



ISSUED BY
Shenzhen BALUN Technology Co., Ltd.

FOR
Mobile Phone

ISSUED TO
Guangdong OPPO Mobile Telecommunications Corp., Ltd.

NO.18 Haibin Road, Wusha Village, Chang'an Town, Dongguan City,
Guangdong, China

RF

TEST REPORT



Tested by: *Jiamin Lu*
Jiamin Lu
Date Feb. 10, 2022

Approved by: *Wei Yanquan*
Wei Yanquan
(Chief Engineer)
Date Feb. 10, 2022

Report No.: BL-SZ21B0785-501
EUT Name: Mobile Phone
Model Name: CPH2343
Brand Name: OPPO
Test Standard: 47 CFR Part 2
(Others refer to chapter 3.1)
FCC ID: R9C-CPH2343

Test Conclusion: Pass
Test Date: Nov. 24, 2021 ~ Dec. 25, 2021
Date of Issue: Feb. 10, 2022

NOTE: This test report of test results only related to testing samples, which can be duplicated completely for the legal use with the approval of the applicant; it shall not be reproduced except in full, without the written approval of Shenzhen BALUN Technology Co., Ltd. Any objections should be raised within thirty days from the date of issue. To validate the report, please contact us.

Revision History

<u>Version</u>	<u>Issue Date</u>	<u>Revisions Content</u>
<u>Rev. 01</u>	<u>Jan. 19, 2022</u>	<u>Initial Issue</u>
<u>Rev. 02</u>	<u>Feb. 10, 2022</u>	<u>Updated Note 2 on page 9</u>

TABLE OF CONTENTS

1	ADMINISTRATIVE DATA (GENERAL INFORMATION)	4
1.1	Identification of the Testing Laboratory	4
1.2	Identification of the Responsible Testing Location	4
1.3	Laboratory Condition	4
1.4	Announce	4
2	PRODUCT INFORMATION	5
2.1	Applicant Information	5
2.2	Manufacturer Information	5
2.3	Factory Information	5
2.4	General Description for Equipment under Test (EUT)	5
2.5	Technical Information	6
3	SUMMARY OF TEST RESULTS	10
3.1	Test Standards	10
3.2	Test Verdict	11
4	GENERAL TEST CONFIGURATIONS	12
4.1	Test Environments	12
4.2	Test Equipment List	12
4.3	Test Configurations	14
4.4	Test Setup	25
5	TEST ITEMS	28
5.1	Transmitter Radiated Power (EIRP/ERP)	28
5.2	Peak to Average Ratio	31
5.3	Occupied Bandwidth	33
5.4	Frequency Stability	35
5.5	Spurious Emission at Antenna Terminals	37
5.6	Band Edge	41

5.7 Field Strength of Spurious Radiation 45

ANNEX A TEST RESULTS 50

A.1 Transmitter Radiated Power (EIRP/ERP) 50

A.2 Peak to Average Ratio 132

A.3 Occupied Bandwidth 141

A.4 Frequency Stability 159

A.5 Spurious Emission at Antenna Terminals 189

A.6 Band Edge 211

A.7 Field Strength of Spurious Radiation 237

ANNEX B TEST SETUP PHOTOS 243

ANNEX C EUT EXTERNAL PHOTOS 243

ANNEX D EUT INTERNAL PHOTOS 243

1 ADMINISTRATIVE DATA (GENERAL INFORMATION)

1.1 Identification of the Testing Laboratory

Company Name	Shenzhen BALUN Technology Co., Ltd.
Address	Block B, 1st FL, Baisha Science and Technology Park, Shahe Xi Road, Nanshan District, Shenzhen, Guangdong Province, P. R. China.
Phone Number	+86 755 6685 0100

1.2 Identification of the Responsible Testing Location

Test Location	Shenzhen BALUN Technology Co., Ltd.
Address	Block B, 1st FL, Baisha Science and Technology Park, Shahe Xi Road, Nanshan District, Shenzhen, Guangdong Province, P. R. China.
Accreditation Certificate	The laboratory is a testing organization accredited by FCC as a accredited testing laboratory. The designation number is CN1196.
Description	All measurement facilities used to collect the measurement data are located at Block B, FL 1, Baisha Science and Technology Park, Shahe Xi Road, Nanshan District, Shenzhen, Guangdong Province, P. R. China 518055

1.3 Laboratory Condition

Ambient Temperature	20 °C to 35 °C
Ambient Relative Humidity	30 % to 60 %
Ambient Pressure	98 kPa to 102 kPa

1.4 Announce

- (1) The test report reference to the report template version v2.9.
- (2) The test report is invalid if not marked with the signatures of the persons responsible for preparing and approving the test report.
- (3) The test report is invalid if there is any evidence and/or falsification.
- (4) The results documented in this report apply only to the tested sample, under the conditions and modes of operation as described herein.
- (5) This document may not be altered or revised in any way unless done so by BALUN and all revisions are duly noted in the revisions section.
- (6) Content of the test report, in part or in full, cannot be used for publicity and/or promotional purposes without prior written approval from the laboratory.
- (7) The laboratory is only responsible for the data released by the laboratory, except for the part provided by the applicant. The applicant is responsible for the impact of the information provided on the validity of the results.

2 PRODUCT INFORMATION

2.1 Applicant Information

Applicant	Guangdong OPPO Mobile Telecommunications Corp., Ltd.
Address	NO.18 Haibin Road, Wusha Village, Chang'an Town, Dongguan City, Guangdong, China

2.2 Manufacturer Information

Manufacturer	Guangdong OPPO Mobile Telecommunications Corp., Ltd.
Address	NO.18 Haibin Road, Wusha Village, Chang'an Town, Dongguan City, Guangdong, China

2.3 Factory Information

Factory	Guangdong OPPO Mobile Telecommunications Corp., Ltd.
Address	NO.18 Haibin Road, Wusha Village, Chang'an Town, Dongguan City, Guangdong, China

2.4 General Description for Equipment under Test (EUT)

EUT Name	Mobile Phone
Model Name Under Test	CPH2343
Series Model Name	N/A
Description of Model name differentiation	N/A
Hardware Version	11
Software Version	ColorOS12.0.1
Dimensions (Approx.)	159.85x73.19x7.49 (mm)
Weight (Approx.)	173g

2.5 Technical Information

Note: The information provided by the applicant, except for The Max RF Output Power (EIRP/ERP).

<p>All Network and Wireless connectivity for EUT</p>	<p>2G Network GSM/GPRS/EDGE 850/1900 MHz 3G Network WCDMA/HSDPA/HSUPA Band 2/4/5 4G Network FDD LTE Band 2/4/5/7/12/17/26/66 TDD LTE Band 38/41 LTE CA Uplink (UL): CA_7C, CA_38C, CA_41C 5G Network SA: NR n5/n7/n38/ n41 NSA(EN-DC): NSA: DC_7A_n5A, DC_5A_n7A, DC_66A_n7A, DC_26A_n41A Bluetooth (BR+EDR+BLE) 2.4G WIFI 802.11b, 802.11g, 802.11n(HT20/40) 5G WIFI 802.11a, 802.11n(HT20/40), 802.11ac(VHT20/40/80), U-NII-1/2A/2C/3, GPS, GLONASS, BDS, Galileo, NFC</p>
<p>About the Product</p>	<p>The equipment is Mobile Phone, intended for used with information technology equipment.</p>
<p>Note 1: The EUT is a mobile phone, supporting dual SIM card slots under the same transceiver. Both SIM card slots support GSM, WCDMA, LTE and NR. And both SIM card slots share the same transceiver, so only SIM1 is tested in this report.</p>	

The requirement for the following technical information of the EUT was tested in this report:

<p>Operating Bands</p>	<p>2G Network GSM/GPRS/EDGE 850/1900 MHz 3G Network WCDMA/HSDPA/HSUPA Band 2/4/5 4G Network FDD LTE Band 2/4/5/7/12/17/26/66 TDD LTE Band 38/41 LTE CA Uplink (UL): CA_7C, CA_38C, CA_41C 5G Network SA: NR n5/n7/n38/ n41 NSA(EN-DC): NSA: DC_7A_n5A, DC_5A_n7A, DC_66A_n7A, DC_26A_n41A</p>	
<p>Modulation Type</p>	<p>GSM/GPRS</p>	<p>GMSK</p>
	<p>EGPRS</p>	<p>8PSK</p>
	<p>WCDMA</p>	<p>QPSK</p>
	<p>HSDPA</p>	<p>QPSK</p>
	<p>/HSUPA</p>	<p>16QAM</p>
	<p>LTE</p>	<p>QPSK</p>
		<p>16QAM</p>
	<p>NR</p>	<p>CP-OFDM: QPSK / 16QAM / 64QAM / 256QAM</p>
		<p>DFT-s-OFDM: QPSK / 16QAM / 64QAM / 256QAM</p>
<p>Channel Bandwidths for NR</p>	<p>n5: 5 MHz, 10 MHz, 15 MHz, 20 MHz n7: 5 MHz, 10 MHz, 15 MHz, 20 MHz, 25 MHz, 30 MHz, 40 MHz, 50 MHz n38: 20 MHz, 30MHz, 40MHz n41: 20 MHz, 30 MHz, 40 MHz, 50 MHz, 60 MHz, 70 MHz, 80 MHz, 90</p>	

	MHz, 100 MHz
TX Frequency Range	<p>GSM/GPRS/EGPRS 850: 824 MHz ~ 849 MHz</p> <p>GSM/GPRS/EGPRS 1900: 1850 MHz ~ 1910 MHz</p> <p>WCDMA/HSDPA/HSUPA Band 2: 1850 MHz ~ 1910 MHz</p> <p>WCDMA/HSDPA/HSUPA Band 4: 1710 MHz ~ 1755 MHz</p> <p>WCDMA/HSDPA/HSUPA Band 5: 824 MHz ~ 849 MHz</p> <p>FDD LTE Band 2: 1850 MHz ~ 1910 MHz</p> <p>FDD LTE Band 4: 1710 MHz ~ 1755 MHz</p> <p>FDD LTE Band 5: 824 MHz ~ 849 MHz</p> <p>FDD LTE Band 7: 2500 MHz ~ 2570 MHz</p> <p>FDD LTE Band 12: 699 MHz ~ 716 MHz</p> <p>FDD LTE Band 17: 704 MHz ~ 716 MHz</p> <p>FDD LTE Band 26: 814 MHz ~ 849 MHz</p> <p>FDD LTE Band 66: 1710 MHz ~ 1780 MHz</p> <p>TDD LTE Band 38: 2570 MHz ~ 2620 MHz</p> <p>TDD LTE Band 41: 2496 MHz ~ 2690 MHz</p> <p>FDD NR Band n5: 824 MHz ~ 849MHz</p> <p>FDD NR Band n7: 2500 MHz ~ 2570MHz</p> <p>TDD NR Band n38: 2570 MHz ~ 2620 MHz</p> <p>TDD NR Band n41: 2496 MHz ~ 2690MHz</p>
Rx Frequency Range	<p>GSM/GPRS/EGPRS 850: 869 MHz ~ 894 MHz</p> <p>GSM/GPRS/EGPRS 1900: 1930 MHz ~ 1990 MHz</p> <p>WCDMA/HSDPA/HSUPA Band 2: 1930 MHz ~ 1990 MHz</p> <p>WCDMA/HSDPA/HSUPA Band 4: 2110 MHz ~ 2155 MHz</p> <p>WCDMA/HSDPA/HSUPA Band 5: 869 MHz ~ 894 MHz</p> <p>FDD LTE Band 2: 1930 MHz ~ 1990 MHz</p> <p>FDD LTE Band 4: 2110 MHz ~ 2155 MHz</p> <p>FDD LTE Band 5: 869 MHz ~ 894 MHz</p> <p>FDD LTE Band 7: 2620 MHz ~ 2690 MHz</p> <p>FDD LTE Band 12: 729 MHz ~ 746 MHz</p> <p>FDD LTE Band 17: 734 MHz ~ 746 MHz</p> <p>FDD LTE Band 26: 859 MHz ~ 894 MHz</p> <p>FDD LTE Band 66: 2110 MHz ~ 2180 MHz</p> <p>TDD LTE Band 38: 2570 MHz ~ 2620 MHz</p> <p>TDD LTE Band 41: 2496 MHz ~ 2690 MHz</p> <p>FDD NR Band n5: 869 MHz ~ 894MHz</p> <p>FDD NR Band n7: 2620 MHz ~ 2690MHz</p> <p>TDD NR Band n38: 2570 MHz ~ 2620 MHz</p> <p>TDD NR Band n41: 2496 MHz ~ 2690MHz</p>
Power Class	<p>GSM/GPRS 850: 4</p> <p>GSM/GPRS 1900: 1</p> <p>EGPRS 850/1900: E2</p> <p>WCDMA/HSDPA/HSUPA Band 2: 3</p> <p>WCDMA/HSDPA/HSUPA Band 4: 3</p> <p>WCDMA/HSDPA/HSUPA Band 5: 3</p> <p>FDD LTE Band 2: 3</p>

	<p>FDD LTE Band 4: 3 FDD LTE Band 5: 3 FDD LTE Band 7: 3 FDD LTE Band 12: 3 FDD LTE Band 17: 3 FDD LTE Band 26: 3 FDD LTE Band 66: 3 TDD LTE Band 38: 3 TDD LTE Band 41: 2 FDD NR Band n5: 3 FDD NR Band n7: 3 FDD NR Band n38: 3 TDD NR Band n41: 3</p>
Multislot Class	GPRS/EGPRS: 33
Antenna Type	PIFA Antenna
Antenna Gain	<p>GSM/GPRS/EGPRS 850: -4.3 dBi(Ant0),-3.7 dBi(Ant1) GSM/GPRS/EGPRS 1900: -4.5 dBi(Ant0),-3.5 dBi(Ant1) WCDMA/HSDPA/HSUPA Band 2: -5 dBi(Ant0),-3.5 dBi(Ant1) WCDMA/HSDPA/HSUPA Band 4: -4 dBi(Ant0),-3.5 dBi(Ant1) WCDMA/HSDPA/HSUPA Band 5: -4.3 dBi(Ant0),-3.7 dBi(Ant1) FDD LTE Band 2: -4.4 dBi(Ant0),-3.5 dBi(Ant1) FDD LTE Band 4: -4.4 dBi(Ant0),-3.5 dBi(Ant1) FDD LTE Band 5: -4.3 dBi(Ant0),-3.7 dBi(Ant1) FDD LTE Band 7: -4.6 dBi(Ant0),-3.7 dBi(Ant1) FDD LTE Band 12: -4.6 dBi(Ant0),-4.0 dBi(Ant1) FDD LTE Band 17: -4.6 dBi(Ant0),-4.0 dBi(Ant1) FDD LTE Band 26: -4.3 dBi(Ant0), -3.7 dBi(Ant1) FDD LTE Band 66: -4.4 dBi(Ant0),-3.5 dBi(Ant1) TDD LTE Band 38: -4.6 dBi(Ant0),-3.7 dBi(Ant1),-1.7 dBi(Ant4) TDD LTE Band 41: -4.6 dBi(Ant0),-3.7 dBi(Ant1),-0.8 dBi(Ant4) FDD NR Band n5: -4.3 dBi(Ant0),-3.7 dBi(Ant1) FDD NR Band n7: -4.6 dBi(Ant0),-3.7 dBi(Ant1) FDD NR Band n38: -4.6 dBi(Ant0),-3.7 dBi(Ant1) TDD NR Band n41: -4.6 dBi(Ant0),-3.7 dBi(Ant1)</p>
The Max RF Output Power (EIRP/ERP)	<p>GSM/GPRS/EGPRS 850: 27.40 dBm GSM/GPRS/EGPRS 1900: 26.76 dBm WCDMA/HSDPA/HSUPA Band 2: 20.39 dBm WCDMA/HSDPA/HSUPA Band 4: 20.43 dBm WCDMA/HSDPA/HSUPA Band 5: 18.06 dBm FDD LTE Band 2: 20.54 dBm FDD LTE Band 4: 20.37 dBm FDD LTE Band 5: 18.30 dBm FDD LTE Band 7: 19.87 dBm FDD LTE Band 12: 17.89 dBm FDD LTE Band 17: 17.93 dBm FDD LTE Band 26 (part22): 18.26 dBm</p>

	FDD LTE Band 26 (part90): 18.32 dBm
	FDD LTE Band 66: 20.88 dBm
	TDD LTE Band 38: 20.19 dBm
	TDD LTE Band 41: 20.29 dBm
	CA_7C: 20.50 dBm
	CA_38C: 20.79 dBm
	CA_41C: 20.79 dBm
	FDD NR Band n5: 17.44 dBm
	FDD NR Band n7: 19.36 dBm
	FDD NR Band n38: 19.24 dBm
	TDD NR Band n41: 19.44 dBm
	FDD NR DC_5A_n7A: 18.24 dBm
	FDD NR DC_7A_n5A: 19.75 dBm
	FDD NR DC_26A_n41A: 18.58 dBm
	FDD NR DC_66A_n7A: 18.18 dBm

Note 1: The EUT information are declared by manufacturer. For more detailed features description, please refer to the manufacturer's specifications or user's manual.

Note 2: There are multiple antennas for WWAN to transceiving, which can be switched but can't transmit simultaneously. Details please refer to internal photos.

3 SUMMARY OF TEST RESULTS

3.1 Test Standards

No.	Identity	Document Title
1	47 CFR Part 2	Frequency Allocations and Radio Treaty Matters; General Rules and Regulations
2	47 CFR Part 22 Subpart H	Cellular Radiotelephone Service
3	47 CFR Part 24 Subpart E	Broadband PCS
4	47 CFR Part 27	Miscellaneous Wireless Communications Services
5	47 CFR Part 90 Subpart S	Regulations Governing Licensing and Use of Frequencies in the 806-824, 851-869, 896-901, and 935-940 MHz Bands
6	ANSI/TIA-603-E-2016	Land Mobile FM or PM Communications Equipment Measurement and Performance Standards
7	KDB 971168 D01 v03	Measurement Guidance for Certification of Licensed Digital Transmitters

3.2 Test Verdict

No.	Description	FCC Part No.	Test Result	Verdict
1	Conducted RF Output Power	2.1046	Reporting only (ANNEX A.1)	Pass
2	Effective (Isotropic) Radiated Power	2.1046 22.913 24.232 27.50 90.635(b) 90.542(a)	ANNEX A.1	Pass
3	Peak to Average Ratio	2.1046 24.232(d) 27.50(d)	ANNEX A.2	Pass
4	Occupied Bandwidth	2.1049 22.917 24.238 27.53 90.209	ANNEX A.3	Pass
5	Frequency Stability	2.1055 22.355 24.235 27.54 90.213	ANNEX A.4	Pass
6	Spurious Emission at Antenna Terminals	2.1051 22.917 24.238 27.53 90.691 90.543	ANNEX A.5	Pass
7	Band Edge	2.1051 22.917 24.238 27.53 90.691 90.543	ANNEX A.6	Pass
8	Field Strength of Spurious Radiation	2.1053 22.917 24.238 27.53 90.691 90.543	ANNEX A.7	Pass

4 GENERAL TEST CONFIGURATIONS

4.1 Test Environments

During the measurement, the environmental conditions were within the listed ranges:

Test Voltage of the EUT	NV (Normal Voltage)	3.87 V
	LV (Low Voltage)	3.6 V
	HV (High Voltage)	4.45 V
Test Temperature of the EUT	NT (Normal Temperature)	+25 °C
	LT (Low Temperature)	-30 °C
	HT (High Temperature)	+50 °C

4.2 Test Equipment List

Description	Manufacturer	Model	Serial No.	Software /Firmware Version	Cal. Date	Cal. Due
Conducted Test System						
Test Software 1	R&S	CMUgo	N/A	V2.0.1	N/A	N/A
Test Software 2	R&S	CMWRun	N/A	V1.9.8	N/A	N/A
Test Software 3	BALUN	BL410R	N/A	V2.1.1.48 8	N/A	N/A
Universal Radio Communication Tester	R&S	CMU 200	119280	V5.13	2021.01.14	2022.01.13
Wideband Radio Communication Tester	R&S	CMW 500	127794	V3.5.137	2021.06.01	2022.05.31
Wideband Radio Communication Tester	R&S	CMW 500	120598	V3.5.137	2021.01.14	2022.01.13
Spectrum Analyzer	R&S	FSV-40	101544	2.30.SP4	2021.06.01	2022.05.31
Spectrum Analyzer	Agilent	E4440A	MY45304434	A.11.21	2021.09.08	2022.09.07
Spectrum Analyzer	Agilent	E4440A	MY46181663	A.11.21	2021.10.11	2022.10.10
Temperature Chamber	AHK	SP20	1412	N/A	2021.06.04	2022.06.03
DC Power Supply	ITECH	IT6863A	8000140207 57120008	N/A	2021.09.12	2022.09.11
Power Sensor	Agilent	E9304A H18	MY41497164	N/A	2021.09.08	2022.09.07
Power Splitter	KMW	DCPD- LDC	1305003215	N/A	N/A	N/A
Attenuator (20 dB)	KMW	ZA-S1-201	110617091	N/A	N/A	N/A

Description	Manufacturer	Model	Serial No.	Software /Firmware Version	Cal. Date	Cal. Due
Attenuator (6 dB)	KMW	ZA-S1-61	1305003189	N/A	N/A	N/A
Radiated Test System						
Test Software	BALUN	BL410_E	N/A	V19.918	N/A	N/A
Test Antenna-Bi-Log(30 MHz-3 GHz)	Schwarzbeck	VULB 9163	9163-624	N/A	2019.07.02	2022.07.01
Test Antenna-Horn(1-18 GHz)	Schwarzbeck	BBHA 9120D	9120D-1917	N/A	2019.07.02	2022.07.01
Test Antenna-Horn(18-40 GHz)	A-INFO	LB-180400KF	J211060273	N/A	2021.01.04	2023.01.03
Anechoic Chamber	YIHENG	9m*6m*6m	#3	N/A	2018.07.18	2022.07.17
EMI Receiver	KEYSIGHT	N9038A	MY53220118	A.14.16	2021.09.13	2022.09.12
Wideband Radio Communication Tester	R&S	CMW 500	127794	V3.2.73	2021.06.01	2022.05.31

4.3 Test Configurations

Test Items	Test Mode	Test Channel		
		LCH	MCH	HCH
Effective (Isotropic) Radiated Power	GSM 850	v	v	v
	GSM 1900	v	v	v
	GPRS 850	v	v	v
	GPRS 1900	v	v	v
	EGPRS 850	v	v	v
	EGPRS 1900	v	v	v
	WCDMA Band 2	v	v	v
	WCDMA Band 4	v	v	v
	WCDMA Band 5	v	v	v
	HSDPA Band 2	v	v	v
	HSDPA Band 4	v	v	v
	HSDPA Band 5	v	v	v
	HSUPA Band 2	v	v	v
	HSUPA Band 4	v	v	v
	HSUPA Band 5	v	v	v
Peak to Average Ratio	WCDMA Band 2	v	v	v
	WCDMA Band 4	v	v	v
	WCDMA Band 5	v	v	v
Occupied Bandwidth	GSM 850	v	v	v
	GSM 1900	v	v	v
	EGPRS 850	v	v	v
	EGPRS 1900	v	v	v
	WCDMA Band 2	v	v	v
	WCDMA Band 4	v	v	v
	WCDMA Band 5	v	v	v
Frequency Stability	GSM 850	v	v	v
	GSM 1900	v	v	v
	GPRS 850	v	v	v
	GPRS 1900	v	v	v
	EGPRS 850	v	v	v
	EGPRS 1900	v	v	v
	WCDMA Band 2	v	v	v
	WCDMA Band 4	v	v	v
	WCDMA Band 5	v	v	v
Spurious Emission at Antenna Terminals	GSM 850	v	v	v
	GSM 1900	v	v	v
	EGPRS 850	v	v	v
	EGPRS 1900	v	v	v
	WCDMA Band 2	v	v	v
	WCDMA Band 4	v	v	v
	WCDMA Band 5	v	v	v

Test Items	Test Mode	Test Channel		
		LCH	MCH	HCH
Band Edge	GSM 850	v	--	v
	GSM 1900	v	--	v
	EGPRS 850	v	--	v
	EGPRS 1900	v	--	v
	WCDMA Band 2	v	--	v
	WCDMA Band 4	v	--	v
	WCDMA Band 5	v	--	v
Field Strength of Spurious Radiation	GSM 850	v	v	v
	GSM 1900	v	v	v
	EGPRS 850	v	v	v
	EGPRS 1900	v	v	v
	WCDMA Band 2	v	v	v
	WCDMA Band 4	v	v	v
	WCDMA Band 5	v	v	v

Note 1: The mark "v" means that this configuration is chosen for testing.

Test Mode	UL Channel	UL Channel No.	UL Frequency (MHz)
GSM/GPRS/EGPRS 850	Low Channel	128	824.2
	Middle Channel	190	836.6
	High Channel	251	848.8
GSM/GPRS/EGPRS 1900	Low Channel	512	1850.2
	Middle Channel	661	1880.0
	High Channel	810	1909.8
WCDMA Band 2	Low Channel	9262	1852.4
	Middle Channel	9400	1880.0
	High Channel	9538	1907.6
WCDMA Band 4	Low Channel	1312	1712.4
	Middle Channel	1412	1732.4
	High Channel	1513	1752.6
WCDMA Band 5	Low Channel	4132	826.4
	Middle Channel	4182	836.4
	High Channel	4233	846.6

LTE Band	Bandwidth (MHz)						Modulation Type		RB#			Test Channel		
	1.4	3	5	10	15	20	QPSK	16-QAM	1	Half	Full	LCH	MCH	HCH
Effective (Isotropic) Radiated Power														
2	v	v	v	v	v	v	v	v	v	v	v	v	v	v
4	v	v	v	v	v	v	v	v	v	v	v	v	v	v
5	v	v	v	v	n	n	v	v	v	v	v	v	v	v
7	n	n	v	v	v	v	v	v	v	v	v	v	v	v
12	v	v	v	v	n	n	v	v	v	v	v	v	v	v
17	n	n	v	v	n	n	v	v	v	v	v	v	v	v
26(Part22)	v	v	v	v	v	n	v	v	v	v	v	v	v	v
26(Part90)	v	v	v	v	--	n	v	v	v	v	v	v	v	v
66	v	v	v	v	v	v	v	v	v	v	v	v	v	v
38	n	n	v	v	v	v	v	v	v	v	v	v	v	v
41	n	n	v	v	v	v	v	v	v	v	v	v	v	v
Peak to Average Ratio														
2	--	--	--	--	--	v	v	v	v	--	v	v	v	v
4	--	--	--	--	--	v	v	v	v	--	v	v	v	v
5	--	--	--	v	n	n	v	v	v	--	v	v	v	v
7	n	n	--	--	--	v	v	v	v	--	v	v	v	v
12	--	--	--	v	n	n	v	v	v	--	v	v	v	v
17	n	n	--	v	n	n	v	v	v	--	v	v	v	v
26(Part22)	--	--	--	--	v	n	v	v	v	--	v	v	v	v
26(Part90)	--	--	--	v	--	n	v	v	v	--	v	--	v	--
66	--	--	--	--	--	v	v	v	v	--	v	v	v	v
38	n	n	--	--	--	v	v	v	v	--	v	v	v	v
41	n	n	--	--	--	v	v	v	v	--	v	v	v	v
Occupied Bandwidth														
2	v	v	v	v	v	v	v	v	--	--	v	v	v	v
4	v	v	v	v	v	v	v	v	--	--	v	v	v	v
5	v	v	v	v	n	n	v	v	--	--	v	v	v	v
7	n	n	v	v	v	v	v	v	--	--	v	v	v	v
12	v	v	v	v	n	n	v	v	--	--	v	v	v	v
17	n	n	v	v	n	n	v	v	--	--	v	v	v	v
26(Part22)	v	v	v	v	v	n	v	v	--	--	v	v	v	v
26(Part90)	v	v	v	v	--	n	v	v	--	--	v	v	v	v
66	v	v	v	v	v	v	v	v	--	--	v	v	v	v
38	n	n	v	v	v	v	v	v	--	--	v	v	v	v
41	n	n	v	v	v	v	v	v	--	--	v	v	v	v
Frequency Stability														
2	--	--	--	v	--	--	v	v	--	--	v	--	v	--
4	--	--	--	v	--	--	v	v	--	--	v	--	v	--
5	--	--	--	v	n	n	v	v	--	--	v	--	v	--
7	n	n	--	v	--	--	v	v	--	--	v	--	v	--
12	--	--	--	v	n	n	v	v	--	--	v	--	v	--
17	n	n	--	v	n	n	v	v	--	--	v	--	v	--

LTE Band	Bandwidth (MHz)						Modulation Type		RB#			Test Channel		
	1.4	3	5	10	15	20	QPSK	16-QAM	1	Half	Full	LCH	MCH	HCH
26(Part22)	--	--	--	v	--	n	v	v	--	--	v	--	v	--
26(Part90)	--	--	--	v	--	n	v	v	--	--	v	--	v	--
66	--	--	--	v	--	--	v	v	--	--	v	--	v	--
38	n	n	--	v	--	--	v	v	--	--	v	--	v	--
41	n	n	--	v	--	--	v	v	--	--	v	--	v	--
Spurious Emission at Antenna Terminals														
2	v	v	v	v	v	v	v	v	v	--	--	v	v	v
4	v	v	v	v	v	v	v	v	v	--	--	v	v	v
5	v	v	v	v	n	n	v	v	v	--	--	v	v	v
7	n	n	v	v	v	v	v	v	v	--	--	v	v	v
12	v	v	v	v	n	n	v	v	v	--	--	v	v	v
17	n	n	v	v	n	n	v	v	v	--	--	v	v	v
26(Part22)	v	v	v	v	v	n	v	v	v	--	--	v	v	v
26(Part90)	v	v	v	v	--	n	v	v	v	--	--	v	v	v
66	v	v	v	v	v	v	v	v	v	--	--	v	v	v
38	n	n	v	v	v	v	v	v	v	--	--	v	v	v
41	n	n	v	v	v	v	v	v	v	--	--	v	v	v
Band Edge														
2	v	v	v	v	v	v	v	v	v	--	v	v	--	v
4	v	v	v	v	v	v	v	v	v	--	v	v	--	v
5	v	v	v	v	n	n	v	v	v	--	v	v	--	v
7	n	n	v	v	v	v	v	v	v	--	v	v	--	v
12	v	v	v	v	n	n	v	v	v	--	v	v	--	v
17	n	n	v	v	n	n	v	v	v	--	v	v	--	v
26(Part22)	v	v	v	v	v	n	v	v	v	--	v	v	--	v
26(Part90)	v	v	v	v	--	n	v	v	v	--	v	v	--	v
66	v	v	v	v	v	v	v	v	v	--	v	v	--	v
38	n	n	v	v	v	v	v	v	v	--	v	v	--	v
41	n	n	v	v	v	v	v	v	v	--	v	v	--	v
Field Strength of Spurious Radiation														
2	v	v	v	v	v	v	v	--	v	--	--	--	v	--
4	v	v	v	v	v	v	v	--	v	--	--	--	v	--
5	v	v	v	v	n	n	v	--	v	--	--	--	v	--
7	n	n	v	v	v	v	v	--	v	--	--	--	v	--
12	v	v	v	v	n	n	v	--	v	--	--	--	v	--
17	n	n	v	v	n	n	v	--	v	--	--	--	v	--
26(Part22)	v	v	v	v	v	n	v	--	v	--	--	--	v	--
26(Part90)	v	v	v	v	--	n	v	--	v	--	--	--	v	--
66	v	v	v	v	v	v	v	--	v	--	--	--	v	--
38	n	n	v	v	v	v	v	--	v	--	--	--	v	--
41	n	n	v	v	v	v	v	--	v	--	--	--	v	--
Note 1: The mark "v" means that this configuration is chosen for testing. Note 2: The mark "n" means that this bandwidth is not supported.														

Test Mode	UL Channel	Channel Bandwidth (MHz)	UL Channel No.	UL Frequency (MHz)
LTE Band 2	Low Range	1.4	18607	1850.7
		3	18615	1851.5
		5	18625	1852.5
		10	18650	1855
		15	18675	1857.5
		20	18700	1860
	Middle Range	1.4/3/5/10/15/20	18900	1880
	High Range	1.4	19193	1909.3
		3	19185	1908.5
		5	19175	1907.5
		10	19150	1905
		15	19125	1902.5
20		19100	1900	
LTE Band 4	Low Range	1.4	19957	1710.7
		3	19965	1711.5
		5	19975	1712.5
		10	20000	1715
		15	20025	1717.5
		20	20050	1720
	Middle Range	1.4/3/5/10/15/20	20175	1732.5
	High Range	1.4	20393	1754.3
		3	20385	1753.5
		5	20375	1752.5
		10	20350	1750
		15	20325	1747.5
20		20300	1745	
LTE Band 5	Low Range	1.4	20407	824.7
		3	20415	825.5
		5	20425	826.5
		10	20450	829
	Middle Range	1.4/3/5/10	20525	836.5
	High Range	1.4	20643	848.3
		3	20635	847.5
		5	20625	846.5
10		20600	844	
LTE Band 7	Low Range	5	20775	2502.5
		10	20800	2505
		15	20825	2507.5
		20	20850	2510
	Middle Range	5/10/15/20	21100	2535
	High Range	5	21425	2567.5
		10	21400	2565

Test Mode	UL Channel	Channel Bandwidth (MHz)	UL Channel No.	UL Frequency (MHz)
		15	21375	2562.5
		20	21350	2560
LTE Band 12	Low Range	1.4	23017	699.7
		3	23025	700.5
		5	23035	701.5
		10	23060	704
		1.4/3/5/10	23095	707.5
	High Range	1.4	23173	715.3
		3	23165	714.5
		5	23155	713.5
		10	23130	711
LTE Band 17	Low Range	5	23755	706.5
		10	23780	709
	Middle Range	5/10	23790	710
	High Range	5	23825	713.5
		10	23800	711
LTE Band 26 (Part22)	Low Range	1.4	26797	824.7
		3	26805	825.5
		5	26815	826.5
		10	26840	829
		15	26865	831.5
	Middle Range	1.4/3/5/10/15	26915	836.5
	High Range	1.4	27033	848.3
		3	27025	847.5
		5	27015	846.5
		10	26990	844
15		26965	841.5	
LTE Band 26 (Part90)	Low Range	1.4	26697	814.7
		3	26705	815.5
		5	26715	816.5
		10	---	---
	Middle Range	1.4/3/5/10	26740	819
	High Range	1.4	26783	823.3
		3	26775	822.5
		5	26765	821.5
		10	---	---
	LTE Band 66	Low Range	1.4	131979
3			131987	1711.5
5			131997	1712.5
10			132022	1715
15			132047	1717.5
20			132072	1720
Middle Range		1.4/3/5/10/15/20	132322	1745

Test Mode	UL Channel	Channel Bandwidth (MHz)	UL Channel No.	UL Frequency (MHz)
	High Range	1.4	132665	1779.3
		3	132657	1778.5
		5	132647	1777.5
		10	132622	1775
		15	132597	1772.5
		20	132572	1770
LTE Band 38	Low Range	5	37775	2572.5
		10	37800	2575
		15	37825	2577.5
		20	37850	2580
	Middle Range	5/10/15/20	38000	2595
	High Range	5	38225	2617.5
		10	38200	2615
		15	38175	2612.5
		20	38150	2610
	LTE Band 41	Low Range	5	39675
10			39700	2501
15			39725	2503.5
20			39750	2506
Middle Range		5/10/15/20	40620	2593
High Range		5	41565	2687.5
		10	41540	2685
		15	41515	2682.5
		20	41490	2680

Test frequencies for CA_7C											
Range	CC-Combo / NRB_agg [RB]	CC1					CC2				
		BW [RB]	N _{UL}	f _{UL} [MHz]	N _{DL}	f _{DL} [MHz]	BW [RB]	N _{UL}	f _{UL} [MHz]	N _{DL}	f _{DL} [MHz]
Low	50+100	50	20805	2505.5	2805	2625.5	100	20949	2519.9	2949	2639.9
		100	20850	2510	2850	2630	50	20994	2524.4	2994	2644.4
	75+50	75	20825	2507.5	2825	2627.5	50	20945	2519.5	2945	2639.5
	75+75	75	20825	2507.5	2825	2627.5	75	20975	2522.5	2975	2642.5
	75+100	75	20828	2507.8	2828	2627.8	100	20999	2524.9	2999	2644.9
		100	20850	2510	2850	2630	75	21021	2527.1	3021	2647.1
100+100	100	20850	2510	2850	2630	100	21048	2529.8	3048	2649.8	
Mid	50+100	50	21006	2525.6	3006	2645.6	100	21150	2540	3150	2660
		100	21051	2530.1	3051	2650.1	50	21195	2544.5	3195	2664.5
	75+50	75	21051	2530.1	3051	2650.1	50	21171	2542.1	3171	2662.1
	75+75	75	21025	2527.5	3025	2647.5	75	21175	2542.5	3175	2662.5
	75+100	75	21003	2525.3	3003	2645.3	100	21174	2542.4	3174	2662.4
		100	21026	2527.6	3026	2647.6	75	21197	2544.7	3197	2664.7
100+100	100	21001	2525.1	3001	2645.1	100	21199	2544.9	3199	2664.9	
High	50+100	50	21206	2545.6	3206	2665.6	100	21350	2560	3350	2680
		100	21251	2550.1	3251	2670.1	50	21395	2564.5	3395	2684.5
	75+50	75	21277	2552.7	3277	2672.7	50	21397	2564.7	3397	2684.7
	75+75	75	21225	2547.5	3225	2667.5	75	21375	2562.5	3375	2682.5
	75+100	75	21179	2542.9	3179	2662.9	100	21350	2560	3350	2680
		100	21201	2545.1	3201	2665.1	75	21372	2562.2	3372	2682.2
100+100	100	21152	2540.2	3152	2660.2	100	21350	2560	3350	2680	

Test frequencies for CA_38C							
Range	CC-Combo / NRB_agg [RB]	CC1			CC2		
		BW [RB]	N _{UL/DL}	f _{UL/DL} [MHz]	BW [RB]	N _{UL/DL}	f _{UL/DL} [MHz]
Low	75+75	75	37825	2577.5	75	37975	2592.5
	100+100	100	37850	2580	100	38048	2599.8
Mid	75+75	75	37925	2587.5	75	38075	2602.5
	100+100	100	37901	2585.1	100	38099	2604.9
High	75+75	75	38025	2597.5	75	38175	2612.5
	100+100	100	37952	2590.2	100	38150	2610

Test frequencies for CA_41C (2496-2690MHz)							
Range	CC-Combo / NRB_agg [RB]	CC1			CC2		
		BW [RB]	N _{UL/DL}	f _{UL/DL} [MHz]	BW [RB]	N _{UL/DL}	f _{UL/DL} [MHz]
Low	25+100	25	39683	2499.3	100	39800	2511
		100	39750	2506	25	39867	2517.7
	50+75	50	39703	2501.3	75	39823	2513.3
		75	39725	2503.5	50	39845	2515.5
	50+100	50	39705	2501.5	100	39849	2515.9
		100	39750	2506	50	39894	2520.4
	75+75	75	39725	2503.5	75	39875	2518.5
	75+100	75	39728	2503.8	100	39899	2520.9
		100	39750	2506	75	39921	2523.1
	100+100	100	39750	2506	100	39948	2525.8
Mid	25+100	25	40528	2583.8	100	40645	2595.5
		100	40595	2590.5	25	40712	2602.2
	50+75	50	40549	2585.9	75	40669	2597.9
		75	40571	2588.1	50	40691	2600.1
	50+100	50	40526	2583.6	100	40670	2598.0
		100	40571	2588.1	50	40715	2602.5
	75+75	75	40545	2585.5	75	40695	2600.5
	75+100	75	40523	2583.3	100	40694	2600.4
		100	40546	2585.6	75	40717	2602.7
	100+100	100	40521	2583.1	100	40719	2602.9
High	25+100	25	41373	2668.3	100	41490	2680
		100	41440	2675	25	41557	2686.7
	50+75	50	41395	2670.5	75	41515	2682.5
		75	41417	2672.7	50	41537	2684.7
	50+100	50	41346	2665.6	100	41490	2680
		100	41391	2670.1	50	41535	2684.5
	75+75	75	41365	2667.5	75	41515	2682.5
	75+100	75	41319	2662.9	100	41490	2680
		100	41341	2665.1	75	41512	2682.2
	100+100	100	41292	2660.2	100	41490	2680

Test Mode	Channel Bandwidth (MHz)	UL Channel	UL Channel No.	UL Frequency (MHz)
NR Band n5	5	Low Range	165300	826.5
		Middle Range	167300	836.5
		High Range	169300	846.5
	15	Low Range	166300	831.5
		Middle Range	167300	836.5
		High Range	168300	841.5
	20	Low Range	166800	834
		Middle Range	167300	836.5
		High Range	167800	839

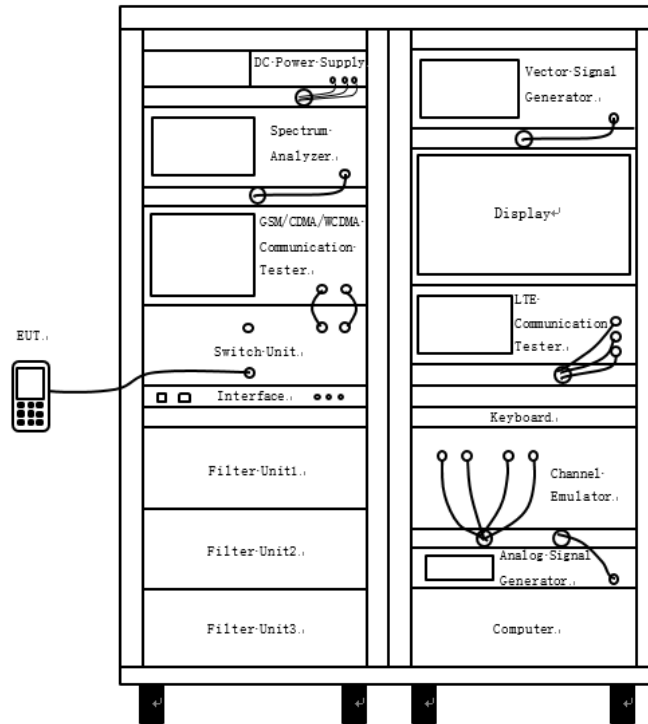
Test Mode	Channel Bandwidth (MHz)	UL Channel	UL Channel No.	UL Frequency (MHz)
NR Band n7	5	Low Range	500500	2502.5
		Middle Range	507000	2535
		High Range	513500	2567.5
	15	Low Range	501500	2507.5
		Middle Range	507000	2535
		High Range	512500	2562.5
	20	Low Range	502000	2510
		Middle Range	507000	2535
		High Range	512000	2560

Test Mode	Channel Bandwidth (MHz)	UL Channel	UL Channel No.	UL Frequency (MHz)
NR Band n38	20	Low Range	516000	2580
		Middle Range	519000	2595
		High Range	522000	2610
	30	Low Range	517000	2585
		Middle Range	519000	2595
		High Range	521000	2605
	40	Low Range	518000	2590
		Middle Range	519000	2595
		High Range	520000	2600

Test Mode	Channel Bandwidth (MHz)	UL Channel	UL Channel No.	UL Frequency (MHz)
NR Band n41	20	Low Range	501204	2506.02
		Middle Range	518598	2592.99
		High Range	535998	2679.99
	60	Low Range	505200	2526
		Middle Range	518598	2592.99
		High Range	531996	2659.98
	100	Low Range	509202	2546.01
		Middle Range	518598	2592.99
		High Range	528000	2640

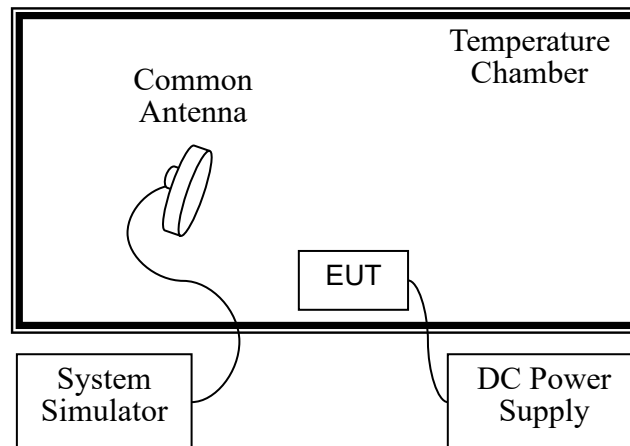
4.4 Test Setup

4.4.1 For Antenna Port Test



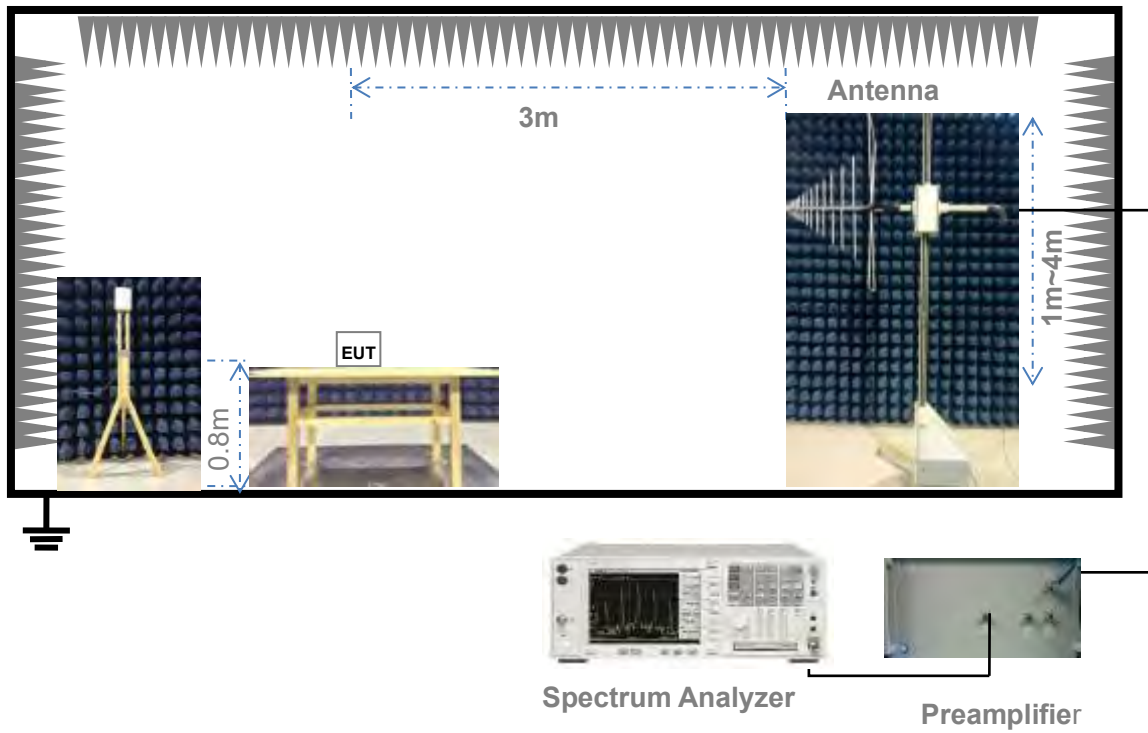
(Diagram 1)

4.4.2 For Frequency Stability Test



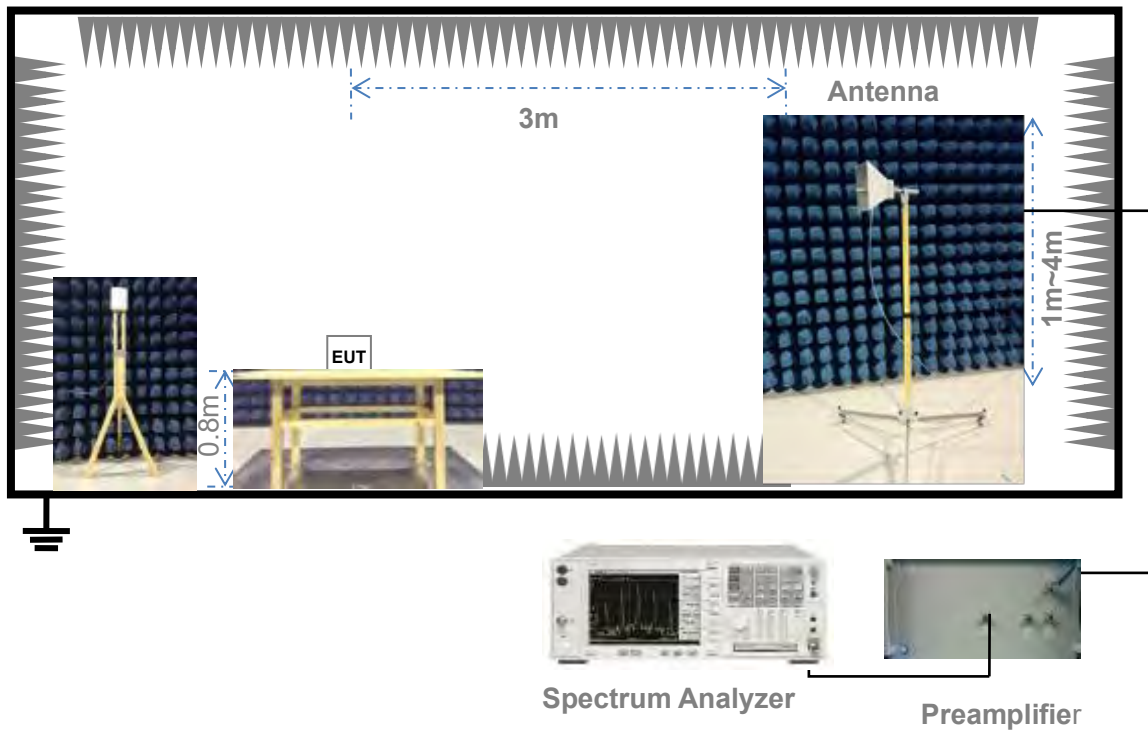
(Diagram 2)

4.4.3 For Radiated Test (30 MHz ~ 1 GHz)



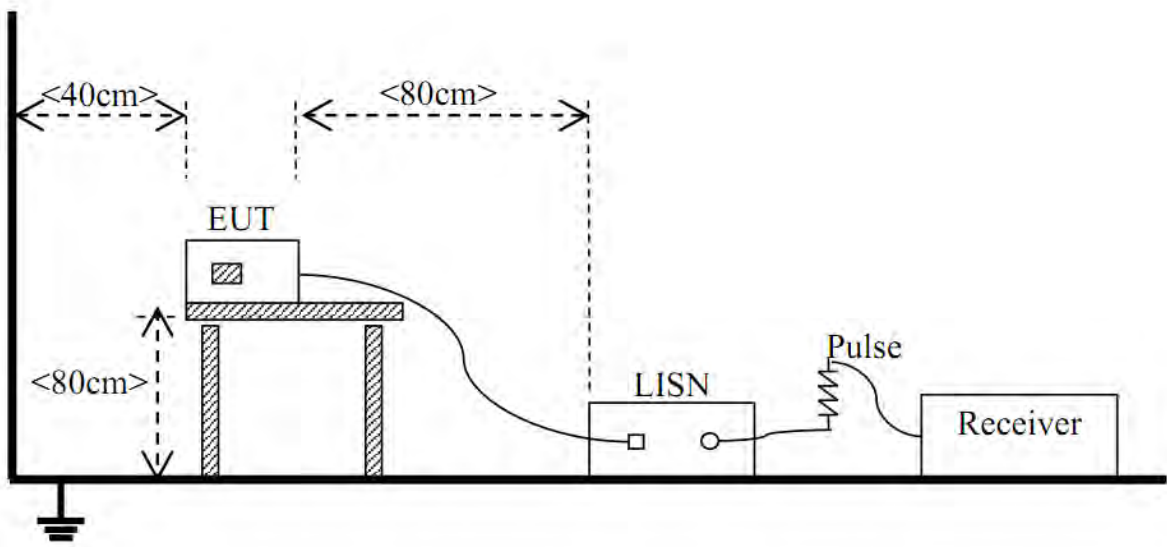
(Diagram 3)

4.4.4 For Radiated Test (Above 1 GHz)



(Diagram 4)

4.4.5 For AC Power-line Conducted Emissions



(Diagram 5)

5 TEST ITEMS

5.1 Transmitter Radiated Power (EIRP/ERP)

5.1.1 Limit

FCC § 2.1046 & 22.913(a) & 24.232(c) & 27.50(a) & 27.50(b) & 27.50(c) & 27.50(d) & 27.50(h) & 90.635(b) & 90.542(a)

According to FCC section 22.913(a) (5), the Effective Radiated Power (ERP) of mobile transmitters and auxiliary test transmitters must not exceed 7 watts.

According to FCC section 24.232(c), mobile and portable stations are limited to 2 watts EIRP and the equipment must employ a means for limiting power to the minimum necessary for successful communications.

According to FCC section 27.50(a) (3), for mobile and portable stations transmitting in the 2305-2315MHz band or the 2350-2360MHz band, the average EIRP must not exceed 50 milliwatts within any 1 megahertz of authorized bandwidth, except that for mobile and portable stations compliant with 3GPP LTE standards.

FCC section 27.50(b) (10), portable stations (hand-held devices) transmitting in the 746-757MHz, 776-788MHz, and 805-806MHz bands are limited to 3 watts ERP.

FCC section 27.50(c) (10), portable stations (hand-held devices) in the 600MHz uplink band and the 698-746MHz band, and fixed and mobile stations in the 600MHz uplink band are limited to 3 watts ERP.

FCC section 27.50(d) (4), fixed, mobile, and portable (hand-held) stations operating in the 1710-1755 MHz band and mobile and portable stations operating in the 1695-1710 MHz and 1755-1780 MHz bands are limited to 1 watt EIRP. Fixed stations operating in the 1710-1755 MHz band are limited to a maximum antenna height of 10 meters above ground. Mobile and portable stations operating in these bands must employ a means for limiting power to the minimum necessary for successful communications.

(7) Fixed, mobile, and portable (hand-held) stations operating in the 2000-2020 MHz band are limited to 2 watts EIRP.

And FCC section 27.50(h) (2), for mobile and other user stations, mobile stations are limited to 2.0 watts EIRP. All user stations are limited to 2.0 watts transmitter output power.

According to FCC section 90.635(b), the maximum output power of the transmitter for mobile stations is 100 watts (20dBW).

According to FCC section 90.542(a) (7), portable stations (hand-held devices) transmitting in the 758-768 MHz band and the 788-798 MHz band are limited to 3 watts ERP.

5.1.2 Test Setup

The section 4.4.1 (Diagram 1) test setup description is used for conducted test, and the section 4.4.3 and 4.4.4 (Diagram 3, 4) test setup description is used for radiated test. The photo of test setup please refer to ANNEX B.

5.1.3 Test Procedure

Description of the Conducted Output Power Measurement

The EUT is coupled to the SS with attenuator through power splitter; the RF load attached to EUT antenna terminal is 50Ohm; the path loss as the factor is calibrated to correct the reading. A system simulator is used to establish communication with the EUT, and its parameters are set to force the EUT transmitting at maximum output power. The measured power in the radio frequency on the transmitter output terminals shall be reported.

The relevant equation for determining the conducted measured value is:

$$\text{Conducted Output Power Value (dBm)} = \text{Measured Value (dBm)} + \text{Path Loss (dB)}$$

where:

Conducted Output Power Value = final conducted measured value in the conducted power test, in dBm;

Measured Value = measured conducted power received by spectrum analyzer or power meter, in dBm;

Path Loss = signal attenuation in the connecting cable between the transmitter and spectrum analyzer or power meter, including external cable loss, in dB;

During the test, the data of Path Loss (dB) is added in the spectrum analyzer or power meter, so Measured Value (dBm) is the final values which contains the data of Path Loss (dB).

For example:

In the conducted output power test, when measured value for GSM850 is 24.7 dBm, and path loss is 8.5 dB, then final conducted output power value is:

$$\text{Conducted Output Power Value (dBm)} = 24.7 \text{ dBm} + 8.5 \text{ dB} = 33.2 \text{ dBm}$$

Description of the Transmitter Radiated Power Measurement

In many cases, the RF output power limits for licensed digital transmission devices is specified in terms of effective radiated power (ERP) or equivalent isotropic radiated power (EIRP). Typically, ERP is specified when the operating frequency is less than or equal to 1 GHz and EIRP is specified when the operating frequency is greater than 1 GHz. Both are determined by adding the transmit antenna gain to the conducted RF output power with the primary difference between the two being that when determining the ERP, the transmit antenna gain is referenced to a dipole antenna (i.e., dBd) whereas when determining the EIRP, the transmit antenna gain is referenced to an isotropic antenna (dBi).

Final measurement calculation as below:

The relevant equation for determining the ERP or EIRP from the conducted RF output power measured using the guidance provided above is:

$$\text{ERP/EIRP} = P_{\text{Meas}} + \text{GT} - \text{LC}$$

where:

ERP/EIRP = effective or equivalent radiated power, respectively (expressed in the same units as P_{Meas} , typically dBW or dBm);

P_{Meas} = measured transmitter output power or PSD, in dBm or dBW;

GT = gain of the transmitting antenna, in dBd (ERP) or dBi (EIRP);

dBd (ERP)=dBi (EIRP) -2.15 dB

LC = signal attenuation in the connecting cable between the transmitter and antenna, in dB.

For devices utilizing multiple antennas, KDB 662911 provides guidance for determining the effective array transmit antenna gain term to be used in the above equation.

For example:

In the EIRP test, when P_{Meas} value for GSM1900 is 30.2 dBm, LC is 0.6 dB, and GT is -3.4 dB, then final EIRP value is:

$$\text{EIRP for GSM1900} = 30.2 \text{ dBm} - 3.4 \text{ dBi} - 0.6 \text{ dB} = 26.2 \text{ dBm}$$

The relevant equation for determining the ERP/EIRP from the radiated RF output power is:

$$\text{ERP/EIRP (dBm)} = \text{SA Read Value (dBm)} + \text{Correction Factor (dB)}$$

where:

ERP/EIRP = effective or equivalent radiated power, in dBm;

SA Read Value = measured transmitter power received by EMI receiver or spectrum analyzer, in dBm;

Correction Factor = total correction factor including cable loss, in dB;

During the test, the data of Correction Factor (dB) is added in the EMI receiver or spectrum analyzer, so SA Read Value (dBm) is the final values which contains the data of Correction Factor (dB).

For example:

In the ERP test, when SA read value for GSM850 is 21dBm, and correction factor is 8dB, then final ERP value for GSM850 is:

$$\text{ERP (dBm)} = 21\text{dBm} + 8\text{dB} = 29\text{dBm}$$

5.1.4 Test Result

Please refer to ANNEX A.1.

5.2 Peak to Average Ratio

5.2.1 Limit

FCC § 2.1046 & 24.232(d) & 27.50(d)

In addition, when the transmitter power is measured in terms of average value, the peak-to-average power ratio (PAPR) of the transmitter shall not exceed 13 dB for more than 0.1% of the time using a signal corresponding to the highest PAPR during periods of continuous transmission.

According to FCC section 24.232(d), power measurements for transmissions by stations authorized under this section may be made either in accordance with a Commission-approved average power technique or in compliance with 24.232 (e) of this section. In both instances, equipment employed must be authorized in accordance with the provisions of § 24.51. In measuring transmissions in this band using an average power technique, the peak-to-average ratio (PAR) of the transmission may not exceed 13 dB.

FCC section 24.232(e), peak transmit power must be measured over any interval of continuous transmission using instrumentation calibrated in terms of an rms equivalent voltage. The measurement results shall be properly adjusted for any instrument limitations, such as detector response times, limited resolution bandwidth capability when compared to the emission bandwidth, sensitivity, etc., so as to obtain a true peak measurement for the emission in question over the full bandwidth of the channel.

According to FCC section 27.50(d) (5), in measuring transmissions in this band using an average power technique, the peak-to-average ratio (PAR) of the transmission may not exceed 13dB.

5.2.2 Test Setup

The section 4.4.1 (Diagram 1) test setup description is used for this test. The photo of test setup please refer to ANNEX B.

5.2.3 Test Procedure

Here the lowest, middle and highest channels are selected to perform testing to verify the peak-to-average ratio.

According to KDB 971168 D01, there is CCDF procedure for PAPR:

- a) Refer to instrument's analyzer instruction manual for details on how to use the power statistics/CCDF function;
- b) Set resolution/measurement bandwidth \geq signal's occupied bandwidth;
- c) Set the number of counts to a value that stabilizes the measured CCDF curve;
- d) Set the measurement interval as follows:
 - 1) for continuous transmissions, set to 1 ms,
 - 2) for burst transmissions, employ an external trigger that is synchronized with the EUT burst timing sequence, or use the internal burst trigger with a trigger level that allows the burst to stabilize and set the measurement interval to a time that is less than or equal to the burst duration.
- e) Record the maximum PAPR level associated with a probability of 0.1%.

Alternate procedure for PAPR:

Use one of the procedures presented in 4.1 to measure the total peak power and record as P_{PK} . Use one of the applicable procedures presented 4.2 to measure the total average power and record as P_{Avg} . Both the peak and average power levels must be expressed in the same logarithmic units (e.g., dBm). Determine the PAPR from:

$$PAPR (dB) = P_{PK} (dBm) - P_{Avg} (dBm).$$

5.2.4 Test Result

Please refer to ANNEX A.2.

5.3 Occupied Bandwidth

5.3.1 Limit

FCC § 2.1049

The occupied bandwidth is the frequency bandwidth such that, below its lower and above its upper frequency limits, the mean powers radiated are each equal to 0.5 percent of the total mean power radiated by a given emission.

Many of the individual rule parts specify a relative OBW in lieu of the 99% OBW. In such cases, the OBW is defined as the width of the signal between two points, one below the carrier center frequency and one above the carrier center frequency, outside of which all emissions are attenuated by at least X dB below the transmitter power, where the value of X is typically specified as 26.

5.3.2 Test Setup

The section 4.4.1 (Diagram 1) test setup description is used for this test. The photo of test setup please refer to ANNEX B.

5.3.3 Test Procedure

The following procedure shall be used for measuring power bandwidth.

a) The spectrum analyzer center frequency is set to the nominal EUT channel center frequency. The frequency span for the spectrum analyzer shall be set wide enough to capture all modulation products including the emission skirts (i.e., two to five times the anticipated OBW).

b) The nominal IF filter bandwidth (3 dB RBW) shall be in the range of 1 to 5 % of the anticipated OBW, and the VBW shall be at least 3 times the RBW.

c) Set the reference level of the instrument as required to keep the signal from exceeding the maximum input mixer level for linear operation. In general, the peak of the spectral envelope must be at least $10\log(\text{OBW} / \text{RBW})$ below the reference level.

d) NOTE—Steps a) through c) may require iteration to adjust within the specified tolerances.

e) For -26 dB OBW, the dynamic range of the spectrum analyzer at the selected RBW shall be at least 10dB below the target “-X dB down” requirement, e.g. -26 dB OBW, the spectrum analyzer noise floor at the selected RBW shall be 36dB below the reference value.

f) Set the detection mode to peak, and the trace mode to max hold.

g) For 99% OBW, use the 99 % power bandwidth function of the spectrum analyzer (if available) and report the measured bandwidth.

If the instrument does not have a 99 % power bandwidth function, the trace data points are to be recovered and directly summed in linear power terms. The recovered amplitude data points, beginning at the lowest frequency, are placed in a running sum until 0.5 % of the total is reached; that frequency is recorded as the lower frequency. The process is repeated until 99.5 % of the total is reached; that frequency is recorded as the upper frequency. The 99 % power bandwidth is the difference between these two frequencies.

h) For -26 dB OBW, determine the reference value: Set the EUT to transmit a modulated signal. Allow the trace

to stabilize. Set the spectrum analyzer marker to the highest level of the displayed trace (this is the reference value).

Determine the “-X dB down amplitude” as equal to (reference value -X). Alternatively, this calculation can be performed by the analyzer by using the marker-delta function.

Place two markers, one at the lowest and the other at the highest frequency of the envelope of the spectral display such that each marker is at or slightly below “-X dB down amplitude” determined in step g). If a marker is below this “-X dB down amplitude” value it shall be placed as close as possible to this value. The OBW is the positive frequency difference between the two markers.

i) The OBW shall be reported by providing plot(s) of the measuring instrument display. The frequency and amplitude axes and scale shall be clearly labeled. Tabular data may be reported in addition to the plot(s).

j) Change variable modulations, coding, or channel bandwidth settings, then repeat above test procedures.

5.3.4 Test Result

Please refer to ANNEX A.3.

5.4 Frequency Stability

5.4.1 Limit

FCC § 2.1055 & 22.355 & 24.235 & 27.54 & 90.213

FCC § 2.1055

The frequency stability shall be measured with variation of ambient temperature as follows:

- (1) The temperature is varied from -30°C to +50°C.
- (2) Frequency measurements shall be made at the extremes of the specified temperature range and at intervals of not more than 10°C through the range.

The frequency stability shall be measured with variation of primary supply voltage as follows:

- (1) Vary primary supply voltage from 85 to 115 percent of the nominal value for other than carried battery equipment.
- (2) For hand carried, battery powered equipment, reduce primary supply voltage to the battery operating and point which shall be specified by the manufacture.
- (3) The supply voltage shall be measured at the input to the cable normally provided with the equipment, or at the power supply terminals if cables are not normally provided.

FCC § 22.355

Except as otherwise provided in this part, the carrier frequency of each transmitter in the Public Mobile Services must be maintained within the tolerances given in Table C-1 of this section.

Table C-1—Frequency Tolerance for Transmitters in the Public Mobile Services

Frequency range (MHz)	Base, fixed (ppm)	Mobile > 3 watts (ppm)	Mobile ≤ 3 watts (ppm)
25 to 50	20.0	20.0	50.0
50 to 450	5.0	5.0	50.0
450 to 512	2.5	5.0	5.0
821 to 896	1.5	2.5	2.5
928 to 929	5.0	n/a	n/a
929 to 960	1.5	n/a	n/a
2110 to 2220	10.0	n/a	n/a

FCC § 24.235

The frequency stability shall be sufficient to ensure that the fundamental emission stays within the authorized frequency block.

FCC § 27.54

The frequency stability shall be sufficient to ensure that the fundamental emissions stay within the authorized bands of operation.

FCC § 90.213

The frequency stability shall not depart from the reference frequency in excess of $\pm 2.5\text{ppm}$ for mobile stations.

5.4.2 Test Setup

The section 4.4.2 (Diagram 2) test setup description is used for this test. The photo of test setup please refer to ANNEX B.

5.4.3 Test Procedure

1. The EUT is placed in a temperature chamber.
2. The temperature is set to 25°C and allowed to stabilize. After sufficient soak time, the transmitting frequency error is measured.
3. The temperature is increased by not more than 10 degrees, allowed to stabilize and soak, and then repeat the frequency error measurement.
4. Repeat procedure 3 until +50°C and -30°C is reached.
5. Change supply voltage, and repeat measurement until extreme voltage is reached.

5.4.4 Test Result

Please refer to ANNEX A.4.

5.5 Spurious Emission at Antenna Terminals

5.5.1 Limit

FCC § 2.1051 & 22.917(a) & 24.238(a) & 27.53(a) & 27.53(c) & 27.53(f) & 27.53(g) & 27.53(h) & 27.53(m) & 90.691 & 90.543

In the 1 MHz bands immediately outside and adjacent to the frequency block, a resolution bandwidth of at least one percent of the emission bandwidth of the fundamental emission of the transmitter may be employed.

The emission bandwidth is defined as the width of the signal between two points, one below the carrier center frequency and one above the carrier center frequency, outside of which all emissions are attenuated at least 26 dB below the transmitter power.

FCC § 22.917(a) & 24.238(a)

The power of any emission outside of the authorized operating frequency ranges must be attenuated below the transmitting power (P) by a factor of at least $43 + 10 \log(P)$ dB. This is calculated to be -13 dBm.

FCC § 27.53(a) (4)

For mobile and portable stations operating in the 2305-2315MHz and 2350-2360MHz bands:

(1) By a factor of not less than: $43 + 10 \log(P)$ dB on all frequencies between 2305 and 2320MHz and on all frequencies between 2345 and 2360MHz that are outside the licensed band(s) of operation, not less than $55 + 10 \log(P)$ dB on all frequencies between 2320 and 2324MHz and on all frequencies between 2341 and 2345MHz, not less than $61 + 10 \log(P)$ dB on all frequencies between 2324 and 2328MHz and on all frequencies between 2337 and 2341MHz, and not less than $67 + 10 \log(P)$ dB on all frequencies between 2328 and 2337MHz.

(2) By a factor of not less than $43 + 10 \log(P)$ dB on all frequencies between 2300 and 2305MHz, $55 + 10 \log(P)$ dB on all frequencies between 2296 and 2300MHz, $61 + 10 \log(P)$ dB on all frequencies between 2292 and 2296MHz, $67 + 10 \log(P)$ dB on all frequencies between 2288 and 2292MHz, and $70 + 10 \log(P)$ dB below 2288MHz.

(3) By a factor of not less than $43 + 10 \log(P)$ dB on all frequencies between 2360 and 2365MHz, and not less than $70 + 10 \log(P)$ dB above 2365MHz.

FCC § 27.53(c)

For operations in the 746–758 MHz band and the 776–788 MHz band, the power of any emission outside the licensee's frequency band(s) of operation shall be attenuated below the transmitter power (P) within the licensed band(s) of operation, measured in watts, in accordance with the following:

(1) On any frequency outside the 746–758 MHz band, the power of any emission shall be attenuated outside the band below the transmitter power (P) by at least $43 + 10 \log(P)$ dB;

(2) On any frequency outside the 776–788 MHz band, the power of any emission shall be attenuated outside the band below the transmitter power (P) by at least $43 + 10 \log(P)$ dB;

(3) On all frequencies between 763–775 MHz and 793–805 MHz, by a factor not less than $76 + 10 \log(P)$ dB in

a 6.25 kHz band segment, for base and fixed stations;

(4) On all frequencies between 763–775 MHz and 793–805 MHz, by a factor not less than $65 + 10 \log(P)$ dB in a 6.25 kHz band segment, for mobile and portable stations;

(5) Compliance with the provisions of paragraphs (c)(1) and (c)(2) of this section is based on the use of measurement instrumentation employing a resolution bandwidth of 100 kHz or greater.

However, in the 100 kHz bands immediately outside and adjacent to the frequency block, a resolution bandwidth of at least 30 kHz may be employed;

(6) Compliance with the provisions of paragraphs (c)(3) and (c)(4) of this section is based on the use of measurement instrumentation such that the reading taken with any resolution bandwidth setting should be adjusted to indicate spectral energy in a 6.25 kHz segment.

FCC § 27.53(f)

For operations in the 746–758 MHz, 775–788 MHz, and 805–806 MHz bands, emissions in the band 1559–1610 MHz shall be limited to - 70 dBW/MHz equivalent isotropically radiated power (EIRP) for wideband signals, and - 80 dBW EIRP for discrete emissions of less than 700 Hz bandwidth. For the purpose of equipment authorization, a transmitter shall be tested with an antenna that is representative of the type that will be used with the equipment in normal operation.

FCC § 27.53(g)

For operations in the 600MHz band and the 698-746MHz band, the power of any emission outside a licensee's frequency band(s) of operation shall be attenuated below the transmitter power (P) within the licensed band(s) of operation, measured in watts, by at least $43+10*\log(P)$ dB. Compliance with this provision is based on the use of measurement instrumentation employing a resolution bandwidth of 100 kHz bands immediately outside and adjacent to a licensee's frequency block, a resolution bandwidth of at least 30 kHz may be employed.

FCC § 27.53(h) (1)

Except as otherwise specified below, for operations in the 1695-1710 MHz, 1710-1755 MHz, 1755-1780 MHz, 1915-1920 MHz, 1995-2000 MHz, 2000-2020 MHz, 2110-2155 MHz, 2155-2180 MHz, and 2180-2200 bands, the power of any emission outside a licensee's frequency block shall be attenuated below the transmitter power (P) in watts by at least $43 + 10 \log_{10}(P)$ dB.

FCC § 27.53(m) (4)

For mobile digital stations (BRS and EBS stations), the attenuation factor shall be not less than:

- $40+10\log P$ dB (-10 dBm, 100 nW) on all frequencies between the channel edge and 5 MHz from the channel edge.
- $43+10\log P$ dB (-13 dBm, 50 nW) on all frequencies between 5 MHz and X MHz from the channel edge,
- $55+10\log P$ dB (-25 dBm, 3 nW) on all frequencies more than X MHz from the channel edge, where X is the greater of 6 MHz or the actual emission bandwidth (26 dB).

In addition, the attenuation factor shall not be less than $43 + 10 \log(P)$ dB on all frequencies between 2490.5 MHz

and 2496 MHz and $55 + 10 \log (P)$ dB at or below 2490.5 MHz. Mobile Satellite Service licensees operating on frequencies below 2495 MHz may also submit a documented interference complaint against BRS licensees operating on channel BRS Channel 1 on the same terms and conditions as adjacent channel BRS or EBS licensees.

FCC § 90.691

(a) Out-of-band emission requirement shall apply only to the “outer” channels included in an EA license and to spectrum adjacent to interior channels used by incumbent licensees. The emission limits are as follows:

(1) For any frequency removed from the EA licensee's frequency block by up to and including 37.5 kHz, the power of any emission shall be attenuated below the transmitter power (P) in watts by at least $116 \log_{10}(f/6.1)$ decibels or $50 + 10 \log_{10}(P)$ decibels or 80 decibels, whichever is the lesser attenuation, where f is the frequency removed from the center of the outer channel in the block in kilohertz and where f is greater than 12.5 kHz.

(2) For any frequency removed from the EA licensee's frequency block greater than 37.5 kHz, the power of any emission shall be attenuated below the transmitter power (P) in watts by at least $43 + 10 \log_{10}(P)$ decibels or 80 decibels, whichever is the lesser attenuation, where f is the frequency removed from the center of the outer channel in the block in kilohertz and where f is greater than 37.5 kHz.

(b) When an emission outside of the authorized bandwidth causes harmful interference, the Commission may, at its discretion, require greater attenuation than specified in this section.

FCC § 90.543

(e) For operations in the 758–768 MHz and the 788–798 MHz bands, the power of any emission outside the licensee's frequency band(s) of operation shall be attenuated below the transmitter power (P) within the licensed band(s) of operation, measured in watts, in accordance with the following:

(1) On all frequencies between 769–775 MHz and 799–805 MHz, by a factor not less than $76 + 10 \log (P)$ dB in a 6.25 kHz band segment, for base and fixed stations.

(2) On all frequencies between 769–775 MHz and 799–805 MHz, by a factor not less than $65 + 10 \log (P)$ dB in a 6.25 kHz band segment, for mobile and portable stations.

(3) On any frequency between 775–788 MHz, above 805 MHz, and below 758 MHz, by at least $43 + 10 \log (P)$ dB.

(4) Compliance with the provisions of paragraphs (e)(1) and (2) of this section is based on the use of measurement instrumentation such that the reading taken with any resolution bandwidth setting should be adjusted to indicate spectral energy in a 6.25 kHz segment.

(f) For operations in the 758–775 MHz and 788–805 MHz bands, all emissions including harmonics in the band 1559–1610 MHz shall be limited to -70 dBW/ MHz equivalent isotropically radiated power (EIRP) for wideband signals, and -80 dBW EIRP for discrete emissions of less than 700 Hz bandwidth. For the purpose of equipment authorization, a transmitter shall be tested with an antenna that is representative of the type that will be used with the equipment in normal operation.

5.5.2 Test Setup

The section 4.4.1 (Diagram 1) test setup description was used for this test. The photo of test setup please refer to ANNEX B.

5.5.3 Test Procedure

The level of the carrier and the various conducted spurious and harmonic frequencies is measured by means of a calibrated spectrum analyzer. The spectrum is scanned from the lowest frequency generated in the equipment up to a frequency including its 10th harmonic. On any frequency outside a licensee's frequency block, the power of any emission shall be attenuated below the transmitter power (P) by at least $43 + 10 \log(P)$ dB. Compliance with these provisions is based on the use of measurement instrumentation employing a resolution bandwidth of 1 MHz or greater. However, in the 1 MHz bands immediately outside and adjacent to the frequency blocks a resolution bandwidth of at least one percent of the emission bandwidth of the fundamental emission of the transmitter may be employed. The emission bandwidth is defined as the width of the signal between two points, one below the carrier center frequency and one above the carrier center frequency, outside of which all emissions are attenuated at least 26 dB below the transmitter power.

1. The EUT is coupled to the system simulator and spectrum analyzer; the RF load attached to EUT antenna terminal is 50Ohm; the path loss as the factor is calibrated to correct the reading.
2. CMW500 is used to establish communication with the EUT, and its parameters are set to force the EUT transmitting at maximum output power.
3. The RF output of the transmitter is connected to the input of the spectrum analyzer through sufficient attenuation.
4. Spurious emissions are tested with 0.001MHz RBW for frequency less than 150kHz, 0.01MHz RBW for frequency less than 30MHz, 0.1MHz RBW for frequency less than 1GHz, and 1MHz RBW for frequency above 1GHz. And sweep point number are at least 401, referring to following formula.

$$\text{Sweep point number} = \text{Span/RBW}$$

$$\text{VBW} = 3 * \text{RBW}$$

$$\text{Detector Mode} = \text{mean or average power}$$

5. Record the frequencies and levels of spurious emissions.

5.5.4 Test Result

Please refer to ANNEX A.5.

5.6 Band Edge

5.6.1 Limit

FCC § 2.1051 & 22.917(a) & 24.238(a) & 27.53(a) & 27.53(c) & 27.53(g) & 27.53(h) & 27.53(m) & 90.691 & 90.543

In the 1 MHz bands immediately outside and adjacent to the frequency block, a resolution bandwidth of at least one percent of the emission bandwidth of the fundamental emission of the transmitter may be employed.

The emission bandwidth is defined as the width of the signal between two points, one below the carrier center frequency and one above the carrier center frequency, outside of which all emissions are attenuated at least 26 dB below the transmitter power.

FCC § 22.917(a) & 24.238(a)

The power of any emission outside of the authorized operating frequency ranges must be attenuated below the transmitting power (P) by a factor of at least $43 + 10 \log(P)$ dB. This is calculated to be -13 dBm.

FCC § 27.53(a) (4)

For mobile and portable stations operating in the 2305-2315MHz and 2350-2360MHz bands:

(1) By a factor of not less than: $43 + 10 \log(P)$ dB on all frequencies between 2305 and 2320MHz and on all frequencies between 2345 and 2360MHz that are outside the licensed band(s) of operation, not less than $55 + 10 \log(P)$ dB on all frequencies between 2320 and 2324MHz and on all frequencies between 2341 and 2345MHz, not less than $61 + 10 \log(P)$ dB on all frequencies between 2324 and 2328MHz and on all frequencies between 2337 and 2341MHz, and not less than $67 + 10 \log(P)$ dB on all frequencies between 2328 and 2337MHz.

(2) By a factor of not less than $43 + 10 \log(P)$ dB on all frequencies between 2300 and 2305MHz, $55 + 10 \log(P)$ dB on all frequencies between 2296 and 2300MHz, $61 + 10 \log(P)$ dB on all frequencies between 2292 and 2296MHz, $67 + 10 \log(P)$ dB on all frequencies between 2288 and 2292MHz, and $70 + 10 \log(P)$ dB below 2288MHz.

(3) By a factor of not less than $43 + 10 \log(P)$ dB on all frequencies between 2360 and 2365MHz, and not less than $70 + 10 \log(P)$ dB above 2365MHz.

FCC § 27.53(c)

For operations in the 746–758 MHz band and the 776–788 MHz band, the power of any emission outside the licensee's frequency band(s) of operation shall be attenuated below the transmitter power (P) within the licensed band(s) of operation, measured in watts, in accordance with the following:

(1) On any frequency outside the 746–758 MHz band, the power of any emission shall be attenuated outside the band below the transmitter power (P) by at least $43 + 10 \log(P)$ dB;

(2) On any frequency outside the 776–788 MHz band, the power of any emission shall be attenuated outside the band below the transmitter power (P) by at least $43 + 10 \log(P)$ dB;

(3) On all frequencies between 763–775 MHz and 793–805 MHz, by a factor not less than $76 + 10 \log(P)$ dB in a 6.25 kHz band segment, for base and fixed stations;

(4) On all frequencies between 763–775 MHz and 793–805 MHz, by a factor not less than $65 + 10 \log (P)$ dB in a 6.25 kHz band segment, for mobile and portable stations;

(5) Compliance with the provisions of paragraphs (c)(1) and (c)(2) of this section is based on the use of measurement instrumentation employing a resolution bandwidth of 100 kHz or greater.

However, in the 100 kHz bands immediately outside and adjacent to the frequency block, a resolution bandwidth of at least 30 kHz may be employed;

(6) Compliance with the provisions of paragraphs (c)(3) and (c)(4) of this section is based on the use of measurement instrumentation such that the reading taken with any resolution bandwidth setting should be adjusted to indicate spectral energy in a 6.25 kHz segment.

FCC § 27.53(g)

For operations in the 600MHz band and the 698-746MHz band, the power of any emission outside a licensee's frequency band(s) of operation shall be attenuated below the transmitter power (P) within the licensed band(s) of operation, measured in watts, by at least $43+10*\log(P)$ dB. Compliance with this provision is based on the use of measurement instrumentation employing a resolution bandwidth of 100 kHz bands immediately outside and adjacent to a licensee's frequency block, a resolution bandwidth of at least 30 kHz may be employed.

FCC § 27.53(h) (1) & RSS-139 § 6.6

Except as otherwise specified below, for operations in the 1695-1710 MHz, 1710-1755 MHz, 1755-1780 MHz, 1915-1920 MHz, 1995-2000 MHz, 2000-2020 MHz, 2110-2155 MHz, 2155-2180 MHz, and 2180-2200 bands, the power of any emission outside a licensee's frequency block shall be attenuated below the transmitter power (P) in watts by at least $43 + 10 \log_{10} (P)$ dB.

FCC § 27.53(m) (4)

For mobile digital stations (BRS and EBS stations), the attenuation factor shall be not less than:

- $40+10\log P$ dB (–10 dBm, 100 nW) on all frequencies between the channel edge and 5 MHz from the channel edge.
- $43+10\log P$ dB (–13 dBm, 50 nW) on all frequencies between 5 MHz and X MHz from the channel edge,
- $55+10\log P$ dB (–25 dBm, 3 nW) on all frequencies more than X MHz from the channel edge, where X is the greater of 6 MHz or the actual emission bandwidth (26 dB).

In addition, the attenuation factor shall not be less than $43 + 10 \log (P)$ dB on all frequencies between 2490.5 MHz and 2496 MHz and $55 + 10 \log (P)$ dB at or below 2490.5 MHz. Mobile Satellite Service licensees operating on frequencies below 2495 MHz may also submit a documented interference complaint against BRS licensees operating on channel BRS Channel 1 on the same terms and conditions as adjacent channel BRS or EBS licensees.

FCC § 90.691

(a) Out-of-band emission requirement shall apply only to the “outer” channels included in an EA license and to spectrum adjacent to interior channels used by incumbent licensees. The emission limits are as follows:

(1) For any frequency removed from the EA licensee's frequency block by up to and including 37.5 kHz, the power of any emission shall be attenuated below the transmitter power (P) in watts by at least $116 \text{ Log}_{10}(f/6.1)$ decibels or $50 + 10 \text{ Log}_{10}(P)$ decibels or 80 decibels, whichever is the lesser attenuation, where f is the frequency removed from the center of the outer channel in the block in kilohertz and where f is greater than 12.5 kHz.

(2) For any frequency removed from the EA licensee's frequency block greater than 37.5 kHz, the power of any emission shall be attenuated below the transmitter power (P) in watts by at least $43 + 10 \text{ Log}_{10}(P)$ decibels or 80 decibels, whichever is the lesser attenuation, where f is the frequency removed from the center of the outer channel in the block in kilohertz and where f is greater than 37.5 kHz.

(b) When an emission outside of the authorized bandwidth causes harmful interference, the Commission may, at its discretion, require greater attenuation than specified in this section.

FCC § 90.543

(e) For operations in the 758–768 MHz and the 788–798 MHz bands, the power of any emission outside the licensee's frequency band(s) of operation shall be attenuated below the transmitter power (P) within the licensed band(s) of operation, measured in watts, in accordance with the following:

(1) On all frequencies between 769–775 MHz and 799–805 MHz, by a factor not less than $76 + 10 \log (P)$ dB in a 6.25 kHz band segment, for base and fixed stations.

(2) On all frequencies between 769–775 MHz and 799–805 MHz, by a factor not less than $65 + 10 \log (P)$ dB in a 6.25 kHz band segment, for mobile and portable stations.

(3) On any frequency between 775–788 MHz, above 805 MHz, and below 758 MHz, by at least $43 + 10 \log (P)$ dB.

(4) Compliance with the provisions of paragraphs (e)(1) and (2) of this section is based on the use of measurement instrumentation such that the reading taken with any resolution bandwidth setting should be adjusted to indicate spectral energy in a 6.25 kHz segment.

5.6.2 Test Setup

The section 4.4.1 (Diagram 1) test setup description was used for this test. The photo of test setup please refer to ANNEX B.

5.6.3 Test Procedure

The EUT, which is powered by the Battery, is coupled to the Spectrum Analyzer (SA) and the System Simulator (SS) with attenuators through the Power Splitter; the RF load attached to the EUT antenna terminal is 50 Ohm; the path loss as the factor is calibrated to correct the reading.

1.The EUT is coupled to the system simulator and spectrum analyzer; the RF load attached to EUT antenna

terminal is 50Ohm; the path loss as the factor is calibrated to correct the reading.

2. CMW500 is used to establish communication with the EUT, and its parameters are set to force the EUT transmitting at maximum output power.
3. The RF output of the transmitter is connected to the input of the spectrum analyzer through sufficient attenuation.
4. The center of the spectrum analyzer was set to block edge frequency.
5. Band edge are tested with 1%*cBW (RBW), and sweep point number referred to following formula.

$$\text{Sweep point number} = 2 * \text{Span} / \text{RBW}$$

$$\text{VBW} = 3 \text{RBW}$$

6. Record the frequencies and levels of spurious emissions.

For mobile and portable stations, on all frequencies between 763–775 MHz and 793–806 MHz, by a factor not less than $65 + 10 \log (P)$ dB in a 6.25 kHz band segment. Since it was not possible to set the resolution bandwidth to 6.25 kHz with the available equipment, a bandwidth of 10 kHz was used instead to show compliance. By using a 10 kHz bandwidth on the spectrum analyzer.

$$10 * \log(10 \text{ kHz} / 6.25 \text{ kHz}) = 2.04 \text{ dB}$$

$$\text{Limit Line} = -35 \text{ dBm} + 2.04 \text{ dB} = -32.96 \text{ dBm}$$

5.6.4 Test Result

Please refer to ANNEX A.6.

5.7 Field Strength of Spurious Radiation

5.7.1 Limit

FCC § 2.1053 & 22.917(a) & 24.238(a) & 27.53(a) & 27.53(c) & 27.53(f) & 27.53(g) & 27.53(h) & 27.53(m) & 90.691 & 90.543

FCC § 22.917(a) & 24.238(a)

The power of any emission outside of the authorized operating frequency ranges must be attenuated below the transmitting power (P) by a factor of at least $43+10*\log(P)$ dB. This is calculated to be -13 dBm.

FCC § 27.53(a) (4)

For mobile and portable stations operating in the 2305-2315MHz and 2350-2360MHz bands:

(1)By a factor of not less than: $43 + 10 \log (P)$ dB on all frequencies between 2305 and 2320MHz and on all frequencies between 2345 and 2360MHz that are outside the licensed band(s) of operation, not less than $55 + 10 \log (P)$ dB on all frequencies between 2320 and 2324MHz and on all frequencies between 2341 and 2345MHz, not less than $61 + 10 \log (P)$ dB on all frequencies between 2324 and 2328MHz and on all frequencies between 2337 and 2341MHz, and not less than $67 + 10 \log (P)$ dB on all frequencies between 2328 and 2337MHz.

(2)By a factor of not less than $43 + 10 \log (P)$ dB on all frequencies between 2300 and 2305MHz, $55 + 10 \log (P)$ dB on all frequencies between 2296 and 2300MHz, $61 + 10 \log (P)$ dB on all frequencies between 2292 and 2296MHz, $67 + 10 \log (P)$ dB on all frequencies between 2288 and 2292MHz, and $70 + 10 \log (P)$ dB below 2288MHz.

(3)By a factor of not less than $43 + 10 \log (P)$ dB on all frequencies between 2360 and 2365MHz, and not less than $70 + 10 \log (P)$ dB above 2365MHz.

FCC § 27.53(c)

For operations in the 746–758 MHz band and the 776–788 MHz band, the power of any emission outside the licensee's frequency band(s) of operation shall be attenuated below the transmitter power (P) within the licensed band(s) of operation, measured in watts, in accordance with the following:

(1) On any frequency outside the 746–758 MHz band, the power of any emission shall be attenuated outside the band below the transmitter power (P) by at least $43 + 10 \log (P)$ dB;

(2) On any frequency outside the 776–788 MHz band, the power of any emission shall be attenuated outside the band below the transmitter power (P) by at least $43 + 10 \log (P)$ dB;

(3) On all frequencies between 763–775 MHz and 793–805 MHz, by a factor not less than $76 + 10 \log (P)$ dB in a 6.25 kHz band segment, for base and fixed stations;

(4) On all frequencies between 763–775 MHz and 793–805 MHz, by a factor not less than $65 + 10 \log (P)$ dB in a 6.25 kHz band segment, for mobile and portable stations;

(5) Compliance with the provisions of paragraphs (c)(1) and (c)(2) of this section is based on the use of measurement instrumentation employing a resolution bandwidth of 100 kHz or greater.

However, in the 100 kHz bands immediately outside and adjacent to the frequency block, a resolution bandwidth of at least 30 kHz may be employed;

(6) Compliance with the provisions of paragraphs (c)(3) and (c)(4) of this section is based on the use of

measurement instrumentation such that the reading taken with any resolution bandwidth setting should be adjusted to indicate spectral energy in a 6.25 kHz segment.

FCC § 27.53(f)

For operations in the 746–758 MHz, 775–788 MHz, and 805–806 MHz bands, emissions in the band 1559–1610 MHz shall be limited to - 70 dBW/MHz equivalent isotropically radiated power (EIRP) for wideband signals, and - 80 dBW EIRP for discrete emissions of less than 700 Hz bandwidth. For the purpose of equipment authorization, a transmitter shall be tested with an antenna that is representative of the type that will be used with the equipment in normal operation.

FCC § 27.53(g)

For operations in the 600MHz band and the 698-746MHz band, the power of any emission outside a licensee's frequency band(s) of operation shall be attenuated below the transmitter power (P) within the licensed band(s) of operation, measured in watts, by at least $43+10\log(P)$ dB. Compliance with this provision is based on the use of measurement instrumentation employing a resolution bandwidth of 100 kHz bands immediately outside and adjacent to a licensee's frequency block, a resolution bandwidth of at least 30 kHz may be employed.

FCC § 27.53(h) (1) & RSS-139 § 6.6

Except as otherwise specified below, for operations in the 1695-1710 MHz, 1710-1755 MHz, 1755-1780 MHz, 1915-1920 MHz, 1995-2000 MHz, 2000-2020 MHz, 2110-2155 MHz, 2155-2180 MHz, and 2180-2200 bands, the power of any emission outside a licensee's frequency block shall be attenuated below the transmitter power (P) in watts by at least $43 + 10 \log_{10}(P)$ dB.

FCC § 27.53(m) (4) & RSS-199 § 4.5

For mobile digital stations (BRS and EBS stations), the attenuation factor shall be not less than:

- $40+10\log P$ dB (-10 dBm, 100 nW) on all frequencies between the channel edge and 5 MHz from the channel edge.
- $43+10\log P$ dB (-13 dBm, 50 nW) on all frequencies between 5 MHz and X MHz from the channel edge,
- $55+10\log P$ dB (-25 dBm, 3 nW) on all frequencies more than X MHz from the channel edge, where X is the greater of 6 MHz or the actual emission bandwidth (26 dB).

In addition, the attenuation factor shall not be less than $43 + 10 \log(P)$ dB on all frequencies between 2490.5 MHz and 2496 MHz and $55 + 10 \log(P)$ dB at or below 2490.5 MHz. Mobile Satellite Service licensees operating on frequencies below 2495 MHz may also submit a documented interference complaint against BRS licensees operating on channel BRS Channel 1 on the same terms and conditions as adjacent channel BRS or EBS licensees.

FCC § 90.691

(a) Out-of-band emission requirement shall apply only to the “outer” channels included in an EA license and to spectrum adjacent to interior channels used by incumbent licensees. The emission limits are as follows:

(1) For any frequency removed from the EA licensee's frequency block by up to and including 37.5 kHz, the power of any emission shall be attenuated below the transmitter power (P) in watts by at least $116 \text{ Log}_{10}(f/6.1)$ decibels or $50 + 10 \text{ Log}_{10}(P)$ decibels or 80 decibels, whichever is the lesser attenuation, where f is the frequency removed from the center of the outer channel in the block in kilohertz and where f is greater than 12.5 kHz.

(2) For any frequency removed from the EA licensee's frequency block greater than 37.5 kHz, the power of any emission shall be attenuated below the transmitter power (P) in watts by at least $43 + 10 \text{ Log}_{10}(P)$ decibels or 80 decibels, whichever is the lesser attenuation, where f is the frequency removed from the center of the outer channel in the block in kilohertz and where f is greater than 37.5 kHz.

(b) When an emission outside of the authorized bandwidth causes harmful interference, the Commission may, at its discretion, require greater attenuation than specified in this section.

FCC § 90.543

(e) For operations in the 758–768 MHz and the 788–798 MHz bands, the power of any emission outside the licensee's frequency band(s) of operation shall be attenuated below the transmitter power (P) within the licensed band(s) of operation, measured in watts, in accordance with the following:

(1) On all frequencies between 769–775 MHz and 799–805 MHz, by a factor not less than $76 + 10 \log (P)$ dB in a 6.25 kHz band segment, for base and fixed stations.

(2) On all frequencies between 769–775 MHz and 799–805 MHz, by a factor not less than $65 + 10 \log (P)$ dB in a 6.25 kHz band segment, for mobile and portable stations.

(3) On any frequency between 775–788 MHz, above 805 MHz, and below 758 MHz, by at least $43 + 10 \log (P)$ dB.

(4) Compliance with the provisions of paragraphs (e)(1) and (2) of this section is based on the use of measurement instrumentation such that the reading taken with any resolution bandwidth setting should be adjusted to indicate spectral energy in a 6.25 kHz segment.

(f) For operations in the 758–775 MHz and 788–805 MHz bands, all emissions including harmonics in the band 1559– 1610 MHz shall be limited to -70 dBW/ MHz equivalent isotropically radiated power (EIRP) for wideband signals, and -80 dBW EIRP for discrete emissions of less than 700 Hz bandwidth. For the purpose of equipment authorization, a transmitter shall be tested with an antenna that is representative of the type that will be used with the equipment in normal operation.

5.7.2 Test Setup

The section 4.4.3 and 4.4.4 (Diagram 3, 4) test setup description was used for this test. The photo of test setup please refer to ANNEX B.

5.7.3 Test Procedure

1. On a test site, the EUT shall be placed at 80cm height on a turn table, and in the position close to normal use as declared by the applicant.
2. The test antenna shall be oriented initially for vertical polarization located 3 m from EUT to correspond to the fundamental frequency of the transmitter.
3. The output of the test antenna shall be connected to the measuring receiver and the peak detector is used for the measurement.
4. During the measurement of the EUT, the resolution bandwidth was to 1 MHz and the average bandwidth was set to 1 MHz.
5. The transmitter shall be switched on; the measuring receiver shall be tuned to the frequency of the transmitter under test.
6. The test antenna shall be raised and lowered through the specified range of height until the maximum signal level is detected by the measuring receiver.
7. The transmitter shall be rotated through 360° in the horizontal plane, until the maximum signal level is detected by the measuring receiver.
8. The test antenna shall be raised and lowered again through the specified range of height until the maximum signal level is detected by the measuring receiver.
9. The maximum signal level detected by the measuring receiver shall be noted.
10. The EUT was replaced by half-wave dipole (824 ~ 849 MHz) or horn antenna (1 850 ~ 1 910 MHz) connected to a signal generator.
11. In necessary, the input attenuator setting on the measuring receiver shall be adjusted in order to increase the sensitivity of the measuring receiver.
12. The test antenna shall be raised and lowered through the specified range of height to ensure that the maximum signal is received.
13. The input signal to the substitution antenna shall be adjusted to the level that produces a level detected by the measuring receiver, which is equal to the level noted while the transmitter radiated power was measured, corrected for the change of input attenuator setting of the measuring receiver.
14. The input level to the substitution antenna shall be recorded as power level in dBm, corrected for any change of input attenuator setting of the measuring receiver.
15. The measurement shall be repeated with the test antenna and the substitution antenna orientated for horizontal polarization.

Final measurement calculation as below:

The relevant equation for determining the ERP/EIRP from the radiated RF output power is:

$$\text{ERP/EIRP (dBm)} = \text{SA Read Value (dBm)} + \text{Correction Factor (dB)}$$

where:

ERP/EIRP = effective or equivalent radiated power, in dBm;

SA Read Value = measured transmitter power received by EMI receiver or spectrum analyzer, in dBm;

Correction Factor = total correction factor including cable loss, in dB;

During the test, the data of Correction Factor (dB) is added in the EMI receiver or spectrum analyzer, so SA Read Value (dBm) is the final values which contains the data of Correction Factor (dB).

For example:

In the ERP test, when SA read value for GSM850 is 21dBm, and correction factor is 8dB, then final ERP value for GSM850 is:

$$\text{ERP (dBm)} = 21\text{dBm} + 8\text{dB} = 29\text{dBm}$$

5.7.4 Test Result

Please refer to ANNEX A.7.

ANNEX A TEST RESULTS

A.1 Transmitter Radiated Power (EIRP/ERP)

GSM Mode Test Data

Test Band	Test Channel	Conducted Output Peak Power (dBm)	Antenna Gain (dBi)	Antenna Gain (dBd)	ERP (dBm)	ERP (W)	Limit (W)	Verdict
GSM 850	LCH	32.90	-3.7	-5.85	27.05	0.507	7.00	Pass
	MCH	32.73	-3.7	-5.85	26.88	0.488	7.00	Pass
	HCH	33.25	-3.7	-5.85	27.40	0.550	7.00	Pass
GPRS 850	LCH	32.90	-3.7	-5.85	27.05	0.507	7.00	Pass
	MCH	32.65	-3.7	-5.85	26.80	0.479	7.00	Pass
	HCH	33.18	-3.7	-5.85	27.33	0.541	7.00	Pass
EGPRS 850	LCH	29.52	-3.7	-5.85	23.67	0.233	7.00	Pass
	MCH	29.43	-3.7	-5.85	23.58	0.228	7.00	Pass
	HCH	29.38	-3.7	-5.85	23.53	0.225	7.00	Pass

Test Band	Test Channel	Conducted Output Peak Power (dBm)	Antenna Gain (dBi)	EIRP (dBm)	EIRP (W)	Limit (W)	Verdict
GSM 1900	LCH	29.93	-3.5	26.43	0.440	2.00	Pass
	MCH	30.25	-3.5	26.75	0.473	2.00	Pass
	HCH	30.04	-3.5	26.54	0.451	2.00	Pass
GPRS 1900	LCH	30.26	-3.5	26.76	0.474	2.00	Pass
	MCH	30.12	-3.5	26.62	0.459	2.00	Pass
	HCH	29.94	-3.5	26.44	0.441	2.00	Pass
EGPRS 1900	LCH	28.58	-3.5	25.08	0.322	2.00	Pass
	MCH	28.75	-3.5	25.25	0.335	2.00	Pass
	HCH	28.76	-3.5	25.26	0.336	2.00	Pass

Note 1: For the GPRS and EGPRS mode, all slots were tested and just the worst data were recorded in this table.

Note 2: $ERP/EIRP = P_{Meas} + GT - LC$

ERP/EIRP = effective or equivalent radiated power, respectively (expressed in the same units as P_{Meas} , typically dBW or dBm);

P_{Meas} = measured transmitter output power or PSD, in dBm or dBW;

GT = gain of the transmitting antenna, in dBd (ERP) or dBi (EIRP);

LC = signal attenuation in the connecting cable between the transmitter and antenna, in dB.

$ERP = EIRP - 2.15$; where ERP and EIRP are expressed in consistent units.

Note 3: Set PCL to 5 for GSM/GPRS 850 (power class 4) and 0 for GSM/GPRS 1900 (power class 1).

Set PCL to 8 for EGPRS850 (power class E2) and 2 for EGPRS1900 (power class E2).

GPRS Conducted Output Power

Band	Channel	Conducted Output Peak Power							
		1 Slot (dBm)	1 Slot (W)	2 Slots (dBm)	2 Slots (W)	3 Slots (dBm)	3 Slots (W)	4 Slots (dBm)	4 Slots (W)
GPRS 850	LCH	32.90	1.950	31.20	1.317	29.73	0.939	28.54	0.715
	MCH	32.65	1.841	30.90	1.229	29.57	0.907	28.26	0.669
	HCH	33.18	2.080	30.74	1.186	29.29	0.850	28.79	0.758
GPRS 1900	LCH	30.26	1.062	28.31	0.677	26.91	0.491	25.73	0.374
	MCH	30.12	1.028	28.31	0.678	26.99	0.500	25.71	0.372
	HCH	29.94	0.986	28.39	0.691	27.04	0.506	25.71	0.372

EGPRS Conducted Output Power

Band	Channel	Conducted Output Peak Power							
		1 Slot (dBm)	1 Slot (W)	2 Slots (dBm)	2 Slots (W)	3 Slots (dBm)	3 Slots (W)	4 Slots (dBm)	4 Slots (W)
EGPRS 850	LCH	29.52	0.895	27.50	0.563	25.30	0.339	24.82	0.303
	MCH	29.43	0.877	27.50	0.562	25.30	0.339	24.78	0.300
	HCH	29.38	0.867	27.43	0.553	25.23	0.333	24.72	0.297
EGPRS 1900	LCH	28.58	0.721	26.62	0.460	24.42	0.277	23.16	0.207
	MCH	28.75	0.750	26.77	0.476	24.66	0.293	23.37	0.218
	HCH	28.76	0.752	26.82	0.481	24.51	0.282	23.31	0.214

WCDMA Mode Test Data

Test Band	Test Channel	Conducted Output AV Power (dBm)	Antenna Gain (dBi)	EIRP (dBm)	EIRP (W)	Limit (W)	Verdict
WCDMA Band 2	LCH	23.67	-3.5	20.17	0.104	2.00	Pass
	MCH	23.88	-3.5	20.38	0.109	2.00	Pass
	HCH	23.89	-3.5	20.39	0.109	2.00	Pass
HSDPA Band 2	LCH	22.68	-3.5	19.18	0.083	2.00	Pass
	MCH	22.90	-3.5	19.40	0.087	2.00	Pass
	HCH	22.90	-3.5	19.40	0.087	2.00	Pass
HSUPA Band 2	LCH	22.75	-3.5	19.25	0.084	2.00	Pass
	MCH	22.97	-3.5	19.47	0.089	2.00	Pass
	HCH	22.84	-3.5	19.34	0.086	2.00	Pass

Test Band	Test Channel	Conducted Output AV Power (dBm)	Antenna Gain (dBi)	EIRP (dBm)	EIRP (W)	Limit (W)	Verdict
WCDMA Band 4	LCH	23.20	-3.5	19.70	0.093	1.00	Pass
	MCH	23.93	-3.5	20.43	0.110	1.00	Pass
	HCH	23.86	-3.5	20.36	0.109	1.00	Pass
HSDPA Band 4	LCH	22.26	-3.5	18.76	0.075	1.00	Pass
	MCH	22.96	-3.5	19.46	0.088	1.00	Pass
	HCH	22.87	-3.5	19.37	0.086	1.00	Pass
HSUPA Band 4	LCH	22.32	-3.5	18.82	0.076	1.00	Pass
	MCH	22.94	-3.5	19.44	0.088	1.00	Pass
	HCH	22.88	-3.5	19.38	0.087	1.00	Pass

Test Band	Test Channel	Conducted Output AV Power (dBm)	Antenna Gain (dBi)	Antenna Gain (dBd)	ERP (dBm)	ERP (W)	Limit (W)	Verdict
WCDMA B5	LCH	23.91	-3.7	-5.85	18.06	0.064	7.000	Pass
	MCH	23.84	-3.7	-5.85	17.99	0.063	7.000	Pass
	HCH	23.66	-3.7	-5.85	17.81	0.060	7.000	Pass
HSDPA B5	LCH	22.93	-3.7	-5.85	17.08	0.051	7.000	Pass
	MCH	22.83	-3.7	-5.85	16.98	0.050	7.000	Pass
	HCH	22.68	-3.7	-5.85	16.83	0.048	7.000	Pass
HSUPA B5	LCH	22.92	-3.7	-5.85	17.07	0.051	7.000	Pass
	MCH	22.87	-3.7	-5.85	17.02	0.050	7.000	Pass
	HCH	22.66	-3.7	-5.85	16.81	0.048	7.000	Pass

Note 1: For the HSDPA and HSUPA mode, all subtests were tested and just the worst data were recorded in this table.

Note 2: $ERP/EIRP = P_{Meas} + GT - LC$

ERP/EIRP = effective or equivalent radiated power, respectively (expressed in the same units as P_{Meas} , typically dBW or dBm);

P_{Meas} = measured transmitter output power or PSD, in dBm or dBW;

GT = gain of the transmitting antenna, in dBd (ERP) or dBi (EIRP);

LC = signal attenuation in the connecting cable between the transmitter and antenna, in dB.

ERP = EIRP – 2.15; where ERP and EIRP are expressed in consistent units.

HSDPA Conducted Output Power

Band	Channel	Conducted Output Average Power							
		Subtest1		Subtest2		Subtest3		Subtest4	
		(dBm)	(W)	(dBm)	(W)	(dBm)	(W)	(dBm)	(W)
HSDPA Band 2	LCH	22.68	0.185	22.68	0.185	22.17	0.165	22.18	0.165
	MCH	22.89	0.195	22.90	0.195	22.40	0.174	22.39	0.173
	HCH	22.89	0.195	22.90	0.195	22.38	0.173	22.36	0.172
HSDPA Band 4	LCH	22.24	0.167	22.26	0.168	21.74	0.149	21.76	0.150
	MCH	22.94	0.197	22.96	0.198	22.43	0.175	22.42	0.175
	HCH	22.87	0.194	22.85	0.193	22.37	0.173	22.37	0.173
HSDPA Band 5	LCH	22.92	0.196	22.93	0.196	22.41	0.174	22.42	0.175
	MCH	22.83	0.192	22.81	0.191	22.32	0.171	22.32	0.171
	HCH	22.68	0.185	22.66	0.185	22.19	0.166	22.16	0.164

HSUPA Conducted Output Power

Band	Channel	Conducted Output Average Power									
		Subtest1		Subtest2		Subtest3		Subtest4		Subtest5	
		(dBm)	(W)	(dBm)	(W)	(dBm)	(W)	(dBm)	(W)	(dBm)	(W)
HSUPA Band 2	LCH	22.65	0.184	20.75	0.119	21.67	0.147	20.68	0.117	22.65	0.184
	MCH	22.97	0.198	20.87	0.122	21.92	0.156	20.77	0.119	22.85	0.193
	HCH	22.84	0.192	20.80	0.120	21.88	0.154	20.78	0.120	22.83	0.192
HSUPA Band 4	LCH	22.23	0.167	20.18	0.104	21.31	0.135	20.20	0.105	22.32	0.171
	MCH	22.91	0.195	20.99	0.126	21.91	0.155	21.05	0.127	22.94	0.197
	HCH	22.87	0.194	20.92	0.124	21.86	0.153	20.80	0.120	22.88	0.194
HSUPA Band 5	LCH	22.89	0.195	20.94	0.124	21.90	0.155	20.89	0.123	22.92	0.196
	MCH	22.83	0.192	20.84	0.121	21.80	0.151	20.80	0.120	22.87	0.194
	HCH	22.66	0.185	20.67	0.117	21.68	0.147	20.70	0.117	22.66	0.185

LTE Mode Test Data

Test BW	Test Channel	Test Mode	Test RB (Size#Offset)	Conducted Output AV Power (dBm)	Antenna Gain (dBi)	EIRP (dBm)	EIRP (W)	Limit (W)	Verdict
LTE BAND2									
1.4 MHz	LCH	QPSK	RB1#0	23.68	-3.5	20.18	0.104	2.00	Pass
			RB1#3	23.7	-3.5	20.20	0.105	2.00	Pass
			RB1#5	23.59	-3.5	20.09	0.102	2.00	Pass
			RB3#0	23.69	-3.5	20.19	0.104	2.00	Pass
			RB3#2	23.66	-3.5	20.16	0.104	2.00	Pass
			RB3#3	23.6	-3.5	20.10	0.102	2.00	Pass
		RB6#0	22.67	-3.5	19.17	0.083	2.00	Pass	
		16-QAM	RB1#0	22.89	-3.5	19.39	0.087	2.00	Pass
			RB1#3	22.82	-3.5	19.32	0.086	2.00	Pass
			RB1#5	22.77	-3.5	19.27	0.085	2.00	Pass
			RB3#0	22.8	-3.5	19.30	0.085	2.00	Pass
			RB3#2	22.75	-3.5	19.25	0.084	2.00	Pass
	RB3#3		22.68	-3.5	19.18	0.083	2.00	Pass	
	RB6#0	21.81	-3.5	18.31	0.068	2.00	Pass		
	MCH	QPSK	RB1#0	23.6	-3.5	20.10	0.102	2.00	Pass
			RB1#3	23.72	-3.5	20.22	0.105	2.00	Pass
			RB1#5	23.56	-3.5	20.06	0.101	2.00	Pass
			RB3#0	23.69	-3.5	20.19	0.104	2.00	Pass
			RB3#2	23.72	-3.5	20.22	0.105	2.00	Pass
			RB3#3	23.62	-3.5	20.12	0.103	2.00	Pass
		RB6#0	22.66	-3.5	19.16	0.082	2.00	Pass	
		16-QAM	RB1#0	23.07	-3.5	19.57	0.091	2.00	Pass
			RB1#3	23.11	-3.5	19.61	0.091	2.00	Pass
			RB1#5	23.01	-3.5	19.51	0.089	2.00	Pass
			RB3#0	22.94	-3.5	19.44	0.088	2.00	Pass
			RB3#2	22.93	-3.5	19.43	0.088	2.00	Pass
	RB3#3		22.88	-3.5	19.38	0.087	2.00	Pass	
	RB6#0	21.56	-3.5	18.06	0.064	2.00	Pass		
	HCH	QPSK	RB1#0	23.86	-3.5	20.36	0.109	2.00	Pass
			RB1#3	23.86	-3.5	20.36	0.109	2.00	Pass
			RB1#5	23.78	-3.5	20.28	0.107	2.00	Pass
			RB3#0	23.82	-3.5	20.32	0.108	2.00	Pass
			RB3#2	23.75	-3.5	20.25	0.106	2.00	Pass
			RB3#3	23.65	-3.5	20.15	0.104	2.00	Pass
		RB6#0	22.79	-3.5	19.29	0.085	2.00	Pass	
		16-QAM	RB1#0	22.88	-3.5	19.38	0.087	2.00	Pass
RB1#3			22.85	-3.5	19.35	0.086	2.00	Pass	
RB1#5			22.77	-3.5	19.27	0.085	2.00	Pass	
RB3#0			23.13	-3.5	19.63	0.092	2.00	Pass	

Test BW	Test Channel	Test Mode	Test RB (Size#Offset)	Conducted Output AV Power (dBm)	Antenna Gain (dBi)	EIRP (dBm)	EIRP (W)	Limit (W)	Verdict
LTE BAND2									
			RB3#2	23.12	-3.5	19.62	0.092	2.00	Pass
			RB3#3	23.05	-3.5	19.55	0.090	2.00	Pass
			RB6#0	22.09	-3.5	18.59	0.072	2.00	Pass
3 MHz	LCH	QPSK	RB1#0	23.76	-3.5	20.26	0.106	2.00	Pass
			RB1#7	23.67	-3.5	20.17	0.104	2.00	Pass
			RB1#14	23.47	-3.5	19.97	0.099	2.00	Pass
			RB8#0	22.81	-3.5	19.31	0.085	2.00	Pass
			RB8#4	22.75	-3.5	19.25	0.084	2.00	Pass
			RB8#7	22.66	-3.5	19.16	0.082	2.00	Pass
		RB15#0	22.7	-3.5	19.20	0.083	2.00	Pass	
		16-QAM	RB1#0	22.77	-3.5	19.27	0.085	2.00	Pass
			RB1#7	22.68	-3.5	19.18	0.083	2.00	Pass
			RB1#14	22.43	-3.5	18.93	0.078	2.00	Pass
			RB8#0	21.94	-3.5	18.44	0.070	2.00	Pass
			RB8#4	21.87	-3.5	18.37	0.069	2.00	Pass
	RB8#7		21.78	-3.5	18.28	0.067	2.00	Pass	
	MCH	QPSK	RB1#0	23.78	-3.5	20.28	0.107	2.00	Pass
			RB1#7	23.77	-3.5	20.27	0.106	2.00	Pass
			RB1#14	23.64	-3.5	20.14	0.103	2.00	Pass
			RB8#0	22.81	-3.5	19.31	0.085	2.00	Pass
			RB8#4	22.76	-3.5	19.26	0.084	2.00	Pass
			RB8#7	22.69	-3.5	19.19	0.083	2.00	Pass
		RB15#0	22.77	-3.5	19.27	0.085	2.00	Pass	
		16-QAM	RB1#0	23.25	-3.5	19.75	0.094	2.00	Pass
			RB1#7	23.25	-3.5	19.75	0.094	2.00	Pass
			RB1#14	23.07	-3.5	19.57	0.091	2.00	Pass
			RB8#0	21.84	-3.5	18.34	0.068	2.00	Pass
			RB8#4	21.87	-3.5	18.37	0.069	2.00	Pass
	RB8#7		21.76	-3.5	18.26	0.067	2.00	Pass	
	RB15#0	21.74	-3.5	18.24	0.067	2.00	Pass		
HCH	QPSK	RB1#0	24.04	-3.5	20.54	0.113	2.00	Pass	
		RB1#7	24	-3.5	20.50	0.112	2.00	Pass	
		RB1#14	23.8	-3.5	20.30	0.107	2.00	Pass	
		RB8#0	23.01	-3.5	19.51	0.089	2.00	Pass	
		RB8#4	23.04	-3.5	19.54	0.090	2.00	Pass	
		RB8#7	22.92	-3.5	19.42	0.087	2.00	Pass	
	RB15#0	22.95	-3.5	19.45	0.088	2.00	Pass		
	16-QAM	RB1#0	23.11	-3.5	19.61	0.091	2.00	Pass	
			RB1#7	23.03	-3.5	19.53	0.090	2.00	Pass

Test BW	Test Channel	Test Mode	Test RB (Size#Offset)	Conducted Output AV Power (dBm)	Antenna Gain (dBi)	EIRP (dBm)	EIRP (W)	Limit (W)	Verdict
LTE BAND2									
5 MHz			RB1#14	22.89	-3.5	19.39	0.087	2.00	Pass
			RB8#0	22.03	-3.5	18.53	0.071	2.00	Pass
			RB8#4	22.09	-3.5	18.59	0.072	2.00	Pass
			RB8#7	21.87	-3.5	18.37	0.069	2.00	Pass
			RB15#0	21.92	-3.5	18.42	0.070	2.00	Pass
	LCH	QPSK	RB1#0	23.75	-3.5	20.25	0.106	2.00	Pass
			RB1#13	23.65	-3.5	20.15	0.104	2.00	Pass
			RB1#24	23.44	-3.5	19.94	0.099	2.00	Pass
			RB12#0	22.77	-3.5	19.27	0.085	2.00	Pass
			RB12#6	22.7	-3.5	19.20	0.083	2.00	Pass
			RB12#13	22.55	-3.5	19.05	0.080	2.00	Pass
		RB25#0	22.68	-3.5	19.18	0.083	2.00	Pass	
		16-QAM	RB1#0	22.99	-3.5	19.49	0.089	2.00	Pass
			RB1#13	22.9	-3.5	19.40	0.087	2.00	Pass
			RB1#24	22.73	-3.5	19.23	0.084	2.00	Pass
			RB12#0	21.85	-3.5	18.35	0.068	2.00	Pass
			RB12#6	21.79	-3.5	18.29	0.067	2.00	Pass
			RB12#13	21.66	-3.5	18.16	0.065	2.00	Pass
	MCH	QPSK	RB1#0	23.76	-3.5	20.26	0.106	2.00	Pass
			RB1#13	23.78	-3.5	20.28	0.107	2.00	Pass
			RB1#24	23.66	-3.5	20.16	0.104	2.00	Pass
			RB12#0	22.82	-3.5	19.32	0.086	2.00	Pass
			RB12#6	22.79	-3.5	19.29	0.085	2.00	Pass
			RB12#13	22.68	-3.5	19.18	0.083	2.00	Pass
		RB25#0	22.74	-3.5	19.24	0.084	2.00	Pass	
		16-QAM	RB1#0	23.36	-3.5	19.86	0.097	2.00	Pass
			RB1#13	23.34	-3.5	19.84	0.096	2.00	Pass
			RB1#24	23.26	-3.5	19.76	0.095	2.00	Pass
RB12#0			21.96	-3.5	18.46	0.070	2.00	Pass	
RB12#6			21.92	-3.5	18.42	0.070	2.00	Pass	
RB12#13			21.82	-3.5	18.32	0.068	2.00	Pass	
RB25#0	21.79	-3.5	18.29	0.067	2.00	Pass			
HCH	QPSK	RB1#0	23.92	-3.5	20.42	0.110	2.00	Pass	
		RB1#13	23.99	-3.5	20.49	0.112	2.00	Pass	
		RB1#24	23.91	-3.5	20.41	0.110	2.00	Pass	
		RB12#0	23	-3.5	19.50	0.089	2.00	Pass	
		RB12#6	23.02	-3.5	19.52	0.090	2.00	Pass	
		RB12#13	22.93	-3.5	19.43	0.088	2.00	Pass	
RB25#0	22.99	-3.5	19.49	0.089	2.00	Pass			

Test BW	Test Channel	Test Mode	Test RB (Size#Offset)	Conducted Output AV Power (dBm)	Antenna Gain (dBi)	EIRP (dBm)	EIRP (W)	Limit (W)	Verdict
LTE BAND2									
		16-QAM	RB1#0	23.12	-3.5	19.62	0.092	2.00	Pass
			RB1#13	23.2	-3.5	19.70	0.093	2.00	Pass
			RB1#24	23.02	-3.5	19.52	0.090	2.00	Pass
			RB12#0	22.07	-3.5	18.57	0.072	2.00	Pass
			RB12#6	22.09	-3.5	18.59	0.072	2.00	Pass
			RB12#13	22.02	-3.5	18.52	0.071	2.00	Pass
			RB25#0	21.92	-3.5	18.42	0.070	2.00	Pass
10 MHz	LCH	QPSK	RB1#0	23.79	-3.5	20.29	0.107	2.00	Pass
			RB1#25	23.48	-3.5	19.98	0.100	2.00	Pass
			RB1#49	23.38	-3.5	19.88	0.097	2.00	Pass
			RB25#0	22.74	-3.5	19.24	0.084	2.00	Pass
			RB25#13	22.64	-3.5	19.14	0.082	2.00	Pass
			RB25#25	22.51	-3.5	19.01	0.080	2.00	Pass
			RB50#0	22.63	-3.5	19.13	0.082	2.00	Pass
		16-QAM	RB1#0	22.76	-3.5	19.26	0.084	2.00	Pass
			RB1#25	22.44	-3.5	18.94	0.078	2.00	Pass
			RB1#49	22.35	-3.5	18.85	0.077	2.00	Pass
			RB25#0	21.78	-3.5	18.28	0.067	2.00	Pass
			RB25#13	21.66	-3.5	18.16	0.065	2.00	Pass
			RB25#25	21.55	-3.5	18.05	0.064	2.00	Pass
			RB50#0	21.65	-3.5	18.15	0.065	2.00	Pass
	MCH	QPSK	RB1#0	23.68	-3.5	20.18	0.104	2.00	Pass
			RB1#25	23.76	-3.5	20.26	0.106	2.00	Pass
			RB1#49	23.57	-3.5	20.07	0.102	2.00	Pass
			RB25#0	22.75	-3.5	19.25	0.084	2.00	Pass
			RB25#13	22.78	-3.5	19.28	0.085	2.00	Pass
			RB25#25	22.72	-3.5	19.22	0.084	2.00	Pass
			RB50#0	22.76	-3.5	19.26	0.084	2.00	Pass
16-QAM		RB1#0	23.21	-3.5	19.71	0.094	2.00	Pass	
		RB1#25	23.25	-3.5	19.75	0.094	2.00	Pass	
		RB1#49	23.07	-3.5	19.57	0.091	2.00	Pass	
		RB25#0	21.82	-3.5	18.32	0.068	2.00	Pass	
		RB25#13	21.88	-3.5	18.38	0.069	2.00	Pass	
		RB25#25	21.78	-3.5	18.28	0.067	2.00	Pass	
		RB50#0	21.78	-3.5	18.28	0.067	2.00	Pass	
HCH	QPSK	RB1#0	23.71	-3.5	20.21	0.105	2.00	Pass	
		RB1#25	23.87	-3.5	20.37	0.109	2.00	Pass	
		RB1#49	23.85	-3.5	20.35	0.108	2.00	Pass	
		RB25#0	22.79	-3.5	19.29	0.085	2.00	Pass	
		RB25#13	22.97	-3.5	19.47	0.089	2.00	Pass	

Test BW	Test Channel	Test Mode	Test RB (Size#Offset)	Conducted Output AV Power (dBm)	Antenna Gain (dBi)	EIRP (dBm)	EIRP (W)	Limit (W)	Verdict
LTE BAND2									
		16-QAM	RB25#25	22.95	-3.5	19.45	0.088	2.00	Pass
			RB50#0	22.9	-3.5	19.40	0.087	2.00	Pass
			RB1#0	22.84	-3.5	19.34	0.086	2.00	Pass
			RB1#25	22.95	-3.5	19.45	0.088	2.00	Pass
			RB1#49	22.93	-3.5	19.43	0.088	2.00	Pass
			RB25#0	21.94	-3.5	18.44	0.070	2.00	Pass
			RB25#13	22	-3.5	18.50	0.071	2.00	Pass
			RB25#25	22.03	-3.5	18.53	0.071	2.00	Pass
		16-QAM	RB50#0	21.95	-3.5	18.45	0.070	2.00	Pass
			RB1#0	23.61	-3.5	20.11	0.103	2.00	Pass
			RB1#38	23.31	-3.5	19.81	0.096	2.00	Pass
			RB1#74	23.29	-3.5	19.79	0.095	2.00	Pass
			RB36#0	22.62	-3.5	19.12	0.082	2.00	Pass
			RB36#19	22.51	-3.5	19.01	0.080	2.00	Pass
			RB36#39	22.46	-3.5	18.96	0.079	2.00	Pass
			RB75#0	22.51	-3.5	19.01	0.080	2.00	Pass
15 MHz	LCH	QPSK	RB1#0	22.64	-3.5	19.14	0.082	2.00	Pass
			RB1#38	22.34	-3.5	18.84	0.077	2.00	Pass
			RB1#74	22.36	-3.5	18.86	0.077	2.00	Pass
			RB36#0	21.59	-3.5	18.09	0.064	2.00	Pass
			RB36#19	21.53	-3.5	18.03	0.064	2.00	Pass
			RB36#39	21.47	-3.5	17.97	0.063	2.00	Pass
	16-QAM	RB75#0	21.51	-3.5	18.01	0.063	2.00	Pass	
		RB1#0	23.57	-3.5	20.07	0.102	2.00	Pass	
		RB1#38	23.61	-3.5	20.11	0.103	2.00	Pass	
		RB1#74	23.46	-3.5	19.96	0.099	2.00	Pass	
		RB36#0	22.71	-3.5	19.21	0.083	2.00	Pass	
		RB36#19	22.66	-3.5	19.16	0.082	2.00	Pass	
MCH	QPSK	RB36#39	22.64	-3.5	19.14	0.082	2.00	Pass	
		RB75#0	22.65	-3.5	19.15	0.082	2.00	Pass	
		RB1#0	22.92	-3.5	19.42	0.087	2.00	Pass	
		RB1#38	23.12	-3.5	19.62	0.092	2.00	Pass	
		RB1#74	22.83	-3.5	19.33	0.086	2.00	Pass	
		RB36#0	21.72	-3.5	18.22	0.066	2.00	Pass	
	16-QAM	RB36#19	21.68	-3.5	18.18	0.066	2.00	Pass	
		RB36#39	21.69	-3.5	18.19	0.066	2.00	Pass	
		RB75#0	21.65	-3.5	18.15	0.065	2.00	Pass	
		RB1#0	23.52	-3.5	20.02	0.100	2.00	Pass	
HCH	QPSK	RB1#38	23.65	-3.5	20.15	0.104	2.00	Pass	
		RB1#74	23.78	-3.5	20.28	0.107	2.00	Pass	

Test BW	Test Channel	Test Mode	Test RB (Size#Offset)	Conducted Output AV Power (dBm)	Antenna Gain (dBi)	EIRP (dBm)	EIRP (W)	Limit (W)	Verdict			
LTE BAND2												
			RB36#0	22.66	-3.5	19.16	0.082	2.00	Pass			
			RB36#19	22.76	-3.5	19.26	0.084	2.00	Pass			
			RB36#39	22.82	-3.5	19.32	0.086	2.00	Pass			
			RB75#0	22.75	-3.5	19.25	0.084	2.00	Pass			
		16-QAM	RB1#0	23.02	-3.5	19.52	0.090	2.00	Pass			
			RB1#38	23.12	-3.5	19.62	0.092	2.00	Pass			
			RB1#74	23.24	-3.5	19.74	0.094	2.00	Pass			
			RB36#0	21.64	-3.5	18.14	0.065	2.00	Pass			
			RB36#19	21.7	-3.5	18.20	0.066	2.00	Pass			
			RB36#39	21.81	-3.5	18.31	0.068	2.00	Pass			
			RB75#0	21.75	-3.5	18.25	0.067	2.00	Pass			
			20 MHz	LCH	QPSK	RB1#0	23.66	-3.5	20.16	0.104	2.00	Pass
						RB1#50	23.36	-3.5	19.86	0.097	2.00	Pass
						RB1#99	23.28	-3.5	19.78	0.095	2.00	Pass
RB50#0	22.52	-3.5				19.02	0.080	2.00	Pass			
RB50#25	22.5	-3.5				19.00	0.079	2.00	Pass			
RB50#50	22.43	-3.5				18.93	0.078	2.00	Pass			
RB100#0	22.54	-3.5				19.04	0.080	2.00	Pass			
16-QAM	RB1#0	23.17			-3.5	19.67	0.093	2.00	Pass			
	RB1#50	22.86			-3.5	19.36	0.086	2.00	Pass			
	RB1#99	22.78			-3.5	19.28	0.085	2.00	Pass			
	RB50#0	21.56			-3.5	18.06	0.064	2.00	Pass			
	RB50#25	21.54			-3.5	18.04	0.064	2.00	Pass			
	RB50#50	21.44			-3.5	17.94	0.062	2.00	Pass			
	RB100#0	21.56			-3.5	18.06	0.064	2.00	Pass			
MCH	QPSK	RB1#0	23.63	-3.5	20.13	0.103	2.00	Pass				
		RB1#50	23.73	-3.5	20.23	0.105	2.00	Pass				
		RB1#99	23.53	-3.5	20.03	0.101	2.00	Pass				
		RB50#0	22.6	-3.5	19.10	0.081	2.00	Pass				
		RB50#25	22.66	-3.5	19.16	0.082	2.00	Pass				
		RB50#50	22.56	-3.5	19.06	0.081	2.00	Pass				
		RB100#0	22.57	-3.5	19.07	0.081	2.00	Pass				
	16-QAM	RB1#0	22.96	-3.5	19.46	0.088	2.00	Pass				
		RB1#50	23.06	-3.5	19.56	0.090	2.00	Pass				
		RB1#99	22.81	-3.5	19.31	0.085	2.00	Pass				
		RB50#0	21.64	-3.5	18.14	0.065	2.00	Pass				
		RB50#25	21.67	-3.5	18.17	0.066	2.00	Pass				
		RB50#50	21.56	-3.5	18.06	0.064	2.00	Pass				
		RB100#0	21.59	-3.5	18.09	0.064	2.00	Pass				
HCH	QPSK	RB1#0	23.45	-3.5	19.95	0.099	2.00	Pass				

Test BW	Test Channel	Test Mode	Test RB (Size#Offset)	Conducted Output AV Power (dBm)	Antenna Gain (dBi)	EIRP (dBm)	EIRP (W)	Limit (W)	Verdict
LTE BAND2									
			RB1#50	23.51	-3.5	20.01	0.100	2.00	Pass
			RB1#99	23.78	-3.5	20.28	0.107	2.00	Pass
			RB50#0	22.63	-3.5	19.13	0.082	2.00	Pass
			RB50#25	22.66	-3.5	19.16	0.082	2.00	Pass
			RB50#50	22.78	-3.5	19.28	0.085	2.00	Pass
			RB100#0	22.74	-3.5	19.24	0.084	2.00	Pass
		16-QAM	RB1#0	22.91	-3.5	19.41	0.087	2.00	Pass
			RB1#50	22.93	-3.5	19.43	0.088	2.00	Pass
			RB1#99	23.24	-3.5	19.74	0.094	2.00	Pass
			RB50#0	21.59	-3.5	18.09	0.064	2.00	Pass
			RB50#25	21.66	-3.5	18.16	0.065	2.00	Pass
			RB50#50	21.75	-3.5	18.25	0.067	2.00	Pass
			RB100#0	21.69	-3.5	18.19	0.066	2.00	Pass

Test BW	Test Channel	Test Mode	Test RB (Size#Offset)	Conducted Output AV Power (dBm)	Antenna Gain (dBi)	EIRP (dBm)	EIRP (W)	Limit (W)	Verdict
LTE BAND4									
1.4 MHz	LCH	QPSK	RB1#0	23.62	-3.5	20.12	0.103	1.00	Pass
			RB1#3	23.6	-3.5	20.10	0.102	1.00	Pass
			RB1#5	23.58	-3.5	20.08	0.102	1.00	Pass
			RB3#0	23.61	-3.5	20.11	0.103	1.00	Pass
			RB3#2	23.65	-3.5	20.15	0.104	1.00	Pass
			RB3#3	23.63	-3.5	20.13	0.103	1.00	Pass
			RB6#0	22.71	-3.5	19.21	0.083	1.00	Pass
		16-QAM	RB1#0	22.79	-3.5	19.29	0.085	1.00	Pass
			RB1#3	22.85	-3.5	19.35	0.086	1.00	Pass
			RB1#5	22.82	-3.5	19.32	0.086	1.00	Pass
			RB3#0	22.78	-3.5	19.28	0.085	1.00	Pass
			RB3#2	22.82	-3.5	19.32	0.086	1.00	Pass
			RB3#3	22.82	-3.5	19.32	0.086	1.00	Pass
			RB6#0	21.9	-3.5	18.40	0.069	1.00	Pass
	MCH	QPSK	RB1#0	23.68	-3.5	20.18	0.104	1.00	Pass
			RB1#3	23.81	-3.5	20.31	0.107	1.00	Pass
			RB1#5	23.69	-3.5	20.19	0.104	1.00	Pass
			RB3#0	23.73	-3.5	20.23	0.105	1.00	Pass
			RB3#2	23.81	-3.5	20.31	0.107	1.00	Pass
			RB3#3	23.72	-3.5	20.22	0.105	1.00	Pass
			RB6#0	22.76	-3.5	19.26	0.084	1.00	Pass
		16-QAM	RB1#0	23.13	-3.5	19.63	0.092	1.00	Pass
			RB1#3	23.22	-3.5	19.72	0.094	1.00	Pass
			RB1#5	23.11	-3.5	19.61	0.091	1.00	Pass
			RB3#0	23.03	-3.5	19.53	0.090	1.00	Pass
			RB3#2	23	-3.5	19.50	0.089	1.00	Pass
			RB3#3	22.98	-3.5	19.48	0.089	1.00	Pass
			RB6#0	21.59	-3.5	18.09	0.064	1.00	Pass
	HCH	QPSK	RB1#0	23.64	-3.5	20.14	0.103	1.00	Pass
			RB1#3	23.7	-3.5	20.20	0.105	1.00	Pass
RB1#5			23.63	-3.5	20.13	0.103	1.00	Pass	
RB3#0			23.68	-3.5	20.18	0.104	1.00	Pass	
RB3#2			23.69	-3.5	20.19	0.104	1.00	Pass	
RB3#3			23.67	-3.5	20.17	0.104	1.00	Pass	
RB6#0			22.7	-3.5	19.20	0.083	1.00	Pass	
16-QAM		RB1#0	22.72	-3.5	19.22	0.084	1.00	Pass	
		RB1#3	22.82	-3.5	19.32	0.086	1.00	Pass	
		RB1#5	22.75	-3.5	19.25	0.084	1.00	Pass	
		RB3#0	22.87	-3.5	19.37	0.086	1.00	Pass	
		RB3#2	22.95	-3.5	19.45	0.088	1.00	Pass	

Test BW	Test Channel	Test Mode	Test RB (Size#Offset)	Conducted Output AV Power (dBm)	Antenna Gain (dBi)	EIRP (dBm)	EIRP (W)	Limit (W)	Verdict
LTE BAND4									
3 MHz			RB3#3	22.9	-3.5	19.40	0.087	1.00	Pass
			RB6#0	21.89	-3.5	18.39	0.069	1.00	Pass
	LCH	QPSK	RB1#0	23.7	-3.5	20.20	0.105	1.00	Pass
			RB1#7	23.78	-3.5	20.28	0.107	1.00	Pass
			RB1#14	23.66	-3.5	20.16	0.104	1.00	Pass
			RB8#0	22.84	-3.5	19.34	0.086	1.00	Pass
			RB8#4	22.82	-3.5	19.32	0.086	1.00	Pass
			RB8#7	22.8	-3.5	19.30	0.085	1.00	Pass
			RB15#0	22.81	-3.5	19.31	0.085	1.00	Pass
		16-QAM	RB1#0	22.77	-3.5	19.27	0.085	1.00	Pass
			RB1#7	22.73	-3.5	19.23	0.084	1.00	Pass
			RB1#14	22.69	-3.5	19.19	0.083	1.00	Pass
			RB8#0	21.94	-3.5	18.44	0.070	1.00	Pass
			RB8#4	21.95	-3.5	18.45	0.070	1.00	Pass
			RB8#7	21.89	-3.5	18.39	0.069	1.00	Pass
			RB15#0	21.86	-3.5	18.36	0.069	1.00	Pass
	MCH	QPSK	RB1#0	23.84	-3.5	20.34	0.108	1.00	Pass
			RB1#7	23.83	-3.5	20.33	0.108	1.00	Pass
			RB1#14	23.8	-3.5	20.30	0.107	1.00	Pass
			RB8#0	22.88	-3.5	19.38	0.087	1.00	Pass
			RB8#4	22.82	-3.5	19.32	0.086	1.00	Pass
			RB8#7	22.9	-3.5	19.40	0.087	1.00	Pass
			RB15#0	22.82	-3.5	19.32	0.086	1.00	Pass
		16-QAM	RB1#0	23.24	-3.5	19.74	0.094	1.00	Pass
			RB1#7	23.38	-3.5	19.88	0.097	1.00	Pass
			RB1#14	23.27	-3.5	19.77	0.095	1.00	Pass
			RB8#0	21.84	-3.5	18.34	0.068	1.00	Pass
			RB8#4	21.93	-3.5	18.43	0.070	1.00	Pass
			RB8#7	21.94	-3.5	18.44	0.070	1.00	Pass
			RB15#0	21.85	-3.5	18.35	0.068	1.00	Pass
	HCH	QPSK	RB1#0	23.74	-3.5	20.24	0.106	1.00	Pass
			RB1#7	23.76	-3.5	20.26	0.106	1.00	Pass
			RB1#14	23.69	-3.5	20.19	0.104	1.00	Pass
RB8#0			22.82	-3.5	19.32	0.086	1.00	Pass	
RB8#4			22.85	-3.5	19.35	0.086	1.00	Pass	
RB8#7			22.77	-3.5	19.27	0.085	1.00	Pass	
RB15#0			22.84	-3.5	19.34	0.086	1.00	Pass	
16-QAM		RB1#0	22.91	-3.5	19.41	0.087	1.00	Pass	
		RB1#7	22.9	-3.5	19.40	0.087	1.00	Pass	
		RB1#14	22.83	-3.5	19.33	0.086	1.00	Pass	

Test BW	Test Channel	Test Mode	Test RB (Size#Offset)	Conducted Output AV Power (dBm)	Antenna Gain (dBi)	EIRP (dBm)	EIRP (W)	Limit (W)	Verdict	
LTE BAND4										
5 MHz			RB8#0	21.82	-3.5	18.32	0.068	1.00	Pass	
			RB8#4	21.91	-3.5	18.41	0.069	1.00	Pass	
			RB8#7	21.87	-3.5	18.37	0.069	1.00	Pass	
			RB15#0	21.79	-3.5	18.29	0.067	1.00	Pass	
	LCH	QPSK	RB1#0	23.76	-3.5	20.26	0.106	1.00	Pass	
			RB1#13	23.76	-3.5	20.26	0.106	1.00	Pass	
			RB1#24	23.69	-3.5	20.19	0.104	1.00	Pass	
			RB12#0	22.82	-3.5	19.32	0.086	1.00	Pass	
			RB12#6	22.82	-3.5	19.32	0.086	1.00	Pass	
			RB12#13	22.76	-3.5	19.26	0.084	1.00	Pass	
			RB25#0	22.81	-3.5	19.31	0.085	1.00	Pass	
		16-QAM	RB1#0	23	-3.5	19.50	0.089	1.00	Pass	
			RB1#13	22.98	-3.5	19.48	0.089	1.00	Pass	
			RB1#24	22.97	-3.5	19.47	0.089	1.00	Pass	
			RB12#0	21.9	-3.5	18.40	0.069	1.00	Pass	
			RB12#6	21.91	-3.5	18.41	0.069	1.00	Pass	
			RB12#13	21.88	-3.5	18.38	0.069	1.00	Pass	
		MCH	QPSK	RB1#0	23.82	-3.5	20.32	0.108	1.00	Pass
				RB1#13	23.87	-3.5	20.37	0.109	1.00	Pass
				RB1#24	23.83	-3.5	20.33	0.108	1.00	Pass
	RB12#0			22.84	-3.5	19.34	0.086	1.00	Pass	
	RB12#6			22.86	-3.5	19.36	0.086	1.00	Pass	
	RB12#13			22.91	-3.5	19.41	0.087	1.00	Pass	
	RB25#0			22.84	-3.5	19.34	0.086	1.00	Pass	
	16-QAM		RB1#0	23.42	-3.5	19.92	0.098	1.00	Pass	
			RB1#13	23.49	-3.5	19.99	0.100	1.00	Pass	
			RB1#24	23.36	-3.5	19.86	0.097	1.00	Pass	
			RB12#0	22	-3.5	18.50	0.071	1.00	Pass	
			RB12#6	21.98	-3.5	18.48	0.070	1.00	Pass	
			RB12#13	22.06	-3.5	18.56	0.072	1.00	Pass	
			RB25#0	21.88	-3.5	18.38	0.069	1.00	Pass	
	HCH		QPSK	RB1#0	23.8	-3.5	20.30	0.107	1.00	Pass
RB1#13				23.8	-3.5	20.30	0.107	1.00	Pass	
RB1#24		23.75		-3.5	20.25	0.106	1.00	Pass		
RB12#0		22.86		-3.5	19.36	0.086	1.00	Pass		
RB12#6		22.83		-3.5	19.33	0.086	1.00	Pass		
RB12#13		22.83		-3.5	19.33	0.086	1.00	Pass		
RB25#0		22.83		-3.5	19.33	0.086	1.00	Pass		
16-QAM		RB1#0	23.05	-3.5	19.55	0.090	1.00	Pass		

Test BW	Test Channel	Test Mode	Test RB (Size#Offset)	Conducted Output AV Power (dBm)	Antenna Gain (dBi)	EIRP (dBm)	EIRP (W)	Limit (W)	Verdict
LTE BAND4									
10 MHz			RB1#13	23.03	-3.5	19.53	0.090	1.00	Pass
			RB1#24	22.94	-3.5	19.44	0.088	1.00	Pass
			RB12#0	21.94	-3.5	18.44	0.070	1.00	Pass
			RB12#6	21.93	-3.5	18.43	0.070	1.00	Pass
			RB12#13	21.9	-3.5	18.40	0.069	1.00	Pass
			RB25#0	21.78	-3.5	18.28	0.067	1.00	Pass
	LCH	QPSK	RB1#0	23.72	-3.5	20.22	0.105	1.00	Pass
			RB1#25	23.67	-3.5	20.17	0.104	1.00	Pass
			RB1#49	23.63	-3.5	20.13	0.103	1.00	Pass
			RB25#0	22.84	-3.5	19.34	0.086	1.00	Pass
			RB25#13	22.85	-3.5	19.35	0.086	1.00	Pass
			RB25#25	22.76	-3.5	19.26	0.084	1.00	Pass
		16-QAM	RB50#0	22.83	-3.5	19.33	0.086	1.00	Pass
			RB1#0	22.69	-3.5	19.19	0.083	1.00	Pass
			RB1#25	22.62	-3.5	19.12	0.082	1.00	Pass
			RB1#49	22.59	-3.5	19.09	0.081	1.00	Pass
			RB25#0	21.88	-3.5	18.38	0.069	1.00	Pass
			RB25#13	21.88	-3.5	18.38	0.069	1.00	Pass
	MCH	QPSK	RB25#25	21.82	-3.5	18.32	0.068	1.00	Pass
			RB50#0	21.81	-3.5	18.31	0.068	1.00	Pass
			RB1#0	23.77	-3.5	20.27	0.106	1.00	Pass
RB1#25			23.79	-3.5	20.29	0.107	1.00	Pass	
RB1#49			23.75	-3.5	20.25	0.106	1.00	Pass	
RB25#0			22.92	-3.5	19.42	0.087	1.00	Pass	
16-QAM		RB25#13	22.88	-3.5	19.38	0.087	1.00	Pass	
		RB25#25	22.89	-3.5	19.39	0.087	1.00	Pass	
		RB50#0	22.87	-3.5	19.37	0.086	1.00	Pass	
		RB1#0	23.33	-3.5	19.83	0.096	1.00	Pass	
		RB1#25	23.32	-3.5	19.82	0.096	1.00	Pass	
		RB1#49	23.34	-3.5	19.84	0.096	1.00	Pass	
HCH	QPSK	RB25#0	21.94	-3.5	18.44	0.070	1.00	Pass	
		RB25#13	21.91	-3.5	18.41	0.069	1.00	Pass	
		RB25#25	21.95	-3.5	18.45	0.070	1.00	Pass	
		RB50#0	21.89	-3.5	18.39	0.069	1.00	Pass	
		RB1#0	23.75	-3.5	20.25	0.106	1.00	Pass	
		RB1#25	23.8	-3.5	20.30	0.107	1.00	Pass	
			RB1#49	23.66	-3.5	20.16	0.104	1.00	Pass
			RB25#0	22.81	-3.5	19.31	0.085	1.00	Pass
			RB25#13	22.84	-3.5	19.34	0.086	1.00	Pass
			RB25#25	22.82	-3.5	19.32	0.086	1.00	Pass

Test BW	Test Channel	Test Mode	Test RB (Size#Offset)	Conducted Output AV Power (dBm)	Antenna Gain (dBi)	EIRP (dBm)	EIRP (W)	Limit (W)	Verdict
LTE BAND4									
		16-QAM	RB50#0	22.79	-3.5	19.29	0.085	1.00	Pass
			RB1#0	22.82	-3.5	19.32	0.086	1.00	Pass
			RB1#25	22.83	-3.5	19.33	0.086	1.00	Pass
			RB1#49	22.75	-3.5	19.25	0.084	1.00	Pass
			RB25#0	21.9	-3.5	18.40	0.069	1.00	Pass
			RB25#13	21.95	-3.5	18.45	0.070	1.00	Pass
			RB25#25	21.91	-3.5	18.41	0.069	1.00	Pass
			RB50#0	21.82	-3.5	18.32	0.068	1.00	Pass
15 MHz	LCH	QPSK	RB1#0	23.63	-3.5	20.13	0.103	1.00	Pass
			RB1#38	23.55	-3.5	20.05	0.101	1.00	Pass
			RB1#74	23.52	-3.5	20.02	0.100	1.00	Pass
			RB36#0	22.67	-3.5	19.17	0.083	1.00	Pass
			RB36#19	22.73	-3.5	19.23	0.084	1.00	Pass
			RB36#39	22.67	-3.5	19.17	0.083	1.00	Pass
			RB75#0	22.7	-3.5	19.20	0.083	1.00	Pass
		16-QAM	RB1#0	22.64	-3.5	19.14	0.082	1.00	Pass
			RB1#38	22.56	-3.5	19.06	0.081	1.00	Pass
			RB1#74	22.56	-3.5	19.06	0.081	1.00	Pass
			RB36#0	21.69	-3.5	18.19	0.066	1.00	Pass
			RB36#19	21.74	-3.5	18.24	0.067	1.00	Pass
			RB36#39	21.68	-3.5	18.18	0.066	1.00	Pass
			RB75#0	21.71	-3.5	18.21	0.066	1.00	Pass
	MCH	QPSK	RB1#0	23.75	-3.5	20.25	0.106	1.00	Pass
			RB1#38	23.71	-3.5	20.21	0.105	1.00	Pass
			RB1#74	23.58	-3.5	20.08	0.102	1.00	Pass
			RB36#0	22.78	-3.5	19.28	0.085	1.00	Pass
			RB36#19	22.78	-3.5	19.28	0.085	1.00	Pass
			RB36#39	22.82	-3.5	19.32	0.086	1.00	Pass
			RB75#0	22.71	-3.5	19.21	0.083	1.00	Pass
		16-QAM	RB1#0	23.16	-3.5	19.66	0.092	1.00	Pass
			RB1#38	23.08	-3.5	19.58	0.091	1.00	Pass
			RB1#74	23.02	-3.5	19.52	0.090	1.00	Pass
			RB36#0	21.82	-3.5	18.32	0.068	1.00	Pass
			RB36#19	21.86	-3.5	18.36	0.069	1.00	Pass
			RB36#39	21.87	-3.5	18.37	0.069	1.00	Pass
			RB75#0	21.78	-3.5	18.28	0.067	1.00	Pass
HCH	QPSK	RB1#0	23.72	-3.5	20.22	0.105	1.00	Pass	
		RB1#38	23.62	-3.5	20.12	0.103	1.00	Pass	
		RB1#74	23.58	-3.5	20.08	0.102	1.00	Pass	
		RB36#0	22.78	-3.5	19.28	0.085	1.00	Pass	

Test BW	Test Channel	Test Mode	Test RB (Size#Offset)	Conducted Output AV Power (dBm)	Antenna Gain (dBi)	EIRP (dBm)	EIRP (W)	Limit (W)	Verdict	
LTE BAND4										
20 MHz		16-QAM	RB36#19	22.73	-3.5	19.23	0.084	1.00	Pass	
			RB36#39	22.7	-3.5	19.20	0.083	1.00	Pass	
			RB75#0	22.69	-3.5	19.19	0.083	1.00	Pass	
			RB1#0	23.04	-3.5	19.54	0.090	1.00	Pass	
			RB1#38	23.11	-3.5	19.61	0.091	1.00	Pass	
			RB1#74	23.26	-3.5	19.76	0.095	1.00	Pass	
			RB36#0	21.75	-3.5	18.25	0.067	1.00	Pass	
			RB36#19	21.7	-3.5	18.20	0.066	1.00	Pass	
			RB36#39	21.72	-3.5	18.22	0.066	1.00	Pass	
		RB75#0	21.69	-3.5	18.19	0.066	1.00	Pass		
		LCH	QPSK	RB1#0	23.74	-3.5	20.24	0.106	1.00	Pass
				RB1#50	23.6	-3.5	20.10	0.102	1.00	Pass
				RB1#99	23.63	-3.5	20.13	0.103	1.00	Pass
				RB50#0	22.74	-3.5	19.24	0.084	1.00	Pass
				RB50#25	22.76	-3.5	19.26	0.084	1.00	Pass
				RB50#50	22.68	-3.5	19.18	0.083	1.00	Pass
				RB100#0	22.77	-3.5	19.27	0.085	1.00	Pass
				16-QAM	RB1#0	23.28	-3.5	19.78	0.095	1.00
RB1#50	23.16				-3.5	19.66	0.092	1.00	Pass	
RB1#99	23.21		-3.5		19.71	0.094	1.00	Pass		
RB50#0	21.77		-3.5		18.27	0.067	1.00	Pass		
RB50#25	21.79		-3.5		18.29	0.067	1.00	Pass		
RB50#50	21.72		-3.5		18.22	0.066	1.00	Pass		
RB100#0	21.8		-3.5		18.30	0.068	1.00	Pass		
MCH	QPSK		RB1#0	23.8	-3.5	20.30	0.107	1.00	Pass	
			RB1#50	23.77	-3.5	20.27	0.106	1.00	Pass	
			RB1#99	23.76	-3.5	20.26	0.106	1.00	Pass	
			RB50#0	22.82	-3.5	19.32	0.086	1.00	Pass	
		RB50#25	22.78	-3.5	19.28	0.085	1.00	Pass		
		RB50#50	22.78	-3.5	19.28	0.085	1.00	Pass		
		RB100#0	22.79	-3.5	19.29	0.085	1.00	Pass		
		16-QAM	RB1#0	23.24	-3.5	19.74	0.094	1.00	Pass	
			RB1#50	23.15	-3.5	19.65	0.092	1.00	Pass	
	RB1#99		23.1	-3.5	19.60	0.091	1.00	Pass		
	RB50#0		21.85	-3.5	18.35	0.068	1.00	Pass		
	RB50#25		21.83	-3.5	18.33	0.068	1.00	Pass		
	RB50#50		21.81	-3.5	18.31	0.068	1.00	Pass		
	RB100#0		21.77	-3.5	18.27	0.067	1.00	Pass		
	HCH	QPSK	RB1#0	23.68	-3.5	20.18	0.104	1.00	Pass	
			RB1#50	23.56	-3.5	20.06	0.101	1.00	Pass	

Test BW	Test Channel	Test Mode	Test RB (Size#Offset)	Conducted Output AV Power (dBm)	Antenna Gain (dBi)	EIRP (dBm)	EIRP (W)	Limit (W)	Verdict
LTE BAND4									
			RB1#99	23.56	-3.5	20.06	0.101	1.00	Pass
			RB50#0	22.76	-3.5	19.26	0.084	1.00	Pass
			RB50#25	22.8	-3.5	19.30	0.085	1.00	Pass
			RB50#50	22.69	-3.5	19.19	0.083	1.00	Pass
			RB100#0	22.76	-3.5	19.26	0.084	1.00	Pass
		16-QAM	RB1#0	23.12	-3.5	19.62	0.092	1.00	Pass
			RB1#50	23.08	-3.5	19.58	0.091	1.00	Pass
			RB1#99	23.02	-3.5	19.52	0.090	1.00	Pass
			RB50#0	21.7	-3.5	18.20	0.066	1.00	Pass
			RB50#25	21.78	-3.5	18.28	0.067	1.00	Pass
			RB50#50	21.7	-3.5	18.20	0.066	1.00	Pass
			RB100#0	21.77	-3.5	18.27	0.067	1.00	Pass

Test BW	Test Channel	Test Mode	Test RB (Size#Offset)	Conducted Output AV Power (dBm)	Antenna Gain (dBi)	Antenna Gain (dBd)	ERP (dBm)	ERP (W)	Limit (W)	Verdict
LTE BAND5										
1.4 MHz	LCH	QPSK	RB1#0	23.97	-3.7	-5.85	18.12	0.065	7.00	Pass
			RB1#3	24.02	-3.7	-5.85	18.17	0.066	7.00	Pass
			RB1#5	23.9	-3.7	-5.85	18.05	0.064	7.00	Pass
			RB3#0	24	-3.7	-5.85	18.15	0.065	7.00	Pass
			RB3#2	24.05	-3.7	-5.85	18.20	0.066	7.00	Pass
			RB3#3	23.99	-3.7	-5.85	18.14	0.065	7.00	Pass
		RB6#0	23.06	-3.7	-5.85	17.21	0.053	7.00	Pass	
		16-QAM	RB1#0	23.5	-3.7	-5.85	17.65	0.058	7.00	Pass
			RB1#3	23.44	-3.7	-5.85	17.59	0.057	7.00	Pass
			RB1#5	23.38	-3.7	-5.85	17.53	0.057	7.00	Pass
			RB3#0	23.27	-3.7	-5.85	17.42	0.055	7.00	Pass
			RB3#2	23.23	-3.7	-5.85	17.38	0.055	7.00	Pass
	RB3#3		23.25	-3.7	-5.85	17.40	0.055	7.00	Pass	
	RB6#0	21.97	-3.7	-5.85	16.12	0.041	7.00	Pass		
	MCH	QPSK	RB1#0	23.89	-3.7	-5.85	18.04	0.064	7.00	Pass
			RB1#3	23.97	-3.7	-5.85	18.12	0.065	7.00	Pass
			RB1#5	23.84	-3.7	-5.85	17.99	0.063	7.00	Pass
			RB3#0	23.92	-3.7	-5.85	18.07	0.064	7.00	Pass
			RB3#2	23.97	-3.7	-5.85	18.12	0.065	7.00	Pass
			RB3#3	23.9	-3.7	-5.85	18.05	0.064	7.00	Pass
		RB6#0	22.93	-3.7	-5.85	17.08	0.051	7.00	Pass	
		16-QAM	RB1#0	22.89	-3.7	-5.85	17.04	0.051	7.00	Pass
			RB1#3	23	-3.7	-5.85	17.15	0.052	7.00	Pass
			RB1#5	22.87	-3.7	-5.85	17.02	0.050	7.00	Pass
			RB3#0	23.14	-3.7	-5.85	17.29	0.054	7.00	Pass
			RB3#2	23.17	-3.7	-5.85	17.32	0.054	7.00	Pass
	RB3#3		23.15	-3.7	-5.85	17.30	0.054	7.00	Pass	
	RB6#0	22.16	-3.7	-5.85	16.31	0.043	7.00	Pass		
	HCH	QPSK	RB1#0	23.73	-3.7	-5.85	17.88	0.061	7.00	Pass
			RB1#3	23.78	-3.7	-5.85	17.93	0.062	7.00	Pass
RB1#5			23.65	-3.7	-5.85	17.80	0.060	7.00	Pass	
RB3#0			23.68	-3.7	-5.85	17.83	0.061	7.00	Pass	
RB3#2			23.73	-3.7	-5.85	17.88	0.061	7.00	Pass	
RB3#3			23.72	-3.7	-5.85	17.87	0.061	7.00	Pass	
RB6#0		22.77	-3.7	-5.85	16.92	0.049	7.00	Pass		
16-QAM		RB1#0	22.91	-3.7	-5.85	17.06	0.051	7.00	Pass	
		RB1#3	23.03	-3.7	-5.85	17.18	0.052	7.00	Pass	
		RB1#5	22.87	-3.7	-5.85	17.02	0.050	7.00	Pass	
	RB3#0	22.81	-3.7	-5.85	16.96	0.050	7.00	Pass		
RB3#2	22.88	-3.7	-5.85	17.03	0.050	7.00	Pass			

Test BW	Test Channel	Test Mode	Test RB (Size#Offset)	Conducted Output AV Power (dBm)	Antenna Gain (dBi)	Antenna Gain (dBd)	ERP (dBm)	ERP (W)	Limit (W)	Verdict	
LTE BAND5											
3 MHz			RB3#3	22.92	-3.7	-5.85	17.07	0.051	7.00	Pass	
			RB6#0	21.98	-3.7	-5.85	16.13	0.041	7.00	Pass	
	LCH	QPSK	RB1#0	24.15	-3.7	-5.85	18.30	0.068	7.00	Pass	
			RB1#7	24.1	-3.7	-5.85	18.25	0.067	7.00	Pass	
			RB1#14	24.04	-3.7	-5.85	18.19	0.066	7.00	Pass	
			RB8#0	23.17	-3.7	-5.85	17.32	0.054	7.00	Pass	
			RB8#4	23.17	-3.7	-5.85	17.32	0.054	7.00	Pass	
			RB8#7	23.15	-3.7	-5.85	17.30	0.054	7.00	Pass	
			RB15#0	23.13	-3.7	-5.85	17.28	0.053	7.00	Pass	
			16-QAM	RB1#0	23.18	-3.7	-5.85	17.33	0.054	7.00	Pass
		RB1#7		23.08	-3.7	-5.85	17.23	0.053	7.00	Pass	
		RB1#14		22.93	-3.7	-5.85	17.08	0.051	7.00	Pass	
		RB8#0		22.23	-3.7	-5.85	16.38	0.043	7.00	Pass	
		RB8#4		22.24	-3.7	-5.85	16.39	0.044	7.00	Pass	
		RB8#7		22.21	-3.7	-5.85	16.36	0.043	7.00	Pass	
		MCH	QPSK	RB1#0	23.99	-3.7	-5.85	18.14	0.065	7.00	Pass
				RB1#7	24.01	-3.7	-5.85	18.16	0.065	7.00	Pass
				RB1#14	24	-3.7	-5.85	18.15	0.065	7.00	Pass
				RB8#0	23	-3.7	-5.85	17.15	0.052	7.00	Pass
				RB8#4	23.02	-3.7	-5.85	17.17	0.052	7.00	Pass
	RB8#7			23.06	-3.7	-5.85	17.21	0.053	7.00	Pass	
	16-QAM		RB15#0	22.98	-3.7	-5.85	17.13	0.052	7.00	Pass	
			RB1#0	23.41	-3.7	-5.85	17.56	0.057	7.00	Pass	
			RB1#7	23.39	-3.7	-5.85	17.54	0.057	7.00	Pass	
			RB1#14	23.36	-3.7	-5.85	17.51	0.056	7.00	Pass	
			RB8#0	21.99	-3.7	-5.85	16.14	0.041	7.00	Pass	
			RB8#4	22.11	-3.7	-5.85	16.26	0.042	7.00	Pass	
	HCH	QPSK	RB8#7	22.03	-3.7	-5.85	16.18	0.041	7.00	Pass	
			RB15#0	21.98	-3.7	-5.85	16.13	0.041	7.00	Pass	
			RB1#0	23.87	-3.7	-5.85	18.02	0.063	7.00	Pass	
			RB1#7	23.85	-3.7	-5.85	18.00	0.063	7.00	Pass	
			RB1#14	23.86	-3.7	-5.85	18.01	0.063	7.00	Pass	
			RB8#0	22.94	-3.7	-5.85	17.09	0.051	7.00	Pass	
16-QAM		RB8#4	22.94	-3.7	-5.85	17.09	0.051	7.00	Pass		
		RB8#7	22.86	-3.7	-5.85	17.01	0.050	7.00	Pass		
		RB15#0	22.91	-3.7	-5.85	17.06	0.051	7.00	Pass		
			RB1#0	22.94	-3.7	-5.85	17.09	0.051	7.00	Pass	
			RB1#7	22.94	-3.7	-5.85	17.09	0.051	7.00	Pass	
			RB1#14	22.95	-3.7	-5.85	17.10	0.051	7.00	Pass	

Test BW	Test Channel	Test Mode	Test RB (Size#Offset)	Conducted Output AV Power (dBm)	Antenna Gain (dBi)	Antenna Gain (dBd)	ERP (dBm)	ERP (W)	Limit (W)	Verdict		
LTE BAND5												
5 MHz			RB8#0	21.96	-3.7	-5.85	16.11	0.041	7.00	Pass		
			RB8#4	22	-3.7	-5.85	16.15	0.041	7.00	Pass		
			RB8#7	21.91	-3.7	-5.85	16.06	0.040	7.00	Pass		
			RB15#0	21.88	-3.7	-5.85	16.03	0.040	7.00	Pass		
			LCH	QPSK	RB1#0	24.15	-3.7	-5.85	18.30	0.068	7.00	Pass
					RB1#13	24.09	-3.7	-5.85	18.24	0.067	7.00	Pass
					RB1#24	24.03	-3.7	-5.85	18.18	0.066	7.00	Pass
	RB12#0	23.17			-3.7	-5.85	17.32	0.054	7.00	Pass		
	RB12#6	23.18			-3.7	-5.85	17.33	0.054	7.00	Pass		
	RB12#13	23.15			-3.7	-5.85	17.30	0.054	7.00	Pass		
	RB25#0	23.14			-3.7	-5.85	17.29	0.054	7.00	Pass		
	16-QAM	RB1#0	23.41	-3.7	-5.85	17.56	0.057	7.00	Pass			
		RB1#13	23.34	-3.7	-5.85	17.49	0.056	7.00	Pass			
		RB1#24	23.3	-3.7	-5.85	17.45	0.056	7.00	Pass			
		RB12#0	22.25	-3.7	-5.85	16.40	0.044	7.00	Pass			
		RB12#6	22.25	-3.7	-5.85	16.40	0.044	7.00	Pass			
		RB12#13	22.19	-3.7	-5.85	16.34	0.043	7.00	Pass			
		RB25#0	22.2	-3.7	-5.85	16.35	0.043	7.00	Pass			
	MCH	QPSK	RB1#0	24.05	-3.7	-5.85	18.20	0.066	7.00	Pass		
			RB1#13	24	-3.7	-5.85	18.15	0.065	7.00	Pass		
			RB1#24	23.98	-3.7	-5.85	18.13	0.065	7.00	Pass		
			RB12#0	23.02	-3.7	-5.85	17.17	0.052	7.00	Pass		
			RB12#6	22.99	-3.7	-5.85	17.14	0.052	7.00	Pass		
			RB12#13	23.05	-3.7	-5.85	17.20	0.052	7.00	Pass		
			RB25#0	22.98	-3.7	-5.85	17.13	0.052	7.00	Pass		
		16-QAM	RB1#0	23.56	-3.7	-5.85	17.71	0.059	7.00	Pass		
			RB1#13	23.57	-3.7	-5.85	17.72	0.059	7.00	Pass		
			RB1#24	23.59	-3.7	-5.85	17.74	0.059	7.00	Pass		
			RB12#0	22.19	-3.7	-5.85	16.34	0.043	7.00	Pass		
			RB12#6	22.17	-3.7	-5.85	16.32	0.043	7.00	Pass		
RB12#13			22.2	-3.7	-5.85	16.35	0.043	7.00	Pass			
RB25#0			22.06	-3.7	-5.85	16.21	0.042	7.00	Pass			
HCH	QPSK	RB1#0	23.9	-3.7	-5.85	18.05	0.064	7.00	Pass			
		RB1#13	23.88	-3.7	-5.85	18.03	0.064	7.00	Pass			
		RB1#24	23.82	-3.7	-5.85	17.97	0.063	7.00	Pass			
		RB12#0	22.98	-3.7	-5.85	17.13	0.052	7.00	Pass			
		RB12#6	22.93	-3.7	-5.85	17.08	0.051	7.00	Pass			
		RB12#13	22.94	-3.7	-5.85	17.09	0.051	7.00	Pass			
		RB25#0	22.95	-3.7	-5.85	17.10	0.051	7.00	Pass			
	16-	RB1#0	23.11	-3.7	-5.85	17.26	0.053	7.00	Pass			

Test BW	Test Channel	Test Mode	Test RB (Size#Offset)	Conducted Output AV Power (dBm)	Antenna Gain (dBi)	Antenna Gain (dBd)	ERP (dBm)	ERP (W)	Limit (W)	Verdict	
LTE BAND5											
10 MHz		QAM	RB1#13	23.08	-3.7	-5.85	17.23	0.053	7.00	Pass	
			RB1#24	22.98	-3.7	-5.85	17.13	0.052	7.00	Pass	
			RB12#0	22.02	-3.7	-5.85	16.17	0.041	7.00	Pass	
			RB12#6	22.01	-3.7	-5.85	16.16	0.041	7.00	Pass	
			RB12#13	22.01	-3.7	-5.85	16.16	0.041	7.00	Pass	
			RB25#0	21.93	-3.7	-5.85	16.08	0.041	7.00	Pass	
	LCH	QPSK	RB1#0	24.15	-3.7	-5.85	18.30	0.068	7.00	Pass	
			RB1#25	24.02	-3.7	-5.85	18.17	0.066	7.00	Pass	
			RB1#49	23.96	-3.7	-5.85	18.11	0.065	7.00	Pass	
			RB25#0	23.1	-3.7	-5.85	17.25	0.053	7.00	Pass	
			RB25#13	23.18	-3.7	-5.85	17.33	0.054	7.00	Pass	
			RB25#25	23.12	-3.7	-5.85	17.27	0.053	7.00	Pass	
		16-QAM	RB50#0	23.2	-3.7	-5.85	17.35	0.054	7.00	Pass	
			RB1#0	23.05	-3.7	-5.85	17.20	0.052	7.00	Pass	
			RB1#25	22.97	-3.7	-5.85	17.12	0.052	7.00	Pass	
			RB1#49	22.93	-3.7	-5.85	17.08	0.051	7.00	Pass	
			RB25#0	22.16	-3.7	-5.85	16.31	0.043	7.00	Pass	
			RB25#13	22.18	-3.7	-5.85	16.33	0.043	7.00	Pass	
		MCH	QPSK	RB25#25	22.15	-3.7	-5.85	16.30	0.043	7.00	Pass
				RB50#0	22.2	-3.7	-5.85	16.35	0.043	7.00	Pass
				RB1#0	23.99	-3.7	-5.85	18.14	0.065	7.00	Pass
				RB1#25	23.9	-3.7	-5.85	18.05	0.064	7.00	Pass
				RB1#49	23.83	-3.7	-5.85	17.98	0.063	7.00	Pass
				RB25#0	23.08	-3.7	-5.85	17.23	0.053	7.00	Pass
	16-QAM		RB25#13	23.01	-3.7	-5.85	17.16	0.052	7.00	Pass	
			RB25#25	23.02	-3.7	-5.85	17.17	0.052	7.00	Pass	
			RB50#0	23.04	-3.7	-5.85	17.19	0.052	7.00	Pass	
RB1#0			23.46	-3.7	-5.85	17.61	0.058	7.00	Pass		
RB1#25			23.41	-3.7	-5.85	17.56	0.057	7.00	Pass		
RB1#49			23.35	-3.7	-5.85	17.50	0.056	7.00	Pass		
HCH	QPSK	RB25#0	22.12	-3.7	-5.85	16.27	0.042	7.00	Pass		
		RB25#13	22.13	-3.7	-5.85	16.28	0.042	7.00	Pass		
		RB25#25	22.09	-3.7	-5.85	16.24	0.042	7.00	Pass		
		RB50#0	22.08	-3.7	-5.85	16.23	0.042	7.00	Pass		
		RB1#0	23.92	-3.7	-5.85	18.07	0.064	7.00	Pass		
		RB1#25	23.86	-3.7	-5.85	18.01	0.063	7.00	Pass		
			RB1#49	23.8	-3.7	-5.85	17.95	0.062	7.00	Pass	
			RB25#0	22.91	-3.7	-5.85	17.06	0.051	7.00	Pass	
			RB25#13	22.91	-3.7	-5.85	17.06	0.051	7.00	Pass	
			RB25#25	22.89	-3.7	-5.85	17.04	0.051	7.00	Pass	

Test BW	Test Channel	Test Mode	Test RB (Size#Offset)	Conducted Output AV Power (dBm)	Antenna Gain (dBi)	Antenna Gain (dBd)	ERP (dBm)	ERP (W)	Limit (W)	Verdict
LTE BAND5										
			RB50#0	22.92	-3.7	-5.85	17.07	0.051	7.00	Pass
		16-QAM	RB1#0	23	-3.7	-5.85	17.15	0.052	7.00	Pass
			RB1#25	22.9	-3.7	-5.85	17.05	0.051	7.00	Pass
			RB1#49	22.79	-3.7	-5.85	16.94	0.049	7.00	Pass
			RB25#0	22	-3.7	-5.85	16.15	0.041	7.00	Pass
			RB25#13	22.02	-3.7	-5.85	16.17	0.041	7.00	Pass
			RB25#25	22.01	-3.7	-5.85	16.16	0.041	7.00	Pass
			RB50#0	21.99	-3.7	-5.85	16.14	0.041	7.00	Pass

Test BW	Test Channel	Test Mode	Test RB (Size#Offset)	Conducted Output AV Power (dBm)	Antenna Gain (dBi)	EIRP (dBm)	EIRP (W)	Limit (W)	Verdict
LTE BAND7									
5 MHz	LCH	QPSK	RB1#0	23.39	-3.7	19.69	0.093	2.00	Pass
			RB1#13	23.49	-3.7	19.79	0.095	2.00	Pass
			RB1#24	23.37	-3.7	19.67	0.093	2.00	Pass
			RB12#0	22.49	-3.7	18.79	0.076	2.00	Pass
			RB12#6	22.54	-3.7	18.84	0.077	2.00	Pass
			RB12#13	22.53	-3.7	18.83	0.076	2.00	Pass
			RB25#0	22.55	-3.7	18.85	0.077	2.00	Pass
		16-QAM	RB1#0	22.66	-3.7	18.96	0.079	2.00	Pass
			RB1#13	22.7	-3.7	19.00	0.079	2.00	Pass
			RB1#24	22.71	-3.7	19.01	0.080	2.00	Pass
			RB12#0	21.54	-3.7	17.84	0.061	2.00	Pass
			RB12#6	21.63	-3.7	17.93	0.062	2.00	Pass
			RB12#13	21.66	-3.7	17.96	0.063	2.00	Pass
			RB25#0	21.56	-3.7	17.86	0.061	2.00	Pass
	MCH	QPSK	RB1#0	23.47	-3.7	19.77	0.095	2.00	Pass
			RB1#13	23.48	-3.7	19.78	0.095	2.00	Pass
			RB1#24	23.42	-3.7	19.72	0.094	2.00	Pass
			RB12#0	22.48	-3.7	18.78	0.076	2.00	Pass
			RB12#6	22.56	-3.7	18.86	0.077	2.00	Pass
			RB12#13	22.57	-3.7	18.87	0.077	2.00	Pass
			RB25#0	22.54	-3.7	18.84	0.077	2.00	Pass
		16-QAM	RB1#0	22.98	-3.7	19.28	0.085	2.00	Pass
			RB1#13	23.1	-3.7	19.40	0.087	2.00	Pass
			RB1#24	23.02	-3.7	19.32	0.086	2.00	Pass
			RB12#0	21.65	-3.7	17.95	0.062	2.00	Pass
			RB12#6	21.75	-3.7	18.05	0.064	2.00	Pass
			RB12#13	21.71	-3.7	18.01	0.063	2.00	Pass
			RB25#0	21.59	-3.7	17.89	0.062	2.00	Pass
	HCH	QPSK	RB1#0	23.52	-3.7	19.82	0.096	2.00	Pass
			RB1#13	23.57	-3.7	19.87	0.097	2.00	Pass
			RB1#24	23.52	-3.7	19.82	0.096	2.00	Pass
			RB12#0	22.52	-3.7	18.82	0.076	2.00	Pass
			RB12#6	22.58	-3.7	18.88	0.077	2.00	Pass
			RB12#13	22.63	-3.7	18.93	0.078	2.00	Pass
			RB25#0	22.59	-3.7	18.89	0.077	2.00	Pass
		16-QAM	RB1#0	22.79	-3.7	19.09	0.081	2.00	Pass
RB1#13			22.77	-3.7	19.07	0.081	2.00	Pass	
RB1#24			22.66	-3.7	18.96	0.079	2.00	Pass	
RB12#0			21.63	-3.7	17.93	0.062	2.00	Pass	
		RB12#6	21.66	-3.7	17.96	0.063	2.00	Pass	

Test BW	Test Channel	Test Mode	Test RB (Size#Offset)	Conducted Output AV Power (dBm)	Antenna Gain (dBi)	EIRP (dBm)	EIRP (W)	Limit (W)	Verdict
LTE BAND7									
10 MHz			RB12#13	21.7	-3.7	18.00	0.063	2.00	Pass
			RB25#0	21.53	-3.7	17.83	0.061	2.00	Pass
	LCH	QPSK	RB1#0	23.45	-3.7	19.75	0.094	2.00	Pass
			RB1#25	23.41	-3.7	19.71	0.094	2.00	Pass
			RB1#49	23.4	-3.7	19.70	0.093	2.00	Pass
			RB25#0	22.57	-3.7	18.87	0.077	2.00	Pass
			RB25#13	22.56	-3.7	18.86	0.077	2.00	Pass
			RB25#25	22.53	-3.7	18.83	0.076	2.00	Pass
			RB50#0	22.57	-3.7	18.87	0.077	2.00	Pass
		16-QAM	RB1#0	22.43	-3.7	18.73	0.075	2.00	Pass
			RB1#25	22.37	-3.7	18.67	0.074	2.00	Pass
			RB1#49	22.42	-3.7	18.72	0.074	2.00	Pass
			RB25#0	21.56	-3.7	17.86	0.061	2.00	Pass
			RB25#13	21.57	-3.7	17.87	0.061	2.00	Pass
			RB25#25	21.53	-3.7	17.83	0.061	2.00	Pass
			RB50#0	21.56	-3.7	17.86	0.061	2.00	Pass
	MCH	QPSK	RB1#0	23.36	-3.7	19.66	0.092	2.00	Pass
			RB1#25	23.37	-3.7	19.67	0.093	2.00	Pass
			RB1#49	23.37	-3.7	19.67	0.093	2.00	Pass
			RB25#0	22.5	-3.7	18.80	0.076	2.00	Pass
			RB25#13	22.53	-3.7	18.83	0.076	2.00	Pass
			RB25#25	22.54	-3.7	18.84	0.077	2.00	Pass
			RB50#0	22.49	-3.7	18.79	0.076	2.00	Pass
		16-QAM	RB1#0	22.93	-3.7	19.23	0.084	2.00	Pass
			RB1#25	22.92	-3.7	19.22	0.084	2.00	Pass
			RB1#49	22.97	-3.7	19.27	0.085	2.00	Pass
			RB25#0	21.57	-3.7	17.87	0.061	2.00	Pass
			RB25#13	21.63	-3.7	17.93	0.062	2.00	Pass
			RB25#25	21.55	-3.7	17.85	0.061	2.00	Pass
			RB50#0	21.52	-3.7	17.82	0.061	2.00	Pass
	HCH	QPSK	RB1#0	23.44	-3.7	19.74	0.094	2.00	Pass
			RB1#25	23.49	-3.7	19.79	0.095	2.00	Pass
			RB1#49	23.51	-3.7	19.81	0.096	2.00	Pass
RB25#0			22.5	-3.7	18.80	0.076	2.00	Pass	
RB25#13			22.61	-3.7	18.91	0.078	2.00	Pass	
RB25#25			22.57	-3.7	18.87	0.077	2.00	Pass	
RB50#0			22.52	-3.7	18.82	0.076	2.00	Pass	
16-QAM		RB1#0	22.55	-3.7	18.85	0.077	2.00	Pass	
		RB1#25	22.62	-3.7	18.92	0.078	2.00	Pass	
		RB1#49	22.55	-3.7	18.85	0.077	2.00	Pass	

Test BW	Test Channel	Test Mode	Test RB (Size#Offset)	Conducted Output AV Power (dBm)	Antenna Gain (dBi)	EIRP (dBm)	EIRP (W)	Limit (W)	Verdict	
LTE BAND7										
15 MHz			RB25#0	21.59	-3.7	17.89	0.062	2.00	Pass	
			RB25#13	21.72	-3.7	18.02	0.063	2.00	Pass	
			RB25#25	21.7	-3.7	18.00	0.063	2.00	Pass	
			RB50#0	21.55	-3.7	17.85	0.061	2.00	Pass	
	LCH	QPSK	RB1#0	23.31	-3.7	19.61	0.091	2.00	Pass	
			RB1#38	23.18	-3.7	19.48	0.089	2.00	Pass	
			RB1#74	23.22	-3.7	19.52	0.090	2.00	Pass	
			RB36#0	22.4	-3.7	18.70	0.074	2.00	Pass	
			RB36#19	22.41	-3.7	18.71	0.074	2.00	Pass	
			RB36#39	22.38	-3.7	18.68	0.074	2.00	Pass	
			RB75#0	22.42	-3.7	18.72	0.074	2.00	Pass	
		16-QAM	RB1#0	22.28	-3.7	18.58	0.072	2.00	Pass	
			RB1#38	22.22	-3.7	18.52	0.071	2.00	Pass	
			RB1#74	22.22	-3.7	18.52	0.071	2.00	Pass	
			RB36#0	21.45	-3.7	17.75	0.060	2.00	Pass	
			RB36#19	21.44	-3.7	17.74	0.059	2.00	Pass	
			RB36#39	21.4	-3.7	17.70	0.059	2.00	Pass	
			RB75#0	21.41	-3.7	17.71	0.059	2.00	Pass	
		MCH	QPSK	RB1#0	23.27	-3.7	19.57	0.091	2.00	Pass
				RB1#38	23.26	-3.7	19.56	0.090	2.00	Pass
	RB1#74			23.22	-3.7	19.52	0.090	2.00	Pass	
	RB36#0			22.35	-3.7	18.65	0.073	2.00	Pass	
	RB36#19			22.35	-3.7	18.65	0.073	2.00	Pass	
	RB36#39			22.34	-3.7	18.64	0.073	2.00	Pass	
	RB75#0			22.29	-3.7	18.59	0.072	2.00	Pass	
	16-QAM		RB1#0	22.75	-3.7	19.05	0.080	2.00	Pass	
			RB1#38	22.71	-3.7	19.01	0.080	2.00	Pass	
			RB1#74	22.64	-3.7	18.94	0.078	2.00	Pass	
			RB36#0	21.39	-3.7	17.69	0.059	2.00	Pass	
			RB36#19	21.4	-3.7	17.70	0.059	2.00	Pass	
			RB36#39	21.41	-3.7	17.71	0.059	2.00	Pass	
			RB75#0	21.37	-3.7	17.67	0.058	2.00	Pass	
HCH	QPSK	RB1#0	23.24	-3.7	19.54	0.090	2.00	Pass		
		RB1#38	23.25	-3.7	19.55	0.090	2.00	Pass		
		RB1#74	23.27	-3.7	19.57	0.091	2.00	Pass		
		RB36#0	22.32	-3.7	18.62	0.073	2.00	Pass		
		RB36#19	22.33	-3.7	18.63	0.073	2.00	Pass		
		RB36#39	22.38	-3.7	18.68	0.074	2.00	Pass		
		RB75#0	22.37	-3.7	18.67	0.074	2.00	Pass		
	16-QAM	RB1#0	22.89	-3.7	19.19	0.083	2.00	Pass		

Test BW	Test Channel	Test Mode	Test RB (Size#Offset)	Conducted Output AV Power (dBm)	Antenna Gain (dBi)	EIRP (dBm)	EIRP (W)	Limit (W)	Verdict
LTE BAND7									
			RB1#38	22.77	-3.7	19.07	0.081	2.00	Pass
			RB1#74	22.67	-3.7	18.97	0.079	2.00	Pass
			RB36#0	21.3	-3.7	17.60	0.058	2.00	Pass
			RB36#19	21.33	-3.7	17.63	0.058	2.00	Pass
			RB36#39	21.39	-3.7	17.69	0.059	2.00	Pass
			RB75#0	21.36	-3.7	17.66	0.058	2.00	Pass
20 MHz	LCH	QPSK	RB1#0	23.29	-3.7	19.59	0.091	2.00	Pass
			RB1#50	23.26	-3.7	19.56	0.090	2.00	Pass
			RB1#99	23.24	-3.7	19.54	0.090	2.00	Pass
			RB50#0	22.45	-3.7	18.75	0.075	2.00	Pass
			RB50#25	22.44	-3.7	18.74	0.075	2.00	Pass
			RB50#50	22.4	-3.7	18.70	0.074	2.00	Pass
		RB100#0	22.44	-3.7	18.74	0.075	2.00	Pass	
		16-QAM	RB1#0	22.86	-3.7	19.16	0.082	2.00	Pass
			RB1#50	22.81	-3.7	19.11	0.081	2.00	Pass
			RB1#99	22.8	-3.7	19.10	0.081	2.00	Pass
			RB50#0	21.48	-3.7	17.78	0.060	2.00	Pass
			RB50#25	21.48	-3.7	17.78	0.060	2.00	Pass
	RB50#50		21.42	-3.7	17.72	0.059	2.00	Pass	
	MCH	QPSK	RB1#0	23.32	-3.7	19.62	0.092	2.00	Pass
			RB1#50	23.27	-3.7	19.57	0.091	2.00	Pass
			RB1#99	23.29	-3.7	19.59	0.091	2.00	Pass
			RB50#0	22.38	-3.7	18.68	0.074	2.00	Pass
			RB50#25	22.35	-3.7	18.65	0.073	2.00	Pass
			RB50#50	22.36	-3.7	18.66	0.073	2.00	Pass
		16-QAM	RB100#0	22.32	-3.7	18.62	0.073	2.00	Pass
			RB1#0	22.71	-3.7	19.01	0.080	2.00	Pass
			RB1#50	22.72	-3.7	19.02	0.080	2.00	Pass
			RB1#99	22.68	-3.7	18.98	0.079	2.00	Pass
			RB50#0	21.39	-3.7	17.69	0.059	2.00	Pass
RB50#25			21.38	-3.7	17.68	0.059	2.00	Pass	
HCH	QPSK	RB50#50	21.39	-3.7	17.69	0.059	2.00	Pass	
		RB100#0	21.33	-3.7	17.63	0.058	2.00	Pass	
		RB1#0	23.24	-3.7	19.54	0.090	2.00	Pass	
		RB1#50	23.2	-3.7	19.50	0.089	2.00	Pass	
		RB1#99	23.23	-3.7	19.53	0.090	2.00	Pass	
		RB50#0	22.35	-3.7	18.65	0.073	2.00	Pass	
			RB50#25	22.42	-3.7	18.72	0.074	2.00	Pass
			RB50#50	22.39	-3.7	18.69	0.074	2.00	Pass

Test BW	Test Channel	Test Mode	Test RB (Size#Offset)	Conducted Output AV Power (dBm)	Antenna Gain (dBi)	EIRP (dBm)	EIRP (W)	Limit (W)	Verdict
LTE BAND7									
			RB100#0	22.45	-3.7	18.75	0.075	2.00	Pass
		16-QAM	RB1#0	22.65	-3.7	18.95	0.079	2.00	Pass
			RB1#50	22.67	-3.7	18.97	0.079	2.00	Pass
			RB1#99	22.68	-3.7	18.98	0.079	2.00	Pass
			RB50#0	21.34	-3.7	17.64	0.058	2.00	Pass
			RB50#25	21.4	-3.7	17.70	0.059	2.00	Pass
			RB50#50	21.38	-3.7	17.68	0.059	2.00	Pass
			RB100#0	21.44	-3.7	17.74	0.059	2.00	Pass

Test BW	Test Channel	Test Mode	Test RB (Size#Offset)	Conducted Output AV Power (dBm)	Antenna Gain (dBi)	Antenna Gain (dBd)	ERP (dBm)	ERP (W)	Limit (W)	Verdict
LTE BAND12										
1.4 MHz	LCH	QPSK	RB1#0	23.91	-4	-6.15	17.76	0.060	3.00	Pass
			RB1#3	23.93	-4	-6.15	17.78	0.060	3.00	Pass
			RB1#5	23.85	-4	-6.15	17.70	0.059	3.00	Pass
			RB3#0	23.96	-4	-6.15	17.81	0.060	3.00	Pass
			RB3#2	23.96	-4	-6.15	17.81	0.060	3.00	Pass
			RB3#3	23.89	-4	-6.15	17.74	0.059	3.00	Pass
		16-QAM	RB6#0	22.96	-4	-6.15	16.81	0.048	3.00	Pass
			RB1#0	23.13	-4	-6.15	16.98	0.050	3.00	Pass
			RB1#3	23.21	-4	-6.15	17.06	0.051	3.00	Pass
			RB1#5	23.08	-4	-6.15	16.93	0.049	3.00	Pass
			RB3#0	23.06	-4	-6.15	16.91	0.049	3.00	Pass
			RB3#2	23.1	-4	-6.15	16.95	0.050	3.00	Pass
	MCH	QPSK	RB3#3	23.05	-4	-6.15	16.90	0.049	3.00	Pass
			RB6#0	22.17	-4	-6.15	16.02	0.040	3.00	Pass
			RB1#0	23.82	-4	-6.15	17.67	0.058	3.00	Pass
			RB1#3	23.86	-4	-6.15	17.71	0.059	3.00	Pass
			RB1#5	23.76	-4	-6.15	17.61	0.058	3.00	Pass
			RB3#0	23.87	-4	-6.15	17.72	0.059	3.00	Pass
		16-QAM	RB3#2	23.89	-4	-6.15	17.74	0.059	3.00	Pass
			RB3#3	23.85	-4	-6.15	17.70	0.059	3.00	Pass
			RB6#0	22.97	-4	-6.15	16.82	0.048	3.00	Pass
			RB1#0	23.28	-4	-6.15	17.13	0.052	3.00	Pass
			RB1#3	23.28	-4	-6.15	17.13	0.052	3.00	Pass
			RB1#5	23.23	-4	-6.15	17.08	0.051	3.00	Pass
	HCH	QPSK	RB3#0	23.17	-4	-6.15	17.02	0.050	3.00	Pass
			RB3#2	23.17	-4	-6.15	17.02	0.050	3.00	Pass
			RB3#3	23.15	-4	-6.15	17.00	0.050	3.00	Pass
			RB6#0	21.83	-4	-6.15	15.68	0.037	3.00	Pass
			RB1#0	23.89	-4	-6.15	17.74	0.059	3.00	Pass
			RB1#3	23.92	-4	-6.15	17.77	0.060	3.00	Pass
		16-QAM	RB1#5	23.78	-4	-6.15	17.63	0.058	3.00	Pass
			RB3#0	23.91	-4	-6.15	17.76	0.060	3.00	Pass
			RB3#2	23.94	-4	-6.15	17.79	0.060	3.00	Pass
			RB3#3	23.85	-4	-6.15	17.70	0.059	3.00	Pass
			RB6#0	22.93	-4	-6.15	16.78	0.048	3.00	Pass
			RB1#0	22.94	-4	-6.15	16.79	0.048	3.00	Pass
16-QAM	RB1#3	22.99	-4	-6.15	16.84	0.048	3.00	Pass		
	RB1#5	22.89	-4	-6.15	16.74	0.047	3.00	Pass		
	RB3#0	23.11	-4	-6.15	16.96	0.050	3.00	Pass		
	RB3#2	23.22	-4	-6.15	17.07	0.051	3.00	Pass		

Test BW	Test Channel	Test Mode	Test RB (Size#Offset)	Conducted Output AV Power (dBm)	Antenna Gain (dBi)	Antenna Gain (dBd)	ERP (dBm)	ERP (W)	Limit (W)	Verdict	
LTE BAND12											
3 MHz			RB3#3	23.1	-4	-6.15	16.95	0.050	3.00	Pass	
			RB6#0	22.08	-4	-6.15	15.93	0.039	3.00	Pass	
	LCH	QPSK	RB1#0	24.02	-4	-6.15	17.87	0.061	3.00	Pass	
			RB1#7	23.97	-4	-6.15	17.82	0.061	3.00	Pass	
			RB1#14	23.92	-4	-6.15	17.77	0.060	3.00	Pass	
			RB8#0	23.08	-4	-6.15	16.93	0.049	3.00	Pass	
			RB8#4	23.07	-4	-6.15	16.92	0.049	3.00	Pass	
			RB8#7	23.03	-4	-6.15	16.88	0.049	3.00	Pass	
			RB15#0	23.03	-4	-6.15	16.88	0.049	3.00	Pass	
			16-QAM	RB1#0	23.01	-4	-6.15	16.86	0.049	3.00	Pass
		RB1#7		22.97	-4	-6.15	16.82	0.048	3.00	Pass	
		RB1#14		22.83	-4	-6.15	16.68	0.047	3.00	Pass	
		RB8#0		22.19	-4	-6.15	16.04	0.040	3.00	Pass	
		RB8#4		22.19	-4	-6.15	16.04	0.040	3.00	Pass	
		RB8#7		22.08	-4	-6.15	15.93	0.039	3.00	Pass	
		RB15#0		22.04	-4	-6.15	15.89	0.039	3.00	Pass	
		MCH		QPSK	RB1#0	24.04	-4	-6.15	17.89	0.062	3.00
			RB1#7		23.98	-4	-6.15	17.83	0.061	3.00	Pass
			RB1#14		23.98	-4	-6.15	17.83	0.061	3.00	Pass
			RB8#0		23	-4	-6.15	16.85	0.048	3.00	Pass
			RB8#4		23.04	-4	-6.15	16.89	0.049	3.00	Pass
			RB8#7		22.99	-4	-6.15	16.84	0.048	3.00	Pass
			RB15#0		22.96	-4	-6.15	16.81	0.048	3.00	Pass
			16-QAM	RB1#0	23.35	-4	-6.15	17.20	0.052	3.00	Pass
				RB1#7	23.42	-4	-6.15	17.27	0.053	3.00	Pass
				RB1#14	23.27	-4	-6.15	17.12	0.052	3.00	Pass
	RB8#0			21.98	-4	-6.15	15.83	0.038	3.00	Pass	
	RB8#4			22.11	-4	-6.15	15.96	0.039	3.00	Pass	
	RB8#7			22.04	-4	-6.15	15.89	0.039	3.00	Pass	
	RB15#0			22	-4	-6.15	15.85	0.038	3.00	Pass	
	HCH	QPSK	RB1#0	23.97	-4	-6.15	17.82	0.061	3.00	Pass	
			RB1#7	23.96	-4	-6.15	17.81	0.060	3.00	Pass	
			RB1#14	23.91	-4	-6.15	17.76	0.060	3.00	Pass	
			RB8#0	22.96	-4	-6.15	16.81	0.048	3.00	Pass	
			RB8#4	23.01	-4	-6.15	16.86	0.049	3.00	Pass	
			RB8#7	22.96	-4	-6.15	16.81	0.048	3.00	Pass	
RB15#0			22.94	-4	-6.15	16.79	0.048	3.00	Pass		
16-QAM		RB1#0	23.07	-4	-6.15	16.92	0.049	3.00	Pass		
		RB1#7	23.1	-4	-6.15	16.95	0.050	3.00	Pass		
		RB1#14	22.94	-4	-6.15	16.79	0.048	3.00	Pass		

Test BW	Test Channel	Test Mode	Test RB (Size#Offset)	Conducted Output AV Power (dBm)	Antenna Gain (dBi)	Antenna Gain (dBd)	ERP (dBm)	ERP (W)	Limit (W)	Verdict		
LTE BAND12												
5 MHz			RB8#0	22.06	-4	-6.15	15.91	0.039	3.00	Pass		
			RB8#4	22.12	-4	-6.15	15.97	0.040	3.00	Pass		
			RB8#7	22.01	-4	-6.15	15.86	0.039	3.00	Pass		
			RB15#0	21.93	-4	-6.15	15.78	0.038	3.00	Pass		
			LCH	QPSK	RB1#0	23.96	-4	-6.15	17.81	0.060	3.00	Pass
					RB1#13	24.01	-4	-6.15	17.86	0.061	3.00	Pass
					RB1#24	23.93	-4	-6.15	17.78	0.060	3.00	Pass
					RB12#0	23.08	-4	-6.15	16.93	0.049	3.00	Pass
	RB12#6	23.06			-4	-6.15	16.91	0.049	3.00	Pass		
	RB12#13	23.01			-4	-6.15	16.86	0.049	3.00	Pass		
	RB25#0	23.04			-4	-6.15	16.89	0.049	3.00	Pass		
	16-QAM	RB1#0			23.25	-4	-6.15	17.10	0.051	3.00	Pass	
		RB1#13		23.23	-4	-6.15	17.08	0.051	3.00	Pass		
		RB1#24		23.16	-4	-6.15	17.01	0.050	3.00	Pass		
		RB12#0		22.17	-4	-6.15	16.02	0.040	3.00	Pass		
		RB12#6		22.16	-4	-6.15	16.01	0.040	3.00	Pass		
		RB12#13		22.1	-4	-6.15	15.95	0.039	3.00	Pass		
		RB25#0		22.1	-4	-6.15	15.95	0.039	3.00	Pass		
		MCH		QPSK	RB1#0	24	-4	-6.15	17.85	0.061	3.00	Pass
	RB1#13				24.01	-4	-6.15	17.86	0.061	3.00	Pass	
	RB1#24		23.94		-4	-6.15	17.79	0.060	3.00	Pass		
	RB12#0		23		-4	-6.15	16.85	0.048	3.00	Pass		
	RB12#6		23		-4	-6.15	16.85	0.048	3.00	Pass		
	RB12#13		23.02		-4	-6.15	16.87	0.049	3.00	Pass		
	RB25#0		22.96		-4	-6.15	16.81	0.048	3.00	Pass		
	16-QAM		RB1#0		23.56	-4	-6.15	17.41	0.055	3.00	Pass	
			RB1#13	23.57	-4	-6.15	17.42	0.055	3.00	Pass		
			RB1#24	23.53	-4	-6.15	17.38	0.055	3.00	Pass		
			RB12#0	22.15	-4	-6.15	16.00	0.040	3.00	Pass		
			RB12#6	22.17	-4	-6.15	16.02	0.040	3.00	Pass		
			RB12#13	22.18	-4	-6.15	16.03	0.040	3.00	Pass		
			RB25#0	22.05	-4	-6.15	15.90	0.039	3.00	Pass		
HCH			QPSK	RB1#0	24	-4	-6.15	17.85	0.061	3.00	Pass	
	RB1#13			23.99	-4	-6.15	17.84	0.061	3.00	Pass		
	RB1#24	23.9		-4	-6.15	17.75	0.060	3.00	Pass			
	RB12#0	22.96		-4	-6.15	16.81	0.048	3.00	Pass			
	RB12#6	23.02		-4	-6.15	16.87	0.049	3.00	Pass			
	RB12#13	22.99		-4	-6.15	16.84	0.048	3.00	Pass			
	RB25#0	22.96		-4	-6.15	16.81	0.048	3.00	Pass			
	16-QAM	RB1#0		23.2	-4	-6.15	17.05	0.051	3.00	Pass		

Test BW	Test Channel	Test Mode	Test RB (Size#Offset)	Conducted Output AV Power (dBm)	Antenna Gain (dBi)	Antenna Gain (dBd)	ERP (dBm)	ERP (W)	Limit (W)	Verdict	
LTE BAND12											
10 MHz		QAM	RB1#13	23.18	-4	-6.15	17.03	0.050	3.00	Pass	
			RB1#24	23.12	-4	-6.15	16.97	0.050	3.00	Pass	
			RB12#0	22.06	-4	-6.15	15.91	0.039	3.00	Pass	
			RB12#6	22.13	-4	-6.15	15.98	0.040	3.00	Pass	
			RB12#13	22.07	-4	-6.15	15.92	0.039	3.00	Pass	
			RB25#0	21.98	-4	-6.15	15.83	0.038	3.00	Pass	
	LCH	QPSK	RB1#0	24	-4	-6.15	17.85	0.061	3.00	Pass	
			RB1#25	23.94	-4	-6.15	17.79	0.060	3.00	Pass	
			RB1#49	23.93	-4	-6.15	17.78	0.060	3.00	Pass	
			RB25#0	23.01	-4	-6.15	16.86	0.049	3.00	Pass	
			RB25#13	23.09	-4	-6.15	16.94	0.049	3.00	Pass	
			RB25#25	23	-4	-6.15	16.85	0.048	3.00	Pass	
		16-QAM	RB50#0	23.07	-4	-6.15	16.92	0.049	3.00	Pass	
			RB1#0	23.11	-4	-6.15	16.96	0.050	3.00	Pass	
			RB1#25	22.82	-4	-6.15	16.67	0.046	3.00	Pass	
			RB1#49	22.81	-4	-6.15	16.66	0.046	3.00	Pass	
			RB25#0	22.06	-4	-6.15	15.91	0.039	3.00	Pass	
			RB25#13	22.13	-4	-6.15	15.98	0.040	3.00	Pass	
		MCH	QPSK	RB25#25	22.09	-4	-6.15	15.94	0.039	3.00	Pass
				RB50#0	22.08	-4	-6.15	15.93	0.039	3.00	Pass
				RB1#0	23.95	-4	-6.15	17.80	0.060	3.00	Pass
				RB1#25	23.86	-4	-6.15	17.71	0.059	3.00	Pass
				RB1#49	23.83	-4	-6.15	17.68	0.059	3.00	Pass
				RB25#0	22.99	-4	-6.15	16.84	0.048	3.00	Pass
	16-QAM		RB25#13	23	-4	-6.15	16.85	0.048	3.00	Pass	
			RB25#25	23.04	-4	-6.15	16.89	0.049	3.00	Pass	
			RB50#0	22.98	-4	-6.15	16.83	0.048	3.00	Pass	
RB1#0			23.51	-4	-6.15	17.36	0.054	3.00	Pass		
RB1#25			23.37	-4	-6.15	17.22	0.053	3.00	Pass		
RB1#49			23.32	-4	-6.15	17.17	0.052	3.00	Pass		
HCH	QPSK	RB25#0	22.1	-4	-6.15	15.95	0.039	3.00	Pass		
		RB25#13	22	-4	-6.15	15.85	0.038	3.00	Pass		
		RB25#25	22.1	-4	-6.15	15.95	0.039	3.00	Pass		
		RB50#0	22.03	-4	-6.15	15.88	0.039	3.00	Pass		
		RB1#0	24.01	-4	-6.15	17.86	0.061	3.00	Pass		
		RB1#25	23.96	-4	-6.15	17.81	0.060	3.00	Pass		
			RB1#49	23.85	-4	-6.15	17.70	0.059	3.00	Pass	
			RB25#0	23.05	-4	-6.15	16.90	0.049	3.00	Pass	
			RB25#13	23.07	-4	-6.15	16.92	0.049	3.00	Pass	
			RB25#25	23.02	-4	-6.15	16.87	0.049	3.00	Pass	

Test BW	Test Channel	Test Mode	Test RB (Size#Offset)	Conducted Output AV Power (dBm)	Antenna Gain (dBi)	Antenna Gain (dBd)	ERP (dBm)	ERP (W)	Limit (W)	Verdict
LTE BAND12										
			RB50#0	23.08	-4	-6.15	16.93	0.049	3.00	Pass
		16-QAM	RB1#0	23.11	-4	-6.15	16.96	0.050	3.00	Pass
			RB1#25	23	-4	-6.15	16.85	0.048	3.00	Pass
			RB1#49	22.93	-4	-6.15	16.78	0.048	3.00	Pass
			RB25#0	22.11	-4	-6.15	15.96	0.039	3.00	Pass
			RB25#13	22.22	-4	-6.15	16.07	0.040	3.00	Pass
			RB25#25	22.16	-4	-6.15	16.01	0.040	3.00	Pass
			RB50#0	22.14	-4	-6.15	15.99	0.040	3.00	Pass

Test BW	Test Channel	Test Mode	Test RB (Size#Offset)	Conducted Output AV Power (dBm)	Antenna Gain (dBi)	Antenna Gain (dBd)	ERP (dBm)	ERP (W)	Limit (W)	Verdict
LTE BAND17										
5 MHz	LCH	QPSK	RB1#0	24	-4	-6.15	17.85	0.061	3.00	Pass
			RB1#13	23.98	-4	-6.15	17.83	0.061	3.00	Pass
			RB1#24	23.85	-4	-6.15	17.70	0.059	3.00	Pass
			RB12#0	22.99	-4	-6.15	16.84	0.048	3.00	Pass
			RB12#6	23.04	-4	-6.15	16.89	0.049	3.00	Pass
			RB12#13	22.93	-4	-6.15	16.78	0.048	3.00	Pass
			RB25#0	23.06	-4	-6.15	16.91	0.049	3.00	Pass
		16-QAM	RB1#0	23.3	-4	-6.15	17.15	0.052	3.00	Pass
			RB1#13	23.22	-4	-6.15	17.07	0.051	3.00	Pass
			RB1#24	23.1	-4	-6.15	16.95	0.050	3.00	Pass
			RB12#0	22.11	-4	-6.15	15.96	0.039	3.00	Pass
			RB12#6	22.1	-4	-6.15	15.95	0.039	3.00	Pass
			RB12#13	22.04	-4	-6.15	15.89	0.039	3.00	Pass
			RB25#0	22.08	-4	-6.15	15.93	0.039	3.00	Pass
	MCH	QPSK	RB1#0	24.08	-4	-6.15	17.93	0.062	3.00	Pass
			RB1#13	24	-4	-6.15	17.85	0.061	3.00	Pass
			RB1#24	23.94	-4	-6.15	17.79	0.060	3.00	Pass
			RB12#0	23.09	-4	-6.15	16.94	0.049	3.00	Pass
			RB12#6	22.99	-4	-6.15	16.84	0.048	3.00	Pass
			RB12#13	22.98	-4	-6.15	16.83	0.048	3.00	Pass
			RB25#0	23.01	-4	-6.15	16.86	0.049	3.00	Pass
		16-QAM	RB1#0	23.68	-4	-6.15	17.53	0.057	3.00	Pass
			RB1#13	23.59	-4	-6.15	17.44	0.055	3.00	Pass
			RB1#24	23.48	-4	-6.15	17.33	0.054	3.00	Pass
			RB12#0	22.21	-4	-6.15	16.06	0.040	3.00	Pass
			RB12#6	22.15	-4	-6.15	16.00	0.040	3.00	Pass
			RB12#13	22.19	-4	-6.15	16.04	0.040	3.00	Pass
			RB25#0	22.05	-4	-6.15	15.90	0.039	3.00	Pass
	HCH	QPSK	RB1#0	24.08	-4	-6.15	17.93	0.062	3.00	Pass
			RB1#13	23.96	-4	-6.15	17.81	0.060	3.00	Pass
			RB1#24	23.91	-4	-6.15	17.76	0.060	3.00	Pass
			RB12#0	23.08	-4	-6.15	16.93	0.049	3.00	Pass
			RB12#6	23	-4	-6.15	16.85	0.048	3.00	Pass
			RB12#13	22.99	-4	-6.15	16.84	0.048	3.00	Pass
			RB25#0	23.02	-4	-6.15	16.87	0.049	3.00	Pass
		16-QAM	RB1#0	23.3	-4	-6.15	17.15	0.052	3.00	Pass
RB1#13			23.17	-4	-6.15	17.02	0.050	3.00	Pass	
RB1#24			23.1	-4	-6.15	16.95	0.050	3.00	Pass	
RB12#0			22.15	-4	-6.15	16.00	0.040	3.00	Pass	

Test BW	Test Channel	Test Mode	Test RB (Size#Offset)	Conducted Output AV Power (dBm)	Antenna Gain (dBi)	Antenna Gain (dBd)	ERP (dBm)	ERP (W)	Limit (W)	Verdict	
LTE BAND17											
10 MHz			RB12#6	22.03	-4	-6.15	15.88	0.039	3.00	Pass	
			RB12#13	22.04	-4	-6.15	15.89	0.039	3.00	Pass	
			RB25#0	21.96	-4	-6.15	15.81	0.038	3.00	Pass	
	LCH	QPSK	RB1#0	24	-4	-6.15	17.85	0.061	3.00	Pass	
			RB1#25	23.93	-4	-6.15	17.78	0.060	3.00	Pass	
			RB1#49	23.9	-4	-6.15	17.75	0.060	3.00	Pass	
			RB25#0	23.03	-4	-6.15	16.88	0.049	3.00	Pass	
			RB25#13	23.08	-4	-6.15	16.93	0.049	3.00	Pass	
			RB25#25	22.98	-4	-6.15	16.83	0.048	3.00	Pass	
		RB50#0	23	-4	-6.15	16.85	0.048	3.00	Pass		
		16-QAM	RB1#0	23.01	-4	-6.15	16.86	0.049	3.00	Pass	
			RB1#25	22.91	-4	-6.15	16.76	0.047	3.00	Pass	
			RB1#49	22.82	-4	-6.15	16.67	0.046	3.00	Pass	
			RB25#0	22.09	-4	-6.15	15.94	0.039	3.00	Pass	
			RB25#13	22.13	-4	-6.15	15.98	0.040	3.00	Pass	
			RB25#25	22.03	-4	-6.15	15.88	0.039	3.00	Pass	
		RB50#0	22.02	-4	-6.15	15.87	0.039	3.00	Pass		
		MCH	QPSK	RB1#0	23.91	-4	-6.15	17.76	0.060	3.00	Pass
				RB1#25	23.89	-4	-6.15	17.74	0.059	3.00	Pass
				RB1#49	23.77	-4	-6.15	17.62	0.058	3.00	Pass
				RB25#0	23.01	-4	-6.15	16.86	0.049	3.00	Pass
	RB25#13			23.03	-4	-6.15	16.88	0.049	3.00	Pass	
	RB25#25			22.98	-4	-6.15	16.83	0.048	3.00	Pass	
	RB50#0		22.97	-4	-6.15	16.82	0.048	3.00	Pass		
	16-QAM		RB1#0	23.41	-4	-6.15	17.26	0.053	3.00	Pass	
			RB1#25	23.4	-4	-6.15	17.25	0.053	3.00	Pass	
			RB1#49	23.29	-4	-6.15	17.14	0.052	3.00	Pass	
			RB25#0	22.11	-4	-6.15	15.96	0.039	3.00	Pass	
			RB25#13	21.97	-4	-6.15	15.82	0.038	3.00	Pass	
		RB25#25	22.08	-4	-6.15	15.93	0.039	3.00	Pass		
RB50#0	22.05	-4	-6.15	15.90	0.039	3.00	Pass				
HCH	QPSK	RB1#0	23.99	-4	-6.15	17.84	0.061	3.00	Pass		
		RB1#25	23.92	-4	-6.15	17.77	0.060	3.00	Pass		
		RB1#49	23.86	-4	-6.15	17.71	0.059	3.00	Pass		
		RB25#0	23.07	-4	-6.15	16.92	0.049	3.00	Pass		
		RB25#13	23.1	-4	-6.15	16.95	0.050	3.00	Pass		
		RB25#25	23.03	-4	-6.15	16.88	0.049	3.00	Pass		
		RB50#0	23.02	-4	-6.15	16.87	0.049	3.00	Pass		
	16-QAM	RB1#0	23.12	-4	-6.15	16.97	0.050	3.00	Pass		
RB1#25	23.04	-4	-6.15	16.89	0.049	3.00	Pass				

Test BW	Test Channel	Test Mode	Test RB (Size#Offset)	Conducted Output AV Power (dBm)	Antenna Gain (dBi)	Antenna Gain (dBd)	ERP (dBm)	ERP (W)	Limit (W)	Verdict
LTE BAND17										
			RB1#49	22.93	-4	-6.15	16.78	0.048	3.00	Pass
			RB25#0	22.15	-4	-6.15	16.00	0.040	3.00	Pass
			RB25#13	22.21	-4	-6.15	16.06	0.040	3.00	Pass
			RB25#25	22.11	-4	-6.15	15.96	0.039	3.00	Pass
			RB50#0	22.05	-4	-6.15	15.90	0.039	3.00	Pass

Test BW	Test Channel	Test Mode	Test RB (Size#Offset)	Conducted Output AV Power (dBm)	Antenna Gain (dBi)	Antenna Gain (dBd)	ERP (dBm)	ERP (W)	Limit (W)	Verdict
LTE BAND26 (Part22)										
1.4 MHz	LCH	QPSK	RB1#0	23.92	-3.7	-5.85	18.07	0.064	7.00	Pass
			RB1#3	24.04	-3.7	-5.85	18.19	0.066	7.00	Pass
			RB1#5	23.94	-3.7	-5.85	18.09	0.064	7.00	Pass
			RB3#0	23.97	-3.7	-5.85	18.12	0.065	7.00	Pass
			RB3#2	24.03	-3.7	-5.85	18.18	0.066	7.00	Pass
			RB3#3	24.02	-3.7	-5.85	18.17	0.066	7.00	Pass
			RB6#0	23.06	-3.7	-5.85	17.21	0.053	7.00	Pass
		16-QAM	RB1#0	23.17	-3.7	-5.85	17.32	0.054	7.00	Pass
			RB1#3	23.24	-3.7	-5.85	17.39	0.055	7.00	Pass
			RB1#5	23.2	-3.7	-5.85	17.35	0.054	7.00	Pass
			RB3#0	23.11	-3.7	-5.85	17.26	0.053	7.00	Pass
			RB3#2	23.12	-3.7	-5.85	17.27	0.053	7.00	Pass
			RB3#3	23.11	-3.7	-5.85	17.26	0.053	7.00	Pass
			RB6#0	22.19	-3.7	-5.85	16.34	0.043	7.00	Pass
	MCH	QPSK	RB1#0	23.86	-3.7	-5.85	18.01	0.063	7.00	Pass
			RB1#3	23.86	-3.7	-5.85	18.01	0.063	7.00	Pass
			RB1#5	23.88	-3.7	-5.85	18.03	0.064	7.00	Pass
			RB3#0	23.87	-3.7	-5.85	18.02	0.063	7.00	Pass
			RB3#2	23.94	-3.7	-5.85	18.09	0.064	7.00	Pass
			RB3#3	23.86	-3.7	-5.85	18.01	0.063	7.00	Pass
			RB6#0	22.95	-3.7	-5.85	17.10	0.051	7.00	Pass
		16-QAM	RB1#0	23.37	-3.7	-5.85	17.52	0.056	7.00	Pass
			RB1#3	23.4	-3.7	-5.85	17.55	0.057	7.00	Pass
			RB1#5	23.35	-3.7	-5.85	17.50	0.056	7.00	Pass
			RB3#0	23.16	-3.7	-5.85	17.31	0.054	7.00	Pass
			RB3#2	23.18	-3.7	-5.85	17.33	0.054	7.00	Pass
			RB3#3	23.13	-3.7	-5.85	17.28	0.053	7.00	Pass
			RB6#0	21.87	-3.7	-5.85	16.02	0.040	7.00	Pass
	HCH	QPSK	RB1#0	23.73	-3.7	-5.85	17.88	0.061	7.00	Pass
			RB1#3	23.8	-3.7	-5.85	17.95	0.062	7.00	Pass
			RB1#5	23.71	-3.7	-5.85	17.86	0.061	7.00	Pass
			RB3#0	23.74	-3.7	-5.85	17.89	0.062	7.00	Pass
			RB3#2	23.8	-3.7	-5.85	17.95	0.062	7.00	Pass
			RB3#3	23.74	-3.7	-5.85	17.89	0.062	7.00	Pass
			RB6#0	22.75	-3.7	-5.85	16.90	0.049	7.00	Pass
		16-QAM	RB1#0	22.76	-3.7	-5.85	16.91	0.049	7.00	Pass
RB1#3			22.88	-3.7	-5.85	17.03	0.050	7.00	Pass	
RB1#5			22.8	-3.7	-5.85	16.95	0.050	7.00	Pass	
RB3#0			23	-3.7	-5.85	17.15	0.052	7.00	Pass	

Test BW	Test Channel	Test Mode	Test RB (Size#Offset)	Conducted Output AV Power (dBm)	Antenna Gain (dBi)	Antenna Gain (dBd)	ERP (dBm)	ERP (W)	Limit (W)	Verdict		
LTE BAND26 (Part22)												
3 MHz	LCH	QPSK	RB3#2	22.98	-3.7	-5.85	17.13	0.052	7.00	Pass		
			RB3#3	23	-3.7	-5.85	17.15	0.052	7.00	Pass		
			RB6#0	21.97	-3.7	-5.85	16.12	0.041	7.00	Pass		
	MCH	QPSK	RB1#0	24.02	-3.7	-5.85	18.17	0.066	7.00	Pass		
			RB1#7	24.1	-3.7	-5.85	18.25	0.067	7.00	Pass		
			RB1#14	24.04	-3.7	-5.85	18.19	0.066	7.00	Pass		
			RB8#0	23.12	-3.7	-5.85	17.27	0.053	7.00	Pass		
			RB8#4	23.17	-3.7	-5.85	17.32	0.054	7.00	Pass		
			RB8#7	23.14	-3.7	-5.85	17.29	0.054	7.00	Pass		
			RB15#0	23.12	-3.7	-5.85	17.27	0.053	7.00	Pass		
			16-QAM	RB1#0	22.97	-3.7	-5.85	17.12	0.052	7.00	Pass	
				RB1#7	23.07	-3.7	-5.85	17.22	0.053	7.00	Pass	
		RB1#14		23.02	-3.7	-5.85	17.17	0.052	7.00	Pass		
		RB8#0		22.23	-3.7	-5.85	16.38	0.043	7.00	Pass		
		RB8#4		22.27	-3.7	-5.85	16.42	0.044	7.00	Pass		
		RB8#7		22.22	-3.7	-5.85	16.37	0.043	7.00	Pass		
		RB15#0		22.14	-3.7	-5.85	16.29	0.043	7.00	Pass		
		HCH		QPSK	RB1#0	24.04	-3.7	-5.85	18.19	0.066	7.00	Pass
					RB1#7	24	-3.7	-5.85	18.15	0.065	7.00	Pass
			RB1#14		24	-3.7	-5.85	18.15	0.065	7.00	Pass	
			RB8#0		23.07	-3.7	-5.85	17.22	0.053	7.00	Pass	
	RB8#4		23.05		-3.7	-5.85	17.20	0.052	7.00	Pass		
	RB8#7		23.08		-3.7	-5.85	17.23	0.053	7.00	Pass		
	RB15#0		23.05		-3.7	-5.85	17.20	0.052	7.00	Pass		
	16-QAM		RB1#0		23.52	-3.7	-5.85	17.67	0.058	7.00	Pass	
			RB1#7		23.49	-3.7	-5.85	17.64	0.058	7.00	Pass	
			RB1#14	23.38	-3.7	-5.85	17.53	0.057	7.00	Pass		
			RB8#0	22.03	-3.7	-5.85	16.18	0.041	7.00	Pass		
			RB8#4	22.11	-3.7	-5.85	16.26	0.042	7.00	Pass		
			RB8#7	22.06	-3.7	-5.85	16.21	0.042	7.00	Pass		
			RB15#0	22.09	-3.7	-5.85	16.24	0.042	7.00	Pass		
			QPSK	RB1#0	23.88	-3.7	-5.85	18.03	0.064	7.00	Pass	
				RB1#7	23.9	-3.7	-5.85	18.05	0.064	7.00	Pass	
	RB1#14			23.83	-3.7	-5.85	17.98	0.063	7.00	Pass		
	RB8#0			22.88	-3.7	-5.85	17.03	0.050	7.00	Pass		
	RB8#4	22.94		-3.7	-5.85	17.09	0.051	7.00	Pass			
RB8#7	22.86	-3.7		-5.85	17.01	0.050	7.00	Pass				
RB15#0	22.95	-3.7		-5.85	17.10	0.051	7.00	Pass				
16-QAM	RB1#0	22.97		-3.7	-5.85	17.12	0.052	7.00	Pass			
	RB1#7	22.97		-3.7	-5.85	17.12	0.052	7.00	Pass			

Test BW	Test Channel	Test Mode	Test RB (Size#Offset)	Conducted Output AV Power (dBm)	Antenna Gain (dBi)	Antenna Gain (dBd)	ERP (dBm)	ERP (W)	Limit (W)	Verdict
LTE BAND26 (Part22)										
5 MHz			RB1#14	22.89	-3.7	-5.85	17.04	0.051	7.00	Pass
			RB8#0	22.02	-3.7	-5.85	16.17	0.041	7.00	Pass
			RB8#4	21.99	-3.7	-5.85	16.14	0.041	7.00	Pass
			RB8#7	21.87	-3.7	-5.85	16.02	0.040	7.00	Pass
			RB15#0	21.92	-3.7	-5.85	16.07	0.040	7.00	Pass
	LCH	QPSK	RB1#0	24.08	-3.7	-5.85	18.23	0.067	7.00	Pass
			RB1#13	24.11	-3.7	-5.85	18.26	0.067	7.00	Pass
			RB1#24	24.02	-3.7	-5.85	18.17	0.066	7.00	Pass
			RB12#0	23.05	-3.7	-5.85	17.20	0.052	7.00	Pass
			RB12#6	23.16	-3.7	-5.85	17.31	0.054	7.00	Pass
			RB12#13	23.11	-3.7	-5.85	17.26	0.053	7.00	Pass
			RB25#0	23.11	-3.7	-5.85	17.26	0.053	7.00	Pass
		16-QAM	RB1#0	23.32	-3.7	-5.85	17.47	0.056	7.00	Pass
			RB1#13	23.33	-3.7	-5.85	17.48	0.056	7.00	Pass
			RB1#24	23.24	-3.7	-5.85	17.39	0.055	7.00	Pass
			RB12#0	22.15	-3.7	-5.85	16.30	0.043	7.00	Pass
			RB12#6	22.26	-3.7	-5.85	16.41	0.044	7.00	Pass
			RB12#13	22.18	-3.7	-5.85	16.33	0.043	7.00	Pass
	MCH	QPSK	RB1#0	24.04	-3.7	-5.85	18.19	0.066	7.00	Pass
			RB1#13	24	-3.7	-5.85	18.15	0.065	7.00	Pass
			RB1#24	23.95	-3.7	-5.85	18.10	0.065	7.00	Pass
			RB12#0	23.08	-3.7	-5.85	17.23	0.053	7.00	Pass
			RB12#6	23.09	-3.7	-5.85	17.24	0.053	7.00	Pass
			RB12#13	23.02	-3.7	-5.85	17.17	0.052	7.00	Pass
			RB25#0	23.02	-3.7	-5.85	17.17	0.052	7.00	Pass
		16-QAM	RB1#0	23.59	-3.7	-5.85	17.74	0.059	7.00	Pass
			RB1#13	23.59	-3.7	-5.85	17.74	0.059	7.00	Pass
			RB1#24	23.53	-3.7	-5.85	17.68	0.059	7.00	Pass
RB12#0			22.26	-3.7	-5.85	16.41	0.044	7.00	Pass	
RB12#6			22.24	-3.7	-5.85	16.39	0.044	7.00	Pass	
RB12#13			22.21	-3.7	-5.85	16.36	0.043	7.00	Pass	
RB25#0			22.12	-3.7	-5.85	16.27	0.042	7.00	Pass	
HCH	QPSK	RB1#0	23.89	-3.7	-5.85	18.04	0.064	7.00	Pass	
		RB1#13	23.9	-3.7	-5.85	18.05	0.064	7.00	Pass	
		RB1#24	23.8	-3.7	-5.85	17.95	0.062	7.00	Pass	
		RB12#0	22.9	-3.7	-5.85	17.05	0.051	7.00	Pass	
		RB12#6	22.92	-3.7	-5.85	17.07	0.051	7.00	Pass	
		RB12#13	22.92	-3.7	-5.85	17.07	0.051	7.00	Pass	
		RB25#0	22.92	-3.7	-5.85	17.07	0.051	7.00	Pass	

Test BW	Test Channel	Test Mode	Test RB (Size#Offset)	Conducted Output AV Power (dBm)	Antenna Gain (dBi)	Antenna Gain (dBd)	ERP (dBm)	ERP (W)	Limit (W)	Verdict
LTE BAND26 (Part22)										
10 MHz	LCH	16-QAM	RB1#0	23.08	-3.7	-5.85	17.23	0.053	7.00	Pass
			RB1#13	23.06	-3.7	-5.85	17.21	0.053	7.00	Pass
			RB1#24	22.99	-3.7	-5.85	17.14	0.052	7.00	Pass
			RB12#0	21.99	-3.7	-5.85	16.14	0.041	7.00	Pass
			RB12#6	21.98	-3.7	-5.85	16.13	0.041	7.00	Pass
			RB12#13	21.98	-3.7	-5.85	16.13	0.041	7.00	Pass
			RB25#0	21.87	-3.7	-5.85	16.02	0.040	7.00	Pass
	MCH	QPSK	RB1#0	24.09	-3.7	-5.85	18.24	0.067	7.00	Pass
			RB1#25	24.06	-3.7	-5.85	18.21	0.066	7.00	Pass
			RB1#49	23.97	-3.7	-5.85	18.12	0.065	7.00	Pass
			RB25#0	23.1	-3.7	-5.85	17.25	0.053	7.00	Pass
			RB25#13	23.15	-3.7	-5.85	17.30	0.054	7.00	Pass
			RB25#25	23.14	-3.7	-5.85	17.29	0.054	7.00	Pass
			RB50#0	23.18	-3.7	-5.85	17.33	0.054	7.00	Pass
		16-QAM	RB1#0	23.07	-3.7	-5.85	17.22	0.053	7.00	Pass
			RB1#25	22.96	-3.7	-5.85	17.11	0.051	7.00	Pass
			RB1#49	22.94	-3.7	-5.85	17.09	0.051	7.00	Pass
			RB25#0	22.16	-3.7	-5.85	16.31	0.043	7.00	Pass
			RB25#13	22.2	-3.7	-5.85	16.35	0.043	7.00	Pass
			RB25#25	22.18	-3.7	-5.85	16.33	0.043	7.00	Pass
			RB50#0	22.18	-3.7	-5.85	16.33	0.043	7.00	Pass
	HCH	QPSK	RB1#0	24.02	-3.7	-5.85	18.17	0.066	7.00	Pass
			RB1#25	23.95	-3.7	-5.85	18.10	0.065	7.00	Pass
			RB1#49	23.81	-3.7	-5.85	17.96	0.063	7.00	Pass
			RB25#0	23.04	-3.7	-5.85	17.19	0.052	7.00	Pass
			RB25#13	23.07	-3.7	-5.85	17.22	0.053	7.00	Pass
			RB25#25	23.02	-3.7	-5.85	17.17	0.052	7.00	Pass
			RB50#0	23.1	-3.7	-5.85	17.25	0.053	7.00	Pass
16-QAM		RB1#0	23.39	-3.7	-5.85	17.54	0.057	7.00	Pass	
		RB1#25	23.42	-3.7	-5.85	17.57	0.057	7.00	Pass	
		RB1#49	23.36	-3.7	-5.85	17.51	0.056	7.00	Pass	
		RB25#0	22.12	-3.7	-5.85	16.27	0.042	7.00	Pass	
		RB25#13	22.11	-3.7	-5.85	16.26	0.042	7.00	Pass	
		RB25#25	22.1	-3.7	-5.85	16.25	0.042	7.00	Pass	
		RB50#0	22.13	-3.7	-5.85	16.28	0.042	7.00	Pass	
		QPSK	RB1#0	23.95	-3.7	-5.85	18.10	0.065	7.00	Pass
RB1#25	23.86		-3.7	-5.85	18.01	0.063	7.00	Pass		
RB1#49	23.78		-3.7	-5.85	17.93	0.062	7.00	Pass		
RB25#0	22.99		-3.7	-5.85	17.14	0.052	7.00	Pass		
RB25#13	22.98		-3.7	-5.85	17.13	0.052	7.00	Pass		

Test BW	Test Channel	Test Mode	Test RB (Size#Offset)	Conducted Output AV Power (dBm)	Antenna Gain (dBi)	Antenna Gain (dBd)	ERP (dBm)	ERP (W)	Limit (W)	Verdict
LTE BAND26 (Part22)										
		16-QAM	RB25#25	22.95	-3.7	-5.85	17.10	0.051	7.00	Pass
			RB50#0	22.91	-3.7	-5.85	17.06	0.051	7.00	Pass
			RB1#0	23.01	-3.7	-5.85	17.16	0.052	7.00	Pass
			RB1#25	22.94	-3.7	-5.85	17.09	0.051	7.00	Pass
			RB1#49	22.86	-3.7	-5.85	17.01	0.050	7.00	Pass
			RB25#0	22.05	-3.7	-5.85	16.20	0.042	7.00	Pass
			RB25#13	22.08	-3.7	-5.85	16.23	0.042	7.00	Pass
			RB25#25	22.05	-3.7	-5.85	16.20	0.042	7.00	Pass
			RB50#0	21.97	-3.7	-5.85	16.12	0.041	7.00	Pass
15 MHz	LCH	QPSK	RB1#0	23.96	-3.7	-5.85	18.11	0.065	7.00	Pass
			RB1#38	23.9	-3.7	-5.85	18.05	0.064	7.00	Pass
			RB1#74	23.76	-3.7	-5.85	17.91	0.062	7.00	Pass
			RB36#0	23.01	-3.7	-5.85	17.16	0.052	7.00	Pass
			RB36#19	22.92	-3.7	-5.85	17.07	0.051	7.00	Pass
			RB36#39	22.97	-3.7	-5.85	17.12	0.052	7.00	Pass
		RB75#0	22.93	-3.7	-5.85	17.08	0.051	7.00	Pass	
		16-QAM	RB1#0	22.93	-3.7	-5.85	17.08	0.051	7.00	Pass
			RB1#38	22.83	-3.7	-5.85	16.98	0.050	7.00	Pass
			RB1#74	22.75	-3.7	-5.85	16.90	0.049	7.00	Pass
			RB36#0	22.06	-3.7	-5.85	16.21	0.042	7.00	Pass
			RB36#19	21.95	-3.7	-5.85	16.10	0.041	7.00	Pass
	RB36#39		22	-3.7	-5.85	16.15	0.041	7.00	Pass	
	RB75#0	21.98	-3.7	-5.85	16.13	0.041	7.00	Pass		
	MCH	QPSK	RB1#0	23.96	-3.7	-5.85	18.11	0.065	7.00	Pass
			RB1#38	23.84	-3.7	-5.85	17.99	0.063	7.00	Pass
			RB1#74	23.66	-3.7	-5.85	17.81	0.060	7.00	Pass
			RB36#0	22.95	-3.7	-5.85	17.10	0.051	7.00	Pass
			RB36#19	22.94	-3.7	-5.85	17.09	0.051	7.00	Pass
			RB36#39	22.92	-3.7	-5.85	17.07	0.051	7.00	Pass
		RB75#0	22.91	-3.7	-5.85	17.06	0.051	7.00	Pass	
		16-QAM	RB1#0	23.39	-3.7	-5.85	17.54	0.057	7.00	Pass
			RB1#38	23.1	-3.7	-5.85	17.25	0.053	7.00	Pass
			RB1#74	23.18	-3.7	-5.85	17.33	0.054	7.00	Pass
RB36#0			22	-3.7	-5.85	16.15	0.041	7.00	Pass	
RB36#19			21.98	-3.7	-5.85	16.13	0.041	7.00	Pass	
RB36#39	21.97		-3.7	-5.85	16.12	0.041	7.00	Pass		
RB75#0	22	-3.7	-5.85	16.15	0.041	7.00	Pass			
HCH	QPSK	RB1#0	23.87	-3.7	-5.85	18.02	0.063	7.00	Pass	
		RB1#38	23.76	-3.7	-5.85	17.91	0.062	7.00	Pass	
		RB1#74	23.63	-3.7	-5.85	17.78	0.060	7.00	Pass	

Test BW	Test Channel	Test Mode	Test RB (Size#Offset)	Conducted Output AV Power (dBm)	Antenna Gain (dBi)	Antenna Gain (dBd)	ERP (dBm)	ERP (W)	Limit (W)	Verdict
LTE BAND26 (Part22)										
			RB36#0	22.88	-3.7	-5.85	17.03	0.050	7.00	Pass
			RB36#19	22.88	-3.7	-5.85	17.03	0.050	7.00	Pass
			RB36#39	22.84	-3.7	-5.85	16.99	0.050	7.00	Pass
			RB75#0	22.87	-3.7	-5.85	17.02	0.050	7.00	Pass
		16-QAM	RB1#0	23.34	-3.7	-5.85	17.49	0.056	7.00	Pass
			RB1#38	23.16	-3.7	-5.85	17.31	0.054	7.00	Pass
			RB1#74	23.12	-3.7	-5.85	17.27	0.053	7.00	Pass
			RB36#0	21.82	-3.7	-5.85	15.97	0.040	7.00	Pass
			RB36#19	21.86	-3.7	-5.85	16.01	0.040	7.00	Pass
			RB36#39	21.81	-3.7	-5.85	15.96	0.039	7.00	Pass
			RB75#0	21.88	-3.7	-5.85	16.03	0.040	7.00	Pass

Test BW	Test Channel	Test Mode	Test RB (Size#Offset)	Conducted Output AV Power (dBm)	Antenna Gain (dBi)	Antenna Gain (dBd)	ERP (dBm)	ERP (W)	Limit (W)	Verdict
LTE BAND26 (Part90)										
1.4 MHz	LCH	QPSK	RB1#0	23.97	-3.7	-5.85	18.12	0.065	100.0	Pass
			RB1#3	23.99	-3.7	-5.85	18.14	0.065	100.0	Pass
			RB1#5	23.83	-3.7	-5.85	17.98	0.063	100.0	Pass
			RB3#0	23.99	-3.7	-5.85	18.14	0.065	100.0	Pass
			RB3#2	23.98	-3.7	-5.85	18.13	0.065	100.0	Pass
			RB3#3	23.86	-3.7	-5.85	18.01	0.063	100.0	Pass
			RB6#0	23.09	-3.7	-5.85	17.24	0.053	100.0	Pass
		16-QAM	RB1#0	23.15	-3.7	-5.85	17.30	0.054	100.0	Pass
			RB1#3	23.09	-3.7	-5.85	17.24	0.053	100.0	Pass
			RB1#5	22.96	-3.7	-5.85	17.11	0.051	100.0	Pass
			RB3#0	23.14	-3.7	-5.85	17.29	0.054	100.0	Pass
			RB3#2	23.19	-3.7	-5.85	17.34	0.054	100.0	Pass
			RB3#3	23.07	-3.7	-5.85	17.22	0.053	100.0	Pass
			RB6#0	22.24	-3.7	-5.85	16.39	0.044	100.0	Pass
	MCH	QPSK	RB1#0	23.94	-3.7	-5.85	18.09	0.064	100.0	Pass
			RB1#3	23.99	-3.7	-5.85	18.14	0.065	100.0	Pass
			RB1#5	24	-3.7	-5.85	18.15	0.065	100.0	Pass
			RB3#0	23.97	-3.7	-5.85	18.12	0.065	100.0	Pass
			RB3#2	24.04	-3.7	-5.85	18.19	0.066	100.0	Pass
			RB3#3	23.97	-3.7	-5.85	18.12	0.065	100.0	Pass
			RB6#0	23.05	-3.7	-5.85	17.20	0.052	100.0	Pass
		16-QAM	RB1#0	23.52	-3.7	-5.85	17.67	0.058	100.0	Pass
			RB1#3	23.48	-3.7	-5.85	17.63	0.058	100.0	Pass
			RB1#5	23.4	-3.7	-5.85	17.55	0.057	100.0	Pass
			RB3#0	23.25	-3.7	-5.85	17.40	0.055	100.0	Pass
			RB3#2	23.23	-3.7	-5.85	17.38	0.055	100.0	Pass
			RB3#3	23.23	-3.7	-5.85	17.38	0.055	100.0	Pass
			RB6#0	21.92	-3.7	-5.85	16.07	0.040	100.0	Pass
	HCH	QPSK	RB1#0	23.95	-3.7	-5.85	18.10	0.065	100.0	Pass
			RB1#3	24.05	-3.7	-5.85	18.20	0.066	100.0	Pass
			RB1#5	23.96	-3.7	-5.85	18.11	0.065	100.0	Pass
			RB3#0	24	-3.7	-5.85	18.15	0.065	100.0	Pass
			RB3#2	24.04	-3.7	-5.85	18.19	0.066	100.0	Pass
			RB3#3	23.99	-3.7	-5.85	18.14	0.065	100.0	Pass
			RB6#0	23.01	-3.7	-5.85	17.16	0.052	100.0	Pass
		16-QAM	RB1#0	23	-3.7	-5.85	17.15	0.052	100.0	Pass
RB1#3			23.11	-3.7	-5.85	17.26	0.053	100.0	Pass	
RB1#5			23.01	-3.7	-5.85	17.16	0.052	100.0	Pass	
RB3#0			23.25	-3.7	-5.85	17.40	0.055	100.0	Pass	
			RB3#2	23.3	-3.7	-5.85	17.45	0.056	100.0	Pass

Test BW	Test Channel	Test Mode	Test RB (Size#Offset)	Conducted Output AV Power (dBm)	Antenna Gain (dBi)	Antenna Gain (dBd)	ERP (dBm)	ERP (W)	Limit (W)	Verdict	
LTE BAND26 (Part90)											
3 MHz			RB3#3	23.23	-3.7	-5.85	17.38	0.055	100.0	Pass	
			RB6#0	22.18	-3.7	-5.85	16.33	0.043	100.0	Pass	
	LCH	QPSK	RB1#0	24.13	-3.7	-5.85	18.28	0.067	100.0	Pass	
			RB1#7	23.88	-3.7	-5.85	18.03	0.064	100.0	Pass	
			RB1#14	23.76	-3.7	-5.85	17.91	0.062	100.0	Pass	
			RB8#0	23.19	-3.7	-5.85	17.34	0.054	100.0	Pass	
			RB8#4	23.03	-3.7	-5.85	17.18	0.052	100.0	Pass	
			RB8#7	23.06	-3.7	-5.85	17.21	0.053	100.0	Pass	
			RB15#0	22.9	-3.7	-5.85	17.05	0.051	100.0	Pass	
			16-QAM	RB1#0	22.84	-3.7	-5.85	16.99	0.050	100.0	Pass
		RB1#7		22.56	-3.7	-5.85	16.71	0.047	100.0	Pass	
		RB1#14		22.43	-3.7	-5.85	16.58	0.045	100.0	Pass	
		RB8#0		22.29	-3.7	-5.85	16.44	0.044	100.0	Pass	
		RB8#4		22.31	-3.7	-5.85	16.46	0.044	100.0	Pass	
		RB8#7		22.28	-3.7	-5.85	16.43	0.044	100.0	Pass	
		RB15#0		22.23	-3.7	-5.85	16.38	0.043	100.0	Pass	
		MCH		QPSK	RB1#0	24.13	-3.7	-5.85	18.28	0.067	100.0
			RB1#7		24.13	-3.7	-5.85	18.28	0.067	100.0	Pass
			RB1#14		24.07	-3.7	-5.85	18.22	0.066	100.0	Pass
			RB8#0		23.16	-3.7	-5.85	17.31	0.054	100.0	Pass
			RB8#4		23.14	-3.7	-5.85	17.29	0.054	100.0	Pass
			RB8#7		23.13	-3.7	-5.85	17.28	0.053	100.0	Pass
			RB15#0		23.13	-3.7	-5.85	17.28	0.053	100.0	Pass
			16-QAM	RB1#0	23.45	-3.7	-5.85	17.60	0.058	100.0	Pass
				RB1#7	23.57	-3.7	-5.85	17.72	0.059	100.0	Pass
				RB1#14	23.49	-3.7	-5.85	17.64	0.058	100.0	Pass
	RB8#0			22.15	-3.7	-5.85	16.30	0.043	100.0	Pass	
	RB8#4			22.24	-3.7	-5.85	16.39	0.044	100.0	Pass	
	RB8#7			22.16	-3.7	-5.85	16.31	0.043	100.0	Pass	
	RB15#0			22.15	-3.7	-5.85	16.30	0.043	100.0	Pass	
	HCH	QPSK	RB1#0	24.08	-3.7	-5.85	18.23	0.067	100.0	Pass	
			RB1#7	24.1	-3.7	-5.85	18.25	0.067	100.0	Pass	
			RB1#14	24.04	-3.7	-5.85	18.19	0.066	100.0	Pass	
			RB8#0	23.04	-3.7	-5.85	17.19	0.052	100.0	Pass	
			RB8#4	23.15	-3.7	-5.85	17.30	0.054	100.0	Pass	
			RB8#7	23.08	-3.7	-5.85	17.23	0.053	100.0	Pass	
RB15#0			23.1	-3.7	-5.85	17.25	0.053	100.0	Pass		
16-QAM		RB1#0	23.18	-3.7	-5.85	17.33	0.054	100.0	Pass		
		RB1#7	23.25	-3.7	-5.85	17.40	0.055	100.0	Pass		
		RB1#14	23.13	-3.7	-5.85	17.28	0.053	100.0	Pass		

Test BW	Test Channel	Test Mode	Test RB (Size#Offset)	Conducted Output AV Power (dBm)	Antenna Gain (dBi)	Antenna Gain (dBd)	ERP (dBm)	ERP (W)	Limit (W)	Verdict
LTE BAND26 (Part90)										
5 MHz			RB8#0	22.09	-3.7	-5.85	16.24	0.042	100.0	Pass
			RB8#4	22.18	-3.7	-5.85	16.33	0.043	100.0	Pass
			RB8#7	22.1	-3.7	-5.85	16.25	0.042	100.0	Pass
			RB15#0	22.08	-3.7	-5.85	16.23	0.042	100.0	Pass
	LCH	QPSK	RB1#0	24.17	-3.7	-5.85	18.32	0.068	100.0	Pass
			RB1#13	23.88	-3.7	-5.85	18.03	0.064	100.0	Pass
			RB1#24	24.03	-3.7	-5.85	18.18	0.066	100.0	Pass
			RB12#0	23.14	-3.7	-5.85	17.29	0.054	100.0	Pass
			RB12#6	23.02	-3.7	-5.85	17.17	0.052	100.0	Pass
			RB12#13	23.13	-3.7	-5.85	17.28	0.053	100.0	Pass
			RB25#0	22.47	-3.7	-5.85	16.62	0.046	100.0	Pass
		16-QAM	RB1#0	22.8	-3.7	-5.85	16.95	0.050	100.0	Pass
			RB1#13	22.38	-3.7	-5.85	16.53	0.045	100.0	Pass
			RB1#24	22.53	-3.7	-5.85	16.68	0.047	100.0	Pass
			RB12#0	22.19	-3.7	-5.85	16.34	0.043	100.0	Pass
			RB12#6	22.28	-3.7	-5.85	16.43	0.044	100.0	Pass
			RB12#13	22.24	-3.7	-5.85	16.39	0.044	100.0	Pass
			RB25#0	22.23	-3.7	-5.85	16.38	0.043	100.0	Pass
	MCH	QPSK	RB1#0	24.08	-3.7	-5.85	18.23	0.067	100.0	Pass
			RB1#13	24.12	-3.7	-5.85	18.27	0.067	100.0	Pass
			RB1#24	24.02	-3.7	-5.85	18.17	0.066	100.0	Pass
			RB12#0	23.15	-3.7	-5.85	17.30	0.054	100.0	Pass
			RB12#6	23.13	-3.7	-5.85	17.28	0.053	100.0	Pass
			RB12#13	23.14	-3.7	-5.85	17.29	0.054	100.0	Pass
			RB25#0	23.16	-3.7	-5.85	17.31	0.054	100.0	Pass
		16-QAM	RB1#0	23.47	-3.7	-5.85	17.62	0.058	100.0	Pass
			RB1#13	23.65	-3.7	-5.85	17.80	0.060	100.0	Pass
			RB1#24	23.63	-3.7	-5.85	17.78	0.060	100.0	Pass
			RB12#0	22.3	-3.7	-5.85	16.45	0.044	100.0	Pass
			RB12#6	22.32	-3.7	-5.85	16.47	0.044	100.0	Pass
			RB12#13	22.28	-3.7	-5.85	16.43	0.044	100.0	Pass
RB25#0			22.22	-3.7	-5.85	16.37	0.043	100.0	Pass	
HCH	QPSK	RB1#0	24.08	-3.7	-5.85	18.23	0.067	100.0	Pass	
		RB1#13	24.1	-3.7	-5.85	18.25	0.067	100.0	Pass	
		RB1#24	24.07	-3.7	-5.85	18.22	0.066	100.0	Pass	
		RB12#0	23.1	-3.7	-5.85	17.25	0.053	100.0	Pass	
		RB12#6	23.15	-3.7	-5.85	17.30	0.054	100.0	Pass	
		RB12#13	23.13	-3.7	-5.85	17.28	0.053	100.0	Pass	
		RB25#0	23.11	-3.7	-5.85	17.26	0.053	100.0	Pass	
	16-	RB1#0	23.25	-3.7	-5.85	17.40	0.055	100.0	Pass	

Test BW	Test Channel	Test Mode	Test RB (Size#Offset)	Conducted Output AV Power (dBm)	Antenna Gain (dBi)	Antenna Gain (dBd)	ERP (dBm)	ERP (W)	Limit (W)	Verdict	
LTE BAND26 (Part90)											
10 MHz	MCH	QAM	RB1#13	23.33	-3.7	-5.85	17.48	0.056	100.0	Pass	
			RB1#24	23.27	-3.7	-5.85	17.42	0.055	100.0	Pass	
			RB12#0	22.17	-3.7	-5.85	16.32	0.043	100.0	Pass	
			RB12#6	22.19	-3.7	-5.85	16.34	0.043	100.0	Pass	
			RB12#13	22.21	-3.7	-5.85	16.36	0.043	100.0	Pass	
			RB25#0	22.14	-3.7	-5.85	16.29	0.043	100.0	Pass	
		QPSK	RB1#0	24.16	-3.7	-5.85	18.31	0.068	100.0	Pass	
			RB1#25	24.05	-3.7	-5.85	18.20	0.066	100.0	Pass	
			RB1#49	24.05	-3.7	-5.85	18.20	0.066	100.0	Pass	
			RB25#0	23.01	-3.7	-5.85	17.16	0.052	100.0	Pass	
			RB25#13	23.21	-3.7	-5.85	17.36	0.054	100.0	Pass	
			RB25#25	23.15	-3.7	-5.85	17.30	0.054	100.0	Pass	
			RB50#0	23.14	-3.7	-5.85	17.29	0.054	100.0	Pass	
			16-QAM	RB1#0	21.96	-3.7	-5.85	16.11	0.041	100.0	Pass
				RB1#25	21.79	-3.7	-5.85	15.94	0.039	100.0	Pass
				RB1#49	22.93	-3.7	-5.85	17.08	0.051	100.0	Pass
				RB25#0	22.14	-3.7	-5.85	16.29	0.043	100.0	Pass
				RB25#13	22.28	-3.7	-5.85	16.43	0.044	100.0	Pass
RB25#25	22.19	-3.7		-5.85	16.34	0.043	100.0	Pass			
			RB50#0	22.15	-3.7	-5.85	16.30	0.043	100.0	Pass	

Test BW	Test Channel	Test Mode	Test RB (Size#Offset)	Conducted Output AV Power (dBm)	Antenna Gain (dBi)	EIRP (dBm)	EIRP (W)	Limit (W)	Verdict
LTE BAND38									
5 MHz	LCH	QPSK	RB1#0	23.81	-3.7	20.11	0.103	2.00	Pass
			RB1#13	23.89	-3.7	20.19	0.104	2.00	Pass
			RB1#24	23.72	-3.7	20.02	0.100	2.00	Pass
			RB12#0	22.85	-3.7	19.15	0.082	2.00	Pass
			RB12#6	22.82	-3.7	19.12	0.082	2.00	Pass
			RB12#13	22.81	-3.7	19.11	0.081	2.00	Pass
			RB25#0	22.83	-3.7	19.13	0.082	2.00	Pass
		16-QAM	RB1#0	23.04	-3.7	19.34	0.086	2.00	Pass
			RB1#13	23.12	-3.7	19.42	0.087	2.00	Pass
			RB1#24	23.08	-3.7	19.38	0.087	2.00	Pass
			RB12#0	21.87	-3.7	18.17	0.066	2.00	Pass
			RB12#6	21.84	-3.7	18.14	0.065	2.00	Pass
			RB12#13	21.83	-3.7	18.13	0.065	2.00	Pass
			RB25#0	21.84	-3.7	18.14	0.065	2.00	Pass
	MCH	QPSK	RB1#0	23.83	-3.7	20.13	0.103	2.00	Pass
			RB1#13	23.77	-3.7	20.07	0.102	2.00	Pass
			RB1#24	23.78	-3.7	20.08	0.102	2.00	Pass
			RB12#0	22.74	-3.7	19.04	0.080	2.00	Pass
			RB12#6	22.76	-3.7	19.06	0.081	2.00	Pass
			RB12#13	22.71	-3.7	19.01	0.080	2.00	Pass
			RB25#0	22.74	-3.7	19.04	0.080	2.00	Pass
		16-QAM	RB1#0	23.13	-3.7	19.43	0.088	2.00	Pass
			RB1#13	23.15	-3.7	19.45	0.088	2.00	Pass
			RB1#24	23.14	-3.7	19.44	0.088	2.00	Pass
			RB12#0	21.88	-3.7	18.18	0.066	2.00	Pass
			RB12#6	21.91	-3.7	18.21	0.066	2.00	Pass
			RB12#13	21.9	-3.7	18.20	0.066	2.00	Pass
			RB25#0	21.78	-3.7	18.08	0.064	2.00	Pass
	HCH	QPSK	RB1#0	23.73	-3.7	20.03	0.101	2.00	Pass
			RB1#13	23.75	-3.7	20.05	0.101	2.00	Pass
			RB1#24	23.76	-3.7	20.06	0.101	2.00	Pass
			RB12#0	22.74	-3.7	19.04	0.080	2.00	Pass
			RB12#6	22.79	-3.7	19.09	0.081	2.00	Pass
			RB12#13	22.75	-3.7	19.05	0.080	2.00	Pass
			RB25#0	22.74	-3.7	19.04	0.080	2.00	Pass
		16-QAM	RB1#0	22.99	-3.7	19.29	0.085	2.00	Pass
RB1#13			22.95	-3.7	19.25	0.084	2.00	Pass	
RB1#24			23	-3.7	19.30	0.085	2.00	Pass	
		RB12#0	21.83	-3.7	18.13	0.065	2.00	Pass	
		RB12#6	21.85	-3.7	18.15	0.065	2.00	Pass	

Test BW	Test Channel	Test Mode	Test RB (Size#Offset)	Conducted Output AV Power (dBm)	Antenna Gain (dBi)	EIRP (dBm)	EIRP (W)	Limit (W)	Verdict	
LTE BAND38										
10 MHz			RB12#13	21.77	-3.7	18.07	0.064	2.00	Pass	
			RB25#0	21.77	-3.7	18.07	0.064	2.00	Pass	
	LCH	QPSK	RB1#0	23.85	-3.7	20.15	0.104	2.00	Pass	
			RB1#25	23.8	-3.7	20.10	0.102	2.00	Pass	
			RB1#49	23.76	-3.7	20.06	0.101	2.00	Pass	
			RB25#0	22.9	-3.7	19.20	0.083	2.00	Pass	
			RB25#13	22.8	-3.7	19.10	0.081	2.00	Pass	
			RB25#25	22.81	-3.7	19.11	0.081	2.00	Pass	
			RB50#0	22.77	-3.7	19.07	0.081	2.00	Pass	
		16-QAM	RB1#0	23.11	-3.7	19.41	0.087	2.00	Pass	
			RB1#25	22.97	-3.7	19.27	0.085	2.00	Pass	
			RB1#49	22.95	-3.7	19.25	0.084	2.00	Pass	
			RB25#0	21.89	-3.7	18.19	0.066	2.00	Pass	
			RB25#13	21.86	-3.7	18.16	0.065	2.00	Pass	
			RB25#25	21.77	-3.7	18.07	0.064	2.00	Pass	
			RB50#0	21.81	-3.7	18.11	0.065	2.00	Pass	
		MCH	QPSK	RB1#0	23.85	-3.7	20.15	0.104	2.00	Pass
				RB1#25	23.68	-3.7	19.98	0.100	2.00	Pass
				RB1#49	23.72	-3.7	20.02	0.100	2.00	Pass
				RB25#0	22.78	-3.7	19.08	0.081	2.00	Pass
	RB25#13			22.81	-3.7	19.11	0.081	2.00	Pass	
	RB25#25			22.76	-3.7	19.06	0.081	2.00	Pass	
	16-QAM		RB50#0	22.78	-3.7	19.08	0.081	2.00	Pass	
			RB1#0	23.24	-3.7	19.54	0.090	2.00	Pass	
			RB1#25	23.16	-3.7	19.46	0.088	2.00	Pass	
			RB1#49	23.16	-3.7	19.46	0.088	2.00	Pass	
			RB25#0	21.76	-3.7	18.06	0.064	2.00	Pass	
			RB25#13	21.81	-3.7	18.11	0.065	2.00	Pass	
	HCH	QPSK	RB25#25	21.76	-3.7	18.06	0.064	2.00	Pass	
			RB50#0	21.82	-3.7	18.12	0.065	2.00	Pass	
			RB1#0	23.76	-3.7	20.06	0.101	2.00	Pass	
			RB1#25	23.75	-3.7	20.05	0.101	2.00	Pass	
			RB1#49	23.71	-3.7	20.01	0.100	2.00	Pass	
RB25#0			22.8	-3.7	19.10	0.081	2.00	Pass		
16-QAM		RB25#13	22.82	-3.7	19.12	0.082	2.00	Pass		
		RB25#25	22.79	-3.7	19.09	0.081	2.00	Pass		
		RB50#0	22.77	-3.7	19.07	0.081	2.00	Pass		
			RB1#0	23.19	-3.7	19.49	0.089	2.00	Pass	
			RB1#25	23.17	-3.7	19.47	0.089	2.00	Pass	
			RB1#49	23.24	-3.7	19.54	0.090	2.00	Pass	

Test BW	Test Channel	Test Mode	Test RB (Size#Offset)	Conducted Output AV Power (dBm)	Antenna Gain (dBi)	EIRP (dBm)	EIRP (W)	Limit (W)	Verdict	
LTE BAND38										
15 MHz			RB25#0	21.79	-3.7	18.09	0.064	2.00	Pass	
			RB25#13	21.79	-3.7	18.09	0.064	2.00	Pass	
			RB25#25	21.76	-3.7	18.06	0.064	2.00	Pass	
			RB50#0	21.86	-3.7	18.16	0.065	2.00	Pass	
	LCH	QPSK	RB1#0	23.73	-3.7	20.03	0.101	2.00	Pass	
			RB1#38	23.66	-3.7	19.96	0.099	2.00	Pass	
			RB1#74	23.58	-3.7	19.88	0.097	2.00	Pass	
			RB36#0	22.8	-3.7	19.10	0.081	2.00	Pass	
			RB36#19	22.76	-3.7	19.06	0.081	2.00	Pass	
			RB36#39	22.64	-3.7	18.94	0.078	2.00	Pass	
			RB75#0	22.75	-3.7	19.05	0.080	2.00	Pass	
		16-QAM	RB1#0	23.05	-3.7	19.35	0.086	2.00	Pass	
			RB1#38	22.92	-3.7	19.22	0.084	2.00	Pass	
			RB1#74	22.93	-3.7	19.23	0.084	2.00	Pass	
			RB36#0	21.78	-3.7	18.08	0.064	2.00	Pass	
			RB36#19	21.75	-3.7	18.05	0.064	2.00	Pass	
			RB36#39	21.62	-3.7	17.92	0.062	2.00	Pass	
			RB75#0	21.75	-3.7	18.05	0.064	2.00	Pass	
		MCH	QPSK	RB1#0	23.66	-3.7	19.96	0.099	2.00	Pass
				RB1#38	23.63	-3.7	19.93	0.098	2.00	Pass
	RB1#74			23.59	-3.7	19.89	0.097	2.00	Pass	
	RB36#0			22.68	-3.7	18.98	0.079	2.00	Pass	
	RB36#19			22.68	-3.7	18.98	0.079	2.00	Pass	
	RB36#39			22.64	-3.7	18.94	0.078	2.00	Pass	
	16-QAM		RB75#0	22.63	-3.7	18.93	0.078	2.00	Pass	
			RB1#0	23.13	-3.7	19.43	0.088	2.00	Pass	
			RB1#38	23.02	-3.7	19.32	0.086	2.00	Pass	
			RB1#74	23	-3.7	19.30	0.085	2.00	Pass	
			RB36#0	21.69	-3.7	17.99	0.063	2.00	Pass	
			RB36#19	21.71	-3.7	18.01	0.063	2.00	Pass	
	HCH	QPSK	RB36#39	21.65	-3.7	17.95	0.062	2.00	Pass	
			RB75#0	21.72	-3.7	18.02	0.063	2.00	Pass	
RB1#0			23.65	-3.7	19.95	0.099	2.00	Pass		
RB1#38			23.59	-3.7	19.89	0.097	2.00	Pass		
RB1#74			23.6	-3.7	19.90	0.098	2.00	Pass		
RB36#0			22.57	-3.7	18.87	0.077	2.00	Pass		
RB36#19			22.59	-3.7	18.89	0.077	2.00	Pass		
RB36#39		22.64	-3.7	18.94	0.078	2.00	Pass			
16-QAM	RB75#0	22.53	-3.7	18.83	0.076	2.00	Pass			
			RB1#0	22.99	-3.7	19.29	0.085	2.00	Pass	

Test BW	Test Channel	Test Mode	Test RB (Size#Offset)	Conducted Output AV Power (dBm)	Antenna Gain (dBi)	EIRP (dBm)	EIRP (W)	Limit (W)	Verdict
LTE BAND38									
20 MHz			RB1#38	22.93	-3.7	19.23	0.084	2.00	Pass
			RB1#74	22.95	-3.7	19.25	0.084	2.00	Pass
			RB36#0	21.63	-3.7	17.93	0.062	2.00	Pass
			RB36#19	21.65	-3.7	17.95	0.062	2.00	Pass
			RB36#39	21.65	-3.7	17.95	0.062	2.00	Pass
			RB75#0	21.55	-3.7	17.85	0.061	2.00	Pass
	LCH	QPSK	RB1#0	23.73	-3.7	20.03	0.101	2.00	Pass
			RB1#50	23.66	-3.7	19.96	0.099	2.00	Pass
			RB1#99	23.62	-3.7	19.92	0.098	2.00	Pass
			RB50#0	22.78	-3.7	19.08	0.081	2.00	Pass
			RB50#25	22.68	-3.7	18.98	0.079	2.00	Pass
			RB50#50	22.65	-3.7	18.95	0.079	2.00	Pass
		16-QAM	RB100#0	22.67	-3.7	18.97	0.079	2.00	Pass
			RB1#0	23.12	-3.7	19.42	0.087	2.00	Pass
			RB1#50	22.98	-3.7	19.28	0.085	2.00	Pass
			RB1#99	22.97	-3.7	19.27	0.085	2.00	Pass
			RB50#0	21.79	-3.7	18.09	0.064	2.00	Pass
			RB50#25	21.7	-3.7	18.00	0.063	2.00	Pass
	MCH	QPSK	RB50#50	22.64	-3.7	17.94	0.062	2.00	Pass
			RB100#0	22.67	-3.7	18.97	0.079	2.00	Pass
			RB1#0	23.71	-3.7	20.01	0.100	2.00	Pass
RB1#50			23.63	-3.7	19.93	0.098	2.00	Pass	
RB1#99			23.56	-3.7	19.86	0.097	2.00	Pass	
RB50#0			22.74	-3.7	19.04	0.080	2.00	Pass	
16-QAM		RB50#25	22.72	-3.7	19.02	0.080	2.00	Pass	
		RB50#50	22.64	-3.7	18.94	0.078	2.00	Pass	
		RB100#0	22.96	-3.7	19.26	0.084	2.00	Pass	
		RB1#50	22.85	-3.7	19.15	0.082	2.00	Pass	
		RB1#99	22.84	-3.7	19.14	0.082	2.00	Pass	
		RB50#0	21.73	-3.7	18.03	0.064	2.00	Pass	
HCH	QPSK	RB50#25	21.73	-3.7	18.03	0.064	2.00	Pass	
		RB50#50	21.68	-3.7	17.98	0.063	2.00	Pass	
		RB100#0	21.67	-3.7	17.97	0.063	2.00	Pass	
		RB1#0	23.67	-3.7	19.97	0.099	2.00	Pass	
		RB1#50	23.63	-3.7	19.93	0.098	2.00	Pass	
		RB1#99	23.61	-3.7	19.91	0.098	2.00	Pass	
			RB50#0	22.58	-3.7	18.88	0.077	2.00	Pass
			RB50#25	22.57	-3.7	18.87	0.077	2.00	Pass
			RB50#50	22.6	-3.7	18.90	0.078	2.00	Pass

Test BW	Test Channel	Test Mode	Test RB (Size#Offset)	Conducted Output AV Power (dBm)	Antenna Gain (dBi)	EIRP (dBm)	EIRP (W)	Limit (W)	Verdict
LTE BAND38									
			RB100#0	22.55	-3.7	18.85	0.077	2.00	Pass
		16-QAM	RB1#0	23.04	-3.7	19.34	0.086	2.00	Pass
			RB1#50	22.99	-3.7	19.29	0.085	2.00	Pass
			RB1#99	22.99	-3.7	19.29	0.085	2.00	Pass
			RB50#0	21.63	-3.7	17.93	0.062	2.00	Pass
			RB50#25	21.63	-3.7	17.93	0.062	2.00	Pass
			RB50#50	21.66	-3.7	17.96	0.063	2.00	Pass
			RB100#0	21.54	-3.7	17.84	0.061	2.00	Pass

Test BW	Test Channel	Test Mode	Test RB (Size#Offset)	Conducted Output AV Power (dBm)	Antenna Gain (dBi)	EIRP (dBm)	EIRP (W)	Limit (W)	Verdict	
LTE BAND41										
5 MHz	LCH	QPSK	RB1#0	23.77	-3.7	20.07	0.102	2.00	Pass	
			RB1#13	23.88	-3.7	20.18	0.104	2.00	Pass	
			RB1#24	23.73	-3.7	20.03	0.101	2.00	Pass	
			RB12#0	22.87	-3.7	19.17	0.083	2.00	Pass	
			RB12#6	22.91	-3.7	19.21	0.083	2.00	Pass	
			RB12#13	22.87	-3.7	19.17	0.083	2.00	Pass	
			RB25#0	22.85	-3.7	19.15	0.082	2.00	Pass	
		16-QAM	RB1#0	23.06	-3.7	19.36	0.086	2.00	Pass	
			RB1#13	23.06	-3.7	19.36	0.086	2.00	Pass	
			RB1#24	23.03	-3.7	19.33	0.086	2.00	Pass	
			RB12#0	21.95	-3.7	18.25	0.067	2.00	Pass	
			RB12#6	21.98	-3.7	18.28	0.067	2.00	Pass	
			RB12#13	21.94	-3.7	18.24	0.067	2.00	Pass	
			RB25#0	21.84	-3.7	18.14	0.065	2.00	Pass	
	MCH	QPSK	RB1#0	23.68	-3.7	19.98	0.100	2.00	Pass	
			RB1#13	23.83	-3.7	20.13	0.103	2.00	Pass	
			RB1#24	23.83	-3.7	20.13	0.103	2.00	Pass	
			RB12#0	22.82	-3.7	19.12	0.082	2.00	Pass	
			RB12#6	22.8	-3.7	19.10	0.081	2.00	Pass	
			RB12#13	22.8	-3.7	19.10	0.081	2.00	Pass	
			RB25#0	22.8	-3.7	19.10	0.081	2.00	Pass	
		16-QAM	RB1#0	23.04	-3.7	19.34	0.086	2.00	Pass	
			RB1#13	23.14	-3.7	19.44	0.088	2.00	Pass	
			RB1#24	23.13	-3.7	19.43	0.088	2.00	Pass	
			RB12#0	21.86	-3.7	18.16	0.065	2.00	Pass	
			RB12#6	21.88	-3.7	18.18	0.066	2.00	Pass	
			RB12#13	21.78	-3.7	18.08	0.064	2.00	Pass	
			RB25#0	21.85	-3.7	18.15	0.065	2.00	Pass	
	HCH	QPSK	RB1#0	23.92	-3.7	20.22	0.105	2.00	Pass	
			RB1#13	23.96	-3.7	20.26	0.106	2.00	Pass	
			RB1#24	23.95	-3.7	20.25	0.106	2.00	Pass	
			RB12#0	22.91	-3.7	19.21	0.083	2.00	Pass	
			RB12#6	22.98	-3.7	19.28	0.085	2.00	Pass	
			RB12#13	22.92	-3.7	19.22	0.084	2.00	Pass	
			RB25#0	22.91	-3.7	19.21	0.083	2.00	Pass	
		16-QAM	RB1#0	23.4	-3.7	19.70	0.093	2.00	Pass	
			RB1#13	23.39	-3.7	19.69	0.093	2.00	Pass	
			RB1#24	23.29	-3.7	19.59	0.091	2.00	Pass	
				RB12#0	22.03	-3.7	18.33	0.068	2.00	Pass
				RB12#6	22.08	-3.7	18.38	0.069	2.00	Pass

Test BW	Test Channel	Test Mode	Test RB (Size#Offset)	Conducted Output AV Power (dBm)	Antenna Gain (dBi)	EIRP (dBm)	EIRP (W)	Limit (W)	Verdict	
LTE BAND41										
10 MHz			RB12#13	22.08	-3.7	18.38	0.069	2.00	Pass	
			RB25#0	21.95	-3.7	18.25	0.067	2.00	Pass	
	LCH	QPSK	RB1#0	23.77	-3.7	20.07	0.102	2.00	Pass	
			RB1#25	23.69	-3.7	19.99	0.100	2.00	Pass	
			RB1#49	23.72	-3.7	20.02	0.100	2.00	Pass	
			RB25#0	22.84	-3.7	19.14	0.082	2.00	Pass	
			RB25#13	22.84	-3.7	19.14	0.082	2.00	Pass	
			RB25#25	22.82	-3.7	19.12	0.082	2.00	Pass	
			RB50#0	22.83	-3.7	19.13	0.082	2.00	Pass	
		16-QAM	RB1#0	23.05	-3.7	19.35	0.086	2.00	Pass	
			RB1#25	22.89	-3.7	19.19	0.083	2.00	Pass	
			RB1#49	23	-3.7	19.30	0.085	2.00	Pass	
			RB25#0	21.81	-3.7	18.11	0.065	2.00	Pass	
			RB25#13	21.88	-3.7	18.18	0.066	2.00	Pass	
			RB25#25	21.81	-3.7	18.11	0.065	2.00	Pass	
			RB50#0	21.88	-3.7	18.18	0.066	2.00	Pass	
		MCH	QPSK	RB1#0	23.87	-3.7	20.17	0.104	2.00	Pass
				RB1#25	23.77	-3.7	20.07	0.102	2.00	Pass
				RB1#49	23.77	-3.7	20.07	0.102	2.00	Pass
				RB25#0	22.83	-3.7	19.13	0.082	2.00	Pass
	RB25#13			22.86	-3.7	19.16	0.082	2.00	Pass	
	RB25#25			22.8	-3.7	19.10	0.081	2.00	Pass	
	16-QAM		RB50#0	22.84	-3.7	19.14	0.082	2.00	Pass	
			RB1#0	23.26	-3.7	19.56	0.090	2.00	Pass	
			RB1#25	23.25	-3.7	19.55	0.090	2.00	Pass	
			RB1#49	23.2	-3.7	19.50	0.089	2.00	Pass	
			RB25#0	21.81	-3.7	18.11	0.065	2.00	Pass	
			RB25#13	21.84	-3.7	18.14	0.065	2.00	Pass	
	HCH	QPSK	RB25#25	21.85	-3.7	18.15	0.065	2.00	Pass	
			RB50#0	21.87	-3.7	18.17	0.066	2.00	Pass	
			RB1#0	23.99	-3.7	20.29	0.107	2.00	Pass	
			RB1#25	23.9	-3.7	20.20	0.105	2.00	Pass	
			RB1#49	23.85	-3.7	20.15	0.104	2.00	Pass	
RB25#0			22.92	-3.7	19.22	0.084	2.00	Pass		
16-QAM		RB25#13	22.95	-3.7	19.25	0.084	2.00	Pass		
		RB25#25	22.96	-3.7	19.26	0.084	2.00	Pass		
		RB50#0	22.86	-3.7	19.16	0.082	2.00	Pass		
			RB1#0	23.35	-3.7	19.65	0.092	2.00	Pass	
			RB1#25	23.4	-3.7	19.70	0.093	2.00	Pass	
			RB1#49	23.35	-3.7	19.65	0.092	2.00	Pass	

Test BW	Test Channel	Test Mode	Test RB (Size#Offset)	Conducted Output AV Power (dBm)	Antenna Gain (dBi)	EIRP (dBm)	EIRP (W)	Limit (W)	Verdict	
LTE BAND41										
15 MHz			RB25#0	21.96	-3.7	18.26	0.067	2.00	Pass	
			RB25#13	21.98	-3.7	18.28	0.067	2.00	Pass	
			RB25#25	22	-3.7	18.30	0.068	2.00	Pass	
			RB50#0	21.96	-3.7	18.26	0.067	2.00	Pass	
	LCH	QPSK	RB1#0	23.56	-3.7	19.86	0.097	2.00	Pass	
			RB1#38	23.49	-3.7	19.79	0.095	2.00	Pass	
			RB1#74	23.44	-3.7	19.74	0.094	2.00	Pass	
			RB36#0	22.72	-3.7	19.02	0.080	2.00	Pass	
			RB36#19	22.73	-3.7	19.03	0.080	2.00	Pass	
			RB36#39	22.67	-3.7	18.97	0.079	2.00	Pass	
			RB75#0	22.74	-3.7	19.04	0.080	2.00	Pass	
		16-QAM	RB1#0	22.95	-3.7	19.25	0.084	2.00	Pass	
			RB1#38	22.83	-3.7	19.13	0.082	2.00	Pass	
			RB1#74	22.83	-3.7	19.13	0.082	2.00	Pass	
			RB36#0	21.71	-3.7	18.01	0.063	2.00	Pass	
			RB36#19	21.75	-3.7	18.05	0.064	2.00	Pass	
			RB36#39	21.69	-3.7	17.99	0.063	2.00	Pass	
			RB75#0	21.76	-3.7	18.06	0.064	2.00	Pass	
		MCH	QPSK	RB1#0	23.61	-3.7	19.91	0.098	2.00	Pass
				RB1#38	23.54	-3.7	19.84	0.096	2.00	Pass
	RB1#74			23.5	-3.7	19.80	0.095	2.00	Pass	
	RB36#0			22.73	-3.7	19.03	0.080	2.00	Pass	
	RB36#19			22.74	-3.7	19.04	0.080	2.00	Pass	
	RB36#39			22.71	-3.7	19.01	0.080	2.00	Pass	
	RB75#0			22.68	-3.7	18.98	0.079	2.00	Pass	
	16-QAM		RB1#0	23.16	-3.7	19.46	0.088	2.00	Pass	
			RB1#38	22.99	-3.7	19.29	0.085	2.00	Pass	
			RB1#74	22.99	-3.7	19.29	0.085	2.00	Pass	
			RB36#0	21.76	-3.7	18.06	0.064	2.00	Pass	
			RB36#19	21.71	-3.7	18.01	0.063	2.00	Pass	
			RB36#39	21.72	-3.7	18.02	0.063	2.00	Pass	
			RB75#0	21.76	-3.7	18.06	0.064	2.00	Pass	
HCH	QPSK	RB1#0	23.89	-3.7	20.19	0.104	2.00	Pass		
		RB1#38	23.74	-3.7	20.04	0.101	2.00	Pass		
		RB1#74	23.77	-3.7	20.07	0.102	2.00	Pass		
		RB36#0	22.93	-3.7	19.23	0.084	2.00	Pass		
		RB36#19	22.9	-3.7	19.20	0.083	2.00	Pass		
		RB36#39	22.85	-3.7	19.15	0.082	2.00	Pass		
		RB75#0	22.88	-3.7	19.18	0.083	2.00	Pass		
	16-QAM	RB1#0	23.18	-3.7	19.48	0.089	2.00	Pass		

Test BW	Test Channel	Test Mode	Test RB (Size#Offset)	Conducted Output AV Power (dBm)	Antenna Gain (dBi)	EIRP (dBm)	EIRP (W)	Limit (W)	Verdict
LTE BAND41									
20 MHz			RB1#38	23.05	-3.7	19.35	0.086	2.00	Pass
			RB1#74	23.04	-3.7	19.34	0.086	2.00	Pass
			RB36#0	21.97	-3.7	18.27	0.067	2.00	Pass
			RB36#19	21.91	-3.7	18.21	0.066	2.00	Pass
			RB36#39	21.91	-3.7	18.21	0.066	2.00	Pass
			RB75#0	21.91	-3.7	18.21	0.066	2.00	Pass
	LCH	QPSK	RB1#0	23.59	-3.7	19.89	0.097	2.00	Pass
			RB1#50	23.53	-3.7	19.83	0.096	2.00	Pass
			RB1#99	23.51	-3.7	19.81	0.096	2.00	Pass
			RB50#0	22.77	-3.7	19.07	0.081	2.00	Pass
			RB50#25	22.78	-3.7	19.08	0.081	2.00	Pass
			RB50#50	22.76	-3.7	19.06	0.081	2.00	Pass
		16-QAM	RB100#0	22.76	-3.7	19.06	0.081	2.00	Pass
			RB1#0	22.89	-3.7	19.19	0.083	2.00	Pass
			RB1#50	22.86	-3.7	19.16	0.082	2.00	Pass
			RB1#99	22.83	-3.7	19.13	0.082	2.00	Pass
			RB50#0	21.77	-3.7	18.07	0.064	2.00	Pass
			RB50#25	21.76	-3.7	18.06	0.064	2.00	Pass
	MCH	QPSK	RB50#50	21.73	-3.7	18.03	0.064	2.00	Pass
			RB100#0	21.73	-3.7	18.03	0.064	2.00	Pass
			RB1#0	23.7	-3.7	20.00	0.100	2.00	Pass
RB1#50			23.51	-3.7	19.81	0.096	2.00	Pass	
RB1#99			23.56	-3.7	19.86	0.097	2.00	Pass	
RB50#0			22.76	-3.7	19.06	0.081	2.00	Pass	
16-QAM		RB50#25	22.75	-3.7	19.05	0.080	2.00	Pass	
		RB50#50	22.68	-3.7	18.98	0.079	2.00	Pass	
		RB100#0	22.73	-3.7	19.03	0.080	2.00	Pass	
		RB1#0	22.92	-3.7	19.22	0.084	2.00	Pass	
		RB1#50	22.72	-3.7	19.02	0.080	2.00	Pass	
		RB1#99	22.76	-3.7	19.06	0.081	2.00	Pass	
HCH	QPSK	RB50#0	21.8	-3.7	18.10	0.065	2.00	Pass	
		RB50#25	21.79	-3.7	18.09	0.064	2.00	Pass	
		RB50#50	21.72	-3.7	18.02	0.063	2.00	Pass	
		RB100#0	21.75	-3.7	18.05	0.064	2.00	Pass	
		RB1#0	23.99	-3.7	20.29	0.107	2.00	Pass	
		RB1#50	23.81	-3.7	20.11	0.103	2.00	Pass	
			RB1#99	23.85	-3.7	20.15	0.104	2.00	Pass
			RB50#0	22.98	-3.7	19.28	0.085	2.00	Pass
			RB50#25	22.99	-3.7	19.29	0.085	2.00	Pass
			RB50#50	22.89	-3.7	19.19	0.083	2.00	Pass

Test BW	Test Channel	Test Mode	Test RB (Size#Offset)	Conducted Output AV Power (dBm)	Antenna Gain (dBi)	EIRP (dBm)	EIRP (W)	Limit (W)	Verdict
LTE BAND41									
			RB100#0	22.94	-3.7	19.24	0.084	2.00	Pass
		16-QAM	RB1#0	23.32	-3.7	19.62	0.092	2.00	Pass
			RB1#50	23.22	-3.7	19.52	0.090	2.00	Pass
			RB1#99	23.3	-3.7	19.60	0.091	2.00	Pass
			RB50#0	22.02	-3.7	18.32	0.068	2.00	Pass
			RB50#25	21.98	-3.7	18.28	0.067	2.00	Pass
			RB50#50	21.96	-3.7	18.26	0.067	2.00	Pass
			RB100#0	21.97	-3.7	18.27	0.067	2.00	Pass

Test BW	Test Channel	Test Mode	Test RB (Size#Offset)	Conducted Output AV Power (dBm)	Antenna Gain (dBi)	EIRP (dBm)	EIRP (W)	Limit (W)	Verdict
LTE BAND66									
1.4 MHz	LCH	QPSK	RB1#0	23.94	-3.5	20.44	0.111	1.00	Pass
			RB1#3	24.05	-3.5	20.55	0.114	1.00	Pass
			RB1#5	24.06	-3.5	20.56	0.114	1.00	Pass
			RB3#0	23.95	-3.5	20.45	0.111	1.00	Pass
			RB3#2	24.05	-3.5	20.55	0.114	1.00	Pass
			RB3#3	24.02	-3.5	20.52	0.113	1.00	Pass
		RB6#0	23.03	-3.5	19.53	0.090	1.00	Pass	
		16-QAM	RB1#0	23.07	-3.5	19.57	0.091	1.00	Pass
			RB1#3	23.2	-3.5	19.70	0.093	1.00	Pass
			RB1#5	23.21	-3.5	19.71	0.094	1.00	Pass
			RB3#0	23.03	-3.5	19.53	0.090	1.00	Pass
			RB3#2	23.13	-3.5	19.63	0.092	1.00	Pass
	RB3#3		23.11	-3.5	19.61	0.091	1.00	Pass	
	RB6#0	22.16	-3.5	18.66	0.073	1.00	Pass		
	MCH	QPSK	RB1#0	23.8	-3.5	20.30	0.107	1.00	Pass
			RB1#3	23.83	-3.5	20.33	0.108	1.00	Pass
			RB1#5	23.77	-3.5	20.27	0.106	1.00	Pass
			RB3#0	23.77	-3.5	20.27	0.106	1.00	Pass
			RB3#2	23.82	-3.5	20.32	0.108	1.00	Pass
			RB3#3	23.76	-3.5	20.26	0.106	1.00	Pass
		RB6#0	22.85	-3.5	19.35	0.086	1.00	Pass	
		16-QAM	RB1#0	23.24	-3.5	19.74	0.094	1.00	Pass
			RB1#3	23.27	-3.5	19.77	0.095	1.00	Pass
			RB1#5	23.22	-3.5	19.72	0.094	1.00	Pass
			RB3#0	23.05	-3.5	19.55	0.090	1.00	Pass
			RB3#2	23.08	-3.5	19.58	0.091	1.00	Pass
	RB3#3		23.03	-3.5	19.53	0.090	1.00	Pass	
	RB6#0	21.79	-3.5	18.29	0.067	1.00	Pass		
	HCH	QPSK	RB1#0	23.98	-3.5	20.48	0.112	1.00	Pass
			RB1#3	23.98	-3.5	20.48	0.112	1.00	Pass
			RB1#5	23.9	-3.5	20.40	0.110	1.00	Pass
			RB3#0	23.95	-3.5	20.45	0.111	1.00	Pass
			RB3#2	23.97	-3.5	20.47	0.111	1.00	Pass
			RB3#3	23.92	-3.5	20.42	0.110	1.00	Pass
		RB6#0	22.97	-3.5	19.47	0.089	1.00	Pass	
		16-QAM	RB1#0	23.02	-3.5	19.52	0.090	1.00	Pass
RB1#3			23.03	-3.5	19.53	0.090	1.00	Pass	
RB1#5			22.99	-3.5	19.49	0.089	1.00	Pass	
RB3#0			23.15	-3.5	19.65	0.092	1.00	Pass	
RB3#2			23.18	-3.5	19.68	0.093	1.00	Pass	

Test BW	Test Channel	Test Mode	Test RB (Size#Offset)	Conducted Output AV Power (dBm)	Antenna Gain (dBi)	EIRP (dBm)	EIRP (W)	Limit (W)	Verdict
LTE BAND66									
3 MHz			RB3#3	23.12	-3.5	19.62	0.092	1.00	Pass
			RB6#0	22.19	-3.5	18.69	0.074	1.00	Pass
	LCH	QPSK	RB1#0	24.03	-3.5	20.53	0.113	1.00	Pass
			RB1#7	24.22	-3.5	20.72	0.118	1.00	Pass
			RB1#14	24.23	-3.5	20.73	0.118	1.00	Pass
			RB8#0	23.14	-3.5	19.64	0.092	1.00	Pass
			RB8#4	23.25	-3.5	19.75	0.094	1.00	Pass
			RB8#7	23.23	-3.5	19.73	0.094	1.00	Pass
			RB15#0	23.15	-3.5	19.65	0.092	1.00	Pass
		16-QAM	RB1#0	22.95	-3.5	19.45	0.088	1.00	Pass
			RB1#7	23.18	-3.5	19.68	0.093	1.00	Pass
			RB1#14	23.17	-3.5	19.67	0.093	1.00	Pass
			RB8#0	22.23	-3.5	18.73	0.075	1.00	Pass
			RB8#4	22.34	-3.5	18.84	0.077	1.00	Pass
			RB8#7	22.32	-3.5	18.82	0.076	1.00	Pass
			RB15#0	22.18	-3.5	18.68	0.074	1.00	Pass
	MCH	QPSK	RB1#0	23.9	-3.5	20.40	0.110	1.00	Pass
			RB1#7	23.89	-3.5	20.39	0.109	1.00	Pass
			RB1#14	23.83	-3.5	20.33	0.108	1.00	Pass
			RB8#0	22.97	-3.5	19.47	0.089	1.00	Pass
			RB8#4	22.98	-3.5	19.48	0.089	1.00	Pass
			RB8#7	22.91	-3.5	19.41	0.087	1.00	Pass
			RB15#0	22.95	-3.5	19.45	0.088	1.00	Pass
		16-QAM	RB1#0	23.34	-3.5	19.84	0.096	1.00	Pass
			RB1#7	23.35	-3.5	19.85	0.097	1.00	Pass
			RB1#14	23.3	-3.5	19.80	0.095	1.00	Pass
			RB8#0	22.06	-3.5	18.56	0.072	1.00	Pass
			RB8#4	22.08	-3.5	18.58	0.072	1.00	Pass
			RB8#7	22.01	-3.5	18.51	0.071	1.00	Pass
			RB15#0	22.02	-3.5	18.52	0.071	1.00	Pass
	HCH	QPSK	RB1#0	24.21	-3.5	20.71	0.118	1.00	Pass
			RB1#7	24.11	-3.5	20.61	0.115	1.00	Pass
			RB1#14	24	-3.5	20.50	0.112	1.00	Pass
RB8#0			23.17	-3.5	19.67	0.093	1.00	Pass	
RB8#4			23.14	-3.5	19.64	0.092	1.00	Pass	
RB8#7			23.06	-3.5	19.56	0.090	1.00	Pass	
RB15#0			23.13	-3.5	19.63	0.092	1.00	Pass	
16-QAM		RB1#0	23.28	-3.5	19.78	0.095	1.00	Pass	
		RB1#7	23.16	-3.5	19.66	0.092	1.00	Pass	
		RB1#14	23.07	-3.5	19.57	0.091	1.00	Pass	

Test BW	Test Channel	Test Mode	Test RB (Size#Offset)	Conducted Output AV Power (dBm)	Antenna Gain (dBi)	EIRP (dBm)	EIRP (W)	Limit (W)	Verdict	
LTE BAND66										
5 MHz			RB8#0	22.25	-3.5	18.75	0.075	1.00	Pass	
			RB8#4	22.22	-3.5	18.72	0.074	1.00	Pass	
			RB8#7	22.15	-3.5	18.65	0.073	1.00	Pass	
			RB15#0	22.12	-3.5	18.62	0.073	1.00	Pass	
	LCH	QPSK	RB1#0	24.1	-3.5	20.60	0.115	1.00	Pass	
			RB1#13	24.29	-3.5	20.79	0.120	1.00	Pass	
			RB1#24	24.38	-3.5	20.88	0.122	1.00	Pass	
			RB12#0	23.23	-3.5	19.73	0.094	1.00	Pass	
			RB12#6	23.27	-3.5	19.77	0.095	1.00	Pass	
			RB12#13	23.29	-3.5	19.79	0.095	1.00	Pass	
			RB25#0	23.21	-3.5	19.71	0.094	1.00	Pass	
		16-QAM	RB1#0	23.3	-3.5	19.80	0.095	1.00	Pass	
			RB1#13	23.49	-3.5	19.99	0.100	1.00	Pass	
			RB1#24	23.62	-3.5	20.12	0.103	1.00	Pass	
			RB12#0	22.3	-3.5	18.80	0.076	1.00	Pass	
			RB12#6	22.34	-3.5	18.84	0.077	1.00	Pass	
			RB12#13	22.36	-3.5	18.86	0.077	1.00	Pass	
			RB25#0	22.24	-3.5	18.74	0.075	1.00	Pass	
		MCH	QPSK	RB1#0	23.78	-3.5	20.28	0.107	1.00	Pass
				RB1#13	23.89	-3.5	20.39	0.109	1.00	Pass
	RB1#24			23.93	-3.5	20.43	0.110	1.00	Pass	
	RB12#0			22.89	-3.5	19.39	0.087	1.00	Pass	
	RB12#6			22.94	-3.5	19.44	0.088	1.00	Pass	
	RB12#13			22.91	-3.5	19.41	0.087	1.00	Pass	
	RB25#0			22.95	-3.5	19.45	0.088	1.00	Pass	
	16-QAM		RB1#0	23.35	-3.5	19.85	0.097	1.00	Pass	
			RB1#13	23.48	-3.5	19.98	0.100	1.00	Pass	
			RB1#24	23.51	-3.5	20.01	0.100	1.00	Pass	
			RB12#0	22.07	-3.5	18.57	0.072	1.00	Pass	
			RB12#6	22.1	-3.5	18.60	0.072	1.00	Pass	
			RB12#13	22.08	-3.5	18.58	0.072	1.00	Pass	
			RB25#0	22.04	-3.5	18.54	0.071	1.00	Pass	
HCH	QPSK	RB1#0	24.19	-3.5	20.69	0.117	1.00	Pass		
		RB1#13	24.15	-3.5	20.65	0.116	1.00	Pass		
		RB1#24	24.02	-3.5	20.52	0.113	1.00	Pass		
		RB12#0	23.13	-3.5	19.63	0.092	1.00	Pass		
		RB12#6	23.12	-3.5	19.62	0.092	1.00	Pass		
		RB12#13	23.14	-3.5	19.64	0.092	1.00	Pass		
		RB25#0	23.1	-3.5	19.60	0.091	1.00	Pass		
	16-QAM	RB1#0	23.35	-3.5	19.85	0.097	1.00	Pass		

Test BW	Test Channel	Test Mode	Test RB (Size#Offset)	Conducted Output AV Power (dBm)	Antenna Gain (dBi)	EIRP (dBm)	EIRP (W)	Limit (W)	Verdict
LTE BAND66									
			RB1#13	23.32	-3.5	19.82	0.096	1.00	Pass
			RB1#24	23.21	-3.5	19.71	0.094	1.00	Pass
			RB12#0	22.22	-3.5	18.72	0.074	1.00	Pass
			RB12#6	22.21	-3.5	18.71	0.074	1.00	Pass
			RB12#13	22.22	-3.5	18.72	0.074	1.00	Pass
			RB25#0	22.1	-3.5	18.60	0.072	1.00	Pass
10 MHz	LCH	QPSK	RB1#0	24.19	-3.5	20.69	0.117	1.00	Pass
			RB1#25	24.27	-3.5	20.77	0.119	1.00	Pass
			RB1#49	24.17	-3.5	20.67	0.117	1.00	Pass
			RB25#0	23.3	-3.5	19.80	0.095	1.00	Pass
			RB25#13	23.29	-3.5	19.79	0.095	1.00	Pass
			RB25#25	23.31	-3.5	19.81	0.096	1.00	Pass
		16-QAM	RB50#0	23.26	-3.5	19.76	0.095	1.00	Pass
			RB1#0	23.14	-3.5	19.64	0.092	1.00	Pass
			RB1#25	23.23	-3.5	19.73	0.094	1.00	Pass
			RB1#49	23.16	-3.5	19.66	0.092	1.00	Pass
			RB25#0	22.31	-3.5	18.81	0.076	1.00	Pass
			RB25#13	22.31	-3.5	18.81	0.076	1.00	Pass
	MCH	QPSK	RB25#25	22.34	-3.5	18.84	0.077	1.00	Pass
			RB50#0	22.25	-3.5	18.75	0.075	1.00	Pass
			RB1#0	23.78	-3.5	20.28	0.107	1.00	Pass
			RB1#25	23.8	-3.5	20.30	0.107	1.00	Pass
			RB1#49	23.97	-3.5	20.47	0.111	1.00	Pass
			RB25#0	22.91	-3.5	19.41	0.087	1.00	Pass
		16-QAM	RB25#13	23	-3.5	19.50	0.089	1.00	Pass
			RB25#25	22.93	-3.5	19.43	0.088	1.00	Pass
			RB50#0	22.92	-3.5	19.42	0.087	1.00	Pass
			RB1#0	23.23	-3.5	19.73	0.094	1.00	Pass
			RB1#25	23.26	-3.5	19.76	0.095	1.00	Pass
			RB1#49	23.43	-3.5	19.93	0.098	1.00	Pass
HCH	QPSK	RB25#0	21.99	-3.5	18.49	0.071	1.00	Pass	
		RB25#13	22.06	-3.5	18.56	0.072	1.00	Pass	
		RB25#25	22	-3.5	18.50	0.071	1.00	Pass	
		RB50#0	21.98	-3.5	18.48	0.070	1.00	Pass	
		RB1#0	24.22	-3.5	20.72	0.118	1.00	Pass	
		RB1#25	24.12	-3.5	20.62	0.115	1.00	Pass	
			RB1#49	24.02	-3.5	20.52	0.113	1.00	Pass
			RB25#0	23.18	-3.5	19.68	0.093	1.00	Pass
			RB25#13	23.25	-3.5	19.75	0.094	1.00	Pass
			RB25#25	23.14	-3.5	19.64	0.092	1.00	Pass

Test BW	Test Channel	Test Mode	Test RB (Size#Offset)	Conducted Output AV Power (dBm)	Antenna Gain (dBi)	EIRP (dBm)	EIRP (W)	Limit (W)	Verdict	
LTE BAND66										
15 MHz		16-QAM	RB50#0	23.16	-3.5	19.66	0.092	1.00	Pass	
			RB1#0	23.29	-3.5	19.79	0.095	1.00	Pass	
			RB1#25	23.18	-3.5	19.68	0.093	1.00	Pass	
			RB1#49	23.08	-3.5	19.58	0.091	1.00	Pass	
			RB25#0	22.28	-3.5	18.78	0.076	1.00	Pass	
			RB25#13	22.38	-3.5	18.88	0.077	1.00	Pass	
			RB25#25	22.27	-3.5	18.77	0.075	1.00	Pass	
			RB50#0	22.22	-3.5	18.72	0.074	1.00	Pass	
	LCH	QPSK	RB1#0	24.25	-3.5	20.75	0.119	1.00	Pass	
			RB1#38	24.14	-3.5	20.64	0.116	1.00	Pass	
			RB1#74	23.83	-3.5	20.33	0.108	1.00	Pass	
			RB36#0	23.35	-3.5	19.85	0.097	1.00	Pass	
			RB36#19	23.21	-3.5	19.71	0.094	1.00	Pass	
			RB36#39	23.03	-3.5	19.53	0.090	1.00	Pass	
			RB75#0	23.07	-3.5	19.57	0.091	1.00	Pass	
		16-QAM	RB1#0	23.21	-3.5	19.71	0.094	1.00	Pass	
			RB1#38	23.11	-3.5	19.61	0.091	1.00	Pass	
			RB1#74	22.86	-3.5	19.36	0.086	1.00	Pass	
			RB36#0	22.33	-3.5	18.83	0.076	1.00	Pass	
			RB36#19	22.21	-3.5	18.71	0.074	1.00	Pass	
			RB36#39	22.06	-3.5	18.56	0.072	1.00	Pass	
			RB75#0	22.11	-3.5	18.61	0.073	1.00	Pass	
		MCH	QPSK	RB1#0	23.73	-3.5	20.23	0.105	1.00	Pass
				RB1#38	23.77	-3.5	20.27	0.106	1.00	Pass
	RB1#74			23.97	-3.5	20.47	0.111	1.00	Pass	
	RB36#0			22.88	-3.5	19.38	0.087	1.00	Pass	
	RB36#19			22.9	-3.5	19.40	0.087	1.00	Pass	
	RB36#39			22.96	-3.5	19.46	0.088	1.00	Pass	
RB75#0	22.96			-3.5	19.46	0.088	1.00	Pass		
16-QAM	RB1#0		23.19	-3.5	19.69	0.093	1.00	Pass		
	RB1#38		23.23	-3.5	19.73	0.094	1.00	Pass		
	RB1#74		23.42	-3.5	19.92	0.098	1.00	Pass		
	RB36#0		21.98	-3.5	18.48	0.070	1.00	Pass		
	RB36#19		21.97	-3.5	18.47	0.070	1.00	Pass		
	RB36#39		22.04	-3.5	18.54	0.071	1.00	Pass		
	RB75#0		22.02	-3.5	18.52	0.071	1.00	Pass		
HCH	QPSK	RB1#0	24.14	-3.5	20.64	0.116	1.00	Pass		
		RB1#38	24.09	-3.5	20.59	0.115	1.00	Pass		
		RB1#74	23.96	-3.5	20.46	0.111	1.00	Pass		
		RB36#0	23.22	-3.5	19.72	0.094	1.00	Pass		

Test BW	Test Channel	Test Mode	Test RB (Size#Offset)	Conducted Output AV Power (dBm)	Antenna Gain (dBi)	EIRP (dBm)	EIRP (W)	Limit (W)	Verdict	
LTE BAND66										
			RB36#19	23.12	-3.5	19.62	0.092	1.00	Pass	
			RB36#39	23.14	-3.5	19.64	0.092	1.00	Pass	
			RB75#0	23.12	-3.5	19.62	0.092	1.00	Pass	
		16-QAM	RB1#0	23.57	-3.5	20.07	0.102	1.00	Pass	
			RB1#38	23.54	-3.5	20.04	0.101	1.00	Pass	
			RB1#74	23.39	-3.5	19.89	0.097	1.00	Pass	
			RB36#0	22.2	-3.5	18.70	0.074	1.00	Pass	
			RB36#19	22.11	-3.5	18.61	0.073	1.00	Pass	
			RB36#39	22.15	-3.5	18.65	0.073	1.00	Pass	
			RB75#0	22.13	-3.5	18.63	0.073	1.00	Pass	
			QPSK	RB1#0	24.33	-3.5	20.83	0.121	1.00	Pass
				RB1#50	24.04	-3.5	20.54	0.113	1.00	Pass
		RB1#99		23.53	-3.5	20.03	0.101	1.00	Pass	
		RB50#0		23.3	-3.5	19.80	0.095	1.00	Pass	
		RB50#25		23.18	-3.5	19.68	0.093	1.00	Pass	
		RB50#50		22.81	-3.5	19.31	0.085	1.00	Pass	
		RB100#0		23.11	-3.5	19.61	0.091	1.00	Pass	
		16-QAM		RB1#0	23.9	-3.5	20.40	0.110	1.00	Pass
RB1#50	23.63			-3.5	20.13	0.103	1.00	Pass		
RB1#99	23.13		-3.5	19.63	0.092	1.00	Pass			
RB50#0	22.33		-3.5	18.83	0.076	1.00	Pass			
RB50#25	22.23		-3.5	18.73	0.075	1.00	Pass			
RB50#50	21.88		-3.5	18.38	0.069	1.00	Pass			
MCH	QPSK	RB1#0	23.76	-3.5	20.26	0.106	1.00	Pass		
		RB1#50	23.83	-3.5	20.33	0.108	1.00	Pass		
		RB1#99	23.98	-3.5	20.48	0.112	1.00	Pass		
		RB50#0	22.87	-3.5	19.37	0.086	1.00	Pass		
		RB50#25	22.95	-3.5	19.45	0.088	1.00	Pass		
		RB50#50	22.93	-3.5	19.43	0.088	1.00	Pass		
		RB100#0	22.9	-3.5	19.40	0.087	1.00	Pass		
	16-QAM	RB1#0	23.23	-3.5	19.73	0.094	1.00	Pass		
		RB1#50	23.3	-3.5	19.80	0.095	1.00	Pass		
		RB1#99	23.45	-3.5	19.95	0.099	1.00	Pass		
		RB50#0	21.94	-3.5	18.44	0.070	1.00	Pass		
		RB50#25	22	-3.5	18.50	0.071	1.00	Pass		
		RB50#50	21.98	-3.5	18.48	0.070	1.00	Pass		
		RB100#0	21.96	-3.5	18.46	0.070	1.00	Pass		
		HCH	QPSK	RB1#0	23.99	-3.5	20.49	0.112	1.00	Pass
RB1#50	24.05			-3.5	20.55	0.114	1.00	Pass		

Test BW	Test Channel	Test Mode	Test RB (Size#Offset)	Conducted Output AV Power (dBm)	Antenna Gain (dBi)	EIRP (dBm)	EIRP (W)	Limit (W)	Verdict
LTE BAND66									
			RB1#99	23.92	-3.5	20.42	0.110	1.00	Pass
			RB50#0	23.18	-3.5	19.68	0.093	1.00	Pass
			RB50#25	23.16	-3.5	19.66	0.092	1.00	Pass
			RB50#50	23.15	-3.5	19.65	0.092	1.00	Pass
			RB100#0	23.07	-3.5	19.57	0.091	1.00	Pass
		16-QAM	RB1#0	23.44	-3.5	19.94	0.099	1.00	Pass
			RB1#50	23.51	-3.5	20.01	0.100	1.00	Pass
			RB1#99	23.37	-3.5	19.87	0.097	1.00	Pass
			RB50#0	22.16	-3.5	18.66	0.073	1.00	Pass
			RB50#25	22.14	-3.5	18.64	0.073	1.00	Pass
			RB50#50	22.16	-3.5	18.66	0.073	1.00	Pass
			RB100#0	22.1	-3.5	18.60	0.072	1.00	Pass

Modulation	PCC RB		SCC RB		Conducted Output AV Power (dBm)			Antenna Gain (dBi)	EIRP (W)			Limit (W)
	Size	Offset	Size	Offset	LCH	MCH	HCH		LCH	MCH	HCH	
CA_7C												
10MHz+20MHz												
QPSK	1	49	1	0	24.03	24.08	24.09	-3.7	0.108	0.109	0.109	2.000
	50	0	100	0	22.41	22.35	22.41	-3.7	0.074	0.073	0.074	2.000
16-QAM	1	49	1	0	22.8	22.91	22.99	-3.7	0.081	0.083	0.085	2.000
	50	0	100	0	21.41	21.34	21.43	-3.7	0.059	0.058	0.059	2.000
20MHz+10MHz												
QPSK	1	99	1	0	24.17	24.19	24.17	-3.7	0.111	0.112	0.111	2.000
	100	0	50	0	22.37	22.36	22.42	-3.7	0.074	0.073	0.074	2.000
16-QAM	1	99	1	0	23.34	23.32	23.44	-3.7	0.092	0.092	0.094	2.000
	100	0	50	0	21.38	21.33	21.41	-3.7	0.059	0.058	0.059	2.000
15MHz+15MHz												
QPSK	1	74	1	0	24.02	23.92	23.81	-3.7	0.108	0.105	0.103	2.000
	75	0	75	0	22.38	22.36	22.39	-3.7	0.074	0.073	0.074	2.000
16-QAM	1	74	1	0	23.12	23.2	23.29	-3.7	0.087	0.089	0.091	2.000
	75	0	75	0	21.41	21.4	21.44	-3.7	0.059	0.059	0.059	2.000
15MHz+20MHz												
QPSK	1	74	1	0	24.09	24.12	24.18	-3.7	0.109	0.110	0.112	2.000
	75	0	100	0	22.42	22.42	22.48	-3.7	0.074	0.074	0.076	2.000
16-QAM	1	74	1	0	23.18	23.21	23.35	-3.7	0.089	0.089	0.092	2.000
	75	0	100	0	21.36	21.38	21.45	-3.7	0.058	0.059	0.060	2.000
20MHz+15MHz												
QPSK	1	99	1	0	24.09	24.06	24.12	-3.7	0.109	0.109	0.110	2.000
	100	0	75	0	22.41	22.46	22.48	-3.7	0.074	0.075	0.076	2.000
16-QAM	1	99	1	0	23.46	23.45	23.5	-3.7	0.095	0.094	0.095	2.000
	100	0	75	0	21.39	21.36	21.44	-3.7	0.059	0.058	0.059	2.000
20MHz+20MHz												
QPSK	1	99	1	0	24.17	24.2	24.02	-3.7	0.111	0.112	0.108	2.000
	100	0	100	0	22.42	22.35	22.5	-3.7	0.074	0.073	0.076	2.000
16-QAM	1	99	1	0	23.36	23.35	23.41	-3.7	0.092	0.092	0.094	2.000
	100	0	100	0	21.42	21.37	21.48	-3.7	0.059	0.058	0.060	2.000

Modulation	PCC RB		SCC RB		Conducted Output AV Power (dBm)			Antenna Gain (dBi)	EIRP (W)			Limit (W)
	Size	Offset	Size	Offset	LCH	MCH	HCH		LCH	MCH	HCH	
CA_38C												
15MHz+15MHz												
QPSK	1	74	1	0	24.49	24.44	24.3	-3.7	0.120	0.119	0.115	2.000
	75	0	75	0	22.62	22.58	22.61	-3.7	0.078	0.077	0.078	2.000
16-QAM	1	74	1	0	23.6	23.51	23.71	-3.7	0.098	0.096	0.100	2.000
	75	0	75	0	21.65	21.6	21.67	-3.7	0.062	0.062	0.063	2.000
20MHz+20MHz												
QPSK	1	99	1	0	24.22	24.49	24.39	-3.7	0.113	0.120	0.117	2.000
	100	0	100	0	22.64	22.61	22.62	-3.7	0.078	0.078	0.078	2.000
16-QAM	1	99	1	0	23.39	23.42	23.28	-3.7	0.093	0.094	0.091	2.000
	100	0	100	0	21.67	21.61	21.64	-3.7	0.063	0.062	0.062	2.000

Modulation	PCC RB		SCC RB		Conducted Output AV Power (dBm)			Antenna Gain (dBi)	EIRP (W)			Limit (W)
	Size	Offset	Size	Offset	LCH	MCH	HCH		LCH	MCH	HCH	
CA_41C												
5MHz+20MHz												
QPSK	1	24	1	0	12.06	12.24	12.17	-3.7	0.007	0.007	0.007	2.000
	1	24	2	0	23.92	23.82	23.99	-3.7	0.105	0.103	0.107	2.000
	25	0	100	0	19.96	20.05	20.08	-3.7	0.042	0.043	0.043	2.000
16-QAM	1	24	1	0	11.49	11.42	11.33	-3.7	0.006	0.006	0.006	2.000
	1	24	2	0	23.02	23.36	22.99	-3.7	0.086	0.092	0.085	2.000
	25	0	100	0	19.03	19.16	19.05	-3.7	0.034	0.035	0.034	2.000
20MHz+5MHz												
QPSK	1	99	1	0	12.34	12.46	12.32	-3.7	0.007	0.008	0.007	2.000
	1	99	2	0	24.35	24.49	24.16	-3.7	0.116	0.120	0.111	2.000
	100	0	25	0	20.51	20.51	20.35	-3.7	0.048	0.048	0.046	2.000
16-QAM	1	99	1	0	11.7	11.79	11.65	-3.7	0.006	0.006	0.006	2.000
	1	99	2	0	23.51	23.52	23.5	-3.7	0.096	0.096	0.095	2.000
	100	0	25	0	19.45	19.47	19.42	-3.7	0.038	0.038	0.037	2.000
10MHz+20MHz												
QPSK	1	49	1	0	24.11	24.05	24.11	-3.7	0.110	0.108	0.110	2.000
	50	0	100	0	21.56	21.64	21.55	-3.7	0.061	0.062	0.061	2.000
16-QAM	1	49	1	0	23.62	23.47	23.32	-3.7	0.098	0.095	0.092	2.000
	50	0	100	0	20.59	20.61	20.51	-3.7	0.049	0.049	0.048	2.000
20MHz+10MHz												
QPSK	1	99	1	0	24.13	24.22	24.19	-3.7	0.110	0.113	0.112	2.000
	100	0	50	0	21.72	21.77	21.63	-3.7	0.063	0.064	0.062	2.000
16-QAM	1	99	1	0	23.48	23.57	23.52	-3.7	0.095	0.097	0.096	2.000
	100	0	50	0	20.73	20.77	20.64	-3.7	0.050	0.051	0.049	2.000
15MHz+15MHz												

Modulation	PCC RB		SCC RB		Conducted Output AV Power (dBm)			Antenna Gain (dBi)	EIRP (W)			Limit (W)
	Size	Offset	Size	Offset	LCH	MCH	HCH		LCH	MCH	HCH	
CA_41C												
QPSK	1	74	1	0	23.87	23.98	23.81	-3.7	0.104	0.107	0.103	2.000
	75	0	75	0	20.58	20.61	20.53	-3.7	0.049	0.049	0.048	2.000
16-QAM	1	74	1	0	23.3	23.41	23.14	-3.7	0.091	0.094	0.088	2.000
	75	0	75	0	19.49	19.63	19.58	-3.7	0.038	0.039	0.039	2.000
15MHz+20MHz												
QPSK	1	74	1	0	23.92	24.14	24.07	-3.7	0.105	0.111	0.109	2.000
	75	0	100	0	21.5	21.61	21.57	-3.7	0.060	0.062	0.061	2.000
16-QAM	1	74	1	0	23.38	23.46	23.23	-3.7	0.093	0.095	0.090	2.000
	75	0	100	0	20.57	20.68	20.52	-3.7	0.049	0.050	0.048	2.000
20MHz+15MHz												
QPSK	1	99	1	0	24.22	24.13	24.21	-3.7	0.113	0.110	0.112	2.000
	100	0	75	0	21.71	21.71	21.52	-3.7	0.063	0.063	0.061	0.000
16-QAM	1	99	1	0	23.28	23.42	23.36	-3.7	0.091	0.094	0.092	2.000
	100	0	75	0	20.58	20.63	20.63	-3.7	0.049	0.049	0.049	2.000
20MHz+20MHz												
QPSK	1	99	1	0	12.24	12.25	12.12	-3.7	0.007	0.007	0.007	2.000
	1	99	2	0	24.24	24.21	24.34	-3.7	0.113	0.112	0.116	0.000
	100	0	100	0	20.08	20.07	20.02	-3.7	0.043	0.043	0.043	2.000
16-QAM	1	99	1	0	11.56	11.65	11.49	-3.7	0.006	0.006	0.006	2.000
	1	99	2	0	23.29	23.3	23.29	-3.7	0.091	0.091	0.091	2.000
	100	0	100	0	19.07	19.09	19.09	-3.7	0.034	0.035	0.035	2.000

NR Mode Test Data

Test BW	Test Channel	Test Mode	UL RB Number	UL RB Position	Conducted Output AV Power(dBm)	ERP (W)	Limit (W)	Verdict	
NR Band n5									
5	LCH	QPSK	12	6	23.12	0.053	7.000	Pass	
			1	1	23.05	0.052	7.000	Pass	
			1	23	22.83	0.050	7.000	Pass	
		16QAM	12	6	23.04	0.052	7.000	Pass	
			1	1	23.2	0.054	7.000	Pass	
			1	23	22.7	0.048	7.000	Pass	
	MCH	QPSK	12	6	23.01	0.052	7.000	Pass	
			1	1	22.73	0.049	7.000	Pass	
			1	23	22.68	0.048	7.000	Pass	
		16QAM	12	6	22.98	0.052	7.000	Pass	
			1	1	22.75	0.049	7.000	Pass	
			1	23	22.79	0.049	7.000	Pass	
	HCH	QPSK	12	6	22.87	0.050	7.000	Pass	
			1	1	22.74	0.049	7.000	Pass	
			1	23	22.51	0.046	7.000	Pass	
		16QAM	12	6	22.79	0.049	7.000	Pass	
			1	1	22.86	0.050	7.000	Pass	
			1	23	22.53	0.047	7.000	Pass	
	15	LCH	QPSK	36	18	22.82	0.050	7.000	Pass
				1	1	23.1	0.053	7.000	Pass
				1	77	22.93	0.051	7.000	Pass
			16QAM	36	18	22.74	0.049	7.000	Pass
				1	1	23.21	0.054	7.000	Pass
				1	77	23.03	0.052	7.000	Pass
MCH		QPSK	36	18	22.75	0.049	7.000	Pass	
			1	1	23.05	0.052	7.000	Pass	
			1	77	22.88	0.050	7.000	Pass	
		16QAM	36	18	22.81	0.050	7.000	Pass	
			1	1	23.04	0.052	7.000	Pass	
			1	77	22.94	0.051	7.000	Pass	
HCH		QPSK	36	18	22.67	0.048	7.000	Pass	
			1	1	23	0.052	7.000	Pass	
			1	77	22.77	0.049	7.000	Pass	
		16QAM	36	18	22.78	0.049	7.000	Pass	
			1	1	22.92	0.051	7.000	Pass	
			1	77	22.89	0.051	7.000	Pass	
20		LCH	QPSK	50	25	22.64	0.048	7.000	Pass
				1	1	23.16	0.054	7.000	Pass
				1	104	22.61	0.047	7.000	Pass
			16QAM	50	25	22.55	0.047	7.000	Pass

			1	1	23.29	0.055	7.000	Pass
			1	104	22.72	0.049	7.000	Pass
	MCH	QPSK	50	25	22.59	0.047	7.000	Pass
			1	1	23.12	0.053	7.000	Pass
			1	104	22.57	0.047	7.000	Pass
		16QAM	50	25	22.57	0.047	7.000	Pass
			1	1	23.16	0.054	7.000	Pass
			1	104	22.64	0.048	7.000	Pass
	HCH	QPSK	50	25	22.58	0.047	7.000	Pass
			1	1	23.09	0.053	7.000	Pass
			1	104	22.39	0.045	7.000	Pass
		16QAM	50	25	22.64	0.048	7.000	Pass
			1	1	22.87	0.050	7.000	Pass
			1	104	22.61	0.047	7.000	Pass

Test BW	Test Channel	Test Mode	UL RB Number	UL RB Position	Conducted Output AV Power(dBm)	EIRP (W)	Limit (W)	Verdict
NR Band n7								
5	LCH	QPSK	12	6	23.06	0.086	2.000	Pass
			1	1	22.85	0.082	2.000	Pass
			1	23	22.76	0.081	2.000	Pass
		16QAM	12	6	22	0.068	2.000	Pass
			1	1	21.93	0.067	2.000	Pass
			1	23	21.82	0.065	2.000	Pass
	MCH	QPSK	12	6	22.81	0.081	2.000	Pass
			1	1	22.65	0.079	2.000	Pass
			1	23	22.5	0.076	2.000	Pass
		16QAM	12	6	21.81	0.065	2.000	Pass
			1	1	21.74	0.064	2.000	Pass
			1	23	21.63	0.062	2.000	Pass
	HCH	QPSK	12	6	23.01	0.085	2.000	Pass
			1	1	22.82	0.082	2.000	Pass
			1	23	22.55	0.077	2.000	Pass
		16QAM	12	6	22	0.068	2.000	Pass
			1	1	21.91	0.066	2.000	Pass
			1	23	21.7	0.063	2.000	Pass
15	LCH	QPSK	36	18	22.74	0.080	2.000	Pass
			1	1	22.9	0.083	2.000	Pass
			1	77	22.88	0.083	2.000	Pass
		16QAM	36	18	21.81	0.065	2.000	Pass
			1	1	21.96	0.067	2.000	Pass
			1	77	21.98	0.067	2.000	Pass
	MCH	QPSK	36	18	22.49	0.076	2.000	Pass
			1	1	22.55	0.077	2.000	Pass
			1	77	22.71	0.080	2.000	Pass
		16QAM	36	18	21.58	0.061	2.000	Pass
			1	1	21.77	0.064	2.000	Pass
			1	77	21.82	0.065	2.000	Pass
	HCH	QPSK	36	18	22.64	0.078	2.000	Pass
			1	1	22.83	0.082	2.000	Pass
			1	77	22.82	0.082	2.000	Pass
		16QAM	36	18	21.7	0.063	2.000	Pass
			1	1	21.96	0.067	2.000	Pass
			1	77	21.86	0.065	2.000	Pass
20	LCH	QPSK	50	25	22.68	0.079	2.000	Pass
			1	1	22.97	0.085	2.000	Pass
			1	104	22.59	0.077	2.000	Pass
		16QAM	50	25	21.68	0.063	2.000	Pass
			1	1	22.09	0.069	2.000	Pass

			1	104	21.69	0.063	2.000	Pass
	MCH	QPSK	50	25	22.38	0.074	2.000	Pass
			1	1	22.64	0.078	2.000	Pass
			1	104	22.47	0.075	2.000	Pass
		16QAM	50	25	21.4	0.059	2.000	Pass
			1	1	21.82	0.065	2.000	Pass
			1	104	21.56	0.061	2.000	Pass
	HCH	QPSK	50	25	22.55	0.077	2.000	Pass
			1	1	22.76	0.081	2.000	Pass
			1	104	22.55	0.077	2.000	Pass
		16QAM	50	25	21.54	0.061	2.000	Pass
			1	1	21.91	0.066	2.000	Pass
			1	104	21.64	0.062	2.000	Pass

Test BW	Test Channel	Test Mode	UL RB Number	UL RB Position	Conducted Output AV Power(dBm)	EIRP (W)	Limit (W)	Verdict
NR Band n38								
20	LCH	QPSK	25	12	22.35	0.073	2.000	Pass
			1	1	22.79	0.081	2.000	Pass
			1	49	22.75	0.080	2.000	Pass
		16QAM	25	12	21.36	0.058	2.000	Pass
			1	1	21.89	0.066	2.000	Pass
			1	49	21.81	0.065	2.000	Pass
	MCH	QPSK	25	12	22.36	0.073	2.000	Pass
			1	1	22.94	0.084	2.000	Pass
			1	49	22.52	0.076	2.000	Pass
		16QAM	25	12	21.39	0.059	2.000	Pass
			1	1	22.03	0.068	2.000	Pass
			1	49	21.65	0.062	2.000	Pass
	HCH	QPSK	25	12	22.43	0.075	2.000	Pass
			1	1	22.89	0.083	2.000	Pass
			1	49	22.78	0.081	2.000	Pass
		16QAM	25	12	21.43	0.059	2.000	Pass
			1	1	21.96	0.067	2.000	Pass
			1	49	21.85	0.065	2.000	Pass
30	LCH	QPSK	36	18	22.52	0.076	2.000	Pass
			1	1	22.38	0.074	2.000	Pass
			1	77	22.5	0.076	2.000	Pass
		16QAM	36	18	21.57	0.061	2.000	Pass
			1	1	21.44	0.059	2.000	Pass
			1	77	21.6	0.062	2.000	Pass
	MCH	QPSK	36	18	22.5	0.076	2.000	Pass
			1	1	22.46	0.075	2.000	Pass
			1	77	22.53	0.076	2.000	Pass
		16QAM	36	18	21.54	0.061	2.000	Pass
			1	1	21.58	0.061	2.000	Pass
			1	77	21.6	0.062	2.000	Pass
	HCH	QPSK	36	18	22.48	0.076	2.000	Pass
			1	1	22.5	0.076	2.000	Pass
			1	77	22.65	0.079	2.000	Pass
		16QAM	36	18	21.48	0.060	2.000	Pass
			1	1	21.65	0.062	2.000	Pass
			1	77	21.74	0.064	2.000	Pass
40	LCH	QPSK	50	25	22.62	0.078	2.000	Pass
			1	1	22.42	0.074	2.000	Pass
			1	105	22.15	0.070	2.000	Pass
		16QAM	50	25	21.6	0.062	2.000	Pass

			1	1	21.51	0.060	2.000	Pass
			1	105	21.26	0.057	2.000	Pass
	MCH	QPSK	50	25	22.57	0.077	2.000	Pass
			1	1	22.43	0.075	2.000	Pass
			1	105	22.21	0.071	2.000	Pass
		16QAM	50	25	21.58	0.061	2.000	Pass
			1	1	21.51	0.060	2.000	Pass
			1	105	21.33	0.058	2.000	Pass
	HCH	QPSK	50	25	22.64	0.078	2.000	Pass
			1	1	22.64	0.078	2.000	Pass
			1	105	22.4	0.074	2.000	Pass
		16QAM	50	25	21.64	0.062	2.000	Pass
			1	1	21.69	0.063	2.000	Pass
			1	105	21.48	0.060	2.000	Pass

Test BW	Test Channel	Test Mode	UL RB Number	UL RB Position	Conducted Output AV Power(dBm)	EIRP (W)	Limit (W)	Verdict
NR Band n41								
20	LCH	QPSK	25	12	22.56	0.077	2.000	Pass
			1	1	23.14	0.088	2.000	Pass
			1	49	22.83	0.082	2.000	Pass
		16QAM	25	12	21.59	0.062	2.000	Pass
			1	1	22.25	0.072	2.000	Pass
			1	49	21.9	0.066	2.000	Pass
	MCH	QPSK	25	12	22.46	0.075	2.000	Pass
			1	1	23.04	0.086	2.000	Pass
			1	49	22.62	0.078	2.000	Pass
		16QAM	25	12	21.48	0.060	2.000	Pass
			1	1	22.11	0.069	2.000	Pass
			1	49	21.74	0.064	2.000	Pass
	HCH	QPSK	25	12	22.47	0.075	2.000	Pass
			1	1	23.04	0.086	2.000	Pass
			1	49	22.66	0.079	2.000	Pass
		16QAM	25	12	21.52	0.061	2.000	Pass
			1	1	22.14	0.070	2.000	Pass
			1	49	21.78	0.064	2.000	Pass
60	LCH	QPSK	81	40	22.43	0.075	2.000	Pass
			1	1	22.4	0.074	2.000	Pass
			1	160	22.37	0.074	2.000	Pass
		16QAM	81	40	21.44	0.059	2.000	Pass
			1	1	21.49	0.060	2.000	Pass
			1	160	21.52	0.061	2.000	Pass
	MCH	QPSK	81	40	22.5	0.076	2.000	Pass
			1	1	22.06	0.069	2.000	Pass
			1	160	22.57	0.077	2.000	Pass
		16QAM	81	40	21.52	0.061	2.000	Pass
			1	1	21.19	0.056	2.000	Pass
			1	160	21.6	0.062	2.000	Pass
	HCH	QPSK	81	40	22.62	0.078	2.000	Pass
			1	1	22.43	0.075	2.000	Pass
			1	160	22.5	0.076	2.000	Pass
		16QAM	81	40	21.62	0.062	2.000	Pass
			1	1	21.52	0.061	2.000	Pass
			1	160	21.6	0.062	2.000	Pass
100	LCH	QPSK	135	67	22.28	0.072	2.000	Pass
			1	1	22.8	0.081	2.000	Pass
			1	271	22.21	0.071	2.000	Pass
		16QAM	135	67	21.29	0.057	2.000	Pass

			1	1	21.94	0.067	2.000	Pass
			1	271	21.32	0.058	2.000	Pass
	MCH	QPSK	135	67	22.39	0.074	2.000	Pass
			1	1	22.85	0.082	2.000	Pass
			1	271	22.35	0.073	2.000	Pass
		16QAM	135	67	21.4	0.059	2.000	Pass
			1	1	21.96	0.067	2.000	Pass
			1	271	21.39	0.059	2.000	Pass
	HCH	QPSK	135	67	22.55	0.077	2.000	Pass
			1	1	22.96	0.084	2.000	Pass
			1	271	22.27	0.072	2.000	Pass
		16QAM	135	67	21.54	0.061	2.000	Pass
			1	1	22.05	0.068	2.000	Pass
			1	271	21.23	0.057	2.000	Pass

Test BW	Test Channel	Test Mode	NR UL RB No.	NR UL RB Pos.	LTE UL RB No.	LTE UL RB Pos.	NR Conducted Output Power (dBm)	LTE Conducted Output Power (dBm)	Total Conducted Output Power (dBm)	EIRP (W)	Limit (W)	Verdict
DC_5A_n7A												
10MHz(LTE) + 5MHz(NR)	LCH	QPSK	12	6	50	0	22.84	-39.27	22.84	0.067	2.000	Pass
			1	1	1	0	22.58	-39.26	22.58	0.063	2.000	Pass
			1	23	1	49	22.55	-39.21	22.55	0.062	2.000	Pass
		16QAM	12	6	50	0	21.77	-39.3	21.78	0.052	2.000	Pass
			1	1	1	0	21.72	-39.26	21.72	0.052	2.000	Pass
			1	23	1	49	21.52	-39.25	21.52	0.049	2.000	Pass
	MCH	QPSK	12	6	50	0	22.54	-39.25	22.54	0.062	2.000	Pass
			1	1	1	0	22.42	-39.24	22.42	0.061	2.000	Pass
			1	23	1	49	22.27	-39.18	22.27	0.058	2.000	Pass
		16QAM	12	6	50	0	21.51	-39.28	21.51	0.049	2.000	Pass
			1	1	1	0	21.45	-39.22	21.45	0.048	2.000	Pass
			1	23	1	49	21.35	-39.24	21.35	0.047	2.000	Pass
	HCH	QPSK	12	6	50	0	22.44	-39.17	22.44	0.061	2.000	Pass
			1	1	1	0	22.28	-39.23	22.28	0.059	2.000	Pass
			1	23	1	49	22.22	-39.17	22.22	0.058	2.000	Pass
		16QAM	12	6	50	0	21.45	-39.22	21.45	0.048	2.000	Pass
			1	1	1	0	21.39	-39.21	21.40	0.048	2.000	Pass
			1	23	1	49	21.23	-39.19	21.23	0.046	2.000	Pass
10MHz(LTE) + 15MHz(NR)	LCH	QPSK	36	18	50	0	22.32	-39.21	22.32	0.059	2.000	Pass
			1	1	1	0	22.64	-39.2	22.64	0.064	2.000	Pass
			1	77	1	49	22.64	-39.24	22.64	0.064	2.000	Pass
		16QAM	36	18	50	0	21.52	-39.27	21.52	0.049	2.000	Pass
			1	1	1	0	21.73	-39.31	21.73	0.052	2.000	Pass
			1	77	1	49	21.66	-39.32	21.66	0.051	2.000	Pass
	MCH	QPSK	36	18	50	0	22.21	-39.25	22.21	0.058	2.000	Pass
			1	1	1	0	22.34	-39.29	22.34	0.059	2.000	Pass
			1	77	1	49	22.56	-39.21	22.56	0.063	2.000	Pass
		16QAM	36	18	50	0	21.25	-39.26	21.25	0.046	2.000	Pass
			1	1	1	0	21.46	-39.13	21.46	0.049	2.000	Pass
			1	77	1	49	21.5	-39.21	21.50	0.049	2.000	Pass
	HCH	QPSK	36	18	50	0	22.18	-39.17	22.18	0.057	2.000	Pass
			1	1	1	0	22.4	-39.26	22.40	0.060	2.000	Pass
			1	77	1	49	22.39	-39.19	22.39	0.060	2.000	Pass
		16QAM	36	18	50	0	21.29	-39.28	21.29	0.047	2.000	Pass
			1	1	1	0	21.61	-39.15	21.61	0.050	2.000	Pass
			1	77	1	49	21.48	-39.19	21.48	0.049	2.000	Pass
10MHz(LTE) +	LCH	QPSK	50	25	50	0	22.27	-39.32	22.27	0.058	2.000	Pass
			1	1	1	0	22.78	-39.27	22.78	0.066	2.000	Pass

20MHz(NR)		1	104	1	49	22.38	-39.27	22.38	0.060	2.000	Pass	
		16QAM	50	25	50	0	21.37	-39.26	21.37	0.048	2.000	Pass
			1	1	1	0	21.71	-39.19	21.71	0.051	2.000	Pass
			1	104	1	49	21.42	-39.28	21.42	0.048	2.000	Pass
	MCH	QPSK	50	25	50	0	22.1	-39.29	22.10	0.056	2.000	Pass
			1	1	1	0	22.41	-39.22	22.41	0.060	2.000	Pass
			1	104	1	49	22.18	-39.34	22.19	0.057	2.000	Pass
		16QAM	50	25	50	0	21.19	-39.26	21.19	0.046	2.000	Pass
			1	1	1	0	21.45	-39.31	21.45	0.048	2.000	Pass
			1	104	1	49	21.25	-39.24	21.25	0.046	2.000	Pass
	HCH	QPSK	50	25	50	0	22.14	-39.23	22.14	0.057	2.000	Pass
			1	1	1	0	22.54	-39.21	22.54	0.062	2.000	Pass
			1	104	1	49	22.15	-39.15	22.15	0.057	2.000	Pass
		16QAM	50	25	50	0	21.14	-39.19	21.14	0.045	2.000	Pass
			1	1	1	0	21.6	-39.12	21.60	0.050	2.000	Pass
			1	104	1	49	21.11	-39.16	21.11	0.045	2.000	Pass

Test BW	Test Channel	Test Mode	NR UL RB No.	NR UL RB Pos.	LTE UL RB No.	LTE UL RB Pos.	NR Conducted Output Power (dBm)	LTE Conducted Output Power (dBm)	Total Conducted Output Power (dBm)	ERP (W)	Limit (W)	Verdict
DC_7A_n5A												
20MHz(LTE) + 5MHz(NR)	LCH	QPSK	12	6	100	0	22.98	-35.42	22.98	0.074	7.000	Pass
			1	1	1	0	22.92	-35.44	22.92	0.073	7.000	Pass
			1	23	1	99	22.7	-35.42	22.70	0.069	7.000	Pass
		16QAM	12	6	100	0	22.87	-35.47	22.87	0.072	7.000	Pass
			1	1	1	0	22.99	-35.41	22.99	0.074	7.000	Pass
			1	23	1	99	22.23	-35.45	22.23	0.062	7.000	Pass
	MCH	QPSK	12	6	100	0	22.82	-35.57	22.82	0.071	7.000	Pass
			1	1	1	0	22.8	-35.56	22.81	0.071	7.000	Pass
			1	23	1	99	22.5	-35.55	22.50	0.066	7.000	Pass
		16QAM	12	6	100	0	22.77	-35.56	22.77	0.070	7.000	Pass
			1	1	1	0	22.8	-35.56	22.80	0.071	7.000	Pass
			1	23	1	99	22.63	-35.53	22.63	0.068	7.000	Pass
	HCH	QPSK	12	6	100	0	22.61	-35.41	22.61	0.068	7.000	Pass
			1	1	1	0	22.52	-35.49	22.52	0.066	7.000	Pass
			1	23	1	99	22.4	-35.44	22.40	0.065	7.000	Pass
		16QAM	12	6	100	0	22.61	-35.43	22.61	0.068	7.000	Pass
			1	1	1	0	22.68	-35.5	22.69	0.069	7.000	Pass
			1	23	1	99	22.45	-35.41	22.45	0.065	7.000	Pass
20MHz(LTE) + 15MHz(NR)	LCH	QPSK	36	18	100	0	22.58	-35.44	22.58	0.067	7.000	Pass
			1	1	1	0	22.99	-35.44	22.99	0.074	7.000	Pass
			1	77	1	99	22.74	-35.46	22.74	0.070	7.000	Pass
		16QAM	36	18	100	0	22.15	-35.41	22.15	0.061	7.000	Pass
			1	1	1	0	23.11	-35.41	23.11	0.076	7.000	Pass
			1	77	1	99	22.89	-35.43	22.89	0.072	7.000	Pass
	MCH	QPSK	36	18	100	0	22.51	-35.5	22.51	0.066	7.000	Pass
			1	1	1	0	22.86	-35.5	22.86	0.072	7.000	Pass
			1	77	1	99	22.66	-35.48	22.66	0.069	7.000	Pass
		16QAM	36	18	100	0	22.63	-35.46	22.63	0.068	7.000	Pass
			1	1	1	0	22.83	-35.49	22.83	0.071	7.000	Pass
			1	77	1	99	22.83	-35.51	22.83	0.071	7.000	Pass
	HCH	QPSK	36	18	100	0	22.47	-35.39	22.47	0.066	7.000	Pass
			1	1	1	0	22.76	-35.44	22.76	0.070	7.000	Pass
			1	77	1	99	22.59	-35.43	22.59	0.067	7.000	Pass
		16QAM	36	18	100	0	22.55	-35.5	22.56	0.067	7.000	Pass
			1	1	1	0	22.89	-35.5	22.89	0.072	7.000	Pass
			1	77	1	99	22.72	-35.45	22.72	0.070	7.000	Pass
20MHz(LTE) +	LCH	QPSK	50	25	100	0	22.46	-35.44	22.46	0.065	7.000	Pass
			1	1	1	0	22.99	-35.44	22.99	0.074	7.000	Pass

20MHz(NR)		1	104	1	99	22.47	-35.43	22.47	0.066	7.000	Pass	
		16QAM	50	25	100	0	22.44	-35.45	22.44	0.065	7.000	Pass
			1	1	1	0	22.81	-35.41	22.81	0.071	7.000	Pass
			1	104	1	99	22.62	-35.45	22.62	0.068	7.000	Pass
	MCH	QPSK	50	25	100	0	22.39	-35.53	22.39	0.064	7.000	Pass
			1	1	1	0	22.86	-35.51	22.87	0.072	7.000	Pass
			1	104	1	99	24.05	-35.52	24.05	0.094	7.000	Pass
		16QAM	50	25	100	0	22.45	-35.48	22.45	0.065	7.000	Pass
			1	1	1	0	22.98	-35.48	22.98	0.074	7.000	Pass
			1	104	1	99	22.52	-35.52	22.52	0.066	7.000	Pass
	HCH	QPSK	50	25	100	0	22.36	-35.43	22.36	0.064	7.000	Pass
			1	1	1	0	22.91	-35.39	22.91	0.073	7.000	Pass
			1	104	1	99	22.31	-35.43	22.31	0.063	7.000	Pass
		16QAM	50	25	100	0	22.39	-35.44	22.39	0.064	7.000	Pass
			1	1	1	0	22.92	-35.42	22.92	0.073	7.000	Pass
			1	104	1	99	22.46	-35.45	22.46	0.065	7.000	Pass

Test BW	Test Channel	Test Mode	NR UL RB No.	NR UL RB Pos.	LTE UL RB No.	LTE UL RB Pos.	NR Conducted Output Power (dBm)	LTE Conducted Output Power (dBm)	Total Conducted Output Power (dBm)	EIR P (W)	Limit (W)	Verdict
DC_26A_n41A												
15MHz(LTE) + 20MHz(NR)	LCH	QPSK	25	12	75	0	22.53	-37.51	22.53	0.062	2.000	Pass
			1	1	1	0	23.18	-37.59	23.18	0.072	2.000	Pass
			1	49	1	74	22.62	-37.59	22.62	0.063	2.000	Pass
		16QAM	25	12	75	0	21.52	-37.53	21.52	0.049	2.000	Pass
			1	1	1	0	22.17	-37.58	22.17	0.057	2.000	Pass
			1	49	1	74	21.77	-37.62	21.77	0.052	2.000	Pass
	MCH	QPSK	25	12	75	0	22.26	-37.5	22.26	0.058	2.000	Pass
			1	1	1	0	22.9	-37.43	22.90	0.068	2.000	Pass
			1	49	1	74	22.38	-37.45	22.38	0.060	2.000	Pass
		16QAM	25	12	75	0	21.33	-37.45	21.33	0.047	2.000	Pass
			1	1	1	0	21.93	-37.47	21.93	0.054	2.000	Pass
			1	49	1	74	21.46	-37.47	21.46	0.049	2.000	Pass
	HCH	QPSK	25	12	75	0	22.26	-37.51	22.26	0.058	2.000	Pass
			1	1	1	0	22.77	-37.39	22.77	0.066	2.000	Pass
			1	49	1	74	22.47	-37.37	22.47	0.061	2.000	Pass
		16QAM	25	12	75	0	21.22	-37.46	21.22	0.046	2.000	Pass
			1	1	1	0	22.02	-37.5	22.02	0.055	2.000	Pass
			1	49	1	74	21.54	-37.48	21.54	0.049	2.000	Pass
15MHz(LTE) + 60MHz(NR)	LCH	QPSK	81	40	75	0	22.41	-37.55	22.42	0.061	2.000	Pass
			1	1	1	0	22.25	-37.57	22.25	0.058	2.000	Pass
			1	160	1	74	22.41	-37.51	22.41	0.060	2.000	Pass
		16QAM	81	40	75	0	21.38	-37.57	21.38	0.048	2.000	Pass
			1	1	1	0	21.43	-37.57	21.43	0.048	2.000	Pass
			1	160	1	74	21.36	-37.55	21.36	0.047	2.000	Pass
	MCH	QPSK	81	40	75	0	22.35	-37.47	22.35	0.060	2.000	Pass
			1	1	1	0	22.03	-37.51	22.03	0.055	2.000	Pass
			1	160	1	74	22.26	-37.39	22.26	0.058	2.000	Pass
		16QAM	81	40	75	0	21.33	-37.42	21.33	0.047	2.000	Pass
			1	1	1	0	21.09	-37.5	21.09	0.045	2.000	Pass
			1	160	1	74	21.3	-37.47	21.30	0.047	2.000	Pass
	HCH	QPSK	81	40	75	0	22.26	-37.38	22.26	0.058	2.000	Pass
			1	1	1	0	22.21	-37.41	22.21	0.058	2.000	Pass
			1	160	1	74	22.2	-37.46	22.20	0.058	2.000	Pass
		16QAM	81	40	75	0	21.42	-37.47	21.42	0.048	2.000	Pass
			1	1	1	0	21.25	-37.45	21.25	0.046	2.000	Pass
			1	160	1	74	21.28	-37.41	21.28	0.047	2.000	Pass
15MHz(LTE) +	LCH	QPSK	135	67	75	0	22.16	-37.55	22.16	0.057	2.000	Pass
			1	1	1	0	22.7	-37.62	22.70	0.065	2.000	Pass

100MHz(NR)	16QAM	1	271	1	74	21.95	-37.55	21.95	0.054	2.000	Pass	
		135	67	75	0	21.22	-37.54	21.22	0.046	2.000	Pass	
		1	1	1	0	21.81	-37.56	21.81	0.053	2.000	Pass	
		1	271	1	74	21.14	-37.59	21.14	0.045	2.000	Pass	
	MCH	QPSK	135	67	75	0	22.2	-37.46	22.21	0.058	2.000	Pass
			1	1	1	0	22.72	-37.49	22.72	0.065	2.000	Pass
			1	271	1	74	22.28	-37.44	22.28	0.059	2.000	Pass
		16QAM	135	67	75	0	21.19	-37.51	21.19	0.046	2.000	Pass
			1	1	1	0	21.79	-37.5	21.79	0.052	2.000	Pass
			1	271	1	74	21.32	-37.52	21.32	0.047	2.000	Pass
	HCH	QPSK	135	67	75	0	22.34	-37.45	22.34	0.059	2.000	Pass
			1	1	1	0	22.61	-37.47	22.61	0.063	2.000	Pass
			1	271	1	74	22.04	-37.45	22.04	0.055	2.000	Pass
		16QAM	135	67	75	0	21.31	-37.49	21.31	0.047	2.000	Pass
			1	1	1	0	21.78	-37.41	21.78	0.052	2.000	Pass
			1	271	1	74	21.07	-37.45	21.07	0.044	2.000	Pass

Test BW	Test Channel	Test Mode	NR UL RB No.	NR UL RB Pos.	LTE UL RB No.	LTE UL RB Pos.	NR Conducted Output Power (dBm)	LTE Conducted Output Power (dBm)	Total Conducted Output Power (dBm)	EIR P (W)	Limit (W)	Verdict
DC_66A_n7A												
20MHz(LTE) + 5MHz(NR)	LCH	QPSK	12	6	100	0	22.78	-35.42	22.78	0.066	2.000	Pass
			1	1	1	0	22.63	-35.44	22.63	0.064	2.000	Pass
			1	23	1	99	22.52	-35.53	22.52	0.062	2.000	Pass
		16QAM	12	6	100	0	21.78	-35.56	21.78	0.052	2.000	Pass
			1	1	1	0	21.71	-35.55	21.71	0.051	2.000	Pass
			1	23	1	99	21.54	-35.55	21.54	0.049	2.000	Pass
	MCH	QPSK	12	6	100	0	22.68	-35.37	22.68	0.064	2.000	Pass
			1	1	1	0	22.36	-35.43	22.36	0.060	2.000	Pass
			1	23	1	99	22.27	-35.4	22.27	0.058	2.000	Pass
		16QAM	12	6	100	0	21.62	-35.45	21.62	0.050	2.000	Pass
			1	1	1	0	21.45	-35.45	21.45	0.048	2.000	Pass
			1	23	1	99	21.34	-35.37	21.34	0.047	2.000	Pass
	HCH	QPSK	12	6	100	0	22.6	-35.4	22.60	0.063	2.000	Pass
			1	1	1	0	22.29	-35.42	22.29	0.059	2.000	Pass
			1	23	1	99	22.16	-35.39	22.16	0.057	2.000	Pass
		16QAM	12	6	100	0	21.45	-35.43	21.46	0.049	2.000	Pass
			1	1	1	0	21.46	-35.41	21.46	0.049	2.000	Pass
			1	23	1	99	21.18	-35.38	21.18	0.045	2.000	Pass
20MHz(LTE) + 15MHz(NR)	LCH	QPSK	36	18	100	0	22.5	-35.51	22.50	0.062	2.000	Pass
			1	1	1	0	22.67	-35.49	22.67	0.064	2.000	Pass
			1	77	1	99	22.6	-35.57	22.60	0.063	2.000	Pass
		16QAM	36	18	100	0	21.52	-35.47	21.52	0.049	2.000	Pass
			1	1	1	0	21.7	-35.53	21.70	0.051	2.000	Pass
			1	77	1	99	21.76	-35.5	21.76	0.052	2.000	Pass
	MCH	QPSK	36	18	100	0	22.34	-35.38	22.35	0.060	2.000	Pass
			1	1	1	0	22.47	-35.44	22.47	0.061	2.000	Pass
			1	77	1	99	22.49	-35.41	22.49	0.062	2.000	Pass
		16QAM	36	18	100	0	21.32	-35.4	21.32	0.047	2.000	Pass
			1	1	1	0	21.53	-35.4	21.53	0.049	2.000	Pass
			1	77	1	99	21.55	-35.43	21.55	0.050	2.000	Pass
	HCH	QPSK	36	18	100	0	22.27	-35.46	22.27	0.058	2.000	Pass
			1	1	1	0	22.52	-35.42	22.52	0.062	2.000	Pass
			1	77	1	99	22.37	-35.38	22.37	0.060	2.000	Pass
		16QAM	36	18	100	0	21.3	-35.43	21.30	0.047	2.000	Pass
			1	1	1	0	21.56	-35.44	21.56	0.050	2.000	Pass
			1	77	1	99	21.44	-35.4	21.44	0.048	2.000	Pass
20MHz(LTE) +	LCH	QPSK	50	25	100	0	22.48	-35.51	22.49	0.062	2.000	Pass
			1	1	1	0	22.71	-35.46	22.71	0.065	2.000	Pass

20MHz(NR)		1	104	1	99	22.38	-35.46	22.38	0.060	2.000	Pass	
		16QAM	50	25	100	0	21.37	-35.48	21.37	0.048	2.000	Pass
			1	1	1	0	21.74	-35.59	21.74	0.052	2.000	Pass
			1	104	1	99	21.36	-35.42	21.36	0.047	2.000	Pass
	MCH	QPSK	50	25	100	0	22.26	-35.41	22.26	0.058	2.000	Pass
			1	1	1	0	22.46	-35.41	22.46	0.061	2.000	Pass
			1	104	1	99	22.25	-35.39	22.25	0.058	2.000	Pass
		16QAM	50	25	100	0	21.17	-35.36	21.17	0.045	2.000	Pass
			1	1	1	0	21.52	-35.45	21.52	0.049	2.000	Pass
			1	104	1	99	21.31	-35.38	21.31	0.047	2.000	Pass
	HCH	QPSK	50	25	100	0	22.03	-35.42	22.03	0.055	2.000	Pass
			1	1	1	0	22.56	-35.39	22.56	0.063	2.000	Pass
			1	104	1	99	22.11	-35.41	22.11	0.056	2.000	Pass
		16QAM	50	25	100	0	21.11	-35.41	21.11	0.045	2.000	Pass
			1	1	1	0	21.68	-35.38	21.68	0.051	2.000	Pass
			1	104	1	99	21.12	-35.45	21.12	0.045	2.000	Pass

A.2 Peak to Average Ratio

Note 1: For average power technique, the peak-to-average ratio (PAR) of the transmission may not exceed 13 dB. For GSM, GPRS and EGPRS, there are peak power to demonstrate compliance, PAR measurements are not required.

Note 2: Test plots please refer to the document "Annex No.:BL-SZ21B0785-501 Data Part 1.pdf".

WCDMA Mode Test Data

Test Band	Test Channel	Peak to Average Ratio (dB)	Limit (dB)	Refer to Plot ^{Note2}	Verdict
Band 2	LCH	2.91	13	1.1	Pass
	MCH	2.86	13	1.2	Pass
	HCH	2.86	13	1.3	Pass
Band 4	LCH	2.86	13	2.1	Pass
	MCH	2.86	13	2.2	Pass
	HCH	2.86	13	2.3	Pass
Band 5	LCH	2.86	13	3.1	Pass
	MCH	2.81	13	3.2	Pass
	HCH	2.81	13	3.3	Pass

LTE Mode Test Data

Test Band	Test Bandwidth	Test Channel	Test Mode	Test RB (Size#Offset)	Peak to Average Ratio (dB)	Limit (dB)	Refer to Plot ^{Note2}	Verdict
LTE Band 2	20 MHz	LCH	QPSK	RB1#0	3.61	13	4.1	Pass
				RB100#0	5.34	13	4.2	Pass
			16-QAM	RB1#0	5.3	13	4.3	Pass
				RB100#0	6.09	13	4.4	Pass
		MCH	QPSK	RB1#0	3.56	13	4.5	Pass
				RB100#0	5.3	13	4.6	Pass
			16-QAM	RB1#0	5.44	13	4.7	Pass
				RB100#0	6.09	13	4.8	Pass
		HCH	QPSK	RB1#0	3.47	13	4.9	Pass
				RB100#0	5.25	13	4.10	Pass
			16-QAM	RB1#0	5.72	13	4.11	Pass
				RB100#0	6.14	13	4.12	Pass
LTE Band 4	20 MHz	LCH	QPSK	RB1#0	3.61	13	5.1	Pass
				RB100#0	5.2	13	5.2	Pass
			16-QAM	RB1#0	4.92	13	5.3	Pass
				RB100#0	6.05	13	5.4	Pass
		MCH	QPSK	RB1#0	3.47	13	5.5	Pass
				RB100#0	5.25	13	5.6	Pass
			16-QAM	RB1#0	5.06	13	5.7	Pass
				RB100#0	6.05	13	5.8	Pass

Test Band	Test Bandwidth	Test Channel	Test Mode	Test RB (Size#Offset)	Peak to Average Ratio (dB)	Limit (dB)	Refer to Plot ^{Note2}	Verdict
		HCH	QPSK	RB1#0	3.28	13	5.9	Pass
				RB100#0	5.25	13	5.10	Pass
			16-QAM	RB1#0	5.25	13	5.11	Pass
				RB100#0	6.05	13	5.12	Pass
LTE Band 5	10 MHz	LCH	QPSK	RB1#0	3.42	13	6.1	Pass
				RB50#0	5.06	13	6.2	Pass
			16-QAM	RB1#0	4.73	13	6.3	Pass
				RB50#0	5.86	13	6.4	Pass
		MCH	QPSK	RB1#0	3.42	13	6.5	Pass
				RB50#0	5.16	13	6.6	Pass
			16-QAM	RB1#0	4.08	13	6.7	Pass
				RB50#0	5.95	13	6.8	Pass
		HCH	QPSK	RB1#0	3.47	13	6.9	Pass
				RB50#0	5.2	13	6.10	Pass
			16-QAM	RB1#0	5.34	13	6.11	Pass
				RB50#0	5.95	13	6.12	Pass
LTE Band 7	20 MHz	LCH	QPSK	RB1#0	3.56	13	7.1	Pass
				RB100#0	5.25	13	7.2	Pass
			16-QAM	RB1#0	5.44	13	7.3	Pass
				RB100#0	6.09	13	7.4	Pass
		MCH	QPSK	RB1#0	3.52	13	7.5	Pass
				RB100#0	5.2	13	7.6	Pass
			16-QAM	RB1#0	5.53	13	7.7	Pass
				RB100#0	5.95	13	7.8	Pass
		HCH	QPSK	RB1#0	3.52	13	7.9	Pass
				RB100#0	5.25	13	7.10	Pass
			16-QAM	RB1#0	5.58	13	7.11	Pass
				RB100#0	6.09	13	7.12	Pass
LTE Band 12	10 MHz	LCH	QPSK	RB1#0	3.37	13	8.1	Pass
				RB50#0	5.11	13	8.2	Pass
			16-QAM	RB1#0	5.16	13	8.3	Pass
				RB50#0	5.81	13	8.4	Pass
		MCH	QPSK	RB1#0	3.42	13	8.5	Pass
				RB50#0	5.16	13	8.6	Pass
			16-QAM	RB1#0	5.34	13	8.7	Pass
				RB50#0	5.81	13	8.8	Pass
		HCH	QPSK	RB1#0	3.19	13	8.9	Pass
				RB50#0	5.16	13	8.10	Pass
			16-QAM	RB1#0	5.25	13	8.11	Pass
				RB50#0	5.81	13	8.12	Pass
LTE	10 MHz	LCH	QPSK	RB1#0	3.37	13	9.1	Pass

Test Band	Test Bandwidth	Test Channel	Test Mode	Test RB (Size#Offset)	Peak to Average Ratio (dB)	Limit (dB)	Refer to Plot ^{Note2}	Verdict	
Band 17			16-QAM	RB50#0	5.16	13	9.2	Pass	
				RB1#0	5.16	13	9.3	Pass	
				RB50#0	5.86	13	9.4	Pass	
		MCH	QPSK	RB1#0	3.33	13	9.5	Pass	
				RB50#0	5.16	13	9.6	Pass	
			16-QAM	RB1#0	5.2	13	9.7	Pass	
				RB50#0	5.86	13	9.8	Pass	
			HCH	QPSK	RB1#0	3.28	13	9.9	Pass
					RB50#0	5.16	13	9.10	Pass
		16-QAM		RB1#0	5.48	13	9.11	Pass	
				RB50#0	5.86	13	9.12	Pass	
		LTE Band 26 (Part22)	15 MHz	LCH	QPSK	RB1#0	3.33	13	10.1
RB75#0	5.06					13	10.2	Pass	
16-QAM	RB1#0				4.5	13	10.3	Pass	
	RB75#0				6.09	13	10.4	Pass	
MCH	QPSK			RB1#0	3.37	13	10.5	Pass	
				RB75#0	5.25	13	10.6	Pass	
	16-QAM			RB1#0	4.27	13	10.7	Pass	
				RB75#0	6.19	13	10.8	Pass	
HCH	QPSK			RB1#0	3.42	13	10.9	Pass	
				RB75#0	5.3	13	10.10	Pass	
	16-QAM			RB1#0	4.41	13	10.11	Pass	
				RB75#0	6	13	10.12	Pass	
LTE Band 26 (Part90)	10 MHz	MCH	QPSK	RB1#0	3.28	13	11.1	Pass	
				RB50#0	4.97	13	11.2	Pass	
			16-QAM	RB1#0	3.98	13	11.3	Pass	
				RB50#0	5.91	13	11.4	Pass	
LTE Band 38	20 MHz	LCH	QPSK	RB1#0	7.41	13	12.1	Pass	
				RB100#0	8.62	13	12.2	Pass	
			16-QAM	RB1#0	9.19	13	12.3	Pass	
				RB100#0	9.56	13	12.4	Pass	
		MCH	QPSK	RB1#0	7.41	13	12.5	Pass	
				RB100#0	8.77	13	12.6	Pass	
			16-QAM	RB1#0	8.39	13	12.7	Pass	
				RB100#0	9.66	13	12.8	Pass	
		HCH	QPSK	RB1#0	7.36	13	12.9	Pass	
				RB100#0	8.95	13	12.10	Pass	
			16-QAM	RB1#0	8.81	13	12.11	Pass	
				RB100#0	9.7	13	12.12	Pass	
LTE Band 41	20 MHz	LCH	QPSK	RB1#0	7.36	13	13.1	Pass	
				RB100#0	8.86	13	13.2	Pass	

Test Band	Test Bandwidth	Test Channel	Test Mode	Test RB (Size#Offset)	Peak to Average Ratio (dB)	Limit (dB)	Refer to Plot ^{Note2}	Verdict		
			16-QAM	RB1#0	9.23	13	13.3	Pass		
				RB100#0	9.66	13	13.4	Pass		
		MCH	QPSK	RB1#0	7.31	13	13.5	Pass		
				RB100#0	8.91	13	13.6	Pass		
			16-QAM	RB1#0	9.33	13	13.7	Pass		
				RB100#0	9.61	13	13.8	Pass		
		HCH	QPSK	RB1#0	7.27	13	13.9	Pass		
				RB100#0	8.95	13	13.10	Pass		
			16-QAM	RB1#0	9.23	13	13.11	Pass		
				RB100#0	9.66	13	13.12	Pass		
		LTE Band 66	20 MHz	LCH	QPSK	RB1#0	3.33	13	14.1	Pass
						RB100#0	5.11	13	14.2	Pass
16-QAM	RB1#0				4.64	13	14.3	Pass		
	RB100#0				5.86	13	14.4	Pass		
MCH	QPSK			RB1#0	3.14	13	14.5	Pass		
				RB100#0	5.11	13	14.6	Pass		
	16-QAM			RB1#0	4.92	13	14.7	Pass		
				RB100#0	5.86	13	14.8	Pass		
HCH	QPSK			RB1#0	3.33	13	14.9	Pass		
				RB100#0	5.11	13	14.10	Pass		
	16-QAM			RB1#0	5.2	13	14.11	Pass		
				RB100#0	5.91	13	14.12	Pass		

Test Channel	Modulation	PCC RB		SCC RB		Peak to Average Ratio (dB)	Limit (dB)	Refer to Plot ^{Note2}	Verdict
		Size	Offset	Size	Offset				
CA_7C									
10MHz+20MHz									
Mid	QPSK	50	0	100	0	6.33	13	15.1	Pass
	16-QAM	50	0	100	0	6.89	13	15.2	Pass
20MHz+10MHz									
Mid	QPSK	100	0	50	0	6.37	13	15.3	Pass
	16-QAM	100	0	50	0	6.98	13	15.4	Pass
15MHz+15MHz									
Mid	QPSK	75	0	75	0	6.42	13	15.5	Pass
	16-QAM	75	0	75	0	7.12	13	15.6	Pass
15MHz+20MHz									
Mid	QPSK	75	0	100	0	6.33	13	15.7	Pass
	16-QAM	75	0	100	0	6.98	13	15.8	Pass
20MHz+15MHz									
Mid	QPSK	100	0	75	0	6.37	13	15.9	Pass
	16-QAM	100	0	75	0	6.98	13	15.10	Pass
20MHz+20MHz									
Mid	QPSK	100	0	100	0	6.42	13	15.11	Pass
	16-QAM	100	0	100	0	7.12	13	15.12	Pass

Test Channel	Modulation	PCC RB		SCC RB		Peak to Average Ratio (dB)	Limit (dB)	Refer to Plot ^{Note2}	Verdict
		Size	Offset	Size	Offset				
CA_38C									
15MHz+15MHz									
Mid	QPSK	75	0	75	0	10.17	13	16.1	Pass
	16-QAM	75	0	75	0	10.5	13	16.2	Pass
20MHz+20MHz									
Mid	QPSK	100	0	100	0	10.08	13	16.3	Pass
	16-QAM	100	0	100	0	10.27	13	16.4	Pass

Test Channel	Modulation	PCC RB		SCC RB		Peak to Average Ratio (dB)	Limit (dB)	Refer to Plot ^{Note2}	Verdict
		Size	Offset	Size	Offset				
CA_41C									
5MHz+20MHz									
Mid	QPSK	25	0	100	0	9.66	13	17.1	Pass
	16-QAM	25	0	100	0	10.31	13	17.2	Pass
20MHz+5MHz									
Mid	QPSK	100	0	25	0	9.75	13	17.3	Pass
	16-QAM	100	0	25	0	10.36	13	17.4	Pass
10MHz+20MHz									
Mid	QPSK	50	0	100	0	9.37	13	17.5	Pass
	16-QAM	50	0	100	0	10.08	13	17.6	Pass
20MHz+10MHz									
Mid	QPSK	100	0	50	0	9.47	13	17.7	Pass
	16-QAM	100	0	50	0	10.12	13	17.8	Pass
15MHz+15MHz									
Mid	QPSK	75	0	75	0	9.94	13	17.9	Pass
	16-QAM	75	0	75	0	10.45	13	17.10	Pass
15MHz+20MHz									
Mid	QPSK	75	0	100	0	9.37	13	17.11	Pass
	16-QAM	75	0	100	0	9.89	13	17.12	Pass
20MHz+15MHz									
Mid	QPSK	100	0	75	0	9.33	13	17.13	Pass
	16-QAM	100	0	75	0	10.17	13	17.14	Pass
20MHz+20MHz									
Mid	QPSK	100	0	100	0	9.8	13	17.15	Pass
	16-QAM	100	0	100	0	10.41	13	17.16	Pass

NR Mode Test Data

Test Band	NR Test Bandwidth	Test Channel	Test Mode	NR UL RB No.	NR UL RB Pos.	Peak to Average Ratio (dB)	Limit (dB)	Refer to Plot ^{Note2}	Verdict
n5	20 MHz	LCH	QPSK	1	0	5.3	13	18.1	Pass
				100	0	5.46	13	18.2	Pass
			16-QAM	1	0	5.83	13	18.3	Pass
				100	0	6.24	13	18.4	Pass
		MCH	QPSK	1	0	5.25	13	18.5	Pass
				100	0	5.44	13	18.6	Pass
			16-QAM	1	0	5.71	13	18.7	Pass
				100	0	6.28	13	18.8	Pass
		HCH	QPSK	1	0	5.19	13	18.9	Pass
				100	0	5.32	13	18.10	Pass
			16-QAM	1	0	5.83	13	18.11	Pass
				100	0	6.24	13	18.12	Pass
n7	20 MHz	LCH	QPSK	1	0	5.46	13	19.1	Pass
				100	0	5.42	13	19.2	Pass
			16-QAM	1	0	6.24	13	19.3	Pass
				100	0	6.25	13	19.4	Pass
		MCH	QPSK	1	0	5.54	13	19.5	Pass
				100	0	5.31	13	19.6	Pass
			16-QAM	1	0	6.16	13	19.7	Pass
				100	0	6.22	13	19.8	Pass
		HCH	QPSK	1	0	5.45	13	19.9	Pass
				100	0	5.5	13	19.10	Pass
			16-QAM	1	0	6.1	13	19.11	Pass
				100	0	6.38	13	19.12	Pass
n38	40 MHz	LCH	QPSK	1	0	5.336	13	20.1	Pass
				100	0	5.467	13	20.2	Pass
			16-QAM	1	0	5.858	13	20.3	Pass
				100	0	6.243	13	20.4	Pass
		MCH	QPSK	1	0	5.345	13	20.5	Pass
				100	0	5.444	13	20.6	Pass
			16-QAM	1	0	5.885	13	20.7	Pass
				100	0	6.252	13	20.8	Pass
		HCH	QPSK	1	0	5.352	13	20.9	Pass
				100	0	5.446	13	20.10	Pass
			16-QAM	1	0	5.916	13	20.11	Pass
				100	0	6.260	13	20.12	Pass
n41	100 MHz	LCH	QPSK	1	0	4.874	13	21.1	Pass
				270	0	5.315	13	21.2	Pass
			16-QAM	1	0	5.415	13	21.3	Pass
				270	0	6.162	13	21.4	Pass
		MCH	QPSK	1	0	4.727	13	21.5	Pass

Test Band	NR Test Bandwidth	Test Channel	Test Mode	NR UL RB No.	NR UL RB Pos.	Peak to Average Ratio (dB)	Limit (dB)	Refer to Plot [†] Note2	Verdict
			16-QAM	270	0	5.359	13	21.6	Pass
				1	0	5.207	13	21.7	Pass
				270	0	6.071	13	21.8	Pass
		HCH	QPSK	1	0	4.907	13	21.9	Pass
				270	0	5.383	13	21.10	Pass
				16-QAM	1	0	5.361	13	21.11
				270	0	6.114	13	21.12	Pass
DC_5A_n7A	10MHz(LTE)+20MHz(NR)	LCH	QPSK	1	0	5.26	13	22.1	Pass
				100	0	5.48	13	22.2	Pass
			16-QAM	1	0	6.08	13	22.3	Pass
				100	0	6.36	13	22.4	Pass
		MCH	QPSK	1	0	5.33	13	22.5	Pass
				100	0	5.51	13	22.6	Pass
			16-QAM	1	0	5.94	13	22.7	Pass
				100	0	6.29	13	22.8	Pass
		HCH	QPSK	1	0	5.22	13	22.9	Pass
				100	0	5.41	13	22.10	Pass
			16-QAM	1	0	5.87	13	22.11	Pass
				100	0	6.19	13	22.12	Pass
DC_7A_n5A	20MHz(LTE)+20MHz(NR)	LCH	QPSK	1	0	5.32	13	23.1	Pass
				100	0	5.5	13	23.2	Pass
			16-QAM	1	0	5.88	13	23.3	Pass
				100	0	6.29	13	23.4	Pass
		MCH	QPSK	1	0	5.23	13	23.5	Pass
				100	0	5.44	13	23.6	Pass
			16-QAM	1	0	5.81	13	23.7	Pass
				100	0	6.22	13	23.8	Pass
		HCH	QPSK	1	0	5.2	13	23.9	Pass
				100	0	5.36	13	23.10	Pass
			16-QAM	1	0	5.88	13	23.11	Pass
				100	0	6.2	13	23.12	Pass
DC_26 A_n41A	15MHz(LTE)+100MHz(NR)	LCH	QPSK	1	0	4.884	13	24.1	Pass
				270	0	5.280	13	24.2	Pass
			16-QAM	1	0	5.822	13	24.3	Pass
				270	0	6.115	13	24.4	Pass
		MCH	QPSK	1	0	4.920	13	24.5	Pass
				270	0	5.389	13	24.6	Pass
			16-QAM	1	0	6.312	13	24.7	Pass
				270	0	6.077	13	24.8	Pass
		HCH	QPSK	1	0	4.478	13	24.9	Pass
				270	0	5.479	13	24.10	Pass
			16-QAM	1	0	5.357	13	24.11	Pass

Test Band	NR Test Bandwidth	Test Channel	Test Mode	NR UL RB No.	NR UL RB Pos.	Peak to Average Ratio (dB)	Limit (dB)	Refer to Plot [†] Note2	Verdict
				270	0	6.119	13	24.12	Pass
DC_66 A_n7A	20MHz(LTE)+ 20MHz(NR)	LCH	QPSK	1	0	5.27	13	25.1	Pass
				100	0	5.45	13	25.2	Pass
			16-QAM	1	0	5.99	13	25.3	Pass
				100	0	6.25	13	25.4	Pass
		MCH	QPSK	1	0	5.25	13	25.5	Pass
				100	0	5.55	13	25.6	Pass
			16-QAM	1	0	5.97	13	25.7	Pass
				100	0	6.35	13	25.8	Pass
		HCH	QPSK	1	0	5.24	13	25.9	Pass
				100	0	5.47	13	25.10	Pass
			16-QAM	1	0	5.92	13	25.11	Pass
				100	0	6.26	13	25.12	Pass

A.3 Occupied Bandwidth

Note 1: All modes were tested, but only the typical data were reported in this report.

Note 2: Test plots please refer to the document "Annex No.:BL-SZ21B0785-501 Data Part 2.pdf".

GSM and WCDMA Mode Test Data

Test Band	Test Channel	Measured 99% Occupied Bandwidth (MHz)	Measured -26 dB Occupied Bandwidth (MHz)	Refer to Plot ^{Note2}
GSM 850	LCH	0.243	0.313	1.1
	MCH	0.247	0.314	1.2
	HCH	0.244	0.314	1.3
GSM 1900	LCH	0.243	0.312	2.1
	MCH	0.244	0.309	2.2
	HCH	0.246	0.311	2.3
EGPRS 850	LCH	0.242	0.308	3.1
	MCH	0.243	0.306	3.2
	HCH	0.246	0.308	3.3
EGPRS 1900	LCH	0.246	0.311	4.1
	MCH	0.247	0.305	4.2
	HCH	0.246	0.307	4.3
WCDMA Band 2	LCH	4.138	4.733	5.1
	MCH	4.139	4.733	5.2
	HCH	4.135	4.727	5.3
WCDMA Band 4	LCH	4.14	4.734	6.1
	MCH	4.136	4.731	6.2
	HCH	4.138	4.729	6.3
WCDMA Band 5	LCH	4.129	4.719	7.1
	MCH	4.137	4.728	7.2
	HCH	4.142	4.728	7.3

LTE Mode Test Data

Test Band	Test Bandwidth	Test Channel	Test Mode	Test RB (Size#Offset)	Measured 99% Occupied Bandwidth (MHz)	Measured -26 dB Occupied Bandwidth (MHz)	Refer to Plot ^{Note2}
Band 2	1.4 MHz	LCH	QPSK	RB6#0	1.082	1.201	8.1
			16-QAM	RB6#0	1.088	1.239	8.2
		MCH	QPSK	RB6#0	1.085	1.201	8.3
			16-QAM	RB6#0	1.082	1.222	8.4
		HCH	QPSK	RB6#0	1.088	1.203	8.5
			16-QAM	RB6#0	1.084	1.23	8.6
	3 MHz	LCH	QPSK	RB15#0	2.698	3.006	8.7
			16-QAM	RB15#0	2.7	3.019	8.8
		MCH	QPSK	RB15#0	2.7	2.996	8.9
			16-QAM	RB15#0	2.697	3.014	8.10
		HCH	QPSK	RB15#0	2.701	2.998	8.11
			16-QAM	RB15#0	2.693	2.997	8.12
	5 MHz	LCH	QPSK	RB25#0	4.505	4.977	8.13
			16-QAM	RB25#0	4.493	4.948	8.14
		MCH	QPSK	RB25#0	4.495	4.953	8.15
			16-QAM	RB25#0	4.506	4.983	8.16
		HCH	QPSK	RB25#0	4.493	4.947	8.17
			16-QAM	RB25#0	4.501	4.958	8.18
	10 MHz	LCH	QPSK	RB50#0	8.976	9.885	8.19
			16-QAM	RB50#0	8.984	9.786	8.20
		MCH	QPSK	RB50#0	8.976	9.886	8.21
			16-QAM	RB50#0	8.967	9.829	8.22
		HCH	QPSK	RB50#0	8.997	9.848	8.23
			16-QAM	RB50#0	8.983	9.876	8.24
	15 MHz	LCH	QPSK	RB75#0	13.455	14.798	8.25
			16-QAM	RB75#0	13.47	14.599	8.26
		MCH	QPSK	RB75#0	13.422	14.642	8.27
			16-QAM	RB75#0	13.444	14.677	8.28
		HCH	QPSK	RB75#0	13.456	14.775	8.29
			16-QAM	RB75#0	13.475	14.739	8.30
	20 MHz	LCH	QPSK	RB100#0	17.927	19.496	8.31
			16-QAM	RB100#0	17.931	19.509	8.32
		MCH	QPSK	RB100#0	17.891	19.496	8.33
			16-QAM	RB100#0	17.915	19.569	8.34
		HCH	QPSK	RB100#0	17.992	19.62	8.35
			16-QAM	RB100#0	17.975	19.486	8.36

Test Band	Test Bandwidth	Test Channel	Test Mode	Test RB (Size#Offset)	Measured 99% Occupied Bandwidth (MHz)	Measured -26 dB Occupied Bandwidth (MHz)	Refer to Plot ^{Note2}
Band 4	1.4 MHz	LCH	QPSK	RB6#0	1.082	1.236	9.1
			16-QAM	RB6#0	1.087	1.238	9.2
		MCH	QPSK	RB6#0	1.086	1.237	9.3
			16-QAM	RB6#0	1.082	1.227	9.4
		HCH	QPSK	RB6#0	1.088	1.206	9.5
			16-QAM	RB6#0	1.086	1.236	9.6
	3 MHz	LCH	QPSK	RB15#0	2.7	2.986	9.7
			16-QAM	RB15#0	2.698	3.011	9.8
		MCH	QPSK	RB15#0	2.704	2.983	9.9
			16-QAM	RB15#0	2.7	3.01	9.10
		HCH	QPSK	RB15#0	2.701	2.998	9.11
			16-QAM	RB15#0	2.697	3.001	9.12
	5 MHz	LCH	QPSK	RB25#0	4.514	4.957	9.13
			16-QAM	RB25#0	4.497	4.944	9.14
		MCH	QPSK	RB25#0	4.503	4.948	9.15
			16-QAM	RB25#0	4.51	4.975	9.16
		HCH	QPSK	RB25#0	4.492	4.946	9.17
			16-QAM	RB25#0	4.503	4.973	9.18
	10 MHz	LCH	QPSK	RB50#0	8.98	9.829	9.19
			16-QAM	RB50#0	8.963	9.853	9.20
		MCH	QPSK	RB50#0	8.96	9.82	9.21
			16-QAM	RB50#0	8.955	9.791	9.22
		HCH	QPSK	RB50#0	8.968	9.823	9.23
			16-QAM	RB50#0	8.966	9.873	9.24
	15 MHz	LCH	QPSK	RB75#0	13.46	14.774	9.25
			16-QAM	RB75#0	13.43	14.713	9.26
		MCH	QPSK	RB75#0	13.423	14.677	9.27
			16-QAM	RB75#0	13.463	14.705	9.28
		HCH	QPSK	RB75#0	13.426	14.749	9.29
			16-QAM	RB75#0	13.461	14.726	9.30
	20 MHz	LCH	QPSK	RB100#0	17.908	19.517	9.31
			16-QAM	RB100#0	17.897	19.416	9.32
		MCH	QPSK	RB100#0	17.916	19.447	9.33
			16-QAM	RB100#0	17.935	19.599	9.34
		HCH	QPSK	RB100#0	17.954	19.635	9.35
			16-QAM	RB100#0	17.94	19.421	9.36

Test Band	Test Bandwidth	Test Channel	Test Mode	Test RB (Size#Offset)	Measured 99% Occupied Bandwidth (MHz)	Measured -26 dB Occupied Bandwidth (MHz)	Refer to Plot ^{Note2}
Band 5	1.4 MHz	LCH	QPSK	RB6#0	1.08	1.238	10.1
			16-QAM	RB6#0	1.086	1.243	10.2
		MCH	QPSK	RB6#0	1.086	1.238	10.3
			16-QAM	RB6#0	1.084	1.228	10.4
		HCH	QPSK	RB6#0	1.088	1.212	10.5
			16-QAM	RB6#0	1.085	1.23	10.6
	3 MHz	LCH	QPSK	RB15#0	2.698	3.004	10.7
			16-QAM	RB15#0	2.7	3.03	10.8
		MCH	QPSK	RB15#0	2.698	2.986	10.9
			16-QAM	RB15#0	2.695	3.007	10.10
		HCH	QPSK	RB15#0	2.702	2.994	10.11
			16-QAM	RB15#0	2.699	3.002	10.12
	5 MHz	LCH	QPSK	RB25#0	4.499	4.975	10.13
			16-QAM	RB25#0	4.495	4.961	10.14
		MCH	QPSK	RB25#0	4.5	4.97	10.15
			16-QAM	RB25#0	4.507	4.975	10.16
		HCH	QPSK	RB25#0	4.495	4.939	10.17
			16-QAM	RB25#0	4.501	4.988	10.18
	10 MHz	LCH	QPSK	RB50#0	8.967	9.869	10.19
			16-QAM	RB50#0	8.975	9.75	10.20
		MCH	QPSK	RB50#0	8.972	9.861	10.21
			16-QAM	RB50#0	8.969	9.816	10.22
		HCH	QPSK	RB50#0	8.95	9.812	10.23
			16-QAM	RB50#0	8.958	9.829	10.24

Test Band	Test Bandwidth	Test Channel	Test Mode	Test RB (Size#Offset)	Measured 99% Occupied Bandwidth (MHz)	Measured -26 dB Occupied Bandwidth (MHz)	Refer to Plot ^{Note2}
Band 7	5 MHz	LCH	QPSK	RB25#0	4.504	4.94	11.1
			16-QAM	RB25#0	4.495	4.97	11.2
		MCH	QPSK	RB25#0	4.496	4.959	11.3
			16-QAM	RB25#0	4.506	4.995	11.4
		HCH	QPSK	RB25#0	4.492	4.945	11.5
			16-QAM	RB25#0	4.504	4.968	11.6
	10 MHz	LCH	QPSK	RB50#0	8.97	9.826	11.7
			16-QAM	RB50#0	8.986	9.803	11.8
		MCH	QPSK	RB50#0	8.976	9.874	11.9
			16-QAM	RB50#0	8.975	9.829	11.10
		HCH	QPSK	RB50#0	8.974	9.818	11.11
			16-QAM	RB50#0	8.965	9.871	11.12
	15 MHz	LCH	QPSK	RB75#0	13.45	14.729	11.13
			16-QAM	RB75#0	13.425	14.716	11.14
		MCH	QPSK	RB75#0	13.421	14.738	11.15
			16-QAM	RB75#0	13.459	14.698	11.16
		HCH	QPSK	RB75#0	13.433	14.73	11.17
			16-QAM	RB75#0	13.469	14.64	11.18
	20 MHz	LCH	QPSK	RB100#0	17.915	19.484	11.19
			16-QAM	RB100#0	17.888	19.408	11.20
		MCH	QPSK	RB100#0	17.918	19.49	11.21
			16-QAM	RB100#0	17.925	19.639	11.22
		HCH	QPSK	RB100#0	17.964	19.67	11.23
			16-QAM	RB100#0	17.918	19.484	11.24

Test Band	Test Bandwidth	Test Channel	Test Mode	Test RB (Size#Offset)	Measured 99% Occupied Bandwidth (MHz)	Measured -26 dB Occupied Bandwidth (MHz)	Refer to Plot ^{Note2}
Band 12	1.4 MHz	LCH	QPSK	RB6#0	1.082	1.214	12.1
			16-QAM	RB6#0	1.088	1.241	12.2
		MCH	QPSK	RB6#0	1.085	1.218	12.3
			16-QAM	RB6#0	1.082	1.219	12.4
		HCH	QPSK	RB6#0	1.088	1.223	12.5
			16-QAM	RB6#0	1.087	1.234	12.6
	3 MHz	LCH	QPSK	RB15#0	2.699	2.985	12.7
			16-QAM	RB15#0	2.699	3.009	12.8
		MCH	QPSK	RB15#0	2.703	2.991	12.9
			16-QAM	RB15#0	2.696	3.004	12.10
		HCH	QPSK	RB15#0	2.697	3.004	12.11
			16-QAM	RB15#0	2.696	3.002	12.12
	5 MHz	LCH	QPSK	RB25#0	4.514	4.95	12.13
			16-QAM	RB25#0	4.491	4.963	12.14
		MCH	QPSK	RB25#0	4.493	4.973	12.15
			16-QAM	RB25#0	4.505	4.985	12.16
		HCH	QPSK	RB25#0	4.489	4.944	12.17
			16-QAM	RB25#0	4.496	4.971	12.18
	10 MHz	LCH	QPSK	RB50#0	8.962	9.868	12.19
			16-QAM	RB50#0	8.971	9.8	12.20
		MCH	QPSK	RB50#0	8.94	9.75	12.21
			16-QAM	RB50#0	8.951	9.793	12.22
		HCH	QPSK	RB50#0	8.949	9.84	12.23
			16-QAM	RB50#0	8.964	9.829	12.24

Test Band	Test Bandwidth	Test Channel	Test Mode	Test RB (Size#Offset)	Measured 99% Occupied Bandwidth (MHz)	Measured -26 dB Occupied Bandwidth (MHz)	Refer to Plot ^{Note2}
Band 17	5 MHz	LCH	QPSK	RB25#0	4.497	4.944	13.1
			16-QAM	RB25#0	4.493	4.935	13.2
		MCH	QPSK	RB25#0	4.497	4.978	13.3
			16-QAM	RB25#0	4.502	4.974	13.4
		HCH	QPSK	RB25#0	4.489	4.939	13.5
			16-QAM	RB25#0	4.496	4.989	13.6
	10 MHz	LCH	QPSK	RB50#0	8.965	9.824	13.7
			16-QAM	RB50#0	8.979	9.813	13.8
		MCH	QPSK	RB50#0	8.951	9.771	13.9
			16-QAM	RB50#0	8.956	9.81	13.10
		HCH	QPSK	RB50#0	8.959	9.84	13.11
			16-QAM	RB50#0	8.949	9.838	13.12

Test Band	Test Bandwidth	Test Channel	Test Mode	Test RB (Size#Offset)	Measured 99% Occupied Bandwidth (MHz)	Measured -26 dB Occupied Bandwidth (MHz)	Refer to Plot ^{Note2}
Band 26 (Part22)	1.4 MHz	LCH	QPSK	RB6#0	1.083	1.234	14.1
			16-QAM	RB6#0	1.087	1.243	14.2
		MCH	QPSK	RB6#0	1.087	1.207	14.3
			16-QAM	RB6#0	1.083	1.227	14.4
		HCH	QPSK	RB6#0	1.09	1.222	14.5
			16-QAM	RB6#0	1.09	1.229	14.6
	3 MHz	LCH	QPSK	RB15#0	2.695	2.994	14.7
			16-QAM	RB15#0	2.697	3.026	14.8
		MCH	QPSK	RB15#0	2.7	2.993	14.9
			16-QAM	RB15#0	2.697	3.009	14.10
		HCH	QPSK	RB15#0	2.702	2.998	14.11
			16-QAM	RB15#0	2.698	3.003	14.12
	5 MHz	LCH	QPSK	RB25#0	4.499	4.967	14.13
			16-QAM	RB25#0	4.493	4.935	14.14
		MCH	QPSK	RB25#0	4.504	4.961	14.15
			16-QAM	RB25#0	4.509	4.982	14.16
		HCH	QPSK	RB25#0	4.506	4.934	14.17
			16-QAM	RB25#0	4.504	4.994	14.18
	10 MHz	LCH	QPSK	RB50#0	8.965	9.835	14.19
			16-QAM	RB50#0	8.985	9.744	14.20
		MCH	QPSK	RB50#0	8.984	9.855	14.21
			16-QAM	RB50#0	8.964	9.82	14.22
		HCH	QPSK	RB50#0	8.959	9.818	14.23
			16-QAM	RB50#0	8.956	9.82	14.24
	15 MHz	LCH	QPSK	RB75#0	13.475	14.695	14.25
			16-QAM	RB75#0	13.475	14.69	14.26
		MCH	QPSK	RB75#0	13.444	14.742	14.27
			16-QAM	RB75#0	13.472	14.745	14.28
		HCH	QPSK	RB75#0	13.389	14.726	14.29
			16-QAM	RB75#0	13.418	14.679	14.30

Test Band	Test Bandwidth	Test Channel	Test Mode	Test RB (Size#Offset)	Measured 99% Occupied Bandwidth (MHz)	Measured -26 dB Occupied Bandwidth (MHz)	Refer to Plot ^{Note2}
Band 26 (Part90)	1.4 MHz	LCH	QPSK	RB6#0	1.085	1.23	15.1
			16-QAM	RB6#0	1.088	1.239	15.2
		MCH	QPSK	RB6#0	1.085	1.228	15.3
			16-QAM	RB6#0	1.082	1.223	15.4
		HCH	QPSK	RB6#0	1.088	1.22	15.5
			16-QAM	RB6#0	1.083	1.23	15.6
	3 MHz	LCH	QPSK	RB15#0	2.701	3.011	15.7
			16-QAM	RB15#0	2.704	3.034	15.8
		MCH	QPSK	RB15#0	2.703	3.003	15.9
			16-QAM	RB15#0	2.7	3.016	15.10
		HCH	QPSK	RB15#0	2.701	2.99	15.11
			16-QAM	RB15#0	2.693	3.008	15.12
	5 MHz	LCH	QPSK	RB25#0	4.522	4.989	15.13
			16-QAM	RB25#0	4.5	4.947	15.14
		MCH	QPSK	RB25#0	4.503	4.971	15.15
			16-QAM	RB25#0	4.512	4.984	15.16
		HCH	QPSK	RB25#0	4.489	4.962	15.17
			16-QAM	RB25#0	4.502	4.986	15.18
	10 MHz	MCH	QPSK	RB50#0	8.99	9.894	15.19
			16-QAM	RB50#0	8.99	9.765	15.20

Test Band	Test Bandwidth	Test Channel	Test Mode	Test RB (Size#Offset)	Measured 99% Occupied Bandwidth (MHz)	Measured -26 dB Occupied Bandwidth (MHz)	Refer to Plot ^{Note2}
Band 38	5 MHz	LCH	QPSK	RB25#0	4.502	5	16.1
			16-QAM	RB25#0	4.515	5.319	16.2
		MCH	QPSK	RB25#0	4.509	5.048	16.3
			16-QAM	RB25#0	4.499	5.099	16.4
		HCH	QPSK	RB25#0	4.499	5.041	16.5
			16-QAM	RB25#0	4.506	5.063	16.6
	10 MHz	LCH	QPSK	RB50#0	9.006	10.238	16.7
			16-QAM	RB50#0	8.989	9.86	16.8
		MCH	QPSK	RB50#0	9.004	10.595	16.9
			16-QAM	RB50#0	8.97	10.559	16.10
		HCH	QPSK	RB50#0	9.004	10.373	16.11
			16-QAM	RB50#0	9.002	10.606	16.12
	15 MHz	LCH	QPSK	RB75#0	13.494	15.007	16.13
			16-QAM	RB75#0	13.502	15.159	16.14
		MCH	QPSK	RB75#0	13.462	15.701	16.15
			16-QAM	RB75#0	13.535	15.991	16.16
		HCH	QPSK	RB75#0	13.435	15.672	16.17
			16-QAM	RB75#0	13.516	15.306	16.18
	20 MHz	LCH	QPSK	RB100#0	18.018	21.175	16.19
			16-QAM	RB100#0	17.973	20.984	16.20
		MCH	QPSK	RB100#0	17.952	23.154	16.21
			16-QAM	RB100#0	17.999	20.331	16.22
		HCH	QPSK	RB100#0	17.971	20.163	16.23
			16-QAM	RB100#0	17.947	20.782	16.24

Test Band	Test Bandwidth	Test Channel	Test Mode	Test RB (Size#Offset)	Measured 99% Occupied Bandwidth (MHz)	Measured -26 dB Occupied Bandwidth (MHz)	Refer to Plot ^{Note2}
Band 41	5 MHz	LCH	QPSK	RB25#0	4.501	4.996	17.1
			16-QAM	RB25#0	4.515	5.086	17.2
		MCH	QPSK	RB25#0	4.509	4.947	17.3
			16-QAM	RB25#0	4.5	5.126	17.4
		HCH	QPSK	RB25#0	4.498	5.092	17.5
			16-QAM	RB25#0	4.508	5.133	17.6
	10 MHz	LCH	QPSK	RB50#0	8.994	10.026	17.7
			16-QAM	RB50#0	8.999	9.963	17.8
		MCH	QPSK	RB50#0	8.996	10.479	17.9
			16-QAM	RB50#0	8.981	10.545	17.10
		HCH	QPSK	RB50#0	9.002	10.636	17.11
			16-QAM	RB50#0	9.001	10.362	17.12
	15 MHz	LCH	QPSK	RB75#0	13.487	14.836	17.13
			16-QAM	RB75#0	13.478	15.563	17.14
		MCH	QPSK	RB75#0	13.471	15.447	17.15
			16-QAM	RB75#0	13.539	16.002	17.16
		HCH	QPSK	RB75#0	13.443	15.494	17.17
			16-QAM	RB75#0	13.514	16.17	17.18
	20 MHz	LCH	QPSK	RB100#0	18.003	20.75	17.19
			16-QAM	RB100#0	17.963	20.353	17.20
		MCH	QPSK	RB100#0	17.946	21.064	17.21
			16-QAM	RB100#0	17.995	18.941	17.22
		HCH	QPSK	RB100#0	17.996	20.488	17.23
			16-QAM	RB100#0	17.955	20.828	17.24

Test Band	Test Bandwidth	Test Channel	Test Mode	Test RB (Size#Offset)	Measured 99% Occupied Bandwidth (MHz)	Measured -26 dB Occupied Bandwidth (MHz)	Refer to Plot ^{Note2}
Band 66	1.4 MHz	LCH	QPSK	RB6#0	1.082	1.192	18.1
			16-QAM	RB6#0	1.088	1.233	18.2
		MCH	QPSK	RB6#0	1.085	1.236	18.3
			16-QAM	RB6#0	1.081	1.22	18.4
		HCH	QPSK	RB6#0	1.088	1.191	18.5
			16-QAM	RB6#0	1.084	1.231	18.6
	3 MHz	LCH	QPSK	RB15#0	2.702	2.994	18.7
			16-QAM	RB15#0	2.697	3.006	18.8
		MCH	QPSK	RB15#0	2.7	2.989	18.9
			16-QAM	RB15#0	2.696	3.008	18.10
		HCH	QPSK	RB15#0	2.701	3.001	18.11
			16-QAM	RB15#0	2.695	3.003	18.12
	5 MHz	LCH	QPSK	RB25#0	4.5	4.938	18.13
			16-QAM	RB25#0	4.496	4.939	18.14
		MCH	QPSK	RB25#0	4.496	4.976	18.15
			16-QAM	RB25#0	4.505	4.988	18.16
		HCH	QPSK	RB25#0	4.495	4.951	18.17
			16-QAM	RB25#0	4.502	4.958	18.18
	10 MHz	LCH	QPSK	RB50#0	8.974	9.884	18.19
			16-QAM	RB50#0	8.988	9.761	18.20
		MCH	QPSK	RB50#0	8.966	9.876	18.21
			16-QAM	RB50#0	8.967	9.871	18.22
		HCH	QPSK	RB50#0	8.982	9.838	18.23
			16-QAM	RB50#0	8.954	9.877	18.24
	15 MHz	LCH	QPSK	RB75#0	13.457	14.778	18.25
			16-QAM	RB75#0	13.467	14.678	18.26
		MCH	QPSK	RB75#0	13.425	14.749	18.27
			16-QAM	RB75#0	13.446	14.701	18.28
		HCH	QPSK	RB75#0	13.434	14.793	18.29
			16-QAM	RB75#0	13.449	14.762	18.30
	20 MHz	LCH	QPSK	RB100#0	17.918	19.503	18.31
			16-QAM	RB100#0	17.895	19.464	18.32
		MCH	QPSK	RB100#0	17.921	19.495	18.33
			16-QAM	RB100#0	17.933	19.629	18.34
		HCH	QPSK	RB100#0	17.95	19.615	18.35
			16-QAM	RB100#0	17.921	19.413	18.36

Test Channel	Modulation	PCC RB		SCC RB		Measured 99% Occupied Bandwidth (MHz)	Measured - 26 dB Occupied Bandwidth (MHz)	Refer to Plot ^{Note2}
		Size	Offset	Size	Offset			
CA_7C								
10MHz+20MHz								
Mid	QPSK	50	0	100	0	27.86	29.69	19.1
	16-QAM	50	0	100	0	27.78	29.52	19.2
20MHz+10MHz								
Mid	QPSK	100	0	50	0	27.87	29.72	19.3
	16-QAM	100	0	50	0	27.82	29.64	19.4
15MHz+15MHz								
Mid	QPSK	75	0	75	0	28.41	30.41	19.5
	16-QAM	75	0	75	0	28.48	30.33	19.6
15MHz+20MHz								
Mid	QPSK	75	0	100	0	32.76	34.98	19.7
	16-QAM	75	0	100	0	32.69	34.81	19.8
20MHz+15MHz								
Mid	QPSK	100	0	75	0	32.72	34.9	19.9
	16-QAM	100	0	75	0	32.71	34.84	19.10
20MHz+20MHz								
Mid	QPSK	100	0	100	0	37.71	40.12	19.11
	16-QAM	100	0	100	0	37.62	40.22	19.12

Test Channel	Modulation	PCC RB		SCC RB		Measured 99% Occupied Bandwidth (MHz)	Measured - 26 dB Occupied Bandwidth (MHz)	Refer to Plot ^{Note2}
		Size	Offset	Size	Offset			
CA_38C								
15MHz+15MHz								
Mid	QPSK	75	0	75	0	28.52	33.6	20.1
	16-QAM	75	0	75	0	28.5	30.49	20.2
20MHz+20MHz								
Mid	QPSK	100	0	100	0	37.8	46.12	20.3
	16-QAM	100	0	100	0	37.71	43.94	20.4

Test Channel	Modulation	PCC RB		SCC RB		Measured 99% Occupied Bandwidth (MHz)	Measured - 26 dB Occupied Bandwidth (MHz)	Refer to Plot ^{Note2}
		Size	Offset	Size	Offset			
CA_41C								
5MHz+20MHz								
Mid	QPSK	25	0	100	0	23.03	25.87	21.1
	16-QAM	25	0	100	0	23.01	26.34	21.2
20MHz+5MHz								
Mid	QPSK	100	0	25	0	23.06	25.49	21.3
	16-QAM	100	0	25	0	22.99	24.8	21.4
10MHz+20MHz								
Mid	QPSK	50	0	100	0	27.91	31.63	21.5
	16-QAM	50	0	100	0	27.85	29.91	21.6
20MHz+10MHz								
Mid	QPSK	100	0	50	0	27.96	32.28	21.7
	16-QAM	100	0	50	0	27.85	30.36	21.8
15MHz+15MHz								
Mid	QPSK	75	0	75	0	28.52	33.69	21.9
	16-QAM	75	0	75	0	28.51	30.59	21.10
15MHz+20MHz								
Mid	QPSK	75	0	100	0	32.79	36.75	21.11
	16-QAM	75	0	100	0	32.75	37.27	21.12
20MHz+15MHz								
Mid	QPSK	100	0	75	0	32.88	37.67	21.13
	16-QAM	100	0	75	0	32.78	36.78	21.14
20MHz+20MHz								
Mid	QPSK	100	0	100	0	37.81	43.92	21.15
	16-QAM	100	0	100	0	37.78	44.16	21.16

NR Mode Test Data

Test Band	NR Test Bandwidth	Test Channel	Test Mode	NR UL RB No.	NR UL RB Pos.	Measured 99% Occupied Bandwidth (MHz)	Measured - 26 dB Occupied Bandwidth (MHz)	Verdict	Refer to Plot ^{Note2}
n5	5 MHz	LCH	QPSK	25	0	4.476668	4.972389	Pass	22.1
			16-QAM	25	0	4.483618	4.946498	Pass	22.2
		MCH	QPSK	25	0	4.474934	4.977688	Pass	22.3
			16-QAM	25	0	4.475733	4.978295	Pass	22.4
		HCH	QPSK	25	0	4.478732	4.967422	Pass	22.5
			16-QAM	25	0	4.492208	4.975318	Pass	22.6
	15 MHz	LCH	QPSK	75	0	13.42501	14.35478	Pass	22.7
			16-QAM	75	0	13.45861	14.43693	Pass	22.8
		MCH	QPSK	75	0	13.45229	14.41551	Pass	22.9
			16-QAM	75	0	13.46888	14.45107	Pass	22.10
		HCH	QPSK	75	0	13.41946	14.35169	Pass	22.11
			16-QAM	75	0	13.44695	14.46173	Pass	22.12
	20 MHz	LCH	QPSK	100	0	17.87946	18.9235	Pass	22.13
			16-QAM	100	0	17.93848	18.90182	Pass	22.14
		MCH	QPSK	100	0	17.86663	18.86522	Pass	22.15
			16-QAM	100	0	17.93409	18.92667	Pass	22.16
		HCH	QPSK	100	0	17.83879	18.8809	Pass	22.17
			16-QAM	100	0	17.91079	18.86854	Pass	22.18
n7	5 MHz	LCH	QPSK	25	0	4.486294	4.986431	Pass	23.1
			16-QAM	25	0	4.473888	4.964041	Pass	23.2
		MCH	QPSK	25	0	4.481524	4.97674	Pass	23.3
			16-QAM	25	0	4.480861	4.976888	Pass	23.4
		HCH	QPSK	25	0	4.480753	4.990792	Pass	23.5
			16-QAM	25	0	4.472992	4.951963	Pass	23.6
	15 MHz	LCH	QPSK	75	0	13.43313	14.37145	Pass	23.7
			16-QAM	75	0	13.46964	14.48388	Pass	23.8
		MCH	QPSK	75	0	13.42341	14.40981	Pass	23.9
			16-QAM	75	0	13.48196	14.41333	Pass	23.10
		HCH	QPSK	75	0	13.43984	14.39905	Pass	23.11
			16-QAM	75	0	13.46737	14.42564	Pass	23.12
	20 MHz	LCH	QPSK	100	0	17.85377	18.90425	Pass	23.13
			16-QAM	100	0	17.92441	18.88441	Pass	23.14
		MCH	QPSK	100	0	17.87969	18.87013	Pass	23.15
			16-QAM	100	0	17.9624	18.92137	Pass	23.16
		HCH	QPSK	100	0	17.87245	18.88306	Pass	23.17
			16-QAM	100	0	17.95089	18.92975	Pass	23.18
n38	20 MHz	LCH	QPSK	50	0	17.89304	19.35424	Pass	24.1
			16-QAM	50	0	17.94114	19.18644	Pass	24.2
		MCH	QPSK	50	0	17.88796	19.36892	Pass	24.3

Test Band	NR Test Bandwidth	Test Channel	Test Mode	NR UL RB No.	NR UL RB Pos.	Measured 99% Occupied Bandwidth (MHz)	Measured - 26 dB Occupied Bandwidth (MHz)	Verdict	Refer to Plot ^{Note2}	
	30 MHz	HCH	16-QAM	50	0	17.95011	19.28659	Pass	24.4	
			QPSK	50	0	17.89294	19.33582	Pass	24.5	
		LCH	16-QAM	50	0	17.94869	19.2458	Pass	24.6	
			QPSK	75	0	27.14104	29.47386	Pass	24.7	
		MCH	16-QAM	75	0	27.17078	29.56053	Pass	24.8	
			QPSK	75	0	27.09088	29.4955	Pass	24.9	
	HCH	16-QAM	75	0	27.17464	29.71047	Pass	24.10		
		QPSK	75	0	27.07504	29.58701	Pass	24.11		
	40 MHz	LCH	16-QAM	75	0	27.17415	29.67584	Pass	24.12	
			QPSK	100	0	35.9623	38.56314	Pass	24.13	
		MCH	16-QAM	100	0	36.1631	38.59417	Pass	24.14	
			QPSK	100	0	35.98442	38.5749	Pass	24.15	
		HCH	16-QAM	100	0	36.12328	38.4998	Pass	24.16	
			QPSK	100	0	35.95427	38.49454	Pass	24.17	
	n41	20 MHz	LCH	16-QAM	50	0	17.89277	19.35476	Pass	25.1
				QPSK	50	0	17.94961	19.25961	Pass	25.2
			MCH	16-QAM	50	0	17.92504	19.4066	Pass	25.3
				QPSK	50	0	17.94813	19.15956	Pass	25.4
HCH			16-QAM	50	0	17.93272	19.3489	Pass	25.5	
			QPSK	50	0	17.95792	19.14991	Pass	25.6	
60 MHz		LCH	16-QAM	162	0	57.79722	60.73395	Pass	25.7	
			QPSK	162	0	57.6908	60.75405	Pass	25.8	
		MCH	16-QAM	162	0	57.99764	60.83215	Pass	25.9	
			QPSK	162	0	57.83006	60.82328	Pass	25.10	
		HCH	16-QAM	162	0	57.89967	60.72199	Pass	25.11	
			QPSK	162	0	57.74904	60.72849	Pass	25.12	
100 MHz		LCH	16-QAM	270	0	96.12446	99.63773	Pass	25.13	
			QPSK	270	0	96.22934	99.71403	Pass	25.14	
		MCH	16-QAM	270	0	96.32233	99.74044	Pass	25.15	
			QPSK	270	0	96.44316	99.71834	Pass	25.16	
		HCH	16-QAM	270	0	96.40214	99.74711	Pass	25.17	
			QPSK	270	0	96.24032	99.74684	Pass	25.18	
DC_5 A_n7 A	10MHz(LTE)+ 5MHz(NR)	LCH	16-QAM	25	0	4.49818	4.980914	Pass	26.1	
			QPSK	25	0	4.487383	5.007131	Pass	26.2	
		MCH	16-QAM	25	0	4.494582	4.963314	Pass	26.3	
			QPSK	25	0	4.486204	5.003957	Pass	26.4	
		HCH	16-QAM	25	0	4.499236	4.98616	Pass	26.5	
			QPSK	25	0	4.487549	5.015945	Pass	26.6	
		LCH	QPSK	75	0	13.51174	14.41208	Pass	26.7	

Test Band	NR Test Bandwidth	Test Channel	Test Mode	NR UL RB No.	NR UL RB Pos.	Measured 99% Occupied Bandwidth (MHz)	Measured - 26 dB Occupied Bandwidth (MHz)	Verdict	Refer to Plot ^{Note2}	
	10MHz(LTE)+15MHz(NR)	MCH	16-QAM	75	0	13.44732	14.33706	Pass	26.8	
			QPSK	75	0	13.47796	14.43715	Pass	26.9	
		HCH	16-QAM	75	0	13.44355	14.36221	Pass	26.10	
			QPSK	75	0	13.4834	14.38346	Pass	26.11	
	10MHzLTE)+20MHz(NR)	LCH	16-QAM	75	0	13.44225	14.4711	Pass	26.12	
			QPSK	100	0	17.84677	18.84383	Pass	26.13	
		MCH	16-QAM	100	0	17.86593	18.81472	Pass	26.14	
			QPSK	100	0	17.85207	18.92317	Pass	26.15	
		HCH	16-QAM	100	0	17.8674	18.84288	Pass	26.16	
			QPSK	100	0	17.83778	18.94853	Pass	26.17	
	DC_7 A_n5 A	20MHz(LTE)+5MHz(NR)	LCH	16-QAM	25	0	4.491168	4.964085	Pass	27.1
				QPSK	25	0	4.49141	5.009838	Pass	27.2
			MCH	16-QAM	25	0	4.49688	4.981979	Pass	27.3
				QPSK	25	0	4.484603	5.005294	Pass	27.4
HCH		16-QAM	25	0	4.498213	4.976579	Pass	27.5		
		QPSK	25	0	4.49428	5.00878	Pass	27.6		
20MHz(LTE)+15MHz(NR)		LCH	16-QAM	75	0	13.49002	14.40383	Pass	27.7	
			QPSK	75	0	13.45949	14.43965	Pass	27.8	
		MCH	16-QAM	75	0	13.51449	14.40936	Pass	27.9	
			QPSK	75	0	13.4521	14.33208	Pass	27.10	
HCH		16-QAM	75	0	13.47921	14.40726	Pass	27.11		
		QPSK	75	0	13.42046	14.37467	Pass	27.12		
20MHzLTE)+20MHz(NR)		LCH	16-QAM	100	0	17.85336	18.85986	Pass	27.13	
			QPSK	100	0	17.87637	18.87225	Pass	27.14	
	MCH	16-QAM	100	0	17.86278	18.96361	Pass	27.15		
		QPSK	100	0	17.85993	18.86933	Pass	27.16		
HCH	16-QAM	100	0	17.80924	18.82273	Pass	27.17			
	QPSK	100	0	17.83885	18.81434	Pass	27.18			
DC_2 6A_n4 1A	15MHz(LTE)+20MHz(NR)	LCH	16-QAM	50	0	17.90756	19.33901	Pass	28.1	
			QPSK	50	0	17.94763	19.22822	Pass	28.2	
		MCH	16-QAM	50	0	17.92018	19.35485	Pass	28.3	
			QPSK	50	0	17.94964	19.15252	Pass	28.4	
	HCH	16-QAM	50	0	17.91173	19.30221	Pass	28.5		
		QPSK	50	0	17.94242	19.0991	Pass	28.6		
	15MHz(LTE)+60MHz(NR)	LCH	16-QAM	162	0	57.95869	60.81016	Pass	28.7	
			QPSK	162	0	57.7574	60.76061	Pass	28.8	
		MCH	16-QAM	162	0	58.04086	60.77698	Pass	28.9	
			QPSK	162	0	57.84683	60.80356	Pass	28.10	
HCH		16-QAM	162	0	57.985	60.76712	Pass	28.11		
		QPSK	162	0						

Test Band	NR Test Bandwidth	Test Channel	Test Mode	NR UL RB No.	NR UL RB Pos.	Measured 99% Occupied Bandwidth (MHz)	Measured - 26 dB Occupied Bandwidth (MHz)	Verdict	Refer to Plot ^{Note2}
	15MHz(LTE)+100MHz(NR)	LCH	16-QAM	162	0	57.77694	60.78506	Pass	28.12
			QPSK	270	0	96.19114	99.70184	Pass	28.13
		MCH	16-QAM	270	0	96.31948	99.79622	Pass	28.14
			QPSK	270	0	96.32991	99.76106	Pass	28.15
		HCH	16-QAM	270	0	96.4439	99.72773	Pass	28.16
			QPSK	270	0	96.23426	99.76738	Pass	28.17
			16-QAM	270	0	96.37498	99.75772	Pass	28.18
			QPSK	25	0	4.496688	4.968428	Pass	29.1
DC_6 6A_n7 A	20MHz(LTE)+5MHz(NR)	LCH	16-QAM	25	0	4.489548	5.026806	Pass	29.2
			QPSK	25	0	4.498303	4.972024	Pass	29.3
		MCH	16-QAM	25	0	4.488277	5.00662	Pass	29.4
			QPSK	25	0	4.48974	4.947505	Pass	29.5
		HCH	16-QAM	25	0	4.485941	5.035307	Pass	29.6
			QPSK	75	0	13.49441	14.41245	Pass	29.7
	20MHz(LTE)+15MHz(NR)	LCH	16-QAM	75	0	13.44899	14.33826	Pass	29.8
			QPSK	75	0	13.47894	14.42782	Pass	29.9
		MCH	16-QAM	75	0	13.44397	14.36849	Pass	29.10
			QPSK	75	0	13.49567	14.36246	Pass	29.11
		HCH	16-QAM	75	0	13.44906	14.47003	Pass	29.12
			QPSK	100	0	17.85748	18.85402	Pass	29.13
20MHz(LTE)+20MHz(NR)	LCH	16-QAM	100	0	17.85228	18.80848	Pass	29.14	
		QPSK	100	0	17.85487	18.91865	Pass	29.15	
	MCH	16-QAM	100	0	17.86733	18.84846	Pass	29.16	
		QPSK	100	0	17.85077	18.94523	Pass	29.17	
	HCH	16-QAM	100	0	17.85505	18.84847	Pass	29.18	
		QPSK	100	0	17.85505	18.84847	Pass	29.18	

A.4 Frequency Stability

GSM 850

Test Conditions		Frequency Deviation						Verdict
Power (VDC)	Temperature (°C)	LCH 824.2 MHz		MCH 836.6 MHz		HCH 848.8 MHz		
		Value (Hz)	Limits (Hz)	Value (Hz)	Limits (Hz)	Value (Hz)	Limits (Hz)	
3.87	-30	3.84	±2060.5	7.1	±2091.5	4.2	±2122	Pass
	-20	6.36		5.88		9.65		
	-10	3.62		3.97		3.65		
	0	3.68		5.91		5.33		
	10	7.78		6.2		4.88		
	20	7.36		3.94		6.84		
	25	6.49		5.84		6.46		
	30	5.68		4.62		9.1		
	40	5.2		4.42		5.55		
	50	6.36		9.07		6.49		
4.45	25	5.55		9.07		4.2		
3.6	25	7.81		9.85		8.52		

GSM 1900

Test Conditions		Frequency Deviation						Verdict
Power (VDC)	Temperature (°C)	LCH 1850.2 MHz		MCH 1880 MHz		HCH 1909.8 MHz		
		Value (Hz)	Limits (Hz)	Value (Hz)	Limits (Hz)	Value (Hz)	Limits (Hz)	
3.87	-30	4.26	±4625.5	8.23	±4700.0	4.52	±4774.5	Pass
	-20	9.23		14.3		12.07		
	-10	5.33		13.79		6.84		
	0	5.46		11.11		6.26		
	10	4.97		16.08		9.75		
	20	8.81		14.66		8.01		
	25	6.84		15.66		5.59		
	30	-5.13		9.2		7.39		
	40	6.04		15.05		12.85		
	50	7.55		14.63		12.07		
4.45	25	7.52		13.95		10.3		
3.6	25	4.75		13.5		7.85		

GPRS 850

Test Conditions		Frequency Deviation						Verdict
Power (VDC)	Temperature (°C)	LCH 824.2 MHz		MCH 836.6 MHz		HCH 848.8 MHz		
		Value (Hz)	Limits (Hz)	Value (Hz)	Limits (Hz)	Value (Hz)	Limits (Hz)	
3.87	-30	18.31	±2060.5	18.82	±2091.5	18.05	±2122	Pass
	-20	17.01		17.85		18.95		
	-10	17.43		16.21		17.53		
	0	17.05		17.47		16.37		
	10	16.37		16.53		16.08		
	20	16.47		17.31		15.5		
	25	15.37		14.14		13.17		
	30	16.21		14.85		16.47		
	40	14.21		15.11		14.4		
	50	15.11		15.4		15.59		
4.45	25	15.69		15.92		14.46		
3.6	25	14.88		16.27		15.34		

GPRS 1900

Test Conditions		Frequency Deviation						Verdict
Power (VDC)	Temperature (°C)	LCH 1850.2 MHz		MCH 1880 MHz		HCH 1909.8 MHz		
		Value (Hz)	Limits (Hz)	Value (Hz)	Limits (Hz)	Value (Hz)	Limits (Hz)	
3.87	-30	17.82	±4625.5	21.31	±4700.0	27.51	±4774.5	Pass
	-20	19.5		14.88		25.73		
	-10	17.85		21.79		25.93		
	0	18.85		18.44		23.54		
	10	13.85		15.21		23.67		
	20	14.95		15.85		24.38		
	25	17.56		18.73		24.7		
	30	17.89		20.5		23.31		
	40	17.66		17.72		22.7		
	50	16.05		18.08		23.31		
4.45	25	13.75		13.92		25.18		
3.6	25	15.34		18.34		25.05		

EGPRS 850

Test Conditions		Frequency Deviation						Verdict
Power (VDC)	Temperature (°C)	LCH 824.2 MHz		MCH 836.6 MHz		HCH 848.8 MHz		
		Value (Hz)	Limits (Hz)	Value (Hz)	Limits (Hz)	Value (Hz)	Limits (Hz)	
3.87	-30	26.99	±2060.5	27.06	±2091.5	27.15	±2122	Pass
	-20	24.05		22.28		24.76		
	-10	23.6		25.63		20.95		
	0	25.96		24.31		23.12		
	10	24.15		24.63		24.28		
	20	24.34		23.63		22.63		
	25	26.47		24.15		21.34		
	30	22.73		22.86		22.6		
	40	18.79		20.08		24.28		
	50	25.18		24.34		21.34		
4.45	25	24.44		26.6		20.73		
3.6	25	21.76		21.37		22.99		

EGPRS 1900

Test Conditions		Frequency Deviation						Verdict
Power (VDC)	Temperature (°C)	LCH 1850.2 MHz		MCH 1880 MHz		HCH 1909.8 MHz		
		Value (Hz)	Limits (Hz)	Value (Hz)	Limits (Hz)	Value (Hz)	Limits (Hz)	
3.87	-30	18.63	±4625.5	21.66	±4700.0	28.02	±4774.5	Pass
	-20	19.82		25.99		30.61		
	-10	18.47		23.15		25.76		
	0	17.11		22.54		27.64		
	10	19.79		22.89		24.5		
	20	16.92		22.54		28.99		
	25	15.08		23.63		24.09		
	30	18.11		18.95		25.15		
	40	15.08		25.05		28.96		
	50	20.05		19.37		22.24		
4.45	25	15.17		20.34		26.18		
3.6	25	18.14		20.05		25.12		

WCDMA Band 2

Test Conditions		Frequency Deviation						Verdict
Power (VDC)	Temperature (°C)	LCH 1852.4 MHz		MCH 1880 MHz		HCH 1907.6 MHz		
		Value (Hz)	Limits (Hz)	Value (Hz)	Limits (Hz)	Value (Hz)	Limits (Hz)	
3.87	-30	7.07	±4631	1.64	±4700	-3.67	±4769	Pass
	-20	6.76		1.49		-3.83		
	-10	6.9		1.4		-3.74		
	0	7.32		0.52		-3.83		
	10	6.88		1.38		-4.13		
	20	7.17		1.41		-4.26		
	25	5.88		1		-4.26		
	30	7.6		0.92		-4.04		
	40	6.95		1.04		-4.45		
	50	7.35		1.1		-3.98		
4.45	25	6.29		1.61		-4.76		
3.6	25	7.01		1.02		-4.6		

WCDMA Band 4

Test Conditions		Frequency Deviation						Verdict
Power (VDC)	Temperature (°C)	LCH 1712.4 MHz		MCH 1732.4 MHz		HCH 1752.6 MHz		
		Value (Hz)	Limits (Hz)	Value (Hz)	Limits (Hz)	Value (Hz)	Limits (Hz)	
3.87	-30	11.07	±4281	1.59	±4331	-8.96	±4381.5	Pass
	-20	11.19		-1.17		-12.02		
	-10	10.94		0.93		-9.96		
	0	11.4		0.82		-11		
	10	11.24		-0.16		-11.64		
	20	11.99		-0.24		-13.63		
	25	11.78		0.47		-11.09		
	30	12.37		0.72		-11.22		
	40	12.36		0.1		-12.2		
	50	14.2		0.83		-12.17		
4.45	25	12.76		0.09		-12.94		
3.6	25	13.34		-1.19		-13.09		

WCDMA Band B5

Test Conditions		Frequency Deviation						Verdict
Power (VDC)	Temperature (°C)	LCH 826.4 MHz		MCH 836.4 MHz		HCH 846.6 MHz		
		Value (Hz)	Limits (Hz)	Value (Hz)	Limits (Hz)	Value (Hz)	Limits (Hz)	
3.87	-30	1.76	±2066	-0.31	±2091	-2.38	±2116.5	Pass
	-20	0.57		-0.32		-2.44		
	-10	0.95		0.18		-2.22		
	0	1.2		-0.18		-3.1		
	10	0.83		-0.47		-2.36		
	20	1.27		-0.41		-2.4		
	25	1.45		-0.06		-2.24		
	30	1.18		-0.54		-2.53		
	40	0.77		-0.64		-2.55		
	50	1.21		-0.37		-2.2		
4.45	25	1.72		-0.16		-2.25		
3.6	25	1.63		-0.19		-2.25		

LTE Band 2 QPSK 10 MHz

Test Conditions		Frequency Deviation		Verdict
Power (VDC)	Temperature (°C)	MCH 1880 MHz		
		Value (Hz)	Limits (Hz)	
3.87	-30	-1.03	±4700	Pass
	-20	-1.86		
	-10	-0.33		
	0	-1.47		
	10	-1.14		
	20	-0.03		
	25	-0.77		
	30	0.16		
	40	-0.01		
	50	-2.23		
4.45	25	-1.04		
3.6	25	-0.34		

LTE Band 2 16QAM 10 MHz

Test Conditions		Frequency Deviation		Verdict
Power (VDC)	Temperature (°C)	MCH 1880 MHz		
		Value (Hz)	Limits (Hz)	
3.87	-30	-1.3	±4700	Pass
	-20	-0.79		
	-10	-1.37		
	0	-0.62		
	10	0.21		
	20	0.26		
	25	0.01		
	30	0.82		
	40	-1		
	50	-0.51		
4.45	25	-2.37		
3.6	25	-1.57		

LTE Band 4 QPSK 10 MHz

Test Conditions		Frequency Deviation		Verdict
Power (VDC)	Temperature (°C)	MCH 1732.5 MHz		
		Value (Hz)	Limits (Hz)	
3.87	-30	-0.41	±4331.25	Pass
	-20	-0.5		
	-10	-0.92		
	0	-1.22		
	10	-0.96		
	20	-1.24		
	25	-1.22		
	30	-0.67		
	40	-2.02		
	50	-2.59		
4.45	25	-2.13		
3.6	25	-1.07		

LTE Band 4 16QAM 10 MHz

Test Conditions		Frequency Deviation		Verdict
Power (VDC)	Temperature (°C)	MCH 1732.5 MHz		
		Value (Hz)	Limits (Hz)	
3.87	-30	-0.66	±4331.25	Pass
	-20	-0.46		
	-10	-0.5		
	0	0.03		
	10	-1.19		
	20	-0.79		
	25	-2.19		
	30	-2.53		
	40	-1.6		
	50	-2.39		
4.45	25	-1.73		
3.6	25	-2.05		

LTE Band 5 QPSK 10 MHz

Test Conditions		Frequency Deviation		Verdict
Power (VDC)	Temperature (°C)	MCH 836.5 MHz		
		Value (Hz)	Limits (Hz)	
3.87	-30	-0.62	±2091.25	Pass
	-20	0.77		
	-10	-0.41		
	0	-0.1		
	10	-0.46		
	20	1.77		
	25	1.49		
	30	1.77		
	40	-1.46		
	50	-1.22		
4.45	25	-0.06		
3.6	25	-1.65		

LTE Band 5 16QAM 10 MHz

Test Conditions		Frequency Deviation		Verdict
Power (VDC)	Temperature (°C)	MCH 836.5 MHz		
		Value (Hz)	Limits (Hz)	
3.87	-30	-0.99	±2091.25	Pass
	-20	0.76		
	-10	-0.2		
	0	-0.06		
	10	-0.51		
	20	1.77		
	25	1.04		
	30	1.57		
	40	-1.02		
	50	-0.9		
4.45	25	-0.73		
3.6	25	-1.96		

LTE Band 7 QPSK 10 MHz

Test Conditions		Frequency Deviation		Verdict
Power (VDC)	Temperature (°C)	MCH 2535 MHz		
		Value (Hz)	Limits (Hz)	
3.87	-30	0.3	±6337.5	Pass
	-20	1.3		
	-10	-0.14		
	0	1.09		
	10	2.16		
	20	-0.59		
	25	0.33		
	30	0.96		
	40	-0.44		
	50	-0.77		
4.45	25	-1.49		
3.6	25	-0.21		

LTE Band 7 16QAM 10 MHz

Test Conditions		Frequency Deviation		Verdict
Power (VDC)	Temperature (°C)	MCH 2535 MHz		
		Value (Hz)	Limits (Hz)	
3.87	-30	0.43	±6337.5	Pass
	-20	1.56		
	-10	1.82		
	0	1.69		
	10	1.3		
	20	0.21		
	25	0.72		
	30	1.17		
	40	-0.66		
	50	0.41		
4.45	25	-0.99		
3.6	25	-0.17		

LTE Band 12 QPSK 10 MHz

Test Conditions		Frequency Deviation		Verdict
Power (VDC)	Temperature (°C)	MCH 707.5 MHz		
		Value (Hz)	Limits (Hz)	
3.87	-30	-0.24	±1768.75	Pass
	-20	1.2		
	-10	0.06		
	0	-0.34		
	10	-0.63		
	20	-0.21		
	25	-0.66		
	30	-0.13		
	40	0.16		
	50	-0.31		
4.45	25	0.03		
3.6	25	-0.53		

LTE Band 12 16QAM10 MHz

Test Conditions		Frequency Deviation		Verdict
Power (VDC)	Temperature (°C)	MCH 707.5 MHz		
		Value (Hz)	Limits (Hz)	
3.87	-30	0.8	±1768.75	Pass
	-20	1.66		
	-10	0.29		
	0	-0.57		
	10	0.14		
	20	-0.59		
	25	-0.36		
	30	0.76		
	40	-0.4		
	50	0.51		
4.45	25	-1		
3.6	25	-0.56		

LTE Band 17 QPSK 10 MHz

Test Conditions		Frequency Deviation		Verdict
Power (VDC)	Temperature (°C)	MCH 710 MHz		
		Value (Hz)	Limits (Hz)	
3.87	-30	0.73	±1775	Pass
	-20	0.14		
	-10	-0.41		
	0	-0.46		
	10	-0.6		
	20	0.94		
	25	0.07		
	30	0.23		
	40	0.41		
	50	0.39		
4.45	25	0.14		
3.6	25	-0.79		

LTE Band 17 16QAM10 MHz

Test Conditions		Frequency Deviation		Verdict
Power (VDC)	Temperature (°C)	MCH 710 MHz		
		Value (Hz)	Limits (Hz)	
3.87	-30	-0.04	±1775	Pass
	-20	0.84		
	-10	0.06		
	0	0.26		
	10	0.27		
	20	0.23		
	25	0.34		
	30	-0.94		
	40	0.11		
	50	0.07		
4.45	25	-0.19		
3.6	25	-0.29		

LTE Band 26 (Part22) QPSK 10 MHz

Test Conditions		Frequency Deviation		Verdict
Power (VDC)	Temperature (°C)	MCH 836.5 MHz		
		Value (Hz)	Limits (Hz)	
3.87	-30	-0.16	±2091.25	Pass
	-20	1.44		
	-10	1.03		
	0	-0.16		
	10	0		
	20	1.3		
	25	0.14		
	30	0.06		
	40	-0.27		
	50	1.06		
4.45	25	1.34		
3.6	25	-0.19		

LTE Band 26 (Part22) 16QAM 10 MHz

Test Conditions		Frequency Deviation		Verdict
Power (VDC)	Temperature (°C)	MCH 836.5 MHz		
		Value (Hz)	Limits (Hz)	
3.87	-30	-0.94	±2091.25	Pass
	-20	0.64		
	-10	1.13		
	0	-1		
	10	0.9		
	20	1.24		
	25	0.06		
	30	0.03		
	40	0.09		
	50	0.74		
4.45	25	0.24		
3.6	25	-0.23		

LTE Band 26 (Part90) QPSK 10 MHz

Test Conditions		Frequency Deviation		Verdict
Power (VDC)	Temperature (°C)	MCH 819 MHz		
		Value (Hz)	Limits (Hz)	
3.87	-30	-0.53	±2047.5	Pass
	-20	0.01		
	-10	-0.36		
	0	0.62		
	10	0.33		
	20	-0.31		
	25	1.14		
	30	-0.19		
	40	0.4		
	50	0.37		
4.45	25	-0.62		
3.6	25	-0.33		

LTE Band 26 (Part90) 16QAM 10 MHz

Test Conditions		Frequency Deviation		Verdict
Power (VDC)	Temperature (°C)	MCH 819 MHz		
		Value (Hz)	Limits (Hz)	
3.87	-30	0.31	±2047.5	Pass
	-20	-0.36		
	-10	0.31		
	0	0.33		
	10	-0.92		
	20	-1.3		
	25	-0.33		
	30	1.49		
	40	0.03		
	50	-0.87		
4.45	25	-0.19		
3.6	25	-0.44		

LTE Band 38 QPSK 10 MHz

Test Conditions		Frequency Deviation		Verdict
Power (VDC)	Temperature (°C)	MCH 2595 MHz		
		Value (Hz)	Limits (Hz)	
3.87	-30	-3.13	±6487.5	Pass
	-20	-2.37		
	-10	-3.23		
	0	-4.38		
	10	-3.48		
	20	-3.81		
	25	-4.82		
	30	-3.49		
	40	-5.05		
	50	-3.53		
4.45	25	-4.46		
3.6	25	-2.7		

LTE Band 38 16QAM10 MHz

Test Conditions		Frequency Deviation		Verdict
Power (VDC)	Temperature (°C)	MCH 2595 MHz		
		Value (Hz)	Limits (Hz)	
3.87	-30	-2.9	±6487.5	Pass
	-20	-2.73		
	-10	-3.99		
	0	-4.41		
	10	-1.82		
	20	-3.43		
	25	-3.81		
	30	-3.39		
	40	-3.38		
	50	-2.92		
4.45	25	-5.26		
3.6	25	-4.06		

LTE Band 41 QPSK 10 MHz

Test Conditions		Frequency Deviation		Verdict
Power (VDC)	Temperature (°C)	MCH 2593 MHz		
		Value (Hz)	Limits (Hz)	
3.87	-30	-0.72	±6482.5	Pass
	-20	-3.09		
	-10	-2.85		
	0	-1.4		
	10	-0.83		
	20	-1.97		
	25	-1.92		
	30	-0.86		
	40	-1.27		
	50	-2.02		
4.45	25	-2.89		
3.6	25	-3.49		

LTE Band 41 16QAM10 MHz

Test Conditions		Frequency Deviation		Verdict
Power (VDC)	Temperature (°C)	MCH 2593 MHz		
		Value (Hz)	Limits (Hz)	
3.87	-30	-2.25	±6482.5	Pass
	-20	-0.24		
	-10	-1.09		
	0	-2.23		
	10	-1.17		
	20	-1.24		
	25	-1.06		
	30	-0.79		
	40	-1.65		
	50	-2.89		
4.45	25	-2.49		
3.6	25	-3.23		

LTE Band 66 QPSK 10 MHz

Test Conditions		Frequency Deviation		Verdict
Power (VDC)	Temperature (°C)	MCH 1745 MHz		
		Value (Hz)	Limits (Hz)	
3.87	-30	-0.39	±4362.5	Pass
	-20	-0.59		
	-10	0.62		
	0	0.96		
	10	-0.66		
	20	0.39		
	25	-0.83		
	30	-0.21		
	40	-0.33		
	50	-0.4		
4.45	25	-0.74		
3.6	25	-1.32		

LTE Band 66 16QAM10 MHz

Test Conditions		Frequency Deviation		Verdict
Power (VDC)	Temperature (°C)	MCH 1745 MHz		
		Value (Hz)	Limits (Hz)	
3.87	-30	0.27	±4362.5	Pass
	-20	-0.11		
	-10	-0.66		
	0	0.24		
	10	0.26		
	20	1.52		
	25	-0.23		
	30	-0.47		
	40	-0.13		
	50	-0.34		
4.45	25	-0.54		
3.6	25	-0.73		

CA_7C_QPSK_20MHz+10MHz

Test Conditions		Frequency Deviation		Verdict
Power (VDC)	Temperature (°C)	MCH 2534.8 MHz		
		Value (Hz)	Limits (Hz)	
3.87	-30	10.91	±6337	Pass
	-20	9.66		
	-10	8.4		
	0	9.76		
	10	10.89		
	20	8.67		
	25	10.56		
	30	9.73		
	40	8.67		
	50	9.94		
4.45	25	10.93		
3.6	25	10.51		

CA_7C_16QAM_20MHz+10MHz

Test Conditions		Frequency Deviation		Verdict
Power (VDC)	Temperature (°C)	MCH 2534.8 MHz		
		Value (Hz)	Limits (Hz)	
3.87	-30	8.9	±6337	Pass
	-20	8.77		
	-10	8.37		
	0	8.23		
	10	7.6		
	20	6.68		
	25	7.4		
	30	9.11		
	40	7.3		
	50	7.85		
4.45	25	9.13		
3.6	25	7.7		

CA_7C_QPSK_20MHz+20MHz

Test Conditions		Frequency Deviation		Verdict
Power (VDC)	Temperature (°C)	MCH 2535 MHz		
		Value (Hz)	Limits (Hz)	
3.87	-30	18.84	±6337.5	Pass
	-20	17.98		
	-10	19.56		
	0	16.91		
	10	18.01		
	20	18.12		
	25	19.35		
	30	18.63		
	40	18.78		
	50	19.31		
4.45	25	18.18		
3.6	25	17.17		

CA_7C_16QAM_20MHz+20MHz

Test Conditions		Frequency Deviation		Verdict
Power (VDC)	Temperature (°C)	MCH 2535 MHz		
		Value (Hz)	Limits (Hz)	
3.87	-30	18.83	±6337.5	Pass
	-20	17.67		
	-10	18.5		
	0	18.57		
	10	16.84		
	20	15.51		
	25	18.9		
	30	17.28		
	40	17.65		
	50	17.29		
4.45	25	18.44		
3.6	25	16.91		

CA_38C QPSK 15MHz+15MHz

Test Conditions		Frequency Deviation		Verdict
Power (VDC)	Temperature (°C)	MCH 2595 MHz		
		Value (Hz)	Limits (Hz)	
3.87	-30	11.83	±6487.5	Pass
	-20	11.37		
	-10	10.89		
	0	11.24		
	10	12.56		
	20	12.06		
	25	11.22		
	30	13.15		
	40	12.85		
	50	12.78		
4.45	25	12.45		
3.6	25	13.35		

CA_38C 16QAM 15MHz+15MHz

Test Conditions		Frequency Deviation		Verdict
Power (VDC)	Temperature (°C)	MCH 2595 MHz		
		Value (Hz)	Limits (Hz)	
3.87	-30	13.89	±6487.5	Pass
	-20	13.8		
	-10	13.86		
	0	12.82		
	10	12.85		
	20	13.2		
	25	12.76		
	30	13.85		
	40	14.08		
	50	13.87		
4.45	25	13.42		
3.6	25	13.72		

CA_38C QPSK 20MHz+20MHz

Test Conditions		Frequency Deviation		Verdict
Power (VDC)	Temperature (°C)	MCH 2595 MHz		
		Value (Hz)	Limits (Hz)	
3.87	-30	19.73	±6487.5	Pass
	-20	18.65		
	-10	18.6		
	0	18.02		
	10	19.86		
	20	17.81		
	25	19.23		
	30	18.51		
	40	18.34		
	50	17.18		
4.45	25	17.94		
3.6	25	17.15		

CA_38C 16QAM 20MHz+20MHz

Test Conditions		Frequency Deviation		Verdict
Power (VDC)	Temperature (°C)	MCH 2595 MHz		
		Value (Hz)	Limits (Hz)	
3.87	-30	15.51	±6487.5	Pass
	-20	14.1		
	-10	14.66		
	0	13.58		
	10	12.93		
	20	13.55		
	25	14.13		
	30	13.48		
	40	13.99		
	50	14.67		
4.45	25	14.86		
3.6	25	15.38-		

CA_41C QPSK 20MHz+5MHz

Test Conditions		Frequency Deviation		Verdict
Power (VDC)	Temperature (°C)	MCH 2592.6 MHz		
		Value (Hz)	Limits (Hz)	
3.87	-30	5.24	±6481.5	Pass
	-20	5.08		
	-10	4.68		
	0	3.71		
	10	5.01		
	20	5.02		
	25	5.46		
	30	4.28		
	40	6.49		
	50	5.11		
4.45	25	6.78		
3.6	25	6.58		

CA_41C 16QAM 20MHz+5MHz

Test Conditions		Frequency Deviation		Verdict
Power (VDC)	Temperature (°C)	MCH 2592.6 MHz		
		Value (Hz)	Limits (Hz)	
3.87	-30	8.11	±6481.5	Pass
	-20	6.87		
	-10	7.91		
	0	8.23		
	10	7.5		
	20	6.81		
	25	8.1		
	30	8.48		
	40	7.02		
	50	7.12		
4.45	25	7.62		
3.6	25	9.47		

CA_41C QPSK 20MHz+20MHz

Test Conditions		Frequency Deviation		Verdict
Power (VDC)	Temperature (°C)	MCH 2593 MHz		
		Value (Hz)	Limits (Hz)	
3.87	-30	18.51	±6482.5	Pass
	-20	19.23		
	-10	17.98		
	0	18.95		
	10	16.77		
	20	18.28		
	25	18.51		
	30	17.07		
	40	19.14		
	50	19.53		
4.45	25	19.27		
3.6	25	19.37		

CA_41C 16QAM 20MHz+20MHz

Test Conditions		Frequency Deviation		Verdict
Power (VDC)	Temperature (°C)	MCH 2593 MHz		
		Value (Hz)	Limits (Hz)	
3.87	-30	15.76	±6482.5	Pass
	-20	15.41		
	-10	16.81		
	0	16.67		
	10	14.52		
	20	16.31		
	25	17.02		
	30	15.59		
	40	15.32		
	50	14.19		
4.45	25	14.53		
3.6	25	15.09		

NR Band n5 QPSK 20 MHz

Test Conditions		Frequency Deviation		Verdict
Power (VDC)	Temperature (°C)	MCH 836.5 MHz		
		Value (Hz)	Limits (Hz)	
3.87	-30	-2.9	±2091.25	Pass
	-20	-1.1		
	-10	-5.8		
	0	-3.9		
	10	-2.6		
	20	-1.7		
	25	-4.2		
	30	-3.9		
	40	-5.1		
	50	-4.4		
4.45	25	1.4		
3.6	25	-3.7		

NR Band n5 16QAM 20 MHz

Test Conditions		Frequency Deviation		Verdict
Power (VDC)	Temperature (°C)	MCH 836.5 MHz		
		Value (Hz)	Limits (Hz)	
3.87	-30	-3.1	±2091.25	Pass
	-20	1.2		
	-10	1.4		
	0	2.8		
	10	0.8		
	20	-1.5		
	25	2.7		
	30	-1.8		
	40	2.7		
	50	0.4		
4.45	25	-3.9		
3.6	25	1.6		

NR Band n7 QPSK 20 MHz

Test Conditions		Frequency Deviation		Verdict
Power (VDC)	Temperature (°C)	MCH 2535 MHz		
		Value (Hz)	Limits (Hz)	
3.87	-30	2.8	±6337.5	Pass
	-20	-6.6		
	-10	-1.4		
	0	4.2		
	10	6.5		
	20	4.4		
	25	5.6		
	30	6.2		
	40	3.9		
	50	4.7		
4.45	25	4.1		
3.6	25	2.2		

NR Band n7 16QAM 20 MHz

Test Conditions		Frequency Deviation		Verdict
Power (VDC)	Temperature (°C)	MCH 2535 MHz		
		Value (Hz)	Limits (Hz)	
3.87	-30	2.8	±6337.5	Pass
	-20	-3.2		
	-10	6.3		
	0	2.1		
	10	4.5		
	20	4.3		
	25	2.9		
	30	5.4		
	40	-3.3		
	50	-1.6		
4.45	25	-1		
3.6	25	5.7		

NR Band n38 QPSK 40 MHz

Test Conditions		Frequency Deviation		Verdict
Power (VDC)	Temperature (°C)	MCH 2595 MHz		
		Value (Hz)	Limits (Hz)	
3.87	-30	4.9	±6487.5	Pass
	-20	-1		
	-10	-1.2		
	0	2.3		
	10	7.6		
	20	7.3		
	25	2.7		
	30	-2.3		
	40	-1.1		
	50	3.7		
4.45	25	-2.3		
3.6	25	3.8		

NR Band n38 16QAM 40 MHz

Test Conditions		Frequency Deviation		Verdict
Power (VDC)	Temperature (°C)	MCH 2595 MHz		
		Value (Hz)	Limits (Hz)	
3.87	-30	5.2	±6487.5	Pass
	-20	1		
	-10	7.9		
	0	1.5		
	10	5.3		
	20	5.6		
	25	-2.5		
	30	1.8		
	40	3.1		
	50	6.7		
4.45	25	-6.2		
3.6	25	6.1		

NR Band n41 QPSK 100 MHz

Test Conditions		Frequency Deviation		Verdict
Power (VDC)	Temperature (°C)	MCH 2592.99 MHz		
		Value (Hz)	Limits (Hz)	
3.87	-30	-4.1	±6482.475	Pass
	-20	-1.3		
	-10	3.6		
	0	2.3		
	10	-4.1		
	20	0.6		
	25	-1		
	30	-1.4		
	40	3.8		
50	-6.9			
4.45	25	-2.6		
3.6	25	-4.3		

NR Band n41 16QAM 100 MHz

Test Conditions		Frequency Deviation		Verdict
Power (VDC)	Temperature (°C)	MCH 2592.99 MHz		
		Value (Hz)	Limits (Hz)	
3.87	-30	-6.6	±6482.475	Pass
	-20	-2.8		
	-10	-2.1		
	0	-7.9		
	10	-8.4		
	20	-8.2		
	25	-1.3		
	30	-8.2		
	40	5.6		
50	0.6			
4.45	25	3.5		
3.6	25	-1.6		

NR DC_5A_n7A QPSK 10 MHz(LTE)+20 MHz(NR)

Test Conditions		Frequency Deviation		Verdict
Power (VDC)	Temperature (°C)	MCH 2535 MHz		
		Value (Hz)	Limits (Hz)	
3.87	-30	1.4	±6337.5	Pass
	-20	-6.3		
	-10	-2		
	0	5		
	10	1.5		
	20	0.7		
	25	-4.6		
	30	-3.3		
	40	3		
	50	4.2		
4.45	25	4.6		
3.6	25	1.1		

NR DC_5A_n7A 16QAM 10 MHz(LTE)+20 MHz(NR)

Test Conditions		Frequency Deviation		Verdict
Power (VDC)	Temperature (°C)	MCH 2535 MHz		
		Value (Hz)	Limits (Hz)	
3.87	-30	4.4	±6337.5	Pass
	-20	3.5		
	-10	5.8		
	0	3.1		
	10	7.3		
	20	2.1		
	25	3.9		
	30	6.8		
	40	-3.1		
	50	-2.2		
4.45	25	-2		
3.6	25	1.3		

NR DC_7A_n5A QPSK 20 MHz(LTE)+20 MHz(NR)

Test Conditions		Frequency Deviation		Verdict
Power (VDC)	Temperature (°C)	MCH 836.5 MHz		
		Value (Hz)	Limits (Hz)	
3.87	-30	1.1	±2091.25	Pass
	-20	-1.6		
	-10	-1.4		
	0	-1.3		
	10	-2.6		
	20	-1.2		
	25	3.2		
	30	-1.3		
	40	-1.8		
	50	-1.5		
4.45	25	-3.2		
3.6	25	2.1		

NR DC_7A_n5A 16QAM 20 MHz(LTE)+20 MHz(NR)

Test Conditions		Frequency Deviation		Verdict
Power (VDC)	Temperature (°C)	MCH 836.5 MHz		
		Value (Hz)	Limits (Hz)	
3.87	-30	1.3	±2091.25	Pass
	-20	3.2		
	-10	-1.9		
	0	1.3		
	10	1.1		
	20	-3.7		
	25	-2.4		
	30	-1		
	40	1.7		
	50	-3.3		
4.45	25	-2.4		
3.6	25	-2.1		

NR DC_26A_n41A QPSK 15 MHz(LTE)+100 MHz(NR)

Test Conditions		Frequency Deviation		Verdict
Power (VDC)	Temperature (°C)	MCH 2592.99 MHz		
		Value (Hz)	Limits (Hz)	
3.87	-30	-4.1	±6482.475	Pass
	-20	-5.6		
	-10	-7		
	0	-8.7		
	10	-2.7		
	20	-5.4		
	25	-9.7		
	30	-8.1		
	40	-1.3		
	50	-5		
4.45	25	-6		
3.6	25	-8.3		

NR DC_26A_n41A 16QAM 15 MHz(LTE)+100 MHz(NR)

Test Conditions		Frequency Deviation		Verdict
Power (VDC)	Temperature (°C)	MCH 2592.99 MHz		
		Value (Hz)	Limits (Hz)	
3.87	-30	-9.3	±6482.475	Pass
	-20	-9.9		
	-10	-1.7		
	0	-12.8		
	10	-6.4		
	20	-1.8		
	25	-6.9		
	30	-9.3		
	40	-8.4		
	50	-7.6		
4.45	25	-9.9		
3.6	25	-6.2		

NR DC_66A_n7A QPSK 20 MHz(LTE)+20 MHz(NR)

Test Conditions		Frequency Deviation		Verdict
Power (VDC)	Temperature (°C)	MCH 2592.99 MHz		
		Value (Hz)	Limits (Hz)	
3.87	-30	-4.5	±6482.475	Pass
	-20	-4.2		
	-10	6.7		
	0	3.5		
	10	-1		
	20	1.9		
	25	2.2		
	30	1.2		
	40	9.8		
50	-5.4			
4.45	25	-3.3		
3.6	25	4.1		

NR DC_66A_n7A 16QAM 20 MHz(LTE)+20 MHz(NR)

Test Conditions		Frequency Deviation		Verdict
Power (VDC)	Temperature (°C)	MCH 2592.99 MHz		
		Value (Hz)	Limits (Hz)	
3.87	-30	-3.4	±6482.475	Pass
	-20	6.3		
	-10	2		
	0	4..3		
	10	3.7		
	20	-4.6		
	25	4.6		
	30	6.2		
	40	-2		
50	6.9			
4.45	25	3.2		
3.6	25	7.7		

A.5 Spurious Emission at Antenna Terminals

Note 1: All modes have been tested, and only the worst case data are shown here.

Note 2: The frequencies of verdict which are marked by "N/A" should be ignored because they are UE carrier frequency.

Note 3: Test plots please refer to the document "Annex No.:BL-SZ21B0785-501 Data Part 3.pdf".

GSM and WCDMA Mode Test Verdict

Test Band	Test Channel	Refer to Plot ^{Note3}	Verdict
GSM 850	LCH	1.1	Pass
	MCH	1.2	Pass
	HCH	1.3	Pass
GSM 1900	LCH	2.1	Pass
	MCH	2.2	Pass
	HCH	2.3	Pass
EGPRS 850	LCH	3.1	Pass
	MCH	3.2	Pass
	HCH	3.3	Pass
EGPRS 1900	LCH	4.1	Pass
	MCH	4.2	Pass
	HCH	4.3	Pass
WCDMA Band 2	LCH	5.1	Pass
	MCH	5.2	Pass
	HCH	5.3	Pass
WCDMA Band 4	LCH	6.1	Pass
	MCH	6.2	Pass
	HCH	6.3	Pass
WCDMA Band 5	LCH	7.1	Pass
	MCH	7.2	Pass
	HCH	7.3	Pass

LTE Mode Test Verdict

Test Band	Test Bandwidth	Test Channel	Test Mode	Test RB (Size#Offset)	Refer to Plot ^{Note3}	Verdict
Band 2	1.4 MHz	LCH	QPSK	RB1#0	8.1	Pass
			16-QAM	RB1#0	8.2	Pass
		MCH	QPSK	RB1#0	8.3	Pass
			16-QAM	RB1#0	8.4	Pass
		HCH	QPSK	RB1#0	8.5	Pass
			16-QAM	RB1#0	8.6	Pass
	3 MHz	LCH	QPSK	RB1#0	8.7	Pass
			16-QAM	RB1#0	8.8	Pass
		MCH	QPSK	RB1#0	8.9	Pass
			16-QAM	RB1#0	8.10	Pass
		HCH	QPSK	RB1#0	8.11	Pass
			16-QAM	RB1#0	8.12	Pass
	5 MHz	LCH	QPSK	RB1#0	8.13	Pass
			16-QAM	RB1#0	8.14	Pass
		MCH	QPSK	RB1#0	8.15	Pass
			16-QAM	RB1#0	8.16	Pass
		HCH	QPSK	RB1#0	8.17	Pass
			16-QAM	RB1#0	8.18	Pass
	10 MHz	LCH	QPSK	RB1#0	8.19	Pass
			16-QAM	RB1#0	8.20	Pass
		MCH	QPSK	RB1#0	8.21	Pass
			16-QAM	RB1#0	8.22	Pass
		HCH	QPSK	RB1#0	8.23	Pass
			16-QAM	RB1#0	8.24	Pass
	15 MHz	LCH	QPSK	RB1#0	8.25	Pass
			16-QAM	RB1#0	8.26	Pass
		MCH	QPSK	RB1#0	8.27	Pass
			16-QAM	RB1#0	8.28	Pass
		HCH	QPSK	RB1#0	8.29	Pass
			16-QAM	RB1#0	8.30	Pass
	20 MHz	LCH	QPSK	RB1#0	8.31	Pass
			16-QAM	RB1#0	8.32	Pass
		MCH	QPSK	RB1#0	8.33	Pass
			16-QAM	RB1#0	8.34	Pass
		HCH	QPSK	RB1#0	8.35	Pass
			16-QAM	RB1#0	8.36	Pass

Test Band	Test Bandwidth	Test Channel	Test Mode	Test RB (Size#Offset)	Refer to Plot ^{Note3}	Verdict
Band 4	1.4 MHz	LCH	QPSK	RB1#0	9.1	Pass
			16-QAM	RB1#0	9.2	Pass
		MCH	QPSK	RB1#0	9.3	Pass
			16-QAM	RB1#0	9.4	Pass
		HCH	QPSK	RB1#0	9.5	Pass
			16-QAM	RB1#0	9.6	Pass
	3 MHz	LCH	QPSK	RB1#0	9.7	Pass
			16-QAM	RB1#0	9.8	Pass
		MCH	QPSK	RB1#0	9.9	Pass
			16-QAM	RB1#0	9.10	Pass
		HCH	QPSK	RB1#0	9.11	Pass
			16-QAM	RB1#0	9.12	Pass
	5 MHz	LCH	QPSK	RB1#0	9.13	Pass
			16-QAM	RB1#0	9.14	Pass
		MCH	QPSK	RB1#0	9.15	Pass
			16-QAM	RB1#0	9.16	Pass
		HCH	QPSK	RB1#0	9.17	Pass
			16-QAM	RB1#0	9.18	Pass
	10 MHz	LCH	QPSK	RB1#0	9.19	Pass
			16-QAM	RB1#0	9.20	Pass
		MCH	QPSK	RB1#0	9.21	Pass
			16-QAM	RB1#0	9.22	Pass
		HCH	QPSK	RB1#0	9.23	Pass
			16-QAM	RB1#0	9.24	Pass
	15 MHz	LCH	QPSK	RB1#0	9.25	Pass
			16-QAM	RB1#0	9.26	Pass
		MCH	QPSK	RB1#0	9.27	Pass
			16-QAM	RB1#0	9.28	Pass
		HCH	QPSK	RB1#0	9.29	Pass
			16-QAM	RB1#0	9.30	Pass
	20 MHz	LCH	QPSK	RB1#0	9.31	Pass
			16-QAM	RB1#0	9.32	Pass
		MCH	QPSK	RB1#0	9.33	Pass
			16-QAM	RB1#0	9.34	Pass
		HCH	QPSK	RB1#0	9.35	Pass
			16-QAM	RB1#0	9.36	Pass

Test Band	Test Bandwidth	Test Channel	Test Mode	Test RB (Size#Offset)	Refer to Plot ^{Note3}	Verdict
Band 5	1.4 MHz	LCH	QPSK	RB1#0	10.1	Pass
			16-QAM	RB1#0	10.2	Pass
		MCH	QPSK	RB1#0	10.3	Pass
			16-QAM	RB1#0	10.4	Pass
		HCH	QPSK	RB1#0	10.5	Pass
			16-QAM	RB1#0	10.6	Pass
	3 MHz	LCH	QPSK	RB1#0	10.7	Pass
			16-QAM	RB1#0	10.8	Pass
		MCH	QPSK	RB1#0	10.9	Pass
			16-QAM	RB1#0	10.10	Pass
		HCH	QPSK	RB1#0	10.11	Pass
			16-QAM	RB1#0	10.12	Pass
	5 MHz	LCH	QPSK	RB1#0	10.13	Pass
			16-QAM	RB1#0	10.14	Pass
		MCH	QPSK	RB1#0	10.15	Pass
			16-QAM	RB1#0	10.16	Pass
		HCH	QPSK	RB1#0	10.17	Pass
			16-QAM	RB1#0	10.18	Pass
	10 MHz	LCH	QPSK	RB1#0	10.19	Pass
			16-QAM	RB1#0	10.20	Pass
		MCH	QPSK	RB1#0	10.21	Pass
			16-QAM	RB1#0	10.22	Pass
		HCH	QPSK	RB1#0	10.23	Pass
			16-QAM	RB1#0	10.24	Pass

Test Band	Test Bandwidth	Test Channel	Test Mode	Test RB (Size#Offset)	Refer to Plot ^{Note3}	Verdict
Band 7	5 MHz	LCH	QPSK	RB1#0	11.1	Pass
			16-QAM	RB1#0	11.2	Pass
		MCH	QPSK	RB1#0	11.3	Pass
			16-QAM	RB1#0	11.4	Pass
		HCH	QPSK	RB1#0	11.5	Pass
			16-QAM	RB1#0	11.6	Pass
	10 MHz	LCH	QPSK	RB1#0	11.7	Pass
			16-QAM	RB1#0	11.8	Pass
		MCH	QPSK	RB1#0	11.9	Pass
			16-QAM	RB1#0	11.10	Pass
		HCH	QPSK	RB1#0	11.11	Pass
			16-QAM	RB1#0	11.12	Pass
	15 MHz	LCH	QPSK	RB1#0	11.13	Pass
			16-QAM	RB1#0	11.14	Pass
		MCH	QPSK	RB1#0	11.15	Pass
			16-QAM	RB1#0	11.16	Pass
		HCH	QPSK	RB1#0	11.17	Pass
			16-QAM	RB1#0	11.18	Pass
	20 MHz	LCH	QPSK	RB1#0	11.19	Pass
			16-QAM	RB1#0	11.20	Pass
		MCH	QPSK	RB1#0	11.21	Pass
			16-QAM	RB1#0	11.22	Pass
		HCH	QPSK	RB1#0	11.23	Pass
			16-QAM	RB1#0	11.24	Pass

Test Band	Test Bandwidth	Test Channel	Test Mode	Test RB (Size#Offset)	Refer to Plot ^{Note3}	Verdict
Band 12	1.4 MHz	LCH	QPSK	RB1#0	12.1	Pass
			16-QAM	RB1#0	12.2	Pass
		MCH	QPSK	RB1#0	12.3	Pass
			16-QAM	RB1#0	12.4	Pass
		HCH	QPSK	RB1#0	12.5	Pass
			16-QAM	RB1#0	12.6	Pass
	3 MHz	LCH	QPSK	RB1#0	12.7	Pass
			16-QAM	RB1#0	12.8	Pass
		MCH	QPSK	RB1#0	12.9	Pass
			16-QAM	RB1#0	12.10	Pass
		HCH	QPSK	RB1#0	12.11	Pass
			16-QAM	RB1#0	12.12	Pass
	5 MHz	LCH	QPSK	RB1#0	12.13	Pass
			16-QAM	RB1#0	12.14	Pass
		MCH	QPSK	RB1#0	12.15	Pass
			16-QAM	RB1#0	12.16	Pass
		HCH	QPSK	RB1#0	12.17	Pass
			16-QAM	RB1#0	12.18	Pass
	10 MHz	LCH	QPSK	RB1#0	12.19	Pass
			16-QAM	RB1#0	12.20	Pass
		MCH	QPSK	RB1#0	12.21	Pass
			16-QAM	RB1#0	12.22	Pass
		HCH	QPSK	RB1#0	12.23	Pass
			16-QAM	RB1#0	12.24	Pass

Test Band	Test Bandwidth	Test Channel	Test Mode	Test RB (Size#Offset)	Refer to Plot ^{Note3}	Verdict
Band 17	5 MHz	LCH	QPSK	RB1#0	13.1	Pass
			16-QAM	RB1#0	13.2	Pass
		MCH	QPSK	RB1#0	13.3	Pass
			16-QAM	RB1#0	13.4	Pass
		HCH	QPSK	RB1#0	13.5	Pass
			16-QAM	RB1#0	13.6	Pass
	10 MHz	LCH	QPSK	RB1#0	13.7	Pass
			16-QAM	RB1#0	13.8	Pass
		MCH	QPSK	RB1#0	13.9	Pass
			16-QAM	RB1#0	13.10	Pass
		HCH	QPSK	RB1#0	13.11	Pass
			16-QAM	RB1#0	13.12	Pass

Test Band	Test Bandwidth	Test Channel	Test Mode	Test RB (Size#Offset)	Refer to Plot ^{Note3}	Verdict
Band 26 (Part22)	1.4 MHz	LCH	QPSK	RB1#0	14.1	Pass
			16-QAM	RB1#0	14.2	Pass
		MCH	QPSK	RB1#0	14.3	Pass
			16-QAM	RB1#0	14.4	Pass
		HCH	QPSK	RB1#0	14.5	Pass
			16-QAM	RB1#0	14.6	Pass
	3 MHz	LCH	QPSK	RB1#0	14.7	Pass
			16-QAM	RB1#0	14.8	Pass
		MCH	QPSK	RB1#0	14.9	Pass
			16-QAM	RB1#0	14.10	Pass
		HCH	QPSK	RB1#0	14.11	Pass
			16-QAM	RB1#0	14.12	Pass
	5 MHz	LCH	QPSK	RB1#0	14.13	Pass
			16-QAM	RB1#0	14.14	Pass
		MCH	QPSK	RB1#0	14.15	Pass
			16-QAM	RB1#0	14.16	Pass
		HCH	QPSK	RB1#0	14.17	Pass
			16-QAM	RB1#0	14.18	Pass
	10 MHz	LCH	QPSK	RB1#0	14.19	Pass
			16-QAM	RB1#0	14.20	Pass
		MCH	QPSK	RB1#0	14.21	Pass
			16-QAM	RB1#0	14.22	Pass
		HCH	QPSK	RB1#0	14.23	Pass
			16-QAM	RB1#0	14.24	Pass
	15 MHz	LCH	QPSK	RB1#0	14.25	Pass
			16-QAM	RB1#0	14.26	Pass
		MCH	QPSK	RB1#0	14.27	Pass
			16-QAM	RB1#0	14.28	Pass
		HCH	QPSK	RB1#0	14.29	Pass
			16-QAM	RB1#0	14.30	Pass

Test Band	Test Bandwidth	Test Channel	Test Mode	Test RB (Size#Offset)	Refer to Plot ^{Note3}	Verdict
Band 26 (Part90)	1.4 MHz	LCH	QPSK	RB1#0	15.1	Pass
			16-QAM	RB1#0	15.2	Pass
		MCH	QPSK	RB1#0	15.3	Pass
			16-QAM	RB1#0	15.4	Pass
		HCH	QPSK	RB1#0	15.5	Pass
			16-QAM	RB1#0	15.6	Pass
	3 MHz	LCH	QPSK	RB1#0	15.7	Pass
			16-QAM	RB1#0	15.8	Pass
		MCH	QPSK	RB1#0	15.9	Pass
			16-QAM	RB1#0	15.10	Pass
		HCH	QPSK	RB1#0	15.11	Pass
			16-QAM	RB1#0	15.12	Pass
	5 MHz	LCH	QPSK	RB1#0	15.13	Pass
			16-QAM	RB1#0	15.14	Pass
		MCH	QPSK	RB1#0	15.15	Pass
			16-QAM	RB1#0	15.16	Pass
		HCH	QPSK	RB1#0	15.17	Pass
			16-QAM	RB1#0	15.18	Pass
	10 MHz	MCH	QPSK	RB1#0	15.19	Pass
			16-QAM	RB1#0	15.20	Pass

Test Band	Test Bandwidth	Test Channel	Test Mode	Test RB (Size#Offset)	Refer to Plot ^{Note3}	Verdict
Band 38	5 MHz	LCH	QPSK	RB1#0	16.1	Pass
			16-QAM	RB1#0	16.2	Pass
		MCH	QPSK	RB1#0	16.3	Pass
			16-QAM	RB1#0	16.4	Pass
		HCH	QPSK	RB1#0	16.5	Pass
			16-QAM	RB1#0	16.6	Pass
	10 MHz	LCH	QPSK	RB1#0	16.7	Pass
			16-QAM	RB1#0	16.8	Pass
		MCH	QPSK	RB1#0	16.9	Pass
			16-QAM	RB1#0	16.10	Pass
		HCH	QPSK	RB1#0	16.11	Pass
			16-QAM	RB1#0	16.12	Pass
	15 MHz	LCH	QPSK	RB1#0	16.13	Pass
			16-QAM	RB1#0	16.14	Pass
		MCH	QPSK	RB1#0	16.15	Pass
			16-QAM	RB1#0	16.16	Pass
		HCH	QPSK	RB1#0	16.17	Pass
			16-QAM	RB1#0	16.18	Pass
	20 MHz	LCH	QPSK	RB1#0	16.19	Pass
			16-QAM	RB1#0	16.20	Pass
		MCH	QPSK	RB1#0	18.21	Pass
			16-QAM	RB1#0	16.22	Pass
		HCH	QPSK	RB1#0	16.23	Pass
			16-QAM	RB1#0	16.24	Pass

Test Band	Test Bandwidth	Test Channel	Test Mode	Test RB (Size#Offset)	Refer to Plot ^{Note3}	Verdict
Band 41	5 MHz	LCH	QPSK	RB1#0	17.1	Pass
			16-QAM	RB1#0	17.2	Pass
		MCH	QPSK	RB1#0	17.3	Pass
			16-QAM	RB1#0	17.4	Pass
		HCH	QPSK	RB1#0	17.5	Pass
			16-QAM	RB1#0	17.6	Pass
	10 MHz	LCH	QPSK	RB1#0	17.7	Pass
			16-QAM	RB1#0	17.8	Pass
		MCH	QPSK	RB1#0	17.9	Pass
			16-QAM	RB1#0	17.10	Pass
		HCH	QPSK	RB1#0	17.11	Pass
			16-QAM	RB1#0	17.12	Pass
	15 MHz	LCH	QPSK	RB1#0	17.13	Pass
			16-QAM	RB1#0	17.14	Pass
		MCH	QPSK	RB1#0	17.15	Pass
			16-QAM	RB1#0	17.16	Pass
		HCH	QPSK	RB1#0	17.17	Pass
			16-QAM	RB1#0	17.18	Pass
	20 MHz	LCH	QPSK	RB1#0	17.19	Pass
			16-QAM	RB1#0	17.20	Pass
		MCH	QPSK	RB1#0	17.21	Pass
			16-QAM	RB1#0	17.22	Pass
		HCH	QPSK	RB1#0	17.23	Pass
			16-QAM	RB1#0	17.24	Pass

Test Band	Test Bandwidth	Test Channel	Test Mode	Test RB (Size#Offset)	Refer to Plot ^{Note3}	Verdict
Band 66	1.4 MHz	LCH	QPSK	RB1#0	18.1	Pass
			16-QAM	RB1#0	18.2	Pass
		MCH	QPSK	RB1#0	18.3	Pass
			16-QAM	RB1#0	18.4	Pass
		HCH	QPSK	RB1#0	18.5	Pass
			16-QAM	RB1#0	18.6	Pass
	3 MHz	LCH	QPSK	RB1#0	18.7	Pass
			16-QAM	RB1#0	18.8	Pass
		MCH	QPSK	RB1#0	18.9	Pass
			16-QAM	RB1#0	18.10	Pass
		HCH	QPSK	RB1#0	18.11	Pass
			16-QAM	RB1#0	18.12	Pass
	5 MHz	LCH	QPSK	RB1#0	18.13	Pass
			16-QAM	RB1#0	18.14	Pass
		MCH	QPSK	RB1#0	18.15	Pass
			16-QAM	RB1#0	18.16	Pass
		HCH	QPSK	RB1#0	18.17	Pass
			16-QAM	RB1#0	18.18	Pass
	10 MHz	LCH	QPSK	RB1#0	18.19	Pass
			16-QAM	RB1#0	18.20	Pass
		MCH	QPSK	RB1#0	18.21	Pass
			16-QAM	RB1#0	18.22	Pass
		HCH	QPSK	RB1#0	18.23	Pass
			16-QAM	RB1#0	18.24	Pass
	15 MHz	LCH	QPSK	RB1#0	18.25	Pass
			16-QAM	RB1#0	18.26	Pass
		MCH	QPSK	RB1#0	18.27	Pass
			16-QAM	RB1#0	18.28	Pass
		HCH	QPSK	RB1#0	18.29	Pass
			16-QAM	RB1#0	18.30	Pass
	20 MHz	LCH	QPSK	RB1#0	18.31	Pass
			16-QAM	RB1#0	18.32	Pass
		MCH	QPSK	RB1#0	18.33	Pass
			16-QAM	RB1#0	18.34	Pass
		HCH	QPSK	RB1#0	18.35	Pass
			16-QAM	RB1#0	18.36	Pass

Test Channel	Modulation	PCC RB		SCC RB		Refer to Plot ^{Note2}	Verdict
		Size	Offset	Size	Offset		
CA_7C							
20MHz+10MHz							
Low	QPSK	1	99	1	0	19.1	Pass
	16-QAM	1	99	1	0	19.2	Pass
Mid	QPSK	1	99	1	0	19.3	Pass
	16-QAM	1	99	1	0	19.4	Pass
High	QPSK	1	99	1	0	19.5	Pass
	16-QAM	1	99	1	0	19.6	Pass
20MHz+20MHz							
Low	QPSK	1	99	1	0	19.7	Pass
	16-QAM	1	99	1	0	19.8	Pass
Mid	QPSK	1	99	1	0	19.9	Pass
	16-QAM	1	99	1	0	19.10	Pass
High	QPSK	1	99	1	0	19.11	Pass
	16-QAM	1	99	1	0	19.12	Pass

Test Channel	Modulation	PCC RB		SCC RB		Refer to Plot ^{Note2}	Verdict
		Size	Offset	Size	Offset		
CA_38C							
15MHz+15MHz							
Low	QPSK	1	74	1	0	20.1	Pass
	16-QAM	1	74	1	0	20.2	Pass
Mid	QPSK	1	74	1	0	20.3	Pass
	16-QAM	1	74	1	0	20.4	Pass
High	QPSK	1	74	1	0	20.5	Pass
	16-QAM	1	74	1	0	20.6	Pass
20MHz+20MHz							
Low	QPSK	1	99	1	0	20.7	Pass
	16-QAM	1	99	1	0	20.8	Pass
Mid	QPSK	1	99	1	0	20.9	Pass
	16-QAM	1	99	1	0	20.10	Pass
High	QPSK	1	99	1	0	20.11	Pass
	16-QAM	1	99	1	0	20.12	Pass

Test Channel	Modulation	PCC RB		SCC RB		Refer to Plot ^{Note2}	Verdict
		Size	Offset	Size	Offset		
CA_41C							
20MHz+5MHz							
Low	QPSK	1	99	2	0	21.1	Pass
	16-QAM	1	99	2	0	21.2	Pass
Mid	QPSK	1	99	2	0	21.3	Pass
	16-QAM	1	99	2	0	21.4	Pass
High	QPSK	1	99	2	0	21.5	Pass
	16-QAM	1	99	2	0	21.6	Pass
20MHz+20MHz							
Low	QPSK	1	99	2	0	21.7	Pass
	16-QAM	1	99	2	0	21.8	Pass
Mid	QPSK	1	99	2	0	21.9	Pass
	16-QAM	1	99	2	0	21.10	Pass
High	QPSK	1	99	2	0	21.11	Pass
	16-QAM	1	99	2	0	21.12	Pass

NR Mode Test Verdict

Test Band	NR Test Bandwidth (MHz)	Test Channel	Test Mode	NR UL RB No.	NR UL RB Pos.	Refer to Plot ^{Note3}	Verdict
n5	5	LCH	QPSK	12	6	22.1	Pass
			16-QAM	12	6	22.2	Pass
		MCH	QPSK	12	6	22.3	Pass
			16-QAM	12	6	22.4	Pass
		HCH	QPSK	12	6	22.5	Pass
			16-QAM	12	6	22.6	Pass
	15	LCH	QPSK	36	18	22.7	Pass
			16-QAM	36	18	22.8	Pass
		MCH	QPSK	36	18	22.9	Pass
			16-QAM	36	18	22.10	Pass
		HCH	QPSK	36	18	22.11	Pass
			16-QAM	36	18	22.12	Pass
	20	LCH	QPSK	50	25	23.13	Pass
			16-QAM	50	25	22.14	Pass
		MCH	QPSK	50	25	22.15	Pass
			16-QAM	50	25	22.16	Pass
		HCH	QPSK	50	25	22.17	Pass
			16-QAM	50	25	22.18	Pass

Test Band	NR Test Bandwidth (MHz)	Test Channel	Test Mode	NR UL RB No.	NR UL RB Pos.	Refer to Plot ^{Note3}	Verdict
n7	5	LCH	QPSK	12	6	23.1	Pass
			16-QAM	12	6	23.2	Pass
		MCH	QPSK	12	6	23.3	Pass
			16-QAM	12	6	23.4	Pass
		HCH	QPSK	12	6	23.5	Pass
			16-QAM	12	6	23.6	Pass
	15	LCH	QPSK	36	18	23.7	Pass
			16-QAM	36	18	23.8	Pass
		MCH	QPSK	36	18	23.9	Pass
			16-QAM	36	18	23.10	Pass
		HCH	QPSK	36	18	23.11	Pass
			16-QAM	36	18	23.12	Pass
	20	LCH	QPSK	50	25	23.13	Pass
			16-QAM	50	25	23.14	Pass
		MCH	QPSK	50	25	23.15	Pass
			16-QAM	50	25	23.16	Pass
		HCH	QPSK	50	25	23.17	Pass
			16-QAM	50	25	23.18	Pass

Test Band	NR Test Bandwidth (MHz)	Test Channel	Test Mode	NR UL RB No.	NR UL RB Pos.	Refer to Plot ^{Note3}	Verdict
n38	20	LCH	QPSK	25	12	24.1	Pass
			16-QAM	25	12	24.2	Pass
		MCH	QPSK	25	12	24.3	Pass
			16-QAM	25	12	24.4	Pass
		HCH	QPSK	25	12	24.5	Pass
			16-QAM	25	12	24.6	Pass
	30	LCH	QPSK	36	18	24.7	Pass
			16-QAM	36	18	24.8	Pass
		MCH	QPSK	36	18	24.9	Pass
			16-QAM	36	18	24.10	Pass
		HCH	QPSK	36	18	24.11	Pass
			16-QAM	36	18	24.12	Pass
	40	LCH	QPSK	50	25	24.13	Pass
			16-QAM	50	25	24.14	Pass
		MCH	QPSK	50	25	24.15	Pass
			16-QAM	50	25	24.16	Pass
		HCH	QPSK	50	25	24.17	Pass
			16-QAM	50	25	24.18	Pass

Test Band	NR Test Bandwidth (MHz)	Test Channel	Test Mode	NR UL RB No.	NR UL RB Pos.	Refer to Plot ^{Note3}	Verdict
n41	20	LCH	QPSK	25	12	25.1	Pass
			16-QAM	25	12	25.2	Pass
		MCH	QPSK	25	12	25.3	Pass
			16-QAM	25	12	25.4	Pass
		HCH	QPSK	25	12	25.5	Pass
			16-QAM	25	12	25.6	Pass
	60	LCH	QPSK	81	40	25.7	Pass
			16-QAM	81	40	25.8	Pass
		MCH	QPSK	81	40	25.9	Pass
			16-QAM	81	40	25.10	Pass
		HCH	QPSK	81	40	25.11	Pass
			16-QAM	81	40	25.12	Pass
	100	LCH	QPSK	135	67	25.13	Pass
			16-QAM	135	67	25.14	Pass
		MCH	QPSK	135	67	25.15	Pass
			16-QAM	135	67	25.16	Pass
		HCH	QPSK	135	67	25.17	Pass
			16-QAM	135	67	25.18	Pass

Test Band	NR Test Bandwidth (MHz)	Test Channel	Test Mode	NR UL RB No.	NR UL RB Pos.	Refer to Plot ^{Note3}	Verdict
DC_5A_n7 A	10MHz(LT E)+5MHz(NR)	LCH	QPSK	12	6	25.1	Pass
			16-QAM	12	6	25.2	Pass
		MCH	QPSK	12	6	25.3	Pass
			16-QAM	12	6	25.4	Pass
		HCH	QPSK	12	6	25.5	Pass
			16-QAM	12	6	25.6	Pass
	10MHz(LT E)+15MHz(NR)	LCH	QPSK	36	18	25.7	Pass
			16-QAM	36	18	25.8	Pass
		MCH	QPSK	36	18	25.9	Pass
			16-QAM	36	18	25.10	Pass
		HCH	QPSK	36	18	25.11	Pass
			16-QAM	36	18	25.12	Pass
	10MHz(LT E)+20MHz(NR)	LCH	QPSK	50	25	25.13	Pass
			16-QAM	50	25	25.14	Pass
		MCH	QPSK	50	25	25.15	Pass
			16-QAM	50	25	25.16	Pass
		HCH	QPSK	50	25	25.17	Pass
			16-QAM	50	25	25.18	Pass

Test Band	NR Test Bandwidth (MHz)	Test Channel	Test Mode	NR UL RB No.	NR UL RB Pos.	Refer to Plot ^{Note3}	Verdict
DC_7A_n5 A	20MHz(LTE)+5MHz(NR)	LCH	QPSK	12	6	27.1	Pass
			16-QAM	12	6	27.2	Pass
		MCH	QPSK	12	6	27.3	Pass
			16-QAM	12	6	27.4	Pass
		HCH	QPSK	12	6	27.5	Pass
			16-QAM	12	6	27.6	Pass
	20MHz(LTE)+15MHz(NR)	LCH	QPSK	36	18	27.7	Pass
			16-QAM	36	18	27.8	Pass
		MCH	QPSK	36	18	27.9	Pass
			16-QAM	36	18	27.10	Pass
		HCH	QPSK	36	18	27.11	Pass
			16-QAM	36	18	27.12	Pass
	20MHz(LTE)+20MHz(NR)	LCH	QPSK	50	25	27.13	Pass
			16-QAM	50	25	27.14	Pass
		MCH	QPSK	50	25	27.15	Pass
			16-QAM	50	25	27.16	Pass
		HCH	QPSK	50	25	27.17	Pass
			16-QAM	50	25	27.18	Pass

Test Band	NR Test Bandwidth (MHz)	Test Channel	Test Mode	NR UL RB No.	NR UL RB Pos.	Refer to Plot ^{Note3}	Verdict
DC_26A_n 41A	15MHz(LTE)+20MHz (NR)	LCH	QPSK	25	12	28.1	Pass
			16-QAM	25	12	28.2	Pass
		MCH	QPSK	25	12	28.3	Pass
			16-QAM	25	12	28.4	Pass
		HCH	QPSK	25	12	28.5	Pass
			16-QAM	25	12	28.6	Pass
	15MHz(LTE)+60MHz (NR)	LCH	QPSK	81	40	28.7	Pass
			16-QAM	81	40	28.8	Pass
		MCH	QPSK	81	40	28.9	Pass
			16-QAM	81	40	28.10	Pass
		HCH	QPSK	81	40	28.11	Pass
			16-QAM	81	40	28.12	Pass
	15MHz(LTE)+100MHz (NR)	LCH	QPSK	135	67	28.13	Pass
			16-QAM	135	67	28.14	Pass
		MCH	QPSK	135	67	28.15	Pass
			16-QAM	135	67	28.16	Pass
		HCH	QPSK	135	67	28.17	Pass
			16-QAM	135	67	28.18	Pass

Test Band	NR Test Bandwidth (MHz)	Test Channel	Test Mode	NR UL RB No.	NR UL RB Pos.	Refer to Plot ^{Note3}	Verdict
DC_66A_n 7A	20MHz(LT E)+5MHz(NR)	LCH	QPSK	12	6	29.1	Pass
			16-QAM	12	6	29.2	Pass
		MCH	QPSK	12	6	29.3	Pass
			16-QAM	12	6	29.4	Pass
		HCH	QPSK	12	6	29.5	Pass
			16-QAM	12	6	29.6	Pass
	20MHz(LT E)+15MHz(NR)	LCH	QPSK	36	18	29.7	Pass
			16-QAM	36	18	29.8	Pass
		MCH	QPSK	36	18	29.9	Pass
			16-QAM	36	18	29.10	Pass
		HCH	QPSK	36	18	29.11	Pass
			16-QAM	36	18	29.12	Pass
	20MHz(LT E)+20MHz(NR)	LCH	QPSK	50	25	29.13	Pass
			16-QAM	50	25	29.14	Pass
		MCH	QPSK	50	25	29.15	Pass
			16-QAM	50	25	29.16	Pass
		HCH	QPSK	50	25	29.17	Pass
			16-QAM	50	25	29.18	Pass

A.6 Band Edge

Note 1: Test plots please refer to the document "Annex No.:BL-SZ21B0785-501 Data Part 4.pdf".

GSM and WCDMA Mode Test Verdict

Test Band	Test Channel	Refer to Plot ^{Note1}	Verdict
GSM 850	LCH	1.1	Pass
	HCH	1.2	Pass
GSM 1900	LCH	2.1	Pass
	HCH	2.2	Pass
EGPRS 850	LCH	3.1	Pass
	HCH	3.2	Pass
EGPRS 1900	LCH	4.1	Pass
	HCH	4.2	Pass
WCDMA Band 2	LCH	5.1	Pass
	HCH	5.2	Pass
WCDMA Band 4	LCH	6.1	Pass
	HCH	6.2	Pass
WCDMA Band 5	LCH	7.1	Pass
	HCH	7.2	Pass

LTE Mode Test Verdict

Test Band	Test Bandwidth	Test Channel	Test Mode	Test RB (Size#Offset)	Refer to Plot ^{Note1}	Verdict
Band 2	1.4 MHz	LCH	QPSK	RB1#0	8.1	Pass
				RB6#0	8.2	Pass
			16-QAM	RB1#0	8.3	Pass
				RB6#0	8.4	Pass
		HCH	QPSK	RB1#5	8.5	Pass
				RB6#0	8.6	Pass
			16-QAM	RB1#5	8.7	Pass
				RB6#0	8.8	Pass
	3 MHz	LCH	QPSK	RB1#0	8.9	Pass
				RB15#0	8.10	Pass
			16-QAM	RB1#0	8.11	Pass
				RB15#0	8.12	Pass
		HCH	QPSK	RB1#14	8.13	Pass
				RB15#0	8.14	Pass
			16-QAM	RB1#14	8.15	Pass
				RB15#0	8.16	Pass
	5 MHz	LCH	QPSK	RB1#0	8.17	Pass
				RB25#0	8.18	Pass
			16-QAM	RB1#0	8.19	Pass
				RB25#0	8.20	Pass
		HCH	QPSK	RB1#24	8.21	Pass
				RB25#0	8.22	Pass
			16-QAM	RB1#24	8.23	Pass
				RB25#0	8.24	Pass
	10 MHz	LCH	QPSK	RB1#0	8.25	Pass
				RB50#0	8.26	Pass
			16-QAM	RB1#0	8.27	Pass
				RB50#0	8.28	Pass
		HCH	QPSK	RB1#49	8.29	Pass
				RB50#0	8.30	Pass
			16-QAM	RB1#49	8.31	Pass
				RB50#0	8.32	Pass
	15 MHz	LCH	QPSK	RB1#0	8.33	Pass
				RB75#0	8.34	Pass
			16-QAM	RB1#0	8.35	Pass
				RB75#0	8.36	Pass
		HCH	QPSK	RB1#74	8.37	Pass
				RB75#0	8.38	Pass
			16-QAM	RB1#74	8.39	Pass
				RB75#0	8.40	Pass
20 MHz	LCH	QPSK	RB1#0	8.41	Pass	

Test Band	Test Bandwidth	Test Channel	Test Mode	Test RB (Size#Offset)	Refer to Plot ^{Note1}	Verdict
				RB100#0	8.42	Pass
			16-QAM	RB1#0	8.43	Pass
				RB100#0	8.44	Pass
		HCH	QPSK	RB1#99	8.45	Pass
				RB100#0	8.46	Pass
			16-QAM	RB1#99	8.47	Pass
				RB100#0	8.48	Pass

Test Band	Test Bandwidth	Test Channel	Test Mode	Test RB (Size#Offset)	Refer to Plot ^{Note1}	Verdict
Band 4	1.4 MHz	LCH	QPSK	RB1#0	9.1	Pass
				RB6#0	9.2	Pass
		16-QAM	RB1#0	9.3	Pass	
			RB6#0	9.4	Pass	
		HCH	QPSK	RB1#5	9.5	Pass
				RB6#0	9.6	Pass
	16-QAM	RB1#5	9.7	Pass		
		RB6#0	9.8	Pass		
	3 MHz	LCH	QPSK	RB1#0	9.9	Pass
				RB15#0	9.10	Pass
		16-QAM	RB1#0	9.11	Pass	
			RB15#0	9.12	Pass	
		HCH	QPSK	RB1#14	9.13	Pass
				RB15#0	9.14	Pass
	16-QAM	RB1#14	9.15	Pass		
		RB15#0	9.16	Pass		
	5 MHz	LCH	QPSK	RB1#0	9.17	Pass
				RB25#0	9.18	Pass
		16-QAM	RB1#0	9.19	Pass	
			RB25#0	9.20	Pass	
		HCH	QPSK	RB1#24	9.21	Pass
				RB25#0	9.22	Pass
	16-QAM	RB1#24	9.23	Pass		
		RB25#0	9.24	Pass		
	10 MHz	LCH	QPSK	RB1#0	9.25	Pass
				RB50#0	9.26	Pass
		16-QAM	RB1#0	9.27	Pass	
			RB50#0	9.28	Pass	
		HCH	QPSK	RB1#49	9.29	Pass
				RB50#0	9.30	Pass
	16-QAM	RB1#49	9.31	Pass		
		RB50#0	9.32	Pass		
	15 MHz	LCH	QPSK	RB1#0	9.33	Pass
				RB75#0	9.34	Pass
		16-QAM	RB1#0	9.35	Pass	
			RB75#0	9.36	Pass	
		HCH	QPSK	RB1#74	9.37	Pass
				RB75#0	9.38	Pass
	16-QAM	RB1#74	9.39	Pass		
		RB75#0	9.40	Pass		
	20 MHz	LCH	QPSK	RB1#0	9.41	Pass
				RB100#0	9.42	Pass

Test Band	Test Bandwidth	Test Channel	Test Mode	Test RB (Size#Offset)	Refer to Plot ^{Note1}	Verdict
			16-QAM	RB1#0	9.43	Pass
				RB100#0	9.44	Pass
		HCH	QPSK	RB1#99	9.45	Pass
				RB100#0	9.46	Pass
			16-QAM	RB1#99	9.47	Pass
				RB100#0	9.48	Pass

Test Band	Test Bandwidth	Test Channel	Test Mode	Test RB (Size#Offset)	Refer to Plot ^{Note1}	Verdict
Band 5	1.4 MHz	LCH	QPSK	RB1#0	10.1	Pass
				RB6#0	10.2	Pass
			16-QAM	RB1#0	10.3	Pass
				RB6#0	10.4	Pass
		HCH	QPSK	RB1#5	10.5	Pass
				RB6#0	10.6	Pass
			16-QAM	RB1#5	10.7	Pass
				RB6#0	10.8	Pass
	3 MHz	LCH	QPSK	RB1#0	10.9	Pass
				RB15#0	10.10	Pass
			16-QAM	RB1#0	10.11	Pass
				RB15#0	10.12	Pass
		HCH	QPSK	RB1#14	10.13	Pass
				RB15#0	10.14	Pass
			16-QAM	RB1#14	10.15	Pass
				RB15#0	10.16	Pass
	5 MHz	LCH	QPSK	RB1#0	10.17	Pass
				RB25#0	10.18	Pass
			16-QAM	RB1#0	10.19	Pass
				RB25#0	10.20	Pass
		HCH	QPSK	RB1#24	10.21	Pass
				RB25#0	10.22	Pass
			16-QAM	RB1#24	10.23	Pass
				RB25#0	10.24	Pass
	10 MHz	LCH	QPSK	RB1#0	10.25	Pass
				RB50#0	10.26	Pass
			16-QAM	RB1#0	10.27	Pass
				RB50#0	10.28	Pass
		HCH	QPSK	RB1#49	10.29	Pass
				RB50#0	10.30	Pass
			16-QAM	RB1#49	10.31	Pass
				RB50#0	10.32	Pass

Test Band	Test Bandwidth	Test Channel	Test Mode	Test RB (Size#Offset)	Refer to Plot ^{Note1}	Verdict
Band 7	5 MHz	LCH	QPSK	RB1#0	11.1	Pass
				RB25#0	11.2	Pass
			16-QAM	RB1#0	11.3	Pass
				RB25#0	11.4	Pass
		HCH	QPSK	RB1#24	11.5	Pass
				RB25#0	11.6	Pass
			16-QAM	RB1#24	11.7	Pass
				RB25#0	11.8	Pass
	10 MHz	LCH	QPSK	RB1#0	11.9	Pass
				RB50#0	11.10	Pass
			16-QAM	RB1#0	11.11	Pass
				RB50#0	11.12	Pass
		HCH	QPSK	RB1#49	11.13	Pass
				RB50#0	11.14	Pass
			16-QAM	RB1#49	11.15	Pass
				RB50#0	11.16	Pass
	15 MHz	LCH	QPSK	RB1#0	11.17	Pass
				RB75#0	11.18	Pass
			16-QAM	RB1#0	11.19	Pass
				RB75#0	11.20	Pass
		HCH	QPSK	RB1#74	11.21	Pass
				RB75#0	11.22	Pass
			16-QAM	RB1#74	11.23	Pass
				RB75#0	11.24	Pass
	20 MHz	LCH	QPSK	RB1#0	11.25	Pass
				RB100#0	11.26	Pass
			16-QAM	RB1#0	11.27	Pass
				RB100#0	11.28	Pass
		HCH	QPSK	RB1#99	11.29	Pass
				RB100#0	11.30	Pass
			16-QAM	RB1#99	11.31	Pass
				RB100#0	11.32	Pass

Test Band	Test Bandwidth	Test Channel	Test Mode	Test RB (Size#Offset)	Refer to Plot ^{Note1}	Verdict
Band 12	1.4 MHz	LCH	QPSK	RB1#0	12.1	Pass
				RB6#0	12.2	Pass
			16-QAM	RB1#0	12.3	Pass
				RB6#0	12.4	Pass
		HCH	QPSK	RB1#5	12.5	Pass
				RB6#0	12.6	Pass
			16-QAM	RB1#5	12.7	Pass
				RB6#0	12.8	Pass
	3 MHz	LCH	QPSK	RB1#0	12.9	Pass
				RB15#0	12.10	Pass
			16-QAM	RB1#0	12.11	Pass
				RB15#0	12.12	Pass
		HCH	QPSK	RB1#14	12.13	Pass
				RB15#0	12.14	Pass
			16-QAM	RB1#14	12.15	Pass
				RB15#0	12.16	Pass
	5 MHz	LCH	QPSK	RB1#0	12.17	Pass
				RB25#0	12.18	Pass
			16-QAM	RB1#0	12.19	Pass
				RB25#0	12.20	Pass
		HCH	QPSK	RB1#24	12.21	Pass
				RB25#0	12.22	Pass
			16-QAM	RB1#24	12.23	Pass
				RB25#0	12.24	Pass
	10 MHz	LCH	QPSK	RB1#0	12.25	Pass
				RB50#0	12.26	Pass
			16-QAM	RB1#0	12.27	Pass
				RB50#0	12.28	Pass
		HCH	QPSK	RB1#49	12.29	Pass
				RB50#0	12.30	Pass
			16-QAM	RB1#49	12.31	Pass
				RB50#0	12.32	Pass

Test Band	Test Bandwidth	Test Channel	Test Mode	Test RB (Size#Offset)	Refer to Plot ^{Note1}	Verdict
Band 17	5 MHz	LCH	QPSK	RB1#0	13.1	Pass
				RB25#0	13.2	Pass
			16-QAM	RB1#0	13.3	Pass
				RB25#0	13.4	Pass
		HCH	QPSK	RB1#24	13.5	Pass
				RB25#0	13.6	Pass
			16-QAM	RB1#24	13.7	Pass
				RB25#0	13.8	Pass
	10 MHz	LCH	QPSK	RB1#0	13.9	Pass
				RB50#0	13.10	Pass
			16-QAM	RB1#0	13.11	Pass
				RB50#0	13.12	Pass
		HCH	QPSK	RB1#49	13.13	Pass
				RB50#0	13.14	Pass
			16-QAM	RB1#49	13.15	Pass
				RB50#0	13.16	Pass

Test Band	Test Bandwidth	Test Channel	Test Mode	Test RB (Size#Offset)	Refer to Plot ^{Note1}	Verdict
Band 26 (Part22)	1.4 MHz	LCH	QPSK	RB1#0	14.1	Pass
				RB6#0	14.2	Pass
			16-QAM	RB1#0	14.3	Pass
				RB6#0	14.4	Pass
		HCH	QPSK	RB1#5	14.5	Pass
				RB6#0	14.6	Pass
			16-QAM	RB1#5	14.7	Pass
				RB6#0	14.8	Pass
	3 MHz	LCH	QPSK	RB1#0	14.9	Pass
				RB15#0	14.10	Pass
			16-QAM	RB1#0	14.11	Pass
				RB15#0	14.12	Pass
		HCH	QPSK	RB1#14	14.13	Pass
				RB15#0	14.14	Pass
			16-QAM	RB1#14	14.15	Pass
				RB15#0	14.16	Pass
	5 MHz	LCH	QPSK	RB1#0	14.17	Pass
				RB25#0	14.18	Pass
			16-QAM	RB1#0	14.19	Pass
				RB25#0	14.20	Pass
		HCH	QPSK	RB1#24	14.21	Pass
				RB25#0	14.22	Pass
			16-QAM	RB1#24	14.23	Pass
				RB25#0	14.24	Pass
	10 MHz	LCH	QPSK	RB1#0	14.25	Pass
				RB50#0	14.26	Pass
			16-QAM	RB1#0	14.27	Pass
				RB50#0	14.28	Pass
		HCH	QPSK	RB1#49	14.29	Pass
				RB50#0	14.30	Pass
			16-QAM	RB1#49	14.31	Pass
				RB50#0	14.32	Pass
	15 MHz	LCH	QPSK	RB1#0	14.33	Pass
				RB75#0	14.34	Pass
			16-QAM	RB1#0	14.35	Pass
				RB75#0	14.36	Pass
		HCH	QPSK	RB1#74	14.37	Pass
				RB75#0	14.38	Pass
			16-QAM	RB1#74	14.39	Pass
				RB75#0	14.40	Pass

Test Band	Test Bandwidth	Test Channel	Test Mode	Test RB (Size#Offset)	Refer to Plot ^{Note1}		Verdict
					In-band	Out-of-band	
Band 26 (Part90)	1.4 MHz	LCH	QPSK	RB1#0	15.1	16.1	Pass
				RB6#0	15.2	16.2	Pass
		16-QAM	RB1#0	15.3	16.3	Pass	
			RB6#0	15.4	16.4	Pass	
		HCH	QPSK	RB1#5	15.5	16.5	Pass
				RB6#0	15.6	16.6	Pass
	16-QAM	RB1#5	15.7	16.7	Pass		
		RB6#0	15.8	16.8	Pass		
	3 MHz	LCH	QPSK	RB1#0	15.9	16.9	Pass
				RB15#0	15.10	16.10	Pass
		16-QAM	RB1#0	15.11	16.11	Pass	
			RB15#0	15.12	16.12	Pass	
		HCH	QPSK	RB1#14	15.13	16.13	Pass
				RB15#0	15.14	16.14	Pass
	16-QAM	RB1#14	15.15	16.15	Pass		
		RB15#0	15.16	16.16	Pass		
	5 MHz	LCH	QPSK	RB1#0	15.17	16.17	Pass
				RB25#0	15.18	16.18	Pass
		16-QAM	RB1#0	15.19	16.19	Pass	
			RB25#0	15.20	16.20	Pass	
		HCH	QPSK	RB1#24	15.21	18.21	Pass
				RB25#0	15.22	16.22	Pass
	16-QAM	RB1#24	15.23	16.23	Pass		
		RB25#0	15.24	16.24	Pass		
	10 MHz	MCH	QPSK	RB1#0	15.25	16.25	Pass
				RB50#0	15.26	16.26	Pass
		16-QAM	RB1#0	15.27	16.27	Pass	
			RB50#0	15.28	16.28	Pass	
		MCH	QPSK	RB1#49	15.29	16.29	Pass
				RB50#0	15.30	16.30	Pass
	16-QAM	RB1#49	15.31	16.31	Pass		
		RB50#0	15.32	16.32	Pass		

Test Band	Test Bandwidth	Test Channel	Test Mode	Test RB (Size#Offset)	Refer to Plot ^{Note1}	Verdict
Band 38	5 MHz	LCH	QPSK	RB1#0	17.1	Pass
				RB25#0	17.2	Pass
		16-QAM	RB1#0	17.3	Pass	
			RB25#0	17.4	Pass	
		HCH	QPSK	RB1#24	17.5	Pass
				RB25#0	17.6	Pass
	16-QAM	RB1#24	17.7	Pass		
		RB25#0	17.8	Pass		
	10 MHz	LCH	QPSK	RB1#0	17.9	Pass
				RB50#0	17.10	Pass
		16-QAM	RB1#0	17.11	Pass	
			RB50#0	17.12	Pass	
		HCH	QPSK	RB1#49	17.13	Pass
				RB50#0	17.14	Pass
	16-QAM	RB1#49	17.15	Pass		
		RB50#0	17.16	Pass		
	15 MHz	LCH	QPSK	RB1#0	17.17	Pass
				RB75#0	17.18	Pass
		16-QAM	RB1#0	17.19	Pass	
			RB75#0	17.20	Pass	
		HCH	QPSK	RB1#74	17.21	Pass
				RB75#0	17.22	Pass
	16-QAM	RB1#74	17.23	Pass		
		RB75#0	17.24	Pass		
20 MHz	LCH	QPSK	RB1#0	17.25	Pass	
			RB100#0	17.26	Pass	
	16-QAM	RB1#0	17.27	Pass		
		RB100#0	17.28	Pass		
	HCH	QPSK	RB1#99	17.29	Pass	
			RB100#0	17.30	Pass	
16-QAM	RB1#99	17.31	Pass			
	RB100#0	17.32	Pass			

Test Band	Test Bandwidth	Test Channel	Test Mode	Test RB (Size#Offset)	Refer to Plot ^{Note1}	Verdict
Band 41	5 MHz	LCH	QPSK	RB1#0	18.1	Pass
				RB25#0	18.2	Pass
		16-QAM		RB1#0	18.3	Pass
				RB25#0	18.4	Pass
		HCH	QPSK	RB1#24	18.5	Pass
				RB25#0	18.6	Pass
	16-QAM		RB1#24	18.7	Pass	
			RB25#0	18.8	Pass	
	10 MHz	LCH	QPSK	RB1#0	18.9	Pass
				RB50#0	18.10	Pass
		16-QAM		RB1#0	18.11	Pass
				RB50#0	18.12	Pass
		HCH	QPSK	RB1#49	18.13	Pass
				RB50#0	18.14	Pass
	16-QAM		RB1#49	18.15	Pass	
			RB50#0	18.16	Pass	
	15 MHz	LCH	QPSK	RB1#0	18.17	Pass
				RB75#0	18.18	Pass
		16-QAM		RB1#0	18.19	Pass
				RB75#0	18.20	Pass
		HCH	QPSK	RB1#74	18.21	Pass
				RB75#0	18.22	Pass
	16-QAM		RB1#74	18.23	Pass	
			RB75#0	18.24	Pass	
20 MHz	LCH	QPSK	RB1#0	18.25	Pass	
			RB100#0	18.26	Pass	
	16-QAM		RB1#0	18.27	Pass	
			RB100#0	18.28	Pass	
	HCH	QPSK	RB1#99	18.29	Pass	
			RB100#0	18.30	Pass	
16-QAM		RB1#99	18.31	Pass		
		RB100#0	18.32	Pass		

Test Band	Test Bandwidth	Test Channel	Test Mode	Test RB (Size#Offset)	Refer to Plot ^{Note1}	Verdict
Band 66	1.4 MHz	LCH	QPSK	RB1#0	19.1	Pass
				RB6#0	19.2	Pass
			16-QAM	RB1#0	19.3	Pass
				RB6#0	19.4	Pass
		HCH	QPSK	RB1#5	19.5	Pass
				RB6#0	19.6	Pass
			16-QAM	RB1#5	19.7	Pass
				RB6#0	19.8	Pass
	3 MHz	LCH	QPSK	RB1#0	19.9	Pass
				RB15#0	19.10	Pass
			16-QAM	RB1#0	19.11	Pass
				RB15#0	19.12	Pass
		HCH	QPSK	RB1#14	19.13	Pass
				RB15#0	19.14	Pass
			16-QAM	RB1#14	19.15	Pass
				RB15#0	19.16	Pass
	5 MHz	LCH	QPSK	RB1#0	19.17	Pass
				RB25#0	19.18	Pass
			16-QAM	RB1#0	19.19	Pass
				RB25#0	19.20	Pass
		HCH	QPSK	RB1#24	19.21	Pass
				RB25#0	19.22	Pass
			16-QAM	RB1#24	19.23	Pass
				RB25#0	19.24	Pass
	10 MHz	LCH	QPSK	RB1#0	19.25	Pass
				RB50#0	19.26	Pass
			16-QAM	RB1#0	19.27	Pass
				RB50#0	19.28	Pass
		HCH	QPSK	RB1#49	19.29	Pass
				RB50#0	19.30	Pass
			16-QAM	RB1#49	19.31	Pass
				RB50#0	19.32	Pass
15 MHz	LCH	QPSK	RB1#0	19.33	Pass	
			RB75#0	19.34	Pass	
		16-QAM	RB1#0	19.35	Pass	
			RB75#0	19.36	Pass	
	HCH	QPSK	RB1#74	19.37	Pass	
			RB75#0	19.38	Pass	
		16-QAM	RB1#74	19.39	Pass	
			RB75#0	19.40	Pass	
20 MHz	LCH	QPSK	RB1#0	19.41	Pass	
			RB100#0	19.42	Pass	

Test Band	Test Bandwidth	Test Channel	Test Mode	Test RB (Size#Offset)	Refer to Plot ^{Note1}	Verdict
			16-QAM	RB1#0	19.43	Pass
				RB100#0	19.44	Pass
		HCH	QPSK	RB1#99	19.45	Pass
				RB100#0	19.46	Pass
			16-QAM	RB1#99	19.47	Pass
				RB100#0	19.48	Pass

Test Channel	Modulation	PCC RB		SCC RB		Refer to Plot ^{Note2}	Verdict
		Size	Offset	Size	Offset		
CA_7C							
20MHz+10MHz							
Low	QPSK	1	0	1	0	20.1	Pass
		1	0	1	49	20.2	Pass
		100	0	50	0	20.3	Pass
	16-QAM	1	0	1	0	20.4	Pass
		1	0	1	49	20.5	Pass
		100	0	50	0	20.6	Pass
High	QPSK	1	0	1	49	20.7	Pass
		1	99	1	49	20.8	Pass
		100	0	50	0	20.9	Pass
	16-QAM	1	0	1	49	20.10	Pass
		1	99	1	49	20.11	Pass
		100	0	50	0	20.12	Pass
20MHz+20MHz							
Low	QPSK	1	0	1	0	20.13	Pass
		1	0	1	99	20.14	Pass
		100	0	100	0	20.15	Pass
	16-QAM	1	0	1	0	20.16	Pass
		1	0	1	99	20.17	Pass
		100	0	100	0	20.18	Pass
High	QPSK	1	0	1	99	20.19	Pass
		1	99	1	99	20.20	Pass
		100	0	100	0	20.21	Pass
	16-QAM	1	0	1	99	20.22	Pass
		1	99	1	99	20.23	Pass
		100	0	100	0	20.24	Pass

Test Channel	Modulation	PCC RB		SCC RB		Refer to Plot ^{Note2}	Verdict
		Size	Offset	Size	Offset		
CA_38C							
15MHz+15MHz							
Low	QPSK	1	0	1	0	21.1	Pass
		1	0	1	74	21.2	Pass
		75	0	75	0	21.3	Pass
	16-QAM	1	0	1	0	21.4	Pass
		1	0	1	74	21.5	Pass
		75	0	75	0	21.6	Pass
High	QPSK	1	0	1	74	21.7	Pass
		1	74	1	74	21.8	Pass
		75	0	75	0	21.9	Pass
	16-QAM	1	0	1	74	21.10	Pass
		1	74	1	74	21.11	Pass
		75	0	75	0	21.12	Pass
20MHz+20MHz							
Low	QPSK	1	0	1	0	21.13	Pass
		1	0	1	99	21.14	Pass
		100	0	100	0	21.15	Pass
	16-QAM	1	0	1	0	21.16	Pass
		1	0	1	99	21.17	Pass
		100	0	100	0	21.18	Pass
High	QPSK	1	0	1	99	21.19	Pass
		1	99	1	99	21.2	Pass
		100	0	100	0	21.21	Pass
	16-QAM	1	0	1	99	21.22	Pass
		1	99	1	99	21.23	Pass
		100	0	100	0	21.24	Pass

Test Channel	Modulation	PCC RB		SCC RB		Refer to Plot ^{Note2}	Verdict
		Size	Offset	Size	Offset		
CA_41C							
20MHz+5MHz							
Low	QPSK	1	0	2	0	22.1	Pass
		1	0	2	23	22.2	Pass
		2	0	1	0	22.3	Pass
		2	0	1	24	22.4	Pass
		100	0	25	0	22.5	Pass
	16-QAM	1	0	2	0	22.6	Pass
		1	0	2	23	22.7	Pass
		2	0	1	0	22.8	Pass
		2	0	1	24	22.9	Pass
		100	0	25	0	22.10	Pass
High	QPSK	1	0	2	23	22.11	Pass
		1	99	2	23	22.12	Pass
		2	0	1	24	22.13	Pass
		2	98	1	24	22.14	Pass
		100	0	25	0	22.15	Pass
	16-QAM	1	0	2	23	22.16	Pass
		1	99	2	23	22.17	Pass
		2	0	1	24	22.18	Pass
		2	98	1	24	22.19	Pass
		100	0	25	0	22.20	Pass
20MHz+20MHz							
Low	QPSK	1	0	2	0	22.21	Pass
		1	0	2	98	22.22	Pass
		2	0	1	0	22.23	Pass
		2	0	1	99	22.24	Pass
		100	0	100	0	22.25	Pass
	16-QAM	1	0	2	0	22.26	Pass
		1	0	2	98	22.27	Pass
		2	0	1	0	22.28	Pass
		2	0	1	99	22.29	Pass
		100	0	100	0	22.30	Pass
High	QPSK	1	0	2	98	22.31	Pass
		1	99	2	98	22.32	Pass
		2	0	1	99	22.33	Pass
		2	98	1	99	22.34	Pass
		100	0	100	0	22.35	Pass
	16-QAM	1	0	2	98	22.36	Pass
		1	99	2	98	22.37	Pass
		2	0	1	99	22.38	Pass
		2	98	1	99	22.39	Pass
		100	0	100	0	22.40	Pass

NR Mode Test Verdict

Test Band	NR Test Bandwidth (MHz)	Test Channel	Test Mode	NR UL RB No.	NR UL RB Pos.	Refer to Plot ^{Note3}	Verdict	
n5	5	LCH	QPSK	1	0	23.1	Pass	
				25	0	23.2	Pass	
		16-QAM	1	0	23.3	Pass		
			25	0	23.4	Pass		
		HCH	QPSK	1	24	23.5	Pass	
				25	0	23.6	Pass	
	16-QAM		1	24	23.7	Pass		
			25	0	23.8	Pass		
	15	LCH	QPSK	1	0	23.9	Pass	
				75	0	23.10	Pass	
			16-QAM	1	0	23.11	Pass	
				75	0	23.12	Pass	
		HCH	QPSK	1	78	23.13	Pass	
				75	0	23.14	Pass	
			16-QAM	1	78	23.15	Pass	
				75	0	23.16	Pass	
		20	LCH	QPSK	1	0	23.17	Pass
					100	0	23.18	Pass
				16-QAM	1	0	23.19	Pass
					100	0	23.20	Pass
	HCH		QPSK	1	105	23.21	Pass	
				100	0	23.22	Pass	
			16-QAM	1	105	23.23	Pass	
				100	0	23.24	Pass	

Test Band	NR Test Bandwidth (MHz)	Test Channel	Test Mode	NR UL RB No.	NR UL RB Pos.	Refer to Plot ^{Note3}	Verdict
n7	5	LCH	QPSK	1	0	24.1	Pass
				25	0	24.2	Pass
			16-QAM	1	0	24.3	Pass
				25	0	24.4	Pass
		HCH	QPSK	1	24	24.5	Pass
				25	0	24.6	Pass
			16-QAM	1	24	24.7	Pass
				25	0	24.8	Pass
	15	LCH	QPSK	1	0	24.9	Pass
				75	0	24.10	Pass
			16-QAM	1	0	24.11	Pass
				75	0	24.12	Pass
		HCH	QPSK	1	78	24.13	Pass
				75	0	24.14	Pass
			16-QAM	1	78	24.15	Pass
				75	0	24.16	Pass
	20	LCH	QPSK	1	0	24.17	Pass
				100	0	24.18	Pass
			16-QAM	1	0	24.19	Pass
				100	0	24.20	Pass
		HCH	QPSK	1	105	24.21	Pass
				100	0	24.22	Pass
			16-QAM	1	105	24.23	Pass
				100	0	24.24	Pass

Test Band	NR Test Bandwidth (MHz)	Test Channel	Test Mode	NR UL RB No.	NR UL RB Pos.	Refer to Plot ^{Note3}	Verdict
n38	20	LCH	QPSK	1	0	25.1	Pass
				50	0	25.2	Pass
		16-QAM	1	0	25.3	Pass	
			50	0	25.4	Pass	
		HCH	QPSK	1	50	25.5	Pass
				50	0	25.6	Pass
	16-QAM	1	50	25.7	Pass		
		50	0	25.8	Pass		
	30	LCH	QPSK	1	0	25.9	Pass
				75	0	25.10	Pass
		16-QAM	1	0	25.11	Pass	
			75	0	25.12	Pass	
		HCH	QPSK	1	77	25.13	Pass
				75	0	25.14	Pass
	16-QAM	1	77	25.15	Pass		
		75	0	25.16	Pass		
	40	LCH	QPSK	1	0	25.17	Pass
				100	0	25.18	Pass
		16-QAM	1	0	25.19	Pass	
			100	0	25.20	Pass	
		HCH	QPSK	1	105	25.21	Pass
				100	0	25.22	Pass
	16-QAM	1	105	25.23	Pass		
		100	0	25.24	Pass		

Test Band	NR Test Bandwidth (MHz)	Test Channel	Test Mode	NR UL RB No.	NR UL RB Pos.	Refer to Plot ^{Note3}	Verdict
n41	20	LCH	QPSK	1	0	26.1	Pass
				50	0	26.2	Pass
			16-QAM	1	0	26.3	Pass
				50	0	26.4	Pass
		HCH	QPSK	1	50	26.5	Pass
				50	0	26.6	Pass
			16-QAM	1	50	26.7	Pass
				50	0	26.8	Pass
	60	LCH	QPSK	1	0	26.9	Pass
				162	0	26.10	Pass
			16-QAM	1	0	26.11	Pass
				162	0	26.12	Pass
		HCH	QPSK	1	161	26.13	Pass
				162	0	26.14	Pass
			16-QAM	1	161	26.15	Pass
				162	0	26.16	Pass
	100	LCH	QPSK	1	0	26.17	Pass
				273	0	26.18	Pass
			16-QAM	1	0	26.19	Pass
				273	0	26.20	Pass
		HCH	QPSK	1	272	26.21	Pass
				273	0	26.22	Pass
			16-QAM	1	272	26.23	Pass
				273	0	26.24	Pass

Test Band	NR Test Bandwidth (MHz)	Test Channel	Test Mode	NR UL RB No.	NR UL RB Pos.	Refer to Plot ^{Note3}	Verdict
DC_5A_n7 A	10MHz(LTE)+5MHz(NR)	LCH	QPSK	1	0	27.1	Pass
				25	0	27.2	Pass
		LCH	16-QAM	1	0	27.3	Pass
				25	0	27.4	Pass
		HCH	QPSK	1	24	27.5	Pass
				25	0	27.6	Pass
	HCH	16-QAM	1	24	27.7	Pass	
			25	0	27.8	Pass	
	10MHz(LTE)+15MHz(NR)	LCH	QPSK	1	0	27.9	Pass
				75	0	27.10	Pass
		LCH	16-QAM	1	0	27.11	Pass
				75	0	27.12	Pass
		HCH	QPSK	1	78	27.13	Pass
				75	0	27.14	Pass
	HCH	16-QAM	1	78	27.15	Pass	
			75	0	27.16	Pass	
	10MHz(LTE)+20MHz(NR)	LCH	QPSK	1	0	27.17	Pass
				100	0	27.18	Pass
		LCH	16-QAM	1	0	27.19	Pass
				100	0	27.20	Pass
		HCH	QPSK	1	105	27.21	Pass
				100	0	27.22	Pass
	HCH	16-QAM	1	105	27.23	Pass	
			100	0	27.24	Pass	

Test Band	NR Test Bandwidth (MHz)	Test Channel	Test Mode	NR UL RB No.	NR UL RB Pos.	Refer to Plot ^{Note3}	Verdict
DC_7A_n5 A	20MHz(LTE)+5MHz(NR)	LCH	QPSK	1	0	28.1	Pass
				25	0	28.2	Pass
			16-QAM	1	0	28.3	Pass
				25	0	28.4	Pass
		HCH	QPSK	1	24	28.5	Pass
				25	0	28.6	Pass
			16-QAM	1	24	28.7	Pass
				25	0	28.8	Pass
	20MHz(LTE)+15MHz(NR)	LCH	QPSK	1	0	28.9	Pass
				75	0	28.10	Pass
			16-QAM	1	0	28.11	Pass
				75	0	28.12	Pass
		HCH	QPSK	1	78	28.13	Pass
				75	0	28.14	Pass
			16-QAM	1	78	28.15	Pass
				75	0	28.16	Pass
	20MHz(LTE)+20MHz(NR)	LCH	QPSK	1	0	28.17	Pass
				100	0	28.18	Pass
			16-QAM	1	0	28.19	Pass
				100	0	28.20	Pass
		HCH	QPSK	1	105	28.21	Pass
				100	0	28.22	Pass
			16-QAM	1	105	28.23	Pass
				100	0	28.24	Pass

Test Band	NR Test Bandwidth (MHz)	Test Channel	Test Mode	NR UL RB No.	NR UL RB Pos.	Refer to Plot ^{Note3}	Verdict
DC_26A_n 41A	15MHz(LT E)+20MHz (NR)	LCH	QPSK	1	0	29.1	Pass
				50	0	29.2	Pass
		LCH	16-QAM	1	0	29.3	Pass
				50	0	29.4	Pass
		HCH	QPSK	1	50	29.5	Pass
				50	0	29.6	Pass
	HCH	16-QAM	1	50	29.7	Pass	
			50	0	29.8	Pass	
	15MHz(LT E)+60MHz (NR)	LCH	QPSK	1	0	29.9	Pass
				160	0	29.10	Pass
		LCH	16-QAM	1	0	29.11	Pass
				160	0	29.12	Pass
		HCH	QPSK	1	161	29.13	Pass
				160	0	29.14	Pass
	HCH	16-QAM	1	161	29.15	Pass	
			160	0	29.16	Pass	
	15MHz(LT E)+100MHz (NR)	LCH	QPSK	1	0	29.17	Pass
				270	0	29.18	Pass
		LCH	16-QAM	1	0	29.19	Pass
				270	0	29.20	Pass
		HCH	QPSK	1	272	29.21	Pass
				270	0	29.22	Pass
	HCH	16-QAM	1	272	29.23	Pass	
			270	0	29.24	Pass	

Test Band	NR Test Bandwidth (MHz)	Test Channel	Test Mode	NR UL RB No.	NR UL RB Pos.	Refer to Plot ^{Note3}	Verdict
DC_66A_n 7A	20MHz(LT E)+5MHz(NR)	LCH	QPSK	1	0	30.1	Pass
				25	0	30.2	Pass
		LCH	16-QAM	1	0	30.3	Pass
				25	0	30.4	Pass
		HCH	QPSK	1	24	30.5	Pass
				25	0	30.6	Pass
	HCH	16-QAM	1	24	30.7	Pass	
			25	0	30.8	Pass	
	20MHz(LT E)+15MHz(NR)	LCH	QPSK	1	0	30.9	Pass
				75	0	30.10	Pass
		LCH	16-QAM	1	0	30.11	Pass
				75	0	30.12	Pass
		HCH	QPSK	1	78	30.13	Pass
				75	0	30.14	Pass
	HCH	16-QAM	1	78	30.15	Pass	
			75	0	30.16	Pass	
	20MHz(LT E)+20MHz(NR)	LCH	QPSK	1	0	30.17	Pass
				100	0	30.18	Pass
		LCH	16-QAM	1	0	30.19	Pass
				100	0	30.20	Pass
		HCH	QPSK	1	105	30.21	Pass
				100	0	30.22	Pass
	HCH	16-QAM	1	105	30.23	Pass	
			100	0	30.24	Pass	

A.7 Field Strength of Spurious Radiation

Note 1: All modes have been tested, and only the worst case data are shown here.

Note 2: The frequencies of verdict which are marked by "N/A" should be ignored because they are UE carrier frequency.

Note 3: Test plots please refer to the document "Annex No.:BL-SZ21B0785-501 Data Part 5.pdf".

GSM and WCDMA Mode Test Verdict

Test Band	Test Channel	Refer to Plot ^{Note3}	Verdict
GSM 850	LCH	1.1	Pass
	MCH	1.2	Pass
	HCH	1.3	Pass
GSM 1900	LCH	2.1	Pass
	MCH	2.2	Pass
	HCH	2.3	Pass
EGPRS 850	LCH	3.1	Pass
	MCH	3.2	Pass
	HCH	3.3	Pass
EGPRS 1900	LCH	4.1	Pass
	MCH	4.2	Pass
	HCH	4.3	Pass

Test Band	Test Channel	Refer to Plot ^{Note3}	Verdict
WCDMA Band 2	LCH	5.1	Pass
	MCH	5.2	Pass
	HCH	5.3	Pass
WCDMA Band 4	LCH	6.1	Pass
	MCH	6.2	Pass
	HCH	6.3	Pass
WCDMA Band 5	LCH	7.1	Pass
	MCH	7.2	Pass
	HCH	7.3	Pass

LTE Mode Test Verdict

Test Band	Test Bandwidth	Test Channel	Test Mode	Test RB (Size#Offset)	Refer to Plot ^{Note3}	Verdict
Band 2	1.4 MHz	MCH	QPSK	RB1#0	8.1	Pass
	3 MHz	MCH	QPSK	RB1#0	8.2	Pass
	5 MHz	MCH	QPSK	RB1#0	8.3	Pass
	10 MHz	MCH	QPSK	RB1#0	8.4	Pass
	15 MHz	MCH	QPSK	RB1#0	8.5	Pass
	20 MHz	MCH	QPSK	RB1#0	8.6	Pass
Band 4	1.4 MHz	MCH	QPSK	RB1#0	9.1	Pass
	3 MHz	MCH	QPSK	RB1#0	9.2	Pass
	5 MHz	MCH	QPSK	RB1#0	9.3	Pass
	10 MHz	MCH	QPSK	RB1#0	9.4	Pass
	15 MHz	MCH	QPSK	RB1#0	9.5	Pass
	20 MHz	MCH	QPSK	RB1#0	9.6	Pass
Band 5	1.4 MHz	MCH	QPSK	RB1#0	10.1	Pass
	3 MHz	MCH	QPSK	RB1#0	10.2	Pass
	5 MHz	MCH	QPSK	RB1#0	10.3	Pass
	10 MHz	MCH	QPSK	RB1#0	10.4	Pass
Band 7	5 MHz	MCH	QPSK	RB1#0	11.1	Pass
	10 MHz	MCH	QPSK	RB1#0	11.2	Pass
	15 MHz	MCH	QPSK	RB1#0	11.3	Pass
	20 MHz	MCH	QPSK	RB1#0	11.4	Pass
Band 12	1.4 MHz	MCH	QPSK	RB1#0	12.1	Pass
	3 MHz	MCH	QPSK	RB1#0	12.2	Pass
	5 MHz	MCH	QPSK	RB1#0	12.3	Pass
	10 MHz	MCH	QPSK	RB1#0	12.4	Pass
Band 17	5 MHz	MCH	QPSK	RB1#0	13.1	Pass
	10 MHz	MCH	QPSK	RB1#0	13.2	Pass
Band 26 (Part22)	1.4 MHz	MCH	QPSK	RB1#0	14.1	Pass
	3 MHz	MCH	QPSK	RB1#0	14.2	Pass
	5 MHz	MCH	QPSK	RB1#0	14.3	Pass
	10 MHz	MCH	QPSK	RB1#0	14.4	Pass
	15 MHz	MCH	QPSK	RB1#0	14.5	Pass
Band 26 (Part90)	1.4 MHz	MCH	QPSK	RB1#0	15.1	Pass
	3 MHz	MCH	QPSK	RB1#0	15.2	Pass
	5 MHz	MCH	QPSK	RB1#0	15.3	Pass
	10 MHz	MCH	QPSK	RB1#0	15.4	Pass
Band 38	5 MHz	MCH	QPSK	RB1#0	16.1	Pass
	10 MHz	MCH	QPSK	RB1#0	16.2	Pass
	15 MHz	MCH	QPSK	RB1#0	16.3	Pass
	20 MHz	MCH	QPSK	RB1#0	16.4	Pass
Band 41	5 MHz	MCH	QPSK	RB1#0	17.1	Pass
	10 MHz	MCH	QPSK	RB1#0	17.2	Pass

Test Band	Test Bandwidth	Test Channel	Test Mode	Test RB (Size#Offset)	Refer to Plot ^{Note3}	Verdict
	15 MHz	MCH	QPSK	RB1#0	17.3	Pass
	20 MHz	MCH	QPSK	RB1#0	17.4	Pass
Band 66	1.4 MHz	MCH	QPSK	RB1#0	18.1	Pass
	3 MHz	MCH	QPSK	RB1#0	18.2	Pass
	5 MHz	MCH	QPSK	RB1#0	18.3	Pass
	10 MHz	MCH	QPSK	RB1#0	18.4	Pass
	15 MHz	MCH	QPSK	RB1#0	18.5	Pass
	20 MHz	MCH	QPSK	RB1#0	18.6	Pass

Test Channel	Modulation	PCC RB		SCC RB		Refer to Plot ^{Note2}	Verdict
		Size	Offset	Size	Offset		
CA_7C							
20MHz+10MHz							
Low	QPSK	1	99	1	0	19.1	Pass
	16-QAM	1	99	1	0	19.2	Pass
Mid	QPSK	1	99	1	0	19.3	Pass
	16-QAM	1	99	1	0	19.4	Pass
High	QPSK	1	99	1	0	19.5	Pass
	16-QAM	1	99	1	0	19.6	Pass
20MHz+20MHz							
Low	QPSK	1	99	1	0	19.7	Pass
	16-QAM	1	99	1	0	19.8	Pass
Mid	QPSK	1	99	1	0	19.9	Pass
	16-QAM	1	99	1	0	19.10	Pass
High	QPSK	1	99	1	0	19.11	Pass
	16-QAM	1	99	1	0	19.12	Pass

Test Channel	Modulation	PCC RB		SCC RB		Refer to Plot ^{Note2}	Verdict
		Size	Offset	Size	Offset		
CA_38C							
15MHz+15MHz							
Low	QPSK	1	74	1	0	20.1	Pass
	16-QAM	1	74	1	0	20.2	Pass
Mid	QPSK	1	74	1	0	20.3	Pass
	16-QAM	1	74	1	0	20.4	Pass
High	QPSK	1	74	1	0	20.5	Pass
	16-QAM	1	74	1	0	20.6	Pass
20MHz+20MHz							
Low	QPSK	1	99	1	0	20.7	Pass
	16-QAM	1	99	1	0	20.8	Pass
Mid	QPSK	1	99	1	0	20.9	Pass
	16-QAM	1	99	1	0	20.10	Pass
High	QPSK	1	99	1	0	20.11	Pass
	16-QAM	1	99	1	0	20.12	Pass

Test Channel	Modulation	PCC RB		SCC RB		Refer to Plot ^{Note2}	Verdict
		Size	Offset	Size	Offset		
CA_41C							
20MHz+5MHz							
Low	QPSK	1	99	2	0	22.1	Pass
	16-QAM	1	99	2	0	22.2	Pass
Mid	QPSK	1	99	2	0	22.3	Pass
	16-QAM	1	99	2	0	22.4	Pass
High	QPSK	1	99	2	0	22.5	Pass
	16-QAM	1	99	2	0	22.6	Pass
20MHz+20MHz							
Low	QPSK	1	99	2	0	22.7	Pass
	16-QAM	1	99	2	0	22.8	Pass
Mid	QPSK	1	99	2	0	22.9	Pass
	16-QAM	1	99	2	0	22.10	Pass
High	QPSK	1	99	2	0	22.11	Pass
	16-QAM	1	99	2	0	22.12	Pass

NR Mode Test Verdict

Test Band	NR Test Bandwidth (MHz)	Test Channel	Test Mode	NR UL RB No.	NR UL RB Pos.	Refer to Plot ^{Note3}	Verdict
n5	5	MCH	QPSK	12	6	23.1	Pass
	15	MCH	QPSK	36	18	23.2	Pass
	20	MCH	QPSK	50	25	23.3	Pass

Test Band	NR Test Bandwidth (MHz)	Test Channel	Test Mode	NR UL RB No.	NR UL RB Pos.	Refer to Plot ^{Note3}	Verdict
n7	5	MCH	QPSK	12	6	24.1	Pass
	15	MCH	QPSK	36	18	24.2	Pass
	20	MCH	QPSK	50	25	24.3	Pass

Test Band	NR Test Bandwidth (MHz)	Test Channel	Test Mode	NR UL RB No.	NR UL RB Pos.	Refer to Plot ^{Note3}	Verdict
n38	20	MCH	QPSK	25	12	25.1	Pass
	30	MCH	QPSK	36	18	25.2	Pass
	40	MCH	QPSK	50	25	25.3	Pass

Test Band	NR Test Bandwidth (MHz)	Test Channel	Test Mode	NR UL RB No.	NR UL RB Pos.	Refer to Plot ^{Note3}	Verdict
n41	20	MCH	QPSK	25	12	26.1	Pass
	60	MCH	QPSK	81	40	26.2	Pass
	100	MCH	QPSK	135	67	26.3	Pass

Test Band	NR Test Bandwidth (MHz)	Test Channel	Test Mode	NR UL RB No.	NR UL RB Pos.	Refer to Plot ^{Note3}	Verdict
DC_5A_n7A	10MHz(LTE)+5 MHz(NR)	MCH	QPSK	12	6	27.1	Pass
	10MHz(LTE)+15 MHz(NR)	MCH	QPSK	36	18	27.2	Pass
	10MHz(LTE)+20 MHz(NR)	MCH	QPSK	50	25	27.3	Pass

Test Band	NR Test Bandwidth (MHz)	Test Channel	Test Mode	NR UL RB No.	NR UL RB Pos.	Refer to Plot ^{Note3}	Verdict
DC_7A_n5A	20MHz(LTE)+5 MHz(NR)	MCH	QPSK	12	6	28.1	Pass
	20MHz(LTE)+15 MHz(NR)	MCH	QPSK	36	18	28.2	Pass
	20MHz(LTE)+20 MHz(NR)	MCH	QPSK	50	25	28.3	Pass

Test Band	NR Test Bandwidth (MHz)	Test Channel	Test Mode	NR UL RB No.	NR UL RB Pos.	Refer to Plot ^{Note3}	Verdict
DC_26A_n4 1A	15MHz(LTE)+20 MHz(NR)	MCH	QPSK	25	12	29.1	Pass
	15MHz(LTE)+60 MHz(NR)	MCH	QPSK	81	40	29.2	Pass
	15MHz(LTE)+100 MHz(NR)	MCH	QPSK	135	67	29.3	Pass

Test Band	NR Test Bandwidth (MHz)	Test Channel	Test Mode	NR UL RB No.	NR UL RB Pos.	Refer to Plot ^{Note3}	Verdict
DC_66A_n7 A	20MHz(LTE)+5 MHz(NR)	MCH	QPSK	12	6	30.1	Pass
	20MHz(LTE)+15 MHz(NR)	MCH	QPSK	36	18	30.2	Pass
	20MHz(LTE)+20 MHz(NR)	MCH	QPSK	50	25	30.3	Pass

ANNEX B TEST SETUP PHOTOS

Please refer to the document "BL-SZ21B0785-AR.PDF".

ANNEX C EUT EXTERNAL PHOTOS

Please refer to the document "BL-SZ21B0785-AW.PDF".

ANNEX D EUT INTERNAL PHOTOS

Please refer to the document "BL-SZ21B0785-AI.PDF".

--END OF REPORT--