

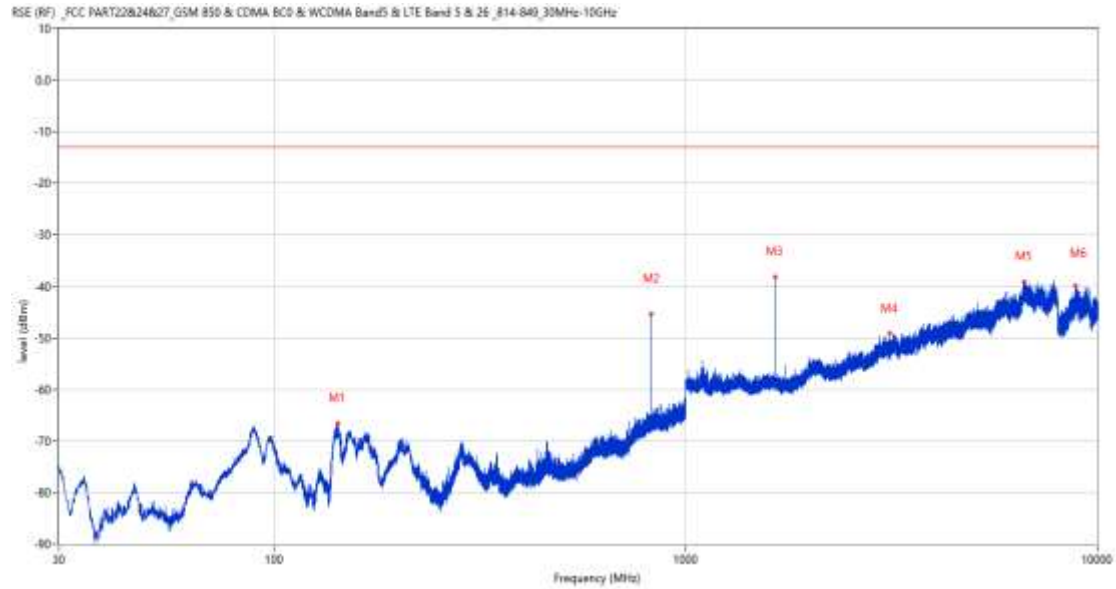
Annex A.7. Field Strength of Spurious Radiation

GSM

1 GSM 850

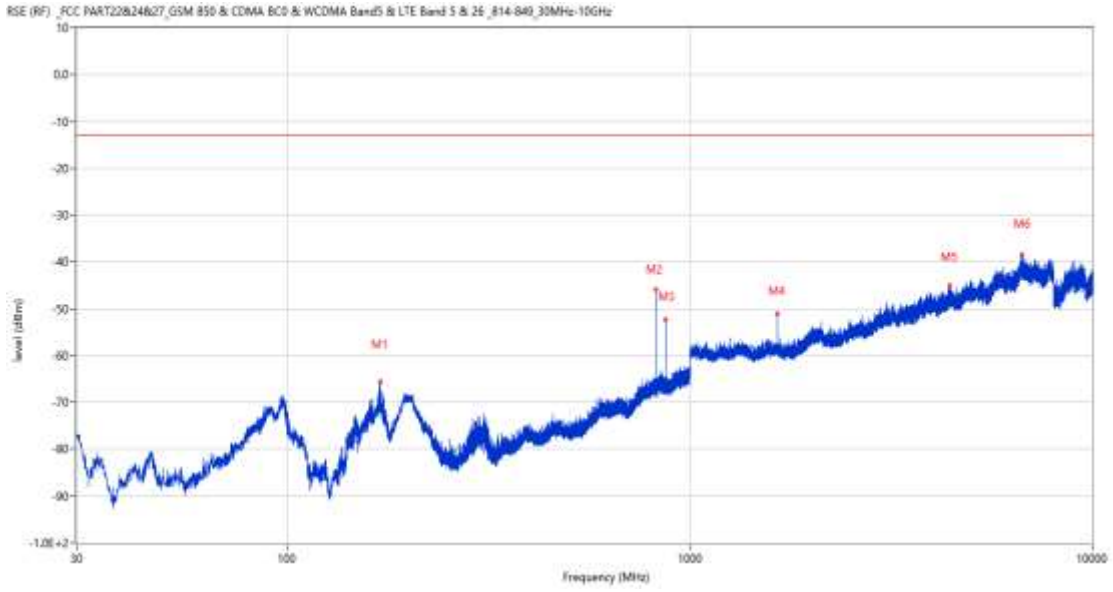
1.1 GSM 850 Low Channel

RSE-H&H GSM 850 CH128



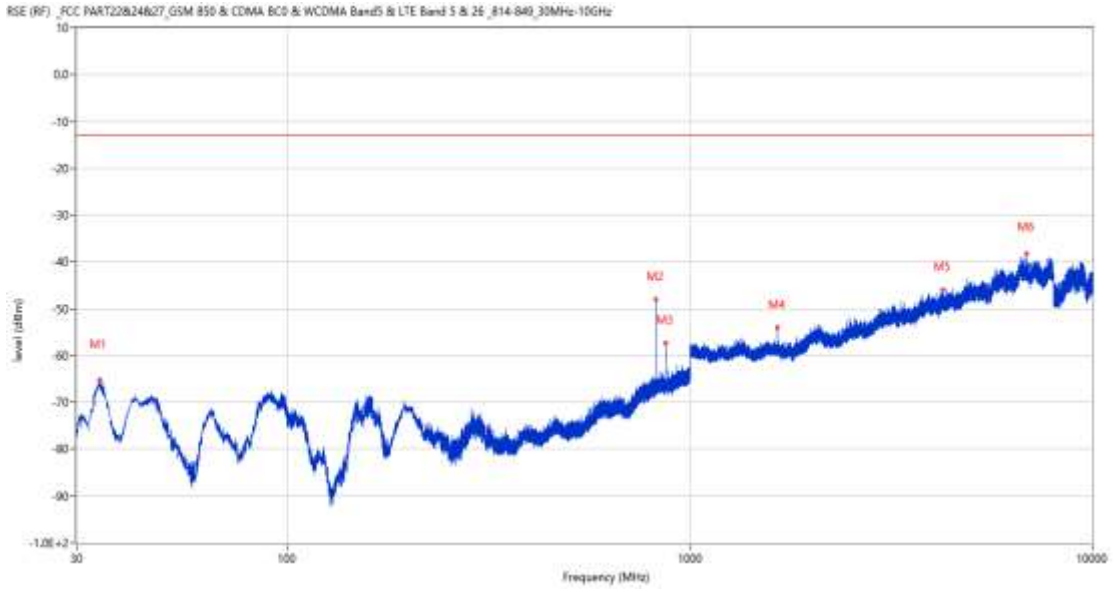
Frequency (MHz)	Result (dBm)	Factor (dB)	PK Limit (dBm)	Over Limit (dB)	Table (o)	ANT	EUT	Verdict
142.762	-66.64	-21.19	-13.0	-53.64	134.00	Horizontal	Horizontal	Pass
824.284	-45.35	4.28	-13.0	-32.35	96.00	Horizontal	Horizontal	N/A
1649.300	-38.21	-4.14	-13.0	-25.21	146.00	Horizontal	Horizontal	Pass
3123.500	-49.19	5.77	-13.0	-36.19	360.00	Horizontal	Horizontal	Pass
6650.250	-39.10	15.11	-13.0	-26.10	177.00	Horizontal	Horizontal	Pass
8845.901	-39.94	14.78	-13.0	-26.94	230.00	Horizontal	Horizontal	Pass

RSE-H&V GSM 850 CH128



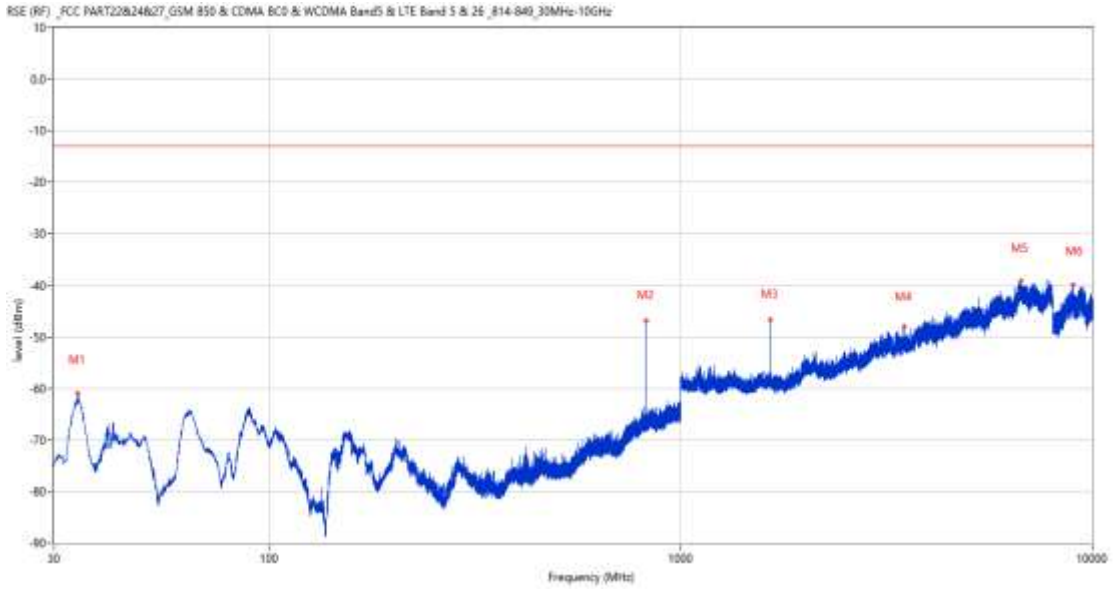
Frequency (MHz)	Result (dBm)	Factor (dB)	PK Limit (dBm)	Over Limit (dB)	Table (o)	ANT	EUT	Verdict
170.359	-65.61	-17.84	-13.0	-52.61	43.00	Horizontal	Vertical	Pass
824.284	-46.03	4.28	-13.0	-33.03	106.00	Horizontal	Vertical	N/A
869.292	-52.42	4.20	-13.0	-39.42	284.00	Horizontal	Vertical	N/A
1648.800	-51.11	-4.15	-13.0	-38.11	157.00	Horizontal	Vertical	Pass
4428.750	-45.05	9.63	-13.0	-32.05	257.00	Horizontal	Vertical	Pass
6680.500	-38.47	14.54	-13.0	-25.47	111.00	Horizontal	Vertical	Pass

RSE-V&V GSM 850 CH128



Frequency (MHz)	Result (dBm)	Factor (dB)	PK Limit (dBm)	Over Limit (dB)	Table (o)	ANT	EUT	Verdict
34.219	-65.16	-22.64	-13.0	-52.16	280.00	Vertical	Vertical	Pass
824.236	-47.95	4.28	-13.0	-34.95	88.00	Vertical	Vertical	N/A
869.196	-57.42	4.19	-13.0	-44.42	122.00	Vertical	Vertical	N/A
1649.100	-54.02	-4.16	-13.0	-41.02	138.00	Vertical	Vertical	Pass
4255.500	-46.02	8.92	-13.0	-33.02	343.00	Vertical	Vertical	Pass
6848.750	-38.29	14.12	-13.0	-25.29	182.00	Vertical	Vertical	Pass

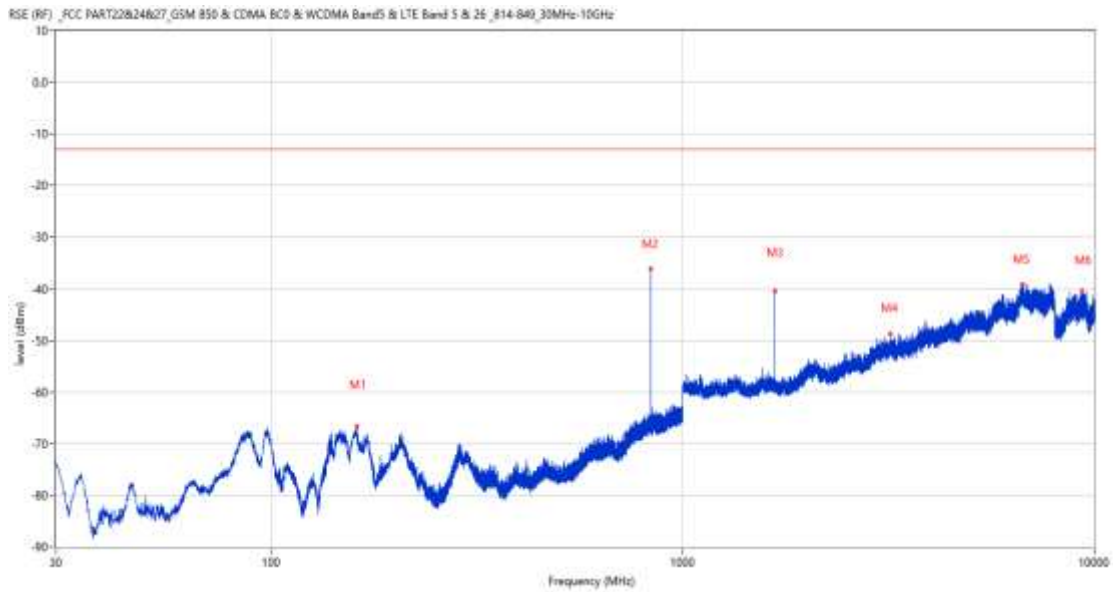
RSE-V&H GSM 850 CH128



Frequency (MHz)	Result (dBm)	Factor (dB)	PK Limit (dBm)	Over Limit (dB)	Table (o)	ANT	EUT	Verdict
34.316	-61.09	-22.61	-13.0	-48.09	93.00	Vertical	Horizontal	Pass
824.284	-46.81	4.28	-13.0	-33.81	72.00	Vertical	Horizontal	N/A
1649.200	-46.69	-4.15	-13.0	-33.69	10.00	Vertical	Horizontal	Pass
3483.750	-48.07	6.75	-13.0	-35.07	144.00	Vertical	Horizontal	Pass
6727.750	-39.15	15.49	-13.0	-26.15	270.00	Vertical	Horizontal	Pass
8965.000	-39.92	13.57	-13.0	-26.92	313.00	Vertical	Horizontal	Pass

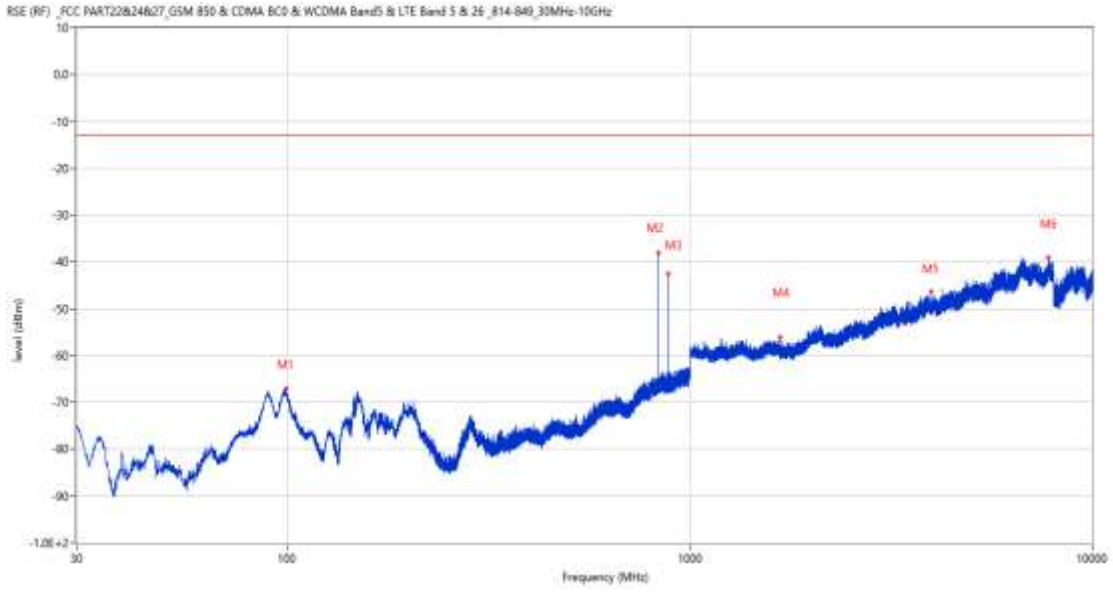
1.2 GSM 850 Middle Channel

RSE-H&H GSM 850 CH190



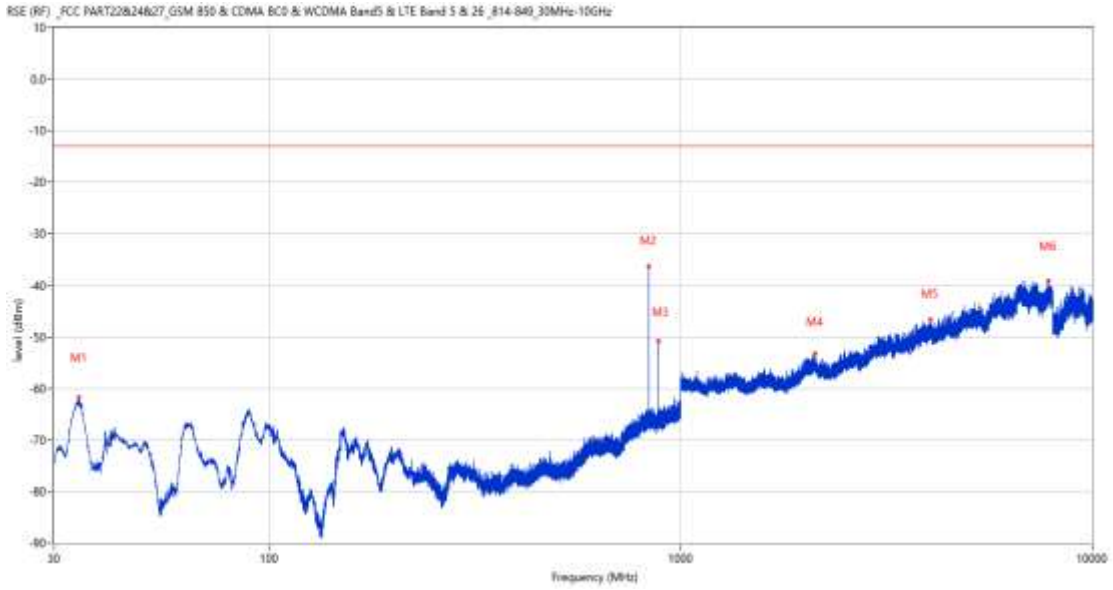
Frequency (MHz)	Result (dBm)	Factor (dB)	PK Limit (dBm)	Over Limit (dB)	Table (o)	ANT	EUT	Verdict
161.241	-66.56	-17.88	-13.0	-53.56	283.00	Horizontal	Horizontal	Pass
836.652	-36.20	4.78	-13.0	-23.20	107.00	Horizontal	Horizontal	N/A
1674.200	-40.55	-4.53	-13.0	-27.55	142.00	Horizontal	Horizontal	Pass
3194.250	-48.79	6.41	-13.0	-35.79	111.00	Horizontal	Horizontal	Pass
6694.000	-39.24	14.87	-13.0	-26.24	196.00	Horizontal	Horizontal	Pass
9353.700	-40.50	14.70	-13.0	-27.50	246.00	Horizontal	Horizontal	Pass

RSE-H&V GSM 850 CH190



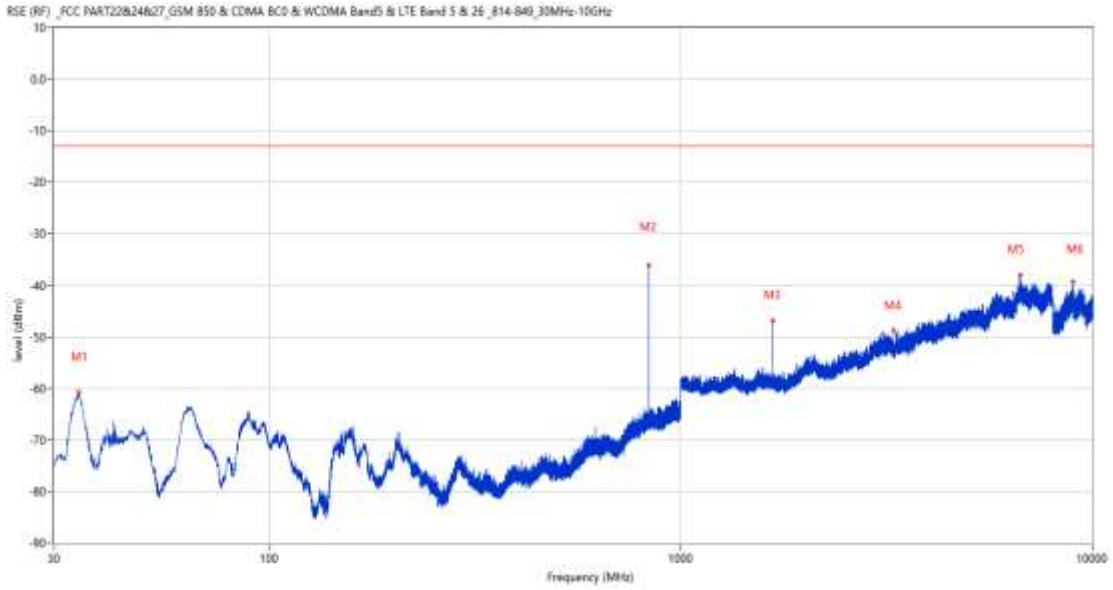
Frequency (MHz)	Result (dBm)	Factor (dB)	PK Limit (dBm)	Over Limit (dB)	Table (o)	ANT	EUT	Verdict
99.355	-67.14	-18.50	-13.0	-54.14	34.00	Horizontal	Vertical	Pass
836.700	-37.97	4.78	-13.0	-24.97	139.00	Horizontal	Vertical	N/A
881.612	-42.54	4.17	-13.0	-29.54	117.00	Horizontal	Vertical	N/A
1673.700	-56.16	-4.48	-13.0	-43.16	94.00	Horizontal	Vertical	Pass
3981.750	-46.26	9.18	-13.0	-33.26	14.00	Horizontal	Vertical	Pass
7790.500	-39.10	15.70	-13.0	-26.10	322.00	Horizontal	Vertical	Pass

RSE-V&V GSM 850 CH190



Frequency (MHz)	Result (dBm)	Factor (dB)	PK Limit (dBm)	Over Limit (dB)	Table (o)	ANT	EUT	Verdict
34.462	-61.70	-22.57	-13.0	-48.70	264.00	Vertical	Vertical	Pass
836.652	-36.25	4.78	-13.0	-23.25	38.00	Vertical	Vertical	N/A
881.660	-50.83	4.17	-13.0	-37.83	93.00	Vertical	Vertical	N/A
2122.200	-53.35	-1.12	-13.0	-40.35	174.00	Vertical	Vertical	Pass
4045.500	-46.68	9.29	-13.0	-33.68	249.00	Vertical	Vertical	Pass
7813.750	-39.21	16.25	-13.0	-26.21	38.00	Vertical	Vertical	Pass

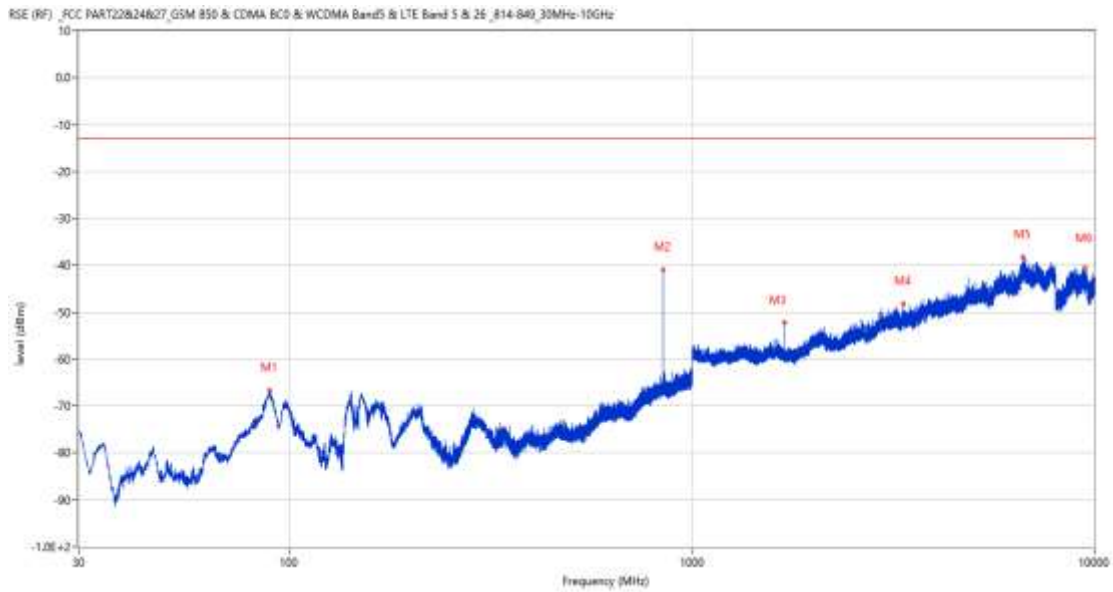
RSE-V&H GSM 850 CH190



Frequency (MHz)	Result (dBm)	Factor (dB)	PK Limit (dBm)	Over Limit (dB)	Table (o)	ANT	EUT	Verdict
34.462	-60.89	-22.57	-13.0	-47.89	101.00	Vertical	Horizontal	Pass
836.555	-36.11	4.77	-13.0	-23.11	79.00	Vertical	Horizontal	N/A
1673.900	-46.87	-4.50	-13.0	-33.87	351.00	Vertical	Horizontal	Pass
3293.500	-48.69	5.37	-13.0	-35.69	284.00	Vertical	Horizontal	Pass
6674.500	-38.11	14.53	-13.0	-25.11	187.00	Vertical	Horizontal	Pass
8980.400	-39.41	13.58	-13.0	-26.41	58.00	Vertical	Horizontal	Pass

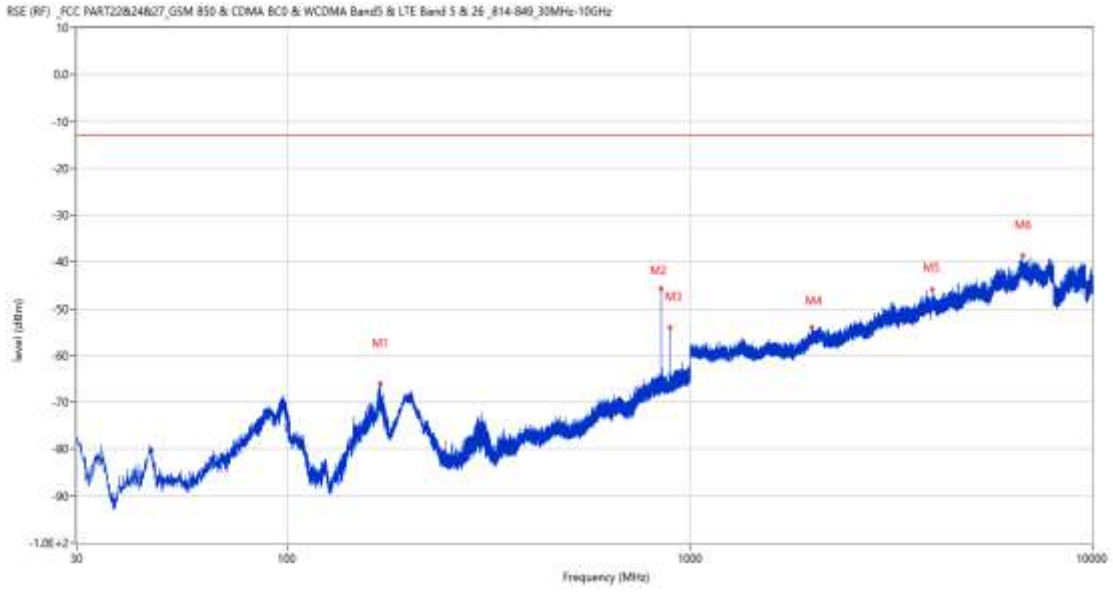
1.3 GSM 850 High Channel

RSE-H&H GSM 850 CH251



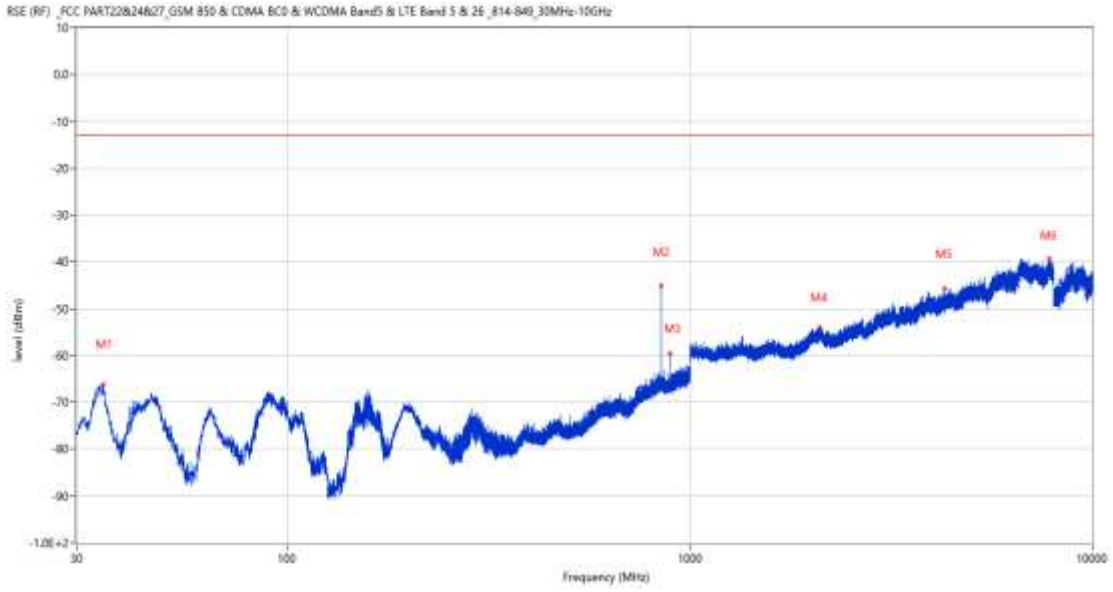
Frequency (MHz)	Result (dBm)	Factor (dB)	PK Limit (dBm)	Over Limit (dB)	Table (o)	ANT	EUT	Verdict
89.509	-66.65	-18.97	-13.0	-53.65	34.00	Horizontal	Horizontal	Pass
848.729	-40.91	4.87	-13.0	-27.91	105.00	Horizontal	Horizontal	N/A
1698.200	-52.23	-4.47	-13.0	-39.23	133.00	Horizontal	Horizontal	Pass
3348.500	-48.16	6.02	-13.0	-35.16	176.00	Horizontal	Horizontal	Pass
6637.750	-38.21	15.06	-13.0	-25.21	123.00	Horizontal	Horizontal	Pass
9441.401	-40.54	14.09	-13.0	-27.54	126.00	Horizontal	Horizontal	Pass

RSE-H&V GSM 850 CH251



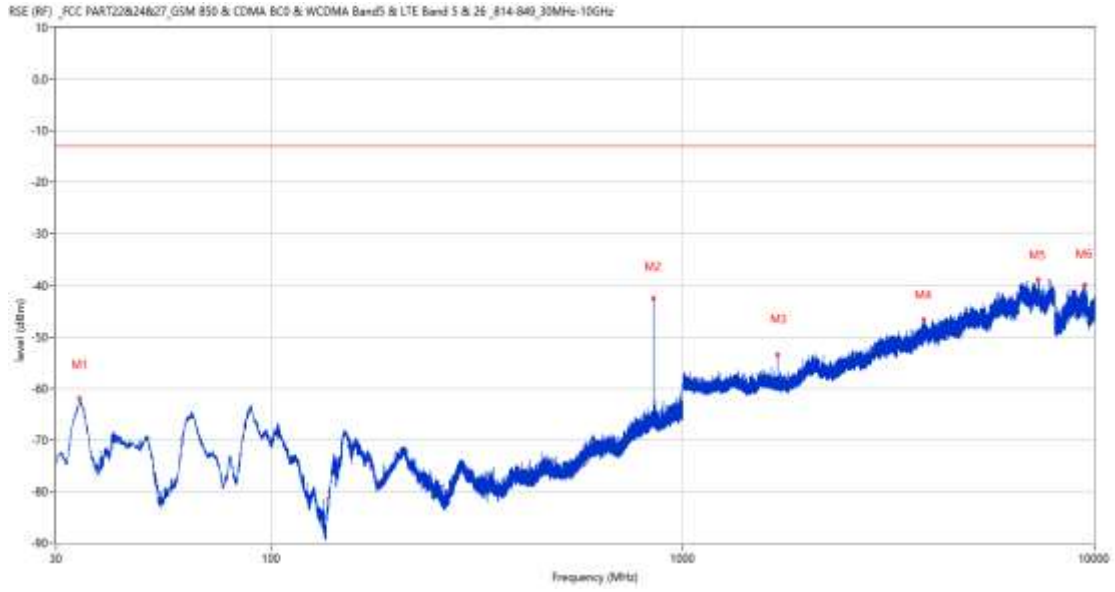
Frequency (MHz)	Result (dBm)	Factor (dB)	PK Limit (dBm)	Over Limit (dB)	Table (o)	ANT	EUT	Verdict
170.262	-65.96	-17.84	-13.0	-52.96	60.00	Horizontal	Vertical	Pass
848.777	-45.68	4.87	-13.0	-32.68	185.00	Horizontal	Vertical	N/A
893.785	-53.99	4.56	-13.0	-40.99	127.00	Horizontal	Vertical	N/A
2010.800	-54.09	-1.49	-13.0	-41.09	239.00	Horizontal	Vertical	Pass
4004.000	-45.99	9.16	-13.0	-32.99	68.00	Horizontal	Vertical	Pass
6715.000	-38.67	15.76	-13.0	-25.67	258.00	Horizontal	Vertical	Pass

RSE-V&V GSM 850 CH251



Frequency (MHz)	Result (dBm)	Factor (dB)	PK Limit (dBm)	Over Limit (dB)	Table (o)	ANT	EUT	Verdict
34.898	-66.17	-22.43	-13.0	-53.17	86.00	Vertical	Vertical	Pass
848.729	-45.13	4.87	-13.0	-32.13	107.00	Vertical	Vertical	N/A
893.882	-59.62	4.55	-13.0	-46.62	107.00	Vertical	Vertical	N/A
2098.900	-54.07	-0.09	-13.0	-41.07	277.00	Vertical	Vertical	Pass
4288.750	-45.78	8.52	-13.0	-32.78	237.00	Vertical	Vertical	Pass
7805.250	-39.40	16.02	-13.0	-26.40	26.00	Vertical	Vertical	Pass

RSE-V&H GSM 850 CH251

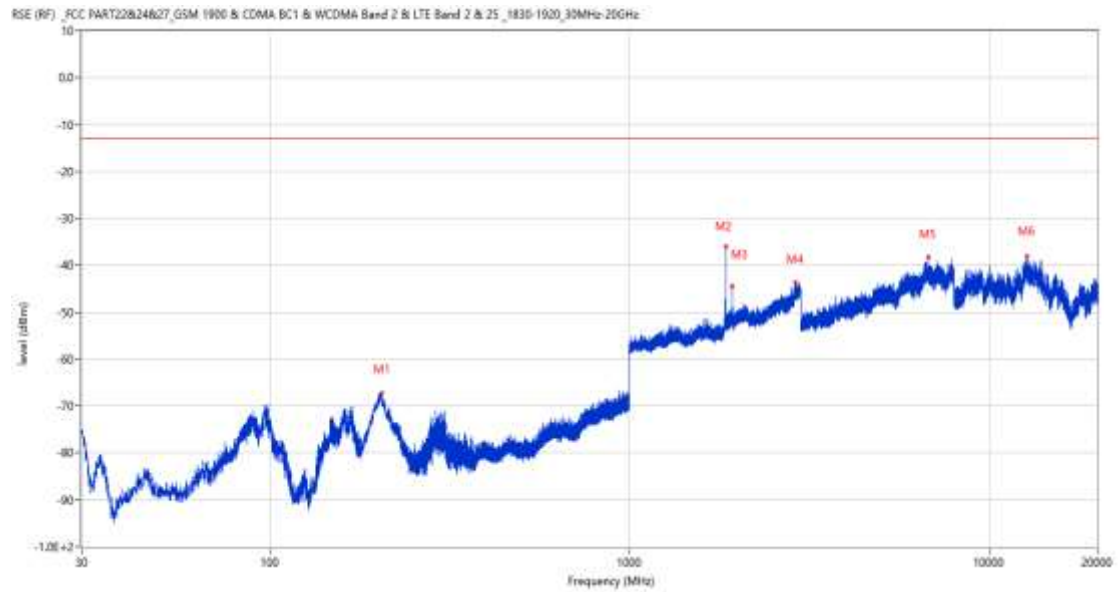


Frequency (MHz)	Result (dBm)	Factor (dB)	PK Limit (dBm)	Over Limit (dB)	Table (o)	ANT	EUT	Verdict
34.219	-61.90	-22.64	-13.0	-48.90	115.00	Vertical	Horizontal	Pass
848.777	-42.56	4.87	-13.0	-29.56	235.00	Vertical	Horizontal	N/A
1698.100	-53.51	-4.48	-13.0	-40.51	360.00	Vertical	Horizontal	Pass
3855.500	-46.71	8.69	-13.0	-33.71	16.00	Vertical	Horizontal	Pass
7288.500	-38.90	14.58	-13.0	-25.90	16.00	Vertical	Horizontal	Pass
9452.701	-39.85	14.14	-13.0	-26.85	264.00	Vertical	Horizontal	Pass

2 GSM 1900

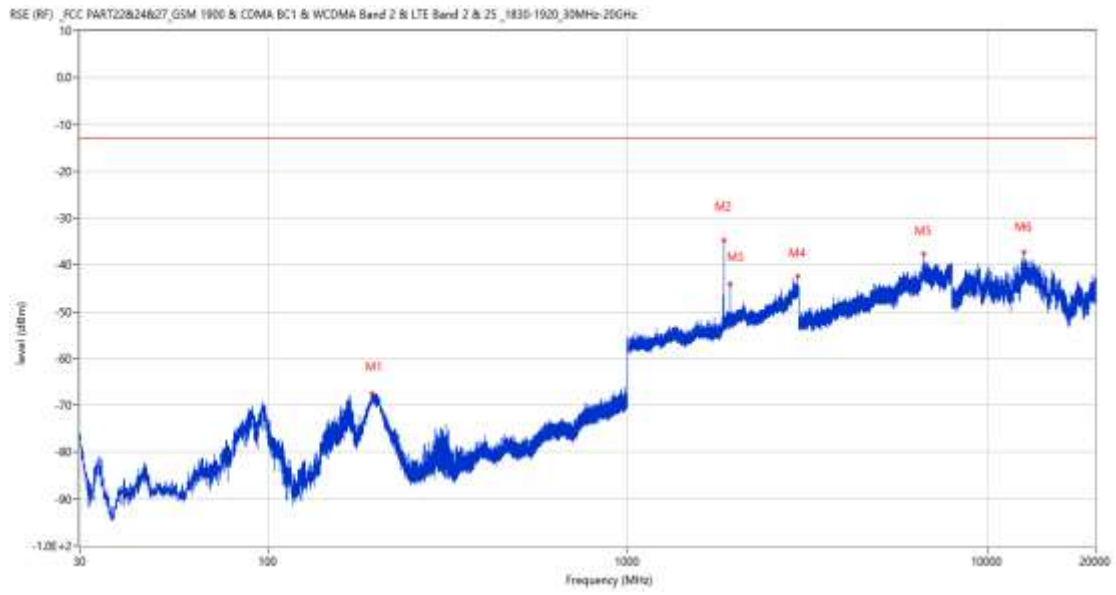
2.1 GSM 1900 Low Channel

RSE-H&H GSM 1900 CH512



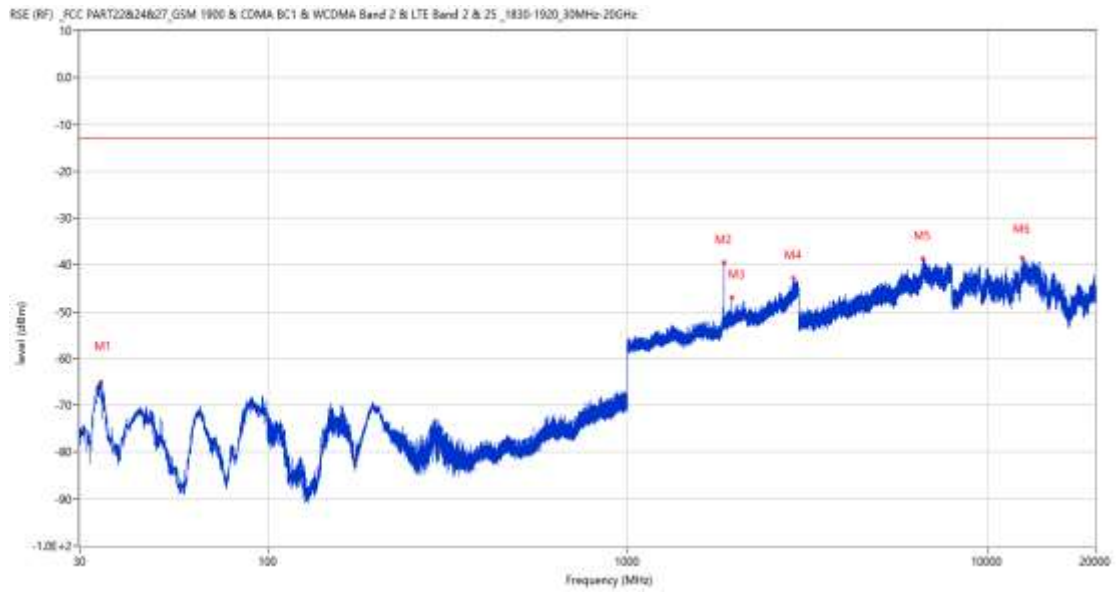
Frequency (MHz)	Result (dBm)	Factor (dB)	PK Limit (dBm)	Over Limit (dB)	Table (o)	ANT	EUT	Verdict
204.648	-67.28	-15.39	-13.0	-54.28	89.00	Horizontal	Horizontal	Pass
1851.000	-35.89	2.45	-13.0	-22.89	35.00	Horizontal	Horizontal	N/A
1930.900	-44.50	3.33	-13.0	-31.50	218.00	Horizontal	Horizontal	N/A
2888.300	-43.55	11.70	-13.0	-30.55	187.00	Horizontal	Horizontal	Pass
6785.500	-38.28	14.45	-13.0	-25.28	134.00	Horizontal	Horizontal	Pass
12707.488	-38.12	16.46	-13.0	-25.12	146.00	Horizontal	Horizontal	Pass

RSE-H&V GSM 1900 CH512



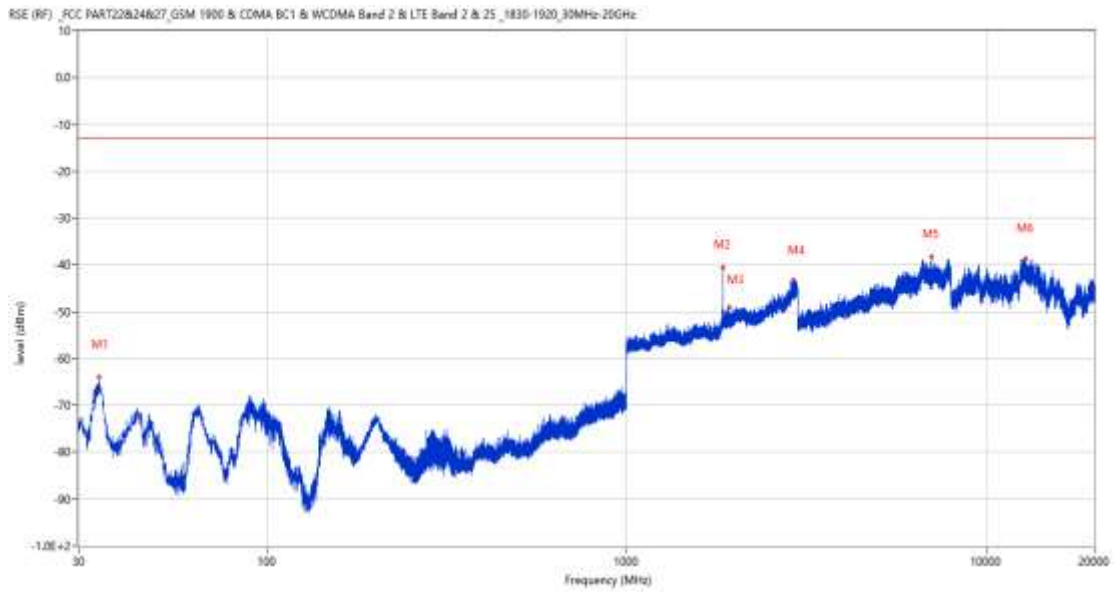
Frequency (MHz)	Result (dBm)	Factor (dB)	PK Limit (dBm)	Over Limit (dB)	Table (o)	ANT	EUT	Verdict
195.191	-67.57	-15.84	-13.0	-54.57	84.00	Horizontal	Vertical	Pass
1850.900	-34.74	2.44	-13.0	-21.74	165.00	Horizontal	Vertical	N/A
1930.800	-44.13	3.33	-13.0	-31.13	117.00	Horizontal	Vertical	N/A
2971.100	-42.43	11.63	-13.0	-29.43	97.00	Horizontal	Vertical	Pass
6655.250	-37.61	15.01	-13.0	-24.61	189.00	Horizontal	Vertical	Pass
12699.888	-37.26	16.54	-13.0	-24.26	334.00	Horizontal	Vertical	Pass

RSE-V&V GSM 1900 CH512



Frequency (MHz)	Result (dBm)	Factor (dB)	PK Limit (dBm)	Over Limit (dB)	Table (o)	ANT	EUT	Verdict
34.316	-65.05	-23.11	-13.0	-52.05	319.00	Vertical	Vertical	Pass
1850.800	-39.42	2.44	-13.0	-26.42	148.00	Vertical	Vertical	N/A
1955.200	-46.98	3.01	-13.0	-33.98	192.00	Vertical	Vertical	Pass
2887.300	-42.80	11.66	-13.0	-29.80	129.00	Vertical	Vertical	Pass
6634.500	-38.75	14.87	-13.0	-25.75	173.00	Vertical	Vertical	Pass
12511.787	-38.49	15.42	-13.0	-25.49	264.00	Vertical	Vertical	Pass

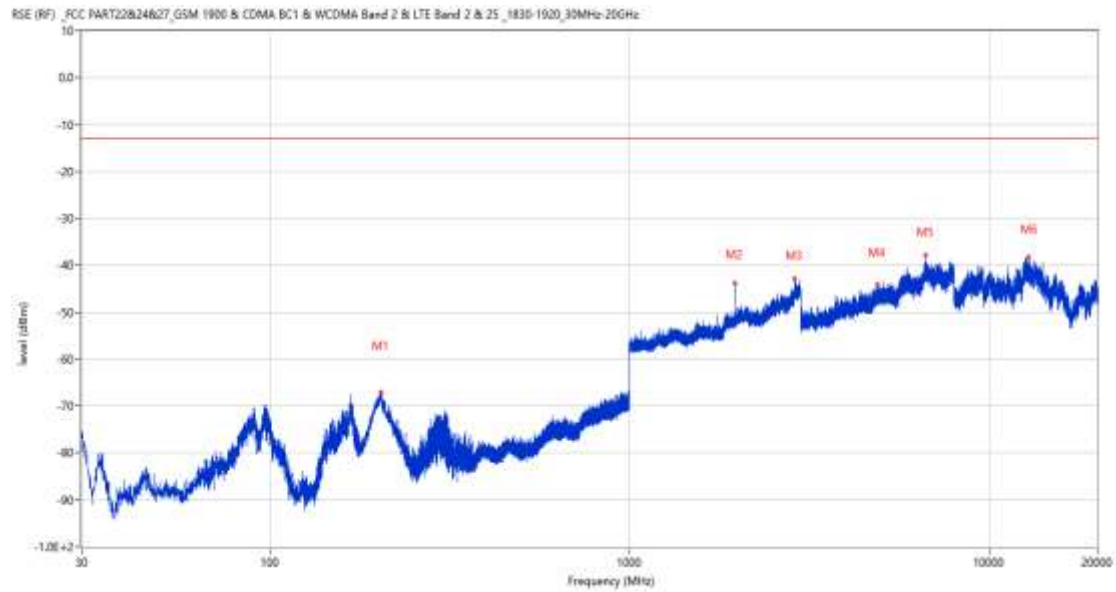
RSE-V&H GSM 1900 CH512



Frequency (MHz)	Result (dBm)	Factor (dB)	PK Limit (dBm)	Over Limit (dB)	Table (o)	ANT	EUT	Verdict
34.074	-64.05	-23.17	-13.0	-51.05	148.00	Vertical	Horizontal	Pass
1850.800	-40.62	2.44	-13.0	-27.62	2.00	Vertical	Horizontal	N/A
1931.200	-49.11	3.33	-13.0	-36.11	186.00	Vertical	Horizontal	N/A
2916.300	-43.24	10.82	-13.0	-30.24	1.00	Vertical	Horizontal	Pass
7056.750	-38.30	14.17	-13.0	-25.30	163.00	Vertical	Horizontal	Pass
12895.362	-38.77	16.63	-13.0	-25.77	235.00	Vertical	Horizontal	Pass

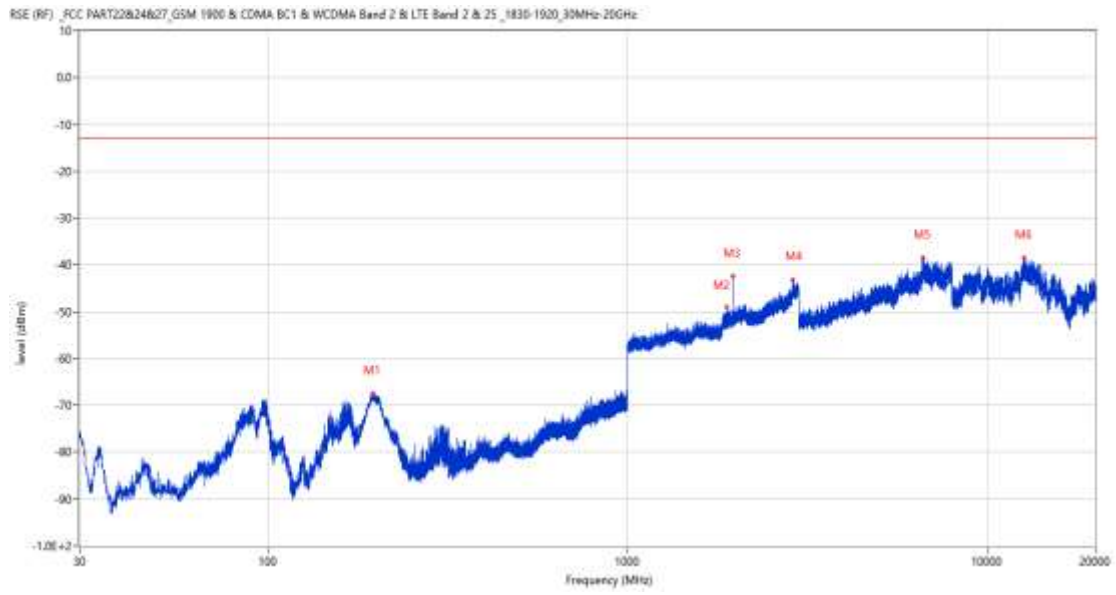
2.2 GSM 1900 Middle Channel

RSE-H&H GSM 1900 CH661



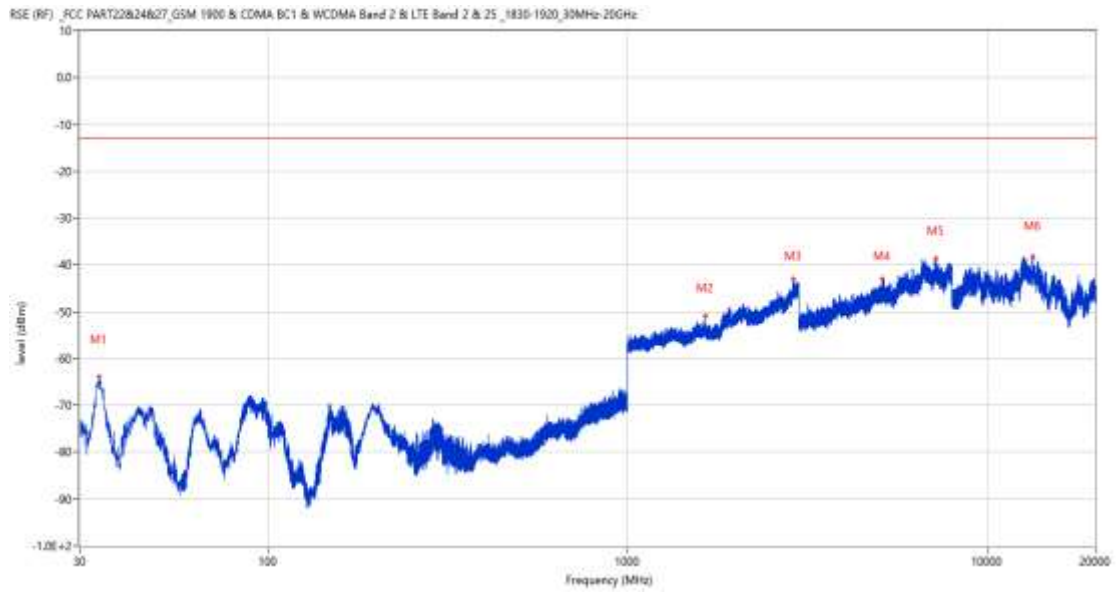
Frequency (MHz)	Result (dBm)	Factor (dB)	PK Limit (dBm)	Over Limit (dB)	Table (o)	ANT	EUT	Verdict
203.242	-67.06	-15.57	-13.0	-54.06	86.00	Horizontal	Horizontal	Pass
1960.800	-43.87	2.80	-13.0	-30.87	111.00	Horizontal	Horizontal	N/A
2884.200	-42.84	10.86	-13.0	-29.84	190.00	Horizontal	Horizontal	Pass
4876.500	-44.14	10.44	-13.0	-31.14	23.00	Horizontal	Horizontal	Pass
6656.250	-37.90	15.05	-13.0	-24.90	12.00	Horizontal	Horizontal	Pass
12911.313	-38.34	16.46	-13.0	-25.34	209.00	Horizontal	Horizontal	Pass

RSE-H&V GSM 1900 CH661



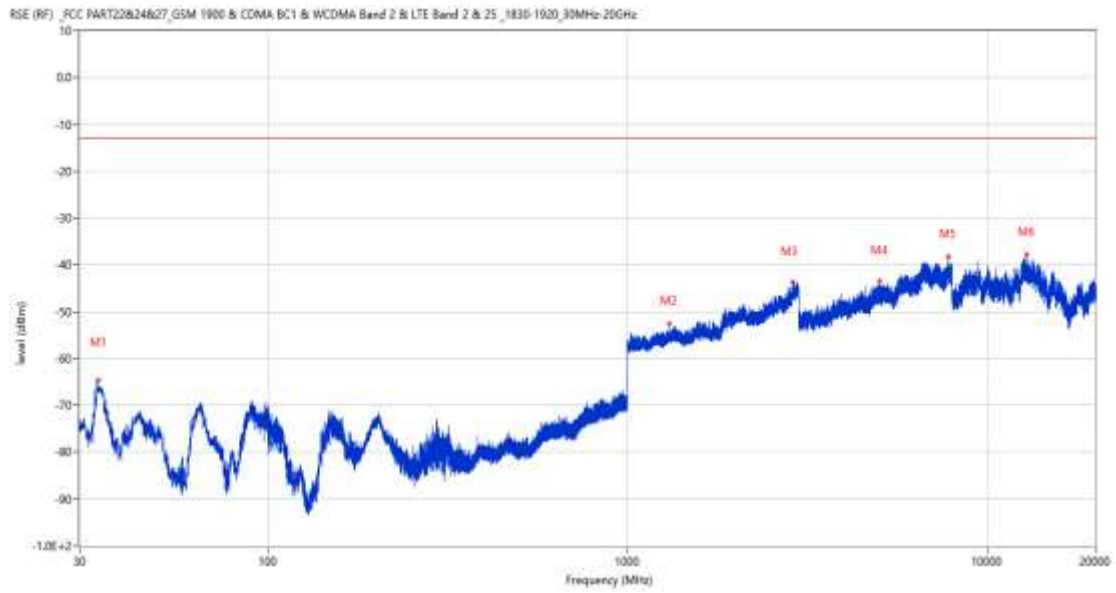
Frequency (MHz)	Result (dBm)	Factor (dB)	PK Limit (dBm)	Over Limit (dB)	Table (o)	ANT	EUT	Verdict
196.016	-67.52	-15.88	-13.0	-54.52	97.00	Horizontal	Vertical	Pass
1882.800	-49.14	2.83	-13.0	-36.14	199.00	Horizontal	Vertical	N/A
1960.800	-42.39	2.80	-13.0	-29.39	103.00	Horizontal	Vertical	N/A
2884.100	-43.31	10.84	-13.0	-30.31	58.00	Horizontal	Vertical	Pass
6640.500	-38.38	15.03	-13.0	-25.38	137.00	Horizontal	Vertical	Pass
12665.213	-38.45	15.93	-13.0	-25.45	36.00	Horizontal	Vertical	Pass

RSE-V&V GSM 1900 CH661



Frequency (MHz)	Result (dBm)	Factor (dB)	PK Limit (dBm)	Over Limit (dB)	Table (o)	ANT	EUT	Verdict
34.026	-64.02	-23.20	-13.0	-51.02	281.00	Vertical	Vertical	Pass
1651.000	-50.85	0.34	-13.0	-37.85	7.00	Vertical	Vertical	Pass
2887.500	-43.13	11.73	-13.0	-30.13	71.00	Vertical	Vertical	Pass
5103.000	-43.11	11.44	-13.0	-30.11	0.00	Vertical	Vertical	Pass
7198.000	-38.68	14.72	-13.0	-25.68	360.00	Vertical	Vertical	Pass
13419.900	-38.29	16.23	-13.0	-25.29	239.00	Vertical	Vertical	Pass

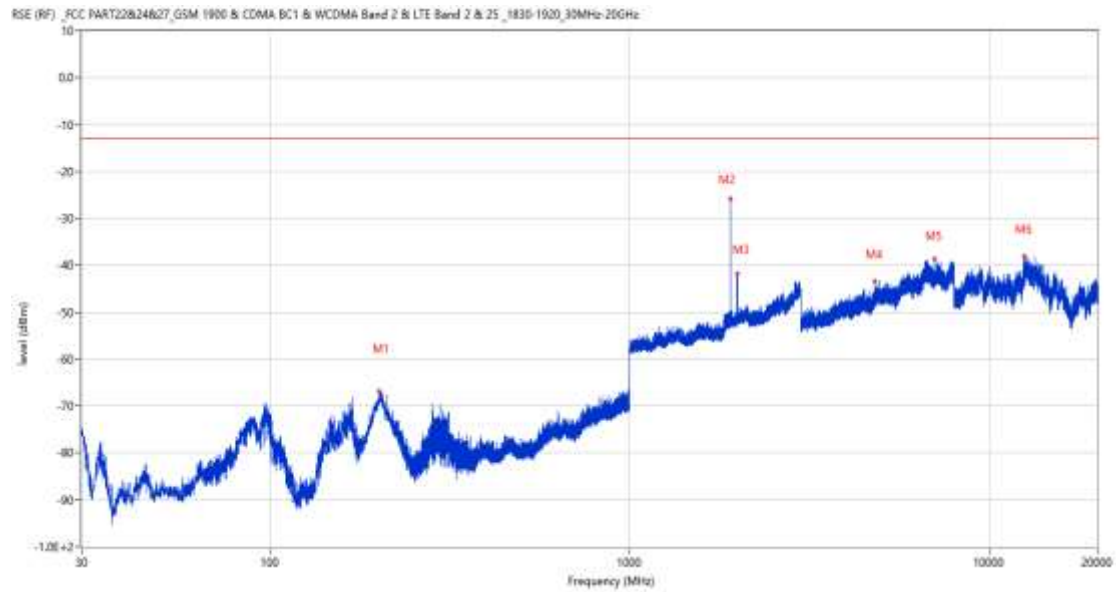
RSE-V&H GSM 1900 CH661



Frequency (MHz)	Result (dBm)	Factor (dB)	PK Limit (dBm)	Over Limit (dB)	Table (o)	ANT	EUT	Verdict
33.734	-64.58	-23.47	-13.0	-51.58	97.00	Vertical	Horizontal	Pass
1305.100	-52.66	-0.22	-13.0	-39.66	237.00	Vertical	Horizontal	Pass
2886.000	-43.64	11.24	-13.0	-30.64	360.00	Vertical	Horizontal	Pass
5021.750	-43.39	10.72	-13.0	-30.39	325.00	Vertical	Horizontal	Pass
7820.250	-38.35	16.23	-13.0	-25.35	28.00	Vertical	Horizontal	Pass
12885.213	-37.77	16.34	-13.0	-24.77	58.00	Vertical	Horizontal	Pass

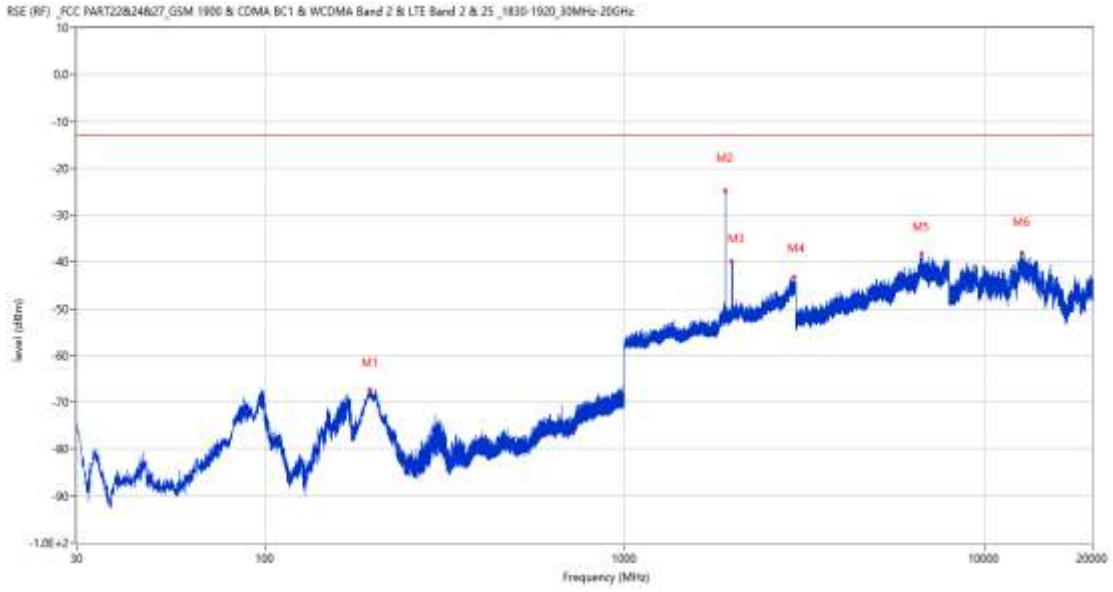
2.3 GSM 1900 High Channel

RSE-H&H GSM 1900 CH810



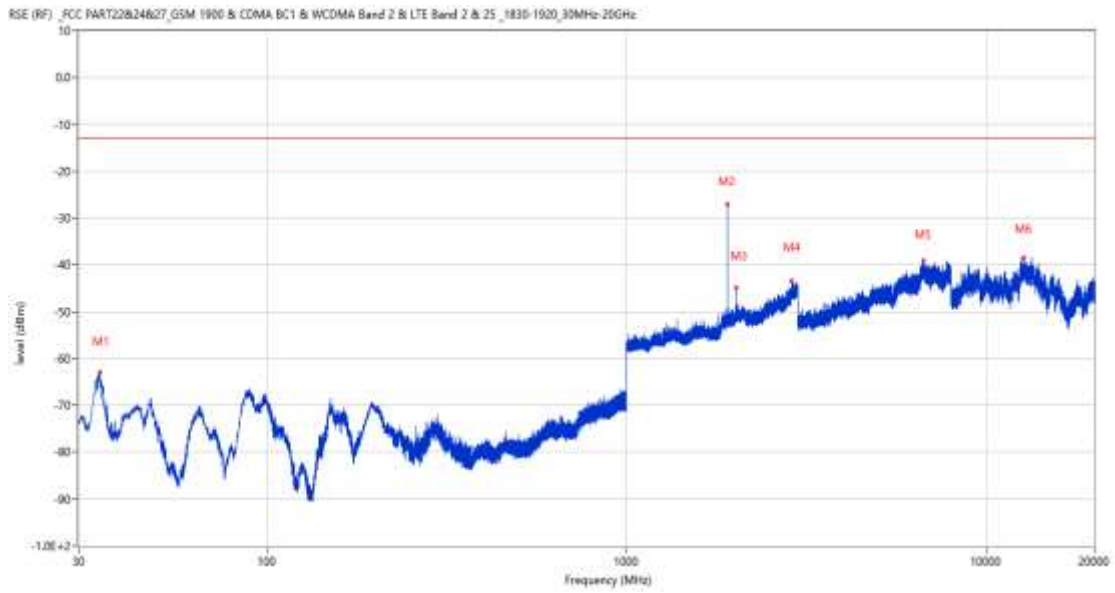
Frequency (MHz)	Result (dBm)	Factor (dB)	PK Limit (dBm)	Over Limit (dB)	Table (o)	ANT	EUT	Verdict
201.981	-66.79	-15.87	-13.0	-53.79	102.00	Horizontal	Horizontal	Pass
1910.500	-25.94	3.14	-13.0	-12.94	35.00	Horizontal	Horizontal	N/A
1990.600	-41.85	2.95	-13.0	-28.85	219.00	Horizontal	Horizontal	N/A
4802.500	-43.37	10.16	-13.0	-30.37	328.00	Horizontal	Horizontal	Pass
7053.250	-38.77	14.18	-13.0	-25.77	243.00	Horizontal	Horizontal	Pass
12498.725	-38.11	15.62	-13.0	-25.11	29.00	Horizontal	Horizontal	Pass

RSE-H&V GSM 1900 CH810



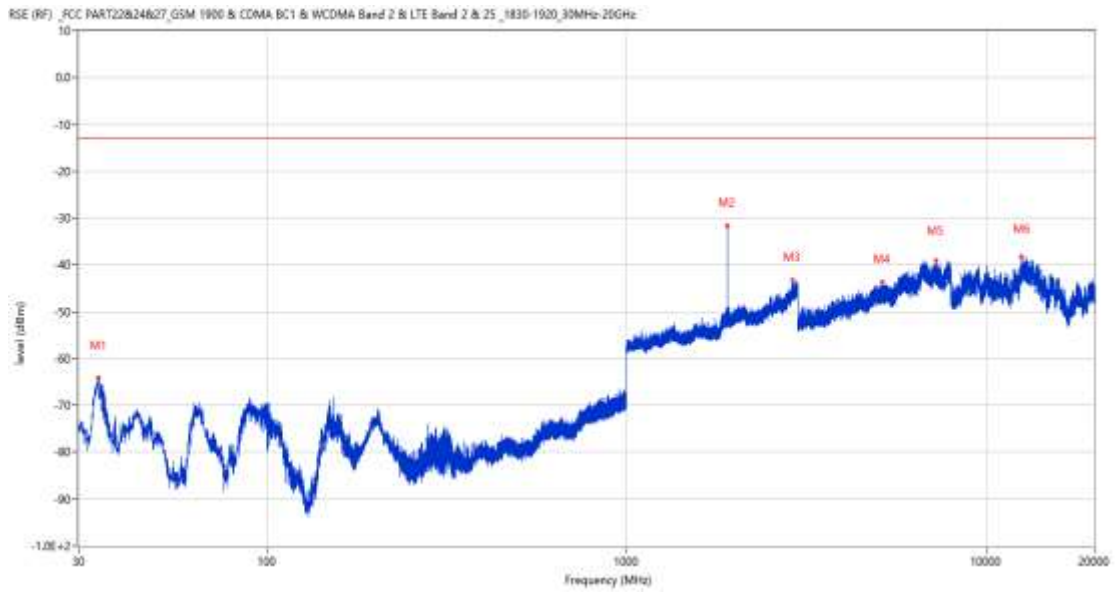
Frequency (MHz)	Result (dBm)	Factor (dB)	PK Limit (dBm)	Over Limit (dB)	Table (o)	ANT	EUT	Verdict
196.258	-67.35	-15.90	-13.0	-54.35	106.00	Horizontal	Vertical	Pass
1910.600	-24.82	3.14	-13.0	-11.82	155.00	Horizontal	Vertical	N/A
1990.400	-39.87	2.97	-13.0	-26.87	116.00	Horizontal	Vertical	N/A
2968.600	-43.31	11.87	-13.0	-30.31	148.00	Horizontal	Vertical	Pass
6703.500	-38.31	15.52	-13.0	-25.31	360.00	Horizontal	Vertical	Pass
12711.050	-38.13	16.42	-13.0	-25.13	45.00	Horizontal	Vertical	Pass

RSE-V&V GSM 1900 CH810



Frequency (MHz)	Result (dBm)	Factor (dB)	PK Limit (dBm)	Over Limit (dB)	Table (o)	ANT	EUT	Verdict
34.268	-62.96	-23.12	-13.0	-49.96	335.00	Vertical	Vertical	Pass
1910.500	-27.17	3.14	-13.0	-14.17	138.00	Vertical	Vertical	N/A
2014.400	-44.84	3.78	-13.0	-31.84	0.00	Vertical	Vertical	Pass
2879.200	-43.38	10.31	-13.0	-30.38	273.00	Vertical	Vertical	Pass
6714.000	-39.14	15.68	-13.0	-26.14	33.00	Vertical	Vertical	Pass
12771.025	-38.51	15.92	-13.0	-25.51	179.00	Vertical	Vertical	Pass

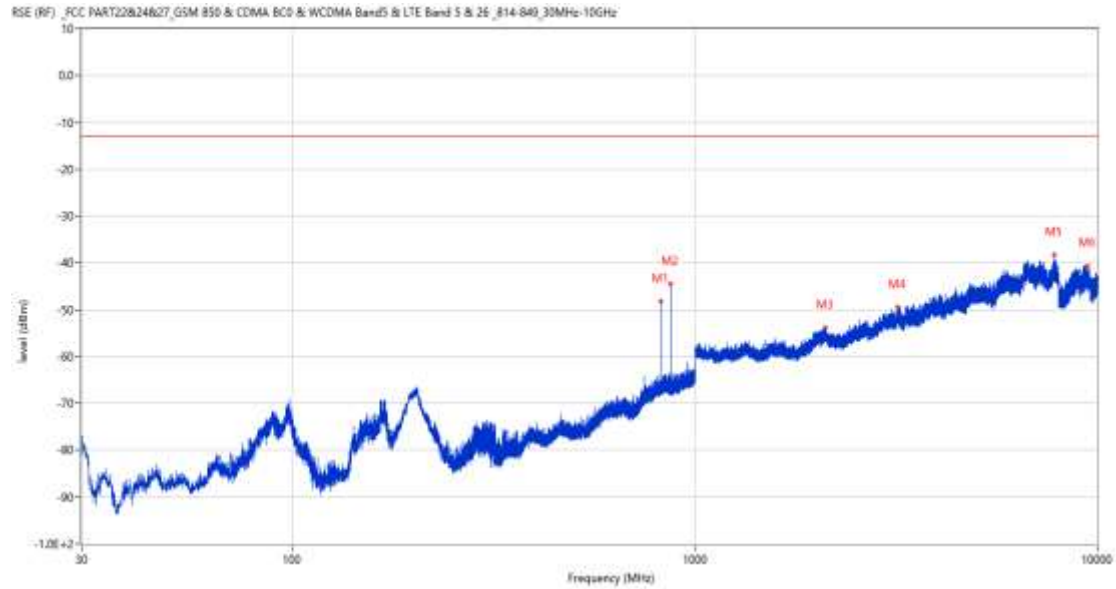
RSE-V&H GSM 1900 CH810



Frequency (MHz)	Result (dBm)	Factor (dB)	PK Limit (dBm)	Over Limit (dB)	Table (o)	ANT	EUT	Verdict
34.026	-64.19	-23.20	-13.0	-51.19	18.00	Vertical	Horizontal	Pass
1910.500	-31.72	3.14	-13.0	-18.72	13.00	Vertical	Horizontal	N/A
2887.800	-43.24	11.72	-13.0	-30.24	31.00	Vertical	Horizontal	Pass
5156.750	-43.74	11.19	-13.0	-30.74	0.00	Vertical	Horizontal	Pass
7268.750	-39.18	14.47	-13.0	-26.18	34.00	Vertical	Horizontal	Pass
12505.375	-38.25	15.55	-13.0	-25.25	239.00	Vertical	Horizontal	Pass

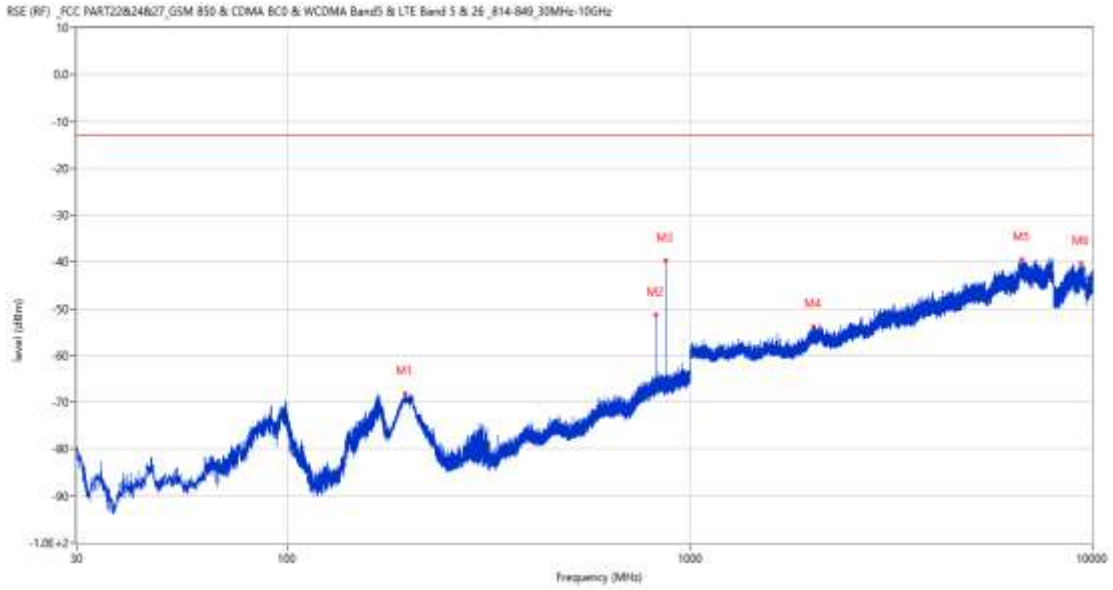
EGPRS
 3 EGPRS 850
 3.1 EGPRS 850 Low Channel

RSE-H&H EGPRS 850 CH128



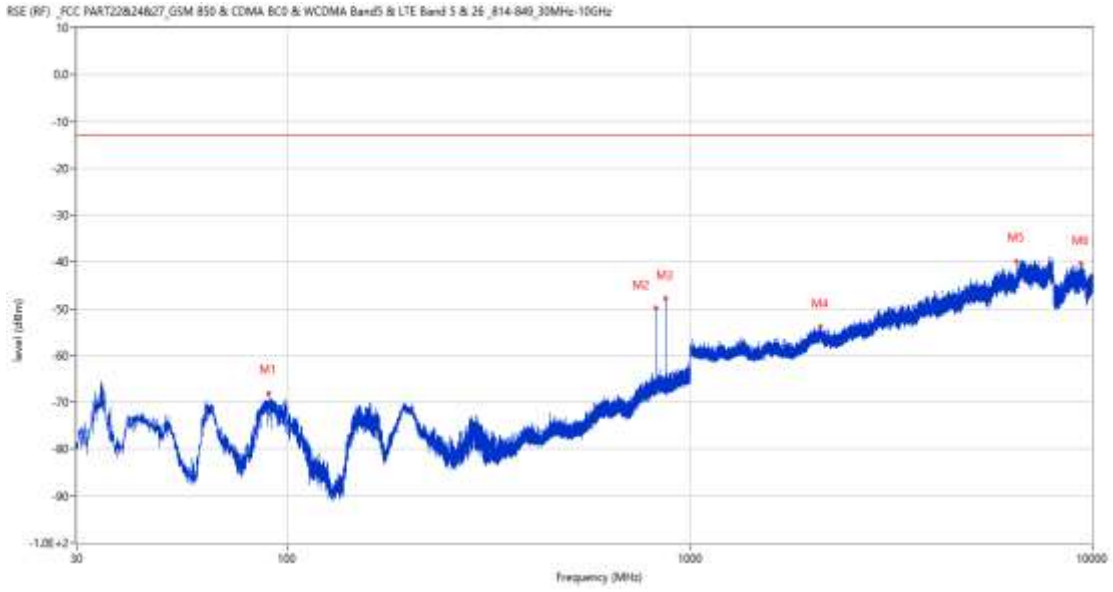
Frequency (MHz)	Result (dBm)	Factor (dB)	PK Limit (dBm)	Over Limit (dB)	Table (o)	ANT	EUT	Verdict
824.284	-48.19	4.28	-13.0	-35.19	266.00	Horizontal	Horizontal	N/A
869.147	-44.44	4.19	-13.0	-31.44	278.00	Horizontal	Horizontal	N/A
2111.700	-53.74	-0.44	-13.0	-40.74	320.00	Horizontal	Horizontal	Pass
3193.000	-49.41	6.42	-13.0	-36.41	301.00	Horizontal	Horizontal	Pass
7811.750	-38.25	16.35	-13.0	-25.25	10.00	Horizontal	Horizontal	Pass
9461.599	-40.75	13.86	-13.0	-27.75	360.00	Horizontal	Horizontal	Pass

RSE-H&V EGPRS 850 CH128



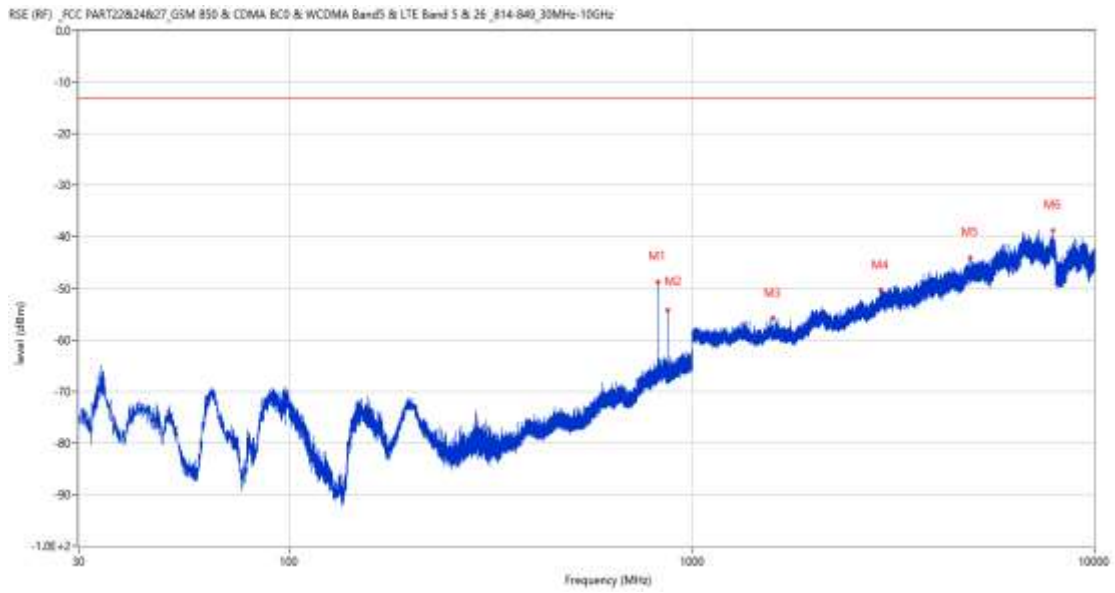
Frequency (MHz)	Result (dBm)	Factor (dB)	PK Limit (dBm)	Over Limit (dB)	Table (o)	ANT	EUT	Verdict
196.210	-68.14	-14.13	-13.0	-55.14	88.00	Horizontal	Vertical	N/A
824.188	-51.29	4.28	-13.0	-38.29	360.00	Horizontal	Vertical	N/A
869.244	-39.75	4.20	-13.0	-26.75	122.00	Horizontal	Vertical	Pass
2026.800	-53.88	-1.59	-13.0	-40.88	194.00	Horizontal	Vertical	Pass
6693.500	-39.43	14.83	-13.0	-26.43	221.00	Horizontal	Vertical	Pass
9353.201	-40.38	14.71	-13.0	-27.38	190.00	Horizontal	Vertical	Pass

RSE-V&V EGPRS 850 CH128



Frequency (MHz)	Result (dBm)	Factor (dB)	PK Limit (dBm)	Over Limit (dB)	Table (o)	ANT	EUT	Verdict
89.946	-68.00	-19.00	-13.0	-55.00	98.00	Vertical	Vertical	N/A
824.188	-49.79	4.28	-13.0	-36.79	297.00	Vertical	Vertical	N/A
869.244	-47.77	4.20	-13.0	-34.77	122.00	Vertical	Vertical	Pass
2107.300	-53.72	-0.18	-13.0	-40.72	163.00	Vertical	Vertical	Pass
6485.750	-39.90	13.28	-13.0	-26.90	301.00	Vertical	Vertical	Pass
9359.000	-40.26	14.56	-13.0	-27.26	79.00	Vertical	Vertical	Pass

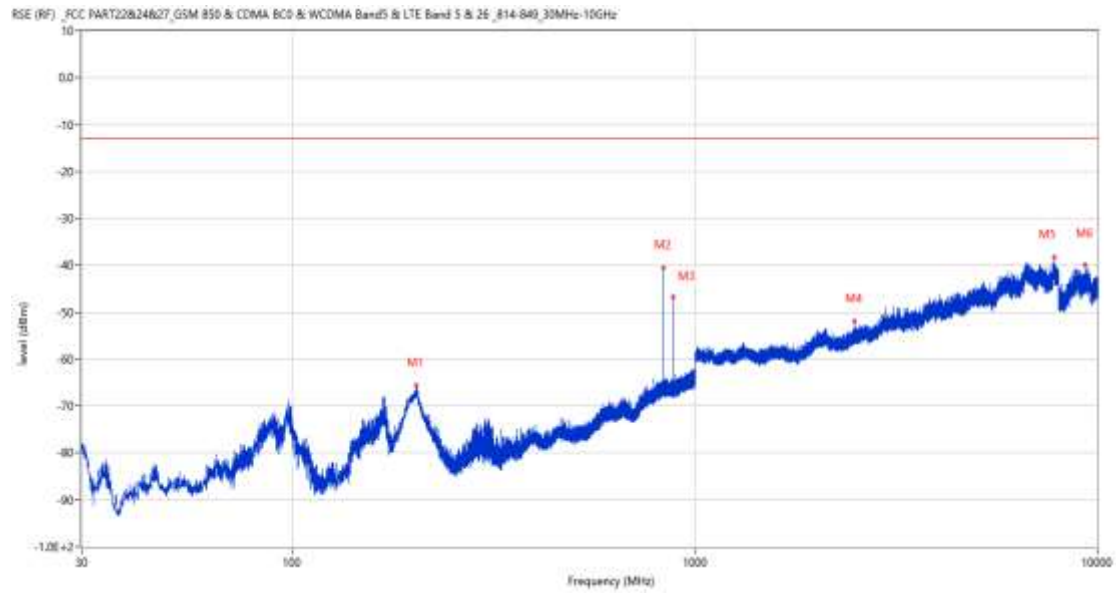
RSE-V&H EGPRS 850 CH128



Frequency (MHz)	Result (dBm)	Factor (dB)	PK Limit (dBm)	Over Limit (dB)	Table (o)	ANT	EUT	Verdict
824.236	-48.86	4.28	-13.0	-35.86	93.00	Vertical	Horizontal	N/A
869.196	-54.23	4.19	-13.0	-41.23	360.00	Vertical	Horizontal	N/A
1593.000	-55.68	-4.05	-13.0	-42.68	309.00	Vertical	Horizontal	Pass
2949.700	-50.32	3.91	-13.0	-37.32	240.00	Vertical	Horizontal	Pass
4925.500	-44.10	10.78	-13.0	-31.10	284.00	Vertical	Horizontal	Pass
7876.500	-38.74	15.11	-13.0	-25.74	268.00	Vertical	Horizontal	Pass

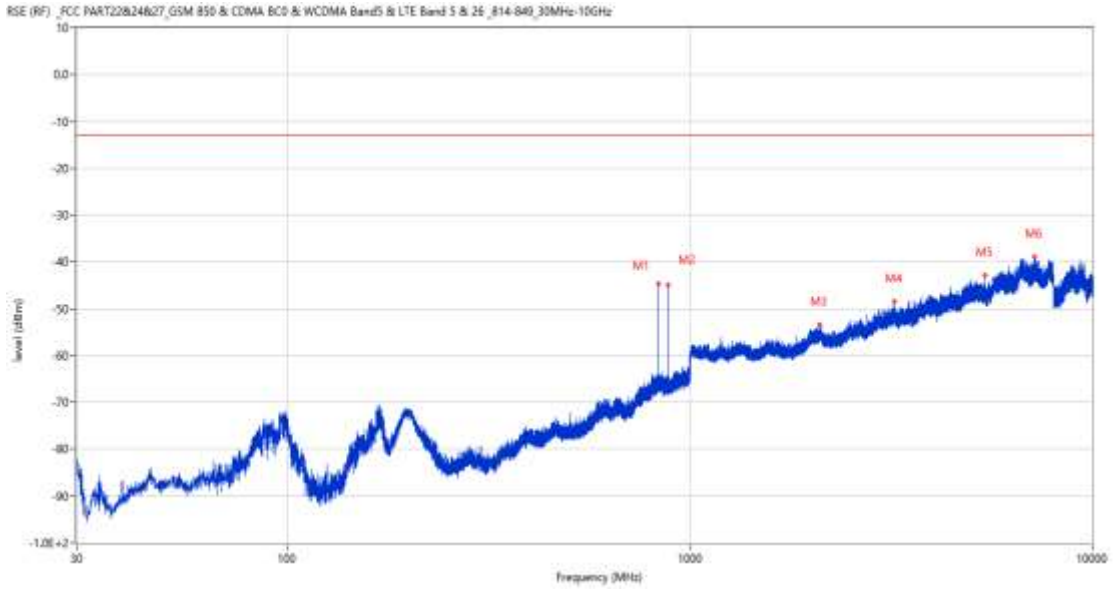
3.2 EGPRS 850 Middle Channel

RSE-H&H EGPRS 850 CH190



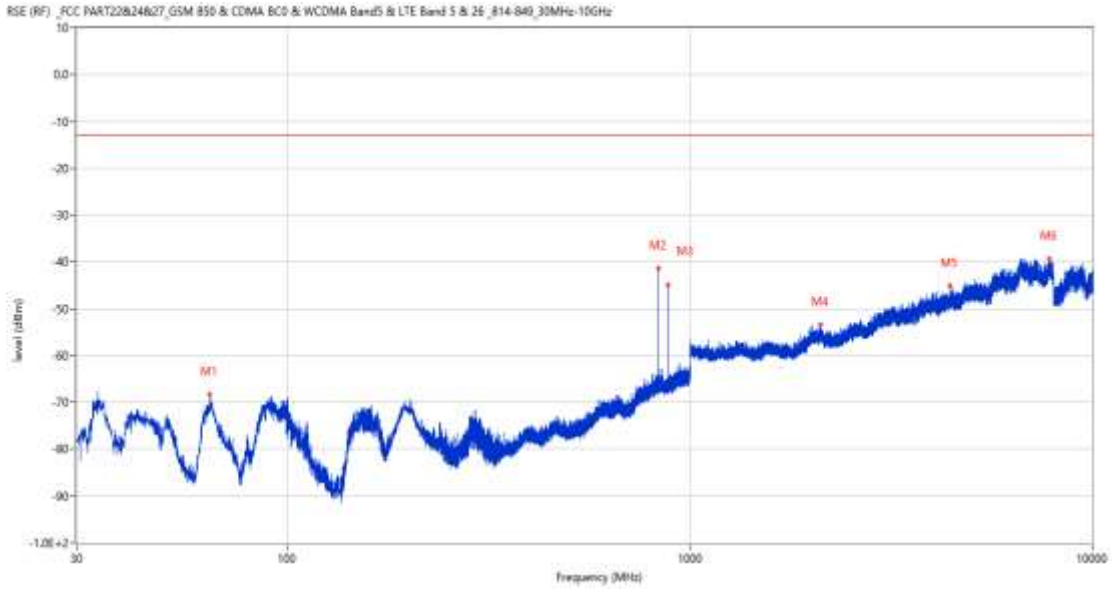
Frequency (MHz)	Result (dBm)	Factor (dB)	PK Limit (dBm)	Over Limit (dB)	Table (o)	ANT	EUT	Verdict
203.096	-65.61	-13.95	-13.0	-52.61	93.00	Horizontal	Horizontal	Pass
836.555	-40.52	4.77	-13.0	-27.52	107.00	Horizontal	Horizontal	N/A
881.660	-46.66	4.17	-13.0	-33.66	293.00	Horizontal	Horizontal	N/A
2488.200	-52.02	0.41	-13.0	-39.02	16.00	Horizontal	Horizontal	Pass
7821.750	-38.20	16.19	-13.0	-25.20	315.00	Horizontal	Horizontal	Pass
9310.599	-39.96	15.23	-13.0	-26.96	1.00	Horizontal	Horizontal	Pass

RSE-H&V EGPRS 850 CH190



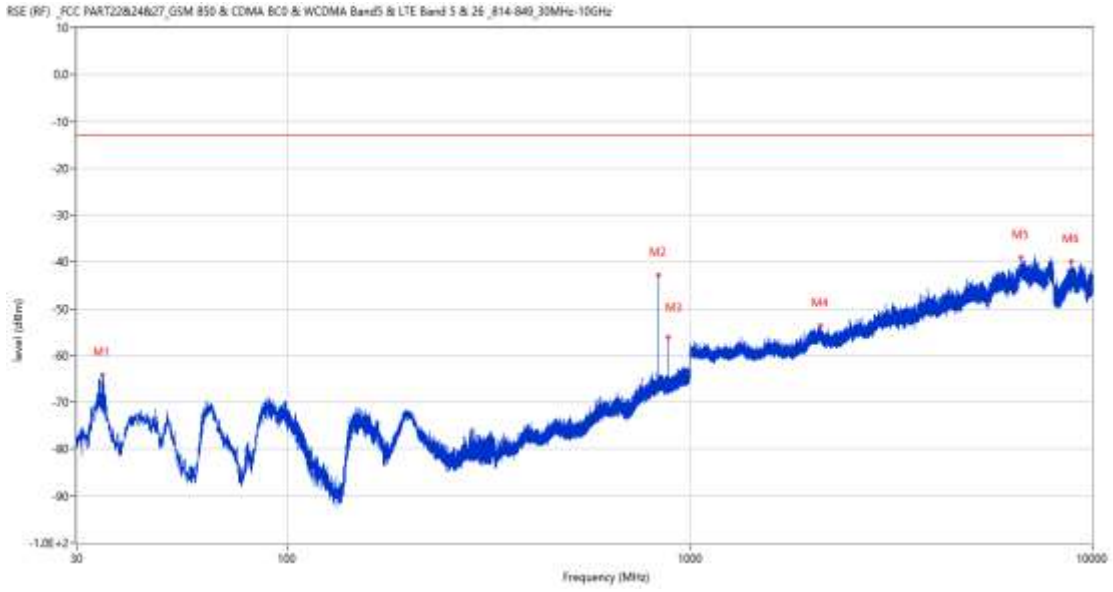
Frequency (MHz)	Result (dBm)	Factor (dB)	PK Limit (dBm)	Over Limit (dB)	Table (o)	ANT	EUT	Verdict
836.652	-44.75	4.78	-13.0	-31.75	360.00	Horizontal	Vertical	N/A
881.660	-44.80	4.17	-13.0	-31.80	101.00	Horizontal	Vertical	N/A
2104.300	-53.38	-0.16	-13.0	-40.38	110.00	Horizontal	Vertical	Pass
3222.750	-48.38	6.74	-13.0	-35.38	61.00	Horizontal	Vertical	Pass
5421.250	-42.83	10.31	-13.0	-29.83	254.00	Horizontal	Vertical	Pass
7164.000	-38.99	14.27	-13.0	-25.99	270.00	Horizontal	Vertical	Pass

RSE-V&V EGPRS 850 CH190



Frequency (MHz)	Result (dBm)	Factor (dB)	PK Limit (dBm)	Over Limit (dB)	Table (o)	ANT	EUT	Verdict
64.095	-68.39	-16.74	-13.0	-55.39	346.00	Vertical	Vertical	Pass
836.604	-41.41	4.78	-13.0	-28.41	193.00	Vertical	Vertical	N/A
881.563	-44.82	4.17	-13.0	-31.82	21.00	Vertical	Vertical	N/A
2110.100	-53.43	-0.42	-13.0	-40.43	276.00	Vertical	Vertical	Pass
4420.500	-45.14	9.59	-13.0	-32.14	294.00	Vertical	Vertical	Pass
7804.250	-39.35	16.00	-13.0	-26.35	262.00	Vertical	Vertical	Pass

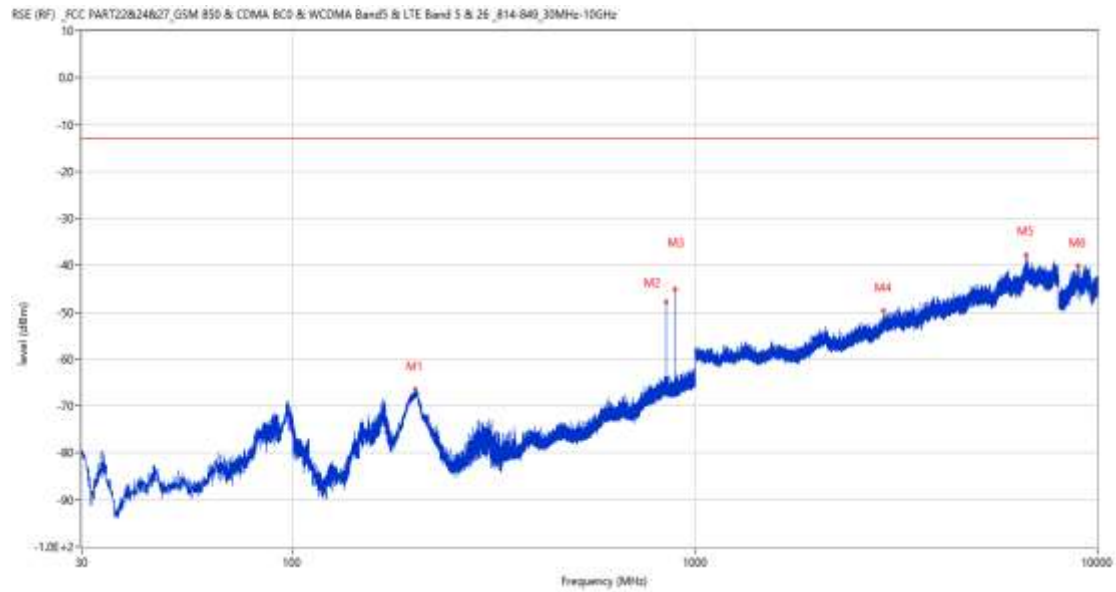
RSE-V&H EGPRS 850 CH190



Frequency (MHz)	Result (dBm)	Factor (dB)	PK Limit (dBm)	Over Limit (dB)	Table (o)	ANT	EUT	Verdict
34.801	-64.20	-22.46	-13.0	-51.20	52.00	Vertical	Horizontal	Pass
836.604	-42.82	4.78	-13.0	-29.82	186.00	Vertical	Horizontal	N/A
881.660	-56.05	4.17	-13.0	-43.05	211.00	Vertical	Horizontal	N/A
2111.100	-53.53	-0.43	-13.0	-40.53	128.00	Vertical	Horizontal	Pass
6641.000	-39.05	14.97	-13.0	-26.05	0.00	Vertical	Horizontal	Pass
8850.201	-39.87	14.86	-13.0	-26.87	107.00	Vertical	Horizontal	Pass

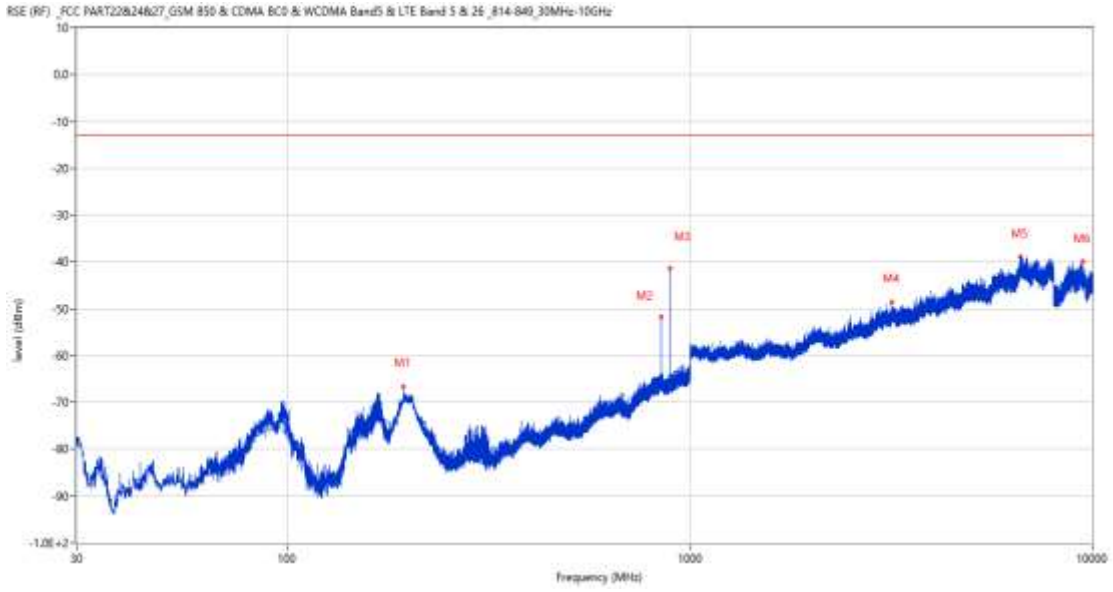
3.3 EGPRS 850 High Channel

RSE-H&H EGPRS 850 CH251



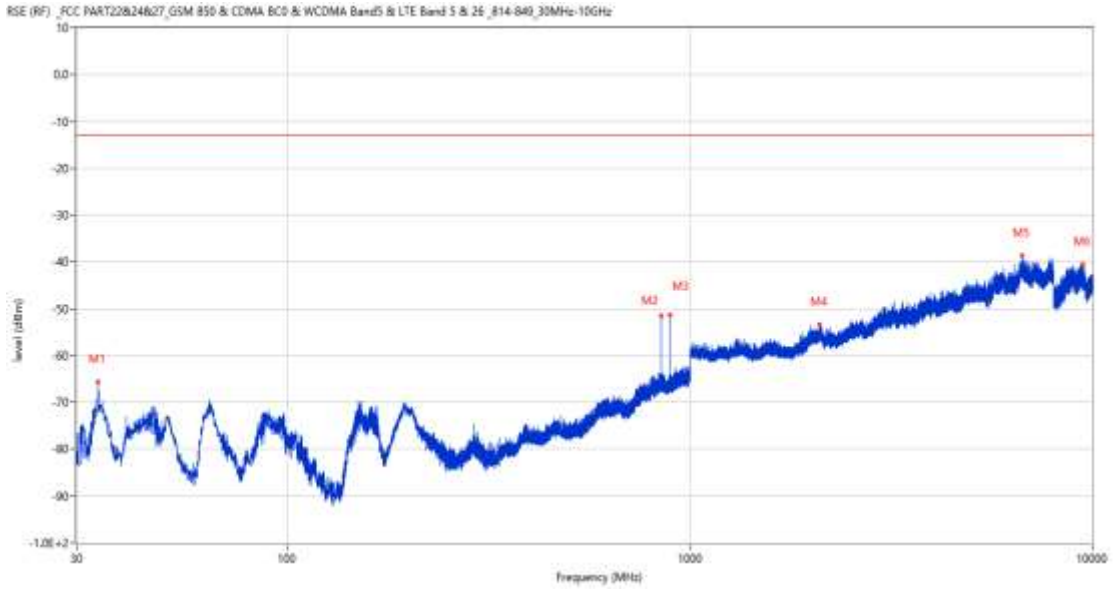
Frequency (MHz)	Result (dBm)	Factor (dB)	PK Limit (dBm)	Over Limit (dB)	Table (o)	ANT	EUT	Verdict
201.932	-66.47	-14.10	-13.0	-53.47	91.00	Horizontal	Horizontal	Pass
848.874	-47.79	4.87	-13.0	-34.79	128.00	Horizontal	Horizontal	N/A
893.882	-45.08	4.55	-13.0	-32.08	294.00	Horizontal	Horizontal	N/A
2941.900	-49.73	3.45	-13.0	-36.73	306.00	Horizontal	Horizontal	Pass
6637.500	-37.89	15.03	-13.0	-24.89	91.00	Horizontal	Horizontal	Pass
8956.599	-40.10	13.56	-13.0	-27.10	148.00	Horizontal	Horizontal	Pass

RSE-H&V EGPRS 850 CH251



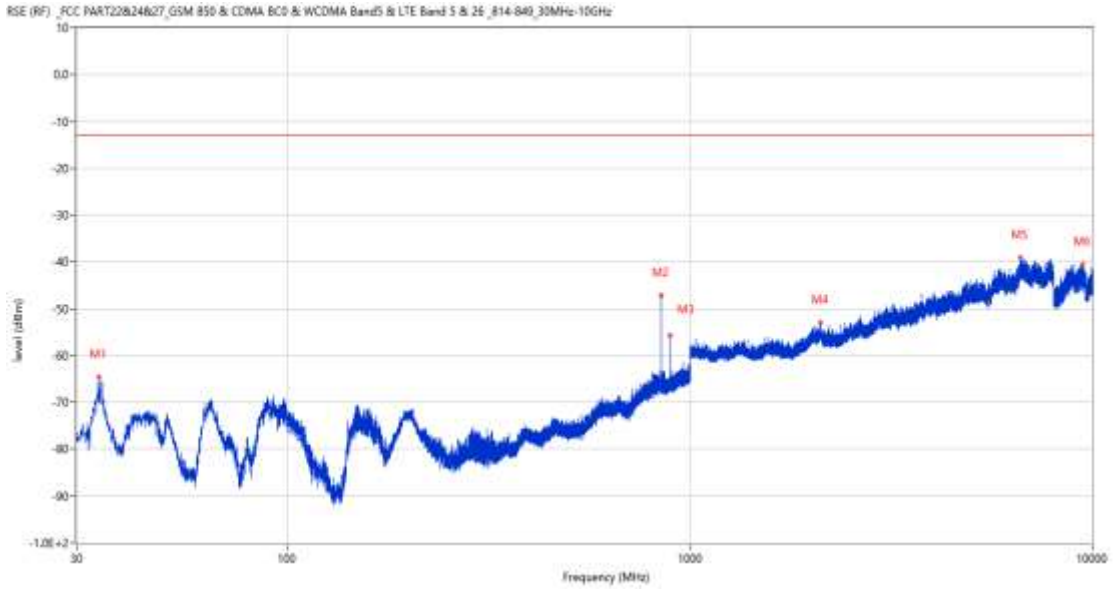
Frequency (MHz)	Result (dBm)	Factor (dB)	PK Limit (dBm)	Over Limit (dB)	Table (o)	ANT	EUT	Verdict
194.366	-66.54	-14.26	-13.0	-53.54	115.00	Horizontal	Vertical	Pass
848.825	-51.71	4.87	-13.0	-38.71	328.00	Horizontal	Vertical	N/A
893.882	-41.42	4.55	-13.0	-28.42	290.00	Horizontal	Vertical	N/A
3167.000	-48.64	5.70	-13.0	-35.64	259.00	Horizontal	Vertical	Pass
6633.500	-38.90	14.92	-13.0	-25.90	360.00	Horizontal	Vertical	Pass
9448.200	-39.84	14.19	-13.0	-26.84	0.00	Horizontal	Vertical	Pass

RSE-V&V EGPRS 850 CH251



Frequency (MHz)	Result (dBm)	Factor (dB)	PK Limit (dBm)	Over Limit (dB)	Table (o)	ANT	EUT	Verdict
33.831	-65.61	-22.82	-13.0	-52.61	322.00	Vertical	Vertical	Pass
848.825	-51.58	4.87	-13.0	-38.58	317.00	Vertical	Vertical	N/A
893.833	-51.36	4.56	-13.0	-38.36	360.00	Vertical	Vertical	N/A
2101.900	-53.43	-0.08	-13.0	-40.43	206.00	Vertical	Vertical	Pass
6695.250	-38.72	15.13	-13.0	-25.72	110.00	Vertical	Vertical	Pass
9454.000	-40.44	14.10	-13.0	-27.44	360.00	Vertical	Vertical	Pass

RSE-V&H EGPRS 850 CH251

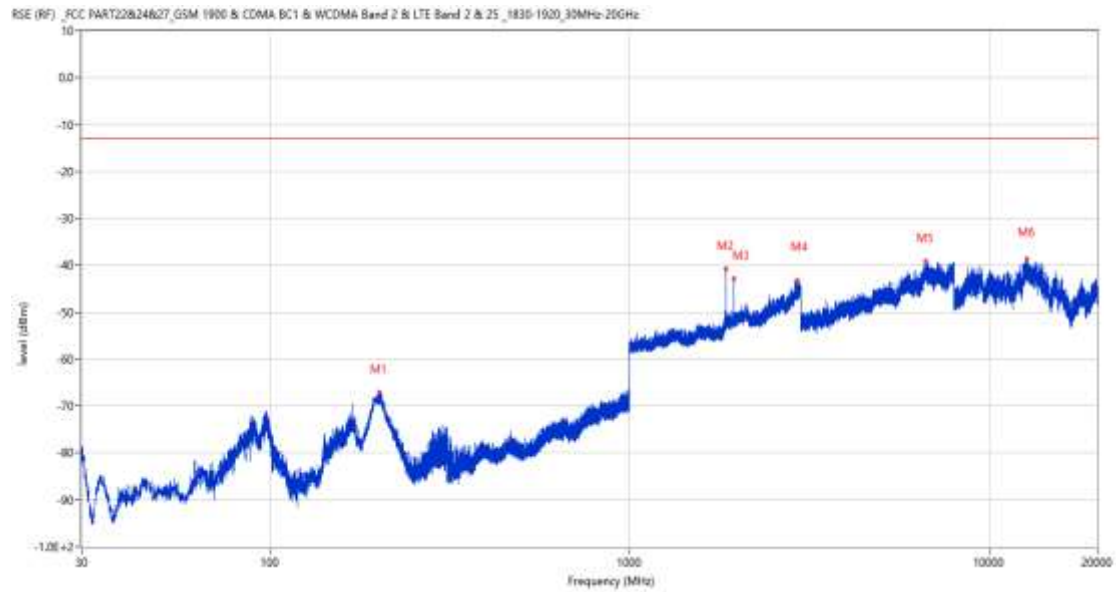


Frequency (MHz)	Result (dBm)	Factor (dB)	PK Limit (dBm)	Over Limit (dB)	Table (o)	ANT	EUT	Verdict
33.977	-64.67	-22.72	-13.0	-51.67	2.00	Vertical	Horizontal	Pass
848.874	-47.25	4.87	-13.0	-34.25	115.00	Vertical	Horizontal	N/A
893.882	-55.67	4.55	-13.0	-42.67	360.00	Vertical	Horizontal	N/A
2106.900	-53.08	-0.22	-13.0	-40.08	66.00	Vertical	Horizontal	Pass
6604.750	-39.12	14.39	-13.0	-26.12	360.00	Vertical	Horizontal	Pass
9441.599	-40.58	14.09	-13.0	-27.58	194.00	Vertical	Horizontal	Pass

4 EGPRS 1900

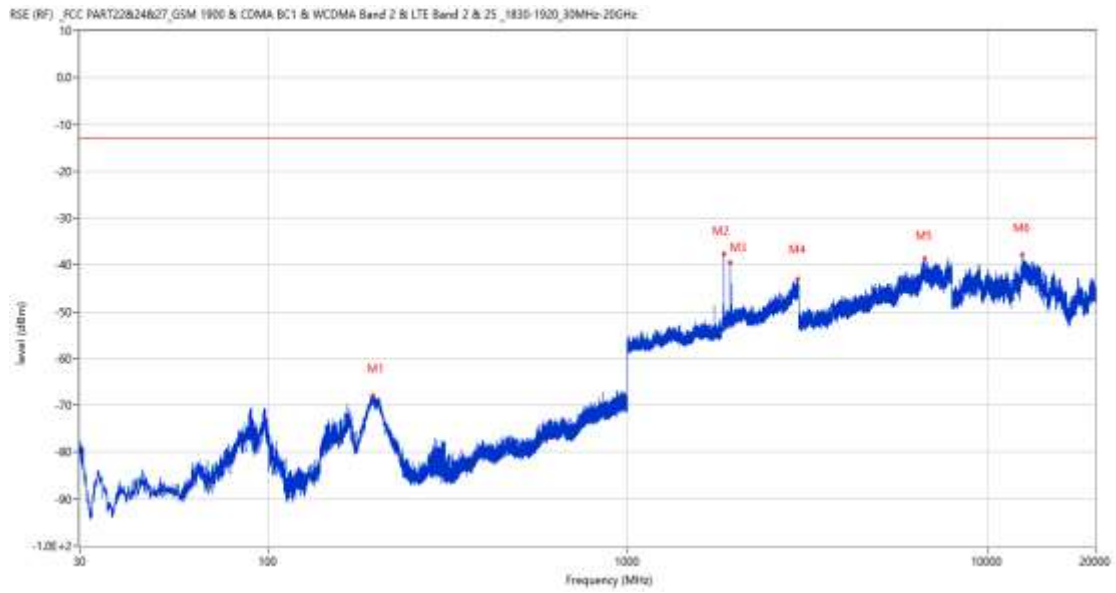
4.1 EGPRS 1900 Low Channel

RSE-H&H EGPRS 1900 CH512



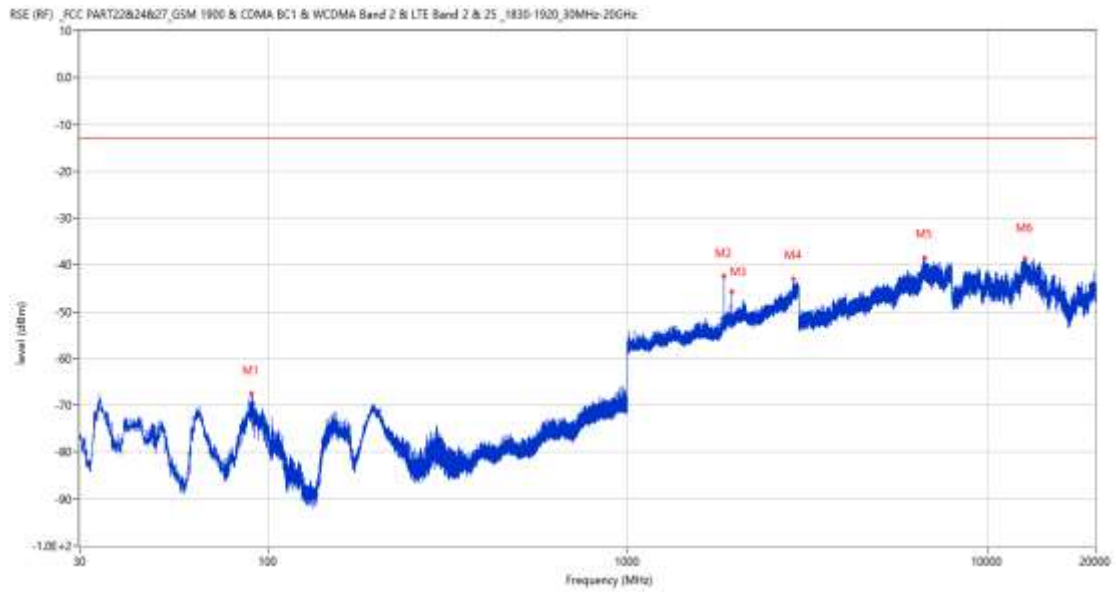
Frequency (MHz)	Result (dBm)	Factor (dB)	PK Limit (dBm)	Over Limit (dB)	Table (o)	ANT	EUT	Verdict
201.302	-67.12	-16.02	-13.0	-54.12	91.00	Horizontal	Horizontal	Pass
1851.000	-40.69	2.45	-13.0	-27.69	9.00	Horizontal	Horizontal	N/A
1955.000	-42.92	3.02	-13.0	-29.92	22.00	Horizontal	Horizontal	N/A
2930.700	-43.21	10.22	-13.0	-30.21	114.00	Horizontal	Horizontal	Pass
6654.000	-39.17	15.00	-13.0	-26.17	360.00	Horizontal	Horizontal	Pass
12719.126	-38.75	16.33	-13.0	-25.75	14.00	Horizontal	Horizontal	Pass

RSE-H&V EGPRS 1900 CH512



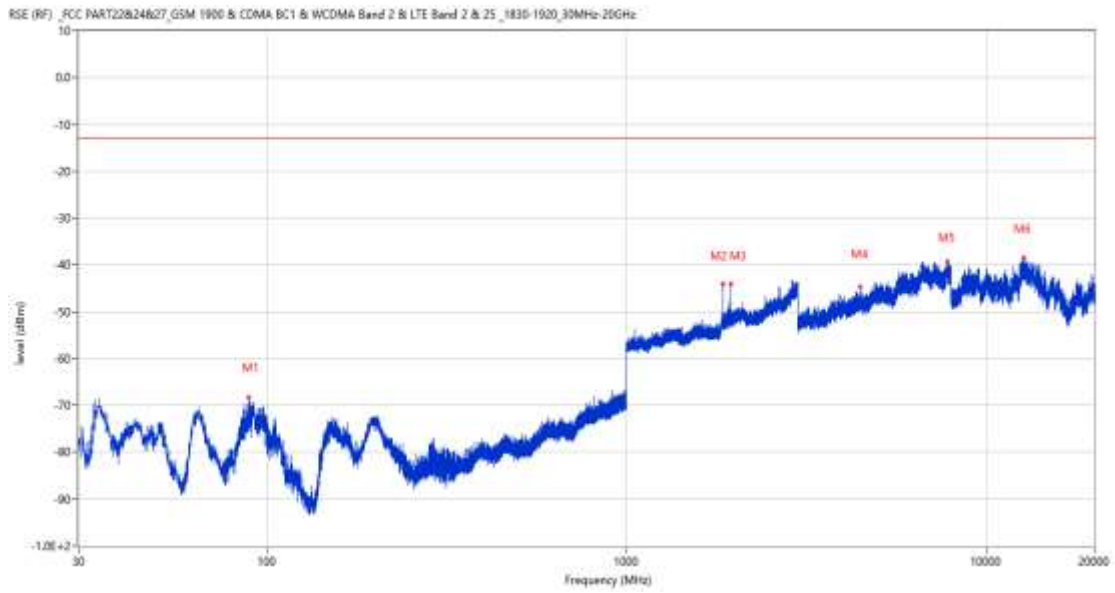
Frequency (MHz)	Result (dBm)	Factor (dB)	PK Limit (dBm)	Over Limit (dB)	Table (o)	ANT	EUT	Verdict
195.579	-67.83	-15.86	-13.0	-54.83	97.00	Horizontal	Vertical	Pass
1851.000	-37.69	2.45	-13.0	-24.69	156.00	Horizontal	Vertical	N/A
1930.900	-39.58	3.33	-13.0	-26.58	106.00	Horizontal	Vertical	N/A
2981.900	-43.03	11.11	-13.0	-30.03	70.00	Horizontal	Vertical	Pass
6695.250	-38.71	15.13	-13.0	-25.71	1.00	Horizontal	Vertical	Pass
12502.287	-37.89	15.61	-13.0	-24.89	80.00	Horizontal	Vertical	Pass

RSE-V&V EGPRS 1900 CH512



Frequency (MHz)	Result (dBm)	Factor (dB)	PK Limit (dBm)	Over Limit (dB)	Table (o)	ANT	EUT	Verdict
90.188	-67.51	-20.13	-13.0	-54.51	113.00	Vertical	Vertical	Pass
1851.000	-42.37	2.45	-13.0	-29.37	154.00	Vertical	Vertical	N/A
1954.500	-45.76	3.06	-13.0	-32.76	1.00	Vertical	Vertical	N/A
2892.300	-42.99	12.03	-13.0	-29.99	25.00	Vertical	Vertical	Pass
6717.000	-38.42	15.64	-13.0	-25.42	315.00	Vertical	Vertical	Pass
12712.237	-38.58	16.41	-13.0	-25.58	224.00	Vertical	Vertical	Pass

RSE-V&H EGPRS 1900 CH512



Frequency (MHz)	Result (dBm)	Factor (dB)	PK Limit (dBm)	Over Limit (dB)	Table (o)	ANT	EUT	Verdict
88.830	-68.39	-20.13	-13.0	-55.39	155.00	Vertical	Horizontal	Pass
1850.900	-44.12	2.44	-13.0	-31.12	342.00	Vertical	Horizontal	N/A
1955.200	-44.13	3.01	-13.0	-31.13	1.00	Vertical	Horizontal	N/A
4472.250	-44.77	9.36	-13.0	-31.77	108.00	Vertical	Horizontal	Pass
7808.250	-39.40	16.05	-13.0	-26.40	247.00	Vertical	Horizontal	Pass
12711.050	-38.39	16.42	-13.0	-25.39	265.00	Vertical	Horizontal	Pass

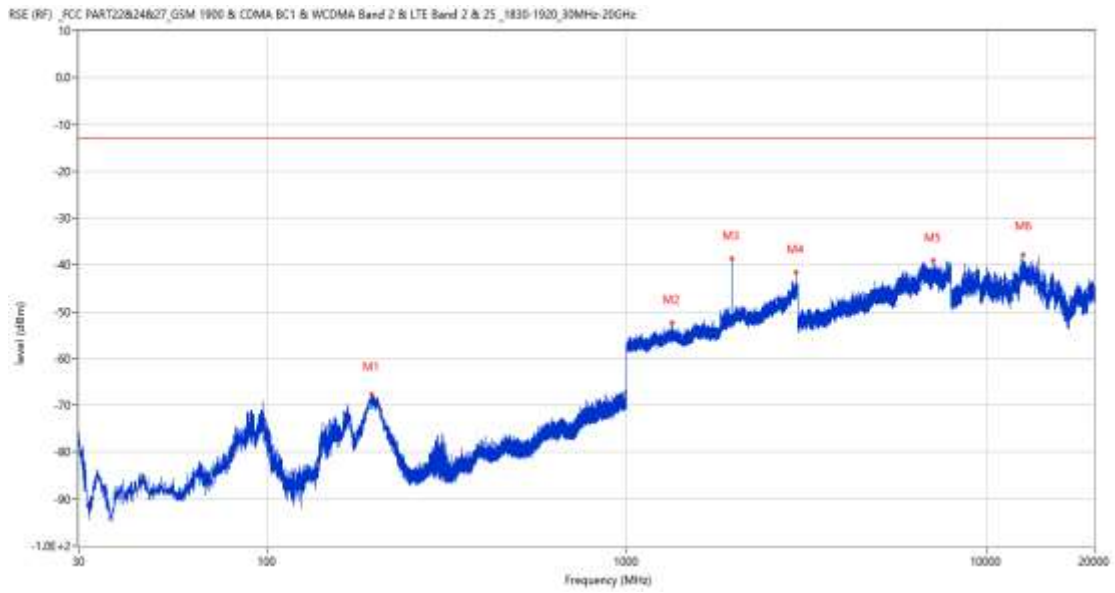
4.2 EGPRS 1900 Middle Channel

RSE-H&H EGPRS 1900 CH661



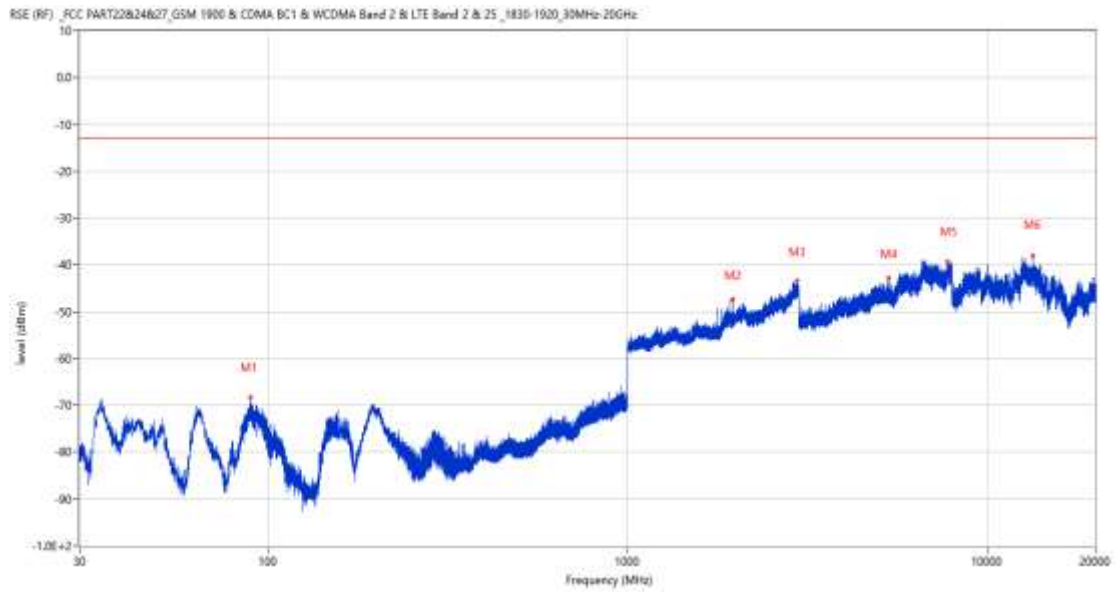
Frequency (MHz)	Result (dBm)	Factor (dB)	PK Limit (dBm)	Over Limit (dB)	Table (o)	ANT	EUT	Verdict
202.466	-66.73	-15.74	-13.0	-53.73	91.00	Horizontal	Horizontal	Pass
1960.600	-39.76	2.80	-13.0	-26.76	224.00	Horizontal	Horizontal	N/A
2885.400	-43.10	11.13	-13.0	-30.10	35.00	Horizontal	Horizontal	Pass
4518.000	-46.06	10.35	-13.0	-33.06	165.00	Horizontal	Horizontal	Pass
7835.250	-38.60	15.34	-13.0	-25.60	250.00	Horizontal	Horizontal	Pass
12705.112	-38.55	16.48	-13.0	-25.55	278.00	Horizontal	Horizontal	Pass

RSE-H&V EGPRS 1900 CH661



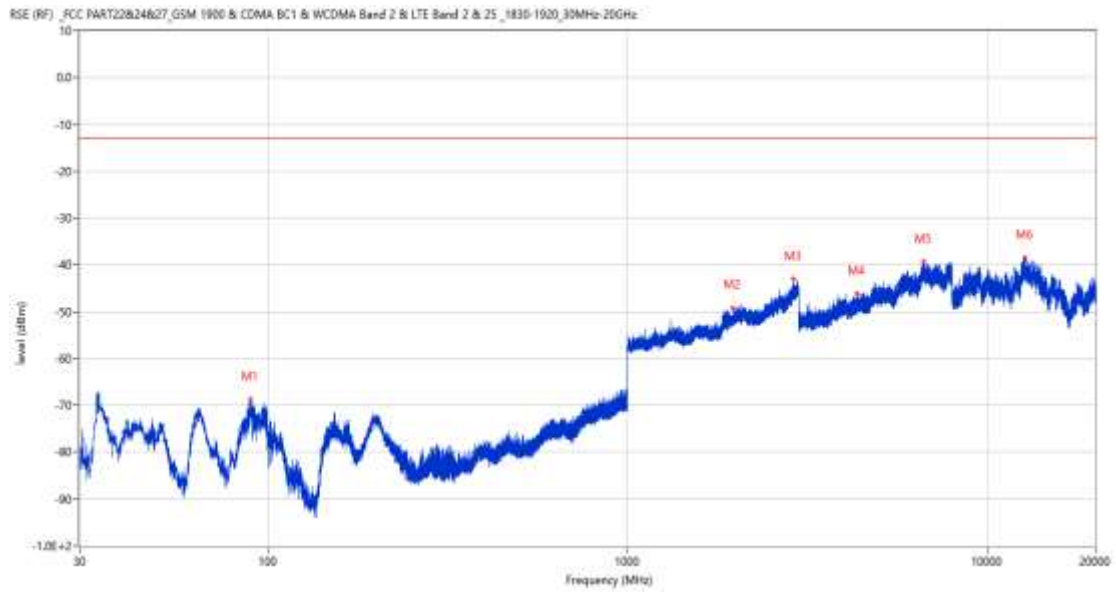
Frequency (MHz)	Result (dBm)	Factor (dB)	PK Limit (dBm)	Over Limit (dB)	Table (o)	ANT	EUT	Verdict
196.064	-67.65	-15.89	-13.0	-54.65	94.00	Horizontal	Vertical	Pass
1336.900	-52.37	-0.36	-13.0	-39.37	157.00	Horizontal	Vertical	Pass
1960.600	-38.74	2.80	-13.0	-25.74	118.00	Horizontal	Vertical	N/A
2967.000	-41.57	11.92	-13.0	-28.57	26.00	Horizontal	Vertical	Pass
7129.250	-39.08	13.95	-13.0	-26.08	360.00	Horizontal	Vertical	Pass
12697.513	-37.85	16.50	-13.0	-24.85	193.00	Horizontal	Vertical	Pass

RSE-V&V EGPRS 1900 CH661



Frequency (MHz)	Result (dBm)	Factor (dB)	PK Limit (dBm)	Over Limit (dB)	Table (o)	ANT	EUT	Verdict
89.267	-68.35	-20.17	-13.0	-55.35	131.00	Vertical	Vertical	Pass
1960.300	-47.40	2.80	-13.0	-34.40	187.00	Vertical	Vertical	N/A
2966.000	-43.48	11.92	-13.0	-30.48	279.00	Vertical	Vertical	Pass
5315.250	-42.82	10.34	-13.0	-29.82	171.00	Vertical	Vertical	Pass
7768.750	-39.39	14.63	-13.0	-26.39	285.00	Vertical	Vertical	Pass
13388.724	-38.01	16.31	-13.0	-25.01	2.00	Vertical	Vertical	Pass

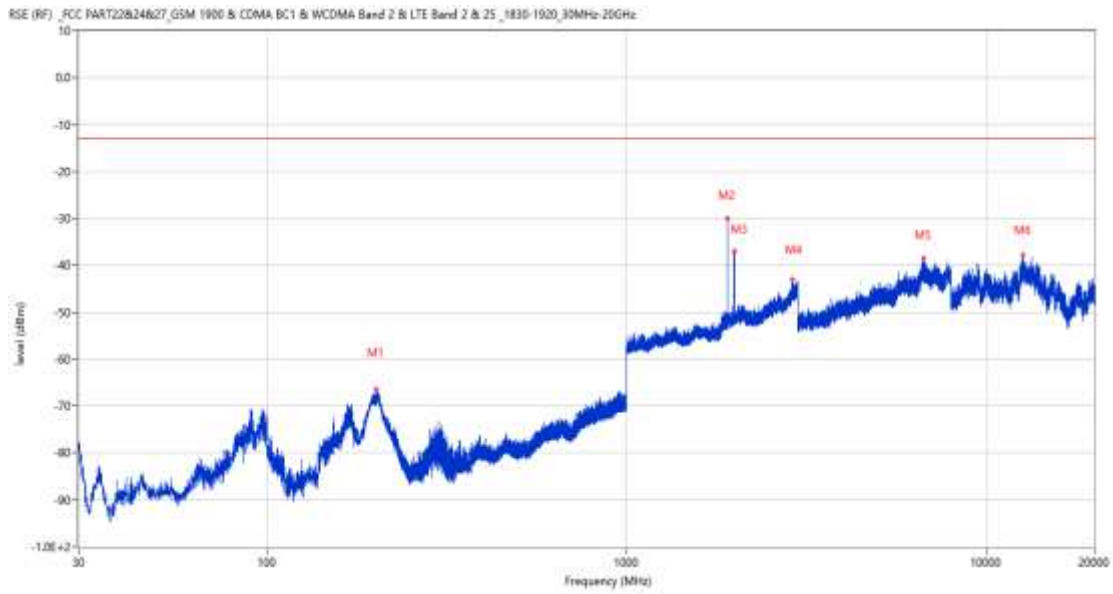
RSE-V&H EGPRS 1900 CH661



Frequency (MHz)	Result (dBm)	Factor (dB)	PK Limit (dBm)	Over Limit (dB)	Table (o)	ANT	EUT	Verdict
89.364	-68.78	-20.17	-13.0	-55.78	102.00	Vertical	Horizontal	Pass
1960.700	-49.32	2.80	-13.0	-36.32	186.00	Vertical	Horizontal	N/A
2887.700	-43.12	11.72	-13.0	-30.12	137.00	Vertical	Horizontal	Pass
4342.000	-46.09	9.10	-13.0	-33.09	46.00	Vertical	Horizontal	Pass
6653.500	-39.36	15.02	-13.0	-26.36	162.00	Vertical	Horizontal	Pass
12735.037	-38.45	16.16	-13.0	-25.45	38.00	Vertical	Horizontal	Pass

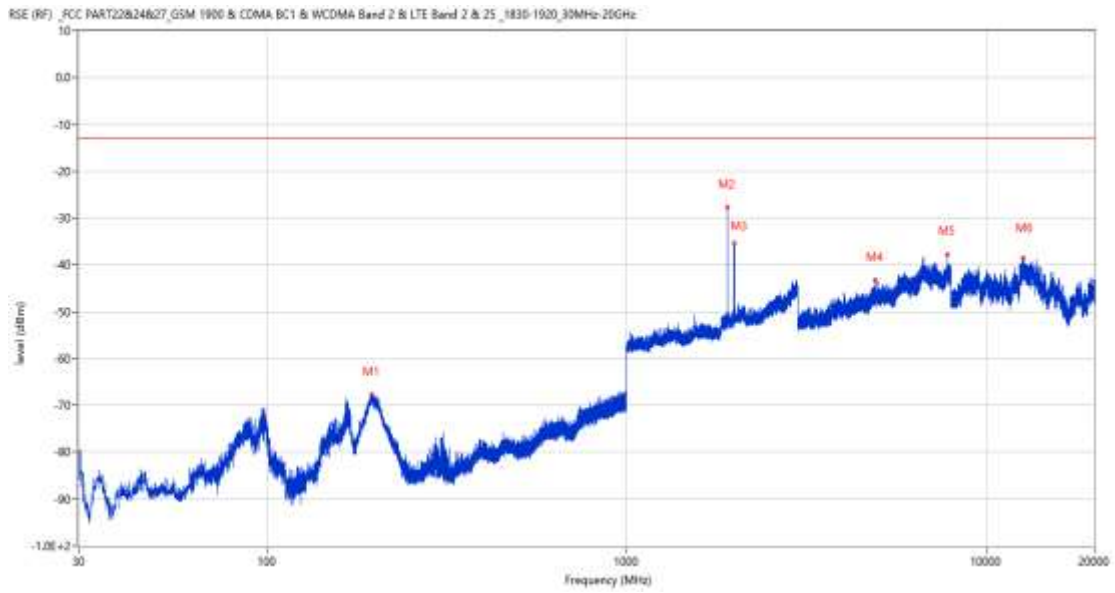
4.3 EGPRS 1900 High Channel

RSE-H&H EGPRS 1900 CH810



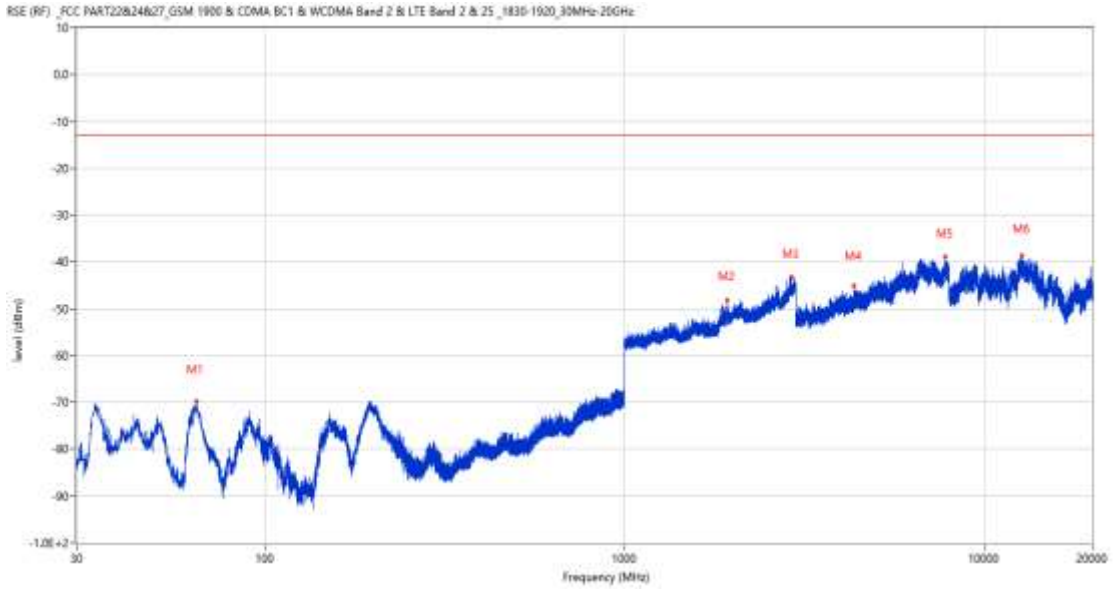
Frequency (MHz)	Result (dBm)	Factor (dB)	PK Limit (dBm)	Over Limit (dB)	Table (o)	ANT	EUT	Verdict
202.029	-66.50	-15.86	-13.0	-53.50	83.00	Horizontal	Horizontal	Pass
1910.500	-29.96	3.14	-13.0	-16.96	25.00	Horizontal	Horizontal	N/A
1990.600	-37.04	2.95	-13.0	-24.04	111.00	Horizontal	Horizontal	N/A
2888.700	-43.00	11.76	-13.0	-30.00	320.00	Horizontal	Horizontal	Pass
6703.750	-38.39	15.51	-13.0	-25.39	193.00	Horizontal	Horizontal	Pass
12698.700	-37.86	16.52	-13.0	-24.86	316.00	Horizontal	Horizontal	Pass

RSE-H&V EGPRS 1900 CH810



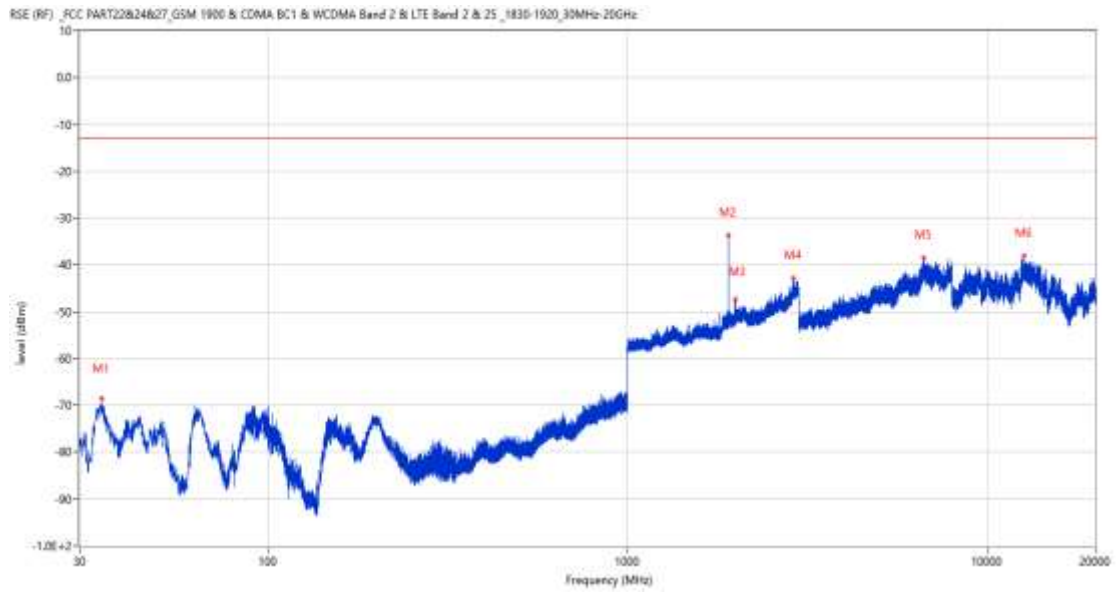
Frequency (MHz)	Result (dBm)	Factor (dB)	PK Limit (dBm)	Over Limit (dB)	Table (o)	ANT	EUT	Verdict
195.579	-67.78	-15.86	-13.0	-54.78	84.00	Horizontal	Vertical	Pass
1910.500	-27.77	3.14	-13.0	-14.77	151.00	Horizontal	Vertical	N/A
1990.600	-35.38	2.95	-13.0	-22.38	114.00	Horizontal	Vertical	N/A
4910.750	-43.21	10.69	-13.0	-30.21	123.00	Horizontal	Vertical	Pass
7809.750	-37.91	16.25	-13.0	-24.91	198.00	Horizontal	Vertical	Pass
12684.687	-38.39	16.27	-13.0	-25.39	360.00	Horizontal	Vertical	Pass

RSE-V&V EGPRS 1900 CH810



Frequency (MHz)	Result (dBm)	Factor (dB)	PK Limit (dBm)	Over Limit (dB)	Table (o)	ANT	EUT	Verdict
64.483	-69.80	-17.57	-13.0	-56.80	57.00	Vertical	Vertical	Pass
1930.900	-48.18	3.33	-13.0	-35.18	192.00	Vertical	Vertical	Pass
2914.900	-43.31	11.06	-13.0	-30.31	334.00	Vertical	Vertical	Pass
4333.000	-45.16	9.02	-13.0	-32.16	113.00	Vertical	Vertical	Pass
7786.250	-38.94	15.53	-13.0	-25.94	176.00	Vertical	Vertical	Pass
12722.688	-38.69	16.29	-13.0	-25.69	299.00	Vertical	Vertical	Pass

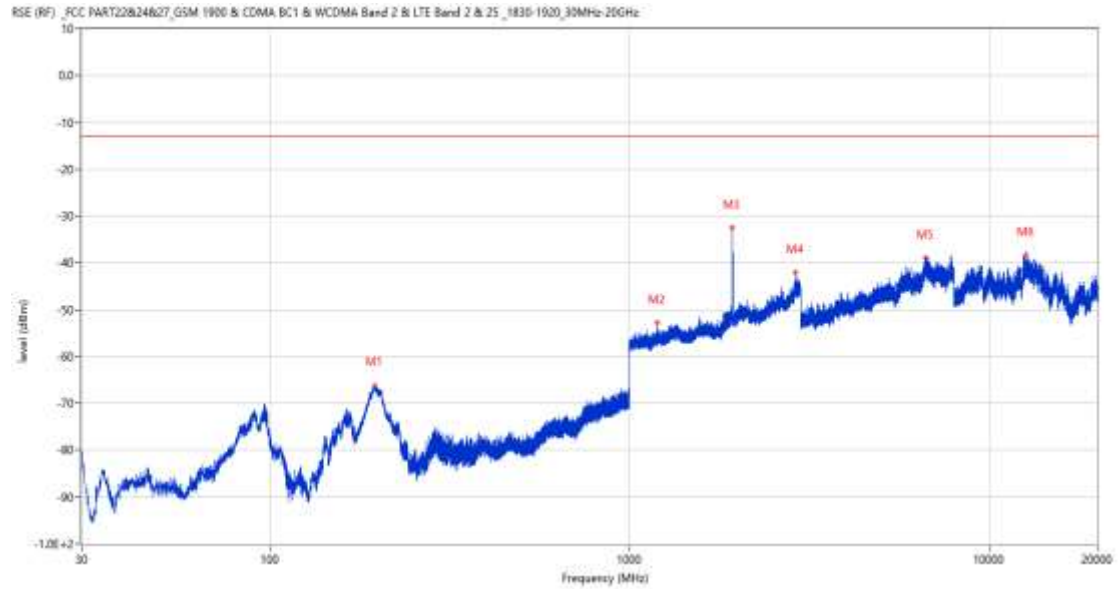
RSE-V&H EGPRS 1900 CH810



Frequency (MHz)	Result (dBm)	Factor (dB)	PK Limit (dBm)	Over Limit (dB)	Table (o)	ANT	EUT	Verdict
34.608	-68.59	-23.04	-13.0	-55.59	163.00	Vertical	Horizontal	Pass
1910.500	-33.81	3.14	-13.0	-20.81	353.00	Vertical	Horizontal	N/A
1990.500	-47.44	2.96	-13.0	-34.44	224.00	Vertical	Horizontal	N/A
2891.500	-42.86	12.07	-13.0	-29.86	0.00	Vertical	Horizontal	Pass
6648.750	-38.55	15.20	-13.0	-25.55	208.00	Vertical	Horizontal	Pass
12655.713	-38.02	15.77	-13.0	-25.02	299.00	Vertical	Horizontal	Pass

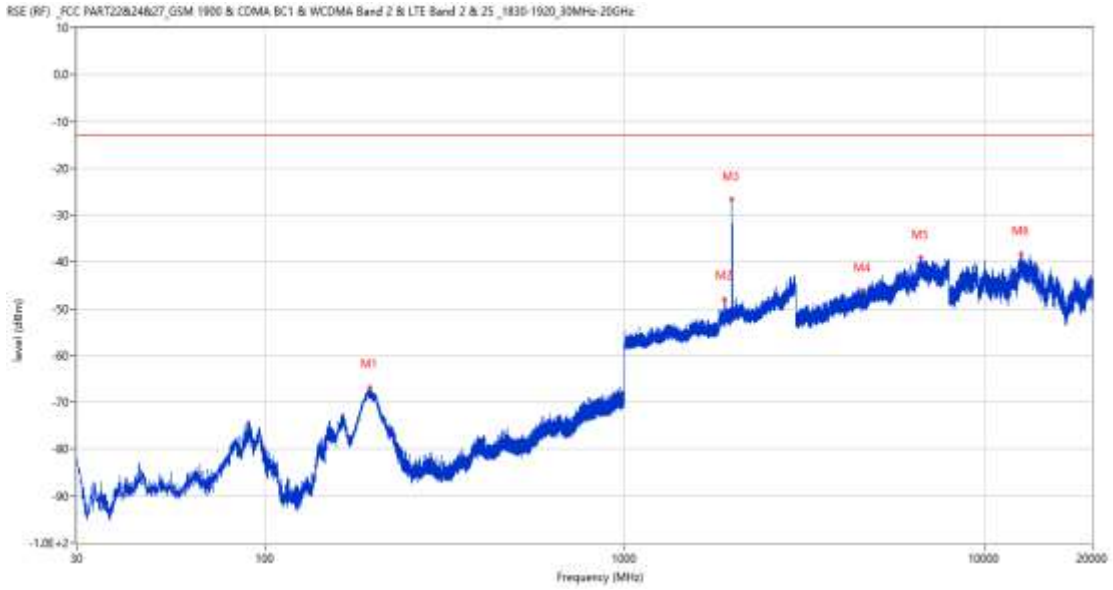
WCDMA
 5 WCDMA Band 2
 5.1 WCDMA Band 2 Low Channel

RSE-H&H WCDMA Band 2 CH9262



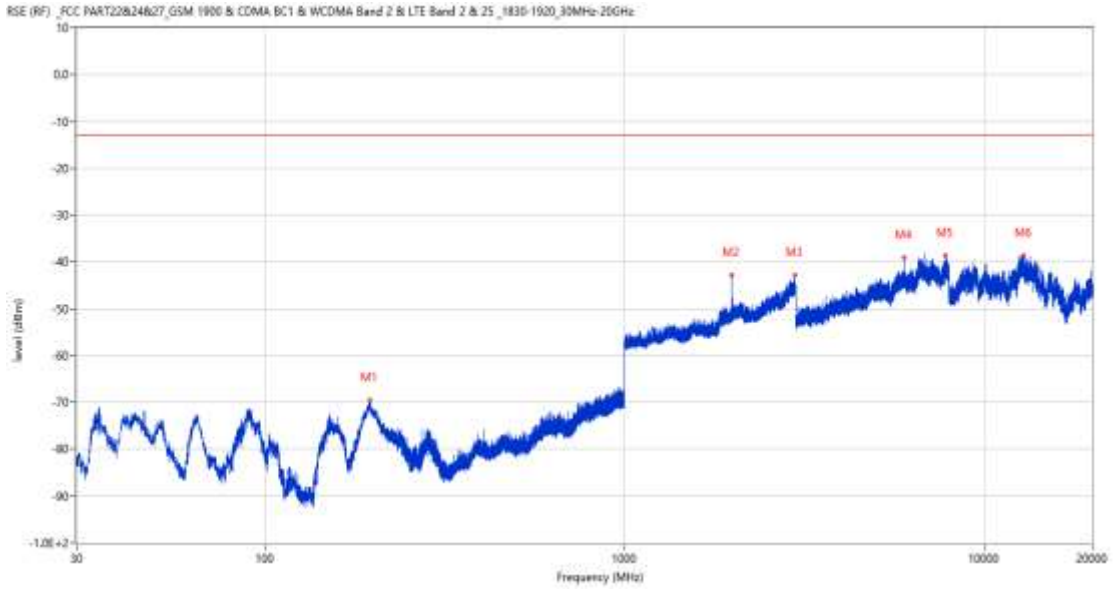
Frequency (MHz)	Result (dBm)	Factor (dB)	PK Limit (dBm)	Over Limit (dB)	Table (o)	ANT	EUT	Verdict
196.016	-66.14	-15.88	-13.0	-53.14	91.00	Horizontal	Horizontal	Pass
1196.800	-52.83	-0.66	-13.0	-39.83	259.00	Horizontal	Horizontal	Pass
1934.200	-32.53	3.01	-13.0	-19.53	222.00	Horizontal	Horizontal	N/A
2888.000	-41.93	11.71	-13.0	-28.93	7.00	Horizontal	Horizontal	Pass
6657.500	-38.92	14.92	-13.0	-25.92	193.00	Horizontal	Horizontal	Pass
12703.213	-38.30	16.51	-13.0	-25.30	173.00	Horizontal	Horizontal	Pass

RSE-H&V WCDMA Band 2 CH9262



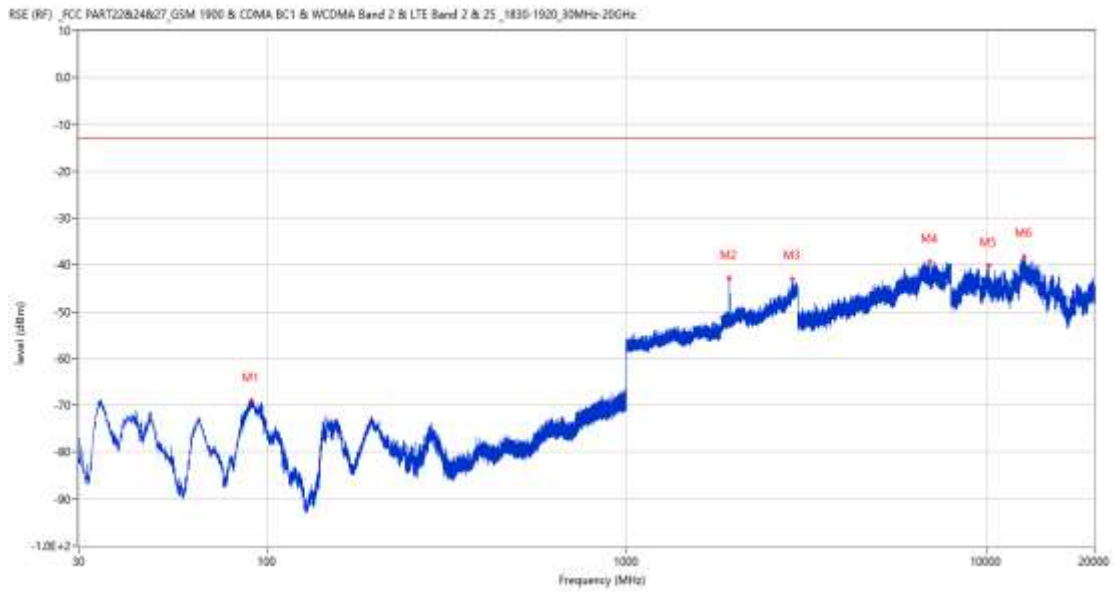
Frequency (MHz)	Result (dBm)	Factor (dB)	PK Limit (dBm)	Over Limit (dB)	Table (o)	ANT	EUT	Verdict
195.870	-66.76	-15.88	-13.0	-53.76	86.00	Horizontal	Vertical	Pass
1900.600	-48.06	3.04	-13.0	-35.06	118.00	Horizontal	Vertical	N/A
1988.700	-26.60	2.91	-13.0	-13.60	106.00	Horizontal	Vertical	N/A
4598.500	-46.18	9.26	-13.0	-33.18	172.00	Horizontal	Vertical	Pass
6656.750	-39.10	15.00	-13.0	-26.10	19.00	Horizontal	Vertical	Pass
12672.575	-38.32	16.06	-13.0	-25.32	138.00	Horizontal	Vertical	Pass

RSE-V&V WCDMA Band 2 CH9262



Frequency (MHz)	Result (dBm)	Factor (dB)	PK Limit (dBm)	Over Limit (dB)	Table (o)	ANT	EUT	Verdict
195.918	-69.53	-15.88	-13.0	-56.53	71.00	Vertical	Vertical	Pass
1987.100	-42.88	2.93	-13.0	-29.88	179.00	Vertical	Vertical	N/A
2975.400	-42.90	11.20	-13.0	-29.90	198.00	Vertical	Vertical	Pass
5994.500	-39.04	12.80	-13.0	-26.04	360.00	Vertical	Vertical	Pass
7806.500	-38.74	16.02	-13.0	-25.74	213.00	Vertical	Vertical	Pass
12896.812	-38.78	16.67	-13.0	-25.78	3.00	Vertical	Vertical	Pass

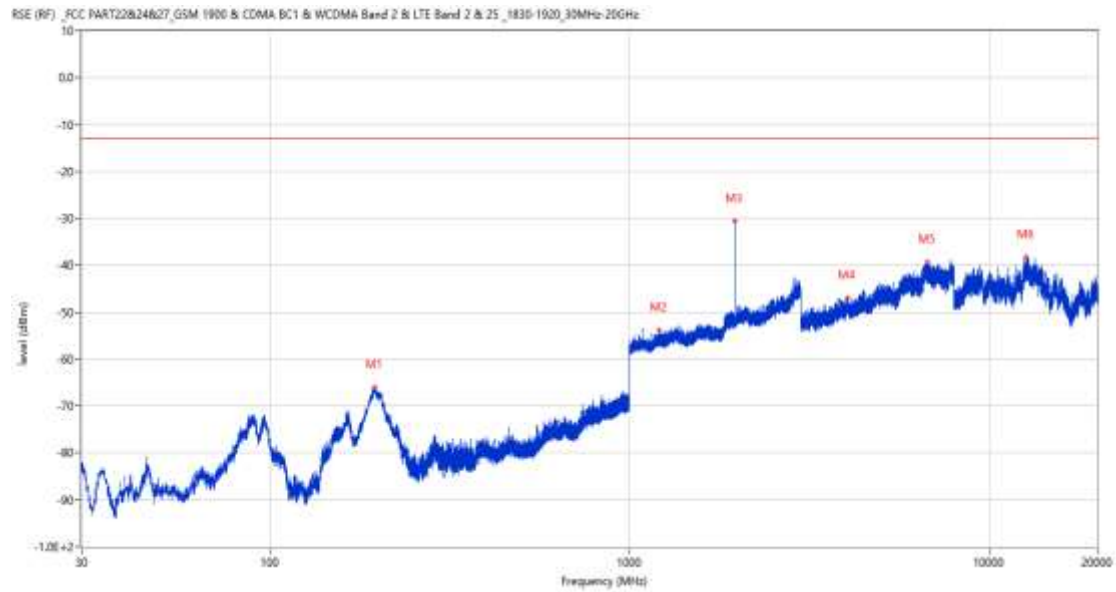
RSE-V&H WCDMA Band 2 CH9262



Frequency (MHz)	Result (dBm)	Factor (dB)	PK Limit (dBm)	Over Limit (dB)	Table (o)	ANT	EUT	Verdict
90.479	-68.87	-20.08	-13.0	-55.87	98.00	Vertical	Horizontal	Pass
1934.600	-42.92	2.95	-13.0	-29.92	186.00	Vertical	Horizontal	N/A
2888.000	-43.03	11.71	-13.0	-30.03	64.00	Vertical	Horizontal	Pass
6954.750	-39.28	13.75	-13.0	-26.28	145.00	Vertical	Horizontal	Pass
10165.287	-40.07	12.51	-13.0	-27.07	226.00	Vertical	Horizontal	Pass
12726.963	-38.19	16.25	-13.0	-25.19	186.00	Vertical	Horizontal	Pass

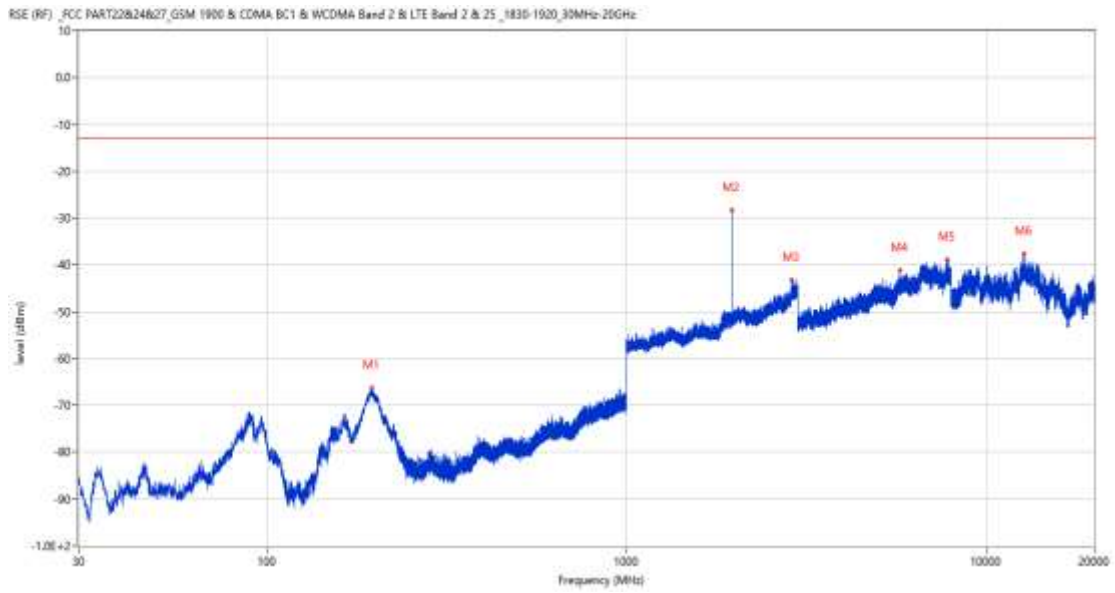
5.2 WCDMA Band 2 Middle Channel

RSE-H&H WCDMA Band 2 CH9400



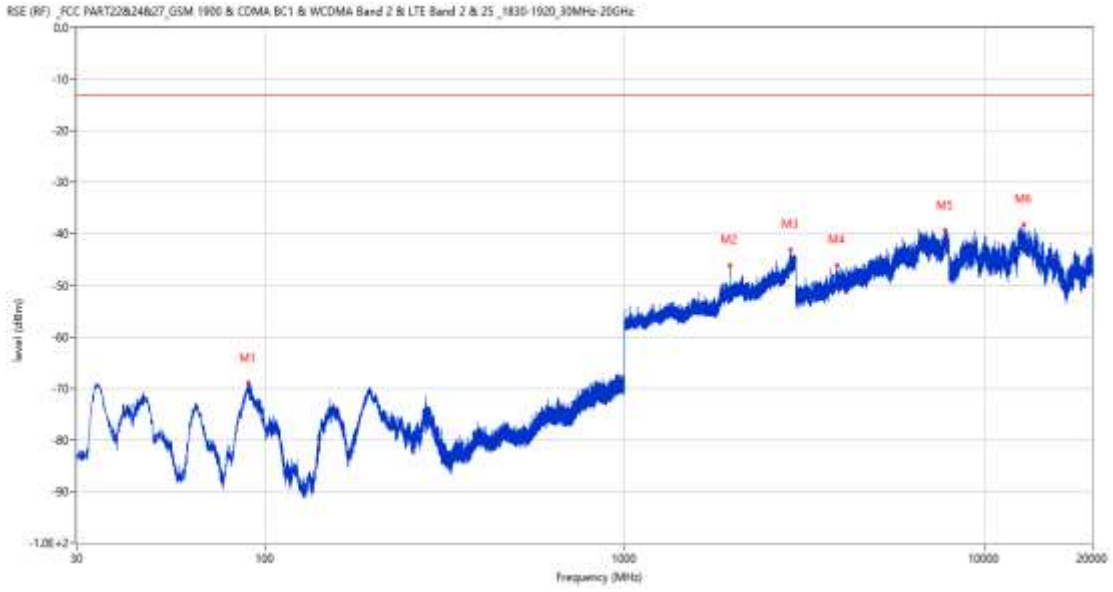
Frequency (MHz)	Result (dBm)	Factor (dB)	PK Limit (dBm)	Over Limit (dB)	Table (o)	ANT	EUT	Verdict
195.579	-66.09	-15.86	-13.0	-53.09	268.00	Horizontal	Horizontal	Pass
1211.800	-53.90	-1.08	-13.0	-40.90	113.00	Horizontal	Horizontal	Pass
1960.600	-30.63	2.80	-13.0	-17.63	218.00	Horizontal	Horizontal	N/A
4046.250	-47.06	9.26	-13.0	-34.06	123.00	Horizontal	Horizontal	Pass
6726.000	-39.38	15.49	-13.0	-26.38	102.00	Horizontal	Horizontal	Pass
12691.100	-38.19	16.39	-13.0	-25.19	188.00	Horizontal	Horizontal	Pass

RSE-H&V WCDMA Band 2 CH9400



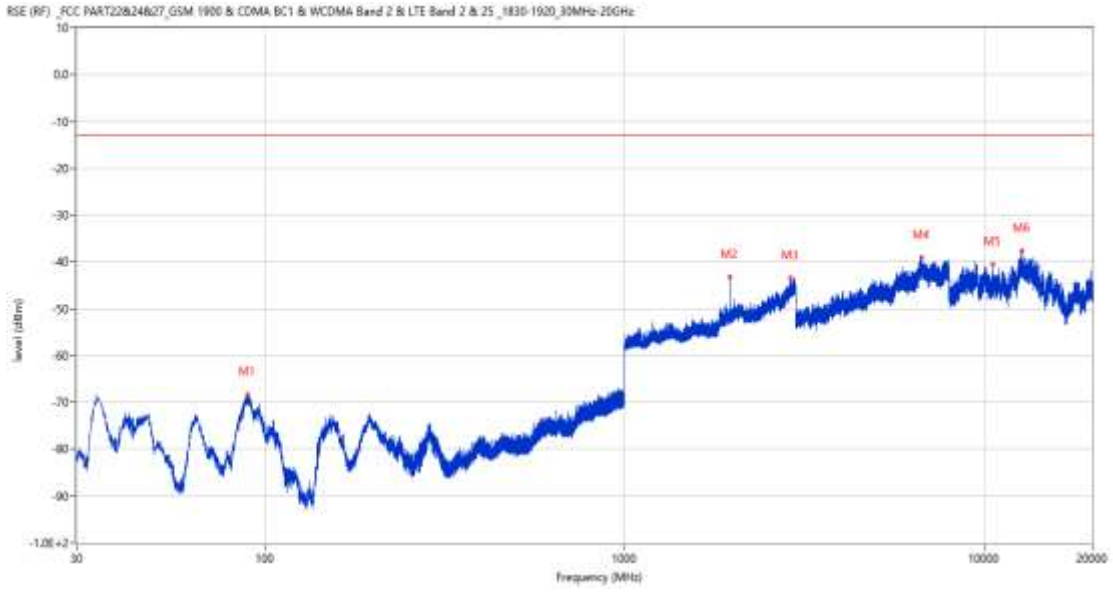
Frequency (MHz)	Result (dBm)	Factor (dB)	PK Limit (dBm)	Over Limit (dB)	Table (o)	ANT	EUT	Verdict
195.918	-66.33	-15.88	-13.0	-53.33	80.00	Horizontal	Vertical	Pass
1961.900	-28.25	3.11	-13.0	-15.25	108.00	Horizontal	Vertical	N/A
2886.700	-43.24	11.47	-13.0	-30.24	285.00	Horizontal	Vertical	Pass
5743.250	-41.22	12.21	-13.0	-28.22	159.00	Horizontal	Vertical	Pass
7794.750	-38.91	15.70	-13.0	-25.91	300.00	Horizontal	Vertical	Pass
12716.276	-37.74	16.36	-13.0	-24.74	333.00	Horizontal	Vertical	Pass

RSE-V&V WCDMA Band 2 CH9400



Frequency (MHz)	Result (dBm)	Factor (dB)	PK Limit (dBm)	Over Limit (dB)	Table (o)	ANT	EUT	Verdict
89.946	-68.96	-20.15	-13.0	-55.96	121.00	Vertical	Vertical	Pass
1959.500	-46.10	2.75	-13.0	-33.10	137.00	Vertical	Vertical	N/A
2890.000	-43.19	12.03	-13.0	-30.19	70.00	Vertical	Vertical	Pass
3898.000	-46.18	9.09	-13.0	-33.18	179.00	Vertical	Vertical	Pass
7796.500	-39.41	15.73	-13.0	-26.41	307.00	Vertical	Vertical	Pass
12902.974	-38.23	16.68	-13.0	-25.23	227.00	Vertical	Vertical	Pass

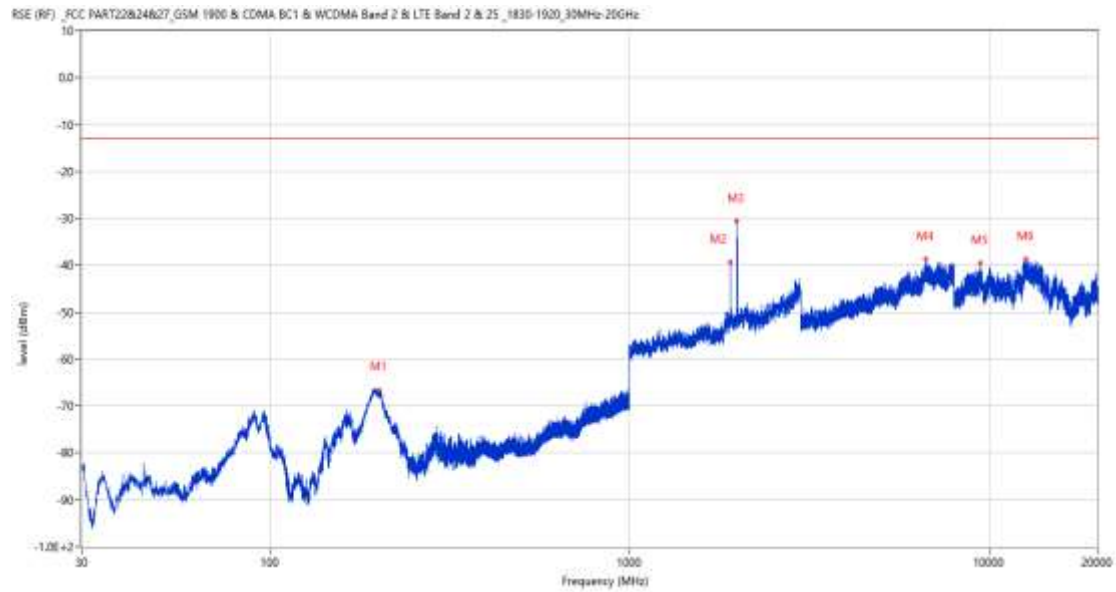
RSE-V&H WCDMA Band 2 CH9400



Frequency (MHz)	Result (dBm)	Factor (dB)	PK Limit (dBm)	Over Limit (dB)	Table (o)	ANT	EUT	Verdict
89.461	-68.26	-20.17	-13.0	-55.26	109.00	Vertical	Horizontal	Pass
1961.600	-43.25	3.02	-13.0	-30.25	185.00	Vertical	Horizontal	N/A
2888.500	-43.39	11.72	-13.0	-30.39	253.00	Vertical	Horizontal	Pass
6685.000	-39.13	14.58	-13.0	-26.13	353.00	Vertical	Horizontal	Pass
10576.162	-40.60	12.03	-13.0	-27.60	351.00	Vertical	Horizontal	Pass
12713.900	-37.67	16.39	-13.0	-24.67	292.00	Vertical	Horizontal	Pass

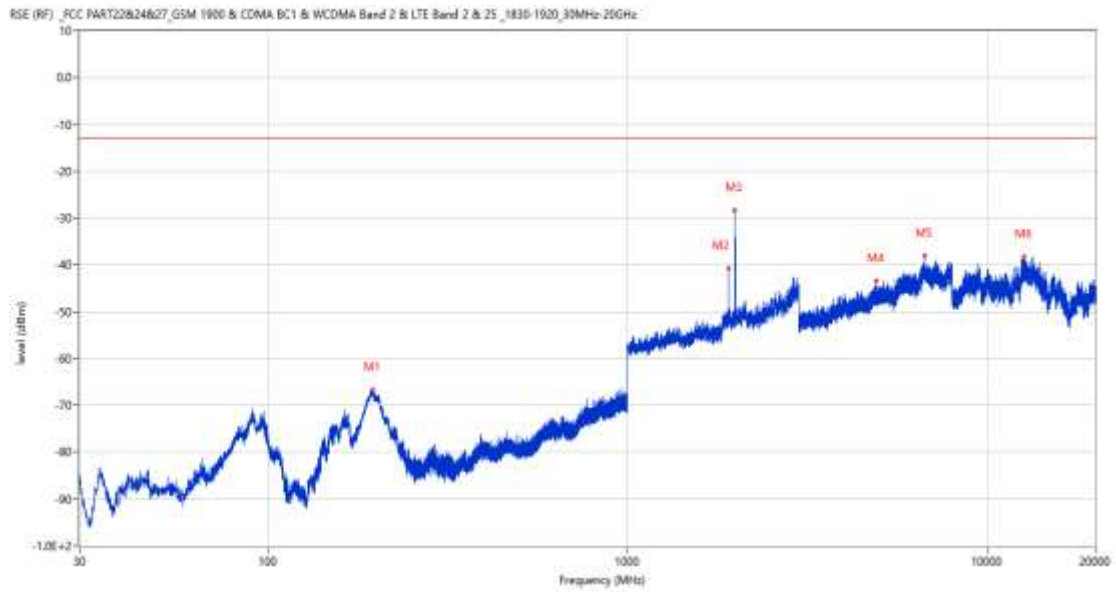
5.3 WCDMA Band 2 High Channel

RSE-H&H WCDMA Band 2 CH9538



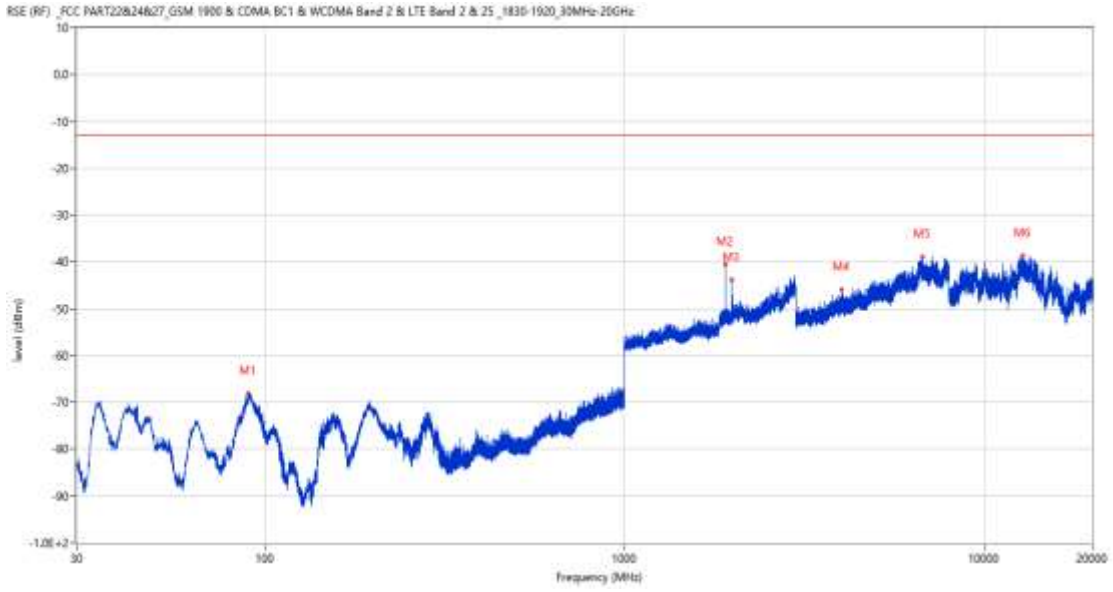
Frequency (MHz)	Result (dBm)	Factor (dB)	PK Limit (dBm)	Over Limit (dB)	Table (o)	ANT	EUT	Verdict
201.496	-66.74	-16.01	-13.0	-53.74	105.00	Horizontal	Horizontal	Pass
1909.600	-39.25	3.13	-13.0	-26.25	131.00	Horizontal	Horizontal	N/A
1987.200	-30.68	2.95	-13.0	-17.68	223.00	Horizontal	Horizontal	N/A
6657.750	-38.60	14.90	-13.0	-25.60	130.00	Horizontal	Horizontal	Pass
9451.125	-39.57	14.18	-13.0	-26.57	0.00	Horizontal	Horizontal	Pass
12696.563	-38.74	16.48	-13.0	-25.74	296.00	Horizontal	Horizontal	Pass

RSE-H&V WCDMA Band 2 CH9538



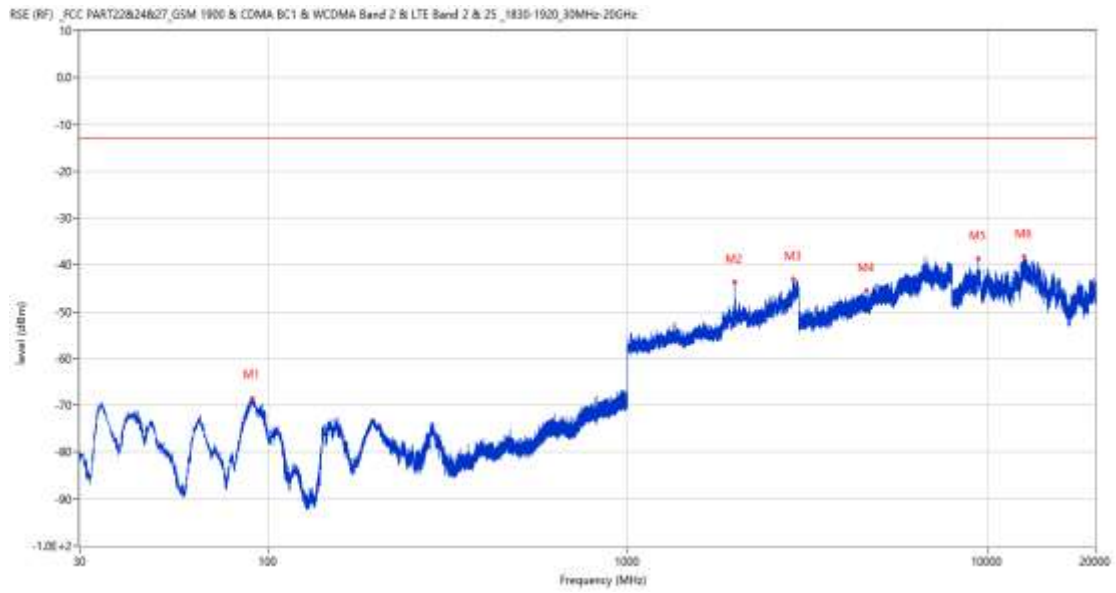
Frequency (MHz)	Result (dBm)	Factor (dB)	PK Limit (dBm)	Over Limit (dB)	Table (o)	ANT	EUT	Verdict
196.161	-66.63	-15.89	-13.0	-53.63	94.00	Horizontal	Vertical	Pass
1909.300	-40.71	3.13	-13.0	-27.71	170.00	Horizontal	Vertical	N/A
1988.200	-28.35	2.89	-13.0	-15.35	103.00	Horizontal	Vertical	N/A
4926.750	-43.39	10.75	-13.0	-30.39	169.00	Horizontal	Vertical	Pass
6705.250	-38.16	15.49	-13.0	-25.16	6.00	Horizontal	Vertical	Pass
12696.088	-38.24	16.47	-13.0	-25.24	69.00	Horizontal	Vertical	Pass

RSE-V&V WCDMA Band 2 CH9538



Frequency (MHz)	Result (dBm)	Factor (dB)	PK Limit (dBm)	Over Limit (dB)	Table (o)	ANT	EUT	Verdict
90.237	-68.18	-20.12	-13.0	-55.18	131.00	Vertical	Vertical	Pass
1909.600	-40.62	3.13	-13.0	-27.62	270.00	Vertical	Vertical	N/A
1987.700	-43.87	2.94	-13.0	-30.87	147.00	Vertical	Vertical	N/A
4005.750	-45.88	9.05	-13.0	-32.88	179.00	Vertical	Vertical	Pass
6725.500	-38.81	15.55	-13.0	-25.81	276.00	Vertical	Vertical	Pass
12779.362	-38.75	15.89	-13.0	-25.75	31.00	Vertical	Vertical	Pass

RSE-V&H WCDMA Band 2 CH9538

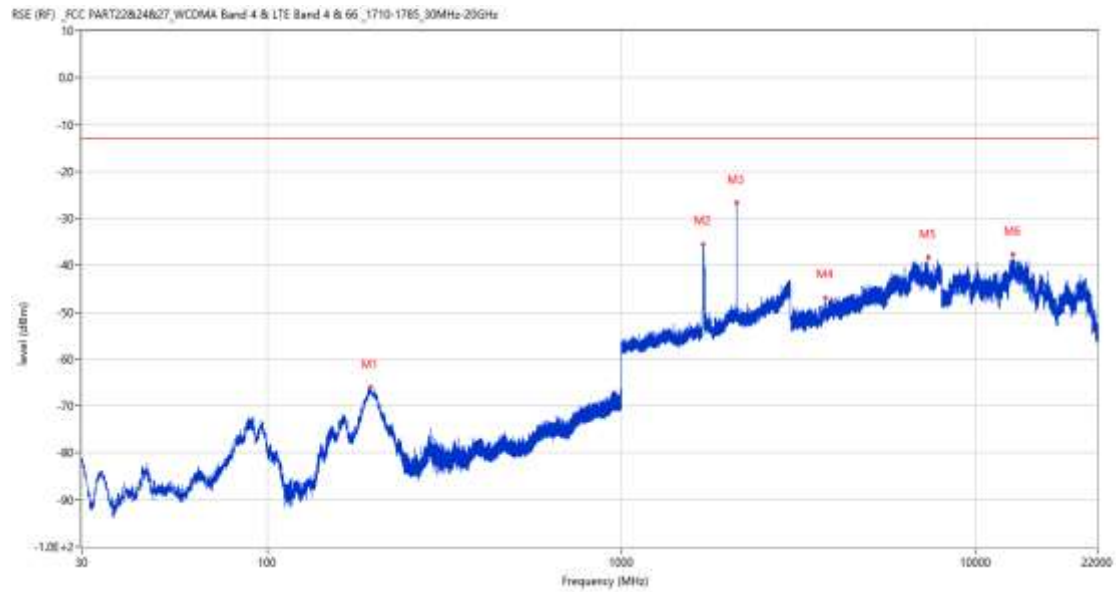


Frequency (MHz)	Result (dBm)	Factor (dB)	PK Limit (dBm)	Over Limit (dB)	Table (o)	ANT	EUT	Verdict
90.625	-68.42	-20.06	-13.0	-55.42	80.00	Vertical	Horizontal	Pass
1987.500	-43.61	2.96	-13.0	-30.61	186.00	Vertical	Horizontal	N/A
2891.200	-43.13	12.06	-13.0	-30.13	223.00	Vertical	Horizontal	Pass
4625.000	-45.53	8.89	-13.0	-32.53	335.00	Vertical	Horizontal	Pass
9453.500	-38.72	14.11	-13.0	-25.72	350.00	Vertical	Horizontal	Pass
12690.625	-38.19	16.38	-13.0	-25.19	205.00	Vertical	Horizontal	Pass

6 WCDMA Band 4

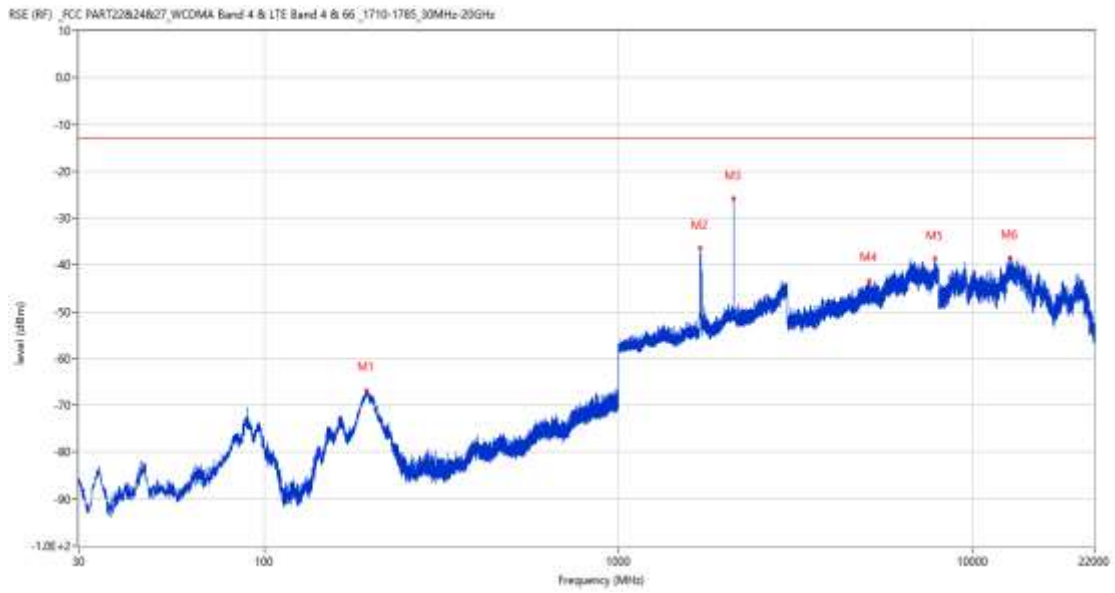
6.1 WCDMA Band 4 Low Channel

RSE-H&H WCDMA Band 4 CH1312



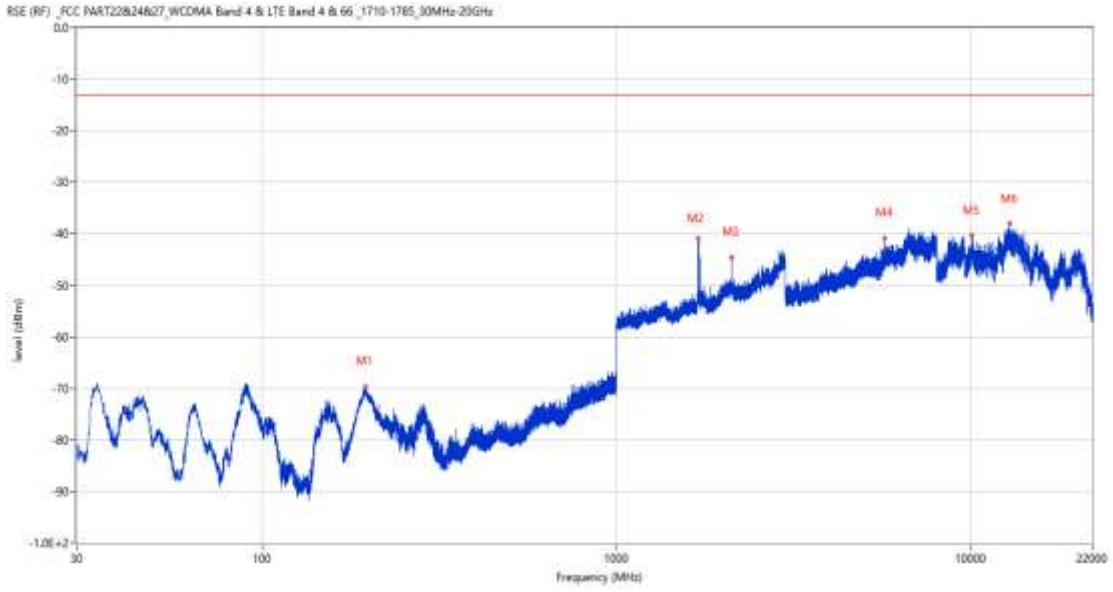
Frequency (MHz)	Result (dBm)	Factor (dB)	PK Limit (dBm)	Over Limit (dB)	Table (o)	ANT	EUT	Verdict
195.822	-66.01	-15.87	-13.0	-53.01	93.00	Horizontal	Horizontal	Pass
1701.700	-35.62	1.96	-13.0	-22.62	131.00	Horizontal	Horizontal	N/A
2113.700	-26.74	4.66	-13.0	-13.74	125.00	Horizontal	Horizontal	N/A
3763.500	-46.89	8.91	-13.0	-33.89	145.00	Horizontal	Horizontal	Pass
7354.750	-38.26	14.92	-13.0	-25.26	219.00	Horizontal	Horizontal	Pass
12709.151	-37.68	16.44	-13.0	-24.68	190.00	Horizontal	Horizontal	Pass

RSE-H&V WCDMA Band 4 CH1312



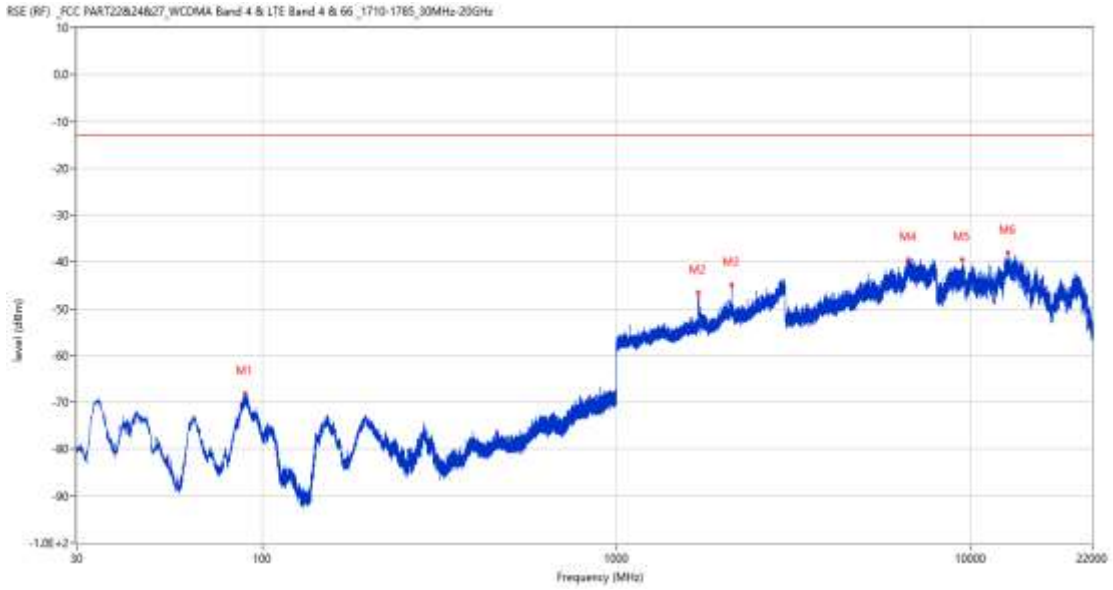
Frequency (MHz)	Result (dBm)	Factor (dB)	PK Limit (dBm)	Over Limit (dB)	Table (o)	ANT	EUT	Verdict
194.852	-66.76	-15.85	-13.0	-53.76	88.00	Horizontal	Vertical	Pass
1701.700	-36.45	1.96	-13.0	-23.45	209.00	Horizontal	Vertical	N/A
2114.200	-25.82	4.68	-13.0	-12.82	209.00	Horizontal	Vertical	N/A
5090.750	-43.50	11.27	-13.0	-30.50	352.00	Horizontal	Vertical	Pass
7804.250	-38.69	16.00	-13.0	-25.69	287.00	Horizontal	Vertical	Pass
12708.200	-38.53	16.45	-13.0	-25.53	117.00	Horizontal	Vertical	Pass

RSE-V&V WCDMA Band 4 CH1312



Frequency (MHz)	Result (dBm)	Factor (dB)	PK Limit (dBm)	Over Limit (dB)	Table (o)	ANT	EUT	Verdict
195.676	-69.62	-15.86	-13.0	-56.62	66.00	Vertical	Vertical	Pass
1701.600	-40.89	1.96	-13.0	-27.89	61.00	Vertical	Vertical	N/A
2114.900	-44.58	4.69	-13.0	-31.58	195.00	Vertical	Vertical	N/A
5717.750	-40.96	12.24	-13.0	-27.96	176.00	Vertical	Vertical	Pass
10054.138	-40.28	13.98	-13.0	-27.28	2.00	Vertical	Vertical	Pass
12825.388	-38.10	15.57	-13.0	-25.10	33.00	Vertical	Vertical	Pass

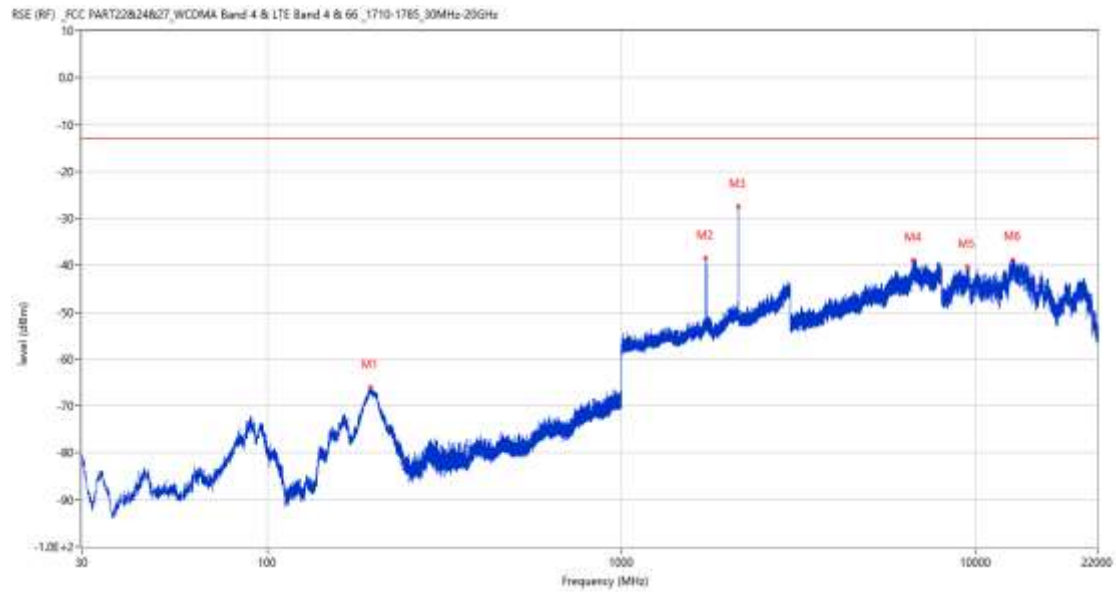
RSE-V&H WCDMA Band 4 CH1312



Frequency (MHz)	Result (dBm)	Factor (dB)	PK Limit (dBm)	Over Limit (dB)	Table (o)	ANT	EUT	Verdict
89.655	-68.14	-20.16	-13.0	-55.14	107.00	Vertical	Horizontal	Pass
1701.700	-46.52	1.96	-13.0	-33.52	124.00	Vertical	Horizontal	N/A
2112.000	-44.96	4.61	-13.0	-31.96	209.00	Vertical	Horizontal	N/A
6656.000	-39.51	15.05	-13.0	-26.51	343.00	Vertical	Horizontal	Pass
9440.437	-39.41	14.07	-13.0	-26.41	227.00	Vertical	Horizontal	Pass
12687.062	-37.97	16.31	-13.0	-24.97	10.00	Vertical	Horizontal	Pass

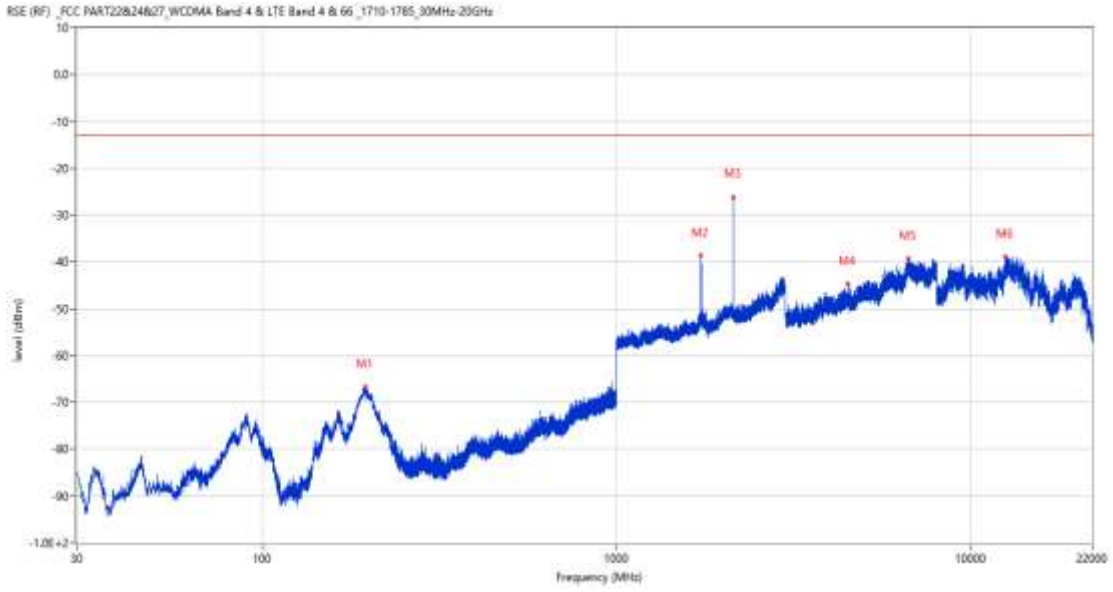
6.2 WCDMA Band 4 Middle Channel

RSE-H&H WCDMA Band 4 CH1412



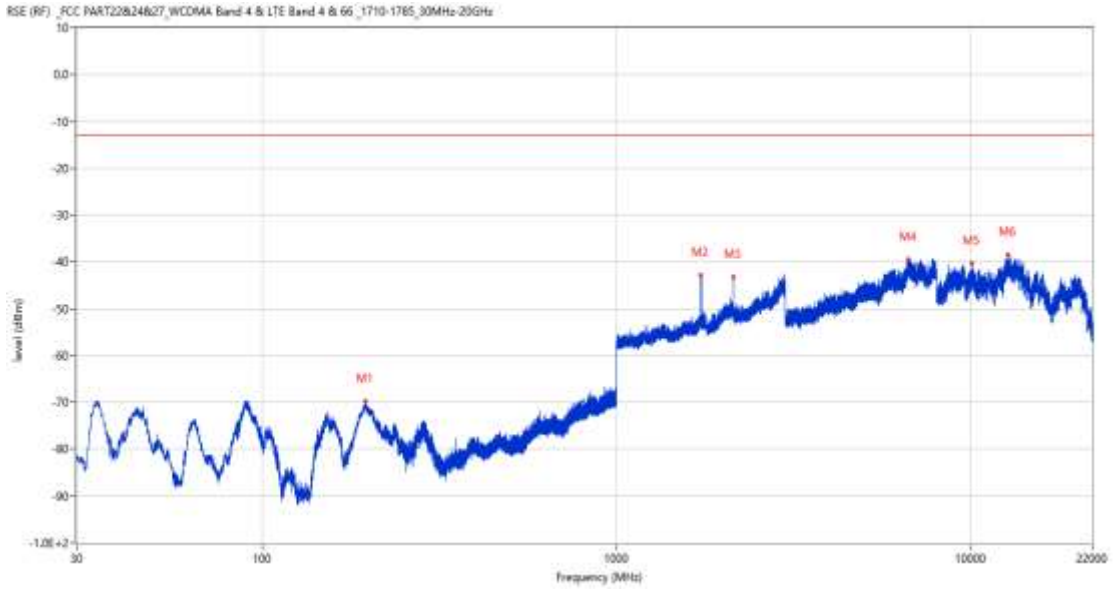
Frequency (MHz)	Result (dBm)	Factor (dB)	PK Limit (dBm)	Over Limit (dB)	Table (o)	ANT	EUT	Verdict
195.773	-66.11	-15.87	-13.0	-53.11	86.00	Horizontal	Horizontal	Pass
1732.100	-38.41	2.02	-13.0	-25.41	130.00	Horizontal	Horizontal	N/A
2134.100	-27.51	4.03	-13.0	-14.51	217.00	Horizontal	Horizontal	N/A
6664.500	-38.98	14.69	-13.0	-25.98	156.00	Horizontal	Horizontal	Pass
9446.138	-40.25	14.16	-13.0	-27.25	280.00	Horizontal	Horizontal	Pass
12716.750	-38.79	16.36	-13.0	-25.79	355.00	Horizontal	Horizontal	Pass

RSE-H&V WCDMA Band 4 CH1412



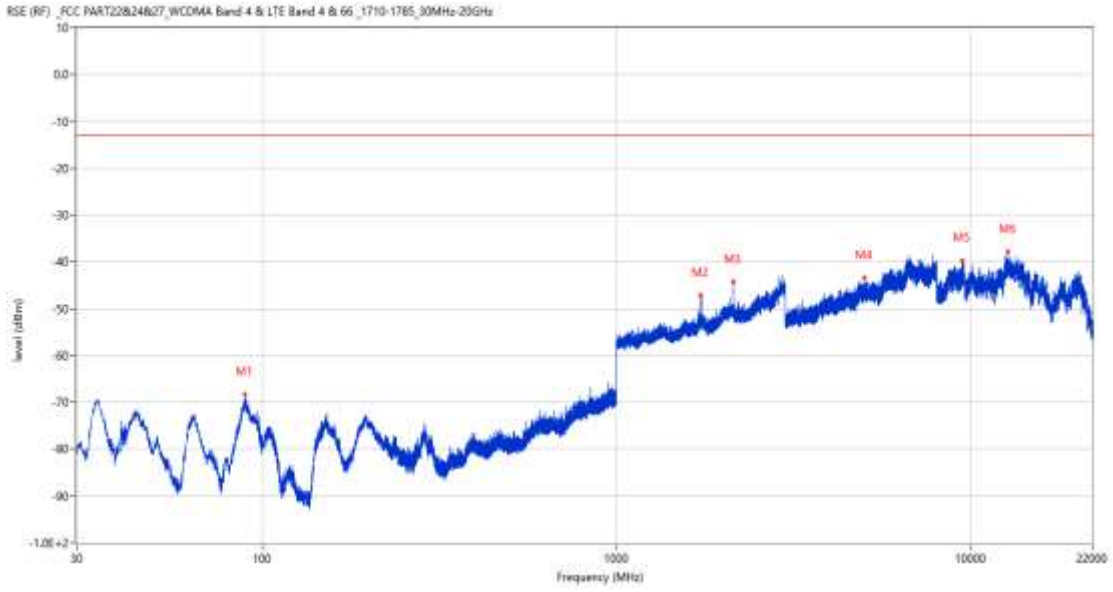
Frequency (MHz)	Result (dBm)	Factor (dB)	PK Limit (dBm)	Over Limit (dB)	Table (o)	ANT	EUT	Verdict
195.773	-66.58	-15.87	-13.0	-53.58	85.00	Horizontal	Vertical	Pass
1731.800	-38.68	2.02	-13.0	-25.68	161.00	Horizontal	Vertical	N/A
2133.800	-26.34	3.98	-13.0	-13.34	118.00	Horizontal	Vertical	N/A
4487.250	-44.66	10.05	-13.0	-31.66	183.00	Horizontal	Vertical	Pass
6651.250	-39.26	15.06	-13.0	-26.26	291.00	Horizontal	Vertical	Pass
12501.100	-38.95	15.64	-13.0	-25.95	265.00	Horizontal	Vertical	Pass

RSE-V&V WCDMA Band 4 CH1412



Frequency (MHz)	Result (dBm)	Factor (dB)	PK Limit (dBm)	Over Limit (dB)	Table (o)	ANT	EUT	Verdict
196.161	-69.71	-15.89	-13.0	-56.71	78.00	Vertical	Vertical	Pass
1731.500	-42.87	2.02	-13.0	-29.87	63.00	Vertical	Vertical	N/A
2134.200	-43.25	4.05	-13.0	-30.25	207.00	Vertical	Vertical	N/A
6651.500	-39.49	15.06	-13.0	-26.49	105.00	Vertical	Vertical	Pass
10059.837	-40.44	13.85	-13.0	-27.44	36.00	Vertical	Vertical	Pass
12689.438	-38.56	16.36	-13.0	-25.56	55.00	Vertical	Vertical	Pass

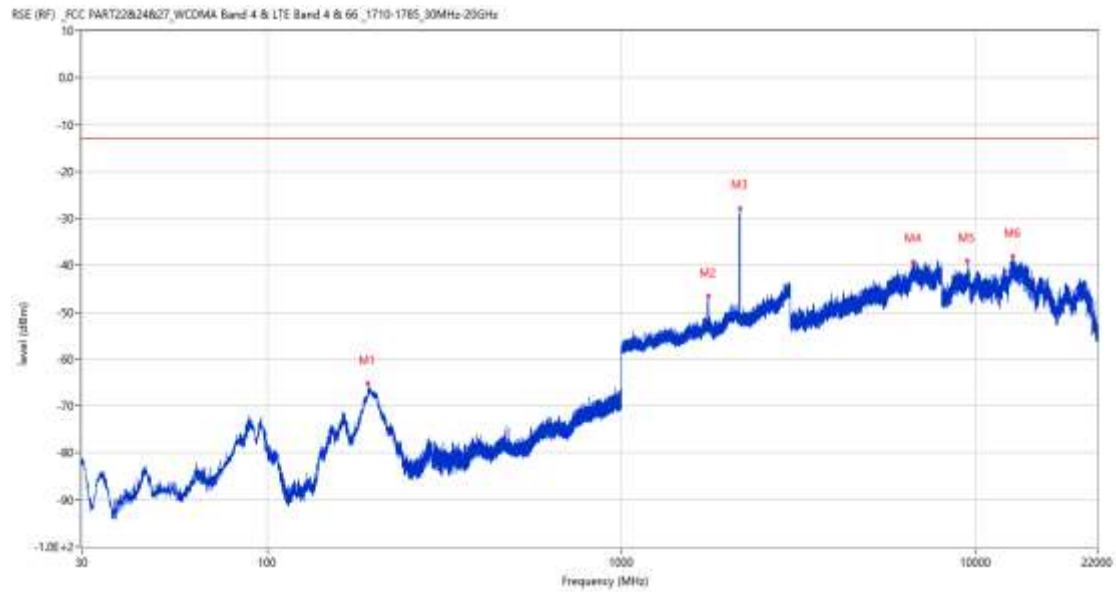
RSE-V&H WCDMA Band 4 CH1412



Frequency (MHz)	Result (dBm)	Factor (dB)	PK Limit (dBm)	Over Limit (dB)	Table (o)	ANT	EUT	Verdict
89.267	-68.34	-20.17	-13.0	-55.34	55.00	Vertical	Horizontal	Pass
1732.200	-47.20	2.02	-13.0	-34.20	0.00	Vertical	Horizontal	N/A
2133.100	-44.29	3.97	-13.0	-31.29	210.00	Vertical	Horizontal	N/A
5018.000	-43.39	10.80	-13.0	-30.39	333.00	Vertical	Horizontal	Pass
9437.112	-39.79	14.02	-13.0	-26.79	148.00	Vertical	Horizontal	Pass
12713.662	-37.84	16.39	-13.0	-24.84	220.00	Vertical	Horizontal	Pass

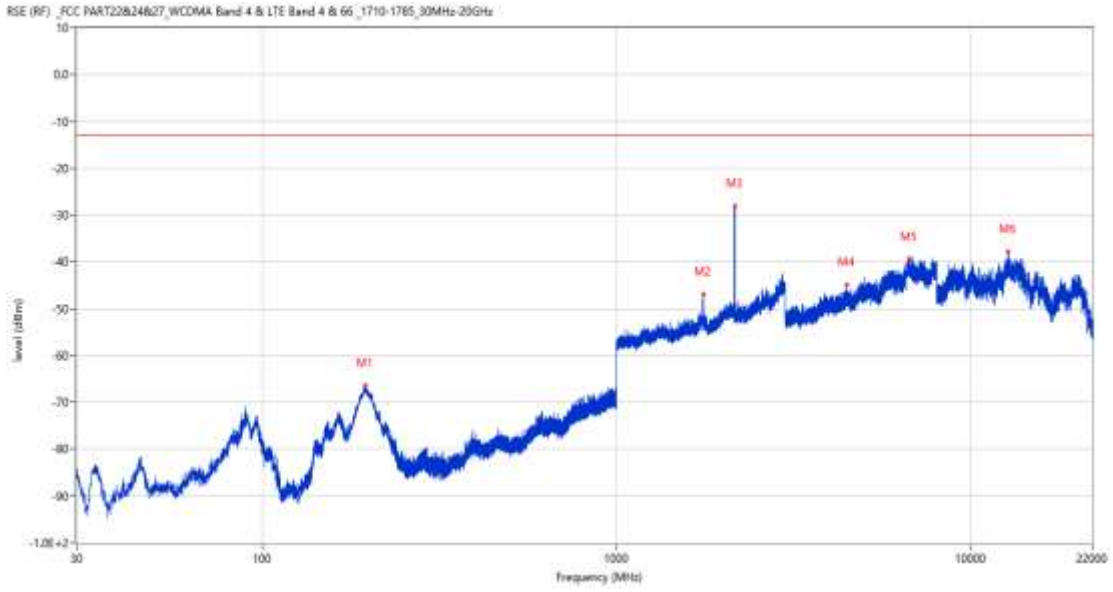
6.3 WCDMA Band 4 High Channel

RSE-H&H WCDMA Band 4 CH1513



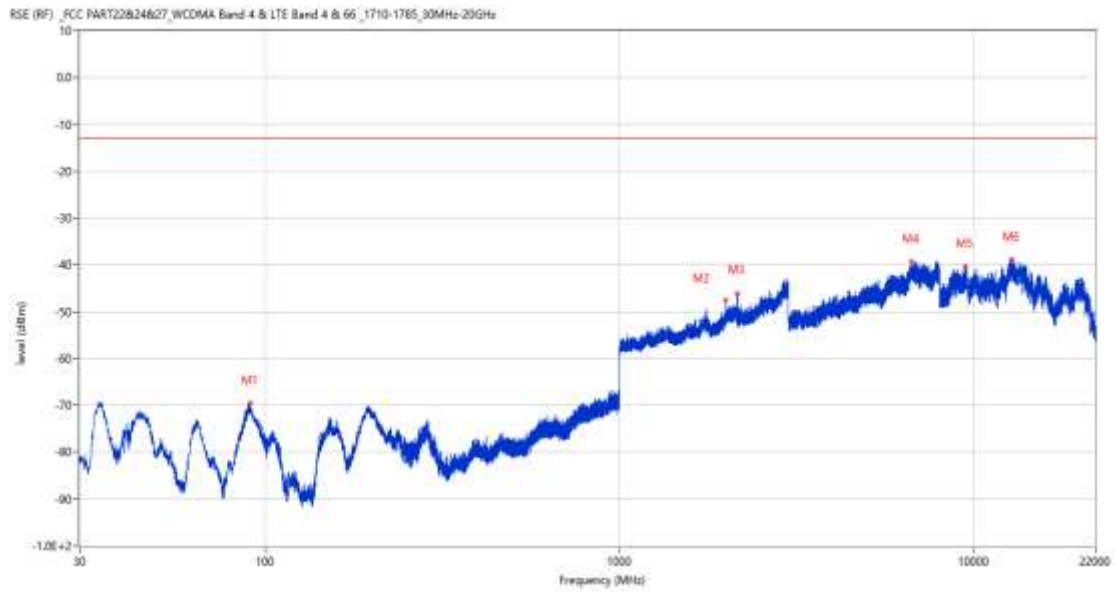
Frequency (MHz)	Result (dBm)	Factor (dB)	PK Limit (dBm)	Over Limit (dB)	Table (o)	ANT	EUT	Verdict
192.863	-65.27	-16.10	-13.0	-52.27	269.00	Horizontal	Horizontal	Pass
1754.000	-46.60	2.03	-13.0	-33.60	185.00	Horizontal	Horizontal	N/A
2154.400	-27.92	3.12	-13.0	-14.92	209.00	Horizontal	Horizontal	N/A
6655.750	-39.39	15.05	-13.0	-26.39	259.00	Horizontal	Horizontal	Pass
9442.099	-39.01	14.10	-13.0	-26.01	219.00	Horizontal	Horizontal	Pass
12700.363	-37.97	16.54	-13.0	-24.97	4.00	Horizontal	Horizontal	Pass

RSE-H&V WCDMA Band 4 CH1513



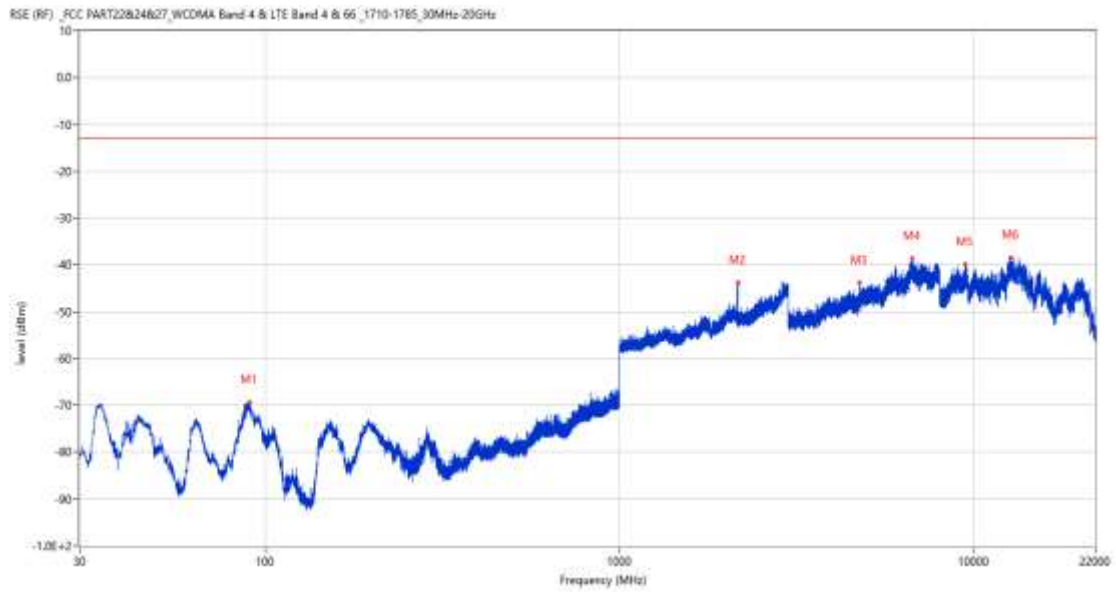
Frequency (MHz)	Result (dBm)	Factor (dB)	PK Limit (dBm)	Over Limit (dB)	Table (o)	ANT	EUT	Verdict
195.482	-66.48	-15.85	-13.0	-53.48	85.00	Horizontal	Vertical	Pass
1753.800	-46.99	2.03	-13.0	-33.99	159.00	Horizontal	Vertical	N/A
2153.600	-28.20	3.15	-13.0	-15.20	196.00	Horizontal	Vertical	N/A
4451.500	-44.87	9.97	-13.0	-31.87	4.00	Horizontal	Vertical	Pass
6697.250	-39.49	15.22	-13.0	-26.49	162.00	Horizontal	Vertical	Pass
12725.537	-37.84	16.26	-13.0	-24.84	33.00	Horizontal	Vertical	Pass

RSE-V&V WCDMA Band 4 CH1513



Frequency (MHz)	Result (dBm)	Factor (dB)	PK Limit (dBm)	Over Limit (dB)	Table (o)	ANT	EUT	Verdict
90.819	-69.55	-20.02	-13.0	-56.55	94.00	Vertical	Vertical	Pass
1998.600	-47.64	3.40	-13.0	-34.64	91.00	Vertical	Vertical	Pass
2153.000	-46.05	3.17	-13.0	-33.05	201.00	Vertical	Vertical	N/A
6665.000	-39.33	14.69	-13.0	-26.33	18.00	Vertical	Vertical	Pass
9463.238	-40.44	13.81	-13.0	-27.44	325.00	Vertical	Vertical	Pass
12747.388	-38.91	16.03	-13.0	-25.91	5.00	Vertical	Vertical	Pass

RSE-V&H WCDMA Band 4 CH1513

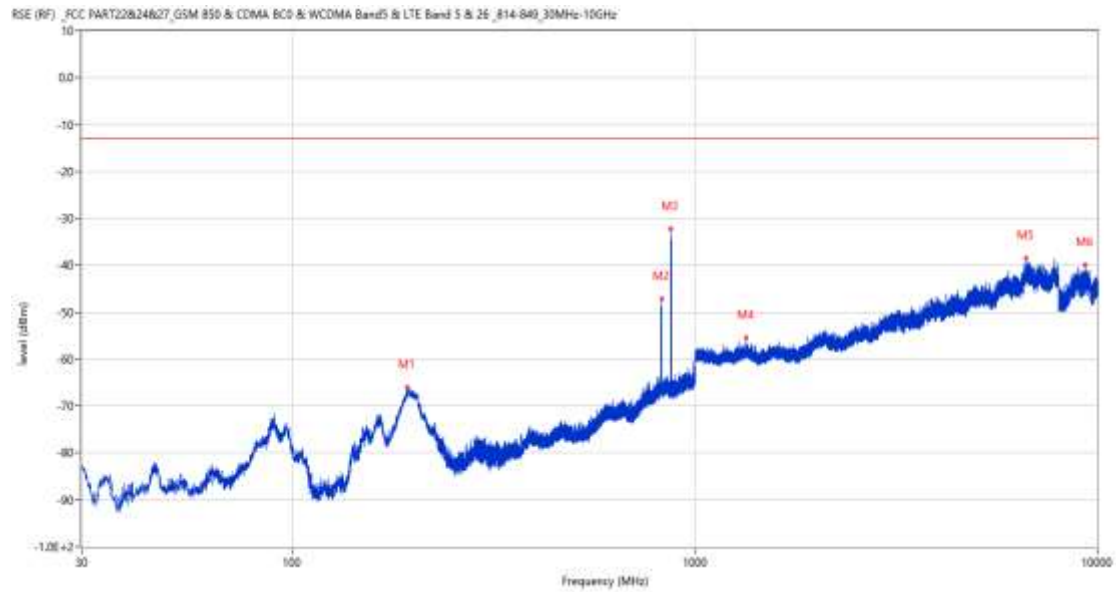


Frequency (MHz)	Result (dBm)	Factor (dB)	PK Limit (dBm)	Over Limit (dB)	Table (o)	ANT	EUT	Verdict
90.237	-69.44	-20.12	-13.0	-56.44	46.00	Vertical	Horizontal	Pass
2154.300	-43.86	3.12	-13.0	-30.86	215.00	Vertical	Horizontal	N/A
4756.250	-43.93	10.09	-13.0	-30.93	48.00	Vertical	Horizontal	Pass
6691.000	-38.67	14.82	-13.0	-25.67	185.00	Vertical	Horizontal	Pass
9447.088	-39.96	14.18	-13.0	-26.96	83.00	Vertical	Horizontal	Pass
12706.062	-38.43	16.47	-13.0	-25.43	342.00	Vertical	Horizontal	Pass

7 WCDMA Band 5

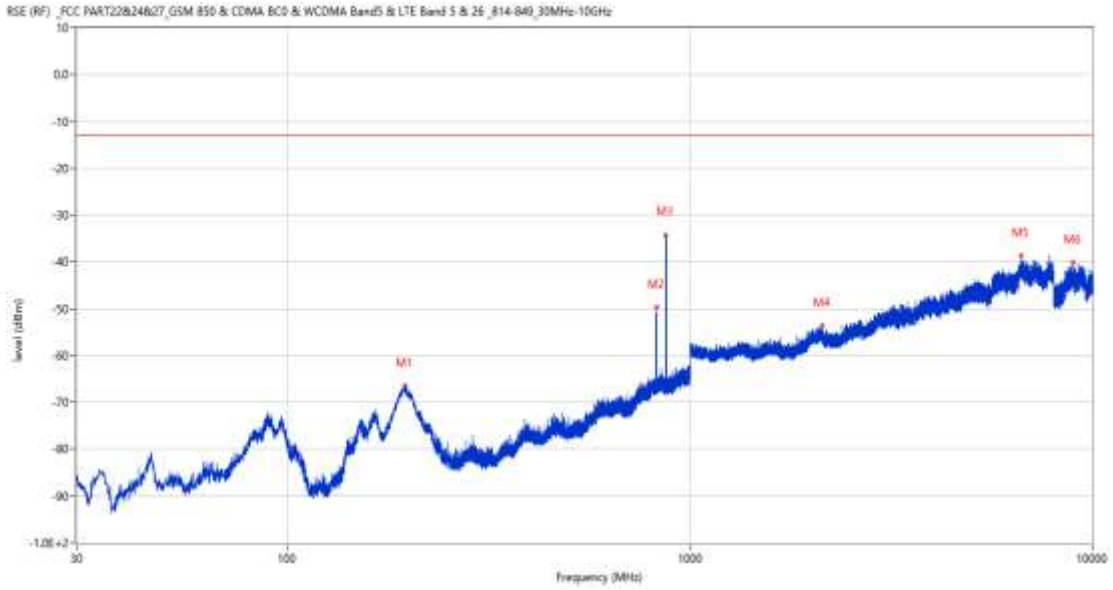
7.1 WCDMA Band 5 Low Channel

RSE-H&H WCDMA Band 5 CH4132



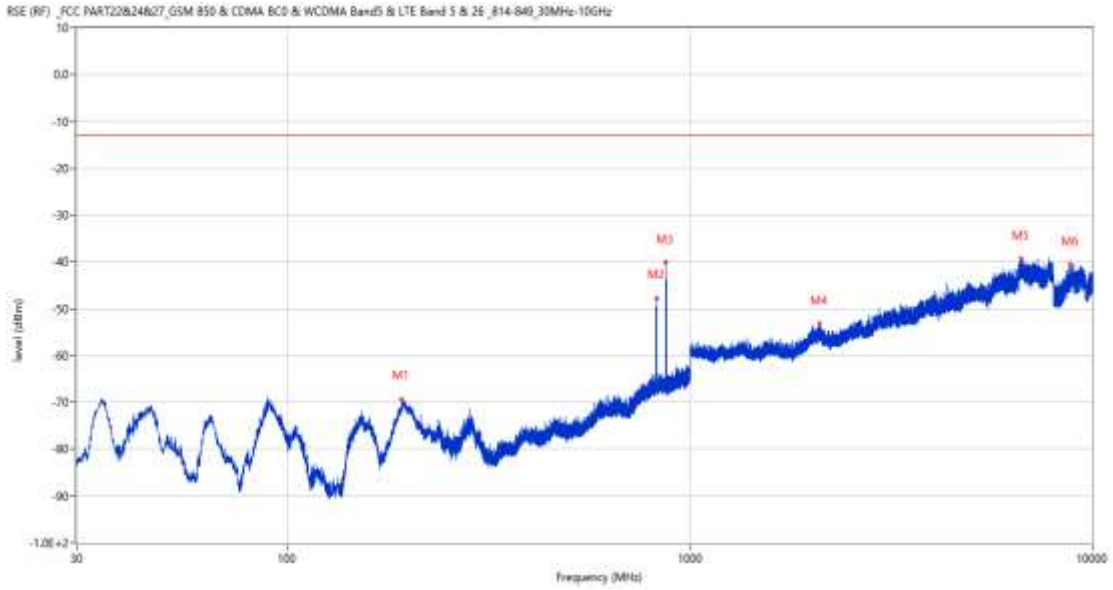
Frequency (MHz)	Result (dBm)	Factor (dB)	PK Limit (dBm)	Over Limit (dB)	Table (o)	ANT	EUT	Verdict
192.766	-66.03	-14.42	-13.0	-53.03	267.00	Horizontal	Horizontal	Pass
826.225	-47.26	4.36	-13.0	-34.26	137.00	Horizontal	Horizontal	N/A
871.524	-32.33	4.31	-13.0	-19.33	300.00	Horizontal	Horizontal	N/A
1343.300	-55.49	-3.76	-13.0	-42.49	56.00	Horizontal	Horizontal	Pass
6640.000	-38.51	15.07	-13.0	-25.51	0.00	Horizontal	Horizontal	Pass
9339.300	-39.94	14.92	-13.0	-26.94	213.00	Horizontal	Horizontal	Pass

RSE-H&V WCDMA Band 5 CH4132



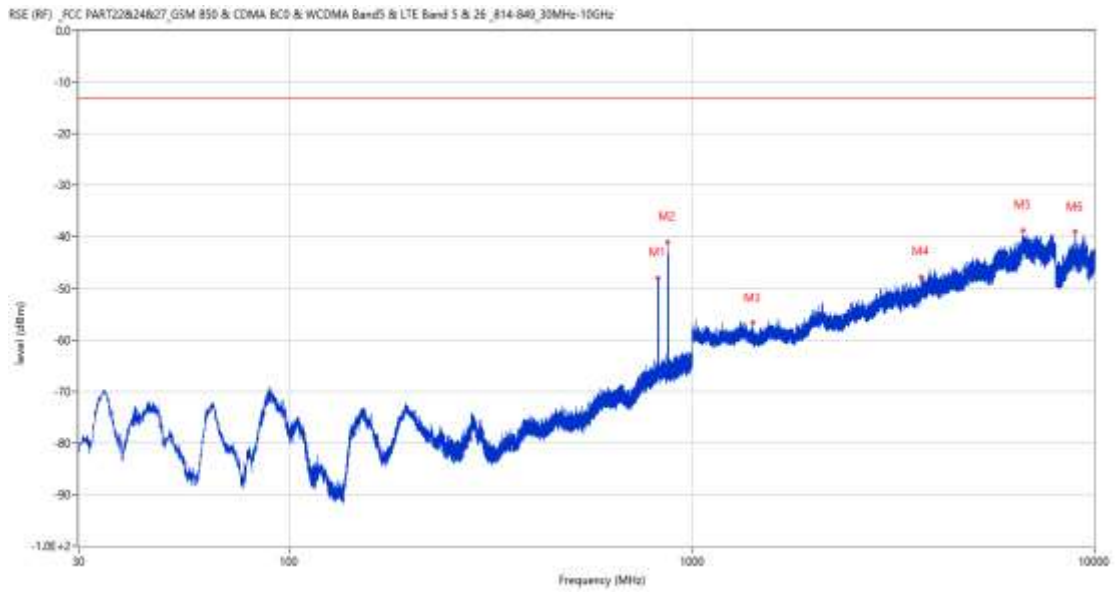
Frequency (MHz)	Result (dBm)	Factor (dB)	PK Limit (dBm)	Over Limit (dB)	Table (o)	ANT	EUT	Verdict
195.822	-66.54	-14.12	-13.0	-53.54	92.00	Horizontal	Vertical	Pass
825.788	-49.75	4.34	-13.0	-36.75	208.00	Horizontal	Vertical	N/A
872.106	-34.23	4.30	-13.0	-21.23	116.00	Horizontal	Vertical	N/A
2130.100	-53.65	-1.05	-13.0	-40.65	61.00	Horizontal	Vertical	Pass
6666.750	-38.78	14.66	-13.0	-25.78	322.00	Horizontal	Vertical	Pass
8955.099	-40.21	13.56	-13.0	-27.21	36.00	Horizontal	Vertical	Pass

RSE-V&V WCDMA Band 5 CH4132



Frequency (MHz)	Result (dBm)	Factor (dB)	PK Limit (dBm)	Over Limit (dB)	Table (o)	ANT	EUT	Verdict
192.669	-69.25	-14.44	-13.0	-56.25	53.00	Vertical	Vertical	Pass
826.127	-47.88	4.35	-13.0	-34.88	203.00	Vertical	Vertical	N/A
871.087	-40.07	4.27	-13.0	-27.07	78.00	Vertical	Vertical	Pass
2104.100	-53.20	-0.10	-13.0	-40.20	1.00	Vertical	Vertical	Pass
6640.000	-39.35	15.07	-13.0	-26.35	351.00	Vertical	Vertical	Pass
8816.900	-40.52	14.18	-13.0	-27.52	347.00	Vertical	Vertical	Pass

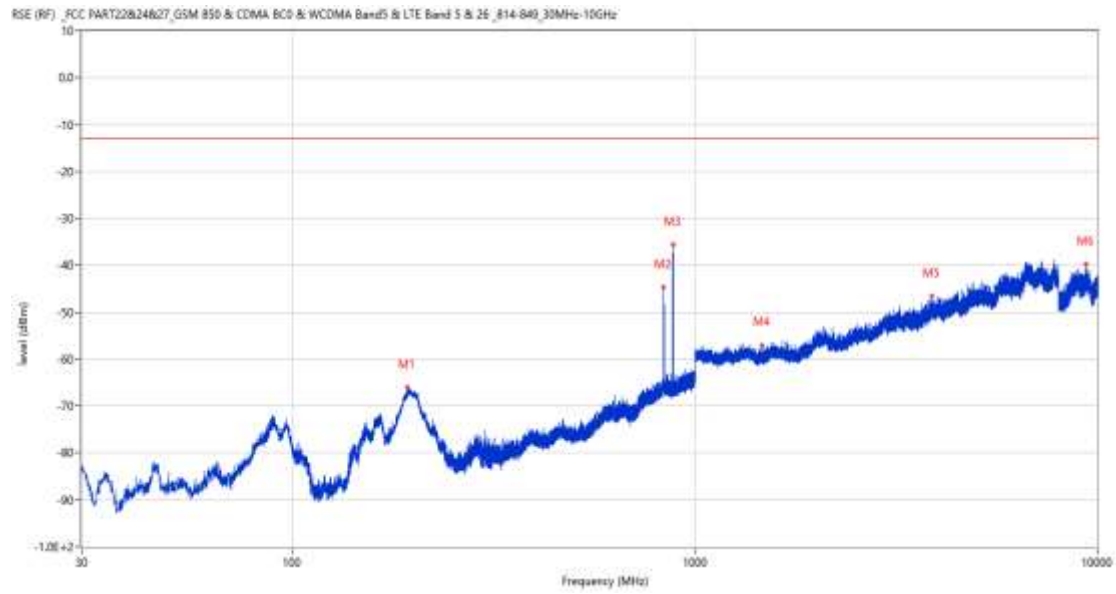
RSE-V&H WCDMA Band 5 CH4132



Frequency (MHz)	Result (dBm)	Factor (dB)	PK Limit (dBm)	Over Limit (dB)	Table (o)	ANT	EUT	Verdict
825.497	-48.00	4.33	-13.0	-35.00	7.00	Vertical	Horizontal	N/A
872.300	-40.99	4.29	-13.0	-27.99	0.00	Vertical	Horizontal	N/A
1421.300	-56.70	-4.91	-13.0	-43.70	351.00	Vertical	Horizontal	Pass
3710.750	-47.87	7.64	-13.0	-34.87	41.00	Vertical	Horizontal	Pass
6637.500	-38.81	15.03	-13.0	-25.81	122.00	Vertical	Horizontal	Pass
8948.000	-38.94	13.58	-13.0	-25.94	82.00	Vertical	Horizontal	Pass

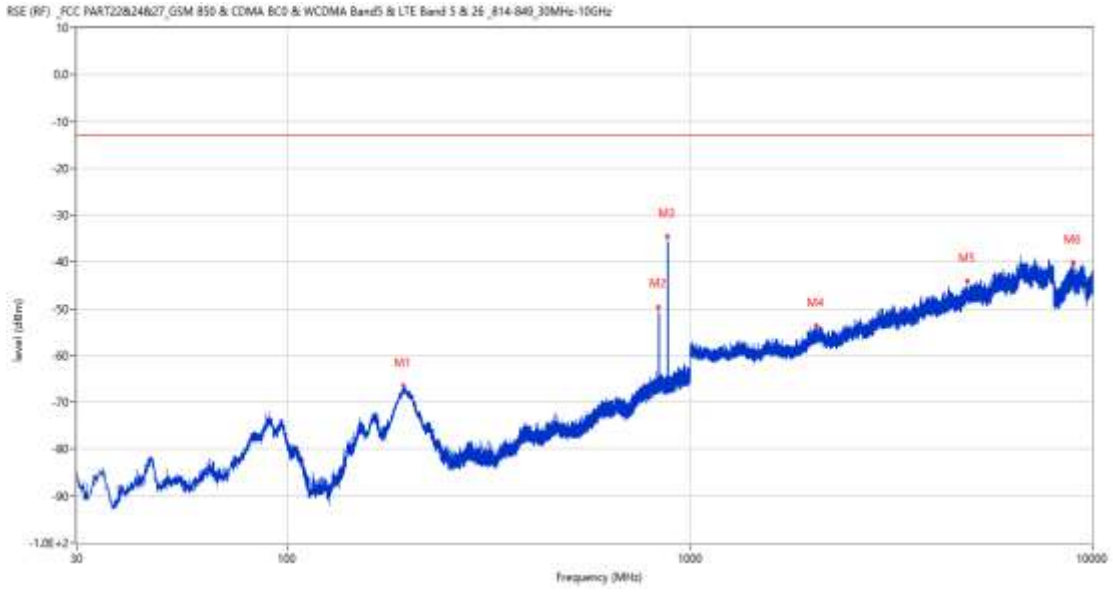
7.2 WCDMA Band 5 Middle Channel

RSE-H&H WCDMA Band 5 CH4182



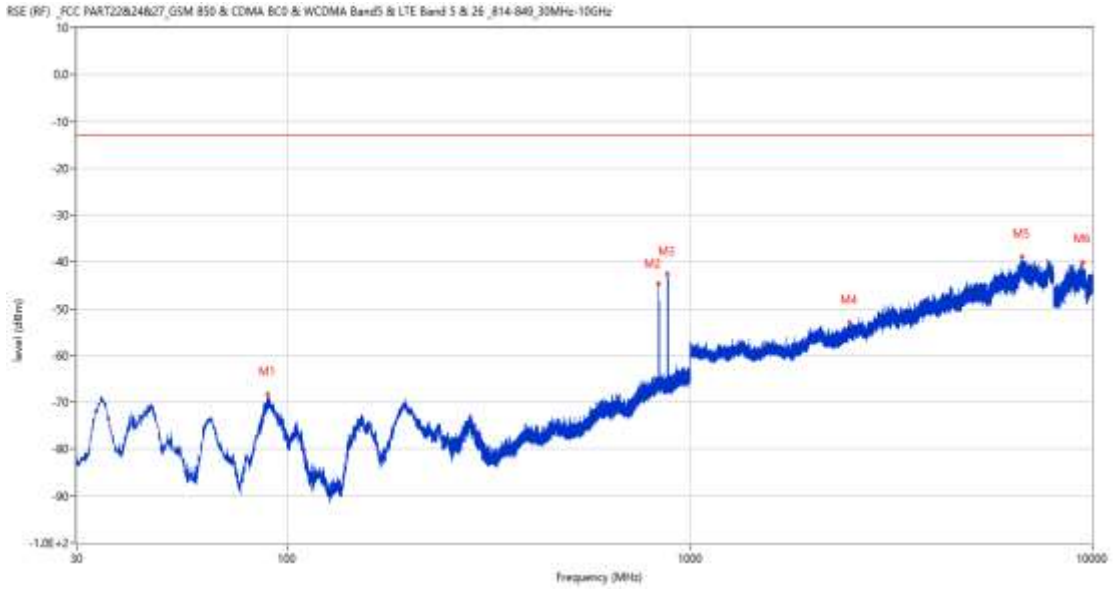
Frequency (MHz)	Result (dBm)	Factor (dB)	PK Limit (dBm)	Over Limit (dB)	Table (o)	ANT	EUT	Verdict
192.960	-65.98	-14.38	-13.0	-52.98	276.00	Horizontal	Horizontal	Pass
837.719	-44.71	4.82	-13.0	-31.71	112.00	Horizontal	Horizontal	N/A
882.727	-35.50	4.16	-13.0	-22.50	289.00	Horizontal	Horizontal	N/A
1470.000	-57.02	-5.05	-13.0	-44.02	332.00	Horizontal	Horizontal	Pass
3877.250	-46.48	8.98	-13.0	-33.48	60.00	Horizontal	Horizontal	Pass
9354.200	-39.74	14.69	-13.0	-26.74	321.00	Horizontal	Horizontal	Pass

RSE-H&V WCDMA Band 5 CH4182



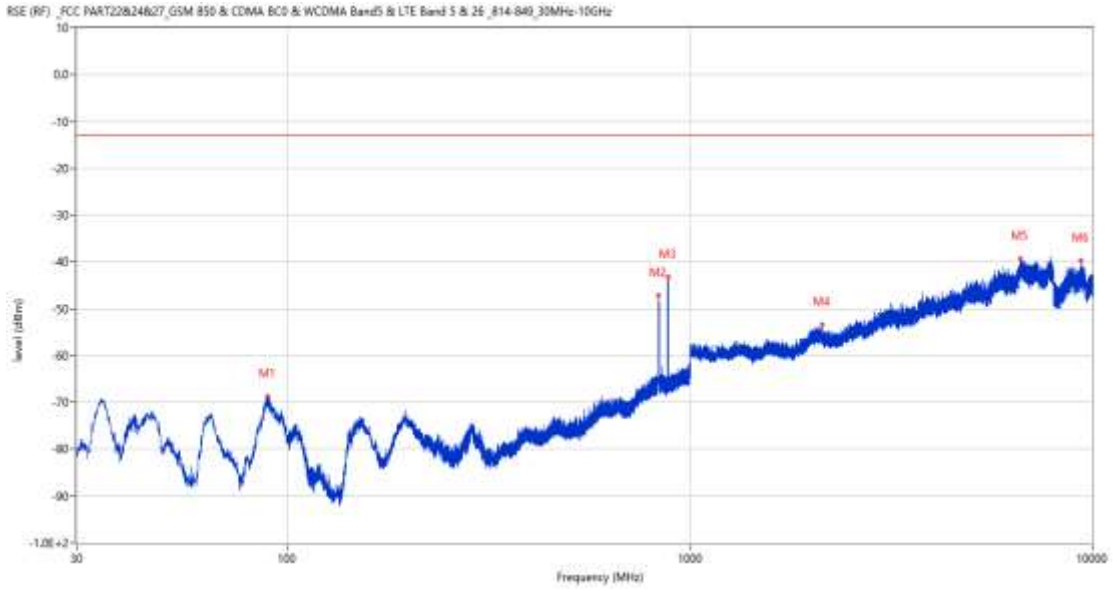
Frequency (MHz)	Result (dBm)	Factor (dB)	PK Limit (dBm)	Over Limit (dB)	Table (o)	ANT	EUT	Verdict
194.415	-66.45	-14.24	-13.0	-53.45	90.00	Horizontal	Vertical	Pass
837.670	-49.58	4.82	-13.0	-36.58	206.00	Horizontal	Vertical	N/A
879.720	-34.51	4.21	-13.0	-21.51	281.00	Horizontal	Vertical	N/A
2058.000	-53.66	-1.32	-13.0	-40.66	216.00	Horizontal	Vertical	Pass
4890.000	-44.05	10.83	-13.0	-31.05	155.00	Horizontal	Vertical	Pass
8954.800	-40.04	13.56	-13.0	-27.04	105.00	Horizontal	Vertical	Pass

RSE-V&V WCDMA Band 5 CH4182



Frequency (MHz)	Result (dBm)	Factor (dB)	PK Limit (dBm)	Over Limit (dB)	Table (o)	ANT	EUT	Verdict
89.315	-68.39	-18.96	-13.0	-55.39	95.00	Vertical	Vertical	Pass
837.282	-44.62	4.80	-13.0	-31.62	209.00	Vertical	Vertical	N/A
879.817	-42.61	4.20	-13.0	-29.61	0.00	Vertical	Vertical	N/A
2488.900	-52.88	0.41	-13.0	-39.88	278.00	Vertical	Vertical	Pass
6670.500	-38.98	14.58	-13.0	-25.98	190.00	Vertical	Vertical	Pass
9460.700	-40.10	13.89	-13.0	-27.10	346.00	Vertical	Vertical	Pass

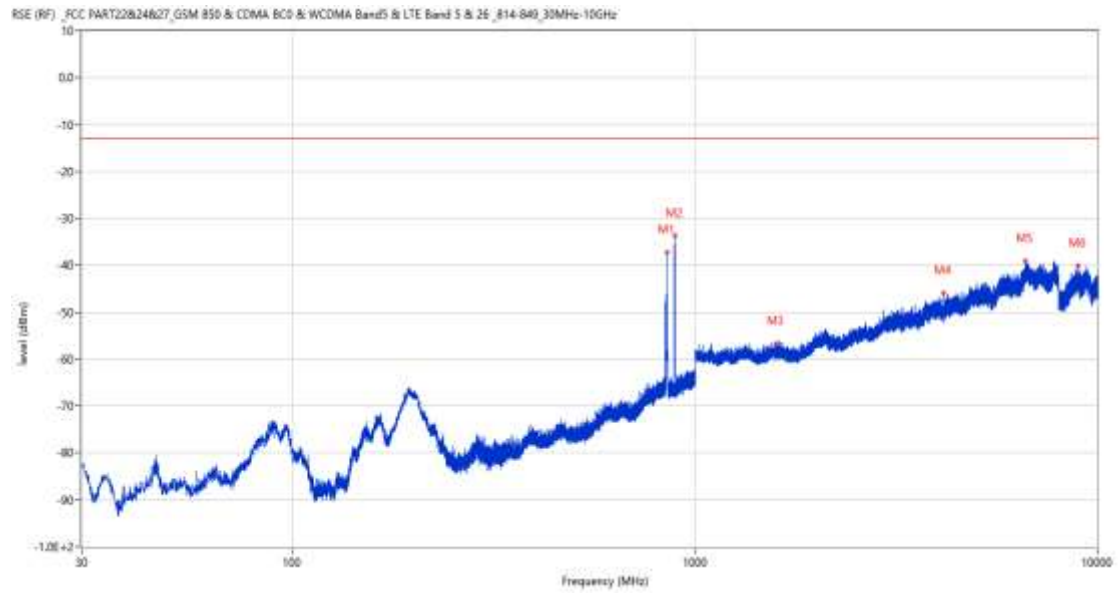
RSE-V&H WCDMA Band 5 CH4182



Frequency (MHz)	Result (dBm)	Factor (dB)	PK Limit (dBm)	Over Limit (dB)	Table (o)	ANT	EUT	Verdict
89.558	-68.66	-18.97	-13.0	-55.66	89.00	Vertical	Horizontal	Pass
837.670	-47.25	4.82	-13.0	-34.25	0.00	Vertical	Horizontal	N/A
881.612	-43.18	4.17	-13.0	-30.18	0.00	Vertical	Horizontal	N/A
2129.600	-53.32	-0.98	-13.0	-40.32	333.00	Vertical	Horizontal	Pass
6634.000	-39.32	14.86	-13.0	-26.32	91.00	Vertical	Horizontal	Pass
9349.701	-39.77	14.80	-13.0	-26.77	325.00	Vertical	Horizontal	Pass

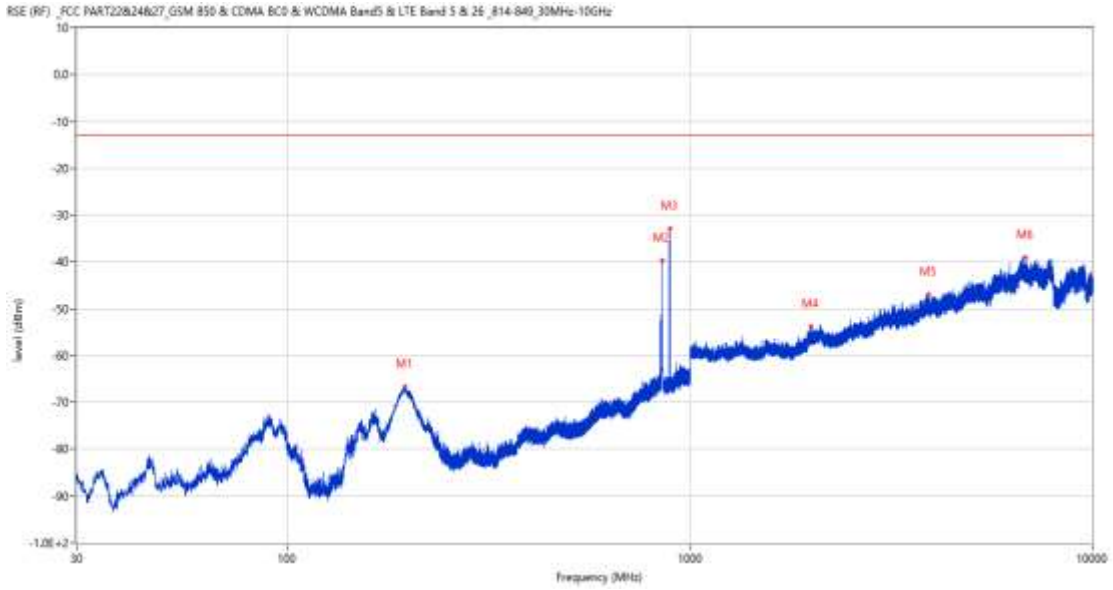
7.3 WCDMA Band 5 High Channel

RSE-H&H WCDMA Band 5 CH4233



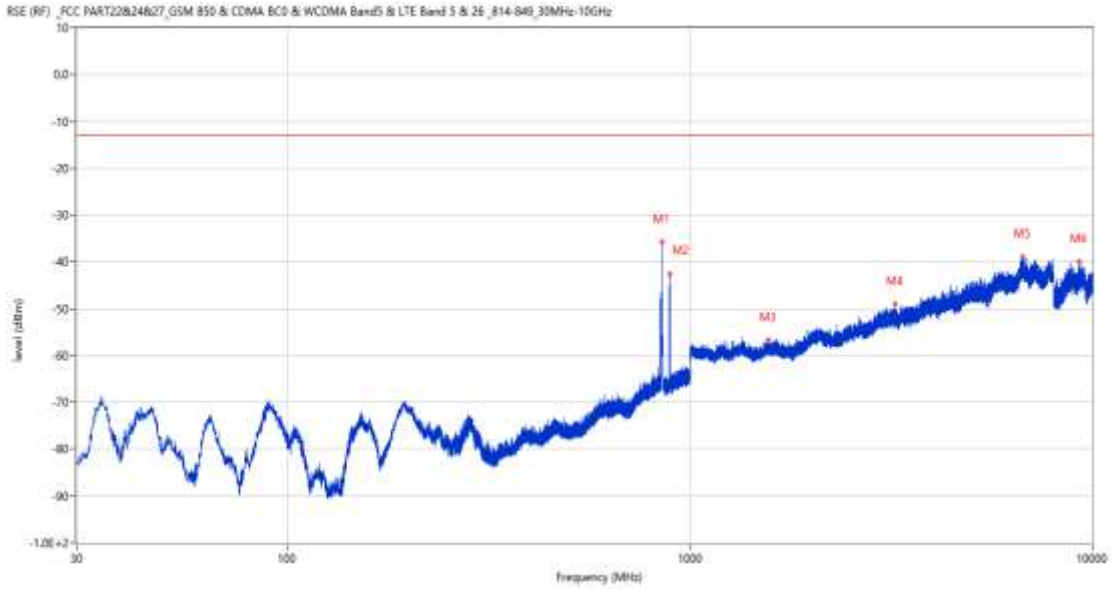
Frequency (MHz)	Result (dBm)	Factor (dB)	PK Limit (dBm)	Over Limit (dB)	Table (o)	ANT	EUT	Verdict
852.221	-37.16	4.86	-13.0	-24.16	109.00	Horizontal	Horizontal	N/A
891.602	-33.81	4.59	-13.0	-20.81	297.00	Horizontal	Horizontal	N/A
1594.300	-56.80	-4.16	-13.0	-43.80	346.00	Horizontal	Horizontal	Pass
4139.750	-45.99	8.19	-13.0	-32.99	137.00	Horizontal	Horizontal	Pass
6628.500	-39.07	14.83	-13.0	-26.07	74.00	Horizontal	Horizontal	Pass
8936.300	-40.14	13.68	-13.0	-27.14	303.00	Horizontal	Horizontal	Pass

RSE-H&V WCDMA Band 5 CH4233



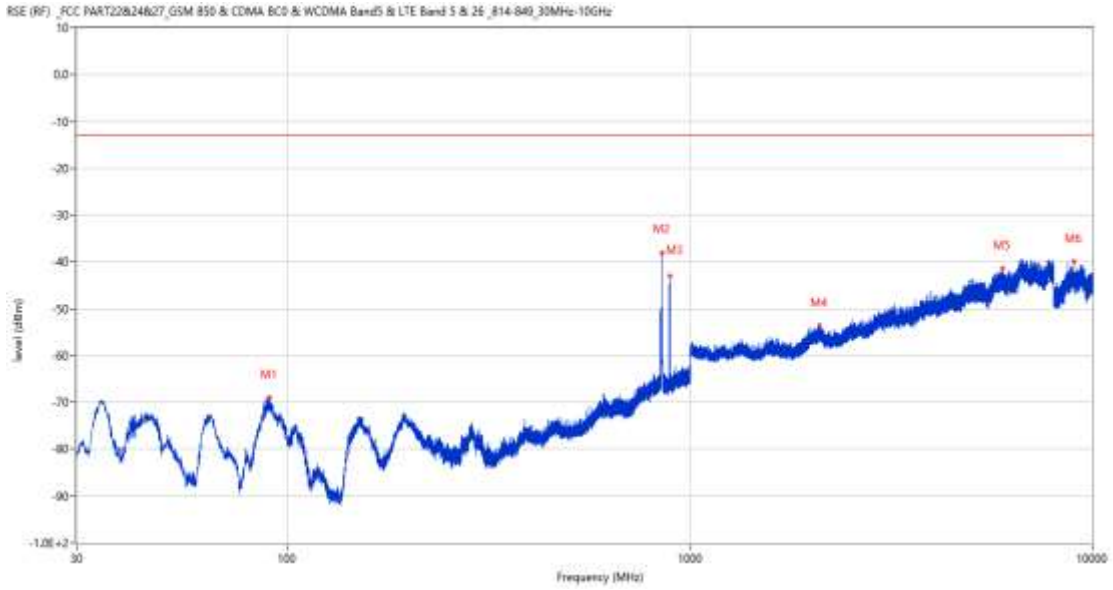
Frequency (MHz)	Result (dBm)	Factor (dB)	PK Limit (dBm)	Over Limit (dB)	Table (o)	ANT	EUT	Verdict
195.918	-66.59	-14.12	-13.0	-53.59	101.00	Horizontal	Vertical	Pass
852.123	-39.81	4.86	-13.0	-26.81	30.00	Horizontal	Vertical	N/A
892.524	-32.90	4.56	-13.0	-19.90	121.00	Horizontal	Vertical	N/A
1997.300	-53.77	-1.73	-13.0	-40.77	294.00	Horizontal	Vertical	Pass
3917.500	-46.92	9.17	-13.0	-33.92	300.00	Horizontal	Vertical	Pass
6817.000	-39.10	14.21	-13.0	-26.10	348.00	Horizontal	Vertical	Pass

RSE-V&V WCDMA Band 5 CH4233



Frequency (MHz)	Result (dBm)	Factor (dB)	PK Limit (dBm)	Over Limit (dB)	Table (o)	ANT	EUT	Verdict
852.318	-35.75	4.86	-13.0	-22.75	205.00	Vertical	Vertical	N/A
891.796	-42.51	4.59	-13.0	-29.51	21.00	Vertical	Vertical	N/A
1568.900	-56.76	-3.92	-13.0	-43.76	357.00	Vertical	Vertical	Pass
3233.250	-49.02	6.55	-13.0	-36.02	205.00	Vertical	Vertical	Pass
6713.000	-38.98	15.70	-13.0	-25.98	91.00	Vertical	Vertical	Pass
9288.800	-40.01	15.14	-13.0	-27.01	62.00	Vertical	Vertical	Pass

RSE-V&H WCDMA Band 5 CH4233



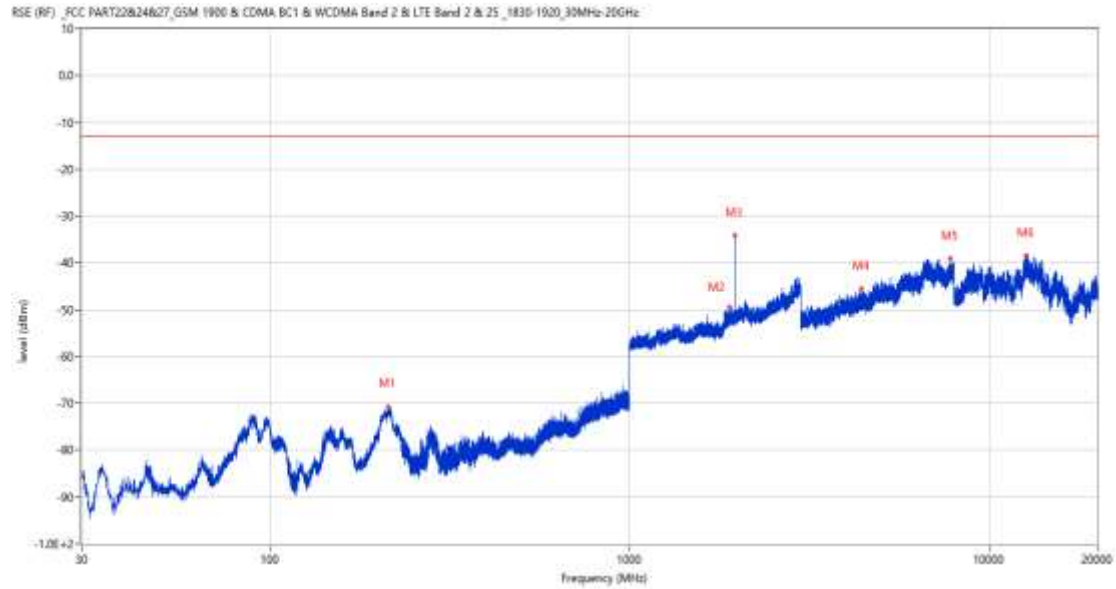
Frequency (MHz)	Result (dBm)	Factor (dB)	PK Limit (dBm)	Over Limit (dB)	Table (o)	ANT	EUT	Verdict
90.431	-68.90	-18.99	-13.0	-55.90	114.00	Vertical	Horizontal	Pass
852.318	-37.99	4.86	-13.0	-24.99	184.00	Vertical	Horizontal	N/A
890.342	-43.05	4.58	-13.0	-30.05	5.00	Vertical	Horizontal	N/A
2099.300	-53.54	-0.06	-13.0	-40.54	161.00	Vertical	Horizontal	Pass
5989.500	-41.33	12.68	-13.0	-28.33	263.00	Vertical	Horizontal	Pass
8992.600	-39.96	13.59	-13.0	-26.96	347.00	Vertical	Horizontal	Pass

LTE

8 LTE Band 2

8.1 LTE Band 2 BW1.4, Middle Channel

RSE-H&H LTE Band 2 BW1.4 CH18900



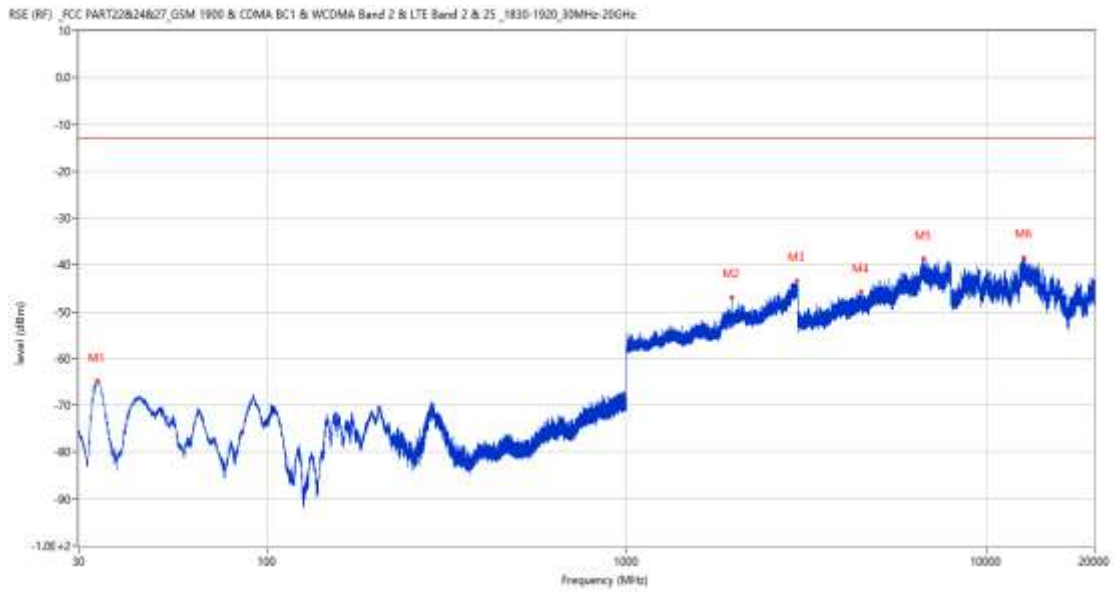
Frequency (MHz)	Result (dBm)	Factor (dB)	PK Limit (dBm)	Over Limit (dB)	Table (o)	ANT	EUT	Verdict
213.718	-70.70	-16.62	-13.0	-57.70	84.00	Horizontal	Horizontal	Pass
1896.000	-49.50	2.99	-13.0	-36.50	170.00	Horizontal	Horizontal	N/A
1960.800	-34.18	2.80	-13.0	-21.18	220.00	Horizontal	Horizontal	N/A
4420.500	-45.46	9.59	-13.0	-32.46	17.00	Horizontal	Horizontal	Pass
7822.750	-39.18	16.09	-13.0	-26.18	271.00	Horizontal	Horizontal	Pass
12668.537	-38.47	15.99	-13.0	-25.47	92.00	Horizontal	Horizontal	Pass

RSE-H&V LTE Band 2 BW1.4 CH18900



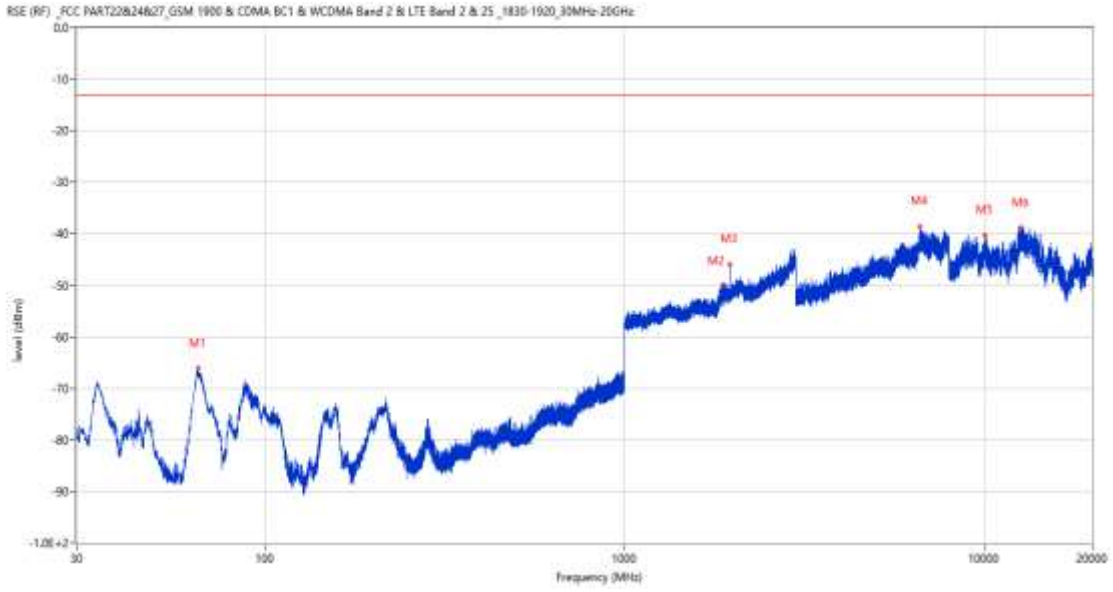
Frequency (MHz)	Result (dBm)	Factor (dB)	PK Limit (dBm)	Over Limit (dB)	Table (o)	ANT	EUT	Verdict
204.794	-66.17	-15.37	-13.0	-53.17	97.00	Horizontal	Vertical	Pass
1199.600	-53.03	-0.77	-13.0	-40.03	360.00	Horizontal	Vertical	Pass
1960.600	-36.63	2.80	-13.0	-23.63	25.00	Horizontal	Vertical	N/A
4235.750	-45.73	8.75	-13.0	-32.73	296.00	Horizontal	Vertical	Pass
7167.000	-38.92	14.39	-13.0	-25.92	84.00	Horizontal	Vertical	Pass
12702.737	-38.64	16.51	-13.0	-25.64	144.00	Horizontal	Vertical	Pass

RSE-V&V LTE Band 2 BW1.4 CH18900



Frequency (MHz)	Result (dBm)	Factor (dB)	PK Limit (dBm)	Over Limit (dB)	Table (o)	ANT	EUT	Verdict
33.734	-64.75	-23.47	-13.0	-51.75	3.00	Vertical	Vertical	Pass
1960.800	-46.90	2.80	-13.0	-33.90	135.00	Vertical	Vertical	N/A
2974.000	-43.49	11.27	-13.0	-30.49	1.00	Vertical	Vertical	Pass
4485.750	-45.66	10.02	-13.0	-32.66	63.00	Vertical	Vertical	Pass
6701.250	-38.71	15.40	-13.0	-25.71	170.00	Vertical	Vertical	Pass
12707.488	-38.43	16.46	-13.0	-25.43	38.00	Vertical	Vertical	Pass

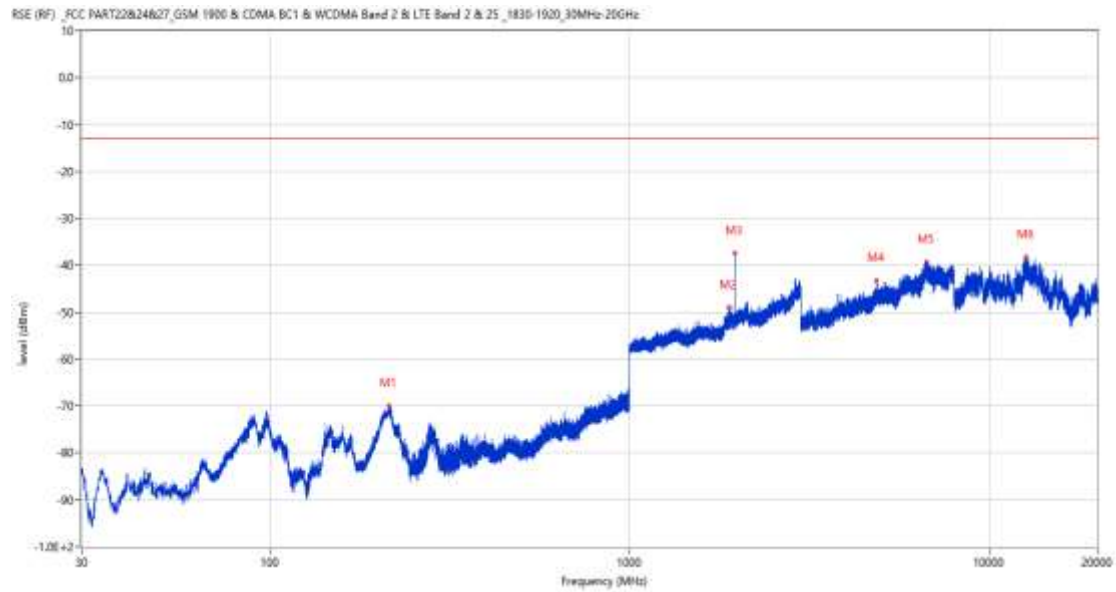
RSE-V&H LTE Band 2 BW1.4 CH18900



Frequency (MHz)	Result (dBm)	Factor (dB)	PK Limit (dBm)	Over Limit (dB)	Table (o)	ANT	EUT	Verdict
65.114	-66.12	-17.76	-13.0	-53.12	109.00	Vertical	Horizontal	Pass
1881.300	-49.81	2.81	-13.0	-36.81	347.00	Vertical	Horizontal	N/A
1960.500	-45.87	2.80	-13.0	-32.87	175.00	Vertical	Horizontal	N/A
6635.000	-38.62	14.97	-13.0	-25.62	253.00	Vertical	Horizontal	Pass
10057.700	-40.29	13.90	-13.0	-27.29	125.00	Vertical	Horizontal	Pass
12662.362	-38.89	15.89	-13.0	-25.89	2.00	Vertical	Horizontal	Pass

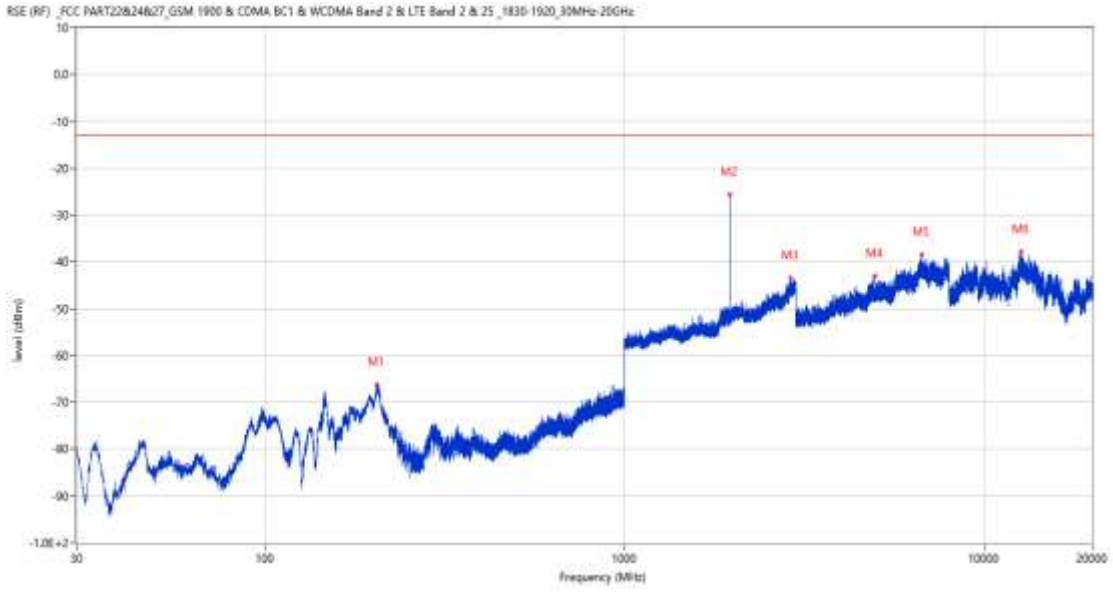
8.2 LTE Band 2 BW3, Middle Channel

RSE-H&H LTE Band 2 BW3 CH18900



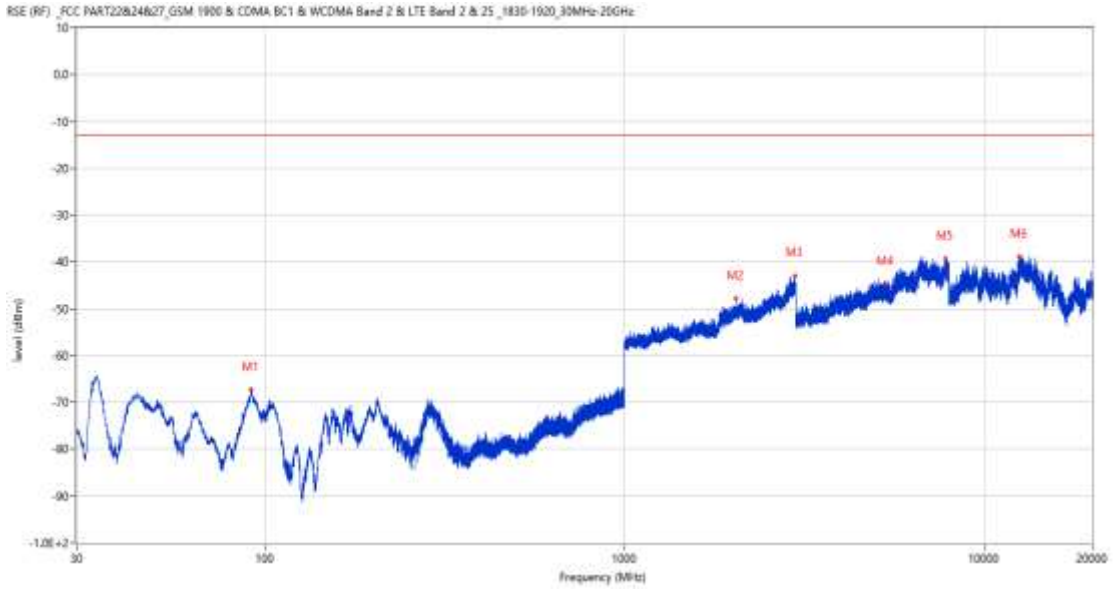
Frequency (MHz)	Result (dBm)	Factor (dB)	PK Limit (dBm)	Over Limit (dB)	Table (o)	ANT	EUT	Verdict
213.960	-69.99	-16.63	-13.0	-56.99	78.00	Horizontal	Horizontal	Pass
1888.100	-49.03	2.90	-13.0	-36.03	320.00	Horizontal	Horizontal	N/A
1961.100	-37.52	2.83	-13.0	-24.52	105.00	Horizontal	Horizontal	N/A
4853.750	-43.25	10.03	-13.0	-30.25	78.00	Horizontal	Horizontal	Pass
6722.250	-39.39	15.62	-13.0	-26.39	152.00	Horizontal	Horizontal	Pass
12669.013	-38.36	16.00	-13.0	-25.36	152.00	Horizontal	Horizontal	Pass

RSE-H&V LTE Band 2 BW3 CH18900



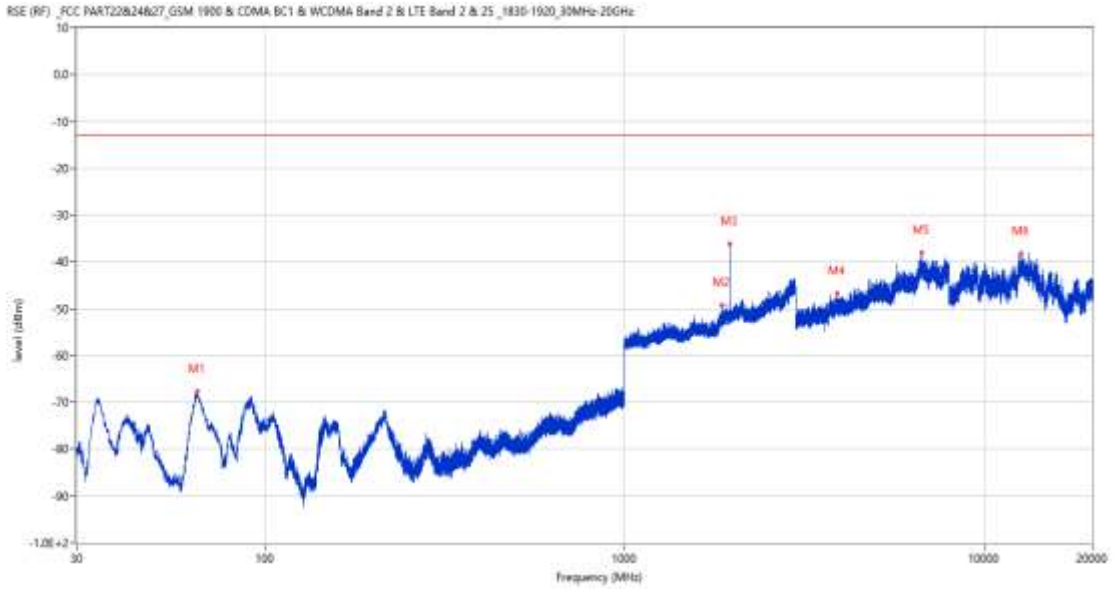
Frequency (MHz)	Result (dBm)	Factor (dB)	PK Limit (dBm)	Over Limit (dB)	Table (o)	ANT	EUT	Verdict
204.794	-66.21	-15.37	-13.0	-53.21	80.00	Horizontal	Vertical	Pass
1960.100	-25.67	2.79	-13.0	-12.67	111.00	Horizontal	Vertical	N/A
2894.000	-43.44	11.86	-13.0	-30.44	254.00	Horizontal	Vertical	Pass
4974.000	-43.06	10.93	-13.0	-30.06	174.00	Horizontal	Vertical	Pass
6715.750	-38.51	15.69	-13.0	-25.51	54.00	Horizontal	Vertical	Pass
12676.375	-37.89	16.13	-13.0	-24.89	269.00	Horizontal	Vertical	Pass

RSE-V&V LTE Band 2 BW3 CH18900



Frequency (MHz)	Result (dBm)	Factor (dB)	PK Limit (dBm)	Over Limit (dB)	Table (o)	ANT	EUT	Verdict
91.789	-67.37	-19.80	-13.0	-54.37	121.00	Vertical	Vertical	Pass
2040.200	-47.71	3.73	-13.0	-34.71	354.00	Vertical	Vertical	N/A
2985.300	-42.93	11.08	-13.0	-29.93	8.00	Vertical	Vertical	Pass
5316.500	-44.73	10.34	-13.0	-31.73	225.00	Vertical	Vertical	Pass
7803.000	-39.34	16.00	-13.0	-26.34	193.00	Vertical	Vertical	Pass
12499.912	-38.83	15.66	-13.0	-25.83	109.00	Vertical	Vertical	Pass

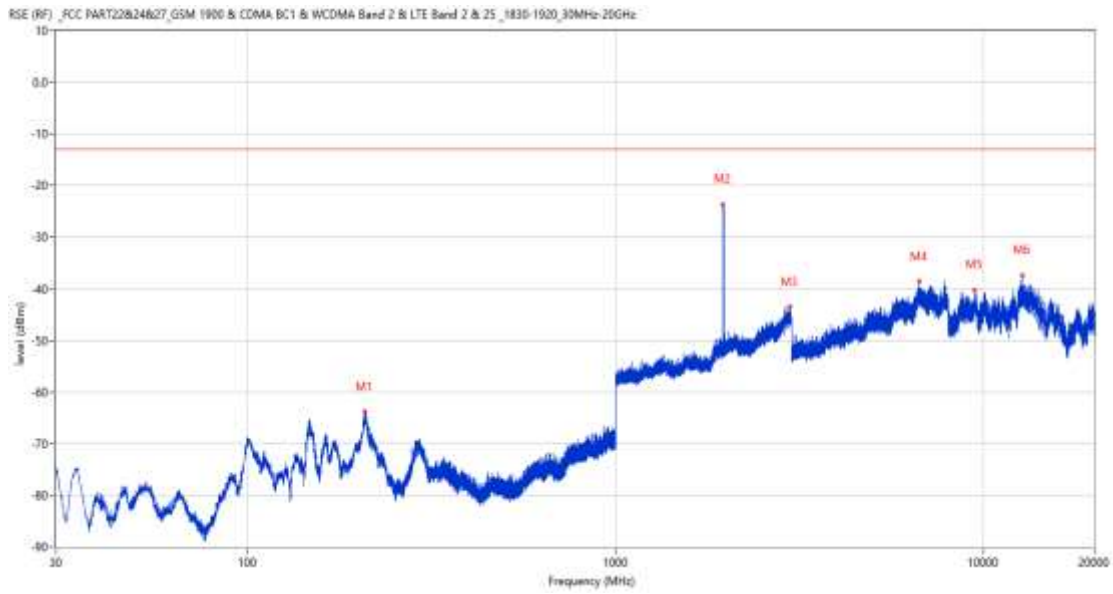
RSE-V&H LTE Band 2 BW3 CH18900



Frequency (MHz)	Result (dBm)	Factor (dB)	PK Limit (dBm)	Over Limit (dB)	Table (o)	ANT	EUT	Verdict
64.969	-67.76	-17.68	-13.0	-54.76	77.00	Vertical	Horizontal	Pass
1864.700	-49.32	2.61	-13.0	-36.32	288.00	Vertical	Horizontal	N/A
1961.200	-36.20	2.87	-13.0	-23.20	183.00	Vertical	Horizontal	N/A
3898.500	-46.83	9.16	-13.0	-33.83	131.00	Vertical	Horizontal	Pass
6700.000	-38.15	15.34	-13.0	-25.15	301.00	Vertical	Horizontal	Pass
12686.588	-38.37	16.31	-13.0	-25.37	271.00	Vertical	Horizontal	Pass

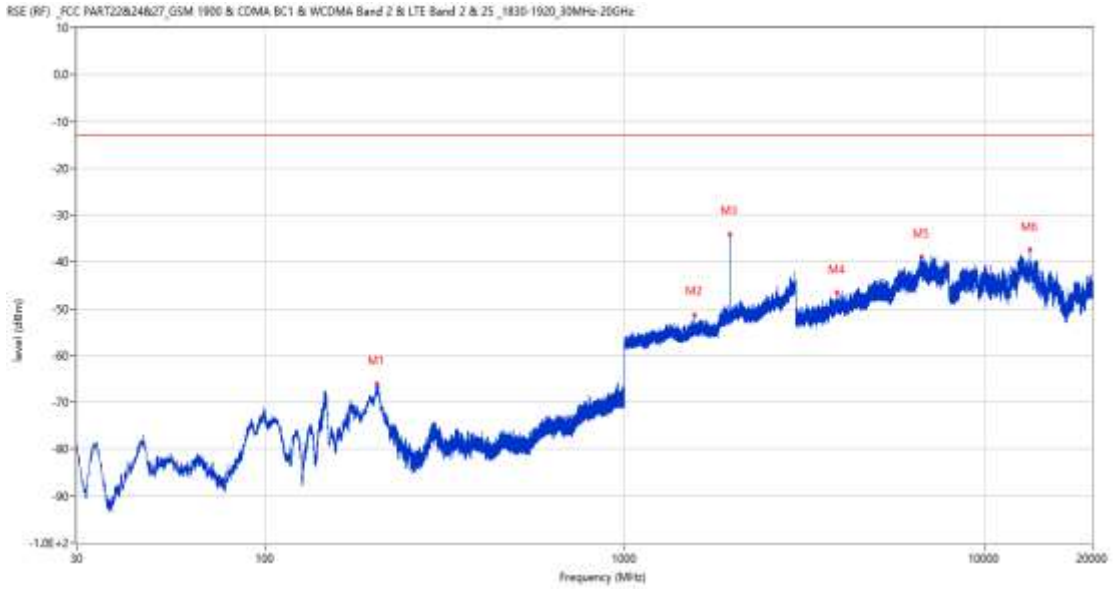
8.3 LTE Band 2 BW5, Middle Channel

RSE-H&H LTE Band 2 BW5 CH18900



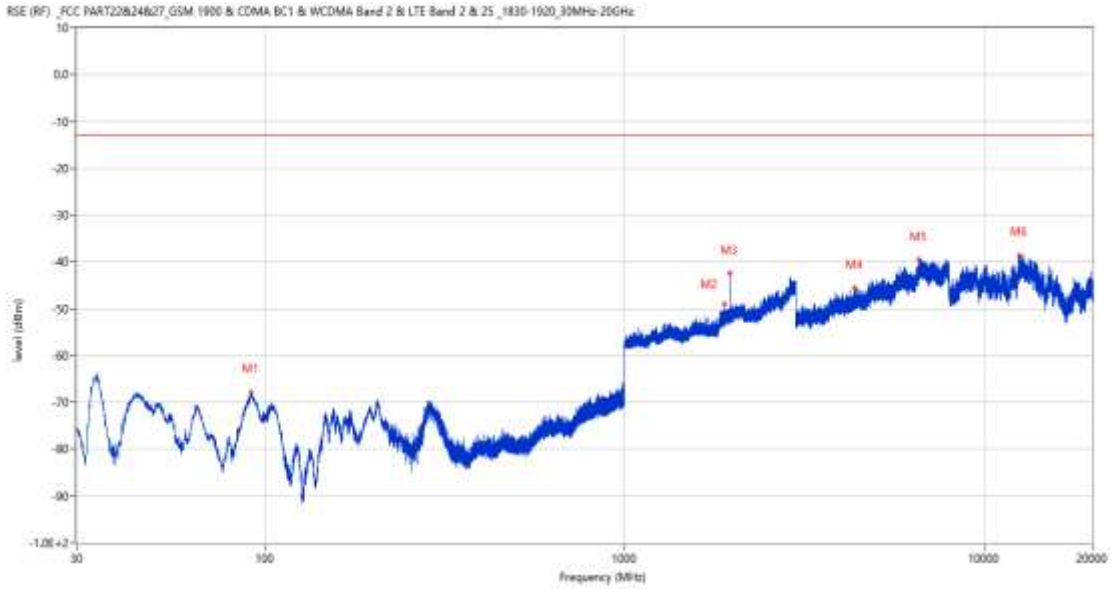
Frequency (MHz)	Result (dBm)	Factor (dB)	PK Limit (dBm)	Over Limit (dB)	Table (o)	ANT	EUT	Verdict
207.607	-63.85	-16.29	-13.0	-50.85	82.00	Horizontal	Horizontal	Pass
1959.500	-23.62	2.75	-13.0	-10.62	217.00	Horizontal	Horizontal	N/A
2964.600	-43.43	11.83	-13.0	-30.43	101.00	Horizontal	Horizontal	Pass
6686.500	-38.67	14.55	-13.0	-25.67	256.00	Horizontal	Horizontal	Pass
9442.338	-40.24	14.10	-13.0	-27.24	37.00	Horizontal	Horizontal	Pass
12698.700	-37.53	16.52	-13.0	-24.53	0.00	Horizontal	Horizontal	Pass

RSE-H&V LTE Band 2 BW5 CH18900



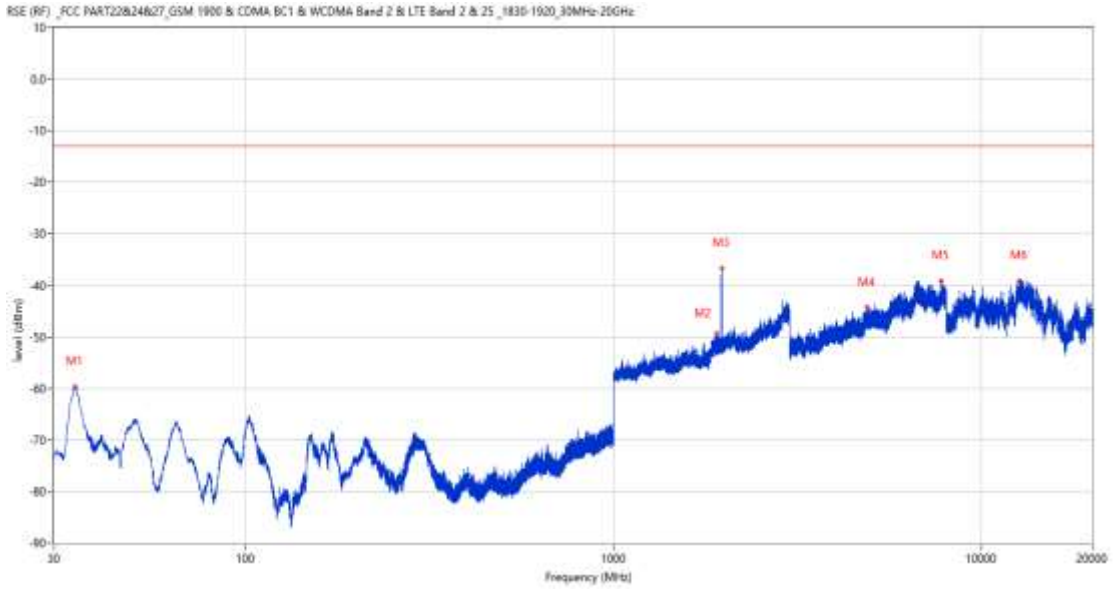
Frequency (MHz)	Result (dBm)	Factor (dB)	PK Limit (dBm)	Over Limit (dB)	Table (o)	ANT	EUT	Verdict
204.794	-66.05	-15.37	-13.0	-53.05	86.00	Horizontal	Vertical	Pass
1567.700	-51.40	0.25	-13.0	-38.40	279.00	Horizontal	Vertical	Pass
1960.700	-34.02	2.80	-13.0	-21.02	21.00	Horizontal	Vertical	N/A
3913.000	-46.58	9.18	-13.0	-33.58	265.00	Horizontal	Vertical	Pass
6698.750	-38.96	15.27	-13.0	-25.96	200.00	Horizontal	Vertical	Pass
13371.325	-37.47	16.25	-13.0	-24.47	1.00	Horizontal	Vertical	Pass

RSE-V&V LTE Band 2 BW5 CH18900



Frequency (MHz)	Result (dBm)	Factor (dB)	PK Limit (dBm)	Over Limit (dB)	Table (o)	ANT	EUT	Verdict
91.498	-67.80	-19.87	-13.0	-54.80	130.00	Vertical	Vertical	Pass
1898.100	-49.11	3.02	-13.0	-36.11	260.00	Vertical	Vertical	N/A
1959.500	-42.47	2.75	-13.0	-29.47	135.00	Vertical	Vertical	N/A
4363.750	-45.62	9.28	-13.0	-32.62	180.00	Vertical	Vertical	Pass
6607.250	-39.56	14.36	-13.0	-26.56	266.00	Vertical	Vertical	Pass
12493.975	-38.73	15.46	-13.0	-25.73	272.00	Vertical	Vertical	Pass

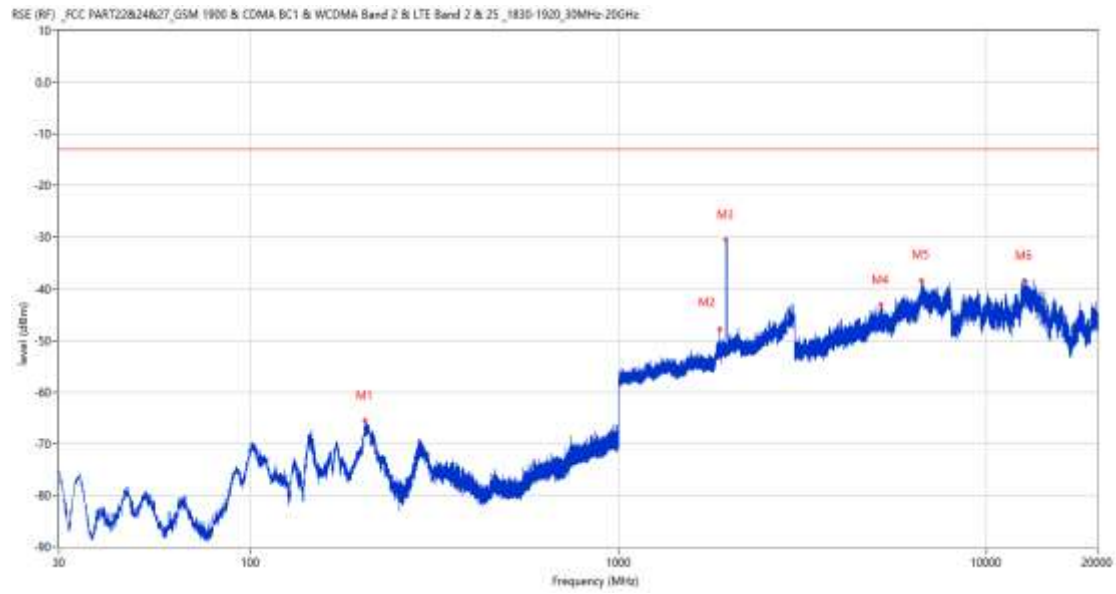
RSE-V&H LTE Band 2 BW5 CH18900



Frequency (MHz)	Result (dBm)	Factor (dB)	PK Limit (dBm)	Over Limit (dB)	Table (o)	ANT	EUT	Verdict
34.268	-59.64	-23.12	-13.0	-46.64	282.00	Vertical	Horizontal	Pass
1902.100	-49.29	3.06	-13.0	-36.29	97.00	Vertical	Horizontal	N/A
1962.100	-36.64	3.05	-13.0	-23.64	176.00	Vertical	Horizontal	N/A
4879.750	-44.16	10.65	-13.0	-31.16	48.00	Vertical	Horizontal	Pass
7771.750	-39.21	14.74	-13.0	-26.21	48.00	Vertical	Horizontal	Pass
12675.425	-39.10	16.11	-13.0	-26.10	2.00	Vertical	Horizontal	Pass

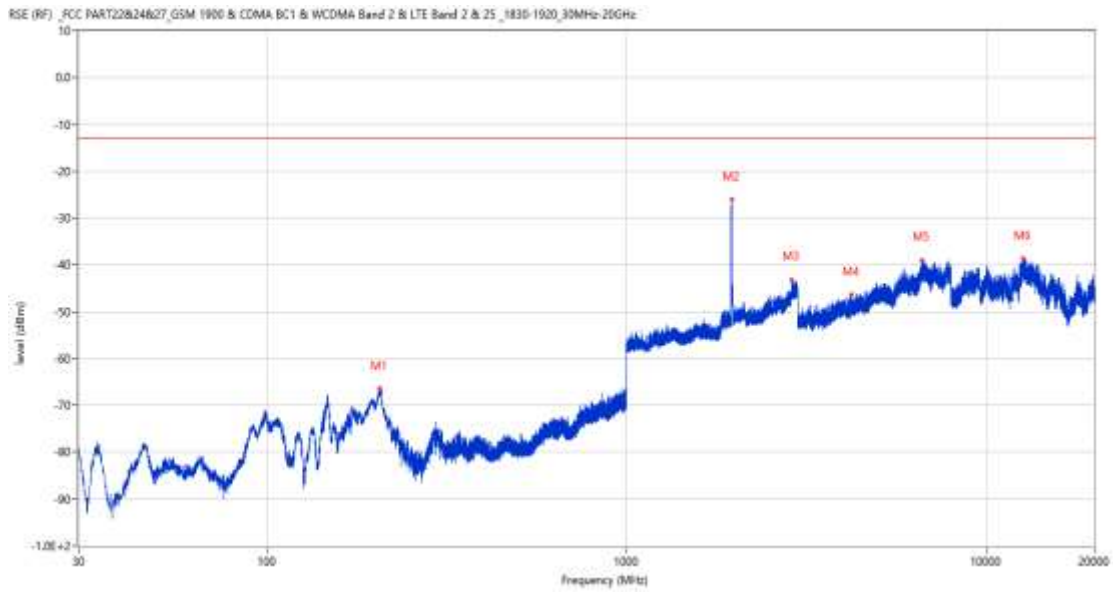
8.4 LTE Band 2 BW10, Middle Channel

RSE-H&H LTE Band 2 BW10 CH18900



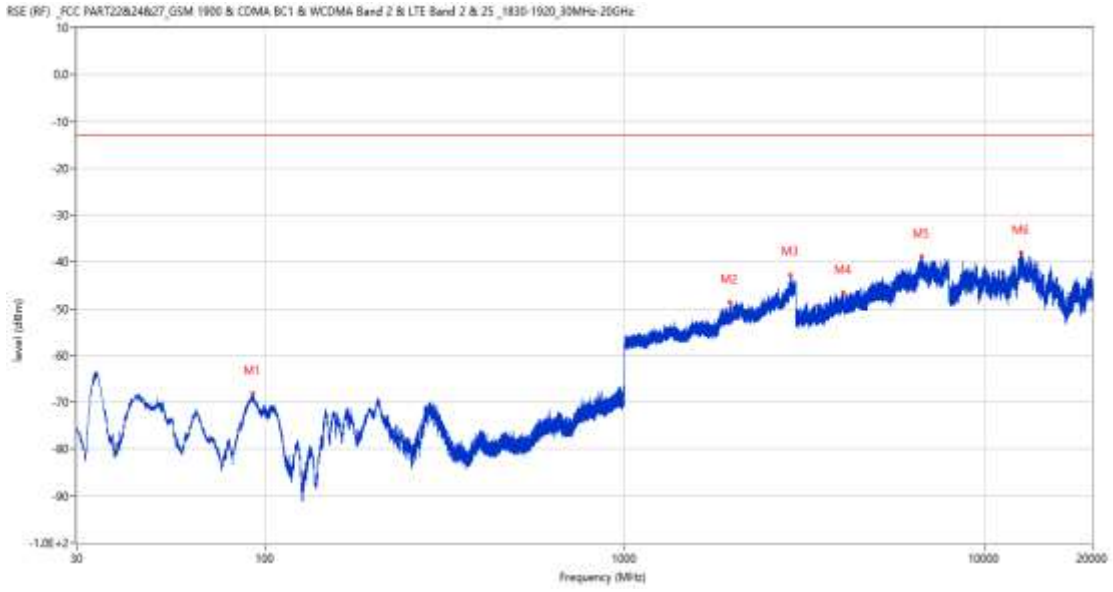
Frequency (MHz)	Result (dBm)	Factor (dB)	PK Limit (dBm)	Over Limit (dB)	Table (o)	ANT	EUT	Verdict
204.454	-65.59	-15.42	-13.0	-52.59	76.00	Horizontal	Horizontal	Pass
1876.400	-47.85	2.75	-13.0	-34.85	148.00	Horizontal	Horizontal	N/A
1957.900	-30.45	2.96	-13.0	-17.45	9.00	Horizontal	Horizontal	N/A
5156.250	-43.17	11.17	-13.0	-30.17	7.00	Horizontal	Horizontal	Pass
6652.500	-38.32	15.05	-13.0	-25.32	299.00	Horizontal	Horizontal	Pass
12656.900	-38.41	15.79	-13.0	-25.41	42.00	Horizontal	Horizontal	Pass

RSE-H&V LTE Band 2 BW10 CH18900



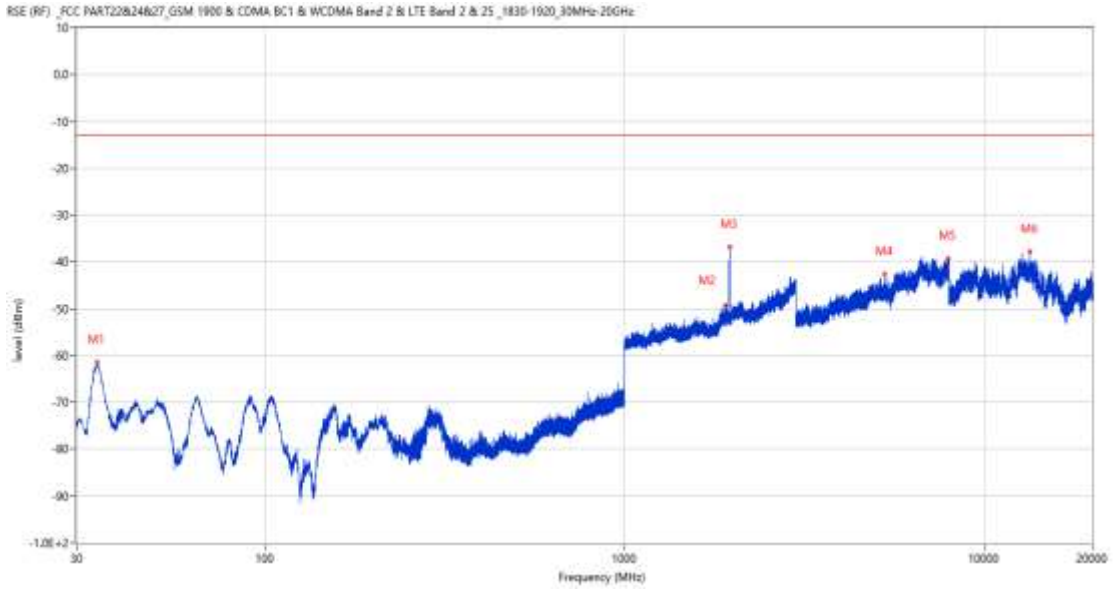
Frequency (MHz)	Result (dBm)	Factor (dB)	PK Limit (dBm)	Over Limit (dB)	Table (o)	ANT	EUT	Verdict
206.637	-66.53	-16.31	-13.0	-53.53	82.00	Horizontal	Vertical	Pass
1957.700	-25.99	3.03	-13.0	-12.99	118.00	Horizontal	Vertical	N/A
2881.300	-43.25	10.46	-13.0	-30.25	20.00	Horizontal	Vertical	Pass
4234.250	-46.34	8.65	-13.0	-33.34	168.00	Horizontal	Vertical	Pass
6618.250	-39.15	14.58	-13.0	-26.15	213.00	Horizontal	Vertical	Pass
12681.362	-38.59	16.22	-13.0	-25.59	252.00	Horizontal	Vertical	Pass

RSE-V&V LTE Band 2 BW10 CH18900



Frequency (MHz)	Result (dBm)	Factor (dB)	PK Limit (dBm)	Over Limit (dB)	Table (o)	ANT	EUT	Verdict
92.759	-68.06	-19.90	-13.0	-55.06	134.00	Vertical	Vertical	Pass
1961.200	-48.58	2.87	-13.0	-35.58	3.00	Vertical	Vertical	N/A
2888.300	-42.78	11.70	-13.0	-29.78	360.00	Vertical	Vertical	Pass
4049.250	-46.58	9.35	-13.0	-33.58	223.00	Vertical	Vertical	Pass
6694.000	-38.98	14.87	-13.0	-25.98	332.00	Vertical	Vertical	Pass
12697.037	-38.16	16.49	-13.0	-25.16	262.00	Vertical	Vertical	Pass

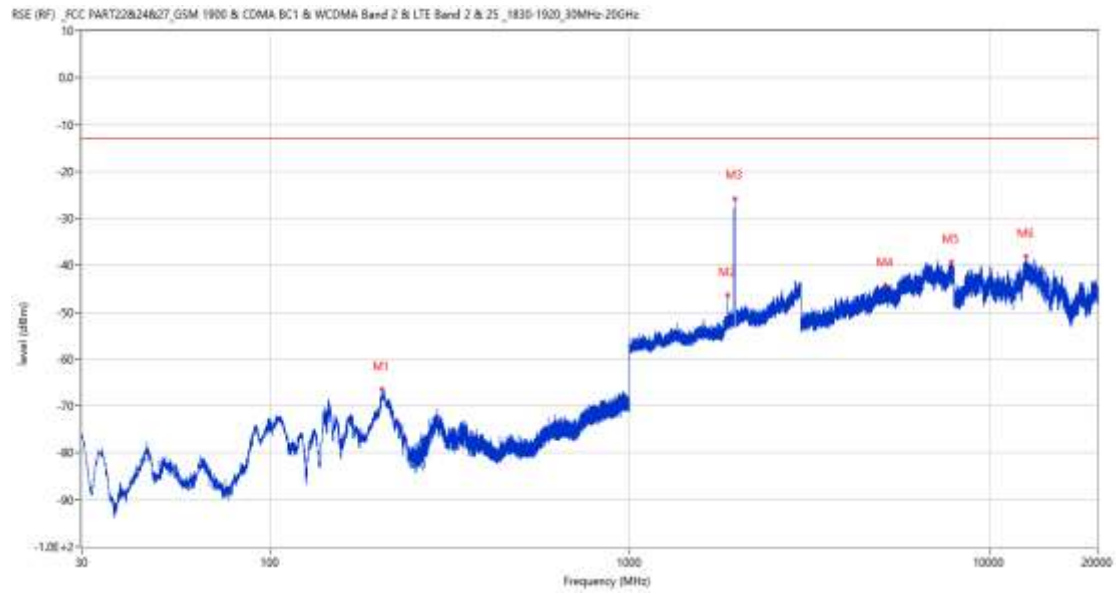
RSE-V&H LTE Band 2 BW10 CH18900



Frequency (MHz)	Result (dBm)	Factor (dB)	PK Limit (dBm)	Over Limit (dB)	Table (o)	ANT	EUT	Verdict
34.219	-61.41	-23.13	-13.0	-48.41	302.00	Vertical	Horizontal	Pass
1911.500	-49.28	3.15	-13.0	-36.28	360.00	Vertical	Horizontal	N/A
1961.400	-36.79	2.94	-13.0	-23.79	174.00	Vertical	Horizontal	N/A
5305.000	-42.72	10.48	-13.0	-29.72	78.00	Vertical	Horizontal	Pass
7940.500	-39.24	14.74	-13.0	-26.24	152.00	Vertical	Horizontal	Pass
13386.912	-37.90	16.31	-13.0	-24.90	328.00	Vertical	Horizontal	Pass

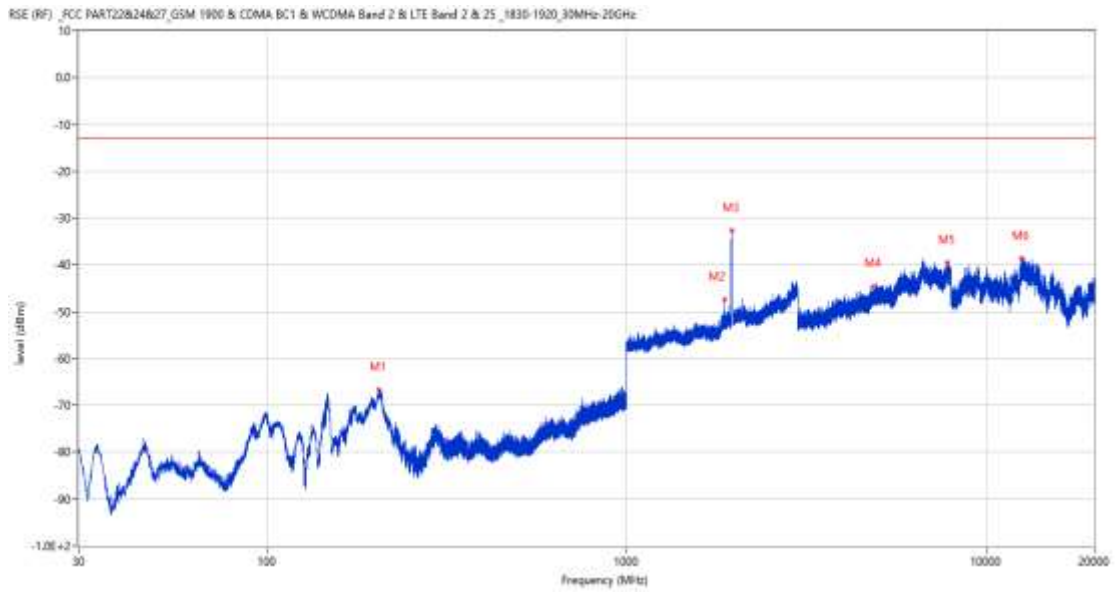
8.5 LTE Band 2 BW15, Middle Channel

RSE-H&H LTE Band 2 BW15 CH18900



Frequency (MHz)	Result (dBm)	Factor (dB)	PK Limit (dBm)	Over Limit (dB)	Table (o)	ANT	EUT	Verdict
204.988	-66.46	-15.35	-13.0	-53.46	79.00	Horizontal	Horizontal	Pass
1873.900	-46.37	2.72	-13.0	-33.37	156.00	Horizontal	Horizontal	N/A
1963.700	-25.74	3.00	-13.0	-12.74	211.00	Horizontal	Horizontal	N/A
5148.250	-44.23	11.10	-13.0	-31.23	130.00	Horizontal	Horizontal	Pass
7867.250	-39.37	14.71	-13.0	-26.37	331.00	Horizontal	Horizontal	Pass
12659.987	-38.15	15.84	-13.0	-25.15	134.00	Horizontal	Horizontal	Pass

RSE-H&V LTE Band 2 BW15 CH18900



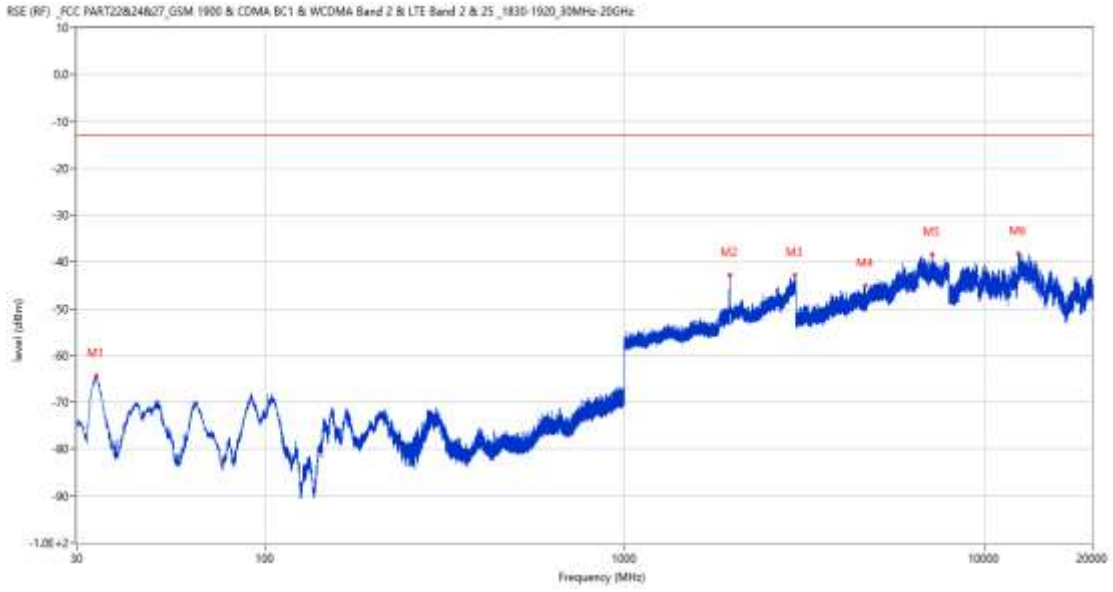
Frequency (MHz)	Result (dBm)	Factor (dB)	PK Limit (dBm)	Over Limit (dB)	Table (o)	ANT	EUT	Verdict
204.697	-66.61	-15.38	-13.0	-53.61	75.00	Horizontal	Vertical	Pass
1874.300	-47.48	2.73	-13.0	-34.48	0.00	Horizontal	Vertical	N/A
1963.500	-32.58	3.00	-13.0	-19.58	17.00	Horizontal	Vertical	N/A
4849.500	-44.60	10.05	-13.0	-31.60	236.00	Horizontal	Vertical	Pass
7785.750	-39.44	15.50	-13.0	-26.44	334.00	Horizontal	Vertical	Pass
12507.750	-38.76	15.50	-13.0	-25.76	137.00	Horizontal	Vertical	Pass

RSE-V&V LTE Band 2 BW15 CH18900



Frequency (MHz)	Result (dBm)	Factor (dB)	PK Limit (dBm)	Over Limit (dB)	Table (o)	ANT	EUT	Verdict
92.129	-68.30	-19.80	-13.0	-55.30	94.00	Vertical	Vertical	Pass
1851.200	-49.23	2.45	-13.0	-36.23	226.00	Vertical	Vertical	N/A
1956.200	-41.95	2.95	-13.0	-28.95	140.00	Vertical	Vertical	N/A
4975.750	-43.50	11.03	-13.0	-30.50	73.00	Vertical	Vertical	Pass
6666.000	-39.05	14.69	-13.0	-26.05	224.00	Vertical	Vertical	Pass
12715.563	-39.07	16.37	-13.0	-26.07	358.00	Vertical	Vertical	Pass

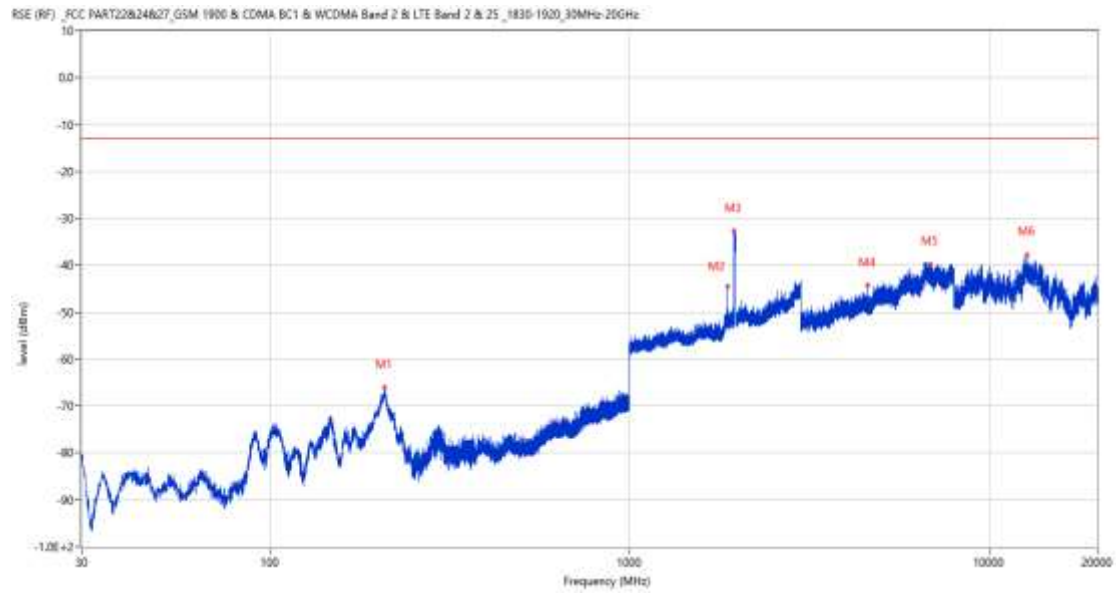
RSE-V&H LTE Band 2 BW15 CH18900



Frequency (MHz)	Result (dBm)	Factor (dB)	PK Limit (dBm)	Over Limit (dB)	Table (o)	ANT	EUT	Verdict
33.977	-64.40	-23.23	-13.0	-51.40	55.00	Vertical	Horizontal	Pass
1958.000	-42.75	2.93	-13.0	-29.75	16.00	Vertical	Horizontal	N/A
2979.500	-42.85	11.11	-13.0	-29.85	120.00	Vertical	Horizontal	Pass
4661.750	-45.11	9.17	-13.0	-32.11	81.00	Vertical	Horizontal	Pass
7183.750	-38.48	14.52	-13.0	-25.48	71.00	Vertical	Horizontal	Pass
12475.213	-38.31	14.83	-13.0	-25.31	325.00	Vertical	Horizontal	Pass

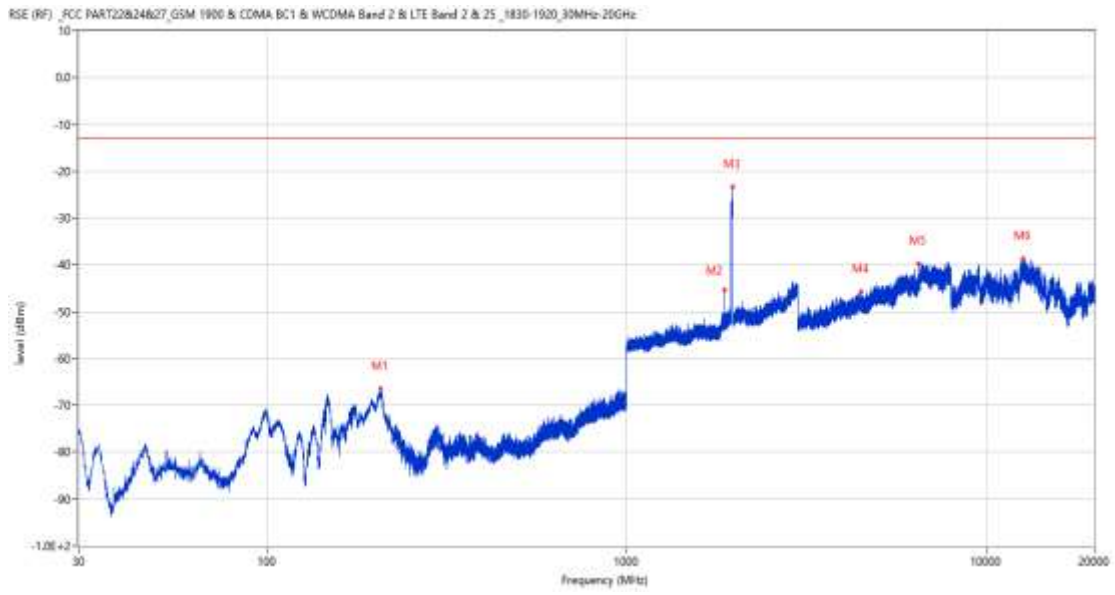
8.6 LTE Band 2 BW20, Middle Channel

RSE-H&H LTE Band 2 BW20 CH18900



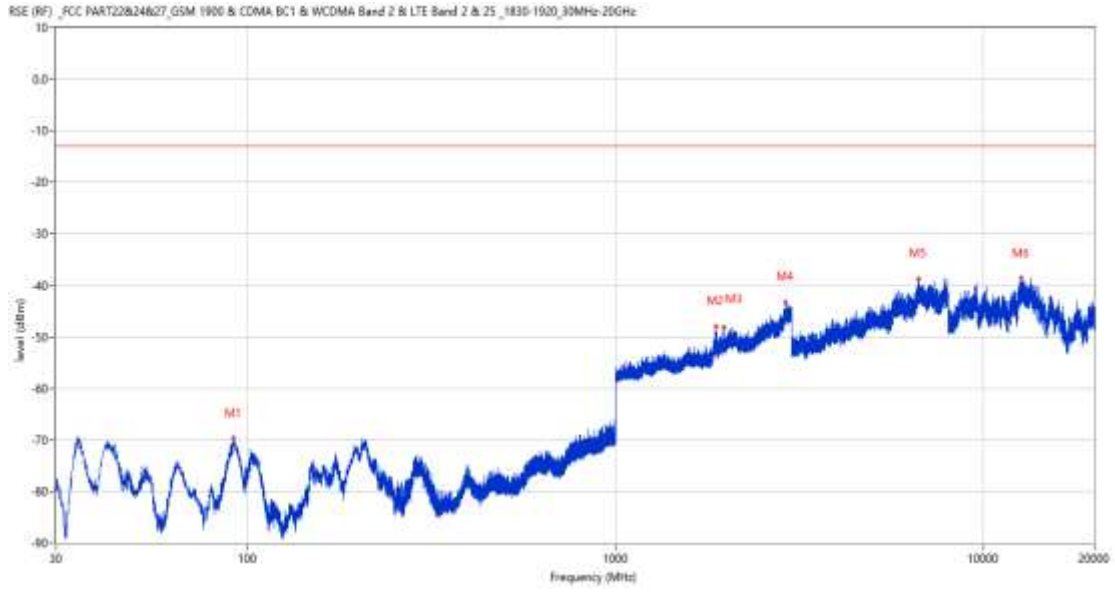
Frequency (MHz)	Result (dBm)	Factor (dB)	PK Limit (dBm)	Over Limit (dB)	Table (o)	ANT	EUT	Verdict
208.771	-66.05	-16.34	-13.0	-53.05	86.00	Horizontal	Horizontal	Pass
1871.700	-44.41	2.70	-13.0	-31.41	158.00	Horizontal	Horizontal	N/A
1953.800	-32.69	3.08	-13.0	-19.69	11.00	Horizontal	Horizontal	N/A
4587.500	-44.32	9.16	-13.0	-31.32	50.00	Horizontal	Horizontal	Pass
6849.500	-39.70	14.22	-13.0	-26.70	114.00	Horizontal	Horizontal	Pass
12712.475	-37.93	16.41	-13.0	-24.93	325.00	Horizontal	Horizontal	Pass

RSE-H&V LTE Band 2 BW20 CH18900



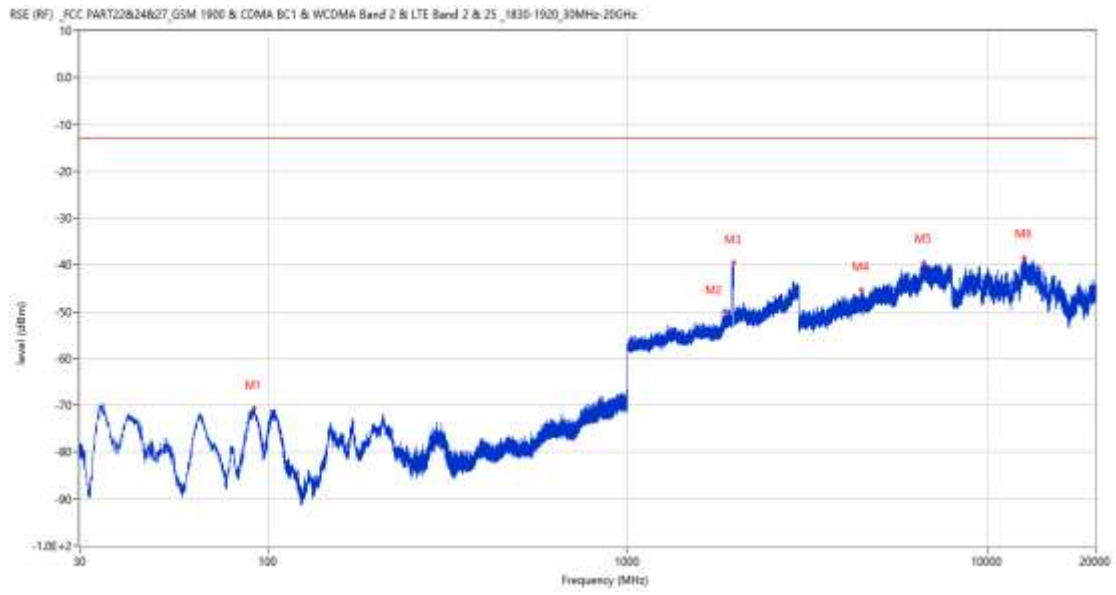
Frequency (MHz)	Result (dBm)	Factor (dB)	PK Limit (dBm)	Over Limit (dB)	Table (o)	ANT	EUT	Verdict
207.364	-66.37	-16.29	-13.0	-53.37	82.00	Horizontal	Vertical	Pass
1872.000	-45.41	2.70	-13.0	-32.41	166.00	Horizontal	Vertical	N/A
1969.100	-23.34	2.82	-13.0	-10.34	111.00	Horizontal	Vertical	N/A
4485.750	-45.66	10.02	-13.0	-32.66	30.00	Horizontal	Vertical	Pass
6493.500	-39.74	13.17	-13.0	-26.74	192.00	Horizontal	Vertical	Pass
12681.362	-38.60	16.22	-13.0	-25.60	175.00	Horizontal	Vertical	Pass

RSE-V&V LTE Band 2 BW20 CH18900



Frequency (MHz)	Result (dBm)	Factor (dB)	PK Limit (dBm)	Over Limit (dB)	Table (o)	ANT	EUT	Verdict
91.450	-69.75	-19.88	-13.0	-56.75	97.00	Vertical	Vertical	Pass
1871.900	-47.98	2.70	-13.0	-34.98	60.00	Vertical	Vertical	N/A
1969.500	-48.27	2.88	-13.0	-35.27	11.00	Vertical	Vertical	N/A
2892.000	-43.34	12.05	-13.0	-30.34	335.00	Vertical	Vertical	Pass
6635.000	-38.75	14.97	-13.0	-25.75	7.00	Vertical	Vertical	Pass
12682.075	-38.60	16.23	-13.0	-25.60	360.00	Vertical	Vertical	Pass

RSE-V&H LTE Band 2 BW20 CH18900

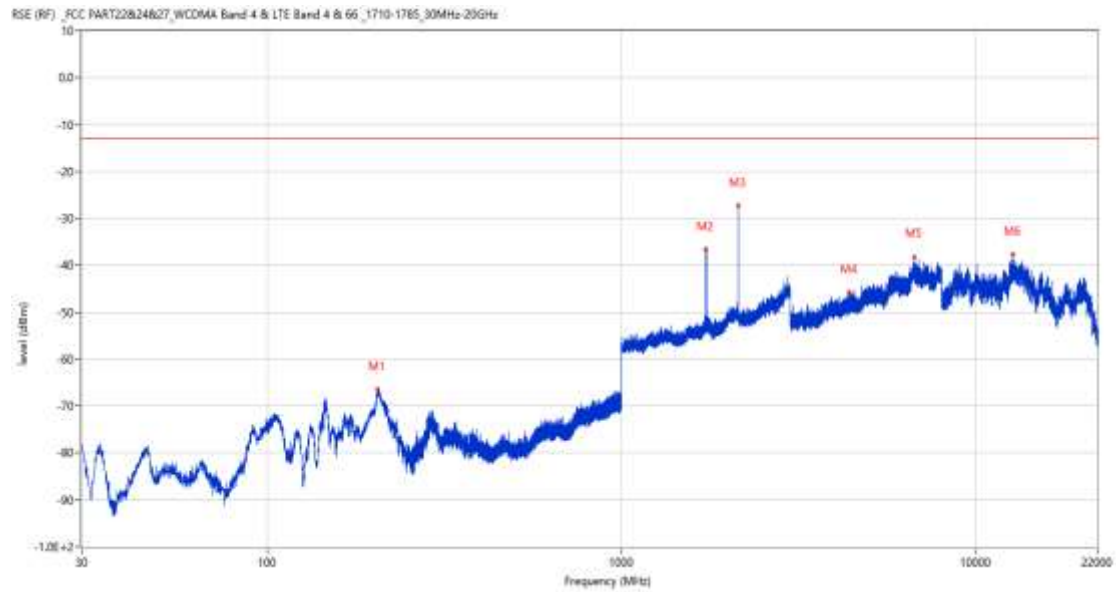


Frequency (MHz)	Result (dBm)	Factor (dB)	PK Limit (dBm)	Over Limit (dB)	Table (o)	ANT	EUT	Verdict
91.644	-70.67	-19.83	-13.0	-57.67	88.00	Vertical	Horizontal	Pass
1862.600	-49.97	2.59	-13.0	-36.97	50.00	Vertical	Horizontal	N/A
1969.100	-39.53	2.82	-13.0	-26.53	185.00	Vertical	Horizontal	N/A
4478.750	-45.27	9.74	-13.0	-32.27	360.00	Vertical	Horizontal	Pass
6667.000	-39.42	14.62	-13.0	-26.42	56.00	Vertical	Horizontal	Pass
12702.975	-38.52	16.51	-13.0	-25.52	298.00	Vertical	Horizontal	Pass

9 LTE Band 4

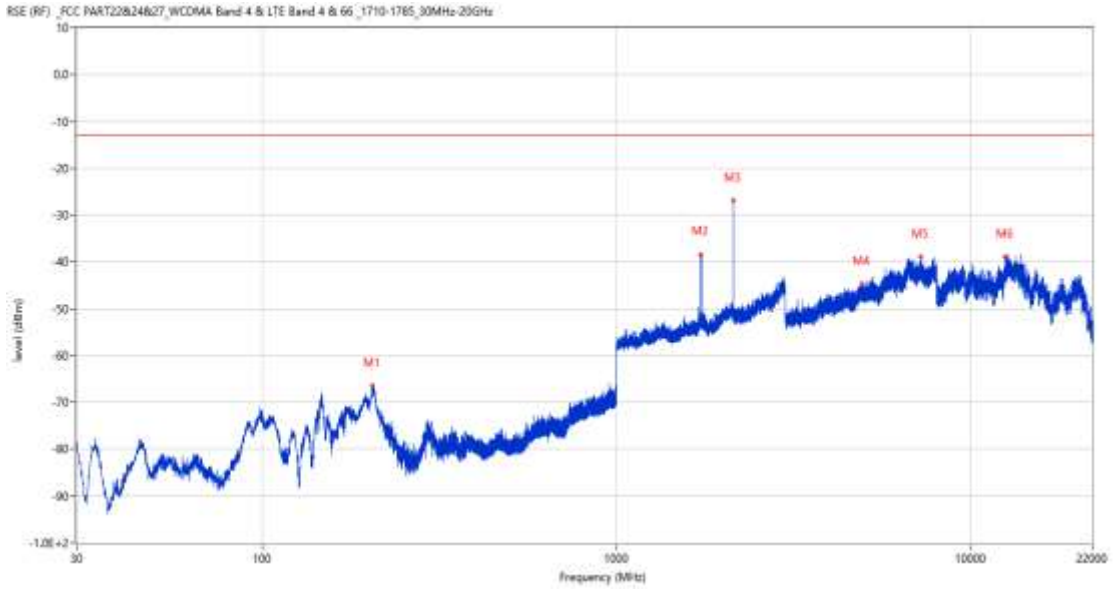
9.1 LTE Band 4 BW1.4, Middle Channel

RSE-H&H LTE Band 4 BW1.4 CH20175



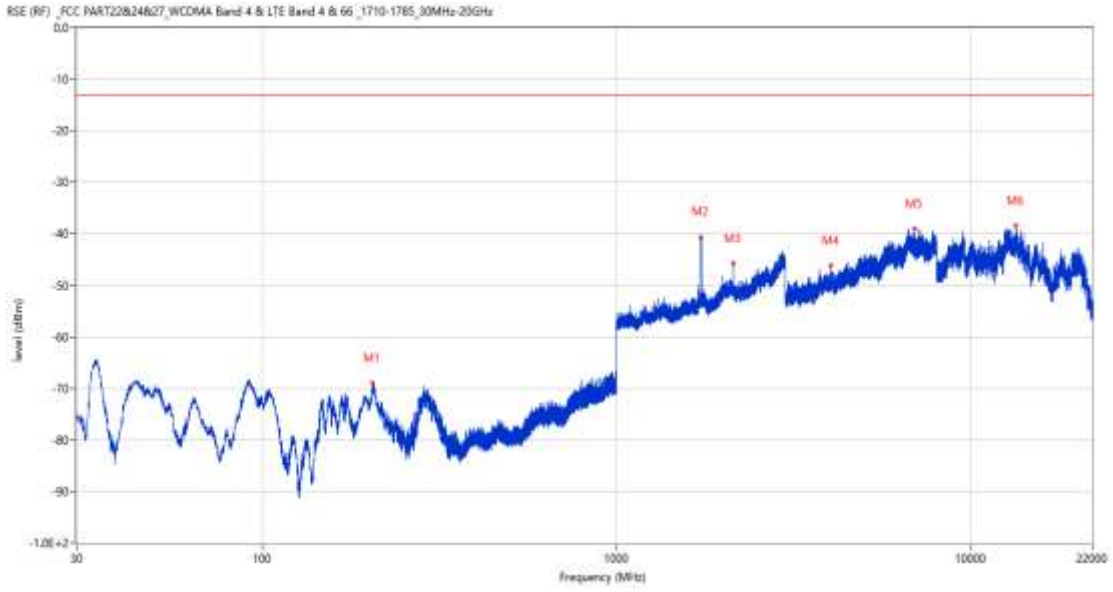
Frequency (MHz)	Result (dBm)	Factor (dB)	PK Limit (dBm)	Over Limit (dB)	Table (o)	ANT	EUT	Verdict
204.988	-66.39	-15.35	-13.0	-53.39	77.00	Horizontal	Horizontal	Pass
1732.800	-36.56	2.02	-13.0	-23.56	127.00	Horizontal	Horizontal	N/A
2133.200	-27.30	3.96	-13.0	-14.30	140.00	Horizontal	Horizontal	N/A
4383.250	-45.78	9.03	-13.0	-32.78	360.00	Horizontal	Horizontal	Pass
6698.500	-38.23	15.25	-13.0	-25.23	235.00	Horizontal	Horizontal	Pass
12731.475	-37.71	16.20	-13.0	-24.71	199.00	Horizontal	Horizontal	Pass

RSE-H&V LTE Band 4 BW1.4 CH20175



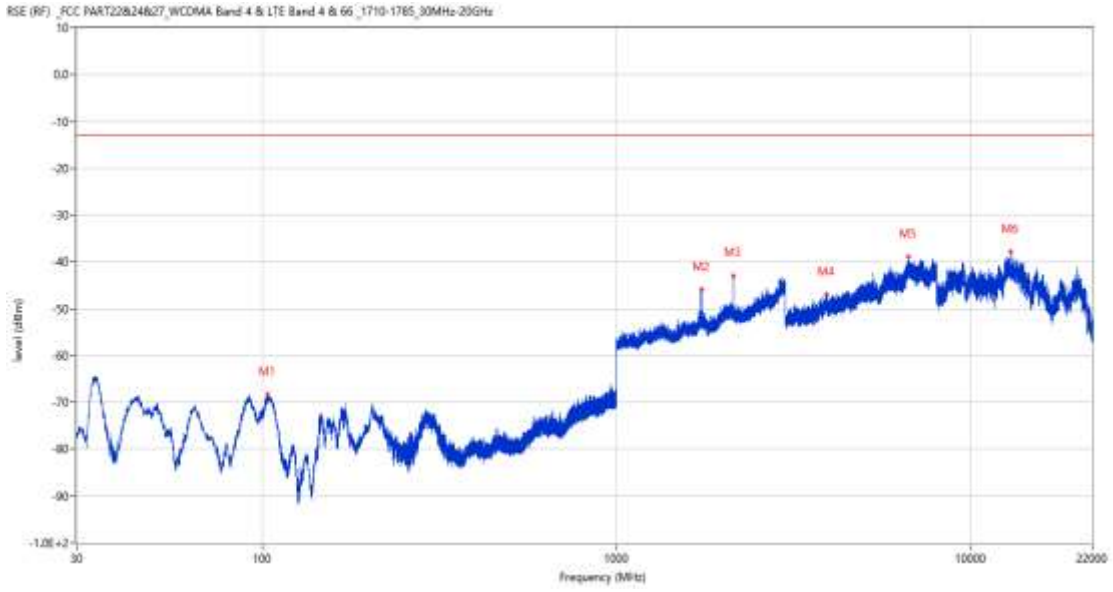
Frequency (MHz)	Result (dBm)	Factor (dB)	PK Limit (dBm)	Over Limit (dB)	Table (o)	ANT	EUT	Verdict
204.940	-66.43	-15.35	-13.0	-53.43	85.00	Horizontal	Vertical	Pass
1732.800	-38.55	2.02	-13.0	-25.55	176.00	Horizontal	Vertical	N/A
2133.400	-26.84	3.95	-13.0	-13.84	122.00	Horizontal	Vertical	N/A
4914.000	-44.68	10.69	-13.0	-31.68	139.00	Horizontal	Vertical	Pass
7197.250	-38.91	14.68	-13.0	-25.91	21.00	Horizontal	Vertical	Pass
12505.612	-38.92	15.55	-13.0	-25.92	39.00	Horizontal	Vertical	Pass

RSE-V&V LTE Band 4 BW1.4 CH20175



Frequency (MHz)	Result (dBm)	Factor (dB)	PK Limit (dBm)	Over Limit (dB)	Table (o)	ANT	EUT	Verdict
204.988	-69.01	-15.35	-13.0	-56.01	74.00	Vertical	Vertical	Pass
1732.800	-40.75	2.02	-13.0	-27.75	58.00	Vertical	Vertical	N/A
2133.500	-45.79	3.95	-13.0	-32.79	3.00	Vertical	Vertical	N/A
4028.750	-46.12	9.24	-13.0	-33.12	168.00	Vertical	Vertical	Pass
6936.250	-38.92	13.81	-13.0	-25.92	40.00	Vertical	Vertical	Pass
13370.213	-38.48	16.25	-13.0	-25.48	360.00	Vertical	Vertical	Pass

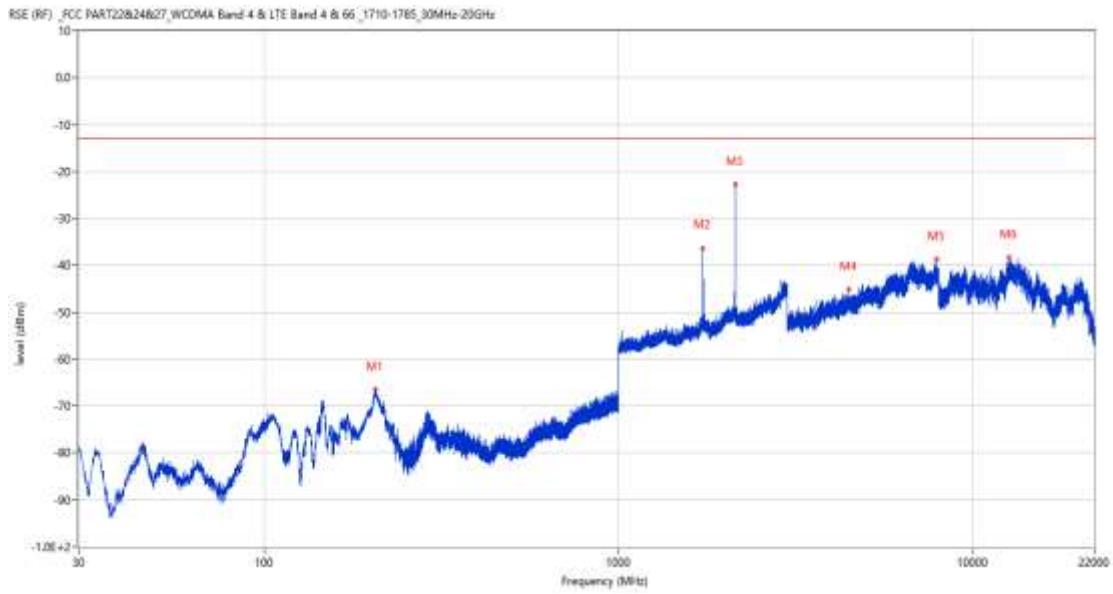
RSE-V&H LTE Band 4 BW1.4 CH20175



Frequency (MHz)	Result (dBm)	Factor (dB)	PK Limit (dBm)	Over Limit (dB)	Table (o)	ANT	EUT	Verdict
104.011	-68.30	-19.63	-13.0	-55.30	118.00	Vertical	Horizontal	Pass
1732.900	-45.89	2.02	-13.0	-32.89	360.00	Vertical	Horizontal	N/A
2133.000	-42.95	3.97	-13.0	-29.95	8.00	Vertical	Horizontal	N/A
3915.750	-46.89	9.20	-13.0	-33.89	308.00	Vertical	Horizontal	Pass
6670.750	-38.97	14.57	-13.0	-25.97	114.00	Vertical	Horizontal	Pass
12902.625	-37.78	16.69	-13.0	-24.78	106.00	Vertical	Horizontal	Pass

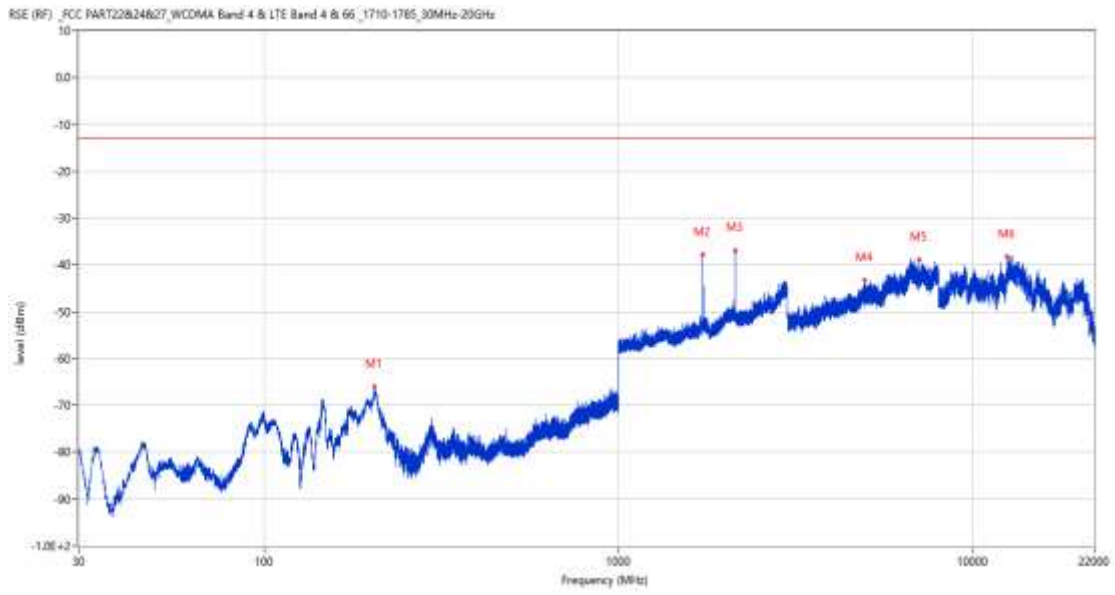
9.2 LTE Band 4 BW3, Middle Channel

RSE-H&H LTE Band 4 BW3 CH20175



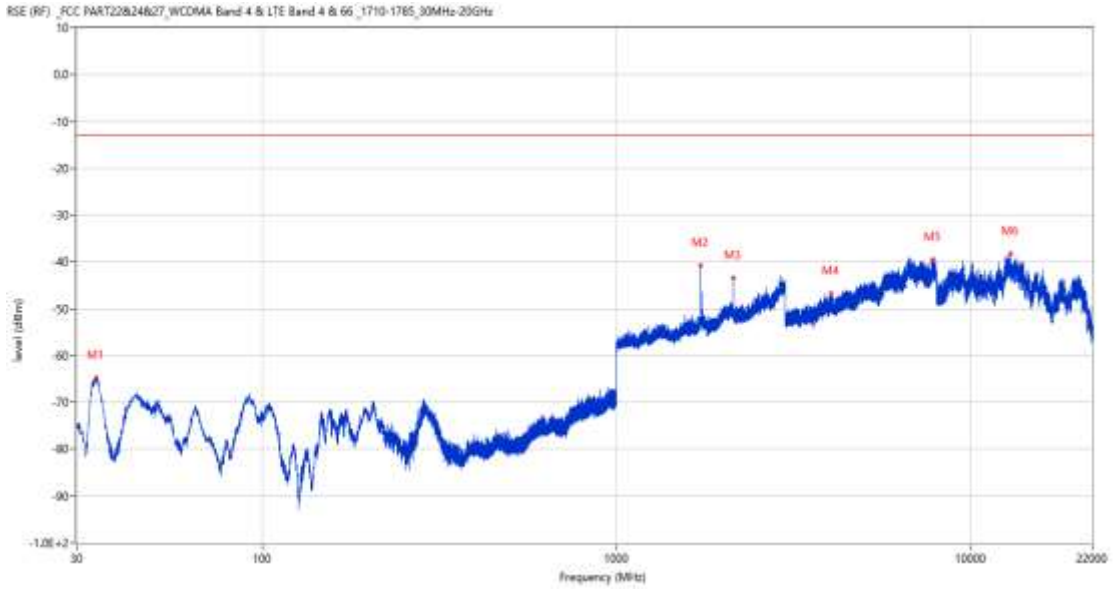
Frequency (MHz)	Result (dBm)	Factor (dB)	PK Limit (dBm)	Over Limit (dB)	Table (o)	ANT	EUT	Verdict
206.200	-66.45	-16.27	-13.0	-53.45	71.00	Horizontal	Horizontal	Pass
1731.900	-36.32	2.02	-13.0	-23.32	131.00	Horizontal	Horizontal	N/A
2133.500	-22.76	3.95	-13.0	-9.76	211.00	Horizontal	Horizontal	N/A
4453.750	-45.17	10.06	-13.0	-32.17	180.00	Horizontal	Horizontal	Pass
7890.000	-38.69	15.02	-13.0	-25.69	265.00	Horizontal	Horizontal	Pass
12617.475	-38.35	15.37	-13.0	-25.35	48.00	Horizontal	Horizontal	Pass

RSE-H&V LTE Band 4 BW3 CH20175



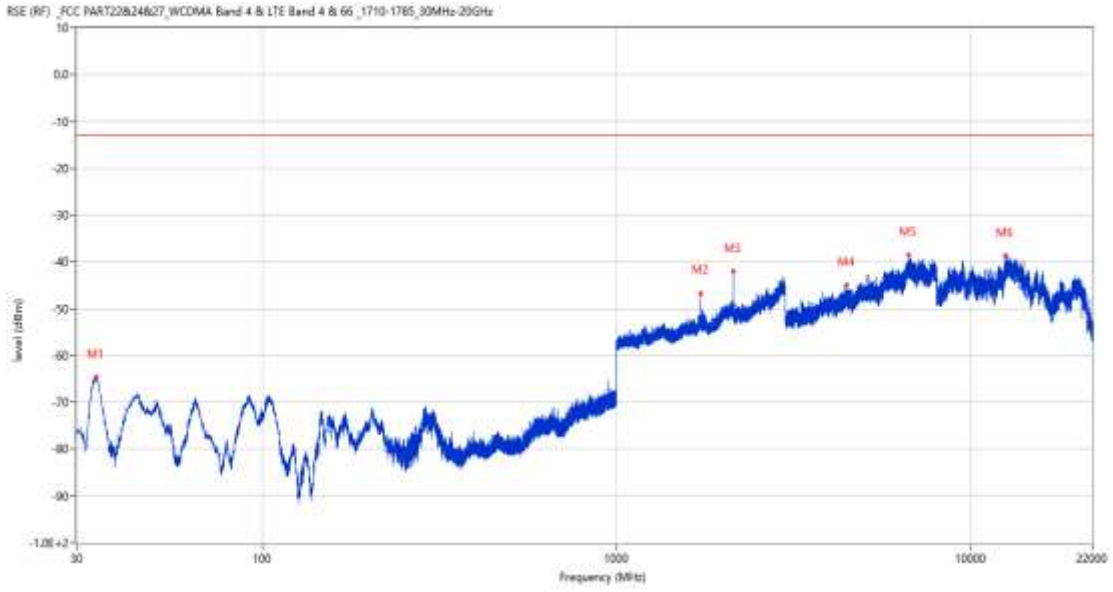
Frequency (MHz)	Result (dBm)	Factor (dB)	PK Limit (dBm)	Over Limit (dB)	Table (o)	ANT	EUT	Verdict
204.697	-66.04	-15.38	-13.0	-53.04	90.00	Horizontal	Vertical	Pass
1731.900	-37.88	2.02	-13.0	-24.88	169.00	Horizontal	Vertical	N/A
2132.900	-36.94	3.97	-13.0	-23.94	126.00	Horizontal	Vertical	N/A
4935.250	-43.15	10.75	-13.0	-30.15	289.00	Horizontal	Vertical	Pass
7039.250	-38.80	13.95	-13.0	-25.80	278.00	Horizontal	Vertical	Pass
12503.238	-38.36	15.59	-13.0	-25.36	344.00	Horizontal	Vertical	Pass

RSE-V&V LTE Band 4 BW3 CH20175



Frequency (MHz)	Result (dBm)	Factor (dB)	PK Limit (dBm)	Over Limit (dB)	Table (o)	ANT	EUT	Verdict
33.977	-64.78	-23.23	-13.0	-51.78	185.00	Vertical	Vertical	Pass
1731.900	-40.77	2.02	-13.0	-27.77	76.00	Vertical	Vertical	N/A
2133.600	-43.37	3.95	-13.0	-30.37	181.00	Vertical	Vertical	N/A
4036.000	-46.86	9.25	-13.0	-33.86	150.00	Vertical	Vertical	Pass
7805.750	-39.45	15.99	-13.0	-26.45	107.00	Vertical	Vertical	Pass
12911.875	-38.37	16.45	-13.0	-25.37	320.00	Vertical	Vertical	Pass

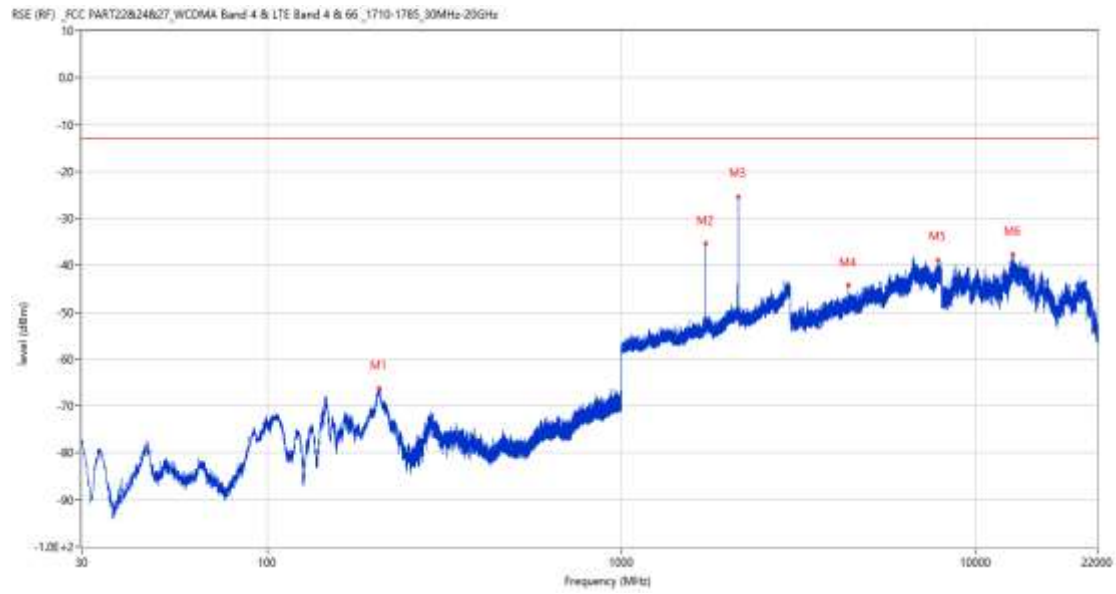
RSE-V&H LTE Band 4 BW3 CH20175



Frequency (MHz)	Result (dBm)	Factor (dB)	PK Limit (dBm)	Over Limit (dB)	Table (o)	ANT	EUT	Verdict
34.074	-64.65	-23.17	-13.0	-51.65	210.00	Vertical	Horizontal	Pass
1731.900	-46.84	2.02	-13.0	-33.84	12.00	Vertical	Horizontal	N/A
2133.100	-42.07	3.97	-13.0	-29.07	105.00	Vertical	Horizontal	N/A
4454.500	-44.90	10.05	-13.0	-31.90	62.00	Vertical	Horizontal	Pass
6652.750	-38.45	15.03	-13.0	-25.45	266.00	Vertical	Horizontal	Pass
12500.388	-38.65	15.65	-13.0	-25.65	61.00	Vertical	Horizontal	Pass

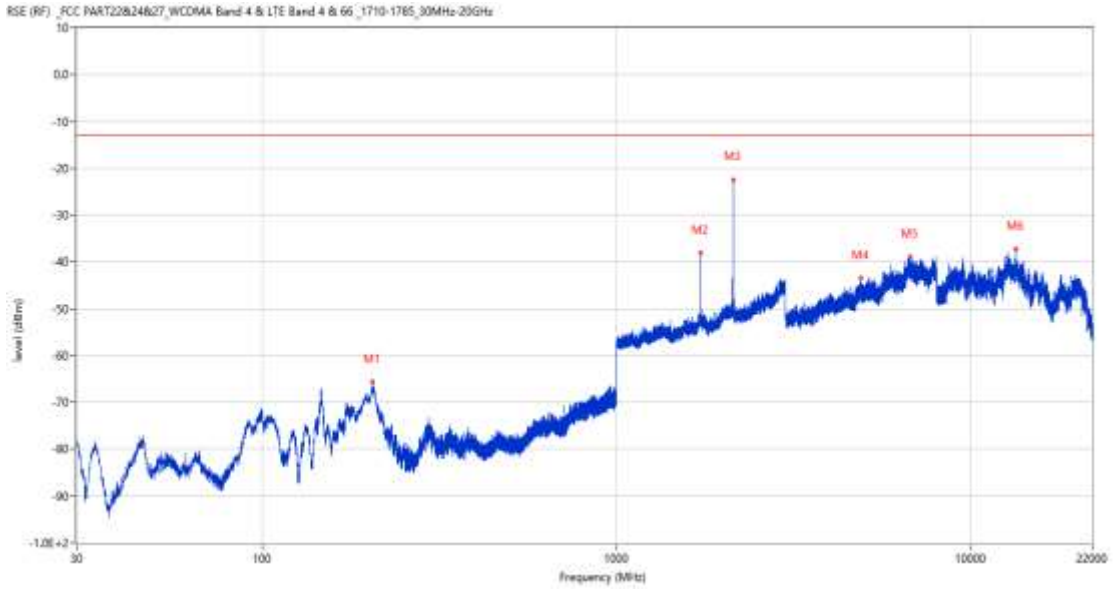
9.3 LTE Band 4 BW5, Middle Channel

RSE-H&H LTE Band 4 BW5 CH20175



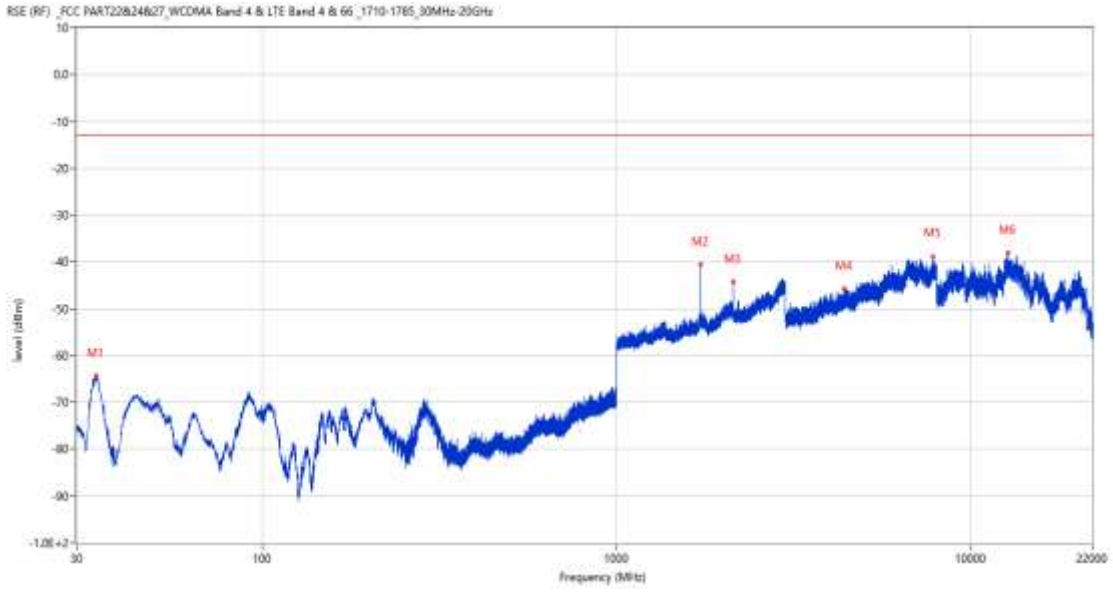
Frequency (MHz)	Result (dBm)	Factor (dB)	PK Limit (dBm)	Over Limit (dB)	Table (o)	ANT	EUT	Verdict
206.782	-66.21	-16.31	-13.0	-53.21	81.00	Horizontal	Horizontal	Pass
1731.100	-35.33	2.02	-13.0	-22.33	129.00	Horizontal	Horizontal	N/A
2132.000	-25.34	3.94	-13.0	-12.34	135.00	Horizontal	Horizontal	N/A
4352.250	-44.26	9.36	-13.0	-31.26	4.00	Horizontal	Horizontal	Pass
7806.000	-38.80	15.99	-13.0	-25.80	14.00	Horizontal	Horizontal	Pass
12726.725	-37.74	16.25	-13.0	-24.74	281.00	Horizontal	Horizontal	Pass

RSE-H&V LTE Band 4 BW5 CH20175



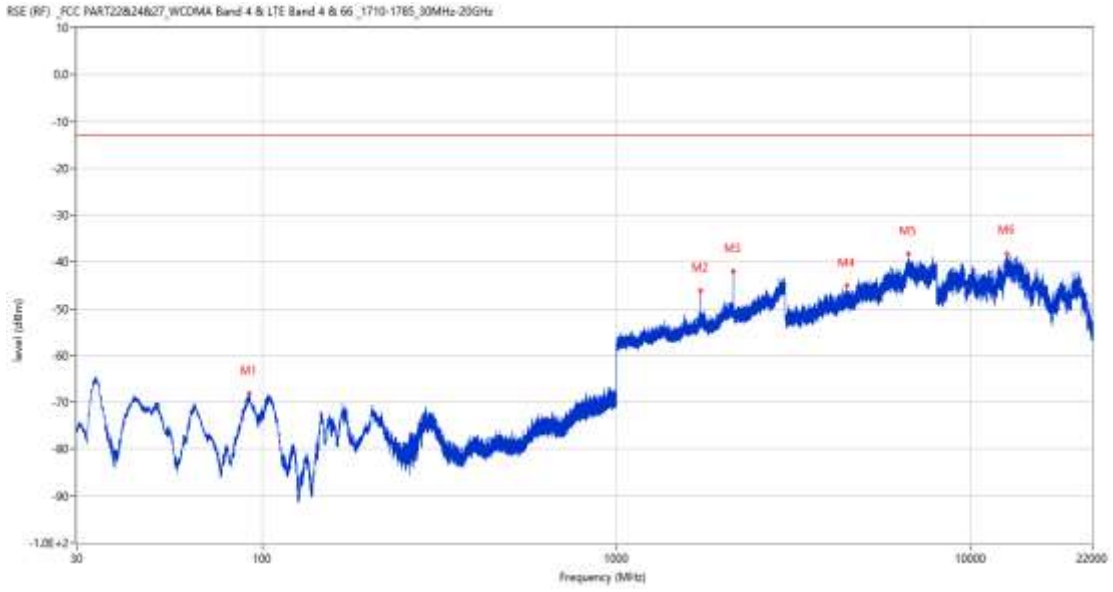
Frequency (MHz)	Result (dBm)	Factor (dB)	PK Limit (dBm)	Over Limit (dB)	Table (o)	ANT	EUT	Verdict
204.746	-65.68	-15.38	-13.0	-52.68	86.00	Horizontal	Vertical	Pass
1731.100	-38.06	2.02	-13.0	-25.06	170.00	Horizontal	Vertical	N/A
2134.400	-22.60	4.08	-13.0	-9.60	121.00	Horizontal	Vertical	N/A
4901.750	-43.53	10.65	-13.0	-30.53	171.00	Horizontal	Vertical	Pass
6718.500	-38.92	15.67	-13.0	-25.92	62.00	Horizontal	Vertical	Pass
13380.388	-37.14	16.28	-13.0	-24.14	2.00	Horizontal	Vertical	Pass

RSE-V&V LTE Band 4 BW5 CH20175



Frequency (MHz)	Result (dBm)	Factor (dB)	PK Limit (dBm)	Over Limit (dB)	Table (o)	ANT	EUT	Verdict
34.026	-64.28	-23.20	-13.0	-51.28	41.00	Vertical	Vertical	Pass
1731.000	-40.57	2.02	-13.0	-27.57	67.00	Vertical	Vertical	N/A
2134.100	-44.30	4.03	-13.0	-31.30	0.00	Vertical	Vertical	N/A
4396.000	-45.82	9.09	-13.0	-32.82	40.00	Vertical	Vertical	Pass
7804.250	-38.95	16.00	-13.0	-25.95	18.00	Vertical	Vertical	Pass
12683.025	-38.12	16.24	-13.0	-25.12	3.00	Vertical	Vertical	Pass

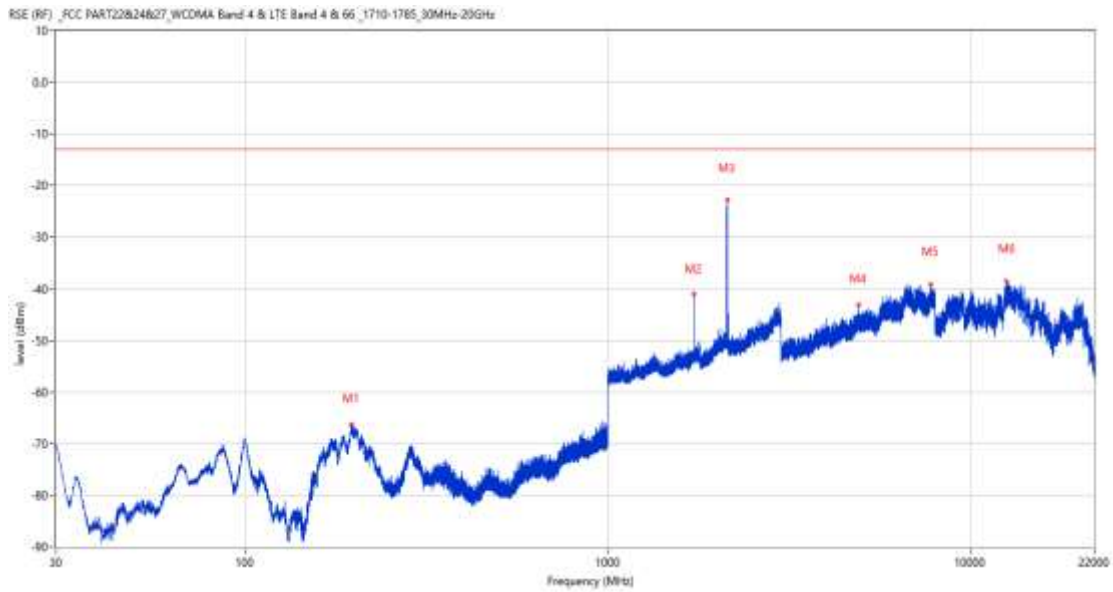
RSE-V&H LTE Band 4 BW5 CH20175



Frequency (MHz)	Result (dBm)	Factor (dB)	PK Limit (dBm)	Over Limit (dB)	Table (o)	ANT	EUT	Verdict
91.741	-68.18	-19.81	-13.0	-55.18	109.00	Vertical	Horizontal	Pass
1731.000	-46.14	2.02	-13.0	-33.14	360.00	Vertical	Horizontal	N/A
2134.600	-42.02	4.05	-13.0	-29.02	212.00	Vertical	Horizontal	N/A
4476.250	-45.09	9.51	-13.0	-32.09	0.00	Vertical	Horizontal	Pass
6678.000	-38.19	14.54	-13.0	-25.19	114.00	Vertical	Horizontal	Pass
12668.537	-38.25	15.99	-13.0	-25.25	360.00	Vertical	Horizontal	Pass

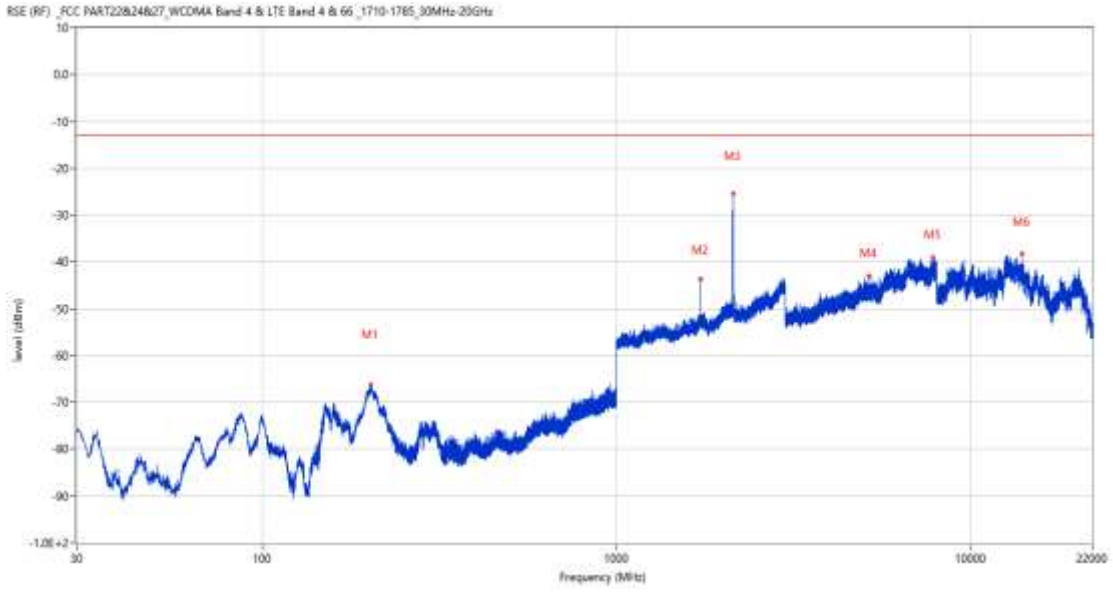
9.4 LTE Band 4 BW10, Middle Channel

RSE-H&H LTE Band 4 BW10 CH20175



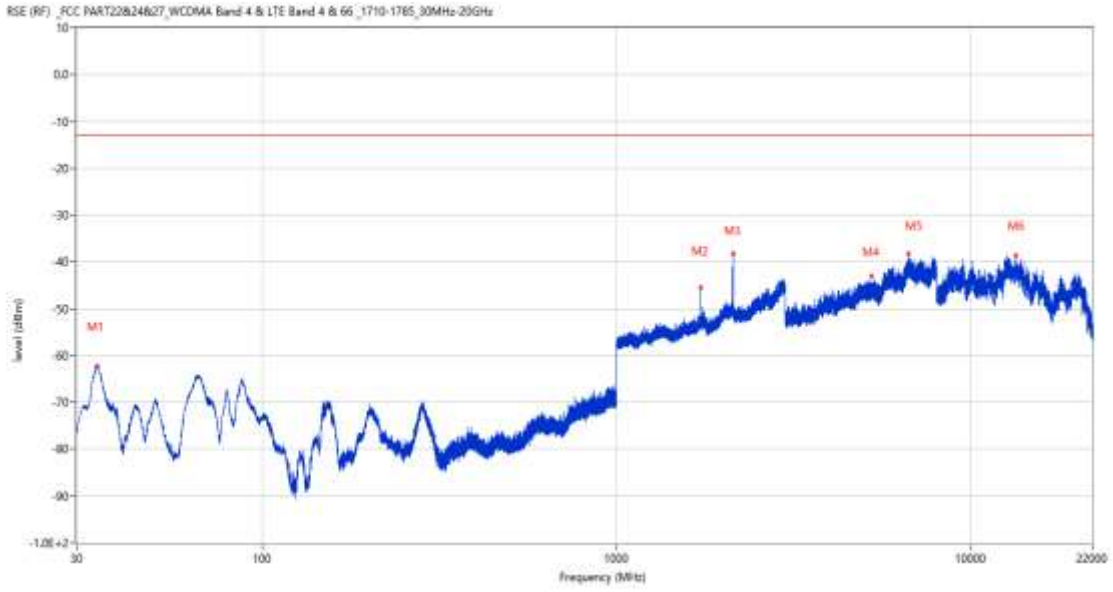
Frequency (MHz)	Result (dBm)	Factor (dB)	PK Limit (dBm)	Over Limit (dB)	Table (o)	ANT	EUT	Verdict
195.822	-66.19	-15.87	-13.0	-53.19	97.00	Horizontal	Horizontal	Pass
1728.900	-41.05	2.02	-13.0	-28.05	166.00	Horizontal	Horizontal	N/A
2134.400	-22.83	4.08	-13.0	-9.83	202.00	Horizontal	Horizontal	N/A
4906.500	-43.04	10.56	-13.0	-30.04	46.00	Horizontal	Horizontal	Pass
7791.000	-39.20	15.79	-13.0	-26.20	120.00	Horizontal	Horizontal	Pass
12593.250	-38.65	15.13	-13.0	-25.65	212.00	Horizontal	Horizontal	Pass

RSE-H&V LTE Band 4 BW10 CH20175



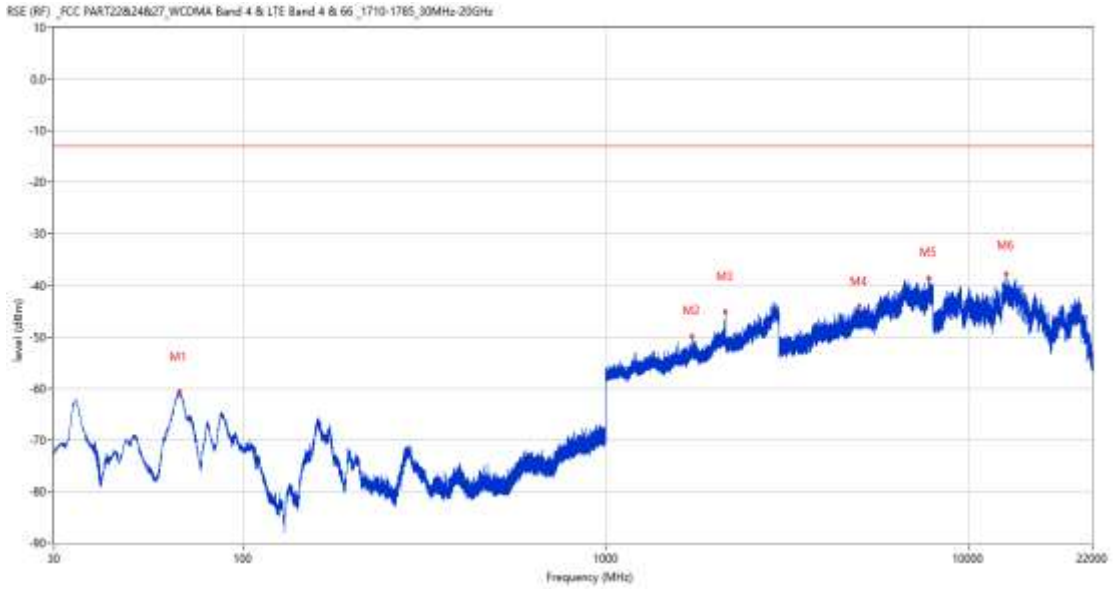
Frequency (MHz)	Result (dBm)	Factor (dB)	PK Limit (dBm)	Over Limit (dB)	Table (o)	ANT	EUT	Verdict
202.563	-66.30	-15.71	-13.0	-53.30	77.00	Horizontal	Vertical	Pass
1728.800	-43.61	2.02	-13.0	-30.61	190.00	Horizontal	Vertical	N/A
2135.000	-25.45	3.99	-13.0	-12.45	203.00	Horizontal	Vertical	N/A
5163.000	-42.99	11.25	-13.0	-29.99	0.00	Horizontal	Vertical	Pass
7807.750	-39.14	16.10	-13.0	-26.14	300.00	Horizontal	Vertical	Pass
13892.838	-38.21	15.63	-13.0	-25.21	28.00	Horizontal	Vertical	Pass

RSE-V&H LTE Band 4 BW10 CH20175



Frequency (MHz)	Result (dBm)	Factor (dB)	PK Limit (dBm)	Over Limit (dB)	Table (o)	ANT	EUT	Verdict
34.171	-62.29	-23.14	-13.0	-49.29	170.00	Vertical	Vertical	Pass
1728.800	-45.47	2.02	-13.0	-32.47	250.00	Vertical	Vertical	N/A
2131.600	-38.24	3.94	-13.0	-25.24	24.00	Vertical	Vertical	N/A
5236.500	-43.03	10.43	-13.0	-30.03	102.00	Vertical	Vertical	Pass
6652.750	-38.37	15.03	-13.0	-25.37	360.00	Vertical	Vertical	Pass
13410.450	-38.76	16.29	-13.0	-25.76	73.00	Vertical	Vertical	Pass

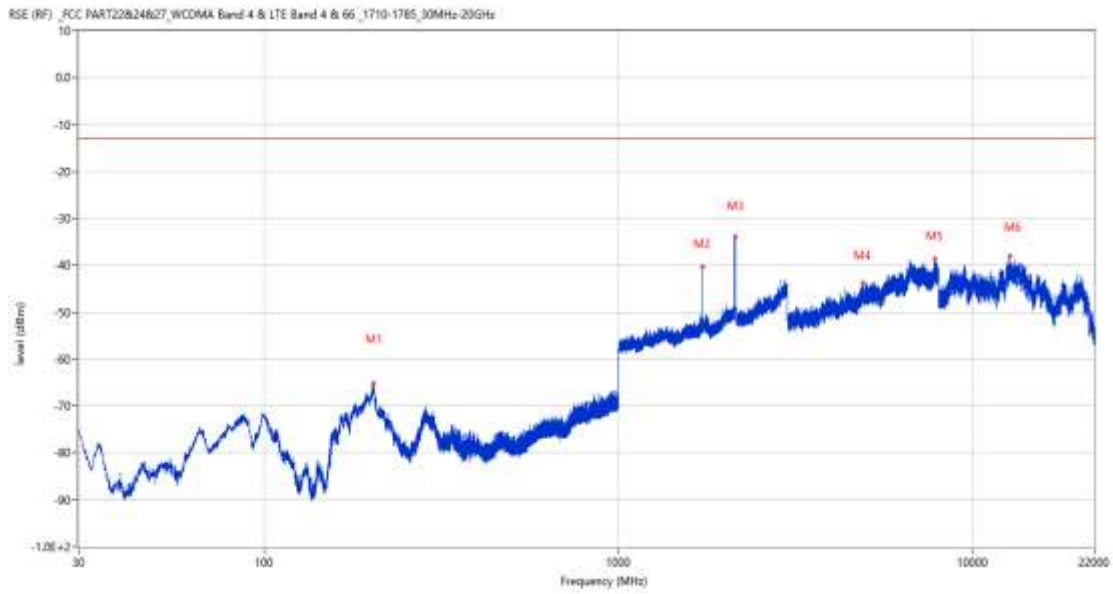
RSE-V&V LTE Band 4 BW10 CH20175



Frequency (MHz)	Result (dBm)	Factor (dB)	PK Limit (dBm)	Over Limit (dB)	Table (o)	ANT	EUT	Verdict
66.569	-60.71	-18.12	-13.0	-47.71	102.00	Vertical	Horizontal	Pass
1728.900	-49.89	2.02	-13.0	-36.89	138.00	Vertical	Horizontal	N/A
2137.000	-45.20	3.87	-13.0	-32.20	95.00	Vertical	Horizontal	N/A
5000.250	-44.10	10.78	-13.0	-31.10	39.00	Vertical	Horizontal	Pass
7795.500	-38.66	15.72	-13.0	-25.66	275.00	Vertical	Horizontal	Pass
12712.237	-37.74	16.41	-13.0	-24.74	2.00	Vertical	Horizontal	Pass

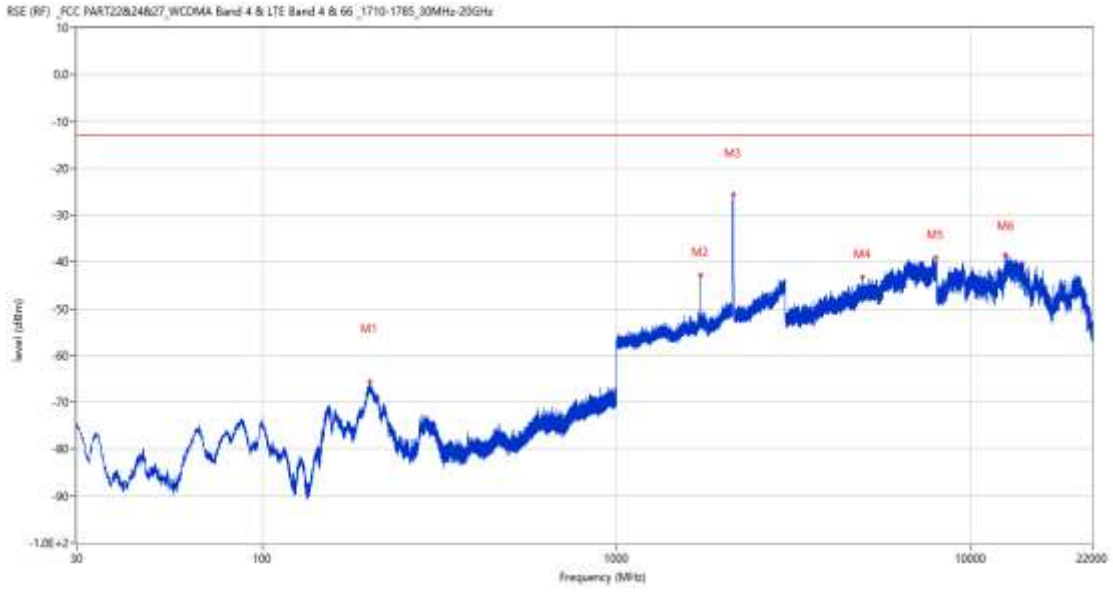
9.5 LTE Band 4 BW15, Middle Channel

RSE-H&H LTE Band 4 BW15 CH20175



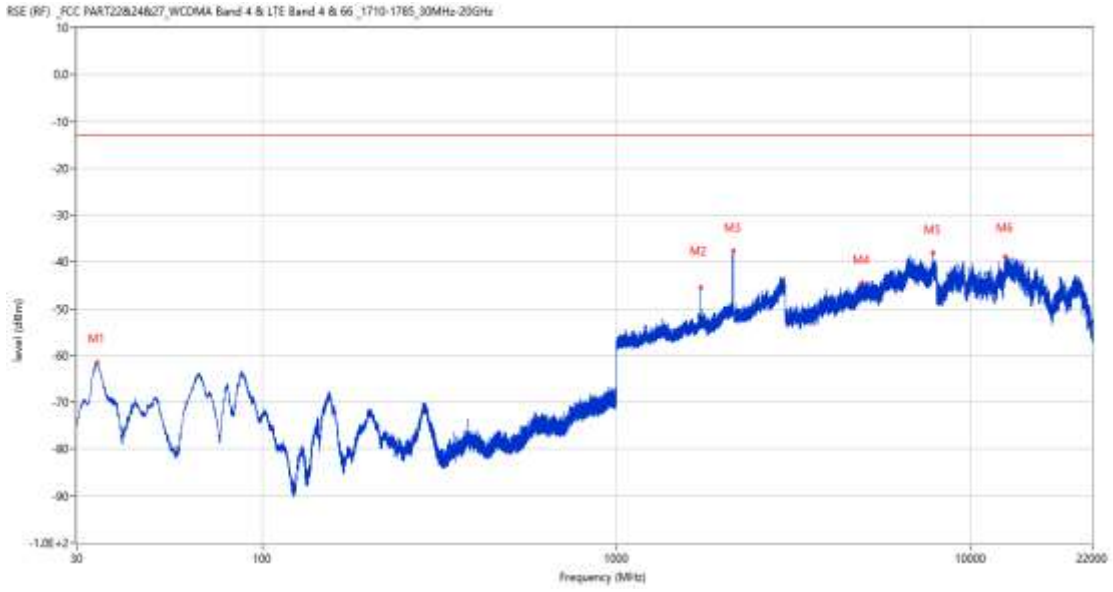
Frequency (MHz)	Result (dBm)	Factor (dB)	PK Limit (dBm)	Over Limit (dB)	Table (o)	ANT	EUT	Verdict
203.484	-65.24	-15.54	-13.0	-52.24	83.00	Horizontal	Horizontal	Pass
1726.700	-40.43	2.01	-13.0	-27.43	175.00	Horizontal	Horizontal	N/A
2130.900	-34.01	3.95	-13.0	-21.01	58.00	Horizontal	Horizontal	N/A
4893.750	-43.92	10.72	-13.0	-30.92	70.00	Horizontal	Horizontal	Pass
7831.750	-38.67	15.67	-13.0	-25.67	286.00	Horizontal	Horizontal	Pass
12712.475	-38.07	16.41	-13.0	-25.07	308.00	Horizontal	Horizontal	Pass

RSE-H&V LTE Band 4 BW15 CH20175



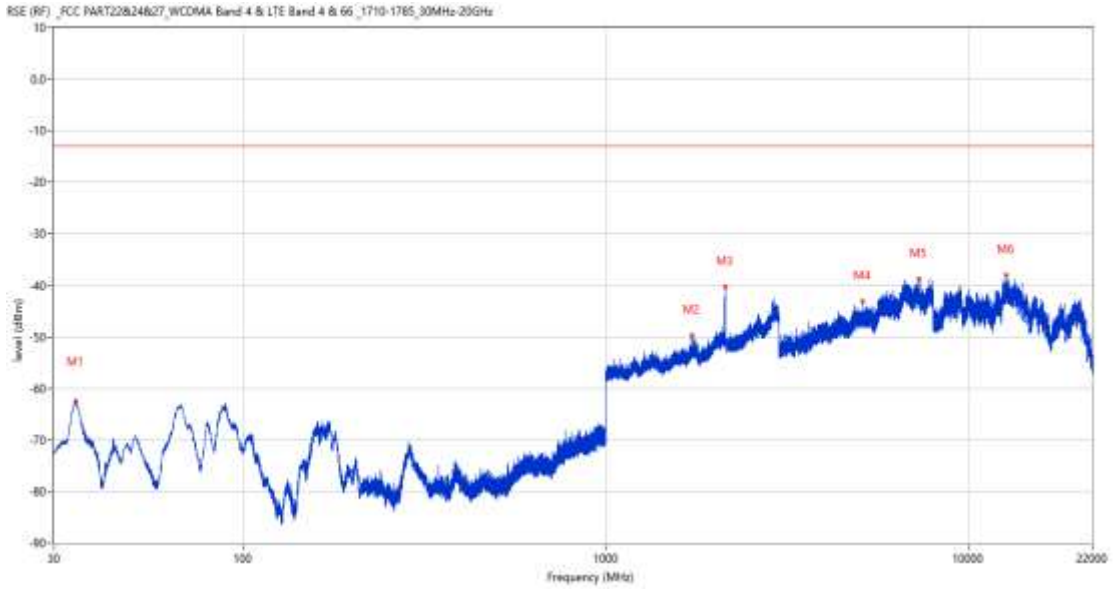
Frequency (MHz)	Result (dBm)	Factor (dB)	PK Limit (dBm)	Over Limit (dB)	Table (o)	ANT	EUT	Verdict
201.156	-65.60	-16.02	-13.0	-52.60	92.00	Horizontal	Vertical	Pass
1726.500	-42.86	2.01	-13.0	-29.86	165.00	Horizontal	Vertical	N/A
2133.900	-25.72	4.00	-13.0	-12.72	109.00	Horizontal	Vertical	N/A
4956.500	-43.28	10.34	-13.0	-30.28	238.00	Horizontal	Vertical	Pass
7943.750	-39.13	14.75	-13.0	-26.13	91.00	Horizontal	Vertical	Pass
12471.888	-38.53	14.72	-13.0	-25.53	208.00	Horizontal	Vertical	Pass

RSE-V&V LTE Band 4 BW15 CH20175



Frequency (MHz)	Result (dBm)	Factor (dB)	PK Limit (dBm)	Over Limit (dB)	Table (o)	ANT	EUT	Verdict
34.171	-61.38	-23.14	-13.0	-48.38	2.00	Vertical	Vertical	Pass
1726.500	-45.49	2.01	-13.0	-32.49	270.00	Vertical	Vertical	N/A
2129.900	-37.62	3.92	-13.0	-24.62	19.00	Vertical	Vertical	N/A
4925.250	-44.40	10.81	-13.0	-31.40	301.00	Vertical	Vertical	Pass
7826.750	-38.01	15.91	-13.0	-25.01	164.00	Vertical	Vertical	Pass
12522.000	-38.86	15.21	-13.0	-25.86	328.00	Vertical	Vertical	Pass

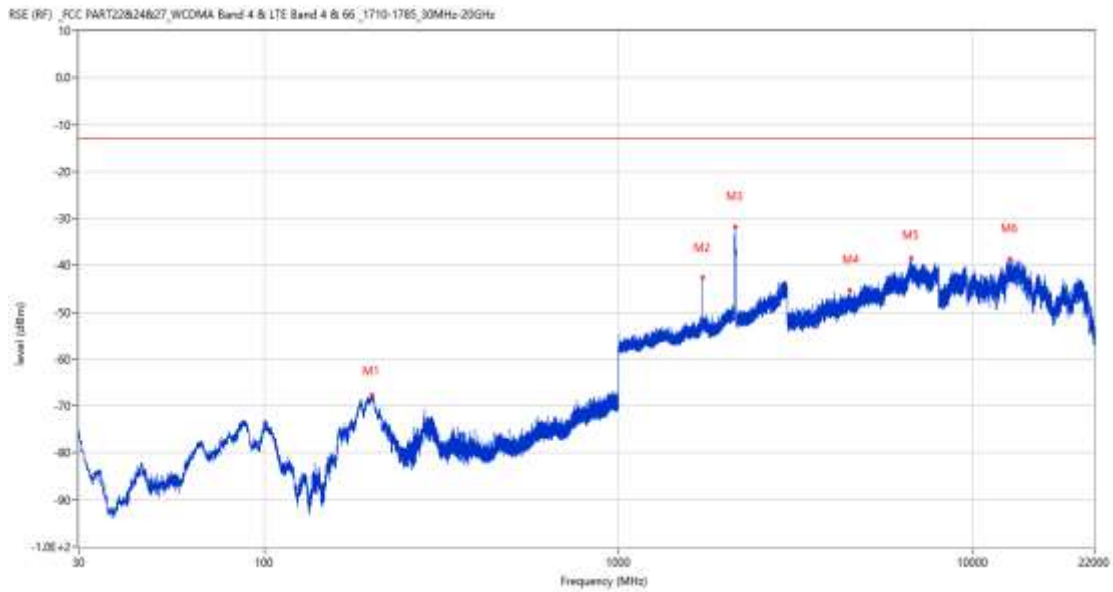
RSE-V&H LTE Band 4 BW15 CH20175



Frequency (MHz)	Result (dBm)	Factor (dB)	PK Limit (dBm)	Over Limit (dB)	Table (o)	ANT	EUT	Verdict
34.413	-62.47	-23.09	-13.0	-49.47	145.00	Vertical	Horizontal	Pass
1726.500	-49.75	2.01	-13.0	-36.75	345.00	Vertical	Horizontal	N/A
2136.500	-40.28	3.86	-13.0	-27.28	216.00	Vertical	Horizontal	N/A
5110.250	-43.11	11.21	-13.0	-30.11	181.00	Vertical	Horizontal	Pass
7312.000	-38.73	14.16	-13.0	-25.73	15.00	Vertical	Horizontal	Pass
12694.425	-38.09	16.44	-13.0	-25.09	360.00	Vertical	Horizontal	Pass

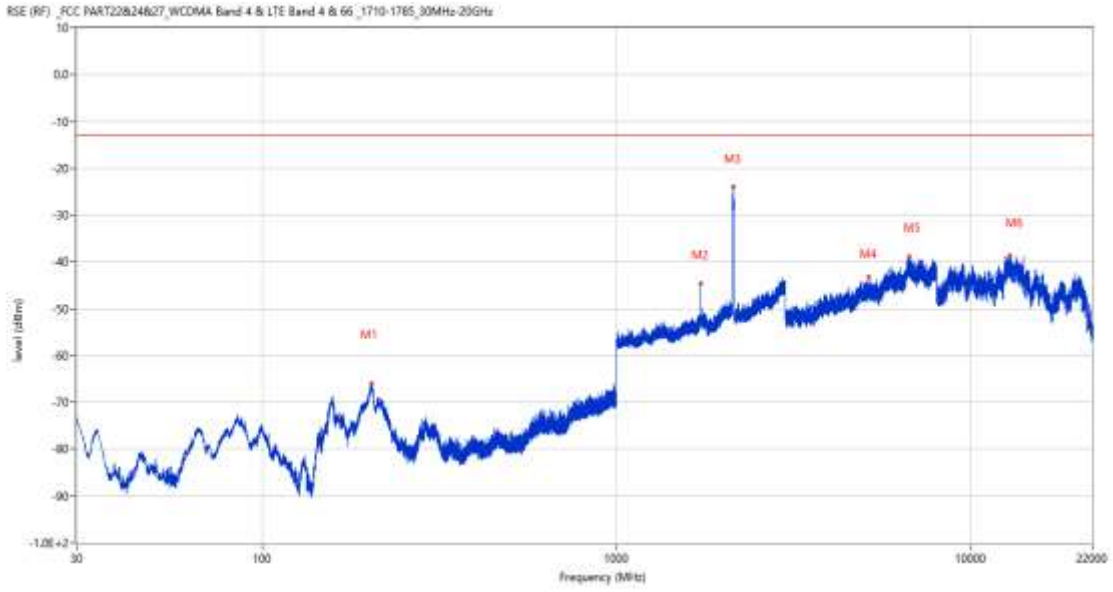
9.6 LTE Band 4 BW20, Middle Channel

RSE-H&H LTE Band 4 BW20 CH20175



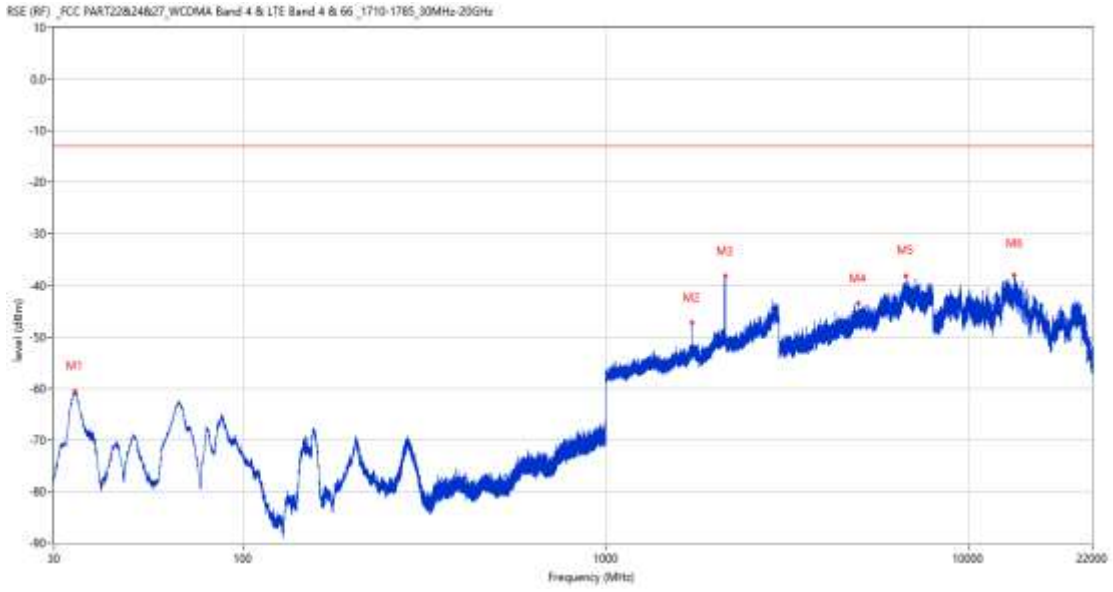
Frequency (MHz)	Result (dBm)	Factor (dB)	PK Limit (dBm)	Over Limit (dB)	Table (o)	ANT	EUT	Verdict
201.059	-67.66	-16.03	-13.0	-54.66	115.00	Horizontal	Horizontal	Pass
1724.400	-42.70	2.01	-13.0	-29.70	174.00	Horizontal	Horizontal	N/A
2134.800	-31.93	4.02	-13.0	-18.93	101.00	Horizontal	Horizontal	N/A
4479.500	-45.36	9.60	-13.0	-32.36	112.00	Horizontal	Horizontal	Pass
6691.000	-38.40	14.82	-13.0	-25.40	197.00	Horizontal	Horizontal	Pass
12674.237	-38.63	16.09	-13.0	-25.63	11.00	Horizontal	Horizontal	Pass

RSE-H&V LTE Band 4 BW20 CH20175



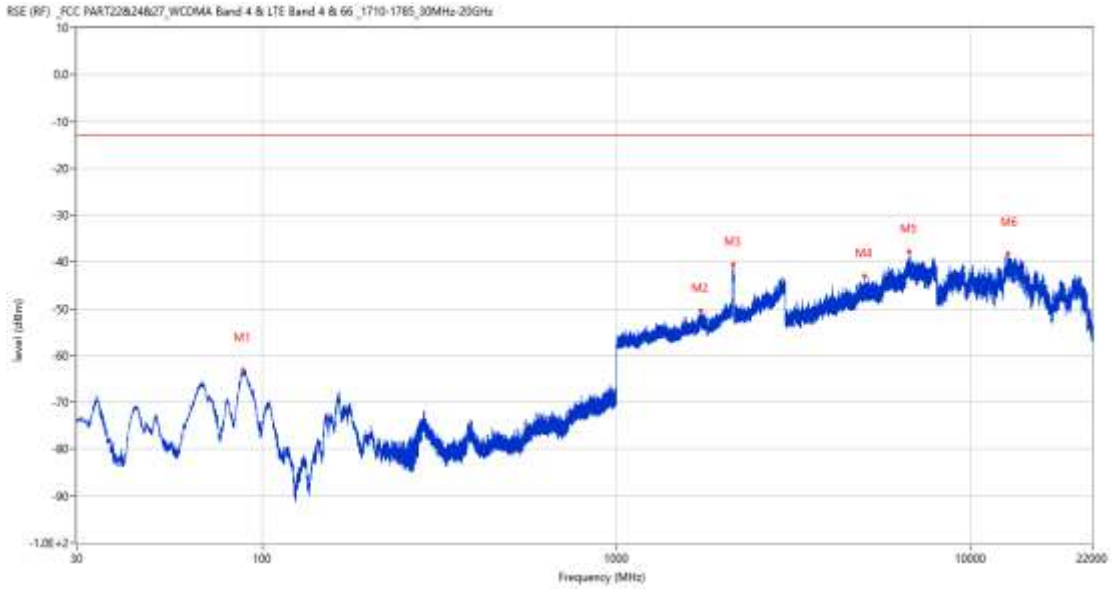
Frequency (MHz)	Result (dBm)	Factor (dB)	PK Limit (dBm)	Over Limit (dB)	Table (o)	ANT	EUT	Verdict
203.145	-66.11	-15.59	-13.0	-53.11	88.00	Horizontal	Vertical	Pass
1724.200	-44.63	2.01	-13.0	-31.63	333.00	Horizontal	Vertical	N/A
2132.000	-24.00	3.94	-13.0	-11.00	111.00	Horizontal	Vertical	N/A
5137.750	-43.33	11.10	-13.0	-30.33	320.00	Horizontal	Vertical	Pass
6686.750	-38.87	14.53	-13.0	-25.87	99.00	Horizontal	Vertical	Pass
12870.250	-38.72	15.91	-13.0	-25.72	360.00	Horizontal	Vertical	Pass

RSE-V&V LTE Band 4 BW20 CH20175



Frequency (MHz)	Result (dBm)	Factor (dB)	PK Limit (dBm)	Over Limit (dB)	Table (o)	ANT	EUT	Verdict
34.268	-60.63	-23.12	-13.0	-47.63	0.00	Vertical	Vertical	Pass
1724.200	-47.29	2.01	-13.0	-34.29	47.00	Vertical	Vertical	N/A
2133.800	-38.24	3.98	-13.0	-25.24	29.00	Vertical	Vertical	N/A
4967.750	-43.51	10.71	-13.0	-30.51	144.00	Vertical	Vertical	Pass
6718.000	-38.18	15.62	-13.0	-25.18	282.00	Vertical	Vertical	Pass
13393.800	-37.98	16.33	-13.0	-24.98	1.00	Vertical	Vertical	Pass

RSE-V&H LTE Band 4 BW20 CH20175

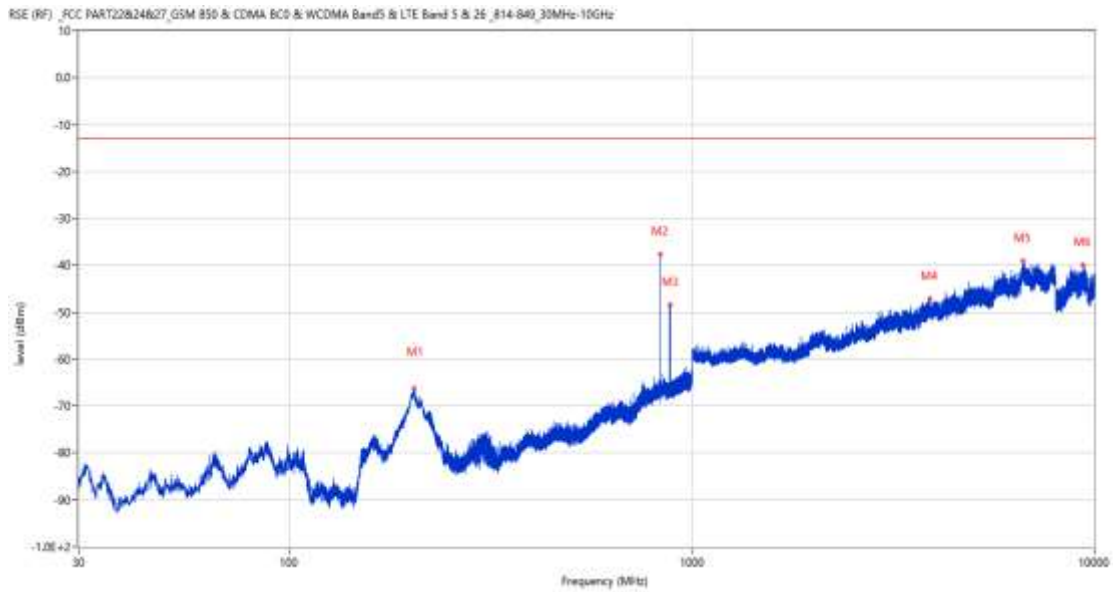


Frequency (MHz)	Result (dBm)	Factor (dB)	PK Limit (dBm)	Over Limit (dB)	Table (o)	ANT	EUT	Verdict
88.588	-63.10	-20.11	-13.0	-50.10	116.00	Vertical	Horizontal	Pass
1724.000	-50.58	2.01	-13.0	-37.58	123.00	Vertical	Horizontal	N/A
2132.400	-40.61	3.96	-13.0	-27.61	215.00	Vertical	Horizontal	N/A
5010.500	-43.01	10.67	-13.0	-30.01	57.00	Vertical	Horizontal	Pass
6703.000	-37.90	15.54	-13.0	-24.90	259.00	Vertical	Horizontal	Pass
12683.263	-38.19	16.25	-13.0	-25.19	113.00	Vertical	Horizontal	Pass

10 LTE Band 5

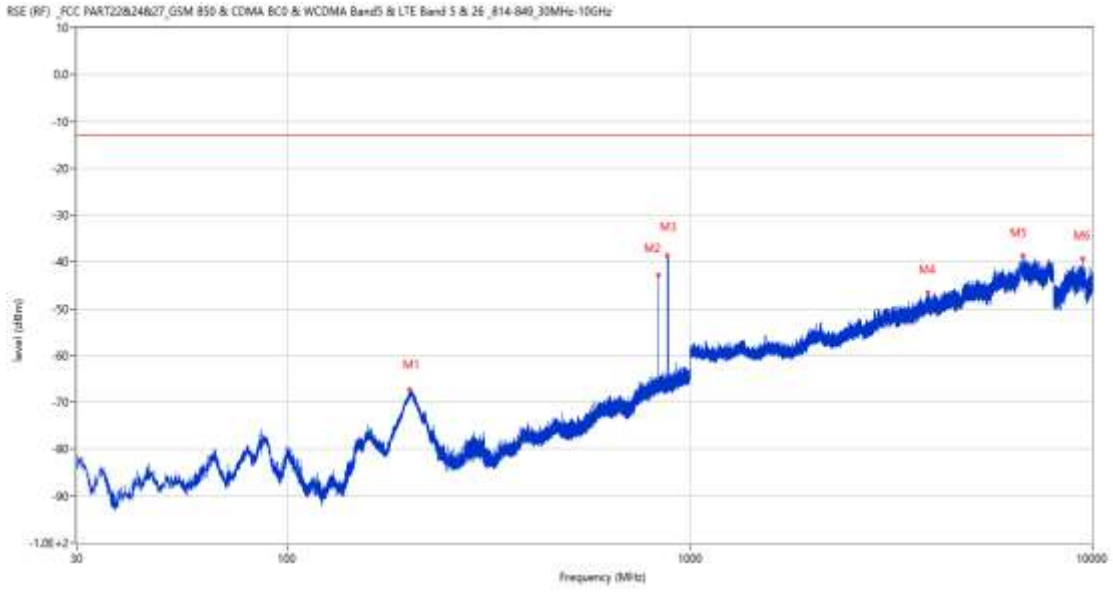
10.1 LTE Band 5 BW1.4, Middle Channel

RSE-H&H LTE Band 5 BW1.4 CH20525



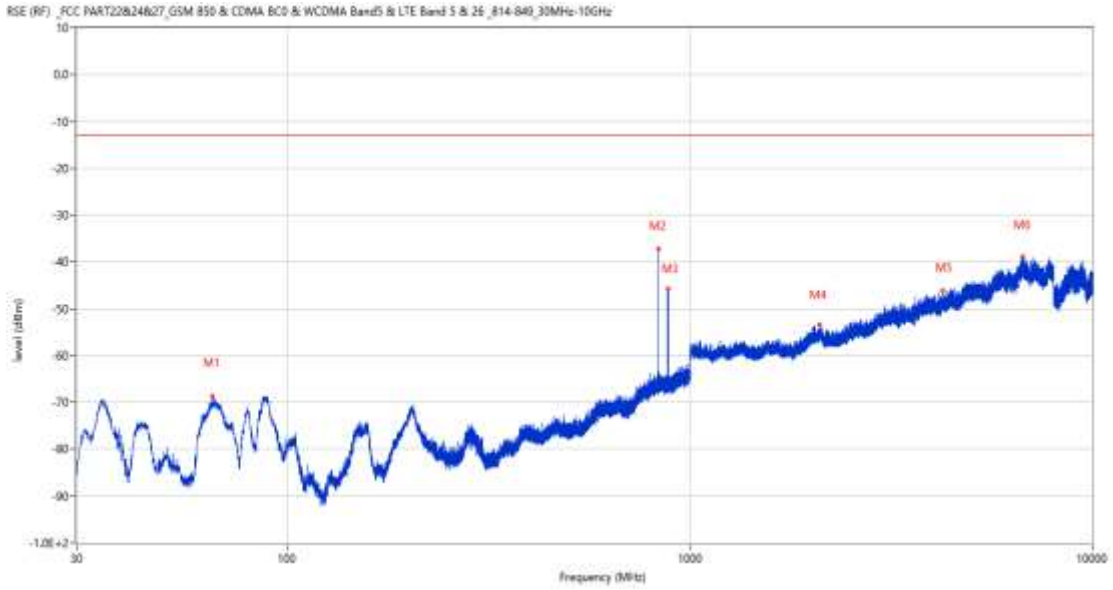
Frequency (MHz)	Result (dBm)	Factor (dB)	PK Limit (dBm)	Over Limit (dB)	Table (o)	ANT	EUT	Verdict
204.309	-66.33	-13.70	-13.0	-53.33	84.00	Horizontal	Horizontal	Pass
836.070	-37.63	4.75	-13.0	-24.63	106.00	Horizontal	Horizontal	N/A
881.854	-48.46	4.17	-13.0	-35.46	89.00	Horizontal	Horizontal	N/A
3891.750	-47.25	9.05	-13.0	-34.25	318.00	Horizontal	Horizontal	Pass
6659.000	-39.00	14.82	-13.0	-26.00	335.00	Horizontal	Horizontal	Pass
9359.799	-39.96	14.54	-13.0	-26.96	102.00	Horizontal	Horizontal	Pass

RSE-H&V LTE Band 5 BW1.4 CH20525



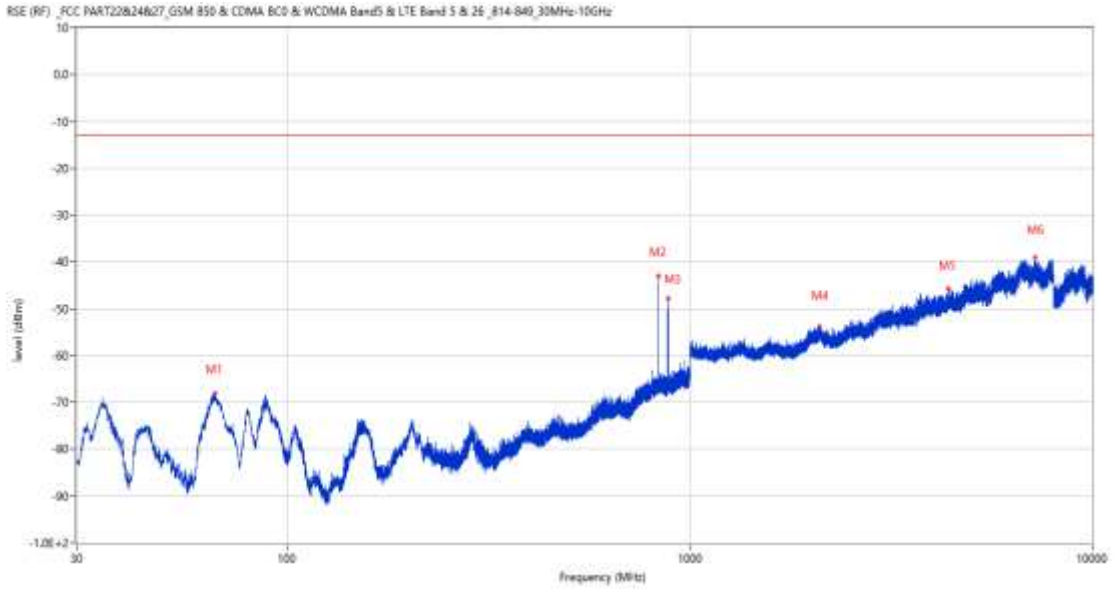
Frequency (MHz)	Result (dBm)	Factor (dB)	PK Limit (dBm)	Over Limit (dB)	Table (o)	ANT	EUT	Verdict
201.641	-67.33	-14.12	-13.0	-54.33	84.00	Horizontal	Vertical	Pass
836.119	-42.73	4.76	-13.0	-29.73	193.00	Horizontal	Vertical	N/A
881.223	-38.76	4.17	-13.0	-25.76	118.00	Horizontal	Vertical	N/A
3903.750	-46.47	9.19	-13.0	-33.47	328.00	Horizontal	Vertical	Pass
6724.000	-38.73	15.60	-13.0	-25.73	254.00	Horizontal	Vertical	Pass
9448.700	-39.40	14.20	-13.0	-26.40	79.00	Horizontal	Vertical	Pass

RSE-V&V LTE Band 5 BW1.4 CH20525



Frequency (MHz)	Result (dBm)	Factor (dB)	PK Limit (dBm)	Over Limit (dB)	Table (o)	ANT	EUT	Verdict
65.260	-68.81	-16.98	-13.0	-55.81	121.00	Vertical	Vertical	Pass
836.022	-37.20	4.75	-13.0	-24.20	193.00	Vertical	Vertical	N/A
881.854	-45.67	4.17	-13.0	-32.67	198.00	Vertical	Vertical	N/A
2100.100	-53.40	-0.04	-13.0	-40.40	227.00	Vertical	Vertical	Pass
4245.250	-46.24	8.99	-13.0	-33.24	39.00	Vertical	Vertical	Pass
6731.000	-38.98	15.31	-13.0	-25.98	220.00	Vertical	Vertical	Pass

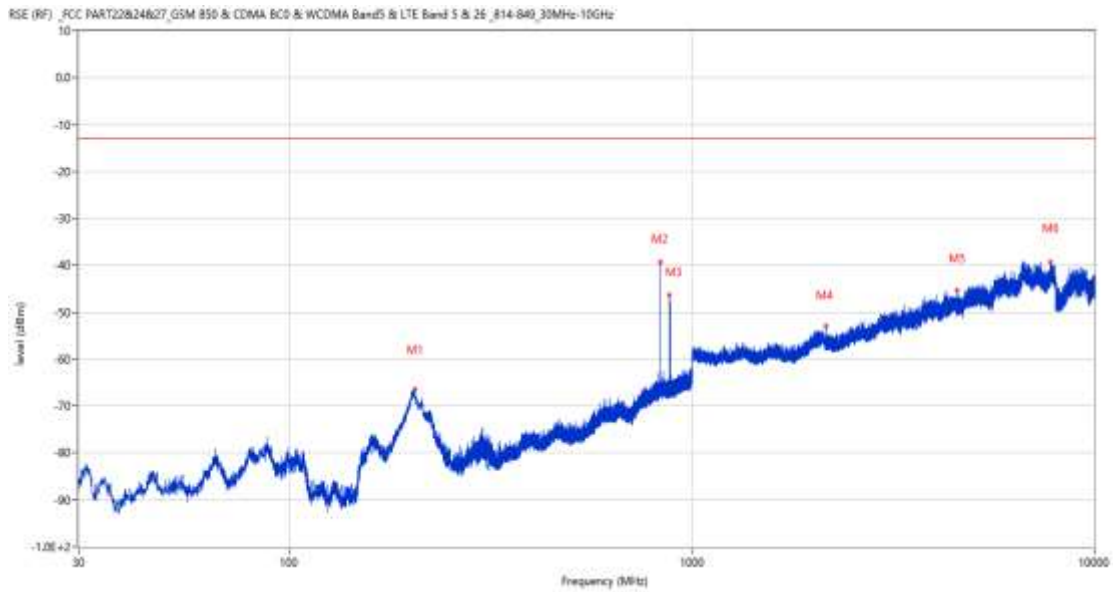
RSE-V&H LTE Band 5 BW1.4 CH20525



Frequency (MHz)	Result (dBm)	Factor (dB)	PK Limit (dBm)	Over Limit (dB)	Table (o)	ANT	EUT	Verdict
66.132	-68.02	-17.13	-13.0	-55.02	174.00	Vertical	Horizontal	Pass
836.022	-42.95	4.75	-13.0	-29.95	95.00	Vertical	Horizontal	N/A
881.903	-47.85	4.17	-13.0	-34.85	89.00	Vertical	Horizontal	N/A
2104.700	-53.85	-0.28	-13.0	-40.85	302.00	Vertical	Horizontal	Pass
4379.750	-45.77	9.07	-13.0	-32.77	268.00	Vertical	Horizontal	Pass
7207.750	-39.06	14.30	-13.0	-26.06	3.00	Vertical	Horizontal	Pass

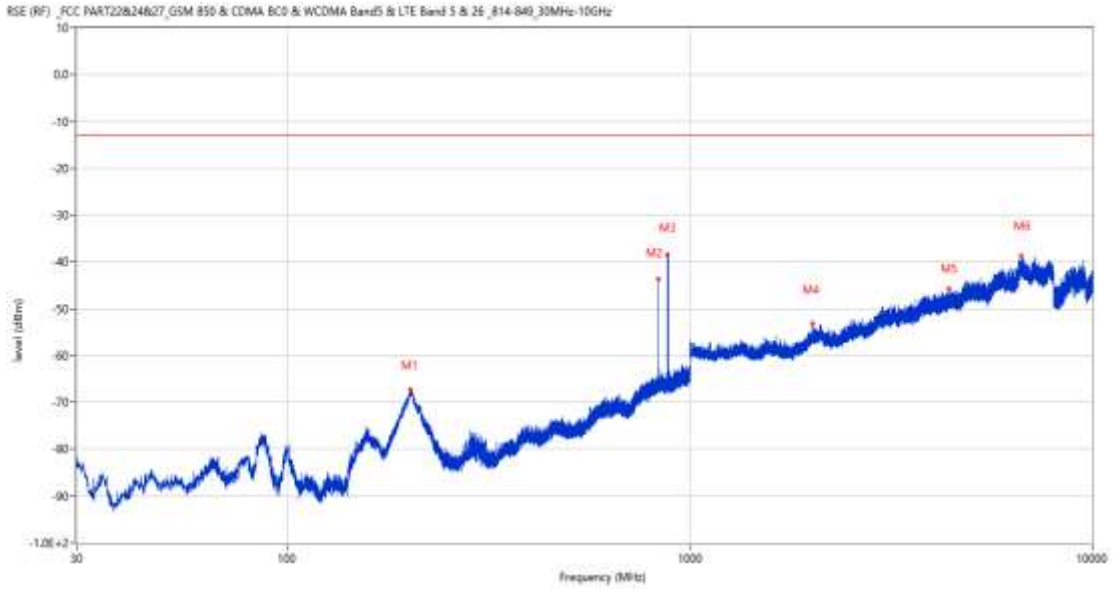
10.2 LTE Band 5 BW3, Middle Channel

RSE-H&H LTE Band 5 BW3 CH20525



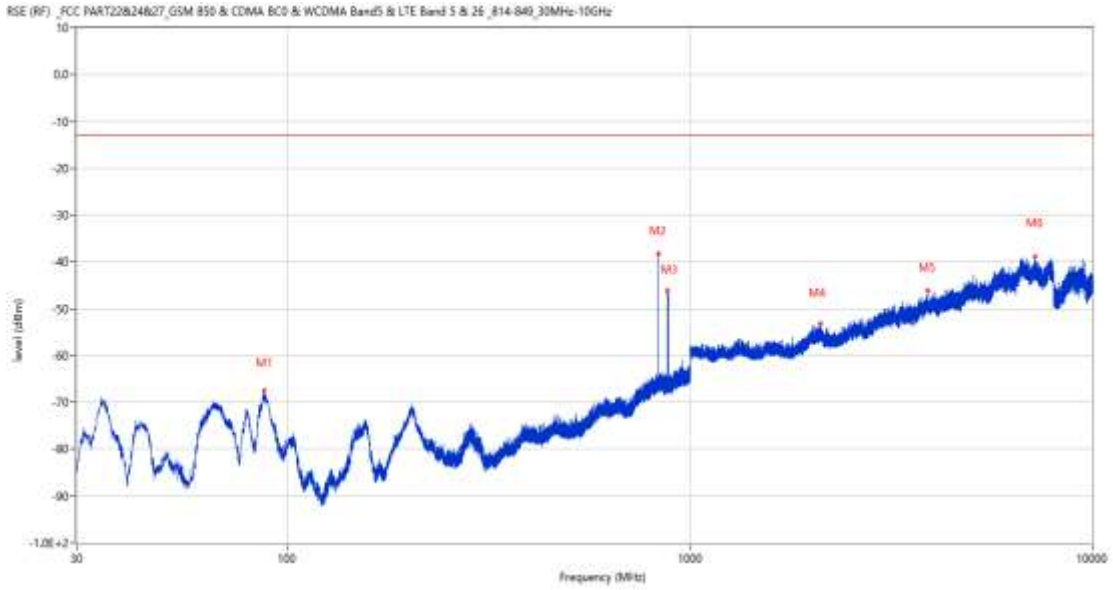
Frequency (MHz)	Result (dBm)	Factor (dB)	PK Limit (dBm)	Over Limit (dB)	Table (o)	ANT	EUT	Verdict
204.988	-66.38	-13.56	-13.0	-53.38	62.00	Horizontal	Horizontal	Pass
835.246	-39.29	4.72	-13.0	-26.29	117.00	Horizontal	Horizontal	N/A
880.932	-46.39	4.17	-13.0	-33.39	89.00	Horizontal	Horizontal	N/A
2156.300	-53.01	-1.92	-13.0	-40.01	226.00	Horizontal	Horizontal	Pass
4564.500	-45.41	8.87	-13.0	-32.41	139.00	Horizontal	Horizontal	Pass
7786.250	-39.31	15.53	-13.0	-26.31	301.00	Horizontal	Horizontal	Pass

RSE-H&V LTE Band 5 BW3 CH20525



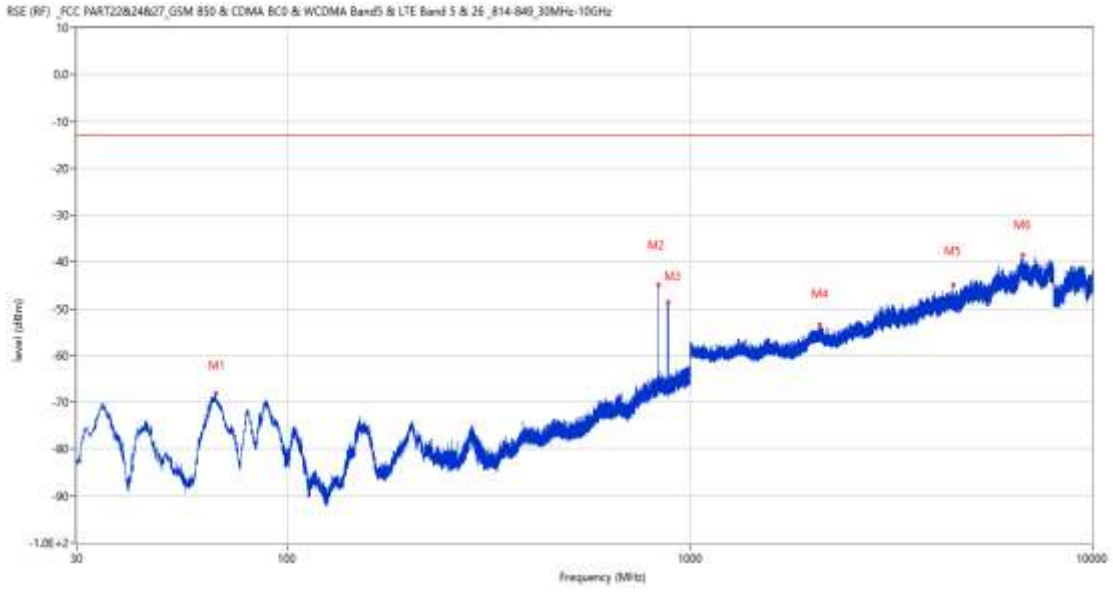
Frequency (MHz)	Result (dBm)	Factor (dB)	PK Limit (dBm)	Over Limit (dB)	Table (o)	ANT	EUT	Verdict
201.690	-67.17	-14.12	-13.0	-54.17	76.00	Horizontal	Vertical	Pass
835.246	-43.56	4.72	-13.0	-30.56	197.00	Horizontal	Vertical	N/A
880.981	-38.42	4.17	-13.0	-25.42	108.00	Horizontal	Vertical	N/A
2013.500	-53.15	-1.30	-13.0	-40.15	197.00	Horizontal	Vertical	Pass
4395.750	-45.64	9.09	-13.0	-32.64	219.00	Horizontal	Vertical	Pass
6641.250	-38.68	14.98	-13.0	-25.68	360.00	Horizontal	Vertical	Pass

RSE-V&V LTE Band 5 BW3 CH20525



Frequency (MHz)	Result (dBm)	Factor (dB)	PK Limit (dBm)	Over Limit (dB)	Table (o)	ANT	EUT	Verdict
87.860	-67.48	-19.03	-13.0	-54.48	63.00	Vertical	Vertical	Pass
835.294	-38.28	4.72	-13.0	-25.28	188.00	Vertical	Vertical	N/A
880.836	-46.05	4.17	-13.0	-33.05	188.00	Vertical	Vertical	N/A
2115.500	-53.25	-0.76	-13.0	-40.25	60.00	Vertical	Vertical	Pass
3895.000	-46.17	9.09	-13.0	-33.17	207.00	Vertical	Vertical	Pass
7199.000	-38.80	14.69	-13.0	-25.80	334.00	Vertical	Vertical	Pass

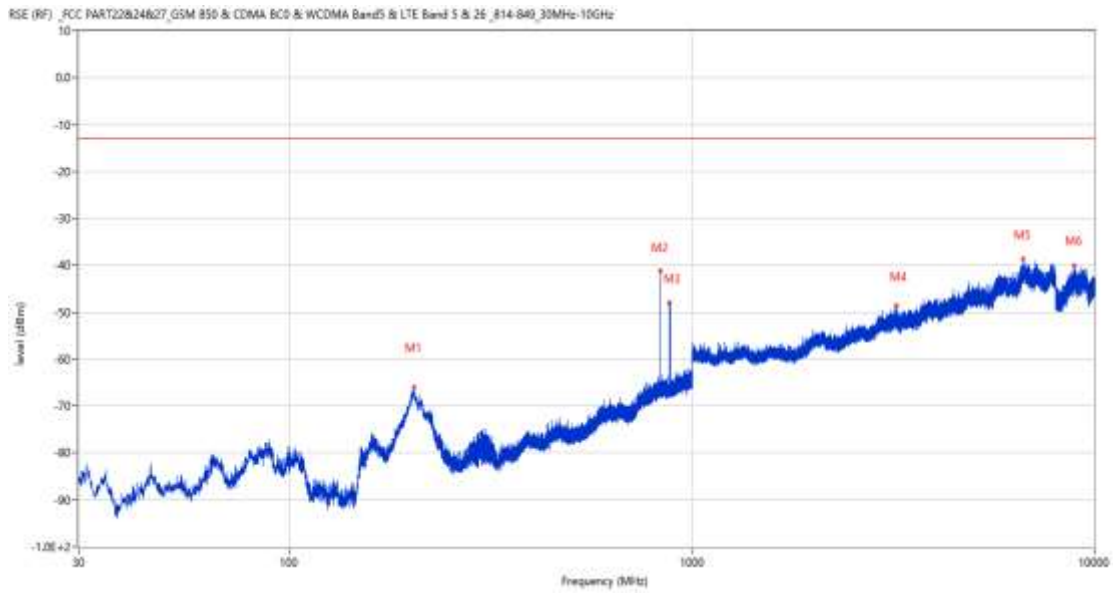
RSE-V&H LTE Band 5 BW3 CH20525



Frequency (MHz)	Result (dBm)	Factor (dB)	PK Limit (dBm)	Over Limit (dB)	Table (o)	ANT	EUT	Verdict
66.326	-68.12	-17.17	-13.0	-55.12	163.00	Vertical	Horizontal	Pass
835.246	-44.82	4.72	-13.0	-31.82	96.00	Vertical	Horizontal	N/A
882.097	-48.56	4.17	-13.0	-35.56	85.00	Vertical	Horizontal	N/A
2100.700	-53.47	-0.08	-13.0	-40.47	112.00	Vertical	Horizontal	Pass
4512.750	-44.97	10.10	-13.0	-31.97	39.00	Vertical	Horizontal	Pass
6707.500	-38.54	15.66	-13.0	-25.54	105.00	Vertical	Horizontal	Pass

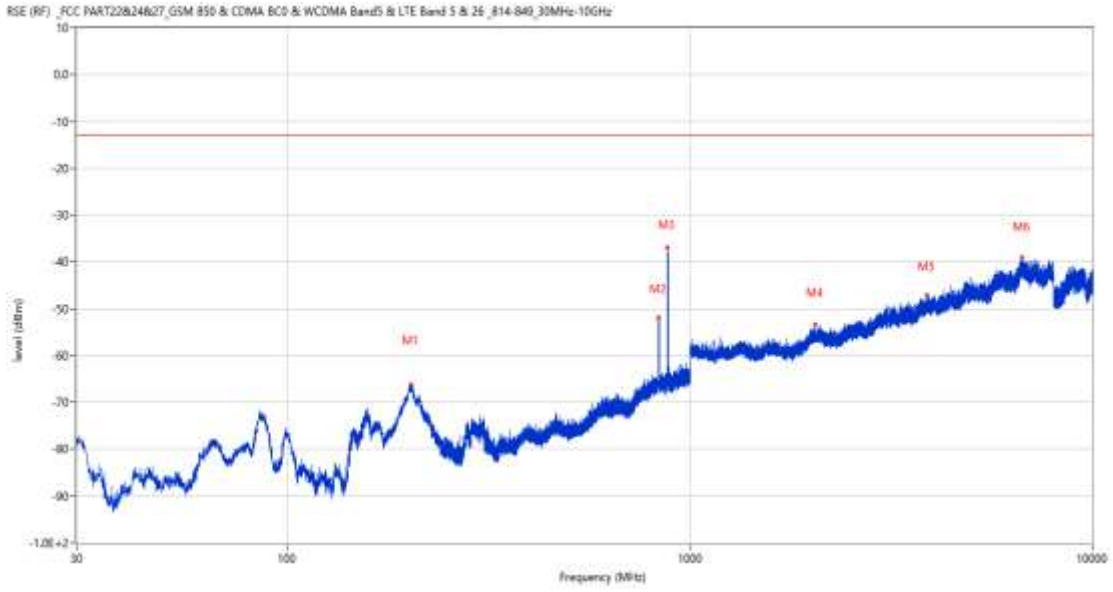
10.3 LTE Band 5 BW5, Middle Channel

RSE-H&H LTE Band 5 BW5 CH20525



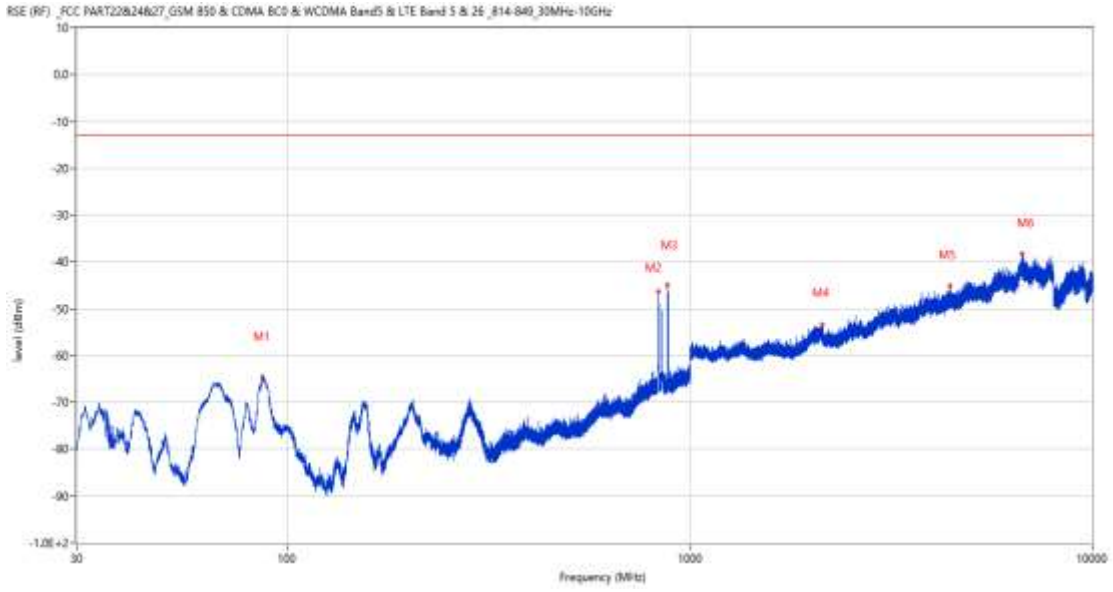
Frequency (MHz)	Result (dBm)	Factor (dB)	PK Limit (dBm)	Over Limit (dB)	Table (o)	ANT	EUT	Verdict
203.872	-66.01	-13.79	-13.0	-53.01	71.00	Horizontal	Horizontal	Pass
834.276	-41.25	4.68	-13.0	-28.25	115.00	Horizontal	Horizontal	N/A
880.641	-48.01	4.17	-13.0	-35.01	92.00	Horizontal	Horizontal	N/A
3228.500	-48.73	6.74	-13.0	-35.73	221.00	Horizontal	Horizontal	Pass
6636.500	-38.65	14.86	-13.0	-25.65	74.00	Horizontal	Horizontal	Pass
8928.900	-40.19	13.75	-13.0	-27.19	252.00	Horizontal	Horizontal	Pass

RSE-H&V LTE Band 5 BW5 CH20525



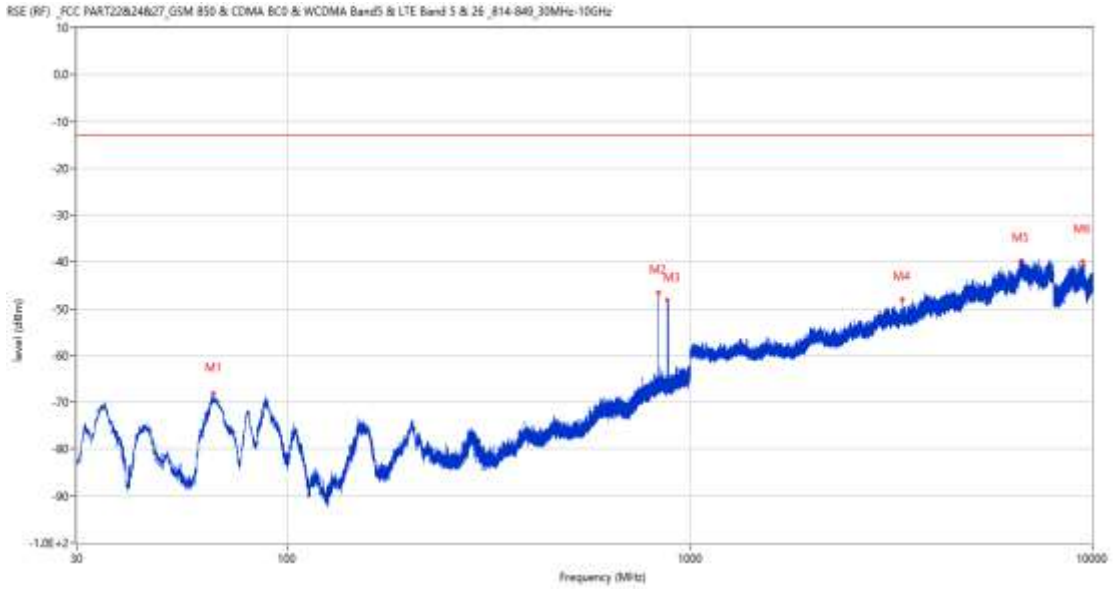
Frequency (MHz)	Result (dBm)	Factor (dB)	PK Limit (dBm)	Over Limit (dB)	Table (o)	ANT	EUT	Verdict
202.708	-66.15	-14.02	-13.0	-53.15	86.00	Horizontal	Vertical	Pass
834.906	-51.98	4.71	-13.0	-38.98	190.00	Horizontal	Vertical	N/A
879.478	-36.95	4.22	-13.0	-23.95	111.00	Horizontal	Vertical	N/A
2045.400	-53.42	-1.21	-13.0	-40.42	128.00	Horizontal	Vertical	Pass
3888.500	-47.23	9.05	-13.0	-34.23	145.00	Horizontal	Vertical	Pass
6671.250	-39.14	14.57	-13.0	-26.14	360.00	Horizontal	Vertical	Pass

RSE-V&V LTE Band 5 BW5 CH20525



Frequency (MHz)	Result (dBm)	Factor (dB)	PK Limit (dBm)	Over Limit (dB)	Table (o)	ANT	EUT	Verdict
86.939	-64.62	-19.28	-13.0	-51.62	100.00	Vertical	Vertical	Pass
836.604	-46.32	4.78	-13.0	-33.32	183.00	Vertical	Vertical	N/A
879.623	-44.99	4.21	-13.0	-31.99	197.00	Vertical	Vertical	N/A
2128.200	-53.42	-0.92	-13.0	-40.42	257.00	Vertical	Vertical	Pass
4420.000	-45.15	9.61	-13.0	-32.15	134.00	Vertical	Vertical	Pass
6699.250	-38.24	15.32	-13.0	-25.24	92.00	Vertical	Vertical	Pass

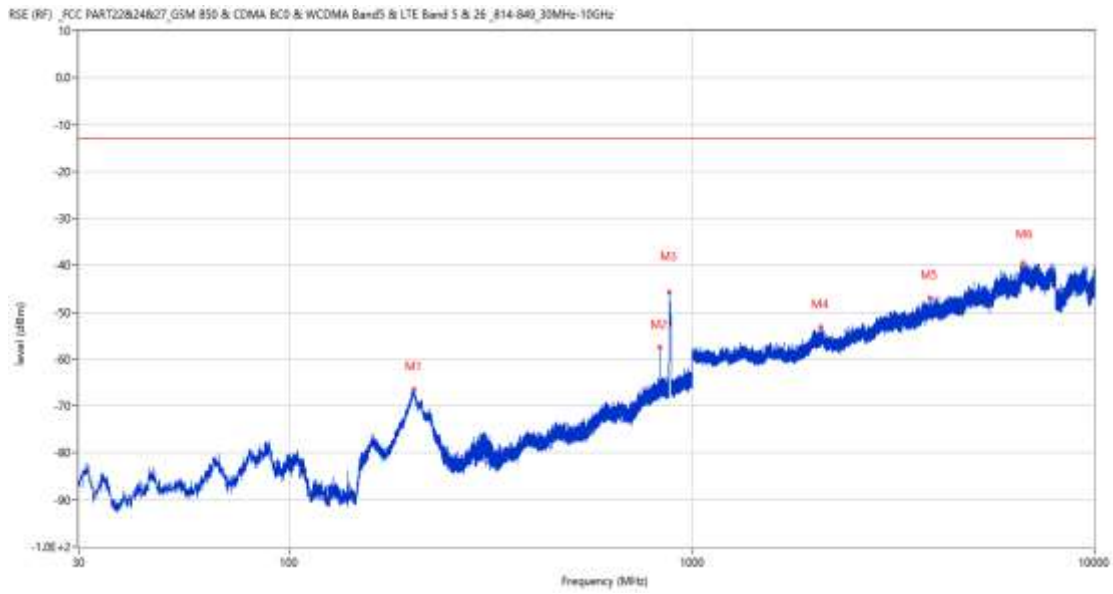
RSE-V&H LTE Band 5 BW5 CH20525



Frequency (MHz)	Result (dBm)	Factor (dB)	PK Limit (dBm)	Over Limit (dB)	Table (o)	ANT	EUT	Verdict
65.405	-68.10	-17.04	-13.0	-55.10	129.00	Vertical	Horizontal	Pass
834.324	-46.56	4.68	-13.0	-33.56	180.00	Vertical	Horizontal	N/A
879.817	-48.29	4.20	-13.0	-35.29	78.00	Vertical	Horizontal	N/A
3371.250	-48.02	6.77	-13.0	-35.02	104.00	Vertical	Horizontal	Pass
6649.500	-39.67	15.15	-13.0	-26.67	286.00	Vertical	Horizontal	Pass
9481.000	-39.98	13.25	-13.0	-26.98	272.00	Vertical	Horizontal	Pass

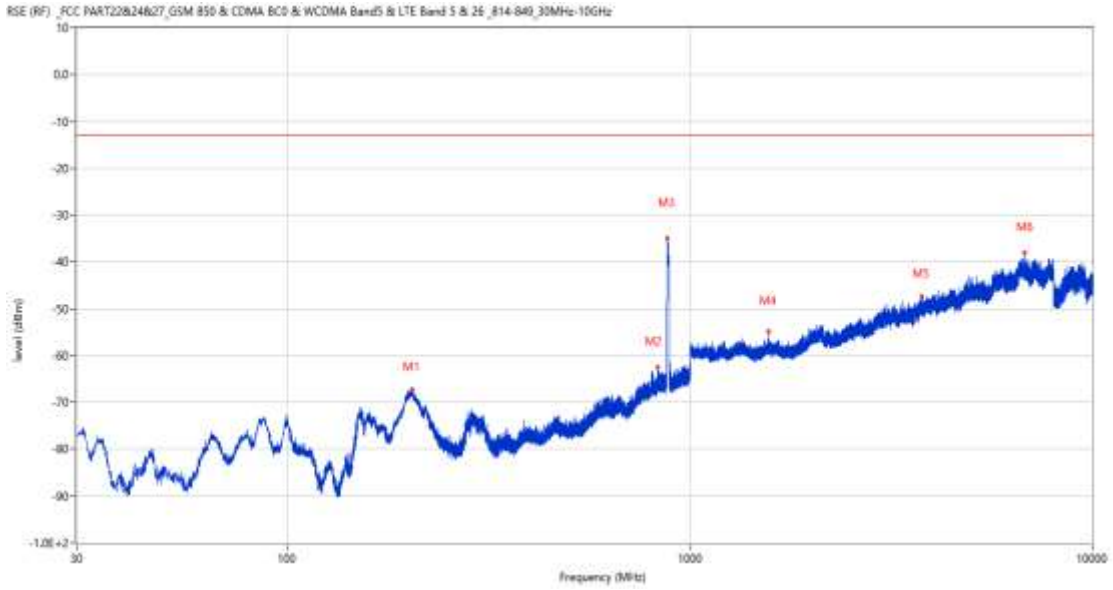
10.4 LTE Band 5 BW10, Middle Channel

RSE-H&H LTE Band 5 BW10 CH20525



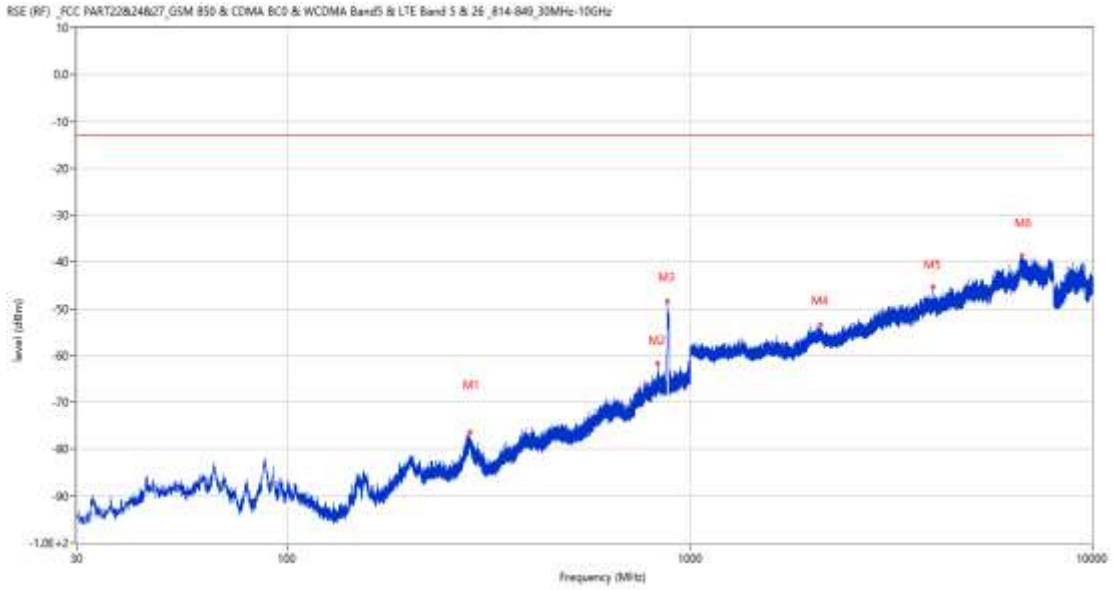
Frequency (MHz)	Result (dBm)	Factor (dB)	PK Limit (dBm)	Over Limit (dB)	Table (o)	ANT	EUT	Verdict
204.066	-66.47	-13.75	-13.0	-53.47	72.00	Horizontal	Horizontal	Pass
832.190	-57.48	4.60	-13.0	-44.48	123.00	Horizontal	Horizontal	N/A
877.489	-45.74	4.08	-13.0	-32.74	95.00	Horizontal	Horizontal	N/A
2089.200	-53.21	-0.87	-13.0	-40.21	65.00	Horizontal	Horizontal	Pass
3910.750	-46.98	9.30	-13.0	-33.98	83.00	Horizontal	Horizontal	Pass
6657.750	-39.59	14.90	-13.0	-26.59	282.00	Horizontal	Horizontal	Pass

RSE-H&V LTE Band 5 BW10 CH20525



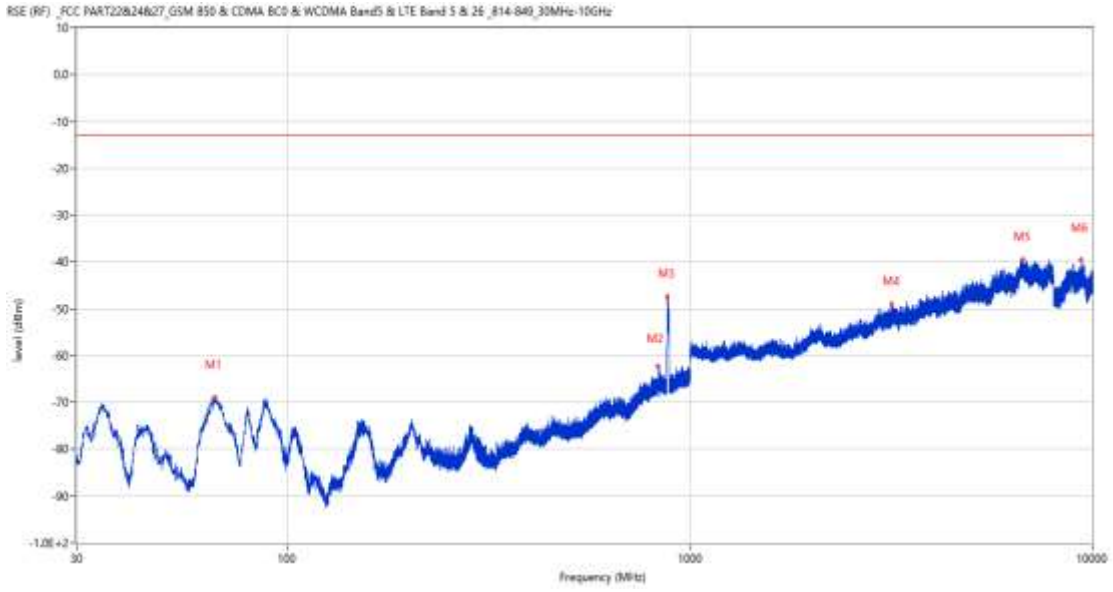
Frequency (MHz)	Result (dBm)	Factor (dB)	PK Limit (dBm)	Over Limit (dB)	Table (o)	ANT	EUT	Verdict
204.358	-67.37	-13.69	-13.0	-54.37	84.00	Horizontal	Vertical	Pass
832.190	-62.54	4.60	-13.0	-49.54	147.00	Horizontal	Vertical	N/A
879.429	-34.92	4.22	-13.0	-21.92	261.00	Horizontal	Vertical	N/A
1564.900	-54.93	-3.96	-13.0	-41.93	11.00	Horizontal	Vertical	Pass
3759.250	-47.41	8.64	-13.0	-34.41	217.00	Horizontal	Vertical	Pass
6798.750	-38.08	14.45	-13.0	-25.08	207.00	Horizontal	Vertical	Pass

RSE-V&V LTE Band 5 BW10 CH20525



Frequency (MHz)	Result (dBm)	Factor (dB)	PK Limit (dBm)	Over Limit (dB)	Table (o)	ANT	EUT	Verdict
284.577	-76.48	-11.18	-13.0	-63.48	109.00	Vertical	Vertical	Pass
832.093	-61.66	4.59	-13.0	-48.66	184.00	Vertical	Vertical	N/A
878.217	-48.32	4.21	-13.0	-35.32	197.00	Vertical	Vertical	N/A
2109.800	-53.29	-0.40	-13.0	-40.29	140.00	Vertical	Vertical	Pass
4025.250	-45.33	9.02	-13.0	-32.33	295.00	Vertical	Vertical	Pass
6668.500	-38.75	14.63	-13.0	-25.75	220.00	Vertical	Vertical	Pass

RSE-V&H LTE Band 5 BW10 CH20525

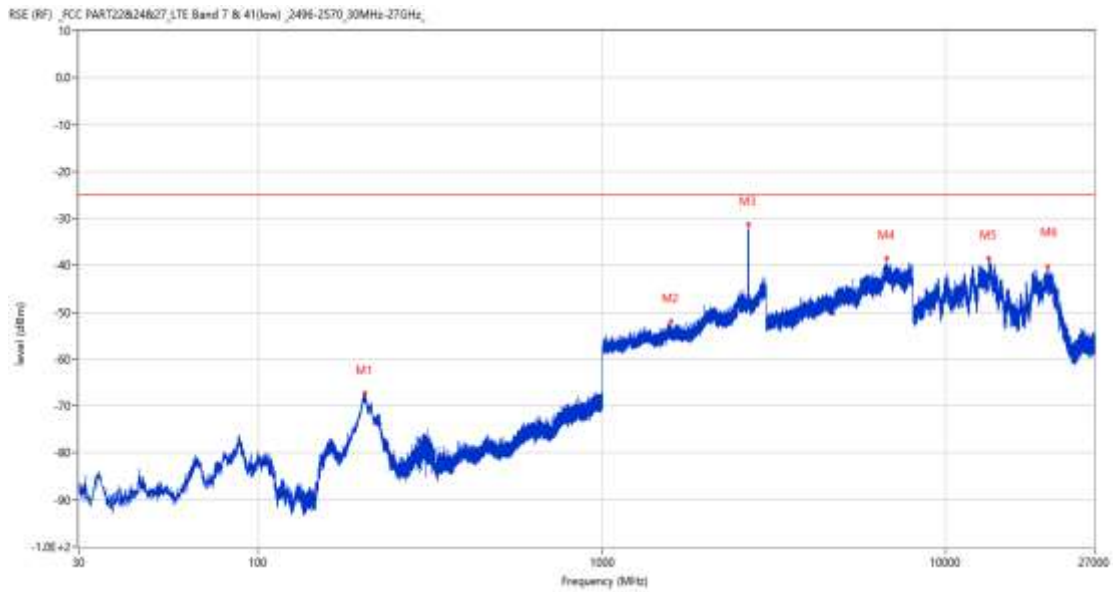


Frequency (MHz)	Result (dBm)	Factor (dB)	PK Limit (dBm)	Over Limit (dB)	Table (o)	ANT	EUT	Verdict
66.278	-68.91	-17.16	-13.0	-55.91	67.00	Vertical	Horizontal	Pass
832.142	-62.37	4.60	-13.0	-49.37	38.00	Vertical	Horizontal	N/A
877.926	-47.33	4.16	-13.0	-34.33	78.00	Vertical	Horizontal	N/A
3181.250	-49.04	6.06	-13.0	-36.04	360.00	Vertical	Horizontal	Pass
6708.000	-39.54	15.71	-13.0	-26.54	44.00	Vertical	Horizontal	Pass
9354.800	-39.47	14.67	-13.0	-26.47	336.00	Vertical	Horizontal	Pass

11 LTE Band 7

11.1 LTE Band 7 BW5, Middle Channel

RSE-H&H LTE Band 7 BW5 CH21100



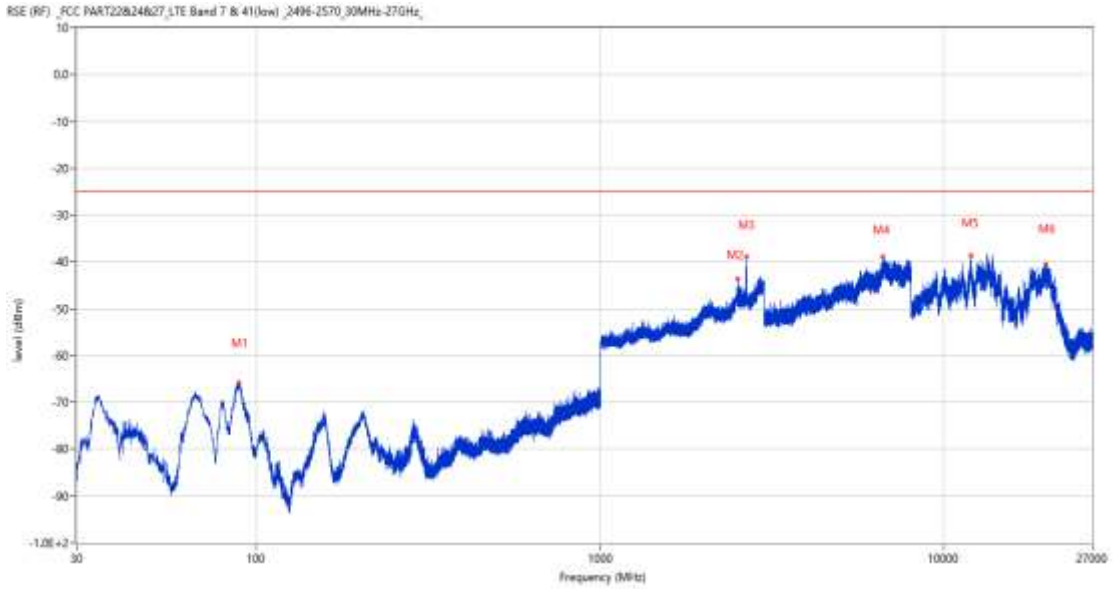
Frequency (MHz)	Result (dBm)	Factor (dB)	PK Limit (dBm)	Over Limit (dB)	Table (o)	ANT	EUT	Verdict
204.309	-67.30	-15.44	-25.0	-42.30	75.00	Horizontal	Horizontal	Pass
1580.800	-52.01	0.42	-25.0	-27.01	95.00	Horizontal	Horizontal	Pass
2657.400	-31.31	8.05	-25.0	-6.31	190.00	Horizontal	Horizontal	N/A
6704.500	-38.41	15.52	-25.0	-13.41	270.00	Horizontal	Horizontal	Pass
13345.087	-38.43	16.35	-25.0	-13.43	360.00	Horizontal	Horizontal	Pass
19726.651	-40.44	12.94	-25.0	-15.44	161.00	Horizontal	Horizontal	Pass

RSE-H&V LTE Band 7 BW5 CH21100



Frequency (MHz)	Result (dBm)	Factor (dB)	PK Limit (dBm)	Over Limit (dB)	Table (o)	ANT	EUT	Verdict
204.503	-67.10	-15.41	-25.0	-42.10	64.00	Horizontal	Vertical	Pass
1623.600	-52.04	0.27	-25.0	-27.04	262.00	Horizontal	Vertical	Pass
2655.200	-31.74	8.24	-25.0	-6.74	188.00	Horizontal	Vertical	N/A
6691.250	-39.07	14.83	-25.0	-14.07	129.00	Horizontal	Vertical	Pass
13394.437	-38.70	16.96	-25.0	-13.70	2.00	Horizontal	Vertical	Pass
20338.350	-39.86	12.97	-25.0	-14.86	73.00	Horizontal	Vertical	Pass

RSE-V&V LTE Band 7 BW5 CH21100



Frequency (MHz)	Result (dBm)	Factor (dB)	PK Limit (dBm)	Over Limit (dB)	Table (o)	ANT	EUT	Verdict
88.733	-65.84	-20.12	-25.0	-40.84	161.00	Vertical	Vertical	Pass
2516.500	-43.57	8.24	-25.0	-18.57	260.00	Vertical	Vertical	N/A
2655.600	-38.93	8.20	-25.0	-13.93	130.00	Vertical	Vertical	N/A
6639.250	-38.89	15.07	-25.0	-13.89	171.00	Vertical	Vertical	Pass
11957.937	-38.72	13.98	-25.0	-13.72	243.00	Vertical	Vertical	Pass
19773.901	-40.58	12.94	-25.0	-15.58	215.00	Vertical	Vertical	Pass

RSE-V&H LTE Band 7 BW5 CH21100



Frequency (MHz)	Result (dBm)	Factor (dB)	PK Limit (dBm)	Over Limit (dB)	Table (o)	ANT	EUT	Verdict
66.035	-67.35	-17.97	-25.0	-42.35	133.00	Vertical	Horizontal	Pass
1638.100	-51.84	0.41	-25.0	-26.84	300.00	Vertical	Horizontal	Pass
2657.400	-45.20	8.05	-25.0	-20.20	17.00	Vertical	Horizontal	N/A
6682.750	-38.78	14.66	-25.0	-13.78	129.00	Vertical	Horizontal	Pass
13330.388	-38.78	15.77	-25.0	-13.78	312.00	Vertical	Horizontal	Pass
19751.850	-40.17	12.94	-25.0	-15.17	3.00	Vertical	Horizontal	Pass

11.2 LTE Band 7 BW10, Middle Channel

RSE-H&H LTE Band 7 BW10 CH21100



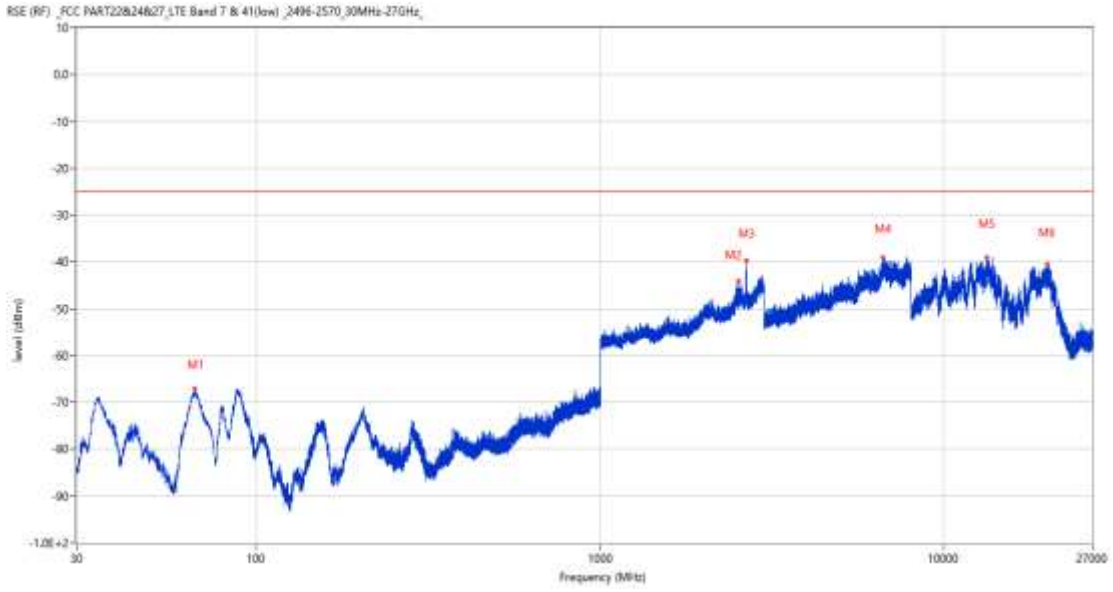
Frequency (MHz)	Result (dBm)	Factor (dB)	PK Limit (dBm)	Over Limit (dB)	Table (o)	ANT	EUT	Verdict
202.369	-66.01	-15.76	-25.0	-41.01	85.00	Horizontal	Horizontal	Pass
2531.000	-42.08	8.18	-25.0	-17.08	169.00	Horizontal	Horizontal	N/A
2656.500	-37.05	8.15	-25.0	-12.05	2.00	Horizontal	Horizontal	N/A
6669.750	-38.26	14.62	-25.0	-13.26	59.00	Horizontal	Horizontal	Pass
13334.850	-38.36	15.94	-25.0	-13.36	360.00	Horizontal	Horizontal	Pass
19332.448	-40.82	12.92	-25.0	-15.82	3.00	Horizontal	Horizontal	Pass

RSE-H&V LTE Band 7 BW10 CH21100



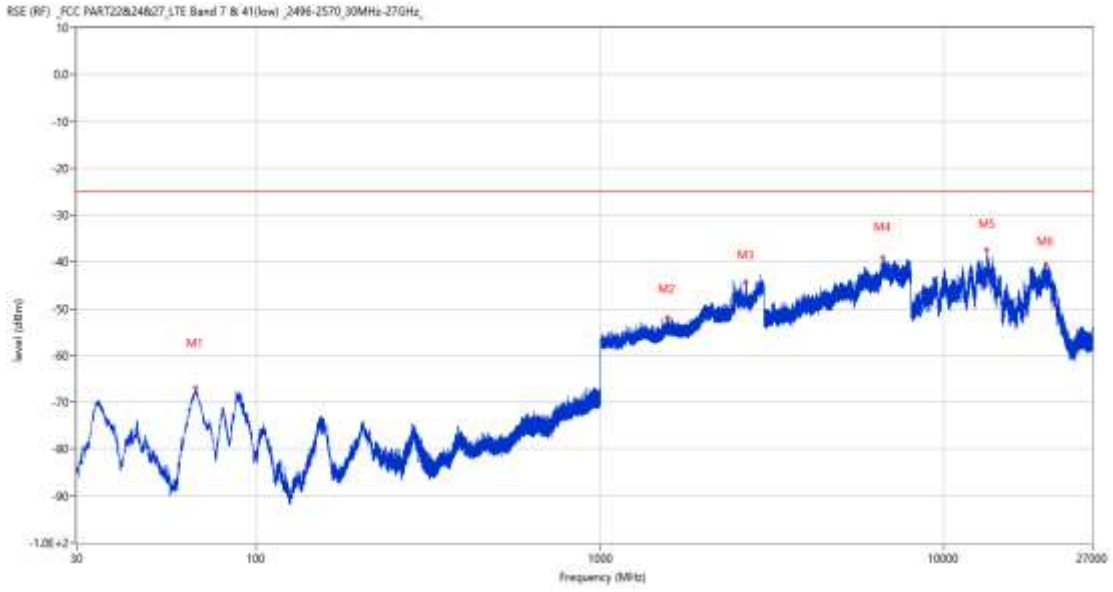
Frequency (MHz)	Result (dBm)	Factor (dB)	PK Limit (dBm)	Over Limit (dB)	Table (o)	ANT	EUT	Verdict
204.309	-67.16	-15.44	-25.0	-42.16	77.00	Horizontal	Vertical	Pass
2531.400	-42.59	8.18	-25.0	-17.59	162.00	Horizontal	Vertical	N/A
2656.100	-31.43	8.18	-25.0	-6.43	124.00	Horizontal	Vertical	N/A
6679.250	-39.32	14.60	-25.0	-14.32	299.00	Horizontal	Vertical	Pass
13378.425	-38.43	16.81	-25.0	-13.43	8.00	Horizontal	Vertical	Pass
19737.901	-40.65	12.94	-25.0	-15.65	315.00	Horizontal	Vertical	Pass

RSE-V&V LTE Band 7 BW10 CH21100



Frequency (MHz)	Result (dBm)	Factor (dB)	PK Limit (dBm)	Over Limit (dB)	Table (o)	ANT	EUT	Verdict
66.181	-66.97	-18.00	-25.0	-41.97	154.00	Vertical	Vertical	Pass
2531.400	-44.10	8.18	-25.0	-19.10	230.00	Vertical	Vertical	N/A
2655.000	-39.77	8.26	-25.0	-14.77	131.00	Vertical	Vertical	N/A
6637.250	-39.04	14.98	-25.0	-14.04	129.00	Vertical	Vertical	Pass
13348.237	-39.09	16.47	-25.0	-14.09	88.00	Vertical	Vertical	Pass
20029.950	-40.48	12.95	-25.0	-15.48	195.00	Vertical	Vertical	Pass

RSE-V&H LTE Band 7 BW10 CH21100



Frequency (MHz)	Result (dBm)	Factor (dB)	PK Limit (dBm)	Over Limit (dB)	Table (o)	ANT	EUT	Verdict
66.569	-66.84	-18.12	-25.0	-41.84	134.00	Vertical	Horizontal	Pass
1564.100	-52.01	0.26	-25.0	-27.01	362.00	Vertical	Horizontal	Pass
2653.200	-44.28	8.38	-25.0	-19.28	81.00	Vertical	Horizontal	N/A
6645.500	-39.18	15.17	-25.0	-14.18	219.00	Vertical	Horizontal	Pass
13340.625	-37.35	16.17	-25.0	-12.35	291.00	Vertical	Horizontal	Pass
19792.349	-40.62	12.94	-25.0	-15.62	360.00	Vertical	Horizontal	Pass

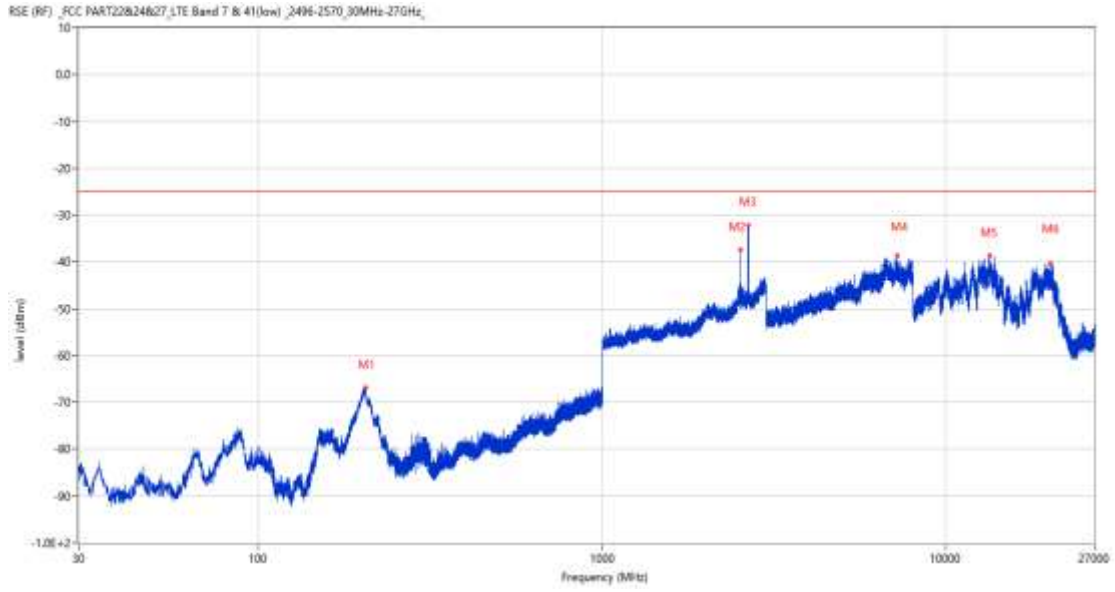
11.3 LTE Band 7 BW15, Middle Channel

RSE-H&H LTE Band 7 BW15 CH21100



Frequency (MHz)	Result (dBm)	Factor (dB)	PK Limit (dBm)	Over Limit (dB)	Table (o)	ANT	EUT	Verdict
204.212	-66.20	-15.46	-25.0	-41.20	64.00	Horizontal	Horizontal	Pass
2529.000	-35.82	8.19	-25.0	-10.82	179.00	Horizontal	Horizontal	N/A
2654.700	-30.28	8.30	-25.0	-5.28	191.00	Horizontal	Horizontal	N/A
6667.000	-38.91	14.62	-25.0	-13.91	290.00	Horizontal	Horizontal	Pass
13416.750	-38.90	16.64	-25.0	-13.90	284.00	Horizontal	Horizontal	Pass
20032.199	-40.07	12.95	-25.0	-15.07	279.00	Horizontal	Horizontal	Pass

RSE-H&V LTE Band 7 BW15 CH21100



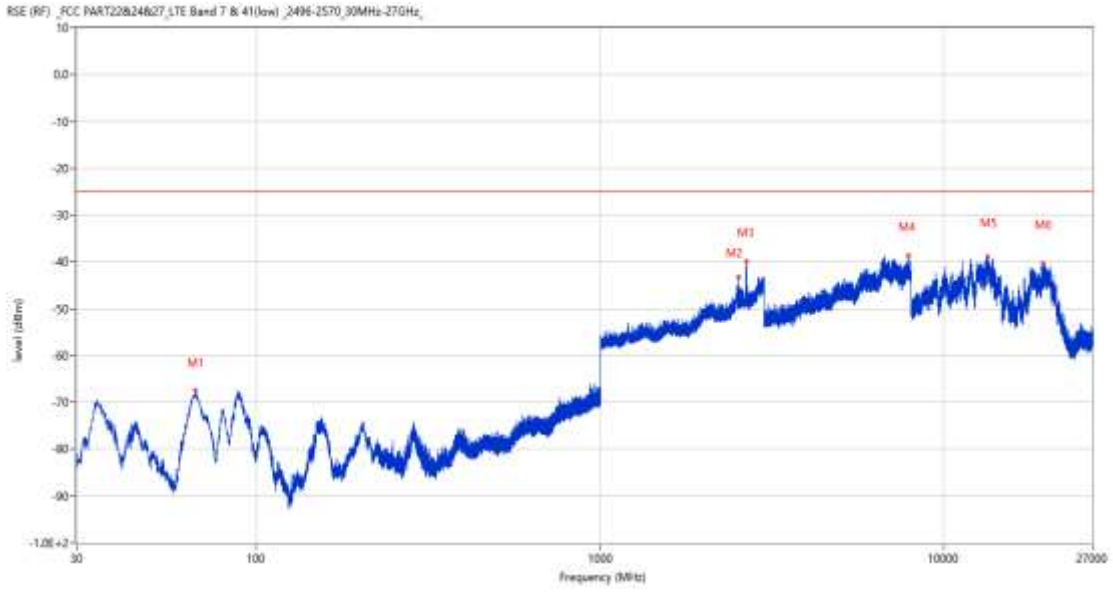
Frequency (MHz)	Result (dBm)	Factor (dB)	PK Limit (dBm)	Over Limit (dB)	Table (o)	ANT	EUT	Verdict
204.406	-66.81	-15.43	-25.0	-41.81	80.00	Horizontal	Vertical	Pass
2529.100	-37.44	8.19	-25.0	-12.44	164.00	Horizontal	Vertical	N/A
2660.300	-32.32	7.94	-25.0	-7.32	114.00	Horizontal	Vertical	N/A
7215.250	-38.64	14.03	-25.0	-13.64	68.00	Horizontal	Vertical	Pass
13355.850	-38.76	16.59	-25.0	-13.76	2.00	Horizontal	Vertical	Pass
20070.449	-40.29	12.96	-25.0	-15.29	362.00	Horizontal	Vertical	Pass

RSE-V&V LTE Band 7 BW15 CH21100



Frequency (MHz)	Result (dBm)	Factor (dB)	PK Limit (dBm)	Over Limit (dB)	Table (o)	ANT	EUT	Verdict
66.181	-67.24	-18.00	-25.0	-42.24	152.00	Vertical	Vertical	Pass
2529.000	-39.17	8.19	-25.0	-14.17	253.00	Vertical	Vertical	N/A
2661.600	-39.79	7.87	-25.0	-14.79	137.00	Vertical	Vertical	N/A
6696.000	-38.38	15.14	-25.0	-13.38	320.00	Vertical	Vertical	Pass
11940.838	-39.07	14.00	-25.0	-14.07	332.00	Vertical	Vertical	Pass
19455.750	-40.65	12.92	-25.0	-15.65	299.00	Vertical	Vertical	Pass

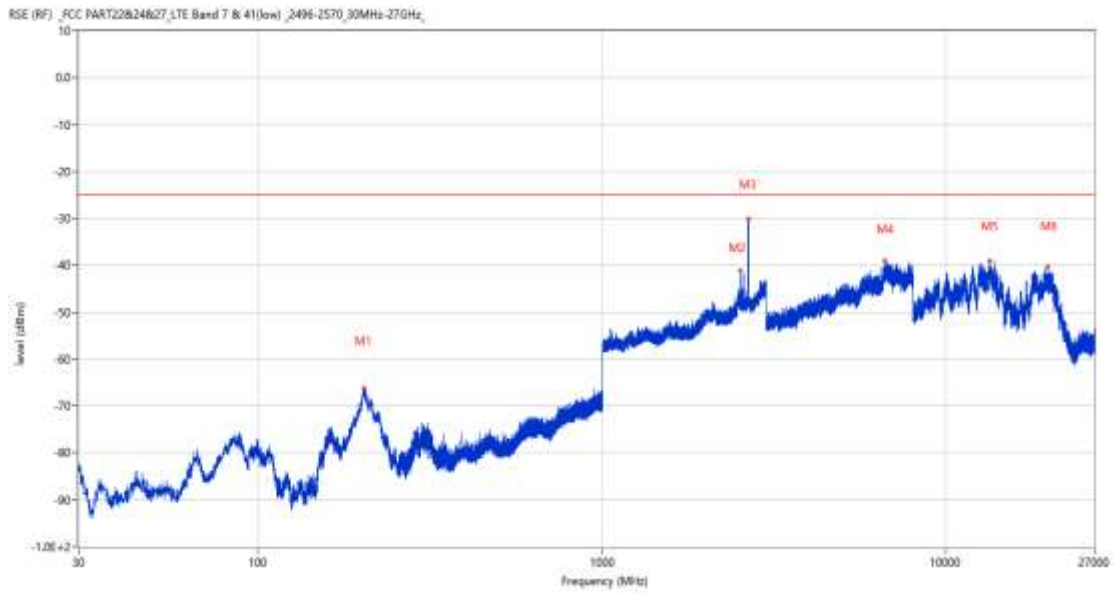
RSE-V&H LTE Band 7 BW15 CH21100



Frequency (MHz)	Result (dBm)	Factor (dB)	PK Limit (dBm)	Over Limit (dB)	Table (o)	ANT	EUT	Verdict
66.424	-67.41	-18.04	-25.0	-42.41	183.00	Vertical	Horizontal	Pass
2528.900	-43.29	8.19	-25.0	-18.29	51.00	Vertical	Horizontal	N/A
2659.800	-39.87	7.94	-25.0	-14.87	195.00	Vertical	Horizontal	N/A
7862.250	-38.73	14.47	-25.0	-13.73	215.00	Vertical	Horizontal	Pass
13362.150	-38.99	16.65	-25.0	-13.99	184.00	Vertical	Horizontal	Pass
19431.449	-40.34	12.92	-25.0	-15.34	114.00	Vertical	Horizontal	Pass

11.4 LTE Band 7 BW20, Middle Channel

RSE-H&H LTE Band 7 BW20 CH21100



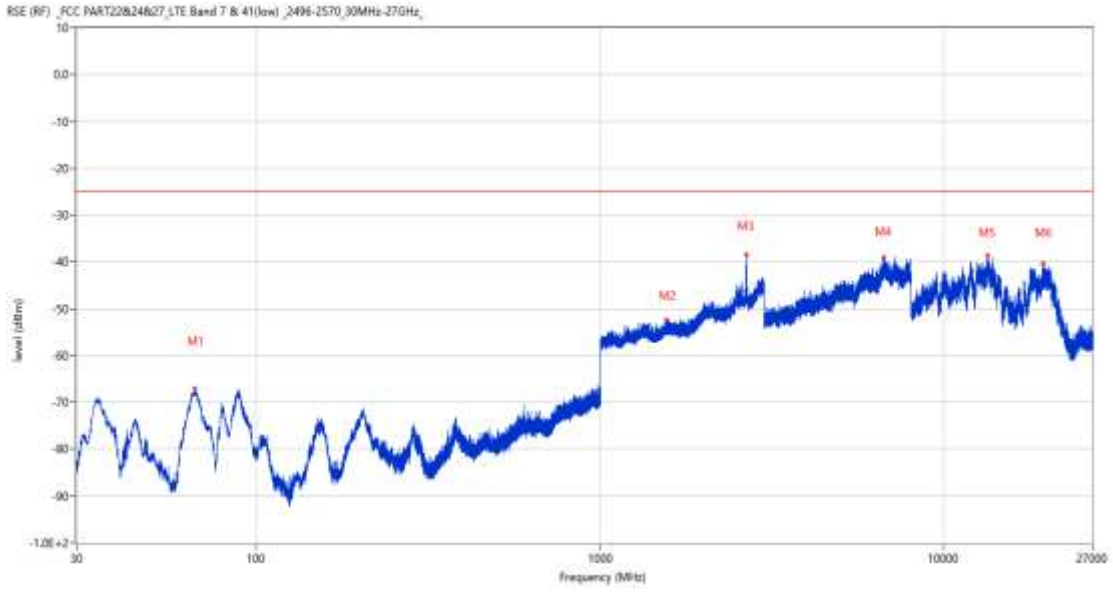
Frequency (MHz)	Result (dBm)	Factor (dB)	PK Limit (dBm)	Over Limit (dB)	Table (o)	ANT	EUT	Verdict
202.854	-66.23	-15.65	-25.0	-41.23	78.00	Horizontal	Horizontal	Pass
2529.600	-41.18	8.19	-25.0	-16.18	166.00	Horizontal	Horizontal	N/A
2662.100	-30.11	7.78	-25.0	-5.11	191.00	Horizontal	Horizontal	N/A
6657.250	-39.14	14.93	-25.0	-14.14	278.00	Horizontal	Horizontal	Pass
13378.162	-39.12	16.80	-25.0	-14.12	83.00	Horizontal	Horizontal	Pass
19743.302	-40.27	12.94	-25.0	-15.27	279.00	Horizontal	Horizontal	Pass

RSE-H&V LTE Band 7 BW20 CH21100



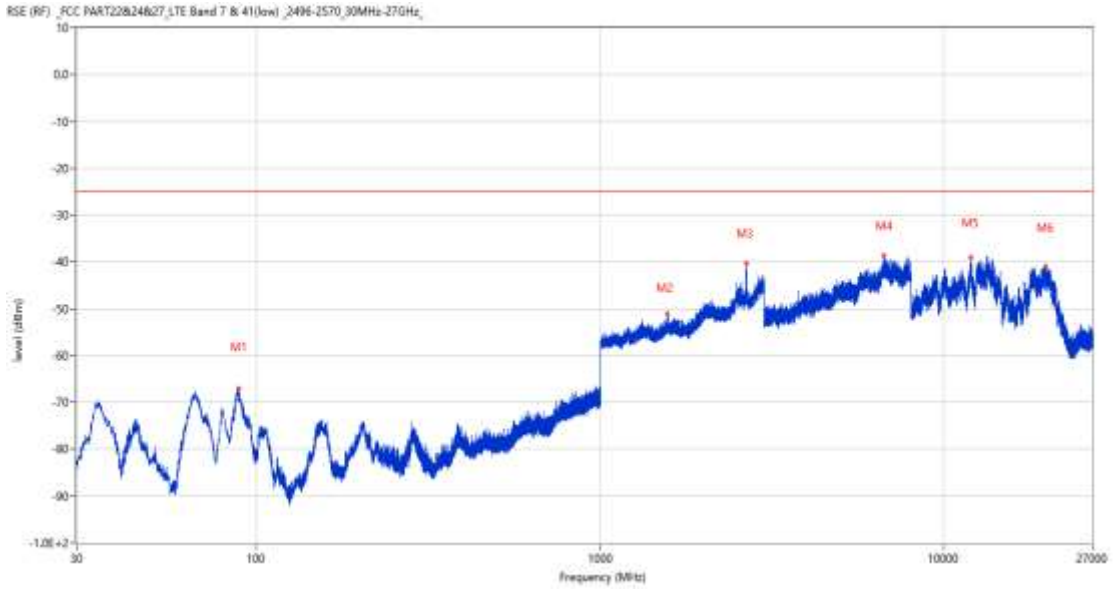
Frequency (MHz)	Result (dBm)	Factor (dB)	PK Limit (dBm)	Over Limit (dB)	Table (o)	ANT	EUT	Verdict
202.708	-66.82	-15.68	-25.0	-41.82	77.00	Horizontal	Vertical	Pass
2113.400	-46.63	4.91	-25.0	-21.63	266.00	Horizontal	Vertical	Pass
2660.200	-32.09	7.94	-25.0	-7.09	216.00	Horizontal	Vertical	N/A
6662.250	-38.67	14.83	-25.0	-13.67	47.00	Horizontal	Vertical	Pass
13802.888	-38.89	16.94	-25.0	-13.89	285.00	Horizontal	Vertical	Pass
19787.850	-40.85	12.94	-25.0	-15.85	196.00	Horizontal	Vertical	Pass

RSE-V&V LTE Band 7 BW20 CH21100



Frequency (MHz)	Result (dBm)	Factor (dB)	PK Limit (dBm)	Over Limit (dB)	Table (o)	ANT	EUT	Verdict
66.181	-67.02	-18.00	-25.0	-42.02	146.00	Vertical	Vertical	Pass
1554.700	-52.45	0.44	-25.0	-27.45	218.00	Vertical	Vertical	Pass
2661.800	-38.58	7.84	-25.0	-13.58	132.00	Vertical	Vertical	N/A
6696.500	-39.09	15.14	-25.0	-14.09	235.00	Vertical	Vertical	Pass
13366.350	-38.65	16.69	-25.0	-13.65	2.00	Vertical	Vertical	Pass
19380.599	-40.38	12.92	-25.0	-15.38	195.00	Vertical	Vertical	Pass

RSE-V&H LTE Band 7 BW20 CH21100

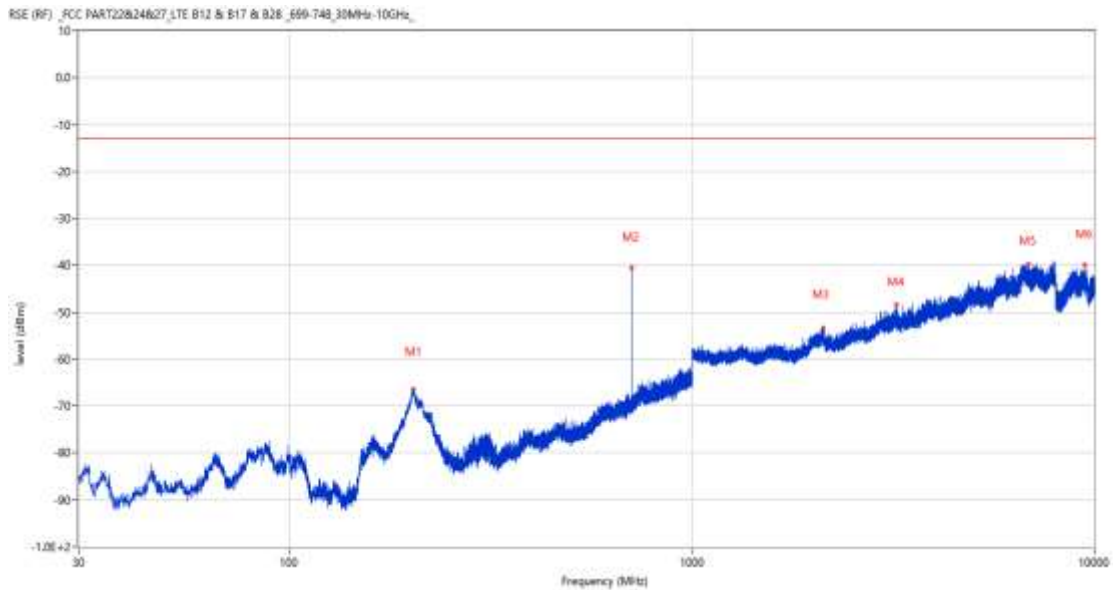


Frequency (MHz)	Result (dBm)	Factor (dB)	PK Limit (dBm)	Over Limit (dB)	Table (o)	ANT	EUT	Verdict
88.879	-67.06	-20.13	-25.0	-42.06	117.00	Vertical	Horizontal	Pass
1563.000	-51.14	0.36	-25.0	-26.14	69.00	Vertical	Horizontal	Pass
2661.400	-40.43	7.90	-25.0	-15.43	193.00	Vertical	Horizontal	N/A
6682.250	-38.60	14.59	-25.0	-13.60	182.00	Vertical	Horizontal	Pass
11966.250	-39.14	13.95	-25.0	-14.14	360.00	Vertical	Horizontal	Pass
19769.401	-41.00	12.94	-25.0	-16.00	0.00	Vertical	Horizontal	Pass

12 LTE Band 12

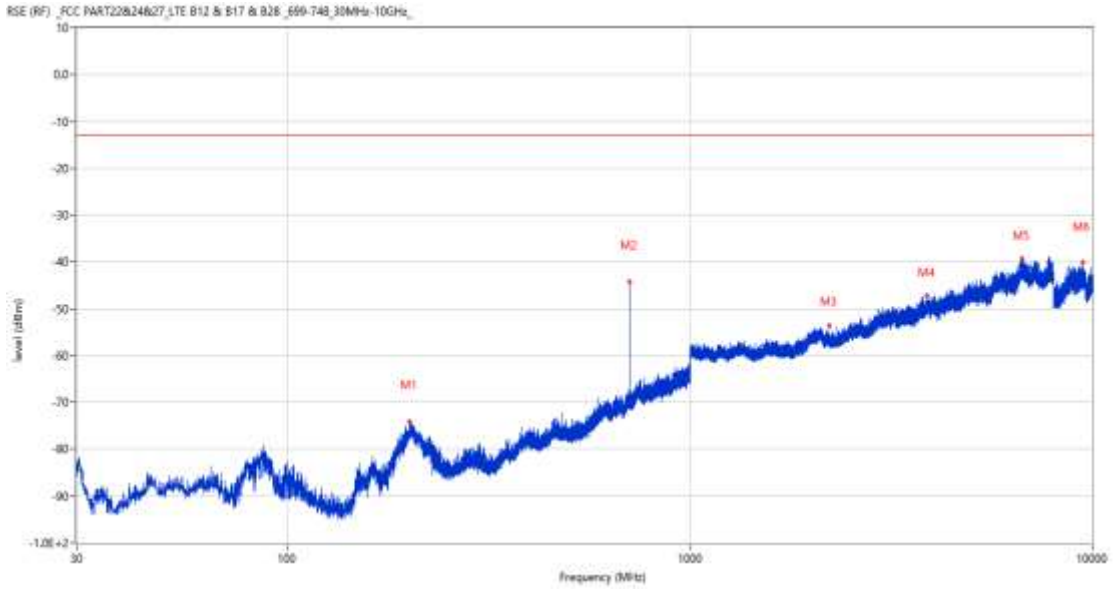
12.1 LTE Band 12 BW1.4, Middle Channel

RSE-H&H LTE Band 12 BW1.4 CH23095



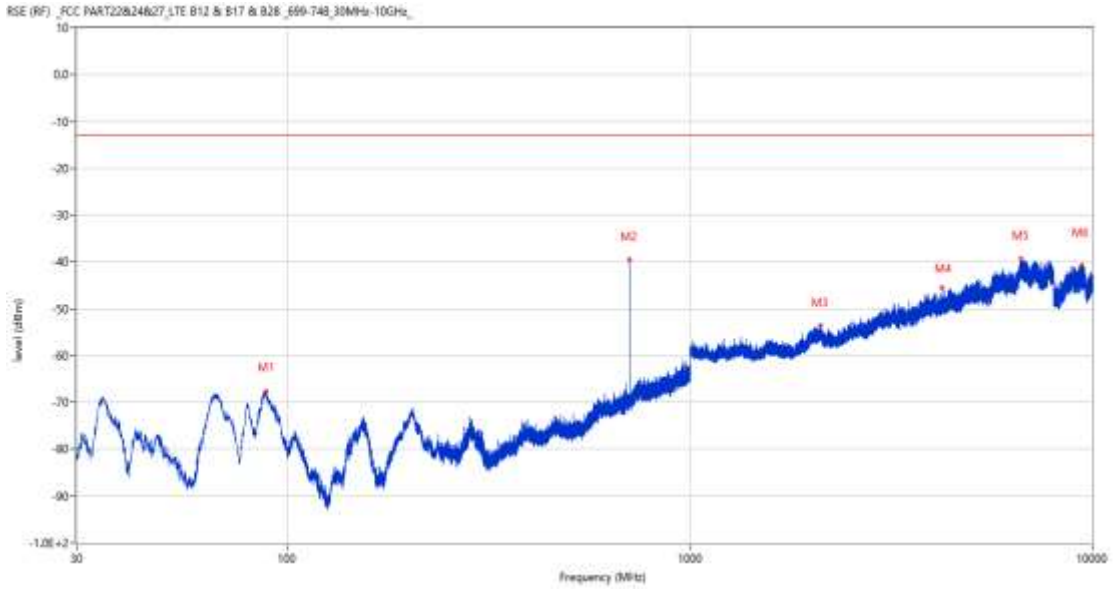
Frequency (MHz)	Result (dBm)	Factor (dB)	PK Limit (dBm)	Over Limit (dB)	Table (o)	ANT	EUT	Verdict
203.048	-66.45	-13.77	-13.0	-53.45	79.00	Horizontal	Horizontal	Pass
707.109	-40.47	1.42	-13.0	-27.47	73.00	Horizontal	Horizontal	N/A
2122.500	-53.35	-1.06	-13.0	-40.35	174.00	Horizontal	Horizontal	Pass
3222.500	-48.40	6.79	-13.0	-35.40	123.00	Horizontal	Horizontal	Pass
6847.000	-39.79	14.13	-13.0	-26.79	237.00	Horizontal	Horizontal	Pass
9455.000	-39.97	14.06	-13.0	-26.97	104.00	Horizontal	Horizontal	Pass

RSE-H&V LTE Band 12 BW1.4 CH23095



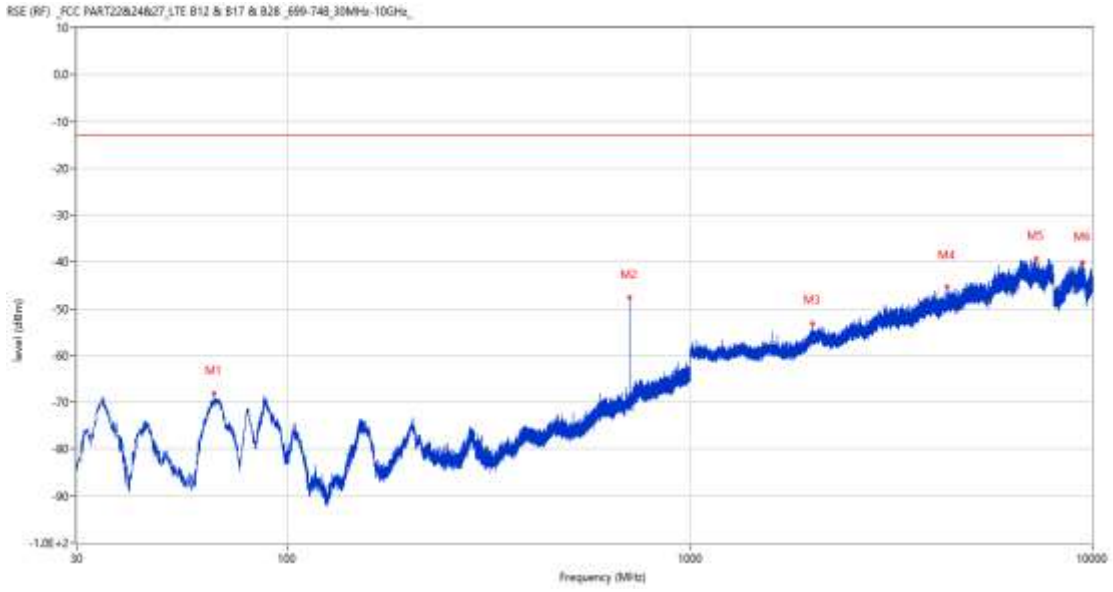
Frequency (MHz)	Result (dBm)	Factor (dB)	PK Limit (dBm)	Over Limit (dB)	Table (o)	ANT	EUT	Verdict
201.253	-74.12	-14.12	-13.0	-61.12	294.00	Horizontal	Vertical	Pass
707.109	-44.20	1.42	-13.0	-31.20	12.00	Horizontal	Vertical	N/A
2220.600	-53.66	-1.59	-13.0	-40.66	154.00	Horizontal	Vertical	Pass
3884.250	-47.22	9.01	-13.0	-34.22	211.00	Horizontal	Vertical	Pass
6680.000	-39.38	14.54	-13.0	-26.38	268.00	Horizontal	Vertical	Pass
9444.400	-40.13	14.13	-13.0	-27.13	21.00	Horizontal	Vertical	Pass

RSE-V&V LTE Band 12 BW1.4 CH23095



Frequency (MHz)	Result (dBm)	Factor (dB)	PK Limit (dBm)	Over Limit (dB)	Table (o)	ANT	EUT	Verdict
88.345	-67.69	-18.98	-13.0	-54.69	160.00	Vertical	Vertical	Pass
707.060	-39.48	1.42	-13.0	-26.48	131.00	Vertical	Vertical	N/A
2107.800	-53.58	-0.28	-13.0	-40.58	4.00	Vertical	Vertical	Pass
4221.500	-45.51	8.78	-13.0	-32.51	16.00	Vertical	Vertical	Pass
6650.750	-39.36	15.09	-13.0	-26.36	287.00	Vertical	Vertical	Pass
9437.100	-40.81	14.02	-13.0	-27.81	242.00	Vertical	Vertical	Pass

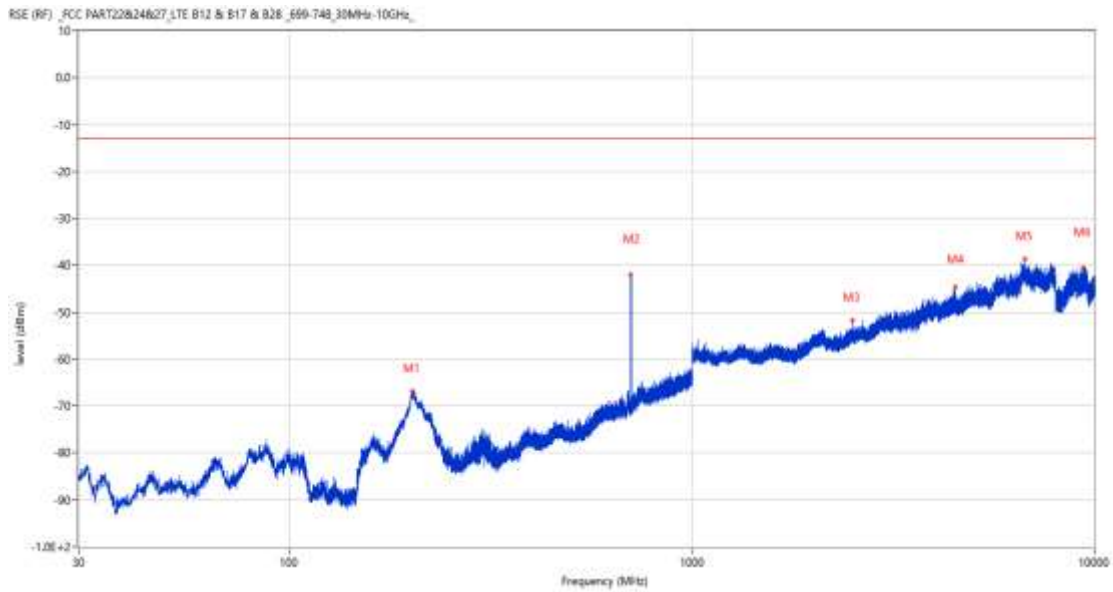
RSE-V&H LTE Band 12 BW1.4 CH23095



Frequency (MHz)	Result (dBm)	Factor (dB)	PK Limit (dBm)	Over Limit (dB)	Table (o)	ANT	EUT	Verdict
65.890	-68.09	-17.08	-13.0	-55.09	136.00	Vertical	Horizontal	Pass
707.060	-47.64	1.42	-13.0	-34.64	103.00	Vertical	Horizontal	N/A
2013.800	-53.18	-1.27	-13.0	-40.18	13.00	Vertical	Horizontal	Pass
4360.750	-45.28	9.30	-13.0	-32.28	285.00	Vertical	Horizontal	Pass
7243.750	-39.39	14.00	-13.0	-26.39	25.00	Vertical	Horizontal	Pass
9449.600	-40.13	14.21	-13.0	-27.13	193.00	Vertical	Horizontal	Pass

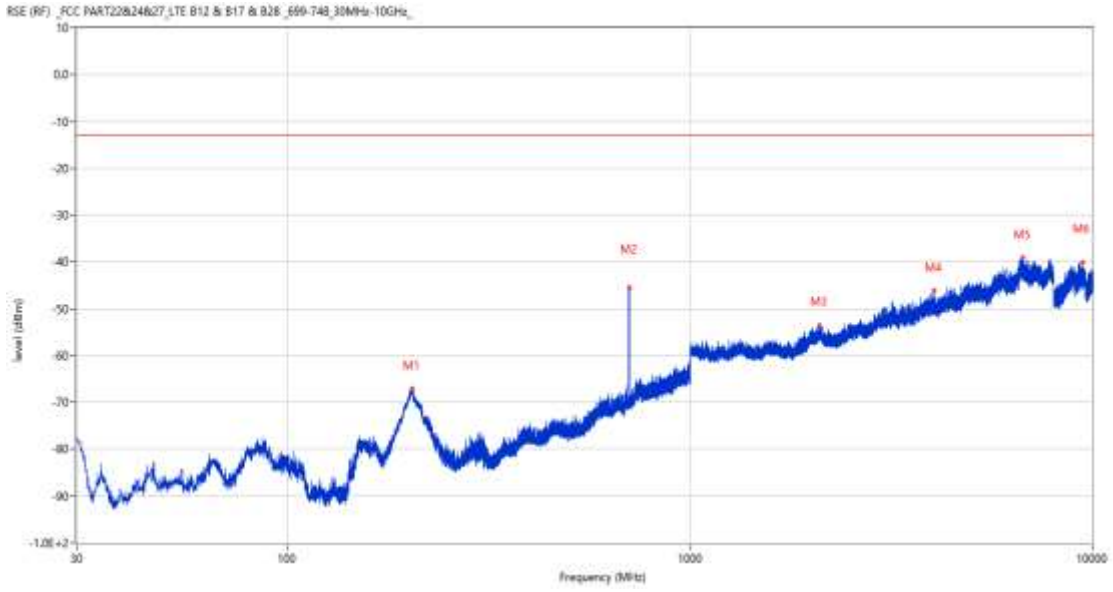
12.2 LTE Band 12 BW3, Middle Channel

RSE-H&H LTE Band 12 BW3 CH23095



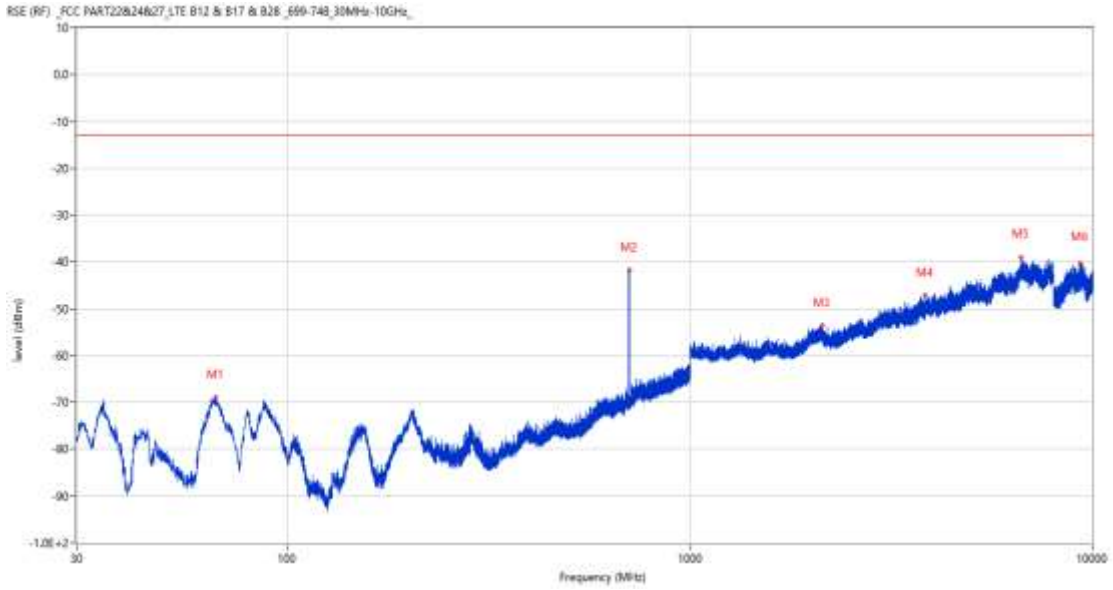
Frequency (MHz)	Result (dBm)	Factor (dB)	PK Limit (dBm)	Over Limit (dB)	Table (o)	ANT	EUT	Verdict
201.981	-66.79	-13.99	-13.0	-53.79	60.00	Horizontal	Horizontal	Pass
706.235	-42.10	1.39	-13.0	-29.10	83.00	Horizontal	Horizontal	N/A
2510.900	-51.83	0.66	-13.0	-38.83	126.00	Horizontal	Horizontal	Pass
4522.000	-44.72	10.45	-13.0	-31.72	205.00	Horizontal	Horizontal	Pass
6704.000	-38.64	15.50	-13.0	-25.64	301.00	Horizontal	Horizontal	Pass
9346.400	-40.53	14.84	-13.0	-27.53	360.00	Horizontal	Horizontal	Pass

RSE-H&V LTE Band 12 BW3 CH23095



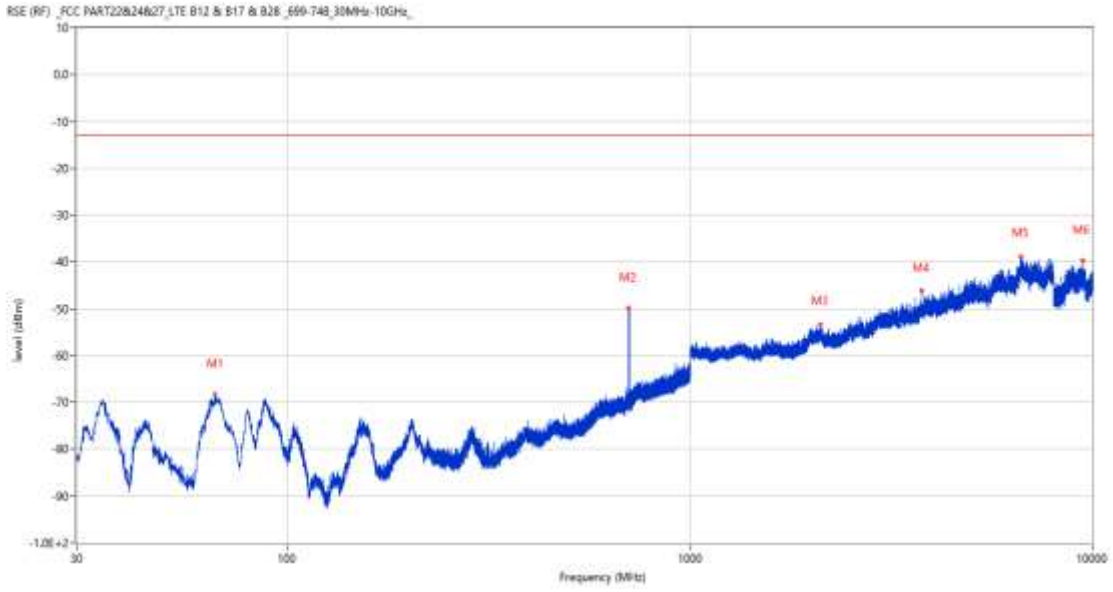
Frequency (MHz)	Result (dBm)	Factor (dB)	PK Limit (dBm)	Over Limit (dB)	Table (o)	ANT	EUT	Verdict
204.309	-67.04	-13.53	-13.0	-54.04	67.00	Horizontal	Vertical	Pass
706.284	-45.59	1.40	-13.0	-32.59	161.00	Horizontal	Vertical	N/A
2100.800	-53.55	-0.09	-13.0	-40.55	51.00	Horizontal	Vertical	Pass
4040.500	-46.22	9.20	-13.0	-33.22	277.00	Horizontal	Vertical	Pass
6703.750	-39.02	15.51	-13.0	-26.02	59.00	Horizontal	Vertical	Pass
9482.401	-40.16	13.21	-13.0	-27.16	330.00	Horizontal	Vertical	Pass

RSE-V&V LTE Band 12 BW3 CH23095



Frequency (MHz)	Result (dBm)	Factor (dB)	PK Limit (dBm)	Over Limit (dB)	Table (o)	ANT	EUT	Verdict
66.326	-68.90	-17.25	-13.0	-55.90	82.00	Vertical	Vertical	Pass
706.284	-41.85	1.40	-13.0	-28.85	111.00	Vertical	Vertical	N/A
2129.400	-53.60	-0.95	-13.0	-40.60	107.00	Vertical	Vertical	Pass
3838.750	-47.27	7.99	-13.0	-34.27	17.00	Vertical	Vertical	Pass
6660.750	-39.12	14.74	-13.0	-26.12	113.00	Vertical	Vertical	Pass
9337.201	-40.41	14.94	-13.0	-27.41	75.00	Vertical	Vertical	Pass

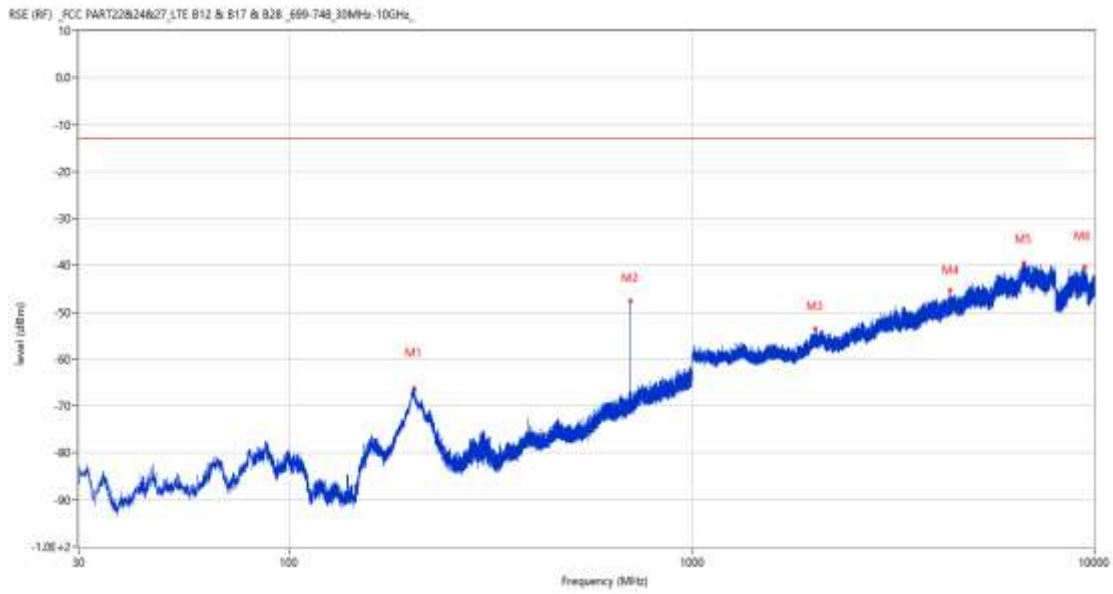
RSE-V&H LTE Band 12 BW3 CH23095



Frequency (MHz)	Result (dBm)	Factor (dB)	PK Limit (dBm)	Over Limit (dB)	Table (o)	ANT	EUT	Verdict
66.181	-68.29	-17.19	-13.0	-55.29	149.00	Vertical	Horizontal	Pass
706.187	-49.83	1.39	-13.0	-36.83	115.00	Vertical	Horizontal	N/A
2111.200	-53.37	-0.42	-13.0	-40.37	102.00	Vertical	Horizontal	Pass
3762.250	-46.15	8.78	-13.0	-33.15	335.00	Vertical	Horizontal	Pass
6639.500	-38.91	15.08	-13.0	-25.91	157.00	Vertical	Horizontal	Pass
9444.400	-39.72	14.13	-13.0	-26.72	2.00	Vertical	Horizontal	Pass

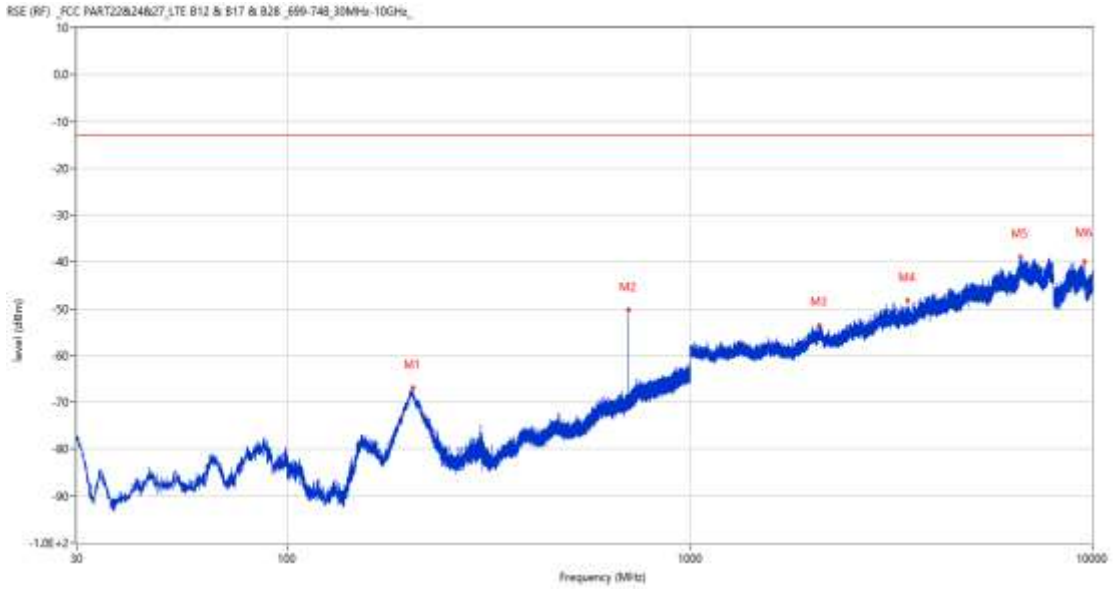
12.3 LTE Band 12 BW5, Middle Channel

RSE-H&H LTE Band 12 BW5 CH23095



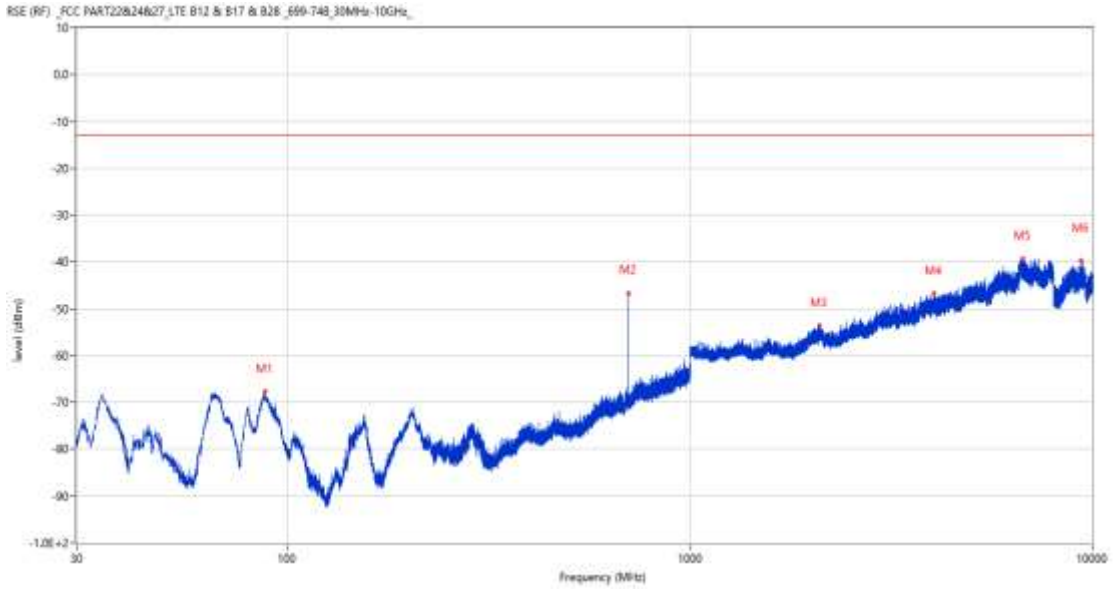
Frequency (MHz)	Result (dBm)	Factor (dB)	PK Limit (dBm)	Over Limit (dB)	Table (o)	ANT	EUT	Verdict
204.115	-66.26	-13.56	-13.0	-53.26	83.00	Horizontal	Horizontal	Pass
705.411	-47.67	1.37	-13.0	-34.67	78.00	Horizontal	Horizontal	N/A
2027.300	-53.55	-1.55	-13.0	-40.55	262.00	Horizontal	Horizontal	Pass
4378.500	-45.32	9.11	-13.0	-32.32	282.00	Horizontal	Horizontal	Pass
6694.000	-39.59	14.87	-13.0	-26.59	166.00	Horizontal	Horizontal	Pass
9441.800	-40.41	14.09	-13.0	-27.41	0.00	Horizontal	Horizontal	Pass

RSE-H&V LTE Band 12 BW5 CH23095



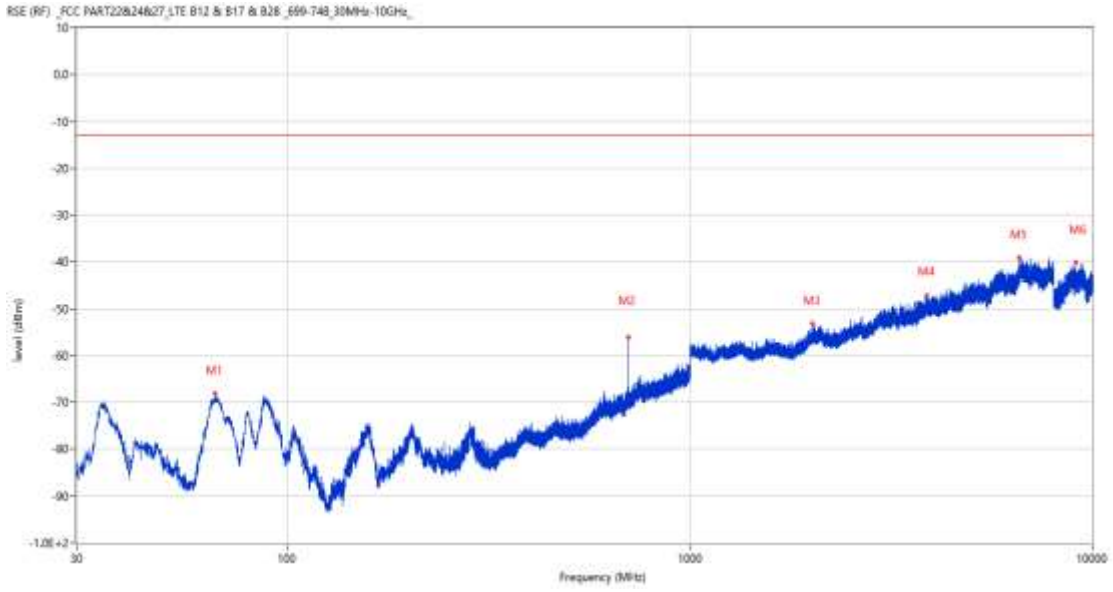
Frequency (MHz)	Result (dBm)	Factor (dB)	PK Limit (dBm)	Over Limit (dB)	Table (o)	ANT	EUT	Verdict
204.891	-66.86	-13.46	-13.0	-53.86	80.00	Horizontal	Vertical	Pass
705.314	-50.23	1.37	-13.0	-37.23	20.00	Horizontal	Vertical	Pass
2101.700	-53.61	-0.10	-13.0	-40.61	143.00	Horizontal	Vertical	Pass
3471.000	-48.27	7.16	-13.0	-35.27	181.00	Horizontal	Vertical	Pass
6618.000	-38.91	14.58	-13.0	-25.91	222.00	Horizontal	Vertical	Pass
9558.100	-39.95	13.75	-13.0	-26.95	114.00	Horizontal	Vertical	Pass

RSE-V&V LTE Band 12 BW5 CH23095



Frequency (MHz)	Result (dBm)	Factor (dB)	PK Limit (dBm)	Over Limit (dB)	Table (o)	ANT	EUT	Verdict
88.103	-67.74	-18.96	-13.0	-54.74	86.00	Vertical	Vertical	Pass
705.362	-46.67	1.37	-13.0	-33.67	152.00	Vertical	Vertical	N/A
2104.000	-53.60	-0.06	-13.0	-40.60	149.00	Vertical	Vertical	Pass
4043.000	-46.78	9.24	-13.0	-33.78	305.00	Vertical	Vertical	Pass
6704.250	-39.26	15.51	-13.0	-26.26	284.00	Vertical	Vertical	Pass
9346.700	-39.81	14.84	-13.0	-26.81	225.00	Vertical	Vertical	Pass

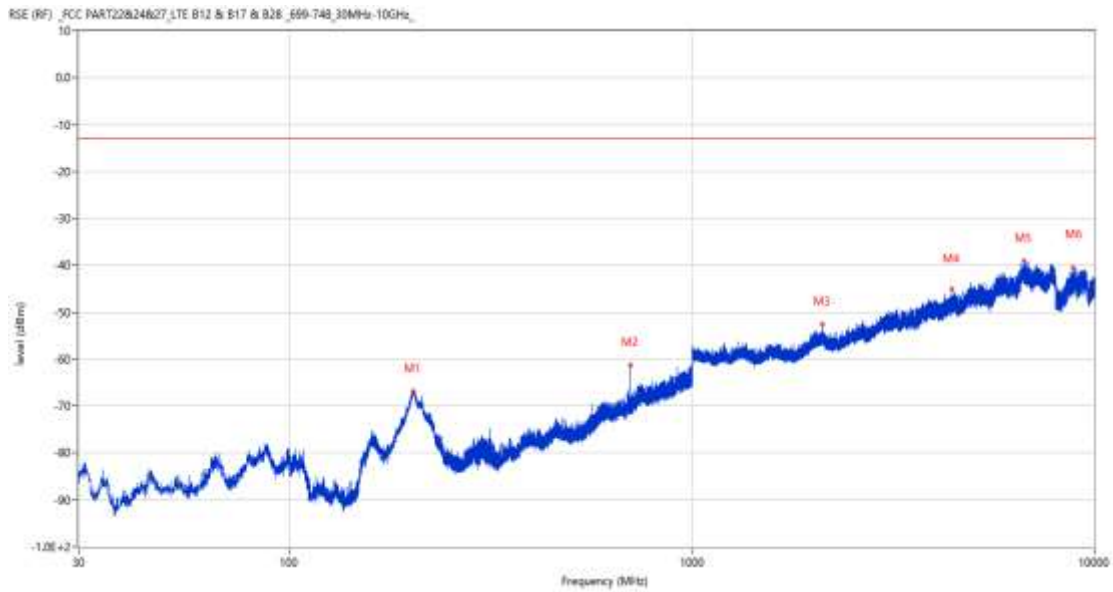
RSE-V&H LTE Band 12 BW5 CH23095



Frequency (MHz)	Result (dBm)	Factor (dB)	PK Limit (dBm)	Over Limit (dB)	Table (o)	ANT	EUT	Verdict
66.278	-68.19	-17.23	-13.0	-55.19	158.00	Vertical	Horizontal	Pass
705.411	-56.03	1.37	-13.0	-43.03	124.00	Vertical	Horizontal	N/A
2021.200	-53.24	-1.43	-13.0	-40.24	237.00	Vertical	Horizontal	Pass
3883.750	-47.25	8.97	-13.0	-34.25	237.00	Vertical	Horizontal	Pass
6576.250	-39.02	14.26	-13.0	-26.02	43.00	Vertical	Horizontal	Pass
9109.900	-40.07	13.35	-13.0	-27.07	192.00	Vertical	Horizontal	Pass

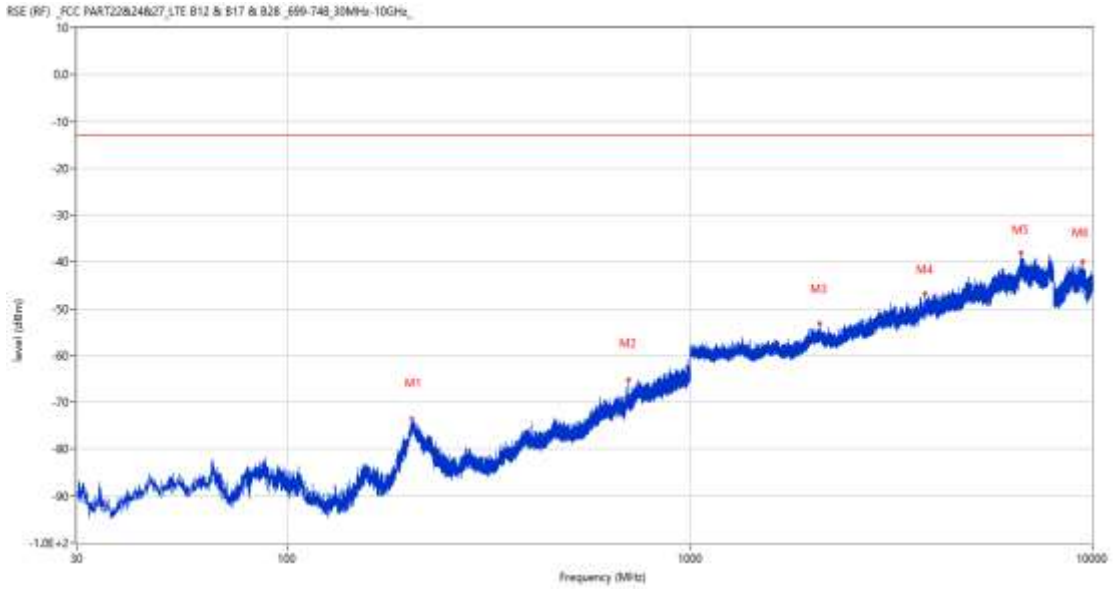
12.4 LTE Band 12 BW10, Middle Channel

RSE-H&H LTE Band 12 BW10 CH23095



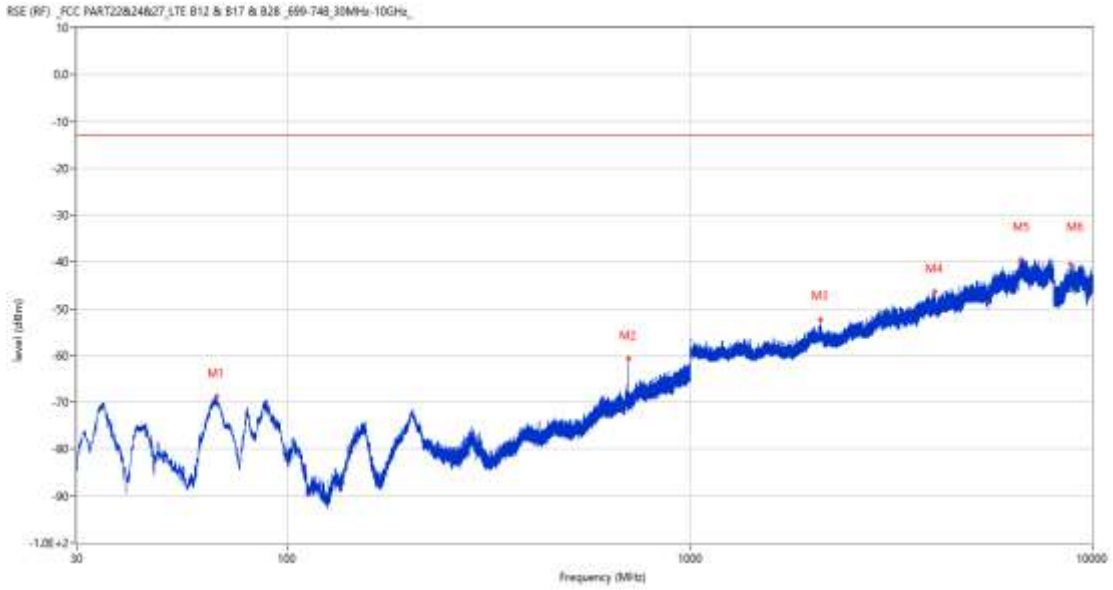
Frequency (MHz)	Result (dBm)	Factor (dB)	PK Limit (dBm)	Over Limit (dB)	Table (o)	ANT	EUT	Verdict
203.194	-66.79	-13.74	-13.0	-53.79	67.00	Horizontal	Horizontal	Pass
703.083	-61.19	1.31	-13.0	-48.19	79.00	Horizontal	Horizontal	N/A
2110.000	-52.50	-0.41	-13.0	-39.50	189.00	Horizontal	Horizontal	Pass
4427.000	-45.21	9.72	-13.0	-32.21	325.00	Horizontal	Horizontal	Pass
6695.250	-38.99	15.13	-13.0	-25.99	242.00	Horizontal	Horizontal	Pass
8868.000	-40.62	14.55	-13.0	-27.62	0.00	Horizontal	Horizontal	Pass

RSE-H&V LTE Band 12 BW10 CH23095



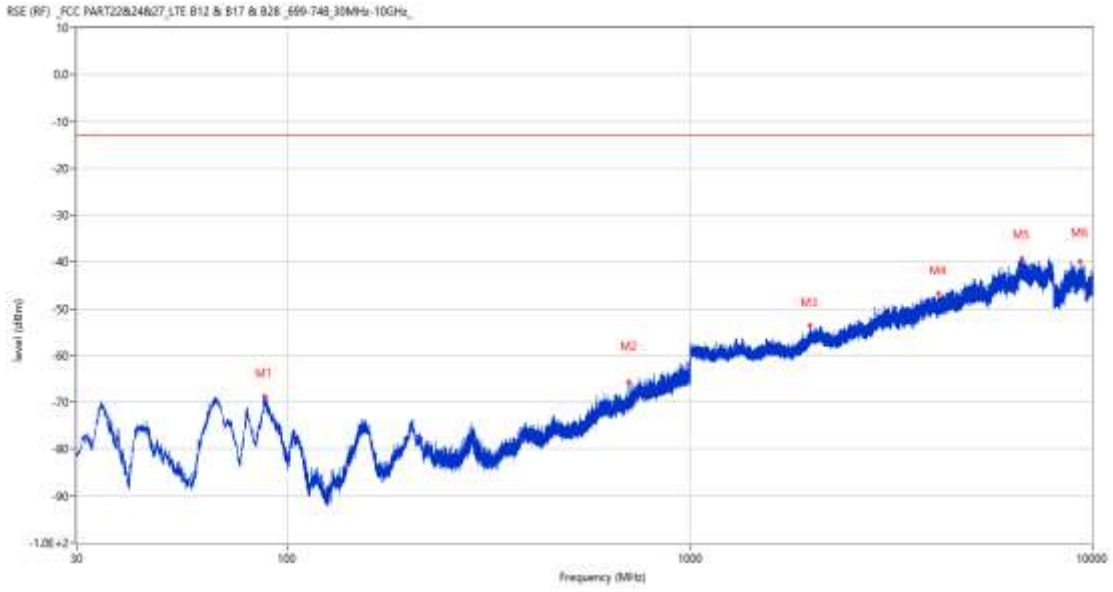
Frequency (MHz)	Result (dBm)	Factor (dB)	PK Limit (dBm)	Over Limit (dB)	Table (o)	ANT	EUT	Verdict
204.648	-73.52	-13.49	-13.0	-60.52	192.00	Horizontal	Vertical	Pass
703.034	-65.30	1.30	-13.0	-52.30	31.00	Horizontal	Vertical	N/A
2104.200	-53.14	-0.13	-13.0	-40.14	303.00	Horizontal	Vertical	Pass
3851.500	-46.81	8.61	-13.0	-33.81	4.00	Horizontal	Vertical	Pass
6653.000	-38.09	15.01	-13.0	-25.09	124.00	Horizontal	Vertical	Pass
9450.500	-39.98	14.20	-13.0	-26.98	165.00	Horizontal	Vertical	Pass

RSE-V&V LTE Band 12 BW10 CH23095



Frequency (MHz)	Result (dBm)	Factor (dB)	PK Limit (dBm)	Over Limit (dB)	Table (o)	ANT	EUT	Verdict
66.666	-68.78	-17.31	-13.0	-55.78	90.00	Vertical	Vertical	Pass
703.131	-60.72	1.31	-13.0	-47.72	125.00	Vertical	Vertical	N/A
2106.200	-52.41	-0.27	-13.0	-39.41	156.00	Vertical	Vertical	Pass
4069.500	-46.35	9.03	-13.0	-33.35	105.00	Vertical	Vertical	Pass
6658.250	-39.56	14.87	-13.0	-26.56	3.00	Vertical	Vertical	Pass
8820.300	-40.48	14.25	-13.0	-27.48	2.00	Vertical	Vertical	Pass

RSE-V&H LTE Band 12 BW10 CH23095

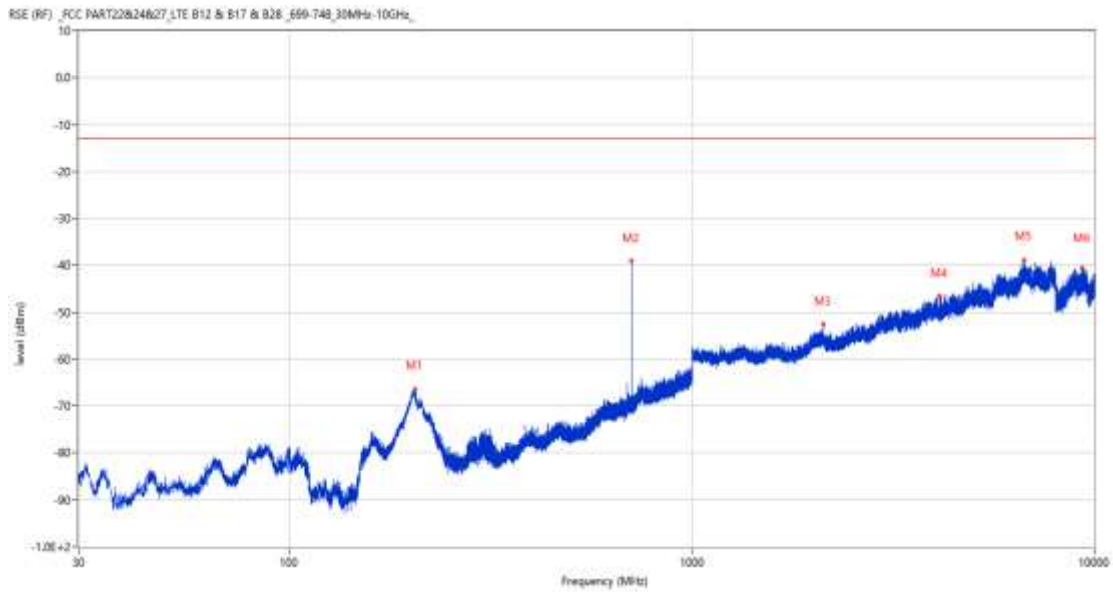


Frequency (MHz)	Result (dBm)	Factor (dB)	PK Limit (dBm)	Over Limit (dB)	Table (o)	ANT	EUT	Verdict
87.763	-68.67	-18.99	-13.0	-55.67	122.00	Vertical	Horizontal	Pass
703.034	-65.64	1.30	-13.0	-52.64	116.00	Vertical	Horizontal	N/A
1988.800	-53.64	-2.00	-13.0	-40.64	315.00	Vertical	Horizontal	Pass
4139.750	-46.69	8.19	-13.0	-33.69	350.00	Vertical	Horizontal	Pass
6688.250	-39.27	14.67	-13.0	-26.27	53.00	Vertical	Horizontal	Pass
9311.100	-39.91	15.22	-13.0	-26.91	172.00	Vertical	Horizontal	Pass

13 LTE Band 17

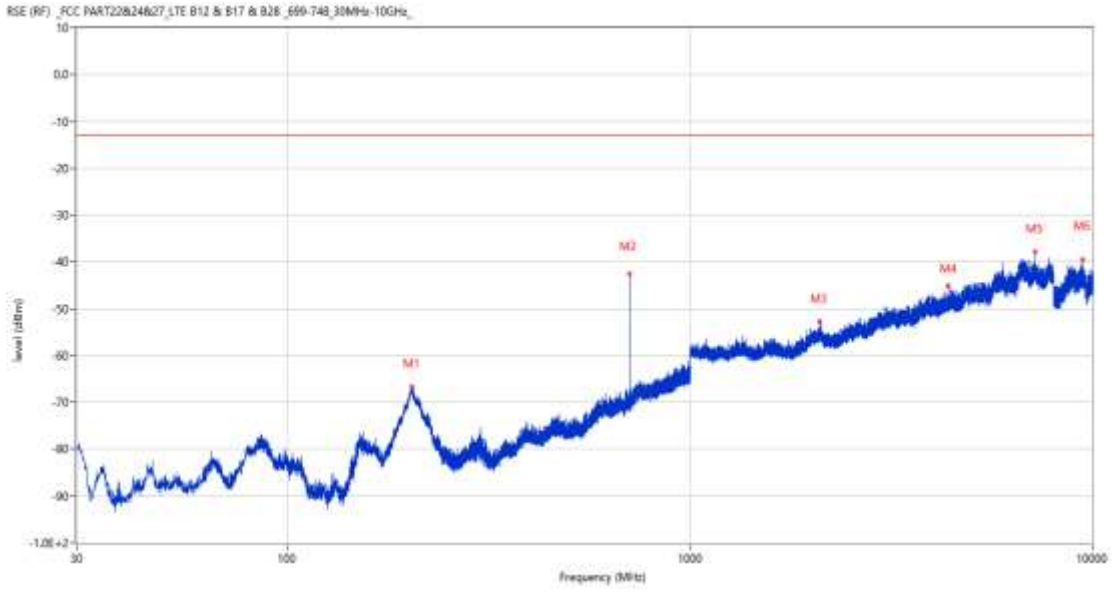
13.1 LTE Band 17 BW5, Middle Channel

RSE-H&H LTE Band 17 BW5 CH23790



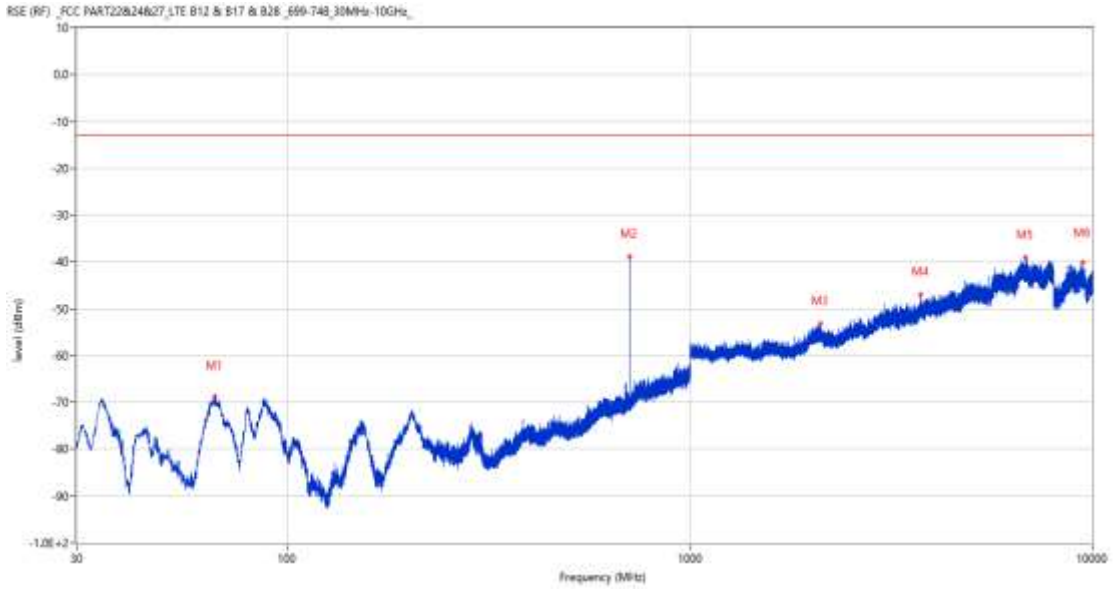
Frequency (MHz)	Result (dBm)	Factor (dB)	PK Limit (dBm)	Over Limit (dB)	Table (o)	ANT	EUT	Verdict
204.891	-66.35	-13.46	-13.0	-53.35	79.00	Horizontal	Horizontal	Pass
707.885	-39.19	1.44	-13.0	-26.19	79.00	Horizontal	Horizontal	N/A
2124.200	-52.59	-1.02	-13.0	-39.59	144.00	Horizontal	Horizontal	Pass
4133.500	-46.61	8.47	-13.0	-33.61	225.00	Horizontal	Horizontal	Pass
6694.000	-38.95	14.87	-13.0	-25.95	204.00	Horizontal	Horizontal	Pass
9313.599	-40.46	15.19	-13.0	-27.46	360.00	Horizontal	Horizontal	Pass

RSE-H&V LTE Band 17 BW5 CH23790



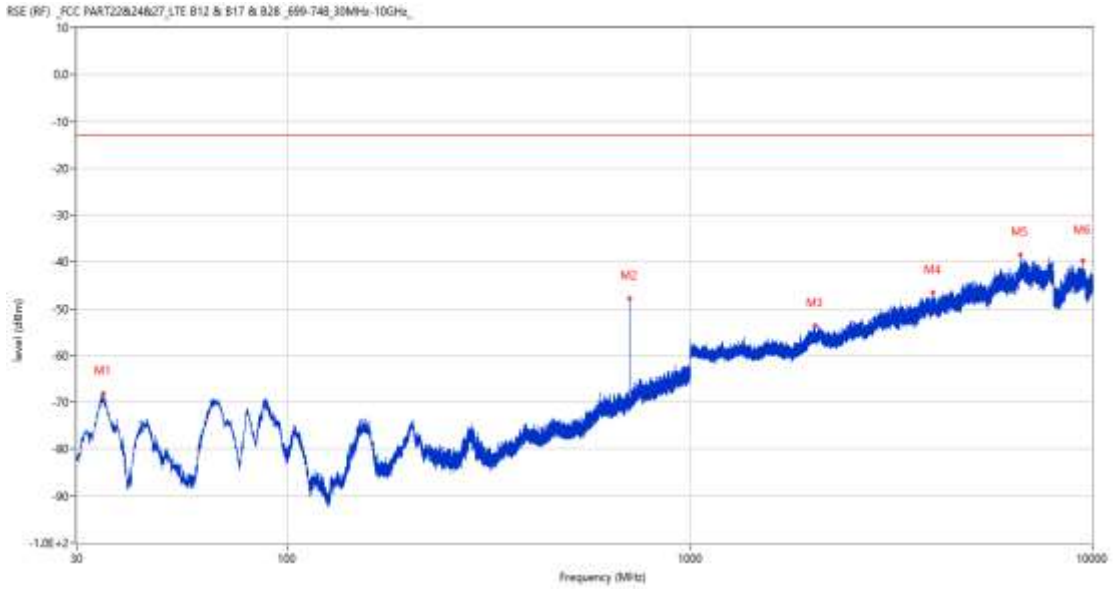
Frequency (MHz)	Result (dBm)	Factor (dB)	PK Limit (dBm)	Over Limit (dB)	Table (o)	ANT	EUT	Verdict
204.066	-66.58	-13.57	-13.0	-53.58	71.00	Horizontal	Vertical	Pass
707.885	-42.68	1.44	-13.0	-29.68	18.00	Horizontal	Vertical	N/A
2103.300	-52.78	-0.16	-13.0	-39.78	203.00	Horizontal	Vertical	Pass
4379.750	-45.11	9.07	-13.0	-32.11	185.00	Horizontal	Vertical	Pass
7203.000	-37.76	14.66	-13.0	-24.76	83.00	Horizontal	Vertical	Pass
9450.000	-39.51	14.22	-13.0	-26.51	51.00	Horizontal	Vertical	Pass

RSE-V&V LTE Band 17 BW5 CH23790



Frequency (MHz)	Result (dBm)	Factor (dB)	PK Limit (dBm)	Over Limit (dB)	Table (o)	ANT	EUT	Verdict
66.132	-68.81	-17.17	-13.0	-55.81	149.00	Vertical	Vertical	Pass
707.787	-38.87	1.44	-13.0	-25.87	137.00	Vertical	Vertical	N/A
2111.100	-53.14	-0.43	-13.0	-40.14	144.00	Vertical	Vertical	Pass
3745.500	-47.04	7.51	-13.0	-34.04	128.00	Vertical	Vertical	Pass
6827.000	-39.14	14.25	-13.0	-26.14	360.00	Vertical	Vertical	Pass
9440.099	-40.22	14.07	-13.0	-27.22	280.00	Vertical	Vertical	Pass

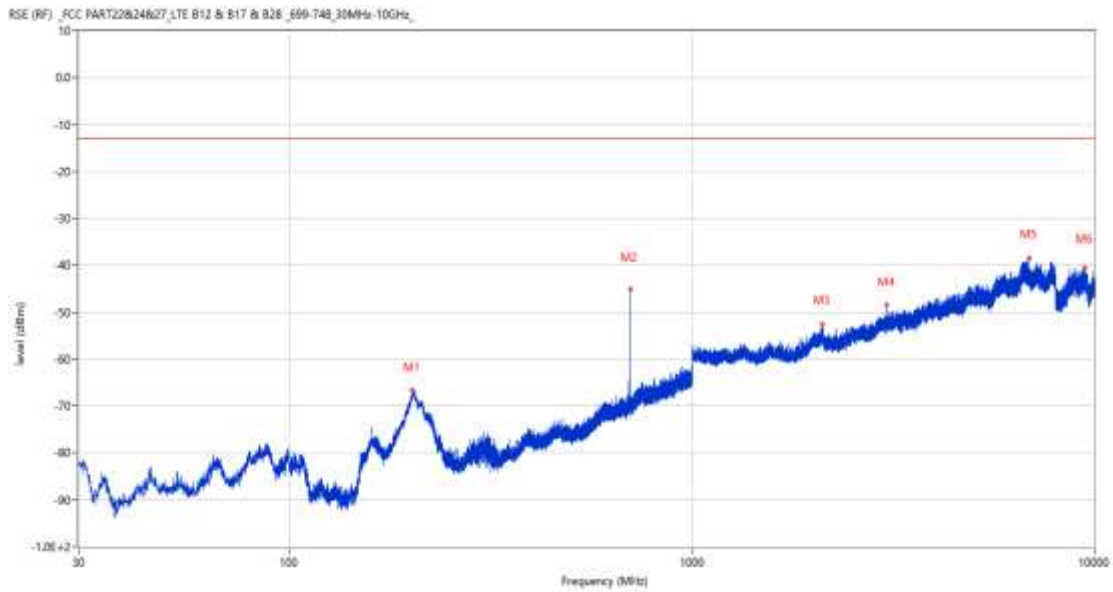
RSE-V&H LTE Band 17 BW5 CH23790



Frequency (MHz)	Result (dBm)	Factor (dB)	PK Limit (dBm)	Over Limit (dB)	Table (o)	ANT	EUT	Verdict
34.947	-68.10	-22.34	-13.0	-55.10	14.00	Vertical	Horizontal	Pass
707.885	-47.77	1.44	-13.0	-34.77	114.00	Vertical	Horizontal	N/A
2052.200	-53.65	-1.20	-13.0	-40.65	103.00	Vertical	Horizontal	Pass
4028.000	-46.57	9.16	-13.0	-33.57	2.00	Vertical	Horizontal	Pass
6617.250	-38.50	14.56	-13.0	-25.50	24.00	Vertical	Horizontal	Pass
9451.800	-39.75	14.16	-13.0	-26.75	37.00	Vertical	Horizontal	Pass

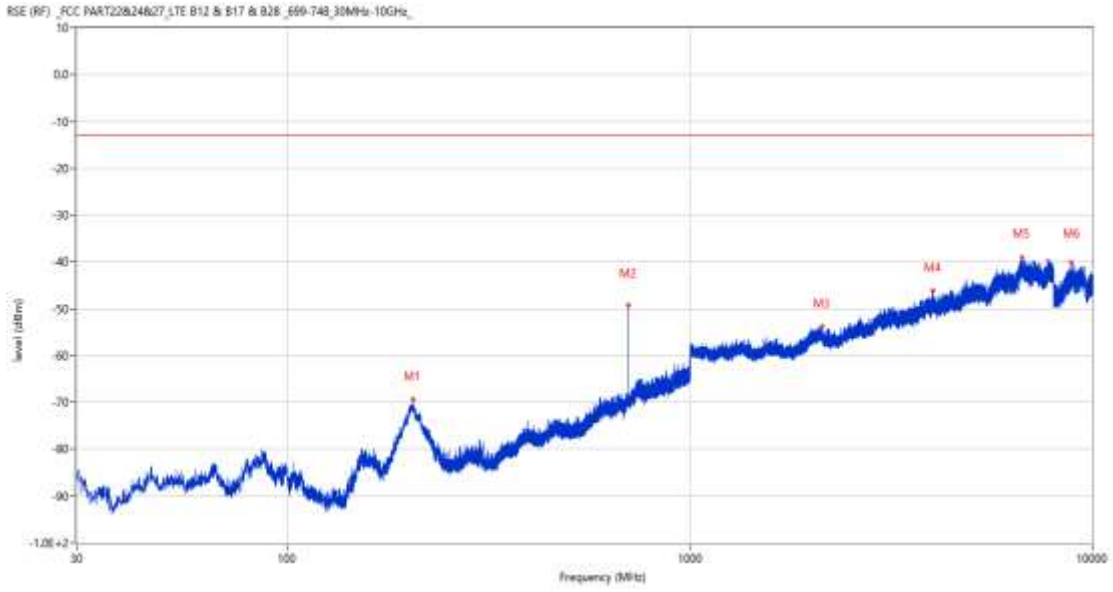
13.2 LTE Band 17 BW10, Middle Channel

RSE-H&H LTE Band 17 BW10 CH23790



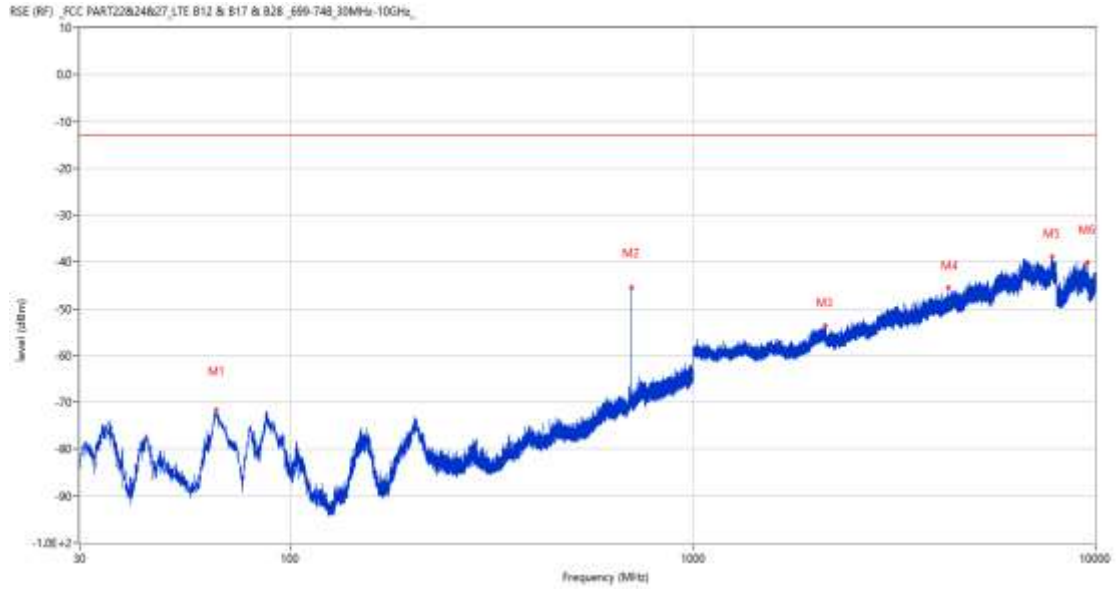
Frequency (MHz)	Result (dBm)	Factor (dB)	PK Limit (dBm)	Over Limit (dB)	Table (o)	ANT	EUT	Verdict
202.466	-66.69	-13.86	-13.0	-53.69	72.00	Horizontal	Horizontal	Pass
705.654	-45.15	1.38	-13.0	-32.15	78.00	Horizontal	Horizontal	N/A
2105.800	-52.53	-0.22	-13.0	-39.53	260.00	Horizontal	Horizontal	Pass
3041.000	-48.51	5.45	-13.0	-35.51	25.00	Horizontal	Horizontal	Pass
6890.250	-38.56	14.14	-13.0	-25.56	346.00	Horizontal	Horizontal	Pass
9444.000	-40.46	14.13	-13.0	-27.46	360.00	Horizontal	Horizontal	Pass

RSE-H&V LTE Band 17 BW10 CH23790



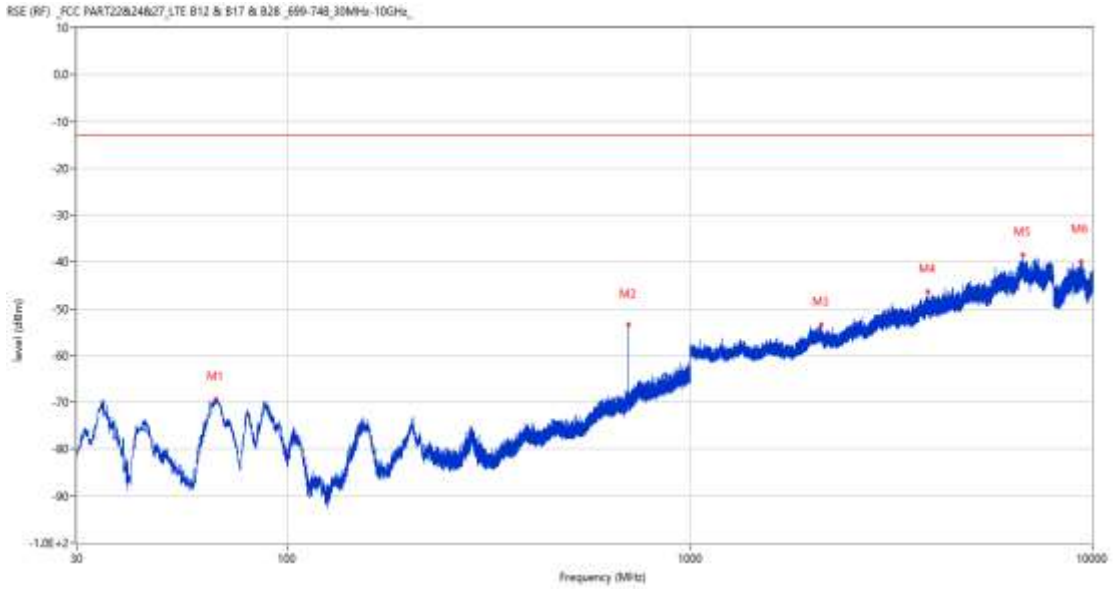
Frequency (MHz)	Result (dBm)	Factor (dB)	PK Limit (dBm)	Over Limit (dB)	Table (o)	ANT	EUT	Verdict
204.891	-69.35	-13.46	-13.0	-56.35	71.00	Horizontal	Vertical	Pass
705.605	-49.27	1.38	-13.0	-36.27	157.00	Horizontal	Vertical	N/A
2133.700	-53.88	-1.25	-13.0	-40.88	127.00	Horizontal	Vertical	Pass
4010.750	-46.12	9.17	-13.0	-33.12	326.00	Horizontal	Vertical	Pass
6693.750	-39.04	14.82	-13.0	-26.04	126.00	Horizontal	Vertical	Pass
8846.200	-40.08	14.78	-13.0	-27.08	279.00	Horizontal	Vertical	Pass

RSE-V&V LTE Band 17 BW10 CH23790



Frequency (MHz)	Result (dBm)	Factor (dB)	PK Limit (dBm)	Over Limit (dB)	Table (o)	ANT	EUT	Verdict
65.454	-71.64	-16.96	-13.0	-58.64	152.00	Vertical	Vertical	Pass
705.557	-45.49	1.38	-13.0	-32.49	109.00	Vertical	Vertical	N/A
2132.500	-53.63	-1.07	-13.0	-40.63	3.00	Vertical	Vertical	Pass
4314.000	-45.56	8.77	-13.0	-32.56	307.00	Vertical	Vertical	Pass
7816.250	-38.91	16.32	-13.0	-25.91	65.00	Vertical	Vertical	Pass
9541.800	-40.16	13.82	-13.0	-27.16	139.00	Vertical	Vertical	Pass

RSE-V&H LTE Band 17 BW10 CH23790

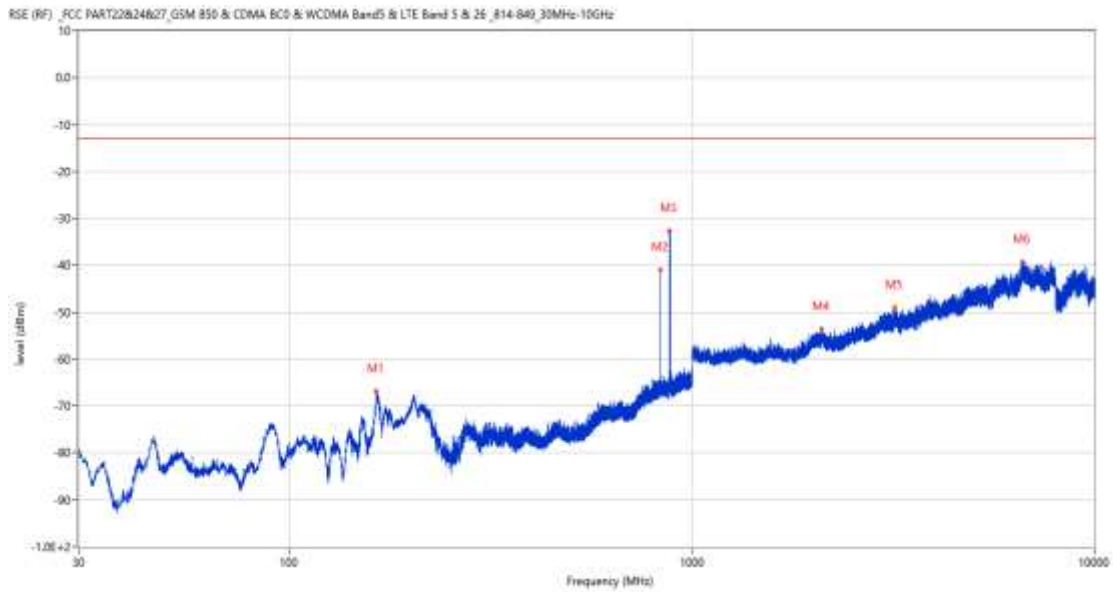


Frequency (MHz)	Result (dBm)	Factor (dB)	PK Limit (dBm)	Over Limit (dB)	Table (o)	ANT	EUT	Verdict
66.375	-69.29	-17.27	-13.0	-56.29	102.00	Vertical	Horizontal	Pass
705.557	-53.32	1.38	-13.0	-40.32	102.00	Vertical	Horizontal	N/A
2123.400	-53.47	-1.10	-13.0	-40.47	274.00	Vertical	Horizontal	Pass
3903.250	-46.26	9.25	-13.0	-33.26	3.00	Vertical	Horizontal	Pass
6709.250	-38.45	15.62	-13.0	-25.45	3.00	Vertical	Horizontal	Pass
9344.300	-40.02	14.86	-13.0	-27.02	15.00	Vertical	Horizontal	Pass

14 LTE Band 26 (Part22)

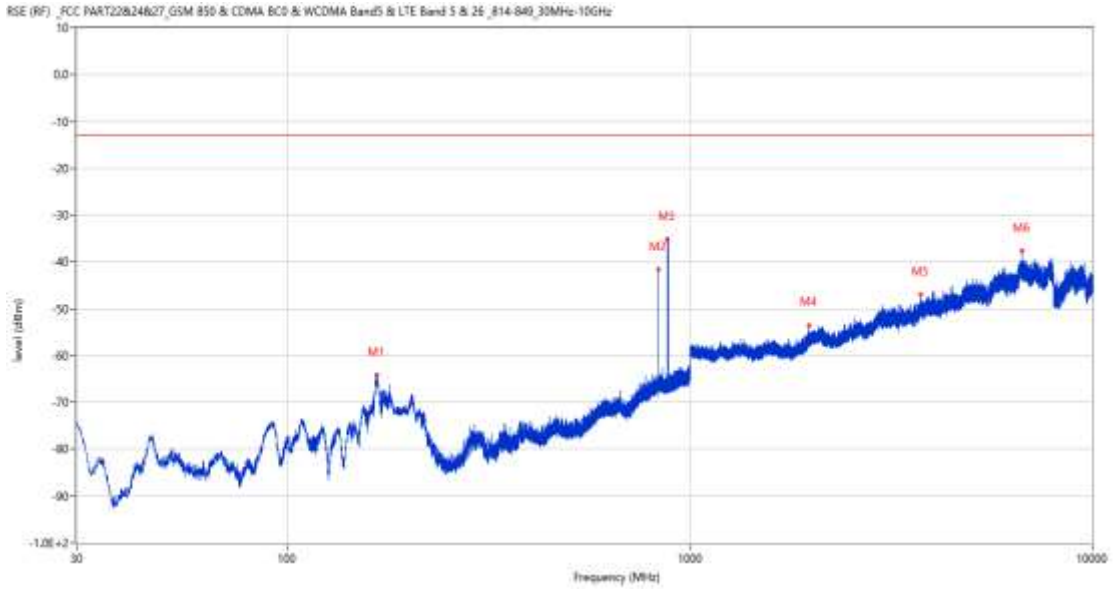
14.1 LTE Band 26 (Part22) BW1.4, Middle Channel

RSE-H&H LTE Band 26 (Part22) BW1.4 CH26915



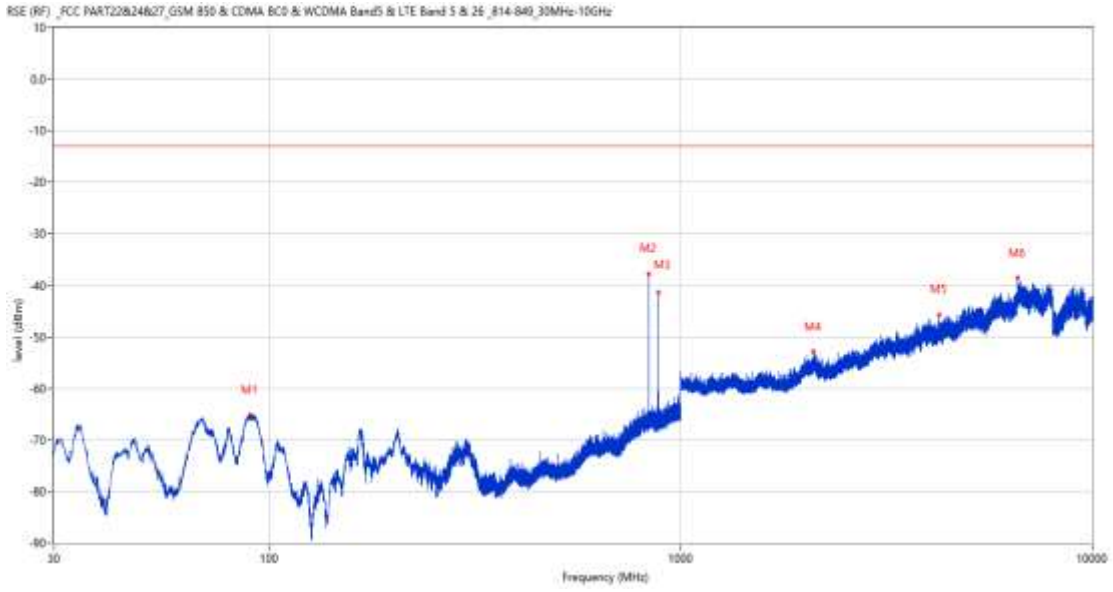
Frequency (MHz)	Result (dBm)	Factor (dB)	PK Limit (dBm)	Over Limit (dB)	Table (o)	ANT	EUT	Verdict
164.636	-66.95	-17.65	-13.0	-53.95	210.00	Horizontal	Horizontal	Pass
836.022	-41.04	4.75	-13.0	-28.04	75.00	Horizontal	Horizontal	N/A
881.127	-32.72	4.17	-13.0	-19.72	198.00	Horizontal	Horizontal	N/A
2099.000	-53.68	-0.09	-13.0	-40.68	259.00	Horizontal	Horizontal	Pass
3190.250	-49.03	6.43	-13.0	-36.03	120.00	Horizontal	Horizontal	Pass
6605.250	-39.34	14.39	-13.0	-26.34	72.00	Horizontal	Horizontal	Pass

RSE-H&V LTE Band 26 (Part22) BW1.4 CH26915



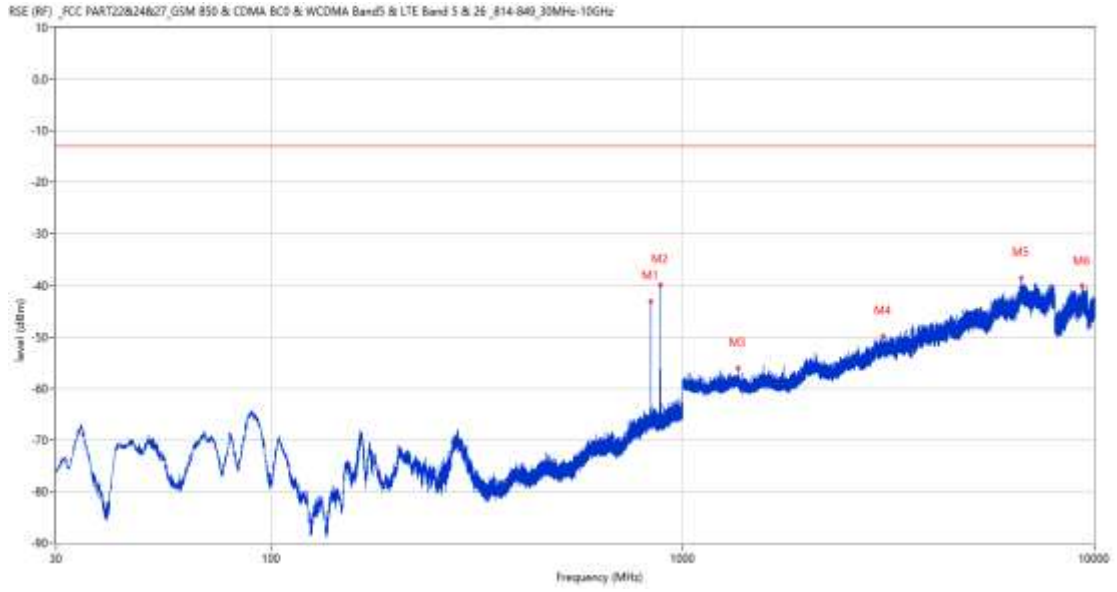
Frequency (MHz)	Result (dBm)	Factor (dB)	PK Limit (dBm)	Over Limit (dB)	Table (o)	ANT	EUT	Verdict
166.576	-64.25	-17.66	-13.0	-51.25	222.00	Horizontal	Vertical	Pass
836.070	-41.51	4.75	-13.0	-28.51	53.00	Horizontal	Vertical	N/A
881.175	-35.19	4.17	-13.0	-22.19	206.00	Horizontal	Vertical	N/A
1980.700	-53.64	-2.01	-13.0	-40.64	31.00	Horizontal	Vertical	Pass
3740.000	-47.03	7.43	-13.0	-34.03	195.00	Horizontal	Vertical	Pass
6689.750	-37.70	14.74	-13.0	-24.70	179.00	Horizontal	Vertical	Pass

RSE-V&V LTE Band 26 (Part22) BW1.4 CH26915



Frequency (MHz)	Result (dBm)	Factor (dB)	PK Limit (dBm)	Over Limit (dB)	Table (o)	ANT	EUT	Verdict
90.140	-65.22	-19.01	-13.0	-52.22	117.00	Vertical	Vertical	Pass
836.119	-37.83	4.76	-13.0	-24.83	130.00	Vertical	Vertical	N/A
881.903	-41.43	4.17	-13.0	-28.43	5.00	Vertical	Vertical	N/A
2100.200	-52.86	-0.04	-13.0	-39.86	288.00	Vertical	Vertical	Pass
4254.000	-45.70	8.99	-13.0	-32.70	64.00	Vertical	Vertical	Pass
6581.750	-38.53	14.28	-13.0	-25.53	347.00	Vertical	Vertical	Pass

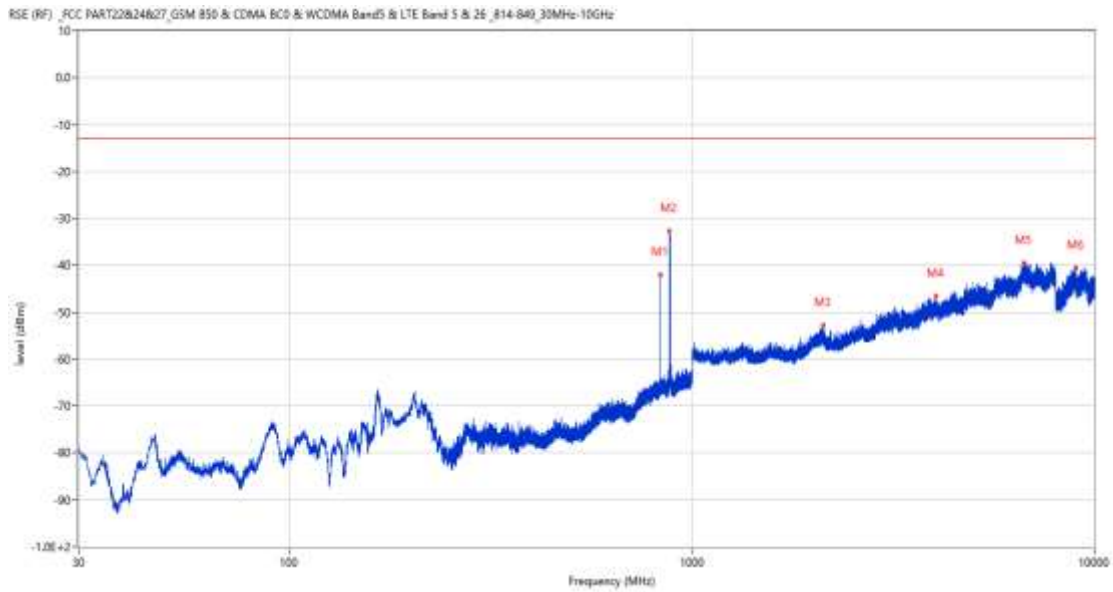
RSE-V&H LTE Band 26 (Part22) BW1.4 CH26915



Frequency (MHz)	Result (dBm)	Factor (dB)	PK Limit (dBm)	Over Limit (dB)	Table (o)	ANT	EUT	Verdict
836.070	-43.10	4.75	-13.0	-30.10	188.00	Vertical	Horizontal	N/A
881.175	-39.85	4.17	-13.0	-26.85	3.00	Vertical	Horizontal	N/A
1362.200	-56.16	-4.06	-13.0	-43.16	72.00	Vertical	Horizontal	Pass
3070.000	-49.80	5.40	-13.0	-36.80	38.00	Vertical	Horizontal	Pass
6632.500	-38.53	14.93	-13.0	-25.53	88.00	Vertical	Horizontal	Pass
9345.000	-40.12	14.85	-13.0	-27.12	2.00	Vertical	Horizontal	Pass

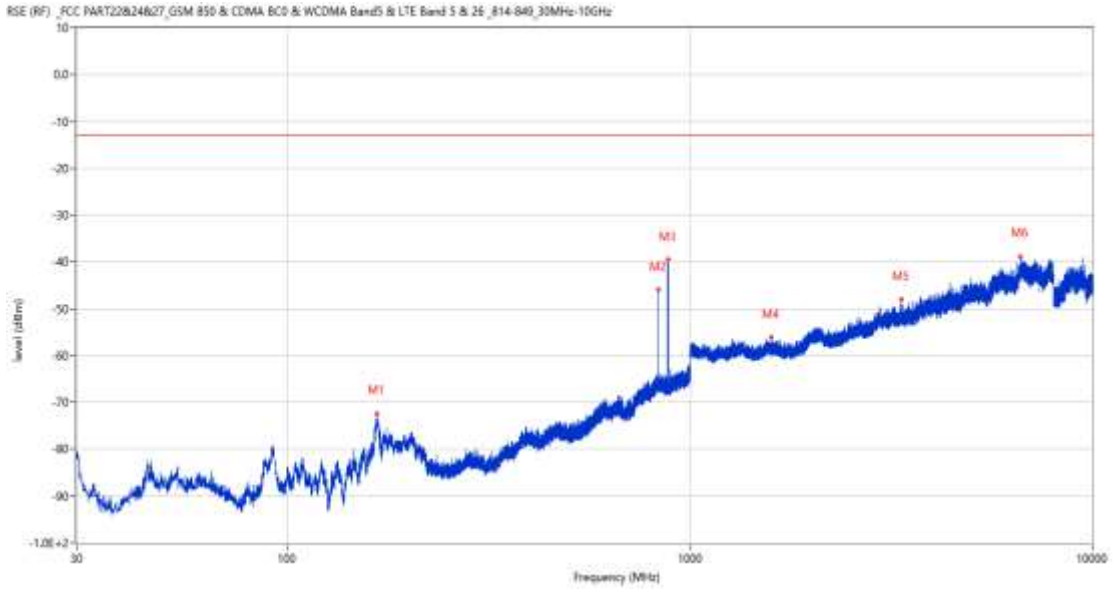
14.2 LTE Band 26 (Part22) BW3, Middle Channel

RSE-H&H LTE Band 26 (Part22) BW3 CH26915



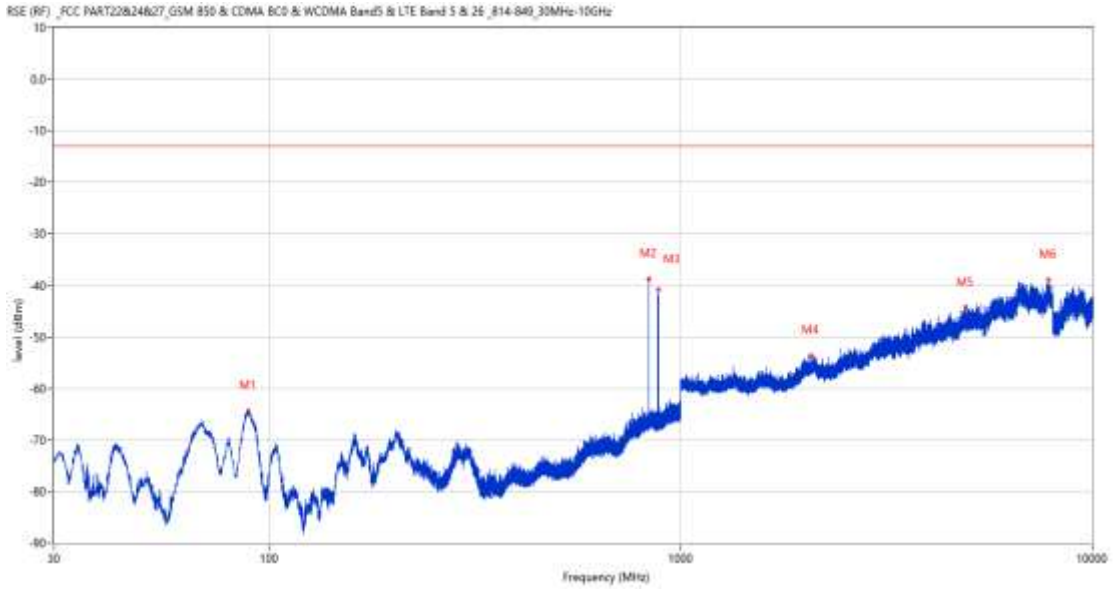
Frequency (MHz)	Result (dBm)	Factor (dB)	PK Limit (dBm)	Over Limit (dB)	Table (o)	ANT	EUT	Verdict
835.294	-42.00	4.72	-13.0	-29.00	80.00	Horizontal	Horizontal	N/A
880.593	-32.62	4.18	-13.0	-19.62	198.00	Horizontal	Horizontal	N/A
2124.900	-52.67	-1.03	-13.0	-39.67	91.00	Horizontal	Horizontal	Pass
4049.500	-46.64	9.37	-13.0	-33.64	3.00	Horizontal	Horizontal	Pass
6683.250	-39.44	14.63	-13.0	-26.44	140.00	Horizontal	Horizontal	Pass
8975.200	-40.54	13.58	-13.0	-27.54	303.00	Horizontal	Horizontal	Pass

RSE-H&V LTE Band 26 (Part22) BW3 CH26915



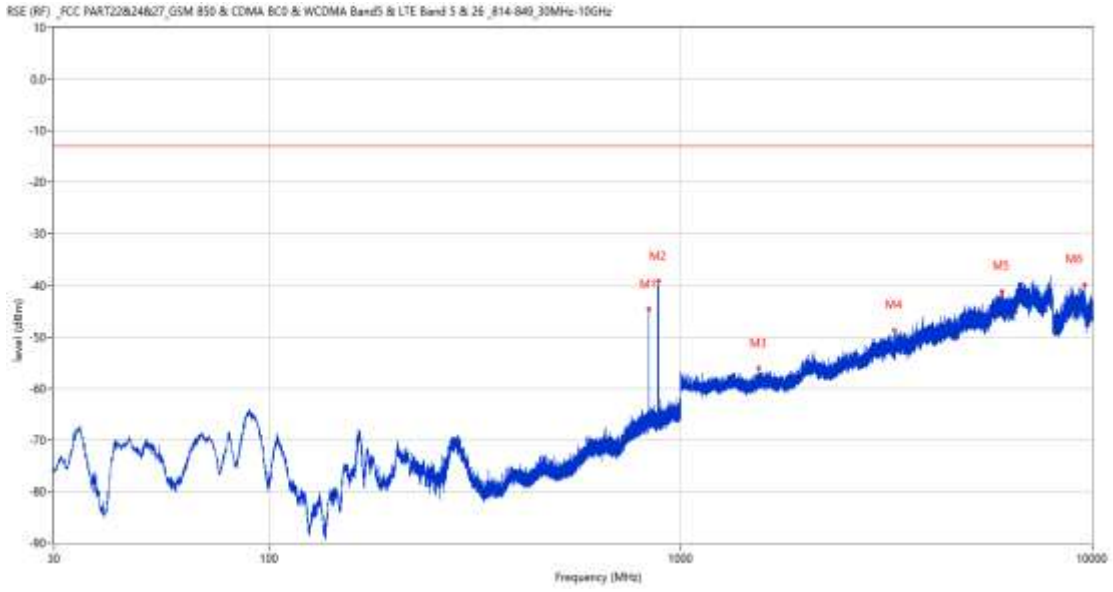
Frequency (MHz)	Result (dBm)	Factor (dB)	PK Limit (dBm)	Over Limit (dB)	Table (o)	ANT	EUT	Verdict
166.867	-72.35	-17.67	-13.0	-59.35	51.00	Horizontal	Vertical	Pass
835.197	-46.03	4.72	-13.0	-33.03	51.00	Horizontal	Vertical	N/A
882.145	-39.61	4.17	-13.0	-26.61	206.00	Horizontal	Vertical	N/A
1590.300	-56.16	-4.22	-13.0	-43.16	135.00	Horizontal	Vertical	Pass
3350.750	-48.03	6.17	-13.0	-35.03	176.00	Horizontal	Vertical	Pass
6626.750	-38.90	14.71	-13.0	-25.90	126.00	Horizontal	Vertical	Pass

RSE-V&V LTE Band 26 (Part22) BW3 CH26915



Frequency (MHz)	Result (dBm)	Factor (dB)	PK Limit (dBm)	Over Limit (dB)	Table (o)	ANT	EUT	Verdict
89.121	-64.30	-18.98	-13.0	-51.30	97.00	Vertical	Vertical	Pass
835.246	-38.73	4.72	-13.0	-25.73	360.00	Vertical	Vertical	N/A
882.242	-40.86	4.17	-13.0	-27.86	0.00	Vertical	Vertical	N/A
2071.000	-53.72	-1.19	-13.0	-40.72	110.00	Vertical	Vertical	Pass
4910.750	-44.21	10.69	-13.0	-31.21	360.00	Vertical	Vertical	Pass
7803.500	-39.01	15.96	-13.0	-26.01	129.00	Vertical	Vertical	Pass

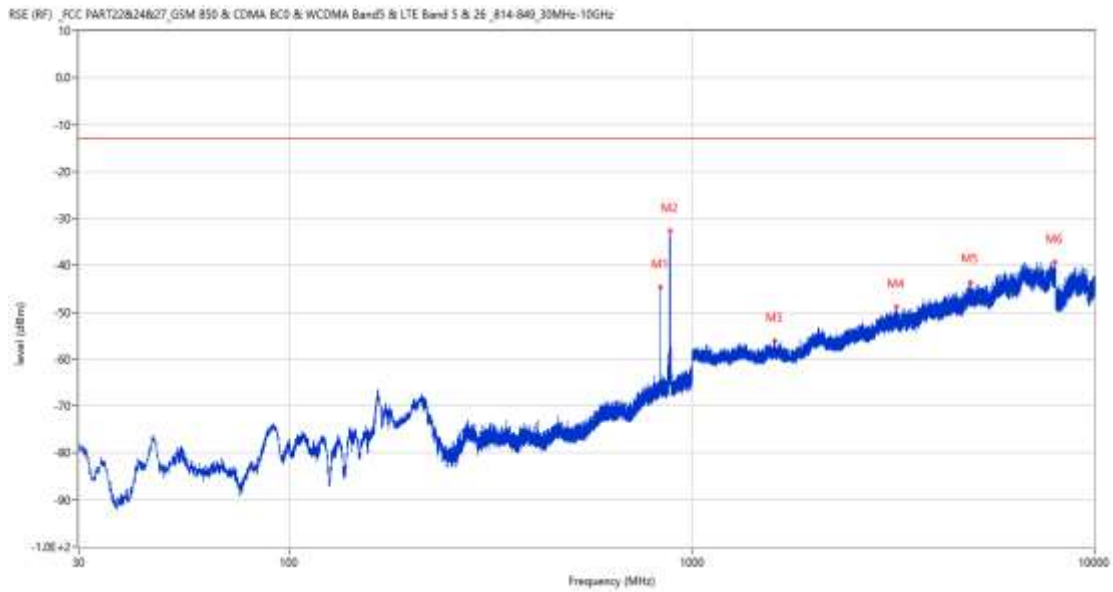
RSE-V&H LTE Band 26 (Part22) BW3 CH26915



Frequency (MHz)	Result (dBm)	Factor (dB)	PK Limit (dBm)	Over Limit (dB)	Table (o)	ANT	EUT	Verdict
835.294	-44.63	4.72	-13.0	-31.63	190.00	Vertical	Horizontal	N/A
881.999	-39.19	4.17	-13.0	-26.19	7.00	Vertical	Horizontal	N/A
1547.200	-56.11	-3.94	-13.0	-43.11	203.00	Vertical	Horizontal	Pass
3309.750	-48.83	5.59	-13.0	-35.83	267.00	Vertical	Horizontal	Pass
6013.500	-41.17	13.38	-13.0	-28.17	218.00	Vertical	Horizontal	Pass
9546.299	-40.00	13.95	-13.0	-27.00	1.00	Vertical	Horizontal	Pass

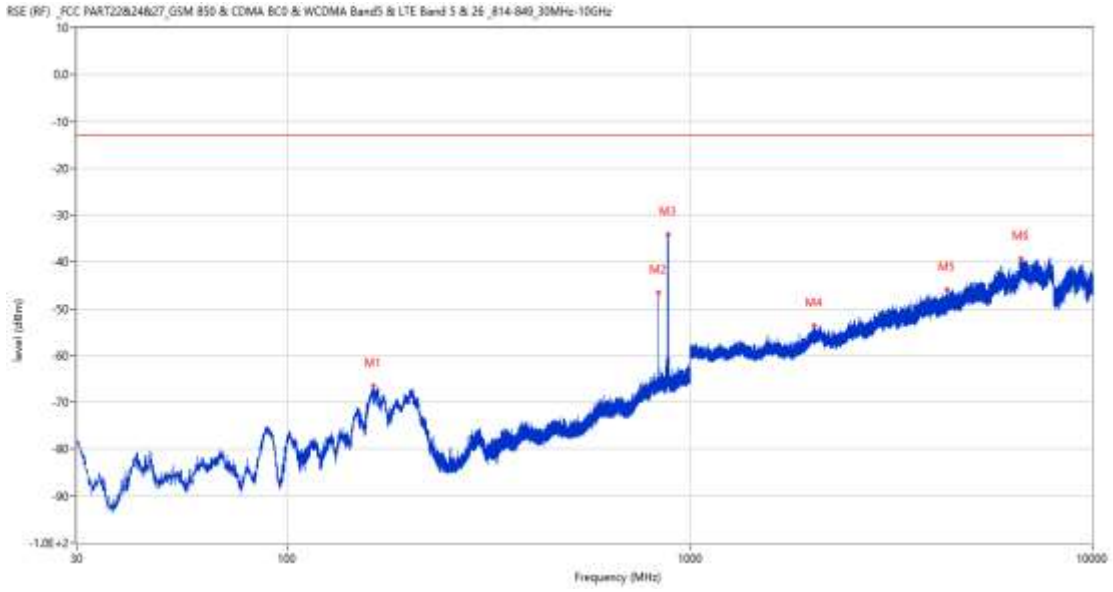
14.3 LTE Band 26 (Part22) BW5, Middle Channel

RSE-H&H LTE Band 26 (Part22) BW5 CH26915



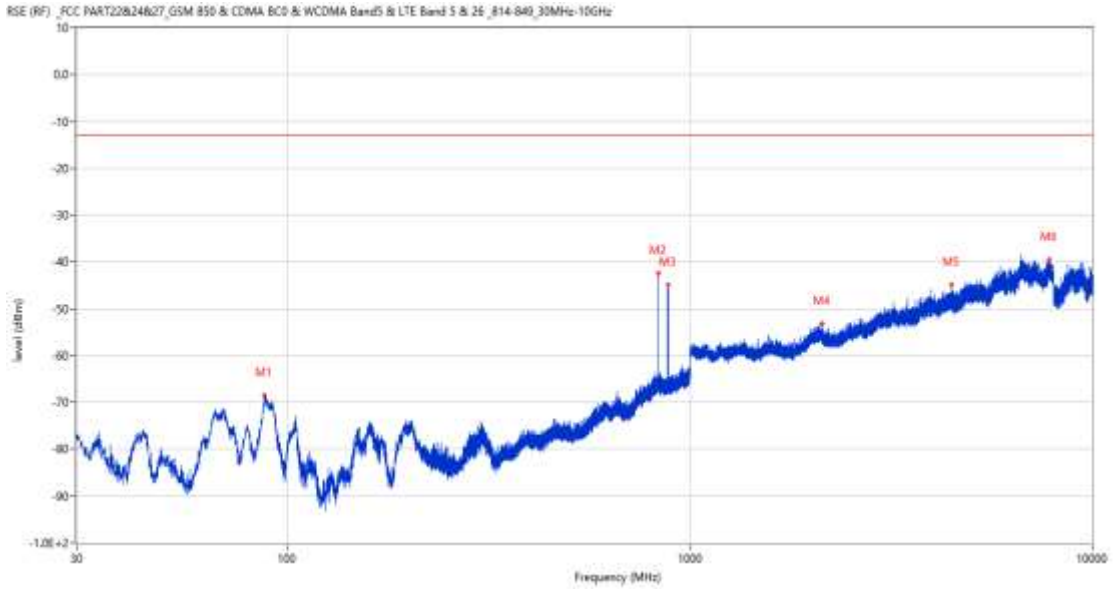
Frequency (MHz)	Result (dBm)	Factor (dB)	PK Limit (dBm)	Over Limit (dB)	Table (o)	ANT	EUT	Verdict
834.372	-44.69	4.69	-13.0	-31.69	331.00	Horizontal	Horizontal	N/A
882.290	-32.77	4.17	-13.0	-19.77	201.00	Horizontal	Horizontal	N/A
1610.000	-56.04	-3.88	-13.0	-43.04	197.00	Horizontal	Horizontal	Pass
3229.500	-48.88	6.58	-13.0	-35.88	169.00	Horizontal	Horizontal	Pass
4926.750	-43.67	10.75	-13.0	-30.67	55.00	Horizontal	Horizontal	Pass
7964.250	-39.39	14.71	-13.0	-26.39	300.00	Horizontal	Horizontal	Pass

RSE-H&V LTE Band 26 (Part22) BW5 CH26915



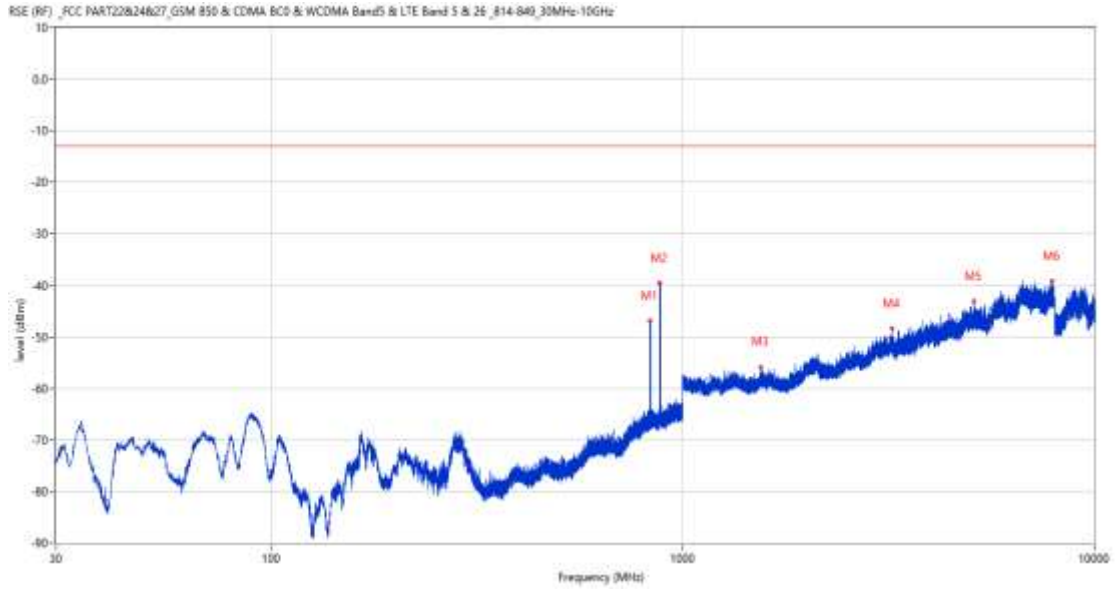
Frequency (MHz)	Result (dBm)	Factor (dB)	PK Limit (dBm)	Over Limit (dB)	Table (o)	ANT	EUT	Verdict
163.375	-66.54	-17.74	-13.0	-53.54	197.00	Horizontal	Vertical	Pass
834.421	-46.59	4.69	-13.0	-33.59	50.00	Horizontal	Vertical	N/A
882.097	-34.06	4.17	-13.0	-21.06	205.00	Horizontal	Vertical	N/A
2042.800	-53.60	-1.22	-13.0	-40.60	253.00	Horizontal	Vertical	Pass
4353.500	-45.90	9.28	-13.0	-32.90	296.00	Horizontal	Vertical	Pass
6661.750	-39.36	14.78	-13.0	-26.36	95.00	Horizontal	Vertical	Pass

RSE-V&V LTE Band 26 (Part22) BW5 CH26915



Frequency (MHz)	Result (dBm)	Factor (dB)	PK Limit (dBm)	Over Limit (dB)	Table (o)	ANT	EUT	Verdict
87.812	-68.44	-19.03	-13.0	-55.44	55.00	Vertical	Vertical	Pass
834.372	-42.48	4.69	-13.0	-29.48	195.00	Vertical	Vertical	N/A
882.969	-44.91	4.16	-13.0	-31.91	0.00	Vertical	Vertical	N/A
2131.700	-53.28	-1.09	-13.0	-40.28	227.00	Vertical	Vertical	Pass
4478.500	-44.98	9.69	-13.0	-31.98	313.00	Vertical	Vertical	Pass
7815.250	-39.42	16.33	-13.0	-26.42	61.00	Vertical	Vertical	Pass

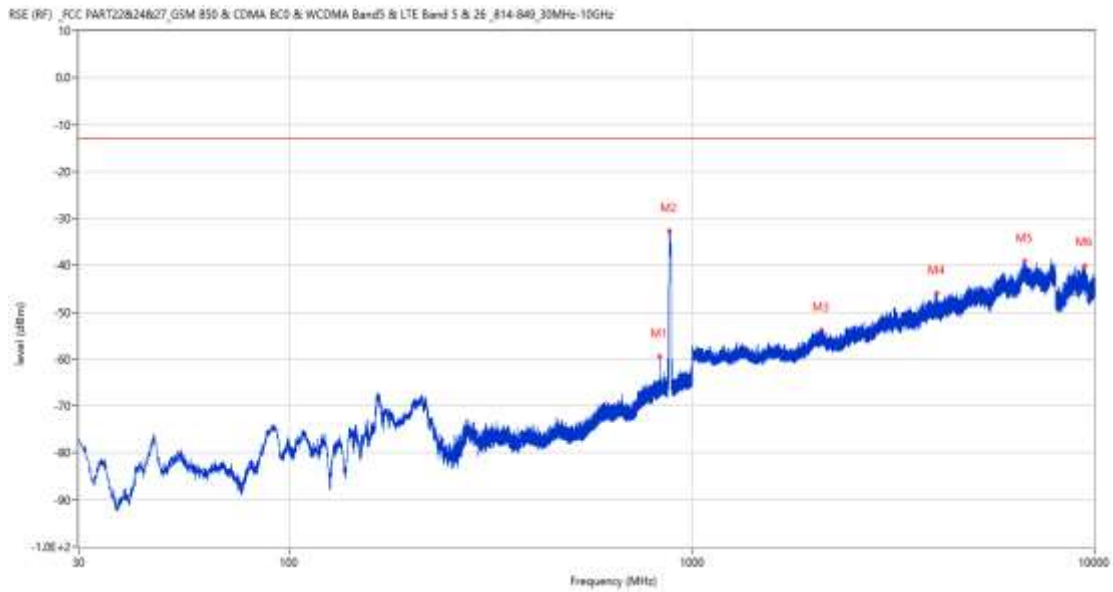
RSE-V&H LTE Band 26 (Part22) BW5 CH26915



Frequency (MHz)	Result (dBm)	Factor (dB)	PK Limit (dBm)	Over Limit (dB)	Table (o)	ANT	EUT	Verdict
834.372	-46.95	4.69	-13.0	-33.95	177.00	Vertical	Horizontal	N/A
880.738	-39.61	4.17	-13.0	-26.61	2.00	Vertical	Horizontal	N/A
1546.900	-55.85	-3.92	-13.0	-42.85	90.00	Vertical	Horizontal	Pass
3223.750	-48.40	6.59	-13.0	-35.40	23.00	Vertical	Horizontal	Pass
5086.750	-43.09	11.06	-13.0	-30.09	283.00	Vertical	Horizontal	Pass
7890.250	-39.09	15.04	-13.0	-26.09	119.00	Vertical	Horizontal	Pass

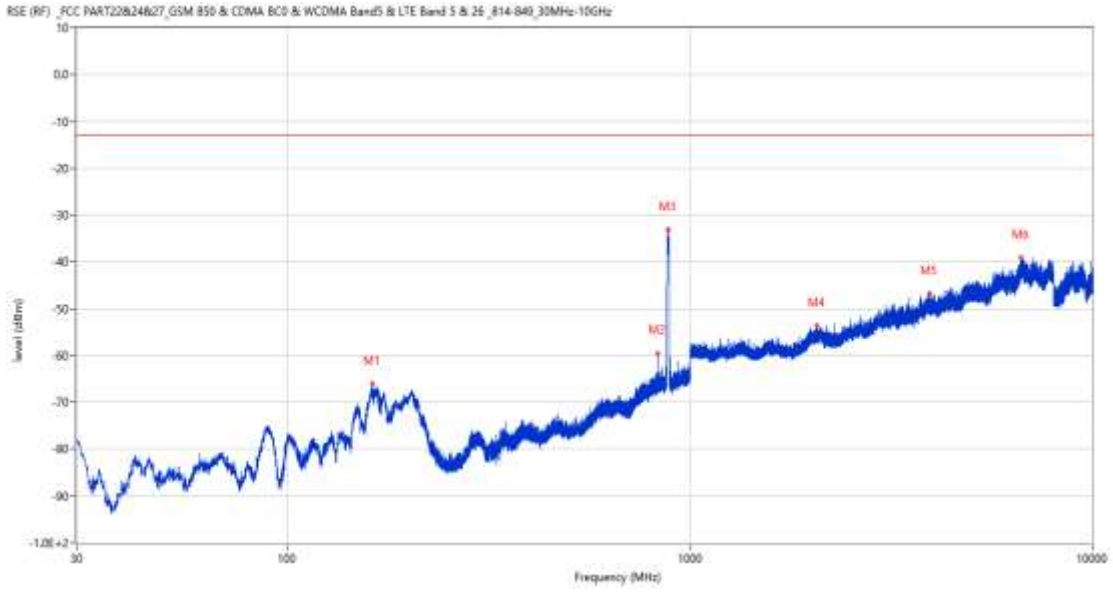
14.4 LTE Band 26 (Part22) BW10, Middle Channel

RSE-H&H LTE Band 26 (Part22) BW10 CH26915



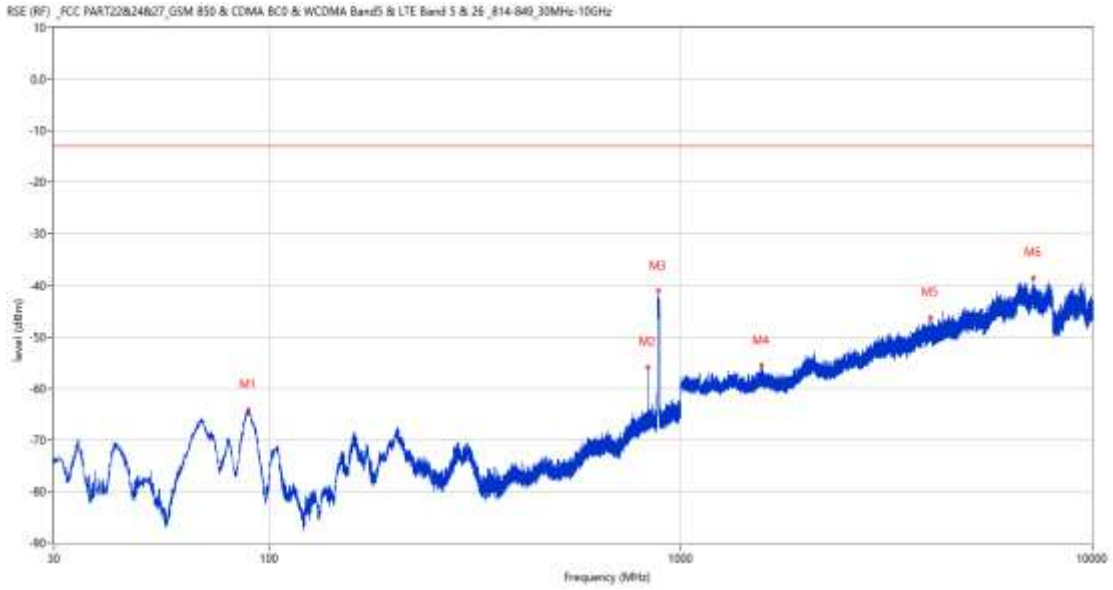
Frequency (MHz)	Result (dBm)	Factor (dB)	PK Limit (dBm)	Over Limit (dB)	Table (o)	ANT	EUT	Verdict
832.142	-59.38	4.60	-13.0	-46.38	81.00	Horizontal	Horizontal	N/A
877.926	-32.66	4.16	-13.0	-19.66	198.00	Horizontal	Horizontal	N/A
2098.400	-53.88	-0.14	-13.0	-40.88	285.00	Horizontal	Horizontal	Pass
4051.250	-46.00	9.38	-13.0	-33.00	218.00	Horizontal	Horizontal	Pass
6710.250	-39.13	15.65	-13.0	-26.13	267.00	Horizontal	Horizontal	Pass
9449.400	-40.20	14.21	-13.0	-27.20	57.00	Horizontal	Horizontal	Pass

RSE-H&V LTE Band 26 (Part22) BW10 CH26915



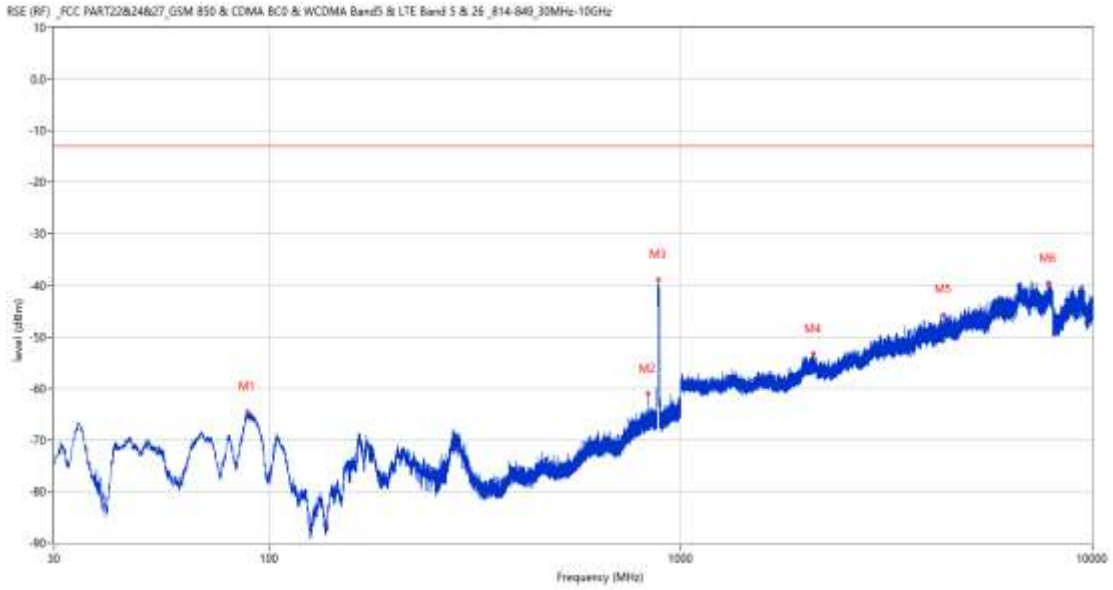
Frequency (MHz)	Result (dBm)	Factor (dB)	PK Limit (dBm)	Over Limit (dB)	Table (o)	ANT	EUT	Verdict
162.405	-66.12	-17.68	-13.0	-53.12	210.00	Horizontal	Vertical	Pass
832.142	-59.50	4.60	-13.0	-46.50	62.00	Horizontal	Vertical	N/A
884.085	-33.13	4.23	-13.0	-20.13	201.00	Horizontal	Vertical	N/A
2069.200	-53.62	-1.22	-13.0	-40.62	223.00	Horizontal	Vertical	Pass
3937.250	-46.77	8.32	-13.0	-33.77	242.00	Horizontal	Vertical	Pass
6656.000	-39.09	15.05	-13.0	-26.09	43.00	Horizontal	Vertical	Pass

RSE-V&V LTE Band 26 (Part22) BW10 CH26915



Frequency (MHz)	Result (dBm)	Factor (dB)	PK Limit (dBm)	Over Limit (dB)	Table (o)	ANT	EUT	Verdict
88.879	-64.19	-19.01	-13.0	-51.19	106.00	Vertical	Vertical	Pass
832.142	-55.92	4.60	-13.0	-42.92	106.00	Vertical	Vertical	N/A
883.745	-41.10	4.20	-13.0	-28.10	6.00	Vertical	Vertical	N/A
1574.400	-55.55	-4.22	-13.0	-42.55	266.00	Vertical	Vertical	Pass
4043.750	-46.33	9.29	-13.0	-33.33	360.00	Vertical	Vertical	Pass
7188.250	-38.64	14.57	-13.0	-25.64	246.00	Vertical	Vertical	Pass

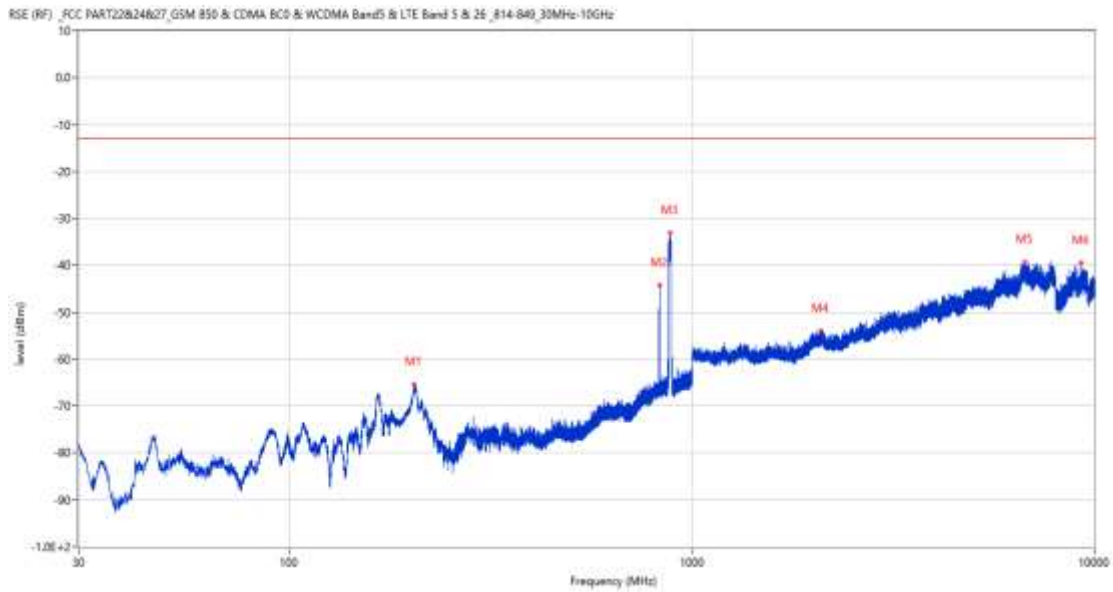
RSE-V&H LTE Band 26 (Part22) BW10 CH26915



Frequency (MHz)	Result (dBm)	Factor (dB)	PK Limit (dBm)	Over Limit (dB)	Table (o)	ANT	EUT	Verdict
88.685	-64.57	-19.04	-13.0	-51.57	139.00	Vertical	Horizontal	Pass
832.190	-61.03	4.60	-13.0	-48.03	168.00	Vertical	Horizontal	N/A
882.242	-38.93	4.17	-13.0	-25.93	0.00	Vertical	Horizontal	Pass
2096.900	-53.28	-0.26	-13.0	-40.28	30.00	Vertical	Horizontal	Pass
4356.500	-45.83	9.22	-13.0	-32.83	350.00	Vertical	Horizontal	Pass
7815.500	-39.53	16.29	-13.0	-26.53	187.00	Vertical	Horizontal	Pass

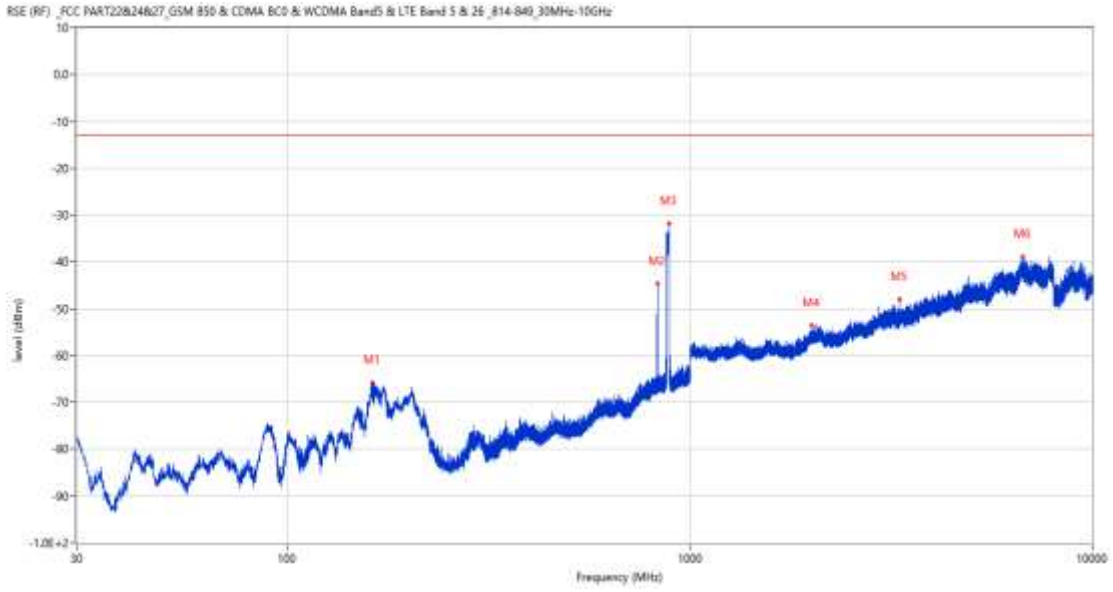
14.5 LTE Band 26 (Part22) BW15, Middle Channel

RSE-H&H LTE Band 26 (Part22) BW15 CH26915



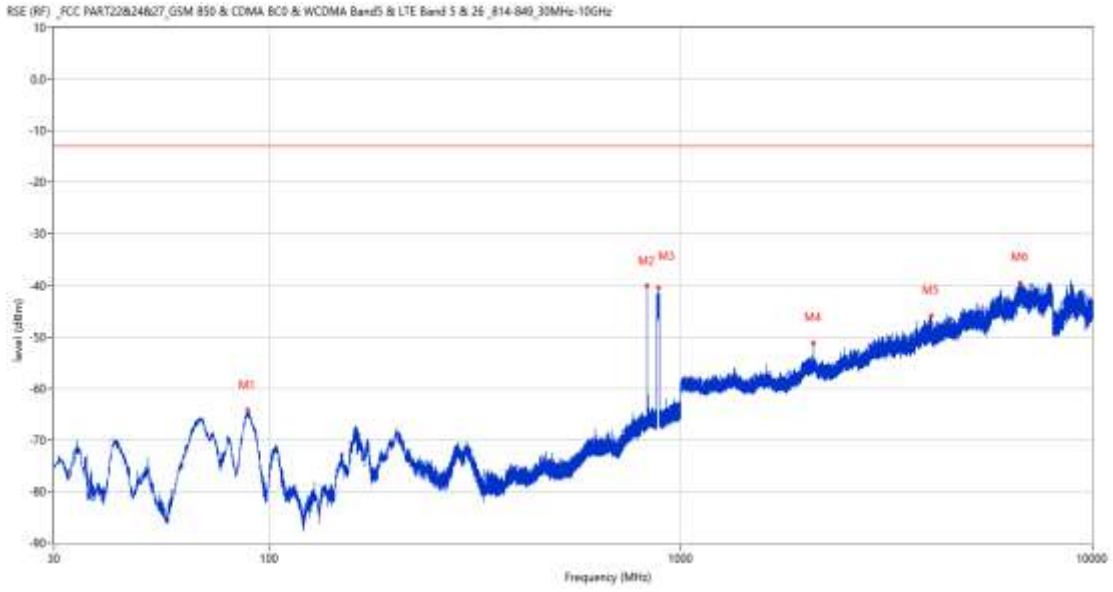
Frequency (MHz)	Result (dBm)	Factor (dB)	PK Limit (dBm)	Over Limit (dB)	Table (o)	ANT	EUT	Verdict
204.697	-65.46	-13.61	-13.0	-52.46	97.00	Horizontal	Horizontal	Pass
829.862	-44.24	4.50	-13.0	-31.24	118.00	Horizontal	Horizontal	N/A
884.570	-33.09	4.20	-13.0	-20.09	208.00	Horizontal	Horizontal	N/A
2092.700	-54.06	-0.66	-13.0	-41.06	192.00	Horizontal	Horizontal	Pass
6703.000	-39.36	15.54	-13.0	-26.36	298.00	Horizontal	Horizontal	Pass
9282.600	-39.59	15.02	-13.0	-26.59	25.00	Horizontal	Horizontal	Pass

RSE-H&V LTE Band 26 (Part22) BW15 CH26915



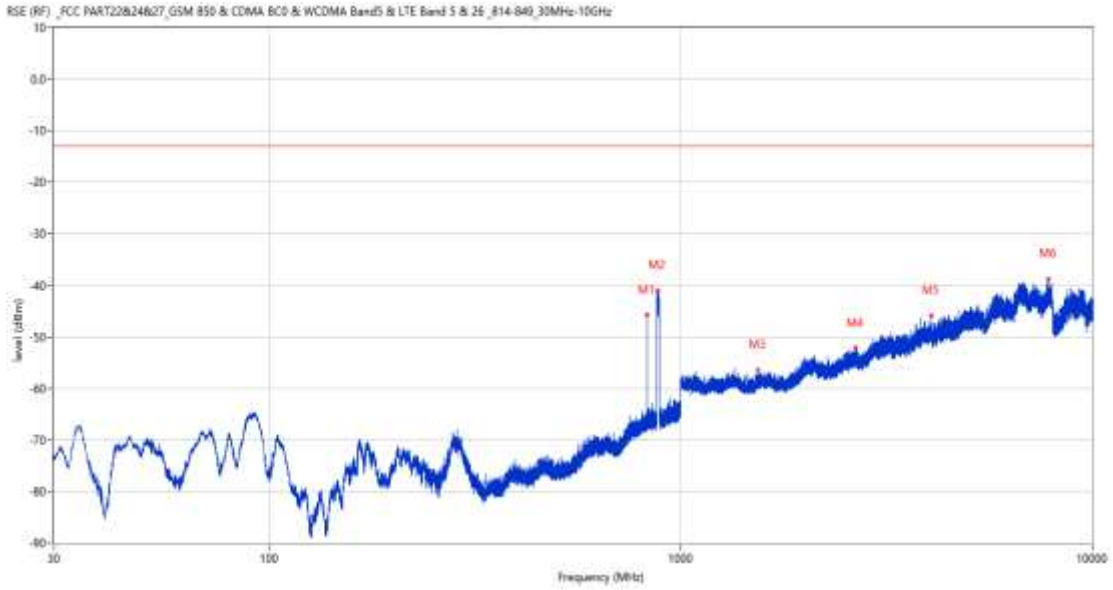
Frequency (MHz)	Result (dBm)	Factor (dB)	PK Limit (dBm)	Over Limit (dB)	Table (o)	ANT	EUT	Verdict
163.181	-65.80	-17.74	-13.0	-52.80	201.00	Horizontal	Vertical	Pass
829.862	-44.69	4.50	-13.0	-31.69	40.00	Horizontal	Vertical	N/A
887.577	-31.95	4.46	-13.0	-18.95	205.00	Horizontal	Vertical	N/A
2009.200	-53.53	-1.47	-13.0	-40.53	254.00	Horizontal	Vertical	Pass
3324.750	-48.07	6.13	-13.0	-35.07	44.00	Horizontal	Vertical	Pass
6731.250	-38.85	15.30	-13.0	-25.85	360.00	Horizontal	Vertical	Pass

RSE-V&V LTE Band 26 (Part22) BW15 CH26915



Frequency (MHz)	Result (dBm)	Factor (dB)	PK Limit (dBm)	Over Limit (dB)	Table (o)	ANT	EUT	Verdict
88.588	-64.22	-19.05	-13.0	-51.22	104.00	Vertical	Vertical	Pass
829.862	-40.18	4.50	-13.0	-27.18	189.00	Vertical	Vertical	N/A
883.843	-40.44	4.20	-13.0	-27.44	0.00	Vertical	Vertical	N/A
2099.700	-51.29	-0.04	-13.0	-38.29	354.00	Vertical	Vertical	Pass
4054.250	-45.85	9.31	-13.0	-32.85	360.00	Vertical	Vertical	Pass
6670.500	-39.54	14.58	-13.0	-26.54	284.00	Vertical	Vertical	Pass

RSE-V&H LTE Band 26 (Part22) BW15 CH26915

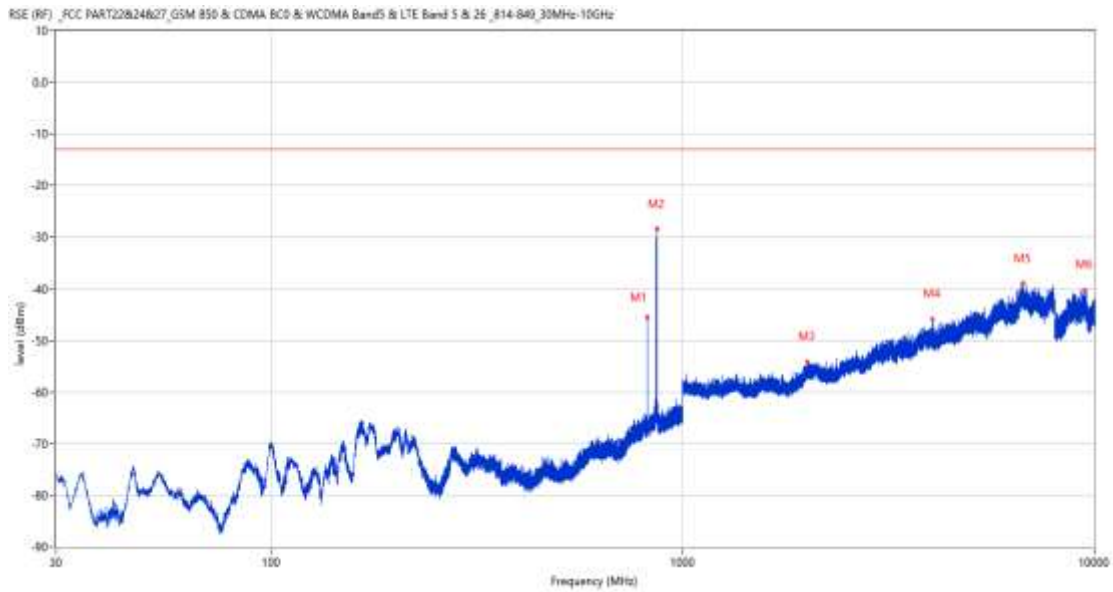


Frequency (MHz)	Result (dBm)	Factor (dB)	PK Limit (dBm)	Over Limit (dB)	Table (o)	ANT	EUT	Verdict
829.862	-45.72	4.50	-13.0	-32.72	183.00	Vertical	Horizontal	N/A
877.101	-40.98	4.03	-13.0	-27.98	12.00	Vertical	Horizontal	N/A
1541.100	-56.49	-4.03	-13.0	-43.49	85.00	Vertical	Horizontal	Pass
2660.900	-52.15	1.68	-13.0	-39.15	305.00	Vertical	Horizontal	Pass
4057.250	-45.91	9.27	-13.0	-32.91	360.00	Vertical	Horizontal	Pass
7814.500	-38.85	16.32	-13.0	-25.85	360.00	Vertical	Horizontal	Pass

15 LTE Band 26 (Part90)

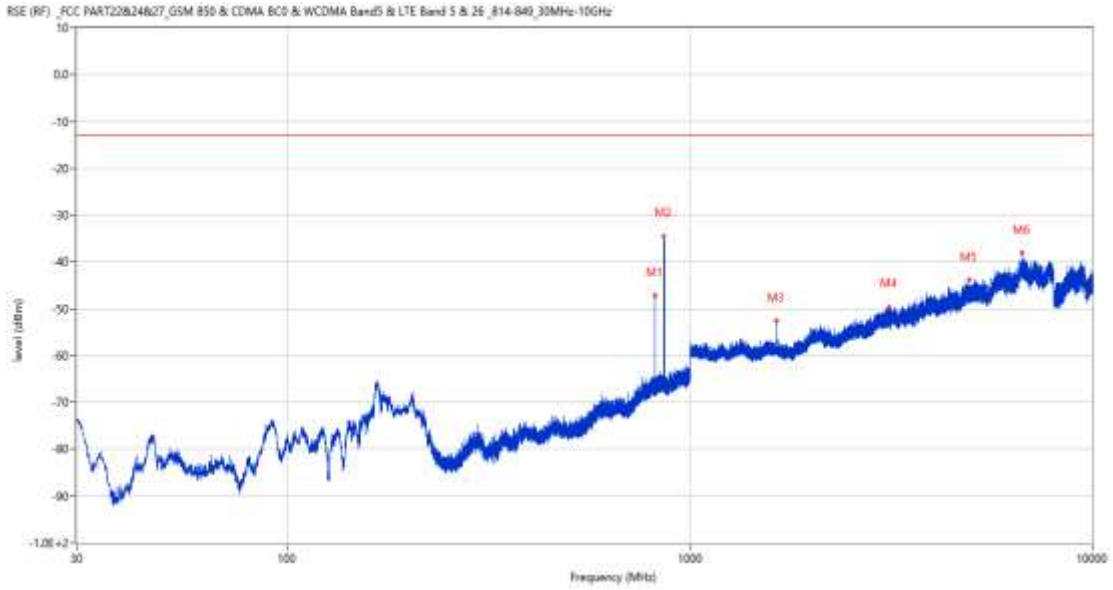
15.1 LTE Band 26 (Part90) BW1.4, Middle Channel

RSE-H&H LTE Band 26 (Part90) BW1.4 CH26740



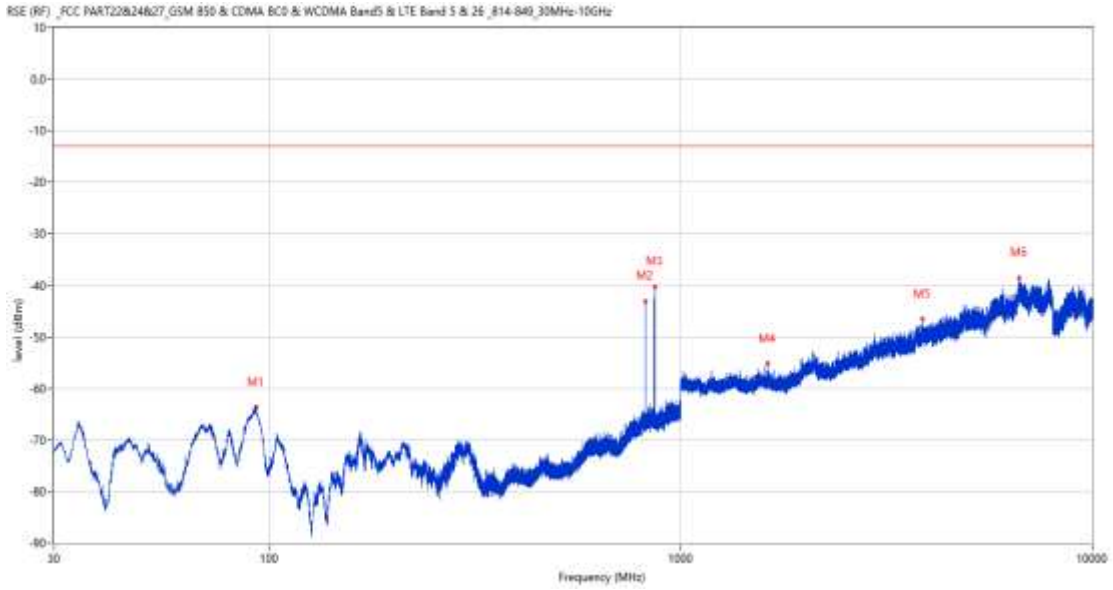
Frequency (MHz)	Result (dBm)	Factor (dB)	PK Limit (dBm)	Over Limit (dB)	Table (o)	ANT	EUT	Verdict
818.562	-45.52	4.12	-13.0	-32.52	323.00	Horizontal	Horizontal	N/A
863.860	-28.43	4.12	-13.0	-15.43	219.00	Horizontal	Horizontal	N/A
2008.500	-54.31	-1.50	-13.0	-41.31	149.00	Horizontal	Horizontal	Pass
4050.250	-45.94	9.33	-13.0	-32.94	333.00	Horizontal	Horizontal	Pass
6706.500	-38.97	15.58	-13.0	-25.97	218.00	Horizontal	Horizontal	Pass
9454.300	-40.26	14.09	-13.0	-27.26	173.00	Horizontal	Horizontal	Pass

RSE-H&V LTE Band 26 (Part90) BW1.4 CH26740



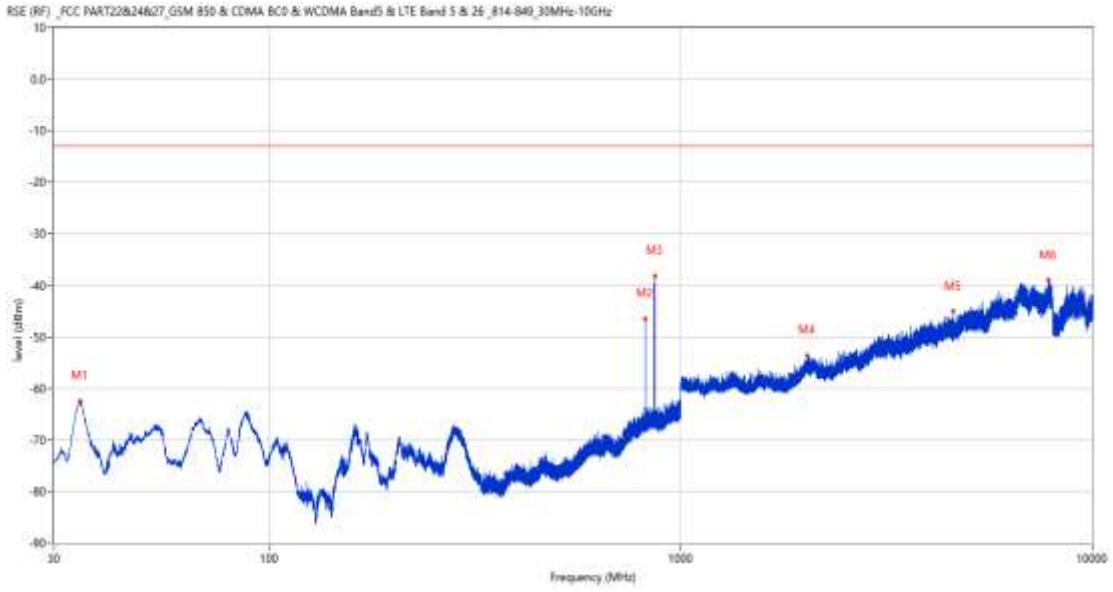
Frequency (MHz)	Result (dBm)	Factor (dB)	PK Limit (dBm)	Over Limit (dB)	Table (o)	ANT	EUT	Verdict
818.562	-47.16	4.12	-13.0	-34.16	46.00	Horizontal	Vertical	N/A
863.570	-34.45	4.15	-13.0	-21.45	219.00	Horizontal	Vertical	N/A
1637.500	-52.48	-4.19	-13.0	-39.48	141.00	Horizontal	Vertical	Pass
3120.250	-49.72	5.86	-13.0	-36.72	110.00	Horizontal	Vertical	Pass
4948.250	-43.90	10.28	-13.0	-30.90	77.00	Horizontal	Vertical	Pass
6690.500	-38.16	14.81	-13.0	-25.16	260.00	Horizontal	Vertical	Pass

RSE-V&V LTE Band 26 (Part90) BW1.4 CH26740



Frequency (MHz)	Result (dBm)	Factor (dB)	PK Limit (dBm)	Over Limit (dB)	Table (o)	ANT	EUT	Verdict
92.856	-63.67	-18.86	-13.0	-50.67	140.00	Vertical	Vertical	Pass
818.610	-43.09	4.12	-13.0	-30.09	124.00	Vertical	Vertical	N/A
863.812	-40.25	4.12	-13.0	-27.25	0.00	Vertical	Vertical	N/A
1624.600	-55.21	-4.02	-13.0	-42.21	87.00	Vertical	Vertical	Pass
3874.000	-46.58	8.97	-13.0	-33.58	10.00	Vertical	Vertical	Pass
6652.250	-38.63	15.07	-13.0	-25.63	330.00	Vertical	Vertical	Pass

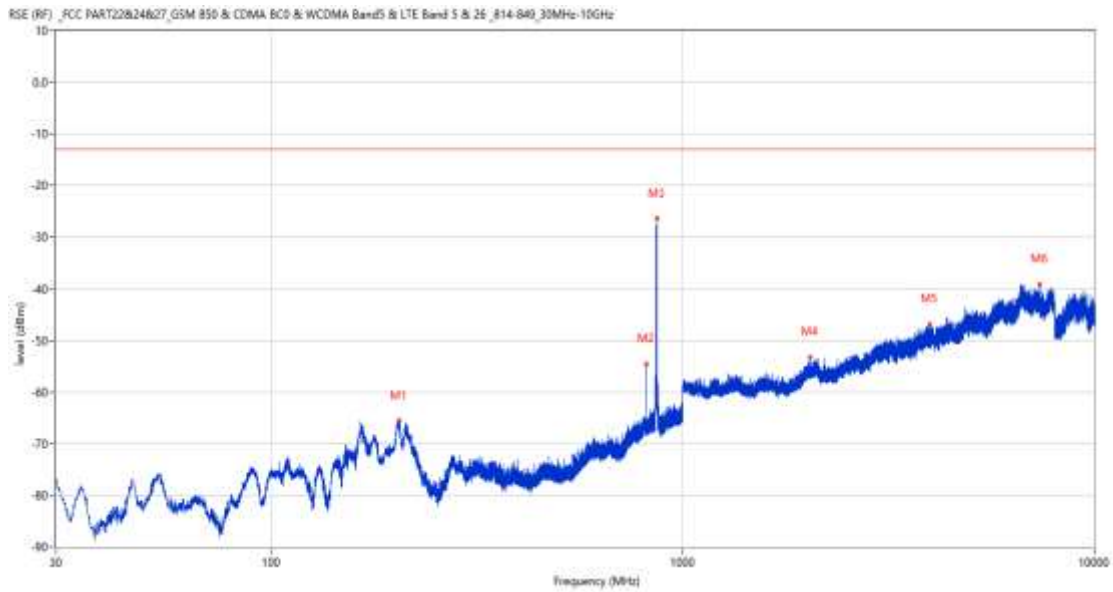
RSE-V&H LTE Band 26 (Part90) BW1.4 CH26740



Frequency (MHz)	Result (dBm)	Factor (dB)	PK Limit (dBm)	Over Limit (dB)	Table (o)	ANT	EUT	Verdict
34.801	-62.55	-22.46	-13.0	-49.55	83.00	Vertical	Horizontal	Pass
818.610	-46.47	4.12	-13.0	-33.47	17.00	Vertical	Horizontal	N/A
863.909	-38.21	4.13	-13.0	-25.21	182.00	Vertical	Horizontal	N/A
2033.300	-53.61	-1.43	-13.0	-40.61	163.00	Vertical	Horizontal	Pass
4592.000	-44.95	9.33	-13.0	-31.95	31.00	Vertical	Horizontal	Pass
7835.750	-38.97	15.36	-13.0	-25.97	199.00	Vertical	Horizontal	Pass

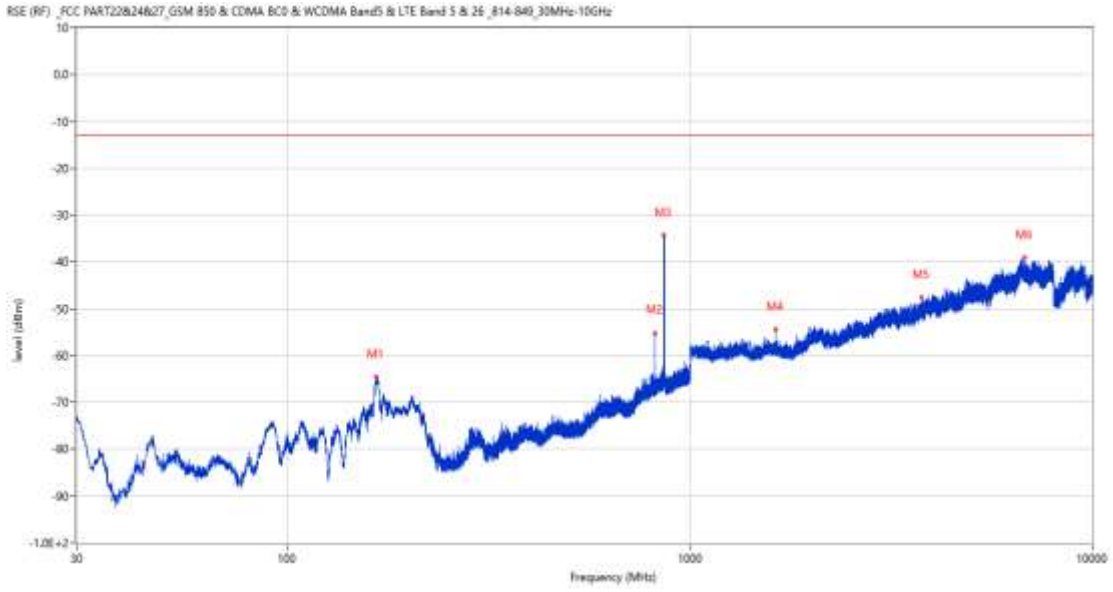
15.2 LTE Band 26 (Part90) BW3, Middle Channel

RSE-H&H LTE Band 26 (Part90) BW3 CH26740



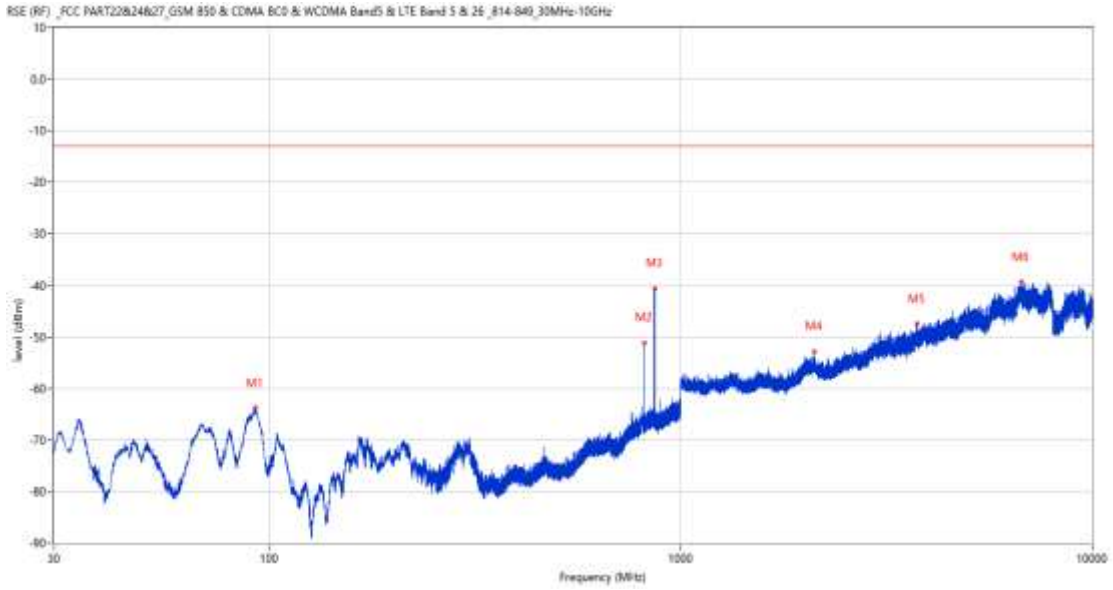
Frequency (MHz)	Result (dBm)	Factor (dB)	PK Limit (dBm)	Over Limit (dB)	Table (o)	ANT	EUT	Verdict
204.746	-65.53	-13.60	-13.0	-52.53	64.00	Horizontal	Horizontal	Pass
817.786	-54.56	4.13	-13.0	-41.56	331.00	Horizontal	Horizontal	N/A
864.248	-26.38	4.15	-13.0	-13.38	206.00	Horizontal	Horizontal	N/A
2041.100	-53.30	-1.40	-13.0	-40.30	354.00	Horizontal	Horizontal	Pass
3978.000	-46.88	8.94	-13.0	-33.88	199.00	Horizontal	Horizontal	Pass
7364.750	-39.16	14.19	-13.0	-26.16	147.00	Horizontal	Horizontal	Pass

RSE-H&V LTE Band 26 (Part90) BW3 CH26740



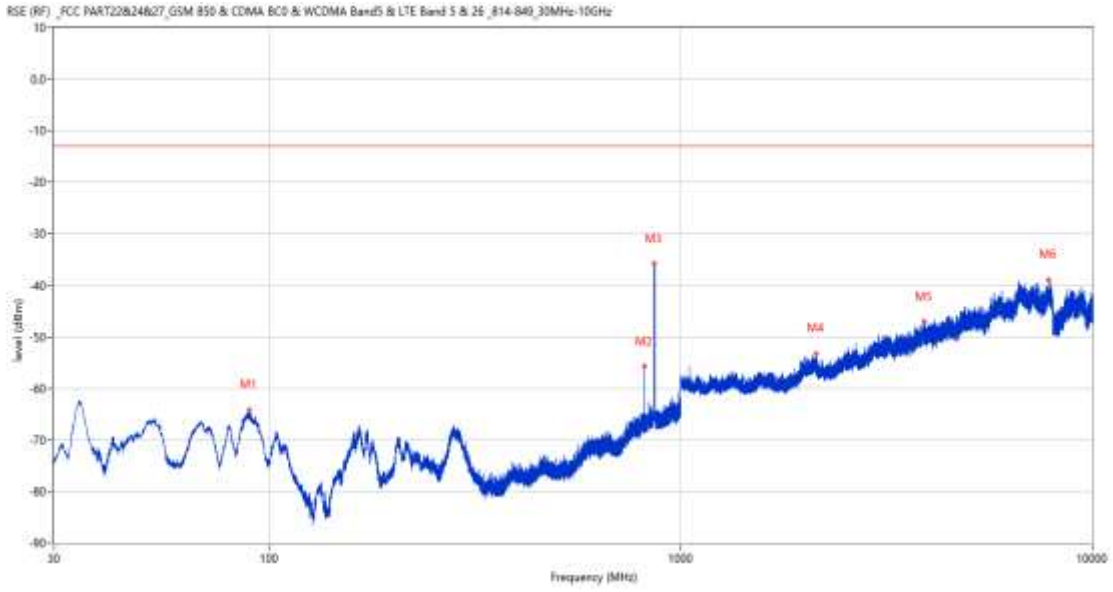
Frequency (MHz)	Result (dBm)	Factor (dB)	PK Limit (dBm)	Over Limit (dB)	Table (o)	ANT	EUT	Verdict
166.334	-64.50	-17.71	-13.0	-51.50	28.00	Horizontal	Vertical	Pass
817.786	-55.18	4.13	-13.0	-42.18	45.00	Horizontal	Vertical	N/A
863.279	-34.41	4.23	-13.0	-21.41	224.00	Horizontal	Vertical	N/A
1636.100	-54.48	-4.02	-13.0	-41.48	160.00	Horizontal	Vertical	Pass
3766.250	-47.64	8.91	-13.0	-34.64	261.00	Horizontal	Vertical	Pass
6788.250	-39.10	14.44	-13.0	-26.10	178.00	Horizontal	Vertical	Pass

RSE-V&V LTE Band 26 (Part90) BW3 CH26740



Frequency (MHz)	Result (dBm)	Factor (dB)	PK Limit (dBm)	Over Limit (dB)	Table (o)	ANT	EUT	Verdict
92.420	-63.87	-18.87	-13.0	-50.87	134.00	Vertical	Vertical	Pass
817.786	-51.17	4.13	-13.0	-38.17	113.00	Vertical	Vertical	N/A
865.024	-40.57	4.13	-13.0	-27.57	4.00	Vertical	Vertical	N/A
2114.700	-52.95	-0.79	-13.0	-39.95	298.00	Vertical	Vertical	Pass
3761.500	-47.50	8.91	-13.0	-34.50	247.00	Vertical	Vertical	Pass
6726.750	-39.32	15.47	-13.0	-26.32	62.00	Vertical	Vertical	Pass

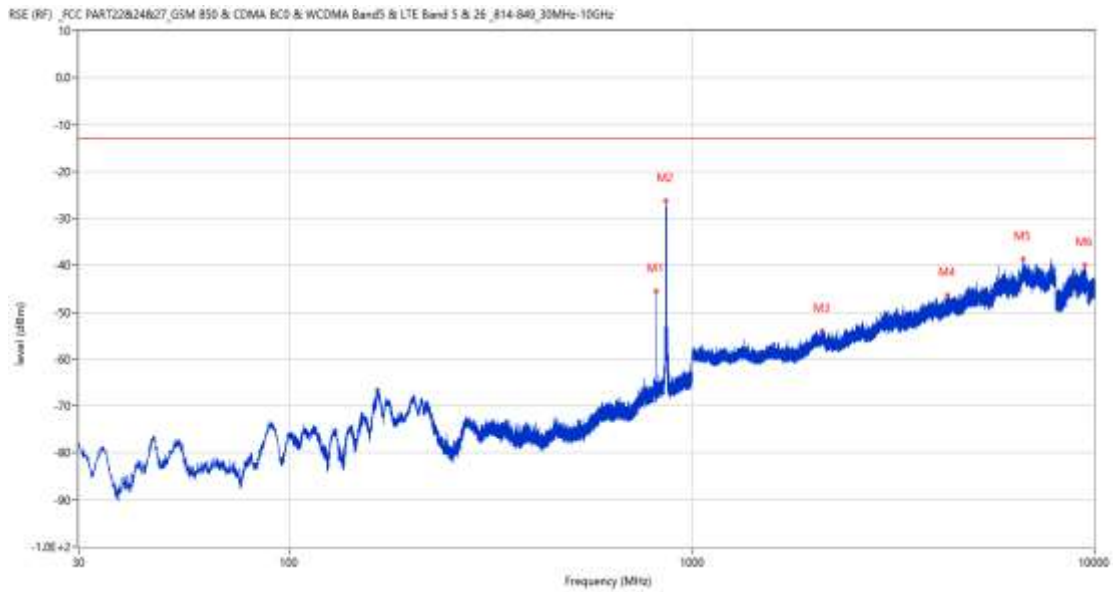
RSE-V&H LTE Band 26 (Part90) BW3 CH26740



Frequency (MHz)	Result (dBm)	Factor (dB)	PK Limit (dBm)	Over Limit (dB)	Table (o)	ANT	EUT	Verdict
89.606	-64.20	-18.98	-13.0	-51.20	106.00	Vertical	Horizontal	N/A
817.786	-55.75	4.13	-13.0	-42.75	357.00	Vertical	Horizontal	N/A
863.279	-35.79	4.23	-13.0	-22.79	185.00	Vertical	Horizontal	Pass
2133.900	-53.33	-1.23	-13.0	-40.33	342.00	Vertical	Horizontal	Pass
3896.750	-47.07	9.12	-13.0	-34.07	150.00	Vertical	Horizontal	Pass
7815.750	-39.02	16.26	-13.0	-26.02	166.00	Vertical	Horizontal	Pass

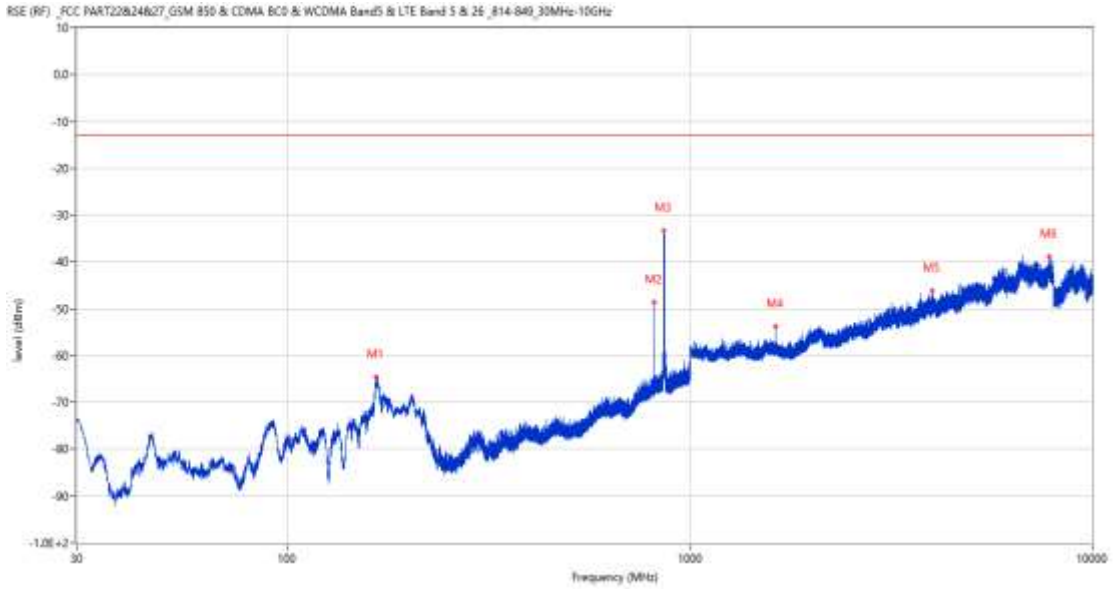
15.3 LTE Band 26 (Part90) BW5, Middle Channel

RSE-H&H LTE Band 26 (Part90) BW5 CH26740



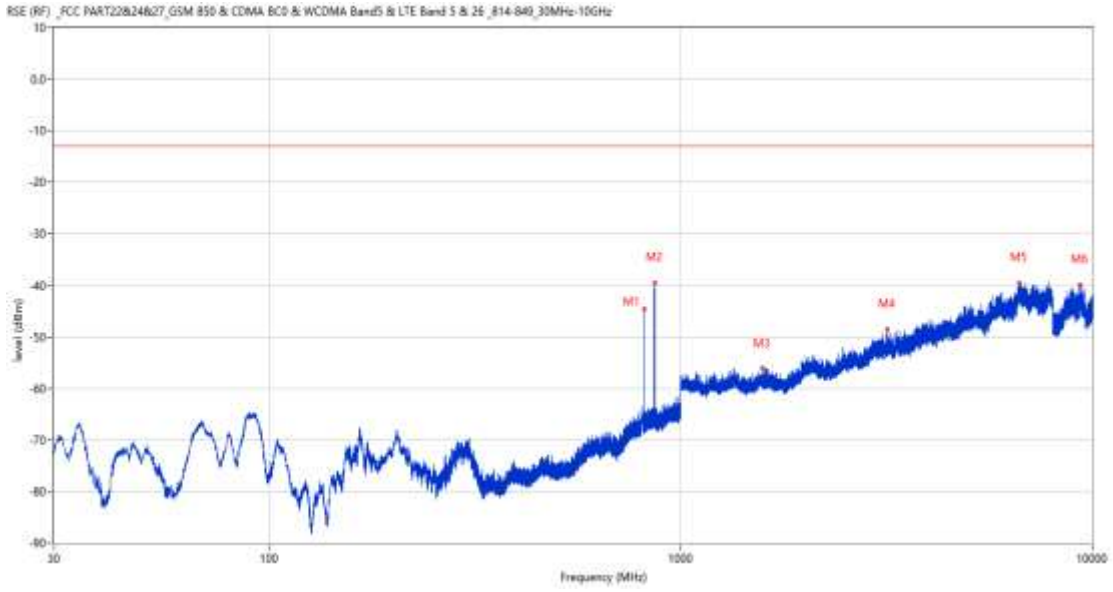
Frequency (MHz)	Result (dBm)	Factor (dB)	PK Limit (dBm)	Over Limit (dB)	Table (o)	ANT	EUT	Verdict
816.815	-45.62	4.14	-13.0	-32.62	335.00	Horizontal	Horizontal	N/A
862.890	-26.27	4.33	-13.0	-13.27	207.00	Horizontal	Horizontal	N/A
2107.300	-54.06	-0.18	-13.0	-41.06	242.00	Horizontal	Horizontal	Pass
4309.500	-46.34	8.66	-13.0	-33.34	333.00	Horizontal	Horizontal	Pass
6644.250	-38.78	15.11	-13.0	-25.78	24.00	Horizontal	Horizontal	Pass
9441.100	-39.99	14.08	-13.0	-26.99	57.00	Horizontal	Horizontal	Pass

RSE-H&V LTE Band 26 (Part90) BW5 CH26740



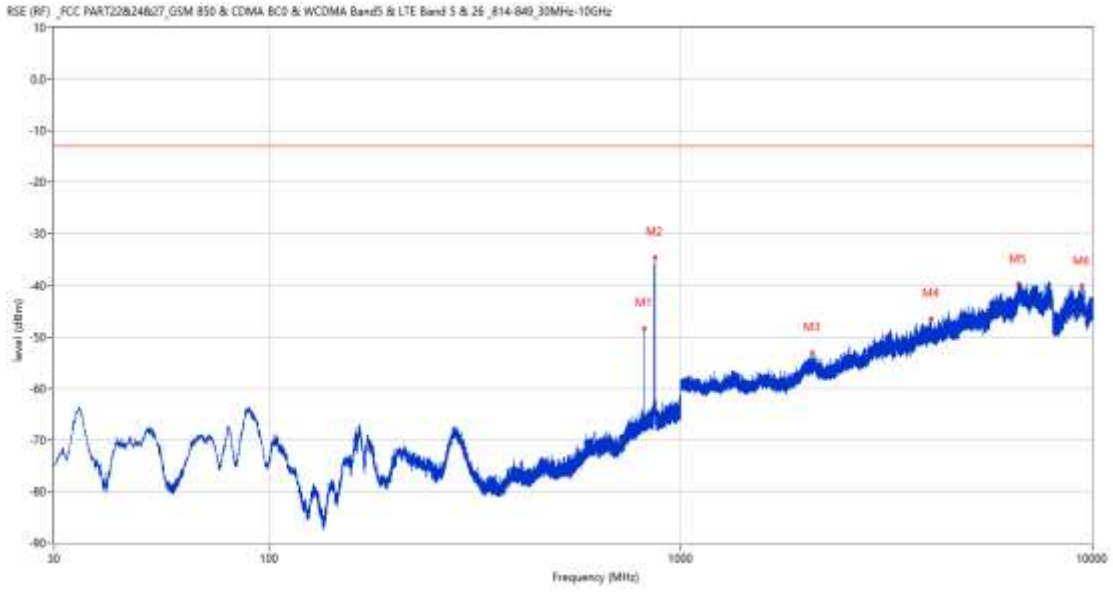
Frequency (MHz)	Result (dBm)	Factor (dB)	PK Limit (dBm)	Over Limit (dB)	Table (o)	ANT	EUT	Verdict
166.139	-64.60	-17.75	-13.0	-51.60	56.00	Horizontal	Vertical	Pass
816.815	-48.61	4.14	-13.0	-35.61	43.00	Horizontal	Vertical	N/A
862.794	-33.26	4.33	-13.0	-20.26	198.00	Horizontal	Vertical	N/A
1634.300	-53.86	-4.15	-13.0	-40.86	150.00	Horizontal	Vertical	Pass
4005.000	-46.21	9.08	-13.0	-33.21	290.00	Horizontal	Vertical	Pass
7824.500	-38.89	16.00	-13.0	-25.89	61.00	Horizontal	Vertical	Pass

RSE-V&V LTE Band 26 (Part90) BW5 CH26740



Frequency (MHz)	Result (dBm)	Factor (dB)	PK Limit (dBm)	Over Limit (dB)	Table (o)	ANT	EUT	Verdict
816.767	-44.68	4.14	-13.0	-31.68	113.00	Vertical	Vertical	N/A
866.092	-39.52	4.15	-13.0	-26.52	0.00	Vertical	Vertical	N/A
1578.200	-56.16	-4.05	-13.0	-43.16	199.00	Vertical	Vertical	Pass
3181.250	-48.60	6.06	-13.0	-35.60	360.00	Vertical	Vertical	Pass
6662.000	-39.61	14.81	-13.0	-26.61	45.00	Vertical	Vertical	Pass
9326.401	-39.91	15.05	-13.0	-26.91	100.00	Vertical	Vertical	Pass

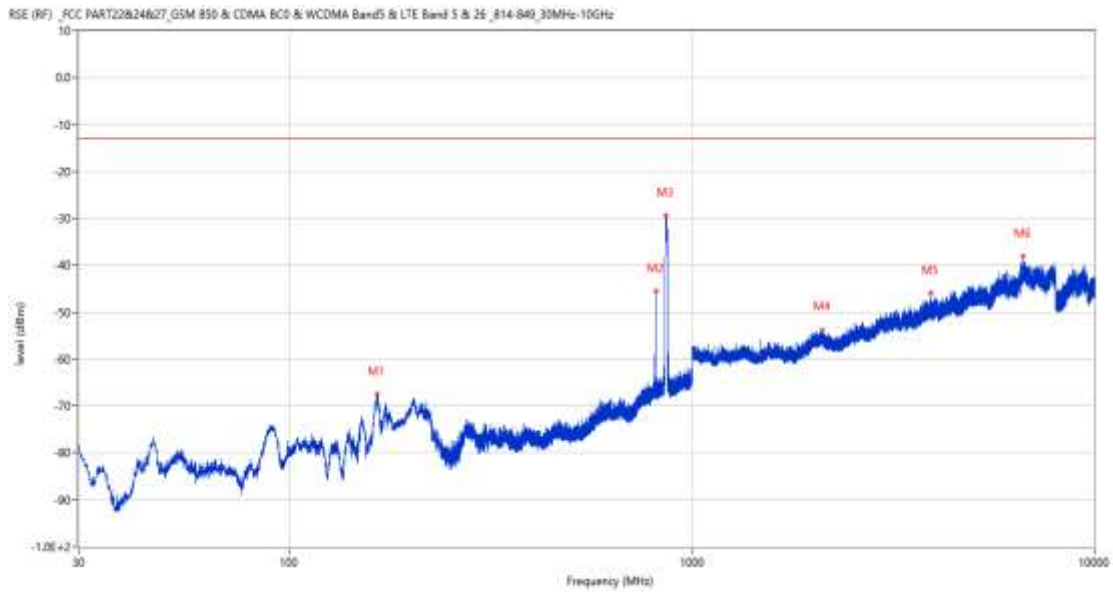
RSE-V&H LTE Band 26 (Part90) BW5 CH26740



Frequency (MHz)	Result (dBm)	Factor (dB)	PK Limit (dBm)	Over Limit (dB)	Table (o)	ANT	EUT	Verdict
816.815	-48.31	4.14	-13.0	-35.31	24.00	Vertical	Horizontal	N/A
864.103	-34.57	4.14	-13.0	-21.57	184.00	Vertical	Horizontal	N/A
2091.200	-53.15	-0.66	-13.0	-40.15	79.00	Vertical	Horizontal	Pass
4067.750	-46.50	9.04	-13.0	-33.50	313.00	Vertical	Horizontal	Pass
6625.250	-39.75	14.81	-13.0	-26.75	183.00	Vertical	Horizontal	Pass
9447.999	-40.17	14.19	-13.0	-27.17	360.00	Vertical	Horizontal	Pass

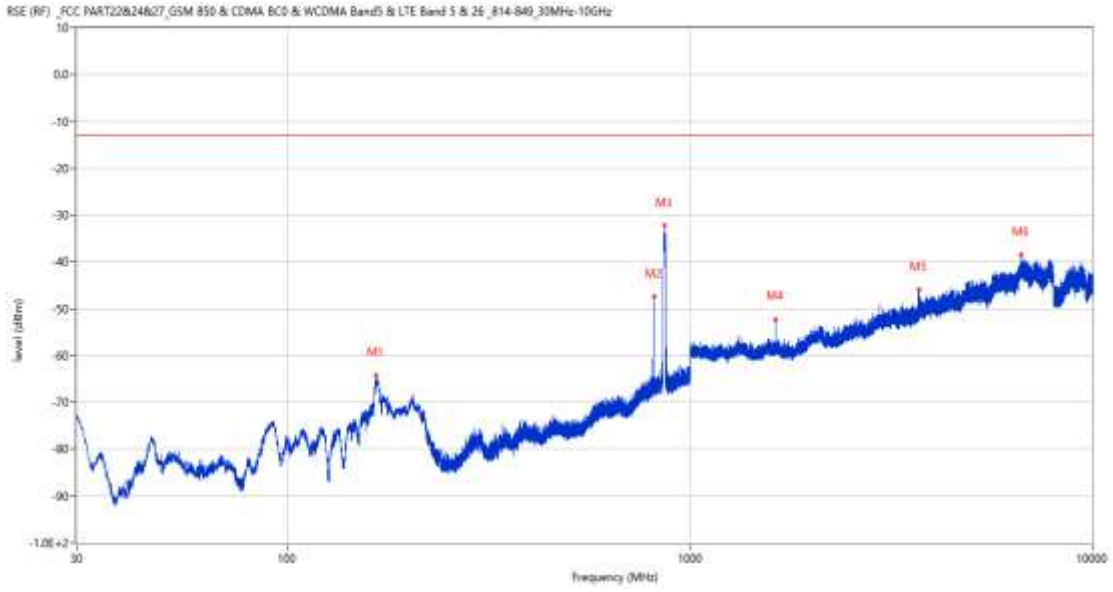
15.4 LTE Band 26 (Part90) BW10, Middle Channel

RSE-H&H LTE Band 26 (Part90) BW10 CH26740



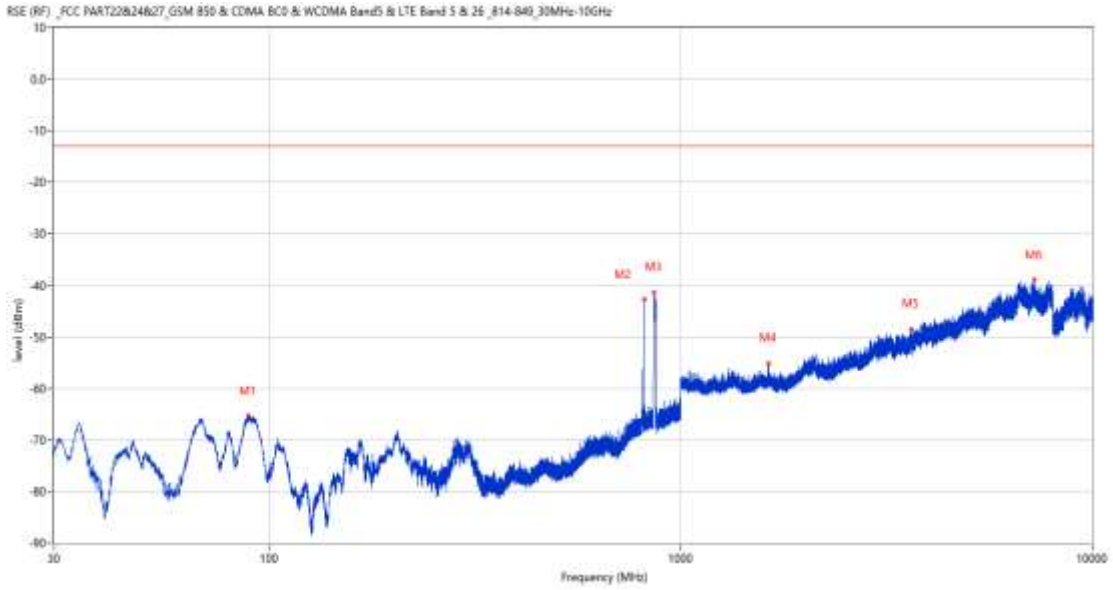
Frequency (MHz)	Result (dBm)	Factor (dB)	PK Limit (dBm)	Over Limit (dB)	Table (o)	ANT	EUT	Verdict
165.169	-67.51	-17.71	-13.0	-54.51	203.00	Horizontal	Horizontal	N/A
814.633	-45.62	4.16	-13.0	-32.62	340.00	Horizontal	Horizontal	N/A
860.611	-29.33	4.30	-13.0	-16.33	208.00	Horizontal	Horizontal	Pass
2115.600	-53.84	-0.75	-13.0	-40.84	72.00	Horizontal	Horizontal	Pass
3919.750	-45.98	9.19	-13.0	-32.98	360.00	Horizontal	Horizontal	Pass
6656.000	-38.01	15.05	-13.0	-25.01	3.00	Horizontal	Horizontal	Pass

RSE-H&V LTE Band 26 (Part90) BW10 CH26740



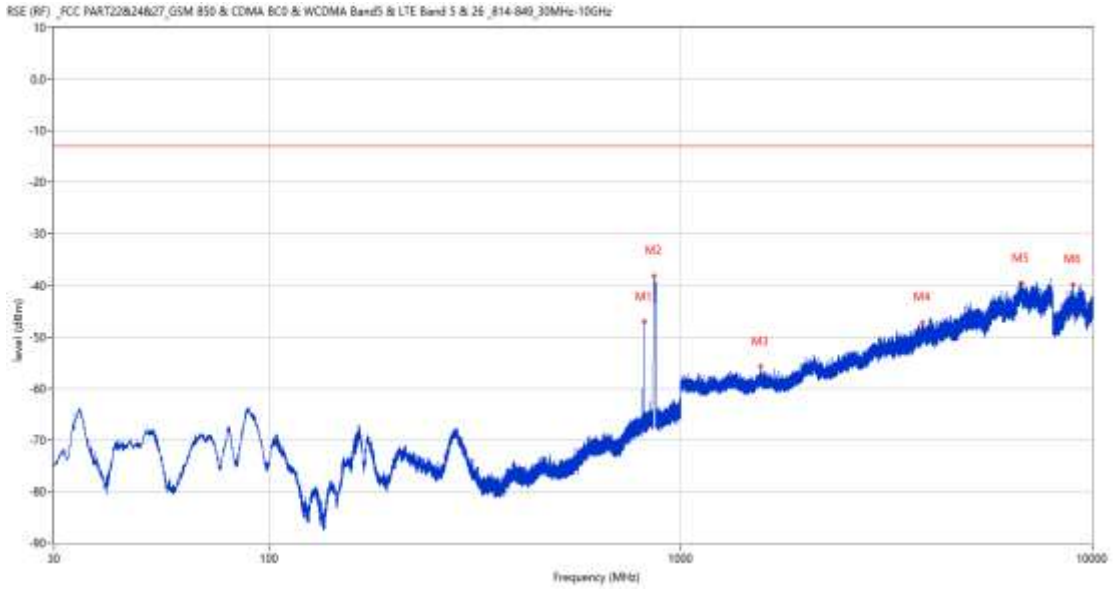
Frequency (MHz)	Result (dBm)	Factor (dB)	PK Limit (dBm)	Over Limit (dB)	Table (o)	ANT	EUT	Verdict
166.334	-64.16	-17.71	-13.0	-51.16	35.00	Horizontal	Vertical	Pass
814.584	-47.33	4.16	-13.0	-34.33	52.00	Horizontal	Vertical	N/A
864.636	-32.19	4.15	-13.0	-19.19	210.00	Horizontal	Vertical	N/A
1630.200	-52.36	-4.01	-13.0	-39.36	154.00	Horizontal	Vertical	Pass
3700.250	-45.89	7.41	-13.0	-32.89	274.00	Horizontal	Vertical	Pass
6655.750	-38.46	15.05	-13.0	-25.46	360.00	Horizontal	Vertical	Pass

RSE-V&V LTE Band 26 (Part90) BW10 CH26740



Frequency (MHz)	Result (dBm)	Factor (dB)	PK Limit (dBm)	Over Limit (dB)	Table (o)	ANT	EUT	Verdict
88.976	-65.41	-19.00	-13.0	-52.41	89.00	Vertical	Vertical	Pass
814.633	-42.82	4.16	-13.0	-29.82	97.00	Vertical	Vertical	N/A
861.144	-41.49	4.39	-13.0	-28.49	199.00	Vertical	Vertical	N/A
1630.000	-55.20	-4.06	-13.0	-42.20	292.00	Vertical	Vertical	Pass
3621.500	-48.49	7.58	-13.0	-35.49	274.00	Vertical	Vertical	Pass
7217.750	-38.94	13.98	-13.0	-25.94	27.00	Vertical	Vertical	Pass

RSE-V&H LTE Band 26 (Part90) BW10 CH26740

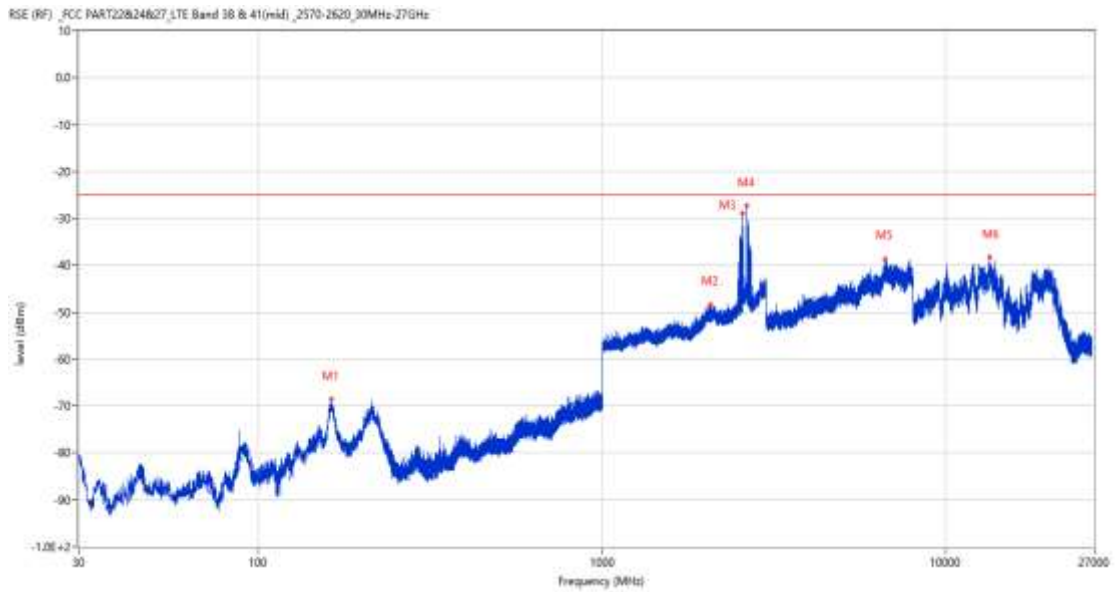


Frequency (MHz)	Result (dBm)	Factor (dB)	PK Limit (dBm)	Over Limit (dB)	Table (o)	ANT	EUT	Verdict
814.633	-47.13	4.16	-13.0	-34.13	360.00	Vertical	Horizontal	N/A
861.969	-38.24	4.20	-13.0	-25.24	183.00	Vertical	Horizontal	N/A
1561.300	-55.71	-3.88	-13.0	-42.71	17.00	Vertical	Horizontal	Pass
3875.000	-47.32	8.96	-13.0	-34.32	236.00	Vertical	Horizontal	Pass
6707.750	-39.61	15.69	-13.0	-26.61	236.00	Vertical	Horizontal	Pass
8977.700	-39.96	13.58	-13.0	-26.96	126.00	Vertical	Horizontal	Pass

16 LTE Band 38

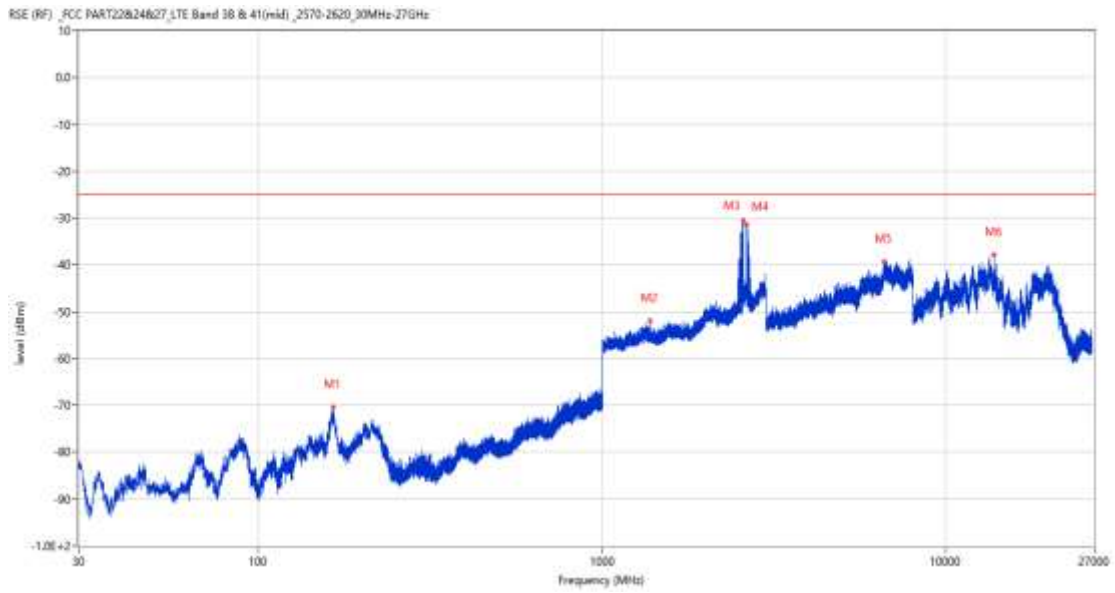
16.1 LTE Band 38 BW5, Middle Channel

RSE-H&H LTE Band 38 BW5 CH38000



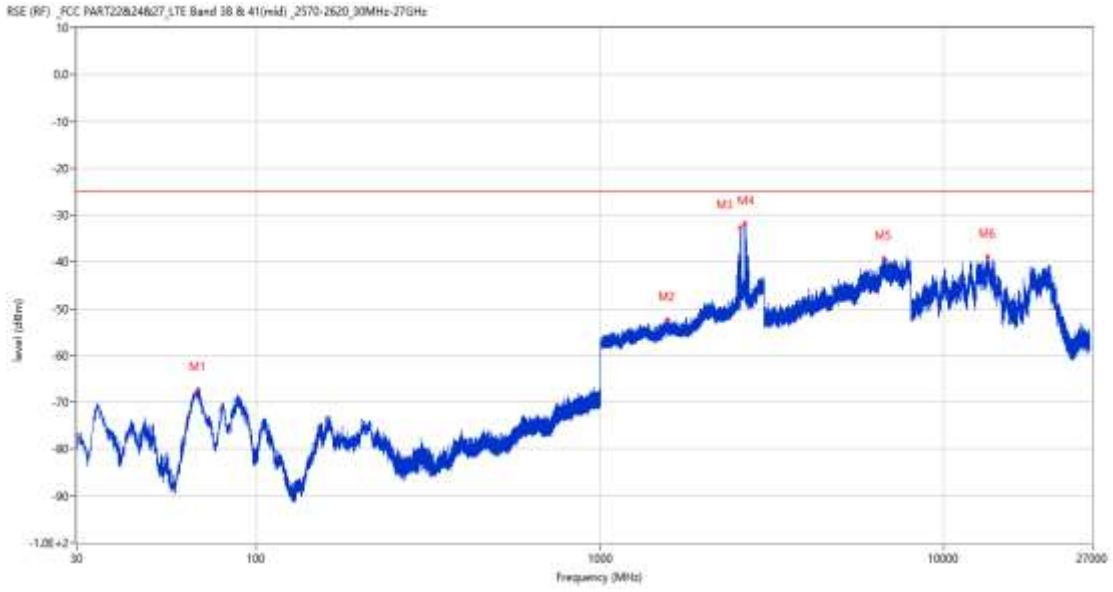
Frequency (MHz)	Result (dBm)	Factor (dB)	PK Limit (dBm)	Over Limit (dB)	Table (o)	ANT	EUT	Verdict
162.987	-68.56	-19.25	-25.0	-43.56	360.00	Horizontal	Horizontal	Pass
2068.300	-48.49	4.11	-25.0	-23.49	146.00	Horizontal	Horizontal	Pass
2561.000	-28.91	8.80	-25.0	-3.91	315.00	Horizontal	Horizontal	N/A
2628.800	-27.28	8.50	-25.0	-2.28	308.00	Horizontal	Horizontal	N/A
6655.750	-38.62	15.05	-25.0	-13.62	158.00	Horizontal	Horizontal	Pass
13361.625	-38.24	16.65	-25.0	-13.24	306.00	Horizontal	Horizontal	Pass

RSE-H&V LTE Band 38 BW5 CH38000



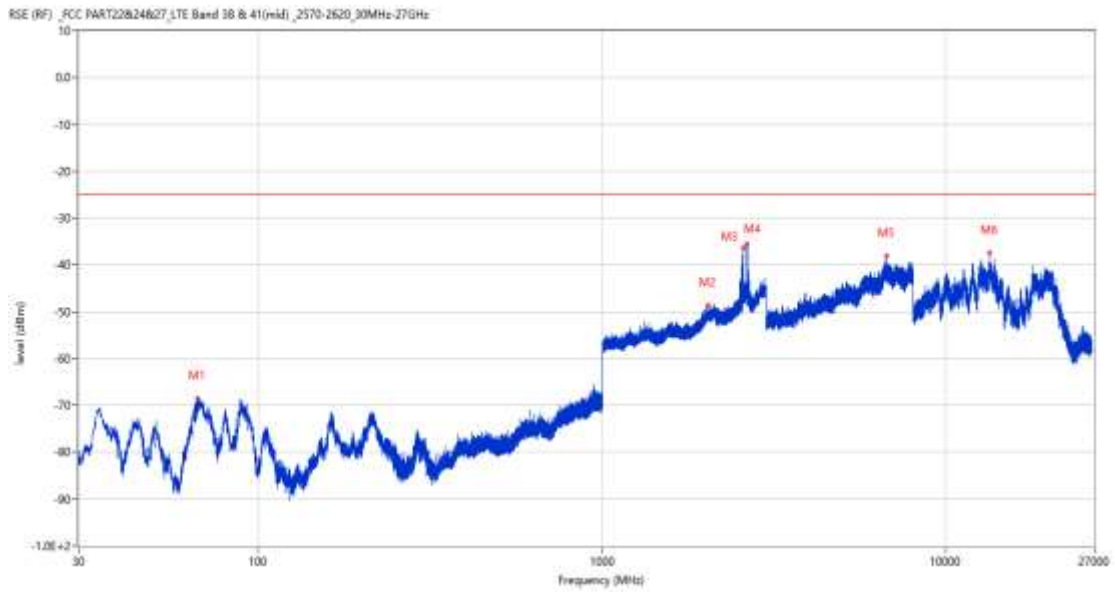
Frequency (MHz)	Result (dBm)	Factor (dB)	PK Limit (dBm)	Over Limit (dB)	Table (o)	ANT	EUT	Verdict
164.490	-70.38	-19.23	-25.0	-45.38	359.00	Horizontal	Vertical	Pass
1376.200	-52.00	-0.36	-25.0	-27.00	19.00	Horizontal	Vertical	Pass
2563.700	-30.67	8.89	-25.0	-5.67	152.00	Horizontal	Vertical	N/A
2627.900	-31.46	8.64	-25.0	-6.46	126.00	Horizontal	Vertical	N/A
6617.000	-39.30	14.53	-25.0	-14.30	253.00	Horizontal	Vertical	Pass
13787.662	-37.81	16.19	-25.0	-12.81	285.00	Horizontal	Vertical	Pass

RSE-V&V LTE Band 38 BW5 CH38000



Frequency (MHz)	Result (dBm)	Factor (dB)	PK Limit (dBm)	Over Limit (dB)	Table (o)	ANT	EUT	Verdict
67.830	-67.26	-18.65	-25.0	-42.26	105.00	Vertical	Vertical	Pass
1562.700	-52.43	0.29	-25.0	-27.43	234.00	Vertical	Vertical	Pass
2558.700	-32.77	8.28	-25.0	-7.77	291.00	Vertical	Vertical	N/A
2638.300	-31.91	8.27	-25.0	-6.91	260.00	Vertical	Vertical	N/A
6669.750	-39.35	14.62	-25.0	-14.35	317.00	Vertical	Vertical	Pass
13394.700	-38.96	16.96	-25.0	-13.96	351.00	Vertical	Vertical	Pass

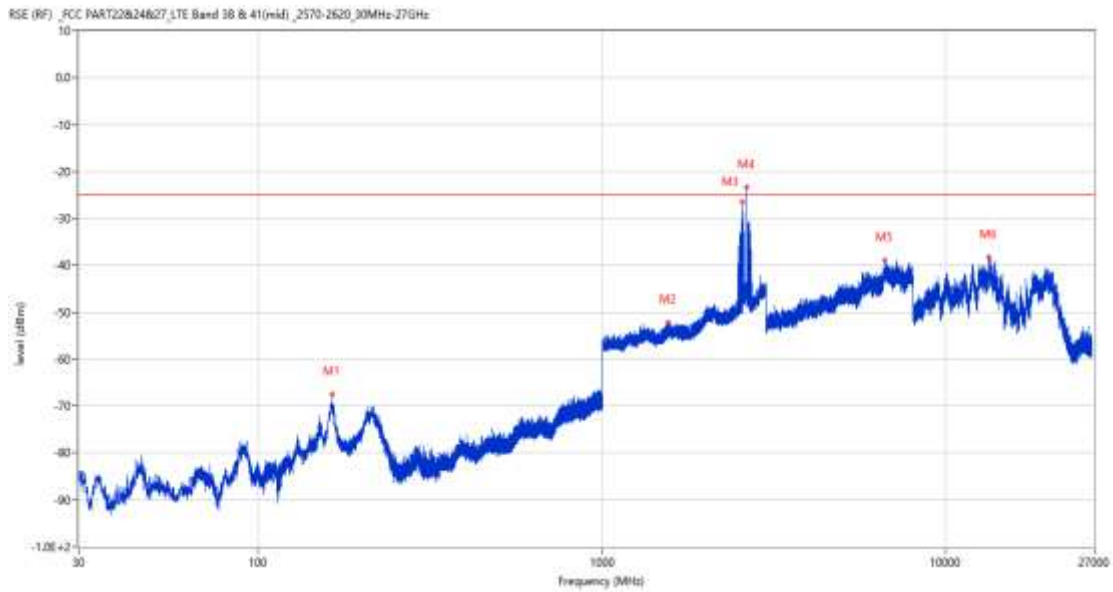
RSE-V&H LTE Band 38 BW5 CH38000



Frequency (MHz)	Result (dBm)	Factor (dB)	PK Limit (dBm)	Over Limit (dB)	Table (o)	ANT	EUT	Verdict
66.472	-68.50	-18.07	-25.0	-43.50	53.00	Vertical	Horizontal	Pass
2028.800	-48.73	4.05	-25.0	-23.73	360.00	Vertical	Horizontal	Pass
2562.800	-36.47	8.87	-25.0	-11.47	302.00	Vertical	Horizontal	N/A
2637.400	-35.52	8.31	-25.0	-10.52	166.00	Vertical	Horizontal	N/A
6724.750	-37.97	15.58	-25.0	-12.97	189.00	Vertical	Horizontal	Pass
13413.599	-37.52	16.71	-25.0	-12.52	-1.00	Vertical	Horizontal	Pass

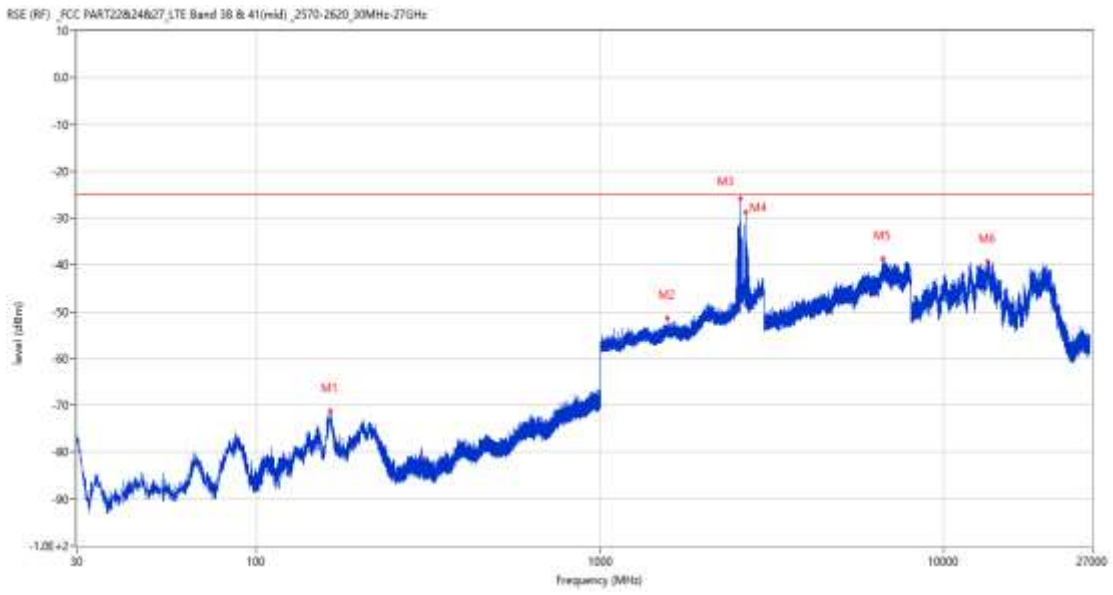
16.2 LTE Band 38 BW10, Middle Channel

RSE-H&H LTE Band 38 BW10 CH38000



Frequency (MHz)	Result (dBm)	Factor (dB)	PK Limit (dBm)	Over Limit (dB)	Table (o)	ANT	EUT	Verdict
164.005	-67.56	-19.20	-25.0	-42.56	192.00	Horizontal	Horizontal	Pass
1558.600	-52.25	0.23	-25.0	-27.25	180.00	Horizontal	Horizontal	Pass
2556.700	-26.48	7.36	-25.0	-1.48	180.00	Horizontal	Horizontal	N/A
2628.100	-23.36	8.61	-25.0	1.64	328.00	Horizontal	Horizontal	N/A
6622.500	-38.98	14.70	-25.0	-13.98	230.00	Horizontal	Horizontal	Pass
13331.963	-38.21	15.83	-25.0	-13.21	1.00	Horizontal	Horizontal	Pass

RSE-H&V LTE Band 38 BW10 CH38000



Frequency (MHz)	Result (dBm)	Factor (dB)	PK Limit (dBm)	Over Limit (dB)	Table (o)	ANT	EUT	Verdict
164.248	-71.20	-19.21	-25.0	-46.20	203.00	Horizontal	Vertical	Pass
1570.000	-51.37	0.68	-25.0	-26.37	209.00	Horizontal	Vertical	Pass
2558.500	-25.81	8.22	-25.0	-0.81	152.00	Horizontal	Vertical	N/A
2644.600	-28.71	9.42	-25.0	-3.71	146.00	Horizontal	Vertical	N/A
6634.500	-38.75	14.87	-25.0	-13.75	275.00	Horizontal	Vertical	Pass
13404.151	-39.40	16.92	-25.0	-14.40	308.00	Horizontal	Vertical	Pass

RSE-V&V LTE Band 38 BW10 CH38000



Frequency (MHz)	Result (dBm)	Factor (dB)	PK Limit (dBm)	Over Limit (dB)	Table (o)	ANT	EUT	Verdict
67.005	-66.64	-18.35	-25.0	-41.64	105.00	Vertical	Vertical	Pass
1552.100	-51.98	0.38	-25.0	-26.98	152.00	Vertical	Vertical	Pass
2561.700	-27.80	8.84	-25.0	-2.80	196.00	Vertical	Vertical	N/A
2642.000	-28.61	8.61	-25.0	-3.61	234.00	Vertical	Vertical	N/A
6652.750	-39.29	15.03	-25.0	-14.29	254.00	Vertical	Vertical	Pass
13361.100	-37.74	16.64	-25.0	-12.74	360.00	Vertical	Vertical	Pass

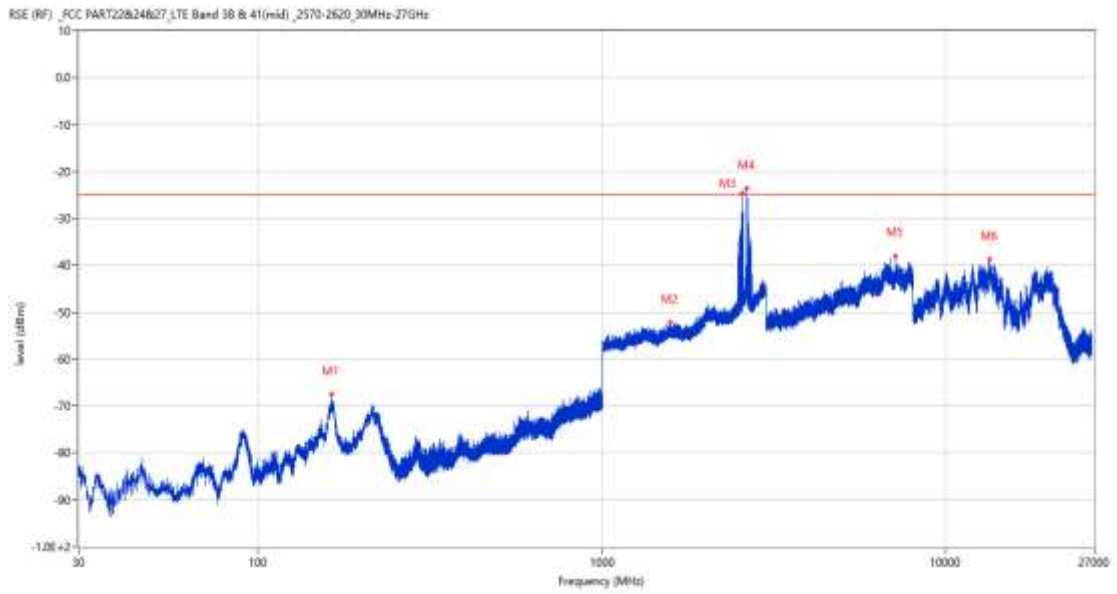
RSE-V&H LTE Band 38 BW10 CH38000



Frequency (MHz)	Result (dBm)	Factor (dB)	PK Limit (dBm)	Over Limit (dB)	Table (o)	ANT	EUT	Verdict
68.412	-68.14	-18.91	-25.0	-43.14	70.00	Vertical	Horizontal	Pass
1361.500	-52.42	-0.34	-25.0	-27.42	98.00	Vertical	Horizontal	Pass
2562.200	-33.53	8.85	-25.0	-8.53	310.00	Vertical	Horizontal	N/A
2644.000	-34.75	9.23	-25.0	-9.75	130.00	Vertical	Horizontal	N/A
6708.250	-38.19	15.73	-25.0	-13.19	8.00	Vertical	Horizontal	Pass
13374.488	-37.39	16.77	-25.0	-12.39	1.00	Vertical	Horizontal	Pass

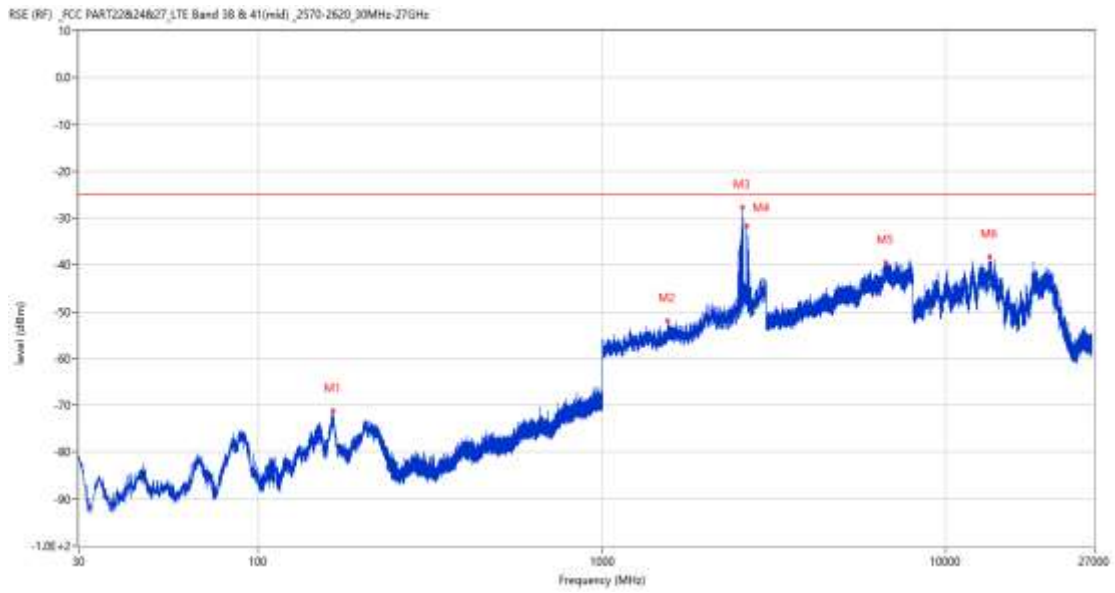
16.3 LTE Band 38 BW15, Middle Channel

RSE-H&H LTE Band 38 BW15 CH38000



Frequency (MHz)	Result (dBm)	Factor (dB)	PK Limit (dBm)	Over Limit (dB)	Table (o)	ANT	EUT	Verdict
163.036	-67.51	-19.25	-25.0	-42.51	360.00	Horizontal	Horizontal	Pass
1572.100	-52.24	0.60	-25.0	-27.24	360.00	Horizontal	Horizontal	Pass
2557.200	-24.54	7.60	-25.0	0.46	235.00	Horizontal	Horizontal	N/A
2636.300	-23.57	8.23	-25.0	1.43	322.00	Horizontal	Horizontal	N/A
7142.250	-38.15	13.99	-25.0	-13.15	124.00	Horizontal	Horizontal	Pass
13381.576	-38.60	16.84	-25.0	-13.60	81.00	Horizontal	Horizontal	Pass

RSE-H&V LTE Band 38 BW15 CH38000



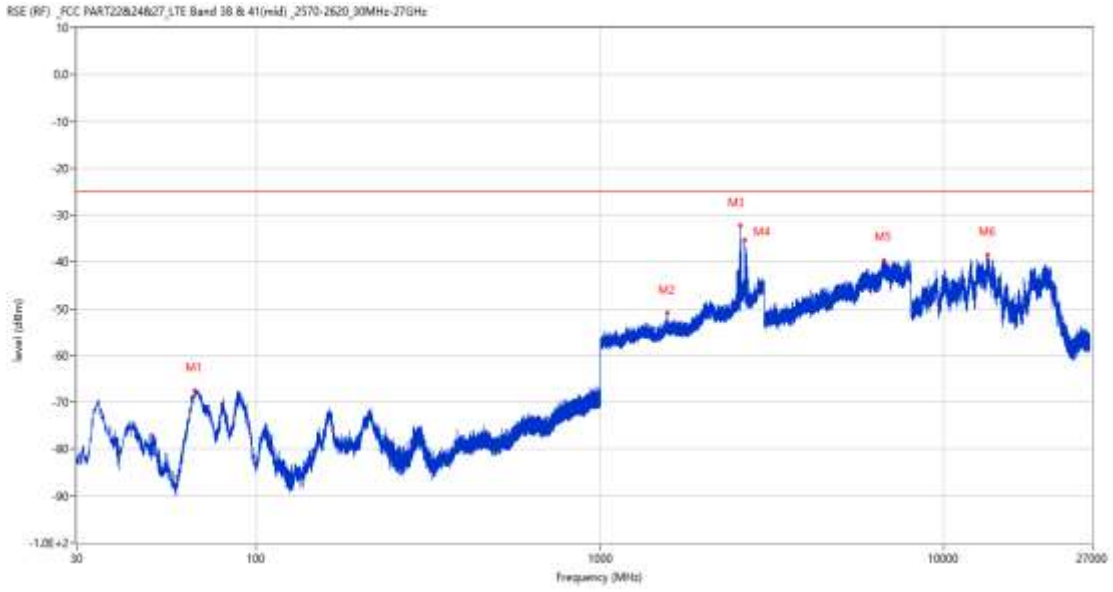
Frequency (MHz)	Result (dBm)	Factor (dB)	PK Limit (dBm)	Over Limit (dB)	Table (o)	ANT	EUT	Verdict
164.539	-71.15	-19.23	-25.0	-46.15	226.00	Horizontal	Vertical	Pass
1544.000	-52.03	0.19	-25.0	-27.03	360.00	Horizontal	Vertical	Pass
2555.000	-27.73	7.25	-25.0	-2.73	157.00	Horizontal	Vertical	N/A
2634.600	-31.63	8.14	-25.0	-6.63	145.00	Horizontal	Vertical	N/A
6666.250	-39.56	14.69	-25.0	-14.56	274.00	Horizontal	Vertical	Pass
13370.287	-38.17	16.73	-25.0	-13.17	13.00	Horizontal	Vertical	Pass

RSE-V&V LTE Band 38 BW15 CH38000



Frequency (MHz)	Result (dBm)	Factor (dB)	PK Limit (dBm)	Over Limit (dB)	Table (o)	ANT	EUT	Verdict
66.326	-67.08	-18.02	-25.0	-42.08	137.00	Vertical	Vertical	Pass
1624.000	-51.09	0.42	-25.0	-26.09	90.00	Vertical	Vertical	Pass
2561.000	-41.62	8.80	-25.0	-16.62	52.00	Vertical	Vertical	N/A
2657.500	-33.49	8.11	-25.0	-8.49	215.00	Vertical	Vertical	N/A
6663.500	-39.17	14.66	-25.0	-14.17	360.00	Vertical	Vertical	Pass
19785.425	-39.75	12.94	-25.0	-14.75	233.00	Vertical	Vertical	Pass

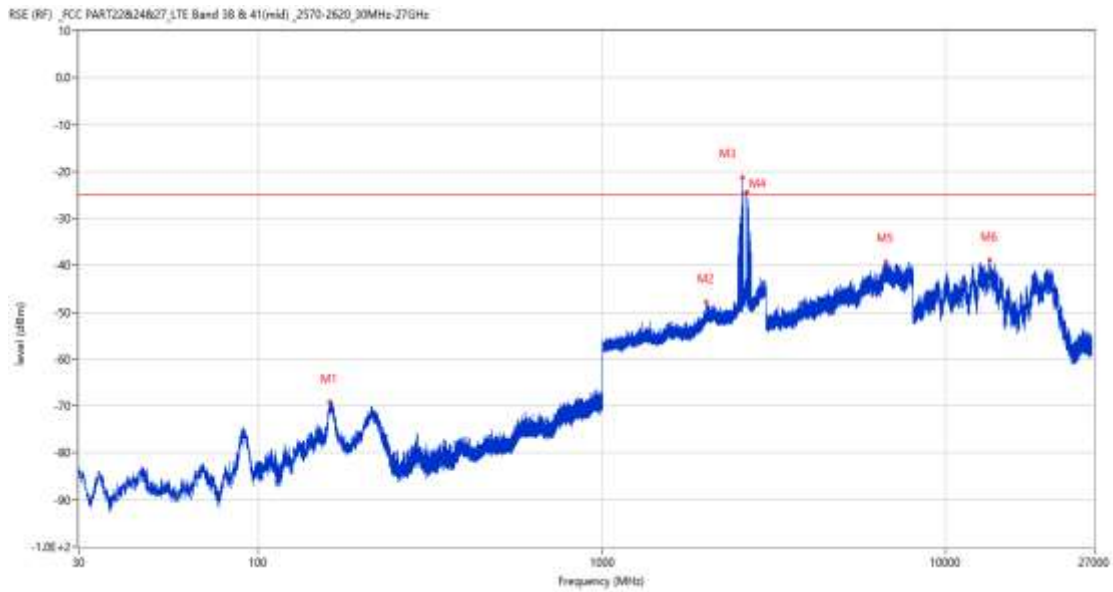
RSE-V&H LTE Band 38 BW15 CH38000



Frequency (MHz)	Result (dBm)	Factor (dB)	PK Limit (dBm)	Over Limit (dB)	Table (o)	ANT	EUT	Verdict
66.181	-67.50	-18.00	-25.0	-42.50	72.00	Vertical	Horizontal	Pass
1570.000	-50.87	0.68	-25.0	-25.87	120.00	Vertical	Horizontal	Pass
2558.700	-32.18	8.28	-25.0	-7.18	309.00	Vertical	Horizontal	N/A
2632.800	-35.40	8.14	-25.0	-10.40	172.00	Vertical	Horizontal	N/A
6696.250	-39.74	15.12	-25.0	-14.74	157.00	Vertical	Horizontal	Pass
13419.375	-38.57	16.58	-25.0	-13.57	1.00	Vertical	Horizontal	Pass

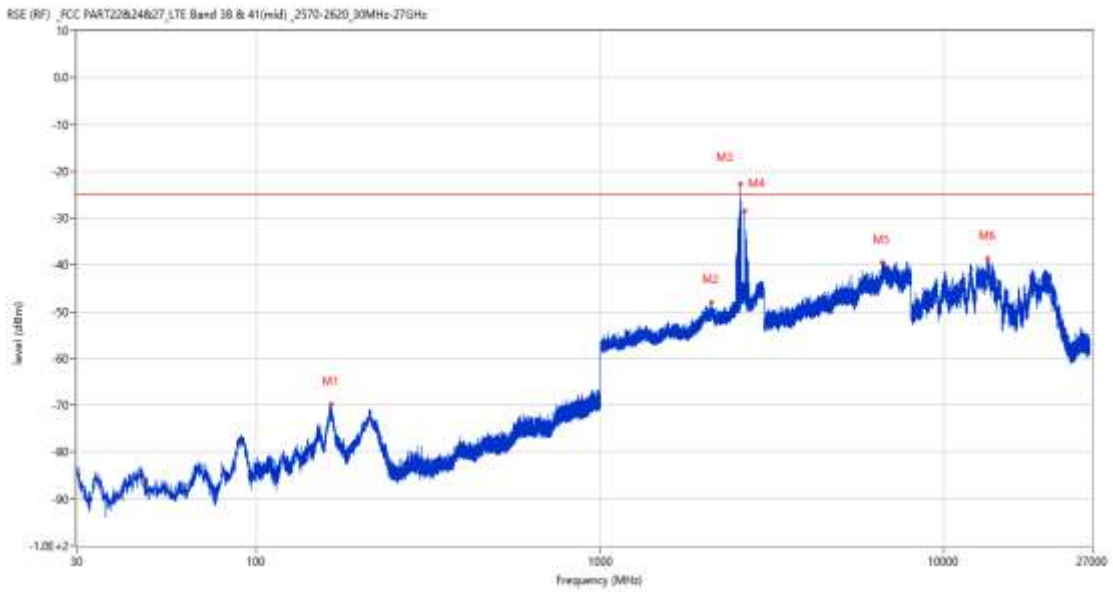
16.4 LTE Band 38 BW20, Middle Channel

RSE-H&H LTE Band 38 BW20 CH38000



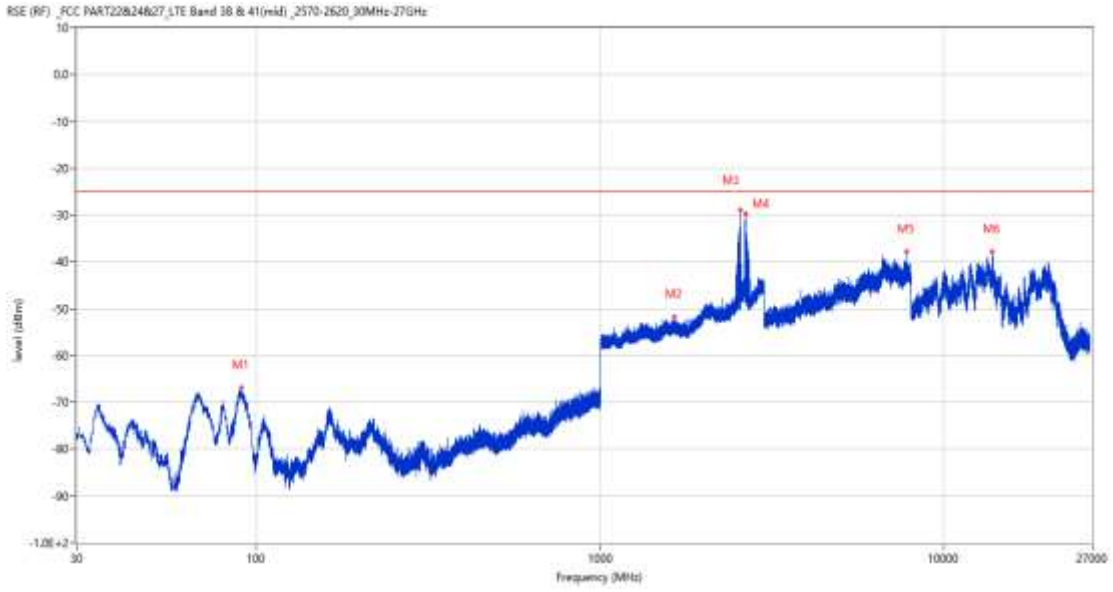
Frequency (MHz)	Result (dBm)	Factor (dB)	PK Limit (dBm)	Over Limit (dB)	Table (o)	ANT	EUT	Verdict
161.338	-69.08	-19.45	-25.0	-44.08	360.00	Horizontal	Horizontal	Pass
2007.400	-47.84	3.78	-25.0	-22.84	2.00	Horizontal	Horizontal	Pass
2560.700	-21.36	8.73	-25.0	3.64	315.00	Horizontal	Horizontal	N/A
2633.400	-24.31	8.18	-25.0	0.69	315.00	Horizontal	Horizontal	N/A
6697.250	-39.23	15.22	-25.0	-14.23	72.00	Horizontal	Horizontal	Pass
13374.488	-38.97	16.77	-25.0	-13.97	360.00	Horizontal	Horizontal	Pass

RSE-H&V LTE Band 38 BW20 CH38000



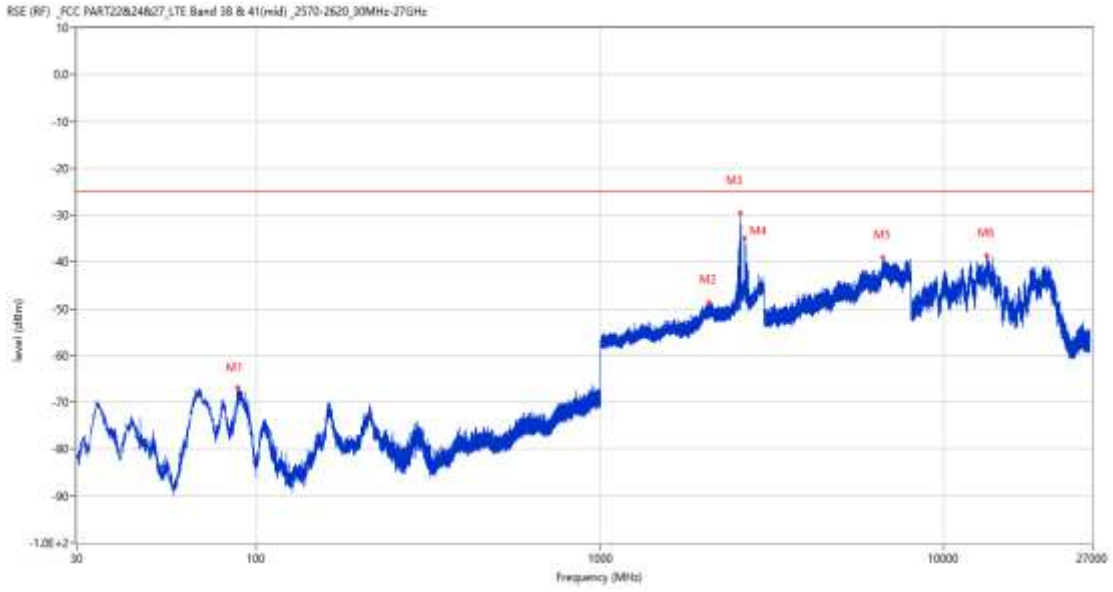
Frequency (MHz)	Result (dBm)	Factor (dB)	PK Limit (dBm)	Over Limit (dB)	Table (o)	ANT	EUT	Verdict
165.072	-69.83	-19.28	-25.0	-44.83	40.00	Horizontal	Vertical	Pass
2100.400	-47.97	4.71	-25.0	-22.97	353.00	Horizontal	Vertical	Pass
2559.800	-22.70	8.58	-25.0	2.30	146.00	Horizontal	Vertical	N/A
2631.200	-28.61	8.18	-25.0	-3.61	146.00	Horizontal	Vertical	N/A
6600.750	-39.53	14.40	-25.0	-14.53	220.00	Horizontal	Vertical	Pass
13374.224	-38.72	16.77	-25.0	-13.72	1.00	Horizontal	Vertical	Pass

RSE-V&V LTE Band 38 BW20 CH38000



Frequency (MHz)	Result (dBm)	Factor (dB)	PK Limit (dBm)	Over Limit (dB)	Table (o)	ANT	EUT	Verdict
90.431	-66.85	-20.09	-25.0	-41.85	169.00	Vertical	Vertical	Pass
1645.600	-51.73	0.56	-25.0	-26.73	360.00	Vertical	Vertical	Pass
2553.900	-29.02	7.28	-25.0	-4.02	260.00	Vertical	Vertical	N/A
2639.800	-29.73	8.28	-25.0	-4.73	260.00	Vertical	Vertical	N/A
7800.750	-37.94	15.76	-25.0	-12.94	0.00	Vertical	Vertical	Pass
13810.500	-37.81	16.76	-25.0	-12.81	172.00	Vertical	Vertical	Pass

RSE-V&H LTE Band 38 BW20 CH38000



Frequency (MHz)	Result (dBm)	Factor (dB)	PK Limit (dBm)	Over Limit (dB)	Table (o)	ANT	EUT	Verdict
88.200	-66.81	-20.10	-25.0	-41.81	101.00	Vertical	Horizontal	Pass
2061.800	-48.55	4.00	-25.0	-23.55	139.00	Vertical	Horizontal	Pass
2561.100	-29.61	8.82	-25.0	-4.61	190.00	Vertical	Horizontal	N/A
2631.500	-35.05	8.16	-25.0	-10.05	233.00	Vertical	Horizontal	N/A
6640.500	-39.12	15.03	-25.0	-14.12	40.00	Vertical	Horizontal	Pass
13337.737	-38.61	16.06	-25.0	-13.61	35.00	Vertical	Horizontal	Pass

17 LTE Band 41

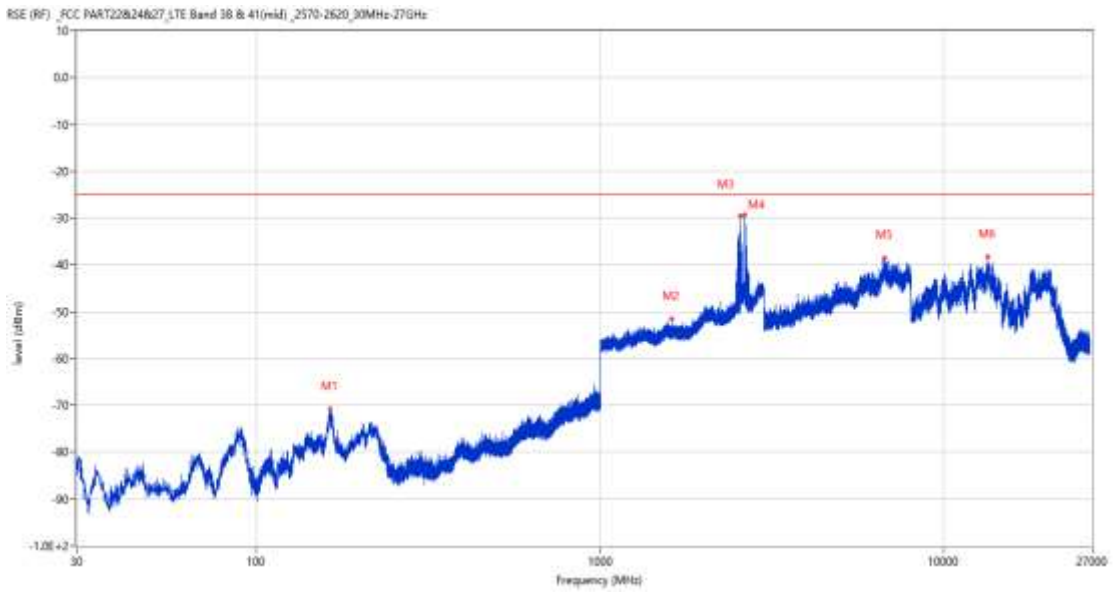
17.1 LTE Band 41 BW5, Middle Channel

RSE-H&H LTE Band 41 BW5 CH40620



Frequency (MHz)	Result (dBm)	Factor (dB)	PK Limit (dBm)	Over Limit (dB)	Table (o)	ANT	EUT	Verdict
215.852	-71.55	-16.54	-25.0	-46.55	74.00	Horizontal	Horizontal	Pass
1575.500	-51.35	0.48	-25.0	-26.35	257.00	Horizontal	Horizontal	Pass
2562.300	-26.61	8.85	-25.0	-1.61	360.00	Horizontal	Horizontal	N/A
2646.600	-27.68	9.63	-25.0	-2.68	4.00	Horizontal	Horizontal	N/A
6663.500	-38.73	14.66	-25.0	-13.73	156.00	Horizontal	Horizontal	Pass
13386.037	-38.42	16.88	-25.0	-13.42	1.00	Horizontal	Horizontal	Pass

RSE-H&V LTE Band 41 BW5 CH40620



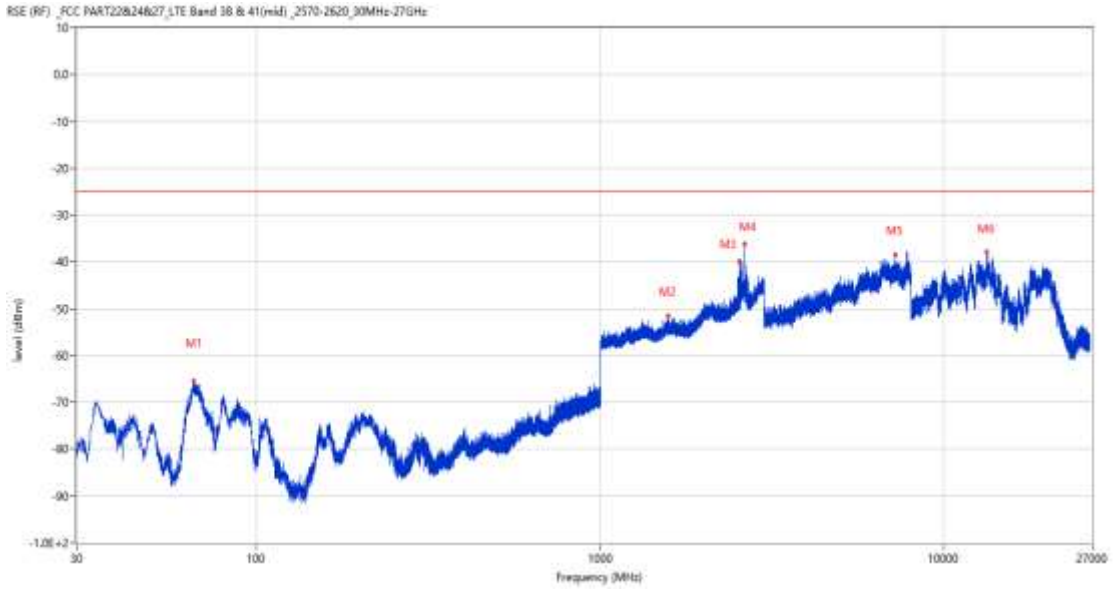
Frequency (MHz)	Result (dBm)	Factor (dB)	PK Limit (dBm)	Over Limit (dB)	Table (o)	ANT	EUT	Verdict
163.811	-70.77	-19.20	-25.0	-45.77	224.00	Horizontal	Vertical	Pass
1611.100	-51.59	0.06	-25.0	-26.59	44.00	Horizontal	Vertical	Pass
2559.900	-29.48	8.59	-25.0	-4.48	208.00	Horizontal	Vertical	N/A
2628.100	-29.42	8.61	-25.0	-4.42	133.00	Horizontal	Vertical	N/A
6704.500	-38.38	15.52	-25.0	-13.38	49.00	Horizontal	Vertical	Pass
13382.625	-38.29	16.85	-25.0	-13.29	103.00	Horizontal	Vertical	Pass

RSE-V&V LTE Band 41 BW5 CH40620



Frequency (MHz)	Result (dBm)	Factor (dB)	PK Limit (dBm)	Over Limit (dB)	Table (o)	ANT	EUT	Verdict
66.472	-66.33	-18.07	-25.0	-41.33	97.00	Vertical	Vertical	Pass
1586.300	-51.77	0.17	-25.0	-26.77	258.00	Vertical	Vertical	Pass
2559.300	-31.87	8.49	-25.0	-6.87	296.00	Vertical	Vertical	N/A
2630.400	-30.99	8.24	-25.0	-5.99	308.00	Vertical	Vertical	N/A
5970.250	-40.05	13.48	-25.0	-15.05	167.00	Vertical	Vertical	Pass
13468.724	-38.73	15.71	-25.0	-13.73	360.00	Vertical	Vertical	Pass

RSE-V&H LTE Band 41 BW5 CH40620



Frequency (MHz)	Result (dBm)	Factor (dB)	PK Limit (dBm)	Over Limit (dB)	Table (o)	ANT	EUT	Verdict
65.841	-65.32	-17.97	-25.0	-40.32	124.00	Vertical	Horizontal	Pass
1575.400	-51.52	0.48	-25.0	-26.52	84.00	Vertical	Horizontal	Pass
2538.600	-39.95	6.55	-25.0	-14.95	265.00	Vertical	Horizontal	N/A
2630.700	-36.23	8.22	-25.0	-11.23	9.00	Vertical	Horizontal	N/A
7203.750	-38.56	14.49	-25.0	-13.56	220.00	Vertical	Horizontal	Pass
13344.825	-37.89	16.34	-25.0	-12.89	103.00	Vertical	Horizontal	Pass