

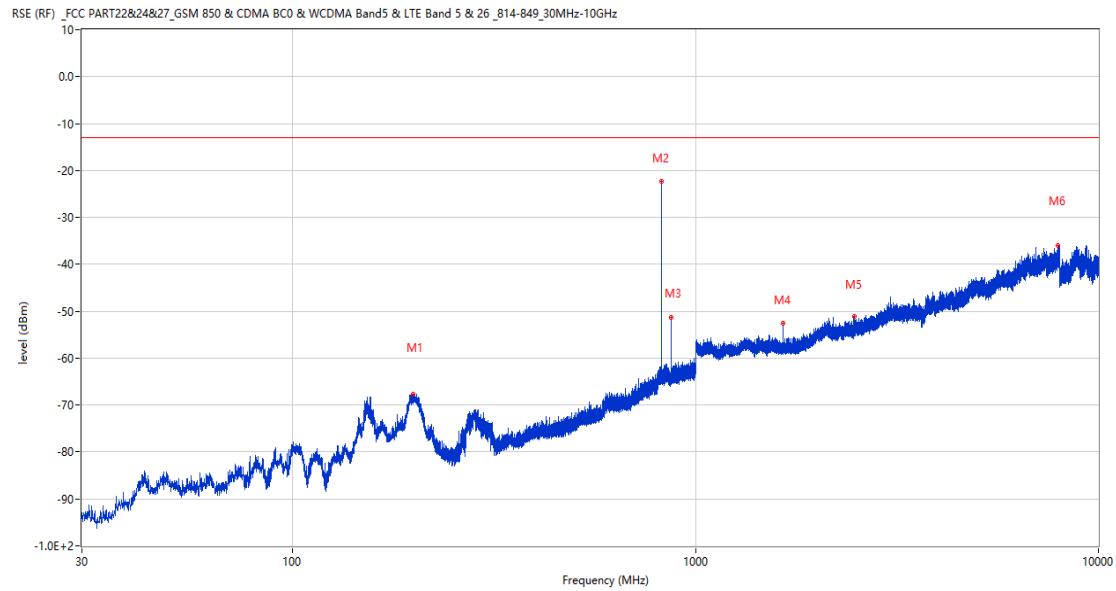
A.7 Field Strength of Spurious Radiation

GSM

1 GSM 850

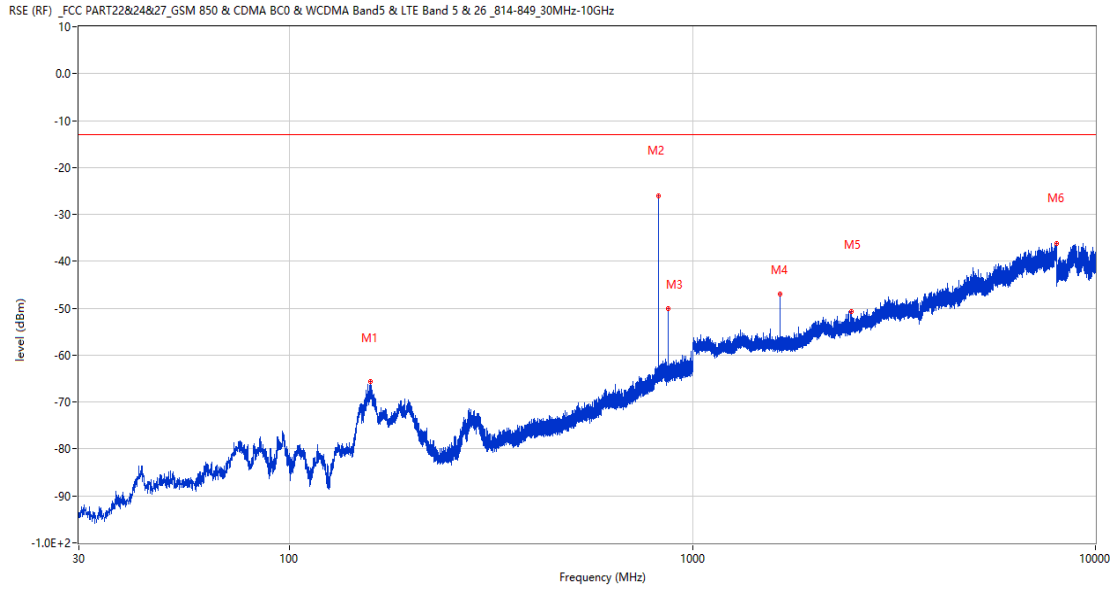
1.1 GSM 850 Low Channel

RSE-H&H GSM 850 CH128



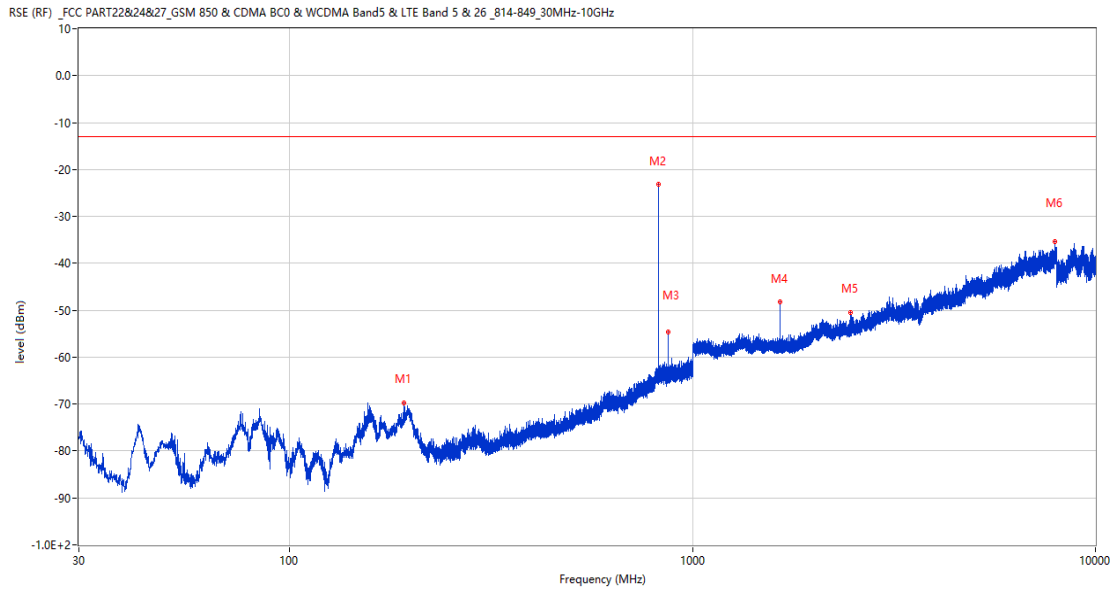
Frequency (MHz)	Result (dBm)	Factor (dB)	PK Limit (dBm)	Over Limit (dB)	Table (o)	ANT	EUT	Verdict
199.265	-67.62	-13.53	-13.0	-54.62	75.00	Horizontal	Horizontal	Pass
824.236	-22.39	6.91	-13.0	-9.39	113.00	Horizontal	Horizontal	N/A
869.244	-51.23	6.36	-13.0	-38.23	245.00	Horizontal	Horizontal	N/A
1649.200	-52.50	-3.69	-13.0	-39.50	86.00	Horizontal	Horizontal	Pass
2473.600	-51.10	0.97	-13.0	-38.10	121.00	Horizontal	Horizontal	Pass
7946.750	-36.03	18.80	-13.0	-23.03	134.00	Horizontal	Horizontal	Pass

RSE-H&V GSM 850 CH128



Frequency (MHz)	Result (dBm)	Factor (dB)	PK Limit (dBm)	Over Limit (dB)	Table (o)	ANT	EUT	Verdict
159.010	-65.64	-16.67	-13.0	-52.64	96.00	Horizontal	Vertical	Pass
824.188	-25.97	6.91	-13.0	-12.97	7.00	Horizontal	Vertical	N/A
869.196	-50.09	6.35	-13.0	-37.09	75.00	Horizontal	Vertical	N/A
1649.100	-47.05	-3.69	-13.0	-34.05	321.00	Horizontal	Vertical	Pass
2473.600	-50.79	0.97	-13.0	-37.79	351.00	Horizontal	Vertical	Pass
7996.750	-36.13	18.82	-13.0	-23.13	102.00	Horizontal	Vertical	Pass

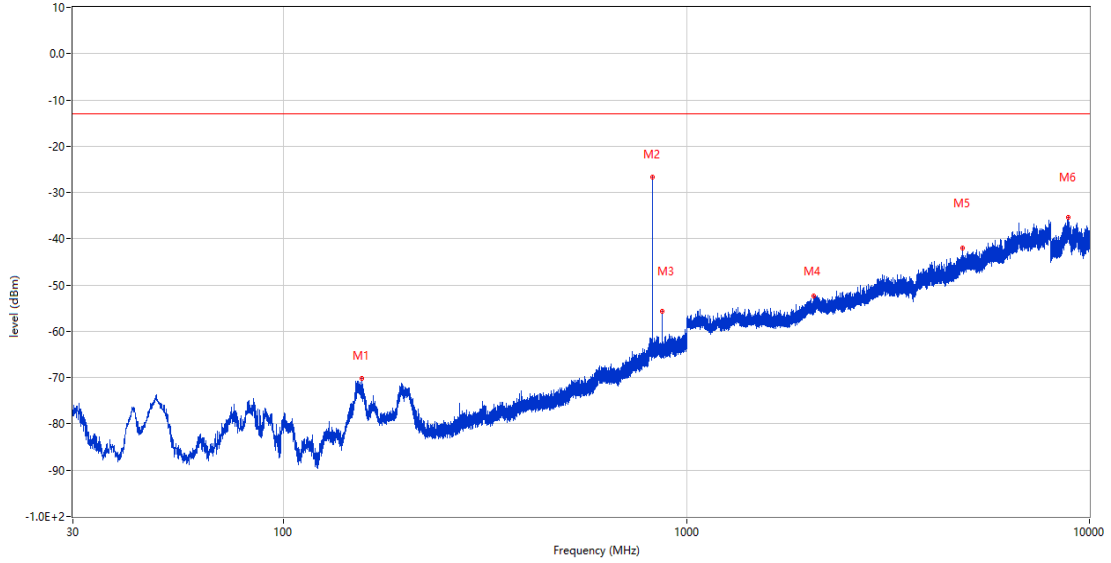
RSE-V&V GSM 850 CH128



Frequency (MHz)	Result (dBm)	Factor (dB)	PK Limit (dBm)	Over Limit (dB)	Table (o)	ANT	EUT	Verdict
192.475	-69.66	-14.28	-13.0	-56.66	267.00	Vertical	Vertical	Pass
824.188	-23.24	6.91	-13.0	-10.24	0.00	Vertical	Vertical	N/A
869.244	-54.58	6.36	-13.0	-41.58	83.00	Vertical	Vertical	N/A
1649.200	-48.20	-3.69	-13.0	-35.20	360.00	Vertical	Vertical	Pass
2473.100	-50.54	0.91	-13.0	-37.54	291.00	Vertical	Vertical	Pass
7944.500	-35.42	18.88	-13.0	-22.42	61.00	Vertical	Vertical	Pass

RSE-V&H GSM 850 CH128

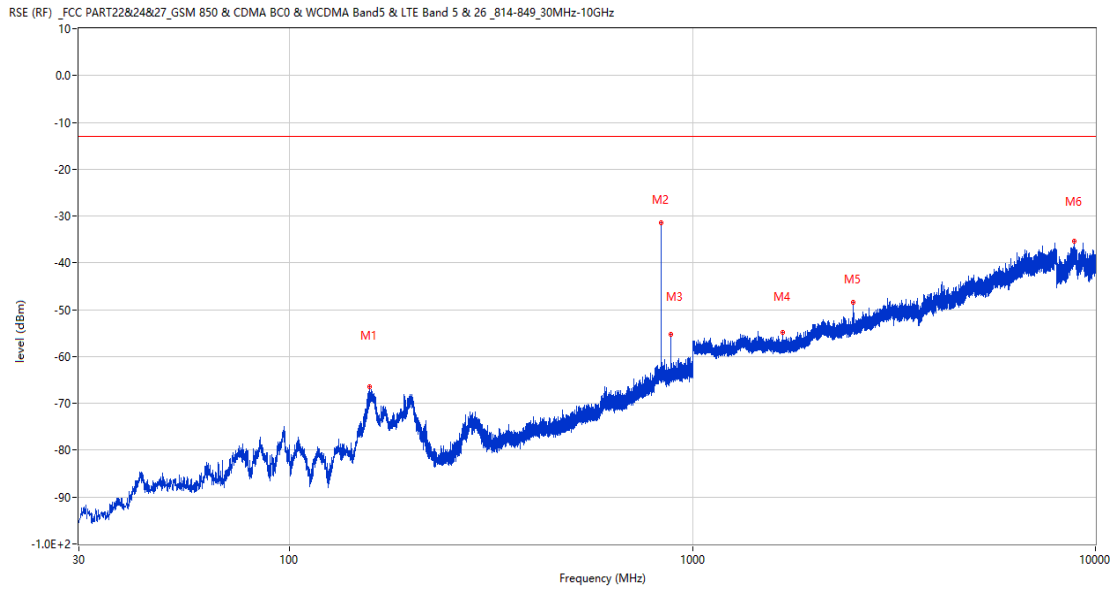
RSE (RF) _FCC PART22&24&27_GSM 850 & CDMA BC0 & WCDMA Band5 & LTE Band 5 & 26_814-849_30MHz-10GHz



Frequency (MHz)	Result (dBm)	Factor (dB)	PK Limit (dBm)	Over Limit (dB)	Table (o)	ANT	EUT	Verdict
156.246	-70.17	-17.26	-13.0	-57.17	33.00	Vertical	Horizontal	Pass
824.188	-26.72	6.91	-13.0	-13.72	50.00	Vertical	Horizontal	N/A
869.147	-55.74	6.35	-13.0	-42.74	147.00	Vertical	Horizontal	N/A
2074.000	-52.42	-0.17	-13.0	-39.42	303.00	Vertical	Horizontal	Pass
4849.250	-42.07	12.75	-13.0	-29.07	166.00	Vertical	Horizontal	Pass
8860.599	-35.30	20.23	-13.0	-22.30	0.00	Vertical	Horizontal	Pass

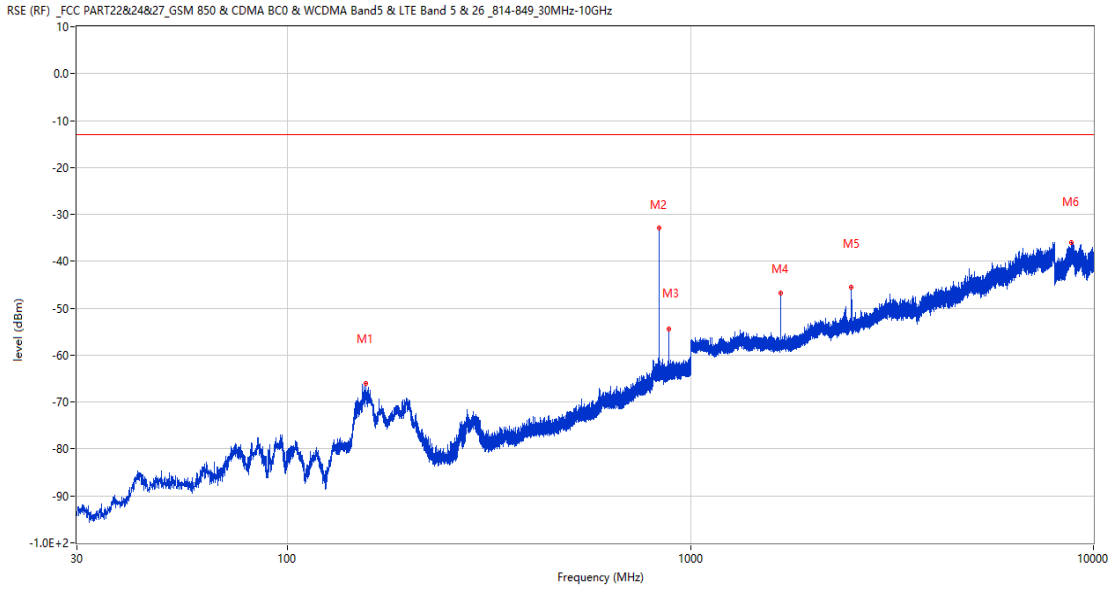
1.2 GSM 850 Middle Channel

RSE-H&H GSM 850 CH190



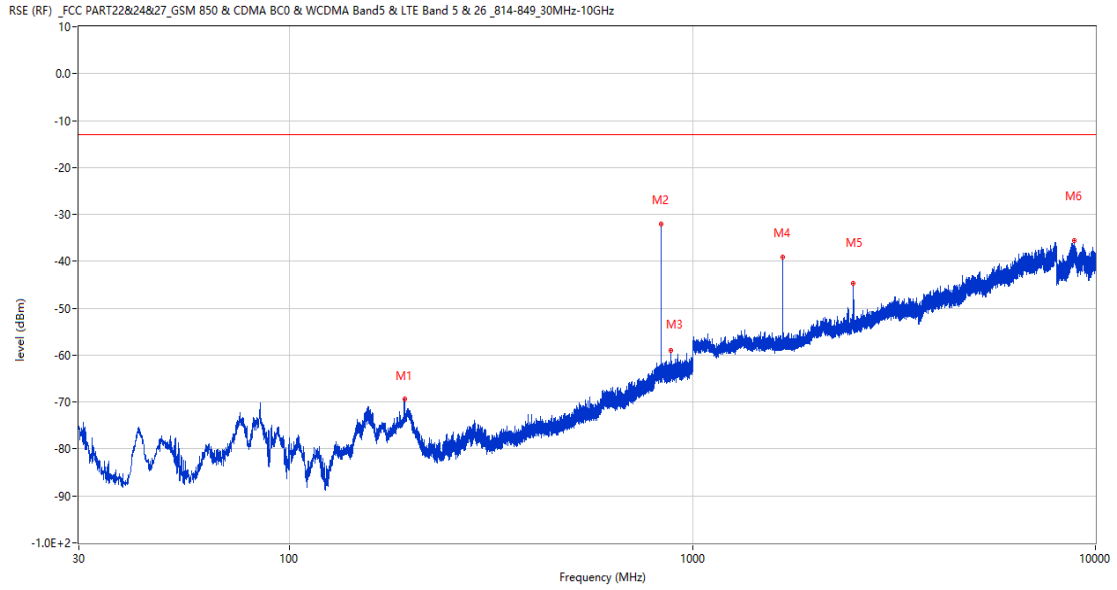
Frequency (MHz)	Result (dBm)	Factor (dB)	PK Limit (dBm)	Over Limit (dB)	Table (o)	ANT	EUT	Verdict
157.652	-66.42	-16.96	-13.0	-53.42	74.00	Horizontal	Horizontal	Pass
836.604	-31.44	7.13	-13.0	-18.44	70.00	Horizontal	Horizontal	N/A
881.660	-55.25	6.75	-13.0	-42.25	264.00	Horizontal	Horizontal	N/A
1673.900	-54.90	-3.60	-13.0	-41.90	339.00	Horizontal	Horizontal	Pass
2510.400	-48.50	1.49	-13.0	-35.50	360.00	Horizontal	Horizontal	Pass
8858.500	-35.35	20.26	-13.0	-22.35	360.00	Horizontal	Horizontal	Pass

RSE-H&V GSM 850 CH190



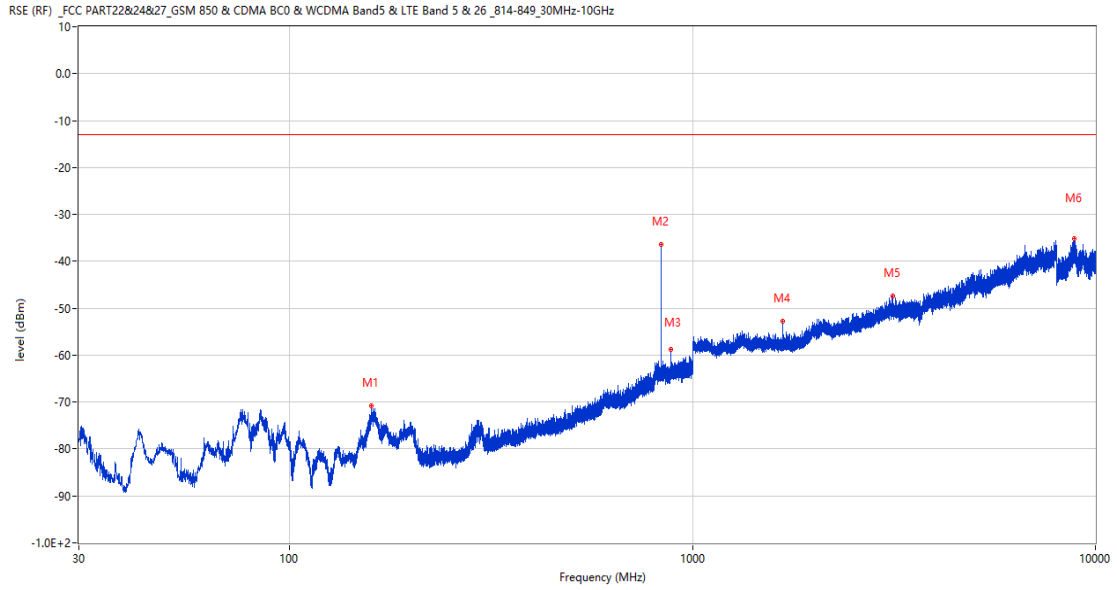
Frequency (MHz)	Result (dBm)	Factor (dB)	PK Limit (dBm)	Over Limit (dB)	Table (o)	ANT	EUT	Verdict
156.730	-66.05	-17.20	-13.0	-53.05	70.00	Horizontal	Vertical	Pass
836.555	-32.85	7.13	-13.0	-19.85	119.00	Horizontal	Vertical	N/A
881.660	-54.33	6.75	-13.0	-41.33	79.00	Horizontal	Vertical	N/A
1674.100	-46.68	-3.61	-13.0	-33.68	71.00	Horizontal	Vertical	Pass
2510.700	-45.43	1.48	-13.0	-32.43	47.00	Horizontal	Vertical	Pass
8816.300	-36.05	19.81	-13.0	-23.05	120.00	Horizontal	Vertical	Pass

RSE-V&V GSM 850 CH190



Frequency (MHz)	Result (dBm)	Factor (dB)	PK Limit (dBm)	Over Limit (dB)	Table (o)	ANT	EUT	Verdict
193.202	-69.31	-14.11	-13.0	-56.31	248.00	Vertical	Vertical	Pass
836.555	-31.97	7.13	-13.0	-18.97	0.00	Vertical	Vertical	N/A
881.563	-59.03	6.75	-13.0	-46.03	82.00	Vertical	Vertical	N/A
1674.000	-39.19	-3.60	-13.0	-26.19	225.00	Vertical	Vertical	Pass
2510.300	-44.73	1.49	-13.0	-31.73	55.00	Vertical	Vertical	Pass
8845.100	-35.61	20.28	-13.0	-22.61	105.00	Vertical	Vertical	Pass

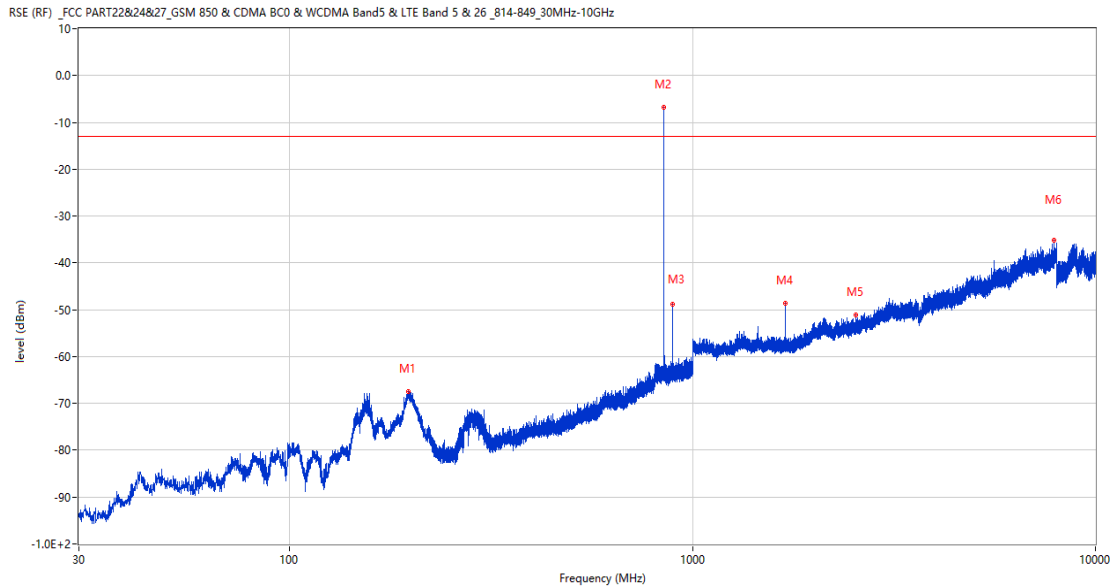
RSE-V&H GSM 850 CH190



Frequency (MHz)	Result (dBm)	Factor (dB)	PK Limit (dBm)	Over Limit (dB)	Table (o)	ANT	EUT	Verdict
159.689	-70.72	-16.51	-13.0	-57.72	45.00	Vertical	Horizontal	Pass
836.652	-36.49	7.13	-13.0	-23.49	45.00	Vertical	Horizontal	N/A
881.660	-58.70	6.75	-13.0	-45.70	132.00	Vertical	Horizontal	N/A
1673.800	-52.79	-3.60	-13.0	-39.79	286.00	Vertical	Horizontal	Pass
3135.500	-47.31	6.94	-13.0	-34.31	17.00	Vertical	Horizontal	Pass
8849.000	-35.15	20.34	-13.0	-22.15	34.00	Vertical	Horizontal	Pass

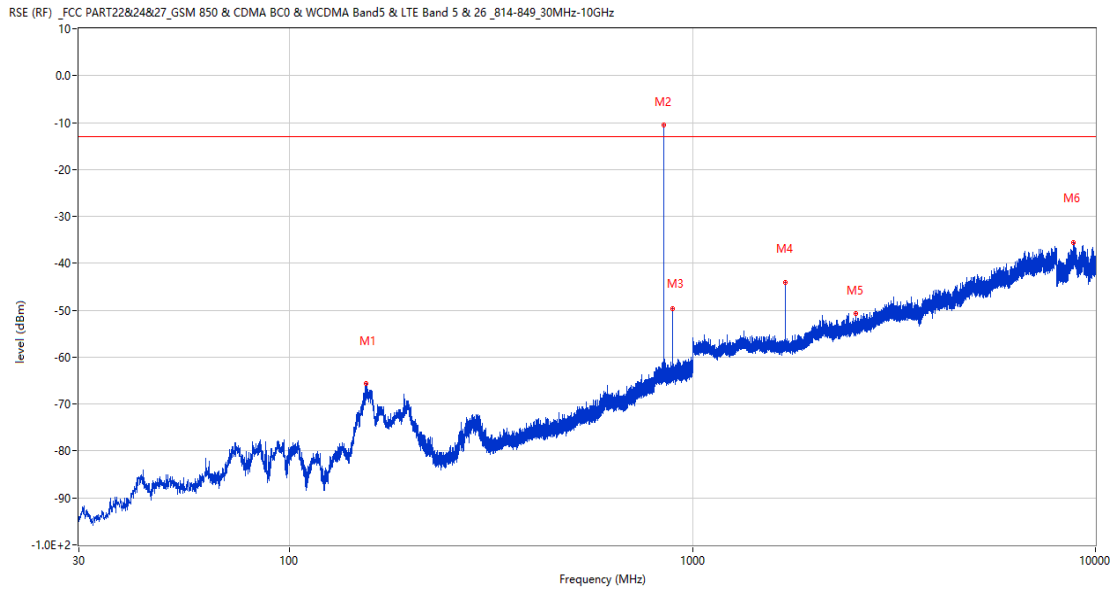
1.3 GSM 850 High Channel

RSE-H&H GSM 850 CH251



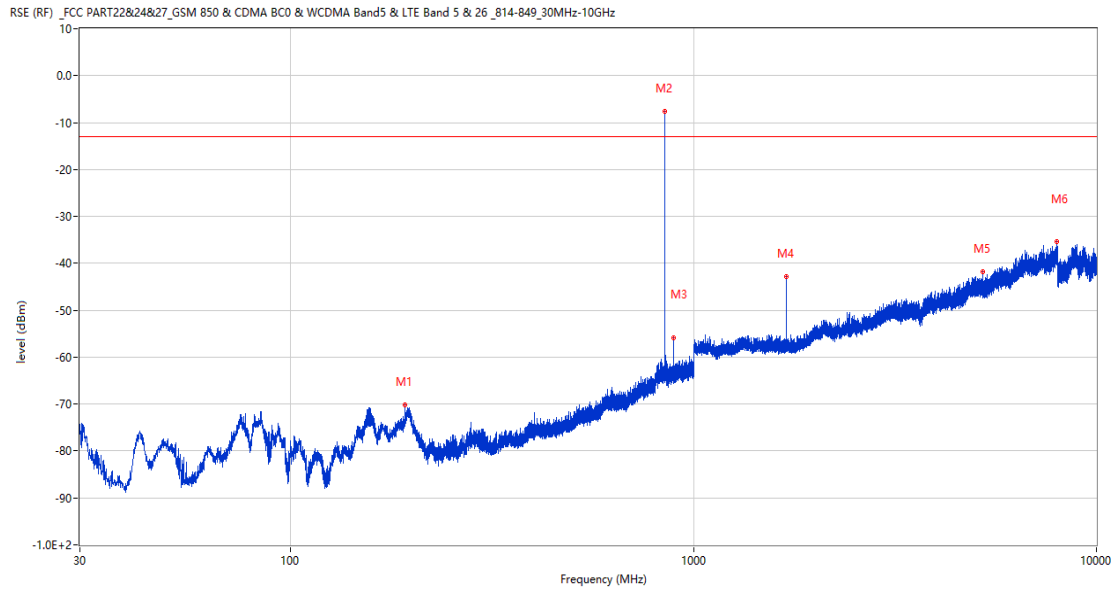
Frequency (MHz)	Result (dBm)	Factor (dB)	PK Limit (dBm)	Over Limit (dB)	Table (o)	ANT	EUT	Verdict
197.228	-67.51	-13.50	-13.0	-54.51	91.00	Horizontal	Horizontal	Pass
848.874	-6.71	7.31	-13.0	6.29	42.00	Horizontal	Horizontal	N/A
893.882	-48.80	6.88	-13.0	-35.80	247.00	Horizontal	Horizontal	N/A
1698.300	-48.70	-3.59	-13.0	-35.70	26.00	Horizontal	Horizontal	Pass
2547.200	-51.02	1.52	-13.0	-38.02	14.00	Horizontal	Horizontal	Pass
7892.750	-35.19	17.81	-13.0	-22.19	92.00	Horizontal	Horizontal	Pass

RSE-H&V GSM 850 CH251



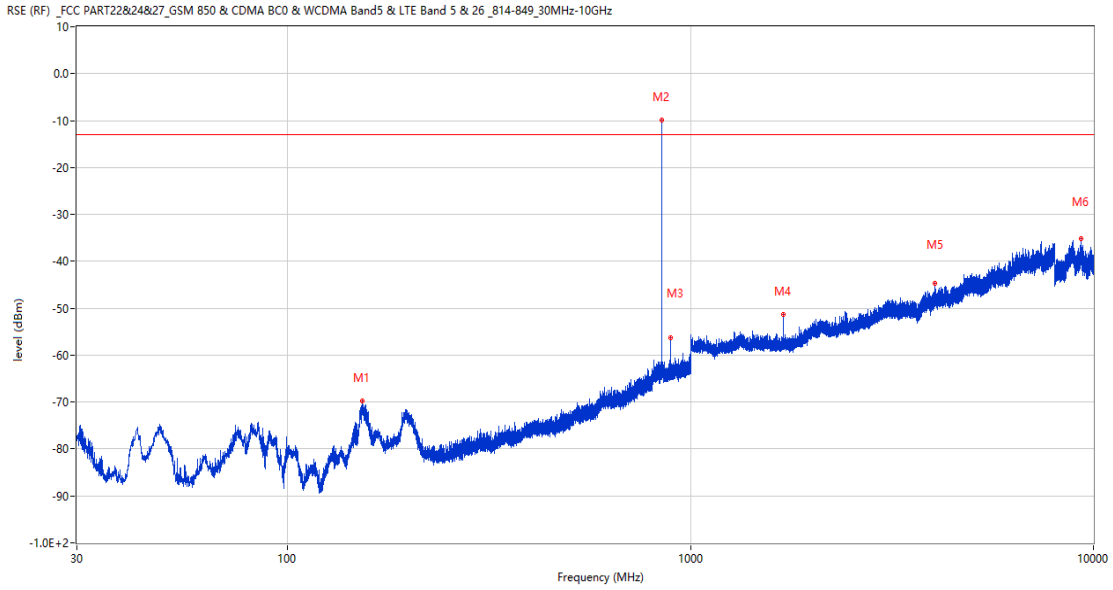
Frequency (MHz)	Result (dBm)	Factor (dB)	PK Limit (dBm)	Over Limit (dB)	Table (o)	ANT	EUT	Verdict
154.596	-65.55	-17.66	-13.0	-52.55	89.00	Horizontal	Vertical	Pass
848.777	-10.51	7.31	-13.0	2.49	118.00	Horizontal	Vertical	N/A
893.882	-49.66	6.88	-13.0	-36.66	76.00	Horizontal	Vertical	N/A
1698.300	-44.08	-3.59	-13.0	-31.08	122.00	Horizontal	Vertical	Pass
2547.400	-50.67	1.52	-13.0	-37.67	360.00	Horizontal	Vertical	Pass
8800.300	-35.59	19.54	-13.0	-22.59	249.00	Horizontal	Vertical	Pass

RSE-V&V GSM 850 CH251



Frequency (MHz)	Result (dBm)	Factor (dB)	PK Limit (dBm)	Over Limit (dB)	Table (o)	ANT	EUT	Verdict
192.330	-70.10	-14.32	-13.0	-57.10	336.00	Vertical	Vertical	Pass
848.825	-7.58	7.31	-13.0	5.42	13.00	Vertical	Vertical	N/A
893.833	-55.93	6.89	-13.0	-42.93	230.00	Vertical	Vertical	N/A
1698.500	-42.91	-3.60	-13.0	-29.91	56.00	Vertical	Vertical	Pass
5215.000	-41.77	12.37	-13.0	-28.77	327.00	Vertical	Vertical	Pass
7980.000	-35.33	18.11	-13.0	-22.33	18.00	Vertical	Vertical	Pass

RSE-V&H GSM 850 CH251

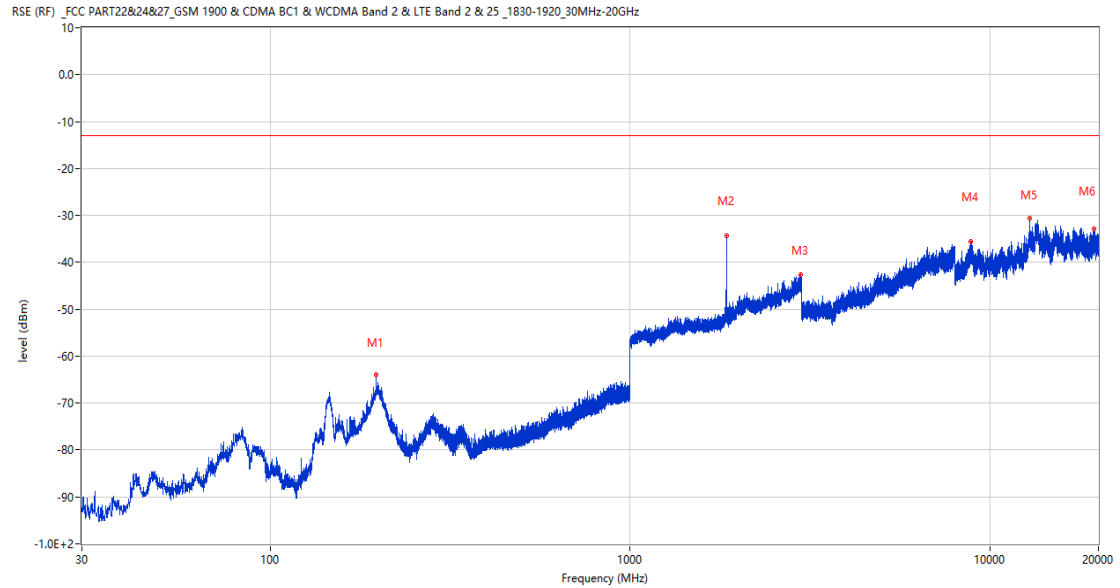


Frequency (MHz)	Result (dBm)	Factor (dB)	PK Limit (dBm)	Over Limit (dB)	Table (o)	ANT	EUT	Verdict
153.093	-69.85	-18.01	-13.0	-56.85	360.00	Vertical	Horizontal	Pass
848.874	-9.86	7.31	-13.0	3.14	46.00	Vertical	Horizontal	N/A
893.882	-56.35	6.88	-13.0	-43.35	128.00	Vertical	Horizontal	N/A
1698.200	-51.38	-3.60	-13.0	-38.38	139.00	Vertical	Horizontal	Pass
4050.250	-44.76	10.87	-13.0	-31.76	273.00	Vertical	Horizontal	Pass
9309.200	-35.18	19.67	-13.0	-22.18	206.00	Vertical	Horizontal	Pass

2 GSM 1900

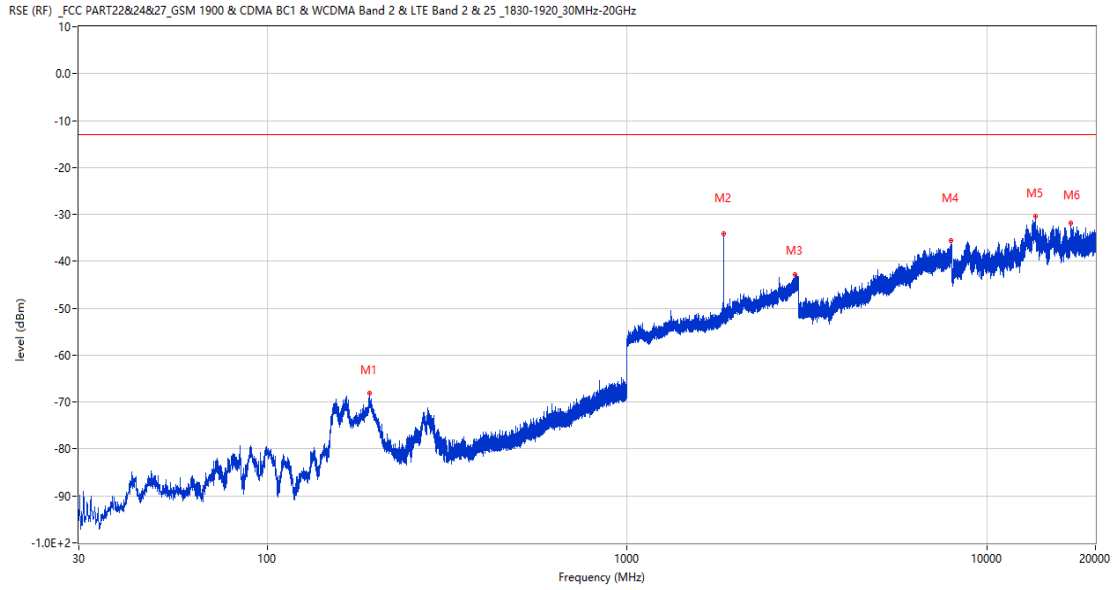
2.1 GSM 1900 Low Channel

RSE-H&H GSM 1900 CH512



Frequency (MHz)	Result (dBm)	Factor (dB)	PK Limit (dBm)	Over Limit (dB)	Table (o)	ANT	EUT	Verdict
196.889	-63.86	-15.75	-13.0	-50.86	75.00	Horizontal	Horizontal	Pass
1851.100	-34.42	2.54	-13.0	-21.42	153.00	Horizontal	Horizontal	N/A
2973.300	-42.66	11.81	-13.0	-29.66	87.00	Horizontal	Horizontal	Pass
8852.625	-35.57	20.33	-13.0	-22.57	216.00	Horizontal	Horizontal	Pass
12860.925	-30.67	23.03	-13.0	-17.67	24.00	Horizontal	Horizontal	Pass
19394.988	-32.98	21.43	-13.0	-19.98	104.00	Horizontal	Horizontal	Pass

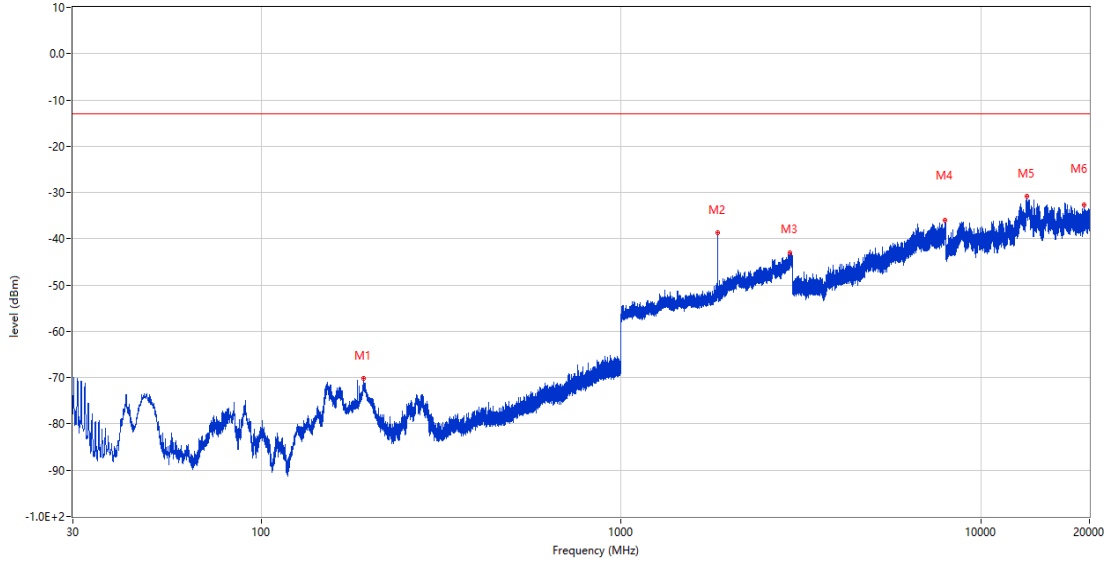
RSE-H&V GSM 1900 CH512



Frequency (MHz)	Result (dBm)	Factor (dB)	PK Limit (dBm)	Over Limit (dB)	Table (o)	ANT	EUT	Verdict
192.475	-68.12	-16.33	-13.0	-55.12	54.00	Horizontal	Vertical	Pass
1851.100	-34.18	2.54	-13.0	-21.18	214.00	Horizontal	Vertical	N/A
2931.500	-42.86	10.26	-13.0	-29.86	250.00	Horizontal	Vertical	Pass
7935.500	-35.65	18.84	-13.0	-22.65	325.00	Horizontal	Vertical	Pass
13650.450	-30.30	24.81	-13.0	-17.30	277.00	Horizontal	Vertical	Pass
17123.199	-31.86	23.60	-13.0	-18.86	177.00	Horizontal	Vertical	Pass

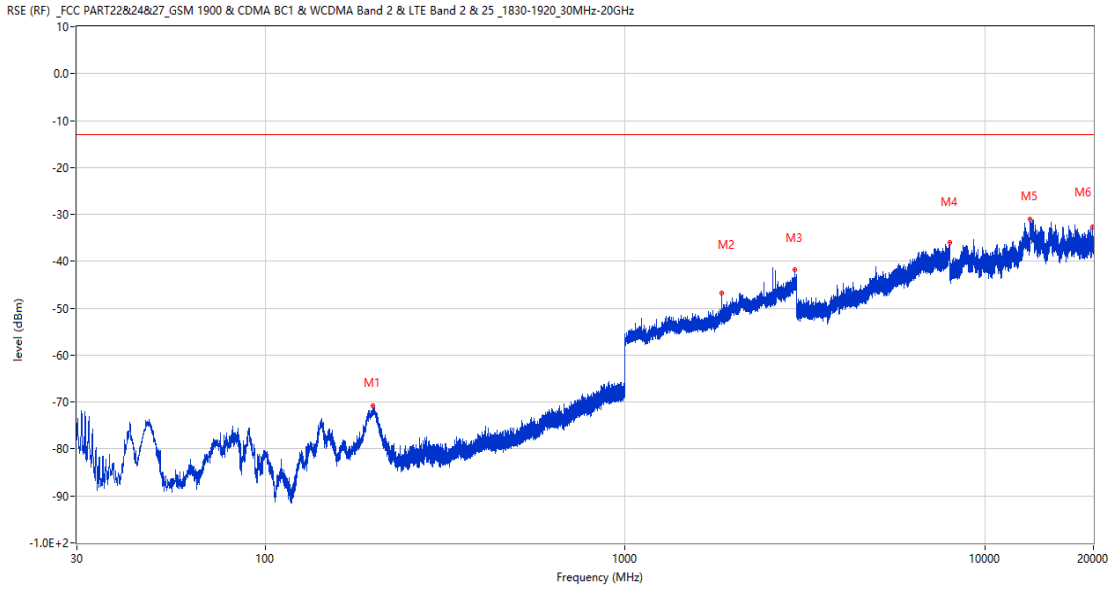
RSE-V&V GSM 1900 CH512

RSE (RF) _FCC PART22&24&27_GSM 1900 & CDMA BC1 & WCDMA Band 2 & LTE Band 2 & 25 _1830-1920_30MHz-20GHz



Frequency (MHz)	Result (dBm)	Factor (dB)	PK Limit (dBm)	Over Limit (dB)	Table (o)	ANT	EUT	Verdict
192.572	-70.21	-16.30	-13.0	-57.21	291.00	Vertical	Vertical	Pass
1851.000	-38.61	2.54	-13.0	-25.61	317.00	Vertical	Vertical	N/A
2939.000	-43.09	10.64	-13.0	-30.09	105.00	Vertical	Vertical	Pass
7920.500	-36.04	18.22	-13.0	-23.04	5.00	Vertical	Vertical	Pass
13396.338	-30.74	24.83	-13.0	-17.74	266.00	Vertical	Vertical	Pass
19371.063	-32.75	21.42	-13.0	-19.75	360.00	Vertical	Vertical	Pass

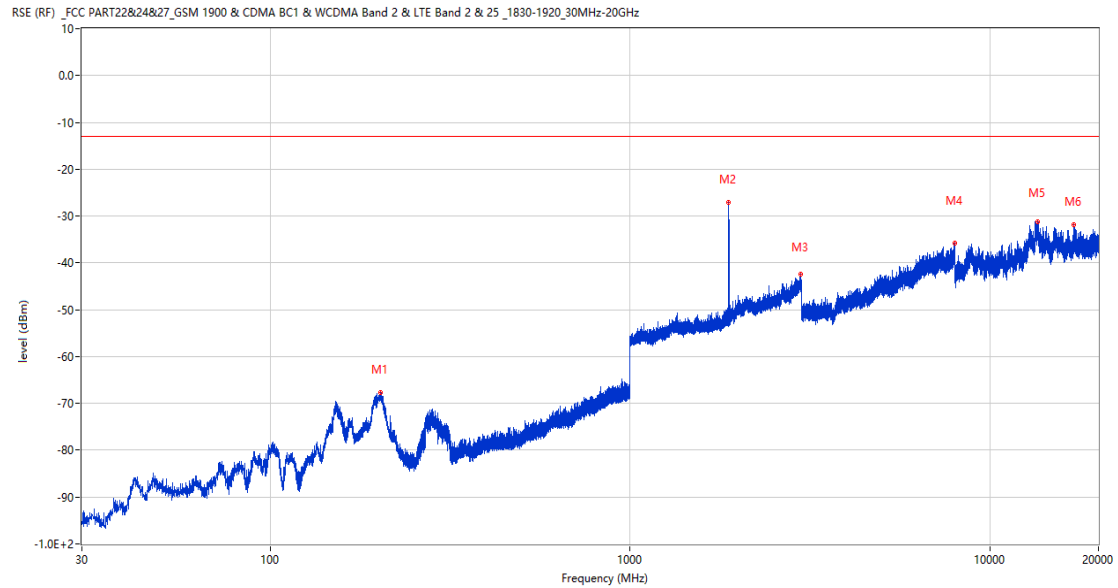
RSE-V&H GSM 1900 CH512



Frequency (MHz)	Result (dBm)	Factor (dB)	PK Limit (dBm)	Over Limit (dB)	Table (o)	ANT	EUT	Verdict
199.702	-70.88	-15.59	-13.0	-57.88	246.00	Vertical	Horizontal	Pass
1851.200	-46.72	2.54	-13.0	-33.72	41.00	Vertical	Horizontal	N/A
2967.900	-41.80	11.83	-13.0	-28.80	65.00	Vertical	Horizontal	Pass
7993.750	-36.02	18.63	-13.0	-23.02	346.00	Vertical	Horizontal	Pass
13345.588	-31.03	24.37	-13.0	-18.03	298.00	Vertical	Horizontal	Pass
19842.312	-32.67	21.54	-13.0	-19.67	96.00	Vertical	Horizontal	Pass

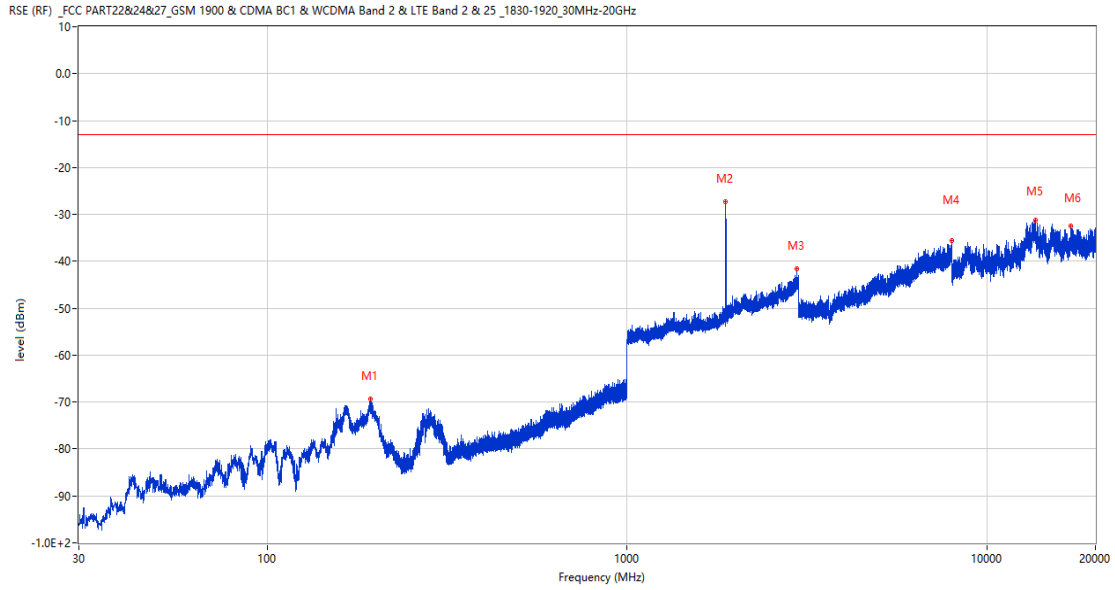
2.2 GSM 1900 Middle Channel

RSE-H&H GSM 1900 CH661



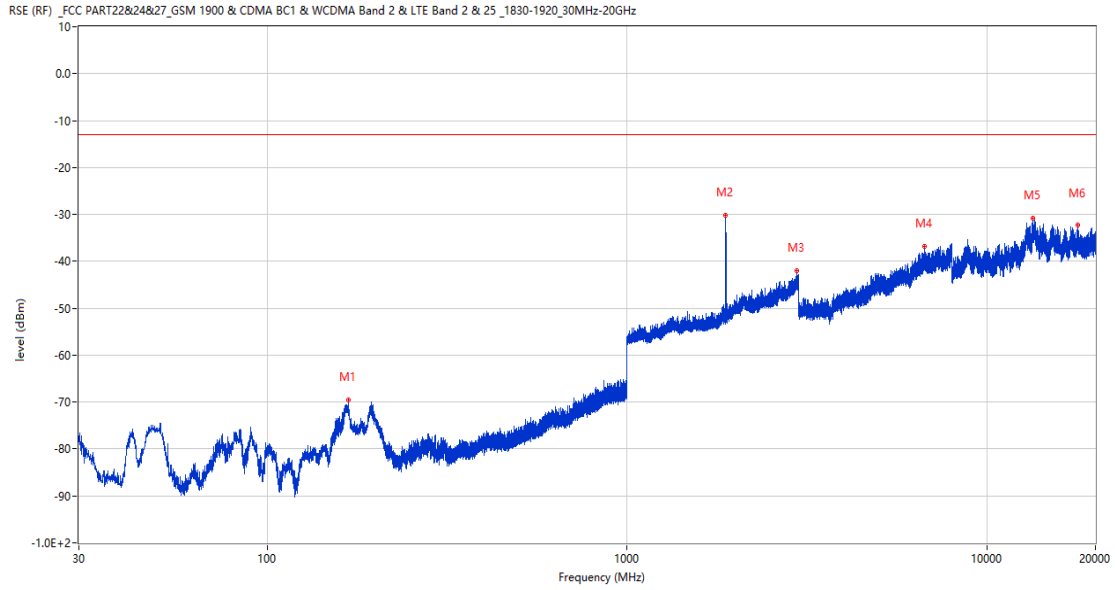
Frequency (MHz)	Result (dBm)	Factor (dB)	PK Limit (dBm)	Over Limit (dB)	Table (o)	ANT	EUT	Verdict
202.126	-67.66	-15.62	-13.0	-54.66	70.00	Horizontal	Horizontal	Pass
1880.800	-27.02	2.77	-13.0	-14.02	1.00	Horizontal	Horizontal	N/A
2976.800	-42.50	11.49	-13.0	-29.50	279.00	Horizontal	Horizontal	Pass
7995.250	-35.84	18.76	-13.0	-22.84	82.00	Horizontal	Horizontal	Pass
13594.263	-31.22	24.91	-13.0	-18.22	191.00	Horizontal	Horizontal	Pass
17085.137	-31.77	23.33	-13.0	-18.77	26.00	Horizontal	Horizontal	Pass

RSE-H&V GSM 1900 CH661



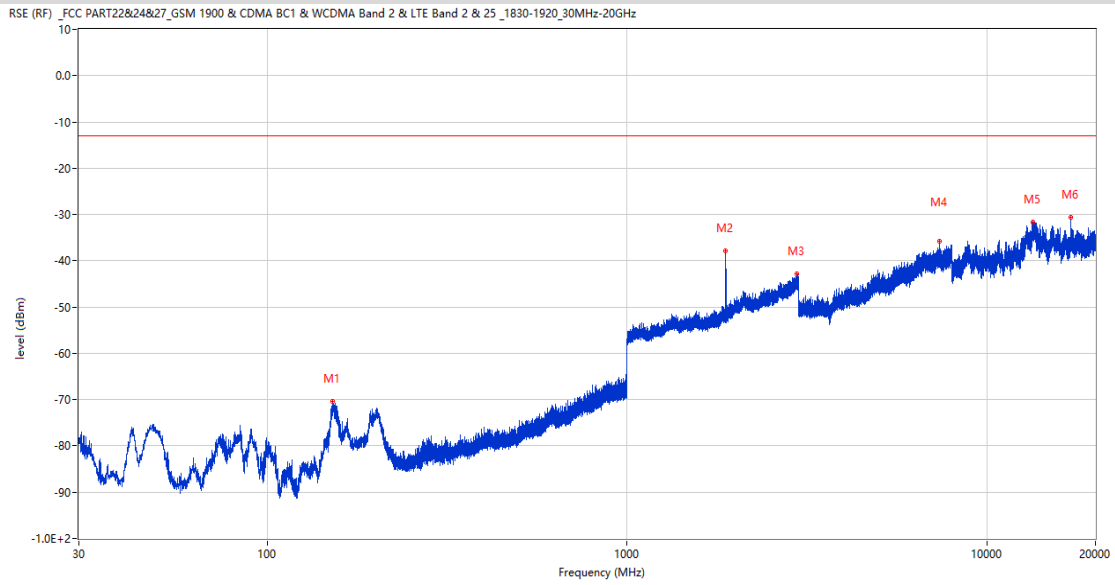
Frequency (MHz)	Result (dBm)	Factor (dB)	PK Limit (dBm)	Over Limit (dB)	Table (o)	ANT	EUT	Verdict
193.202	-69.31	-16.17	-13.0	-56.31	65.00	Horizontal	Vertical	Pass
1880.800	-27.32	2.77	-13.0	-14.32	189.00	Horizontal	Vertical	N/A
2967.900	-41.55	11.83	-13.0	-28.55	92.00	Horizontal	Vertical	Pass
7997.250	-35.47	18.86	-13.0	-22.47	153.00	Horizontal	Vertical	Pass
13601.512	-31.17	24.87	-13.0	-18.17	345.00	Horizontal	Vertical	Pass
17082.238	-32.56	23.27	-13.0	-19.56	144.00	Horizontal	Vertical	Pass

RSE-V&V GSM 1900 CH661



Frequency (MHz)	Result (dBm)	Factor (dB)	PK Limit (dBm)	Over Limit (dB)	Table (o)	ANT	EUT	Verdict
168.225	-69.50	-17.83	-13.0	-56.50	316.00	Vertical	Vertical	Pass
1880.800	-30.28	2.77	-13.0	-17.28	293.00	Vertical	Vertical	N/A
2967.800	-42.02	11.83	-13.0	-29.02	178.00	Vertical	Vertical	Pass
6693.500	-36.86	16.99	-13.0	-23.86	28.00	Vertical	Vertical	Pass
13441.651	-30.90	24.57	-13.0	-17.90	317.00	Vertical	Vertical	Pass
17819.562	-32.28	22.17	-13.0	-19.28	96.00	Vertical	Vertical	Pass

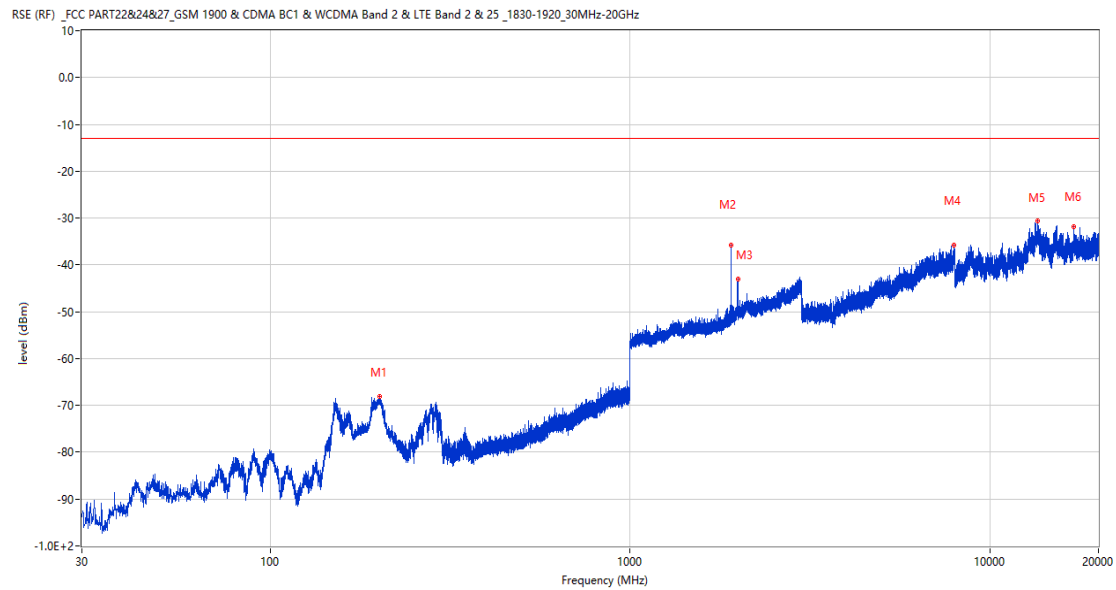
RSE-V&H GSM 1900 CH661



Frequency (MHz)	Result (dBm)	Factor (dB)	PK Limit (dBm)	Over Limit (dB)	Table (o)	ANT	EUT	Verdict
152.317	-70.34	-19.79	-13.0	-57.34	360.00	Vertical	Horizontal	Pass
1880.700	-37.90	2.76	-13.0	-24.90	57.00	Vertical	Horizontal	N/A
2967.500	-42.75	11.82	-13.0	-29.75	165.00	Vertical	Horizontal	Pass
7381.500	-35.80	17.56	-13.0	-22.80	99.00	Vertical	Horizontal	Pass
13432.950	-31.69	24.63	-13.0	-18.69	44.00	Vertical	Horizontal	Pass
17099.275	-30.68	23.65	-13.0	-17.68	246.00	Vertical	Horizontal	Pass

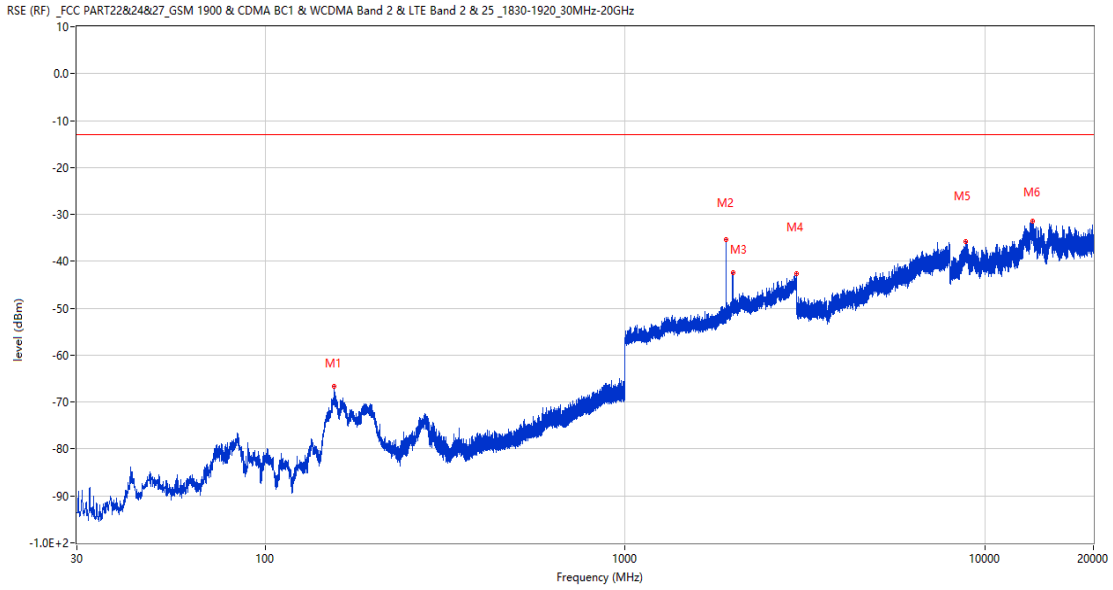
2.3 GSM 1900 High Channel

RSE-H&H GSM 1900 CH810



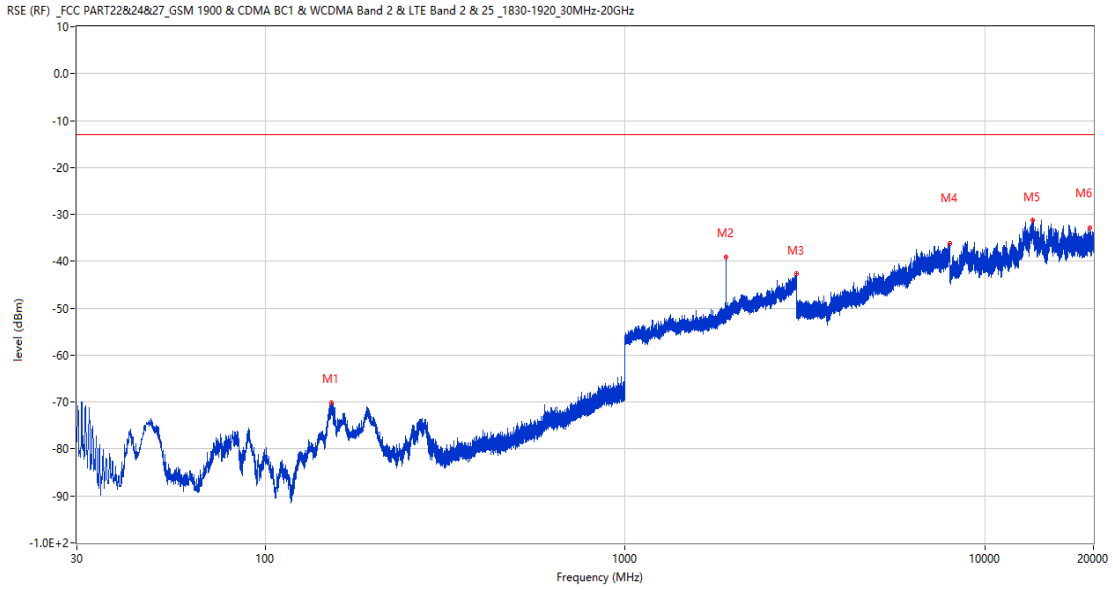
Frequency (MHz)	Result (dBm)	Factor (dB)	PK Limit (dBm)	Over Limit (dB)	Table (o)	ANT	EUT	Verdict
201.205	-68.00	-15.61	-13.0	-55.00	66.00	Horizontal	Horizontal	Pass
1910.600	-35.83	3.10	-13.0	-22.83	214.00	Horizontal	Horizontal	N/A
1990.700	-43.13	4.54	-13.0	-30.13	250.00	Horizontal	Horizontal	N/A
7926.500	-35.73	18.47	-13.0	-22.73	359.00	Horizontal	Horizontal	Pass
13569.974	-30.54	25.08	-13.0	-17.54	35.00	Horizontal	Horizontal	Pass
17100.364	-31.80	23.67	-13.0	-18.80	76.00	Horizontal	Horizontal	Pass

RSE-H&V GSM 1900 CH810



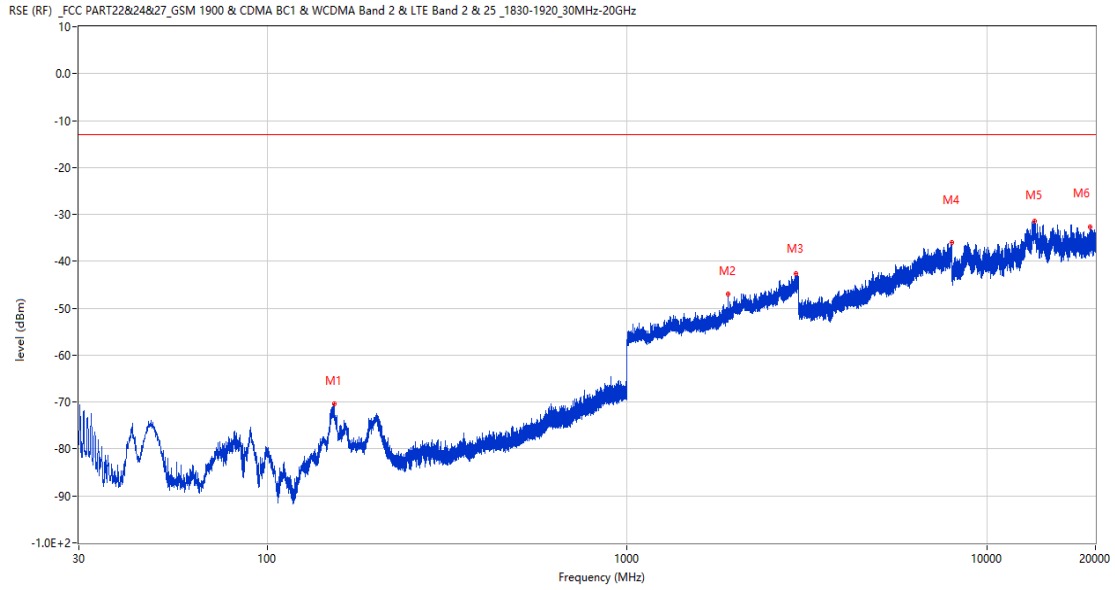
Frequency (MHz)	Result (dBm)	Factor (dB)	PK Limit (dBm)	Over Limit (dB)	Table (o)	ANT	EUT	Verdict
155.906	-66.68	-18.98	-13.0	-53.68	84.00	Horizontal	Vertical	Pass
1910.600	-35.46	3.10	-13.0	-22.46	207.00	Horizontal	Vertical	N/A
1990.500	-42.51	4.56	-13.0	-29.51	250.00	Horizontal	Vertical	N/A
2997.600	-42.69	10.57	-13.0	-29.69	165.00	Horizontal	Vertical	Pass
8844.075	-35.85	20.26	-13.0	-22.85	55.00	Horizontal	Vertical	Pass
13536.987	-31.36	24.89	-13.0	-18.36	205.00	Horizontal	Vertical	Pass

RSE-V&V GSM 1900 CH810



Frequency (MHz)	Result (dBm)	Factor (dB)	PK Limit (dBm)	Over Limit (dB)	Table (o)	ANT	EUT	Verdict
153.044	-70.07	-19.65	-13.0	-57.07	337.00	Vertical	Vertical	Pass
1910.700	-39.01	3.11	-13.0	-26.01	100.00	Vertical	Vertical	N/A
2987.800	-42.55	10.89	-13.0	-29.55	137.00	Vertical	Vertical	Pass
7996.750	-36.25	18.82	-13.0	-23.25	284.00	Vertical	Vertical	Pass
13551.849	-31.31	25.21	-13.0	-18.31	217.00	Vertical	Vertical	Pass
19549.051	-32.80	21.46	-13.0	-19.80	357.00	Vertical	Vertical	Pass

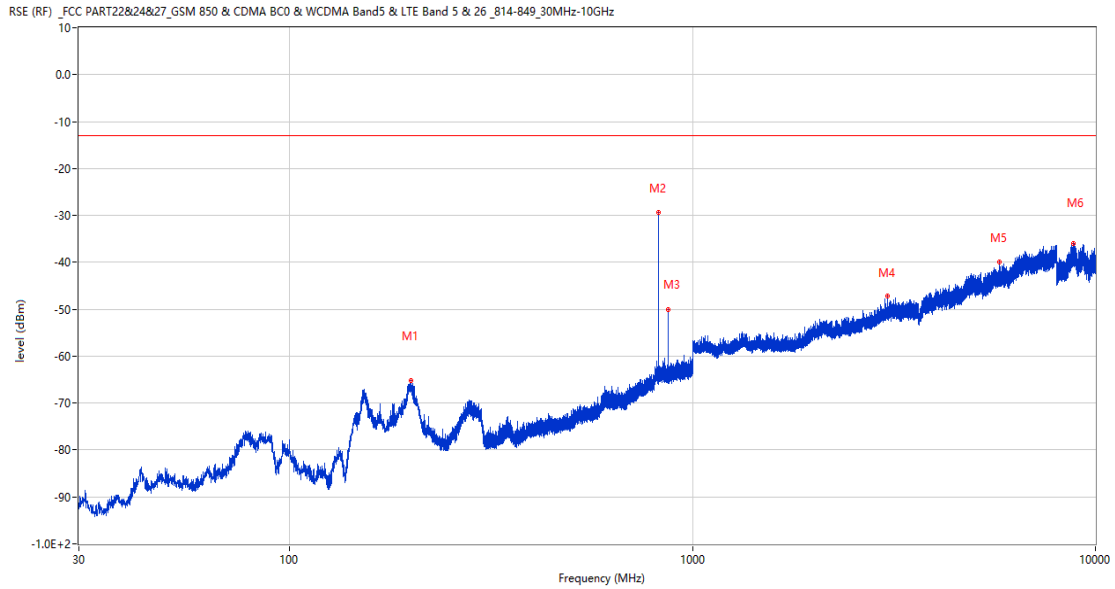
RSE-V&H GSM 1900 CH810



Frequency (MHz)	Result (dBm)	Factor (dB)	PK Limit (dBm)	Over Limit (dB)	Table (o)	ANT	EUT	Verdict
153.481	-70.36	-19.60	-13.0	-57.36	359.00	Vertical	Horizontal	Pass
1910.700	-46.89	3.11	-13.0	-33.89	317.00	Vertical	Horizontal	N/A
2941.900	-42.71	10.62	-13.0	-29.71	123.00	Vertical	Horizontal	Pass
7984.500	-35.92	18.22	-13.0	-22.92	59.00	Vertical	Horizontal	Pass
13522.850	-31.43	24.52	-13.0	-18.43	84.00	Vertical	Horizontal	Pass
19320.312	-32.72	21.41	-13.0	-19.72	164.00	Vertical	Horizontal	Pass

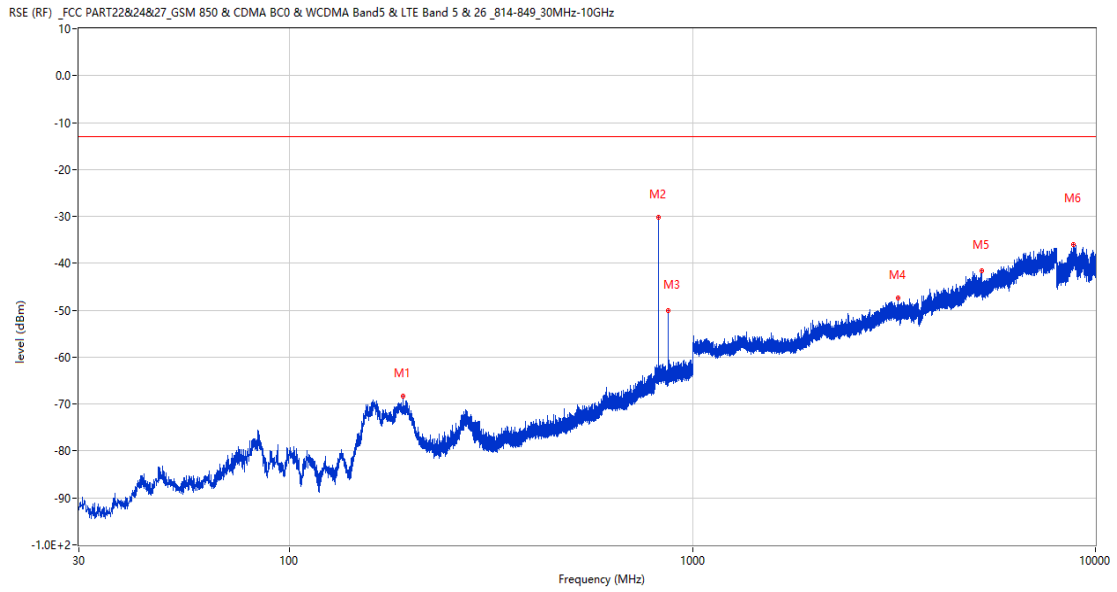
EGPRS
 3 EGPRS 850
 3.1 EGPRS 850 Low Channel

RSE-H&H EGPRS 850 CH128



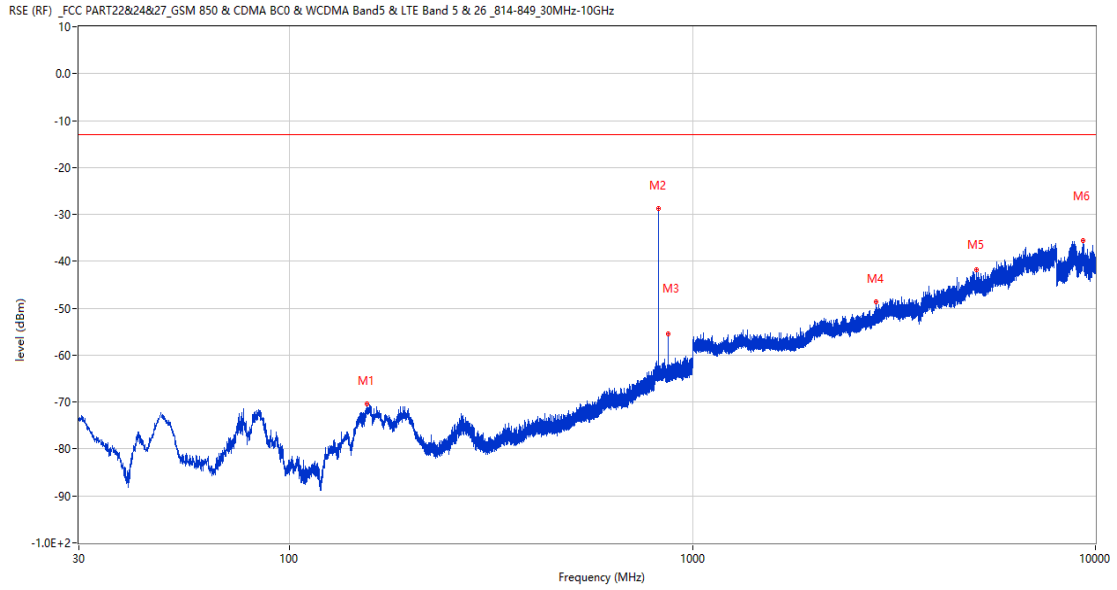
Frequency (MHz)	Result (dBm)	Factor (dB)	PK Limit (dBm)	Over Limit (dB)	Table (o)	ANT	EUT	Verdict
199.944	-65.25	-13.54	-13.0	-52.25	243.00	Horizontal	Horizontal	Pass
824.188	-29.27	6.91	-13.0	-16.27	86.00	Horizontal	Horizontal	N/A
869.196	-49.98	6.35	-13.0	-36.98	252.00	Horizontal	Horizontal	N/A
3051.000	-47.13	6.80	-13.0	-34.13	112.00	Horizontal	Horizontal	Pass
5791.500	-39.99	14.14	-13.0	-26.99	176.00	Horizontal	Horizontal	Pass
8827.300	-35.92	19.99	-13.0	-22.92	198.00	Horizontal	Horizontal	Pass

RSE-H&V EGPRS 850 CH128



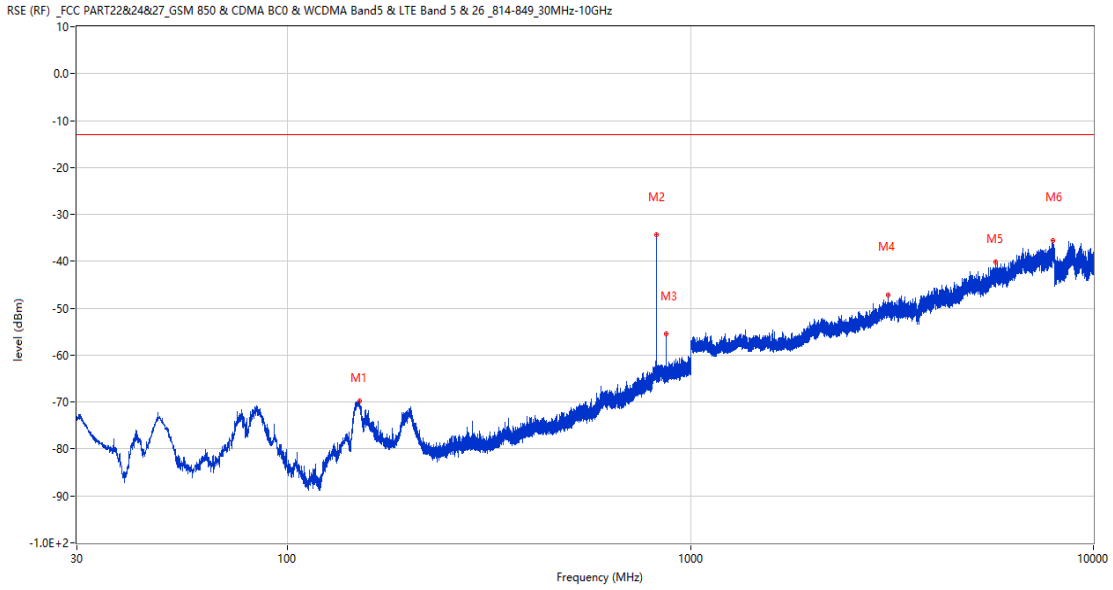
Frequency (MHz)	Result (dBm)	Factor (dB)	PK Limit (dBm)	Over Limit (dB)	Table (o)	ANT	EUT	Verdict
191.117	-68.37	-14.55	-13.0	-55.37	59.00	Horizontal	Vertical	Pass
824.236	-30.16	6.91	-13.0	-17.16	120.00	Horizontal	Vertical	N/A
869.292	-50.13	6.37	-13.0	-37.13	74.00	Horizontal	Vertical	N/A
3241.000	-47.39	6.39	-13.0	-34.39	279.00	Horizontal	Vertical	Pass
5217.750	-41.50	12.42	-13.0	-28.50	143.00	Horizontal	Vertical	Pass
8833.901	-36.04	20.10	-13.0	-23.04	34.00	Horizontal	Vertical	Pass

RSE-V&V EGPRS 850 CH128



Frequency (MHz)	Result (dBm)	Factor (dB)	PK Limit (dBm)	Over Limit (dB)	Table (o)	ANT	EUT	Verdict
155.372	-70.45	-17.40	-13.0	-57.45	356.00	Vertical	Vertical	Pass
824.236	-28.83	6.91	-13.0	-15.83	2.00	Vertical	Vertical	N/A
869.244	-55.42	6.36	-13.0	-42.42	79.00	Vertical	Vertical	N/A
2855.300	-48.69	3.21	-13.0	-35.69	57.00	Vertical	Vertical	Pass
5078.500	-41.75	12.26	-13.0	-28.75	205.00	Vertical	Vertical	Pass
9315.900	-35.61	19.58	-13.0	-22.61	362.00	Vertical	Vertical	Pass

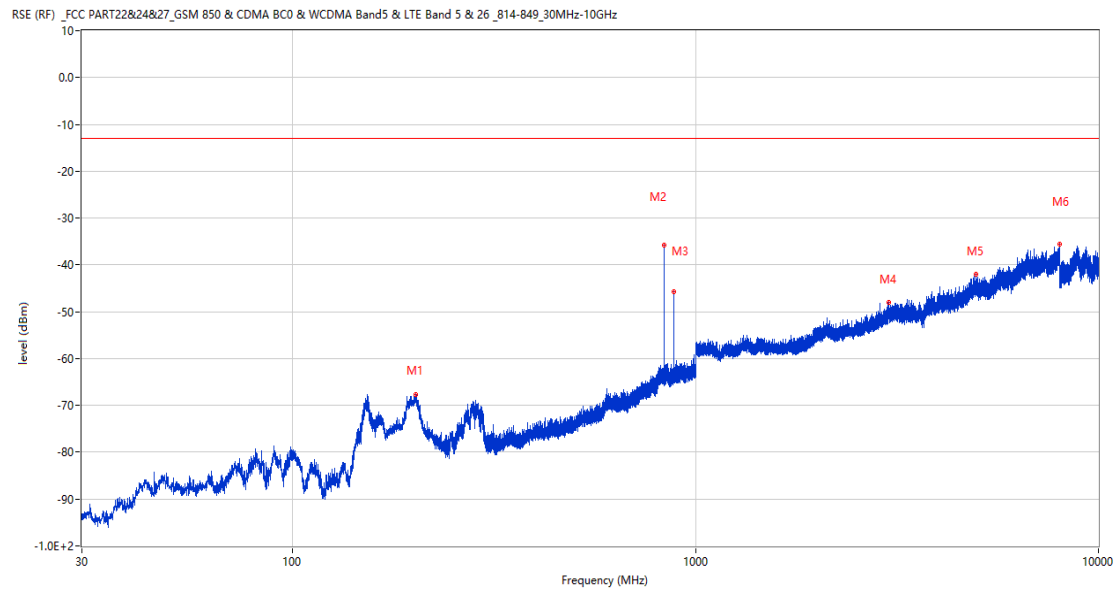
RSE-V&H EGPRS 850 CH128



Frequency (MHz)	Result (dBm)	Factor (dB)	PK Limit (dBm)	Over Limit (dB)	Table (o)	ANT	EUT	Verdict
150.765	-69.82	-18.43	-13.0	-56.82	339.00	Vertical	Horizontal	Pass
824.236	-34.27	6.91	-13.0	-21.27	53.00	Vertical	Horizontal	N/A
869.292	-55.42	6.37	-13.0	-42.42	131.00	Vertical	Horizontal	N/A
3093.000	-47.21	6.75	-13.0	-34.21	99.00	Vertical	Horizontal	Pass
5720.750	-40.09	13.52	-13.0	-27.09	78.00	Vertical	Horizontal	Pass
7934.750	-35.55	18.85	-13.0	-22.55	353.00	Vertical	Horizontal	Pass

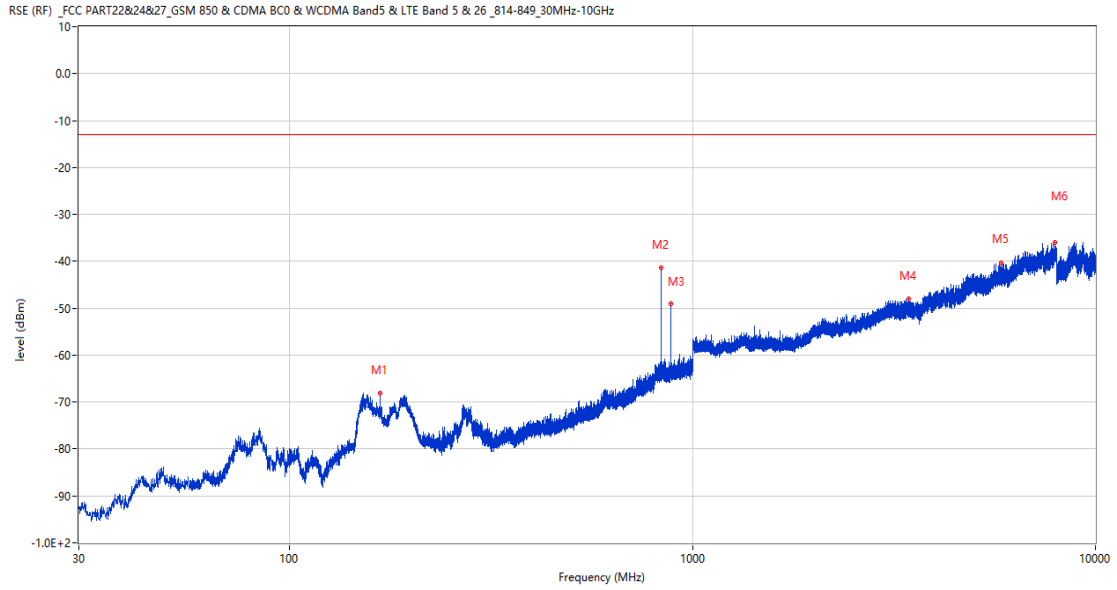
3.2 EGPRS 850 Middle Channel

RSE-H&H EGPRS 850 CH190



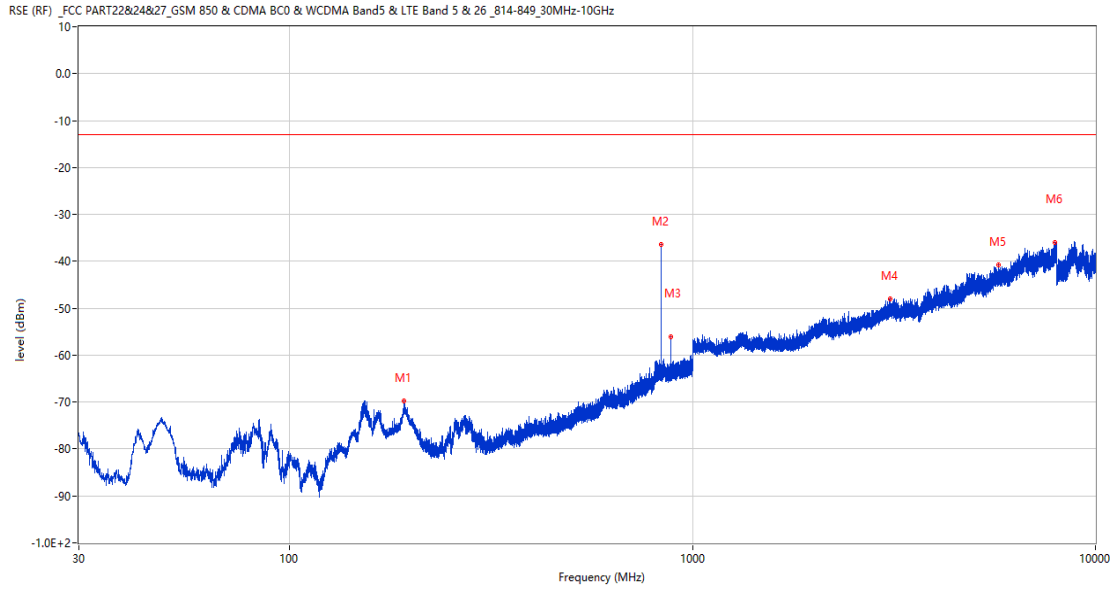
Frequency (MHz)	Result (dBm)	Factor (dB)	PK Limit (dBm)	Over Limit (dB)	Table (o)	ANT	EUT	Verdict
201.738	-67.65	-13.58	-13.0	-54.65	59.00	Horizontal	Horizontal	Pass
836.604	-35.87	7.13	-13.0	-22.87	51.00	Horizontal	Horizontal	N/A
881.660	-45.74	6.75	-13.0	-32.74	242.00	Horizontal	Horizontal	N/A
3021.250	-47.95	5.93	-13.0	-34.95	290.00	Horizontal	Horizontal	Pass
4964.000	-42.10	13.31	-13.0	-29.10	194.00	Horizontal	Horizontal	Pass
7997.500	-35.56	18.88	-13.0	-22.56	5.00	Horizontal	Horizontal	Pass

RSE-H&V EGPRS 850 CH190



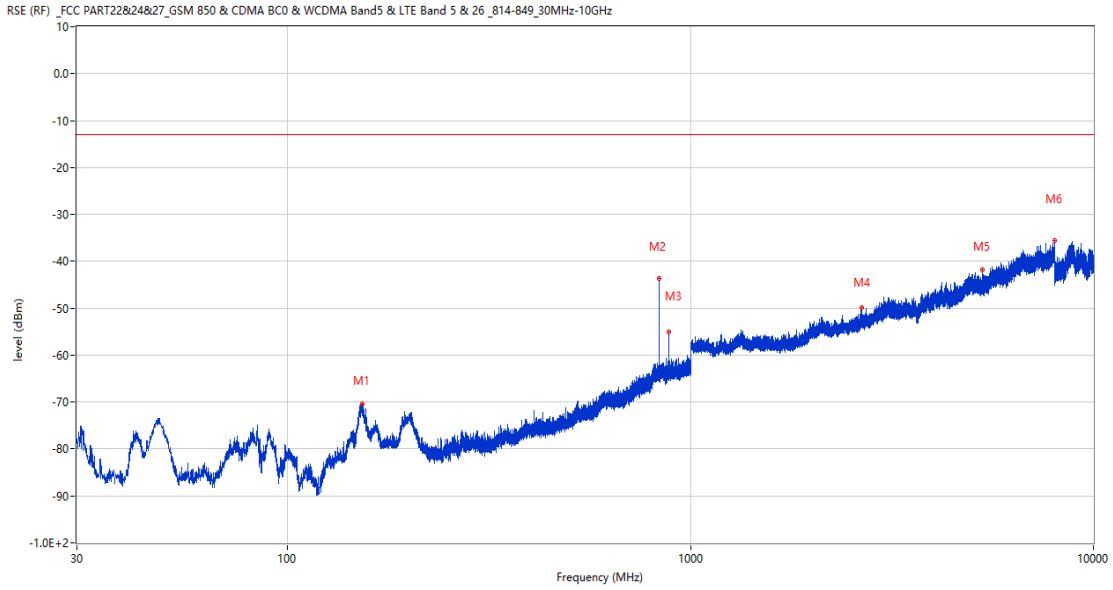
Frequency (MHz)	Result (dBm)	Factor (dB)	PK Limit (dBm)	Over Limit (dB)	Table (o)	ANT	EUT	Verdict
167.886	-68.06	-16.16	-13.0	-55.06	68.00	Horizontal	Vertical	Pass
836.555	-41.46	7.13	-13.0	-28.46	129.00	Horizontal	Vertical	N/A
881.612	-49.12	6.75	-13.0	-36.12	72.00	Horizontal	Vertical	N/A
3438.250	-48.01	7.31	-13.0	-35.01	300.00	Horizontal	Vertical	Pass
5822.250	-40.39	14.91	-13.0	-27.39	227.00	Horizontal	Vertical	Pass
7946.500	-36.02	18.80	-13.0	-23.02	258.00	Horizontal	Vertical	Pass

RSE-V&V EGPRS 850 CH190



Frequency (MHz)	Result (dBm)	Factor (dB)	PK Limit (dBm)	Over Limit (dB)	Table (o)	ANT	EUT	Verdict
192.669	-69.83	-14.23	-13.0	-56.83	240.00	Vertical	Vertical	Pass
836.604	-36.46	7.13	-13.0	-23.46	346.00	Vertical	Vertical	N/A
881.563	-56.08	6.75	-13.0	-43.08	118.00	Vertical	Vertical	N/A
3099.500	-47.95	6.34	-13.0	-34.95	57.00	Vertical	Vertical	Pass
5759.750	-40.68	14.43	-13.0	-27.68	184.00	Vertical	Vertical	Pass
7915.500	-35.97	18.18	-13.0	-22.97	268.00	Vertical	Vertical	Pass

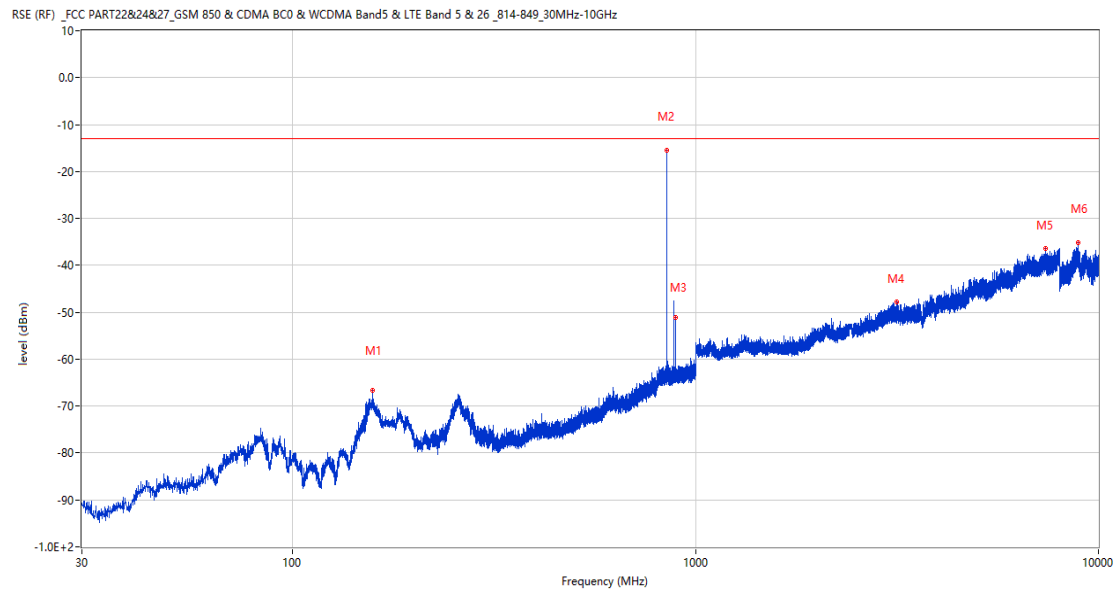
RSE-V&H EGPRS 850 CH190



Frequency (MHz)	Result (dBm)	Factor (dB)	PK Limit (dBm)	Over Limit (dB)	Table (o)	ANT	EUT	Verdict
153.093	-70.43	-18.01	-13.0	-57.43	0.00	Vertical	Horizontal	Pass
836.604	-43.65	7.13	-13.0	-30.65	150.00	Vertical	Horizontal	N/A
881.612	-55.13	6.75	-13.0	-42.13	83.00	Vertical	Horizontal	N/A
2663.700	-49.90	2.86	-13.0	-36.90	194.00	Vertical	Horizontal	Pass
5299.500	-41.72	12.37	-13.0	-28.72	279.00	Vertical	Horizontal	Pass
7994.000	-35.49	18.66	-13.0	-22.49	248.00	Vertical	Horizontal	Pass

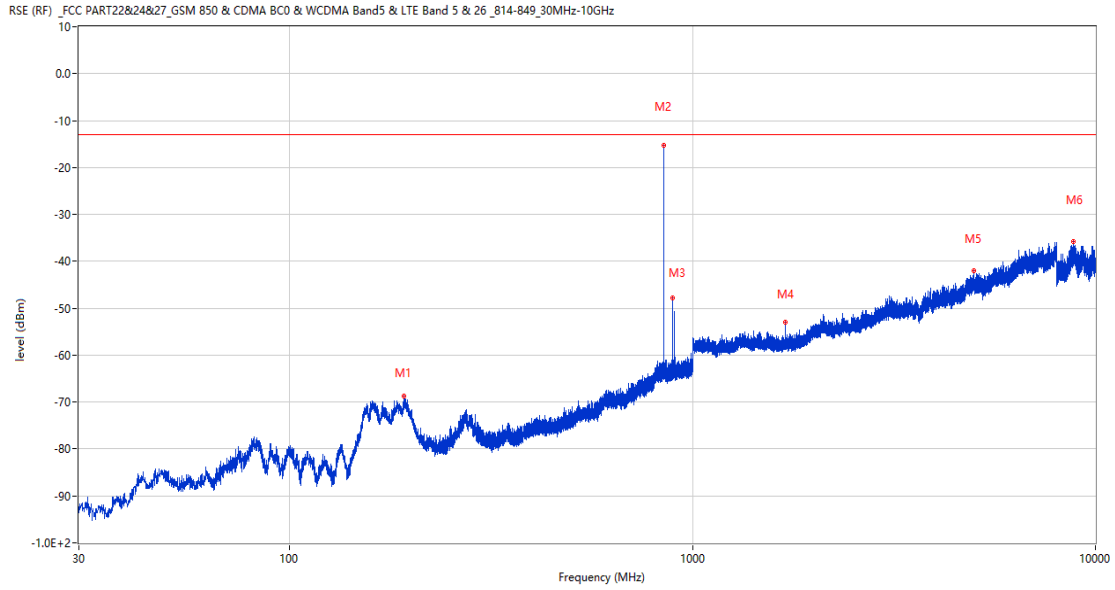
3.3 EGPRS 850 High Channel

RSE-H&H EGPRS 850 CH251



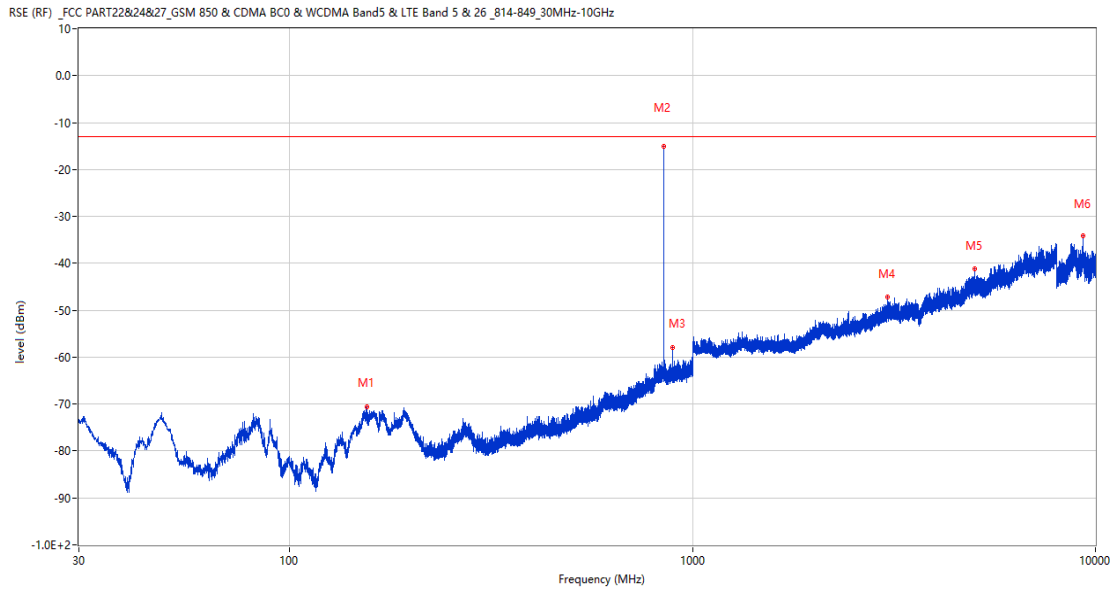
Frequency (MHz)	Result (dBm)	Factor (dB)	PK Limit (dBm)	Over Limit (dB)	Table (o)	ANT	EUT	Verdict
158.137	-66.72	-16.76	-13.0	-53.72	84.00	Horizontal	Horizontal	Pass
848.777	-15.51	7.31	-13.0	-2.51	102.00	Horizontal	Horizontal	N/A
893.882	-51.11	6.88	-13.0	-38.11	239.00	Horizontal	Horizontal	N/A
3155.250	-47.79	6.08	-13.0	-34.79	20.00	Horizontal	Horizontal	Pass
7399.750	-36.45	17.82	-13.0	-23.45	321.00	Horizontal	Horizontal	Pass
8889.300	-35.17	19.88	-13.0	-22.17	216.00	Horizontal	Horizontal	Pass

RSE-H&V EGPRS 850 CH251



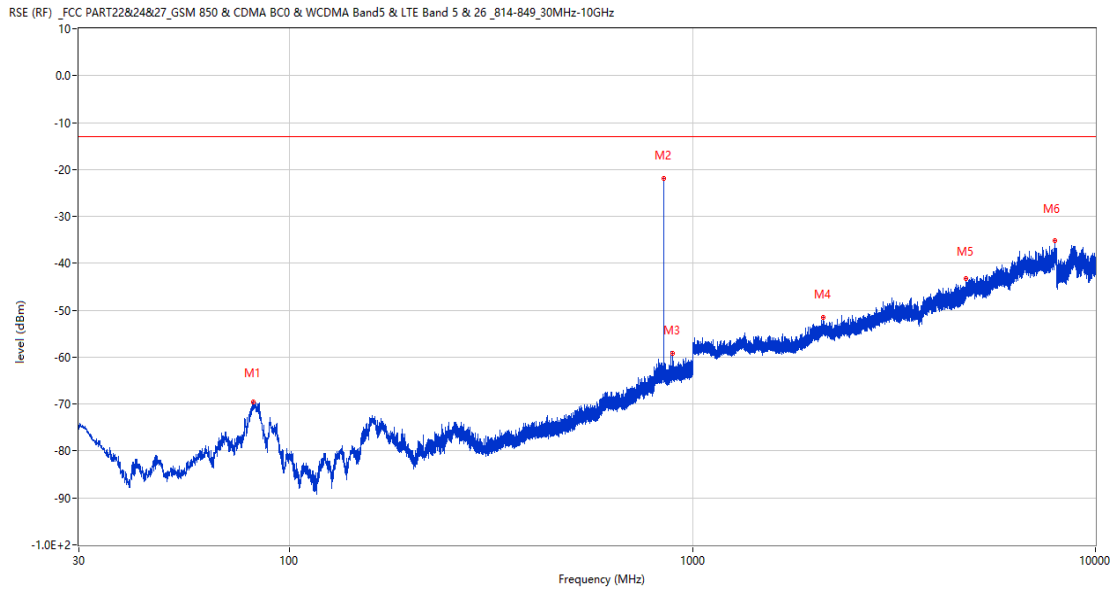
Frequency (MHz)	Result (dBm)	Factor (dB)	PK Limit (dBm)	Over Limit (dB)	Table (o)	ANT	EUT	Verdict
192.281	-68.76	-14.33	-13.0	-55.76	62.00	Horizontal	Vertical	Pass
848.825	-15.25	7.31	-13.0	-2.25	8.00	Horizontal	Vertical	N/A
893.785	-47.89	6.89	-13.0	-34.89	70.00	Horizontal	Vertical	N/A
1698.500	-53.00	-3.60	-13.0	-40.00	360.00	Horizontal	Vertical	Pass
4990.250	-41.97	13.14	-13.0	-28.97	333.00	Horizontal	Vertical	Pass
8832.099	-35.84	20.07	-13.0	-22.84	75.00	Horizontal	Vertical	Pass

RSE-V&V EGPRS 850 CH251



Frequency (MHz)	Result (dBm)	Factor (dB)	PK Limit (dBm)	Over Limit (dB)	Table (o)	ANT	EUT	Verdict
155.421	-70.49	-17.38	-13.0	-57.49	361.00	Vertical	Vertical	Pass
848.874	-15.05	7.31	-13.0	-2.05	361.00	Vertical	Vertical	N/A
893.882	-57.86	6.88	-13.0	-44.86	220.00	Vertical	Vertical	N/A
3053.250	-47.18	6.55	-13.0	-34.18	69.00	Vertical	Vertical	Pass
5009.750	-41.12	12.44	-13.0	-28.12	322.00	Vertical	Vertical	Pass
9318.100	-34.11	19.55	-13.0	-21.11	152.00	Vertical	Vertical	Pass

RSE-V&H EGPRS 850 CH251

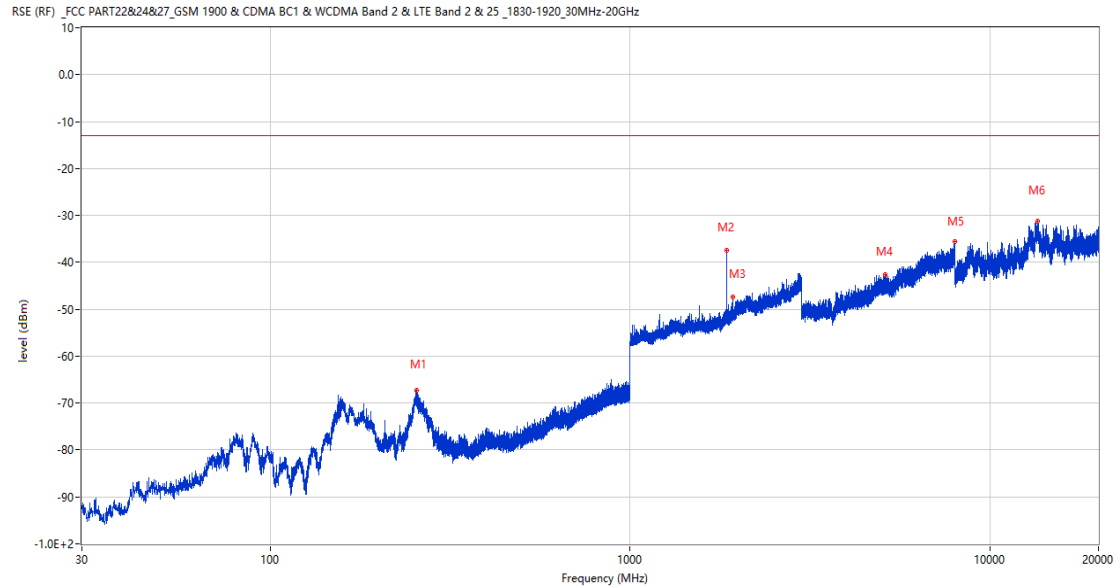


Frequency (MHz)	Result (dBm)	Factor (dB)	PK Limit (dBm)	Over Limit (dB)	Table (o)	ANT	EUT	Verdict
81.119	-69.59	-18.92	-13.0	-56.59	96.00	Vertical	Horizontal	Pass
848.825	-22.00	7.31	-13.0	-9.00	290.00	Vertical	Horizontal	N/A
893.833	-59.22	6.89	-13.0	-46.22	307.00	Vertical	Horizontal	N/A
2106.200	-51.51	0.27	-13.0	-38.51	129.00	Vertical	Horizontal	Pass
4782.500	-43.29	12.91	-13.0	-30.29	296.00	Vertical	Horizontal	Pass
7928.750	-35.24	18.59	-13.0	-22.24	49.00	Vertical	Horizontal	Pass

4 EGPRS 1900

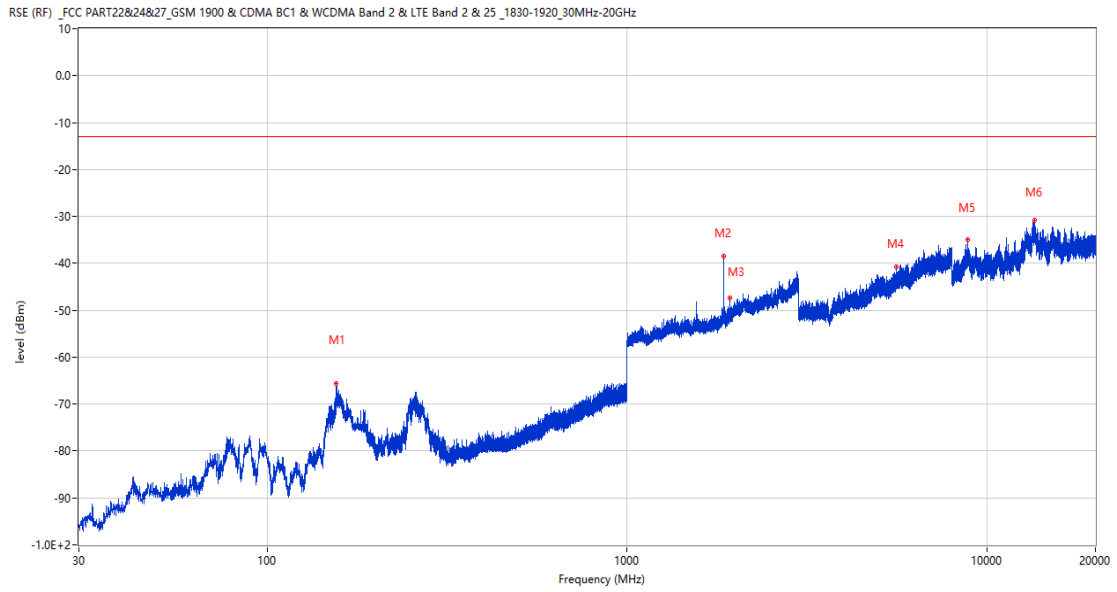
4.1 EGPRS 1900 Low Channel

RSE-H&H EGPRS 1900 CH512



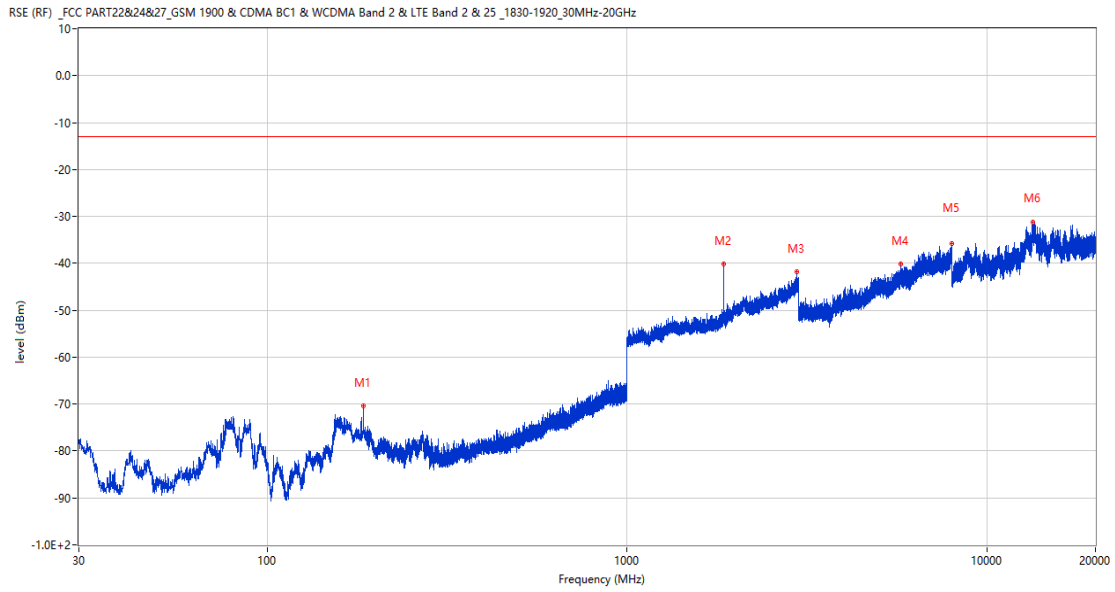
Frequency (MHz)	Result (dBm)	Factor (dB)	PK Limit (dBm)	Over Limit (dB)	Table (o)	ANT	EUT	Verdict
255.525	-67.37	-13.51	-13.0	-54.37	42.00	Horizontal	Horizontal	Pass
1850.900	-37.53	2.54	-13.0	-24.53	217.00	Horizontal	Horizontal	N/A
1931.000	-47.34	3.16	-13.0	-34.34	255.00	Horizontal	Horizontal	N/A
5127.250	-42.69	12.29	-13.0	-29.69	278.00	Horizontal	Horizontal	Pass
7994.750	-35.64	18.73	-13.0	-22.64	257.00	Horizontal	Horizontal	Pass
13540.975	-31.12	24.99	-13.0	-18.12	161.00	Horizontal	Horizontal	Pass

RSE-H&V EGPRS 1900 CH512



Frequency (MHz)	Result (dBm)	Factor (dB)	PK Limit (dBm)	Over Limit (dB)	Table (o)	ANT	EUT	Verdict
155.130	-65.69	-19.09	-13.0	-52.69	91.00	Horizontal	Vertical	Pass
1851.100	-38.48	2.54	-13.0	-25.48	177.00	Horizontal	Vertical	N/A
1931.200	-47.45	3.16	-13.0	-34.45	127.00	Horizontal	Vertical	N/A
5592.500	-40.84	13.55	-13.0	-27.84	159.00	Horizontal	Vertical	Pass
8840.037	-35.04	20.20	-13.0	-22.04	232.00	Horizontal	Vertical	Pass
13555.838	-30.88	25.18	-13.0	-17.88	131.00	Horizontal	Vertical	Pass

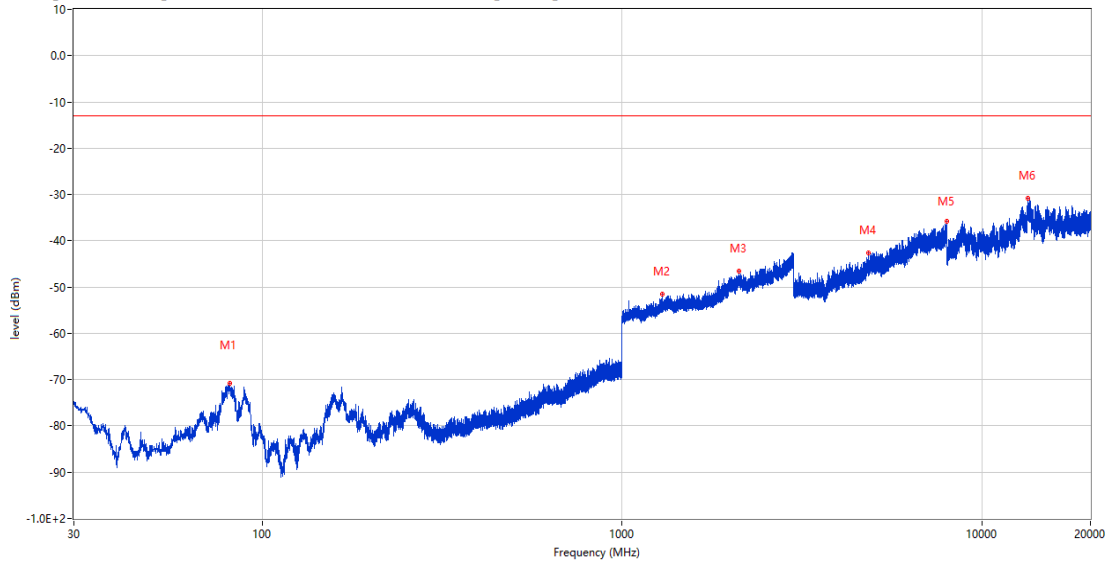
RSE-V&V EGPRS 1900 CH512



Frequency (MHz)	Result (dBm)	Factor (dB)	PK Limit (dBm)	Over Limit (dB)	Table (o)	ANT	EUT	Verdict
184.909	-70.34	-17.10	-13.0	-57.34	73.00	Vertical	Vertical	Pass
1851.200	-40.13	2.54	-13.0	-27.13	307.00	Vertical	Vertical	N/A
2967.600	-41.86	11.82	-13.0	-28.86	72.00	Vertical	Vertical	Pass
5769.000	-40.17	14.38	-13.0	-27.17	87.00	Vertical	Vertical	Pass
7991.500	-35.84	18.49	-13.0	-22.84	220.00	Vertical	Vertical	Pass
13377.487	-31.17	24.71	-13.0	-18.17	-3.00	Vertical	Vertical	Pass

RSE-V&H EGPRS 1900 CH512

RSE (RF) _FCC PART22&24&27_GSM 1900 & CDMA BC1 & WCDMA Band 2 & LTE Band 2 & 25_1830-1920_30MHz-20GHz

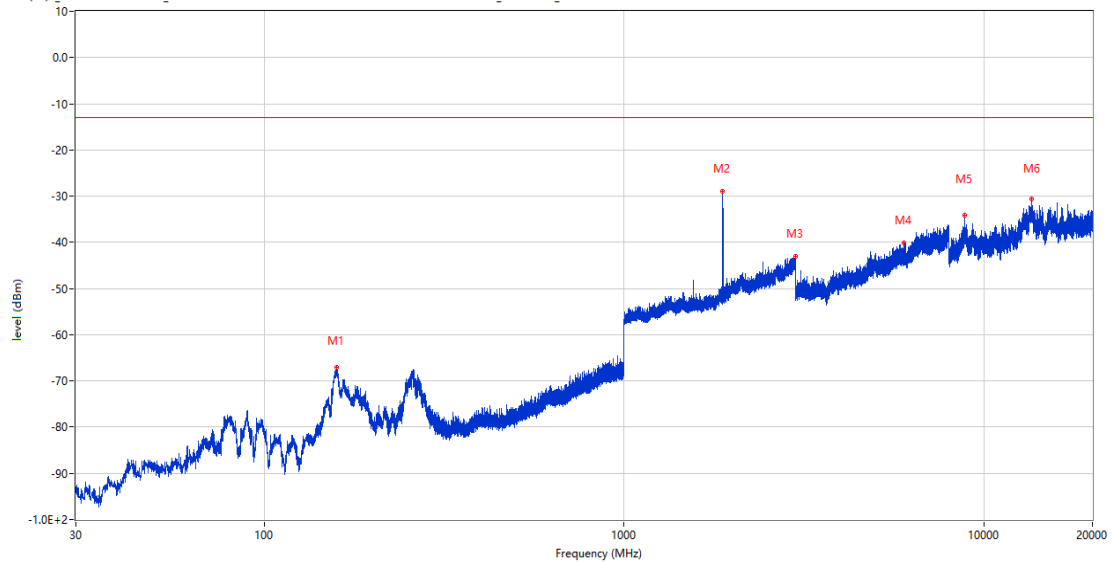


Frequency (MHz)	Result (dBm)	Factor (dB)	PK Limit (dBm)	Over Limit (dB)	Table (o)	ANT	EUT	Verdict
81.410	-70.89	-20.09	-13.0	-57.89	95.00	Vertical	Horizontal	Pass
1292.200	-51.50	0.62	-13.0	-38.50	257.00	Vertical	Horizontal	Pass
2112.700	-46.45	5.96	-13.0	-33.45	0.00	Vertical	Horizontal	Pass
4829.750	-42.63	12.56	-13.0	-29.63	299.00	Vertical	Horizontal	Pass
7995.500	-35.87	18.76	-13.0	-22.87	61.00	Vertical	Horizontal	Pass
13389.450	-30.83	24.78	-13.0	-17.83	270.00	Vertical	Horizontal	Pass

4.2 EGPRS 1900 Middle Channel

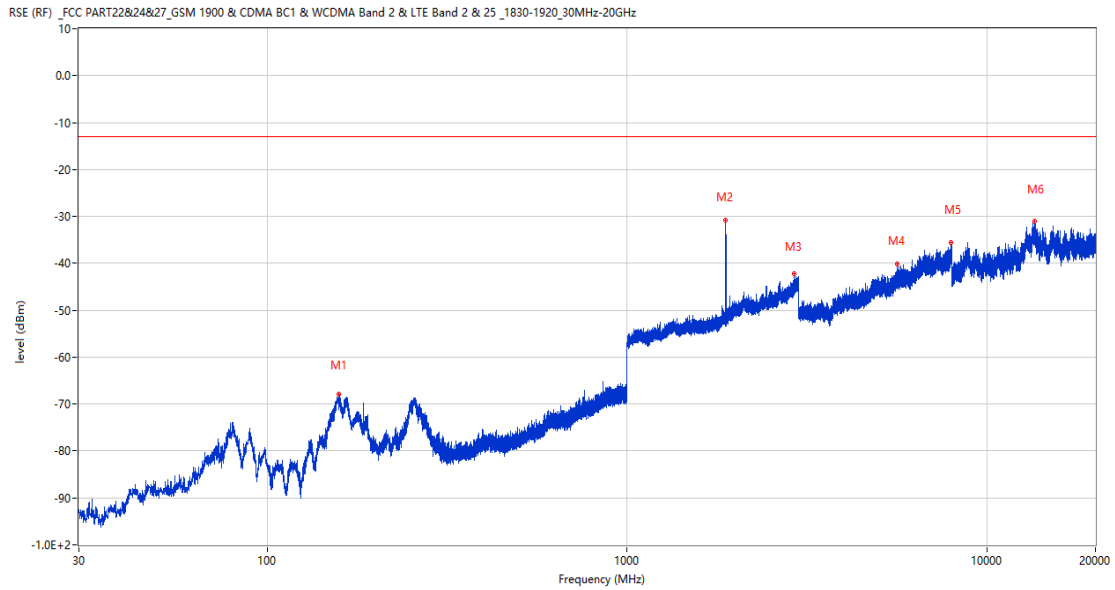
RSE-H&H EGPRS 1900 CH661

RSE (RF) _FCC PART22&24&27_GSM 1900 & CDMA BC1 & WCDMA Band 2 & LTE Band 2 & 25_1830-1920_30MHz-20GHz



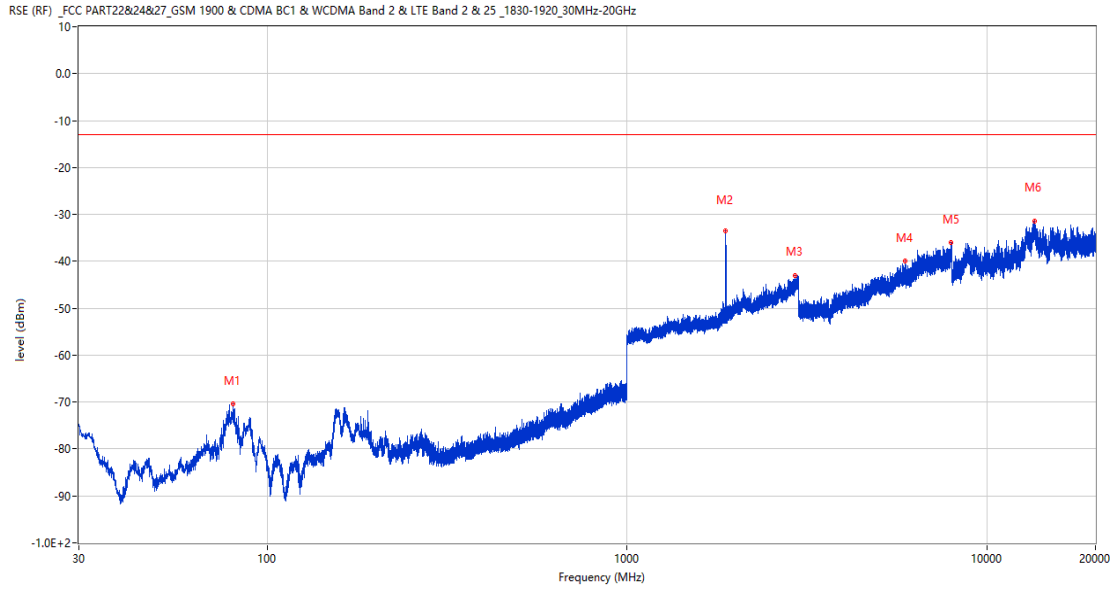
Frequency (MHz)	Result (dBm)	Factor (dB)	PK Limit (dBm)	Over Limit (dB)	Table (o)	ANT	EUT	Verdict
158.670	-67.14	-18.48	-13.0	-54.14	94.00	Horizontal	Horizontal	Pass
1880.900	-29.04	2.77	-13.0	-16.04	357.00	Horizontal	Horizontal	N/A
2993.100	-43.13	10.65	-13.0	-30.13	7.00	Horizontal	Horizontal	Pass
6002.750	-40.07	15.17	-13.0	-27.07	94.00	Horizontal	Horizontal	Pass
8849.063	-34.17	20.34	-13.0	-21.17	-1.00	Horizontal	Horizontal	Pass
13570.338	-30.67	25.08	-13.0	-17.67	360.00	Horizontal	Horizontal	Pass

RSE-H&V EGPRS 1900 CH661



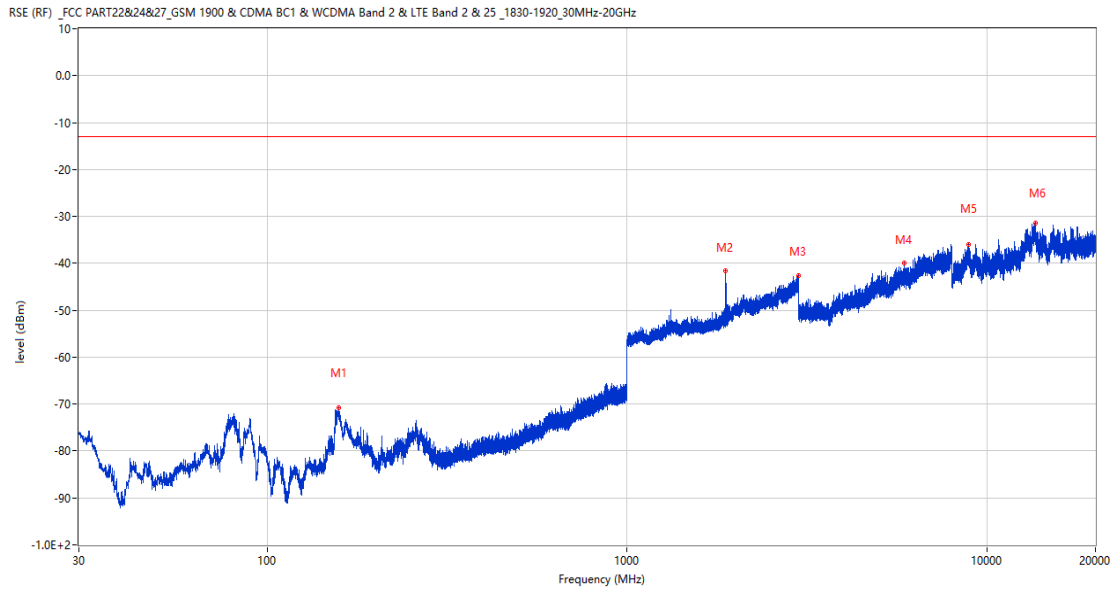
Frequency (MHz)	Result (dBm)	Factor (dB)	PK Limit (dBm)	Over Limit (dB)	Table (o)	ANT	EUT	Verdict
158.088	-67.96	-18.58	-13.0	-54.96	80.00	Horizontal	Vertical	Pass
1880.900	-30.77	2.77	-13.0	-17.77	185.00	Horizontal	Vertical	N/A
2917.700	-42.24	11.17	-13.0	-29.24	254.00	Horizontal	Vertical	Pass
5628.500	-40.17	13.47	-13.0	-27.17	0.00	Horizontal	Vertical	Pass
7925.750	-35.56	18.44	-13.0	-22.56	224.00	Horizontal	Vertical	Pass
13589.550	-31.09	24.94	-13.0	-18.09	360.00	Horizontal	Vertical	Pass

RSE-V&V EGPRS 1900 CH661



Frequency (MHz)	Result (dBm)	Factor (dB)	PK Limit (dBm)	Over Limit (dB)	Table (o)	ANT	EUT	Verdict
80.537	-70.43	-20.25	-13.0	-57.43	98.00	Vertical	Vertical	Pass
1880.800	-33.48	2.77	-13.0	-20.48	314.00	Vertical	Vertical	N/A
2926.100	-43.09	10.47	-13.0	-30.09	314.00	Vertical	Vertical	Pass
5913.250	-39.87	14.56	-13.0	-26.87	350.00	Vertical	Vertical	Pass
7944.750	-36.05	18.88	-13.0	-23.05	124.00	Vertical	Vertical	Pass
13542.787	-31.36	25.04	-13.0	-18.36	109.00	Vertical	Vertical	Pass

RSE-V&H EGPRS 1900 CH661

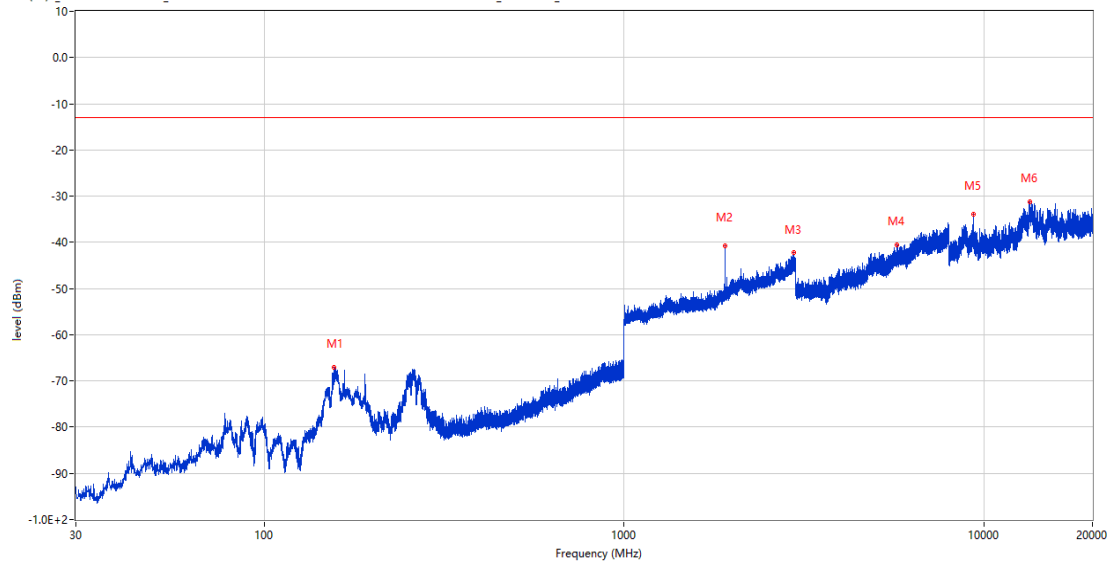


Frequency (MHz)	Result (dBm)	Factor (dB)	PK Limit (dBm)	Over Limit (dB)	Table (o)	ANT	EUT	Verdict
158.088	-70.76	-18.58	-13.0	-57.76	-1.00	Vertical	Horizontal	Pass
1880.900	-41.55	2.77	-13.0	-28.55	224.00	Vertical	Horizontal	N/A
2991.700	-42.63	10.79	-13.0	-29.63	47.00	Vertical	Horizontal	Pass
5880.500	-39.95	14.53	-13.0	-26.95	246.00	Vertical	Horizontal	Pass
8908.675	-36.04	19.69	-13.0	-23.04	287.00	Vertical	Horizontal	Pass
13630.875	-31.35	24.85	-13.0	-18.35	94.00	Vertical	Horizontal	Pass

4.3 EGPRS 1900 High Channel

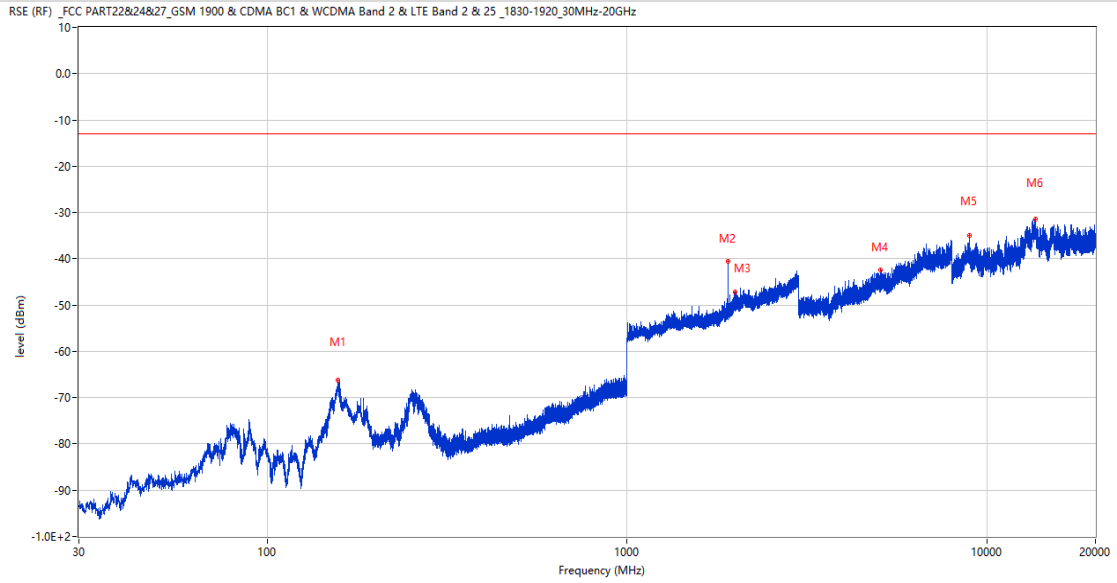
RSE-H&H EGPRS 1900 CH810

RSE (RF) _FCC PART22&24&27_GSM 1900 & CDMA BC1 & WCDMA Band 2 & LTE Band 2 & 25_1830-1920_30MHz-20GHz



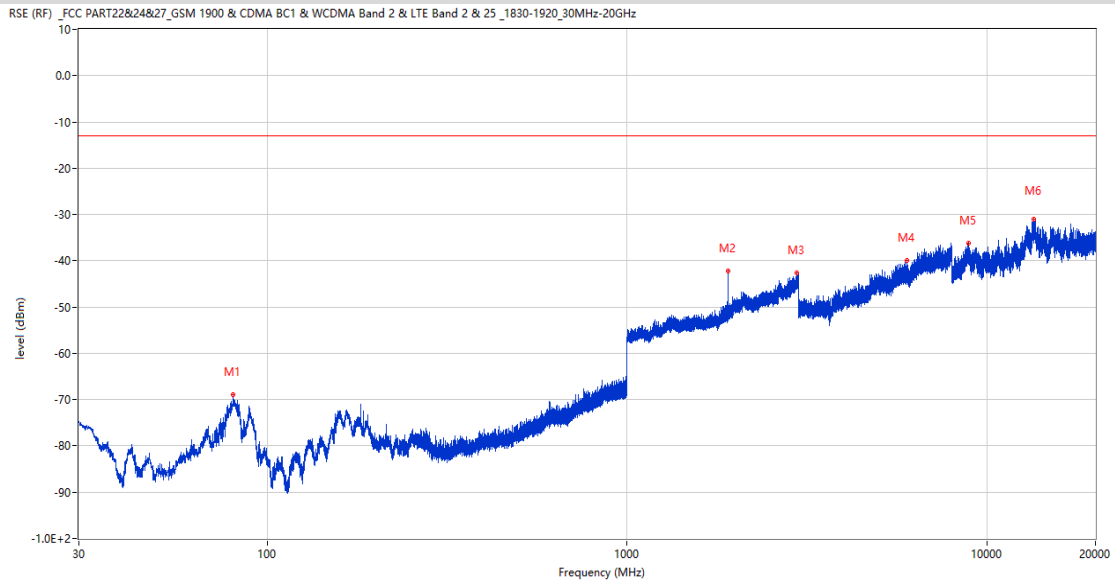
Frequency (MHz)	Result (dBm)	Factor (dB)	PK Limit (dBm)	Over Limit (dB)	Table (o)	ANT	EUT	Verdict
156.536	-67.11	-18.83	-13.0	-54.11	84.00	Horizontal	Horizontal	Pass
1910.600	-40.75	3.10	-13.0	-27.75	360.00	Horizontal	Horizontal	N/A
2967.900	-42.24	11.83	-13.0	-29.24	167.00	Horizontal	Horizontal	Pass
5728.250	-40.59	13.80	-13.0	-27.59	36.00	Horizontal	Horizontal	Pass
9356.599	-33.98	19.00	-13.0	-20.98	264.00	Horizontal	Horizontal	Pass
13438.750	-31.32	24.59	-13.0	-18.32	206.00	Horizontal	Horizontal	Pass

RSE-H&V EGPRS 1900 CH810



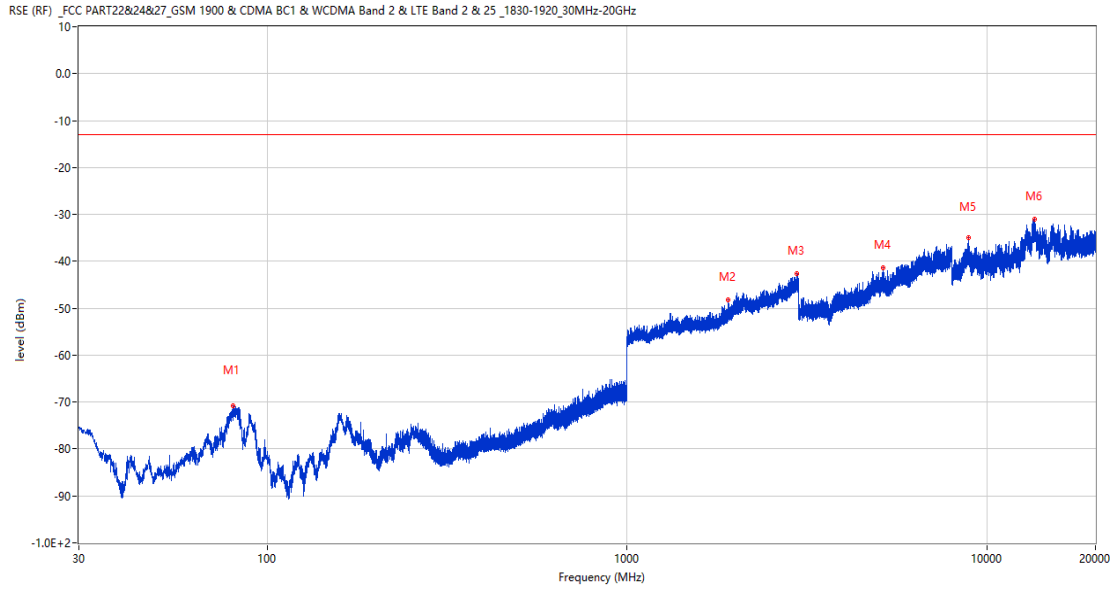
Frequency (MHz)	Result (dBm)	Factor (dB)	PK Limit (dBm)	Over Limit (dB)	Table (o)	ANT	EUT	Verdict
157.458	-66.26	-18.73	-13.0	-53.26	89.00	Horizontal	Vertical	Pass
1910.800	-40.56	3.11	-13.0	-27.56	238.00	Horizontal	Vertical	N/A
1990.500	-47.09	4.56	-13.0	-34.09	332.00	Horizontal	Vertical	N/A
5066.500	-42.42	12.08	-13.0	-29.42	202.00	Horizontal	Vertical	Pass
8917.463	-35.00	19.64	-13.0	-22.00	299.00	Horizontal	Vertical	Pass
13625.075	-31.48	24.85	-13.0	-18.48	247.00	Horizontal	Vertical	Pass

RSE-V&V EGPRS 1900 CH810



Frequency (MHz)	Result (dBm)	Factor (dB)	PK Limit (dBm)	Over Limit (dB)	Table (o)	ANT	EUT	Verdict
80.634	-69.02	-20.24	-13.0	-56.02	92.00	Vertical	Vertical	Pass
1910.600	-42.24	3.10	-13.0	-29.24	299.00	Vertical	Vertical	N/A
2967.600	-42.67	11.82	-13.0	-29.67	211.00	Vertical	Vertical	Pass
6003.250	-39.87	15.20	-13.0	-26.87	288.00	Vertical	Vertical	Pass
8901.313	-36.24	19.74	-13.0	-23.24	363.00	Vertical	Vertical	Pass
13494.575	-31.11	24.00	-13.0	-18.11	298.00	Vertical	Vertical	Pass

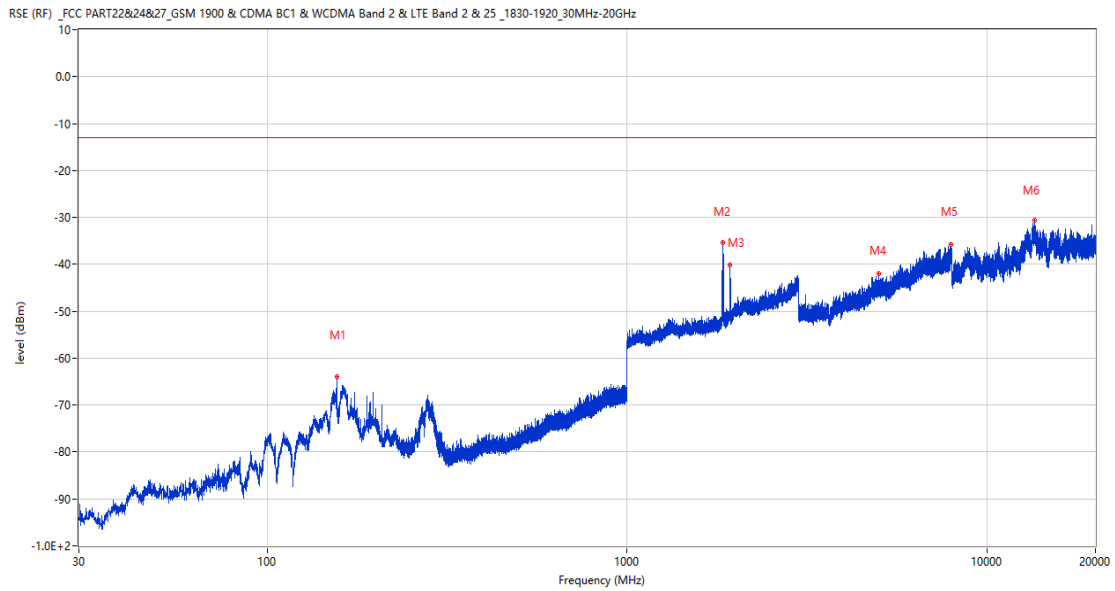
RSE-V&H EGPRS 1900 CH810



Frequency (MHz)	Result (dBm)	Factor (dB)	PK Limit (dBm)	Over Limit (dB)	Table (o)	ANT	EUT	Verdict
80.537	-70.69	-20.25	-13.0	-57.69	110.00	Vertical	Horizontal	Pass
1910.400	-48.24	3.10	-13.0	-35.24	282.00	Vertical	Horizontal	N/A
2966.300	-42.54	11.69	-13.0	-29.54	2.00	Vertical	Horizontal	Pass
5145.000	-41.41	12.18	-13.0	-28.41	106.00	Vertical	Horizontal	Pass
8883.500	-34.96	19.95	-13.0	-21.96	162.00	Vertical	Horizontal	Pass
13538.800	-31.06	24.93	-13.0	-18.06	247.00	Vertical	Horizontal	Pass

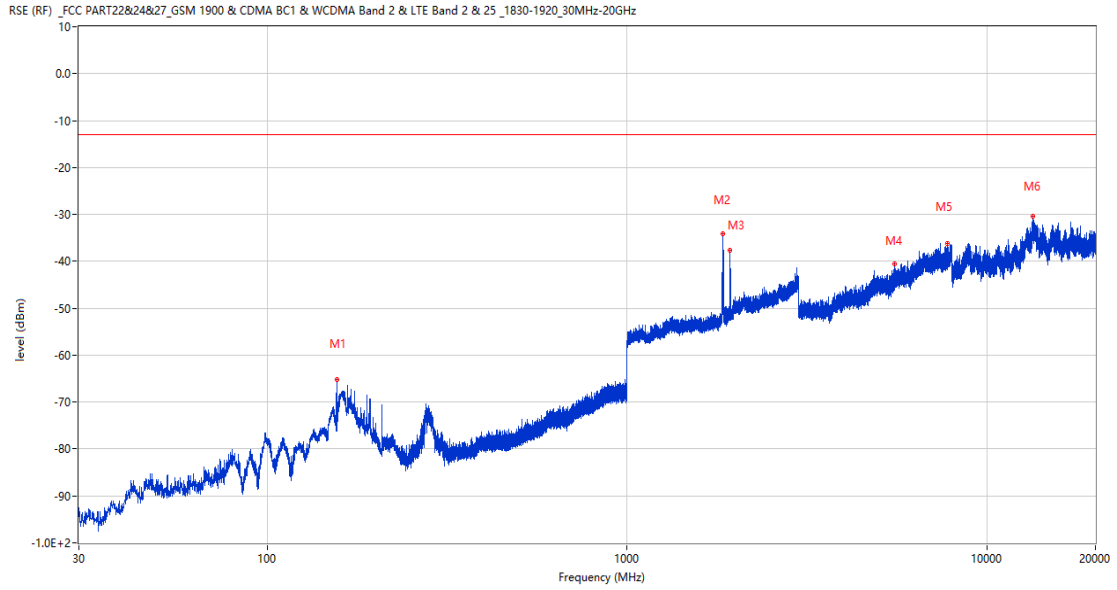
WCDMA
5 WCDMA Band 2
5.1 WCDMA Band 2 Low Channel

RSE-H&H WCDMA Band 2 CH9262



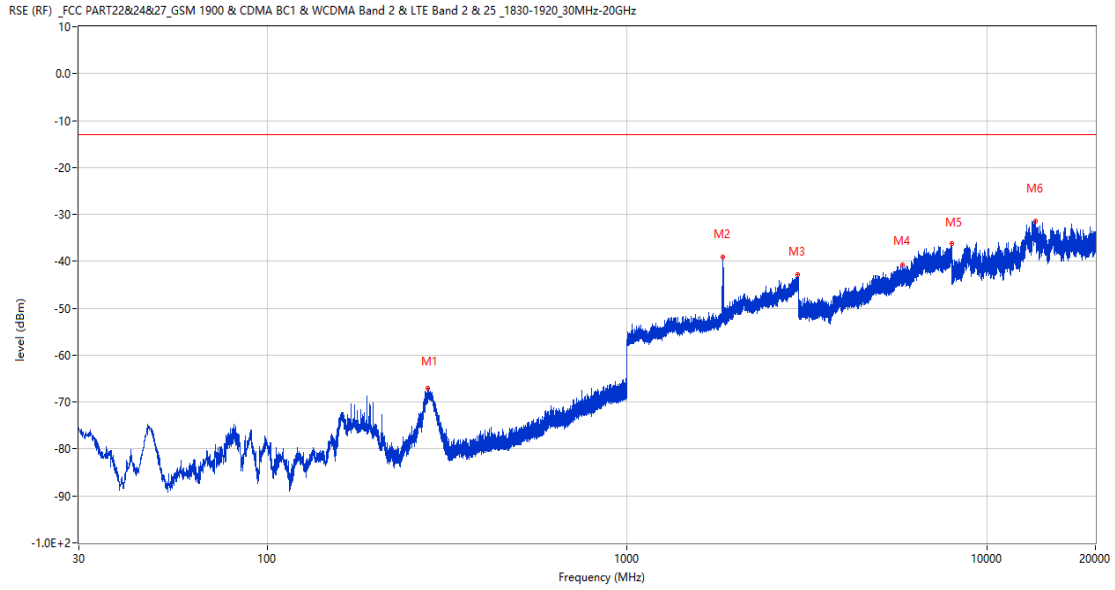
Frequency (MHz)	Result (dBm)	Factor (dB)	PK Limit (dBm)	Over Limit (dB)	Table (o)	ANT	EUT	Verdict
156.003	-63.94	-18.96	-13.0	-50.94	0.00	Horizontal	Horizontal	Pass
1841.900	-35.44	2.41	-13.0	-22.44	3.00	Horizontal	Horizontal	N/A
1933.700	-40.21	3.00	-13.0	-27.21	262.00	Horizontal	Horizontal	N/A
4990.000	-42.06	13.15	-13.0	-29.06	297.00	Horizontal	Horizontal	Pass
7923.250	-35.74	18.30	-13.0	-22.74	46.00	Horizontal	Horizontal	Pass
13594.263	-30.54	24.91	-13.0	-17.54	0.00	Horizontal	Horizontal	Pass

RSE-H&V WCDMA Band 2 CH9262



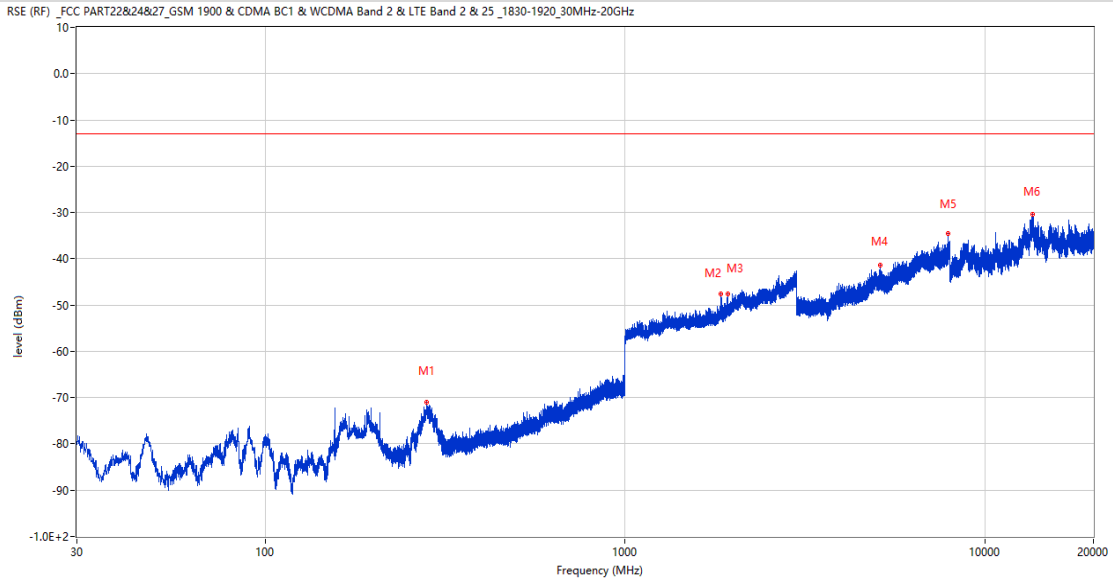
Frequency (MHz)	Result (dBm)	Factor (dB)	PK Limit (dBm)	Over Limit (dB)	Table (o)	ANT	EUT	Verdict
156.003	-65.30	-18.96	-13.0	-52.30	64.00	Horizontal	Vertical	Pass
1841.900	-34.08	2.41	-13.0	-21.08	0.00	Horizontal	Vertical	N/A
1932.900	-37.73	3.04	-13.0	-24.73	143.00	Horizontal	Vertical	N/A
5542.250	-40.60	13.13	-13.0	-27.60	0.00	Horizontal	Vertical	Pass
7780.000	-36.24	18.20	-13.0	-23.24	342.00	Horizontal	Vertical	Pass
13396.338	-30.38	24.83	-13.0	-17.38	208.00	Horizontal	Vertical	Pass

RSE-V&V WCDMA Band 2 CH9262



Frequency (MHz)	Result (dBm)	Factor (dB)	PK Limit (dBm)	Over Limit (dB)	Table (o)	ANT	EUT	Verdict
279.872	-67.07	-11.99	-13.0	-54.07	19.00	Vertical	Vertical	Pass
1841.900	-39.12	2.41	-13.0	-26.12	312.00	Vertical	Vertical	N/A
2973.900	-42.85	11.80	-13.0	-29.85	9.00	Vertical	Vertical	Pass
5820.250	-40.66	14.84	-13.0	-27.66	182.00	Vertical	Vertical	Pass
7998.250	-36.19	18.89	-13.0	-23.19	0.00	Vertical	Vertical	Pass
13603.325	-31.50	24.87	-13.0	-18.50	342.00	Vertical	Vertical	Pass

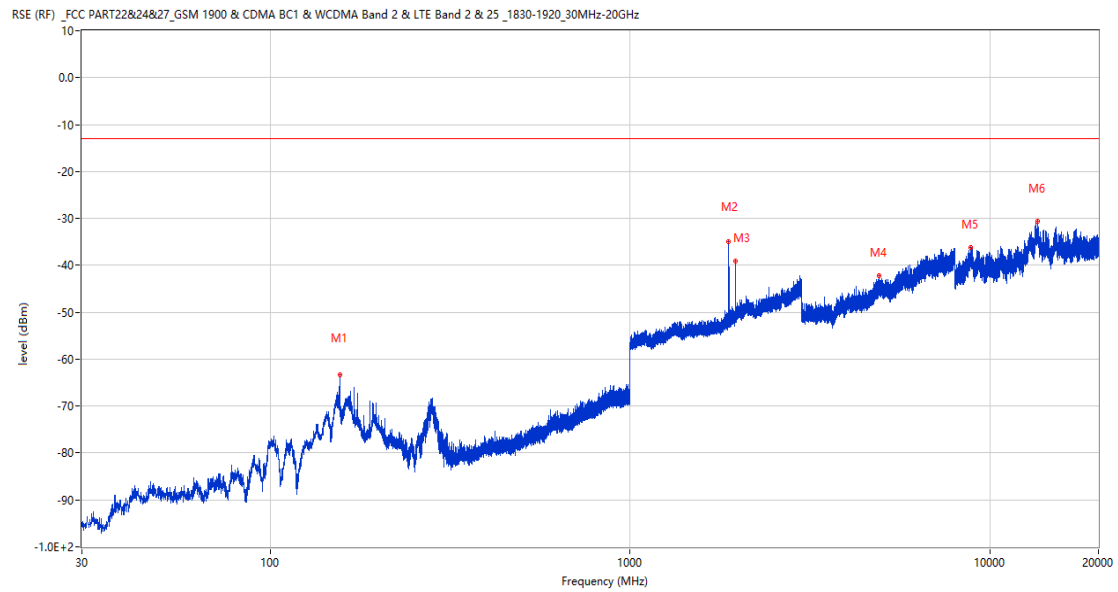
RSE-V&H WCDMA Band 2 CH9262



Frequency (MHz)	Result (dBm)	Factor (dB)	PK Limit (dBm)	Over Limit (dB)	Table (o)	ANT	EUT	Verdict
280.648	-70.96	-11.89	-13.0	-57.96	360.00	Vertical	Horizontal	Pass
1843.100	-47.65	2.43	-13.0	-34.65	23.00	Vertical	Horizontal	N/A
1934.500	-47.61	3.12	-13.0	-34.61	320.00	Vertical	Horizontal	N/A
5115.000	-41.27	12.23	-13.0	-28.27	19.00	Vertical	Horizontal	Pass
7915.250	-34.61	18.21	-13.0	-21.61	354.00	Vertical	Horizontal	Pass
13581.575	-30.44	25.00	-13.0	-17.44	40.00	Vertical	Horizontal	Pass

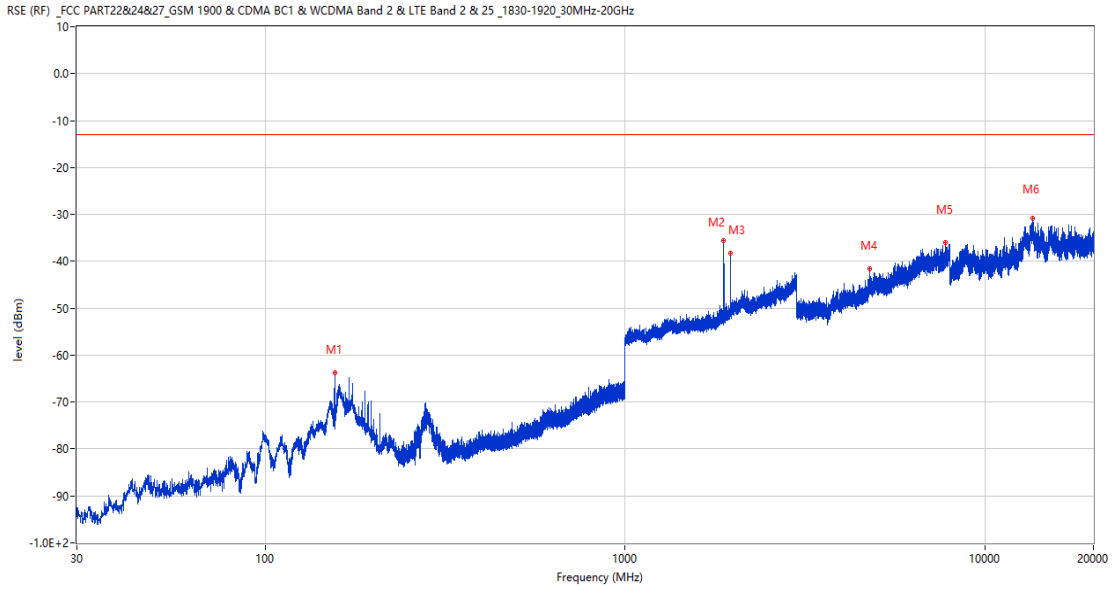
5.2 WCDMA Band 2 Middle Channel

RSE-H&H WCDMA Band 2 CH9400



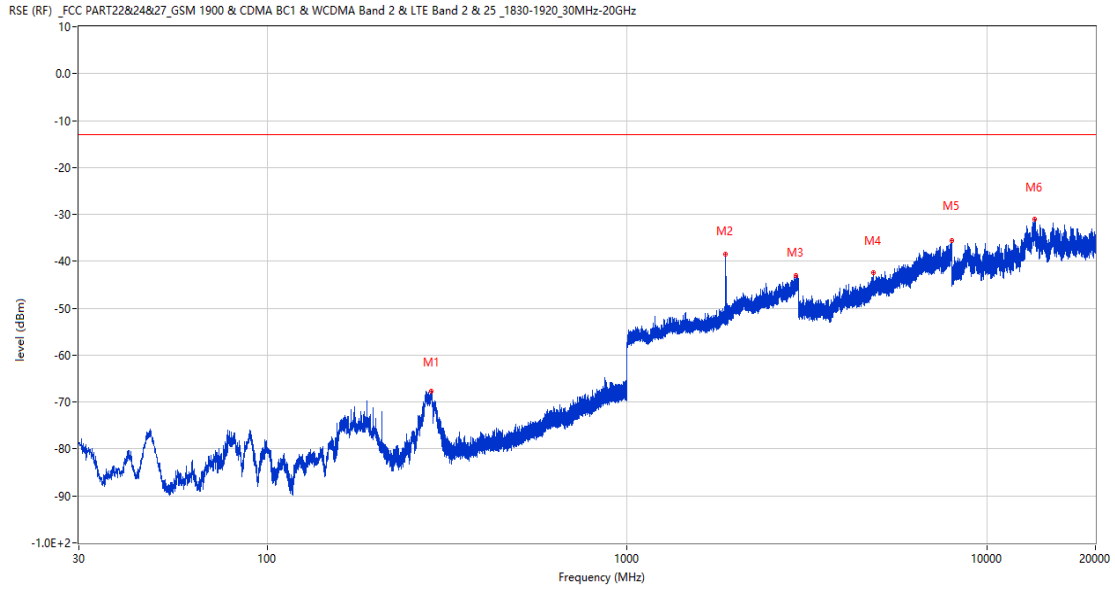
Frequency (MHz)	Result (dBm)	Factor (dB)	PK Limit (dBm)	Over Limit (dB)	Table (o)	ANT	EUT	Verdict
156.003	-63.39	-18.96	-13.0	-50.39	360.00	Horizontal	Horizontal	Pass
1880.100	-34.91	2.76	-13.0	-21.91	178.00	Horizontal	Horizontal	N/A
1961.000	-39.03	3.38	-13.0	-26.03	262.00	Horizontal	Horizontal	N/A
4908.500	-42.18	12.79	-13.0	-29.18	360.00	Horizontal	Horizontal	Pass
8846.925	-36.10	20.31	-13.0	-23.10	187.00	Horizontal	Horizontal	Pass
13566.349	-30.64	25.11	-13.0	-17.64	154.00	Horizontal	Horizontal	Pass

RSE-H&V WCDMA Band 2 CH9400



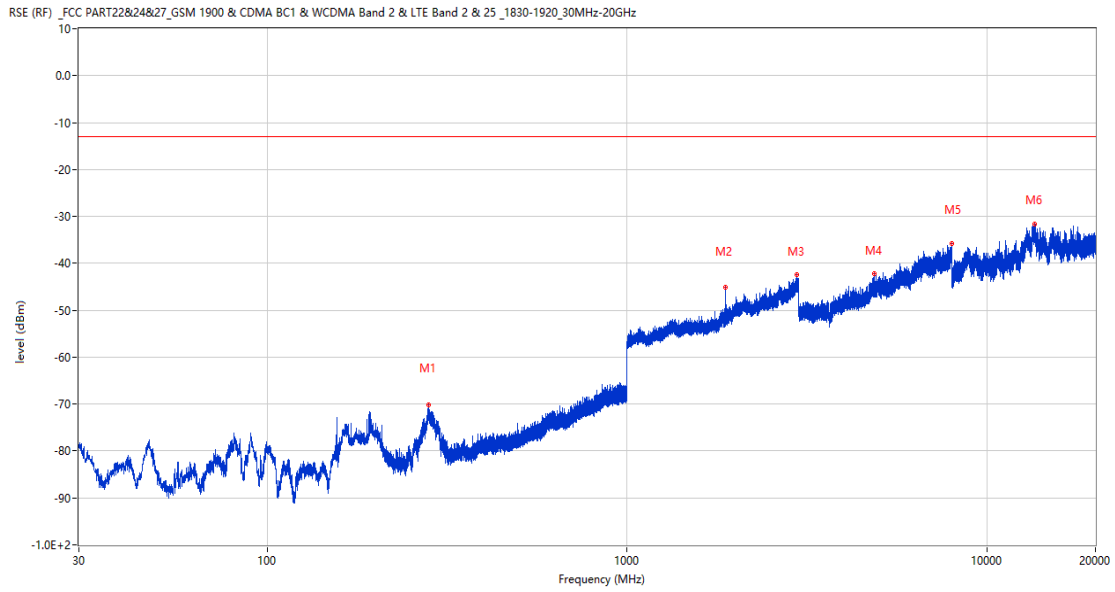
Frequency (MHz)	Result (dBm)	Factor (dB)	PK Limit (dBm)	Over Limit (dB)	Table (o)	ANT	EUT	Verdict
156.052	-63.76	-18.94	-13.0	-50.76	340.00	Horizontal	Vertical	Pass
1880.200	-35.57	2.76	-13.0	-22.57	8.00	Horizontal	Vertical	N/A
1961.400	-38.29	3.36	-13.0	-25.29	149.00	Horizontal	Vertical	N/A
4785.000	-41.56	13.05	-13.0	-28.56	72.00	Horizontal	Vertical	Pass
7781.750	-35.92	18.20	-13.0	-22.92	360.00	Horizontal	Vertical	Pass
13577.224	-30.88	25.03	-13.0	-17.88	340.00	Horizontal	Vertical	Pass

RSE-V&V WCDMA Band 2 CH9400



Frequency (MHz)	Result (dBm)	Factor (dB)	PK Limit (dBm)	Over Limit (dB)	Table (o)	ANT	EUT	Verdict
285.595	-67.75	-11.98	-13.0	-54.75	17.00	Vertical	Vertical	Pass
1880.400	-38.57	2.76	-13.0	-25.57	81.00	Vertical	Vertical	N/A
2944.200	-43.10	10.70	-13.0	-30.10	184.00	Vertical	Vertical	Pass
4821.250	-42.38	12.92	-13.0	-29.38	235.00	Vertical	Vertical	Pass
7993.000	-35.54	18.55	-13.0	-22.54	0.00	Vertical	Vertical	Pass
13548.951	-31.01	25.19	-13.0	-18.01	273.00	Vertical	Vertical	Pass

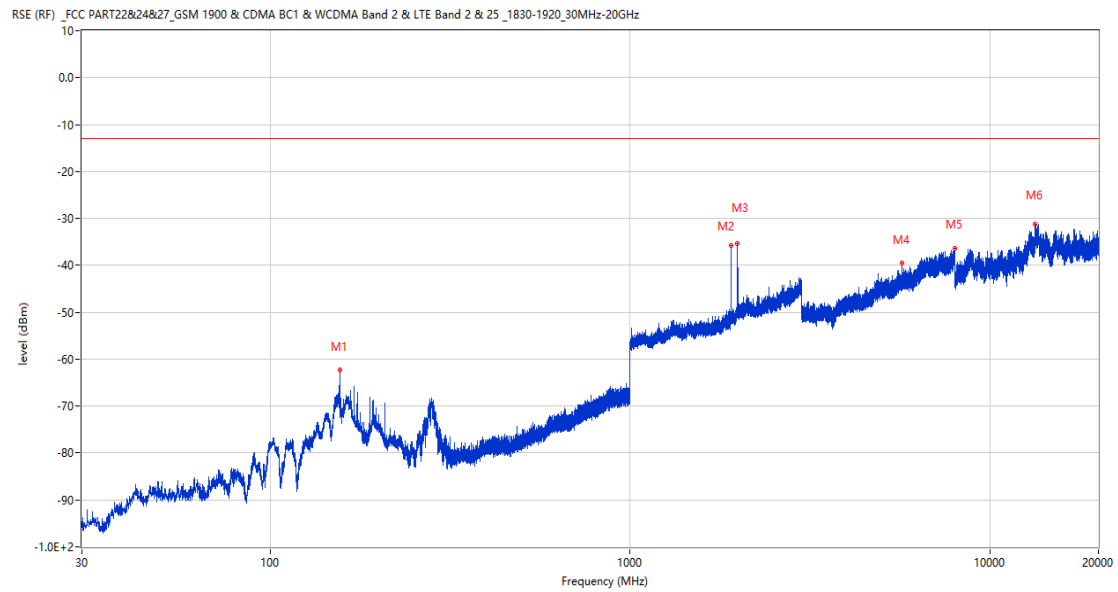
RSE-V&H WCDMA Band 2 CH9400



Frequency (MHz)	Result (dBm)	Factor (dB)	PK Limit (dBm)	Over Limit (dB)	Table (o)	ANT	EUT	Verdict
280.211	-70.12	-11.93	-13.0	-57.12	30.00	Vertical	Horizontal	Pass
1879.700	-45.19	2.76	-13.0	-32.19	30.00	Vertical	Horizontal	N/A
2956.400	-42.35	10.79	-13.0	-29.35	0.00	Vertical	Horizontal	Pass
4856.250	-42.25	12.51	-13.0	-29.25	247.00	Vertical	Horizontal	Pass
7975.000	-35.69	18.13	-13.0	-22.69	107.00	Vertical	Horizontal	Pass
13538.800	-31.63	24.93	-13.0	-18.63	72.00	Vertical	Horizontal	Pass

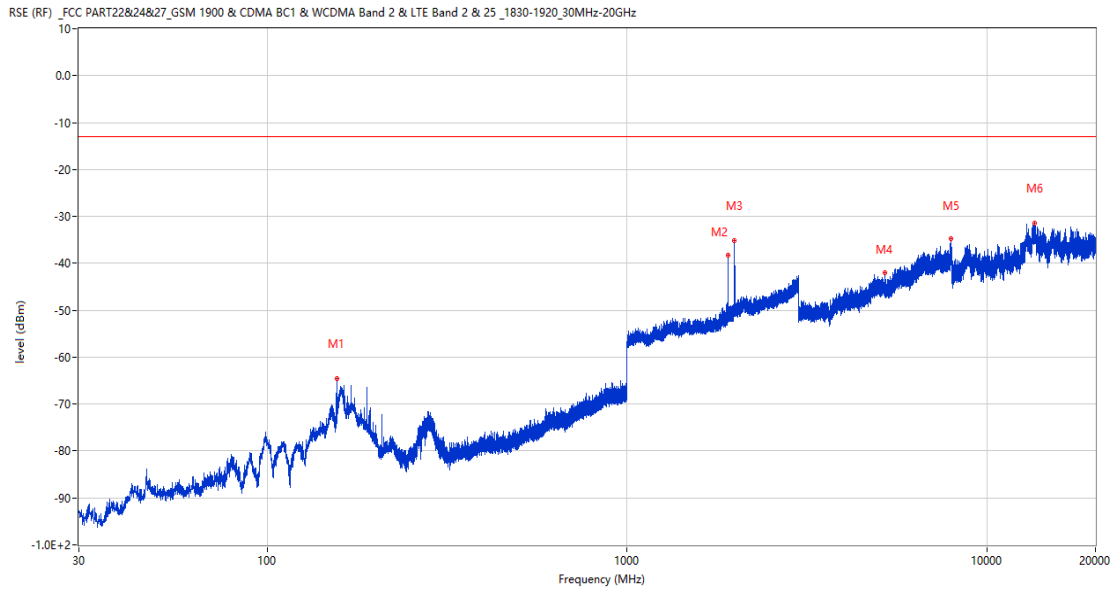
5.3 WCDMA Band 2 High Channel

RSE-H&H WCDMA Band 2 CH9538



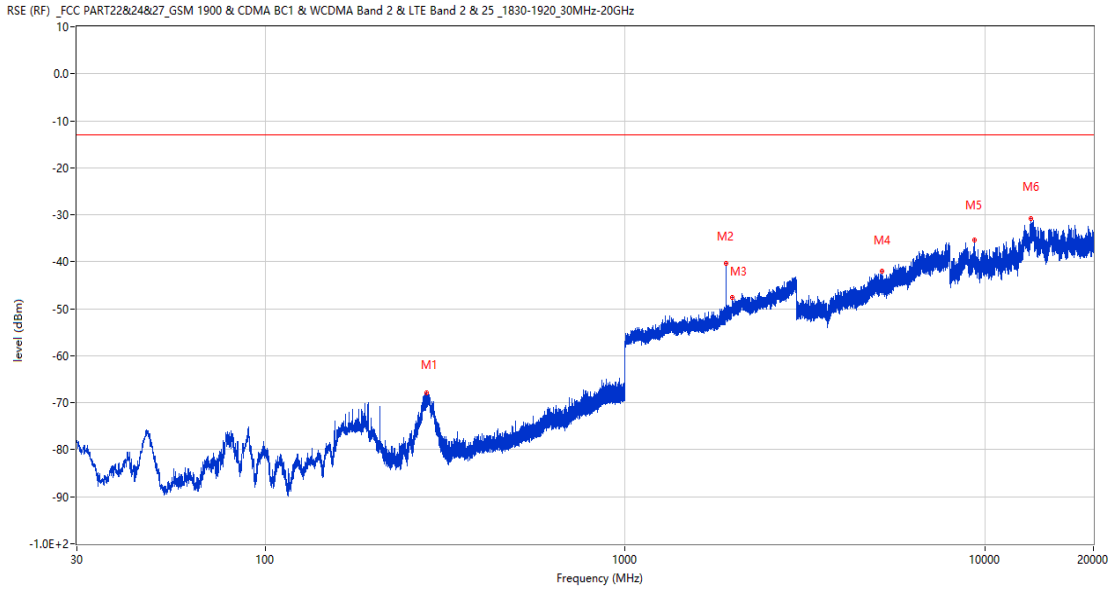
Frequency (MHz)	Result (dBm)	Factor (dB)	PK Limit (dBm)	Over Limit (dB)	Table (o)	ANT	EUT	Verdict
156.003	-62.37	-18.96	-13.0	-49.37	0.00	Horizontal	Horizontal	Pass
1909.700	-35.73	3.09	-13.0	-22.73	132.00	Horizontal	Horizontal	N/A
1989.600	-35.43	4.59	-13.0	-22.43	260.00	Horizontal	Horizontal	N/A
5685.500	-39.53	13.77	-13.0	-26.53	258.00	Horizontal	Horizontal	Pass
7991.750	-36.49	18.51	-13.0	-23.49	1.00	Horizontal	Horizontal	Pass
13345.950	-31.26	24.39	-13.0	-18.26	69.00	Horizontal	Horizontal	Pass

RSE-H&V WCDMA Band 2 CH9538



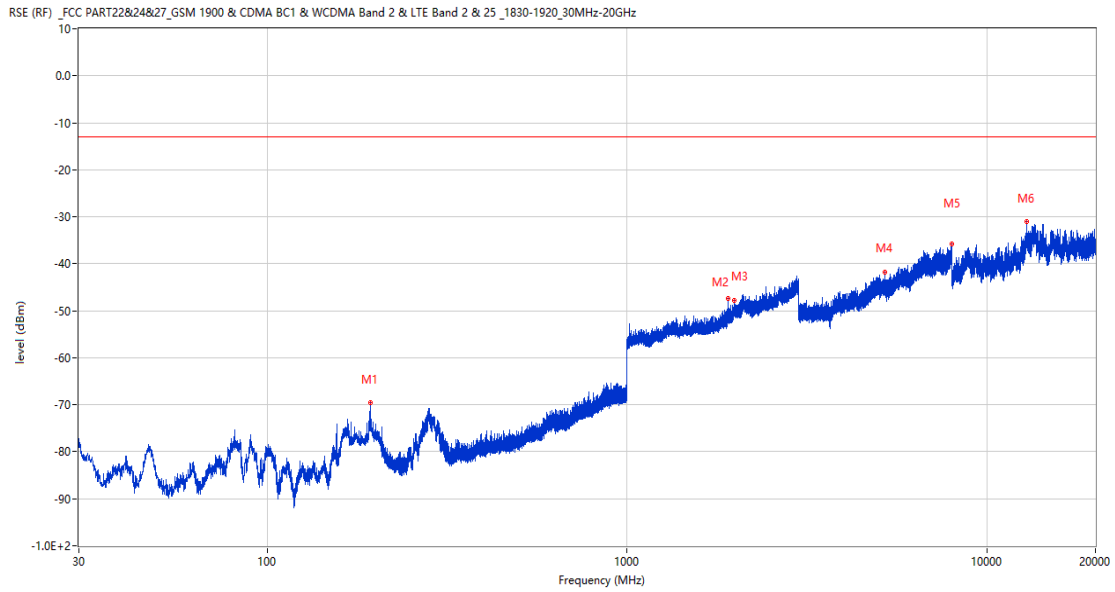
Frequency (MHz)	Result (dBm)	Factor (dB)	PK Limit (dBm)	Over Limit (dB)	Table (o)	ANT	EUT	Verdict
156.003	-64.51	-18.96	-13.0	-51.51	84.00	Horizontal	Vertical	Pass
1909.800	-38.36	3.09	-13.0	-25.36	4.00	Horizontal	Vertical	N/A
1988.800	-35.16	4.53	-13.0	-22.16	258.00	Horizontal	Vertical	N/A
5188.250	-41.98	12.47	-13.0	-28.98	193.00	Horizontal	Vertical	Pass
7940.750	-34.81	18.98	-13.0	-21.81	127.00	Horizontal	Vertical	Pass
13555.112	-31.53	25.18	-13.0	-18.53	185.00	Horizontal	Vertical	Pass

RSE-V&V WCDMA Band 2 CH9538



Frequency (MHz)	Result (dBm)	Factor (dB)	PK Limit (dBm)	Over Limit (dB)	Table (o)	ANT	EUT	Verdict
280.987	-67.95	-11.93	-13.0	-54.95	45.00	Vertical	Vertical	Pass
1909.700	-40.28	3.09	-13.0	-27.28	326.00	Vertical	Vertical	N/A
1989.000	-47.62	4.55	-13.0	-34.62	165.00	Vertical	Vertical	N/A
5171.500	-42.08	12.11	-13.0	-29.08	19.00	Vertical	Vertical	Pass
9330.000	-35.32	19.39	-13.0	-22.32	212.00	Vertical	Vertical	Pass
13398.150	-30.85	24.84	-13.0	-17.85	340.00	Vertical	Vertical	Pass

RSE-V&H WCDMA Band 2 CH9538

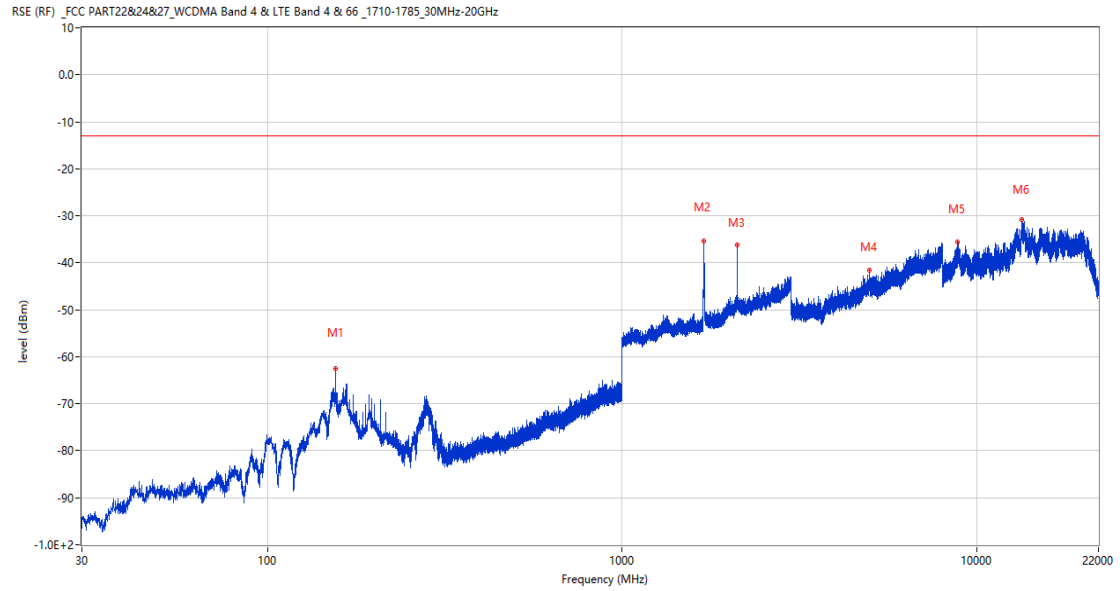


Frequency (MHz)	Result (dBm)	Factor (dB)	PK Limit (dBm)	Over Limit (dB)	Table (o)	ANT	EUT	Verdict
193.154	-69.65	-16.18	-13.0	-56.65	238.00	Vertical	Horizontal	Pass
1909.600	-47.48	3.09	-13.0	-34.48	297.00	Vertical	Horizontal	N/A
1989.900	-47.87	4.61	-13.0	-34.87	110.00	Vertical	Horizontal	N/A
5190.000	-41.82	12.49	-13.0	-28.82	360.00	Vertical	Horizontal	Pass
7988.000	-35.70	18.31	-13.0	-22.70	17.00	Vertical	Horizontal	Pass
12902.974	-31.02	23.60	-13.0	-18.02	138.00	Vertical	Horizontal	Pass

6 WCDMA Band 4

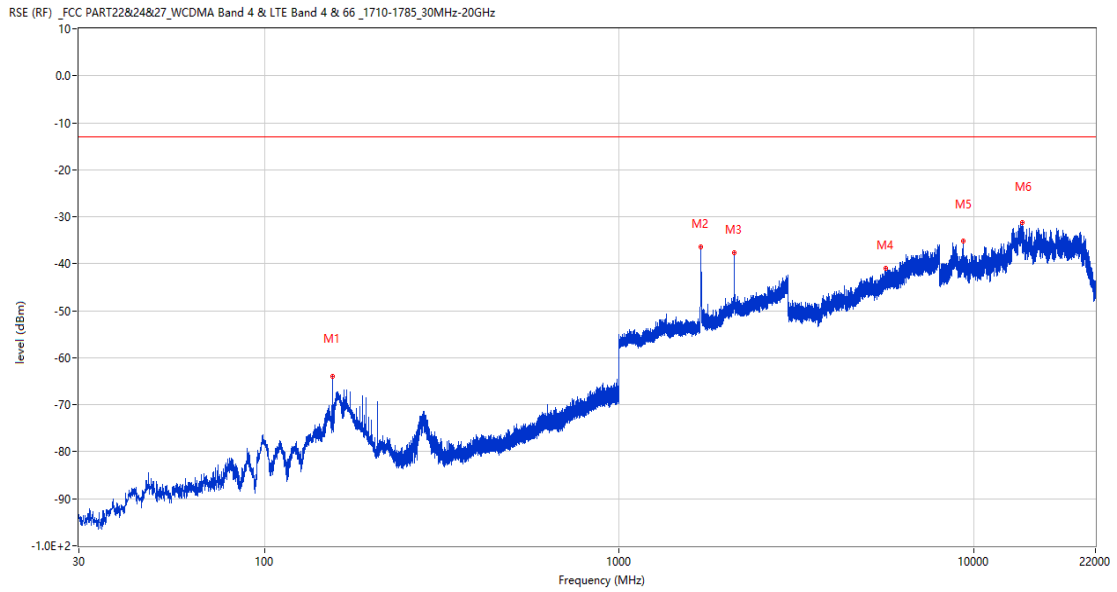
6.1 WCDMA Band 4 Low Channel

RSE-H&H WCDMA Band 4 CH1312



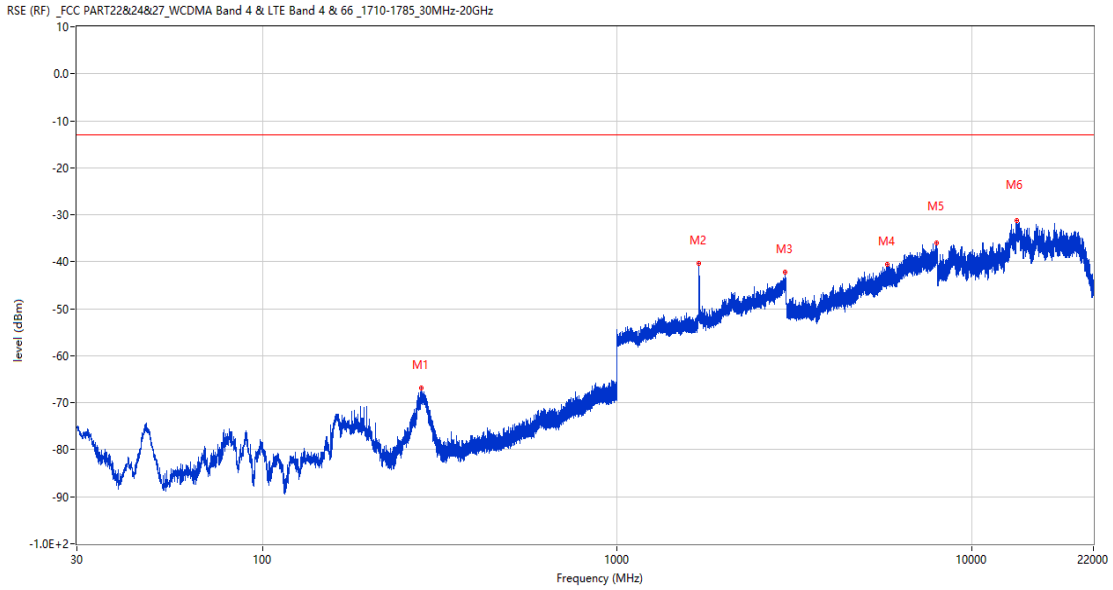
Frequency (MHz)	Result (dBm)	Factor (dB)	PK Limit (dBm)	Over Limit (dB)	Table (o)	ANT	EUT	Verdict
156.003	-62.58	-18.96	-13.0	-49.58	126.00	Horizontal	Horizontal	Pass
1701.600	-35.35	2.76	-13.0	-22.35	360.00	Horizontal	Horizontal	N/A
2112.300	-36.30	5.73	-13.0	-23.30	151.00	Horizontal	Horizontal	N/A
4976.000	-41.68	13.49	-13.0	-28.68	0.00	Horizontal	Horizontal	Pass
8818.187	-35.52	19.84	-13.0	-22.52	360.00	Horizontal	Horizontal	Pass
13398.425	-30.90	24.84	-13.0	-17.90	360.00	Horizontal	Horizontal	Pass

RSE-H&V WCDMA Band 4 CH1312



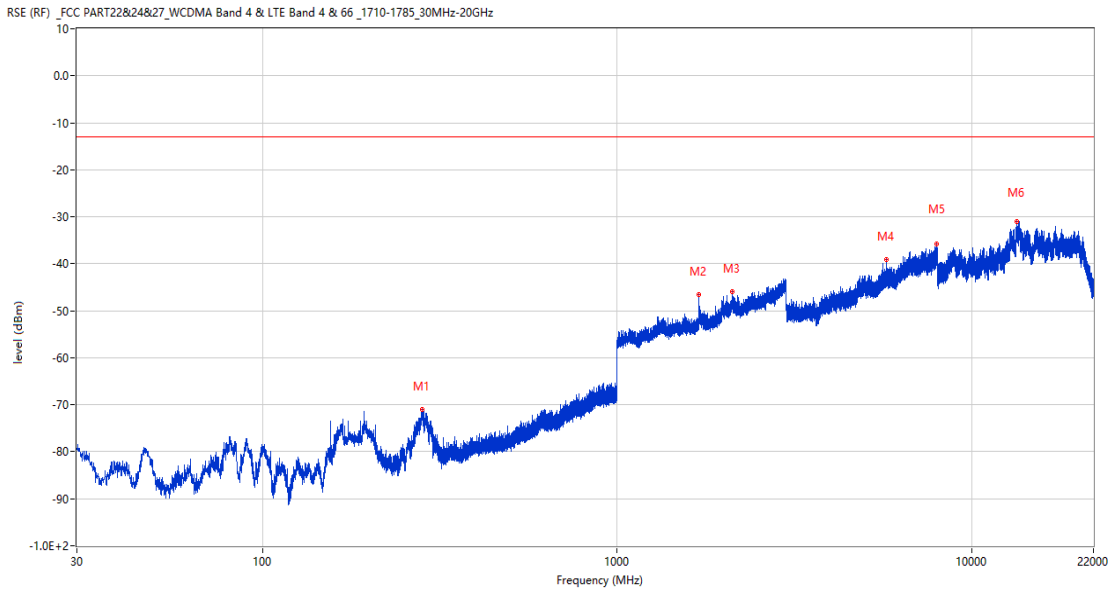
Frequency (MHz)	Result (dBm)	Factor (dB)	PK Limit (dBm)	Over Limit (dB)	Table (o)	ANT	EUT	Verdict
156.003	-64.03	-18.96	-13.0	-51.03	360.00	Horizontal	Vertical	Pass
1701.700	-36.39	2.76	-13.0	-23.39	360.00	Horizontal	Vertical	N/A
2113.600	-37.74	5.67	-13.0	-24.74	236.00	Horizontal	Vertical	N/A
5629.250	-41.05	13.51	-13.0	-28.05	291.00	Horizontal	Vertical	Pass
9316.938	-35.22	19.57	-13.0	-22.22	322.00	Horizontal	Vertical	Pass
13656.500	-31.20	24.57	-13.0	-18.20	0.00	Horizontal	Vertical	Pass

RSE-V&V WCDMA Band 4 CH1312



Frequency (MHz)	Result (dBm)	Factor (dB)	PK Limit (dBm)	Over Limit (dB)	Table (o)	ANT	EUT	Verdict
280.599	-66.90	-11.89	-13.0	-53.90	24.00	Vertical	Vertical	Pass
1702.000	-40.44	2.76	-13.0	-27.44	100.00	Vertical	Vertical	N/A
2967.700	-42.23	11.64	-13.0	-29.23	177.00	Vertical	Vertical	Pass
5757.250	-40.59	14.36	-13.0	-27.59	360.00	Vertical	Vertical	Pass
7939.000	-36.02	18.95	-13.0	-23.02	360.00	Vertical	Vertical	Pass
13352.637	-31.26	24.56	-13.0	-18.26	0.00	Vertical	Vertical	Pass

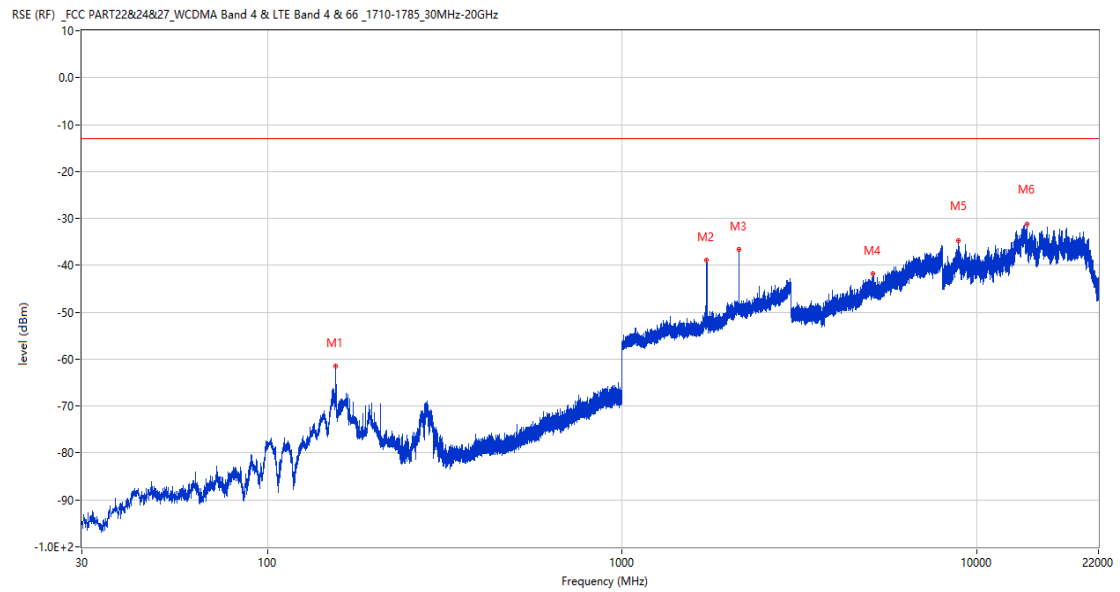
RSE-V&H WCDMA Band 4 CH1312



Frequency (MHz)	Result (dBm)	Factor (dB)	PK Limit (dBm)	Over Limit (dB)	Table (o)	ANT	EUT	Verdict
282.151	-71.05	-11.97	-13.0	-58.05	17.00	Vertical	Horizontal	Pass
1701.000	-46.53	2.77	-13.0	-33.53	54.00	Vertical	Horizontal	N/A
2106.000	-45.99	5.42	-13.0	-32.99	72.00	Vertical	Horizontal	N/A
5746.750	-39.05	14.02	-13.0	-26.05	85.00	Vertical	Horizontal	Pass
7944.500	-35.84	18.88	-13.0	-22.84	311.00	Vertical	Horizontal	Pass
13384.549	-30.99	24.75	-13.0	-17.99	228.00	Vertical	Horizontal	Pass

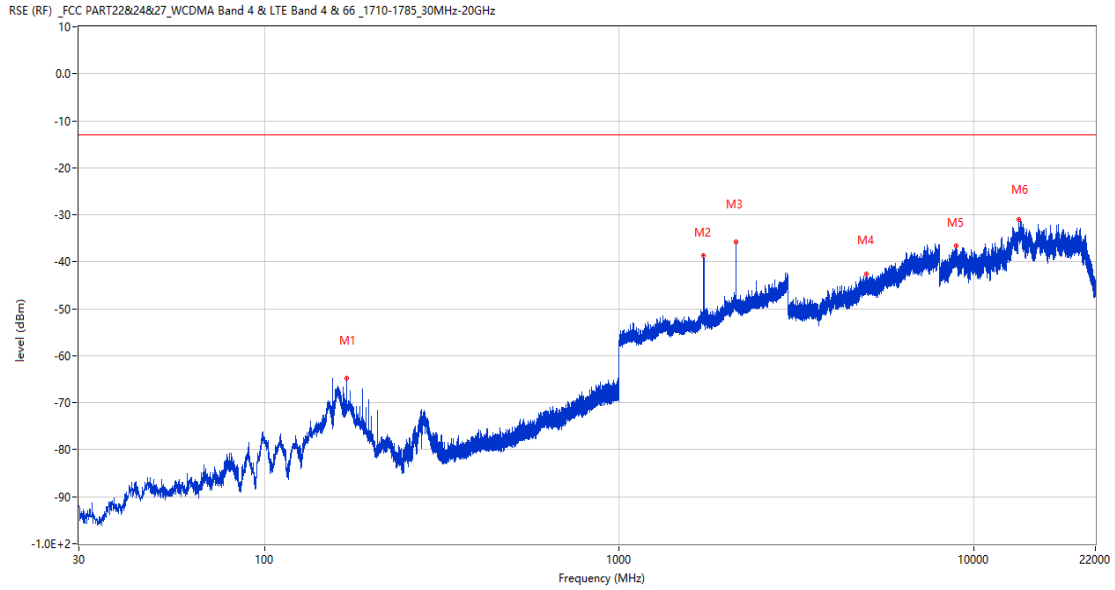
6.2 WCDMA Band 4 Middle Channel

RSE-H&H WCDMA Band 4 CH1412



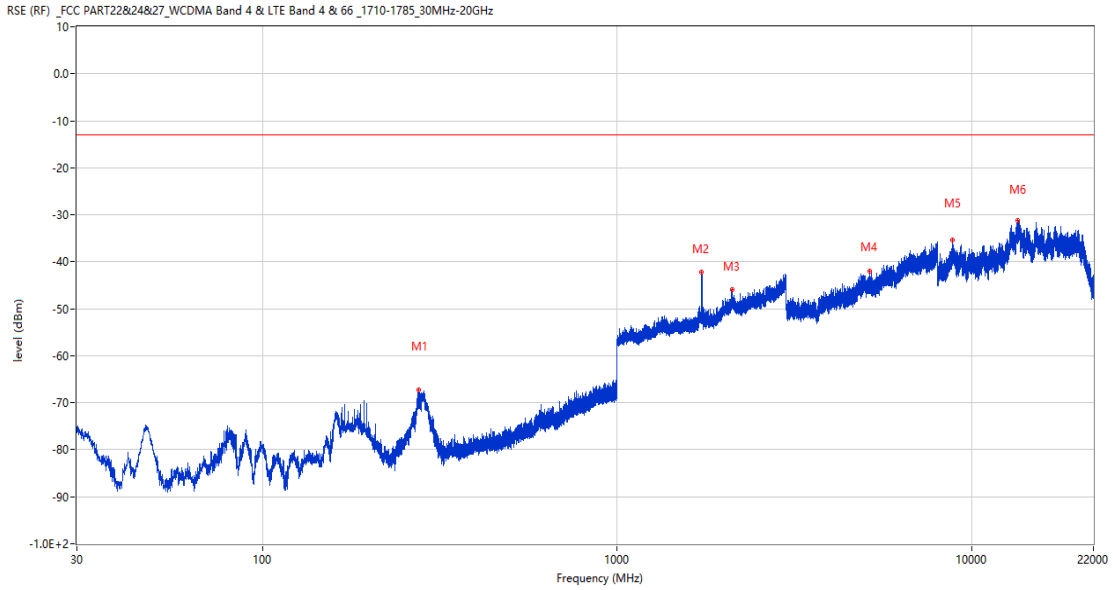
Frequency (MHz)	Result (dBm)	Factor (dB)	PK Limit (dBm)	Over Limit (dB)	Table (o)	ANT	EUT	Verdict
156.052	-61.43	-18.94	-13.0	-48.43	89.00	Horizontal	Horizontal	Pass
1732.000	-38.98	2.45	-13.0	-25.98	150.00	Horizontal	Horizontal	N/A
2132.400	-36.70	4.89	-13.0	-23.70	251.00	Horizontal	Horizontal	N/A
5088.500	-41.79	12.58	-13.0	-28.79	0.00	Horizontal	Horizontal	Pass
8850.013	-34.77	20.36	-13.0	-21.77	360.00	Horizontal	Horizontal	Pass
13805.887	-31.20	24.39	-13.0	-18.20	183.00	Horizontal	Horizontal	Pass

RSE-H&V WCDMA Band 4 CH1412



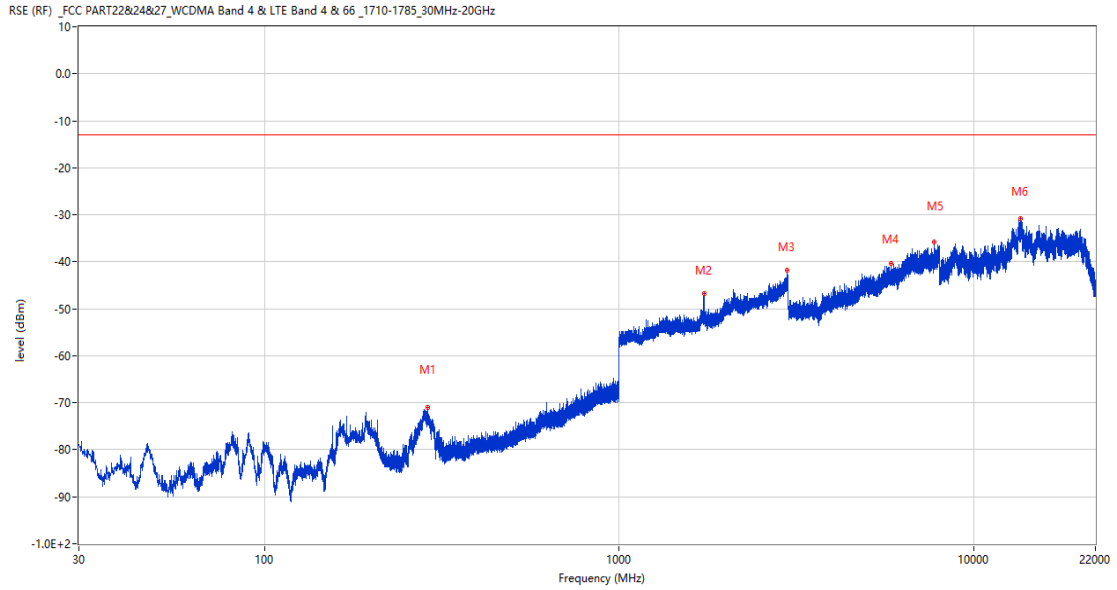
Frequency (MHz)	Result (dBm)	Factor (dB)	PK Limit (dBm)	Over Limit (dB)	Table (o)	ANT	EUT	Verdict
170.892	-64.73	-17.73	-13.0	-51.73	110.00	Horizontal	Vertical	Pass
1731.800	-38.60	2.45	-13.0	-25.60	360.00	Horizontal	Vertical	N/A
2134.200	-35.83	4.97	-13.0	-22.83	238.00	Horizontal	Vertical	N/A
4972.250	-42.54	13.50	-13.0	-29.54	277.00	Horizontal	Vertical	Pass
8922.925	-36.69	19.60	-13.0	-23.69	107.00	Horizontal	Vertical	Pass
13358.650	-30.96	24.59	-13.0	-17.96	160.00	Horizontal	Vertical	Pass

RSE-V&V WCDMA Band 4 CH1412



Frequency (MHz)	Result (dBm)	Factor (dB)	PK Limit (dBm)	Over Limit (dB)	Table (o)	ANT	EUT	Verdict
275.653	-67.33	-12.42	-13.0	-54.33	192.00	Vertical	Vertical	Pass
1732.400	-42.17	2.45	-13.0	-29.17	83.00	Vertical	Vertical	N/A
2112.100	-45.89	5.74	-13.0	-32.89	23.00	Vertical	Vertical	Pass
5138.750	-42.09	12.14	-13.0	-29.09	8.00	Vertical	Vertical	Pass
8813.438	-35.32	19.76	-13.0	-22.32	0.00	Vertical	Vertical	Pass
13418.313	-31.26	24.73	-13.0	-18.26	272.00	Vertical	Vertical	Pass

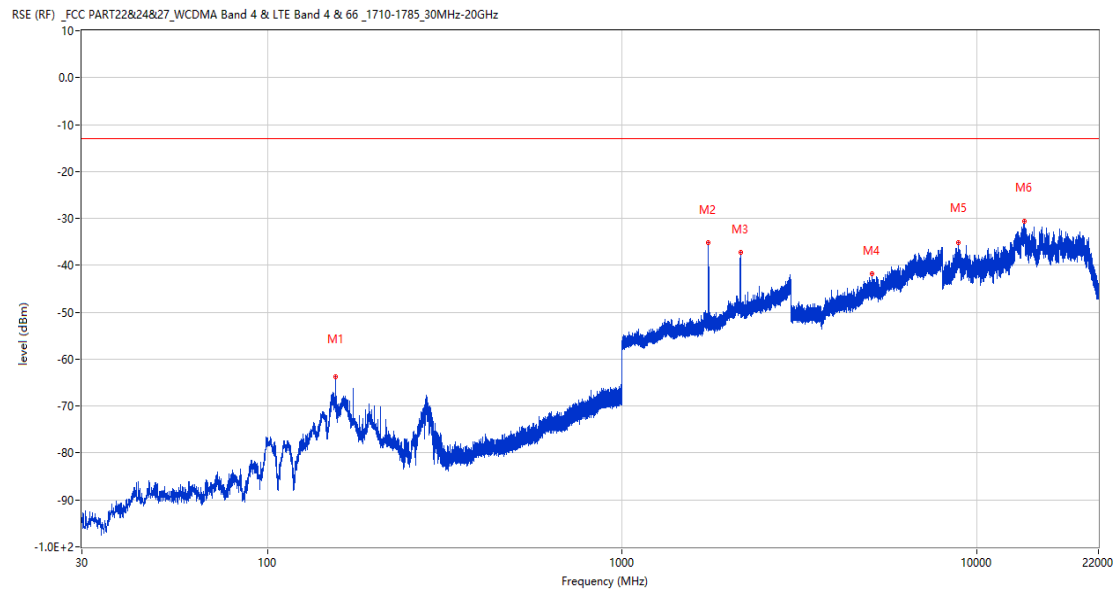
RSE-V&H WCDMA Band 4 CH1412



Frequency (MHz)	Result (dBm)	Factor (dB)	PK Limit (dBm)	Over Limit (dB)	Table (o)	ANT	EUT	Verdict
289.184	-71.09	-11.95	-13.0	-58.09	144.00	Vertical	Horizontal	Pass
1733.500	-46.84	2.44	-13.0	-33.84	57.00	Vertical	Horizontal	N/A
2975.500	-41.79	11.74	-13.0	-28.79	91.00	Vertical	Horizontal	Pass
5843.000	-40.37	14.44	-13.0	-27.37	298.00	Vertical	Horizontal	Pass
7714.500	-35.87	16.99	-13.0	-22.87	146.00	Vertical	Horizontal	Pass
13542.725	-30.73	25.03	-13.0	-17.73	317.00	Vertical	Horizontal	Pass

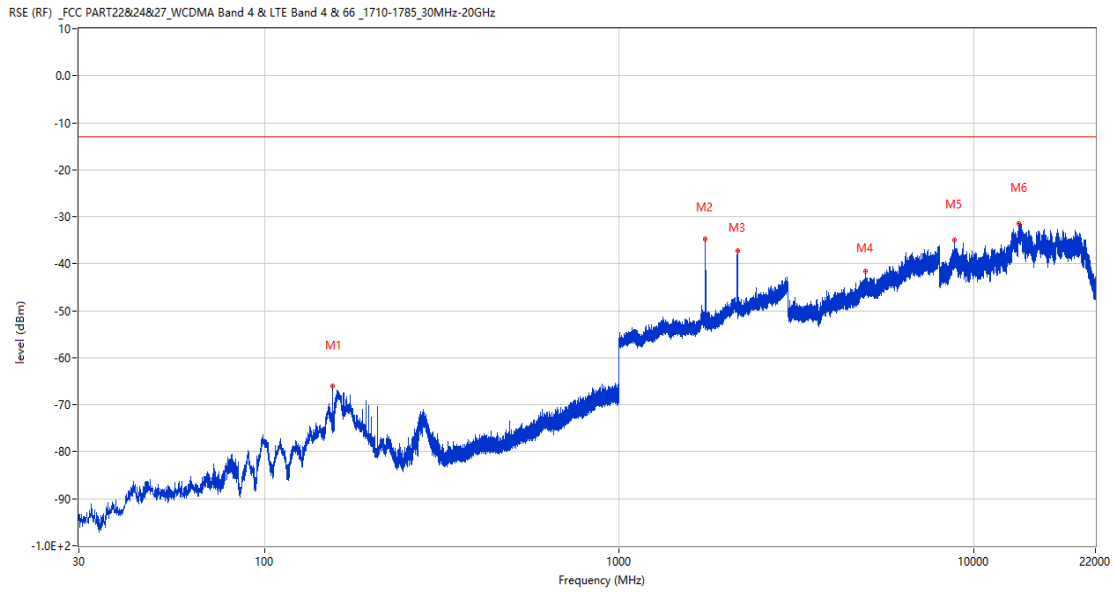
6.3 WCDMA Band 4 High Channel

RSE-H&H WCDMA Band 4 CH1513



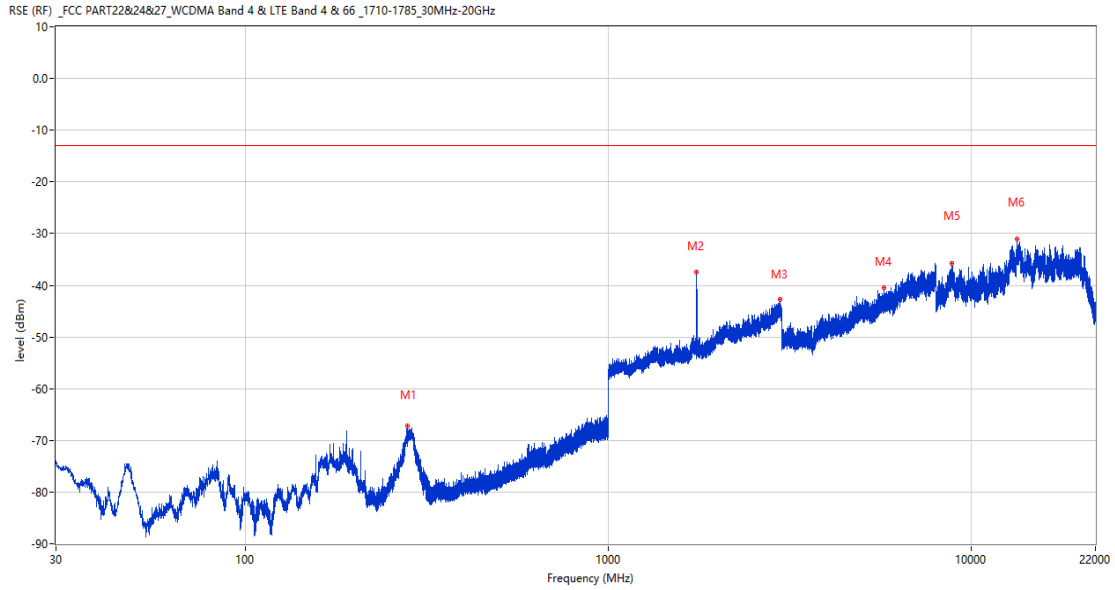
Frequency (MHz)	Result (dBm)	Factor (dB)	PK Limit (dBm)	Over Limit (dB)	Table (o)	ANT	EUT	Verdict
156.052	-63.82	-18.94	-13.0	-50.82	64.00	Horizontal	Horizontal	Pass
1751.700	-35.20	2.26	-13.0	-22.20	90.00	Horizontal	Horizontal	N/A
2154.000	-37.33	4.84	-13.0	-24.33	235.00	Horizontal	Horizontal	N/A
5063.500	-41.75	12.08	-13.0	-28.75	289.00	Horizontal	Horizontal	Pass
8850.962	-35.13	20.35	-13.0	-22.13	321.00	Horizontal	Horizontal	Pass
13582.963	-30.64	24.99	-13.0	-17.64	360.00	Horizontal	Horizontal	Pass

RSE-H&V WCDMA Band 4 CH1513



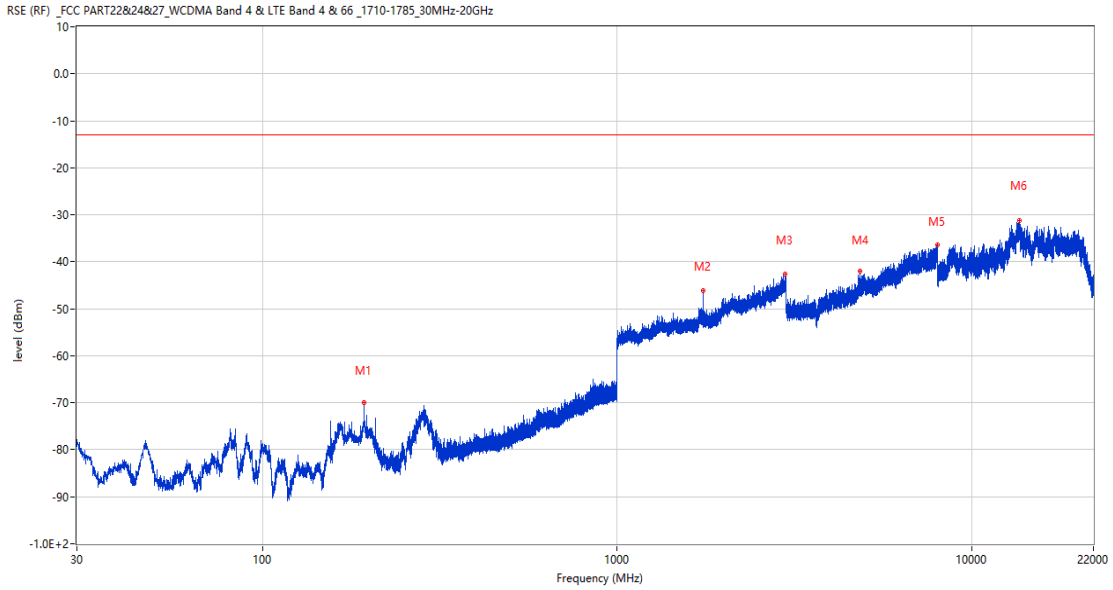
Frequency (MHz)	Result (dBm)	Factor (dB)	PK Limit (dBm)	Over Limit (dB)	Table (o)	ANT	EUT	Verdict
156.003	-66.08	-18.96	-13.0	-53.08	33.00	Horizontal	Vertical	Pass
1751.700	-34.81	2.26	-13.0	-21.81	8.00	Horizontal	Vertical	N/A
2153.600	-37.31	4.88	-13.0	-24.31	245.00	Horizontal	Vertical	N/A
4955.000	-41.52	12.85	-13.0	-28.52	323.00	Horizontal	Vertical	Pass
8815.813	-35.03	19.80	-13.0	-22.03	0.00	Horizontal	Vertical	Pass
13413.224	-31.43	24.76	-13.0	-18.43	271.00	Horizontal	Vertical	Pass

RSE-V&V WCDMA Band 4 CH1513



Frequency (MHz)	Result (dBm)	Factor (dB)	PK Limit (dBm)	Over Limit (dB)	Table (o)	ANT	EUT	Verdict
278.466	-67.30	-12.08	-13.0	-54.30	174.00	Vertical	Vertical	Pass
1751.700	-37.39	2.26	-13.0	-24.39	287.00	Vertical	Vertical	N/A
2967.600	-42.78	11.64	-13.0	-29.78	189.00	Vertical	Vertical	Pass
5756.000	-40.50	14.29	-13.0	-27.50	126.00	Vertical	Vertical	Pass
8857.375	-35.84	20.27	-13.0	-22.84	332.00	Vertical	Vertical	Pass
13394.725	-31.02	24.82	-13.0	-18.02	230.00	Vertical	Vertical	Pass

RSE-V&H WCDMA Band 4 CH1513

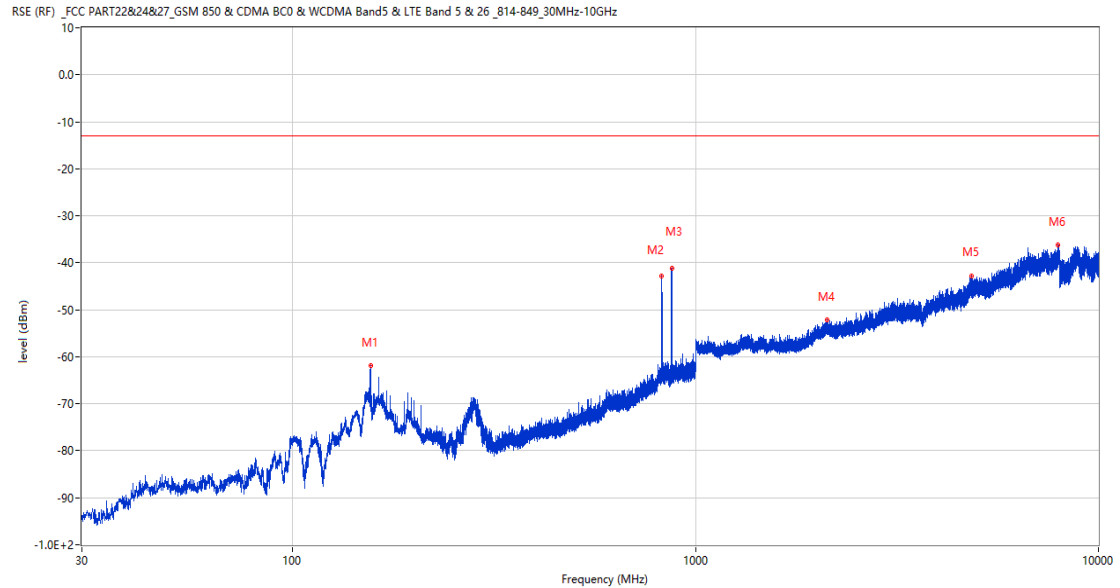


Frequency (MHz)	Result (dBm)	Factor (dB)	PK Limit (dBm)	Over Limit (dB)	Table (o)	ANT	EUT	Verdict
193.202	-69.96	-16.17	-13.0	-56.96	216.00	Vertical	Horizontal	Pass
1751.800	-46.05	2.26	-13.0	-33.05	98.00	Vertical	Horizontal	N/A
2978.700	-42.66	11.67	-13.0	-29.66	46.00	Vertical	Horizontal	Pass
4828.250	-42.08	12.62	-13.0	-29.08	224.00	Vertical	Horizontal	Pass
7979.750	-36.37	18.11	-13.0	-23.37	311.00	Vertical	Horizontal	Pass
13583.887	-31.29	24.98	-13.0	-18.29	0.00	Vertical	Horizontal	Pass

7 WCDMA Band 5

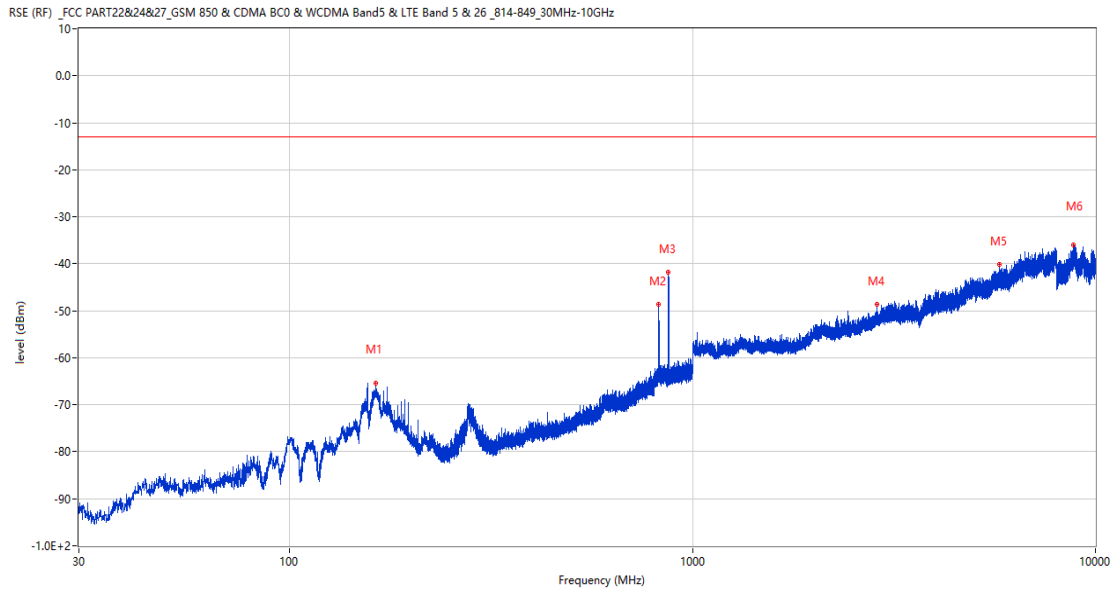
7.1 WCDMA Band 5 Low Channel

RSE-H&H WCDMA Band 5 CH4132



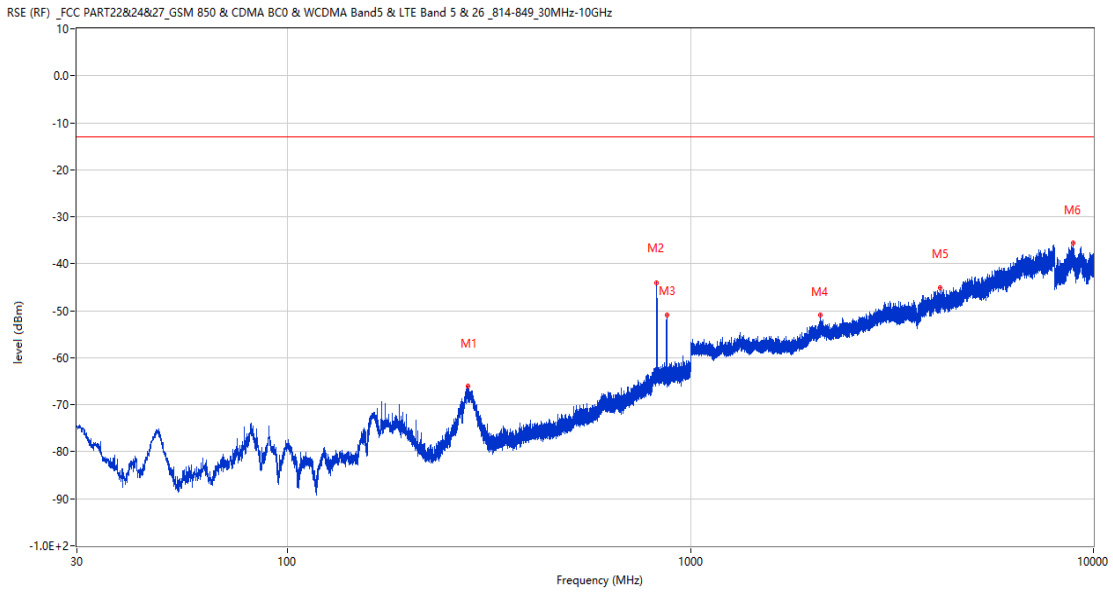
Frequency (MHz)	Result (dBm)	Factor (dB)	PK Limit (dBm)	Over Limit (dB)	Table (o)	ANT	EUT	Verdict
156.003	-61.92	-17.27	-13.0	-48.92	58.00	Horizontal	Horizontal	Pass
824.769	-42.74	6.92	-13.0	-29.74	94.00	Horizontal	Horizontal	N/A
872.687	-41.10	6.43	-13.0	-28.10	264.00	Horizontal	Horizontal	N/A
2124.300	-52.24	-0.22	-13.0	-39.24	218.00	Horizontal	Horizontal	Pass
4851.000	-42.83	12.74	-13.0	-29.83	350.00	Horizontal	Horizontal	Pass
7937.000	-36.27	18.95	-13.0	-23.27	267.00	Horizontal	Horizontal	Pass

RSE-H&V WCDMA Band 5 CH4132



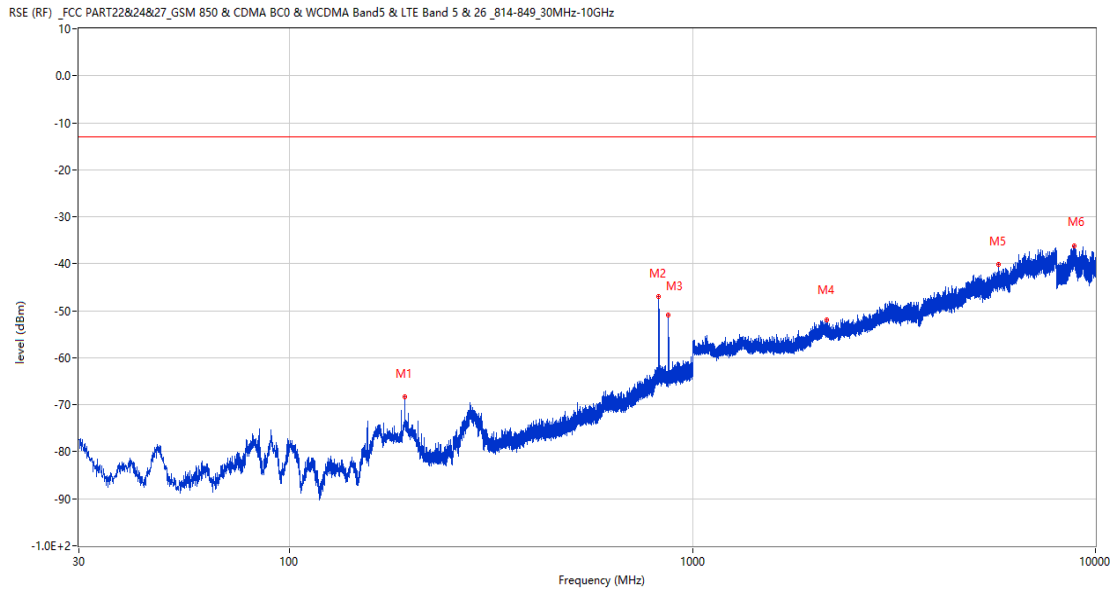
Frequency (MHz)	Result (dBm)	Factor (dB)	PK Limit (dBm)	Over Limit (dB)	Table (o)	ANT	EUT	Verdict
163.472	-65.36	-16.45	-13.0	-52.36	88.00	Horizontal	Vertical	Pass
824.673	-48.61	6.91	-13.0	-35.61	360.00	Horizontal	Vertical	N/A
870.602	-41.80	6.38	-13.0	-28.80	266.00	Horizontal	Vertical	N/A
2873.200	-48.67	4.22	-13.0	-35.67	0.00	Horizontal	Vertical	Pass
5762.750	-40.14	14.39	-13.0	-27.14	38.00	Horizontal	Vertical	Pass
8802.900	-36.04	19.59	-13.0	-23.04	149.00	Horizontal	Vertical	Pass

RSE-V&V WCDMA Band 5 CH4132



Frequency (MHz)	Result (dBm)	Factor (dB)	PK Limit (dBm)	Over Limit (dB)	Table (o)	ANT	EUT	Verdict
280.309	-66.08	-9.46	-13.0	-53.08	190.00	Vertical	Vertical	Pass
824.721	-44.12	6.91	-13.0	-31.12	173.00	Vertical	Vertical	N/A
872.639	-50.99	6.43	-13.0	-37.99	90.00	Vertical	Vertical	N/A
2099.900	-50.86	-0.04	-13.0	-37.86	360.00	Vertical	Vertical	Pass
4156.500	-45.20	9.52	-13.0	-32.20	6.00	Vertical	Vertical	Pass
8907.201	-35.53	19.70	-13.0	-22.53	360.00	Vertical	Vertical	Pass

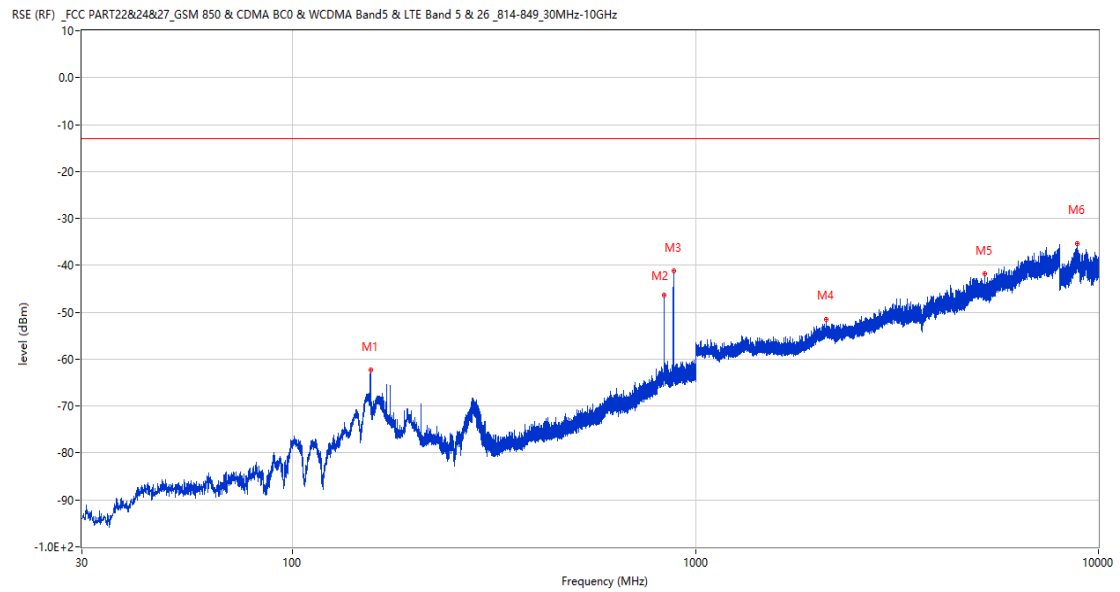
RSE-V&H WCDMA Band 5 CH4132



Frequency (MHz)	Result (dBm)	Factor (dB)	PK Limit (dBm)	Over Limit (dB)	Table (o)	ANT	EUT	Verdict
193.154	-68.23	-14.11	-13.0	-55.23	196.00	Vertical	Horizontal	Pass
824.818	-47.05	6.92	-13.0	-34.05	43.00	Vertical	Horizontal	N/A
871.087	-50.88	6.42	-13.0	-37.88	126.00	Vertical	Horizontal	N/A
2149.700	-51.87	-0.06	-13.0	-38.87	20.00	Vertical	Horizontal	Pass
5761.750	-40.18	14.37	-13.0	-27.18	285.00	Vertical	Horizontal	Pass
8843.600	-36.12	20.26	-13.0	-23.12	197.00	Vertical	Horizontal	Pass

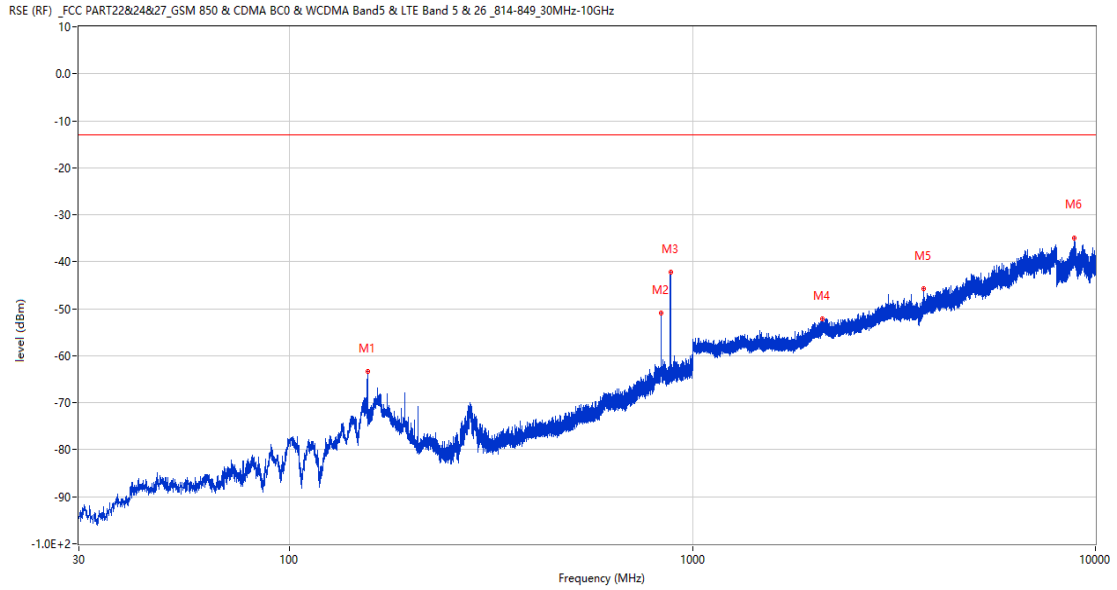
7.2 WCDMA Band 5 Middle Channel

RSE-H&H WCDMA Band 5 CH4182



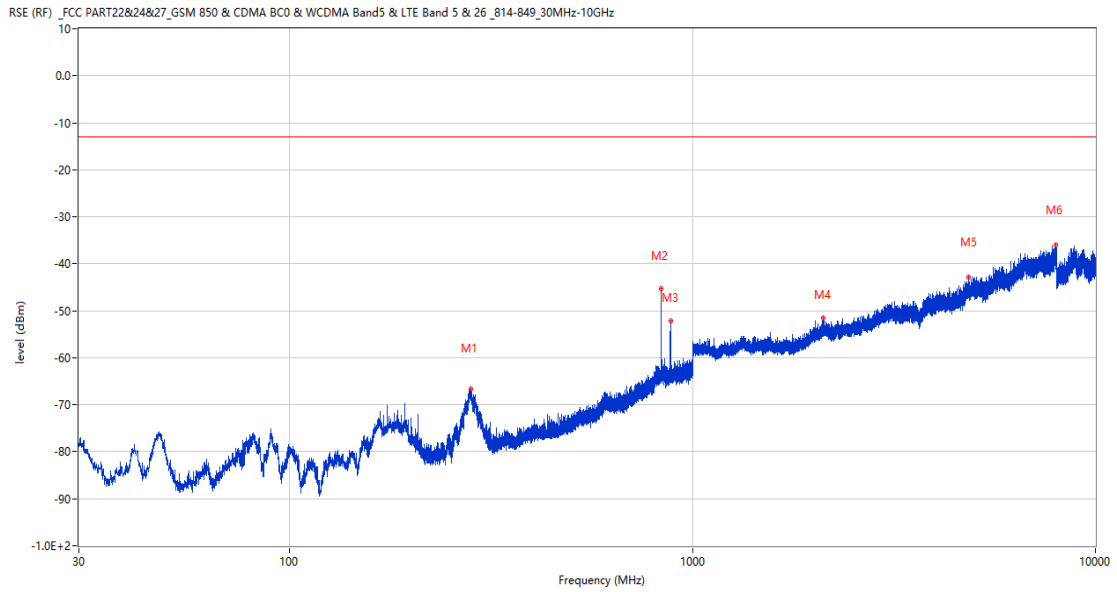
Frequency (MHz)	Result (dBm)	Factor (dB)	PK Limit (dBm)	Over Limit (dB)	Table (o)	ANT	EUT	Verdict
156.003	-62.26	-17.27	-13.0	-49.26	80.00	Horizontal	Horizontal	Pass
835.537	-46.27	7.11	-13.0	-33.27	38.00	Horizontal	Horizontal	N/A
881.563	-41.21	6.75	-13.0	-28.21	74.00	Horizontal	Horizontal	N/A
2115.800	-51.50	0.10	-13.0	-38.50	225.00	Horizontal	Horizontal	Pass
5217.000	-41.85	12.37	-13.0	-28.85	121.00	Horizontal	Horizontal	Pass
8870.100	-35.46	20.11	-13.0	-22.46	240.00	Horizontal	Horizontal	Pass

RSE-H&V WCDMA Band 5 CH4182



Frequency (MHz)	Result (dBm)	Factor (dB)	PK Limit (dBm)	Over Limit (dB)	Table (o)	ANT	EUT	Verdict
156.052	-63.42	-17.27	-13.0	-50.42	108.00	Horizontal	Vertical	Pass
835.052	-50.90	7.10	-13.0	-37.90	0.00	Horizontal	Vertical	N/A
882.630	-42.16	6.83	-13.0	-29.16	72.00	Horizontal	Vertical	N/A
2105.100	-52.19	0.16	-13.0	-39.19	172.00	Horizontal	Vertical	Pass
3753.750	-45.80	9.58	-13.0	-32.80	153.00	Horizontal	Vertical	Pass
8855.800	-34.92	20.29	-13.0	-21.92	360.00	Horizontal	Vertical	Pass

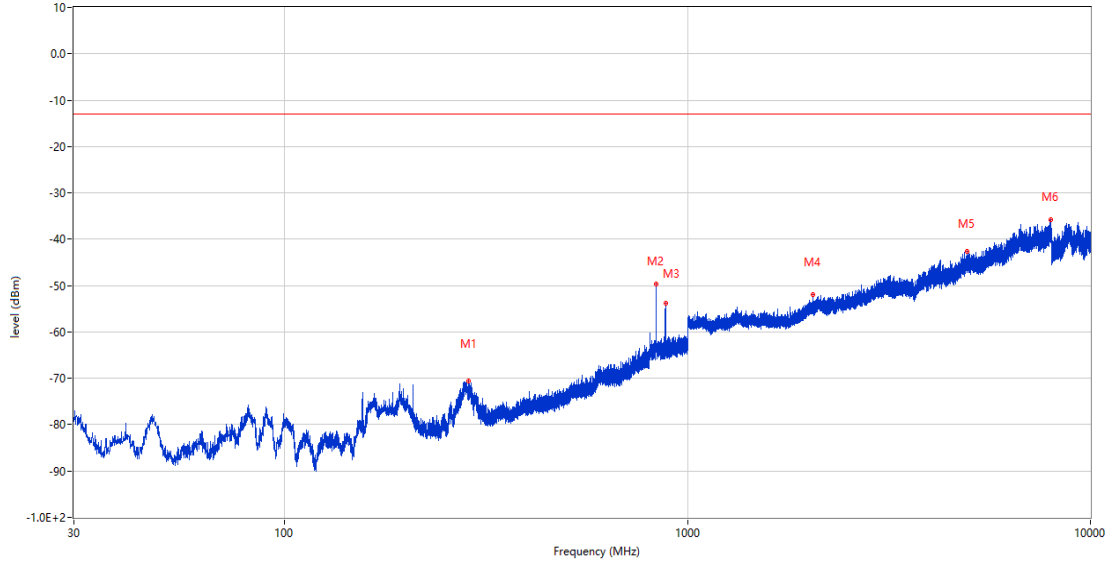
RSE-V&V WCDMA Band 5 CH4182



Frequency (MHz)	Result (dBm)	Factor (dB)	PK Limit (dBm)	Over Limit (dB)	Table (o)	ANT	EUT	Verdict
281.473	-66.75	-9.44	-13.0	-53.75	9.00	Vertical	Vertical	Pass
836.119	-45.28	7.12	-13.0	-32.28	15.00	Vertical	Vertical	N/A
881.999	-52.13	6.77	-13.0	-39.13	339.00	Vertical	Vertical	N/A
2114.200	-51.62	0.16	-13.0	-38.62	103.00	Vertical	Vertical	Pass
4851.500	-42.84	12.72	-13.0	-29.84	40.00	Vertical	Vertical	Pass
7983.250	-36.03	18.18	-13.0	-23.03	7.00	Vertical	Vertical	Pass

RSE-V&H WCDMA Band 5 CH4182

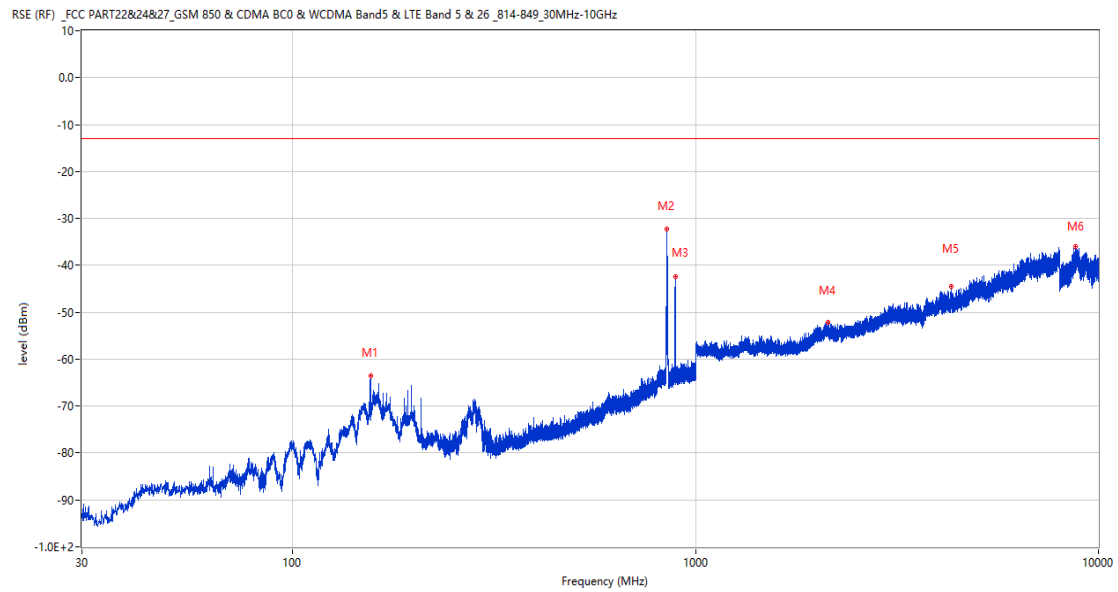
RSE (RF) _FCC PART22&24&27_GSM 850 & CDMA BC0 & WCDMA Band5 & LTE Band 5 & 26_814-849_30MHz-10GHz



Frequency (MHz)	Result (dBm)	Factor (dB)	PK Limit (dBm)	Over Limit (dB)	Table (o)	ANT	EUT	Verdict
286.031	-70.68	-9.19	-13.0	-57.68	136.00	Vertical	Horizontal	Pass
835.537	-49.71	7.11	-13.0	-36.71	53.00	Vertical	Horizontal	N/A
882.969	-53.77	6.88	-13.0	-40.77	136.00	Vertical	Horizontal	N/A
2049.700	-52.00	-0.64	-13.0	-39.00	186.00	Vertical	Horizontal	Pass
4932.250	-42.52	12.85	-13.0	-29.52	0.00	Vertical	Horizontal	Pass
7979.750	-35.88	18.11	-13.0	-22.88	302.00	Vertical	Horizontal	Pass

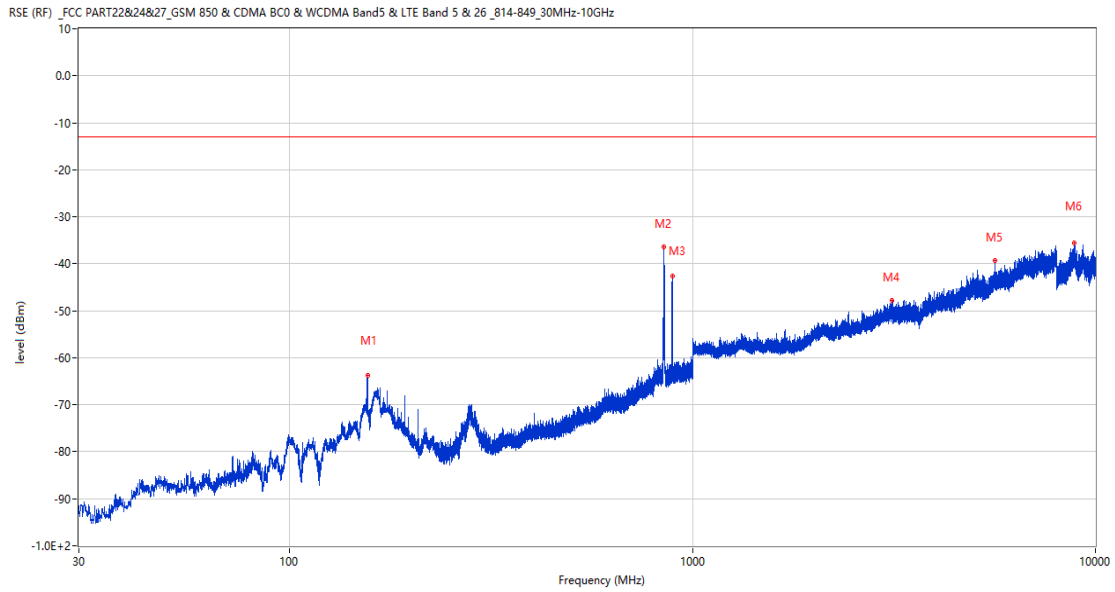
7.3 WCDMA Band 5 High Channel

RSE-H&H WCDMA Band 5 CH4233



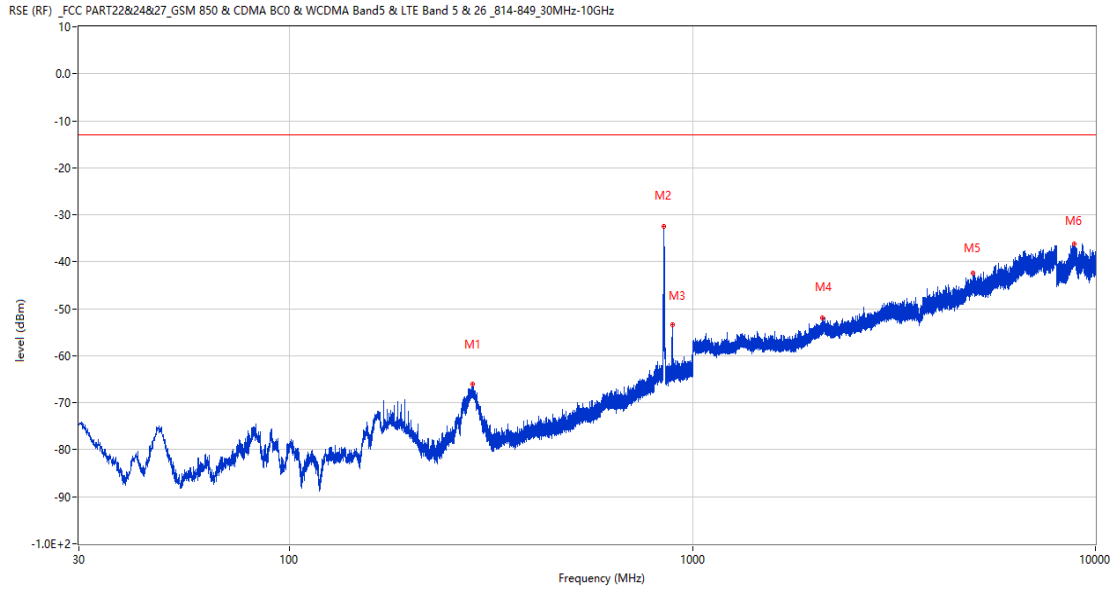
Frequency (MHz)	Result (dBm)	Factor (dB)	PK Limit (dBm)	Over Limit (dB)	Table (o)	ANT	EUT	Verdict
156.052	-63.62	-17.27	-13.0	-50.62	360.00	Horizontal	Horizontal	Pass
848.292	-32.32	7.31	-13.0	-19.32	35.00	Horizontal	Horizontal	N/A
892.912	-42.43	6.93	-13.0	-29.43	76.00	Horizontal	Horizontal	N/A
2129.900	-52.25	-0.34	-13.0	-39.25	238.00	Horizontal	Horizontal	Pass
4309.500	-44.58	10.51	-13.0	-31.58	80.00	Horizontal	Horizontal	Pass
8770.400	-36.05	19.13	-13.0	-23.05	199.00	Horizontal	Horizontal	Pass

RSE-H&V WCDMA Band 5 CH4233



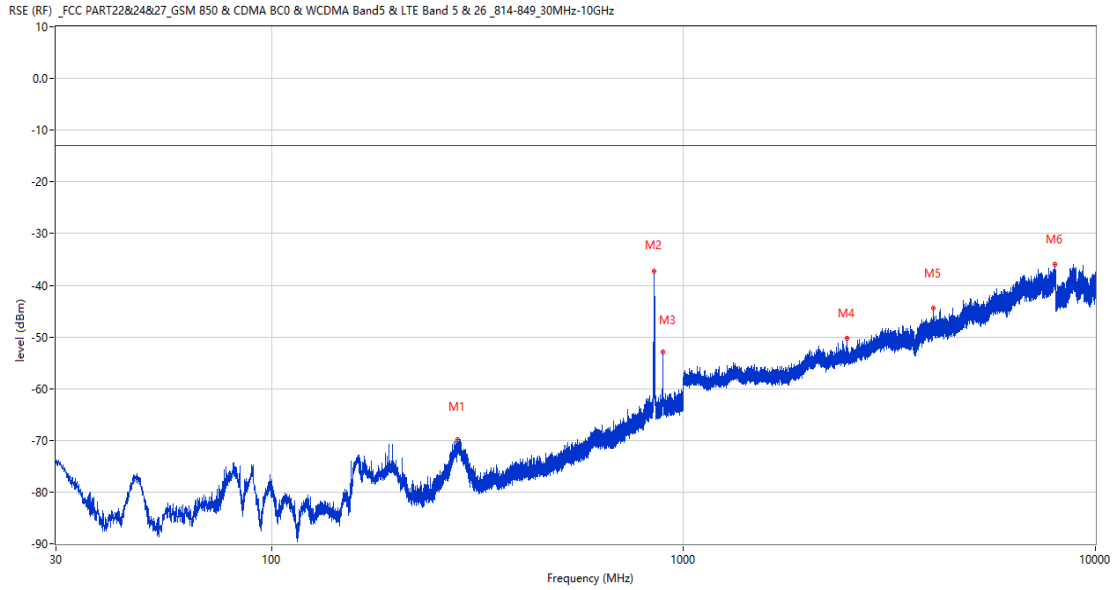
Frequency (MHz)	Result (dBm)	Factor (dB)	PK Limit (dBm)	Over Limit (dB)	Table (o)	ANT	EUT	Verdict
156.003	-63.73	-17.27	-13.0	-50.73	350.00	Horizontal	Vertical	Pass
848.438	-36.47	7.31	-13.0	-23.47	0.00	Horizontal	Vertical	N/A
892.039	-42.52	6.95	-13.0	-29.52	80.00	Horizontal	Vertical	N/A
3121.750	-47.75	6.70	-13.0	-34.75	121.00	Horizontal	Vertical	Pass
5634.000	-39.40	13.54	-13.0	-26.40	0.00	Horizontal	Vertical	Pass
8848.800	-35.57	20.34	-13.0	-22.57	355.00	Horizontal	Vertical	Pass

RSE-V&V WCDMA Band 5 CH4233



Frequency (MHz)	Result (dBm)	Factor (dB)	PK Limit (dBm)	Over Limit (dB)	Table (o)	ANT	EUT	Verdict
285.110	-66.01	-9.25	-13.0	-53.01	28.00	Vertical	Vertical	Pass
848.534	-32.39	7.31	-13.0	-19.39	52.00	Vertical	Vertical	N/A
891.554	-53.42	6.96	-13.0	-40.42	326.00	Vertical	Vertical	N/A
2097.200	-52.04	-0.11	-13.0	-39.04	258.00	Vertical	Vertical	Pass
4967.000	-42.36	13.44	-13.0	-29.36	0.00	Vertical	Vertical	Pass
8850.800	-36.28	20.35	-13.0	-23.28	63.00	Vertical	Vertical	Pass

RSE-V&H WCDMA Band 5 CH4233



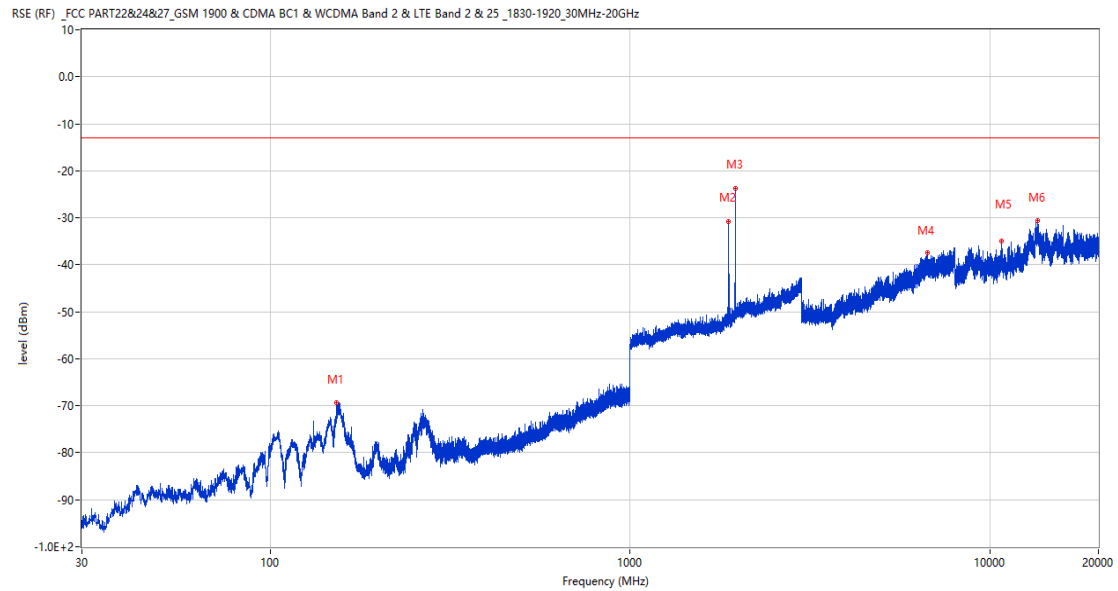
Frequency (MHz)	Result (dBm)	Factor (dB)	PK Limit (dBm)	Over Limit (dB)	Table (o)	ANT	EUT	Verdict
282.588	-69.85	-9.43	-13.0	-56.85	28.00	Vertical	Horizontal	Pass
848.389	-37.21	7.31	-13.0	-24.21	53.00	Vertical	Horizontal	N/A
891.554	-52.92	6.96	-13.0	-39.92	330.00	Vertical	Horizontal	N/A
2495.700	-50.34	2.24	-13.0	-37.34	123.00	Vertical	Horizontal	Pass
4039.500	-44.52	9.96	-13.0	-31.52	71.00	Vertical	Horizontal	Pass
7988.000	-36.00	18.31	-13.0	-23.00	0.00	Vertical	Horizontal	Pass

LTE

8 LTE Band 2

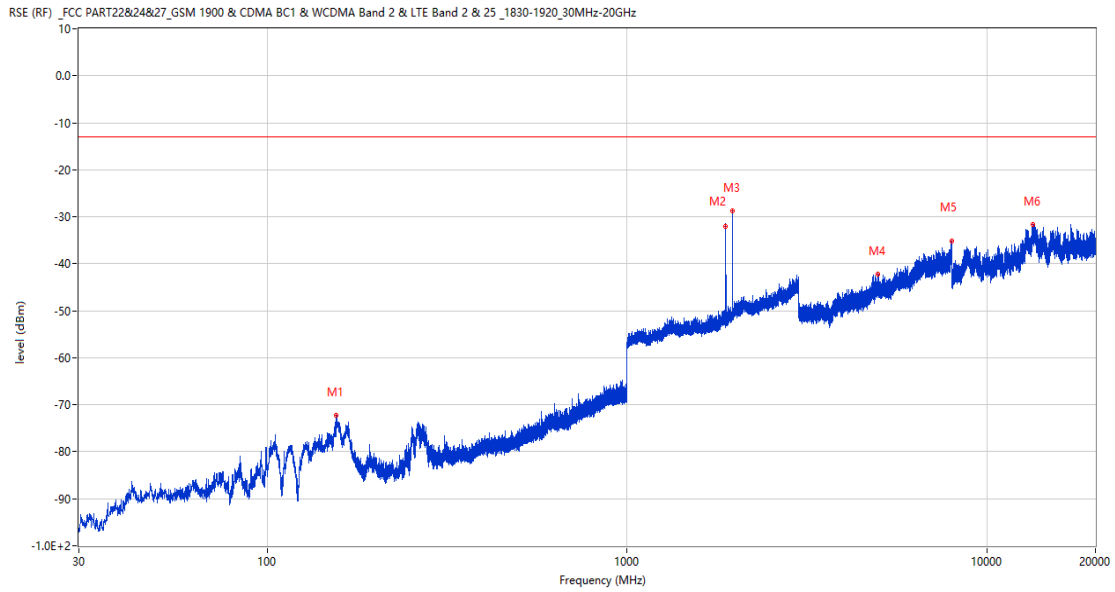
8.1 LTE Band 2 BW1.4, Middle Channel

RSE-H&H LTE Band 2 BW1.4 CH18900



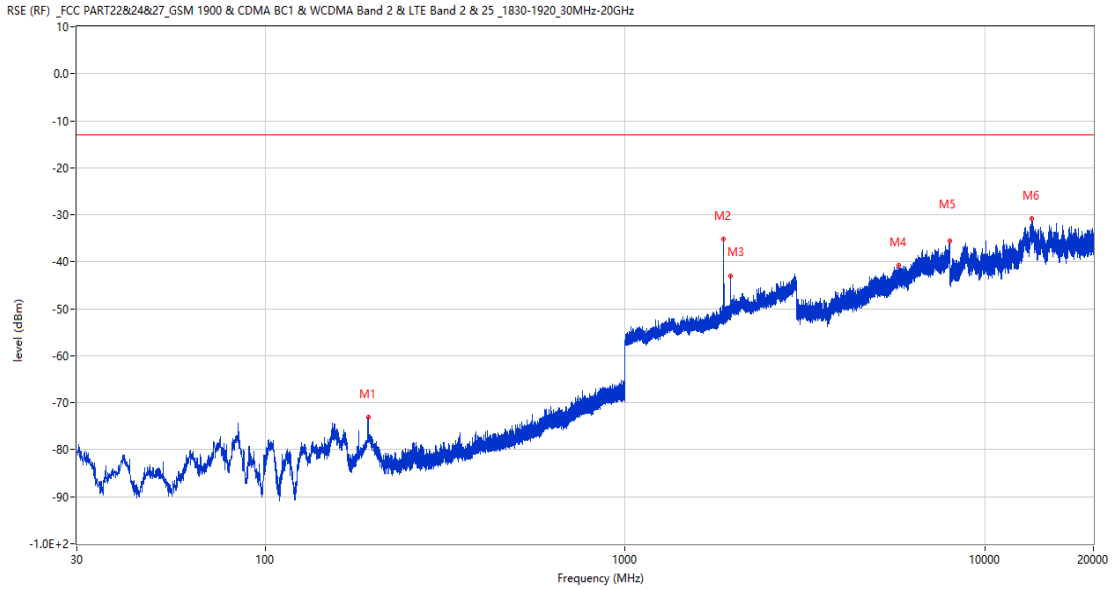
Frequency (MHz)	Result (dBm)	Factor (dB)	PK Limit (dBm)	Over Limit (dB)	Table (o)	ANT	EUT	Verdict
153.044	-69.29	-19.65	-13.0	-56.29	0.00	Horizontal	Horizontal	Pass
1880.500	-30.73	2.76	-13.0	-17.73	0.00	Horizontal	Horizontal	N/A
1960.800	-23.69	3.39	-13.0	-10.69	169.00	Horizontal	Horizontal	N/A
6686.750	-37.53	17.06	-13.0	-24.53	360.00	Horizontal	Horizontal	Pass
10778.037	-35.00	19.04	-13.0	-22.00	360.00	Horizontal	Horizontal	Pass
13531.912	-30.67	24.76	-13.0	-17.67	66.00	Horizontal	Horizontal	Pass

RSE-H&V LTE Band 2 BW1.4 CH18900



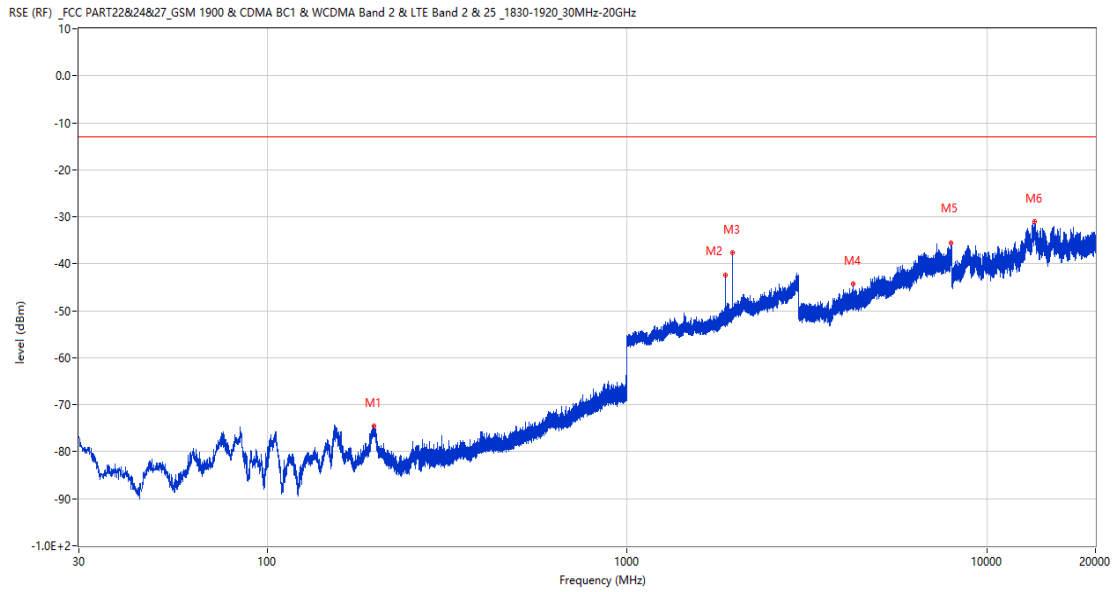
Frequency (MHz)	Result (dBm)	Factor (dB)	PK Limit (dBm)	Over Limit (dB)	Table (o)	ANT	EUT	Verdict
155.470	-72.18	-19.06	-13.0	-59.18	360.00	Horizontal	Vertical	Pass
1880.100	-32.13	2.76	-13.0	-19.13	210.00	Horizontal	Vertical	N/A
1960.800	-28.70	3.39	-13.0	-15.70	267.00	Horizontal	Vertical	N/A
4972.750	-42.27	13.47	-13.0	-29.27	119.00	Horizontal	Vertical	Pass
7987.000	-35.08	18.30	-13.0	-22.08	38.00	Horizontal	Vertical	Pass
13388.724	-31.67	24.78	-13.0	-18.67	253.00	Horizontal	Vertical	Pass

RSE-V&V LTE Band 2 BW1.4 CH18900



Frequency (MHz)	Result (dBm)	Factor (dB)	PK Limit (dBm)	Over Limit (dB)	Table (o)	ANT	EUT	Verdict
193.154	-73.09	-16.18	-13.0	-60.09	257.00	Vertical	Vertical	Pass
1880.300	-35.10	2.76	-13.0	-22.10	328.00	Vertical	Vertical	N/A
1960.600	-43.11	3.40	-13.0	-30.11	223.00	Vertical	Vertical	N/A
5752.250	-40.81	14.18	-13.0	-27.81	158.00	Vertical	Vertical	Pass
7989.500	-35.65	18.40	-13.0	-22.65	241.00	Vertical	Vertical	Pass
13458.688	-30.90	24.41	-13.0	-17.90	155.00	Vertical	Vertical	Pass

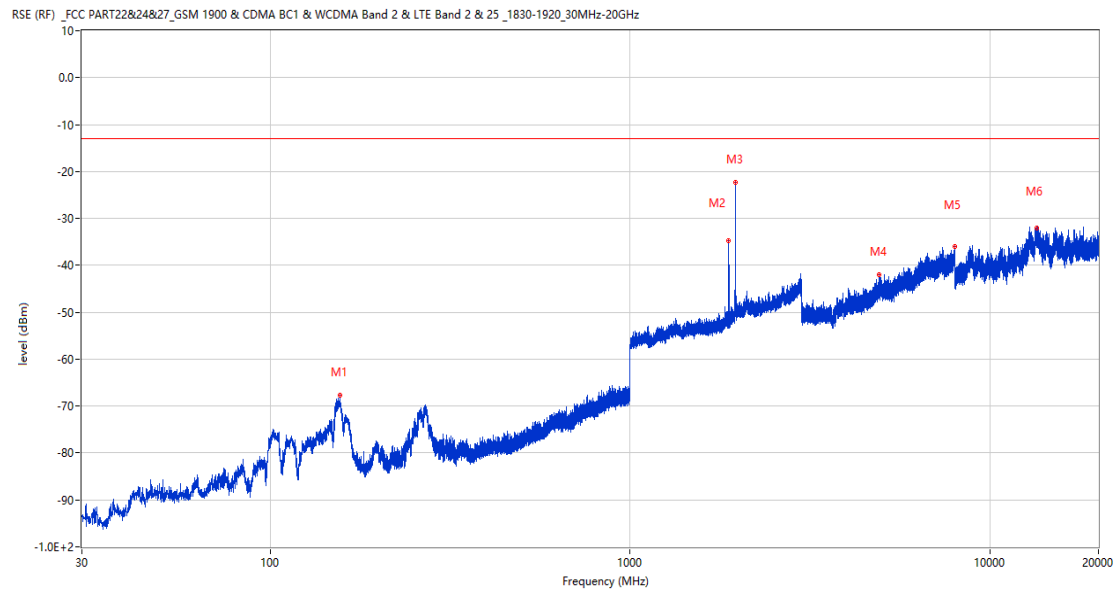
RSE-V&H LTE Band 2 BW1.4 CH18900



Frequency (MHz)	Result (dBm)	Factor (dB)	PK Limit (dBm)	Over Limit (dB)	Table (o)	ANT	EUT	Verdict
198.586	-74.59	-15.67	-13.0	-61.59	302.00	Vertical	Horizontal	Pass
1880.200	-42.44	2.76	-13.0	-29.44	75.00	Vertical	Horizontal	N/A
1960.800	-37.70	3.39	-13.0	-24.70	144.00	Vertical	Horizontal	N/A
4243.250	-44.36	10.03	-13.0	-31.36	126.00	Vertical	Horizontal	Pass
7927.750	-35.61	18.51	-13.0	-22.61	344.00	Vertical	Horizontal	Pass
13577.588	-31.09	25.03	-13.0	-18.09	282.00	Vertical	Horizontal	Pass

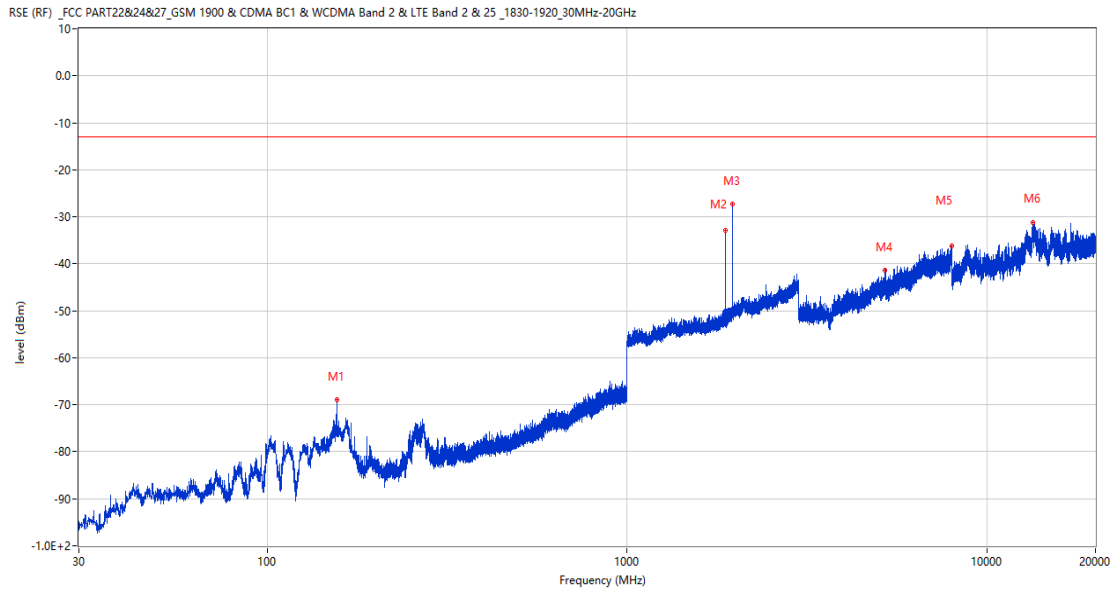
8.2 LTE Band 2 BW3, Middle Channel

RSE-H&H LTE Band 2 BW3 CH18900



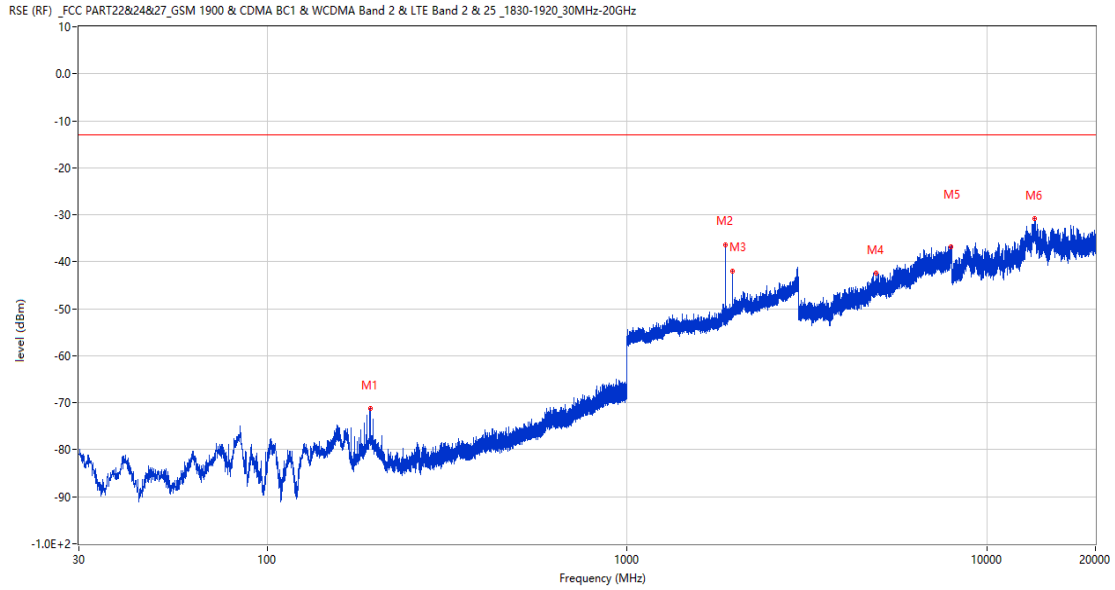
Frequency (MHz)	Result (dBm)	Factor (dB)	PK Limit (dBm)	Over Limit (dB)	Table (o)	ANT	EUT	Verdict
155.954	-67.70	-18.97	-13.0	-54.70	360.00	Horizontal	Horizontal	Pass
1880.100	-34.80	2.76	-13.0	-21.80	360.00	Horizontal	Horizontal	N/A
1961.700	-22.40	3.34	-13.0	-9.40	162.00	Horizontal	Horizontal	N/A
4920.250	-41.96	13.36	-13.0	-28.96	27.00	Horizontal	Horizontal	Pass
7975.000	-35.94	18.13	-13.0	-22.94	27.00	Horizontal	Horizontal	Pass
13513.787	-32.08	24.29	-13.0	-19.08	0.00	Horizontal	Horizontal	Pass

RSE-H&V LTE Band 2 BW3 CH18900



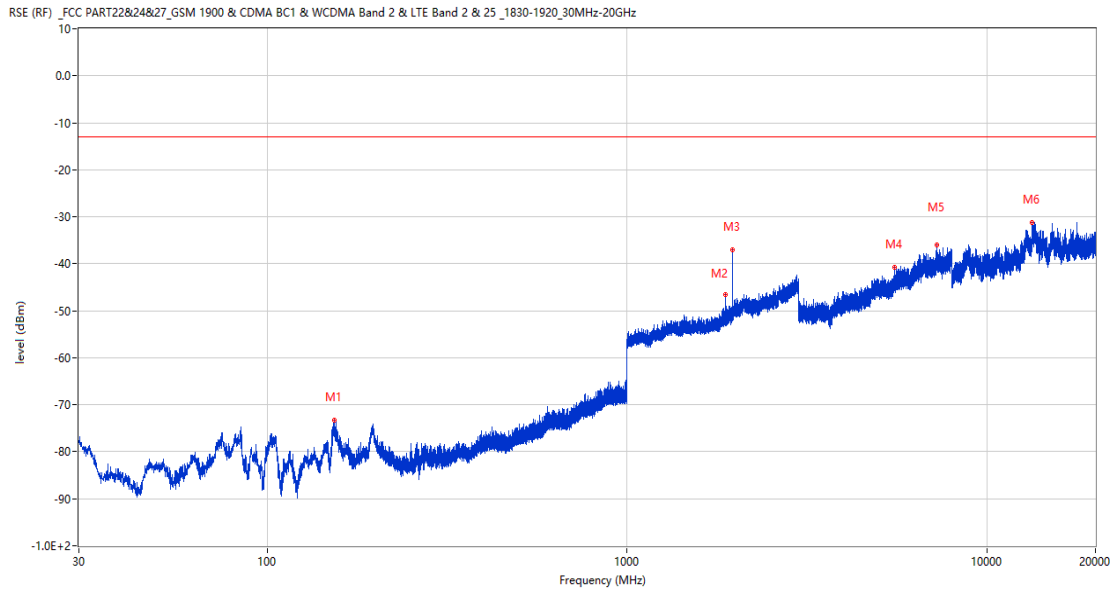
Frequency (MHz)	Result (dBm)	Factor (dB)	PK Limit (dBm)	Over Limit (dB)	Table (o)	ANT	EUT	Verdict
156.003	-69.02	-18.96	-13.0	-56.02	118.00	Horizontal	Vertical	Pass
1879.500	-32.92	2.76	-13.0	-19.92	203.00	Horizontal	Vertical	N/A
1961.200	-27.29	3.37	-13.0	-14.29	153.00	Horizontal	Vertical	N/A
5197.750	-41.44	12.54	-13.0	-28.44	291.00	Horizontal	Vertical	Pass
7999.250	-36.23	18.97	-13.0	-23.23	225.00	Horizontal	Vertical	Pass
13384.738	-31.14	24.76	-13.0	-18.14	277.00	Horizontal	Vertical	Pass

RSE-V&V LTE Band 2 BW3 CH18900



Frequency (MHz)	Result (dBm)	Factor (dB)	PK Limit (dBm)	Over Limit (dB)	Table (o)	ANT	EUT	Verdict
193.154	-71.14	-16.18	-13.0	-58.14	244.00	Vertical	Vertical	Pass
1879.500	-37.47	2.76	-13.0	-24.47	83.00	Vertical	Vertical	N/A
1960.100	-42.01	3.42	-13.0	-29.01	204.00	Vertical	Vertical	N/A
4910.250	-42.34	12.93	-13.0	-29.34	169.00	Vertical	Vertical	Pass
7931.500	-36.72	18.77	-13.0	-23.72	299.00	Vertical	Vertical	Pass
13555.474	-30.91	25.18	-13.0	-17.91	299.00	Vertical	Vertical	Pass

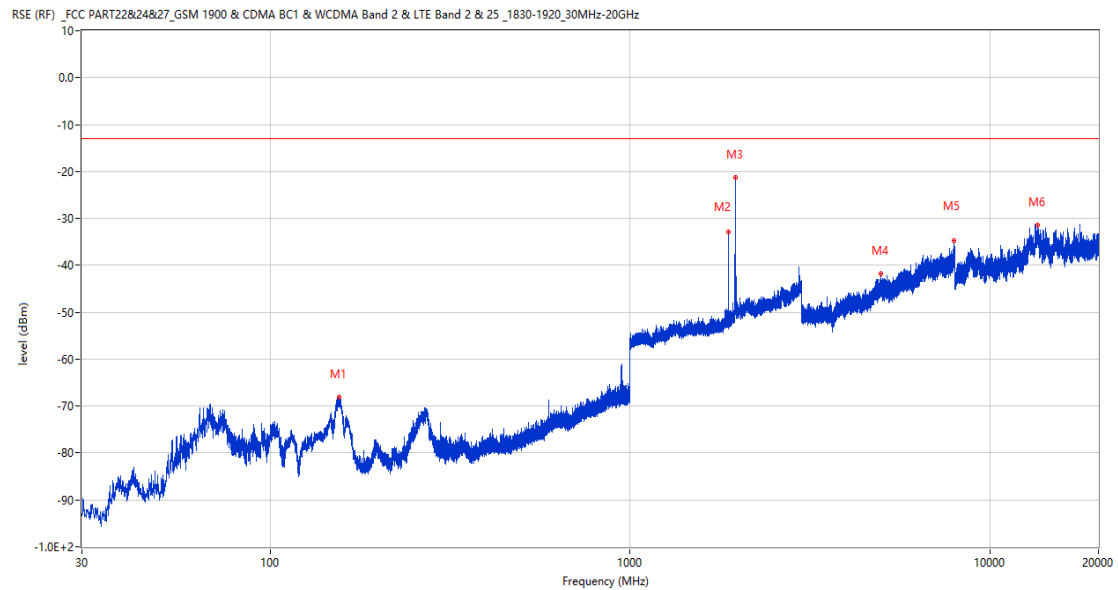
RSE-V&H LTE Band 2 BW3 CH18900



Frequency (MHz)	Result (dBm)	Factor (dB)	PK Limit (dBm)	Over Limit (dB)	Table (o)	ANT	EUT	Verdict
153.481	-73.36	-19.60	-13.0	-60.36	1.00	Vertical	Horizontal	Pass
1880.400	-46.52	2.76	-13.0	-33.52	31.00	Vertical	Horizontal	N/A
1960.500	-37.11	3.41	-13.0	-24.11	233.00	Vertical	Horizontal	N/A
5523.750	-40.77	12.94	-13.0	-27.77	0.00	Vertical	Horizontal	Pass
7240.250	-35.99	17.51	-13.0	-22.99	0.00	Vertical	Horizontal	Pass
13353.201	-31.26	24.56	-13.0	-18.26	139.00	Vertical	Horizontal	Pass

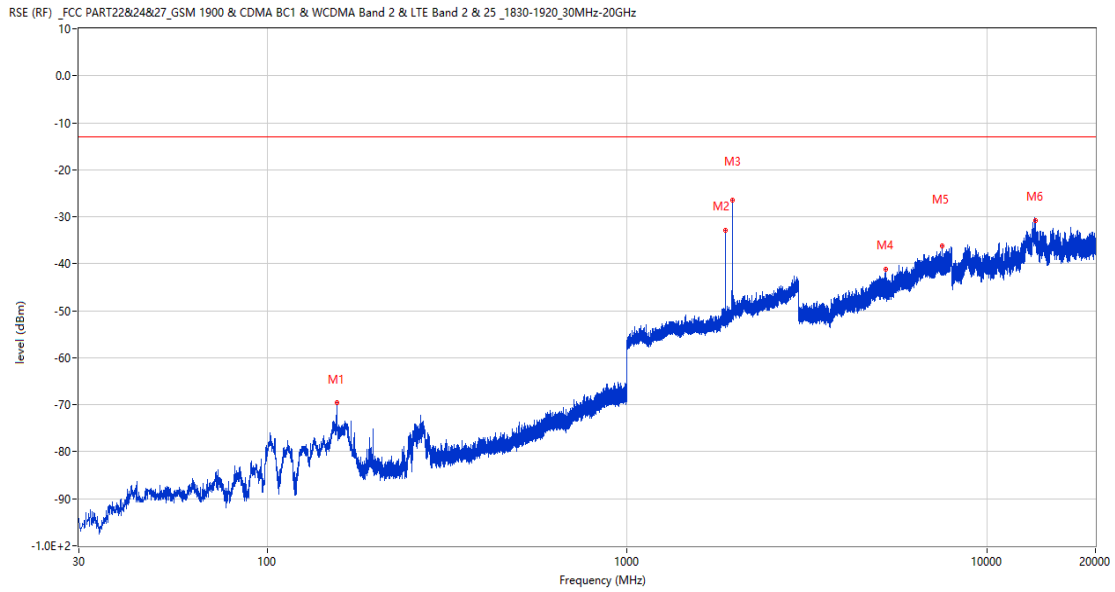
8.3 LTE Band 2 BW5, Middle Channel

RSE-H&H LTE Band 2 BW5 CH18900



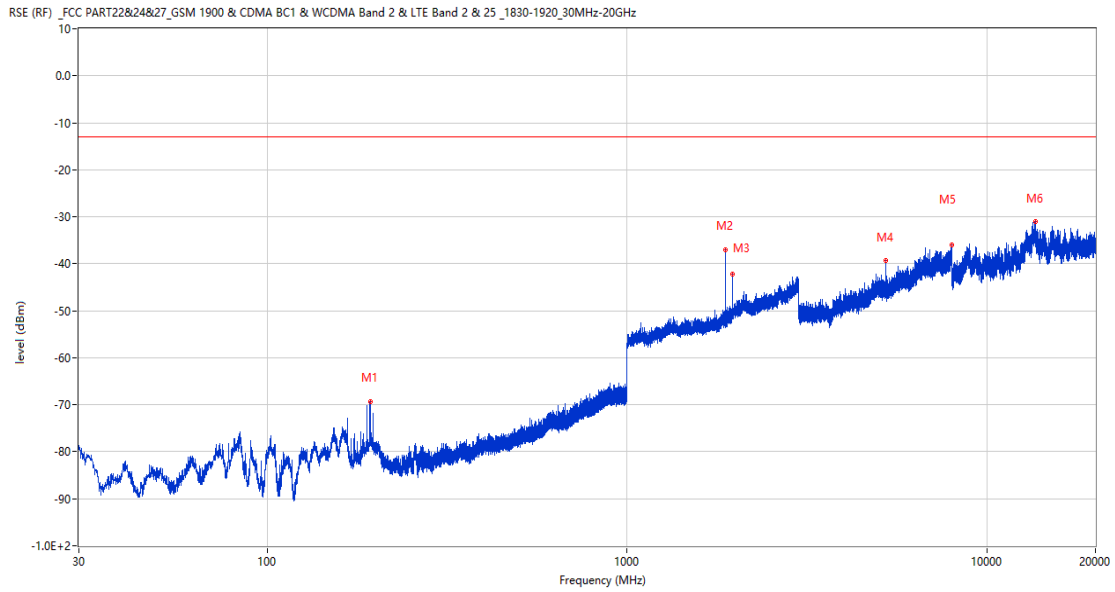
Frequency (MHz)	Result (dBm)	Factor (dB)	PK Limit (dBm)	Over Limit (dB)	Table (o)	ANT	EUT	Verdict
155.082	-68.18	-19.09	-13.0	-55.18	0.00	Horizontal	Horizontal	Pass
1878.700	-32.87	2.75	-13.0	-19.87	0.00	Horizontal	Horizontal	N/A
1961.400	-21.27	3.36	-13.0	-8.27	163.00	Horizontal	Horizontal	N/A
4980.750	-41.76	13.33	-13.0	-28.76	253.00	Horizontal	Horizontal	Pass
7926.500	-34.85	18.47	-13.0	-21.85	138.00	Horizontal	Horizontal	Pass
13561.638	-31.40	25.14	-13.0	-18.40	252.00	Horizontal	Horizontal	Pass

RSE-H&V LTE Band 2 BW5 CH18900



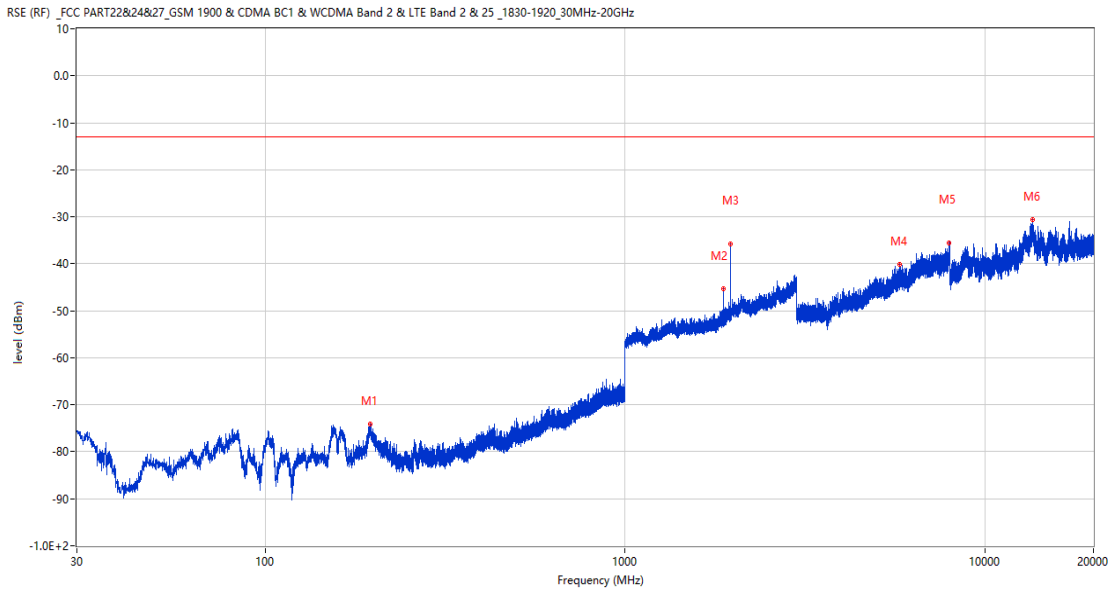
Frequency (MHz)	Result (dBm)	Factor (dB)	PK Limit (dBm)	Over Limit (dB)	Table (o)	ANT	EUT	Verdict
156.003	-69.62	-18.96	-13.0	-56.62	1.00	Horizontal	Vertical	Pass
1878.800	-32.91	2.75	-13.0	-19.91	210.00	Horizontal	Vertical	N/A
1959.000	-26.53	3.40	-13.0	-13.53	274.00	Horizontal	Vertical	N/A
5232.000	-41.27	12.22	-13.0	-28.27	8.00	Horizontal	Vertical	Pass
7511.750	-36.22	16.41	-13.0	-23.22	269.00	Horizontal	Vertical	Pass
13638.125	-30.87	24.84	-13.0	-17.87	253.00	Horizontal	Vertical	Pass

RSE-V&V LTE Band 2 BW5 CH18900



Frequency (MHz)	Result (dBm)	Factor (dB)	PK Limit (dBm)	Over Limit (dB)	Table (o)	ANT	EUT	Verdict
193.154	-69.26	-16.18	-13.0	-56.26	251.00	Vertical	Vertical	Pass
1878.700	-36.94	2.75	-13.0	-23.94	308.00	Vertical	Vertical	N/A
1961.600	-42.16	3.35	-13.0	-29.16	221.00	Vertical	Vertical	N/A
5241.000	-39.34	12.04	-13.0	-26.34	360.00	Vertical	Vertical	Pass
7963.750	-36.05	18.15	-13.0	-23.05	360.00	Vertical	Vertical	Pass
13656.612	-31.10	24.57	-13.0	-18.10	40.00	Vertical	Vertical	Pass

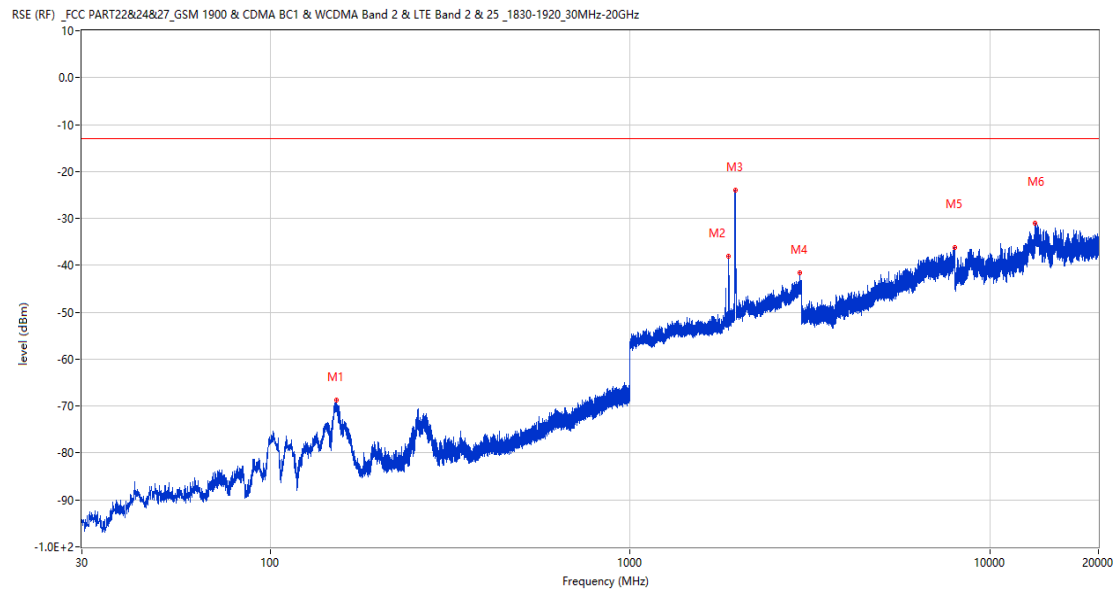
RSE-V&H LTE Band 2 BW5 CH18900



Frequency (MHz)	Result (dBm)	Factor (dB)	PK Limit (dBm)	Over Limit (dB)	Table (o)	ANT	EUT	Verdict
195.336	-74.09	-15.89	-13.0	-61.09	258.00	Vertical	Horizontal	Pass
1878.600	-45.31	2.75	-13.0	-32.31	83.00	Vertical	Horizontal	N/A
1960.500	-35.85	3.41	-13.0	-22.85	232.00	Vertical	Horizontal	N/A
5777.250	-40.07	14.34	-13.0	-27.07	0.00	Vertical	Horizontal	Pass
7944.500	-35.57	18.88	-13.0	-22.57	267.00	Vertical	Horizontal	Pass
13573.963	-30.68	25.05	-13.0	-17.68	94.00	Vertical	Horizontal	Pass

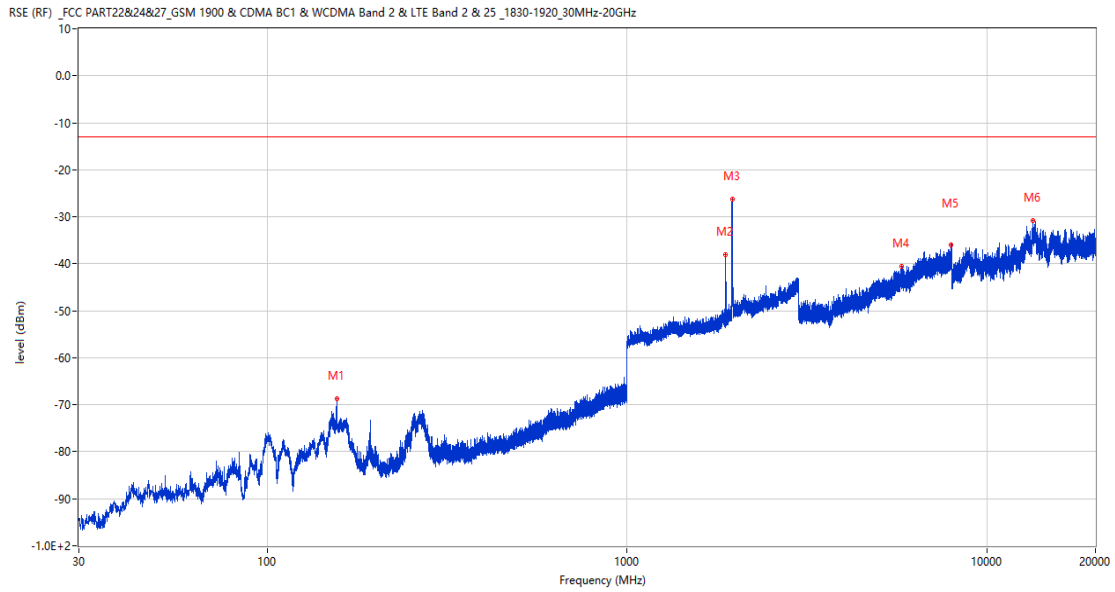
8.4 LTE Band 2 BW10, Middle Channel

RSE-H&H LTE Band 2 BW10 CH18900



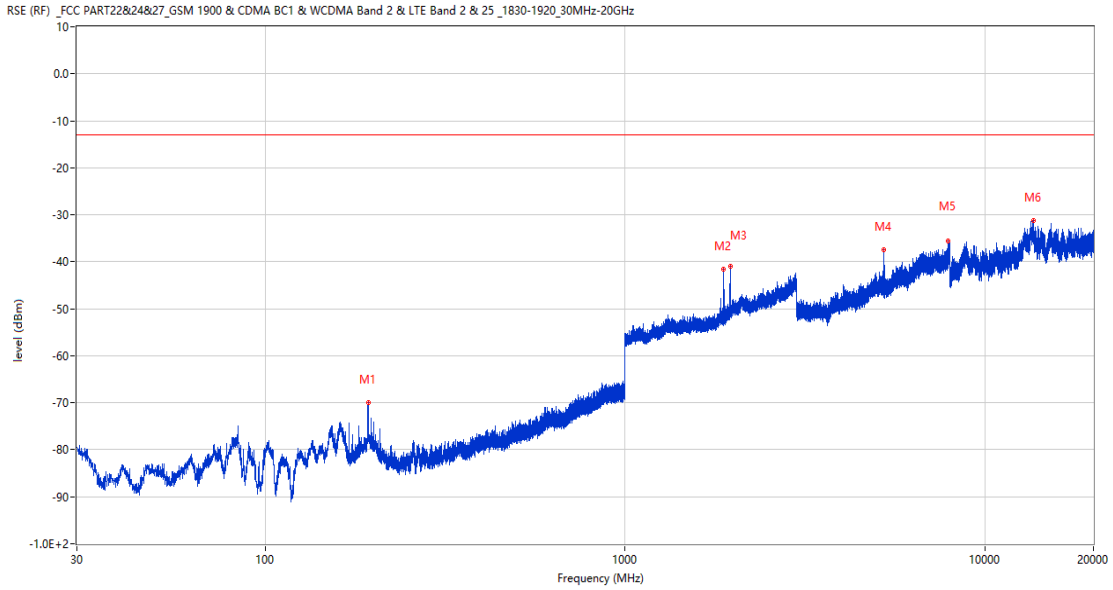
Frequency (MHz)	Result (dBm)	Factor (dB)	PK Limit (dBm)	Over Limit (dB)	Table (o)	ANT	EUT	Verdict
152.656	-68.67	-19.72	-13.0	-55.67	332.00	Horizontal	Horizontal	Pass
1880.600	-38.07	2.76	-13.0	-25.07	207.00	Horizontal	Horizontal	N/A
1957.300	-23.93	3.42	-13.0	-10.93	163.00	Horizontal	Horizontal	N/A
2967.600	-41.67	11.82	-13.0	-28.67	340.00	Horizontal	Horizontal	Pass
7961.000	-36.14	18.23	-13.0	-23.14	0.00	Horizontal	Horizontal	Pass
13356.826	-31.12	24.58	-13.0	-18.12	70.00	Horizontal	Horizontal	Pass

RSE-H&V LTE Band 2 BW10 CH18900



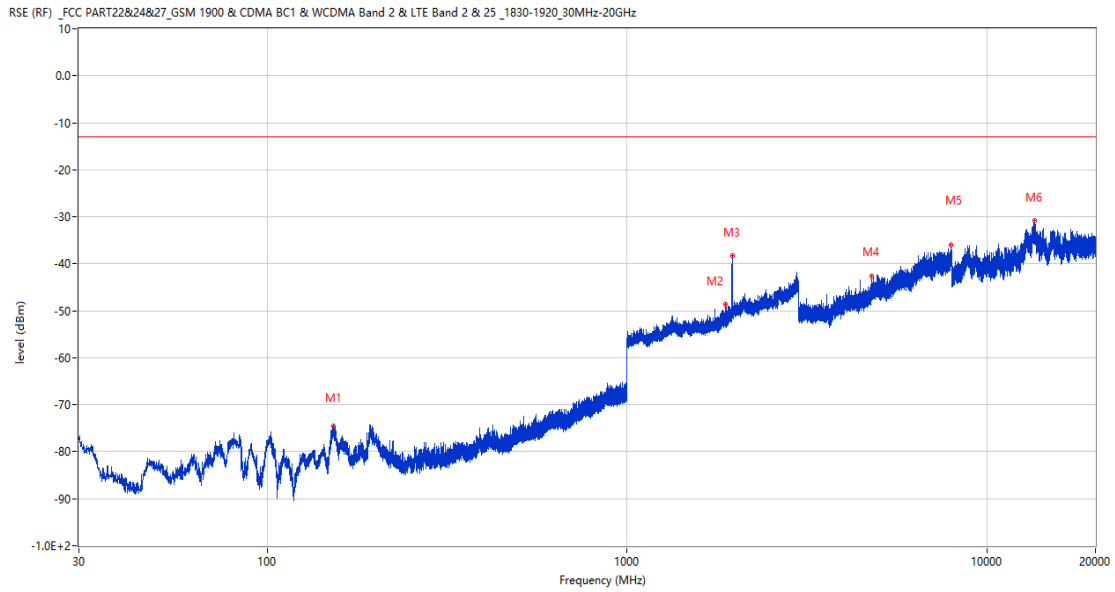
Frequency (MHz)	Result (dBm)	Factor (dB)	PK Limit (dBm)	Over Limit (dB)	Table (o)	ANT	EUT	Verdict
155.954	-68.73	-18.97	-13.0	-55.73	347.00	Horizontal	Vertical	Pass
1880.400	-38.16	2.76	-13.0	-25.16	210.00	Horizontal	Vertical	N/A
1960.300	-26.20	3.42	-13.0	-13.20	264.00	Horizontal	Vertical	N/A
5780.250	-40.62	14.28	-13.0	-27.62	122.00	Horizontal	Vertical	Pass
7934.500	-35.94	18.85	-13.0	-22.94	41.00	Horizontal	Vertical	Pass
13415.550	-30.83	24.74	-13.0	-17.83	243.00	Horizontal	Vertical	Pass

RSE-V&V LTE Band 2 BW10 CH18900



Frequency (MHz)	Result (dBm)	Factor (dB)	PK Limit (dBm)	Over Limit (dB)	Table (o)	ANT	EUT	Verdict
193.154	-69.96	-16.18	-13.0	-56.96	75.00	Vertical	Vertical	Pass
1880.600	-41.65	2.76	-13.0	-28.65	321.00	Vertical	Vertical	N/A
1958.000	-40.95	3.47	-13.0	-27.95	273.00	Vertical	Vertical	N/A
5234.500	-37.52	12.21	-13.0	-24.52	95.00	Vertical	Vertical	Pass
7909.250	-35.63	18.02	-13.0	-22.63	111.00	Vertical	Vertical	Pass
13645.375	-31.32	24.83	-13.0	-18.32	360.00	Vertical	Vertical	Pass

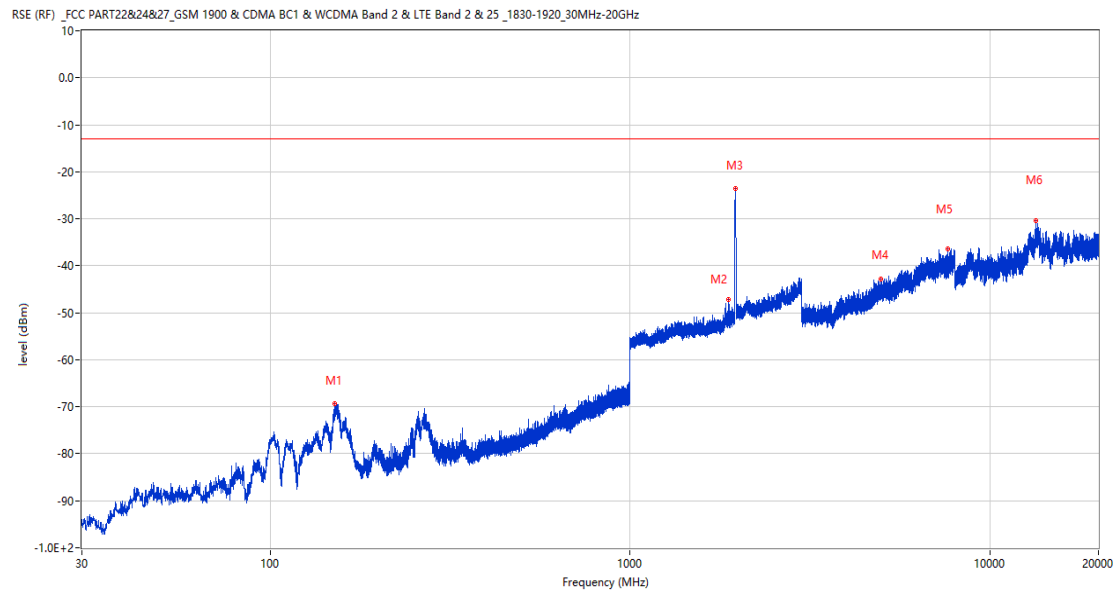
RSE-V&H LTE Band 2 BW10 CH18900



Frequency (MHz)	Result (dBm)	Factor (dB)	PK Limit (dBm)	Over Limit (dB)	Table (o)	ANT	EUT	Verdict
152.462	-74.61	-19.76	-13.0	-61.61	342.00	Vertical	Horizontal	Pass
1880.300	-48.69	2.76	-13.0	-35.69	58.00	Vertical	Horizontal	N/A
1958.500	-38.25	3.48	-13.0	-25.25	221.00	Vertical	Horizontal	N/A
4791.750	-42.64	12.79	-13.0	-29.64	61.00	Vertical	Horizontal	Pass
7925.750	-35.97	18.44	-13.0	-22.97	176.00	Vertical	Horizontal	Pass
13589.550	-30.82	24.94	-13.0	-17.82	62.00	Vertical	Horizontal	Pass

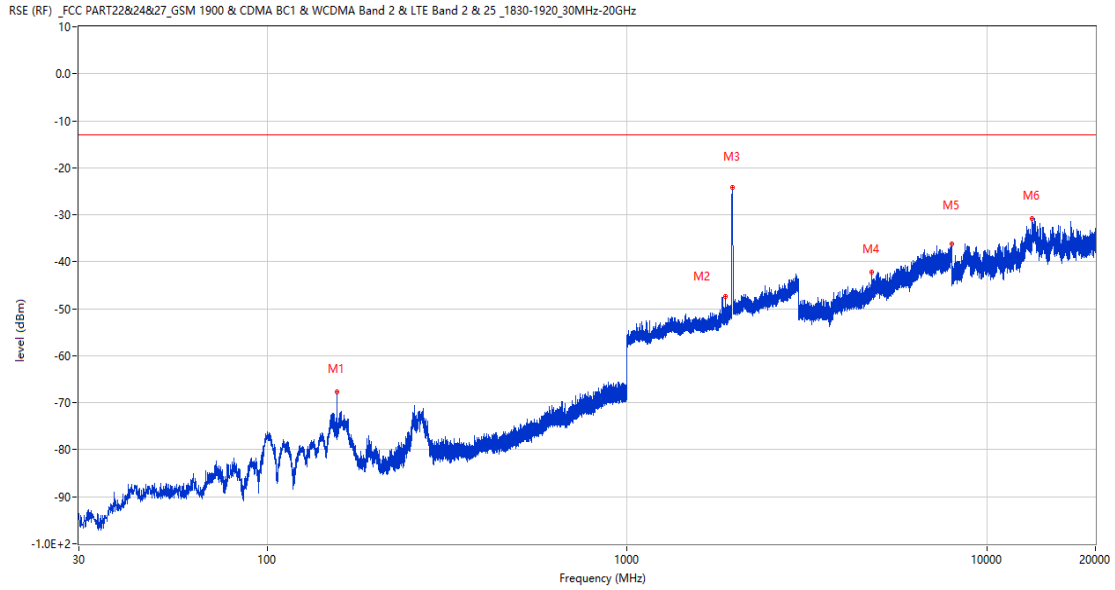
8.5 LTE Band 2 BW15, Middle Channel

RSE-H&H LTE Band 2 BW15 CH18900



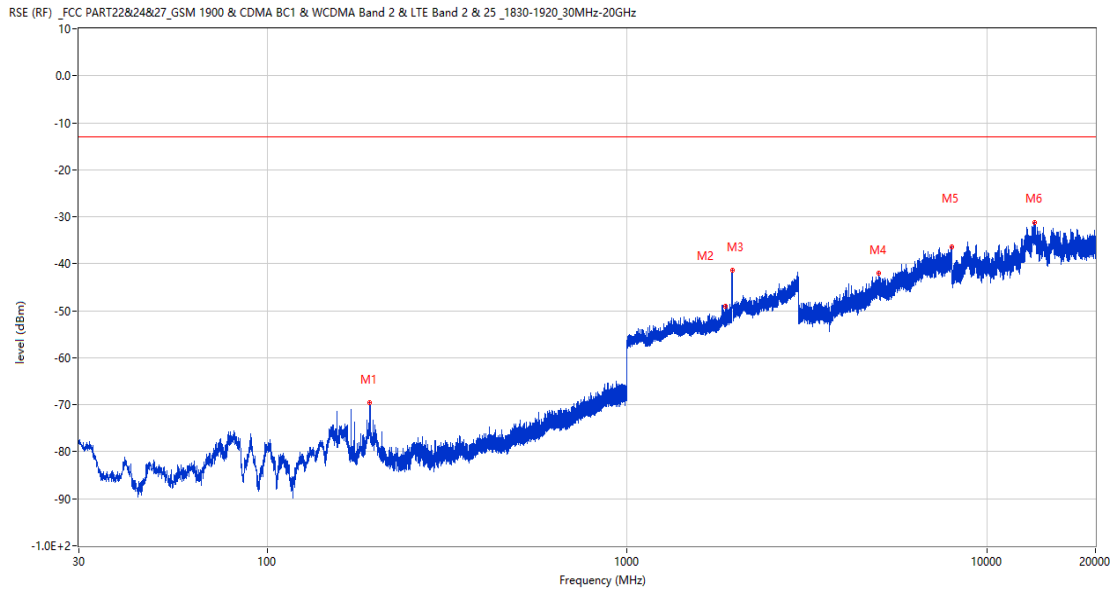
Frequency (MHz)	Result (dBm)	Factor (dB)	PK Limit (dBm)	Over Limit (dB)	Table (o)	ANT	EUT	Verdict
151.153	-69.44	-19.95	-13.0	-56.44	357.00	Horizontal	Horizontal	Pass
1874.000	-47.23	2.71	-13.0	-34.23	136.00	Horizontal	Horizontal	N/A
1965.100	-23.50	3.29	-13.0	-10.50	161.00	Horizontal	Horizontal	N/A
4961.250	-42.74	13.11	-13.0	-29.74	227.00	Horizontal	Horizontal	Pass
7644.000	-36.40	17.17	-13.0	-23.40	210.00	Horizontal	Horizontal	Pass
13406.488	-30.48	24.81	-13.0	-17.48	89.00	Horizontal	Horizontal	Pass

RSE-H&V LTE Band 2 BW15 CH18900



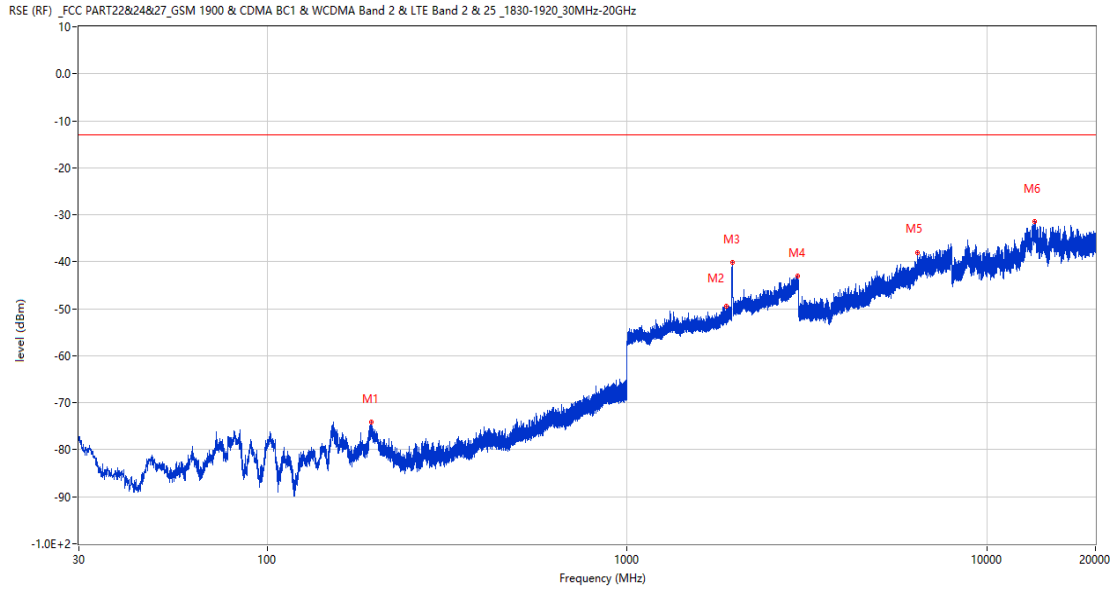
Frequency (MHz)	Result (dBm)	Factor (dB)	PK Limit (dBm)	Over Limit (dB)	Table (o)	ANT	EUT	Verdict
156.052	-67.66	-18.94	-13.0	-54.66	126.00	Horizontal	Vertical	Pass
1874.200	-47.45	2.72	-13.0	-34.45	339.00	Horizontal	Vertical	N/A
1966.100	-24.10	3.36	-13.0	-11.10	273.00	Horizontal	Vertical	N/A
4787.250	-42.30	13.02	-13.0	-29.30	222.00	Horizontal	Vertical	Pass
7996.000	-36.15	18.76	-13.0	-23.15	95.00	Horizontal	Vertical	Pass
13342.687	-30.73	24.26	-13.0	-17.73	33.00	Horizontal	Vertical	Pass

RSE-V&V LTE Band 2 BW15 CH18900



Frequency (MHz)	Result (dBm)	Factor (dB)	PK Limit (dBm)	Over Limit (dB)	Table (o)	ANT	EUT	Verdict
193.106	-69.49	-16.19	-13.0	-56.49	254.00	Vertical	Vertical	Pass
1873.800	-48.94	2.71	-13.0	-35.94	51.00	Vertical	Vertical	N/A
1964.200	-41.35	3.30	-13.0	-28.35	217.00	Vertical	Vertical	N/A
5013.000	-42.01	12.55	-13.0	-29.01	172.00	Vertical	Vertical	Pass
7979.500	-36.45	18.10	-13.0	-23.45	360.00	Vertical	Vertical	Pass
13536.263	-31.27	24.87	-13.0	-18.27	85.00	Vertical	Vertical	Pass

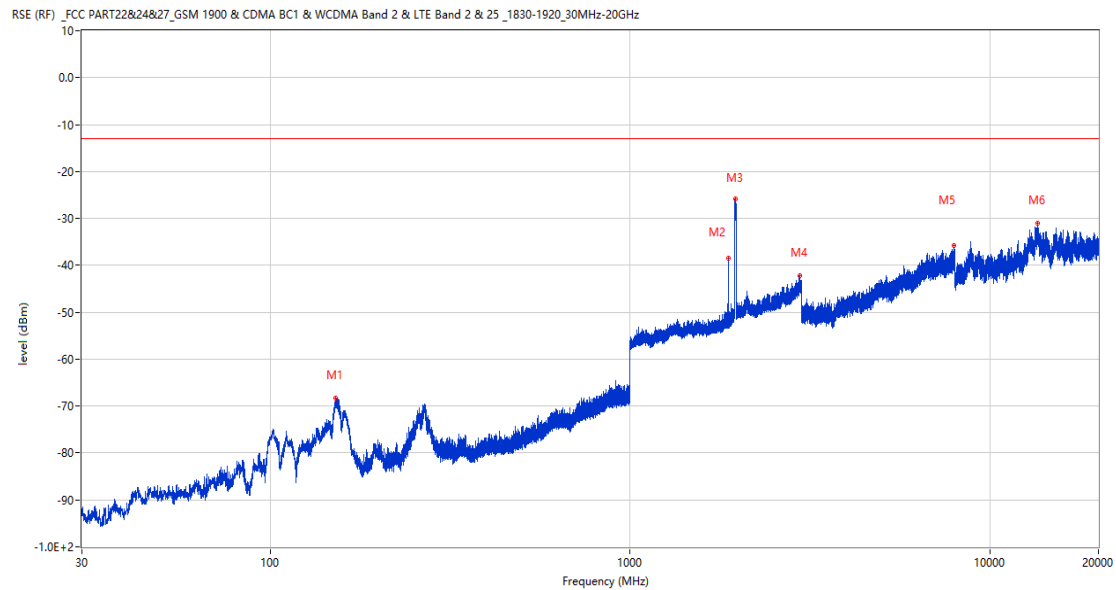
RSE-V&H LTE Band 2 BW15 CH18900



Frequency (MHz)	Result (dBm)	Factor (dB)	PK Limit (dBm)	Over Limit (dB)	Table (o)	ANT	EUT	Verdict
194.318	-74.06	-15.97	-13.0	-61.06	310.00	Vertical	Horizontal	Pass
1887.600	-49.55	2.82	-13.0	-36.55	153.00	Vertical	Horizontal	N/A
1961.200	-40.14	3.37	-13.0	-27.14	222.00	Vertical	Horizontal	N/A
2970.600	-43.05	11.91	-13.0	-30.05	292.00	Vertical	Horizontal	Pass
6410.000	-38.06	15.86	-13.0	-25.06	188.00	Vertical	Horizontal	Pass
13585.563	-31.50	24.97	-13.0	-18.50	208.00	Vertical	Horizontal	Pass

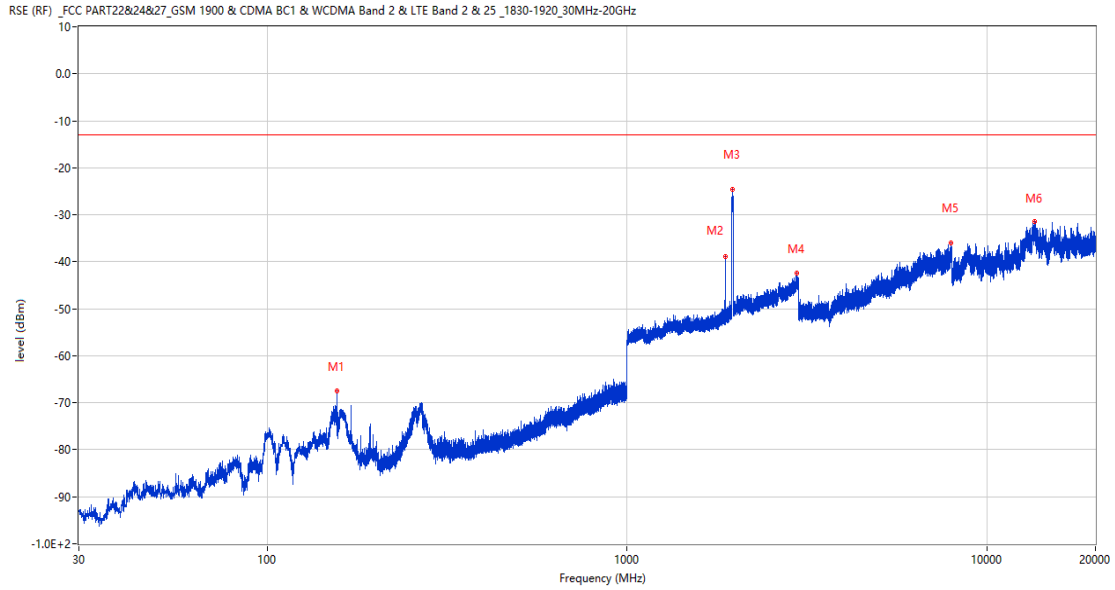
8.6 LTE Band 2 BW20, Middle Channel

RSE-H&H LTE Band 2 BW20 CH18900



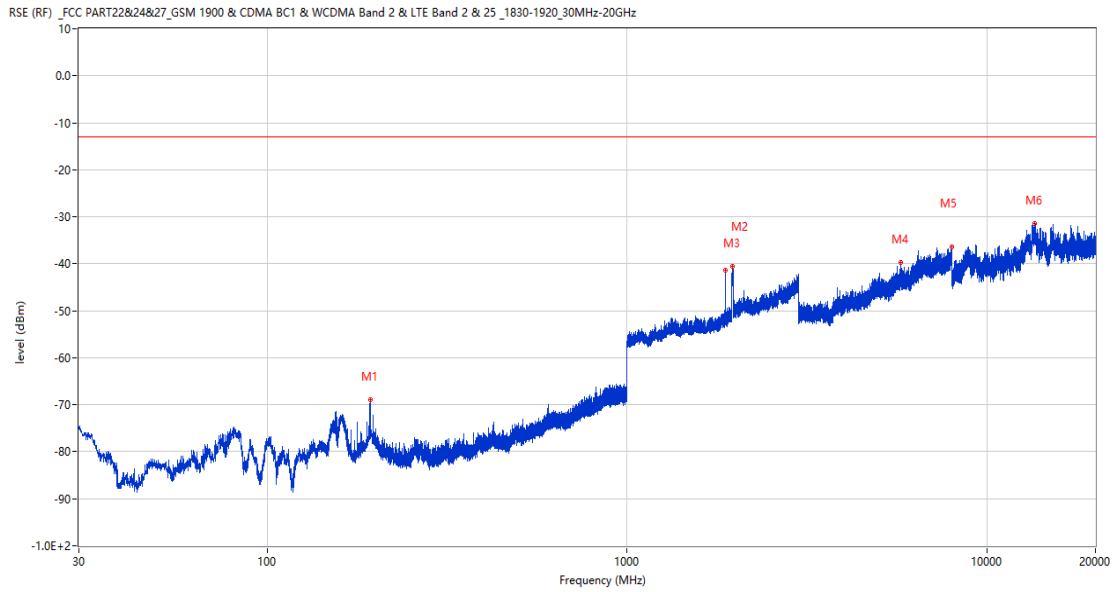
Frequency (MHz)	Result (dBm)	Factor (dB)	PK Limit (dBm)	Over Limit (dB)	Table (o)	ANT	EUT	Verdict
152.220	-68.28	-19.80	-13.0	-55.28	0.00	Horizontal	Horizontal	Pass
1871.800	-38.57	2.70	-13.0	-25.57	360.00	Horizontal	Horizontal	N/A
1964.700	-25.89	3.30	-13.0	-12.89	266.00	Horizontal	Horizontal	N/A
2968.000	-42.29	11.83	-13.0	-29.29	247.00	Horizontal	Horizontal	Pass
7921.000	-35.73	18.28	-13.0	-22.73	137.00	Horizontal	Horizontal	Pass
13558.013	-31.11	25.16	-13.0	-18.11	2.00	Horizontal	Horizontal	Pass

RSE-H&V LTE Band 2 BW20 CH18900



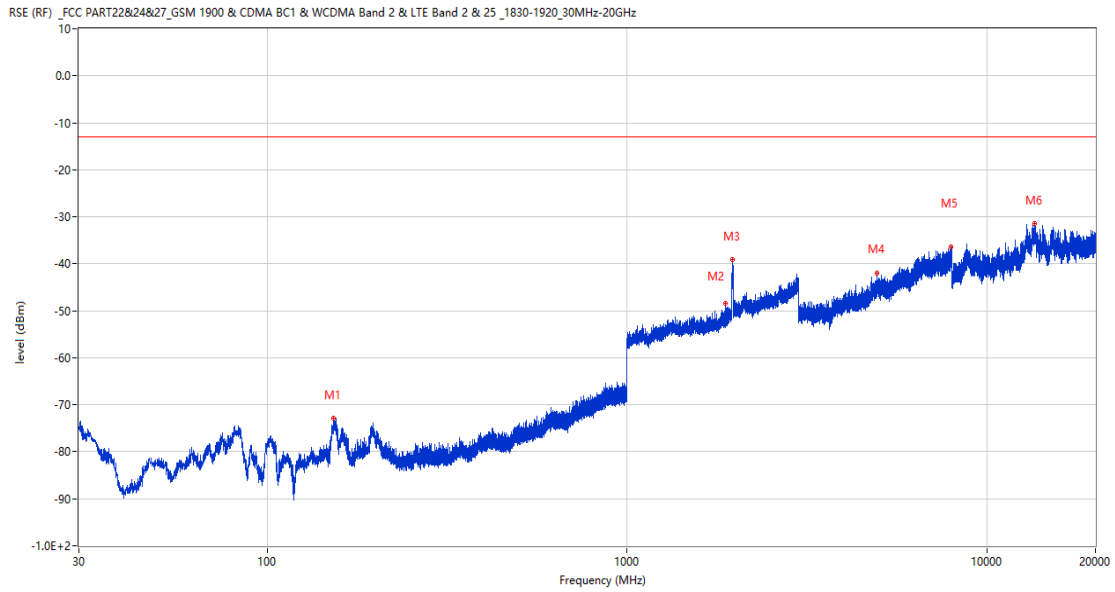
Frequency (MHz)	Result (dBm)	Factor (dB)	PK Limit (dBm)	Over Limit (dB)	Table (o)	ANT	EUT	Verdict
156.003	-67.38	-18.96	-13.0	-54.38	145.00	Horizontal	Vertical	Pass
1871.900	-38.92	2.70	-13.0	-25.92	209.00	Horizontal	Vertical	N/A
1961.900	-24.54	3.33	-13.0	-11.54	272.00	Horizontal	Vertical	N/A
2968.500	-42.51	11.85	-13.0	-29.51	346.00	Horizontal	Vertical	Pass
7955.000	-36.08	18.42	-13.0	-23.08	177.00	Horizontal	Vertical	Pass
13545.326	-31.48	25.10	-13.0	-18.48	340.00	Horizontal	Vertical	Pass

RSE-V&V LTE Band 2 BW20 CH18900



Frequency (MHz)	Result (dBm)	Factor (dB)	PK Limit (dBm)	Over Limit (dB)	Table (o)	ANT	EUT	Verdict
193.154	-68.88	-16.18	-13.0	-55.88	360.00	Vertical	Vertical	Pass
1871.800	-41.31	2.70	-13.0	-28.31	322.00	Vertical	Vertical	N/A
1967.500	-40.55	3.36	-13.0	-27.55	227.00	Vertical	Vertical	N/A
5749.750	-39.74	14.11	-13.0	-26.74	266.00	Vertical	Vertical	Pass
7995.000	-36.30	18.75	-13.0	-23.30	86.00	Vertical	Vertical	Pass
13576.500	-31.41	25.03	-13.0	-18.41	210.00	Vertical	Vertical	Pass

RSE-V&H LTE Band 2 BW20 CH18900

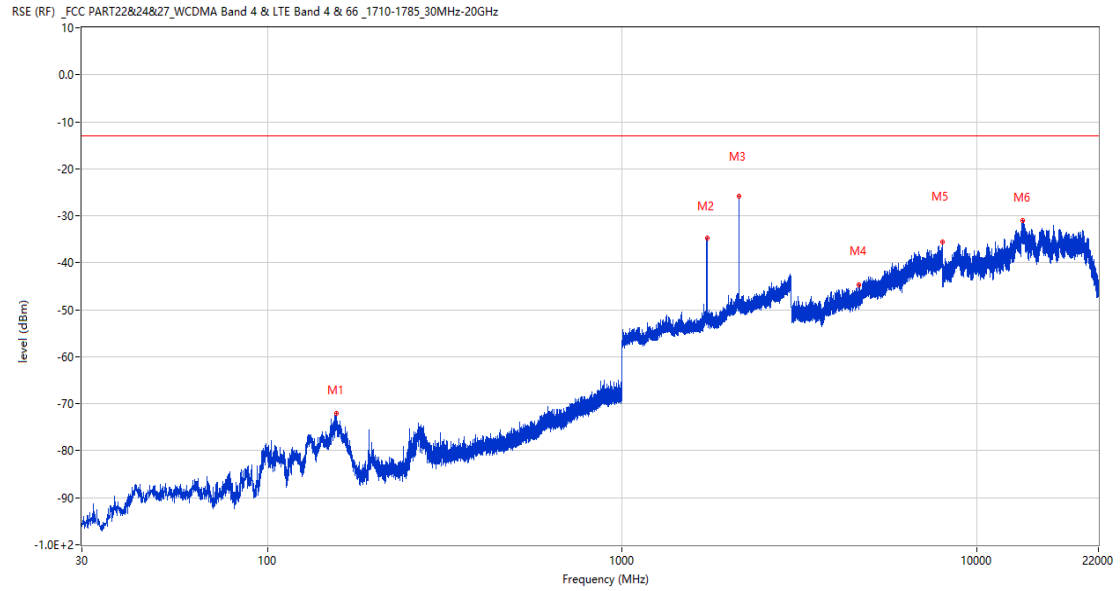


Frequency (MHz)	Result (dBm)	Factor (dB)	PK Limit (dBm)	Over Limit (dB)	Table (o)	ANT	EUT	Verdict
152.850	-72.86	-19.68	-13.0	-59.86	342.00	Vertical	Horizontal	Pass
1879.200	-49.56	2.75	-13.0	-36.56	172.00	Vertical	Horizontal	N/A
1967.900	-39.05	3.40	-13.0	-26.05	221.00	Vertical	Horizontal	N/A
4951.750	-42.02	12.82	-13.0	-29.02	0.00	Vertical	Horizontal	Pass
7916.250	-36.49	18.12	-13.0	-23.49	175.00	Vertical	Horizontal	Pass
13557.287	-31.41	25.17	-13.0	-18.41	360.00	Vertical	Horizontal	Pass

9 LTE Band 4

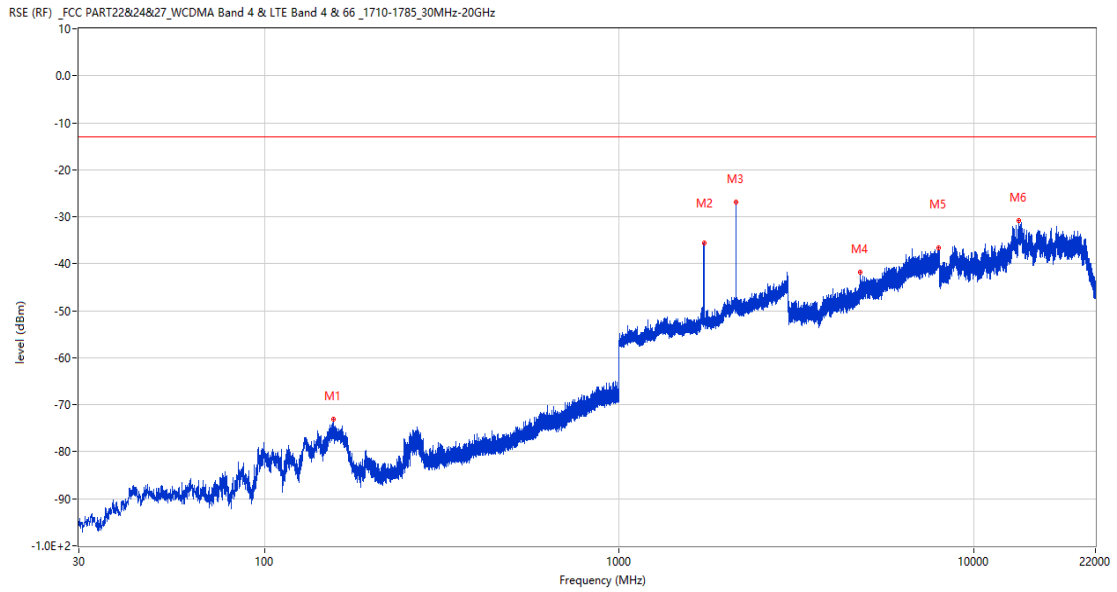
9.1 LTE Band 4 BW1.4, Middle Channel

RSE-H&H LTE Band 4 BW1.4 CH20175



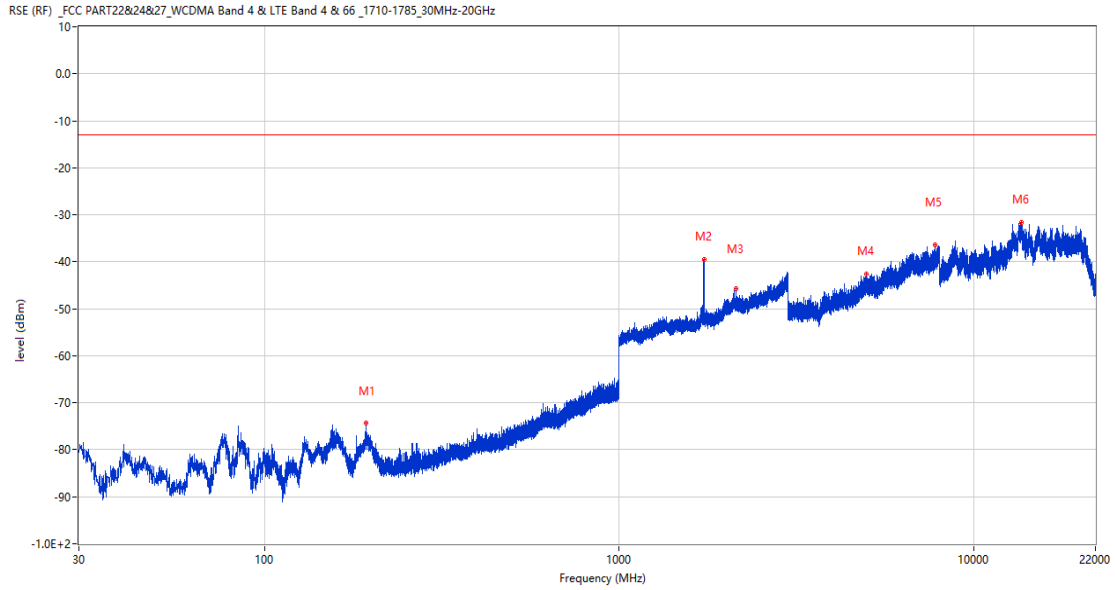
Frequency (MHz)	Result (dBm)	Factor (dB)	PK Limit (dBm)	Over Limit (dB)	Table (o)	ANT	EUT	Verdict
156.585	-72.12	-18.83	-13.0	-59.12	136.00	Horizontal	Horizontal	Pass
1732.900	-34.79	2.44	-13.0	-21.79	72.00	Horizontal	Horizontal	N/A
2133.200	-25.93	4.87	-13.0	-12.93	180.00	Horizontal	Horizontal	N/A
4644.500	-44.70	10.39	-13.0	-31.70	217.00	Horizontal	Horizontal	Pass
7999.250	-35.55	18.97	-13.0	-22.55	52.00	Horizontal	Horizontal	Pass
13420.162	-30.99	24.71	-13.0	-17.99	297.00	Horizontal	Horizontal	Pass

RSE-H&V LTE Band 4 BW1.4 CH20175



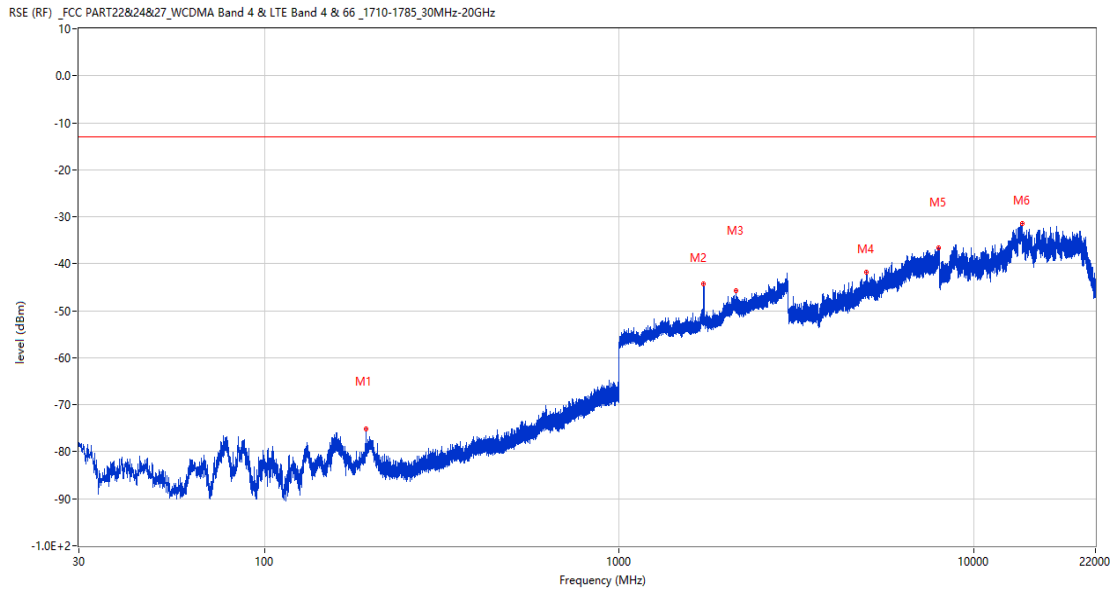
Frequency (MHz)	Result (dBm)	Factor (dB)	PK Limit (dBm)	Over Limit (dB)	Table (o)	ANT	EUT	Verdict
156.730	-73.13	-18.81	-13.0	-60.13	360.00	Horizontal	Vertical	Pass
1732.900	-35.53	2.44	-13.0	-22.53	360.00	Horizontal	Vertical	N/A
2133.100	-27.88	4.87	-13.0	-14.88	253.00	Horizontal	Vertical	N/A
4792.000	-41.80	12.77	-13.0	-28.80	261.00	Horizontal	Vertical	Pass
7941.000	-36.64	18.97	-13.0	-23.64	27.00	Horizontal	Vertical	Pass
13403.513	-30.85	24.83	-13.0	-17.85	205.00	Horizontal	Vertical	Pass

RSE-V&V LTE Band 4 BW1.4 CH20175



Frequency (MHz)	Result (dBm)	Factor (dB)	PK Limit (dBm)	Over Limit (dB)	Table (o)	ANT	EUT	Verdict
192.960	-74.36	-16.21	-13.0	-61.36	0.00	Vertical	Vertical	Pass
1732.900	-39.53	2.44	-13.0	-26.53	57.00	Vertical	Vertical	N/A
2133.200	-45.77	4.87	-13.0	-32.77	259.00	Vertical	Vertical	N/A
4980.500	-42.60	13.33	-13.0	-29.60	0.00	Vertical	Vertical	Pass
7773.250	-36.32	17.92	-13.0	-23.32	152.00	Vertical	Vertical	Pass
13601.000	-31.64	24.87	-13.0	-18.64	140.00	Vertical	Vertical	Pass

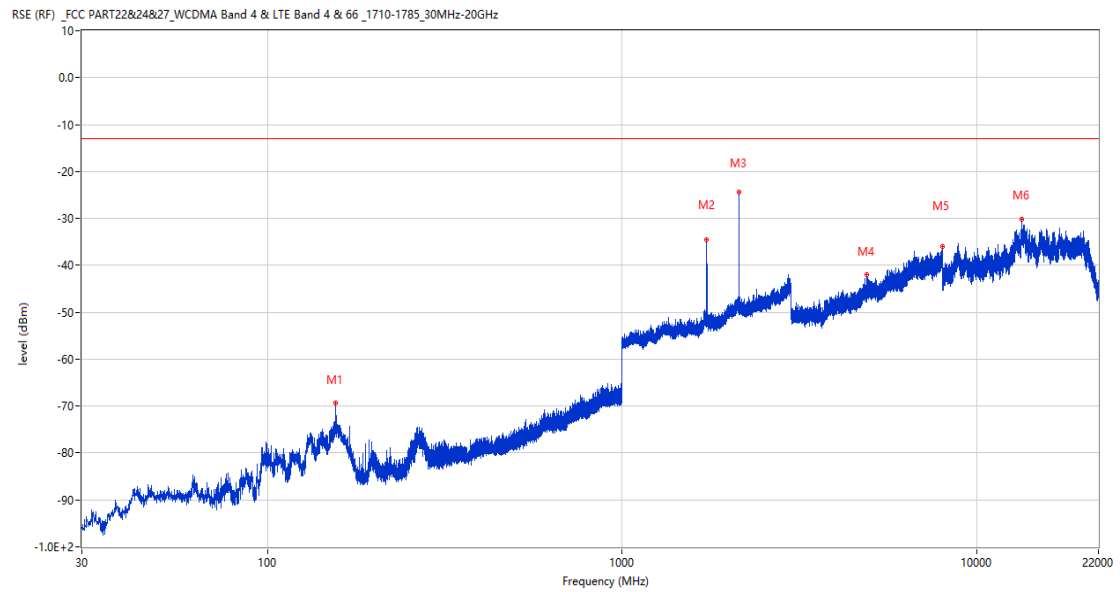
RSE-V&H LTE Band 4 BW1.4 CH20175



Frequency (MHz)	Result (dBm)	Factor (dB)	PK Limit (dBm)	Over Limit (dB)	Table (o)	ANT	EUT	Verdict
193.154	-75.06	-16.18	-13.0	-62.06	268.00	Vertical	Horizontal	Pass
1732.700	-44.27	2.44	-13.0	-31.27	71.00	Vertical	Horizontal	N/A
2132.900	-45.66	4.88	-13.0	-32.66	245.00	Vertical	Horizontal	N/A
4978.000	-41.71	13.39	-13.0	-28.71	45.00	Vertical	Horizontal	Pass
7930.250	-36.64	18.71	-13.0	-23.64	311.00	Vertical	Horizontal	Pass
13649.100	-31.47	24.83	-13.0	-18.47	132.00	Vertical	Horizontal	Pass

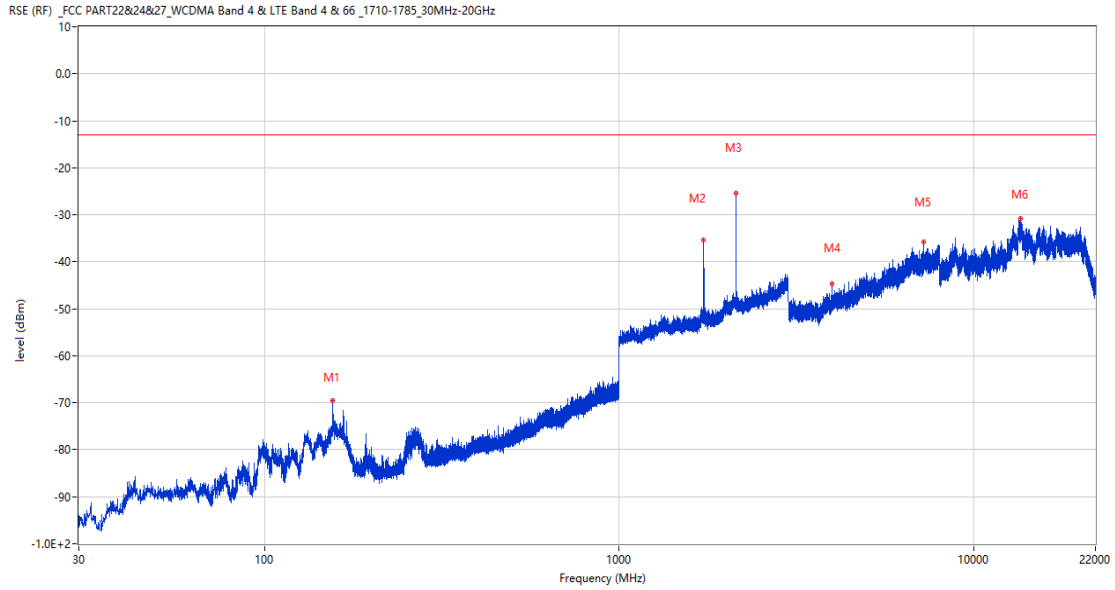
9.2 LTE Band 4 BW3, Middle Channel

RSE-H&H LTE Band 4 BW3 CH20175



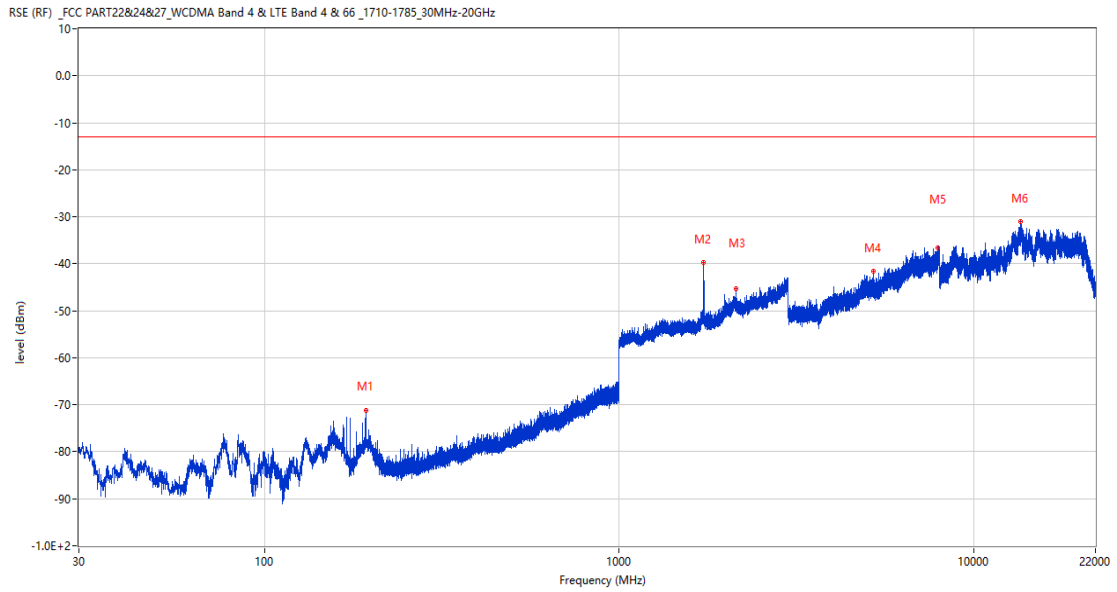
Frequency (MHz)	Result (dBm)	Factor (dB)	PK Limit (dBm)	Over Limit (dB)	Table (o)	ANT	EUT	Verdict
156.100	-69.35	-18.93	-13.0	-56.35	12.00	Horizontal	Horizontal	Pass
1732.000	-34.46	2.45	-13.0	-21.46	73.00	Horizontal	Horizontal	N/A
2133.600	-24.44	4.86	-13.0	-11.44	172.00	Horizontal	Horizontal	N/A
4891.750	-42.04	12.43	-13.0	-29.04	360.00	Horizontal	Horizontal	Pass
7984.500	-35.94	18.22	-13.0	-22.94	29.00	Horizontal	Horizontal	Pass
13379.463	-30.24	24.72	-13.0	-17.24	64.00	Horizontal	Horizontal	Pass

RSE-H&V LTE Band 4 BW3 CH20175



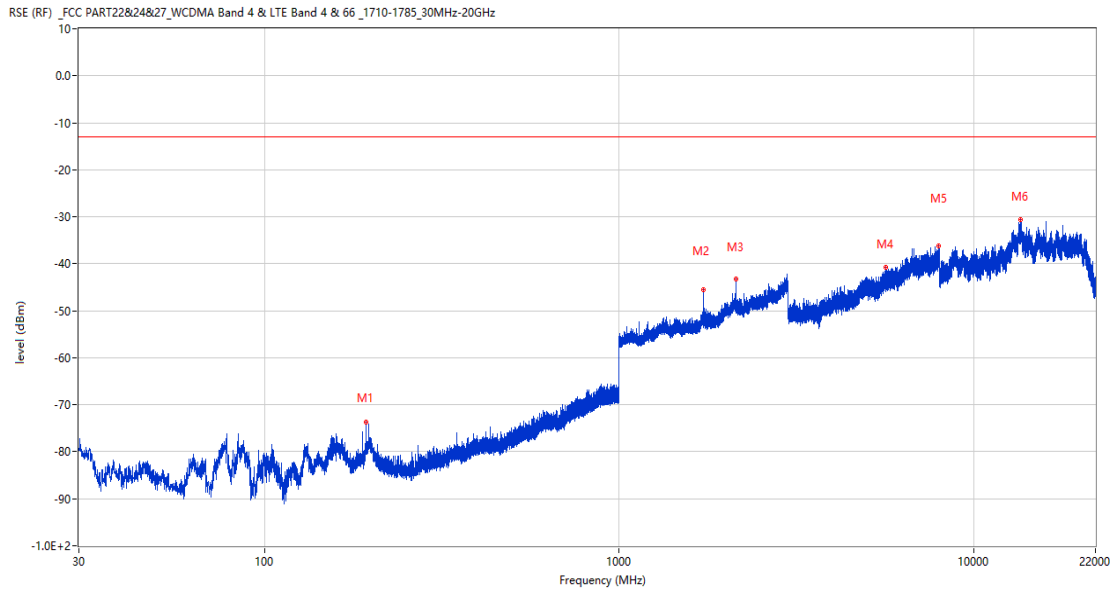
Frequency (MHz)	Result (dBm)	Factor (dB)	PK Limit (dBm)	Over Limit (dB)	Table (o)	ANT	EUT	Verdict
155.954	-69.52	-18.97	-13.0	-56.52	0.00	Horizontal	Vertical	Pass
1732.200	-35.87	2.45	-13.0	-22.87	8.00	Horizontal	Vertical	N/A
2133.000	-26.12	4.87	-13.0	-13.12	173.00	Horizontal	Vertical	N/A
3990.000	-44.66	9.64	-13.0	-31.66	333.00	Horizontal	Vertical	Pass
7195.500	-35.87	16.01	-13.0	-22.87	0.00	Horizontal	Vertical	Pass
13561.224	-30.76	25.14	-13.0	-17.76	116.00	Horizontal	Vertical	Pass

RSE-V&V LTE Band 4 BW3 CH20175



Frequency (MHz)	Result (dBm)	Factor (dB)	PK Limit (dBm)	Over Limit (dB)	Table (o)	ANT	EUT	Verdict
193.202	-71.13	-16.17	-13.0	-58.13	223.00	Vertical	Vertical	Pass
1732.000	-39.75	2.45	-13.0	-26.75	84.00	Vertical	Vertical	N/A
2132.600	-45.31	4.89	-13.0	-32.31	65.00	Vertical	Vertical	N/A
5216.000	-41.63	12.37	-13.0	-28.63	344.00	Vertical	Vertical	Pass
7927.750	-36.53	18.51	-13.0	-23.53	360.00	Vertical	Vertical	Pass
13550.125	-31.08	25.22	-13.0	-18.08	63.00	Vertical	Vertical	Pass

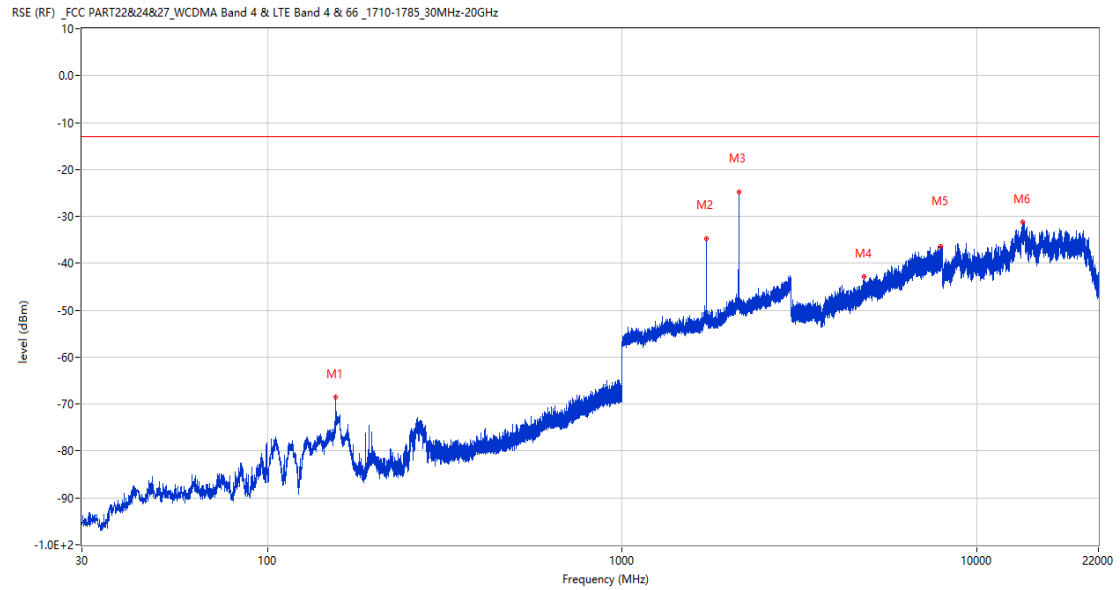
RSE-V&H LTE Band 4 BW3 CH20175



Frequency (MHz)	Result (dBm)	Factor (dB)	PK Limit (dBm)	Over Limit (dB)	Table (o)	ANT	EUT	Verdict
193.154	-73.61	-16.18	-13.0	-60.61	182.00	Vertical	Horizontal	Pass
1731.900	-45.42	2.45	-13.0	-32.42	78.00	Vertical	Horizontal	N/A
2133.300	-43.25	4.86	-13.0	-30.25	261.00	Vertical	Horizontal	N/A
5644.250	-40.77	13.46	-13.0	-27.77	360.00	Vertical	Horizontal	Pass
7930.750	-36.13	18.76	-13.0	-23.13	0.00	Vertical	Horizontal	Pass
13560.300	-30.68	25.15	-13.0	-17.68	298.00	Vertical	Horizontal	Pass

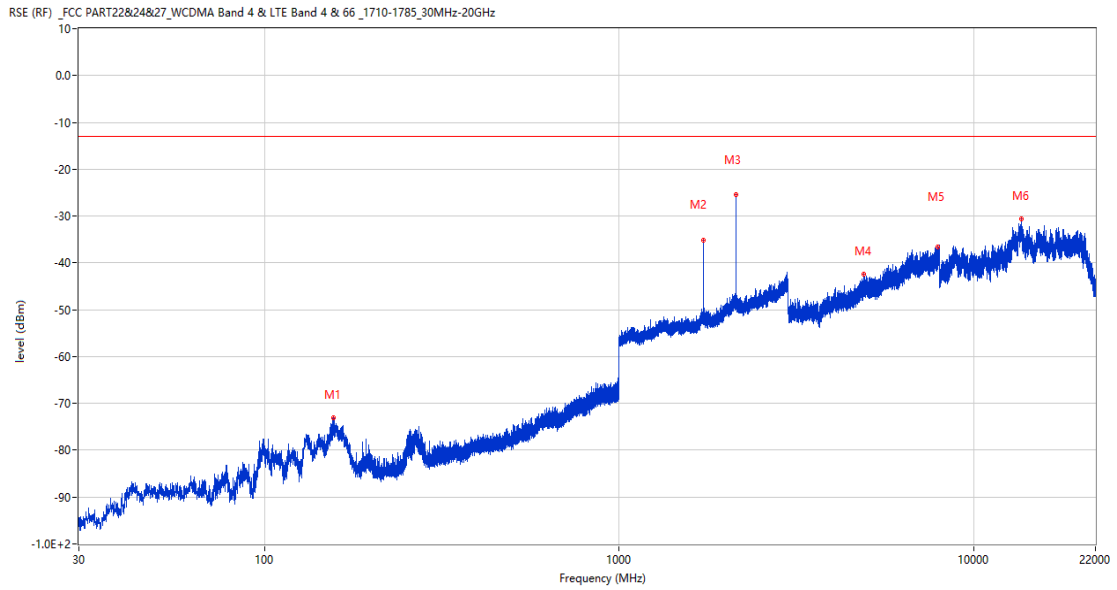
9.3 LTE Band 4 BW5, Middle Channel

RSE-H&H LTE Band 4 BW5 CH20175



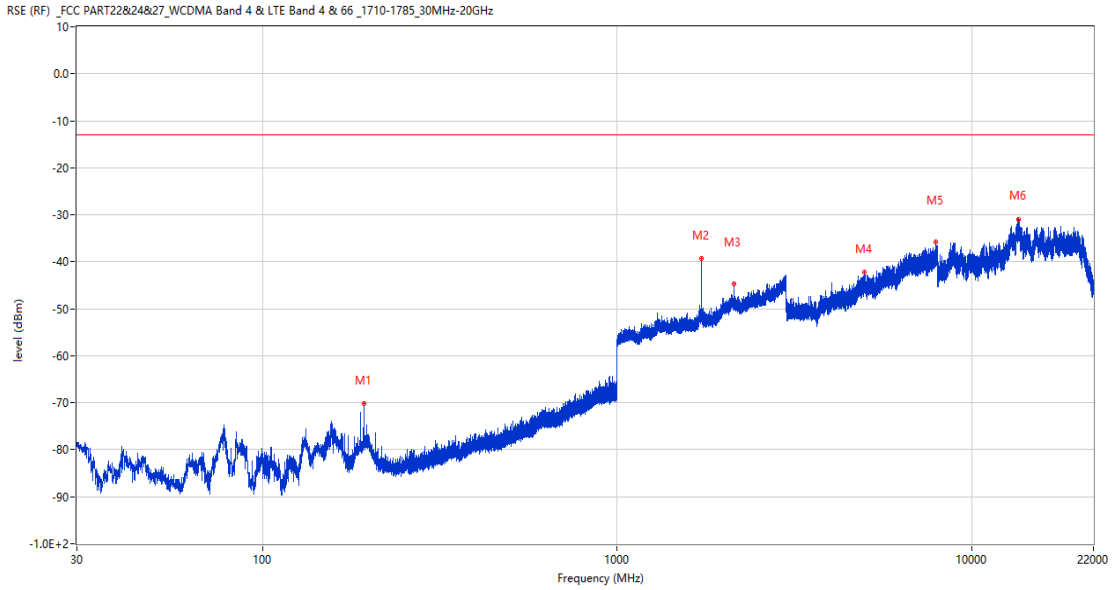
Frequency (MHz)	Result (dBm)	Factor (dB)	PK Limit (dBm)	Over Limit (dB)	Table (o)	ANT	EUT	Verdict
155.954	-68.50	-18.97	-13.0	-55.50	348.00	Horizontal	Horizontal	Pass
1731.300	-34.69	2.46	-13.0	-21.69	79.00	Horizontal	Horizontal	N/A
2134.500	-24.83	5.02	-13.0	-11.83	179.00	Horizontal	Horizontal	N/A
4800.250	-42.80	12.56	-13.0	-29.80	282.00	Horizontal	Horizontal	Pass
7898.250	-36.41	17.78	-13.0	-23.41	360.00	Horizontal	Horizontal	Pass
13418.776	-31.20	24.72	-13.0	-18.20	321.00	Horizontal	Horizontal	Pass

RSE-H&V LTE Band 4 BW5 CH20175



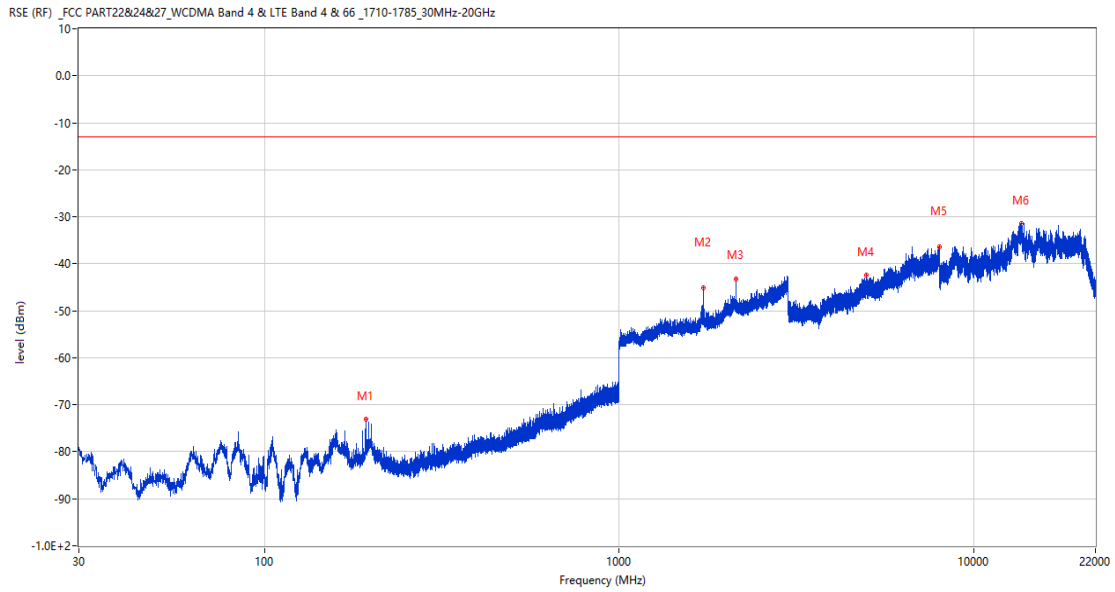
Frequency (MHz)	Result (dBm)	Factor (dB)	PK Limit (dBm)	Over Limit (dB)	Table (o)	ANT	EUT	Verdict
156.876	-73.10	-18.80	-13.0	-60.10	360.00	Horizontal	Vertical	Pass
1731.100	-35.26	2.46	-13.0	-22.26	360.00	Horizontal	Vertical	N/A
2132.000	-25.37	4.91	-13.0	-12.37	167.00	Horizontal	Vertical	N/A
4898.750	-42.36	12.41	-13.0	-29.36	95.00	Horizontal	Vertical	Pass
7904.250	-36.53	17.89	-13.0	-23.53	195.00	Horizontal	Vertical	Pass
13620.888	-30.61	24.85	-13.0	-17.61	17.00	Horizontal	Vertical	Pass

RSE-V&V LTE Band 4 BW5 CH20175



Frequency (MHz)	Result (dBm)	Factor (dB)	PK Limit (dBm)	Over Limit (dB)	Table (o)	ANT	EUT	Verdict
193.154	-70.20	-16.18	-13.0	-57.20	235.00	Vertical	Vertical	Pass
1731.200	-39.37	2.46	-13.0	-26.37	53.00	Vertical	Vertical	N/A
2132.600	-44.66	4.89	-13.0	-31.66	199.00	Vertical	Vertical	N/A
4981.750	-42.29	13.27	-13.0	-29.29	169.00	Vertical	Vertical	Pass
7920.000	-35.88	18.21	-13.0	-22.88	37.00	Vertical	Vertical	Pass
13554.750	-30.92	25.19	-13.0	-17.92	0.00	Vertical	Vertical	Pass

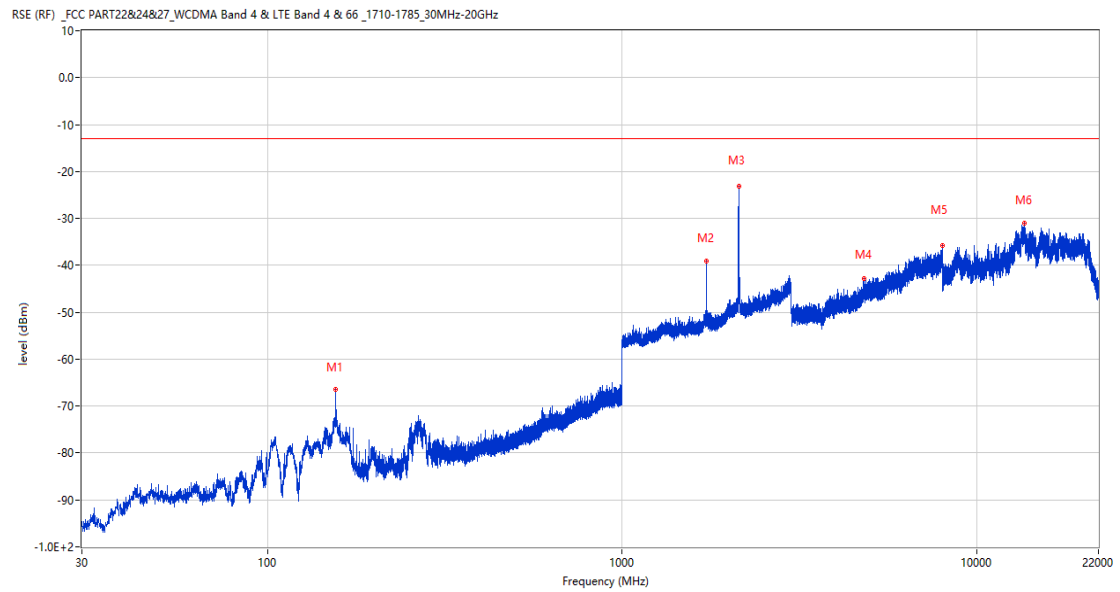
RSE-V&H LTE Band 4 BW5 CH20175



Frequency (MHz)	Result (dBm)	Factor (dB)	PK Limit (dBm)	Over Limit (dB)	Table (o)	ANT	EUT	Verdict
193.154	-73.11	-16.18	-13.0	-60.11	283.00	Vertical	Horizontal	Pass
1731.200	-45.18	2.46	-13.0	-32.18	77.00	Vertical	Horizontal	Pass
2132.900	-43.14	4.88	-13.0	-30.14	251.00	Vertical	Horizontal	Pass
4983.250	-42.33	13.26	-13.0	-29.33	79.00	Vertical	Horizontal	Pass
7981.750	-36.45	18.15	-13.0	-23.45	128.00	Vertical	Horizontal	Pass
13592.674	-31.53	24.92	-13.0	-18.53	225.00	Vertical	Horizontal	Pass

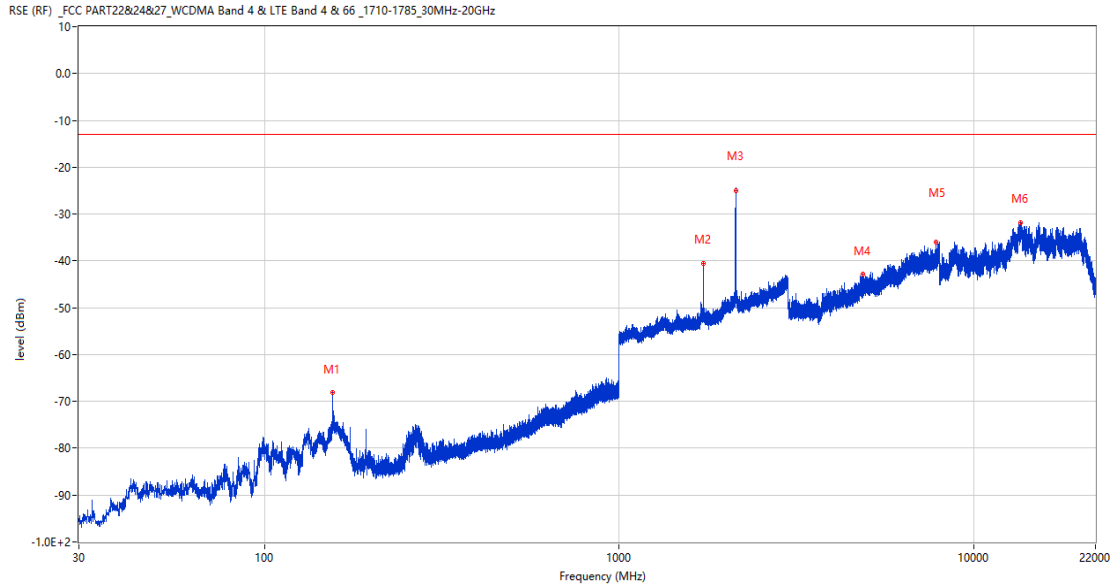
9.4 LTE Band 4 BW10, Middle Channel

RSE-H&H LTE Band 4 BW10 CH20175



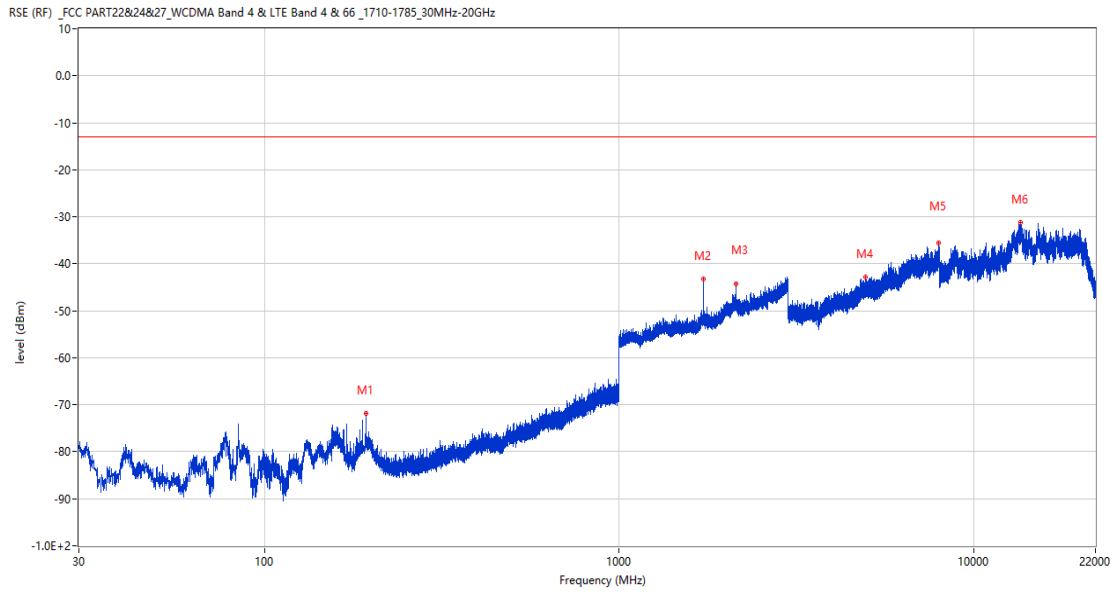
Frequency (MHz)	Result (dBm)	Factor (dB)	PK Limit (dBm)	Over Limit (dB)	Table (o)	ANT	EUT	Verdict
156.003	-66.44	-18.96	-13.0	-53.44	0.00	Horizontal	Horizontal	Pass
1729.000	-39.07	2.48	-13.0	-26.07	75.00	Horizontal	Horizontal	N/A
2134.900	-23.15	5.06	-13.0	-10.15	163.00	Horizontal	Horizontal	N/A
4799.500	-42.80	12.55	-13.0	-29.80	27.00	Horizontal	Horizontal	Pass
7996.750	-35.88	18.82	-13.0	-22.88	193.00	Horizontal	Horizontal	Pass
13579.263	-31.10	25.02	-13.0	-18.10	0.00	Horizontal	Horizontal	Pass

RSE-H&V LTE Band 4 BW10 CH20175



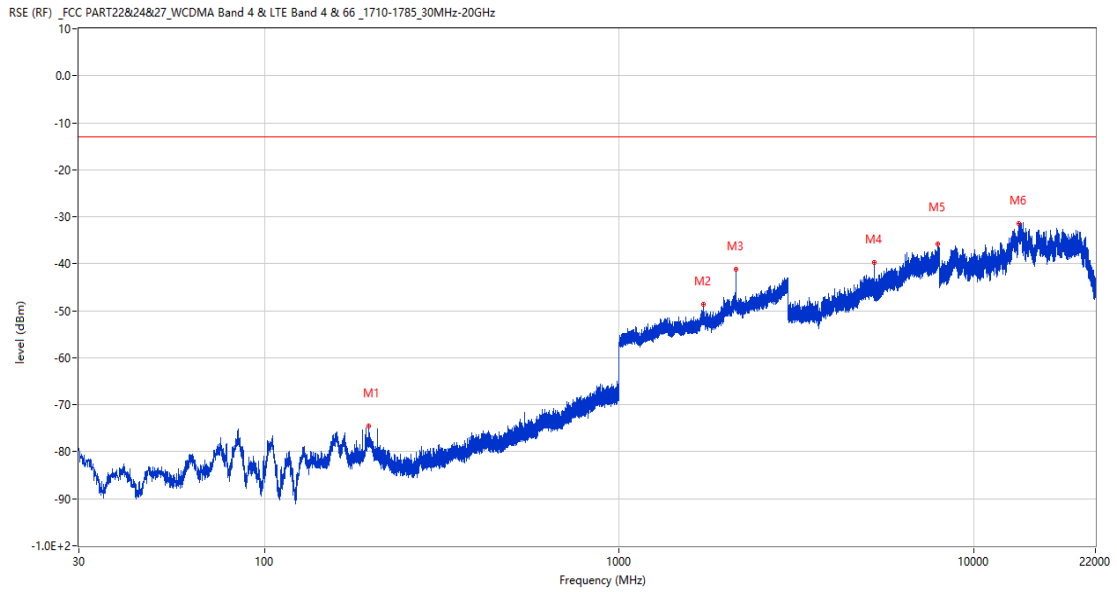
Frequency (MHz)	Result (dBm)	Factor (dB)	PK Limit (dBm)	Over Limit (dB)	Table (o)	ANT	EUT	Verdict
156.003	-68.19	-18.96	-13.0	-55.19	315.00	Horizontal	Vertical	Pass
1728.900	-40.81	2.48	-13.0	-27.81	211.00	Horizontal	Vertical	N/A
2130.000	-24.98	4.81	-13.0	-11.98	255.00	Horizontal	Vertical	N/A
4856.500	-42.80	12.51	-13.0	-29.80	300.00	Horizontal	Vertical	Pass
7828.250	-36.05	17.47	-13.0	-23.05	300.00	Horizontal	Vertical	Pass
13535.787	-31.91	24.86	-13.0	-18.91	321.00	Horizontal	Vertical	Pass

RSE-V&H LTE Band 4 BW10 CH20175



Frequency (MHz)	Result (dBm)	Factor (dB)	PK Limit (dBm)	Over Limit (dB)	Table (o)	ANT	EUT	Verdict
193.154	-71.82	-16.18	-13.0	-58.82	356.00	Vertical	Vertical	Pass
1728.900	-43.29	2.48	-13.0	-30.29	346.00	Vertical	Vertical	N/A
2130.600	-44.34	4.78	-13.0	-31.34	16.00	Vertical	Vertical	N/A
4961.500	-42.82	13.13	-13.0	-29.82	129.00	Vertical	Vertical	Pass
7938.000	-35.58	18.93	-13.0	-22.58	45.00	Vertical	Vertical	Pass
13515.900	-31.26	24.35	-13.0	-18.26	109.00	Vertical	Vertical	Pass

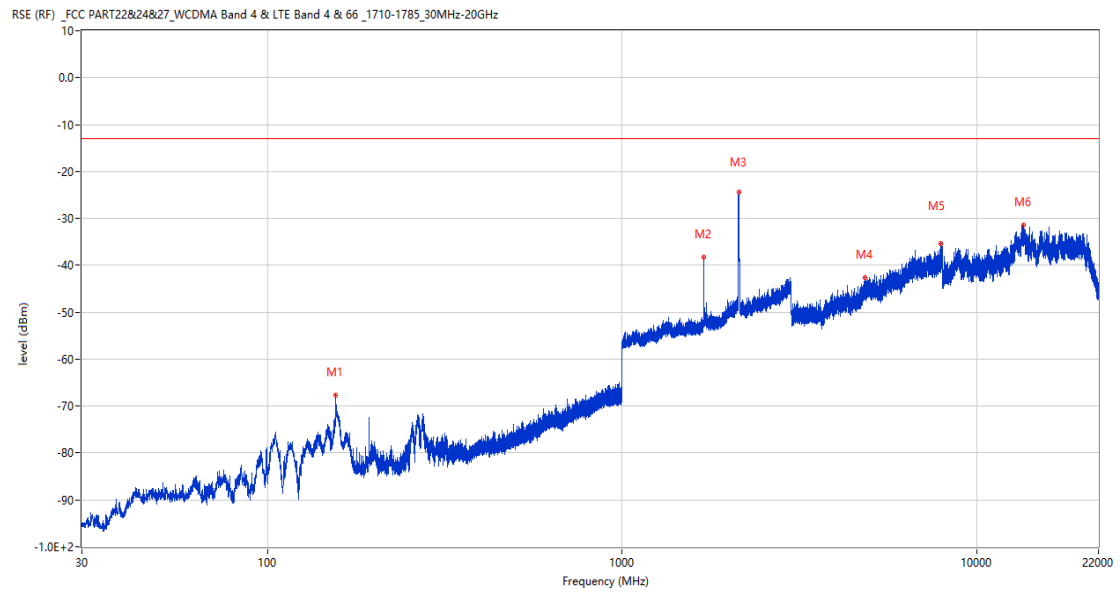
RSE-V&V LTE Band 4 BW10 CH20175



Frequency (MHz)	Result (dBm)	Factor (dB)	PK Limit (dBm)	Over Limit (dB)	Table (o)	ANT	EUT	Verdict
196.937	-74.52	-15.74	-13.0	-61.52	209.00	Vertical	Horizontal	Pass
1728.800	-48.70	2.48	-13.0	-35.70	53.00	Vertical	Horizontal	Pass
2136.400	-41.14	5.04	-13.0	-28.14	256.00	Vertical	Horizontal	Pass
5242.500	-39.82	12.02	-13.0	-26.82	315.00	Vertical	Horizontal	Pass
7915.500	-35.72	18.18	-13.0	-22.72	152.00	Vertical	Horizontal	Pass
13386.863	-31.38	24.77	-13.0	-18.38	25.00	Vertical	Horizontal	Pass

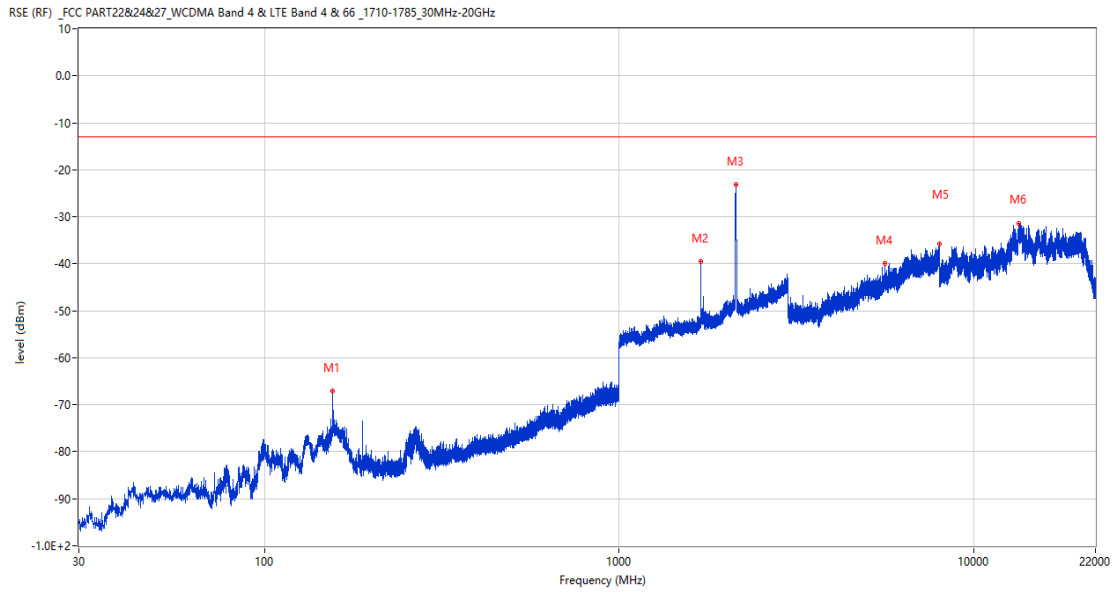
9.5 LTE Band 4 BW15, Middle Channel

RSE-H&H LTE Band 4 BW15 CH20175



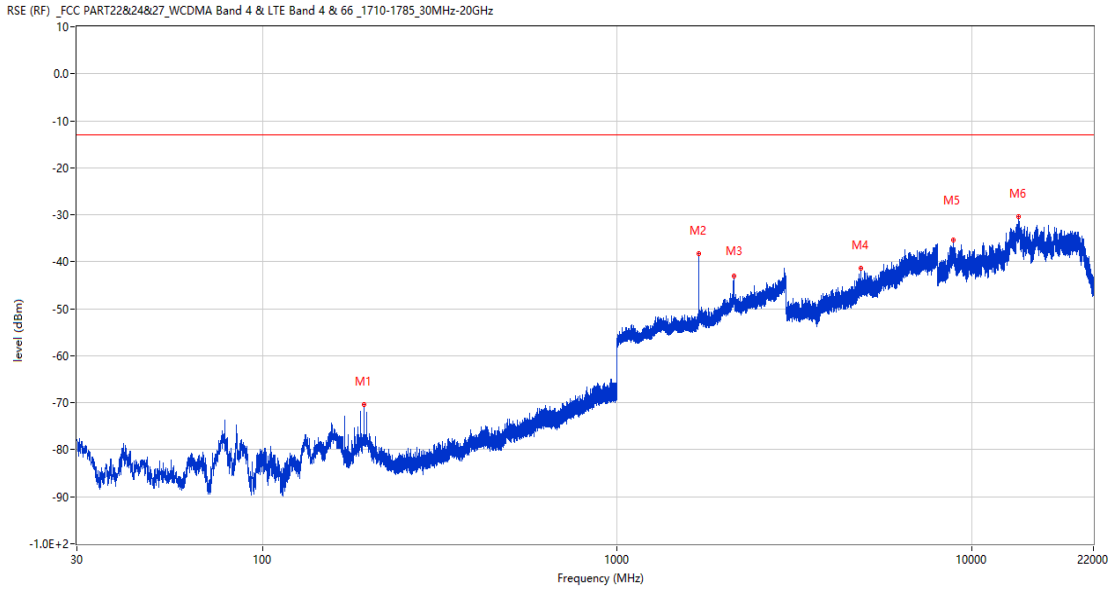
Frequency (MHz)	Result (dBm)	Factor (dB)	PK Limit (dBm)	Over Limit (dB)	Table (o)	ANT	EUT	Verdict
156.003	-67.73	-18.96	-13.0	-54.73	0.00	Horizontal	Horizontal	Pass
1700.700	-38.32	2.77	-13.0	-25.32	65.00	Horizontal	Horizontal	N/A
2139.600	-24.31	5.01	-13.0	-11.31	173.00	Horizontal	Horizontal	N/A
4833.500	-42.58	12.43	-13.0	-29.58	184.00	Horizontal	Horizontal	Pass
7926.000	-35.37	18.46	-13.0	-22.37	134.00	Horizontal	Horizontal	Pass
13567.700	-31.42	25.10	-13.0	-18.42	297.00	Horizontal	Horizontal	Pass

RSE-H&V LTE Band 4 BW15 CH20175



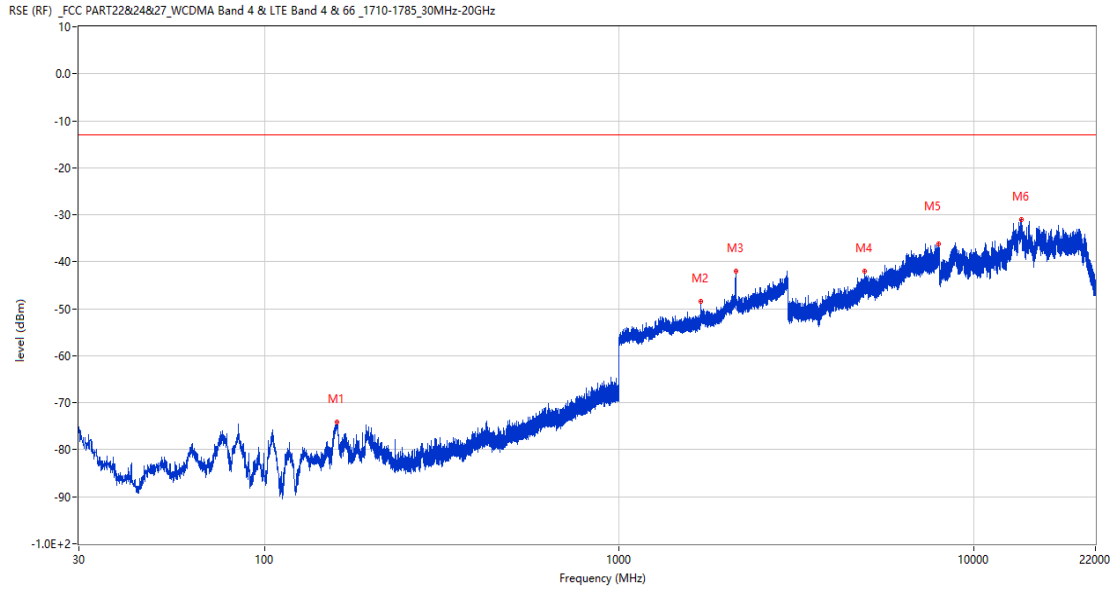
Frequency (MHz)	Result (dBm)	Factor (dB)	PK Limit (dBm)	Over Limit (dB)	Table (o)	ANT	EUT	Verdict
156.003	-67.13	-18.96	-13.0	-54.13	338.00	Horizontal	Vertical	Pass
1700.000	-39.57	2.75	-13.0	-26.57	360.00	Horizontal	Vertical	N/A
2137.900	-23.15	5.03	-13.0	-10.15	259.00	Horizontal	Vertical	N/A
5618.250	-40.01	13.58	-13.0	-27.01	127.00	Horizontal	Vertical	Pass
7998.500	-35.76	18.88	-13.0	-22.76	326.00	Horizontal	Vertical	Pass
13403.513	-31.48	24.83	-13.0	-18.48	201.00	Horizontal	Vertical	Pass

RSE-V&V LTE Band 4 BW15 CH20175



Frequency (MHz)	Result (dBm)	Factor (dB)	PK Limit (dBm)	Over Limit (dB)	Table (o)	ANT	EUT	Verdict
193.154	-70.44	-16.18	-13.0	-57.44	261.00	Vertical	Vertical	Pass
1699.900	-38.19	2.71	-13.0	-25.19	343.00	Vertical	Vertical	N/A
2129.200	-42.97	4.80	-13.0	-29.97	261.00	Vertical	Vertical	N/A
4859.250	-41.33	12.45	-13.0	-28.33	186.00	Vertical	Vertical	Pass
8853.812	-35.37	20.31	-13.0	-22.37	16.00	Vertical	Vertical	Pass
13567.237	-30.32	25.10	-13.0	-17.32	223.00	Vertical	Vertical	Pass

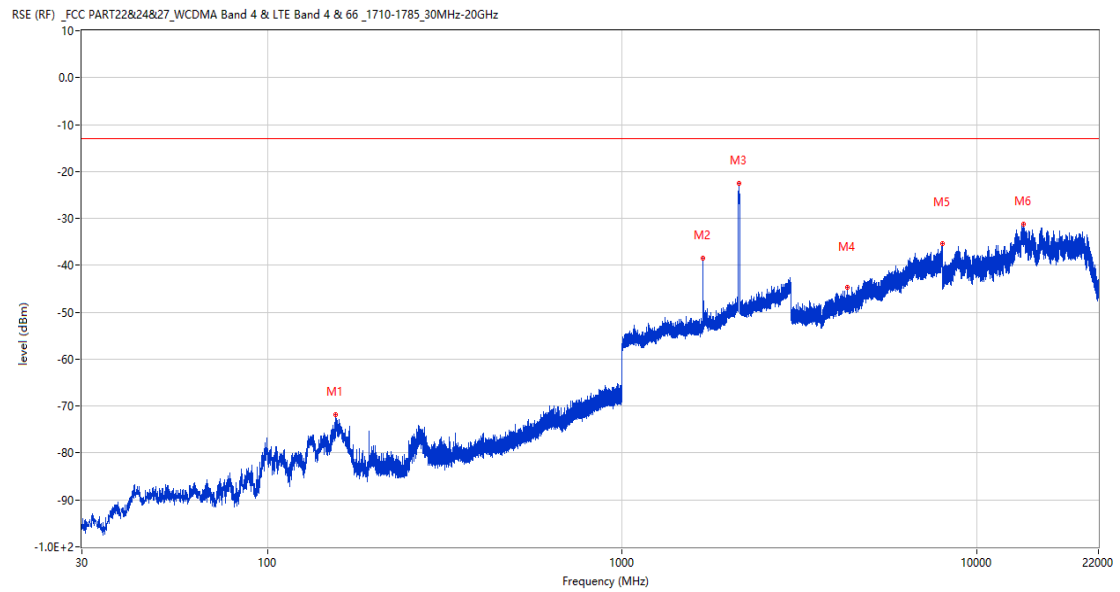
RSE-V&H LTE Band 4 BW15 CH20175



Frequency (MHz)	Result (dBm)	Factor (dB)	PK Limit (dBm)	Over Limit (dB)	Table (o)	ANT	EUT	Verdict
160.126	-74.10	-18.21	-13.0	-61.10	360.00	Vertical	Horizontal	Pass
1700.300	-48.42	2.78	-13.0	-35.42	40.00	Vertical	Horizontal	N/A
2137.000	-42.03	5.09	-13.0	-29.03	250.00	Vertical	Horizontal	N/A
4918.250	-41.96	13.33	-13.0	-28.96	177.00	Vertical	Horizontal	Pass
7961.500	-36.18	18.22	-13.0	-23.18	0.00	Vertical	Horizontal	Pass
13606.550	-30.95	24.86	-13.0	-17.95	0.00	Vertical	Horizontal	Pass

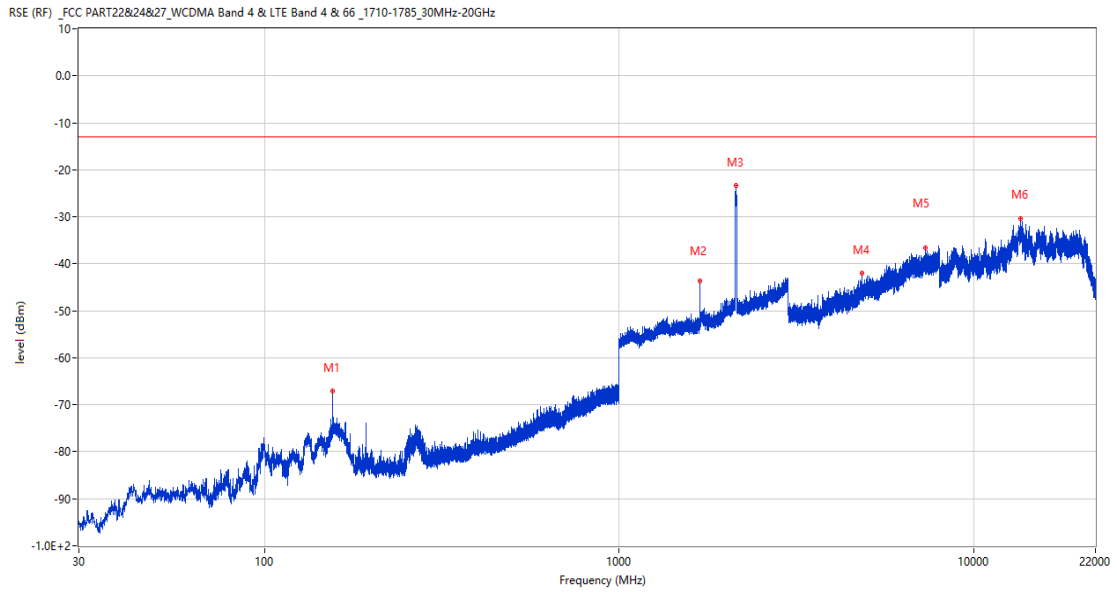
9.6 LTE Band 4 BW20, Middle Channel

RSE-H&H LTE Band 4 BW20 CH20175



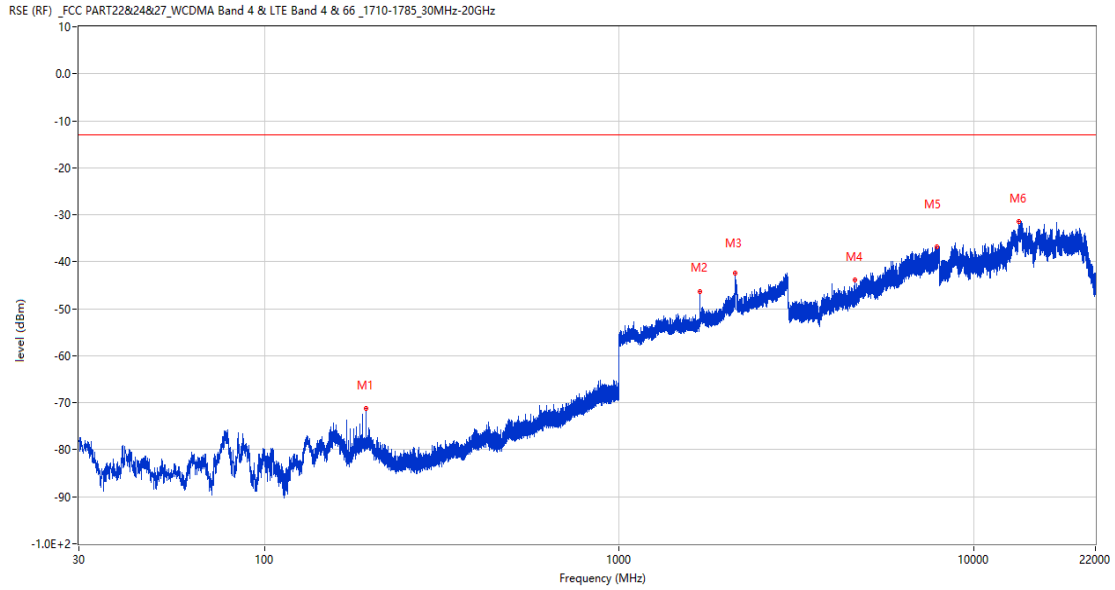
Frequency (MHz)	Result (dBm)	Factor (dB)	PK Limit (dBm)	Over Limit (dB)	Table (o)	ANT	EUT	Verdict
156.052	-71.82	-18.94	-13.0	-58.82	200.00	Horizontal	Horizontal	Pass
1689.000	-38.42	1.03	-13.0	-25.42	151.00	Horizontal	Horizontal	N/A
2135.500	-22.56	5.08	-13.0	-9.56	170.00	Horizontal	Horizontal	N/A
4311.000	-44.63	10.33	-13.0	-31.63	360.00	Horizontal	Horizontal	Pass
7997.000	-35.32	18.84	-13.0	-22.32	61.00	Horizontal	Horizontal	Pass
13547.813	-31.28	25.16	-13.0	-18.28	360.00	Horizontal	Horizontal	Pass

RSE-H&V LTE Band 4 BW20 CH20175



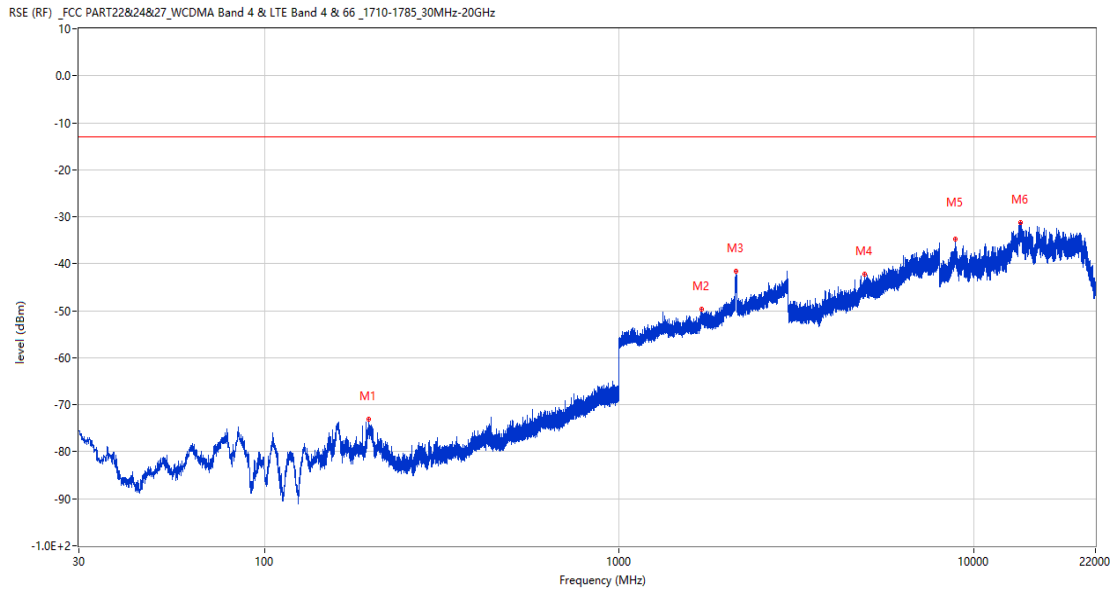
Frequency (MHz)	Result (dBm)	Factor (dB)	PK Limit (dBm)	Over Limit (dB)	Table (o)	ANT	EUT	Verdict
156.003	-67.13	-18.96	-13.0	-54.13	349.00	Horizontal	Vertical	Pass
1688.800	-43.74	1.02	-13.0	-30.74	222.00	Horizontal	Vertical	N/A
2138.900	-23.30	5.04	-13.0	-10.30	177.00	Horizontal	Vertical	N/A
4843.250	-41.94	12.56	-13.0	-28.94	220.00	Horizontal	Vertical	Pass
7304.750	-36.52	16.73	-13.0	-23.52	40.00	Horizontal	Vertical	Pass
13555.675	-30.33	25.18	-13.0	-17.33	25.00	Horizontal	Vertical	Pass

RSE-V&V LTE Band 4 BW20 CH20175



Frequency (MHz)	Result (dBm)	Factor (dB)	PK Limit (dBm)	Over Limit (dB)	Table (o)	ANT	EUT	Verdict
193.154	-71.27	-16.18	-13.0	-58.27	106.00	Vertical	Vertical	Pass
1688.700	-46.24	1.02	-13.0	-33.24	333.00	Vertical	Vertical	N/A
2127.000	-42.32	4.76	-13.0	-29.32	9.00	Vertical	Vertical	N/A
4621.500	-43.91	10.07	-13.0	-30.91	242.00	Vertical	Vertical	Pass
7840.750	-36.90	17.73	-13.0	-23.90	210.00	Vertical	Vertical	Pass
13403.050	-31.53	24.83	-13.0	-18.53	256.00	Vertical	Vertical	Pass

RSE-V&H LTE Band 4 BW20 CH20175

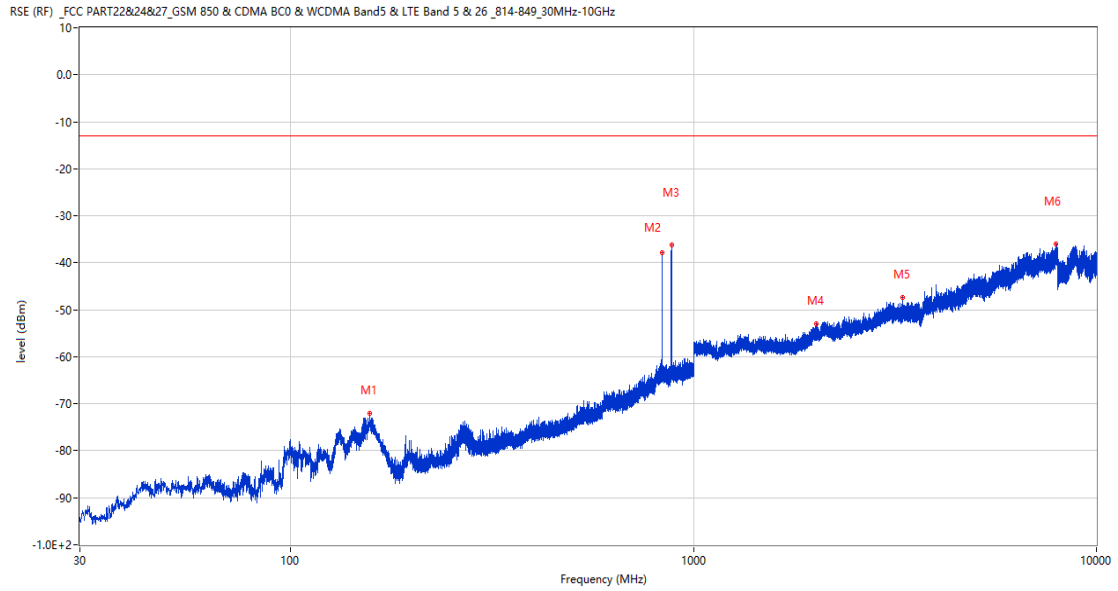


Frequency (MHz)	Result (dBm)	Factor (dB)	PK Limit (dBm)	Over Limit (dB)	Table (o)	ANT	EUT	Verdict
196.840	-73.08	-15.76	-13.0	-60.08	234.00	Vertical	Horizontal	Pass
1712.700	-49.76	2.65	-13.0	-36.76	116.00	Vertical	Horizontal	N/A
2135.500	-41.58	5.08	-13.0	-28.58	255.00	Vertical	Horizontal	N/A
4926.250	-42.27	13.27	-13.0	-29.27	0.00	Vertical	Horizontal	Pass
8857.138	-34.82	20.27	-13.0	-21.82	39.00	Vertical	Horizontal	Pass
13525.151	-31.33	24.58	-13.0	-18.33	184.00	Vertical	Horizontal	Pass

10 LTE Band 5

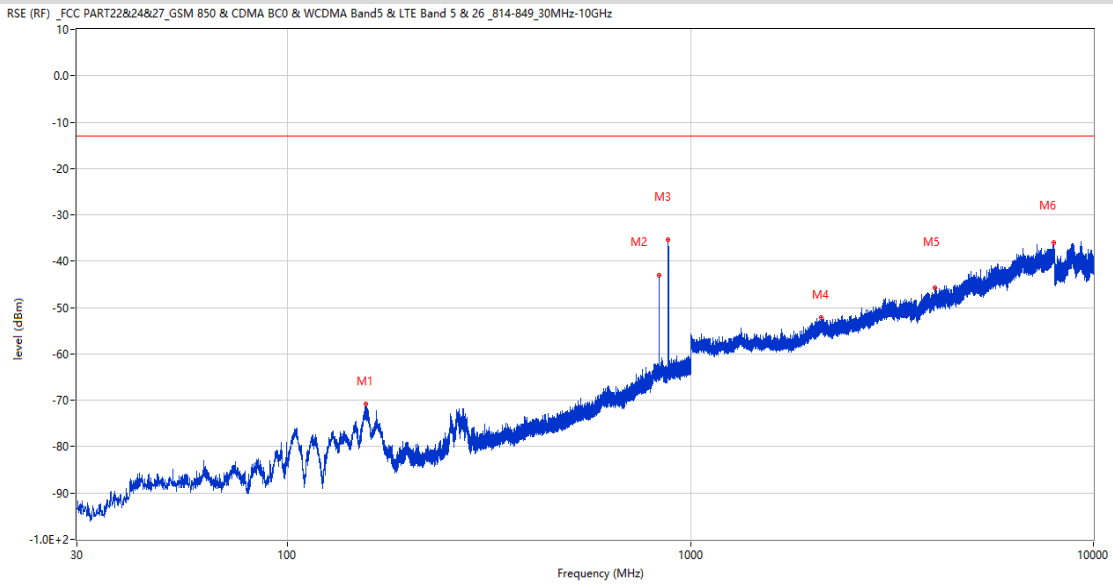
10.1 LTE Band 5 BW1.4, Middle Channel

RSE-H&H LTE Band 5 BW1.4 CH20525



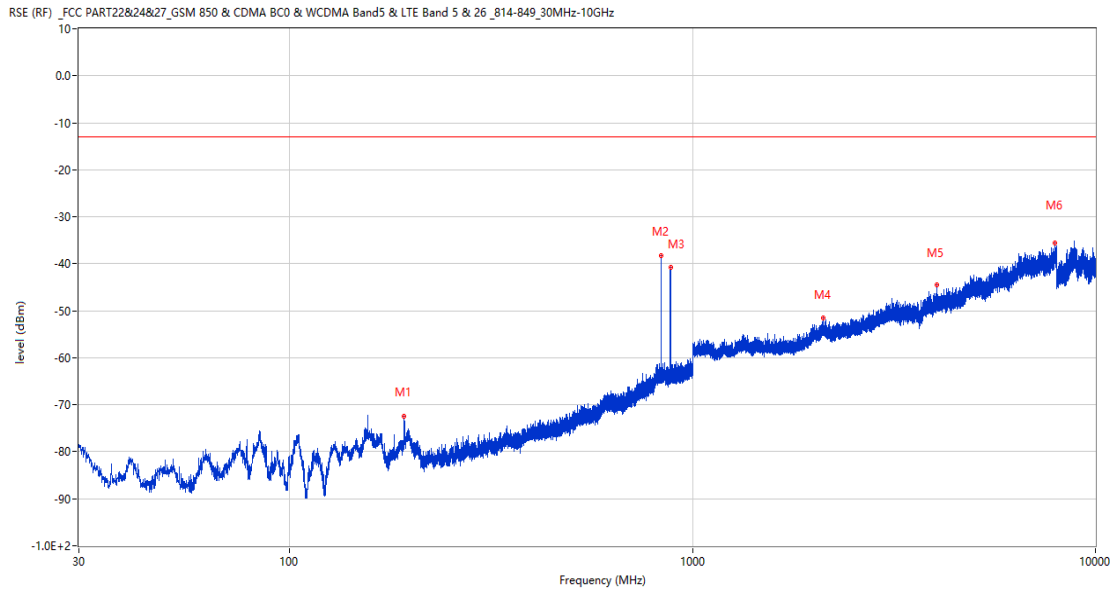
Frequency (MHz)	Result (dBm)	Factor (dB)	PK Limit (dBm)	Over Limit (dB)	Table (o)	ANT	EUT	Verdict
157.070	-72.07	-17.14	-13.0	-59.07	334.00	Horizontal	Horizontal	Pass
836.070	-37.84	7.12	-13.0	-24.84	93.00	Horizontal	Horizontal	N/A
881.854	-36.21	6.76	-13.0	-23.21	257.00	Horizontal	Horizontal	N/A
2019.800	-52.91	-0.81	-13.0	-39.91	360.00	Horizontal	Horizontal	Pass
3302.750	-47.31	6.56	-13.0	-34.31	135.00	Horizontal	Horizontal	Pass
7930.500	-35.98	18.76	-13.0	-22.98	168.00	Horizontal	Horizontal	Pass

RSE-H&V LTE Band 5 BW1.4 CH20525



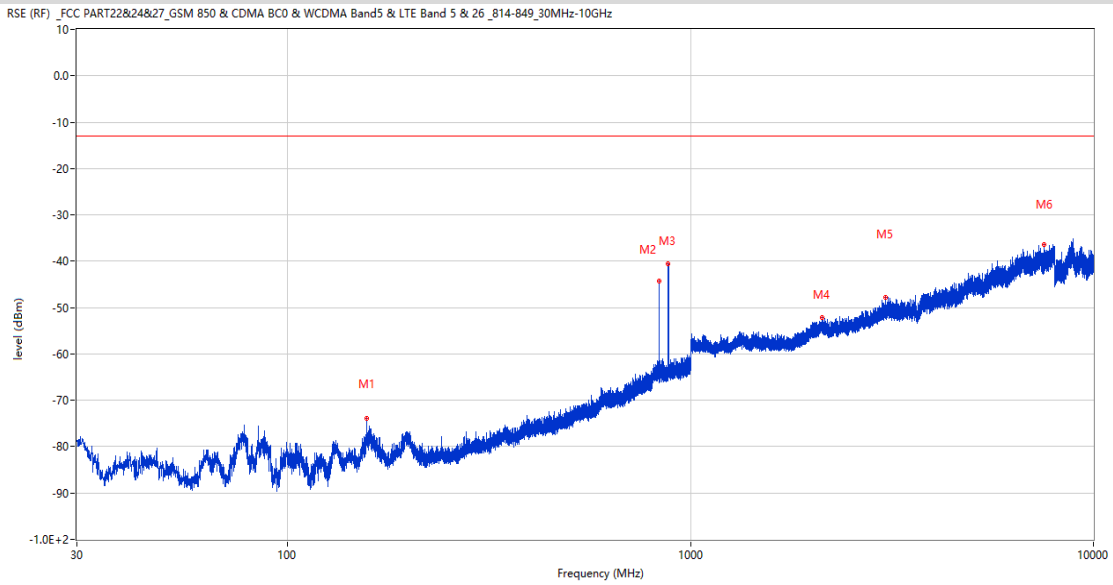
Frequency (MHz)	Result (dBm)	Factor (dB)	PK Limit (dBm)	Over Limit (dB)	Table (o)	ANT	EUT	Verdict
156.536	-70.81	-17.24	-13.0	-57.81	131.00	Horizontal	Vertical	Pass
836.070	-42.96	7.12	-13.0	-29.96	30.00	Horizontal	Vertical	N/A
881.127	-35.27	6.74	-13.0	-22.27	277.00	Horizontal	Vertical	N/A
2107.400	-52.18	0.21	-13.0	-39.18	0.00	Horizontal	Vertical	Pass
4040.000	-45.67	9.98	-13.0	-32.67	330.00	Horizontal	Vertical	Pass
7956.500	-36.00	18.44	-13.0	-23.00	0.00	Horizontal	Vertical	Pass

RSE-V&V LTE Band 5 BW1.4 CH20525



Frequency (MHz)	Result (dBm)	Factor (dB)	PK Limit (dBm)	Over Limit (dB)	Table (o)	ANT	EUT	Verdict
192.718	-72.35	-14.22	-13.0	-59.35	38.00	Vertical	Vertical	Pass
836.022	-38.26	7.12	-13.0	-25.26	343.00	Vertical	Vertical	N/A
881.466	-40.84	6.75	-13.0	-27.84	360.00	Vertical	Vertical	N/A
2106.400	-51.54	0.29	-13.0	-38.54	214.00	Vertical	Vertical	Pass
4040.500	-44.54	10.04	-13.0	-31.54	216.00	Vertical	Vertical	Pass
7937.250	-35.53	18.96	-13.0	-22.53	0.00	Vertical	Vertical	Pass

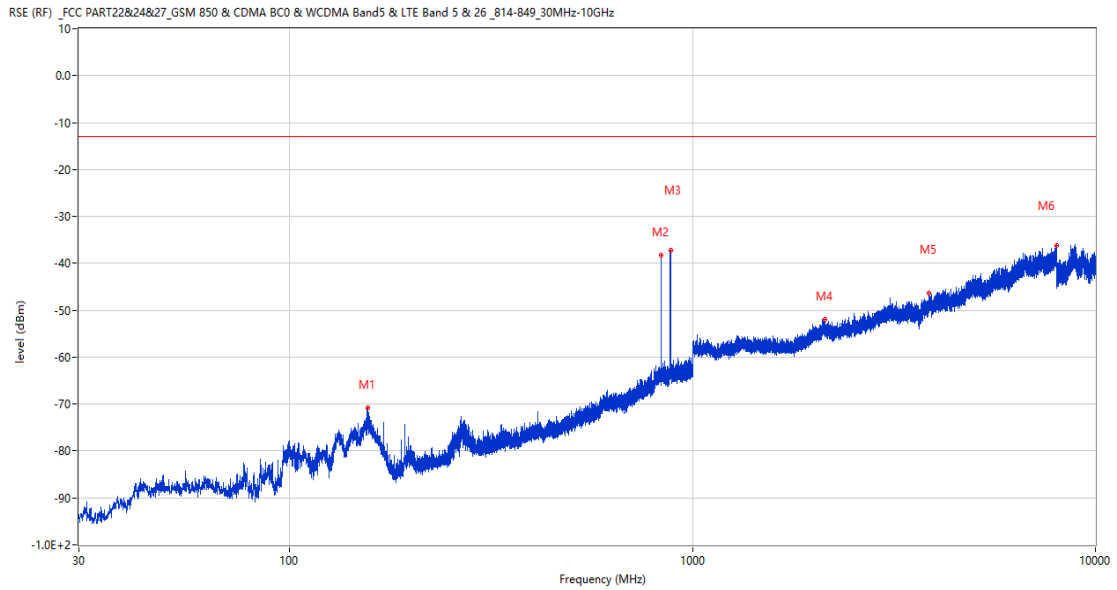
RSE-V&H LTE Band 5 BW1.4 CH20525



Frequency (MHz)	Result (dBm)	Factor (dB)	PK Limit (dBm)	Over Limit (dB)	Table (o)	ANT	EUT	Verdict
156.973	-73.94	-17.16	-13.0	-60.94	348.00	Vertical	Horizontal	Pass
836.070	-44.30	7.12	-13.0	-31.30	27.00	Vertical	Horizontal	N/A
881.175	-40.60	6.74	-13.0	-27.60	360.00	Vertical	Horizontal	N/A
2121.100	-52.18	-0.16	-13.0	-39.18	135.00	Vertical	Horizontal	Pass
3053.750	-47.74	6.56	-13.0	-34.74	282.00	Vertical	Horizontal	Pass
7549.000	-36.37	17.35	-13.0	-23.37	249.00	Vertical	Horizontal	Pass

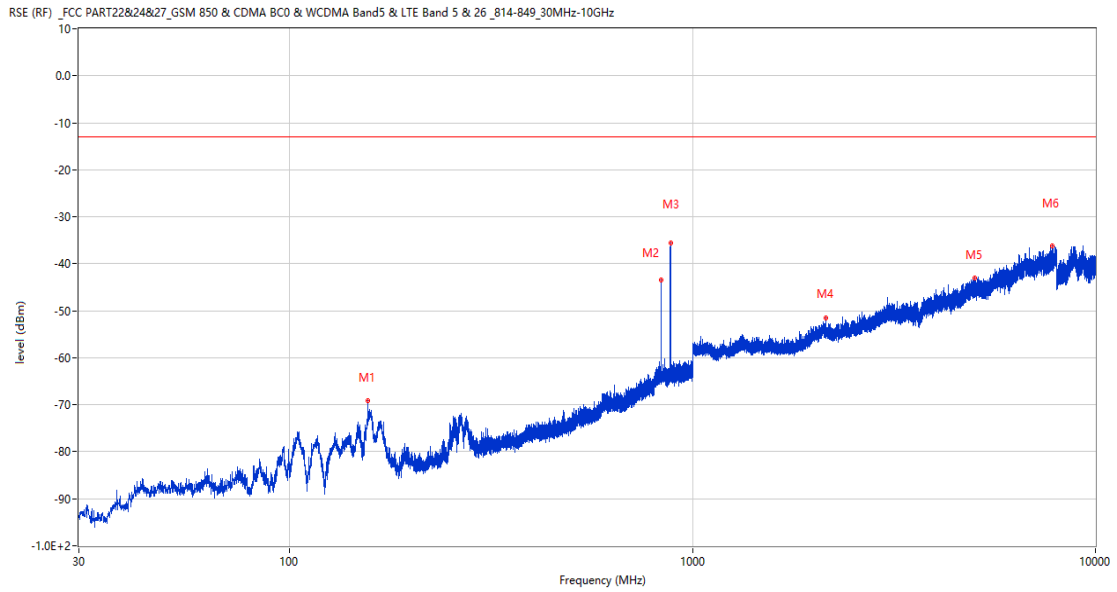
10.2 LTE Band 5 BW3, Middle Channel

RSE-H&H LTE Band 5 BW3 CH20525



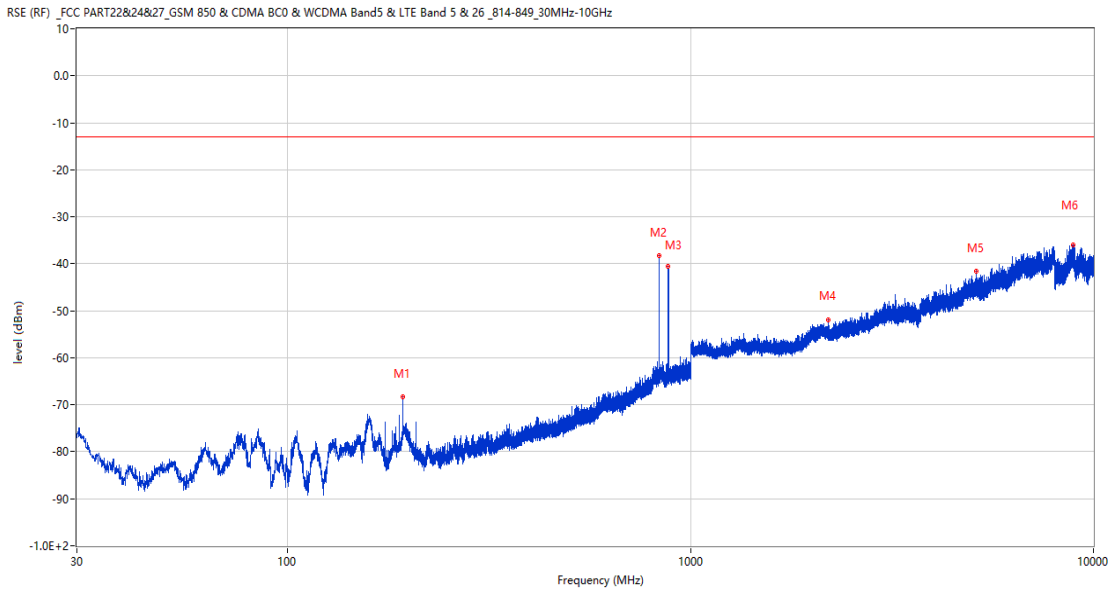
Frequency (MHz)	Result (dBm)	Factor (dB)	PK Limit (dBm)	Over Limit (dB)	Table (o)	ANT	EUT	Verdict
156.003	-70.88	-17.27	-13.0	-57.88	308.00	Horizontal	Horizontal	Pass
835.197	-38.29	7.10	-13.0	-25.29	39.00	Horizontal	Horizontal	N/A
882.679	-37.23	6.83	-13.0	-24.23	272.00	Horizontal	Horizontal	N/A
2129.300	-52.00	-0.29	-13.0	-39.00	280.00	Horizontal	Horizontal	Pass
3866.000	-46.36	9.85	-13.0	-33.36	282.00	Horizontal	Horizontal	Pass
7996.750	-36.26	18.82	-13.0	-23.26	118.00	Horizontal	Horizontal	Pass

RSE-H&V LTE Band 5 BW3 CH20525



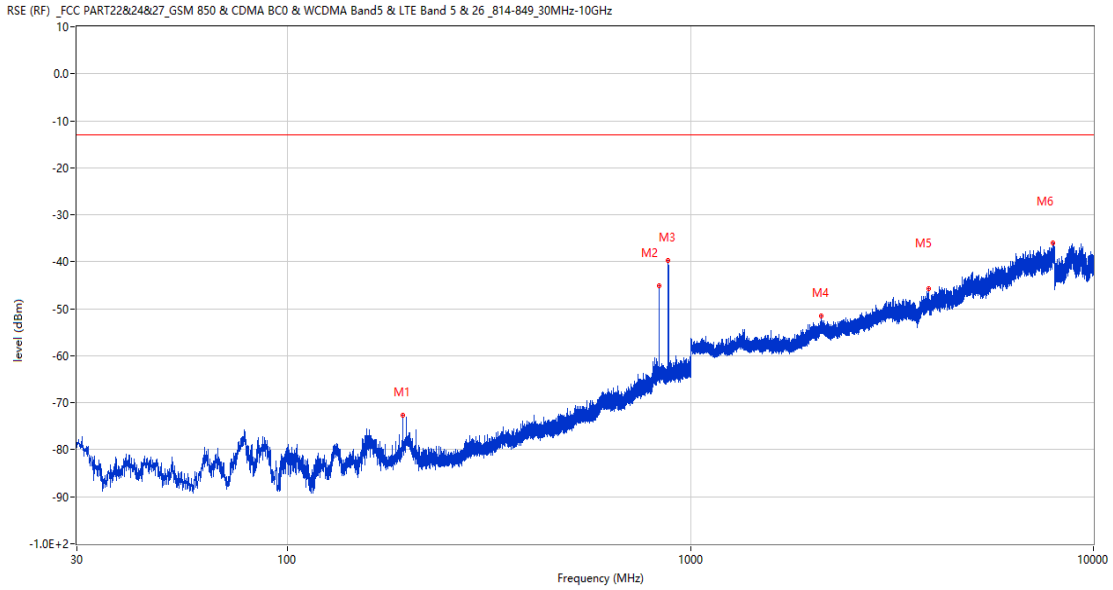
Frequency (MHz)	Result (dBm)	Factor (dB)	PK Limit (dBm)	Over Limit (dB)	Table (o)	ANT	EUT	Verdict
156.100	-69.12	-17.27	-13.0	-56.12	346.00	Horizontal	Vertical	Pass
835.246	-43.53	7.10	-13.0	-30.53	24.00	Horizontal	Vertical	N/A
882.388	-35.59	6.79	-13.0	-22.59	112.00	Horizontal	Vertical	N/A
2147.600	-51.55	-0.10	-13.0	-38.55	175.00	Horizontal	Vertical	Pass
5019.000	-43.06	12.40	-13.0	-30.06	245.00	Horizontal	Vertical	Pass
7795.250	-36.27	18.20	-13.0	-23.27	0.00	Horizontal	Vertical	Pass

RSE-V&V LTE Band 5 BW3 CH20525



Frequency (MHz)	Result (dBm)	Factor (dB)	PK Limit (dBm)	Over Limit (dB)	Table (o)	ANT	EUT	Verdict
193.154	-68.41	-14.11	-13.0	-55.41	307.00	Vertical	Vertical	Pass
835.197	-38.29	7.10	-13.0	-25.29	336.00	Vertical	Vertical	N/A
880.981	-40.59	6.73	-13.0	-27.59	360.00	Vertical	Vertical	N/A
2201.600	-51.99	-0.31	-13.0	-38.99	256.00	Vertical	Vertical	Pass
5117.250	-41.66	12.27	-13.0	-28.66	166.00	Vertical	Vertical	Pass
8920.100	-35.95	19.62	-13.0	-22.95	0.00	Vertical	Vertical	Pass

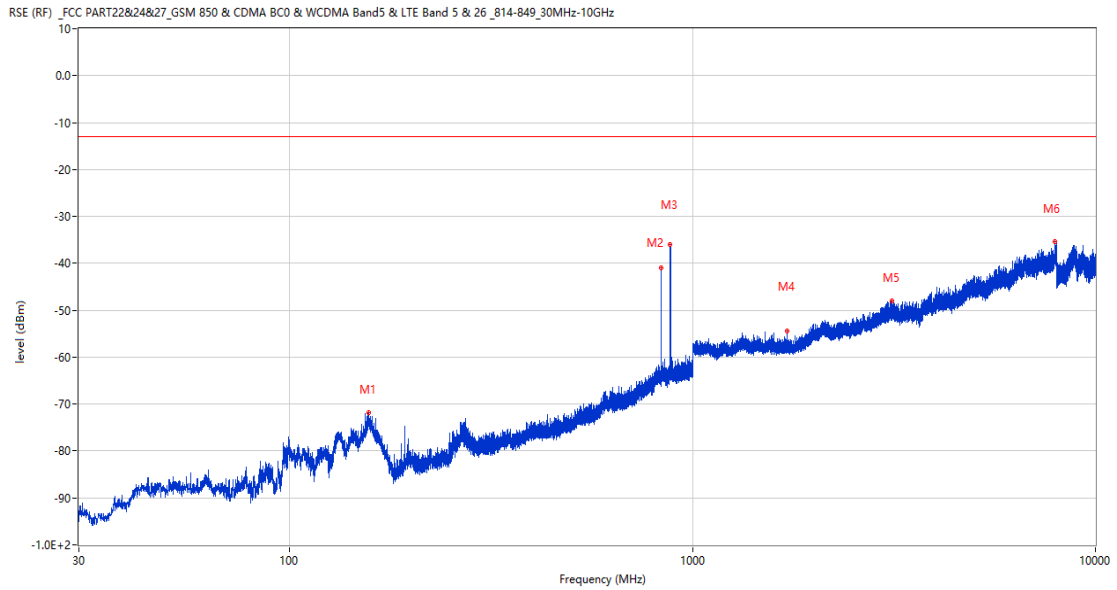
RSE-V&H LTE Band 5 BW3 CH20525



Frequency (MHz)	Result (dBm)	Factor (dB)	PK Limit (dBm)	Over Limit (dB)	Table (o)	ANT	EUT	Verdict
193.202	-72.60	-14.11	-13.0	-59.60	247.00	Vertical	Horizontal	Pass
835.246	-45.17	7.10	-13.0	-32.17	54.00	Vertical	Horizontal	N/A
880.399	-39.65	6.68	-13.0	-26.65	360.00	Vertical	Horizontal	N/A
2106.700	-51.62	0.25	-13.0	-38.62	341.00	Vertical	Horizontal	Pass
3892.750	-45.64	10.15	-13.0	-32.64	72.00	Vertical	Horizontal	Pass
7937.750	-36.02	18.94	-13.0	-23.02	282.00	Vertical	Horizontal	Pass

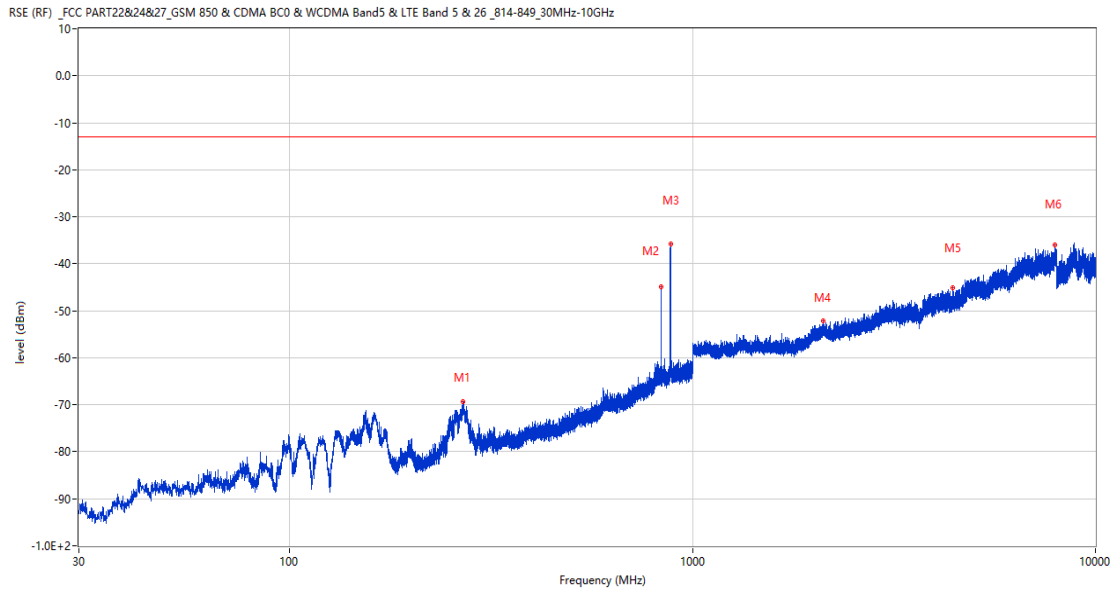
10.3 LTE Band 5 BW5, Middle Channel

RSE-H&H LTE Band 5 BW5 CH20525



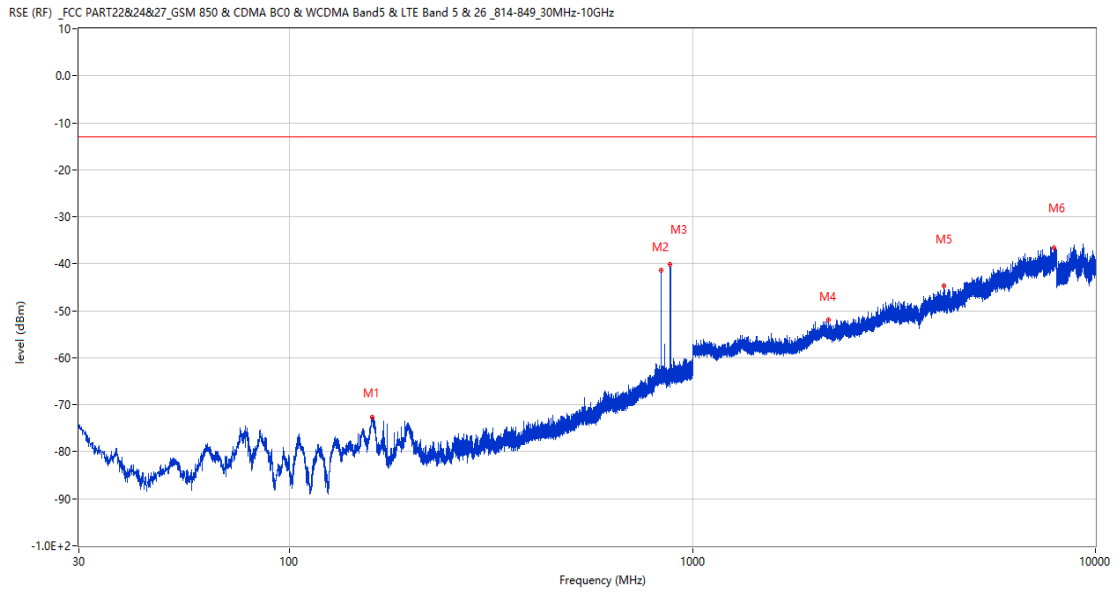
Frequency (MHz)	Result (dBm)	Factor (dB)	PK Limit (dBm)	Over Limit (dB)	Table (o)	ANT	EUT	Verdict
156.973	-71.86	-17.16	-13.0	-58.86	314.00	Horizontal	Horizontal	Pass
834.421	-41.00	7.09	-13.0	-28.00	38.00	Horizontal	Horizontal	N/A
880.545	-36.08	6.70	-13.0	-23.08	262.00	Horizontal	Horizontal	N/A
1714.700	-54.47	-3.54	-13.0	-41.47	233.00	Horizontal	Horizontal	Pass
3118.750	-47.93	6.50	-13.0	-34.93	87.00	Horizontal	Horizontal	Pass
7940.000	-35.42	18.97	-13.0	-22.42	152.00	Horizontal	Horizontal	Pass

RSE-H&V LTE Band 5 BW5 CH20525



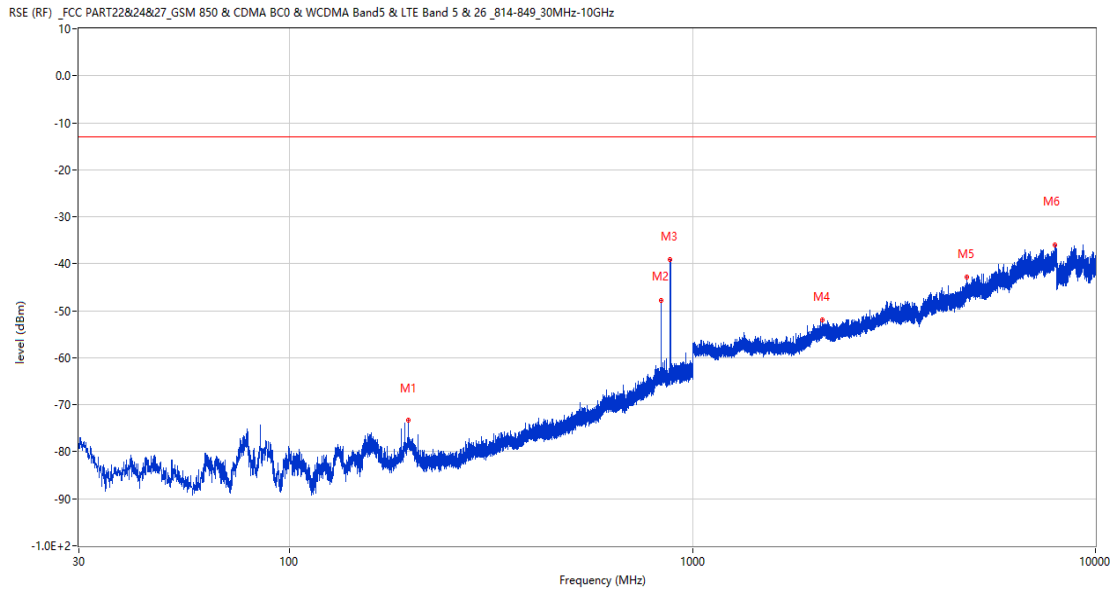
Frequency (MHz)	Result (dBm)	Factor (dB)	PK Limit (dBm)	Over Limit (dB)	Table (o)	ANT	EUT	Verdict
268.717	-69.26	-10.71	-13.0	-56.26	224.00	Horizontal	Vertical	Pass
834.372	-44.93	7.09	-13.0	-31.93	37.00	Horizontal	Vertical	N/A
881.466	-35.74	6.75	-13.0	-22.74	276.00	Horizontal	Vertical	N/A
2111.300	-52.06	0.26	-13.0	-39.06	0.00	Horizontal	Vertical	Pass
4427.500	-45.03	10.51	-13.0	-32.03	149.00	Horizontal	Vertical	Pass
7933.250	-35.99	18.75	-13.0	-22.99	117.00	Horizontal	Vertical	Pass

RSE-V&V LTE Band 5 BW5 CH20525



Frequency (MHz)	Result (dBm)	Factor (dB)	PK Limit (dBm)	Over Limit (dB)	Table (o)	ANT	EUT	Verdict
160.077	-72.57	-16.45	-13.0	-59.57	333.00	Vertical	Vertical	Pass
834.372	-41.39	7.09	-13.0	-28.39	333.00	Vertical	Vertical	N/A
879.769	-40.03	6.57	-13.0	-27.03	345.00	Vertical	Vertical	N/A
2175.100	-52.04	-0.09	-13.0	-39.04	235.00	Vertical	Vertical	Pass
4205.750	-44.70	11.14	-13.0	-31.70	250.00	Vertical	Vertical	Pass
7909.750	-36.60	18.09	-13.0	-23.60	135.00	Vertical	Vertical	Pass

RSE-V&H LTE Band 5 BW5 CH20525

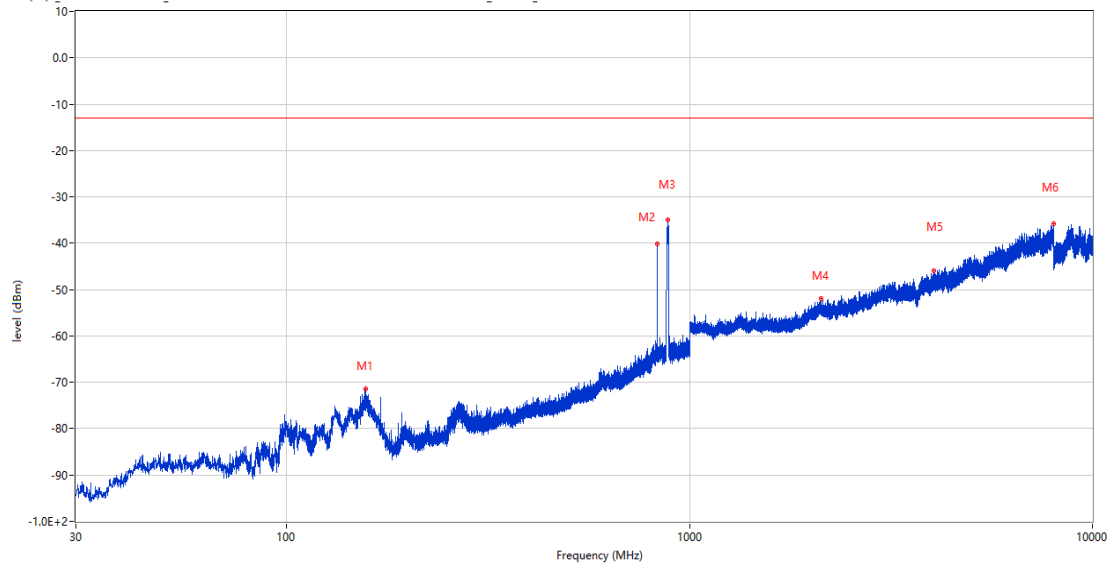


Frequency (MHz)	Result (dBm)	Factor (dB)	PK Limit (dBm)	Over Limit (dB)	Table (o)	ANT	EUT	Verdict
196.889	-73.19	-13.53	-13.0	-60.19	123.00	Vertical	Horizontal	Pass
834.372	-47.71	7.09	-13.0	-34.71	22.00	Vertical	Horizontal	N/A
879.671	-39.10	6.56	-13.0	-26.10	360.00	Vertical	Horizontal	N/A
2095.300	-52.01	-0.10	-13.0	-39.01	261.00	Vertical	Horizontal	Pass
4796.000	-42.92	12.60	-13.0	-29.92	182.00	Vertical	Horizontal	Pass
7952.500	-35.98	18.46	-13.0	-22.98	20.00	Vertical	Horizontal	Pass

10.4 LTE Band 5 BW10, Middle Channel

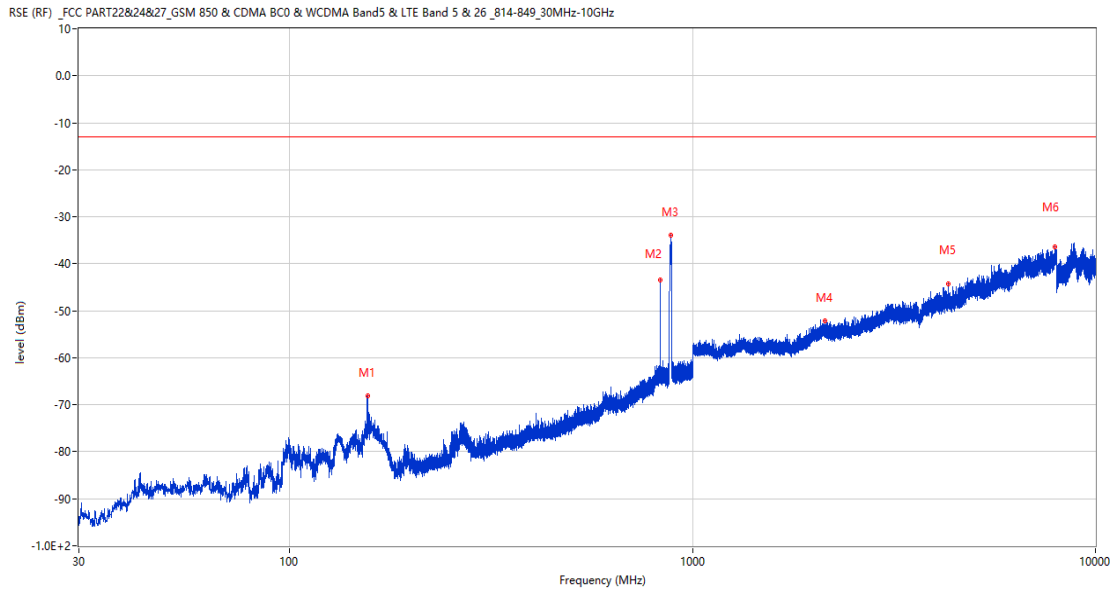
RSE-H&H LTE Band 5 BW10 CH20525

RSE (RF) _FCC PART22&24&27_GSM 850 & CDMA BC0 & WCDMA Band5 & LTE Band 5 & 26 _814-849_30MHz-10GHz



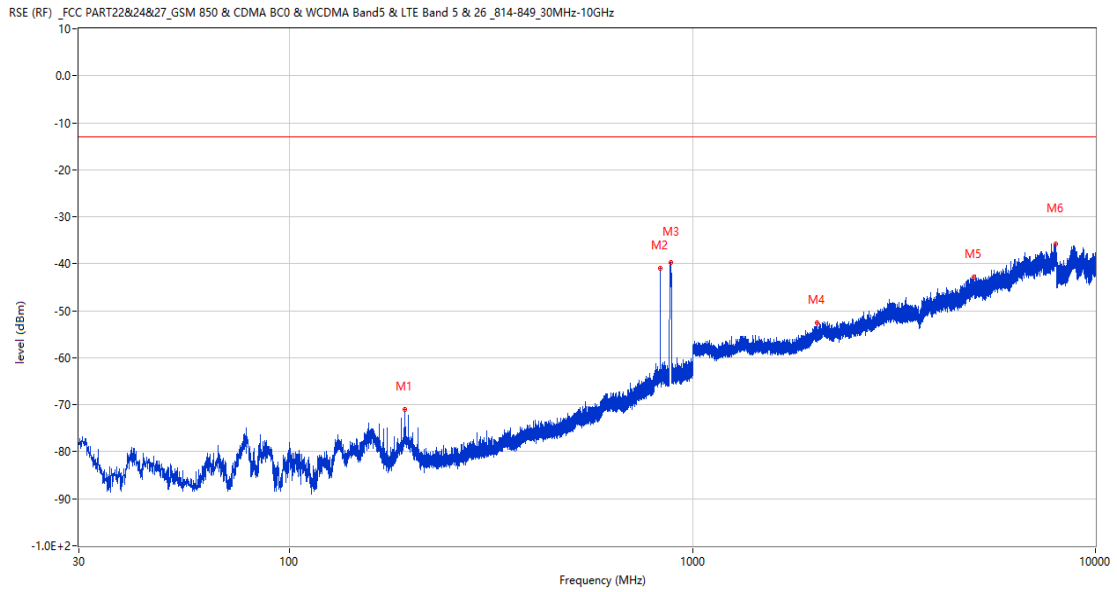
Frequency (MHz)	Result (dBm)	Factor (dB)	PK Limit (dBm)	Over Limit (dB)	Table (o)	ANT	EUT	Verdict
157.022	-71.45	-17.15	-13.0	-58.45	335.00	Horizontal	Horizontal	Pass
832.142	-40.05	7.05	-13.0	-27.05	41.00	Horizontal	Horizontal	N/A
885.006	-34.86	7.09	-13.0	-21.86	259.00	Horizontal	Horizontal	N/A
2124.500	-52.01	-0.22	-13.0	-39.01	0.00	Horizontal	Horizontal	Pass
4032.250	-45.91	9.51	-13.0	-32.91	20.00	Horizontal	Horizontal	Pass
7997.750	-35.78	18.89	-13.0	-22.78	149.00	Horizontal	Horizontal	Pass

RSE-H&V LTE Band 5 BW10 CH20525



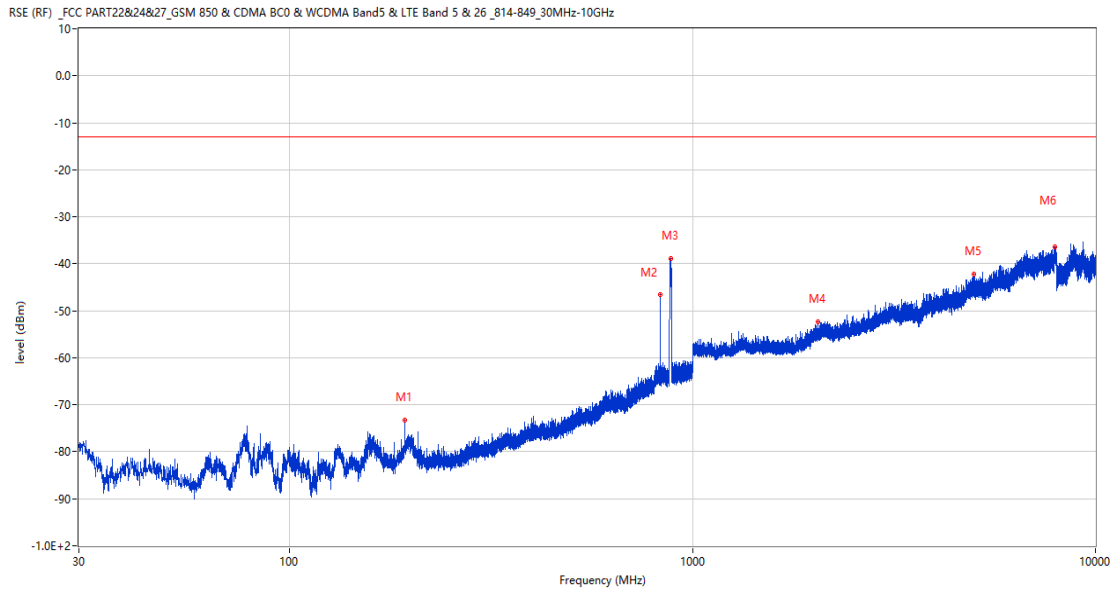
Frequency (MHz)	Result (dBm)	Factor (dB)	PK Limit (dBm)	Over Limit (dB)	Table (o)	ANT	EUT	Verdict
156.003	-68.10	-17.27	-13.0	-55.10	324.00	Horizontal	Vertical	Pass
832.142	-43.53	7.05	-13.0	-30.53	29.00	Horizontal	Vertical	N/A
885.297	-33.91	7.11	-13.0	-20.91	264.00	Horizontal	Vertical	N/A
2131.200	-52.20	-0.31	-13.0	-39.20	127.00	Horizontal	Vertical	Pass
4313.000	-44.23	10.21	-13.0	-31.23	311.00	Horizontal	Vertical	Pass
7921.250	-36.41	18.30	-13.0	-23.41	0.00	Horizontal	Vertical	Pass

RSE-V&V LTE Band 5 BW10 CH20525



Frequency (MHz)	Result (dBm)	Factor (dB)	PK Limit (dBm)	Over Limit (dB)	Table (o)	ANT	EUT	Verdict
193.154	-71.08	-14.11	-13.0	-58.08	267.00	Vertical	Vertical	Pass
832.142	-40.94	7.05	-13.0	-27.94	337.00	Vertical	Vertical	N/A
885.540	-39.76	7.13	-13.0	-26.76	360.00	Vertical	Vertical	N/A
2036.800	-52.55	-0.77	-13.0	-39.55	30.00	Vertical	Vertical	Pass
4985.250	-42.81	13.22	-13.0	-29.81	200.00	Vertical	Vertical	Pass
7978.000	-35.88	18.18	-13.0	-22.88	36.00	Vertical	Vertical	Pass

RSE-V&H LTE Band 5 BW10 CH20525

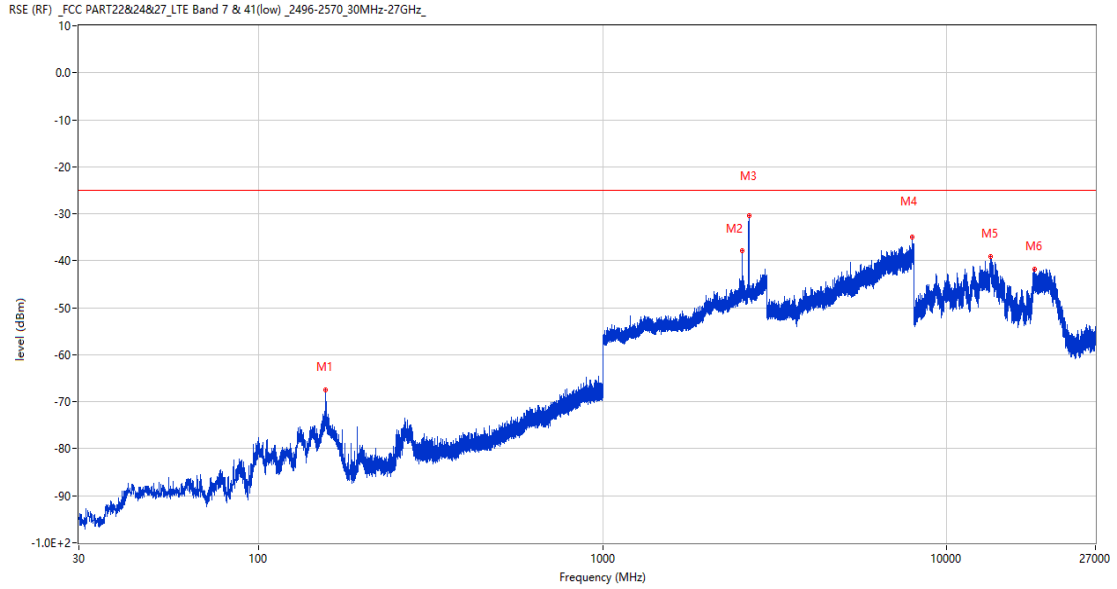


Frequency (MHz)	Result (dBm)	Factor (dB)	PK Limit (dBm)	Over Limit (dB)	Table (o)	ANT	EUT	Verdict
193.154	-73.30	-14.11	-13.0	-60.30	347.00	Vertical	Horizontal	Pass
832.142	-46.64	7.05	-13.0	-33.64	54.00	Vertical	Horizontal	N/A
883.164	-38.94	6.91	-13.0	-25.94	360.00	Vertical	Horizontal	N/A
2046.500	-52.27	-0.65	-13.0	-39.27	360.00	Vertical	Horizontal	Pass
4992.500	-42.19	13.05	-13.0	-29.19	0.00	Vertical	Horizontal	Pass
7933.500	-36.48	18.78	-13.0	-23.48	21.00	Vertical	Horizontal	Pass

11 LTE Band 7

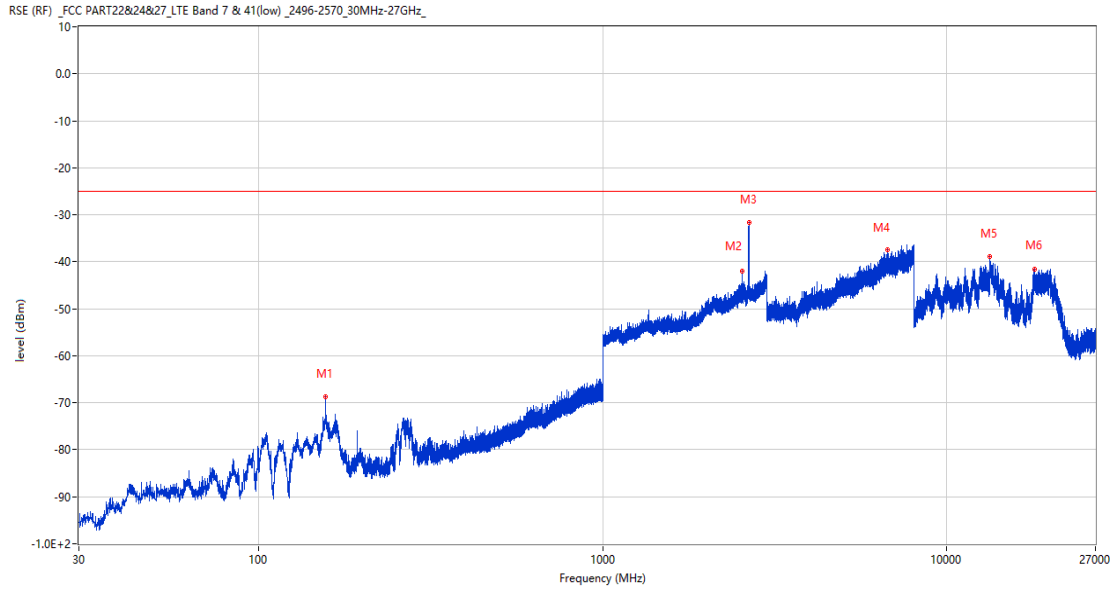
11.1 LTE Band 7 BW5, Middle Channel

RSE-H&H LTE Band 7 BW5 CH21100



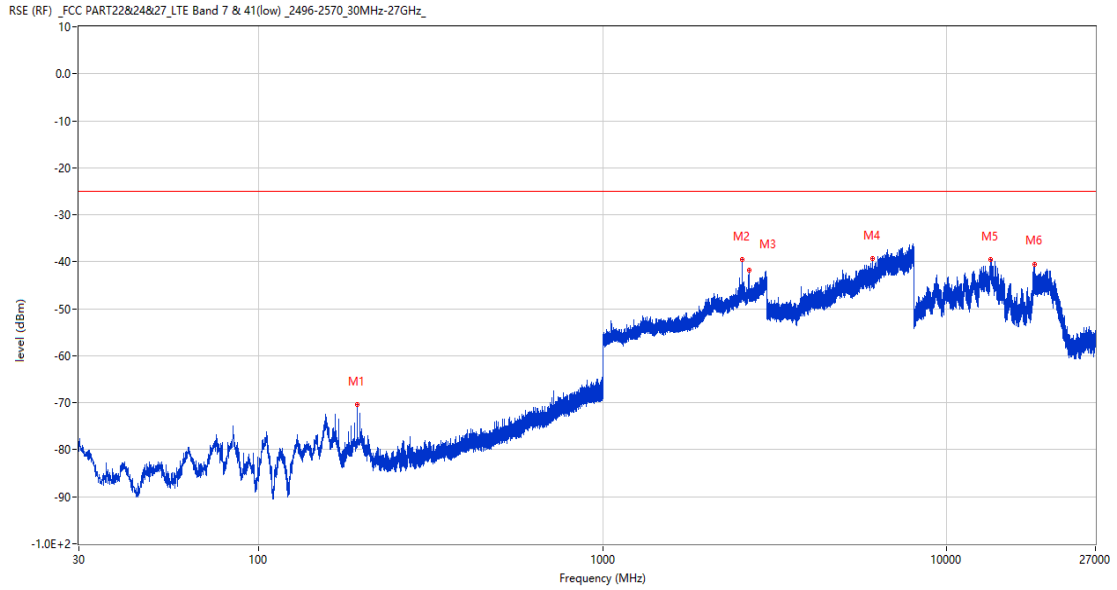
Frequency (MHz)	Result (dBm)	Factor (dB)	PK Limit (dBm)	Over Limit (dB)	Table (o)	ANT	EUT	Verdict
156.052	-67.53	-18.94	-25.0	-42.53	305.00	Horizontal	Horizontal	Pass
2533.700	-37.86	8.84	-25.0	-12.86	0.00	Horizontal	Horizontal	N/A
2656.200	-30.42	8.44	-25.0	-5.42	202.00	Horizontal	Horizontal	N/A
7922.000	-35.03	18.28	-25.0	-10.03	34.00	Horizontal	Horizontal	Pass
13364.775	-39.09	16.68	-25.0	-14.09	0.00	Horizontal	Horizontal	Pass
17954.324	-41.89	13.98	-25.0	-16.89	57.00	Horizontal	Horizontal	Pass

RSE-H&V LTE Band 7 BW5 CH21100



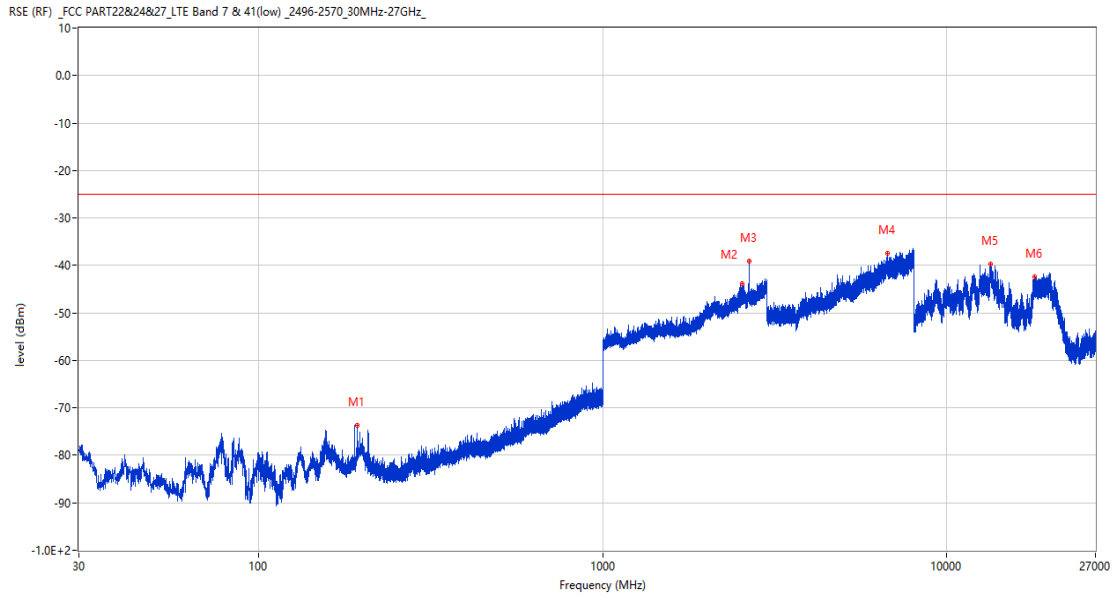
Frequency (MHz)	Result (dBm)	Factor (dB)	PK Limit (dBm)	Over Limit (dB)	Table (o)	ANT	EUT	Verdict
156.052	-68.78	-18.94	-25.0	-43.78	176.00	Horizontal	Vertical	Pass
2533.800	-41.96	8.84	-25.0	-16.96	115.00	Horizontal	Vertical	N/A
2657.200	-31.66	8.47	-25.0	-6.66	201.00	Horizontal	Vertical	N/A
6729.500	-37.37	16.46	-25.0	-12.37	247.00	Horizontal	Vertical	Pass
13343.513	-38.80	16.28	-25.0	-13.80	234.00	Horizontal	Vertical	Pass
17945.661	-41.55	13.99	-25.0	-16.55	256.00	Horizontal	Vertical	Pass

RSE-V&V LTE Band 7 BW5 CH21100



Frequency (MHz)	Result (dBm)	Factor (dB)	PK Limit (dBm)	Over Limit (dB)	Table (o)	ANT	EUT	Verdict
193.154	-70.30	-16.18	-25.0	-45.30	254.00	Vertical	Vertical	Pass
2533.400	-39.61	8.84	-25.0	-14.61	359.00	Vertical	Vertical	N/A
2657.200	-41.69	8.47	-25.0	-16.69	247.00	Vertical	Vertical	N/A
6074.000	-39.38	13.42	-25.0	-14.38	85.00	Vertical	Vertical	Pass
13416.750	-39.60	16.64	-25.0	-14.60	230.00	Vertical	Vertical	Pass
17961.937	-40.58	13.79	-25.0	-15.58	140.00	Vertical	Vertical	Pass

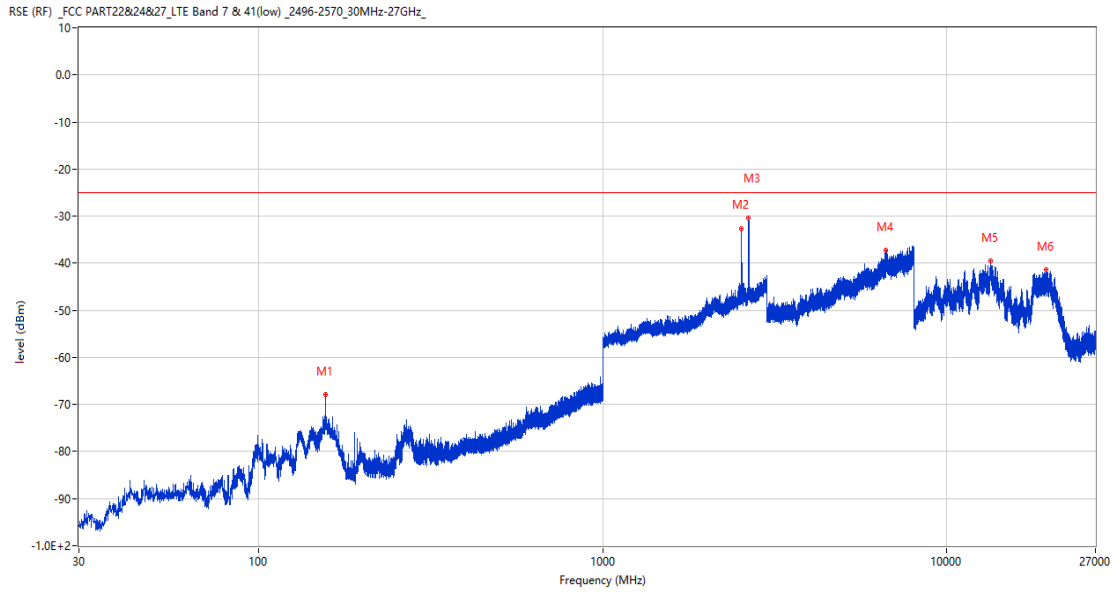
RSE-V&H LTE Band 7 BW5 CH21100



Frequency (MHz)	Result (dBm)	Factor (dB)	PK Limit (dBm)	Over Limit (dB)	Table (o)	ANT	EUT	Verdict
193.154	-73.67	-16.18	-25.0	-48.67	343.00	Vertical	Horizontal	Pass
2533.900	-43.94	8.84	-25.0	-18.94	123.00	Vertical	Horizontal	N/A
2655.500	-39.12	8.49	-25.0	-14.12	236.00	Vertical	Horizontal	N/A
6717.000	-37.37	16.64	-25.0	-12.37	247.00	Vertical	Horizontal	Pass
13377.375	-39.62	16.80	-25.0	-14.62	321.00	Vertical	Horizontal	Pass
17987.400	-42.34	13.16	-25.0	-17.34	321.00	Vertical	Horizontal	Pass

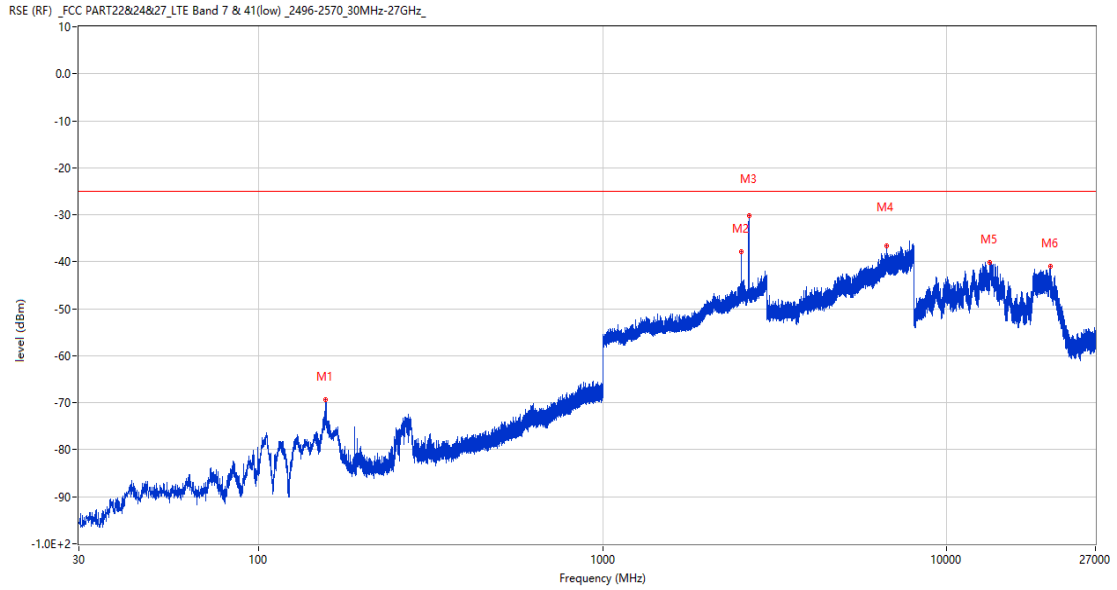
11.2 LTE Band 7 BW10, Middle Channel

RSE-H&H LTE Band 7 BW10 CH21100



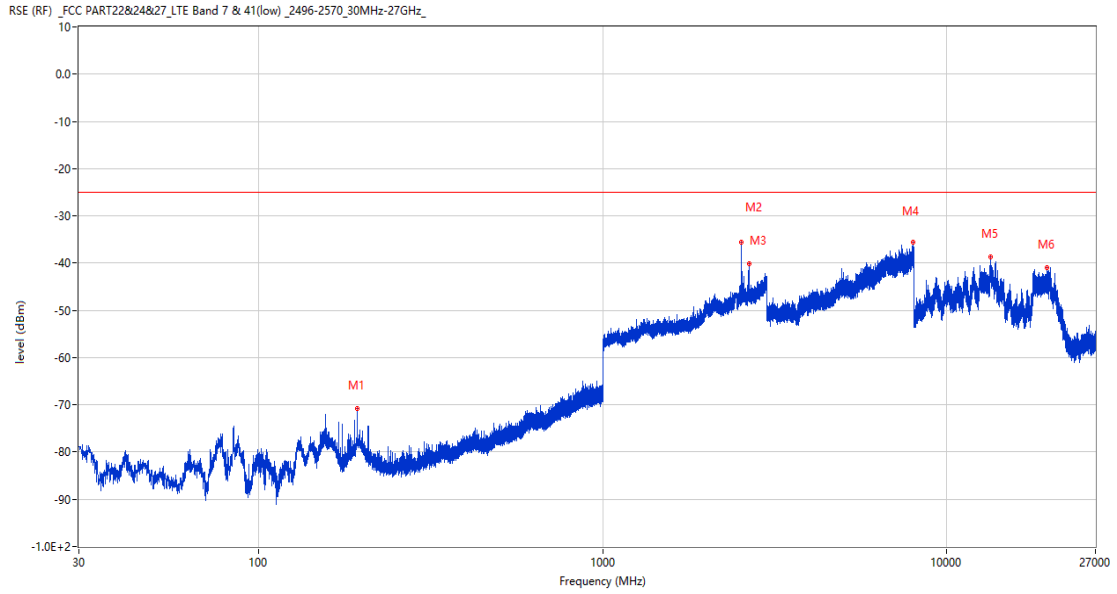
Frequency (MHz)	Result (dBm)	Factor (dB)	PK Limit (dBm)	Over Limit (dB)	Table (o)	ANT	EUT	Verdict
156.052	-67.94	-18.94	-25.0	-42.94	150.00	Horizontal	Horizontal	Pass
2531.500	-32.60	8.85	-25.0	-7.60	360.00	Horizontal	Horizontal	N/A
2653.800	-30.30	8.53	-25.0	-5.30	246.00	Horizontal	Horizontal	N/A
6636.000	-37.32	16.07	-25.0	-12.32	296.00	Horizontal	Horizontal	Pass
13358.213	-39.44	16.62	-25.0	-14.44	0.00	Horizontal	Horizontal	Pass
19427.400	-41.39	12.92	-25.0	-16.39	226.00	Horizontal	Horizontal	Pass

RSE-H&V LTE Band 7 BW10 CH21100



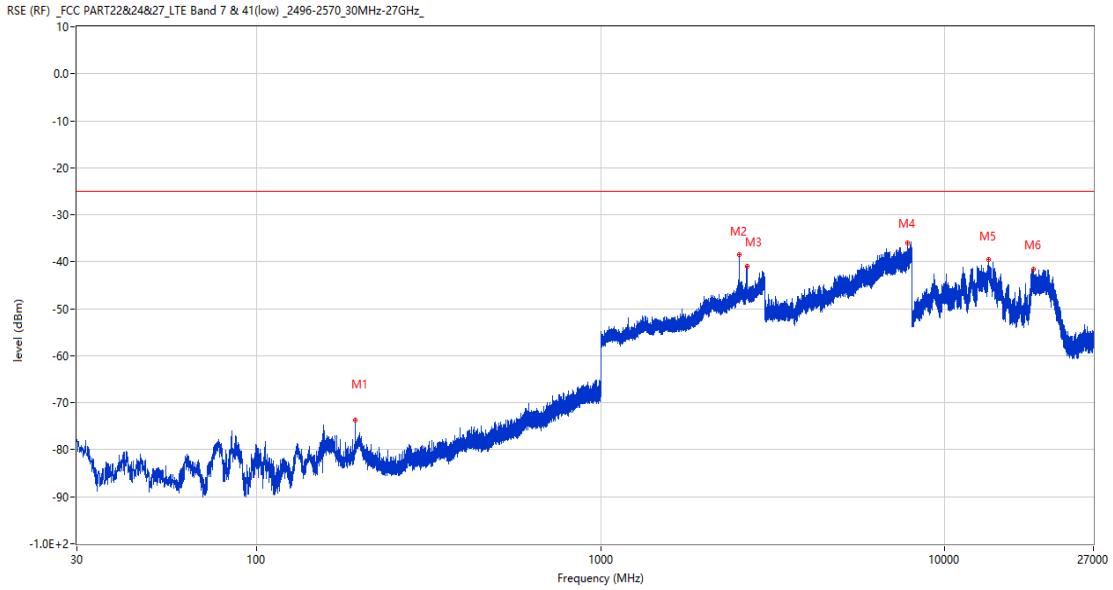
Frequency (MHz)	Result (dBm)	Factor (dB)	PK Limit (dBm)	Over Limit (dB)	Table (o)	ANT	EUT	Verdict
156.342	-69.35	-18.87	-25.0	-44.35	158.00	Horizontal	Vertical	Pass
2531.500	-37.90	8.85	-25.0	-12.90	116.00	Horizontal	Vertical	N/A
2658.300	-30.15	8.49	-25.0	-5.15	202.00	Horizontal	Vertical	N/A
6696.750	-36.54	16.94	-25.0	-11.54	360.00	Horizontal	Vertical	Pass
13339.312	-40.04	16.12	-25.0	-15.04	329.00	Horizontal	Vertical	Pass
19997.999	-40.99	12.95	-25.0	-15.99	228.00	Horizontal	Vertical	Pass

RSE-V&V LTE Band 7 BW10 CH21100



Frequency (MHz)	Result (dBm)	Factor (dB)	PK Limit (dBm)	Over Limit (dB)	Table (o)	ANT	EUT	Verdict
193.154	-70.81	-16.18	-25.0	-45.81	305.00	Vertical	Vertical	Pass
2531.400	-35.51	8.85	-25.0	-10.51	350.00	Vertical	Vertical	N/A
2656.600	-40.06	8.44	-25.0	-15.06	254.00	Vertical	Vertical	N/A
7990.500	-35.57	18.42	-25.0	-10.57	328.00	Vertical	Vertical	Pass
13365.300	-38.64	16.68	-25.0	-13.64	49.00	Vertical	Vertical	Pass
19482.751	-41.05	12.93	-25.0	-16.05	133.00	Vertical	Vertical	Pass

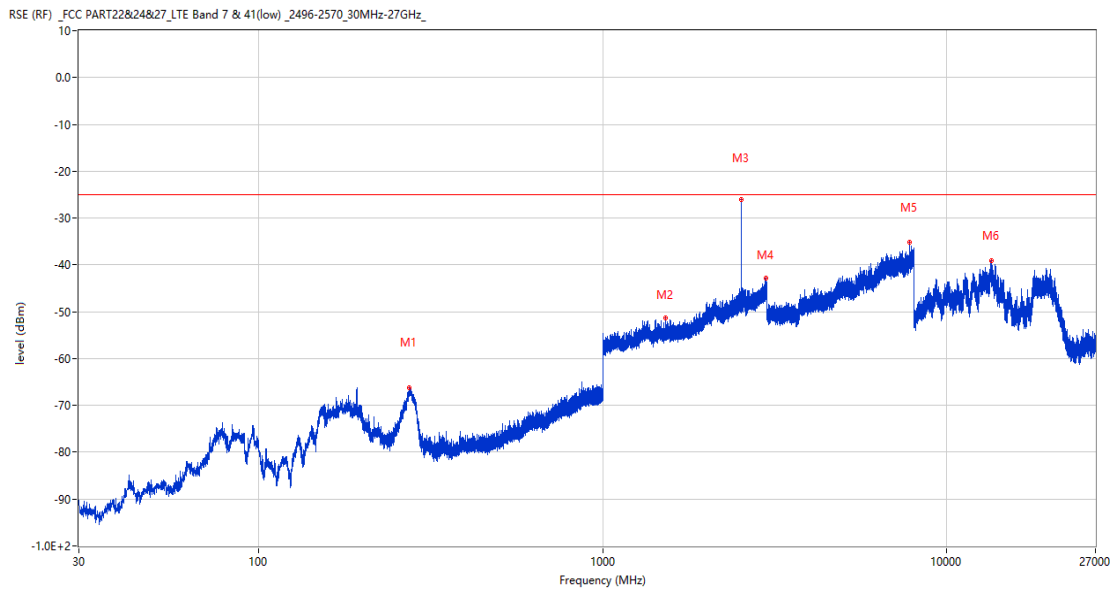
RSE-V&H LTE Band 7 BW10 CH21100



Frequency (MHz)	Result (dBm)	Factor (dB)	PK Limit (dBm)	Over Limit (dB)	Table (o)	ANT	EUT	Verdict
193.154	-73.73	-16.18	-25.0	-48.73	327.00	Vertical	Horizontal	Pass
2531.500	-38.50	8.85	-25.0	-13.50	89.00	Vertical	Horizontal	N/A
2656.900	-40.95	8.46	-25.0	-15.95	261.00	Vertical	Horizontal	N/A
7774.500	-35.94	18.10	-25.0	-10.94	2.00	Vertical	Horizontal	Pass
13398.112	-39.52	16.99	-25.0	-14.52	185.00	Vertical	Horizontal	Pass
18031.950	-41.59	12.85	-25.0	-16.59	249.00	Vertical	Horizontal	Pass

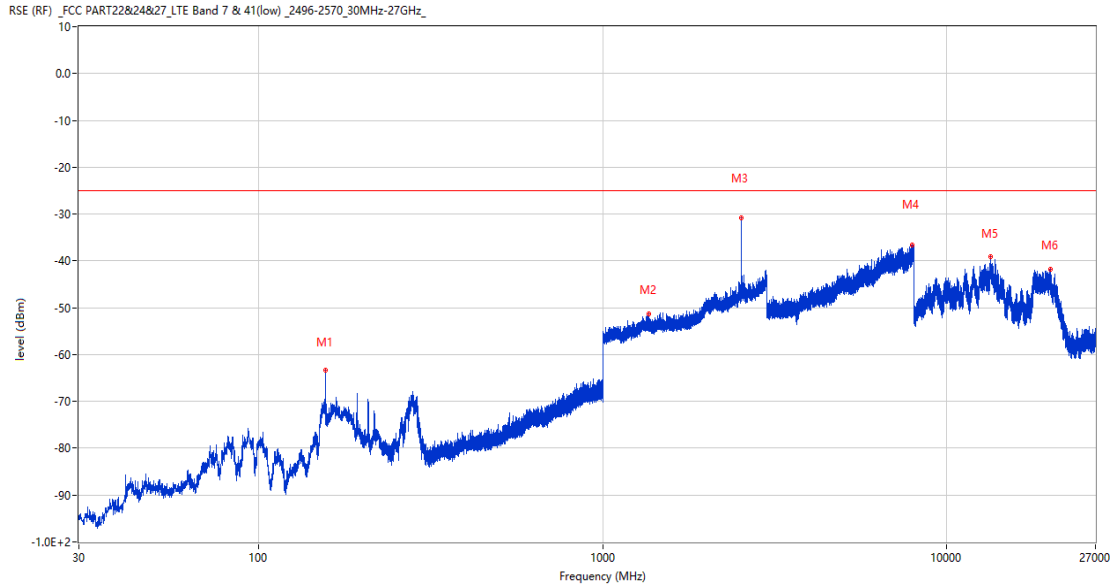
11.3 LTE Band 7 BW15, Middle Channel

RSE-H&H LTE Band 7 BW15 CH21100



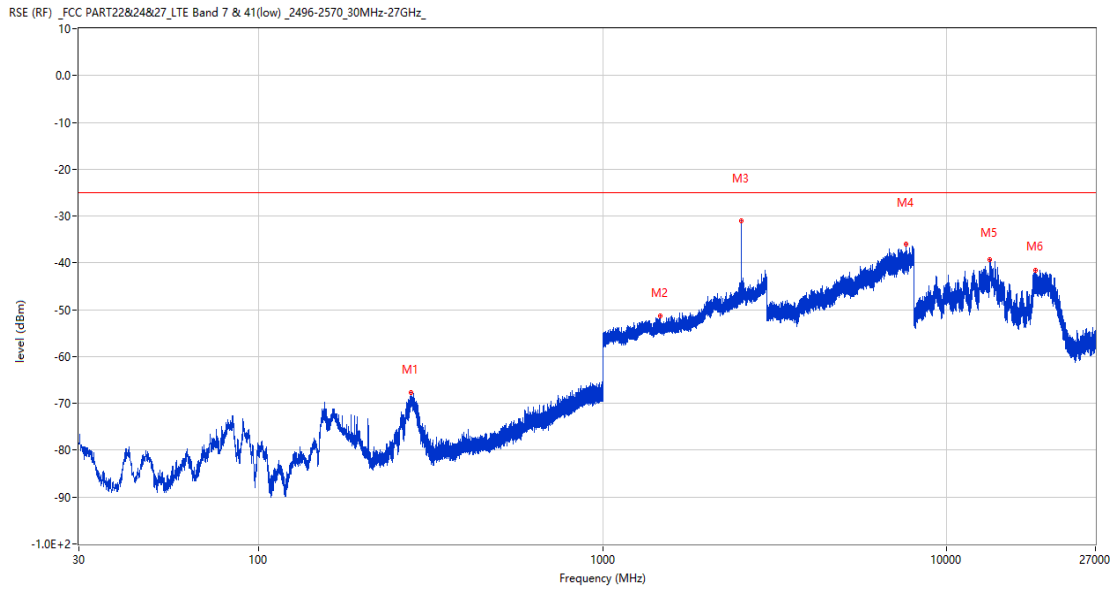
Frequency (MHz)	Result (dBm)	Factor (dB)	PK Limit (dBm)	Over Limit (dB)	Table (o)	ANT	EUT	Verdict
274.100	-66.15	-12.67	-25.0	-41.15	282.00	Horizontal	Horizontal	Pass
1516.700	-51.29	0.55	-25.0	-26.29	9.00	Horizontal	Horizontal	Pass
2529.200	-26.13	8.85	-25.0	-1.13	3.00	Horizontal	Horizontal	N/A
2979.100	-42.85	12.17	-25.0	-17.85	0.00	Horizontal	Horizontal	Pass
7782.250	-35.21	18.20	-25.0	-10.21	121.00	Horizontal	Horizontal	Pass
13456.650	-39.19	15.84	-25.0	-14.19	68.00	Horizontal	Horizontal	Pass

RSE-H&V LTE Band 7 BW15 CH21100



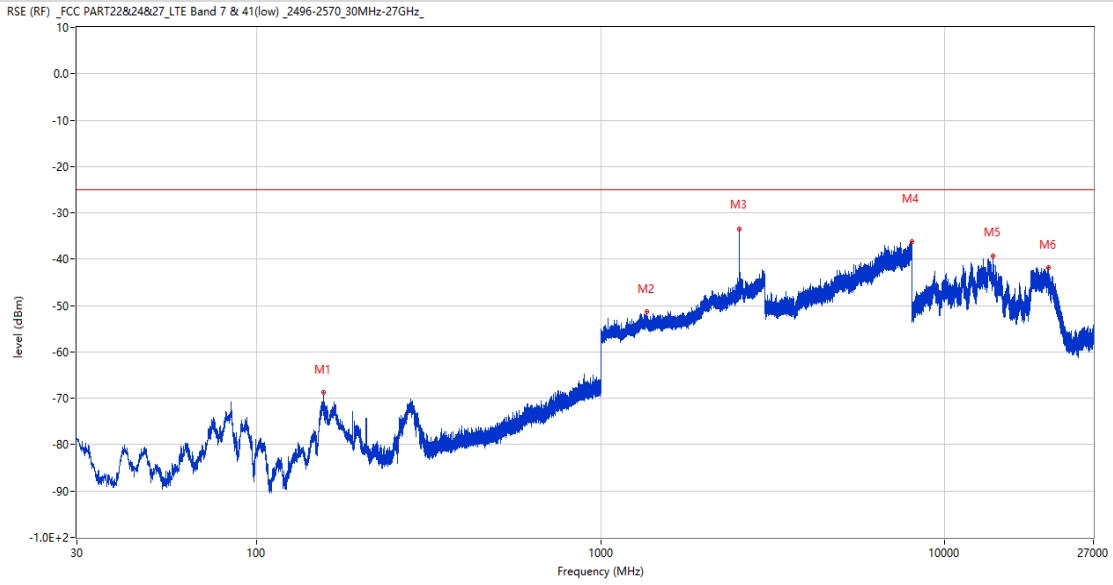
Frequency (MHz)	Result (dBm)	Factor (dB)	PK Limit (dBm)	Over Limit (dB)	Table (o)	ANT	EUT	Verdict
156.052	-63.29	-18.94	-25.0	-38.29	98.00	Horizontal	Vertical	Pass
1360.000	-51.28	0.73	-25.0	-26.28	161.00	Horizontal	Vertical	Pass
2528.300	-30.76	8.85	-25.0	-5.76	149.00	Horizontal	Vertical	N/A
7931.750	-36.64	18.77	-25.0	-11.64	81.00	Horizontal	Vertical	Pass
13410.713	-39.18	16.77	-25.0	-14.18	132.00	Horizontal	Vertical	Pass
19992.150	-41.69	12.95	-25.0	-16.69	232.00	Horizontal	Vertical	Pass

RSE-V&V LTE Band 7 BW15 CH21100



Frequency (MHz)	Result (dBm)	Factor (dB)	PK Limit (dBm)	Over Limit (dB)	Table (o)	ANT	EUT	Verdict
276.041	-67.67	-12.43	-25.0	-42.67	144.00	Vertical	Vertical	Pass
1469.200	-51.37	0.70	-25.0	-26.37	140.00	Vertical	Vertical	Pass
2528.200	-30.94	8.85	-25.0	-5.94	286.00	Vertical	Vertical	N/A
7583.500	-36.06	16.75	-25.0	-11.06	327.00	Vertical	Vertical	Pass
13339.837	-39.39	16.14	-25.0	-14.39	73.00	Vertical	Vertical	Pass
18042.300	-41.59	12.85	-25.0	-16.59	323.00	Vertical	Vertical	Pass

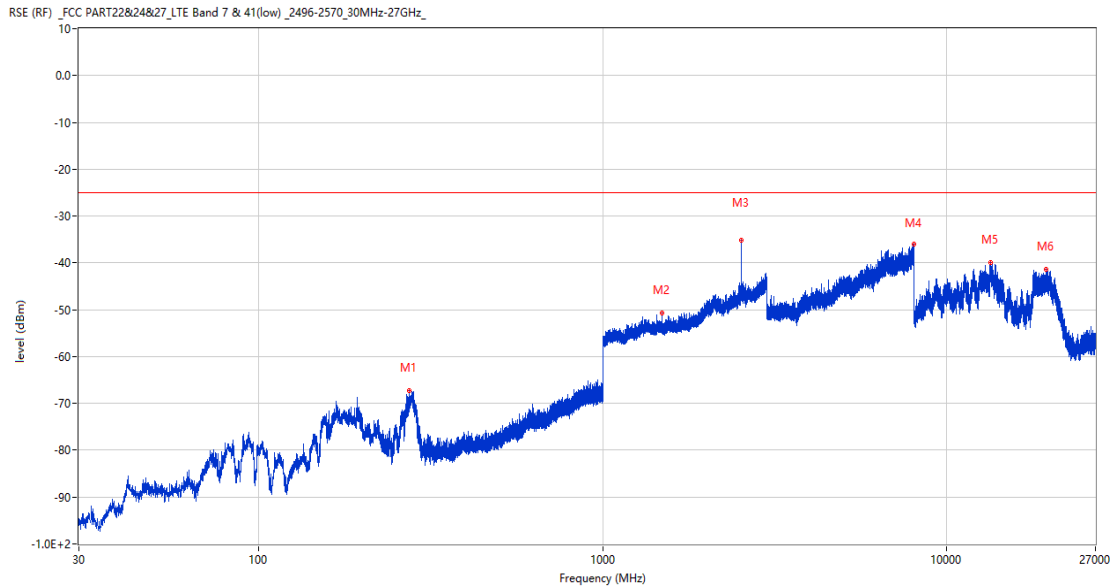
RSE-V&H LTE Band 7 BW15 CH21100



Frequency (MHz)	Result (dBm)	Factor (dB)	PK Limit (dBm)	Over Limit (dB)	Table (o)	ANT	EUT	Verdict
156.052	-68.82	-18.94	-25.0	-43.82	360.00	Vertical	Horizontal	Pass
1362.400	-51.30	0.68	-25.0	-26.30	168.00	Vertical	Horizontal	Pass
2529.100	-33.44	8.85	-25.0	-8.44	185.00	Vertical	Horizontal	N/A
7998.500	-36.14	18.88	-25.0	-11.14	122.00	Vertical	Horizontal	Pass
13814.963	-39.24	16.66	-25.0	-14.24	186.00	Vertical	Horizontal	Pass
19997.551	-41.71	12.95	-25.0	-16.71	357.00	Vertical	Horizontal	Pass

11.4 LTE Band 7 BW20, Middle Channel

RSE-H&H LTE Band 7 BW20 CH21100



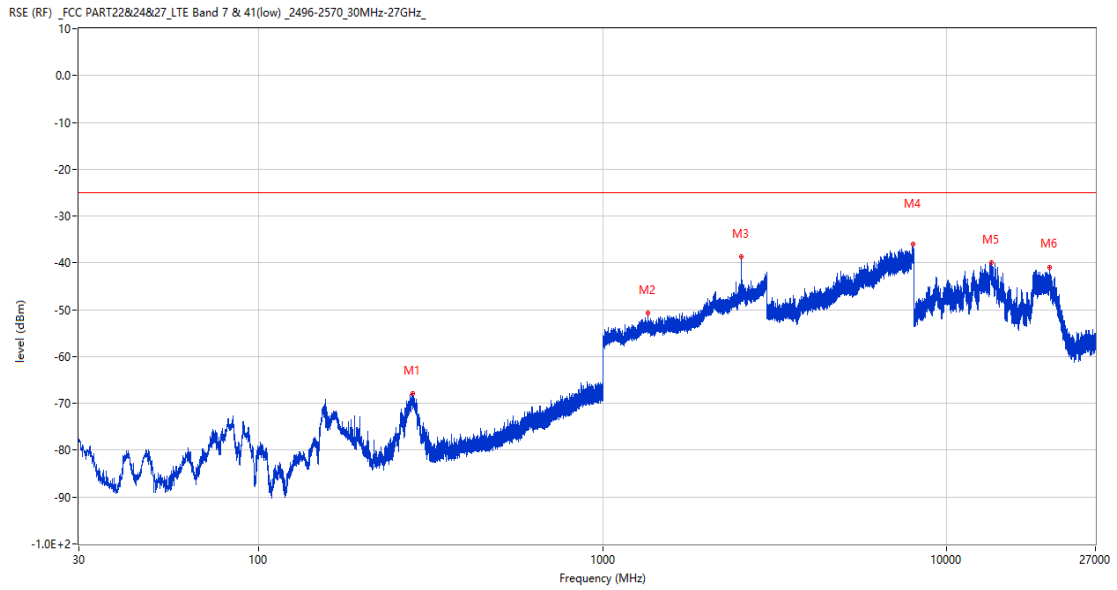
Frequency (MHz)	Result (dBm)	Factor (dB)	PK Limit (dBm)	Over Limit (dB)	Table (o)	ANT	EUT	Verdict
274.004	-67.33	-12.67	-25.0	-42.33	282.00	Horizontal	Horizontal	Pass
1483.100	-50.76	0.52	-25.0	-25.76	217.00	Horizontal	Horizontal	Pass
2526.000	-35.24	8.86	-25.0	-10.24	0.00	Horizontal	Horizontal	N/A
7996.500	-36.06	18.80	-25.0	-11.06	309.00	Horizontal	Horizontal	Pass
13349.026	-39.88	16.50	-25.0	-14.88	185.00	Horizontal	Horizontal	Pass
19379.249	-41.46	12.92	-25.0	-16.46	360.00	Horizontal	Horizontal	Pass

RSE-H&V LTE Band 7 BW20 CH21100



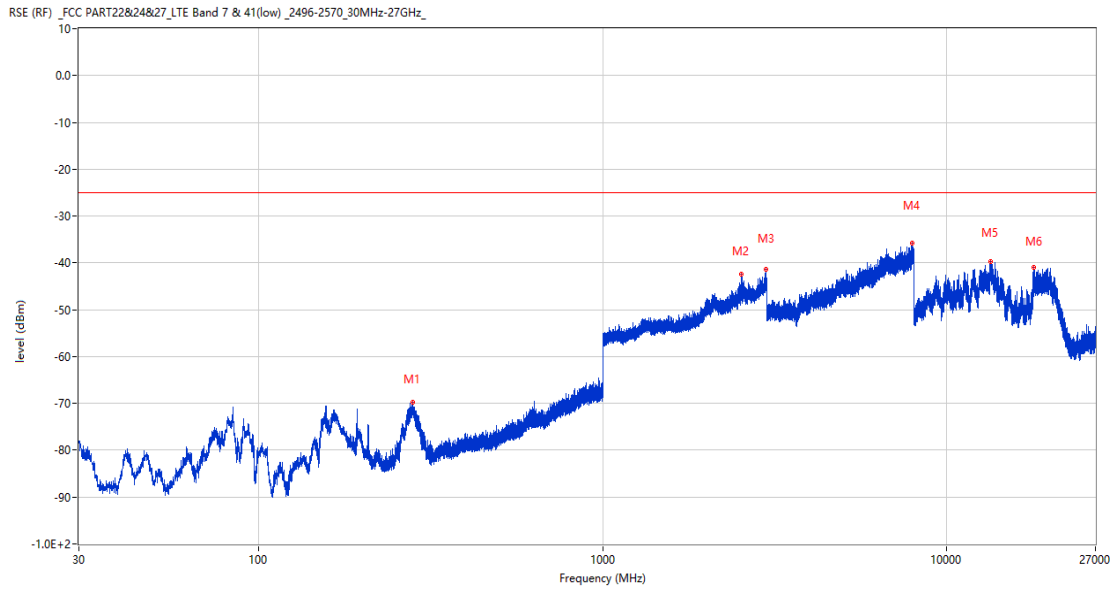
Frequency (MHz)	Result (dBm)	Factor (dB)	PK Limit (dBm)	Over Limit (dB)	Table (o)	ANT	EUT	Verdict
155.954	-66.87	-18.97	-25.0	-41.87	108.00	Horizontal	Vertical	Pass
1443.700	-50.71	0.71	-25.0	-25.71	351.00	Horizontal	Vertical	Pass
2526.000	-39.24	8.86	-25.0	-14.24	145.00	Horizontal	Vertical	N/A
7365.250	-35.91	17.23	-25.0	-10.91	84.00	Horizontal	Vertical	Pass
13384.724	-39.18	16.87	-25.0	-14.18	32.00	Horizontal	Vertical	Pass
18915.750	-40.73	12.90	-25.0	-15.73	120.00	Horizontal	Vertical	Pass

RSE-V&V LTE Band 7 BW20 CH21100



Frequency (MHz)	Result (dBm)	Factor (dB)	PK Limit (dBm)	Over Limit (dB)	Table (o)	ANT	EUT	Verdict
280.939	-67.98	-11.93	-25.0	-42.98	171.00	Vertical	Vertical	Pass
1349.300	-50.73	0.77	-25.0	-25.73	0.00	Vertical	Vertical	Pass
2526.100	-38.65	8.86	-25.0	-13.65	274.00	Vertical	Vertical	N/A
7947.750	-36.07	18.71	-25.0	-11.07	340.00	Vertical	Vertical	Pass
13460.325	-39.84	15.80	-25.0	-14.84	360.00	Vertical	Vertical	Pass
19846.349	-41.01	12.94	-25.0	-16.01	0.00	Vertical	Vertical	Pass

RSE-V&H LTE Band 7 BW20 CH21100



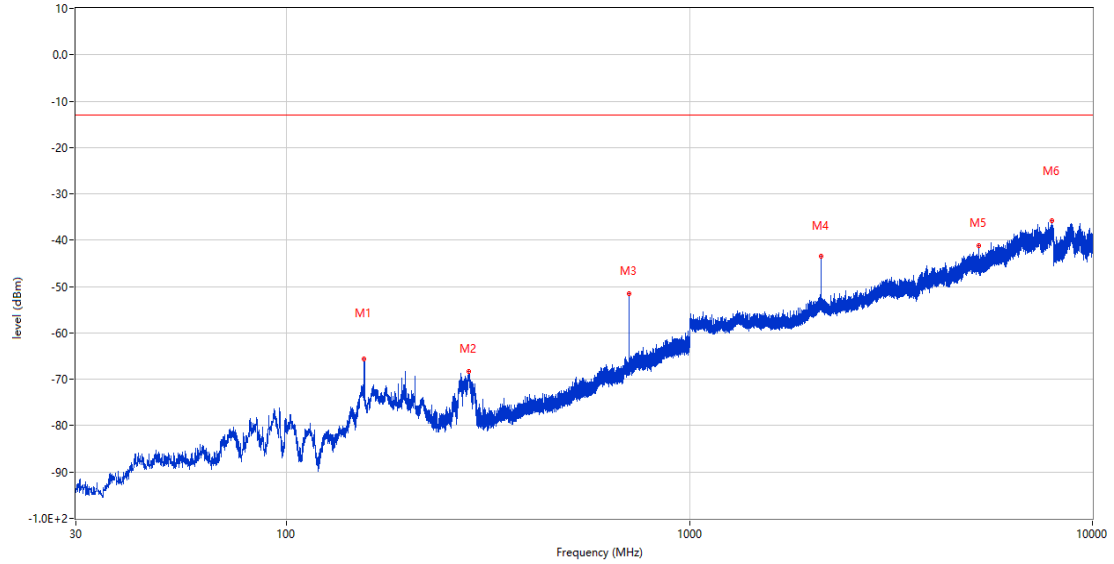
Frequency (MHz)	Result (dBm)	Factor (dB)	PK Limit (dBm)	Over Limit (dB)	Table (o)	ANT	EUT	Verdict
279.678	-69.81	-12.03	-25.0	-44.81	99.00	Vertical	Horizontal	Pass
2526.000	-42.33	8.86	-25.0	-17.33	186.00	Vertical	Horizontal	N/A
2979.100	-41.40	12.17	-25.0	-16.40	290.00	Vertical	Horizontal	Pass
7921.250	-35.87	18.30	-25.0	-10.87	17.00	Vertical	Horizontal	Pass
13380.787	-39.77	16.83	-25.0	-14.77	159.00	Vertical	Horizontal	Pass
17921.511	-40.97	13.41	-25.0	-15.97	12.00	Vertical	Horizontal	Pass

12 LTE Band 12

12.1 LTE Band 12 BW1.4, Middle Channel

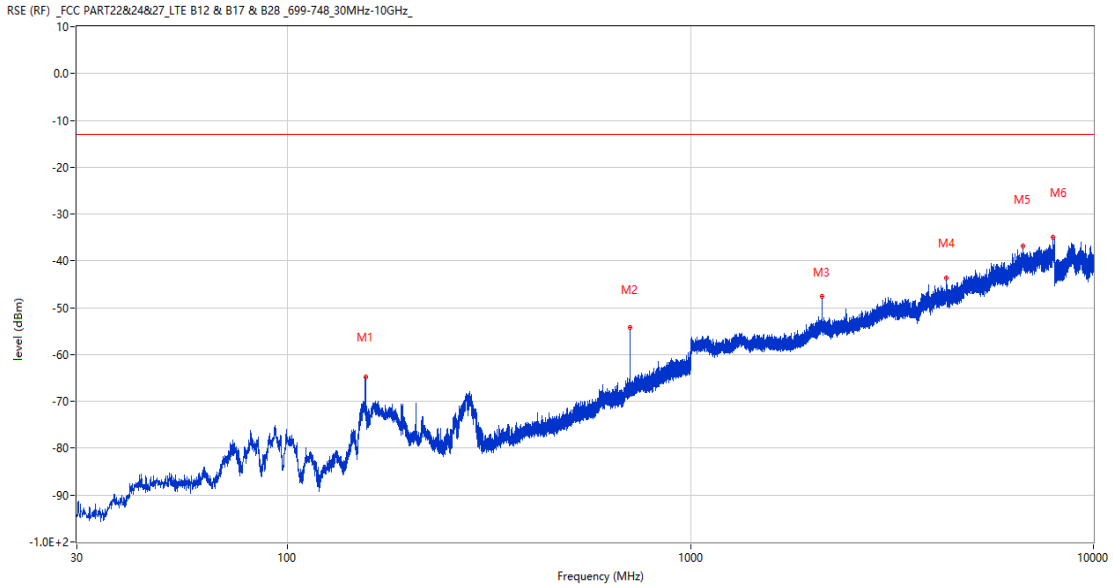
RSE-H&H LTE Band 12 BW1.4 CH23095

RSE (RF) _FCC PART22&24&27_LTE B12 & B17 & B28_699-748_30MHz-10GHz_



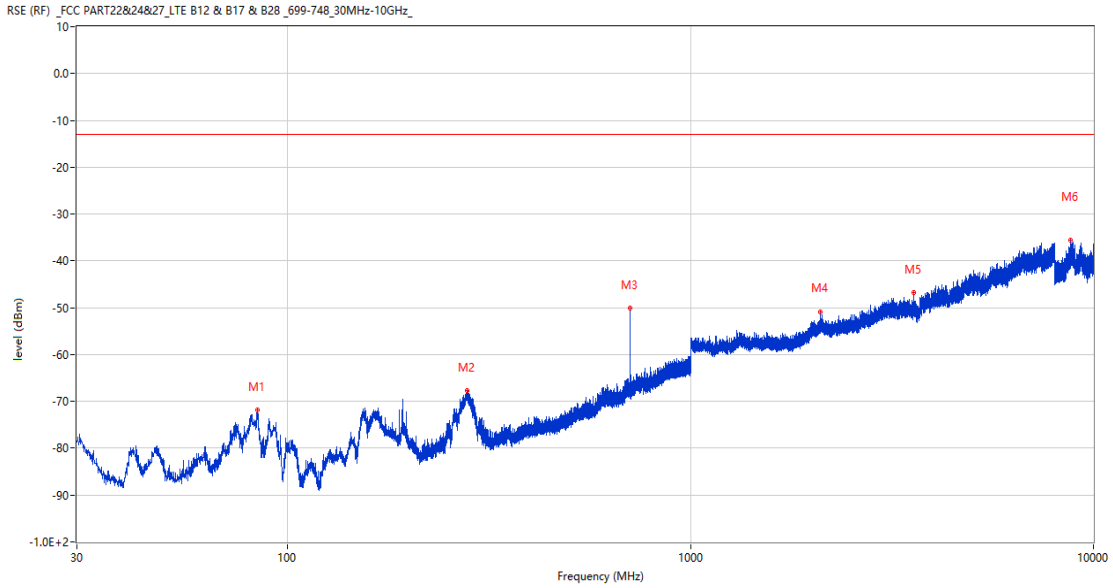
Frequency (MHz)	Result (dBm)	Factor (dB)	PK Limit (dBm)	Over Limit (dB)	Table (o)	ANT	EUT	Verdict
155.954	-65.70	-17.48	-13.0	-52.70	91.00	Horizontal	Horizontal	Pass
282.782	-68.30	-9.58	-13.0	-55.30	270.00	Horizontal	Horizontal	Pass
707.109	-51.53	3.37	-13.0	-38.53	46.00	Horizontal	Horizontal	N/A
2121.800	-43.51	-0.17	-13.0	-30.51	199.00	Horizontal	Horizontal	Pass
5235.500	-41.14	12.21	-13.0	-28.14	192.00	Horizontal	Horizontal	Pass
7946.750	-35.71	18.80	-13.0	-22.71	117.00	Horizontal	Horizontal	Pass

RSE-H&V LTE Band 12 BW1.4 CH23095



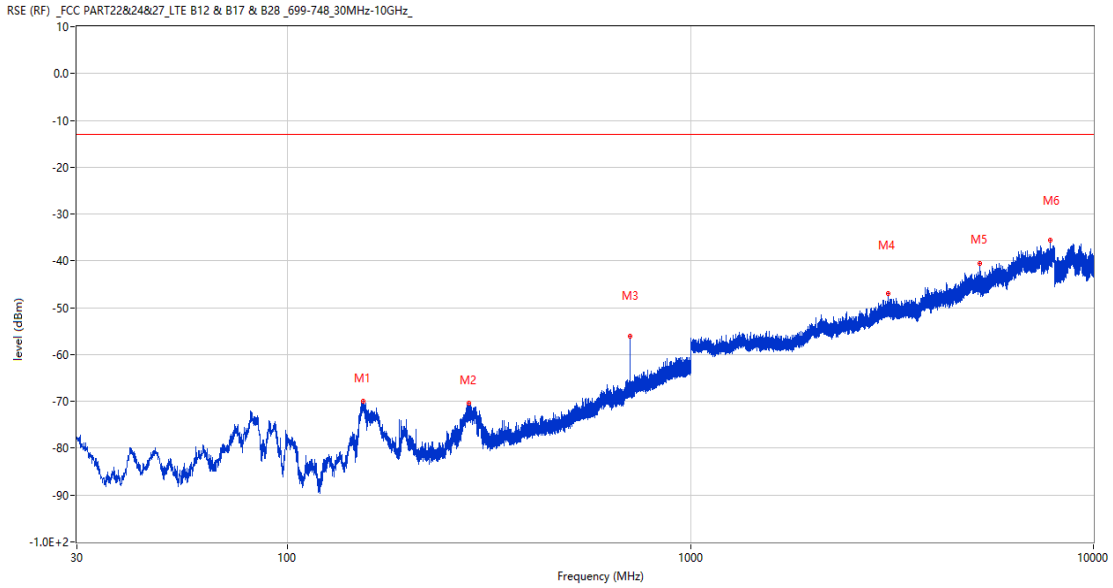
Frequency (MHz)	Result (dBm)	Factor (dB)	PK Limit (dBm)	Over Limit (dB)	Table (o)	ANT	EUT	Verdict
156.003	-64.86	-17.47	-13.0	-51.86	120.00	Horizontal	Vertical	Pass
707.060	-54.17	3.37	-13.0	-41.17	96.00	Horizontal	Vertical	N/A
2121.200	-47.62	-0.16	-13.0	-34.62	163.00	Horizontal	Vertical	Pass
4321.000	-43.71	10.02	-13.0	-30.71	154.00	Horizontal	Vertical	Pass
6675.000	-36.90	16.67	-13.0	-23.90	325.00	Horizontal	Vertical	Pass
7939.500	-34.86	18.96	-13.0	-21.86	303.00	Horizontal	Vertical	Pass

RSE-V&V LTE Band 12 BW1.4 CH23095



Frequency (MHz)	Result (dBm)	Factor (dB)	PK Limit (dBm)	Over Limit (dB)	Table (o)	ANT	EUT	Verdict
84.029	-71.88	-18.71	-13.0	-58.88	42.00	Vertical	Vertical	Pass
278.659	-67.63	-9.64	-13.0	-54.63	179.00	Vertical	Vertical	Pass
707.060	-50.04	3.37	-13.0	-37.04	212.00	Vertical	Vertical	N/A
2105.200	-50.95	0.16	-13.0	-37.95	322.00	Vertical	Vertical	Pass
3582.000	-46.76	6.69	-13.0	-33.76	166.00	Vertical	Vertical	Pass
8793.800	-35.55	19.45	-13.0	-22.55	189.00	Vertical	Vertical	Pass

RSE-V&H LTE Band 12 BW1.4 CH23095

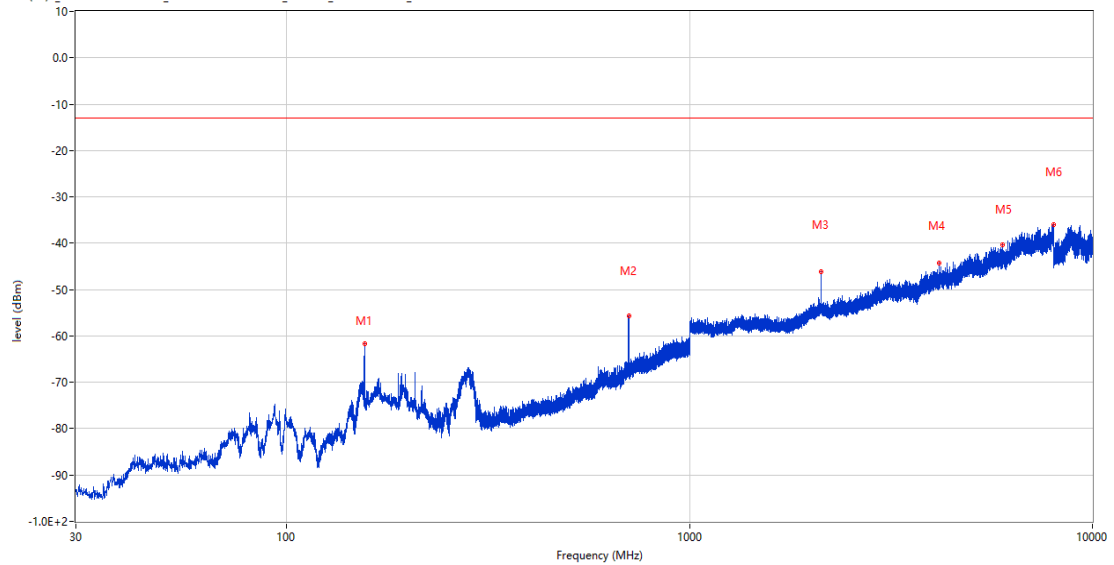


Frequency (MHz)	Result (dBm)	Factor (dB)	PK Limit (dBm)	Over Limit (dB)	Table (o)	ANT	EUT	Verdict
154.257	-69.93	-17.85	-13.0	-56.93	356.00	Vertical	Horizontal	Pass
281.666	-70.48	-9.56	-13.0	-57.48	124.00	Vertical	Horizontal	Pass
707.060	-56.05	3.37	-13.0	-43.05	21.00	Vertical	Horizontal	N/A
3087.250	-46.97	7.03	-13.0	-33.97	316.00	Vertical	Horizontal	Pass
5233.500	-40.58	12.25	-13.0	-27.58	263.00	Vertical	Horizontal	Pass
7808.500	-35.63	17.97	-13.0	-22.63	165.00	Vertical	Horizontal	Pass

12.2 LTE Band 12 BW3, Middle Channel

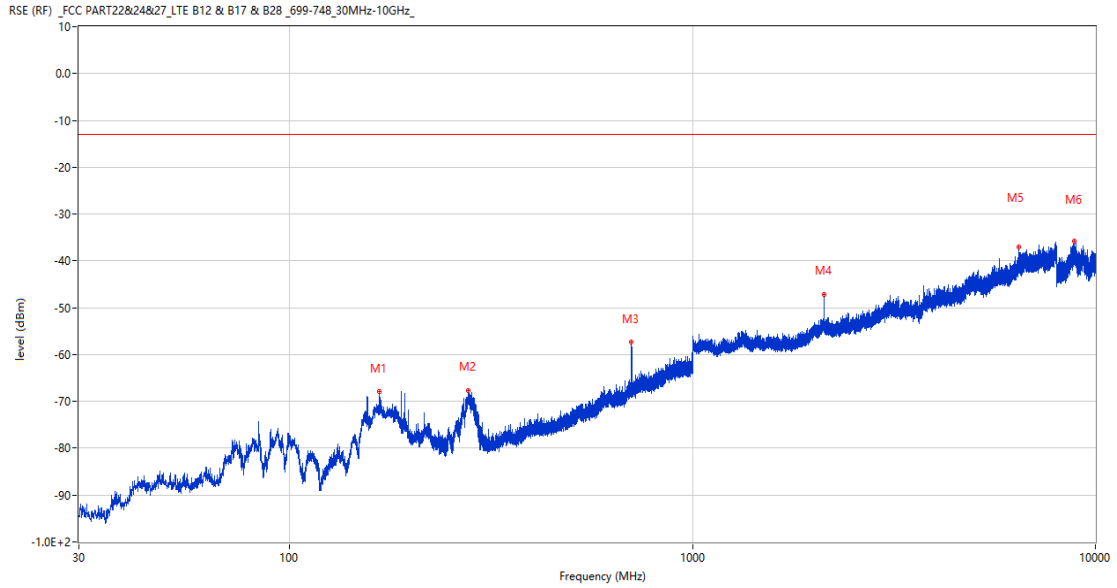
RSE-H&H LTE Band 12 BW3 CH23095

RSE (RF) _FCC PART22&24&27_LTE B12 & B17 & B28_699-748_30MHz-10GHz_



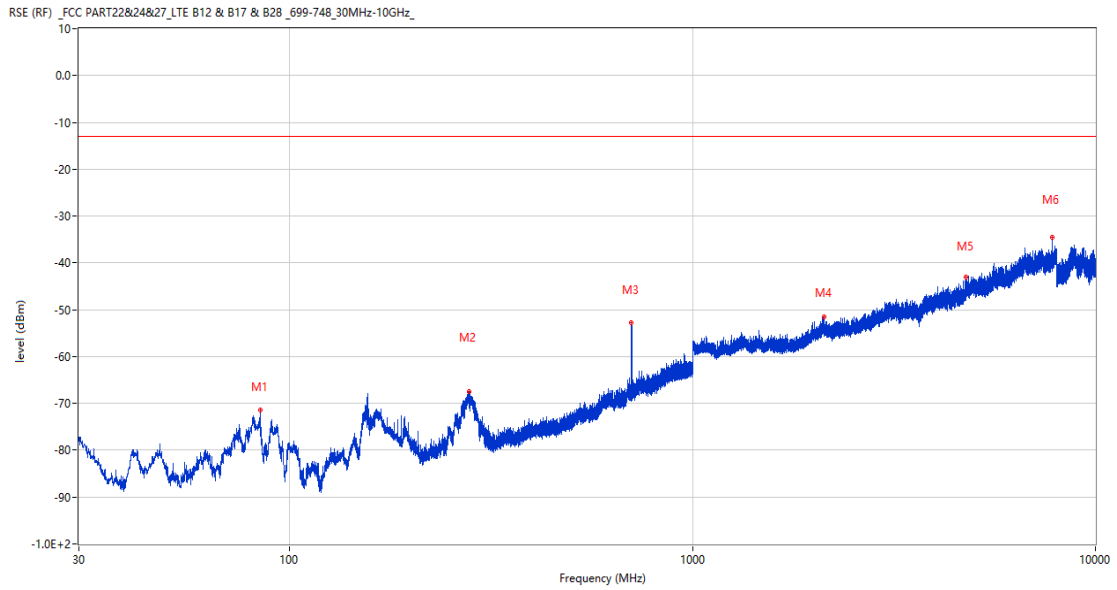
Frequency (MHz)	Result (dBm)	Factor (dB)	PK Limit (dBm)	Over Limit (dB)	Table (o)	ANT	EUT	Verdict
156.052	-61.62	-17.46	-13.0	-48.62	94.00	Horizontal	Horizontal	Pass
706.284	-55.58	3.35	-13.0	-42.58	38.00	Horizontal	Horizontal	N/A
2119.600	-46.13	-0.07	-13.0	-33.13	154.00	Horizontal	Horizontal	Pass
4172.500	-44.34	10.19	-13.0	-31.34	187.00	Horizontal	Horizontal	Pass
5995.750	-40.34	15.02	-13.0	-27.34	360.00	Horizontal	Horizontal	Pass
7997.750	-36.00	18.89	-13.0	-23.00	166.00	Horizontal	Horizontal	Pass

RSE-H&V LTE Band 12 BW3 CH23095



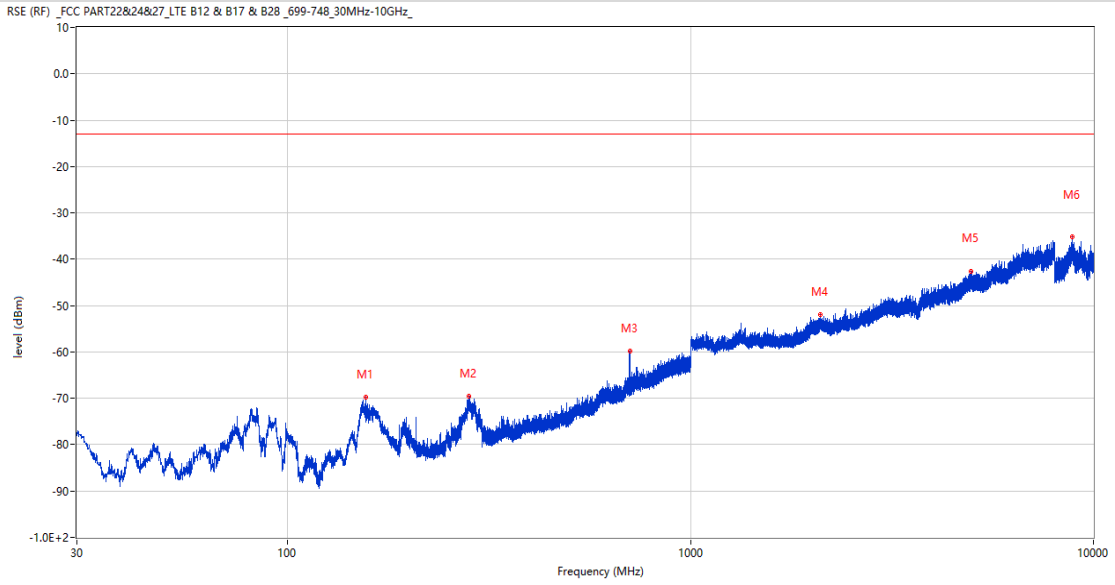
Frequency (MHz)	Result (dBm)	Factor (dB)	PK Limit (dBm)	Over Limit (dB)	Table (o)	ANT	EUT	Verdict
167.158	-67.88	-16.24	-13.0	-54.88	276.00	Horizontal	Vertical	Pass
278.078	-67.61	-9.64	-13.0	-54.61	248.00	Horizontal	Vertical	Pass
706.187	-57.42	3.35	-13.0	-44.42	88.00	Horizontal	Vertical	N/A
2118.500	-47.18	-0.04	-13.0	-34.18	201.00	Horizontal	Vertical	Pass
6466.250	-37.02	16.28	-13.0	-24.02	251.00	Horizontal	Vertical	Pass
8853.800	-35.80	20.31	-13.0	-22.80	228.00	Horizontal	Vertical	Pass

RSE-V&V LTE Band 12 BW3 CH23095



Frequency (MHz)	Result (dBm)	Factor (dB)	PK Limit (dBm)	Over Limit (dB)	Table (o)	ANT	EUT	Verdict
84.514	-71.38	-18.65	-13.0	-58.38	91.00	Vertical	Vertical	Pass
278.320	-67.58	-9.64	-13.0	-54.58	169.00	Vertical	Vertical	Pass
706.187	-52.80	3.35	-13.0	-39.80	206.00	Vertical	Vertical	N/A
2120.400	-51.52	-0.11	-13.0	-38.52	61.00	Vertical	Vertical	Pass
4780.500	-43.04	12.76	-13.0	-30.04	71.00	Vertical	Vertical	Pass
7807.000	-34.59	18.00	-13.0	-21.59	166.00	Vertical	Vertical	Pass

RSE-V&H LTE Band 12 BW3 CH23095

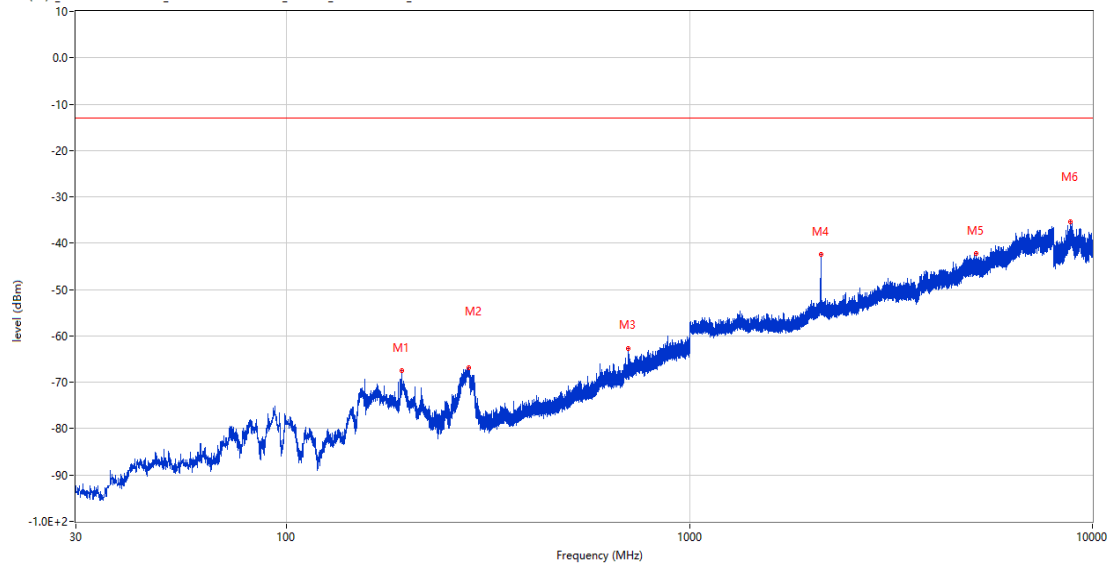


Frequency (MHz)	Result (dBm)	Factor (dB)	PK Limit (dBm)	Over Limit (dB)	Table (o)	ANT	EUT	Verdict
156.148	-69.76	-17.43	-13.0	-56.76	0.00	Vertical	Horizontal	Pass
282.151	-69.62	-9.54	-13.0	-56.62	111.00	Vertical	Horizontal	Pass
706.284	-59.74	3.35	-13.0	-46.74	31.00	Vertical	Horizontal	N/A
2096.300	-52.03	-0.18	-13.0	-39.03	49.00	Vertical	Horizontal	Pass
4972.500	-42.65	13.47	-13.0	-29.65	28.00	Vertical	Horizontal	Pass
8852.300	-35.26	20.33	-13.0	-22.26	15.00	Vertical	Horizontal	Pass

12.3 LTE Band 12 BW5, Middle Channel

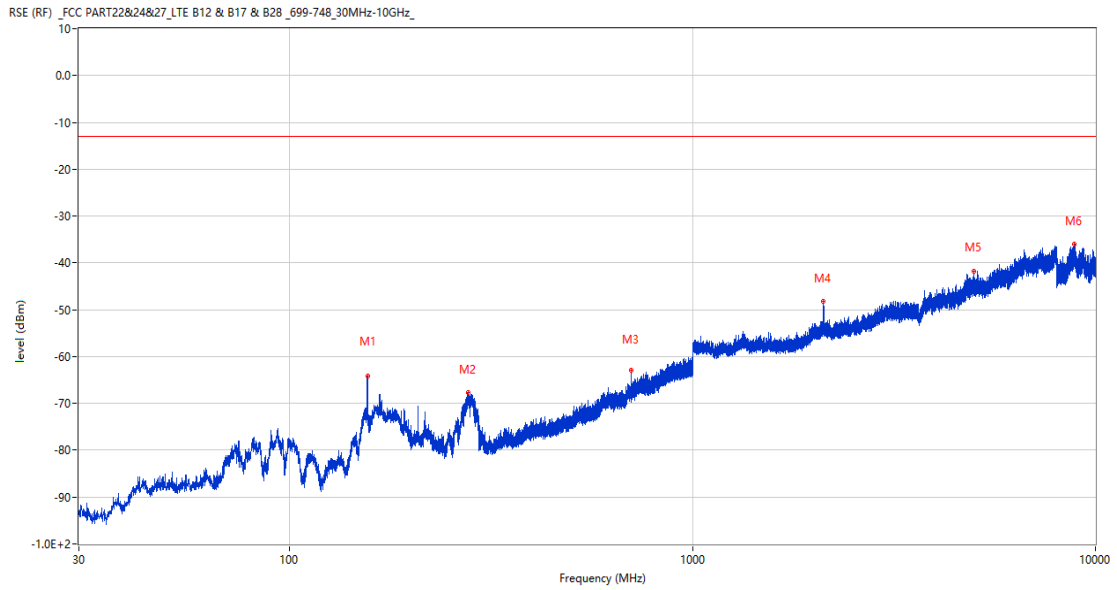
RSE-H&H LTE Band 12 BW5 CH23095

RSE (RF) _FCC PART22&24&27_LTE B12 & B17 & B28_699-748_30MHz-10GHz_



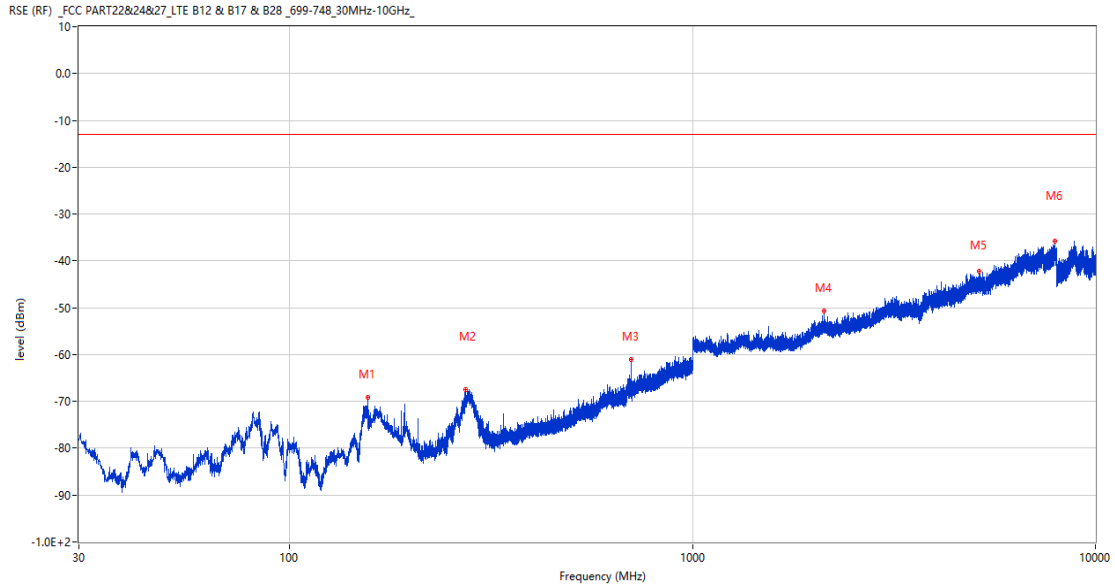
Frequency (MHz)	Result (dBm)	Factor (dB)	PK Limit (dBm)	Over Limit (dB)	Table (o)	ANT	EUT	Verdict
193.154	-67.45	-14.23	-13.0	-54.45	79.00	Horizontal	Horizontal	Pass
283.510	-66.89	-9.62	-13.0	-53.89	258.00	Horizontal	Horizontal	Pass
705.314	-62.61	3.33	-13.0	-49.61	52.00	Horizontal	Horizontal	N/A
2117.000	-42.42	0.02	-13.0	-29.42	206.00	Horizontal	Horizontal	Pass
5134.500	-42.22	12.22	-13.0	-29.22	80.00	Horizontal	Horizontal	Pass
8831.901	-35.38	20.06	-13.0	-22.38	151.00	Horizontal	Horizontal	Pass

RSE-H&V LTE Band 12 BW5 CH23095



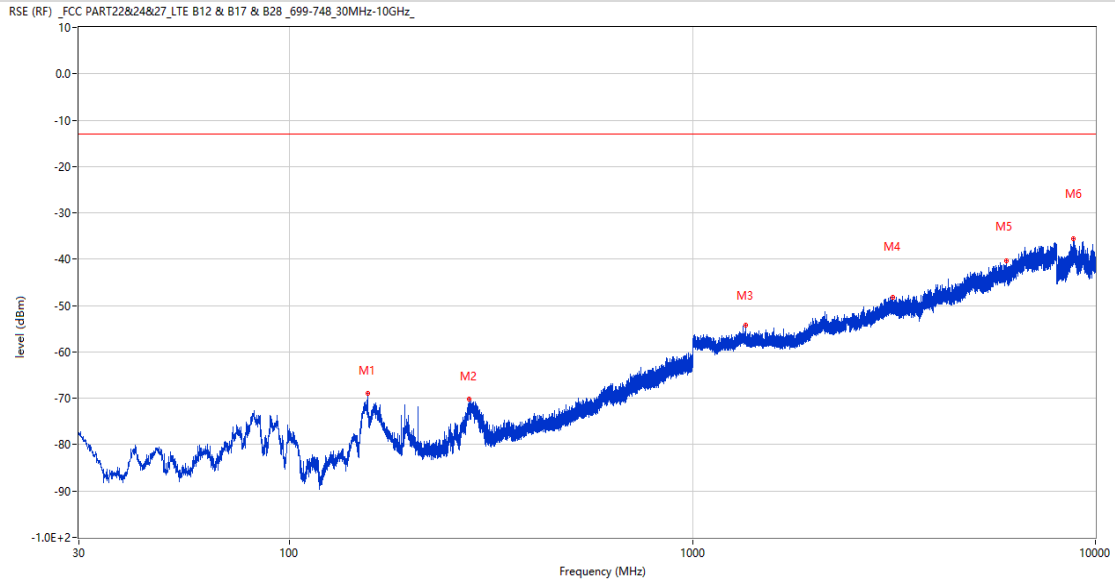
Frequency (MHz)	Result (dBm)	Factor (dB)	PK Limit (dBm)	Over Limit (dB)	Table (o)	ANT	EUT	Verdict
156.003	-64.09	-17.47	-13.0	-51.09	66.00	Horizontal	Vertical	Pass
278.272	-67.75	-9.64	-13.0	-54.75	265.00	Horizontal	Vertical	Pass
705.314	-62.89	3.33	-13.0	-49.89	86.00	Horizontal	Vertical	N/A
2115.900	-48.19	0.09	-13.0	-35.19	221.00	Horizontal	Vertical	Pass
4984.750	-41.86	13.27	-13.0	-28.86	243.00	Horizontal	Vertical	Pass
8881.599	-36.06	19.97	-13.0	-23.06	162.00	Horizontal	Vertical	Pass

RSE-V&V LTE Band 12 BW5 CH23095



Frequency (MHz)	Result (dBm)	Factor (dB)	PK Limit (dBm)	Over Limit (dB)	Table (o)	ANT	EUT	Verdict
156.682	-69.10	-17.29	-13.0	-56.10	0.00	Vertical	Vertical	Pass
273.616	-67.52	-10.31	-13.0	-54.52	129.00	Vertical	Vertical	Pass
705.411	-61.06	3.33	-13.0	-48.06	174.00	Vertical	Vertical	N/A
2116.900	-50.72	0.03	-13.0	-37.72	110.00	Vertical	Vertical	Pass
5155.250	-42.29	12.17	-13.0	-29.29	178.00	Vertical	Vertical	Pass
7933.500	-35.79	18.78	-13.0	-22.79	124.00	Vertical	Vertical	Pass

RSE-V&H LTE Band 12 BW5 CH23095

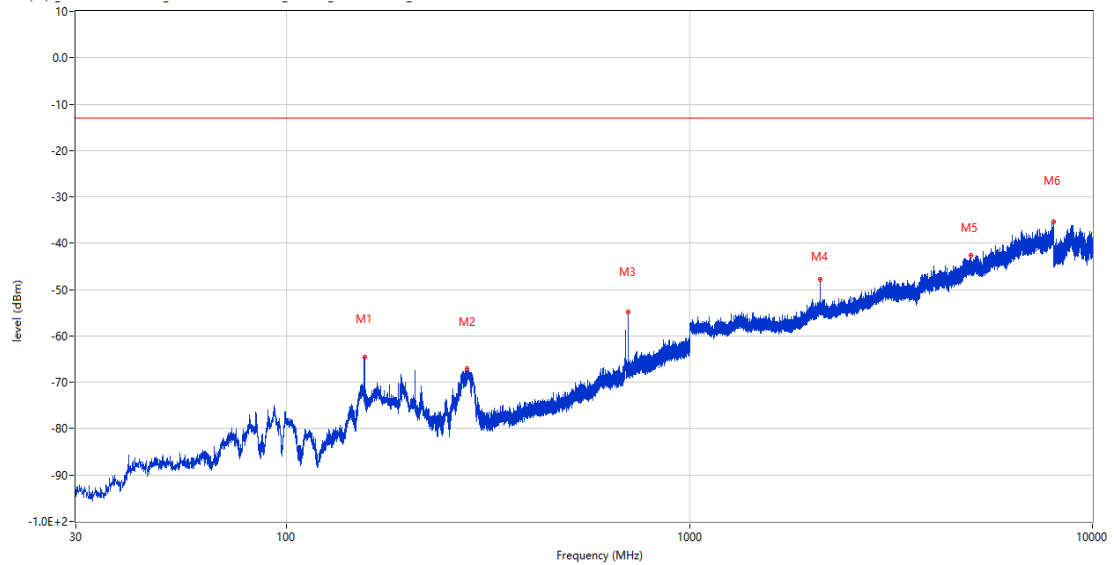


Frequency (MHz)	Result (dBm)	Factor (dB)	PK Limit (dBm)	Over Limit (dB)	Table (o)	ANT	EUT	Verdict
156.003	-68.99	-17.47	-13.0	-55.99	6.00	Vertical	Horizontal	Pass
278.805	-70.16	-9.64	-13.0	-57.16	132.00	Vertical	Horizontal	Pass
1355.800	-54.30	-2.99	-13.0	-41.30	60.00	Vertical	Horizontal	Pass
3147.750	-48.11	5.98	-13.0	-35.11	136.00	Vertical	Horizontal	Pass
6015.500	-40.29	14.93	-13.0	-27.29	82.00	Vertical	Horizontal	Pass
8824.500	-35.49	19.94	-13.0	-22.49	230.00	Vertical	Horizontal	Pass

12.4 LTE Band 12 BW10, Middle Channel

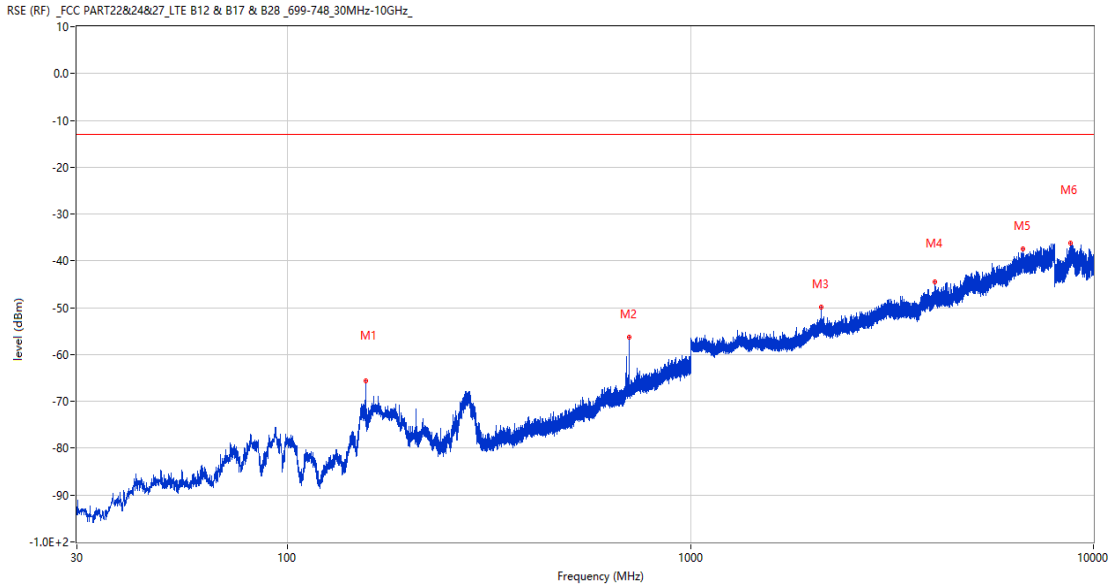
RSE-H&H LTE Band 12 BW10 CH23095

RSE (RF) _FCC PART22&24&27_LTE B12 & B17 & B28_699-748_30MHz-10GHz_



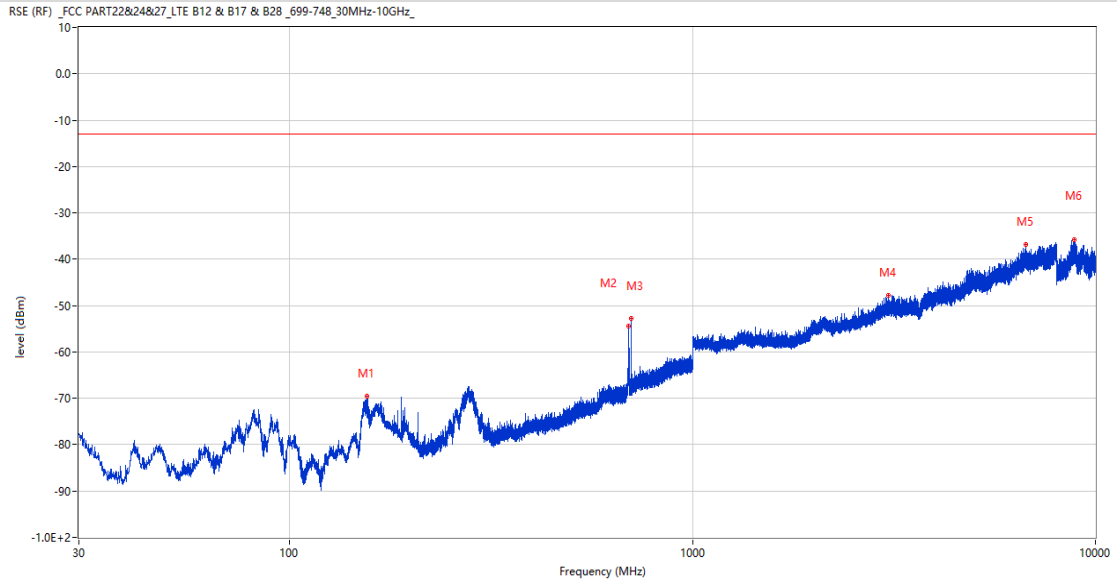
Frequency (MHz)	Result (dBm)	Factor (dB)	PK Limit (dBm)	Over Limit (dB)	Table (o)	ANT	EUT	Verdict
156.003	-64.62	-17.47	-13.0	-51.62	73.00	Horizontal	Horizontal	Pass
280.697	-66.96	-9.53	-13.0	-53.96	263.00	Horizontal	Horizontal	Pass
703.083	-54.82	3.28	-13.0	-41.82	54.00	Horizontal	Horizontal	N/A
2110.300	-47.82	0.28	-13.0	-34.82	190.00	Horizontal	Horizontal	Pass
4991.250	-42.54	12.98	-13.0	-29.54	208.00	Horizontal	Horizontal	Pass
7998.250	-35.45	18.89	-13.0	-22.45	293.00	Horizontal	Horizontal	Pass

RSE-H&V LTE Band 12 BW10 CH23095



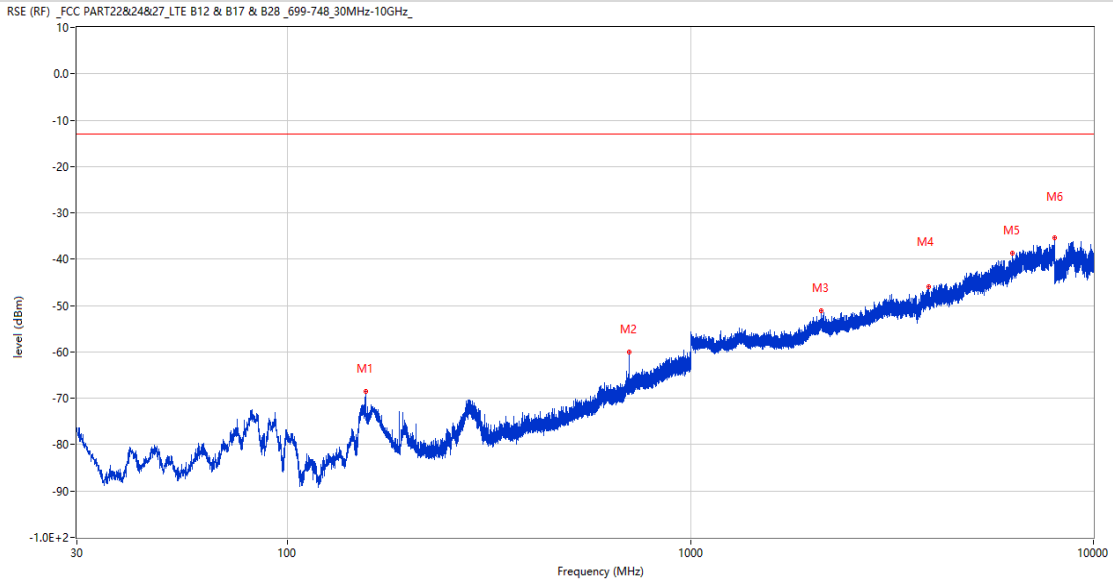
Frequency (MHz)	Result (dBm)	Factor (dB)	PK Limit (dBm)	Over Limit (dB)	Table (o)	ANT	EUT	Verdict
156.052	-65.58	-17.46	-13.0	-52.58	92.00	Horizontal	Vertical	Pass
703.034	-56.26	3.27	-13.0	-43.26	88.00	Horizontal	Vertical	N/A
2110.100	-49.87	0.29	-13.0	-36.87	189.00	Horizontal	Vertical	Pass
4040.500	-44.46	10.04	-13.0	-31.46	359.00	Horizontal	Vertical	Pass
6674.000	-37.39	16.67	-13.0	-24.39	198.00	Horizontal	Vertical	Pass
8780.500	-36.24	19.27	-13.0	-23.24	112.00	Horizontal	Vertical	Pass

RSE-V&V LTE Band 12 BW10 CH23095



Frequency (MHz)	Result (dBm)	Factor (dB)	PK Limit (dBm)	Over Limit (dB)	Table (o)	ANT	EUT	Verdict
155.760	-69.63	-17.54	-13.0	-56.63	352.00	Vertical	Vertical	Pass
694.353	-54.50	3.02	-13.0	-41.50	186.00	Vertical	Vertical	N/A
703.131	-52.80	3.28	-13.0	-39.80	206.00	Vertical	Vertical	N/A
3070.500	-47.79	5.88	-13.0	-34.79	176.00	Vertical	Vertical	Pass
6706.250	-36.90	16.74	-13.0	-23.90	92.00	Vertical	Vertical	Pass
8856.100	-35.76	20.29	-13.0	-22.76	0.00	Vertical	Vertical	Pass

RSE-V&H LTE Band 12 BW10 CH23095

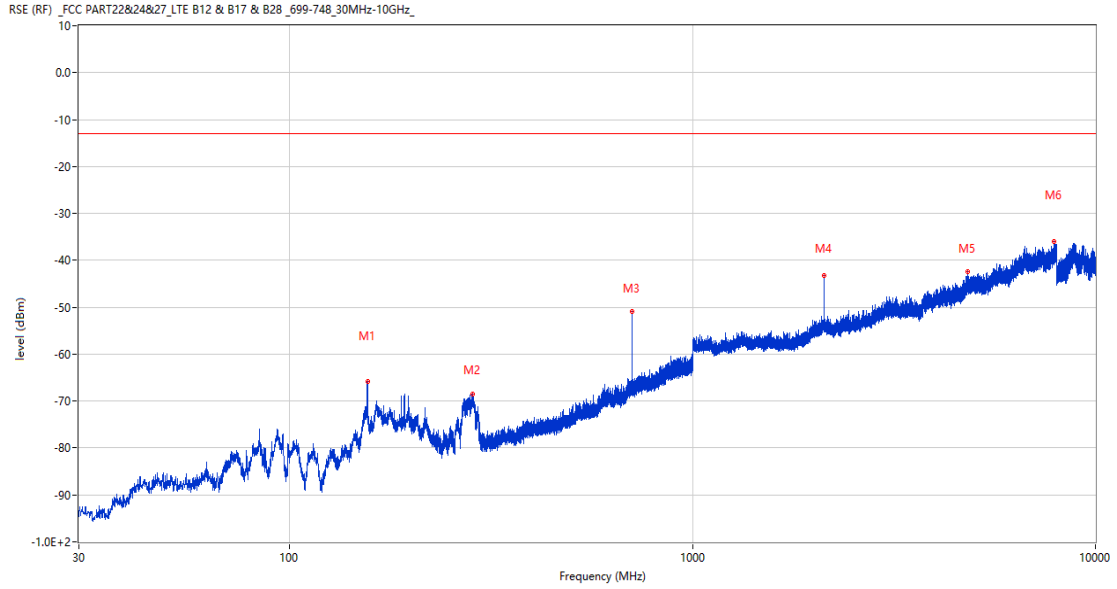


Frequency (MHz)	Result (dBm)	Factor (dB)	PK Limit (dBm)	Over Limit (dB)	Table (o)	ANT	EUT	Verdict
156.003	-68.60	-17.47	-13.0	-55.60	22.00	Vertical	Horizontal	Pass
703.131	-59.96	3.28	-13.0	-46.96	25.00	Vertical	Horizontal	N/A
2111.100	-51.08	0.26	-13.0	-38.08	357.00	Vertical	Horizontal	Pass
3891.250	-45.93	10.03	-13.0	-32.93	360.00	Vertical	Horizontal	Pass
6305.500	-38.78	15.68	-13.0	-25.78	233.00	Vertical	Horizontal	Pass
7996.500	-35.36	18.80	-13.0	-22.36	61.00	Vertical	Horizontal	Pass

14 LTE Band 17

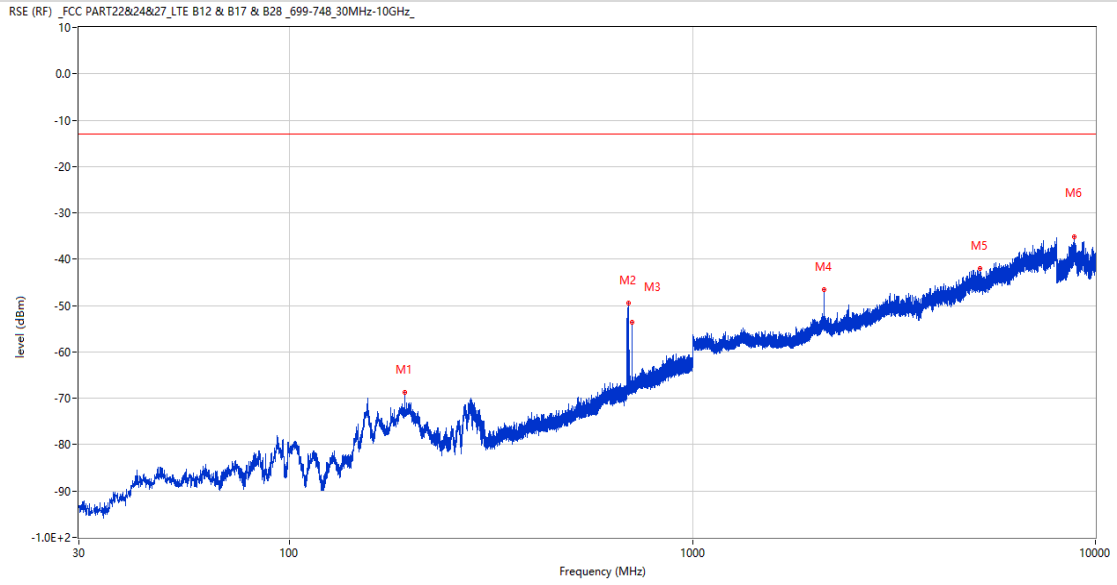
14.1 LTE Band 17 BW5, Middle Channel

RSE-H&H LTE Band 17 BW5 CH23790



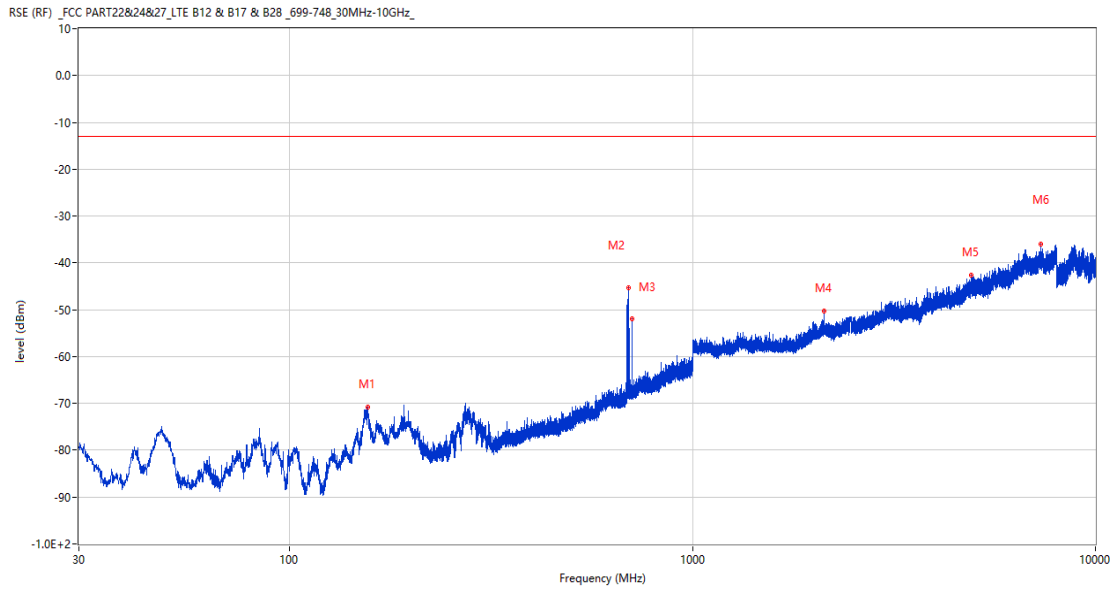
Frequency (MHz)	Result (dBm)	Factor (dB)	PK Limit (dBm)	Over Limit (dB)	Table (o)	ANT	EUT	Verdict
156.003	-65.86	-17.47	-13.0	-52.86	116.00	Horizontal	Horizontal	Pass
284.334	-68.42	-9.65	-13.0	-55.42	259.00	Horizontal	Horizontal	Pass
707.787	-51.01	3.38	-13.0	-38.01	51.00	Horizontal	Horizontal	N/A
2124.400	-43.29	-0.22	-13.0	-30.29	202.00	Horizontal	Horizontal	Pass
4809.500	-42.51	12.81	-13.0	-29.51	71.00	Horizontal	Horizontal	Pass
7912.000	-35.97	18.17	-13.0	-22.97	293.00	Horizontal	Horizontal	Pass

RSE-H&V LTE Band 17 BW5 CH23790



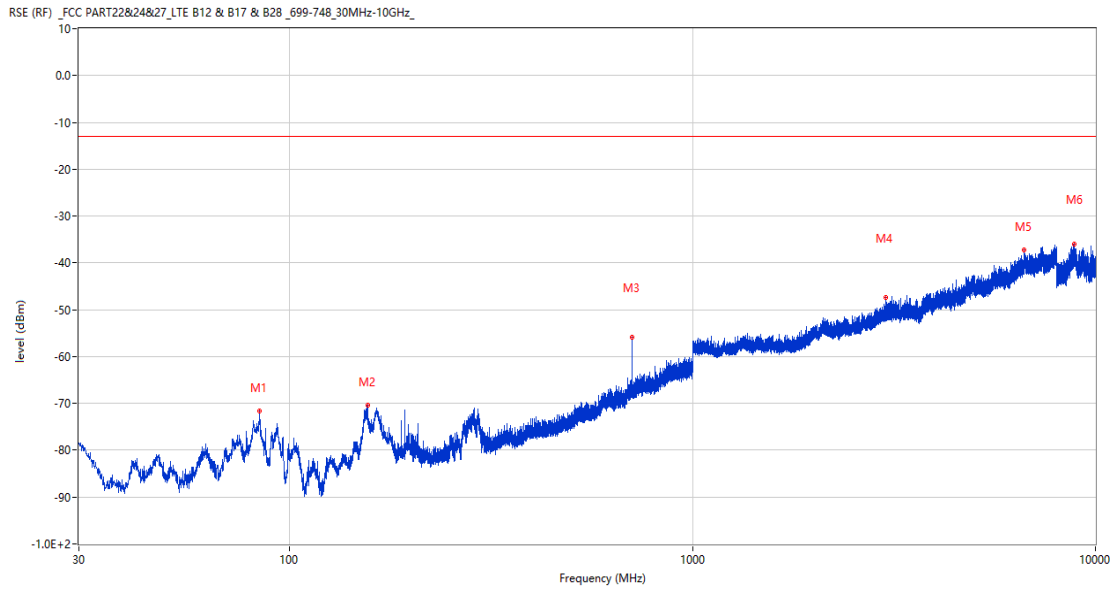
Frequency (MHz)	Result (dBm)	Factor (dB)	PK Limit (dBm)	Over Limit (dB)	Table (o)	ANT	EUT	Verdict
193.154	-68.77	-14.23	-13.0	-55.77	38.00	Horizontal	Vertical	Pass
692.607	-49.48	2.97	-13.0	-36.48	83.00	Horizontal	Vertical	N/A
707.836	-53.52	3.38	-13.0	-40.52	243.00	Horizontal	Vertical	N/A
2124.300	-46.49	-0.22	-13.0	-33.49	190.00	Horizontal	Vertical	Pass
5161.250	-41.94	12.00	-13.0	-28.94	7.00	Horizontal	Vertical	Pass
8881.299	-35.22	19.98	-13.0	-22.22	307.00	Horizontal	Vertical	Pass

RSE-V&V LTE Band 17 BW5 CH23790



Frequency (MHz)	Result (dBm)	Factor (dB)	PK Limit (dBm)	Over Limit (dB)	Table (o)	ANT	EUT	Verdict
156.634	-70.75	-17.30	-13.0	-57.75	360.00	Vertical	Vertical	Pass
693.334	-45.34	2.99	-13.0	-32.34	186.00	Vertical	Vertical	N/A
707.885	-51.90	3.38	-13.0	-38.90	194.00	Vertical	Vertical	N/A
2124.300	-50.35	-0.22	-13.0	-37.35	87.00	Vertical	Vertical	Pass
4913.750	-42.70	13.16	-13.0	-29.70	134.00	Vertical	Vertical	Pass
7313.750	-36.02	17.06	-13.0	-23.02	155.00	Vertical	Vertical	Pass

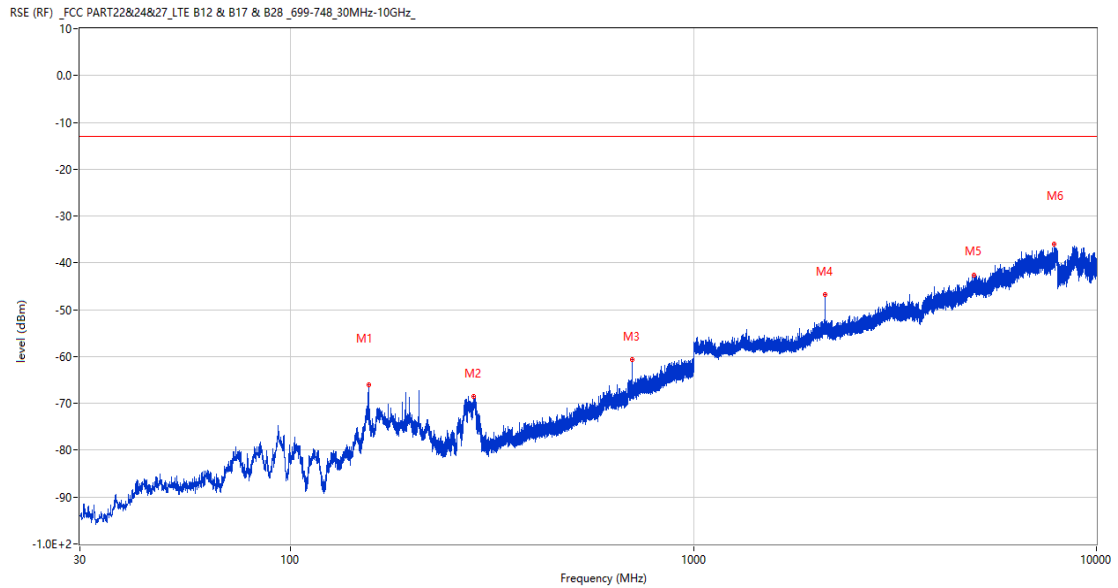
RSE-V&H LTE Band 17 BW5 CH23790



Frequency (MHz)	Result (dBm)	Factor (dB)	PK Limit (dBm)	Over Limit (dB)	Table (o)	ANT	EUT	Verdict
84.077	-71.68	-18.71	-13.0	-58.68	67.00	Vertical	Horizontal	Pass
156.003	-70.44	-17.47	-13.0	-57.44	344.00	Vertical	Horizontal	Pass
707.787	-55.96	3.38	-13.0	-42.96	17.00	Vertical	Horizontal	N/A
3020.250	-47.44	5.85	-13.0	-34.44	71.00	Vertical	Horizontal	Pass
6659.000	-37.24	16.19	-13.0	-24.24	360.00	Vertical	Horizontal	Pass
8864.700	-36.03	20.18	-13.0	-23.03	132.00	Vertical	Horizontal	Pass

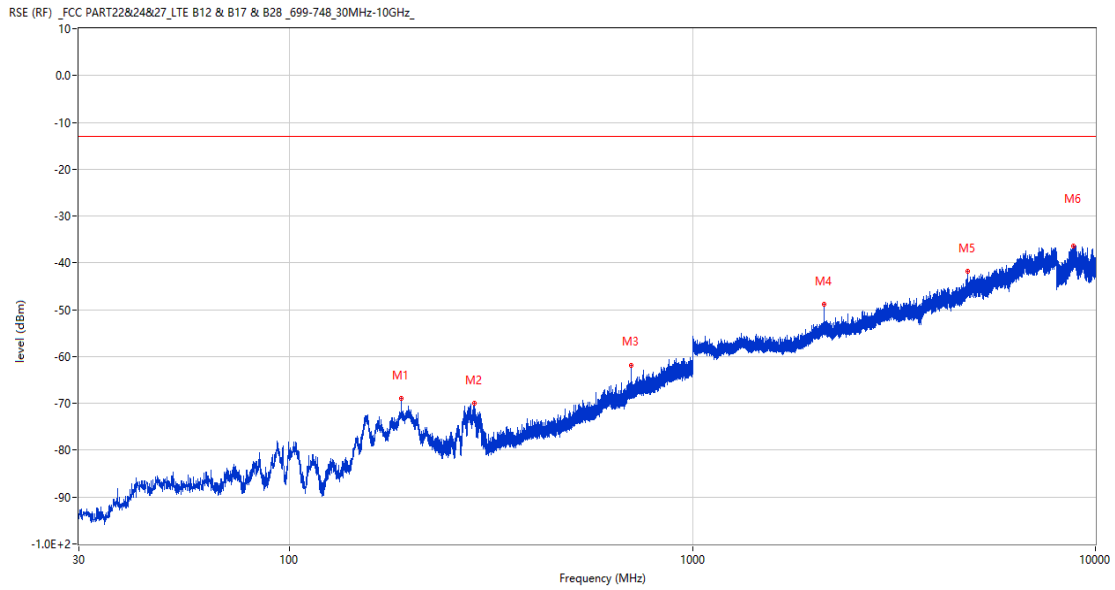
14.2 LTE Band 17 BW10, Middle Channel

RSE-H&H LTE Band 17 BW10 CH23790



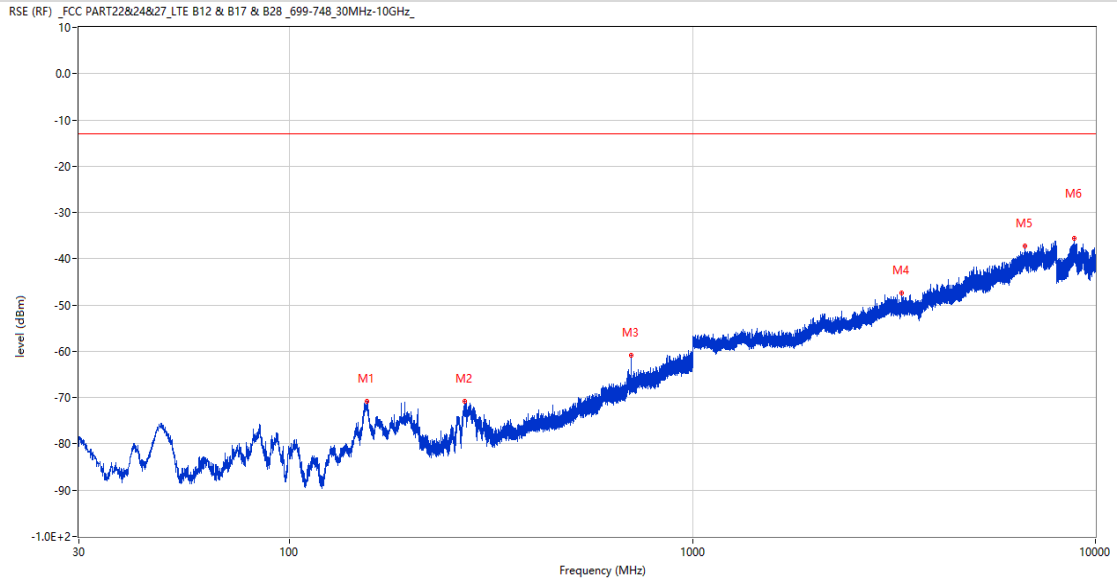
Frequency (MHz)	Result (dBm)	Factor (dB)	PK Limit (dBm)	Over Limit (dB)	Table (o)	ANT	EUT	Verdict
156.052	-65.98	-17.46	-13.0	-52.98	81.00	Horizontal	Horizontal	Pass
285.255	-68.55	-9.66	-13.0	-55.55	278.00	Horizontal	Horizontal	Pass
705.654	-60.74	3.33	-13.0	-47.74	31.00	Horizontal	Horizontal	N/A
2117.400	-46.82	-0.02	-13.0	-33.82	177.00	Horizontal	Horizontal	Pass
4965.250	-42.52	13.37	-13.0	-29.52	0.00	Horizontal	Horizontal	Pass
7863.250	-36.02	17.91	-13.0	-23.02	113.00	Horizontal	Horizontal	Pass

RSE-H&V LTE Band 17 BW10 CH23790



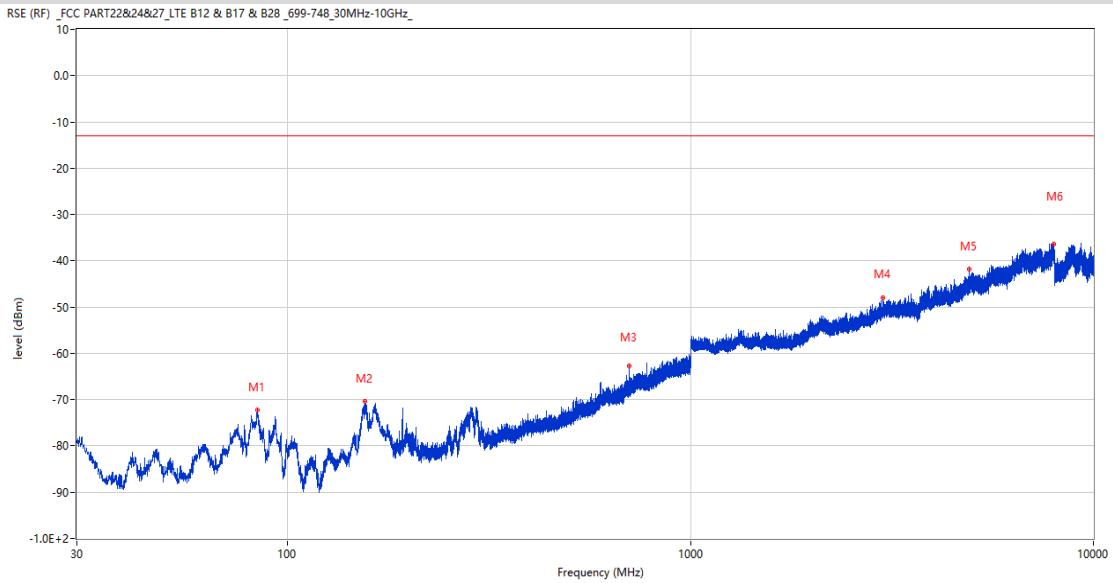
Frequency (MHz)	Result (dBm)	Factor (dB)	PK Limit (dBm)	Over Limit (dB)	Table (o)	ANT	EUT	Verdict
189.468	-68.97	-15.00	-13.0	-55.97	263.00	Horizontal	Vertical	Pass
287.098	-69.97	-9.38	-13.0	-56.97	267.00	Horizontal	Vertical	Pass
705.605	-61.79	3.33	-13.0	-48.79	238.00	Horizontal	Vertical	N/A
2117.700	-48.77	-0.03	-13.0	-35.77	207.00	Horizontal	Vertical	Pass
4831.250	-41.70	12.51	-13.0	-28.70	357.00	Horizontal	Vertical	Pass
8817.700	-36.37	19.83	-13.0	-23.37	151.00	Horizontal	Vertical	Pass

RSE-V&V LTE Band 17 BW10 CH23790



Frequency (MHz)	Result (dBm)	Factor (dB)	PK Limit (dBm)	Over Limit (dB)	Table (o)	ANT	EUT	Verdict
155.324	-70.80	-17.62	-13.0	-57.80	0.00	Vertical	Vertical	Pass
272.209	-70.85	-10.48	-13.0	-57.85	144.00	Vertical	Vertical	Pass
705.557	-60.92	3.33	-13.0	-47.92	0.00	Vertical	Vertical	N/A
3307.000	-47.40	6.50	-13.0	-34.40	360.00	Vertical	Vertical	Pass
6688.000	-37.33	17.03	-13.0	-24.33	18.00	Vertical	Vertical	Pass
8861.000	-35.60	20.23	-13.0	-22.60	132.00	Vertical	Vertical	Pass

RSE-V&H LTE Band 17 BW10 CH23790



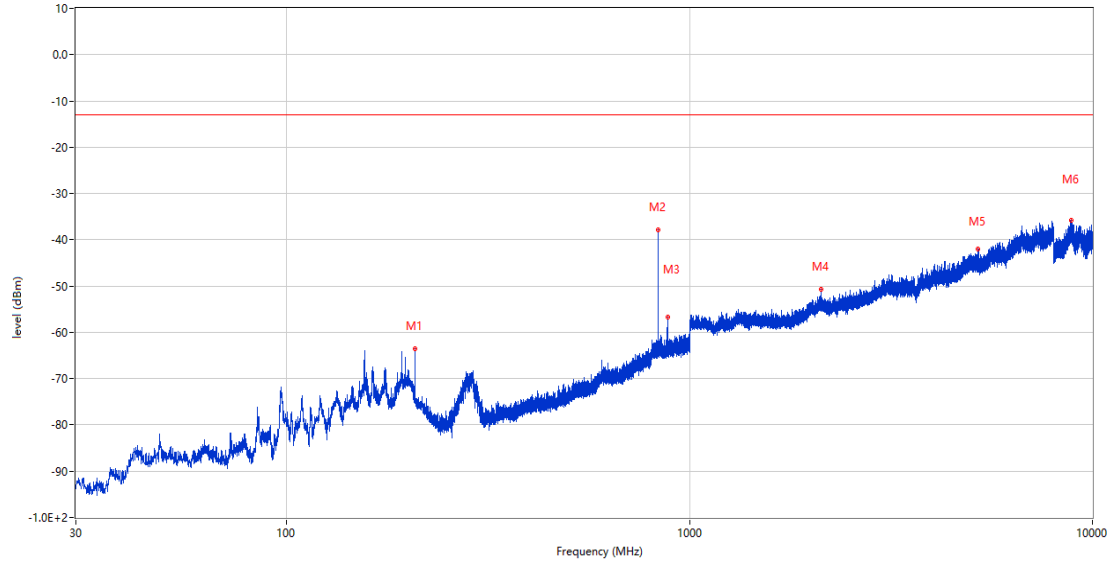
Frequency (MHz)	Result (dBm)	Factor (dB)	PK Limit (dBm)	Over Limit (dB)	Table (o)	ANT	EUT	Verdict
84.077	-72.21	-18.71	-13.0	-59.21	67.00	Vertical	Horizontal	Pass
155.324	-70.37	-17.62	-13.0	-57.37	360.00	Vertical	Horizontal	Pass
705.605	-62.75	3.33	-13.0	-49.75	5.00	Vertical	Horizontal	N/A
3005.500	-48.08	5.58	-13.0	-35.08	134.00	Vertical	Horizontal	Pass
4917.500	-41.81	13.24	-13.0	-28.81	293.00	Vertical	Horizontal	Pass
7971.500	-36.42	18.06	-13.0	-23.42	304.00	Vertical	Horizontal	Pass

15 LTE Band 26 (Part22)

15.1 LTE Band 26 (Part22) BW1.4, Middle Channel

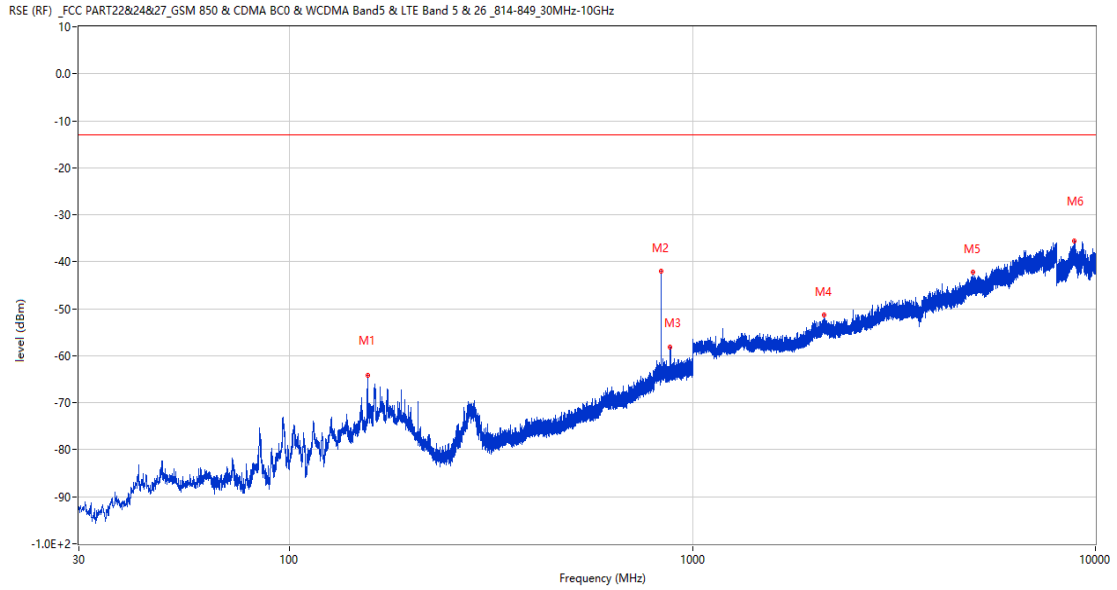
RSE-H&H LTE Band 26 (Part22) BW1.4 CH26915

RSE (RF) _FCC PART22&248&27_GSM 850 & CDMA BC0 & WCDMA Band5 & LTE Band 5 & 26_814-849_30MHz-10GHz



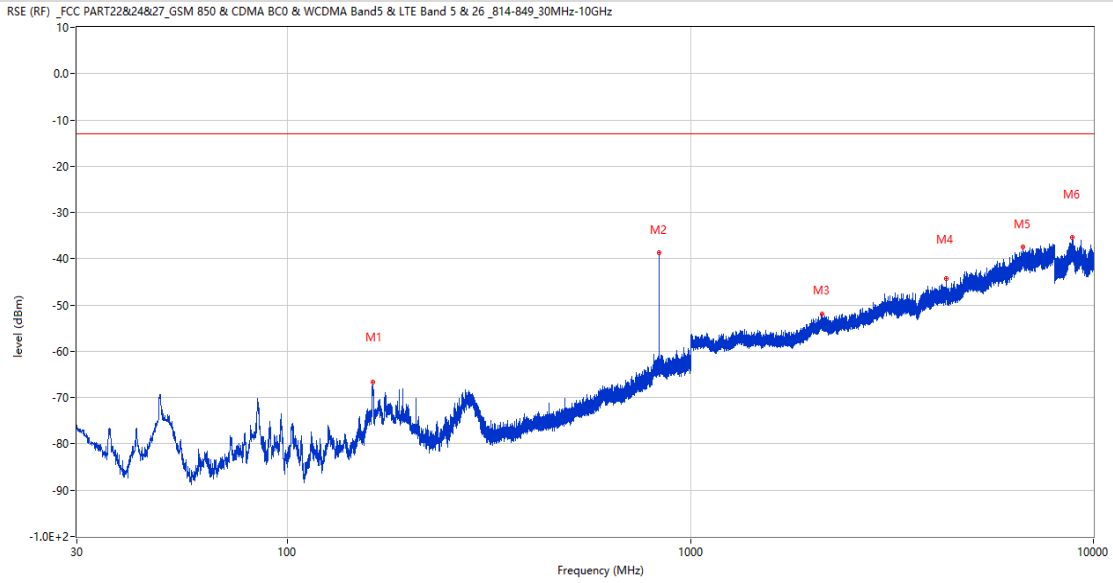
Frequency (MHz)	Result (dBm)	Factor (dB)	PK Limit (dBm)	Over Limit (dB)	Table (o)	ANT	EUT	Verdict
208.044	-63.60	-13.32	-13.0	-50.60	95.00	Horizontal	Horizontal	Pass
836.022	-37.83	7.12	-13.0	-24.83	100.00	Horizontal	Horizontal	N/A
881.854	-56.76	6.76	-13.0	-43.76	235.00	Horizontal	Horizontal	N/A
2123.500	-50.69	-0.28	-13.0	-37.69	219.00	Horizontal	Horizontal	Pass
5188.250	-42.05	12.47	-13.0	-29.05	187.00	Horizontal	Horizontal	Pass
8854.100	-35.87	20.31	-13.0	-22.87	279.00	Horizontal	Horizontal	Pass

RSE-H&V LTE Band 26 (Part22) BW1.4 CH26915



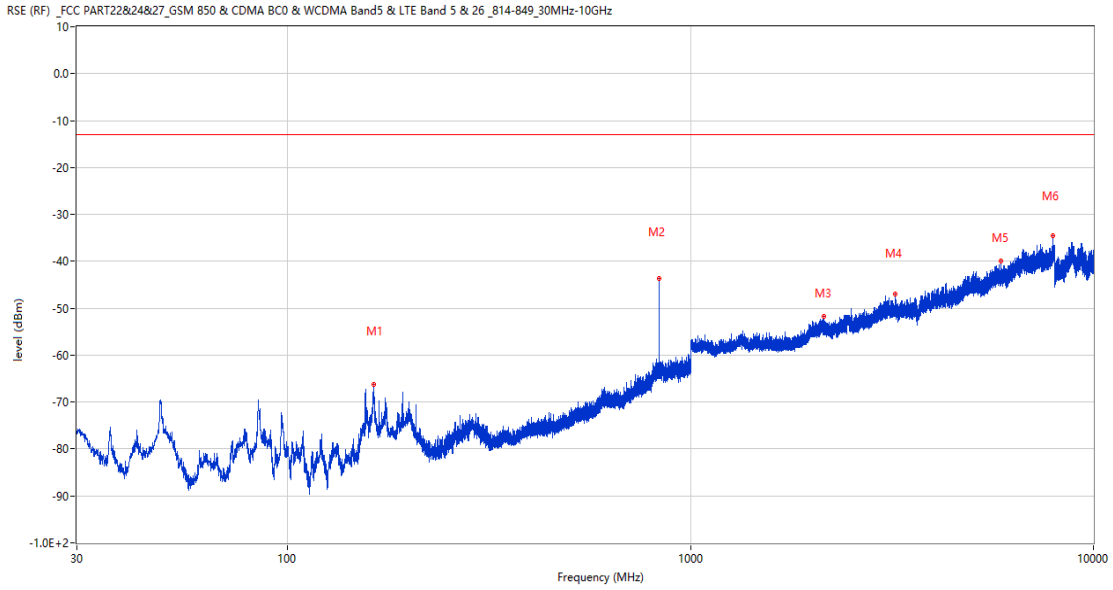
Frequency (MHz)	Result (dBm)	Factor (dB)	PK Limit (dBm)	Over Limit (dB)	Table (o)	ANT	EUT	Verdict
156.100	-64.21	-17.27	-13.0	-51.21	37.00	Horizontal	Vertical	Pass
836.070	-42.07	7.12	-13.0	-29.07	284.00	Horizontal	Vertical	N/A
881.127	-58.13	6.74	-13.0	-45.13	70.00	Horizontal	Vertical	N/A
2122.400	-51.40	-0.27	-13.0	-38.40	344.00	Horizontal	Vertical	Pass
4970.500	-42.25	13.46	-13.0	-29.25	177.00	Horizontal	Vertical	Pass
8856.600	-35.66	20.28	-13.0	-22.66	118.00	Horizontal	Vertical	Pass

RSE-V&V LTE Band 26 (Part22) BW1.4 CH26915



Frequency (MHz)	Result (dBm)	Factor (dB)	PK Limit (dBm)	Over Limit (dB)	Table (o)	ANT	EUT	Verdict
162.842	-66.67	-16.47	-13.0	-53.67	327.00	Vertical	Vertical	Pass
836.070	-38.76	7.12	-13.0	-25.76	43.00	Vertical	Vertical	N/A
2117.100	-51.84	0.01	-13.0	-38.84	158.00	Vertical	Vertical	Pass
4311.000	-44.30	10.33	-13.0	-31.30	156.00	Vertical	Vertical	Pass
6691.000	-37.45	17.03	-13.0	-24.45	103.00	Vertical	Vertical	Pass
8850.099	-35.45	20.36	-13.0	-22.45	76.00	Vertical	Vertical	Pass

RSE-V&H LTE Band 26 (Part22) BW1.4 CH26915

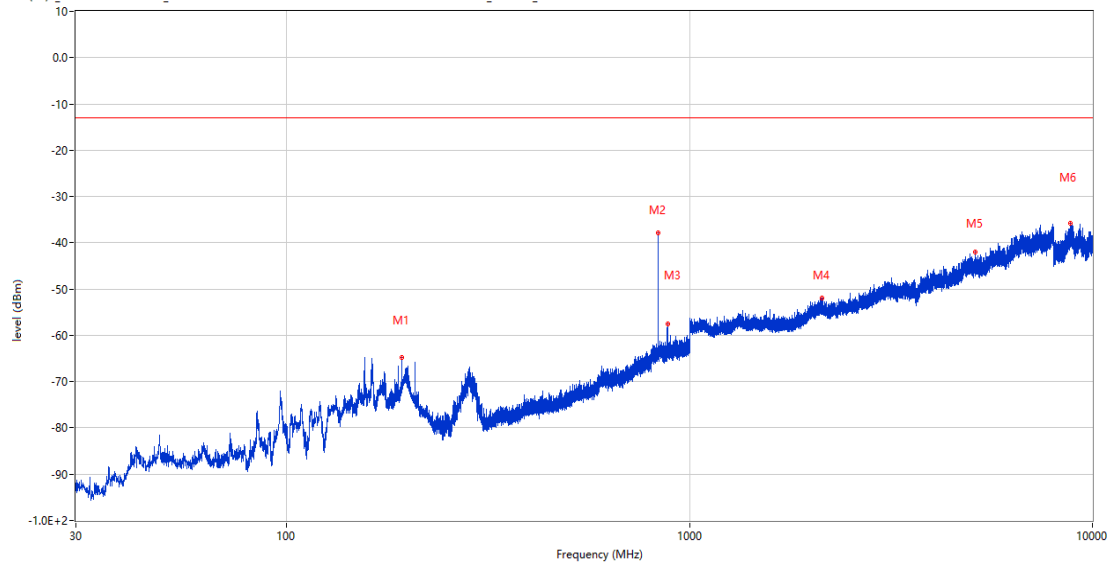


Frequency (MHz)	Result (dBm)	Factor (dB)	PK Limit (dBm)	Over Limit (dB)	Table (o)	ANT	EUT	Verdict
163.666	-66.33	-16.43	-13.0	-53.33	336.00	Vertical	Horizontal	Pass
836.022	-43.70	7.12	-13.0	-30.70	46.00	Vertical	Horizontal	N/A
2145.100	-51.72	-0.12	-13.0	-38.72	115.00	Vertical	Horizontal	Pass
3223.250	-47.05	6.36	-13.0	-34.05	102.00	Vertical	Horizontal	Pass
5890.250	-39.86	14.56	-13.0	-26.86	313.00	Vertical	Horizontal	Pass
7923.000	-34.53	18.29	-13.0	-21.53	133.00	Vertical	Horizontal	Pass

15.2 LTE Band 26 (Part22) BW3, Middle Channel

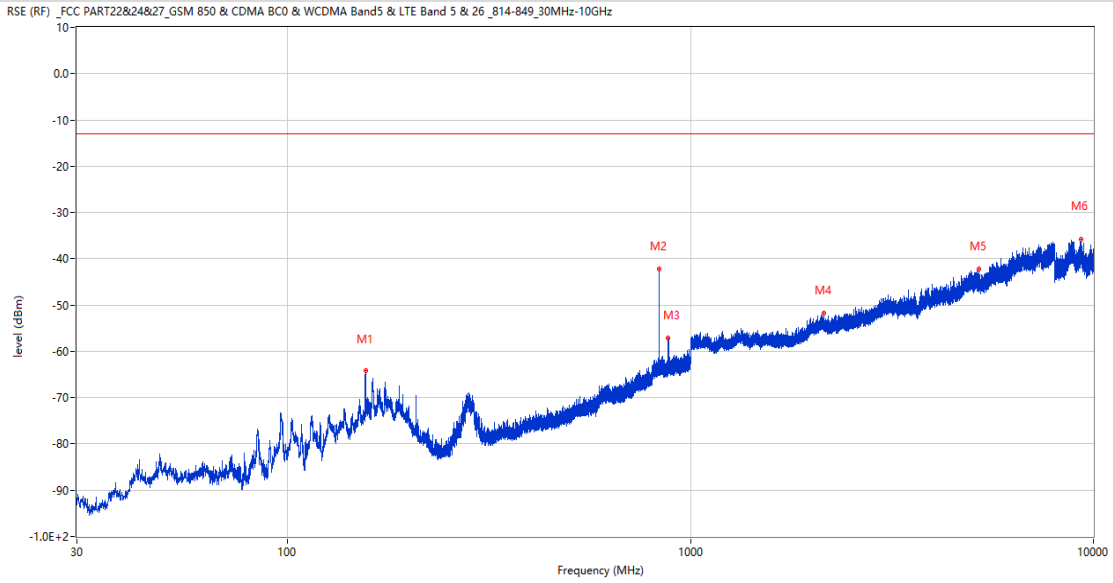
RSE-H&H LTE Band 26 (Part22) BW3 CH26915

RSE (RF) _FCC PART22&24&27_GSM 850 & CDMA BC0 & WCDMA Band5 & LTE Band 5 & 26_814-849_30MHz-10GHz



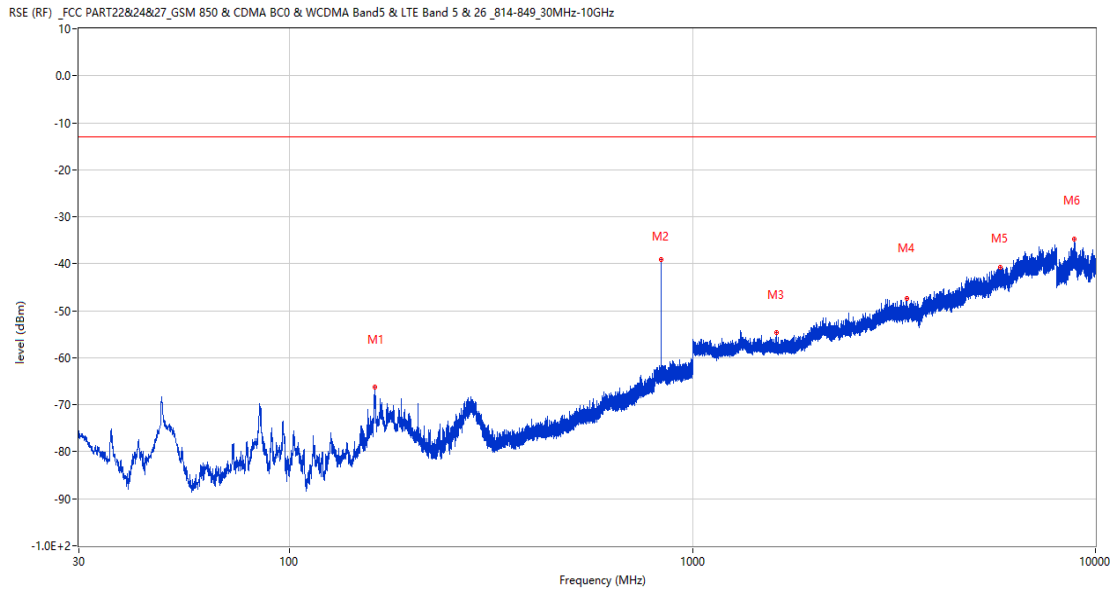
Frequency (MHz)	Result (dBm)	Factor (dB)	PK Limit (dBm)	Over Limit (dB)	Table (o)	ANT	EUT	Verdict
193.154	-64.78	-14.11	-13.0	-51.78	80.00	Horizontal	Horizontal	Pass
835.294	-37.89	7.11	-13.0	-24.89	109.00	Horizontal	Horizontal	N/A
882.339	-57.47	6.79	-13.0	-44.47	251.00	Horizontal	Horizontal	N/A
2131.400	-51.88	-0.31	-13.0	-38.88	279.00	Horizontal	Horizontal	Pass
5130.750	-41.97	12.23	-13.0	-28.97	102.00	Horizontal	Horizontal	Pass
8832.000	-35.83	20.06	-13.0	-22.83	349.00	Horizontal	Horizontal	Pass

RSE-H&V LTE Band 26 (Part22) BW3 CH26915



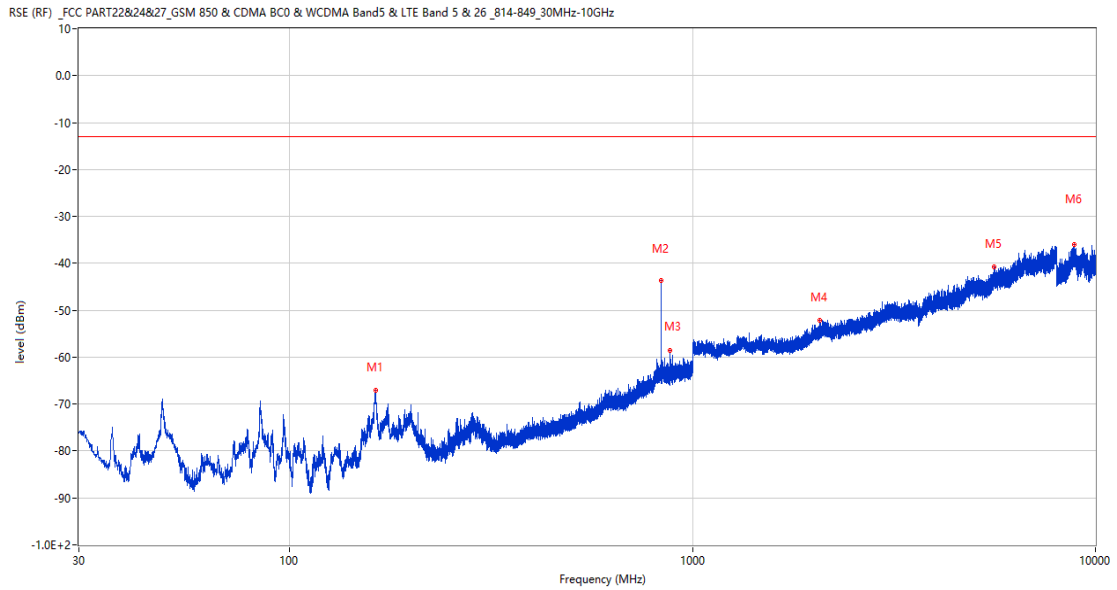
Frequency (MHz)	Result (dBm)	Factor (dB)	PK Limit (dBm)	Over Limit (dB)	Table (o)	ANT	EUT	Verdict
156.003	-64.09	-17.27	-13.0	-51.09	0.00	Horizontal	Vertical	Pass
835.246	-42.25	7.10	-13.0	-29.25	294.00	Horizontal	Vertical	N/A
880.641	-57.04	6.72	-13.0	-44.04	81.00	Horizontal	Vertical	N/A
2138.700	-51.81	-0.15	-13.0	-38.81	31.00	Horizontal	Vertical	Pass
5194.500	-42.28	12.50	-13.0	-29.28	314.00	Horizontal	Vertical	Pass
9299.599	-35.76	19.79	-13.0	-22.76	249.00	Horizontal	Vertical	Pass

RSE-V&V LTE Band 26 (Part22) BW3 CH26915



Frequency (MHz)	Result (dBm)	Factor (dB)	PK Limit (dBm)	Over Limit (dB)	Table (o)	ANT	EUT	Verdict
163.084	-66.33	-16.46	-13.0	-53.33	300.00	Vertical	Vertical	Pass
835.246	-39.06	7.10	-13.0	-26.06	51.00	Vertical	Vertical	N/A
1618.000	-54.56	-3.83	-13.0	-41.56	62.00	Vertical	Vertical	Pass
3402.000	-47.44	7.26	-13.0	-34.44	360.00	Vertical	Vertical	Pass
5809.000	-40.84	14.57	-13.0	-27.84	84.00	Vertical	Vertical	Pass
8859.500	-34.83	20.24	-13.0	-21.83	62.00	Vertical	Vertical	Pass

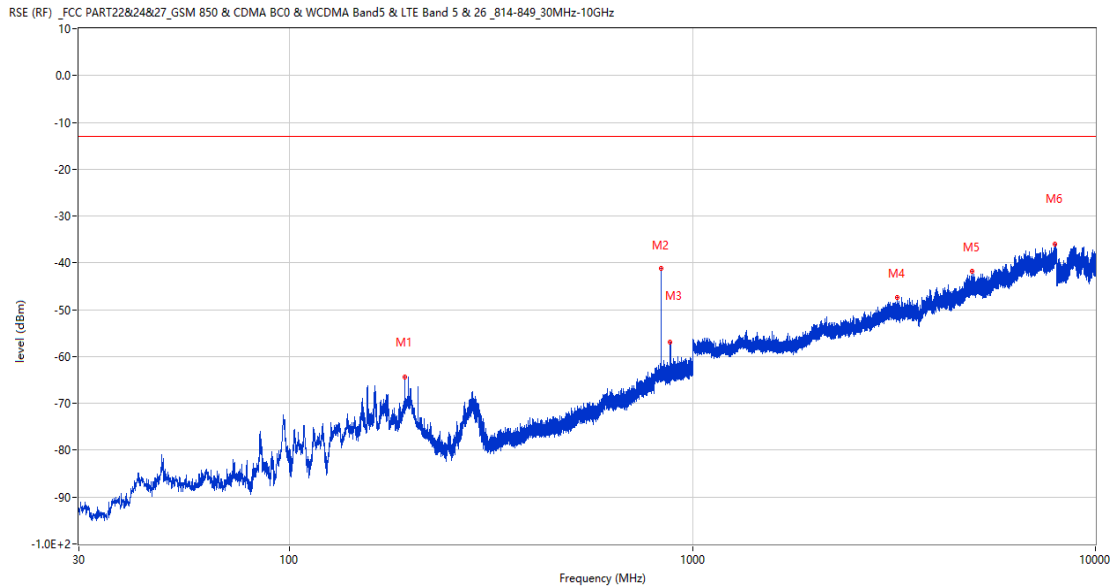
RSE-V&H LTE Band 26 (Part22) BW3 CH26915



Frequency (MHz)	Result (dBm)	Factor (dB)	PK Limit (dBm)	Over Limit (dB)	Table (o)	ANT	EUT	Verdict
163.520	-66.97	-16.44	-13.0	-53.97	318.00	Vertical	Horizontal	Pass
835.294	-43.58	7.11	-13.0	-30.58	59.00	Vertical	Horizontal	N/A
880.641	-58.47	6.72	-13.0	-45.47	133.00	Vertical	Horizontal	N/A
2070.500	-52.25	-0.37	-13.0	-39.25	289.00	Vertical	Horizontal	Pass
5601.750	-40.83	13.76	-13.0	-27.83	28.00	Vertical	Horizontal	Pass
8850.900	-36.07	20.35	-13.0	-23.07	248.00	Vertical	Horizontal	Pass

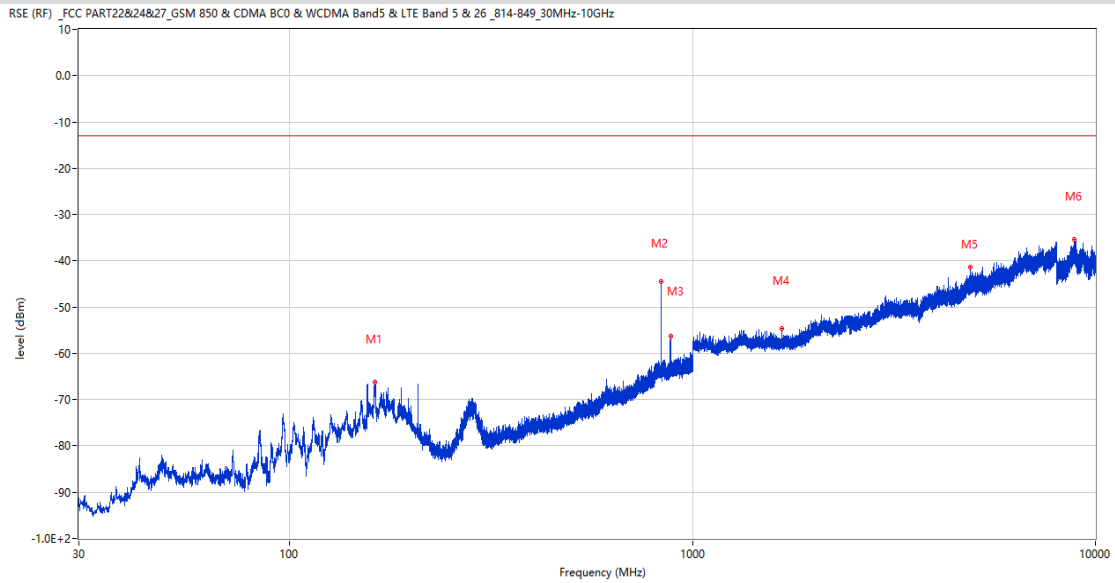
15.3 LTE Band 26 (Part22) BW5, Middle Channel

RSE-H&H LTE Band 26 (Part22) BW5 CH26915



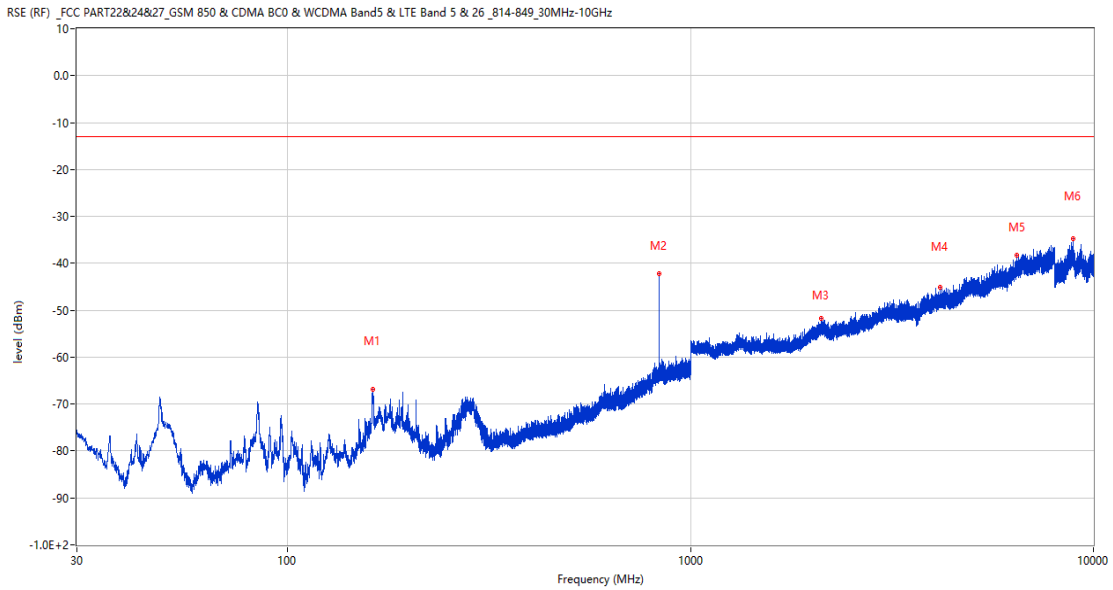
Frequency (MHz)	Result (dBm)	Factor (dB)	PK Limit (dBm)	Over Limit (dB)	Table (o)	ANT	EUT	Verdict
193.154	-64.31	-14.11	-13.0	-51.31	67.00	Horizontal	Horizontal	Pass
834.372	-41.11	7.09	-13.0	-28.11	104.00	Horizontal	Horizontal	N/A
880.205	-56.95	6.64	-13.0	-43.95	246.00	Horizontal	Horizontal	N/A
3222.000	-47.37	6.32	-13.0	-34.37	98.00	Horizontal	Horizontal	Pass
4948.750	-41.79	12.87	-13.0	-28.79	187.00	Horizontal	Horizontal	Pass
7952.500	-36.09	18.46	-13.0	-23.09	253.00	Horizontal	Horizontal	Pass

RSE-H&V LTE Band 26 (Part2) BW5 CH26915



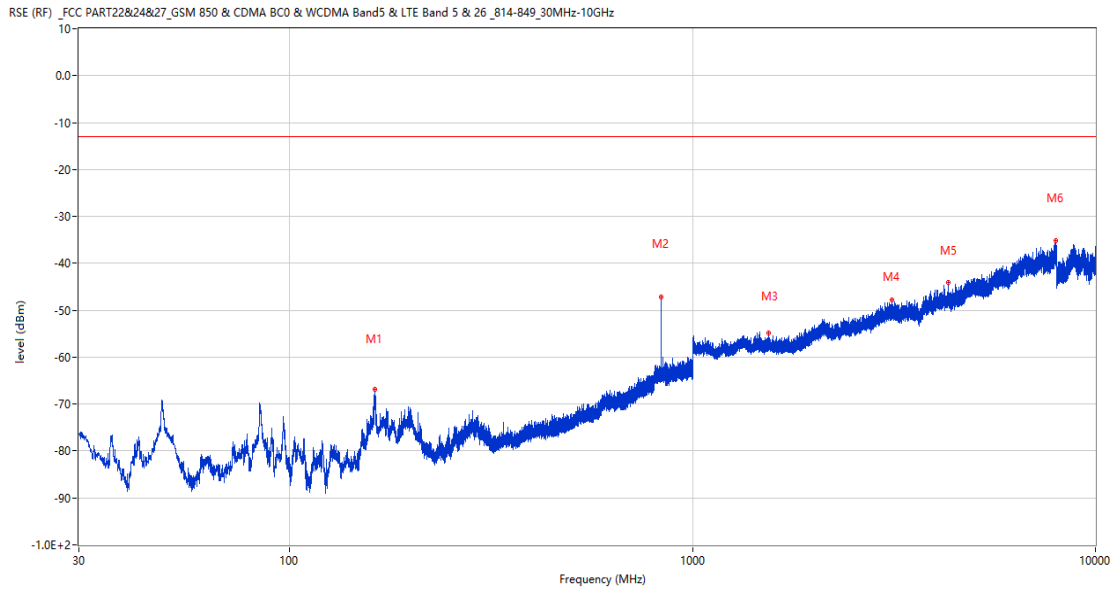
Frequency (MHz)	Result (dBm)	Factor (dB)	PK Limit (dBm)	Over Limit (dB)	Table (o)	ANT	EUT	Verdict
162.599	-66.18	-16.47	-13.0	-53.18	0.00	Horizontal	Vertical	Pass
834.372	-44.42	7.09	-13.0	-31.42	287.00	Horizontal	Vertical	N/A
883.309	-56.24	6.93	-13.0	-43.24	88.00	Horizontal	Vertical	N/A
1669.400	-54.66	-3.82	-13.0	-41.66	182.00	Horizontal	Vertical	Pass
4882.250	-41.43	12.63	-13.0	-28.43	102.00	Horizontal	Vertical	Pass
8860.300	-35.41	20.23	-13.0	-22.41	6.00	Horizontal	Vertical	Pass

RSE-V&V LTE Band 26 (Part22) BW5 CH26915



Frequency (MHz)	Result (dBm)	Factor (dB)	PK Limit (dBm)	Over Limit (dB)	Table (o)	ANT	EUT	Verdict
162.648	-66.92	-16.47	-13.0	-53.92	313.00	Vertical	Vertical	Pass
834.421	-42.20	7.09	-13.0	-29.20	291.00	Vertical	Vertical	N/A
2110.900	-51.67	0.26	-13.0	-38.67	255.00	Vertical	Vertical	Pass
4170.750	-45.15	10.16	-13.0	-32.15	310.00	Vertical	Vertical	Pass
6458.750	-38.30	16.70	-13.0	-25.30	93.00	Vertical	Vertical	Pass
8884.700	-34.82	19.94	-13.0	-21.82	19.00	Vertical	Vertical	Pass

RSE-V&H LTE Band 26 (Part22) BW5 CH26915

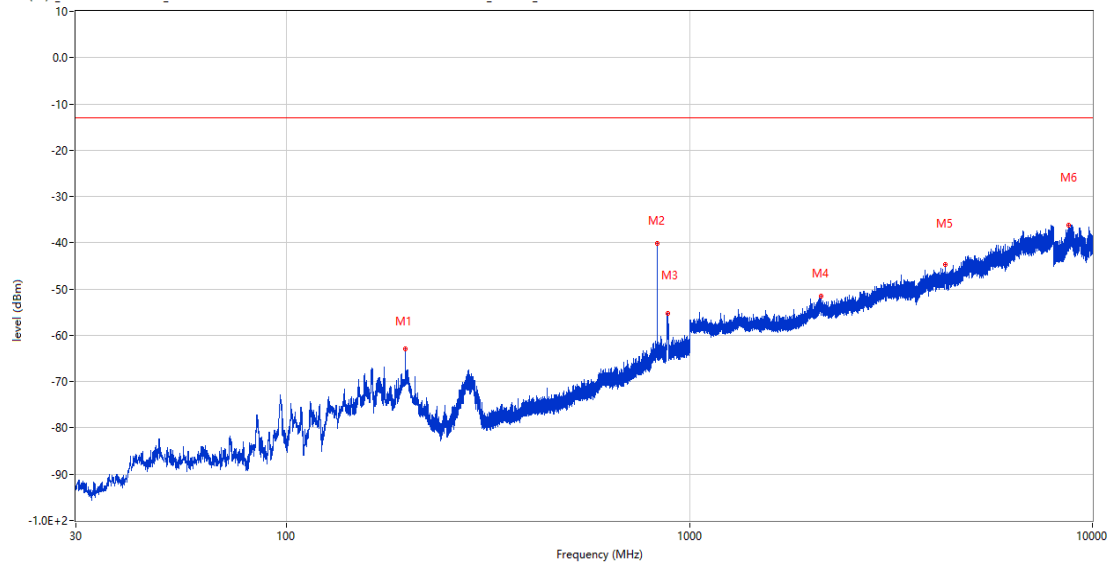


Frequency (MHz)	Result (dBm)	Factor (dB)	PK Limit (dBm)	Over Limit (dB)	Table (o)	ANT	EUT	Verdict
163.133	-66.86	-16.46	-13.0	-53.86	349.00	Vertical	Horizontal	Pass
834.372	-47.16	7.09	-13.0	-34.16	47.00	Vertical	Horizontal	N/A
1542.200	-54.89	-3.13	-13.0	-41.89	260.00	Vertical	Horizontal	Pass
3128.500	-47.78	6.99	-13.0	-34.78	49.00	Vertical	Horizontal	Pass
4313.500	-43.99	10.18	-13.0	-30.99	294.00	Vertical	Horizontal	Pass
7992.750	-35.23	18.53	-13.0	-22.23	167.00	Vertical	Horizontal	Pass

15.4 LTE Band 26 (Part22) BW10, Middle Channel

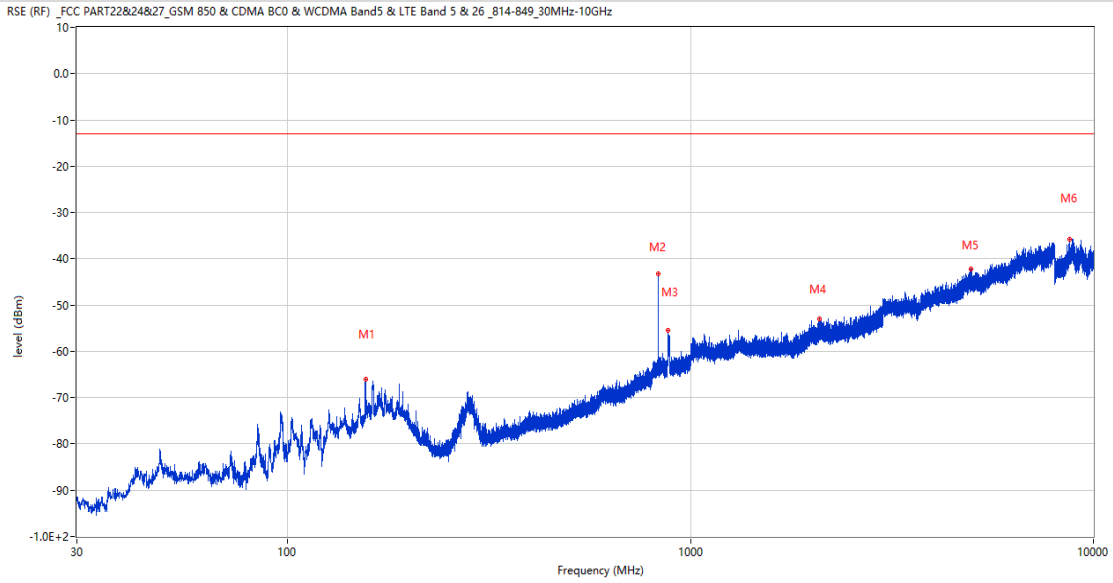
RSE-H&H LTE Band 26 (Part22) BW10 CH26915

RSE (RF) _FCC PART22&24&27_GSM 850 & CDMA BC0 & WCDMA Band5 & LTE Band 5 & 26_814-849_30MHz-10GHz



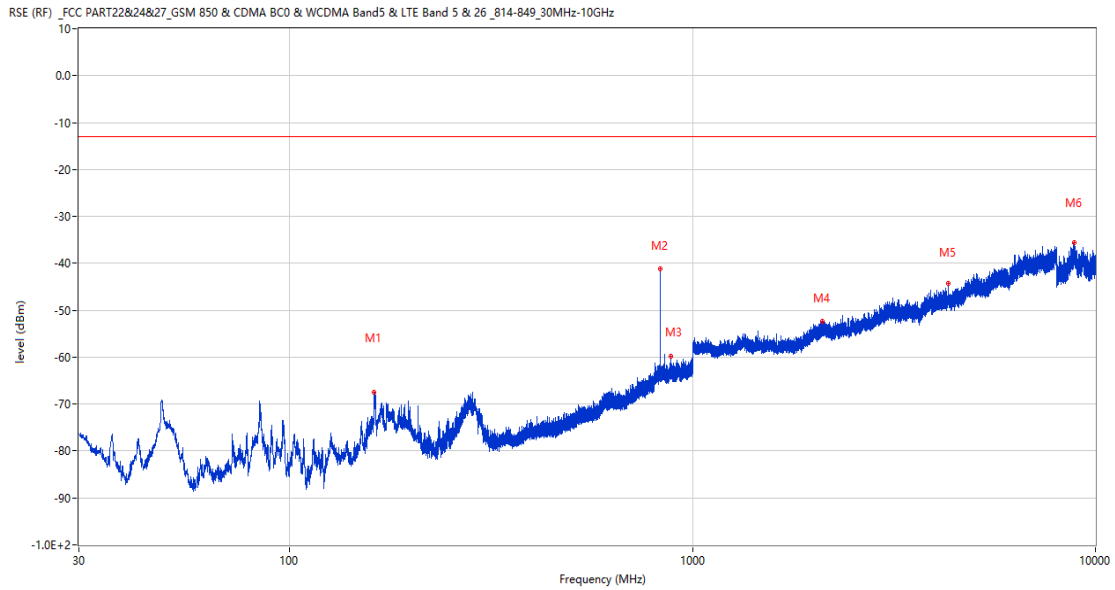
Frequency (MHz)	Result (dBm)	Factor (dB)	PK Limit (dBm)	Over Limit (dB)	Table (o)	ANT	EUT	Verdict
196.889	-62.88	-13.53	-13.0	-49.88	81.00	Horizontal	Horizontal	Pass
832.093	-40.12	7.05	-13.0	-27.12	106.00	Horizontal	Horizontal	N/A
881.417	-55.34	6.74	-13.0	-42.34	248.00	Horizontal	Horizontal	N/A
2119.200	-51.53	-0.08	-13.0	-38.53	357.00	Horizontal	Horizontal	Pass
4311.250	-44.68	10.32	-13.0	-31.68	83.00	Horizontal	Horizontal	Pass
8724.400	-36.14	19.14	-13.0	-23.14	232.00	Horizontal	Horizontal	Pass

RSE-H&V LTE Band 26 (Part2) BW10 CH26915



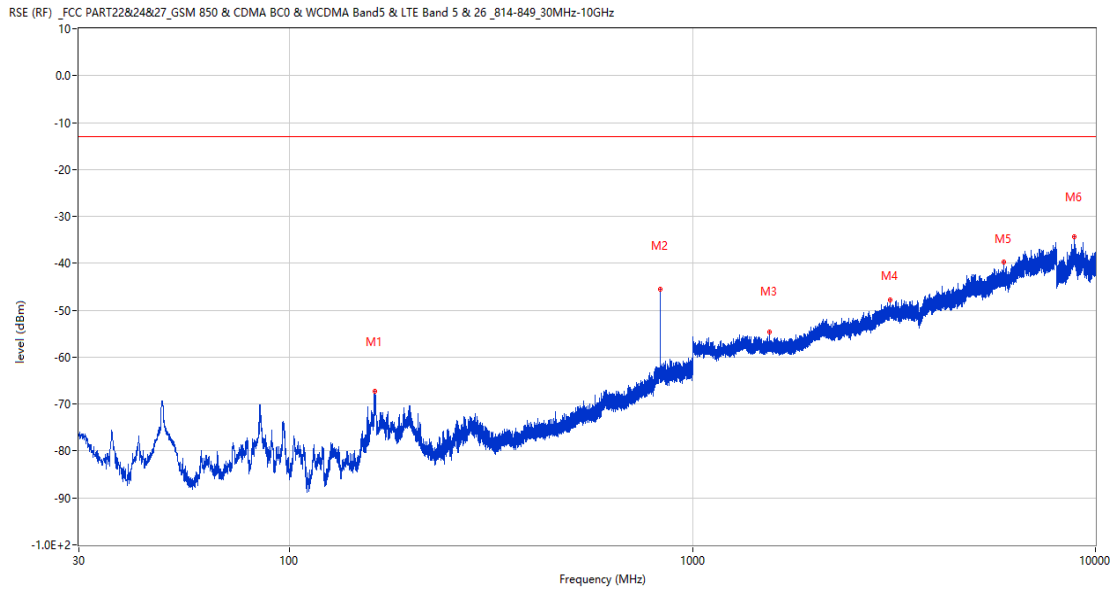
Frequency (MHz)	Result (dBm)	Factor (dB)	PK Limit (dBm)	Over Limit (dB)	Table (o)	ANT	EUT	Verdict
156.003	-66.01	-17.27	-13.0	-53.01	171.00	Horizontal	Vertical	Pass
832.093	-43.33	7.05	-13.0	-30.33	287.00	Horizontal	Vertical	N/A
878.702	-55.37	6.51	-13.0	-42.37	250.00	Horizontal	Vertical	N/A
2088.900	-53.08	-0.11	-13.0	-40.08	360.00	Horizontal	Vertical	Pass
4956.250	-42.28	12.86	-13.0	-29.28	134.00	Horizontal	Vertical	Pass
8720.500	-35.86	19.18	-13.0	-22.86	149.00	Horizontal	Vertical	Pass

RSE-V&V LTE Band 26 (Part22) BW10 CH26915



Frequency (MHz)	Result (dBm)	Factor (dB)	PK Limit (dBm)	Over Limit (dB)	Table (o)	ANT	EUT	Verdict
162.211	-67.44	-16.46	-13.0	-54.44	294.00	Vertical	Vertical	Pass
832.044	-41.13	7.05	-13.0	-28.13	294.00	Vertical	Vertical	N/A
884.327	-59.81	7.04	-13.0	-46.81	291.00	Vertical	Vertical	N/A
2102.500	-52.44	0.11	-13.0	-39.44	79.00	Vertical	Vertical	Pass
4304.750	-44.20	10.77	-13.0	-31.20	92.00	Vertical	Vertical	Pass
8841.300	-35.66	20.22	-13.0	-22.66	41.00	Vertical	Vertical	Pass

RSE-V&H LTE Band 26 (Part2) BW10 CH26915

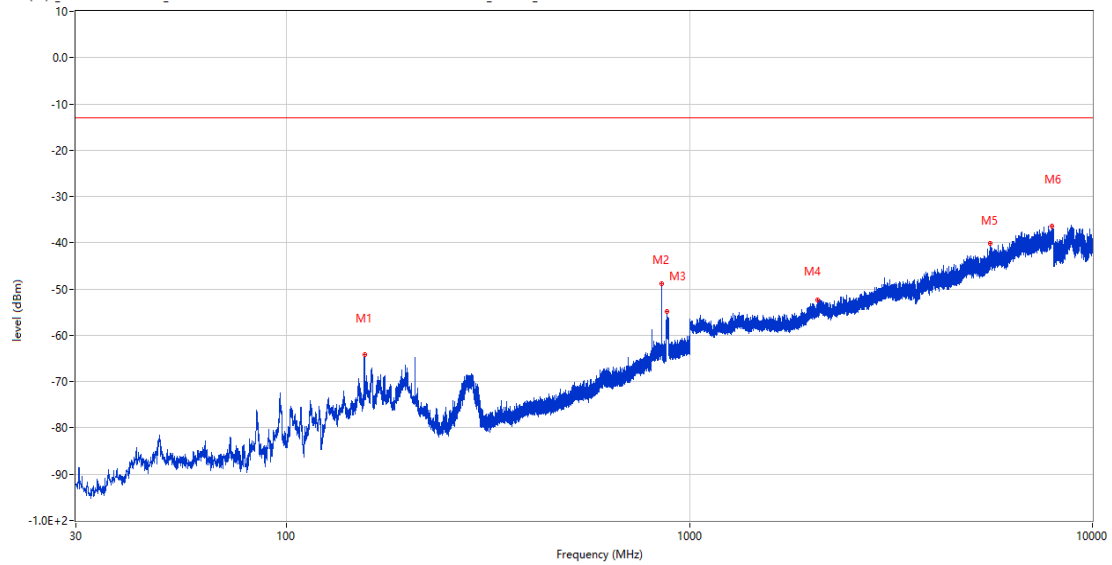


Frequency (MHz)	Result (dBm)	Factor (dB)	PK Limit (dBm)	Over Limit (dB)	Table (o)	ANT	EUT	Verdict
163.181	-67.24	-16.46	-13.0	-54.24	359.00	Vertical	Horizontal	Pass
832.142	-45.57	7.05	-13.0	-32.57	48.00	Vertical	Horizontal	N/A
1555.800	-54.74	-3.14	-13.0	-41.74	327.00	Vertical	Horizontal	Pass
3095.000	-47.85	6.57	-13.0	-34.85	39.00	Vertical	Horizontal	Pass
5918.000	-39.81	14.55	-13.0	-26.81	93.00	Vertical	Horizontal	Pass
8852.600	-34.33	20.33	-13.0	-21.33	1.00	Vertical	Horizontal	Pass

15.5 LTE Band 26 (Part22) BW15, Middle Channel

RSE-H&H LTE Band 26 (Part22) BW15 CH26915

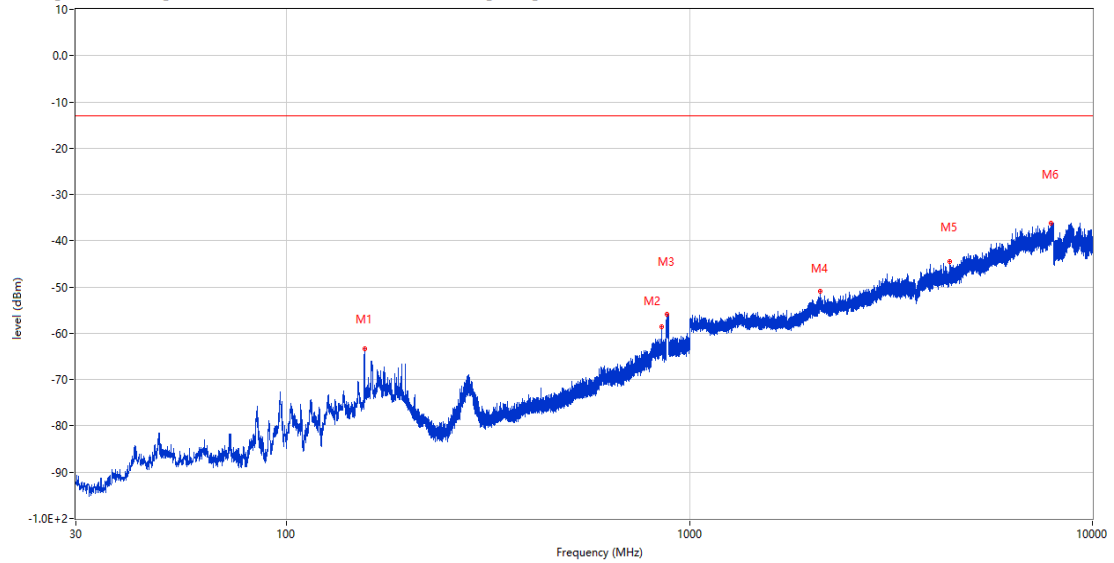
RSE (RF) _FCC PART22&24&27_GSM 850 & CDMA BC0 & WCDMA Band5 & LTE Band 5 & 26_814-849_30MHz-10GHz



Frequency (MHz)	Result (dBm)	Factor (dB)	PK Limit (dBm)	Over Limit (dB)	Table (o)	ANT	EUT	Verdict
156.003	-64.11	-17.27	-13.0	-51.11	73.00	Horizontal	Horizontal	Pass
853.142	-48.73	7.37	-13.0	-35.73	273.00	Horizontal	Horizontal	N/A
878.508	-54.76	6.50	-13.0	-41.76	244.00	Horizontal	Horizontal	N/A
2080.000	-52.46	0.13	-13.0	-39.46	218.00	Horizontal	Horizontal	Pass
5580.250	-40.03	13.06	-13.0	-27.03	127.00	Horizontal	Horizontal	Pass
7933.500	-36.46	18.78	-13.0	-23.46	84.00	Horizontal	Horizontal	Pass

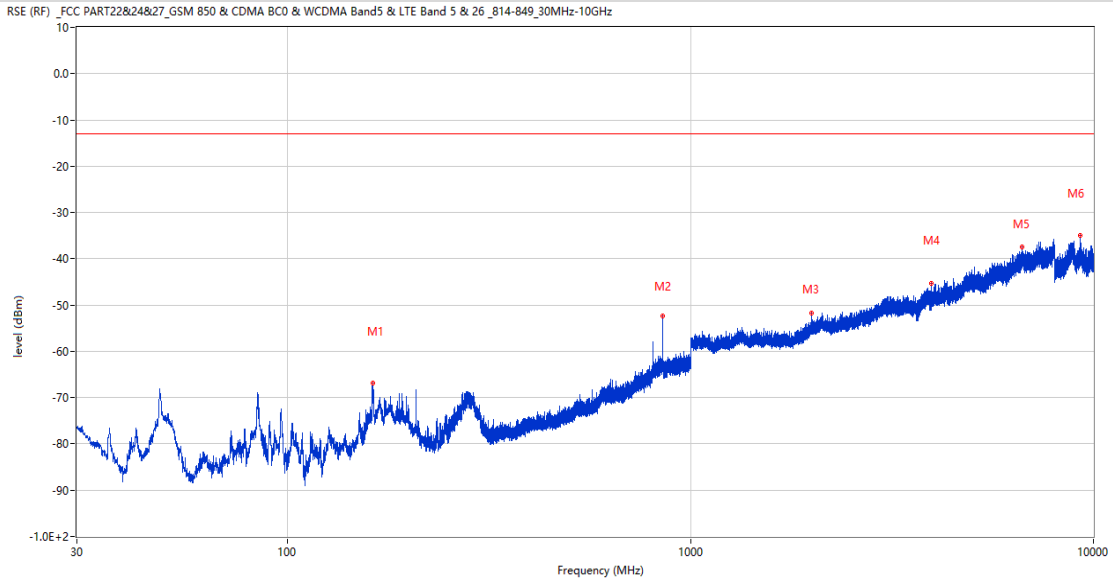
RSE-H&V LTE Band 26 (Part2) BW15 CH26915

RSE (RF) _FCC PART22&24&27_GSM 850 & CDMA BC0 & WCDMA Band5 & LTE Band 5 & 26_814-849_30MHz-10GHz



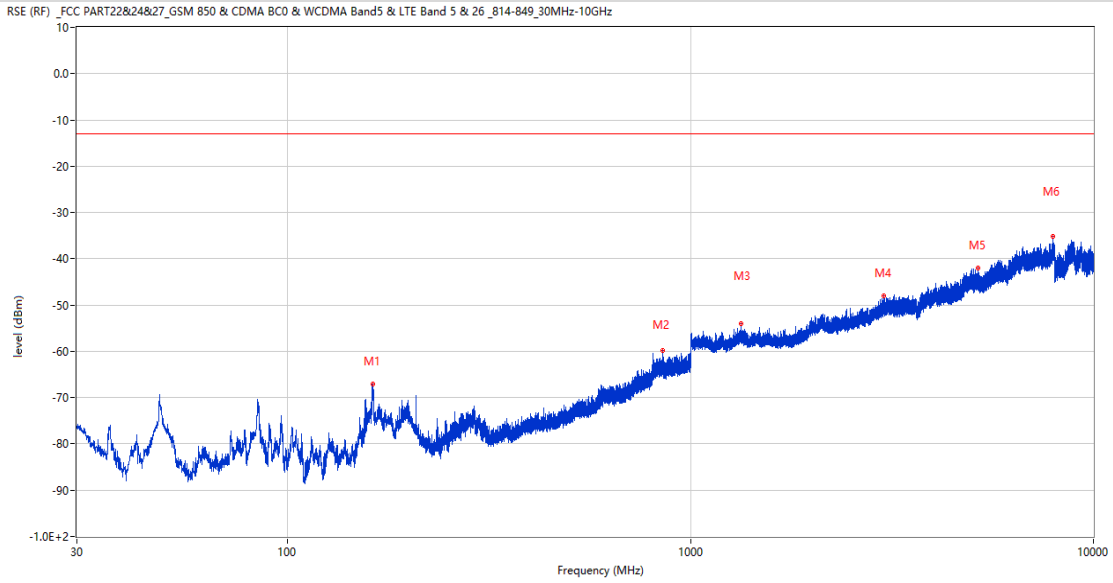
Frequency (MHz)	Result (dBm)	Factor (dB)	PK Limit (dBm)	Over Limit (dB)	Table (o)	ANT	EUT	Verdict
156.003	-63.30	-17.27	-13.0	-50.30	14.00	Horizontal	Vertical	Pass
853.190	-58.59	7.37	-13.0	-45.59	166.00	Horizontal	Vertical	N/A
877.295	-55.87	6.46	-13.0	-42.87	247.00	Horizontal	Vertical	N/A
2112.100	-50.95	0.27	-13.0	-37.95	332.00	Horizontal	Vertical	Pass
4433.250	-44.49	10.37	-13.0	-31.49	28.00	Horizontal	Vertical	Pass
7912.000	-36.27	18.17	-13.0	-23.27	346.00	Horizontal	Vertical	Pass

RSE-V&V LTE Band 26 (Part22) BW15 CH26915



Frequency (MHz)	Result (dBm)	Factor (dB)	PK Limit (dBm)	Over Limit (dB)	Table (o)	ANT	EUT	Verdict
163.036	-66.86	-16.46	-13.0	-53.86	295.00	Vertical	Vertical	Pass
852.560	-52.39	7.37	-13.0	-39.39	22.00	Vertical	Vertical	N/A
1998.300	-51.65	-1.12	-13.0	-38.65	194.00	Vertical	Vertical	Pass
3959.750	-45.36	9.65	-13.0	-32.36	346.00	Vertical	Vertical	Pass
6662.250	-37.46	16.35	-13.0	-24.46	155.00	Vertical	Vertical	Pass
9285.500	-34.90	19.41	-13.0	-21.90	92.00	Vertical	Vertical	Pass

RSE-V&H LTE Band 26 (Part2) BW15 CH26915

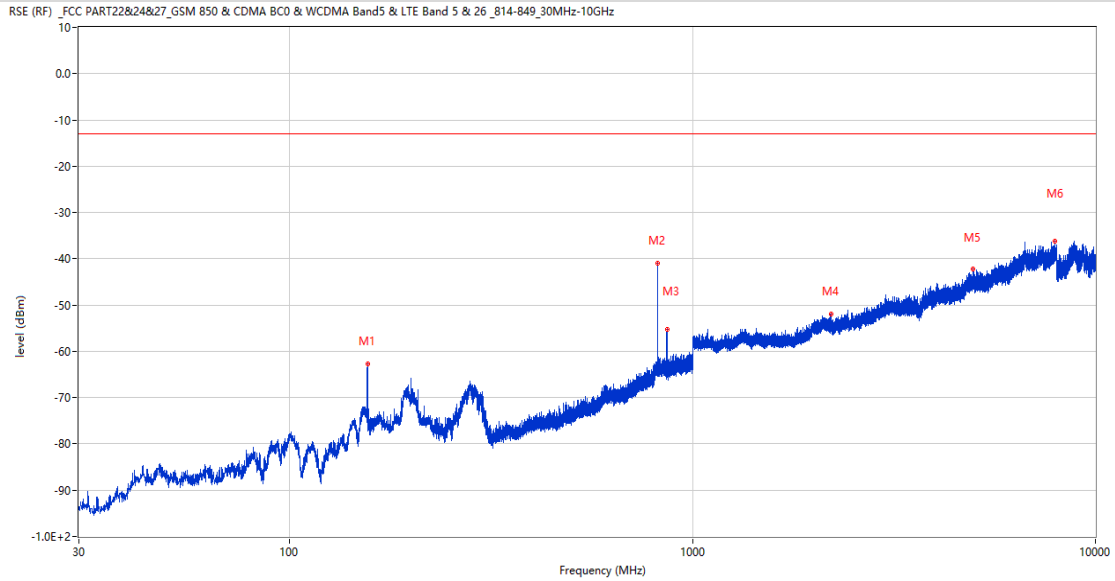


Frequency (MHz)	Result (dBm)	Factor (dB)	PK Limit (dBm)	Over Limit (dB)	Table (o)	ANT	EUT	Verdict
162.890	-67.11	-16.47	-13.0	-54.11	313.00	Vertical	Horizontal	Pass
852.851	-59.72	7.37	-13.0	-46.72	44.00	Vertical	Horizontal	N/A
1332.100	-54.06	-2.34	-13.0	-41.06	135.00	Vertical	Horizontal	Pass
3021.500	-48.02	5.94	-13.0	-35.02	284.00	Vertical	Horizontal	Pass
5165.000	-42.02	12.04	-13.0	-29.02	221.00	Vertical	Horizontal	Pass
7926.750	-35.25	18.45	-13.0	-22.25	146.00	Vertical	Horizontal	Pass

16 LTE Band 26 (Part90)

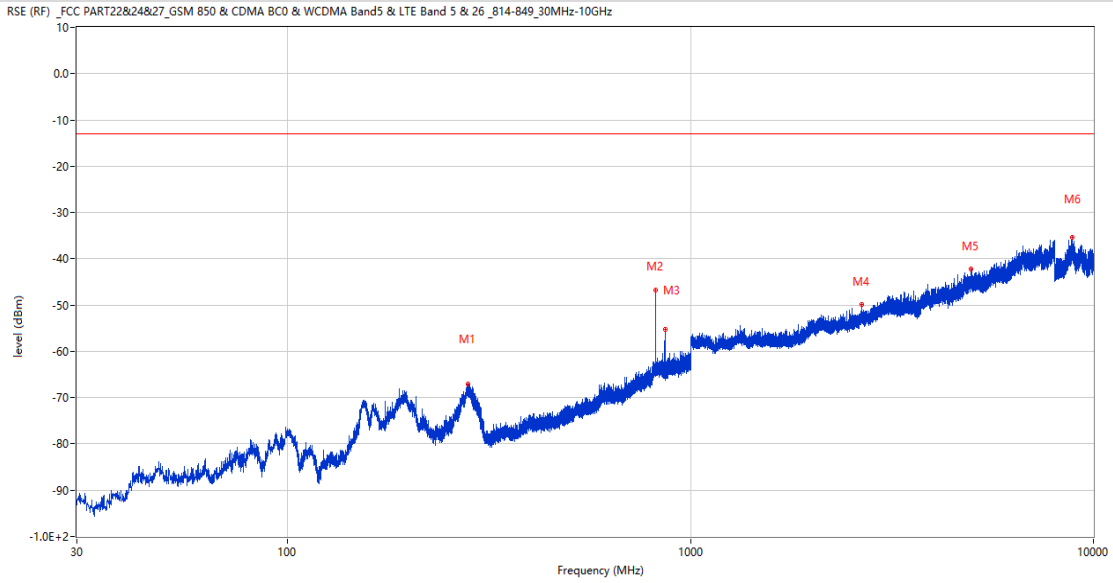
16.1 LTE Band 26 (Part90) BW1.4, Middle Channel

RSE-H&H LTE Band 26 (Part90) BW1.4 CH26740



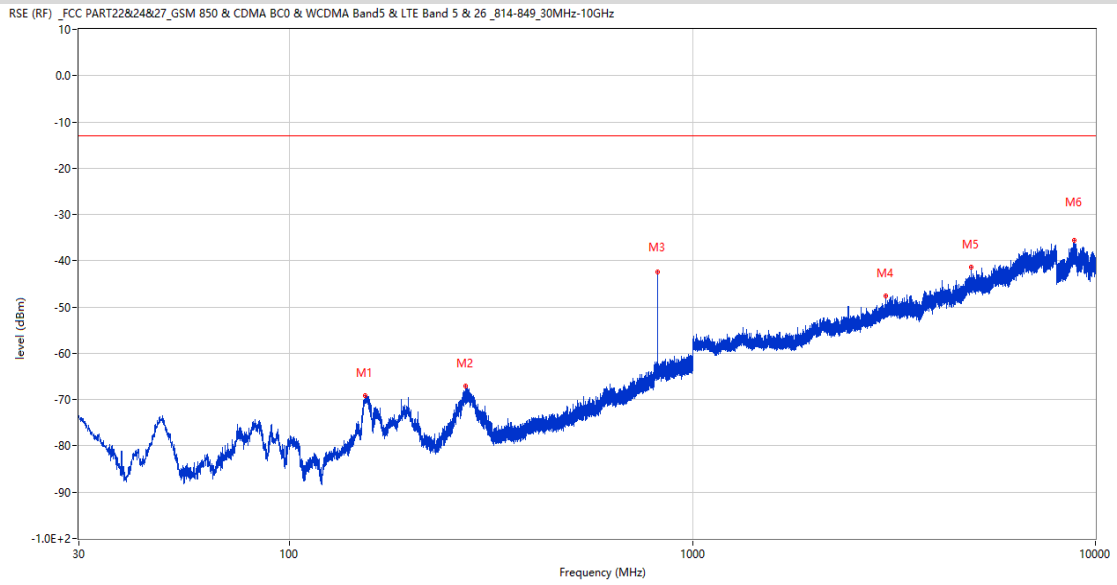
Frequency (MHz)	Result (dBm)	Factor (dB)	PK Limit (dBm)	Over Limit (dB)	Table (o)	ANT	EUT	Verdict
156.003	-62.78	-17.27	-13.0	-49.78	106.00	Horizontal	Horizontal	Pass
818.562	-41.03	6.82	-13.0	-28.03	106.00	Horizontal	Horizontal	N/A
864.442	-55.33	6.28	-13.0	-42.33	243.00	Horizontal	Horizontal	N/A
2206.400	-51.98	-0.54	-13.0	-38.98	147.00	Horizontal	Horizontal	Pass
4979.250	-42.26	13.37	-13.0	-29.26	102.00	Horizontal	Horizontal	Pass
7924.500	-36.17	18.35	-13.0	-23.17	231.00	Horizontal	Horizontal	Pass

RSE-H&V LTE Band 26 (Part90) BW1.4 CH26740



Frequency (MHz)	Result (dBm)	Factor (dB)	PK Limit (dBm)	Over Limit (dB)	Table (o)	ANT	EUT	Verdict
280.017	-67.07	-9.48	-13.0	-54.07	273.00	Horizontal	Vertical	Pass
818.610	-46.68	6.82	-13.0	-33.68	297.00	Horizontal	Vertical	N/A
864.103	-55.16	6.25	-13.0	-42.16	240.00	Horizontal	Vertical	N/A
2657.500	-49.96	2.85	-13.0	-36.96	357.00	Horizontal	Vertical	Pass
4963.250	-42.27	13.25	-13.0	-29.27	210.00	Horizontal	Vertical	Pass
8880.300	-35.45	19.99	-13.0	-22.45	206.00	Horizontal	Vertical	Pass

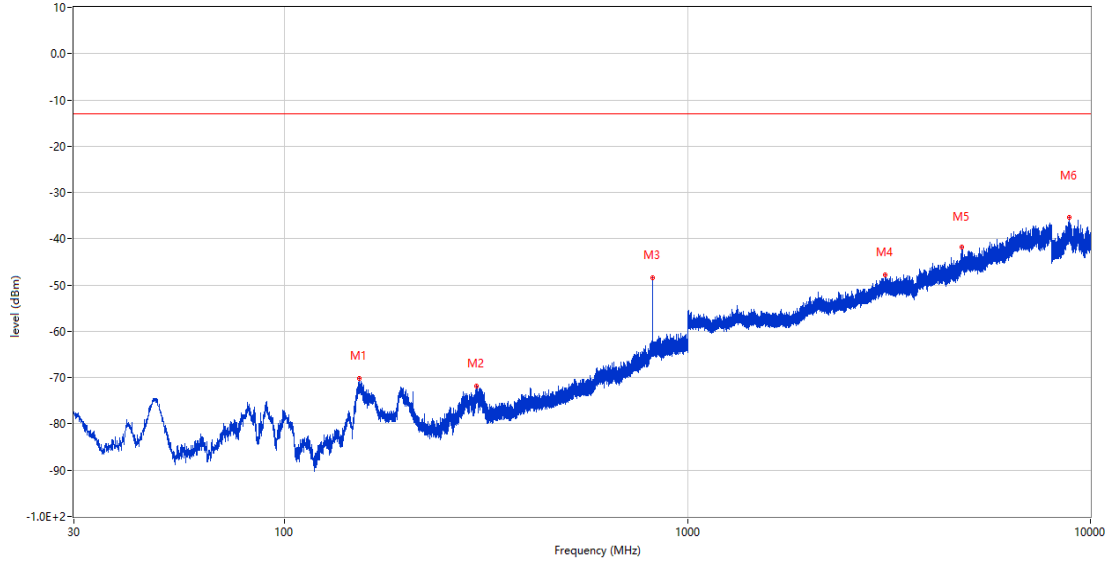
RSE-V&V LTE Band 26 (Part90) BW1.4 CH26740



Frequency (MHz)	Result (dBm)	Factor (dB)	PK Limit (dBm)	Over Limit (dB)	Table (o)	ANT	EUT	Verdict
154.111	-69.20	-17.76	-13.0	-56.20	0.00	Vertical	Vertical	Pass
273.616	-67.12	-10.35	-13.0	-54.12	148.00	Vertical	Vertical	Pass
818.513	-42.41	6.82	-13.0	-29.41	180.00	Vertical	Vertical	N/A
3022.000	-47.62	5.95	-13.0	-34.62	275.00	Vertical	Vertical	Pass
4907.500	-41.47	12.75	-13.0	-28.47	71.00	Vertical	Vertical	Pass
8844.300	-35.50	20.27	-13.0	-22.50	335.00	Vertical	Vertical	Pass

RSE-V&H LTE Band 26 (Part90) BW1.4 CH26740

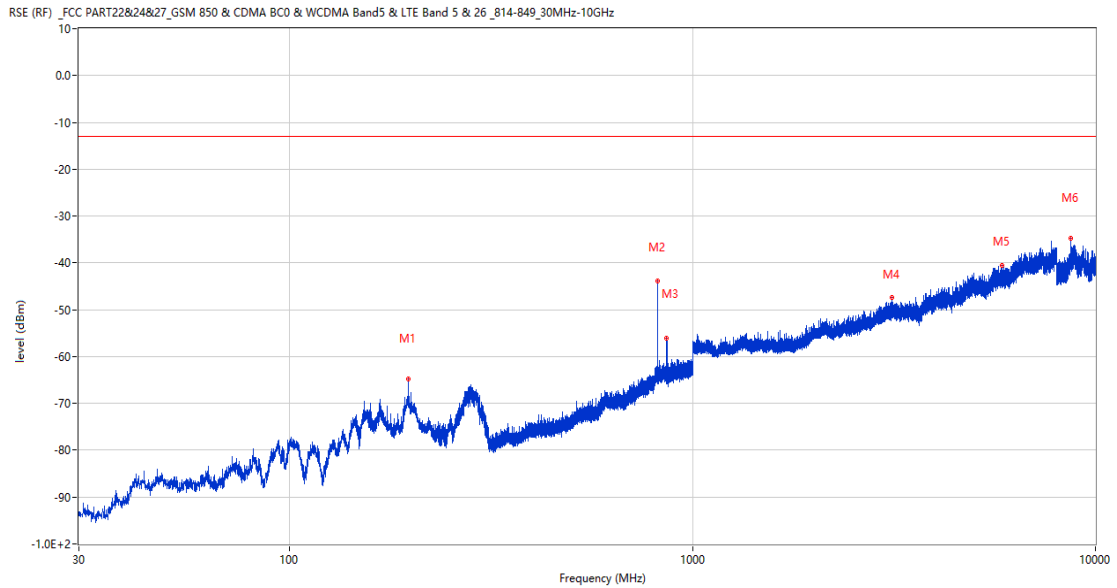
RSE (RF) _FCC PART22&24&27_GSM 850 & CDMA BC0 & WCDMA Band5 & LTE Band 5 & 26_814-849_30MHz-10GHz



Frequency (MHz)	Result (dBm)	Factor (dB)	PK Limit (dBm)	Over Limit (dB)	Table (o)	ANT	EUT	Verdict
153.335	-70.27	-17.94	-13.0	-57.27	352.00	Vertical	Horizontal	Pass
299.369	-71.77	-8.88	-13.0	-58.77	70.00	Vertical	Horizontal	Pass
818.562	-48.41	6.82	-13.0	-35.41	66.00	Vertical	Horizontal	N/A
3100.250	-47.73	6.35	-13.0	-34.73	242.00	Vertical	Horizontal	Pass
4807.250	-41.80	12.61	-13.0	-28.80	167.00	Vertical	Horizontal	Pass
8855.500	-35.41	20.29	-13.0	-22.41	219.00	Vertical	Horizontal	Pass

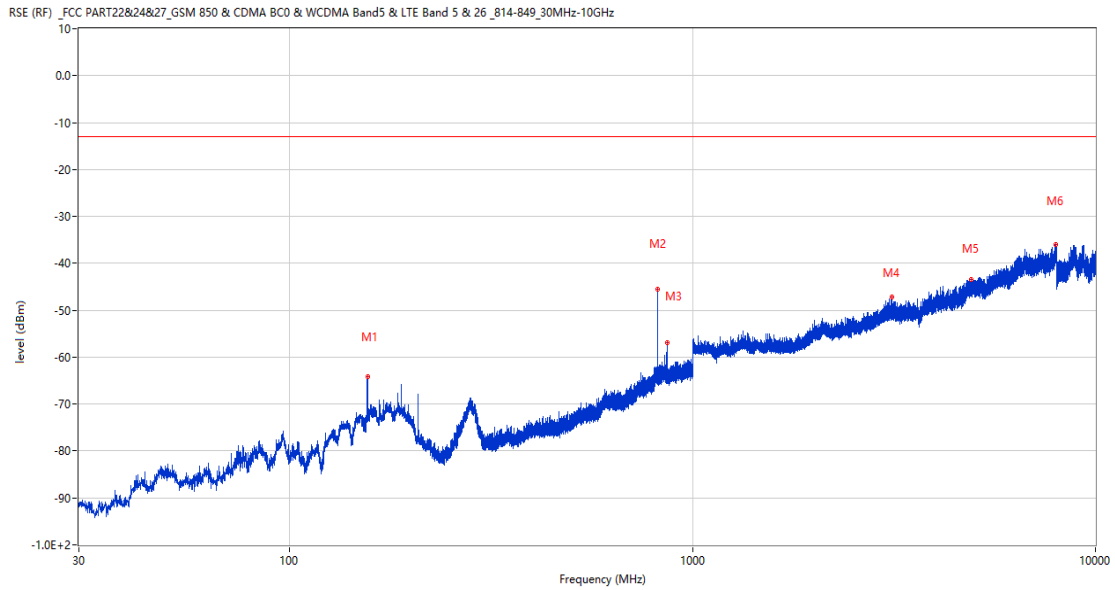
16.2 LTE Band 26 (Part90) BW3, Middle Channel

RSE-H&H LTE Band 26 (Part90) BW3 CH26740



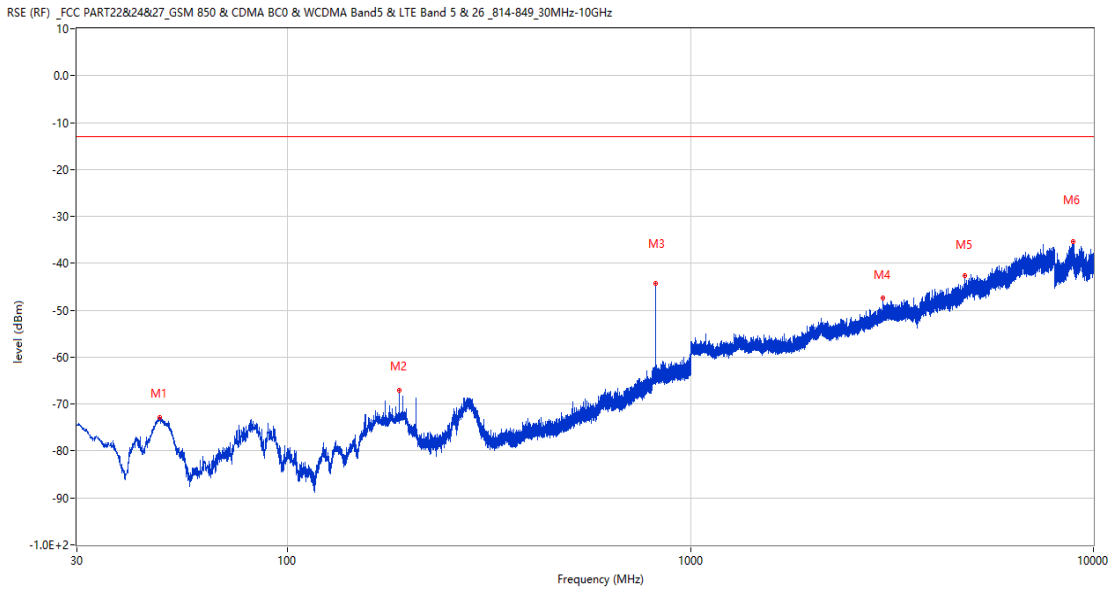
Frequency (MHz)	Result (dBm)	Factor (dB)	PK Limit (dBm)	Over Limit (dB)	Table (o)	ANT	EUT	Verdict
196.840	-64.77	-13.54	-13.0	-51.77	62.00	Horizontal	Horizontal	Pass
817.737	-43.93	6.82	-13.0	-30.93	106.00	Horizontal	Horizontal	N/A
863.764	-56.12	6.21	-13.0	-43.12	262.00	Horizontal	Horizontal	N/A
3122.000	-47.30	6.71	-13.0	-34.30	168.00	Horizontal	Horizontal	Pass
5864.000	-40.45	14.64	-13.0	-27.45	264.00	Horizontal	Horizontal	Pass
8702.300	-34.81	19.39	-13.0	-21.81	349.00	Horizontal	Horizontal	Pass

RSE-H&V LTE Band 26 (Part90) BW3 CH26740



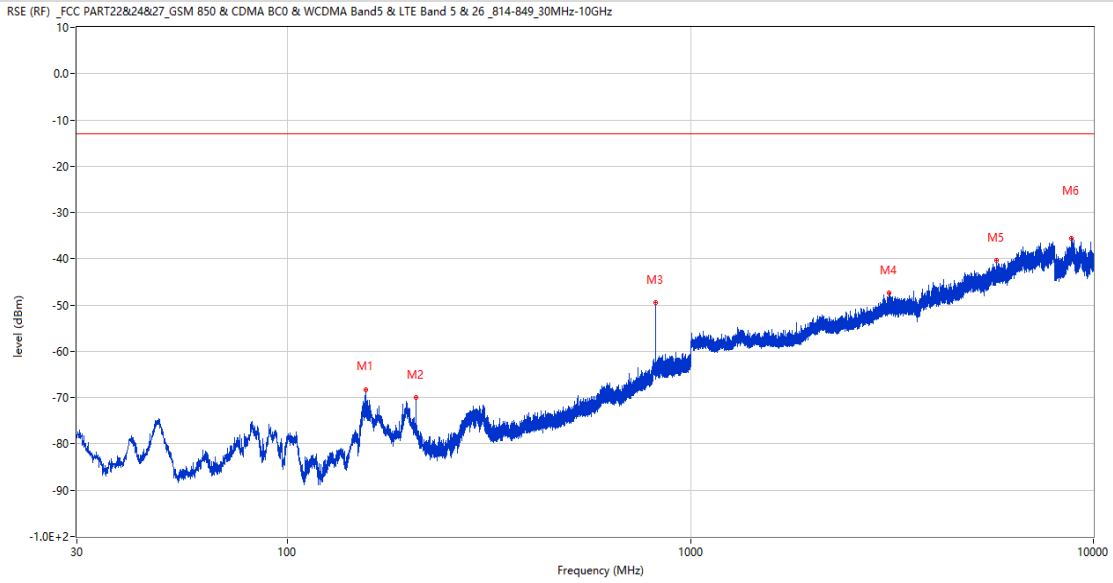
Frequency (MHz)	Result (dBm)	Factor (dB)	PK Limit (dBm)	Over Limit (dB)	Table (o)	ANT	EUT	Verdict
156.003	-64.22	-17.27	-13.0	-51.22	55.00	Horizontal	Vertical	Pass
817.834	-45.60	6.82	-13.0	-32.60	286.00	Horizontal	Vertical	N/A
863.860	-57.00	6.22	-13.0	-44.00	241.00	Horizontal	Vertical	N/A
3133.750	-47.16	7.00	-13.0	-34.16	351.00	Horizontal	Vertical	Pass
4920.250	-43.41	13.36	-13.0	-30.41	29.00	Horizontal	Vertical	Pass
7970.500	-35.91	18.08	-13.0	-22.91	174.00	Horizontal	Vertical	Pass

RSE-V&V LTE Band 26 (Part90) BW3 CH26740



Frequency (MHz)	Result (dBm)	Factor (dB)	PK Limit (dBm)	Over Limit (dB)	Table (o)	ANT	EUT	Verdict
48.042	-72.93	-16.17	-13.0	-59.93	184.00	Vertical	Vertical	Pass
189.468	-66.98	-14.99	-13.0	-53.98	270.00	Vertical	Vertical	Pass
817.786	-44.22	6.82	-13.0	-31.22	7.00	Vertical	Vertical	N/A
3006.500	-47.43	5.60	-13.0	-34.43	0.00	Vertical	Vertical	Pass
4803.500	-42.57	12.60	-13.0	-29.57	18.00	Vertical	Vertical	Pass
8924.800	-35.36	19.59	-13.0	-22.36	349.00	Vertical	Vertical	Pass

RSE-V&H LTE Band 26 (Part90) BW3 CH26740

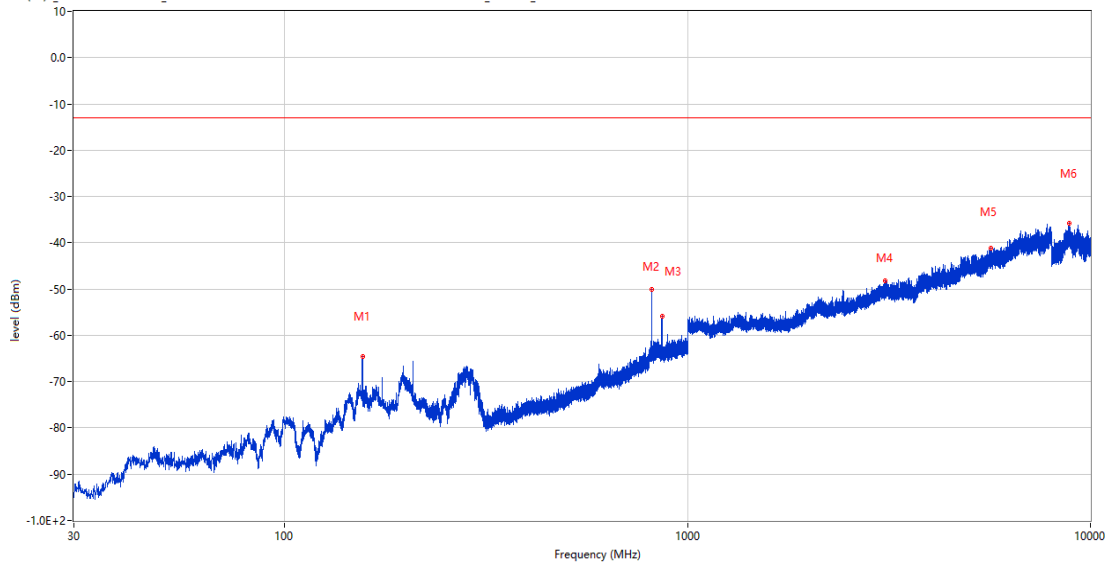


Frequency (MHz)	Result (dBm)	Factor (dB)	PK Limit (dBm)	Over Limit (dB)	Table (o)	ANT	EUT	Verdict
156.003	-68.23	-17.27	-13.0	-55.23	346.00	Vertical	Horizontal	Pass
208.044	-69.99	-13.32	-13.0	-56.99	83.00	Vertical	Horizontal	Pass
817.737	-49.46	6.82	-13.0	-36.46	50.00	Vertical	Horizontal	N/A
3112.000	-47.35	6.33	-13.0	-34.35	60.00	Vertical	Horizontal	Pass
5746.250	-40.44	13.99	-13.0	-27.44	304.00	Vertical	Horizontal	Pass
8839.200	-35.51	20.18	-13.0	-22.51	120.00	Vertical	Horizontal	Pass

16.3 LTE Band 26 (Part90) BW5, Middle Channel

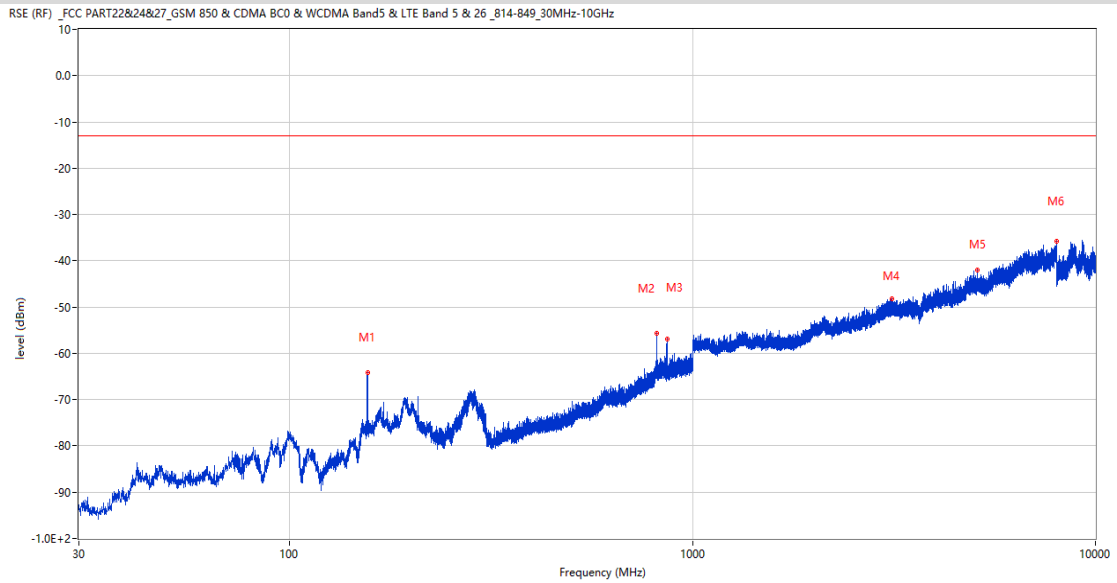
RSE-H&H LTE Band 26 (Part90) BW5 CH26740

RSE (RF) _FCC PART22&24&27_GSM 850 & CDMA BC0 & WCDMA Band5 & LTE Band 5 & 26_814-849_30MHz-10GHz



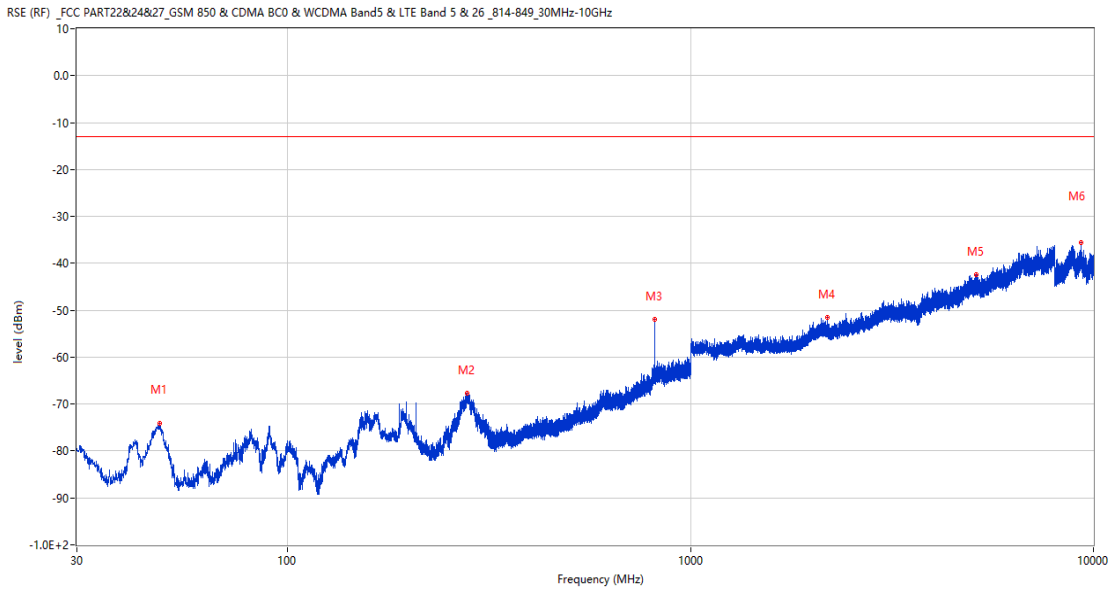
Frequency (MHz)	Result (dBm)	Factor (dB)	PK Limit (dBm)	Over Limit (dB)	Table (o)	ANT	EUT	Verdict
156.003	-64.57	-17.27	-13.0	-51.57	117.00	Horizontal	Horizontal	Pass
816.912	-50.03	6.81	-13.0	-37.03	105.00	Horizontal	Horizontal	N/A
864.248	-55.80	6.26	-13.0	-42.80	257.00	Horizontal	Horizontal	N/A
3087.250	-48.29	7.03	-13.0	-35.29	360.00	Horizontal	Horizontal	Pass
5670.250	-41.16	13.44	-13.0	-28.16	145.00	Horizontal	Horizontal	Pass
8856.200	-35.86	20.28	-13.0	-22.86	163.00	Horizontal	Horizontal	Pass

RSE-H&V LTE Band 26 (Part90) BW5 CH26740



Frequency (MHz)	Result (dBm)	Factor (dB)	PK Limit (dBm)	Over Limit (dB)	Table (o)	ANT	EUT	Verdict
156.003	-64.25	-17.27	-13.0	-51.25	76.00	Horizontal	Vertical	Pass
816.864	-55.66	6.81	-13.0	-42.66	132.00	Horizontal	Vertical	N/A
865.946	-56.84	6.21	-13.0	-43.84	249.00	Horizontal	Vertical	N/A
3122.250	-48.13	6.72	-13.0	-35.13	7.00	Horizontal	Vertical	Pass
5101.500	-42.08	12.48	-13.0	-29.08	219.00	Horizontal	Vertical	Pass
7997.250	-35.73	18.86	-13.0	-22.73	177.00	Horizontal	Vertical	Pass

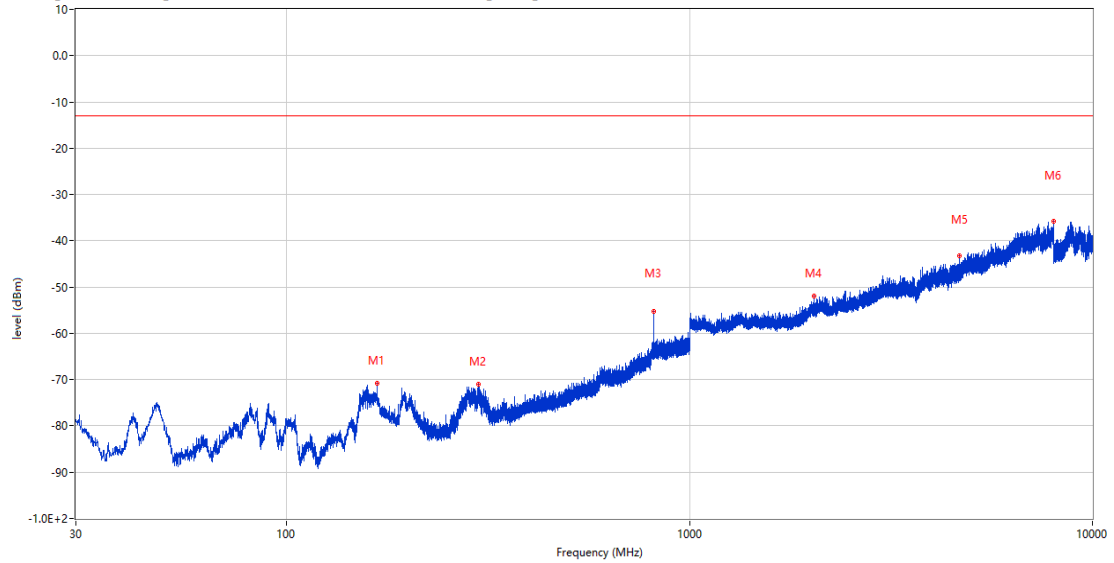
RSE-V&V LTE Band 26 (Part90) BW5 CH26740



Frequency (MHz)	Result (dBm)	Factor (dB)	PK Limit (dBm)	Over Limit (dB)	Table (o)	ANT	EUT	Verdict
48.236	-74.15	-16.12	-13.0	-61.15	117.00	Vertical	Vertical	Pass
279.338	-67.72	-9.58	-13.0	-54.72	158.00	Vertical	Vertical	Pass
816.864	-51.97	6.81	-13.0	-38.97	174.00	Vertical	Vertical	N/A
2185.400	-51.56	-0.18	-13.0	-38.56	55.00	Vertical	Vertical	Pass
5128.500	-42.32	12.24	-13.0	-29.32	81.00	Vertical	Vertical	Pass
9317.500	-35.61	19.56	-13.0	-22.61	360.00	Vertical	Vertical	Pass

RSE-V&H LTE Band 26 (Part90) BW5 CH26740

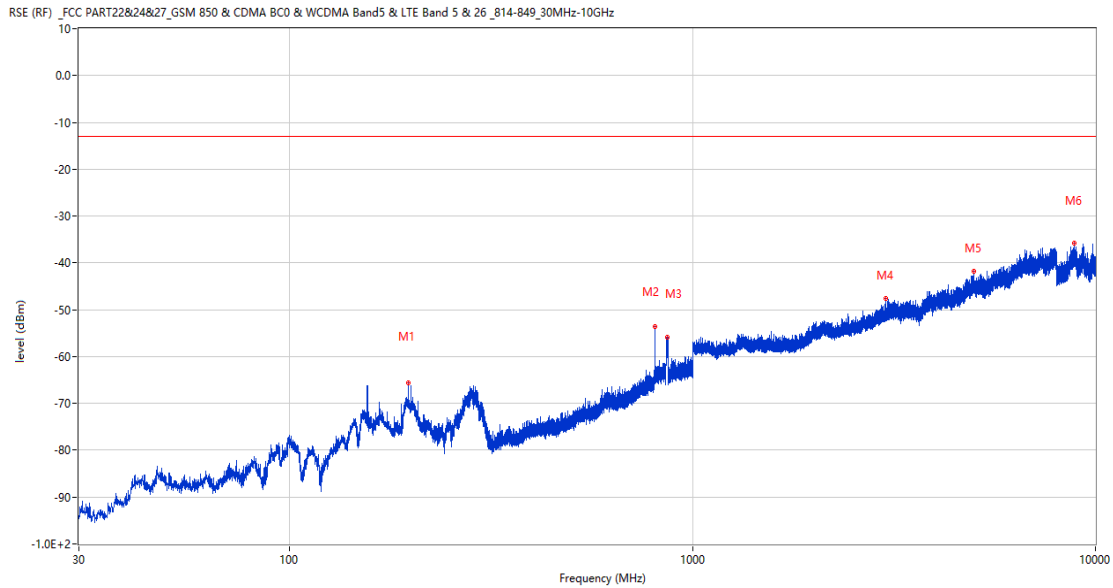
RSE (RF) _FCC PART22&24&27_GSM 850 & CDMA BC0 & WCDMA Band5 & LTE Band 5 & 26_814-849_30MHz-10GHz



Frequency (MHz)	Result (dBm)	Factor (dB)	PK Limit (dBm)	Over Limit (dB)	Table (o)	ANT	EUT	Verdict
167.934	-70.73	-16.15	-13.0	-57.73	344.00	Vertical	Horizontal	Pass
300.048	-71.05	-8.86	-13.0	-58.05	130.00	Vertical	Horizontal	Pass
816.864	-55.23	6.81	-13.0	-42.23	64.00	Vertical	Horizontal	N/A
2039.300	-51.89	-0.79	-13.0	-38.89	321.00	Vertical	Horizontal	Pass
4680.750	-43.28	11.05	-13.0	-30.28	82.00	Vertical	Horizontal	Pass
7999.000	-35.83	18.94	-13.0	-22.83	135.00	Vertical	Horizontal	Pass

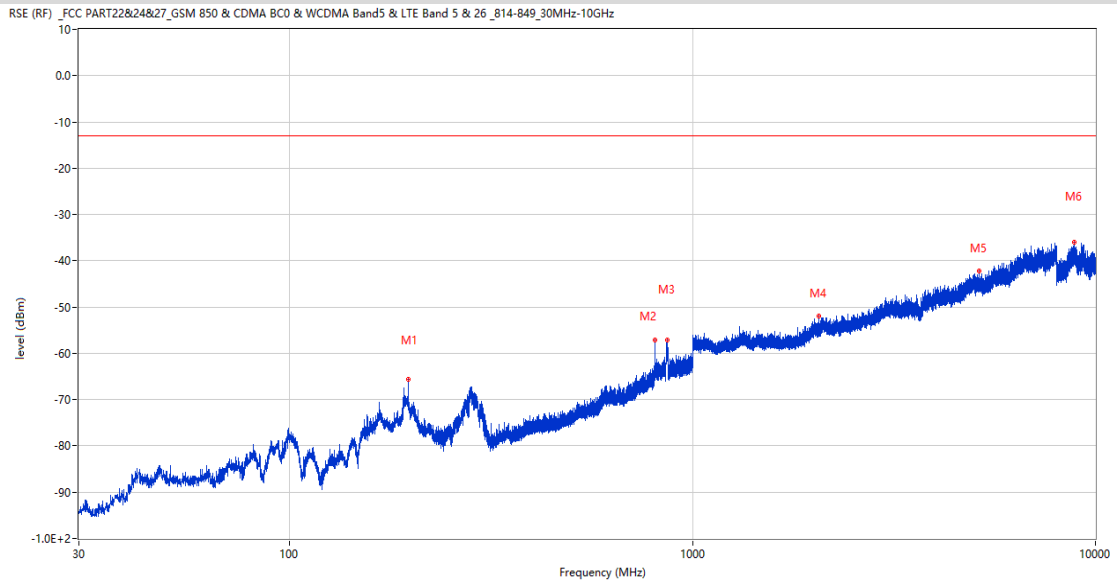
16.4 LTE Band 26 (Part90) BW10, Middle Channel

RSE-H&H LTE Band 26 (Part90) BW10 CH26740



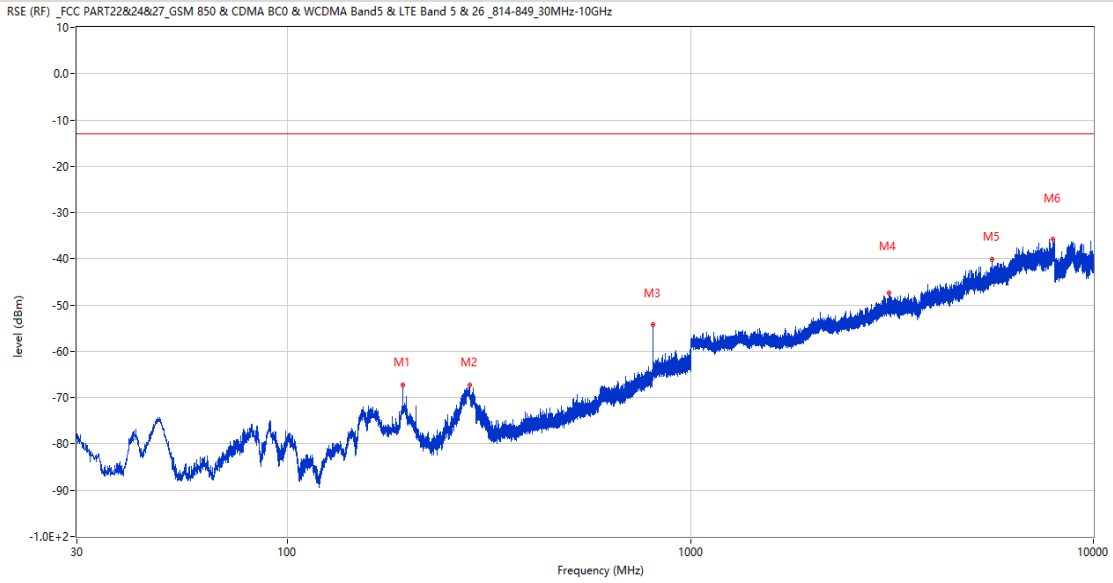
Frequency (MHz)	Result (dBm)	Factor (dB)	PK Limit (dBm)	Over Limit (dB)	Table (o)	ANT	EUT	Verdict
196.937	-65.61	-13.53	-13.0	-52.61	281.00	Horizontal	Horizontal	Pass
806.970	-53.53	5.92	-13.0	-40.53	116.00	Horizontal	Horizontal	N/A
865.412	-55.78	6.14	-13.0	-42.78	240.00	Horizontal	Horizontal	N/A
3021.500	-47.58	5.94	-13.0	-34.58	149.00	Horizontal	Horizontal	Pass
4995.000	-41.69	12.94	-13.0	-28.69	40.00	Horizontal	Horizontal	Pass
8843.500	-35.71	20.25	-13.0	-22.71	163.00	Horizontal	Horizontal	Pass

RSE-H&V LTE Band 26 (Part90) BW10 CH26740



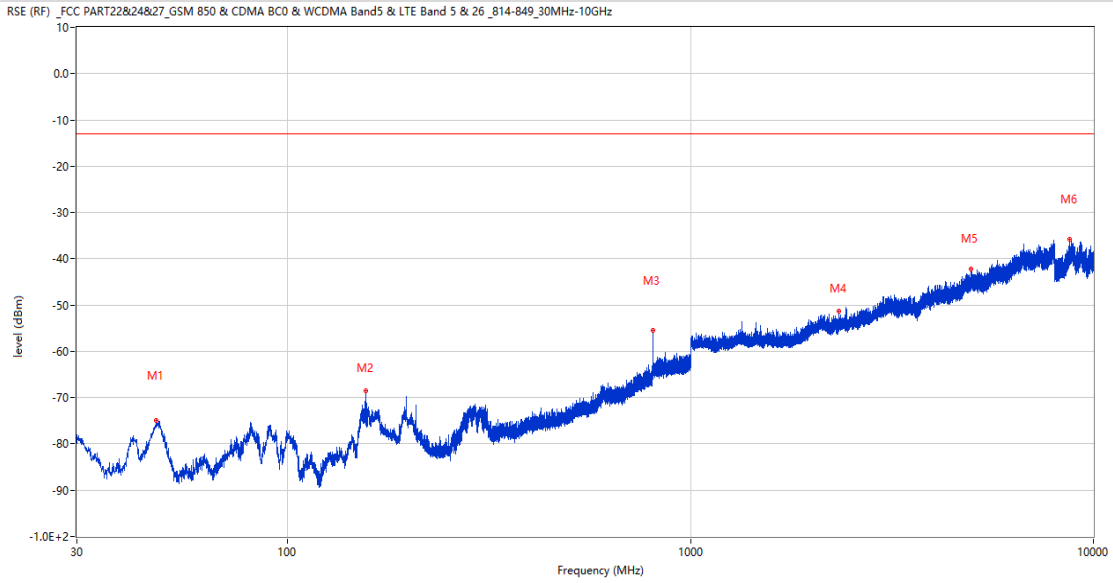
Frequency (MHz)	Result (dBm)	Factor (dB)	PK Limit (dBm)	Over Limit (dB)	Table (o)	ANT	EUT	Verdict
196.889	-65.66	-13.53	-13.0	-52.66	71.00	Horizontal	Vertical	Pass
806.873	-57.12	5.94	-13.0	-44.12	174.00	Horizontal	Vertical	N/A
865.849	-57.16	6.19	-13.0	-44.16	247.00	Horizontal	Vertical	N/A
2061.100	-51.98	-0.43	-13.0	-38.98	103.00	Horizontal	Vertical	Pass
5156.500	-42.17	12.10	-13.0	-29.17	145.00	Horizontal	Vertical	Pass
8845.100	-35.98	20.28	-13.0	-22.98	205.00	Horizontal	Vertical	Pass

RSE-V&V LTE Band 26 (Part90) BW10 CH26740



Frequency (MHz)	Result (dBm)	Factor (dB)	PK Limit (dBm)	Over Limit (dB)	Table (o)	ANT	EUT	Verdict
193.154	-67.20	-14.11	-13.0	-54.20	235.00	Vertical	Vertical	Pass
283.315	-67.35	-9.39	-13.0	-54.35	145.00	Vertical	Vertical	Pass
806.922	-54.29	5.93	-13.0	-41.29	223.00	Vertical	Vertical	N/A
3115.000	-47.44	6.38	-13.0	-34.44	326.00	Vertical	Vertical	Pass
5608.250	-40.11	13.78	-13.0	-27.11	219.00	Vertical	Vertical	Pass
7925.250	-35.79	18.41	-13.0	-22.79	134.00	Vertical	Vertical	Pass

RSE-V&H LTE Band 26 (Part90) BW10 CH26740

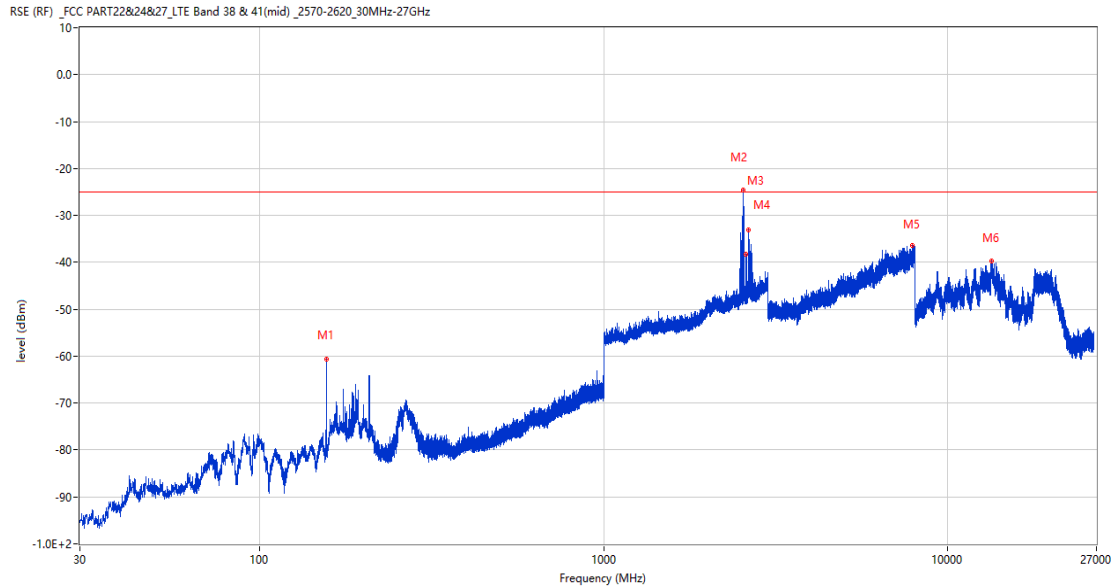


Frequency (MHz)	Result (dBm)	Factor (dB)	PK Limit (dBm)	Over Limit (dB)	Table (o)	ANT	EUT	Verdict
47.169	-74.90	-15.98	-13.0	-61.90	183.00	Vertical	Horizontal	Pass
156.052	-68.50	-17.27	-13.0	-55.50	0.00	Vertical	Horizontal	Pass
806.873	-55.41	5.94	-13.0	-42.41	44.00	Vertical	Horizontal	N/A
2333.000	-51.35	0.22	-13.0	-38.35	126.00	Vertical	Horizontal	Pass
4957.500	-42.21	12.91	-13.0	-29.21	360.00	Vertical	Horizontal	Pass
8716.300	-35.77	19.23	-13.0	-22.77	34.00	Vertical	Horizontal	Pass

17 LTE Band 38

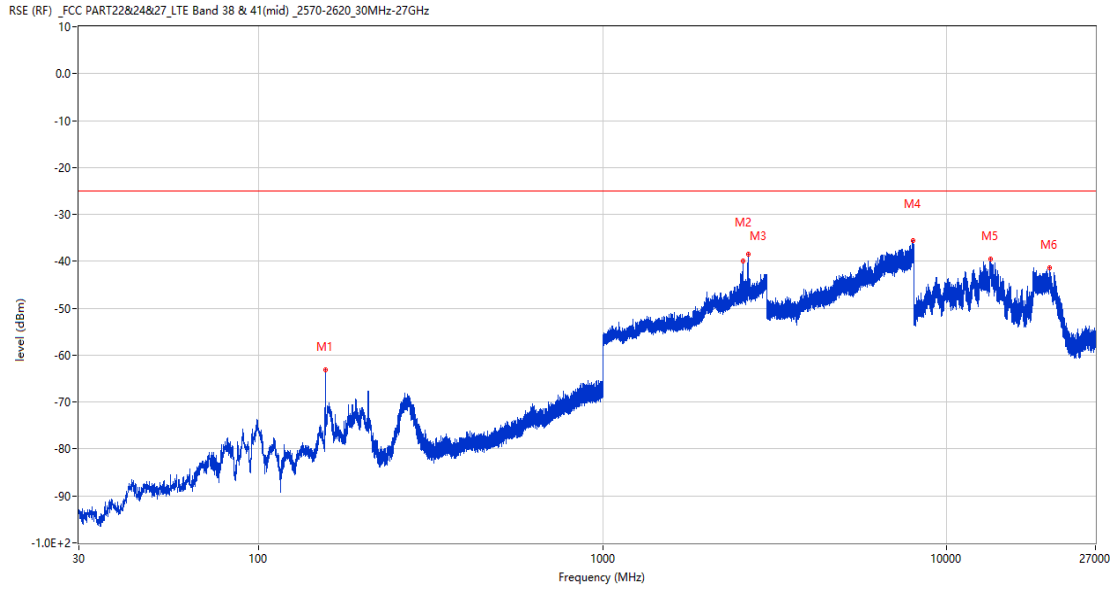
17.1 LTE Band 38 BW5, Middle Channel

RSE-H&H LTE Band 38 BW5 CH38000



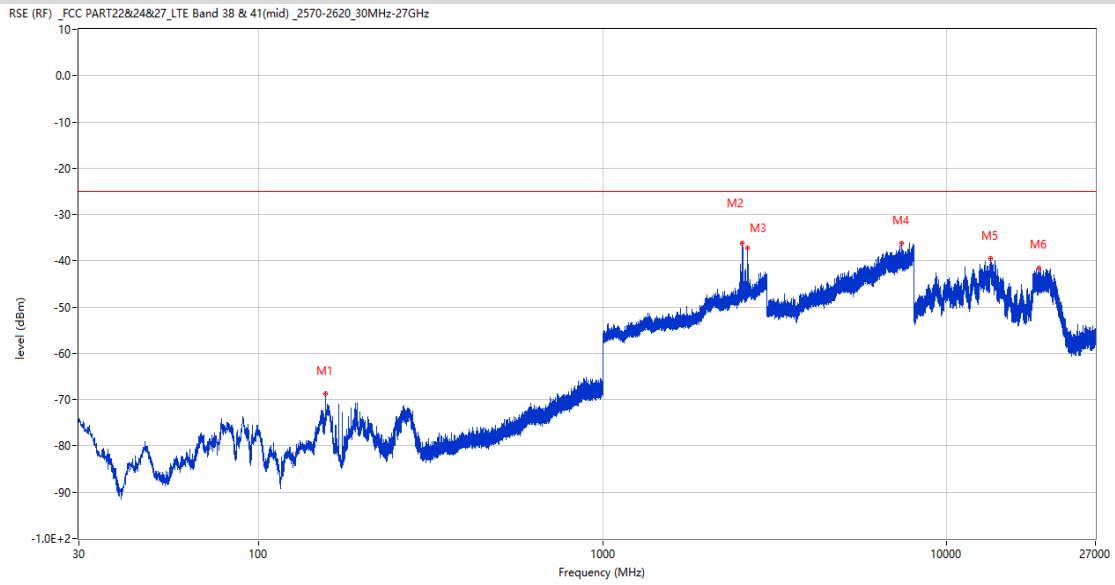
Frequency (MHz)	Result (dBm)	Factor (dB)	PK Limit (dBm)	Over Limit (dB)	Table (o)	ANT	EUT	Verdict
156.003	-60.55	-18.96	-25.0	-35.55	42.00	Horizontal	Horizontal	Pass
2546.600	-24.50	7.01	-25.0	0.50	351.00	Horizontal	Horizontal	N/A
2592.700	-38.24	8.66	-25.0	-13.24	360.00	Horizontal	Horizontal	N/A
2636.800	-33.15	9.11	-25.0	-8.15	0.00	Horizontal	Horizontal	N/A
7890.250	-36.40	17.78	-25.0	-11.40	168.00	Horizontal	Horizontal	Pass
13351.912	-39.75	16.56	-25.0	-14.75	55.00	Horizontal	Horizontal	Pass

RSE-H&V LTE Band 38 BW5 CH38000



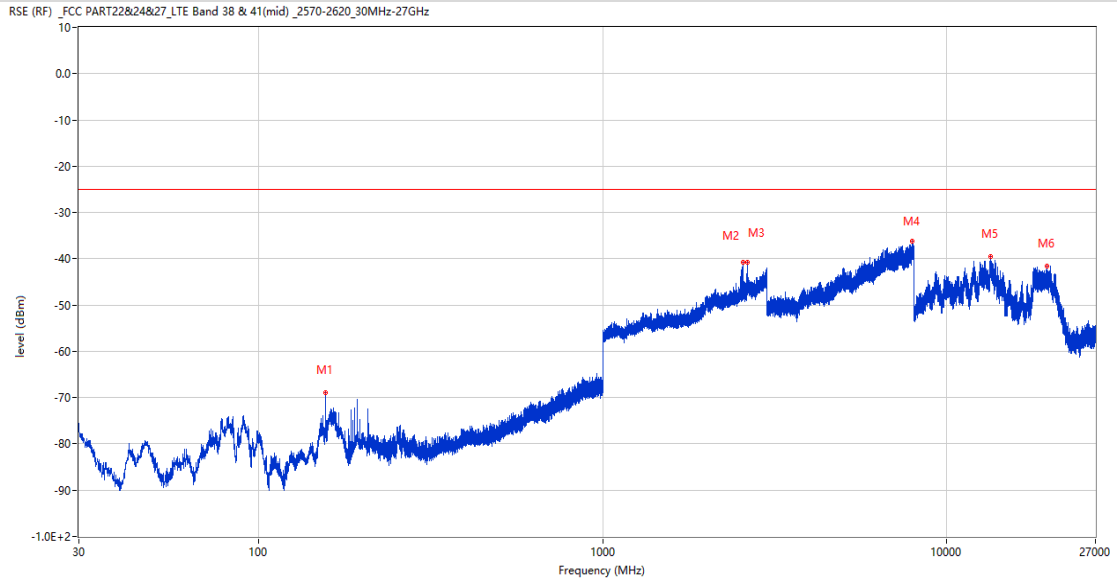
Frequency (MHz)	Result (dBm)	Factor (dB)	PK Limit (dBm)	Over Limit (dB)	Table (o)	ANT	EUT	Verdict
156.052	-63.09	-18.94	-25.0	-38.09	67.00	Horizontal	Vertical	Pass
2561.800	-39.99	8.27	-25.0	-14.99	147.00	Horizontal	Vertical	N/A
2642.000	-38.41	8.77	-25.0	-13.41	147.00	Horizontal	Vertical	N/A
7980.250	-35.68	18.11	-25.0	-10.68	222.00	Horizontal	Vertical	Pass
13352.175	-39.59	16.56	-25.0	-14.59	360.00	Horizontal	Vertical	Pass
19836.000	-41.48	12.94	-25.0	-16.48	204.00	Horizontal	Vertical	Pass

RSE-V&V LTE Band 38 BW5 CH38000



Frequency (MHz)	Result (dBm)	Factor (dB)	PK Limit (dBm)	Over Limit (dB)	Table (o)	ANT	EUT	Verdict
155.906	-68.67	-18.98	-25.0	-43.67	305.00	Vertical	Vertical	Pass
2547.000	-36.14	7.06	-25.0	-11.14	360.00	Vertical	Vertical	N/A
2635.100	-37.17	8.82	-25.0	-12.17	262.00	Vertical	Vertical	N/A
7371.500	-36.25	17.30	-25.0	-11.25	306.00	Vertical	Vertical	Pass
13379.213	-39.56	16.81	-25.0	-14.56	360.00	Vertical	Vertical	Pass
18469.800	-41.56	12.87	-25.0	-16.56	64.00	Vertical	Vertical	Pass

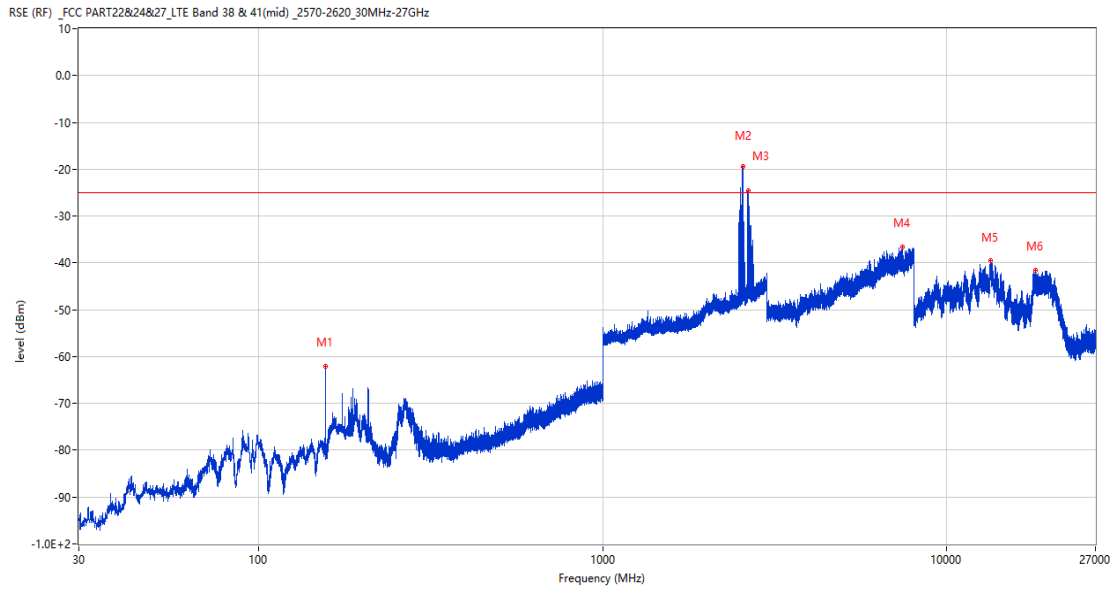
RSE-V&H LTE Band 38 BW5 CH38000



Frequency (MHz)	Result (dBm)	Factor (dB)	PK Limit (dBm)	Over Limit (dB)	Table (o)	ANT	EUT	Verdict
155.954	-68.98	-18.97	-25.0	-43.98	159.00	Vertical	Horizontal	Pass
2548.700	-40.84	7.33	-25.0	-15.84	203.00	Vertical	Horizontal	N/A
2633.500	-40.71	8.88	-25.0	-15.71	137.00	Vertical	Horizontal	N/A
7928.750	-36.20	18.59	-25.0	-11.20	340.00	Vertical	Horizontal	Pass
13360.312	-39.58	16.64	-25.0	-14.58	75.00	Vertical	Horizontal	Pass
19555.650	-41.49	12.93	-25.0	-16.49	306.00	Vertical	Horizontal	Pass

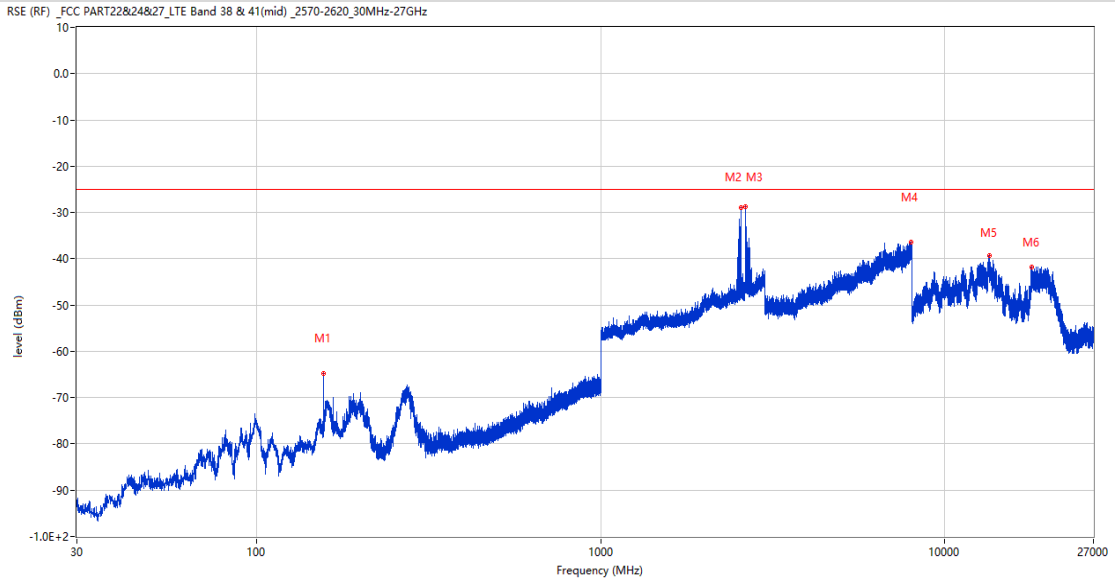
17.2 LTE Band 38 BW10, Middle Channel

RSE-H&H LTE Band 38 BW10 CH38000



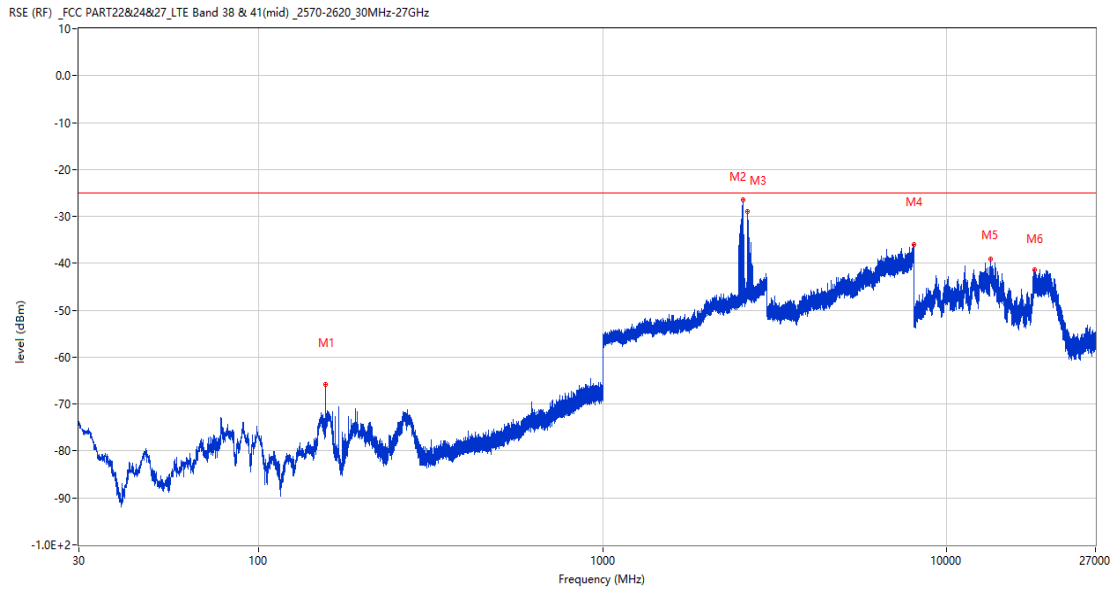
Frequency (MHz)	Result (dBm)	Factor (dB)	PK Limit (dBm)	Over Limit (dB)	Table (o)	ANT	EUT	Verdict
156.003	-62.05	-18.96	-25.0	-37.05	103.00	Horizontal	Horizontal	Pass
2559.800	-19.36	8.25	-25.0	5.64	353.00	Horizontal	Horizontal	N/A
2639.300	-24.59	9.00	-25.0	0.41	360.00	Horizontal	Horizontal	N/A
7415.250	-36.62	18.17	-25.0	-11.62	173.00	Horizontal	Horizontal	Pass
13367.400	-39.52	16.70	-25.0	-14.52	75.00	Horizontal	Horizontal	Pass
18068.849	-41.56	12.85	-25.0	-16.56	123.00	Horizontal	Horizontal	Pass

RSE-H&V LTE Band 38 BW10 CH38000



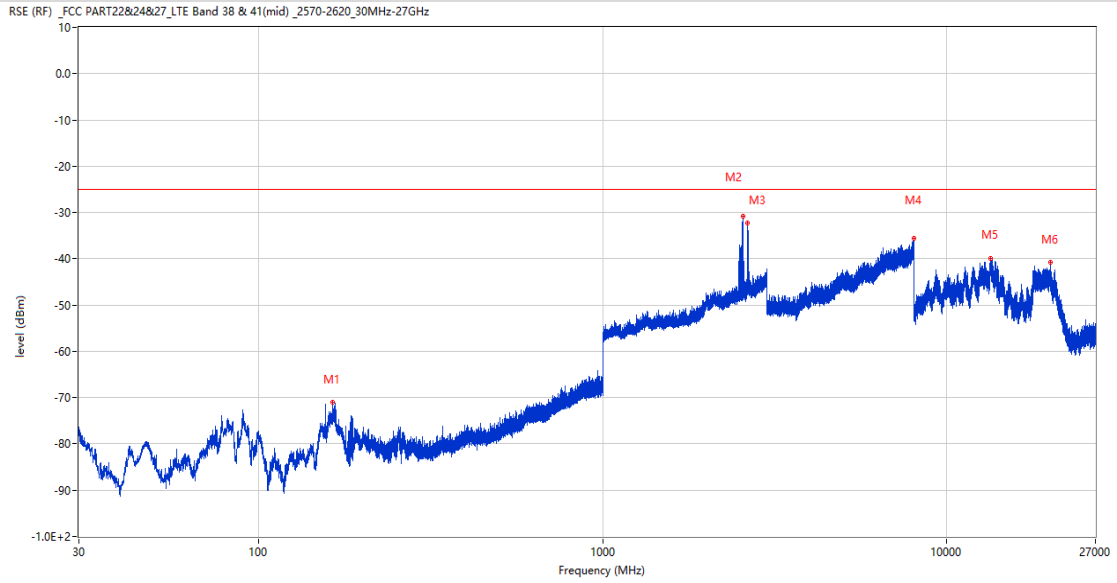
Frequency (MHz)	Result (dBm)	Factor (dB)	PK Limit (dBm)	Over Limit (dB)	Table (o)	ANT	EUT	Verdict
156.003	-64.69	-18.96	-25.0	-39.69	162.00	Horizontal	Vertical	Pass
2554.900	-29.04	8.24	-25.0	-4.04	63.00	Horizontal	Vertical	N/A
2632.600	-28.83	9.02	-25.0	-3.83	57.00	Horizontal	Vertical	N/A
7961.000	-36.34	18.23	-25.0	-11.34	236.00	Horizontal	Vertical	Pass
13434.599	-39.38	16.25	-25.0	-14.38	237.00	Horizontal	Vertical	Pass
17820.713	-41.84	12.64	-25.0	-16.84	157.00	Horizontal	Vertical	Pass

RSE-V&V LTE Band 38 BW10 CH38000



Frequency (MHz)	Result (dBm)	Factor (dB)	PK Limit (dBm)	Over Limit (dB)	Table (o)	ANT	EUT	Verdict
156.003	-65.84	-18.96	-25.0	-40.84	260.00	Vertical	Vertical	Pass
2556.300	-26.50	8.20	-25.0	-1.50	346.00	Vertical	Vertical	N/A
2633.000	-29.00	8.95	-25.0	-4.00	64.00	Vertical	Vertical	N/A
7995.000	-35.91	18.75	-25.0	-10.91	71.00	Vertical	Vertical	Pass
13368.974	-39.11	16.72	-25.0	-14.11	75.00	Vertical	Vertical	Pass
18030.150	-41.47	12.85	-25.0	-16.47	0.00	Vertical	Vertical	Pass

RSE-V&H LTE Band 38 BW10 CH38000

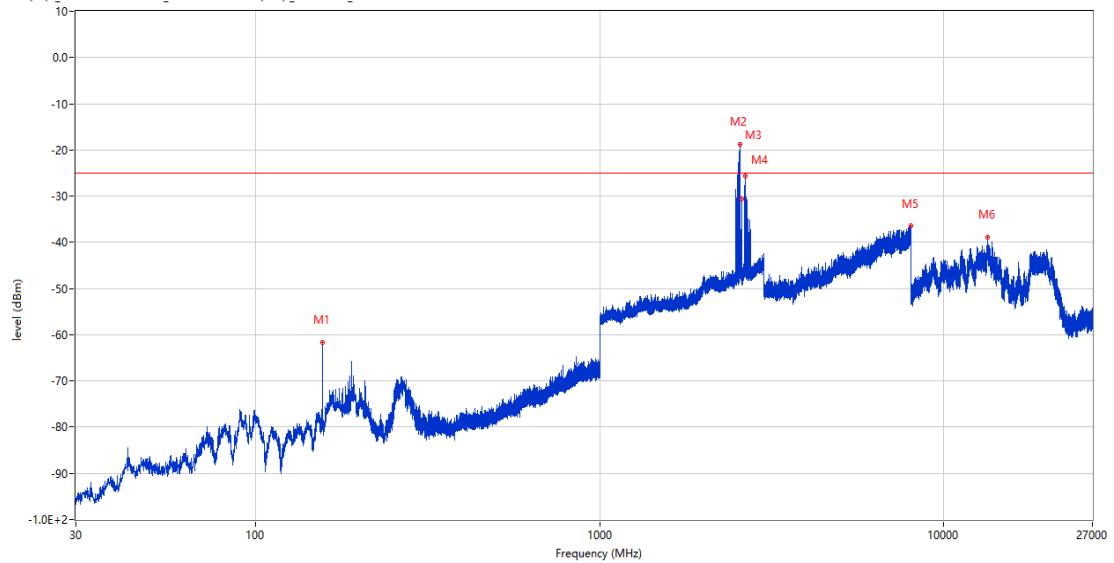


Frequency (MHz)	Result (dBm)	Factor (dB)	PK Limit (dBm)	Over Limit (dB)	Table (o)	ANT	EUT	Verdict
163.472	-70.96	-18.16	-25.0	-45.96	293.00	Vertical	Horizontal	Pass
2551.600	-30.83	8.14	-25.0	-5.83	84.00	Vertical	Horizontal	N/A
2630.000	-32.18	9.01	-25.0	-7.18	191.00	Vertical	Horizontal	N/A
7997.750	-35.63	18.89	-25.0	-10.63	357.00	Vertical	Horizontal	Pass
13384.200	-40.01	16.86	-25.0	-15.01	221.00	Vertical	Horizontal	Pass
20021.400	-40.83	12.95	-25.0	-15.83	360.00	Vertical	Horizontal	Pass

17.3 LTE Band 38 BW15, Middle Channel

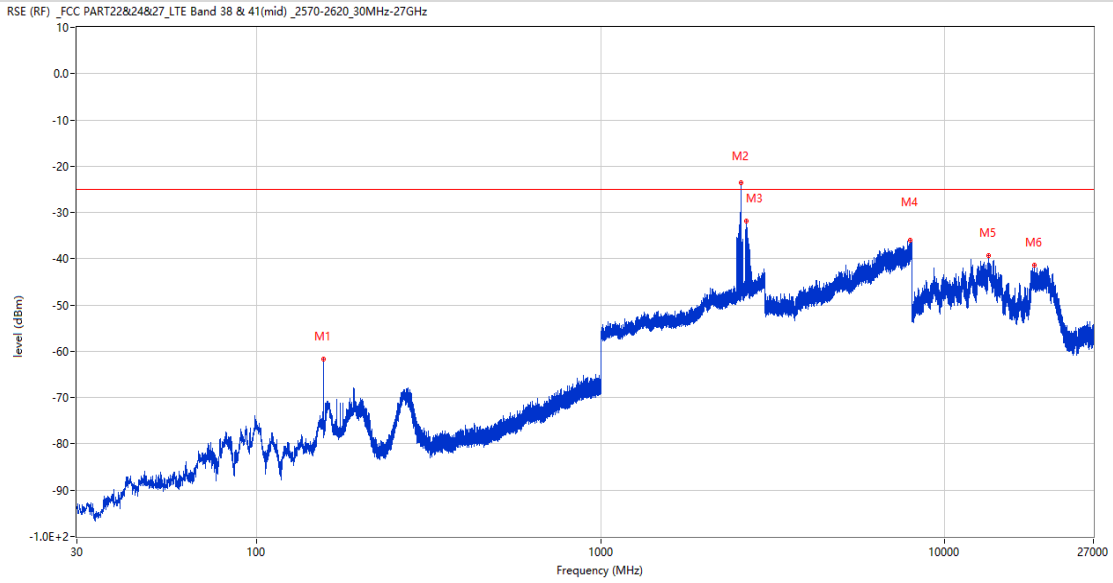
RSE-H&H LTE Band 38 BW15 CH38000

RSE (RF) _FCC PART22&24&27_LTE Band 38 & 41(mid)_2570-2620_30MHz-27GHz



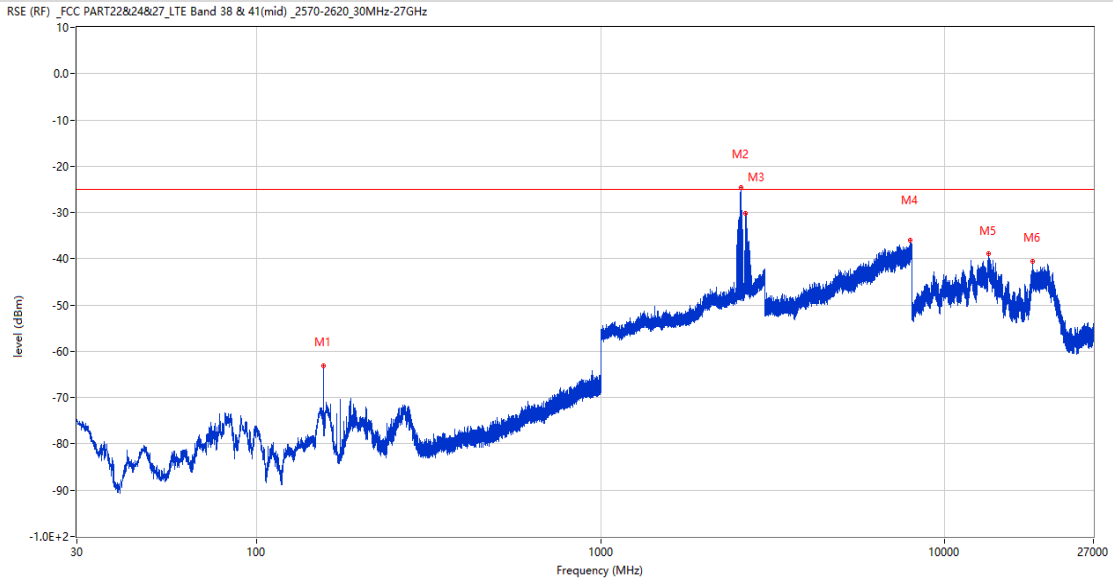
Frequency (MHz)	Result (dBm)	Factor (dB)	PK Limit (dBm)	Over Limit (dB)	Table (o)	ANT	EUT	Verdict
156.003	-61.66	-18.96	-25.0	-36.66	230.00	Horizontal	Horizontal	Pass
2559.900	-18.88	8.25	-25.0	6.12	360.00	Horizontal	Horizontal	N/A
2588.200	-30.70	8.60	-25.0	-5.70	0.00	Horizontal	Horizontal	N/A
2644.500	-25.73	8.93	-25.0	-0.73	360.00	Horizontal	Horizontal	N/A
7995.000	-36.33	18.75	-25.0	-11.33	18.00	Horizontal	Horizontal	Pass
13359.787	-38.98	16.63	-25.0	-13.98	360.00	Horizontal	Horizontal	Pass

RSE-H&V LTE Band 38 BW15 CH38000



Frequency (MHz)	Result (dBm)	Factor (dB)	PK Limit (dBm)	Over Limit (dB)	Table (o)	ANT	EUT	Verdict
156.003	-61.75	-18.96	-25.0	-36.75	90.00	Horizontal	Vertical	Pass
2560.900	-23.54	8.26	-25.0	1.46	137.00	Horizontal	Vertical	N/A
2648.000	-31.78	9.19	-25.0	-6.78	143.00	Horizontal	Vertical	N/A
7939.750	-36.06	18.97	-25.0	-11.06	284.00	Horizontal	Vertical	Pass
13370.025	-39.36	16.73	-25.0	-14.36	117.00	Horizontal	Vertical	Pass
18140.400	-41.41	12.86	-25.0	-16.41	326.00	Horizontal	Vertical	Pass

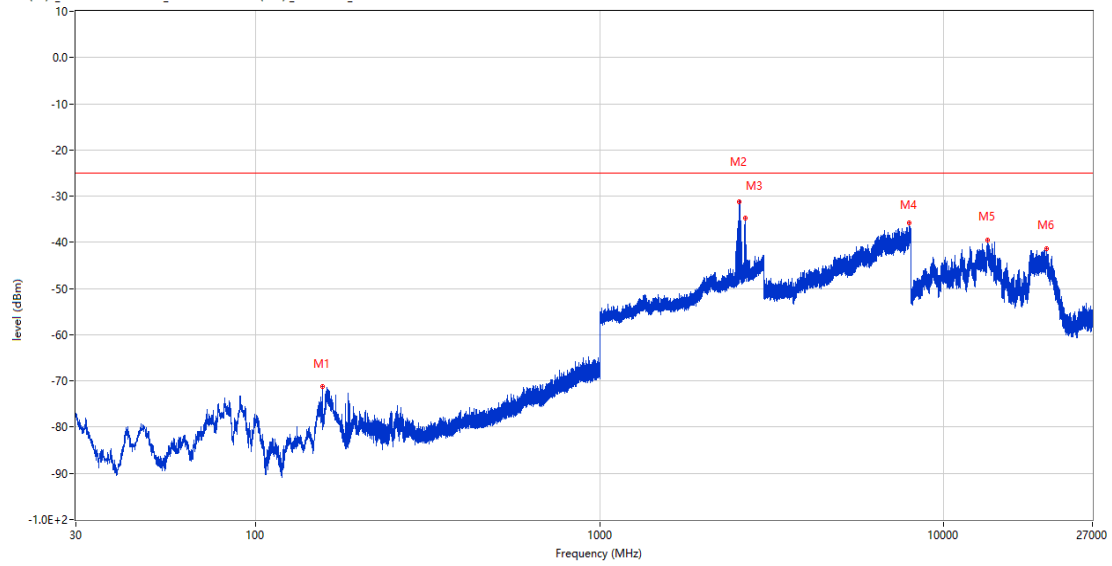
RSE-V&V LTE Band 38 BW15 CH38000



Frequency (MHz)	Result (dBm)	Factor (dB)	PK Limit (dBm)	Over Limit (dB)	Table (o)	ANT	EUT	Verdict
156.003	-63.04	-18.96	-25.0	-38.04	262.00	Vertical	Vertical	Pass
2559.600	-24.69	8.24	-25.0	0.31	329.00	Vertical	Vertical	N/A
2632.100	-30.11	9.03	-25.0	-5.11	256.00	Vertical	Vertical	N/A
7924.000	-36.07	18.33	-25.0	-11.07	71.00	Vertical	Vertical	Pass
13420.162	-38.81	16.57	-25.0	-13.81	339.00	Vertical	Vertical	Pass
17961.150	-40.63	13.81	-25.0	-15.63	116.00	Vertical	Vertical	Pass

RSE-V&H LTE Band 38 BW15 CH38000

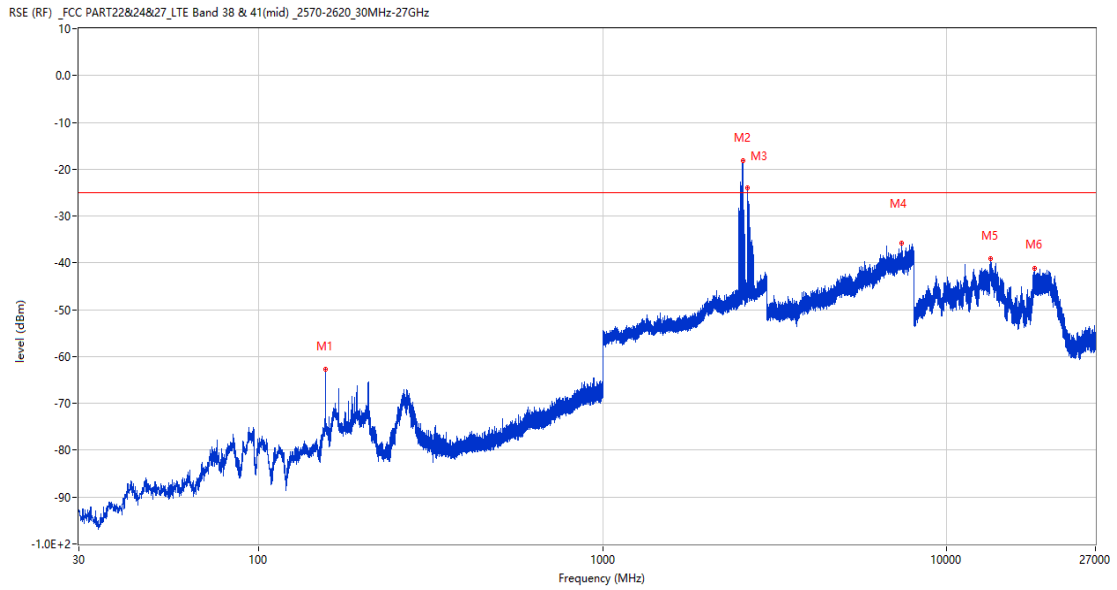
RSE (RF) _FCC PART22&24&27_LTE Band 38 & 41(mid)_2570-2620_30MHz-27GHz



Frequency (MHz)	Result (dBm)	Factor (dB)	PK Limit (dBm)	Over Limit (dB)	Table (o)	ANT	EUT	Verdict
156.003	-71.28	-18.96	-25.0	-46.28	285.00	Vertical	Horizontal	Pass
2543.200	-31.32	6.88	-25.0	-6.32	92.00	Vertical	Horizontal	N/A
2640.100	-34.81	8.94	-25.0	-9.81	165.00	Vertical	Horizontal	N/A
7928.250	-35.78	18.55	-25.0	-10.78	135.00	Vertical	Horizontal	Pass
13408.874	-39.58	16.81	-25.0	-14.58	359.00	Vertical	Horizontal	Pass
19849.501	-41.48	12.94	-25.0	-16.48	182.00	Vertical	Horizontal	Pass

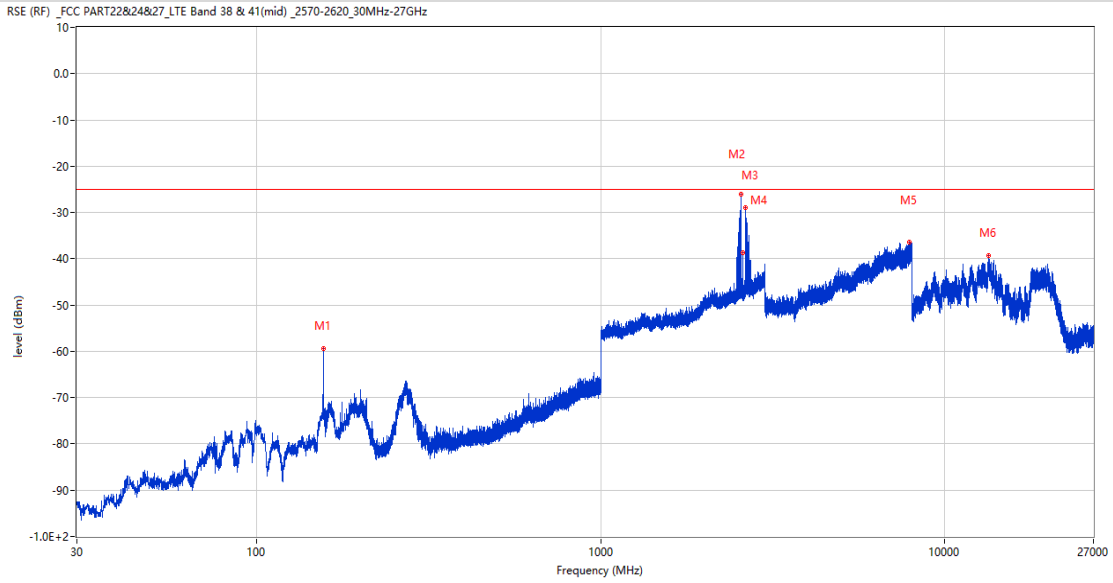
17.4 LTE Band 38 BW20, Middle Channel

RSE-H&H LTE Band 38 BW20 CH38000



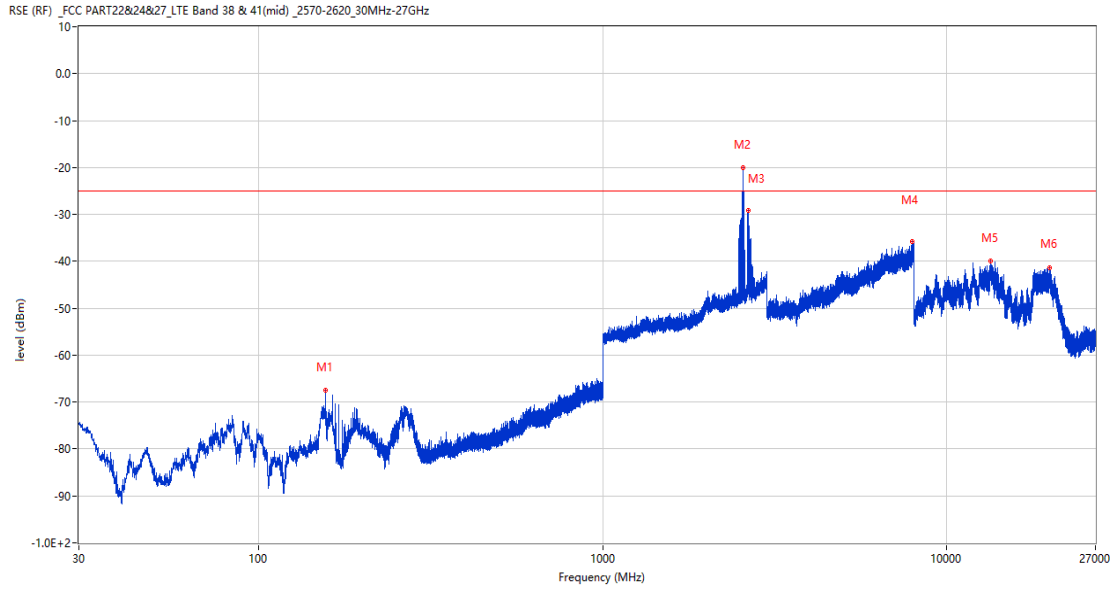
Frequency (MHz)	Result (dBm)	Factor (dB)	PK Limit (dBm)	Over Limit (dB)	Table (o)	ANT	EUT	Verdict
156.052	-62.81	-18.94	-25.0	-37.81	40.00	Horizontal	Horizontal	Pass
2556.200	-18.11	8.20	-25.0	6.89	360.00	Horizontal	Horizontal	N/A
2636.500	-24.01	9.07	-25.0	0.99	5.00	Horizontal	Horizontal	N/A
7386.250	-35.86	17.64	-25.0	-10.86	326.00	Horizontal	Horizontal	Pass
13359.000	-39.01	16.62	-25.0	-14.01	34.00	Horizontal	Horizontal	Pass
17958.525	-41.25	13.88	-25.0	-16.25	318.00	Horizontal	Horizontal	Pass

RSE-H&V LTE Band 38 BW20 CH38000



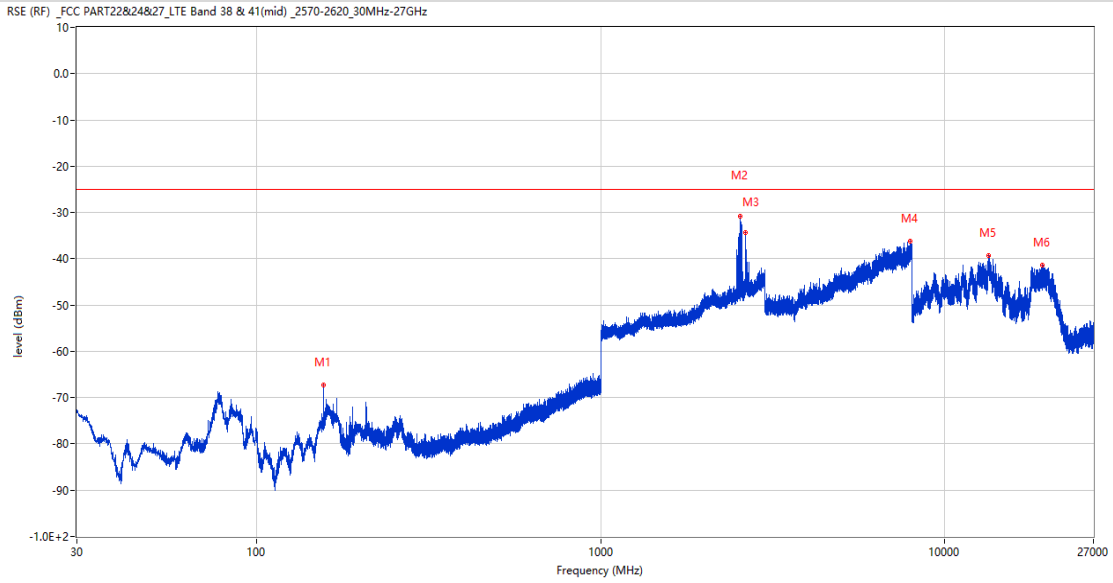
Frequency (MHz)	Result (dBm)	Factor (dB)	PK Limit (dBm)	Over Limit (dB)	Table (o)	ANT	EUT	Verdict
156.003	-59.35	-18.96	-25.0	-34.35	213.00	Horizontal	Vertical	Pass
2558.800	-25.97	8.23	-25.0	-0.97	119.00	Horizontal	Vertical	N/A
2586.200	-38.67	8.57	-25.0	-13.67	136.00	Horizontal	Vertical	N/A
2636.100	-28.92	9.00	-25.0	-3.92	148.00	Horizontal	Vertical	N/A
7863.750	-36.43	17.89	-25.0	-11.43	165.00	Horizontal	Vertical	Pass
13382.887	-39.24	16.85	-25.0	-14.24	337.00	Horizontal	Vertical	Pass

RSE-V&V LTE Band 38 BW20 CH38000



Frequency (MHz)	Result (dBm)	Factor (dB)	PK Limit (dBm)	Over Limit (dB)	Table (o)	ANT	EUT	Verdict
156.003	-67.50	-18.96	-25.0	-42.50	90.00	Vertical	Vertical	Pass
2560.100	-19.99	8.25	-25.0	5.01	360.00	Vertical	Vertical	N/A
2640.300	-29.24	8.91	-25.0	-4.24	310.00	Vertical	Vertical	N/A
7923.750	-35.84	18.32	-25.0	-10.84	146.00	Vertical	Vertical	Pass
13366.350	-39.92	16.69	-25.0	-14.92	360.00	Vertical	Vertical	Pass
19881.001	-41.35	12.95	-25.0	-16.35	265.00	Vertical	Vertical	Pass

RSE-V&H LTE Band 38 BW20 CH38000

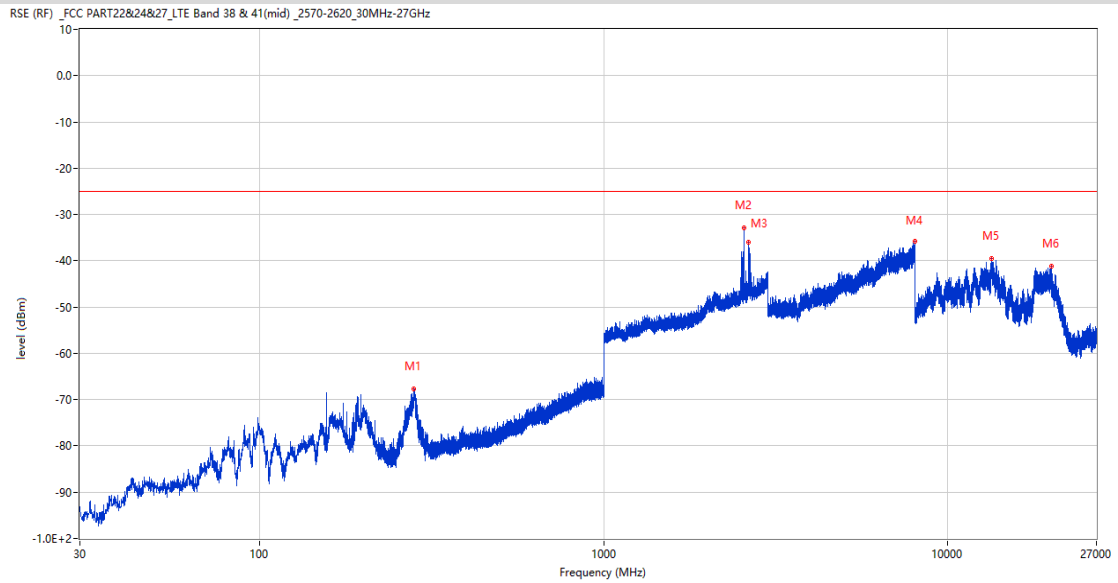


Frequency (MHz)	Result (dBm)	Factor (dB)	PK Limit (dBm)	Over Limit (dB)	Table (o)	ANT	EUT	Verdict
156.003	-67.36	-18.96	-25.0	-42.36	357.00	Vertical	Horizontal	Pass
2540.500	-30.81	6.89	-25.0	-5.81	77.00	Vertical	Horizontal	N/A
2634.900	-34.36	8.82	-25.0	-9.36	137.00	Vertical	Horizontal	N/A
7899.750	-36.20	17.71	-25.0	-11.20	358.00	Vertical	Horizontal	Pass
13396.013	-39.39	16.97	-25.0	-14.39	237.00	Vertical	Horizontal	Pass
19233.450	-41.44	12.91	-25.0	-16.44	246.00	Vertical	Horizontal	Pass

18 LTE Band 41

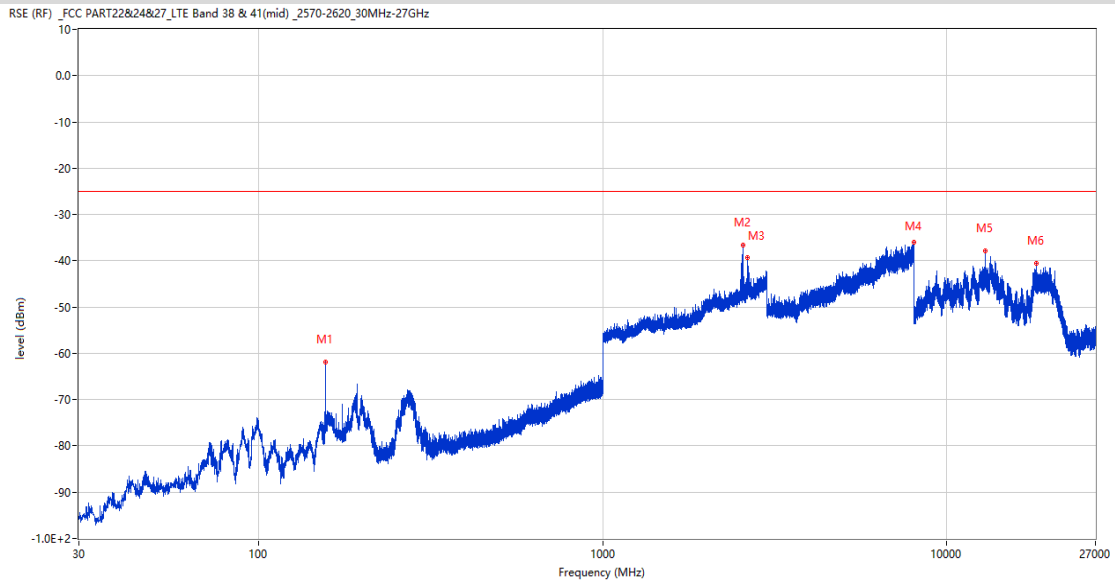
18.1 LTE Band 41 BW5, Middle Channel

RSE-H&H LTE Band 41 BW5 CH40620



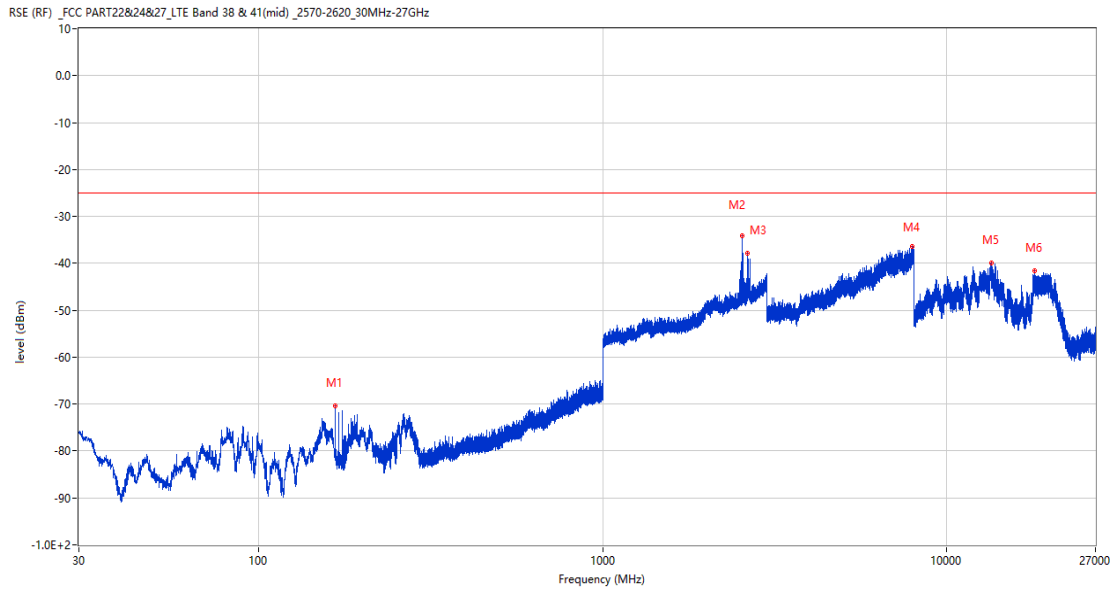
Frequency (MHz)	Result (dBm)	Factor (dB)	PK Limit (dBm)	Over Limit (dB)	Table (o)	ANT	EUT	Verdict
280.842	-67.70	-11.91	-25.0	-42.70	49.00	Horizontal	Horizontal	Pass
2553.300	-32.86	8.38	-25.0	-7.86	360.00	Horizontal	Horizontal	N/A
2636.000	-36.08	8.99	-25.0	-11.08	3.00	Horizontal	Horizontal	N/A
7999.750	-35.88	19.02	-25.0	-10.88	81.00	Horizontal	Horizontal	Pass
13399.425	-39.60	17.00	-25.0	-14.60	360.00	Horizontal	Horizontal	Pass
20021.850	-41.12	12.95	-25.0	-16.12	84.00	Horizontal	Horizontal	Pass

RSE-H&V LTE Band 41 BW5 CH40620



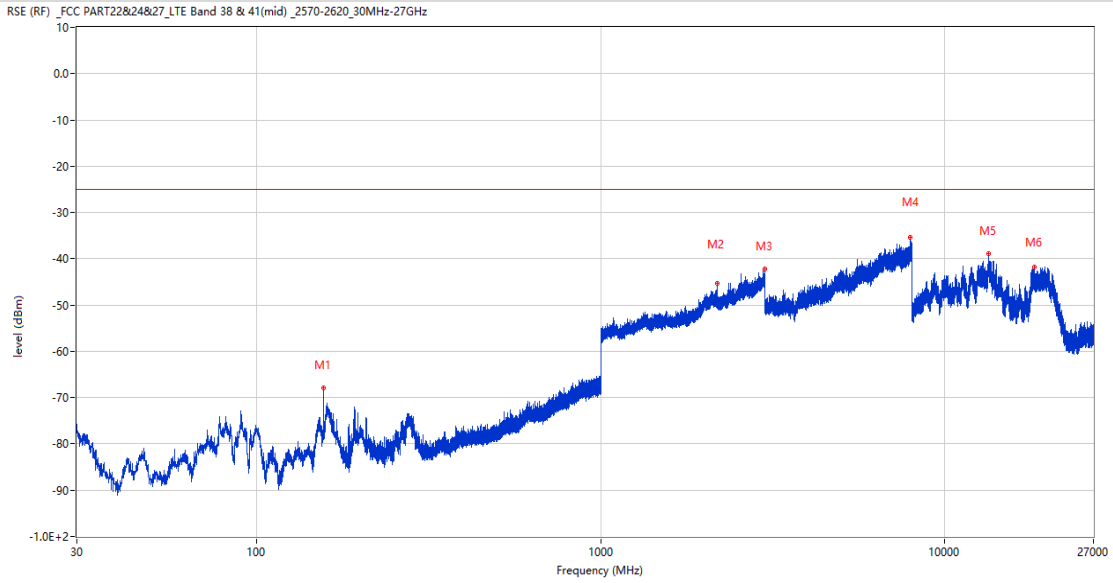
Frequency (MHz)	Result (dBm)	Factor (dB)	PK Limit (dBm)	Over Limit (dB)	Table (o)	ANT	EUT	Verdict
156.003	-61.87	-18.96	-25.0	-36.87	231.00	Horizontal	Vertical	Pass
2547.600	-36.71	7.13	-25.0	-11.71	58.00	Horizontal	Vertical	N/A
2627.500	-39.26	8.99	-25.0	-14.26	148.00	Horizontal	Vertical	N/A
7993.250	-36.09	18.57	-25.0	-11.09	71.00	Horizontal	Vertical	Pass
12953.962	-37.80	14.61	-25.0	-12.80	177.00	Horizontal	Vertical	Pass
18140.400	-40.60	12.86	-25.0	-15.60	0.00	Horizontal	Vertical	Pass

RSE-V&V LTE Band 41 BW5 CH40620



Frequency (MHz)	Result (dBm)	Factor (dB)	PK Limit (dBm)	Over Limit (dB)	Table (o)	ANT	EUT	Verdict
167.110	-70.43	-17.94	-25.0	-45.43	299.00	Vertical	Vertical	Pass
2544.300	-34.09	6.78	-25.0	-9.09	3.00	Vertical	Vertical	N/A
2627.700	-37.96	8.99	-25.0	-12.96	81.00	Vertical	Vertical	N/A
7934.000	-36.31	18.84	-25.0	-11.31	81.00	Vertical	Vertical	Pass
13431.713	-39.85	16.31	-25.0	-14.85	35.00	Vertical	Vertical	Pass
17962.725	-41.58	13.77	-25.0	-16.58	196.00	Vertical	Vertical	Pass

RSE-V&H LTE Band 41 BW5 CH40620

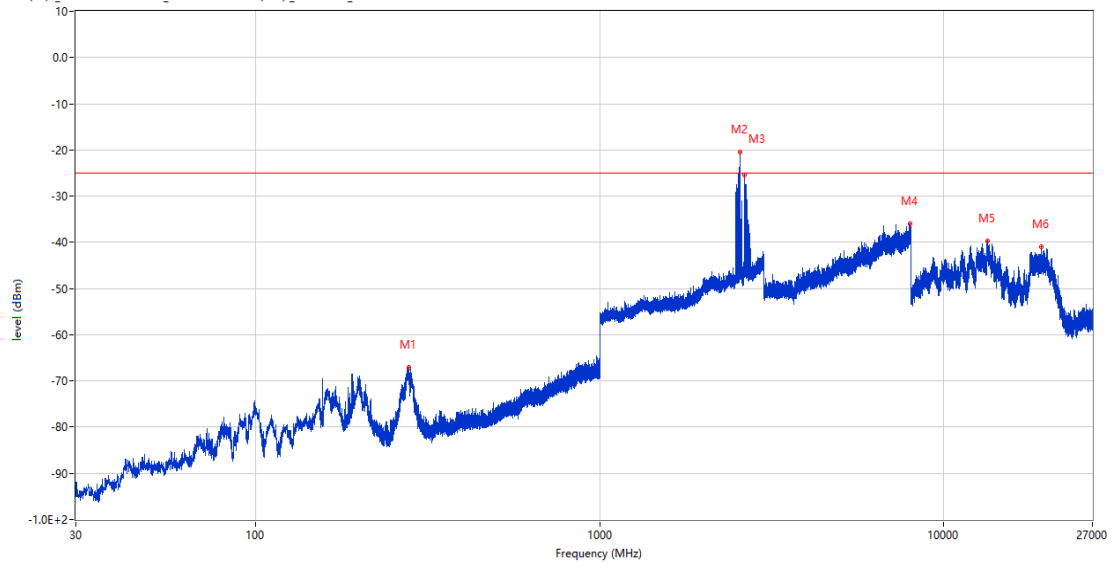


Frequency (MHz)	Result (dBm)	Factor (dB)	PK Limit (dBm)	Over Limit (dB)	Table (o)	ANT	EUT	Verdict
156.003	-67.82	-18.96	-25.0	-42.82	0.00	Vertical	Horizontal	Pass
2175.100	-45.31	5.38	-25.0	-20.31	360.00	Vertical	Horizontal	Pass
2999.900	-42.13	11.51	-25.0	-17.13	51.00	Vertical	Horizontal	Pass
7940.000	-35.43	18.97	-25.0	-10.43	262.00	Vertical	Horizontal	Pass
13402.313	-38.91	16.96	-25.0	-13.91	55.00	Vertical	Horizontal	Pass
18137.698	-41.88	12.86	-25.0	-16.88	305.00	Vertical	Horizontal	Pass

18.2 LTE Band 41 BW10, Middle Channel

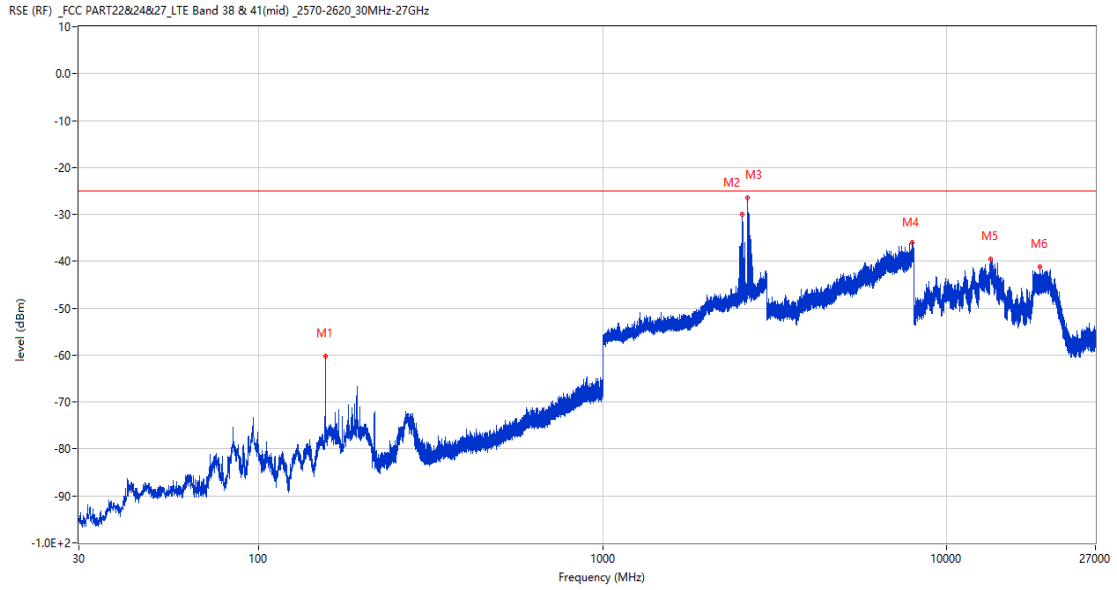
RSE-H&H LTE Band 41 BW10 CH40620

RSE (RF) _FCC PART22&24&27_LTE Band 38 & 41(mid) _2570-2620_30MHz-27GHz



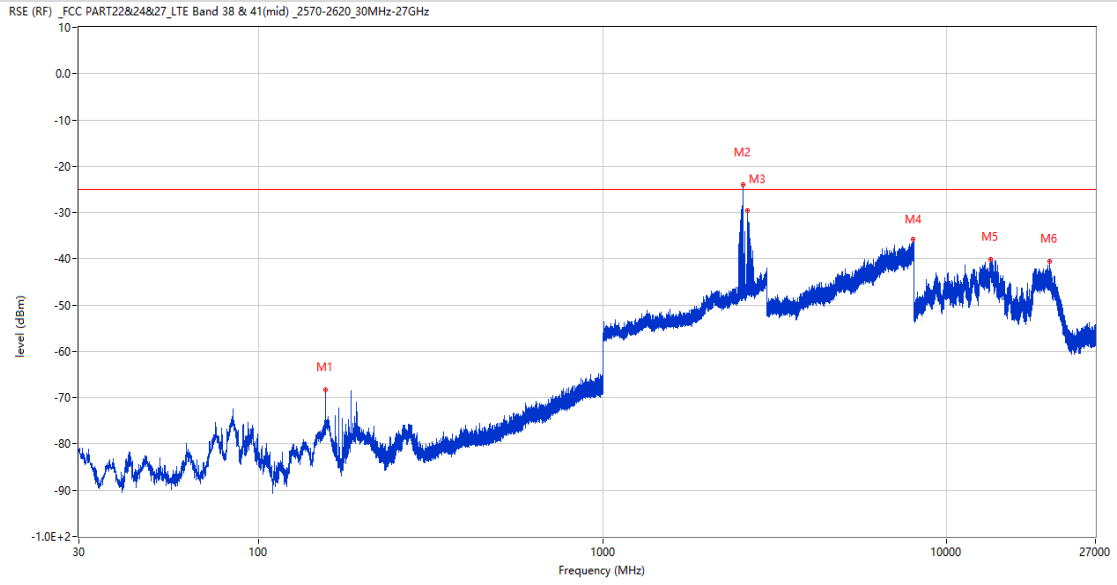
Frequency (MHz)	Result (dBm)	Factor (dB)	PK Limit (dBm)	Over Limit (dB)	Table (o)	ANT	EUT	Verdict
277.738	-67.13	-12.14	-25.0	-42.13	63.00	Horizontal	Horizontal	Pass
2560.400	-20.51	8.25	-25.0	4.49	360.00	Horizontal	Horizontal	N/A
2635.800	-25.52	8.95	-25.0	-0.52	2.00	Horizontal	Horizontal	N/A
7949.750	-35.95	18.65	-25.0	-10.95	220.00	Horizontal	Horizontal	Pass
13378.950	-39.82	16.81	-25.0	-14.82	257.00	Horizontal	Horizontal	Pass
19131.750	-41.00	12.91	-25.0	-16.00	360.00	Horizontal	Horizontal	Pass

RSE-H&V LTE Band 41 BW10 CH40620



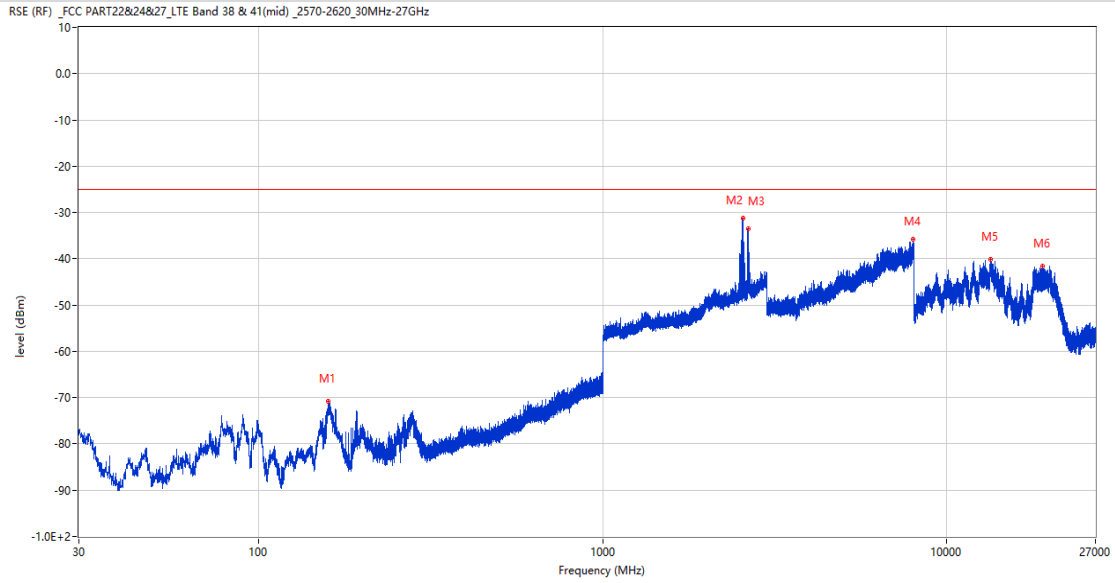
Frequency (MHz)	Result (dBm)	Factor (dB)	PK Limit (dBm)	Over Limit (dB)	Table (o)	ANT	EUT	Verdict
156.003	-60.25	-18.96	-25.0	-35.25	219.00	Horizontal	Vertical	Pass
2537.400	-30.05	7.11	-25.0	-5.05	138.00	Horizontal	Vertical	N/A
2632.000	-26.39	9.03	-25.0	-1.39	144.00	Horizontal	Vertical	N/A
7942.000	-35.90	18.93	-25.0	-10.90	209.00	Horizontal	Vertical	Pass
13388.925	-39.52	16.91	-25.0	-14.52	136.00	Horizontal	Vertical	Pass
18597.599	-41.26	12.88	-25.0	-16.26	24.00	Horizontal	Vertical	Pass

RSE-V&V LTE Band 41 BW10 CH40620



Frequency (MHz)	Result (dBm)	Factor (dB)	PK Limit (dBm)	Over Limit (dB)	Table (o)	ANT	EUT	Verdict
155.906	-68.34	-18.98	-25.0	-43.34	229.00	Vertical	Vertical	Pass
2555.000	-23.89	8.22	-25.0	1.11	292.00	Vertical	Vertical	N/A
2634.800	-29.52	8.82	-25.0	-4.52	136.00	Vertical	Vertical	N/A
7962.250	-35.79	18.19	-25.0	-10.79	165.00	Vertical	Vertical	Pass
13361.887	-40.13	16.65	-25.0	-15.13	115.00	Vertical	Vertical	Pass
19844.100	-40.44	12.94	-25.0	-15.44	16.00	Vertical	Vertical	Pass

RSE-V&H LTE Band 41 BW10 CH40620

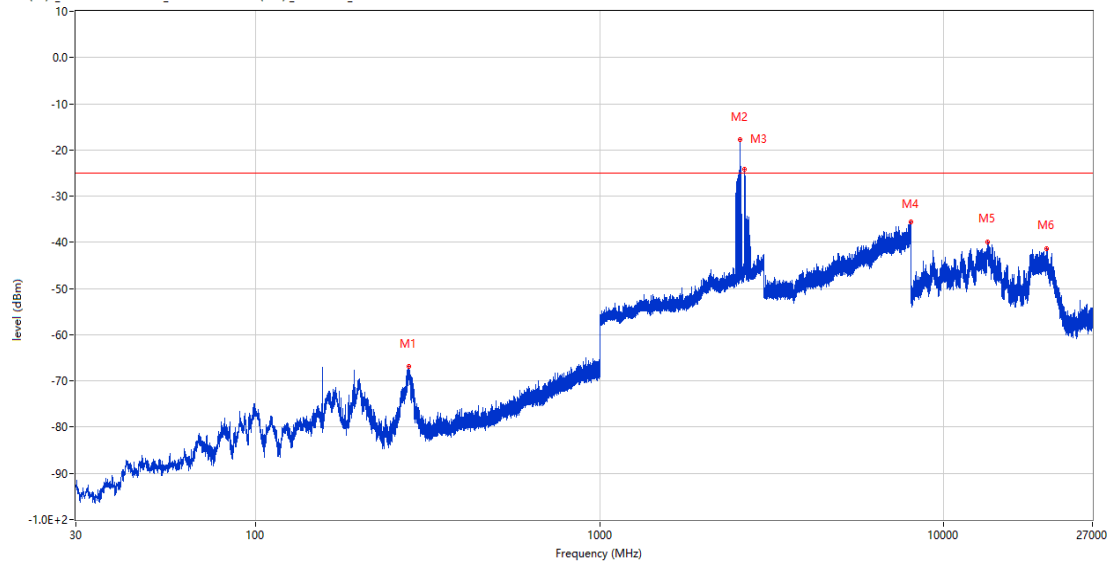


Frequency (MHz)	Result (dBm)	Factor (dB)	PK Limit (dBm)	Over Limit (dB)	Table (o)	ANT	EUT	Verdict
158.962	-70.88	-18.43	-25.0	-45.88	326.00	Vertical	Horizontal	Pass
2555.200	-31.15	8.19	-25.0	-6.15	248.00	Vertical	Horizontal	N/A
2640.400	-33.60	8.89	-25.0	-8.60	163.00	Vertical	Horizontal	N/A
7958.750	-35.84	18.29	-25.0	-10.84	50.00	Vertical	Horizontal	Pass
13392.075	-40.22	16.94	-25.0	-15.22	360.00	Vertical	Horizontal	Pass
18949.050	-41.65	12.90	-25.0	-16.65	182.00	Vertical	Horizontal	Pass

18.3 LTE Band 41 BW15, Middle Channel

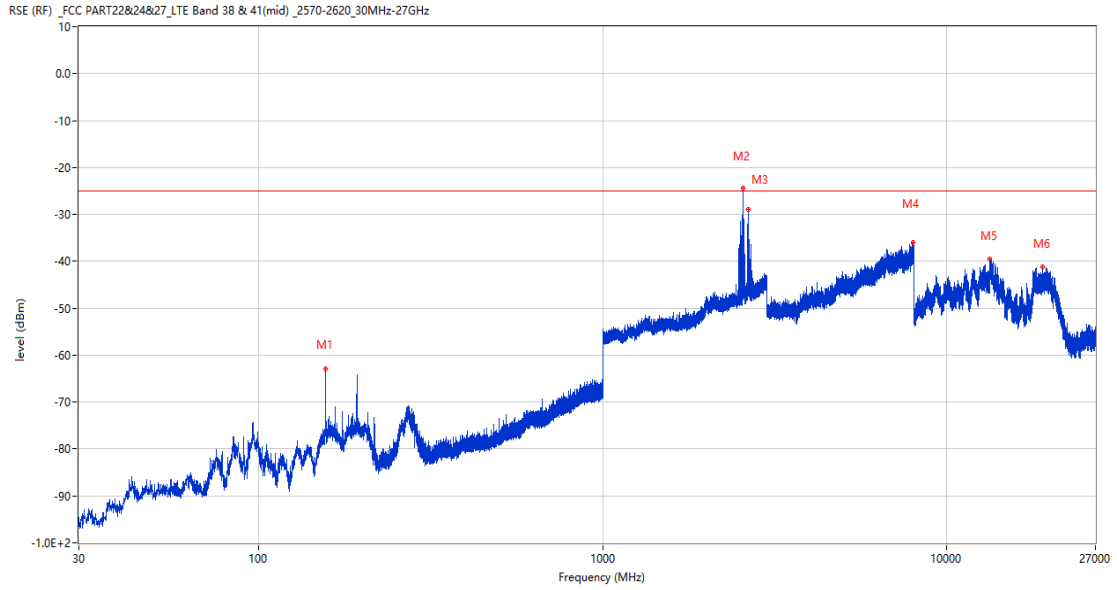
RSE-H&H LTE Band 41 BW15 CH40620

RSE (RF) _FCC PART22&24&27_LTE Band 38 & 41(mid) _2570-2620_30MHz-27GHz



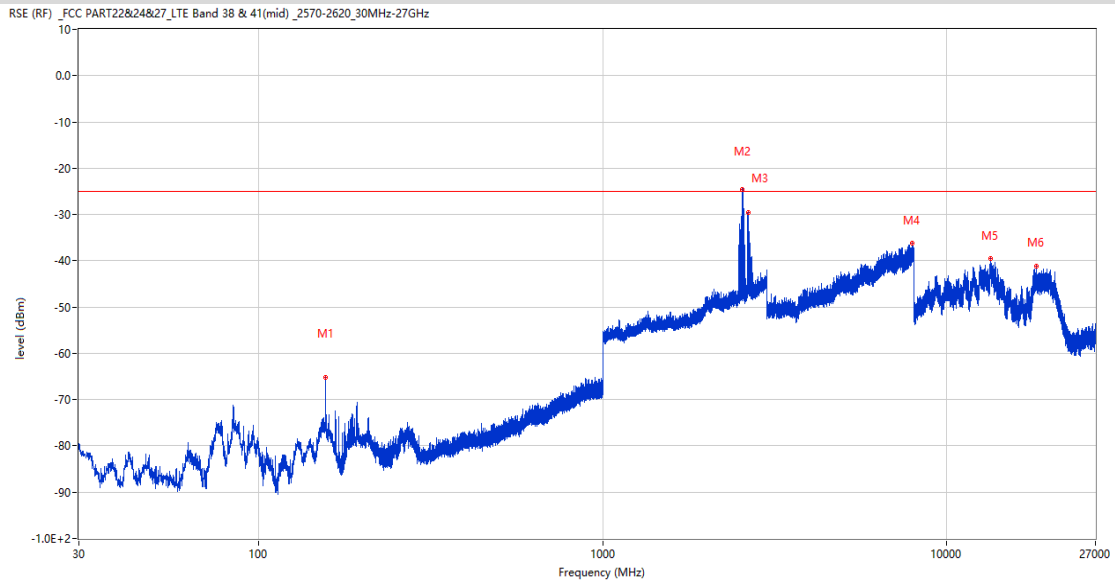
Frequency (MHz)	Result (dBm)	Factor (dB)	PK Limit (dBm)	Over Limit (dB)	Table (o)	ANT	EUT	Verdict
278.272	-66.88	-12.09	-25.0	-41.88	59.00	Horizontal	Horizontal	Pass
2558.200	-17.67	8.23	-25.0	7.33	358.00	Horizontal	Horizontal	N/A
2634.000	-24.15	8.84	-25.0	0.85	358.00	Horizontal	Horizontal	N/A
7997.750	-35.54	18.89	-25.0	-10.54	102.00	Horizontal	Horizontal	Pass
13395.488	-39.83	16.97	-25.0	-14.83	37.00	Horizontal	Horizontal	Pass
19906.650	-41.36	12.95	-25.0	-16.36	360.00	Horizontal	Horizontal	Pass

RSE-H&V LTE Band 41 BW15 CH40620



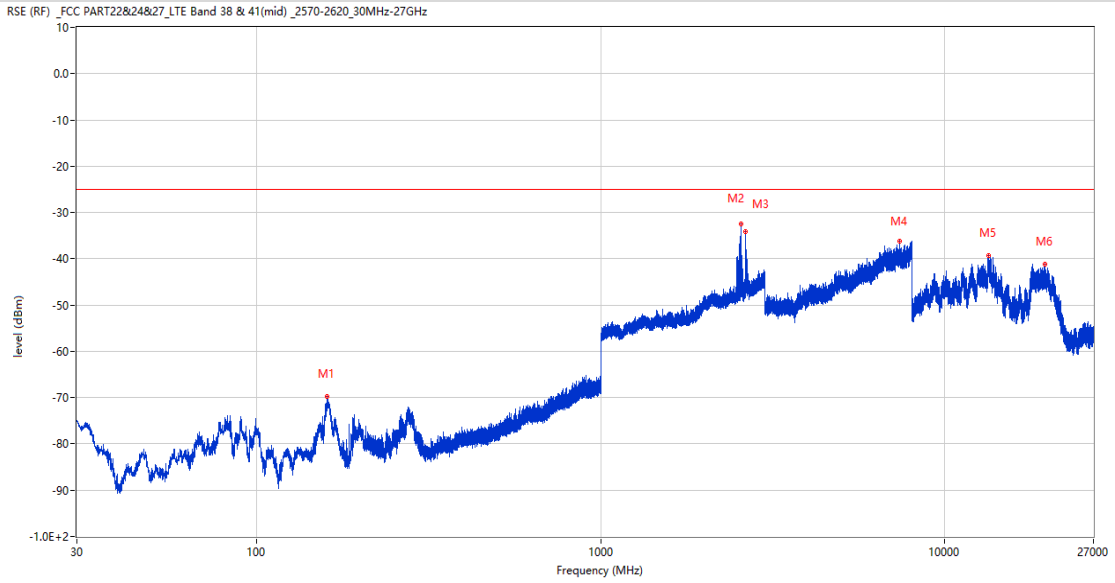
Frequency (MHz)	Result (dBm)	Factor (dB)	PK Limit (dBm)	Over Limit (dB)	Table (o)	ANT	EUT	Verdict
156.003	-62.82	-18.96	-25.0	-37.82	92.00	Horizontal	Vertical	Pass
2560.700	-24.32	8.26	-25.0	0.68	47.00	Horizontal	Vertical	N/A
2643.500	-28.94	8.83	-25.0	-3.94	131.00	Horizontal	Vertical	N/A
7970.750	-36.05	18.07	-25.0	-11.05	81.00	Horizontal	Vertical	Pass
13325.924	-39.45	15.59	-25.0	-14.45	214.00	Horizontal	Vertical	Pass
18902.249	-41.20	12.90	-25.0	-16.20	0.00	Horizontal	Vertical	Pass

RSE-V&V LTE Band 41 BW15 CH40620



Frequency (MHz)	Result (dBm)	Factor (dB)	PK Limit (dBm)	Over Limit (dB)	Table (o)	ANT	EUT	Verdict
156.052	-65.24	-18.94	-25.0	-40.24	346.00	Vertical	Vertical	Pass
2546.100	-24.57	6.93	-25.0	0.43	297.00	Vertical	Vertical	N/A
2642.300	-29.52	8.80	-25.0	-4.52	279.00	Vertical	Vertical	N/A
7931.250	-36.14	18.76	-25.0	-11.14	263.00	Vertical	Vertical	Pass
13391.549	-39.59	16.93	-25.0	-14.59	279.00	Vertical	Vertical	Pass
18147.600	-41.12	12.86	-25.0	-16.12	71.00	Vertical	Vertical	Pass

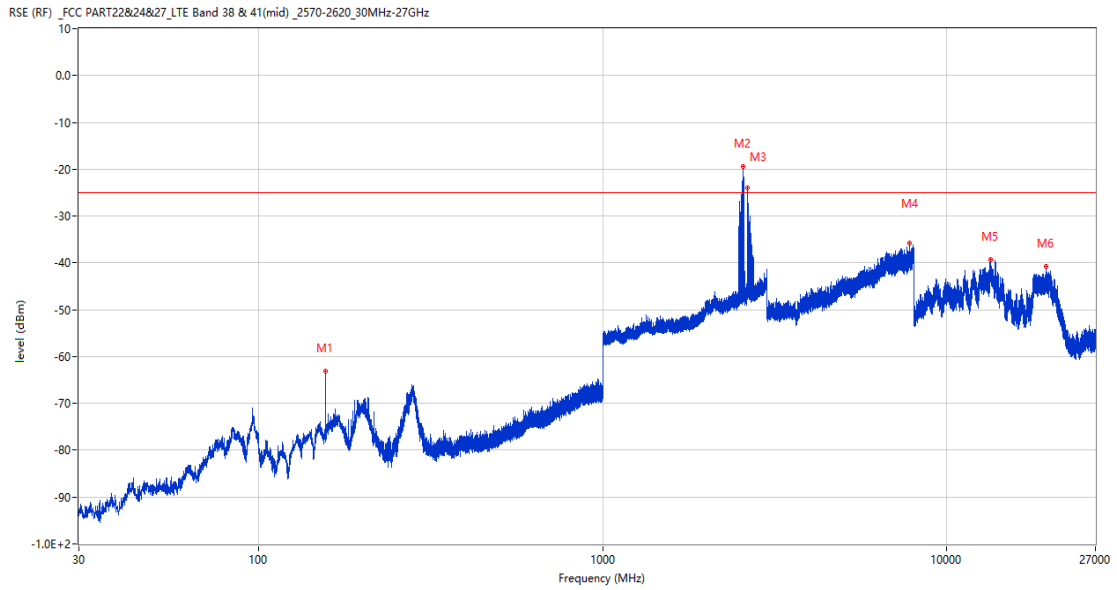
RSE-V&H LTE Band 41 BW15 CH40620



Frequency (MHz)	Result (dBm)	Factor (dB)	PK Limit (dBm)	Over Limit (dB)	Table (o)	ANT	EUT	Verdict
159.689	-69.82	-18.28	-25.0	-44.82	328.00	Vertical	Horizontal	Pass
2556.300	-32.49	8.20	-25.0	-7.49	231.00	Vertical	Horizontal	N/A
2631.600	-34.13	9.03	-25.0	-9.13	243.00	Vertical	Horizontal	N/A
7392.500	-36.11	17.68	-25.0	-11.11	231.00	Vertical	Horizontal	Pass
13350.600	-39.37	16.55	-25.0	-14.37	76.00	Vertical	Horizontal	Pass
19550.251	-41.13	12.93	-25.0	-16.13	360.00	Vertical	Horizontal	Pass

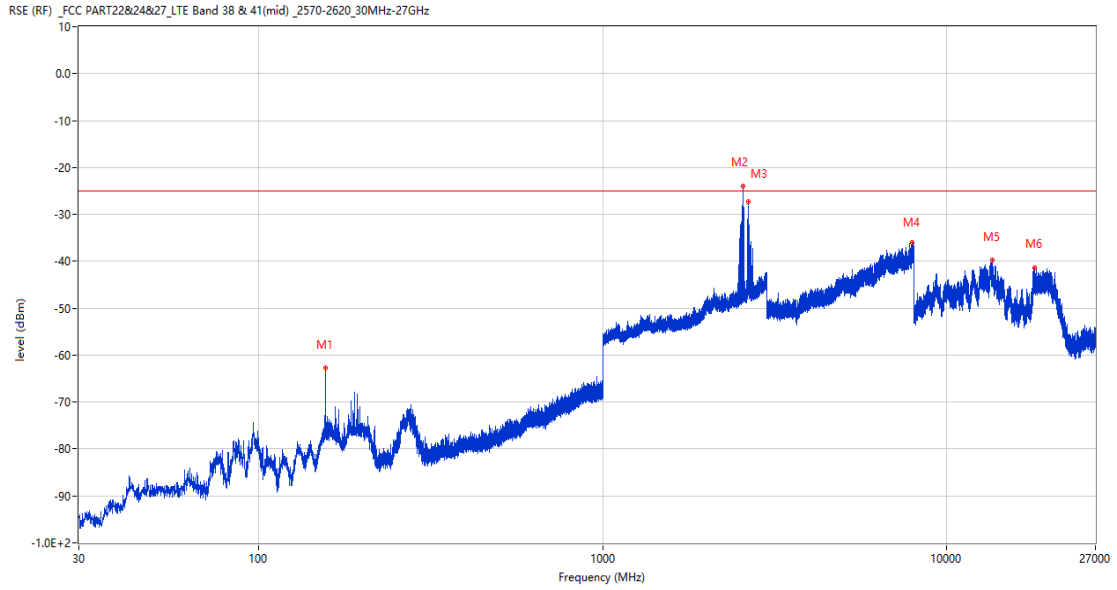
18.4 LTE Band 41 BW20, Middle Channel

RSE-H&H LTE Band 41 BW20 CH40620



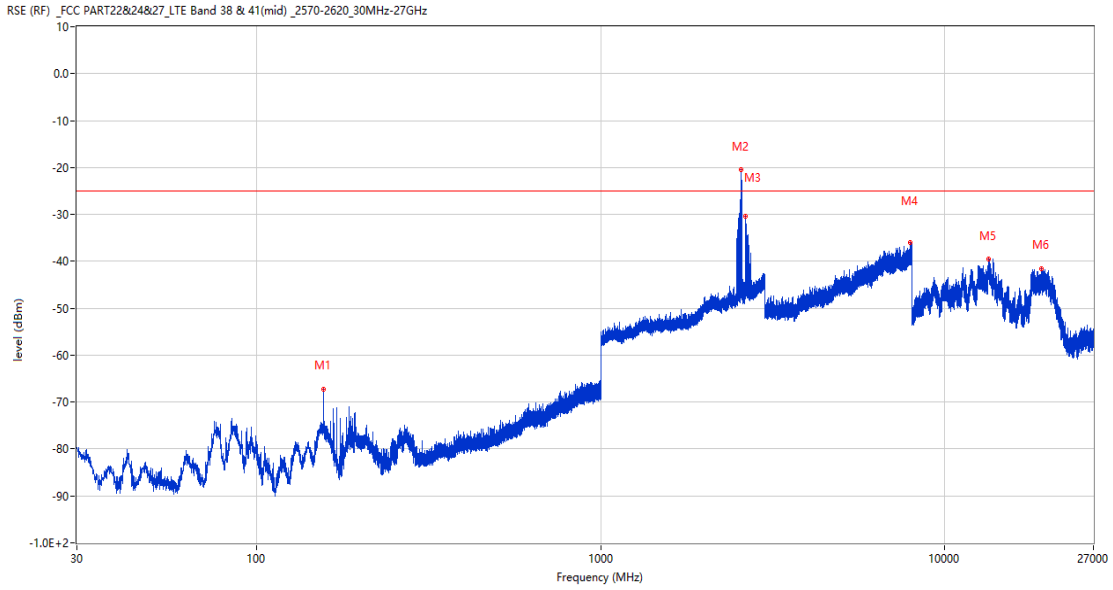
Frequency (MHz)	Result (dBm)	Factor (dB)	PK Limit (dBm)	Over Limit (dB)	Table (o)	ANT	EUT	Verdict
156.003	-63.13	-18.96	-25.0	-38.13	70.00	Horizontal	Horizontal	Pass
2556.500	-19.44	8.20	-25.0	5.56	5.00	Horizontal	Horizontal	N/A
2629.700	-23.98	9.01	-25.0	1.02	0.00	Horizontal	Horizontal	N/A
7775.750	-35.87	18.07	-25.0	-10.87	187.00	Horizontal	Horizontal	Pass
13398.112	-39.36	16.99	-25.0	-14.36	55.00	Horizontal	Horizontal	Pass
19372.050	-40.67	12.92	-25.0	-15.67	40.00	Horizontal	Horizontal	Pass

RSE-H&V LTE Band 41 BW20 CH40620



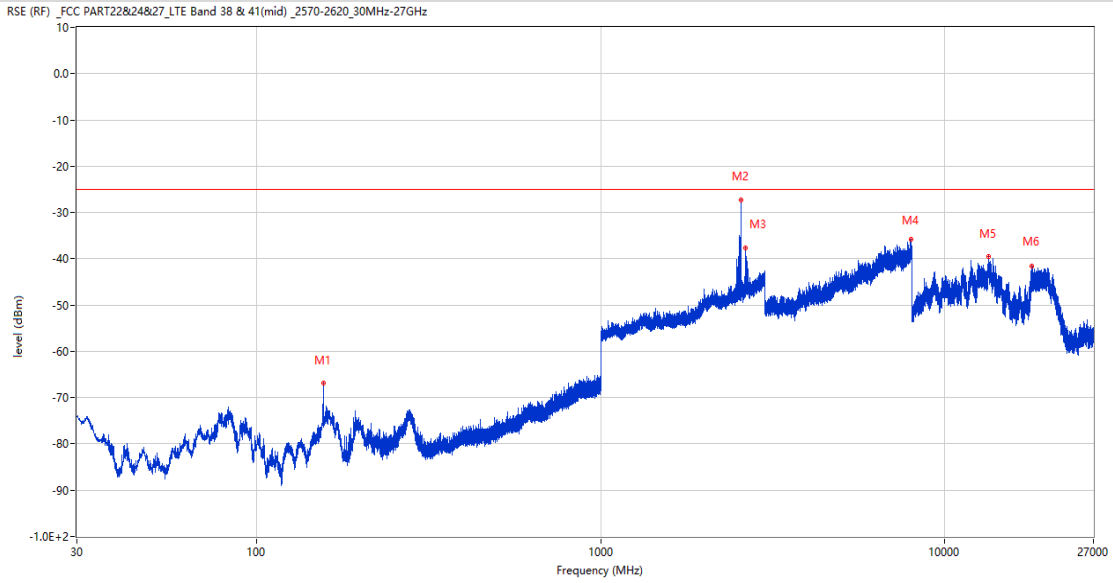
Frequency (MHz)	Result (dBm)	Factor (dB)	PK Limit (dBm)	Over Limit (dB)	Table (o)	ANT	EUT	Verdict
156.003	-62.68	-18.96	-25.0	-37.68	46.00	Horizontal	Vertical	Pass
2562.000	-23.89	8.27	-25.0	1.11	58.00	Horizontal	Vertical	N/A
2640.900	-27.19	8.81	-25.0	-2.19	136.00	Horizontal	Vertical	N/A
7930.500	-35.92	18.76	-25.0	-10.92	93.00	Horizontal	Vertical	Pass
13539.338	-39.78	15.73	-25.0	-14.78	35.00	Horizontal	Vertical	Pass
17956.688	-41.42	13.92	-25.0	-16.42	75.00	Horizontal	Vertical	Pass

RSE-V&V LTE Band 41 BW20 CH40620



Frequency (MHz)	Result (dBm)	Factor (dB)	PK Limit (dBm)	Over Limit (dB)	Table (o)	ANT	EUT	Verdict
156.003	-67.17	-18.96	-25.0	-42.17	113.00	Vertical	Vertical	Pass
2560.200	-20.50	8.25	-25.0	4.50	352.00	Vertical	Vertical	N/A
2635.100	-30.45	8.82	-25.0	-5.45	5.00	Vertical	Vertical	N/A
7937.000	-36.06	18.95	-25.0	-11.06	262.00	Vertical	Vertical	Pass
13401.263	-39.58	16.98	-25.0	-14.58	297.00	Vertical	Vertical	Pass
19079.999	-41.58	12.91	-25.0	-16.58	223.00	Vertical	Vertical	Pass

RSE-V&H LTE Band 41 BW20 CH40620

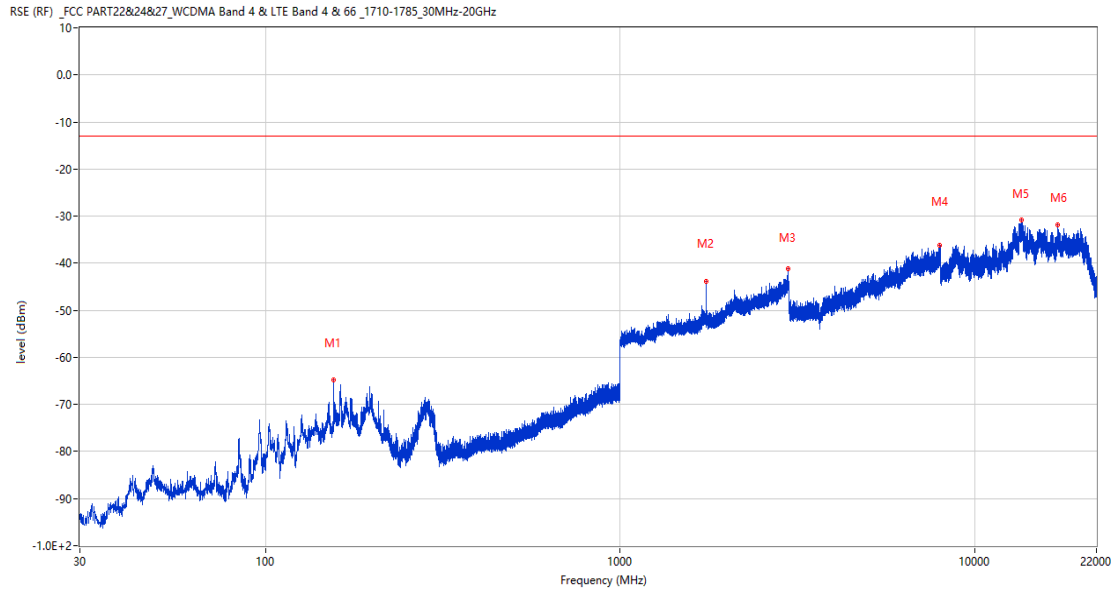


Frequency (MHz)	Result (dBm)	Factor (dB)	PK Limit (dBm)	Over Limit (dB)	Table (o)	ANT	EUT	Verdict
156.003	-66.89	-18.96	-25.0	-41.89	296.00	Vertical	Horizontal	Pass
2561.800	-27.21	8.27	-25.0	-2.21	166.00	Vertical	Horizontal	N/A
2630.500	-37.56	9.02	-25.0	-12.56	71.00	Vertical	Horizontal	N/A
7982.500	-35.88	18.17	-25.0	-10.88	71.00	Vertical	Horizontal	Pass
13394.437	-39.58	16.96	-25.0	-14.58	176.00	Vertical	Horizontal	Pass
17904.187	-41.63	12.99	-25.0	-16.63	135.00	Vertical	Horizontal	Pass

19 LTE Band 66

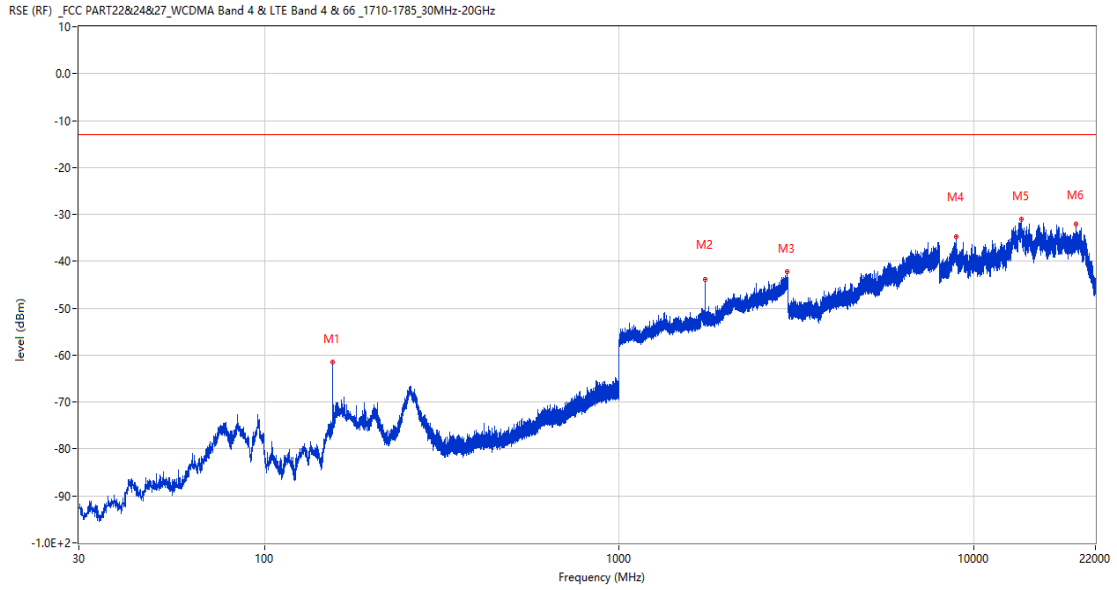
19.1 LTE Band 66 BW1.4, Middle Channel

RSE-H&H LTE Band 66 BW1.4 CH132322



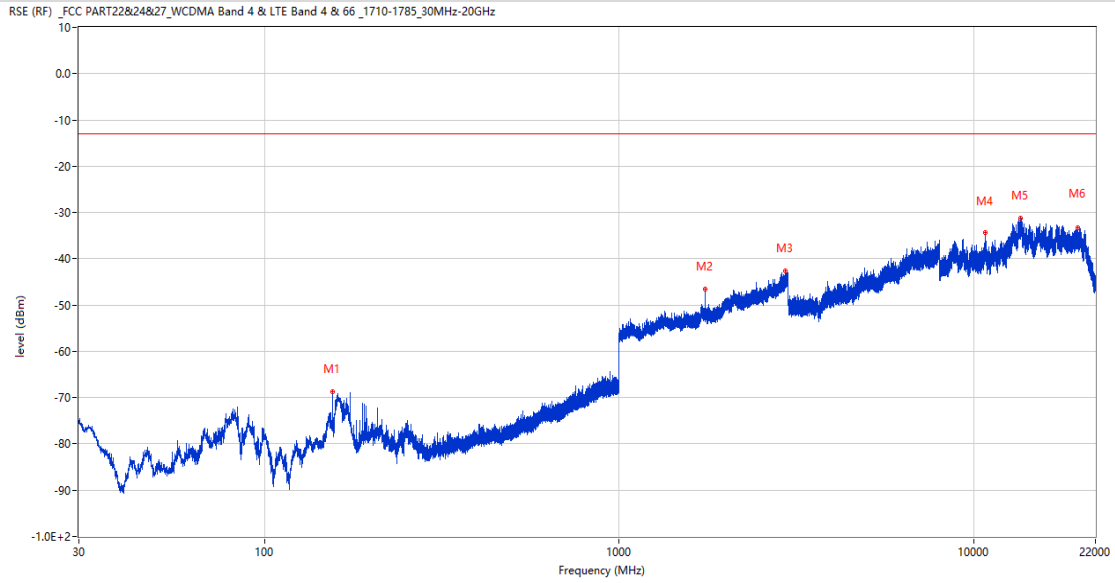
Frequency (MHz)	Result (dBm)	Factor (dB)	PK Limit (dBm)	Over Limit (dB)	Table (o)	ANT	EUT	Verdict
156.052	-64.86	-18.94	-13.0	-51.86	4.00	Horizontal	Horizontal	Pass
1745.200	-43.91	2.32	-13.0	-30.91	159.00	Horizontal	Horizontal	N/A
2968.000	-41.09	11.65	-13.0	-28.09	189.00	Horizontal	Horizontal	Pass
7941.750	-36.13	18.94	-13.0	-23.13	39.00	Horizontal	Horizontal	Pass
13525.613	-30.89	24.60	-13.0	-17.89	279.00	Horizontal	Horizontal	Pass
17127.562	-31.82	23.59	-13.0	-18.82	85.00	Horizontal	Horizontal	Pass

RSE-H&V LTE Band 66 BW1.4 CH132322



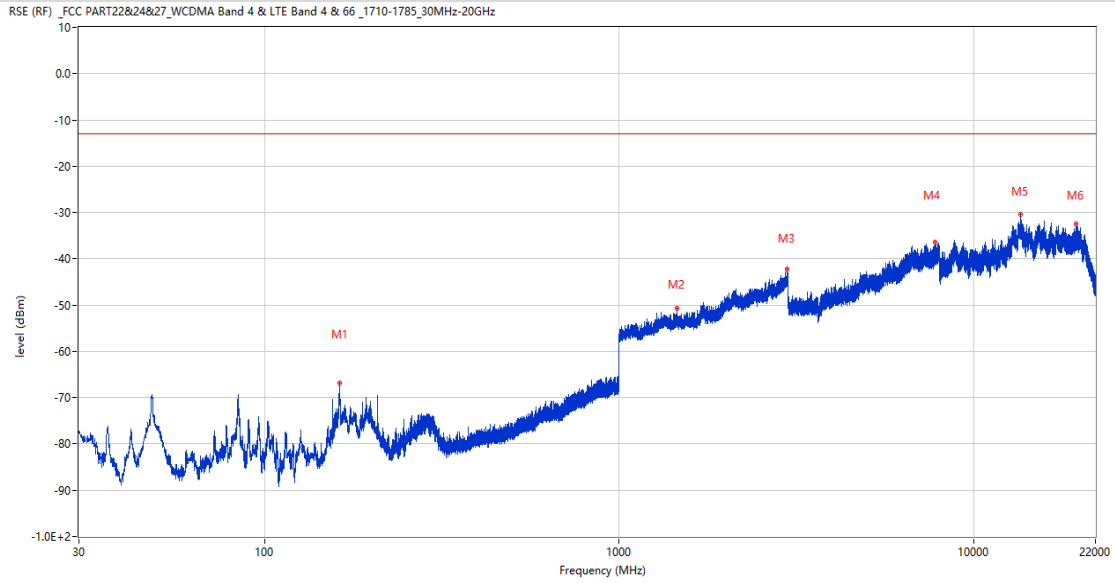
Frequency (MHz)	Result (dBm)	Factor (dB)	PK Limit (dBm)	Over Limit (dB)	Table (o)	ANT	EUT	Verdict
156.052	-61.40	-18.94	-13.0	-48.40	72.00	Horizontal	Vertical	Pass
1745.500	-43.95	2.31	-13.0	-30.95	202.00	Horizontal	Vertical	N/A
2968.000	-42.28	11.65	-13.0	-29.28	351.00	Horizontal	Vertical	Pass
8912.238	-34.72	19.67	-13.0	-21.72	131.00	Horizontal	Vertical	Pass
13634.300	-31.05	24.84	-13.0	-18.05	115.00	Horizontal	Vertical	Pass
19363.287	-31.97	21.42	-13.0	-18.97	190.00	Horizontal	Vertical	Pass

RSE-V&V LTE Band 66 BW1.4 CH132322



Frequency (MHz)	Result (dBm)	Factor (dB)	PK Limit (dBm)	Over Limit (dB)	Table (o)	ANT	EUT	Verdict
156.003	-68.72	-18.96	-13.0	-55.72	167.00	Vertical	Vertical	Pass
1745.200	-46.50	2.32	-13.0	-33.50	318.00	Vertical	Vertical	N/A
2939.300	-42.68	11.08	-13.0	-29.68	271.00	Vertical	Vertical	Pass
10793.950	-34.34	19.65	-13.0	-21.34	0.00	Vertical	Vertical	Pass
13556.600	-31.17	25.17	-13.0	-18.17	334.00	Vertical	Vertical	Pass
19588.063	-33.37	21.47	-13.0	-20.37	214.00	Vertical	Vertical	Pass

RSE-V&H LTE Band 66 BW1.4 CH132322

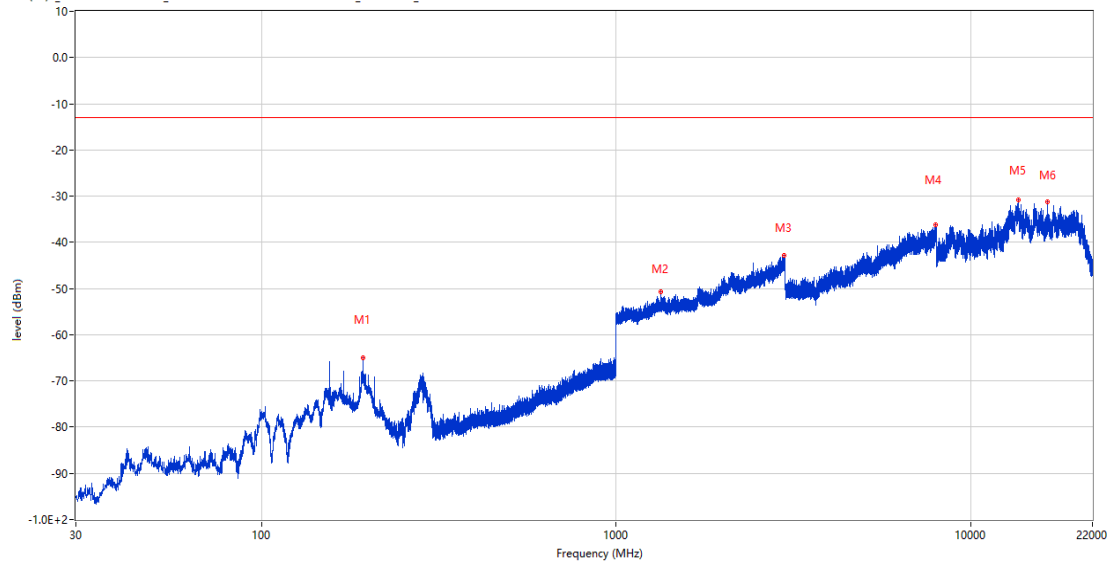


Frequency (MHz)	Result (dBm)	Factor (dB)	PK Limit (dBm)	Over Limit (dB)	Table (o)	ANT	EUT	Verdict
163.036	-66.85	-18.16	-13.0	-53.85	330.00	Vertical	Horizontal	Pass
1451.800	-50.67	0.74	-13.0	-37.67	285.00	Vertical	Horizontal	Pass
2967.800	-42.15	11.64	-13.0	-29.15	292.00	Vertical	Horizontal	Pass
7773.500	-36.38	17.97	-13.0	-23.38	353.00	Vertical	Horizontal	Pass
13569.549	-30.49	25.08	-13.0	-17.49	76.00	Vertical	Horizontal	Pass
19450.239	-32.39	21.44	-13.0	-19.39	10.00	Vertical	Horizontal	Pass

19.2 LTE Band 66 BW3, Middle Channel

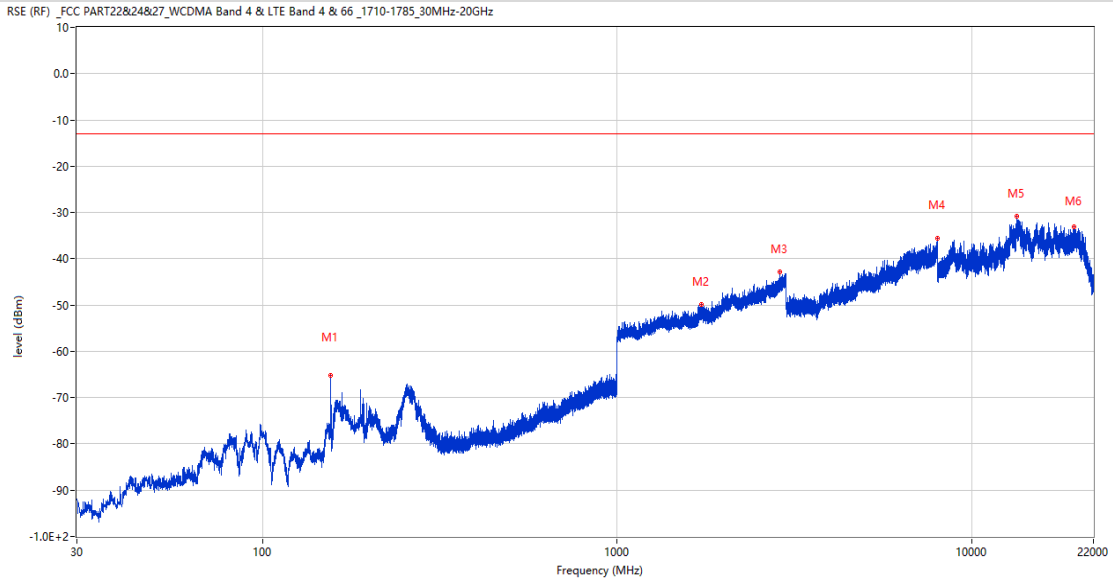
RSE-H&H LTE Band 66 BW3 CH132322

RSE (RF) _FCC PART22&24&27_WCDMA Band 4 & LTE Band 4 & 66_1710-1785_30MHz-20GHz



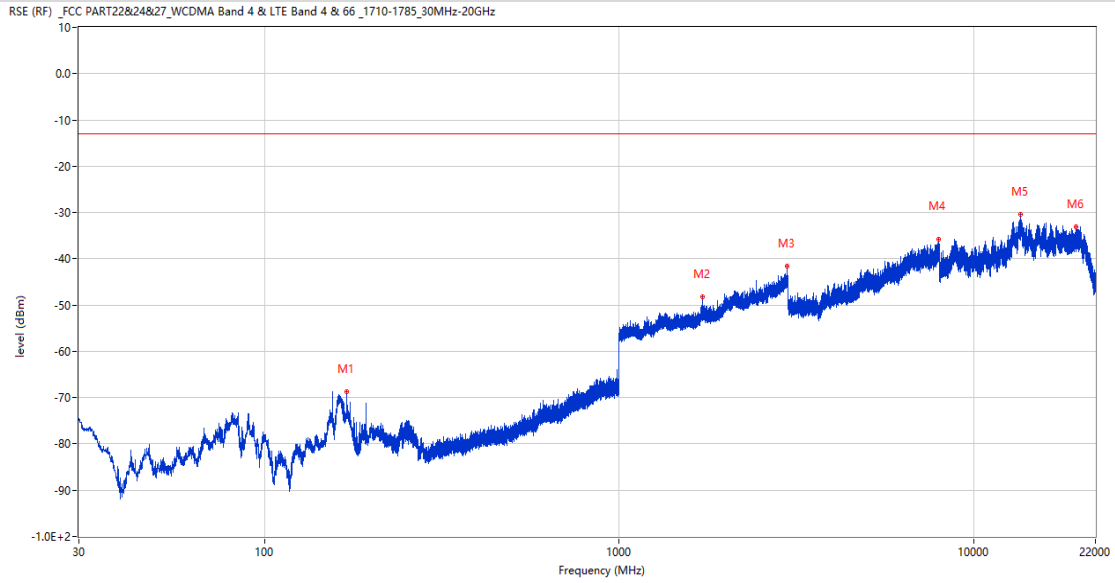
Frequency (MHz)	Result (dBm)	Factor (dB)	PK Limit (dBm)	Over Limit (dB)	Table (o)	ANT	EUT	Verdict
193.202	-65.09	-16.17	-13.0	-52.09	34.00	Horizontal	Horizontal	Pass
1338.000	-50.67	0.64	-13.0	-37.67	184.00	Horizontal	Horizontal	Pass
2967.600	-42.91	11.64	-13.0	-29.91	191.00	Horizontal	Horizontal	Pass
7941.250	-36.11	18.96	-13.0	-23.11	290.00	Horizontal	Horizontal	Pass
13586.662	-30.90	24.96	-13.0	-17.90	0.00	Horizontal	Horizontal	Pass
16480.988	-31.23	22.70	-13.0	-18.23	346.00	Horizontal	Horizontal	Pass

RSE-H&V LTE Band 66 BW3 CH132322



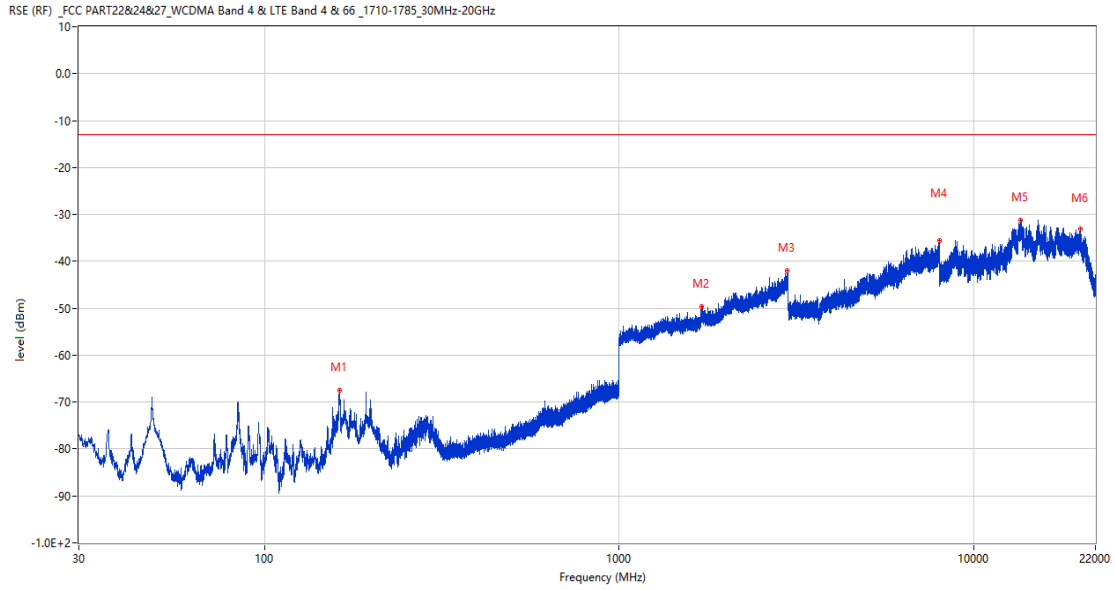
Frequency (MHz)	Result (dBm)	Factor (dB)	PK Limit (dBm)	Over Limit (dB)	Table (o)	ANT	EUT	Verdict
156.003	-65.17	-18.96	-13.0	-52.17	262.00	Horizontal	Vertical	Pass
1730.800	-49.96	2.46	-13.0	-36.96	175.00	Horizontal	Vertical	N/A
2877.300	-42.82	9.91	-13.0	-29.82	127.00	Horizontal	Vertical	Pass
7998.250	-35.50	18.89	-13.0	-22.50	89.00	Horizontal	Vertical	Pass
13399.812	-30.84	24.85	-13.0	-17.84	186.00	Horizontal	Vertical	Pass
19381.324	-33.05	21.42	-13.0	-20.05	86.00	Horizontal	Vertical	Pass

RSE-V&V LTE Band 66 BW3 CH132322



Frequency (MHz)	Result (dBm)	Factor (dB)	PK Limit (dBm)	Over Limit (dB)	Table (o)	ANT	EUT	Verdict
170.844	-68.71	-17.73	-13.0	-55.71	293.00	Vertical	Vertical	Pass
1721.700	-48.25	2.56	-13.0	-35.25	175.00	Vertical	Vertical	N/A
2967.900	-41.58	11.65	-13.0	-28.58	311.00	Vertical	Vertical	Pass
7967.500	-35.69	18.10	-13.0	-22.69	293.00	Vertical	Vertical	Pass
13561.224	-30.41	25.14	-13.0	-17.41	54.00	Vertical	Vertical	Pass
19350.338	-33.07	21.41	-13.0	-20.07	135.00	Vertical	Vertical	Pass

RSE-V&H LTE Band 66 BW3 CH132322

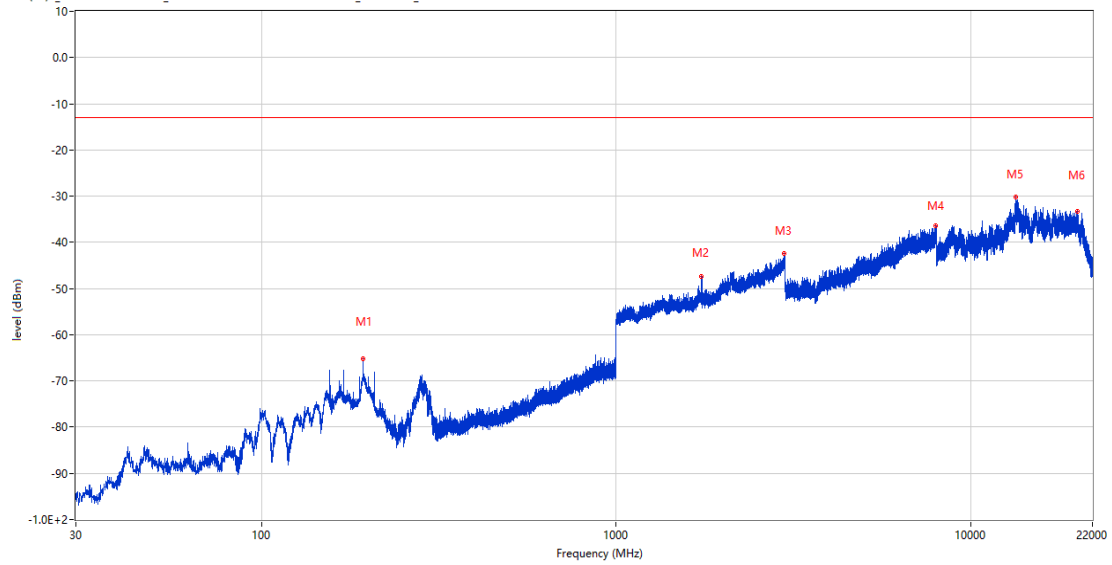


Frequency (MHz)	Result (dBm)	Factor (dB)	PK Limit (dBm)	Over Limit (dB)	Table (o)	ANT	EUT	Verdict
163.181	-67.58	-18.16	-13.0	-54.58	351.00	Vertical	Horizontal	Pass
1703.400	-49.76	2.75	-13.0	-36.76	84.00	Vertical	Horizontal	N/A
2967.700	-42.08	11.64	-13.0	-29.08	1.00	Vertical	Horizontal	Pass
7999.500	-35.52	19.00	-13.0	-22.52	113.00	Vertical	Horizontal	Pass
13557.063	-31.19	25.17	-13.0	-18.19	360.00	Vertical	Horizontal	Pass
20002.927	-33.16	21.58	-13.0	-20.16	360.00	Vertical	Horizontal	Pass

19.3 LTE Band 66 BW5, Middle Channel

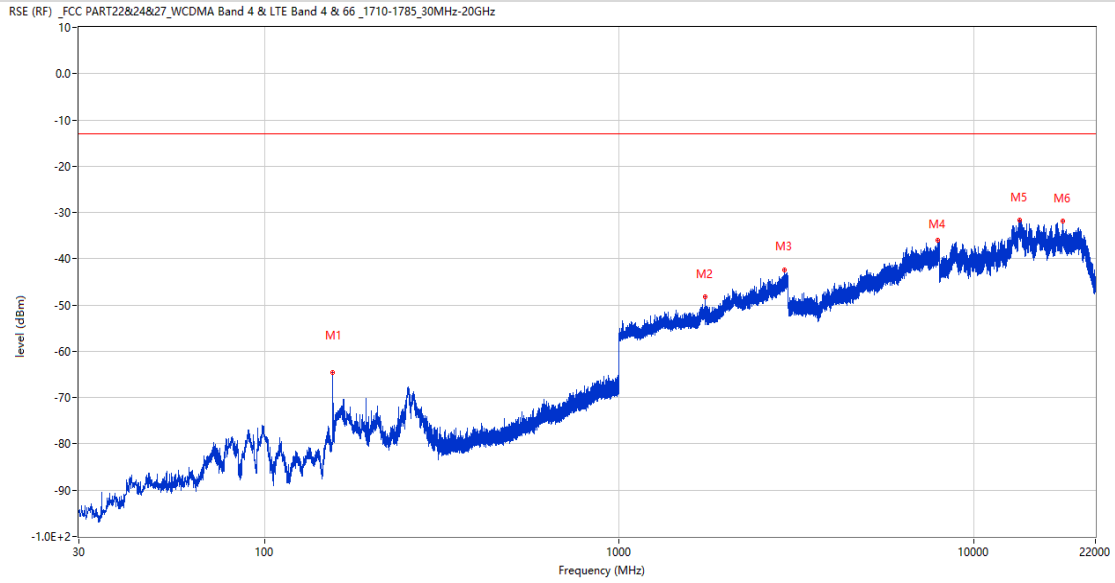
RSE-H&H LTE Band 66 BW5 CH132322

RSE (RF) _FCC PART22&24&27_WCDMA Band 4 & LTE Band 4 & 66_1710-1785_30MHz-20GHz



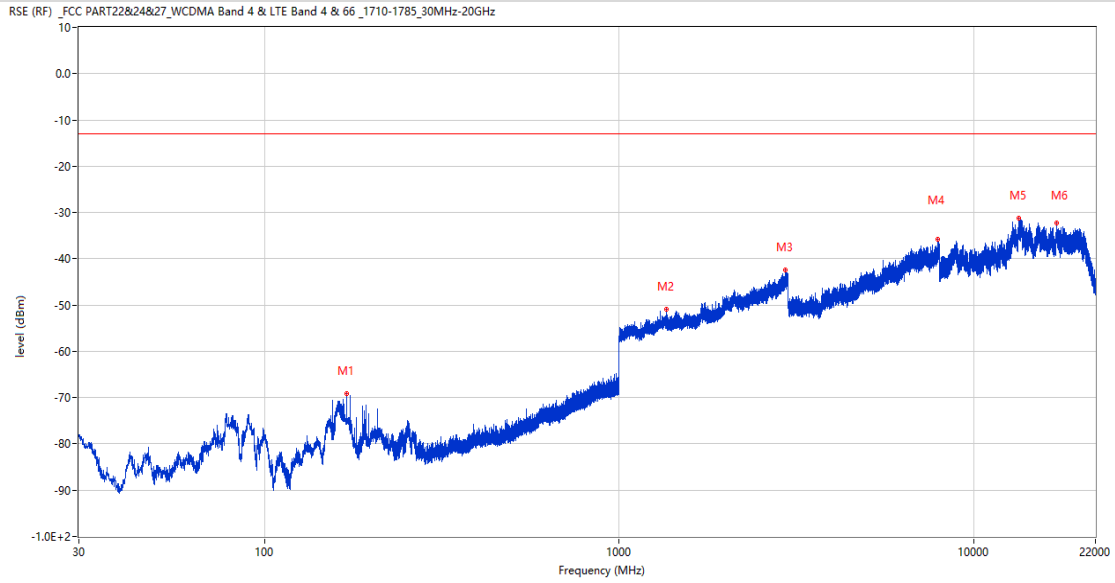
Frequency (MHz)	Result (dBm)	Factor (dB)	PK Limit (dBm)	Over Limit (dB)	Table (o)	ANT	EUT	Verdict
193.106	-65.29	-16.19	-13.0	-52.29	64.00	Horizontal	Horizontal	Pass
1742.600	-47.47	2.34	-13.0	-34.47	154.00	Horizontal	Horizontal	N/A
2978.900	-42.51	11.64	-13.0	-29.51	119.00	Horizontal	Horizontal	Pass
7967.500	-36.47	18.10	-13.0	-23.47	304.00	Horizontal	Horizontal	Pass
13404.438	-30.12	24.82	-13.0	-17.12	360.00	Horizontal	Horizontal	Pass
19964.537	-33.22	21.57	-13.0	-20.22	107.00	Horizontal	Horizontal	Pass

RSE-H&V LTE Band 66 BW5 CH132322



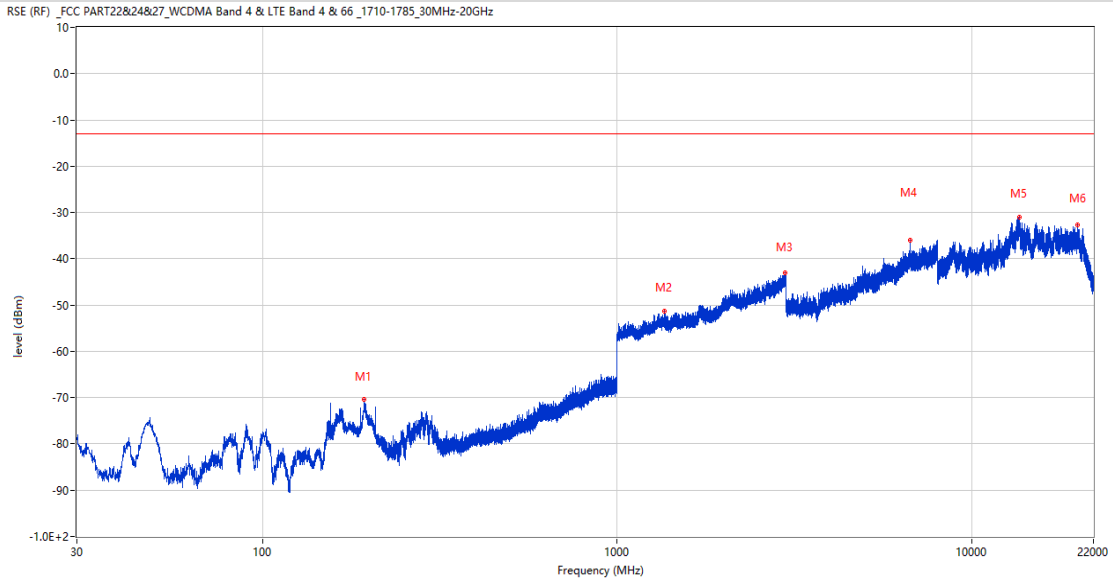
Frequency (MHz)	Result (dBm)	Factor (dB)	PK Limit (dBm)	Over Limit (dB)	Table (o)	ANT	EUT	Verdict
156.003	-64.62	-18.96	-13.0	-51.62	33.00	Horizontal	Vertical	Pass
1743.700	-48.24	2.33	-13.0	-35.24	198.00	Horizontal	Vertical	N/A
2925.500	-42.32	10.73	-13.0	-29.32	14.00	Horizontal	Vertical	Pass
7919.750	-36.07	18.22	-13.0	-23.07	188.00	Horizontal	Vertical	Pass
13425.713	-31.59	24.68	-13.0	-18.59	360.00	Horizontal	Vertical	Pass
17819.927	-31.82	22.16	-13.0	-18.82	319.00	Horizontal	Vertical	Pass

RSE-V&V LTE Band 66 BW5 CH132322



Frequency (MHz)	Result (dBm)	Factor (dB)	PK Limit (dBm)	Over Limit (dB)	Table (o)	ANT	EUT	Verdict
170.892	-69.08	-17.73	-13.0	-56.08	254.00	Vertical	Vertical	Pass
1360.100	-51.00	0.85	-13.0	-38.00	278.00	Vertical	Vertical	Pass
2939.900	-42.39	11.16	-13.0	-29.39	158.00	Vertical	Vertical	Pass
7926.750	-35.83	18.45	-13.0	-22.83	100.00	Vertical	Vertical	Pass
13389.638	-31.17	24.79	-13.0	-18.17	328.00	Vertical	Vertical	Pass
17142.824	-32.29	23.54	-13.0	-19.29	105.00	Vertical	Vertical	Pass

RSE-V&H LTE Band 66 BW5 CH132322

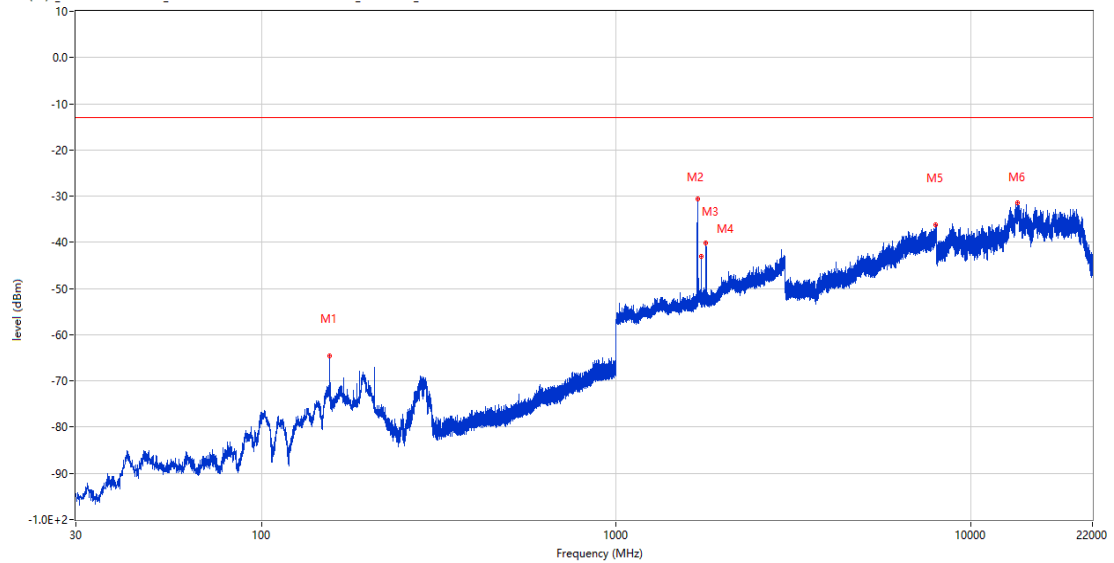


Frequency (MHz)	Result (dBm)	Factor (dB)	PK Limit (dBm)	Over Limit (dB)	Table (o)	ANT	EUT	Verdict
193.106	-70.37	-16.19	-13.0	-57.37	83.00	Vertical	Horizontal	Pass
1358.200	-51.23	0.81	-13.0	-38.23	142.00	Vertical	Horizontal	Pass
2966.900	-42.94	11.54	-13.0	-29.94	358.00	Vertical	Horizontal	Pass
6693.000	-36.09	16.97	-13.0	-23.09	280.00	Vertical	Horizontal	Pass
13633.375	-31.01	24.84	-13.0	-18.01	50.00	Vertical	Horizontal	Pass
19858.162	-32.62	21.54	-13.0	-19.62	139.00	Vertical	Horizontal	Pass

19.4 LTE Band 66 BW10, Middle Channel

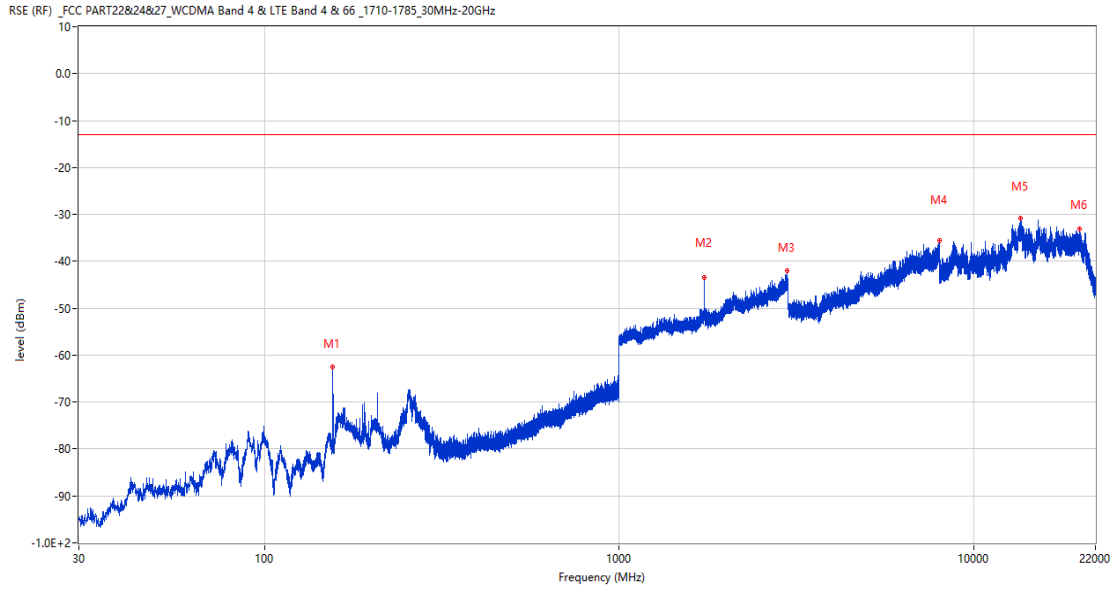
RSE-H&H LTE Band 66 BW10 CH132322

RSE (RF) _FCC PART22&24&27_WCDMA Band 4 & LTE Band 4 & 66_1710-1785_30MHz-20GHz



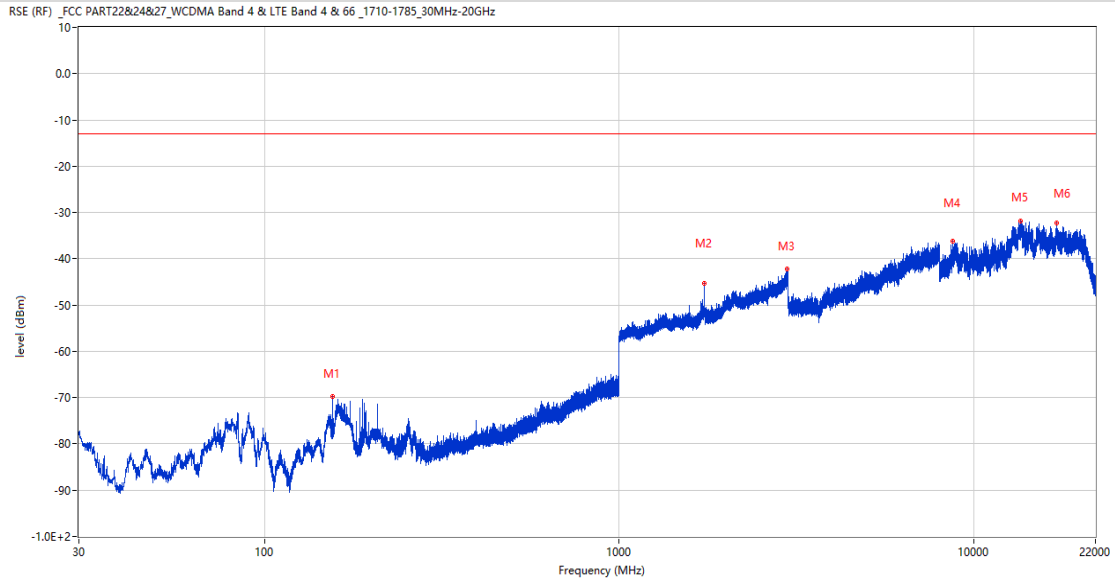
Frequency (MHz)	Result (dBm)	Factor (dB)	PK Limit (dBm)	Over Limit (dB)	Table (o)	ANT	EUT	Verdict
156.003	-64.57	-18.96	-13.0	-51.57	51.00	Horizontal	Horizontal	Pass
1697.000	-30.55	1.55	-13.0	-17.55	360.00	Horizontal	Horizontal	Pass
1740.500	-43.12	2.36	-13.0	-30.12	149.00	Horizontal	Horizontal	N/A
1791.600	-40.14	2.02	-13.0	-27.14	222.00	Horizontal	Horizontal	Pass
7941.750	-36.10	18.94	-13.0	-23.10	234.00	Horizontal	Horizontal	Pass
13570.475	-31.50	25.08	-13.0	-18.50	253.00	Horizontal	Horizontal	Pass

RSE-H&V LTE Band 66 BW10 CH132322



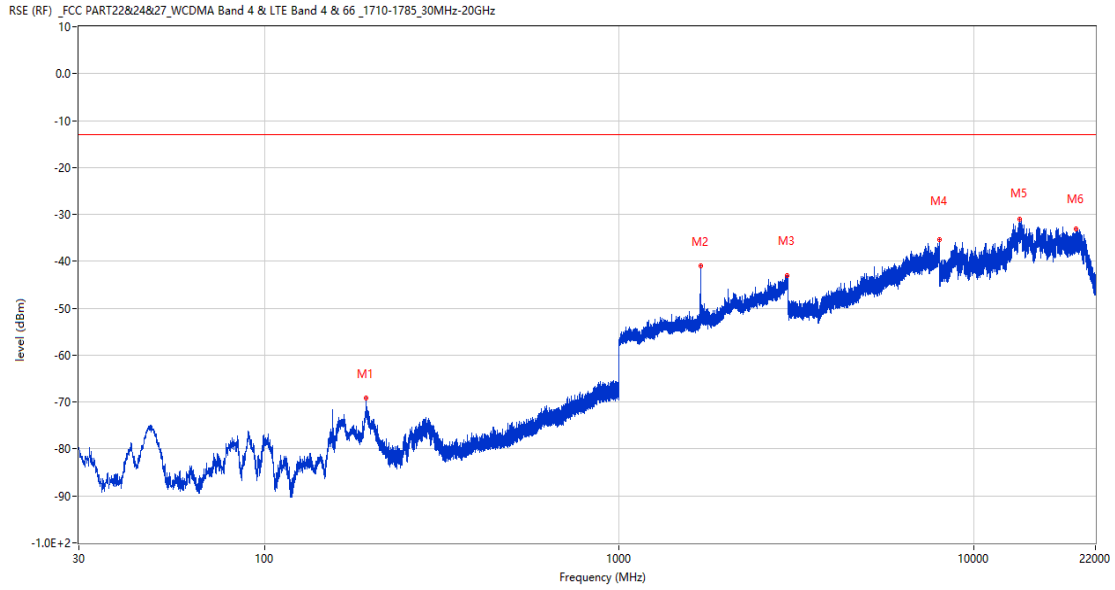
Frequency (MHz)	Result (dBm)	Factor (dB)	PK Limit (dBm)	Over Limit (dB)	Table (o)	ANT	EUT	Verdict
156.003	-62.48	-18.96	-13.0	-49.48	54.00	Horizontal	Vertical	Pass
1741.500	-43.39	2.35	-13.0	-30.39	209.00	Horizontal	Vertical	N/A
2968.500	-42.02	11.66	-13.0	-29.02	358.00	Horizontal	Vertical	Pass
7999.750	-35.64	19.02	-13.0	-22.64	267.00	Horizontal	Vertical	Pass
13558.450	-30.88	25.16	-13.0	-17.88	360.00	Horizontal	Vertical	Pass
19839.199	-33.17	21.54	-13.0	-20.17	124.00	Horizontal	Vertical	Pass

RSE-V&V LTE Band 66 BW10 CH132322



Frequency (MHz)	Result (dBm)	Factor (dB)	PK Limit (dBm)	Over Limit (dB)	Table (o)	ANT	EUT	Verdict
156.052	-69.69	-18.94	-13.0	-56.69	179.00	Vertical	Vertical	Pass
1741.600	-45.27	2.35	-13.0	-32.27	309.00	Vertical	Vertical	N/A
2968.100	-42.27	11.66	-13.0	-29.27	353.00	Vertical	Vertical	Pass
8725.800	-36.25	19.12	-13.0	-23.25	360.00	Vertical	Vertical	Pass
13569.549	-31.76	25.08	-13.0	-18.76	237.00	Vertical	Vertical	Pass
17109.526	-32.35	23.64	-13.0	-19.35	135.00	Vertical	Vertical	Pass

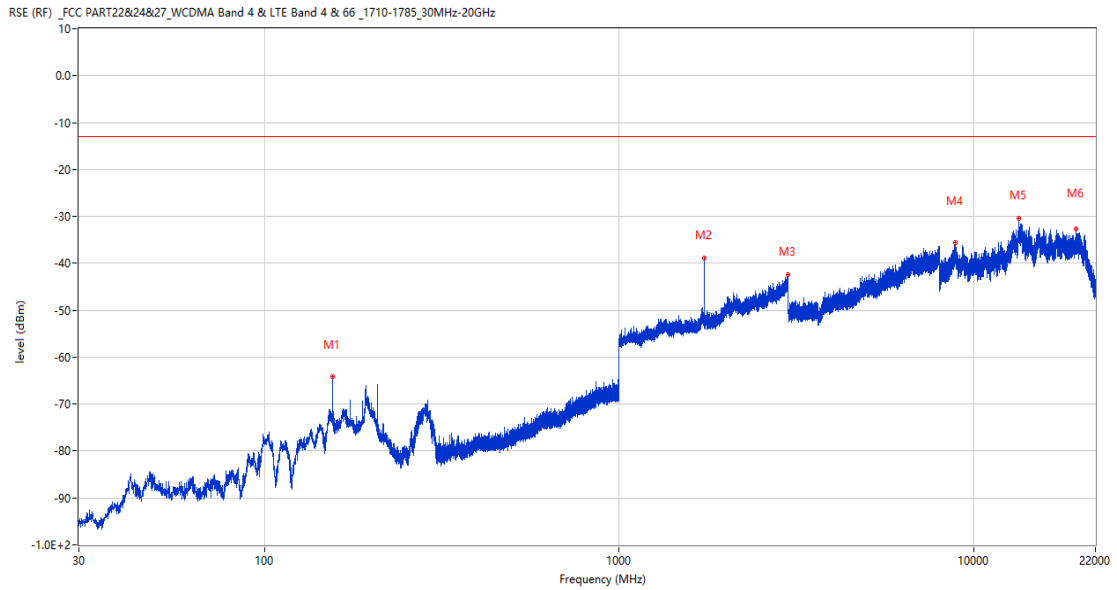
RSE-V&H LTE Band 66 BW10 CH132322



Frequency (MHz)	Result (dBm)	Factor (dB)	PK Limit (dBm)	Over Limit (dB)	Table (o)	ANT	EUT	Verdict
193.202	-69.04	-16.17	-13.0	-56.04	267.00	Vertical	Horizontal	Pass
1698.700	-40.88	2.20	-13.0	-27.88	17.00	Vertical	Horizontal	Pass
2966.900	-42.97	11.54	-13.0	-29.97	262.00	Vertical	Horizontal	Pass
7995.000	-35.27	18.75	-13.0	-22.27	348.00	Vertical	Horizontal	Pass
13439.126	-31.06	24.58	-13.0	-18.06	219.00	Vertical	Horizontal	Pass
19385.950	-33.10	21.42	-13.0	-20.10	309.00	Vertical	Horizontal	Pass

19.5 LTE Band 66 BW15, Middle Channel

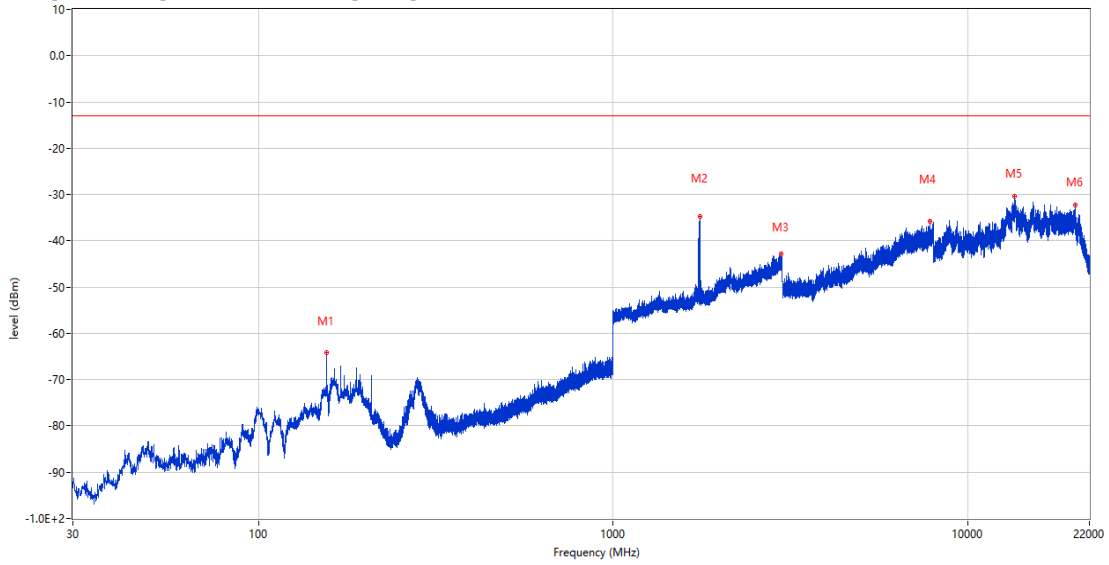
RSE-H&H LTE Band 66 BW15 CH132322



Frequency (MHz)	Result (dBm)	Factor (dB)	PK Limit (dBm)	Over Limit (dB)	Table (o)	ANT	EUT	Verdict
156.003	-64.18	-18.96	-13.0	-51.18	19.00	Horizontal	Horizontal	Pass
1738.200	-38.83	2.39	-13.0	-25.83	154.00	Horizontal	Horizontal	N/A
2999.100	-42.47	10.75	-13.0	-29.47	125.00	Horizontal	Horizontal	Pass
8846.925	-35.64	20.31	-13.0	-22.64	207.00	Horizontal	Horizontal	Pass
13360.500	-30.32	24.61	-13.0	-17.32	360.00	Horizontal	Horizontal	Pass
19380.400	-32.67	21.42	-13.0	-19.67	360.00	Horizontal	Horizontal	Pass

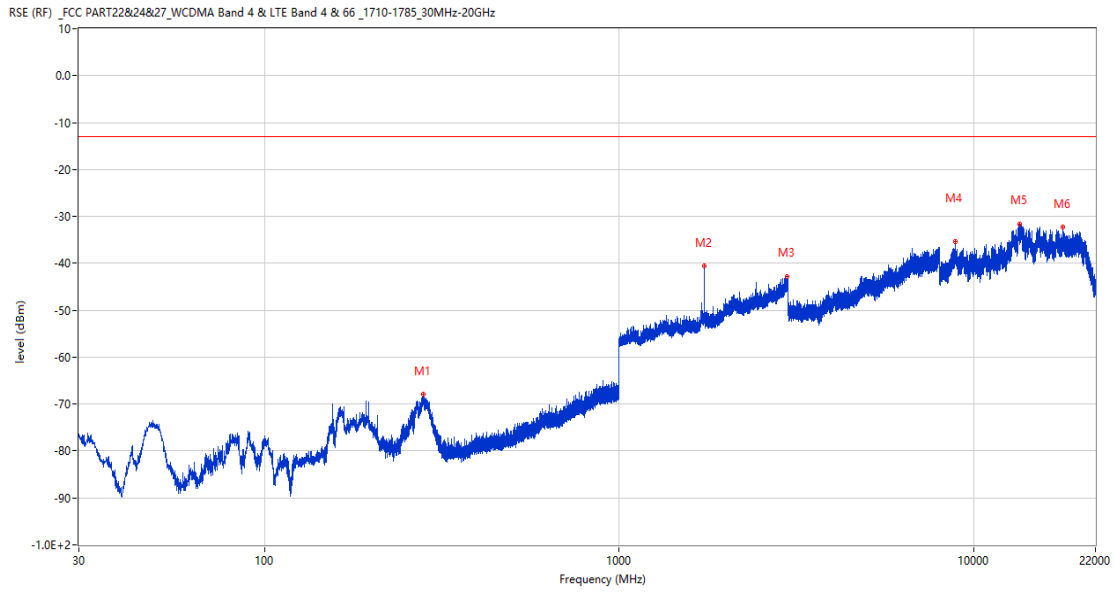
RSE-H&V LTE Band 66 BW15 CH132322

RSE (RF) _FCC PART22&24&27_WCDMA Band 4 & LTE Band 4 & 66_1710-1785_30MHz-20GHz



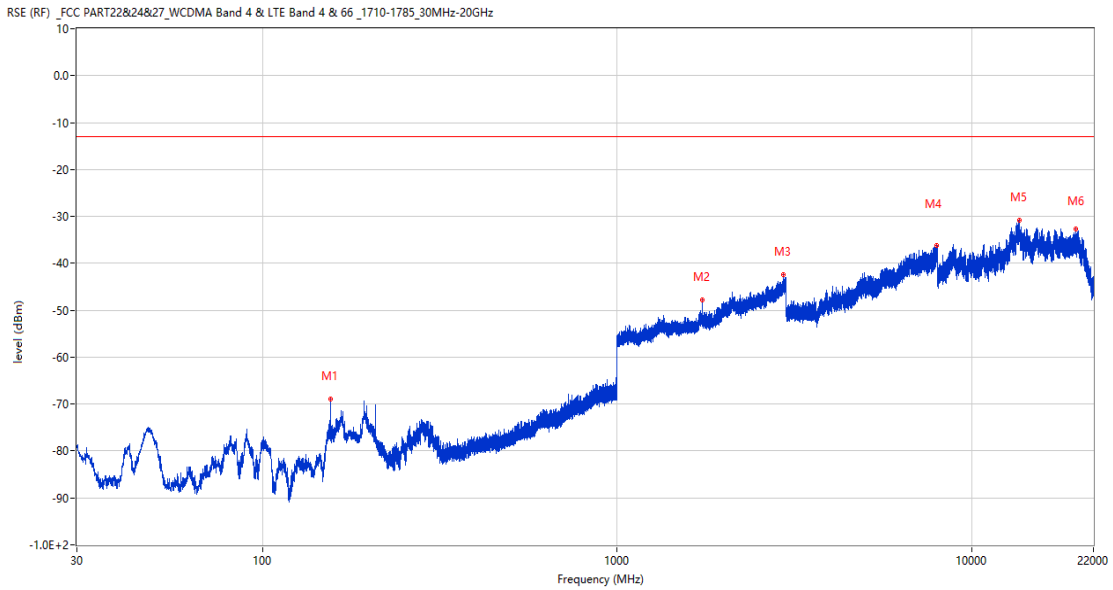
Frequency (MHz)	Result (dBm)	Factor (dB)	PK Limit (dBm)	Over Limit (dB)	Table (o)	ANT	EUT	Verdict
156.003	-64.26	-18.96	-13.0	-51.26	104.00	Horizontal	Vertical	Pass
1753.000	-34.77	2.25	-13.0	-21.77	134.00	Horizontal	Vertical	N/A
2968.100	-42.73	11.66	-13.0	-29.73	0.00	Horizontal	Vertical	Pass
7795.250	-35.80	18.20	-13.0	-22.80	237.00	Horizontal	Vertical	Pass
13551.050	-30.45	25.21	-13.0	-17.45	0.00	Horizontal	Vertical	Pass
20025.588	-32.33	21.59	-13.0	-19.33	319.00	Horizontal	Vertical	Pass

RSE-V&V LTE Band 66 BW15 CH132322



Frequency (MHz)	Result (dBm)	Factor (dB)	PK Limit (dBm)	Over Limit (dB)	Table (o)	ANT	EUT	Verdict
281.278	-67.86	-11.97	-13.0	-54.86	29.00	Vertical	Vertical	Pass
1739.300	-40.53	2.38	-13.0	-27.53	92.00	Vertical	Vertical	N/A
2968.600	-42.72	11.65	-13.0	-29.72	51.00	Vertical	Vertical	Pass
8849.776	-35.47	20.36	-13.0	-22.47	63.00	Vertical	Vertical	Pass
13454.387	-31.68	24.46	-13.0	-18.68	336.00	Vertical	Vertical	Pass
17798.650	-32.24	22.75	-13.0	-19.24	351.00	Vertical	Vertical	Pass

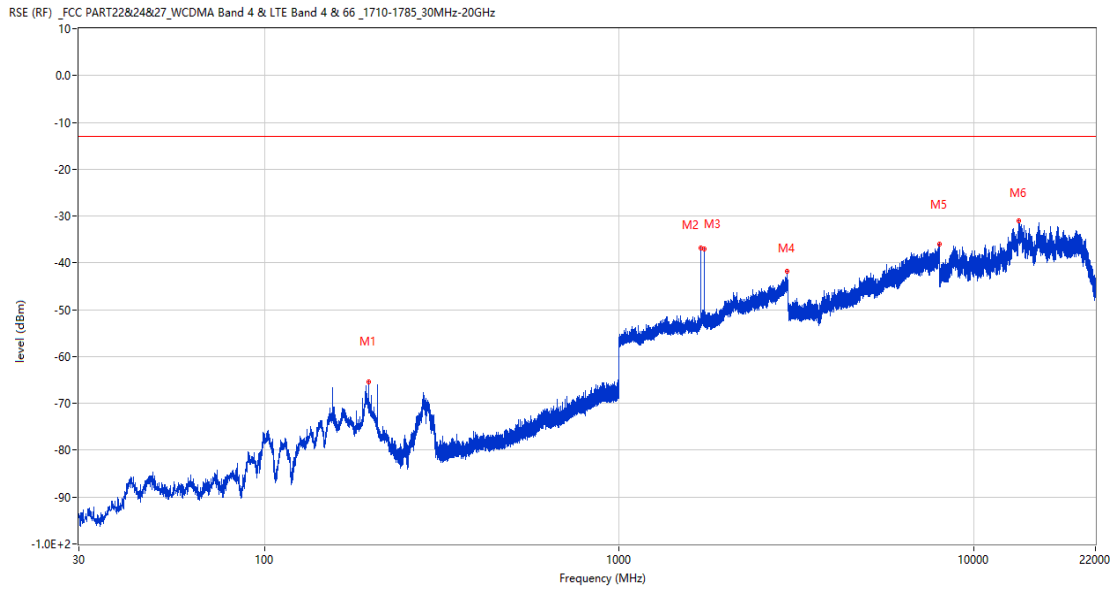
RSE-V&H LTE Band 66 BW15 CH132322



Frequency (MHz)	Result (dBm)	Factor (dB)	PK Limit (dBm)	Over Limit (dB)	Table (o)	ANT	EUT	Verdict
156.052	-68.96	-18.94	-13.0	-55.96	333.00	Vertical	Horizontal	Pass
1739.500	-47.80	2.38	-13.0	-34.80	70.00	Vertical	Horizontal	N/A
2948.400	-42.43	10.77	-13.0	-29.43	112.00	Vertical	Horizontal	Pass
7938.250	-36.24	18.93	-13.0	-23.24	5.00	Vertical	Horizontal	Pass
13646.325	-30.75	24.83	-13.0	-17.75	360.00	Vertical	Horizontal	Pass
19583.437	-32.73	21.47	-13.0	-19.73	97.00	Vertical	Horizontal	Pass

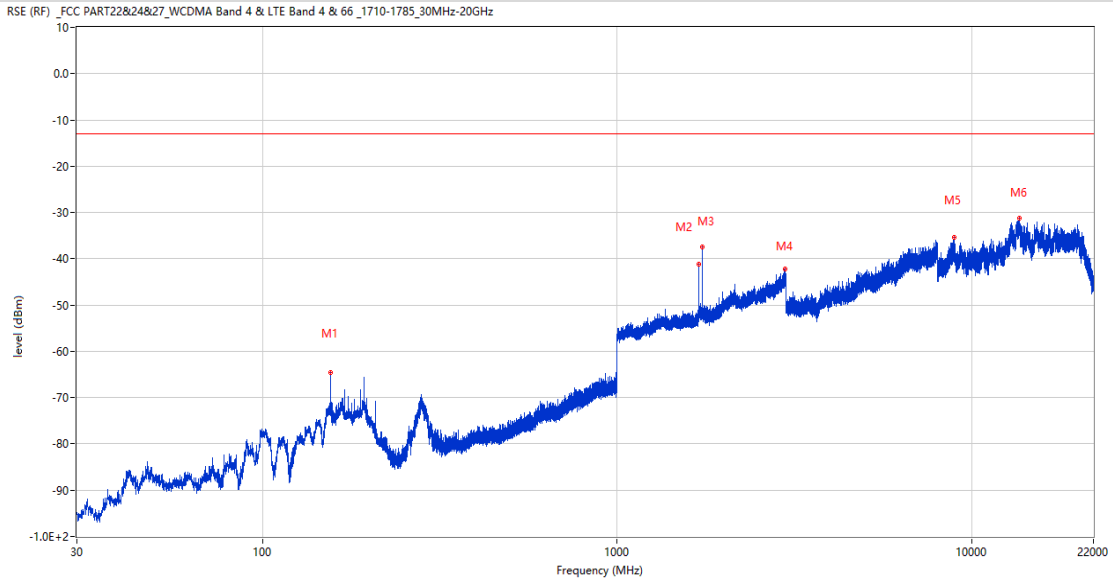
19.6 LTE Band 66 BW20, Middle Channel

RSE-H&H LTE Band 66 BW20 CH132322



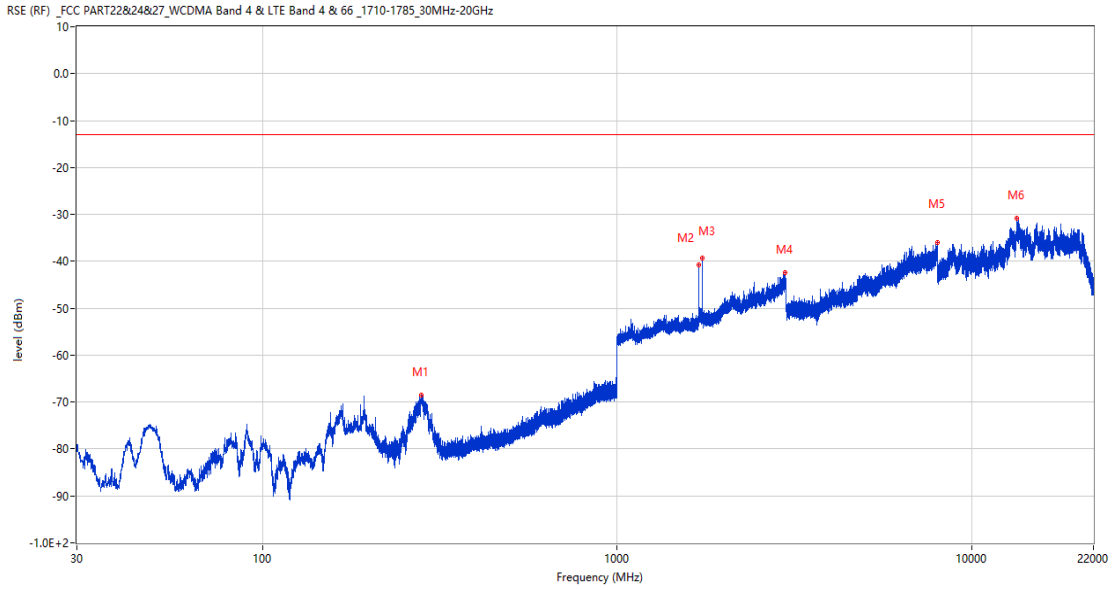
Frequency (MHz)	Result (dBm)	Factor (dB)	PK Limit (dBm)	Over Limit (dB)	Table (o)	ANT	EUT	Verdict
196.889	-65.45	-15.75	-13.0	-52.45	44.00	Horizontal	Horizontal	Pass
1701.200	-36.82	2.77	-13.0	-23.82	360.00	Horizontal	Horizontal	N/A
1736.900	-37.05	2.40	-13.0	-24.05	148.00	Horizontal	Horizontal	N/A
2968.200	-41.80	11.66	-13.0	-28.80	39.00	Horizontal	Horizontal	Pass
7993.750	-36.05	18.63	-13.0	-23.05	102.00	Horizontal	Horizontal	Pass
13380.388	-31.05	24.73	-13.0	-18.05	7.00	Horizontal	Horizontal	Pass

RSE-H&V LTE Band 66 BW20 CH132322



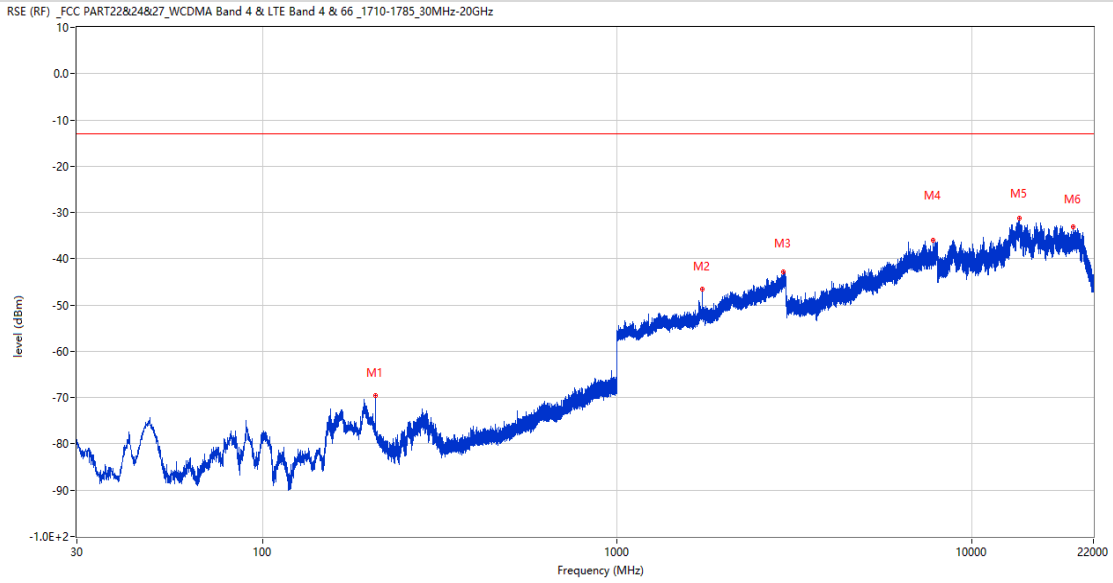
Frequency (MHz)	Result (dBm)	Factor (dB)	PK Limit (dBm)	Over Limit (dB)	Table (o)	ANT	EUT	Verdict
156.003	-64.60	-18.96	-13.0	-51.60	14.00	Horizontal	Vertical	Pass
1701.400	-41.27	2.77	-13.0	-28.27	203.00	Horizontal	Vertical	N/A
1736.800	-37.41	2.40	-13.0	-24.41	203.00	Horizontal	Vertical	N/A
2969.600	-42.14	11.65	-13.0	-29.14	203.00	Horizontal	Vertical	Pass
8919.363	-35.27	19.63	-13.0	-22.27	116.00	Horizontal	Vertical	Pass
13599.150	-31.22	24.88	-13.0	-18.22	214.00	Horizontal	Vertical	Pass

RSE-V&V LTE Band 66 BW20 CH132322



Frequency (MHz)	Result (dBm)	Factor (dB)	PK Limit (dBm)	Over Limit (dB)	Table (o)	ANT	EUT	Verdict
280.987	-68.61	-11.93	-13.0	-55.61	48.00	Vertical	Vertical	Pass
1701.400	-40.81	2.77	-13.0	-27.81	294.00	Vertical	Vertical	N/A
1736.900	-39.22	2.40	-13.0	-26.22	115.00	Vertical	Vertical	N/A
2968.000	-42.49	11.65	-13.0	-29.49	73.00	Vertical	Vertical	Pass
7997.500	-36.08	18.88	-13.0	-23.08	66.00	Vertical	Vertical	Pass
13394.263	-30.82	24.81	-13.0	-17.82	263.00	Vertical	Vertical	Pass

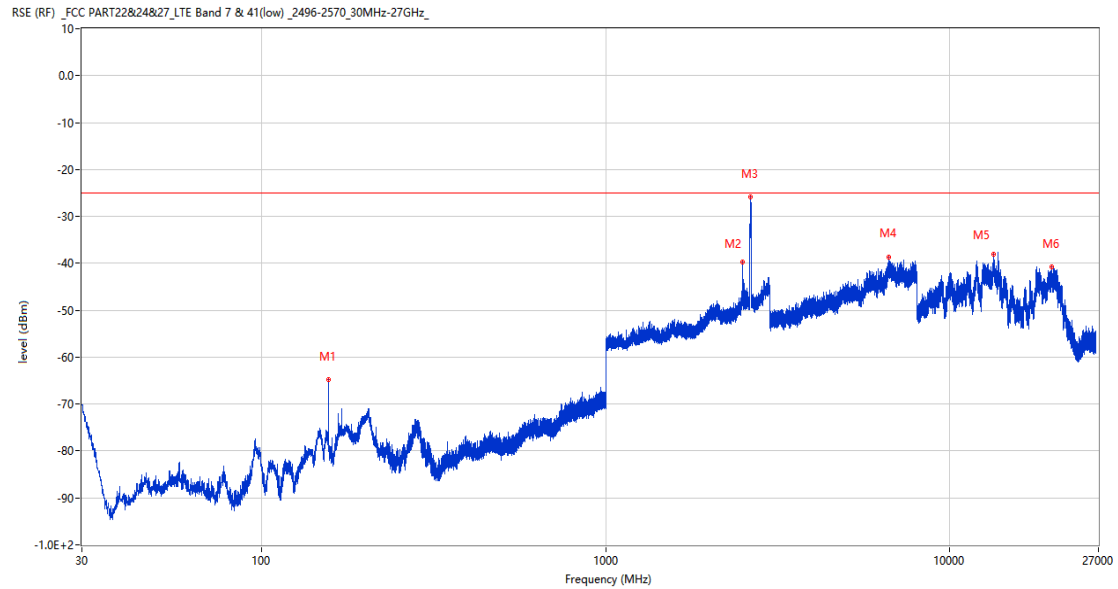
RSE-V&H LTE Band 66 BW20 CH132322



Frequency (MHz)	Result (dBm)	Factor (dB)	PK Limit (dBm)	Over Limit (dB)	Table (o)	ANT	EUT	Verdict
193.542	-65.44	-16.13	-13.0	-52.44	266.00	Vertical	Horizontal	Pass
1736.000	-46.83	2.41	-13.0	-33.83	-1.00	Vertical	Horizontal	N/A
2138.800	-34.52	5.05	-13.0	-21.52	299.00	Vertical	Horizontal	N/A
5174.750	-41.54	12.17	-13.0	-28.54	49.00	Vertical	Horizontal	Pass
13563.076	-31.57	25.13	-13.0	-18.57	318.00	Vertical	Horizontal	Pass
19950.662	-33.31	21.57	-13.0	-20.31	299.00	Vertical	Horizontal	Pass

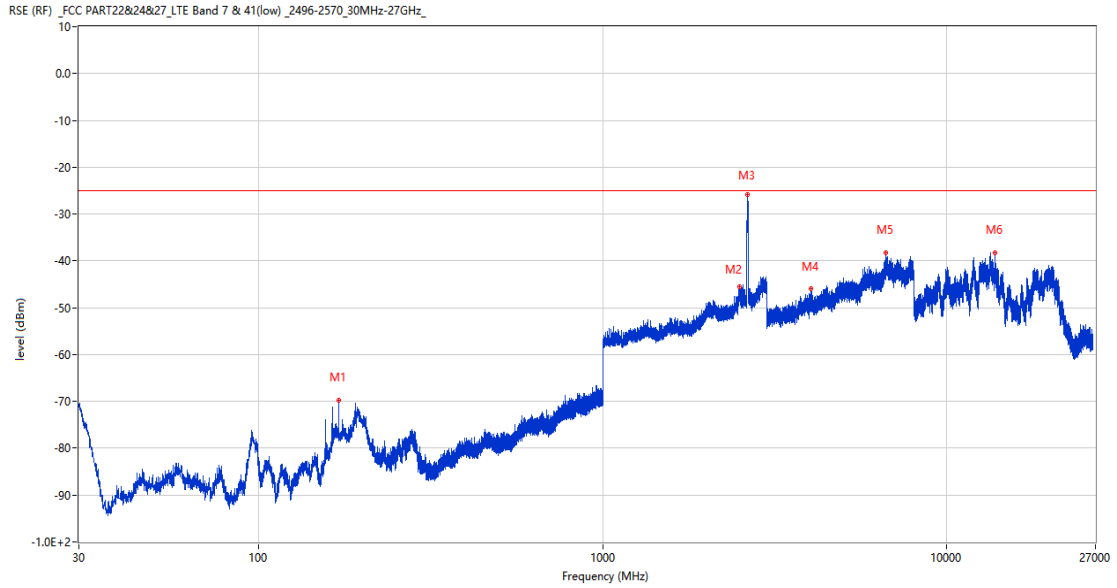
CA
 20 CA_7C
 20.1 CA_7C 20MHz+10MHz, QPSK, Low Channel

RSE-H&H PCC CH20850 BW20 RB1 LOW QPSK SCC CH20944 BW10 RB1 HIGH QPSK



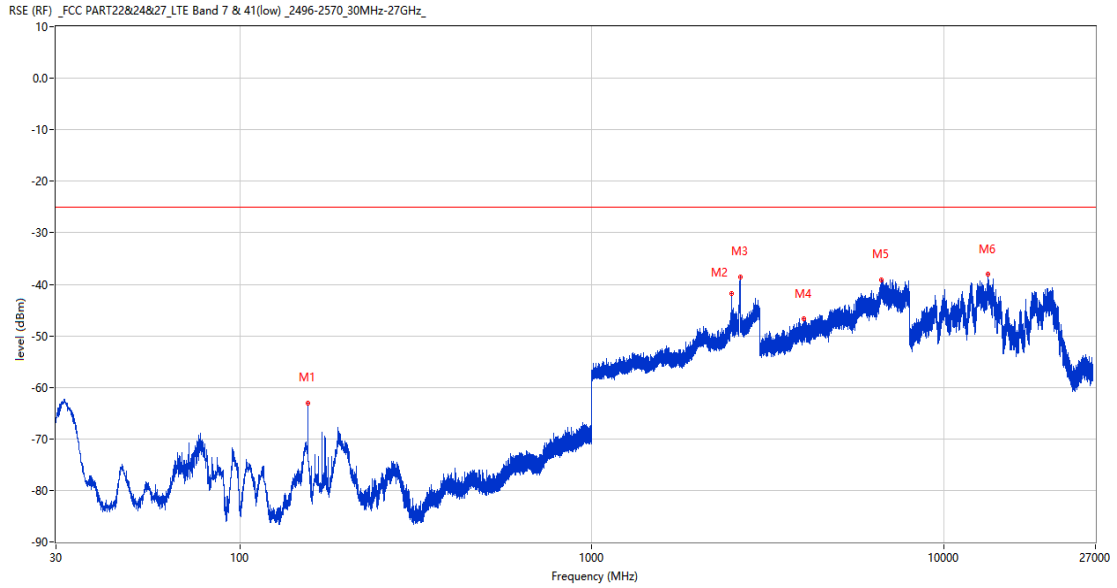
Frequency (MHz)	Result (dBm)	Factor (dB)	PK Limit (dBm)	Over Limit (dB)	Table (o)	ANT	EUT	Verdict
156.052	-64.83	-20.55	-25.0	-39.83	182.00	Horizontal	Horizontal	Pass
2501.700	-39.68	8.29	-25.0	-14.68	346.00	Horizontal	Horizontal	N/A
2636.200	-25.88	7.86	-25.0	-0.88	142.00	Horizontal	Horizontal	N/A
6639.750	-38.60	15.07	-25.0	-13.60	31.00	Horizontal	Horizontal	Pass
13350.075	-38.01	16.54	-25.0	-13.01	1.00	Horizontal	Horizontal	Pass
156.052	-64.83	-20.55	-25.0	-39.83	182.00	Horizontal	Horizontal	Pass

RSE-H&V PCC CH20850 BW20 RB1 LOW QPSK SCC CH20944 BW10 RB1 HIGH QPSK



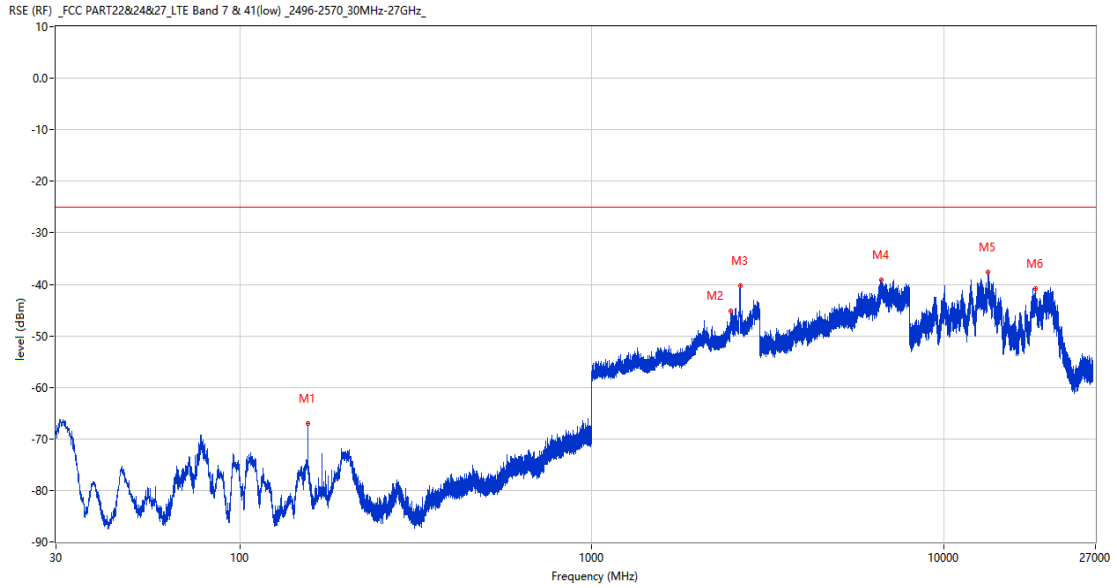
Frequency (MHz)	Result (dBm)	Factor (dB)	PK Limit (dBm)	Over Limit (dB)	Table (o)	ANT	EUT	Verdict
170.844	-69.82	-19.42	-25.0	-44.82	220.00	Horizontal	Vertical	Pass
2498.400	-45.60	8.28	-25.0	-20.60	353.00	Horizontal	Vertical	N/A
2636.300	-25.94	7.90	-25.0	-0.94	118.00	Horizontal	Vertical	N/A
4028.250	-45.95	9.17	-25.0	-20.95	340.00	Horizontal	Vertical	Pass
6644.250	-38.35	15.11	-25.0	-13.35	147.00	Horizontal	Vertical	Pass
13799.213	-38.28	16.96	-25.0	-13.28	203.00	Horizontal	Vertical	Pass

RSE-V&V PCC CH20850 BW20 RB1 LOW QPSK SCC CH20944 BW10 RB1 HIGH QPSK



Frequency (MHz)	Result (dBm)	Factor (dB)	PK Limit (dBm)	Over Limit (dB)	Table (o)	ANT	EUT	Verdict
156.003	-63.03	-20.57	-25.0	-38.03	292.00	Vertical	Vertical	Pass
2502.100	-41.79	8.29	-25.0	-16.79	234.00	Vertical	Vertical	N/A
2638.200	-38.53	8.30	-25.0	-13.53	116.00	Vertical	Vertical	N/A
3996.500	-46.77	9.20	-25.0	-21.77	93.00	Vertical	Vertical	Pass
6637.000	-39.14	14.93	-25.0	-14.14	61.00	Vertical	Vertical	Pass
13388.137	-38.09	16.90	-25.0	-13.09	57.00	Vertical	Vertical	Pass

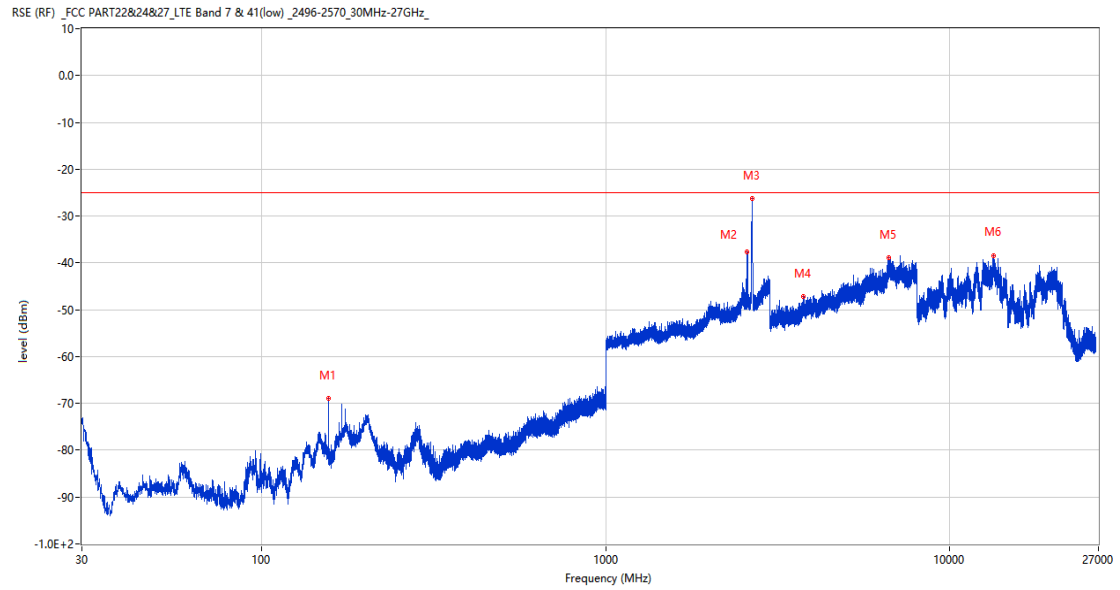
RSE-V&H PCC CH20850 BW20 RB1 LOW QPSK SCC CH20944 BW10 RB1 HIGH QPSK



Frequency (MHz)	Result (dBm)	Factor (dB)	PK Limit (dBm)	Over Limit (dB)	Table (o)	ANT	EUT	Verdict
156.003	-67.09	-20.57	-25.0	-42.09	274.00	Vertical	Horizontal	Pass
2478.800	-45.15	7.72	-25.0	-20.15	9.00	Vertical	Horizontal	N/A
2638.700	-40.29	8.33	-25.0	-15.29	328.00	Vertical	Horizontal	N/A
6652.500	-39.11	15.05	-25.0	-14.11	180.00	Vertical	Horizontal	Pass
13354.013	-37.62	16.58	-25.0	-12.62	224.00	Vertical	Horizontal	Pass
18207.400	-40.86	12.86	-25.0	-15.86	346.00	Vertical	Horizontal	Pass

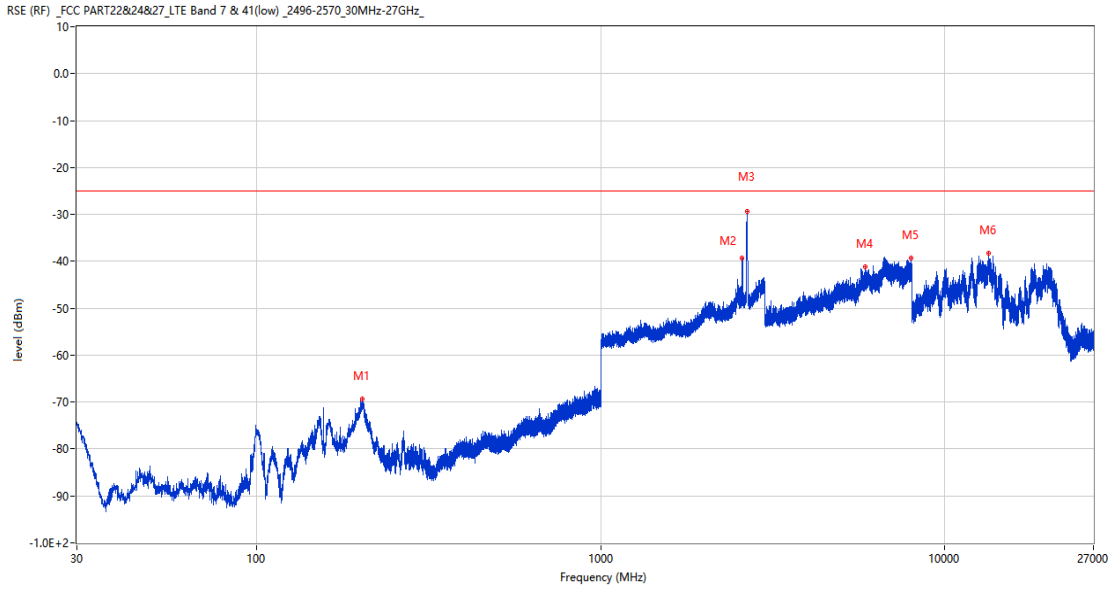
20.2 CA_7C 20MHz+10MHz, QPSK , Middle Channel

RSE-H&H PCC CH21051 BW20 RB1 LOW QPSK SCC CH21195 BW10 RB1 HIGH QPSK



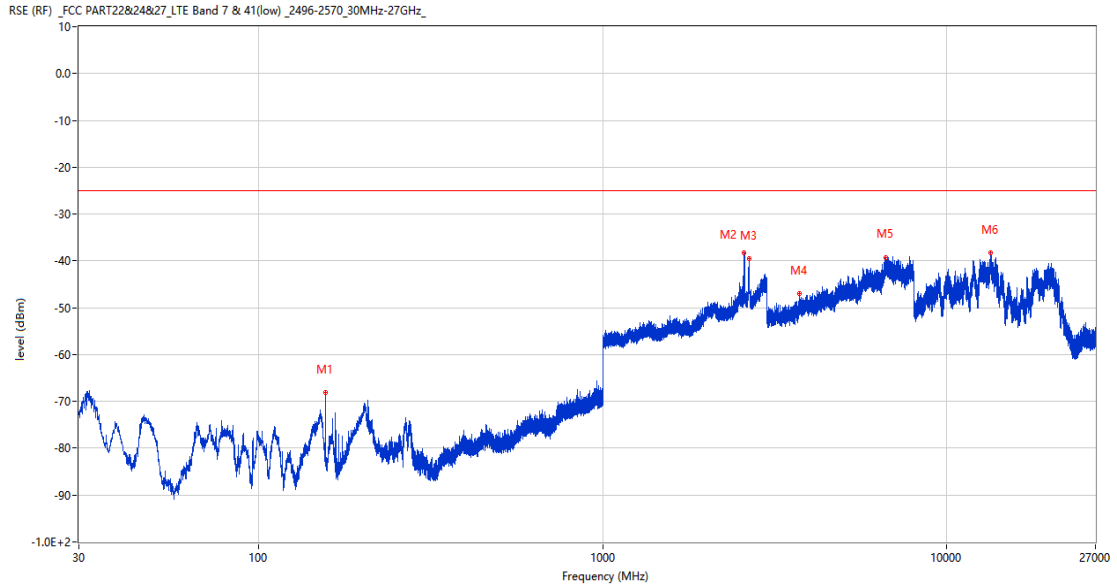
Frequency (MHz)	Result (dBm)	Factor (dB)	PK Limit (dBm)	Over Limit (dB)	Table (o)	ANT	EUT	Verdict
156.003	-68.98	-20.57	-25.0	-43.98	250.00	Horizontal	Horizontal	Pass
2577.500	-37.69	8.55	-25.0	-12.69	316.00	Horizontal	Horizontal	N/A
2661.700	-26.32	7.85	-25.0	-1.32	146.00	Horizontal	Horizontal	N/A
3753.000	-47.23	8.08	-25.0	-22.23	360.00	Horizontal	Horizontal	Pass
6635.250	-38.94	14.96	-25.0	-13.94	105.00	Horizontal	Horizontal	Pass
13398.638	-38.38	17.00	-25.0	-13.38	363.00	Horizontal	Horizontal	Pass

RSE-H&V PCC CH21051 BW20 RB1 LOW QPSK SCC CH21195 BW10 RB1 HIGH QPSK



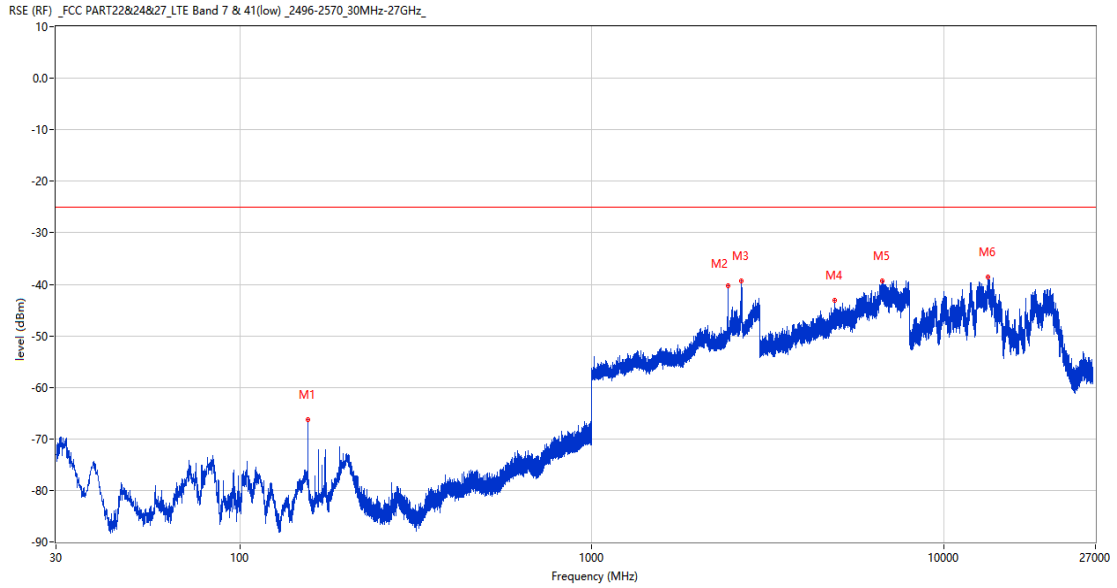
Frequency (MHz)	Result (dBm)	Factor (dB)	PK Limit (dBm)	Over Limit (dB)	Table (o)	ANT	EUT	Verdict
202.660	-69.39	-15.69	-25.0	-44.39	78.00	Horizontal	Vertical	Pass
2577.500	-39.40	8.55	-25.0	-14.40	77.00	Horizontal	Vertical	N/A
2663.400	-29.39	7.98	-25.0	-4.39	65.00	Horizontal	Vertical	N/A
5867.500	-41.07	12.64	-25.0	-16.07	94.00	Horizontal	Vertical	Pass
7985.000	-39.29	14.15	-25.0	-14.29	192.00	Horizontal	Vertical	Pass
13395.225	-38.18	16.97	-25.0	-13.18	230.00	Horizontal	Vertical	Pass

RSE-V&V PCC CH21051 BW20 RB1 LOW QPSK SCC CH21195 BW10 RB1 HIGH QPSK



Frequency (MHz)	Result (dBm)	Factor (dB)	PK Limit (dBm)	Over Limit (dB)	Table (o)	ANT	EUT	Verdict
156.003	-68.10	-20.57	-25.0	-43.10	36.00	Vertical	Vertical	Pass
2577.300	-38.28	8.55	-25.0	-13.28	72.00	Vertical	Vertical	N/A
2665.800	-39.59	7.90	-25.0	-14.59	78.00	Vertical	Vertical	N/A
3734.250	-47.02	7.51	-25.0	-22.02	169.00	Vertical	Vertical	Pass
6645.000	-39.39	15.13	-25.0	-14.39	105.00	Vertical	Vertical	Pass
13351.912	-38.31	16.56	-25.0	-13.31	-2.00	Vertical	Vertical	Pass

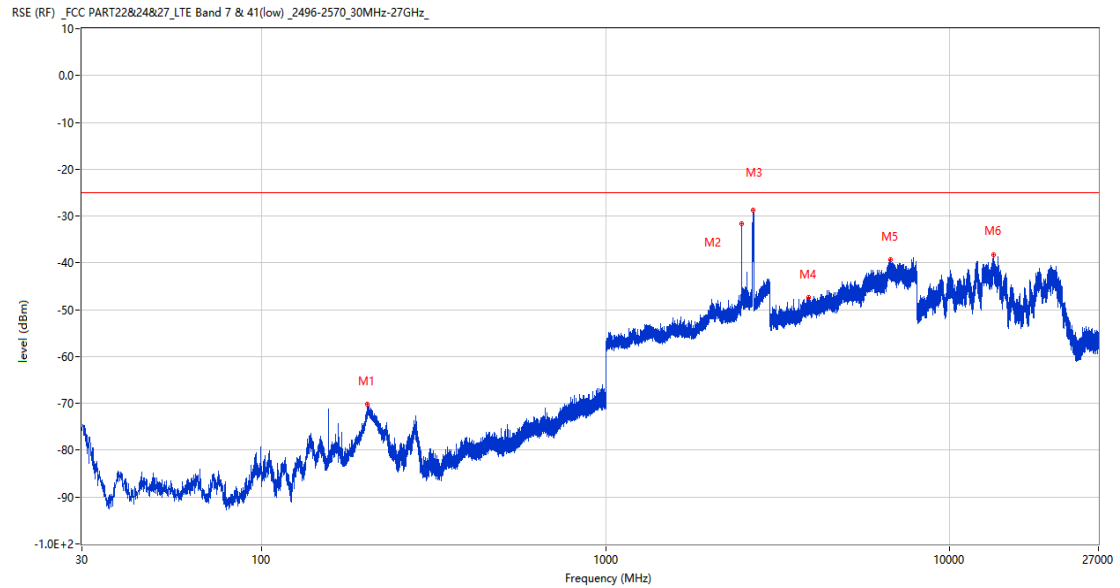
RSE-V&H PCC CH21051 BW20 RB1 LOW QPSK SCC CH21195 BW10 RB1 HIGH QPSK



Frequency (MHz)	Result (dBm)	Factor (dB)	PK Limit (dBm)	Over Limit (dB)	Table (o)	ANT	EUT	Verdict
155.954	-66.30	-20.59	-25.0	-41.30	7.00	Vertical	Horizontal	Pass
2436.900	-40.29	6.79	-25.0	-15.29	110.00	Vertical	Horizontal	Pass
2666.200	-39.39	7.87	-25.0	-14.39	123.00	Vertical	Horizontal	N/A
4893.750	-43.17	10.72	-25.0	-18.17	95.00	Vertical	Horizontal	Pass
6682.750	-39.39	14.66	-25.0	-14.39	278.00	Vertical	Horizontal	Pass
13379.738	-38.52	16.82	-25.0	-13.52	-2.00	Vertical	Horizontal	Pass

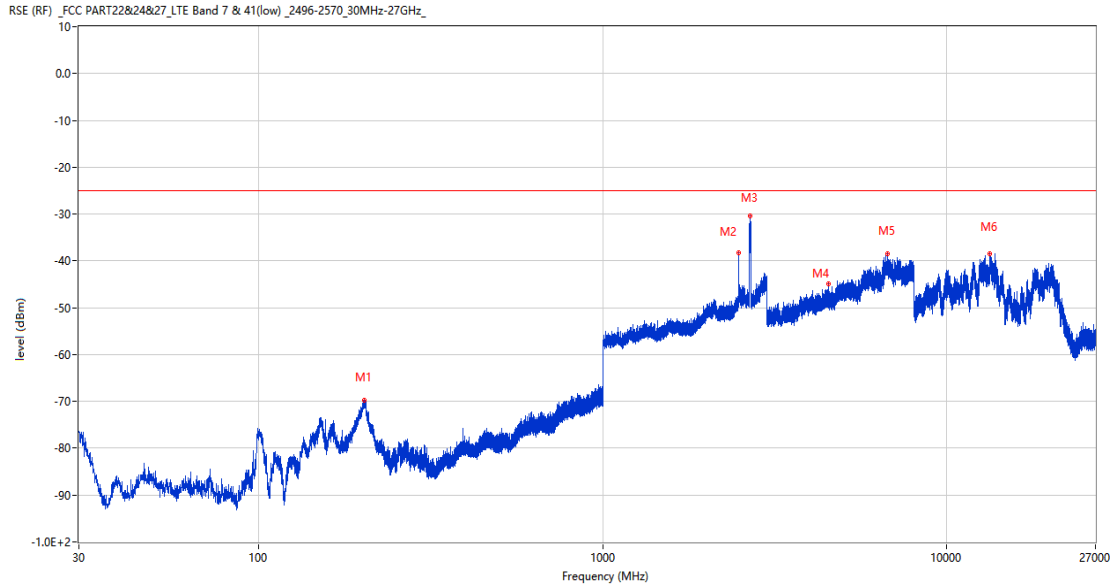
20.3 CA_7C 20MHz+10MHz, QPSK, High Channel

RSE-H&H PCC CH21251 BW20 RB1 LOW QPSK SCC CH21395 BW10 RB1 HIGH QPSK



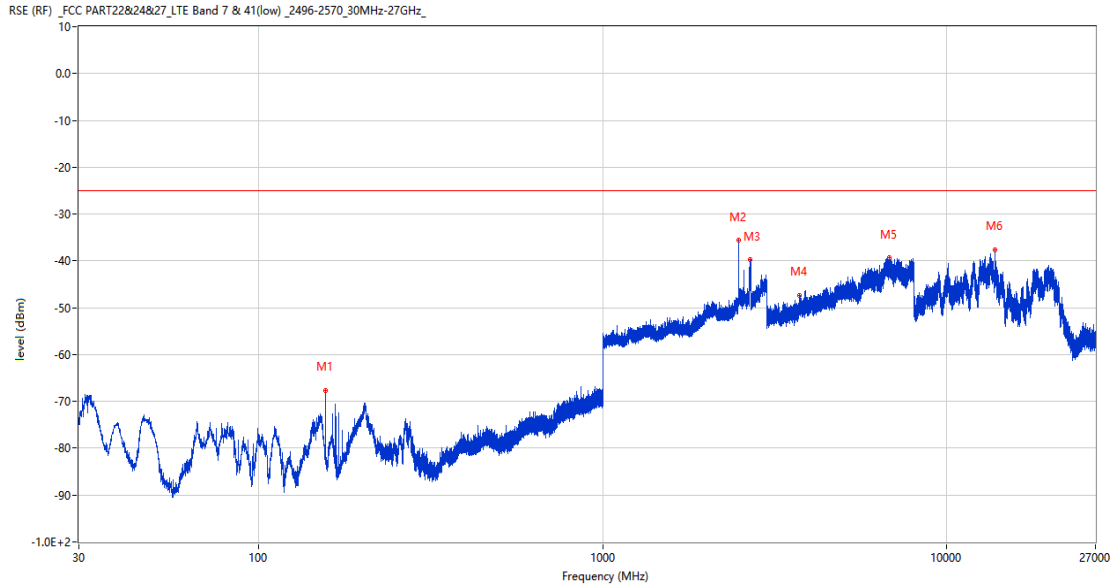
Frequency (MHz)	Result (dBm)	Factor (dB)	PK Limit (dBm)	Over Limit (dB)	Table (o)	ANT	EUT	Verdict
202.854	-70.15	-15.65	-25.0	-45.15	98.00	Horizontal	Horizontal	Pass
2486.400	-31.71	8.16	-25.0	-6.71	335.00	Horizontal	Horizontal	Pass
2686.100	-28.66	7.54	-25.0	-3.66	141.00	Horizontal	Horizontal	N/A
3876.000	-47.38	8.98	-25.0	-22.38	115.00	Horizontal	Horizontal	Pass
6718.750	-39.21	15.67	-25.0	-14.21	0.00	Horizontal	Horizontal	Pass
13383.151	-38.21	16.85	-25.0	-13.21	328.00	Horizontal	Horizontal	Pass

RSE-H&V PCC CH21251 BW20 RB1 LOW QPSK SCC CH21395 BW10 RB1 HIGH QPSK



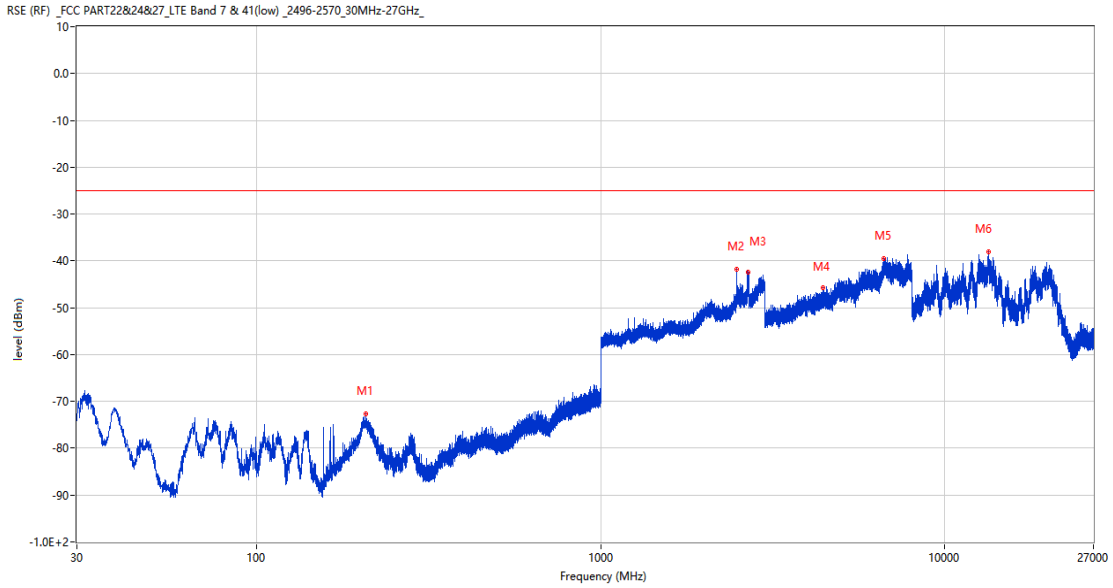
Frequency (MHz)	Result (dBm)	Factor (dB)	PK Limit (dBm)	Over Limit (dB)	Table (o)	ANT	EUT	Verdict
203.048	-69.74	-15.61	-25.0	-44.74	98.00	Horizontal	Vertical	Pass
2486.500	-38.25	8.16	-25.0	-13.25	89.00	Horizontal	Vertical	Pass
2672.100	-30.49	7.96	-25.0	-5.49	146.00	Horizontal	Vertical	N/A
4521.000	-44.95	10.41	-25.0	-19.95	8.00	Horizontal	Vertical	Pass
6703.250	-38.53	15.53	-25.0	-13.53	360.00	Horizontal	Vertical	Pass
13341.938	-38.39	16.22	-25.0	-13.39	152.00	Horizontal	Vertical	Pass

RSE-V&V PCC CH21251 BW20 RB1 LOW QPSK SCC CH21395 BW10 RB1 HIGH QPSK



Frequency (MHz)	Result (dBm)	Factor (dB)	PK Limit (dBm)	Over Limit (dB)	Table (o)	ANT	EUT	Verdict
156.052	-67.58	-20.55	-25.0	-42.58	348.00	Vertical	Vertical	Pass
2486.400	-35.53	8.16	-25.0	-10.53	334.00	Vertical	Vertical	Pass
2681.800	-39.71	7.81	-25.0	-14.71	84.00	Vertical	Vertical	N/A
3717.750	-47.32	7.90	-25.0	-22.32	82.00	Vertical	Vertical	Pass
6788.250	-39.24	14.44	-25.0	-14.24	191.00	Vertical	Vertical	Pass
13797.900	-37.72	16.87	-25.0	-12.72	200.00	Vertical	Vertical	Pass

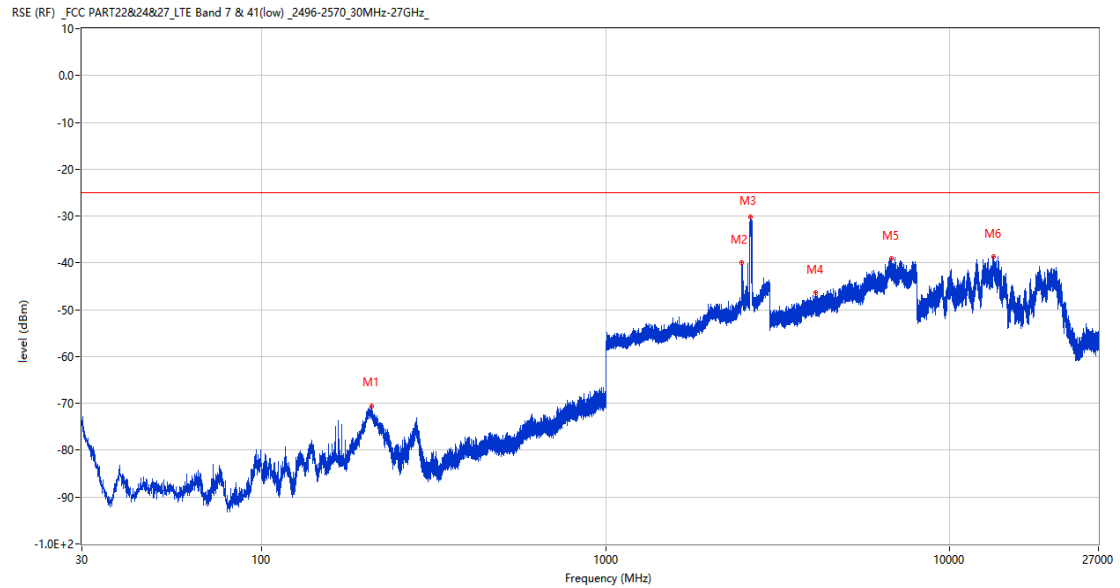
RSE-V&H PCC CH21251 BW20 RB1 LOW QPSK SCC CH21395 BW10 RB1 HIGH QPSK



Frequency (MHz)	Result (dBm)	Factor (dB)	PK Limit (dBm)	Over Limit (dB)	Table (o)	ANT	EUT	Verdict
207.946	-72.58	-16.29	-25.0	-47.58	98.00	Vertical	Horizontal	Pass
2486.500	-41.80	8.16	-25.0	-16.80	166.00	Vertical	Horizontal	Pass
2686.000	-42.51	7.55	-25.0	-17.51	129.00	Vertical	Horizontal	N/A
4432.000	-45.70	9.60	-25.0	-20.70	242.00	Vertical	Horizontal	Pass
6656.250	-39.57	15.05	-25.0	-14.57	360.00	Vertical	Horizontal	Pass
13356.112	-38.08	16.60	-25.0	-13.08	87.00	Vertical	Horizontal	Pass

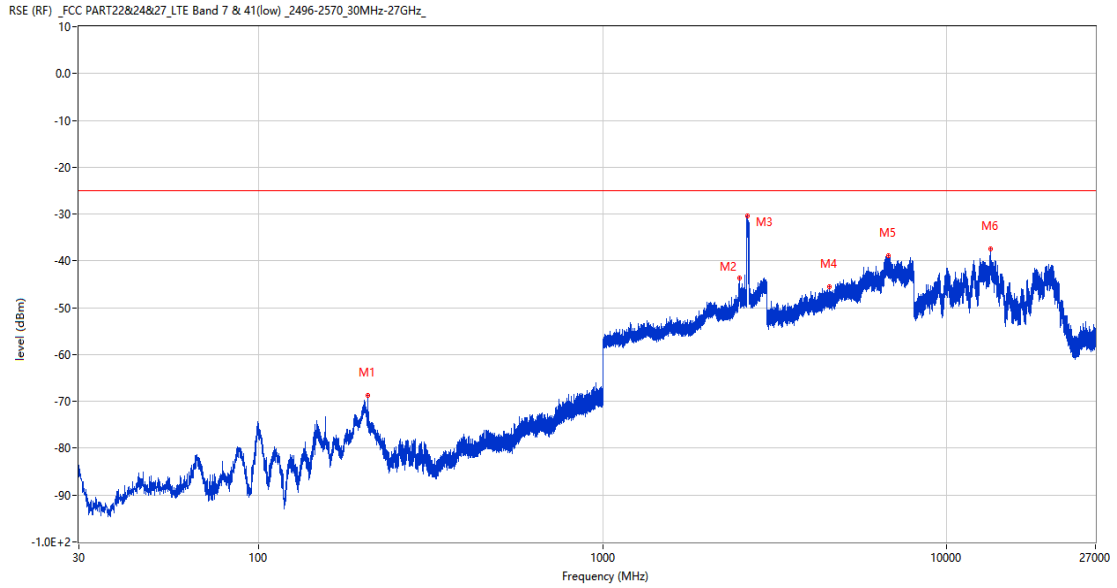
20.4 CA_7C 20MHz+20MHz, QPSK, Low Channel

RSE-H&H PCC CH20850 BW20 RB1 LOW QPSK SCC CH21048 BW20 RB1 HIGH QPSK



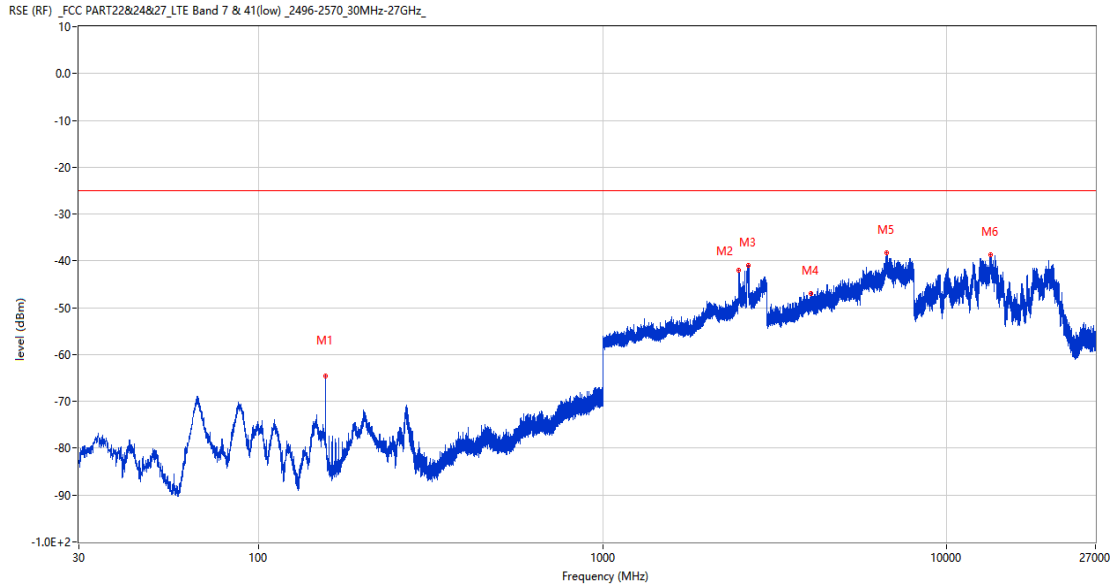
Frequency (MHz)	Result (dBm)	Factor (dB)	PK Limit (dBm)	Over Limit (dB)	Table (o)	ANT	EUT	Verdict
208.044	-70.51	-16.29	-25.0	-45.51	310.00	Horizontal	Horizontal	Pass
2482.200	-39.88	7.33	-25.0	-14.88	329.00	Horizontal	Horizontal	N/A
2626.500	-30.20	7.06	-25.0	-5.20	141.00	Horizontal	Horizontal	N/A
4061.000	-46.35	9.14	-25.0	-21.35	300.00	Horizontal	Horizontal	Pass
6775.000	-39.10	14.36	-25.0	-14.10	127.00	Horizontal	Horizontal	Pass
13363.987	-38.67	16.67	-25.0	-13.67	359.00	Horizontal	Horizontal	Pass

RSE-H&V PCC CH20850 BW20 RB1 LOW QPSK SCC CH21048 BW20 RB1 HIGH QPSK



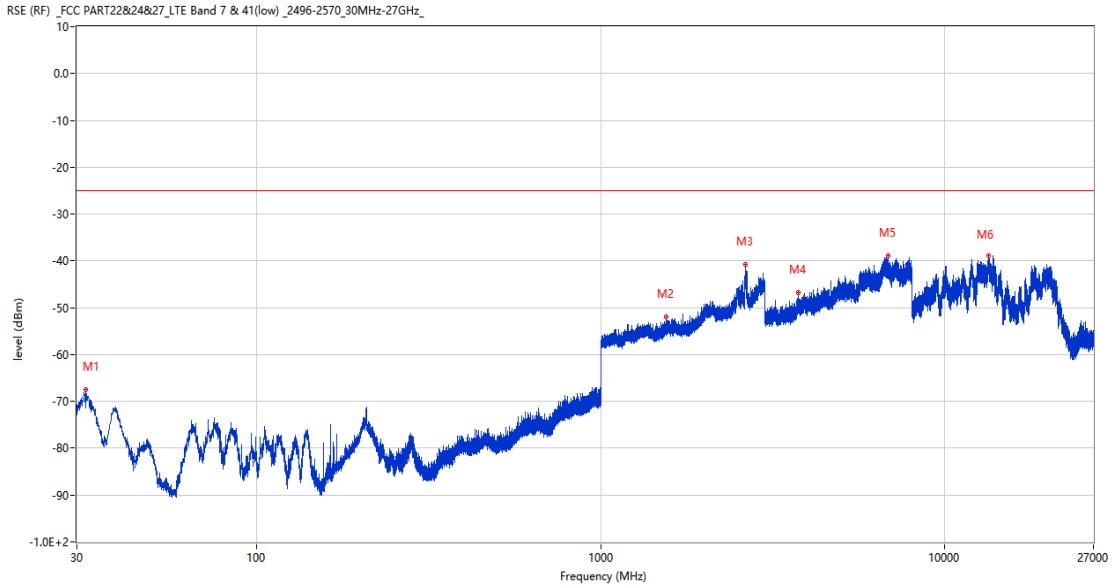
Frequency (MHz)	Result (dBm)	Factor (dB)	PK Limit (dBm)	Over Limit (dB)	Table (o)	ANT	EUT	Verdict
207.946	-68.70	-16.29	-25.0	-43.70	242.00	Horizontal	Vertical	Pass
2502.000	-43.70	8.29	-25.0	-18.70	91.00	Horizontal	Vertical	N/A
2628.500	-30.44	7.21	-25.0	-5.44	110.00	Horizontal	Vertical	N/A
4560.500	-45.58	8.93	-25.0	-20.58	61.00	Horizontal	Vertical	Pass
6772.500	-38.80	14.26	-25.0	-13.80	360.00	Horizontal	Vertical	Pass
13372.387	-37.40	16.75	-25.0	-12.40	336.00	Horizontal	Vertical	Pass

RSE-V&V PCC CH20850 BW20 RB1 LOW QPSK SCC CH21048 BW20 RB1 HIGH QPSK



Frequency (MHz)	Result (dBm)	Factor (dB)	PK Limit (dBm)	Over Limit (dB)	Table (o)	ANT	EUT	Verdict
156.052	-64.66	-20.55	-25.0	-39.66	302.00	Vertical	Vertical	Pass
2482.200	-42.08	7.33	-25.0	-17.08	235.00	Vertical	Vertical	N/A
2650.500	-40.99	8.57	-25.0	-15.99	130.00	Vertical	Vertical	N/A
4020.750	-46.99	8.99	-25.0	-21.99	215.00	Vertical	Vertical	Pass
6664.500	-38.26	14.69	-25.0	-13.26	194.00	Vertical	Vertical	Pass
13394.175	-38.77	16.96	-25.0	-13.77	224.00	Vertical	Vertical	Pass

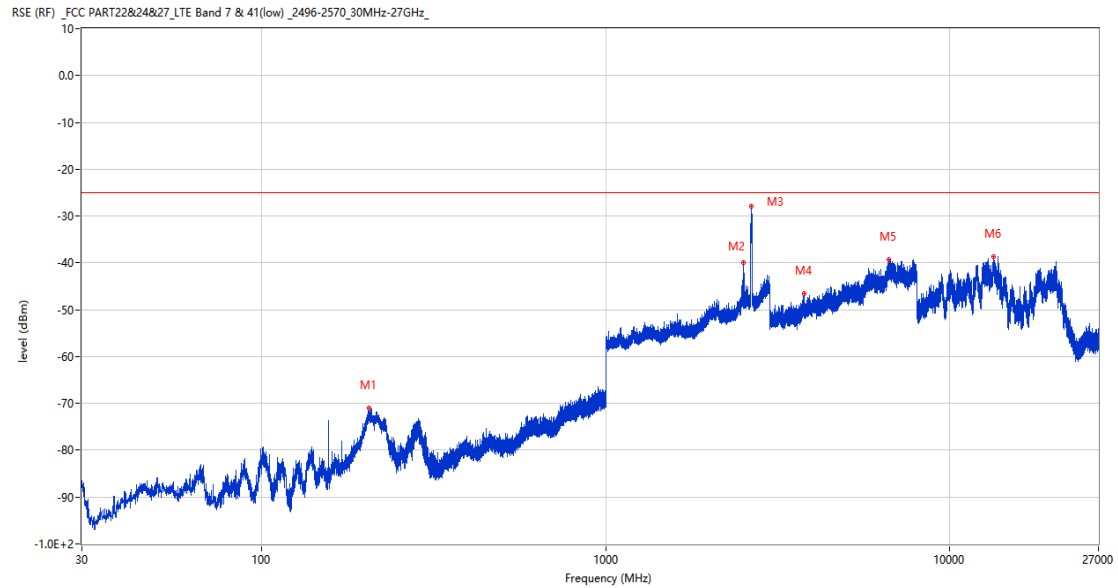
RSE-V&H PCC CH20850 BW20 RB1 LOW QPSK SCC CH21048 BW20 RB1 HIGH QPSK



Frequency (MHz)	Result (dBm)	Factor (dB)	PK Limit (dBm)	Over Limit (dB)	Table (o)	ANT	EUT	Verdict
31.746	-67.57	-24.47	-25.0	-42.57	8.00	Vertical	Horizontal	Pass
1549.200	-51.96	0.21	-25.0	-26.96	27.00	Vertical	Horizontal	Pass
2630.600	-40.81	7.22	-25.0	-15.81	109.00	Vertical	Horizontal	N/A
3751.500	-46.82	8.02	-25.0	-21.82	1.00	Vertical	Horizontal	Pass
6842.750	-38.89	14.15	-25.0	-13.89	73.00	Vertical	Horizontal	Pass
13386.299	-38.98	16.88	-25.0	-13.98	15.00	Vertical	Horizontal	Pass

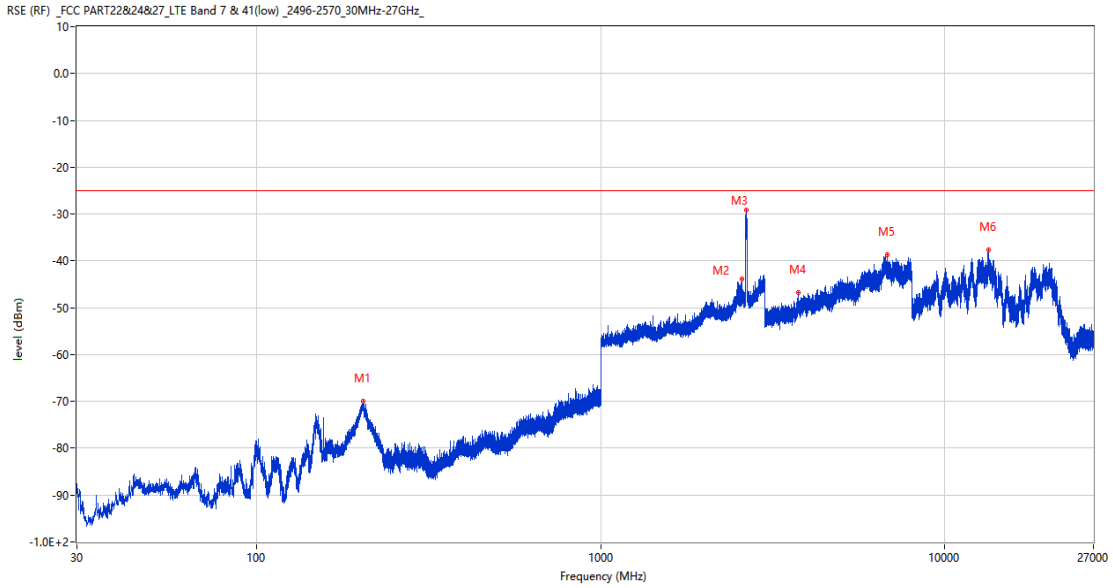
20.5 CA_7C 20MHz+20MHz, QPSK, Middle Channel

RSE-H&H PCC CH21001 BW20 RB1 LOW QPSK SCC CH21199 BW20 RB1 HIGH QPSK



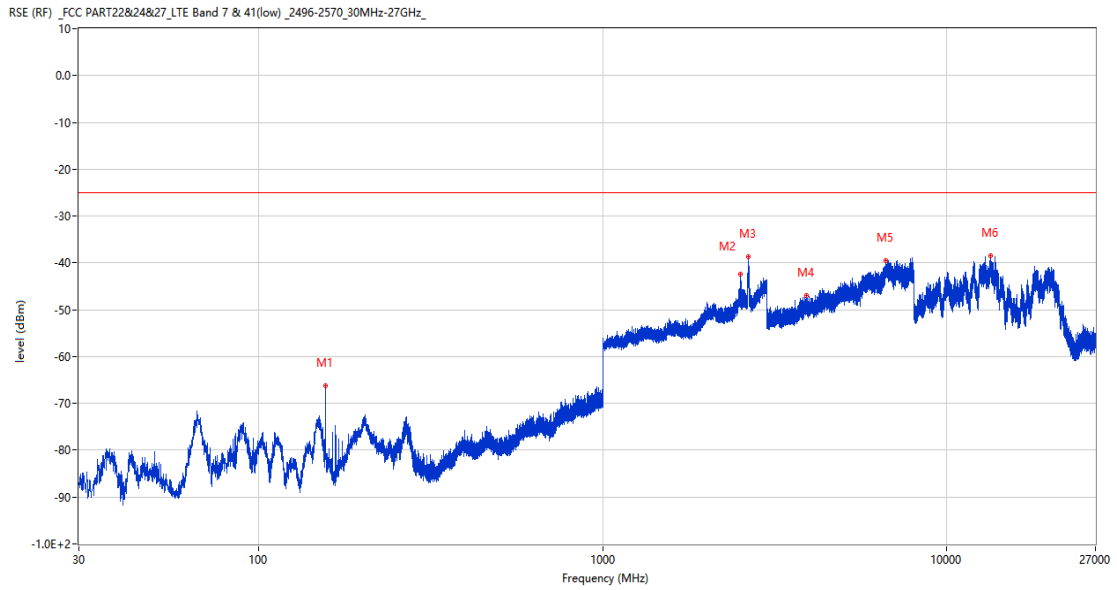
Frequency (MHz)	Result (dBm)	Factor (dB)	PK Limit (dBm)	Over Limit (dB)	Table (o)	ANT	EUT	Verdict
204.648	-70.98	-15.39	-25.0	-45.98	103.00	Horizontal	Horizontal	Pass
2517.000	-40.02	8.23	-25.0	-15.02	331.00	Horizontal	Horizontal	N/A
2652.000	-27.97	8.45	-25.0	-2.97	150.00	Horizontal	Horizontal	N/A
3760.500	-46.63	8.80	-25.0	-21.63	75.00	Horizontal	Horizontal	Pass
6635.250	-39.35	14.96	-25.0	-14.35	153.00	Horizontal	Horizontal	Pass
13375.013	-38.65	16.78	-25.0	-13.65	89.00	Horizontal	Horizontal	Pass

RSE-H&V PCC CH21001 BW20 RB1 LOW QPSK SCC CH21199 BW20 RB1 HIGH QPSK



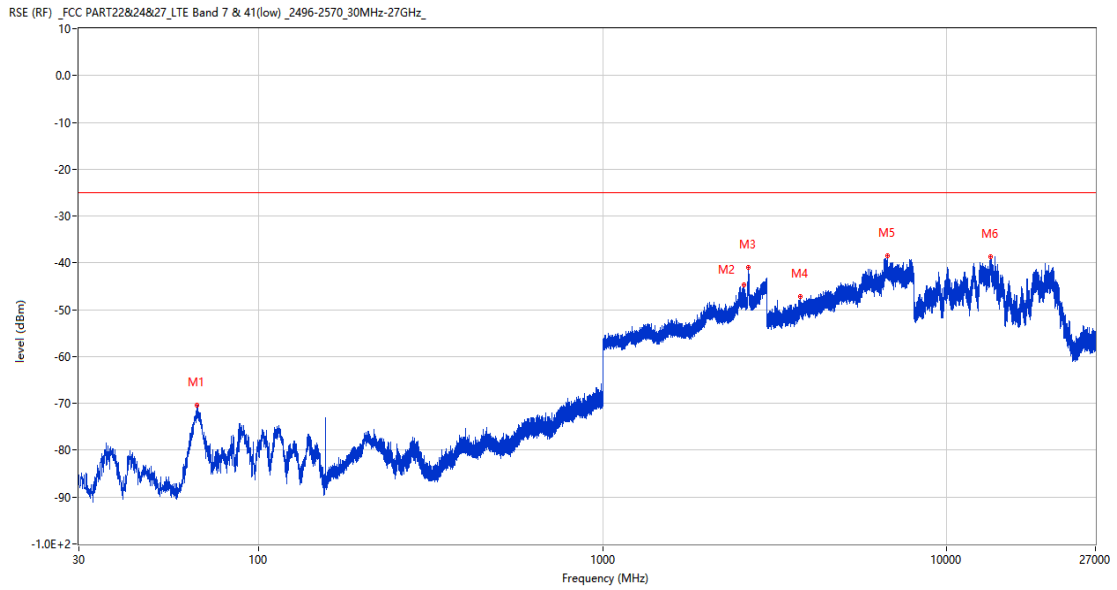
Frequency (MHz)	Result (dBm)	Factor (dB)	PK Limit (dBm)	Over Limit (dB)	Table (o)	ANT	EUT	Verdict
203.194	-70.06	-15.58	-25.0	-45.06	83.00	Horizontal	Vertical	Pass
2574.100	-43.93	8.49	-25.0	-18.93	36.00	Horizontal	Vertical	N/A
2652.600	-29.17	8.43	-25.0	-4.17	118.00	Horizontal	Vertical	N/A
3758.250	-46.77	8.55	-25.0	-21.77	236.00	Horizontal	Vertical	Pass
6808.500	-38.61	14.28	-25.0	-13.61	84.00	Horizontal	Vertical	Pass
13391.549	-37.72	16.93	-25.0	-12.72	319.00	Horizontal	Vertical	Pass

RSE-V&V PCC CH21001 BW20 RB1 LOW QPSK SCC CH21199 BW20 RB1 HIGH QPSK



Frequency (MHz)	Result (dBm)	Factor (dB)	PK Limit (dBm)	Over Limit (dB)	Table (o)	ANT	EUT	Verdict
156.003	-66.19	-20.57	-25.0	-41.19	-1.00	Vertical	Vertical	Pass
2517.000	-42.34	8.23	-25.0	-17.34	242.00	Vertical	Vertical	N/A
2652.600	-38.61	8.43	-25.0	-13.61	162.00	Vertical	Vertical	N/A
3904.250	-47.04	9.15	-25.0	-22.04	95.00	Vertical	Vertical	Pass
6640.500	-39.50	15.03	-25.0	-14.50	215.00	Vertical	Vertical	Pass
13351.388	-38.49	16.55	-25.0	-13.49	231.00	Vertical	Vertical	Pass

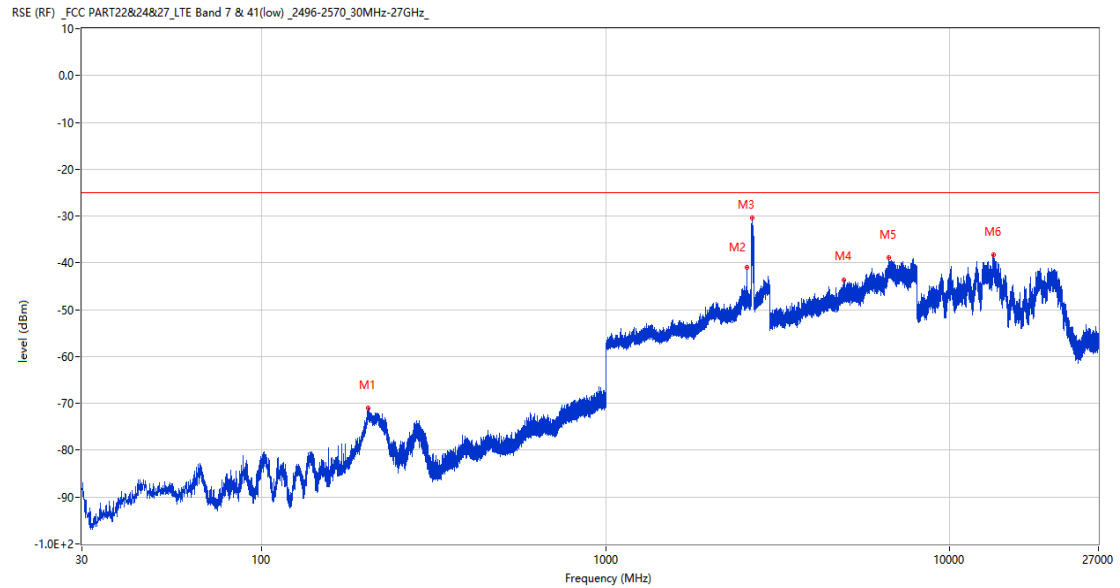
RSE-V&H PCC CH21001 BW20 RB1 LOW QPSK SCC CH21199 BW20 RB1 HIGH QPSK



Frequency (MHz)	Result (dBm)	Factor (dB)	PK Limit (dBm)	Over Limit (dB)	Table (o)	ANT	EUT	Verdict
66.084	-70.41	-17.98	-25.0	-45.41	64.00	Vertical	Horizontal	Pass
2574.300	-44.65	8.50	-25.0	-19.65	175.00	Vertical	Horizontal	N/A
2652.200	-40.97	8.44	-25.0	-15.97	118.00	Vertical	Horizontal	N/A
3758.250	-47.25	8.55	-25.0	-22.25	293.00	Vertical	Horizontal	Pass
6712.750	-38.46	15.67	-25.0	-13.46	260.00	Vertical	Horizontal	Pass
13400.475	-38.76	17.00	-25.0	-13.76	134.00	Vertical	Horizontal	Pass

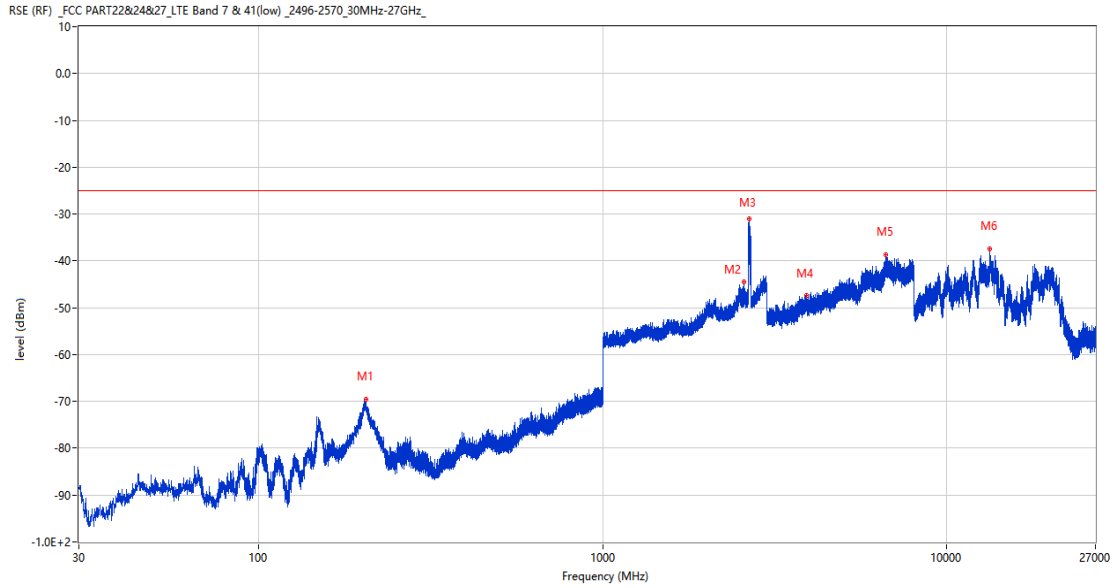
20.6 CA_7C 20MHz+20MHz, QPSK, High Channel

RSE-H&H PCC CH21152 BW20 RB1 LOW QPSK SCC CH21350 BW20 RB1 HIGH QPSK



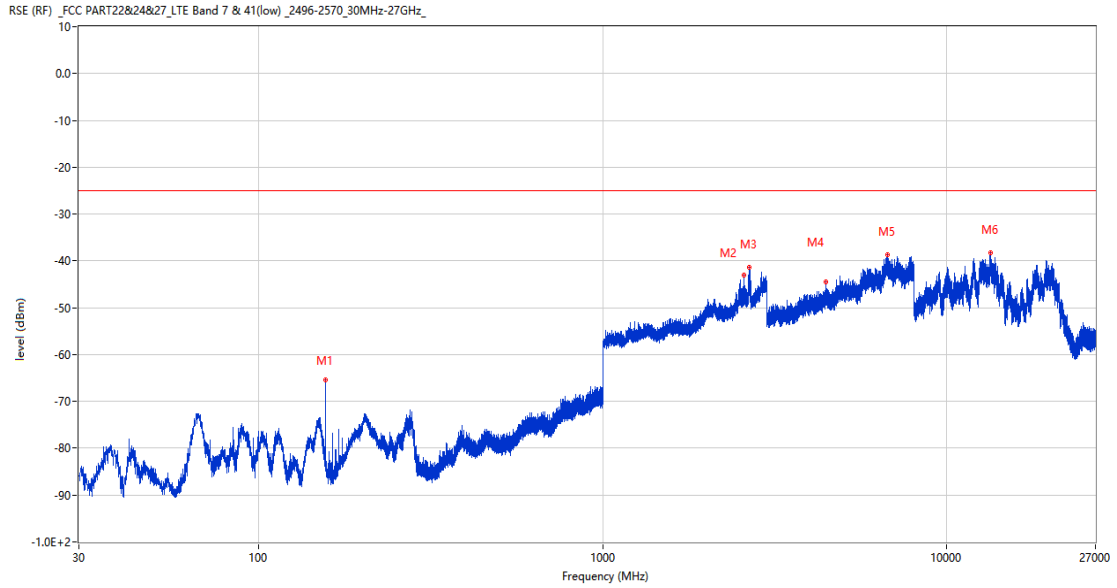
Frequency (MHz)	Result (dBm)	Factor (dB)	PK Limit (dBm)	Over Limit (dB)	Table (o)	ANT	EUT	Verdict
204.358	-71.02	-15.43	-25.0	-46.02	79.00	Horizontal	Horizontal	Pass
2569.500	-41.00	8.42	-25.0	-16.00	329.00	Horizontal	Horizontal	N/A
2657.600	-30.44	8.05	-25.0	-5.44	152.00	Horizontal	Horizontal	N/A
4903.250	-43.58	10.57	-25.0	-18.58	254.00	Horizontal	Horizontal	Pass
6654.000	-38.98	15.00	-25.0	-13.98	18.00	Horizontal	Horizontal	Pass
13374.488	-38.33	16.77	-25.0	-13.33	204.00	Horizontal	Horizontal	Pass

RSE-H&V PCC CH21152 BW20 RB1 LOW QPSK SCC CH21350 BW20 RB1 HIGH QPSK



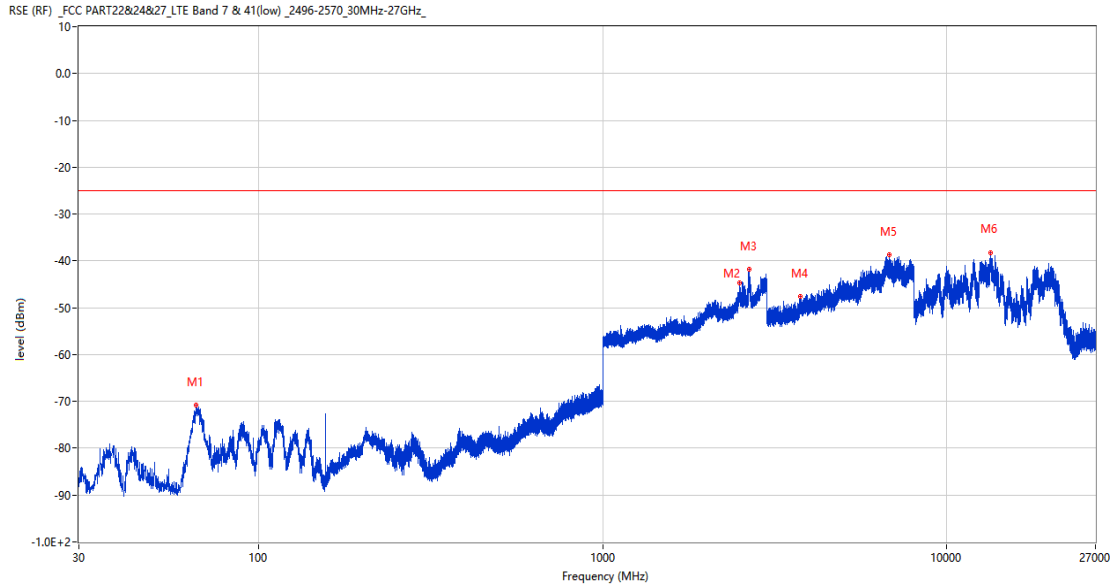
Frequency (MHz)	Result (dBm)	Factor (dB)	PK Limit (dBm)	Over Limit (dB)	Table (o)	ANT	EUT	Verdict
204.503	-69.62	-15.41	-25.0	-44.62	90.00	Horizontal	Vertical	Pass
2573.100	-44.57	8.48	-25.0	-19.57	0.00	Horizontal	Vertical	N/A
2663.700	-31.08	7.94	-25.0	-6.08	140.00	Horizontal	Vertical	N/A
3912.250	-47.37	9.22	-25.0	-22.37	274.00	Horizontal	Vertical	Pass
6630.750	-38.67	14.77	-25.0	-13.67	62.00	Horizontal	Vertical	Pass
13340.888	-37.53	16.18	-25.0	-12.53	363.00	Horizontal	Vertical	Pass

RSE-V&V PCC CH21152 BW20 RB1 LOW QPSK SCC CH21350 BW20 RB1 HIGH QPSK



Frequency (MHz)	Result (dBm)	Factor (dB)	PK Limit (dBm)	Over Limit (dB)	Table (o)	ANT	EUT	Verdict
156.003	-65.46	-20.57	-25.0	-40.46	360.00	Vertical	Vertical	Pass
2569.600	-43.09	8.42	-25.0	-18.09	63.00	Vertical	Vertical	N/A
2663.400	-41.42	7.98	-25.0	-16.42	114.00	Vertical	Vertical	N/A
4441.000	-44.44	9.68	-25.0	-19.44	352.00	Vertical	Vertical	Pass
6707.500	-38.66	15.66	-25.0	-13.66	26.00	Vertical	Vertical	Pass
13404.675	-38.27	16.91	-25.0	-13.27	-3.00	Vertical	Vertical	Pass

RSE-V&H PCC CH21152 BW20 RB1 LOW QPSK SCC CH21350 BW20 RB1 HIGH QPSK

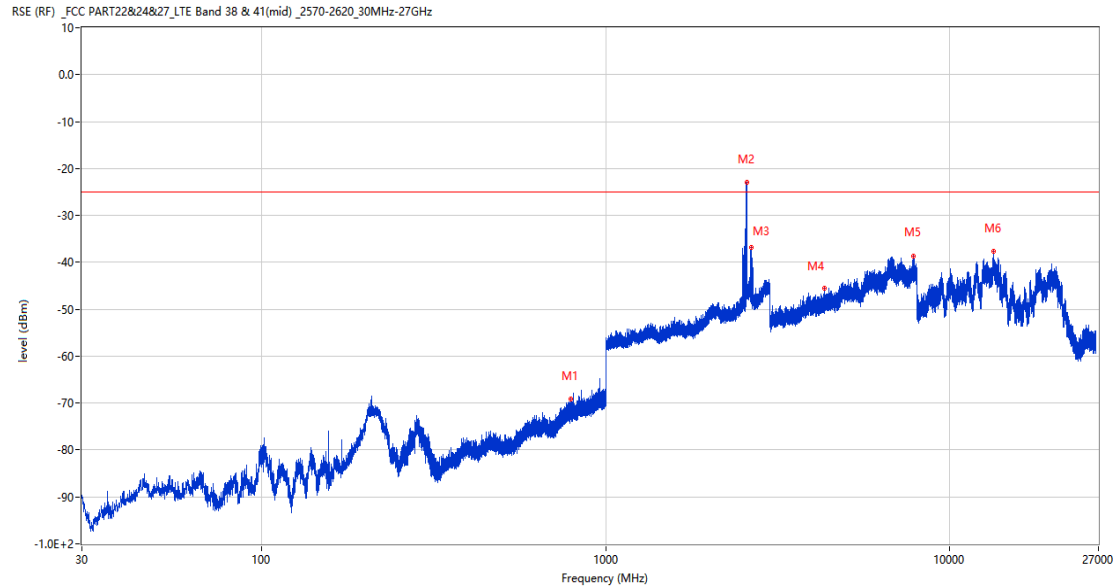


Frequency (MHz)	Result (dBm)	Factor (dB)	PK Limit (dBm)	Over Limit (dB)	Table (o)	ANT	EUT	Verdict
65.599	-70.76	-17.98	-25.0	-45.76	84.00	Vertical	Horizontal	Pass
2500.300	-44.78	8.29	-25.0	-19.78	33.00	Vertical	Horizontal	N/A
2663.300	-41.88	7.99	-25.0	-16.88	129.00	Vertical	Horizontal	N/A
3741.250	-47.60	7.38	-25.0	-22.60	296.00	Vertical	Horizontal	Pass
6790.250	-38.71	14.38	-25.0	-13.71	10.00	Vertical	Horizontal	Pass
13360.575	-38.36	16.64	-25.0	-13.36	80.00	Vertical	Horizontal	Pass

21 CA_38C

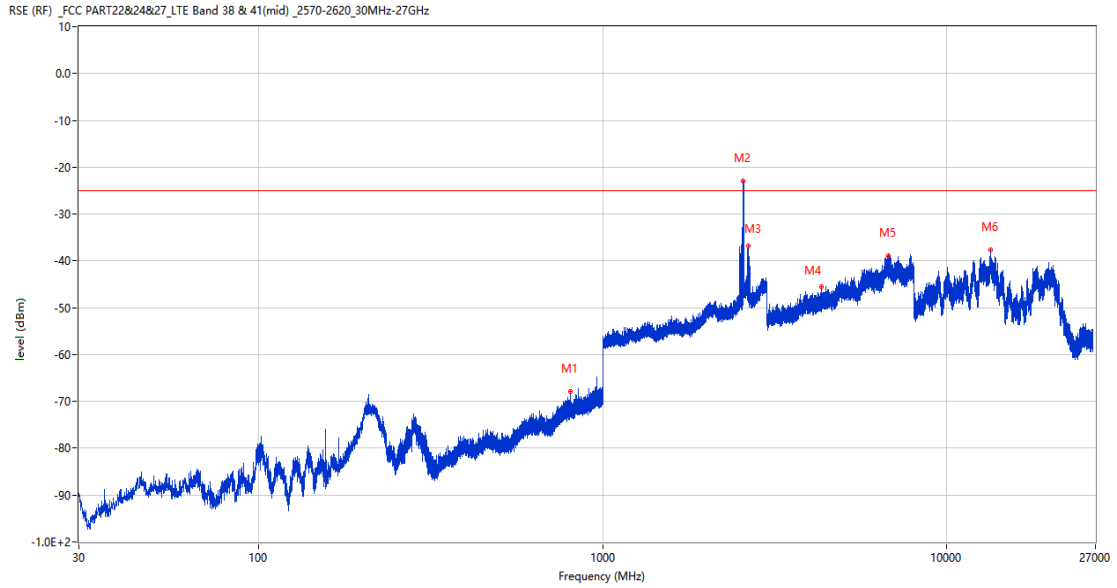
21.1 CA_38C 15MHz+15MHz, QPSK, Low Channel

RSE-H&H PCC CH37825 BW15 RB1 LOW QPSK SCC CH37975 BW15 RB1 HIGH QPSK



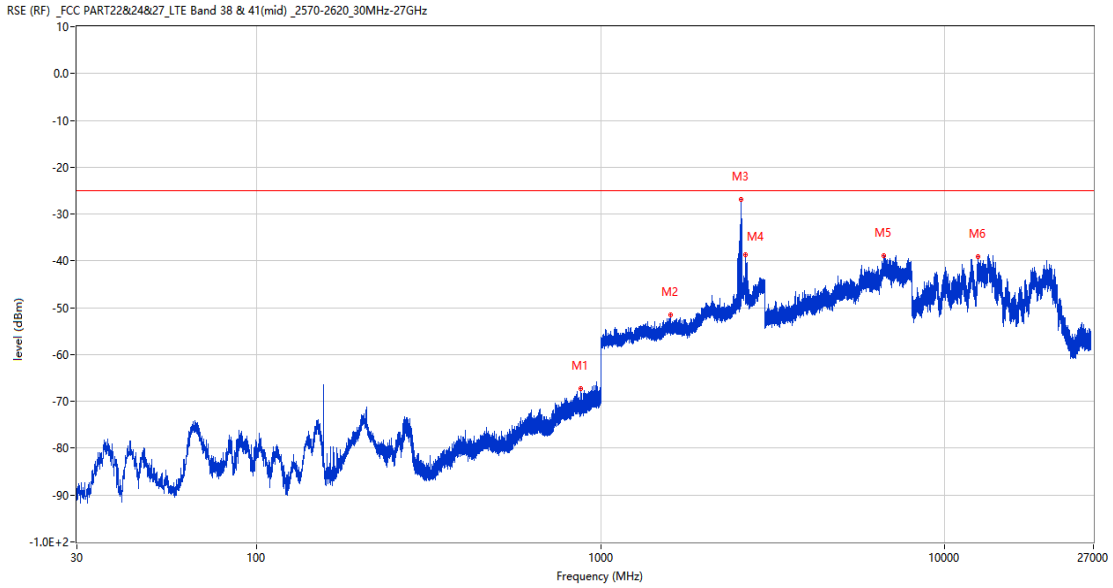
Frequency (MHz)	Result (dBm)	Factor (dB)	PK Limit (dBm)	Over Limit (dB)	Table (o)	ANT	EUT	Verdict
791.062	-69.08	-1.31	-25.0	-44.08	223.00	Horizontal	Horizontal	Pass
2562.700	-22.97	8.86	-25.0	2.03	353.00	Horizontal	Horizontal	N/A
2639.200	-36.89	8.19	-25.0	-11.89	322.00	Horizontal	Horizontal	N/A
4309.500	-45.57	8.66	-25.0	-20.57	125.00	Horizontal	Horizontal	Pass
7807.750	-38.59	16.10	-25.0	-13.59	360.00	Horizontal	Horizontal	Pass
13350.862	-37.68	16.55	-25.0	-12.68	-2.00	Horizontal	Horizontal	Pass

RSE-H&V PCC CH37825 BW15 RB1 LOW QPSK SCC CH37975 BW15 RB1 HIGH QPSK



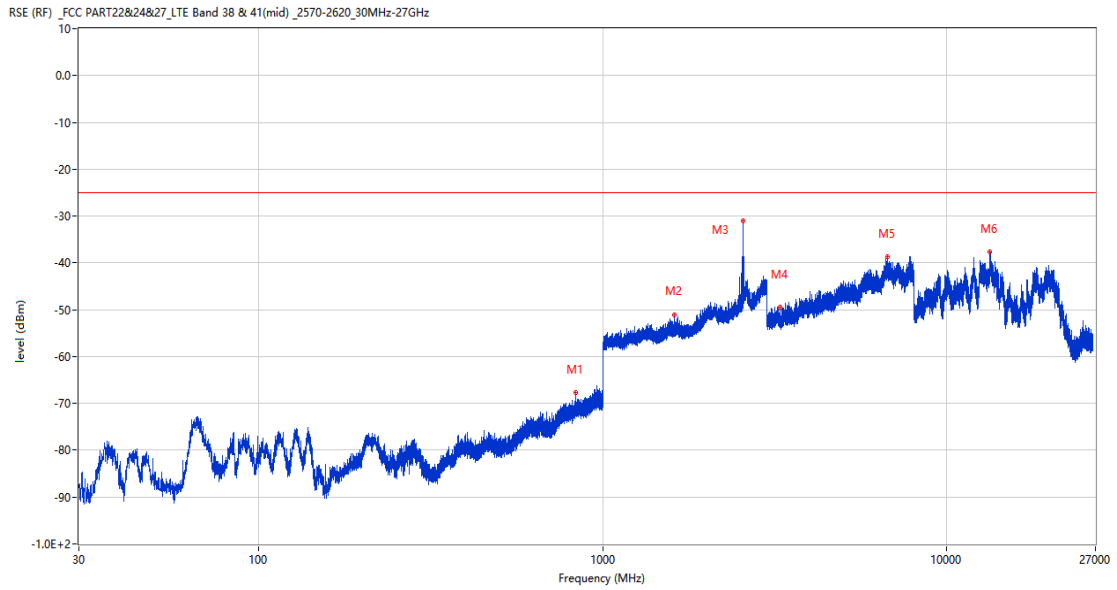
Frequency (MHz)	Result (dBm)	Factor (dB)	PK Limit (dBm)	Over Limit (dB)	Table (o)	ANT	EUT	Verdict
805.030	-67.97	-1.04	-25.0	-42.97	135.00	Horizontal	Vertical	Pass
2557.500	-23.01	7.81	-25.0	1.99	334.00	Horizontal	Vertical	N/A
2639.200	-36.89	8.19	-25.0	-11.89	322.00	Horizontal	Vertical	N/A
4309.500	-45.57	8.66	-25.0	-20.57	125.00	Horizontal	Vertical	Pass
6754.000	-38.88	14.38	-25.0	-13.88	82.00	Horizontal	Vertical	Pass
13350.862	-37.68	16.55	-25.0	-12.68	-2.00	Horizontal	Vertical	Pass

RSE-V&V PCC CH37825 BW15 RB1 LOW QPSK SCC CH37975 BW15 RB1 HIGH QPSK



Frequency (MHz)	Result (dBm)	Factor (dB)	PK Limit (dBm)	Over Limit (dB)	Table (o)	ANT	EUT	Verdict
871.911	-67.32	-0.19	-25.0	-42.32	98.00	Vertical	Vertical	Pass
1597.200	-51.50	0.06	-25.0	-26.50	240.00	Vertical	Vertical	Pass
2556.200	-26.85	7.34	-25.0	-1.85	360.00	Vertical	Vertical	N/A
2629.900	-38.59	8.28	-25.0	-13.59	46.00	Vertical	Vertical	N/A
6646.000	-38.85	15.23	-25.0	-13.85	297.00	Vertical	Vertical	Pass
12507.750	-39.05	14.60	-25.0	-14.05	344.00	Vertical	Vertical	Pass

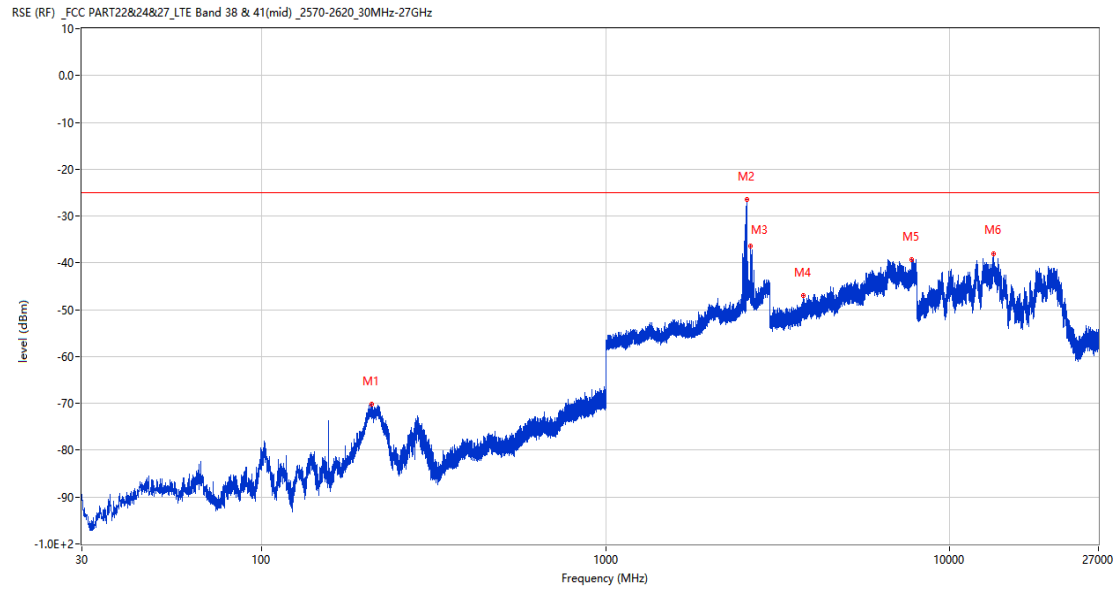
RSE-V&H PCC CH37825 BW15 RB1 LOW QPSK SCC CH37975 BW15 RB1 HIGH QPSK



Frequency (MHz)	Result (dBm)	Factor (dB)	PK Limit (dBm)	Over Limit (dB)	Table (o)	ANT	EUT	Verdict
835.391	-67.78	-0.31	-25.0	-42.78	278.00	Vertical	Horizontal	Pass
1614.300	-51.10	0.13	-25.0	-26.10	245.00	Vertical	Horizontal	Pass
2560.400	-30.98	8.66	-25.0	-5.98	145.00	Vertical	Horizontal	N/A
3273.500	-49.40	5.59	-25.0	-24.40	311.00	Vertical	Horizontal	Pass
6715.000	-38.66	15.76	-25.0	-13.66	105.00	Vertical	Horizontal	Pass
13341.412	-37.74	16.20	-25.0	-12.74	130.00	Vertical	Horizontal	Pass

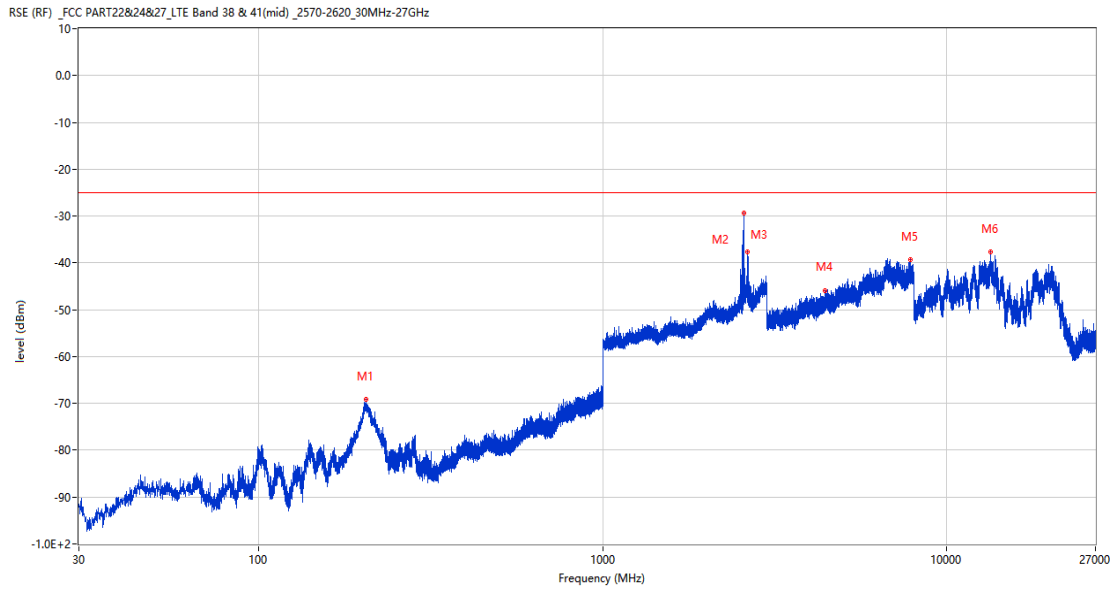
21.2 CA_38C 15MHz+15MHz, QPSK, Middle Channel

RSE-H&H PCC CH37925 BW15 RB1 LOW QPSK SCC CH38075 BW15 RB1 HIGH QPSK



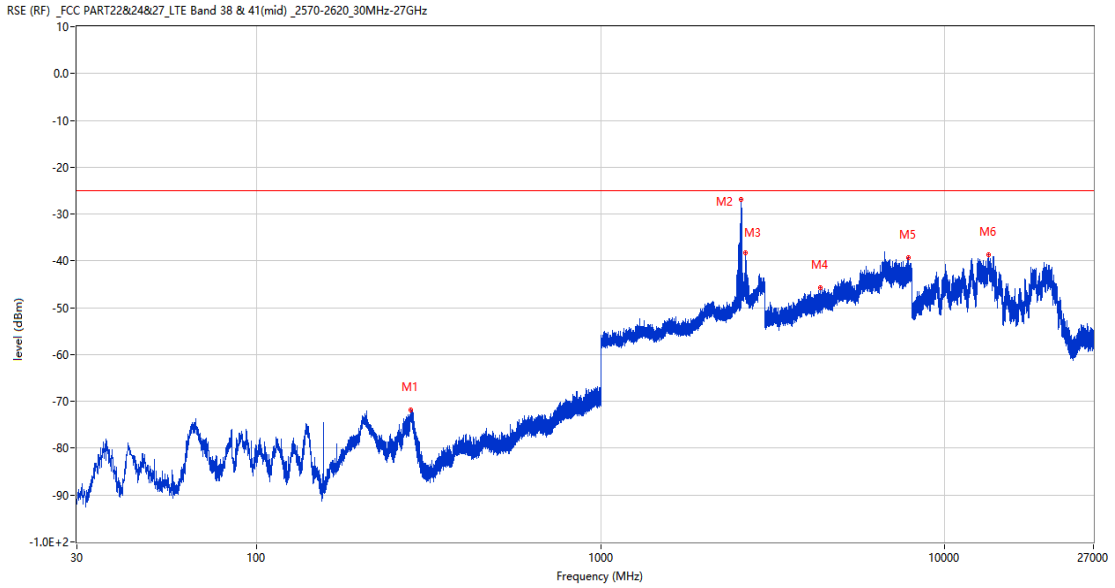
Frequency (MHz)	Result (dBm)	Factor (dB)	PK Limit (dBm)	Over Limit (dB)	Table (o)	ANT	EUT	Verdict
208.577	-70.21	-16.32	-25.0	-45.21	100.00	Horizontal	Horizontal	Pass
2564.500	-26.39	8.91	-25.0	-1.39	309.00	Horizontal	Horizontal	N/A
2628.400	-36.49	8.57	-25.0	-11.49	334.00	Horizontal	Horizontal	N/A
3750.500	-47.02	7.96	-25.0	-22.02	77.00	Horizontal	Horizontal	Pass
7755.500	-39.29	14.20	-25.0	-14.29	160.00	Horizontal	Horizontal	Pass
13380.787	-38.09	16.83	-25.0	-13.09	60.00	Horizontal	Horizontal	Pass

RSE-H&V PCC CH37925 BW15 RB1 LOW QPSK SCC CH38075 BW15 RB1 HIGH QPSK



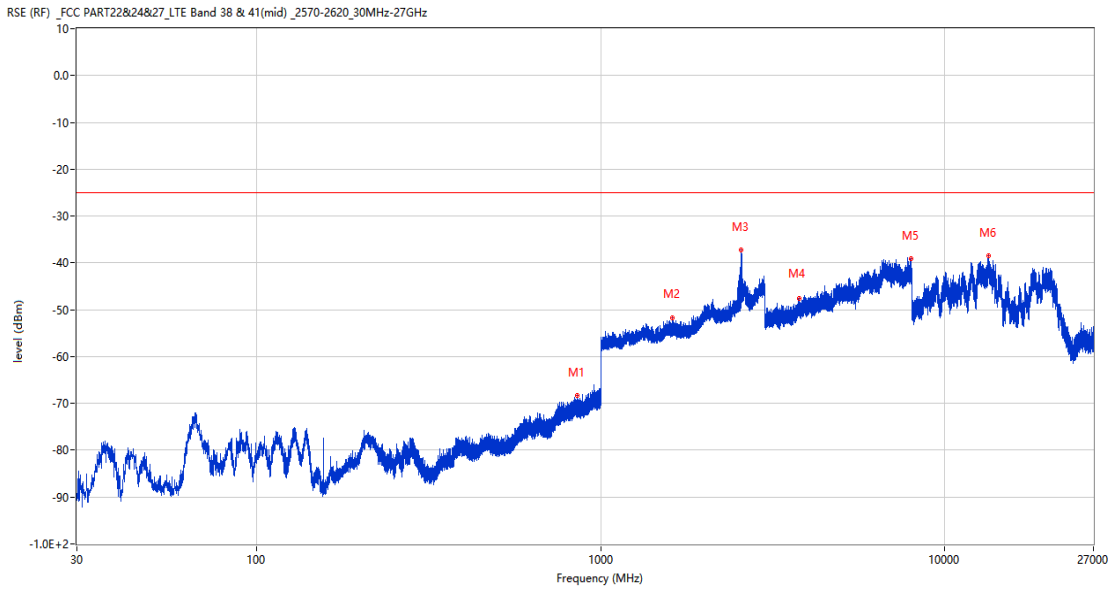
Frequency (MHz)	Result (dBm)	Factor (dB)	PK Limit (dBm)	Over Limit (dB)	Table (o)	ANT	EUT	Verdict
204.891	-69.22	-15.36	-25.0	-44.22	102.00	Horizontal	Vertical	Pass
2563.400	-29.28	8.88	-25.0	-4.28	0.00	Horizontal	Vertical	N/A
2631.900	-37.67	8.14	-25.0	-12.67	8.00	Horizontal	Vertical	N/A
4431.250	-45.93	9.60	-25.0	-20.93	318.00	Horizontal	Vertical	Pass
7819.500	-39.33	16.25	-25.0	-14.33	265.00	Horizontal	Vertical	Pass
13397.588	-37.60	16.99	-25.0	-12.60	363.00	Horizontal	Vertical	Pass

RSE-V&V PCC CH37925 BW15 RB1 LOW QPSK SCC CH38075 BW15 RB1 HIGH QPSK



Frequency (MHz)	Result (dBm)	Factor (dB)	PK Limit (dBm)	Over Limit (dB)	Table (o)	ANT	EUT	Verdict
280.017	-71.77	-13.54	-25.0	-46.77	195.00	Vertical	Vertical	Pass
2561.600	-26.88	8.84	-25.0	-1.88	327.00	Vertical	Vertical	N/A
2633.100	-38.28	8.17	-25.0	-13.28	66.00	Vertical	Vertical	N/A
4349.250	-45.83	9.35	-25.0	-20.83	95.00	Vertical	Vertical	Pass
7810.000	-39.38	16.27	-25.0	-14.38	363.00	Vertical	Vertical	Pass
13395.750	-38.68	16.97	-25.0	-13.68	15.00	Vertical	Vertical	Pass

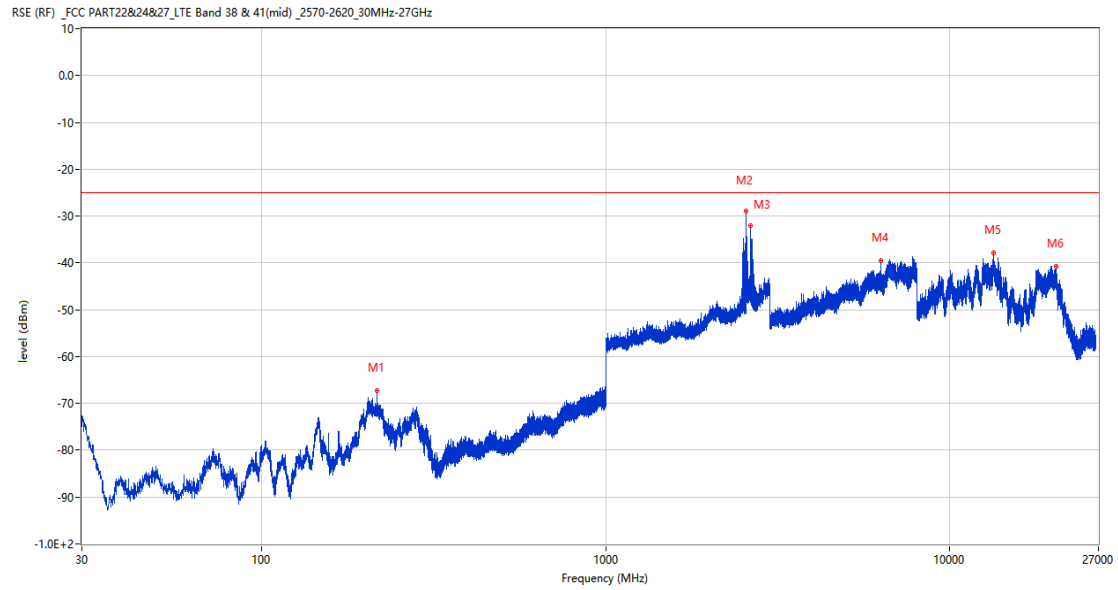
RSE-V&H PCC CH37925 BW15 RB1 LOW QPSK SCC CH38075 BW15 RB1 HIGH QPSK



Frequency (MHz)	Result (dBm)	Factor (dB)	PK Limit (dBm)	Over Limit (dB)	Table (o)	ANT	EUT	Verdict
852.754	-68.33	-0.32	-25.0	-43.33	144.00	Vertical	Horizontal	Pass
1615.100	-51.76	0.24	-25.0	-26.76	125.00	Vertical	Horizontal	Pass
2560.100	-37.33	8.61	-25.0	-12.33	359.00	Vertical	Horizontal	N/A
3763.750	-47.49	8.91	-25.0	-22.49	281.00	Vertical	Horizontal	Pass
7946.500	-39.11	14.78	-25.0	-14.11	360.00	Vertical	Horizontal	Pass
13362.675	-38.54	16.66	-25.0	-13.54	363.00	Vertical	Horizontal	Pass

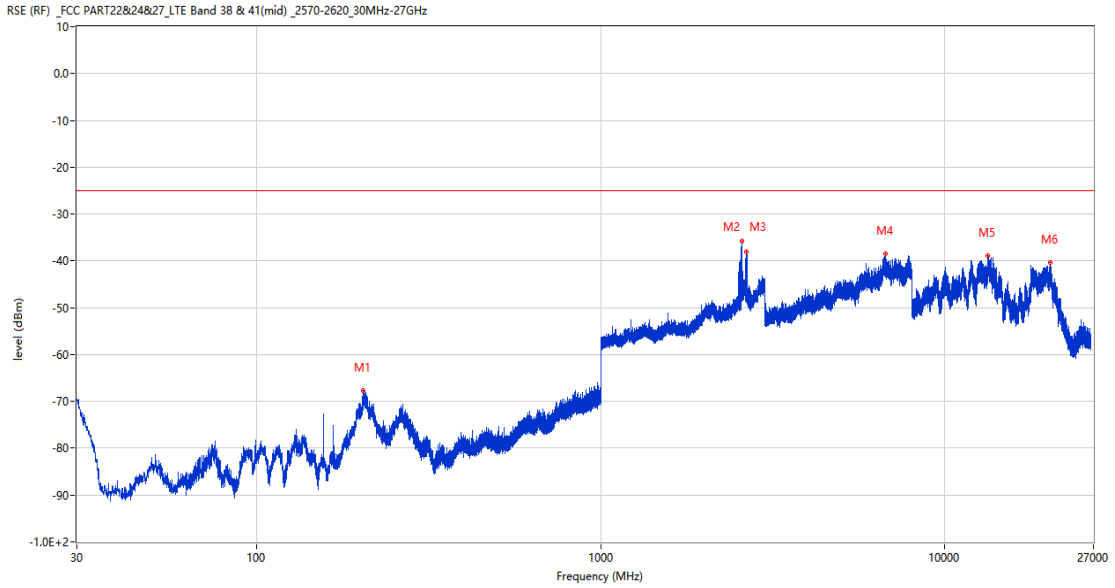
21.3 CA_38C 15MHz+15MHz, QPSK, High Channel

RSE-H&H PCC CH38025 BW15 RB1 LOW QPSK SCC CH38175 BW15 RB1 HIGH QPSK



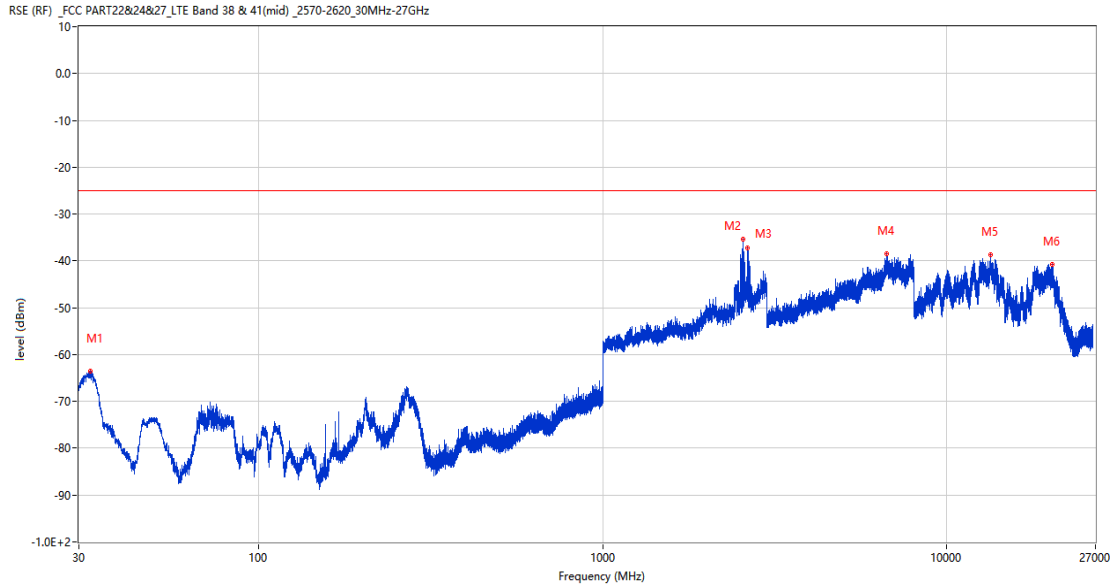
Frequency (MHz)	Result (dBm)	Factor (dB)	PK Limit (dBm)	Over Limit (dB)	Table (o)	ANT	EUT	Verdict
216.046	-67.36	-16.52	-25.0	-42.36	119.00	Horizontal	Horizontal	Pass
2560.900	-28.88	8.78	-25.0	-3.88	325.00	Horizontal	Horizontal	N/A
2635.500	-31.98	8.25	-25.0	-6.98	283.00	Horizontal	Horizontal	N/A
6292.000	-39.49	12.13	-25.0	-14.49	81.00	Horizontal	Horizontal	Pass
13388.137	-37.78	16.90	-25.0	-12.78	15.00	Horizontal	Horizontal	Pass
20292.448	-40.71	12.97	-25.0	-15.71	362.00	Horizontal	Horizontal	Pass

RSE-H&V PCC CH38025 BW15 RB1 LOW QPSK SCC CH38175 BW15 RB1 HIGH QPSK



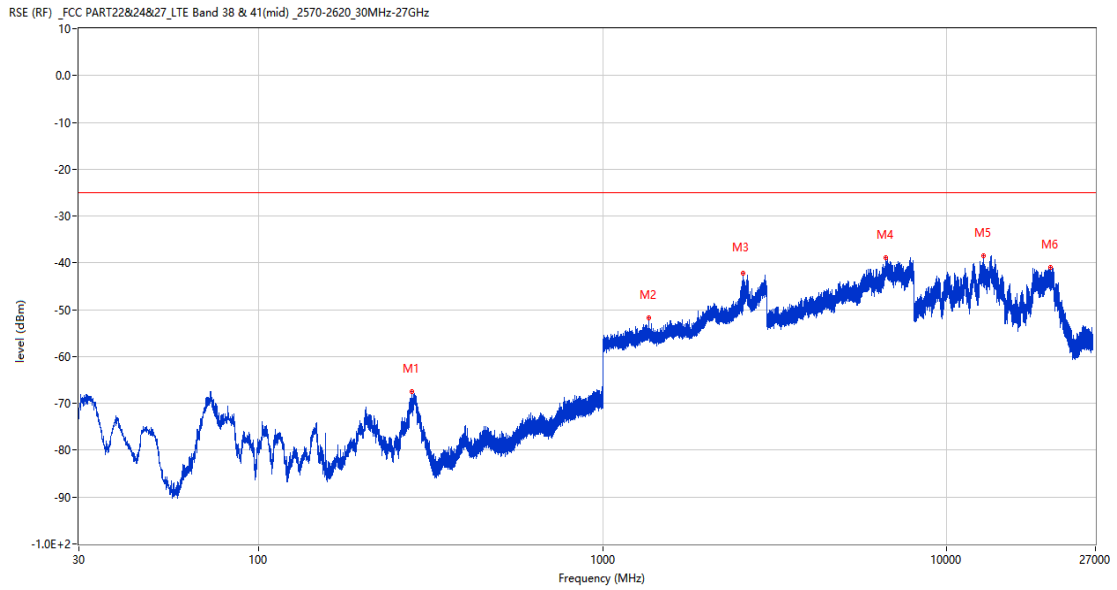
Frequency (MHz)	Result (dBm)	Factor (dB)	PK Limit (dBm)	Over Limit (dB)	Table (o)	ANT	EUT	Verdict
204.115	-67.75	-15.47	-25.0	-42.75	311.00	Horizontal	Vertical	Pass
2563.400	-35.85	8.88	-25.0	-10.85	100.00	Horizontal	Vertical	N/A
2643.500	-37.97	9.06	-25.0	-12.97	359.00	Horizontal	Vertical	N/A
6710.250	-38.47	15.65	-25.0	-13.47	264.00	Horizontal	Vertical	Pass
13345.875	-38.87	16.38	-25.0	-13.87	176.00	Horizontal	Vertical	Pass
20238.901	-40.43	12.96	-25.0	-15.43	16.00	Horizontal	Vertical	Pass

RSE-V&V PCC CH38025 BW15 RB1 LOW QPSK SCC CH38175 BW15 RB1 HIGH QPSK



Frequency (MHz)	Result (dBm)	Factor (dB)	PK Limit (dBm)	Over Limit (dB)	Table (o)	ANT	EUT	Verdict
32.425	-63.55	-24.33	-25.0	-38.55	244.00	Vertical	Vertical	Pass
2556.800	-35.45	7.36	-25.0	-10.45	284.00	Vertical	Vertical	N/A
2629.300	-37.28	8.41	-25.0	-12.28	362.00	Vertical	Vertical	N/A
6663.500	-38.55	14.66	-25.0	-13.55	51.00	Vertical	Vertical	Pass
13404.675	-38.73	16.91	-25.0	-13.73	363.00	Vertical	Vertical	Pass
20242.725	-40.72	12.96	-25.0	-15.72	321.00	Vertical	Vertical	Pass

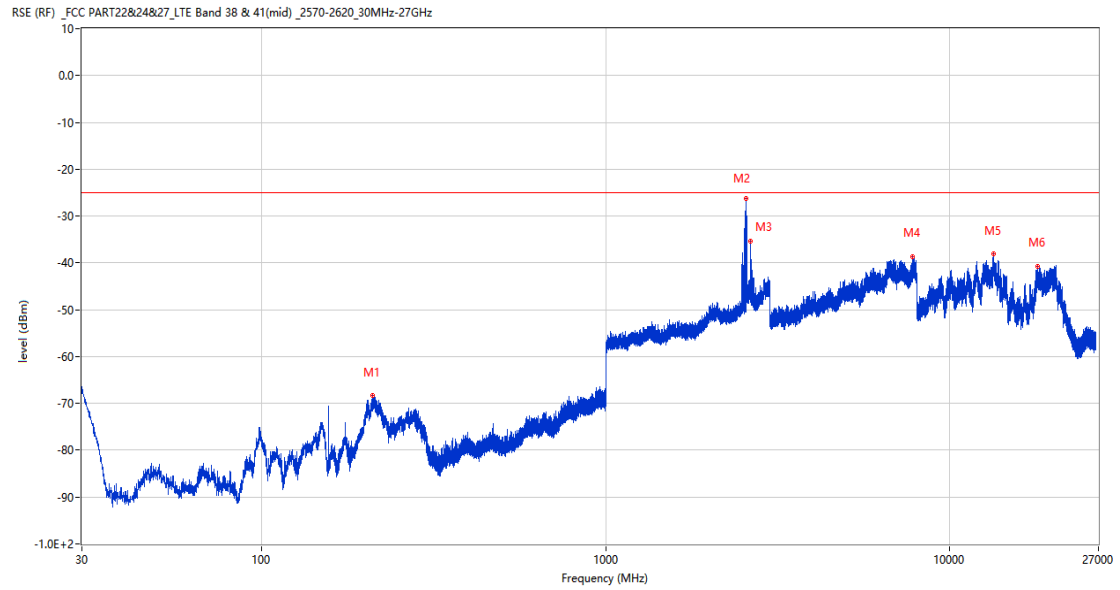
RSE-V&H PCC CH38025 BW15 RB1 LOW QPSK SCC CH38175 BW15 RB1 HIGH QPSK



Frequency (MHz)	Result (dBm)	Factor (dB)	PK Limit (dBm)	Over Limit (dB)	Table (o)	ANT	EUT	Verdict
278.902	-67.52	-13.52	-25.0	-42.52	345.00	Vertical	Horizontal	Pass
1356.700	-51.71	-0.40	-25.0	-26.71	139.00	Vertical	Horizontal	Pass
2561.100	-42.30	8.82	-25.0	-17.30	361.00	Vertical	Horizontal	N/A
6639.500	-38.95	15.08	-25.0	-13.95	93.00	Vertical	Horizontal	Pass
12735.513	-38.38	14.73	-25.0	-13.38	360.00	Vertical	Horizontal	Pass
19950.324	-40.88	12.95	-25.0	-15.88	321.00	Vertical	Horizontal	Pass

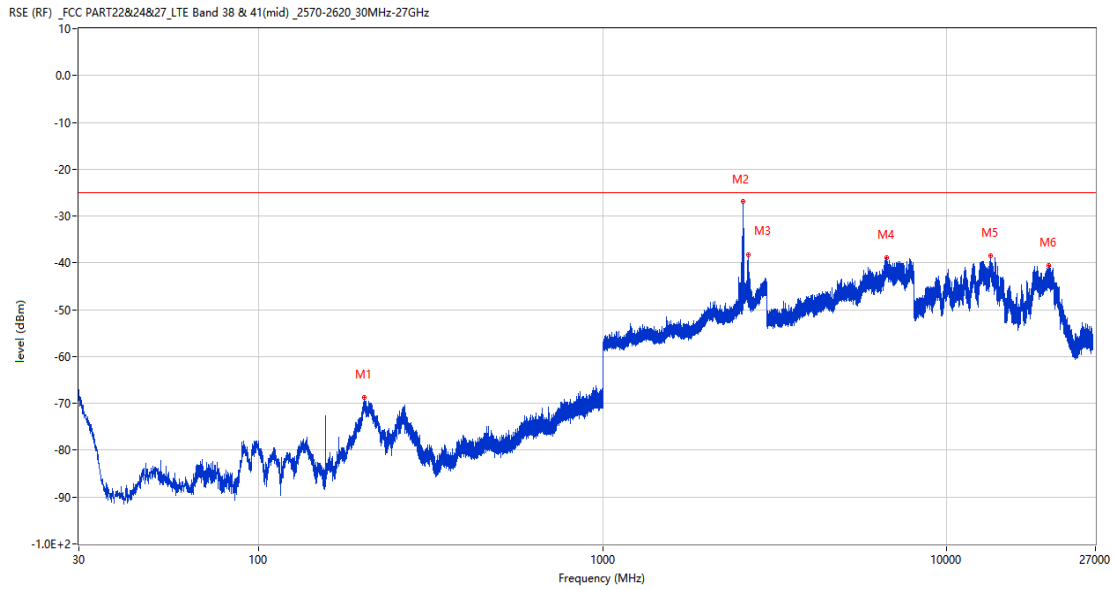
21.4 CA_38C 20MHz+20MHz, QPSK, Low Channel

RSE-H&H PCC CH37850 BW20 RB1 LOW QPSK SCC CH38048 BW20 RB1 HIGH QPSK



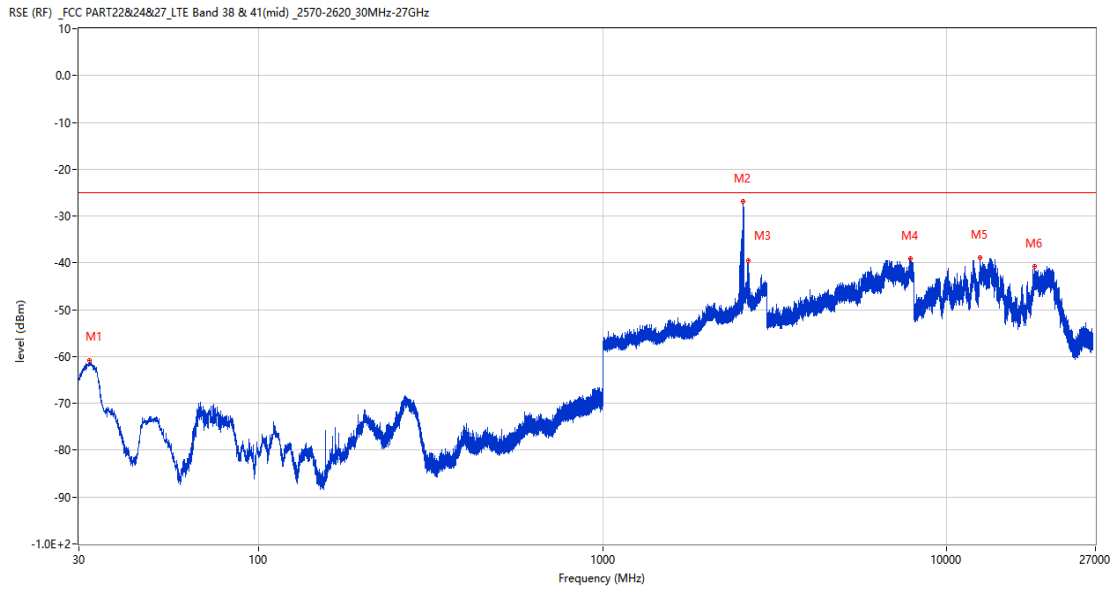
Frequency (MHz)	Result (dBm)	Factor (dB)	PK Limit (dBm)	Over Limit (dB)	Table (o)	ANT	EUT	Verdict
209.353	-68.38	-16.42	-25.0	-43.38	319.00	Horizontal	Horizontal	Pass
2552.700	-26.31	7.16	-25.0	-1.31	300.00	Horizontal	Horizontal	N/A
2628.200	-35.46	8.60	-25.0	-10.46	317.00	Horizontal	Horizontal	N/A
7800.500	-38.74	15.70	-25.0	-13.74	349.00	Horizontal	Horizontal	Pass
13397.588	-37.97	16.99	-25.0	-12.97	357.00	Horizontal	Horizontal	Pass
17960.364	-40.70	13.83	-25.0	-15.70	0.00	Horizontal	Horizontal	Pass

RSE-H&V PCC CH37850 BW20 RB1 LOW QPSK SCC CH38048 BW20 RB1 HIGH QPSK



Frequency (MHz)	Result (dBm)	Factor (dB)	PK Limit (dBm)	Over Limit (dB)	Table (o)	ANT	EUT	Verdict
203.048	-68.64	-15.61	-25.0	-43.64	296.00	Horizontal	Vertical	Pass
2560.800	-26.82	8.75	-25.0	-1.82	12.00	Horizontal	Vertical	N/A
2645.300	-38.26	9.55	-25.0	-13.26	3.00	Horizontal	Vertical	N/A
6687.250	-38.90	14.56	-25.0	-13.90	83.00	Horizontal	Vertical	Pass
13403.625	-38.48	16.93	-25.0	-13.48	350.00	Horizontal	Vertical	Pass
19722.949	-40.65	12.94	-25.0	-15.65	8.00	Horizontal	Vertical	Pass

RSE-V&V PCC CH37850 BW20 RB1 LOW QPSK SCC CH38048 BW20 RB1 HIGH QPSK



Frequency (MHz)	Result (dBm)	Factor (dB)	PK Limit (dBm)	Over Limit (dB)	Table (o)	ANT	EUT	Verdict
32.231	-60.78	-24.41	-25.0	-35.78	284.00	Vertical	Vertical	Pass
2559.500	-26.90	8.54	-25.0	-1.90	239.00	Vertical	Vertical	N/A
2646.200	-39.59	9.63	-25.0	-14.59	265.00	Vertical	Vertical	N/A
7820.500	-39.13	16.16	-25.0	-14.13	0.00	Vertical	Vertical	Pass
12454.313	-38.95	14.31	-25.0	-13.95	223.00	Vertical	Vertical	Pass
17949.600	-40.71	14.08	-25.0	-15.71	322.00	Vertical	Vertical	Pass