

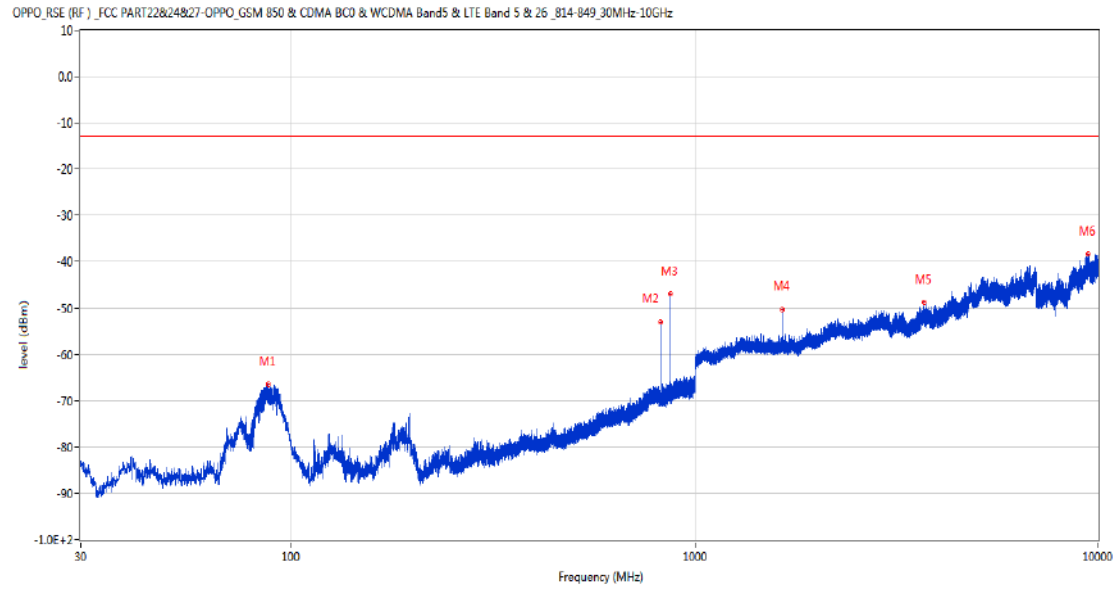
Annex A.7. Field Strength of Spurious Radiation

GSM

1 GSM 850

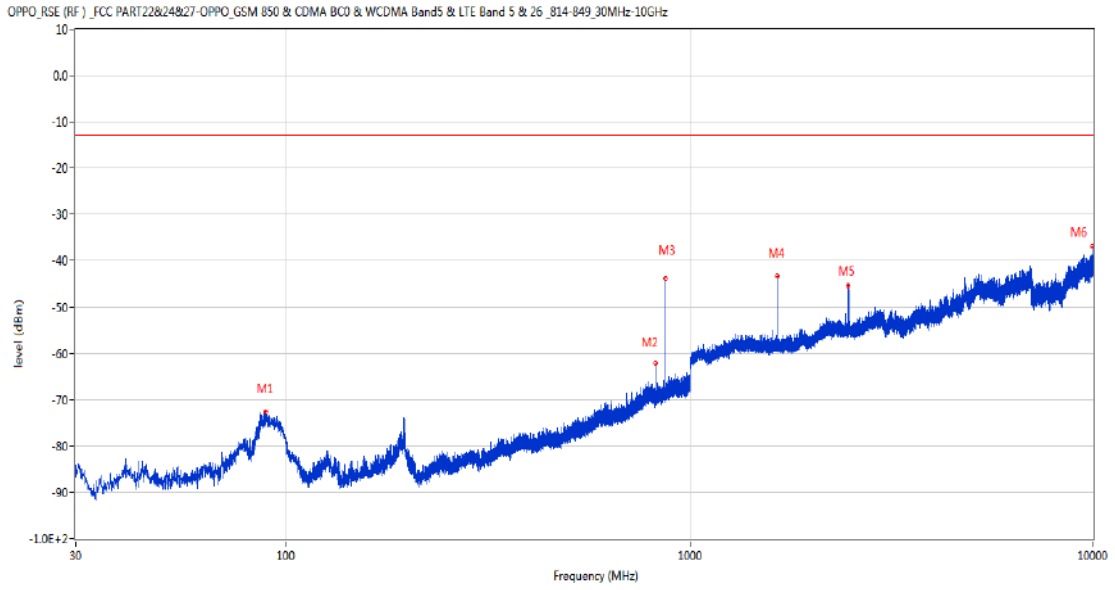
1.1 GSM 850 Low Channel

RSE-H&H GSM 850 CH128



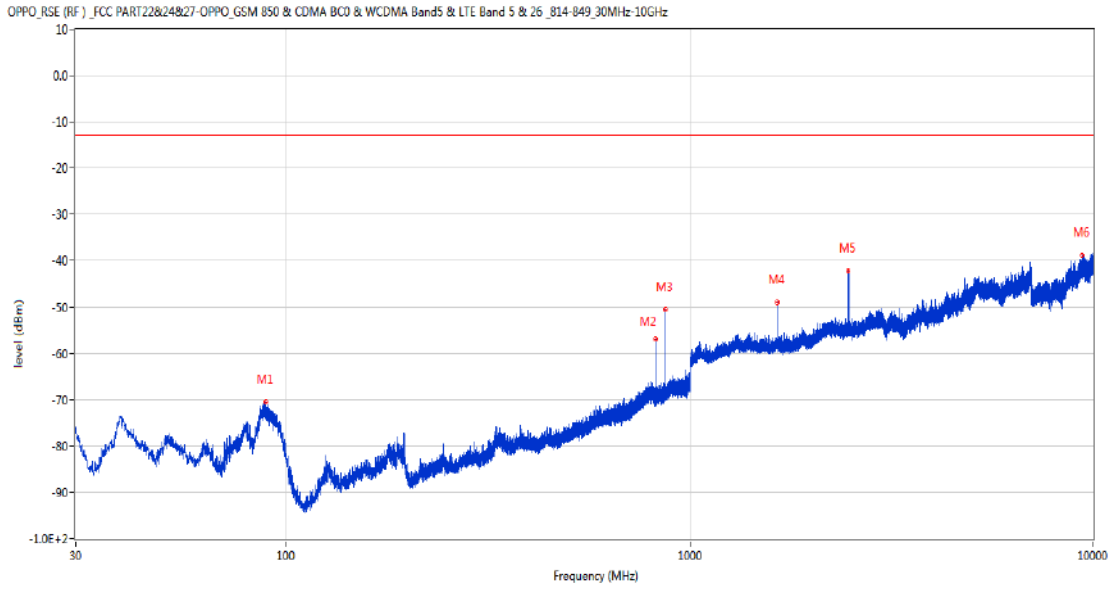
Frequency (MHz)	Result (dBm)	Factor (dB)	PK Limit (dBm)	Over Limit(dB)	Table (o)	ANT	EUT	Verdict
87.279	-66.38	-20.91	-13.0	-53.38	165.00	Horizontal	Horizontal	Pass
824.139	-53.10	2.62	-13.0	-40.10	359.00	Horizontal	Horizontal	N/A
869.147	-46.98	3.04	-13.0	-33.98	100.00	Horizontal	Horizontal	N/A
1649.200	-50.35	-4.39	-13.0	-37.35	149.00	Horizontal	Horizontal	Pass
3691.600	-48.78	5.21	-13.0	-35.78	-3.00	Horizontal	Horizontal	Pass
9448.600	-38.39	17.72	-13.0	-25.39	326.00	Horizontal	Horizontal	Pass

RSE-H&V GSM 850 CH128



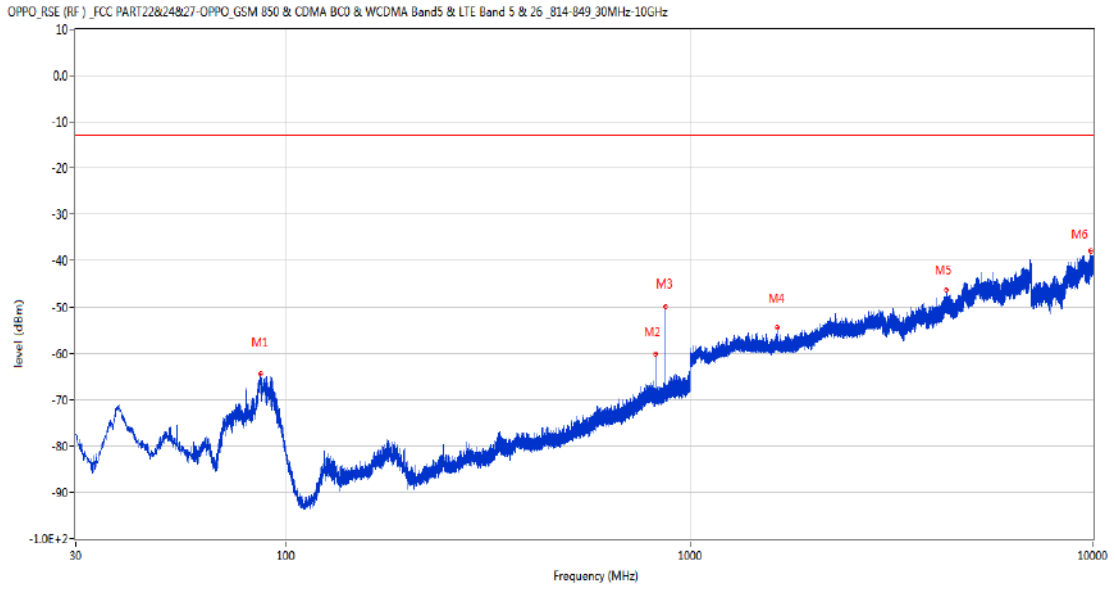
Frequency (MHz)	Result (dBm)	Factor (dB)	PK Limit (dBm)	Over Limit (dB)	Table (o)	ANT	EUT	Verdict
88.539	-72.65	-20.91	-13.0	-59.65	192.00	Horizontal	Vertical	Pass
824.139	-62.03	2.62	-13.0	-49.03	16.00	Horizontal	Vertical	N/A
869.147	-43.78	3.04	-13.0	-30.78	198.00	Horizontal	Vertical	N/A
1649.200	-43.41	-4.39	-13.0	-30.41	124.00	Horizontal	Vertical	Pass
2472.900	-45.43	-0.49	-13.0	-32.43	361.00	Horizontal	Vertical	Pass
9949.901	-37.03	18.13	-13.0	-24.03	192.00	Horizontal	Vertical	Pass

RSE-V&V GSM 850 CH128



Frequency (MHz)	Result (dBm)	Factor (dB)	PK Limit (dBm)	Over Limit (dB)	Table (o)	ANT	EUT	Verdict
88.491	-70.52	-20.92	-13.0	-57.52	124.00	Vertical	Vertical	Pass
824.236	-56.88	2.62	-13.0	-43.88	29.00	Vertical	Vertical	N/A
869.244	-50.58	3.04	-13.0	-37.58	219.00	Vertical	Vertical	N/A
1649.000	-48.91	-4.39	-13.0	-35.91	54.00	Vertical	Vertical	Pass
2473.600	-42.27	-0.44	-13.0	-29.27	45.00	Vertical	Vertical	Pass
9363.250	-38.75	16.96	-13.0	-25.75	9.00	Vertical	Vertical	Pass

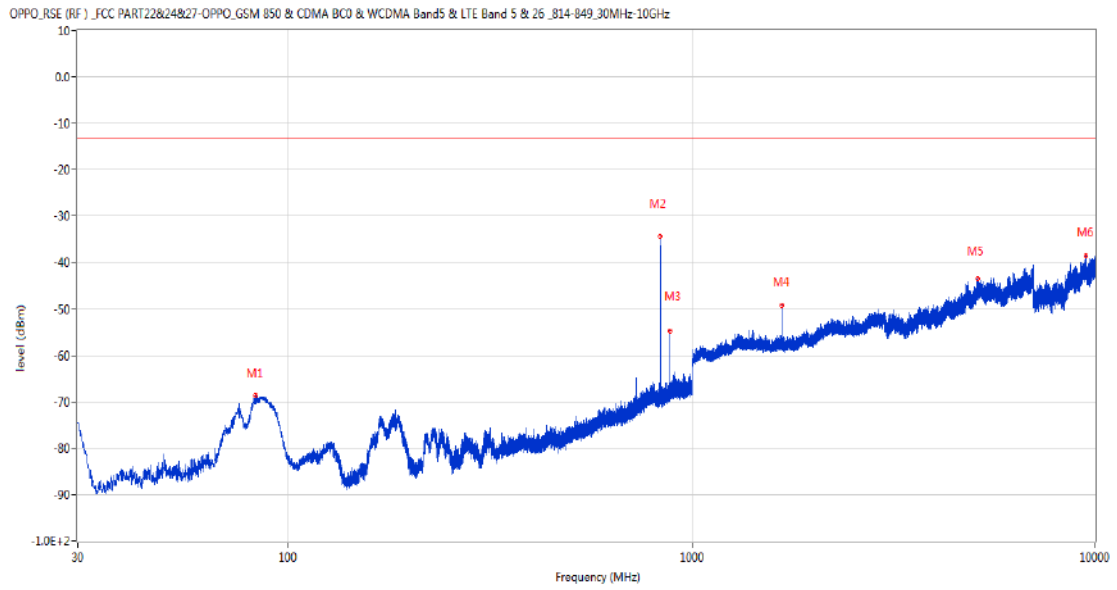
RSE-V&H GSM 850 CH128



Frequency (MHz)	Result (dBm)	Factor (dB)	PK Limit (dBm)	Over Limit (dB)	Table (o)	ANT	EUT	Verdict
85.969	-64.36	-20.83	-13.0	-51.36	70.00	Vertical	Horizontal	Pass
824.236	-60.02	2.62	-13.0	-47.02	313.00	Vertical	Horizontal	N/A
869.244	-49.92	3.04	-13.0	-36.92	264.00	Vertical	Horizontal	N/A
1649.200	-54.41	-4.39	-13.0	-41.41	348.00	Vertical	Horizontal	Pass
4332.200	-46.22	7.04	-13.0	-33.22	342.00	Vertical	Horizontal	Pass
9832.300	-37.88	18.61	-13.0	-24.88	9.00	Vertical	Horizontal	Pass

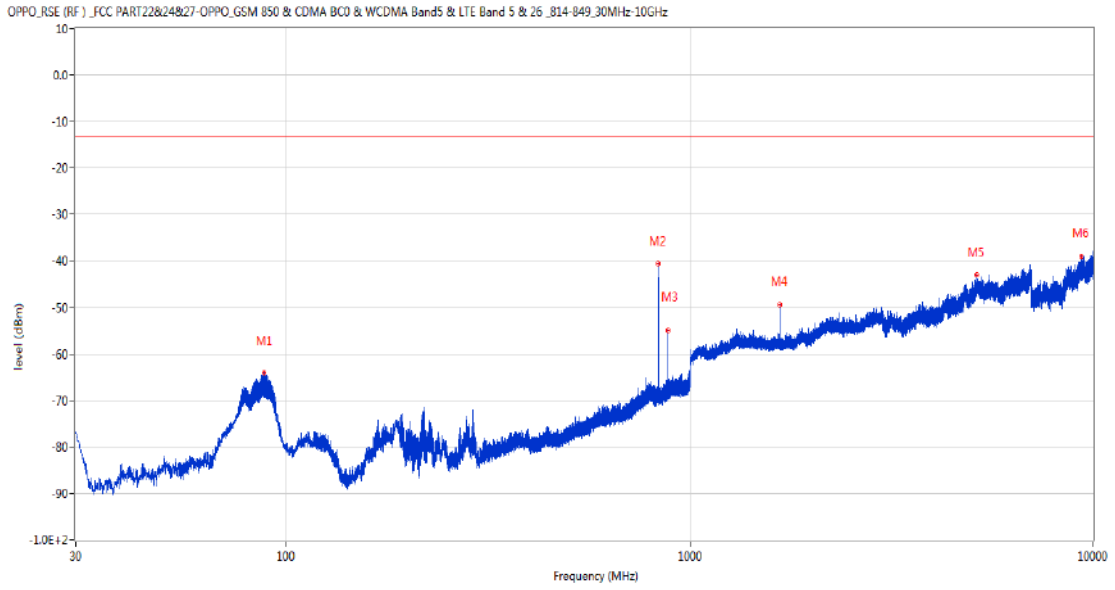
1.2 GSM 850 Middle Channel

RSE-H&H GSM 850 CH190



Frequency (MHz)	Result (dBm)	Factor (dB)	PK Limit (dBm)	Over Limit (dB)	Table (o)	ANT	EUT	Verdict
82.719	-68.81	-20.08	-13.0	-55.81	362.00	Horizontal	Horizontal	Pass
836.652	-34.26	2.87	-13.0	-21.26	128.00	Horizontal	Horizontal	N/A
881.612	-54.87	3.47	-13.0	-41.87	118.00	Horizontal	Horizontal	N/A
1673.900	-49.29	-4.66	-13.0	-36.29	132.00	Horizontal	Horizontal	Pass
5118.000	-43.47	10.65	-13.0	-30.47	352.00	Horizontal	Horizontal	Pass
9473.800	-38.56	17.48	-13.0	-25.56	162.00	Horizontal	Horizontal	Pass

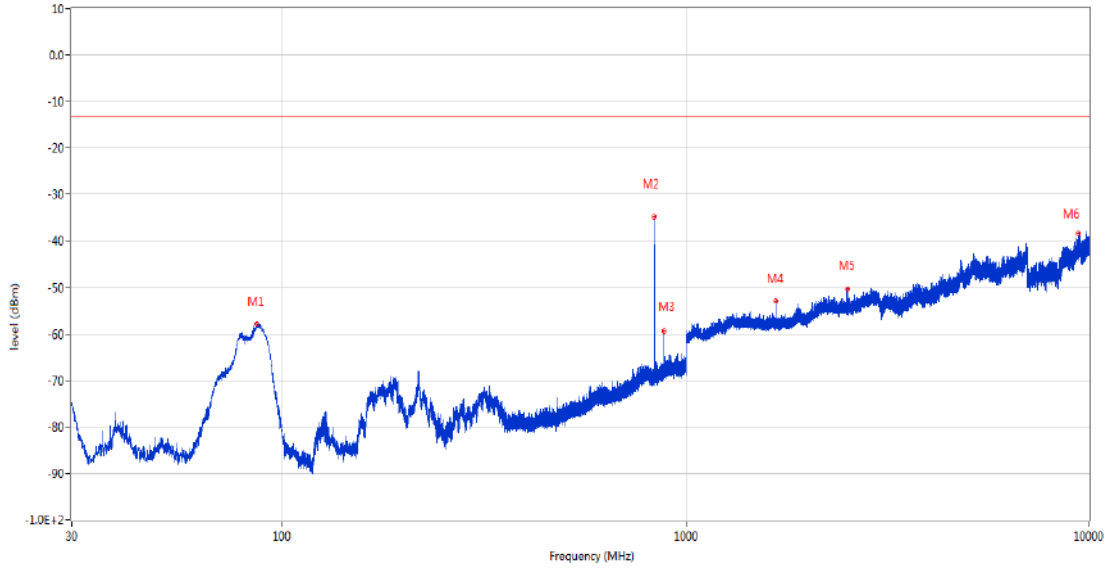
RSE-H&V GSM 850 CH190



Frequency (MHz)	Result (dBm)	Factor (dB)	PK Limit (dBm)	Over Limit (dB)	Table (o)	ANT	EUT	Verdict
87.909	-64.16	-20.94	-13.0	-51.16	3.00	Horizontal	Vertical	Pass
836.555	-40.54	2.87	-13.0	-27.54	162.00	Horizontal	Vertical	N/A
881.660	-54.97	3.48	-13.0	-41.97	211.00	Horizontal	Vertical	N/A
1674.100	-49.45	-4.65	-13.0	-36.45	352.00	Horizontal	Vertical	Pass
5150.400	-42.98	10.42	-13.0	-29.98	320.00	Horizontal	Vertical	Pass
9315.550	-39.10	17.09	-13.0	-26.10	240.00	Horizontal	Vertical	Pass

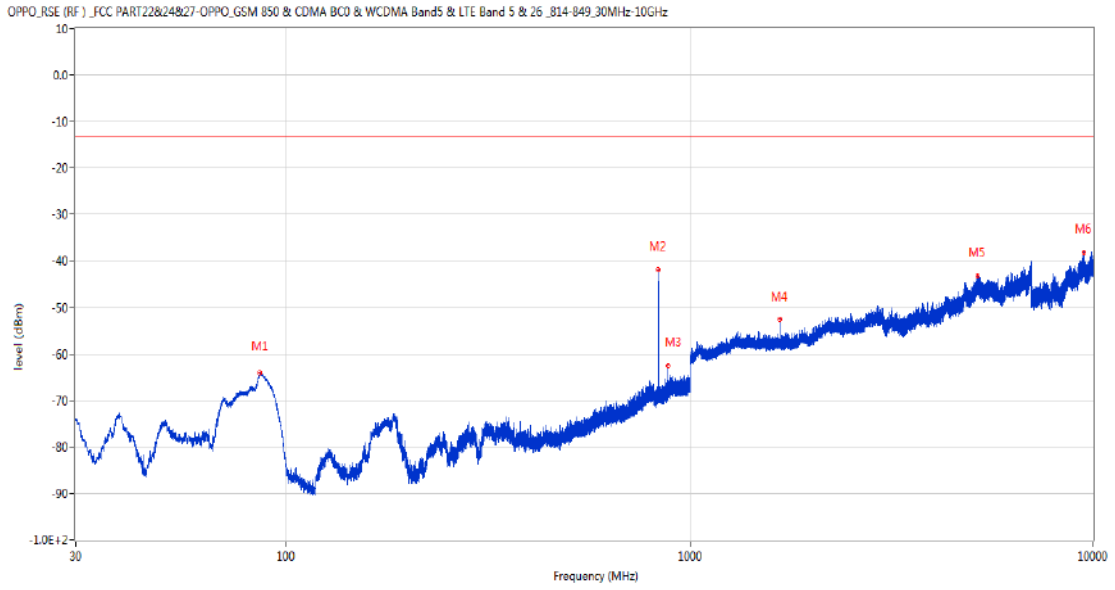
RSE-V&V GSM 850 CH190

OPPO_RSE (RF) _FCC PART22&24&27-OPPO_GSM 850 & CDMA BC0 & WCDMA Band5 & LTE Band 5 & 26_814-849.30MHz-10GHz



Frequency (MHz)	Result (dBm)	Factor (dB)	PK Limit (dBm)	Over Limit (dB)	Table (o)	ANT	EUT	Verdict
86.115	-57.96	-20.84	-13.0	-44.96	163.00	Vertical	Vertical	Pass
836.555	-34.85	2.87	-13.0	-21.85	102.00	Vertical	Vertical	N/A
881.708	-59.50	3.48	-13.0	-46.50	362.00	Vertical	Vertical	N/A
1674.300	-52.99	-4.64	-13.0	-39.99	262.00	Vertical	Vertical	Pass
2510.700	-50.34	-0.28	-13.0	-37.34	137.00	Vertical	Vertical	Pass
9360.250	-38.43	16.97	-13.0	-25.43	0.00	Vertical	Vertical	Pass

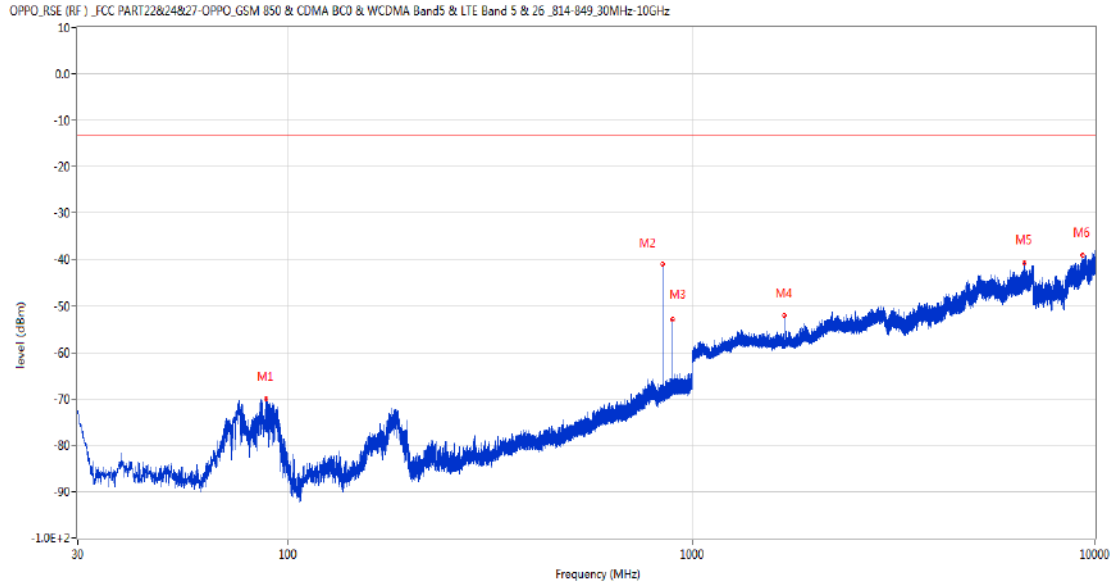
RSE-V&H GSM 850 CH190



Frequency (MHz)	Result (dBm)	Factor (dB)	PK Limit (dBm)	Over Limit (dB)	Table (o)	ANT	EUT	Verdict
85.775	-64.15	-20.77	-13.0	-51.15	148.00	Vertical	Horizontal	Pass
836.652	-41.83	2.87	-13.0	-28.83	118.00	Vertical	Horizontal	N/A
881.660	-62.51	3.48	-13.0	-49.51	31.00	Vertical	Horizontal	N/A
1674.200	-52.64	-4.64	-13.0	-39.64	108.00	Vertical	Horizontal	Pass
5180.000	-43.20	10.70	-13.0	-30.20	271.00	Vertical	Horizontal	Pass
9482.651	-38.17	17.37	-13.0	-25.17	4.00	Vertical	Horizontal	Pass

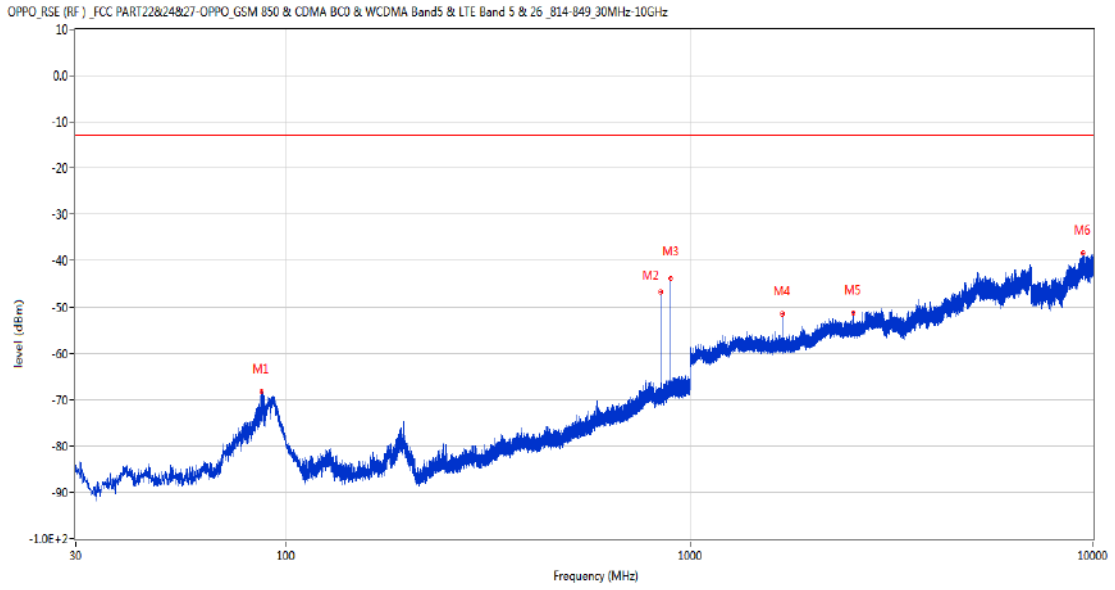
1.3 GSM 850 High Channel

RSE-H&H GSM 850 CH251



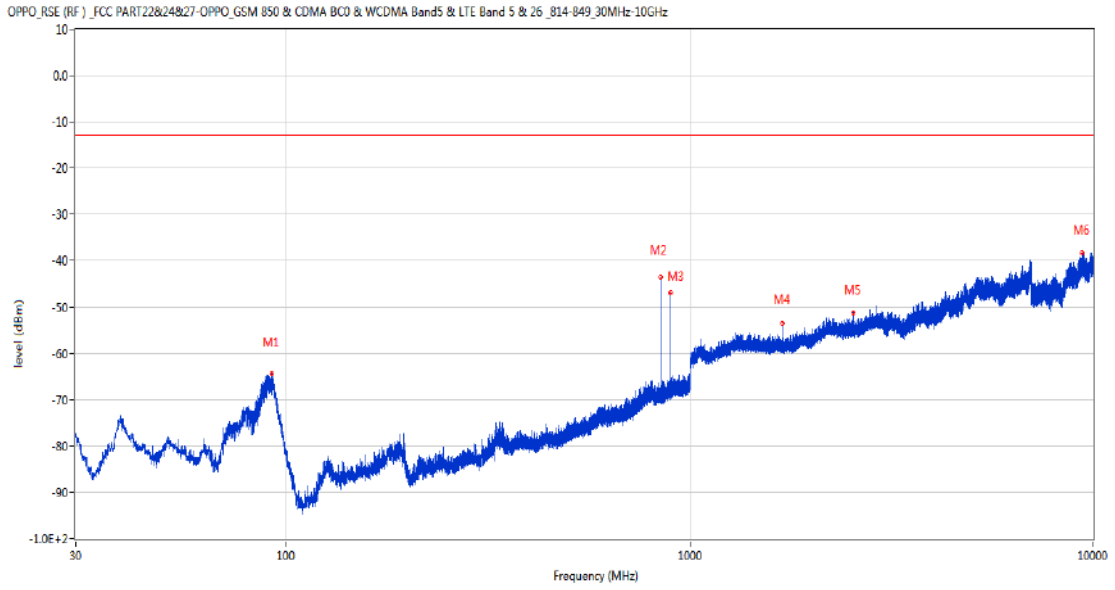
Frequency (MHz)	Result (dBm)	Factor (dB)	PK Limit (dBm)	Over Limit (dB)	Table (o)	ANT	EUT	Verdict
87.812	-70.03	-20.93	-13.0	-57.03	227.00	Horizontal	Horizontal	Pass
848.874	-41.00	2.89	-13.0	-28.00	125.00	Horizontal	Horizontal	N/A
893.737	-53.04	4.08	-13.0	-40.04	111.00	Horizontal	Horizontal	N/A
1698.300	-52.18	-4.84	-13.0	-39.18	76.00	Horizontal	Horizontal	Pass
6686.000	-40.83	12.58	-13.0	-27.83	39.00	Horizontal	Horizontal	Pass
9299.350	-39.04	16.64	-13.0	-26.04	135.00	Horizontal	Horizontal	Pass

RSE-H&V GSM 850 CH251



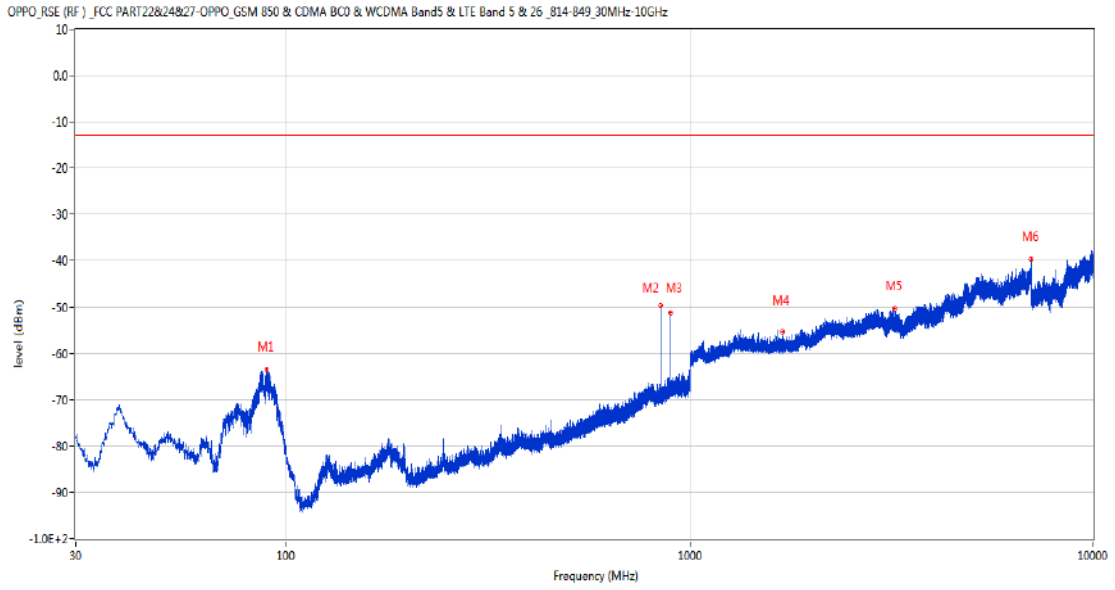
Frequency (MHz)	Result (dBm)	Factor (dB)	PK Limit (dBm)	Over Limit (dB)	Table (o)	ANT	EUT	Verdict
86.357	-68.22	-20.86	-13.0	-55.22	360.00	Horizontal	Vertical	Pass
848.874	-46.81	2.89	-13.0	-33.81	27.00	Horizontal	Vertical	N/A
893.737	-43.74	4.08	-13.0	-30.74	204.00	Horizontal	Vertical	N/A
1698.100	-51.37	-4.82	-13.0	-38.37	338.00	Horizontal	Vertical	Pass
2547.000	-51.33	-0.28	-13.0	-38.33	181.00	Horizontal	Vertical	Pass
9445.599	-38.21	17.64	-13.0	-25.21	218.00	Horizontal	Vertical	Pass

RSE-V&V GSM 850 CH251



Frequency (MHz)	Result (dBm)	Factor (dB)	PK Limit (dBm)	Over Limit (dB)	Table (o)	ANT	EUT	Verdict
91.983	-64.31	-20.73	-13.0	-51.31	123.00	Vertical	Vertical	Pass
848.874	-43.59	2.89	-13.0	-30.59	98.00	Vertical	Vertical	N/A
893.785	-47.02	4.07	-13.0	-34.02	283.00	Vertical	Vertical	N/A
1697.800	-53.54	-4.81	-13.0	-40.54	334.00	Vertical	Vertical	Pass
2546.700	-51.24	-0.28	-13.0	-38.24	319.00	Vertical	Vertical	Pass
9379.450	-38.33	16.89	-13.0	-25.33	39.00	Vertical	Vertical	Pass

RSE-V&H GSM 850 CH251

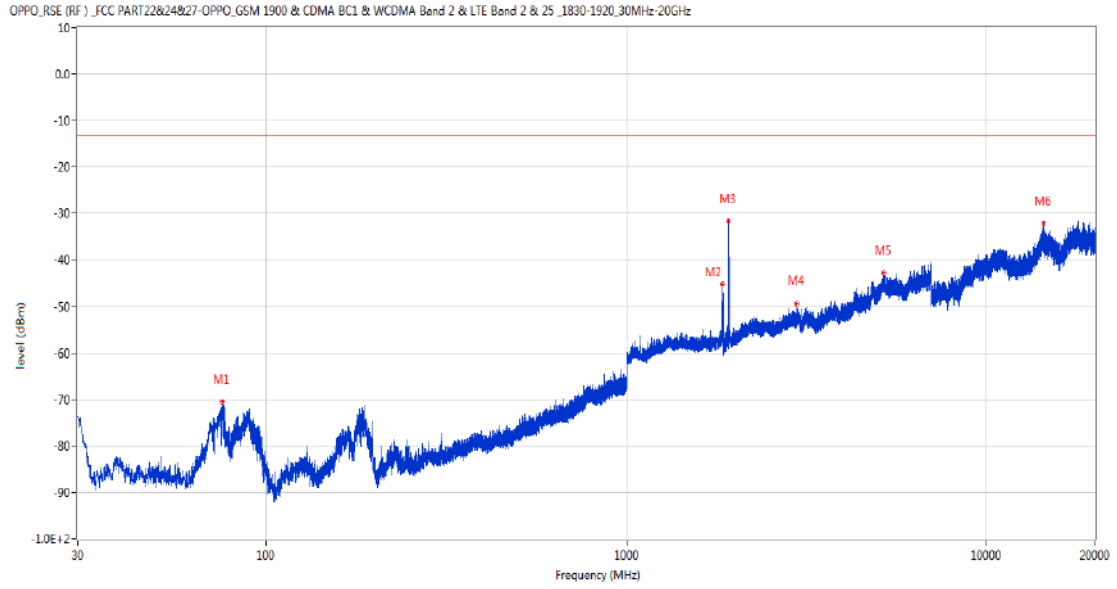


Frequency (MHz)	Result (dBm)	Factor (dB)	PK Limit (dBm)	Over Limit (dB)	Table (o)	ANT	EUT	Verdict
89.121	-63.41	-20.89	-13.0	-50.41	25.00	Vertical	Horizontal	Pass
848.777	-49.54	2.89	-13.0	-36.54	306.00	Vertical	Horizontal	N/A
893.882	-51.15	4.07	-13.0	-38.15	261.00	Vertical	Horizontal	N/A
1698.800	-55.32	-4.87	-13.0	-42.32	340.00	Vertical	Horizontal	Pass
3221.600	-50.42	3.94	-13.0	-37.42	59.00	Vertical	Horizontal	Pass
6999.600	-39.78	13.53	-13.0	-26.78	104.00	Vertical	Horizontal	Pass

2 GSM 1900

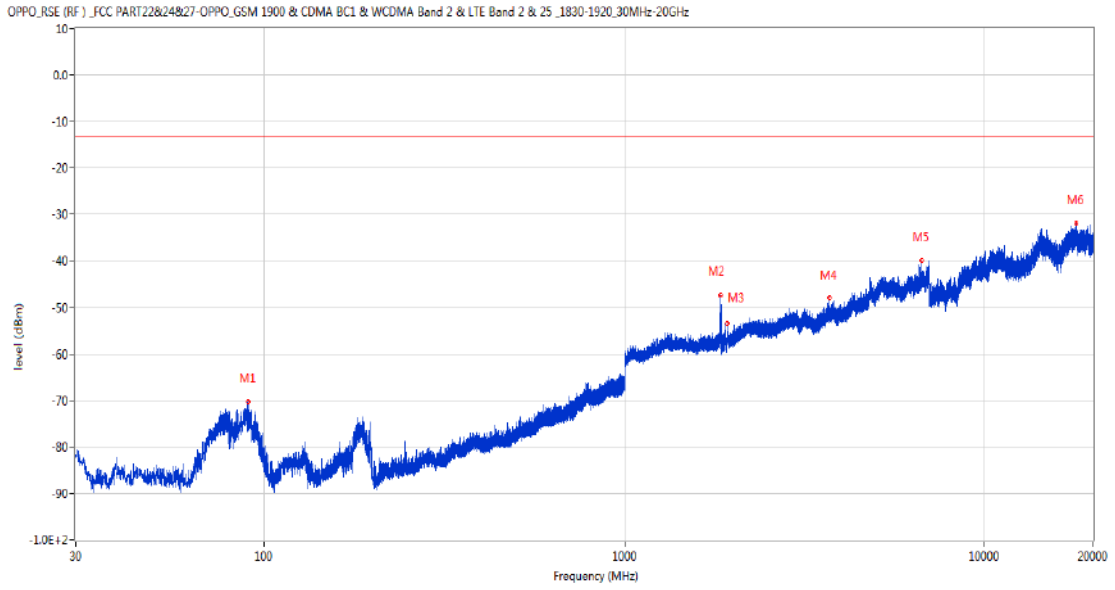
2.1 GSM 1900 Low Channel

RSE-H&H GSM 1900 CH512



Frequency (MHz)	Result (dBm)	Factor (dB)	PK Limit (dBm)	Over Limit (dB)	Table (o)	ANT	EUT	Verdict
75.445	-70.54	-17.92	-13.0	-57.54	208.00	Horizontal	Horizontal	Pass
1850.800	-45.24	-3.39	-13.0	-32.24	139.00	Horizontal	Horizontal	N/A
1923.000	-31.78	-2.75	-13.0	-18.78	199.00	Horizontal	Horizontal	N/A
2960.500	-49.50	2.68	-13.0	-36.50	238.00	Horizontal	Horizontal	Pass
5179.000	-42.72	10.71	-13.0	-29.72	104.00	Horizontal	Horizontal	Pass
14334.850	-32.18	22.07	-13.0	-19.18	110.00	Horizontal	Horizontal	Pass

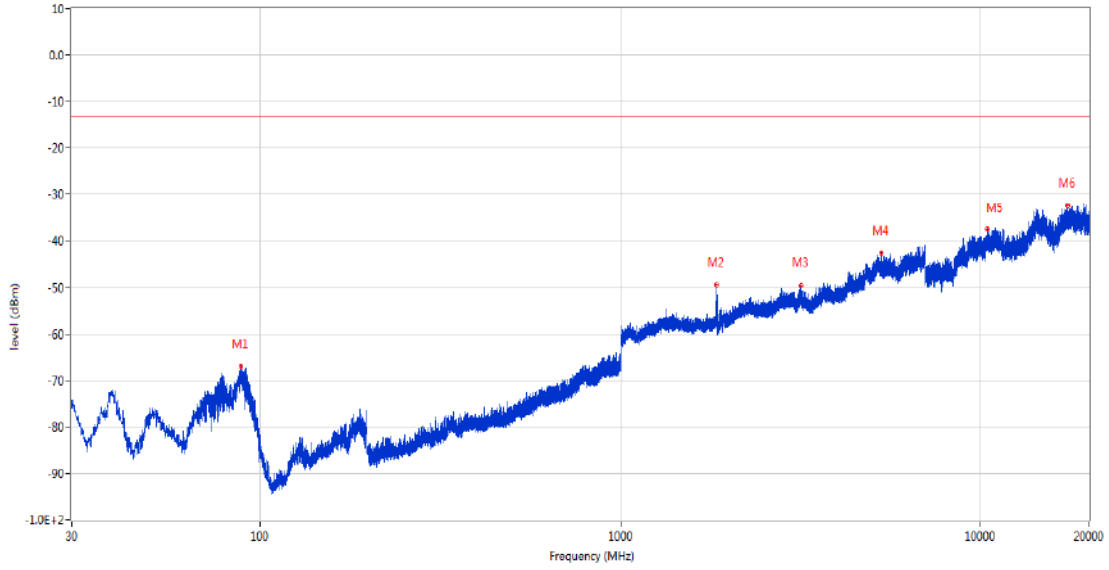
RSE-H&V GSM 1900 CH512



Frequency (MHz)	Result (dBm)	Factor (dB)	PK Limit (dBm)	Over Limit (dB)	Table (o)	ANT	EUT	Verdict
90.334	-70.38	-20.86	-13.0	-57.38	233.00	Horizontal	Vertical	Pass
1850.900	-47.49	-3.39	-13.0	-34.49	174.00	Horizontal	Vertical	N/A
1930.700	-53.51	-2.82	-13.0	-40.51	149.00	Horizontal	Vertical	N/A
3692.600	-47.90	5.15	-13.0	-34.90	160.00	Horizontal	Vertical	Pass
6685.800	-39.93	12.59	-13.0	-26.93	115.00	Horizontal	Vertical	Pass
17886.988	-31.90	22.72	-13.0	-18.90	39.00	Horizontal	Vertical	Pass

RSE-V&V GSM 1900 CH512

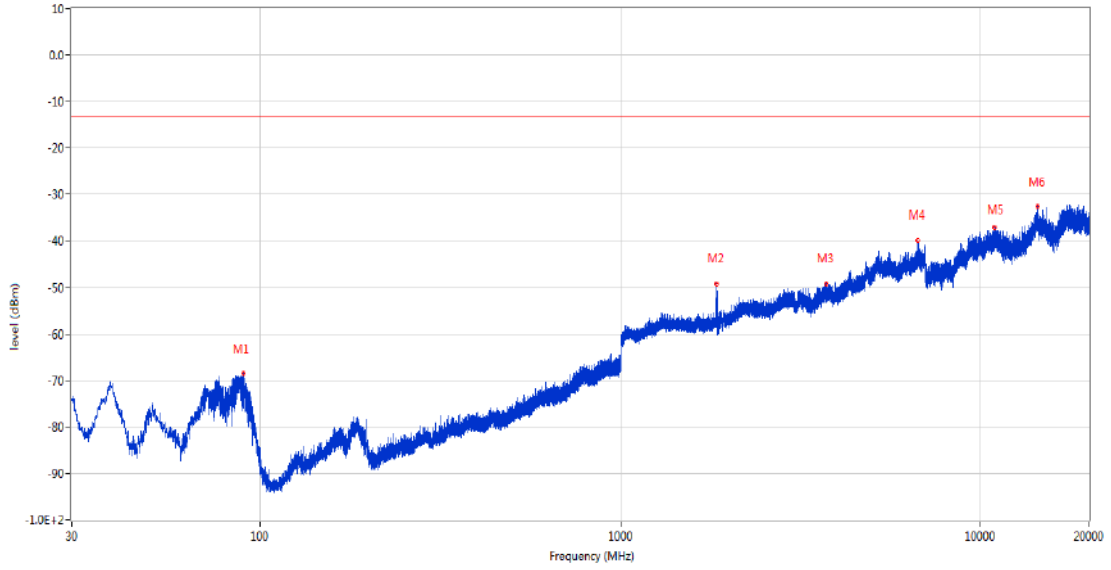
OPPO_RSE (RF) _FCC PART22&24&27-OPPO_GSM 1900 & CDMA BC1 & WCDMA Band 2 & LTE Band 2 & 25 _1830-1920_30MHz-20GHz



Frequency (MHz)	Result (dBm)	Factor (dB)	PK Limit (dBm)	Over Limit (dB)	Table (o)	ANT	EUT	Verdict
88.491	-66.90	-20.91	-13.0	-53.90	142.00	Vertical	Vertical	Pass
1850.900	-49.52	-3.39	-13.0	-36.52	250.00	Vertical	Vertical	N/A
3173.600	-49.73	3.12	-13.0	-36.73	25.00	Vertical	Vertical	Pass
5297.200	-42.52	9.84	-13.0	-29.52	247.00	Vertical	Vertical	Pass
10419.526	-37.52	18.99	-13.0	-24.52	140.00	Vertical	Vertical	Pass
17417.550	-32.39	22.66	-13.0	-19.39	71.00	Vertical	Vertical	Pass

RSE-V&H GSM 1900 CH512

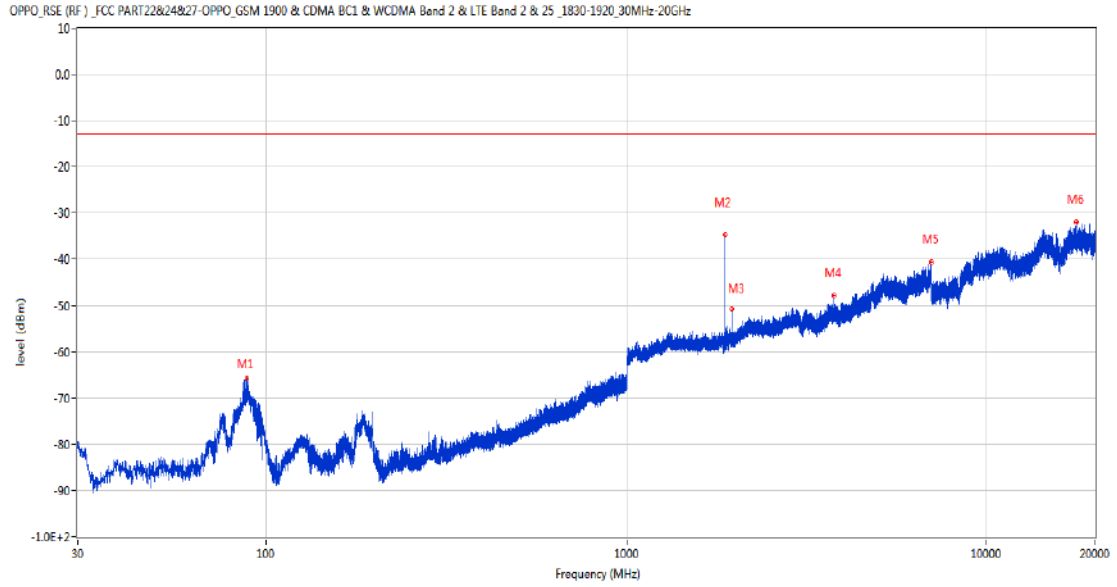
OPPO_RSE (RF) _FCC PART22&24&27-OPPO_GSM 1900 & CDMA BC1 & WCDMA Band 2 & LTE Band 2 & 25 _1830-1920_30MHz-20GHz



Frequency (MHz)	Result (dBm)	Factor (dB)	PK Limit (dBm)	Over Limit (dB)	Table (o)	ANT	EUT	Verdict
90.091	-68.61	-20.86	-13.0	-55.61	162.00	Vertical	Horizontal	Pass
1850.700	-49.27	-3.39	-13.0	-36.27	61.00	Vertical	Horizontal	N/A
3721.200	-49.31	4.34	-13.0	-36.31	81.00	Vertical	Horizontal	Pass
6688.400	-40.00	12.54	-13.0	-27.00	26.00	Vertical	Horizontal	Pass
10922.651	-36.95	19.53	-13.0	-23.95	336.00	Vertical	Horizontal	Pass
14347.175	-32.68	22.15	-13.0	-19.68	315.00	Vertical	Horizontal	Pass

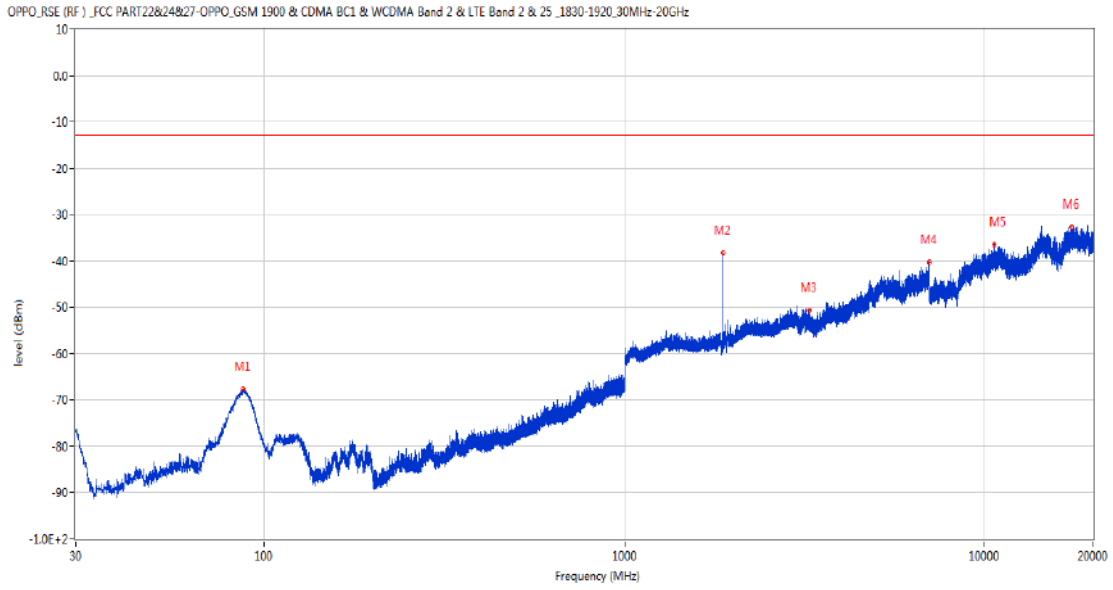
2.2 GSM 1900 Middle Channel

RSE-H&H GSM 1900 CH661



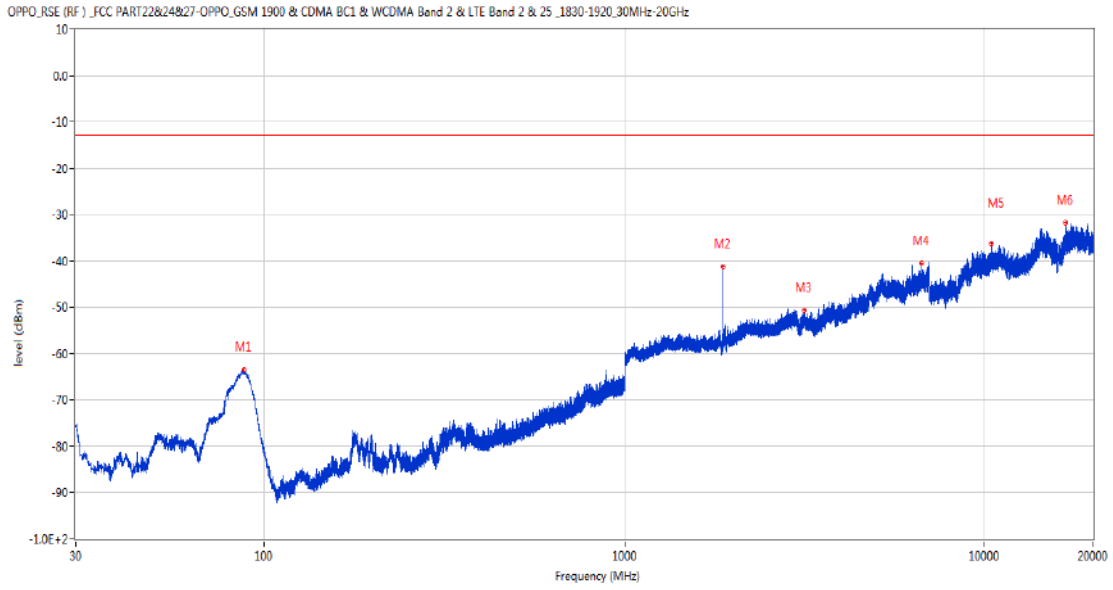
Frequency (MHz)	Result (dBm)	Factor (dB)	PK Limit (dBm)	Over Limit (dB)	Table (o)	ANT	EUT	Verdict
88.297	-65.75	-20.91	-13.0	-52.75	159.00	Horizontal	Horizontal	Pass
1880.700	-34.68	-2.87	-13.0	-21.68	134.00	Horizontal	Horizontal	N/A
1960.600	-50.77	-3.89	-13.0	-37.77	230.00	Horizontal	Horizontal	N/A
3760.800	-47.77	4.51	-13.0	-34.77	360.00	Horizontal	Horizontal	Pass
6996.600	-40.67	13.49	-13.0	-27.67	183.00	Horizontal	Horizontal	Pass
17705.376	-31.94	21.49	-13.0	-18.94	235.00	Horizontal	Horizontal	Pass

RSE-H&V GSM 1900 CH661



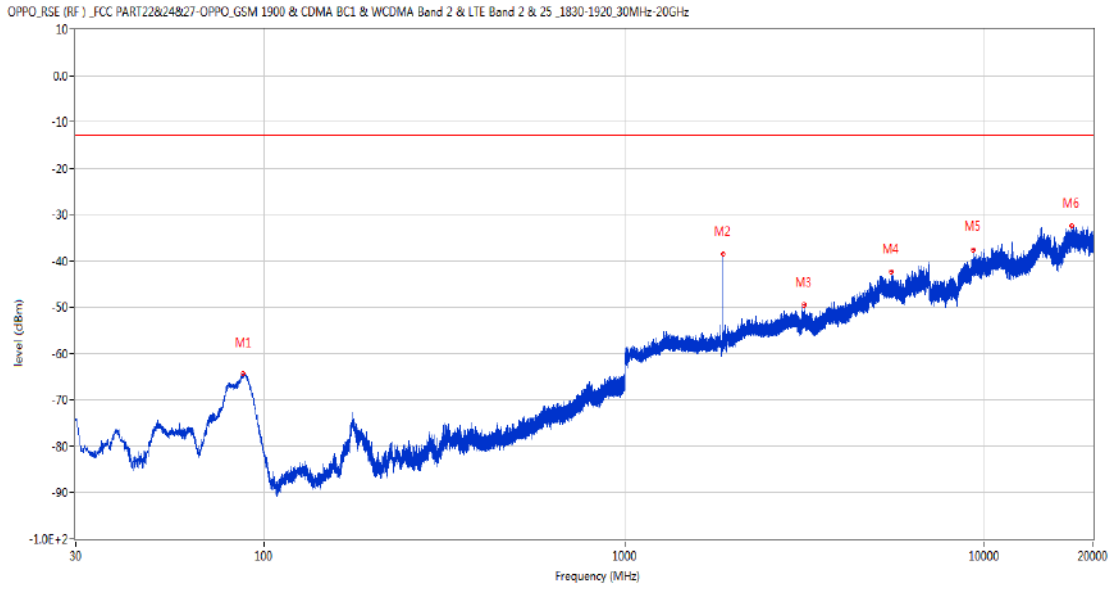
Frequency (MHz)	Result (dBm)	Factor (dB)	PK Limit (dBm)	Over Limit (dB)	Table (o)	ANT	EUT	Verdict
87.473	-67.66	-20.88	-13.0	-54.66	191.00	Horizontal	Vertical	Pass
1880.700	-38.37	-2.87	-13.0	-25.37	179.00	Horizontal	Vertical	N/A
3257.000	-50.62	2.35	-13.0	-37.62	333.00	Horizontal	Vertical	Pass
6998.600	-40.36	13.53	-13.0	-27.36	197.00	Horizontal	Vertical	Pass
10610.713	-36.53	17.56	-13.0	-23.53	355.00	Horizontal	Vertical	Pass
17409.575	-32.76	22.69	-13.0	-19.76	6.00	Horizontal	Vertical	Pass

RSE-V&V GSM 1900 CH661



Frequency (MHz)	Result (dBm)	Factor (dB)	PK Limit (dBm)	Over Limit (dB)	Table (o)	ANT	EUT	Verdict
87.715	-63.35	-20.90	-13.0	-50.35	102.00	Vertical	Vertical	Pass
1880.600	-41.17	-2.87	-13.0	-28.17	5.00	Vertical	Vertical	N/A
3149.400	-50.71	3.20	-13.0	-37.71	45.00	Vertical	Vertical	Pass
6682.200	-40.59	12.30	-13.0	-27.59	146.00	Vertical	Vertical	Pass
10420.100	-36.30	18.99	-13.0	-23.30	66.00	Vertical	Vertical	Pass
16810.363	-31.81	19.67	-13.0	-18.81	205.00	Vertical	Vertical	Pass

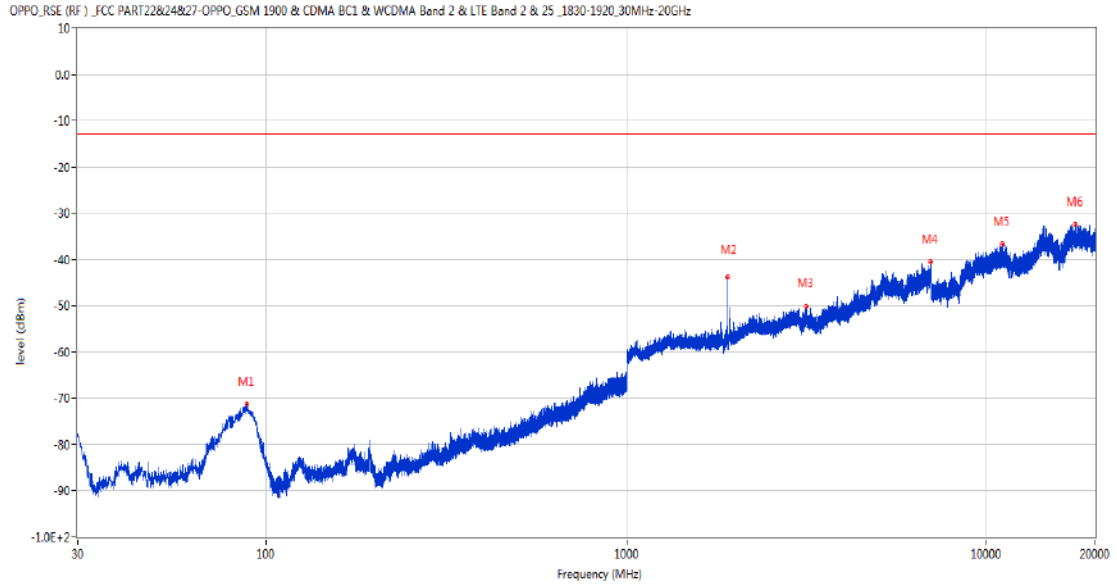
RSE-V&H GSM 1900 CH661



Frequency (MHz)	Result (dBm)	Factor (dB)	PK Limit (dBm)	Over Limit (dB)	Table (o)	ANT	EUT	Verdict
87.376	-64.42	-20.88	-13.0	-51.42	92.00	Vertical	Horizontal	Pass
1880.600	-38.45	-2.87	-13.0	-25.45	16.00	Vertical	Horizontal	N/A
3156.200	-49.47	3.49	-13.0	-36.47	274.00	Vertical	Horizontal	Pass
5514.600	-42.26	9.81	-13.0	-29.26	104.00	Vertical	Horizontal	Pass
9305.750	-37.63	16.82	-13.0	-24.63	0.00	Vertical	Horizontal	Pass
17414.650	-32.52	22.67	-13.0	-19.52	250.00	Vertical	Horizontal	Pass

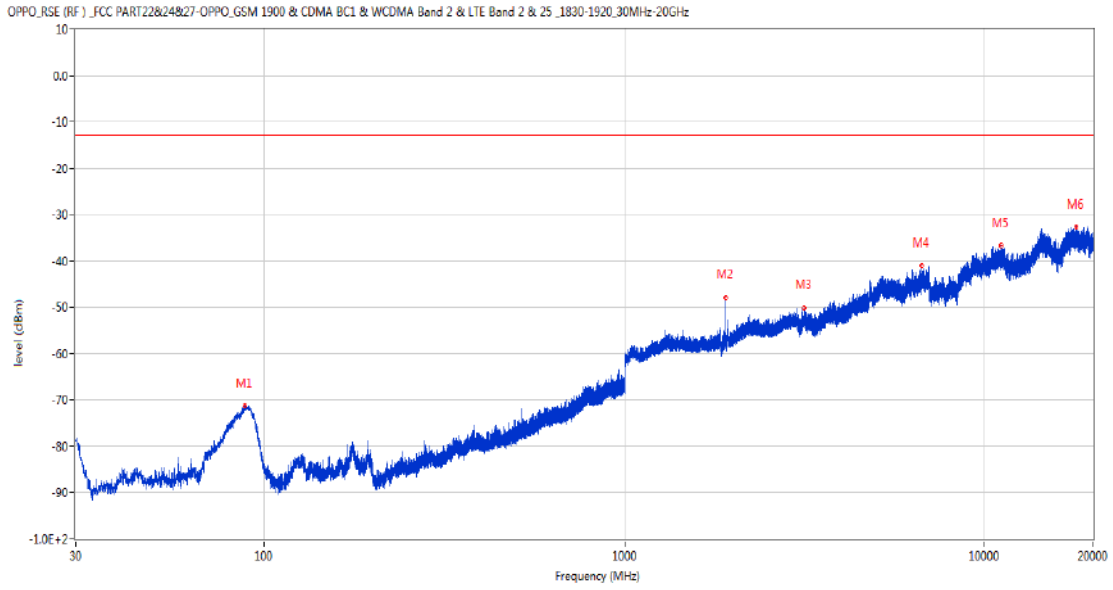
2.3 GSM 1900 High Channel

RSE-H&H GSM 1900 CH810



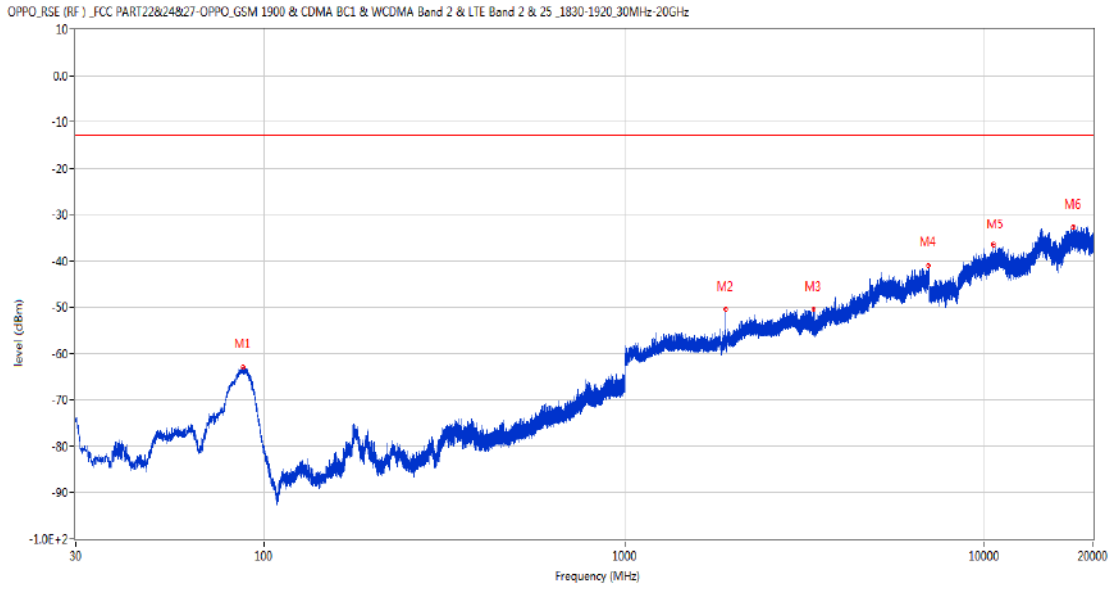
Frequency (MHz)	Result (dBm)	Factor (dB)	PK Limit (dBm)	Over Limit (dB)	Table (o)	ANT	EUT	Verdict
88.394	-71.35	-20.91	-13.0	-58.35	164.00	Horizontal	Horizontal	Pass
1910.600	-43.93	-2.63	-13.0	-30.93	130.00	Horizontal	Horizontal	N/A
3159.800	-50.13	3.51	-13.0	-37.13	72.00	Horizontal	Horizontal	Pass
6989.600	-40.52	13.41	-13.0	-27.52	203.00	Horizontal	Horizontal	Pass
11027.299	-36.78	18.58	-13.0	-23.78	351.00	Horizontal	Horizontal	Pass
17584.300	-32.53	22.14	-13.0	-19.53	332.00	Horizontal	Horizontal	Pass

RSE-H&V GSM 1900 CH810



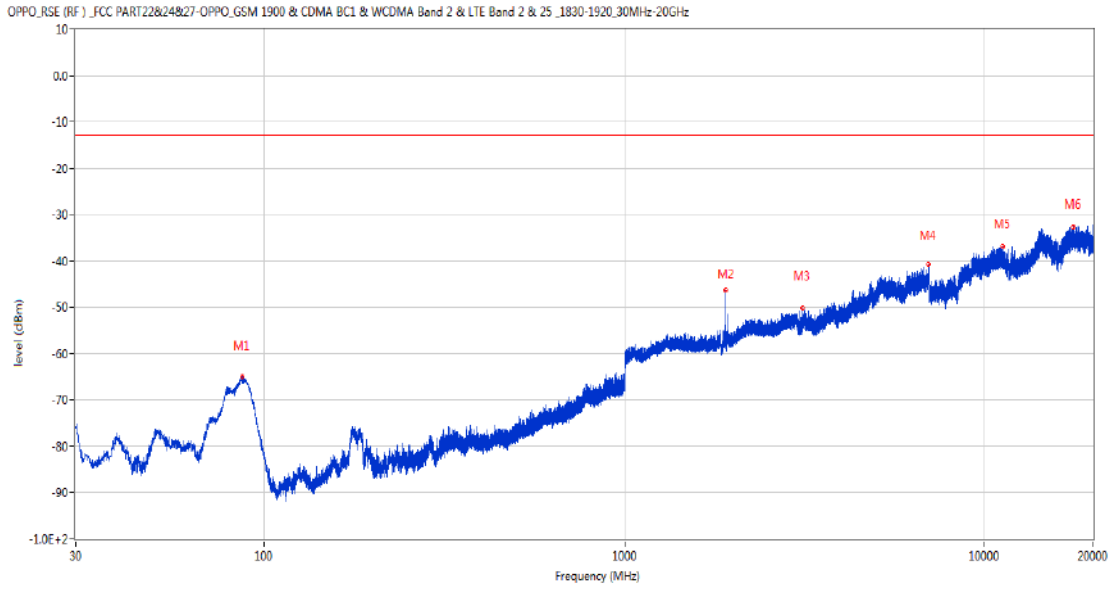
Frequency (MHz)	Result (dBm)	Factor (dB)	PK Limit (dBm)	Over Limit (dB)	Table (o)	ANT	EUT	Verdict
88.200	-71.25	-20.91	-13.0	-58.25	193.00	Horizontal	Vertical	Pass
1910.600	-47.95	-2.63	-13.0	-34.95	176.00	Horizontal	Vertical	N/A
3154.000	-50.12	3.23	-13.0	-37.12	137.00	Horizontal	Vertical	Pass
6684.600	-40.91	12.52	-13.0	-27.91	0.00	Horizontal	Vertical	Pass
11085.375	-36.69	17.88	-13.0	-23.69	210.00	Horizontal	Vertical	Pass
17912.726	-32.71	22.55	-13.0	-19.71	160.00	Horizontal	Vertical	Pass

RSE-V&V GSM 1900 CH810



Frequency (MHz)	Result (dBm)	Factor (dB)	PK Limit (dBm)	Over Limit (dB)	Table (o)	ANT	EUT	Verdict
87.424	-63.05	-20.88	-13.0	-50.05	111.00	Vertical	Vertical	Pass
1910.600	-50.38	-2.63	-13.0	-37.38	360.00	Vertical	Vertical	N/A
3358.800	-50.50	2.08	-13.0	-37.50	160.00	Vertical	Vertical	Pass
6982.200	-41.07	13.89	-13.0	-28.07	1.00	Vertical	Vertical	Pass
10548.037	-36.53	18.49	-13.0	-23.53	141.00	Vertical	Vertical	Pass
17593.000	-32.71	22.05	-13.0	-19.71	305.00	Vertical	Vertical	Pass

RSE-V&H GSM 1900 CH810

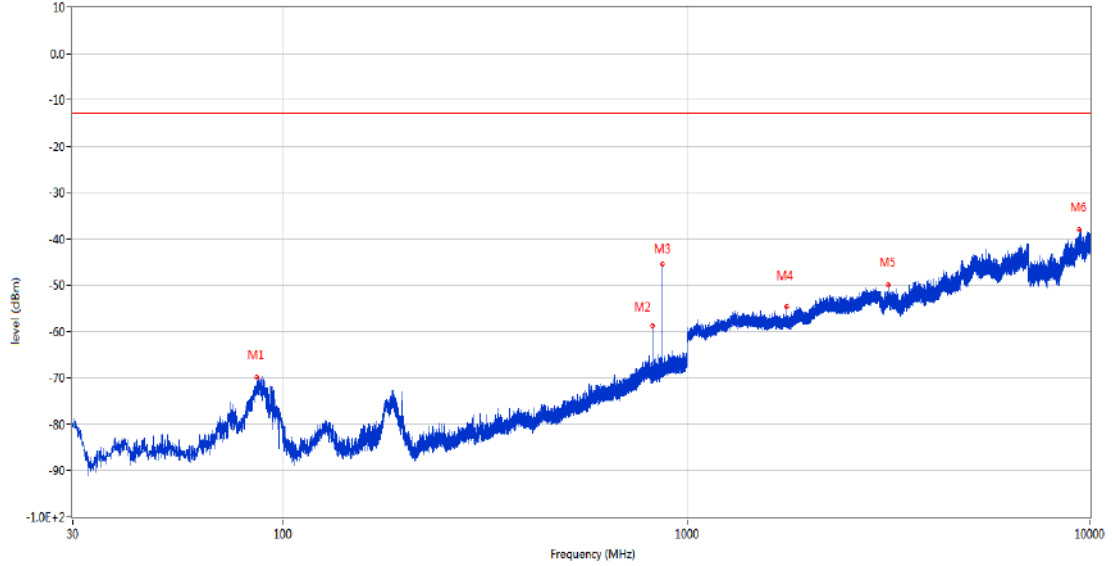


Frequency (MHz)	Result (dBm)	Factor (dB)	PK Limit (dBm)	Over Limit (dB)	Table (o)	ANT	EUT	Verdict
86.794	-65.02	-20.89	-13.0	-52.02	120.00	Vertical	Horizontal	Pass
1910.400	-46.40	-2.63	-13.0	-33.40	7.00	Vertical	Horizontal	N/A
3111.600	-50.16	2.56	-13.0	-37.16	209.00	Vertical	Horizontal	Pass
6986.600	-40.73	13.68	-13.0	-27.73	73.00	Vertical	Horizontal	Pass
11223.088	-36.98	18.35	-13.0	-23.98	327.00	Vertical	Horizontal	Pass
17585.750	-32.71	22.13	-13.0	-19.71	208.00	Vertical	Horizontal	Pass

EGPRS
 3 EGPRS 850
 3.1 EGPRS 850 Low Channel

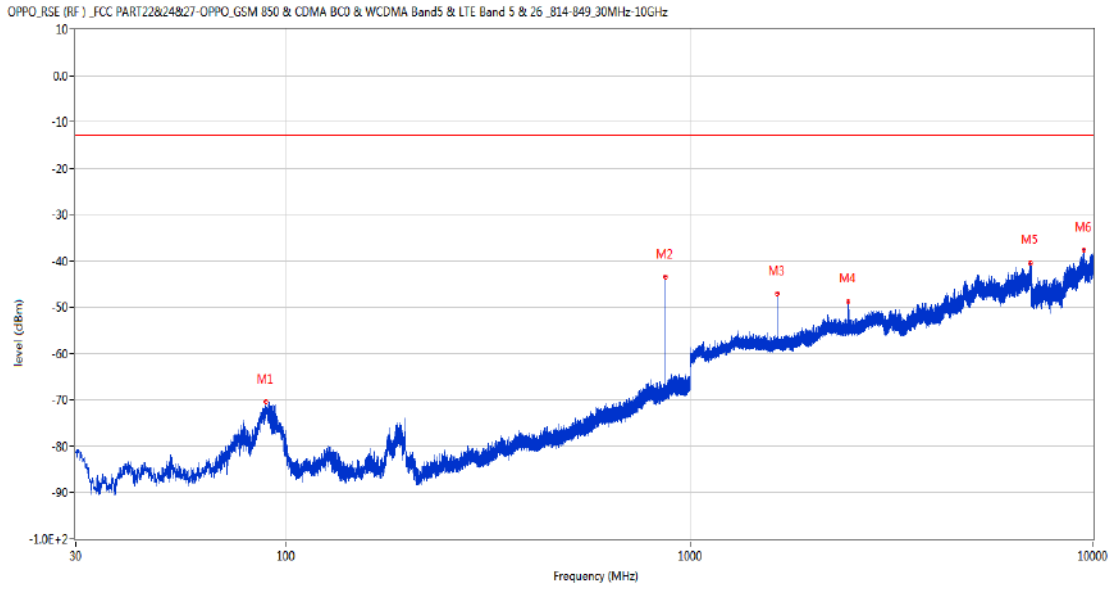
RSE-H&H EGPRS 850 CH128

OPPO_RSE (RF) _FCC PART22&24927-OPPO_GSM 850 & CDMA BC0 & WCDMA Band5 & LTE Band 5 & 26_814-849_30MHz-10GHz



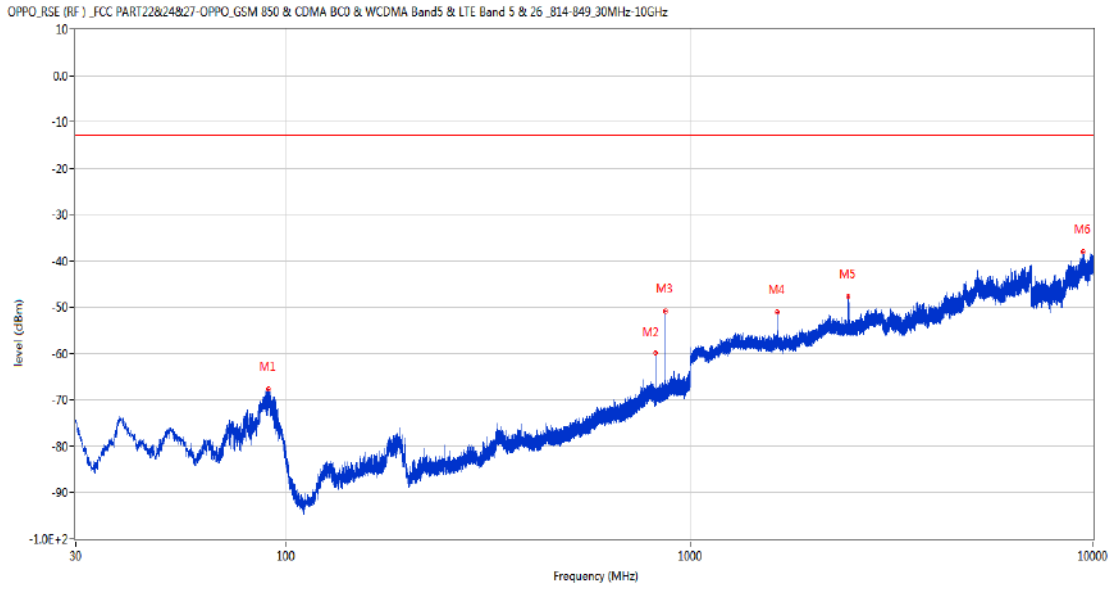
Frequency (MHz)	Result (dBm)	Factor (dB)	PK Limit (dBm)	Over Limit (dB)	Table (o)	ANT	EUT	Verdict
85.581	-69.92	-20.71	-13.0	-56.92	195.00	Horizontal	Horizontal	Pass
824.188	-58.59	2.62	-13.0	-45.59	86.00	Horizontal	Horizontal	N/A
869.147	-45.55	3.04	-13.0	-32.55	267.00	Horizontal	Horizontal	N/A
1762.000	-54.63	-4.57	-13.0	-41.63	171.00	Horizontal	Horizontal	Pass
3162.600	-49.88	3.54	-13.0	-36.88	325.00	Horizontal	Horizontal	Pass
9362.650	-38.02	16.96	-13.0	-25.02	185.00	Horizontal	Horizontal	Pass

RSE-H&V EGPRS 850 CH128



Frequency (MHz)	Result (dBm)	Factor (dB)	PK Limit (dBm)	Over Limit (dB)	Table (o)	ANT	EUT	Verdict
88.491	-70.44	-20.92	-13.0	-57.44	360.00	Horizontal	Vertical	Pass
869.147	-43.45	3.04	-13.0	-30.45	183.00	Horizontal	Vertical	N/A
1649.000	-47.06	-4.39	-13.0	-34.06	346.00	Horizontal	Vertical	Pass
2473.300	-48.87	-0.46	-13.0	-35.87	169.00	Horizontal	Vertical	Pass
6995.600	-40.46	13.46	-13.0	-27.46	291.00	Horizontal	Vertical	Pass
9473.950	-37.56	17.48	-13.0	-24.56	230.00	Horizontal	Vertical	Pass

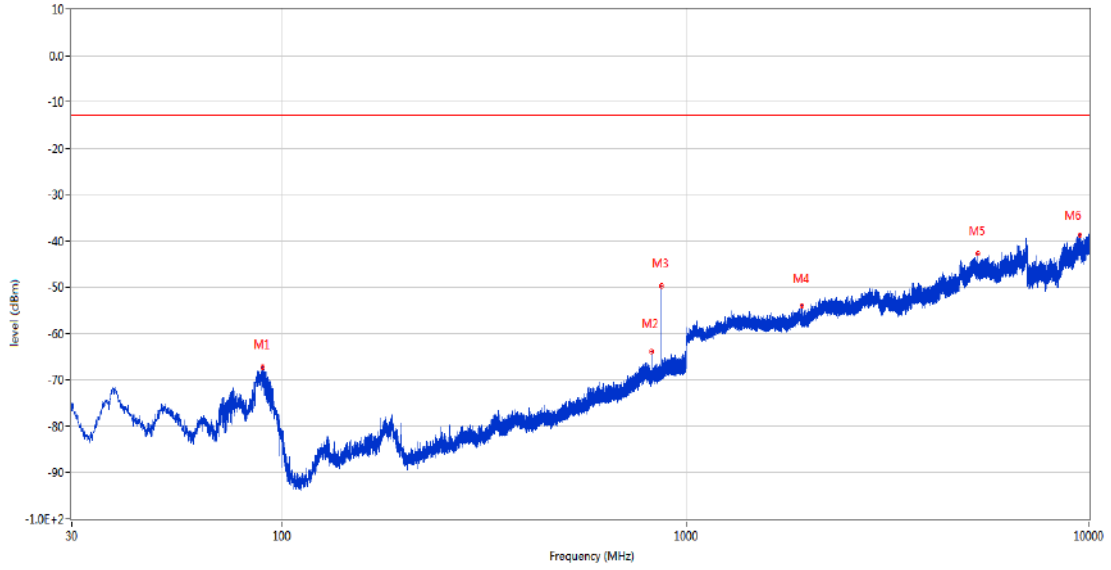
RSE-V&V EGPRS 850 CH128



Frequency (MHz)	Result (dBm)	Factor (dB)	PK Limit (dBm)	Over Limit (dB)	Table (o)	ANT	EUT	Verdict
89.800	-67.62	-20.85	-13.0	-54.62	83.00	Vertical	Vertical	Pass
824.236	-59.87	2.62	-13.0	-46.87	33.00	Vertical	Vertical	N/A
869.147	-50.84	3.04	-13.0	-37.84	288.00	Vertical	Vertical	N/A
1649.000	-51.04	-4.39	-13.0	-38.04	90.00	Vertical	Vertical	Pass
2473.300	-47.65	-0.46	-13.0	-34.65	96.00	Vertical	Vertical	Pass
9422.650	-38.04	17.15	-13.0	-25.04	353.00	Vertical	Vertical	Pass

RSE-V&H EGPRS 850 CH128

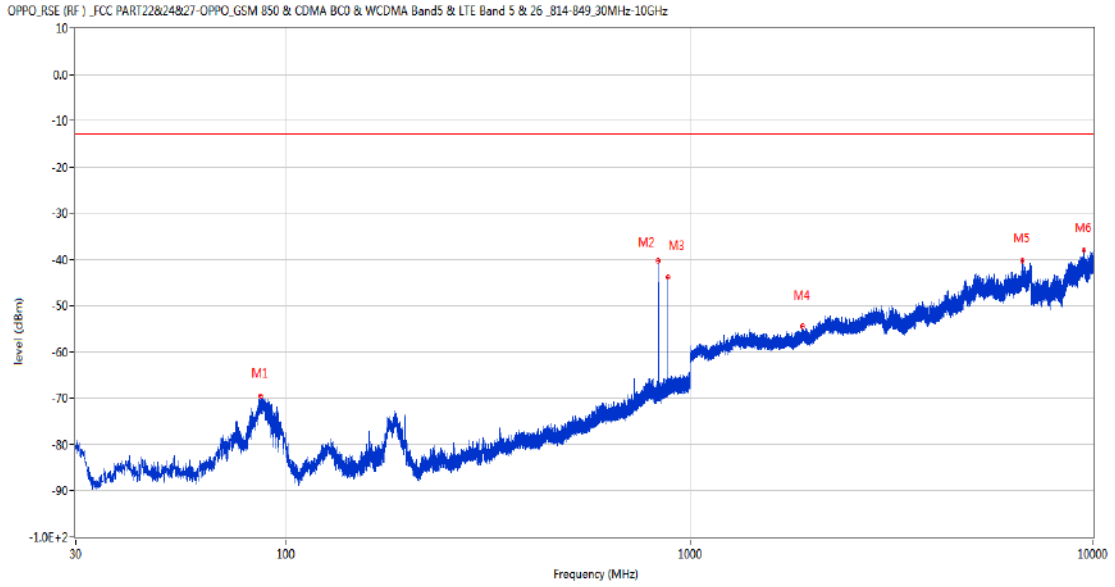
OPPO_RSE (RF) _FCC PART22&24&27-OPPO_GSM 850 & CDMA BC0 & WCDMA Band5 & LTE Band 5 & 26_814-849.30MHz-10GHz



Frequency (MHz)	Result (dBm)	Factor (dB)	PK Limit (dBm)	Over Limit (dB)	Table (o)	ANT	EUT	Verdict
89.170	-67.24	-20.89	-13.0	-54.24	109.00	Vertical	Horizontal	Pass
824.188	-63.78	2.62	-13.0	-50.78	92.00	Vertical	Horizontal	N/A
869.196	-49.76	3.04	-13.0	-36.76	256.00	Vertical	Horizontal	N/A
1934.700	-54.04	-3.72	-13.0	-41.04	138.00	Vertical	Horizontal	Pass
5306.000	-42.79	9.87	-13.0	-29.79	0.00	Vertical	Horizontal	Pass
9465.700	-38.78	17.58	-13.0	-25.78	204.00	Vertical	Horizontal	Pass

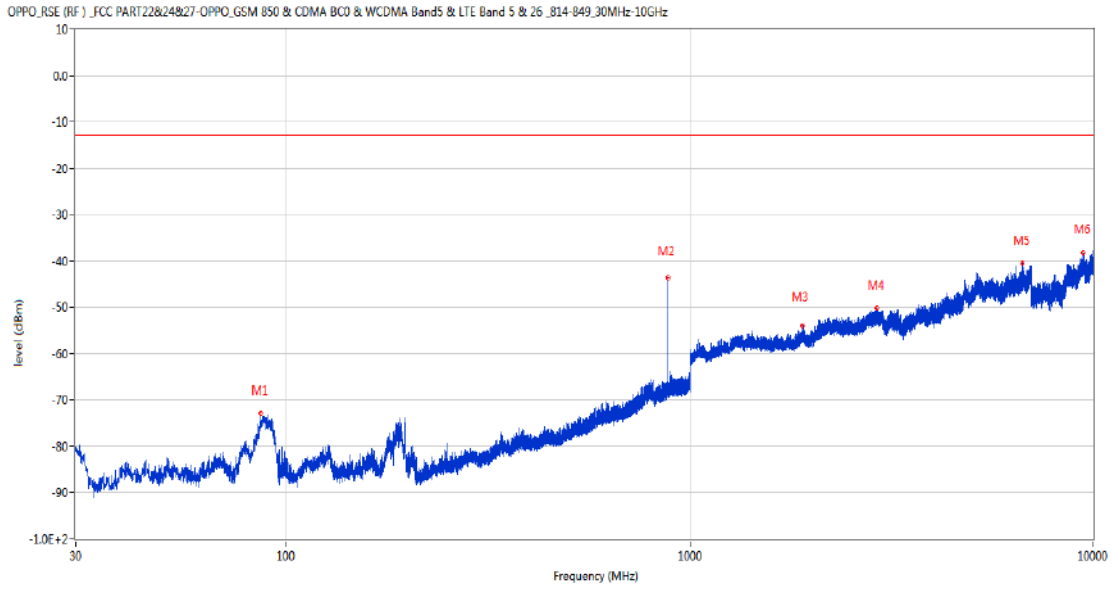
3.2 EGPRS 850 Middle Channel

RSE-H&H EGPRS 850 CH190



Frequency (MHz)	Result (dBm)	Factor (dB)	PK Limit (dBm)	Over Limit (dB)	Table (o)	ANT	EUT	Verdict
86.212	-69.57	-20.85	-13.0	-56.57	187.00	Horizontal	Horizontal	Pass
836.652	-40.32	2.87	-13.0	-27.32	360.00	Horizontal	Horizontal	N/A
881.563	-43.96	3.47	-13.0	-30.96	265.00	Horizontal	Horizontal	N/A
1903.000	-54.47	-2.79	-13.0	-41.47	315.00	Horizontal	Horizontal	Pass
6686.200	-40.34	12.57	-13.0	-27.34	128.00	Horizontal	Horizontal	Pass
9451.150	-38.02	17.75	-13.0	-25.02	0.00	Horizontal	Horizontal	Pass

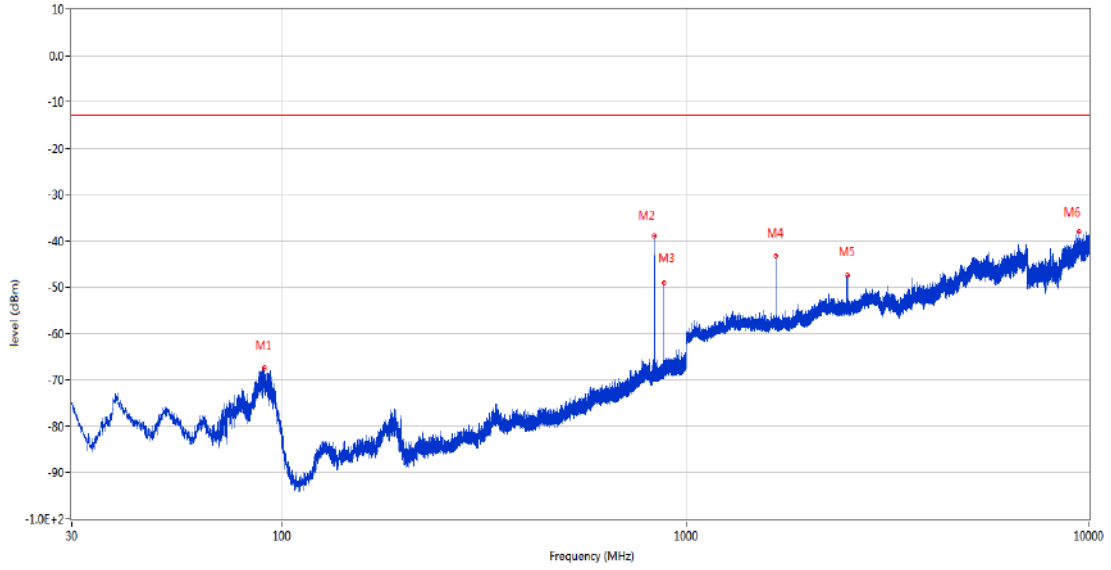
RSE-H&V EGPRS 850 CH190



Frequency (MHz)	Result (dBm)	Factor (dB)	PK Limit (dBm)	Over Limit (dB)	Table (o)	ANT	EUT	Verdict
86.066	-72.91	-20.84	-13.0	-59.91	360.00	Horizontal	Vertical	Pass
881.514	-43.68	3.46	-13.0	-30.68	180.00	Horizontal	Vertical	N/A
1903.100	-54.09	-2.79	-13.0	-41.09	140.00	Horizontal	Vertical	Pass
2896.300	-50.10	3.33	-13.0	-37.10	73.00	Horizontal	Vertical	Pass
6684.800	-40.50	12.54	-13.0	-27.50	272.00	Horizontal	Vertical	Pass
9444.550	-38.37	17.61	-13.0	-25.37	288.00	Horizontal	Vertical	Pass

RSE-V&V EGPRS 850 CH190

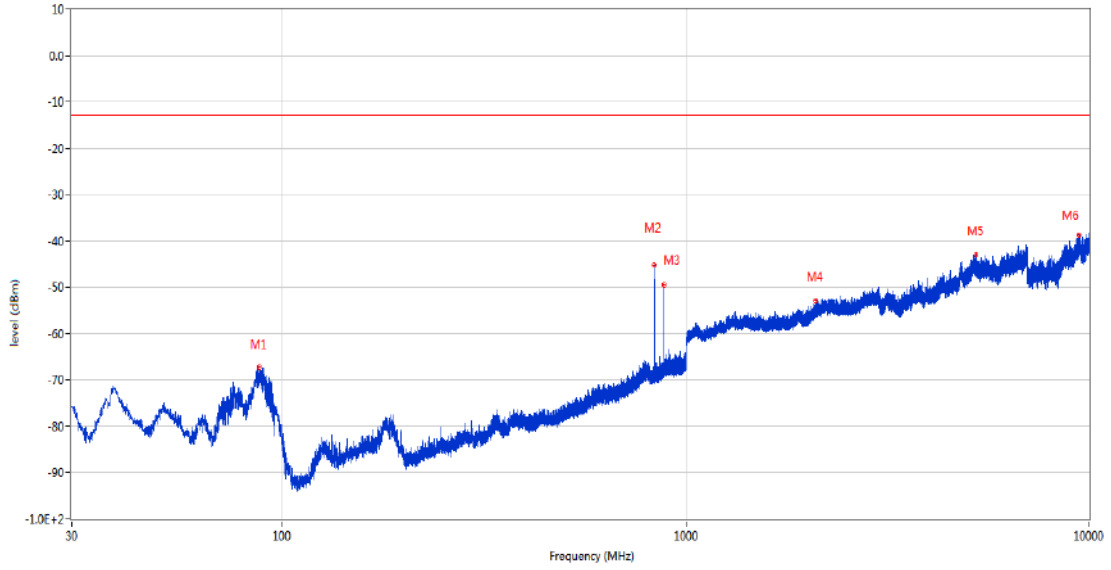
OPPO_RSE (RF) _FCC PART22&24&27-OPPO_GSM 850 & CDMA BC0 & WCDMA Band5 & LTE Band 5 & 26_814-849.30MHz-10GHz



Frequency (MHz)	Result (dBm)	Factor (dB)	PK Limit (dBm)	Over Limit (dB)	Table (o)	ANT	EUT	Verdict
89.800	-67.46	-20.85	-13.0	-54.46	138.00	Vertical	Vertical	Pass
836.555	-39.04	2.87	-13.0	-26.04	105.00	Vertical	Vertical	N/A
881.660	-49.10	3.48	-13.0	-36.10	202.00	Vertical	Vertical	N/A
1673.800	-43.31	-4.67	-13.0	-30.31	84.00	Vertical	Vertical	Pass
2510.600	-47.53	-0.27	-13.0	-34.53	128.00	Vertical	Vertical	Pass
9438.401	-38.09	17.46	-13.0	-25.09	103.00	Vertical	Vertical	Pass

RSE-V&H EGPRS 850 CH190

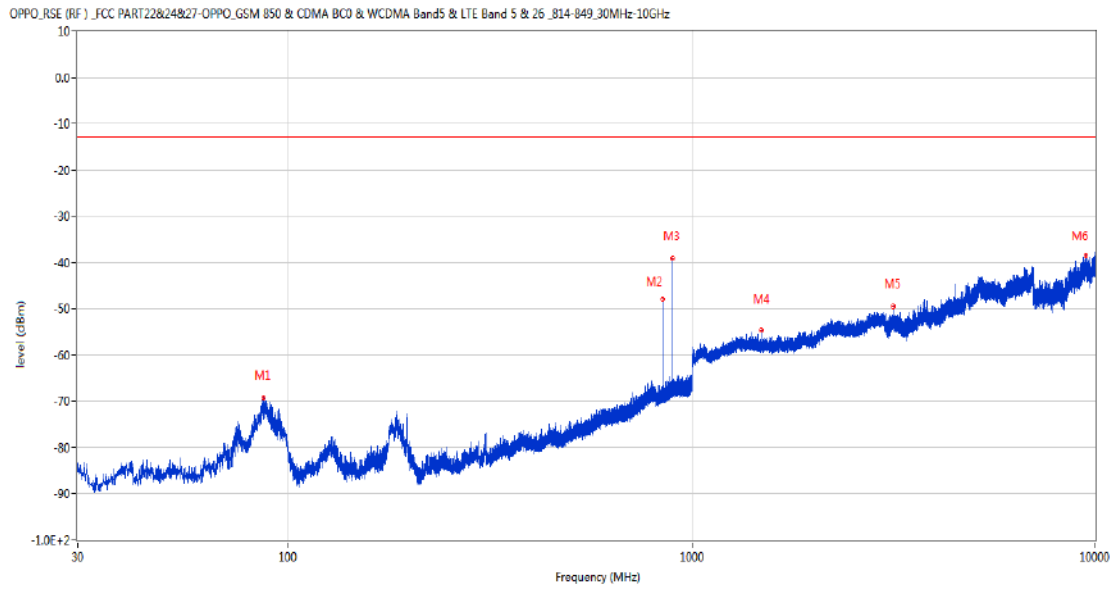
OPPO_RSE (RF) _FCC PART22&24&27-OPPO_GSM 850 & CDMA BC0 & WCDMA Band5 & LTE Band 5 & 26_814-849.30MHz-10GHz



Frequency (MHz)	Result (dBm)	Factor (dB)	PK Limit (dBm)	Over Limit (dB)	Table (o)	ANT	EUT	Verdict
87.327	-67.32	-20.92	-13.0	-54.32	116.00	Vertical	Horizontal	Pass
836.652	-45.31	2.87	-13.0	-32.31	304.00	Vertical	Horizontal	N/A
881.514	-49.58	3.46	-13.0	-36.58	360.00	Vertical	Horizontal	N/A
2093.400	-52.91	-1.61	-13.0	-39.91	258.00	Vertical	Horizontal	Pass
5256.800	-43.01	9.77	-13.0	-30.01	158.00	Vertical	Horizontal	Pass
9431.950	-38.76	17.33	-13.0	-25.76	358.00	Vertical	Horizontal	Pass

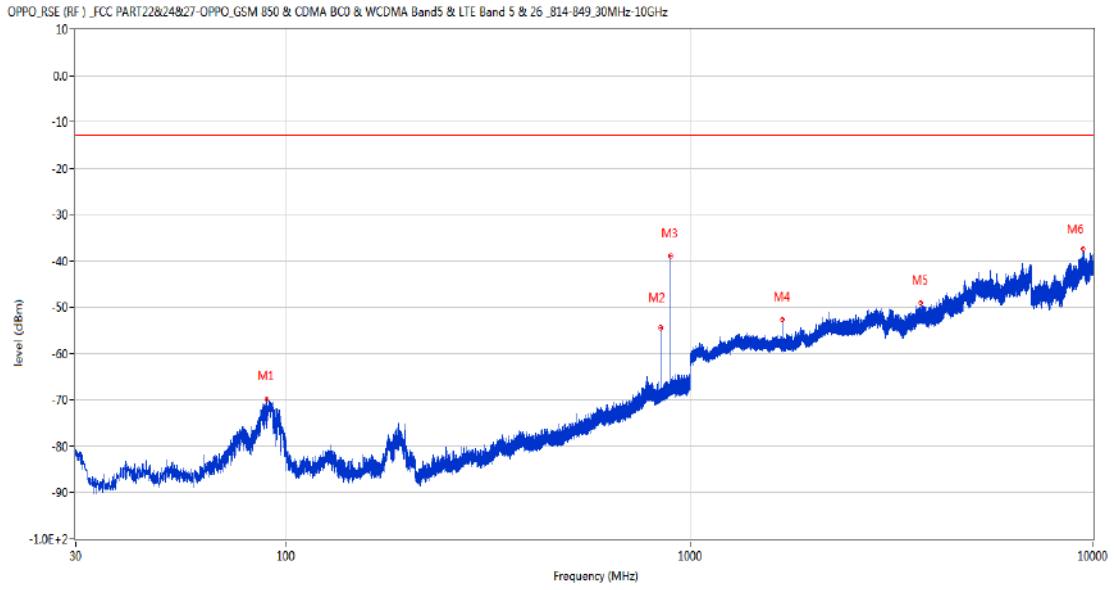
3.3 EGPRS 850 High Channel

RSE-H&H EGPRS 850 CH251



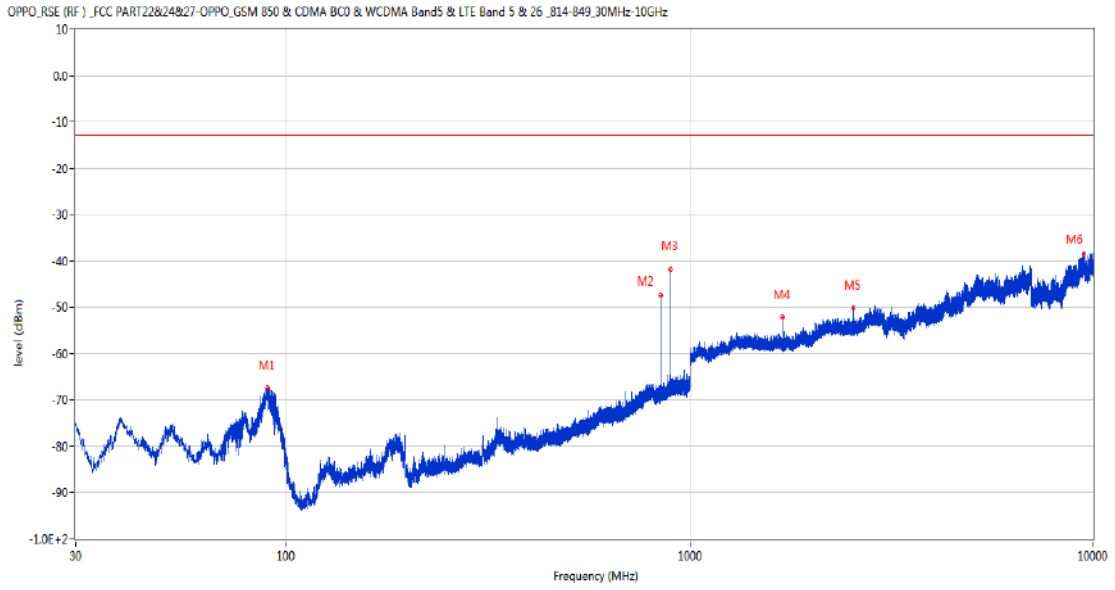
Frequency (MHz)	Result (dBm)	Factor (dB)	PK Limit (dBm)	Over Limit (dB)	Table (o)	ANT	EUT	Verdict
86.503	-69.33	-20.87	-13.0	-56.33	195.00	Horizontal	Horizontal	Pass
848.777	-48.01	2.89	-13.0	-35.01	34.00	Horizontal	Horizontal	N/A
893.737	-39.06	4.08	-13.0	-26.06	264.00	Horizontal	Horizontal	N/A
1484.000	-54.64	-4.43	-13.0	-41.64	55.00	Horizontal	Horizontal	Pass
3151.800	-49.51	3.21	-13.0	-36.51	132.00	Horizontal	Horizontal	Pass
9463.750	-38.59	17.61	-13.0	-25.59	82.00	Horizontal	Horizontal	Pass

RSE-H&V EGPRS 850 CH251



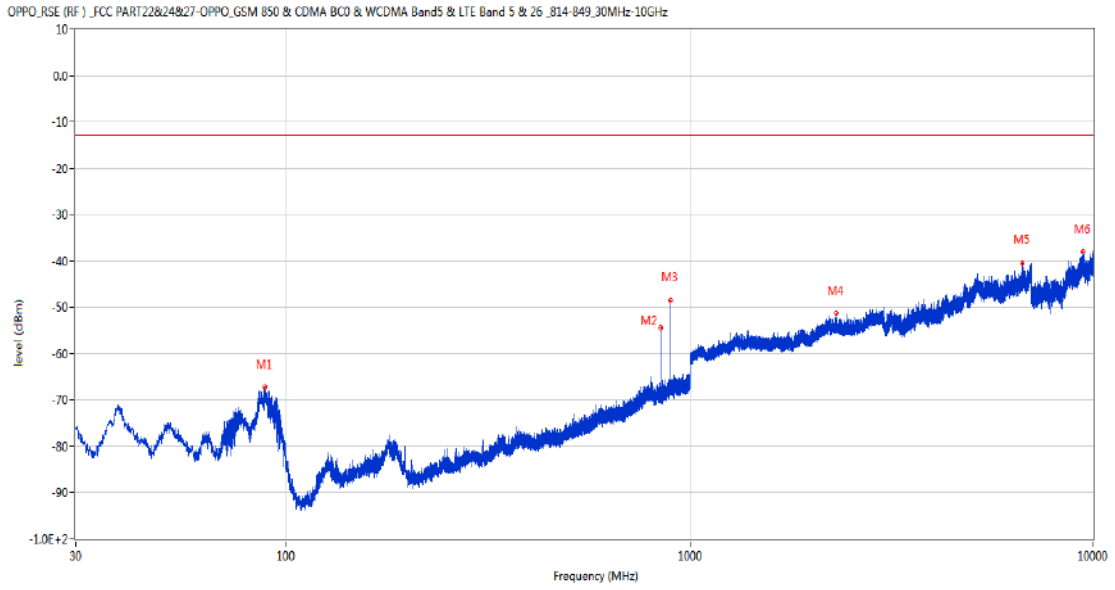
Frequency (MHz)	Result (dBm)	Factor (dB)	PK Limit (dBm)	Over Limit (dB)	Table (o)	ANT	EUT	Verdict
89.267	-69.93	-20.88	-13.0	-56.93	196.00	Horizontal	Vertical	Pass
848.825	-54.39	2.89	-13.0	-41.39	66.00	Horizontal	Vertical	N/A
893.737	-39.02	4.08	-13.0	-26.02	196.00	Horizontal	Vertical	N/A
1698.000	-52.60	-4.82	-13.0	-39.60	31.00	Horizontal	Vertical	Pass
3725.400	-49.15	4.34	-13.0	-36.15	360.00	Horizontal	Vertical	Pass
9405.700	-37.38	16.88	-13.0	-24.38	185.00	Horizontal	Vertical	Pass

RSE-V&V EGPRS 850 CH251



Frequency (MHz)	Result (dBm)	Factor (dB)	PK Limit (dBm)	Over Limit (dB)	Table (o)	ANT	EUT	Verdict
89.606	-67.55	-20.86	-13.0	-54.55	130.00	Vertical	Vertical	Pass
848.825	-47.55	2.89	-13.0	-34.55	99.00	Vertical	Vertical	N/A
893.882	-41.95	4.07	-13.0	-28.95	280.00	Vertical	Vertical	N/A
1698.300	-52.29	-4.84	-13.0	-39.29	132.00	Vertical	Vertical	Pass
2547.200	-50.24	-0.28	-13.0	-37.24	33.00	Vertical	Vertical	Pass
9449.500	-38.43	17.75	-13.0	-25.43	362.00	Vertical	Vertical	Pass

RSE-V&H EGPRS 850 CH251

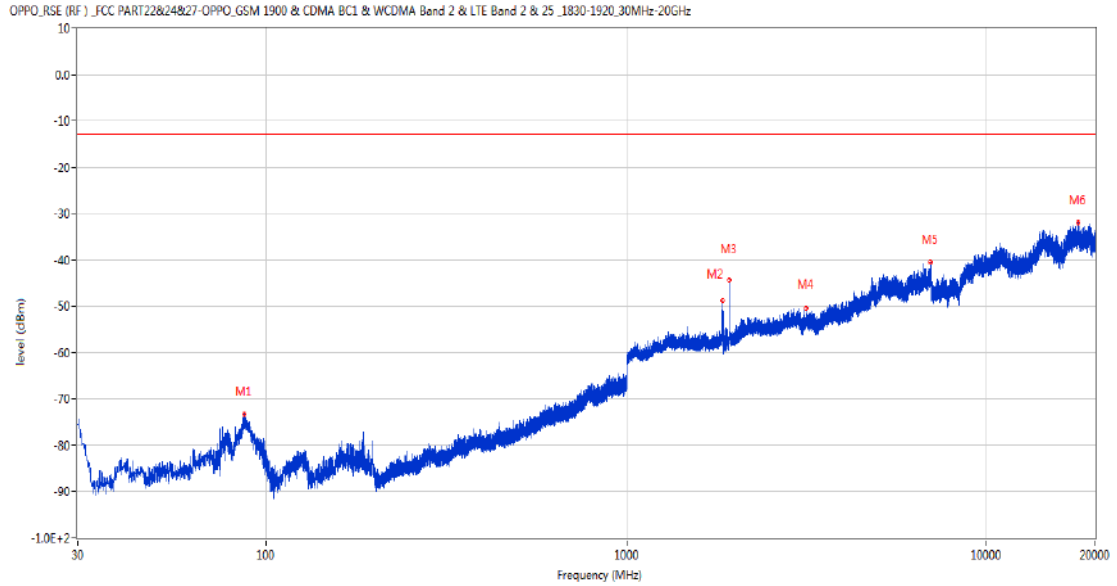


Frequency (MHz)	Result (dBm)	Factor (dB)	PK Limit (dBm)	Over Limit (dB)	Table (o)	ANT	EUT	Verdict
88.394	-67.33	-20.92	-13.0	-54.33	123.00	Vertical	Horizontal	Pass
848.825	-54.41	2.89	-13.0	-41.41	50.00	Vertical	Horizontal	N/A
893.737	-48.68	4.08	-13.0	-35.68	253.00	Vertical	Horizontal	N/A
2297.700	-51.22	-0.53	-13.0	-38.22	290.00	Vertical	Horizontal	Pass
6688.000	-40.45	12.54	-13.0	-27.45	296.00	Vertical	Horizontal	Pass
9429.401	-37.98	17.28	-13.0	-24.98	352.00	Vertical	Horizontal	Pass

4 EGPRS 1900

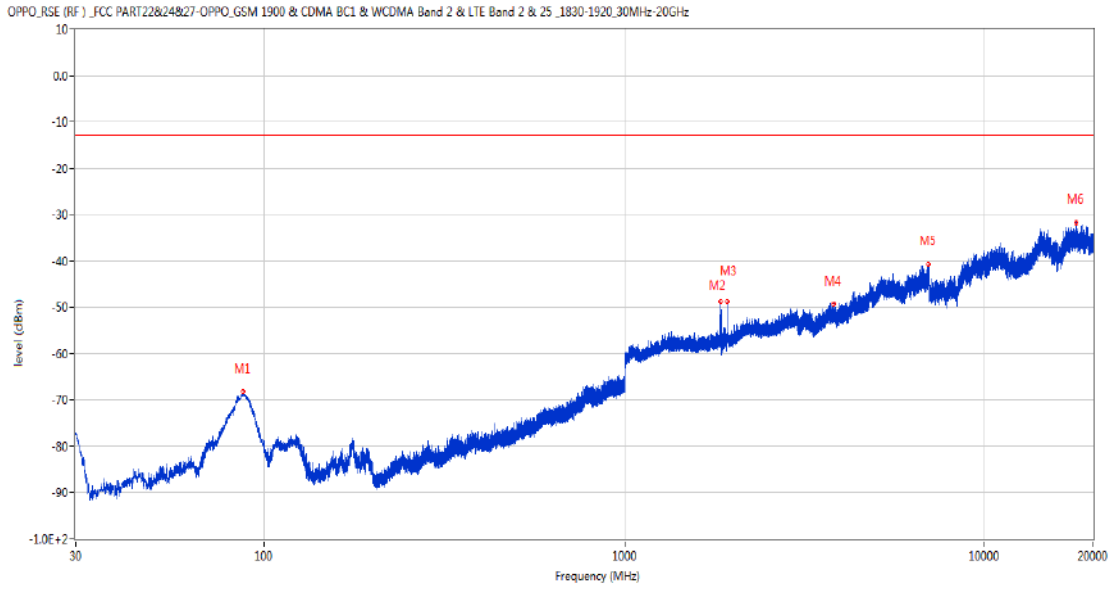
4.1 EGPRS 1900 Low Channel

RSE-H&H EGPRS 1900 CH512



Frequency (MHz)	Result (dBm)	Factor (dB)	PK Limit (dBm)	Over Limit (dB)	Table (o)	ANT	EUT	Verdict
86.745	-73.18	-20.89	-13.0	-60.18	360.00	Horizontal	Horizontal	Pass
1850.800	-48.82	-3.39	-13.0	-35.82	101.00	Horizontal	Horizontal	N/A
1930.900	-44.36	-2.83	-13.0	-31.36	234.00	Horizontal	Horizontal	N/A
3147.400	-50.29	2.98	-13.0	-37.29	22.00	Horizontal	Horizontal	Pass
6984.600	-40.61	13.73	-13.0	-27.61	270.00	Horizontal	Horizontal	Pass
17894.599	-31.90	22.80	-13.0	-18.90	244.00	Horizontal	Horizontal	Pass

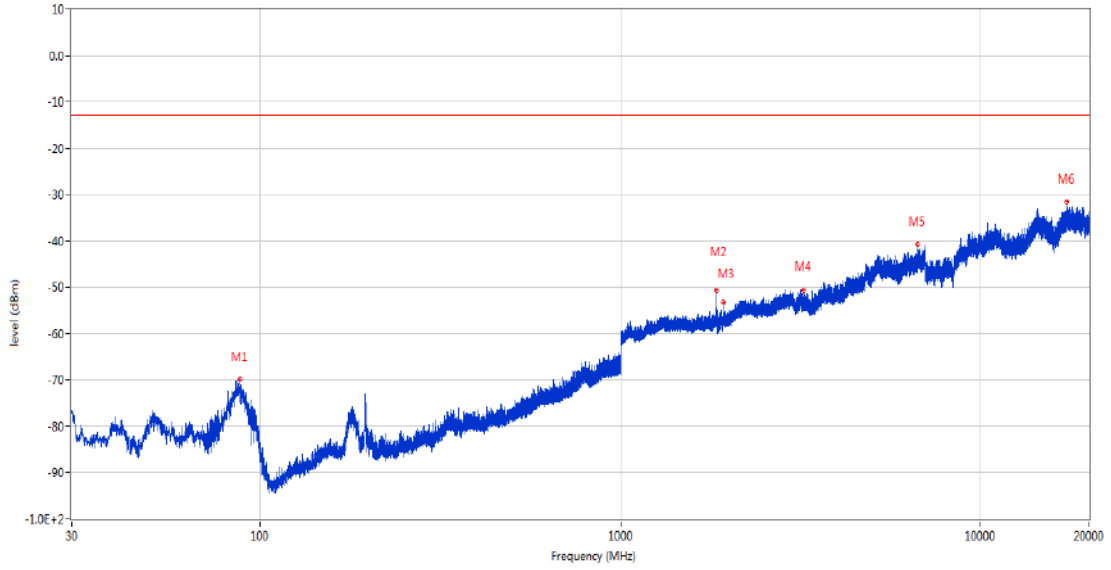
RSE-H&V EGPRS 1900 CH512



Frequency (MHz)	Result (dBm)	Factor (dB)	PK Limit (dBm)	Over Limit (dB)	Table (o)	ANT	EUT	Verdict
87.424	-68.21	-20.88	-13.0	-55.21	206.00	Horizontal	Vertical	Pass
1850.900	-48.92	-3.39	-13.0	-35.92	176.00	Horizontal	Vertical	N/A
1930.800	-48.85	-2.82	-13.0	-35.85	109.00	Horizontal	Vertical	N/A
3807.800	-49.25	5.47	-13.0	-36.25	321.00	Horizontal	Vertical	Pass
6981.600	-40.73	13.86	-13.0	-27.73	34.00	Horizontal	Vertical	Pass
17881.551	-31.68	22.67	-13.0	-18.68	18.00	Horizontal	Vertical	Pass

RSE-V&V EGPRS 1900 CH512

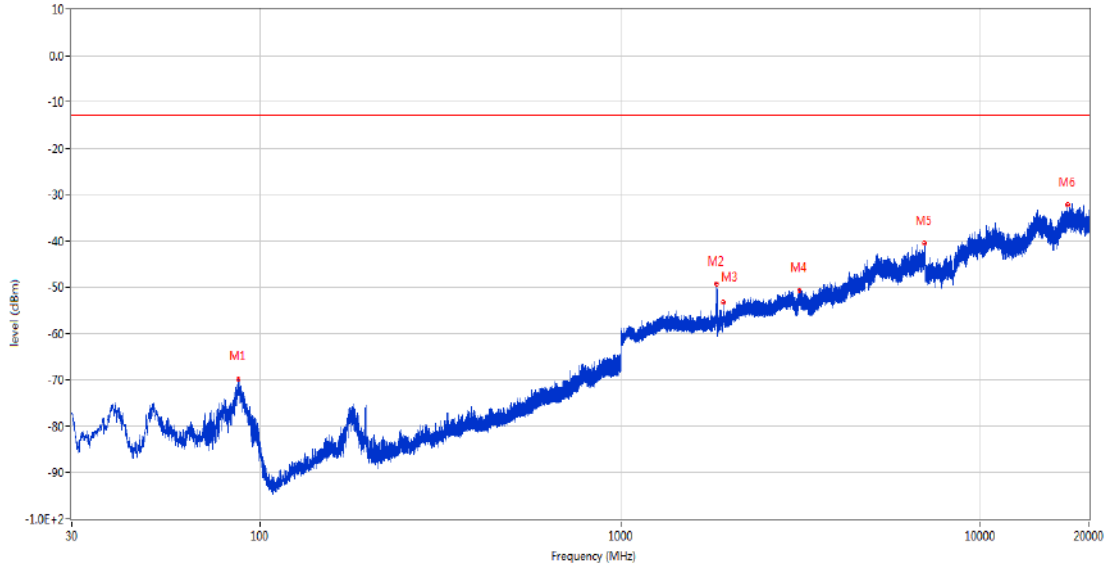
OPPO_RSE (RF) _FCC PART22&24&27-OPPO_GSM 1900 & CDMA BC1 & WCDMA Band 2 & LTE Band 2 & 25 _1830-1920_30MHz-20GHz



Frequency (MHz)	Result (dBm)	Factor (dB)	PK Limit (dBm)	Over Limit (dB)	Table (o)	ANT	EUT	Verdict
87.909	-69.97	-20.91	-13.0	-56.97	63.00	Vertical	Vertical	Pass
1843.600	-50.53	-3.51	-13.0	-37.53	107.00	Vertical	Vertical	N/A
1930.900	-53.30	-2.83	-13.0	-40.30	153.00	Vertical	Vertical	N/A
3217.000	-50.62	3.67	-13.0	-37.62	52.00	Vertical	Vertical	Pass
6684.600	-40.85	12.52	-13.0	-27.85	26.00	Vertical	Vertical	Pass
17320.036	-31.60	21.08	-13.0	-18.60	316.00	Vertical	Vertical	Pass

RSE-V&H EGPRS 1900 CH512

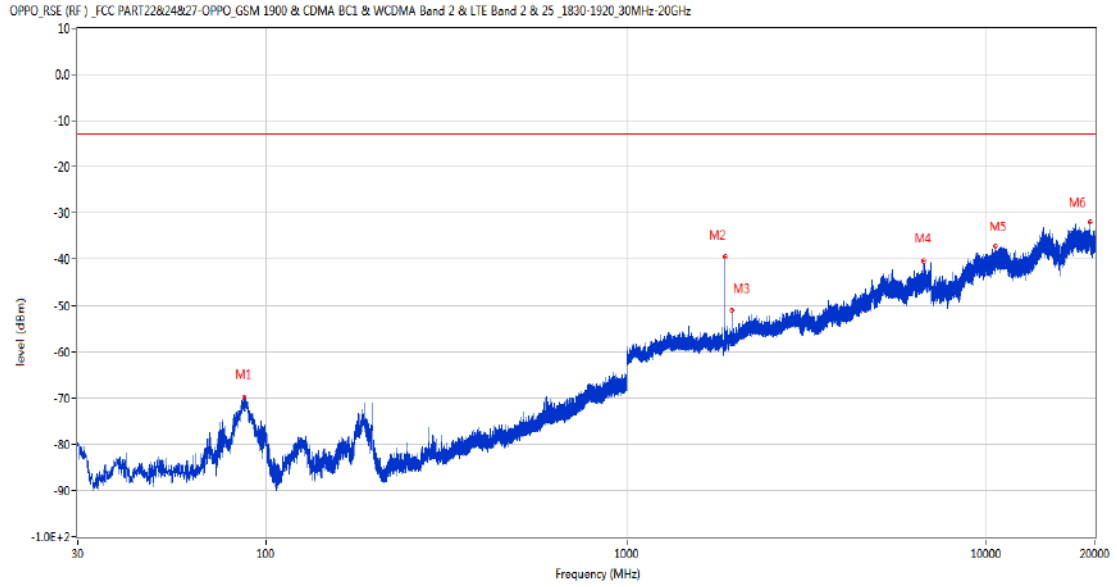
OPPO_RSE (RF) _FCC PART22&24&27-OPPO_GSM 1900 & CDMA BC1 & WCDMA Band 2 & LTE Band 2 & 25 _1830-1920_30MHz-20GHz



Frequency (MHz)	Result (dBm)	Factor (dB)	PK Limit (dBm)	Over Limit (dB)	Table (o)	ANT	EUT	Verdict
87.133	-69.82	-20.88	-13.0	-56.82	96.00	Vertical	Horizontal	Pass
1850.900	-49.22	-3.39	-13.0	-36.22	81.00	Vertical	Horizontal	N/A
1931.200	-53.22	-2.83	-13.0	-40.22	99.00	Vertical	Horizontal	N/A
3135.400	-50.60	2.69	-13.0	-37.60	245.00	Vertical	Horizontal	Pass
6986.200	-40.49	13.68	-13.0	-27.49	169.00	Vertical	Horizontal	Pass
17411.387	-32.23	22.68	-13.0	-19.23	303.00	Vertical	Horizontal	Pass

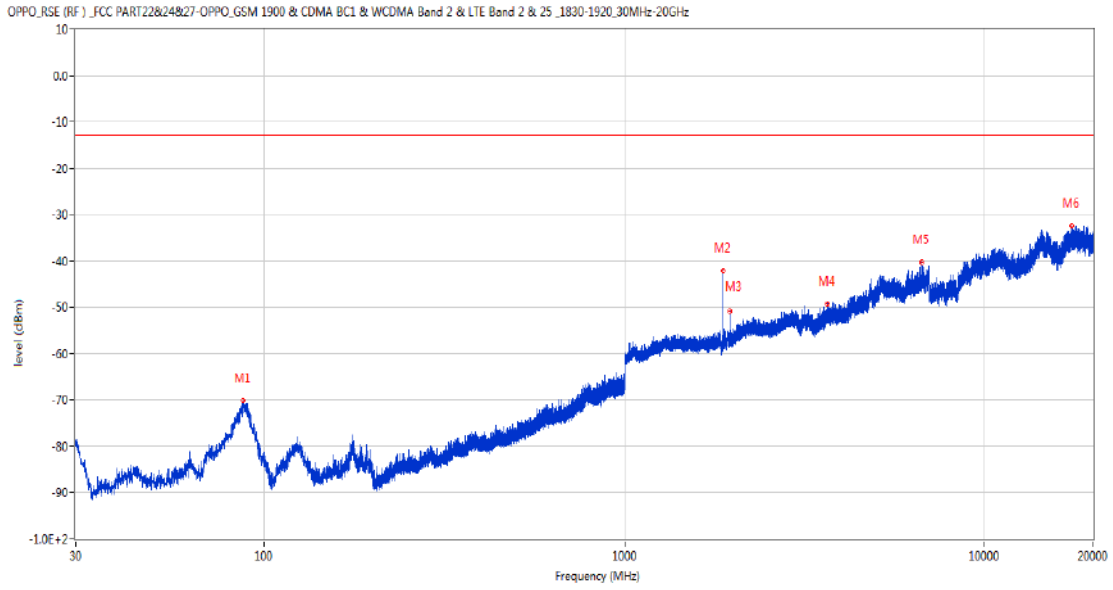
4.2 EGPRS 1900 Middle Channel

RSE-H&H EGPRS 1900 CH661



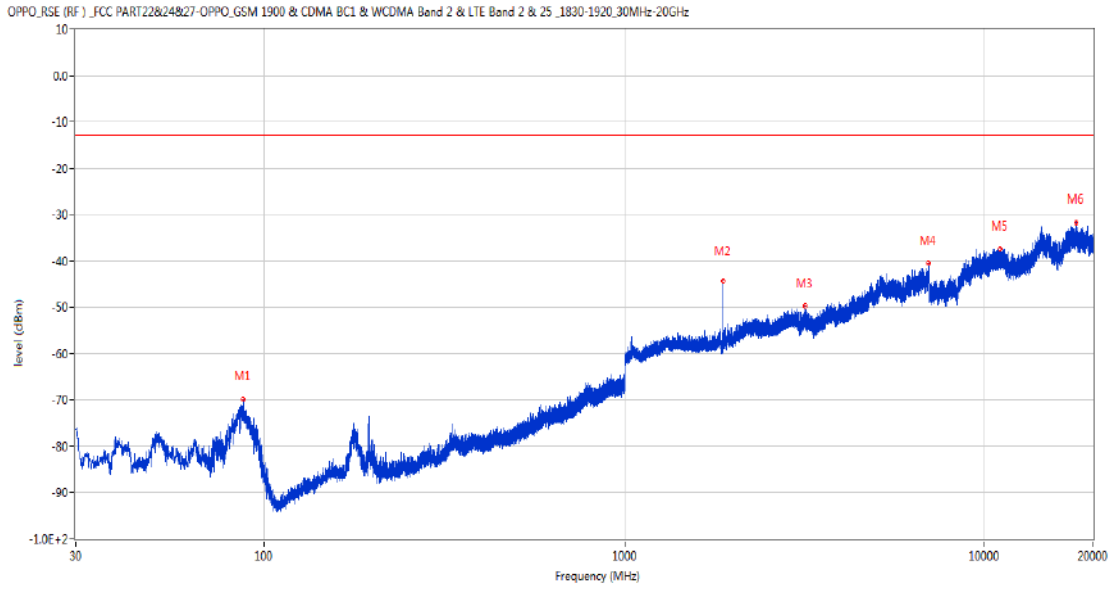
Frequency (MHz)	Result (dBm)	Factor (dB)	PK Limit (dBm)	Over Limit (dB)	Table (o)	ANT	EUT	Verdict
87.182	-69.94	-20.88	-13.0	-56.94	188.00	Horizontal	Horizontal	Pass
1880.800	-39.34	-2.87	-13.0	-26.34	130.00	Horizontal	Horizontal	N/A
1960.700	-51.10	-3.89	-13.0	-38.10	228.00	Horizontal	Horizontal	N/A
6680.000	-40.27	12.17	-13.0	-27.27	190.00	Horizontal	Horizontal	Pass
10562.987	-37.17	18.26	-13.0	-24.17	0.00	Horizontal	Horizontal	Pass
19306.177	-31.99	27.33	-13.0	-18.99	224.00	Horizontal	Horizontal	Pass

RSE-H&V EGPRS 1900 CH661



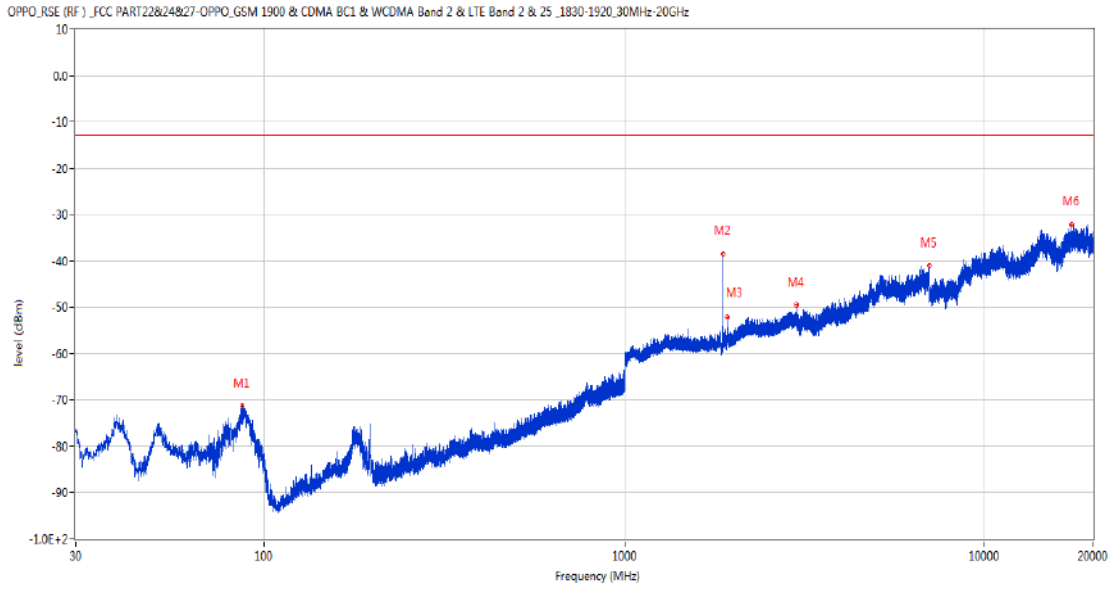
Frequency (MHz)	Result (dBm)	Factor (dB)	PK Limit (dBm)	Over Limit (dB)	Table (o)	ANT	EUT	Verdict
87.570	-70.11	-20.89	-13.0	-57.11	360.00	Horizontal	Vertical	Pass
1880.700	-42.08	-2.87	-13.0	-29.08	182.00	Horizontal	Vertical	N/A
1960.700	-50.87	-3.89	-13.0	-37.87	113.00	Horizontal	Vertical	N/A
3651.800	-49.32	5.21	-13.0	-36.32	273.00	Horizontal	Vertical	Pass
6685.400	-40.36	12.60	-13.0	-27.36	354.00	Horizontal	Vertical	Pass
17418.637	-32.49	22.66	-13.0	-19.49	342.00	Horizontal	Vertical	Pass

RSE-V&V EGPRS 1900 CH661



Frequency (MHz)	Result (dBm)	Factor (dB)	PK Limit (dBm)	Over Limit (dB)	Table (o)	ANT	EUT	Verdict
87.521	-70.02	-20.89	-13.0	-57.02	74.00	Vertical	Vertical	Pass
1880.700	-44.32	-2.87	-13.0	-31.32	10.00	Vertical	Vertical	N/A
3165.800	-49.70	3.54	-13.0	-36.70	312.00	Vertical	Vertical	Pass
6977.600	-40.60	13.91	-13.0	-27.60	356.00	Vertical	Vertical	Pass
11027.013	-37.47	18.58	-13.0	-24.47	331.00	Vertical	Vertical	Pass
17875.386	-31.77	22.51	-13.0	-18.77	289.00	Vertical	Vertical	Pass

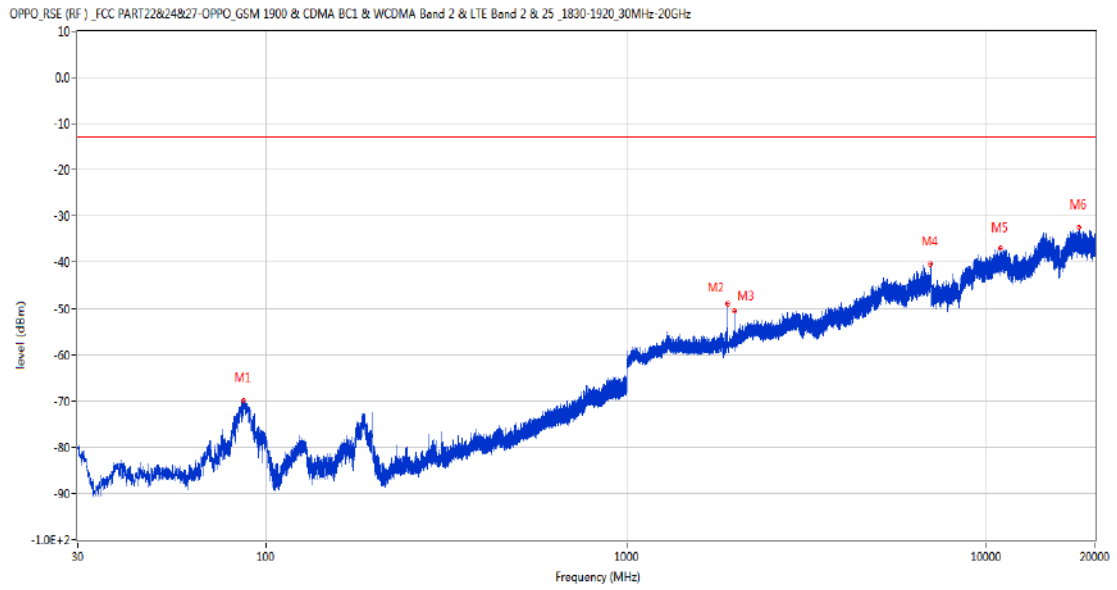
RSE-V&H EGPRS 1900 CH661



Frequency (MHz)	Result (dBm)	Factor (dB)	PK Limit (dBm)	Over Limit (dB)	Table (o)	ANT	EUT	Verdict
86.842	-71.21	-20.89	-13.0	-58.21	87.00	Vertical	Horizontal	Pass
1880.700	-38.49	-2.87	-13.0	-25.49	78.00	Vertical	Horizontal	N/A
1930.800	-52.18	-2.82	-13.0	-39.18	150.00	Vertical	Horizontal	N/A
3006.400	-49.51	3.52	-13.0	-36.51	42.00	Vertical	Horizontal	Pass
6998.600	-41.00	13.53	-13.0	-28.00	101.00	Vertical	Horizontal	Pass
17410.662	-32.25	22.68	-13.0	-19.25	180.00	Vertical	Horizontal	Pass

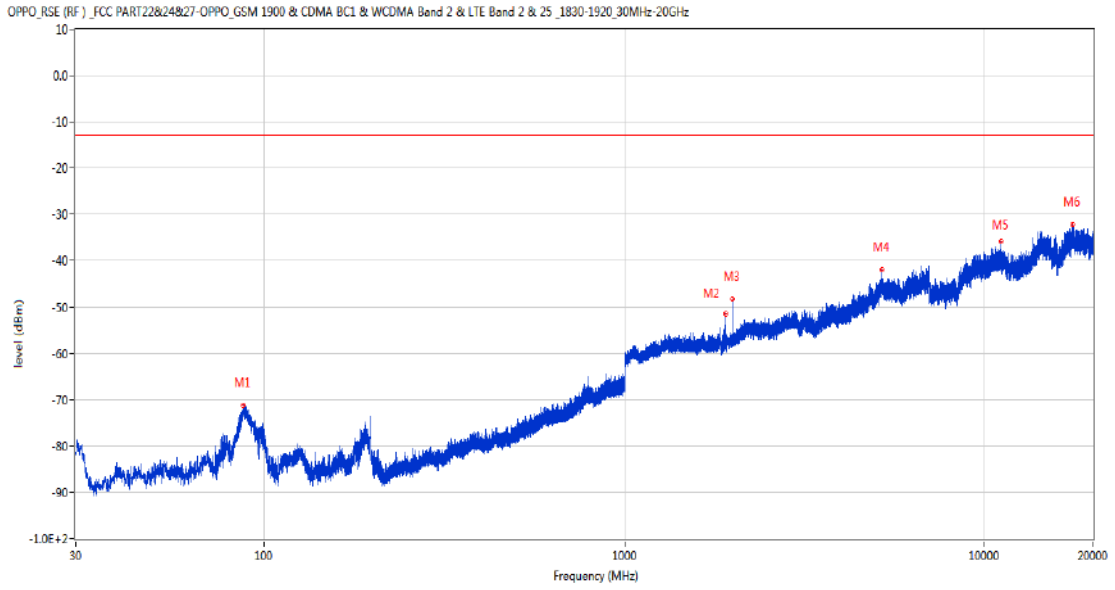
4.3 EGPRS 1900 High Channel

RSE-H&H EGPRS 1900 CH810



Frequency (MHz)	Result (dBm)	Factor (dB)	PK Limit (dBm)	Over Limit (dB)	Table (o)	ANT	EUT	Verdict
86.600	-69.87	-20.89	-13.0	-56.87	360.00	Horizontal	Horizontal	Pass
1910.600	-48.97	-2.63	-13.0	-35.97	139.00	Horizontal	Horizontal	N/A
1990.600	-50.64	-3.63	-13.0	-37.64	233.00	Horizontal	Horizontal	N/A
6987.600	-40.27	13.60	-13.0	-27.27	221.00	Horizontal	Horizontal	Pass
10919.200	-36.93	19.58	-13.0	-23.93	167.00	Horizontal	Horizontal	Pass
18050.839	-32.52	22.97	-13.0	-19.52	316.00	Horizontal	Horizontal	Pass

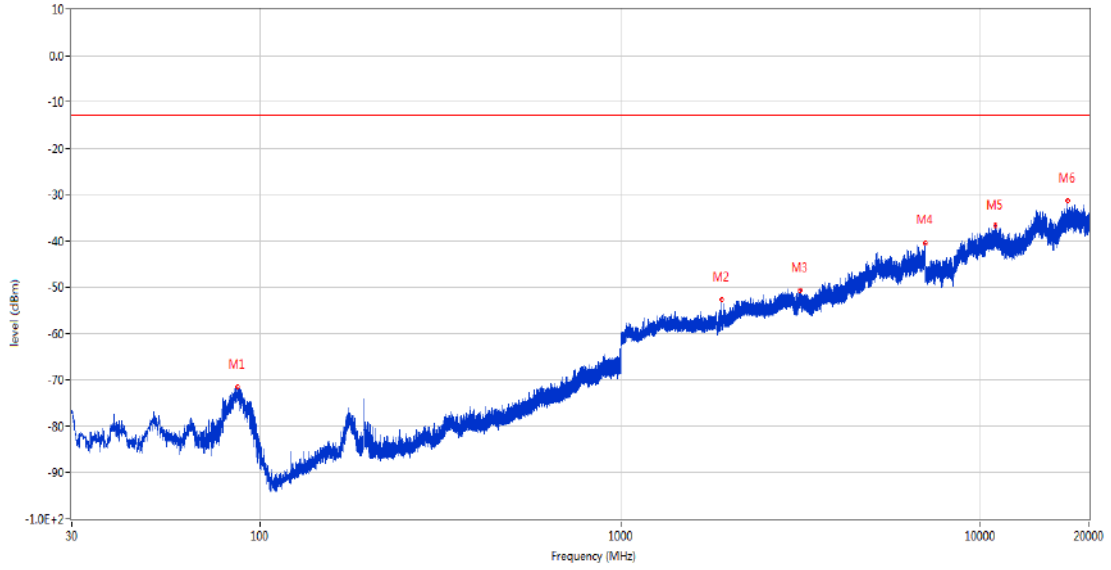
RSE-H&V EGPRS 1900 CH810



Frequency (MHz)	Result (dBm)	Factor (dB)	PK Limit (dBm)	Over Limit (dB)	Table (o)	ANT	EUT	Verdict
87.521	-71.24	-20.89	-13.0	-58.24	361.00	Horizontal	Vertical	Pass
1910.500	-51.40	-2.63	-13.0	-38.40	335.00	Horizontal	Vertical	N/A
1990.600	-48.37	-3.63	-13.0	-35.37	134.00	Horizontal	Vertical	N/A
5191.000	-42.02	10.71	-13.0	-29.02	304.00	Horizontal	Vertical	Pass
11107.225	-35.85	18.13	-13.0	-22.85	236.00	Horizontal	Vertical	Pass
17549.500	-32.22	22.51	-13.0	-19.22	361.00	Horizontal	Vertical	Pass

RSE-V&V EGPRS 1900 CH810

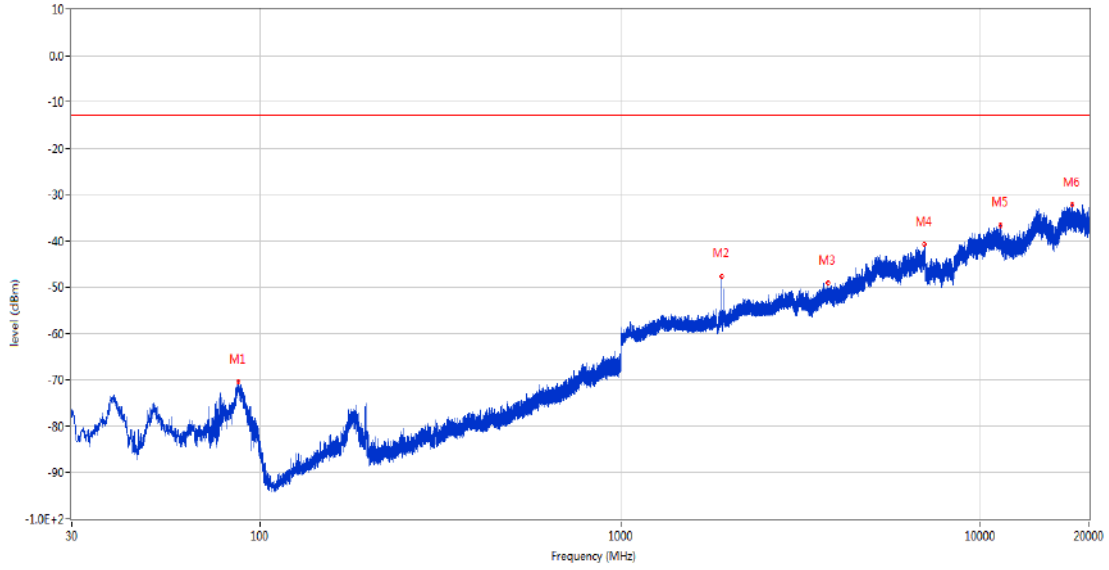
OPPO_RSE (RF) _FCC PART22&24&27-OPPO_GSM 1900 & CDMA BC1 & WCDMA Band 2 & LTE Band 2 & 25 _1830-1920_30MHz-20GHz



Frequency (MHz)	Result (dBm)	Factor (dB)	PK Limit (dBm)	Over Limit (dB)	Table (o)	ANT	EUT	Verdict
86.551	-71.58	-20.89	-13.0	-58.58	88.00	Vertical	Vertical	Pass
1910.400	-52.57	-2.63	-13.0	-39.57	13.00	Vertical	Vertical	N/A
3147.200	-50.66	2.96	-13.0	-37.66	179.00	Vertical	Vertical	Pass
6997.000	-40.61	13.50	-13.0	-27.61	226.00	Vertical	Vertical	Pass
10941.625	-36.80	19.13	-13.0	-23.80	44.00	Vertical	Vertical	Pass
17422.987	-31.27	22.58	-13.0	-18.27	0.00	Vertical	Vertical	Pass

RSE-V&H EGPRS 1900 CH810

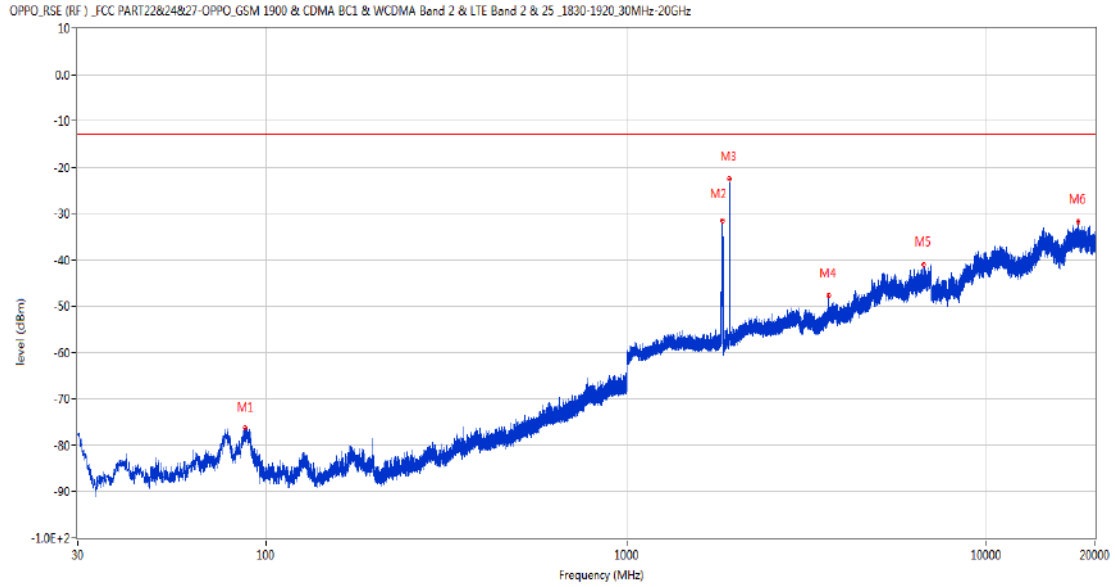
OPPO_RSE (RF) _FCC PART22&24&27-OPPO_GSM 1900 & CDMA BC1 & WCDMA Band 2 & LTE Band 2 & 25 _1830-1920_30MHz-20GHz



Frequency (MHz)	Result (dBm)	Factor (dB)	PK Limit (dBm)	Over Limit (dB)	Table (o)	ANT	EUT	Verdict
87.182	-70.26	-20.88	-13.0	-57.26	151.00	Vertical	Horizontal	Pass
1910.600	-47.79	-2.63	-13.0	-34.79	67.00	Vertical	Horizontal	N/A
3762.200	-49.09	4.63	-13.0	-36.09	34.00	Vertical	Horizontal	Pass
6977.800	-40.82	13.93	-13.0	-27.82	6.00	Vertical	Horizontal	Pass
11320.263	-36.65	18.91	-13.0	-23.65	194.00	Vertical	Horizontal	Pass
17900.761	-32.18	22.84	-13.0	-19.18	18.00	Vertical	Horizontal	Pass

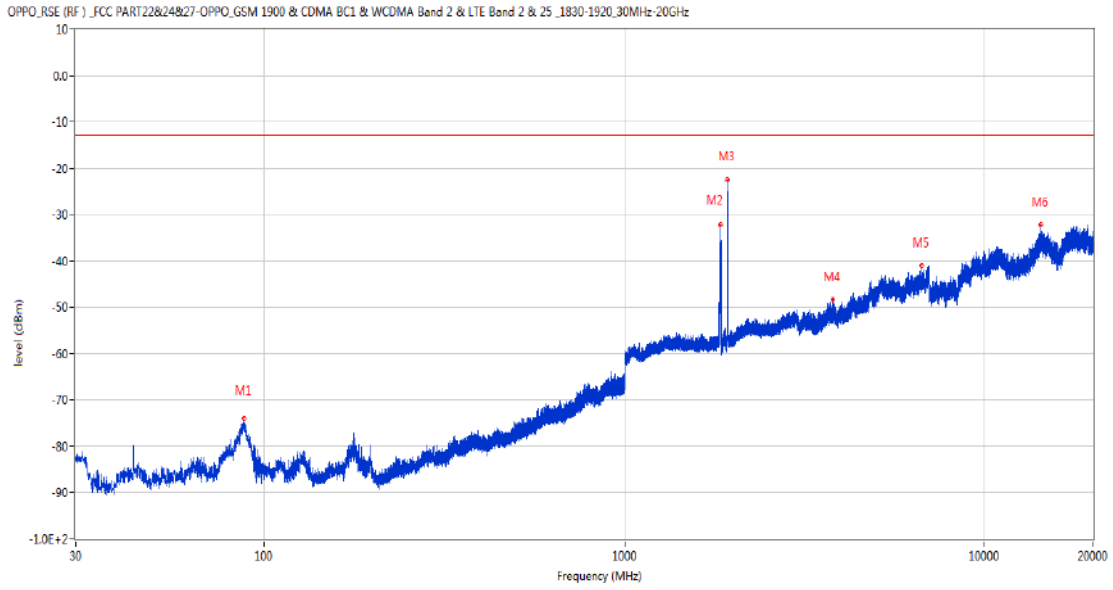
WCDMA
 5 WCDMA Band 2
 5.1 WCDMA Band 2 Low Channel

RSE-H&H WCDMA Band 2 CH9262



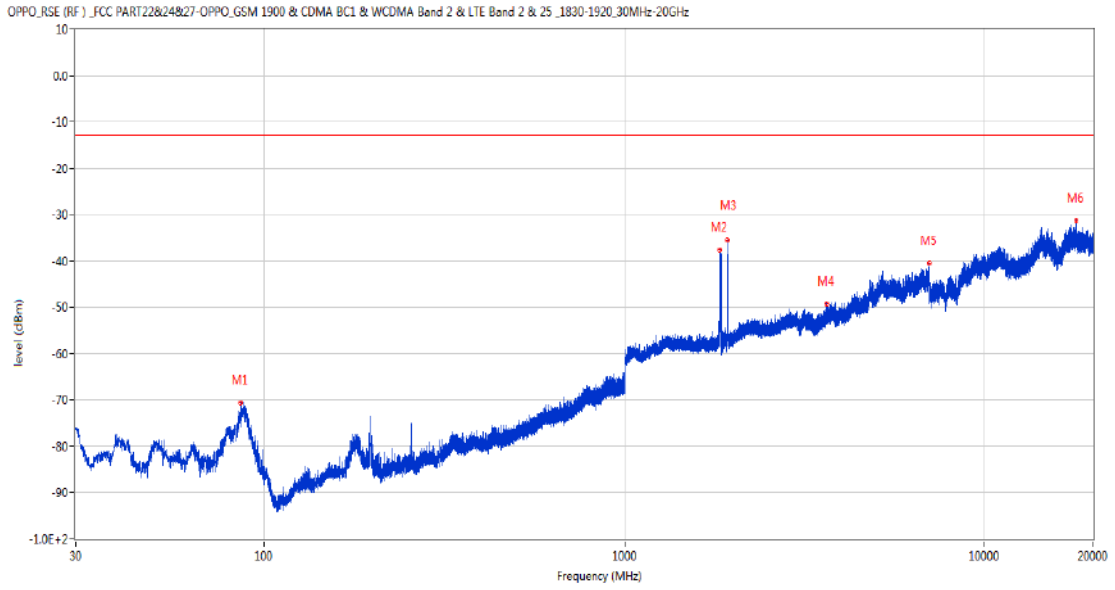
Frequency (MHz)	Result (dBm)	Factor (dB)	PK Limit (dBm)	Over Limit (dB)	Table (o)	ANT	EUT	Verdict
87.570	-76.20	-20.89	-13.0	-63.20	145.00	Horizontal	Horizontal	Pass
1843.700	-31.58	-3.51	-13.0	-18.58	174.00	Horizontal	Horizontal	N/A
1934.700	-22.59	-2.86	-13.0	-9.59	233.00	Horizontal	Horizontal	N/A
3644.000	-47.67	5.24	-13.0	-34.67	39.00	Horizontal	Horizontal	Pass
6686.800	-40.97	12.56	-13.0	-27.97	11.00	Horizontal	Horizontal	Pass
17908.376	-31.84	22.65	-13.0	-18.84	102.00	Horizontal	Horizontal	Pass

RSE-H&V WCDMA Band 2 CH9262



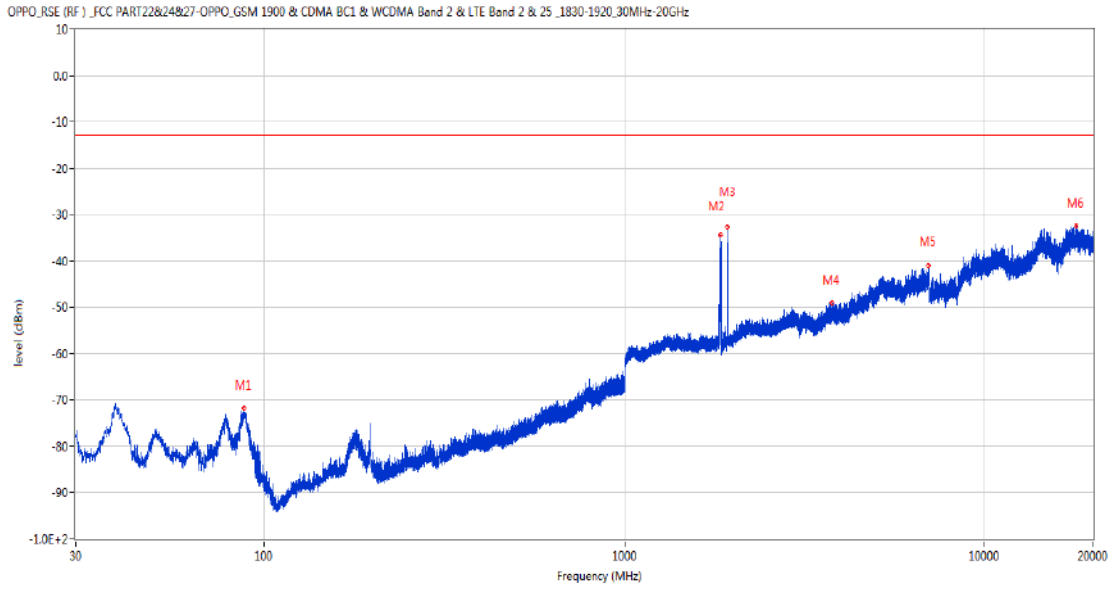
Frequency (MHz)	Result (dBm)	Factor (dB)	PK Limit (dBm)	Over Limit (dB)	Table (o)	ANT	EUT	Verdict
87.763	-73.96	-20.90	-13.0	-60.96	360.00	Horizontal	Vertical	Pass
1842.900	-32.28	-3.53	-13.0	-19.28	171.00	Horizontal	Vertical	N/A
1932.000	-22.47	-2.84	-13.0	-9.47	100.00	Horizontal	Vertical	N/A
3771.600	-48.39	4.77	-13.0	-35.39	238.00	Horizontal	Vertical	Pass
6676.800	-41.04	12.04	-13.0	-28.04	69.00	Horizontal	Vertical	Pass
14322.525	-32.10	22.10	-13.0	-19.10	360.00	Horizontal	Vertical	Pass

RSE-V&V WCDMA Band 2 CH9262



Frequency (MHz)	Result (dBm)	Factor (dB)	PK Limit (dBm)	Over Limit (dB)	Table (o)	ANT	EUT	Verdict
86.115	-70.68	-20.90	-13.0	-57.68	121.00	Vertical	Vertical	Pass
1840.100	-37.57	-3.57	-13.0	-24.57	187.00	Vertical	Vertical	N/A
1934.100	-35.61	-2.86	-13.0	-22.61	158.00	Vertical	Vertical	N/A
3646.800	-49.24	5.29	-13.0	-36.24	117.00	Vertical	Vertical	Pass
6997.200	-40.56	13.51	-13.0	-27.56	302.00	Vertical	Vertical	Pass
17881.911	-31.27	22.67	-13.0	-18.27	74.00	Vertical	Vertical	Pass

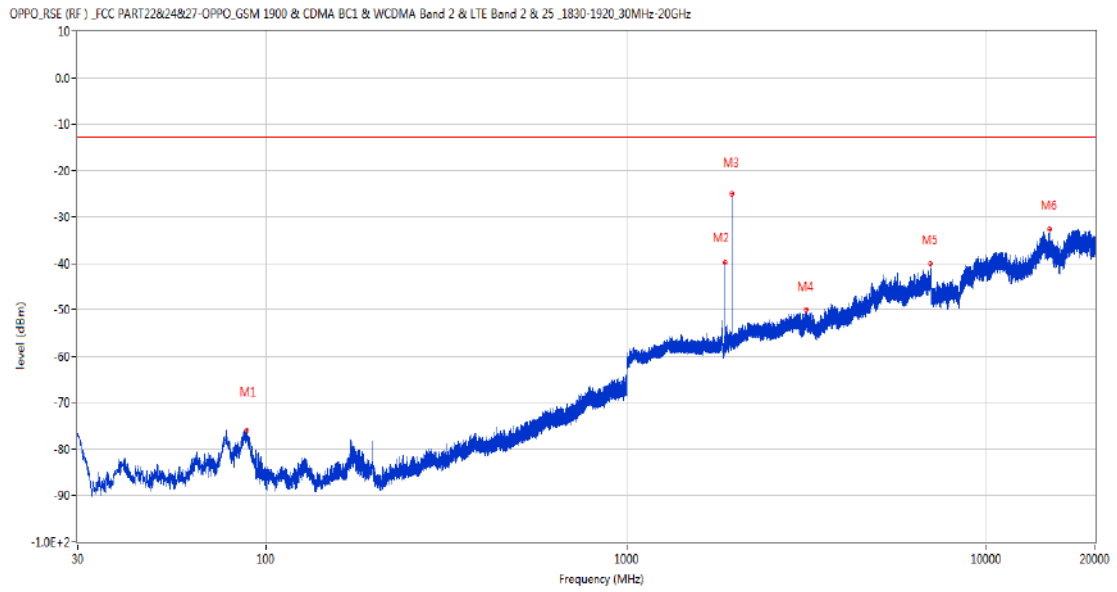
RSE-V&H WCDMA Band 2 CH9262



Frequency (MHz)	Result (dBm)	Factor (dB)	PK Limit (dBm)	Over Limit (dB)	Table (o)	ANT	EUT	Verdict
87.763	-71.76	-20.90	-13.0	-58.76	164.00	Vertical	Horizontal	Pass
1843.100	-34.44	-3.52	-13.0	-21.44	64.00	Vertical	Horizontal	N/A
1932.500	-32.70	-2.84	-13.0	-19.70	126.00	Vertical	Horizontal	N/A
3767.400	-48.98	4.68	-13.0	-35.98	14.00	Vertical	Horizontal	Pass
6991.800	-41.03	13.47	-13.0	-28.03	0.00	Vertical	Horizontal	Pass
17920.698	-32.39	22.36	-13.0	-19.39	187.00	Vertical	Horizontal	Pass

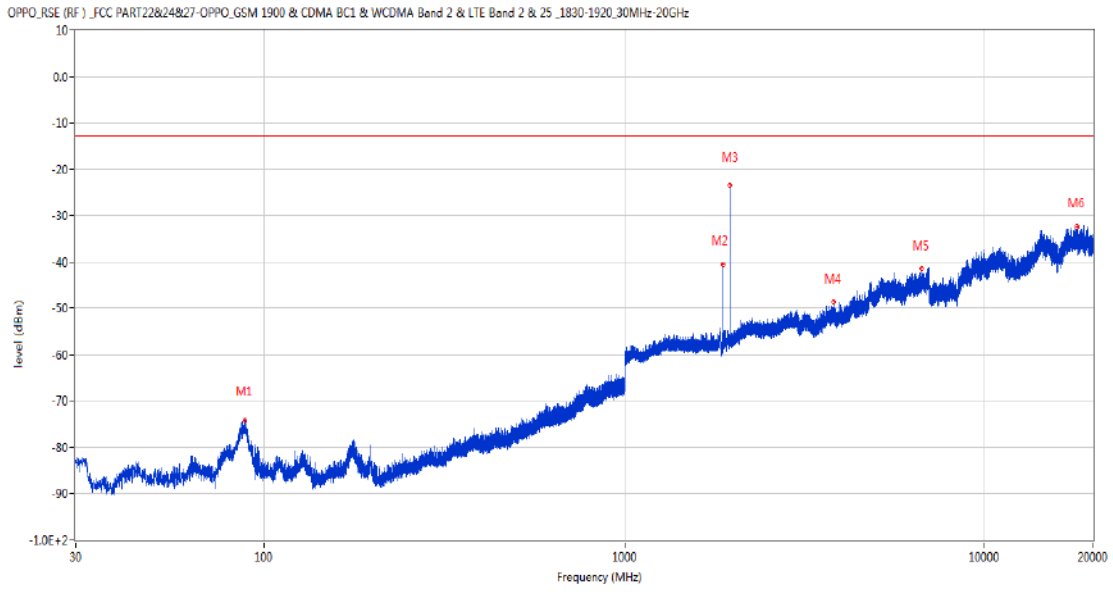
5.2 WCDMA Band 2 Middle Channel

RSE-H&H WCDMA Band 2 CH9400



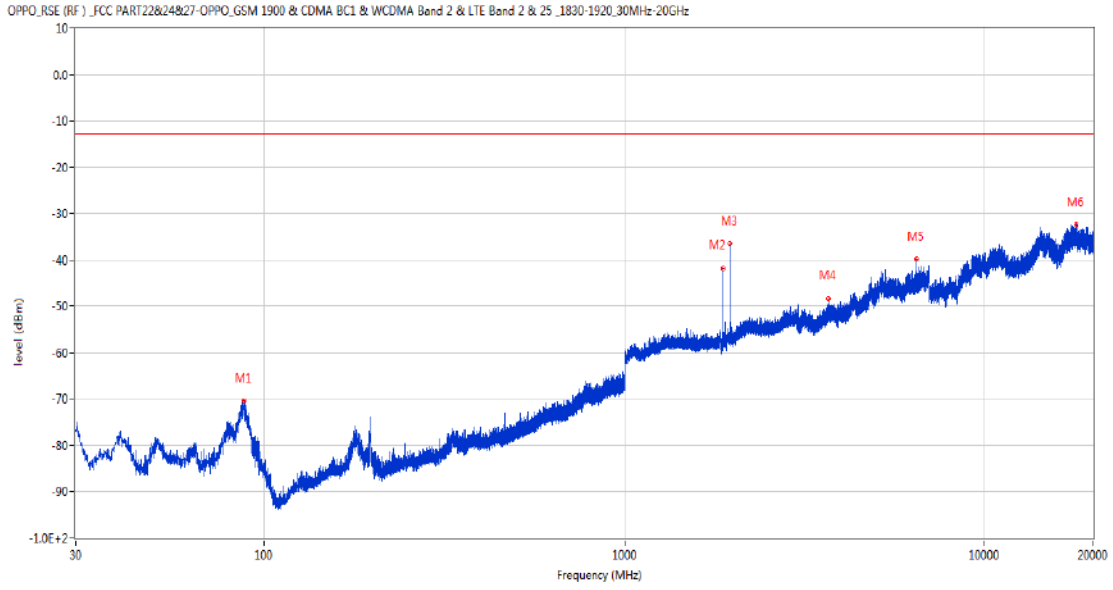
Frequency (MHz)	Result (dBm)	Factor (dB)	PK Limit (dBm)	Over Limit (dB)	Table (o)	ANT	EUT	Verdict
88.248	-76.08	-20.91	-13.0	-63.08	360.00	Horizontal	Horizontal	Pass
1879.400	-39.93	-2.89	-13.0	-26.93	90.00	Horizontal	Horizontal	N/A
1960.500	-25.09	-3.89	-13.0	-12.09	219.00	Horizontal	Horizontal	N/A
3155.400	-49.96	3.41	-13.0	-36.96	289.00	Horizontal	Horizontal	Pass
6981.600	-40.17	13.86	-13.0	-27.17	46.00	Horizontal	Horizontal	Pass
14889.838	-32.75	20.91	-13.0	-19.75	112.00	Horizontal	Horizontal	Pass

RSE-H&V WCDMA Band 2 CH9400



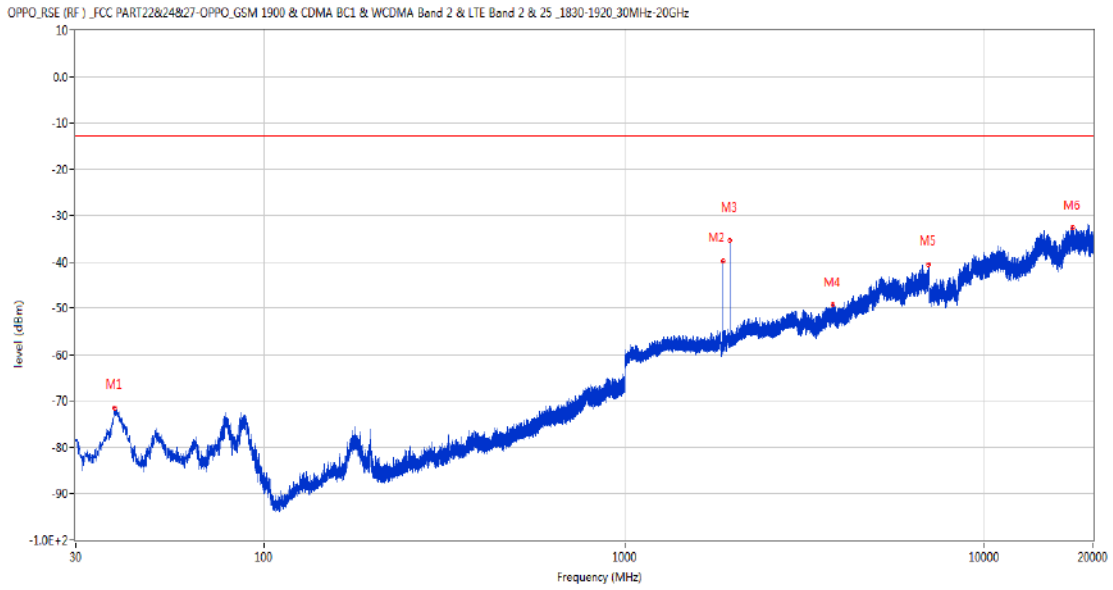
Frequency (MHz)	Result (dBm)	Factor (dB)	PK Limit (dBm)	Over Limit (dB)	Table (o)	ANT	EUT	Verdict
88.636	-74.27	-20.91	-13.0	-61.27	178.00	Horizontal	Vertical	Pass
1879.500	-40.62	-2.89	-13.0	-27.62	180.00	Horizontal	Vertical	N/A
1962.200	-23.46	-3.89	-13.0	-10.46	117.00	Horizontal	Vertical	N/A
3809.400	-48.68	5.50	-13.0	-35.68	276.00	Horizontal	Vertical	Pass
6679.400	-41.33	12.15	-13.0	-28.33	328.00	Horizontal	Vertical	Pass
17998.637	-32.48	22.96	-13.0	-19.48	208.00	Horizontal	Vertical	Pass

RSE-V&V WCDMA Band 2 CH9400



Frequency (MHz)	Result (dBm)	Factor (dB)	PK Limit (dBm)	Over Limit (dB)	Table (o)	ANT	EUT	Verdict
87.715	-70.44	-20.90	-13.0	-57.44	126.00	Vertical	Vertical	Pass
1879.500	-41.96	-2.89	-13.0	-28.96	134.00	Vertical	Vertical	N/A
1959.500	-36.55	-3.88	-13.0	-23.55	12.00	Vertical	Vertical	N/A
3681.400	-48.32	4.90	-13.0	-35.32	278.00	Vertical	Vertical	Pass
6443.200	-39.87	11.35	-13.0	-26.87	278.00	Vertical	Vertical	Pass
17881.911	-32.41	22.67	-13.0	-19.41	213.00	Vertical	Vertical	Pass

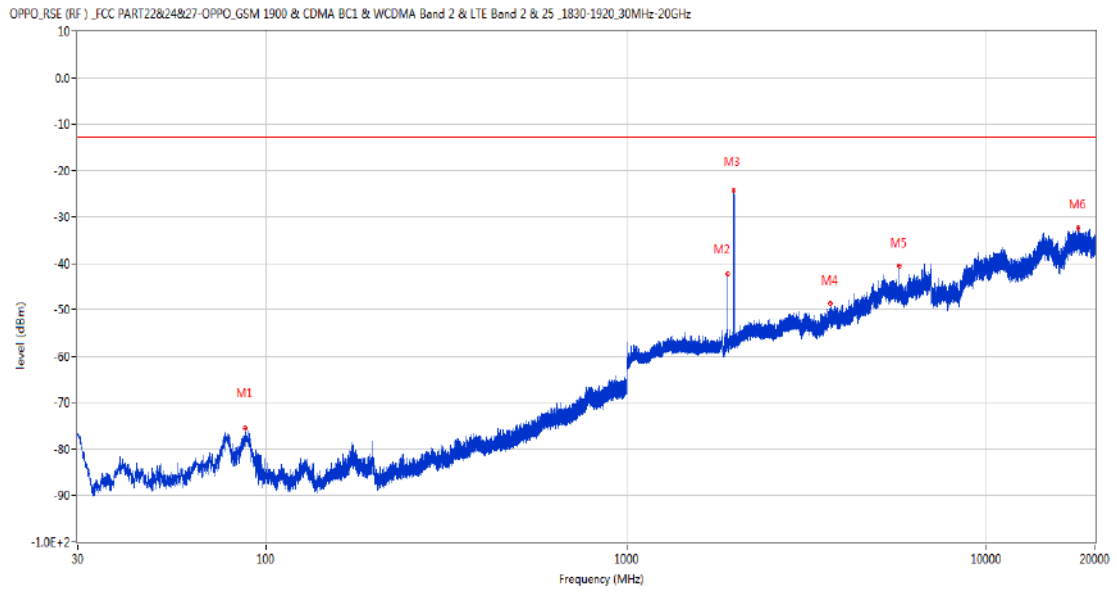
RSE-V&H WCDMA Band 2 CH9400



Frequency (MHz)	Result (dBm)	Factor (dB)	PK Limit (dBm)	Over Limit (dB)	Table (o)	ANT	EUT	Verdict
38.439	-71.41	-18.02	-13.0	-58.41	316.00	Vertical	Horizontal	Pass
1879.600	-39.79	-2.89	-13.0	-26.79	76.00	Vertical	Horizontal	N/A
1959.500	-35.39	-3.88	-13.0	-22.39	135.00	Vertical	Horizontal	N/A
3786.200	-49.31	4.64	-13.0	-36.31	258.00	Vertical	Horizontal	Pass
6993.400	-40.44	13.59	-13.0	-27.44	242.00	Vertical	Horizontal	Pass
17482.074	-32.74	21.63	-13.0	-19.74	347.00	Vertical	Horizontal	Pass

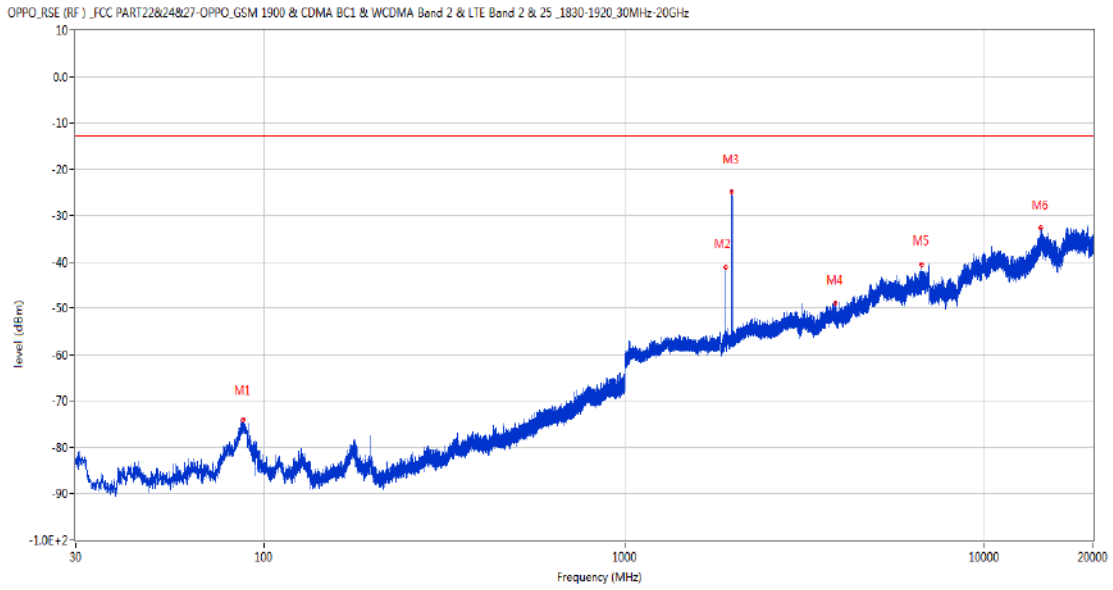
5.3 WCDMA Band 2 High Channel

RSE-H&H WCDMA Band 2 CH9538



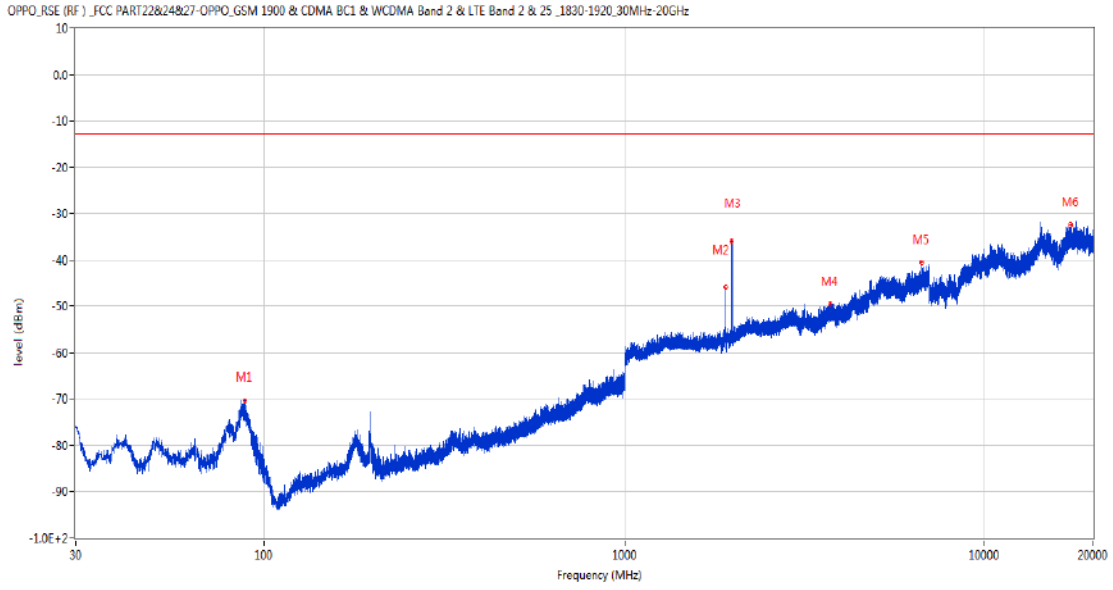
Frequency (MHz)	Result (dBm)	Factor (dB)	PK Limit (dBm)	Over Limit (dB)	Table (o)	ANT	EUT	Verdict
87.424	-75.45	-20.88	-13.0	-62.45	360.00	Horizontal	Horizontal	Pass
1907.100	-42.34	-2.60	-13.0	-29.34	163.00	Horizontal	Horizontal	N/A
1986.800	-24.43	-3.70	-13.0	-11.43	233.00	Horizontal	Horizontal	N/A
3671.200	-48.65	4.57	-13.0	-35.65	295.00	Horizontal	Horizontal	Pass
5721.000	-40.43	8.70	-13.0	-27.43	325.00	Horizontal	Horizontal	Pass
17882.276	-32.47	22.68	-13.0	-19.47	109.00	Horizontal	Horizontal	Pass

RSE-H&V WCDMA Band 2 CH9538



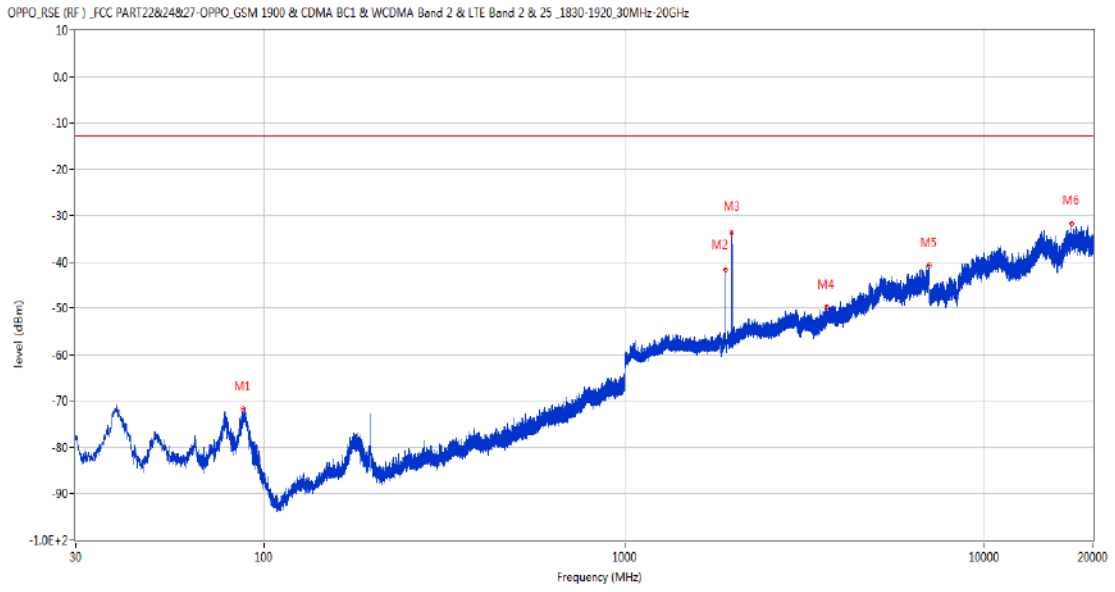
Frequency (MHz)	Result (dBm)	Factor (dB)	PK Limit (dBm)	Over Limit (dB)	Table (o)	ANT	EUT	Verdict
87.618	-73.86	-20.89	-13.0	-60.86	1.00	Horizontal	Vertical	Pass
1907.000	-41.16	-2.60	-13.0	-28.16	171.00	Horizontal	Vertical	N/A
1987.700	-24.82	-3.70	-13.0	-11.82	222.00	Horizontal	Vertical	N/A
3842.000	-48.78	5.43	-13.0	-35.78	183.00	Horizontal	Vertical	Pass
6685.200	-40.47	12.59	-13.0	-27.47	360.00	Horizontal	Vertical	Pass
14296.063	-32.65	22.35	-13.0	-19.65	137.00	Horizontal	Vertical	Pass

RSE-V&V WCDMA Band 2 CH9538



Frequency (MHz)	Result (dBm)	Factor (dB)	PK Limit (dBm)	Over Limit (dB)	Table (o)	ANT	EUT	Verdict
88.442	-70.33	-20.91	-13.0	-57.33	94.00	Vertical	Vertical	Pass
1906.800	-45.92	-2.60	-13.0	-32.92	21.00	Vertical	Vertical	N/A
1988.300	-36.05	-3.71	-13.0	-23.05	21.00	Vertical	Vertical	N/A
3713.400	-49.47	4.46	-13.0	-36.47	4.00	Vertical	Vertical	Pass
6685.800	-40.57	12.59	-13.0	-27.57	140.00	Vertical	Vertical	Pass
17370.788	-32.39	21.90	-13.0	-19.39	223.00	Vertical	Vertical	Pass

RSE-V&H WCDMA Band 2 CH9538

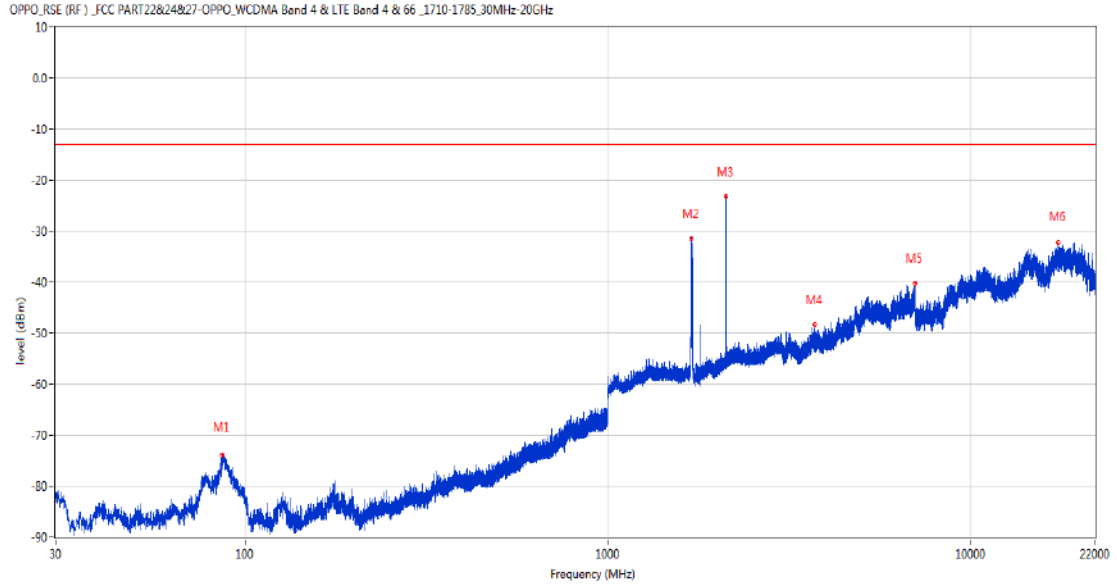


Frequency (MHz)	Result (dBm)	Factor (dB)	PK Limit (dBm)	Over Limit (dB)	Table (o)	ANT	EUT	Verdict
87.376	-71.68	-20.88	-13.0	-58.68	103.00	Vertical	Horizontal	Pass
1906.500	-41.66	-2.60	-13.0	-28.66	66.00	Vertical	Horizontal	N/A
1987.300	-33.82	-3.70	-13.0	-20.82	108.00	Vertical	Horizontal	N/A
3647.400	-49.76	5.30	-13.0	-36.76	225.00	Vertical	Horizontal	Pass
6997.000	-40.81	13.50	-13.0	-27.81	282.00	Vertical	Horizontal	Pass
17424.437	-31.83	22.54	-13.0	-18.83	28.00	Vertical	Horizontal	Pass

6 WCDMA Band 4

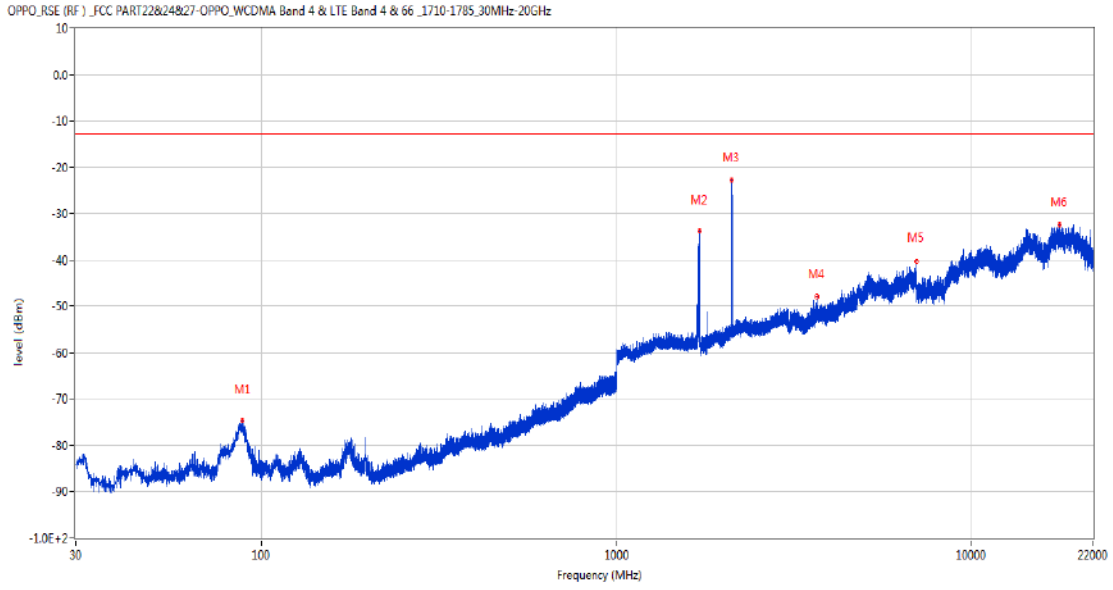
6.1 WCDMA Band 4 Low Channel

RSE-H&H WCDMA Band 4 CH1312



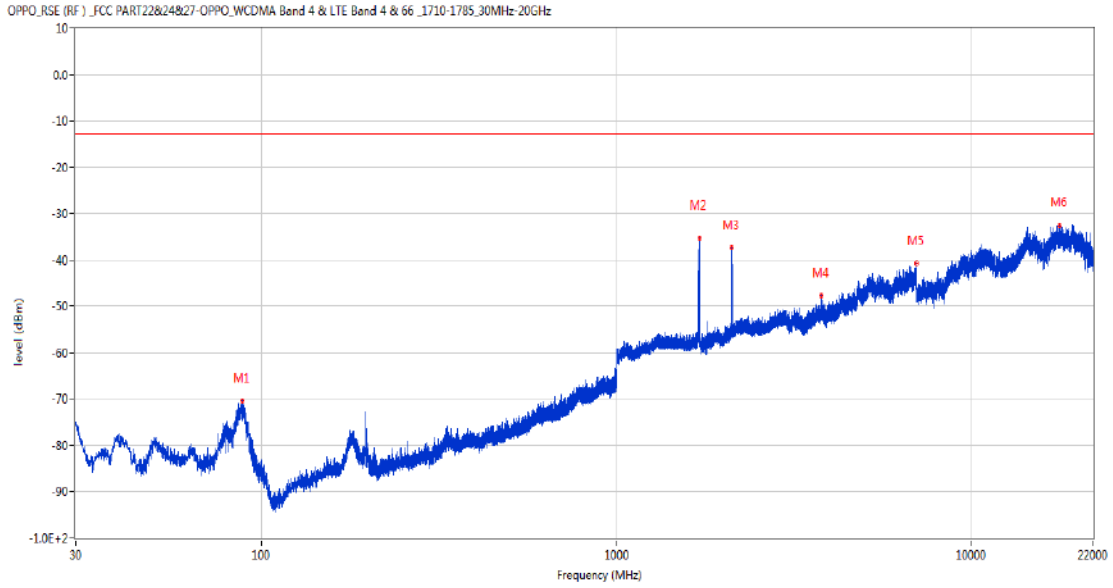
Frequency (MHz)	Result (dBm)	Factor (dB)	PK Limit (dBm)	Over Limit (dB)	Table (o)	ANT	EUT	Verdict
86.115	-73.87	-20.95	-13.0	-60.87	363.00	Horizontal	Horizontal	Pass
1699.200	-31.52	-3.87	-13.0	-18.52	68.00	Horizontal	Horizontal	N/A
2114.300	-23.35	-1.80	-13.0	-10.35	212.00	Horizontal	Horizontal	N/A
3703.800	-48.40	4.93	-13.0	-35.40	21.00	Horizontal	Horizontal	Pass
6990.000	-40.29	13.41	-13.0	-27.29	244.00	Horizontal	Horizontal	Pass
17372.688	-32.29	21.97	-13.0	-19.29	40.00	Horizontal	Horizontal	Pass

RSE-H&V WCDMA Band 4 CH1312



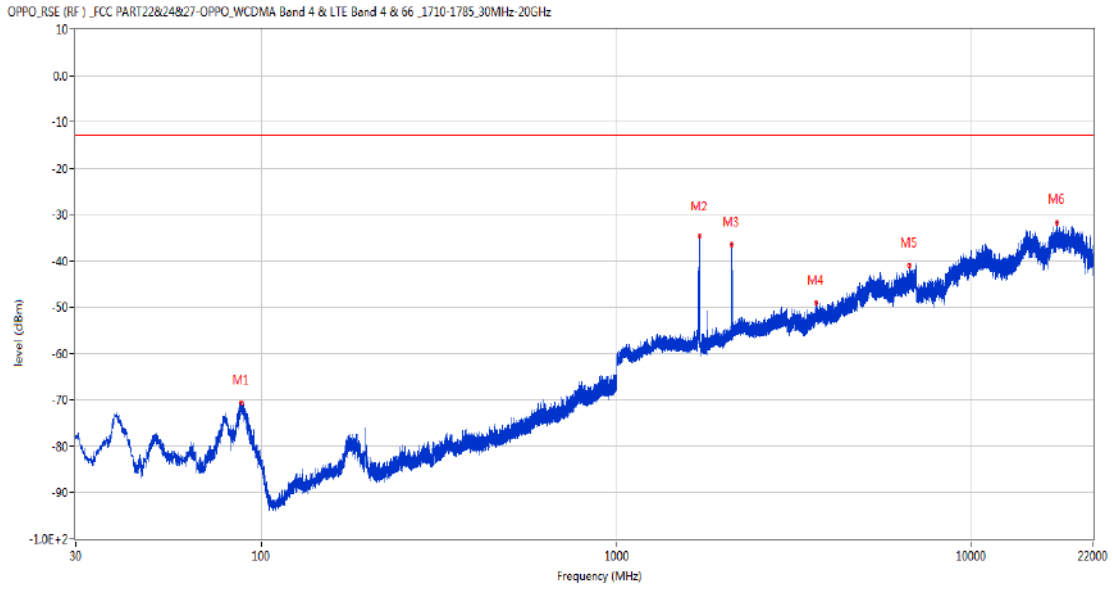
Frequency (MHz)	Result (dBm)	Factor (dB)	PK Limit (dBm)	Over Limit (dB)	Table (o)	ANT	EUT	Verdict
88.151	-74.66	-21.02	-13.0	-61.66	153.00	Horizontal	Vertical	Pass
1713.900	-33.81	-3.68	-13.0	-20.81	193.00	Horizontal	Vertical	N/A
2112.000	-22.73	-1.73	-13.0	-9.73	118.00	Horizontal	Vertical	N/A
3664.800	-47.99	4.45	-13.0	-34.99	174.00	Horizontal	Vertical	Pass
6989.400	-40.38	13.40	-13.0	-27.38	157.00	Horizontal	Vertical	Pass
17647.874	-32.53	21.29	-13.0	-19.53	251.00	Horizontal	Vertical	Pass

RSE-V&V WCDMA Band 4 CH1312



Frequency (MHz)	Result (dBm)	Factor (dB)	PK Limit (dBm)	Over Limit (dB)	Table (o)	ANT	EUT	Verdict
88.103	-70.42	-21.02	-13.0	-57.42	118.00	Vertical	Vertical	Pass
1713.800	-35.34	-3.68	-13.0	-22.34	139.00	Vertical	Vertical	N/A
2114.100	-37.36	-1.80	-13.0	-24.36	156.00	Vertical	Vertical	N/A
3769.800	-47.80	4.74	-13.0	-34.80	328.00	Vertical	Vertical	Pass
6973.200	-40.71	13.75	-13.0	-27.71	18.00	Vertical	Vertical	Pass
17638.625	-32.72	21.41	-13.0	-19.72	43.00	Vertical	Vertical	Pass

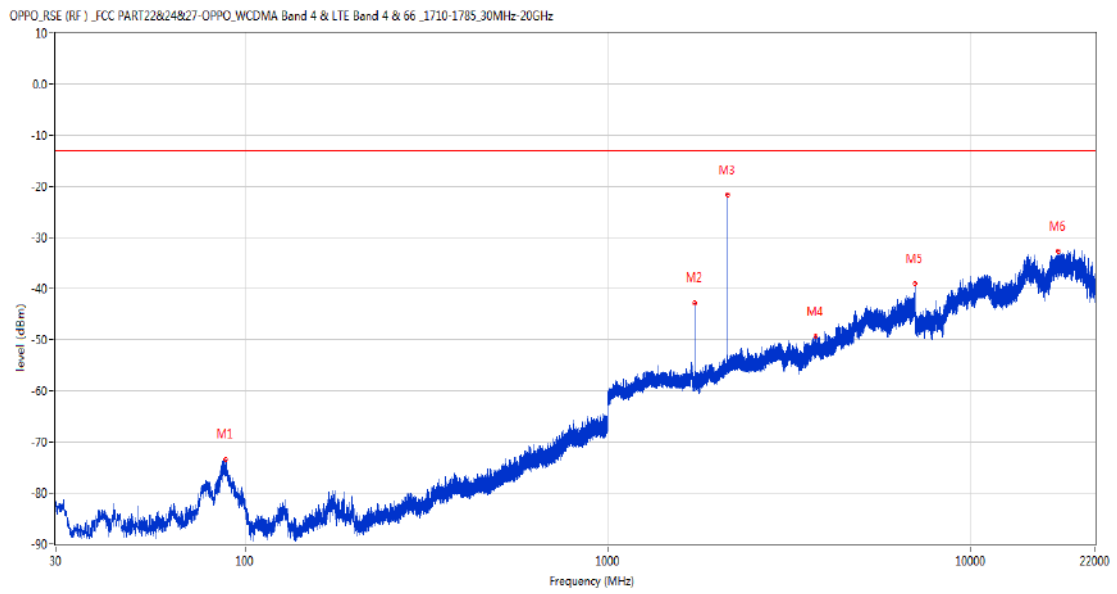
RSE-V&H WCDMA Band 4 CH1312



Frequency (MHz)	Result (dBm)	Factor (dB)	PK Limit (dBm)	Over Limit (dB)	Table (o)	ANT	EUT	Verdict
88.054	-70.69	-21.03	-13.0	-57.69	51.00	Vertical	Horizontal	Pass
1713.700	-34.74	-3.68	-13.0	-21.74	70.00	Vertical	Horizontal	N/A
2112.300	-36.47	-1.76	-13.0	-23.47	172.00	Vertical	Horizontal	N/A
3644.000	-48.97	5.24	-13.0	-35.97	19.00	Vertical	Horizontal	Pass
6685.600	-40.88	12.59	-13.0	-27.88	0.00	Vertical	Horizontal	Pass
17380.088	-31.77	22.23	-13.0	-18.77	53.00	Vertical	Horizontal	Pass

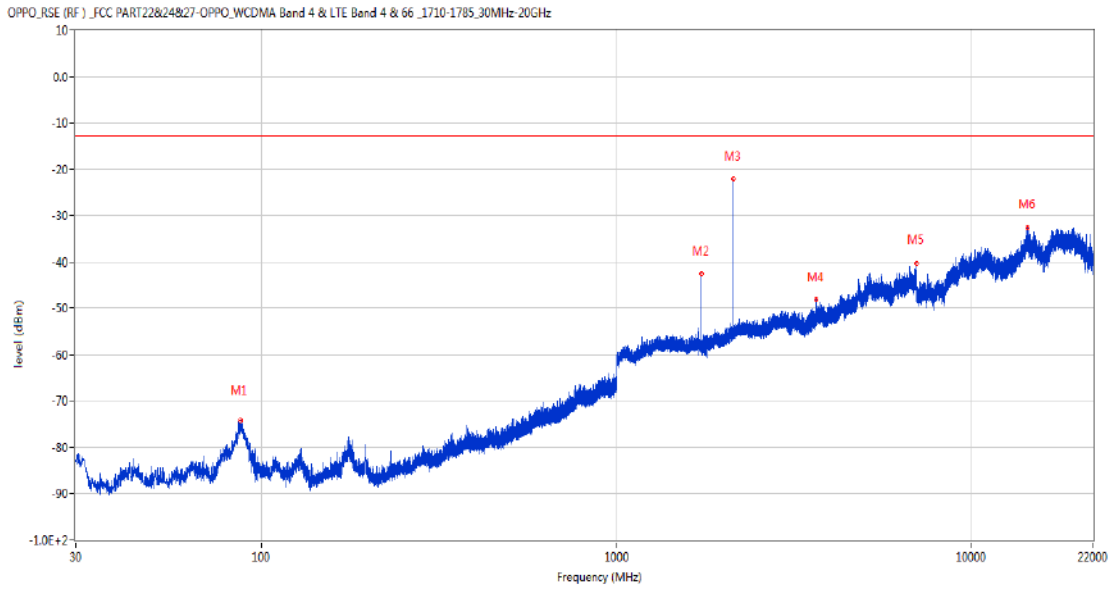
6.2 WCDMA Band 4 Middle Channel

RSE-H&H WCDMA Band 4 CH1412



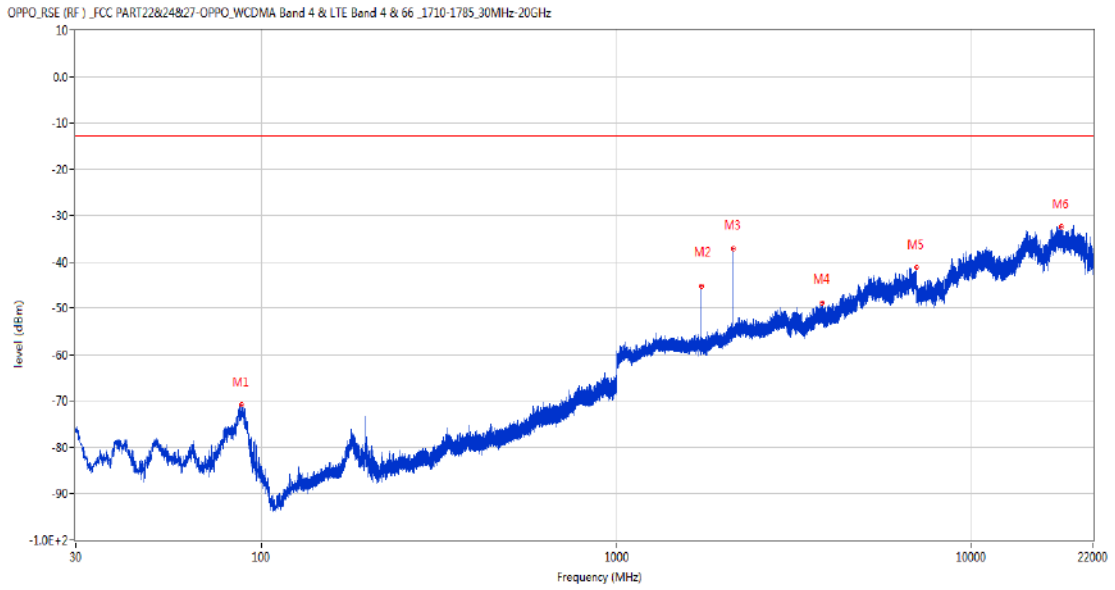
Frequency (MHz)	Result (dBm)	Factor (dB)	PK Limit (dBm)	Over Limit (dB)	Table (o)	ANT	EUT	Verdict
88.006	-73.53	-21.03	-13.0	-60.53	146.00	Horizontal	Horizontal	Pass
1734.000	-42.80	-3.58	-13.0	-29.80	93.00	Horizontal	Horizontal	N/A
2133.500	-21.71	-1.68	-13.0	-8.71	237.00	Horizontal	Horizontal	N/A
3740.000	-49.32	4.34	-13.0	-36.32	1.00	Horizontal	Horizontal	Pass
6994.400	-39.01	13.53	-13.0	-26.01	121.00	Horizontal	Horizontal	Pass
17421.251	-32.71	22.62	-13.0	-19.71	27.00	Horizontal	Horizontal	Pass

RSE-H&V WCDMA Band 4 CH1412



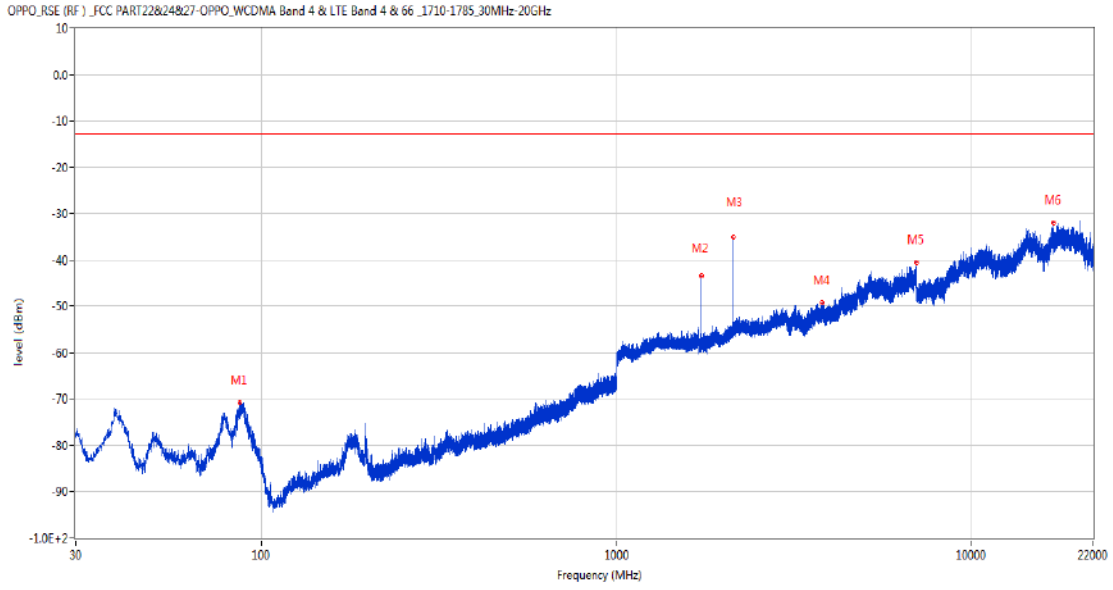
Frequency (MHz)	Result (dBm)	Factor (dB)	PK Limit (dBm)	Over Limit (dB)	Table (o)	ANT	EUT	Verdict
87.473	-74.25	-21.02	-13.0	-61.25	360.00	Horizontal	Vertical	Pass
1733.800	-42.63	-3.58	-13.0	-29.63	174.00	Horizontal	Vertical	N/A
2133.300	-22.14	-1.68	-13.0	-9.14	106.00	Horizontal	Vertical	N/A
3650.400	-48.24	5.31	-13.0	-35.24	167.00	Horizontal	Vertical	Pass
6993.400	-40.19	13.59	-13.0	-27.19	185.00	Horizontal	Vertical	Pass
14357.188	-32.70	22.08	-13.0	-19.70	348.00	Horizontal	Vertical	Pass

RSE-V&V WCDMA Band 4 CH1412



Frequency (MHz)	Result (dBm)	Factor (dB)	PK Limit (dBm)	Over Limit (dB)	Table (o)	ANT	EUT	Verdict
87.666	-70.78	-21.02	-13.0	-57.78	59.00	Vertical	Vertical	Pass
1734.200	-45.34	-3.58	-13.0	-32.34	152.00	Vertical	Vertical	N/A
2133.400	-37.21	-1.68	-13.0	-24.21	169.00	Vertical	Vertical	N/A
3800.400	-48.79	5.35	-13.0	-35.79	190.00	Vertical	Vertical	Pass
6996.000	-41.30	13.47	-13.0	-28.30	123.00	Vertical	Vertical	Pass
17905.949	-32.53	22.71	-13.0	-19.53	28.00	Vertical	Vertical	Pass

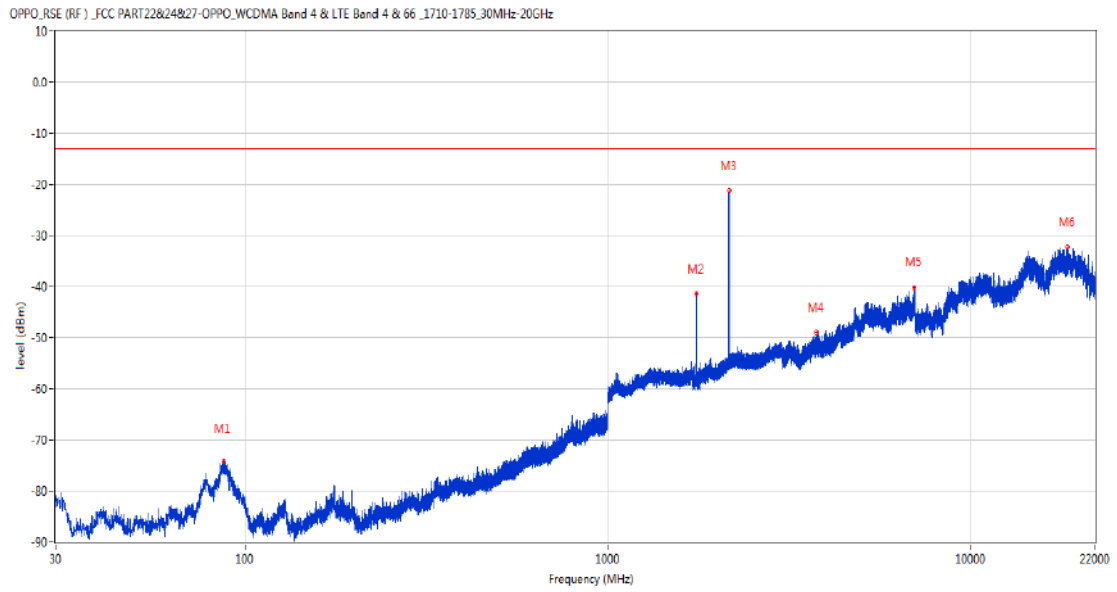
RSE-V&H WCDMA Band 4 CH1412



Frequency (MHz)	Result (dBm)	Factor (dB)	PK Limit (dBm)	Over Limit (dB)	Table (o)	ANT	EUT	Verdict
86.891	-70.86	-20.99	-13.0	-57.86	159.00	Vertical	Horizontal	Pass
1733.800	-43.48	-3.58	-13.0	-30.48	63.00	Vertical	Horizontal	N/A
2133.100	-35.03	-1.69	-13.0	-22.03	167.00	Vertical	Horizontal	N/A
3790.600	-49.25	4.71	-13.0	-36.25	161.00	Vertical	Horizontal	Pass
6992.800	-40.60	13.54	-13.0	-27.60	250.00	Vertical	Horizontal	Pass
16999.450	-32.09	21.00	-13.0	-19.09	206.00	Vertical	Horizontal	Pass

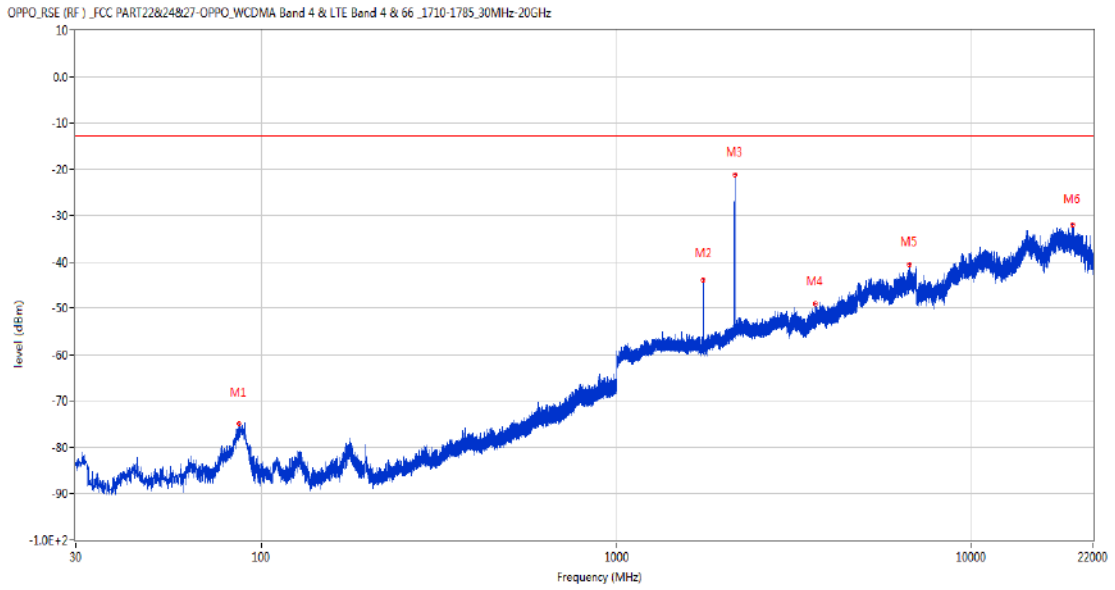
6.3 WCDMA Band 4 High Channel

RSE-H&H WCDMA Band 4 CH1513



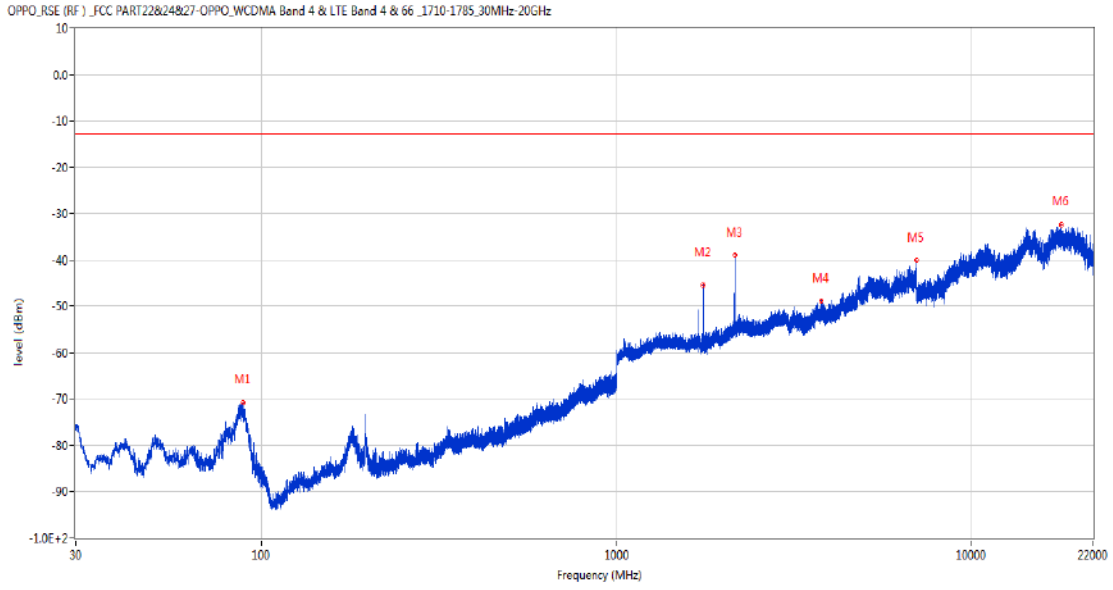
Frequency (MHz)	Result (dBm)	Factor (dB)	PK Limit (dBm)	Over Limit (dB)	Table (o)	ANT	EUT	Verdict
87.230	-74.19	-21.01	-13.0	-61.19	360.00	Horizontal	Horizontal	Pass
1751.800	-41.44	-3.52	-13.0	-28.44	111.00	Horizontal	Horizontal	N/A
2154.700	-21.31	-1.59	-13.0	-8.31	217.00	Horizontal	Horizontal	N/A
3757.200	-48.92	4.40	-13.0	-35.92	256.00	Horizontal	Horizontal	Pass
6985.200	-40.14	13.69	-13.0	-27.14	74.00	Horizontal	Horizontal	Pass
18514.600	-32.23	23.62	-13.0	-19.23	94.00	Horizontal	Horizontal	Pass

RSE-H&V WCDMA Band 4 CH1513



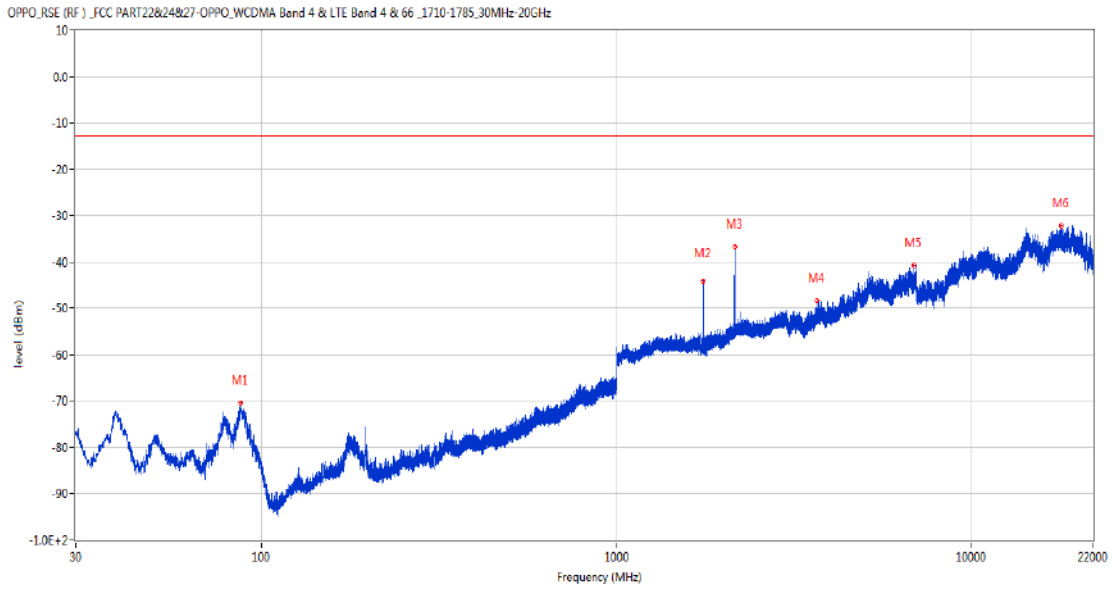
Frequency (MHz)	Result (dBm)	Factor (dB)	PK Limit (dBm)	Over Limit (dB)	Table (o)	ANT	EUT	Verdict
86.503	-74.85	-20.97	-13.0	-61.85	206.00	Horizontal	Vertical	Pass
1752.100	-43.95	-3.52	-13.0	-30.95	187.00	Horizontal	Vertical	N/A
2153.300	-21.13	-1.59	-13.0	-8.13	137.00	Horizontal	Vertical	N/A
3630.000	-48.96	4.15	-13.0	-35.96	60.00	Horizontal	Vertical	Pass
6682.800	-40.54	12.34	-13.0	-27.54	201.00	Horizontal	Vertical	Pass
19237.949	-32.04	25.51	-13.0	-19.04	142.00	Horizontal	Vertical	Pass

RSE-V&V WCDMA Band 4 CH1513



Frequency (MHz)	Result (dBm)	Factor (dB)	PK Limit (dBm)	Over Limit (dB)	Table (o)	ANT	EUT	Verdict
88.636	-70.81	-21.00	-13.0	-57.81	137.00	Vertical	Vertical	Pass
1752.200	-45.49	-3.52	-13.0	-32.49	127.00	Vertical	Vertical	N/A
2152.400	-38.89	-1.59	-13.0	-25.89	127.00	Vertical	Vertical	N/A
3782.600	-48.82	4.63	-13.0	-35.82	95.00	Vertical	Vertical	Pass
6983.000	-40.07	13.91	-13.0	-27.07	32.00	Vertical	Vertical	Pass
17878.661	-32.42	22.61	-13.0	-19.42	342.00	Vertical	Vertical	Pass

RSE-V&H WCDMA Band 4 CH1513

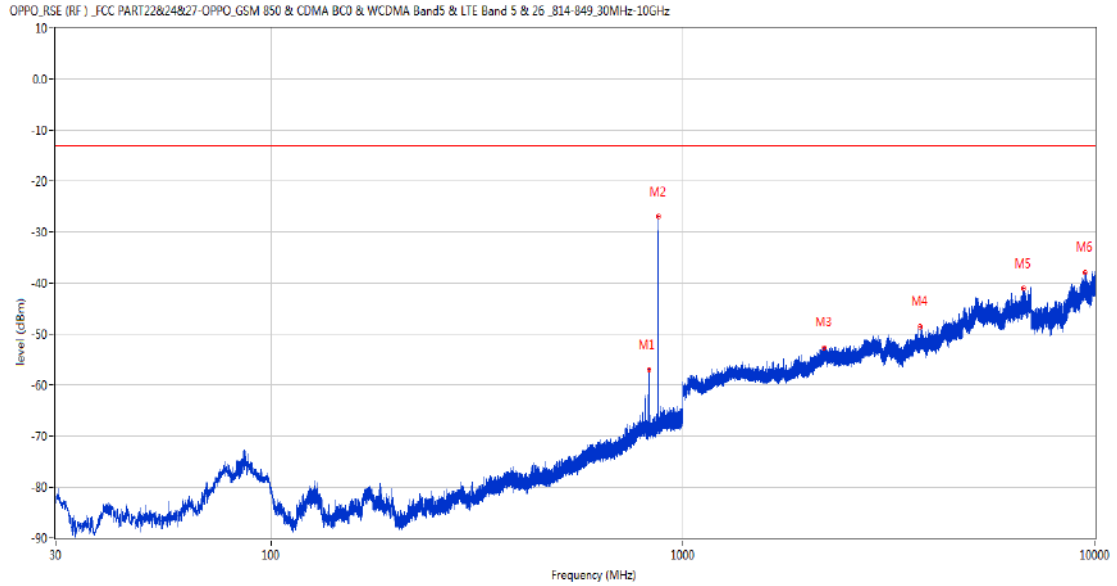


Frequency (MHz)	Result (dBm)	Factor (dB)	PK Limit (dBm)	Over Limit (dB)	Table (o)	ANT	EUT	Verdict
87.279	-70.47	-21.01	-13.0	-57.47	101.00	Vertical	Horizontal	Pass
1752.100	-44.16	-3.52	-13.0	-31.16	72.00	Vertical	Horizontal	N/A
2153.900	-36.79	-1.59	-13.0	-23.79	177.00	Vertical	Horizontal	N/A
3662.800	-48.33	4.45	-13.0	-35.33	2.00	Vertical	Horizontal	Pass
6883.200	-40.79	11.61	-13.0	-27.79	0.00	Vertical	Horizontal	Pass
17913.813	-32.16	22.52	-13.0	-19.16	229.00	Vertical	Horizontal	Pass

7 WCDMA Band 5

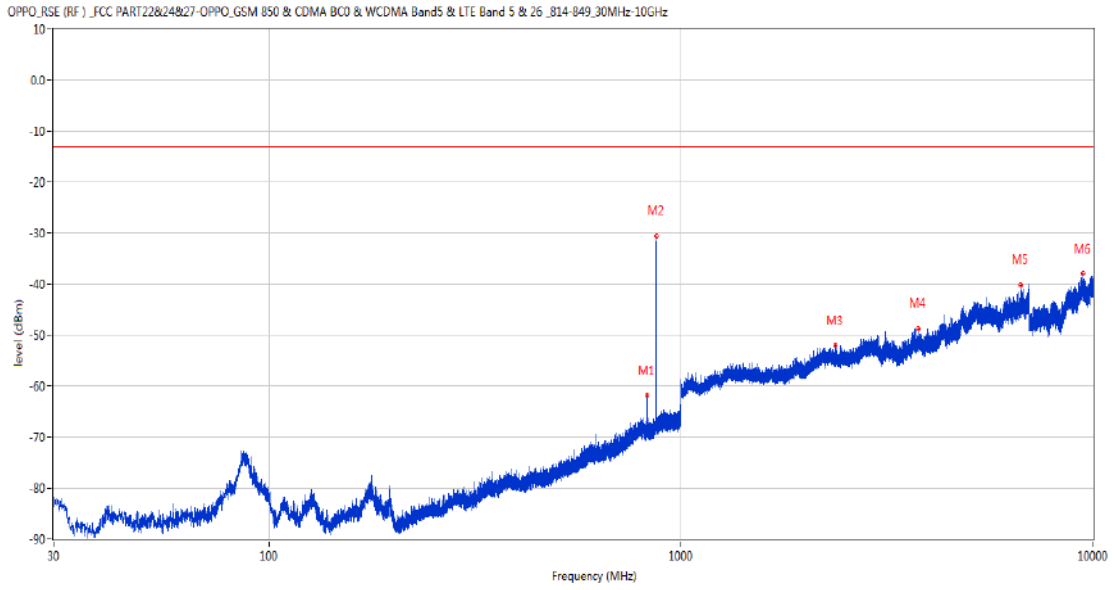
7.1 WCDMA Band 5 Low Channel

RSE-H&H WCDMA Band 5 CH4132



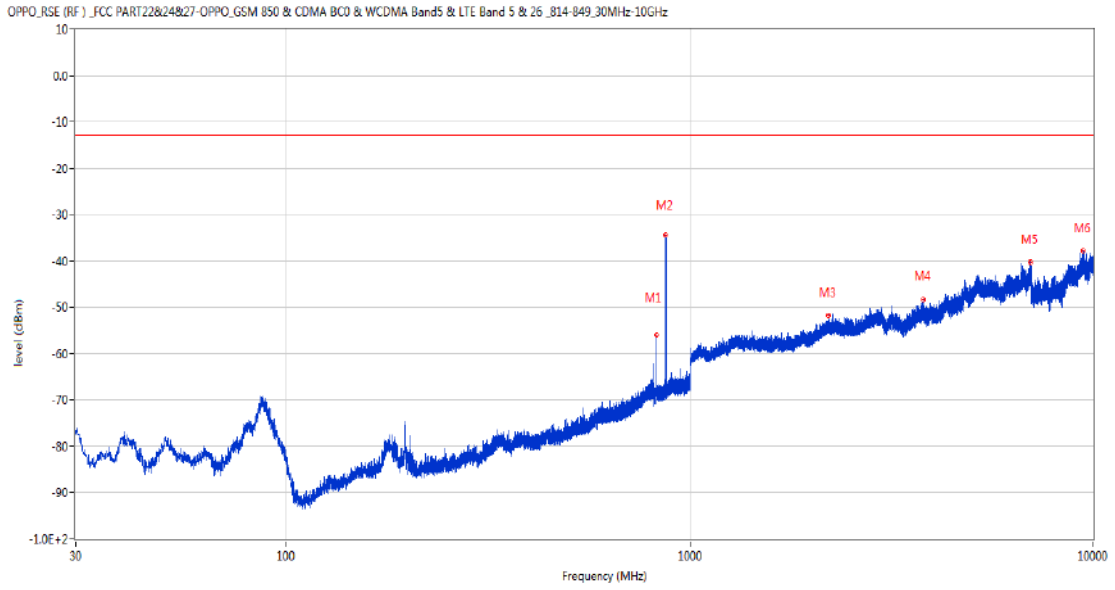
Frequency (MHz)	Result (dBm)	Factor (dB)	PK Limit (dBm)	Over Limit (dB)	Table (o)	ANT	EUT	Verdict
825.545	-56.92	2.65	-13.0	-43.92	215.00	Horizontal	Horizontal	N/A
871.475	-26.84	3.04	-13.0	-13.84	251.00	Horizontal	Horizontal	N/A
2203.700	-52.69	-0.71	-13.0	-39.69	360.00	Horizontal	Horizontal	Pass
3763.600	-48.65	4.74	-13.0	-35.65	52.00	Horizontal	Horizontal	Pass
6695.600	-41.00	12.34	-13.0	-28.00	300.00	Horizontal	Horizontal	Pass
9428.050	-37.97	17.26	-13.0	-24.97	200.00	Horizontal	Horizontal	Pass

RSE-H&V WCDMA Band 5 CH4132



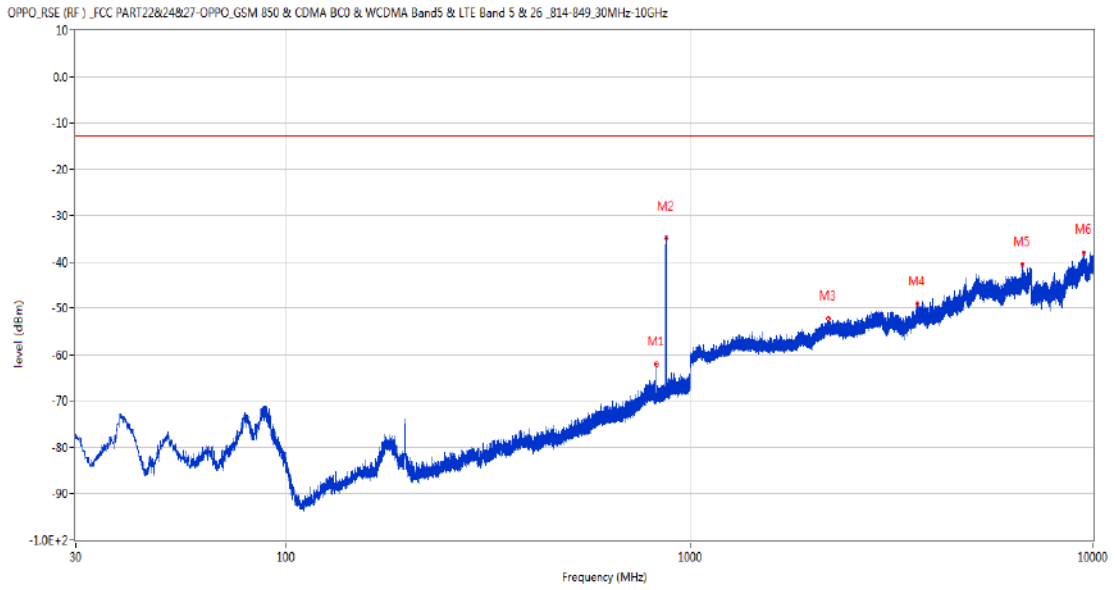
Frequency (MHz)	Result (dBm)	Factor (dB)	PK Limit (dBm)	Over Limit (dB)	Table (o)	ANT	EUT	Verdict
825.497	-61.89	2.64	-13.0	-48.89	356.00	Horizontal	Vertical	N/A
870.311	-30.51	3.04	-13.0	-17.51	279.00	Horizontal	Vertical	N/A
2369.200	-52.08	0.07	-13.0	-39.08	200.00	Horizontal	Vertical	Pass
3762.400	-48.82	4.65	-13.0	-35.82	259.00	Horizontal	Vertical	Pass
6685.800	-40.26	12.59	-13.0	-27.26	140.00	Horizontal	Vertical	Pass
9453.850	-38.05	17.72	-13.0	-25.05	23.00	Horizontal	Vertical	Pass

RSE-V&V WCDMA Band 5 CH4132



Frequency (MHz)	Result (dBm)	Factor (dB)	PK Limit (dBm)	Over Limit (dB)	Table (o)	ANT	EUT	Verdict
825.545	-56.09	2.65	-13.0	-43.09	219.00	Vertical	Vertical	N/A
870.068	-34.41	3.04	-13.0	-21.41	2.00	Vertical	Vertical	N/A
2205.900	-51.84	-0.48	-13.0	-38.84	360.00	Vertical	Vertical	Pass
3795.400	-48.39	5.11	-13.0	-35.39	60.00	Vertical	Vertical	Pass
6983.400	-40.37	13.86	-13.0	-27.37	118.00	Vertical	Vertical	Pass
9424.000	-37.91	17.18	-13.0	-24.91	62.00	Vertical	Vertical	Pass

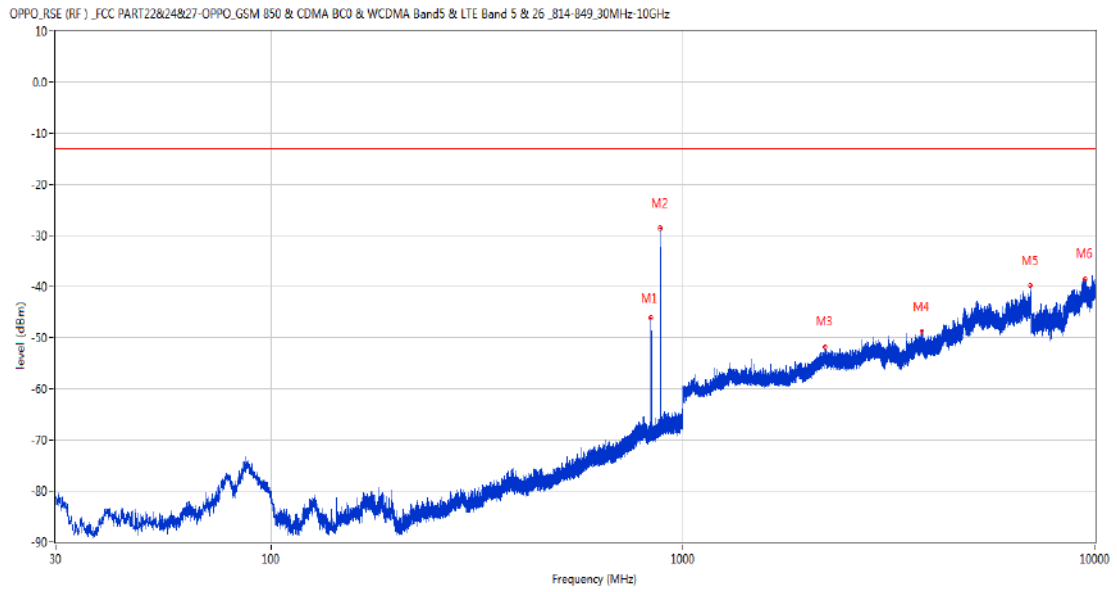
RSE-V&H WCDMA Band 5 CH4132



Frequency (MHz)	Result (dBm)	Factor (dB)	PK Limit (dBm)	Over Limit (dB)	Table (o)	ANT	EUT	Verdict
825.400	-62.14	2.64	-13.0	-49.14	0.00	Vertical	Horizontal	N/A
872.300	-34.91	3.04	-13.0	-21.91	0.00	Vertical	Horizontal	N/A
2207.300	-52.26	-0.44	-13.0	-39.26	230.00	Vertical	Horizontal	Pass
3664.000	-49.10	4.46	-13.0	-36.10	9.00	Vertical	Horizontal	Pass
6684.400	-40.58	12.50	-13.0	-27.58	356.00	Vertical	Horizontal	Pass
9454.750	-37.96	17.71	-13.0	-24.96	318.00	Vertical	Horizontal	Pass

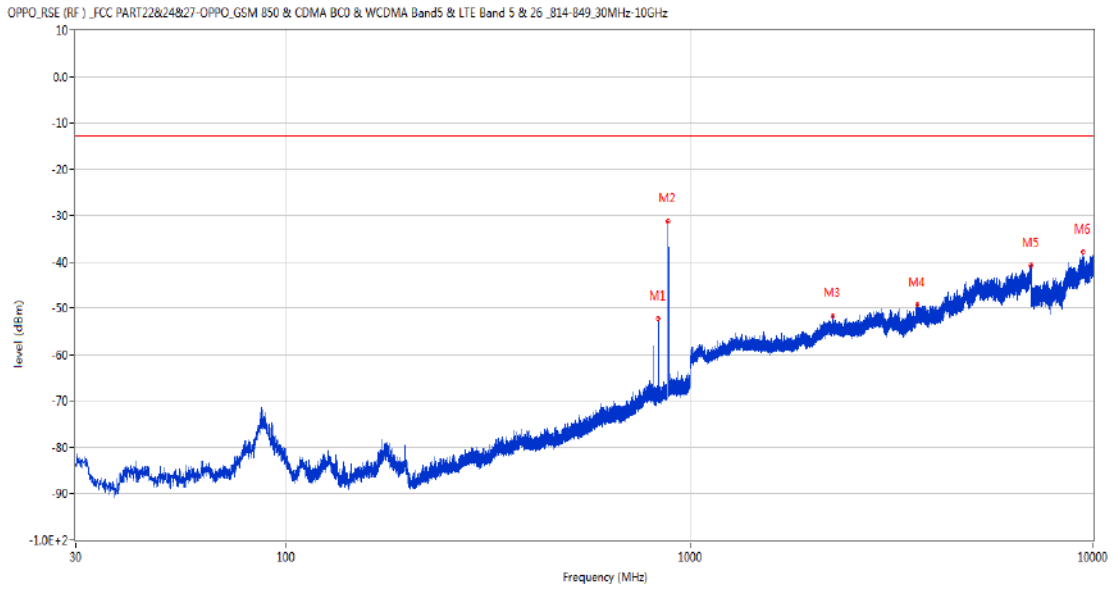
7.2 WCDMA Band 5 Middle Channel

RSE-H&H WCDMA Band 5 CH4182



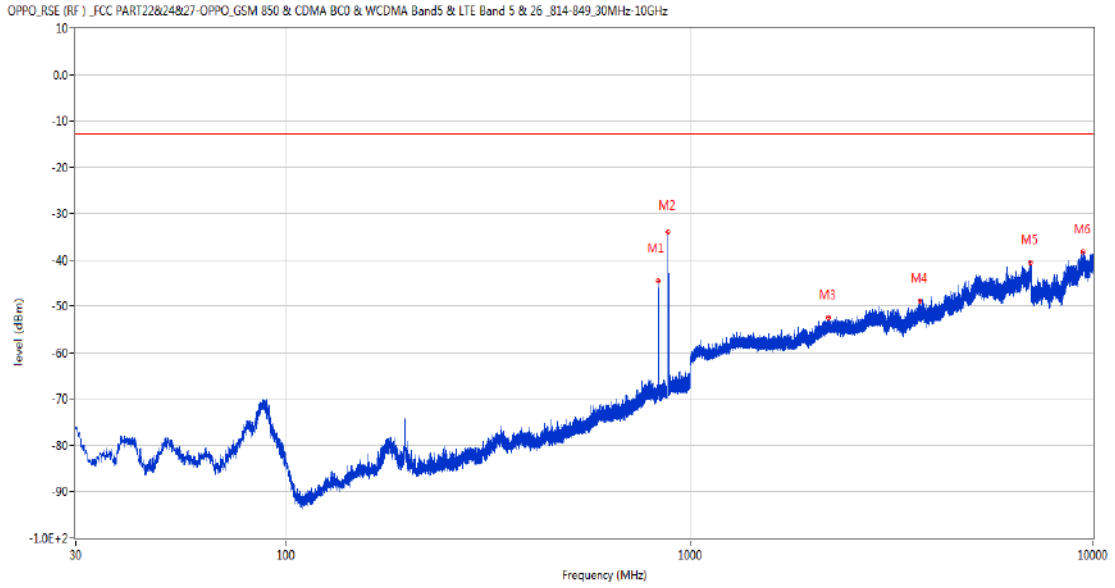
Frequency (MHz)	Result (dBm)	Factor (dB)	PK Limit (dBm)	Over Limit (dB)	Table (o)	ANT	EUT	Verdict
836.652	-46.17	2.87	-13.0	-33.17	323.00	Horizontal	Horizontal	N/A
881.078	-28.66	3.41	-13.0	-15.66	272.00	Horizontal	Horizontal	N/A
2211.900	-51.86	-0.34	-13.0	-38.86	94.00	Horizontal	Horizontal	Pass
3803.600	-48.86	5.58	-13.0	-35.86	97.00	Horizontal	Horizontal	Pass
6982.400	-39.83	13.91	-13.0	-26.83	0.00	Horizontal	Horizontal	Pass
9448.150	-38.66	17.71	-13.0	-25.66	73.00	Horizontal	Horizontal	Pass

RSE-H&V WCDMA Band 5 CH4182



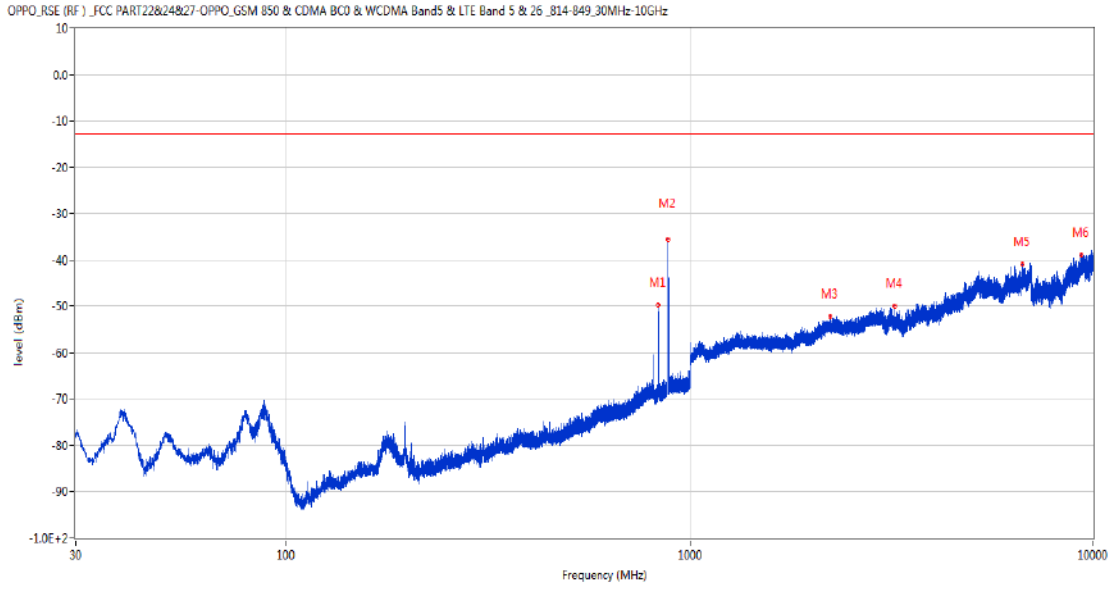
Frequency (MHz)	Result (dBm)	Factor (dB)	PK Limit (dBm)	Over Limit (dB)	Table (o)	ANT	EUT	Verdict
836.652	-52.26	2.87	-13.0	-39.26	192.00	Horizontal	Vertical	N/A
882.484	-31.21	3.57	-13.0	-18.21	244.00	Horizontal	Vertical	N/A
2257.400	-51.83	-0.46	-13.0	-38.83	252.00	Horizontal	Vertical	Pass
3652.400	-49.18	5.16	-13.0	-36.18	98.00	Horizontal	Vertical	Pass
6996.200	-40.84	13.48	-13.0	-27.84	98.00	Horizontal	Vertical	Pass
9438.550	-37.81	17.46	-13.0	-24.81	99.00	Horizontal	Vertical	Pass

RSE-V&V WCDMA Band 5 CH4182



Frequency (MHz)	Result (dBm)	Factor (dB)	PK Limit (dBm)	Over Limit (dB)	Table (o)	ANT	EUT	Verdict
836.652	-44.59	2.87	-13.0	-31.59	357.00	Vertical	Vertical	N/A
879.962	-34.09	3.31	-13.0	-21.09	0.00	Vertical	Vertical	N/A
2205.200	-52.42	-0.56	-13.0	-39.42	288.00	Vertical	Vertical	Pass
3707.600	-48.92	4.78	-13.0	-35.92	280.00	Vertical	Vertical	Pass
6971.800	-40.52	13.70	-13.0	-27.52	110.00	Vertical	Vertical	Pass
9447.700	-38.36	17.70	-13.0	-25.36	60.00	Vertical	Vertical	Pass

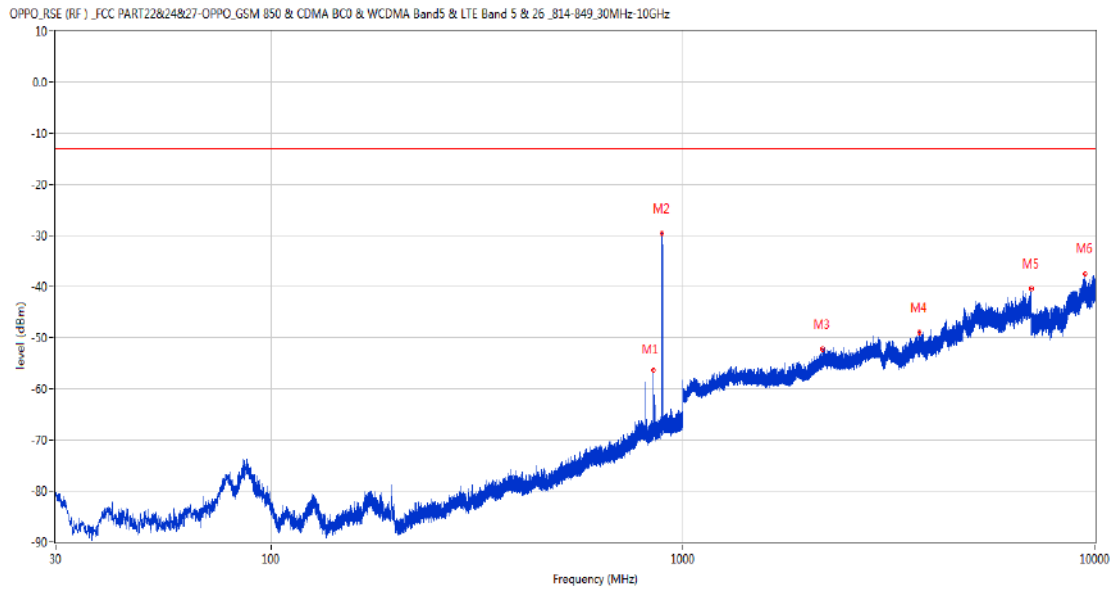
RSE-V&H WCDMA Band 5 CH4182



Frequency (MHz)	Result (dBm)	Factor (dB)	PK Limit (dBm)	Over Limit (dB)	Table (o)	ANT	EUT	Verdict
836.652	-49.83	2.87	-13.0	-36.83	2.00	Vertical	Horizontal	N/A
880.447	-35.66	3.35	-13.0	-22.66	0.00	Vertical	Horizontal	N/A
2223.000	-52.19	-0.21	-13.0	-39.19	77.00	Vertical	Horizontal	Pass
3213.200	-49.89	3.40	-13.0	-36.89	53.00	Vertical	Horizontal	Pass
6690.200	-41.07	12.52	-13.0	-28.07	224.00	Vertical	Horizontal	Pass
9313.450	-39.04	17.04	-13.0	-26.04	292.00	Vertical	Horizontal	Pass

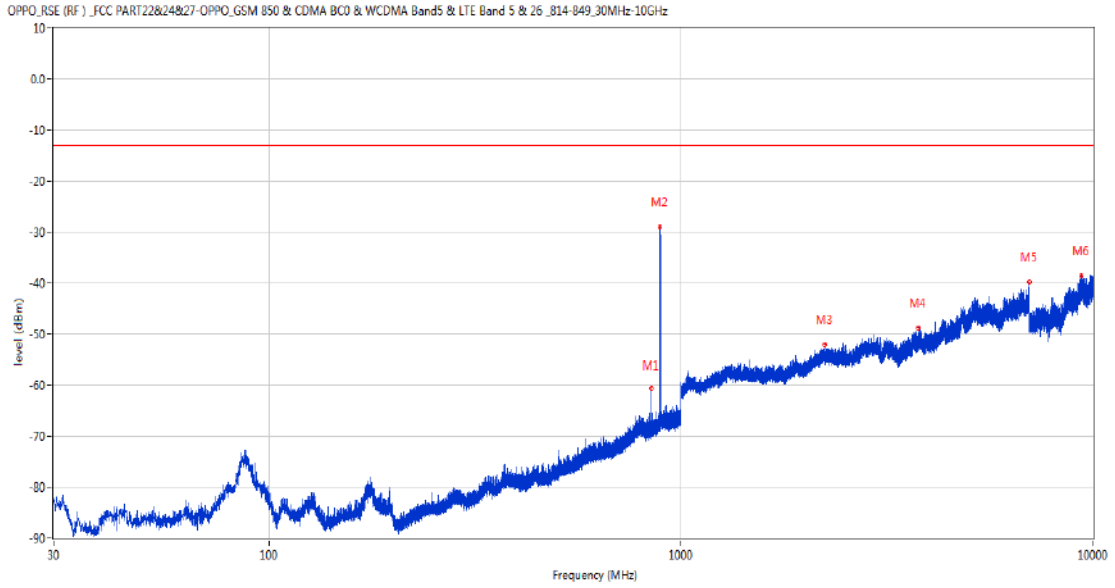
7.3 WCDMA Band 5 High Channel

RSE-H&H WCDMA Band 5 CH4233



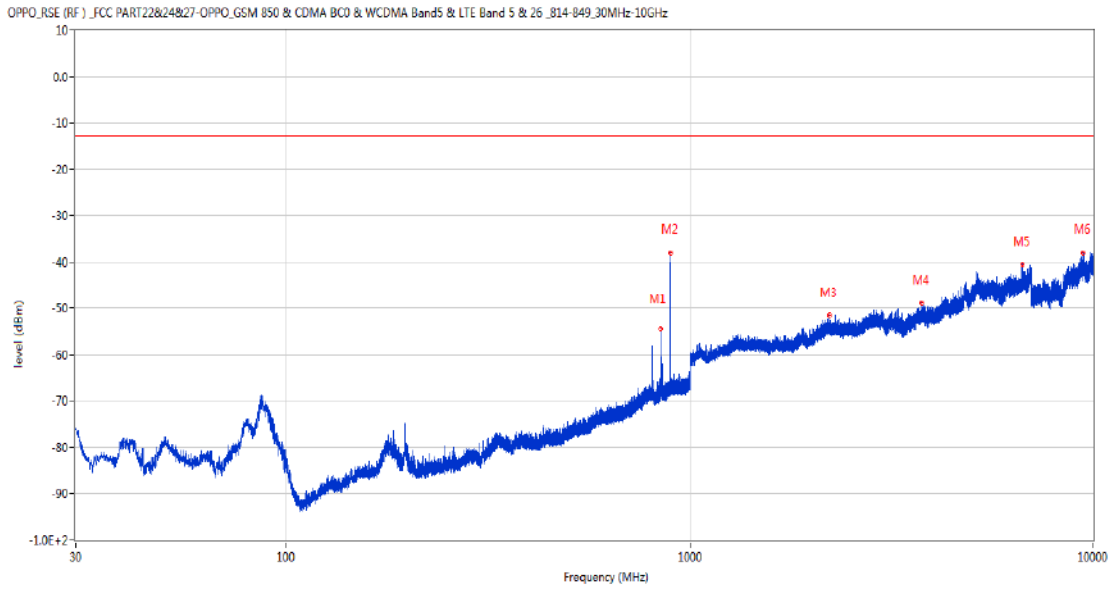
Frequency (MHz)	Result (dBm)	Factor (dB)	PK Limit (dBm)	Over Limit (dB)	Table (o)	ANT	EUT	Verdict
846.352	-56.23	2.90	-13.0	-43.23	339.00	Horizontal	Horizontal	N/A
890.099	-29.61	3.99	-13.0	-16.61	265.00	Horizontal	Horizontal	N/A
2181.600	-52.16	-0.94	-13.0	-39.16	58.00	Horizontal	Horizontal	Pass
3747.200	-48.96	4.20	-13.0	-35.96	282.00	Horizontal	Horizontal	Pass
6994.800	-40.40	13.50	-13.0	-27.40	207.00	Horizontal	Horizontal	Pass
9444.700	-37.50	17.62	-13.0	-24.50	61.00	Horizontal	Horizontal	Pass

RSE-H&V WCDMA Band 5 CH4233



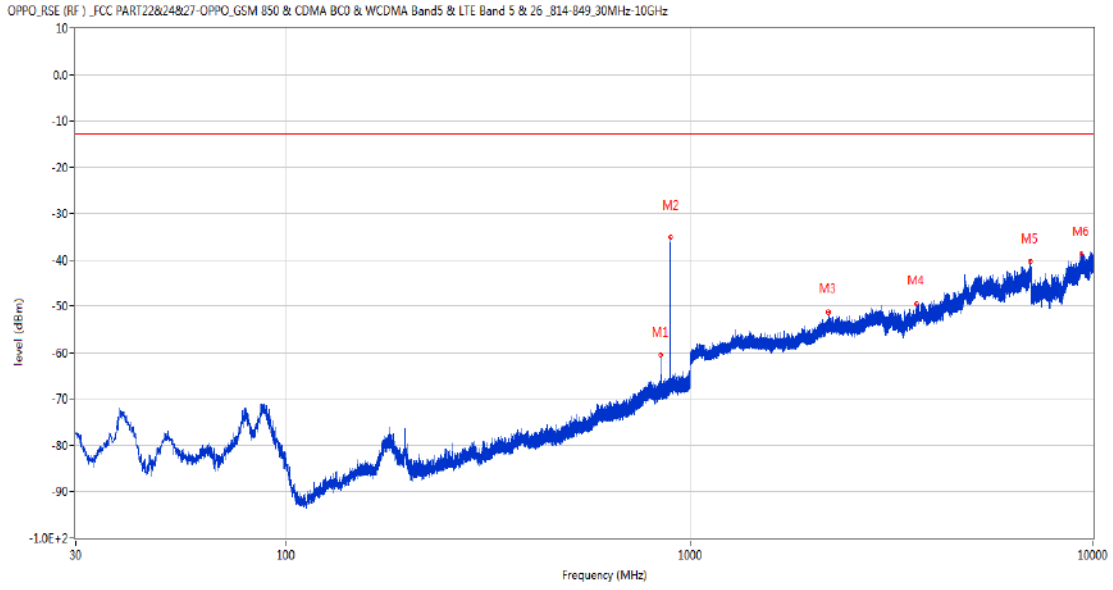
Frequency (MHz)	Result (dBm)	Factor (dB)	PK Limit (dBm)	Over Limit (dB)	Table (o)	ANT	EUT	Verdict
846.886	-60.60	2.90	-13.0	-47.60	199.00	Horizontal	Vertical	N/A
890.002	-29.01	3.98	-13.0	-16.01	273.00	Horizontal	Vertical	N/A
2236.300	-52.02	-0.43	-13.0	-39.02	259.00	Horizontal	Vertical	Pass
3766.400	-48.86	4.73	-13.0	-35.86	0.00	Horizontal	Vertical	Pass
6983.000	-39.71	13.91	-13.0	-26.71	159.00	Horizontal	Vertical	Pass
9331.299	-38.61	17.17	-13.0	-25.61	104.00	Horizontal	Vertical	Pass

RSE-V&V WCDMA Band 5 CH4233



Frequency (MHz)	Result (dBm)	Factor (dB)	PK Limit (dBm)	Over Limit (dB)	Table (o)	ANT	EUT	Verdict
846.982	-54.43	2.90	-13.0	-41.43	182.00	Vertical	Vertical	N/A
893.154	-37.99	4.09	-13.0	-24.99	202.00	Vertical	Vertical	N/A
2210.700	-51.54	-0.33	-13.0	-38.54	45.00	Vertical	Vertical	Pass
3746.400	-48.88	4.13	-13.0	-35.88	94.00	Vertical	Vertical	Pass
6682.600	-40.60	12.33	-13.0	-27.60	213.00	Vertical	Vertical	Pass
9448.750	-38.15	17.73	-13.0	-25.15	294.00	Vertical	Vertical	Pass

RSE-V&H WCDMA Band 5 CH4233



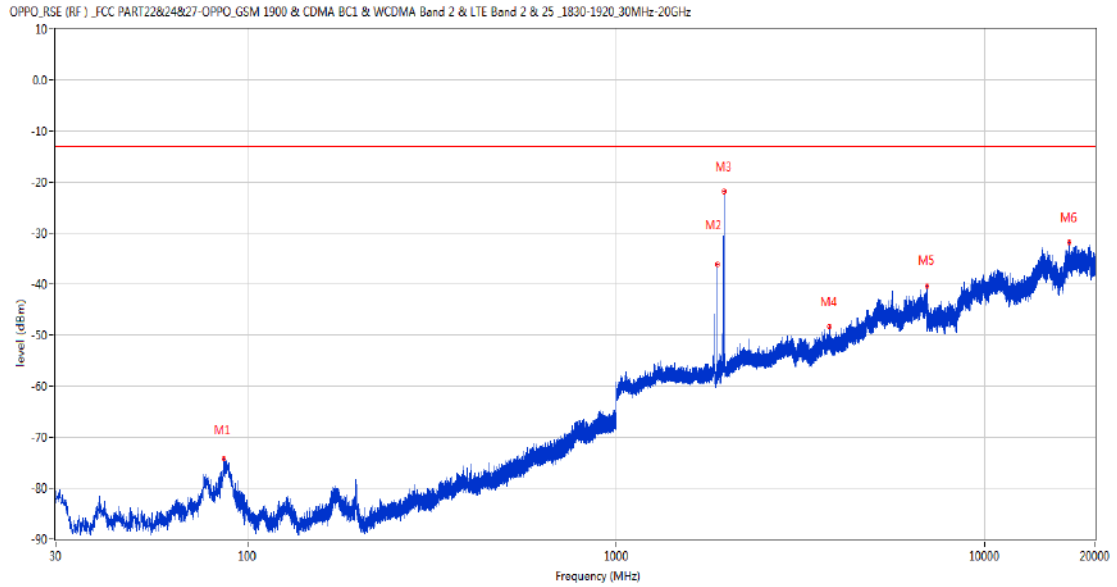
Frequency (MHz)	Result (dBm)	Factor (dB)	PK Limit (dBm)	Over Limit (dB)	Table (o)	ANT	EUT	Verdict
846.934	-60.52	2.90	-13.0	-47.52	135.00	Vertical	Horizontal	N/A
892.864	-35.20	4.10	-13.0	-22.20	0.00	Vertical	Horizontal	N/A
2208.600	-51.19	-0.40	-13.0	-38.19	210.00	Vertical	Horizontal	Pass
3645.800	-49.54	5.29	-13.0	-36.54	154.00	Vertical	Horizontal	Pass
6986.200	-40.32	13.68	-13.0	-27.32	273.00	Vertical	Horizontal	Pass
9323.201	-38.74	17.20	-13.0	-25.74	278.00	Vertical	Horizontal	Pass

LTE

8 LTE Band 2

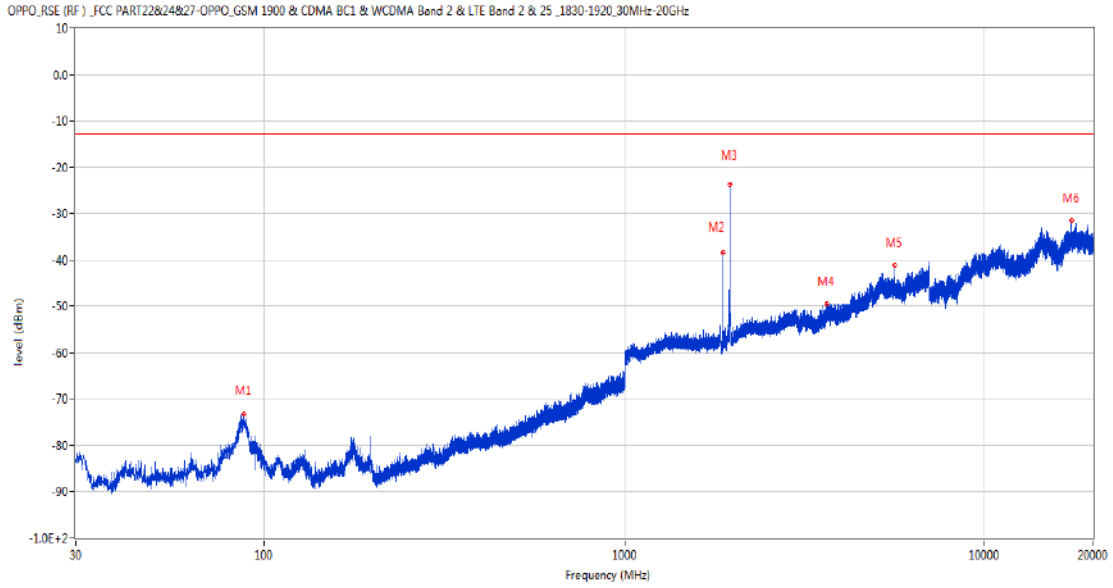
8.1 LTE Band 2 BW1.4, Middle Channel

RSE-H&H LTE Band 2 BW1.4 CH18900



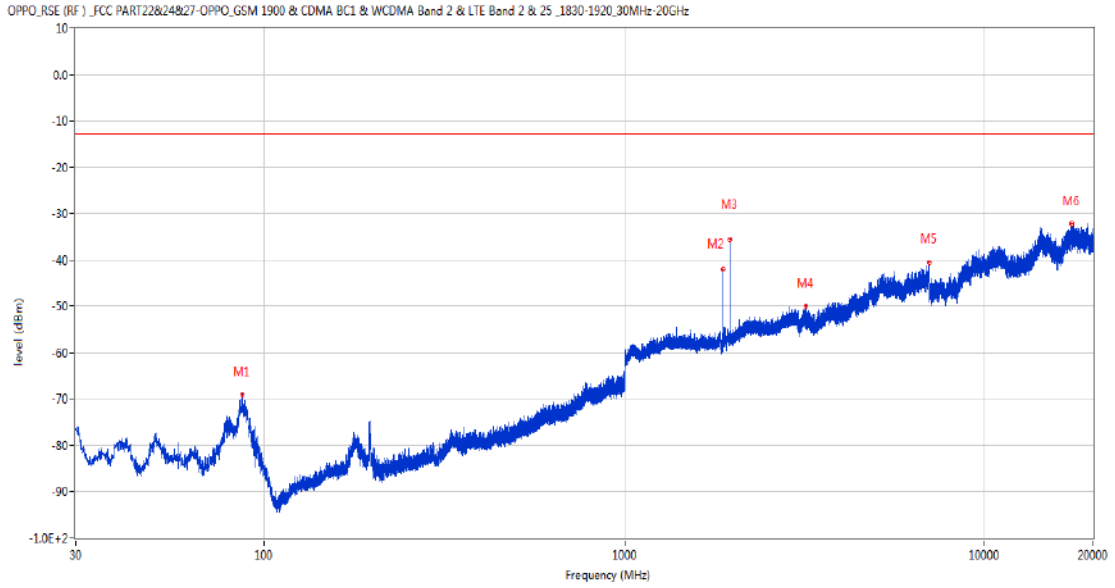
Frequency (MHz)	Result (dBm)	Factor (dB)	PK Limit (dBm)	Over Limit (dB)	Table (o)	ANT	EUT	Verdict
85.969	-74.21	-20.90	-13.0	-61.21	173.00	Horizontal	Horizontal	Pass
1880.400	-36.06	-2.88	-13.0	-23.06	112.00	Horizontal	Horizontal	N/A
1960.700	-21.81	-3.89	-13.0	-8.81	237.00	Horizontal	Horizontal	N/A
3795.400	-48.37	5.11	-13.0	-35.37	76.00	Horizontal	Horizontal	Pass
6999.400	-40.45	13.53	-13.0	-27.45	0.00	Horizontal	Horizontal	Pass
17014.449	-31.76	20.76	-13.0	-18.76	270.00	Horizontal	Horizontal	Pass

RSE-H&V LTE Band 2 BW1.4 CH18900



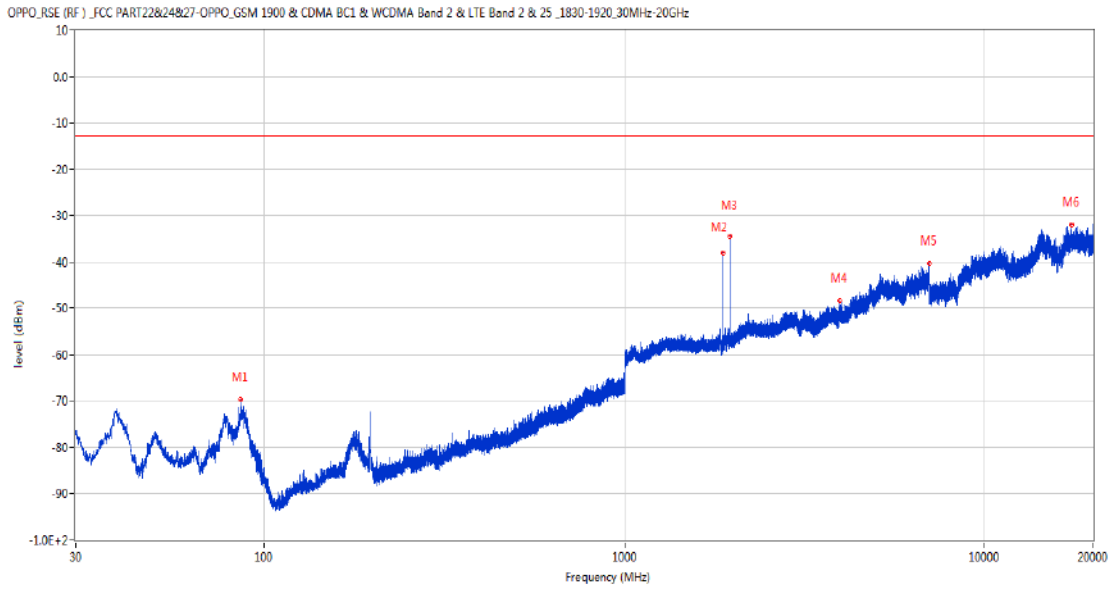
Frequency (MHz)	Result (dBm)	Factor (dB)	PK Limit (dBm)	Over Limit (dB)	Table (o)	ANT	EUT	Verdict
87.909	-73.37	-20.91	-13.0	-60.37	201.00	Horizontal	Vertical	Pass
1880.300	-38.52	-2.88	-13.0	-25.52	165.00	Horizontal	Vertical	N/A
1960.700	-23.64	-3.89	-13.0	-10.64	102.00	Horizontal	Vertical	N/A
3647.200	-49.53	5.30	-13.0	-36.53	261.00	Horizontal	Vertical	Pass
5639.000	-41.28	9.22	-13.0	-28.28	218.00	Horizontal	Vertical	Pass
17380.938	-31.56	22.25	-13.0	-18.56	248.00	Horizontal	Vertical	Pass

RSE-V&V LTE Band 2 BW1.4 CH18900



Frequency (MHz)	Result (dBm)	Factor (dB)	PK Limit (dBm)	Over Limit (dB)	Table (o)	ANT	EUT	Verdict
86.891	-69.12	-20.89	-13.0	-56.12	88.00	Vertical	Vertical	Pass
1880.200	-42.15	-2.88	-13.0	-29.15	149.00	Vertical	Vertical	N/A
1960.400	-35.59	-3.89	-13.0	-22.59	336.00	Vertical	Vertical	N/A
3182.600	-50.03	2.44	-13.0	-37.03	0.00	Vertical	Vertical	Pass
6998.400	-40.44	13.53	-13.0	-27.44	146.00	Vertical	Vertical	Pass
17401.238	-32.25	22.72	-13.0	-19.25	120.00	Vertical	Vertical	Pass

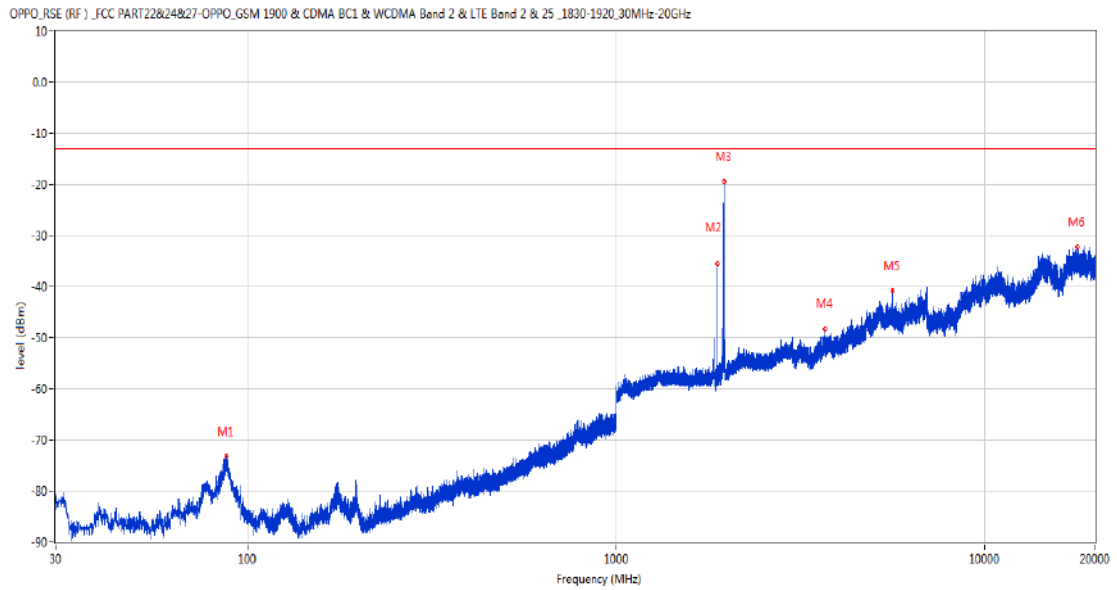
RSE-V&H LTE Band 2 BW1.4 CH18900



Frequency (MHz)	Result (dBm)	Factor (dB)	PK Limit (dBm)	Over Limit (dB)	Table (o)	ANT	EUT	Verdict
86.212	-69.74	-20.90	-13.0	-56.74	118.00	Vertical	Horizontal	Pass
1880.400	-37.98	-2.88	-13.0	-24.98	71.00	Vertical	Horizontal	N/A
1961.000	-34.49	-3.90	-13.0	-21.49	293.00	Vertical	Horizontal	N/A
3946.800	-48.47	5.84	-13.0	-35.47	191.00	Vertical	Horizontal	Pass
6999.200	-40.39	13.53	-13.0	-27.39	5.00	Vertical	Horizontal	Pass
17429.150	-32.05	22.42	-13.0	-19.05	68.00	Vertical	Horizontal	Pass

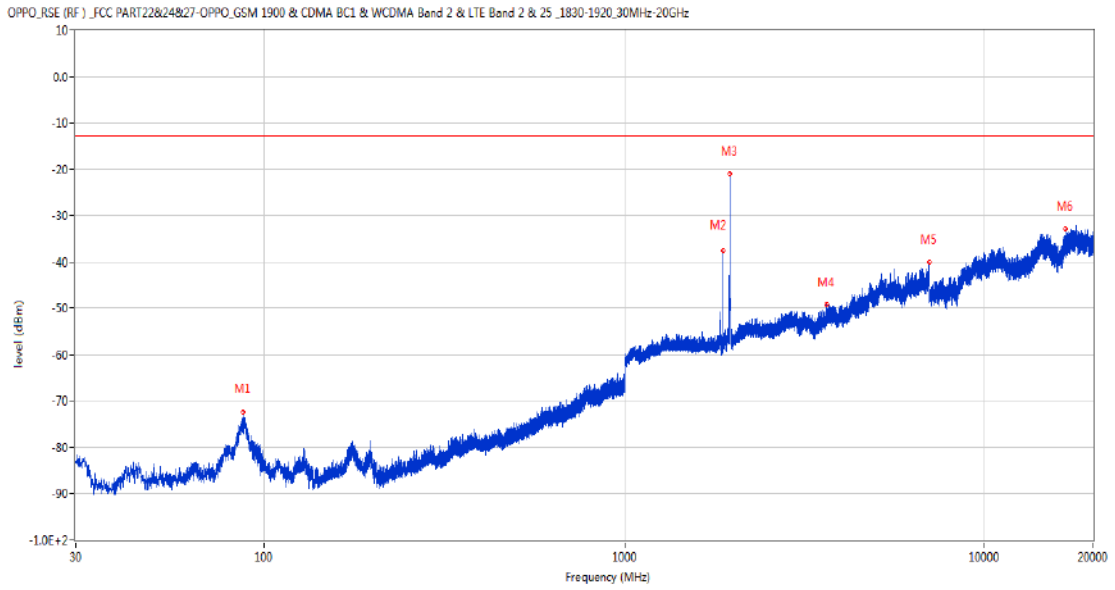
8.2 LTE Band 2 BW3, Middle Channel

RSE-H&H LTE Band 2 BW3 CH18900



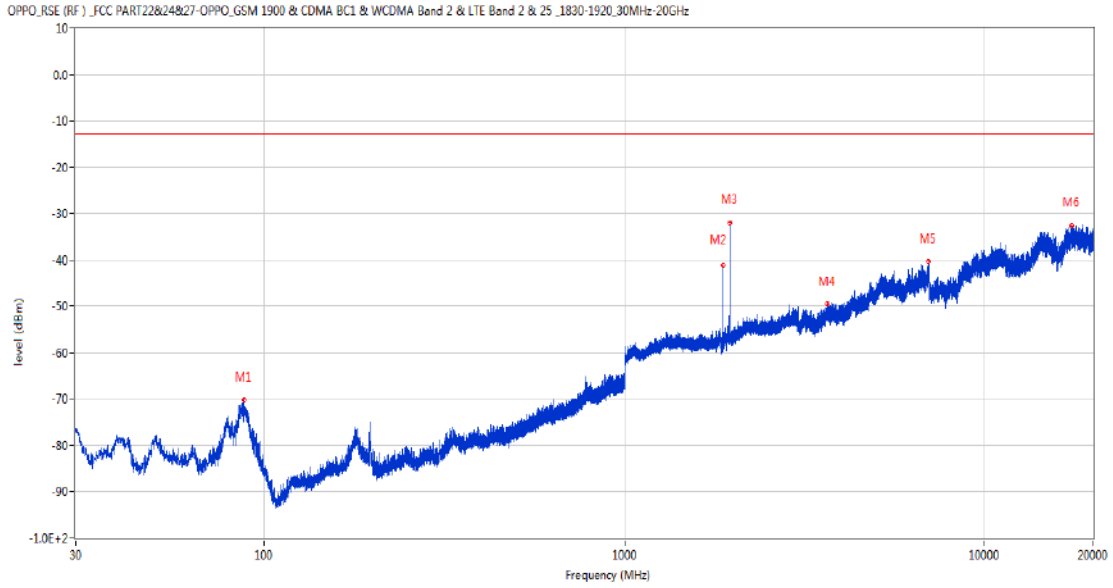
Frequency (MHz)	Result (dBm)	Factor (dB)	PK Limit (dBm)	Over Limit (dB)	Table (o)	ANT	EUT	Verdict
87.376	-73.34	-20.88	-13.0	-60.34	360.00	Horizontal	Horizontal	Pass
1879.600	-35.59	-2.89	-13.0	-22.59	91.00	Horizontal	Horizontal	N/A
1960.000	-19.37	-3.88	-13.0	-6.37	211.00	Horizontal	Horizontal	N/A
3692.400	-48.44	5.16	-13.0	-35.44	191.00	Horizontal	Horizontal	Pass
5637.000	-40.77	9.27	-13.0	-27.77	46.00	Horizontal	Horizontal	Pass
17904.026	-32.23	22.76	-13.0	-19.23	255.00	Horizontal	Horizontal	Pass

RSE-H&V LTE Band 2 BW3 CH18900



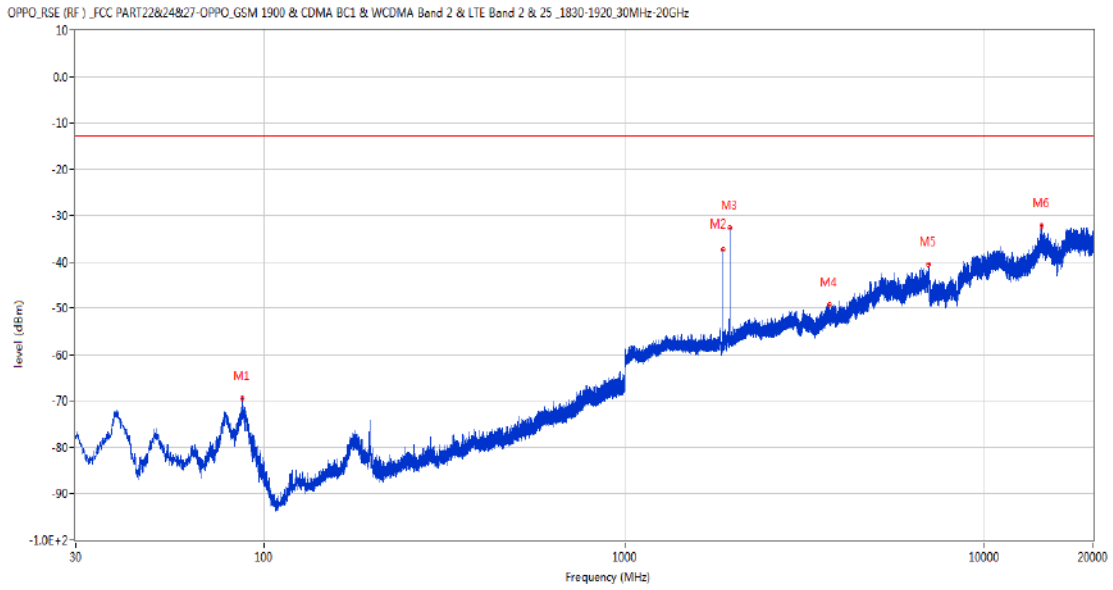
Frequency (MHz)	Result (dBm)	Factor (dB)	PK Limit (dBm)	Over Limit (dB)	Table (o)	ANT	EUT	Verdict
87.618	-72.49	-20.89	-13.0	-59.49	200.00	Horizontal	Vertical	Pass
1879.400	-37.66	-2.89	-13.0	-24.66	196.00	Horizontal	Vertical	N/A
1961.400	-21.02	-3.91	-13.0	-8.02	237.00	Horizontal	Vertical	N/A
3647.200	-49.35	5.30	-13.0	-36.35	16.00	Horizontal	Vertical	Pass
6997.000	-40.04	13.50	-13.0	-27.04	79.00	Horizontal	Vertical	Pass
16747.650	-32.93	19.08	-13.0	-19.93	246.00	Horizontal	Vertical	Pass

RSE-V&V LTE Band 2 BW3 CH18900



Frequency (MHz)	Result (dBm)	Factor (dB)	PK Limit (dBm)	Over Limit (dB)	Table (o)	ANT	EUT	Verdict
88.006	-70.15	-20.92	-13.0	-57.15	151.00	Vertical	Vertical	Pass
1879.400	-41.28	-2.89	-13.0	-28.28	125.00	Vertical	Vertical	N/A
1960.400	-32.04	-3.89	-13.0	-19.04	314.00	Vertical	Vertical	N/A
3649.400	-49.54	5.33	-13.0	-36.54	194.00	Vertical	Vertical	Pass
6971.600	-40.21	13.68	-13.0	-27.21	152.00	Vertical	Vertical	Pass
17432.052	-32.56	22.35	-13.0	-19.56	265.00	Vertical	Vertical	Pass

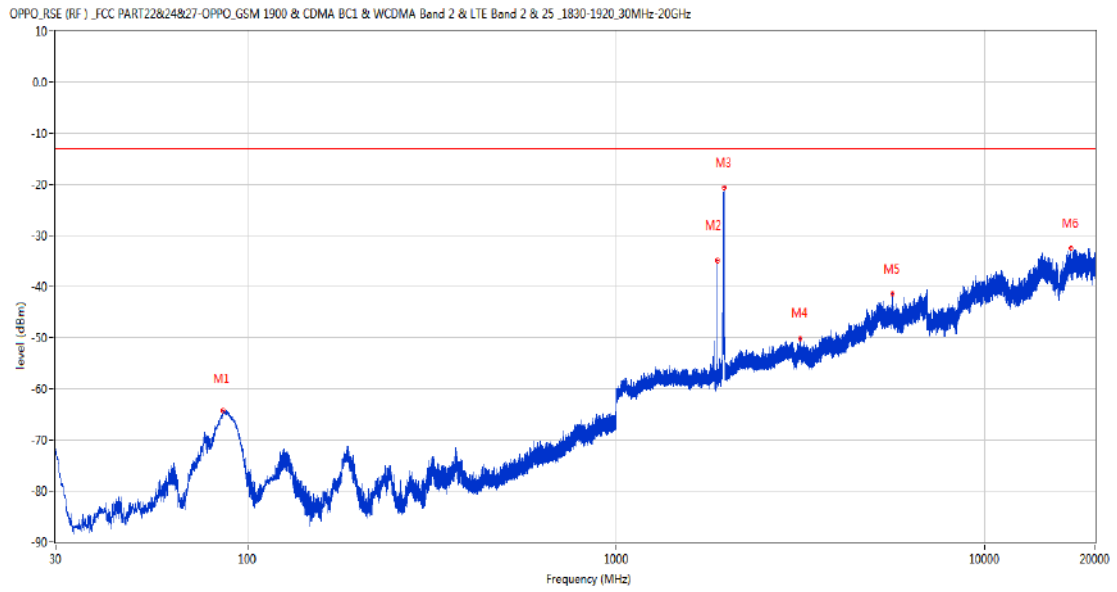
RSE-V&H LTE Band 2 BW3 CH18900



Frequency (MHz)	Result (dBm)	Factor (dB)	PK Limit (dBm)	Over Limit (dB)	Table (o)	ANT	EUT	Verdict
86.891	-69.39	-20.89	-13.0	-56.39	97.00	Vertical	Horizontal	Pass
1879.400	-37.29	-2.89	-13.0	-24.29	85.00	Vertical	Horizontal	N/A
1960.500	-32.65	-3.89	-13.0	-19.65	309.00	Vertical	Horizontal	N/A
3694.800	-49.24	5.27	-13.0	-36.24	314.00	Vertical	Horizontal	Pass
6968.400	-40.42	13.52	-13.0	-27.42	153.00	Vertical	Horizontal	Pass
14329.050	-32.29	22.09	-13.0	-19.29	237.00	Vertical	Horizontal	Pass

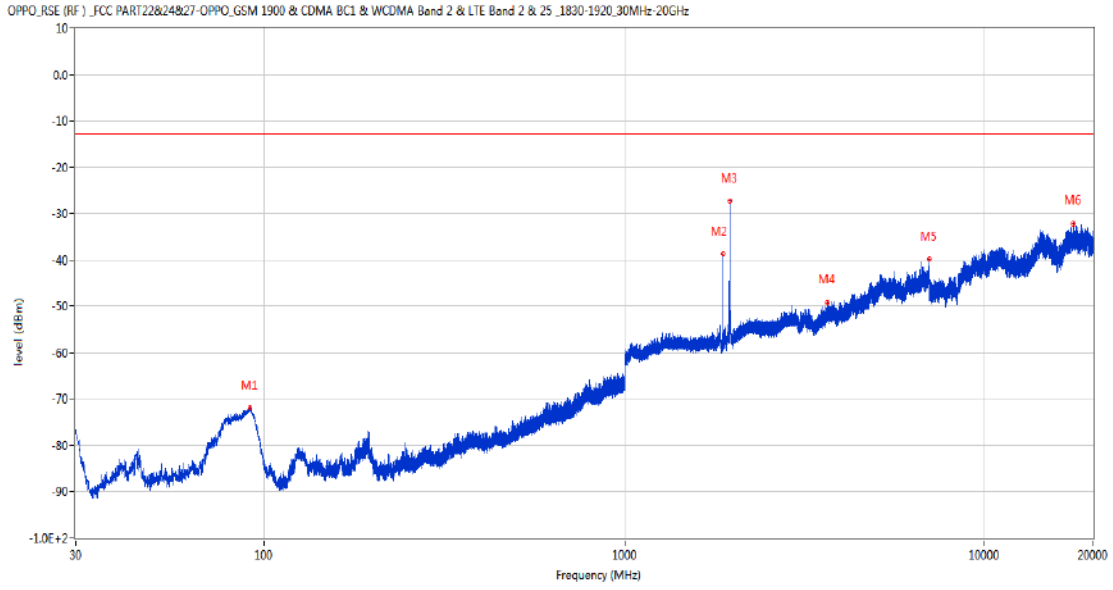
8.3 LTE Band 2 BW5, Middle Channel

RSE-H&H LTE Band 2 BW5 CH18900



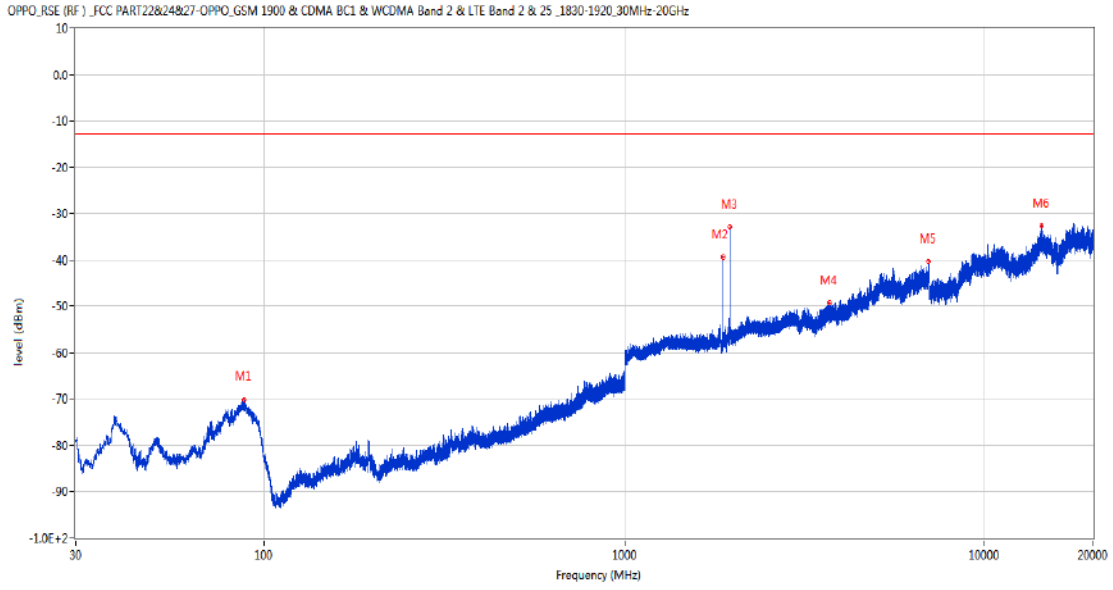
Frequency (MHz)	Result (dBm)	Factor (dB)	PK Limit (dBm)	Over Limit (dB)	Table (o)	ANT	EUT	Verdict
85.533	-64.31	-20.80	-13.0	-51.31	184.00	Horizontal	Horizontal	Pass
1878.600	-34.95	-2.91	-13.0	-21.95	53.00	Horizontal	Horizontal	N/A
1959.700	-20.67	-3.88	-13.0	-7.67	231.00	Horizontal	Horizontal	N/A
3157.200	-50.31	3.57	-13.0	-37.31	84.00	Horizontal	Horizontal	Pass
5634.200	-41.38	9.41	-13.0	-28.38	84.00	Horizontal	Horizontal	Pass
17179.387	-32.55	21.21	-13.0	-19.55	334.00	Horizontal	Horizontal	Pass

RSE-H&V LTE Band 2 BW5 CH18900



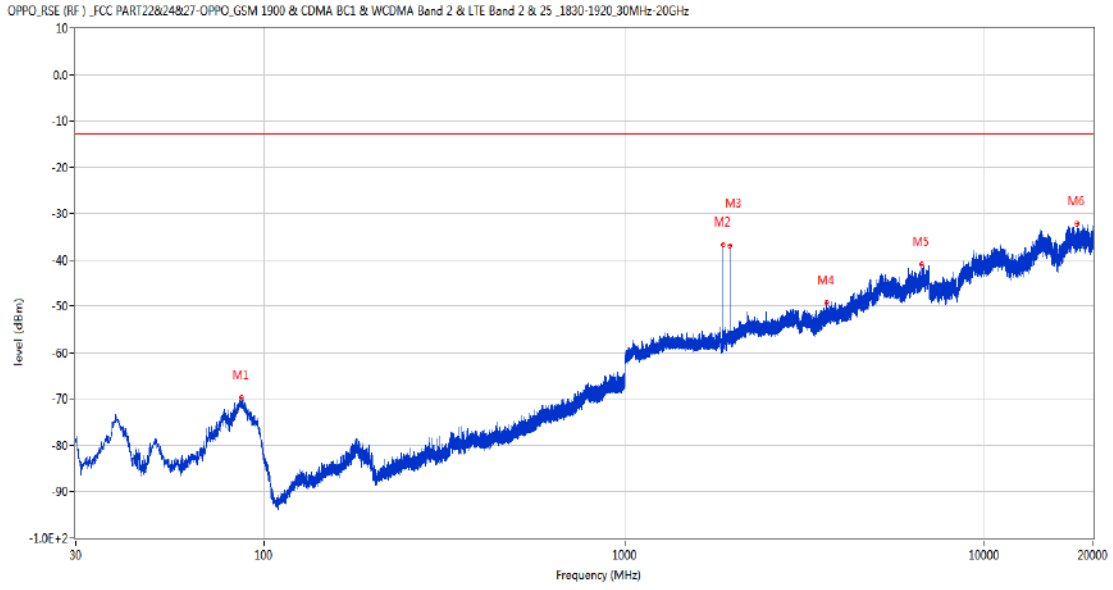
Frequency (MHz)	Result (dBm)	Factor (dB)	PK Limit (dBm)	Over Limit (dB)	Table (o)	ANT	EUT	Verdict
91.644	-72.01	-20.81	-13.0	-59.01	217.00	Horizontal	Vertical	Pass
1878.600	-38.69	-2.91	-13.0	-25.69	177.00	Horizontal	Vertical	N/A
1962.000	-27.21	-3.89	-13.0	-14.21	94.00	Horizontal	Vertical	N/A
3649.400	-49.21	5.33	-13.0	-36.21	105.00	Horizontal	Vertical	Pass
6997.600	-39.92	13.52	-13.0	-26.92	139.00	Horizontal	Vertical	Pass
17592.275	-32.14	22.05	-13.0	-19.14	31.00	Horizontal	Vertical	Pass

RSE-V&V LTE Band 2 BW5 CH18900



Frequency (MHz)	Result (dBm)	Factor (dB)	PK Limit (dBm)	Over Limit (dB)	Table (o)	ANT	EUT	Verdict
87.812	-70.10	-20.90	-13.0	-57.10	98.00	Vertical	Vertical	Pass
1878.500	-39.43	-2.91	-13.0	-26.43	132.00	Vertical	Vertical	N/A
1960.500	-32.86	-3.89	-13.0	-19.86	132.00	Vertical	Vertical	N/A
3691.000	-49.26	5.21	-13.0	-36.26	306.00	Vertical	Vertical	Pass
6963.000	-40.37	13.20	-13.0	-27.37	159.00	Vertical	Vertical	Pass
14347.537	-32.71	22.15	-13.0	-19.71	77.00	Vertical	Vertical	Pass

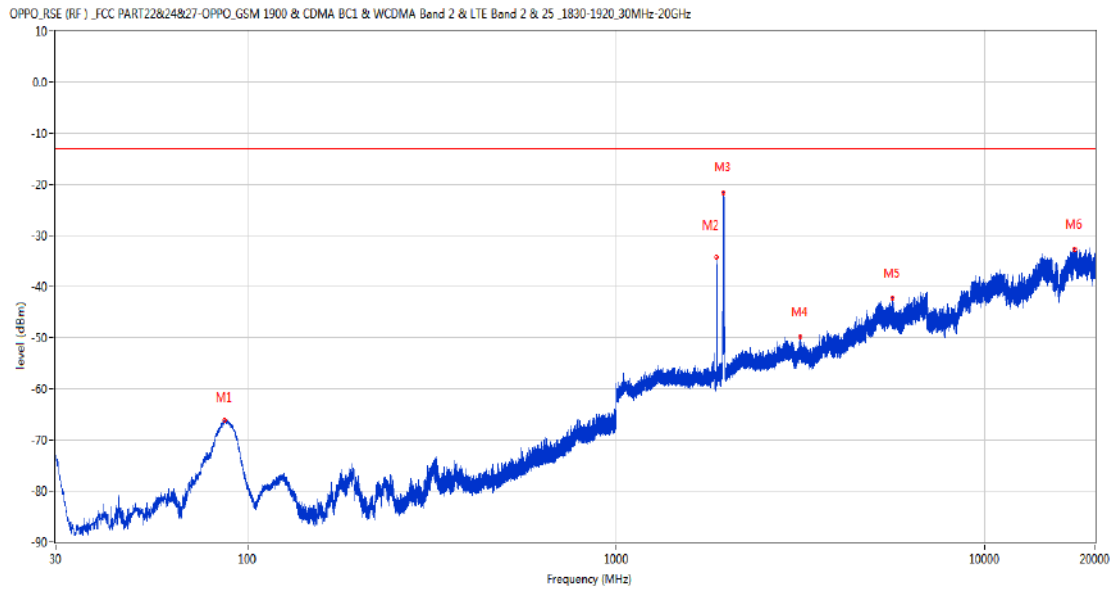
RSE-V&H LTE Band 2 BW5 CH18900



Frequency (MHz)	Result (dBm)	Factor (dB)	PK Limit (dBm)	Over Limit (dB)	Table (o)	ANT	EUT	Verdict
86.648	-69.67	-20.89	-13.0	-56.67	89.00	Vertical	Horizontal	Pass
1878.600	-36.76	-2.91	-13.0	-23.76	46.00	Vertical	Horizontal	N/A
1960.000	-36.91	-3.88	-13.0	-23.91	301.00	Vertical	Horizontal	N/A
3636.600	-49.22	4.58	-13.0	-36.22	318.00	Vertical	Horizontal	Pass
6674.600	-40.92	11.93	-13.0	-27.92	196.00	Vertical	Horizontal	Pass
18049.026	-32.21	22.97	-13.0	-19.21	262.00	Vertical	Horizontal	Pass

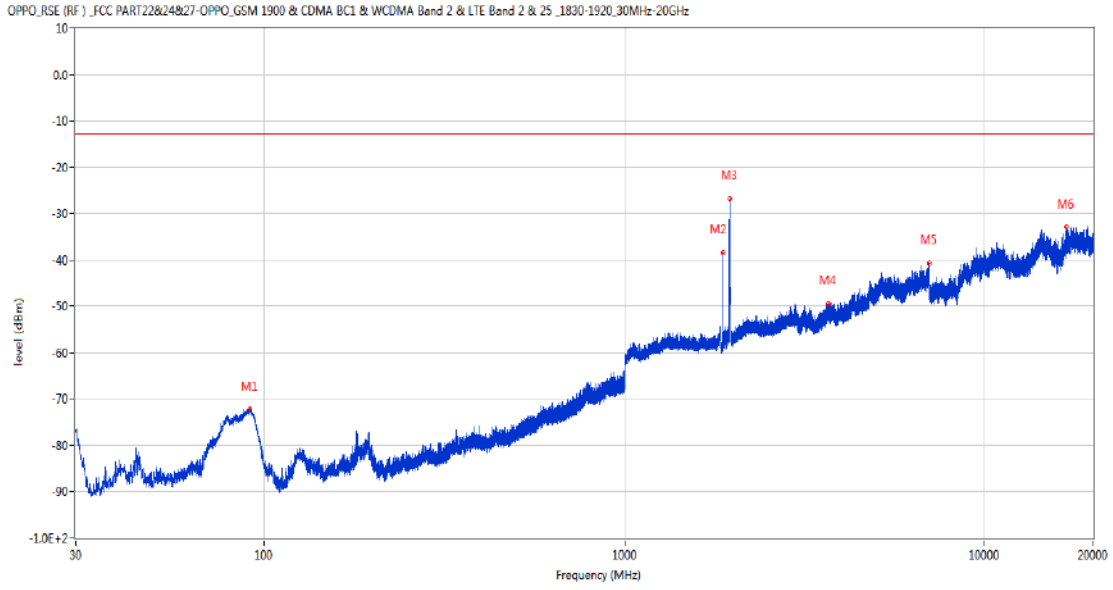
8.4 LTE Band 2 BW10, Middle Channel

RSE-H&H LTE Band 2 BW10 CH18900



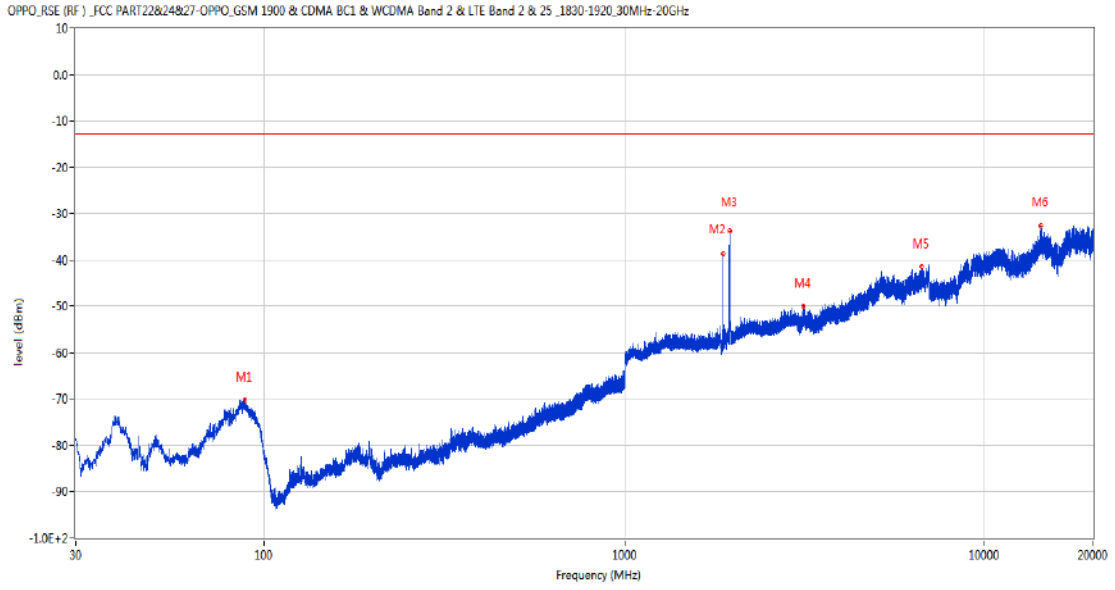
Frequency (MHz)	Result (dBm)	Factor (dB)	PK Limit (dBm)	Over Limit (dB)	Table (o)	ANT	EUT	Verdict
86.163	-66.15	-20.90	-13.0	-53.15	189.00	Horizontal	Horizontal	Pass
1876.300	-34.35	-2.95	-13.0	-21.35	41.00	Horizontal	Horizontal	N/A
1959.400	-21.63	-3.88	-13.0	-8.63	229.00	Horizontal	Horizontal	N/A
3155.800	-49.80	3.46	-13.0	-36.80	93.00	Horizontal	Horizontal	Pass
5627.400	-42.26	9.46	-13.0	-29.26	93.00	Horizontal	Horizontal	Pass
17593.000	-32.73	22.05	-13.0	-19.73	12.00	Horizontal	Horizontal	Pass

RSE-H&V LTE Band 2 BW10 CH18900



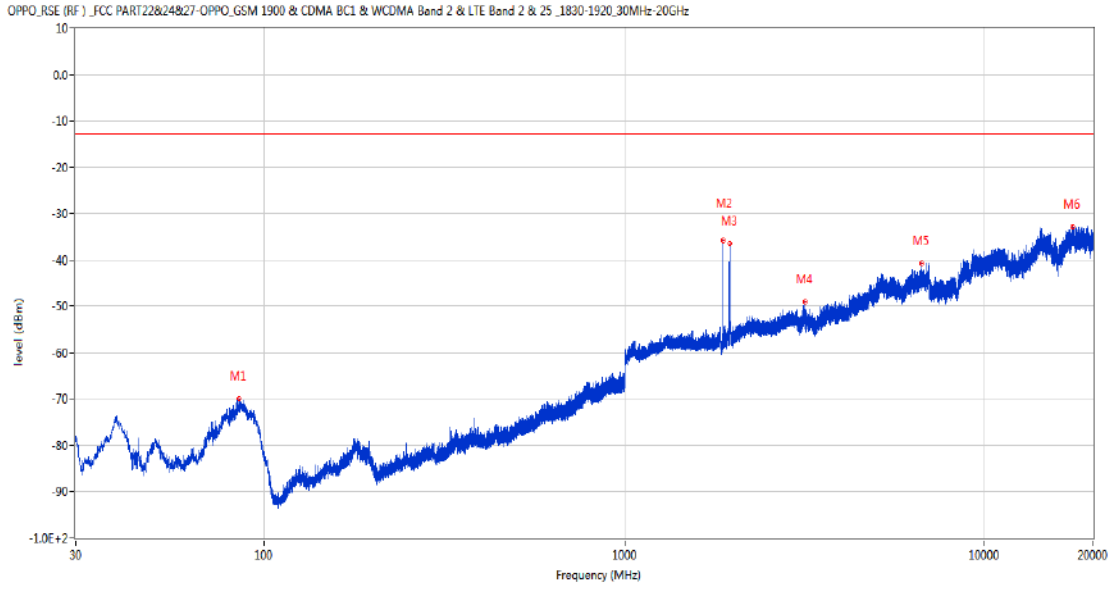
Frequency (MHz)	Result (dBm)	Factor (dB)	PK Limit (dBm)	Over Limit (dB)	Table (o)	ANT	EUT	Verdict
91.644	-72.24	-20.81	-13.0	-59.24	359.00	Horizontal	Vertical	Pass
1876.300	-38.58	-2.95	-13.0	-25.58	165.00	Horizontal	Vertical	N/A
1957.500	-26.79	-3.87	-13.0	-13.79	99.00	Horizontal	Vertical	N/A
3678.800	-49.47	4.87	-13.0	-36.47	260.00	Horizontal	Vertical	Pass
6999.800	-40.71	13.53	-13.0	-27.71	128.00	Horizontal	Vertical	Pass
16852.051	-32.81	19.69	-13.0	-19.81	-3.00	Horizontal	Vertical	Pass

RSE-V&V LTE Band 2 BW10 CH18900



Frequency (MHz)	Result (dBm)	Factor (dB)	PK Limit (dBm)	Over Limit (dB)	Table (o)	ANT	EUT	Verdict
88.345	-70.18	-20.91	-13.0	-57.18	136.00	Vertical	Vertical	Pass
1876.400	-38.64	-2.95	-13.0	-25.64	116.00	Vertical	Vertical	N/A
1963.500	-33.80	-3.84	-13.0	-20.80	55.00	Vertical	Vertical	N/A
3141.200	-50.02	2.80	-13.0	-37.02	279.00	Vertical	Vertical	Pass
6680.800	-41.51	12.20	-13.0	-28.51	216.00	Vertical	Vertical	Pass
14320.349	-32.70	22.11	-13.0	-19.70	363.00	Vertical	Vertical	Pass

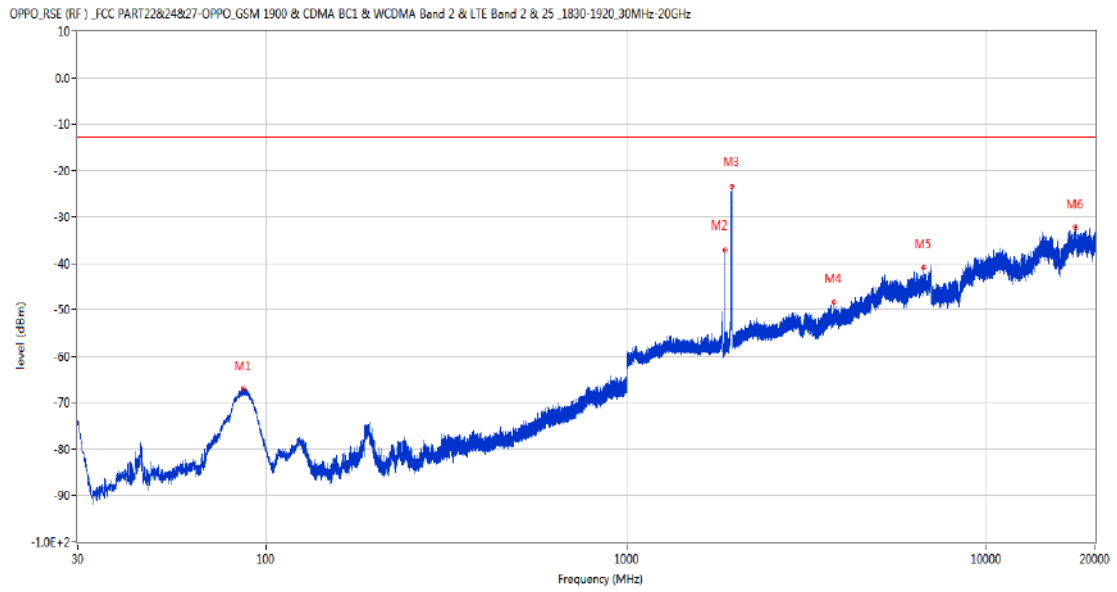
RSE-V&H LTE Band 2 BW10 CH18900



Frequency (MHz)	Result (dBm)	Factor (dB)	PK Limit (dBm)	Over Limit (dB)	Table (o)	ANT	EUT	Verdict
85.290	-69.96	-20.74	-13.0	-56.96	92.00	Vertical	Horizontal	Pass
1876.400	-35.85	-2.95	-13.0	-22.85	58.00	Vertical	Horizontal	N/A
1957.600	-36.49	-3.87	-13.0	-23.49	309.00	Vertical	Horizontal	N/A
3165.400	-49.06	3.56	-13.0	-36.06	347.00	Vertical	Horizontal	Pass
6689.000	-40.63	12.53	-13.0	-27.63	109.00	Vertical	Horizontal	Pass
17552.038	-32.81	22.51	-13.0	-19.81	256.00	Vertical	Horizontal	Pass

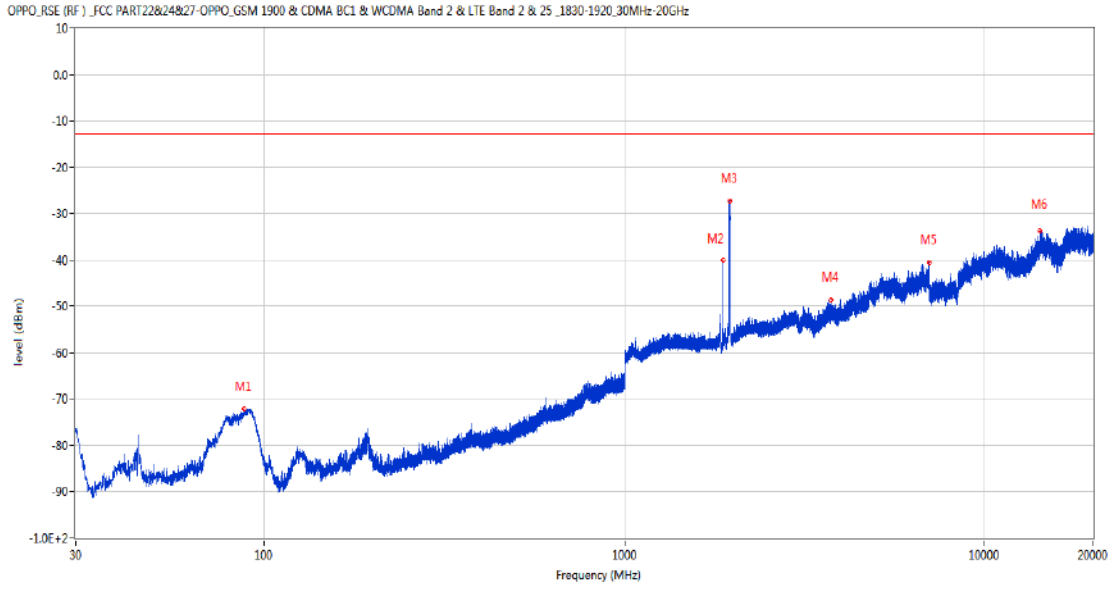
8.5 LTE Band 2 BW15, Middle Channel

RSE-H&H LTE Band 2 BW15 CH18900



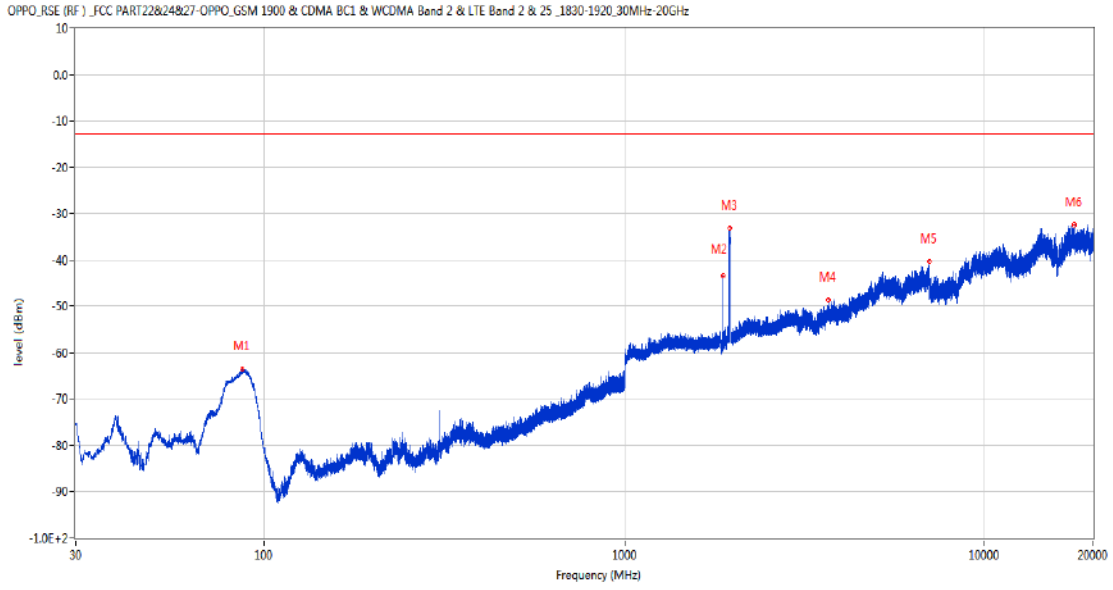
Frequency (MHz)	Result (dBm)	Factor (dB)	PK Limit (dBm)	Over Limit (dB)	Table (o)	ANT	EUT	Verdict
86.406	-67.02	-20.90	-13.0	-54.02	167.00	Horizontal	Horizontal	Pass
1874.100	-37.05	-2.99	-13.0	-24.05	55.00	Horizontal	Horizontal	N/A
1963.300	-23.52	-3.84	-13.0	-10.52	237.00	Horizontal	Horizontal	N/A
3762.400	-48.42	4.65	-13.0	-35.42	77.00	Horizontal	Horizontal	Pass
6682.800	-41.01	12.34	-13.0	-28.01	333.00	Horizontal	Horizontal	Pass
17625.262	-32.19	21.68	-13.0	-19.19	173.00	Horizontal	Horizontal	Pass

RSE-H&V LTE Band 2 BW15 CH18900



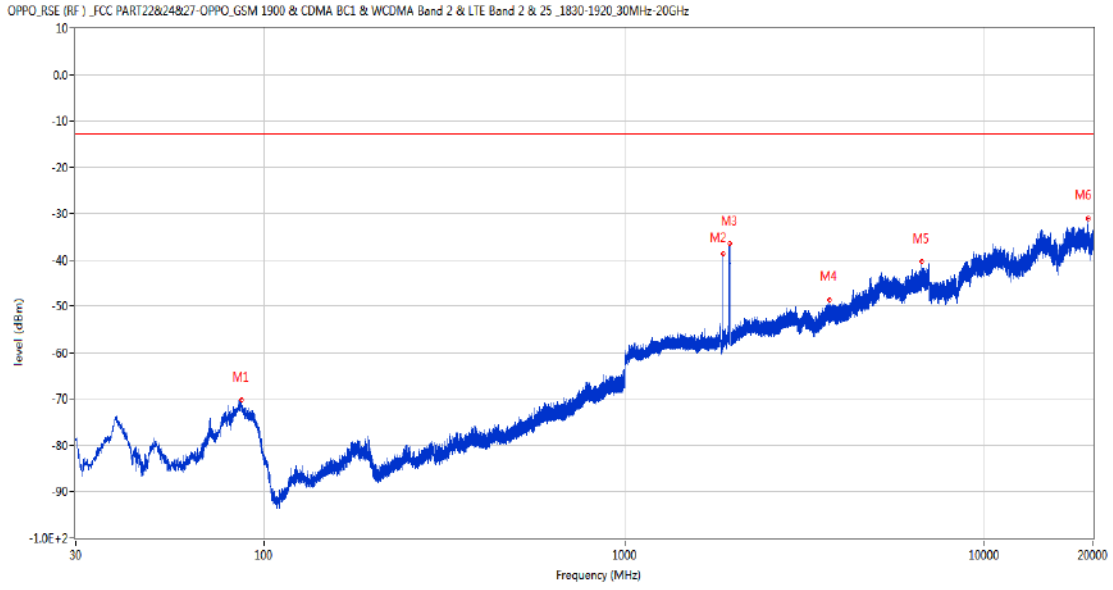
Frequency (MHz)	Result (dBm)	Factor (dB)	PK Limit (dBm)	Over Limit (dB)	Table (o)	ANT	EUT	Verdict
87.909	-72.11	-20.91	-13.0	-59.11	192.00	Horizontal	Vertical	Pass
1874.000	-40.17	-2.99	-13.0	-27.17	139.00	Horizontal	Vertical	N/A
1959.300	-27.21	-3.87	-13.0	-14.21	171.00	Horizontal	Vertical	N/A
3747.800	-48.68	4.26	-13.0	-35.68	143.00	Horizontal	Vertical	Pass
6996.600	-40.59	13.49	-13.0	-27.59	191.00	Horizontal	Vertical	Pass
14174.625	-33.73	21.66	-13.0	-20.73	363.00	Horizontal	Vertical	Pass

RSE-V&V LTE Band 2 BW15 CH18900



Frequency (MHz)	Result (dBm)	Factor (dB)	PK Limit (dBm)	Over Limit (dB)	Table (o)	ANT	EUT	Verdict
86.891	-63.71	-20.89	-13.0	-50.71	99.00	Vertical	Vertical	Pass
1874.100	-43.47	-2.99	-13.0	-30.47	139.00	Vertical	Vertical	N/A
1963.300	-33.19	-3.84	-13.0	-20.19	62.00	Vertical	Vertical	N/A
3670.000	-48.59	4.53	-13.0	-35.59	282.00	Vertical	Vertical	Pass
6995.200	-40.22	13.48	-13.0	-27.22	345.00	Vertical	Vertical	Pass
17755.763	-32.47	21.47	-13.0	-19.47	96.00	Vertical	Vertical	Pass

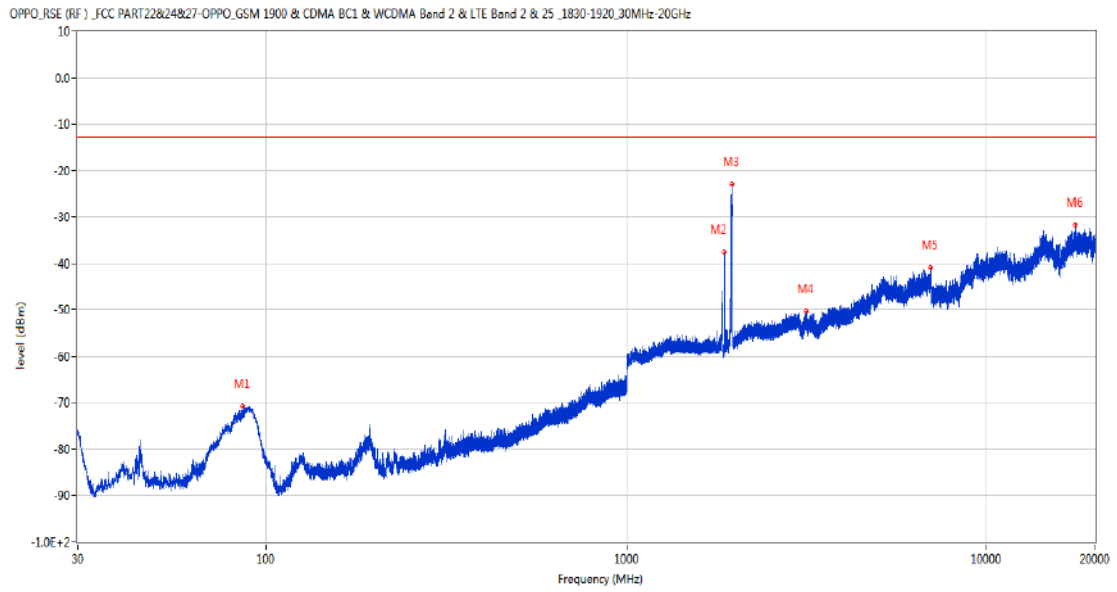
RSE-V&H LTE Band 2 BW15 CH18900



Frequency (MHz)	Result (dBm)	Factor (dB)	PK Limit (dBm)	Over Limit (dB)	Table (o)	ANT	EUT	Verdict
86.309	-70.24	-20.90	-13.0	-57.24	84.00	Vertical	Horizontal	Pass
1874.100	-38.69	-2.99	-13.0	-25.69	41.00	Vertical	Horizontal	N/A
1960.000	-36.47	-3.88	-13.0	-23.47	303.00	Vertical	Horizontal	N/A
3692.600	-48.51	5.15	-13.0	-35.51	29.00	Vertical	Horizontal	Pass
6684.400	-40.21	12.50	-13.0	-27.21	205.00	Vertical	Horizontal	Pass
19334.089	-31.06	27.70	-13.0	-18.06	118.00	Vertical	Horizontal	Pass

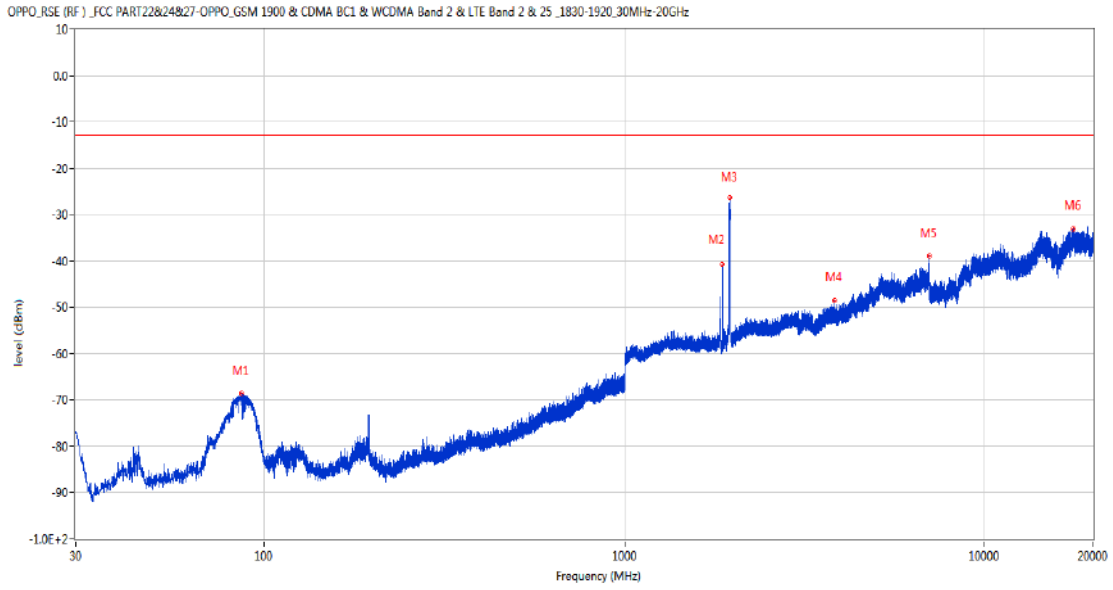
8.6 LTE Band 2 BW20, Middle Channel

RSE-H&H LTE Band 2 BW20 CH18900



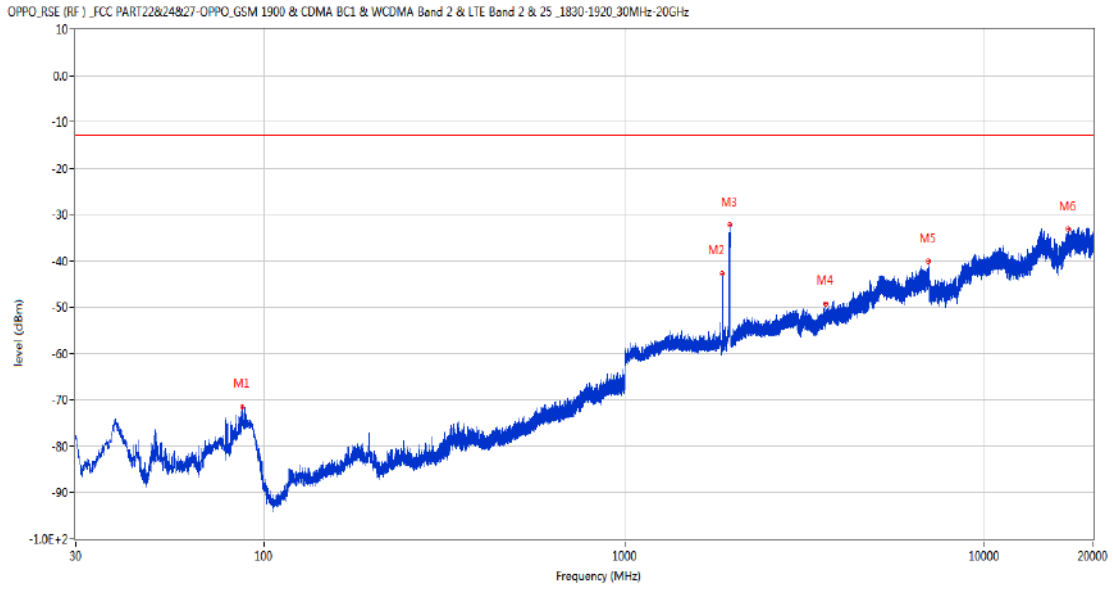
Frequency (MHz)	Result (dBm)	Factor (dB)	PK Limit (dBm)	Over Limit (dB)	Table (o)	ANT	EUT	Verdict
86.018	-70.85	-20.90	-13.0	-57.85	195.00	Horizontal	Horizontal	Pass
1871.800	-37.66	-3.03	-13.0	-24.66	39.00	Horizontal	Horizontal	N/A
1959.600	-23.01	-3.88	-13.0	-10.01	221.00	Horizontal	Horizontal	N/A
3156.200	-50.32	3.49	-13.0	-37.32	269.00	Horizontal	Horizontal	Pass
6993.600	-40.97	13.58	-13.0	-27.97	183.00	Horizontal	Horizontal	Pass
17593.725	-31.83	22.04	-13.0	-18.83	351.00	Horizontal	Horizontal	Pass

RSE-H&V LTE Band 2 BW20 CH18900



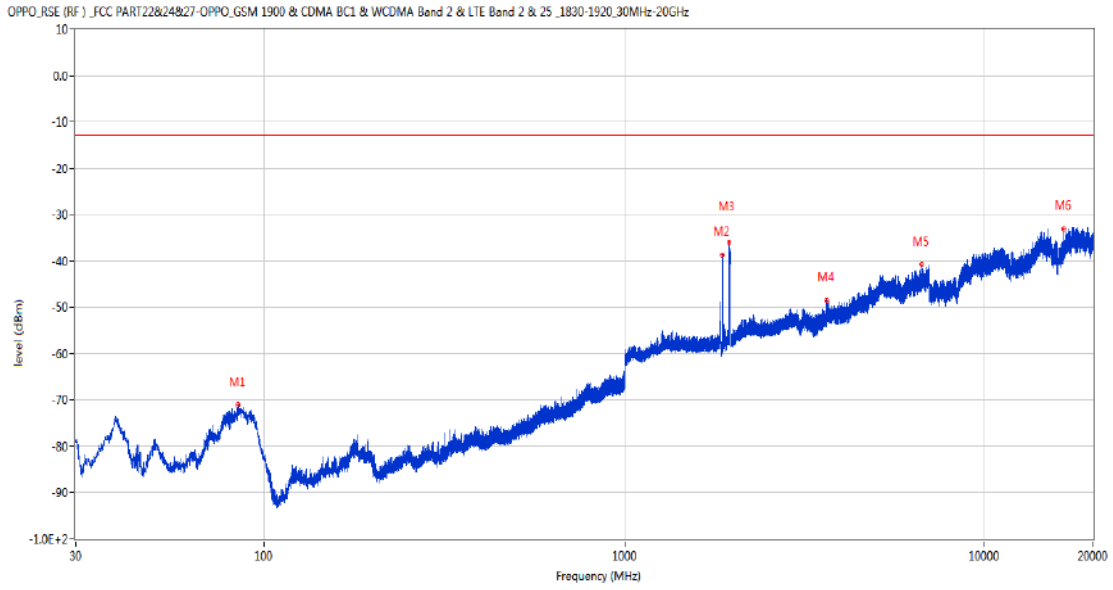
Frequency (MHz)	Result (dBm)	Factor (dB)	PK Limit (dBm)	Over Limit (dB)	Table (o)	ANT	EUT	Verdict
86.357	-68.64	-20.90	-13.0	-55.64	359.00	Horizontal	Vertical	Pass
1871.800	-40.81	-3.03	-13.0	-27.81	160.00	Horizontal	Vertical	N/A
1959.600	-26.39	-3.88	-13.0	-13.39	49.00	Horizontal	Vertical	N/A
3822.600	-48.50	5.37	-13.0	-35.50	167.00	Horizontal	Vertical	Pass
6995.400	-38.89	13.47	-13.0	-25.89	87.00	Horizontal	Vertical	Pass
17664.412	-33.18	21.24	-13.0	-20.18	-3.00	Horizontal	Vertical	Pass

RSE-V&V LTE Band 2 BW20 CH18900



Frequency (MHz)	Result (dBm)	Factor (dB)	PK Limit (dBm)	Over Limit (dB)	Table (o)	ANT	EUT	Verdict
87.133	-71.51	-20.88	-13.0	-58.51	109.00	Vertical	Vertical	Pass
1871.800	-42.81	-3.03	-13.0	-29.81	123.00	Vertical	Vertical	N/A
1959.500	-32.30	-3.88	-13.0	-19.30	26.00	Vertical	Vertical	N/A
3623.200	-49.25	3.90	-13.0	-36.25	253.00	Vertical	Vertical	Pass
6975.800	-40.14	13.79	-13.0	-27.14	127.00	Vertical	Vertical	Pass
17007.926	-33.16	20.87	-13.0	-20.16	87.00	Vertical	Vertical	Pass

RSE-V&H LTE Band 2 BW20 CH18900

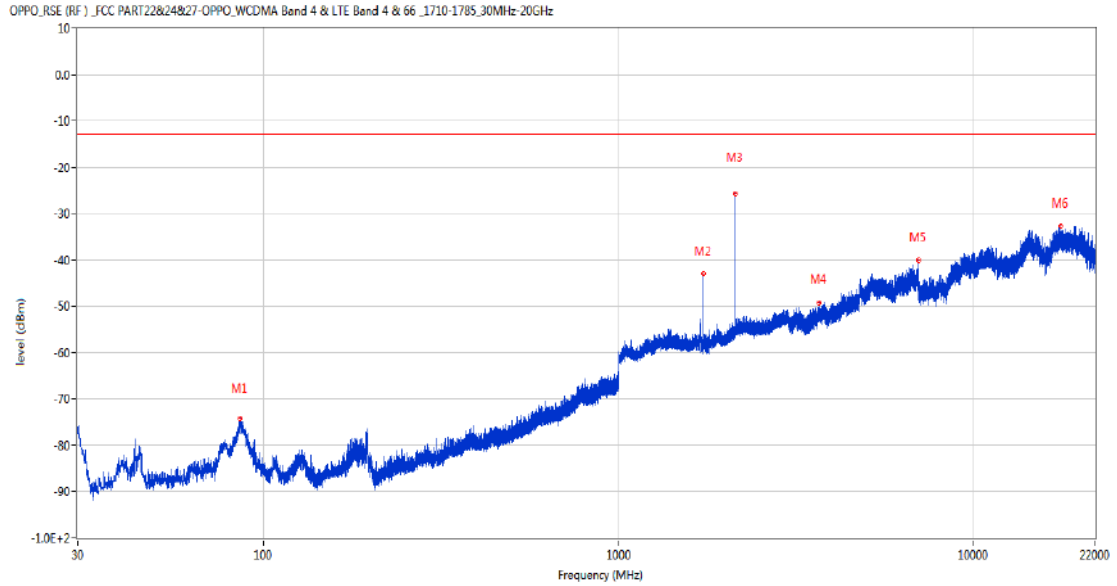


Frequency (MHz)	Result (dBm)	Factor (dB)	PK Limit (dBm)	Over Limit (dB)	Table (o)	ANT	EUT	Verdict
84.417	-71.14	-20.47	-13.0	-58.14	111.00	Vertical	Horizontal	Pass
1871.800	-38.80	-3.03	-13.0	-25.80	55.00	Vertical	Horizontal	N/A
1954.300	-36.07	-3.84	-13.0	-23.07	313.00	Vertical	Horizontal	N/A
3644.200	-48.68	5.26	-13.0	-35.68	231.00	Vertical	Horizontal	Pass
6671.000	-40.80	11.79	-13.0	-27.80	43.00	Vertical	Horizontal	Pass
16595.401	-33.13	18.79	-13.0	-20.13	303.00	Vertical	Horizontal	Pass

9 LTE Band 4

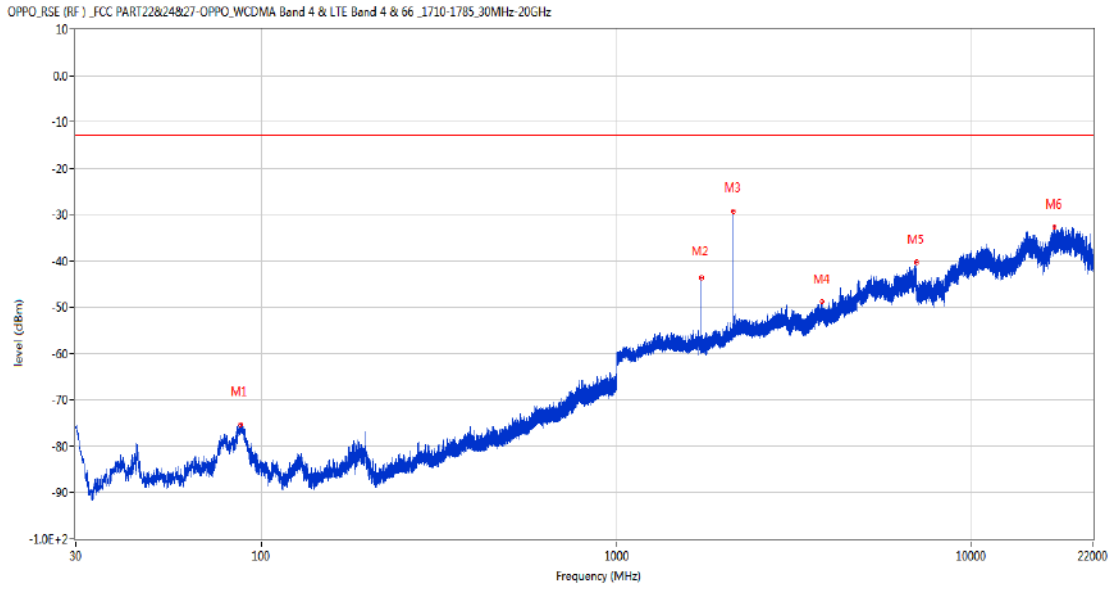
9.1 LTE Band 4 BW1.4, Middle Channel

RSE-H&H LTE Band 4 BW1.4 CH20175



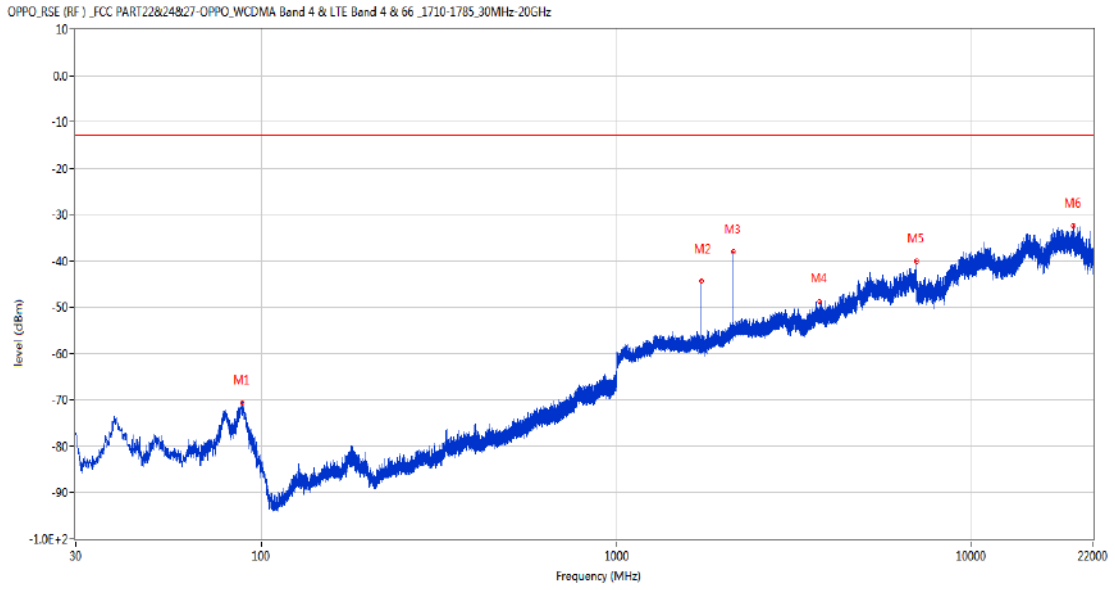
Frequency (MHz)	Result (dBm)	Factor (dB)	PK Limit (dBm)	Over Limit (dB)	Table (o)	ANT	EUT	Verdict
85.824	-74.18	-20.89	-13.0	-61.18	165.00	Horizontal	Horizontal	Pass
1732.900	-42.97	-3.59	-13.0	-29.97	139.00	Horizontal	Horizontal	N/A
2133.400	-25.60	-1.68	-13.0	-12.60	232.00	Horizontal	Horizontal	N/A
3680.400	-49.33	4.93	-13.0	-36.33	183.00	Horizontal	Horizontal	Pass
6999.200	-40.03	13.53	-13.0	-27.03	1.00	Horizontal	Horizontal	Pass
17615.036	-32.67	21.83	-13.0	-19.67	265.00	Horizontal	Horizontal	Pass

RSE-H&V LTE Band 4 BW1.4 CH20175



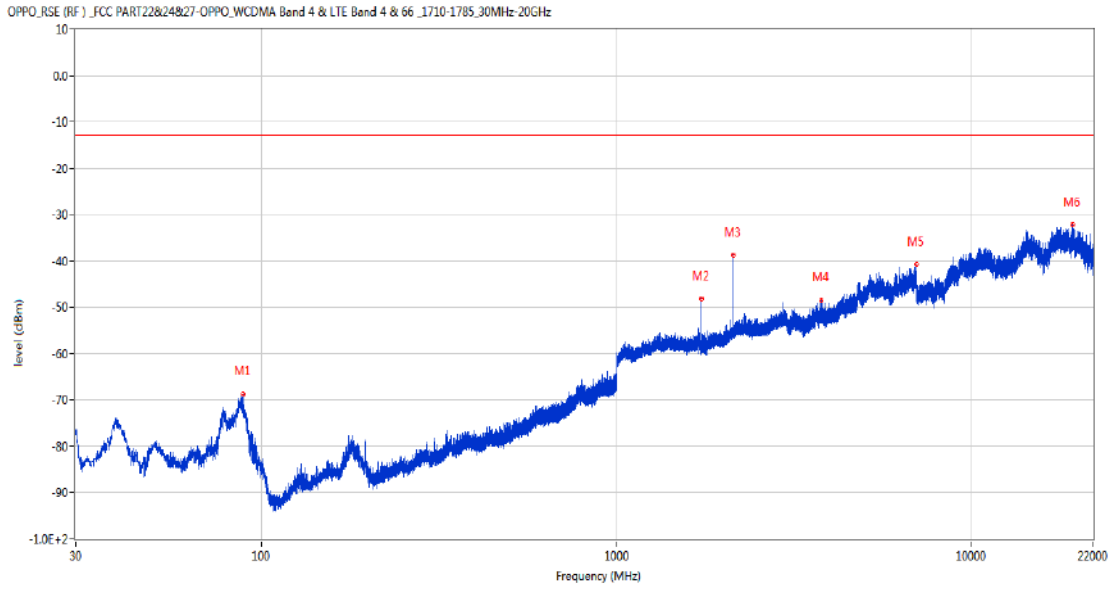
Frequency (MHz)	Result (dBm)	Factor (dB)	PK Limit (dBm)	Over Limit (dB)	Table (o)	ANT	EUT	Verdict
87.327	-75.39	-21.01	-13.0	-62.39	363.00	Horizontal	Vertical	Pass
1732.700	-43.73	-3.59	-13.0	-30.73	104.00	Horizontal	Vertical	N/A
2133.100	-29.31	-1.69	-13.0	-16.31	84.00	Horizontal	Vertical	N/A
3790.800	-48.93	4.74	-13.0	-35.93	219.00	Horizontal	Vertical	Pass
6997.400	-40.36	13.51	-13.0	-27.36	200.00	Horizontal	Vertical	Pass
17119.238	-32.73	21.03	-13.0	-19.73	297.00	Horizontal	Vertical	Pass

RSE-V&V LTE Band 4 BW1.4 CH20175



Frequency (MHz)	Result (dBm)	Factor (dB)	PK Limit (dBm)	Over Limit (dB)	Table (o)	ANT	EUT	Verdict
88.103	-70.69	-21.02	-13.0	-57.69	111.00	Vertical	Vertical	Pass
1732.700	-44.38	-3.59	-13.0	-31.38	133.00	Vertical	Vertical	N/A
2133.100	-38.11	-1.69	-13.0	-25.11	78.00	Vertical	Vertical	N/A
3725.600	-48.76	4.36	-13.0	-35.76	323.00	Vertical	Vertical	Pass
6995.000	-40.11	13.49	-13.0	-27.11	1.00	Vertical	Vertical	Pass
19311.489	-32.48	27.55	-13.0	-19.48	356.00	Vertical	Vertical	Pass

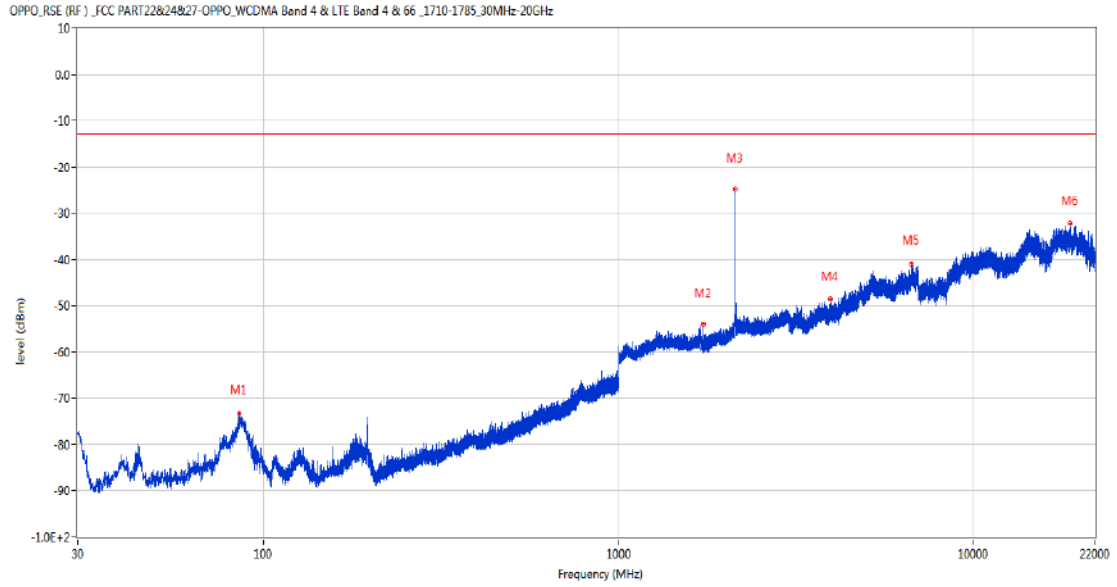
RSE-V&H LTE Band 4 BW1.4 CH20175



Frequency (MHz)	Result (dBm)	Factor (dB)	PK Limit (dBm)	Over Limit (dB)	Table (o)	ANT	EUT	Verdict
88.636	-68.71	-21.00	-13.0	-55.71	130.00	Vertical	Horizontal	Pass
1732.800	-48.12	-3.59	-13.0	-35.12	184.00	Vertical	Horizontal	N/A
2133.200	-38.71	-1.68	-13.0	-25.71	167.00	Vertical	Horizontal	N/A
3777.800	-48.49	4.55	-13.0	-35.49	230.00	Vertical	Horizontal	Pass
6979.800	-40.74	13.88	-13.0	-27.74	360.00	Vertical	Horizontal	Pass
19284.199	-32.27	26.92	-13.0	-19.27	134.00	Vertical	Horizontal	Pass

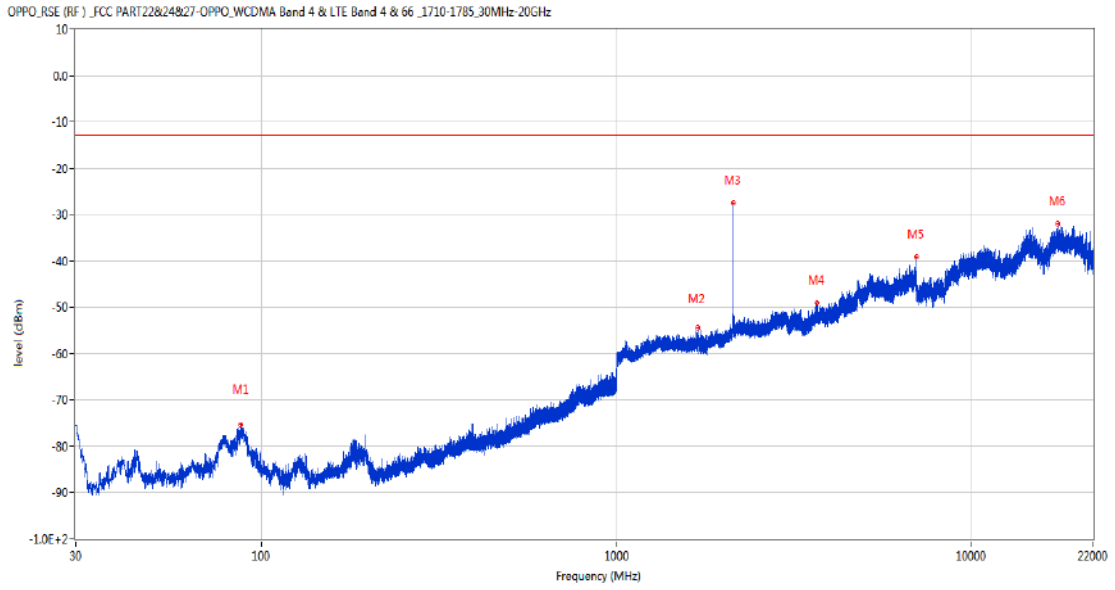
9.2 LTE Band 4 BW3, Middle Channel

RSE-H&H LTE Band 4 BW3 CH20175



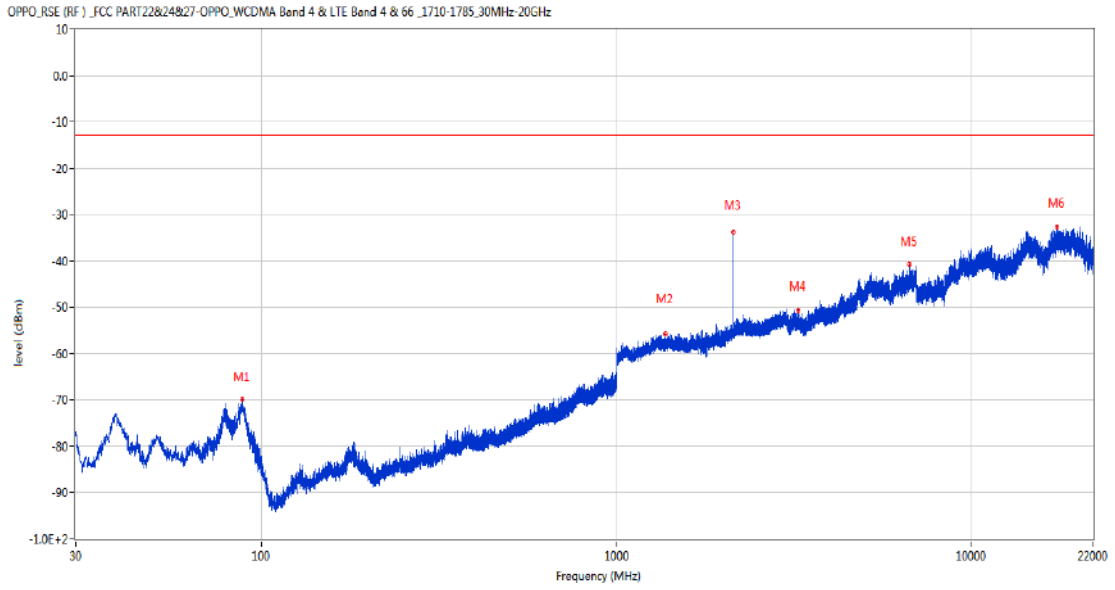
Frequency (MHz)	Result (dBm)	Factor (dB)	PK Limit (dBm)	Over Limit (dB)	Table (o)	ANT	EUT	Verdict
85.533	-73.34	-20.80	-13.0	-60.34	172.00	Horizontal	Horizontal	Pass
1732.100	-53.89	-3.59	-13.0	-40.89	120.00	Horizontal	Horizontal	N/A
2132.800	-24.90	-1.69	-13.0	-11.90	222.00	Horizontal	Horizontal	N/A
3951.400	-48.70	6.17	-13.0	-35.70	263.00	Horizontal	Horizontal	Pass
6686.000	-41.07	12.58	-13.0	-28.07	177.00	Horizontal	Horizontal	Pass
18679.251	-32.26	24.74	-13.0	-19.26	225.00	Horizontal	Horizontal	Pass

RSE-H&V LTE Band 4 BW3 CH20175



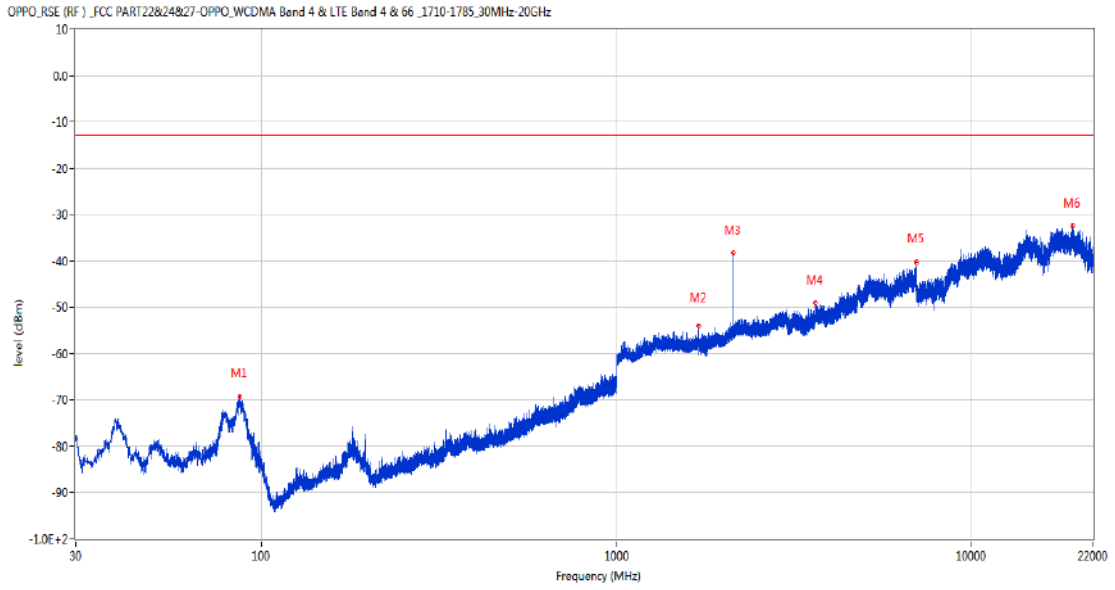
Frequency (MHz)	Result (dBm)	Factor (dB)	PK Limit (dBm)	Over Limit (dB)	Table (o)	ANT	EUT	Verdict
87.182	-75.33	-21.01	-13.0	-62.33	179.00	Horizontal	Vertical	Pass
1699.100	-54.32	-3.88	-13.0	-41.32	159.00	Horizontal	Vertical	Pass
2132.600	-27.57	-1.70	-13.0	-14.57	237.00	Horizontal	Vertical	N/A
3662.800	-48.97	4.45	-13.0	-35.97	280.00	Horizontal	Vertical	Pass
6999.200	-39.09	13.53	-13.0	-26.09	144.00	Horizontal	Vertical	Pass
17449.927	-31.94	21.94	-13.0	-18.94	246.00	Horizontal	Vertical	Pass

RSE-V&V LTE Band 4 BW3 CH20175



Frequency (MHz)	Result (dBm)	Factor (dB)	PK Limit (dBm)	Over Limit (dB)	Table (o)	ANT	EUT	Verdict
88.394	-69.98	-21.01	-13.0	-56.98	138.00	Vertical	Vertical	Pass
1370.500	-55.72	-4.34	-13.0	-42.72	265.00	Vertical	Vertical	Pass
2133.800	-33.77	-1.67	-13.0	-20.77	64.00	Vertical	Vertical	N/A
3245.600	-50.58	2.64	-13.0	-37.58	260.00	Vertical	Vertical	Pass
6692.600	-40.77	12.49	-13.0	-27.77	241.00	Vertical	Vertical	Pass
17390.725	-32.66	22.49	-13.0	-19.66	173.00	Vertical	Vertical	Pass

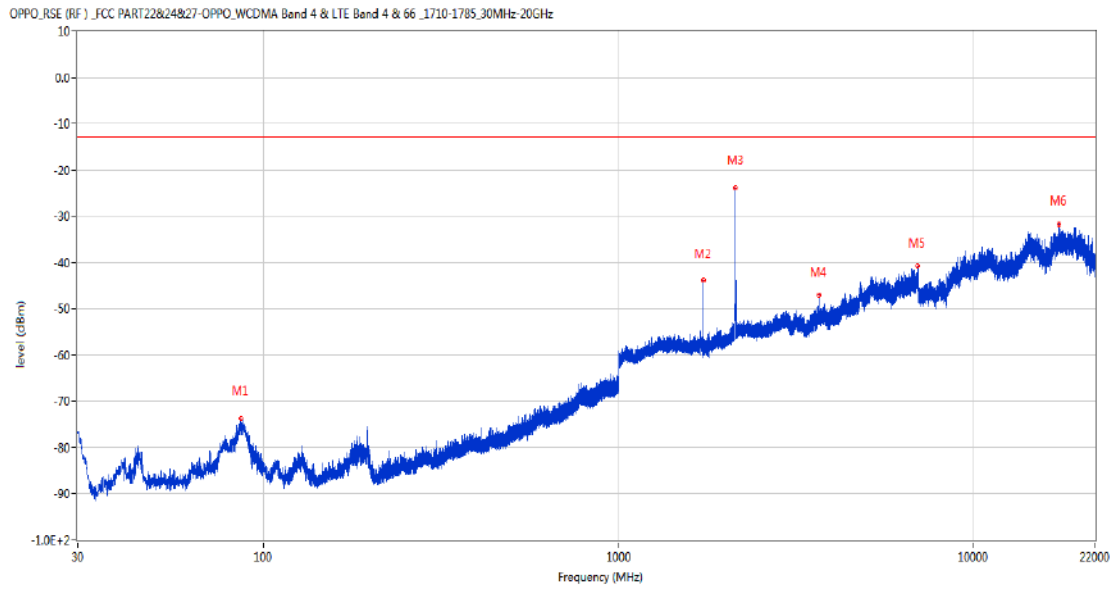
RSE-V&H LTE Band 4 BW3 CH20175



Frequency (MHz)	Result (dBm)	Factor (dB)	PK Limit (dBm)	Over Limit (dB)	Table (o)	ANT	EUT	Verdict
86.842	-69.20	-20.99	-13.0	-56.20	63.00	Vertical	Horizontal	Pass
1702.300	-54.07	-3.74	-13.0	-41.07	89.00	Vertical	Horizontal	Pass
2133.400	-38.30	-1.68	-13.0	-25.30	141.00	Vertical	Horizontal	N/A
3634.600	-49.11	4.51	-13.0	-36.11	80.00	Vertical	Horizontal	Pass
6973.400	-40.30	13.76	-13.0	-27.30	342.00	Vertical	Horizontal	Pass
19239.801	-32.49	25.49	-13.0	-19.49	228.00	Vertical	Horizontal	Pass

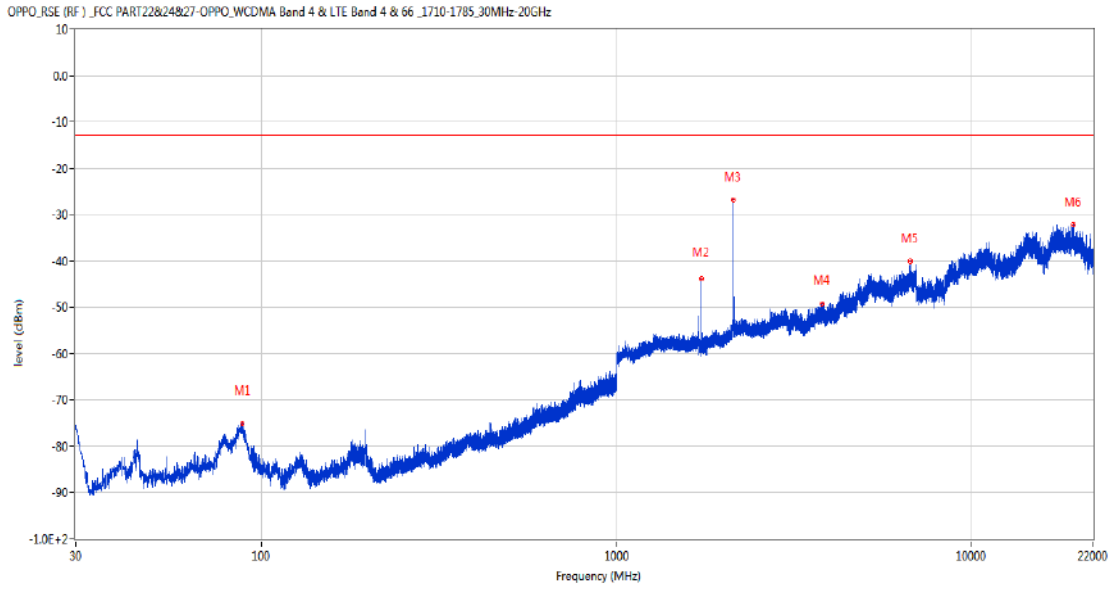
9.3 LTE Band 4 BW5, Middle Channel

RSE-H&H LTE Band 4 BW5 CH20175



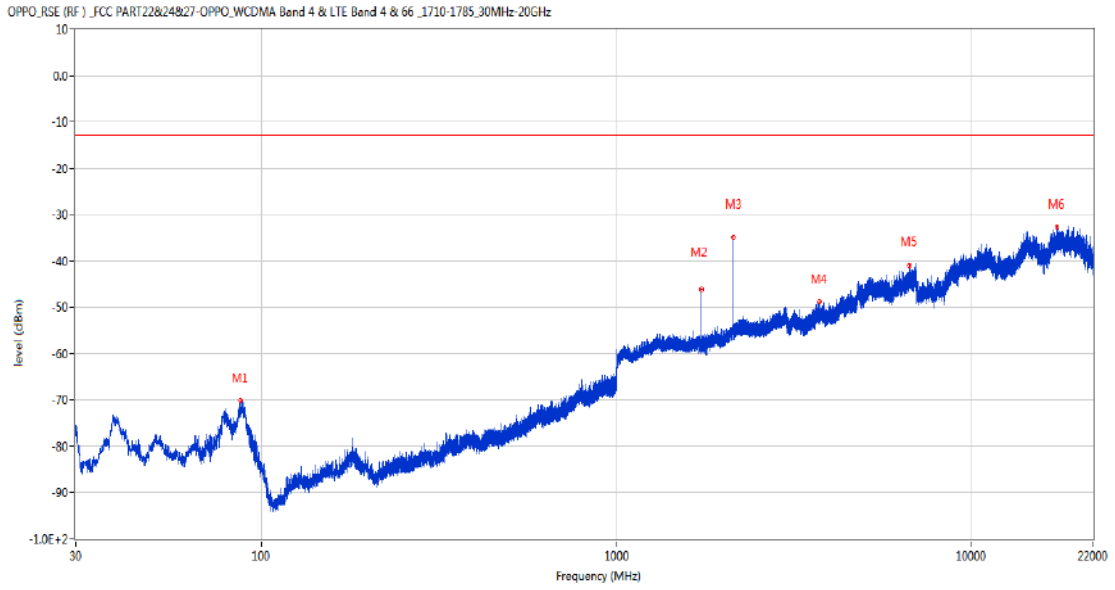
Frequency (MHz)	Result (dBm)	Factor (dB)	PK Limit (dBm)	Over Limit (dB)	Table (o)	ANT	EUT	Verdict
86.406	-73.79	-20.96	-13.0	-60.79	171.00	Horizontal	Horizontal	Pass
1731.100	-43.90	-3.60	-13.0	-30.90	140.00	Horizontal	Horizontal	N/A
2132.600	-24.00	-1.70	-13.0	-11.00	226.00	Horizontal	Horizontal	N/A
3665.800	-47.05	4.43	-13.0	-34.05	272.00	Horizontal	Horizontal	Pass
6928.600	-40.70	12.39	-13.0	-27.70	14.00	Horizontal	Horizontal	Pass
17372.688	-31.82	21.97	-13.0	-18.82	71.00	Horizontal	Horizontal	Pass

RSE-H&V LTE Band 4 BW5 CH20175



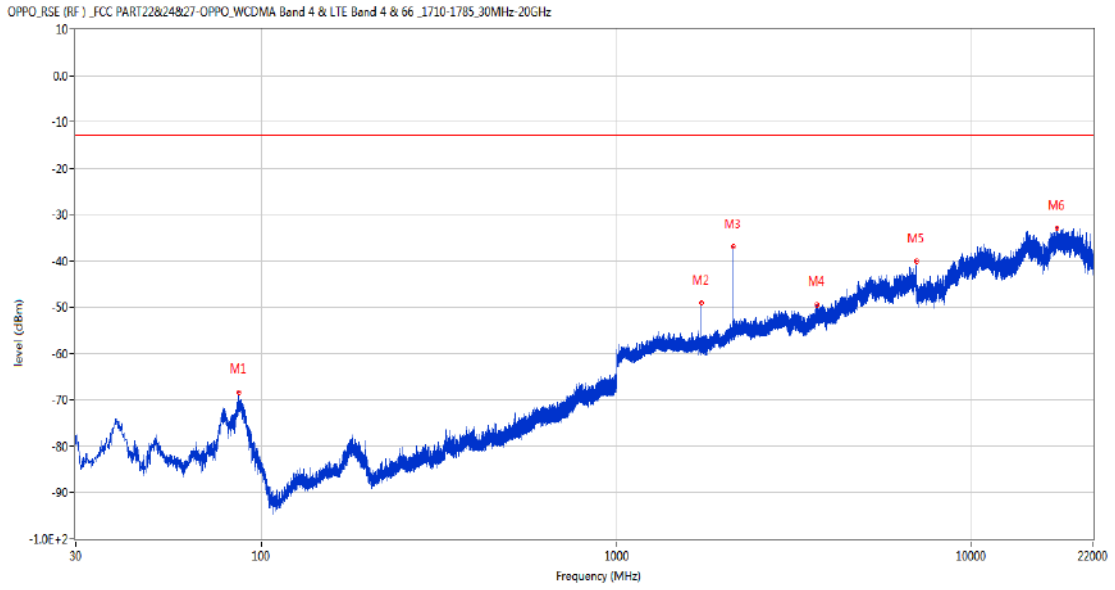
Frequency (MHz)	Result (dBm)	Factor (dB)	PK Limit (dBm)	Over Limit (dB)	Table (o)	ANT	EUT	Verdict
88.103	-75.12	-21.02	-13.0	-62.12	213.00	Horizontal	Vertical	Pass
1731.100	-43.96	-3.60	-13.0	-30.96	90.00	Horizontal	Vertical	N/A
2131.800	-26.85	-1.71	-13.0	-13.85	90.00	Horizontal	Vertical	N/A
3795.000	-49.22	5.06	-13.0	-36.22	174.00	Horizontal	Vertical	Pass
6717.600	-40.07	11.78	-13.0	-27.07	290.00	Horizontal	Vertical	Pass
19325.364	-32.31	27.83	-13.0	-19.31	360.00	Horizontal	Vertical	Pass

RSE-V&V LTE Band 4 BW5 CH20175



Frequency (MHz)	Result (dBm)	Factor (dB)	PK Limit (dBm)	Over Limit (dB)	Table (o)	ANT	EUT	Verdict
87.424	-70.16	-21.02	-13.0	-57.16	89.00	Vertical	Vertical	Pass
1731.000	-46.12	-3.60	-13.0	-33.12	133.00	Vertical	Vertical	N/A
2134.100	-34.83	-1.67	-13.0	-21.83	77.00	Vertical	Vertical	N/A
3727.000	-48.71	4.55	-13.0	-35.71	115.00	Vertical	Vertical	Pass
6690.000	-40.94	12.52	-13.0	-27.94	19.00	Vertical	Vertical	Pass
17401.362	-32.66	22.72	-13.0	-19.66	288.00	Vertical	Vertical	Pass

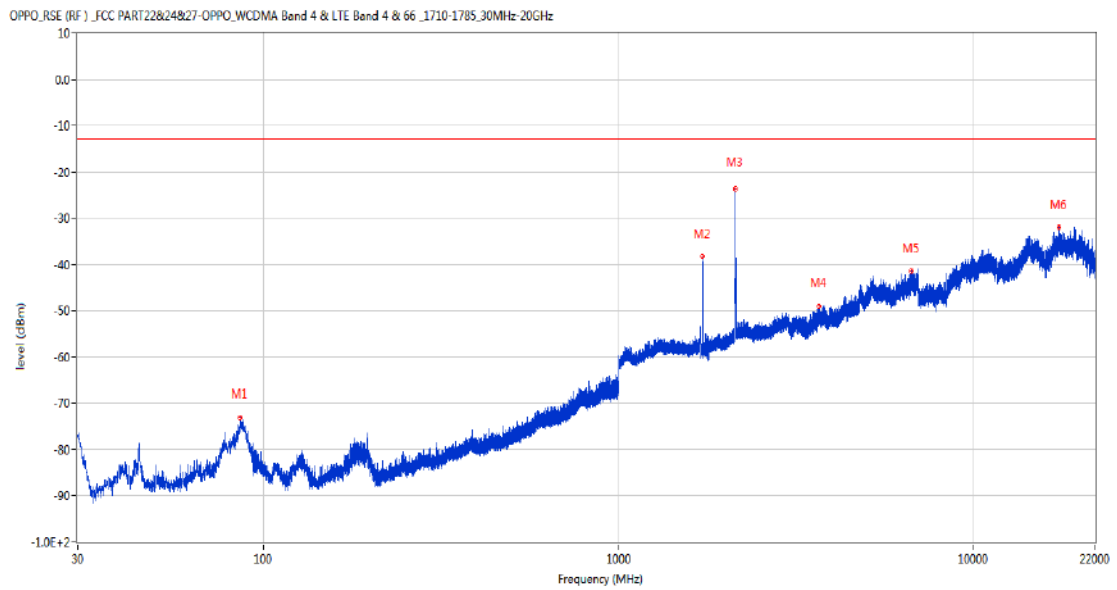
RSE-V&H LTE Band 4 BW5 CH20175



Frequency (MHz)	Result (dBm)	Factor (dB)	PK Limit (dBm)	Over Limit (dB)	Table (o)	ANT	EUT	Verdict
86.260	-68.41	-20.95	-13.0	-55.41	131.00	Vertical	Horizontal	Pass
1731.100	-49.00	-3.60	-13.0	-36.00	182.00	Vertical	Horizontal	N/A
2135.100	-36.91	-1.67	-13.0	-23.91	130.00	Vertical	Horizontal	N/A
3667.800	-49.57	4.42	-13.0	-36.57	142.00	Vertical	Horizontal	Pass
6999.800	-40.07	13.53	-13.0	-27.07	124.00	Vertical	Horizontal	Pass
17420.325	-32.90	22.64	-13.0	-19.90	360.00	Vertical	Horizontal	Pass

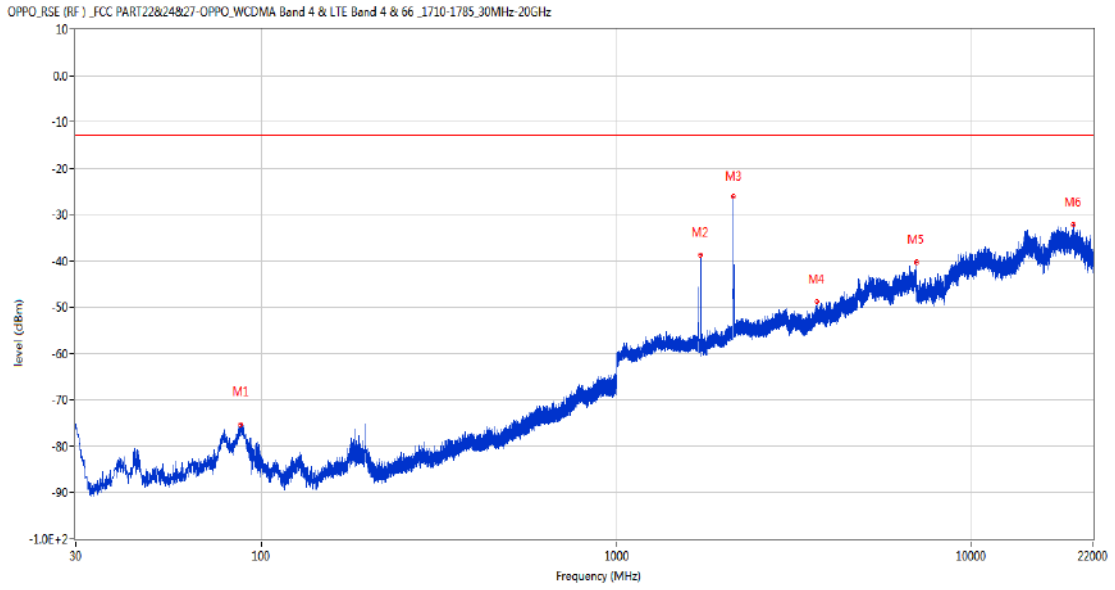
9.4 LTE Band 4 BW10, Middle Channel

RSE-H&H LTE Band 4 BW10 CH20175



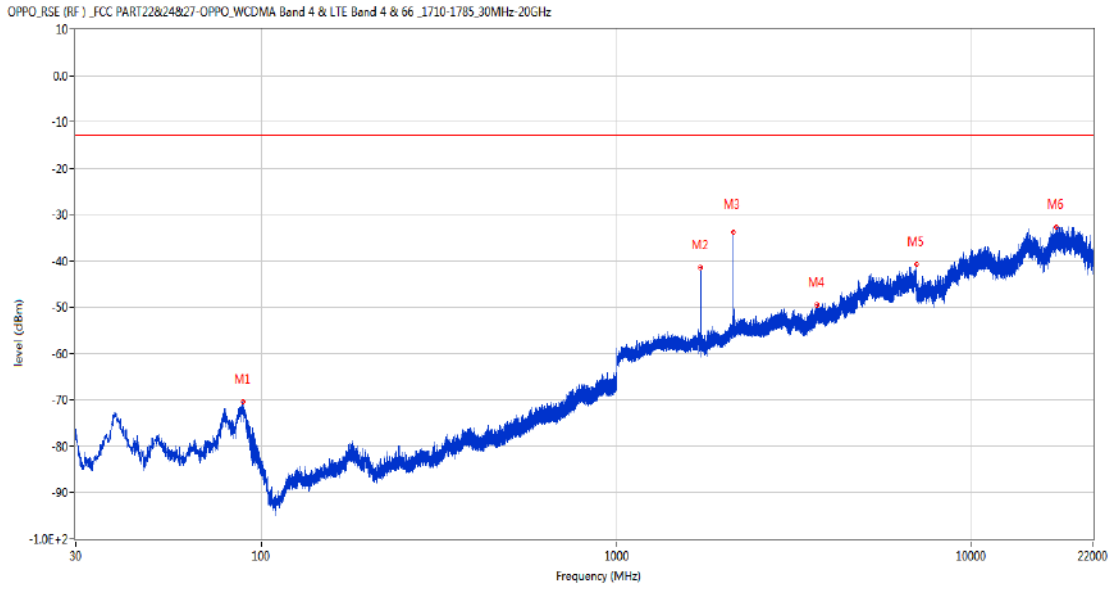
Frequency (MHz)	Result (dBm)	Factor (dB)	PK Limit (dBm)	Over Limit (dB)	Table (o)	ANT	EUT	Verdict
85.921	-73.05	-20.92	-13.0	-60.05	360.00	Horizontal	Horizontal	Pass
1728.900	-38.22	-3.61	-13.0	-25.22	132.00	Horizontal	Horizontal	N/A
2136.200	-23.57	-1.66	-13.0	-10.57	202.00	Horizontal	Horizontal	N/A
3667.400	-49.14	4.42	-13.0	-36.14	282.00	Horizontal	Horizontal	Pass
6694.200	-41.48	12.45	-13.0	-28.48	360.00	Horizontal	Horizontal	Pass
17414.312	-32.09	22.67	-13.0	-19.09	363.00	Horizontal	Horizontal	Pass

RSE-H&V LTE Band 4 BW10 CH20175



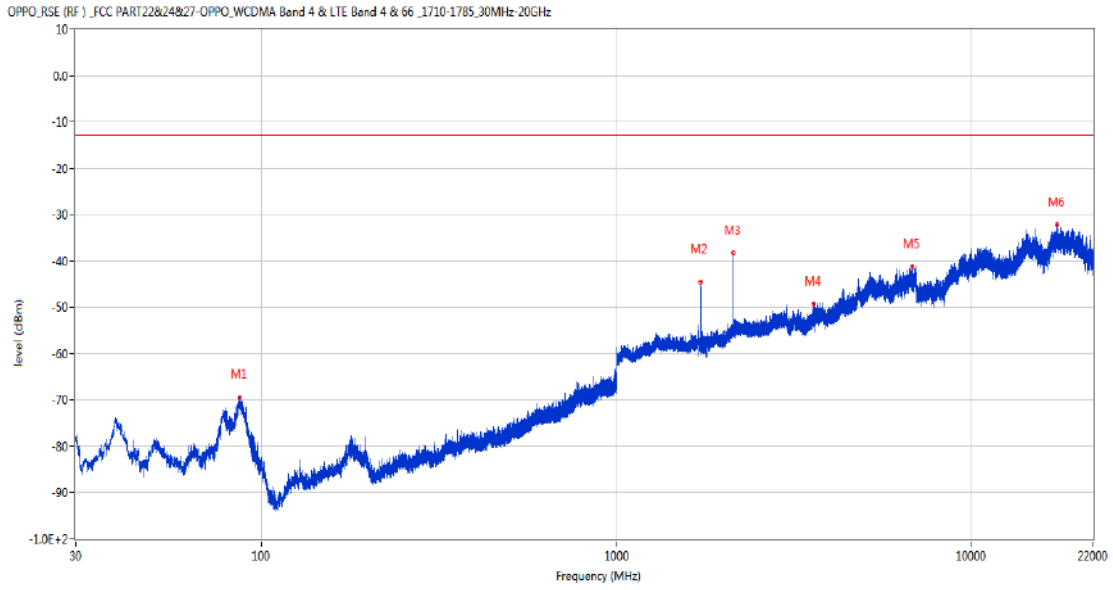
Frequency (MHz)	Result (dBm)	Factor (dB)	PK Limit (dBm)	Over Limit (dB)	Table (o)	ANT	EUT	Verdict
87.473	-75.41	-21.02	-13.0	-62.41	147.00	Horizontal	Vertical	Pass
1729.000	-38.76	-3.61	-13.0	-25.76	117.00	Horizontal	Vertical	N/A
2136.700	-26.23	-1.64	-13.0	-13.23	117.00	Horizontal	Vertical	N/A
3667.600	-48.84	4.42	-13.0	-35.84	0.00	Horizontal	Vertical	Pass
6986.800	-40.37	13.67	-13.0	-27.37	166.00	Horizontal	Vertical	Pass
19339.237	-32.29	27.63	-13.0	-19.29	70.00	Horizontal	Vertical	Pass

RSE-V&H LTE Band 4 BW10 CH20175



Frequency (MHz)	Result (dBm)	Factor (dB)	PK Limit (dBm)	Over Limit (dB)	Table (o)	ANT	EUT	Verdict
88.830	-70.48	-20.98	-13.0	-57.48	134.00	Vertical	Vertical	Pass
1729.000	-41.41	-3.61	-13.0	-28.41	115.00	Vertical	Vertical	N/A
2130.600	-33.83	-1.72	-13.0	-20.83	59.00	Vertical	Vertical	N/A
3663.600	-49.57	4.47	-13.0	-36.57	191.00	Vertical	Vertical	Pass
6966.800	-40.67	13.41	-13.0	-27.67	211.00	Vertical	Vertical	Pass
17285.738	-32.72	21.11	-13.0	-19.72	146.00	Vertical	Vertical	Pass

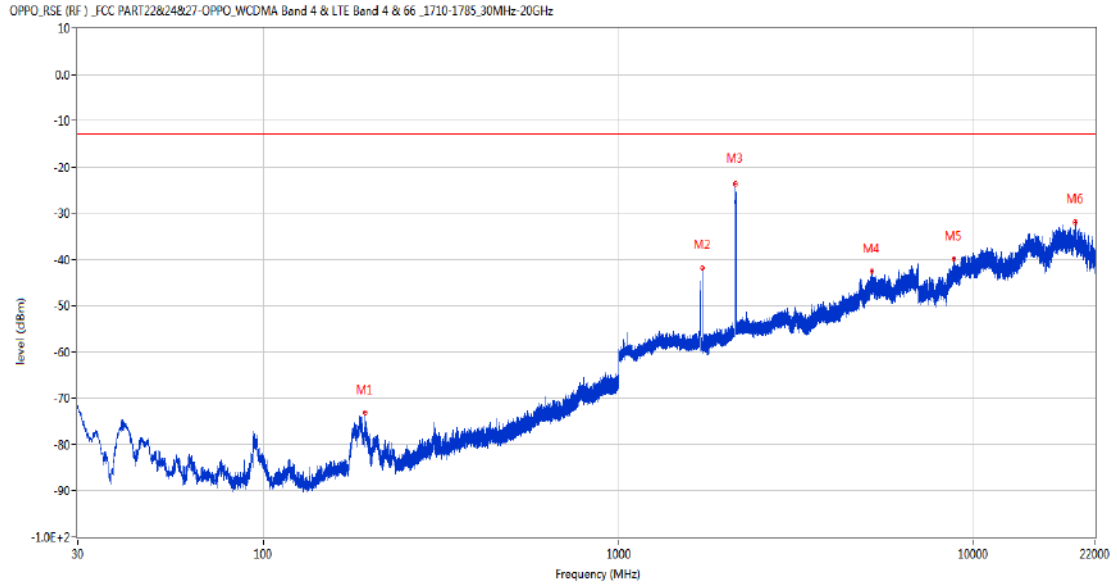
RSE-V&V LTE Band 4 BW10 CH20175



Frequency (MHz)	Result (dBm)	Factor (dB)	PK Limit (dBm)	Over Limit (dB)	Table (o)	ANT	EUT	Verdict
86.648	-69.43	-20.98	-13.0	-56.43	36.00	Vertical	Horizontal	Pass
1729.000	-44.56	-3.61	-13.0	-31.56	195.00	Vertical	Horizontal	N/A
2130.900	-38.37	-1.72	-13.0	-25.37	178.00	Vertical	Horizontal	N/A
3594.600	-49.31	3.48	-13.0	-36.31	58.00	Vertical	Horizontal	Pass
6792.800	-41.26	12.12	-13.0	-28.26	5.00	Vertical	Horizontal	Pass
17419.401	-32.25	22.65	-13.0	-19.25	25.00	Vertical	Horizontal	Pass

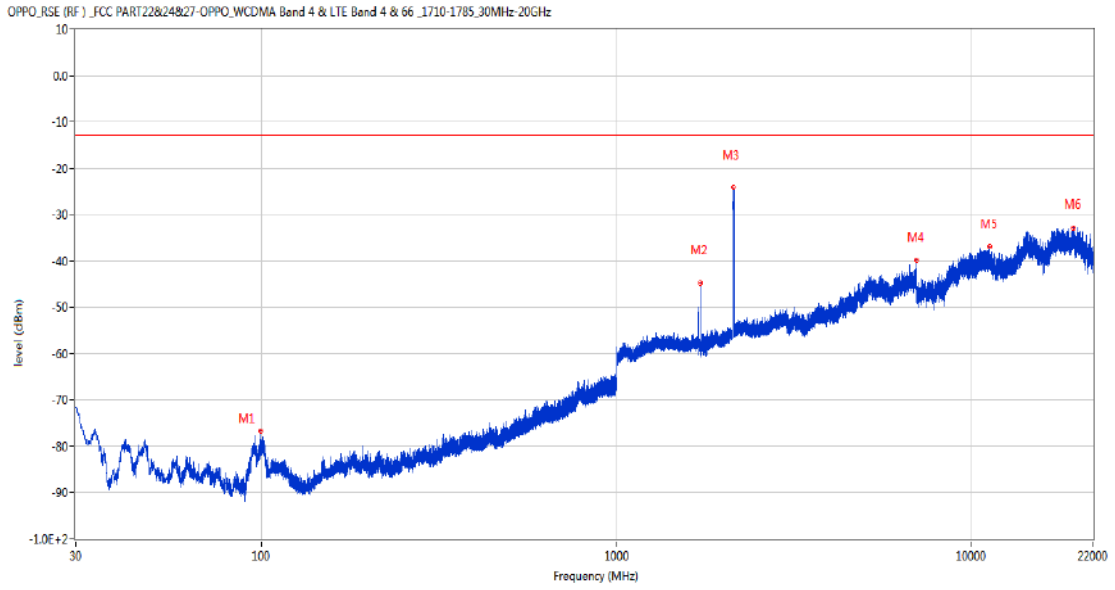
9.5 LTE Band 4 BW15, Middle Channel

RSE-H&H LTE Band 4 BW15 CH20175



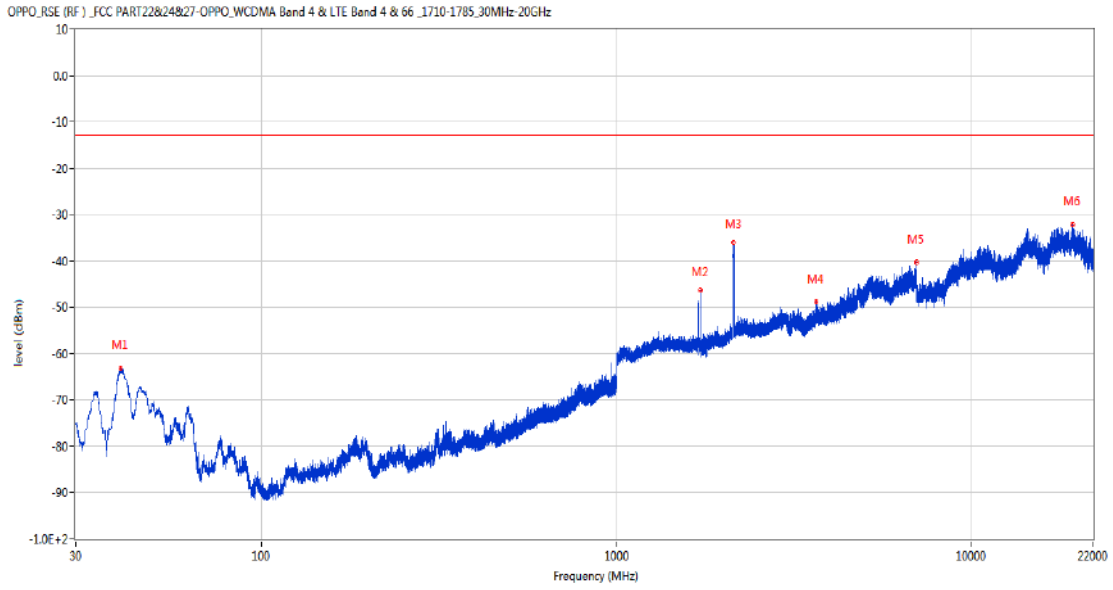
Frequency (MHz)	Result (dBm)	Factor (dB)	PK Limit (dBm)	Over Limit (dB)	Table (o)	ANT	EUT	Verdict
193.494	-73.11	-14.92	-13.0	-60.11	261.00	Horizontal	Horizontal	Pass
1726.400	-41.89	-3.62	-13.0	-28.89	35.00	Horizontal	Horizontal	N/A
2128.900	-23.68	-1.77	-13.0	-10.68	124.00	Horizontal	Horizontal	N/A
5164.000	-42.57	10.38	-13.0	-29.57	204.00	Horizontal	Horizontal	Pass
8808.375	-39.85	15.48	-13.0	-26.85	110.00	Horizontal	Horizontal	Pass
19300.850	-32.08	27.10	-13.0	-19.08	186.00	Horizontal	Horizontal	Pass

RSE-H&V LTE Band 4 BW15 CH20175



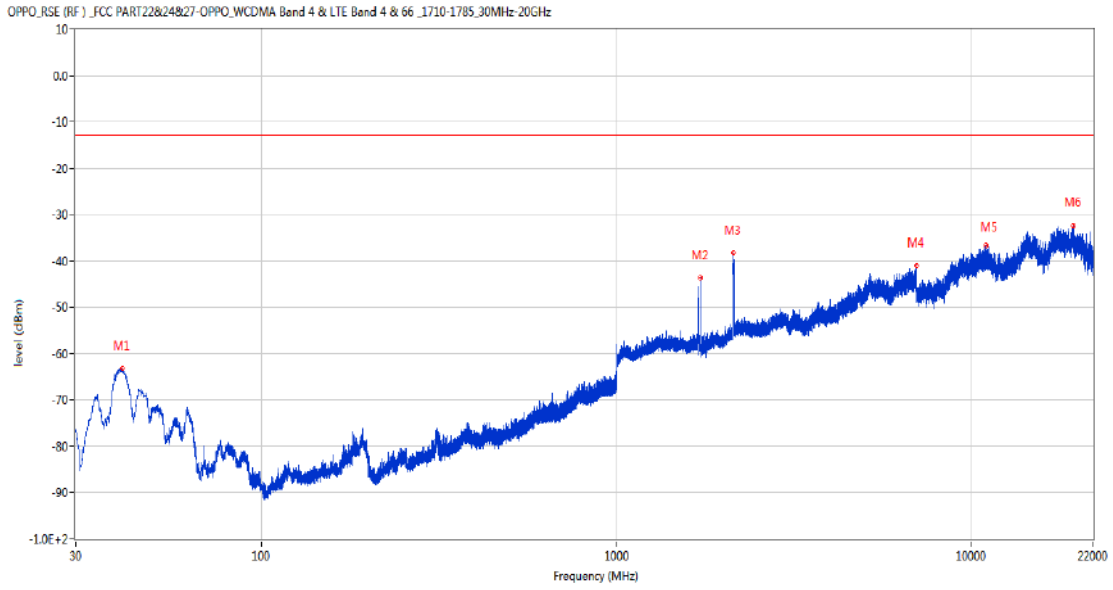
Frequency (MHz)	Result (dBm)	Factor (dB)	PK Limit (dBm)	Over Limit (dB)	Table (o)	ANT	EUT	Verdict
99.404	-76.66	-21.61	-13.0	-63.66	206.00	Horizontal	Vertical	Pass
1726.500	-44.87	-3.62	-13.0	-31.87	298.00	Horizontal	Vertical	N/A
2136.000	-24.16	-1.67	-13.0	-11.16	132.00	Horizontal	Vertical	N/A
6995.200	-39.91	13.48	-13.0	-26.91	199.00	Horizontal	Vertical	Pass
11218.487	-36.96	18.33	-13.0	-23.96	64.00	Horizontal	Vertical	Pass
19322.124	-32.83	27.88	-13.0	-19.83	278.00	Horizontal	Vertical	Pass

RSE-V&V LTE Band 4 BW15 CH20175



Frequency (MHz)	Result (dBm)	Factor (dB)	PK Limit (dBm)	Over Limit (dB)	Table (o)	ANT	EUT	Verdict
40.185	-63.26	-17.95	-13.0	-50.26	85.00	Vertical	Vertical	Pass
1726.600	-46.36	-3.62	-13.0	-33.36	142.00	Vertical	Vertical	N/A
2128.200	-36.10	-1.82	-13.0	-23.10	21.00	Vertical	Vertical	N/A
3646.600	-48.84	5.29	-13.0	-35.84	36.00	Vertical	Vertical	Pass
6972.400	-40.36	13.74	-13.0	-27.36	91.00	Vertical	Vertical	Pass
19236.100	-32.25	25.53	-13.0	-19.25	207.00	Vertical	Vertical	Pass

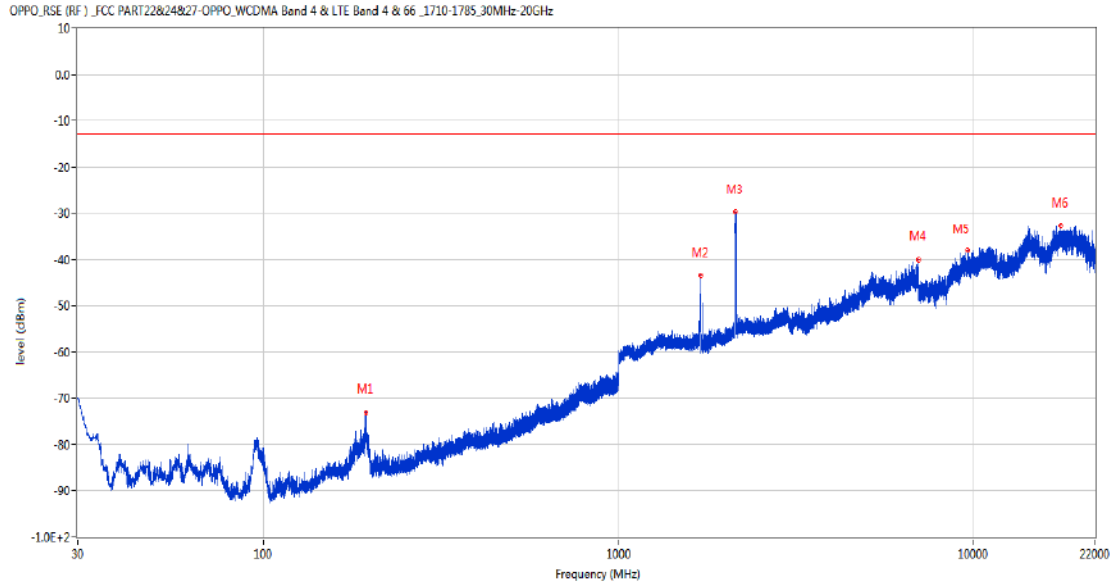
RSE-V&H LTE Band 4 BW15 CH20175



Frequency (MHz)	Result (dBm)	Factor (dB)	PK Limit (dBm)	Over Limit (dB)	Table (o)	ANT	EUT	Verdict
40.525	-63.15	-17.71	-13.0	-50.15	105.00	Vertical	Horizontal	Pass
1726.600	-43.66	-3.62	-13.0	-30.66	42.00	Vertical	Horizontal	N/A
2132.500	-38.36	-1.70	-13.0	-25.36	152.00	Vertical	Horizontal	N/A
6973.000	-40.87	13.75	-13.0	-27.87	281.00	Vertical	Horizontal	Pass
10977.563	-36.64	18.98	-13.0	-23.64	178.00	Vertical	Horizontal	Pass
19347.100	-32.36	27.42	-13.0	-19.36	280.00	Vertical	Horizontal	Pass

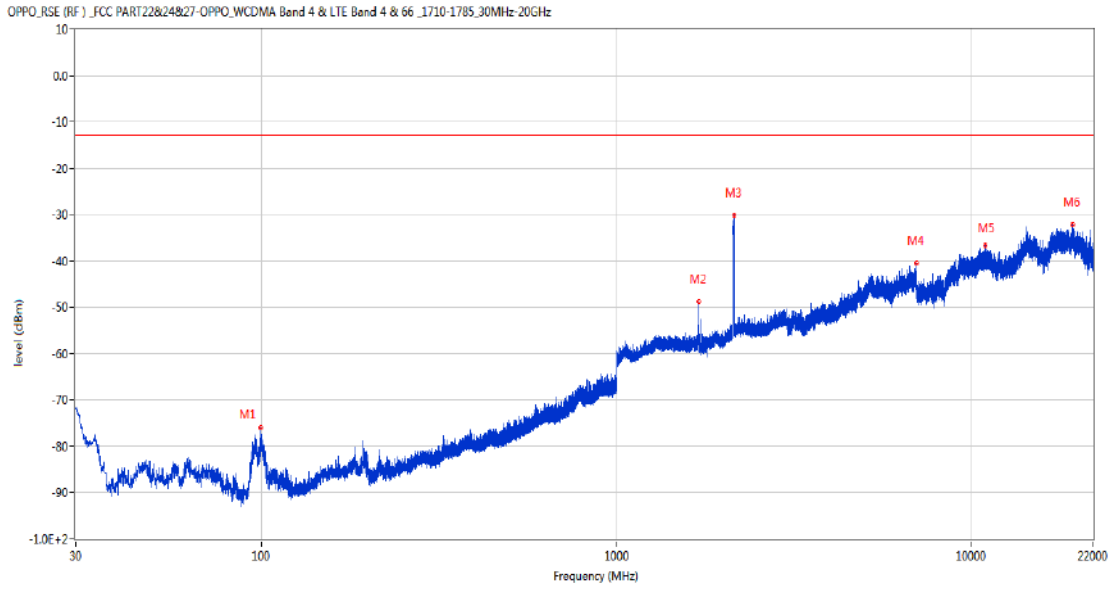
9.6 LTE Band 4 BW20, Middle Channel

RSE-H&H LTE Band 4 BW20 CH20175



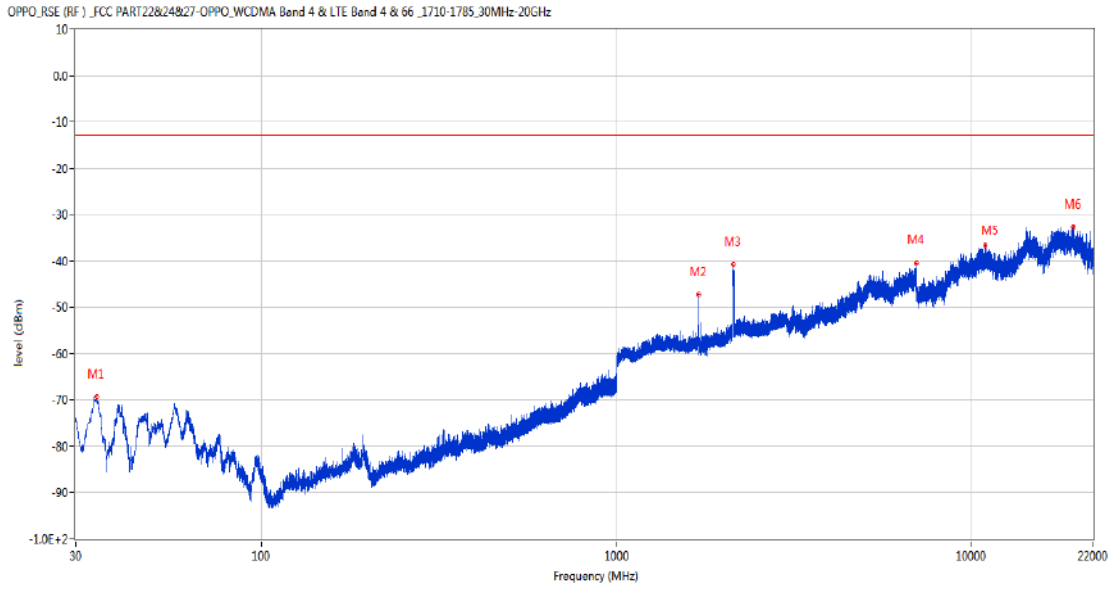
Frequency (MHz)	Result (dBm)	Factor (dB)	PK Limit (dBm)	Over Limit (dB)	Table (o)	ANT	EUT	Verdict
194.172	-73.03	-14.92	-13.0	-60.03	244.00	Horizontal	Horizontal	Pass
1706.400	-43.42	-3.72	-13.0	-30.42	78.00	Horizontal	Horizontal	N/A
2137.200	-29.84	-1.63	-13.0	-16.84	208.00	Horizontal	Horizontal	N/A
6998.000	-40.13	13.52	-13.0	-27.13	157.00	Horizontal	Horizontal	Pass
9607.625	-38.12	17.63	-13.0	-25.12	172.00	Horizontal	Horizontal	Pass
17575.725	-32.54	22.25	-13.0	-19.54	75.00	Horizontal	Horizontal	Pass

RSE-H&V LTE Band 4 BW20 CH20175



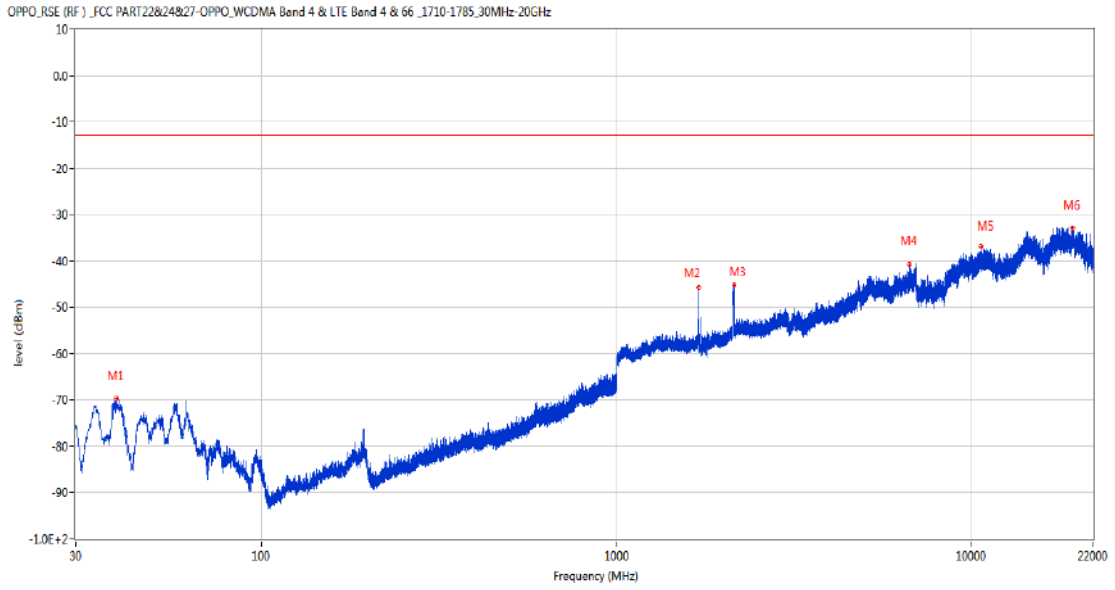
Frequency (MHz)	Result (dBm)	Factor (dB)	PK Limit (dBm)	Over Limit (dB)	Table (o)	ANT	EUT	Verdict
99.161	-75.93	-21.58	-13.0	-62.93	358.00	Horizontal	Vertical	Pass
1706.400	-48.86	-3.72	-13.0	-35.86	303.00	Horizontal	Vertical	N/A
2141.600	-30.26	-1.64	-13.0	-17.26	133.00	Horizontal	Vertical	N/A
6996.800	-40.59	13.50	-13.0	-27.59	328.00	Horizontal	Vertical	Pass
10918.912	-36.76	19.58	-13.0	-23.76	292.00	Horizontal	Vertical	Pass
19275.411	-32.15	26.74	-13.0	-19.15	315.00	Horizontal	Vertical	Pass

RSE-V&V LTE Band 4 BW20 CH20175



Frequency (MHz)	Result (dBm)	Factor (dB)	PK Limit (dBm)	Over Limit (dB)	Table (o)	ANT	EUT	Verdict
34.316	-69.26	-18.99	-13.0	-56.26	362.00	Vertical	Vertical	Pass
1706.300	-47.34	-3.72	-13.0	-34.34	136.00	Vertical	Vertical	N/A
2132.300	-40.80	-1.70	-13.0	-27.80	120.00	Vertical	Vertical	N/A
6988.200	-40.49	13.52	-13.0	-27.49	360.00	Vertical	Vertical	Pass
10925.525	-36.76	19.47	-13.0	-23.76	122.00	Vertical	Vertical	Pass
19289.750	-32.65	26.98	-13.0	-19.65	96.00	Vertical	Vertical	Pass

RSE-V&H LTE Band 4 BW20 CH20175

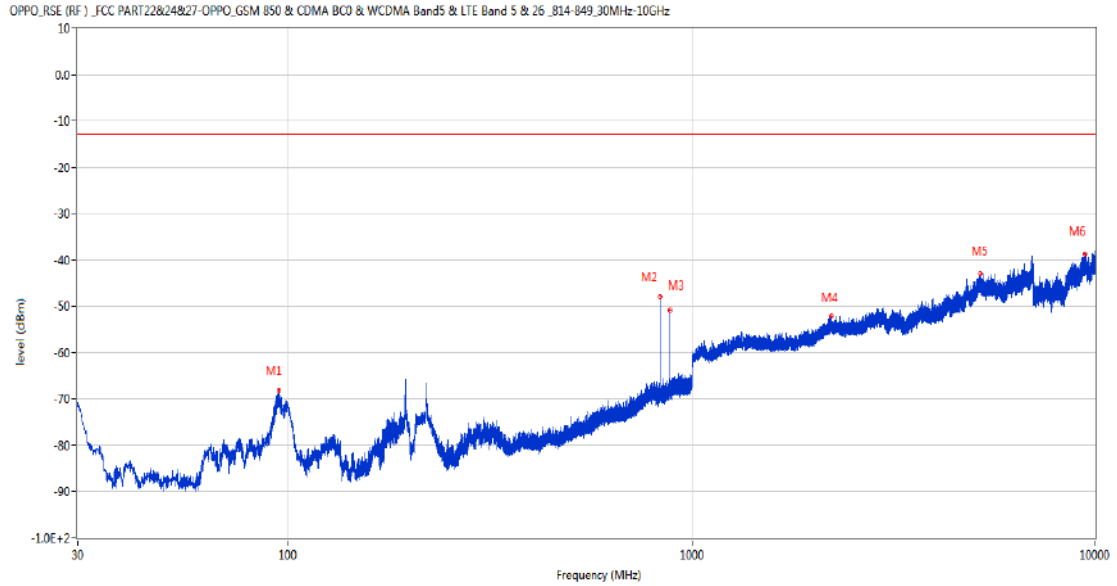


Frequency (MHz)	Result (dBm)	Factor (dB)	PK Limit (dBm)	Over Limit (dB)	Table (o)	ANT	EUT	Verdict
38.924	-69.62	-18.22	-13.0	-56.62	62.00	Vertical	Horizontal	Pass
1701.700	-45.67	-3.75	-13.0	-32.67	44.00	Vertical	Horizontal	N/A
2140.500	-45.21	-1.63	-13.0	-32.21	184.00	Vertical	Horizontal	N/A
6693.400	-40.74	12.49	-13.0	-27.74	75.00	Vertical	Horizontal	Pass
10645.213	-37.02	17.87	-13.0	-24.02	77.00	Vertical	Horizontal	Pass
19285.125	-32.81	26.93	-13.0	-19.81	138.00	Vertical	Horizontal	Pass

10 LTE Band 5

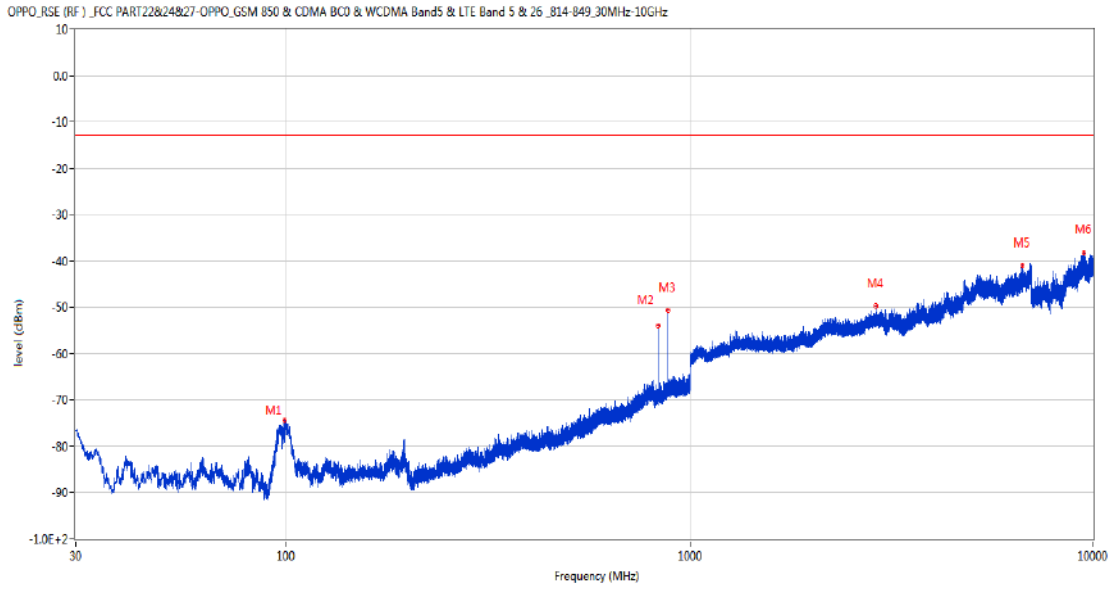
10.1 LTE Band 5 BW1.4, Middle Channel

RSE-H&H LTE Band 5 BW1.4 CH20525



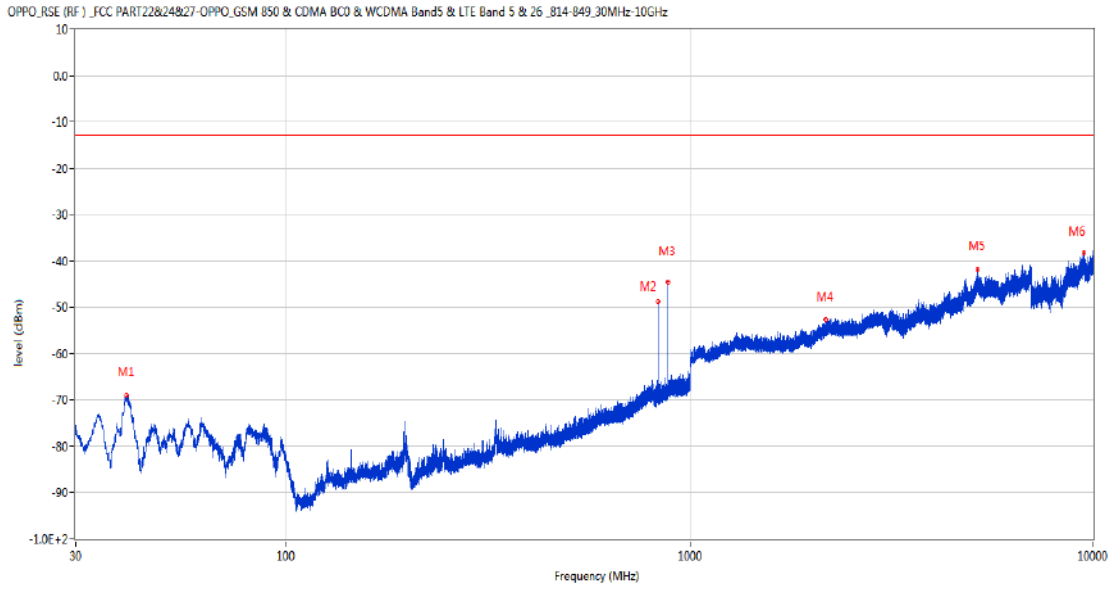
Frequency (MHz)	Result (dBm)	Factor (dB)	PK Limit (dBm)	Over Limit (dB)	Table (o)	ANT	EUT	Verdict
94.650	-68.11	-21.07	-13.0	-55.11	360.00	Horizontal	Horizontal	Pass
836.022	-48.00	2.86	-13.0	-35.00	332.00	Horizontal	Horizontal	N/A
881.854	-50.77	3.50	-13.0	-37.77	15.00	Horizontal	Horizontal	N/A
2208.900	-52.21	-0.38	-13.0	-39.21	329.00	Horizontal	Horizontal	Pass
5201.200	-43.02	10.43	-13.0	-30.02	295.00	Horizontal	Horizontal	Pass
9446.799	-38.66	17.67	-13.0	-25.66	353.00	Horizontal	Horizontal	Pass

RSE-H&V LTE Band 5 BW1.4 CH20525



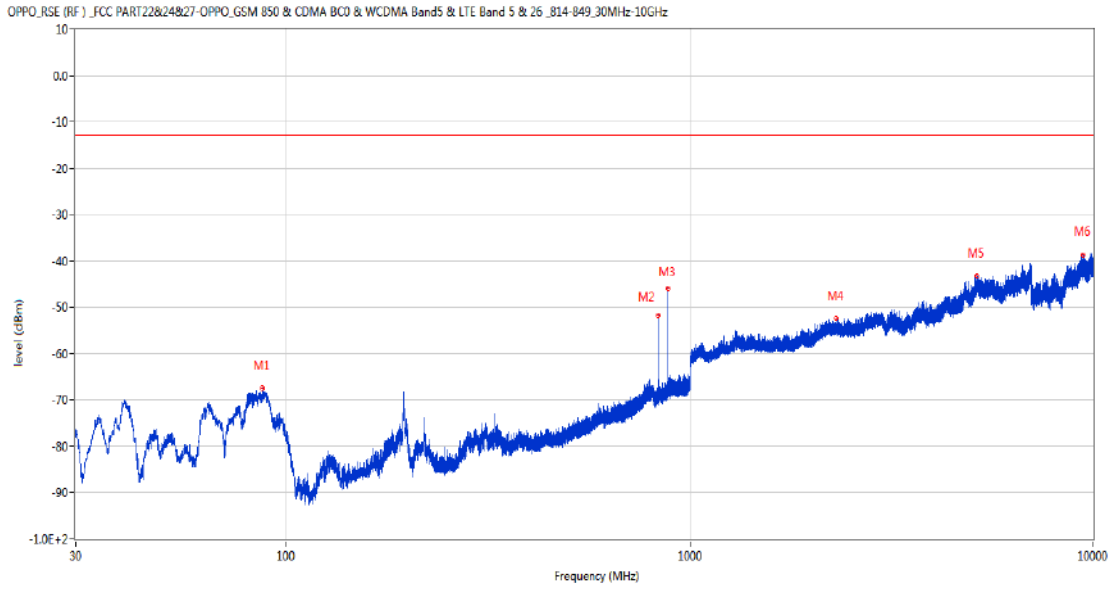
Frequency (MHz)	Result (dBm)	Factor (dB)	PK Limit (dBm)	Over Limit (dB)	Table (o)	ANT	EUT	Verdict
99.016	-74.45	-21.44	-13.0	-61.45	360.00	Horizontal	Vertical	Pass
836.022	-54.08	2.86	-13.0	-41.08	177.00	Horizontal	Vertical	N/A
881.321	-50.67	3.44	-13.0	-37.67	10.00	Horizontal	Vertical	N/A
2886.000	-49.74	2.05	-13.0	-36.74	344.00	Horizontal	Vertical	Pass
6679.400	-40.92	12.15	-13.0	-27.92	84.00	Horizontal	Vertical	Pass
9495.700	-38.25	17.26	-13.0	-25.25	91.00	Horizontal	Vertical	Pass

RSE-V&V LTE Band 5 BW1.4 CH20525



Frequency (MHz)	Result (dBm)	Factor (dB)	PK Limit (dBm)	Over Limit (dB)	Table (o)	ANT	EUT	Verdict
40.088	-69.13	-18.00	-13.0	-56.13	48.00	Vertical	Vertical	Pass
836.070	-48.84	2.86	-13.0	-35.84	231.00	Vertical	Vertical	N/A
881.563	-44.56	3.47	-13.0	-31.56	33.00	Vertical	Vertical	N/A
2172.900	-52.72	-0.85	-13.0	-39.72	360.00	Vertical	Vertical	Pass
5172.800	-41.96	10.56	-13.0	-28.96	298.00	Vertical	Vertical	Pass
9483.700	-38.24	17.37	-13.0	-25.24	361.00	Vertical	Vertical	Pass

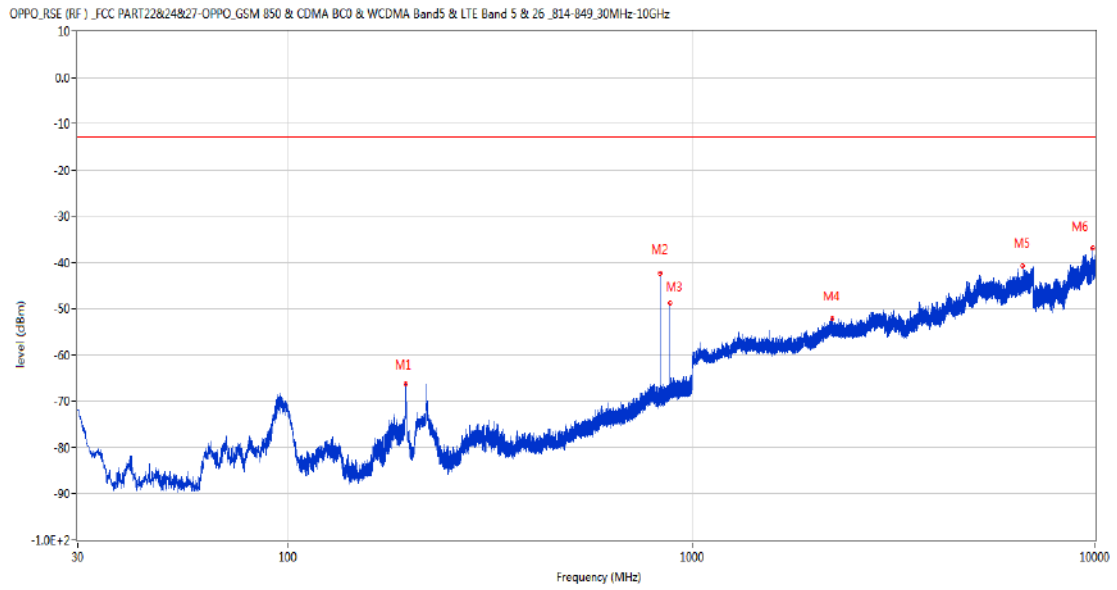
RSE-V&H LTE Band 5 BW1.4 CH20525



Frequency (MHz)	Result (dBm)	Factor (dB)	PK Limit (dBm)	Over Limit (dB)	Table (o)	ANT	EUT	Verdict
86.891	-67.55	-20.89	-13.0	-54.55	103.00	Vertical	Horizontal	Pass
835.973	-51.77	2.86	-13.0	-38.77	360.00	Vertical	Horizontal	N/A
881.903	-45.90	3.50	-13.0	-32.90	190.00	Vertical	Horizontal	N/A
2303.800	-52.39	-0.43	-13.0	-39.39	124.00	Vertical	Horizontal	Pass
5143.000	-43.29	10.52	-13.0	-30.29	187.00	Vertical	Horizontal	Pass
9433.300	-38.79	17.36	-13.0	-25.79	174.00	Vertical	Horizontal	Pass

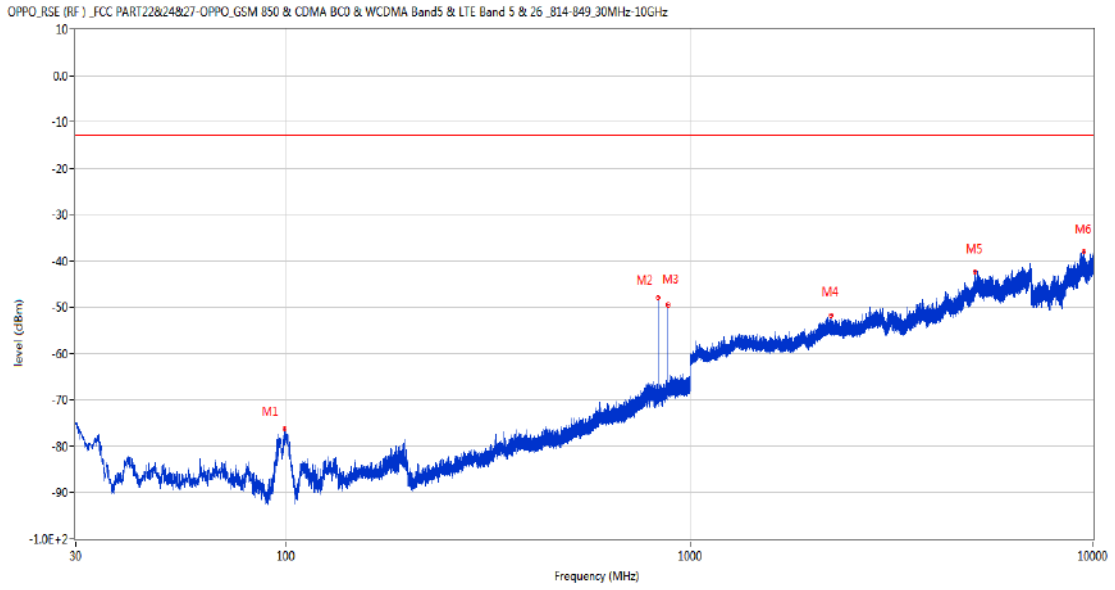
10.2 LTE Band 5 BW3, Middle Channel

RSE-H&H LTE Band 5 BW3 CH20525



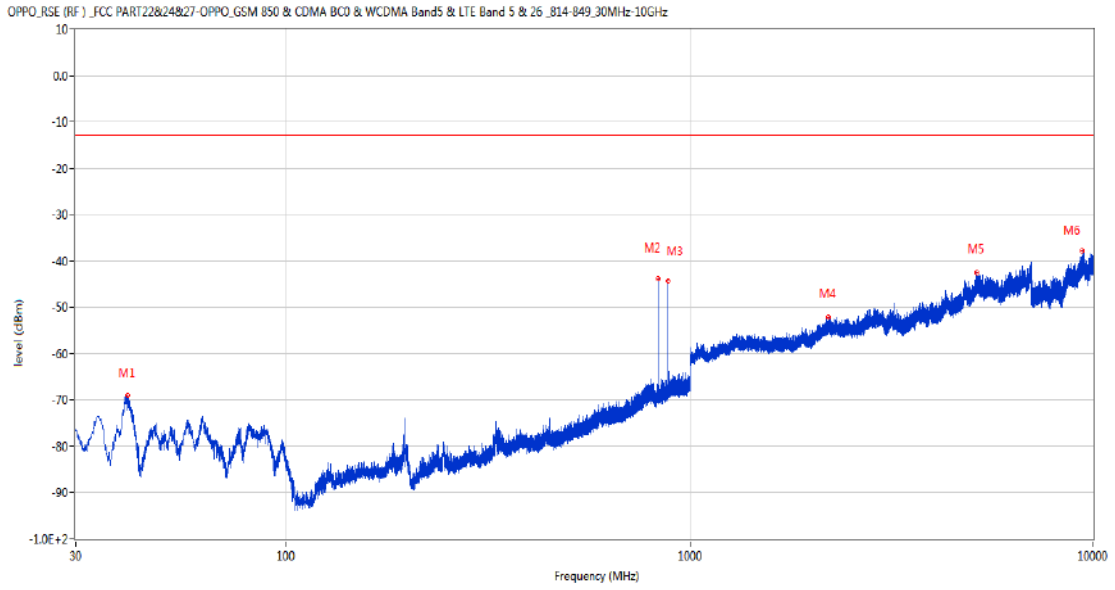
Frequency (MHz)	Result (dBm)	Factor (dB)	PK Limit (dBm)	Over Limit (dB)	Table (o)	ANT	EUT	Verdict
195.385	-66.40	-14.91	-13.0	-53.40	258.00	Horizontal	Horizontal	Pass
835.197	-42.26	2.84	-13.0	-29.26	318.00	Horizontal	Horizontal	N/A
880.447	-48.73	3.35	-13.0	-35.73	70.00	Horizontal	Horizontal	N/A
2221.700	-52.28	-0.19	-13.0	-39.28	297.00	Horizontal	Horizontal	Pass
6610.000	-40.80	12.18	-13.0	-27.80	205.00	Horizontal	Horizontal	Pass
9835.150	-37.02	18.57	-13.0	-24.02	324.00	Horizontal	Horizontal	Pass

RSE-H&V LTE Band 5 BW3 CH20525



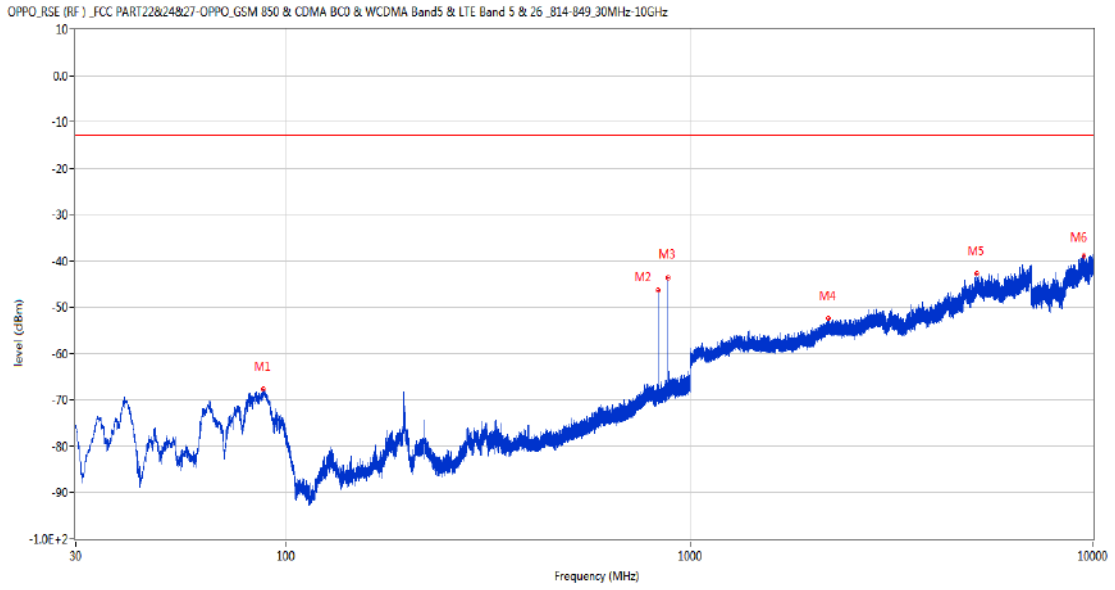
Frequency (MHz)	Result (dBm)	Factor (dB)	PK Limit (dBm)	Over Limit (dB)	Table (o)	ANT	EUT	Verdict
98.725	-76.27	-21.41	-13.0	-63.27	360.00	Horizontal	Vertical	Pass
835.246	-47.95	2.84	-13.0	-34.95	171.00	Horizontal	Vertical	N/A
880.351	-49.43	3.34	-13.0	-36.43	185.00	Horizontal	Vertical	N/A
2234.900	-51.78	-0.37	-13.0	-38.78	177.00	Horizontal	Vertical	Pass
5103.000	-42.41	10.30	-13.0	-29.41	273.00	Horizontal	Vertical	Pass
9454.599	-38.06	17.71	-13.0	-25.06	317.00	Horizontal	Vertical	Pass

RSE-V&V LTE Band 5 BW3 CH20525



Frequency (MHz)	Result (dBm)	Factor (dB)	PK Limit (dBm)	Over Limit (dB)	Table (o)	ANT	EUT	Verdict
40.379	-69.13	-17.80	-13.0	-56.13	49.00	Vertical	Vertical	Pass
835.197	-43.91	2.84	-13.0	-30.91	185.00	Vertical	Vertical	N/A
882.679	-44.36	3.59	-13.0	-31.36	243.00	Vertical	Vertical	N/A
2203.400	-52.21	-0.74	-13.0	-39.21	326.00	Vertical	Vertical	Pass
5146.000	-42.52	10.52	-13.0	-29.52	147.00	Vertical	Vertical	Pass
9375.400	-37.93	16.91	-13.0	-24.93	329.00	Vertical	Vertical	Pass

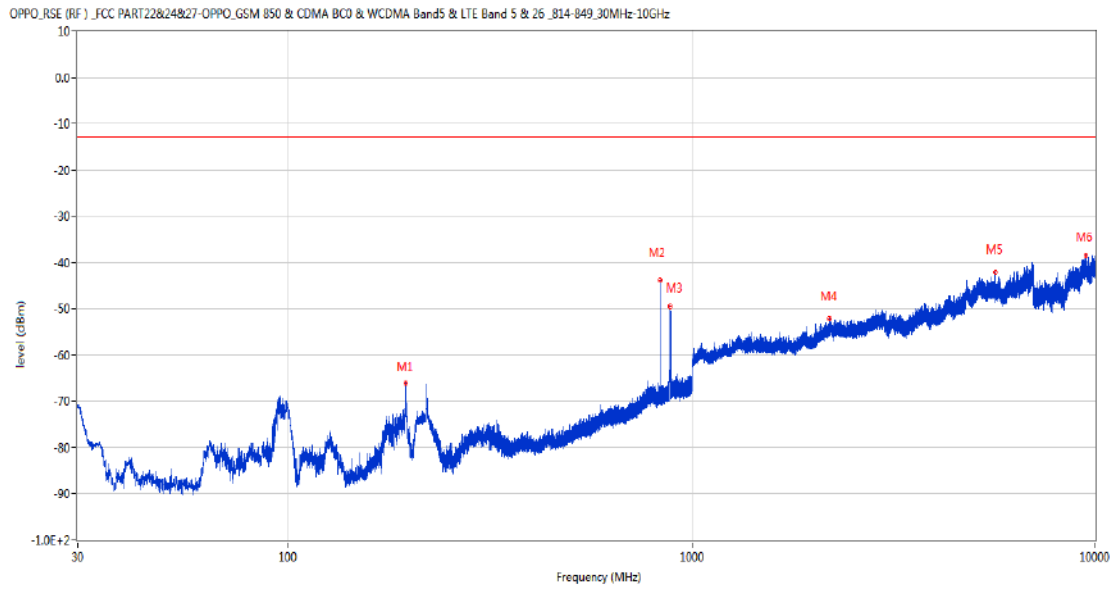
RSE-V&H LTE Band 5 BW3 CH20525



Frequency (MHz)	Result (dBm)	Factor (dB)	PK Limit (dBm)	Over Limit (dB)	Table (o)	ANT	EUT	Verdict
87.424	-67.78	-20.92	-13.0	-54.78	114.00	Vertical	Horizontal	Pass
835.246	-46.39	2.84	-13.0	-33.39	360.00	Vertical	Horizontal	N/A
882.145	-43.72	3.53	-13.0	-30.72	136.00	Vertical	Horizontal	N/A
2199.600	-52.36	-1.08	-13.0	-39.36	303.00	Vertical	Horizontal	Pass
5145.000	-42.86	10.50	-13.0	-29.86	240.00	Vertical	Horizontal	Pass
9470.200	-39.04	17.52	-13.0	-26.04	40.00	Vertical	Horizontal	Pass

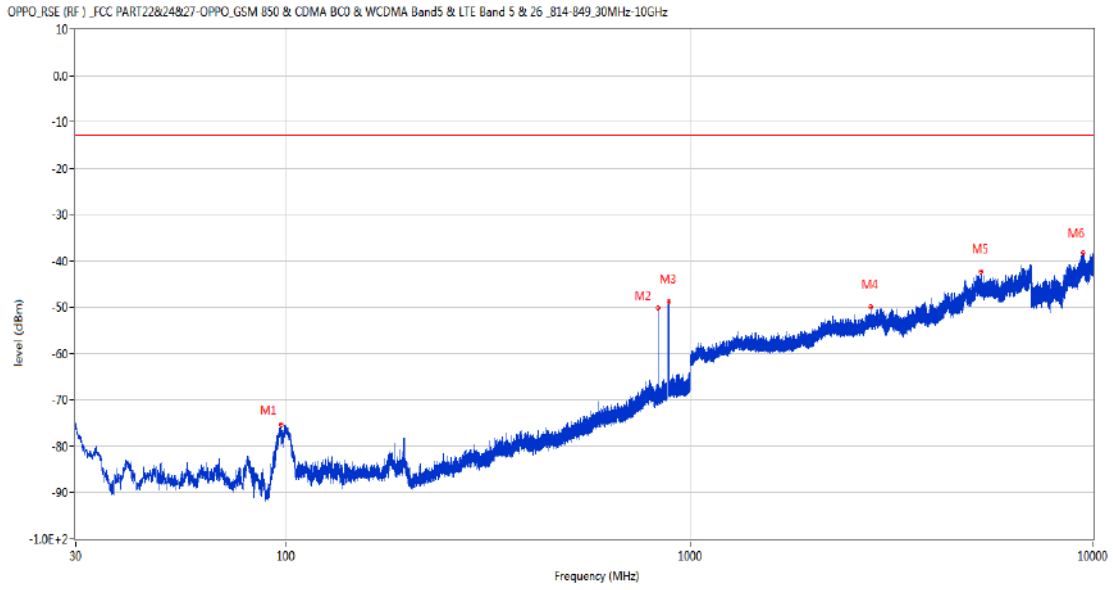
10.3 LTE Band 5 BW5, Middle Channel

RSE-H&H LTE Band 5 BW5 CH20525



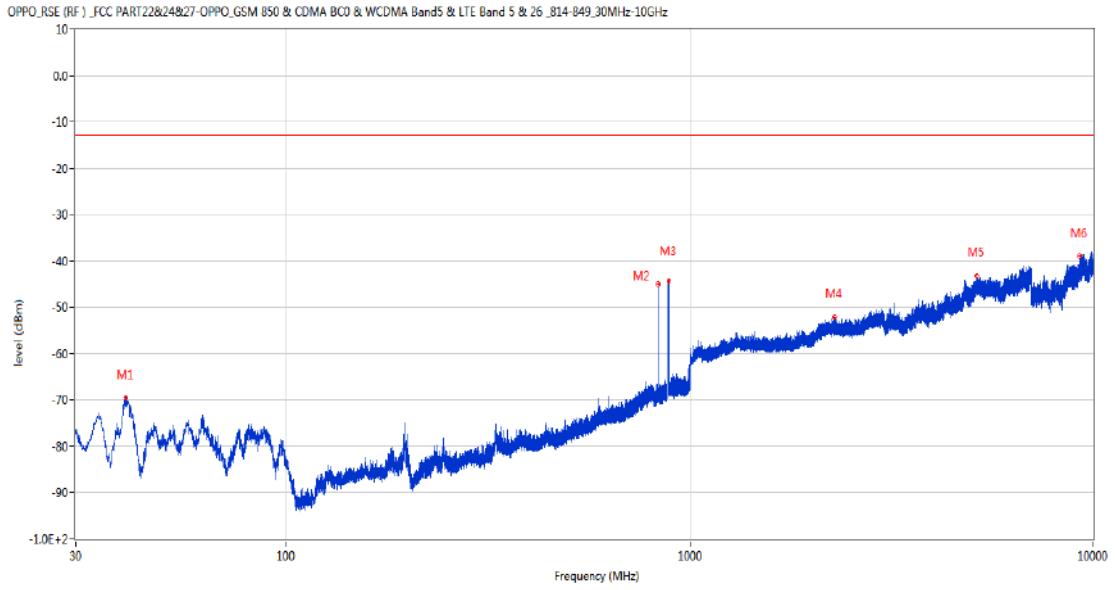
Frequency (MHz)	Result (dBm)	Factor (dB)	PK Limit (dBm)	Over Limit (dB)	Table (o)	ANT	EUT	Verdict
195.336	-66.09	-14.90	-13.0	-53.09	93.00	Horizontal	Horizontal	Pass
834.324	-43.78	2.82	-13.0	-30.78	321.00	Horizontal	Horizontal	N/A
879.623	-49.43	3.31	-13.0	-36.43	59.00	Horizontal	Horizontal	N/A
2194.100	-52.24	-1.12	-13.0	-39.24	274.00	Horizontal	Horizontal	Pass
5632.600	-42.11	9.44	-13.0	-29.11	277.00	Horizontal	Horizontal	Pass
9450.700	-38.48	17.75	-13.0	-25.48	191.00	Horizontal	Horizontal	Pass

RSE-H&V LTE Band 5 BW5 CH20525



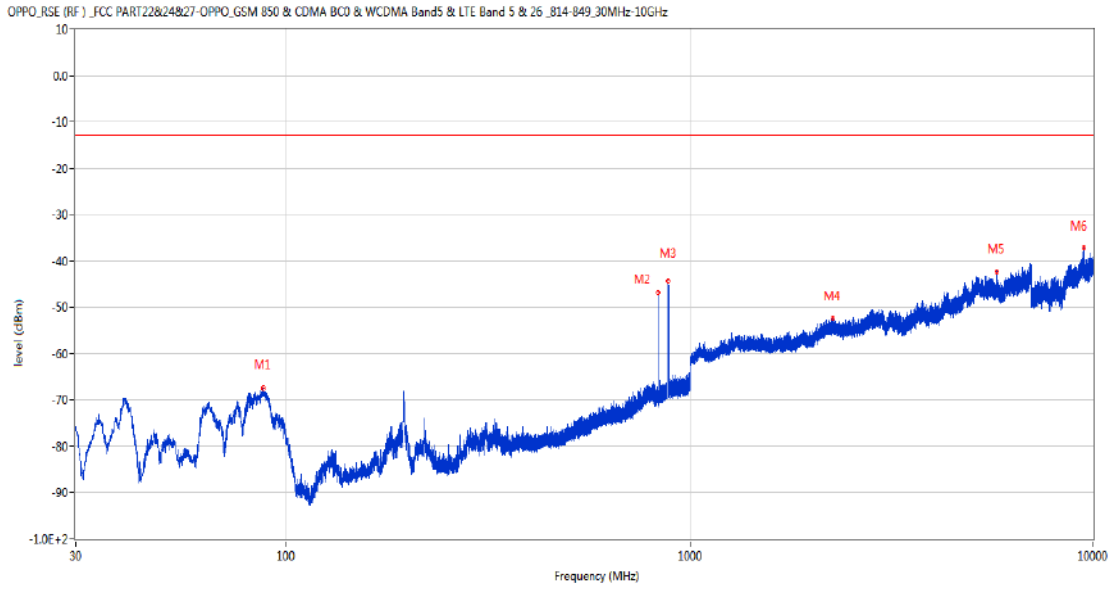
Frequency (MHz)	Result (dBm)	Factor (dB)	PK Limit (dBm)	Over Limit (dB)	Table (o)	ANT	EUT	Verdict
96.688	-75.21	-21.24	-13.0	-62.21	352.00	Horizontal	Vertical	Pass
834.372	-50.08	2.82	-13.0	-37.08	165.00	Horizontal	Vertical	N/A
883.600	-48.79	3.70	-13.0	-35.79	192.00	Horizontal	Vertical	N/A
2805.700	-49.95	2.79	-13.0	-36.95	178.00	Horizontal	Vertical	Pass
5282.600	-42.20	9.68	-13.0	-29.20	174.00	Horizontal	Vertical	Pass
9448.600	-38.18	17.72	-13.0	-25.18	0.00	Horizontal	Vertical	Pass

RSE-V&V LTE Band 5 BW5 CH20525



Frequency (MHz)	Result (dBm)	Factor (dB)	PK Limit (dBm)	Over Limit (dB)	Table (o)	ANT	EUT	Verdict
39.846	-69.47	-18.08	-13.0	-56.47	56.00	Vertical	Vertical	Pass
834.372	-45.04	2.82	-13.0	-32.04	264.00	Vertical	Vertical	N/A
883.551	-44.36	3.69	-13.0	-31.36	235.00	Vertical	Vertical	N/A
2285.500	-52.29	-0.64	-13.0	-39.29	360.00	Vertical	Vertical	Pass
5145.200	-43.20	10.50	-13.0	-30.20	96.00	Vertical	Vertical	Pass
9258.849	-39.03	16.13	-13.0	-26.03	362.00	Vertical	Vertical	Pass

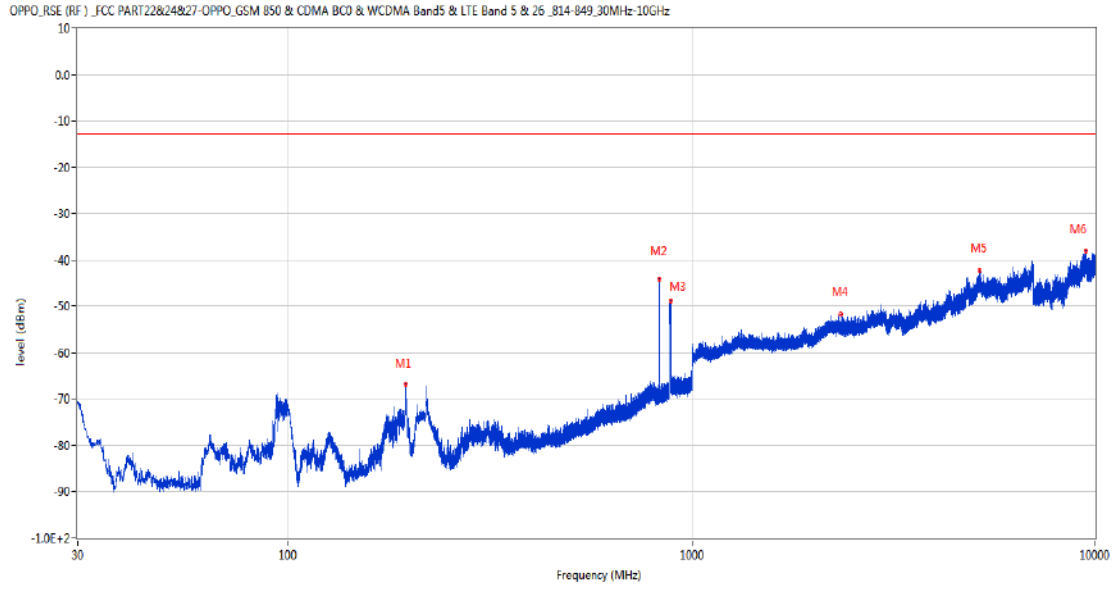
RSE-V&H LTE Band 5 BW5 CH20525



Frequency (MHz)	Result (dBm)	Factor (dB)	PK Limit (dBm)	Over Limit (dB)	Table (o)	ANT	EUT	Verdict
87.521	-67.47	-20.92	-13.0	-54.47	117.00	Vertical	Horizontal	Pass
834.372	-46.84	2.82	-13.0	-33.84	360.00	Vertical	Horizontal	N/A
883.212	-44.24	3.65	-13.0	-31.24	242.00	Vertical	Horizontal	N/A
2252.800	-52.48	-0.55	-13.0	-39.48	323.00	Vertical	Horizontal	Pass
5758.000	-42.38	9.20	-13.0	-29.38	118.00	Vertical	Horizontal	Pass
9451.750	-37.20	17.74	-13.0	-24.20	22.00	Vertical	Horizontal	Pass

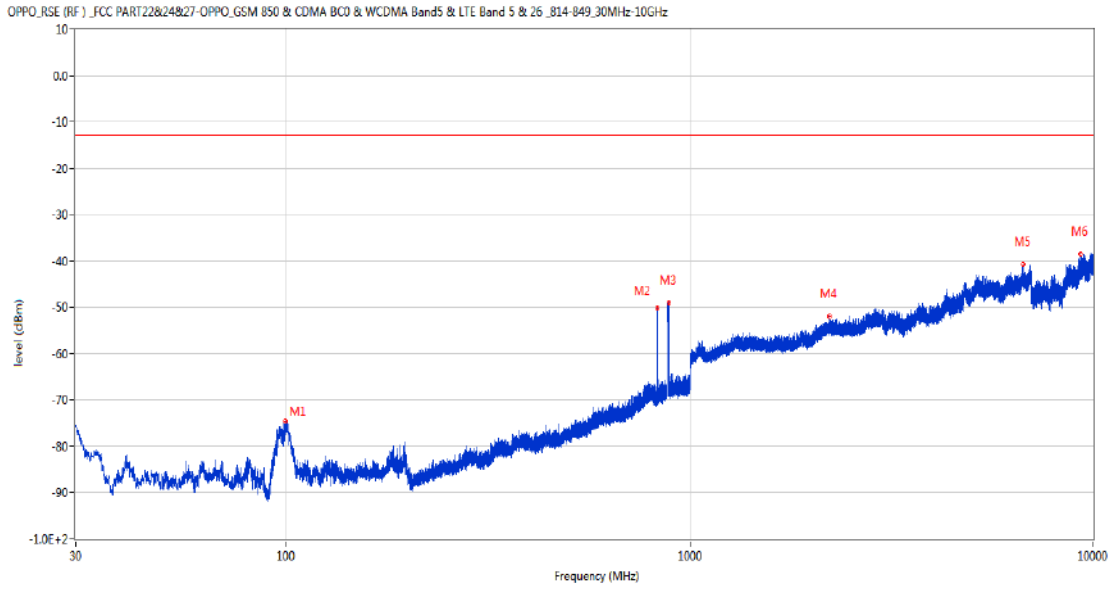
10.4 LTE Band 5 BW10, Middle Channel

RSE-H&H LTE Band 5 BW10 CH20525



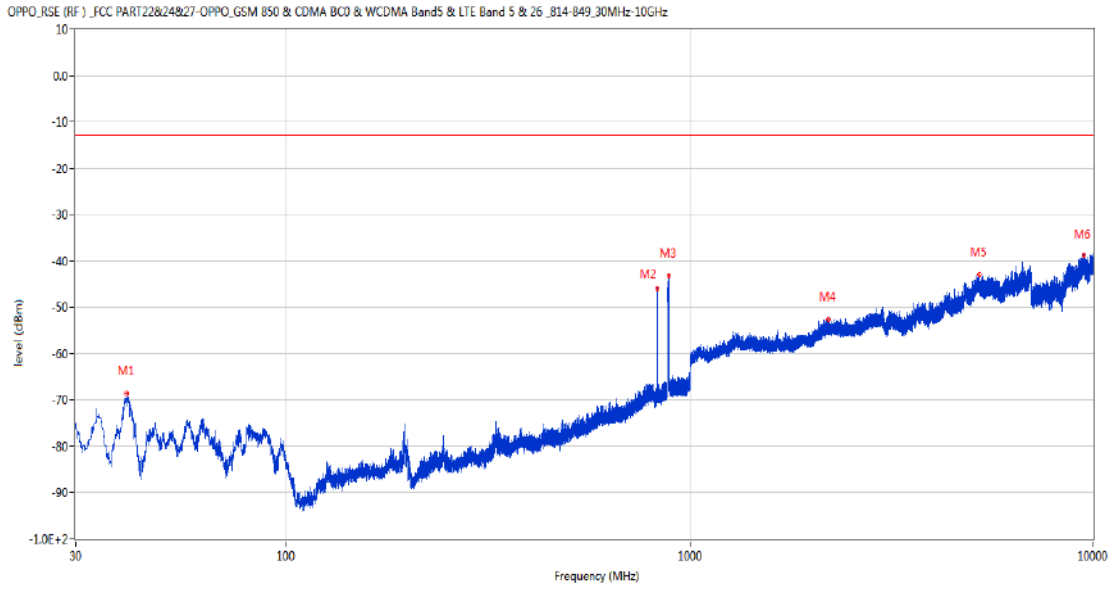
Frequency (MHz)	Result (dBm)	Factor (dB)	PK Limit (dBm)	Over Limit (dB)	Table (o)	ANT	EUT	Verdict
195.434	-66.74	-14.92	-13.0	-53.74	99.00	Horizontal	Horizontal	Pass
832.142	-44.02	2.78	-13.0	-31.02	319.00	Horizontal	Horizontal	N/A
885.782	-48.85	3.74	-13.0	-35.85	6.00	Horizontal	Horizontal	N/A
2334.200	-51.69	-0.70	-13.0	-38.69	331.00	Horizontal	Horizontal	Pass
5169.200	-42.29	10.62	-13.0	-29.29	256.00	Horizontal	Horizontal	Pass
9450.700	-38.13	17.75	-13.0	-25.13	208.00	Horizontal	Horizontal	Pass

RSE-H&V LTE Band 5 BW10 CH20525



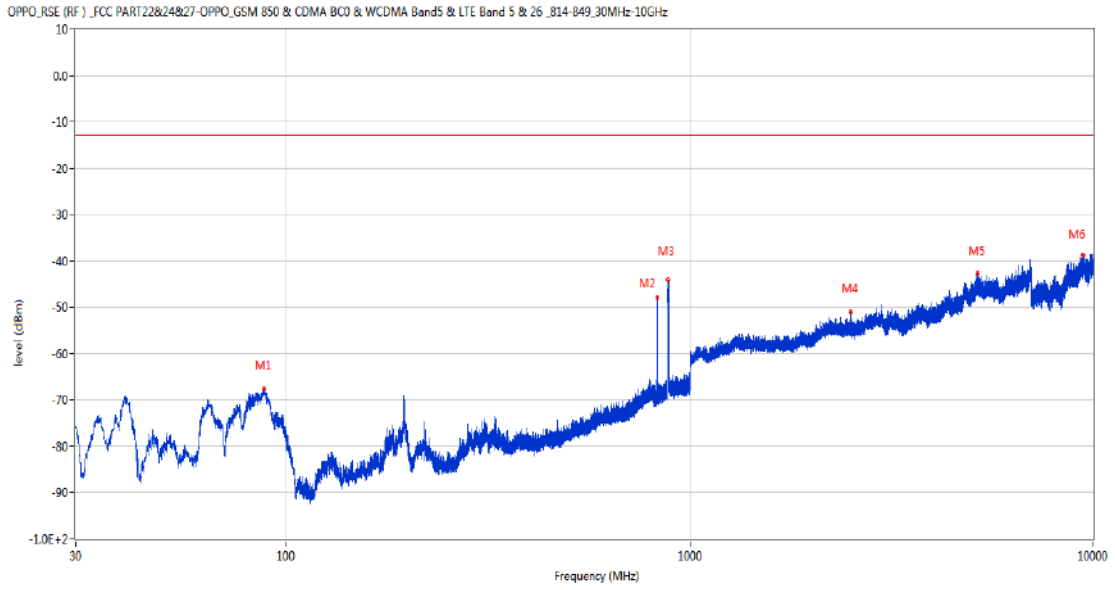
Frequency (MHz)	Result (dBm)	Factor (dB)	PK Limit (dBm)	Over Limit (dB)	Table (o)	ANT	EUT	Verdict
99.549	-74.64	-21.51	-13.0	-61.64	360.00	Horizontal	Vertical	Pass
832.142	-50.21	2.78	-13.0	-37.21	195.00	Horizontal	Vertical	N/A
884.085	-49.15	3.76	-13.0	-36.15	179.00	Horizontal	Vertical	N/A
2212.800	-52.02	-0.35	-13.0	-39.02	-1.00	Horizontal	Vertical	Pass
6696.200	-40.74	12.31	-13.0	-27.74	102.00	Horizontal	Vertical	Pass
9301.151	-38.55	16.69	-13.0	-25.55	74.00	Horizontal	Vertical	Pass

RSE-V&V LTE Band 5 BW10 CH20525



Frequency (MHz)	Result (dBm)	Factor (dB)	PK Limit (dBm)	Over Limit (dB)	Table (o)	ANT	EUT	Verdict
40.136	-68.52	-17.97	-13.0	-55.52	53.00	Vertical	Vertical	Pass
832.142	-45.84	2.78	-13.0	-32.84	224.00	Vertical	Vertical	N/A
885.588	-43.14	3.74	-13.0	-30.14	25.00	Vertical	Vertical	N/A
2197.900	-52.70	-1.09	-13.0	-39.70	-1.00	Vertical	Vertical	Pass
5226.400	-42.99	10.02	-13.0	-29.99	53.00	Vertical	Vertical	Pass
9464.350	-38.65	17.60	-13.0	-25.65	27.00	Vertical	Vertical	Pass

RSE-V&H LTE Band 5 BW10 CH20525

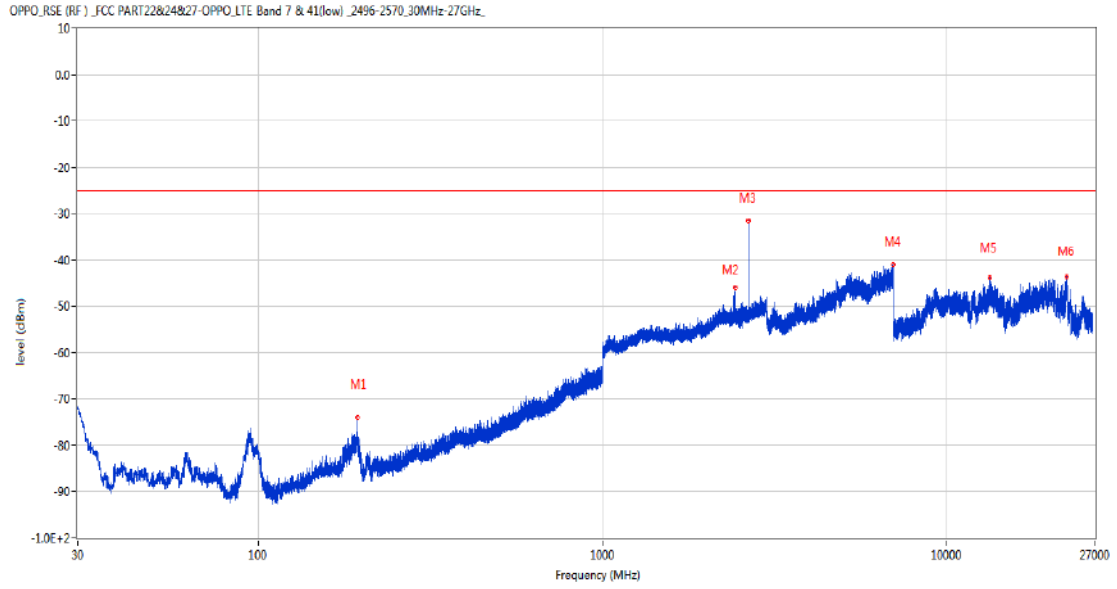


Frequency (MHz)	Result (dBm)	Factor (dB)	PK Limit (dBm)	Over Limit (dB)	Table (o)	ANT	EUT	Verdict
87.618	-67.76	-20.93	-13.0	-54.76	100.00	Vertical	Horizontal	Pass
832.093	-47.95	2.78	-13.0	-34.95	360.00	Vertical	Horizontal	N/A
883.260	-44.21	3.66	-13.0	-31.21	188.00	Vertical	Horizontal	N/A
2504.500	-51.08	-0.12	-13.0	-38.08	105.00	Vertical	Horizontal	Pass
5157.600	-42.82	10.41	-13.0	-29.82	340.00	Vertical	Horizontal	Pass
9447.700	-38.67	17.70	-13.0	-25.67	244.00	Vertical	Horizontal	Pass

11 LTE Band 7

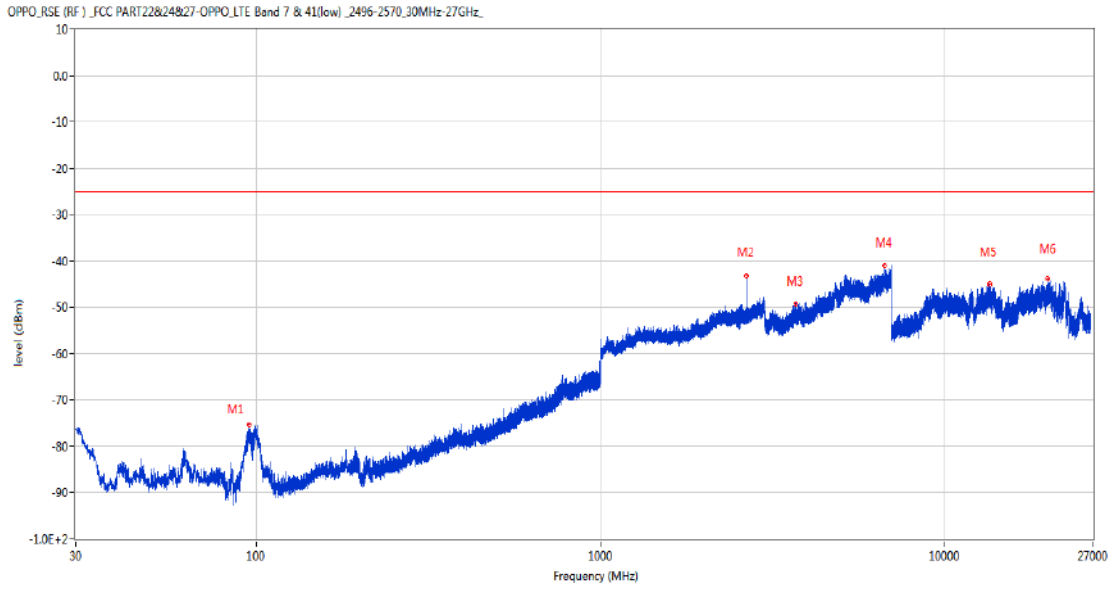
11.1 LTE Band 7 BW5, Middle Channel

RSE-H&H LTE Band 7 BW5 CH21100



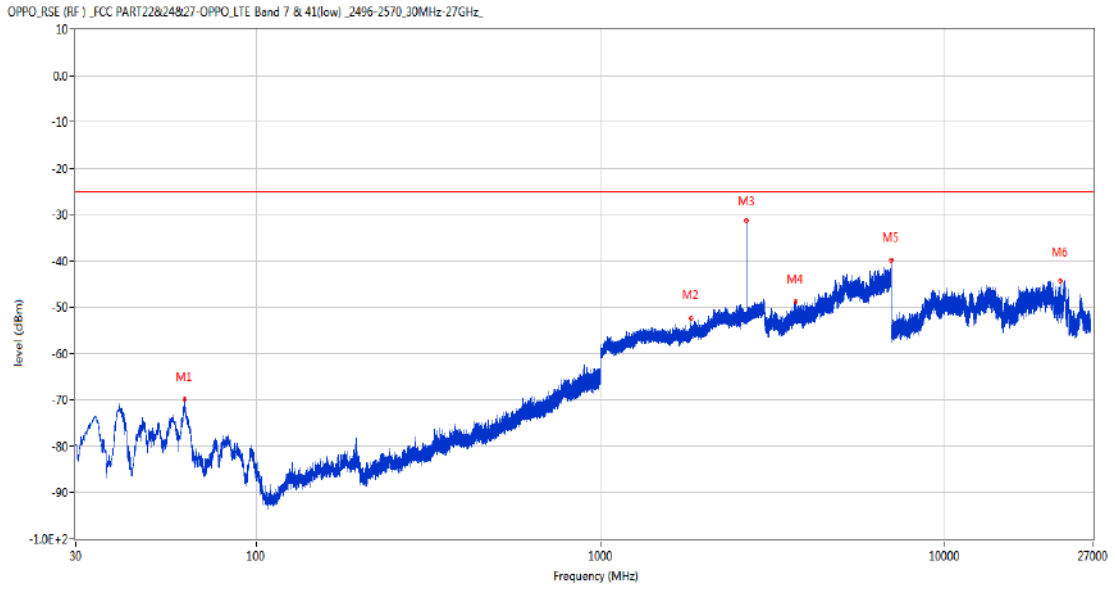
Frequency (MHz)	Result (dBm)	Factor (dB)	PK Limit (dBm)	Over Limit (dB)	Table (o)	ANT	EUT	Verdict
194.512	-74.07	-14.26	-25.0	-49.07	252.00	Horizontal	Horizontal	Pass
2431.500	-45.83	2.12	-25.0	-20.83	252.00	Horizontal	Horizontal	N/A
2655.600	-31.53	2.28	-25.0	-6.53	204.00	Horizontal	Horizontal	N/A
6994.400	-41.06	13.53	-25.0	-16.06	344.00	Horizontal	Horizontal	Pass
13388.662	-43.94	10.78	-25.0	-18.94	289.00	Horizontal	Horizontal	Pass
22354.551	-43.74	14.94	-25.0	-18.74	89.00	Horizontal	Horizontal	Pass

RSE-H&V LTE Band 7 BW5 CH21100



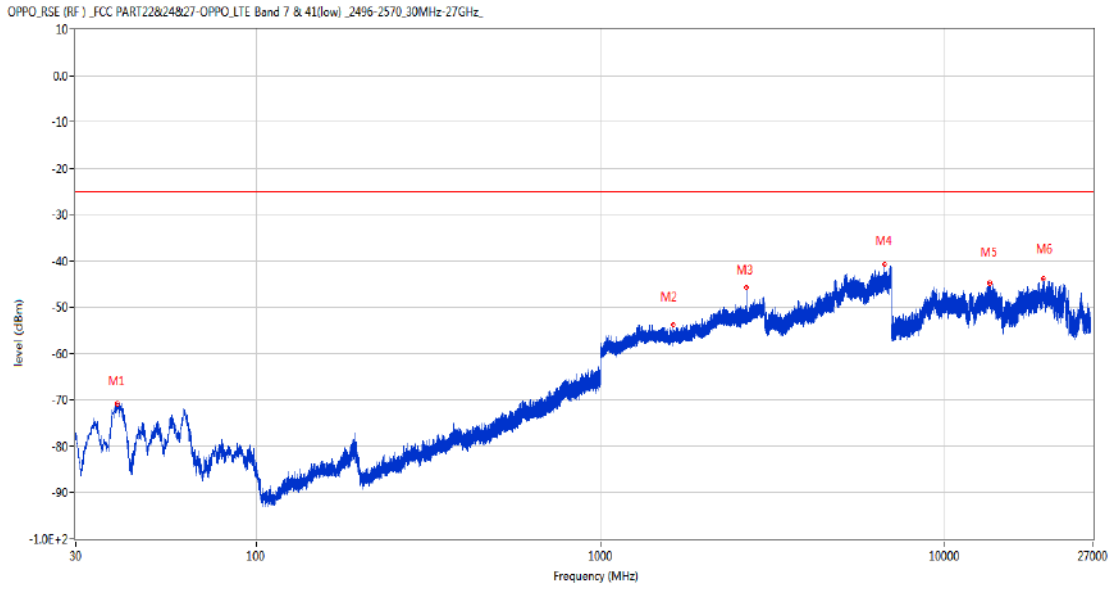
Frequency (MHz)	Result (dBm)	Factor (dB)	PK Limit (dBm)	Over Limit (dB)	Table (o)	ANT	EUT	Verdict
95.717	-75.20	-20.87	-25.0	-50.20	360.00	Horizontal	Vertical	Pass
2657.300	-43.22	2.32	-25.0	-18.22	73.00	Horizontal	Vertical	N/A
3692.600	-49.29	5.15	-25.0	-24.29	193.00	Horizontal	Vertical	Pass
6682.200	-40.87	12.30	-25.0	-15.87	132.00	Horizontal	Vertical	Pass
13502.850	-44.91	10.69	-25.0	-19.91	-2.00	Horizontal	Vertical	Pass
19914.625	-43.98	16.38	-25.0	-18.98	226.00	Horizontal	Vertical	Pass

RSE-V&V LTE Band 7 BW5 CH21100



Frequency (MHz)	Result (dBm)	Factor (dB)	PK Limit (dBm)	Over Limit (dB)	Table (o)	ANT	EUT	Verdict
61.913	-69.92	-15.97	-25.0	-44.92	95.00	Vertical	Vertical	Pass
1839.000	-52.46	-2.32	-25.0	-27.46	89.00	Vertical	Vertical	Pass
2654.600	-31.20	2.34	-25.0	-6.20	44.00	Vertical	Vertical	N/A
3696.800	-48.84	5.26	-25.0	-23.84	272.00	Vertical	Vertical	Pass
6986.200	-39.78	13.68	-25.0	-14.78	186.00	Vertical	Vertical	Pass
21629.073	-44.41	14.70	-25.0	-19.41	118.00	Vertical	Vertical	Pass

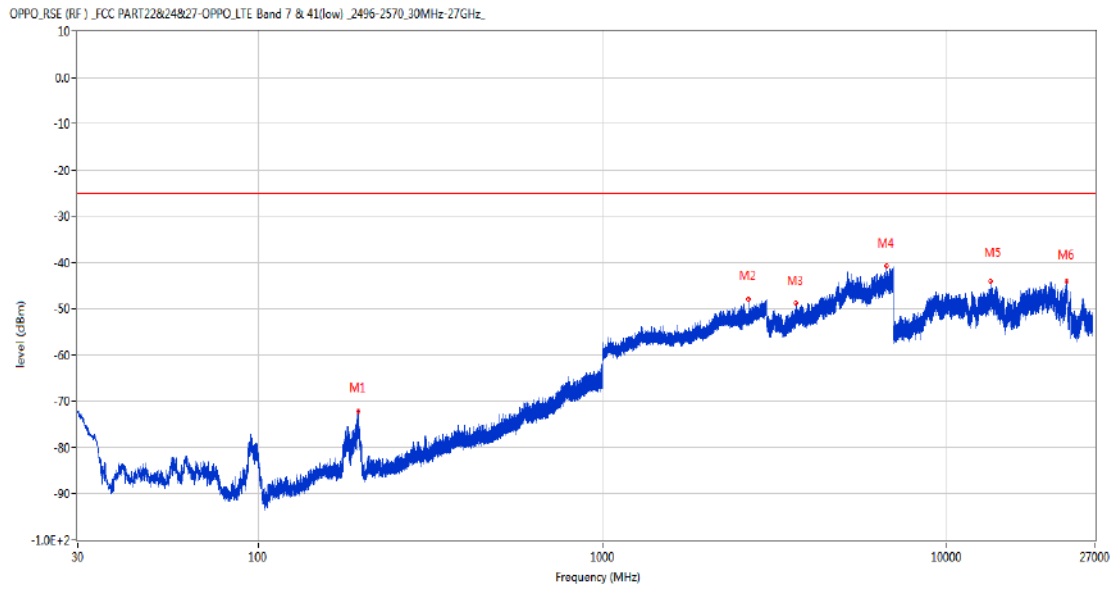
RSE-V&H LTE Band 7 BW5 CH21100



Frequency (MHz)	Result (dBm)	Factor (dB)	PK Limit (dBm)	Over Limit (dB)	Table (o)	ANT	EUT	Verdict
39.603	-70.75	-17.94	-25.0	-45.75	61.00	Vertical	Horizontal	Pass
1625.400	-53.68	-3.03	-25.0	-28.68	209.00	Vertical	Horizontal	Pass
2657.600	-45.70	2.35	-25.0	-20.70	108.00	Vertical	Horizontal	N/A
6687.800	-40.70	12.54	-25.0	-15.70	32.00	Vertical	Horizontal	Pass
13487.887	-44.67	10.94	-25.0	-19.67	235.00	Vertical	Horizontal	Pass
19337.900	-43.93	15.99	-25.0	-18.93	309.00	Vertical	Horizontal	Pass

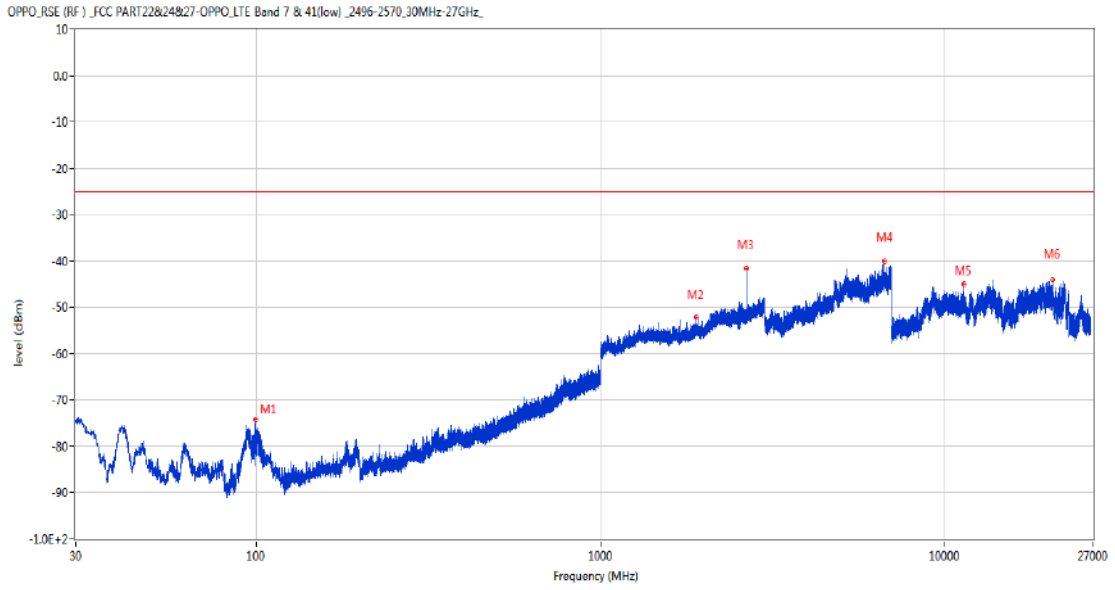
11.2 LTE Band 7 BW10, Middle Channel

RSE-H&H LTE Band 7 BW10 CH21100



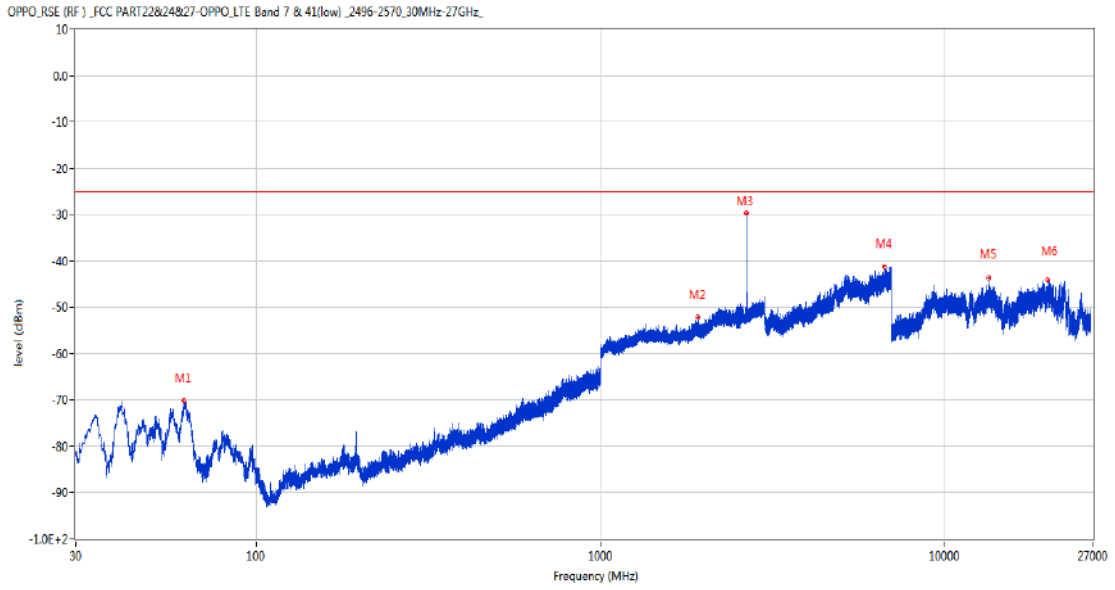
Frequency (MHz)	Result (dBm)	Factor (dB)	PK Limit (dBm)	Over Limit (dB)	Table (o)	ANT	EUT	Verdict
195.094	-72.12	-14.28	-25.0	-47.12	199.00	Horizontal	Horizontal	Pass
2657.500	-47.92	2.34	-25.0	-22.92	111.00	Horizontal	Horizontal	N/A
3642.400	-48.87	5.07	-25.0	-23.87	320.00	Horizontal	Horizontal	Pass
6679.600	-40.74	12.16	-25.0	-15.74	154.00	Horizontal	Horizontal	Pass
13420.687	-44.12	10.99	-25.0	-19.12	154.00	Horizontal	Horizontal	Pass
22354.125	-44.09	14.94	-25.0	-19.09	158.00	Horizontal	Horizontal	Pass

RSE-H&V LTE Band 7 BW10 CH21100



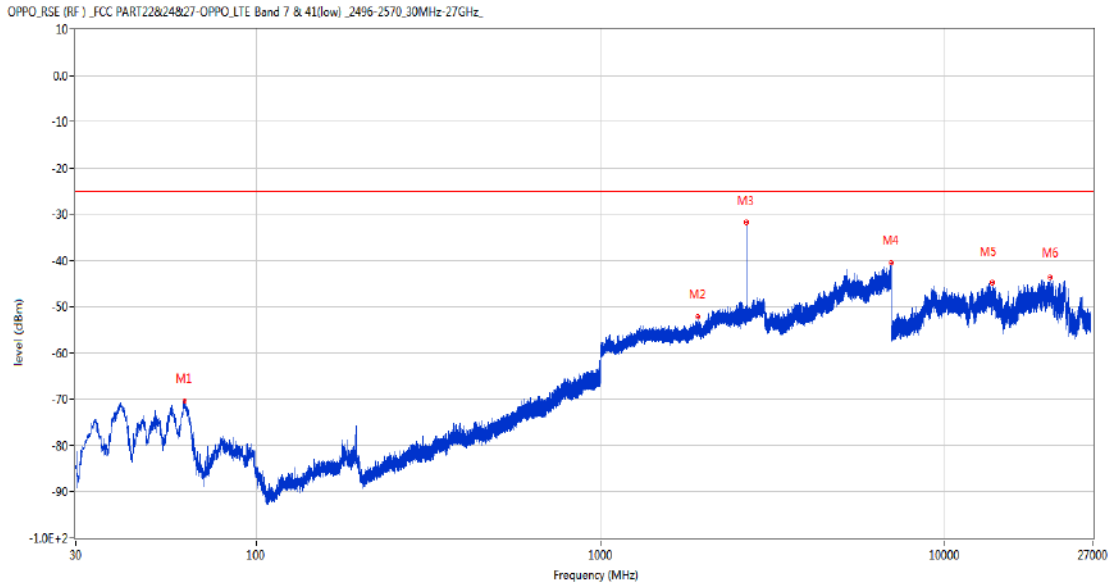
Frequency (MHz)	Result (dBm)	Factor (dB)	PK Limit (dBm)	Over Limit (dB)	Table (o)	ANT	EUT	Verdict
99.695	-74.20	-21.28	-25.0	-49.20	353.00	Horizontal	Vertical	Pass
1901.500	-52.17	-1.20	-25.0	-27.17	302.00	Horizontal	Vertical	Pass
2653.600	-41.70	2.33	-25.0	-16.70	75.00	Horizontal	Vertical	N/A
6677.000	-40.06	12.05	-25.0	-15.06	66.00	Horizontal	Vertical	Pass
11386.100	-45.10	8.66	-25.0	-20.10	18.00	Horizontal	Vertical	Pass
20625.224	-44.09	14.38	-25.0	-19.09	19.00	Horizontal	Vertical	Pass

RSE-V&V LTE Band 7 BW10 CH21100



Frequency (MHz)	Result (dBm)	Factor (dB)	PK Limit (dBm)	Over Limit (dB)	Table (o)	ANT	EUT	Verdict
61.767	-70.08	-16.02	-25.0	-45.08	52.00	Vertical	Vertical	Pass
1920.800	-52.21	-1.52	-25.0	-27.21	198.00	Vertical	Vertical	Pass
2657.100	-29.84	2.30	-25.0	-4.84	119.00	Vertical	Vertical	N/A
6676.600	-41.18	12.03	-25.0	-16.18	361.00	Vertical	Vertical	Pass
13436.174	-43.55	11.24	-25.0	-18.55	350.00	Vertical	Vertical	Pass
19929.074	-44.13	16.04	-25.0	-19.13	354.00	Vertical	Vertical	Pass

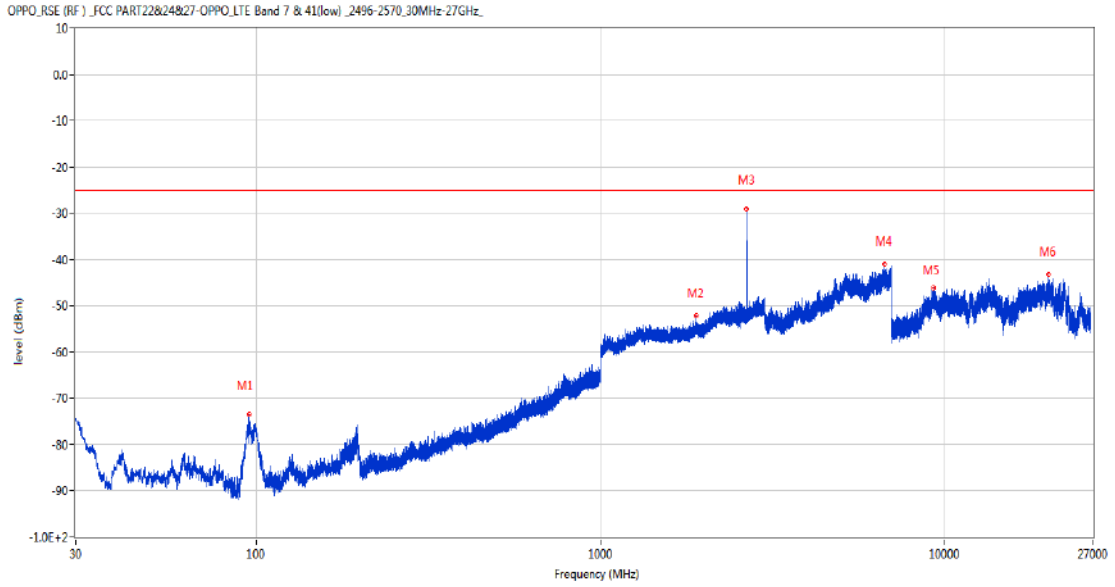
RSE-V&H LTE Band 7 BW10 CH21100



Frequency (MHz)	Result (dBm)	Factor (dB)	PK Limit (dBm)	Over Limit (dB)	Table (o)	ANT	EUT	Verdict
61.913	-70.29	-15.97	-25.0	-45.29	48.00	Vertical	Horizontal	Pass
1921.900	-52.18	-1.59	-25.0	-27.18	160.00	Vertical	Horizontal	Pass
2655.700	-31.78	2.28	-25.0	-6.78	195.00	Vertical	Horizontal	N/A
6987.200	-40.51	13.65	-25.0	-15.51	327.00	Vertical	Horizontal	Pass
13778.213	-44.87	11.63	-25.0	-19.87	360.00	Vertical	Horizontal	Pass
20249.526	-43.70	14.25	-25.0	-18.70	0.00	Vertical	Horizontal	Pass

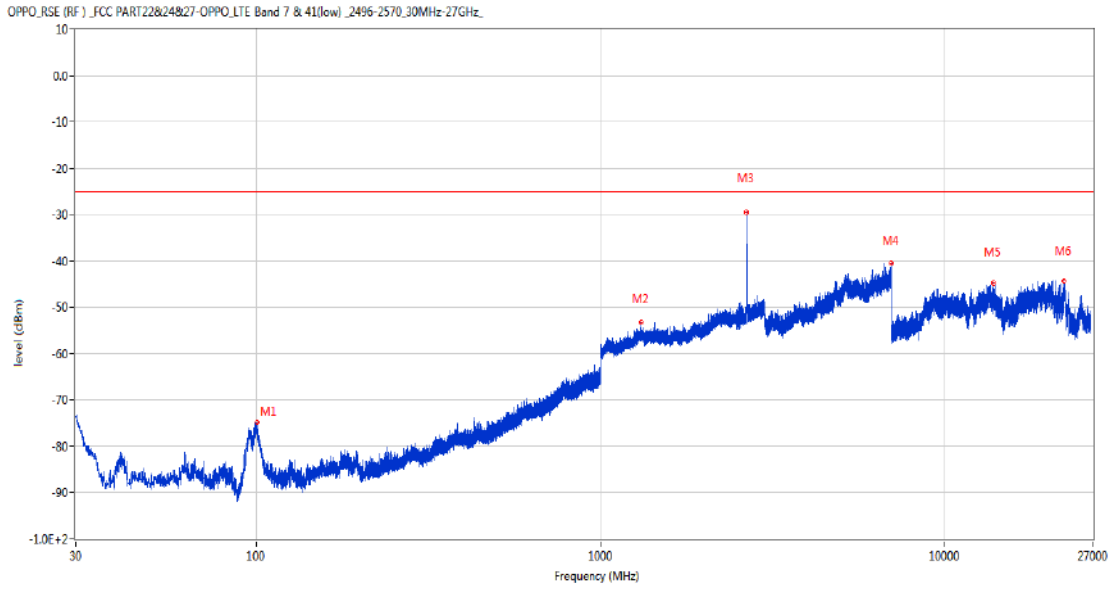
11.3 LTE Band 7 BW15, Middle Channel

RSE-H&H LTE Band 7 BW15 CH21100



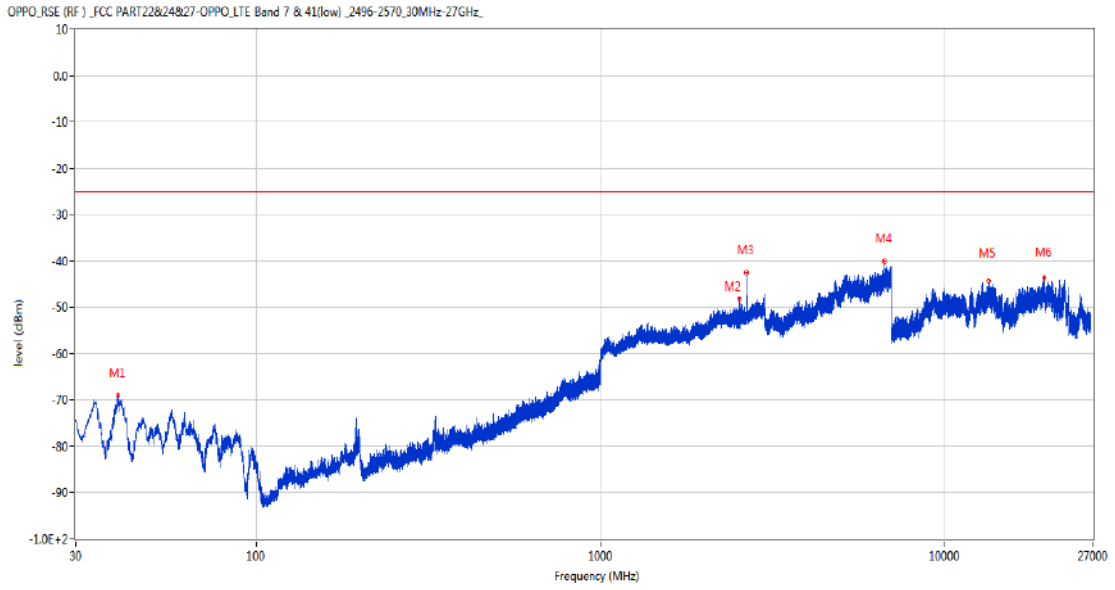
Frequency (MHz)	Result (dBm)	Factor (dB)	PK Limit (dBm)	Over Limit (dB)	Table (o)	ANT	EUT	Verdict
95.766	-73.57	-20.87	-25.0	-48.57	360.00	Horizontal	Horizontal	Pass
1904.600	-52.17	-1.04	-25.0	-27.17	278.00	Horizontal	Horizontal	Pass
2659.900	-29.11	2.32	-25.0	-4.11	200.00	Horizontal	Horizontal	N/A
6685.000	-40.95	12.56	-25.0	-15.95	22.00	Horizontal	Horizontal	Pass
9283.037	-46.04	9.61	-25.0	-21.04	50.00	Horizontal	Horizontal	Pass
19966.050	-43.20	14.84	-25.0	-18.20	0.00	Horizontal	Horizontal	Pass

RSE-H&V LTE Band 7 BW15 CH21100



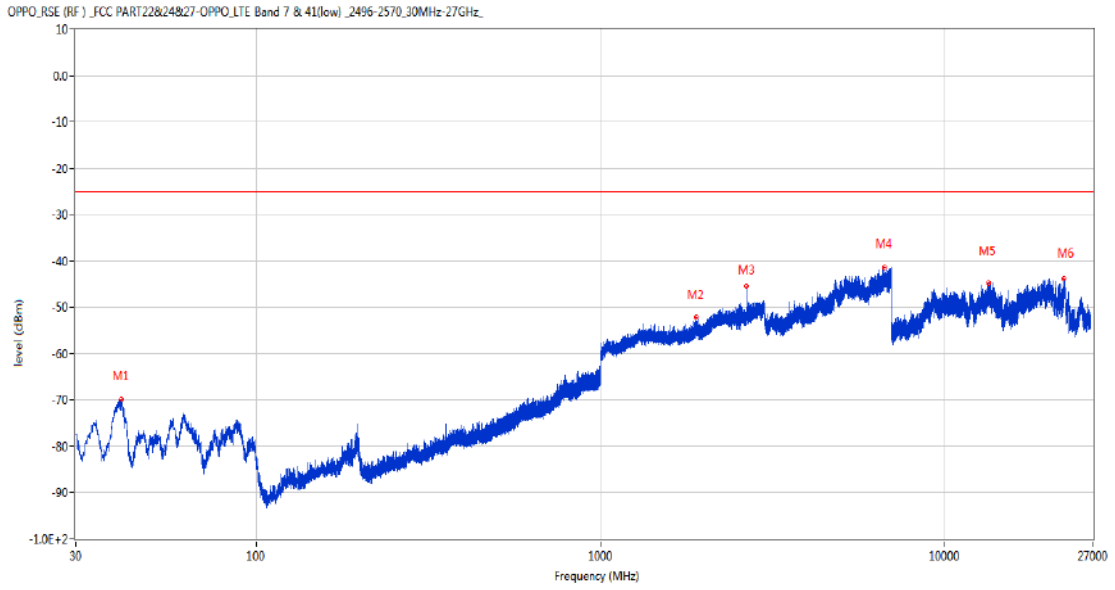
Frequency (MHz)	Result (dBm)	Factor (dB)	PK Limit (dBm)	Over Limit (dB)	Table (o)	ANT	EUT	Verdict
100.519	-74.83	-21.36	-25.0	-49.83	360.00	Horizontal	Vertical	Pass
1312.200	-53.40	-2.41	-25.0	-28.40	290.00	Horizontal	Vertical	Pass
2661.200	-29.62	2.28	-25.0	-4.62	114.00	Horizontal	Vertical	N/A
6989.800	-40.53	13.41	-25.0	-15.53	61.00	Horizontal	Vertical	Pass
13786.613	-44.85	11.70	-25.0	-19.85	177.00	Horizontal	Vertical	Pass
22217.275	-44.42	14.89	-25.0	-19.42	338.00	Horizontal	Vertical	Pass

RSE-V&V LTE Band 7 BW15 CH21100



Frequency (MHz)	Result (dBm)	Factor (dB)	PK Limit (dBm)	Over Limit (dB)	Table (o)	ANT	EUT	Verdict
39.700	-68.94	-17.92	-25.0	-43.94	65.00	Vertical	Vertical	Pass
2529.200	-48.12	2.82	-25.0	-23.12	214.00	Vertical	Vertical	N/A
2654.800	-42.49	2.33	-25.0	-17.49	321.00	Vertical	Vertical	N/A
6688.200	-40.16	12.54	-25.0	-15.16	294.00	Vertical	Vertical	Pass
13451.924	-44.29	11.50	-25.0	-19.29	59.00	Vertical	Vertical	Pass
19441.601	-43.55	14.32	-25.0	-18.55	198.00	Vertical	Vertical	Pass

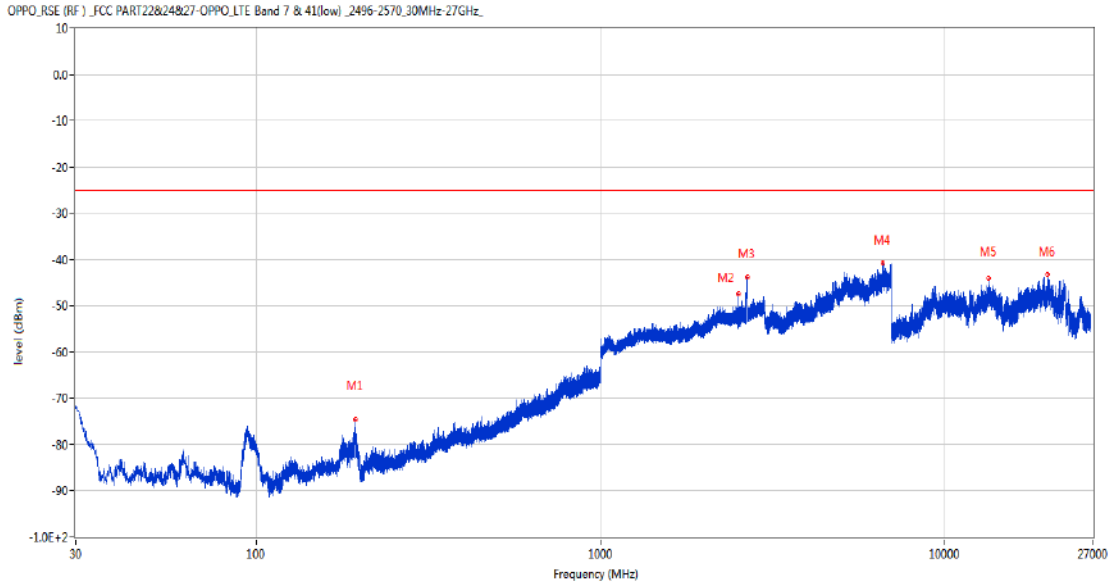
RSE-V&H LTE Band 7 BW15 CH21100



Frequency (MHz)	Result (dBm)	Factor (dB)	PK Limit (dBm)	Over Limit (dB)	Table (o)	ANT	EUT	Verdict
40.767	-70.02	-17.29	-25.0	-45.02	74.00	Vertical	Horizontal	Pass
1898.200	-52.27	-1.30	-25.0	-27.27	186.00	Vertical	Horizontal	Pass
2659.300	-45.54	2.38	-25.0	-20.54	116.00	Vertical	Horizontal	N/A
6679.000	-41.36	12.14	-25.0	-16.36	248.00	Vertical	Horizontal	Pass
13450.350	-44.71	11.51	-25.0	-19.71	295.00	Vertical	Horizontal	Pass
22224.501	-43.78	14.89	-25.0	-18.78	267.00	Vertical	Horizontal	Pass

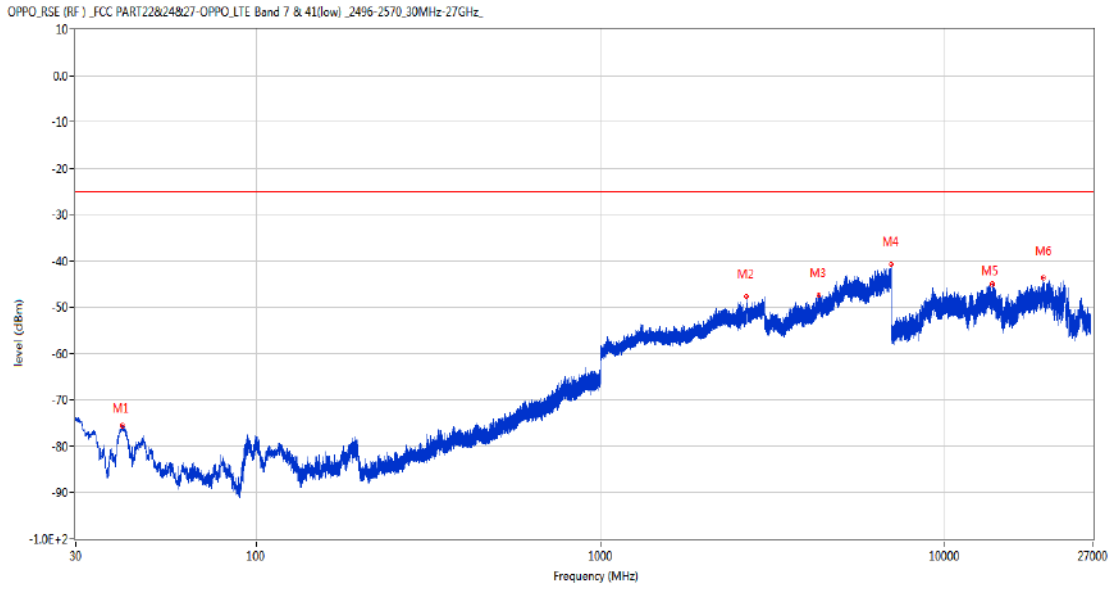
11.4 LTE Band 7 BW20, Middle Channel

RSE-H&H LTE Band 7 BW20 CH21100



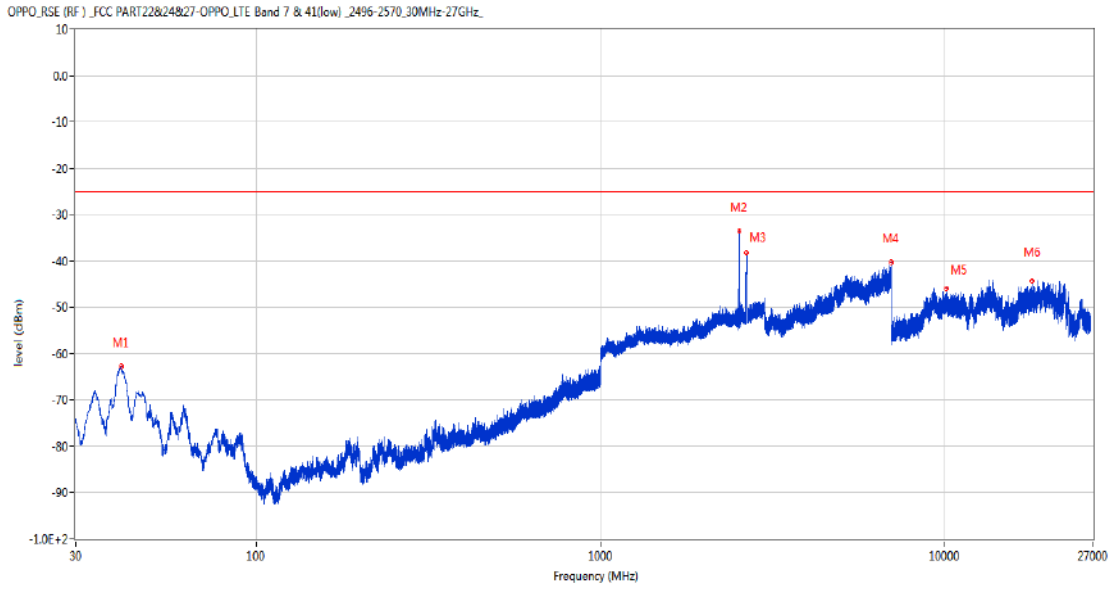
Frequency (MHz)	Result (dBm)	Factor (dB)	PK Limit (dBm)	Over Limit (dB)	Table (o)	ANT	EUT	Verdict
194.415	-74.57	-14.26	-25.0	-49.57	305.00	Horizontal	Horizontal	Pass
2526.700	-47.52	2.80	-25.0	-22.52	162.00	Horizontal	Horizontal	N/A
2663.000	-43.97	2.43	-25.0	-18.97	210.00	Horizontal	Horizontal	N/A
6601.800	-40.66	11.74	-25.0	-15.66	336.00	Horizontal	Horizontal	Pass
13450.613	-44.06	11.51	-25.0	-19.06	293.00	Horizontal	Horizontal	Pass
19917.175	-43.15	16.41	-25.0	-18.15	104.00	Horizontal	Horizontal	Pass

RSE-H&V LTE Band 7 BW20 CH21100



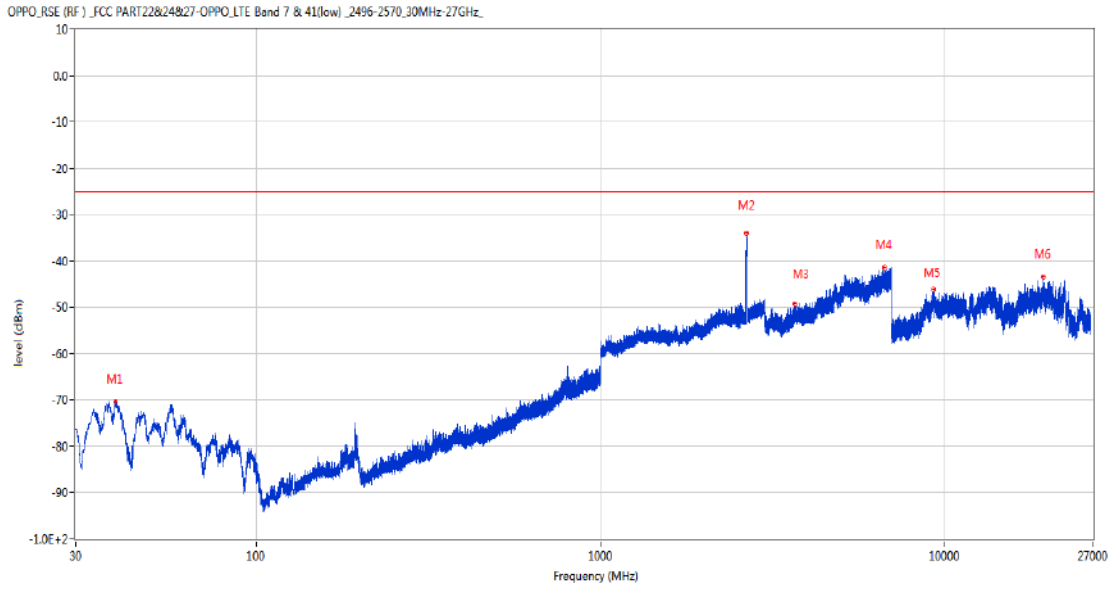
Frequency (MHz)	Result (dBm)	Factor (dB)	PK Limit (dBm)	Over Limit (dB)	Table (o)	ANT	EUT	Verdict
41.010	-75.51	-17.12	-25.0	-50.51	111.00	Horizontal	Vertical	Pass
2656.100	-47.80	2.26	-25.0	-22.80	33.00	Horizontal	Vertical	N/A
4307.600	-47.56	6.93	-25.0	-22.56	333.00	Horizontal	Vertical	Pass
6988.800	-40.77	13.45	-25.0	-15.77	138.00	Horizontal	Vertical	Pass
13747.237	-45.08	10.84	-25.0	-20.08	273.00	Horizontal	Vertical	Pass
19319.200	-43.64	16.20	-25.0	-18.64	362.00	Horizontal	Vertical	Pass

RSE-V&V LTE Band 7 BW20 CH21100



Frequency (MHz)	Result (dBm)	Factor (dB)	PK Limit (dBm)	Over Limit (dB)	Table (o)	ANT	EUT	Verdict
40.670	-62.84	-17.36	-25.0	-37.84	60.00	Vertical	Vertical	Pass
2533.500	-33.59	2.87	-25.0	-8.59	300.00	Vertical	Vertical	N/A
2662.000	-38.34	2.35	-25.0	-13.34	19.00	Vertical	Vertical	N/A
6984.600	-40.33	13.73	-25.0	-15.33	123.00	Vertical	Vertical	Pass
10103.850	-45.91	10.42	-25.0	-20.91	319.00	Vertical	Vertical	Pass
17875.313	-44.33	9.72	-25.0	-19.33	361.00	Vertical	Vertical	Pass

RSE-V&H LTE Band 7 BW20 CH21100

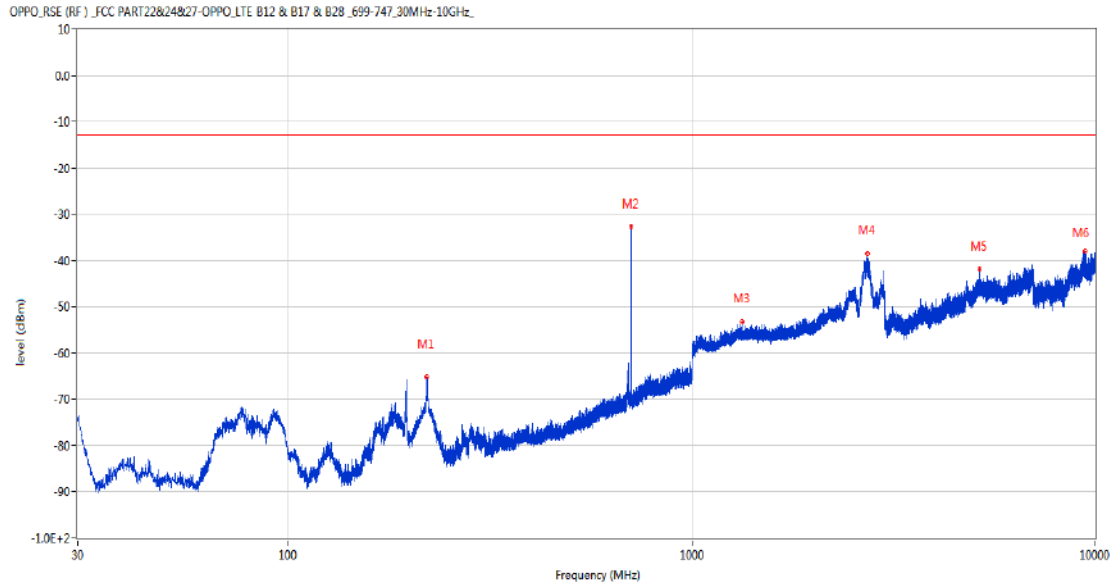


Frequency (MHz)	Result (dBm)	Factor (dB)	PK Limit (dBm)	Over Limit (dB)	Table (o)	ANT	EUT	Verdict
39.118	-70.46	-18.03	-25.0	-45.46	62.00	Vertical	Horizontal	Pass
2658.800	-34.00	2.43	-25.0	-9.00	279.00	Vertical	Horizontal	N/A
3657.600	-49.30	4.71	-25.0	-24.30	0.00	Vertical	Horizontal	Pass
6687.000	-41.39	12.55	-25.0	-16.39	308.00	Vertical	Horizontal	Pass
9303.162	-46.21	10.18	-25.0	-21.21	232.00	Vertical	Horizontal	Pass
19328.125	-43.52	16.12	-25.0	-18.52	56.00	Vertical	Horizontal	Pass

12 LTE Band 12

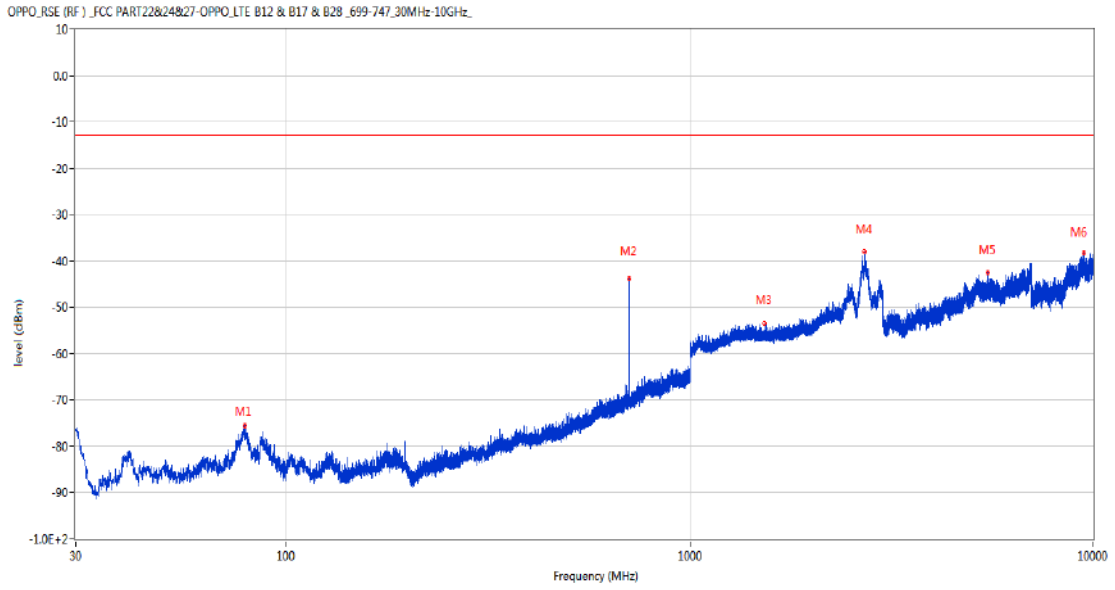
12.1 LTE Band 12 BW1.4, Middle Channel

RSE-H&H LTE Band 12 BW1.4 CH23095



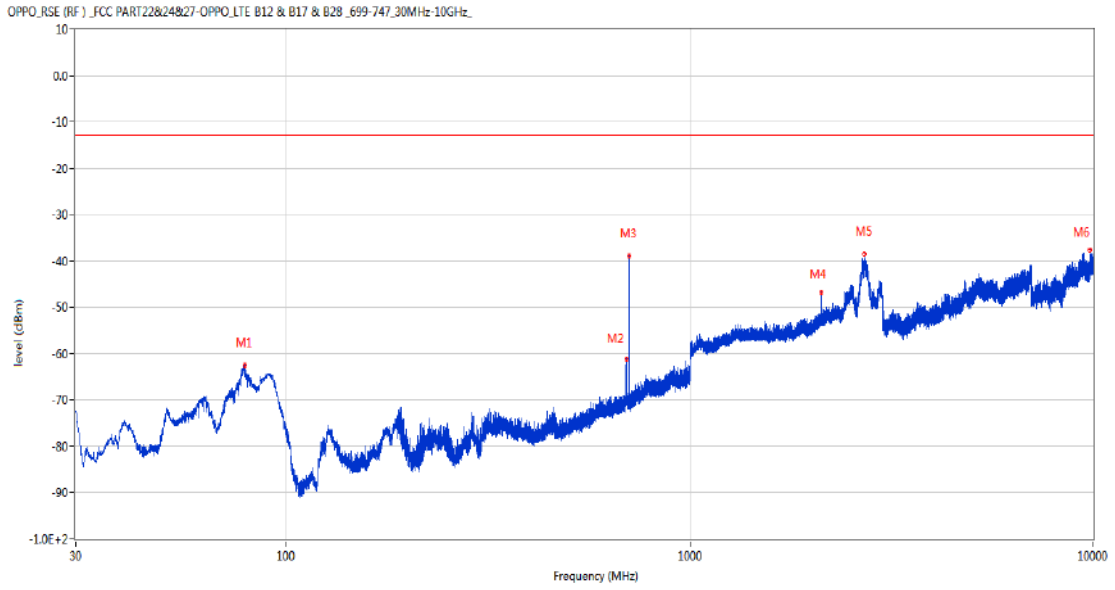
Frequency (MHz)	Result (dBm)	Factor (dB)	PK Limit (dBm)	Over Limit (dB)	Table (o)	ANT	EUT	Verdict
220.072	-65.27	-15.14	-13.0	-52.27	43.00	Horizontal	Horizontal	Pass
707.060	-32.63	1.37	-13.0	-19.63	110.00	Horizontal	Horizontal	N/A
1331.300	-53.41	-2.35	-13.0	-40.41	10.00	Horizontal	Horizontal	Pass
2718.900	-38.56	14.44	-13.0	-25.56	134.00	Horizontal	Horizontal	Pass
5167.800	-41.76	10.62	-13.0	-28.76	164.00	Horizontal	Horizontal	Pass
9445.450	-38.11	17.64	-13.0	-25.11	197.00	Horizontal	Horizontal	Pass

RSE-H&V LTE Band 12 BW1.4 CH23095



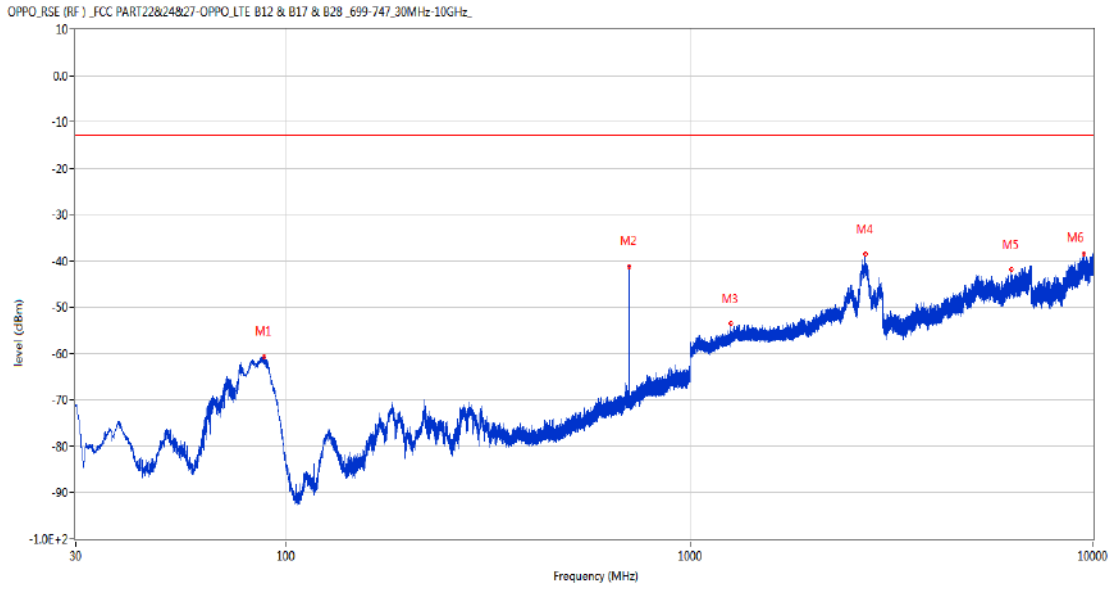
Frequency (MHz)	Result (dBm)	Factor (dB)	PK Limit (dBm)	Over Limit (dB)	Table (o)	ANT	EUT	Verdict
78.694	-75.63	-18.66	-13.0	-62.63	168.00	Horizontal	Vertical	Pass
707.060	-43.97	1.37	-13.0	-30.97	45.00	Horizontal	Vertical	N/A
1531.600	-53.50	-2.59	-13.0	-40.50	303.00	Horizontal	Vertical	Pass
2713.400	-38.14	13.07	-13.0	-25.14	162.00	Horizontal	Vertical	Pass
5491.600	-42.62	9.90	-13.0	-29.62	18.00	Horizontal	Vertical	Pass
9450.401	-38.19	17.76	-13.0	-25.19	105.00	Horizontal	Vertical	Pass

RSE-V&V LTE Band 12 BW1.4 CH23095



Frequency (MHz)	Result (dBm)	Factor (dB)	PK Limit (dBm)	Over Limit (dB)	Table (o)	ANT	EUT	Verdict
78.840	-62.46	-18.72	-13.0	-49.46	126.00	Vertical	Vertical	Pass
693.868	-61.14	0.93	-13.0	-48.14	292.00	Vertical	Vertical	N/A
707.011	-38.94	1.37	-13.0	-25.94	226.00	Vertical	Vertical	N/A
2122.100	-46.87	0.55	-13.0	-33.87	18.00	Vertical	Vertical	Pass
2715.900	-38.46	13.66	-13.0	-25.46	53.00	Vertical	Vertical	Pass
9817.900	-37.68	18.75	-13.0	-24.68	-1.00	Vertical	Vertical	Pass

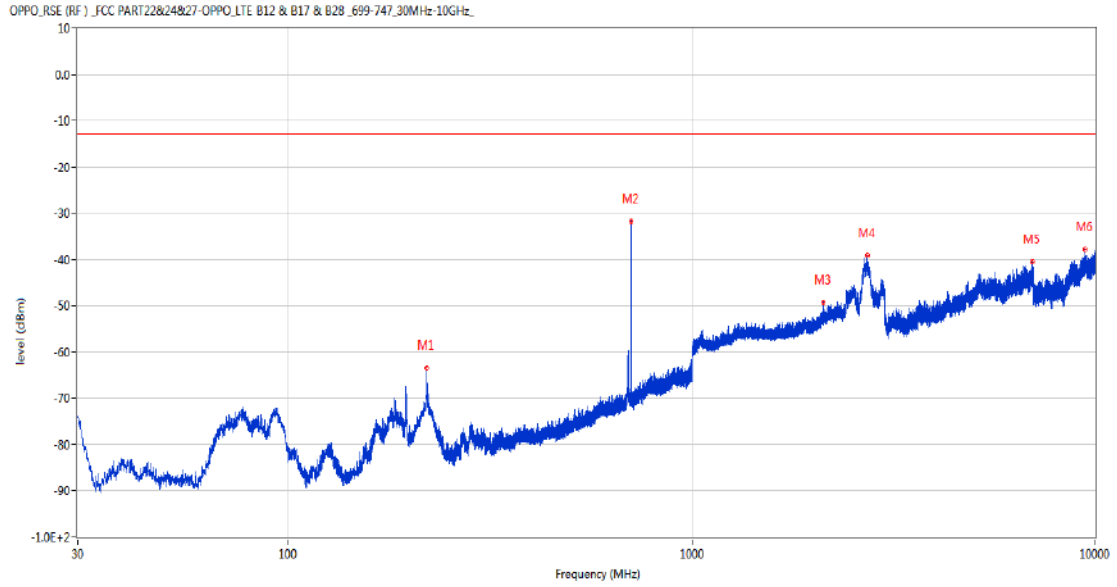
RSE-V&H LTE Band 12 BW1.4 CH23095



Frequency (MHz)	Result (dBm)	Factor (dB)	PK Limit (dBm)	Over Limit (dB)	Table (o)	ANT	EUT	Verdict
87.763	-60.81	-20.59	-13.0	-47.81	90.00	Vertical	Horizontal	Pass
707.011	-41.22	1.37	-13.0	-28.22	221.00	Vertical	Horizontal	N/A
1263.900	-53.57	-2.83	-13.0	-40.57	266.00	Vertical	Horizontal	Pass
2719.800	-38.52	14.58	-13.0	-25.52	203.00	Vertical	Horizontal	Pass
6273.800	-41.75	11.49	-13.0	-28.75	194.00	Vertical	Horizontal	Pass
9479.950	-38.55	17.40	-13.0	-25.55	100.00	Vertical	Horizontal	Pass

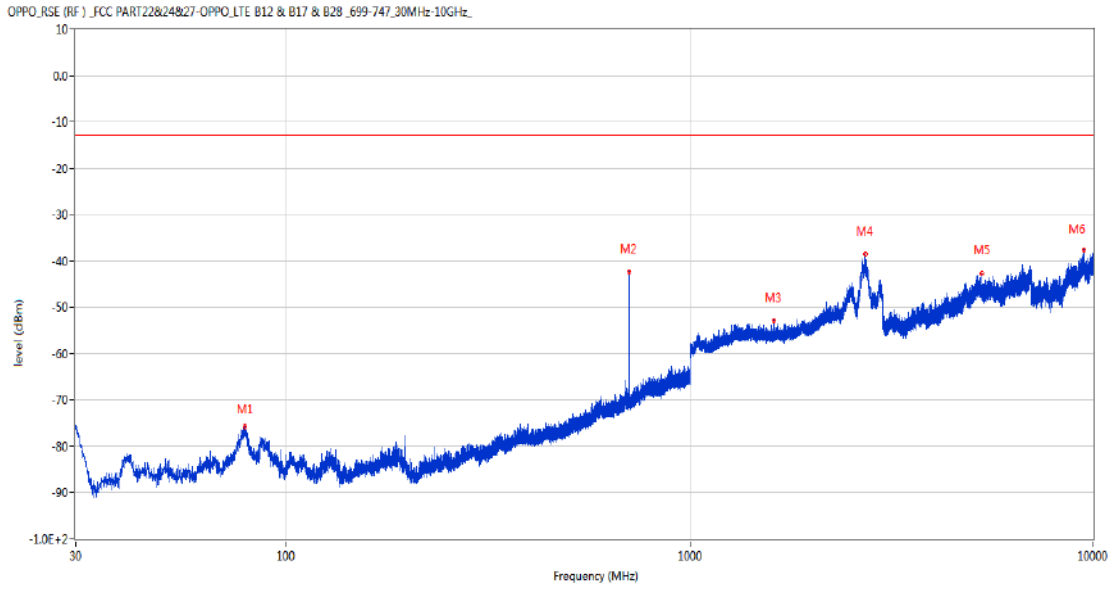
12.2 LTE Band 12 BW3, Middle Channel

RSE-H&H LTE Band 12 BW3 CH23095



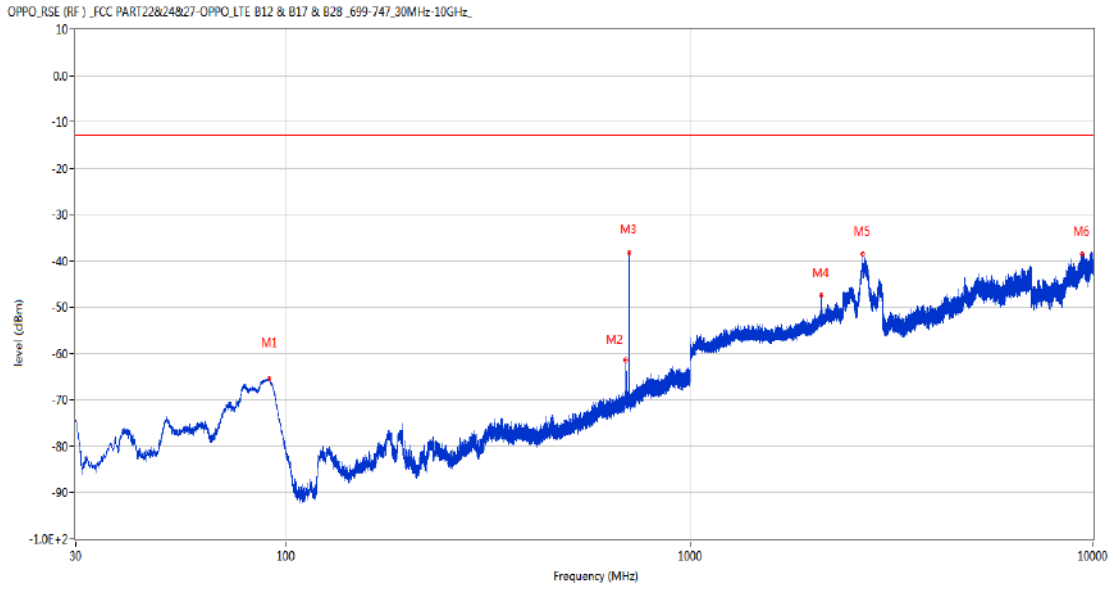
Frequency (MHz)	Result (dBm)	Factor (dB)	PK Limit (dBm)	Over Limit (dB)	Table (o)	ANT	EUT	Verdict
219.926	-63.34	-15.15	-13.0	-50.34	203.00	Horizontal	Horizontal	Pass
706.235	-31.80	1.35	-13.0	-18.80	103.00	Horizontal	Horizontal	N/A
2119.400	-49.34	0.68	-13.0	-36.34	198.00	Horizontal	Horizontal	Pass
2718.600	-39.27	14.39	-13.0	-26.27	360.00	Horizontal	Horizontal	Pass
6985.800	-40.57	13.69	-13.0	-27.57	192.00	Horizontal	Horizontal	Pass
9442.300	-37.89	17.55	-13.0	-24.89	87.00	Horizontal	Horizontal	Pass

RSE-H&V LTE Band 12 BW3 CH23095



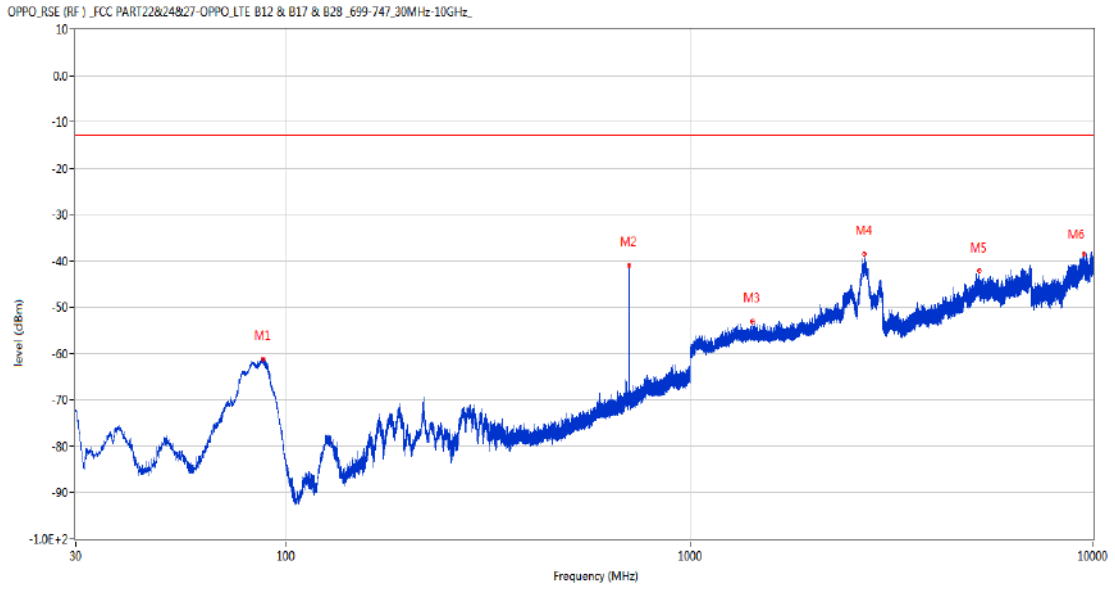
Frequency (MHz)	Result (dBm)	Factor (dB)	PK Limit (dBm)	Over Limit (dB)	Table (o)	ANT	EUT	Verdict
78.694	-75.79	-18.66	-13.0	-62.79	193.00	Horizontal	Vertical	Pass
706.284	-42.38	1.35	-13.0	-29.38	198.00	Horizontal	Vertical	N/A
1614.100	-52.86	-2.76	-13.0	-39.86	205.00	Horizontal	Vertical	Pass
2720.300	-38.47	14.66	-13.0	-25.47	243.00	Horizontal	Vertical	Pass
5287.200	-42.80	9.69	-13.0	-29.80	360.00	Horizontal	Vertical	Pass
9454.750	-37.68	17.71	-13.0	-24.68	49.00	Horizontal	Vertical	Pass

RSE-V&V LTE Band 12 BW3 CH23095



Frequency (MHz)	Result (dBm)	Factor (dB)	PK Limit (dBm)	Over Limit (dB)	Table (o)	ANT	EUT	Verdict
90.625	-65.42	-20.51	-13.0	-52.42	64.00	Vertical	Vertical	Pass
693.238	-61.44	0.90	-13.0	-48.44	279.00	Vertical	Vertical	N/A
706.284	-38.37	1.35	-13.0	-25.37	217.00	Vertical	Vertical	N/A
2119.500	-47.47	0.67	-13.0	-34.47	22.00	Vertical	Vertical	Pass
2681.400	-38.43	13.17	-13.0	-25.43	111.00	Vertical	Vertical	Pass
9371.650	-38.45	16.92	-13.0	-25.45	261.00	Vertical	Vertical	Pass

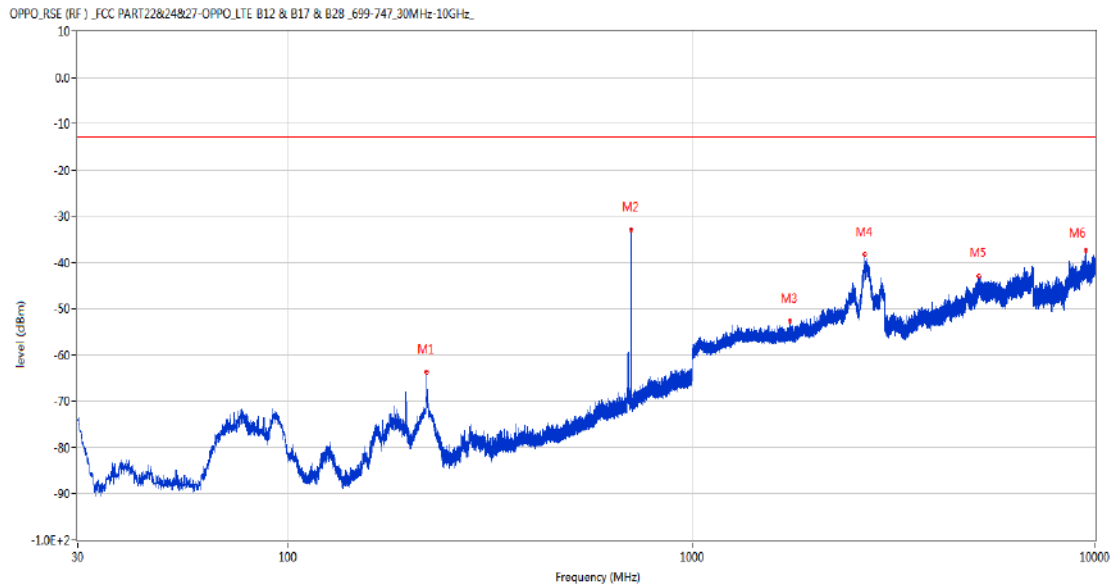
RSE-V&H LTE Band 12 BW3 CH23095



Frequency (MHz)	Result (dBm)	Factor (dB)	PK Limit (dBm)	Over Limit (dB)	Table (o)	ANT	EUT	Verdict
87.230	-61.25	-20.57	-13.0	-48.25	75.00	Vertical	Horizontal	Pass
706.187	-40.86	1.35	-13.0	-27.86	283.00	Vertical	Horizontal	N/A
1429.700	-53.12	-2.21	-13.0	-40.12	350.00	Vertical	Horizontal	Pass
2710.900	-38.49	12.66	-13.0	-25.49	38.00	Vertical	Horizontal	Pass
5222.400	-42.02	10.07	-13.0	-29.02	196.00	Vertical	Horizontal	Pass
9485.950	-38.50	17.35	-13.0	-25.50	339.00	Vertical	Horizontal	Pass

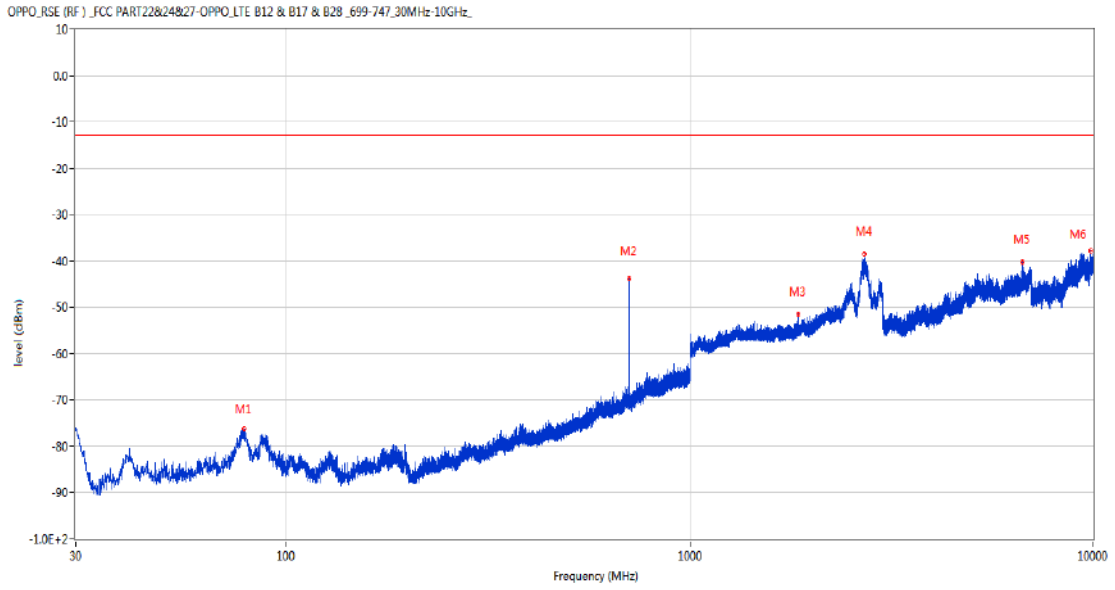
12.3 LTE Band 12 BW5, Middle Channel

RSE-H&H LTE Band 12 BW5 CH23095



Frequency (MHz)	Result (dBm)	Factor (dB)	PK Limit (dBm)	Over Limit (dB)	Table (o)	ANT	EUT	Verdict
219.974	-63.84	-15.14	-13.0	-50.84	44.00	Horizontal	Horizontal	Pass
705.362	-32.78	1.33	-13.0	-19.78	107.00	Horizontal	Horizontal	N/A
1747.300	-52.63	-1.92	-13.0	-39.63	124.00	Horizontal	Horizontal	Pass
2678.700	-38.36	12.84	-13.0	-25.36	53.00	Horizontal	Horizontal	Pass
5152.400	-43.03	10.45	-13.0	-30.03	199.00	Horizontal	Horizontal	Pass
9450.401	-37.45	17.76	-13.0	-24.45	229.00	Horizontal	Horizontal	Pass

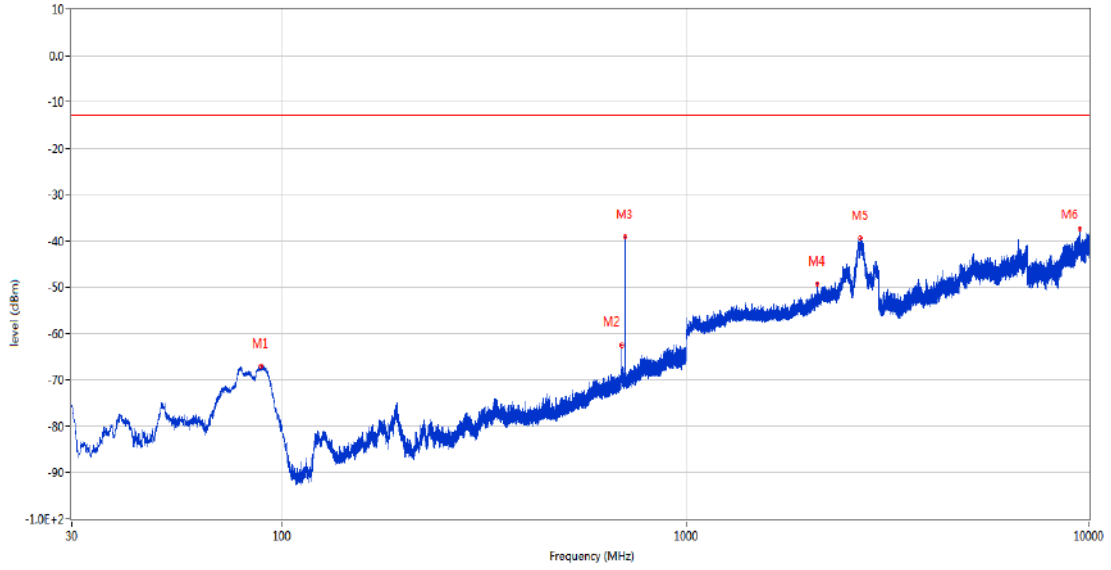
RSE-H&V LTE Band 12 BW5 CH23095



Frequency (MHz)	Result (dBm)	Factor (dB)	PK Limit (dBm)	Over Limit (dB)	Table (o)	ANT	EUT	Verdict
78.306	-76.30	-18.50	-13.0	-63.30	33.00	Horizontal	Vertical	Pass
705.314	-43.84	1.33	-13.0	-30.84	196.00	Horizontal	Vertical	N/A
1852.300	-51.62	-1.47	-13.0	-38.62	116.00	Horizontal	Vertical	Pass
2713.600	-38.58	13.10	-13.0	-25.58	169.00	Horizontal	Vertical	Pass
6681.800	-40.30	12.27	-13.0	-27.30	66.00	Horizontal	Vertical	Pass
9832.300	-37.86	18.61	-13.0	-24.86	256.00	Horizontal	Vertical	Pass

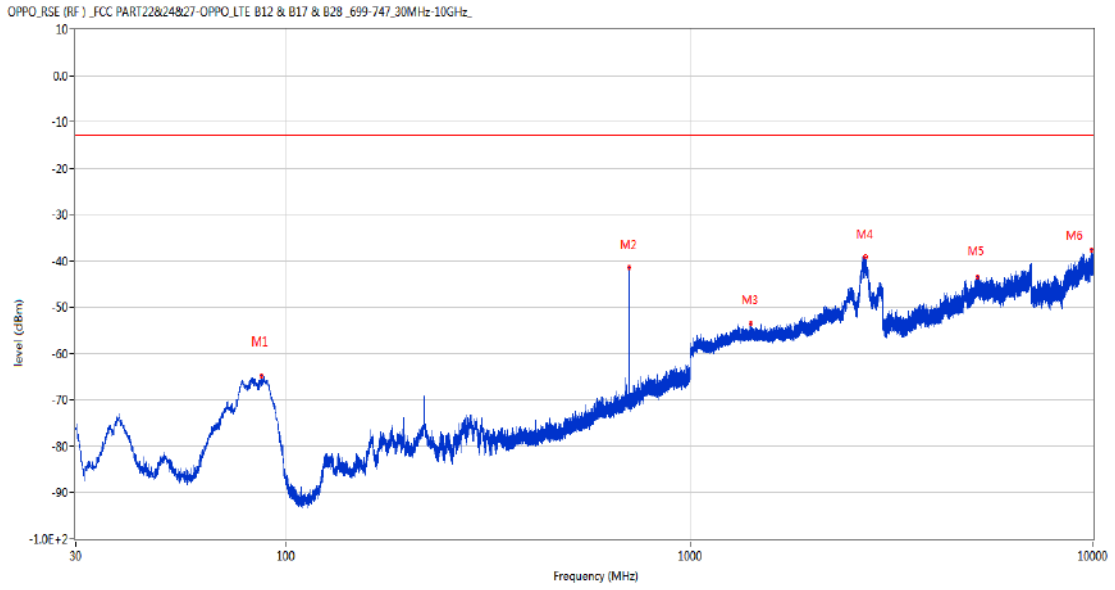
RSE-V&V LTE Band 12 BW5 CH23095

OPPO_RSE (RF) _FCC PART22&24&27-OPPO_LTE B12 & B17 & B28 _699-747_30MHz-10GHz_



Frequency (MHz)	Result (dBm)	Factor (dB)	PK Limit (dBm)	Over Limit (dB)	Table (o)	ANT	EUT	Verdict
88.345	-67.04	-20.60	-13.0	-54.04	136.00	Vertical	Vertical	Pass
692.170	-62.59	0.85	-13.0	-49.59	214.00	Vertical	Vertical	N/A
705.362	-39.22	1.33	-13.0	-26.22	218.00	Vertical	Vertical	N/A
2116.700	-49.33	0.77	-13.0	-36.33	23.00	Vertical	Vertical	Pass
2715.000	-39.45	13.43	-13.0	-26.45	266.00	Vertical	Vertical	Pass
9450.100	-37.36	17.76	-13.0	-24.36	340.00	Vertical	Vertical	Pass

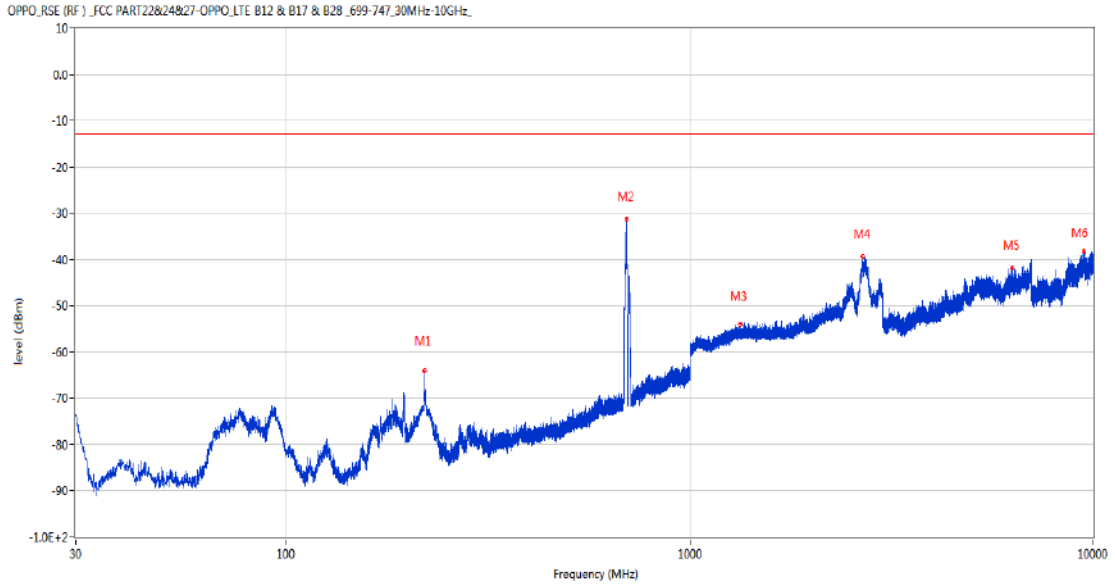
RSE-V&H LTE Band 12 BW5 CH23095



Frequency (MHz)	Result (dBm)	Factor (dB)	PK Limit (dBm)	Over Limit (dB)	Table (o)	ANT	EUT	Verdict
86.503	-64.73	-20.55	-13.0	-51.73	127.00	Vertical	Horizontal	Pass
705.265	-41.52	1.33	-13.0	-28.52	288.00	Vertical	Horizontal	N/A
1410.700	-53.59	-2.22	-13.0	-40.59	18.00	Vertical	Horizontal	Pass
2717.300	-39.09	14.08	-13.0	-26.09	35.00	Vertical	Horizontal	Pass
5169.400	-43.52	10.61	-13.0	-30.52	35.00	Vertical	Horizontal	Pass
9886.900	-37.70	17.44	-13.0	-24.70	101.00	Vertical	Horizontal	Pass

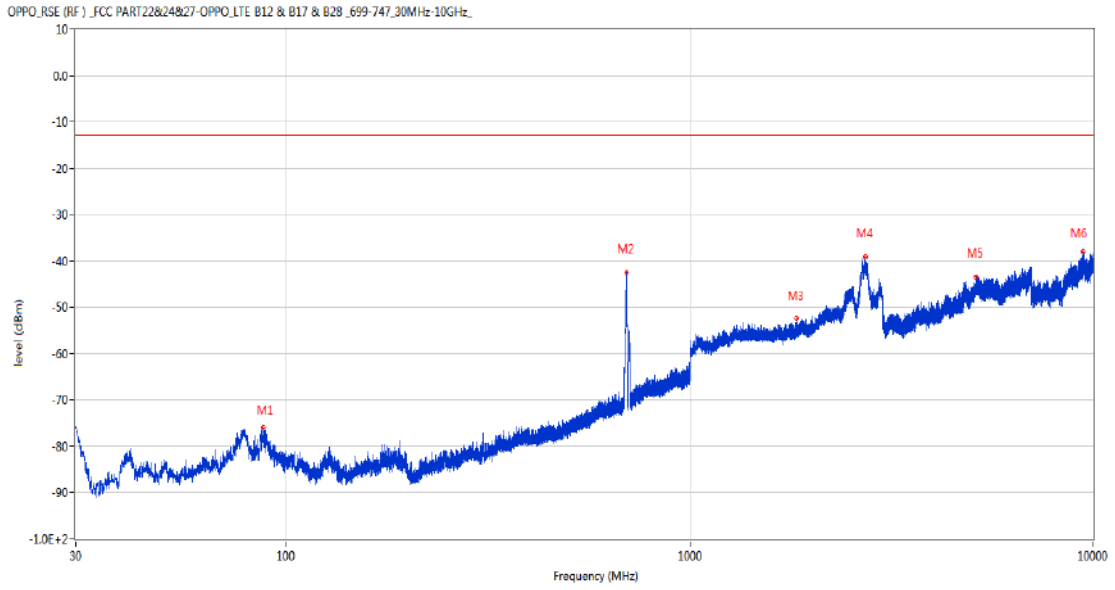
12.4 LTE Band 12 BW10, Middle Channel

RSE-H&H LTE Band 12 BW10 CH23095



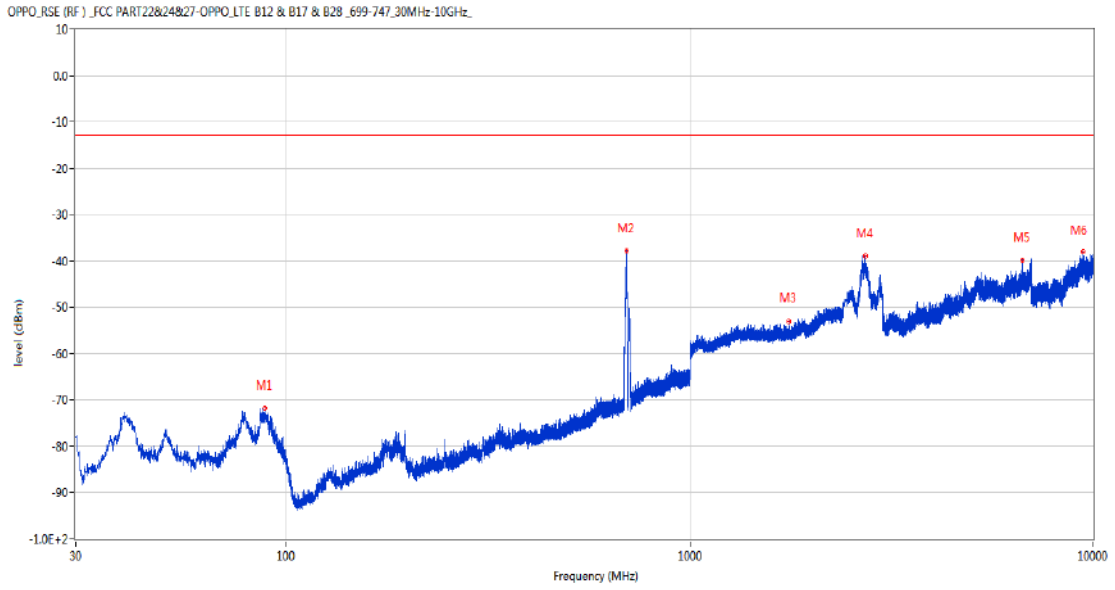
Frequency (MHz)	Result (dBm)	Factor (dB)	PK Limit (dBm)	Over Limit (dB)	Table (o)	ANT	EUT	Verdict
219.635	-64.03	-15.17	-13.0	-51.03	204.00	Horizontal	Horizontal	Pass
695.226	-31.28	0.99	-13.0	-18.28	317.00	Horizontal	Horizontal	N/A
1333.300	-54.07	-2.46	-13.0	-41.07	170.00	Horizontal	Horizontal	Pass
2678.500	-39.32	12.82	-13.0	-26.32	360.00	Horizontal	Horizontal	Pass
6279.000	-41.93	11.52	-13.0	-28.93	0.00	Horizontal	Horizontal	Pass
9453.250	-38.31	17.73	-13.0	-25.31	209.00	Horizontal	Horizontal	Pass

RSE-H&V LTE Band 12 BW10 CH23095



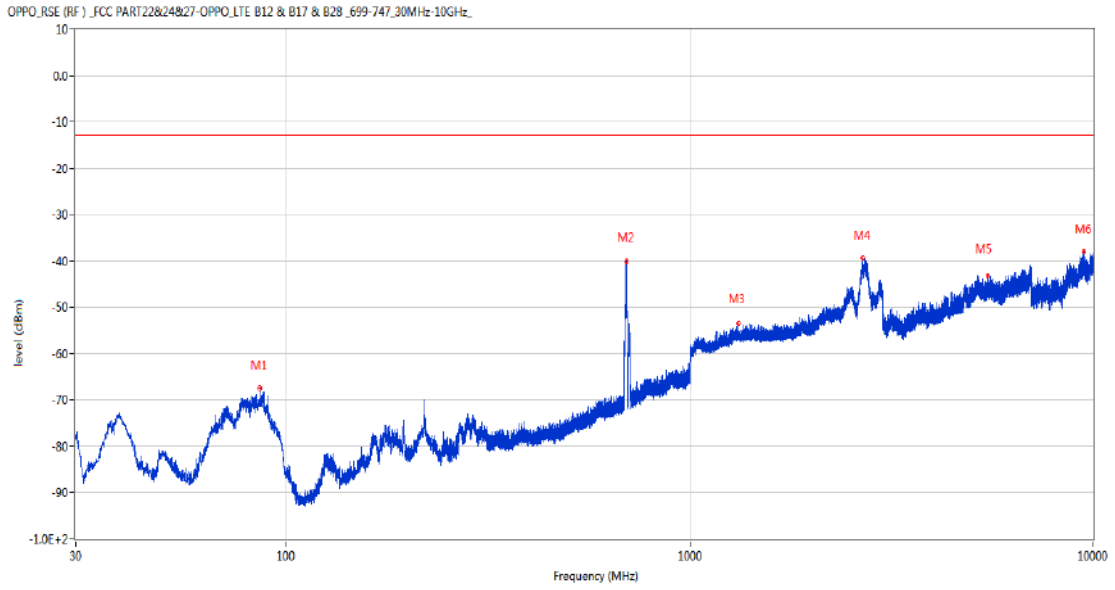
Frequency (MHz)	Result (dBm)	Factor (dB)	PK Limit (dBm)	Over Limit (dB)	Table (o)	ANT	EUT	Verdict
87.376	-76.05	-20.57	-13.0	-63.05	163.00	Horizontal	Vertical	Pass
694.984	-42.58	0.97	-13.0	-29.58	360.00	Horizontal	Vertical	N/A
1837.200	-52.45	-1.84	-13.0	-39.45	348.00	Horizontal	Vertical	Pass
2720.200	-39.26	14.65	-13.0	-26.26	6.00	Horizontal	Vertical	Pass
5110.800	-43.35	10.57	-13.0	-30.35	193.00	Horizontal	Vertical	Pass
9442.450	-38.11	17.56	-13.0	-25.11	274.00	Horizontal	Vertical	Pass

RSE-V&V LTE Band 12 BW10 CH23095



Frequency (MHz)	Result (dBm)	Factor (dB)	PK Limit (dBm)	Over Limit (dB)	Table (o)	ANT	EUT	Verdict
88.151	-71.80	-20.60	-13.0	-58.80	89.00	Vertical	Vertical	Pass
694.110	-37.93	0.94	-13.0	-24.93	183.00	Vertical	Vertical	N/A
1753.000	-53.17	-2.15	-13.0	-40.17	306.00	Vertical	Vertical	Pass
2721.800	-39.05	14.80	-13.0	-26.05	163.00	Vertical	Vertical	Pass
6690.200	-39.78	12.52	-13.0	-26.78	16.00	Vertical	Vertical	Pass
9427.000	-38.15	17.23	-13.0	-25.15	61.00	Vertical	Vertical	Pass

RSE-V&H LTE Band 12 BW10 CH23095

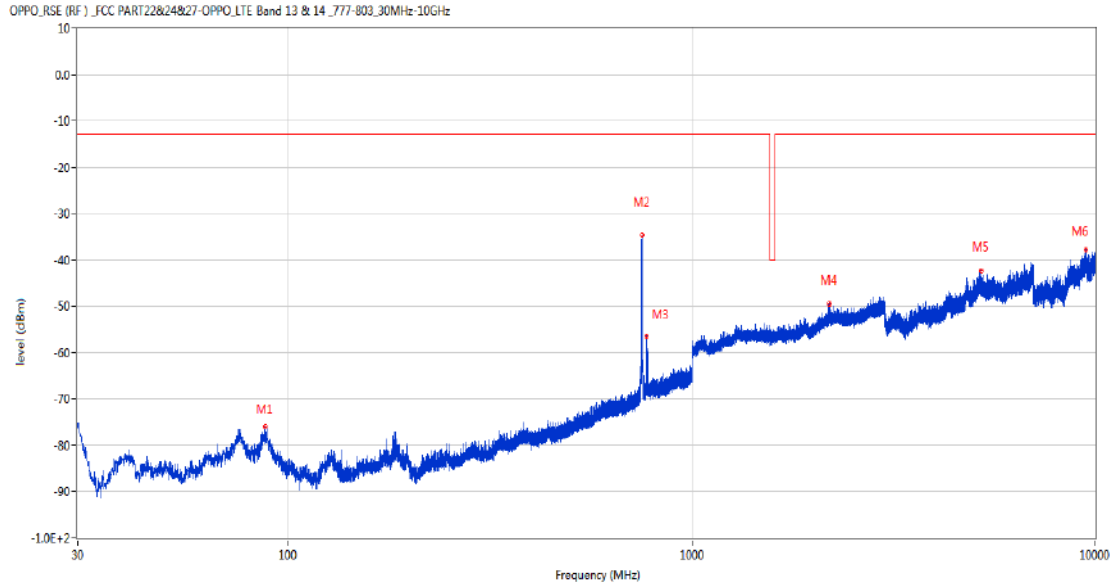


Frequency (MHz)	Result (dBm)	Factor (dB)	PK Limit (dBm)	Over Limit (dB)	Table (o)	ANT	EUT	Verdict
85.727	-67.34	-20.45	-13.0	-54.34	127.00	Vertical	Horizontal	Pass
694.838	-40.05	0.97	-13.0	-27.05	226.00	Vertical	Horizontal	N/A
1318.400	-53.63	-2.13	-13.0	-40.63	112.00	Vertical	Horizontal	Pass
2679.300	-39.44	12.90	-13.0	-26.44	47.00	Vertical	Horizontal	Pass
5492.200	-43.13	9.88	-13.0	-30.13	0.00	Vertical	Horizontal	Pass
9449.800	-38.02	17.75	-13.0	-25.02	18.00	Vertical	Horizontal	Pass

13 LTE Band 13

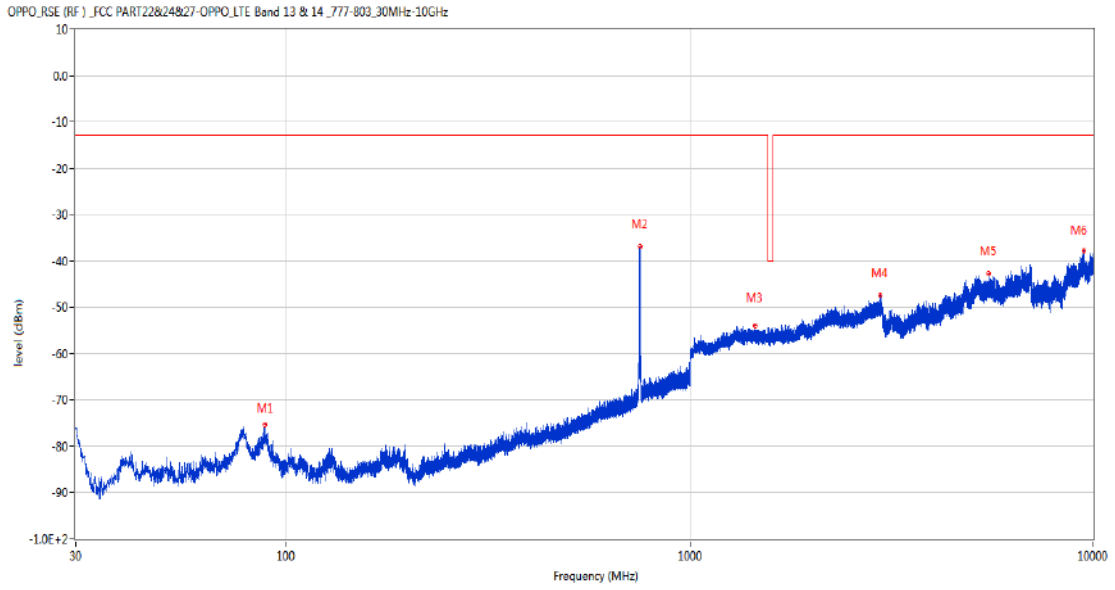
13.1 LTE Band 13 BW5, Middle Channel

RSE-H&H LTE Band 13 BW5 CH23230



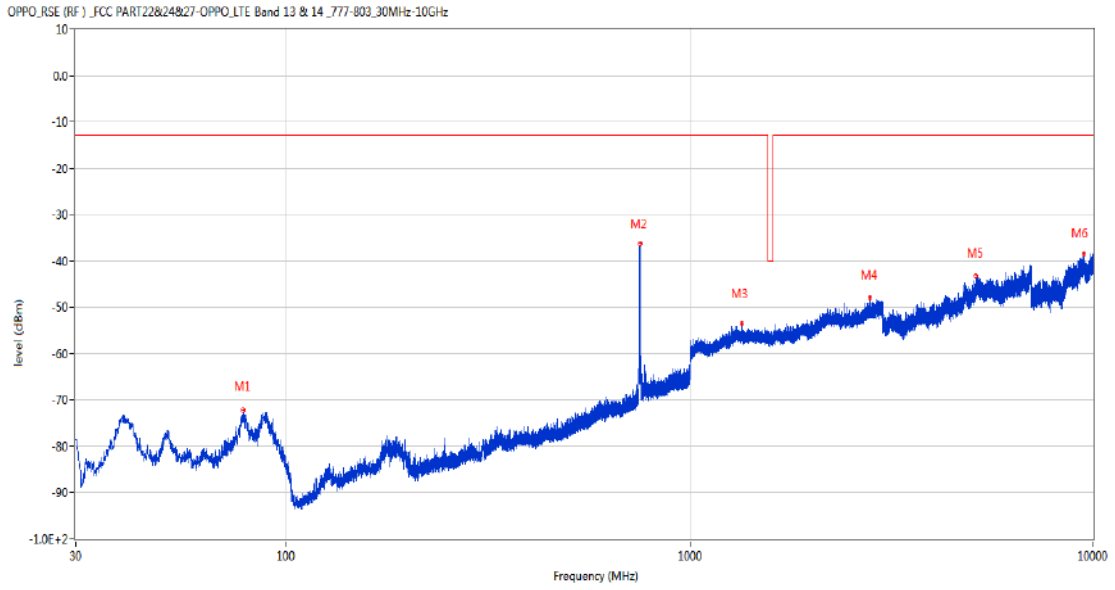
Frequency (MHz)	Result (dBm)	Factor (dB)	PK Limit (dBm)	Over Limit (dB)	Table (o)	ANT	EUT	Verdict
87.424	-75.96	-20.53	-13.0	-62.96	166.00	Horizontal	Horizontal	Pass
752.747	-34.60	1.82	-13.0	-21.60	107.00	Horizontal	Horizontal	N/A
773.166	-56.54	3.34	-13.0	-43.54	313.00	Horizontal	Horizontal	N/A
2187.100	-49.49	0.96	-13.0	-36.49	360.00	Horizontal	Horizontal	Pass
5214.200	-42.31	10.12	-13.0	-29.31	33.00	Horizontal	Horizontal	Pass
9455.500	-37.86	17.70	-13.0	-24.86	162.00	Horizontal	Horizontal	Pass

RSE-H&V LTE Band 13 BW5 CH23230



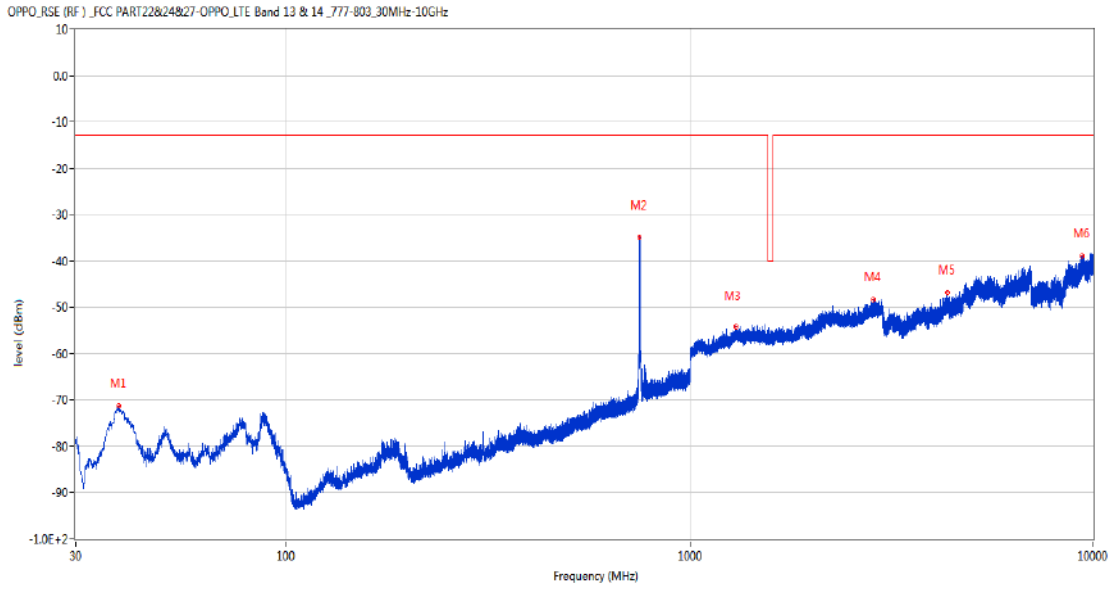
Frequency (MHz)	Result (dBm)	Factor (dB)	PK Limit (dBm)	Over Limit (dB)	Table (o)	ANT	EUT	Verdict
88.054	-75.36	-20.57	-13.0	-62.36	182.00	Horizontal	Vertical	Pass
750.856	-36.99	1.79	-13.0	-23.99	221.00	Horizontal	Vertical	N/A
1452.600	-54.00	-2.93	-13.0	-41.00	0.00	Horizontal	Vertical	Pass
2960.100	-47.56	4.76	-13.0	-34.56	151.00	Horizontal	Vertical	Pass
5503.600	-42.66	9.92	-13.0	-29.66	67.00	Horizontal	Vertical	Pass
9452.951	-37.76	17.73	-13.0	-24.76	265.00	Horizontal	Vertical	Pass

RSE-V&V LTE Band 13 BW5 CH23230



Frequency (MHz)	Result (dBm)	Factor (dB)	PK Limit (dBm)	Over Limit (dB)	Table (o)	ANT	EUT	Verdict
77.966	-72.24	-18.40	-13.0	-59.24	89.00	Vertical	Vertical	Pass
753.086	-36.23	1.82	-13.0	-23.23	209.00	Vertical	Vertical	N/A
1343.100	-53.60	-2.48	-13.0	-40.60	319.00	Vertical	Vertical	Pass
2791.000	-47.92	4.54	-13.0	-34.92	314.00	Vertical	Vertical	Pass
5114.200	-43.25	10.50	-13.0	-30.25	333.00	Vertical	Vertical	Pass
9452.500	-38.56	17.73	-13.0	-25.56	140.00	Vertical	Vertical	Pass

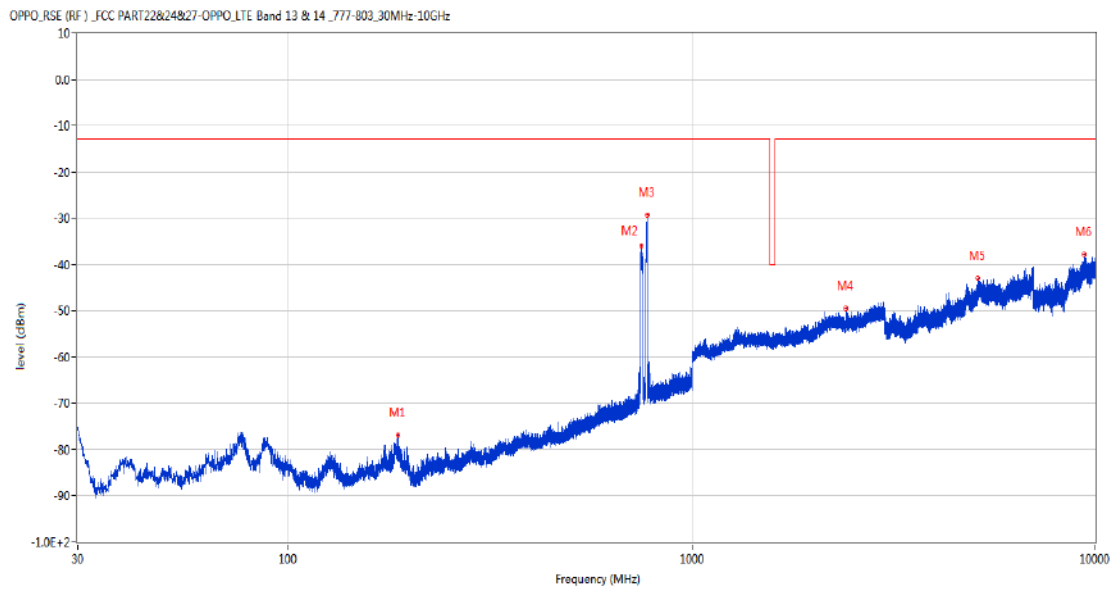
RSE-V&H LTE Band 13 BW5 CH23230



Frequency (MHz)	Result (dBm)	Factor (dB)	PK Limit (dBm)	Over Limit (dB)	Table (o)	ANT	EUT	Verdict
38.342	-71.34	-17.82	-13.0	-58.34	143.00	Vertical	Horizontal	Pass
750.516	-34.89	1.78	-13.0	-21.89	224.00	Vertical	Horizontal	N/A
1297.300	-54.18	-2.14	-13.0	-41.18	340.00	Vertical	Horizontal	Pass
2853.700	-48.42	3.80	-13.0	-35.42	98.00	Vertical	Horizontal	Pass
4347.600	-46.90	7.26	-13.0	-33.90	12.00	Vertical	Horizontal	Pass
9397.000	-38.87	16.81	-13.0	-25.87	24.00	Vertical	Horizontal	Pass

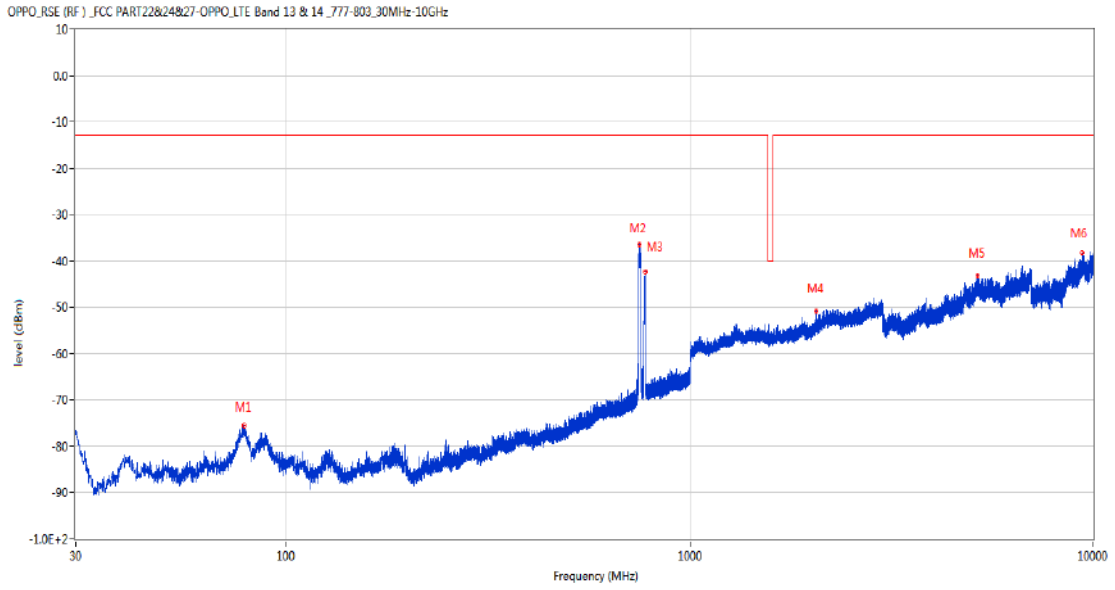
13.2 LTE Band 13 BW10, Middle Channel

RSE-H&H LTE Band 17 BW10 CH23790



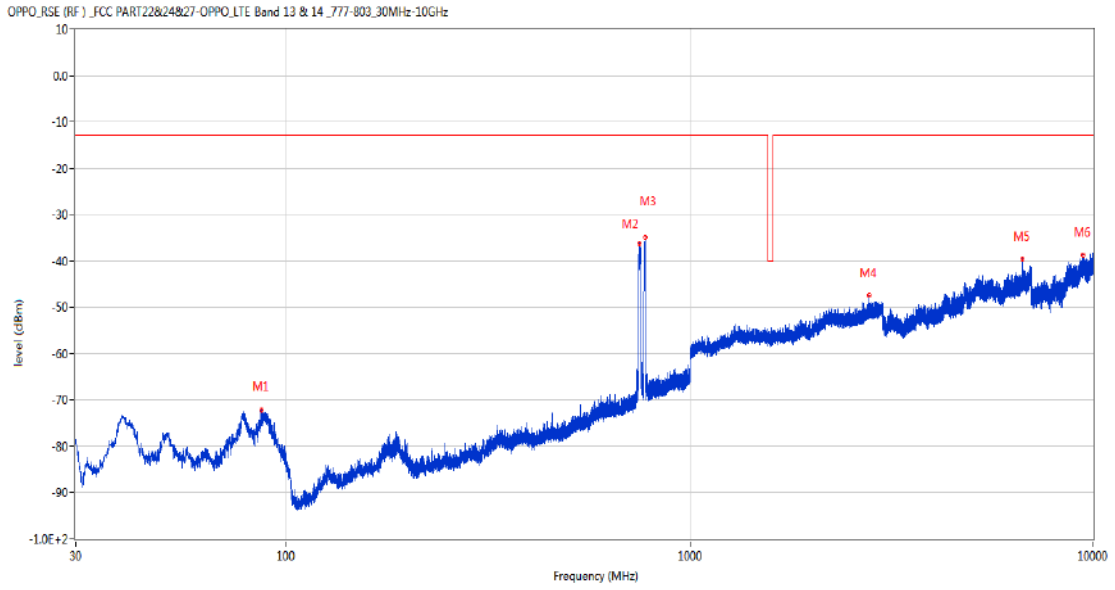
Frequency (MHz)	Result (dBm)	Factor (dB)	PK Limit (dBm)	Over Limit (dB)	Table (o)	ANT	EUT	Verdict
186.752	-76.88	-13.93	-13.0	-63.88	266.00	Horizontal	Horizontal	Pass
747.994	-35.93	1.64	-13.0	-22.93	75.00	Horizontal	Horizontal	N/A
774.620	-29.21	3.40	-13.0	-16.21	75.00	Horizontal	Horizontal	N/A
2409.200	-49.58	1.60	-13.0	-36.58	124.00	Horizontal	Horizontal	Pass
5114.800	-43.05	10.50	-13.0	-30.05	220.00	Horizontal	Horizontal	Pass
9377.350	-37.87	16.90	-13.0	-24.87	85.00	Horizontal	Horizontal	Pass

RSE-H&V LTE Band 13 BW10 CH23230



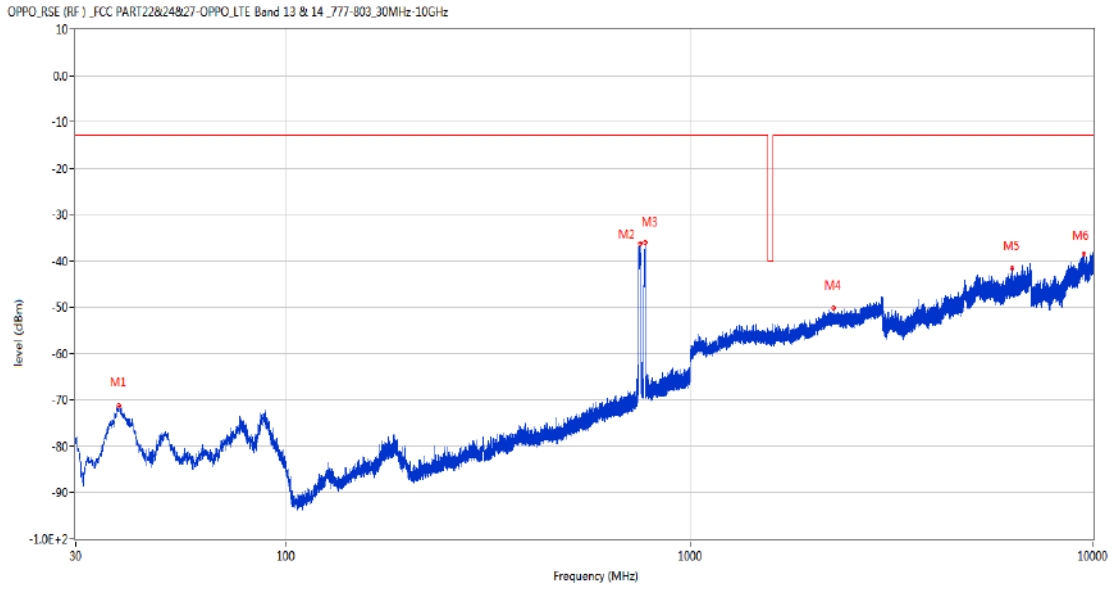
Frequency (MHz)	Result (dBm)	Factor (dB)	PK Limit (dBm)	Over Limit (dB)	Table (o)	ANT	EUT	Verdict
78.451	-75.56	-18.57	-13.0	-62.56	194.00	Horizontal	Vertical	Pass
749.934	-36.50	1.75	-13.0	-23.50	194.00	Horizontal	Vertical	N/A
774.135	-42.40	3.38	-13.0	-29.40	205.00	Horizontal	Vertical	N/A
2054.700	-50.93	-0.69	-13.0	-37.93	321.00	Horizontal	Vertical	Pass
5158.800	-43.27	10.39	-13.0	-30.27	173.00	Horizontal	Vertical	Pass
9367.750	-38.16	16.94	-13.0	-25.16	0.00	Horizontal	Vertical	Pass

RSE-V&V LTE Band 13 BW10 CH23230



Frequency (MHz)	Result (dBm)	Factor (dB)	PK Limit (dBm)	Over Limit (dB)	Table (o)	ANT	EUT	Verdict
86.357	-72.24	-20.54	-13.0	-59.24	83.00	Vertical	Vertical	Pass
747.364	-36.34	1.62	-13.0	-23.34	161.00	Vertical	Vertical	N/A
773.796	-34.87	3.37	-13.0	-21.87	260.00	Vertical	Vertical	N/A
2781.200	-47.43	3.91	-13.0	-34.43	311.00	Vertical	Vertical	Pass
6690.200	-39.57	12.52	-13.0	-26.57	95.00	Vertical	Vertical	Pass
9436.000	-38.78	17.41	-13.0	-25.78	0.00	Vertical	Vertical	Pass

RSE-V&H LTE Band 13 BW10 CH23230

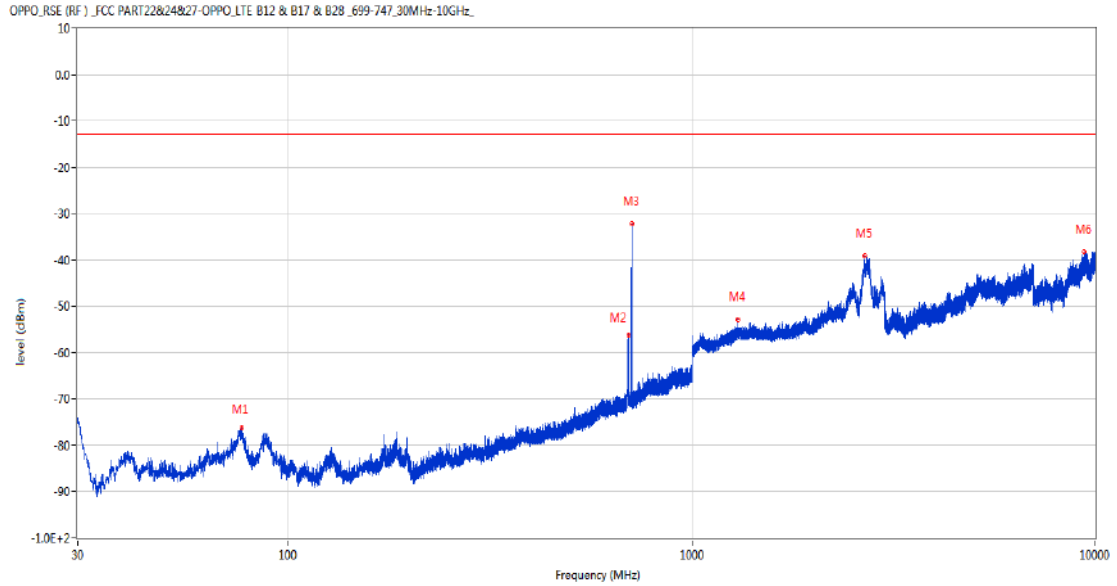


Frequency (MHz)	Result (dBm)	Factor (dB)	PK Limit (dBm)	Over Limit (dB)	Table (o)	ANT	EUT	Verdict
38.391	-71.21	-17.84	-13.0	-58.21	141.00	Vertical	Horizontal	Pass
752.844	-36.27	1.82	-13.0	-23.27	172.00	Vertical	Horizontal	N/A
774.330	-35.94	3.39	-13.0	-22.94	118.00	Vertical	Horizontal	N/A
2270.400	-50.25	1.34	-13.0	-37.25	217.00	Vertical	Horizontal	Pass
6280.600	-41.62	11.50	-13.0	-28.62	25.00	Vertical	Horizontal	Pass
9449.500	-38.58	17.75	-13.0	-25.58	-1.00	Vertical	Horizontal	Pass

14 LTE Band 17

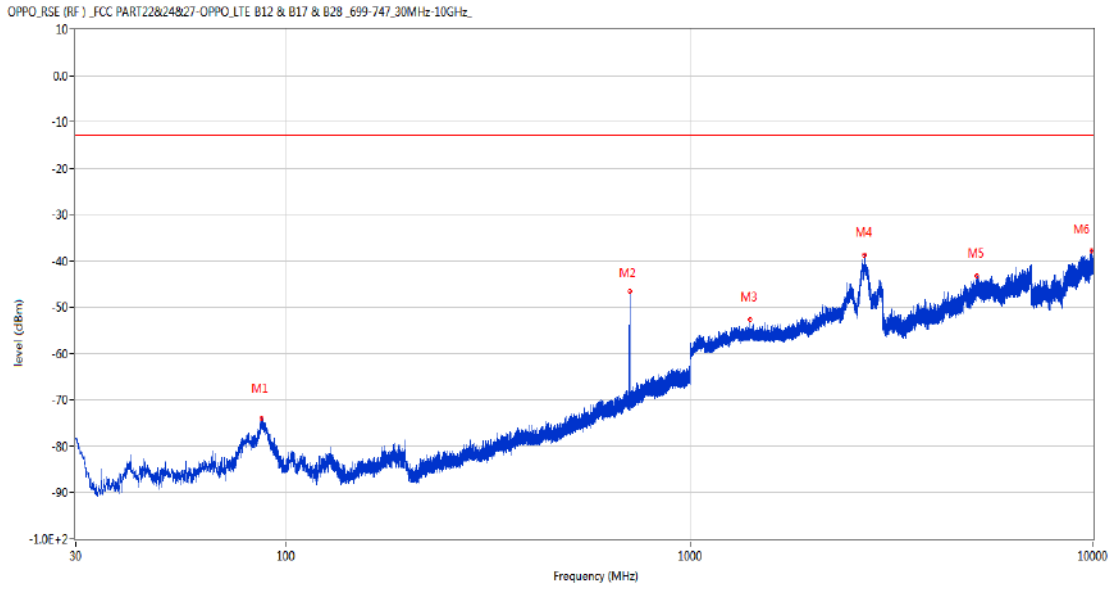
14.1 LTE Band 17 BW5, Middle Channel

RSE-H&H LTE Band 17 BW5 CH23790



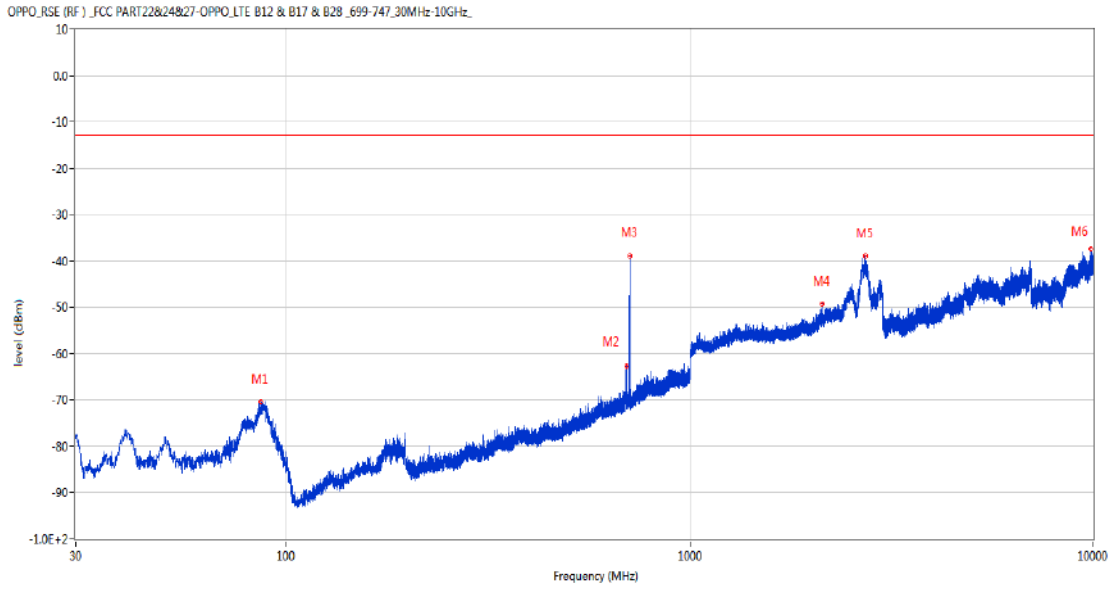
Frequency (MHz)	Result (dBm)	Factor (dB)	PK Limit (dBm)	Over Limit (dB)	Table (o)	ANT	EUT	Verdict
76.317	-76.28	-17.81	-13.0	-63.28	178.00	Horizontal	Horizontal	Pass
694.207	-56.29	0.94	-13.0	-43.29	86.00	Horizontal	Horizontal	N/A
707.787	-32.28	1.39	-13.0	-19.28	77.00	Horizontal	Horizontal	N/A
1299.500	-52.87	-1.86	-13.0	-39.87	291.00	Horizontal	Horizontal	Pass
2684.100	-39.27	13.71	-13.0	-26.27	94.00	Horizontal	Horizontal	Pass
9368.350	-38.29	16.94	-13.0	-25.29	42.00	Horizontal	Horizontal	Pass

RSE-H&V LTE Band 17 BW5 CH23790



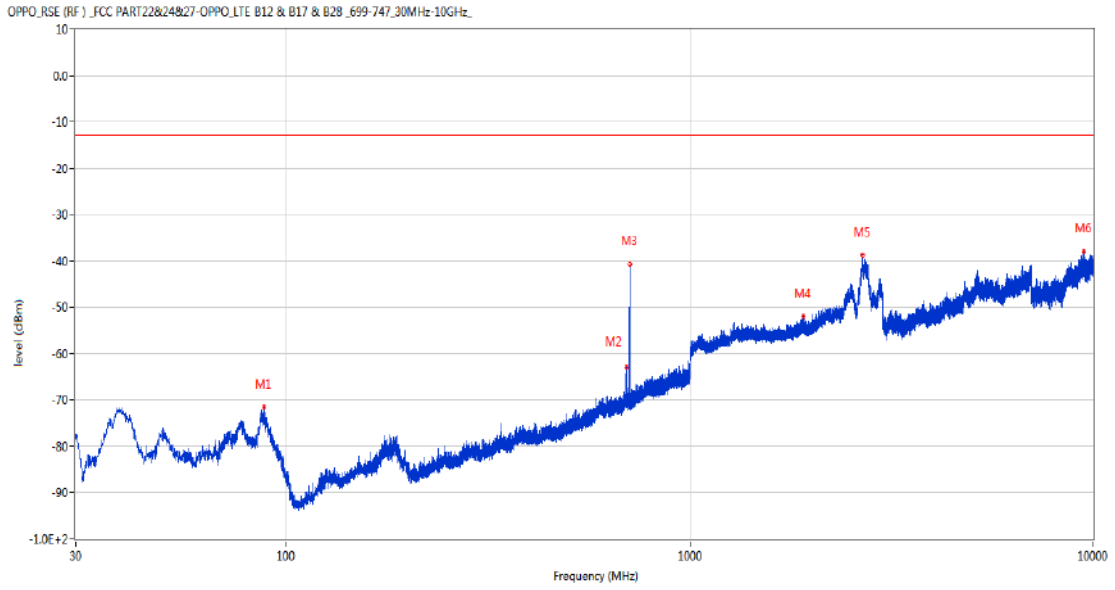
Frequency (MHz)	Result (dBm)	Factor (dB)	PK Limit (dBm)	Over Limit (dB)	Table (o)	ANT	EUT	Verdict
86.551	-73.86	-20.55	-13.0	-60.86	172.00	Horizontal	Vertical	Pass
707.787	-46.47	1.39	-13.0	-33.47	163.00	Horizontal	Vertical	N/A
1406.800	-52.65	-2.27	-13.0	-39.65	327.00	Horizontal	Vertical	Pass
2715.200	-38.65	13.48	-13.0	-25.65	358.00	Horizontal	Vertical	Pass
5134.600	-43.29	10.70	-13.0	-30.29	318.00	Horizontal	Vertical	Pass
9889.299	-37.86	17.40	-13.0	-24.86	229.00	Horizontal	Vertical	Pass

RSE-V&V LTE Band 17 BW5 CH23790



Frequency (MHz)	Result (dBm)	Factor (dB)	PK Limit (dBm)	Over Limit (dB)	Table (o)	ANT	EUT	Verdict
86.066	-70.40	-20.53	-13.0	-57.40	102.00	Vertical	Vertical	Pass
694.062	-62.64	0.94	-13.0	-49.64	6.00	Vertical	Vertical	N/A
707.836	-38.98	1.39	-13.0	-25.98	333.00	Vertical	Vertical	N/A
2124.200	-49.22	0.64	-13.0	-36.22	20.00	Vertical	Vertical	Pass
2720.400	-39.01	14.67	-13.0	-26.01	280.00	Vertical	Vertical	Pass
9836.800	-37.48	18.54	-13.0	-24.48	222.00	Vertical	Vertical	Pass

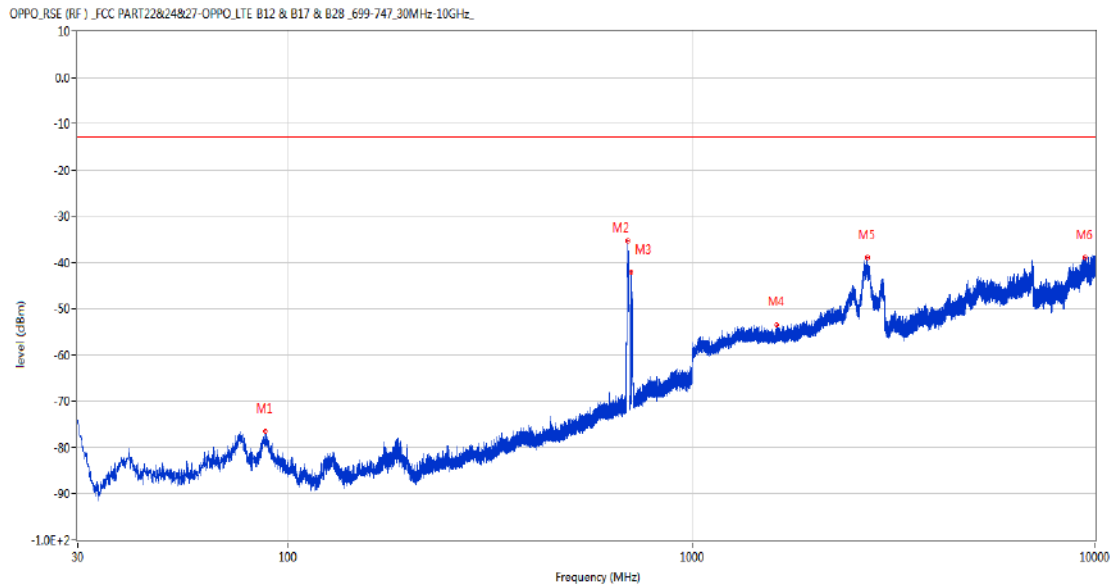
RSE-V&H LTE Band 17 BW5 CH23790



Frequency (MHz)	Result (dBm)	Factor (dB)	PK Limit (dBm)	Over Limit (dB)	Table (o)	ANT	EUT	Verdict
87.618	-71.47	-20.59	-13.0	-58.47	76.00	Vertical	Horizontal	Pass
694.062	-62.89	0.94	-13.0	-49.89	160.00	Vertical	Horizontal	N/A
707.836	-40.77	1.39	-13.0	-27.77	76.00	Vertical	Horizontal	N/A
1907.900	-51.86	-0.63	-13.0	-38.86	68.00	Vertical	Horizontal	Pass
2679.500	-38.73	12.92	-13.0	-25.73	145.00	Vertical	Horizontal	Pass
9455.799	-38.06	17.70	-13.0	-25.06	0.00	Vertical	Horizontal	Pass

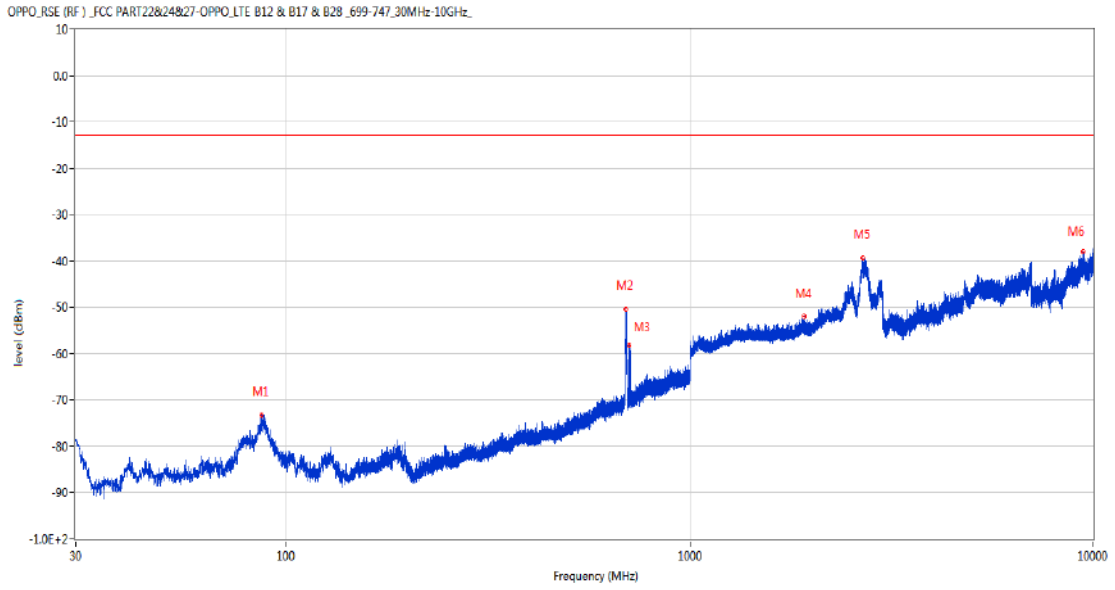
14.2 LTE Band 17 BW10, Middle Channel

RSE-H&H LTE Band 17 BW10 CH23790



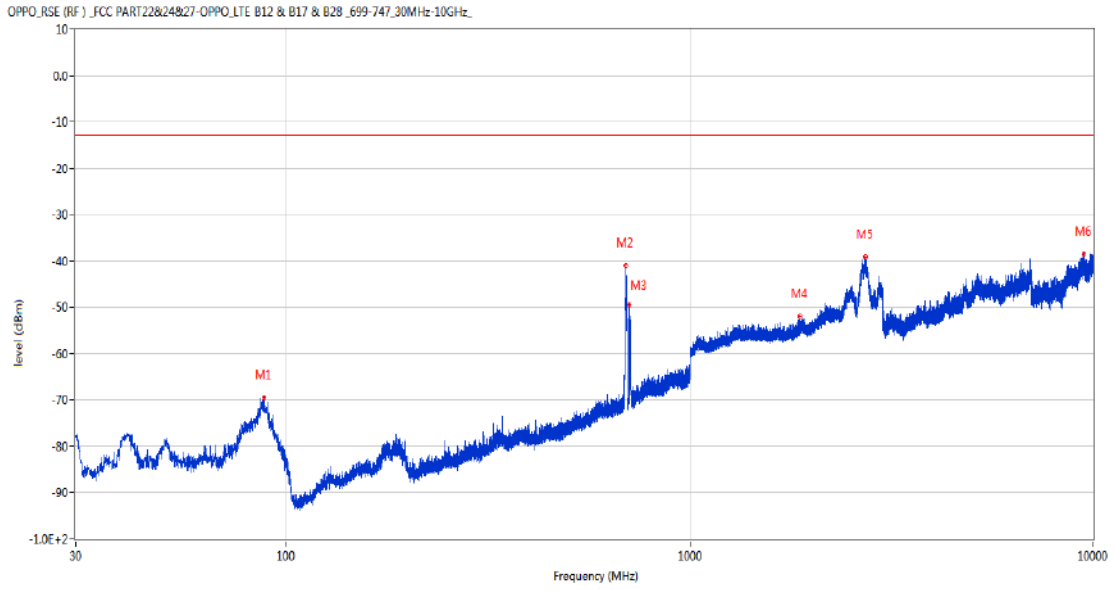
Frequency (MHz)	Result (dBm)	Factor (dB)	PK Limit (dBm)	Over Limit (dB)	Table (o)	ANT	EUT	Verdict
87.473	-76.52	-20.58	-13.0	-63.52	360.00	Horizontal	Horizontal	Pass
692.849	-35.46	0.88	-13.0	-22.46	125.00	Horizontal	Horizontal	N/A
705.896	-41.99	1.34	-13.0	-28.99	312.00	Horizontal	Horizontal	N/A
1621.300	-53.63	-2.64	-13.0	-40.63	198.00	Horizontal	Horizontal	Pass
2719.500	-38.97	14.54	-13.0	-25.97	113.00	Horizontal	Horizontal	Pass
9448.150	-38.86	17.71	-13.0	-25.86	301.00	Horizontal	Horizontal	Pass

RSE-H&V LTE Band 17 BW10 CH23790



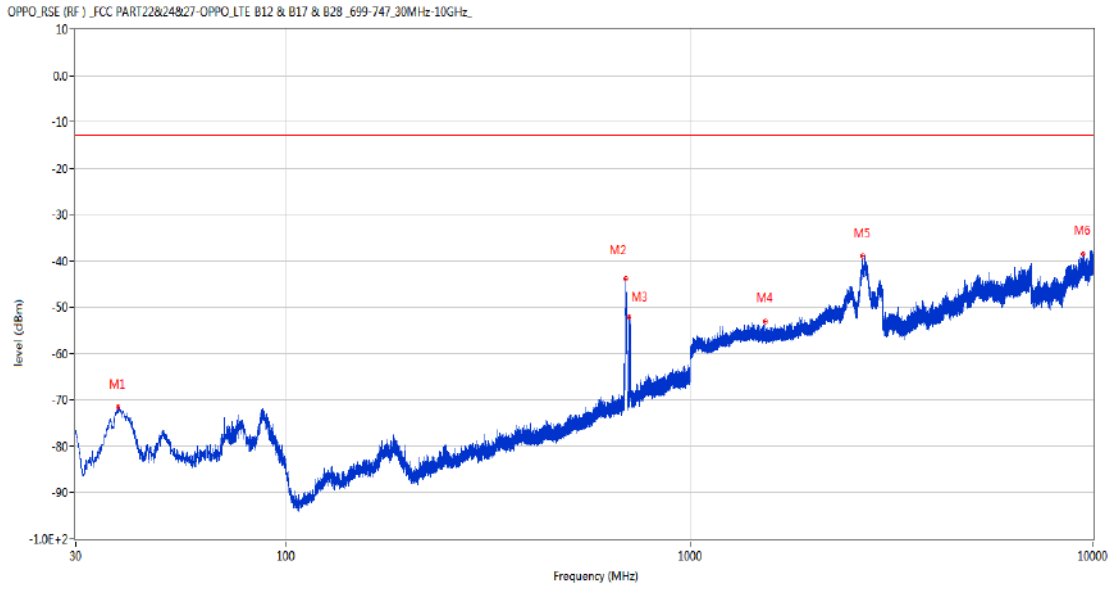
Frequency (MHz)	Result (dBm)	Factor (dB)	PK Limit (dBm)	Over Limit (dB)	Table (o)	ANT	EUT	Verdict
86.357	-73.25	-20.54	-13.0	-60.25	192.00	Horizontal	Vertical	Pass
692.558	-50.32	0.87	-13.0	-37.32	166.00	Horizontal	Vertical	N/A
705.702	-58.30	1.34	-13.0	-45.30	158.00	Horizontal	Vertical	N/A
1922.200	-51.94	-1.16	-13.0	-38.94	315.00	Horizontal	Vertical	Pass
2686.600	-39.41	14.00	-13.0	-26.41	347.00	Horizontal	Vertical	Pass
9431.200	-38.06	17.32	-13.0	-25.06	170.00	Horizontal	Vertical	Pass

RSE-V&V LTE Band 17 BW10 CH23790



Frequency (MHz)	Result (dBm)	Factor (dB)	PK Limit (dBm)	Over Limit (dB)	Table (o)	ANT	EUT	Verdict
87.812	-69.50	-20.60	-13.0	-56.50	87.00	Vertical	Vertical	Pass
693.383	-41.06	0.91	-13.0	-28.06	280.00	Vertical	Vertical	N/A
706.623	-49.38	1.36	-13.0	-36.38	360.00	Vertical	Vertical	N/A
1875.100	-52.04	-1.45	-13.0	-39.04	348.00	Vertical	Vertical	Pass
2721.700	-39.27	14.79	-13.0	-26.27	340.00	Vertical	Vertical	Pass
9453.100	-38.51	17.73	-13.0	-25.51	52.00	Vertical	Vertical	Pass

RSE-V&H LTE Band 17 BW10 CH23790

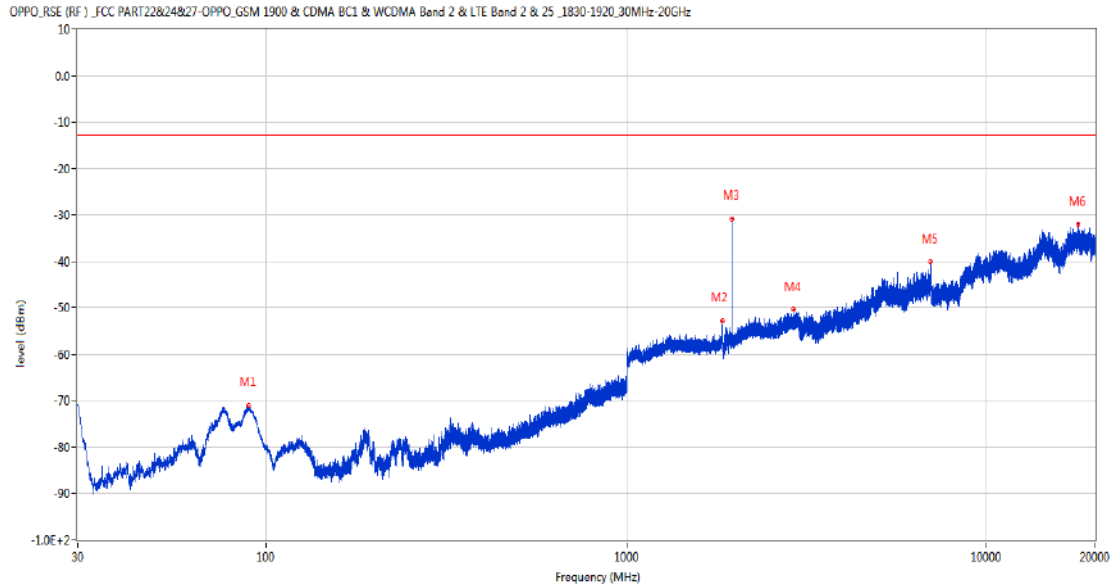


Frequency (MHz)	Result (dBm)	Factor (dB)	PK Limit (dBm)	Over Limit (dB)	Table (o)	ANT	EUT	Verdict
38.148	-71.48	-17.67	-13.0	-58.48	314.00	Vertical	Horizontal	Pass
693.334	-43.82	0.90	-13.0	-30.82	88.00	Vertical	Horizontal	N/A
707.642	-52.12	1.39	-13.0	-39.12	44.00	Vertical	Horizontal	N/A
1540.300	-53.04	-2.65	-13.0	-40.04	46.00	Vertical	Horizontal	Pass
2679.800	-38.88	12.96	-13.0	-25.88	157.00	Vertical	Horizontal	Pass
9436.900	-38.57	17.43	-13.0	-25.57	187.00	Vertical	Horizontal	Pass

15 LTE Band 25

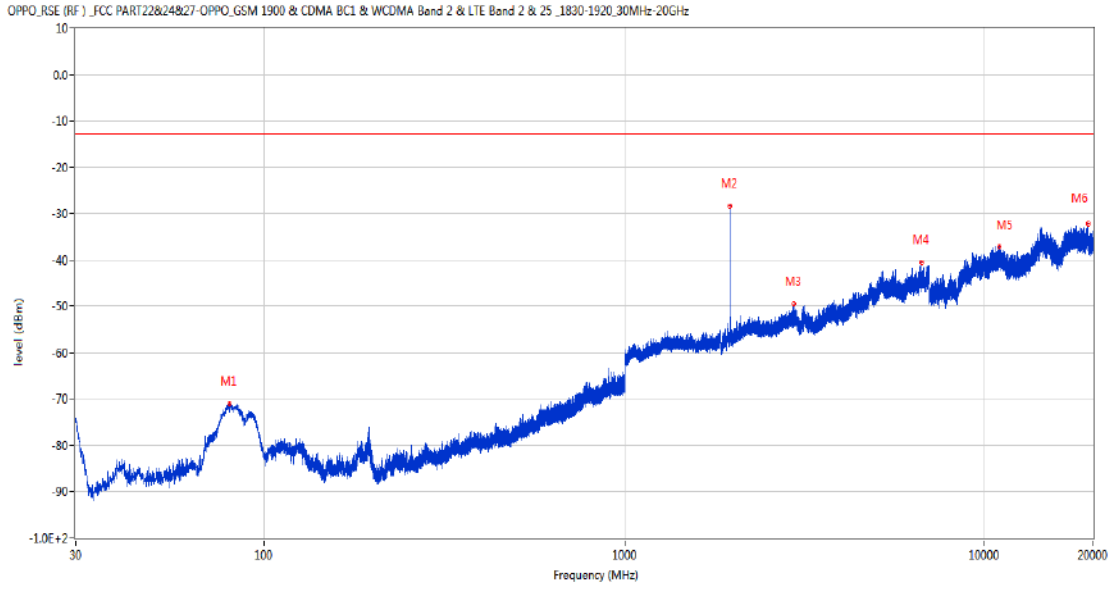
15.1 LTE Band 25 BW1.4, Middle Channel

RSE-H&H LTE Band 25 BW1.4 CH26365



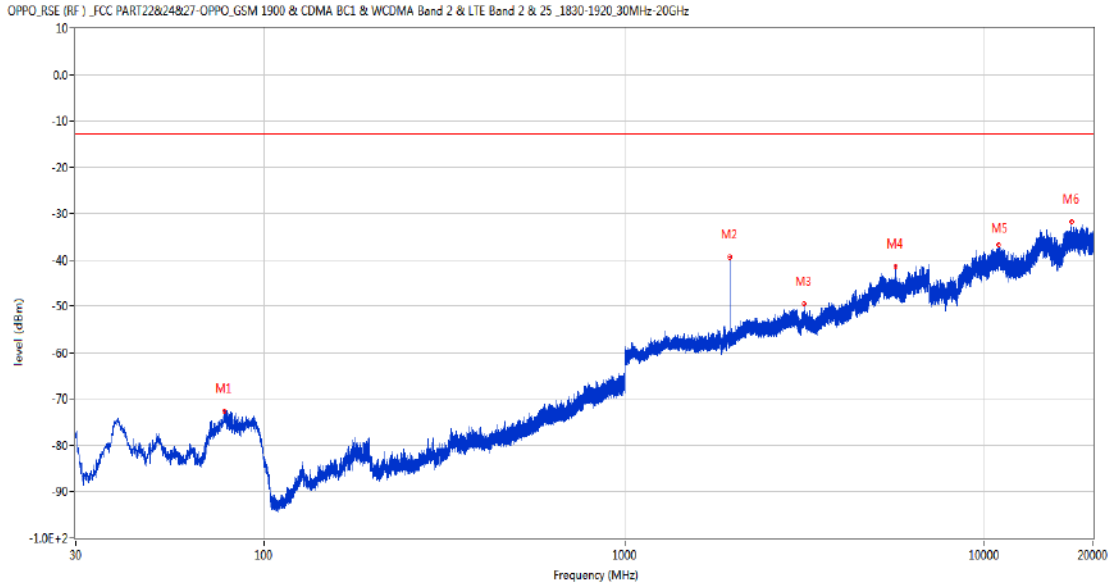
Frequency (MHz)	Result (dBm)	Factor (dB)	PK Limit (dBm)	Over Limit (dB)	Table (o)	ANT	EUT	Verdict
89.412	-71.11	-20.90	-13.0	-58.11	160.00	Horizontal	Horizontal	Pass
1843.500	-52.95	-3.52	-13.0	-39.95	79.00	Horizontal	Horizontal	N/A
1963.200	-30.77	-3.85	-13.0	-17.77	214.00	Horizontal	Horizontal	N/A
2898.800	-50.28	2.84	-13.0	-37.28	199.00	Horizontal	Horizontal	Pass
6975.000	-40.09	13.78	-13.0	-27.09	33.00	Horizontal	Horizontal	Pass
17917.073	-32.00	22.44	-13.0	-19.00	264.00	Horizontal	Horizontal	Pass

RSE-H&V LTE Band 25 BW1.4 CH26365



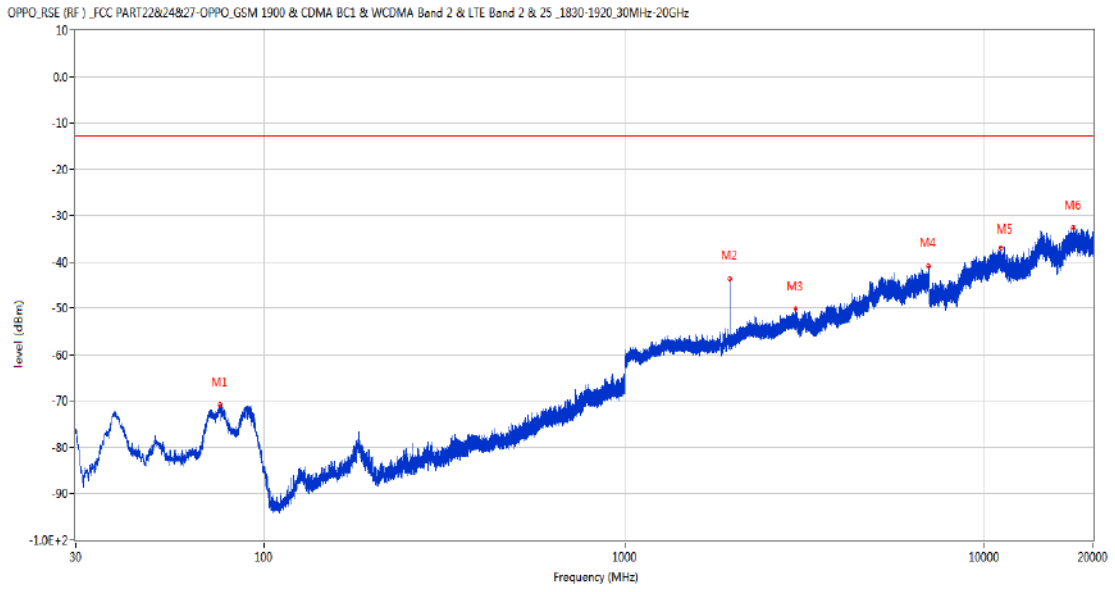
Frequency (MHz)	Result (dBm)	Factor (dB)	PK Limit (dBm)	Over Limit (dB)	Table (o)	ANT	EUT	Verdict
80.101	-71.02	-19.56	-13.0	-58.02	-3.00	Horizontal	Vertical	Pass
1963.300	-28.43	-3.84	-13.0	-15.43	142.00	Horizontal	Vertical	N/A
2947.900	-49.54	2.11	-13.0	-36.54	17.00	Horizontal	Vertical	Pass
6689.200	-40.60	12.53	-13.0	-27.60	249.00	Horizontal	Vertical	Pass
10953.987	-37.11	19.01	-13.0	-24.11	0.00	Horizontal	Vertical	Pass
19340.249	-32.22	27.61	-13.0	-19.22	282.00	Horizontal	Vertical	Pass

RSE-V&V LTE Band 25 BW1.4 CH26365



Frequency (MHz)	Result (dBm)	Factor (dB)	PK Limit (dBm)	Over Limit (dB)	Table (o)	ANT	EUT	Verdict
77.675	-72.67	-18.59	-13.0	-59.67	89.00	Vertical	Vertical	Pass
1963.500	-39.45	-3.84	-13.0	-26.45	15.00	Vertical	Vertical	N/A
3159.000	-49.59	3.56	-13.0	-36.59	42.00	Vertical	Vertical	Pass
5646.600	-41.34	9.17	-13.0	-28.34	288.00	Vertical	Vertical	Pass
10928.687	-36.75	19.40	-13.0	-23.75	-2.00	Vertical	Vertical	Pass
17399.063	-31.82	22.70	-13.0	-18.82	65.00	Vertical	Vertical	Pass

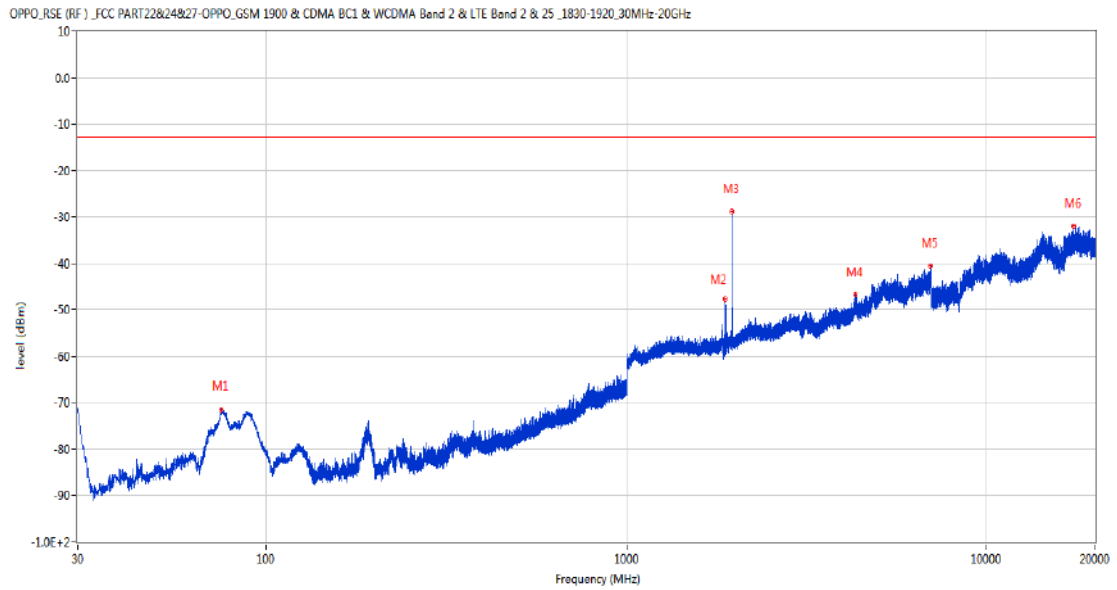
RSE-V&H LTE Band 25 BW1.4 CH26365



Frequency (MHz)	Result (dBm)	Factor (dB)	PK Limit (dBm)	Over Limit (dB)	Table (o)	ANT	EUT	Verdict
75.154	-70.72	-17.83	-13.0	-57.72	91.00	Vertical	Horizontal	Pass
1963.800	-43.68	-3.83	-13.0	-30.68	112.00	Vertical	Horizontal	N/A
2981.800	-50.26	2.41	-13.0	-37.26	87.00	Vertical	Horizontal	Pass
6979.800	-40.91	13.88	-13.0	-27.91	127.00	Vertical	Horizontal	Pass
11088.250	-36.88	17.92	-13.0	-23.88	326.00	Vertical	Horizontal	Pass
17586.838	-32.67	22.11	-13.0	-19.67	313.00	Vertical	Horizontal	Pass

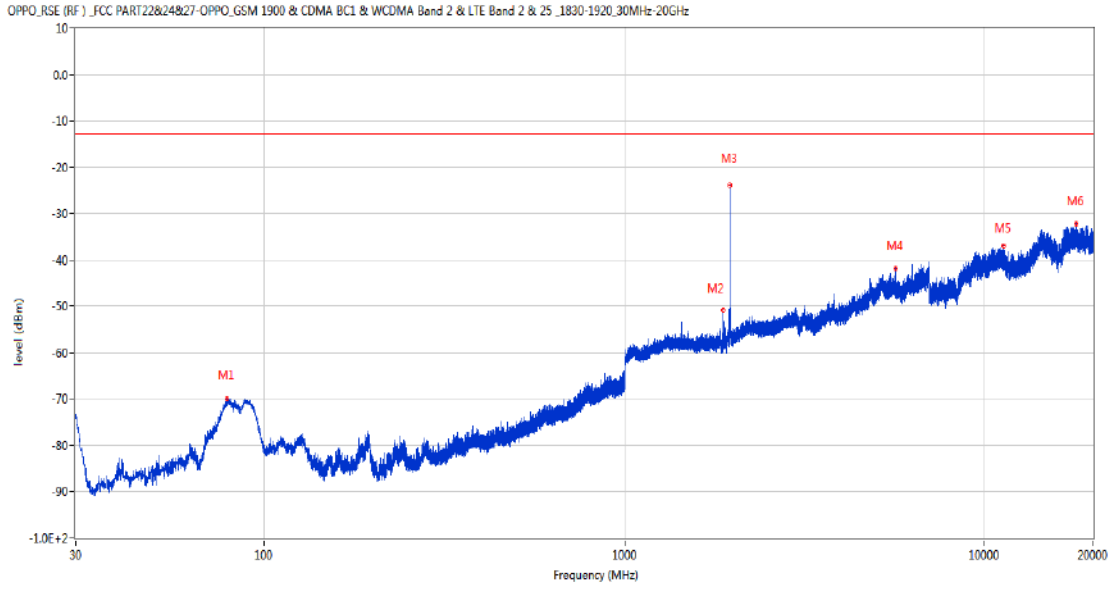
15.2 LTE Band 25 BW3, Middle Channel

RSE-H&H LTE Band 25 BW3 CH26365



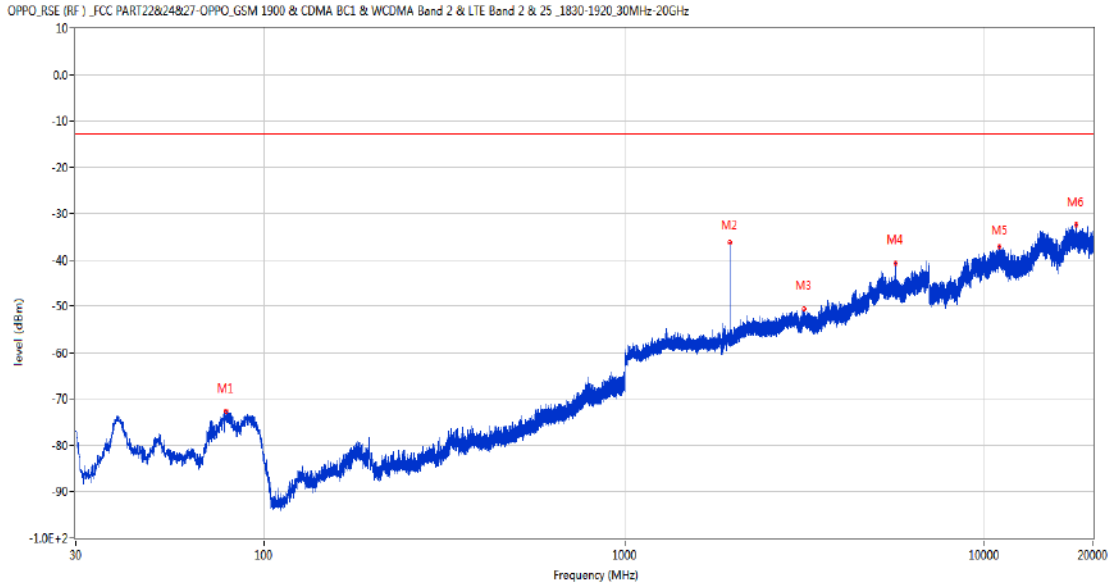
Frequency (MHz)	Result (dBm)	Factor (dB)	PK Limit (dBm)	Over Limit (dB)	Table (o)	ANT	EUT	Verdict
75.008	-71.57	-17.79	-13.0	-58.57	161.00	Horizontal	Horizontal	Pass
1882.000	-47.79	-2.85	-13.0	-34.79	123.00	Horizontal	Horizontal	N/A
1962.700	-28.93	-3.87	-13.0	-15.93	219.00	Horizontal	Horizontal	N/A
4307.400	-46.89	6.93	-13.0	-33.89	139.00	Horizontal	Horizontal	Pass
6987.400	-40.57	13.63	-13.0	-27.57	62.00	Horizontal	Horizontal	Pass
17424.802	-32.06	22.53	-13.0	-19.06	57.00	Horizontal	Horizontal	Pass

RSE-H&V LTE Band 25 BW3 CH26365



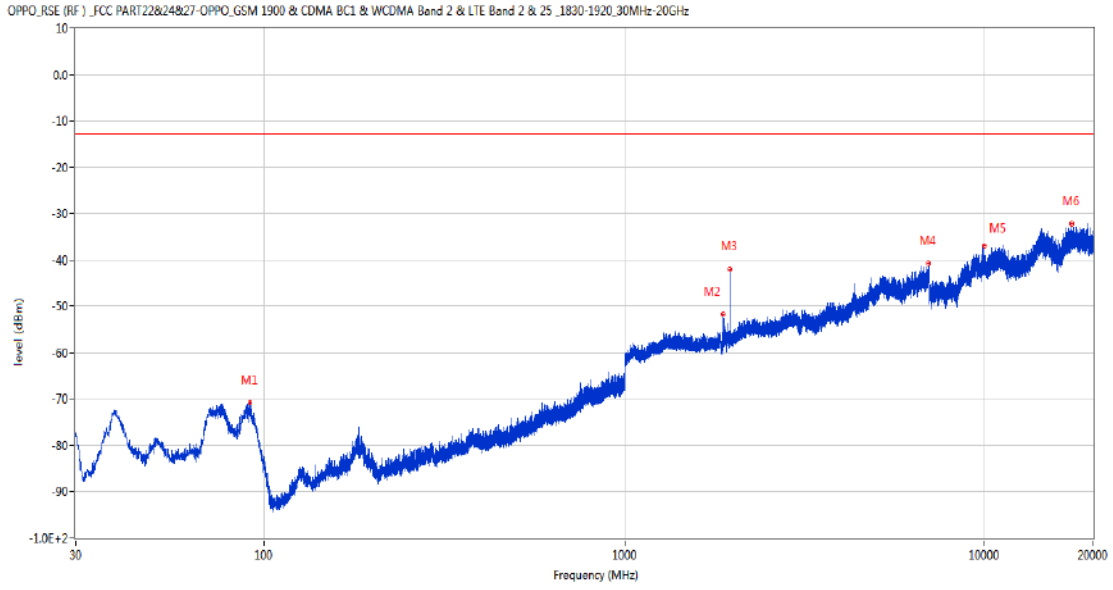
Frequency (MHz)	Result (dBm)	Factor (dB)	PK Limit (dBm)	Over Limit (dB)	Table (o)	ANT	EUT	Verdict
78.743	-69.87	-18.98	-13.0	-56.87	176.00	Horizontal	Vertical	Pass
1881.800	-50.87	-2.85	-13.0	-37.87	328.00	Horizontal	Vertical	N/A
1964.100	-23.94	-3.82	-13.0	-10.94	141.00	Horizontal	Vertical	N/A
5644.200	-41.83	9.13	-13.0	-28.83	205.00	Horizontal	Vertical	Pass
11264.775	-37.02	18.49	-13.0	-24.02	-2.00	Horizontal	Vertical	Pass
17882.276	-32.24	22.68	-13.0	-19.24	180.00	Horizontal	Vertical	Pass

RSE-V&V LTE Band 25 BW3 CH26365



Frequency (MHz)	Result (dBm)	Factor (dB)	PK Limit (dBm)	Over Limit (dB)	Table (o)	ANT	EUT	Verdict
78.209	-72.68	-18.77	-13.0	-59.68	92.00	Vertical	Vertical	Pass
1963.400	-36.32	-3.84	-13.0	-23.32	125.00	Vertical	Vertical	N/A
3160.000	-50.65	3.50	-13.0	-37.65	330.00	Vertical	Vertical	Pass
5644.200	-40.84	9.13	-13.0	-27.84	23.00	Vertical	Vertical	Pass
10953.987	-37.10	19.01	-13.0	-24.10	267.00	Vertical	Vertical	Pass
17955.138	-32.39	22.10	-13.0	-19.39	77.00	Vertical	Vertical	Pass

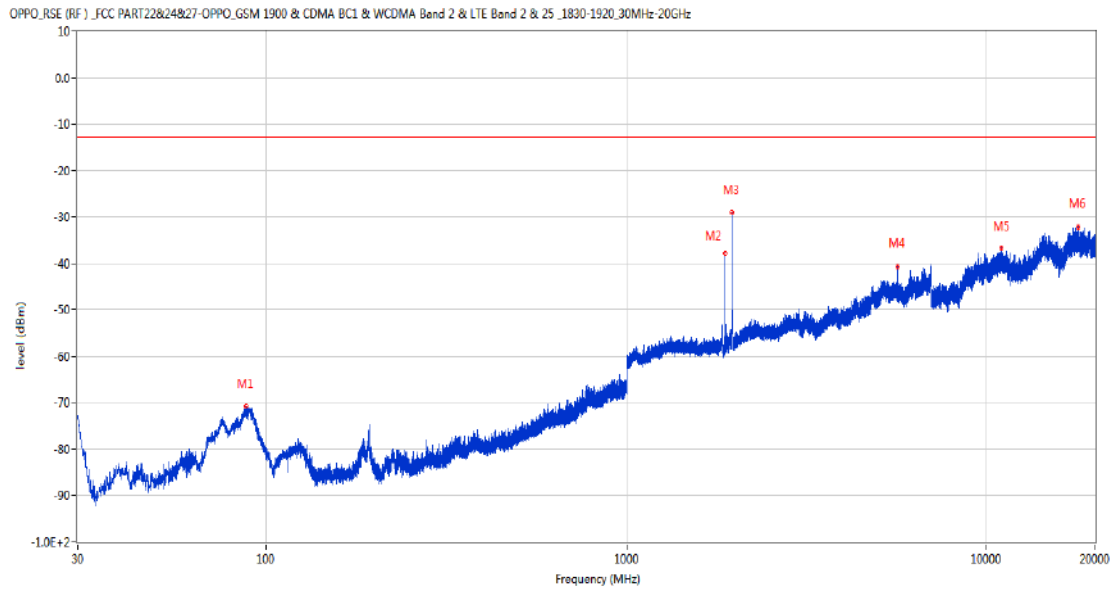
RSE-V&H LTE Band 25 BW3 CH26365



Frequency (MHz)	Result (dBm)	Factor (dB)	PK Limit (dBm)	Over Limit (dB)	Table (o)	ANT	EUT	Verdict
91.304	-70.82	-20.82	-13.0	-57.82	70.00	Vertical	Horizontal	Pass
1881.900	-51.78	-2.85	-13.0	-38.78	107.00	Vertical	Horizontal	N/A
1962.900	-42.09	-3.86	-13.0	-29.09	107.00	Vertical	Horizontal	N/A
6981.600	-40.83	13.86	-13.0	-27.83	333.00	Vertical	Horizontal	Pass
9958.375	-36.91	18.19	-13.0	-23.91	228.00	Vertical	Horizontal	Pass
17432.052	-32.24	22.35	-13.0	-19.24	94.00	Vertical	Horizontal	Pass

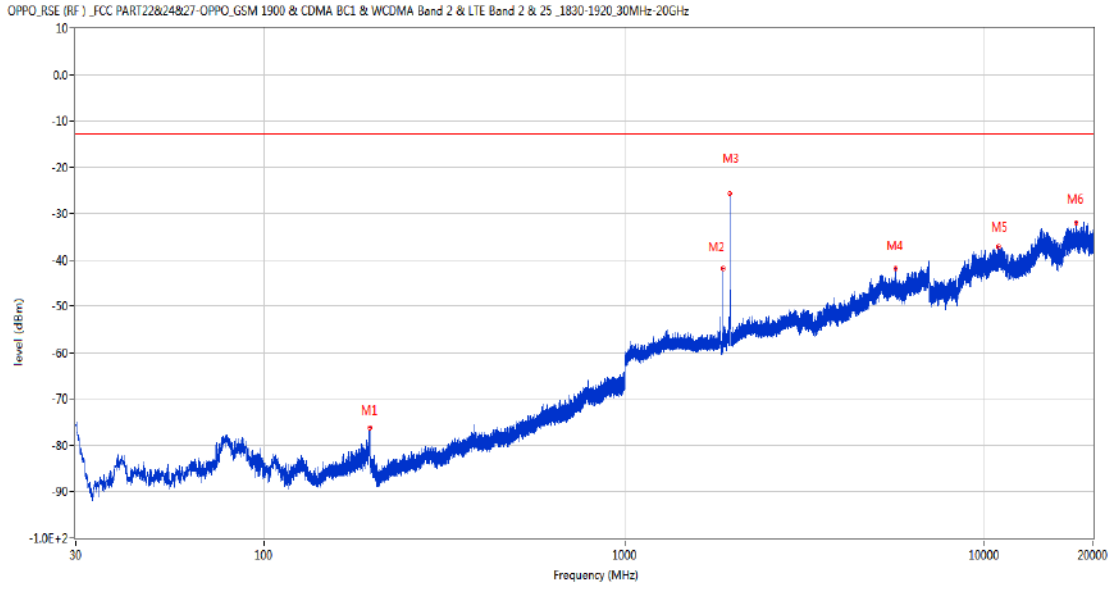
15.3 LTE Band 25 BW5, Middle Channel

RSE-H&H LTE Band 25 BW5 CH26365



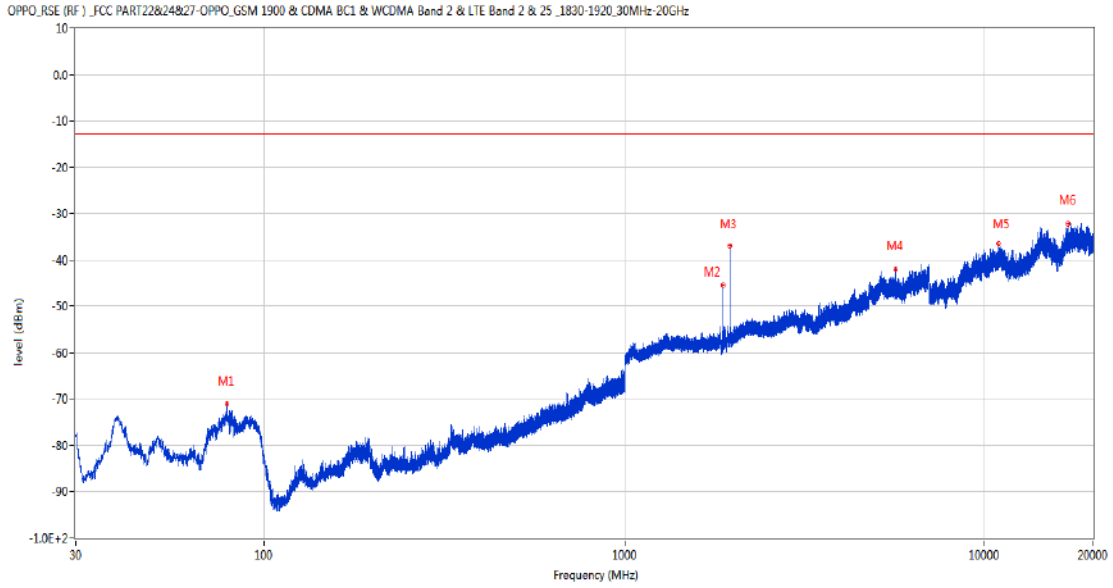
Frequency (MHz)	Result (dBm)	Factor (dB)	PK Limit (dBm)	Over Limit (dB)	Table (o)	ANT	EUT	Verdict
87.909	-70.92	-20.91	-13.0	-57.92	362.00	Horizontal	Horizontal	Pass
1881.000	-37.91	-2.87	-13.0	-24.91	121.00	Horizontal	Horizontal	N/A
1961.800	-29.04	-3.90	-13.0	-16.04	223.00	Horizontal	Horizontal	N/A
5641.800	-40.78	9.19	-13.0	-27.78	28.00	Horizontal	Horizontal	Pass
10937.600	-36.79	19.20	-13.0	-23.79	25.00	Horizontal	Horizontal	Pass
17906.926	-32.12	22.69	-13.0	-19.12	0.00	Horizontal	Horizontal	Pass

RSE-H&V LTE Band 25 BW5 CH26365



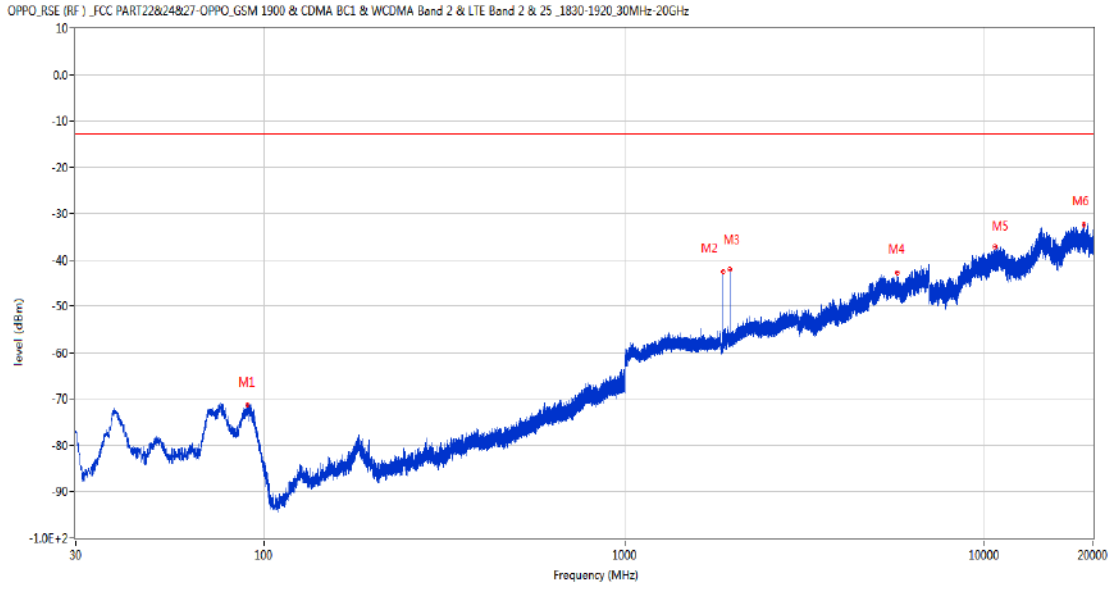
Frequency (MHz)	Result (dBm)	Factor (dB)	PK Limit (dBm)	Over Limit (dB)	Table (o)	ANT	EUT	Verdict
196.210	-76.27	-14.95	-13.0	-63.27	68.00	Horizontal	Vertical	Pass
1881.000	-41.86	-2.87	-13.0	-28.86	338.00	Horizontal	Vertical	N/A
1965.100	-25.77	-3.80	-13.0	-12.77	150.00	Horizontal	Vertical	N/A
5641.800	-41.88	9.19	-13.0	-28.88	343.00	Horizontal	Vertical	Pass
10926.963	-37.09	19.44	-13.0	-24.09	362.00	Horizontal	Vertical	Pass
17879.011	-31.97	22.62	-13.0	-18.97	-1.00	Horizontal	Vertical	Pass

RSE-V&V LTE Band 25 BW5 CH26365



Frequency (MHz)	Result (dBm)	Factor (dB)	PK Limit (dBm)	Over Limit (dB)	Table (o)	ANT	EUT	Verdict
78.646	-71.08	-18.94	-13.0	-58.08	84.00	Vertical	Vertical	Pass
1881.100	-45.41	-2.86	-13.0	-32.41	0.00	Vertical	Vertical	N/A
1962.400	-36.96	-3.88	-13.0	-23.96	93.00	Vertical	Vertical	N/A
5641.800	-42.12	9.19	-13.0	-29.12	32.00	Vertical	Vertical	Pass
10921.213	-36.41	19.56	-13.0	-23.41	301.00	Vertical	Vertical	Pass
17010.824	-32.31	20.82	-13.0	-19.31	260.00	Vertical	Vertical	Pass

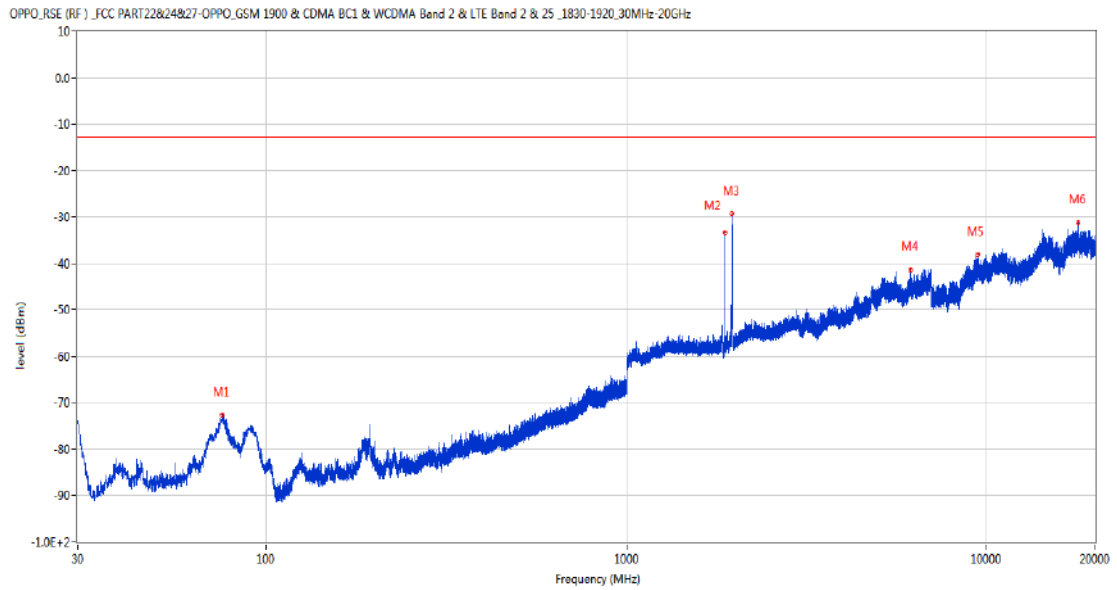
RSE-V&H LTE Band 25 BW5 CH26365



Frequency (MHz)	Result (dBm)	Factor (dB)	PK Limit (dBm)	Over Limit (dB)	Table (o)	ANT	EUT	Verdict
89.849	-71.26	-20.88	-13.0	-58.26	46.00	Vertical	Horizontal	Pass
1881.100	-42.62	-2.86	-13.0	-29.62	20.00	Vertical	Horizontal	N/A
1962.700	-42.06	-3.87	-13.0	-29.06	251.00	Vertical	Horizontal	N/A
5732.000	-42.85	8.84	-13.0	-29.85	256.00	Vertical	Horizontal	Pass
10645.500	-37.19	17.86	-13.0	-24.19	137.00	Vertical	Horizontal	Pass
18804.838	-32.42	24.53	-13.0	-19.42	271.00	Vertical	Horizontal	Pass

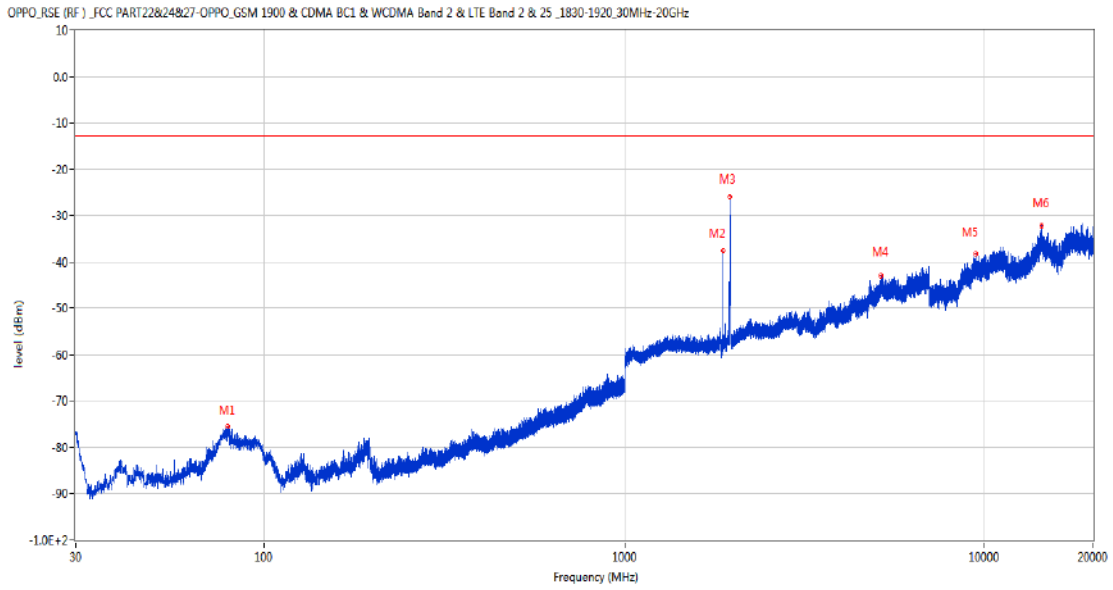
15.4 LTE Band 25 BW10, Middle Channel

RSE-H&H LTE Band 25 BW10 CH26365



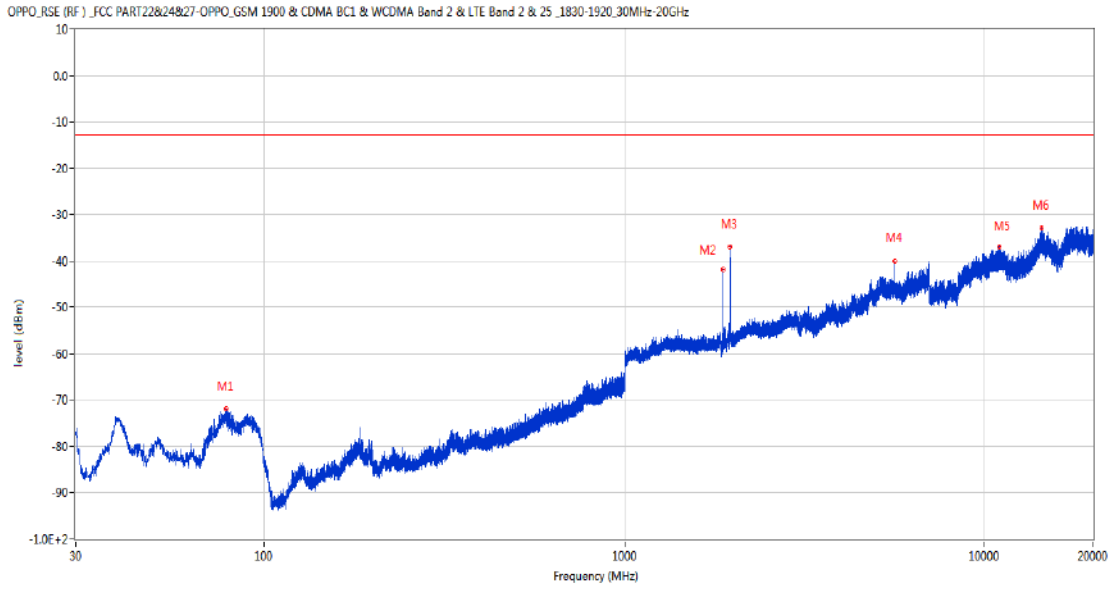
Frequency (MHz)	Result (dBm)	Factor (dB)	PK Limit (dBm)	Over Limit (dB)	Table (o)	ANT	EUT	Verdict
75.202	-72.65	-17.85	-13.0	-59.65	158.00	Horizontal	Horizontal	Pass
1878.900	-33.43	-2.90	-13.0	-20.43	124.00	Horizontal	Horizontal	N/A
1959.000	-29.20	-3.87	-13.0	-16.20	224.00	Horizontal	Horizontal	N/A
6142.600	-41.50	10.12	-13.0	-28.50	360.00	Horizontal	Horizontal	Pass
9436.849	-38.12	17.43	-13.0	-25.12	296.00	Horizontal	Horizontal	Pass
17904.751	-31.41	22.74	-13.0	-18.41	82.00	Horizontal	Horizontal	Pass

RSE-H&V LTE Band 25 BW10 CH26365



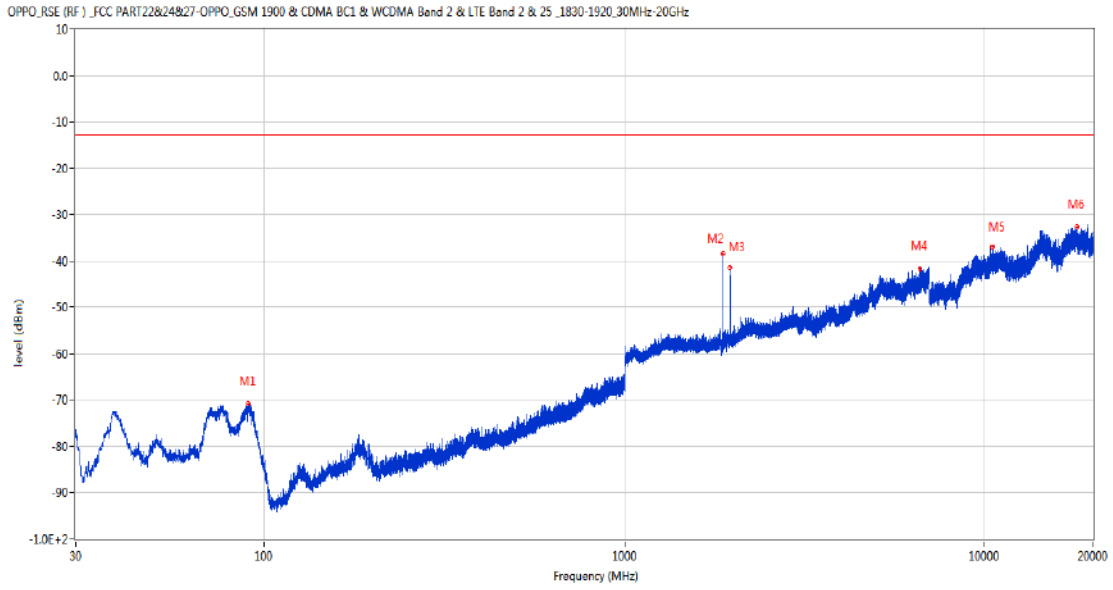
Frequency (MHz)	Result (dBm)	Factor (dB)	PK Limit (dBm)	Over Limit (dB)	Table (o)	ANT	EUT	Verdict
79.131	-75.53	-19.14	-13.0	-62.53	179.00	Horizontal	Vertical	Pass
1878.800	-37.62	-2.90	-13.0	-24.62	319.00	Horizontal	Vertical	N/A
1962.200	-25.82	-3.89	-13.0	-12.82	135.00	Horizontal	Vertical	N/A
5149.000	-43.05	10.55	-13.0	-30.05	102.00	Horizontal	Vertical	Pass
9442.312	-38.32	17.55	-13.0	-25.32	219.00	Horizontal	Vertical	Pass
14326.875	-32.10	22.09	-13.0	-19.10	360.00	Horizontal	Vertical	Pass

RSE-V&H LTE Band 25 BW10 CH26365



Frequency (MHz)	Result (dBm)	Factor (dB)	PK Limit (dBm)	Over Limit (dB)	Table (o)	ANT	EUT	Verdict
78.112	-72.00	-18.74	-13.0	-59.00	98.00	Vertical	Vertical	Pass
1878.800	-41.95	-2.90	-13.0	-28.95	0.00	Vertical	Vertical	N/A
1961.300	-36.93	-3.90	-13.0	-23.93	26.00	Vertical	Vertical	N/A
5634.600	-40.12	9.40	-13.0	-27.12	43.00	Vertical	Vertical	Pass
10936.738	-36.94	19.22	-13.0	-23.94	254.00	Vertical	Vertical	Pass
14371.463	-32.92	21.83	-13.0	-19.92	95.00	Vertical	Vertical	Pass

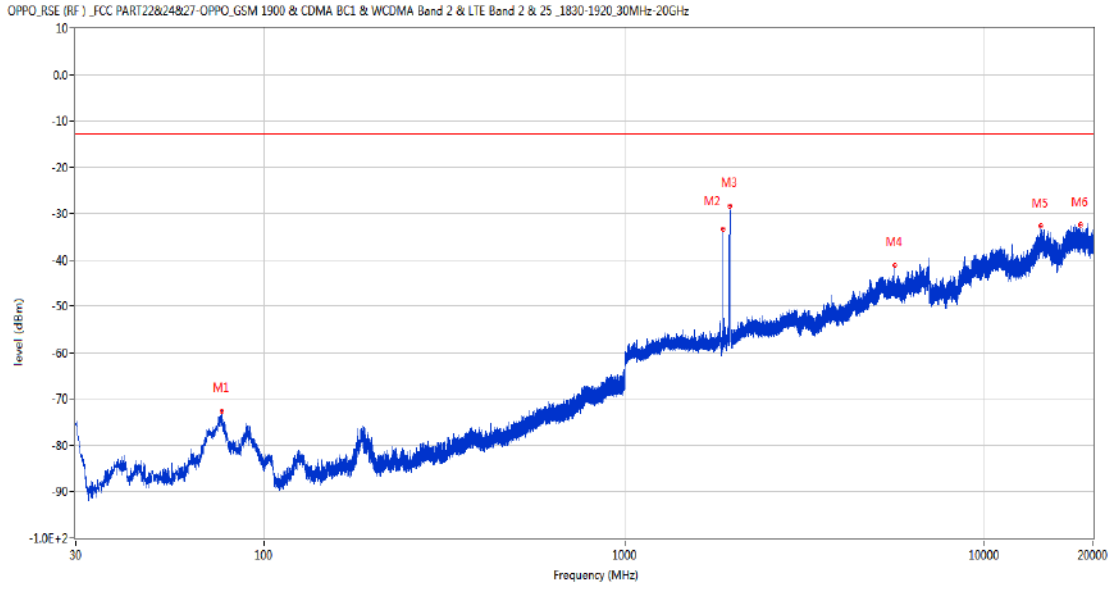
RSE-V&V LTE Band 25 BW10 CH26365



Frequency (MHz)	Result (dBm)	Factor (dB)	PK Limit (dBm)	Over Limit (dB)	Table (o)	ANT	EUT	Verdict
90.334	-70.93	-20.86	-13.0	-57.93	100.00	Vertical	Horizontal	Pass
1878.800	-38.50	-2.90	-13.0	-25.50	101.00	Vertical	Horizontal	N/A
1961.100	-41.37	-3.90	-13.0	-28.37	109.00	Vertical	Horizontal	N/A
6605.800	-41.58	12.08	-13.0	-28.58	165.00	Vertical	Horizontal	Pass
10487.375	-37.03	18.03	-13.0	-24.03	360.00	Vertical	Horizontal	Pass
18003.712	-32.72	22.98	-13.0	-19.72	212.00	Vertical	Horizontal	Pass

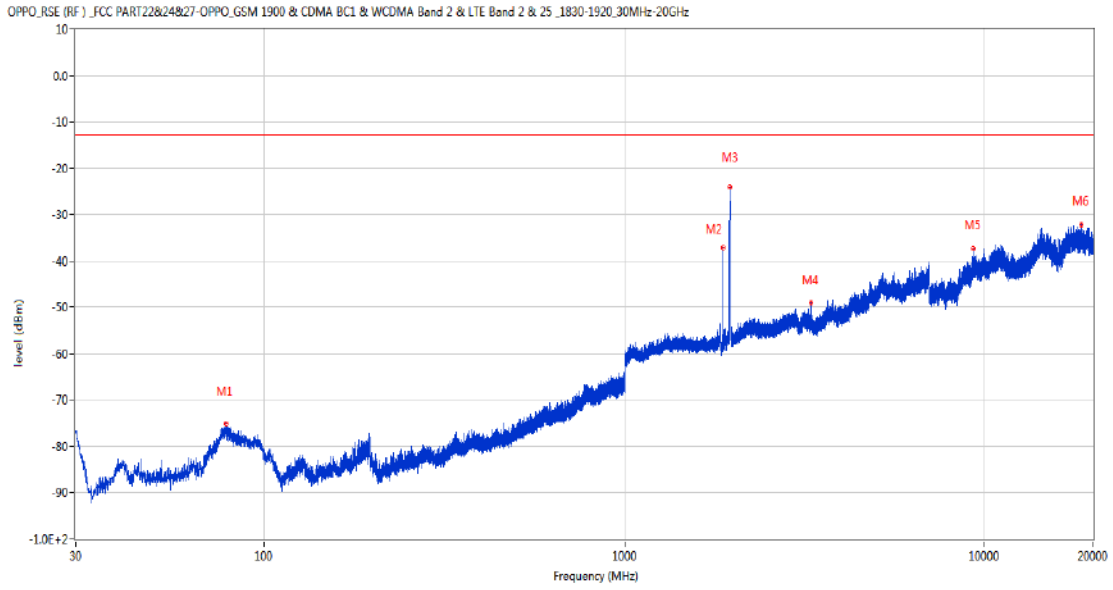
15.5 LTE Band 25 BW15, Middle Channel

RSE-H&H LTE Band 25 BW15 CH26365



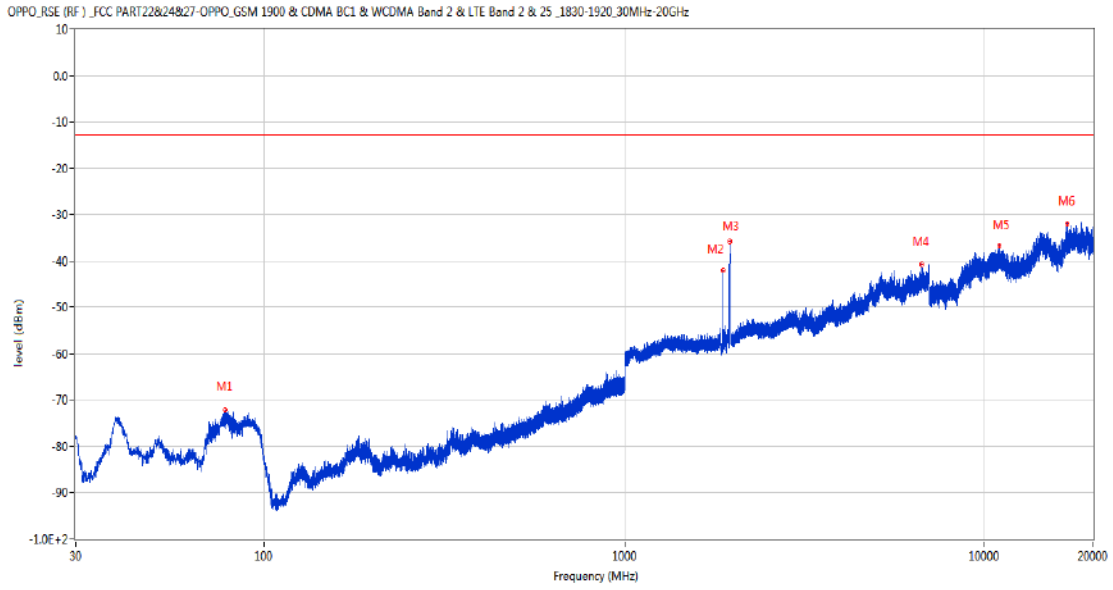
Frequency (MHz)	Result (dBm)	Factor (dB)	PK Limit (dBm)	Over Limit (dB)	Table (o)	ANT	EUT	Verdict
76.220	-72.62	-18.15	-13.0	-59.62	16.00	Horizontal	Horizontal	Pass
1876.600	-33.40	-2.94	-13.0	-20.40	120.00	Horizontal	Horizontal	N/A
1959.500	-28.43	-3.88	-13.0	-15.43	220.00	Horizontal	Horizontal	N/A
5627.800	-41.20	9.46	-13.0	-28.20	82.00	Horizontal	Horizontal	Pass
14320.349	-32.68	22.11	-13.0	-19.68	128.00	Horizontal	Horizontal	Pass
18419.499	-32.33	22.08	-13.0	-19.33	83.00	Horizontal	Horizontal	Pass

RSE-H&V LTE Band 25 BW15 CH26365



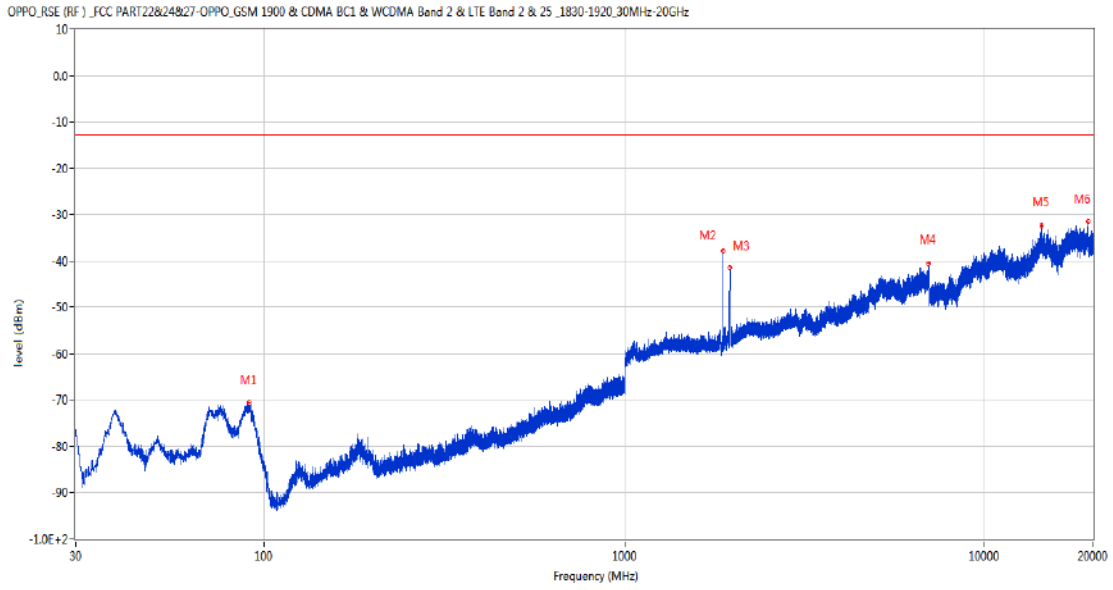
Frequency (MHz)	Result (dBm)	Factor (dB)	PK Limit (dBm)	Over Limit (dB)	Table (o)	ANT	EUT	Verdict
78.160	-74.99	-18.75	-13.0	-61.99	176.00	Horizontal	Vertical	Pass
1876.600	-37.11	-2.94	-13.0	-24.11	342.00	Horizontal	Vertical	N/A
1960.200	-24.02	-3.89	-13.0	-11.02	146.00	Horizontal	Vertical	N/A
3290.600	-49.02	3.09	-13.0	-36.02	280.00	Horizontal	Vertical	Pass
9273.550	-37.41	16.15	-13.0	-24.41	304.00	Horizontal	Vertical	Pass
18486.563	-32.27	23.19	-13.0	-19.27	189.00	Horizontal	Vertical	Pass

RSE-V&V LTE Band 25 BW15 CH26365



Frequency (MHz)	Result (dBm)	Factor (dB)	PK Limit (dBm)	Over Limit (dB)	Table (o)	ANT	EUT	Verdict
77.772	-72.17	-18.62	-13.0	-59.17	123.00	Vertical	Vertical	Pass
1876.500	-42.12	-2.94	-13.0	-29.12	0.00	Vertical	Vertical	N/A
1957.800	-35.71	-3.87	-13.0	-22.71	0.00	Vertical	Vertical	N/A
6682.600	-40.72	12.33	-13.0	-27.72	86.00	Vertical	Vertical	Pass
10977.563	-36.80	18.98	-13.0	-23.80	66.00	Vertical	Vertical	Pass
16961.526	-31.92	20.82	-13.0	-18.92	360.00	Vertical	Vertical	Pass

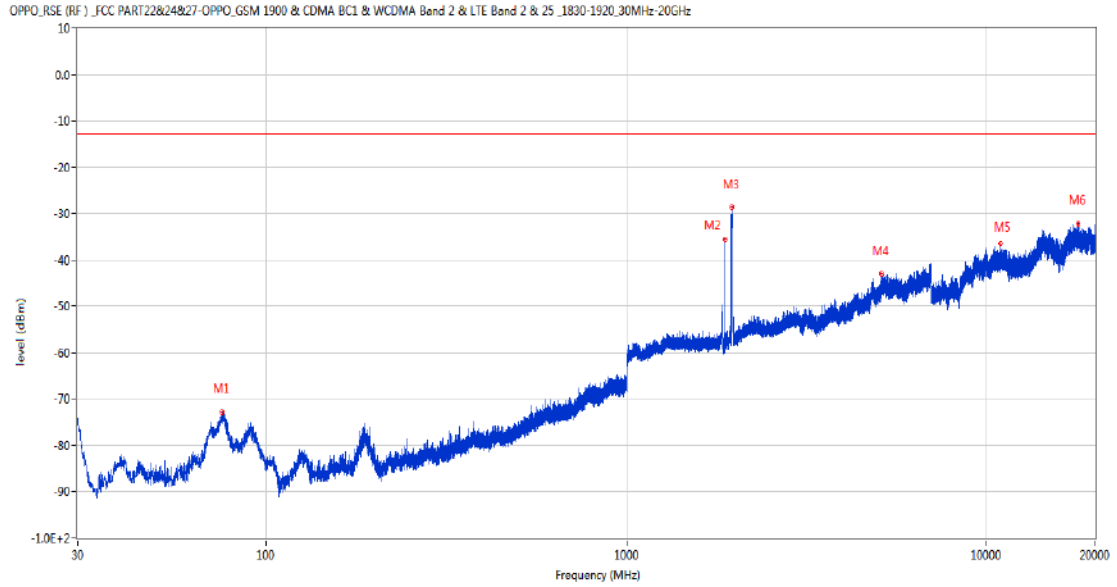
RSE-V&H LTE Band 25 BW15 CH26365



Frequency (MHz)	Result (dBm)	Factor (dB)	PK Limit (dBm)	Over Limit (dB)	Table (o)	ANT	EUT	Verdict
90.965	-70.68	-20.83	-13.0	-57.68	109.00	Vertical	Horizontal	Pass
1876.600	-37.80	-2.94	-13.0	-24.80	17.00	Vertical	Horizontal	N/A
1958.700	-41.44	-3.87	-13.0	-28.44	244.00	Vertical	Horizontal	N/A
6987.200	-40.43	13.65	-13.0	-27.43	121.00	Vertical	Horizontal	Pass
14326.513	-32.33	22.09	-13.0	-19.33	24.00	Vertical	Horizontal	Pass
19310.524	-31.46	27.51	-13.0	-18.46	173.00	Vertical	Horizontal	Pass

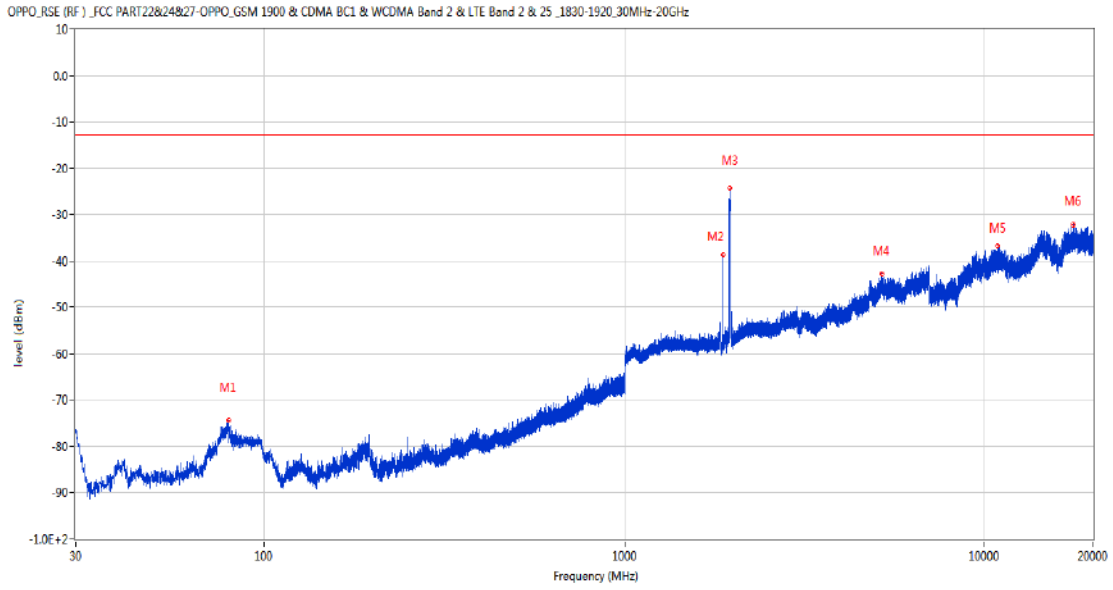
15.6 LTE Band 25 BW20, Middle Channel

RSE-H&H LTE Band 25 BW20 CH26365



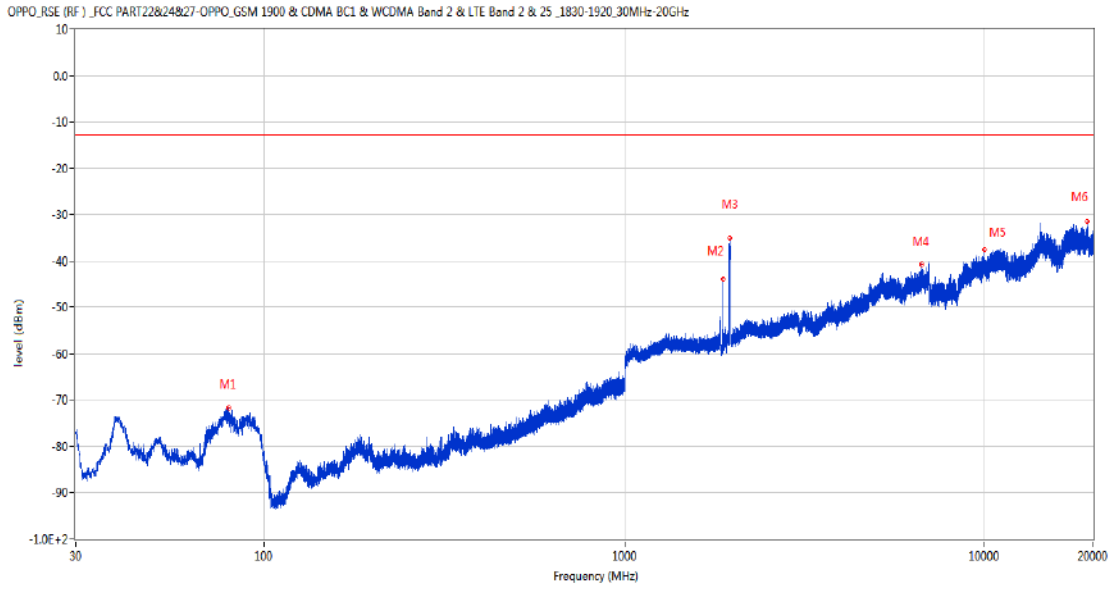
Frequency (MHz)	Result (dBm)	Factor (dB)	PK Limit (dBm)	Over Limit (dB)	Table (o)	ANT	EUT	Verdict
75.299	-72.95	-17.88	-13.0	-59.95	162.00	Horizontal	Horizontal	Pass
1874.300	-35.67	-2.98	-13.0	-22.67	127.00	Horizontal	Horizontal	N/A
1958.100	-28.62	-3.87	-13.0	-15.62	226.00	Horizontal	Horizontal	N/A
5105.400	-42.98	10.40	-13.0	-29.98	31.00	Horizontal	Horizontal	Pass
10923.800	-36.58	19.51	-13.0	-23.58	0.00	Horizontal	Horizontal	Pass
17897.136	-32.18	22.83	-13.0	-19.18	219.00	Horizontal	Horizontal	Pass

RSE-H&V LTE Band 25 BW20 CH26365



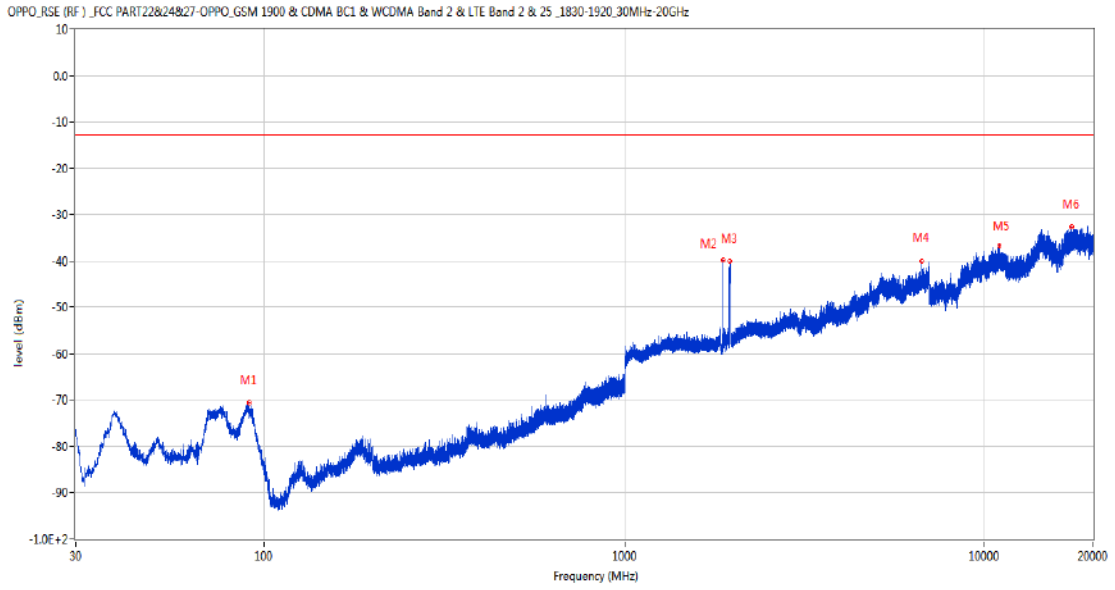
Frequency (MHz)	Result (dBm)	Factor (dB)	PK Limit (dBm)	Over Limit (dB)	Table (o)	ANT	EUT	Verdict
79.567	-74.44	-19.34	-13.0	-61.44	164.00	Horizontal	Vertical	Pass
1874.300	-38.82	-2.98	-13.0	-25.82	321.00	Horizontal	Vertical	N/A
1965.800	-24.40	-3.78	-13.0	-11.40	144.00	Horizontal	Vertical	N/A
5172.800	-42.81	10.56	-13.0	-29.81	170.00	Horizontal	Vertical	Pass
10859.112	-36.66	19.42	-13.0	-23.66	9.00	Horizontal	Vertical	Pass
17618.375	-32.31	21.80	-13.0	-19.31	45.00	Horizontal	Vertical	Pass

RSE-V&V LTE Band 25 BW20 CH26365



Frequency (MHz)	Result (dBm)	Factor (dB)	PK Limit (dBm)	Over Limit (dB)	Table (o)	ANT	EUT	Verdict
79.616	-71.71	-19.36	-13.0	-58.71	99.00	Vertical	Vertical	Pass
1874.300	-43.94	-2.98	-13.0	-30.94	0.00	Vertical	Vertical	N/A
1967.000	-35.19	-3.71	-13.0	-22.19	18.00	Vertical	Vertical	N/A
6676.800	-40.78	12.04	-13.0	-27.78	346.00	Vertical	Vertical	Pass
9973.325	-37.69	17.96	-13.0	-24.69	237.00	Vertical	Vertical	Pass
19278.625	-31.45	26.84	-13.0	-18.45	27.00	Vertical	Vertical	Pass

RSE-V&H LTE Band 25 BW20 CH26365

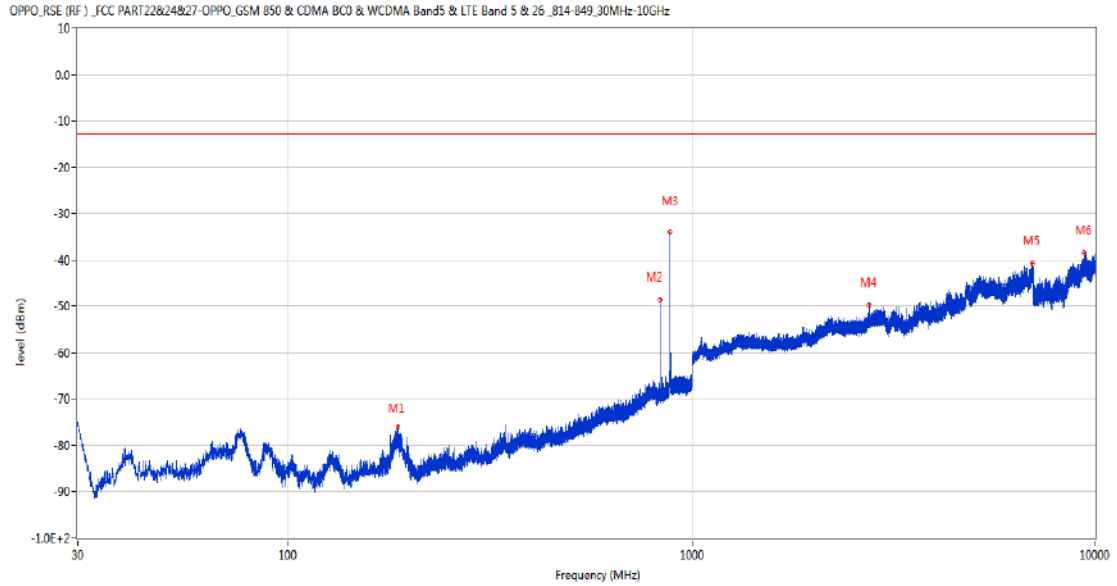


Frequency (MHz)	Result (dBm)	Factor (dB)	PK Limit (dBm)	Over Limit (dB)	Table (o)	ANT	EUT	Verdict
91.062	-70.68	-20.83	-13.0	-57.68	116.00	Vertical	Horizontal	Pass
1874.300	-39.79	-2.98	-13.0	-26.79	19.00	Vertical	Horizontal	N/A
1964.300	-40.01	-3.81	-13.0	-27.01	103.00	Vertical	Horizontal	N/A
6689.600	-40.10	12.53	-13.0	-27.10	224.00	Vertical	Horizontal	Pass
10979.287	-36.72	18.98	-13.0	-23.72	64.00	Vertical	Horizontal	Pass
17419.000	-32.55	22.66	-13.0	-19.55	362.00	Vertical	Horizontal	Pass

16 LTE Band 26 (Part22)

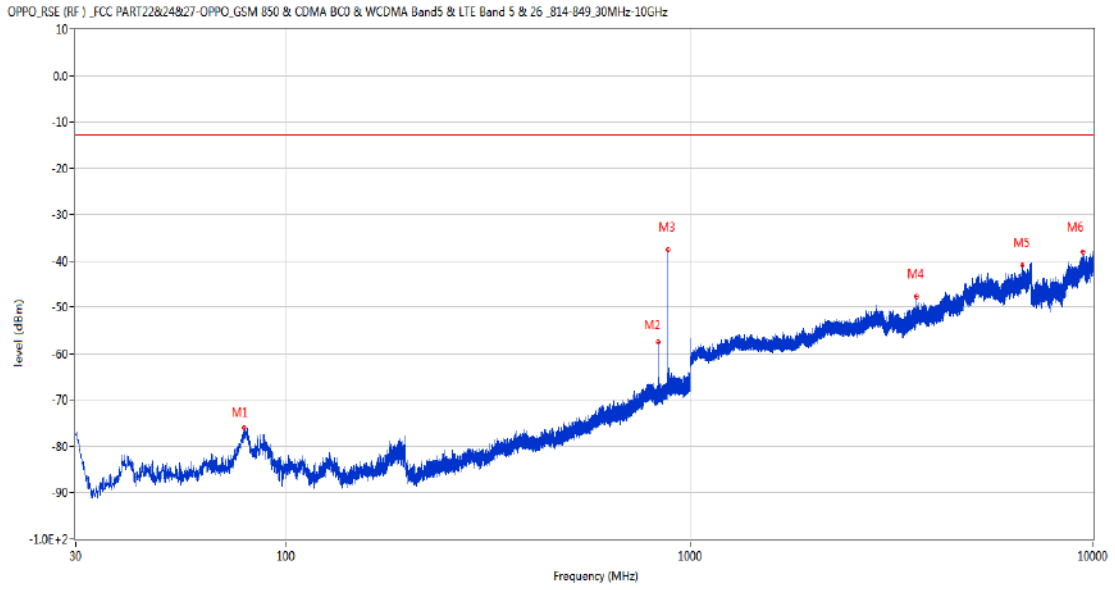
16.1 LTE Band 26 (Part22) BW1.4, Middle Channel

RSE-H&H LTE Band 26 (Part22) BW1.4 CH26915



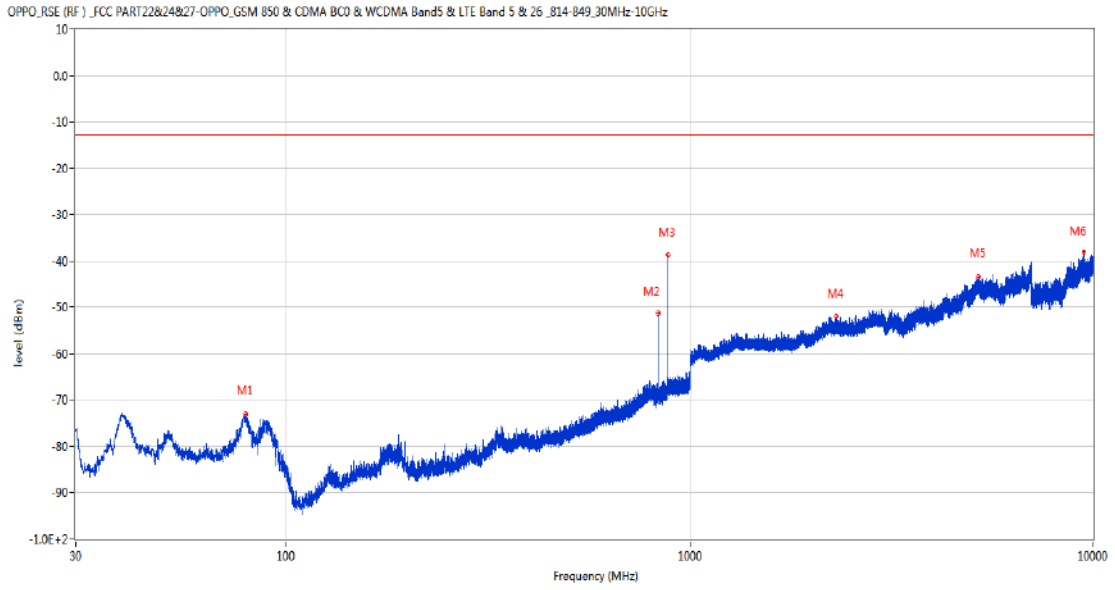
Frequency (MHz)	Result (dBm)	Factor (dB)	PK Limit (dBm)	Over Limit (dB)	Table (o)	ANT	EUT	Verdict
186.461	-75.92	-14.42	-13.0	-62.92	247.00	Horizontal	Horizontal	Pass
836.070	-48.59	2.86	-13.0	-35.59	324.00	Horizontal	Horizontal	N/A
881.903	-34.05	3.50	-13.0	-21.05	286.00	Horizontal	Horizontal	N/A
2754.300	-49.75	1.84	-13.0	-36.75	320.00	Horizontal	Horizontal	Pass
6988.000	-40.83	13.55	-13.0	-27.83	130.00	Horizontal	Horizontal	Pass
9371.650	-38.59	16.92	-13.0	-25.59	119.00	Horizontal	Horizontal	Pass

RSE-H&V LTE Band 26 (Part22) BW1.4 CH26915



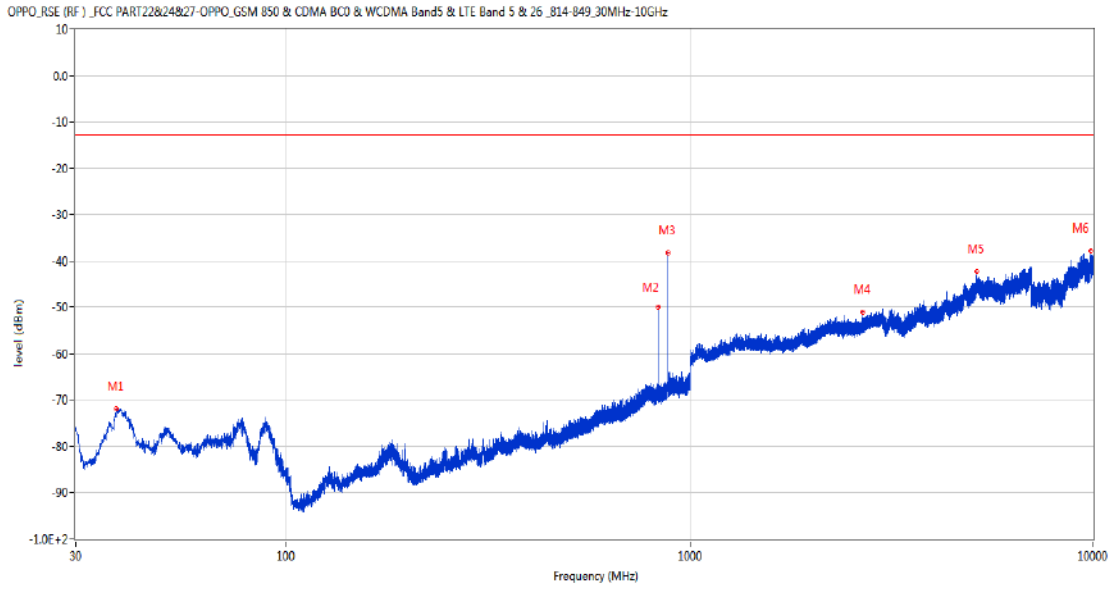
Frequency (MHz)	Result (dBm)	Factor (dB)	PK Limit (dBm)	Over Limit (dB)	Table (o)	ANT	EUT	Verdict
78.597	-76.08	-18.99	-13.0	-63.08	178.00	Horizontal	Vertical	Pass
836.022	-57.51	2.86	-13.0	-44.51	178.00	Horizontal	Vertical	N/A
881.030	-37.69	3.41	-13.0	-24.69	202.00	Horizontal	Vertical	N/A
3649.600	-47.60	5.32	-13.0	-34.60	274.00	Horizontal	Vertical	Pass
6687.200	-40.98	12.55	-13.0	-27.98	40.00	Horizontal	Vertical	Pass
9442.450	-37.94	17.56	-13.0	-24.94	87.00	Horizontal	Vertical	Pass

RSE-V&V LTE Band 26 (Part22) BW1.4 CH26915



Frequency (MHz)	Result (dBm)	Factor (dB)	PK Limit (dBm)	Over Limit (dB)	Table (o)	ANT	EUT	Verdict
79.082	-73.08	-19.20	-13.0	-60.08	134.00	Vertical	Vertical	Pass
836.070	-51.35	2.86	-13.0	-38.35	275.00	Vertical	Vertical	N/A
881.612	-38.79	3.47	-13.0	-25.79	232.00	Vertical	Vertical	N/A
2304.100	-52.00	-0.42	-13.0	-39.00	42.00	Vertical	Vertical	Pass
5180.600	-43.52	10.69	-13.0	-30.52	137.00	Vertical	Vertical	Pass
9466.750	-38.14	17.57	-13.0	-25.14	-3.00	Vertical	Vertical	Pass

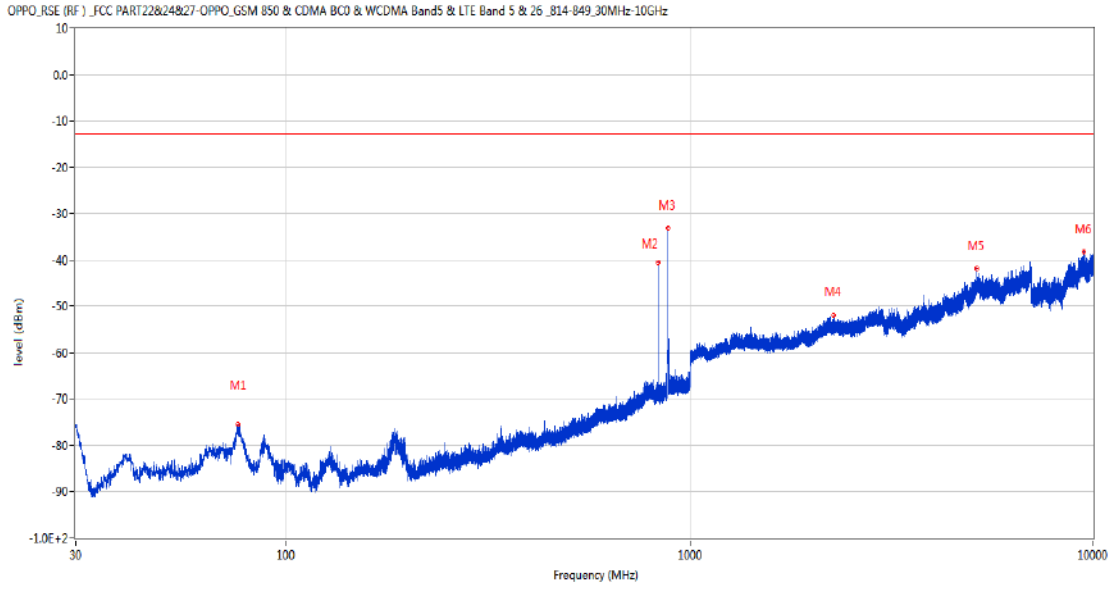
RSE-V&H LTE Band 26 (Part22) BW1.4 CH26915



Frequency (MHz)	Result (dBm)	Factor (dB)	PK Limit (dBm)	Over Limit (dB)	Table (o)	ANT	EUT	Verdict
37.906	-72.01	-17.83	-13.0	-59.01	360.00	Vertical	Horizontal	Pass
836.022	-49.95	2.86	-13.0	-36.95	313.00	Vertical	Horizontal	N/A
881.369	-38.24	3.45	-13.0	-25.24	280.00	Vertical	Horizontal	N/A
2684.100	-51.13	0.22	-13.0	-38.13	122.00	Vertical	Horizontal	Pass
5148.400	-42.34	10.55	-13.0	-29.34	344.00	Vertical	Horizontal	Pass
9842.800	-37.91	18.45	-13.0	-24.91	142.00	Vertical	Horizontal	Pass

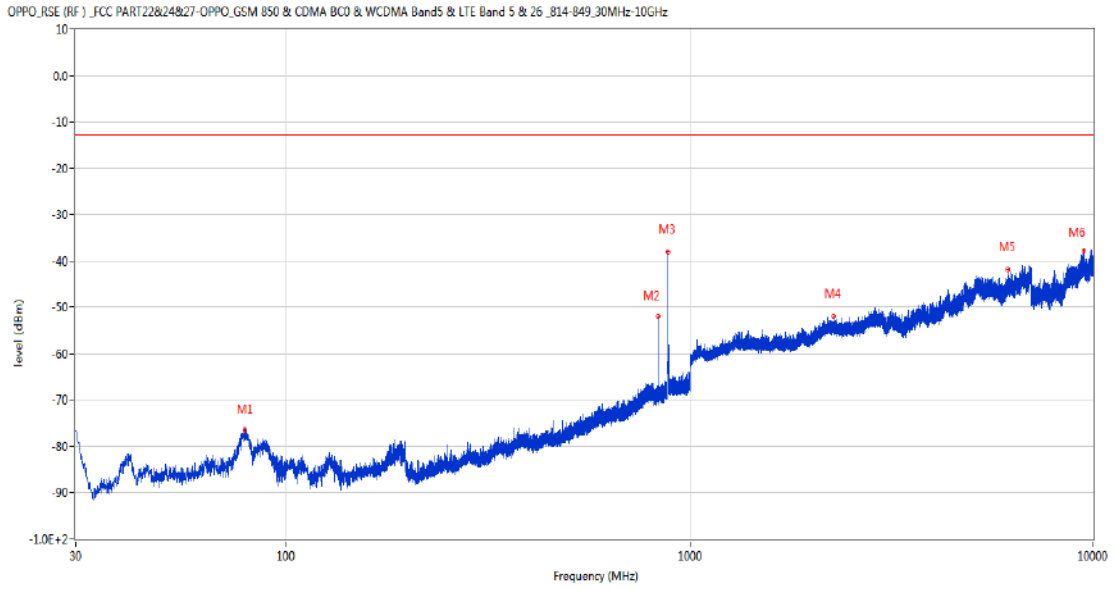
16.2 LTE Band 26 (Part22) BW3, Middle Channel

RSE-H&H LTE Band 26 (Part22) BW3 CH26915



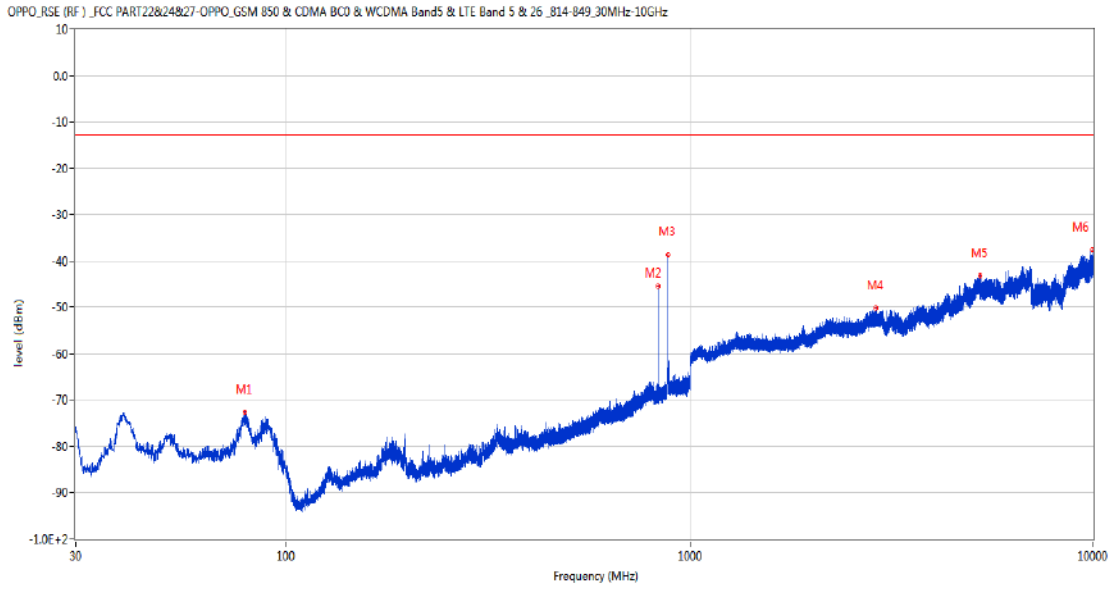
Frequency (MHz)	Result (dBm)	Factor (dB)	PK Limit (dBm)	Over Limit (dB)	Table (o)	ANT	EUT	Verdict
75.832	-75.49	-18.02	-13.0	-62.49	176.00	Horizontal	Horizontal	Pass
835.197	-40.56	2.84	-13.0	-27.56	305.00	Horizontal	Horizontal	N/A
881.903	-33.07	3.50	-13.0	-20.07	279.00	Horizontal	Horizontal	N/A
2267.900	-52.00	-0.77	-13.0	-39.00	266.00	Horizontal	Horizontal	Pass
5144.600	-41.88	10.50	-13.0	-28.88	143.00	Horizontal	Horizontal	Pass
9450.100	-38.18	17.76	-13.0	-25.18	135.00	Horizontal	Horizontal	Pass

RSE-H&V LTE Band 26 (Part22) BW3 CH26915



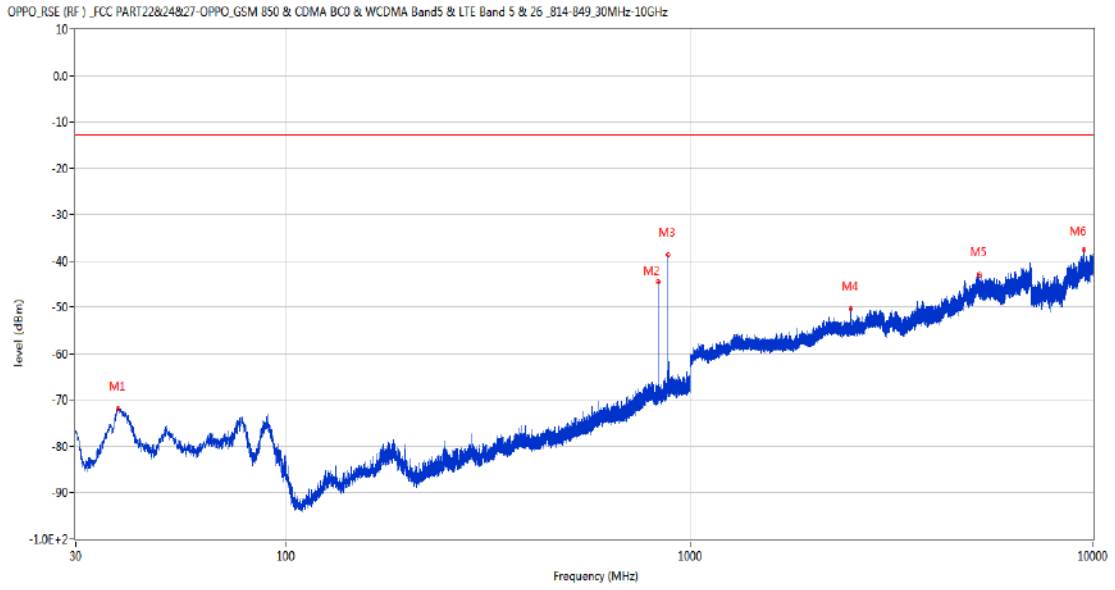
Frequency (MHz)	Result (dBm)	Factor (dB)	PK Limit (dBm)	Over Limit (dB)	Table (o)	ANT	EUT	Verdict
78.840	-76.49	-19.10	-13.0	-63.49	188.00	Horizontal	Vertical	Pass
835.246	-52.00	2.84	-13.0	-39.00	214.00	Horizontal	Vertical	N/A
880.836	-38.01	3.39	-13.0	-25.01	360.00	Horizontal	Vertical	N/A
2267.100	-52.03	-0.75	-13.0	-39.03	326.00	Horizontal	Vertical	Pass
6146.000	-41.81	10.06	-13.0	-28.81	278.00	Horizontal	Vertical	Pass
9451.450	-37.82	17.74	-13.0	-24.82	-3.00	Horizontal	Vertical	Pass

RSE-V&V LTE Band 26 (Part22) BW3 CH26915



Frequency (MHz)	Result (dBm)	Factor (dB)	PK Limit (dBm)	Over Limit (dB)	Table (o)	ANT	EUT	Verdict
78.694	-72.71	-19.04	-13.0	-59.71	110.00	Vertical	Vertical	Pass
835.246	-45.38	2.84	-13.0	-32.38	271.00	Vertical	Vertical	N/A
882.097	-38.71	3.52	-13.0	-25.71	308.00	Vertical	Vertical	N/A
2887.700	-50.19	2.23	-13.0	-37.19	1.00	Vertical	Vertical	Pass
5246.000	-43.26	9.82	-13.0	-30.26	230.00	Vertical	Vertical	Pass
9954.700	-37.63	18.16	-13.0	-24.63	33.00	Vertical	Vertical	Pass

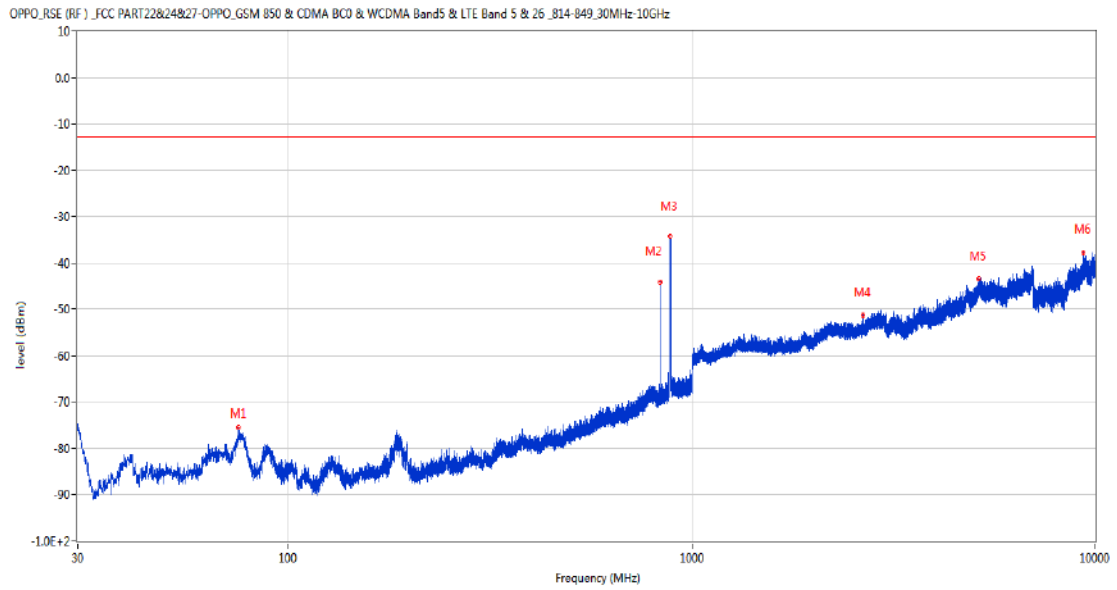
RSE-V&H LTE Band 26 (Part22) BW3 CH26915



Frequency (MHz)	Result (dBm)	Factor (dB)	PK Limit (dBm)	Over Limit (dB)	Table (o)	ANT	EUT	Verdict
38.099	-71.99	-17.88	-13.0	-58.99	360.00	Vertical	Horizontal	Pass
835.197	-44.62	2.84	-13.0	-31.62	0.00	Vertical	Horizontal	N/A
882.290	-38.77	3.54	-13.0	-25.77	203.00	Vertical	Horizontal	N/A
2506.700	-50.46	-0.23	-13.0	-37.46	263.00	Vertical	Horizontal	Pass
5215.800	-43.09	10.15	-13.0	-30.09	0.00	Vertical	Horizontal	Pass
9451.300	-37.55	17.75	-13.0	-24.55	-3.00	Vertical	Horizontal	Pass

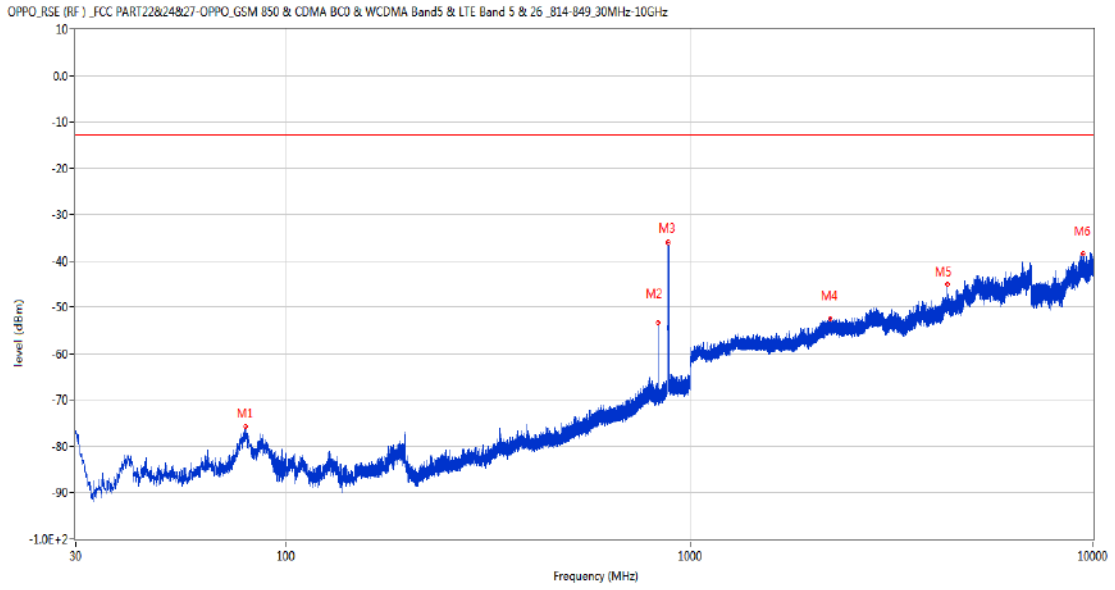
16.3 LTE Band 26 (Part22) BW5, Middle Channel

RSE-H&H LTE Band 26 (Part22) BW5 CH26915



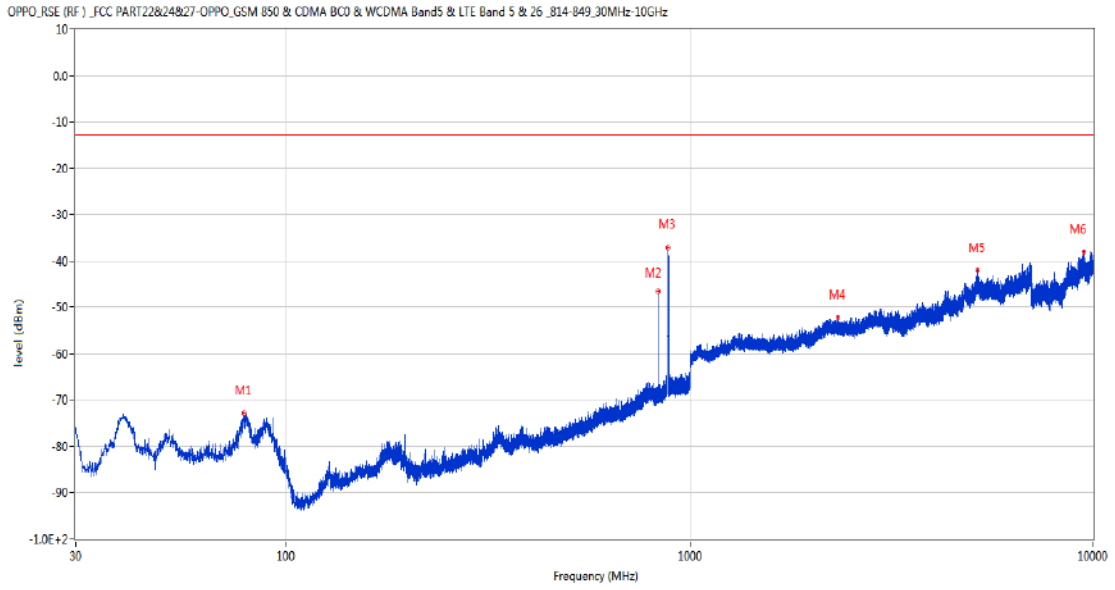
Frequency (MHz)	Result (dBm)	Factor (dB)	PK Limit (dBm)	Over Limit (dB)	Table (o)	ANT	EUT	Verdict
75.154	-75.64	-17.83	-13.0	-62.64	172.00	Horizontal	Horizontal	Pass
834.324	-44.00	2.82	-13.0	-31.00	296.00	Horizontal	Horizontal	N/A
881.272	-34.29	3.44	-13.0	-21.29	272.00	Horizontal	Horizontal	N/A
2661.600	-51.38	0.13	-13.0	-38.38	312.00	Horizontal	Horizontal	Pass
5148.200	-43.50	10.55	-13.0	-30.50	160.00	Horizontal	Horizontal	Pass
9319.151	-37.92	17.19	-13.0	-24.92	-3.00	Horizontal	Horizontal	Pass

RSE-H&V LTE Band 26 (Part22) BW5 CH26915



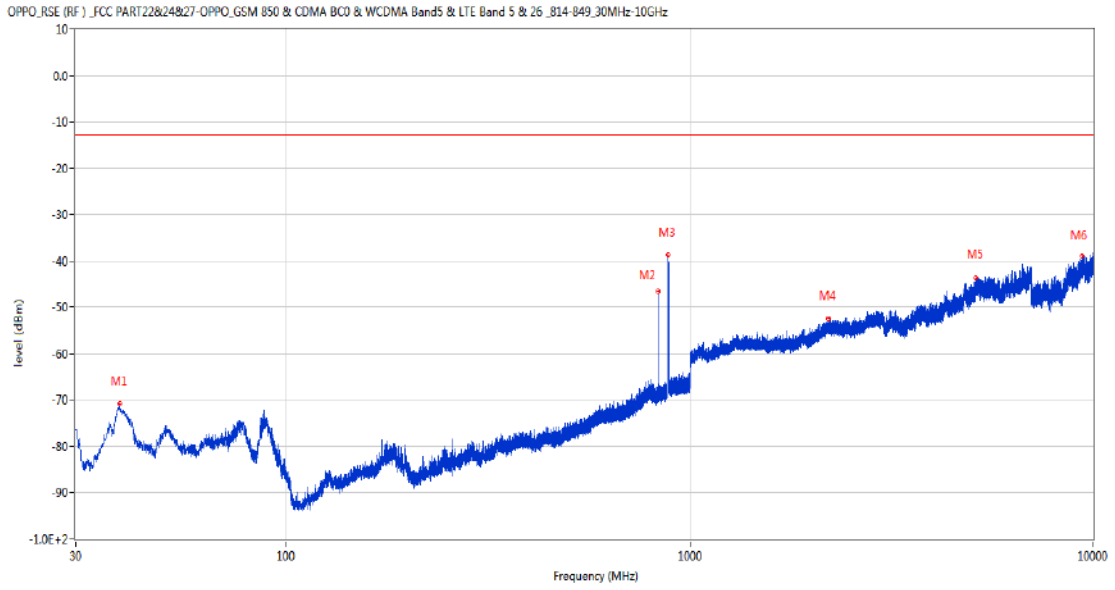
Frequency (MHz)	Result (dBm)	Factor (dB)	PK Limit (dBm)	Over Limit (dB)	Table (o)	ANT	EUT	Verdict
79.082	-75.75	-19.20	-13.0	-62.75	184.00	Horizontal	Vertical	Pass
834.324	-53.40	2.82	-13.0	-40.40	210.00	Horizontal	Vertical	N/A
881.999	-35.94	3.51	-13.0	-22.94	193.00	Horizontal	Vertical	N/A
2221.700	-52.50	-0.19	-13.0	-39.50	120.00	Horizontal	Vertical	Pass
4352.200	-44.99	7.48	-13.0	-31.99	110.00	Horizontal	Vertical	Pass
9431.200	-38.51	17.32	-13.0	-25.51	347.00	Horizontal	Vertical	Pass

RSE-V&V LTE Band 26 (Part22) BW5 CH26915



Frequency (MHz)	Result (dBm)	Factor (dB)	PK Limit (dBm)	Over Limit (dB)	Table (o)	ANT	EUT	Verdict
78.597	-72.92	-18.99	-13.0	-59.92	110.00	Vertical	Vertical	Pass
834.372	-46.59	2.82	-13.0	-33.59	256.00	Vertical	Vertical	N/A
879.526	-37.04	3.31	-13.0	-24.04	63.00	Vertical	Vertical	N/A
2331.000	-52.19	-0.63	-13.0	-39.19	35.00	Vertical	Vertical	Pass
5176.000	-42.10	10.58	-13.0	-29.10	297.00	Vertical	Vertical	Pass
9449.201	-37.96	17.74	-13.0	-24.96	14.00	Vertical	Vertical	Pass

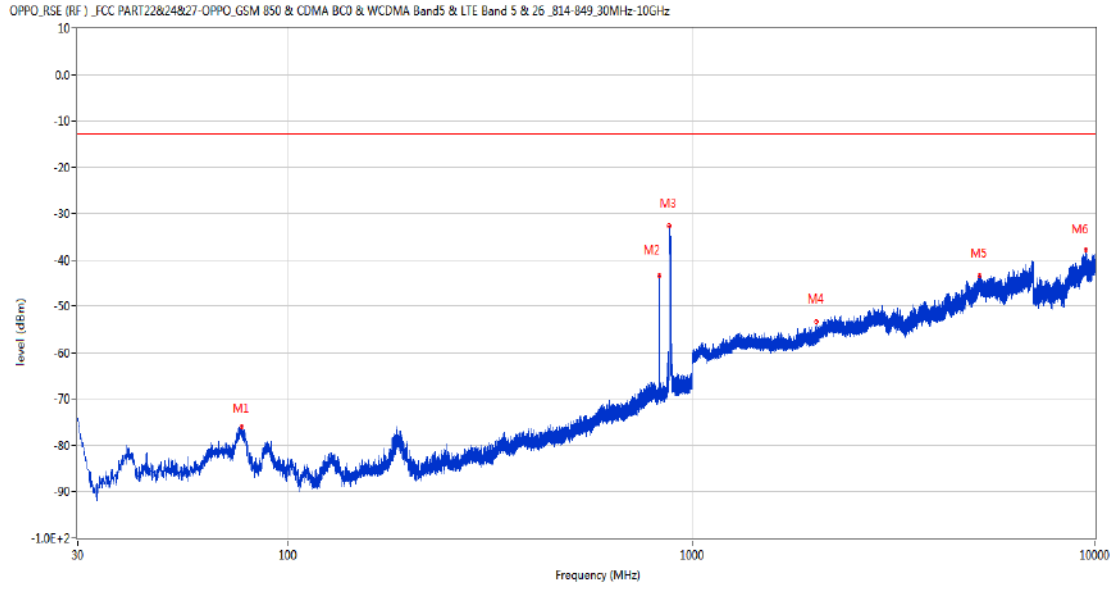
RSE-V&H LTE Band 26 (Part22) BW5 CH26915



Frequency (MHz)	Result (dBm)	Factor (dB)	PK Limit (dBm)	Over Limit (dB)	Table (o)	ANT	EUT	Verdict
38.584	-70.71	-18.02	-13.0	-57.71	122.00	Vertical	Horizontal	Pass
834.372	-46.56	2.82	-13.0	-33.56	6.00	Vertical	Horizontal	N/A
879.380	-38.77	3.32	-13.0	-25.77	200.00	Vertical	Horizontal	N/A
2202.100	-52.44	-0.85	-13.0	-39.44	213.00	Vertical	Horizontal	Pass
5113.800	-43.60	10.50	-13.0	-30.60	129.00	Vertical	Horizontal	Pass
9383.200	-38.86	16.88	-13.0	-25.86	73.00	Vertical	Horizontal	Pass

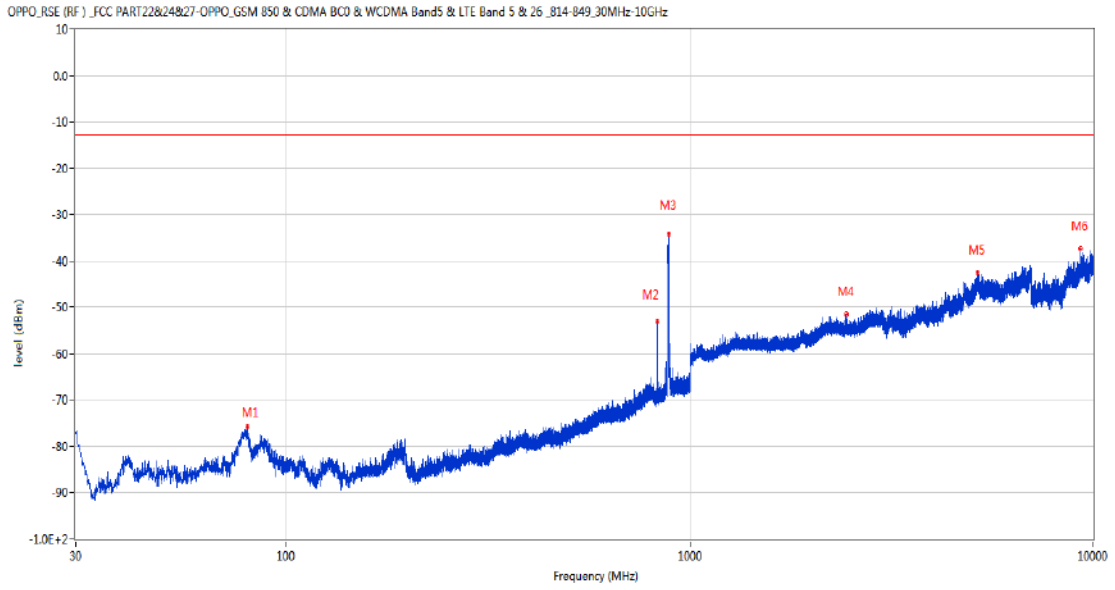
16.4 LTE Band 26 (Part22) BW10, Middle Channel

RSE-H&H LTE Band 26 (Part22) BW10 CH26915



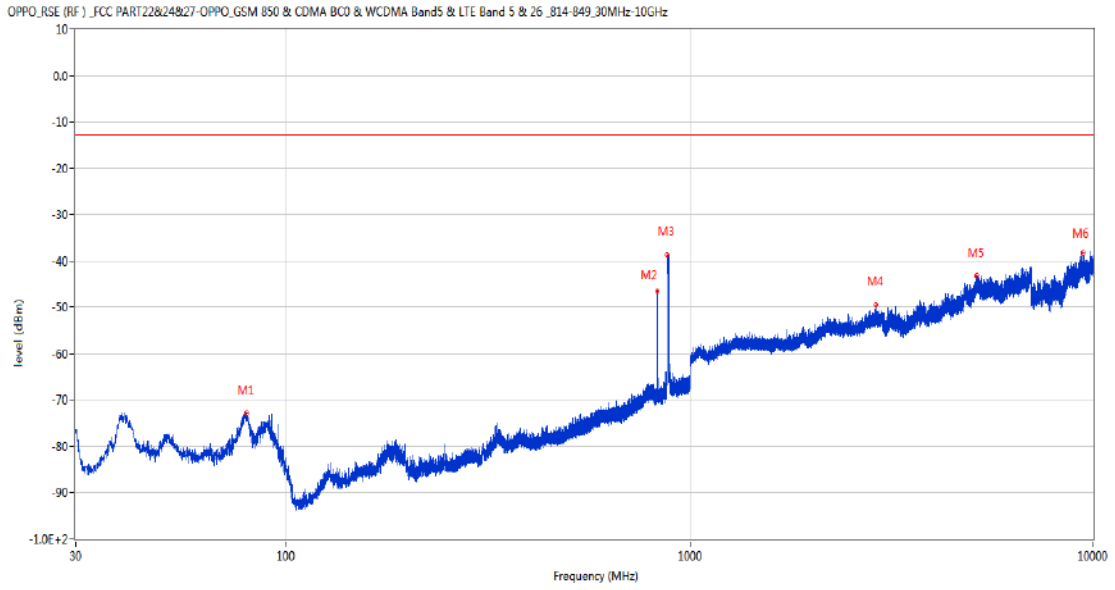
Frequency (MHz)	Result (dBm)	Factor (dB)	PK Limit (dBm)	Over Limit (dB)	Table (o)	ANT	EUT	Verdict
76.657	-75.98	-18.25	-13.0	-62.98	210.00	Horizontal	Horizontal	Pass
832.142	-43.39	2.78	-13.0	-30.39	311.00	Horizontal	Horizontal	N/A
878.217	-32.66	3.34	-13.0	-19.66	286.00	Horizontal	Horizontal	N/A
2036.400	-53.28	-3.20	-13.0	-40.28	77.00	Horizontal	Horizontal	Pass
5176.600	-43.43	10.61	-13.0	-30.43	64.00	Horizontal	Horizontal	Pass
9449.349	-37.74	17.74	-13.0	-24.74	267.00	Horizontal	Horizontal	Pass

RSE-H&V LTE Band 26 (Part22) BW10 CH26915



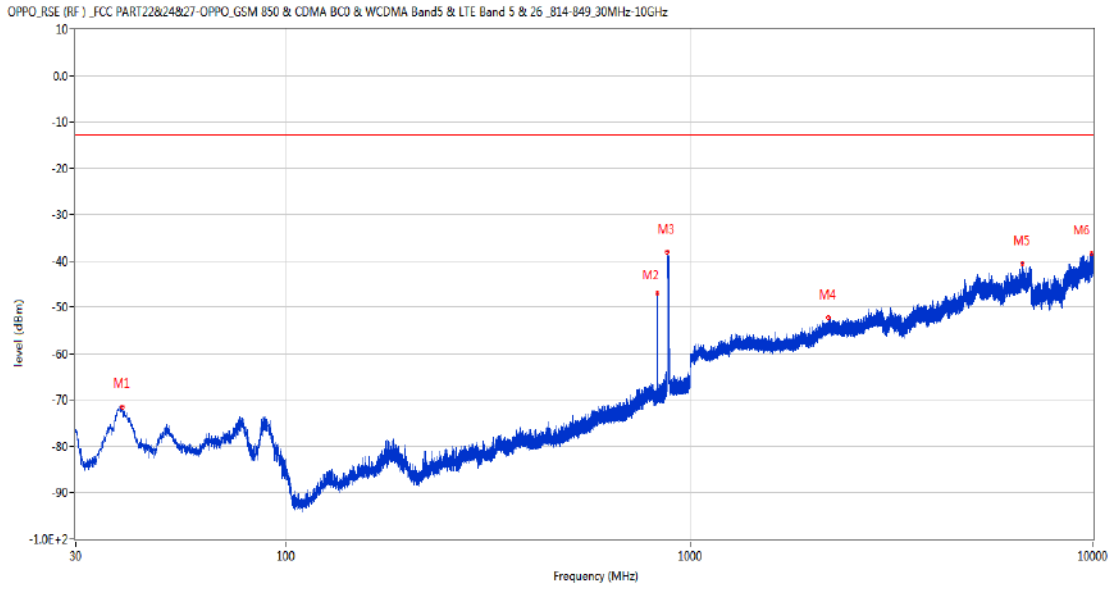
Frequency (MHz)	Result (dBm)	Factor (dB)	PK Limit (dBm)	Over Limit (dB)	Table (o)	ANT	EUT	Verdict
79.858	-75.78	-19.52	-13.0	-62.78	195.00	Horizontal	Vertical	Pass
832.093	-53.12	2.78	-13.0	-40.12	213.00	Horizontal	Vertical	N/A
885.249	-34.16	3.75	-13.0	-21.16	195.00	Horizontal	Vertical	N/A
2448.900	-51.61	-0.69	-13.0	-38.61	305.00	Horizontal	Vertical	Pass
5175.600	-42.57	10.56	-13.0	-29.57	184.00	Horizontal	Vertical	Pass
9309.250	-37.43	16.92	-13.0	-24.43	348.00	Horizontal	Vertical	Pass

RSE-V&V LTE Band 26 (Part22) BW10 CH26915



Frequency (MHz)	Result (dBm)	Factor (dB)	PK Limit (dBm)	Over Limit (dB)	Table (o)	ANT	EUT	Verdict
79.470	-72.78	-19.36	-13.0	-59.78	124.00	Vertical	Vertical	Pass
832.142	-46.48	2.78	-13.0	-33.48	284.00	Vertical	Vertical	N/A
877.441	-38.75	3.33	-13.0	-25.75	85.00	Vertical	Vertical	N/A
2886.700	-49.56	2.12	-13.0	-36.56	156.00	Vertical	Vertical	Pass
5136.200	-43.17	10.54	-13.0	-30.17	351.00	Vertical	Vertical	Pass
9433.750	-38.28	17.37	-13.0	-25.28	361.00	Vertical	Vertical	Pass

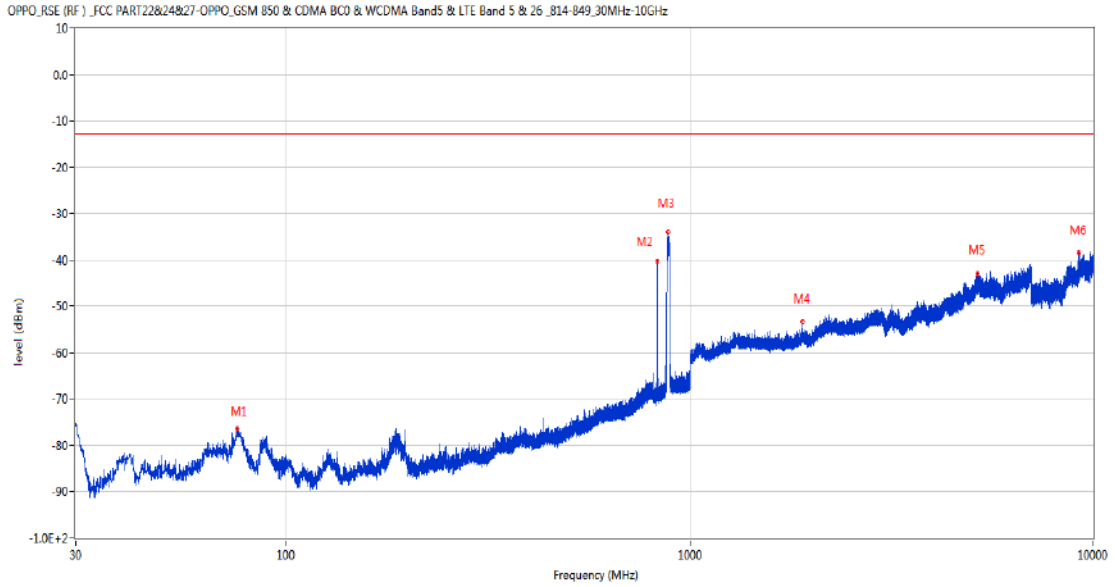
RSE-V&H LTE Band 26 (Part22) BW10 CH26915



Frequency (MHz)	Result (dBm)	Factor (dB)	PK Limit (dBm)	Over Limit (dB)	Table (o)	ANT	EUT	Verdict
39.166	-71.55	-18.17	-13.0	-58.55	124.00	Vertical	Horizontal	Pass
832.142	-47.01	2.78	-13.0	-34.01	30.00	Vertical	Horizontal	N/A
877.392	-37.94	3.32	-13.0	-24.94	208.00	Vertical	Horizontal	N/A
2207.900	-52.25	-0.42	-13.0	-39.25	139.00	Vertical	Horizontal	Pass
6686.400	-40.51	12.57	-13.0	-27.51	231.00	Vertical	Horizontal	Pass
9879.850	-38.41	17.57	-13.0	-25.41	150.00	Vertical	Horizontal	Pass

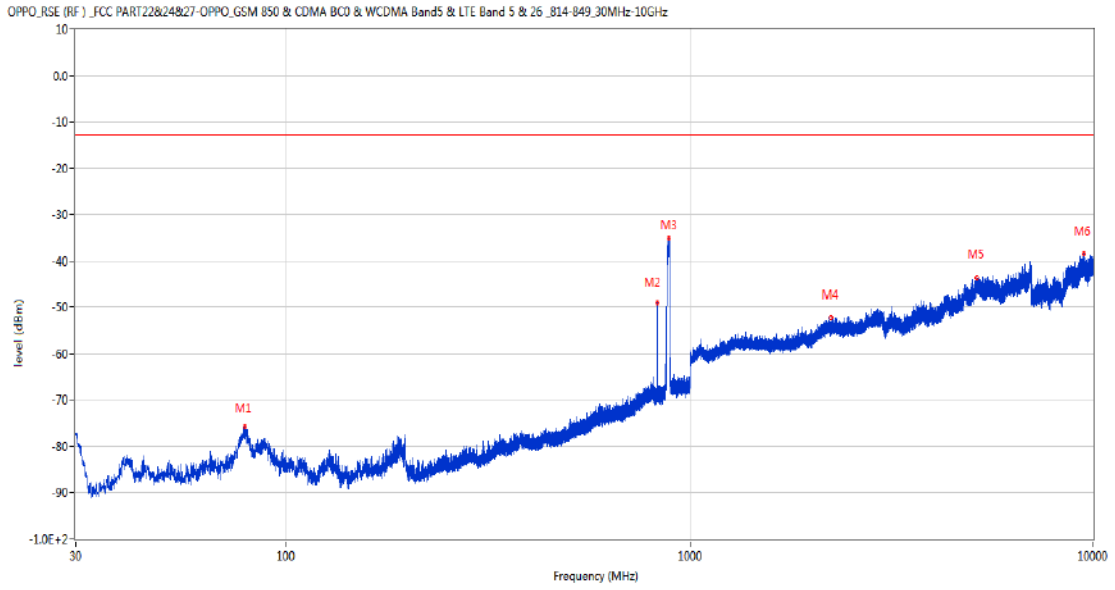
16.5 LTE Band 26 (Part22) BW15, Middle Channel

RSE-H&H LTE Band 26 (Part22) BW15 CH26915



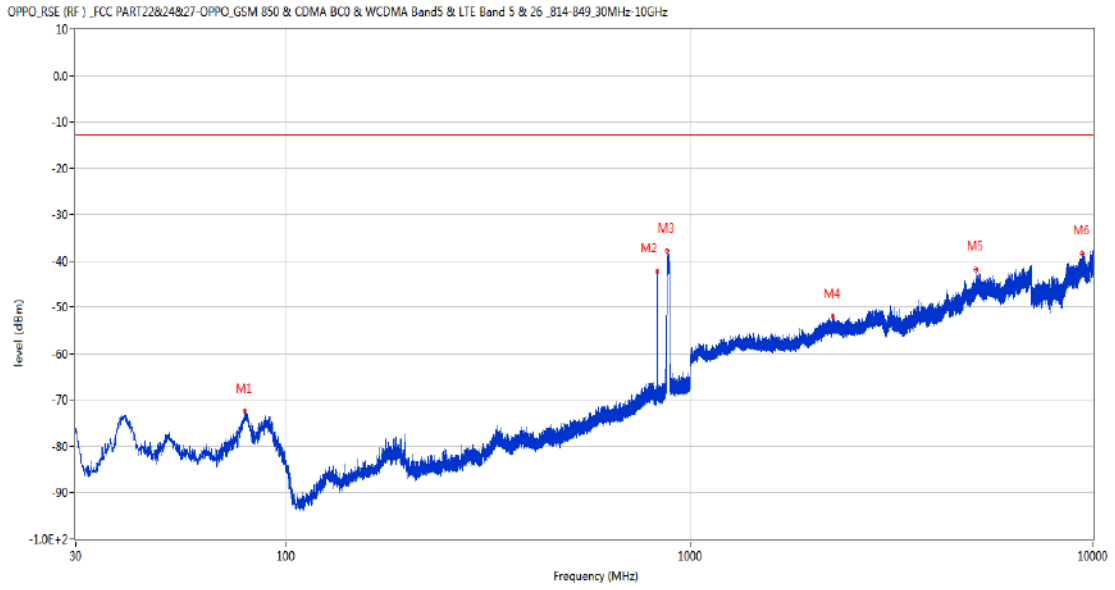
Frequency (MHz)	Result (dBm)	Factor (dB)	PK Limit (dBm)	Over Limit (dB)	Table (o)	ANT	EUT	Verdict
75.493	-76.50	-17.92	-13.0	-63.50	11.00	Horizontal	Horizontal	Pass
829.862	-40.18	2.73	-13.0	-27.18	296.00	Horizontal	Horizontal	N/A
880.011	-34.02	3.30	-13.0	-21.02	260.00	Horizontal	Horizontal	N/A
1904.100	-53.35	-2.75	-13.0	-40.35	311.00	Horizontal	Horizontal	Pass
5166.400	-43.09	10.49	-13.0	-30.09	292.00	Horizontal	Horizontal	Pass
9205.151	-38.60	15.53	-13.0	-25.60	186.00	Horizontal	Horizontal	Pass

RSE-H&V LTE Band 26 (Part22) BW15 CH26915



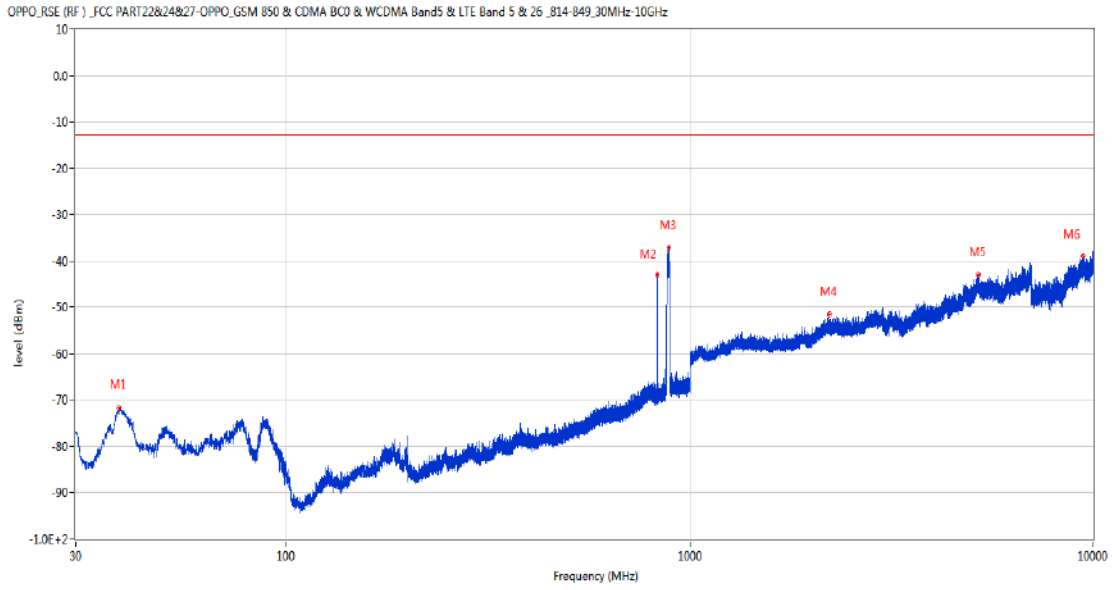
Frequency (MHz)	Result (dBm)	Factor (dB)	PK Limit (dBm)	Over Limit (dB)	Table (o)	ANT	EUT	Verdict
78.791	-75.86	-19.08	-13.0	-62.86	190.00	Horizontal	Vertical	Pass
829.862	-48.94	2.73	-13.0	-35.94	181.00	Horizontal	Vertical	N/A
887.140	-35.19	3.79	-13.0	-22.19	210.00	Horizontal	Vertical	N/A
2236.500	-52.29	-0.46	-13.0	-39.29	176.00	Horizontal	Vertical	Pass
5144.600	-43.63	10.50	-13.0	-30.63	239.00	Horizontal	Vertical	Pass
9455.350	-38.59	17.70	-13.0	-25.59	36.00	Horizontal	Vertical	Pass

RSE-V&V LTE Band 26 (Part22) BW15 CH26915



Frequency (MHz)	Result (dBm)	Factor (dB)	PK Limit (dBm)	Over Limit (dB)	Table (o)	ANT	EUT	Verdict
78.937	-72.47	-19.14	-13.0	-59.47	110.00	Vertical	Vertical	Pass
829.911	-42.28	2.73	-13.0	-29.28	236.00	Vertical	Vertical	N/A
877.828	-37.80	3.34	-13.0	-24.80	63.00	Vertical	Vertical	N/A
2253.800	-52.01	-0.46	-13.0	-39.01	90.00	Vertical	Vertical	Pass
5120.200	-41.95	10.67	-13.0	-28.95	15.00	Vertical	Vertical	Pass
9398.350	-38.60	16.81	-13.0	-25.60	96.00	Vertical	Vertical	Pass

RSE-V&H LTE Band 26 (Part22) BW15 CH26915

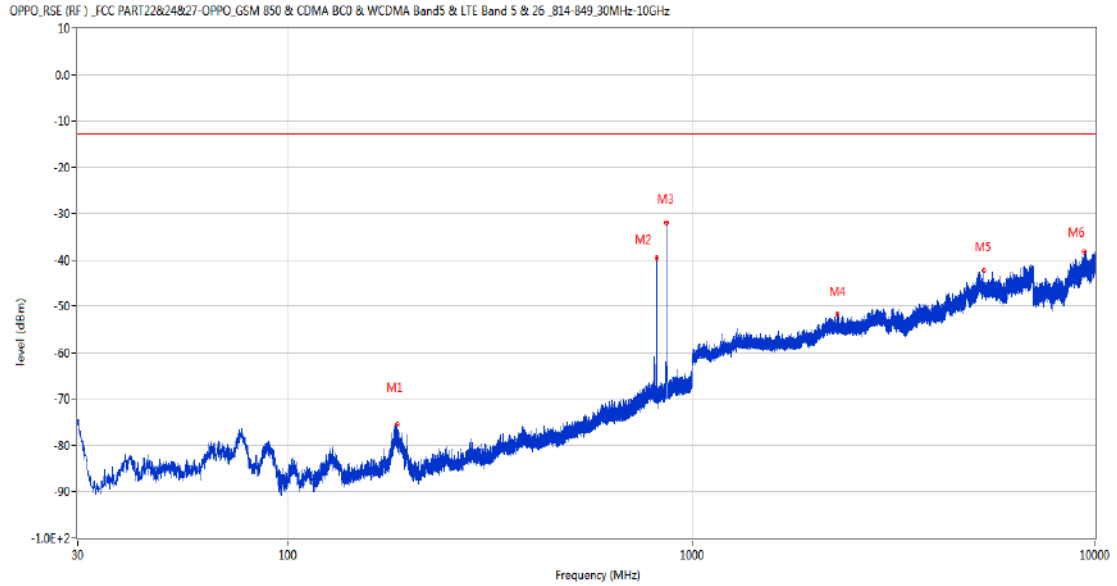


Frequency (MHz)	Result (dBm)	Factor (dB)	PK Limit (dBm)	Over Limit (dB)	Table (o)	ANT	EUT	Verdict
38.391	-71.68	-17.96	-13.0	-58.68	360.00	Vertical	Horizontal	Pass
829.862	-42.99	2.73	-13.0	-29.99	126.00	Vertical	Horizontal	N/A
883.745	-37.07	3.72	-13.0	-24.07	191.00	Vertical	Horizontal	N/A
2212.600	-51.51	-0.35	-13.0	-38.51	1.00	Vertical	Horizontal	Pass
5192.800	-42.98	10.59	-13.0	-29.98	81.00	Vertical	Horizontal	Pass
9445.450	-39.03	17.64	-13.0	-26.03	187.00	Vertical	Horizontal	Pass

17 LTE Band 26 (Part90)

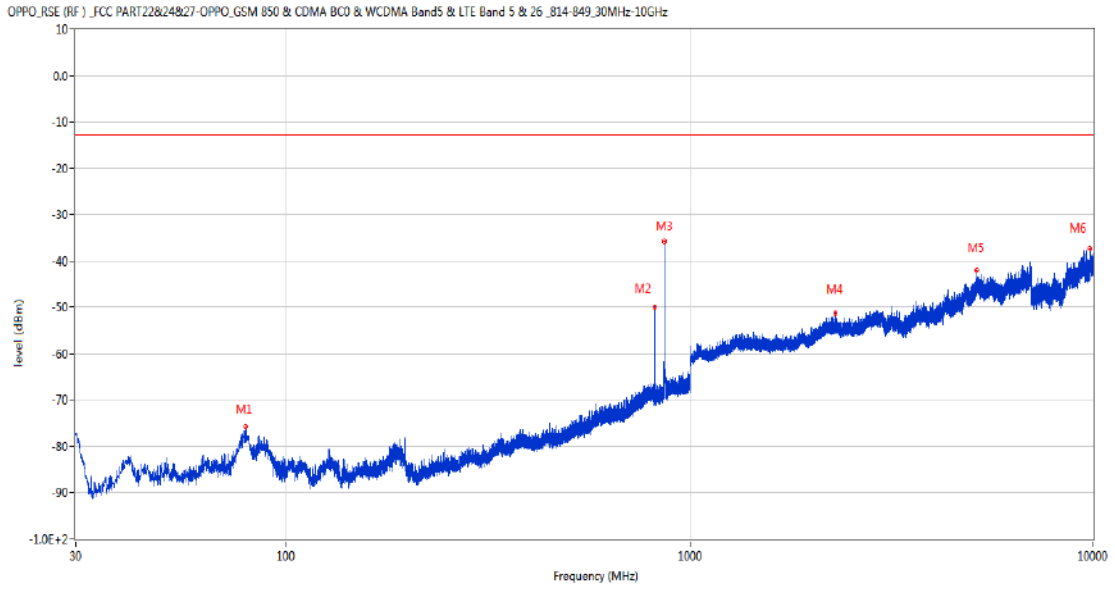
17.1 LTE Band 26 (Part90) BW1.4, Middle Channel

RSE-H&H LTE Band 26 (Part90) BW1.4 CH26740



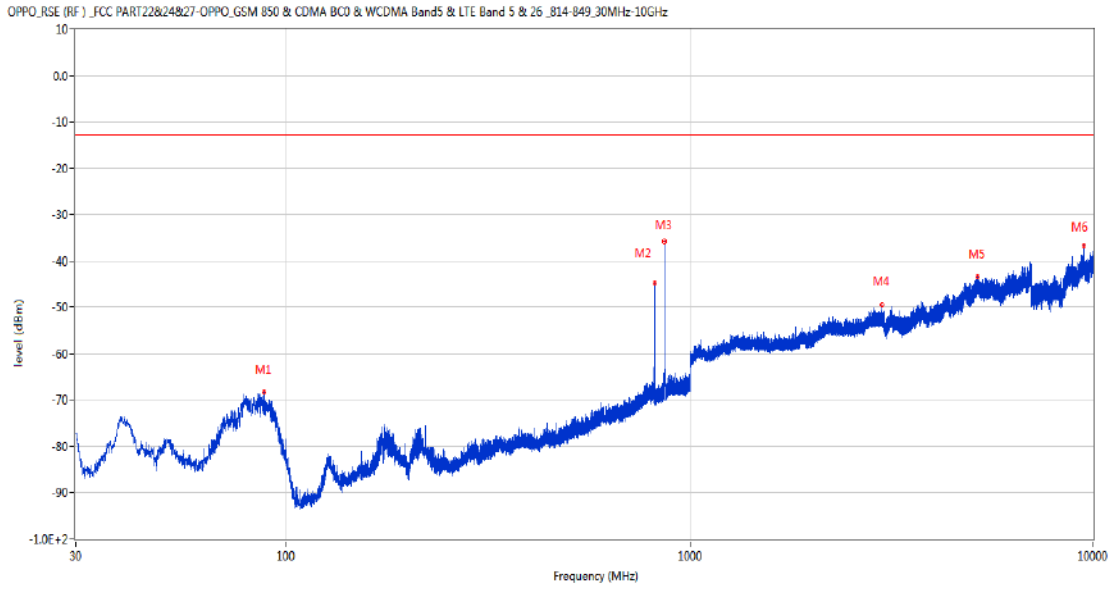
Frequency (MHz)	Result (dBm)	Factor (dB)	PK Limit (dBm)	Over Limit (dB)	Table (o)	ANT	EUT	Verdict
185.928	-75.50	-14.36	-13.0	-62.50	261.00	Horizontal	Horizontal	Pass
818.562	-39.59	2.55	-13.0	-26.59	310.00	Horizontal	Horizontal	N/A
864.297	-31.95	2.82	-13.0	-18.95	272.00	Horizontal	Horizontal	N/A
2296.100	-51.78	-0.56	-13.0	-38.78	224.00	Horizontal	Horizontal	Pass
5307.800	-42.40	9.83	-13.0	-29.40	150.00	Horizontal	Horizontal	Pass
9376.300	-38.31	16.90	-13.0	-25.31	97.00	Horizontal	Horizontal	Pass

RSE-H&V LTE Band 26 (Part90) BW1.4 CH26740



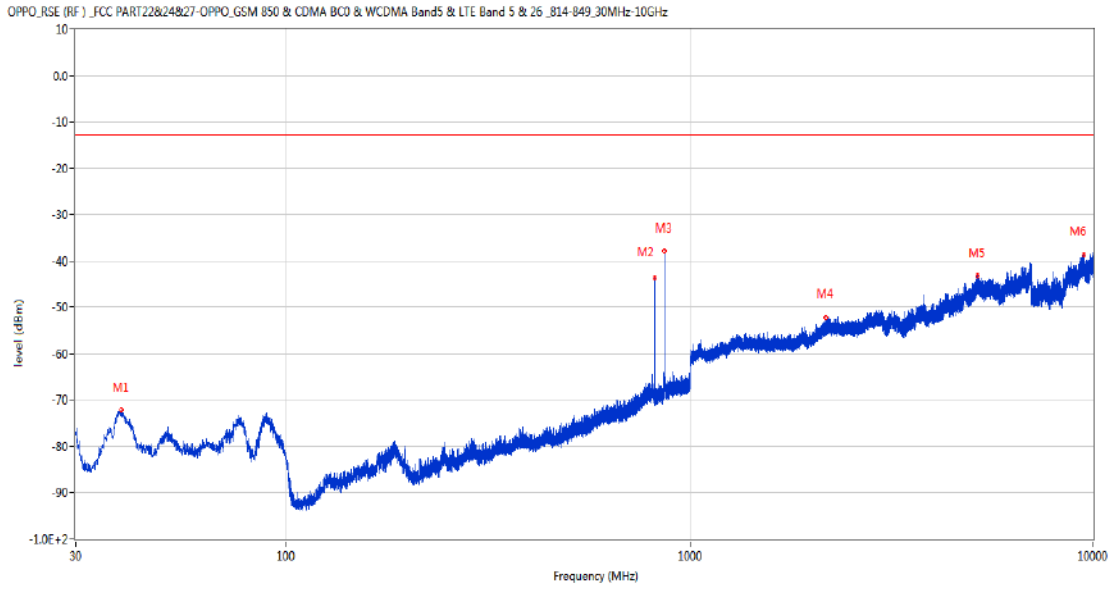
Frequency (MHz)	Result (dBm)	Factor (dB)	PK Limit (dBm)	Over Limit (dB)	Table (o)	ANT	EUT	Verdict
79.228	-75.77	-19.26	-13.0	-62.77	178.00	Horizontal	Vertical	Pass
818.513	-49.88	2.55	-13.0	-36.88	217.00	Horizontal	Vertical	N/A
864.248	-35.72	2.82	-13.0	-22.72	19.00	Horizontal	Vertical	N/A
2288.800	-51.26	-0.61	-13.0	-38.26	97.00	Horizontal	Vertical	Pass
5152.200	-42.08	10.43	-13.0	-29.08	279.00	Horizontal	Vertical	Pass
9828.700	-37.45	18.67	-13.0	-24.45	141.00	Horizontal	Vertical	Pass

RSE-V&V LTE Band 26 (Part90) BW1.4 CH26740



Frequency (MHz)	Result (dBm)	Factor (dB)	PK Limit (dBm)	Over Limit (dB)	Table (o)	ANT	EUT	Verdict
87.909	-68.40	-20.94	-13.0	-55.40	94.00	Vertical	Vertical	Pass
818.562	-44.81	2.55	-13.0	-31.81	258.00	Vertical	Vertical	N/A
864.248	-35.88	2.82	-13.0	-22.88	61.00	Vertical	Vertical	N/A
2992.000	-49.46	2.84	-13.0	-36.46	125.00	Vertical	Vertical	Pass
5156.600	-43.35	10.38	-13.0	-30.35	45.00	Vertical	Vertical	Pass
9457.750	-36.80	17.68	-13.0	-23.80	300.00	Vertical	Vertical	Pass

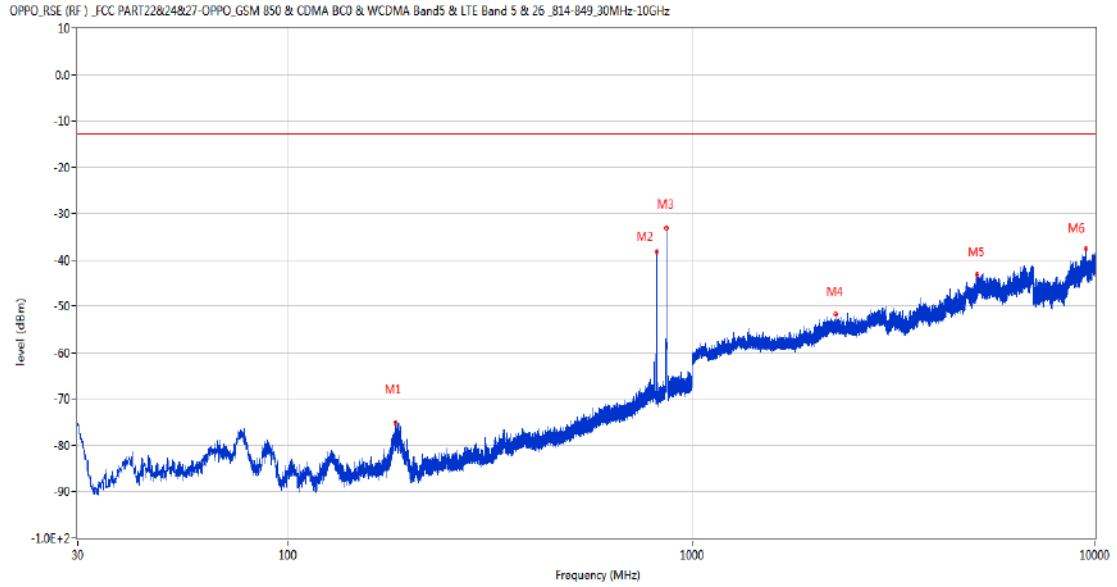
RSE-V&H LTE Band 26 (Part90) BW1.4 CH26740



Frequency (MHz)	Result (dBm)	Factor (dB)	PK Limit (dBm)	Over Limit (dB)	Table (o)	ANT	EUT	Verdict
38.876	-72.06	-18.14	-13.0	-59.06	134.00	Vertical	Horizontal	Pass
818.562	-43.70	2.55	-13.0	-30.70	134.00	Vertical	Horizontal	N/A
863.618	-37.80	2.79	-13.0	-24.80	273.00	Vertical	Horizontal	N/A
2171.900	-52.21	-0.88	-13.0	-39.21	332.00	Vertical	Horizontal	Pass
5174.000	-43.19	10.52	-13.0	-30.19	13.00	Vertical	Horizontal	Pass
9450.550	-38.62	17.75	-13.0	-25.62	302.00	Vertical	Horizontal	Pass

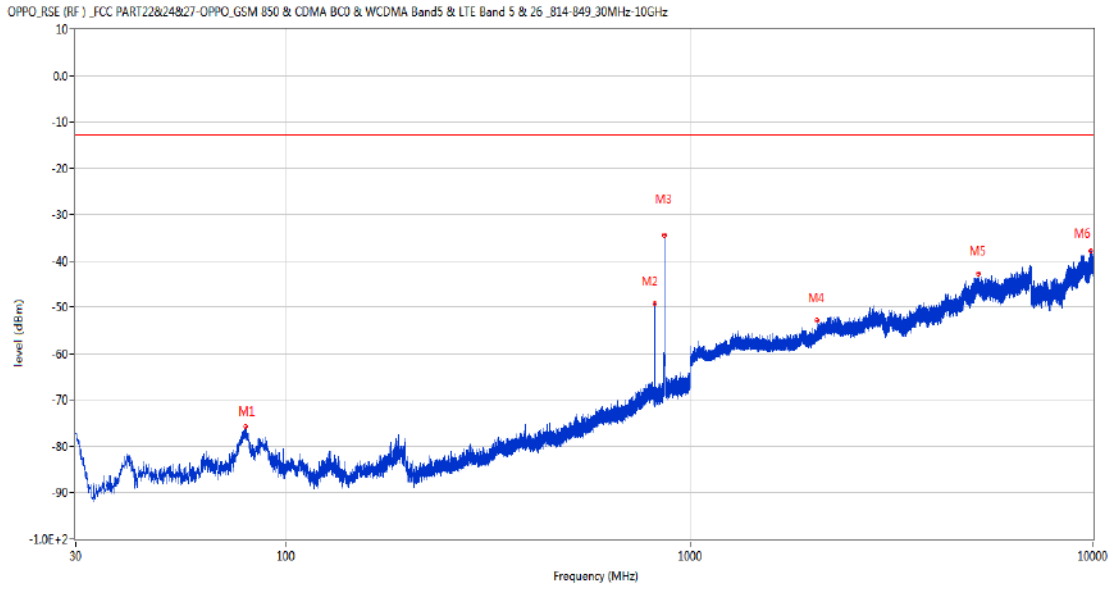
17.2 LTE Band 26 (Part90) BW3, Middle Channel

RSE-H&H LTE Band 26 (Part90) BW3 CH26740



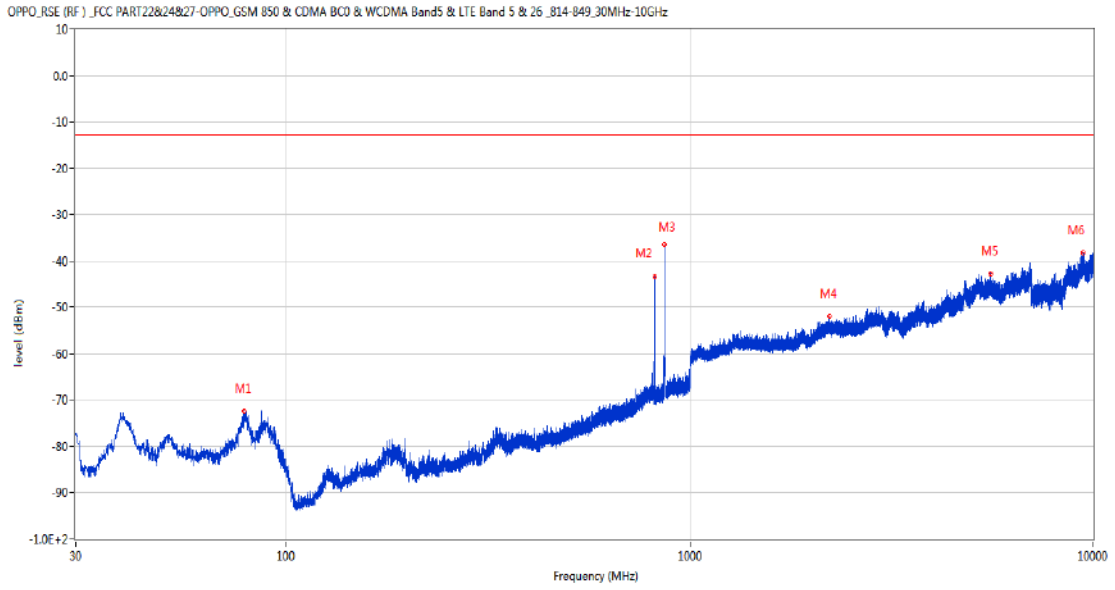
Frequency (MHz)	Result (dBm)	Factor (dB)	PK Limit (dBm)	Over Limit (dB)	Table (o)	ANT	EUT	Verdict
183.696	-75.06	-14.06	-13.0	-62.06	271.00	Horizontal	Horizontal	Pass
817.786	-38.33	2.55	-13.0	-25.33	72.00	Horizontal	Horizontal	N/A
863.860	-33.09	2.80	-13.0	-20.09	283.00	Horizontal	Horizontal	N/A
2264.200	-51.83	-0.54	-13.0	-38.83	206.00	Horizontal	Horizontal	Pass
5096.200	-43.24	10.12	-13.0	-30.24	350.00	Horizontal	Horizontal	Pass
9451.300	-37.53	17.75	-13.0	-24.53	88.00	Horizontal	Horizontal	Pass

RSE-H&V LTE Band 26 (Part90) BW3 CH26740



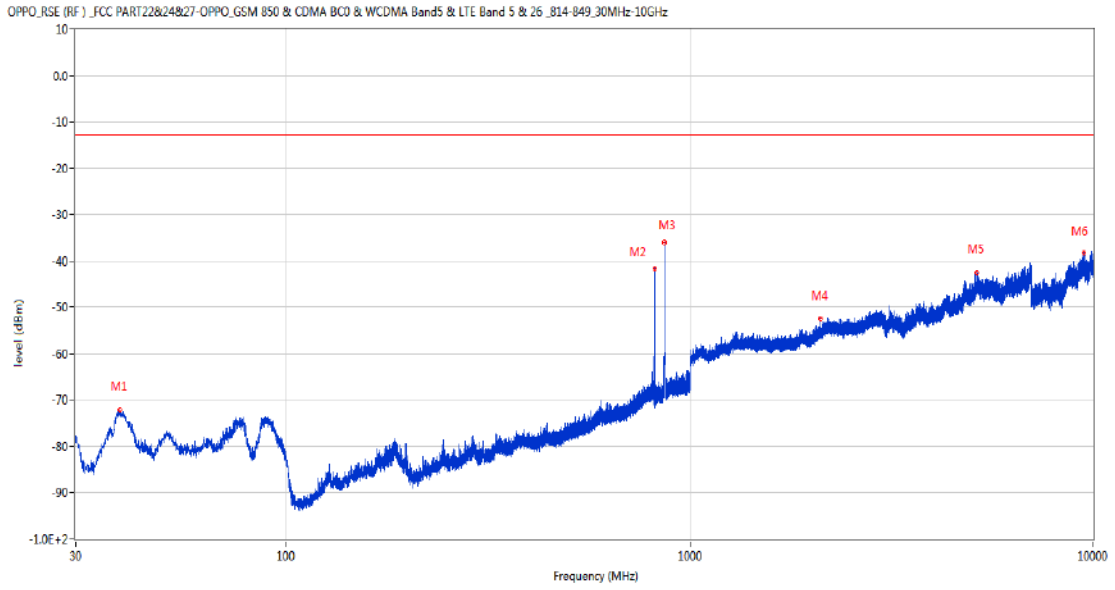
Frequency (MHz)	Result (dBm)	Factor (dB)	PK Limit (dBm)	Over Limit (dB)	Table (o)	ANT	EUT	Verdict
79.082	-75.79	-19.20	-13.0	-62.79	203.00	Horizontal	Vertical	Pass
817.786	-49.32	2.55	-13.0	-36.32	188.00	Horizontal	Vertical	N/A
864.636	-34.55	2.83	-13.0	-21.55	27.00	Horizontal	Vertical	N/A
2069.100	-52.94	-2.68	-13.0	-39.94	360.00	Horizontal	Vertical	Pass
5188.200	-42.80	10.68	-13.0	-29.80	353.00	Horizontal	Vertical	Pass
9862.450	-37.73	17.87	-13.0	-24.73	219.00	Horizontal	Vertical	Pass

RSE-V&V LTE Band 26 (Part90) BW3 CH26740



Frequency (MHz)	Result (dBm)	Factor (dB)	PK Limit (dBm)	Over Limit (dB)	Table (o)	ANT	EUT	Verdict
78.403	-72.41	-18.91	-13.0	-59.41	99.00	Vertical	Vertical	Pass
817.786	-43.47	2.55	-13.0	-30.47	237.00	Vertical	Vertical	N/A
862.890	-36.39	2.78	-13.0	-23.39	56.00	Vertical	Vertical	N/A
2219.000	-51.91	-0.18	-13.0	-38.91	360.00	Vertical	Vertical	Pass
5574.600	-42.65	10.12	-13.0	-29.65	303.00	Vertical	Vertical	Pass
9445.300	-38.21	17.63	-13.0	-25.21	44.00	Vertical	Vertical	Pass

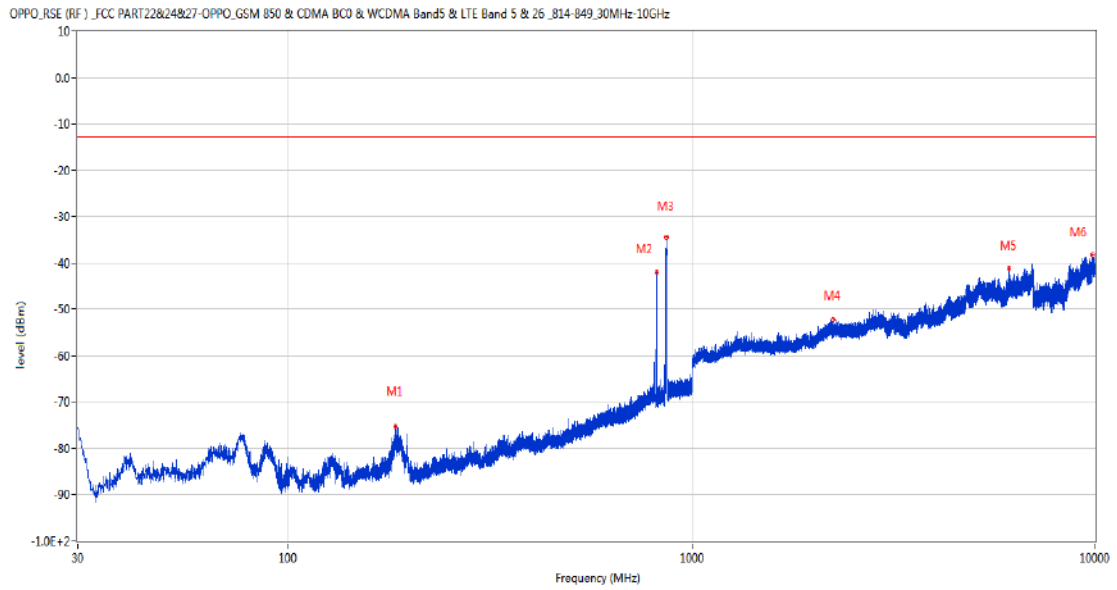
RSE-V&H LTE Band 26 (Part90) BW3 CH26740



Frequency (MHz)	Result (dBm)	Factor (dB)	PK Limit (dBm)	Over Limit (dB)	Table (o)	ANT	EUT	Verdict
38.487	-72.19	-17.99	-13.0	-59.19	354.00	Vertical	Horizontal	Pass
817.737	-41.66	2.56	-13.0	-28.66	122.00	Vertical	Horizontal	N/A
863.521	-35.92	2.79	-13.0	-22.92	270.00	Vertical	Horizontal	N/A
2104.300	-52.39	-1.64	-13.0	-39.39	133.00	Vertical	Horizontal	Pass
5149.000	-42.63	10.55	-13.0	-29.63	331.00	Vertical	Horizontal	Pass
9474.250	-38.32	17.47	-13.0	-25.32	360.00	Vertical	Horizontal	Pass

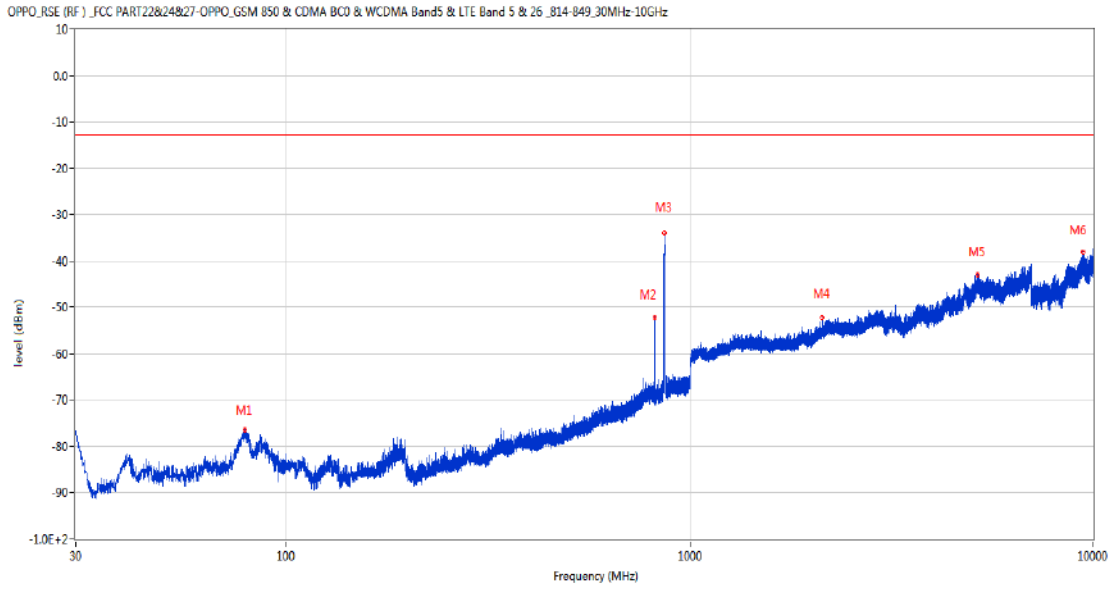
17.3 LTE Band 26 (Part90) BW5, Middle Channel

RSE-H&H LTE Band 26 (Part90) BW5 CH26740



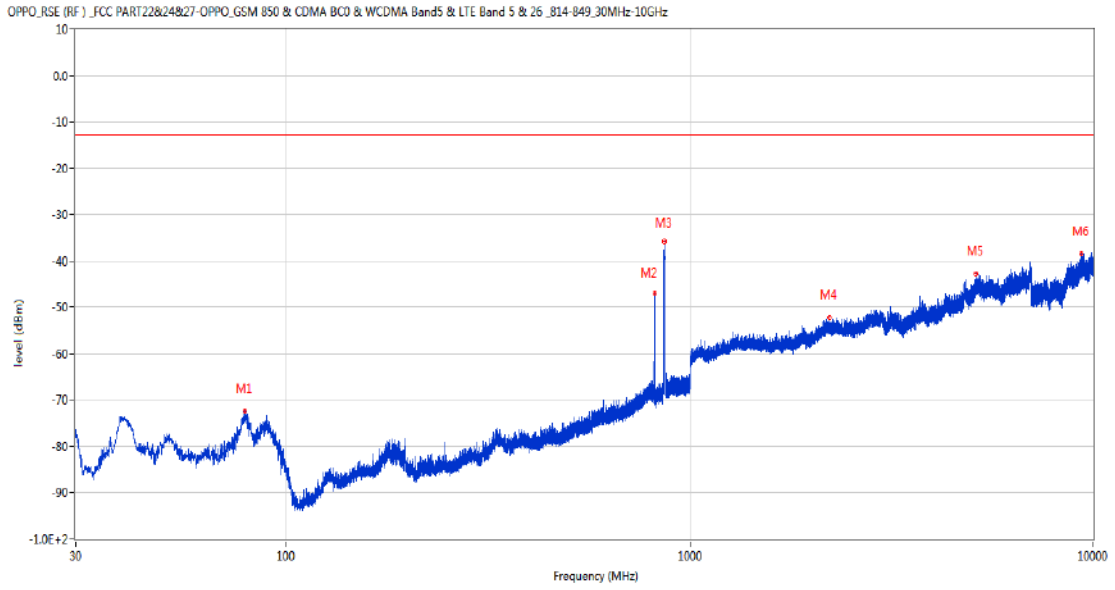
Frequency (MHz)	Result (dBm)	Factor (dB)	PK Limit (dBm)	Over Limit (dB)	Table (o)	ANT	EUT	Verdict
184.182	-75.36	-14.12	-13.0	-62.36	60.00	Horizontal	Horizontal	Pass
816.864	-42.15	2.56	-13.0	-29.15	315.00	Horizontal	Horizontal	N/A
863.375	-34.39	2.78	-13.0	-21.39	111.00	Horizontal	Horizontal	N/A
2232.800	-52.13	-0.40	-13.0	-39.13	275.00	Horizontal	Horizontal	Pass
6120.600	-41.26	9.65	-13.0	-28.26	201.00	Horizontal	Horizontal	Pass
9872.800	-38.16	17.69	-13.0	-25.16	107.00	Horizontal	Horizontal	Pass

RSE-H&V LTE Band 26 (Part90) BW5 CH26740



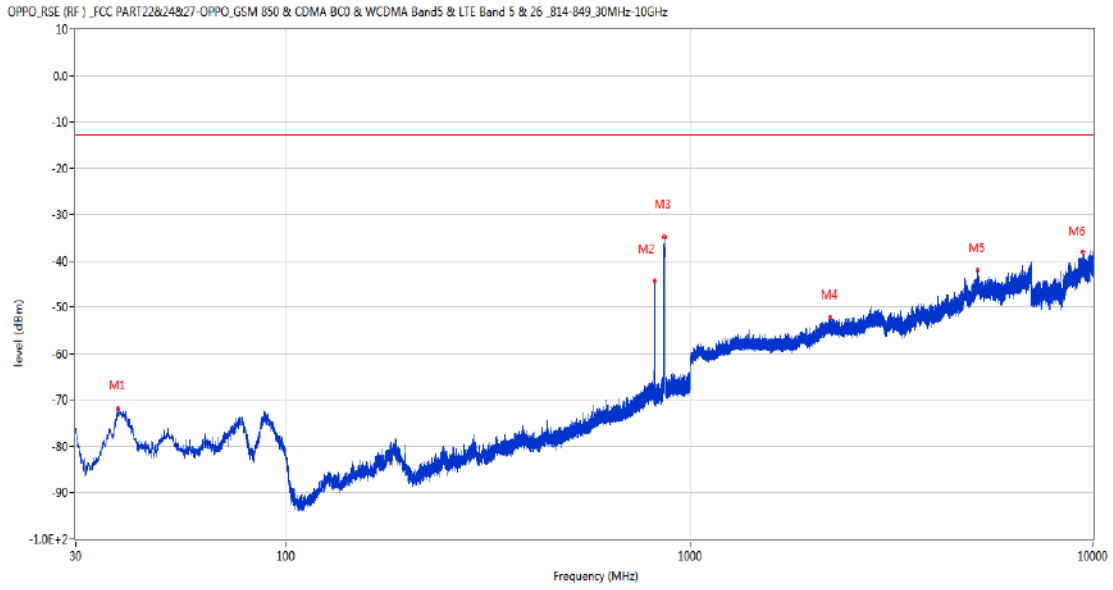
Frequency (MHz)	Result (dBm)	Factor (dB)	PK Limit (dBm)	Over Limit (dB)	Table (o)	ANT	EUT	Verdict
78.840	-76.52	-19.10	-13.0	-63.52	181.00	Horizontal	Vertical	Pass
816.864	-52.17	2.56	-13.0	-39.17	220.00	Horizontal	Vertical	N/A
865.994	-33.96	2.90	-13.0	-20.96	11.00	Horizontal	Vertical	N/A
2125.000	-52.17	-1.70	-13.0	-39.17	171.00	Horizontal	Vertical	Pass
5169.400	-43.03	10.61	-13.0	-30.03	139.00	Horizontal	Vertical	Pass
9447.400	-38.05	17.69	-13.0	-25.05	-3.00	Horizontal	Vertical	Pass

RSE-V&V LTE Band 26 (Part90) BW5 CH26740



Frequency (MHz)	Result (dBm)	Factor (dB)	PK Limit (dBm)	Over Limit (dB)	Table (o)	ANT	EUT	Verdict
78.646	-72.49	-19.01	-13.0	-59.49	119.00	Vertical	Vertical	Pass
816.912	-46.96	2.56	-13.0	-33.96	228.00	Vertical	Vertical	N/A
864.879	-35.71	2.84	-13.0	-22.71	62.00	Vertical	Vertical	N/A
2210.200	-52.25	-0.33	-13.0	-39.25	128.00	Vertical	Vertical	Pass
5109.600	-42.86	10.43	-13.0	-29.86	70.00	Vertical	Vertical	Pass
9317.950	-38.38	17.16	-13.0	-25.38	166.00	Vertical	Vertical	Pass

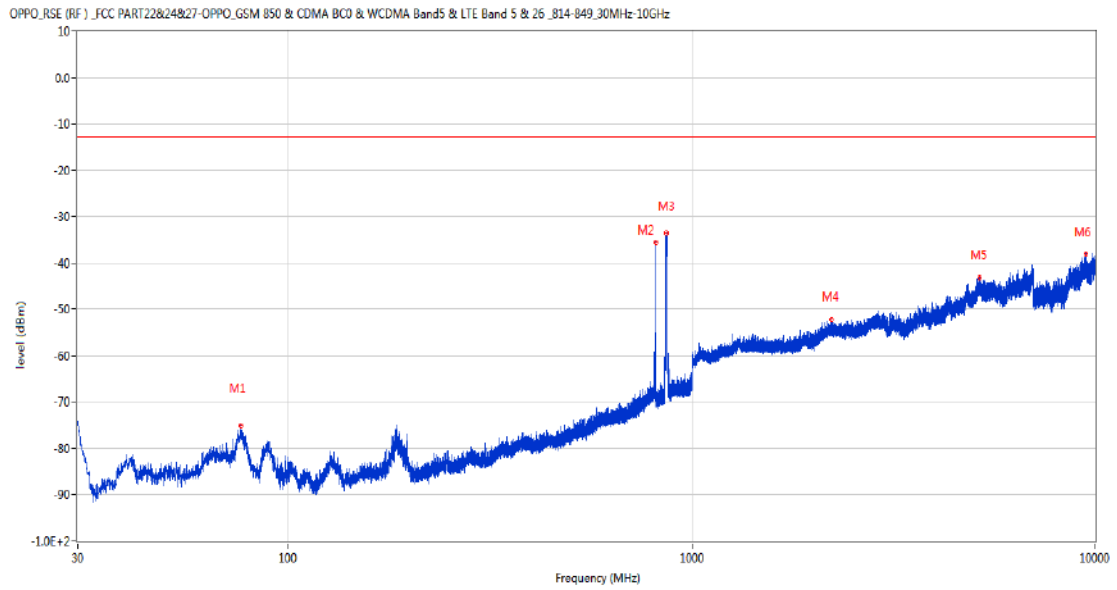
RSE-V&H LTE Band 26 (Part90) BW5 CH26740



Frequency (MHz)	Result (dBm)	Factor (dB)	PK Limit (dBm)	Over Limit (dB)	Table (o)	ANT	EUT	Verdict
38.197	-72.01	-17.91	-13.0	-59.01	360.00	Vertical	Horizontal	Pass
816.815	-44.35	2.56	-13.0	-31.35	56.00	Vertical	Horizontal	N/A
862.987	-34.83	2.77	-13.0	-21.83	293.00	Vertical	Horizontal	N/A
2222.700	-52.28	-0.21	-13.0	-39.28	163.00	Vertical	Horizontal	Pass
5171.000	-42.08	10.59	-13.0	-29.08	57.00	Vertical	Horizontal	Pass
9417.550	-38.03	17.06	-13.0	-25.03	-1.00	Vertical	Horizontal	Pass

17.4 LTE Band 26 (Part90) BW10, Middle Channel

RSE-H&H LTE Band 26 (Part90) BW10 CH26740



Frequency (MHz)	Result (dBm)	Factor (dB)	PK Limit (dBm)	Over Limit (dB)	Table (o)	ANT	EUT	Verdict
76.075	-75.04	-18.09	-13.0	-62.04	172.00	Horizontal	Horizontal	Pass
814.536	-35.59	2.59	-13.0	-22.59	60.00	Horizontal	Horizontal	N/A
865.703	-33.45	2.88	-13.0	-20.45	278.00	Horizontal	Horizontal	N/A
2216.800	-52.21	-0.16	-13.0	-39.21	171.00	Horizontal	Horizontal	Pass
5168.800	-43.29	10.63	-13.0	-30.29	71.00	Horizontal	Horizontal	Pass
9453.100	-38.13	17.73	-13.0	-25.13	65.00	Horizontal	Horizontal	Pass