


Appendix D. SAR Test Setup Photos

Head Exposure Condition



Right Cheek, Test Separation 0 mm



Right Tilted, Test Separation 0 mm



Left Cheek, Test Separation 0 mm



Left Tilted, Test Separation 0 mm

Hotspot Exposure Condition




Front, Test Separation 10 mm



Back, Test Separation 10 mm




Left Side, Test Separation 10 mm



Right Side, Test Separation 10 mm



Top Side, Test Separation 10 mm



Bottom Side, Test Separation 10 mm

Body-worn Exposure Condition



Front, Test Separation 10 mm




Back, Test Separation 10 mm


Product Specific 10g SAR




Front, Test Separation 0 mm




Back, Test Separation 0 mm



Left Side, Test Separation 0 mm



Right Side, Test Separation 0 mm

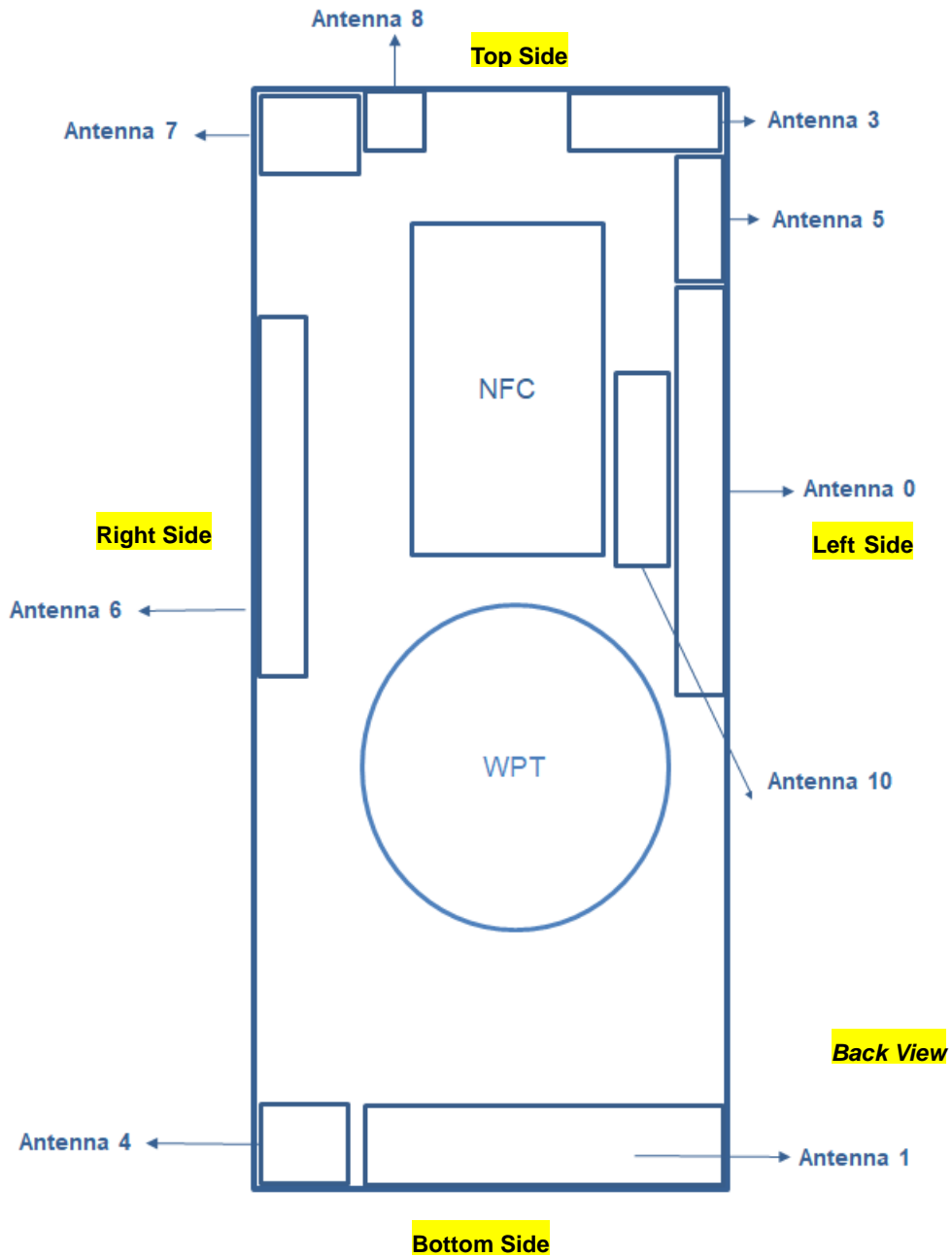


Top Side, Test Separation 0 mm



Bottom Side, Test Separation 0 mm

Antenna Location



Length: 163.7mm
Width: 73.9mm
Diagonal: 179.6mm



Antennas Description	
Antenna 0	GSM: 850 <TX/RX> WCDMA: B5 <TX/RX> FDD-LTE: B5/12/13/17/26<TX/RX> NR SA:n5/12/13/26<TX/RX> NR NSA:n5<TX/RX>
Antenna 1	GSM: 850<TX/RX> WCDMA: B5<TX/RX> FDD-LTE: B5/12/13/17/26<TX/RX> NR SA:n5/12/13/26<TX/RX> NR NSA:n5<TX/RX>
Antenna 3	GSM: 1900<TX/RX> WCDMA: B2/4<TX/RX> FDD-LTE: B2/4/7/25/66<TX/RX> TD-LTE: B38/41<TX/RX> NR SA: n2/7/25/38/41/66<TX/RX> NR NSA: n7/n66<TX/RX>
Antenna 4	GSM: 1900<TX/RX> WCDMA: B2/4<TX/RX> FDD-LTE: B2/4/7/25/66<TX/RX> TD-LTE: B38/41<TX/RX> NR SA:n2/7/25/38/41/66<TX/RX>
Antenna 5	FDD-LTE: B7/66<TX/RX> NR NSA:n38/41<TX/RX>
Antenna 6	LTE: B7<TX/RX> NR NSA: n7/66<TX/RX> WiFi 2.4 chain 1<TX/RX>
Antenna 7	WiFi 2.4G chain 0<TX/RX>
Antenna 8	WiFi 5G chain 0<TX/RX>
Antenna 10	WiFi 5G chain 1<TX/RX>
NFC Antenna	NFC Antenna<TX/RX>
WPT Antenna	WPT Antenna<TX/RX>

General Note:

- 1. LTE Band 66 at ant 5 only for EN-DC combination
- 2. LTE Band 7 at ant5&6 only for EN-DC combination