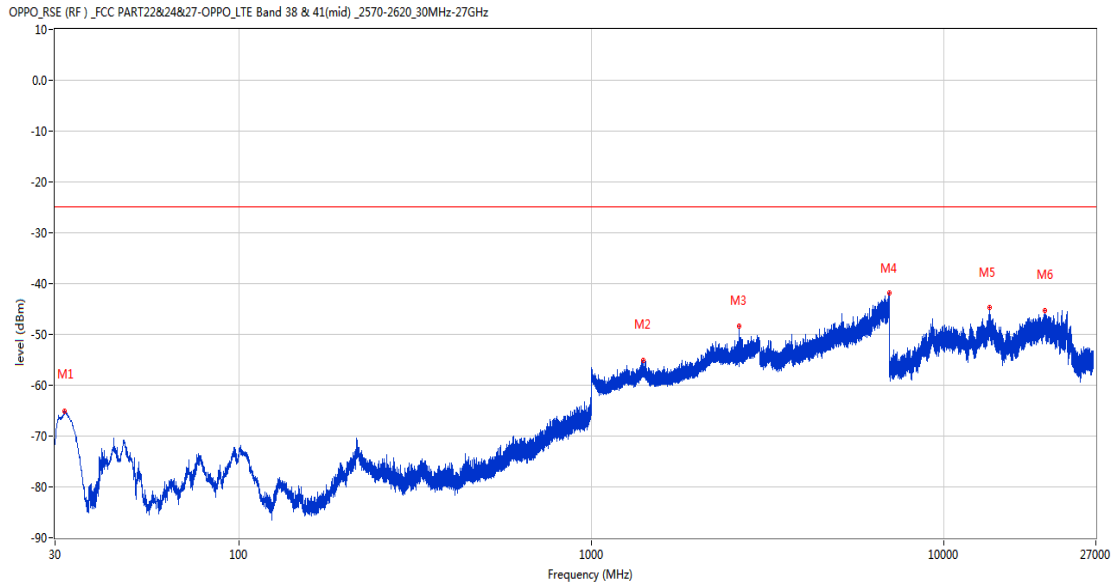


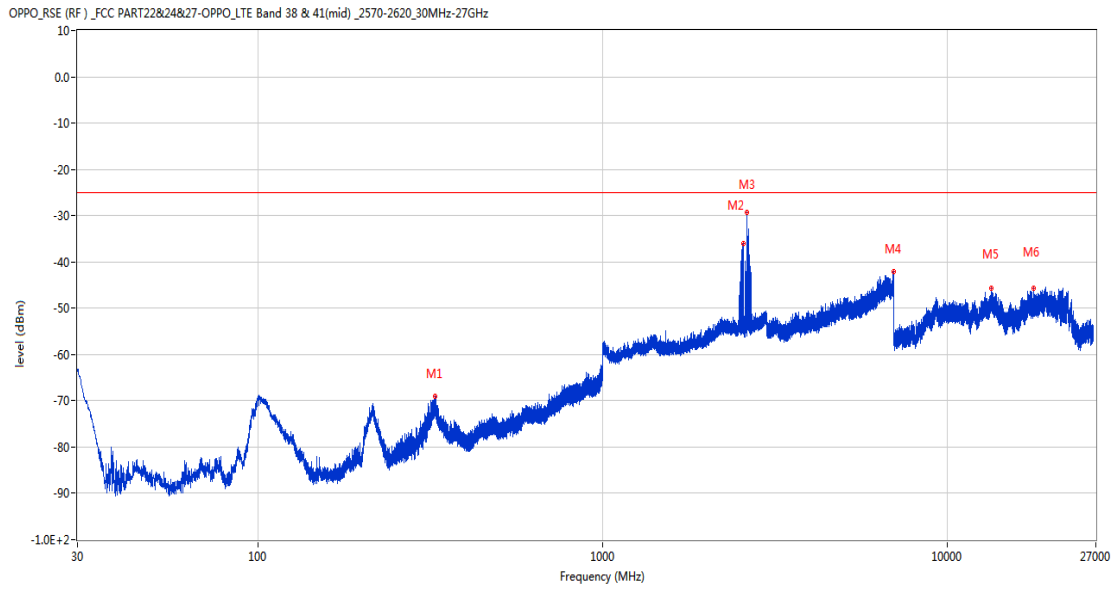
RSE-V&H CH37952 20M RB1 HIGH CH38150 20M RB2 LOW



Frequency (MHz)	Result (dBm)	Factor (dB)	PK Limit (dBm)	Over Limit (dB)	Table (o)	ANT	EUT	Verdict
31.988	-65.09	-16.71	-25.0	-40.09	68.00	Vertical	Horizontal	Pass
1401.700	-55.01	-2.01	-25.0	-30.01	127.00	Vertical	Horizontal	Pass
2630.200	-48.27	2.04	-25.0	-23.27	0.00	Vertical	Horizontal	N/A
6995.400	-41.88	13.55	-25.0	-16.88	1.00	Vertical	Horizontal	Pass
13450.350	-44.74	11.51	-25.0	-19.74	297.00	Vertical	Horizontal	Pass
19301.349	-45.38	15.43	-25.0	-20.38	275.00	Vertical	Horizontal	Pass

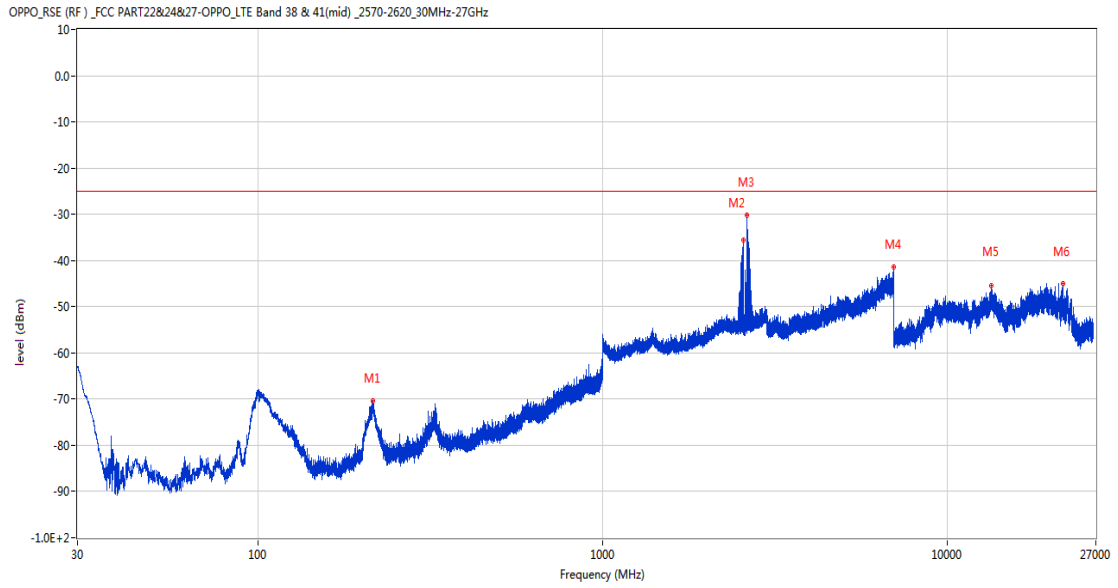
19.12 CA_38C 20MHz+20MHz, 16-QAM, High Channel

RSE-H&H CH37952 20M RB1 HIGH CH38150 20M RB2 LOW



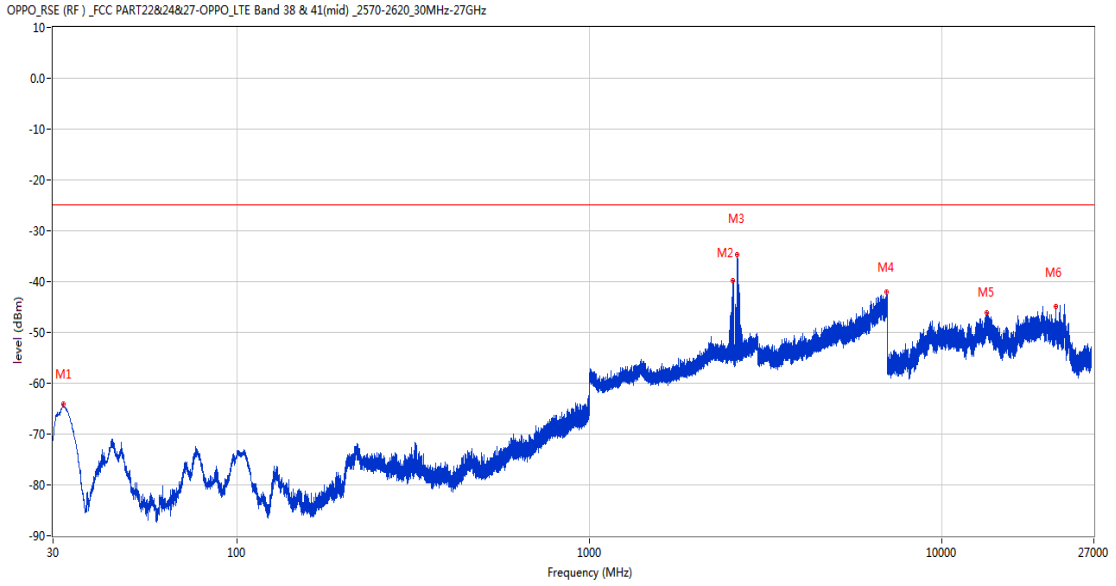
Frequency (MHz)	Result (dBm)	Factor (dB)	PK Limit (dBm)	Over Limit (dB)	Table (o)	ANT	EUT	Verdict
326.966	-69.13	-10.59	-25.0	-44.13	84.00	Horizontal	Horizontal	Pass
2561.100	-35.98	1.40	-25.0	-10.98	194.00	Horizontal	Horizontal	N/A
2628.400	-29.34	2.02	-25.0	-4.34	140.00	Horizontal	Horizontal	N/A
6984.400	-42.10	13.76	-25.0	-17.10	87.00	Horizontal	Horizontal	Pass
13454.287	-45.71	11.49	-25.0	-20.71	238.00	Horizontal	Horizontal	Pass
17867.700	-45.76	9.59	-25.0	-20.76	116.00	Horizontal	Horizontal	Pass

RSE-H&V CH37952 20M RB1 HIGH CH38150 20M RB2 LOW



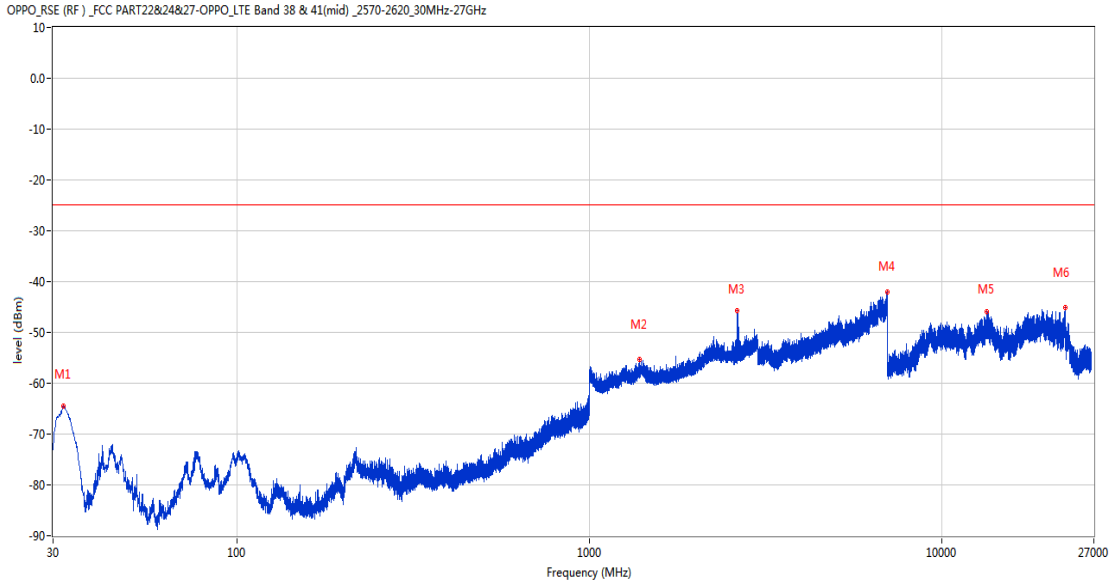
Frequency (MHz)	Result (dBm)	Factor (dB)	PK Limit (dBm)	Over Limit (dB)	Table (o)	ANT	EUT	Verdict
216.094	-70.35	-15.29	-25.0	-45.35	97.00	Horizontal	Vertical	Pass
2562.800	-35.67	1.42	-25.0	-10.67	10.00	Horizontal	Vertical	N/A
2630.600	-30.27	2.04	-25.0	-5.27	118.00	Horizontal	Vertical	N/A
6999.600	-41.49	13.65	-25.0	-16.49	50.00	Horizontal	Vertical	Pass
13457.700	-45.52	11.46	-25.0	-20.52	0.00	Horizontal	Vertical	Pass
21636.301	-45.00	14.70	-25.0	-20.00	302.00	Horizontal	Vertical	Pass

RSE-V&V CH37952 20M RB1 HIGH CH38150 20M RB2 LOW



Frequency (MHz)	Result (dBm)	Factor (dB)	PK Limit (dBm)	Over Limit (dB)	Table (o)	ANT	EUT	Verdict
32.085	-64.05	-16.68	-25.0	-39.05	0.00	Vertical	Vertical	Pass
2550.500	-39.69	1.41	-25.0	-14.69	247.00	Vertical	Vertical	N/A
2629.300	-34.63	2.03	-25.0	-9.63	259.00	Vertical	Vertical	N/A
6979.800	-42.13	13.85	-25.0	-17.13	62.00	Vertical	Vertical	Pass
13439.325	-46.05	11.29	-25.0	-21.05	326.00	Vertical	Vertical	Pass
21038.750	-44.90	14.51	-25.0	-19.90	95.00	Vertical	Vertical	Pass

RSE-V&H CH37952 20M RB1 HIGH CH38150 20M RB2 LOW



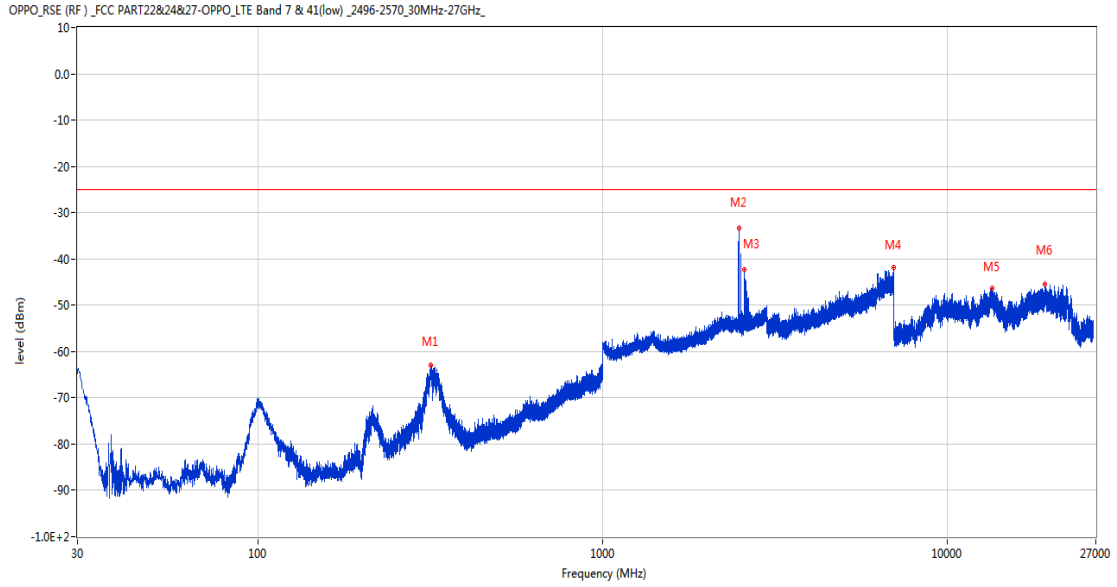
Frequency (MHz)	Result (dBm)	Factor (dB)	PK Limit (dBm)	Over Limit (dB)	Table (o)	ANT	EUT	Verdict
32.085	-64.58	-16.68	-25.0	-39.58	267.00	Vertical	Horizontal	Pass
1387.400	-55.38	-2.45	-25.0	-30.38	157.00	Vertical	Horizontal	Pass
2629.000	-45.72	2.03	-25.0	-20.72	27.00	Vertical	Horizontal	N/A
6992.000	-42.11	13.55	-25.0	-17.11	174.00	Vertical	Horizontal	Pass
13417.800	-45.85	10.95	-25.0	-20.85	80.00	Vertical	Horizontal	Pass
22354.551	-45.17	14.94	-25.0	-20.17	92.00	Vertical	Horizontal	Pass



20 CA_41C

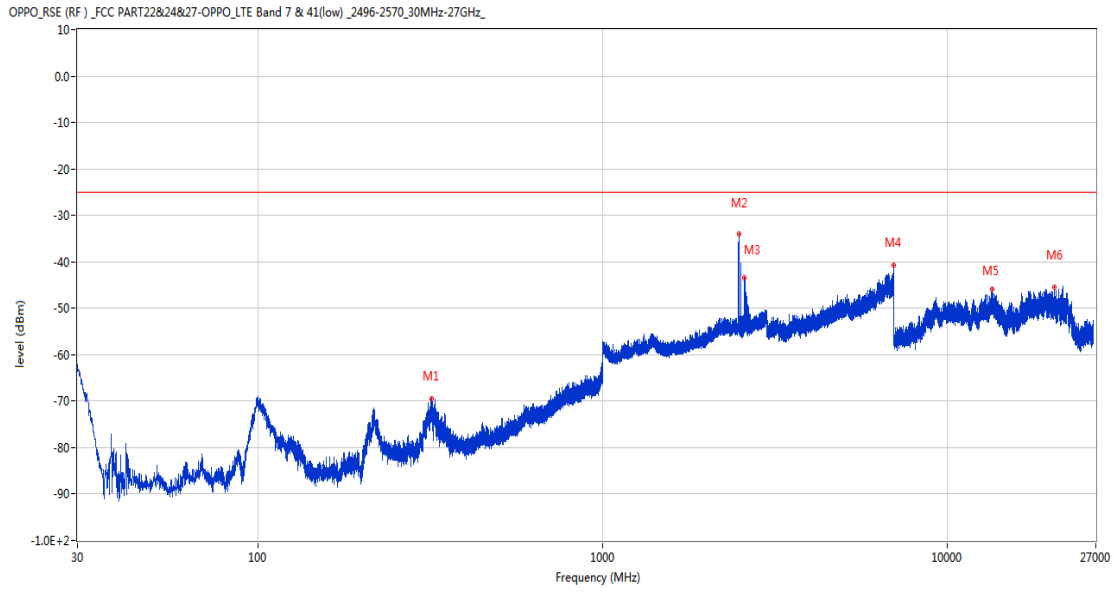
20.1 CA_41C 20MHz+5MHz, QPSK, Low Channel

RSE-H&H CH39750 20M RB1 HIGH CH39867 5M RB2 LOW



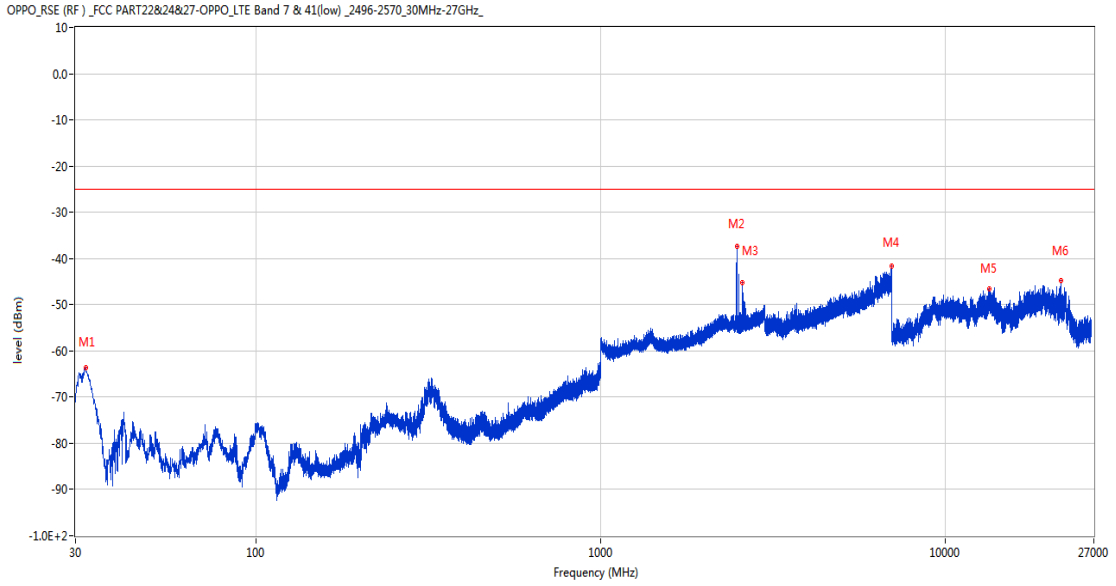
Frequency (MHz)	Result (dBm)	Factor (dB)	PK Limit (dBm)	Over Limit (dB)	Table (o)	ANT	EUT	Verdict
317.847	-63.06	-11.05	-25.0	-38.06	141.00	Horizontal	Horizontal	Pass
2488.100	-33.44	1.63	-25.0	-8.44	93.00	Horizontal	Horizontal	N/A
2580.400	-42.24	2.40	-25.0	-17.24	107.00	Horizontal	Horizontal	N/A
6984.400	-41.96	13.76	-25.0	-16.96	121.00	Horizontal	Horizontal	Pass
13473.188	-46.33	11.21	-25.0	-21.33	282.00	Horizontal	Horizontal	Pass
19228.676	-45.40	13.85	-25.0	-20.40	333.00	Horizontal	Horizontal	Pass

RSE-H&V CH39750 20M RB1 HIGH CH39867 5M RB2 LOW



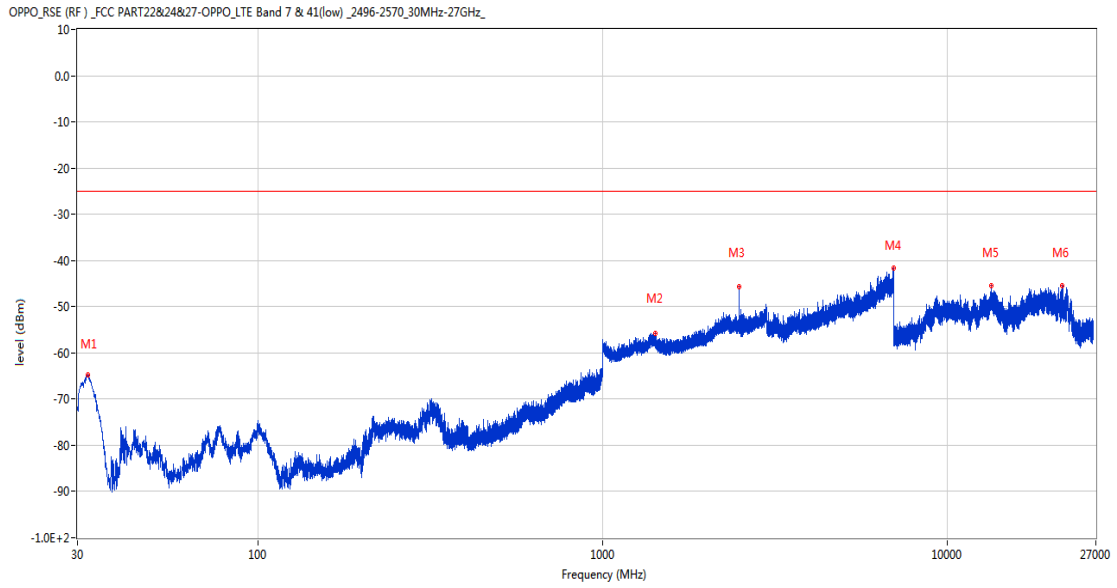
Frequency (MHz)	Result (dBm)	Factor (dB)	PK Limit (dBm)	Over Limit (dB)	Table (o)	ANT	EUT	Verdict
319.594	-69.55	-10.96	-25.0	-44.55	150.00	Horizontal	Vertical	Pass
2485.600	-34.08	1.59	-25.0	-9.08	1.00	Horizontal	Vertical	N/A
2583.700	-43.33	1.54	-25.0	-18.33	5.00	Horizontal	Vertical	N/A
6982.400	-40.74	13.89	-25.0	-15.74	131.00	Horizontal	Vertical	Pass
13474.763	-45.96	11.18	-25.0	-20.96	113.00	Horizontal	Vertical	Pass
20433.125	-45.38	14.31	-25.0	-20.38	-3.00	Horizontal	Vertical	Pass

RSE-V&V CH39750 20M RB1 HIGH CH39867 5M RB2 LOW



Frequency (MHz)	Result (dBm)	Factor (dB)	PK Limit (dBm)	Over Limit (dB)	Table (o)	ANT	EUT	Verdict
32.085	-63.63	-16.62	-25.0	-38.63	123.00	Vertical	Vertical	Pass
2487.700	-37.36	1.62	-25.0	-12.36	73.00	Vertical	Vertical	N/A
2584.900	-45.31	1.37	-25.0	-20.31	279.00	Vertical	Vertical	N/A
6998.600	-41.73	13.64	-25.0	-16.73	283.00	Vertical	Vertical	Pass
13422.262	-46.49	11.02	-25.0	-21.49	363.00	Vertical	Vertical	Pass
21625.250	-44.86	14.70	-25.0	-19.86	286.00	Vertical	Vertical	Pass

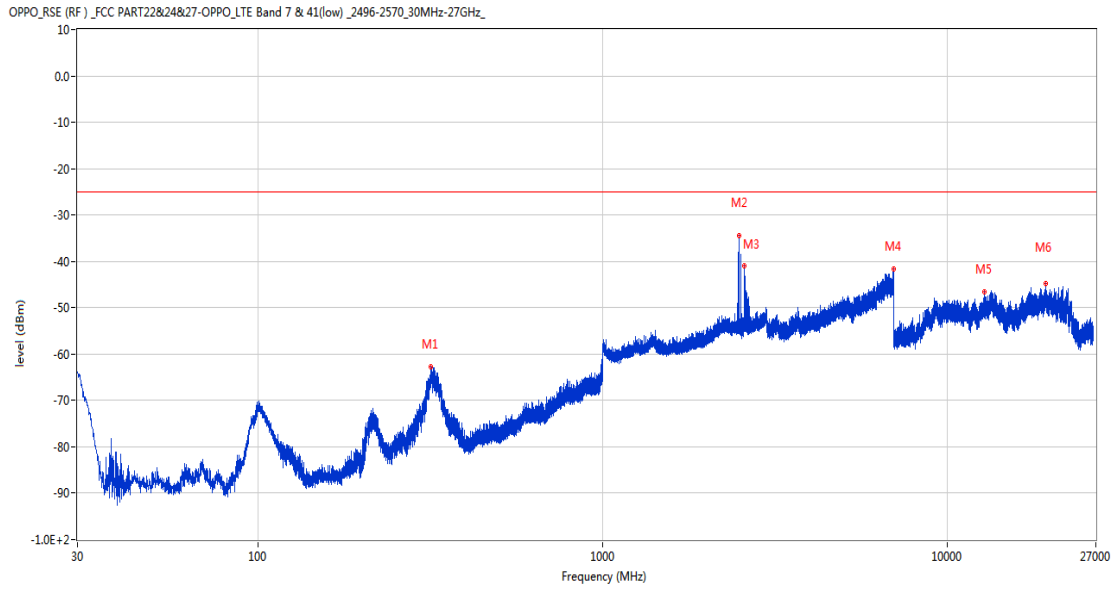
RSE-V&H CH39750 20M RB1 HIGH CH39867 5M RB2 LOW



Frequency (MHz)	Result (dBm)	Factor (dB)	PK Limit (dBm)	Over Limit (dB)	Table (o)	ANT	EUT	Verdict
32.085	-64.84	-16.62	-25.0	-39.84	14.00	Vertical	Horizontal	Pass
1424.500	-55.84	-2.91	-25.0	-30.84	30.00	Vertical	Horizontal	Pass
2487.800	-45.68	1.62	-25.0	-20.68	190.00	Vertical	Horizontal	N/A
6980.400	-41.63	13.80	-25.0	-16.63	343.00	Vertical	Horizontal	Pass
13432.500	-45.53	11.18	-25.0	-20.53	229.00	Vertical	Horizontal	Pass
21498.599	-45.40	14.66	-25.0	-20.40	320.00	Vertical	Horizontal	Pass

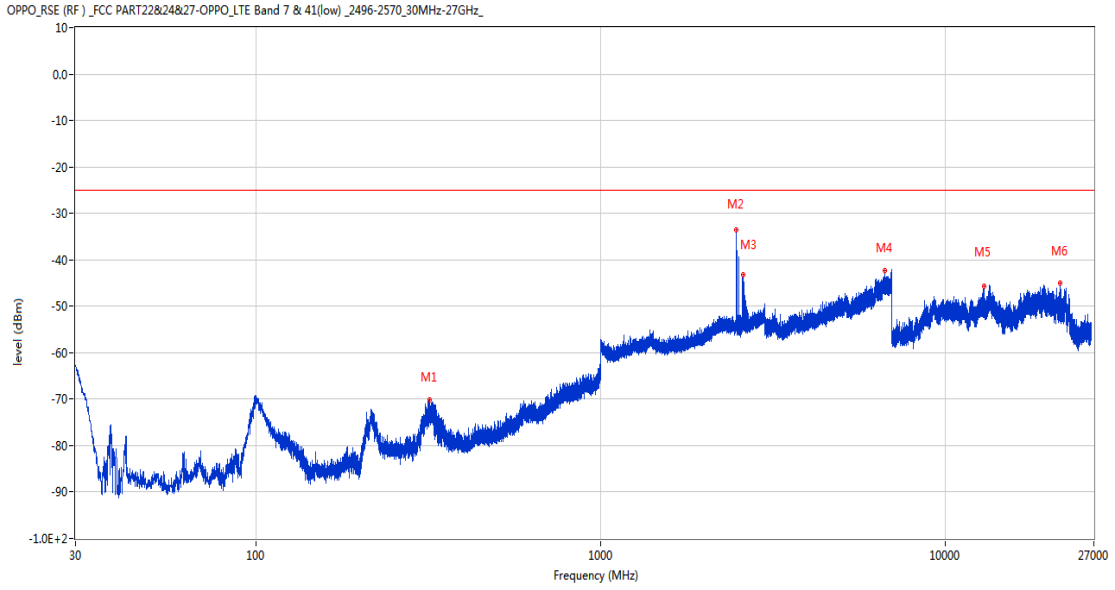
20.2 CA_41C 20MHz+5MHz, 16-QAM, Low Channel

RSE-H&H CH39750 20M RB1 HIGH CH39867 5M RB2 LOW



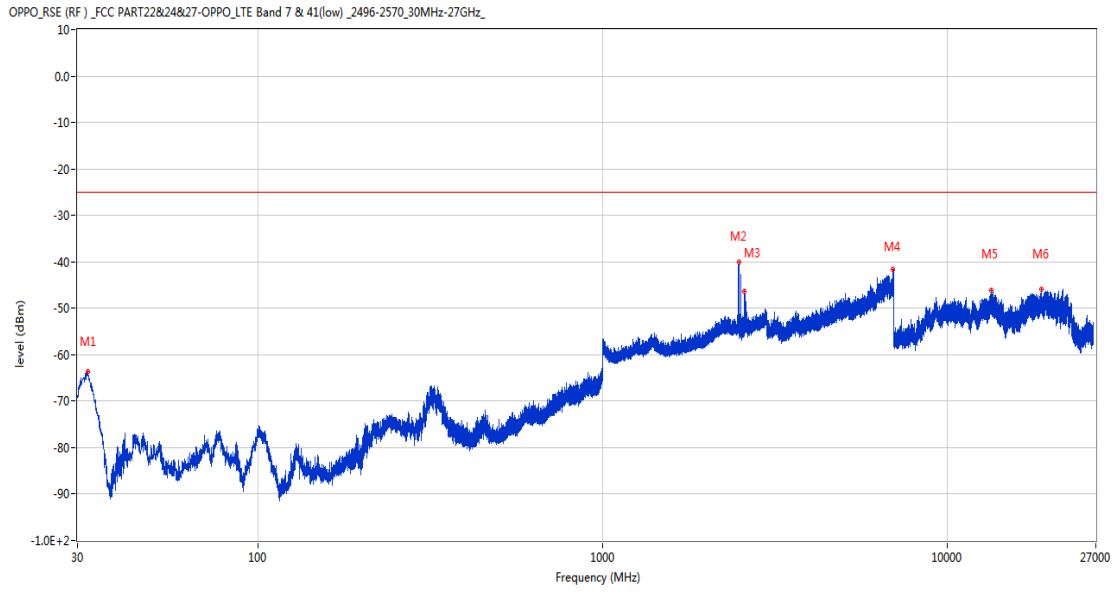
Frequency (MHz)	Result (dBm)	Factor (dB)	PK Limit (dBm)	Over Limit (dB)	Table (o)	ANT	EUT	Verdict
317.654	-62.76	-11.05	-25.0	-37.76	119.00	Horizontal	Horizontal	Pass
2485.500	-34.43	1.59	-25.0	-9.43	163.00	Horizontal	Horizontal	N/A
2580.600	-40.97	2.36	-25.0	-15.97	82.00	Horizontal	Horizontal	N/A
6982.200	-41.56	13.88	-25.0	-16.56	237.00	Horizontal	Horizontal	Pass
12852.375	-46.63	10.93	-25.0	-21.63	159.00	Horizontal	Horizontal	Pass
19315.374	-44.85	16.04	-25.0	-19.85	15.00	Horizontal	Horizontal	Pass

RSE-H&V CH39750 20M RB1 HIGH CH39867 5M RB2 LOW



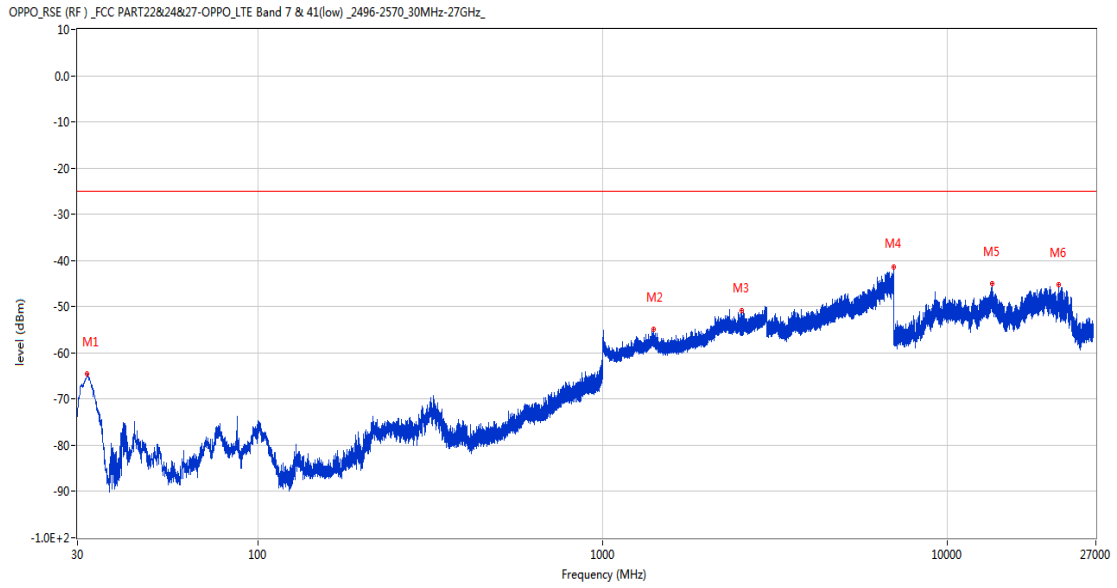
Frequency (MHz)	Result (dBm)	Factor (dB)	PK Limit (dBm)	Over Limit (dB)	Table (o)	ANT	EUT	Verdict
318.818	-70.14	-11.04	-25.0	-45.14	149.00	Horizontal	Vertical	Pass
2482.900	-33.58	1.55	-25.0	-8.58	118.00	Horizontal	Vertical	N/A
2587.100	-43.18	1.39	-25.0	-18.18	3.00	Horizontal	Vertical	N/A
6682.800	-42.38	11.87	-25.0	-17.38	159.00	Horizontal	Vertical	Pass
12998.587	-45.67	10.43	-25.0	-20.67	214.00	Horizontal	Vertical	Pass
21618.024	-45.09	14.70	-25.0	-20.09	158.00	Horizontal	Vertical	Pass

RSE-V&V CH39750 20M RB1 HIGH CH39867 5M RB2 LOW



Frequency (MHz)	Result (dBm)	Factor (dB)	PK Limit (dBm)	Over Limit (dB)	Table (o)	ANT	EUT	Verdict
32.085	-63.70	-16.62	-25.0	-38.70	0.00	Vertical	Vertical	Pass
2485.200	-40.17	1.59	-25.0	-15.17	268.00	Vertical	Vertical	N/A
2579.300	-46.27	2.48	-25.0	-21.27	276.00	Vertical	Vertical	N/A
6978.400	-41.71	13.94	-25.0	-16.71	208.00	Vertical	Vertical	Pass
13446.938	-46.20	11.45	-25.0	-21.20	363.00	Vertical	Vertical	Pass
18807.501	-45.80	12.34	-25.0	-20.80	124.00	Vertical	Vertical	Pass

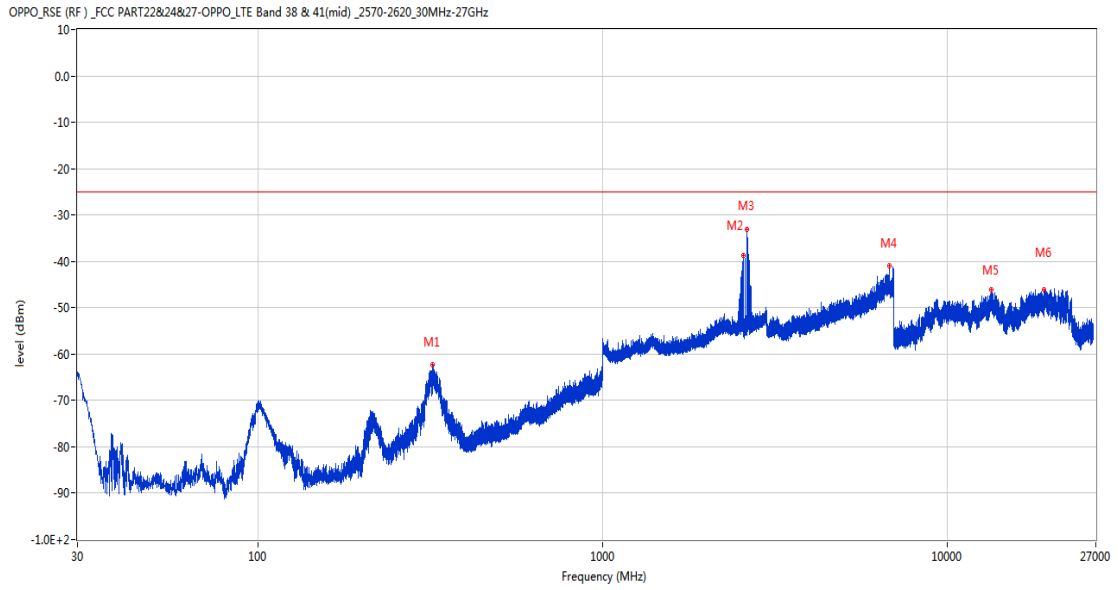
RSE-V&H CH39750 20M RB1 HIGH CH39867 5M RB2 LOW



Frequency (MHz)	Result (dBm)	Factor (dB)	PK Limit (dBm)	Over Limit (dB)	Table (o)	ANT	EUT	Verdict
31.988	-64.42	-16.65	-25.0	-39.42	304.00	Vertical	Horizontal	Pass
1411.300	-54.91	-2.59	-25.0	-29.91	70.00	Vertical	Horizontal	Pass
2528.600	-50.79	1.93	-25.0	-25.79	317.00	Vertical	Horizontal	N/A
6979.200	-41.50	13.90	-25.0	-16.50	359.00	Vertical	Horizontal	Pass
13472.137	-45.09	11.23	-25.0	-20.09	168.00	Vertical	Horizontal	Pass
21039.176	-45.13	14.51	-25.0	-20.13	41.00	Vertical	Horizontal	Pass

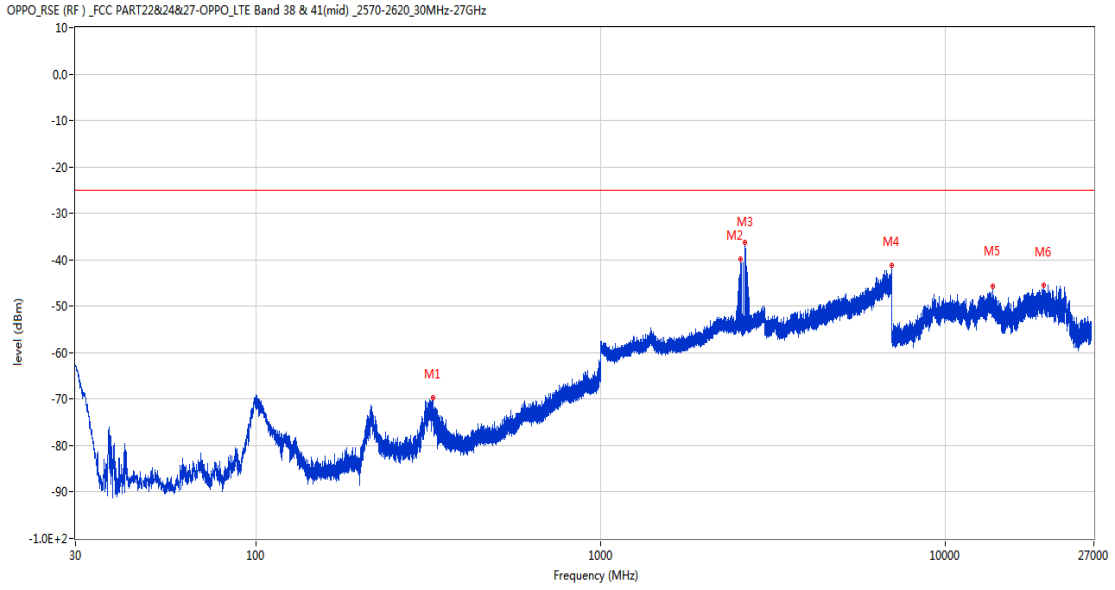
20.3 CA_41C 20MHz+5MHz, QPSK, Middle Channel

RSE-H&H CH40595 20M RB1 HIGH CH40712 5M RB2 LOW



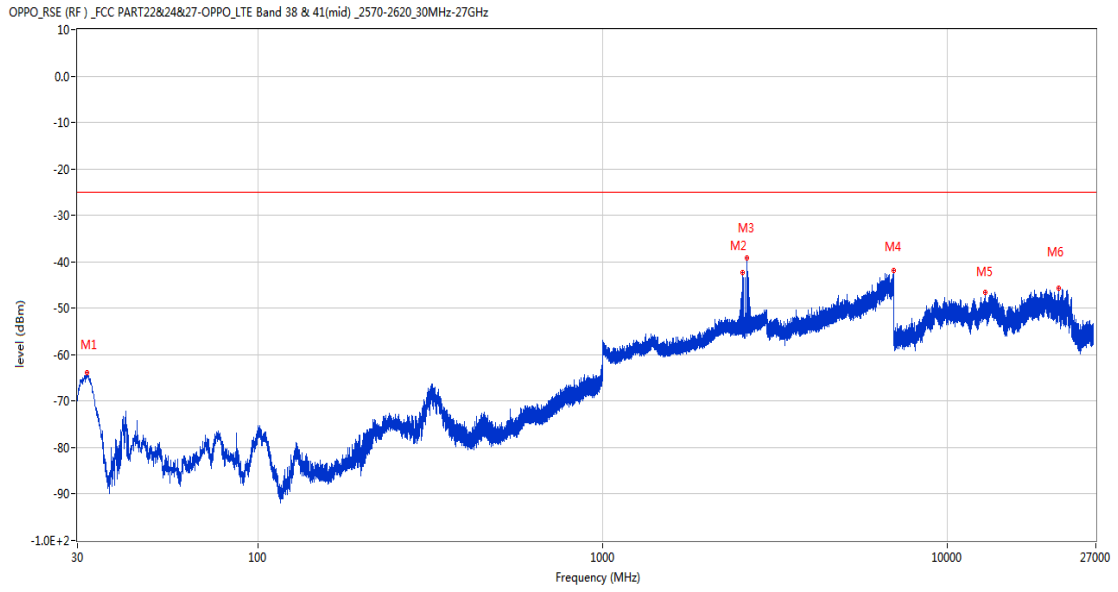
Frequency (MHz)	Result (dBm)	Factor (dB)	PK Limit (dBm)	Over Limit (dB)	Table (o)	ANT	EUT	Verdict
321.194	-62.23	-10.80	-25.0	-37.23	107.00	Horizontal	Horizontal	Pass
2564.200	-38.62	1.43	-25.0	-13.62	99.00	Horizontal	Horizontal	N/A
2626.500	-33.15	2.01	-25.0	-8.15	170.00	Horizontal	Horizontal	N/A
6784.200	-40.98	12.15	-25.0	-15.98	219.00	Horizontal	Horizontal	Pass
13438.800	-46.15	11.28	-25.0	-21.15	347.00	Horizontal	Horizontal	Pass
19121.574	-46.04	11.86	-25.0	-21.04	202.00	Horizontal	Horizontal	Pass

RSE-H&V CH40595 20M RB1 HIGH CH40712 5M RB2 LOW



Frequency (MHz)	Result (dBm)	Factor (dB)	PK Limit (dBm)	Over Limit (dB)	Table (o)	ANT	EUT	Verdict
326.238	-69.74	-10.63	-25.0	-44.74	136.00	Horizontal	Vertical	Pass
2556.600	-39.78	1.20	-25.0	-14.78	119.00	Horizontal	Vertical	N/A
2627.500	-36.35	2.02	-25.0	-11.35	104.00	Horizontal	Vertical	N/A
6982.200	-41.23	13.88	-25.0	-16.23	193.00	Horizontal	Vertical	Pass
13780.575	-45.78	11.67	-25.0	-20.78	363.00	Horizontal	Vertical	Pass
19338.324	-45.35	15.98	-25.0	-20.35	273.00	Horizontal	Vertical	Pass

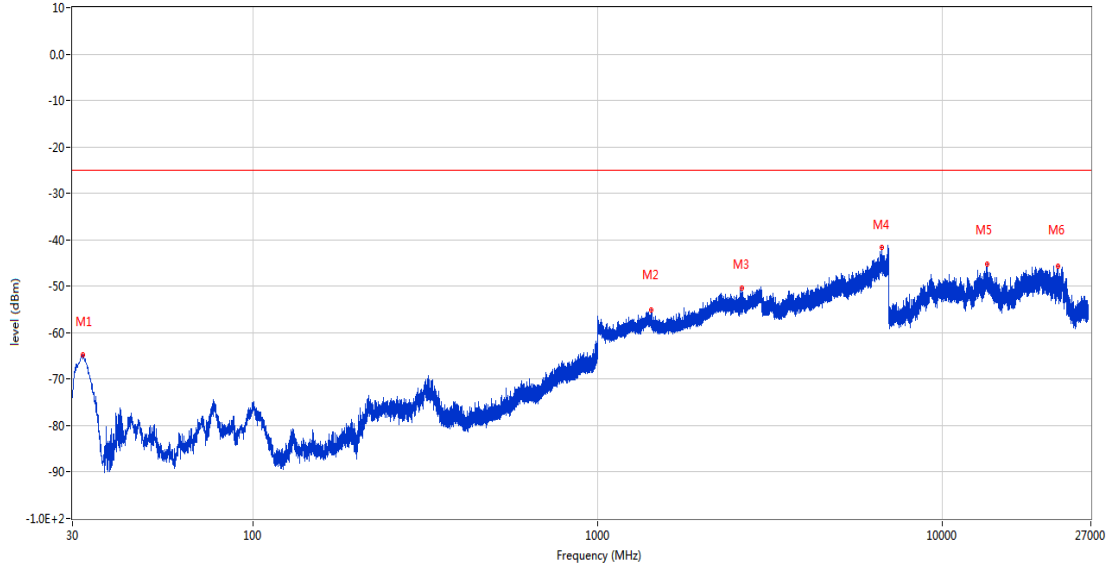
RSE-V&V CH40595 20M RB1 HIGH CH40712 5M RB2 LOW



Frequency (MHz)	Result (dBm)	Factor (dB)	PK Limit (dBm)	Over Limit (dB)	Table (o)	ANT	EUT	Verdict
32.037	-63.80	-16.68	-25.0	-38.80	73.00	Vertical	Vertical	Pass
2557.100	-42.29	1.25	-25.0	-17.29	240.00	Vertical	Vertical	N/A
2628.300	-39.20	2.02	-25.0	-14.20	113.00	Vertical	Vertical	N/A
6986.200	-41.75	13.70	-25.0	-16.75	195.00	Vertical	Vertical	Pass
12871.276	-46.68	11.15	-25.0	-21.68	66.00	Vertical	Vertical	Pass
21051.927	-45.66	14.51	-25.0	-20.66	41.00	Vertical	Vertical	Pass

RSE-V&H CH40595 20M RB1 HIGH CH40712 5M RB2 LOW

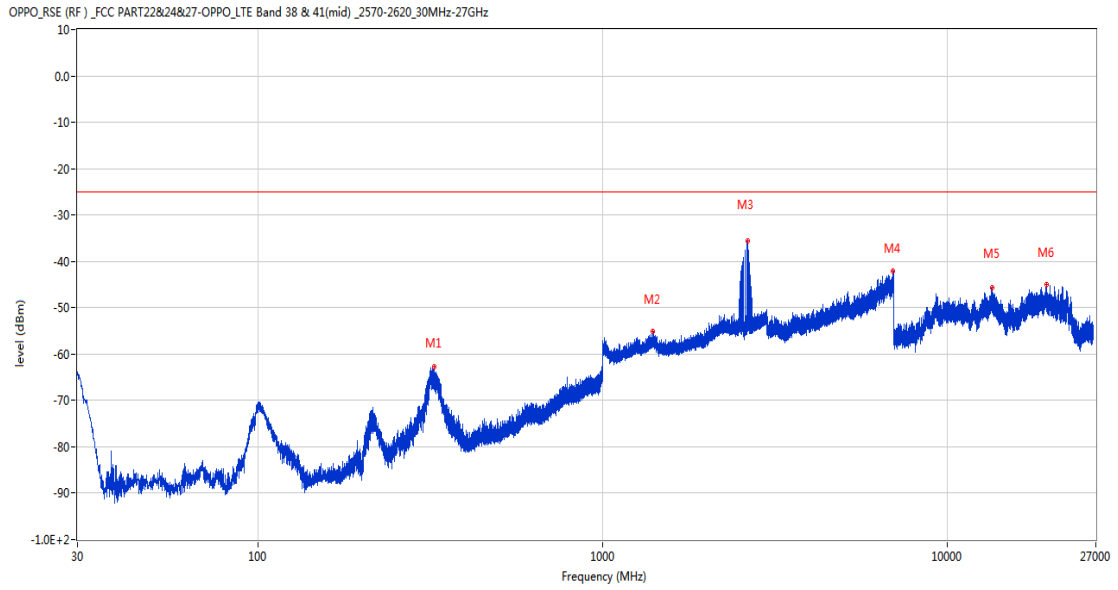
OPPO_RSE (RF) _FCC PART22&24&27-OPPO_LTE Band 38 & 41(mid) _2570-2620_30MHz-27GHz



Frequency (MHz)	Result (dBm)	Factor (dB)	PK Limit (dBm)	Over Limit (dB)	Table (o)	ANT	EUT	Verdict
32.085	-64.65	-16.68	-25.0	-39.65	306.00	Vertical	Horizontal	Pass
1428.400	-55.15	-2.99	-25.0	-30.15	162.00	Vertical	Horizontal	Pass
2625.400	-50.32	2.00	-25.0	-25.32	1.00	Vertical	Horizontal	N/A
6678.600	-41.57	11.76	-25.0	-16.57	359.00	Vertical	Horizontal	Pass
13544.325	-45.24	10.50	-25.0	-20.24	288.00	Vertical	Horizontal	Pass
21624.400	-45.70	14.70	-25.0	-20.70	208.00	Vertical	Horizontal	Pass

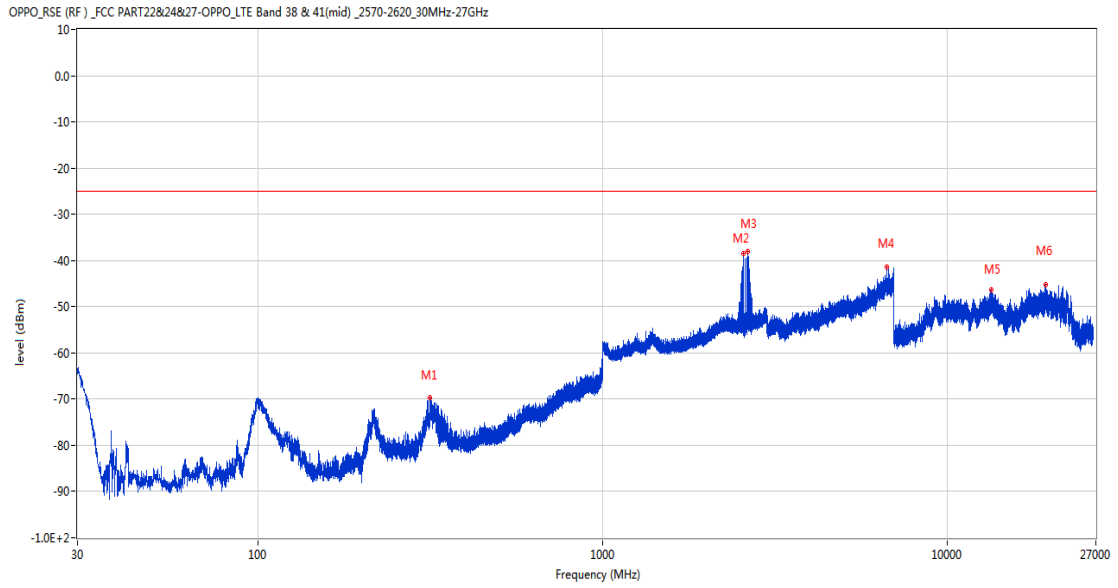
20.4 CA_41C 20MHz+5MHz, 16-QAM, Middle Channel

RSE-H&H CH40595 20M RB1 HIGH CH40712 5M RB2 LOW



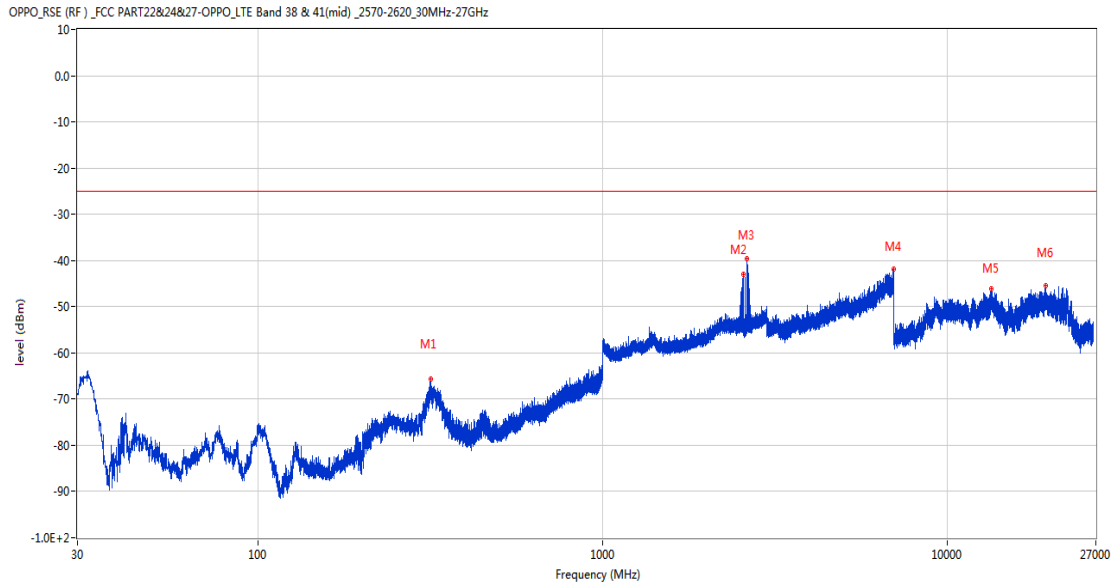
Frequency (MHz)	Result (dBm)	Factor (dB)	PK Limit (dBm)	Over Limit (dB)	Table (o)	ANT	EUT	Verdict
325.074	-62.78	-10.68	-25.0	-37.78	132.00	Horizontal	Horizontal	Pass
1399.700	-55.15	-1.99	-25.0	-30.15	360.00	Horizontal	Horizontal	Pass
2632.400	-35.65	1.93	-25.0	-10.65	145.00	Horizontal	Horizontal	N/A
6978.600	-42.17	13.96	-25.0	-17.17	143.00	Horizontal	Horizontal	Pass
13478.438	-45.58	11.12	-25.0	-20.58	236.00	Horizontal	Horizontal	Pass
19377.426	-45.04	15.19	-25.0	-20.04	228.00	Horizontal	Horizontal	Pass

RSE-H&V CH40595 20M RB1 HIGH CH40712 5M RB2 LOW



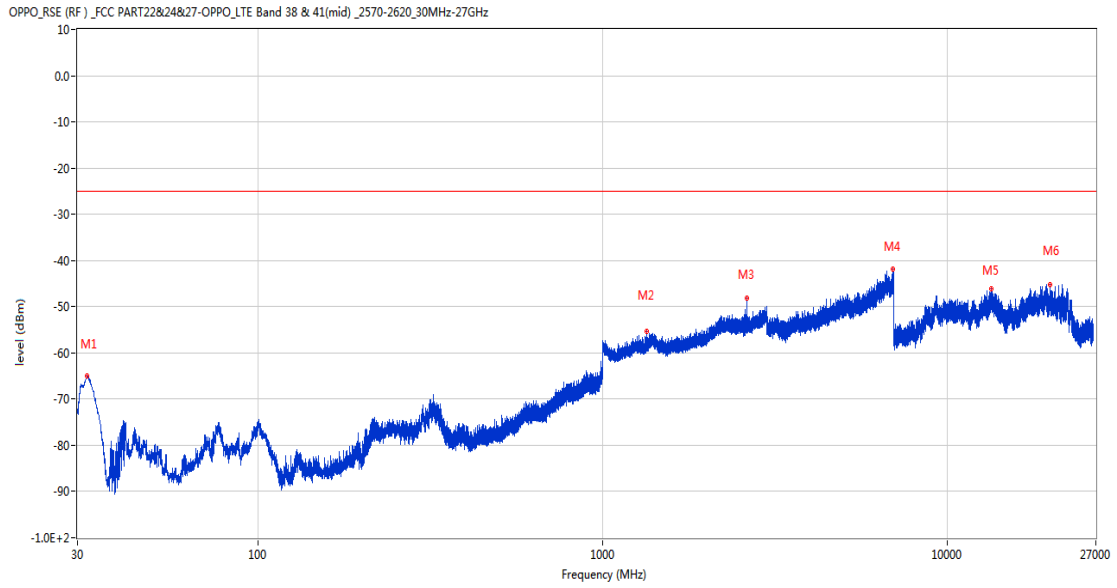
Frequency (MHz)	Result (dBm)	Factor (dB)	PK Limit (dBm)	Over Limit (dB)	Table (o)	ANT	EUT	Verdict
316.247	-69.65	-11.02	-25.0	-44.65	139.00	Horizontal	Vertical	Pass
2559.600	-38.43	1.39	-25.0	-13.43	133.00	Horizontal	Vertical	N/A
2639.000	-38.13	1.78	-25.0	-13.13	355.00	Horizontal	Vertical	N/A
6670.400	-41.38	11.66	-25.0	-16.38	64.00	Horizontal	Vertical	Pass
13415.437	-46.42	10.91	-25.0	-21.42	175.00	Horizontal	Vertical	Pass
19276.700	-45.32	15.06	-25.0	-20.32	288.00	Horizontal	Vertical	Pass

RSE-V&V CH40595 20M RB1 HIGH CH40712 5M RB2 LOW



Frequency (MHz)	Result (dBm)	Factor (dB)	PK Limit (dBm)	Over Limit (dB)	Table (o)	ANT	EUT	Verdict
318.332	-65.76	-11.01	-25.0	-40.76	48.00	Vertical	Vertical	Pass
2562.200	-42.94	1.41	-25.0	-17.94	220.00	Vertical	Vertical	N/A
2631.400	-39.72	2.01	-25.0	-14.72	71.00	Vertical	Vertical	N/A
6998.400	-41.95	13.63	-25.0	-16.95	302.00	Vertical	Vertical	Pass
13401.787	-46.22	10.72	-25.0	-21.22	228.00	Vertical	Vertical	Pass
19339.600	-45.42	15.96	-25.0	-20.42	253.00	Vertical	Vertical	Pass

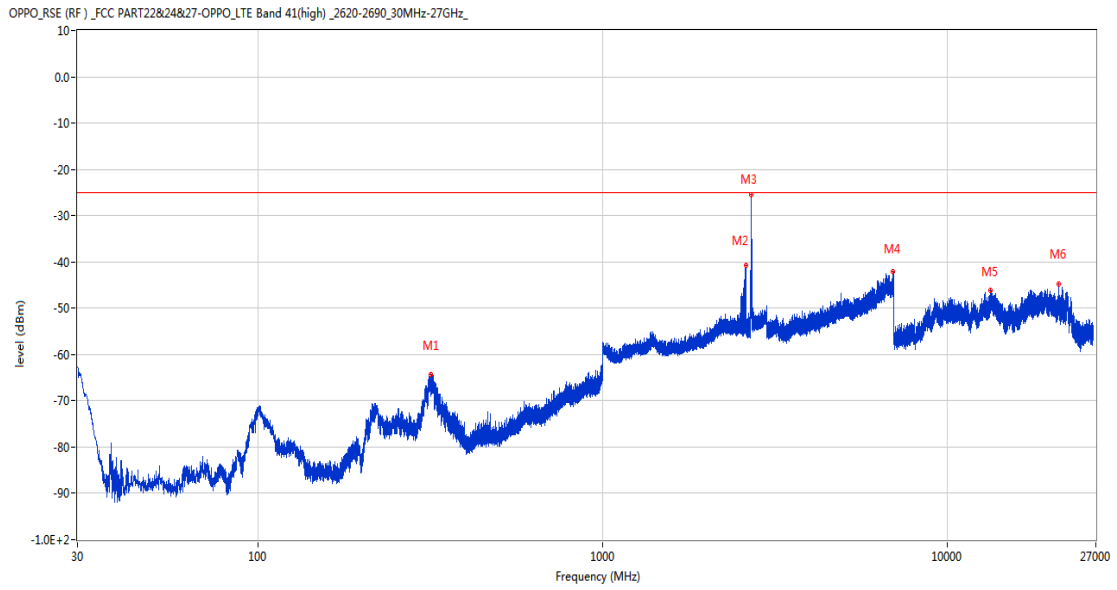
RSE-V&H CH40595 20M RB1 HIGH CH40712 5M RB2 LOW



Frequency (MHz)	Result (dBm)	Factor (dB)	PK Limit (dBm)	Over Limit (dB)	Table (o)	ANT	EUT	Verdict
32.037	-64.91	-16.68	-25.0	-39.91	0.00	Vertical	Horizontal	Pass
1346.300	-55.24	-3.49	-25.0	-30.24	303.00	Vertical	Horizontal	Pass
2627.700	-48.12	2.02	-25.0	-23.12	331.00	Vertical	Horizontal	N/A
6977.000	-41.89	13.80	-25.0	-16.89	45.00	Vertical	Horizontal	Pass
13471.350	-46.23	11.25	-25.0	-21.23	268.00	Vertical	Horizontal	Pass
19912.925	-45.16	16.36	-25.0	-20.16	19.00	Vertical	Horizontal	Pass

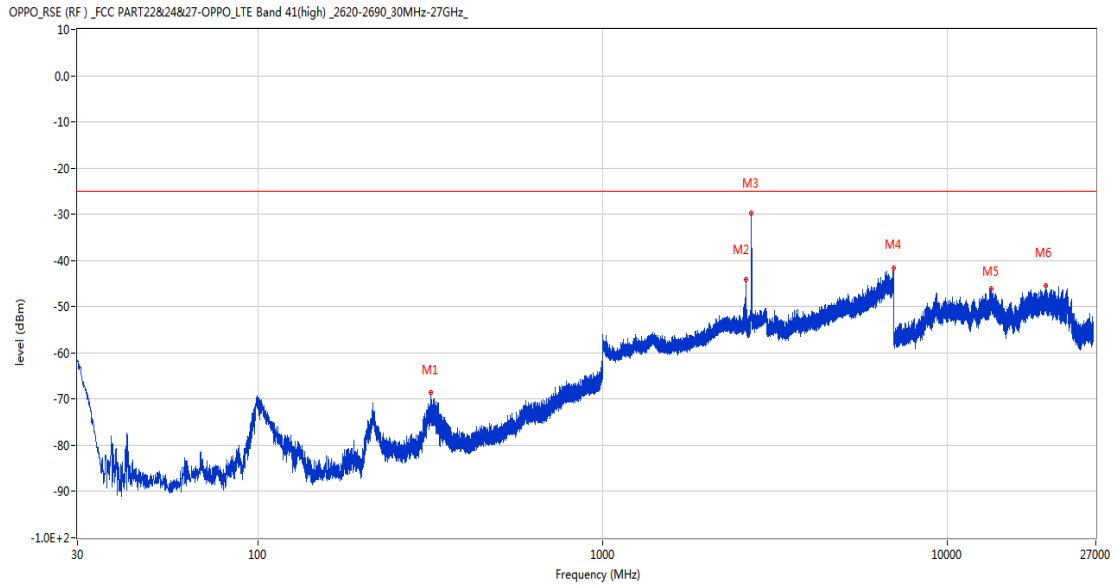
20.5 CA_41C 20MHz+5MHz, QPSK, High Channel

RSE-H&H CH41440 20M RB1 HIGH CH41557 5M RB2 LOW



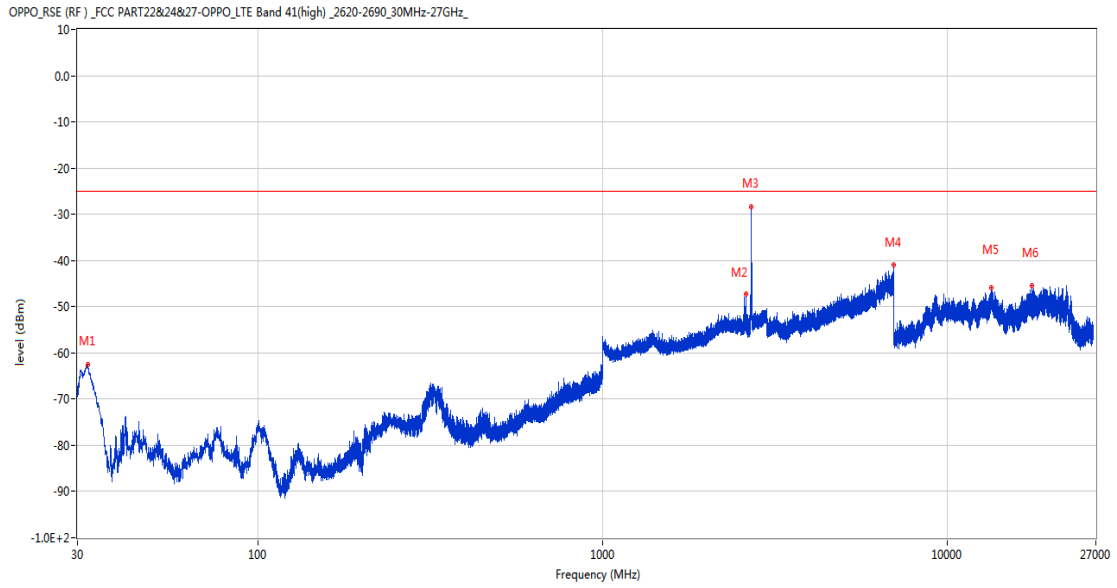
Frequency (MHz)	Result (dBm)	Factor (dB)	PK Limit (dBm)	Over Limit (dB)	Table (o)	ANT	EUT	Verdict
316.878	-64.37	-10.89	-25.0	-39.37	104.00	Horizontal	Horizontal	Pass
2602.200	-40.67	1.32	-25.0	-15.67	182.00	Horizontal	Horizontal	N/A
2699.800	-25.43	2.38	-25.0	-0.43	128.00	Horizontal	Horizontal	N/A
6968.200	-42.12	13.41	-25.0	-17.12	85.00	Horizontal	Horizontal	Pass
13370.287	-46.02	10.88	-25.0	-21.02	359.00	Horizontal	Horizontal	Pass
21014.100	-44.85	14.50	-25.0	-19.85	325.00	Horizontal	Horizontal	Pass

RSE-H&V CH41440 20M RB1 HIGH CH41557 5M RB2 LOW



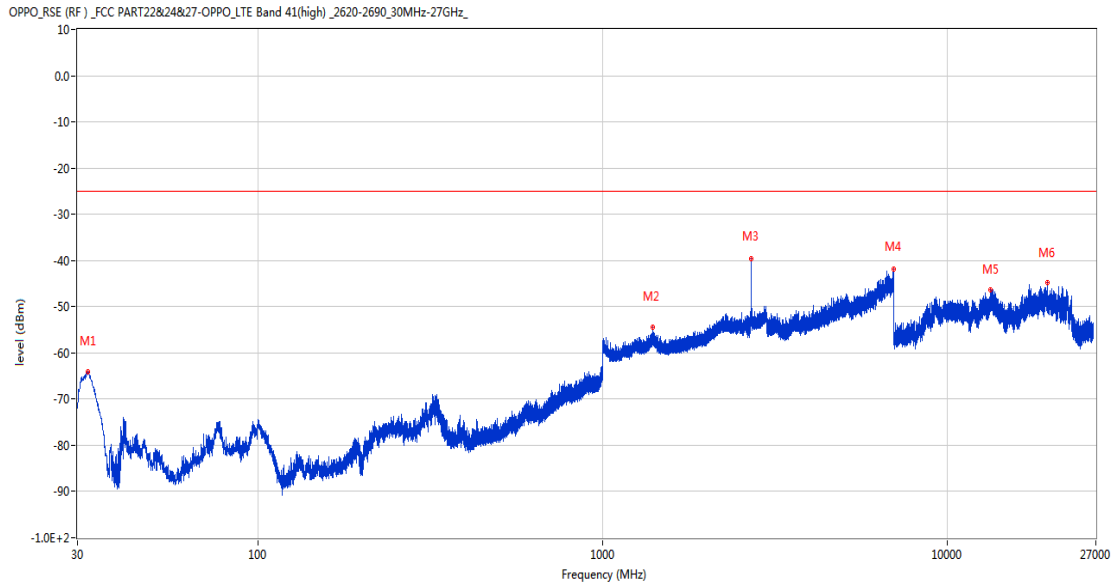
Frequency (MHz)	Result (dBm)	Factor (dB)	PK Limit (dBm)	Over Limit (dB)	Table (o)	ANT	EUT	Verdict
317.993	-68.65	-10.92	-25.0	-43.65	145.00	Horizontal	Vertical	Pass
2602.400	-44.21	1.33	-25.0	-19.21	121.00	Horizontal	Vertical	N/A
2700.400	-29.81	2.39	-25.0	-4.81	362.00	Horizontal	Vertical	N/A
6981.000	-41.63	13.80	-25.0	-16.63	17.00	Horizontal	Vertical	Pass
13410.975	-46.19	10.85	-25.0	-21.19	30.00	Horizontal	Vertical	Pass
19337.050	-45.54	16.00	-25.0	-20.54	295.00	Horizontal	Vertical	Pass

RSE-V&V CH41440 20M RB1 HIGH CH41557 5M RB2 LOW



Frequency (MHz)	Result (dBm)	Factor (dB)	PK Limit (dBm)	Over Limit (dB)	Table (o)	ANT	EUT	Verdict
32.134	-62.45	-16.62	-25.0	-37.45	0.00	Vertical	Vertical	Pass
2608.600	-47.28	1.65	-25.0	-22.28	220.00	Vertical	Vertical	N/A
2698.500	-28.46	2.37	-25.0	-3.46	65.00	Vertical	Vertical	N/A
6991.800	-40.87	13.53	-25.0	-15.87	316.00	Vertical	Vertical	Pass
13458.487	-45.90	11.46	-25.0	-20.90	188.00	Vertical	Vertical	Pass
17580.526	-45.38	8.52	-25.0	-20.38	136.00	Vertical	Vertical	Pass

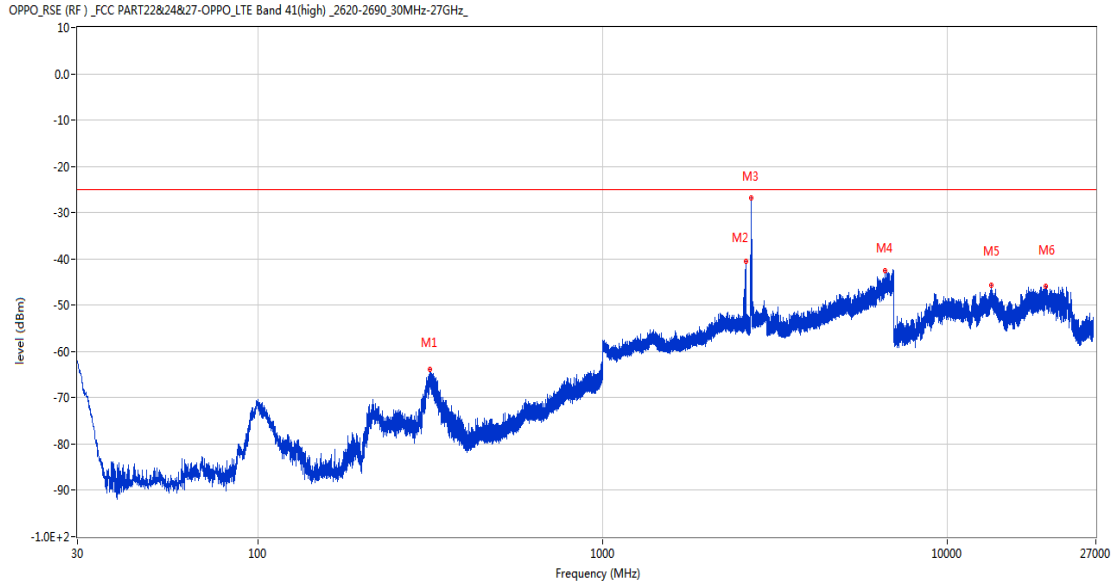
RSE-V&H CH41440 20M RB1 HIGH CH41557 5M RB2 LOW



Frequency (MHz)	Result (dBm)	Factor (dB)	PK Limit (dBm)	Over Limit (dB)	Table (o)	ANT	EUT	Verdict
32.085	-64.03	-16.62	-25.0	-39.03	247.00	Vertical	Horizontal	Pass
1398.800	-54.40	-2.04	-25.0	-29.40	343.00	Vertical	Horizontal	Pass
2696.800	-39.59	2.36	-25.0	-14.59	326.00	Vertical	Horizontal	N/A
6980.000	-41.78	13.84	-25.0	-16.78	118.00	Vertical	Horizontal	Pass
13357.162	-46.32	10.93	-25.0	-21.32	310.00	Vertical	Horizontal	Pass
19505.349	-44.76	14.75	-25.0	-19.76	136.00	Vertical	Horizontal	Pass

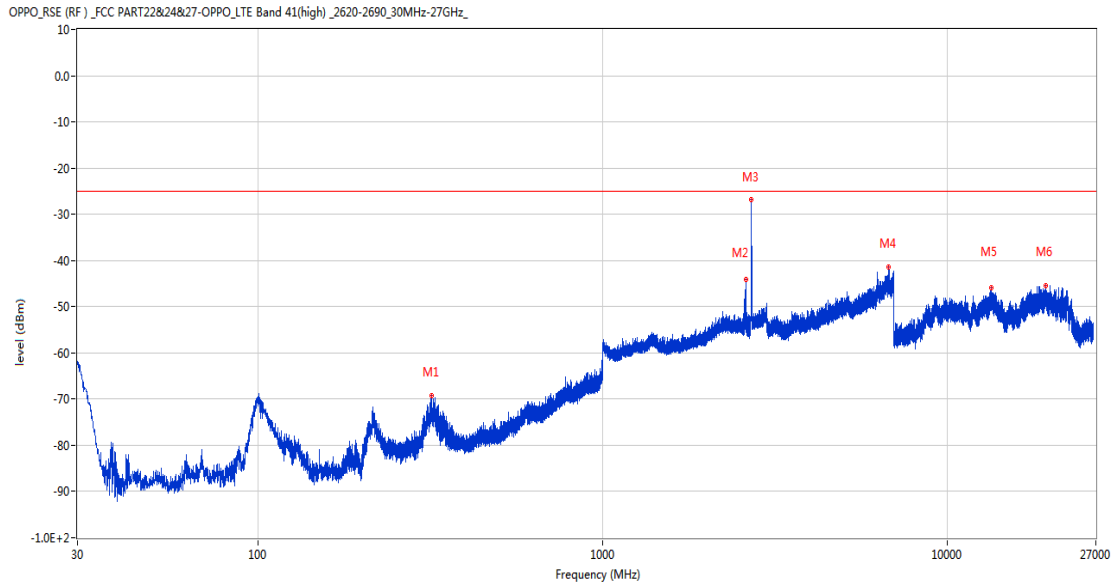
20.6 CA_41C 20MHz+5MHz, 16-QAM, High Channel

RSE-H&H CH41440 20M RB1 HIGH CH41557 5M RB2 LOW



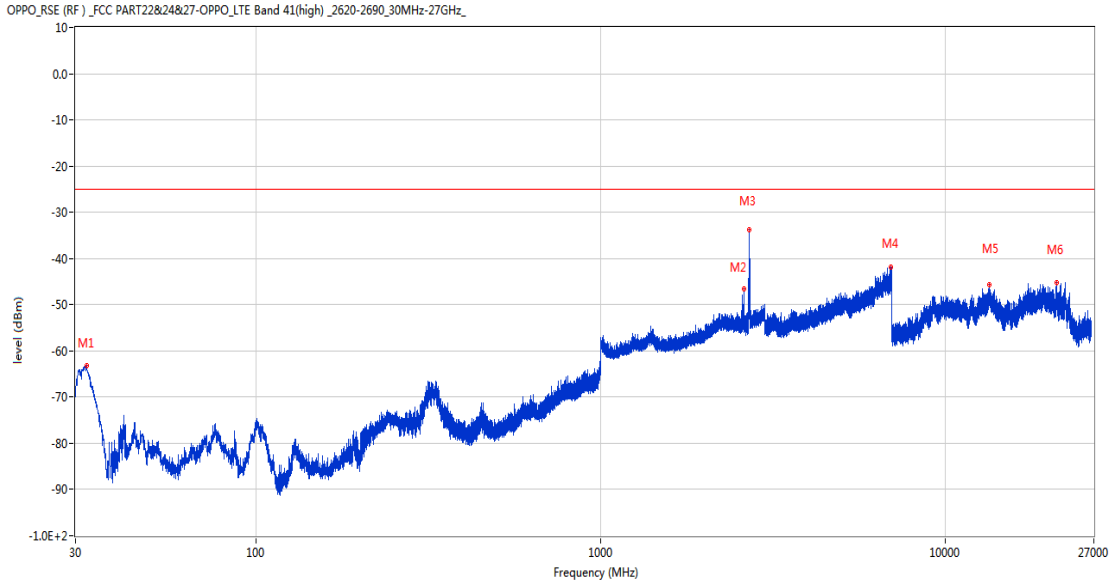
Frequency (MHz)	Result (dBm)	Factor (dB)	PK Limit (dBm)	Over Limit (dB)	Table (o)	ANT	EUT	Verdict
316.102	-63.81	-10.94	-25.0	-38.81	95.00	Horizontal	Horizontal	Pass
2605.500	-40.61	1.62	-25.0	-15.61	167.00	Horizontal	Horizontal	N/A
2697.200	-26.81	2.36	-25.0	-1.81	159.00	Horizontal	Horizontal	N/A
6608.000	-42.53	12.25	-25.0	-17.53	79.00	Horizontal	Horizontal	Pass
13428.037	-45.60	11.11	-25.0	-20.60	73.00	Horizontal	Horizontal	Pass
19324.725	-45.80	16.17	-25.0	-20.80	55.00	Horizontal	Horizontal	Pass

RSE-H&V CH41440 20M RB1 HIGH CH41557 5M RB2 LOW



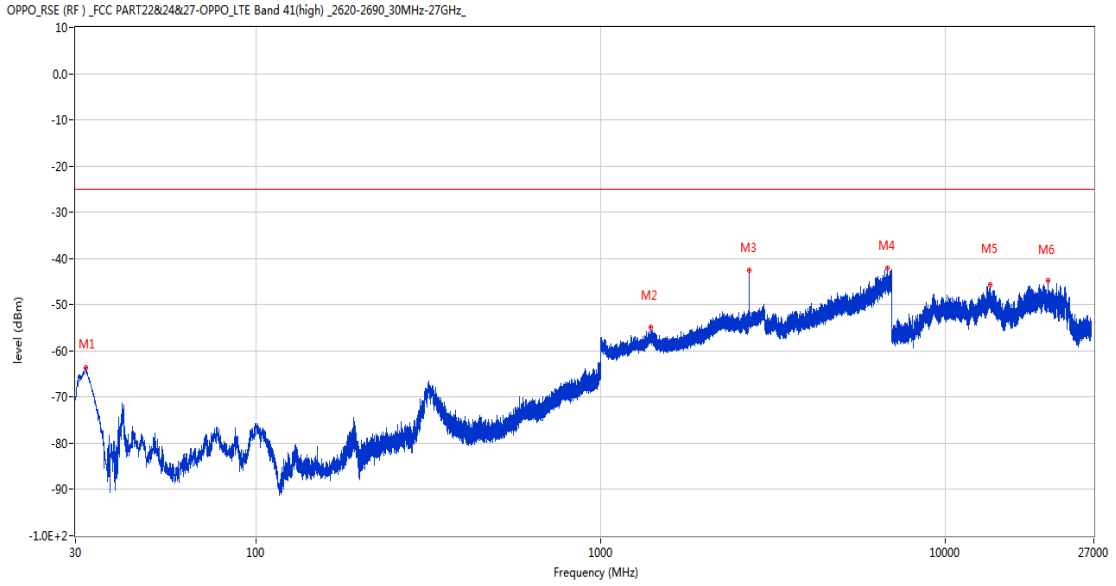
Frequency (MHz)	Result (dBm)	Factor (dB)	PK Limit (dBm)	Over Limit (dB)	Table (o)	ANT	EUT	Verdict
318.769	-69.15	-10.94	-25.0	-44.15	136.00	Horizontal	Vertical	Pass
2608.800	-44.18	1.65	-25.0	-19.18	155.00	Horizontal	Vertical	N/A
2700.000	-26.85	2.38	-25.0	-1.85	129.00	Horizontal	Vertical	N/A
6765.000	-41.42	11.44	-25.0	-16.42	318.00	Horizontal	Vertical	Pass
13466.888	-45.93	11.33	-25.0	-20.93	339.00	Horizontal	Vertical	Pass
19288.177	-45.42	15.26	-25.0	-20.42	0.00	Horizontal	Vertical	Pass

RSE-V&V CH41440 20M RB1 HIGH CH41557 5M RB2 LOW



Frequency (MHz)	Result (dBm)	Factor (dB)	PK Limit (dBm)	Over Limit (dB)	Table (o)	ANT	EUT	Verdict
32.279	-63.25	-16.61	-25.0	-38.25	50.00	Vertical	Vertical	Pass
2604.300	-46.56	1.49	-25.0	-21.56	273.00	Vertical	Vertical	N/A
2697.000	-33.81	2.36	-25.0	-8.81	281.00	Vertical	Vertical	N/A
6973.200	-41.86	13.67	-25.0	-16.86	208.00	Vertical	Vertical	Pass
13466.100	-45.66	11.34	-25.0	-20.66	360.00	Vertical	Vertical	Pass
21029.825	-45.19	14.51	-25.0	-20.19	263.00	Vertical	Vertical	Pass

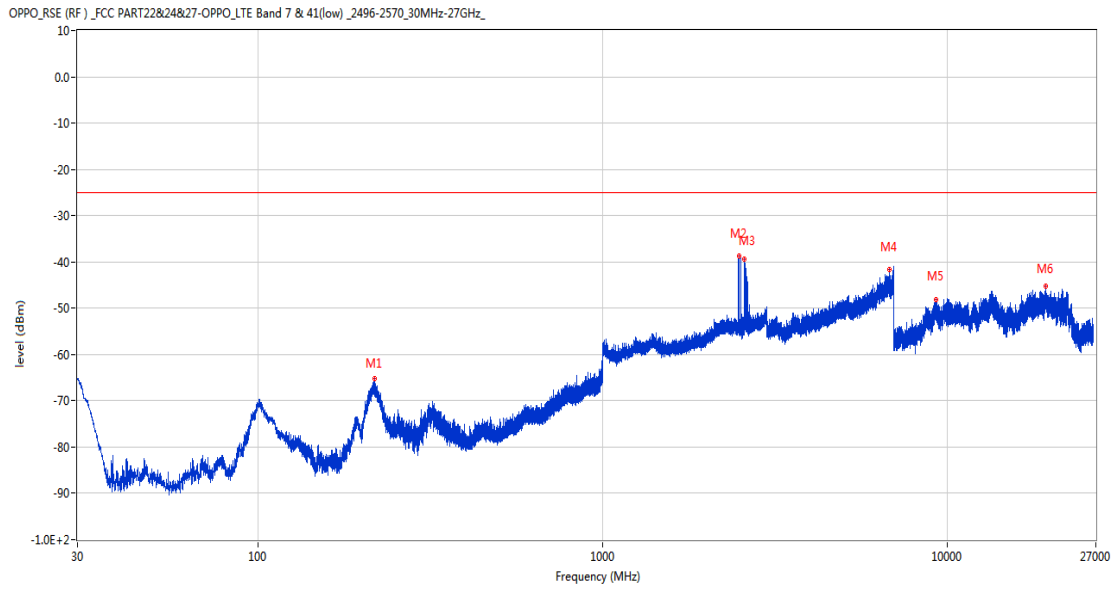
RSE-V&H CH41440 20M RB1 HIGH CH41557 5M RB2 LOW



Frequency (MHz)	Result (dBm)	Factor (dB)	PK Limit (dBm)	Over Limit (dB)	Table (o)	ANT	EUT	Verdict
32.134	-63.70	-16.62	-25.0	-38.70	80.00	Vertical	Horizontal	Pass
1398.300	-54.94	-2.07	-25.0	-29.94	0.00	Vertical	Horizontal	Pass
2698.400	-42.42	2.37	-25.0	-17.42	17.00	Vertical	Horizontal	N/A
6785.800	-42.12	12.19	-25.0	-17.12	172.00	Vertical	Horizontal	Pass
13473.450	-45.70	11.21	-25.0	-20.70	293.00	Vertical	Horizontal	Pass
19876.375	-44.77	15.72	-25.0	-19.77	157.00	Vertical	Horizontal	Pass

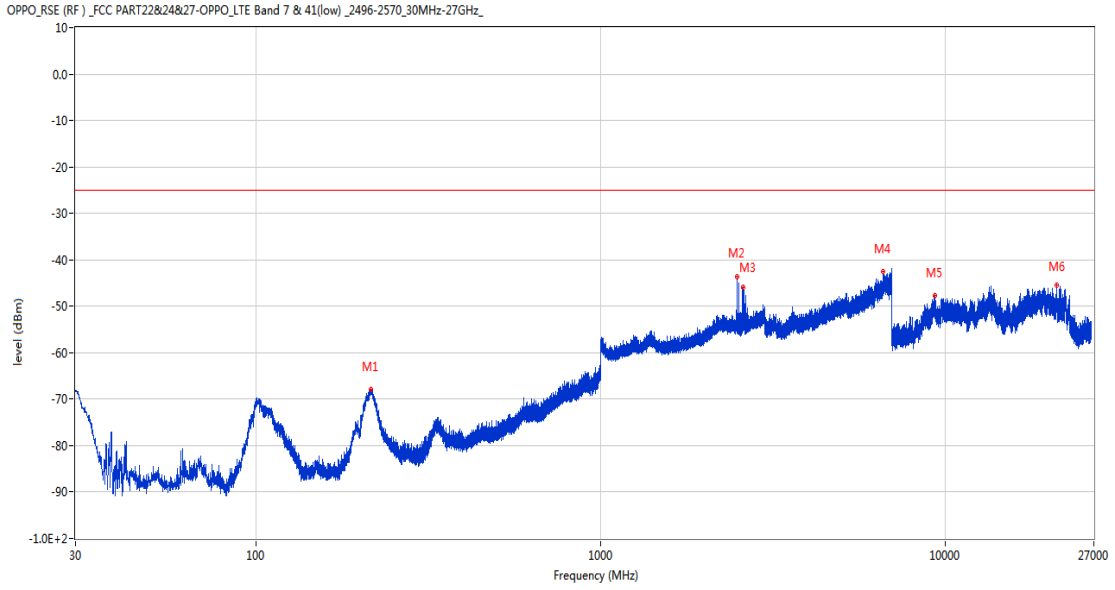
20.7 CA_41C 20MHz+20MHz, QPSK, Low Channel

RSE-H&H CH39750 20M RB1 HIGH CH39948 20M RB2 LOW



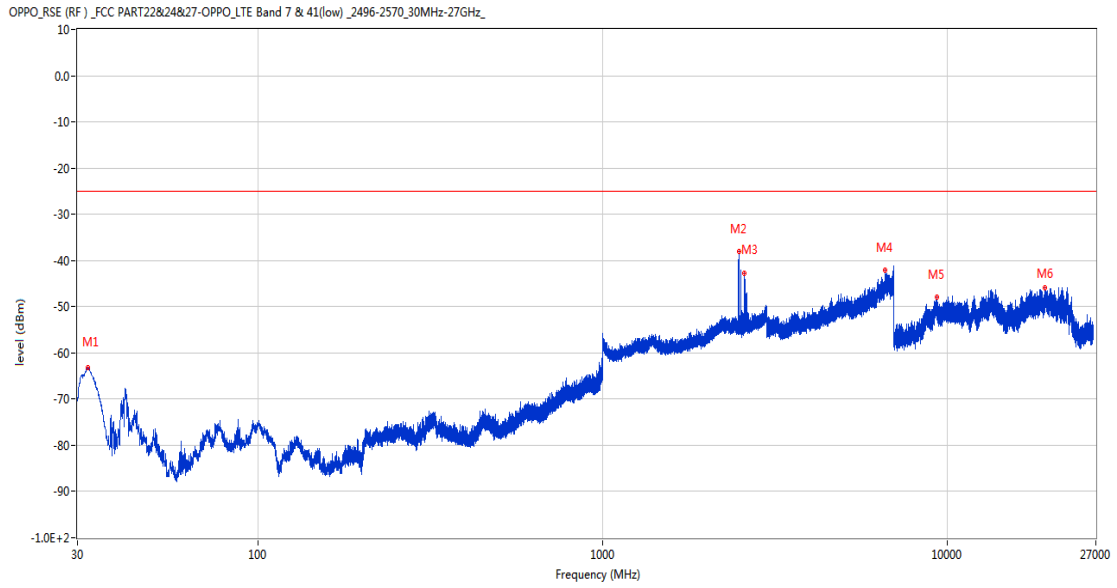
Frequency (MHz)	Result (dBm)	Factor (dB)	PK Limit (dBm)	Over Limit (dB)	Table (o)	ANT	EUT	Verdict
218.132	-65.23	-15.14	-25.0	-40.23	243.00	Horizontal	Horizontal	Pass
2487.000	-38.63	1.61	-25.0	-13.63	168.00	Horizontal	Horizontal	N/A
2580.300	-39.46	2.43	-25.0	-14.46	196.00	Horizontal	Horizontal	N/A
6797.600	-41.66	12.27	-25.0	-16.66	310.00	Horizontal	Horizontal	Pass
9297.700	-48.04	10.15	-25.0	-23.04	216.00	Horizontal	Horizontal	Pass
19284.775	-45.12	15.22	-25.0	-20.12	281.00	Horizontal	Horizontal	Pass

RSE-H&V CH39750 20M RB1 HIGH CH39948 20M RB2 LOW



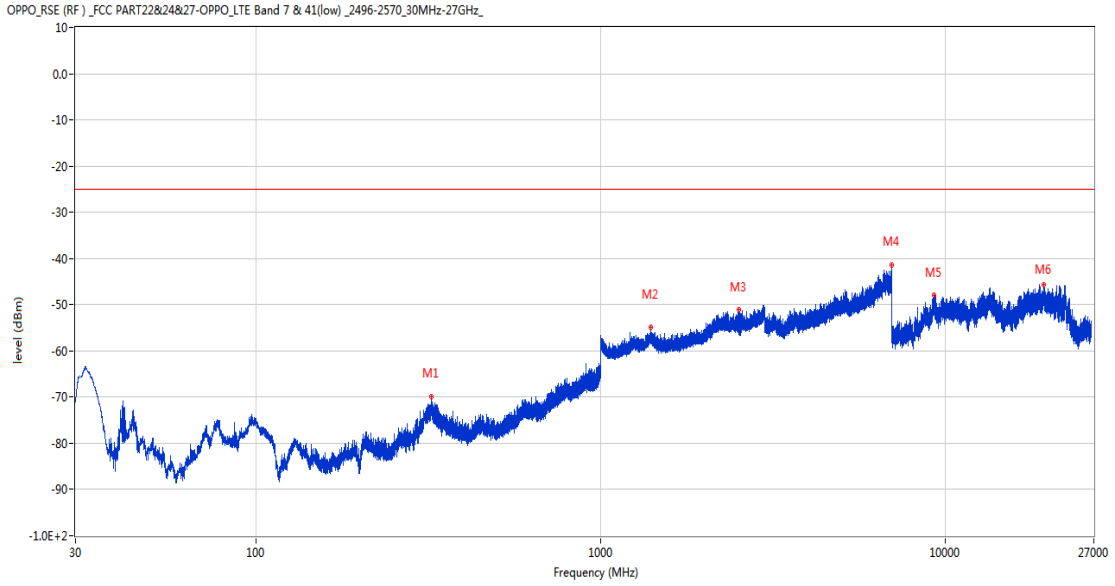
Frequency (MHz)	Result (dBm)	Factor (dB)	PK Limit (dBm)	Over Limit (dB)	Table (o)	ANT	EUT	Verdict
216.192	-67.98	-15.31	-25.0	-42.98	111.00	Horizontal	Vertical	Pass
2485.600	-43.57	1.59	-25.0	-18.57	293.00	Horizontal	Vertical	N/A
2589.600	-45.87	1.31	-25.0	-20.87	351.00	Horizontal	Vertical	N/A
6607.400	-42.53	12.25	-25.0	-17.53	162.00	Horizontal	Vertical	Pass
9324.724	-47.59	9.67	-25.0	-22.59	363.00	Horizontal	Vertical	Pass
21035.350	-45.42	14.51	-25.0	-20.42	360.00	Horizontal	Vertical	Pass

RSE-V&V CH39750 20M RB1 HIGH CH39948 20M RB2 LOW



Frequency (MHz)	Result (dBm)	Factor (dB)	PK Limit (dBm)	Over Limit (dB)	Table (o)	ANT	EUT	Verdict
32.182	-63.24	-16.61	-25.0	-38.24	-3.00	Vertical	Vertical	Pass
2485.600	-38.13	1.59	-25.0	-13.13	260.00	Vertical	Vertical	N/A
2577.400	-42.75	2.45	-25.0	-17.75	260.00	Vertical	Vertical	N/A
6608.600	-42.11	12.25	-25.0	-17.11	257.00	Vertical	Vertical	Pass
9314.088	-48.03	10.00	-25.0	-23.03	343.00	Vertical	Vertical	Pass
19256.726	-45.89	14.39	-25.0	-20.89	268.00	Vertical	Vertical	Pass

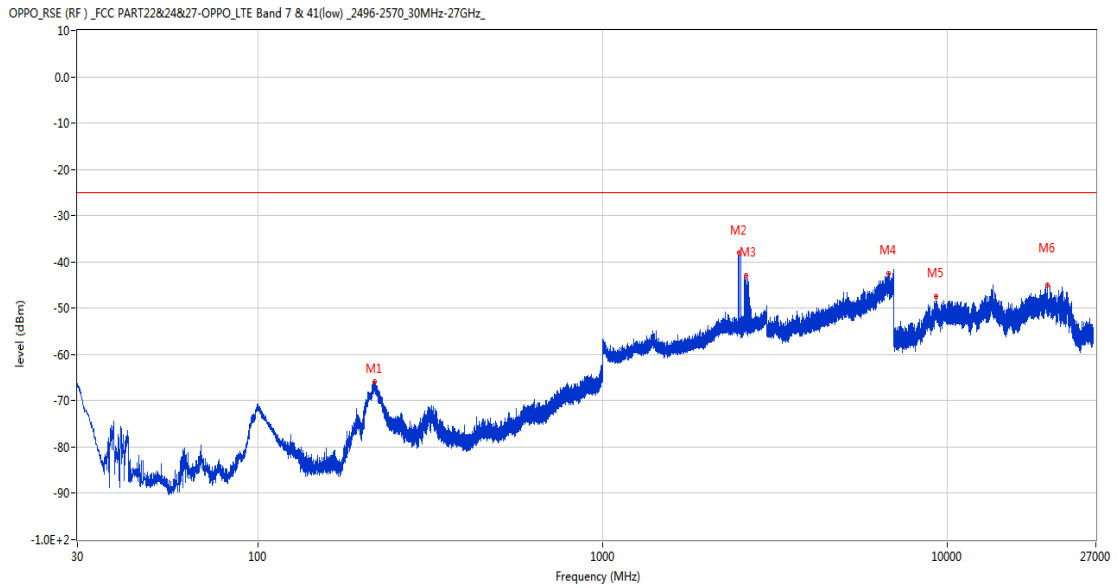
RSE-V&H CH39750 20M RB1 HIGH CH39948 20M RB2 LOW



Frequency (MHz)	Result (dBm)	Factor (dB)	PK Limit (dBm)	Over Limit (dB)	Table (o)	ANT	EUT	Verdict
322.988	-69.92	-10.76	-25.0	-44.92	152.00	Vertical	Horizontal	Pass
1401.200	-54.92	-2.24	-25.0	-29.92	359.00	Vertical	Horizontal	Pass
2515.400	-51.14	1.87	-25.0	-26.14	198.00	Vertical	Horizontal	N/A
6987.000	-41.49	13.69	-25.0	-16.49	162.00	Vertical	Horizontal	Pass
9302.875	-48.01	10.18	-25.0	-23.01	225.00	Vertical	Horizontal	Pass
19373.175	-45.72	15.24	-25.0	-20.72	363.00	Vertical	Horizontal	Pass

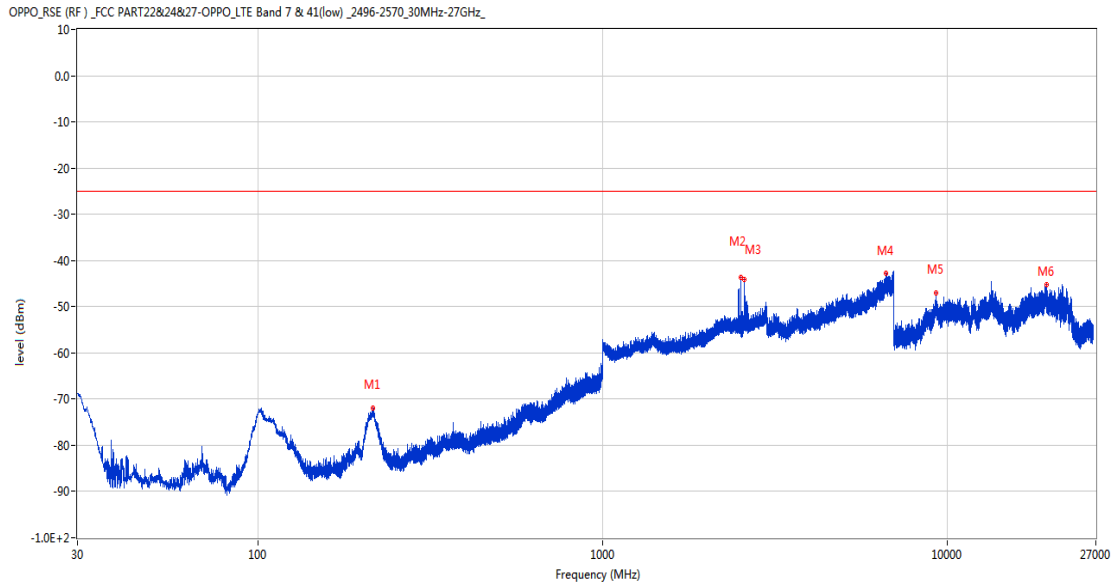
20.8 CA_41C 20MHz+20MHz, 16-QAM, Low Channel

RSE-H&H CH39750 20M RB1 HIGH CH39948 20M RB2 LOW



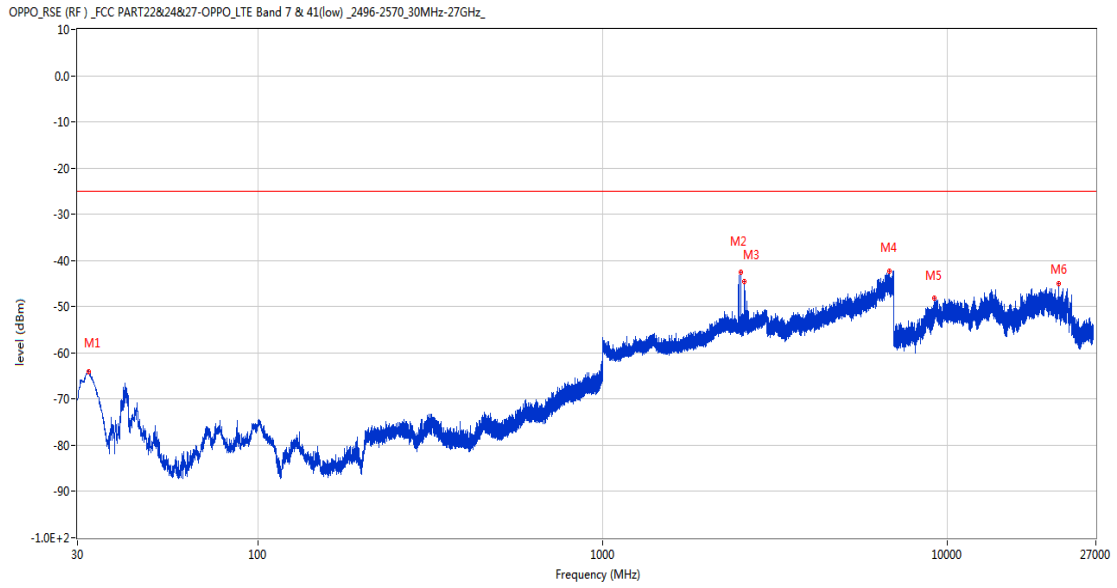
Frequency (MHz)	Result (dBm)	Factor (dB)	PK Limit (dBm)	Over Limit (dB)	Table (o)	ANT	EUT	Verdict
218.277	-65.82	-15.13	-25.0	-40.82	200.00	Horizontal	Horizontal	Pass
2489.400	-37.98	1.65	-25.0	-12.98	203.00	Horizontal	Horizontal	N/A
2612.000	-43.05	1.31	-25.0	-18.05	182.00	Horizontal	Horizontal	N/A
6775.400	-42.43	11.77	-25.0	-17.43	335.00	Horizontal	Horizontal	Pass
9300.862	-47.47	10.22	-25.0	-22.47	360.00	Horizontal	Horizontal	Pass
19513.000	-44.97	14.41	-25.0	-19.97	314.00	Horizontal	Horizontal	Pass

RSE-H&V CH39750 20M RB1 HIGH CH39948 20M RB2 LOW



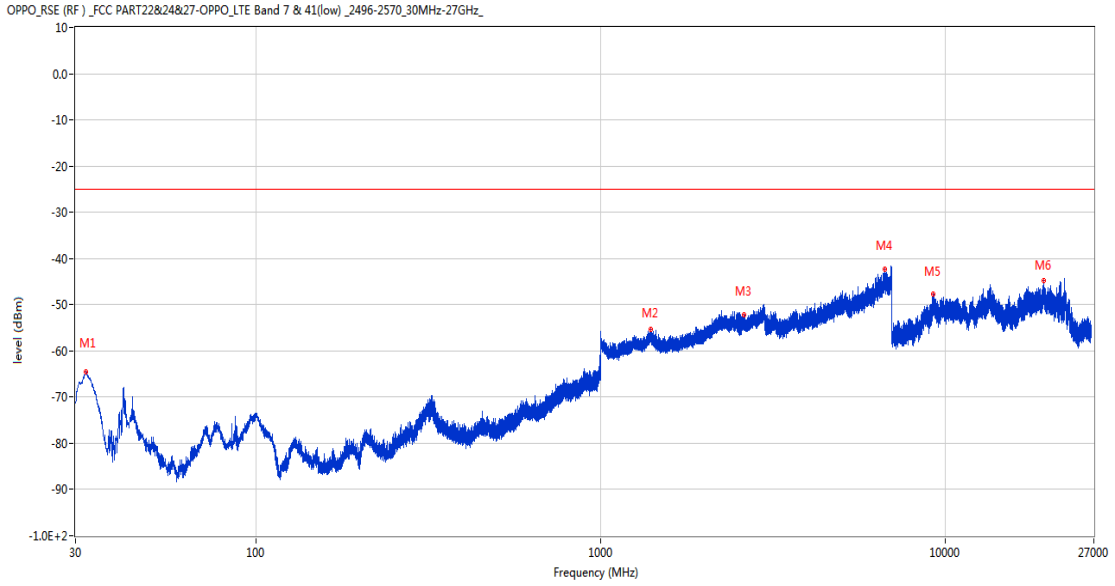
Frequency (MHz)	Result (dBm)	Factor (dB)	PK Limit (dBm)	Over Limit (dB)	Table (o)	ANT	EUT	Verdict
215.416	-71.85	-15.41	-25.0	-46.85	0.00	Horizontal	Vertical	Pass
2515.300	-43.58	1.87	-25.0	-18.58	158.00	Horizontal	Vertical	N/A
2578.700	-44.15	2.47	-25.0	-19.15	259.00	Horizontal	Vertical	N/A
6649.400	-42.77	11.77	-25.0	-17.77	1.00	Horizontal	Vertical	Pass
9289.938	-47.10	9.86	-25.0	-22.10	363.00	Horizontal	Vertical	Pass
19382.950	-45.32	15.04	-25.0	-20.32	93.00	Horizontal	Vertical	Pass

RSE-V&V CH39750 20M RB1 HIGH CH39948 20M RB2 LOW



Frequency (MHz)	Result (dBm)	Factor (dB)	PK Limit (dBm)	Over Limit (dB)	Table (o)	ANT	EUT	Verdict
32.279	-64.08	-16.61	-25.0	-39.08	-3.00	Vertical	Vertical	Pass
2515.400	-42.51	1.87	-25.0	-17.51	271.00	Vertical	Vertical	N/A
2578.300	-44.54	2.47	-25.0	-19.54	236.00	Vertical	Vertical	N/A
6780.600	-42.25	11.91	-25.0	-17.25	131.00	Vertical	Vertical	Pass
9176.375	-48.22	8.46	-25.0	-23.22	39.00	Vertical	Vertical	Pass
21039.600	-44.98	14.51	-25.0	-19.98	363.00	Vertical	Vertical	Pass

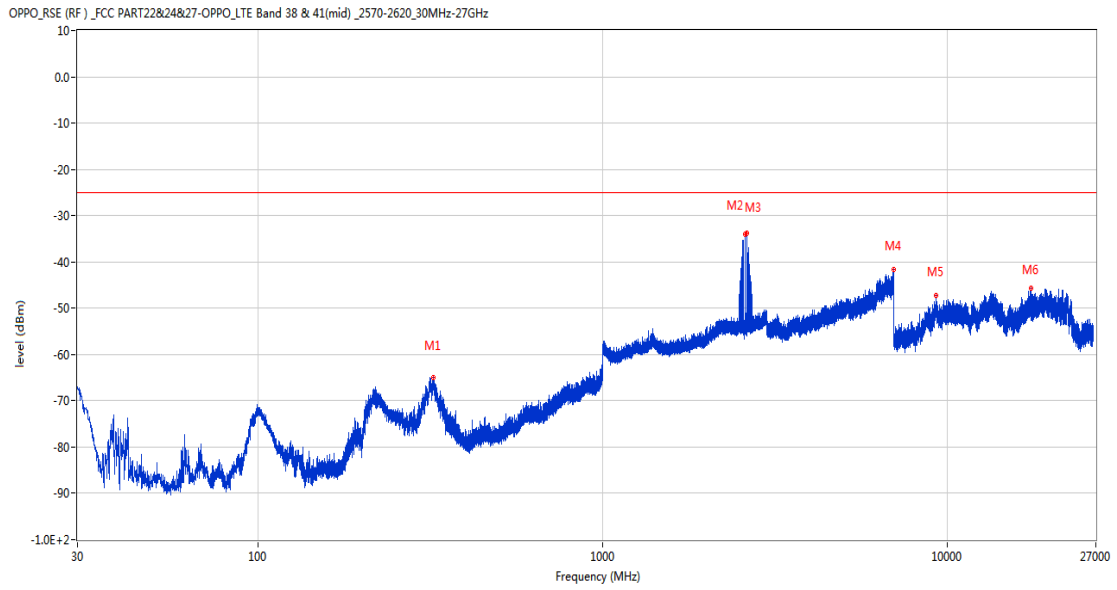
RSE-V&H CH39750 20M RB1 HIGH CH39948 20M RB2 LOW



Frequency (MHz)	Result (dBm)	Factor (dB)	PK Limit (dBm)	Over Limit (dB)	Table (o)	ANT	EUT	Verdict
32.231	-64.61	-16.61	-25.0	-39.61	56.00	Vertical	Horizontal	Pass
1397.600	-55.39	-2.15	-25.0	-30.39	39.00	Vertical	Horizontal	Pass
2610.800	-52.22	1.29	-25.0	-27.22	148.00	Vertical	Horizontal	N/A
6681.600	-42.27	11.81	-25.0	-17.27	120.00	Vertical	Horizontal	Pass
9216.338	-47.69	9.24	-25.0	-22.69	360.00	Vertical	Horizontal	Pass
19285.625	-44.79	15.23	-25.0	-19.79	363.00	Vertical	Horizontal	Pass

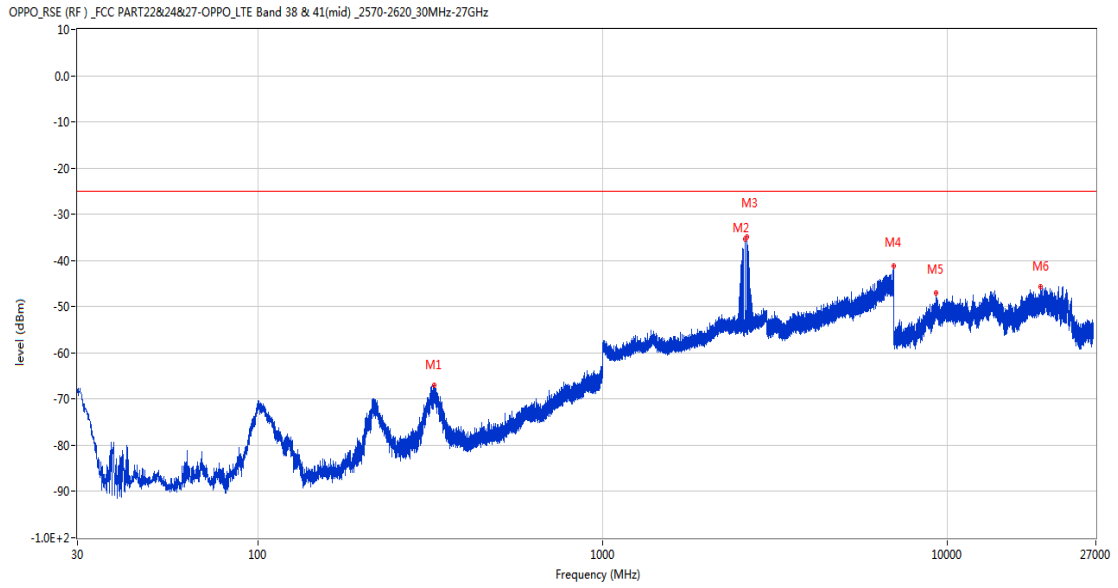
20.9 CA_41C 20MHz+20MHz, QPSK, Middle Channel

RSE-H&H CH40521 20M RB1 HIGH CH40719 20M RB2 LOW



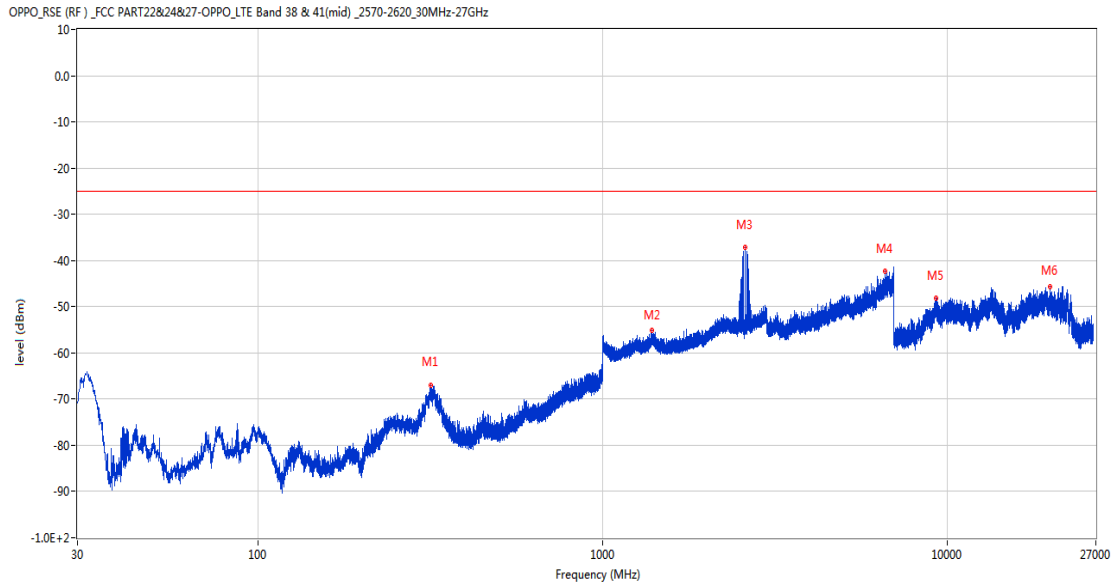
Frequency (MHz)	Result (dBm)	Factor (dB)	PK Limit (dBm)	Over Limit (dB)	Table (o)	ANT	EUT	Verdict
324.056	-65.09	-10.70	-25.0	-40.09	260.00	Horizontal	Horizontal	Pass
2592.300	-34.04	1.71	-25.0	-9.04	144.00	Horizontal	Horizontal	N/A
2632.000	-33.83	1.96	-25.0	-8.83	210.00	Horizontal	Horizontal	N/A
6981.400	-41.69	13.83	-25.0	-16.69	226.00	Horizontal	Horizontal	Pass
9283.900	-47.19	9.64	-25.0	-22.19	102.00	Horizontal	Horizontal	Pass
17473.425	-45.58	9.00	-25.0	-20.58	180.00	Horizontal	Horizontal	Pass

RSE-H&V CH40521 20M RB1 HIGH CH40719 20M RB2 LOW



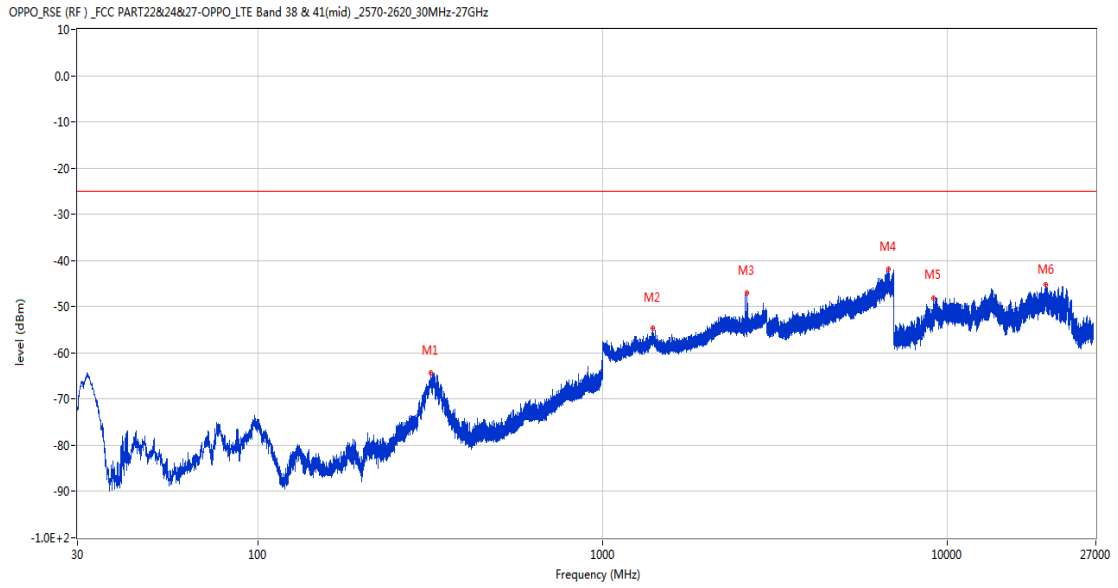
Frequency (MHz)	Result (dBm)	Factor (dB)	PK Limit (dBm)	Over Limit (dB)	Table (o)	ANT	EUT	Verdict
325.996	-67.04	-10.64	-25.0	-42.04	165.00	Horizontal	Vertical	Pass
2592.400	-35.38	1.71	-25.0	-10.38	151.00	Horizontal	Vertical	N/A
2630.700	-34.82	2.04	-25.0	-9.82	5.00	Horizontal	Vertical	N/A
6988.000	-41.24	13.58	-25.0	-16.24	230.00	Horizontal	Vertical	Pass
9307.187	-47.00	10.11	-25.0	-22.00	108.00	Horizontal	Vertical	Pass
18692.323	-45.69	12.37	-25.0	-20.69	98.00	Horizontal	Vertical	Pass

RSE-V&V CH40521 20M RB1 HIGH CH40719 20M RB2 LOW



Frequency (MHz)	Result (dBm)	Factor (dB)	PK Limit (dBm)	Over Limit (dB)	Table (o)	ANT	EUT	Verdict
316.780	-66.96	-11.00	-25.0	-41.96	25.00	Vertical	Vertical	Pass
1394.100	-55.17	-2.35	-25.0	-30.17	30.00	Vertical	Vertical	Pass
2592.500	-37.10	1.71	-25.0	-12.10	274.00	Vertical	Vertical	N/A
6612.000	-42.22	12.34	-25.0	-17.22	145.00	Vertical	Vertical	Pass
9285.049	-48.15	9.69	-25.0	-23.15	305.00	Vertical	Vertical	Pass
19929.074	-45.60	16.04	-25.0	-20.60	268.00	Vertical	Vertical	Pass

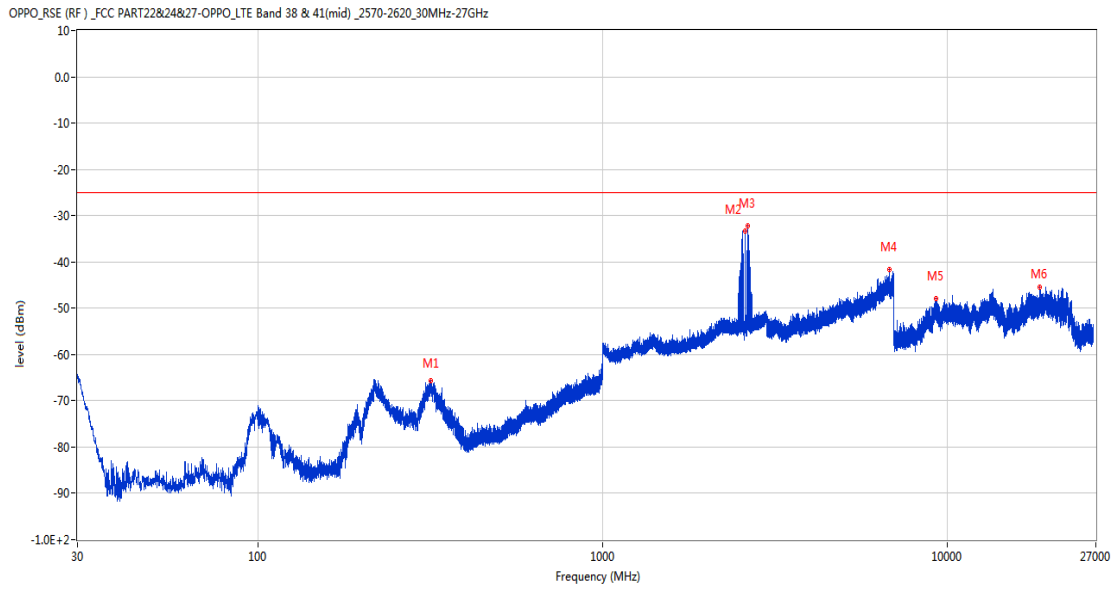
RSE-V&H CH40521 20M RB1 HIGH CH40719 20M RB2 LOW



Frequency (MHz)	Result (dBm)	Factor (dB)	PK Limit (dBm)	Over Limit (dB)	Table (o)	ANT	EUT	Verdict
318.138	-64.34	-11.01	-25.0	-39.34	129.00	Vertical	Horizontal	Pass
1397.500	-54.58	-2.12	-25.0	-29.58	76.00	Vertical	Horizontal	Pass
2630.300	-47.11	2.04	-25.0	-22.11	54.00	Vertical	Horizontal	N/A
6755.400	-41.81	11.70	-25.0	-16.81	147.00	Vertical	Horizontal	Pass
9116.862	-48.17	8.19	-25.0	-23.17	362.00	Vertical	Horizontal	Pass
19272.450	-45.21	14.92	-25.0	-20.21	200.00	Vertical	Horizontal	Pass

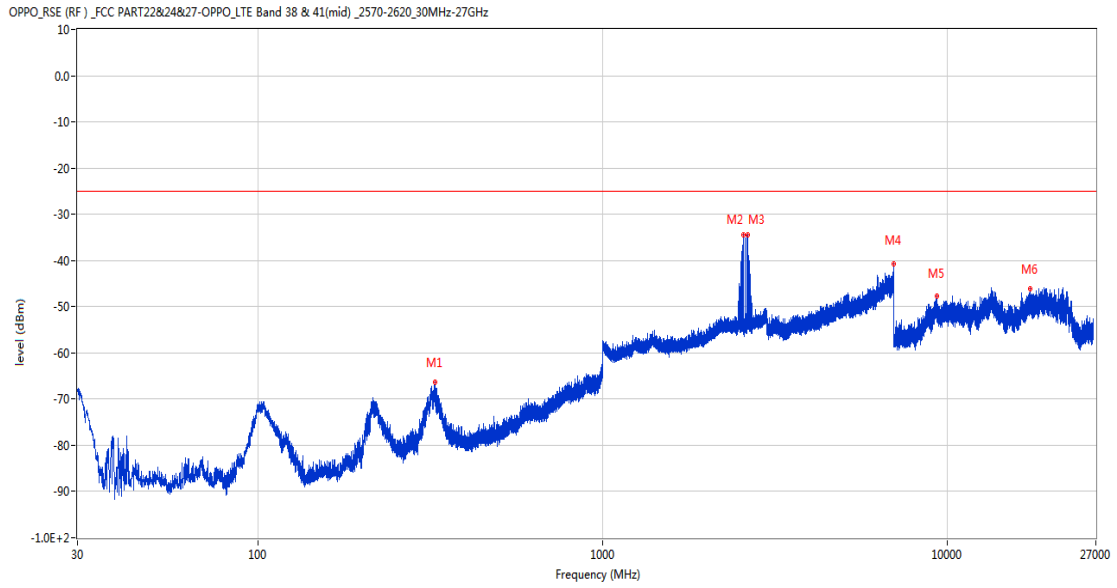
20.10 CA_41C 20MHz+20MHz, 16-QAM, Middle Channel

RSE-H&H CH40521 20M RB1 HIGH CH40719 20M RB2 LOW



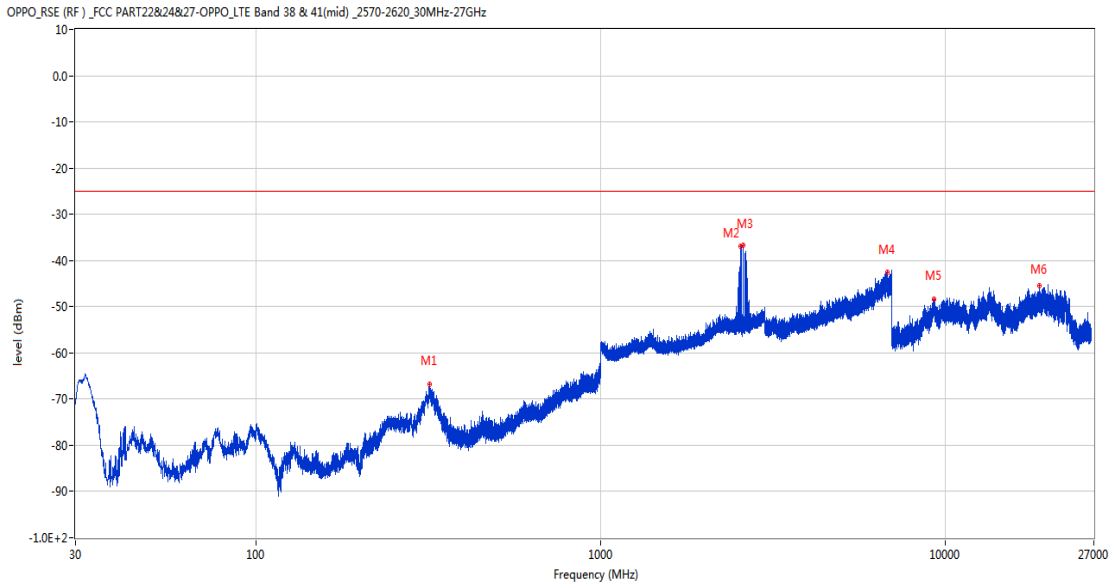
Frequency (MHz)	Result (dBm)	Factor (dB)	PK Limit (dBm)	Over Limit (dB)	Table (o)	ANT	EUT	Verdict
317.944	-65.75	-11.01	-25.0	-40.75	266.00	Horizontal	Horizontal	Pass
2592.400	-33.33	1.71	-25.0	-8.33	135.00	Horizontal	Horizontal	N/A
2633.500	-32.12	1.87	-25.0	-7.12	205.00	Horizontal	Horizontal	N/A
6782.400	-41.70	12.08	-25.0	-16.70	66.00	Horizontal	Horizontal	Pass
9292.237	-47.92	9.95	-25.0	-22.92	363.00	Horizontal	Horizontal	Pass
18576.300	-45.55	11.13	-25.0	-20.55	294.00	Horizontal	Horizontal	Pass

RSE-H&V CH40521 20M RB1 HIGH CH40719 20M RB2 LOW



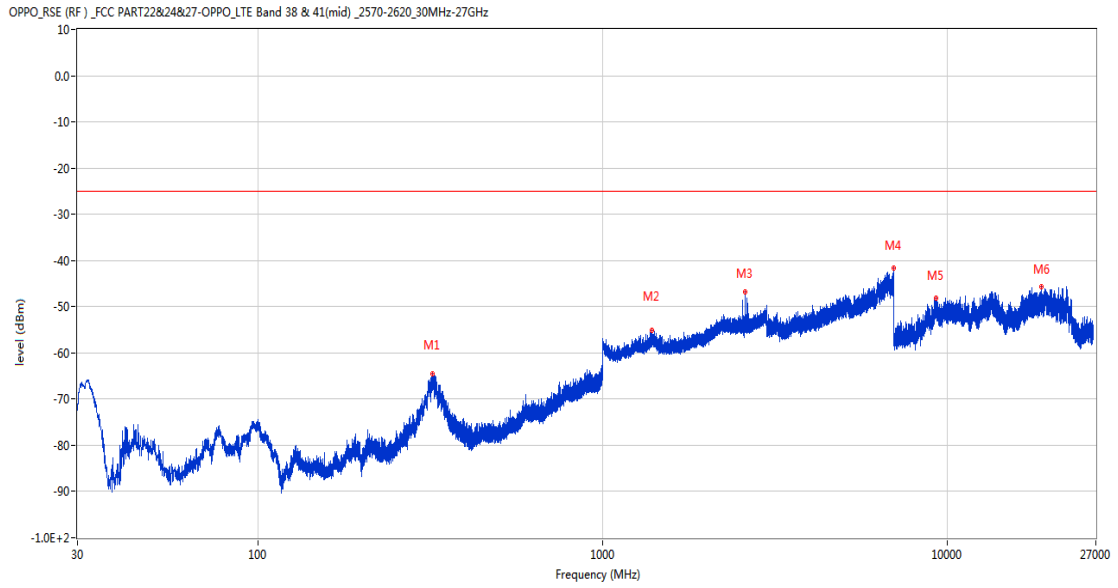
Frequency (MHz)	Result (dBm)	Factor (dB)	PK Limit (dBm)	Over Limit (dB)	Table (o)	ANT	EUT	Verdict
326.626	-66.44	-10.61	-25.0	-41.44	168.00	Horizontal	Vertical	Pass
2557.500	-34.41	1.28	-25.0	-9.41	28.00	Horizontal	Vertical	N/A
2634.500	-34.47	1.86	-25.0	-9.47	6.00	Horizontal	Vertical	N/A
6982.800	-40.71	13.92	-25.0	-15.71	1.00	Horizontal	Vertical	Pass
9321.275	-47.78	9.84	-25.0	-22.78	99.00	Horizontal	Vertical	Pass
17457.938	-46.18	9.07	-25.0	-21.18	328.00	Horizontal	Vertical	Pass

RSE-V&V CH40521 20M RB1 HIGH CH40719 20M RB2 LOW



Frequency (MHz)	Result (dBm)	Factor (dB)	PK Limit (dBm)	Over Limit (dB)	Table (o)	ANT	EUT	Verdict
319.060	-66.66	-11.02	-25.0	-41.66	25.00	Vertical	Vertical	Pass
2555.000	-36.99	1.31	-25.0	-11.99	289.00	Vertical	Vertical	N/A
2592.400	-36.64	1.71	-25.0	-11.64	252.00	Vertical	Vertical	N/A
6808.400	-42.49	12.15	-25.0	-17.49	68.00	Vertical	Vertical	Pass
9294.825	-48.40	10.04	-25.0	-23.40	295.00	Vertical	Vertical	Pass
18762.449	-45.40	12.80	-25.0	-20.40	334.00	Vertical	Vertical	Pass

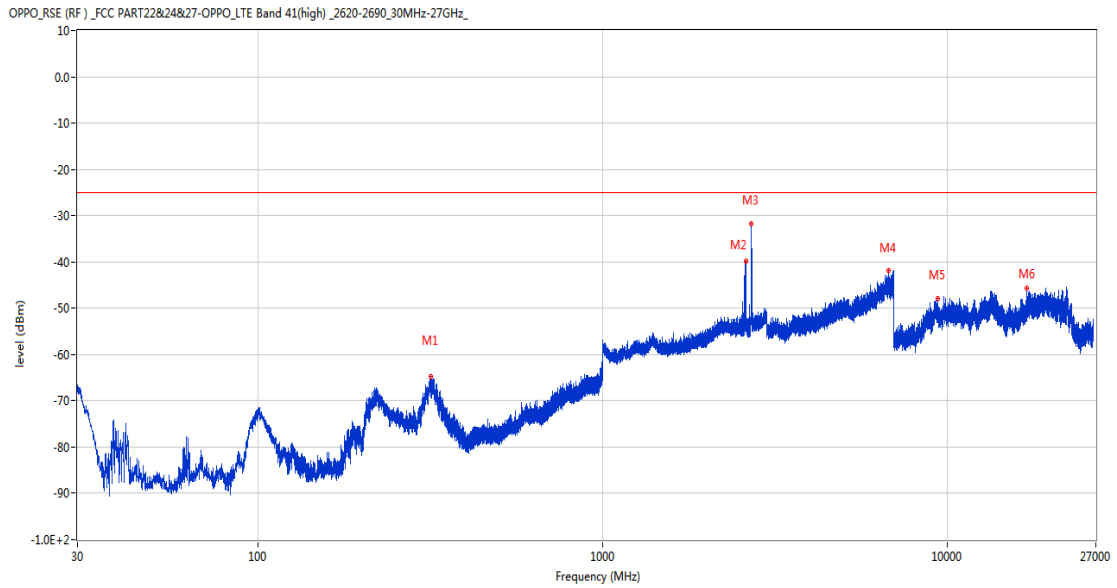
RSE-V&H CH40521 20M RB1 HIGH CH40719 20M RB2 LOW



Frequency (MHz)	Result (dBm)	Factor (dB)	PK Limit (dBm)	Over Limit (dB)	Table (o)	ANT	EUT	Verdict
321.388	-64.53	-10.79	-25.0	-39.53	149.00	Vertical	Horizontal	Pass
1391.900	-55.15	-2.39	-25.0	-30.15	324.00	Vertical	Horizontal	Pass
2592.400	-46.72	1.71	-25.0	-21.72	55.00	Vertical	Horizontal	N/A
6985.600	-41.72	13.70	-25.0	-16.72	285.00	Vertical	Horizontal	Pass
9293.963	-48.25	10.01	-25.0	-23.25	106.00	Vertical	Horizontal	Pass
18742.901	-45.65	12.93	-25.0	-20.65	217.00	Vertical	Horizontal	Pass

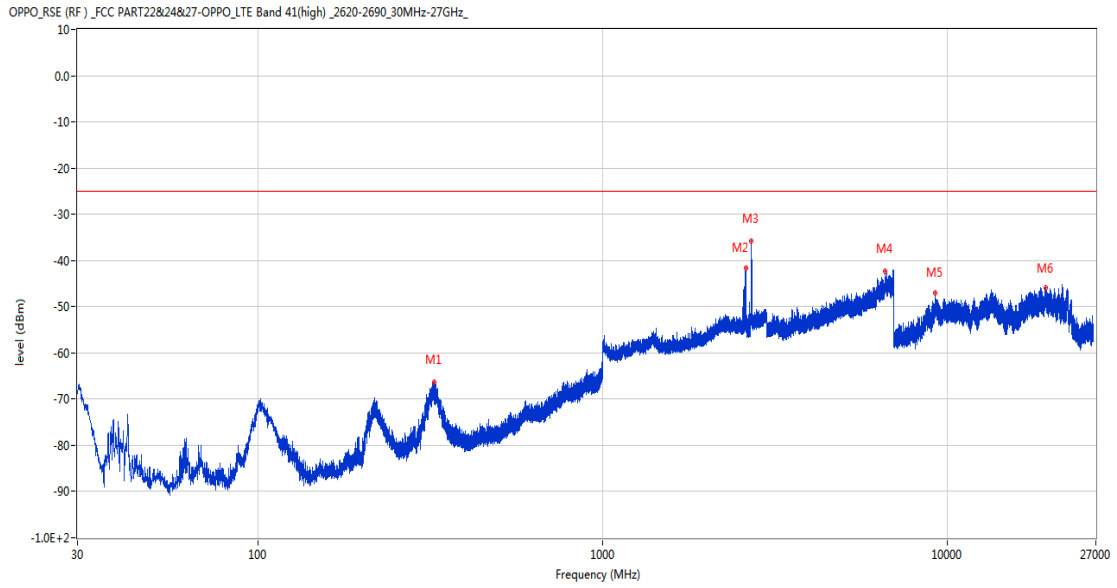
20.11 CA_41C 20MHz+20MHz, QPSK, High Channel

RSE-H&H CH41292 20M RB1 HIGH CH41490 20M RB2 LOW



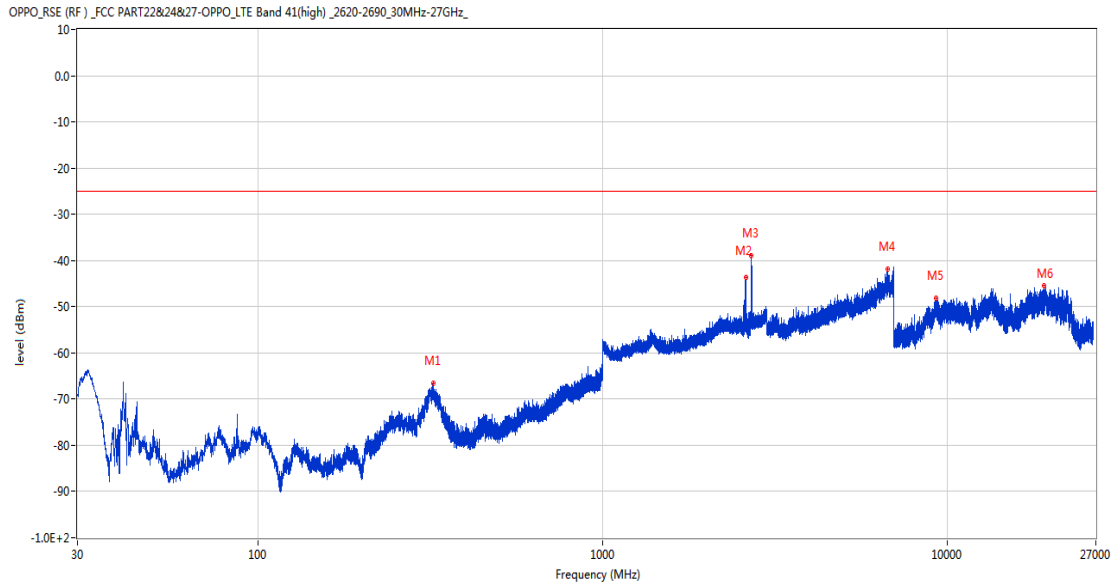
Frequency (MHz)	Result (dBm)	Factor (dB)	PK Limit (dBm)	Over Limit (dB)	Table (o)	ANT	EUT	Verdict
317.266	-64.85	-10.90	-25.0	-39.85	116.00	Horizontal	Horizontal	Pass
2607.300	-39.91	1.64	-25.0	-14.91	163.00	Horizontal	Horizontal	N/A
2701.100	-31.69	2.41	-25.0	-6.69	140.00	Horizontal	Horizontal	N/A
6776.800	-41.95	11.86	-25.0	-16.95	309.00	Horizontal	Horizontal	Pass
9378.487	-47.84	9.24	-25.0	-22.84	303.00	Horizontal	Horizontal	Pass
17062.875	-45.71	7.88	-25.0	-20.71	142.00	Horizontal	Horizontal	Pass

RSE-H&V CH41292 20M RB1 HIGH CH41490 20M RB2 LOW



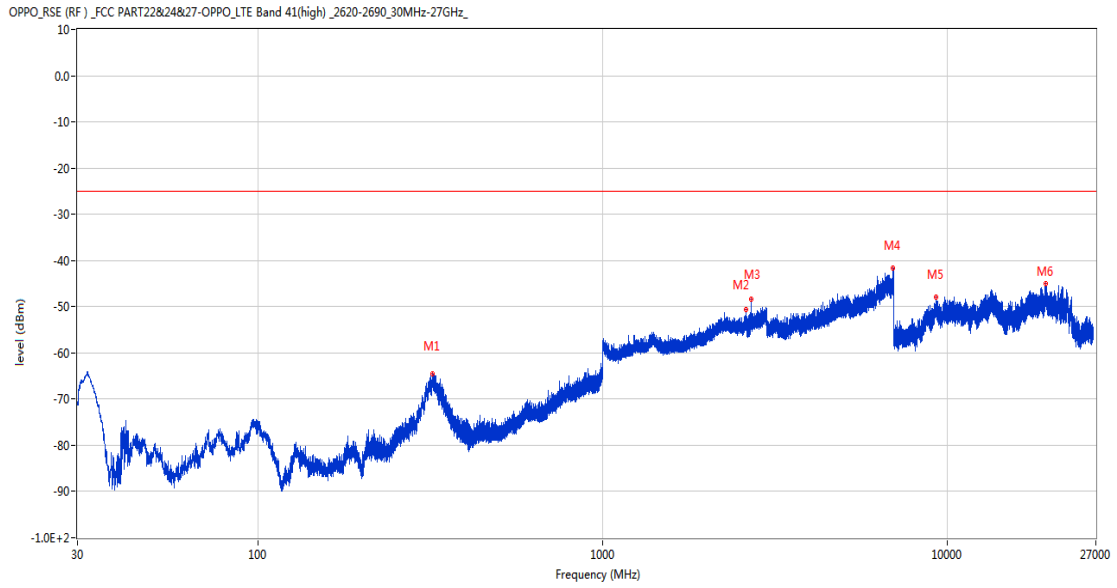
Frequency (MHz)	Result (dBm)	Factor (dB)	PK Limit (dBm)	Over Limit (dB)	Table (o)	ANT	EUT	Verdict
324.346	-66.38	-10.63	-25.0	-41.38	158.00	Horizontal	Vertical	Pass
2602.400	-41.60	1.33	-25.0	-16.60	7.00	Horizontal	Vertical	N/A
2697.800	-35.85	2.37	-25.0	-10.85	349.00	Horizontal	Vertical	N/A
6607.000	-42.30	12.24	-25.0	-17.30	217.00	Horizontal	Vertical	Pass
9251.987	-47.11	9.17	-25.0	-22.11	363.00	Horizontal	Vertical	Pass
19328.551	-45.97	16.12	-25.0	-20.97	221.00	Horizontal	Vertical	Pass

RSE-V&V CH41292 20M RB1 HIGH CH41490 20M RB2 LOW



Frequency (MHz)	Result (dBm)	Factor (dB)	PK Limit (dBm)	Over Limit (dB)	Table (o)	ANT	EUT	Verdict
322.310	-66.50	-10.73	-25.0	-41.50	19.00	Vertical	Vertical	Pass
2603.200	-43.54	1.38	-25.0	-18.54	268.00	Vertical	Vertical	N/A
2697.900	-38.94	2.37	-25.0	-13.94	268.00	Vertical	Vertical	N/A
6737.000	-41.81	11.98	-25.0	-16.81	1.00	Vertical	Vertical	Pass
9279.588	-48.05	9.50	-25.0	-23.05	54.00	Vertical	Vertical	Pass
19121.574	-45.40	11.86	-25.0	-20.40	103.00	Vertical	Vertical	Pass

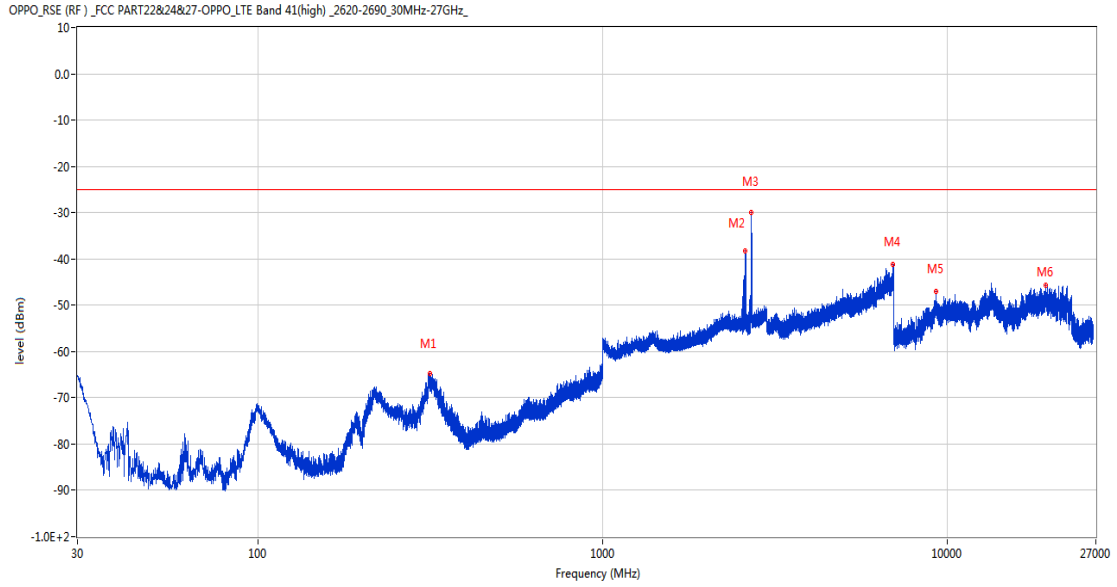
RSE-V&H CH41292 20M RB1 HIGH CH41490 20M RB2 LOW



Frequency (MHz)	Result (dBm)	Factor (dB)	PK Limit (dBm)	Over Limit (dB)	Table (o)	ANT	EUT	Verdict
321.728	-64.47	-10.77	-25.0	-39.47	127.00	Vertical	Horizontal	Pass
2610.300	-50.55	1.66	-25.0	-25.55	359.00	Vertical	Horizontal	N/A
2702.900	-48.40	2.45	-25.0	-23.40	354.00	Vertical	Horizontal	N/A
6973.200	-41.64	13.67	-25.0	-16.64	152.00	Vertical	Horizontal	Pass
9299.425	-48.00	10.21	-25.0	-23.00	97.00	Vertical	Horizontal	Pass
19376.574	-45.11	15.20	-25.0	-20.11	228.00	Vertical	Horizontal	Pass

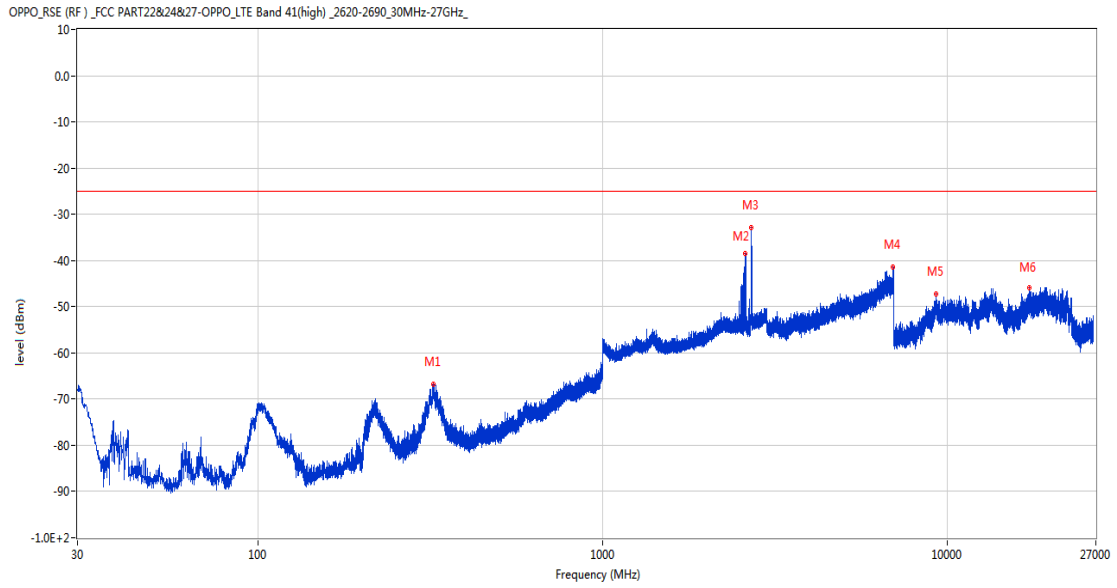
20.12 CA_41C 20MHz+20MHz, 16-QAM, High Channel

RSE-H&H CH41292 20M RB1 HIGH CH41490 20M RB2 LOW



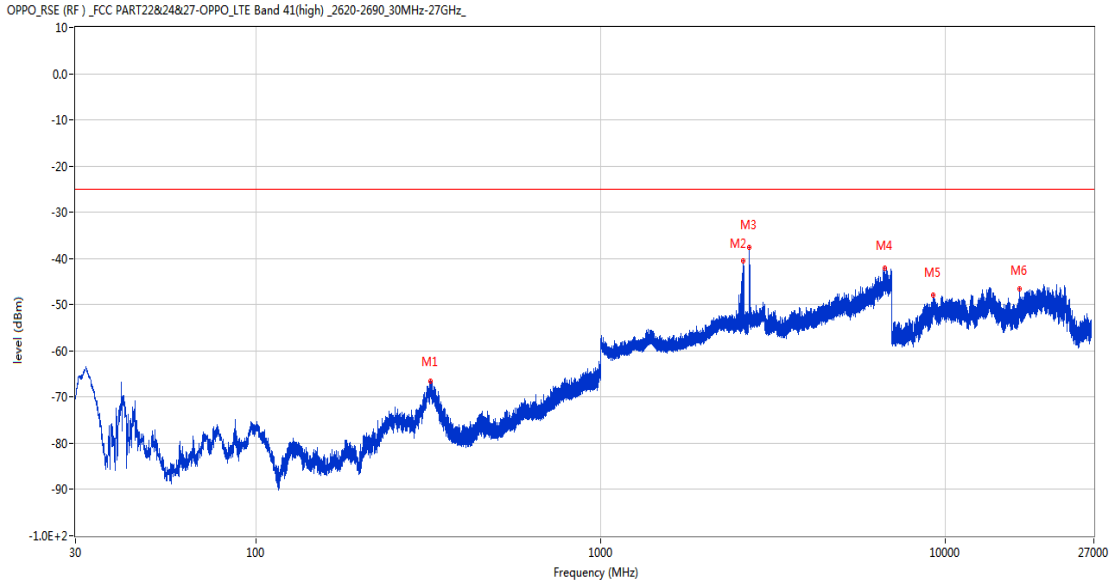
Frequency (MHz)	Result (dBm)	Factor (dB)	PK Limit (dBm)	Over Limit (dB)	Table (o)	ANT	EUT	Verdict
316.344	-64.70	-10.93	-25.0	-39.70	120.00	Horizontal	Horizontal	Pass
2600.400	-38.31	1.23	-25.0	-13.31	193.00	Horizontal	Horizontal	N/A
2699.500	-29.93	2.38	-25.0	-4.93	193.00	Horizontal	Horizontal	N/A
6976.600	-41.14	13.76	-25.0	-16.14	211.00	Horizontal	Horizontal	Pass
9274.412	-47.13	9.44	-25.0	-22.13	243.00	Horizontal	Horizontal	Pass
19374.025	-45.75	15.23	-25.0	-20.75	8.00	Horizontal	Horizontal	Pass

RSE-H&V CH41292 20M RB1 HIGH CH41490 20M RB2 LOW



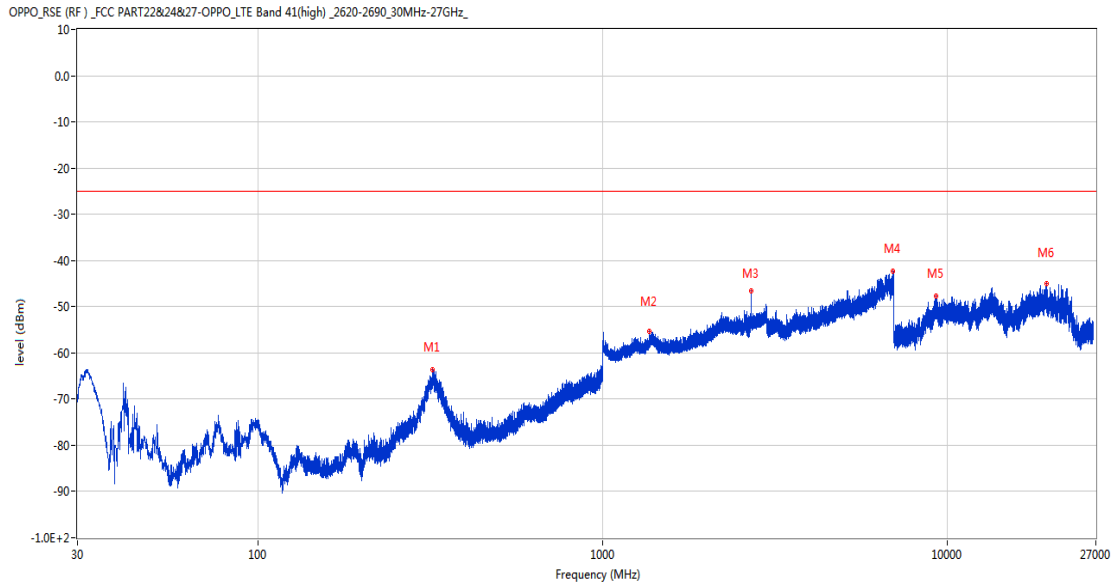
Frequency (MHz)	Result (dBm)	Factor (dB)	PK Limit (dBm)	Over Limit (dB)	Table (o)	ANT	EUT	Verdict
322.455	-66.85	-10.72	-25.0	-41.85	133.00	Horizontal	Vertical	Pass
2594.000	-38.56	1.49	-25.0	-13.56	141.00	Horizontal	Vertical	N/A
2700.300	-32.93	2.39	-25.0	-7.93	359.00	Horizontal	Vertical	N/A
6974.800	-41.50	13.71	-25.0	-16.50	261.00	Horizontal	Vertical	Pass
9296.550	-47.31	10.10	-25.0	-22.31	180.00	Horizontal	Vertical	Pass
17294.399	-45.81	8.49	-25.0	-20.81	217.00	Horizontal	Vertical	Pass

RSE-V&V CH41292 20M RB1 HIGH CH41490 20M RB2 LOW



Frequency (MHz)	Result (dBm)	Factor (dB)	PK Limit (dBm)	Over Limit (dB)	Table (o)	ANT	EUT	Verdict
322.261	-66.53	-10.74	-25.0	-41.53	27.00	Vertical	Vertical	Pass
2596.800	-40.56	1.12	-25.0	-15.56	259.00	Vertical	Vertical	N/A
2699.800	-37.59	2.38	-25.0	-12.59	305.00	Vertical	Vertical	N/A
6696.200	-42.05	11.46	-25.0	-17.05	88.00	Vertical	Vertical	Pass
9226.112	-47.95	9.23	-25.0	-22.95	14.00	Vertical	Vertical	Pass
16467.000	-46.53	7.79	-25.0	-21.53	303.00	Vertical	Vertical	Pass

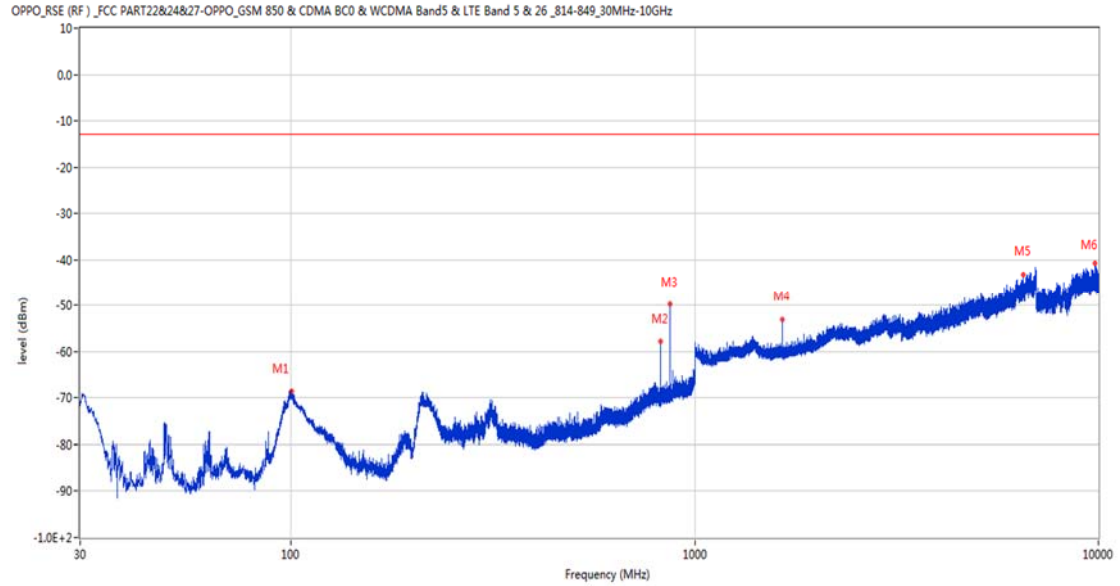
RSE-V&H CH41292 20M RB1 HIGH CH41490 20M RB2 LOW



Frequency (MHz)	Result (dBm)	Factor (dB)	PK Limit (dBm)	Over Limit (dB)	Table (o)	ANT	EUT	Verdict
321.534	-63.60	-10.78	-25.0	-38.60	125.00	Vertical	Horizontal	Pass
1366.700	-55.33	-3.00	-25.0	-30.33	200.00	Vertical	Horizontal	Pass
2701.400	-46.50	2.41	-25.0	-21.50	8.00	Vertical	Horizontal	N/A
6969.000	-42.28	13.41	-25.0	-17.28	355.00	Vertical	Horizontal	Pass
9303.737	-47.78	10.17	-25.0	-22.78	181.00	Vertical	Horizontal	Pass
19394.425	-45.02	14.62	-25.0	-20.02	137.00	Vertical	Horizontal	Pass

Down Antenna
 GSM
 21 GSM 850
 21.1 GSM 850 Low Channel

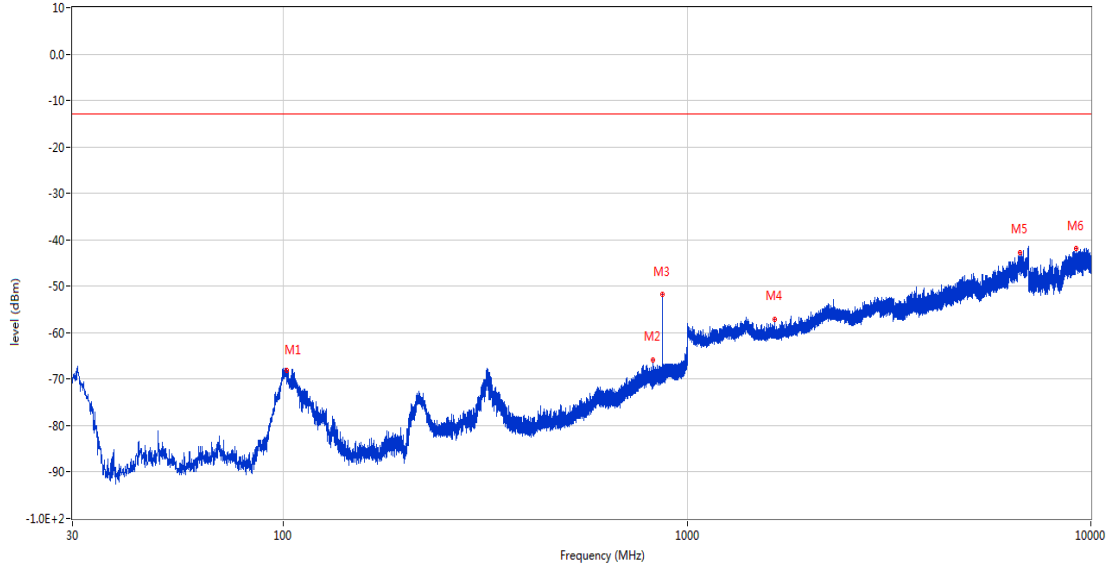
RSE-H&H GSM 850 CH128



Frequency (MHz)	Result (dBm)	Factor (dB)	PK Limit (dBm)	Over Limit (dB)	Table (o)	ANT	EUT	Verdict
100.422	-68.51	-21.57	-13.0	-55.51	14.00	Horizontal	Horizontal	Pass
824.188	-57.88	2.22	-13.0	-44.88	84.00	Horizontal	Horizontal	N/A
869.196	-49.81	2.38	-13.0	-36.81	255.00	Horizontal	Horizontal	N/A
1648.800	-52.97	-5.85	-13.0	-39.97	309.00	Horizontal	Horizontal	Pass
6500.200	-43.16	10.68	-13.0	-30.16	361.00	Horizontal	Horizontal	Pass
9789.250	-40.74	16.26	-13.0	-27.74	-2.00	Horizontal	Horizontal	Pass

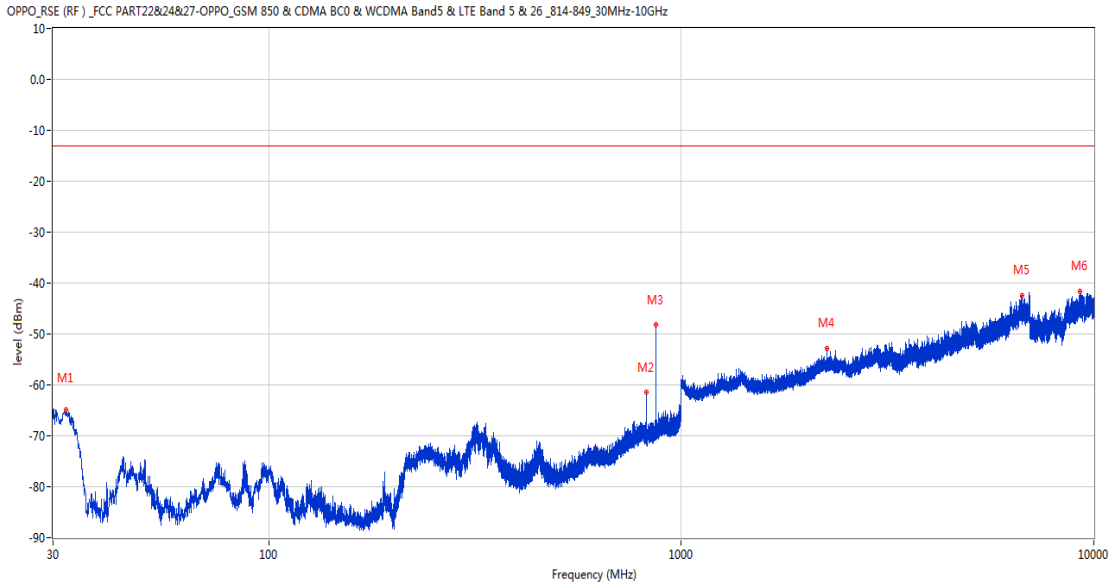
RSE-H&V GSM 850 CH128

OPPO_RSE (RF) _FCC PART22&24&27-OPPO_GSM 850 & CDMA BC0 & WCDMA Band5 & LTE Band 5 & 26_814-849_30MHz-10GHz



Frequency (MHz)	Result (dBm)	Factor (dB)	PK Limit (dBm)	Over Limit (dB)	Table (o)	ANT	EUT	Verdict
101.828	-68.04	-21.62	-13.0	-55.04	40.00	Horizontal	Vertical	Pass
824.188	-65.83	2.22	-13.0	-52.83	361.00	Horizontal	Vertical	N/A
869.292	-51.81	2.38	-13.0	-38.81	261.00	Horizontal	Vertical	N/A
1648.700	-57.09	-5.85	-13.0	-44.09	0.00	Horizontal	Vertical	Pass
6669.600	-42.66	11.62	-13.0	-29.66	73.00	Horizontal	Vertical	Pass
9195.250	-41.96	15.26	-13.0	-28.96	-1.00	Horizontal	Vertical	Pass

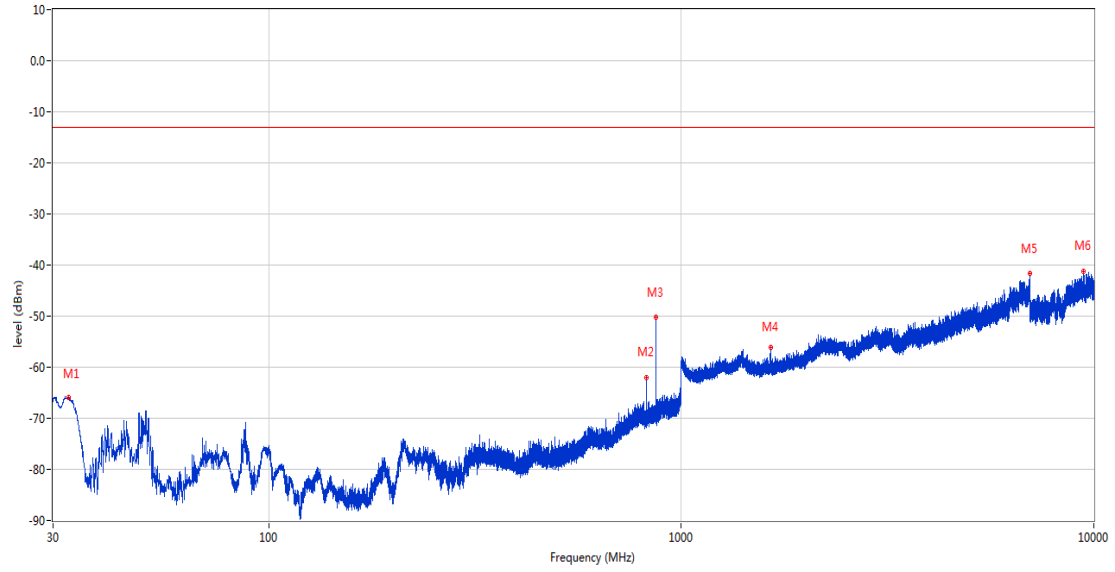
RSE-V&V GSM 850 CH128



Frequency (MHz)	Result (dBm)	Factor (dB)	PK Limit (dBm)	Over Limit (dB)	Table (o)	ANT	EUT	Verdict
32.182	-64.82	-16.86	-13.0	-51.82	361.00	Vertical	Vertical	Pass
824.188	-61.52	2.22	-13.0	-48.52	138.00	Vertical	Vertical	N/A
869.196	-48.18	2.38	-13.0	-35.18	295.00	Vertical	Vertical	N/A
2256.800	-52.77	-1.25	-13.0	-39.77	34.00	Vertical	Vertical	Pass
6688.000	-42.53	11.92	-13.0	-29.53	356.00	Vertical	Vertical	Pass
9249.250	-41.73	15.20	-13.0	-28.73	327.00	Vertical	Vertical	Pass

RSE-V&H GSM 850 CH128

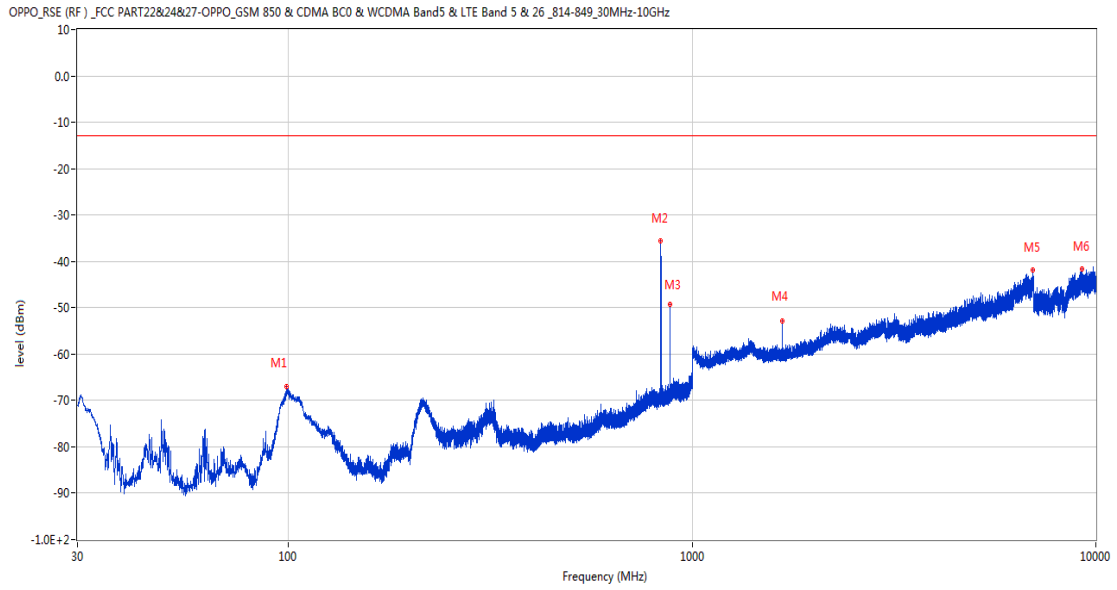
OPPO_RSE (RF)_FCC PART22&24&27-OPPO_GSM 850 & CDMA BC0 & WCDMA Band5 & LTE Band 5 & 26_814-849_30MHz-10GHz



Frequency (MHz)	Result (dBm)	Factor (dB)	PK Limit (dBm)	Over Limit (dB)	Table (o)	ANT	EUT	Verdict
32.716	-65.97	-16.82	-13.0	-52.97	255.00	Vertical	Horizontal	Pass
824.139	-61.98	2.22	-13.0	-48.98	152.00	Vertical	Horizontal	N/A
869.292	-50.26	2.38	-13.0	-37.26	358.00	Vertical	Horizontal	N/A
1648.800	-56.19	-5.85	-13.0	-43.19	0.00	Vertical	Horizontal	Pass
6988.600	-41.67	13.51	-13.0	-28.67	344.00	Vertical	Horizontal	Pass
9429.550	-41.22	16.26	-13.0	-28.22	99.00	Vertical	Horizontal	Pass

21.2 GSM 850 Middle Channel

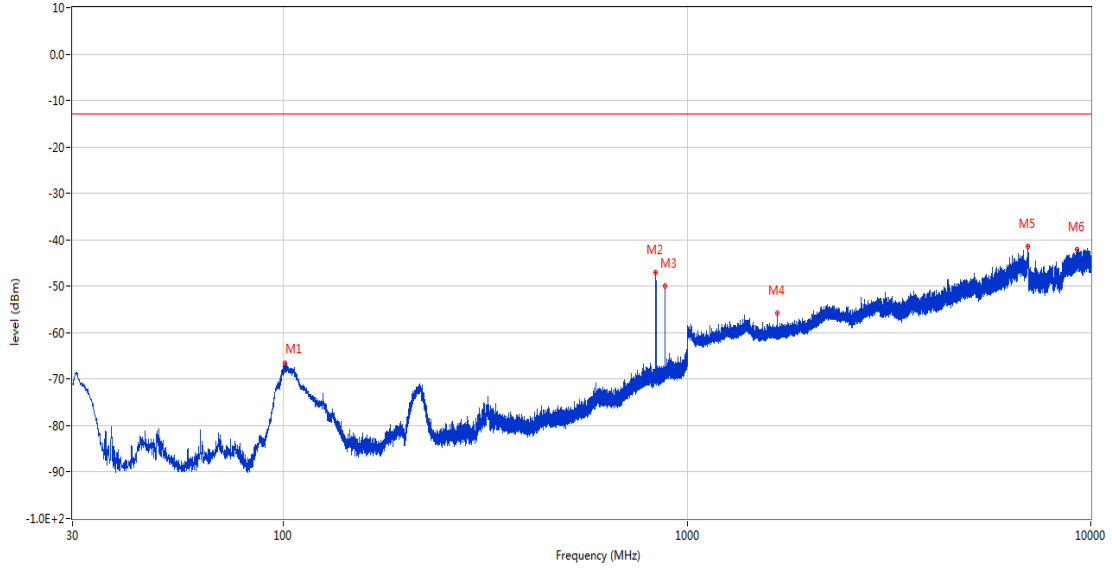
RSE-H&H GSM 850 CH190



Frequency (MHz)	Result (dBm)	Factor (dB)	PK Limit (dBm)	Over Limit (dB)	Table (o)	ANT	EUT	Verdict
98.870	-67.04	-21.44	-13.0	-54.04	48.00	Horizontal	Horizontal	Pass
836.555	-35.54	2.59	-13.0	-22.54	254.00	Horizontal	Horizontal	N/A
881.660	-49.26	2.81	-13.0	-36.26	254.00	Horizontal	Horizontal	N/A
1673.800	-52.90	-5.82	-13.0	-39.90	310.00	Horizontal	Horizontal	Pass
6977.600	-41.97	13.86	-13.0	-28.97	289.00	Horizontal	Horizontal	Pass
9241.450	-41.58	15.25	-13.0	-28.58	112.00	Horizontal	Horizontal	Pass

RSE-H&V GSM 850 CH190

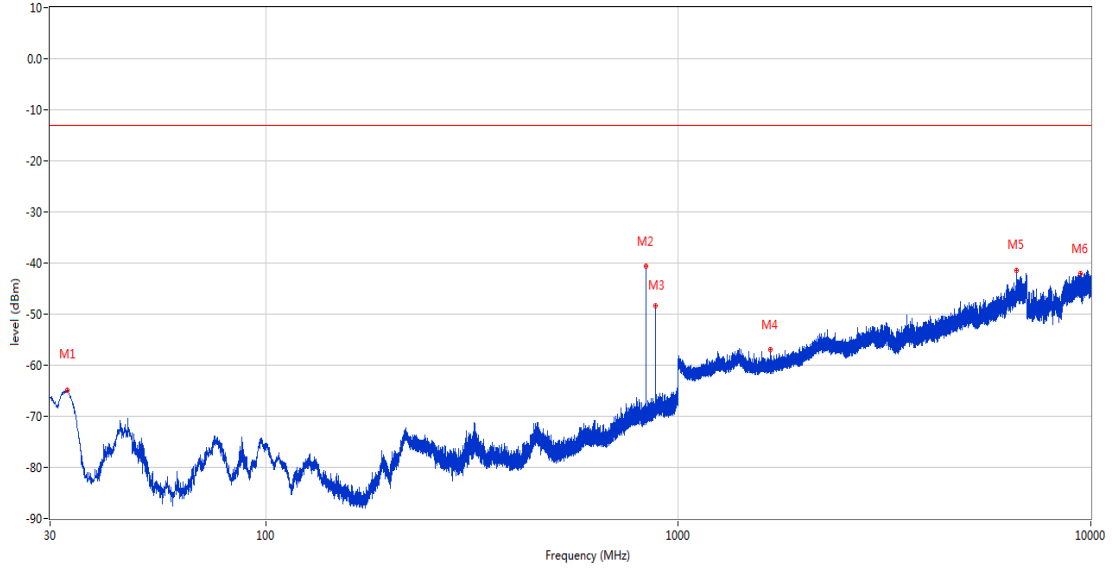
OPPO_RSE (RF)_FCC PART22&24&27-OPPO_GSM 850 & CDMA BC0 & WCDMA Band5 & LTE Band 5 & 26_814-849_30MHz-10GHz



Frequency (MHz)	Result (dBm)	Factor (dB)	PK Limit (dBm)	Over Limit (dB)	Table (o)	ANT	EUT	Verdict
100.567	-66.47	-21.57	-13.0	-53.47	13.00	Horizontal	Vertical	Pass
836.555	-46.98	2.59	-13.0	-33.98	216.00	Horizontal	Vertical	N/A
881.563	-49.83	2.80	-13.0	-36.83	148.00	Horizontal	Vertical	N/A
1673.500	-55.82	-5.84	-13.0	-42.82	127.00	Horizontal	Vertical	Pass
6976.600	-41.42	13.76	-13.0	-28.42	320.00	Horizontal	Vertical	Pass
9248.650	-42.00	15.21	-13.0	-29.00	241.00	Horizontal	Vertical	Pass

RSE-V&V GSM 850 CH190

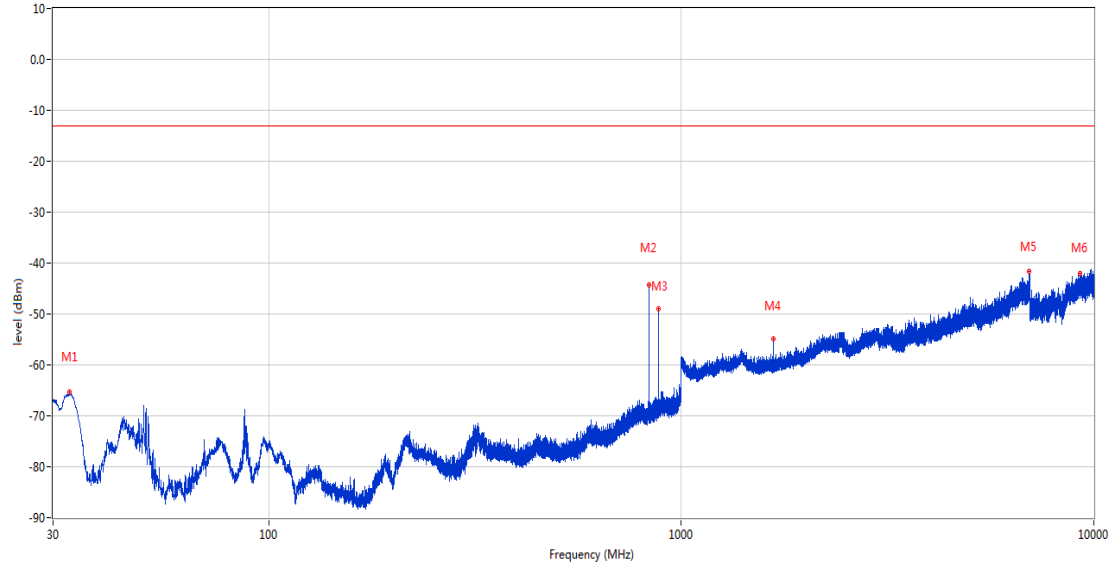
OPPO_RSE (RF) _FCC PART22&24&27-OPPO_GSM 850 & CDMA BC0 & WCDMA Band5 & LTE Band 5 & 26_814-849_30MHz-10GHz



Frequency (MHz)	Result (dBm)	Factor (dB)	PK Limit (dBm)	Over Limit (dB)	Table (o)	ANT	EUT	Verdict
32.959	-64.81	-16.81	-13.0	-51.81	320.00	Vertical	Vertical	Pass
836.555	-40.66	2.59	-13.0	-27.66	118.00	Vertical	Vertical	N/A
881.660	-48.44	2.81	-13.0	-35.44	320.00	Vertical	Vertical	N/A
1673.600	-57.00	-5.83	-13.0	-44.00	77.00	Vertical	Vertical	Pass
6609.400	-41.42	12.28	-13.0	-28.42	47.00	Vertical	Vertical	Pass
9452.200	-42.12	16.69	-13.0	-29.12	-3.00	Vertical	Vertical	Pass

RSE-V&H GSM 850 CH190

OPPO_RSE (RF)_FCC PART22&24&27-OPPO_GSM 850 & CDMA BC0 & WCDMA Band5 & LTE Band 5 & 26_814-849_30MHz-10GHz

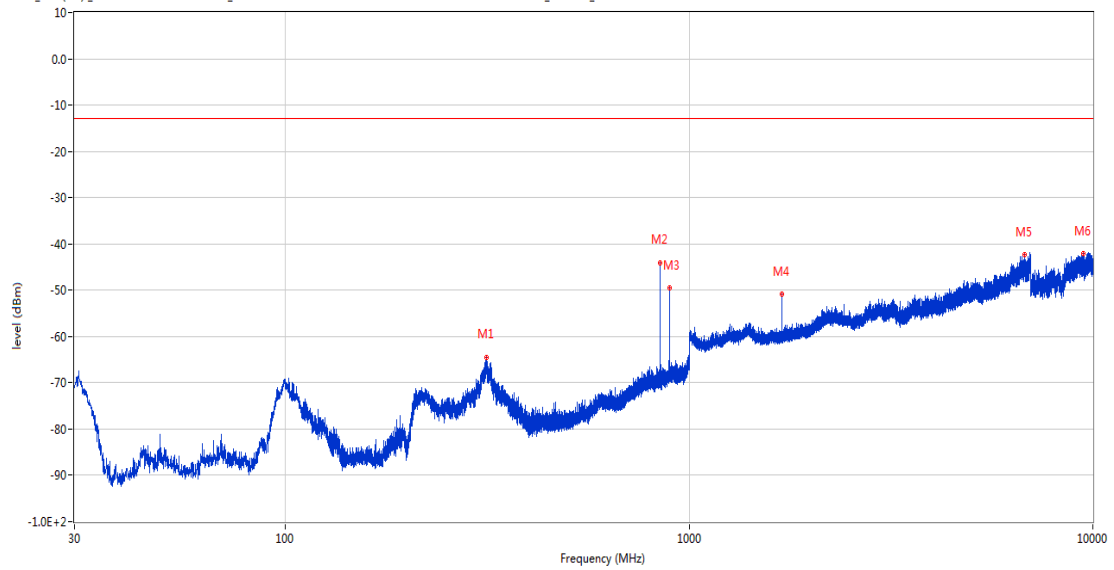


Frequency (MHz)	Result (dBm)	Factor (dB)	PK Limit (dBm)	Over Limit (dB)	Table (o)	ANT	EUT	Verdict
32.910	-65.34	-16.81	-13.0	-52.34	315.00	Vertical	Horizontal	Pass
836.555	-44.23	2.59	-13.0	-31.23	48.00	Vertical	Horizontal	N/A
881.563	-49.03	2.80	-13.0	-36.03	315.00	Vertical	Horizontal	N/A
1673.600	-54.83	-5.83	-13.0	-41.83	212.00	Vertical	Horizontal	Pass
6978.800	-41.58	13.94	-13.0	-28.58	51.00	Vertical	Horizontal	Pass
9254.950	-41.96	15.18	-13.0	-28.96	-1.00	Vertical	Horizontal	Pass

21.3 GSM 850 High Channel

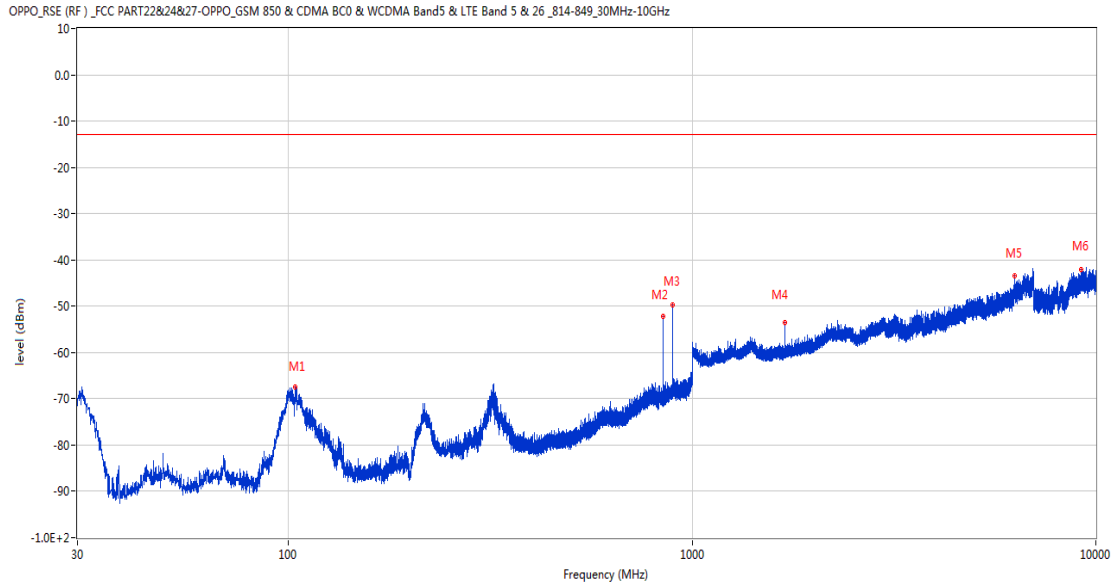
RSE-H&H GSM 850 CH251

OPPO_RSE (RF) _FCC PART22&24&27-OPPO_GSM 850 & CDMA BC0 & WCDMA Band5 & LTE Band 5 & 26_814-849_30MHz-10GHz



Frequency (MHz)	Result (dBm)	Factor (dB)	PK Limit (dBm)	Over Limit (dB)	Table (o)	ANT	EUT	Verdict
314.453	-64.57	-11.88	-13.0	-51.57	100.00	Horizontal	Horizontal	Pass
848.777	-44.04	2.47	-13.0	-31.04	254.00	Horizontal	Horizontal	N/A
893.785	-49.42	3.53	-13.0	-36.42	254.00	Horizontal	Horizontal	N/A
1698.000	-50.89	-5.63	-13.0	-37.89	316.00	Horizontal	Horizontal	Pass
6762.400	-42.30	11.43	-13.0	-29.30	132.00	Horizontal	Horizontal	Pass
9457.599	-42.14	16.58	-13.0	-29.14	180.00	Horizontal	Horizontal	Pass

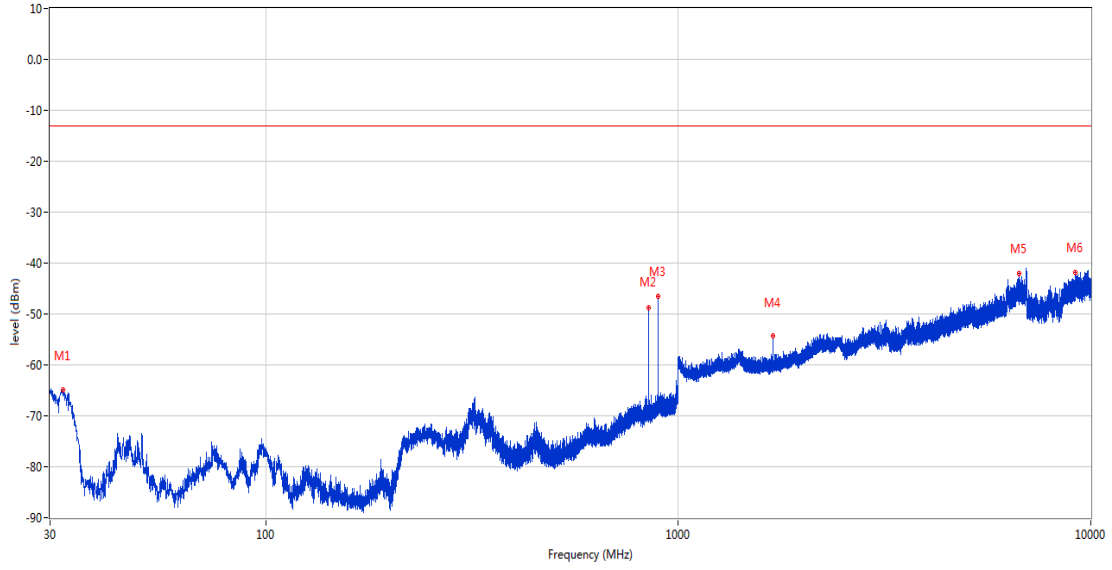
RSE-H&V GSM 850 CH251



Frequency (MHz)	Result (dBm)	Factor (dB)	PK Limit (dBm)	Over Limit (dB)	Table (o)	ANT	EUT	Verdict
103.963	-67.44	-21.70	-13.0	-54.44	39.00	Horizontal	Vertical	Pass
848.825	-52.20	2.47	-13.0	-39.20	195.00	Horizontal	Vertical	N/A
893.737	-49.62	3.53	-13.0	-36.62	257.00	Horizontal	Vertical	N/A
1697.900	-53.51	-5.63	-13.0	-40.51	0.00	Horizontal	Vertical	Pass
6286.800	-43.50	11.36	-13.0	-30.50	292.00	Horizontal	Vertical	Pass
9185.200	-42.18	15.10	-13.0	-29.18	179.00	Horizontal	Vertical	Pass

RSE-V&V GSM 850 CH251

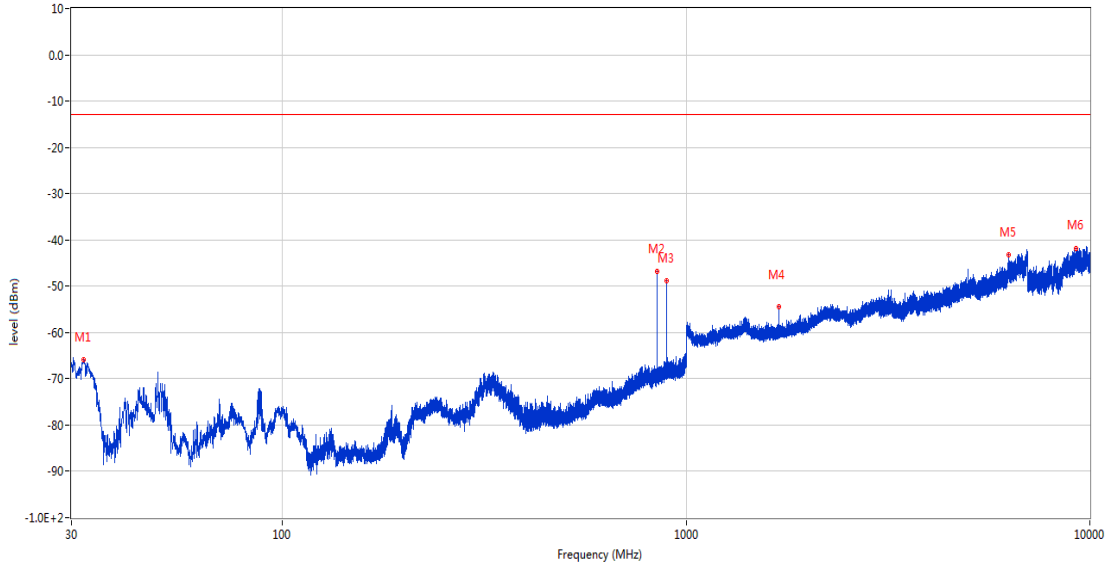
OPPO_RSE (RF)_FCC PART22&24&27-OPPO_GSM 850 & CDMA BC0 & WCDMA Band5 & LTE Band 5 & 26_814-849_30MHz-10GHz



Frequency (MHz)	Result (dBm)	Factor (dB)	PK Limit (dBm)	Over Limit (dB)	Table (o)	ANT	EUT	Verdict
32.231	-64.86	-16.85	-13.0	-51.86	164.00	Vertical	Vertical	Pass
848.729	-48.72	2.47	-13.0	-35.72	132.00	Vertical	Vertical	N/A
893.785	-46.53	3.53	-13.0	-33.53	318.00	Vertical	Vertical	N/A
1698.200	-54.38	-5.63	-13.0	-41.38	58.00	Vertical	Vertical	Pass
6712.800	-42.12	10.90	-13.0	-29.12	289.00	Vertical	Vertical	Pass
9179.800	-41.83	15.01	-13.0	-28.83	141.00	Vertical	Vertical	Pass

RSE-V&H GSM 850 CH251

OPPO_RSE (RF)_FCC PART22&24&27-OPPO_GSM 850 & CDMA BC0 & WCDMA Band5 & LTE Band 5 & 26_814-849_30MHz-10GHz

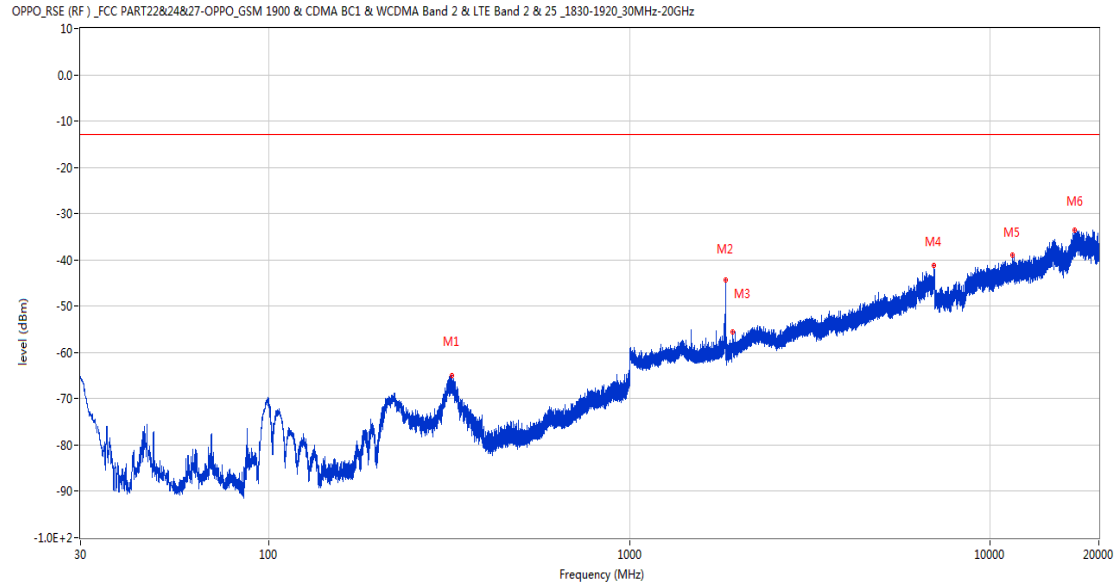


Frequency (MHz)	Result (dBm)	Factor (dB)	PK Limit (dBm)	Over Limit (dB)	Table (o)	ANT	EUT	Verdict
32.085	-65.89	-16.86	-13.0	-52.89	306.00	Vertical	Horizontal	Pass
848.825	-46.85	2.47	-13.0	-33.85	154.00	Vertical	Horizontal	N/A
893.785	-48.91	3.53	-13.0	-35.91	335.00	Vertical	Horizontal	N/A
1698.000	-54.48	-5.63	-13.0	-41.48	167.00	Vertical	Horizontal	Pass
6292.800	-43.26	11.24	-13.0	-30.26	152.00	Vertical	Horizontal	Pass
9258.250	-41.86	15.17	-13.0	-28.86	252.00	Vertical	Horizontal	Pass

22 GSM 1900

22.1 GSM 1900 Low Channel

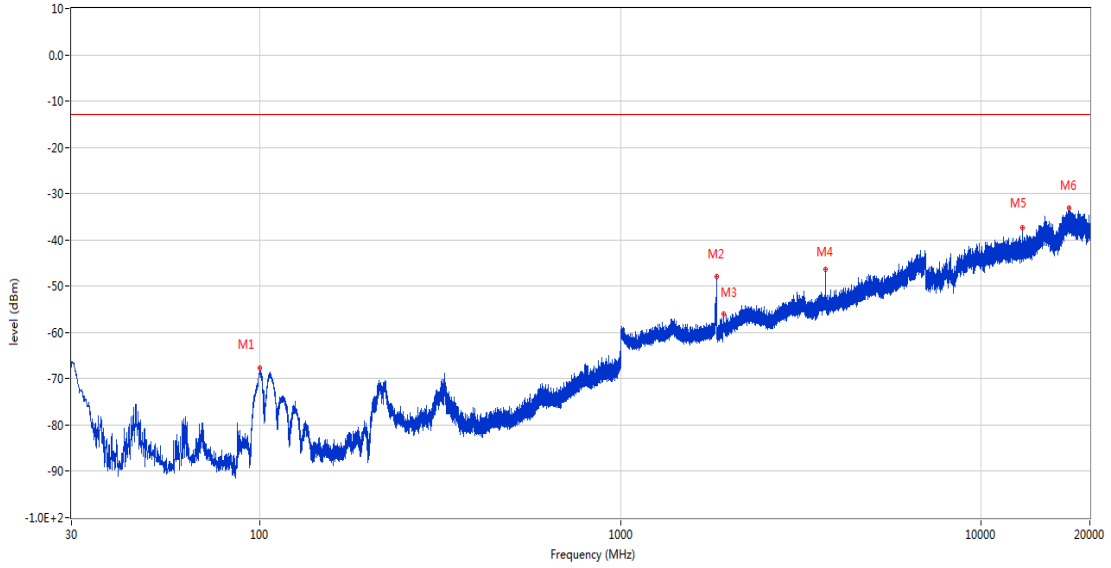
RSE-H&H GSM 1900 CH512



Frequency (MHz)	Result (dBm)	Factor (dB)	PK Limit (dBm)	Over Limit (dB)	Table (o)	ANT	EUT	Verdict
321.000	-65.02	-11.49	-13.0	-52.02	84.00	Horizontal	Horizontal	Pass
1850.500	-44.38	-4.40	-13.0	-31.38	128.00	Horizontal	Horizontal	N/A
1930.700	-55.63	-3.80	-13.0	-42.63	288.00	Horizontal	Horizontal	N/A
6985.000	-41.12	13.71	-13.0	-28.12	193.00	Horizontal	Horizontal	Pass
11500.237	-39.04	17.80	-13.0	-26.04	14.00	Horizontal	Horizontal	Pass
17183.738	-33.66	21.11	-13.0	-20.66	342.00	Horizontal	Horizontal	Pass

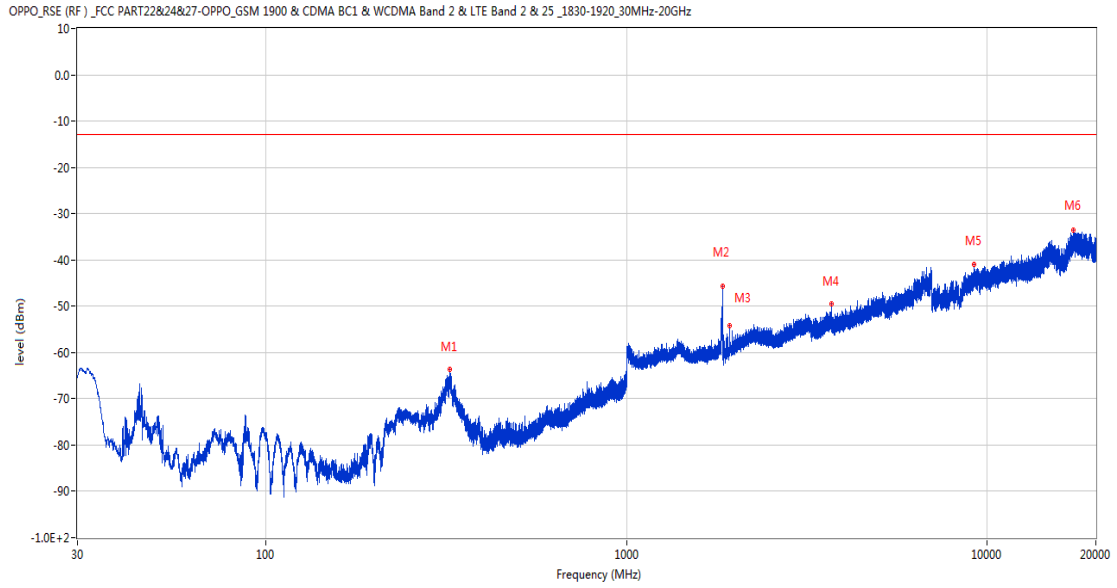
RSE-H&V GSM 1900 CH512

OPPO_RSE (RF)_FCC PART22&24&27-OPPO_GSM 1900 & CDMA BC1 & WCDMA Band 2 & LTE Band 2 & 25 _1830-1920_30MHz-20GHz



Frequency (MHz)	Result (dBm)	Factor (dB)	PK Limit (dBm)	Over Limit (dB)	Table (o)	ANT	EUT	Verdict
99.791	-67.72	-21.68	-13.0	-54.72	0.00	Horizontal	Vertical	Pass
1850.500	-47.94	-4.40	-13.0	-34.94	322.00	Horizontal	Vertical	N/A
1930.500	-56.11	-3.80	-13.0	-43.11	153.00	Horizontal	Vertical	N/A
3700.600	-46.37	4.97	-13.0	-33.37	110.00	Horizontal	Vertical	Pass
13001.938	-37.33	18.93	-13.0	-24.33	61.00	Horizontal	Vertical	Pass
17568.713	-33.17	22.35	-13.0	-20.17	247.00	Horizontal	Vertical	Pass

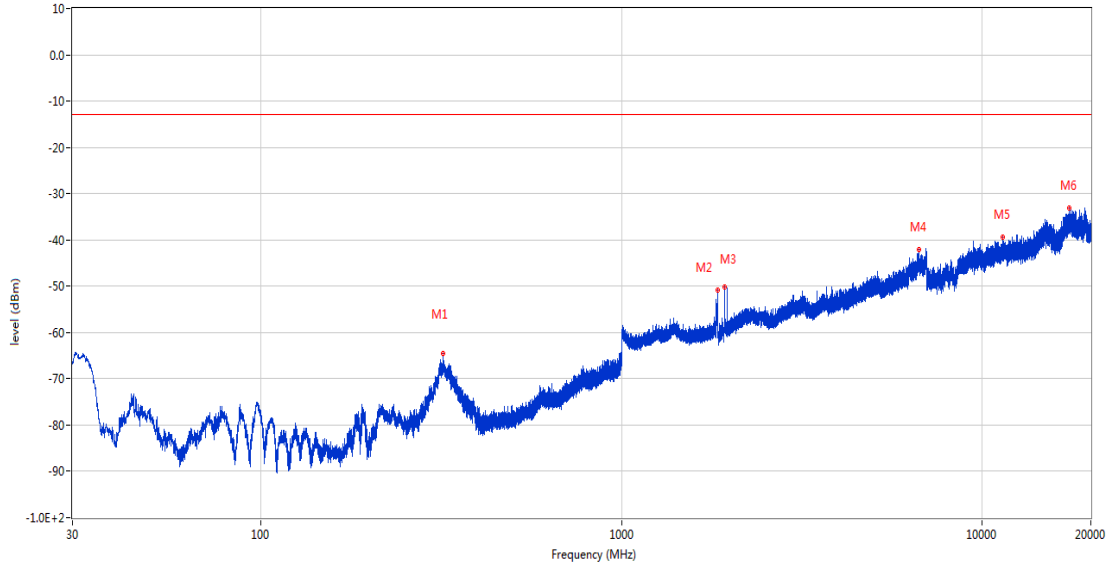
RSE-V&V GSM 1900 CH512



Frequency (MHz)	Result (dBm)	Factor (dB)	PK Limit (dBm)	Over Limit (dB)	Table (o)	ANT	EUT	Verdict
323.570	-63.74	-11.44	-13.0	-50.74	51.00	Vertical	Vertical	Pass
1850.400	-45.73	-4.40	-13.0	-32.73	153.00	Vertical	Vertical	N/A
1930.600	-54.28	-3.80	-13.0	-41.28	153.00	Vertical	Vertical	N/A
3700.600	-49.55	4.97	-13.0	-36.55	69.00	Vertical	Vertical	Pass
9166.599	-41.01	14.75	-13.0	-28.01	232.00	Vertical	Vertical	Pass
17301.912	-33.64	21.13	-13.0	-20.64	319.00	Vertical	Vertical	Pass

RSE-V&H GSM 1900 CH512

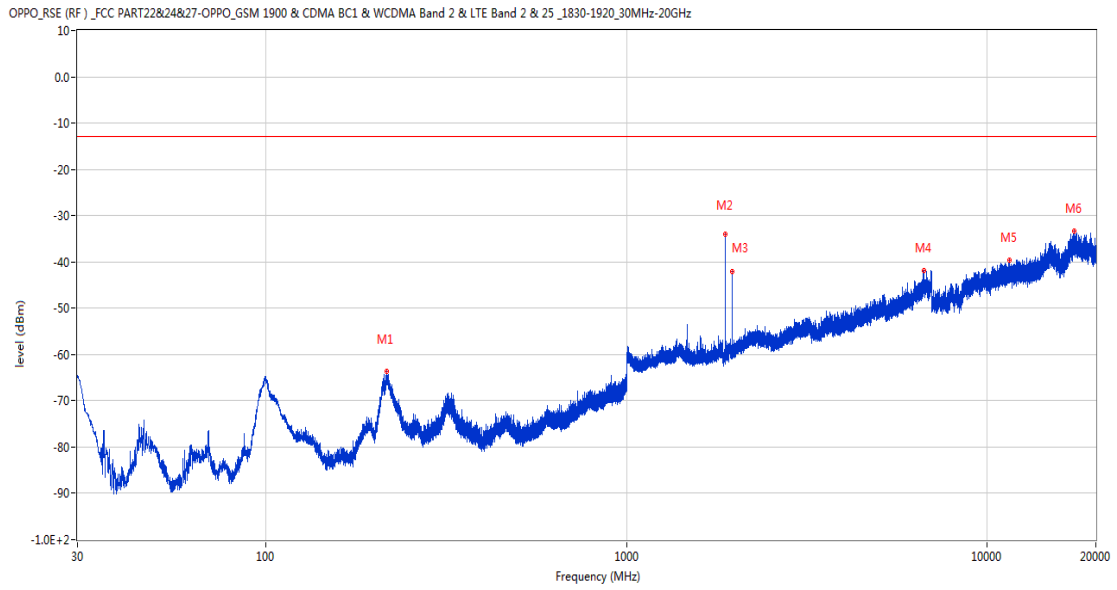
OPPO_RSE (RF)_FCC PART22&24&27-OPPO_GSM 1900 & CDMA BC1 & WCDMA Band 2 & LTE Band 2 & 25 _1830-1920_30MHz-20GHz



Frequency (MHz)	Result (dBm)	Factor (dB)	PK Limit (dBm)	Over Limit (dB)	Table (o)	ANT	EUT	Verdict
320.272	-64.47	-11.57	-13.0	-51.47	145.00	Vertical	Horizontal	Pass
1850.600	-50.91	-4.40	-13.0	-37.91	146.00	Vertical	Horizontal	N/A
1930.700	-50.10	-3.80	-13.0	-37.10	27.00	Vertical	Horizontal	N/A
6680.800	-42.17	11.78	-13.0	-29.17	292.00	Vertical	Horizontal	Pass
11379.488	-39.39	16.93	-13.0	-26.39	323.00	Vertical	Horizontal	Pass
17426.250	-33.21	22.50	-13.0	-20.21	0.00	Vertical	Horizontal	Pass

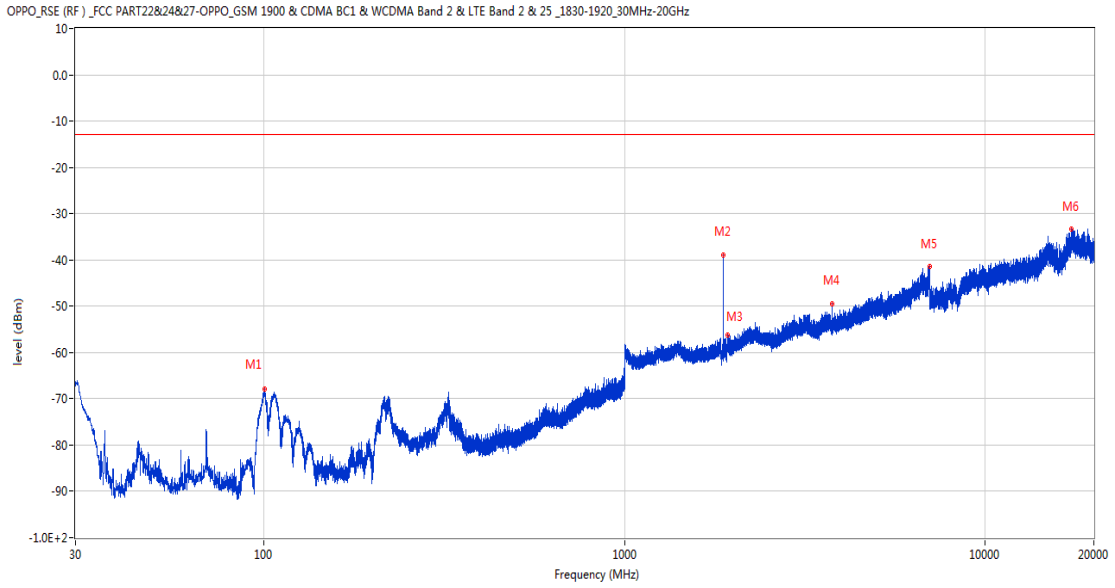
22.2 GSM 1900 Middle Channel

RSE-H&H GSM 1900 CH661



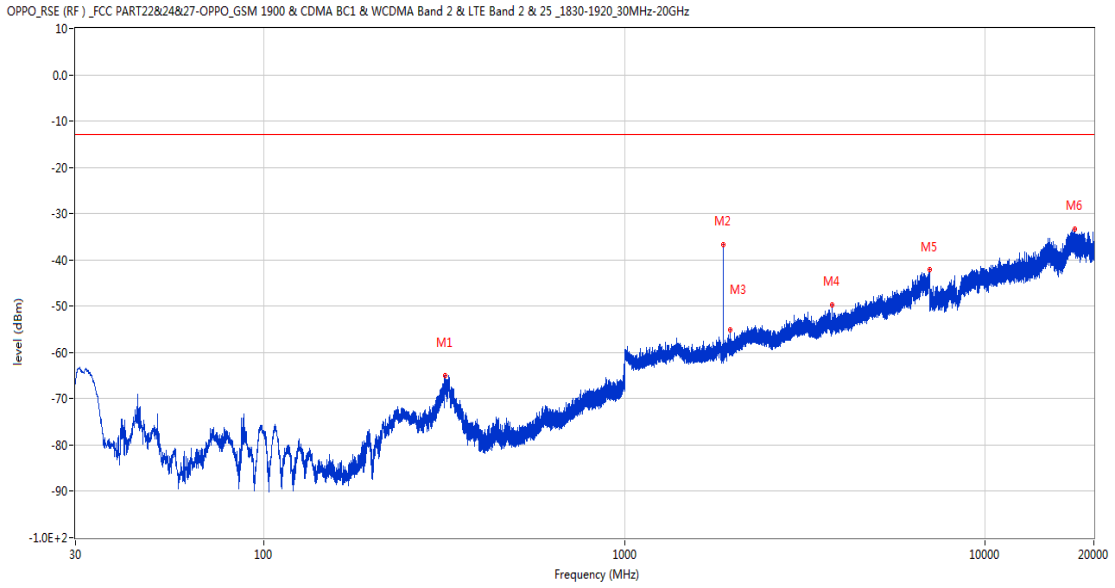
Frequency (MHz)	Result (dBm)	Factor (dB)	PK Limit (dBm)	Over Limit (dB)	Table (o)	ANT	EUT	Verdict
215.852	-63.71	-15.94	-13.0	-50.71	238.00	Horizontal	Horizontal	Pass
1880.400	-34.06	-4.03	-13.0	-21.06	134.00	Horizontal	Horizontal	N/A
1960.300	-42.02	-4.69	-13.0	-29.02	323.00	Horizontal	Horizontal	N/A
6685.600	-41.96	12.04	-13.0	-28.96	123.00	Horizontal	Horizontal	Pass
11507.425	-39.59	17.68	-13.0	-26.59	55.00	Horizontal	Horizontal	Pass
17462.499	-33.43	21.74	-13.0	-20.43	-3.00	Horizontal	Horizontal	Pass

RSE-H&V GSM 1900 CH661



Frequency (MHz)	Result (dBm)	Factor (dB)	PK Limit (dBm)	Over Limit (dB)	Table (o)	ANT	EUT	Verdict
100.179	-67.86	-21.72	-13.0	-54.86	0.00	Horizontal	Vertical	Pass
1880.300	-38.89	-4.03	-13.0	-25.89	125.00	Horizontal	Vertical	N/A
1931.300	-56.31	-3.80	-13.0	-43.31	110.00	Horizontal	Vertical	Pass
3760.400	-49.44	3.71	-13.0	-36.44	90.00	Horizontal	Vertical	Pass
6996.600	-41.31	13.58	-13.0	-28.31	240.00	Horizontal	Vertical	Pass
17302.999	-33.27	21.13	-13.0	-20.27	320.00	Horizontal	Vertical	Pass

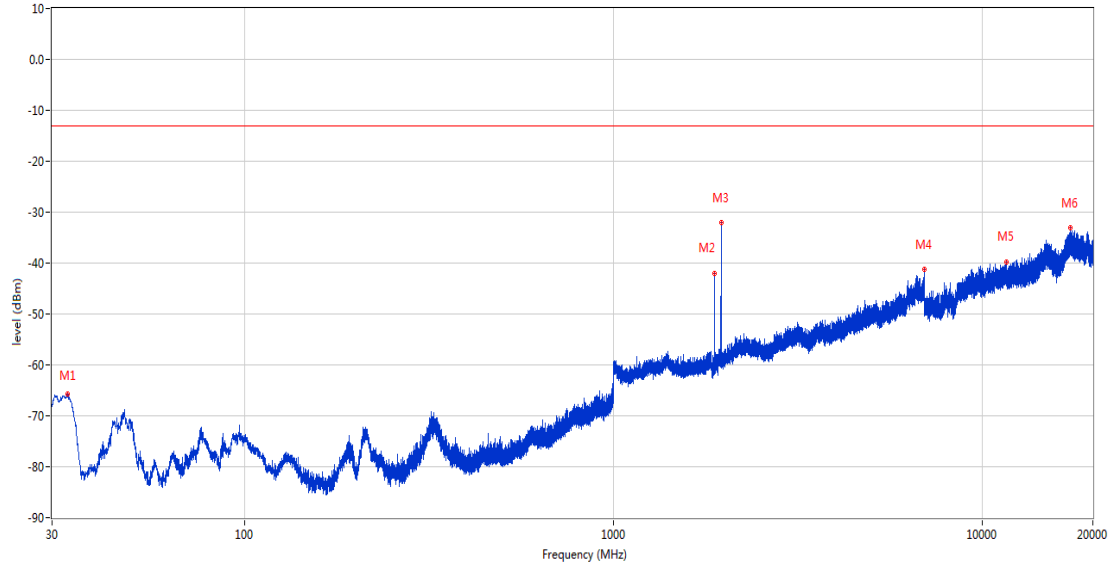
RSE-V&V GSM 1900 CH661



Frequency (MHz)	Result (dBm)	Factor (dB)	PK Limit (dBm)	Over Limit (dB)	Table (o)	ANT	EUT	Verdict
317.508	-65.00	-11.72	-13.0	-52.00	43.00	Vertical	Vertical	Pass
1880.300	-36.68	-4.03	-13.0	-23.68	132.00	Vertical	Vertical	N/A
1960.300	-55.13	-4.69	-13.0	-42.13	360.00	Vertical	Vertical	N/A
3760.200	-49.79	3.70	-13.0	-36.79	63.00	Vertical	Vertical	Pass
6999.000	-42.10	13.64	-13.0	-29.10	345.00	Vertical	Vertical	Pass
17703.199	-33.29	21.51	-13.0	-20.29	360.00	Vertical	Vertical	Pass

RSE-V&H GSM 1900 CH661

OPPO_RSE (RF)_FCC PART2&24&27-OPPO_GSM 1900 & CDMA BC1 & WCDMA Band 2 & LTE Band 2 & 25_1830-1920_30MHz-20GHz

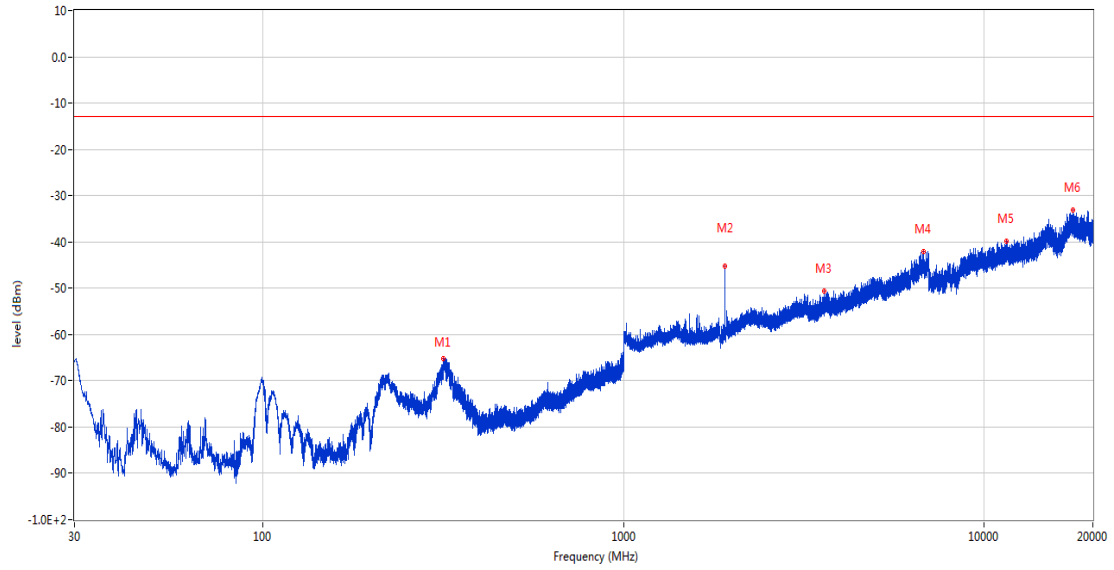


Frequency (MHz)	Result (dBm)	Factor (dB)	PK Limit (dBm)	Over Limit (dB)	Table (o)	ANT	EUT	Verdict
33.104	-65.62	-16.95	-13.0	-52.62	297.00	Vertical	Horizontal	Pass
1880.300	-42.03	-4.03	-13.0	-29.03	172.00	Vertical	Horizontal	N/A
1960.400	-32.11	-4.69	-13.0	-19.11	150.00	Vertical	Horizontal	N/A
6997.400	-41.28	13.61	-13.0	-28.28	87.00	Vertical	Horizontal	Pass
11638.813	-39.90	17.18	-13.0	-26.90	196.00	Vertical	Horizontal	Pass
17426.614	-33.13	22.49	-13.0	-20.13	360.00	Vertical	Horizontal	Pass

22.3 GSM 1900 High Channel

RSE-H&H GSM 1900 CH810

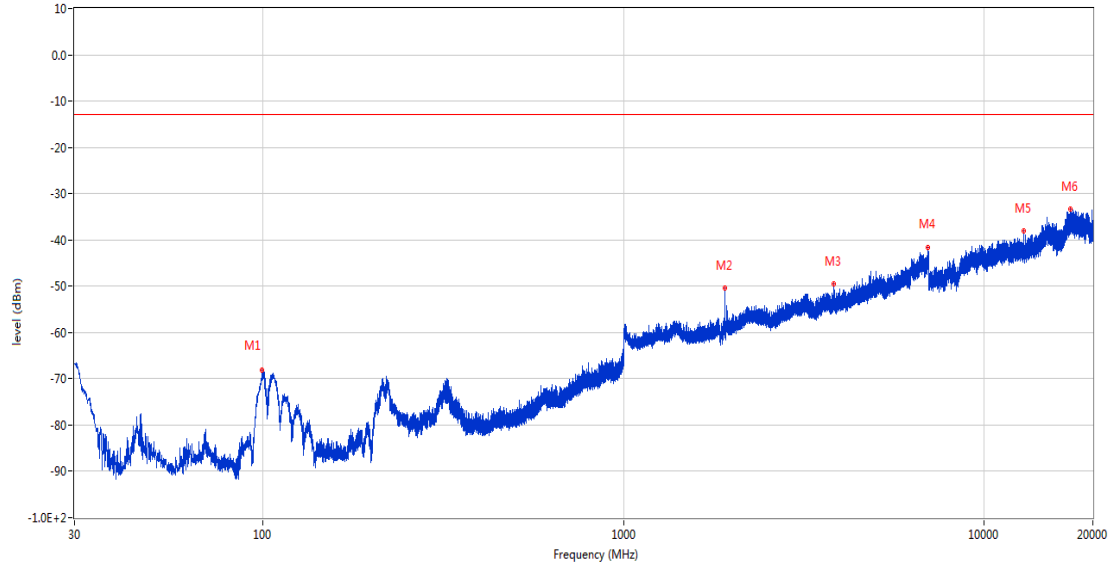
OPPO_RSE (RF) _FCC PART22&24&27-OPPO_GSM 1900 & CDMA BC1 & WCDMA Band 2 & LTE Band 2 & 25 _1830-1920_30MHz-20GHz



Frequency (MHz)	Result (dBm)	Factor (dB)	PK Limit (dBm)	Over Limit (dB)	Table (o)	ANT	EUT	Verdict
316.683	-65.15	-11.72	-13.0	-52.15	102.00	Horizontal	Horizontal	Pass
1910.300	-45.23	-3.79	-13.0	-32.23	130.00	Horizontal	Horizontal	N/A
3596.200	-50.61	3.10	-13.0	-37.61	311.00	Horizontal	Horizontal	Pass
6788.200	-42.11	12.33	-13.0	-29.11	103.00	Horizontal	Horizontal	Pass
11497.362	-39.90	17.78	-13.0	-26.90	356.00	Horizontal	Horizontal	Pass
17578.500	-33.13	22.21	-13.0	-20.13	0.00	Horizontal	Horizontal	Pass

RSE-H&V GSM 1900 CH810

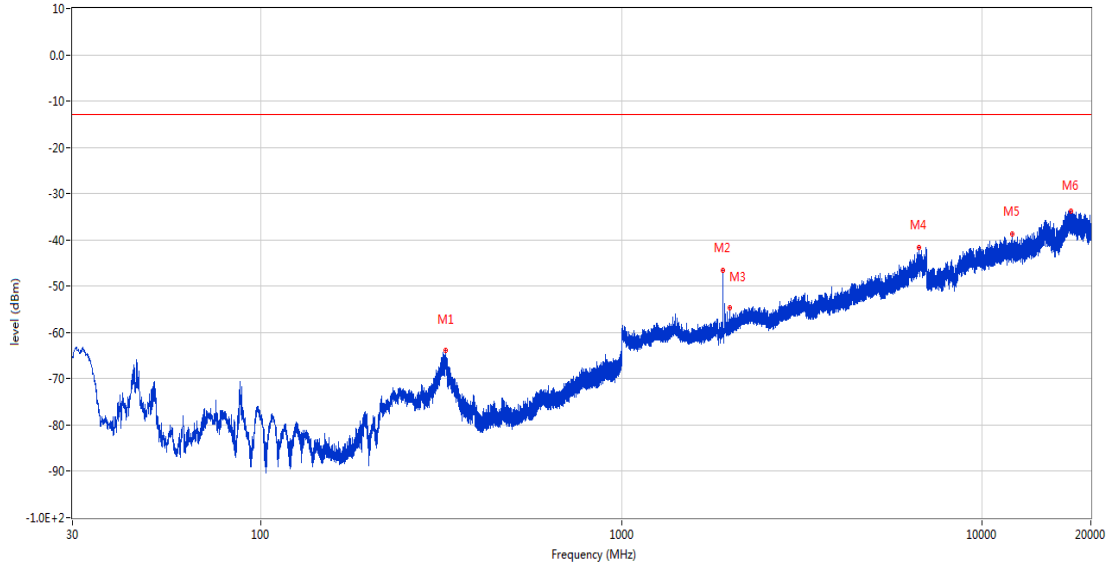
OPPO_RSE (RF)_FCC PART22&24&27-OPPO_GSM 1900 & CDMA BC1 & WCDMA Band 2 & LTE Band 2 & 25 _1830-1920_30MHz-20GHz



Frequency (MHz)	Result (dBm)	Factor (dB)	PK Limit (dBm)	Over Limit (dB)	Table (o)	ANT	EUT	Verdict
99.452	-68.02	-21.62	-13.0	-55.02	17.00	Horizontal	Vertical	Pass
1910.200	-50.43	-3.79	-13.0	-37.43	113.00	Horizontal	Vertical	N/A
3820.200	-49.53	4.99	-13.0	-36.53	136.00	Horizontal	Vertical	Pass
6970.000	-41.73	13.41	-13.0	-28.73	13.00	Horizontal	Vertical	Pass
12854.400	-37.99	19.46	-13.0	-24.99	221.00	Horizontal	Vertical	Pass
17373.323	-33.37	21.99	-13.0	-20.37	266.00	Horizontal	Vertical	Pass

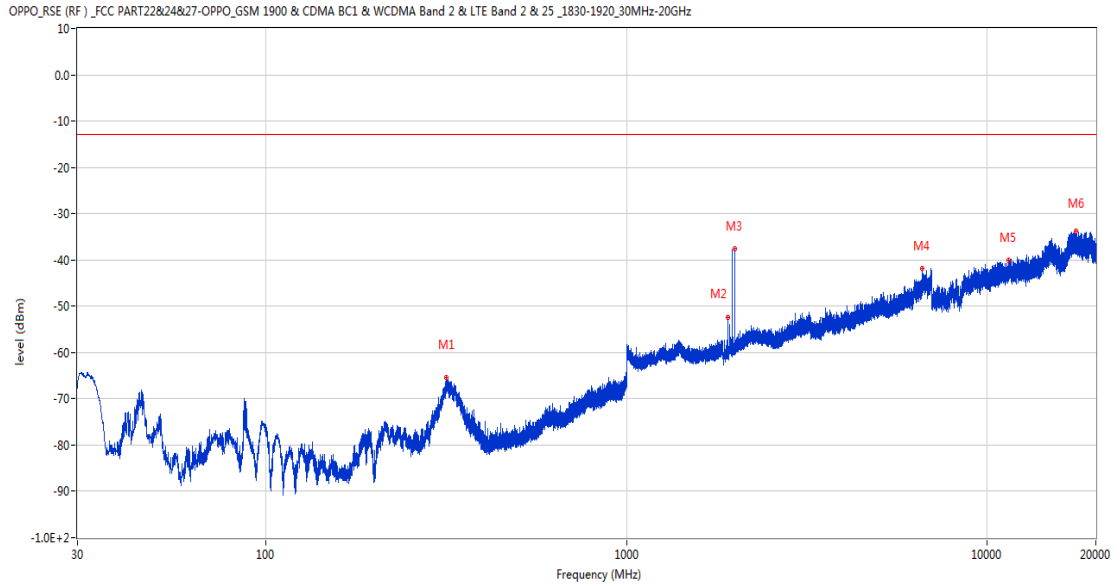
RSE-V&V GSM 1900 CH810

OPPO_RSE (RF)_FCC PART22&24&27-OPPO_GSM 1900 & CDMA BC1 & WCDMA Band 2 & LTE Band 2 & 25 _1830-1920_30MHz-20GHz



Frequency (MHz)	Result (dBm)	Factor (dB)	PK Limit (dBm)	Over Limit (dB)	Table (o)	ANT	EUT	Verdict
324.734	-63.85	-11.38	-13.0	-50.85	28.00	Vertical	Vertical	Pass
1910.300	-46.68	-3.79	-13.0	-33.68	137.00	Vertical	Vertical	N/A
1990.200	-54.68	-4.42	-13.0	-41.68	161.00	Vertical	Vertical	N/A
6672.000	-41.67	11.59	-13.0	-28.67	242.00	Vertical	Vertical	Pass
12108.588	-38.71	18.16	-13.0	-25.71	192.00	Vertical	Vertical	Pass
17607.862	-33.77	21.90	-13.0	-20.77	346.00	Vertical	Vertical	Pass

RSE-V&H GSM 1900 CH810

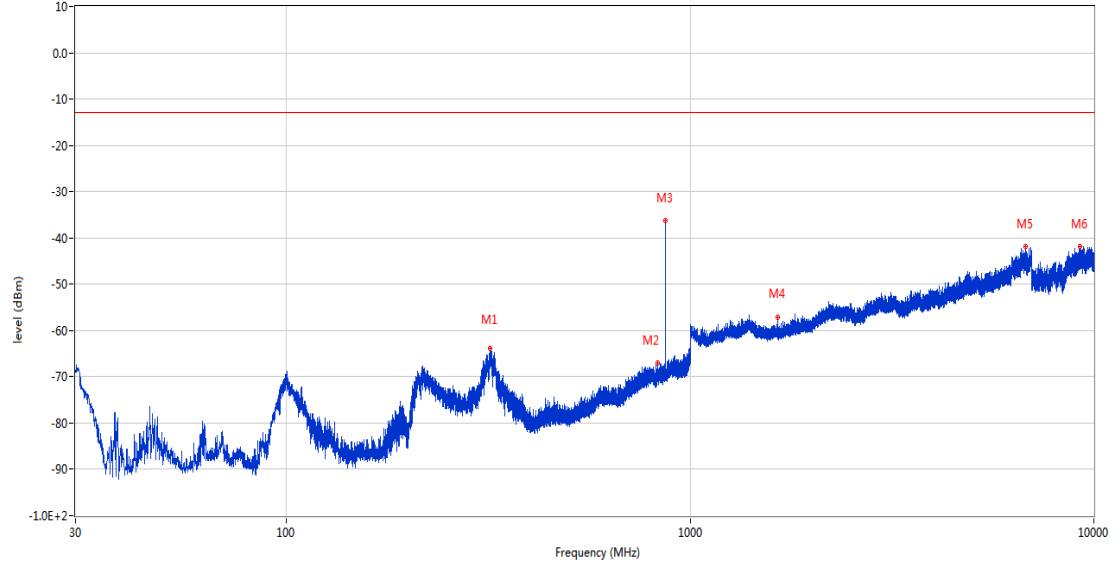


Frequency (MHz)	Result (dBm)	Factor (dB)	PK Limit (dBm)	Over Limit (dB)	Table (o)	ANT	EUT	Verdict
316.974	-65.48	-11.71	-13.0	-52.48	136.00	Vertical	Horizontal	Pass
1910.300	-52.45	-3.79	-13.0	-39.45	10.00	Vertical	Horizontal	N/A
1990.200	-37.53	-4.42	-13.0	-24.53	144.00	Vertical	Horizontal	N/A
6608.400	-41.96	12.25	-13.0	-28.96	276.00	Vertical	Horizontal	Pass
11484.137	-40.11	17.71	-13.0	-27.11	61.00	Vertical	Horizontal	Pass
17610.037	-33.77	21.88	-13.0	-20.77	140.00	Vertical	Horizontal	Pass

EGPRS
 23 EGPRS 850
 23.1 EGPRS 850 Low Channel

RSE-H&H EGPRS 850 CH128

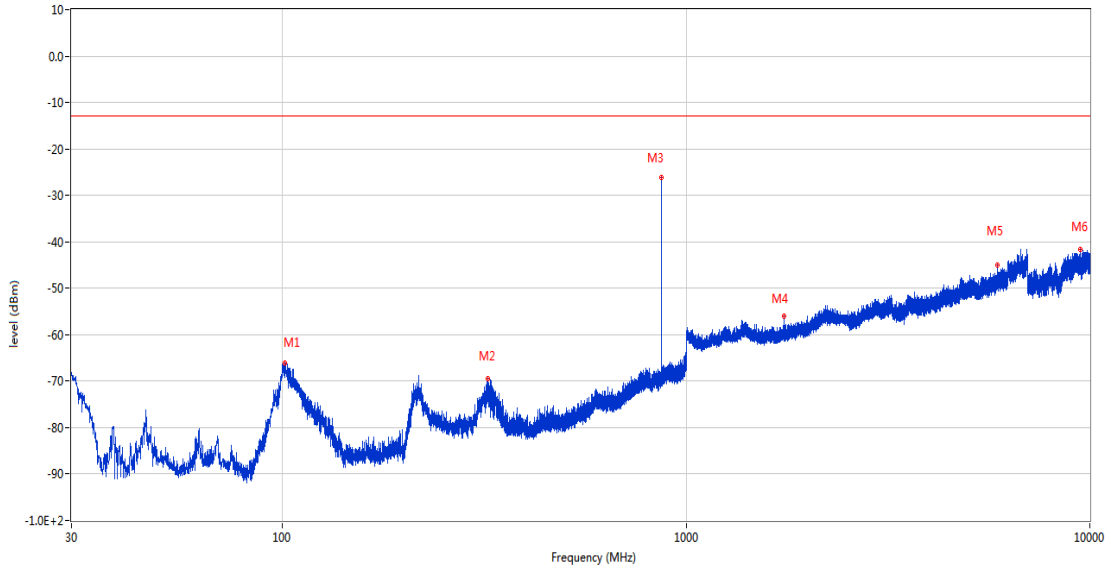
OPPO_RSE (RF)_FCC PART22&24&27-OPPO_GSM 850 & CDMA BC0 & WCDMA Band5 & LTE Band 5 & 26_814-849_30MHz-10GHz



Frequency (MHz)	Result (dBm)	Factor (dB)	PK Limit (dBm)	Over Limit (dB)	Table (o)	ANT	EUT	Verdict
320.030	-63.86	-11.54	-13.0	-50.86	108.00	Horizontal	Horizontal	Pass
832.529	-67.11	2.47	-13.0	-54.11	86.00	Horizontal	Horizontal	Pass
869.147	-36.20	2.38	-13.0	-23.20	219.00	Horizontal	Horizontal	N/A
1648.700	-57.03	-5.85	-13.0	-44.03	163.00	Horizontal	Horizontal	Pass
6785.800	-41.97	12.19	-13.0	-28.97	49.00	Horizontal	Horizontal	Pass
9257.650	-41.83	15.17	-13.0	-28.83	-3.00	Horizontal	Horizontal	Pass

RSE-H&V EGPRS 850 CH128

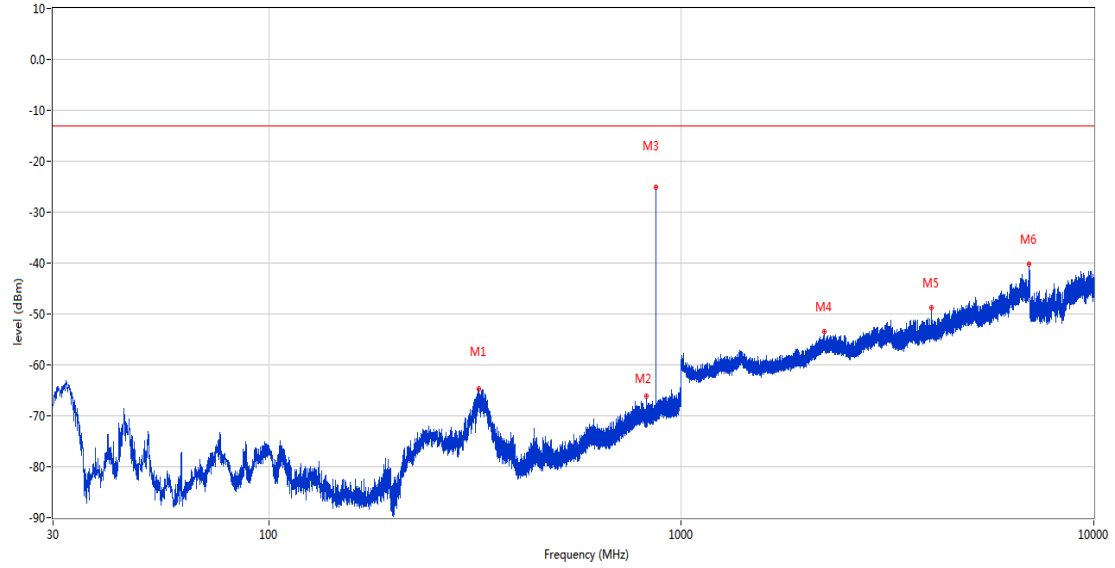
OPPO_RSE (RF) _FCC PART22&24&27-OPPO_GSM 850 & CDMA BC0 & WCDMA Band5 & LTE Band 5 & 26_814-849_30MHz-10GHz



Frequency (MHz)	Result (dBm)	Factor (dB)	PK Limit (dBm)	Over Limit (dB)	Table (o)	ANT	EUT	Verdict
101.440	-66.04	-21.61	-13.0	-53.04	29.00	Horizontal	Vertical	Pass
322.504	-69.42	-11.32	-13.0	-56.42	138.00	Horizontal	Vertical	Pass
869.244	-26.10	2.38	-13.0	-13.10	154.00	Horizontal	Vertical	N/A
1751.500	-56.03	-5.34	-13.0	-43.03	217.00	Horizontal	Vertical	Pass
5902.800	-44.99	8.38	-13.0	-31.99	348.00	Horizontal	Vertical	Pass
9449.650	-41.73	16.73	-13.0	-28.73	152.00	Horizontal	Vertical	Pass

RSE-V&V EGPRS 850 CH128

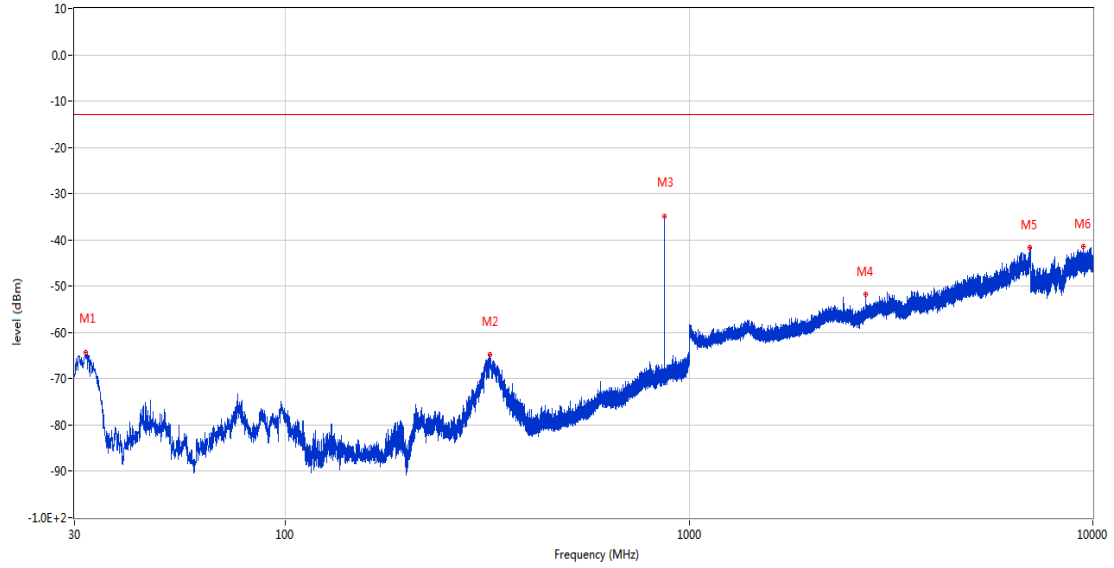
OPPO_RSE (RF)_FCC PART22&24&27-OPPO_GSM 850 & CDMA BC0 & WCDMA Band5 & LTE Band 5 & 26_814-849_30MHz-10GHz



Frequency (MHz)	Result (dBm)	Factor (dB)	PK Limit (dBm)	Over Limit (dB)	Table (o)	ANT	EUT	Verdict
322.504	-64.76	-11.32	-13.0	-51.76	34.00	Vertical	Vertical	Pass
824.236	-66.17	2.22	-13.0	-53.17	55.00	Vertical	Vertical	N/A
869.147	-25.13	2.38	-13.0	-12.13	346.00	Vertical	Vertical	N/A
2219.500	-53.53	-0.98	-13.0	-40.53	256.00	Vertical	Vertical	Pass
4048.800	-48.86	5.46	-13.0	-35.86	0.00	Vertical	Vertical	Pass
6981.200	-40.20	13.81	-13.0	-27.20	0.00	Vertical	Vertical	Pass

RSE-V&H EGPRS 850 CH128

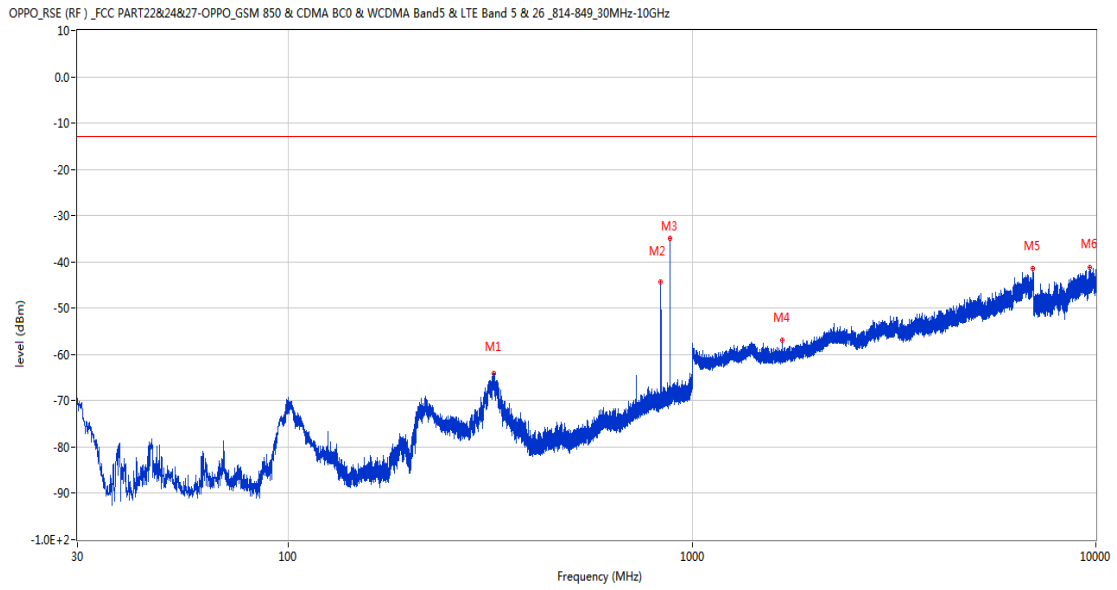
OPPO_RSE (RF)_FCC PART22&24&27-OPPO_GSM 850 & CDMA BC0 & WCDMA Band5 & LTE Band 5 & 26_814-849_30MHz-10GHz



Frequency (MHz)	Result (dBm)	Factor (dB)	PK Limit (dBm)	Over Limit (dB)	Table (o)	ANT	EUT	Verdict
31.988	-64.29	-16.89	-13.0	-51.29	11.00	Vertical	Horizontal	Pass
321.582	-64.84	-11.32	-13.0	-51.84	145.00	Vertical	Horizontal	Pass
869.244	-34.90	2.38	-13.0	-21.90	240.00	Vertical	Horizontal	N/A
2734.700	-51.63	0.24	-13.0	-38.63	154.00	Vertical	Horizontal	Pass
6993.600	-41.73	13.65	-13.0	-28.73	50.00	Vertical	Horizontal	Pass
9451.900	-41.43	16.70	-13.0	-28.43	0.00	Vertical	Horizontal	Pass

23.2 EGPRS 850 Middle Channel

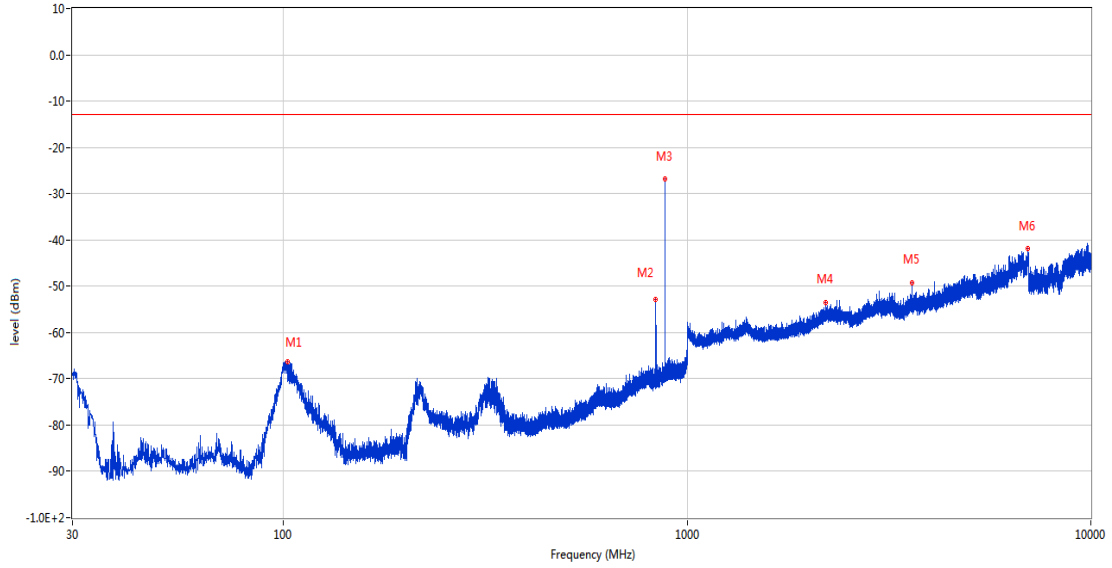
RSE-H&H EGPRS 850 CH190



Frequency (MHz)	Result (dBm)	Factor (dB)	PK Limit (dBm)	Over Limit (dB)	Table (o)	ANT	EUT	Verdict
321.776	-64.09	-11.32	-13.0	-51.09	274.00	Horizontal	Horizontal	Pass
836.604	-44.43	2.59	-13.0	-31.43	16.00	Horizontal	Horizontal	N/A
881.660	-34.88	2.81	-13.0	-21.88	143.00	Horizontal	Horizontal	N/A
1673.600	-56.95	-5.83	-13.0	-43.95	132.00	Horizontal	Horizontal	Pass
6968.800	-41.45	13.41	-13.0	-28.45	221.00	Horizontal	Horizontal	Pass
9654.400	-41.15	16.48	-13.0	-28.15	97.00	Horizontal	Horizontal	Pass

RSE-H&V EGPRS 850 CH190

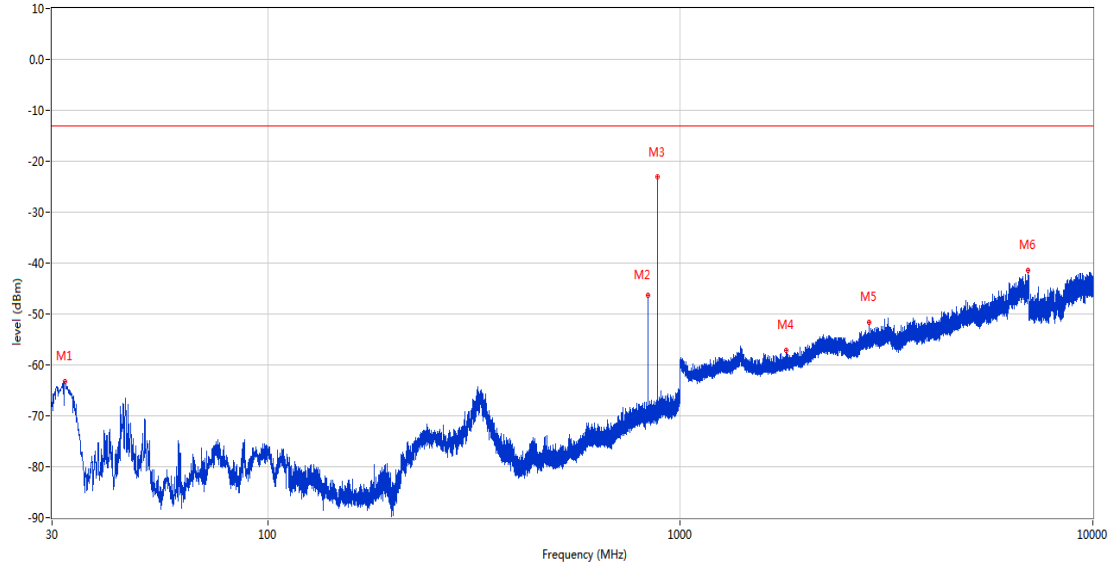
OPPO_RSE (RF)_FCC PART22&24&27-OPPO_GSM 850 & CDMA BC0 & WCDMA Band5 & LTE Band 5 & 26_814-849_30MHz-10GHz



Frequency (MHz)	Result (dBm)	Factor (dB)	PK Limit (dBm)	Over Limit (dB)	Table (o)	ANT	EUT	Verdict
102.071	-66.23	-21.63	-13.0	-53.23	0.00	Horizontal	Vertical	Pass
836.604	-52.89	2.59	-13.0	-39.89	162.00	Horizontal	Vertical	N/A
881.563	-26.80	2.80	-13.0	-13.80	150.00	Horizontal	Vertical	N/A
2199.300	-53.57	-1.86	-13.0	-40.57	9.00	Horizontal	Vertical	Pass
3611.800	-49.25	3.42	-13.0	-36.25	216.00	Horizontal	Vertical	Pass
6983.000	-41.80	13.90	-13.0	-28.80	19.00	Horizontal	Vertical	Pass

RSE-V&V EGPRS 850 CH190

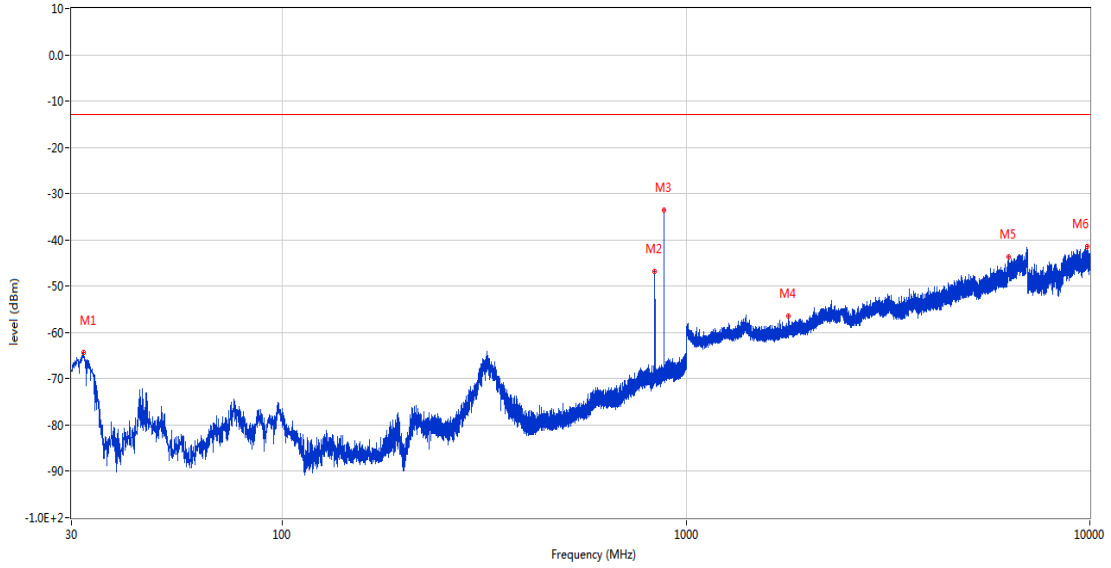
OPPO_RSE (RF)_FCC PART22&24&27-OPPO_GSM 850 & CDMA BC0 & WCDMA Band5 & LTE Band 5 & 26_814-849_30MHz-10GHz



Frequency (MHz)	Result (dBm)	Factor (dB)	PK Limit (dBm)	Over Limit (dB)	Table (o)	ANT	EUT	Verdict
32.231	-63.25	-16.85	-13.0	-50.25	196.00	Vertical	Vertical	Pass
836.604	-46.27	2.59	-13.0	-33.27	24.00	Vertical	Vertical	N/A
881.563	-23.16	2.80	-13.0	-10.16	344.00	Vertical	Vertical	N/A
1808.400	-57.23	-4.86	-13.0	-44.23	292.00	Vertical	Vertical	Pass
2865.300	-51.56	1.23	-13.0	-38.56	301.00	Vertical	Vertical	Pass
6981.800	-41.49	13.85	-13.0	-28.49	278.00	Vertical	Vertical	Pass

RSE-V&H EGPRS 850 CH190

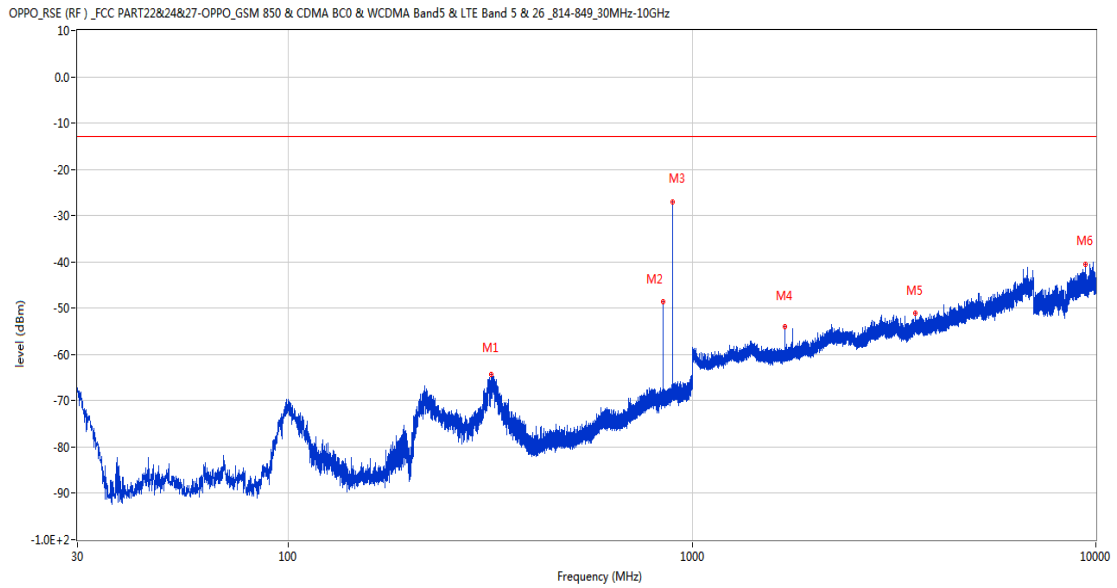
OPPO_RSE (RF)_FCC PART22&24&27-OPPO_GSM 850 & CDMA BC0 & WCDMA Band5 & LTE Band 5 & 26_814-849_30MHz-10GHz



Frequency (MHz)	Result (dBm)	Factor (dB)	PK Limit (dBm)	Over Limit (dB)	Table (o)	ANT	EUT	Verdict
32.085	-64.38	-16.86	-13.0	-51.38	108.00	Vertical	Horizontal	Pass
836.604	-46.88	2.59	-13.0	-33.88	108.00	Vertical	Horizontal	N/A
881.660	-33.53	2.81	-13.0	-20.53	263.00	Vertical	Horizontal	N/A
1795.000	-56.39	-5.27	-13.0	-43.39	88.00	Vertical	Horizontal	Pass
6278.600	-43.76	11.26	-13.0	-30.76	142.00	Vertical	Horizontal	Pass
9850.599	-41.36	16.90	-13.0	-28.36	287.00	Vertical	Horizontal	Pass

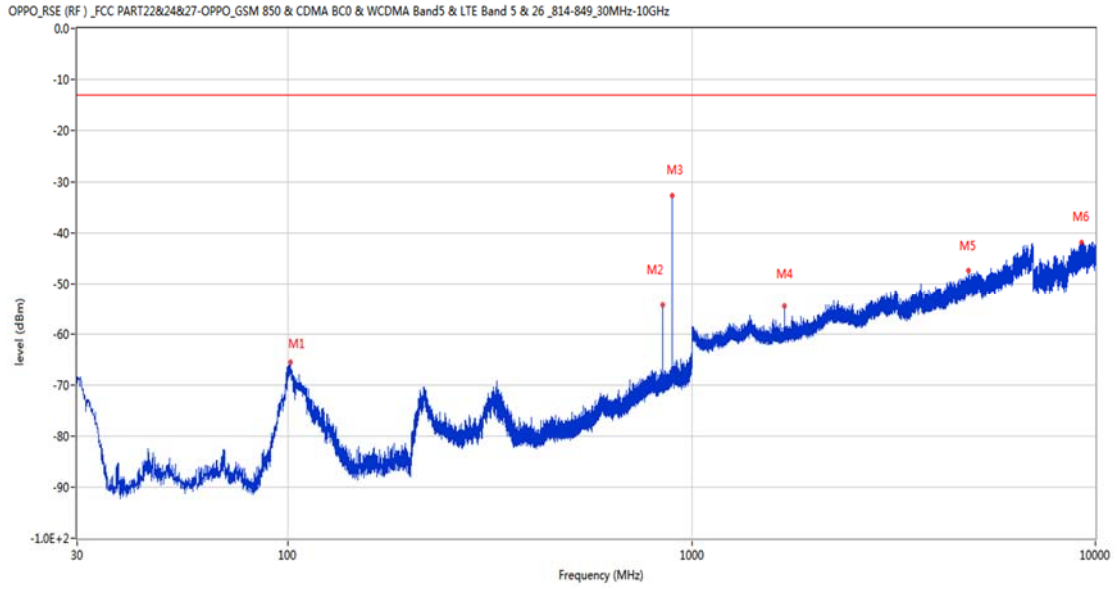
23.3 EGPRS 850 High Channel

RSE-H&H EGPRS 850 CH251



Frequency (MHz)	Result (dBm)	Factor (dB)	PK Limit (dBm)	Over Limit (dB)	Table (o)	ANT	EUT	Verdict
317.023	-64.24	-11.84	-13.0	-51.24	102.00	Horizontal	Horizontal	Pass
848.825	-48.58	2.47	-13.0	-35.58	78.00	Horizontal	Horizontal	N/A
893.737	-27.05	3.53	-13.0	-14.05	363.00	Horizontal	Horizontal	N/A
1698.000	-53.99	-5.63	-13.0	-40.99	142.00	Horizontal	Horizontal	Pass
3575.400	-51.08	3.89	-13.0	-38.08	268.00	Horizontal	Horizontal	Pass
9433.900	-40.41	16.34	-13.0	-27.41	-3.00	Horizontal	Horizontal	Pass

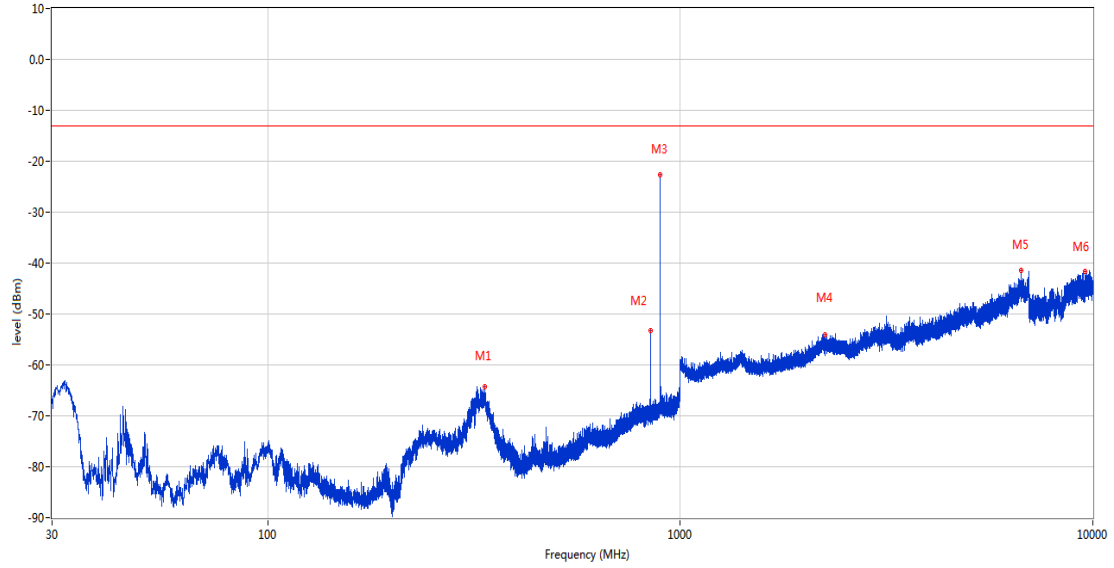
RSE-H&V EGPRS 850 CH251



Frequency (MHz)	Result (dBm)	Factor (dB)	PK Limit (dBm)	Over Limit (dB)	Table (o)	ANT	EUT	Verdict
101.246	-65.55	-21.60	-13.0	-52.55	34.00	Horizontal	Vertical	Pass
848.777	-54.26	2.47	-13.0	-41.26	202.00	Horizontal	Vertical	N/A
893.833	-29.72	3.53	-13.0	-16.72	283.00	Horizontal	Vertical	N/A
1697.900	-54.59	-5.63	-13.0	-41.59	2.00	Horizontal	Vertical	Pass
4856.000	-47.33	7.06	-13.0	-34.33	112.00	Horizontal	Vertical	Pass
9222.700	-41.77	15.33	-13.0	-28.77	319.00	Horizontal	Vertical	Pass

RSE-V&V EGPRS 850 CH251

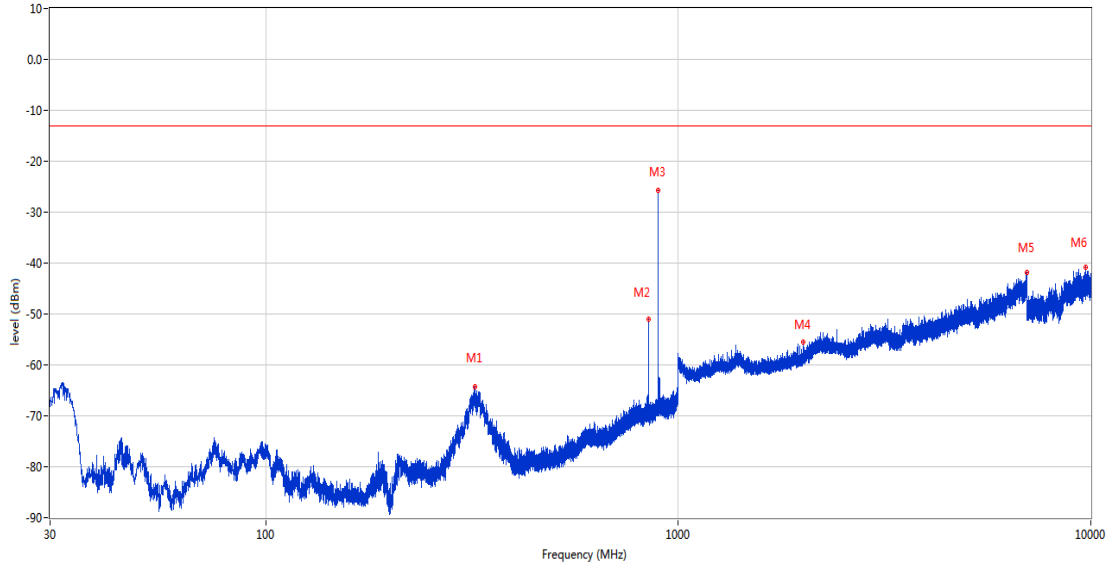
OPPO_RSE (RF)_FCC PART22&24&27-OPPO_GSM 850 & CDMA BC0 & WCDMA Band5 & LTE Band 5 & 26_814-849_30MHz-10GHz



Frequency (MHz)	Result (dBm)	Factor (dB)	PK Limit (dBm)	Over Limit (dB)	Table (o)	ANT	EUT	Verdict
335.210	-64.28	-10.57	-13.0	-51.28	363.00	Vertical	Vertical	Pass
848.825	-53.26	2.47	-13.0	-40.26	164.00	Vertical	Vertical	N/A
893.882	-22.68	3.53	-13.0	-9.68	229.00	Vertical	Vertical	N/A
2247.900	-54.11	-1.46	-13.0	-41.11	9.00	Vertical	Vertical	Pass
6688.400	-41.46	11.91	-13.0	-28.46	235.00	Vertical	Vertical	Pass
9575.800	-41.72	15.69	-13.0	-28.72	360.00	Vertical	Vertical	Pass

RSE-V&H EGPRS 850 CH251

OPPO_RSE (RF) _FCC PART22&24&27-OPPO_GSM 850 & CDMA BC0 & WCDMA Band5 & LTE Band 5 & 26_814-849_30MHz-10GHz



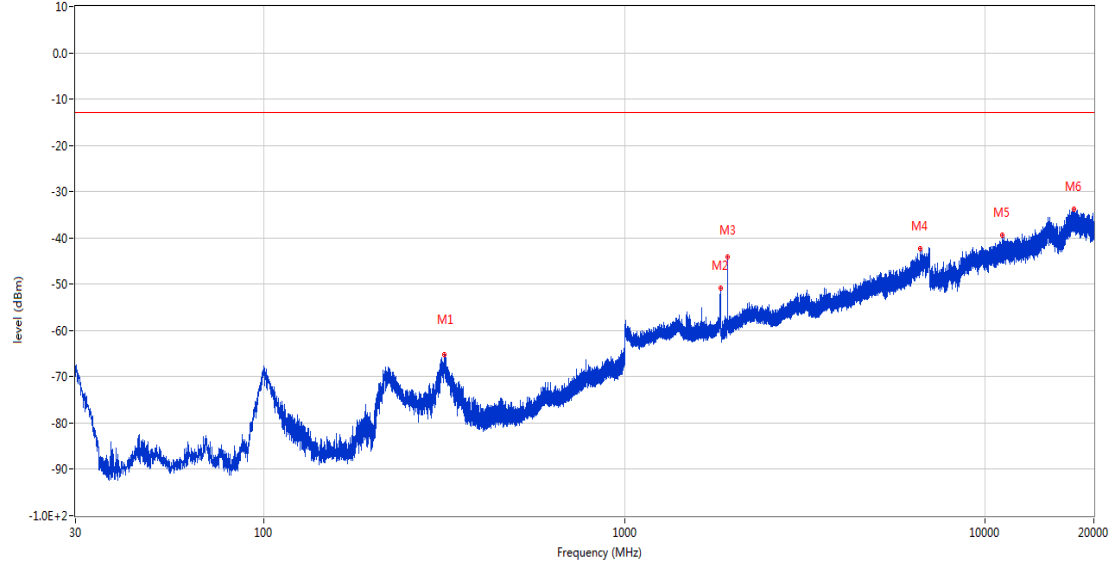
Frequency (MHz)	Result (dBm)	Factor (dB)	PK Limit (dBm)	Over Limit (dB)	Table (o)	ANT	EUT	Verdict
322.164	-64.31	-11.32	-13.0	-51.31	150.00	Vertical	Horizontal	Pass
848.825	-50.98	2.47	-13.0	-37.98	360.00	Vertical	Horizontal	N/A
893.737	-23.81	3.53	-13.0	-10.81	238.00	Vertical	Horizontal	N/A
2010.100	-55.45	-3.84	-13.0	-42.45	1.00	Vertical	Horizontal	Pass
6997.200	-41.84	13.61	-13.0	-28.84	350.00	Vertical	Horizontal	Pass
9718.750	-40.84	16.40	-13.0	-27.84	62.00	Vertical	Horizontal	Pass

24 EGPRS 1900

24.1 EGPRS 1900 Low Channel

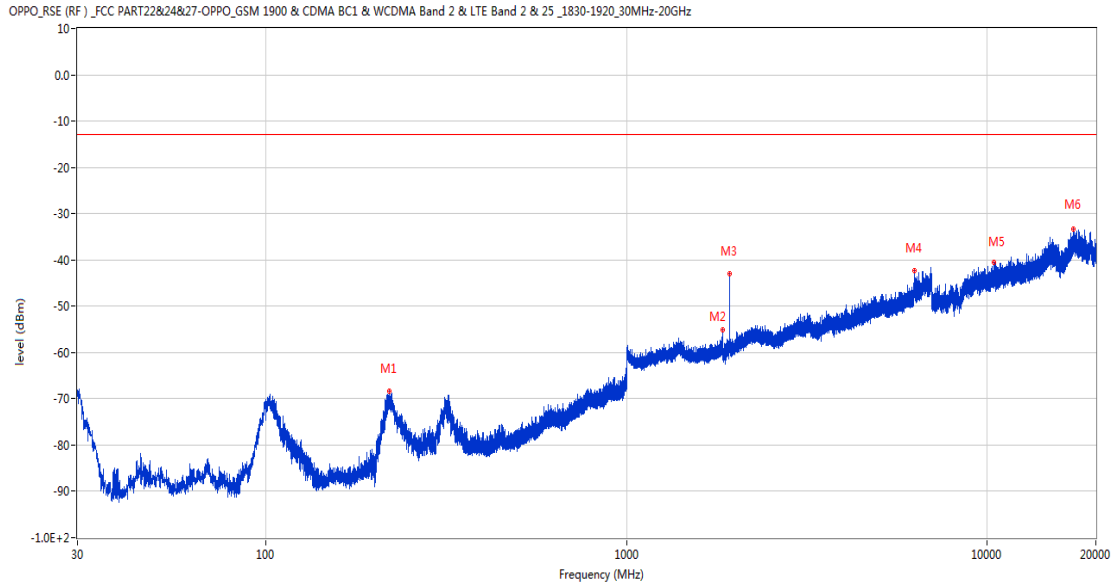
RSE-H&H EGPRS 1900 CH512

OPPO_RSE (RF) _FCC PART22&24&27-OPPO_GSM 1900 & CDMA BC1 & WCDMA Band 2 & LTE Band 2 & 25 _1830-1920_30MHz-20GHz



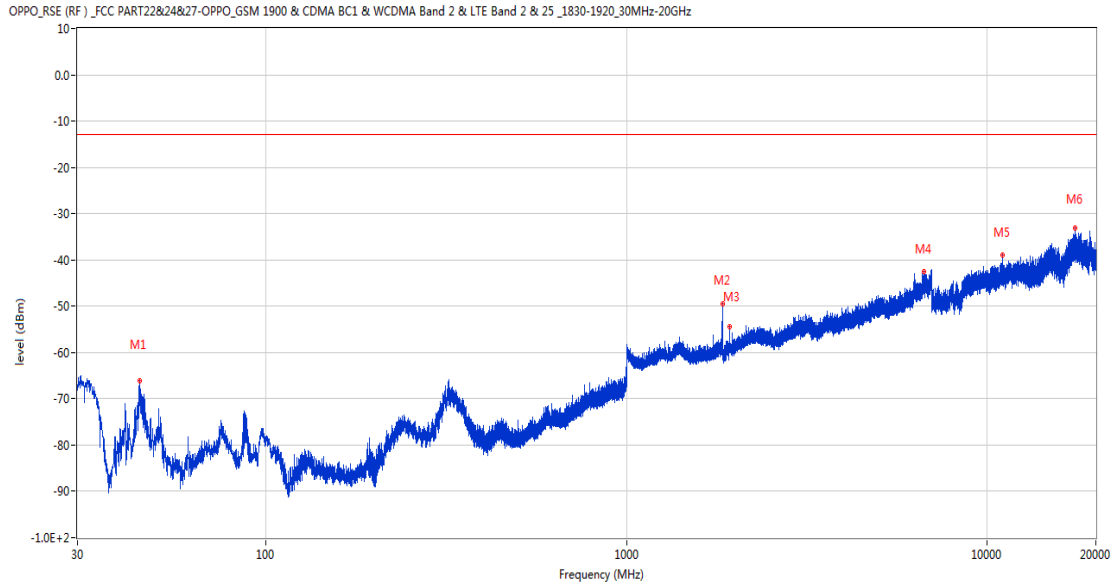
Frequency (MHz)	Result (dBm)	Factor (dB)	PK Limit (dBm)	Over Limit (dB)	Table (o)	ANT	EUT	Verdict
315.810	-65.16	-11.79	-13.0	-52.16	114.00	Horizontal	Horizontal	Pass
1850.600	-50.93	-4.40	-13.0	-37.93	17.00	Horizontal	Horizontal	N/A
1930.600	-44.12	-3.80	-13.0	-31.12	140.00	Horizontal	Horizontal	N/A
6610.400	-42.37	12.32	-13.0	-29.37	292.00	Horizontal	Horizontal	Pass
11149.776	-39.46	16.79	-13.0	-26.46	91.00	Horizontal	Horizontal	Pass
17587.200	-33.87	22.11	-13.0	-20.87	266.00	Horizontal	Horizontal	Pass

RSE-H&V EGPRS 1900 CH512



Frequency (MHz)	Result (dBm)	Factor (dB)	PK Limit (dBm)	Over Limit (dB)	Table (o)	ANT	EUT	Verdict
219.878	-68.37	-15.77	-13.0	-55.37	89.00	Horizontal	Vertical	Pass
1850.500	-55.19	-4.40	-13.0	-42.19	323.00	Horizontal	Vertical	N/A
1930.700	-43.03	-3.80	-13.0	-30.03	136.00	Horizontal	Vertical	N/A
6277.600	-42.42	11.24	-13.0	-29.42	152.00	Horizontal	Vertical	Pass
10409.750	-40.53	16.76	-13.0	-27.53	174.00	Horizontal	Vertical	Pass
17329.463	-33.28	21.08	-13.0	-20.28	236.00	Horizontal	Vertical	Pass

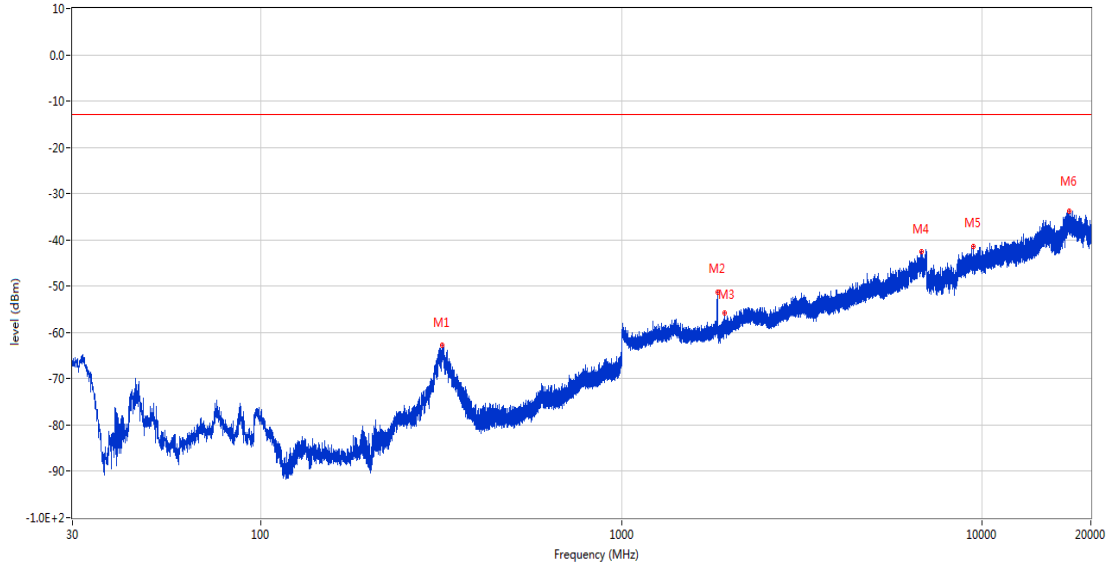
RSE-V&V EGPRS 1900 CH512



Frequency (MHz)	Result (dBm)	Factor (dB)	PK Limit (dBm)	Over Limit (dB)	Table (o)	ANT	EUT	Verdict
44.550	-66.00	-15.51	-13.0	-53.00	19.00	Vertical	Vertical	Pass
1850.600	-49.54	-4.40	-13.0	-36.54	-1.00	Vertical	Vertical	N/A
1930.500	-54.44	-3.80	-13.0	-41.44	51.00	Vertical	Vertical	N/A
6672.000	-42.45	11.59	-13.0	-29.45	0.00	Vertical	Vertical	Pass
11005.737	-38.93	17.35	-13.0	-25.93	297.00	Vertical	Vertical	Pass
17543.338	-33.08	22.41	-13.0	-20.08	49.00	Vertical	Vertical	Pass

RSE-V&H EGPRS 1900 CH512

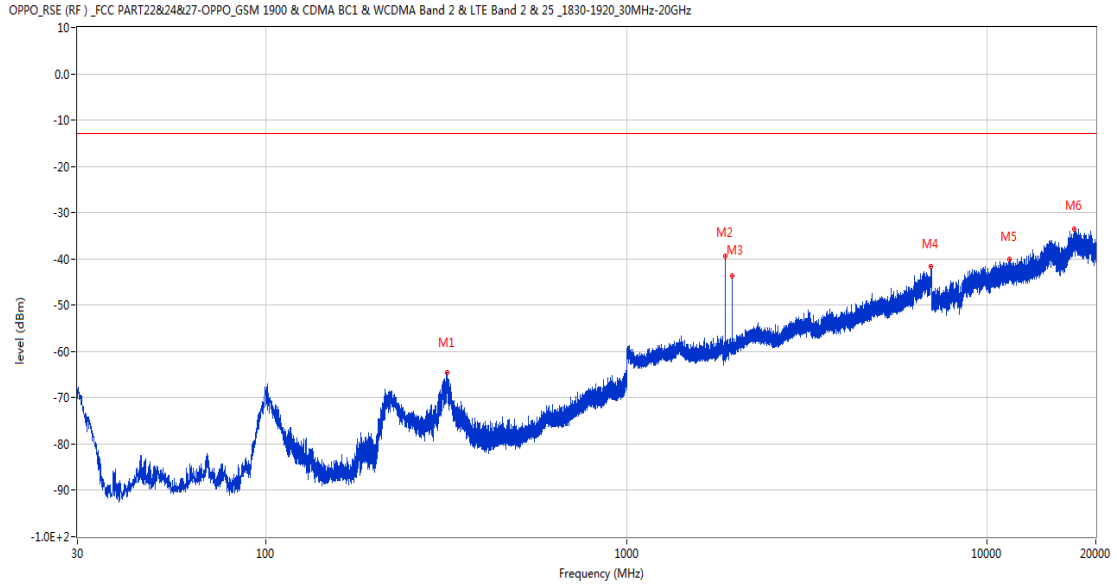
OPPO_RSE (RF)_FCC PART22&24&27-OPPO_GSM 1900 & CDMA BC1 & WCDMA Band 2 & LTE Band 2 & 25 _1830-1920_30MHz-20GHz



Frequency (MHz)	Result (dBm)	Factor (dB)	PK Limit (dBm)	Over Limit (dB)	Table (o)	ANT	EUT	Verdict
317.071	-62.80	-11.71	-13.0	-49.80	24.00	Vertical	Horizontal	Pass
1850.600	-51.21	-4.40	-13.0	-38.21	78.00	Vertical	Horizontal	N/A
1930.700	-55.67	-3.80	-13.0	-42.67	149.00	Vertical	Horizontal	N/A
6798.600	-42.61	12.31	-13.0	-29.61	75.00	Vertical	Horizontal	Pass
9452.662	-41.37	16.68	-13.0	-28.37	132.00	Vertical	Horizontal	Pass
17424.437	-33.79	22.54	-13.0	-20.79	216.00	Vertical	Horizontal	Pass

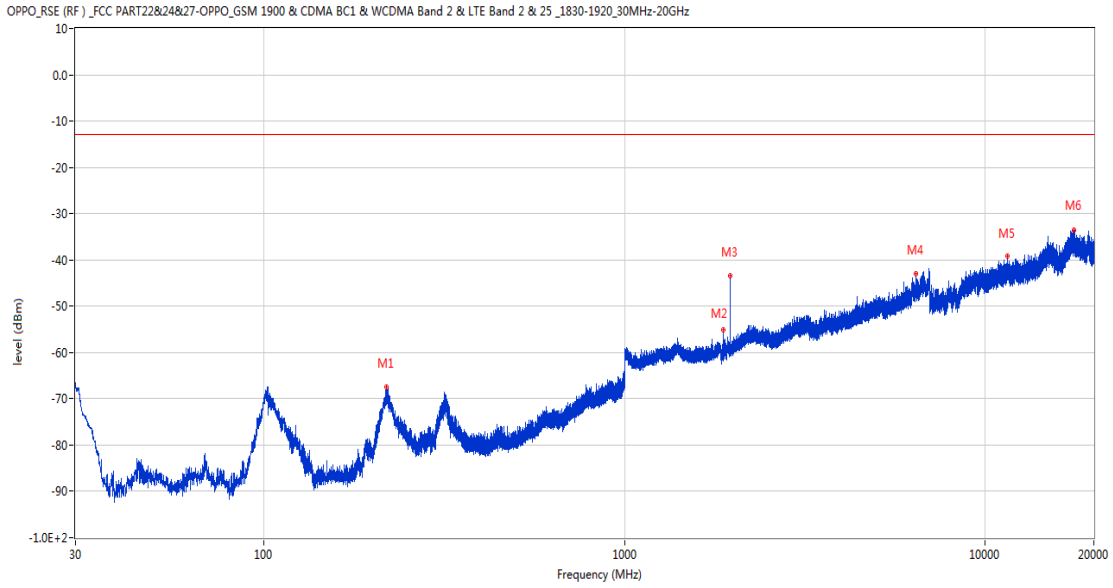
24.2 EGPRS 1900 Middle Channel

RSE-H&H EGPRS 1900 CH661



Frequency (MHz)	Result (dBm)	Factor (dB)	PK Limit (dBm)	Over Limit (dB)	Table (o)	ANT	EUT	Verdict
317.314	-64.57	-11.72	-13.0	-51.57	151.00	Horizontal	Horizontal	Pass
1880.400	-39.31	-4.03	-13.0	-26.31	10.00	Horizontal	Horizontal	N/A
1960.300	-43.64	-4.69	-13.0	-30.64	138.00	Horizontal	Horizontal	N/A
6986.000	-41.58	13.70	-13.0	-28.58	22.00	Horizontal	Horizontal	Pass
11543.937	-39.98	17.10	-13.0	-26.98	296.00	Horizontal	Horizontal	Pass
17455.614	-33.44	21.83	-13.0	-20.44	361.00	Horizontal	Horizontal	Pass

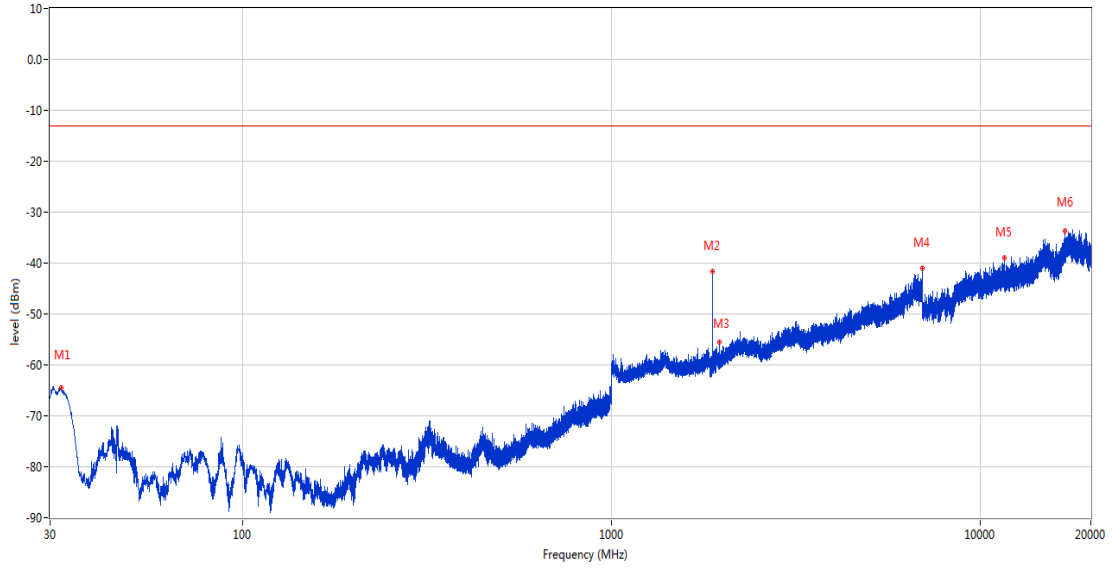
RSE-H&V EGPRS 1900 CH661



Frequency (MHz)	Result (dBm)	Factor (dB)	PK Limit (dBm)	Over Limit (dB)	Table (o)	ANT	EUT	Verdict
218.277	-67.37	-15.83	-13.0	-54.37	84.00	Horizontal	Vertical	Pass
1880.200	-55.02	-4.03	-13.0	-42.02	338.00	Horizontal	Vertical	N/A
1960.500	-43.32	-4.69	-13.0	-30.32	125.00	Horizontal	Vertical	N/A
6407.600	-43.04	10.67	-13.0	-30.04	199.00	Horizontal	Vertical	Pass
11519.500	-39.25	17.50	-13.0	-26.25	228.00	Horizontal	Vertical	Pass
17602.425	-33.65	21.95	-13.0	-20.65	197.00	Horizontal	Vertical	Pass

RSE-V&V EGPRS 1900 CH661

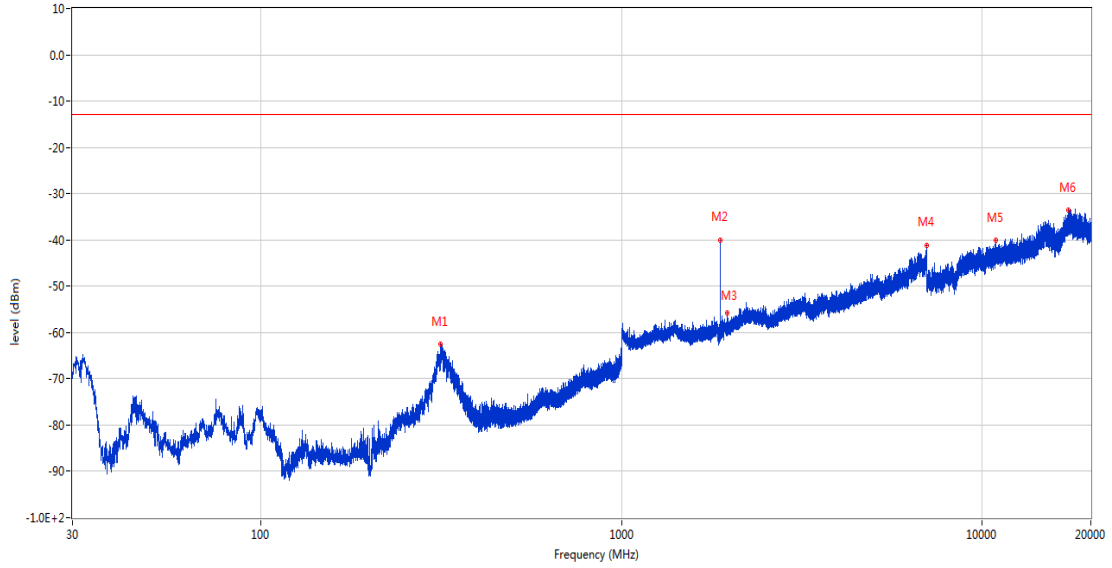
OPPO_RSE (RF)_FCC PART22&24&27-OPPO_GSM 1900 & CDMA BC1 & WCDMA Band 2 & LTE Band 2 & 25_1830-1920_30MHz-20GHz



Frequency (MHz)	Result (dBm)	Factor (dB)	PK Limit (dBm)	Over Limit (dB)	Table (o)	ANT	EUT	Verdict
32.182	-64.40	-16.84	-13.0	-51.40	57.00	Vertical	Vertical	Pass
1880.400	-41.53	-4.03	-13.0	-28.53	13.00	Vertical	Vertical	N/A
1960.400	-55.55	-4.69	-13.0	-42.55	283.00	Vertical	Vertical	N/A
6994.400	-40.99	13.61	-13.0	-27.99	353.00	Vertical	Vertical	Pass
11631.625	-38.93	17.35	-13.0	-25.93	160.00	Vertical	Vertical	Pass
17008.287	-33.65	20.86	-13.0	-20.65	204.00	Vertical	Vertical	Pass

RSE-V&H EGPRS 1900 CH661

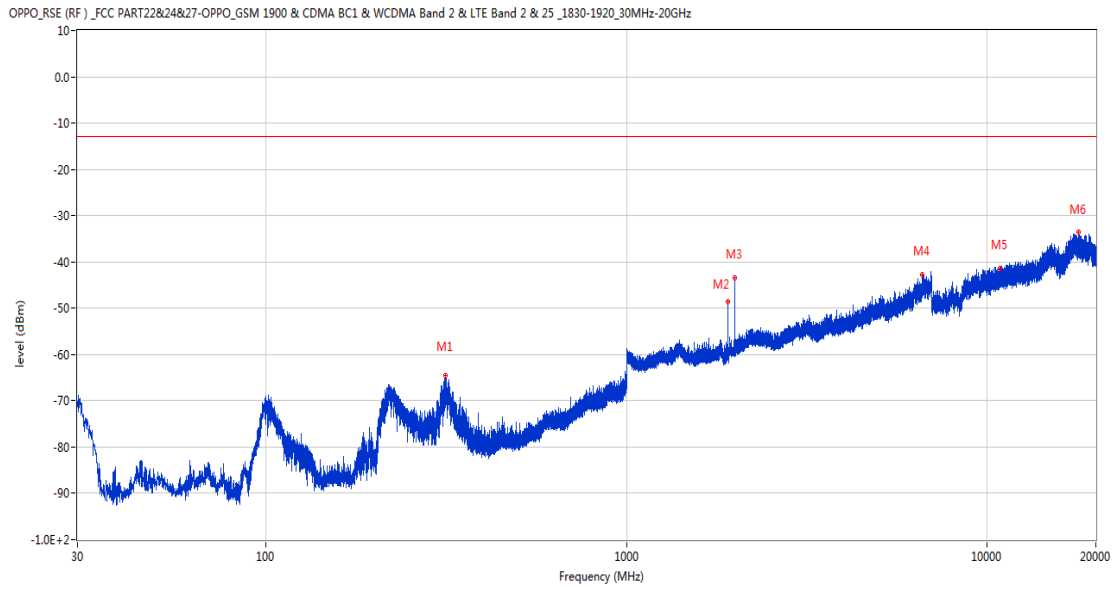
OPPO_RSE (RF)_FCC PART22&24&27-OPPO_GSM 1900 & CDMA BC1 & WCDMA Band 2 & LTE Band 2 & 25 _1830-1920_30MHz-20GHz



Frequency (MHz)	Result (dBm)	Factor (dB)	PK Limit (dBm)	Over Limit (dB)	Table (o)	ANT	EUT	Verdict
313.579	-62.55	-11.92	-13.0	-49.55	32.00	Vertical	Horizontal	Pass
1880.400	-39.98	-4.03	-13.0	-26.98	68.00	Vertical	Horizontal	N/A
1960.400	-55.69	-4.69	-13.0	-42.69	151.00	Vertical	Horizontal	N/A
7000.000	-41.14	13.64	-13.0	-28.14	68.00	Vertical	Horizontal	Pass
10899.937	-39.96	17.72	-13.0	-26.96	315.00	Vertical	Horizontal	Pass
17286.687	-33.61	21.11	-13.0	-20.61	-3.00	Vertical	Horizontal	Pass

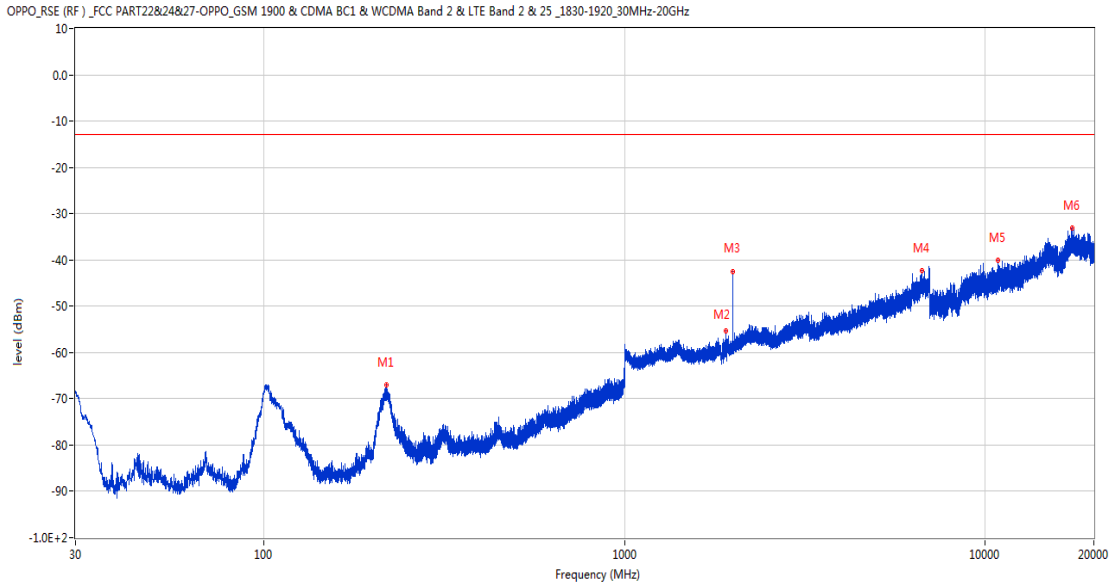
24.3 EGPRS 1900 High Channel

RSE-H&H EGPRS 1900 CH810



Frequency (MHz)	Result (dBm)	Factor (dB)	PK Limit (dBm)	Over Limit (dB)	Table (o)	ANT	EUT	Verdict
314.889	-64.47	-11.85	-13.0	-51.47	147.00	Horizontal	Horizontal	Pass
1910.300	-48.60	-3.79	-13.0	-35.60	36.00	Horizontal	Horizontal	N/A
1990.200	-43.54	-4.42	-13.0	-30.54	131.00	Horizontal	Horizontal	N/A
6608.200	-42.66	12.25	-13.0	-29.66	353.00	Horizontal	Horizontal	Pass
10857.388	-41.34	17.56	-13.0	-28.34	143.00	Horizontal	Horizontal	Pass
17906.199	-33.51	22.71	-13.0	-20.51	89.00	Horizontal	Horizontal	Pass

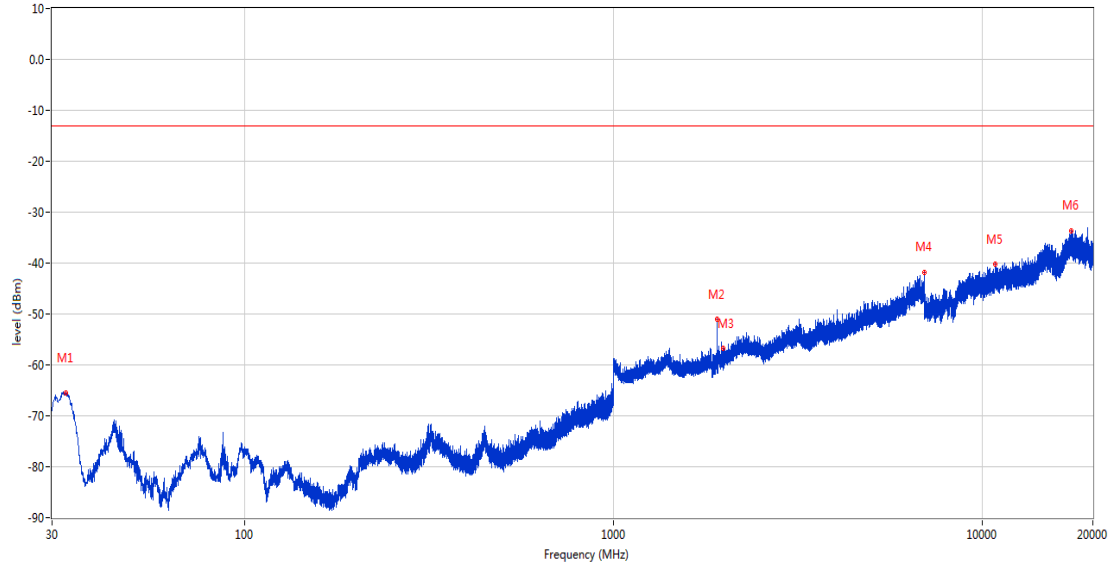
RSE-H&V EGPRS 1900 CH810



Frequency (MHz)	Result (dBm)	Factor (dB)	PK Limit (dBm)	Over Limit (dB)	Table (o)	ANT	EUT	Verdict
218.034	-67.07	-15.84	-13.0	-54.07	87.00	Horizontal	Vertical	Pass
1909.900	-55.33	-3.79	-13.0	-42.33	331.00	Horizontal	Vertical	N/A
1990.200	-42.44	-4.42	-13.0	-29.44	125.00	Horizontal	Vertical	N/A
6690.200	-42.41	11.84	-13.0	-29.41	285.00	Horizontal	Vertical	Pass
10857.962	-40.04	17.55	-13.0	-27.04	304.00	Horizontal	Vertical	Pass
17428.787	-33.11	22.43	-13.0	-20.11	82.00	Horizontal	Vertical	Pass

RSE-V&V EGPRS 1900 CH810

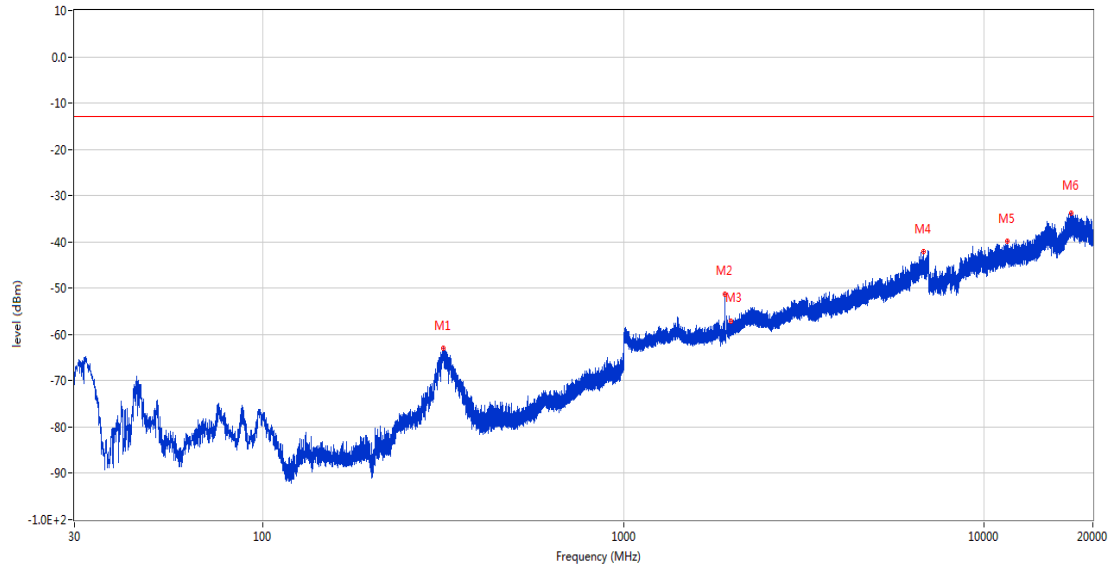
OPPO_RSE (RF) _FCC PART22&24&27-OPPO_GSM 1900 & CDMA BC1 & WCDMA Band 2 & LTE Band 2 & 25 _1830-1920_30MHz-20GHz



Frequency (MHz)	Result (dBm)	Factor (dB)	PK Limit (dBm)	Over Limit (dB)	Table (o)	ANT	EUT	Verdict
32.716	-65.51	-16.81	-13.0	-52.51	318.00	Vertical	Vertical	Pass
1910.400	-51.06	-3.79	-13.0	-38.06	74.00	Vertical	Vertical	N/A
1990.200	-56.83	-4.42	-13.0	-43.83	17.00	Vertical	Vertical	N/A
6987.400	-41.75	13.65	-13.0	-28.75	95.00	Vertical	Vertical	Pass
10865.438	-40.20	17.41	-13.0	-27.20	120.00	Vertical	Vertical	Pass
17484.614	-33.71	21.56	-13.0	-20.71	324.00	Vertical	Vertical	Pass

RSE-V&H EGPRS 1900 CH810

OPPO_RSE (RF)_FCC PART22&24&27-OPPO_GSM 1900 & CDMA BC1 & WCDMA Band 2 & LTE Band 2 & 25 _1830-1920_30MHz-20GHz

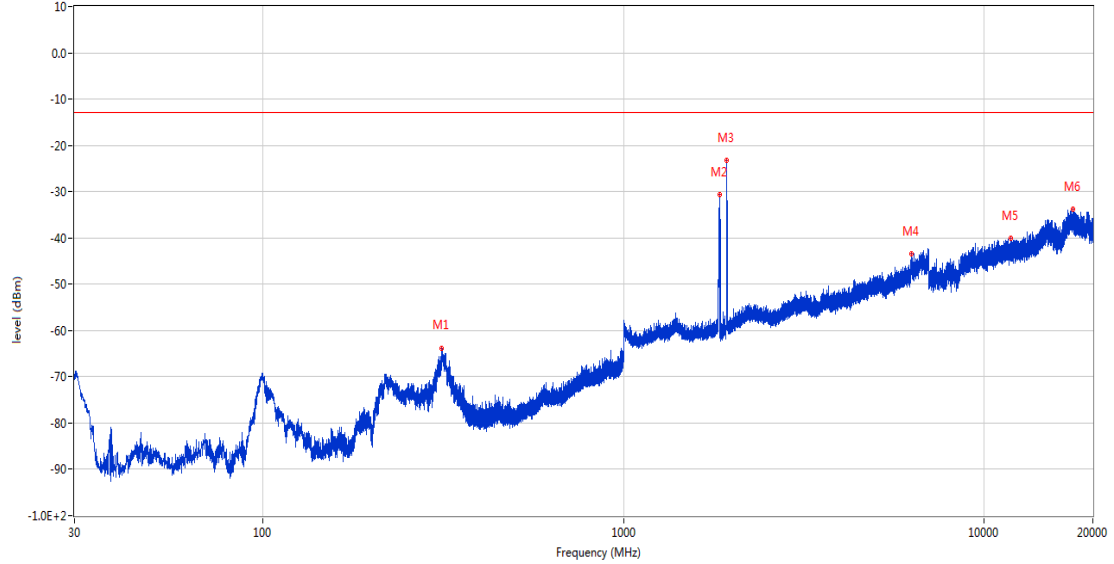


Frequency (MHz)	Result (dBm)	Factor (dB)	PK Limit (dBm)	Over Limit (dB)	Table (o)	ANT	EUT	Verdict
316.198	-62.90	-11.76	-13.0	-49.90	30.00	Vertical	Horizontal	Pass
1910.200	-51.21	-3.79	-13.0	-38.21	46.00	Vertical	Horizontal	N/A
1985.900	-57.21	-4.47	-13.0	-44.21	211.00	Vertical	Horizontal	N/A
6774.600	-42.15	11.72	-13.0	-29.15	317.00	Vertical	Horizontal	Pass
11586.487	-39.92	17.74	-13.0	-26.92	9.00	Vertical	Horizontal	Pass
17428.787	-33.77	22.43	-13.0	-20.77	337.00	Vertical	Horizontal	Pass

WCDMA
 25 WCDMA Band 2
 25.1 WCDMA Band 2 Low Channel

RSE-H&H WCDMA Band 2 CH9263

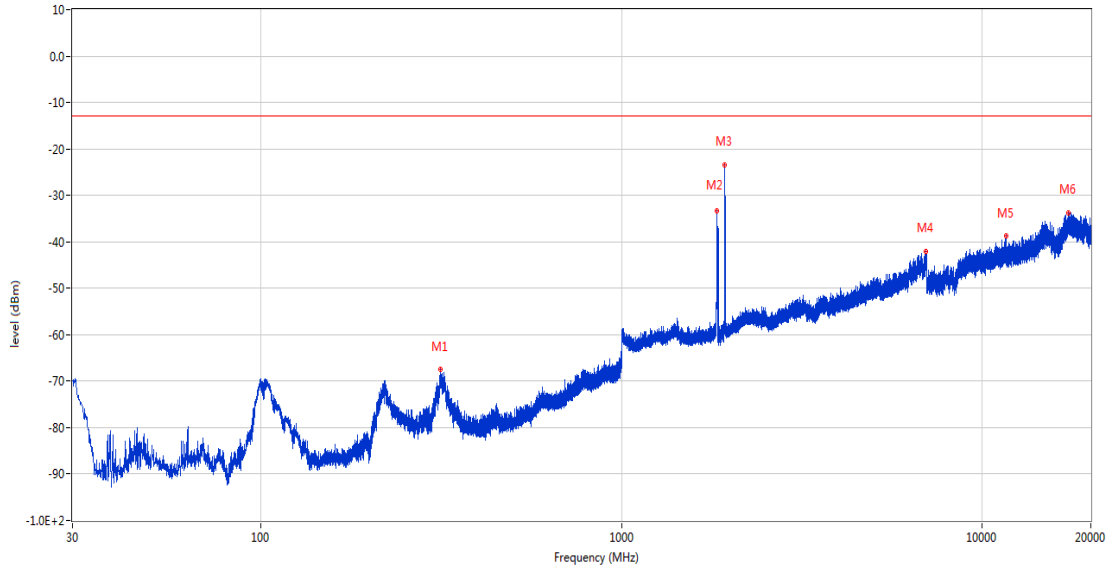
OPPO_RSE (RF) _FCC PART22&24&27-OPPO_GSM 1900 & CDMA BC1 & WCDMA Band 2 & LTE Band 2 & 25 _1830-1920_30MHz-20GHz



Frequency (MHz)	Result (dBm)	Factor (dB)	PK Limit (dBm)	Over Limit (dB)	Table (o)	ANT	EUT	Verdict
313.143	-63.75	-11.94	-13.0	-50.75	112.00	Horizontal	Horizontal	Pass
1842.900	-30.68	-4.43	-13.0	-17.68	117.00	Horizontal	Horizontal	N/A
1932.500	-23.27	-3.80	-13.0	-10.27	148.00	Horizontal	Horizontal	N/A
6274.600	-43.53	11.13	-13.0	-30.53	331.00	Horizontal	Horizontal	Pass
11827.125	-40.08	17.80	-13.0	-27.08	76.00	Horizontal	Horizontal	Pass
17577.413	-33.74	22.23	-13.0	-20.74	99.00	Horizontal	Horizontal	Pass

RSE-H&V WCDMA Band 2 CH9263

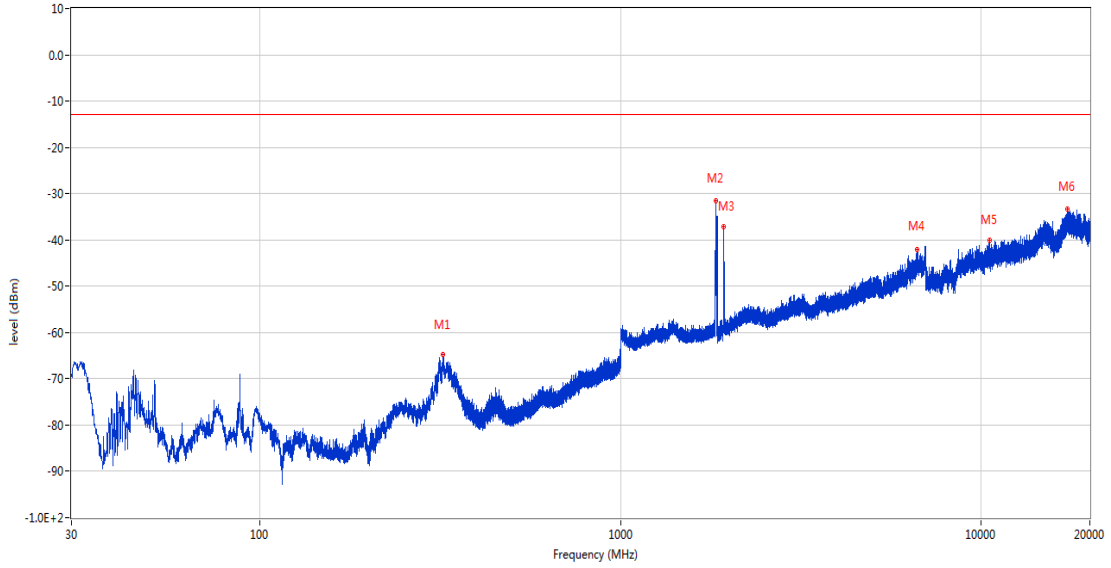
OPPO_RSE (RF) _FCC PART22&24&27-OPPO_GSM 1900 & CDMA BC1 & WCDMA Band 2 & LTE Band 2 & 25 _1830-1920_30MHz-20GHz



Frequency (MHz)	Result (dBm)	Factor (dB)	PK Limit (dBm)	Over Limit (dB)	Table (o)	ANT	EUT	Verdict
315.180	-67.51	-11.83	-13.0	-54.51	127.00	Horizontal	Vertical	Pass
1839.600	-33.26	-4.44	-13.0	-20.26	39.00	Horizontal	Vertical	N/A
1931.600	-23.36	-3.80	-13.0	-10.36	140.00	Horizontal	Vertical	N/A
6988.000	-42.12	13.58	-13.0	-29.12	0.00	Horizontal	Vertical	Pass
11642.838	-38.63	17.09	-13.0	-25.63	361.00	Horizontal	Vertical	Pass
17347.949	-33.81	21.23	-13.0	-20.81	361.00	Horizontal	Vertical	Pass

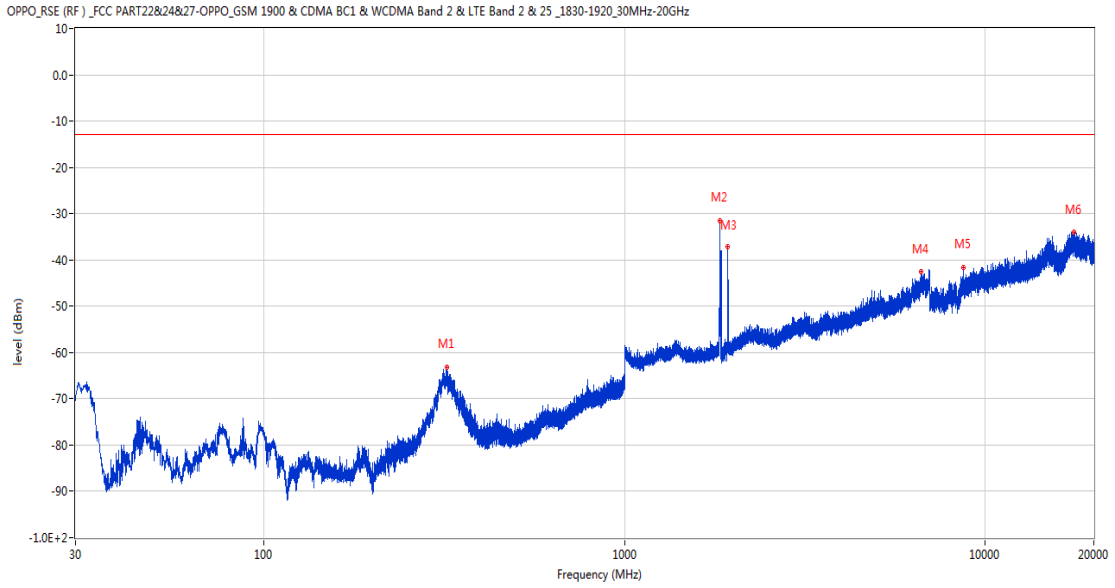
RSE-V&V WCDMA Band 2 CH9263

OPPO_RSE (RF)_FCC PART22&24&27-OPPO_GSM 1900 & CDMA BC1 & WCDMA Band 2 & LTE Band 2 & 25 _1830-1920_30MHz-20GHz



Frequency (MHz)	Result (dBm)	Factor (dB)	PK Limit (dBm)	Over Limit (dB)	Table (o)	ANT	EUT	Verdict
321.048	-64.82	-11.48	-13.0	-51.82	36.00	Vertical	Vertical	Pass
1840.000	-31.56	-4.43	-13.0	-18.56	92.00	Vertical	Vertical	N/A
1934.000	-37.19	-3.81	-13.0	-24.19	57.00	Vertical	Vertical	N/A
6646.200	-42.02	11.91	-13.0	-29.02	-1.00	Vertical	Vertical	Pass
10542.576	-40.13	16.20	-13.0	-27.13	54.00	Vertical	Vertical	Pass
17363.175	-33.26	21.63	-13.0	-20.26	360.00	Vertical	Vertical	Pass

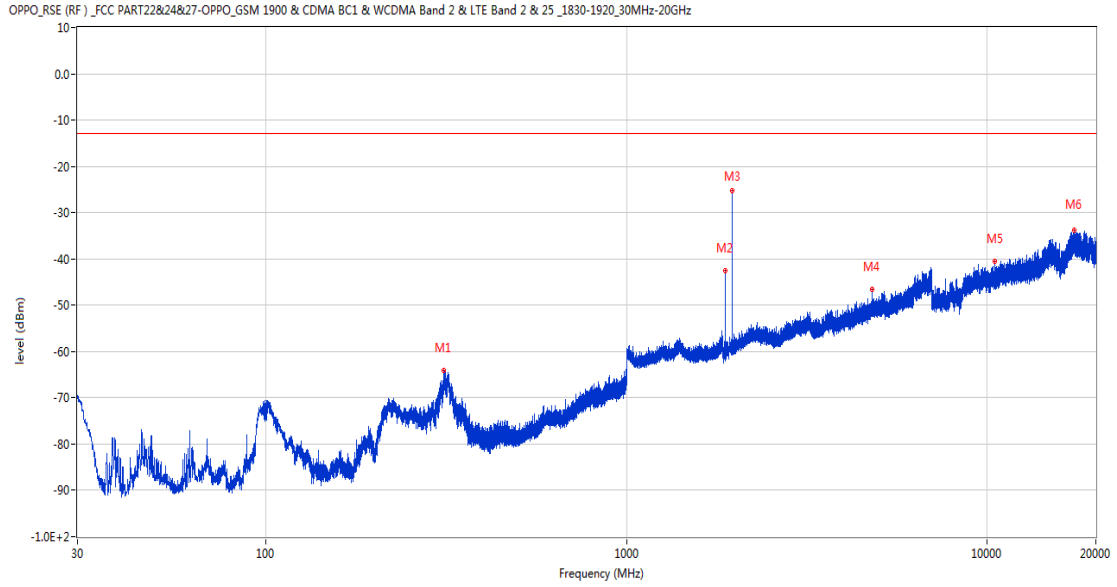
RSE-V&H WCDMA Band 2 CH9263



Frequency (MHz)	Result (dBm)	Factor (dB)	PK Limit (dBm)	Over Limit (dB)	Table (o)	ANT	EUT	Verdict
320.854	-63.22	-11.50	-13.0	-50.22	162.00	Vertical	Horizontal	Pass
1839.600	-31.51	-4.44	-13.0	-18.51	74.00	Vertical	Horizontal	N/A
1932.100	-37.08	-3.80	-13.0	-24.08	59.00	Vertical	Horizontal	N/A
6653.600	-42.49	11.56	-13.0	-29.49	237.00	Vertical	Horizontal	Pass
8704.012	-41.54	13.78	-13.0	-28.54	210.00	Vertical	Horizontal	Pass
17596.262	-34.03	22.01	-13.0	-21.03	217.00	Vertical	Horizontal	Pass

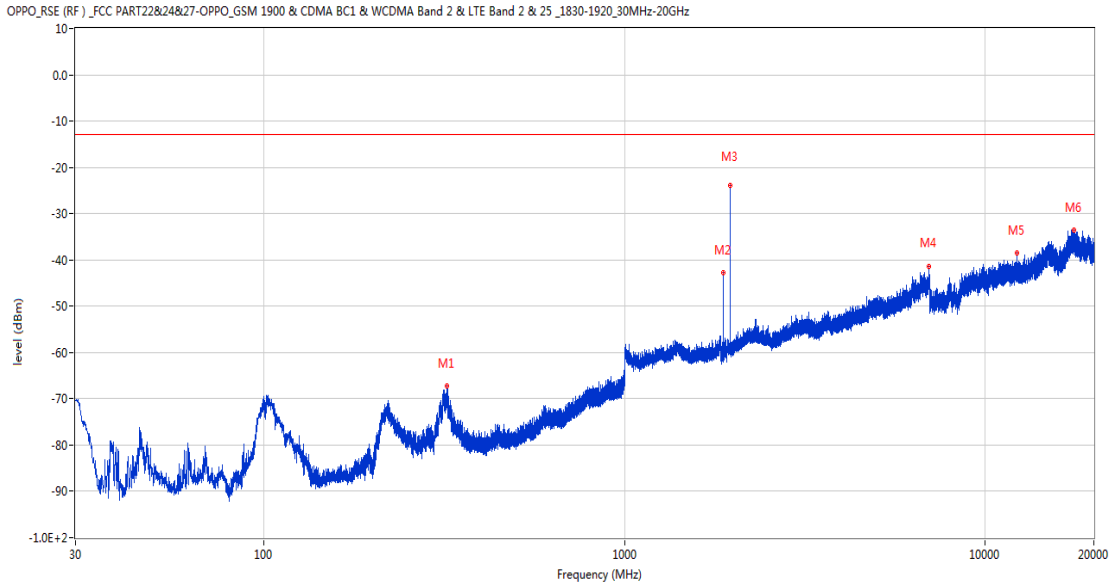
25.2 WCDMA Band 2 Middle Channel

RSE-H&H WCDMA Band 2 CH9400



Frequency (MHz)	Result (dBm)	Factor (dB)	PK Limit (dBm)	Over Limit (dB)	Table (o)	ANT	EUT	Verdict
311.494	-64.06	-12.00	-13.0	-51.06	134.00	Horizontal	Horizontal	Pass
1879.500	-42.63	-4.04	-13.0	-29.63	350.00	Horizontal	Horizontal	N/A
1958.800	-25.34	-4.67	-13.0	-12.34	117.00	Horizontal	Horizontal	N/A
4800.200	-46.48	7.66	-13.0	-33.48	0.00	Horizontal	Horizontal	Pass
10486.799	-40.60	16.25	-13.0	-27.60	-1.00	Horizontal	Horizontal	Pass
17420.087	-33.71	22.65	-13.0	-20.71	269.00	Horizontal	Horizontal	Pass

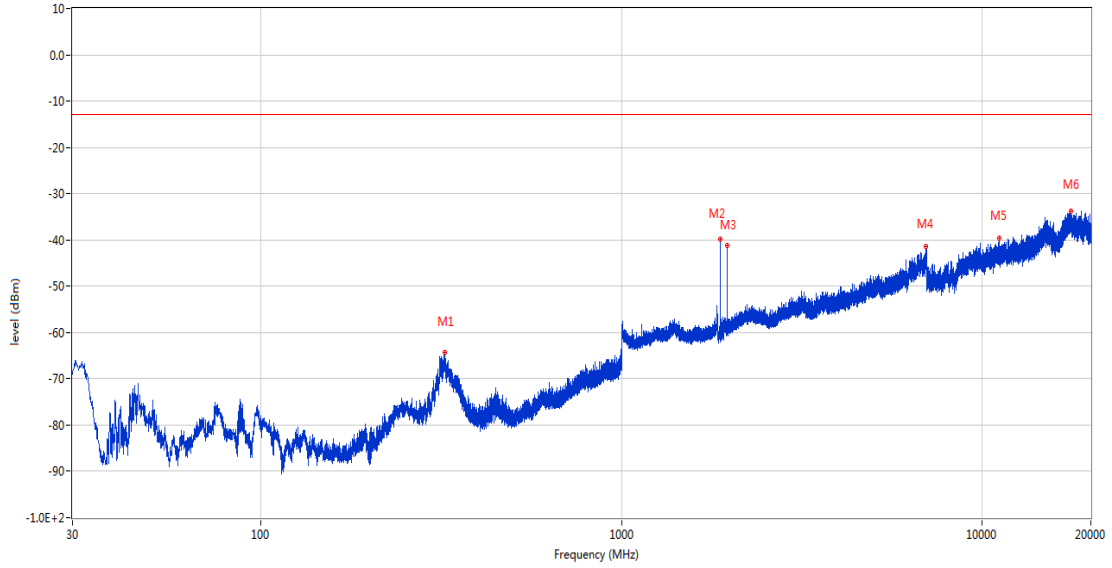
RSE-H&V WCDMA Band 2 CH9400



Frequency (MHz)	Result (dBm)	Factor (dB)	PK Limit (dBm)	Over Limit (dB)	Table (o)	ANT	EUT	Verdict
321.097	-67.17	-11.47	-13.0	-54.17	173.00	Horizontal	Vertical	Pass
1879.800	-42.80	-4.03	-13.0	-29.80	314.00	Horizontal	Vertical	N/A
1960.400	-23.96	-4.69	-13.0	-10.96	117.00	Horizontal	Vertical	N/A
6986.200	-41.52	13.70	-13.0	-28.52	245.00	Horizontal	Vertical	Pass
12273.613	-38.59	18.28	-13.0	-25.59	228.00	Horizontal	Vertical	Pass
17594.812	-33.47	22.03	-13.0	-20.47	0.00	Horizontal	Vertical	Pass

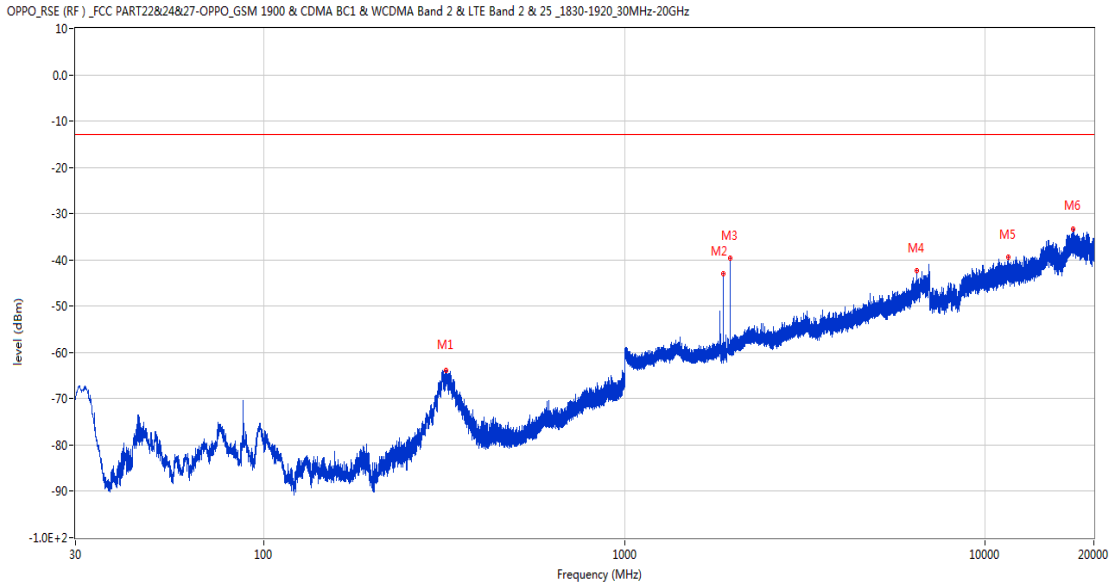
RSE-V&V WCDMA Band 2 CH9400

OPPO_RSE (RF)_FCC PART22&24&27-OPPO_GSM 1900 & CDMA BC1 & WCDMA Band 2 & LTE Band 2 & 25 _1830-1920_30MHz-20GHz



Frequency (MHz)	Result (dBm)	Factor (dB)	PK Limit (dBm)	Over Limit (dB)	Table (o)	ANT	EUT	Verdict
322.310	-64.38	-11.46	-13.0	-51.38	40.00	Vertical	Vertical	Pass
1879.400	-39.89	-4.04	-13.0	-26.89	-2.00	Vertical	Vertical	N/A
1961.000	-41.19	-4.70	-13.0	-28.19	325.00	Vertical	Vertical	N/A
6985.000	-41.51	13.71	-13.0	-28.51	307.00	Vertical	Vertical	Pass
11158.400	-39.70	16.57	-13.0	-26.70	301.00	Vertical	Vertical	Pass
17583.938	-33.75	22.15	-13.0	-20.75	186.00	Vertical	Vertical	Pass

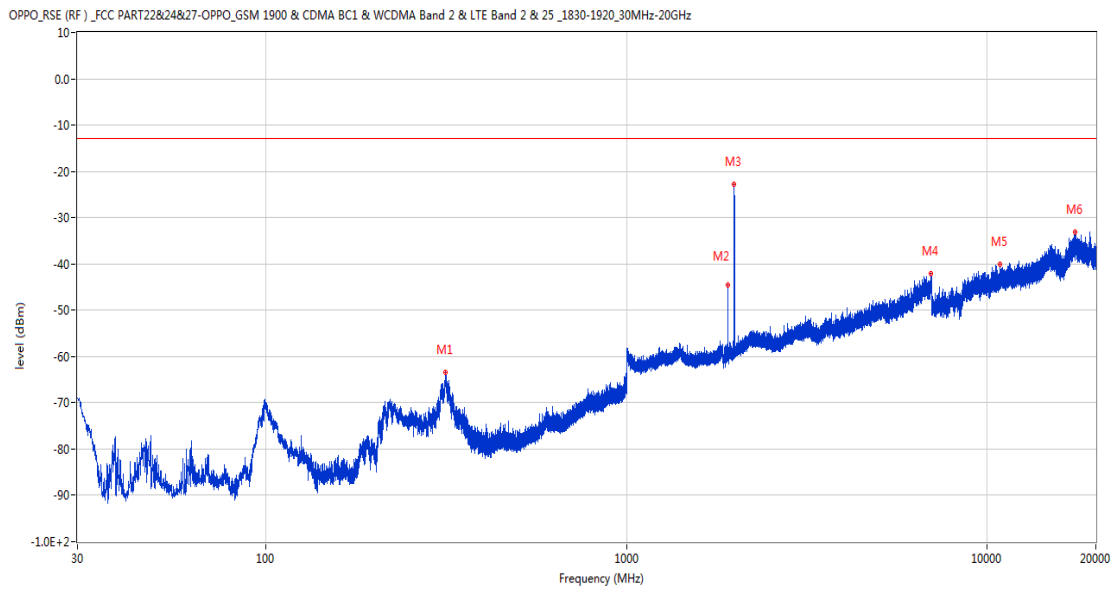
RSE-V&H WCDMA Band 2 CH9400



Frequency (MHz)	Result (dBm)	Factor (dB)	PK Limit (dBm)	Over Limit (dB)	Table (o)	ANT	EUT	Verdict
319.254	-63.81	-11.73	-13.0	-50.81	181.00	Vertical	Horizontal	Pass
1879.400	-42.93	-4.04	-13.0	-29.93	48.00	Vertical	Horizontal	N/A
1959.600	-39.65	-4.68	-13.0	-26.65	146.00	Vertical	Horizontal	N/A
6469.400	-42.38	9.99	-13.0	-29.38	296.00	Vertical	Horizontal	Pass
11572.975	-39.45	17.47	-13.0	-26.45	330.00	Vertical	Horizontal	Pass
17495.849	-33.26	21.22	-13.0	-20.26	1.00	Vertical	Horizontal	Pass

25.3 WCDMA Band 2 High Channel

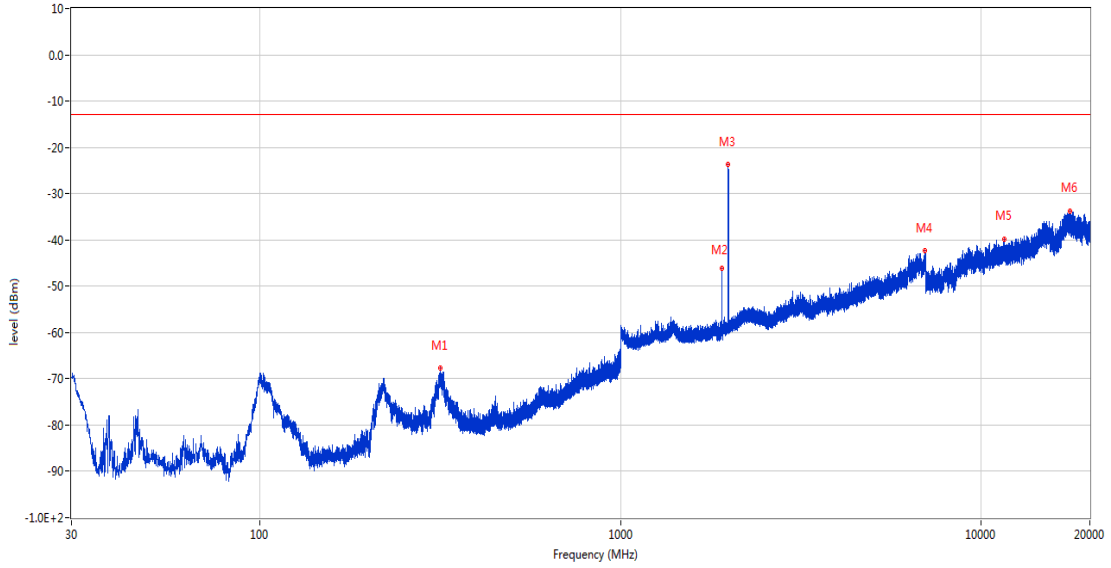
RSE-H&H WCDMA Band 2 CH9538



Frequency (MHz)	Result (dBm)	Factor (dB)	PK Limit (dBm)	Over Limit (dB)	Table (o)	ANT	EUT	Verdict
314.210	-63.51	-11.89	-13.0	-50.51	113.00	Horizontal	Horizontal	Pass
1906.700	-44.64	-3.79	-13.0	-31.64	-1.00	Horizontal	Horizontal	N/A
1986.800	-22.69	-4.47	-13.0	-9.69	134.00	Horizontal	Horizontal	N/A
6978.000	-42.18	13.90	-13.0	-29.18	332.00	Horizontal	Horizontal	Pass
10870.038	-40.10	17.33	-13.0	-27.10	349.00	Horizontal	Horizontal	Pass
17476.637	-33.19	21.71	-13.0	-20.19	161.00	Horizontal	Horizontal	Pass

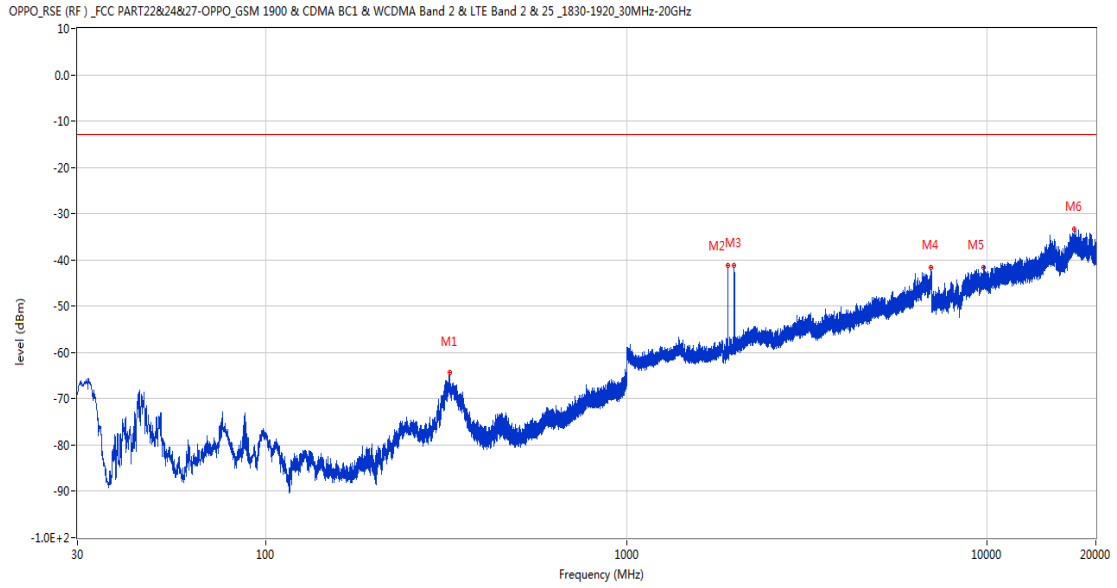
RSE-H&V WCDMA Band 2 CH9538

OPPO_RSE (RF)_FCC PART22&24&27-OPPO_GSM 1900 & CDMA BC1 & WCDMA Band 2 & LTE Band 2 & 25 _1830-1920_30MHz-20GHz



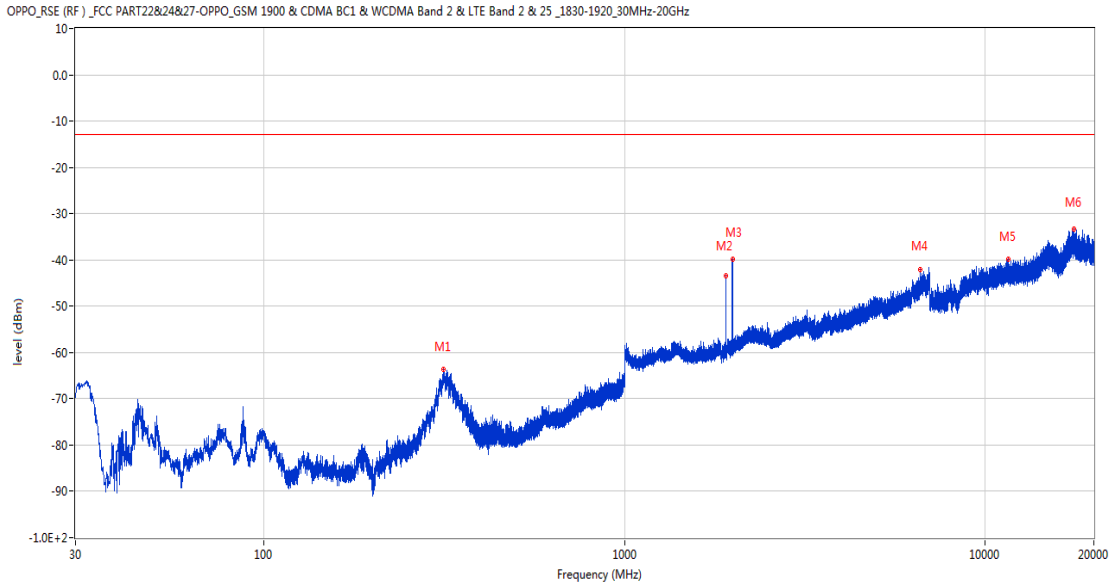
Frequency (MHz)	Result (dBm)	Factor (dB)	PK Limit (dBm)	Over Limit (dB)	Table (o)	ANT	EUT	Verdict
316.490	-67.62	-11.74	-13.0	-54.62	140.00	Horizontal	Vertical	Pass
1906.800	-46.05	-3.79	-13.0	-33.05	320.00	Horizontal	Vertical	N/A
1987.800	-23.76	-4.47	-13.0	-10.76	142.00	Horizontal	Vertical	N/A
6981.400	-42.26	13.83	-13.0	-29.26	342.00	Horizontal	Vertical	Pass
11591.663	-39.88	17.84	-13.0	-26.88	101.00	Horizontal	Vertical	Pass
17600.250	-33.82	21.97	-13.0	-20.82	-1.00	Horizontal	Vertical	Pass

RSE-V&V WCDMA Band 2 CH9538



Frequency (MHz)	Result (dBm)	Factor (dB)	PK Limit (dBm)	Over Limit (dB)	Table (o)	ANT	EUT	Verdict
322.649	-64.20	-11.46	-13.0	-51.20	55.00	Vertical	Vertical	Pass
1906.800	-41.22	-3.79	-13.0	-28.22	-1.00	Vertical	Vertical	N/A
1986.600	-41.20	-4.47	-13.0	-28.20	285.00	Vertical	Vertical	N/A
6986.000	-41.68	13.70	-13.0	-28.68	30.00	Vertical	Vertical	Pass
9749.075	-41.71	16.12	-13.0	-28.71	4.00	Vertical	Vertical	Pass
17424.075	-33.41	22.55	-13.0	-20.41	360.00	Vertical	Vertical	Pass

RSE-V&H WCDMA Band 2 CH9538

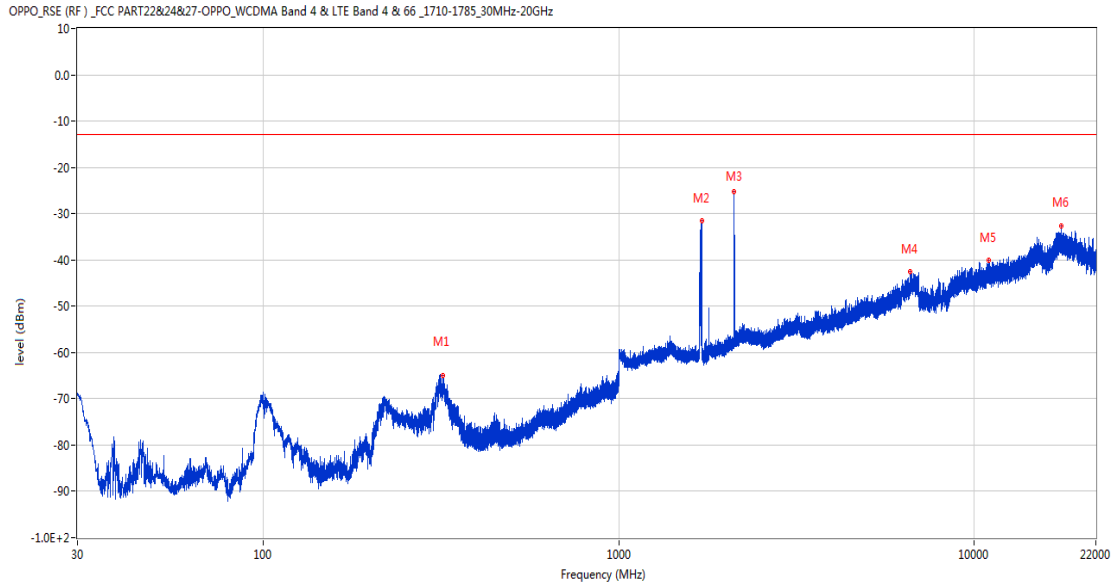


Frequency (MHz)	Result (dBm)	Factor (dB)	PK Limit (dBm)	Over Limit (dB)	Table (o)	ANT	EUT	Verdict
314.743	-63.72	-11.86	-13.0	-50.72	26.00	Vertical	Horizontal	Pass
1906.500	-43.35	-3.79	-13.0	-30.35	41.00	Vertical	Horizontal	N/A
1989.100	-39.93	-4.48	-13.0	-26.93	291.00	Vertical	Horizontal	N/A
6616.200	-42.01	12.21	-13.0	-29.01	352.00	Vertical	Horizontal	Pass
11608.912	-39.92	17.83	-13.0	-26.92	296.00	Vertical	Horizontal	Pass
17594.812	-33.37	22.03	-13.0	-20.37	290.00	Vertical	Horizontal	Pass

26 WCDMA Band 4

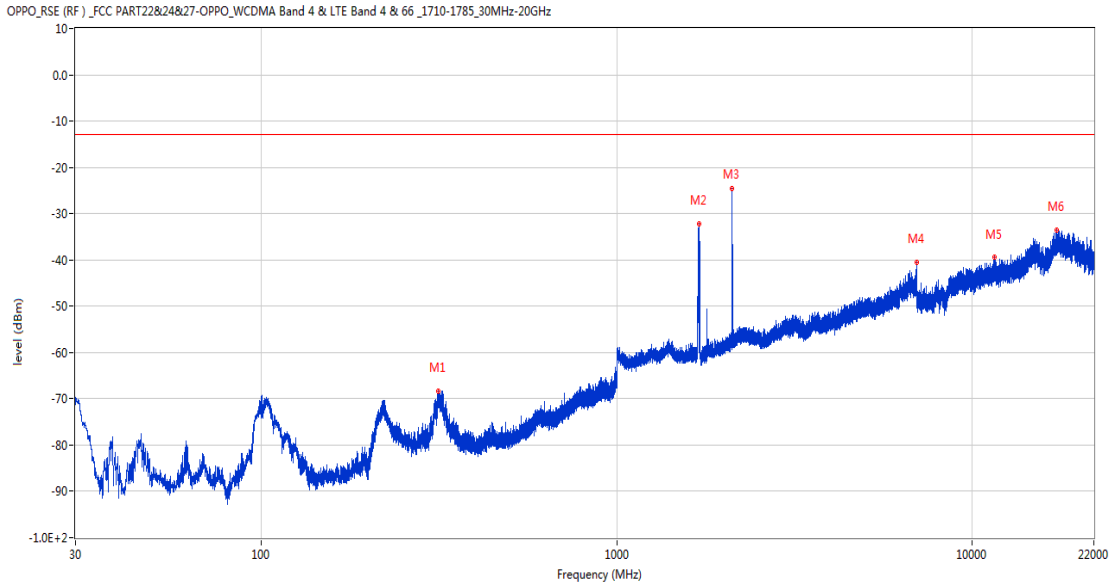
26.1 WCDMA Band 4 Low Channel

RSE-H&H WCDMA Band 4 CH1312



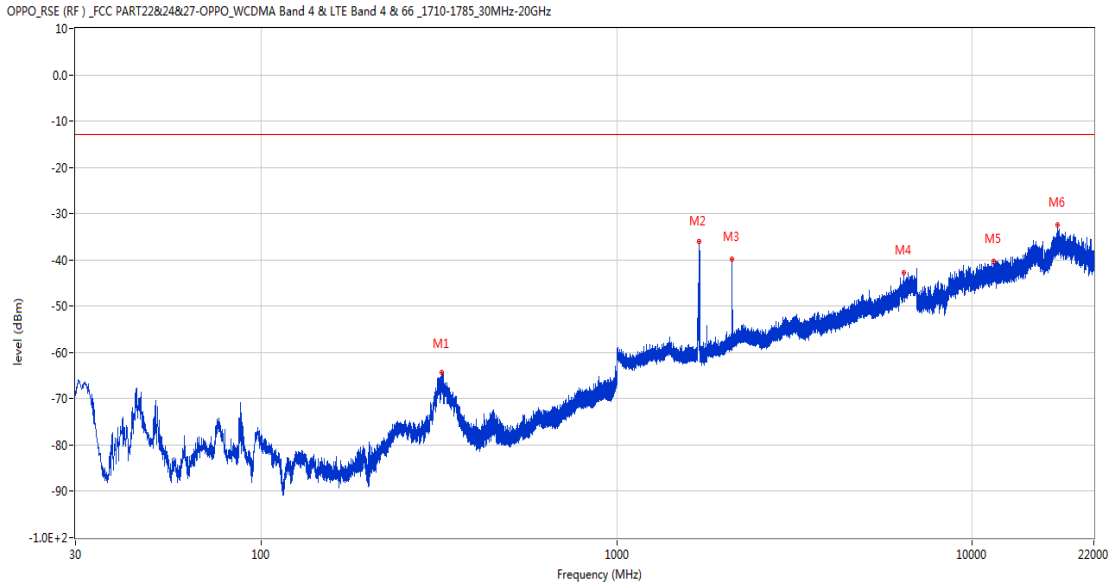
Frequency (MHz)	Result (dBm)	Factor (dB)	PK Limit (dBm)	Over Limit (dB)	Table (o)	ANT	EUT	Verdict
320.660	-65.04	-11.58	-13.0	-52.04	122.00	Horizontal	Horizontal	Pass
1713.600	-31.54	-4.53	-13.0	-18.54	147.00	Horizontal	Horizontal	N/A
2113.100	-25.26	-2.88	-13.0	-12.26	126.00	Horizontal	Horizontal	N/A
6603.600	-42.51	11.99	-13.0	-29.51	35.00	Horizontal	Horizontal	Pass
10995.963	-40.14	17.43	-13.0	-27.14	127.00	Horizontal	Horizontal	Pass
17585.437	-32.70	22.13	-13.0	-19.70	305.00	Horizontal	Horizontal	Pass

RSE-H&V WCDMA Band 4 CH1312



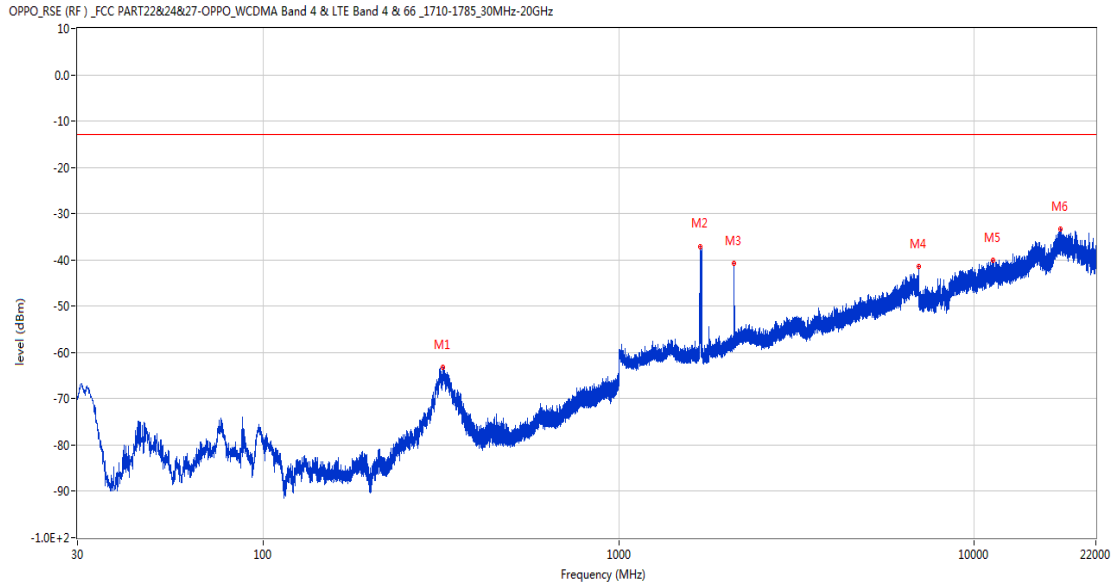
Frequency (MHz)	Result (dBm)	Factor (dB)	PK Limit (dBm)	Over Limit (dB)	Table (o)	ANT	EUT	Verdict
313.919	-68.35	-11.88	-13.0	-55.35	147.00	Horizontal	Vertical	Pass
1701.100	-32.27	-4.53	-13.0	-19.27	-1.00	Horizontal	Vertical	N/A
2112.000	-24.51	-2.84	-13.0	-11.51	109.00	Horizontal	Vertical	N/A
6998.600	-40.40	13.64	-13.0	-27.40	199.00	Horizontal	Vertical	Pass
11566.363	-39.48	17.34	-13.0	-26.48	-1.00	Horizontal	Vertical	Pass
17326.901	-33.47	21.08	-13.0	-20.47	339.00	Horizontal	Vertical	Pass

RSE-V&V WCDMA Band 4 CH1312



Frequency (MHz)	Result (dBm)	Factor (dB)	PK Limit (dBm)	Over Limit (dB)	Table (o)	ANT	EUT	Verdict
322.310	-64.36	-11.48	-13.0	-51.36	13.00	Vertical	Vertical	Pass
1702.700	-35.95	-4.53	-13.0	-22.95	192.00	Vertical	Vertical	N/A
2112.700	-39.91	-2.88	-13.0	-26.91	95.00	Vertical	Vertical	N/A
6417.600	-42.65	10.88	-13.0	-29.65	350.00	Vertical	Vertical	Pass
11482.988	-40.36	17.70	-13.0	-27.36	17.00	Vertical	Vertical	Pass
17371.300	-32.39	21.92	-13.0	-19.39	121.00	Vertical	Vertical	Pass

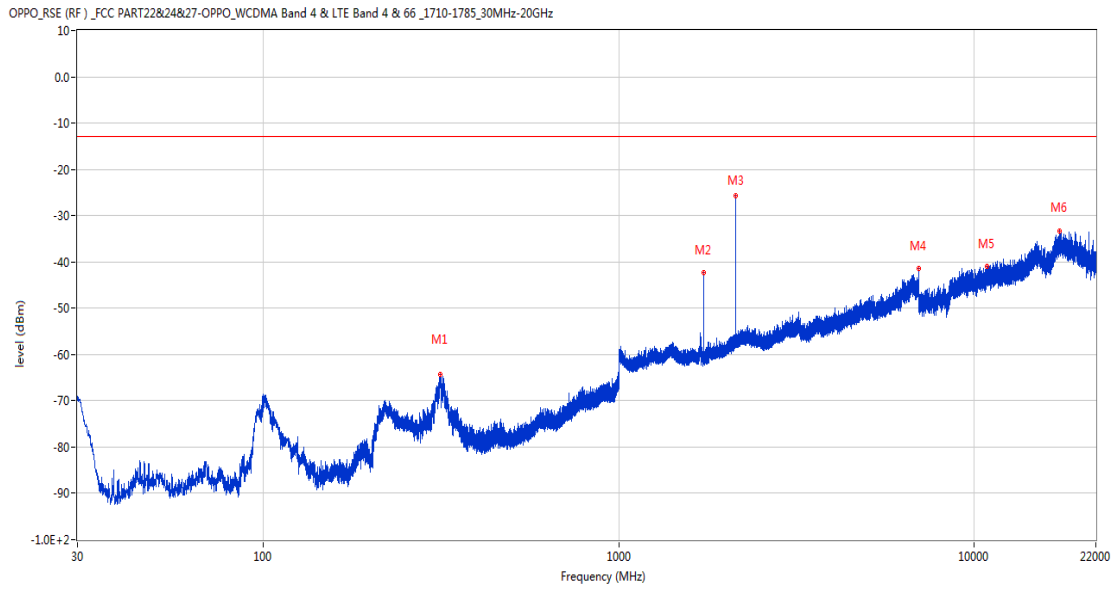
RSE-V&H WCDMA Band 4 CH1312



Frequency (MHz)	Result (dBm)	Factor (dB)	PK Limit (dBm)	Over Limit (dB)	Table (o)	ANT	EUT	Verdict
320.321	-63.28	-11.62	-13.0	-50.28	186.00	Vertical	Horizontal	Pass
1700.200	-37.06	-4.54	-13.0	-24.06	324.00	Vertical	Horizontal	N/A
2111.500	-40.80	-2.80	-13.0	-27.80	37.00	Vertical	Horizontal	N/A
6976.800	-41.41	13.78	-13.0	-28.41	13.00	Vertical	Horizontal	Pass
11306.750	-40.14	17.42	-13.0	-27.14	108.00	Vertical	Horizontal	Pass
17473.974	-33.37	21.71	-13.0	-20.37	363.00	Vertical	Horizontal	Pass

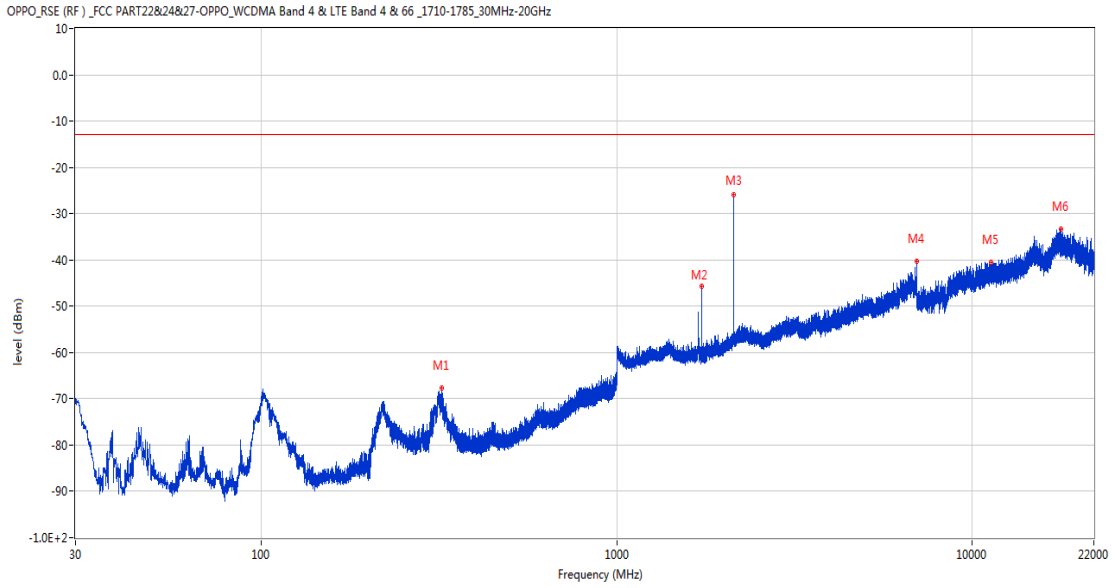
26.2 WCDMA Band 4 Middle Channel

RSE-H&H WCDMA Band 4 CH1412



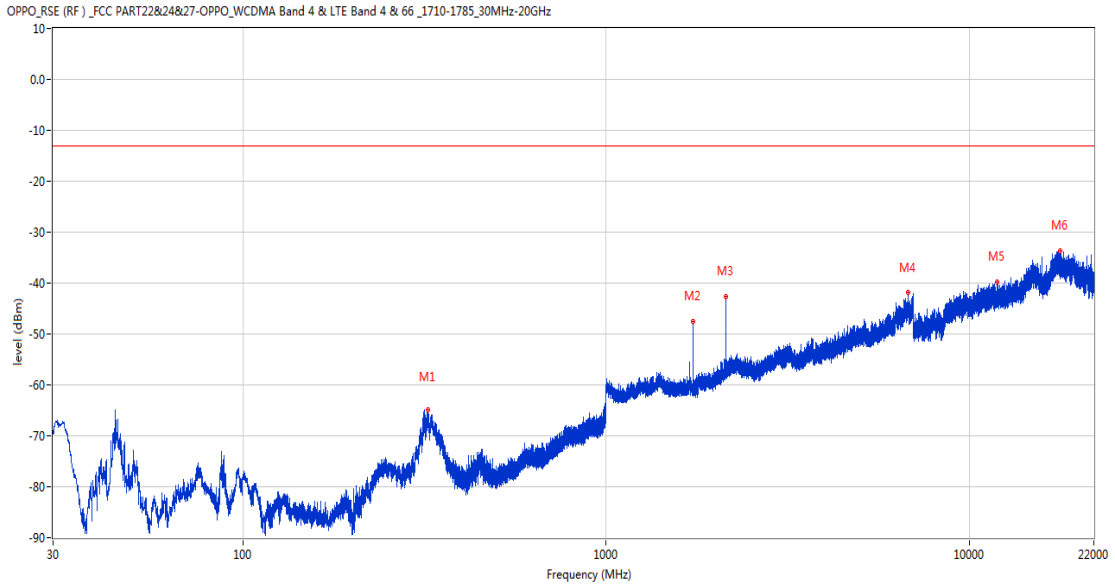
Frequency (MHz)	Result (dBm)	Factor (dB)	PK Limit (dBm)	Over Limit (dB)	Table (o)	ANT	EUT	Verdict
315.471	-64.26	-11.81	-13.0	-51.26	134.00	Horizontal	Horizontal	Pass
1733.600	-42.40	-4.53	-13.0	-29.40	110.00	Horizontal	Horizontal	N/A
2133.700	-25.59	-2.58	-13.0	-12.59	182.00	Horizontal	Horizontal	N/A
6978.600	-41.30	13.96	-13.0	-28.30	61.00	Horizontal	Horizontal	Pass
10878.662	-41.03	17.16	-13.0	-28.03	283.00	Horizontal	Horizontal	Pass
17428.187	-33.26	22.45	-13.0	-20.26	360.00	Horizontal	Horizontal	Pass

RSE-H&V WCDMA Band 4 CH1412



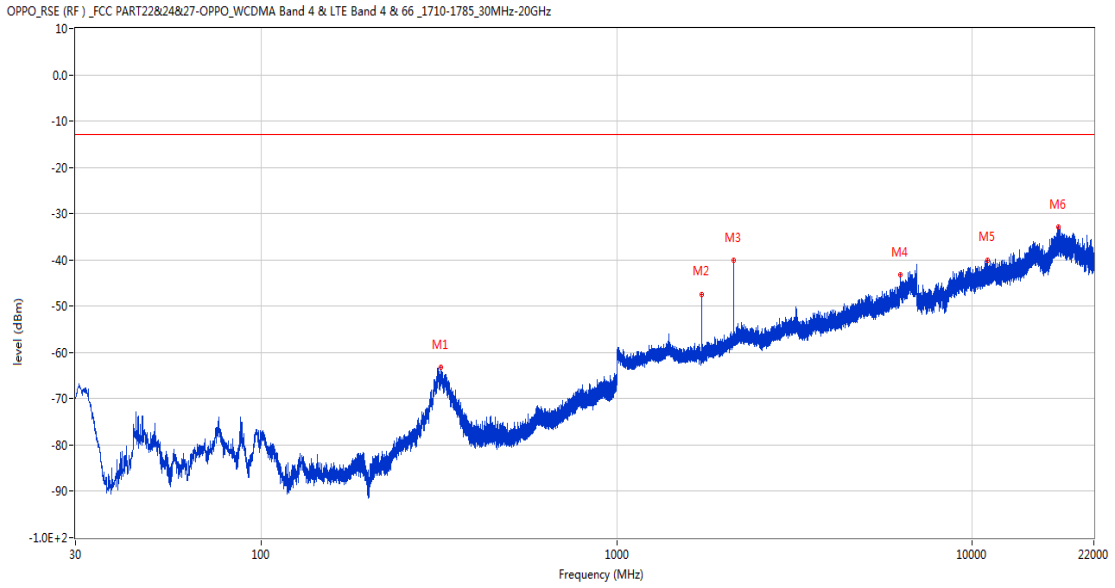
Frequency (MHz)	Result (dBm)	Factor (dB)	PK Limit (dBm)	Over Limit (dB)	Table (o)	ANT	EUT	Verdict
321.146	-67.69	-11.51	-13.0	-54.69	130.00	Horizontal	Vertical	Pass
1733.400	-45.72	-4.53	-13.0	-32.72	163.00	Horizontal	Vertical	N/A
2132.500	-26.02	-2.62	-13.0	-13.02	126.00	Horizontal	Vertical	N/A
6995.800	-40.29	13.55	-13.0	-27.29	132.00	Horizontal	Vertical	Pass
11282.600	-40.54	17.08	-13.0	-27.54	319.00	Horizontal	Vertical	Pass
17830.099	-33.29	21.72	-13.0	-20.29	99.00	Horizontal	Vertical	Pass

RSE-V&V WCDMA Band 4 CH1412



Frequency (MHz)	Result (dBm)	Factor (dB)	PK Limit (dBm)	Over Limit (dB)	Table (o)	ANT	EUT	Verdict
322.892	-64.97	-11.46	-13.0	-51.97	68.00	Vertical	Vertical	Pass
1733.900	-47.46	-4.53	-13.0	-34.46	-1.00	Vertical	Vertical	N/A
2133.800	-42.64	-2.58	-13.0	-29.64	248.00	Vertical	Vertical	N/A
6778.800	-41.92	11.91	-13.0	-28.92	266.00	Vertical	Vertical	Pass
11899.000	-39.81	18.42	-13.0	-26.81	342.00	Vertical	Vertical	Pass
17728.350	-33.68	21.43	-13.0	-20.68	246.00	Vertical	Vertical	Pass

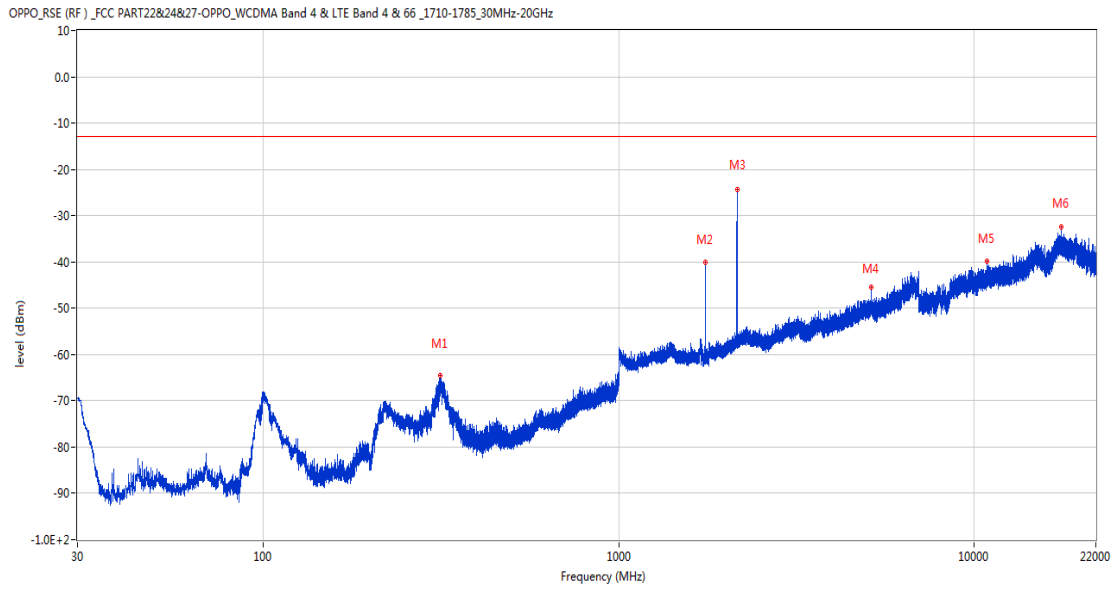
RSE-V&H WCDMA Band 4 CH1412



Frequency (MHz)	Result (dBm)	Factor (dB)	PK Limit (dBm)	Over Limit (dB)	Table (o)	ANT	EUT	Verdict
319.739	-63.27	-11.70	-13.0	-50.27	25.00	Vertical	Horizontal	Pass
1733.900	-47.51	-4.53	-13.0	-34.51	163.00	Vertical	Horizontal	N/A
2132.400	-40.13	-2.62	-13.0	-27.13	53.00	Vertical	Horizontal	N/A
6277.800	-43.26	11.24	-13.0	-30.26	192.00	Vertical	Horizontal	Pass
11040.525	-40.17	16.65	-13.0	-27.17	226.00	Vertical	Horizontal	Pass
17466.114	-32.88	21.73	-13.0	-19.88	-2.00	Vertical	Horizontal	Pass

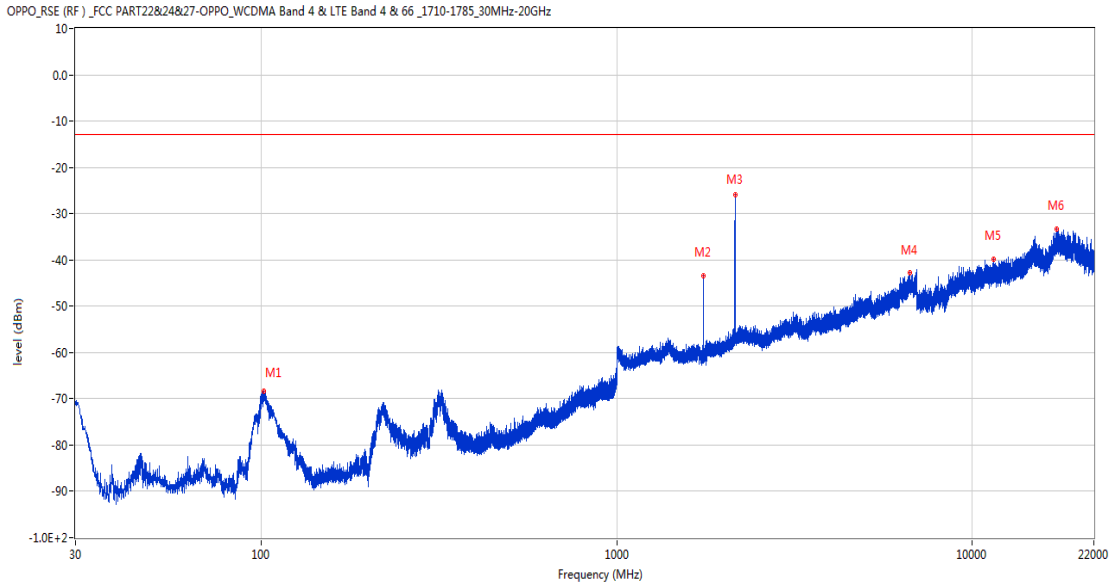
26.3 WCDMA Band 4 High Channel

RSE-H&H WCDMA Band 4 CH1513



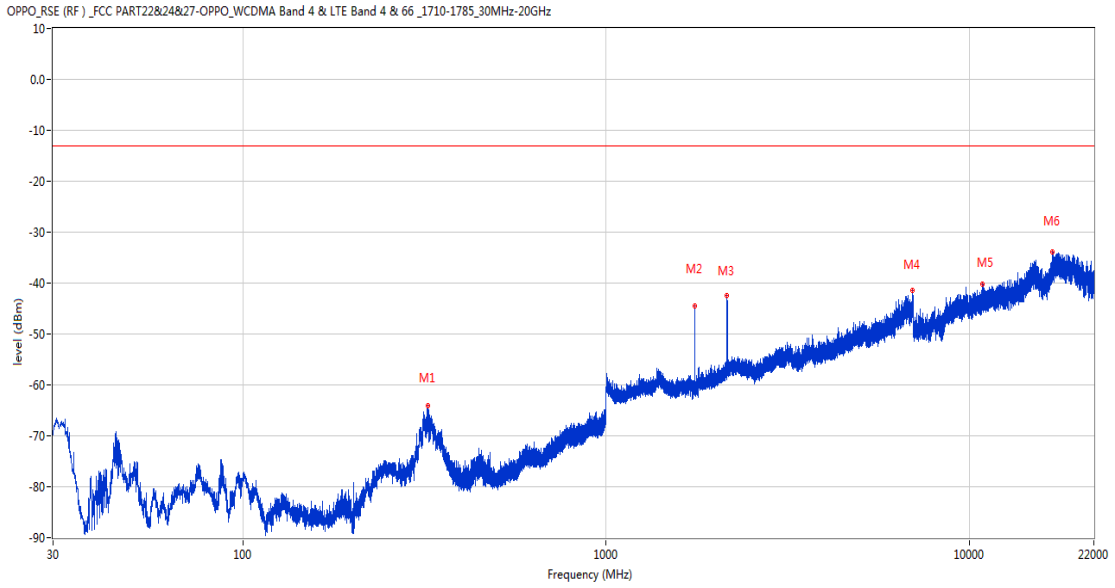
Frequency (MHz)	Result (dBm)	Factor (dB)	PK Limit (dBm)	Over Limit (dB)	Table (o)	ANT	EUT	Verdict
314.065	-64.42	-11.87	-13.0	-51.42	104.00	Horizontal	Horizontal	Pass
1751.500	-40.06	-4.52	-13.0	-27.06	139.00	Horizontal	Horizontal	N/A
2152.900	-24.37	-2.35	-13.0	-11.37	193.00	Horizontal	Horizontal	N/A
5133.200	-45.50	7.79	-13.0	-32.50	287.00	Horizontal	Horizontal	Pass
10893.325	-39.78	17.53	-13.0	-26.78	32.00	Horizontal	Horizontal	Pass
17596.537	-32.43	22.01	-13.0	-19.43	119.00	Horizontal	Horizontal	Pass

RSE-H&V WCDMA Band 4 CH1513



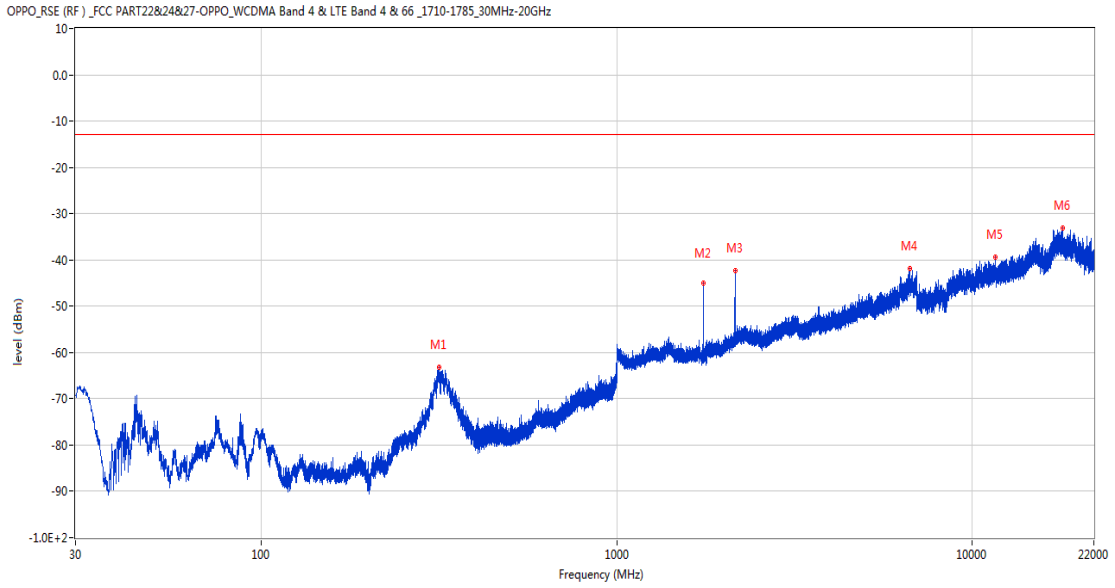
Frequency (MHz)	Result (dBm)	Factor (dB)	PK Limit (dBm)	Over Limit (dB)	Table (o)	ANT	EUT	Verdict
101.683	-68.37	-21.67	-13.0	-55.37	21.00	Horizontal	Vertical	Pass
1751.600	-43.35	-4.52	-13.0	-30.35	156.00	Horizontal	Vertical	N/A
2152.800	-25.96	-2.35	-13.0	-12.96	186.00	Horizontal	Vertical	N/A
6683.000	-42.68	11.87	-13.0	-29.68	179.00	Horizontal	Vertical	Pass
11508.287	-39.82	17.67	-13.0	-26.82	185.00	Horizontal	Vertical	Pass
17290.363	-33.36	21.12	-13.0	-20.36	0.00	Horizontal	Vertical	Pass

RSE-V&V WCDMA Band 4 CH1513



Frequency (MHz)	Result (dBm)	Factor (dB)	PK Limit (dBm)	Over Limit (dB)	Table (o)	ANT	EUT	Verdict
322.892	-64.16	-11.46	-13.0	-51.16	32.00	Vertical	Vertical	Pass
1751.700	-44.41	-4.52	-13.0	-31.41	360.00	Vertical	Vertical	N/A
2152.100	-42.52	-2.35	-13.0	-29.52	264.00	Vertical	Vertical	N/A
6984.600	-41.40	13.74	-13.0	-28.40	132.00	Vertical	Vertical	Pass
10853.937	-40.29	17.62	-13.0	-27.29	313.00	Vertical	Vertical	Pass
16915.276	-33.97	19.66	-13.0	-20.97	156.00	Vertical	Vertical	Pass

RSE-V&H WCDMA Band 4 CH1513

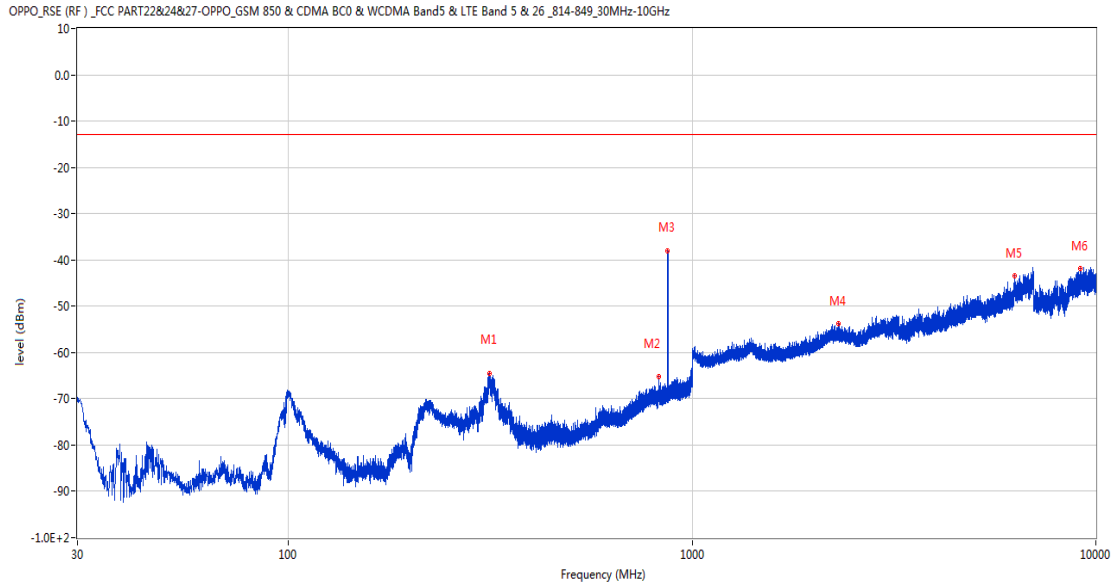


Frequency (MHz)	Result (dBm)	Factor (dB)	PK Limit (dBm)	Over Limit (dB)	Table (o)	ANT	EUT	Verdict
315.714	-63.29	-11.79	-13.0	-50.29	44.00	Vertical	Horizontal	Pass
1752.000	-45.03	-4.52	-13.0	-32.03	146.00	Vertical	Horizontal	N/A
2151.800	-42.35	-2.35	-13.0	-29.35	245.00	Vertical	Horizontal	N/A
6674.000	-41.88	11.65	-13.0	-28.88	206.00	Vertical	Horizontal	Pass
11605.750	-39.50	17.90	-13.0	-26.50	171.00	Vertical	Horizontal	Pass
18001.224	-33.15	22.99	-13.0	-20.15	122.00	Vertical	Horizontal	Pass

27 WCDMA Band 5

27.1 WCDMA Band 5 Low Channel

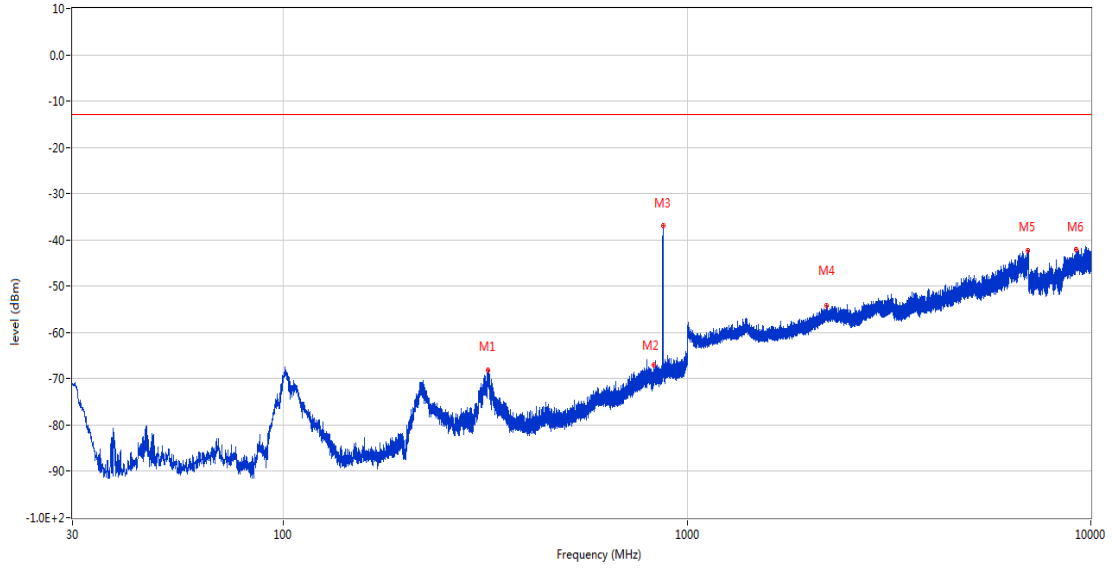
RSE-H&H WCDMA Band 5 CH4132



Frequency (MHz)	Result (dBm)	Factor (dB)	PK Limit (dBm)	Over Limit (dB)	Table (o)	ANT	EUT	Verdict
314.453	-64.45	-11.88	-13.0	-51.45	141.00	Horizontal	Horizontal	Pass
826.952	-65.25	2.30	-13.0	-52.25	39.00	Horizontal	Horizontal	N/A
870.214	-37.94	2.38	-13.0	-24.94	204.00	Horizontal	Horizontal	N/A
2299.100	-53.78	-1.14	-13.0	-40.78	33.00	Horizontal	Horizontal	Pass
6283.600	-43.53	11.32	-13.0	-30.53	217.00	Horizontal	Horizontal	Pass
9172.450	-41.97	14.87	-13.0	-28.97	239.00	Horizontal	Horizontal	Pass

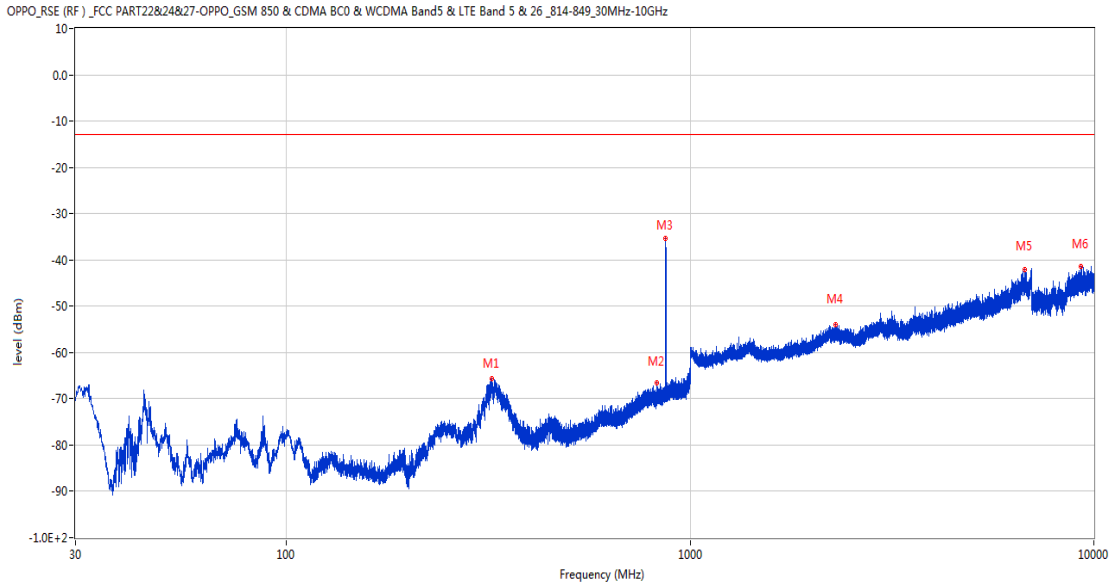
RSE-H&V WCDMA Band 5 CH4132

OPPO_RSE (RF) _FCC PART22&24&27-OPPO_GSM 850 & CDMA BC0 & WCDMA Band5 & LTE Band 5 & 26_814-849_30MHz-10GHz



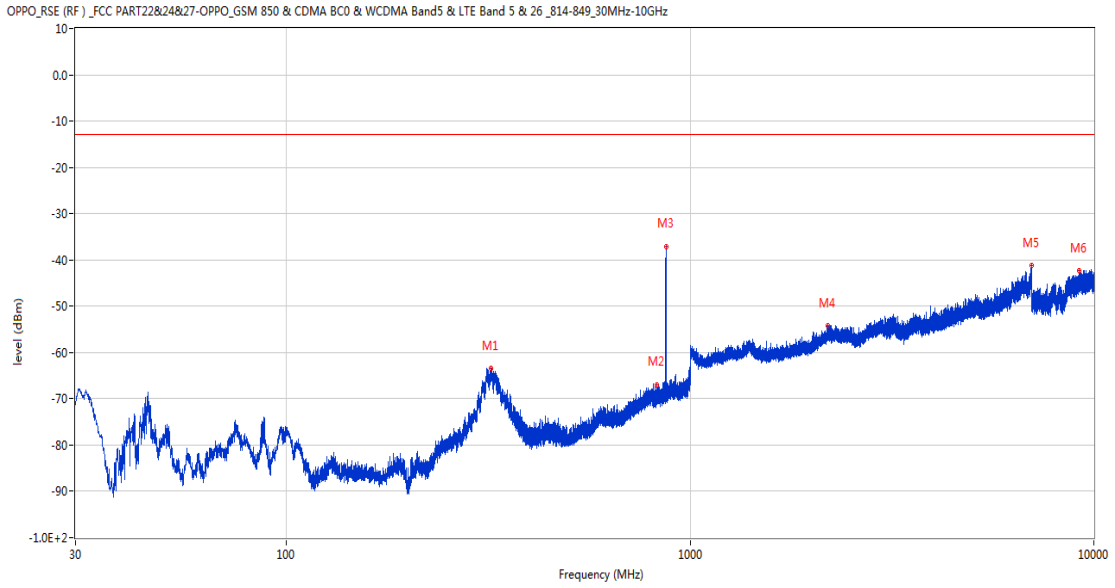
Frequency (MHz)	Result (dBm)	Factor (dB)	PK Limit (dBm)	Over Limit (dB)	Table (o)	ANT	EUT	Verdict
320.515	-68.03	-11.45	-13.0	-55.03	162.00	Horizontal	Vertical	Pass
826.273	-67.11	2.28	-13.0	-54.11	119.00	Horizontal	Vertical	N/A
871.087	-36.91	2.37	-13.0	-23.91	162.00	Horizontal	Vertical	N/A
2211.500	-54.28	-1.13	-13.0	-41.28	232.00	Horizontal	Vertical	Pass
6983.400	-42.25	13.86	-13.0	-29.25	148.00	Horizontal	Vertical	Pass
9185.800	-42.10	15.11	-13.0	-29.10	339.00	Horizontal	Vertical	Pass

RSE-V&V WCDMA Band 5 CH4132



Frequency (MHz)	Result (dBm)	Factor (dB)	PK Limit (dBm)	Over Limit (dB)	Table (o)	ANT	EUT	Verdict
322.794	-65.74	-11.32	-13.0	-52.74	66.00	Vertical	Vertical	Pass
826.321	-66.48	2.28	-13.0	-53.48	89.00	Vertical	Vertical	N/A
870.020	-35.39	2.38	-13.0	-22.39	298.00	Vertical	Vertical	N/A
2293.000	-53.90	-1.13	-13.0	-40.90	229.00	Vertical	Vertical	Pass
6756.400	-42.01	11.60	-13.0	-29.01	323.00	Vertical	Vertical	Pass
9285.401	-41.46	15.22	-13.0	-28.46	161.00	Vertical	Vertical	Pass

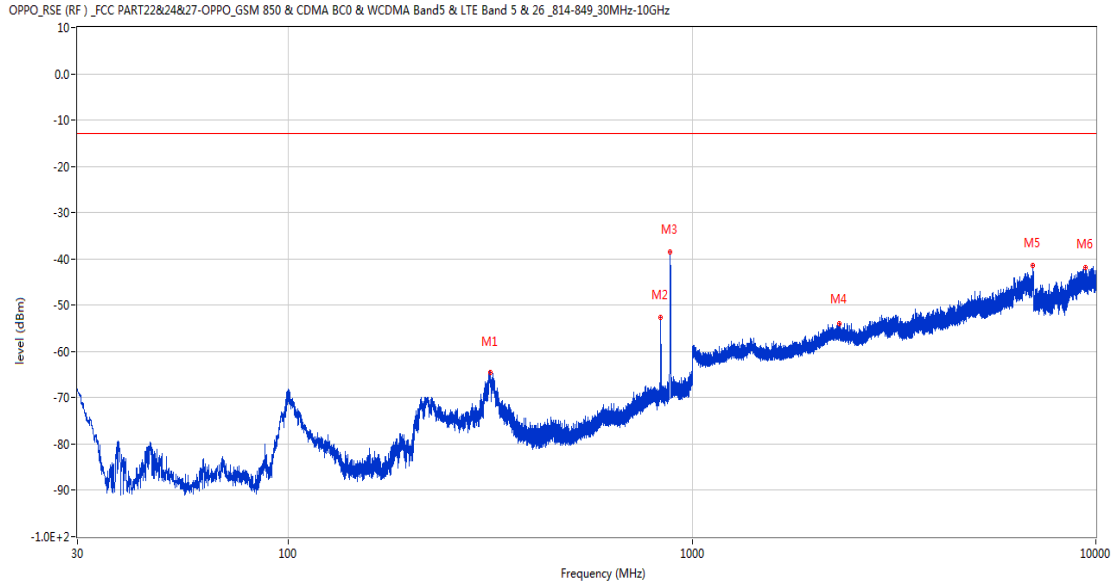
RSE-V&H WCDMA Band 5 CH4132



Frequency (MHz)	Result (dBm)	Factor (dB)	PK Limit (dBm)	Over Limit (dB)	Table (o)	ANT	EUT	Verdict
320.564	-63.51	-11.44	-13.0	-50.51	42.00	Vertical	Horizontal	Pass
827.825	-67.06	2.33	-13.0	-54.06	257.00	Vertical	Horizontal	N/A
871.426	-37.08	2.37	-13.0	-24.08	299.00	Vertical	Horizontal	N/A
2187.100	-54.30	-1.89	-13.0	-41.30	349.00	Vertical	Horizontal	Pass
6998.600	-41.11	13.64	-13.0	-28.11	325.00	Vertical	Horizontal	Pass
9199.901	-42.33	15.34	-13.0	-29.33	360.00	Vertical	Horizontal	Pass

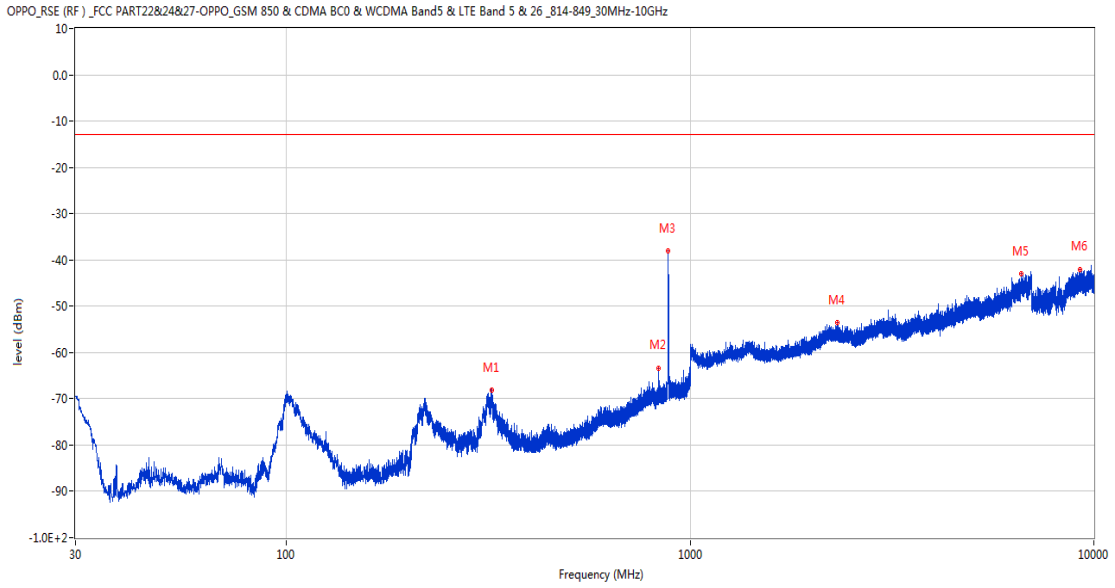
27.2 WCDMA Band 5 Middle Channel

RSE-H&H WCDMA Band 5 CH4182



Frequency (MHz)	Result (dBm)	Factor (dB)	PK Limit (dBm)	Over Limit (dB)	Table (o)	ANT	EUT	Verdict
315.859	-64.48	-11.85	-13.0	-51.48	150.00	Horizontal	Horizontal	Pass
836.361	-52.71	2.59	-13.0	-39.71	244.00	Horizontal	Horizontal	N/A
882.436	-38.59	2.91	-13.0	-25.59	206.00	Horizontal	Horizontal	N/A
2312.200	-53.98	-1.08	-13.0	-40.98	300.00	Horizontal	Horizontal	Pass
6978.600	-41.43	13.96	-13.0	-28.43	361.00	Horizontal	Horizontal	Pass
9441.401	-41.81	16.51	-13.0	-28.81	15.00	Horizontal	Horizontal	Pass

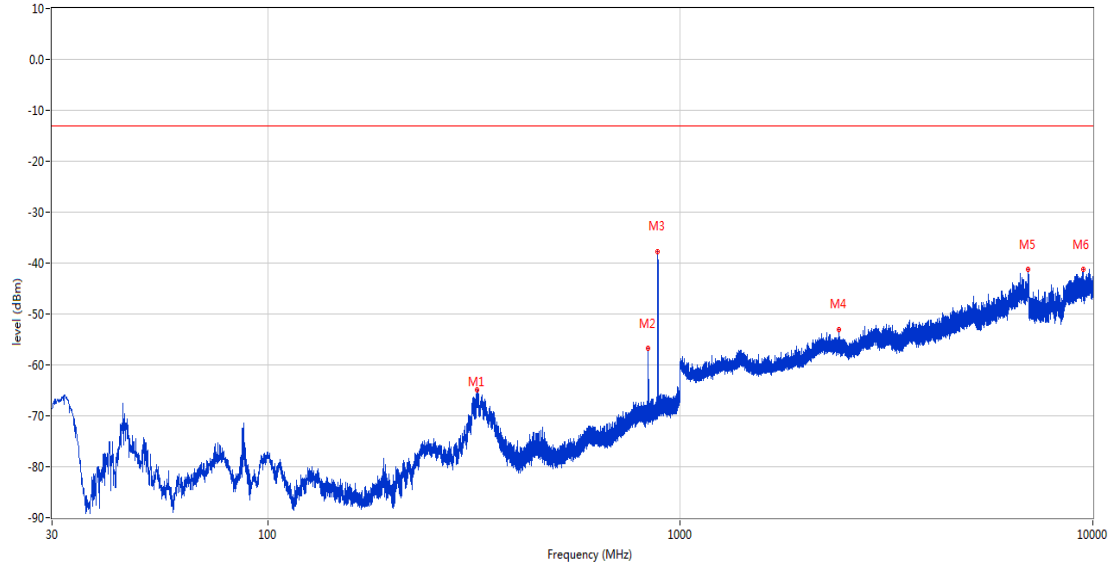
RSE-H&V WCDMA Band 5 CH4182



Frequency (MHz)	Result (dBm)	Factor (dB)	PK Limit (dBm)	Over Limit (dB)	Table (o)	ANT	EUT	Verdict
322.504	-68.20	-11.32	-13.0	-55.20	168.00	Horizontal	Vertical	Pass
836.361	-63.32	2.59	-13.0	-50.32	316.00	Horizontal	Vertical	N/A
881.030	-38.01	2.74	-13.0	-25.01	168.00	Horizontal	Vertical	N/A
2309.900	-53.63	-1.07	-13.0	-40.63	247.00	Horizontal	Vertical	Pass
6596.400	-42.93	11.15	-13.0	-29.93	361.00	Horizontal	Vertical	Pass
9234.850	-42.01	15.28	-13.0	-29.01	-1.00	Horizontal	Vertical	Pass

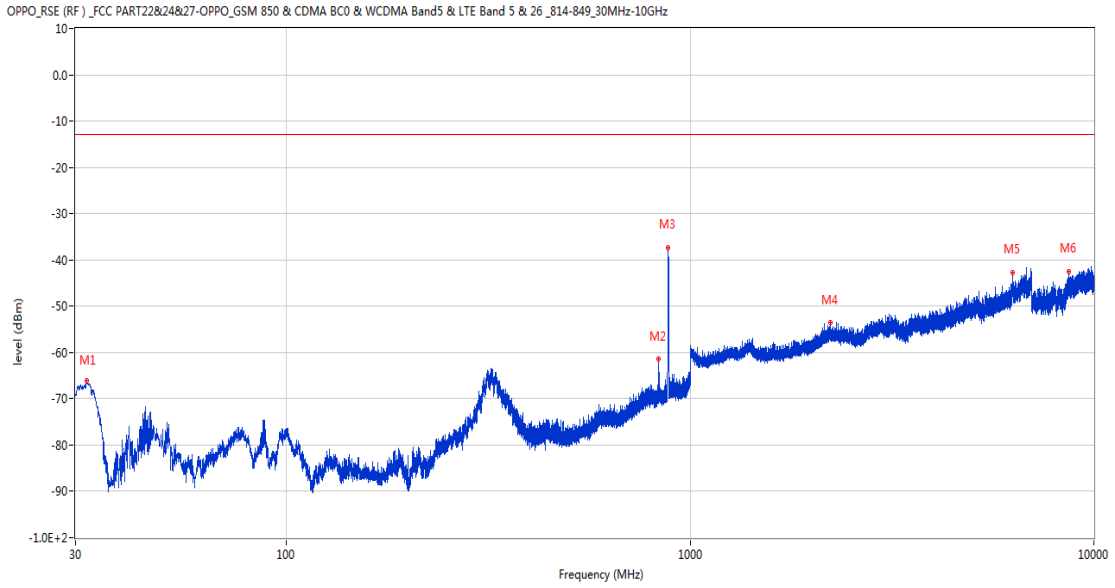
RSE-V&V WCDMA Band 5 CH4182

OPPO_RSE (RF)_FCC PART22&24&27-OPPO_GSM 850 & CDMA BC0 & WCDMA Band5 & LTE Band 5 & 26_814-849_30MHz-10GHz



Frequency (MHz)	Result (dBm)	Factor (dB)	PK Limit (dBm)	Over Limit (dB)	Table (o)	ANT	EUT	Verdict
320.903	-64.92	-11.37	-13.0	-51.92	45.00	Vertical	Vertical	Pass
836.313	-56.75	2.59	-13.0	-43.75	91.00	Vertical	Vertical	N/A
880.108	-37.71	2.63	-13.0	-24.71	315.00	Vertical	Vertical	N/A
2419.100	-53.04	-0.93	-13.0	-40.04	167.00	Vertical	Vertical	Pass
6979.200	-41.22	13.90	-13.0	-28.22	361.00	Vertical	Vertical	Pass
9464.651	-41.30	16.42	-13.0	-28.30	-3.00	Vertical	Vertical	Pass

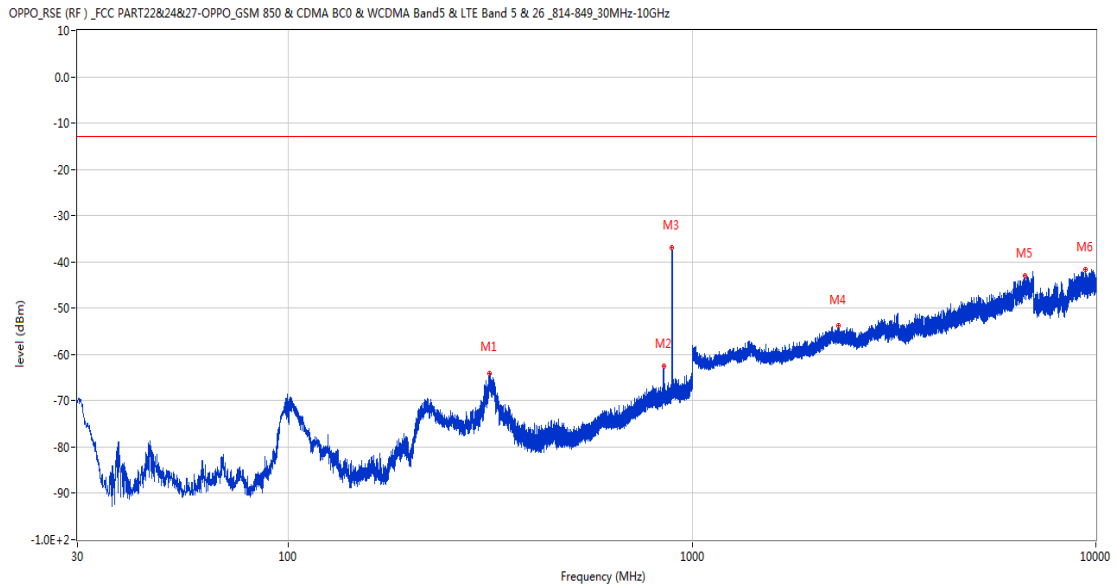
RSE-V&H WCDMA Band 5 CH4182



Frequency (MHz)	Result (dBm)	Factor (dB)	PK Limit (dBm)	Over Limit (dB)	Table (o)	ANT	EUT	Verdict
31.940	-66.14	-17.01	-13.0	-53.14	82.00	Vertical	Horizontal	Pass
836.215	-61.34	2.58	-13.0	-48.34	61.00	Vertical	Horizontal	N/A
880.351	-37.31	2.66	-13.0	-24.31	239.00	Vertical	Horizontal	N/A
2222.000	-53.56	-1.00	-13.0	-40.56	360.00	Vertical	Horizontal	Pass
6288.800	-42.84	11.41	-13.0	-29.84	43.00	Vertical	Horizontal	Pass
8675.800	-42.52	13.49	-13.0	-29.52	360.00	Vertical	Horizontal	Pass

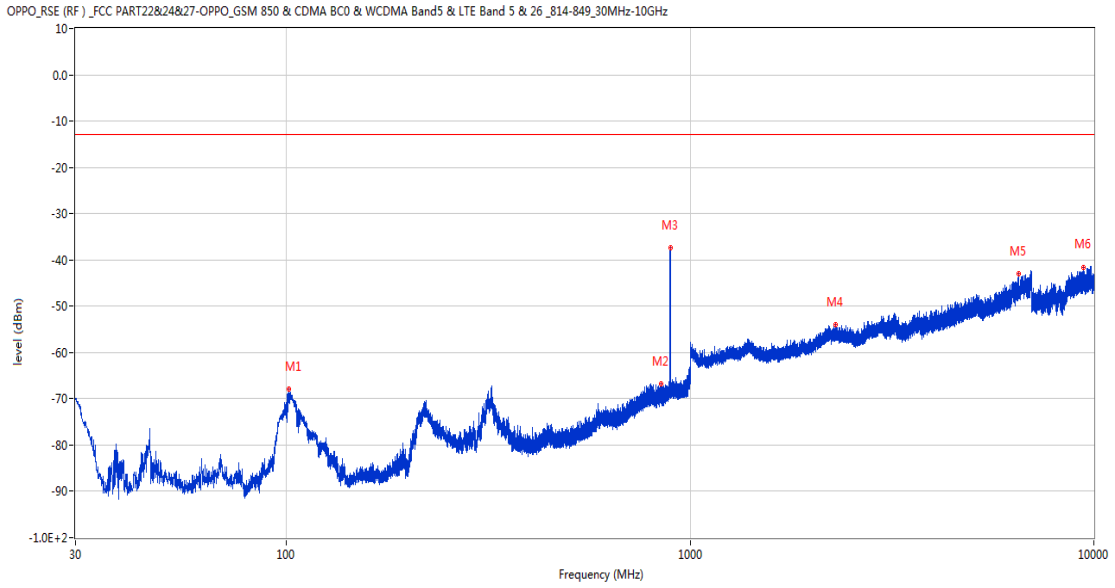
27.3 WCDMA Band 5 High Channel

RSE-H&H WCDMA Band 5 CH4233



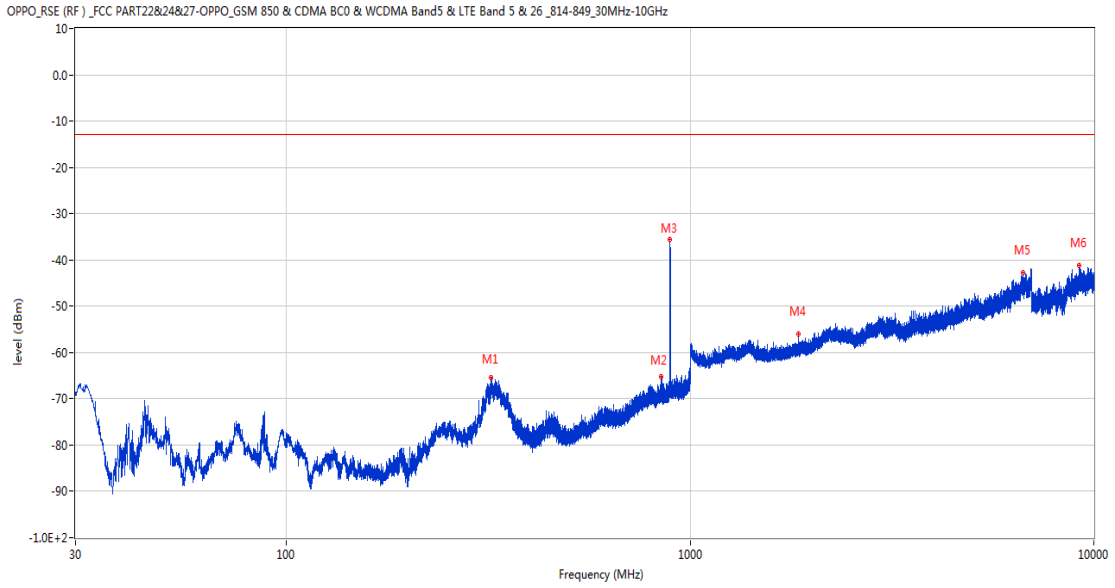
Frequency (MHz)	Result (dBm)	Factor (dB)	PK Limit (dBm)	Over Limit (dB)	Table (o)	ANT	EUT	Verdict
315.277	-64.13	-11.85	-13.0	-51.13	146.00	Horizontal	Horizontal	Pass
852.172	-62.52	2.38	-13.0	-49.52	81.00	Horizontal	Horizontal	N/A
891.312	-36.95	3.48	-13.0	-23.95	190.00	Horizontal	Horizontal	N/A
2297.800	-53.79	-1.10	-13.0	-40.79	0.00	Horizontal	Horizontal	Pass
6681.200	-43.07	11.79	-13.0	-30.07	254.00	Horizontal	Horizontal	Pass
9443.200	-41.69	16.56	-13.0	-28.69	341.00	Horizontal	Horizontal	Pass

RSE-H&V WCDMA Band 5 CH4233



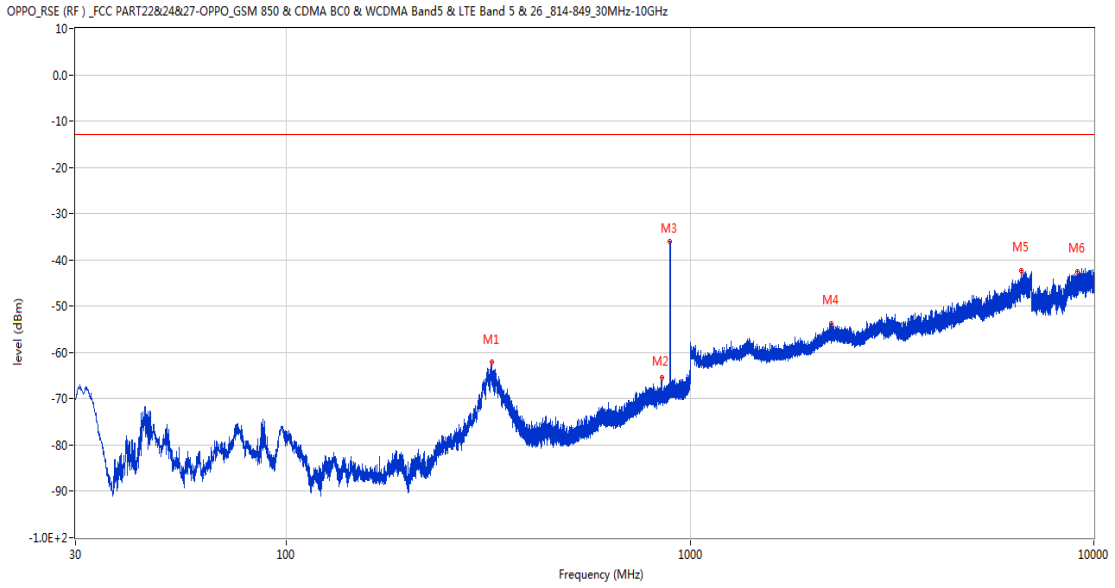
Frequency (MHz)	Result (dBm)	Factor (dB)	PK Limit (dBm)	Over Limit (dB)	Table (o)	ANT	EUT	Verdict
101.489	-67.87	-21.61	-13.0	-54.87	24.00	Horizontal	Vertical	Pass
848.244	-66.71	2.48	-13.0	-53.71	361.00	Horizontal	Vertical	N/A
892.815	-37.45	3.55	-13.0	-24.45	207.00	Horizontal	Vertical	N/A
2296.600	-53.87	-1.11	-13.0	-40.87	292.00	Horizontal	Vertical	Pass
6511.400	-43.09	10.68	-13.0	-30.09	46.00	Horizontal	Vertical	Pass
9442.300	-41.68	16.53	-13.0	-28.68	206.00	Horizontal	Vertical	Pass

RSE-V&V WCDMA Band 5 CH4233



Frequency (MHz)	Result (dBm)	Factor (dB)	PK Limit (dBm)	Over Limit (dB)	Table (o)	ANT	EUT	Verdict
321.630	-65.37	-11.32	-13.0	-52.37	43.00	Vertical	Vertical	Pass
846.158	-65.27	2.54	-13.0	-52.27	114.00	Vertical	Vertical	N/A
890.050	-35.61	3.41	-13.0	-22.61	251.00	Vertical	Vertical	N/A
1850.900	-56.06	-4.98	-13.0	-43.06	80.00	Vertical	Vertical	Pass
6681.000	-42.81	11.79	-13.0	-29.81	81.00	Vertical	Vertical	Pass
9181.150	-41.13	15.03	-13.0	-28.13	149.00	Vertical	Vertical	Pass

RSE-V&H WCDMA Band 5 CH4233



Frequency (MHz)	Result (dBm)	Factor (dB)	PK Limit (dBm)	Over Limit (dB)	Table (o)	ANT	EUT	Verdict
321.873	-62.07	-11.32	-13.0	-49.07	169.00	Vertical	Horizontal	Pass
851.784	-65.52	2.39	-13.0	-52.52	361.00	Vertical	Horizontal	N/A
890.681	-36.09	3.44	-13.0	-23.09	275.00	Vertical	Horizontal	N/A
2241.500	-53.70	-1.53	-13.0	-40.70	174.00	Vertical	Horizontal	Pass
6604.200	-42.33	12.04	-13.0	-29.33	249.00	Vertical	Horizontal	Pass
9093.550	-42.62	14.97	-13.0	-29.62	360.00	Vertical	Horizontal	Pass

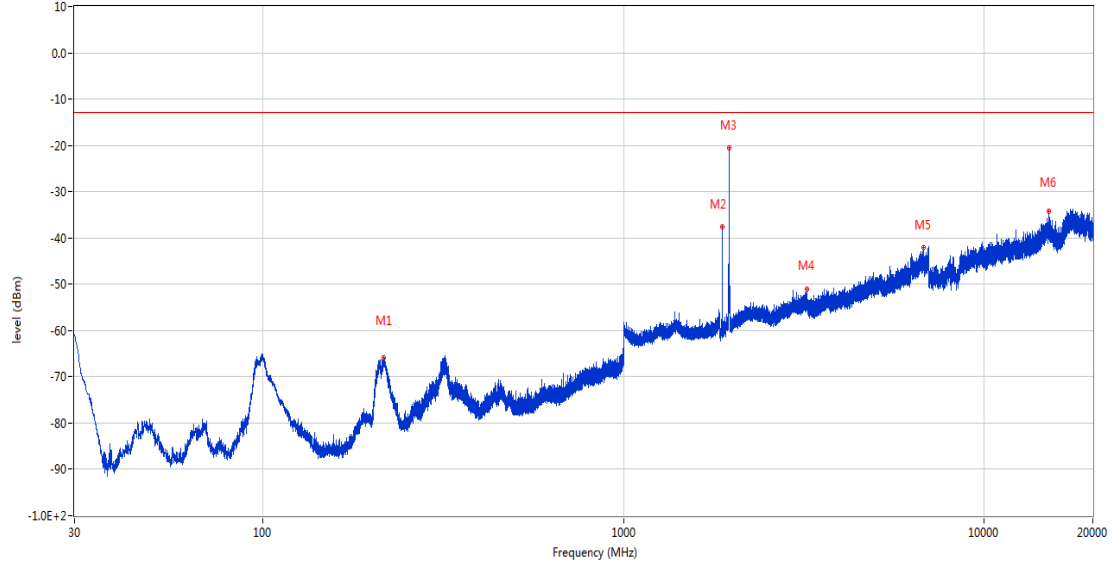
LTE

28 LTE Band 2

28.1 LTE Band 2 BW1.4, Middle Channel

RSE-H&H LTE Band 2 BW1.4 CH18900

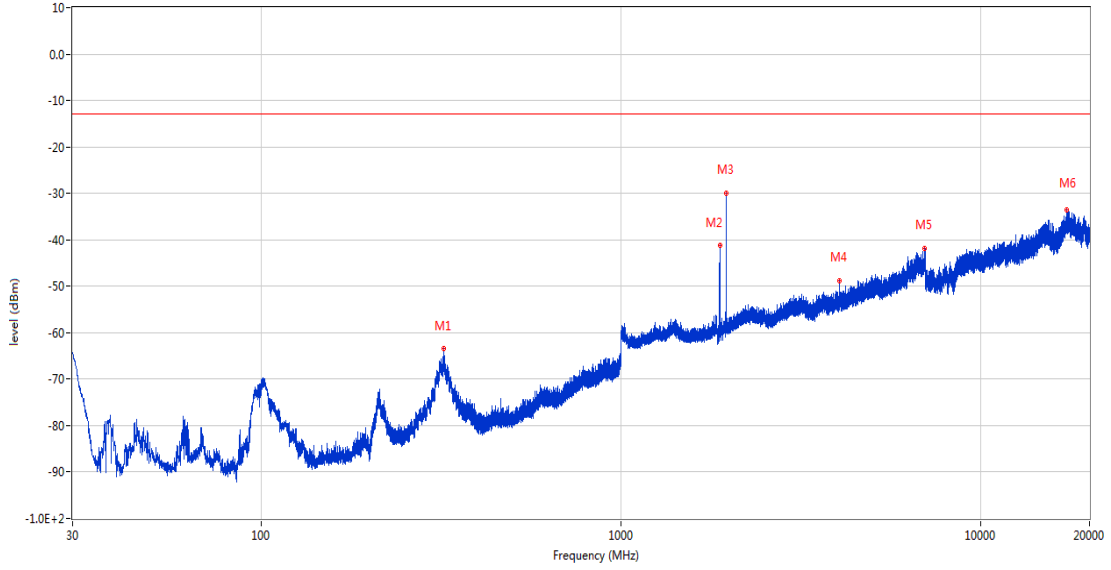
OPPO_RSE (RF)_FCC PART22&24&27-OPPO_GSM 1900 & CDMA BC1 & WCDMA Band 2 & LTE Band 2 & 25_1830-1920_30MHz-20GHz



Frequency (MHz)	Result (dBm)	Factor (dB)	PK Limit (dBm)	Over Limit (dB)	Table (o)	ANT	EUT	Verdict
215.804	-65.77	-15.95	-13.0	-52.77	265.00	Horizontal	Horizontal	Pass
1879.400	-37.68	-4.04	-13.0	-24.68	117.00	Horizontal	Horizontal	N/A
1960.100	-20.55	-4.68	-13.0	-7.55	197.00	Horizontal	Horizontal	N/A
3217.600	-51.17	3.93	-13.0	-38.17	327.00	Horizontal	Horizontal	Pass
6784.200	-42.12	12.15	-13.0	-29.12	170.00	Horizontal	Horizontal	Pass
15066.738	-34.32	20.06	-13.0	-21.32	123.00	Horizontal	Horizontal	Pass

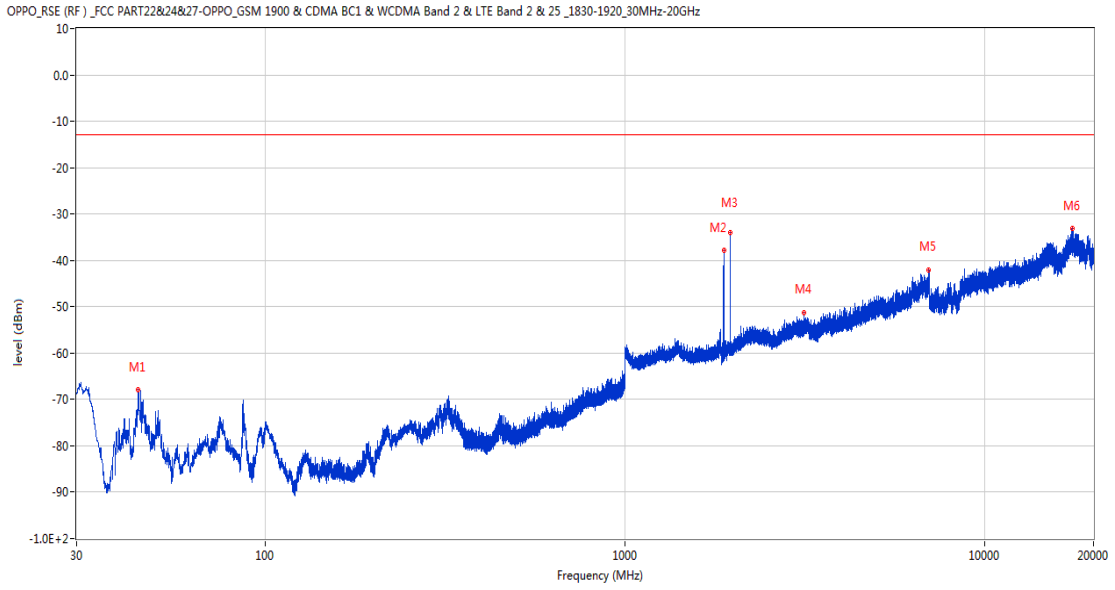
RSE-H&V LTE Band 2 BW1.4 CH18900

OPPO_RSE (RF) _FCC PART22&24&27-OPPO_GSM 1900 & CDMA BC1 & WCDMA Band 2 & LTE Band 2 & 25_1830-1920_30MHz-20GHz



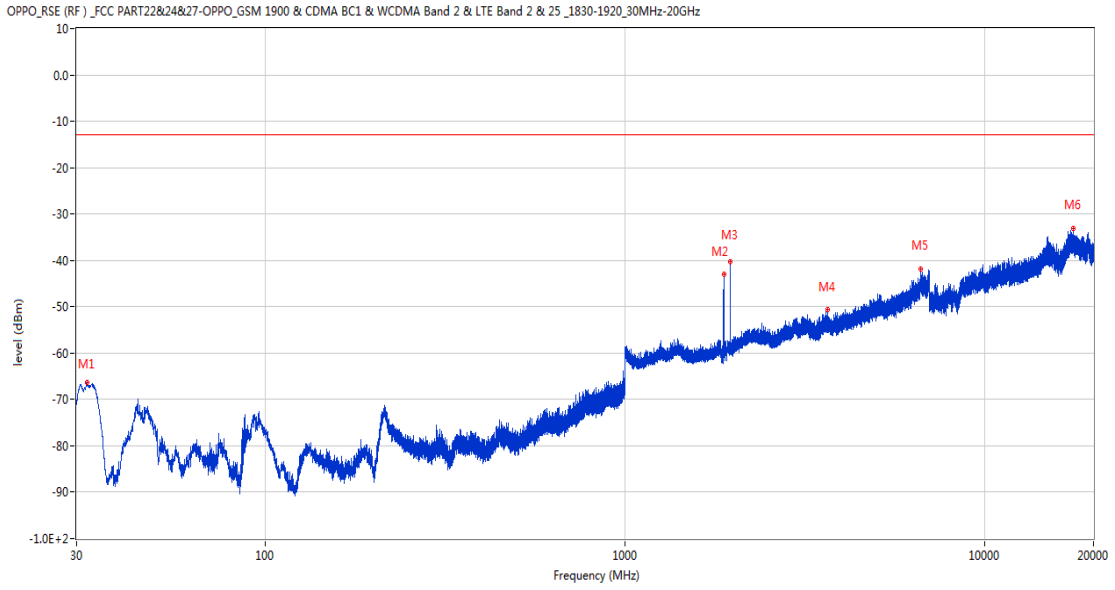
Frequency (MHz)	Result (dBm)	Factor (dB)	PK Limit (dBm)	Over Limit (dB)	Table (o)	ANT	EUT	Verdict
321.679	-63.44	-11.46	-13.0	-50.44	172.00	Horizontal	Vertical	Pass
1880.000	-41.22	-4.03	-13.0	-28.22	176.00	Horizontal	Vertical	N/A
1960.300	-30.05	-4.69	-13.0	-17.05	188.00	Horizontal	Vertical	N/A
4049.200	-48.72	5.45	-13.0	-35.72	360.00	Horizontal	Vertical	Pass
6984.400	-41.84	13.76	-13.0	-28.84	8.00	Horizontal	Vertical	Pass
17258.052	-33.66	21.01	-13.0	-20.66	20.00	Horizontal	Vertical	Pass

RSE-V&V LTE Band 2 BW1.4 CH18900



Frequency (MHz)	Result (dBm)	Factor (dB)	PK Limit (dBm)	Over Limit (dB)	Table (o)	ANT	EUT	Verdict
44.550	-67.96	-15.51	-13.0	-54.96	260.00	Vertical	Vertical	Pass
1879.900	-37.82	-4.03	-13.0	-24.82	32.00	Vertical	Vertical	N/A
1960.300	-34.05	-4.69	-13.0	-21.05	149.00	Vertical	Vertical	N/A
3144.200	-51.25	2.14	-13.0	-38.25	34.00	Vertical	Vertical	Pass
6977.000	-42.13	13.80	-13.0	-29.13	303.00	Vertical	Vertical	Pass
17468.662	-33.16	21.73	-13.0	-20.16	42.00	Vertical	Vertical	Pass

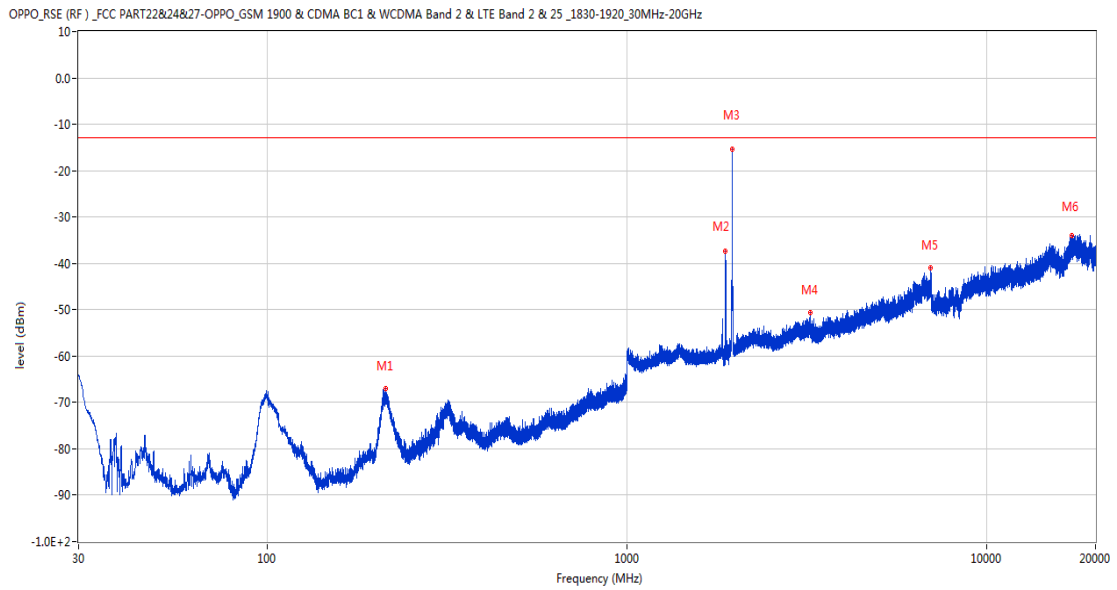
RSE-V&H LTE Band 2 BW1.4 CH18900



Frequency (MHz)	Result (dBm)	Factor (dB)	PK Limit (dBm)	Over Limit (dB)	Table (o)	ANT	EUT	Verdict
32.037	-66.39	-16.84	-13.0	-53.39	305.00	Vertical	Horizontal	Pass
1879.900	-43.04	-4.03	-13.0	-30.04	317.00	Vertical	Horizontal	N/A
1960.100	-40.18	-4.68	-13.0	-27.18	234.00	Vertical	Horizontal	N/A
3649.800	-50.54	4.47	-13.0	-37.54	94.00	Vertical	Horizontal	Pass
6613.000	-41.94	12.34	-13.0	-28.94	81.00	Vertical	Horizontal	Pass
17621.275	-33.18	21.76	-13.0	-20.18	318.00	Vertical	Horizontal	Pass

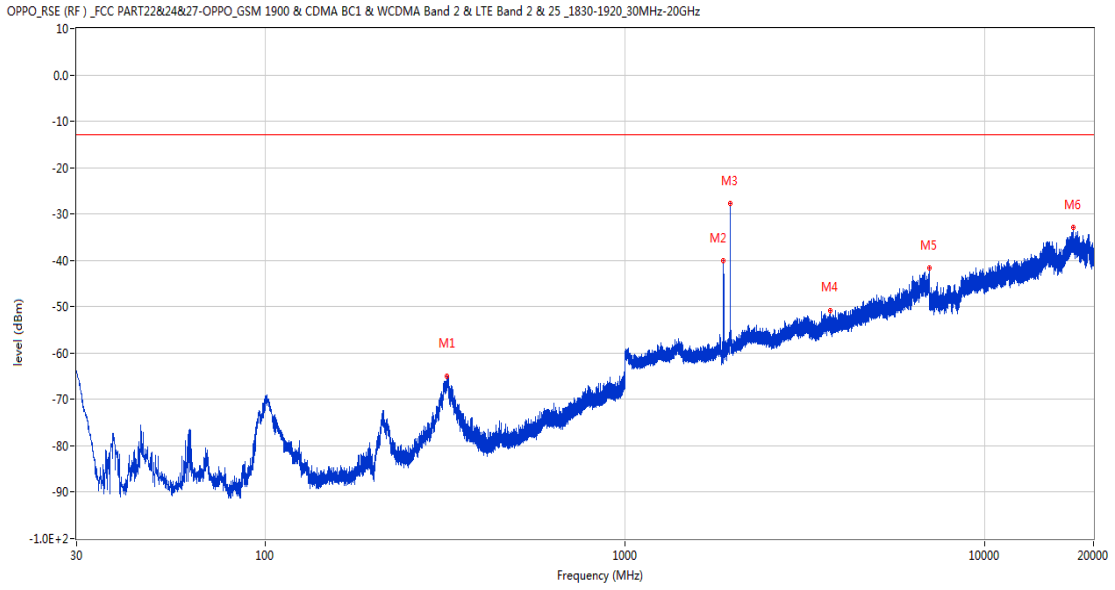
28.2 LTE Band 2 BW3, Middle Channel

RSE-H&H LTE Band 2 BW3 CH18900



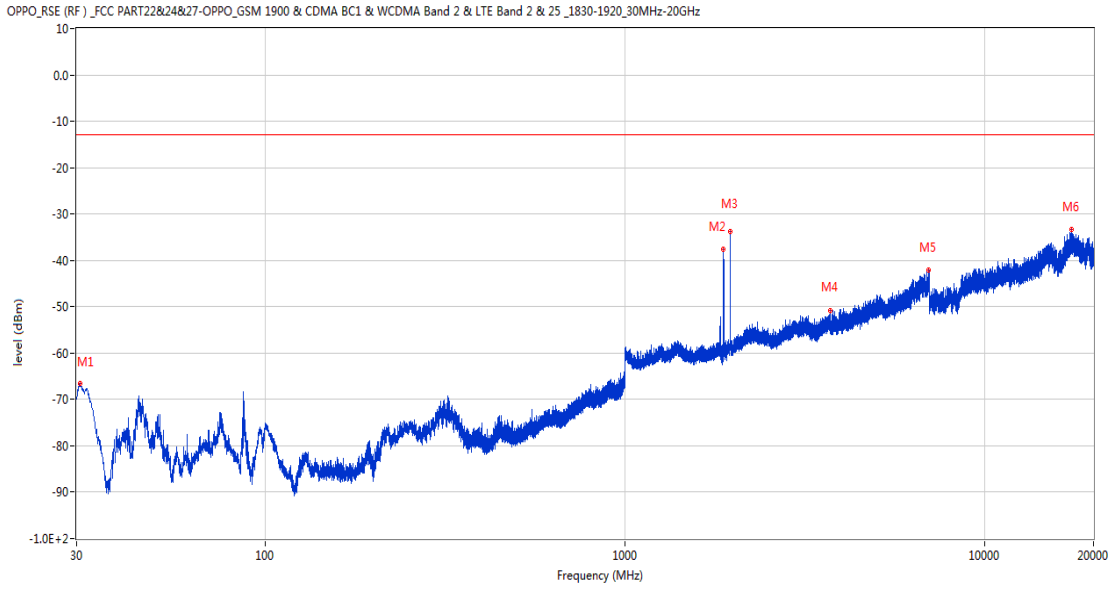
Frequency (MHz)	Result (dBm)	Factor (dB)	PK Limit (dBm)	Over Limit (dB)	Table (o)	ANT	EUT	Verdict
213.621	-67.07	-15.98	-13.0	-54.07	67.00	Horizontal	Horizontal	Pass
1879.100	-37.36	-4.04	-13.0	-24.36	116.00	Horizontal	Horizontal	N/A
1960.700	-15.35	-4.69	-13.0	-2.35	214.00	Horizontal	Horizontal	N/A
3221.200	-50.64	4.03	-13.0	-37.64	325.00	Horizontal	Horizontal	Pass
6984.400	-40.95	13.76	-13.0	-27.95	86.00	Horizontal	Horizontal	Pass
17181.925	-34.03	21.16	-13.0	-21.03	119.00	Horizontal	Horizontal	Pass

RSE-H&V LTE Band 2 BW3 CH18900



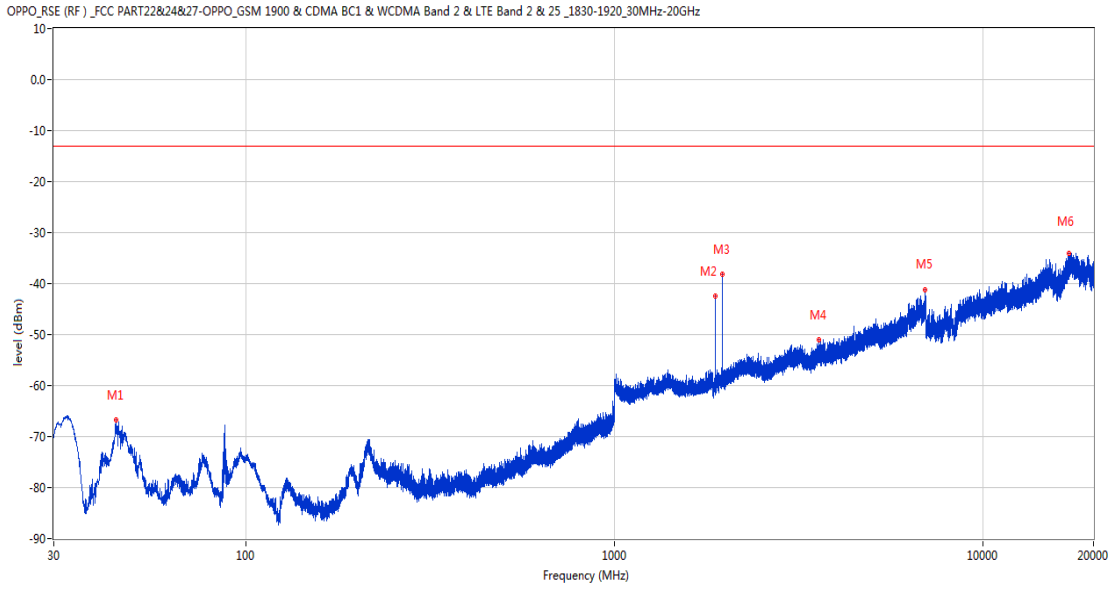
Frequency (MHz)	Result (dBm)	Factor (dB)	PK Limit (dBm)	Over Limit (dB)	Table (o)	ANT	EUT	Verdict
320.418	-64.94	-11.56	-13.0	-51.94	169.00	Horizontal	Vertical	Pass
1879.200	-40.14	-4.04	-13.0	-27.14	139.00	Horizontal	Vertical	N/A
1960.300	-27.75	-4.69	-13.0	-14.75	205.00	Horizontal	Vertical	N/A
3705.800	-50.91	4.76	-13.0	-37.91	55.00	Horizontal	Vertical	Pass
6994.800	-41.74	13.59	-13.0	-28.74	110.00	Horizontal	Vertical	Pass
17598.437	-32.91	21.99	-13.0	-19.91	19.00	Horizontal	Vertical	Pass

RSE-V&V LTE Band 2 BW3 CH18900



Frequency (MHz)	Result (dBm)	Factor (dB)	PK Limit (dBm)	Over Limit (dB)	Table (o)	ANT	EUT	Verdict
30.631	-66.54	-19.40	-13.0	-53.54	42.00	Vertical	Vertical	Pass
1879.100	-37.51	-4.04	-13.0	-24.51	16.00	Vertical	Vertical	N/A
1960.700	-33.73	-4.69	-13.0	-20.73	117.00	Vertical	Vertical	N/A
3725.800	-50.81	3.98	-13.0	-37.81	305.00	Vertical	Vertical	Pass
6976.000	-42.06	13.74	-13.0	-29.06	178.00	Vertical	Vertical	Pass
17369.338	-33.38	21.85	-13.0	-20.38	82.00	Vertical	Vertical	Pass

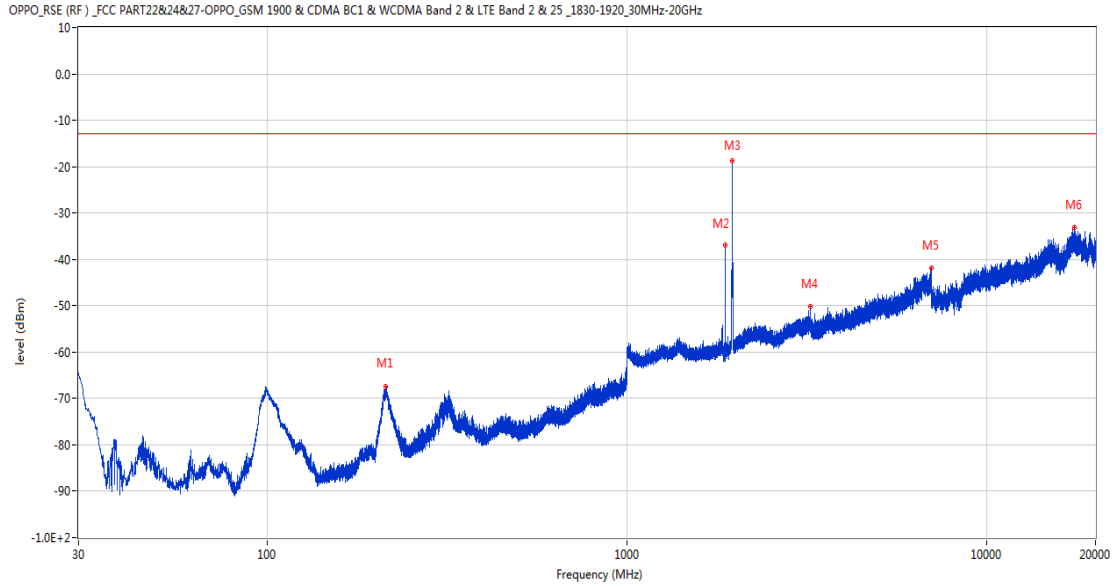
RSE-V&H LTE Band 2 BW3 CH18900



Frequency (MHz)	Result (dBm)	Factor (dB)	PK Limit (dBm)	Over Limit (dB)	Table (o)	ANT	EUT	Verdict
44.211	-66.82	-14.90	-13.0	-53.82	13.00	Vertical	Horizontal	Pass
1879.100	-42.39	-4.04	-13.0	-29.39	329.00	Vertical	Horizontal	N/A
1960.200	-38.23	-4.68	-13.0	-25.23	325.00	Vertical	Horizontal	N/A
3583.600	-51.09	3.36	-13.0	-38.09	96.00	Vertical	Horizontal	Pass
6982.000	-41.28	13.87	-13.0	-28.28	175.00	Vertical	Horizontal	Pass
17150.387	-34.03	21.13	-13.0	-21.03	153.00	Vertical	Horizontal	Pass

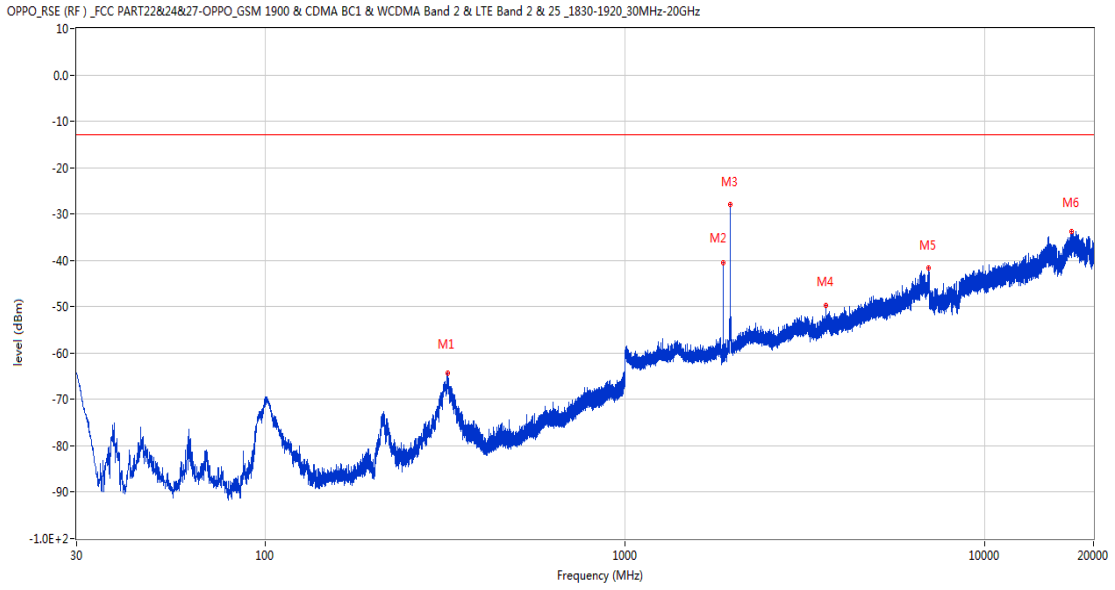
28.3 LTE Band 2 BW5, Middle Channel

RSE-H&H LTE Band 2 BW5 CH18900



Frequency (MHz)	Result (dBm)	Factor (dB)	PK Limit (dBm)	Over Limit (dB)	Table (o)	ANT	EUT	Verdict
213.912	-67.36	-15.98	-13.0	-54.36	75.00	Horizontal	Horizontal	Pass
1878.200	-36.99	-4.05	-13.0	-23.99	120.00	Horizontal	Horizontal	N/A
1960.700	-18.79	-4.69	-13.0	-5.79	216.00	Horizontal	Horizontal	N/A
3221.000	-50.11	4.02	-13.0	-37.11	122.00	Horizontal	Horizontal	Pass
6992.800	-41.85	13.61	-13.0	-28.85	223.00	Horizontal	Horizontal	Pass
17457.426	-33.14	21.79	-13.0	-20.14	172.00	Horizontal	Horizontal	Pass

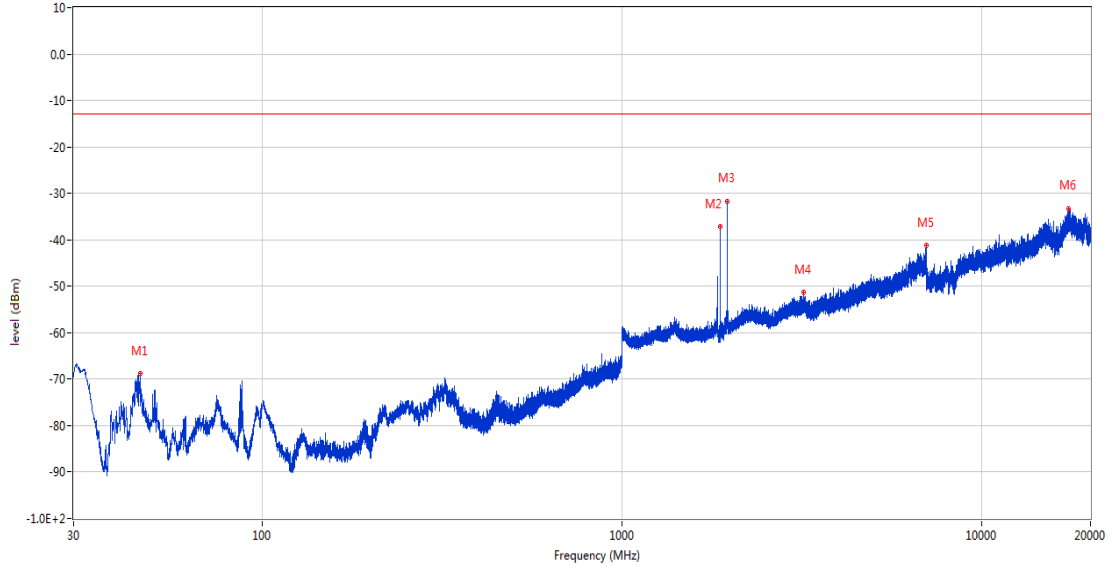
RSE-H&V LTE Band 2 BW5 CH18900



Frequency (MHz)	Result (dBm)	Factor (dB)	PK Limit (dBm)	Over Limit (dB)	Table (o)	ANT	EUT	Verdict
322.018	-64.26	-11.46	-13.0	-51.26	164.00	Horizontal	Vertical	Pass
1878.200	-40.62	-4.05	-13.0	-27.62	182.00	Horizontal	Vertical	N/A
1960.700	-27.97	-4.69	-13.0	-14.97	204.00	Horizontal	Vertical	N/A
3605.400	-49.62	3.29	-13.0	-36.62	93.00	Horizontal	Vertical	Pass
6978.600	-41.74	13.96	-13.0	-28.74	71.00	Horizontal	Vertical	Pass
17389.638	-33.82	22.46	-13.0	-20.82	29.00	Horizontal	Vertical	Pass

RSE-V&V LTE Band 2 BW5 CH18900

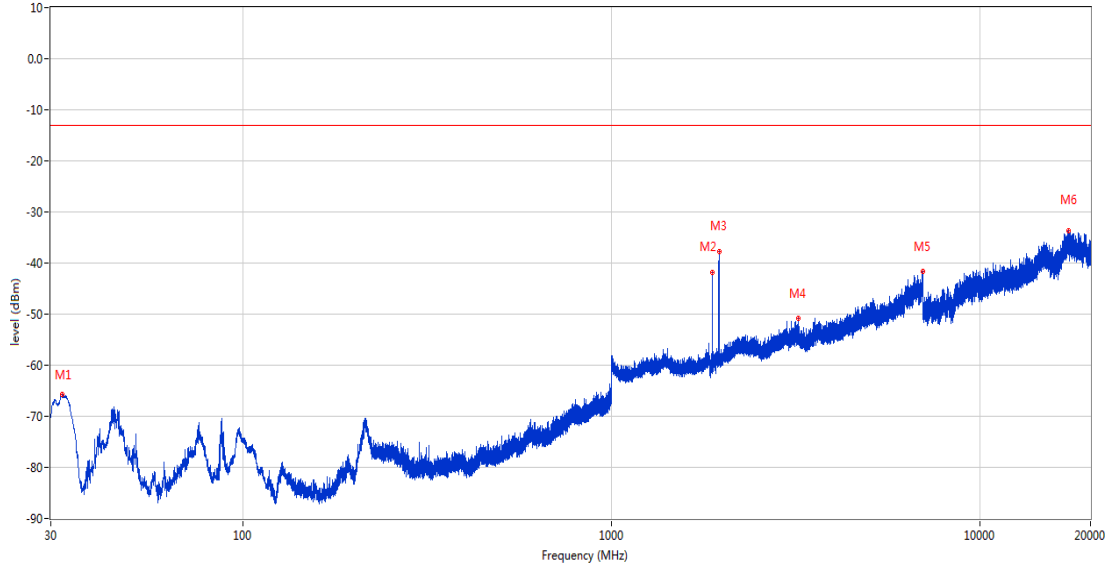
OPPO_RSE (RF) _FCC PART22&24&27-OPPO_GSM 1900 & CDMA BC1 & WCDMA Band 2 & LTE Band 2 & 25_1830-1920_30MHz-20GHz



Frequency (MHz)	Result (dBm)	Factor (dB)	PK Limit (dBm)	Over Limit (dB)	Table (o)	ANT	EUT	Verdict
45.859	-68.88	-17.36	-13.0	-55.88	360.00	Vertical	Vertical	Pass
1878.200	-37.22	-4.05	-13.0	-24.22	28.00	Vertical	Vertical	N/A
1959.600	-31.75	-4.68	-13.0	-18.75	133.00	Vertical	Vertical	N/A
3195.200	-51.38	2.81	-13.0	-38.38	118.00	Vertical	Vertical	Pass
6996.400	-41.19	13.58	-13.0	-28.19	289.00	Vertical	Vertical	Pass
17383.475	-33.23	22.31	-13.0	-20.23	309.00	Vertical	Vertical	Pass

RSE-V&H LTE Band 2 BW5 CH18900

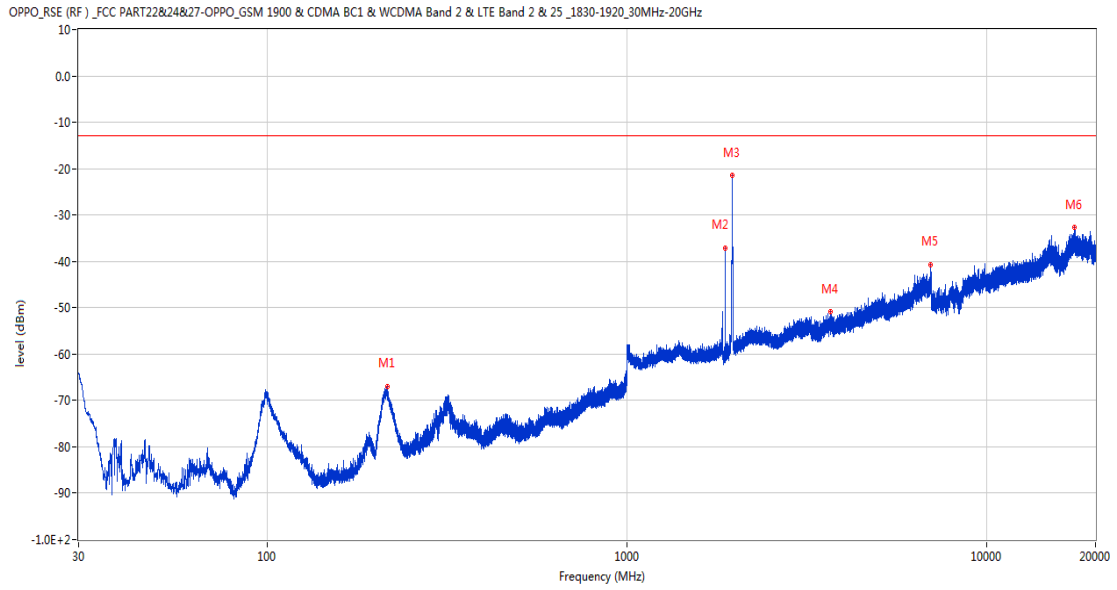
OPPO_RSE (RF) _FCC PART22&24&27-OPPO_GSM 1900 & CDMA BC1 & WCDMA Band 2 & LTE Band 2 & 25_1830-1920_30MHz-20GHz



Frequency (MHz)	Result (dBm)	Factor (dB)	PK Limit (dBm)	Over Limit (dB)	Table (o)	ANT	EUT	Verdict
32.231	-65.77	-16.84	-13.0	-52.77	280.00	Vertical	Horizontal	Pass
1877.700	-41.89	-4.06	-13.0	-28.89	327.00	Vertical	Horizontal	N/A
1961.000	-37.85	-4.70	-13.0	-24.85	236.00	Vertical	Horizontal	N/A
3225.400	-50.80	3.89	-13.0	-37.80	220.00	Vertical	Horizontal	Pass
6993.400	-41.55	13.66	-13.0	-28.55	132.00	Vertical	Horizontal	Pass
17421.900	-33.72	22.60	-13.0	-20.72	4.00	Vertical	Horizontal	Pass

28.4 LTE Band 2 BW10, Middle Channel

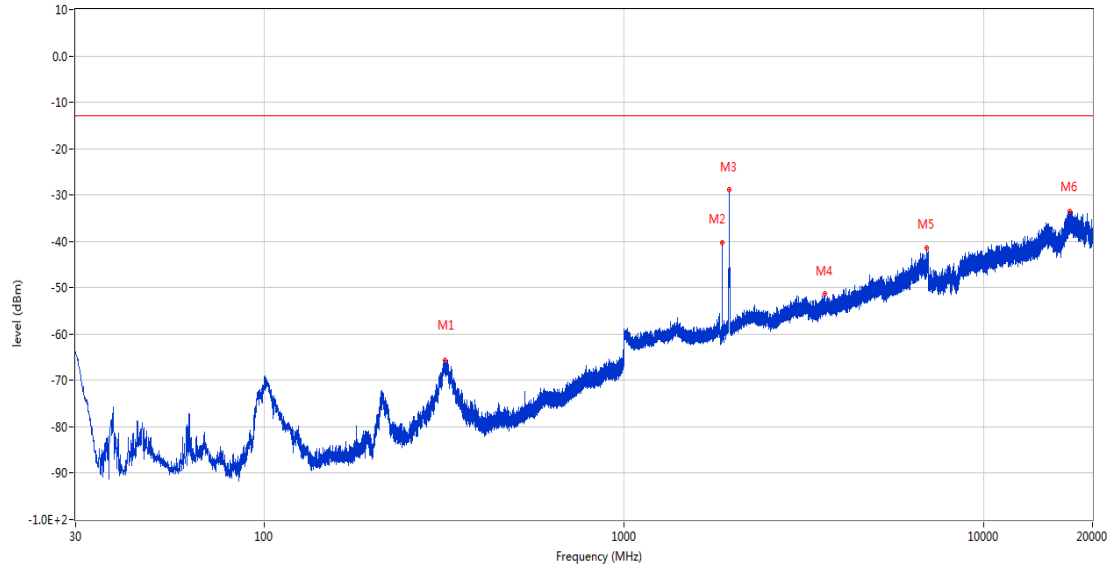
RSE-H&H LTE Band 2 BW10 CH18900



Frequency (MHz)	Result (dBm)	Factor (dB)	PK Limit (dBm)	Over Limit (dB)	Table (o)	ANT	EUT	Verdict
216.482	-66.96	-15.91	-13.0	-53.96	47.00	Horizontal	Horizontal	Pass
1876.000	-37.18	-4.08	-13.0	-24.18	121.00	Horizontal	Horizontal	N/A
1964.600	-21.51	-4.60	-13.0	-8.51	225.00	Horizontal	Horizontal	N/A
3684.800	-50.91	4.73	-13.0	-37.91	142.00	Horizontal	Horizontal	Pass
6977.800	-40.79	13.88	-13.0	-27.79	0.00	Horizontal	Horizontal	Pass
17453.437	-32.62	21.87	-13.0	-19.62	317.00	Horizontal	Horizontal	Pass

RSE-H&V LTE Band 2 BW10 CH18900

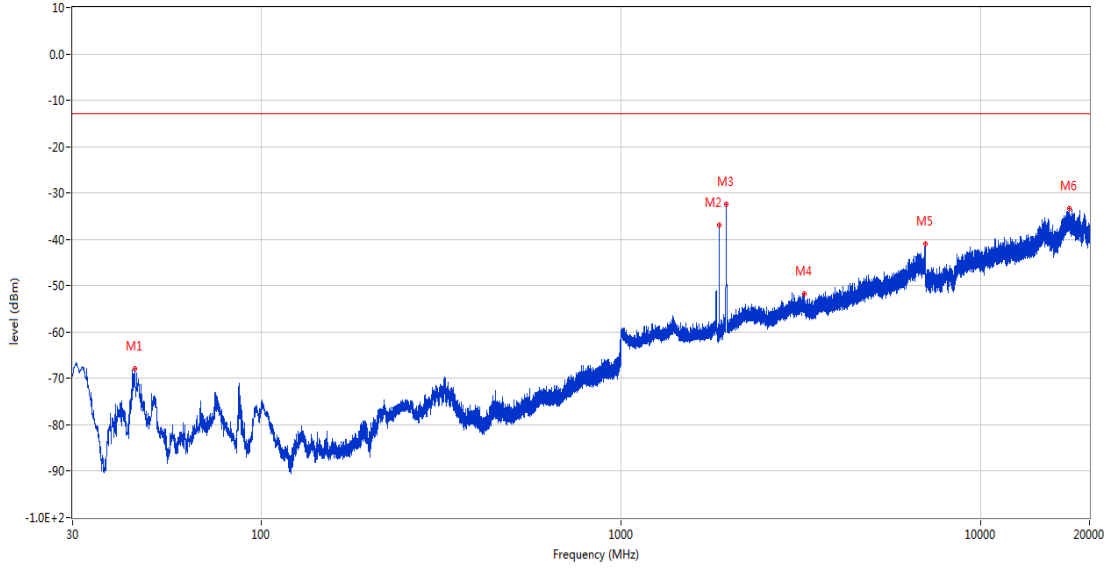
OPPO_RSE (RF) _FCC PART22&24&27-OPPO_GSM 1900 & CDMA BC1 & WCDMA Band 2 & LTE Band 2 & 25_1830-1920_30MHz-20GHz



Frequency (MHz)	Result (dBm)	Factor (dB)	PK Limit (dBm)	Over Limit (dB)	Table (o)	ANT	EUT	Verdict
318.430	-65.57	-11.75	-13.0	-52.57	163.00	Horizontal	Vertical	Pass
1876.100	-40.18	-4.08	-13.0	-27.18	133.00	Horizontal	Vertical	N/A
1957.100	-28.87	-4.67	-13.0	-15.87	193.00	Horizontal	Vertical	N/A
3610.000	-51.30	3.38	-13.0	-38.30	153.00	Horizontal	Vertical	Pass
6915.800	-41.42	11.66	-13.0	-28.42	243.00	Horizontal	Vertical	Pass
17329.099	-33.54	21.08	-13.0	-20.54	122.00	Horizontal	Vertical	Pass

RSE-V&V LTE Band 2 BW10 CH18900

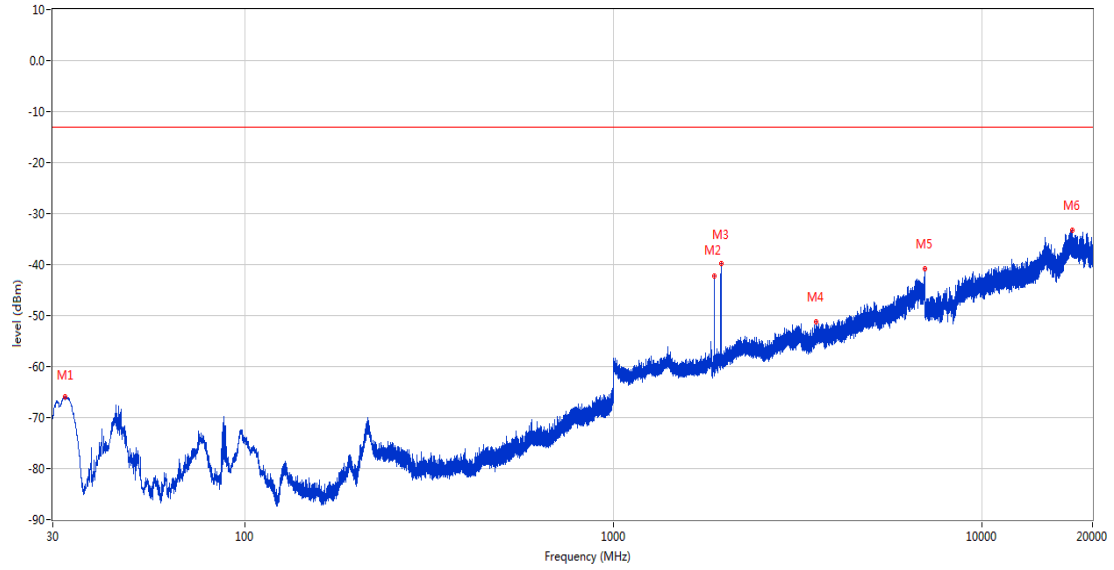
OPPO_RSE (RF) _FCC PART22&24&27-OPPO_GSM 1900 & CDMA BC1 & WCDMA Band 2 & LTE Band 2 & 25_1830-1920_30MHz-20GHz



Frequency (MHz)	Result (dBm)	Factor (dB)	PK Limit (dBm)	Over Limit (dB)	Table (o)	ANT	EUT	Verdict
44.647	-67.85	-15.68	-13.0	-54.85	137.00	Vertical	Vertical	Pass
1876.000	-37.02	-4.08	-13.0	-24.02	19.00	Vertical	Vertical	N/A
1958.100	-32.51	-4.67	-13.0	-19.51	121.00	Vertical	Vertical	N/A
3222.800	-51.79	4.02	-13.0	-38.79	132.00	Vertical	Vertical	Pass
6998.400	-40.97	13.63	-13.0	-27.97	360.00	Vertical	Vertical	Pass
17584.300	-33.25	22.14	-13.0	-20.25	202.00	Vertical	Vertical	Pass

RSE-V&H LTE Band 2 BW10 CH18900

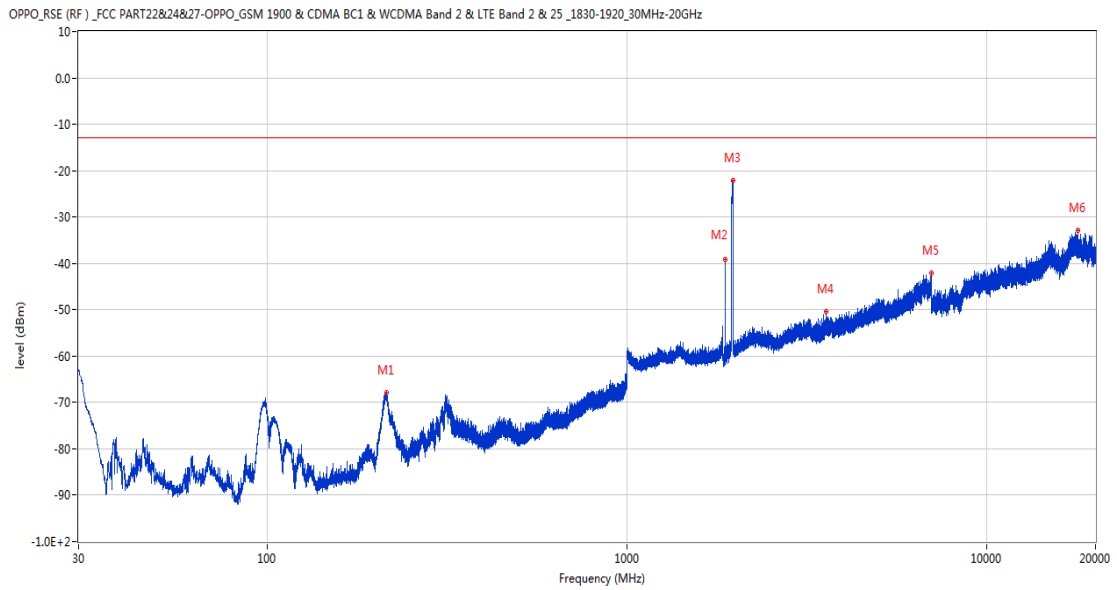
OPPO_RSE (RF)_FCC PART22&24&27-OPPO_GSM 1900 & CDMA BC1 & WCDMA Band 2 & LTE Band 2 & 25_1830-1920_30MHz-20GHz



Frequency (MHz)	Result (dBm)	Factor (dB)	PK Limit (dBm)	Over Limit (dB)	Table (o)	ANT	EUT	Verdict
32.377	-65.99	-16.83	-13.0	-52.99	264.00	Vertical	Horizontal	Pass
1876.000	-42.34	-4.08	-13.0	-29.34	321.00	Vertical	Horizontal	N/A
1964.100	-39.85	-4.61	-13.0	-26.85	108.00	Vertical	Horizontal	N/A
3558.600	-51.14	3.75	-13.0	-38.14	118.00	Vertical	Horizontal	Pass
6997.600	-40.89	13.62	-13.0	-27.89	288.00	Vertical	Horizontal	Pass
17613.302	-33.23	21.85	-13.0	-20.23	147.00	Vertical	Horizontal	Pass

28.5 LTE Band 2 BW15, Middle Channel

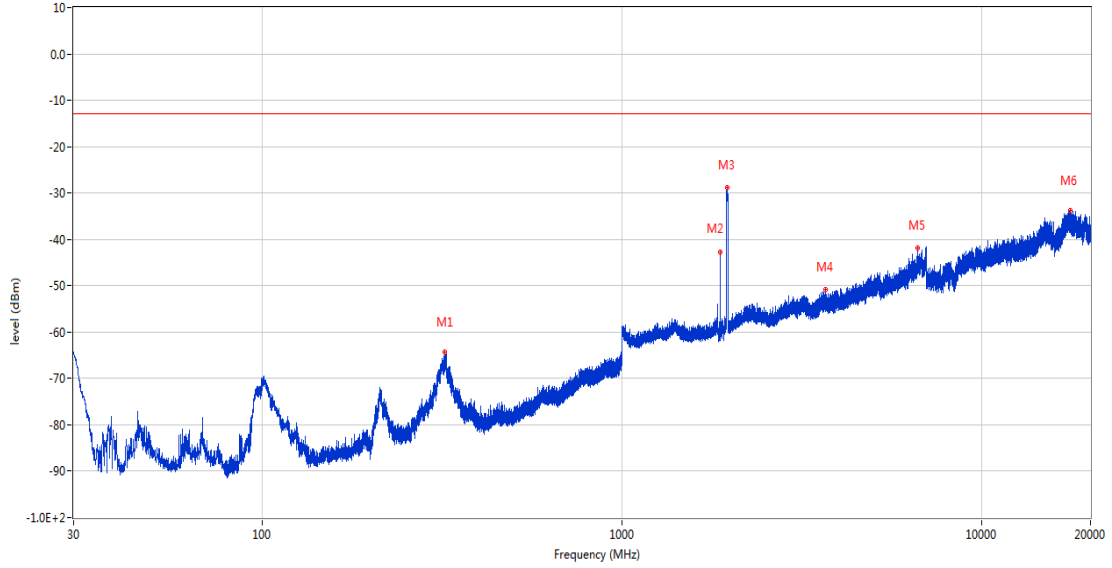
RSE-H&H LTE Band 2 BW15 CH18900



Frequency (MHz)	Result (dBm)	Factor (dB)	PK Limit (dBm)	Over Limit (dB)	Table (o)	ANT	EUT	Verdict
214.834	-67.99	-15.98	-13.0	-54.99	56.00	Horizontal	Horizontal	Pass
1873.700	-39.06	-4.11	-13.0	-26.06	121.00	Horizontal	Horizontal	N/A
1965.800	-22.11	-4.57	-13.0	-9.11	211.00	Horizontal	Horizontal	N/A
3569.800	-50.46	4.16	-13.0	-37.46	296.00	Horizontal	Horizontal	Pass
6985.400	-42.04	13.70	-13.0	-29.04	160.00	Horizontal	Horizontal	Pass
17872.488	-32.90	22.43	-13.0	-19.90	188.00	Horizontal	Horizontal	Pass

RSE-H&V LTE Band 2 BW15 CH18900

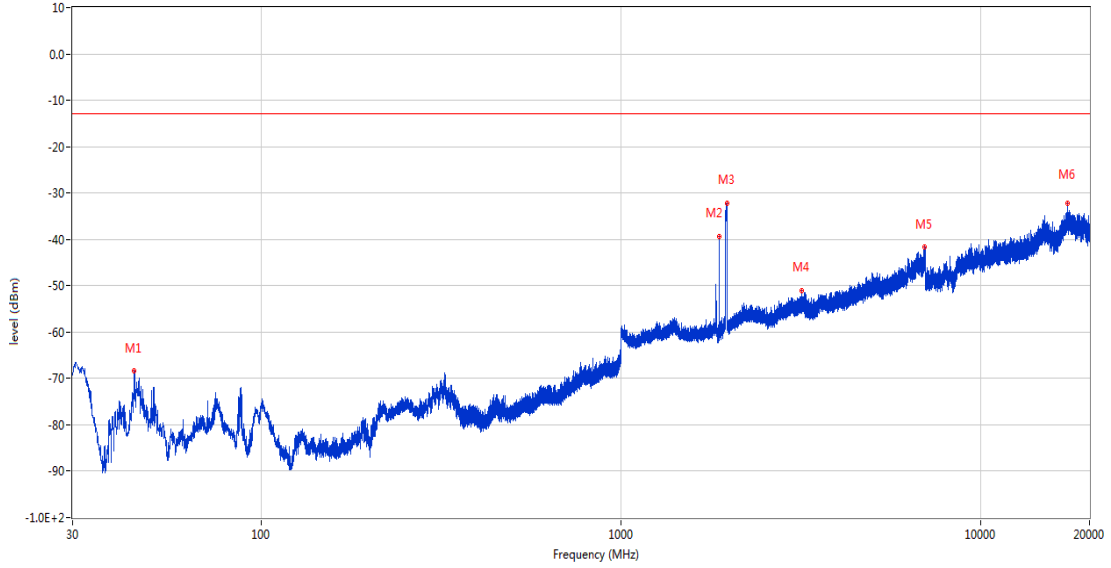
OPPO_RSE (RF) _FCC PART22&24&27-OPPO_GSM 1900 & CDMA BC1 & WCDMA Band 2 & LTE Band 2 & 25_1830-1920_30MHz-20GHz



Frequency (MHz)	Result (dBm)	Factor (dB)	PK Limit (dBm)	Over Limit (dB)	Table (o)	ANT	EUT	Verdict
322.310	-64.28	-11.46	-13.0	-51.28	166.00	Horizontal	Vertical	Pass
1873.700	-42.76	-4.11	-13.0	-29.76	125.00	Horizontal	Vertical	N/A
1956.000	-28.85	-4.66	-13.0	-15.85	212.00	Horizontal	Vertical	N/A
3681.400	-50.94	4.59	-13.0	-37.94	347.00	Horizontal	Vertical	Pass
6612.600	-41.92	12.34	-13.0	-28.92	317.00	Horizontal	Vertical	Pass
17576.325	-33.68	22.24	-13.0	-20.68	133.00	Horizontal	Vertical	Pass

RSE-V&V LTE Band 2 BW15 CH18900

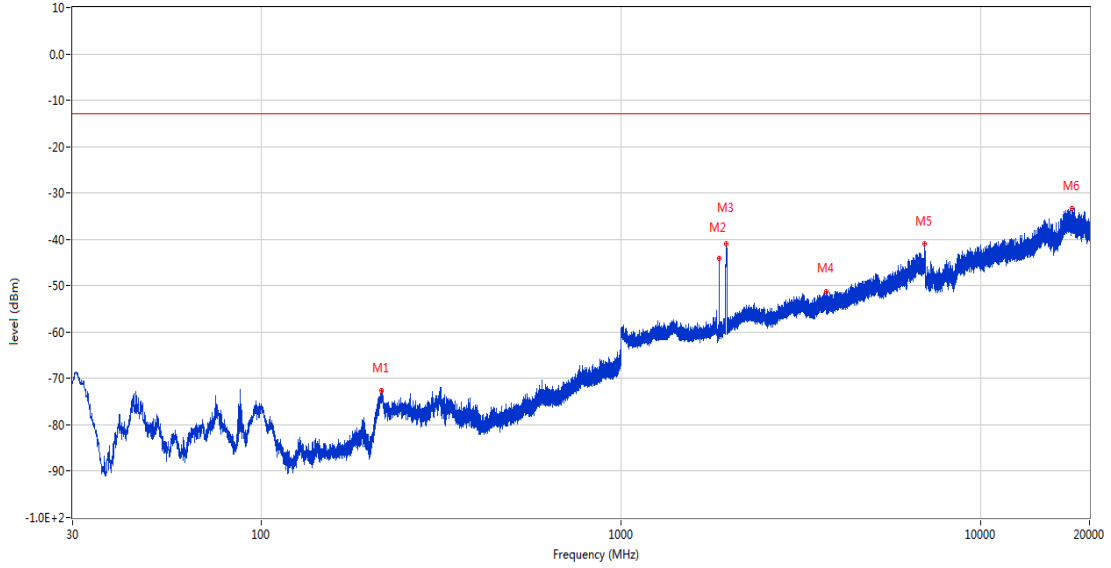
OPPO_RSE (RF) _FCC PART22&24&27-OPPO_GSM 1900 & CDMA BC1 & WCDMA Band 2 & LTE Band 2 & 25_1830-1920_30MHz-20GHz



Frequency (MHz)	Result (dBm)	Factor (dB)	PK Limit (dBm)	Over Limit (dB)	Table (o)	ANT	EUT	Verdict
44.550	-68.38	-15.51	-13.0	-55.38	336.00	Vertical	Vertical	Pass
1873.600	-39.39	-4.11	-13.0	-26.39	33.00	Vertical	Vertical	N/A
1966.700	-32.30	-4.52	-13.0	-19.30	135.00	Vertical	Vertical	N/A
3169.400	-51.01	3.19	-13.0	-38.01	335.00	Vertical	Vertical	Pass
6980.800	-41.69	13.79	-13.0	-28.69	241.00	Vertical	Vertical	Pass
17428.062	-32.29	22.45	-13.0	-19.29	59.00	Vertical	Vertical	Pass

RSE-V&H LTE Band 2 BW15 CH18900

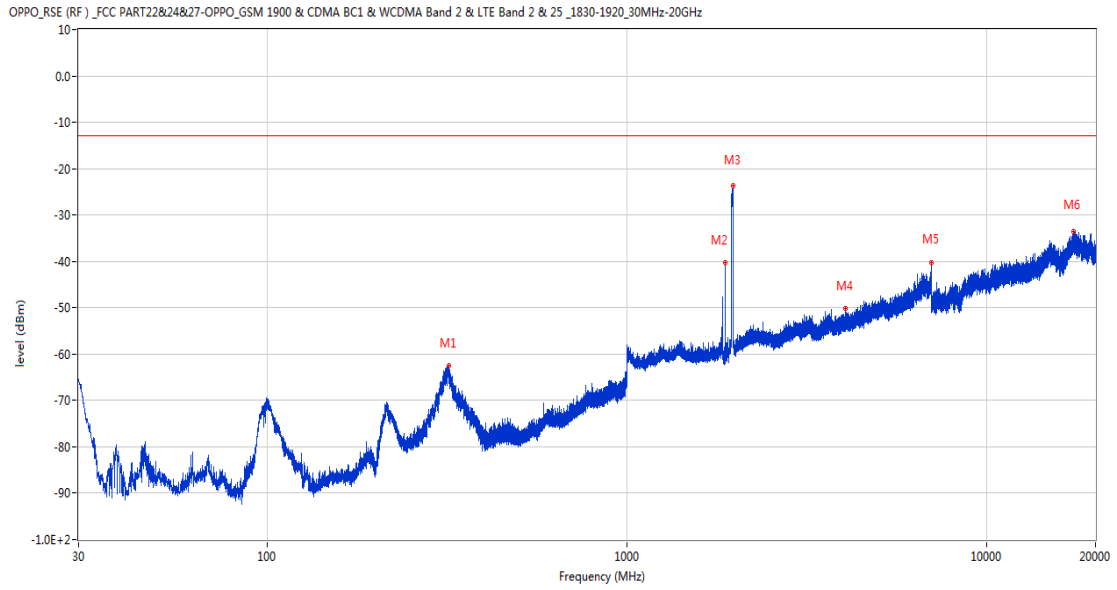
OPPO_RSE (RF)_FCC PART22&24&27-OPPO_GSM 1900 & CDMA BC1 & WCDMA Band 2 & LTE Band 2 & 25_1830-1920_30MHz-20GHz



Frequency (MHz)	Result (dBm)	Factor (dB)	PK Limit (dBm)	Over Limit (dB)	Table (o)	ANT	EUT	Verdict
215.610	-72.66	-15.95	-13.0	-59.66	30.00	Vertical	Horizontal	Pass
1873.700	-44.20	-4.11	-13.0	-31.20	329.00	Vertical	Horizontal	N/A
1963.200	-40.86	-4.64	-13.0	-27.86	243.00	Vertical	Horizontal	N/A
3725.600	-51.23	3.95	-13.0	-38.23	163.00	Vertical	Horizontal	Pass
6980.600	-41.07	13.78	-13.0	-28.07	360.00	Vertical	Horizontal	Pass
17906.563	-33.38	22.70	-13.0	-20.38	353.00	Vertical	Horizontal	Pass

28.6 LTE Band 2 BW20, Middle Channel

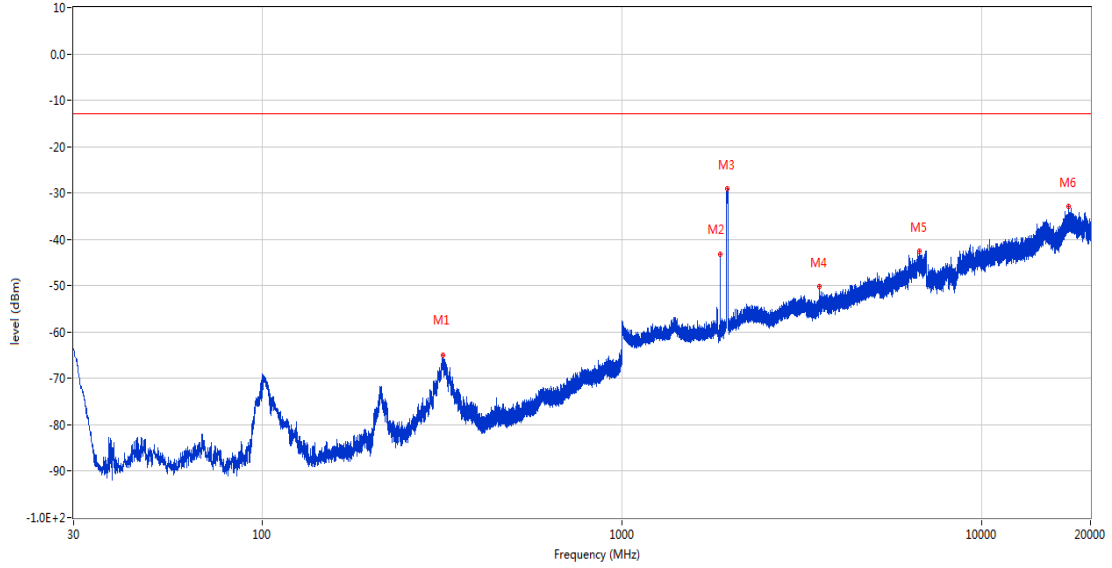
RSE-H&H LTE Band 2 BW20 CH18900



Frequency (MHz)	Result (dBm)	Factor (dB)	PK Limit (dBm)	Over Limit (dB)	Table (o)	ANT	EUT	Verdict
320.176	-62.47	-11.59	-13.0	-49.47	78.00	Horizontal	Horizontal	Pass
1871.500	-40.26	-4.14	-13.0	-27.26	115.00	Horizontal	Horizontal	N/A
1966.900	-23.78	-4.51	-13.0	-10.78	205.00	Horizontal	Horizontal	N/A
4043.200	-50.22	5.25	-13.0	-37.22	236.00	Horizontal	Horizontal	Pass
6988.800	-40.38	13.49	-13.0	-27.38	253.00	Horizontal	Horizontal	Pass
17415.737	-33.66	22.67	-13.0	-20.66	360.00	Horizontal	Horizontal	Pass

RSE-H&V LTE Band 2 BW20 CH18900

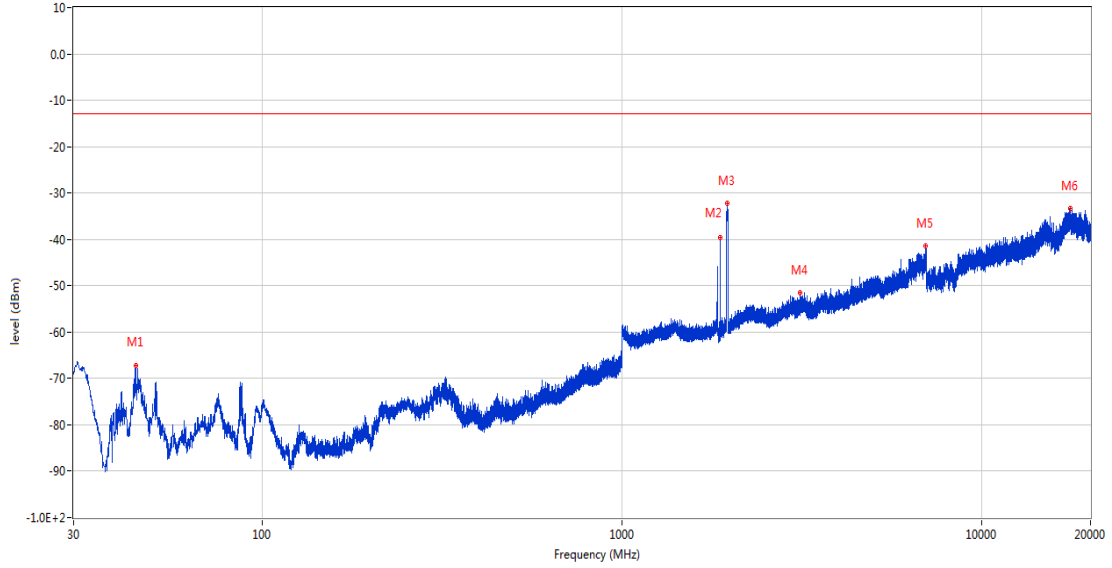
OPPO_RSE (RF) _FCC PART22&24&27-OPPO_GSM 1900 & CDMA BC1 & WCDMA Band 2 & LTE Band 2 & 25_1830-1920_30MHz-20GHz



Frequency (MHz)	Result (dBm)	Factor (dB)	PK Limit (dBm)	Over Limit (dB)	Table (o)	ANT	EUT	Verdict
318.236	-65.07	-11.74	-13.0	-52.07	148.00	Horizontal	Vertical	Pass
1871.500	-43.24	-4.14	-13.0	-30.24	137.00	Horizontal	Vertical	N/A
1956.100	-29.10	-4.66	-13.0	-16.10	207.00	Horizontal	Vertical	N/A
3531.600	-50.20	3.79	-13.0	-37.20	65.00	Horizontal	Vertical	Pass
6680.000	-42.45	11.78	-13.0	-29.45	38.00	Horizontal	Vertical	Pass
17378.038	-32.99	22.15	-13.0	-19.99	180.00	Horizontal	Vertical	Pass

RSE-V&V LTE Band 2 BW20 CH18900

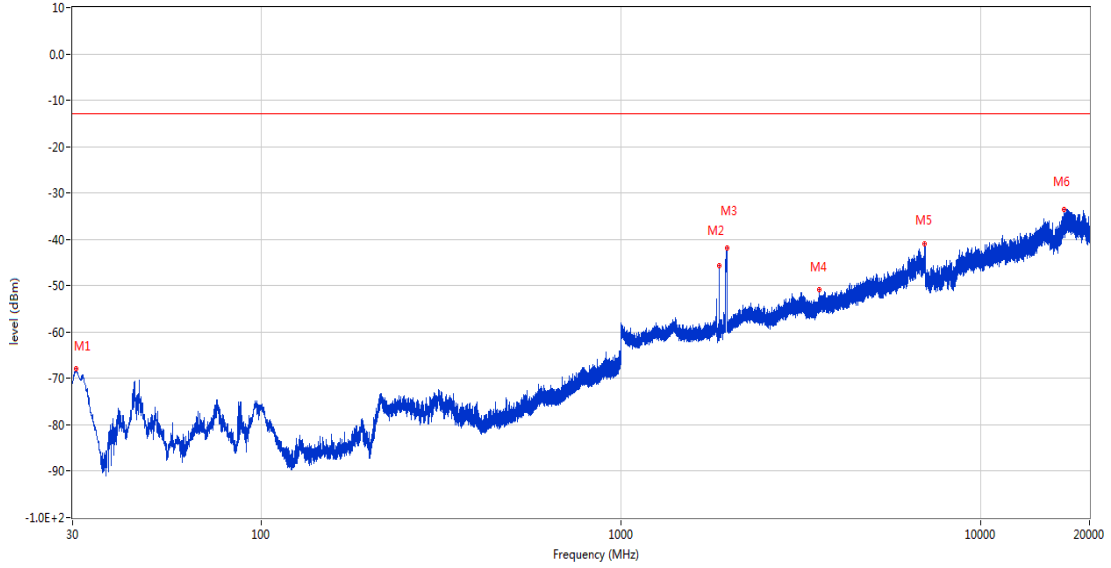
OPPO_RSE (RF) _FCC PART22&24&27-OPPO_GSM 1900 & CDMA BC1 & WCDMA Band 2 & LTE Band 2 & 25_1830-1920_30MHz-20GHz



Frequency (MHz)	Result (dBm)	Factor (dB)	PK Limit (dBm)	Over Limit (dB)	Table (o)	ANT	EUT	Verdict
44.599	-67.29	-15.60	-13.0	-54.29	84.00	Vertical	Vertical	Pass
1871.500	-39.59	-4.14	-13.0	-26.59	25.00	Vertical	Vertical	N/A
1959.500	-32.12	-4.67	-13.0	-19.12	113.00	Vertical	Vertical	N/A
3117.800	-51.51	2.48	-13.0	-38.51	7.00	Vertical	Vertical	Pass
6983.400	-41.44	13.86	-13.0	-28.44	124.00	Vertical	Vertical	Pass
17600.975	-33.40	21.96	-13.0	-20.40	18.00	Vertical	Vertical	Pass

RSE-V&H LTE Band 2 BW20 CH18900

OPPO_RSE (RF) _FCC PART22&24&27-OPPO_GSM 1900 & CDMA BC1 & WCDMA Band 2 & LTE Band 2 & 25_1830-1920_30MHz-20GHz

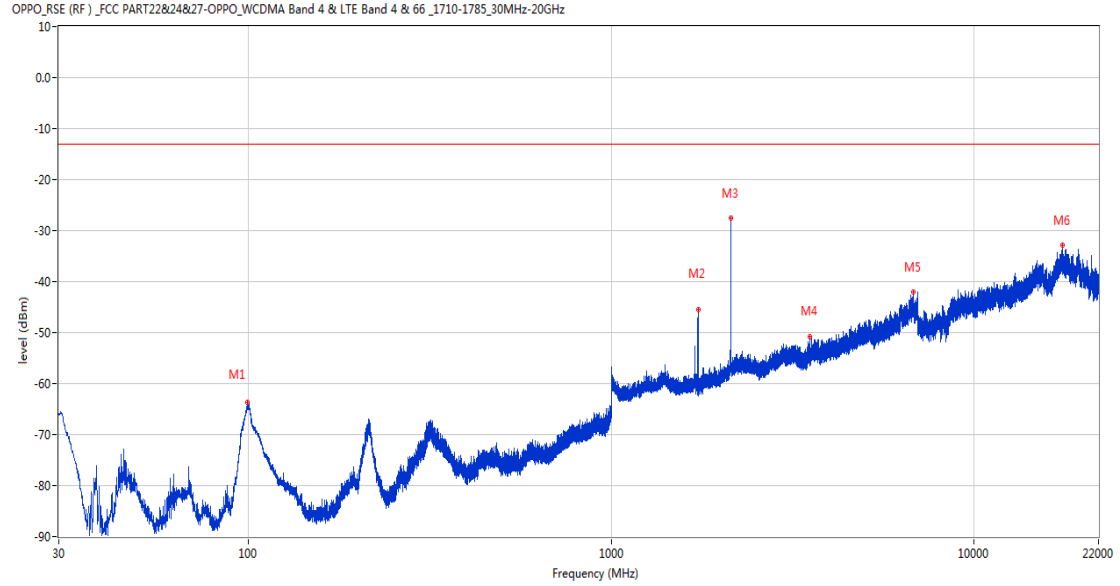


Frequency (MHz)	Result (dBm)	Factor (dB)	PK Limit (dBm)	Over Limit (dB)	Table (o)	ANT	EUT	Verdict
30.534	-68.84	-19.42	-13.0	-55.84	28.00	Vertical	Horizontal	Pass
1871.300	-45.77	-4.14	-13.0	-32.77	330.00	Vertical	Horizontal	N/A
1968.800	-41.80	-4.45	-13.0	-28.80	249.00	Vertical	Horizontal	N/A
3561.400	-50.90	3.88	-13.0	-37.90	151.00	Vertical	Horizontal	Pass
6982.400	-40.98	13.89	-13.0	-27.98	151.00	Vertical	Horizontal	Pass
17009.012	-33.63	20.85	-13.0	-20.63	99.00	Vertical	Horizontal	Pass

29 LTE Band 4

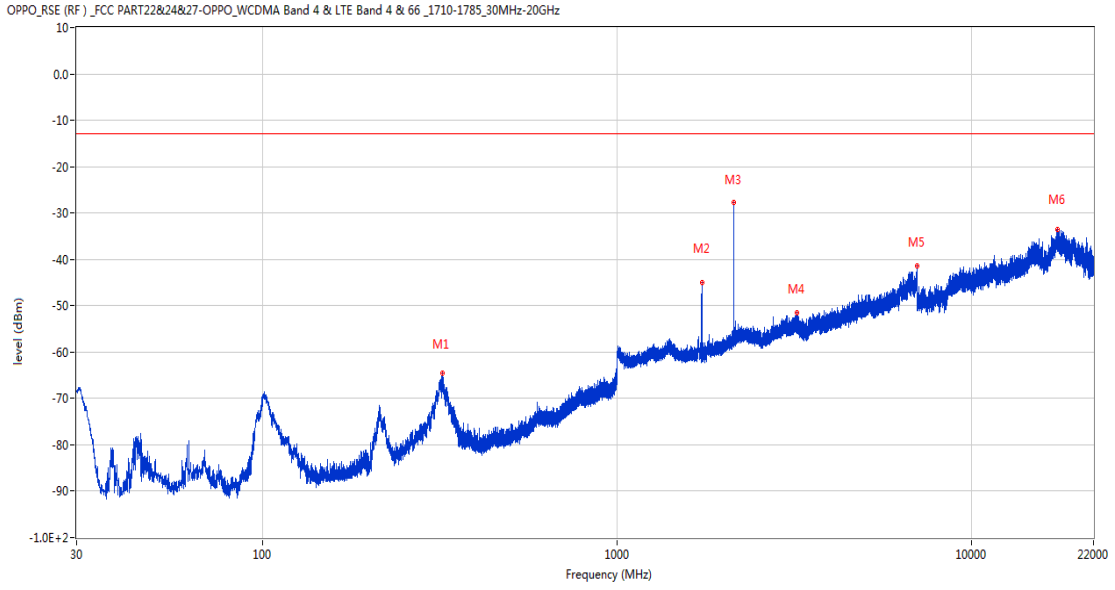
29.1 LTE Band 4 BW1.4, Middle Channel

RSE-H&H LTE Band 4 BW1.4 CH20175



Frequency (MHz)	Result (dBm)	Factor (dB)	PK Limit (dBm)	Over Limit (dB)	Table (o)	ANT	EUT	Verdict
99.210	-63.77	-21.59	-13.0	-50.77	0.00	Horizontal	Horizontal	Pass
1732.500	-45.58	-4.53	-13.0	-32.58	155.00	Horizontal	Horizontal	N/A
2133.000	-27.53	-2.61	-13.0	-14.53	291.00	Horizontal	Horizontal	N/A
3518.800	-50.78	3.66	-13.0	-37.78	14.00	Horizontal	Horizontal	Pass
6801.400	-42.04	12.34	-13.0	-29.04	118.00	Horizontal	Horizontal	Pass
17558.614	-32.94	22.48	-13.0	-19.94	0.00	Horizontal	Horizontal	Pass

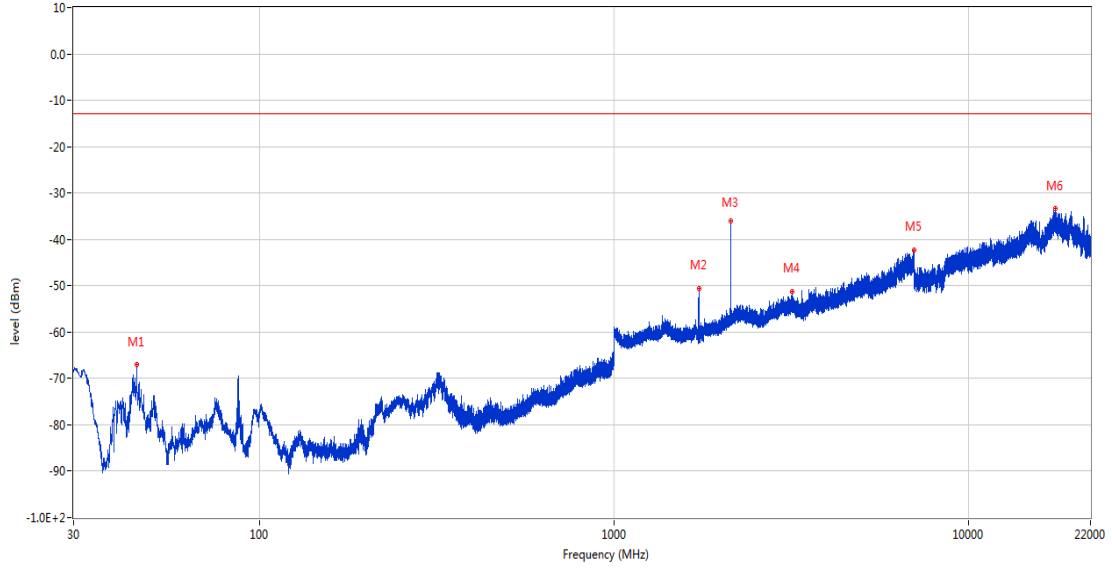
RSE-H&V LTE Band 4 BW1.4 CH20175



Frequency (MHz)	Result (dBm)	Factor (dB)	PK Limit (dBm)	Over Limit (dB)	Table (o)	ANT	EUT	Verdict
321.340	-64.50	-11.51	-13.0	-51.50	145.00	Horizontal	Vertical	Pass
1732.400	-45.04	-4.53	-13.0	-32.04	155.00	Horizontal	Vertical	N/A
2132.900	-27.69	-2.61	-13.0	-14.69	197.00	Horizontal	Vertical	N/A
3211.600	-51.56	3.60	-13.0	-38.56	70.00	Horizontal	Vertical	Pass
6999.200	-41.52	13.65	-13.0	-28.52	171.00	Horizontal	Vertical	Pass
17418.013	-33.52	22.66	-13.0	-20.52	253.00	Horizontal	Vertical	Pass

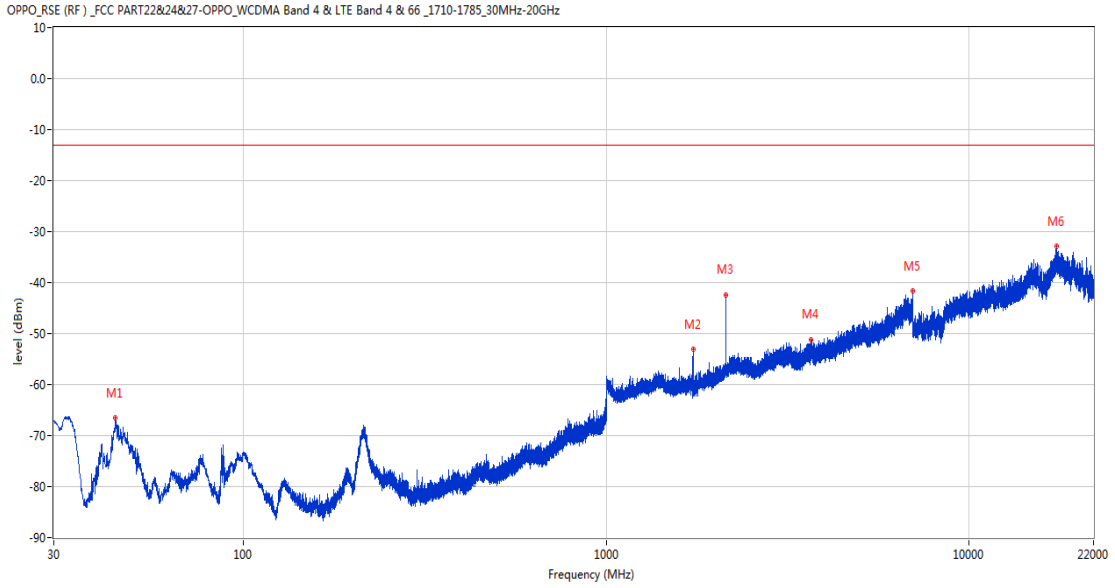
RSE-V&V LTE Band 4 BW1.4 CH20175

OPPO_RSE (RF) _FCC PART22&24&27-OPPO_WCDMA Band 4 & LTE Band 4 & 66_1710-1785_30MHz-20GHz



Frequency (MHz)	Result (dBm)	Factor (dB)	PK Limit (dBm)	Over Limit (dB)	Table (o)	ANT	EUT	Verdict
45.229	-67.10	-16.55	-13.0	-54.10	179.00	Vertical	Vertical	Pass
1732.500	-50.64	-4.53	-13.0	-37.64	0.00	Vertical	Vertical	N/A
2133.100	-36.01	-2.60	-13.0	-23.01	54.00	Vertical	Vertical	N/A
3172.800	-51.21	2.99	-13.0	-38.21	198.00	Vertical	Vertical	Pass
6999.800	-42.36	13.65	-13.0	-29.36	325.00	Vertical	Vertical	Pass
17566.474	-33.35	22.38	-13.0	-20.35	137.00	Vertical	Vertical	Pass

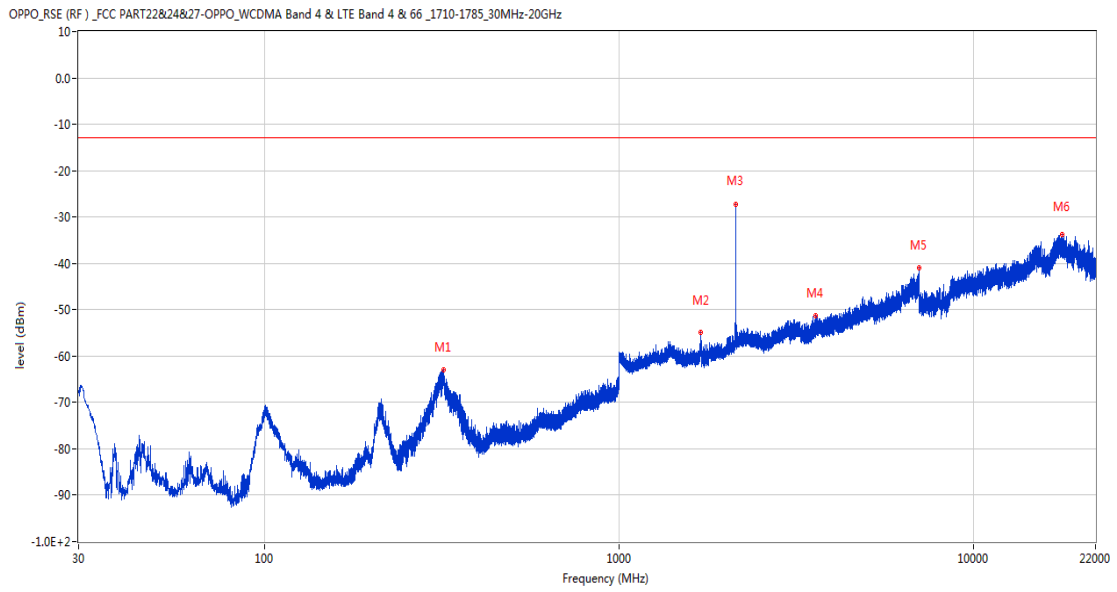
RSE-V&H LTE Band 4 BW1.4 CH20175



Frequency (MHz)	Result (dBm)	Factor (dB)	PK Limit (dBm)	Over Limit (dB)	Table (o)	ANT	EUT	Verdict
44.259	-66.61	-14.96	-13.0	-53.61	280.00	Vertical	Horizontal	Pass
1732.500	-52.98	-4.53	-13.0	-39.98	343.00	Vertical	Horizontal	N/A
2132.800	-42.37	-2.61	-13.0	-29.37	343.00	Vertical	Horizontal	N/A
3671.400	-51.19	4.09	-13.0	-38.19	88.00	Vertical	Horizontal	Pass
6998.200	-41.59	13.63	-13.0	-28.59	333.00	Vertical	Horizontal	Pass
17427.724	-32.89	22.46	-13.0	-19.89	56.00	Vertical	Horizontal	Pass

29.2 LTE Band 4 BW3, Middle Channel

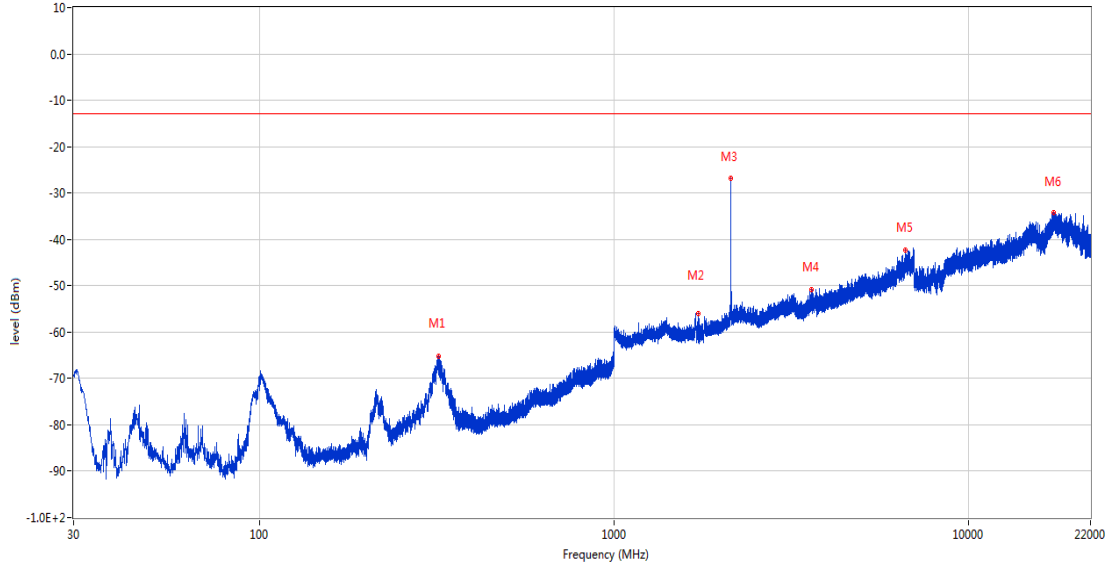
RSE-H&H LTE Band 4 BW3 CH20175



Frequency (MHz)	Result (dBm)	Factor (dB)	PK Limit (dBm)	Over Limit (dB)	Table (o)	ANT	EUT	Verdict
319.933	-63.07	-11.67	-13.0	-50.07	132.00	Horizontal	Horizontal	Pass
1698.000	-54.83	-4.80	-13.0	-41.83	288.00	Horizontal	Horizontal	N/A
2133.300	-27.15	-2.60	-13.0	-14.15	182.00	Horizontal	Horizontal	N/A
3583.800	-51.29	3.36	-13.0	-38.29	123.00	Horizontal	Horizontal	Pass
6990.800	-41.07	13.48	-13.0	-28.07	106.00	Horizontal	Horizontal	Pass
17705.224	-33.77	21.49	-13.0	-20.77	313.00	Horizontal	Horizontal	Pass

RSE-H&V LTE Band 4 BW3 CH20175

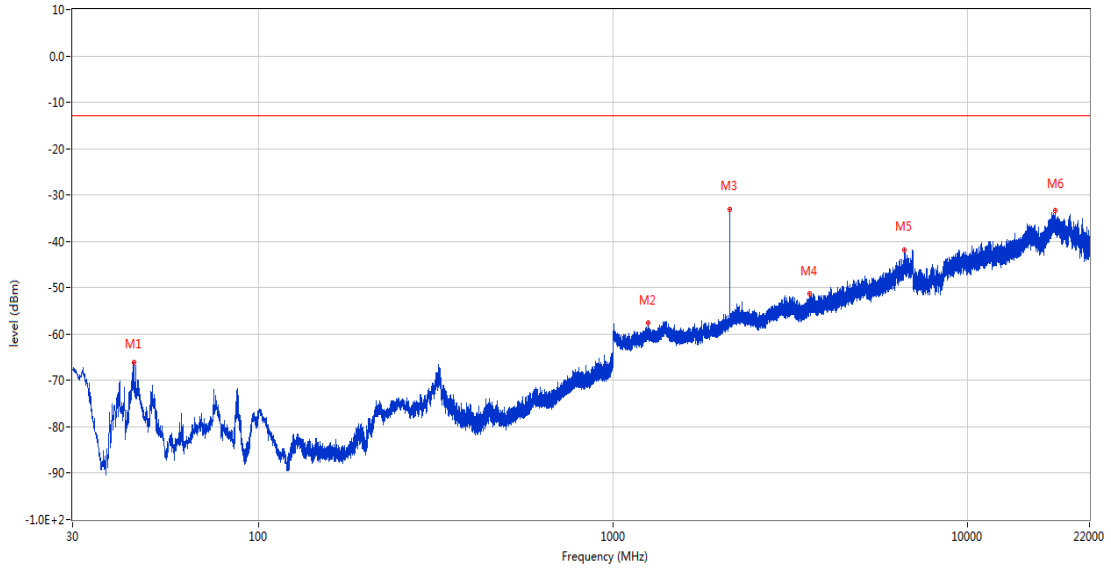
OPPO_RSE (RF) _FCC PART22&24&27-OPPO_WCDMA Band 4 & LTE Band 4 & 66_1710-1785_30MHz-20GHz



Frequency (MHz)	Result (dBm)	Factor (dB)	PK Limit (dBm)	Over Limit (dB)	Table (o)	ANT	EUT	Verdict
319.933	-65.21	-11.67	-13.0	-52.21	169.00	Horizontal	Vertical	Pass
1731.500	-56.09	-4.53	-13.0	-43.09	169.00	Horizontal	Vertical	N/A
2132.100	-26.76	-2.63	-13.0	-13.76	190.00	Horizontal	Vertical	N/A
3604.800	-50.75	3.28	-13.0	-37.75	298.00	Horizontal	Vertical	Pass
6632.400	-42.34	12.13	-13.0	-29.34	88.00	Horizontal	Vertical	Pass
17326.438	-34.14	21.08	-13.0	-21.14	48.00	Horizontal	Vertical	Pass

RSE-V&V LTE Band 4 BW3 CH20175

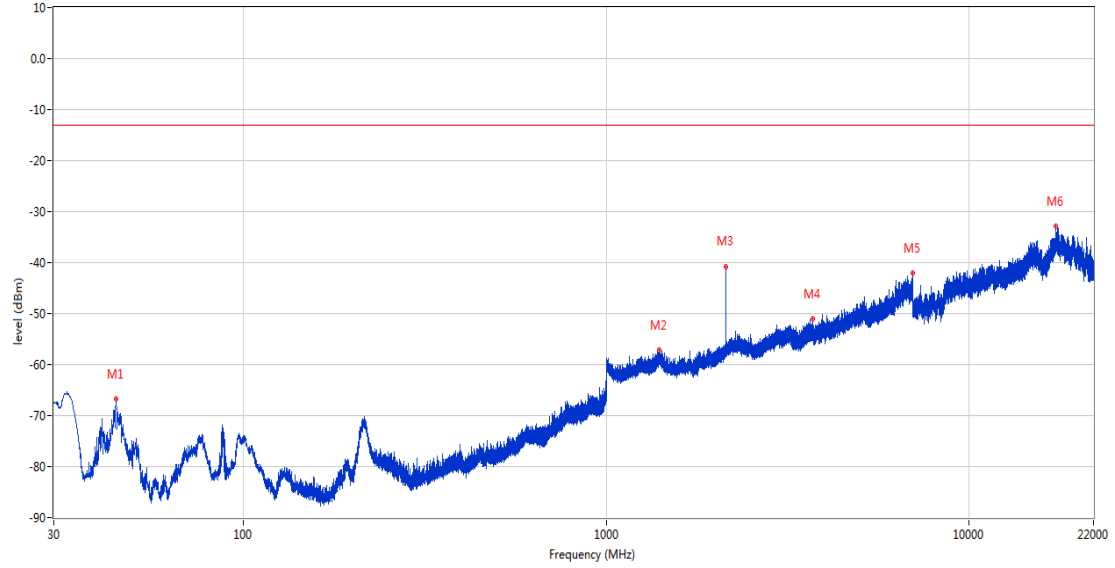
OPPO_RSE (RF) _FCC PART22&24&27-OPPO_WCDMA Band 4 & LTE Band 4 & 66_1710-1785_30MHz-20GHz



Frequency (MHz)	Result (dBm)	Factor (dB)	PK Limit (dBm)	Over Limit (dB)	Table (o)	ANT	EUT	Verdict
44.599	-66.15	-15.56	-13.0	-53.15	149.00	Vertical	Vertical	Pass
1257.800	-57.47	-5.05	-13.0	-44.47	359.00	Vertical	Vertical	Pass
2132.700	-33.04	-2.61	-13.0	-20.04	88.00	Vertical	Vertical	N/A
3583.600	-51.37	3.36	-13.0	-38.37	334.00	Vertical	Vertical	Pass
6611.800	-41.81	12.34	-13.0	-28.81	185.00	Vertical	Vertical	Pass
17584.511	-33.23	22.14	-13.0	-20.23	7.00	Vertical	Vertical	Pass

RSE-V&H LTE Band 4 BW3 CH20175

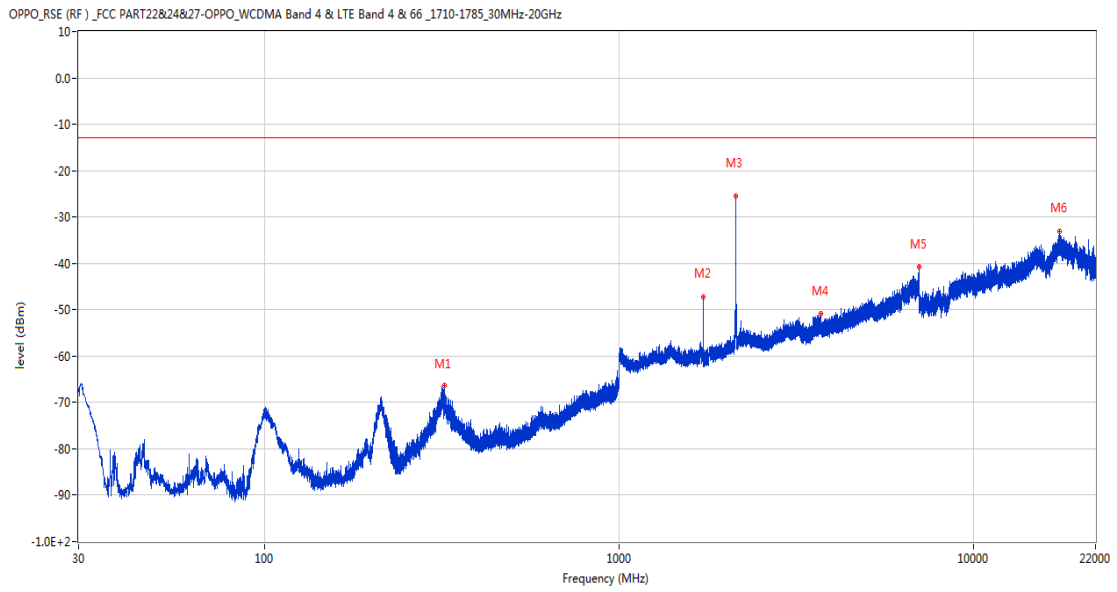
OPPO_RSE (RF)_FCC PART22&24&27-OPPO_WCDMA Band 4 & LTE Band 4 & 66_1710-1785_30MHz-20GHz



Frequency (MHz)	Result (dBm)	Factor (dB)	PK Limit (dBm)	Over Limit (dB)	Table (o)	ANT	EUT	Verdict
44.502	-66.83	-15.39	-13.0	-53.83	92.00	Vertical	Horizontal	Pass
1401.000	-57.22	-3.65	-13.0	-44.22	71.00	Vertical	Horizontal	Pass
2132.700	-40.80	-2.61	-13.0	-27.80	88.00	Vertical	Horizontal	N/A
3700.800	-51.10	4.96	-13.0	-38.10	41.00	Vertical	Horizontal	Pass
6976.600	-42.01	13.76	-13.0	-29.01	243.00	Vertical	Horizontal	Pass
17331.063	-32.84	21.08	-13.0	-19.84	251.00	Vertical	Horizontal	Pass

29.3 LTE Band 4 BW5, Middle Channel

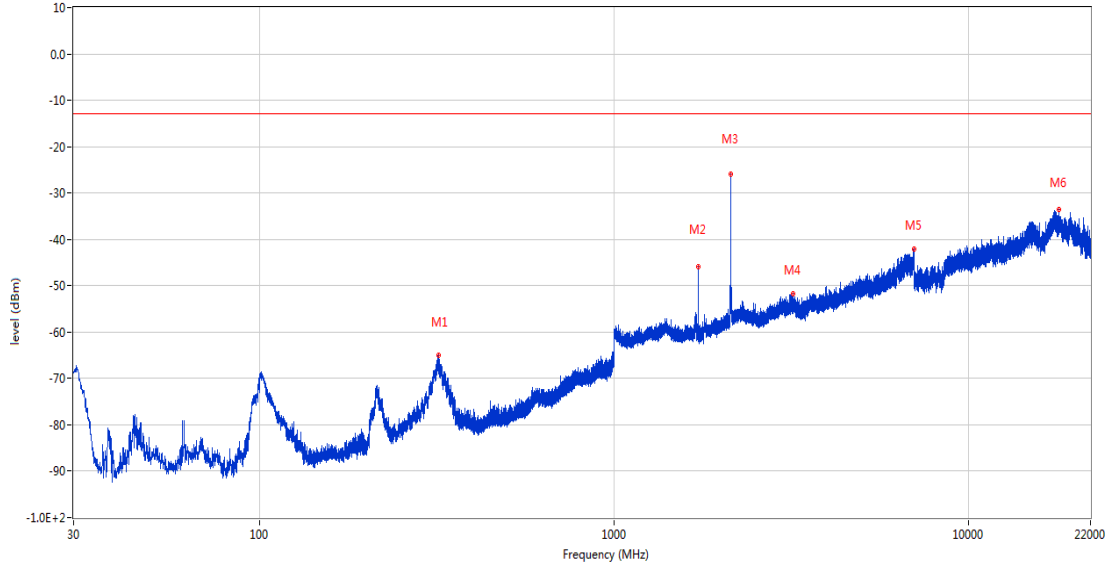
RSE-H&H LTE Band 4 BW5 CH20175



Frequency (MHz)	Result (dBm)	Factor (dB)	PK Limit (dBm)	Over Limit (dB)	Table (o)	ANT	EUT	Verdict
321.436	-66.40	-11.50	-13.0	-53.40	146.00	Horizontal	Horizontal	Pass
1730.700	-47.25	-4.53	-13.0	-34.25	162.00	Horizontal	Horizontal	N/A
2133.700	-25.53	-2.58	-13.0	-12.53	198.00	Horizontal	Horizontal	N/A
3699.200	-50.84	5.05	-13.0	-37.84	35.00	Horizontal	Horizontal	Pass
6996.000	-40.73	13.56	-13.0	-27.73	322.00	Horizontal	Horizontal	Pass
17375.001	-33.01	22.05	-13.0	-20.01	284.00	Horizontal	Horizontal	Pass

RSE-H&V LTE Band 4 BW5 CH20175

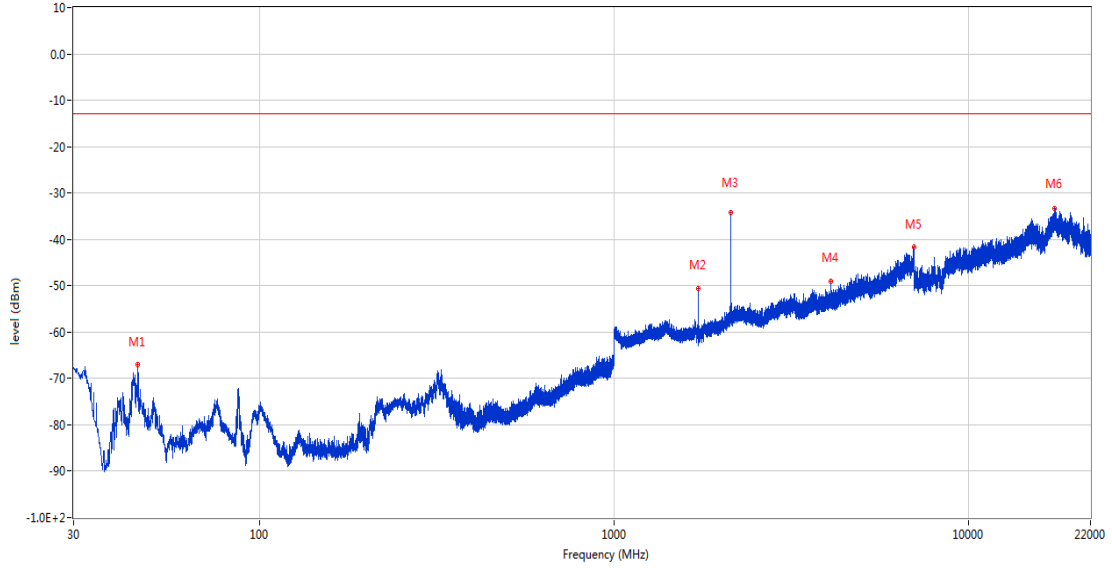
OPPO_RSE (RF) _FCC PART22&24&27-OPPO_WCDMA Band 4 & LTE Band 4 & 66_1710-1785_30MHz-20GHz



Frequency (MHz)	Result (dBm)	Factor (dB)	PK Limit (dBm)	Over Limit (dB)	Table (o)	ANT	EUT	Verdict
320.612	-65.00	-11.58	-13.0	-52.00	132.00	Horizontal	Vertical	Pass
1730.800	-45.94	-4.53	-13.0	-32.94	148.00	Horizontal	Vertical	N/A
2134.300	-25.84	-2.58	-13.0	-12.84	189.00	Horizontal	Vertical	N/A
3189.000	-51.80	2.64	-13.0	-38.80	0.00	Horizontal	Vertical	Pass
6993.400	-42.15	13.66	-13.0	-29.15	335.00	Horizontal	Vertical	Pass
17885.600	-33.62	22.71	-13.0	-20.62	334.00	Horizontal	Vertical	Pass

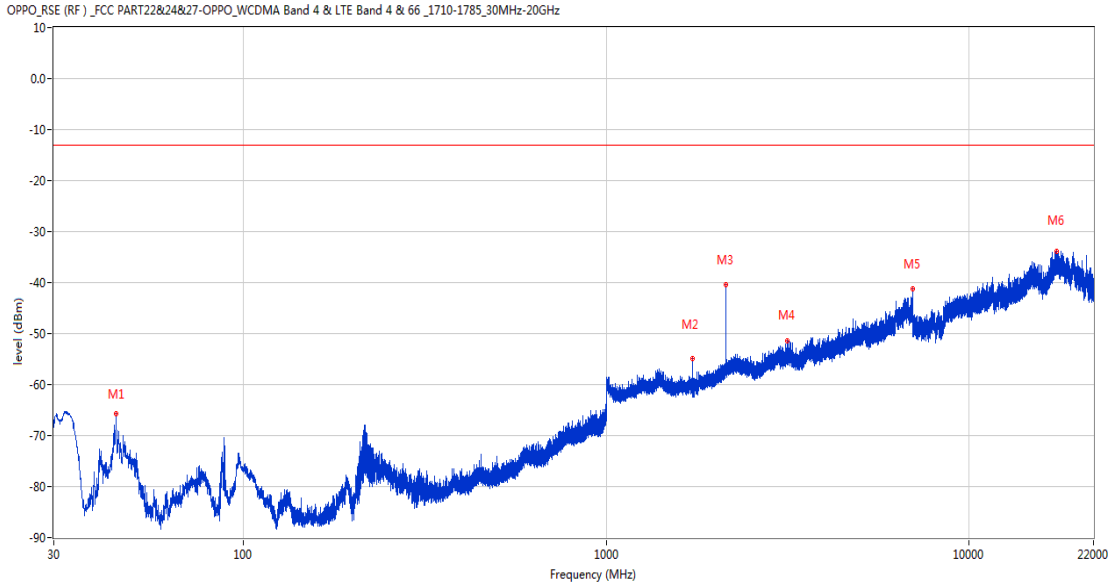
RSE-V&V LTE Band 4 BW5 CH20175

OPPO_RSE (RF) _FCC PART22&24&27-OPPO_WCDMA Band 4 & LTE Band 4 & 66_1710-1785_30MHz-20GHz



Frequency (MHz)	Result (dBm)	Factor (dB)	PK Limit (dBm)	Over Limit (dB)	Table (o)	ANT	EUT	Verdict
45.569	-67.04	-16.97	-13.0	-54.04	84.00	Vertical	Vertical	Pass
1730.700	-50.68	-4.53	-13.0	-37.68	0.00	Vertical	Vertical	N/A
2134.500	-34.20	-2.57	-13.0	-21.20	72.00	Vertical	Vertical	N/A
4085.600	-49.02	4.95	-13.0	-36.02	5.00	Vertical	Vertical	Pass
6997.200	-41.74	13.61	-13.0	-28.74	31.00	Vertical	Vertical	Pass
17446.687	-33.27	22.01	-13.0	-20.27	46.00	Vertical	Vertical	Pass

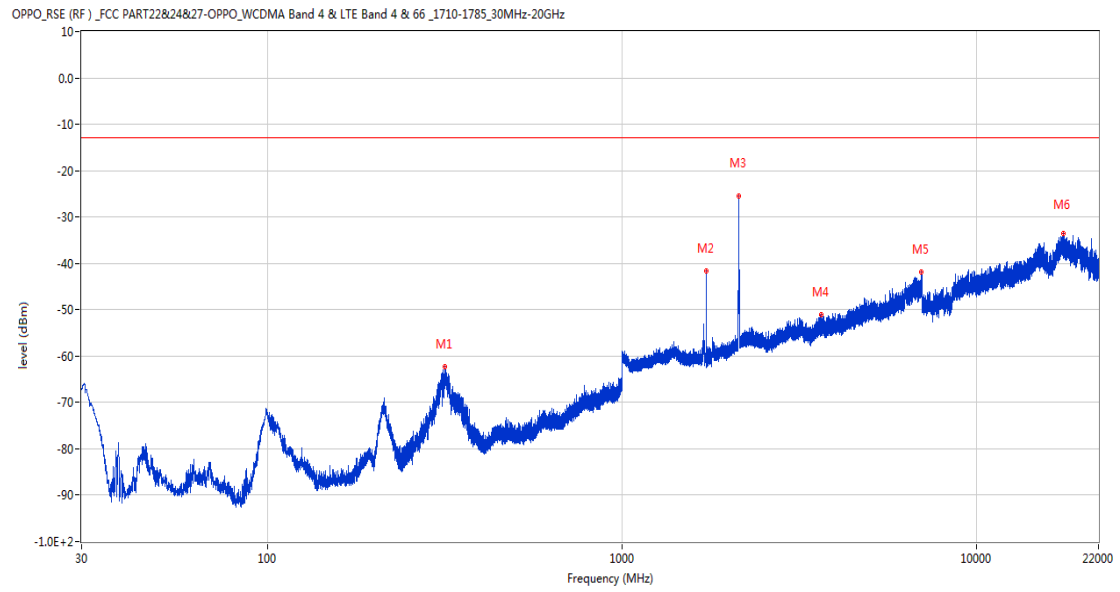
RSE-V&H LTE Band 4 BW5 CH20175



Frequency (MHz)	Result (dBm)	Factor (dB)	PK Limit (dBm)	Over Limit (dB)	Table (o)	ANT	EUT	Verdict
44.502	-65.79	-15.39	-13.0	-52.79	268.00	Vertical	Horizontal	Pass
1730.700	-54.89	-4.53	-13.0	-41.89	70.00	Vertical	Horizontal	N/A
2131.200	-40.44	-2.65	-13.0	-27.44	322.00	Vertical	Horizontal	N/A
3145.200	-51.39	2.17	-13.0	-38.39	131.00	Vertical	Horizontal	Pass
6971.600	-41.19	13.59	-13.0	-28.19	296.00	Vertical	Horizontal	Pass
17433.739	-33.80	22.31	-13.0	-20.80	226.00	Vertical	Horizontal	Pass

29.4 LTE Band 4 BW10, Middle Channel

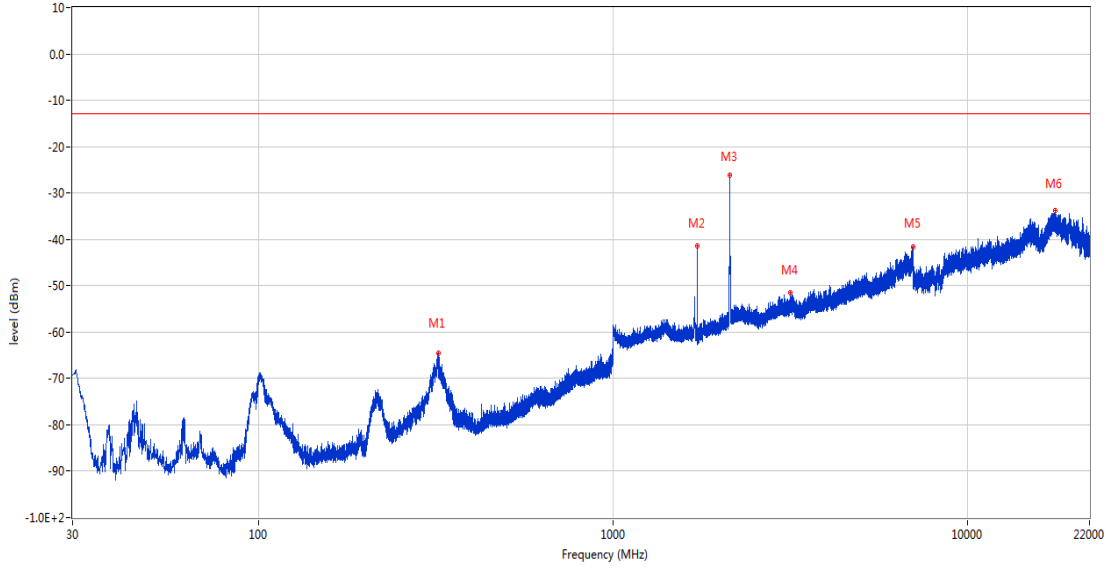
RSE-H&H LTE Band 4 BW10 CH20175



Frequency (MHz)	Result (dBm)	Factor (dB)	PK Limit (dBm)	Over Limit (dB)	Table (o)	ANT	EUT	Verdict
317.459	-62.35	-11.73	-13.0	-49.35	138.00	Horizontal	Horizontal	Pass
1728.400	-41.69	-4.53	-13.0	-28.69	135.00	Horizontal	Horizontal	N/A
2131.700	-25.43	-2.64	-13.0	-12.43	190.00	Horizontal	Horizontal	N/A
3647.600	-51.06	4.48	-13.0	-38.06	359.00	Horizontal	Horizontal	Pass
6974.000	-41.81	13.69	-13.0	-28.81	229.00	Horizontal	Horizontal	Pass
17480.450	-33.63	21.68	-13.0	-20.63	154.00	Horizontal	Horizontal	Pass

RSE-H&V LTE Band 4 BW10 CH20175

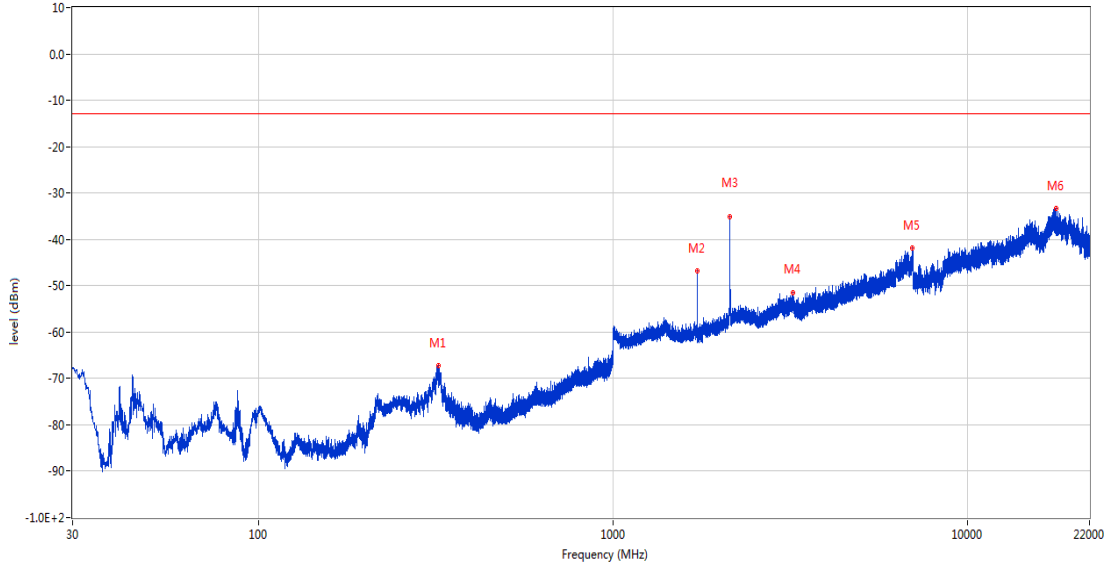
OPPO_RSE (RF) _FCC PART22&24&27-OPPO_WCDMA Band 4 & LTE Band 4 & 66_1710-1785_30MHz-20GHz



Frequency (MHz)	Result (dBm)	Factor (dB)	PK Limit (dBm)	Over Limit (dB)	Table (o)	ANT	EUT	Verdict
321.388	-64.61	-11.50	-13.0	-51.61	149.00	Horizontal	Vertical	Pass
1728.600	-41.52	-4.53	-13.0	-28.52	156.00	Horizontal	Vertical	N/A
2135.400	-26.17	-2.57	-13.0	-13.17	116.00	Horizontal	Vertical	N/A
3157.200	-51.58	3.01	-13.0	-38.58	24.00	Horizontal	Vertical	Pass
6998.000	-41.74	13.63	-13.0	-28.74	45.00	Horizontal	Vertical	Pass
17580.812	-33.88	22.18	-13.0	-20.88	210.00	Horizontal	Vertical	Pass

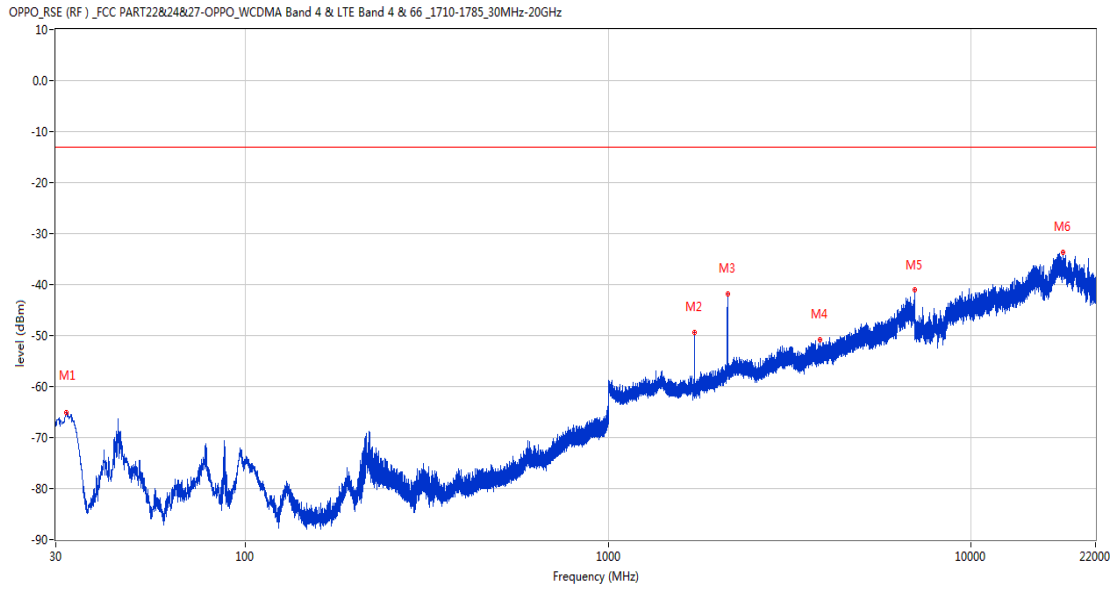
RSE-V&V LTE Band 4 BW10 CH20175

OPPO_RSE (RF)_FCC PART22&24&27-OPPO_WCDMA Band 4 & LTE Band 4 & 66_1710-1785_30MHz-20GHz



Frequency (MHz)	Result (dBm)	Factor (dB)	PK Limit (dBm)	Over Limit (dB)	Table (o)	ANT	EUT	Verdict
321.436	-67.21	-11.50	-13.0	-54.21	16.00	Vertical	Vertical	Pass
1728.500	-46.88	-4.53	-13.0	-33.88	360.00	Vertical	Vertical	N/A
2129.700	-35.10	-2.67	-13.0	-22.10	84.00	Vertical	Vertical	N/A
3204.800	-51.58	3.11	-13.0	-38.58	336.00	Vertical	Vertical	Pass
6985.400	-41.80	13.70	-13.0	-28.80	315.00	Vertical	Vertical	Pass
17704.301	-33.36	21.50	-13.0	-20.36	0.00	Vertical	Vertical	Pass

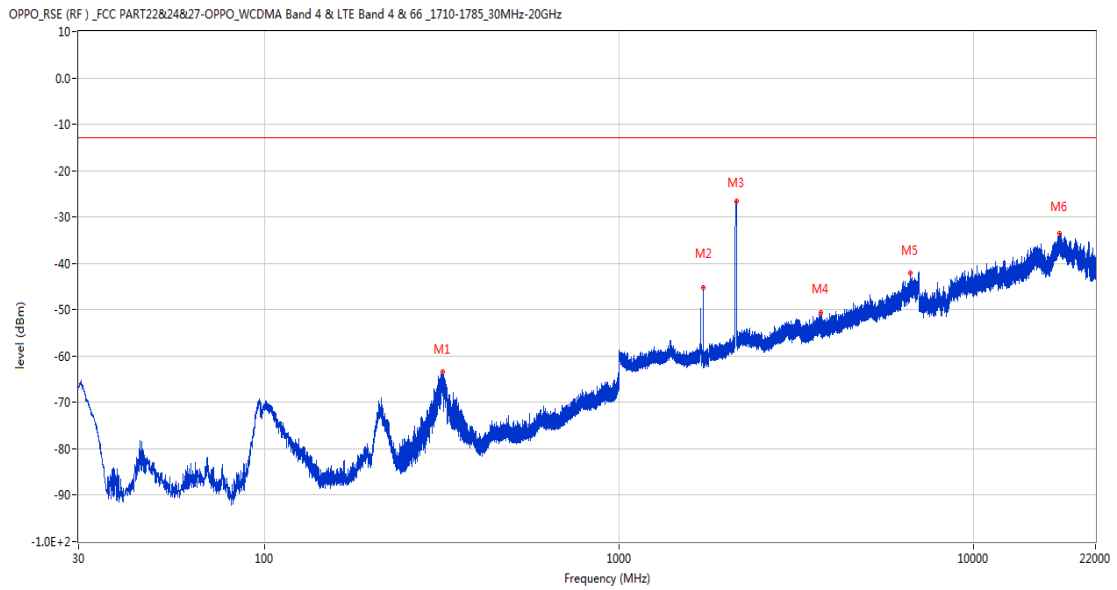
RSE-V&H LTE Band 4 BW10 CH20175



Frequency (MHz)	Result (dBm)	Factor (dB)	PK Limit (dBm)	Over Limit (dB)	Table (o)	ANT	EUT	Verdict
32.085	-65.16	-16.81	-13.0	-52.16	209.00	Vertical	Horizontal	Pass
1728.600	-49.37	-4.53	-13.0	-36.37	130.00	Vertical	Horizontal	N/A
2132.400	-41.88	-2.62	-13.0	-28.88	350.00	Vertical	Horizontal	N/A
3830.600	-50.88	5.44	-13.0	-37.88	210.00	Vertical	Horizontal	Pass
6991.000	-40.93	13.49	-13.0	-27.93	9.00	Vertical	Horizontal	Pass
17905.025	-33.61	22.74	-13.0	-20.61	207.00	Vertical	Horizontal	Pass

29.5 LTE Band 4 BW15, Middle Channel

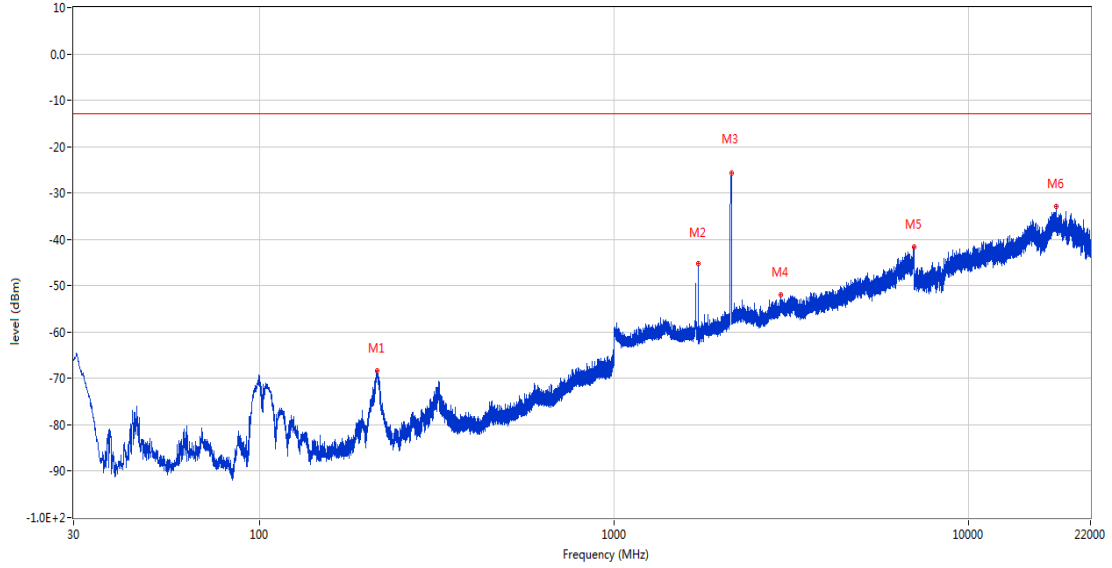
RSE-H&H LTE Band 4 BW15 CH20175



Frequency (MHz)	Result (dBm)	Factor (dB)	PK Limit (dBm)	Over Limit (dB)	Table (o)	ANT	EUT	Verdict
318.138	-63.44	-11.77	-13.0	-50.44	96.00	Horizontal	Horizontal	Pass
1726.200	-45.33	-4.53	-13.0	-32.33	134.00	Horizontal	Horizontal	N/A
2139.000	-26.55	-2.47	-13.0	-13.55	264.00	Horizontal	Horizontal	N/A
3702.400	-50.63	4.89	-13.0	-37.63	359.00	Horizontal	Horizontal	Pass
6630.200	-42.14	12.14	-13.0	-29.14	115.00	Horizontal	Horizontal	Pass
17394.887	-33.49	22.59	-13.0	-20.49	139.00	Horizontal	Horizontal	Pass

RSE-H&V LTE Band 4 BW15 CH20175

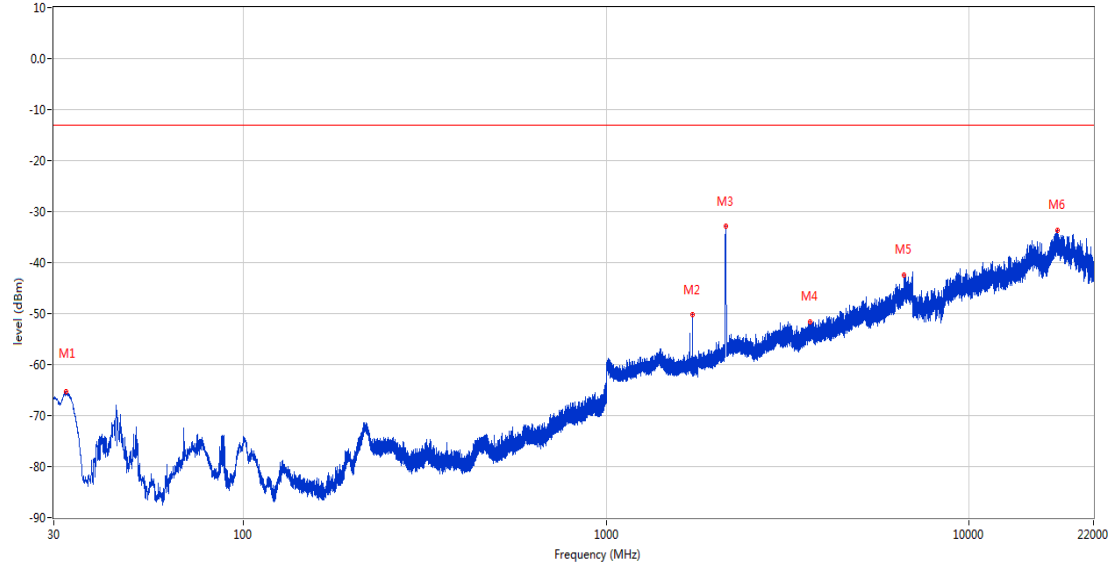
OPPO_RSE (RF) _FCC PART22&24&27-OPPO_WCDMA Band 4 & LTE Band 4 & 66_1710-1785_30MHz-20GHz



Frequency (MHz)	Result (dBm)	Factor (dB)	PK Limit (dBm)	Over Limit (dB)	Table (o)	ANT	EUT	Verdict
214.834	-68.31	-15.97	-13.0	-55.31	68.00	Horizontal	Vertical	Pass
1726.200	-45.13	-4.53	-13.0	-32.13	181.00	Horizontal	Vertical	N/A
2139.200	-25.78	-2.47	-13.0	-12.78	200.00	Horizontal	Vertical	N/A
2954.700	-51.90	1.56	-13.0	-38.90	181.00	Horizontal	Vertical	Pass
6997.400	-41.57	13.61	-13.0	-28.57	18.00	Horizontal	Vertical	Pass
17589.600	-32.88	22.08	-13.0	-19.88	112.00	Horizontal	Vertical	Pass

RSE-V&V LTE Band 4 BW15 CH20175

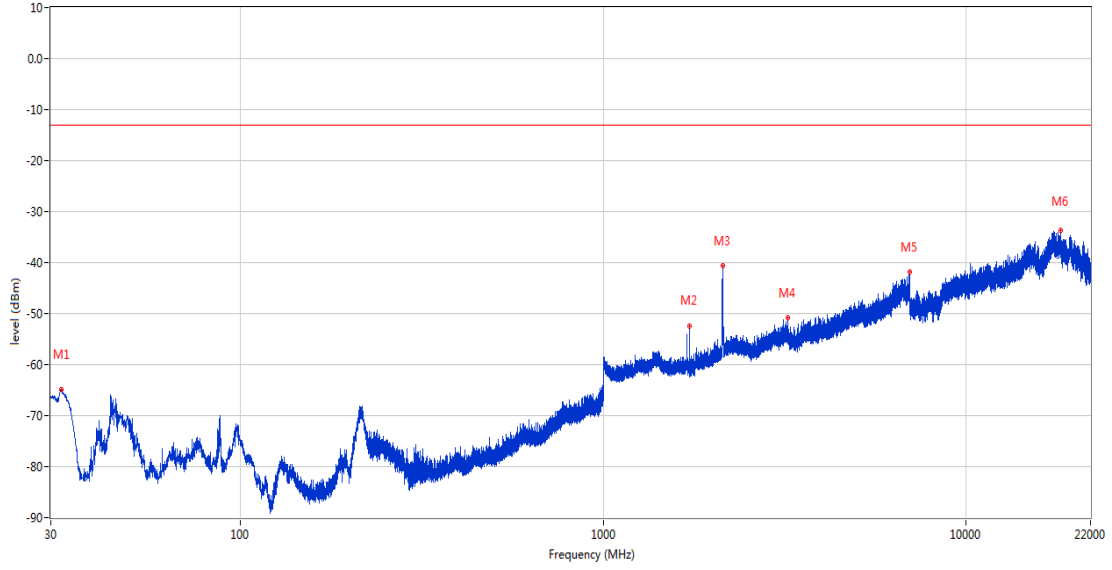
OPPO_RSE (RF)_FCC PART22&24&27-OPPO_WCDMA Band 4 & LTE Band 4 & 66_1710-1785_30MHz-20GHz



Frequency (MHz)	Result (dBm)	Factor (dB)	PK Limit (dBm)	Over Limit (dB)	Table (o)	ANT	EUT	Verdict
32.474	-65.28	-16.79	-13.0	-52.28	255.00	Vertical	Vertical	Pass
1726.200	-50.21	-4.53	-13.0	-37.21	0.00	Vertical	Vertical	N/A
2134.600	-32.93	-2.57	-13.0	-19.93	64.00	Vertical	Vertical	N/A
3649.000	-51.54	4.49	-13.0	-38.54	23.00	Vertical	Vertical	Pass
6614.600	-42.36	12.34	-13.0	-29.36	117.00	Vertical	Vertical	Pass
17492.474	-33.72	21.32	-13.0	-20.72	3.00	Vertical	Vertical	Pass

RSE-V&H LTE Band 4 BW15 CH20175

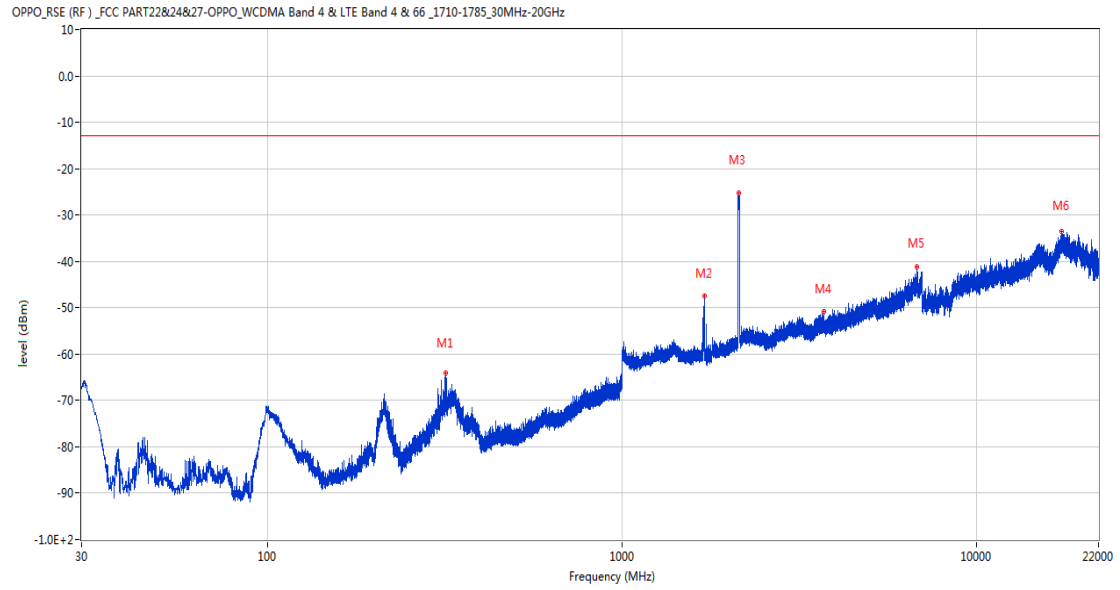
OPPO_RSE (RF)_FCC PART22&24&27-OPPO_WCDMA Band 4 & LTE Band 4 & 66_1710-1785_30MHz-20GHz



Frequency (MHz)	Result (dBm)	Factor (dB)	PK Limit (dBm)	Over Limit (dB)	Table (o)	ANT	EUT	Verdict
32.037	-64.98	-16.81	-13.0	-51.98	0.00	Vertical	Horizontal	Pass
1726.100	-52.48	-4.53	-13.0	-39.48	360.00	Vertical	Horizontal	N/A
2136.400	-40.65	-2.54	-13.0	-27.65	346.00	Vertical	Horizontal	N/A
3216.400	-50.78	3.79	-13.0	-37.78	127.00	Vertical	Horizontal	Pass
6972.000	-41.88	13.63	-13.0	-28.88	185.00	Vertical	Horizontal	Pass
18216.286	-33.70	21.95	-13.0	-20.70	21.00	Vertical	Horizontal	Pass

29.6 LTE Band 4 BW20, Middle Channel

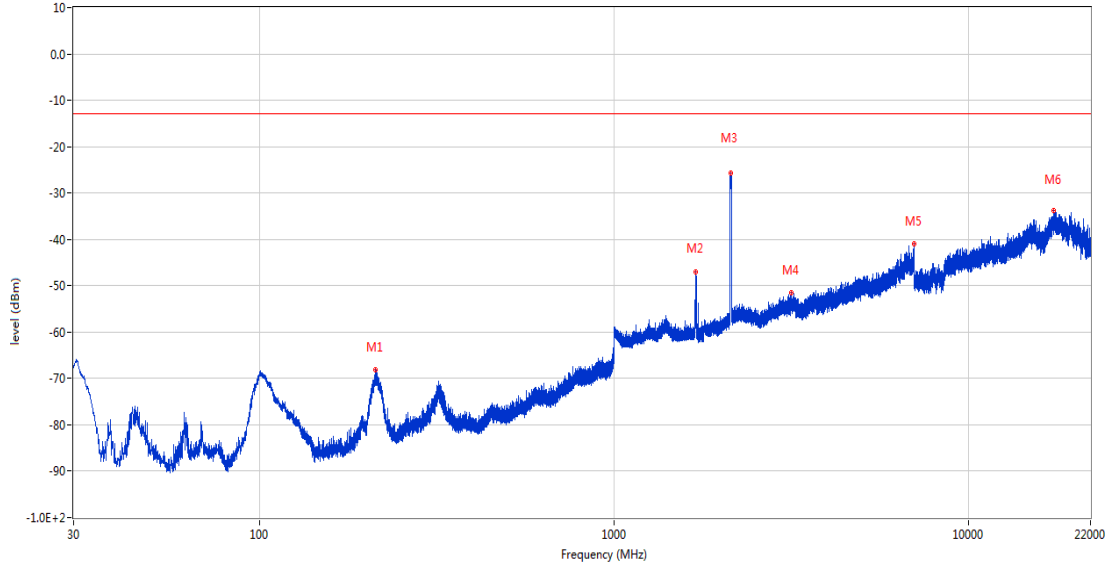
RSE-H&H LTE Band 4 BW20 CH20175



Frequency (MHz)	Result (dBm)	Factor (dB)	PK Limit (dBm)	Over Limit (dB)	Table (o)	ANT	EUT	Verdict
317.944	-64.05	-11.76	-13.0	-51.05	90.00	Horizontal	Horizontal	Pass
1706.200	-47.41	-4.53	-13.0	-34.41	158.00	Horizontal	Horizontal	N/A
2134.000	-25.27	-2.58	-13.0	-12.27	215.00	Horizontal	Horizontal	N/A
3695.800	-50.86	5.28	-13.0	-37.86	357.00	Horizontal	Horizontal	Pass
6765.600	-41.27	11.43	-13.0	-28.27	240.00	Horizontal	Horizontal	Pass
17339.386	-33.58	21.08	-13.0	-20.58	317.00	Horizontal	Horizontal	Pass

RSE-H&V LTE Band 4 BW20 CH20175

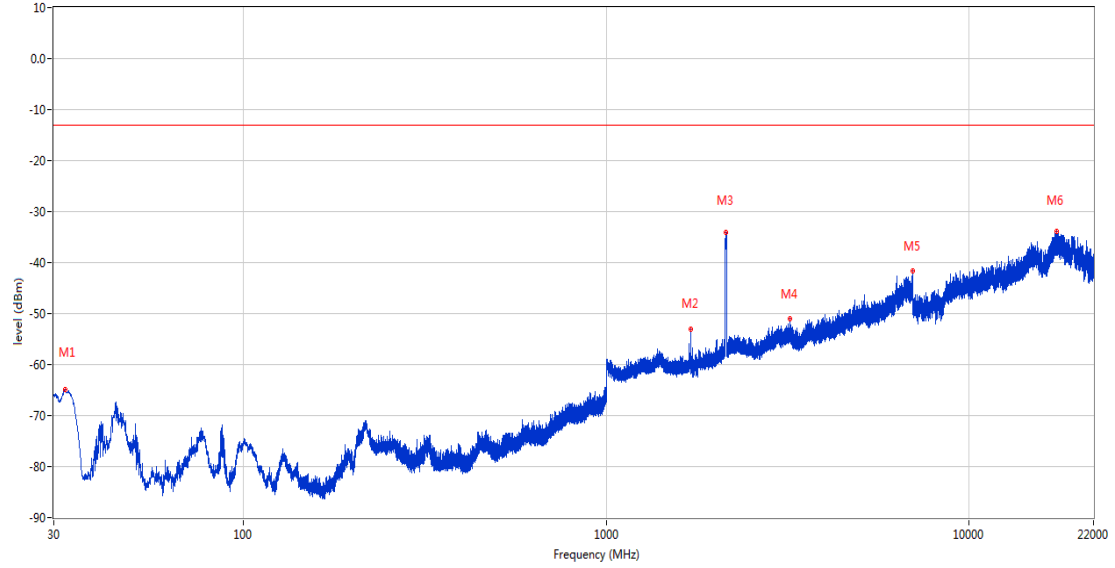
OPPO_RSE (RF) _FCC PART22&24&27-OPPO_WCDMA Band 4 & LTE Band 4 & 66 _1710-1785_30MHz-20GHz



Frequency (MHz)	Result (dBm)	Factor (dB)	PK Limit (dBm)	Over Limit (dB)	Table (o)	ANT	EUT	Verdict
213.087	-68.17	-15.91	-13.0	-55.17	100.00	Horizontal	Vertical	Pass
1701.300	-47.08	-4.53	-13.0	-34.08	12.00	Horizontal	Vertical	N/A
2126.500	-25.71	-2.80	-13.0	-12.71	185.00	Horizontal	Vertical	N/A
3151.400	-51.51	2.51	-13.0	-38.51	123.00	Horizontal	Vertical	Pass
6995.200	-40.85	13.56	-13.0	-27.85	298.00	Horizontal	Vertical	Pass
17291.287	-33.85	21.12	-13.0	-20.85	268.00	Horizontal	Vertical	Pass

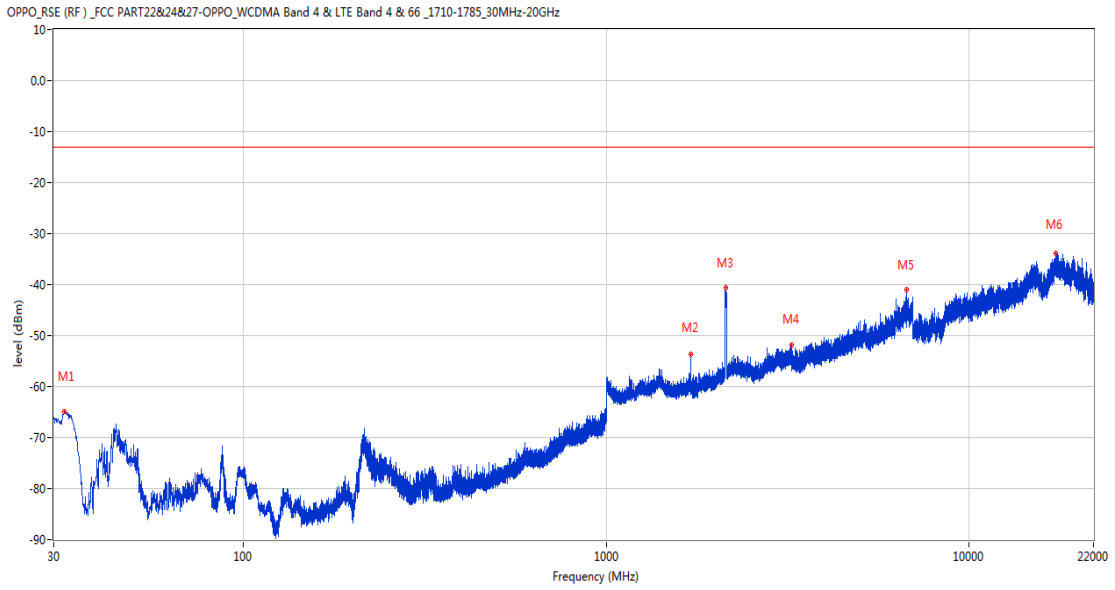
RSE-V&V LTE Band 4 BW20 CH20175

OPPO_RSE (RF)_FCC PART22&24&27-OPPO_WCDMA Band 4 & LTE Band 4 & 66_1710-1785_30MHz-20GHz



Frequency (MHz)	Result (dBm)	Factor (dB)	PK Limit (dBm)	Over Limit (dB)	Table (o)	ANT	EUT	Verdict
32.231	-64.97	-16.80	-13.0	-51.97	280.00	Vertical	Vertical	Pass
1706.100	-53.01	-4.53	-13.0	-40.01	163.00	Vertical	Vertical	N/A
2140.000	-34.14	-2.47	-13.0	-21.14	75.00	Vertical	Vertical	N/A
3208.200	-51.03	3.23	-13.0	-38.03	356.00	Vertical	Vertical	Pass
6995.400	-41.67	13.55	-13.0	-28.67	278.00	Vertical	Vertical	Pass
17429.574	-33.97	22.41	-13.0	-20.97	56.00	Vertical	Vertical	Pass

RSE-V&H LTE Band 4 BW20 CH20175

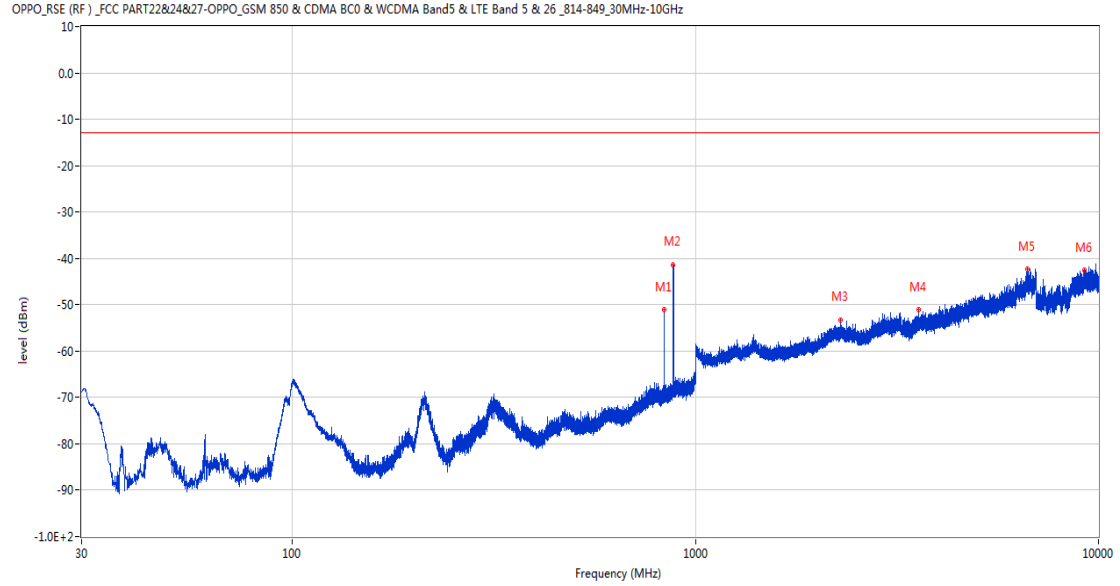


Frequency (MHz)	Result (dBm)	Factor (dB)	PK Limit (dBm)	Over Limit (dB)	Table (o)	ANT	EUT	Verdict
32.134	-64.92	-16.80	-13.0	-51.92	319.00	Vertical	Horizontal	Pass
1706.100	-53.63	-4.53	-13.0	-40.63	26.00	Vertical	Horizontal	N/A
2132.400	-40.70	-2.62	-13.0	-27.70	143.00	Vertical	Horizontal	N/A
3235.400	-51.87	3.11	-13.0	-38.87	100.00	Vertical	Horizontal	Pass
6734.200	-41.08	11.88	-13.0	-28.08	176.00	Vertical	Horizontal	Pass
17344.012	-33.97	21.16	-13.0	-20.97	160.00	Vertical	Horizontal	Pass

30 LTE Band 5

30.1 LTE Band 5 BW1.4, Middle Channel

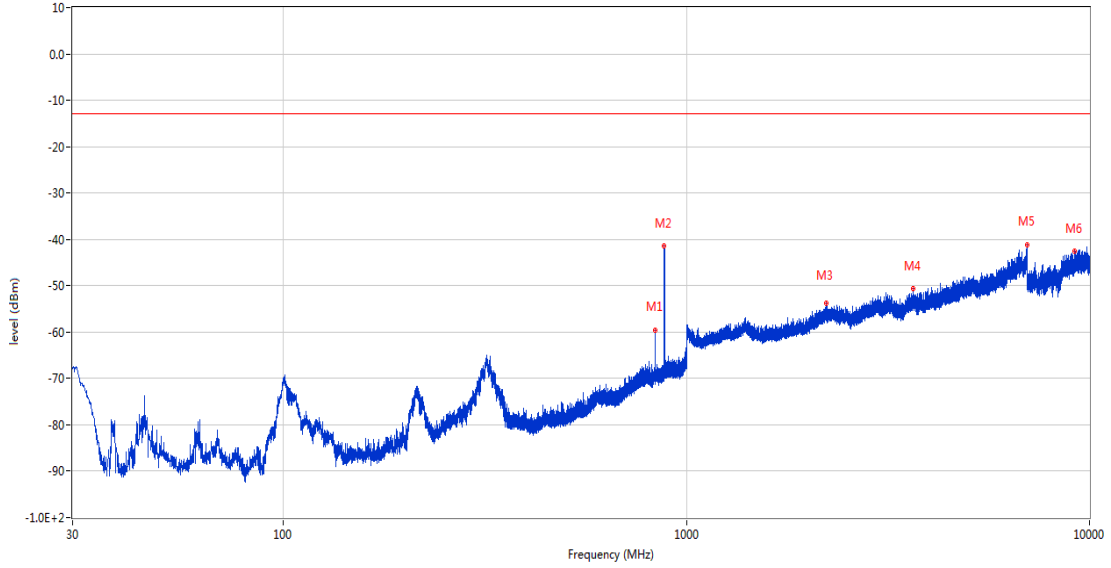
RSE-H&H LTE Band 5 BW1.4 CH20525



Frequency (MHz)	Result (dBm)	Factor (dB)	PK Limit (dBm)	Over Limit (dB)	Table (o)	ANT	EUT	Verdict
836.119	-51.05	2.58	-13.0	-38.05	330.00	Horizontal	Horizontal	N/A
881.321	-41.43	2.77	-13.0	-28.43	330.00	Horizontal	Horizontal	N/A
2293.300	-53.20	-1.13	-13.0	-40.20	213.00	Horizontal	Horizontal	Pass
3574.200	-51.07	3.96	-13.0	-38.07	218.00	Horizontal	Horizontal	Pass
6648.400	-42.40	11.81	-13.0	-29.40	54.00	Horizontal	Horizontal	Pass
9239.800	-42.63	15.26	-13.0	-29.63	159.00	Horizontal	Horizontal	Pass

RSE-H&V LTE Band 5 BW1.4 CH20525

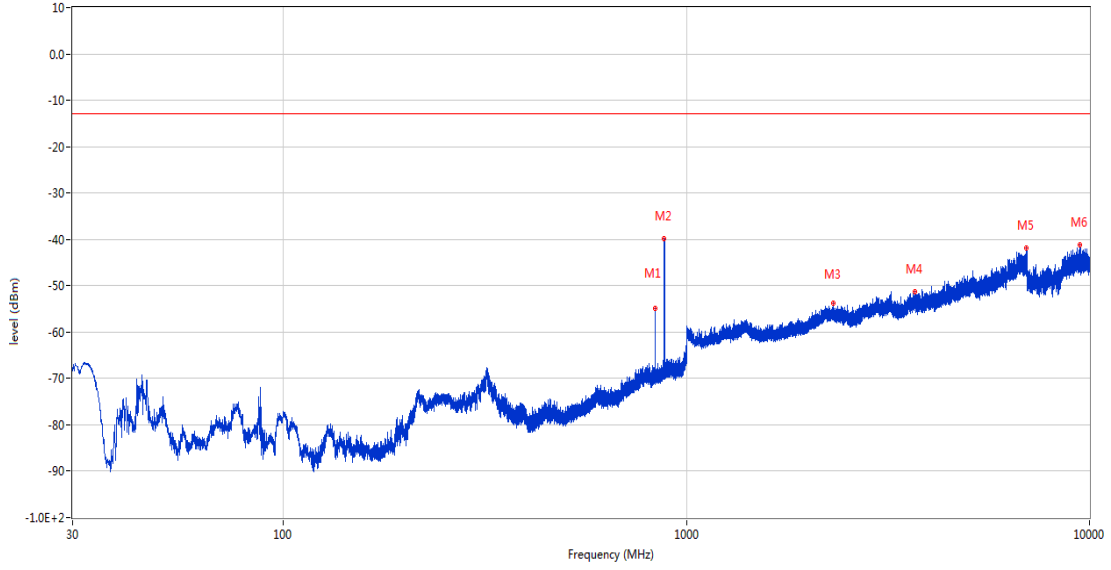
OPPO_RSE (RF) _FCC PART22&24&27-OPPO_GSM 850 & CDMA BC0 & WCDMA Band5 & LTE Band 5 & 26 _814-849_30MHz-10GHz



Frequency (MHz)	Result (dBm)	Factor (dB)	PK Limit (dBm)	Over Limit (dB)	Table (o)	ANT	EUT	Verdict
836.119	-59.49	2.58	-13.0	-46.49	360.00	Horizontal	Vertical	N/A
881.030	-41.51	2.74	-13.0	-28.51	235.00	Horizontal	Vertical	N/A
2227.800	-53.73	-1.11	-13.0	-40.73	49.00	Horizontal	Vertical	Pass
3656.600	-50.64	4.08	-13.0	-37.64	85.00	Horizontal	Vertical	Pass
6997.400	-41.14	13.61	-13.0	-28.14	85.00	Horizontal	Vertical	Pass
9178.299	-42.63	14.98	-13.0	-29.63	301.00	Horizontal	Vertical	Pass

RSE-V&V LTE Band 5 BW1.4 CH20525

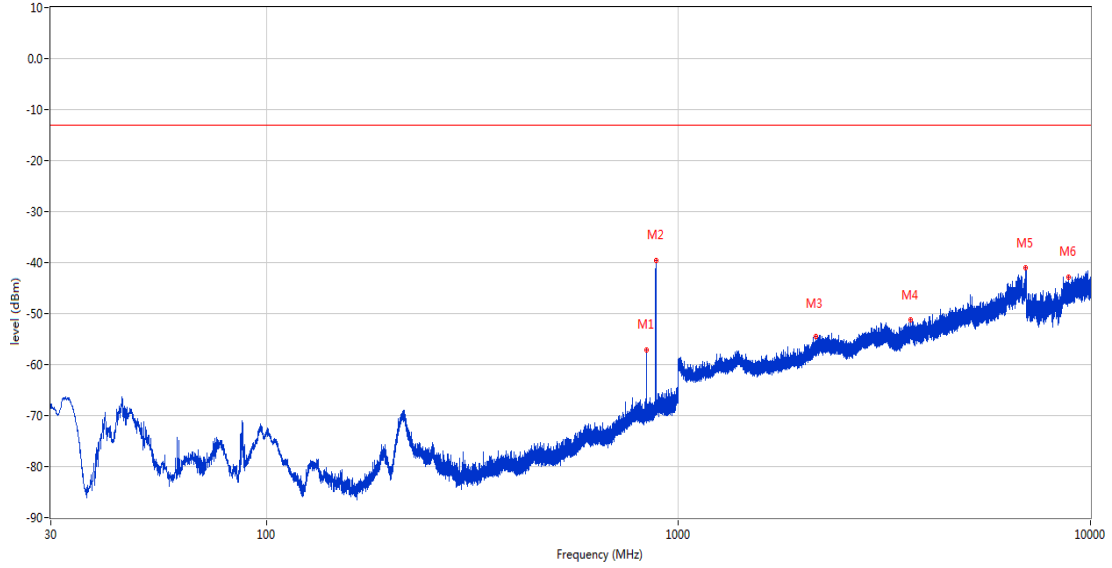
OPPO_RSE (RF) _FCC PART22&24&27-OPPO_GSM 850 & CDMA BC0 & WCDMA Band5 & LTE Band 5 & 26 _814-849_30MHz-10GHz



Frequency (MHz)	Result (dBm)	Factor (dB)	PK Limit (dBm)	Over Limit (dB)	Table (o)	ANT	EUT	Verdict
836.119	-54.89	2.58	-13.0	-41.89	235.00	Vertical	Vertical	N/A
881.757	-39.93	2.82	-13.0	-26.93	310.00	Vertical	Vertical	N/A
2313.000	-53.79	-1.11	-13.0	-40.79	276.00	Vertical	Vertical	Pass
3686.000	-51.28	4.84	-13.0	-38.28	35.00	Vertical	Vertical	Pass
6986.000	-41.92	13.70	-13.0	-28.92	360.00	Vertical	Vertical	Pass
9442.150	-41.17	16.53	-13.0	-28.17	123.00	Vertical	Vertical	Pass

RSE-V&H LTE Band 5 BW1.4 CH20525

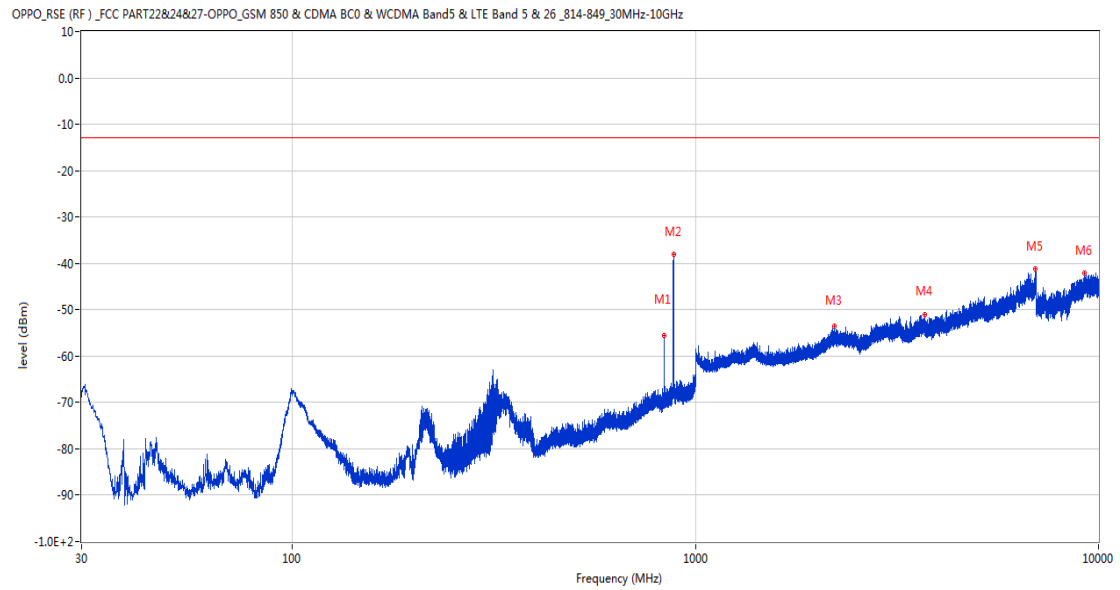
OPPO_RSE (RF)_FCC PART22&24&27-OPPO_GSM 850 & CDMA BC0 & WCDMA Band5 & LTE Band 5 & 26_814-849_30MHz-10GHz



Frequency (MHz)	Result (dBm)	Factor (dB)	PK Limit (dBm)	Over Limit (dB)	Table (o)	ANT	EUT	Verdict
836.119	-57.18	2.58	-13.0	-44.18	171.00	Vertical	Horizontal	N/A
881.806	-39.68	2.83	-13.0	-26.68	55.00	Vertical	Horizontal	N/A
2158.500	-54.44	-1.78	-13.0	-41.44	73.00	Vertical	Horizontal	Pass
3652.200	-51.27	4.37	-13.0	-38.27	148.00	Vertical	Horizontal	Pass
6967.800	-40.94	13.39	-13.0	-27.94	266.00	Vertical	Horizontal	Pass
8839.900	-42.86	15.28	-13.0	-29.86	281.00	Vertical	Horizontal	Pass

30.2 LTE Band 5 BW3, Middle Channel

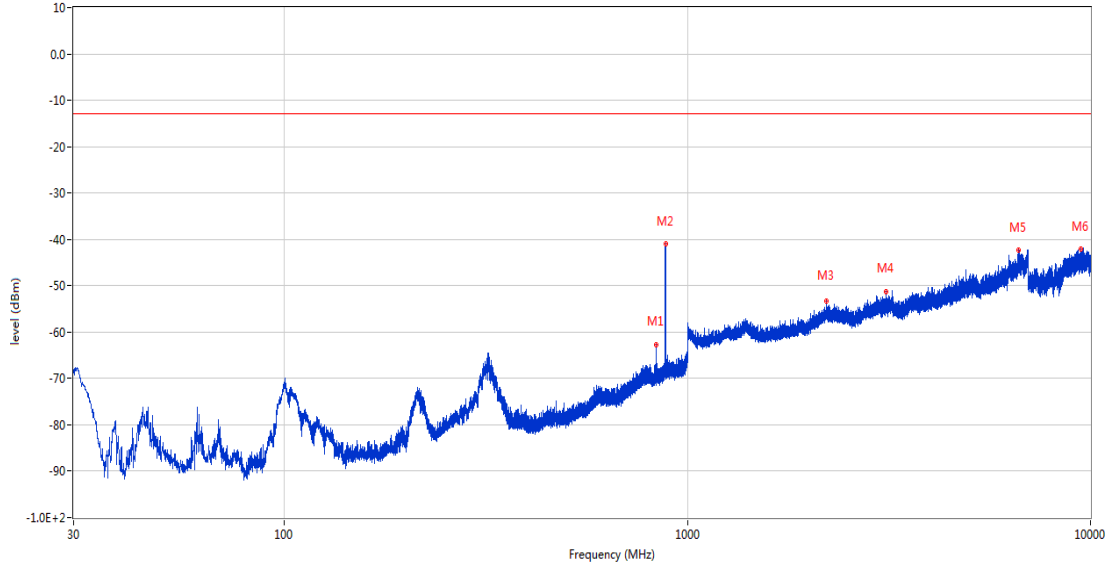
RSE-H&H LTE Band 5 BW3 CH20525



Frequency (MHz)	Result (dBm)	Factor (dB)	PK Limit (dBm)	Over Limit (dB)	Table (o)	ANT	EUT	Verdict
835.197	-55.44	2.55	-13.0	-42.44	339.00	Horizontal	Horizontal	N/A
882.242	-38.09	2.88	-13.0	-25.09	292.00	Horizontal	Horizontal	N/A
2212.100	-53.63	-1.14	-13.0	-40.63	163.00	Horizontal	Horizontal	Pass
3699.600	-51.10	5.02	-13.0	-38.10	175.00	Horizontal	Horizontal	Pass
6987.200	-41.10	13.68	-13.0	-28.10	8.00	Horizontal	Horizontal	Pass
9248.050	-41.99	15.21	-13.0	-28.99	161.00	Horizontal	Horizontal	Pass

RSE-H&V LTE Band 5 BW3 CH20525

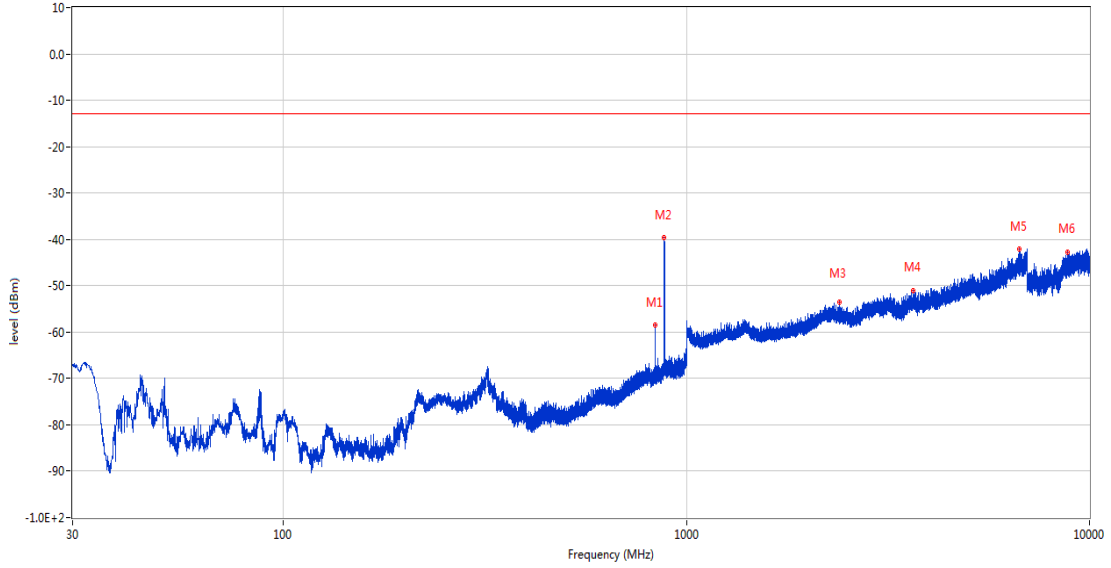
OPPO_RSE (RF) _FCC PART22&24&27-OPPO_GSM 850 & CDMA BC0 & WCDMA Band5 & LTE Band 5 & 26 _814-849_30MHz-10GHz



Frequency (MHz)	Result (dBm)	Factor (dB)	PK Limit (dBm)	Over Limit (dB)	Table (o)	ANT	EUT	Verdict
835.246	-62.80	2.55	-13.0	-49.80	357.00	Horizontal	Vertical	N/A
882.582	-40.93	2.92	-13.0	-27.93	233.00	Horizontal	Vertical	N/A
2211.700	-53.36	-1.13	-13.0	-40.36	0.00	Horizontal	Vertical	Pass
3109.800	-51.32	2.54	-13.0	-38.32	134.00	Horizontal	Vertical	Pass
6625.000	-42.25	12.07	-13.0	-29.25	9.00	Horizontal	Vertical	Pass
9478.750	-42.15	16.08	-13.0	-29.15	326.00	Horizontal	Vertical	Pass

RSE-V&V LTE Band 5 BW3 CH20525

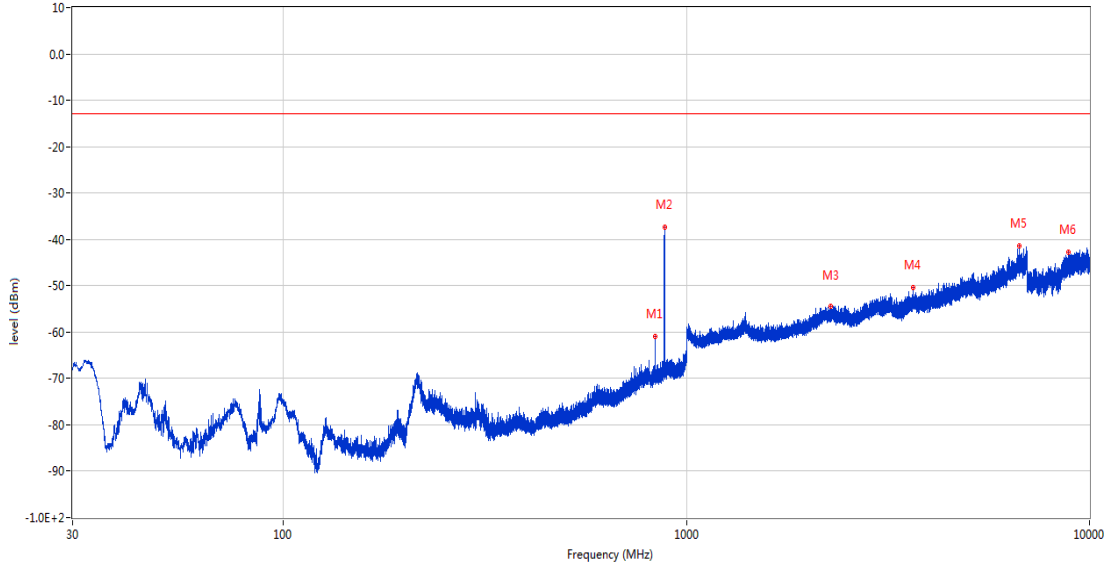
OPPO_RSE (RF) _FCC PART22&24&27-OPPO_GSM 850 & CDMA BC0 & WCDMA Band5 & LTE Band 5 & 26 _814-849_30MHz-10GHz



Frequency (MHz)	Result (dBm)	Factor (dB)	PK Limit (dBm)	Over Limit (dB)	Table (o)	ANT	EUT	Verdict
835.246	-58.41	2.55	-13.0	-45.41	250.00	Vertical	Vertical	N/A
880.884	-39.72	2.72	-13.0	-26.72	274.00	Vertical	Vertical	N/A
2402.500	-53.55	-1.33	-13.0	-40.55	251.00	Vertical	Vertical	Pass
3648.600	-50.97	4.49	-13.0	-37.97	284.00	Vertical	Vertical	Pass
6688.200	-42.00	11.91	-13.0	-29.00	360.00	Vertical	Vertical	Pass
8812.450	-42.79	14.73	-13.0	-29.79	199.00	Vertical	Vertical	Pass

RSE-V&H LTE Band 5 BW3 CH20525

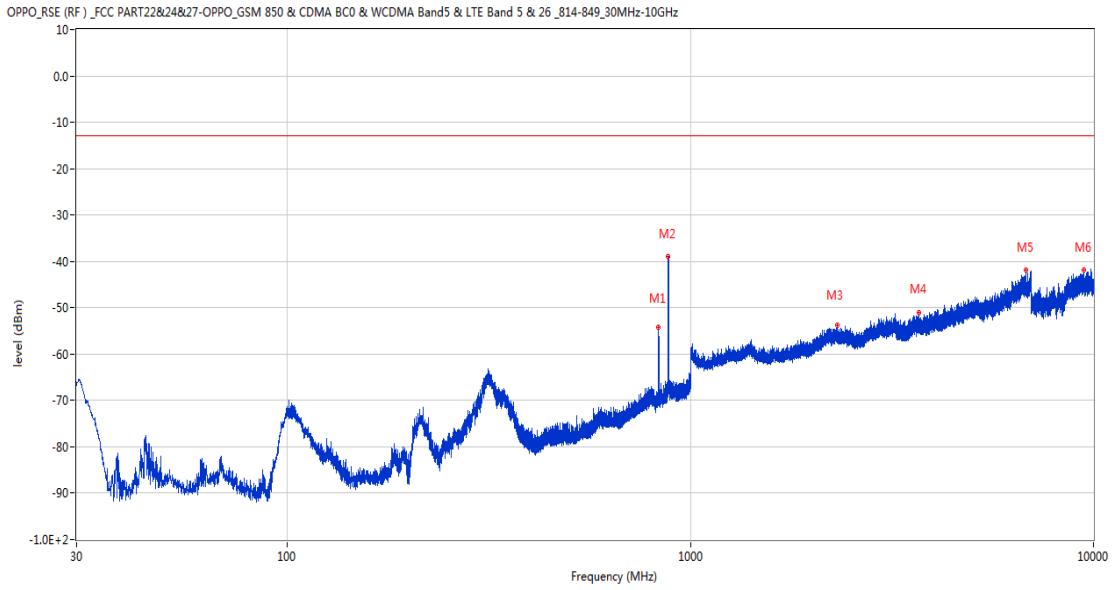
OPPO_RSE (RF) _FCC PART22&24&27-OPPO_GSM 850 & CDMA BC0 & WCDMA Band5 & LTE Band 5 & 26 _814-849_30MHz-10GHz



Frequency (MHz)	Result (dBm)	Factor (dB)	PK Limit (dBm)	Over Limit (dB)	Table (o)	ANT	EUT	Verdict
835.246	-60.91	2.55	-13.0	-47.91	176.00	Vertical	Horizontal	N/A
881.903	-37.39	2.84	-13.0	-24.39	57.00	Vertical	Horizontal	N/A
2284.600	-54.49	-1.27	-13.0	-41.49	207.00	Vertical	Horizontal	Pass
3651.200	-50.44	4.44	-13.0	-37.44	202.00	Vertical	Horizontal	Pass
6683.200	-41.44	11.88	-13.0	-28.44	178.00	Vertical	Horizontal	Pass
8873.050	-42.82	14.88	-13.0	-29.82	257.00	Vertical	Horizontal	Pass

30.3 LTE Band 5 BW5, Middle Channel

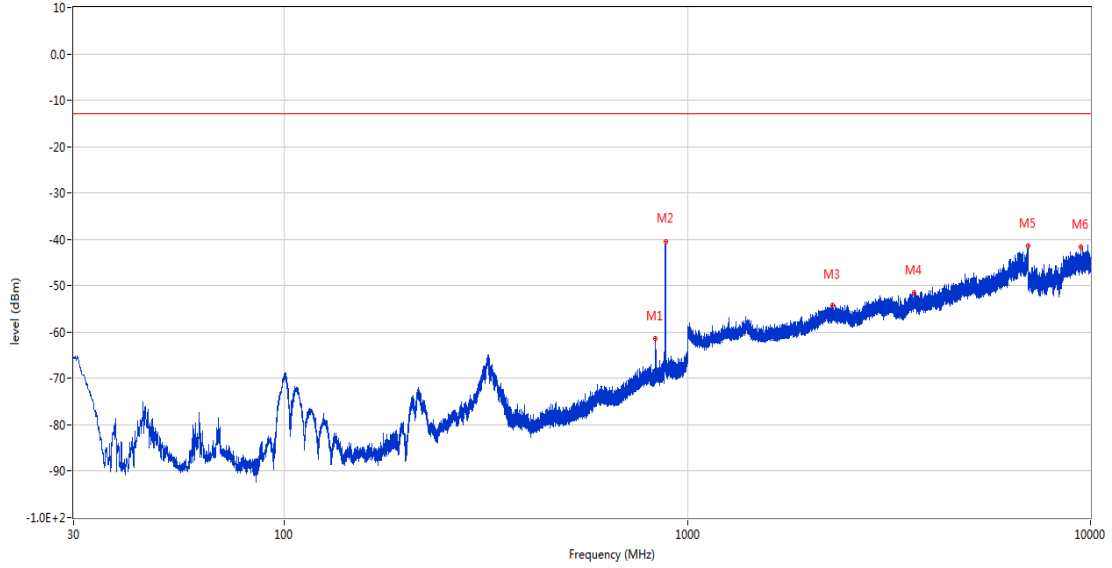
RSE-H&H LTE Band 5 BW5 CH20525



Frequency (MHz)	Result (dBm)	Factor (dB)	PK Limit (dBm)	Over Limit (dB)	Table (o)	ANT	EUT	Verdict
834.372	-54.19	2.53	-13.0	-41.19	340.00	Horizontal	Horizontal	N/A
879.623	-38.97	2.63	-13.0	-25.97	292.00	Horizontal	Horizontal	N/A
2311.300	-53.73	-1.08	-13.0	-40.73	139.00	Horizontal	Horizontal	Pass
3683.600	-51.13	4.62	-13.0	-38.13	271.00	Horizontal	Horizontal	Pass
6788.800	-41.94	12.36	-13.0	-28.94	271.00	Horizontal	Horizontal	Pass
9464.200	-41.89	16.43	-13.0	-28.89	207.00	Horizontal	Horizontal	Pass

RSE-H&V LTE Band 5 BW5 CH20525

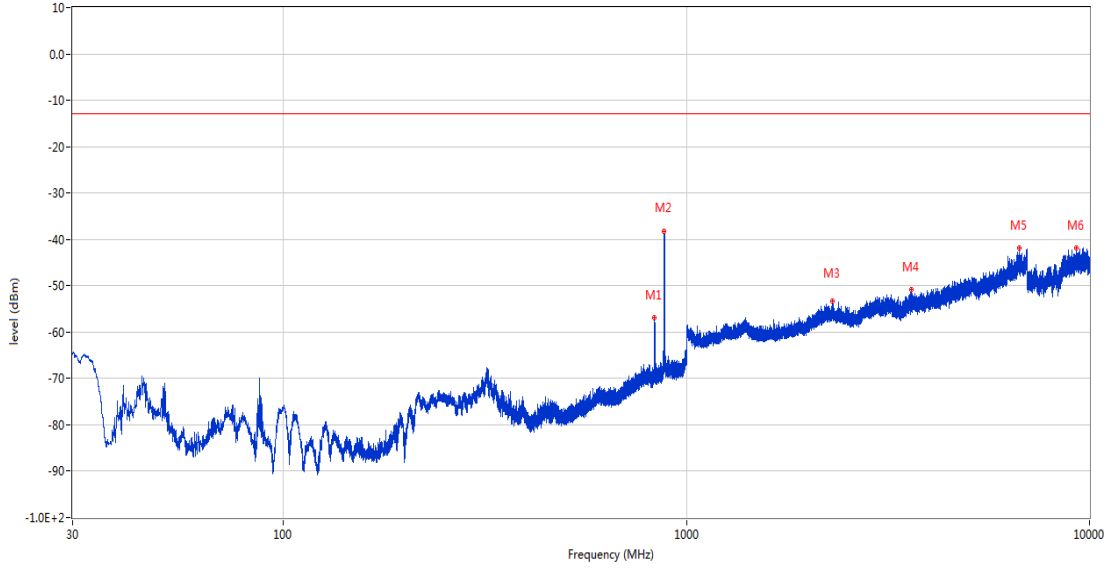
OPPO_RSE (RF) _FCC PART22&24&27-OPPO_GSM 850 & CDMA BC0 & WCDMA Band5 & LTE Band 5 & 26 _814-849_30MHz-10GHz



Frequency (MHz)	Result (dBm)	Factor (dB)	PK Limit (dBm)	Over Limit (dB)	Table (o)	ANT	EUT	Verdict
834.324	-61.44	2.53	-13.0	-48.44	360.00	Horizontal	Vertical	N/A
883.309	-40.41	3.02	-13.0	-27.41	229.00	Horizontal	Vertical	N/A
2285.300	-54.26	-1.27	-13.0	-41.26	81.00	Horizontal	Vertical	Pass
3658.400	-51.58	3.93	-13.0	-38.58	58.00	Horizontal	Vertical	Pass
6990.800	-41.48	13.48	-13.0	-28.48	330.00	Horizontal	Vertical	Pass
9449.349	-41.74	16.72	-13.0	-28.74	77.00	Horizontal	Vertical	Pass

RSE-V&V LTE Band 5 BW5 CH20525

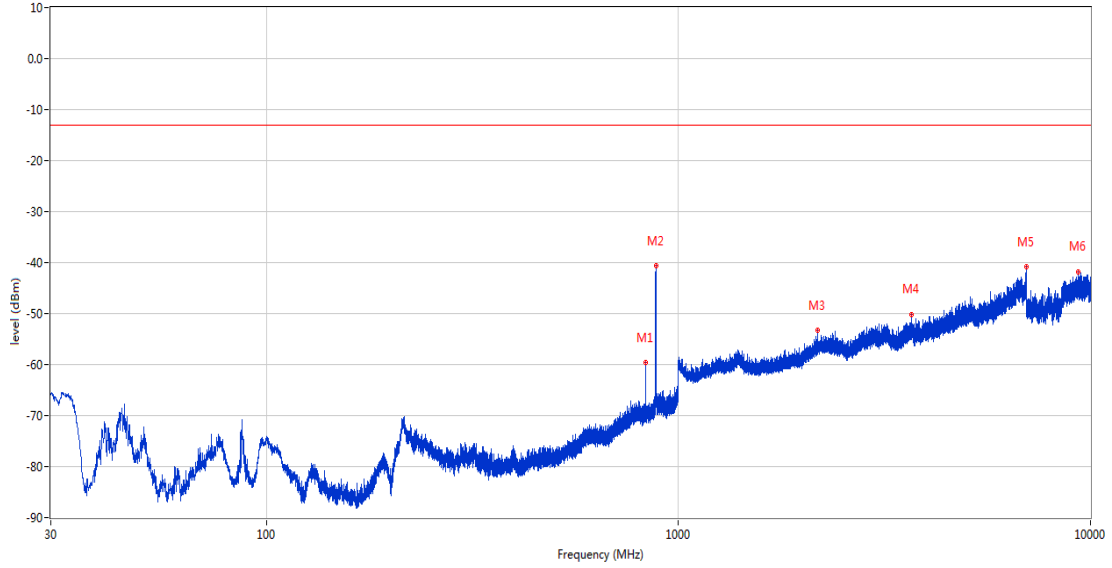
OPPO_RSE (RF) _FCC PART22&24&27-OPPO_GSM 850 & CDMA BC0 & WCDMA Band5 & LTE Band 5 & 26 _814-849_30MHz-10GHz



Frequency (MHz)	Result (dBm)	Factor (dB)	PK Limit (dBm)	Over Limit (dB)	Table (o)	ANT	EUT	Verdict
834.372	-56.94	2.53	-13.0	-43.94	279.00	Vertical	Vertical	N/A
880.496	-38.22	2.68	-13.0	-25.22	303.00	Vertical	Vertical	N/A
2298.600	-53.29	-1.12	-13.0	-40.29	303.00	Vertical	Vertical	Pass
3606.800	-50.86	3.30	-13.0	-37.86	280.00	Vertical	Vertical	Pass
6687.800	-41.96	11.93	-13.0	-28.96	255.00	Vertical	Vertical	Pass
9289.600	-41.94	15.32	-13.0	-28.94	279.00	Vertical	Vertical	Pass

RSE-V&H LTE Band 5 BW5 CH20525

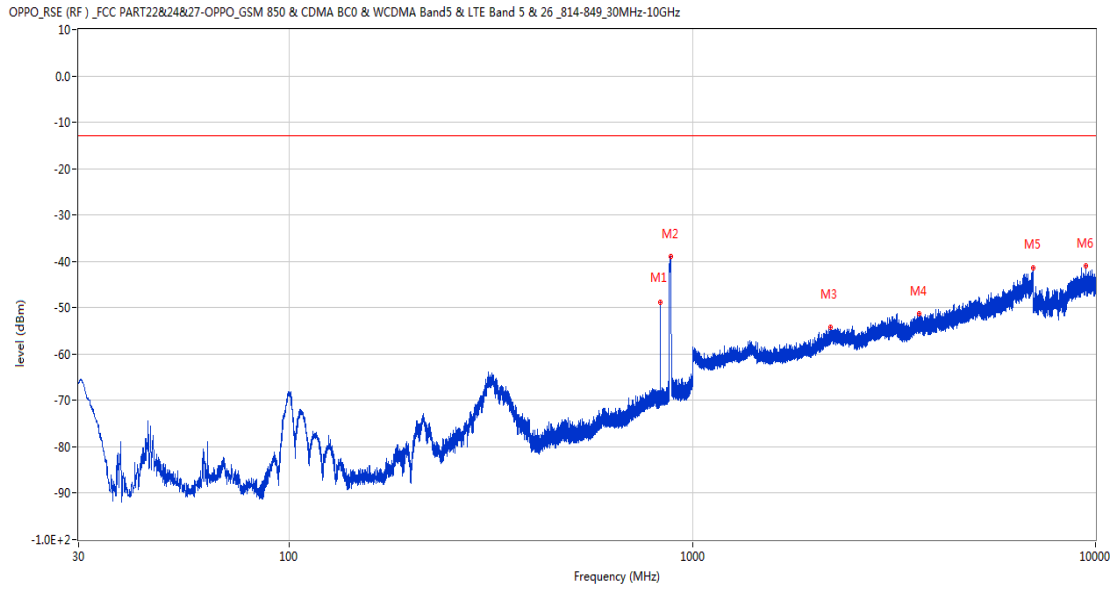
OPPO_RSE (RF)_FCC PART22&24&27-OPPO_GSM 850 & CDMA BC0 & WCDMA Band5 & LTE Band 5 & 26_814-849_30MHz-10GHz



Frequency (MHz)	Result (dBm)	Factor (dB)	PK Limit (dBm)	Over Limit (dB)	Table (o)	ANT	EUT	Verdict
834.372	-59.64	2.53	-13.0	-46.64	152.00	Vertical	Horizontal	N/A
883.212	-40.65	3.01	-13.0	-27.65	247.00	Vertical	Horizontal	N/A
2177.600	-53.18	-1.59	-13.0	-40.18	0.00	Vertical	Horizontal	Pass
3674.800	-50.28	4.28	-13.0	-37.28	129.00	Vertical	Horizontal	Pass
6991.400	-40.87	13.50	-13.0	-27.87	56.00	Vertical	Horizontal	Pass
9320.500	-41.91	15.67	-13.0	-28.91	0.00	Vertical	Horizontal	Pass

30.4 LTE Band 5 BW10, Middle Channel

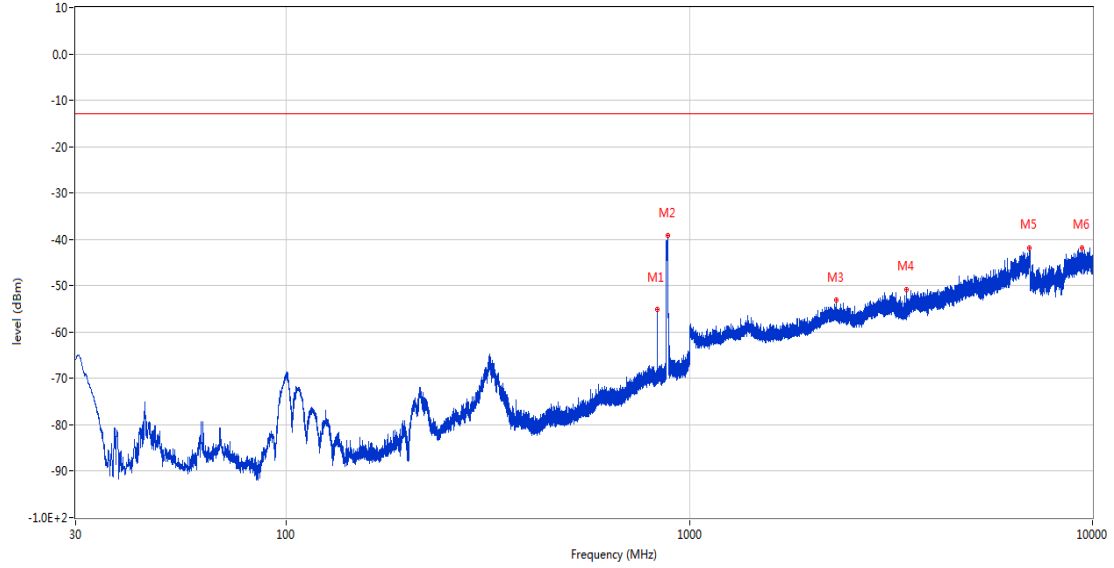
RSE-H&H LTE Band 5 BW10 CH20525



Frequency (MHz)	Result (dBm)	Factor (dB)	PK Limit (dBm)	Over Limit (dB)	Table (o)	ANT	EUT	Verdict
832.142	-48.78	2.46	-13.0	-35.78	347.00	Horizontal	Horizontal	N/A
884.134	-38.92	3.13	-13.0	-25.92	274.00	Horizontal	Horizontal	N/A
2201.400	-54.18	-1.69	-13.0	-41.18	304.00	Horizontal	Horizontal	Pass
3643.400	-51.24	4.38	-13.0	-38.24	179.00	Horizontal	Horizontal	Pass
6989.200	-41.52	13.44	-13.0	-28.52	8.00	Horizontal	Horizontal	Pass
9468.849	-40.99	16.32	-13.0	-27.99	205.00	Horizontal	Horizontal	Pass

RSE-H&V LTE Band 5 BW10 CH20525

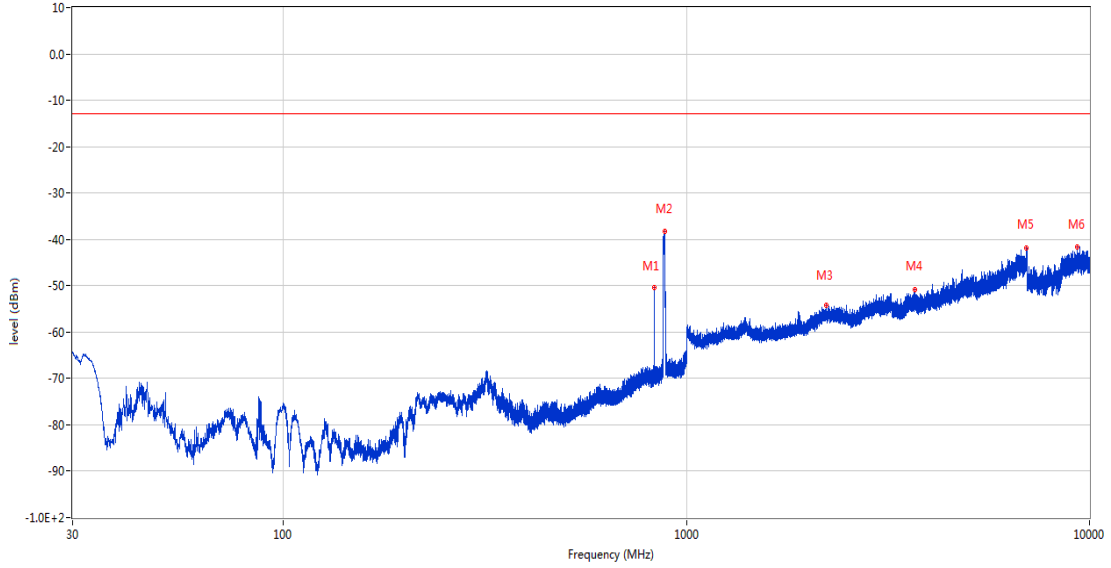
OPPO_RSE (RF) _FCC PART22&24&27-OPPO_GSM 850 & CDMA BC0 & WCDMA Band5 & LTE Band 5 & 26 _814-849_30MHz-10GHz



Frequency (MHz)	Result (dBm)	Factor (dB)	PK Limit (dBm)	Over Limit (dB)	Table (o)	ANT	EUT	Verdict
832.142	-55.07	2.46	-13.0	-42.07	360.00	Horizontal	Vertical	N/A
884.376	-39.18	3.14	-13.0	-26.18	210.00	Horizontal	Vertical	N/A
2309.900	-53.07	-1.07	-13.0	-40.07	13.00	Horizontal	Vertical	Pass
3448.600	-50.91	2.27	-13.0	-37.91	359.00	Horizontal	Vertical	Pass
6969.800	-41.93	13.41	-13.0	-28.93	107.00	Horizontal	Vertical	Pass
9431.500	-41.90	16.30	-13.0	-28.90	302.00	Horizontal	Vertical	Pass

RSE-V&V LTE Band 5 BW10 CH20525

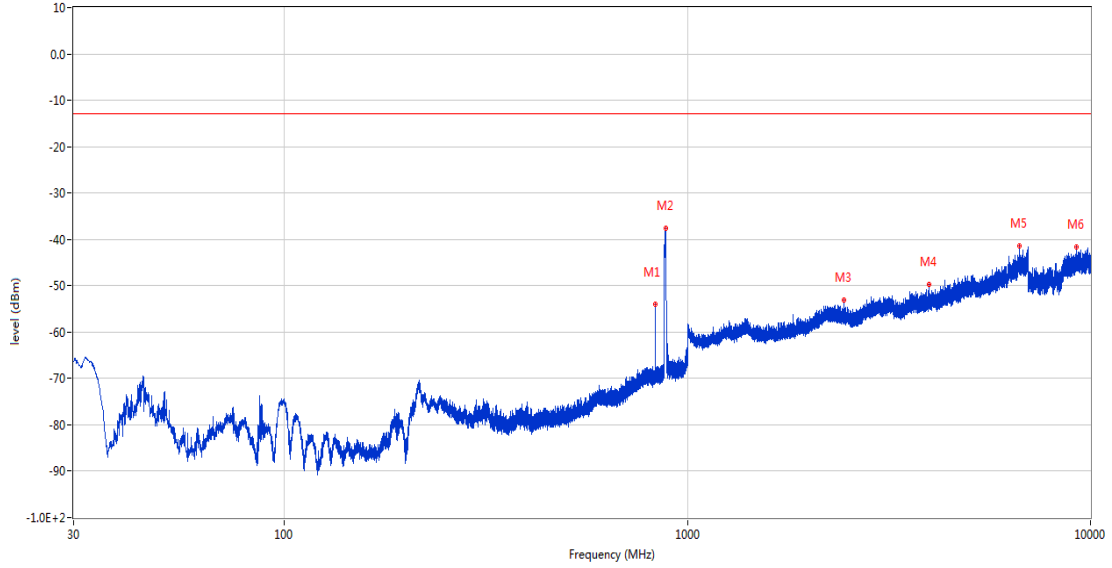
OPPO_RSE (RF) _FCC PART22&24&27-OPPO_GSM 850 & CDMA BC0 & WCDMA Band5 & LTE Band 5 & 26 _814-849_30MHz-10GHz



Frequency (MHz)	Result (dBm)	Factor (dB)	PK Limit (dBm)	Over Limit (dB)	Table (o)	ANT	EUT	Verdict
832.093	-50.48	2.46	-13.0	-37.48	228.00	Vertical	Vertical	N/A
885.782	-38.31	3.12	-13.0	-25.31	277.00	Vertical	Vertical	N/A
2224.900	-54.31	-0.92	-13.0	-41.31	60.00	Vertical	Vertical	Pass
3692.400	-50.78	5.04	-13.0	-37.78	205.00	Vertical	Vertical	Pass
6969.400	-41.92	13.41	-13.0	-28.92	360.00	Vertical	Vertical	Pass
9311.950	-41.74	15.63	-13.0	-28.74	205.00	Vertical	Vertical	Pass

RSE-V&H LTE Band 5 BW10 CH20525

OPPO_RSE (RF) _FCC PART22&24&27-OPPO_GSM 850 & CDMA BC0 & WCDMA Band5 & LTE Band 5 & 26 _814-849_30MHz-10GHz

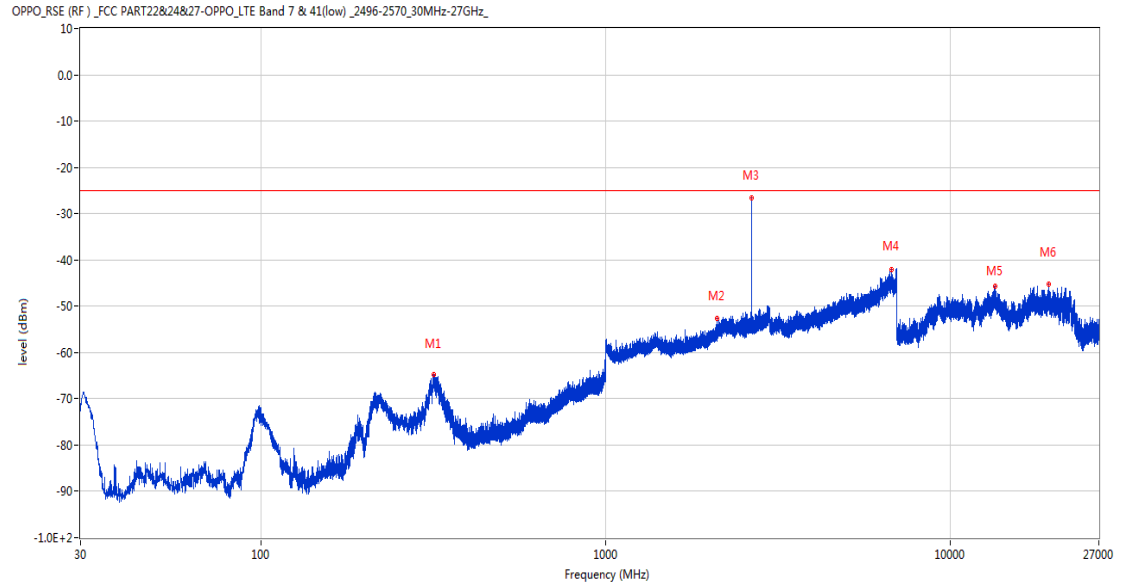


Frequency (MHz)	Result (dBm)	Factor (dB)	PK Limit (dBm)	Over Limit (dB)	Table (o)	ANT	EUT	Verdict
832.093	-53.89	2.46	-13.0	-40.89	166.00	Vertical	Horizontal	N/A
884.085	-37.65	3.12	-13.0	-24.65	55.00	Vertical	Horizontal	N/A
2450.600	-53.06	-1.49	-13.0	-40.06	352.00	Vertical	Horizontal	Pass
3973.200	-49.61	5.01	-13.0	-36.61	129.00	Vertical	Horizontal	Pass
6646.800	-41.47	11.89	-13.0	-28.47	360.00	Vertical	Horizontal	Pass
9229.300	-41.55	15.31	-13.0	-28.55	156.00	Vertical	Horizontal	Pass

31 LTE Band 7

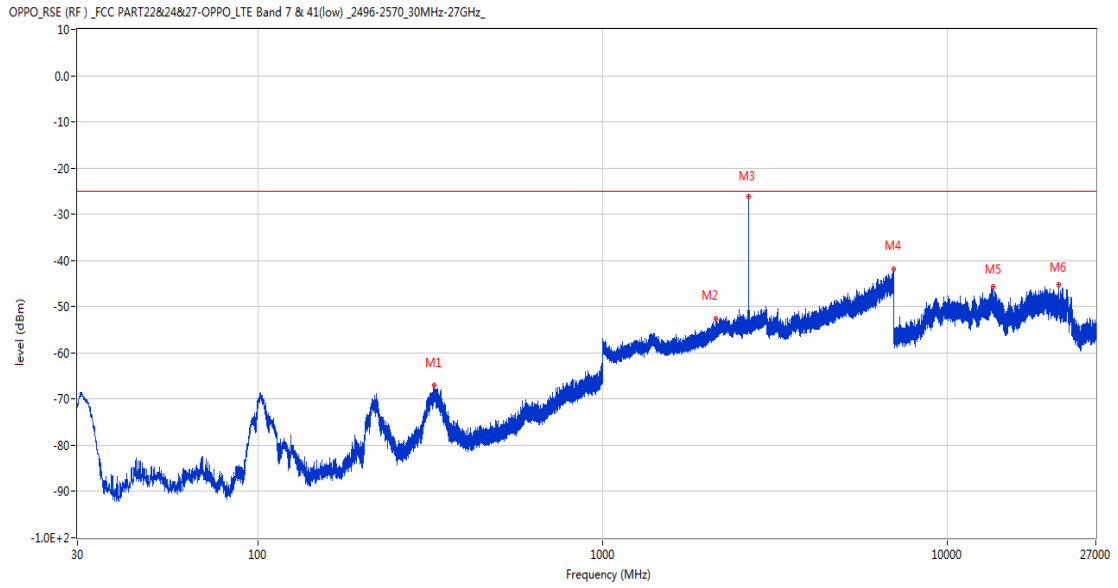
31.1 LTE Band 7 BW5, Middle Channel

RSE-H&H LTE Band 7 BW5 CH21100



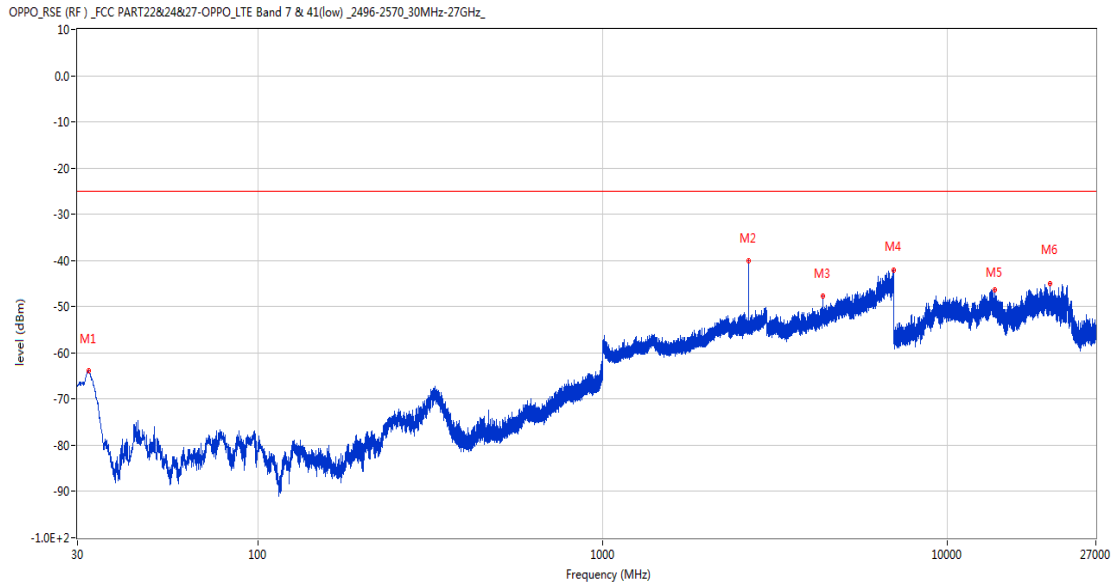
Frequency (MHz)	Result (dBm)	Factor (dB)	PK Limit (dBm)	Over Limit (dB)	Table (o)	ANT	EUT	Verdict
317.508	-64.70	-11.05	-25.0	-39.70	262.00	Horizontal	Horizontal	Pass
2108.900	-52.64	-0.94	-25.0	-27.64	97.00	Horizontal	Horizontal	Pass
2653.900	-26.62	1.43	-25.0	-1.62	139.00	Horizontal	Horizontal	N/A
6772.600	-42.00	11.68	-25.0	-17.00	44.00	Horizontal	Horizontal	Pass
13494.974	-45.64	10.81	-25.0	-20.64	295.00	Horizontal	Horizontal	Pass
19374.750	-45.17	15.22	-25.0	-20.17	345.00	Horizontal	Horizontal	Pass

RSE-H&V LTE Band 7 BW5 CH21100



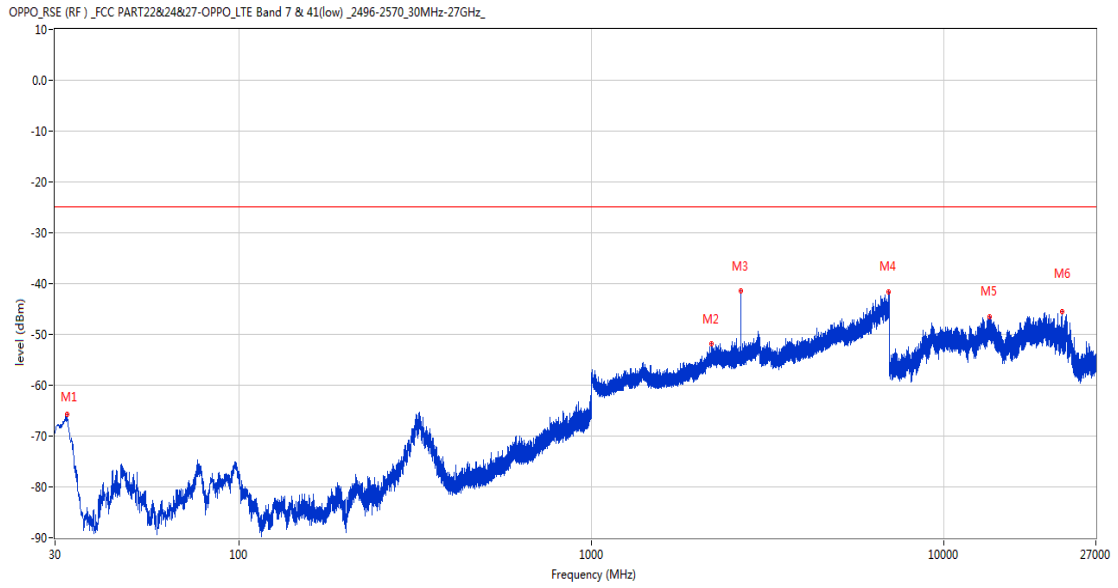
Frequency (MHz)	Result (dBm)	Factor (dB)	PK Limit (dBm)	Over Limit (dB)	Table (o)	ANT	EUT	Verdict
325.122	-67.02	-10.61	-25.0	-42.02	142.00	Horizontal	Vertical	Pass
2128.500	-52.57	-0.55	-25.0	-27.57	359.00	Horizontal	Vertical	Pass
2654.200	-26.07	1.43	-25.0	-1.07	180.00	Horizontal	Vertical	N/A
6993.400	-41.94	13.66	-25.0	-16.94	41.00	Horizontal	Vertical	Pass
13559.287	-45.62	10.62	-25.0	-20.62	79.00	Horizontal	Vertical	Pass
21034.351	-45.32	14.51	-25.0	-20.32	57.00	Horizontal	Vertical	Pass

RSE-V&V LTE Band 7 BW5 CH21100



Frequency (MHz)	Result (dBm)	Factor (dB)	PK Limit (dBm)	Over Limit (dB)	Table (o)	ANT	EUT	Verdict
32.328	-63.94	-16.61	-25.0	-38.94	205.00	Vertical	Vertical	Pass
2654.400	-40.14	1.43	-25.0	-15.14	80.00	Vertical	Vertical	N/A
4351.600	-47.62	6.64	-25.0	-22.62	168.00	Vertical	Vertical	Pass
6988.400	-42.07	13.53	-25.0	-17.07	136.00	Vertical	Vertical	Pass
13746.713	-46.25	10.83	-25.0	-21.25	-3.00	Vertical	Vertical	Pass
19857.150	-45.02	15.14	-25.0	-20.02	111.00	Vertical	Vertical	Pass

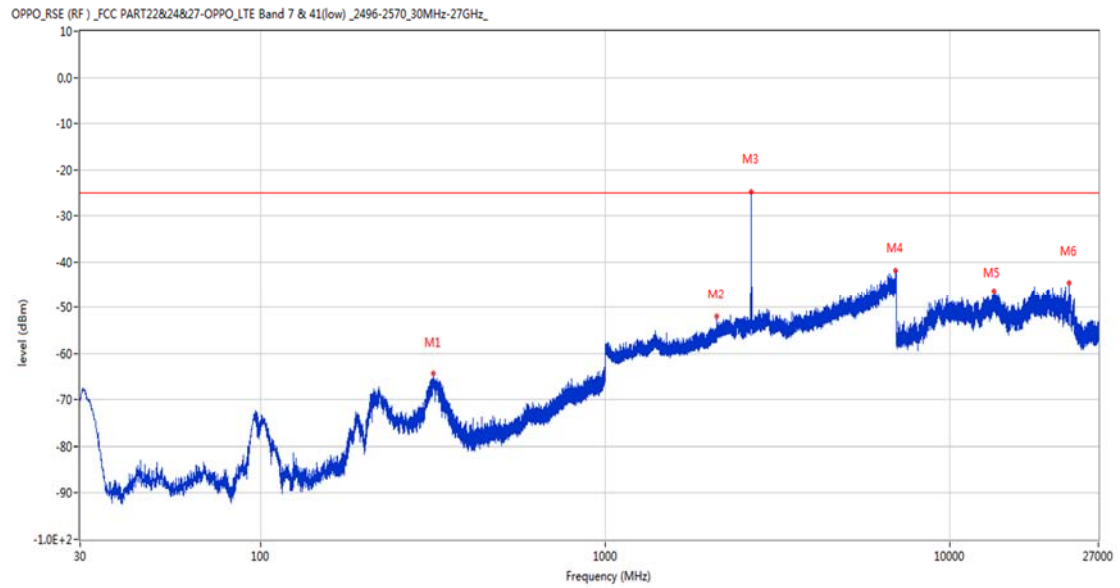
RSE-V&H LTE Band 7 BW5 CH21100



Frequency (MHz)	Result (dBm)	Factor (dB)	PK Limit (dBm)	Over Limit (dB)	Table (o)	ANT	EUT	Verdict
32.425	-65.80	-16.61	-25.0	-40.80	233.00	Vertical	Horizontal	Pass
2184.900	-51.89	-0.05	-25.0	-26.89	307.00	Vertical	Horizontal	Pass
2656.900	-41.39	1.35	-25.0	-16.39	85.00	Vertical	Horizontal	N/A
6980.600	-41.71	13.78	-25.0	-16.71	125.00	Vertical	Horizontal	Pass
13453.763	-46.46	11.49	-25.0	-21.46	263.00	Vertical	Horizontal	Pass
21639.600	-45.52	14.70	-25.0	-20.52	260.00	Vertical	Horizontal	Pass

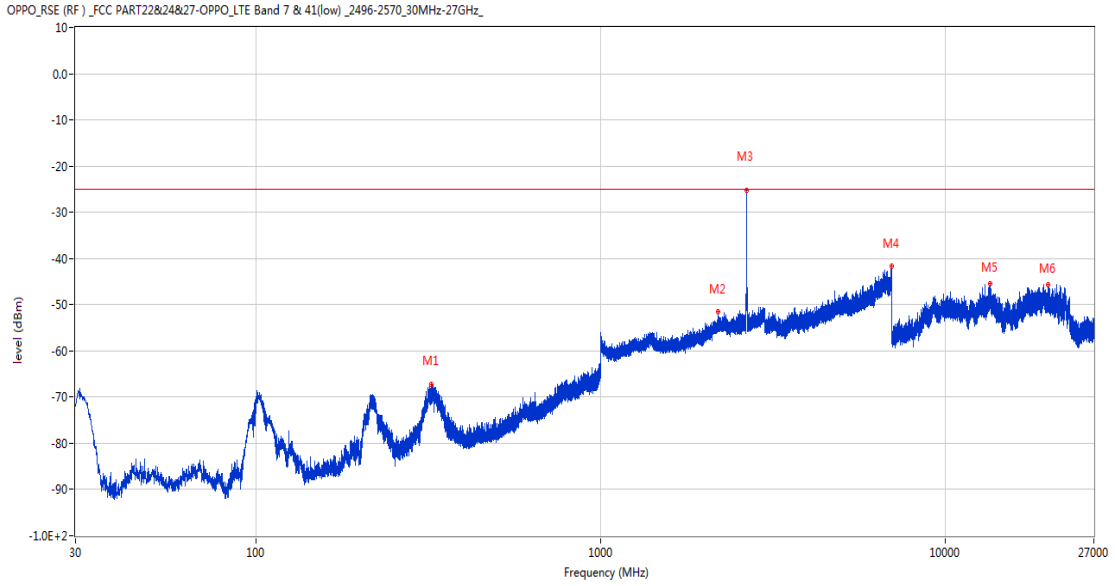
31.2 LTE Band 7 BW10, Middle Channel

RSE-H&H LTE Band 7 BW10 CH21100



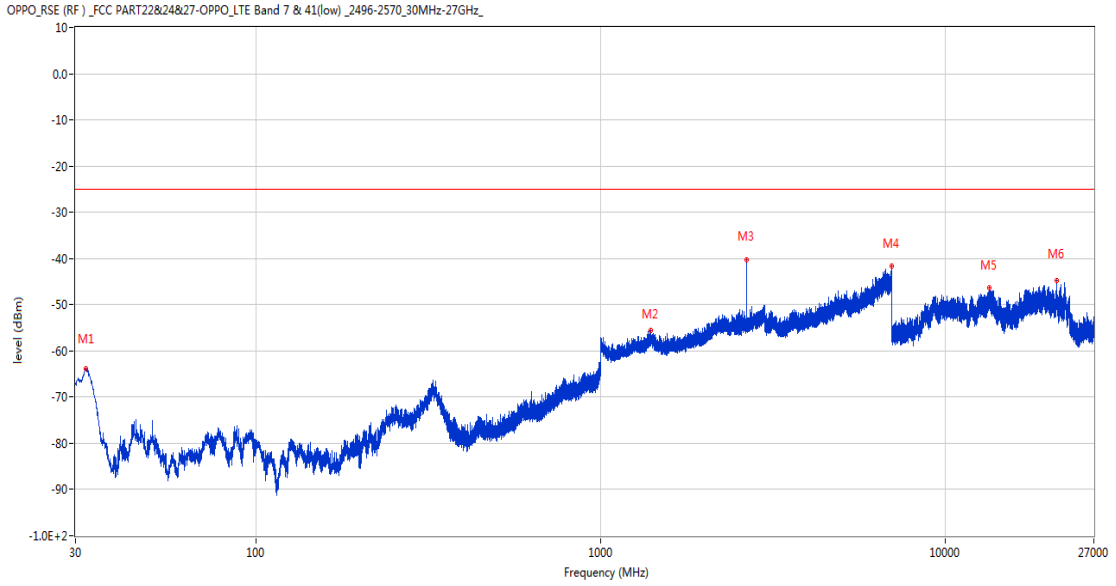
Frequency (MHz)	Result (dBm)	Factor (dB)	PK Limit (dBm)	Over Limit (dB)	Table (o)	ANT	EUT	Verdict
317.168	-64.31	-11.06	-25.0	-39.31	267.00	Horizontal	Horizontal	Pass
2112.200	-52.02	-0.66	-25.0	-27.02	-3.00	Horizontal	Horizontal	Pass
2656.700	-24.72	1.33	-25.0	0.28	155.00	Horizontal	Horizontal	N/A
6973.400	-41.95	13.68	-25.0	-16.95	13.00	Horizontal	Horizontal	Pass
13414.388	-46.32	10.90	-25.0	-21.32	76.00	Horizontal	Horizontal	Pass
22225.500	-44.66	14.89	-25.0	-19.66	-3.00	Horizontal	Horizontal	Pass

RSE-H&V LTE Band 7 BW10 CH21100



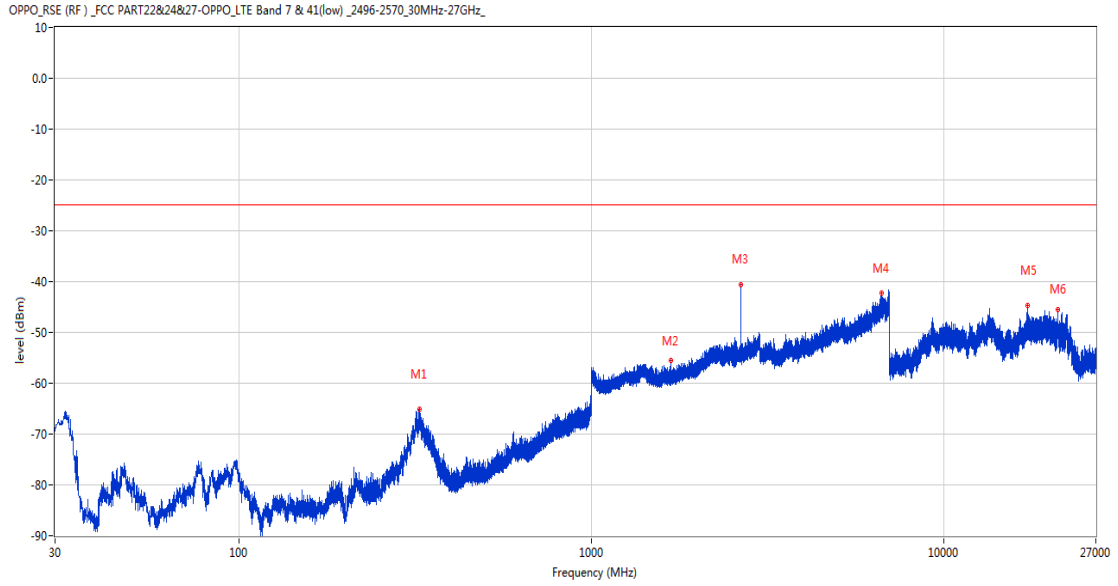
Frequency (MHz)	Result (dBm)	Factor (dB)	PK Limit (dBm)	Over Limit (dB)	Table (o)	ANT	EUT	Verdict
323.425	-67.28	-10.75	-25.0	-42.28	163.00	Horizontal	Vertical	Pass
2200.100	-51.60	0.52	-25.0	-26.60	201.00	Horizontal	Vertical	Pass
2659.500	-25.17	1.42	-25.0	-0.17	174.00	Horizontal	Vertical	N/A
6990.200	-41.65	13.47	-25.0	-16.65	62.00	Horizontal	Vertical	Pass
13477.125	-45.48	11.14	-25.0	-20.48	103.00	Horizontal	Vertical	Pass
19922.401	-45.73	16.33	-25.0	-20.73	49.00	Horizontal	Vertical	Pass

RSE-V&V LTE Band 7 BW10 CH21100



Frequency (MHz)	Result (dBm)	Factor (dB)	PK Limit (dBm)	Over Limit (dB)	Table (o)	ANT	EUT	Verdict
32.134	-63.91	-16.62	-25.0	-38.91	315.00	Vertical	Vertical	Pass
1400.600	-55.60	-2.23	-25.0	-30.60	301.00	Vertical	Vertical	Pass
2653.800	-40.38	1.42	-25.0	-15.38	72.00	Vertical	Vertical	N/A
6983.400	-41.73	13.86	-25.0	-16.73	0.00	Vertical	Vertical	Pass
13453.237	-46.30	11.49	-25.0	-21.30	-3.00	Vertical	Vertical	Pass
21039.749	-44.84	14.51	-25.0	-19.84	297.00	Vertical	Vertical	Pass

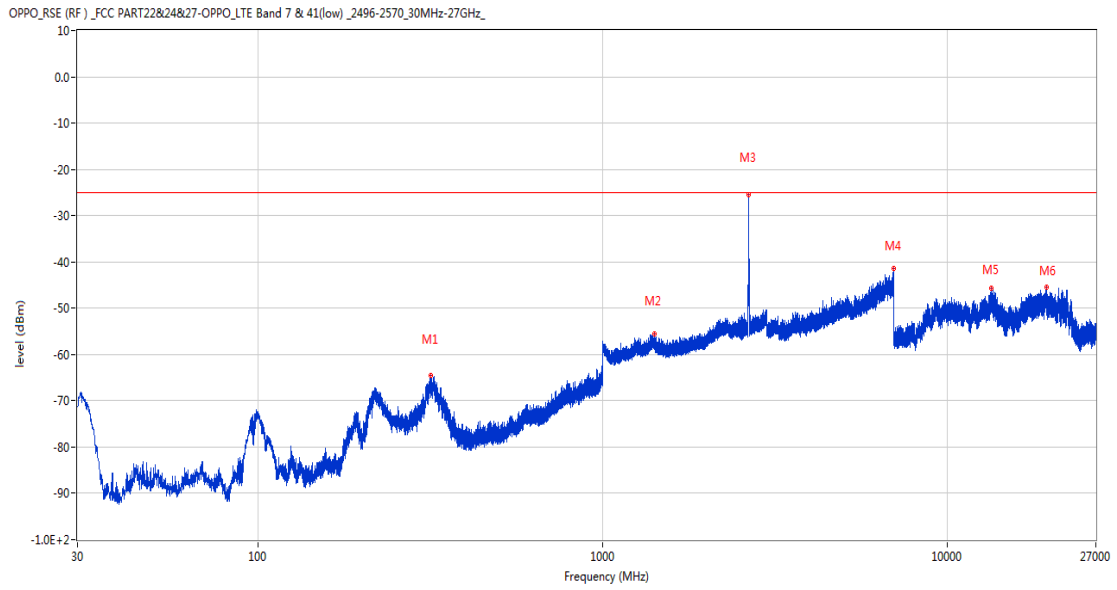
RSE-V&H LTE Band 7 BW10 CH21100



Frequency (MHz)	Result (dBm)	Factor (dB)	PK Limit (dBm)	Over Limit (dB)	Table (o)	ANT	EUT	Verdict
324.153	-65.16	-10.69	-25.0	-40.16	119.00	Vertical	Horizontal	Pass
1675.000	-55.56	-3.80	-25.0	-30.56	24.00	Vertical	Horizontal	Pass
2651.400	-40.58	1.40	-25.0	-15.58	87.00	Vertical	Horizontal	N/A
6662.000	-42.33	11.60	-25.0	-17.33	133.00	Vertical	Horizontal	Pass
17297.551	-44.77	8.50	-25.0	-19.77	352.00	Vertical	Horizontal	Pass
21023.551	-45.47	14.50	-25.0	-20.47	23.00	Vertical	Horizontal	Pass

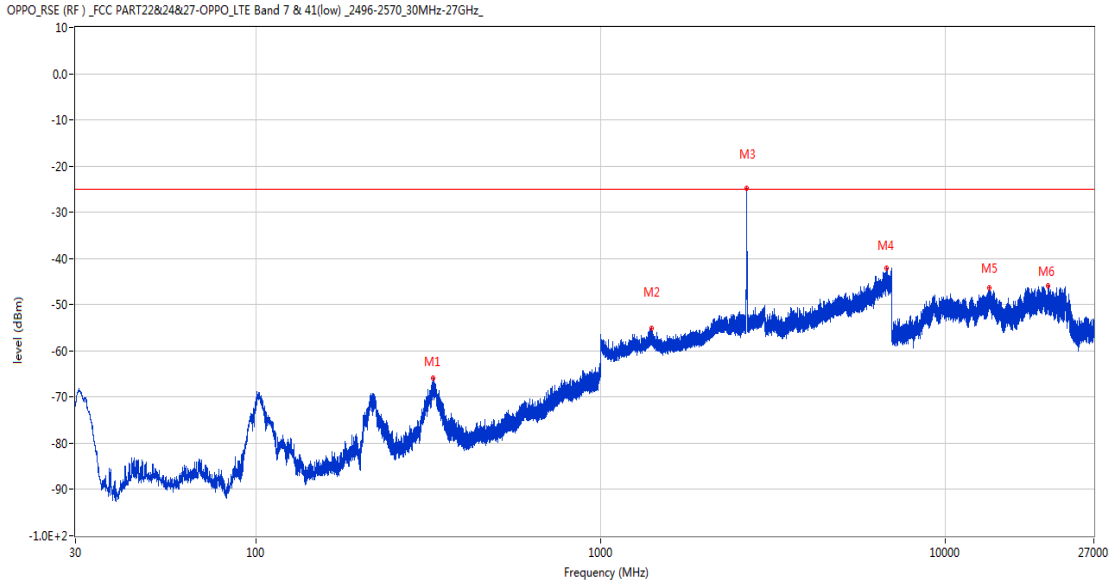
31.3 LTE Band 7 BW15, Middle Channel

RSE-H&H LTE Band 7 BW15 CH21100



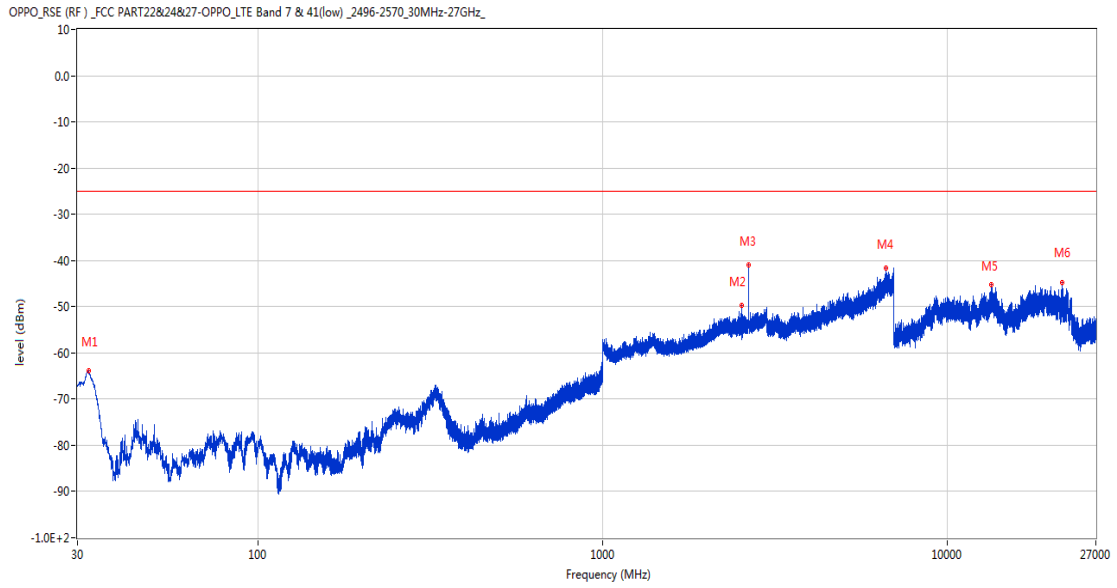
Frequency (MHz)	Result (dBm)	Factor (dB)	PK Limit (dBm)	Over Limit (dB)	Table (o)	ANT	EUT	Verdict
318.575	-64.45	-11.04	-25.0	-39.45	249.00	Horizontal	Horizontal	Pass
1414.300	-55.64	-2.61	-25.0	-30.64	342.00	Horizontal	Horizontal	Pass
2659.000	-25.55	1.47	-25.0	-0.55	167.00	Horizontal	Horizontal	N/A
6993.800	-41.51	13.64	-25.0	-16.51	352.00	Horizontal	Horizontal	Pass
13419.112	-45.70	10.97	-25.0	-20.70	141.00	Horizontal	Horizontal	Pass
19378.801	-45.45	15.17	-25.0	-20.45	267.00	Horizontal	Horizontal	Pass

RSE-H&V LTE Band 7 BW15 CH21100



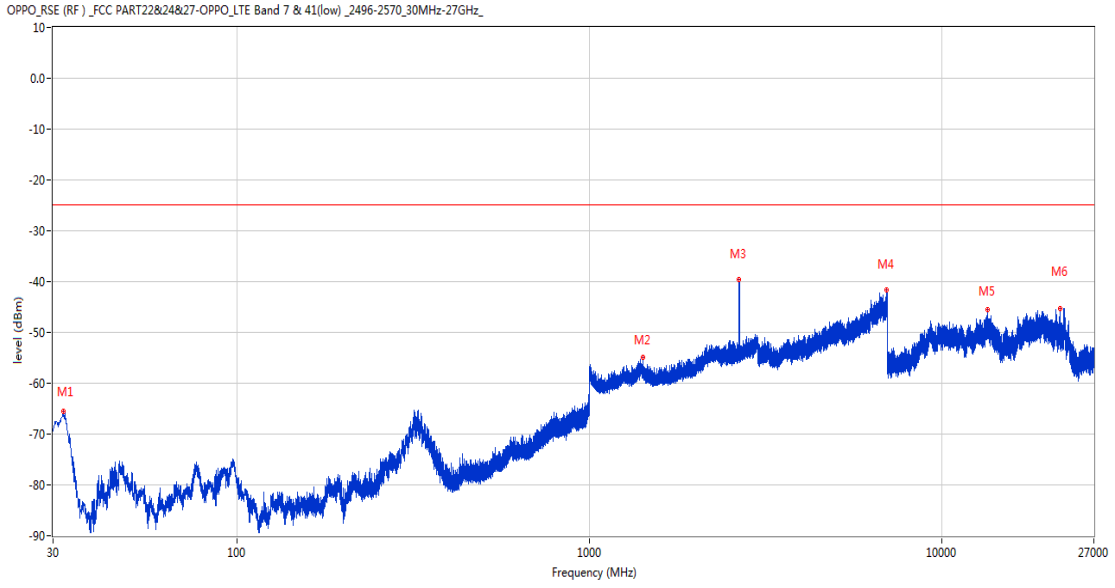
Frequency (MHz)	Result (dBm)	Factor (dB)	PK Limit (dBm)	Over Limit (dB)	Table (o)	ANT	EUT	Verdict
327.305	-65.77	-10.50	-25.0	-40.77	12.00	Horizontal	Vertical	Pass
1403.500	-55.02	-2.30	-25.0	-30.02	360.00	Horizontal	Vertical	Pass
2659.500	-24.77	1.42	-25.0	0.23	170.00	Horizontal	Vertical	N/A
6778.400	-42.08	11.90	-25.0	-17.08	36.00	Horizontal	Vertical	Pass
13449.037	-46.40	11.49	-25.0	-21.40	31.00	Horizontal	Vertical	Pass
19917.900	-45.87	16.41	-25.0	-20.87	0.00	Horizontal	Vertical	Pass

RSE-V&V LTE Band 7 BW15 CH21100



Frequency (MHz)	Result (dBm)	Factor (dB)	PK Limit (dBm)	Over Limit (dB)	Table (o)	ANT	EUT	Verdict
32.328	-63.88	-16.61	-25.0	-38.88	315.00	Vertical	Vertical	Pass
2528.900	-49.77	1.93	-25.0	-24.77	268.00	Vertical	Vertical	N/A
2652.500	-40.86	1.39	-25.0	-15.86	95.00	Vertical	Vertical	N/A
6646.200	-41.69	11.91	-25.0	-16.69	241.00	Vertical	Vertical	Pass
13417.538	-45.25	10.94	-25.0	-20.25	309.00	Vertical	Vertical	Pass
21613.050	-44.79	14.70	-25.0	-19.79	360.00	Vertical	Vertical	Pass

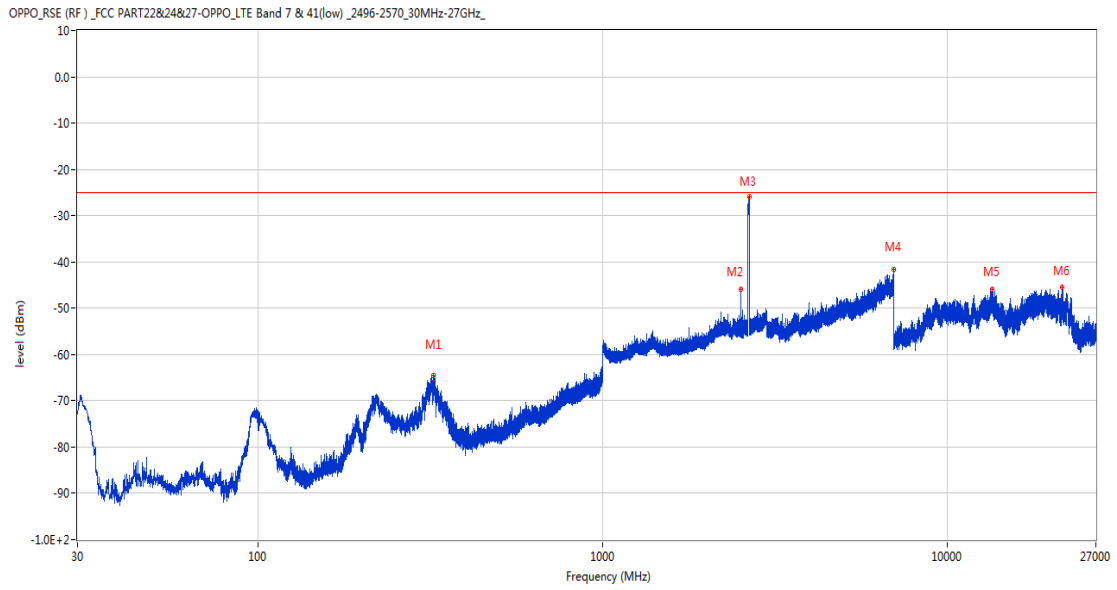
RSE-V&H LTE Band 7 BW15 CH21100



Frequency (MHz)	Result (dBm)	Factor (dB)	PK Limit (dBm)	Over Limit (dB)	Table (o)	ANT	EUT	Verdict
32.134	-65.42	-16.62	-25.0	-40.42	0.00	Vertical	Horizontal	Pass
1414.600	-54.91	-2.62	-25.0	-29.91	238.00	Vertical	Horizontal	Pass
2650.600	-39.54	1.41	-25.0	-14.54	105.00	Vertical	Horizontal	N/A
6984.400	-41.66	13.76	-25.0	-16.66	229.00	Vertical	Horizontal	Pass
13455.075	-45.58	11.48	-25.0	-20.58	222.00	Vertical	Horizontal	Pass
21638.250	-45.39	14.70	-25.0	-20.39	328.00	Vertical	Horizontal	Pass

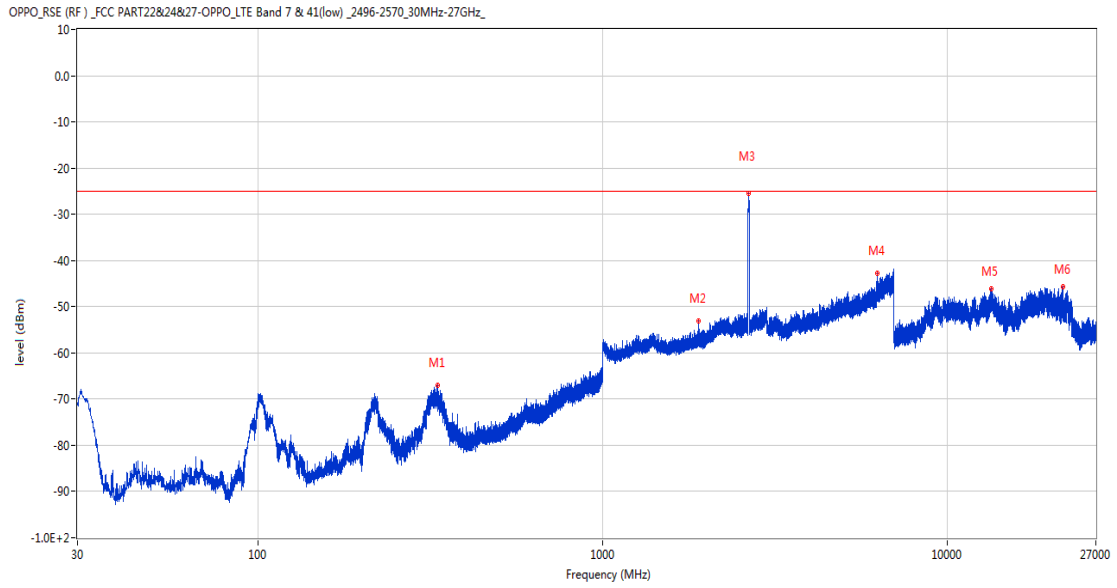
31.4 LTE Band 7 BW20, Middle Channel

RSE-H&H LTE Band 7 BW20 CH21100



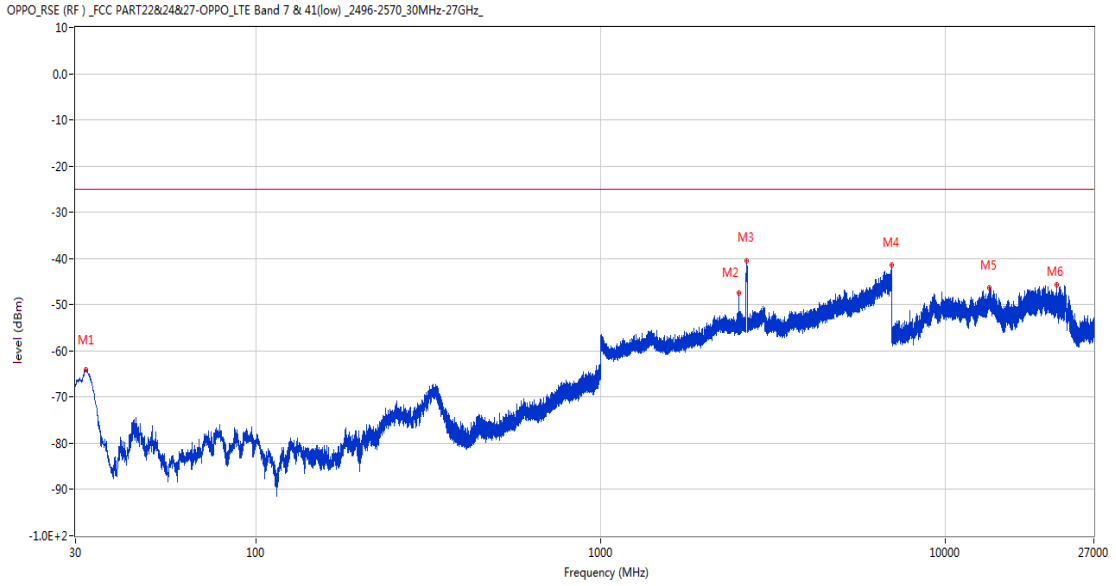
Frequency (MHz)	Result (dBm)	Factor (dB)	PK Limit (dBm)	Over Limit (dB)	Table (o)	ANT	EUT	Verdict
323.570	-64.56	-10.73	-25.0	-39.56	229.00	Horizontal	Horizontal	Pass
2526.600	-45.92	1.92	-25.0	-20.92	155.00	Horizontal	Horizontal	N/A
2663.000	-26.03	1.47	-25.0	-1.03	155.00	Horizontal	Horizontal	N/A
6989.400	-41.71	13.45	-25.0	-16.71	45.00	Horizontal	Horizontal	Pass
13482.375	-45.93	11.05	-25.0	-20.93	360.00	Horizontal	Horizontal	Pass
21612.151	-45.36	14.70	-25.0	-20.36	162.00	Horizontal	Horizontal	Pass

RSE-H&V LTE Band 7 BW20 CH21100



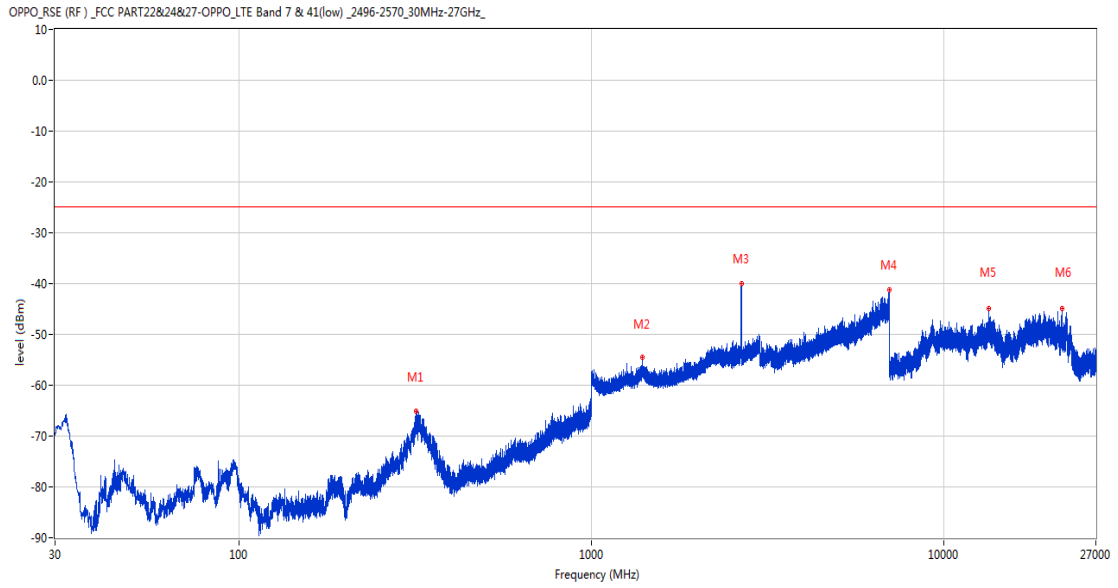
Frequency (MHz)	Result (dBm)	Factor (dB)	PK Limit (dBm)	Over Limit (dB)	Table (o)	ANT	EUT	Verdict
332.106	-67.11	-10.29	-25.0	-42.11	182.00	Horizontal	Vertical	Pass
1901.100	-53.11	-2.45	-25.0	-28.11	315.00	Horizontal	Vertical	Pass
2659.300	-25.53	1.44	-25.0	-0.53	167.00	Horizontal	Vertical	N/A
6289.400	-42.87	11.36	-25.0	-17.87	94.00	Horizontal	Vertical	Pass
13449.825	-46.19	11.51	-25.0	-21.19	232.00	Horizontal	Vertical	Pass
21622.051	-45.60	14.70	-25.0	-20.60	199.00	Horizontal	Vertical	Pass

RSE-V&V LTE Band 7 BW20 CH21100



Frequency (MHz)	Result (dBm)	Factor (dB)	PK Limit (dBm)	Over Limit (dB)	Table (o)	ANT	EUT	Verdict
32.134	-64.02	-16.62	-25.0	-39.02	0.00	Vertical	Vertical	Pass
2526.500	-47.50	1.92	-25.0	-22.50	363.00	Vertical	Vertical	N/A
2654.900	-40.55	1.40	-25.0	-15.55	92.00	Vertical	Vertical	N/A
6990.000	-41.43	13.46	-25.0	-16.43	146.00	Vertical	Vertical	Pass
13466.888	-46.30	11.33	-25.0	-21.30	162.00	Vertical	Vertical	Pass
21037.949	-45.73	14.51	-25.0	-20.73	206.00	Vertical	Vertical	Pass

RSE-V&H LTE Band 7 BW20 CH21100

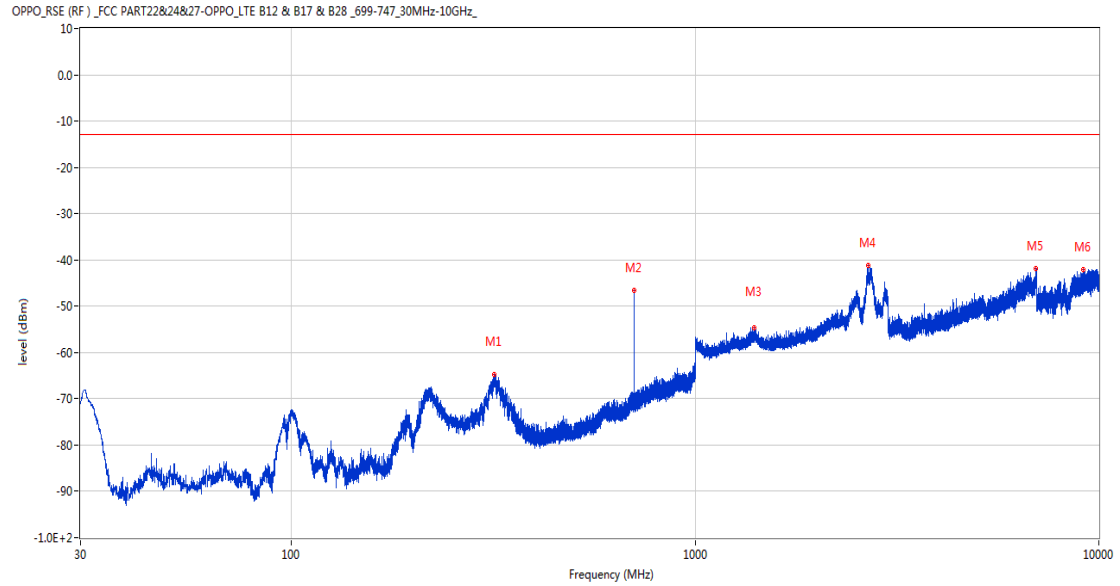


Frequency (MHz)	Result (dBm)	Factor (dB)	PK Limit (dBm)	Over Limit (dB)	Table (o)	ANT	EUT	Verdict
317.314	-65.13	-11.05	-25.0	-40.13	107.00	Vertical	Horizontal	Pass
1394.400	-54.46	-2.22	-25.0	-29.46	130.00	Vertical	Horizontal	Pass
2660.800	-40.00	1.30	-25.0	-15.00	85.00	Vertical	Horizontal	N/A
6999.400	-41.19	13.65	-25.0	-16.19	0.00	Vertical	Horizontal	Pass
13445.100	-44.97	11.41	-25.0	-19.97	271.00	Vertical	Horizontal	Pass
21626.100	-44.85	14.70	-25.0	-19.85	19.00	Vertical	Horizontal	Pass

32 LTE Band 12

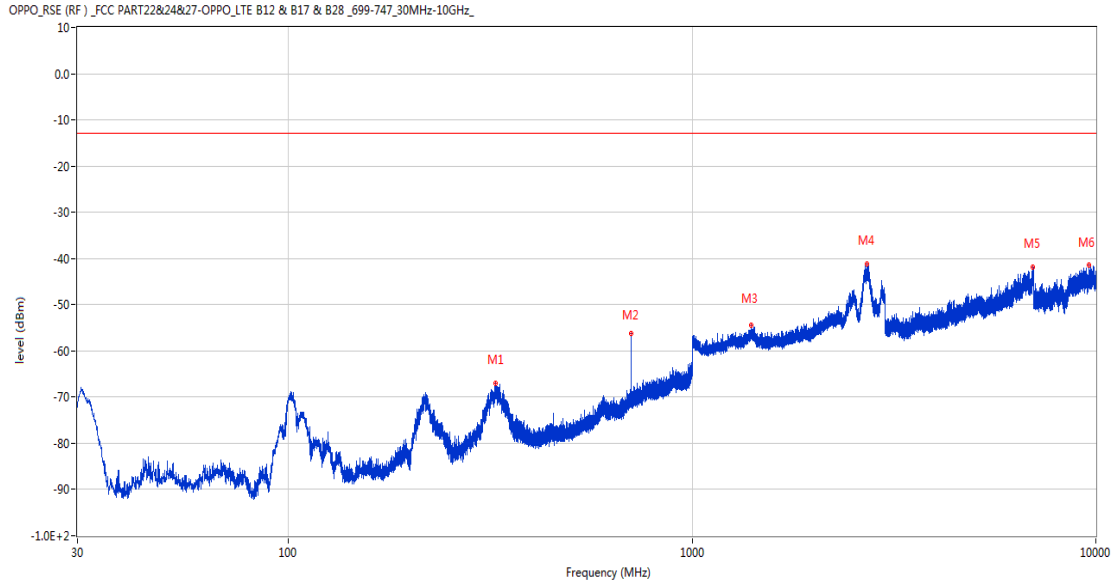
32.1 LTE Band 12 BW1.4, Middle Channel

RSE-H&H LTE Band 12 BW1.4 CH23095



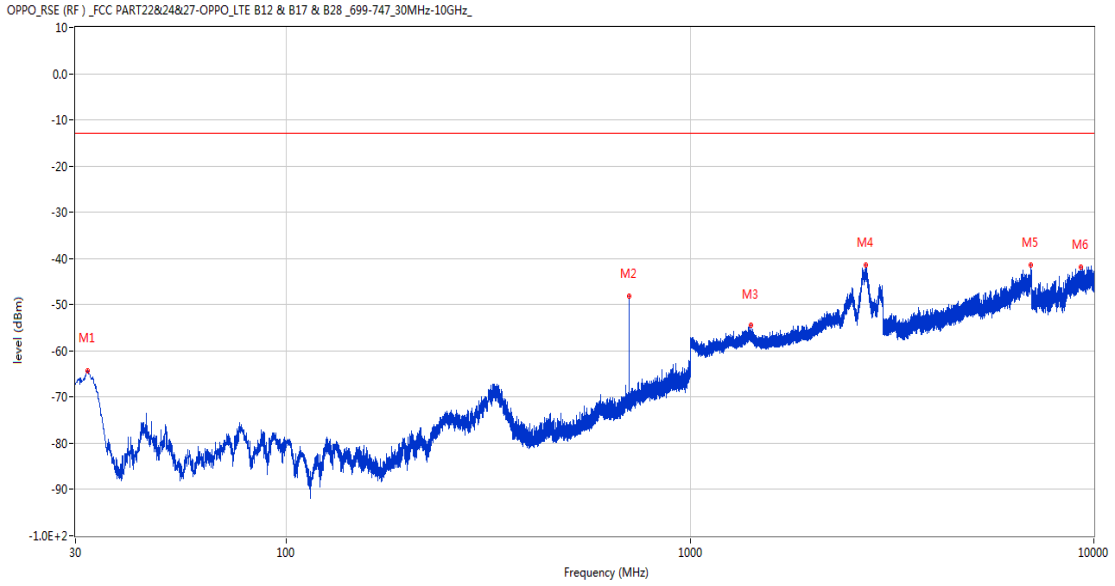
Frequency (MHz)	Result (dBm)	Factor (dB)	PK Limit (dBm)	Over Limit (dB)	Table (o)	ANT	EUT	Verdict
317.799	-64.76	-10.83	-13.0	-51.76	255.00	Horizontal	Horizontal	Pass
707.109	-46.53	1.15	-13.0	-33.53	255.00	Horizontal	Horizontal	N/A
1397.500	-54.63	-1.82	-13.0	-41.63	167.00	Horizontal	Horizontal	Pass
2685.700	-41.17	12.85	-13.0	-28.17	15.00	Horizontal	Horizontal	Pass
6974.600	-41.76	13.71	-13.0	-28.76	222.00	Horizontal	Horizontal	Pass
9162.849	-42.17	14.68	-13.0	-29.17	337.00	Horizontal	Horizontal	Pass

RSE-H&V LTE Band 12 BW1.4 CH23095



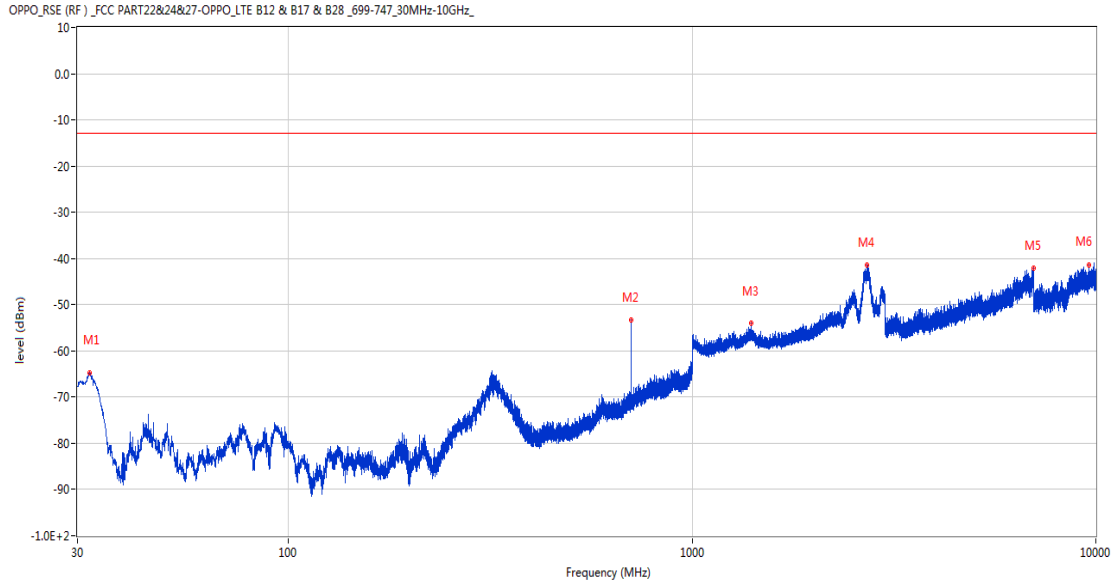
Frequency (MHz)	Result (dBm)	Factor (dB)	PK Limit (dBm)	Over Limit (dB)	Table (o)	ANT	EUT	Verdict
324.929	-67.00	-10.48	-13.0	-54.00	173.00	Horizontal	Vertical	Pass
707.109	-56.16	1.15	-13.0	-43.16	150.00	Horizontal	Vertical	N/A
1399.400	-54.38	-1.72	-13.0	-41.38	228.00	Horizontal	Vertical	Pass
2715.700	-41.26	12.51	-13.0	-28.26	299.00	Horizontal	Vertical	Pass
6982.000	-41.85	13.87	-13.0	-28.85	137.00	Horizontal	Vertical	Pass
9625.750	-41.45	16.33	-13.0	-28.45	244.00	Horizontal	Vertical	Pass

RSE-V&V LTE Band 12 BW1.4 CH23095



Frequency (MHz)	Result (dBm)	Factor (dB)	PK Limit (dBm)	Over Limit (dB)	Table (o)	ANT	EUT	Verdict
32.085	-64.41	-16.66	-13.0	-51.41	266.00	Vertical	Vertical	Pass
707.109	-48.22	1.15	-13.0	-35.22	93.00	Vertical	Vertical	N/A
1412.000	-54.48	-2.16	-13.0	-41.48	165.00	Vertical	Vertical	Pass
2720.900	-41.50	13.62	-13.0	-28.50	218.00	Vertical	Vertical	Pass
6984.000	-41.51	13.80	-13.0	-28.51	299.00	Vertical	Vertical	Pass
9273.550	-41.95	15.13	-13.0	-28.95	53.00	Vertical	Vertical	Pass

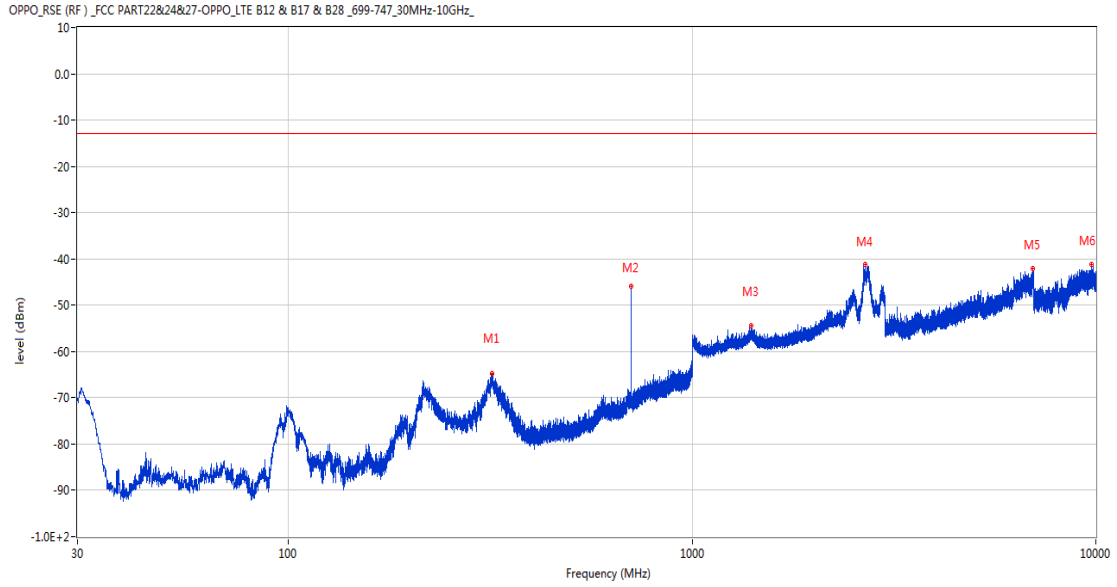
RSE-V&H LTE Band 12 BW1.4 CH23095



Frequency (MHz)	Result (dBm)	Factor (dB)	PK Limit (dBm)	Over Limit (dB)	Table (o)	ANT	EUT	Verdict
32.134	-64.74	-16.66	-13.0	-51.74	258.00	Vertical	Horizontal	Pass
707.060	-53.23	1.15	-13.0	-40.23	311.00	Vertical	Horizontal	N/A
1402.100	-54.00	-1.77	-13.0	-41.00	327.00	Vertical	Horizontal	Pass
2715.800	-41.45	12.53	-13.0	-28.45	343.00	Vertical	Horizontal	Pass
6999.600	-42.11	13.65	-13.0	-29.11	167.00	Vertical	Horizontal	Pass
9615.250	-41.50	16.37	-13.0	-28.50	123.00	Vertical	Horizontal	Pass

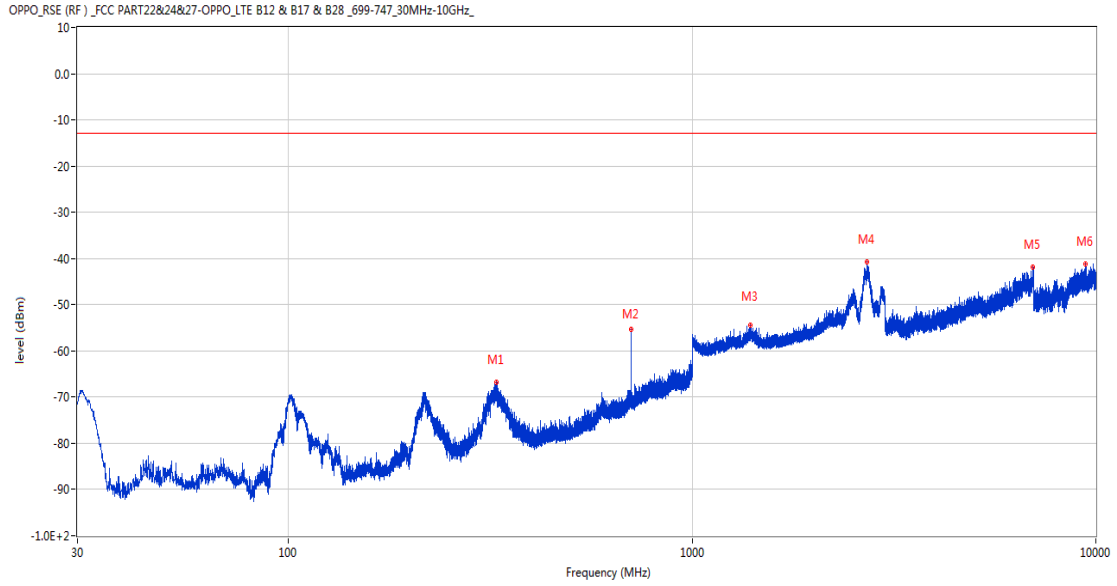
32.2 LTE Band 12 BW3, Middle Channel

RSE-H&H LTE Band 12 BW3 CH23095



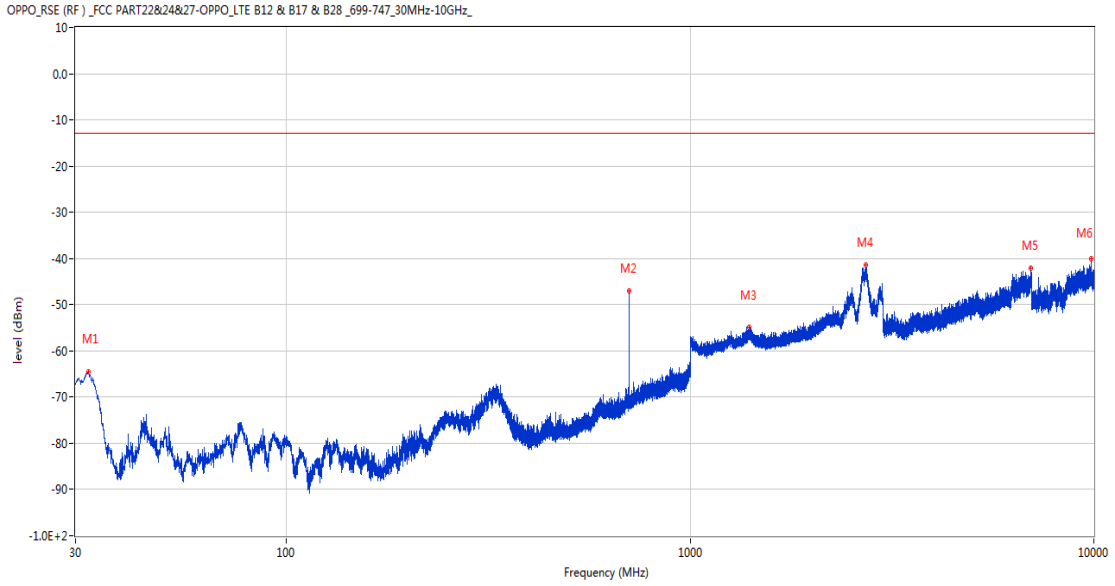
Frequency (MHz)	Result (dBm)	Factor (dB)	PK Limit (dBm)	Over Limit (dB)	Table (o)	ANT	EUT	Verdict
319.254	-64.78	-10.79	-13.0	-51.78	256.00	Horizontal	Horizontal	Pass
706.187	-45.80	1.12	-13.0	-32.80	256.00	Horizontal	Horizontal	N/A
1399.800	-54.51	-1.69	-13.0	-41.51	22.00	Horizontal	Horizontal	Pass
2679.300	-41.26	11.88	-13.0	-28.26	269.00	Horizontal	Horizontal	Pass
6976.800	-42.15	13.78	-13.0	-29.15	296.00	Horizontal	Horizontal	Pass
9740.049	-41.13	16.12	-13.0	-28.13	59.00	Horizontal	Horizontal	Pass

RSE-H&V LTE Band 12 BW3 CH23095



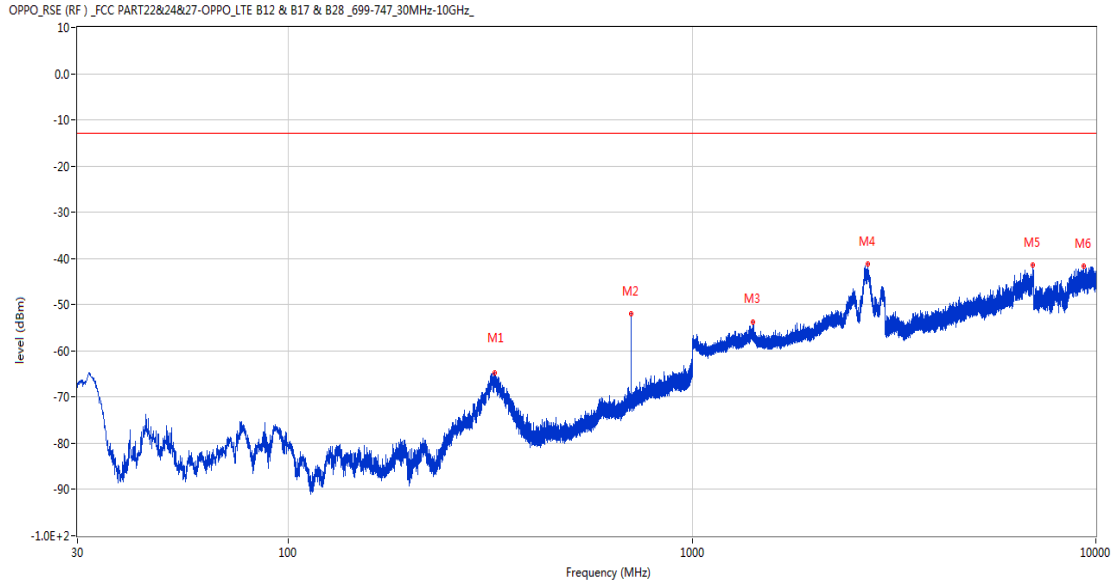
Frequency (MHz)	Result (dBm)	Factor (dB)	PK Limit (dBm)	Over Limit (dB)	Table (o)	ANT	EUT	Verdict
326.723	-66.80	-10.43	-13.0	-53.80	157.00	Horizontal	Vertical	Pass
706.284	-55.36	1.12	-13.0	-42.36	157.00	Horizontal	Vertical	N/A
1393.100	-54.50	-1.98	-13.0	-41.50	252.00	Horizontal	Vertical	Pass
2710.700	-40.81	11.51	-13.0	-27.81	128.00	Horizontal	Vertical	Pass
6983.200	-41.85	13.88	-13.0	-28.85	340.00	Horizontal	Vertical	Pass
9439.600	-41.16	16.46	-13.0	-28.16	22.00	Horizontal	Vertical	Pass

RSE-V&V LTE Band 12 BW3 CH23095



Frequency (MHz)	Result (dBm)	Factor (dB)	PK Limit (dBm)	Over Limit (dB)	Table (o)	ANT	EUT	Verdict
32.231	-64.62	-16.66	-13.0	-51.62	290.00	Vertical	Vertical	Pass
706.235	-47.06	1.12	-13.0	-34.06	115.00	Vertical	Vertical	N/A
1399.900	-54.95	-1.69	-13.0	-41.95	209.00	Vertical	Vertical	Pass
2719.900	-41.37	13.51	-13.0	-28.37	307.00	Vertical	Vertical	Pass
6988.400	-42.07	13.53	-13.0	-29.07	225.00	Vertical	Vertical	Pass
9846.100	-40.10	16.95	-13.0	-27.10	234.00	Vertical	Vertical	Pass

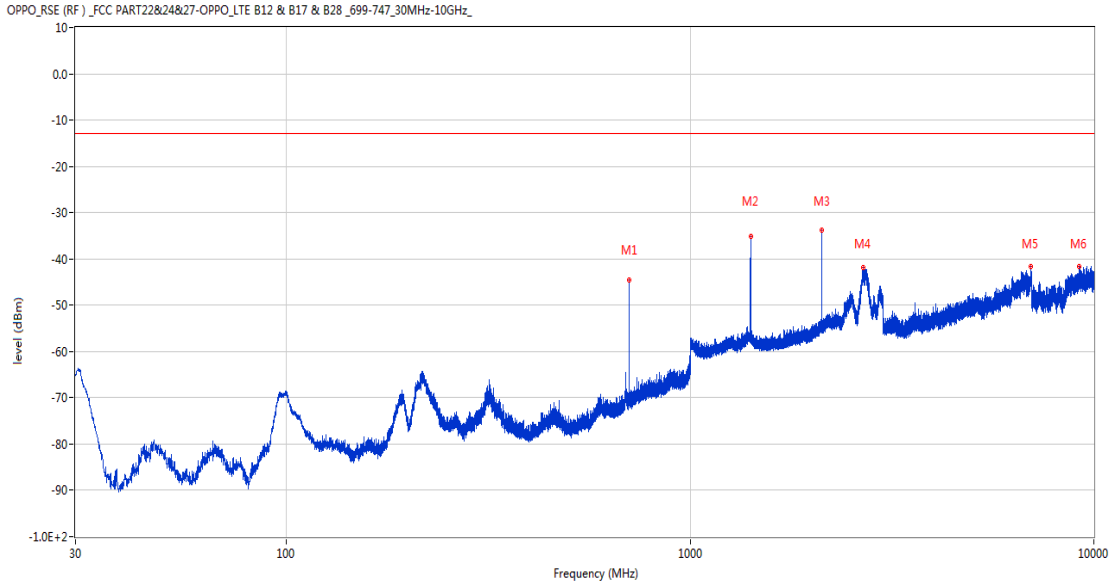
RSE-V&H LTE Band 12 BW3 CH23095



Frequency (MHz)	Result (dBm)	Factor (dB)	PK Limit (dBm)	Over Limit (dB)	Table (o)	ANT	EUT	Verdict
324.492	-64.85	-10.52	-13.0	-51.85	105.00	Vertical	Horizontal	Pass
706.284	-51.96	1.12	-13.0	-38.96	284.00	Vertical	Horizontal	N/A
1417.400	-53.77	-2.29	-13.0	-40.77	239.00	Vertical	Horizontal	Pass
2725.500	-41.29	13.85	-13.0	-28.29	239.00	Vertical	Horizontal	Pass
6993.600	-41.44	13.65	-13.0	-28.44	337.00	Vertical	Horizontal	Pass
9325.901	-41.60	15.54	-13.0	-28.60	358.00	Vertical	Horizontal	Pass

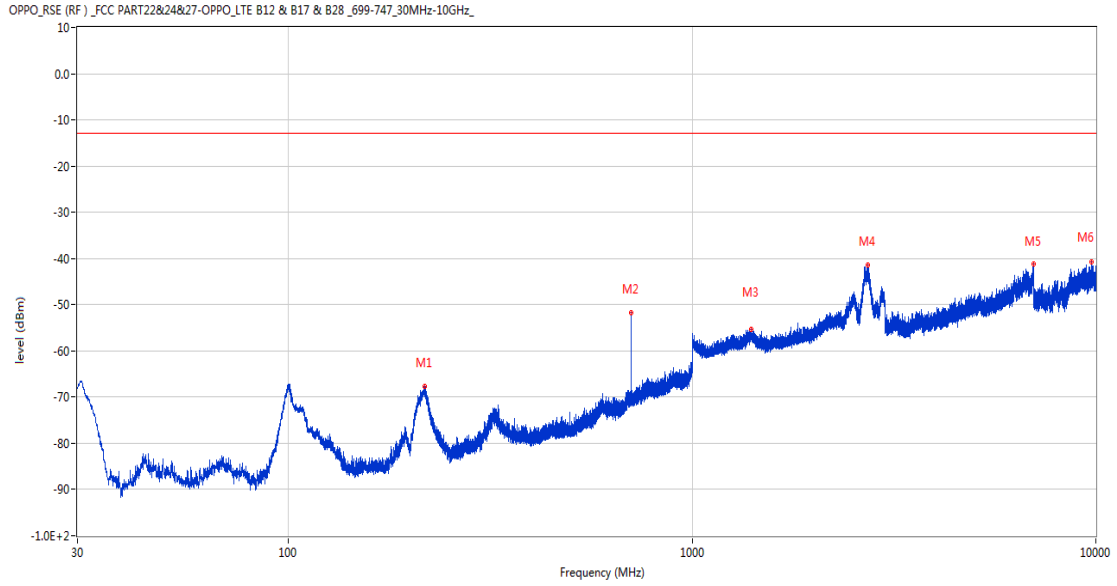
32.3 LTE Band 12 BW5, Middle Channel

RSE-H&H LTE Band 12 BW5 CH23095



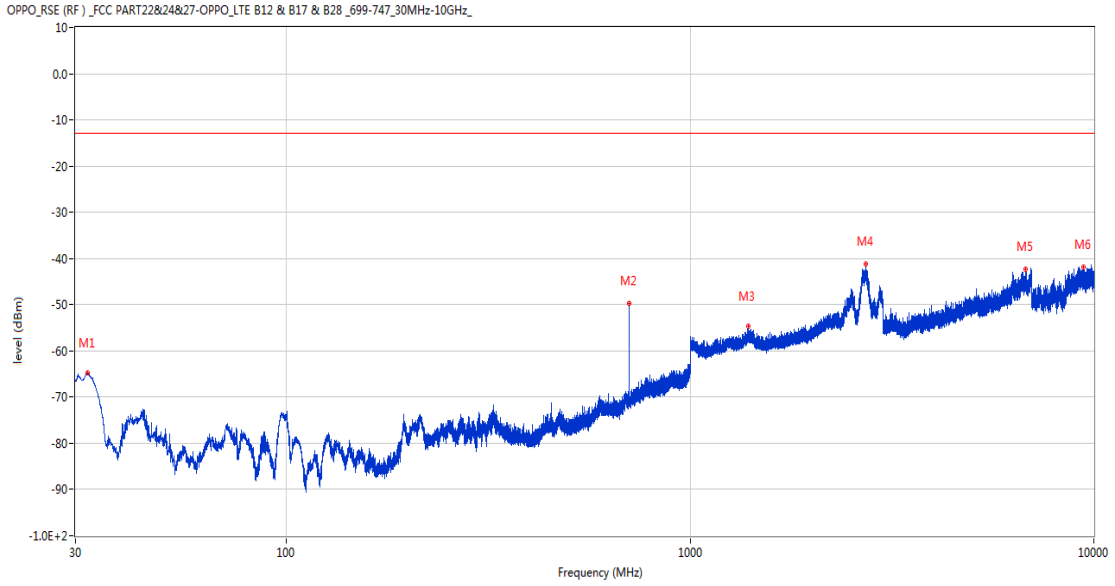
Frequency (MHz)	Result (dBm)	Factor (dB)	PK Limit (dBm)	Over Limit (dB)	Table (o)	ANT	EUT	Verdict
705.314	-44.55	1.09	-13.0	-31.55	227.00	Horizontal	Horizontal	N/A
1411.100	-35.21	-2.09	-13.0	-22.21	21.00	Horizontal	Horizontal	Pass
2116.500	-33.75	-0.28	-13.0	-20.75	210.00	Horizontal	Horizontal	Pass
2678.500	-41.90	11.80	-13.0	-28.90	25.00	Horizontal	Horizontal	Pass
6974.400	-41.53	13.70	-13.0	-28.53	144.00	Horizontal	Horizontal	Pass
9206.500	-41.62	15.34	-13.0	-28.62	275.00	Horizontal	Horizontal	Pass

RSE-H&V LTE Band 12 BW5 CH23095



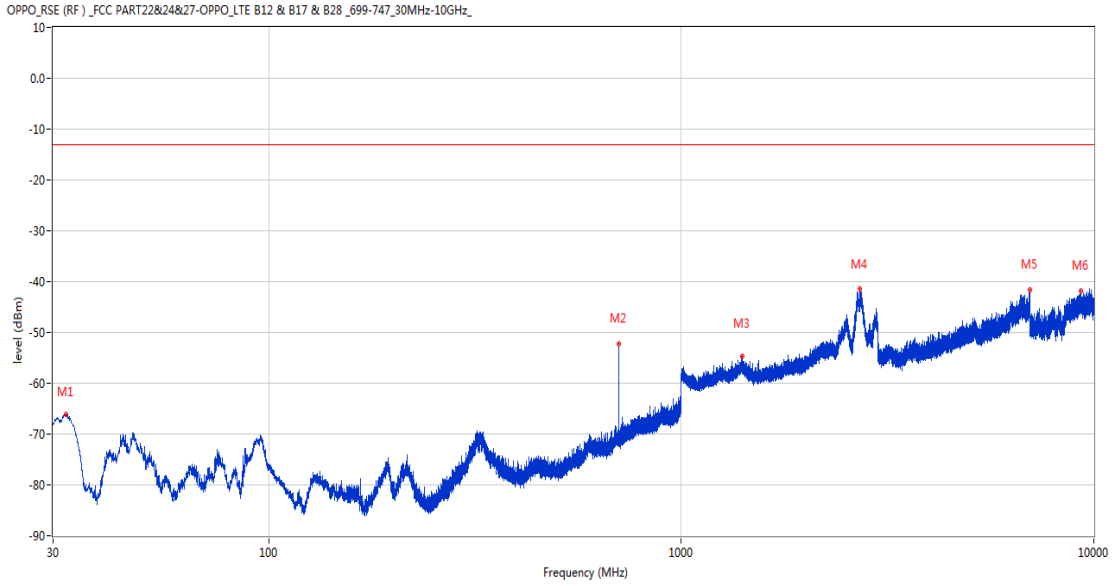
Frequency (MHz)	Result (dBm)	Factor (dB)	PK Limit (dBm)	Over Limit (dB)	Table (o)	ANT	EUT	Verdict
217.064	-67.73	-15.13	-13.0	-54.73	57.00	Horizontal	Vertical	Pass
705.411	-51.71	1.09	-13.0	-38.71	216.00	Horizontal	Vertical	N/A
1402.700	-55.32	-1.80	-13.0	-42.32	353.00	Horizontal	Vertical	Pass
2719.900	-41.37	13.51	-13.0	-28.37	95.00	Horizontal	Vertical	Pass
6997.000	-41.17	13.60	-13.0	-28.17	203.00	Horizontal	Vertical	Pass
9778.750	-40.78	16.19	-13.0	-27.78	175.00	Horizontal	Vertical	Pass

RSE-V&V LTE Band 12 BW5 CH23095



Frequency (MHz)	Result (dBm)	Factor (dB)	PK Limit (dBm)	Over Limit (dB)	Table (o)	ANT	EUT	Verdict
32.134	-64.82	-16.66	-13.0	-51.82	0.00	Vertical	Vertical	Pass
705.362	-49.73	1.09	-13.0	-36.73	264.00	Vertical	Vertical	N/A
1395.200	-54.67	-1.94	-13.0	-41.67	206.00	Vertical	Vertical	Pass
2718.300	-41.08	13.25	-13.0	-28.08	136.00	Vertical	Vertical	Pass
6788.400	-42.34	12.34	-13.0	-29.34	116.00	Vertical	Vertical	Pass
9442.600	-41.93	16.54	-13.0	-28.93	275.00	Vertical	Vertical	Pass

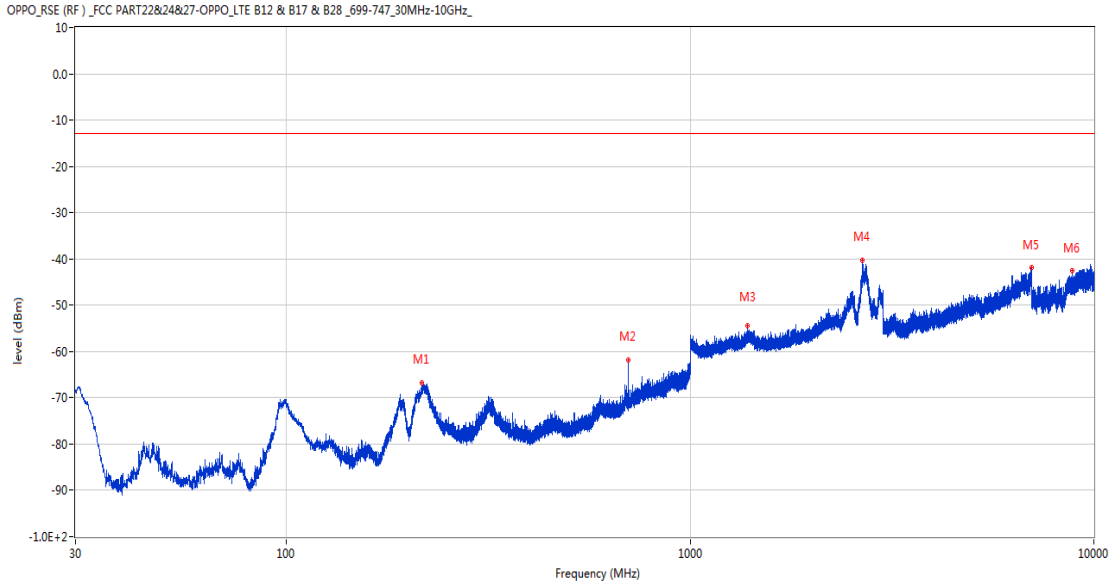
RSE-V&H LTE Band 12 BW5 CH23095



Frequency (MHz)	Result (dBm)	Factor (dB)	PK Limit (dBm)	Over Limit (dB)	Table (o)	ANT	EUT	Verdict
32.182	-66.11	-16.66	-13.0	-53.11	237.00	Vertical	Horizontal	Pass
705.411	-52.15	1.09	-13.0	-39.15	50.00	Vertical	Horizontal	N/A
1402.400	-54.77	-1.78	-13.0	-41.77	165.00	Vertical	Horizontal	Pass
2712.800	-41.51	11.89	-13.0	-28.51	50.00	Vertical	Horizontal	Pass
6984.800	-41.72	13.72	-13.0	-28.72	360.00	Vertical	Horizontal	Pass
9292.151	-41.88	15.37	-13.0	-28.88	131.00	Vertical	Horizontal	Pass

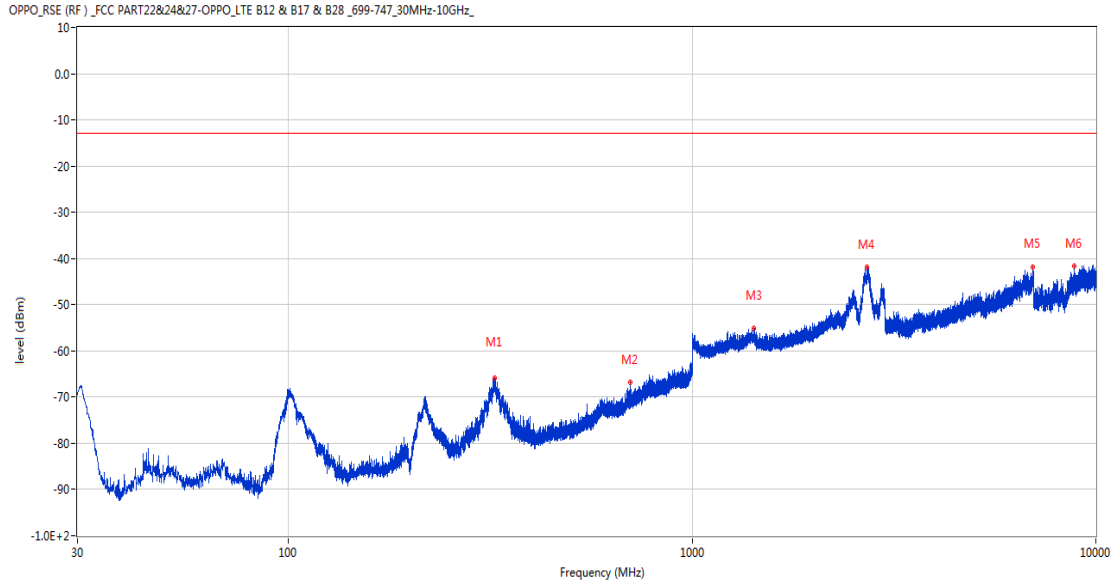
32.4 LTE Band 12 BW10, Middle Channel

RSE-H&H LTE Band 12 BW10 CH23095



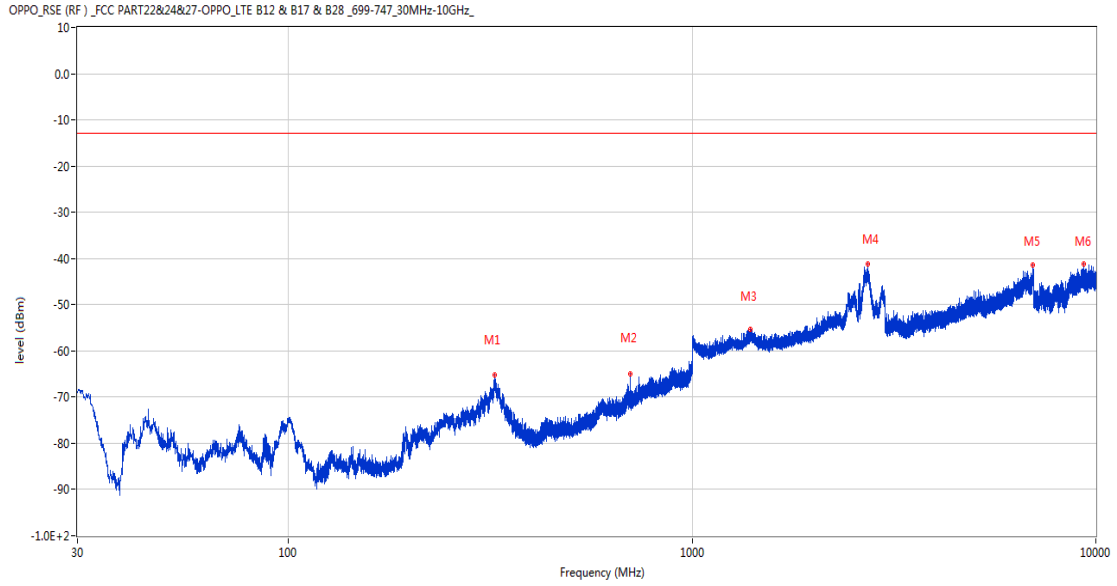
Frequency (MHz)	Result (dBm)	Factor (dB)	PK Limit (dBm)	Over Limit (dB)	Table (o)	ANT	EUT	Verdict
216.434	-66.76	-15.16	-13.0	-53.76	248.00	Horizontal	Horizontal	Pass
703.131	-61.94	1.02	-13.0	-48.94	275.00	Horizontal	Horizontal	N/A
1389.100	-54.51	-2.09	-13.0	-41.51	330.00	Horizontal	Horizontal	Pass
2673.100	-40.22	11.55	-13.0	-27.22	167.00	Horizontal	Horizontal	Pass
6998.200	-41.89	13.63	-13.0	-28.89	188.00	Horizontal	Horizontal	Pass
8846.200	-42.55	15.27	-13.0	-29.55	52.00	Horizontal	Horizontal	Pass

RSE-H&V LTE Band 12 BW10 CH23095



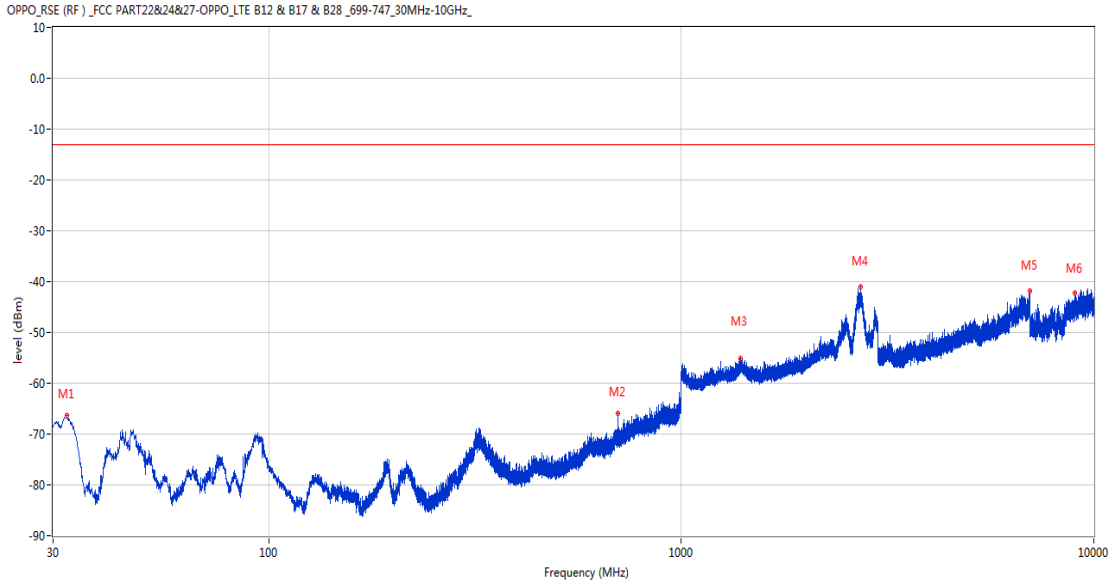
Frequency (MHz)	Result (dBm)	Factor (dB)	PK Limit (dBm)	Over Limit (dB)	Table (o)	ANT	EUT	Verdict
323.668	-65.97	-10.58	-13.0	-52.97	18.00	Horizontal	Vertical	Pass
703.131	-66.79	1.02	-13.0	-53.79	216.00	Horizontal	Vertical	N/A
1423.400	-55.11	-2.35	-13.0	-42.11	239.00	Horizontal	Vertical	Pass
2714.200	-41.93	12.12	-13.0	-28.93	14.00	Horizontal	Vertical	Pass
6980.600	-41.95	13.78	-13.0	-28.95	156.00	Horizontal	Vertical	Pass
8844.550	-41.62	15.27	-13.0	-28.62	214.00	Horizontal	Vertical	Pass

RSE-V&V LTE Band 12 BW10 CH23095



Frequency (MHz)	Result (dBm)	Factor (dB)	PK Limit (dBm)	Over Limit (dB)	Table (o)	ANT	EUT	Verdict
324.880	-65.22	-10.49	-13.0	-52.22	354.00	Vertical	Vertical	Pass
703.131	-64.90	1.02	-13.0	-51.90	218.00	Vertical	Vertical	N/A
1393.500	-55.24	-1.99	-13.0	-42.24	297.00	Vertical	Vertical	Pass
2718.600	-41.08	13.30	-13.0	-28.08	101.00	Vertical	Vertical	Pass
6992.800	-41.49	13.61	-13.0	-28.49	18.00	Vertical	Vertical	Pass
9321.099	-41.20	15.66	-13.0	-28.20	202.00	Vertical	Vertical	Pass

RSE-V&H LTE Band 12 BW10 CH23095

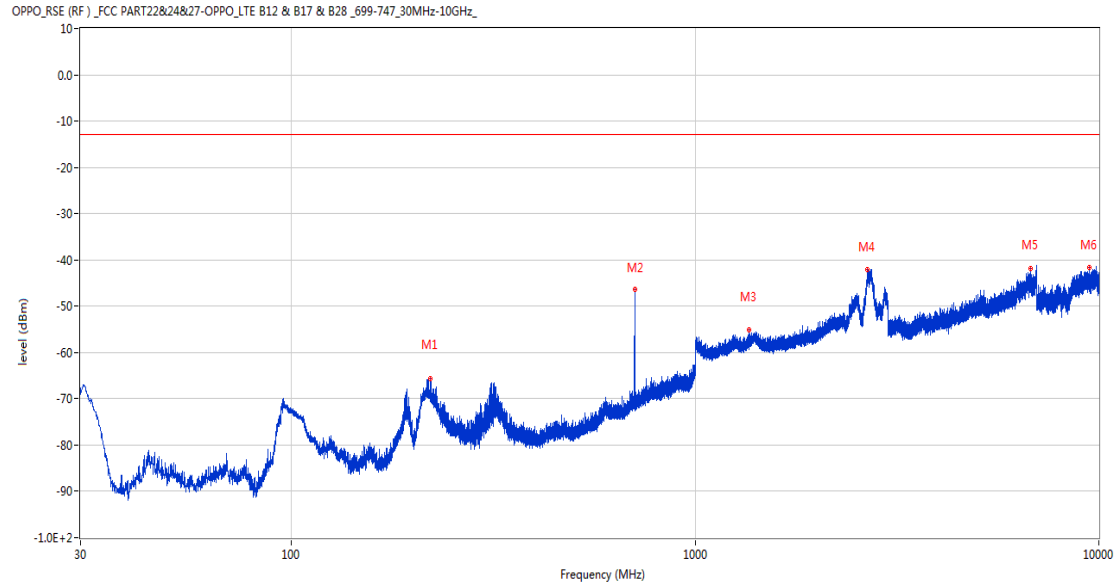


Frequency (MHz)	Result (dBm)	Factor (dB)	PK Limit (dBm)	Over Limit (dB)	Table (o)	ANT	EUT	Verdict
32.377	-66.23	-16.64	-13.0	-53.23	298.00	Vertical	Horizontal	Pass
703.083	-65.86	1.02	-13.0	-52.86	35.00	Vertical	Horizontal	N/A
1394.600	-55.20	-1.98	-13.0	-42.20	133.00	Vertical	Horizontal	Pass
2721.800	-41.07	13.71	-13.0	-28.07	87.00	Vertical	Horizontal	Pass
6998.800	-41.81	13.64	-13.0	-28.81	124.00	Vertical	Horizontal	Pass
8974.599	-42.34	14.86	-13.0	-29.34	12.00	Vertical	Horizontal	Pass

33 LTE Band 17

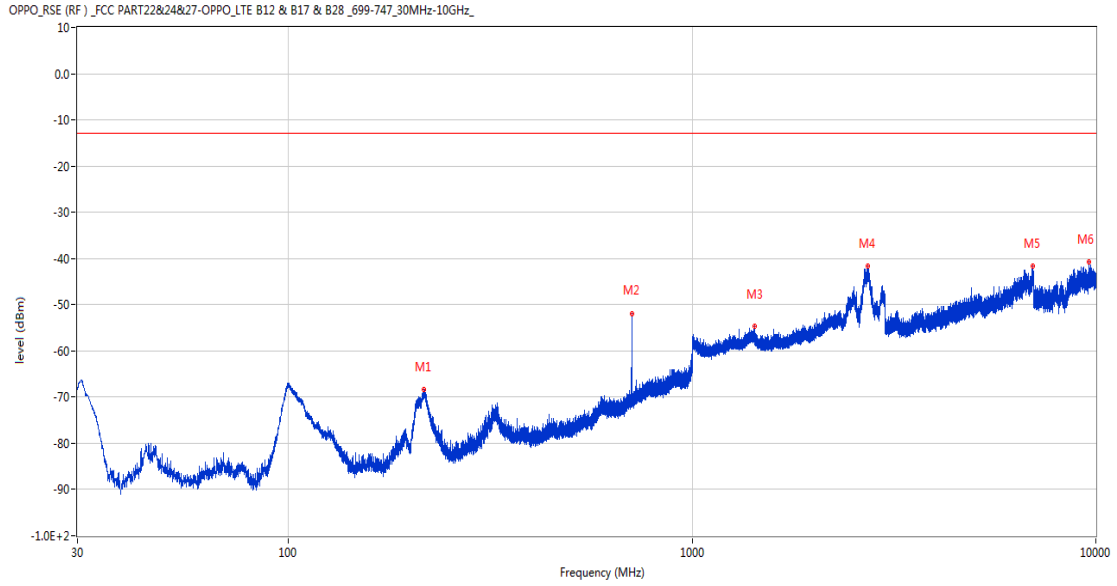
33.1 LTE Band 17 BW5, Middle Channel

RSE-H&H LTE Band 17 BW5 CH23790



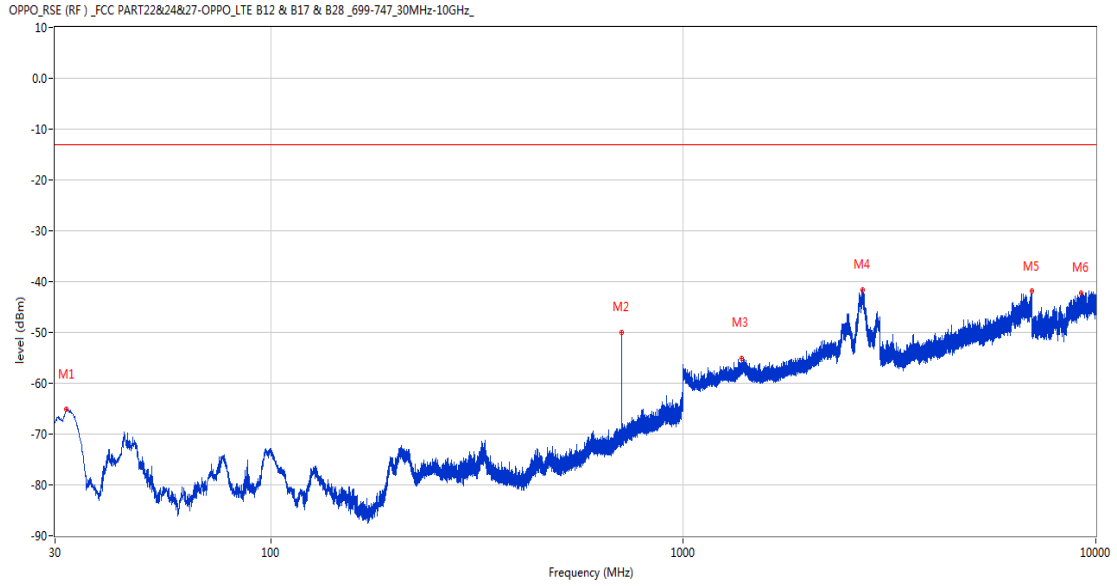
Frequency (MHz)	Result (dBm)	Factor (dB)	PK Limit (dBm)	Over Limit (dB)	Table (o)	ANT	EUT	Verdict
220.556	-65.70	-15.00	-13.0	-52.70	55.00	Horizontal	Horizontal	Pass
707.787	-46.33	1.17	-13.0	-33.33	221.00	Horizontal	Horizontal	N/A
1359.500	-55.02	-2.88	-13.0	-42.02	269.00	Horizontal	Horizontal	Pass
2672.200	-42.00	11.59	-13.0	-29.00	299.00	Horizontal	Horizontal	Pass
6778.000	-41.91	11.89	-13.0	-28.91	177.00	Horizontal	Horizontal	Pass
9449.349	-41.71	16.72	-13.0	-28.71	230.00	Horizontal	Horizontal	Pass

RSE-H&V LTE Band 17 BW5 CH23790



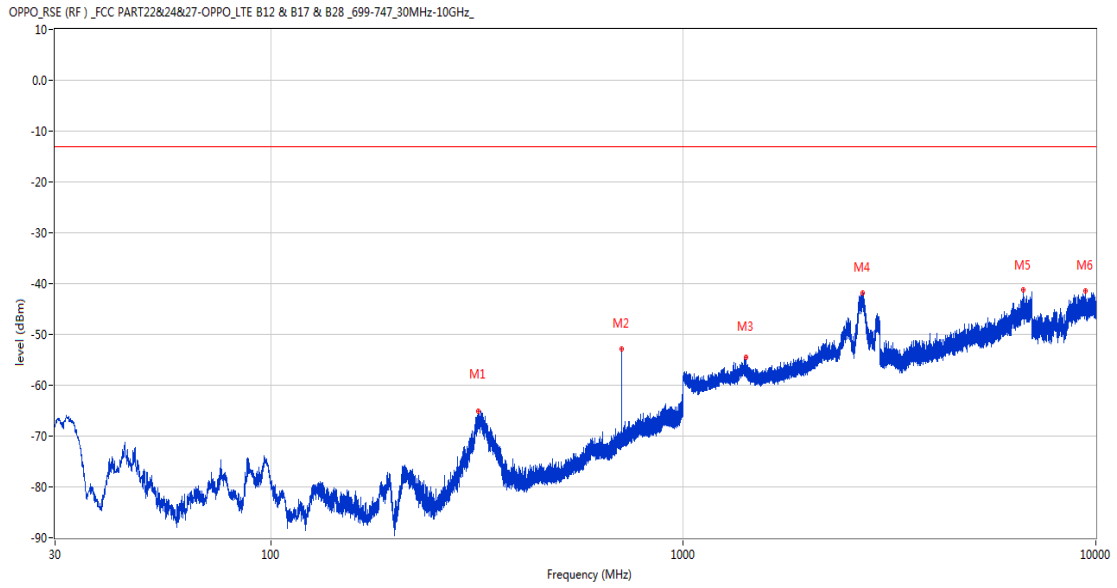
Frequency (MHz)	Result (dBm)	Factor (dB)	PK Limit (dBm)	Over Limit (dB)	Table (o)	ANT	EUT	Verdict
216.337	-68.31	-15.17	-13.0	-55.31	58.00	Horizontal	Vertical	Pass
707.787	-51.95	1.17	-13.0	-38.95	210.00	Horizontal	Vertical	N/A
1427.100	-54.62	-2.54	-13.0	-41.62	359.00	Horizontal	Vertical	Pass
2719.600	-41.72	13.46	-13.0	-28.72	32.00	Horizontal	Vertical	Pass
6992.000	-41.56	13.55	-13.0	-28.56	259.00	Horizontal	Vertical	Pass
9621.250	-40.78	16.35	-13.0	-27.78	145.00	Horizontal	Vertical	Pass

RSE-V&V LTE Band 17 BW5 CH23790



Frequency (MHz)	Result (dBm)	Factor (dB)	PK Limit (dBm)	Over Limit (dB)	Table (o)	ANT	EUT	Verdict
31.988	-65.14	-16.68	-13.0	-52.14	228.00	Vertical	Vertical	Pass
707.836	-49.91	1.17	-13.0	-36.91	248.00	Vertical	Vertical	N/A
1383.700	-55.04	-2.11	-13.0	-42.04	288.00	Vertical	Vertical	Pass
2718.200	-41.54	13.24	-13.0	-28.54	107.00	Vertical	Vertical	Pass
6988.800	-41.85	13.49	-13.0	-28.85	50.00	Vertical	Vertical	Pass
9208.450	-42.27	15.34	-13.0	-29.27	46.00	Vertical	Vertical	Pass

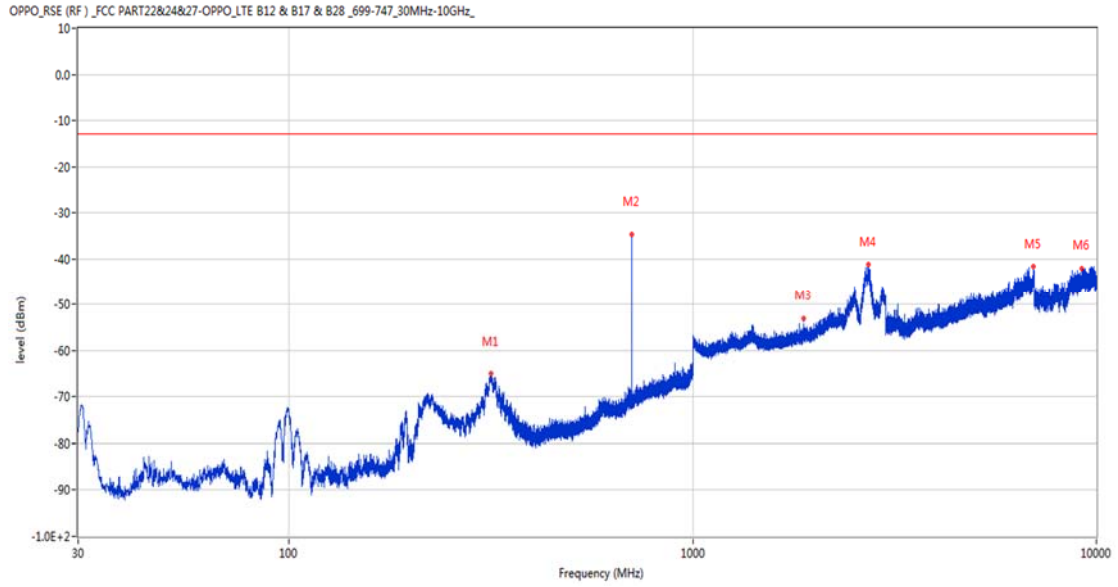
RSE-V&H LTE Band 17 BW5 CH23790



Frequency (MHz)	Result (dBm)	Factor (dB)	PK Limit (dBm)	Over Limit (dB)	Table (o)	ANT	EUT	Verdict
318.575	-65.12	-10.82	-13.0	-52.12	135.00	Vertical	Horizontal	Pass
707.787	-52.90	1.17	-13.0	-39.90	42.00	Vertical	Horizontal	N/A
1420.100	-54.53	-2.25	-13.0	-41.53	277.00	Vertical	Horizontal	Pass
2716.600	-41.75	12.77	-13.0	-28.75	246.00	Vertical	Horizontal	Pass
6675.800	-41.31	11.71	-13.0	-28.31	216.00	Vertical	Horizontal	Pass
9448.750	-41.41	16.71	-13.0	-28.41	239.00	Vertical	Horizontal	Pass

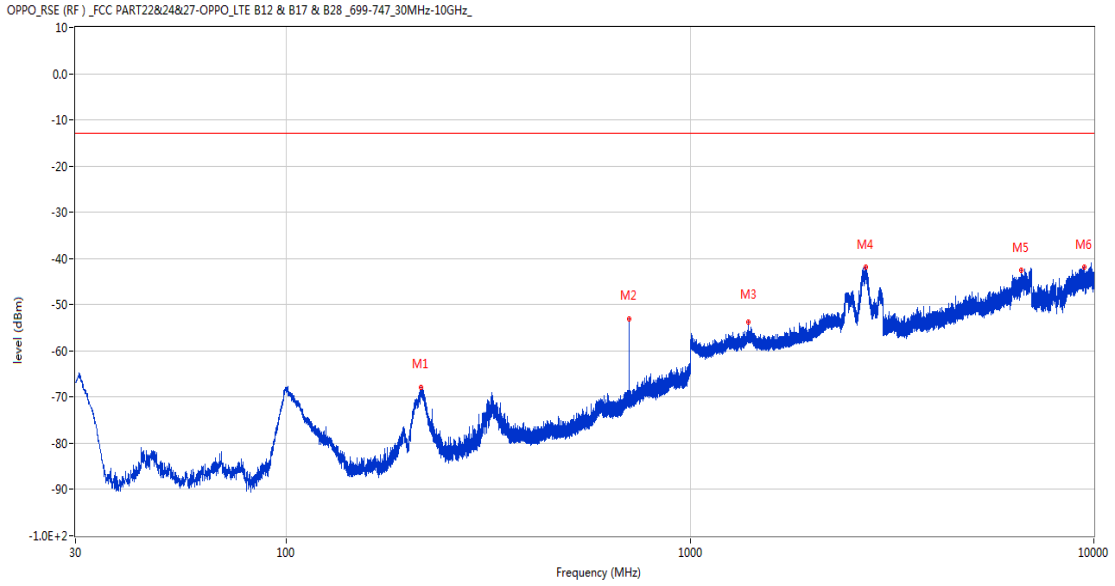
33.2 LTE Band 17 BW10, Middle Channel

RSE-H&H LTE Band 17 BW10 CH23790



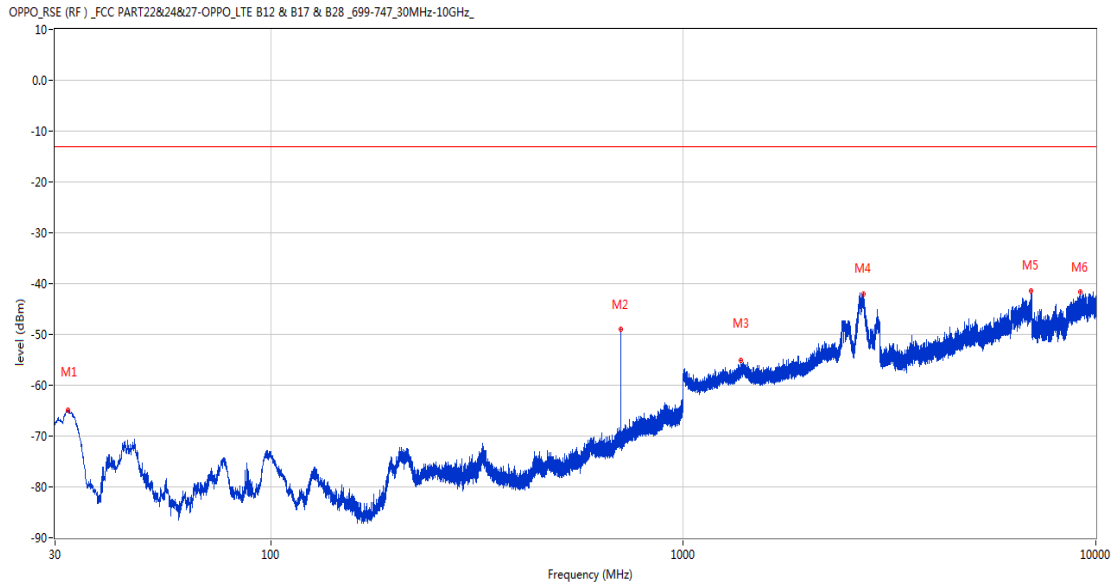
Frequency (MHz)	Result (dBm)	Factor (dB)	PK Limit (dBm)	Over Limit (dB)	Table (o)	ANT	EUT	Verdict
316.974	-64.95	-10.84	-13.0	-51.95	258.00	Horizontal	Horizontal	Pass
706.526	-34.74	1.13	-13.0	-21.74	235.00	Horizontal	Horizontal	N/A
1879.400	-53.13	-2.27	-13.0	-40.13	260.00	Horizontal	Horizontal	Pass
2720.500	-41.26	13.58	-13.0	-28.26	51.00	Horizontal	Horizontal	Pass
6990.400	-41.67	13.47	-13.0	-28.67	166.00	Horizontal	Horizontal	Pass
9211.450	-42.17	15.34	-13.0	-29.17	95.00	Horizontal	Horizontal	Pass

RSE-H&V LTE Band 17 BW10 CH23790



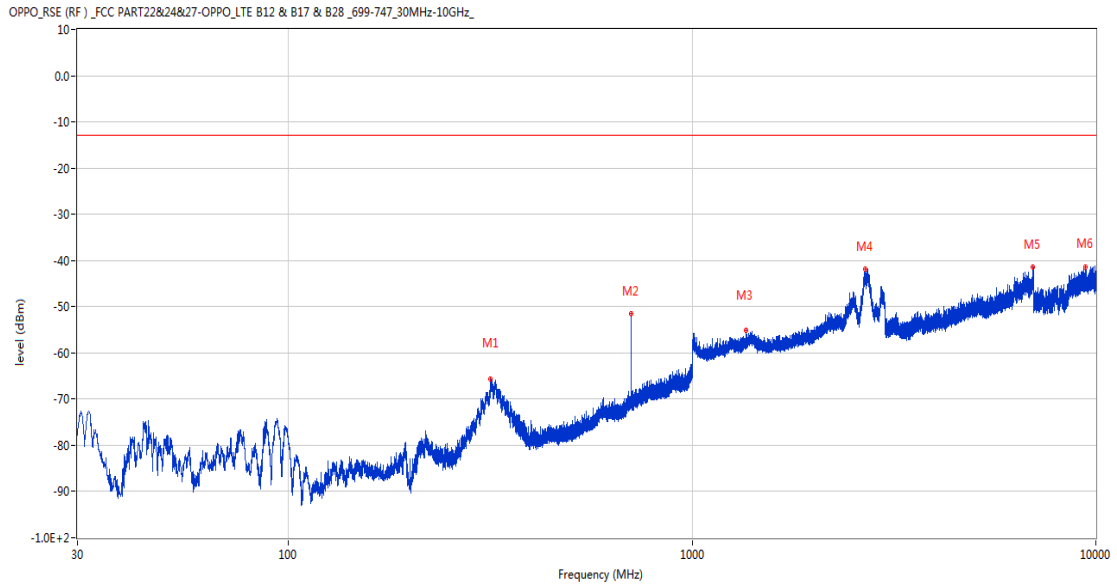
Frequency (MHz)	Result (dBm)	Factor (dB)	PK Limit (dBm)	Over Limit (dB)	Table (o)	ANT	EUT	Verdict
215.706	-67.97	-15.20	-13.0	-54.97	52.00	Horizontal	Vertical	Pass
705.557	-53.08	1.10	-13.0	-40.08	214.00	Horizontal	Vertical	N/A
1392.200	-53.70	-1.96	-13.0	-40.70	115.00	Horizontal	Vertical	Pass
2716.600	-41.93	12.77	-13.0	-28.93	197.00	Horizontal	Vertical	Pass
6615.000	-42.58	12.33	-13.0	-29.58	233.00	Horizontal	Vertical	Pass
9456.850	-41.96	16.59	-13.0	-28.96	140.00	Horizontal	Vertical	Pass

RSE-V&V LTE Band 17 BW10 CH23790



Frequency (MHz)	Result (dBm)	Factor (dB)	PK Limit (dBm)	Over Limit (dB)	Table (o)	ANT	EUT	Verdict
32.182	-64.97	-16.66	-13.0	-51.97	271.00	Vertical	Vertical	Pass
705.557	-49.05	1.10	-13.0	-36.05	256.00	Vertical	Vertical	N/A
1379.300	-55.10	-2.24	-13.0	-42.10	82.00	Vertical	Vertical	Pass
2734.800	-42.13	13.50	-13.0	-29.13	0.00	Vertical	Vertical	Pass
6981.600	-41.38	13.84	-13.0	-28.38	164.00	Vertical	Vertical	Pass
9187.151	-41.59	15.13	-13.0	-28.59	360.00	Vertical	Vertical	Pass

RSE-V&H LTE Band 17 BW10 CH23790

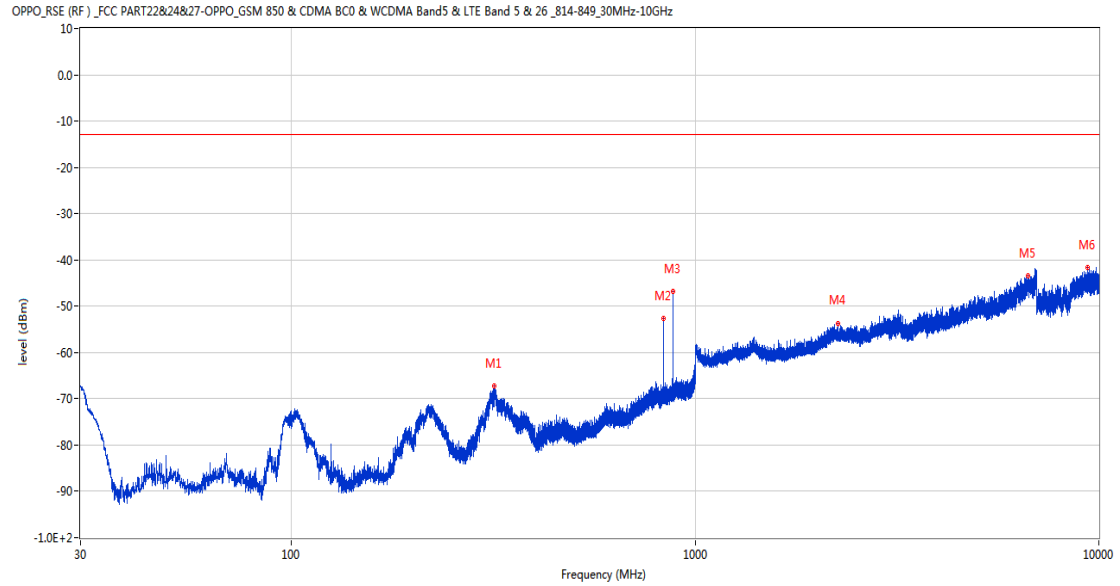


Frequency (MHz)	Result (dBm)	Factor (dB)	PK Limit (dBm)	Over Limit (dB)	Table (o)	ANT	EUT	Verdict
316.829	-65.55	-10.85	-13.0	-52.55	135.00	Vertical	Horizontal	Pass
705.605	-51.62	1.10	-13.0	-38.62	39.00	Vertical	Horizontal	N/A
1358.000	-55.20	-2.88	-13.0	-42.20	36.00	Vertical	Horizontal	Pass
2684.900	-41.92	12.76	-13.0	-28.92	18.00	Vertical	Horizontal	Pass
6983.400	-41.46	13.86	-13.0	-28.46	0.00	Vertical	Horizontal	Pass
9448.300	-41.51	16.69	-13.0	-28.51	61.00	Vertical	Horizontal	Pass

34 LTE Band 26 (Part22)

34.1 LTE Band 26 (Part22) BW1.4, Middle Channel

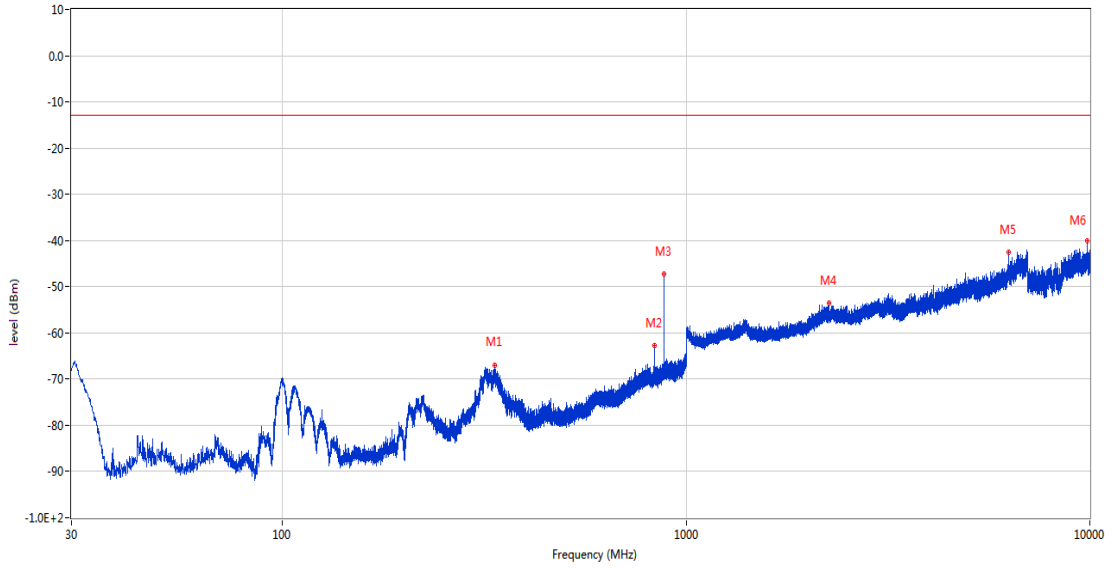
RSE-H&H LTE Band 26 (Part22) BW1.4 CH26915



Frequency (MHz)	Result (dBm)	Factor (dB)	PK Limit (dBm)	Over Limit (dB)	Table (o)	ANT	EUT	Verdict
317.023	-67.22	-11.84	-13.0	-54.22	139.00	Horizontal	Horizontal	Pass
836.119	-52.53	2.58	-13.0	-39.53	30.00	Horizontal	Horizontal	N/A
881.417	-46.89	2.78	-13.0	-33.89	212.00	Horizontal	Horizontal	N/A
2256.300	-53.84	-1.23	-13.0	-40.84	146.00	Horizontal	Horizontal	Pass
6679.800	-43.39	11.78	-13.0	-30.39	75.00	Horizontal	Horizontal	Pass
9371.050	-41.62	15.24	-13.0	-28.62	295.00	Horizontal	Horizontal	Pass

RSE-H&V LTE Band 26 (Part22) BW1.4 CH26915

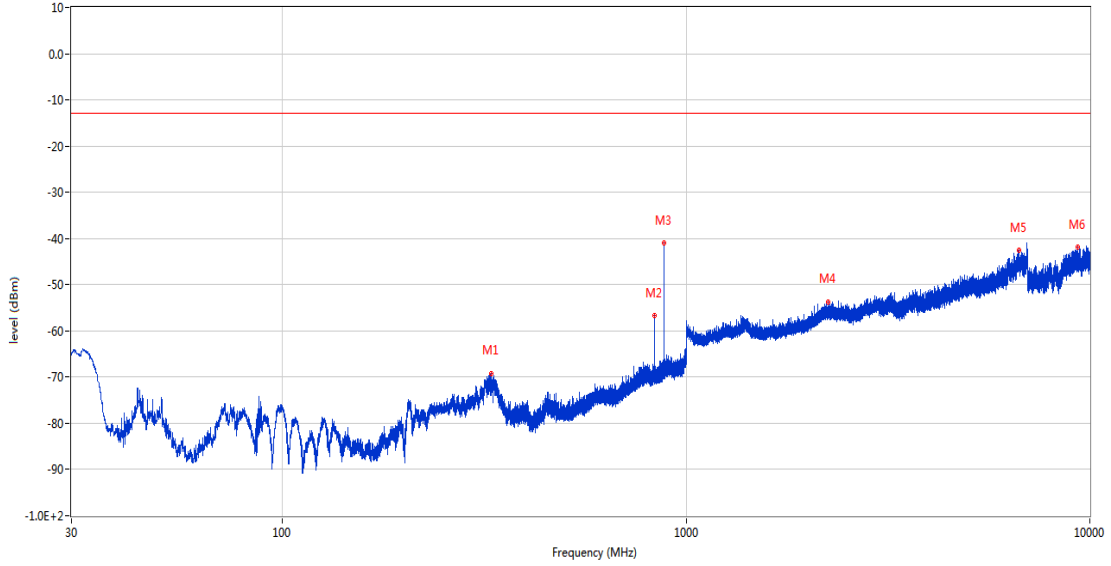
OPPO_RSE (RF) _FCC PART22&24&27-OPPO_GSM 850 & CDMA BC0 & WCDMA Band5 & LTE Band 5 & 26_814-849_30MHz-10GHz



Frequency (MHz)	Result (dBm)	Factor (dB)	PK Limit (dBm)	Over Limit (dB)	Table (o)	ANT	EUT	Verdict
335.405	-67.01	-10.54	-13.0	-54.01	170.00	Horizontal	Vertical	Pass
836.070	-62.75	2.58	-13.0	-49.75	157.00	Horizontal	Vertical	N/A
881.223	-47.23	2.76	-13.0	-34.23	182.00	Horizontal	Vertical	N/A
2262.800	-53.58	-1.28	-13.0	-40.58	354.00	Horizontal	Vertical	Pass
6282.600	-42.57	11.31	-13.0	-29.57	47.00	Horizontal	Vertical	Pass
9835.900	-40.15	17.01	-13.0	-27.15	-1.00	Horizontal	Vertical	Pass

RSE-V&V LTE Band 26 (Part22) BW1.4 CH26915

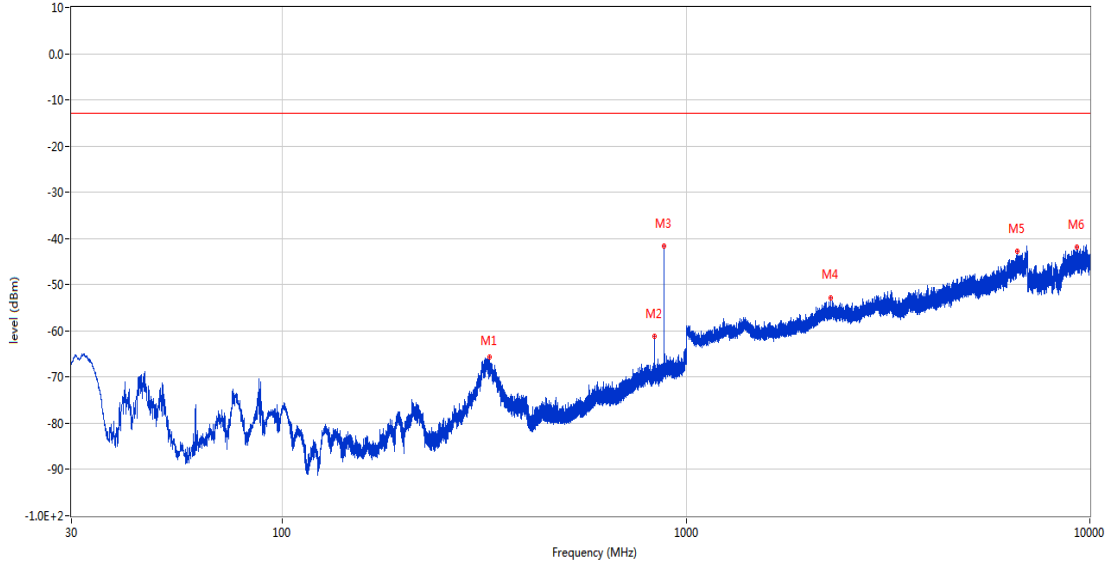
OPPO_RSE (RF) _ FCC PART22&24&27-OPPO_GSM 850 & CDMA BC0 & WCDMA Band5 & LTE Band 5 & 26_814-849_30MHz-10GHz



Frequency (MHz)	Result (dBm)	Factor (dB)	PK Limit (dBm)	Over Limit (dB)	Table (o)	ANT	EUT	Verdict
328.614	-69.18	-11.13	-13.0	-56.18	0.00	Vertical	Vertical	Pass
836.119	-56.67	2.58	-13.0	-43.67	46.00	Vertical	Vertical	N/A
881.127	-40.95	2.75	-13.0	-27.95	136.00	Vertical	Vertical	N/A
2243.800	-53.70	-1.51	-13.0	-40.70	101.00	Vertical	Vertical	Pass
6677.800	-42.49	11.75	-13.0	-29.49	318.00	Vertical	Vertical	Pass
9337.000	-41.84	15.26	-13.0	-28.84	202.00	Vertical	Vertical	Pass

RSE-V&H LTE Band 26 (Part22) BW1.4 CH26915

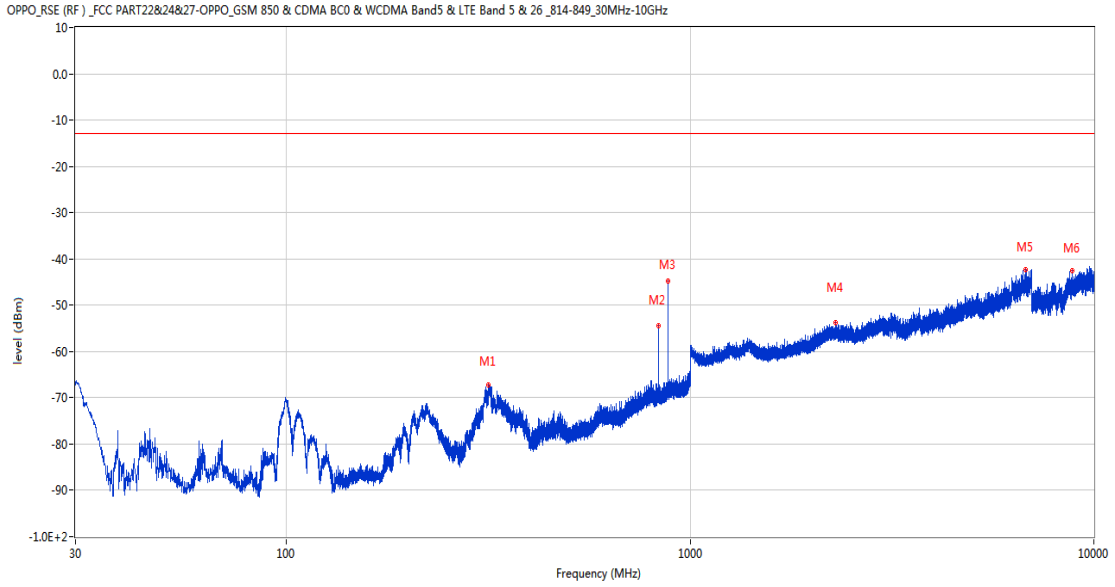
OPPO_RSE (RF) _ FCC PART22&24&27-OPPO_GSM 850 & CDMA BC0 & WCDMA Band5 & LTE Band 5 & 26_814-849_30MHz-10GHz



Frequency (MHz)	Result (dBm)	Factor (dB)	PK Limit (dBm)	Over Limit (dB)	Table (o)	ANT	EUT	Verdict
325.268	-65.60	-11.15	-13.0	-52.60	143.00	Vertical	Horizontal	Pass
836.167	-61.16	2.58	-13.0	-48.16	180.00	Vertical	Horizontal	N/A
881.903	-41.61	2.84	-13.0	-28.61	69.00	Vertical	Horizontal	N/A
2281.400	-52.85	-1.36	-13.0	-39.85	340.00	Vertical	Horizontal	Pass
6612.800	-42.66	12.34	-13.0	-29.66	162.00	Vertical	Horizontal	Pass
9267.401	-41.81	15.14	-13.0	-28.81	168.00	Vertical	Horizontal	Pass

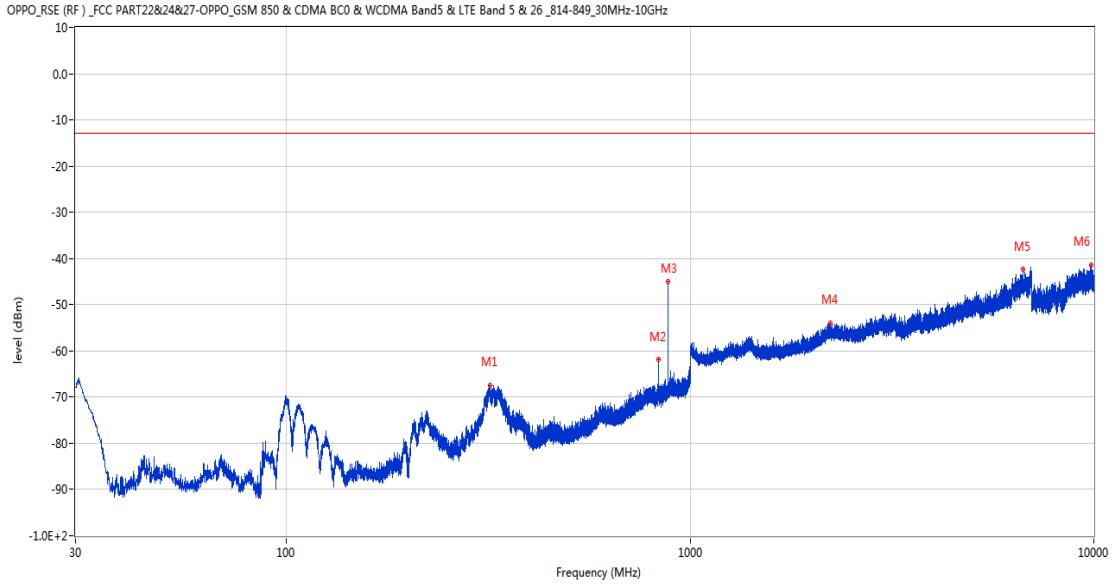
34.2 LTE Band 26 (Part22) BW3, Middle Channel

RSE-H&H LTE Band 26 (Part22) BW3 CH26915



Frequency (MHz)	Result (dBm)	Factor (dB)	PK Limit (dBm)	Over Limit (dB)	Table (o)	ANT	EUT	Verdict
316.926	-67.19	-11.84	-13.0	-54.19	135.00	Horizontal	Horizontal	Pass
835.197	-54.39	2.55	-13.0	-41.39	65.00	Horizontal	Horizontal	N/A
881.951	-44.69	2.85	-13.0	-31.69	204.00	Horizontal	Horizontal	N/A
2294.800	-53.84	-1.16	-13.0	-40.84	63.00	Horizontal	Horizontal	Pass
6784.000	-42.41	12.15	-13.0	-29.41	361.00	Horizontal	Horizontal	Pass
8822.799	-42.64	15.02	-13.0	-29.64	279.00	Horizontal	Horizontal	Pass

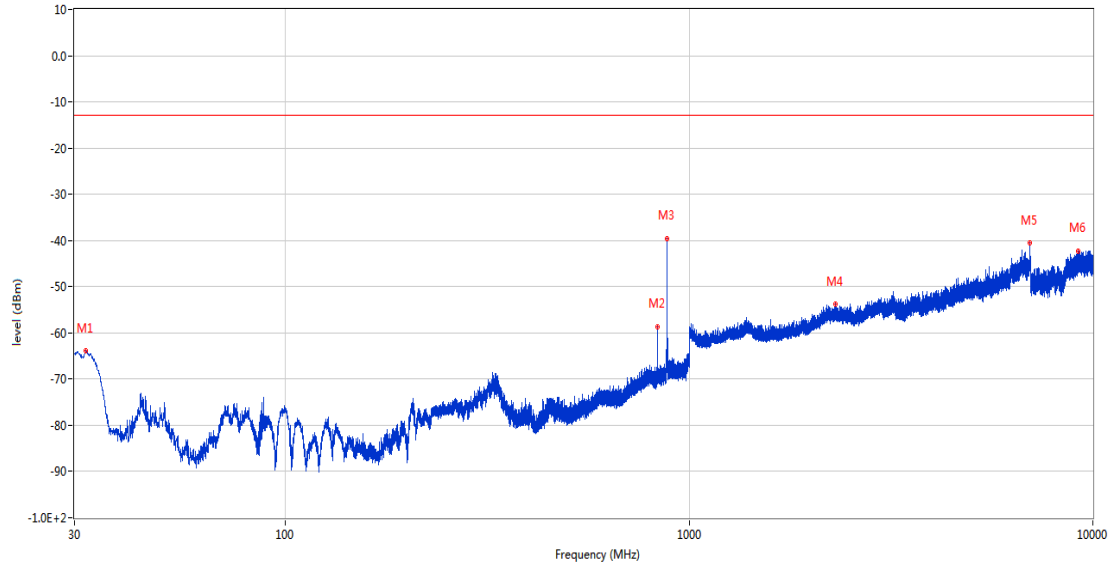
RSE-H&V LTE Band 26 (Part22) BW3 CH26915



Frequency (MHz)	Result (dBm)	Factor (dB)	PK Limit (dBm)	Over Limit (dB)	Table (o)	ANT	EUT	Verdict
318.914	-67.53	-11.78	-13.0	-54.53	169.00	Horizontal	Vertical	Pass
835.197	-61.92	2.55	-13.0	-48.92	129.00	Horizontal	Vertical	N/A
881.951	-45.04	2.85	-13.0	-32.04	196.00	Horizontal	Vertical	N/A
2230.300	-54.08	-1.15	-13.0	-41.08	0.00	Horizontal	Vertical	Pass
6678.200	-42.34	11.76	-13.0	-29.34	202.00	Horizontal	Vertical	Pass
9865.750	-41.33	16.20	-13.0	-28.33	-3.00	Horizontal	Vertical	Pass

RSE-V&V LTE Band 26 (Part22) BW3 CH26915

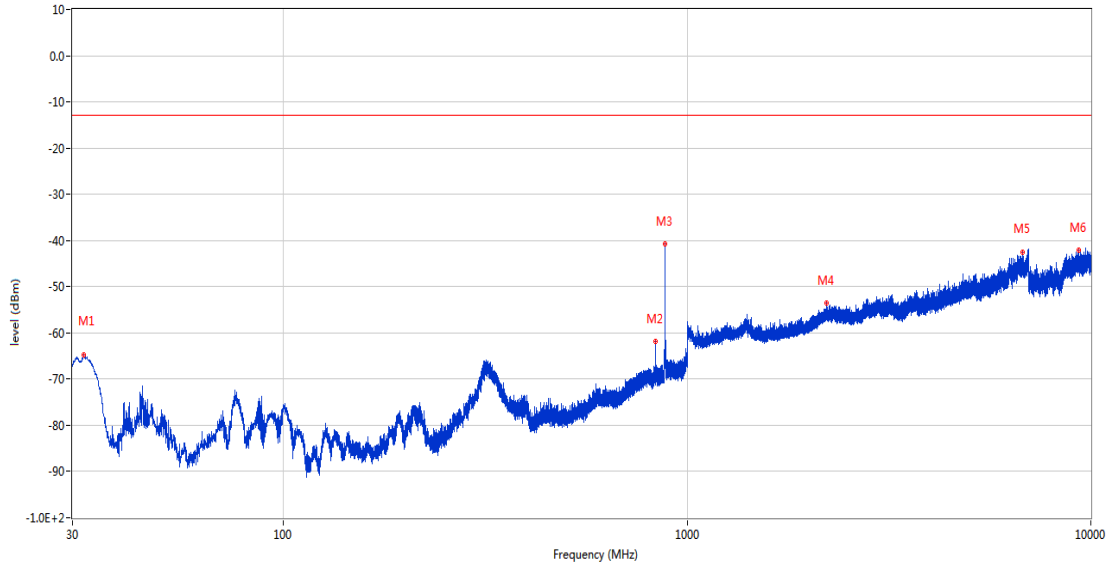
OPPO_RSE (RF) _ FCC PART22&24&27-OPPO_GSM 850 & CDMA BC0 & WCDMA Band5 & LTE Band 5 & 26_814-849_30MHz-10GHz



Frequency (MHz)	Result (dBm)	Factor (dB)	PK Limit (dBm)	Over Limit (dB)	Table (o)	ANT	EUT	Verdict
31.988	-63.87	-16.89	-13.0	-50.87	20.00	Vertical	Vertical	Pass
835.197	-58.60	2.55	-13.0	-45.60	59.00	Vertical	Vertical	N/A
881.708	-39.54	2.82	-13.0	-26.54	137.00	Vertical	Vertical	N/A
2299.500	-53.75	-1.15	-13.0	-40.75	310.00	Vertical	Vertical	Pass
6985.000	-40.46	13.71	-13.0	-27.46	272.00	Vertical	Vertical	Pass
9197.799	-42.39	15.30	-13.0	-29.39	54.00	Vertical	Vertical	Pass

RSE-V&H LTE Band 26 (Part22) BW3 CH26915

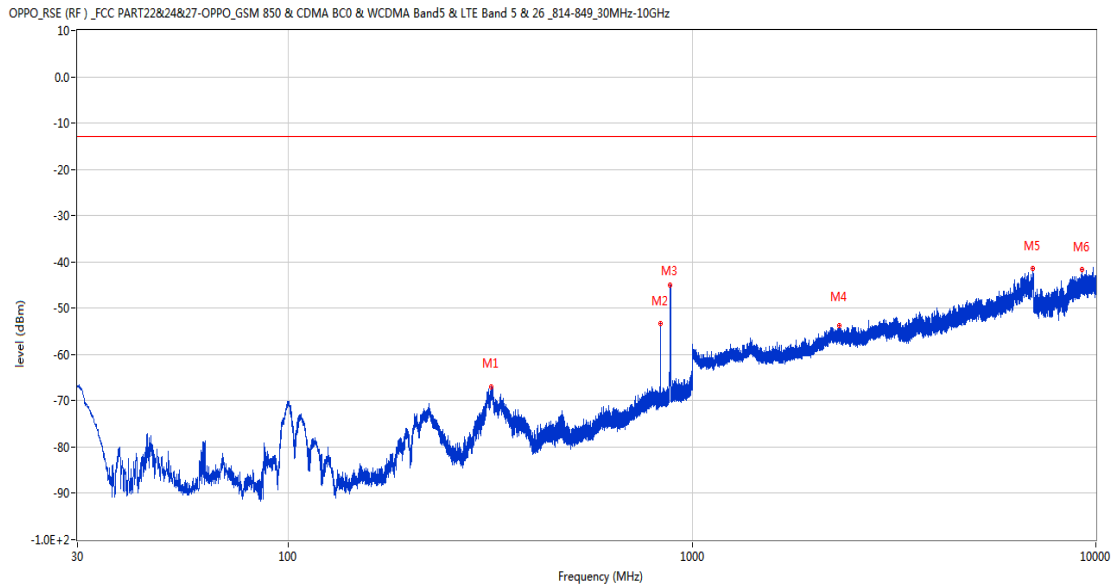
OPPO_RSE (RF) _ FCC PART22&24&27-OPPO_GSM 850 & CDMA BC0 & WCDMA Band5 & LTE Band 5 & 26_814-849_30MHz-10GHz



Frequency (MHz)	Result (dBm)	Factor (dB)	PK Limit (dBm)	Over Limit (dB)	Table (o)	ANT	EUT	Verdict
32.037	-64.83	-16.86	-13.0	-51.83	259.00	Vertical	Horizontal	Pass
835.246	-61.81	2.55	-13.0	-48.81	83.00	Vertical	Horizontal	N/A
882.630	-40.81	2.93	-13.0	-27.81	65.00	Vertical	Horizontal	N/A
2209.400	-53.58	-1.15	-13.0	-40.58	0.00	Vertical	Horizontal	Pass
6790.600	-42.50	12.39	-13.0	-29.50	361.00	Vertical	Horizontal	Pass
9330.099	-42.16	15.43	-13.0	-29.16	320.00	Vertical	Horizontal	Pass

34.3 LTE Band 26 (Part22) BW5, Middle Channel

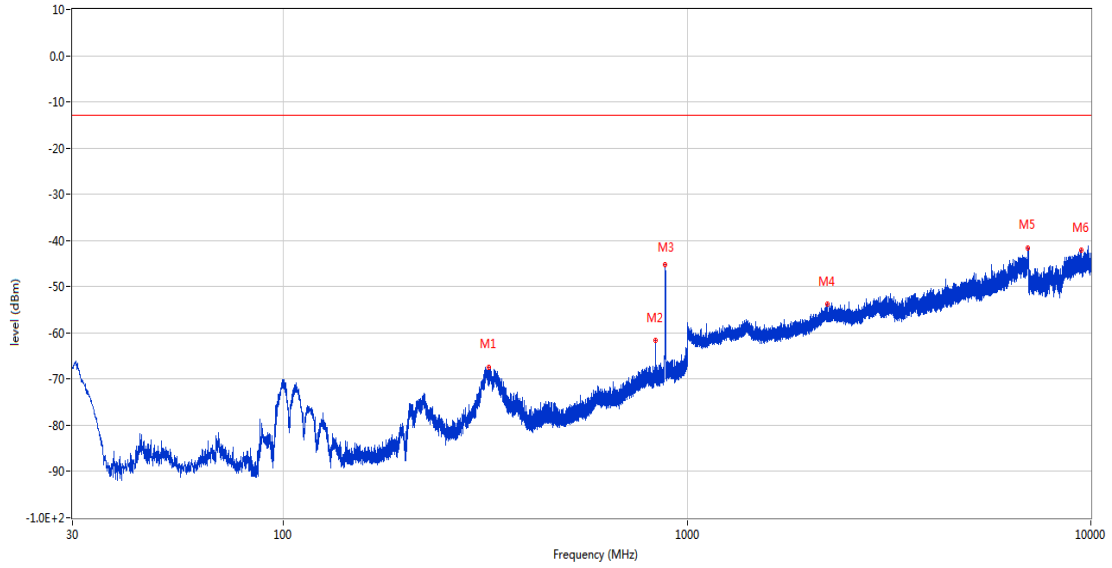
RSE-H&H LTE Band 26 (Part22) BW5 CH26915



Frequency (MHz)	Result (dBm)	Factor (dB)	PK Limit (dBm)	Over Limit (dB)	Table (o)	ANT	EUT	Verdict
317.556	-67.02	-11.82	-13.0	-54.02	153.00	Horizontal	Horizontal	Pass
834.372	-53.42	2.53	-13.0	-40.42	84.00	Horizontal	Horizontal	N/A
882.097	-44.90	2.86	-13.0	-31.90	206.00	Horizontal	Horizontal	N/A
2310.200	-53.86	-1.08	-13.0	-40.86	9.00	Horizontal	Horizontal	Pass
6995.800	-41.45	13.55	-13.0	-28.45	265.00	Horizontal	Horizontal	Pass
9226.750	-41.58	15.32	-13.0	-28.58	-1.00	Horizontal	Horizontal	Pass

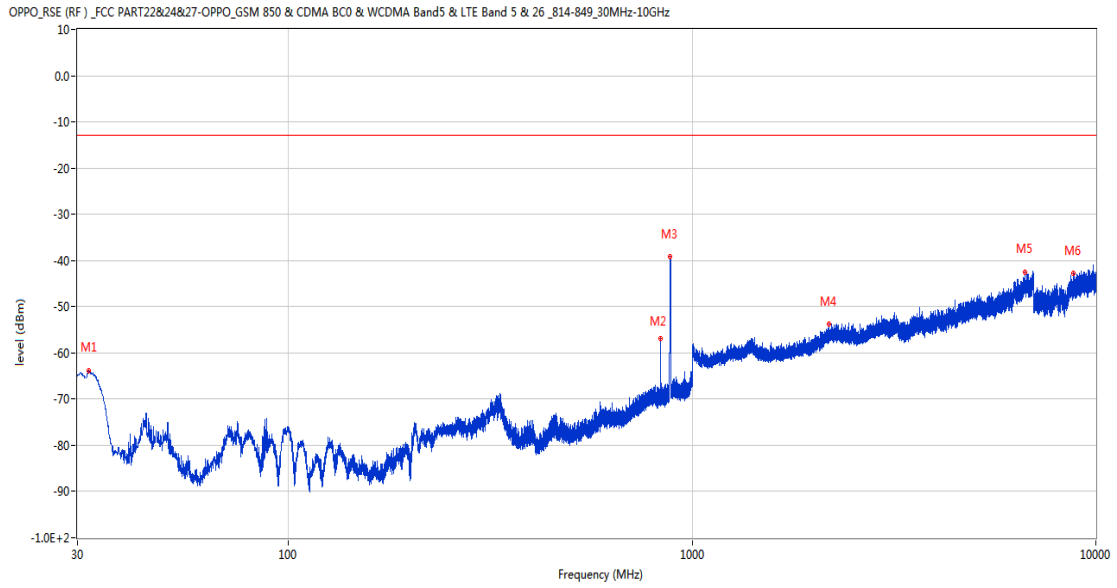
RSE-H&V LTE Band 26 (Part22) BW5 CH26915

OPPO_RSE (RF) _ FCC PART22&24&27-OPPO_GSM 850 & CDMA BC0 & WCDMA Band5 & LTE Band 5 & 26_814-849_30MHz-10GHz



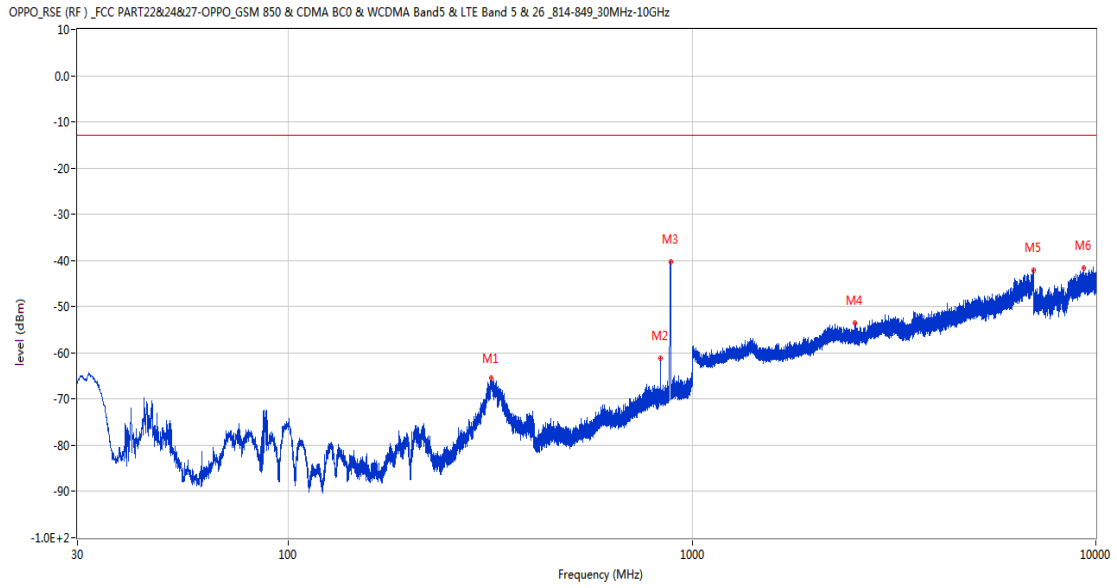
Frequency (MHz)	Result (dBm)	Factor (dB)	PK Limit (dBm)	Over Limit (dB)	Table (o)	ANT	EUT	Verdict
322.212	-67.56	-11.32	-13.0	-54.56	160.00	Horizontal	Vertical	Pass
834.372	-61.69	2.53	-13.0	-48.69	119.00	Horizontal	Vertical	N/A
879.575	-45.28	2.63	-13.0	-32.28	201.00	Horizontal	Vertical	N/A
2221.700	-53.68	-1.00	-13.0	-40.68	120.00	Horizontal	Vertical	Pass
6982.600	-41.69	13.91	-13.0	-28.69	24.00	Horizontal	Vertical	Pass
9461.049	-42.12	16.50	-13.0	-29.12	360.00	Horizontal	Vertical	Pass

RSE-V&V LTE Band 26 (Part22) BW5 CH26915



Frequency (MHz)	Result (dBm)	Factor (dB)	PK Limit (dBm)	Over Limit (dB)	Table (o)	ANT	EUT	Verdict
32.037	-63.88	-16.86	-13.0	-50.88	306.00	Vertical	Vertical	Pass
834.372	-56.99	2.53	-13.0	-43.99	52.00	Vertical	Vertical	N/A
881.466	-39.20	2.79	-13.0	-26.20	122.00	Vertical	Vertical	N/A
2181.700	-53.86	-1.72	-13.0	-40.86	280.00	Vertical	Vertical	Pass
6678.600	-42.46	11.76	-13.0	-29.46	361.00	Vertical	Vertical	Pass
8801.200	-42.70	14.36	-13.0	-29.70	-2.00	Vertical	Vertical	Pass

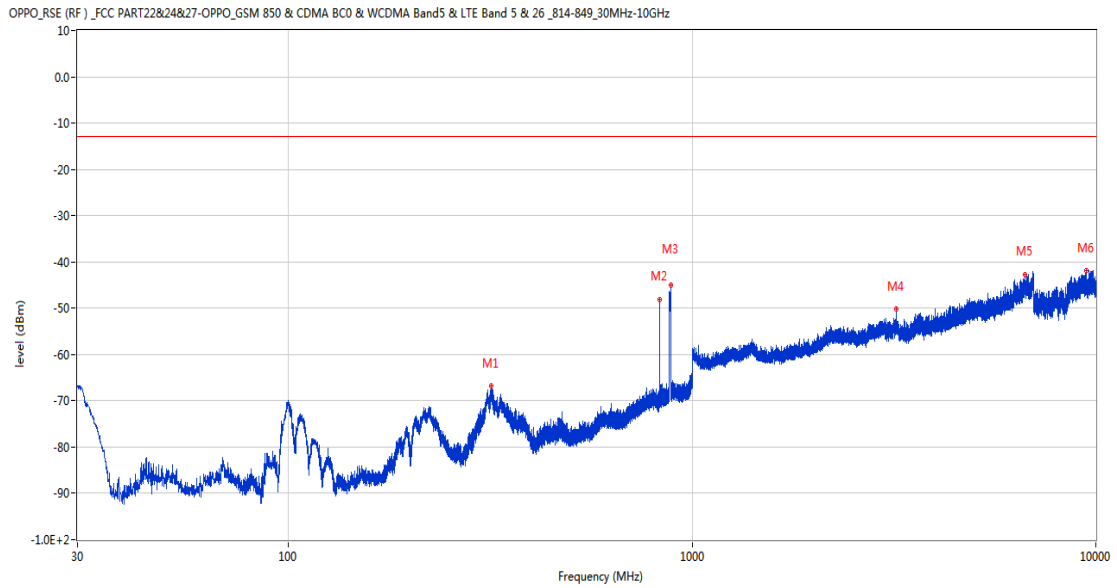
RSE-V&H LTE Band 26 (Part22) BW5 CH26915



Frequency (MHz)	Result (dBm)	Factor (dB)	PK Limit (dBm)	Over Limit (dB)	Table (o)	ANT	EUT	Verdict
317.847	-65.47	-11.81	-13.0	-52.47	148.00	Vertical	Horizontal	Pass
834.372	-61.09	2.53	-13.0	-48.09	64.00	Vertical	Horizontal	N/A
883.551	-40.29	3.05	-13.0	-27.29	64.00	Vertical	Horizontal	N/A
2527.600	-53.48	-1.42	-13.0	-40.48	341.00	Vertical	Horizontal	Pass
7000.000	-42.04	13.64	-13.0	-29.04	82.00	Vertical	Horizontal	Pass
9317.200	-41.70	15.67	-13.0	-28.70	164.00	Vertical	Horizontal	Pass

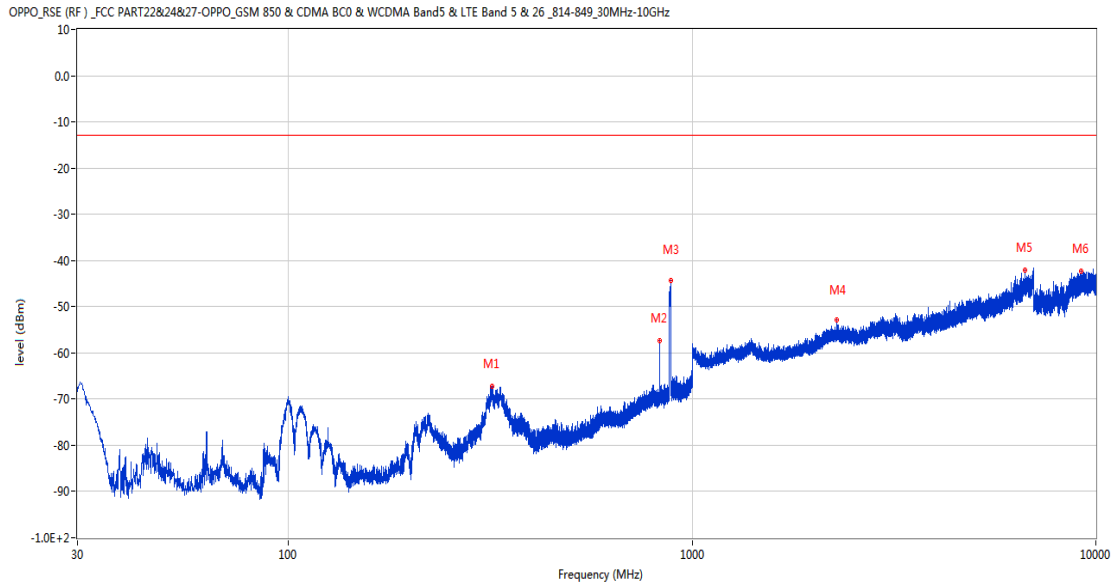
34.4 LTE Band 26 (Part22) BW10, Middle Channel

RSE-H&H LTE Band 26 (Part22) BW10 CH26915



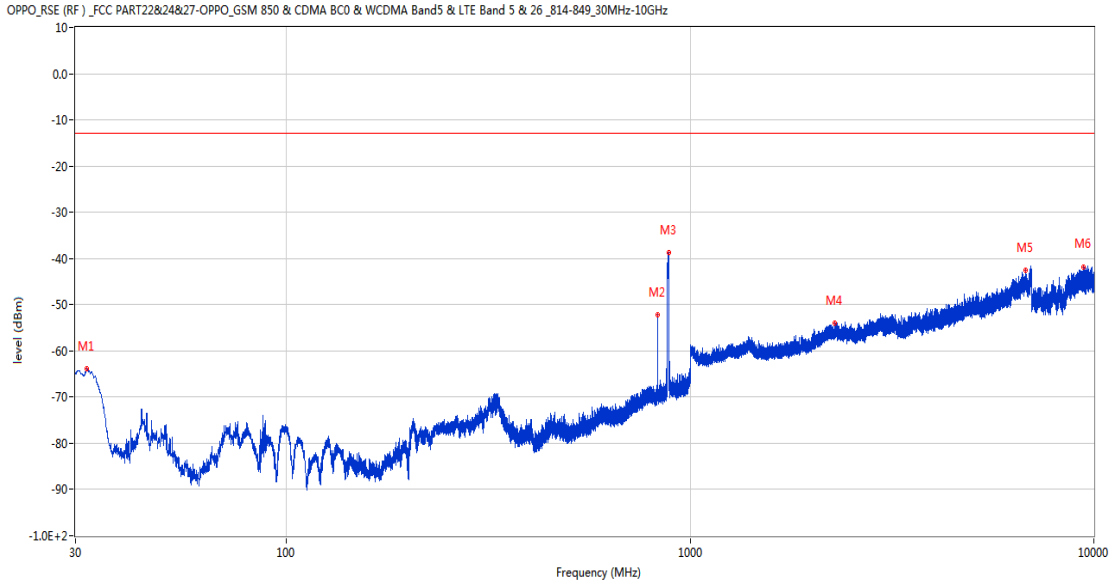
Frequency (MHz)	Result (dBm)	Factor (dB)	PK Limit (dBm)	Over Limit (dB)	Table (o)	ANT	EUT	Verdict
317.654	-66.69	-11.82	-13.0	-53.69	156.00	Horizontal	Horizontal	Pass
832.142	-48.06	2.46	-13.0	-35.06	42.00	Horizontal	Horizontal	N/A
885.394	-44.97	3.12	-13.0	-31.97	203.00	Horizontal	Horizontal	N/A
3209.200	-50.21	3.32	-13.0	-37.21	361.00	Horizontal	Horizontal	Pass
6689.600	-42.80	11.86	-13.0	-29.80	28.00	Horizontal	Horizontal	Pass
9449.500	-41.88	16.73	-13.0	-28.88	360.00	Horizontal	Horizontal	Pass

RSE-H&V LTE Band 26 (Part22) BW10 CH26915



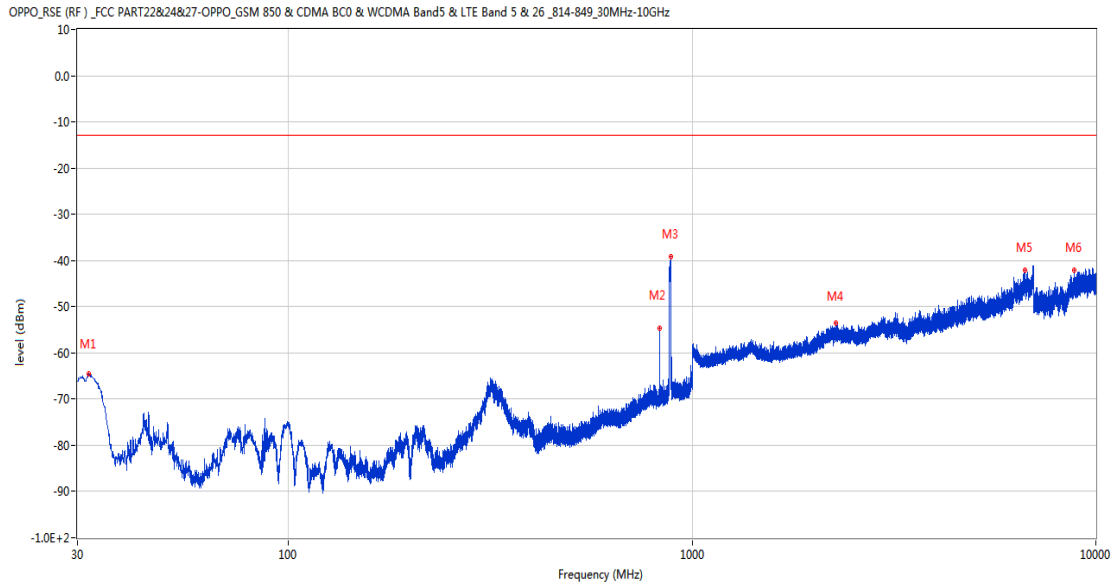
Frequency (MHz)	Result (dBm)	Factor (dB)	PK Limit (dBm)	Over Limit (dB)	Table (o)	ANT	EUT	Verdict
319.108	-67.20	-11.76	-13.0	-54.20	159.00	Horizontal	Vertical	Pass
832.142	-57.33	2.46	-13.0	-44.33	159.00	Horizontal	Vertical	N/A
885.588	-44.33	3.12	-13.0	-31.33	189.00	Horizontal	Vertical	N/A
2282.100	-52.94	-1.35	-13.0	-39.94	180.00	Horizontal	Vertical	Pass
6676.200	-42.09	11.72	-13.0	-29.09	258.00	Horizontal	Vertical	Pass
9211.450	-42.39	15.34	-13.0	-29.39	19.00	Horizontal	Vertical	Pass

RSE-V&V LTE Band 26 (Part22) BW10 CH26915



Frequency (MHz)	Result (dBm)	Factor (dB)	PK Limit (dBm)	Over Limit (dB)	Table (o)	ANT	EUT	Verdict
32.037	-63.94	-16.86	-13.0	-50.94	25.00	Vertical	Vertical	Pass
832.142	-52.17	2.46	-13.0	-39.17	81.00	Vertical	Vertical	N/A
885.249	-38.72	3.13	-13.0	-25.72	124.00	Vertical	Vertical	N/A
2281.100	-54.06	-1.36	-13.0	-41.06	101.00	Vertical	Vertical	Pass
6788.000	-42.52	12.32	-13.0	-29.52	0.00	Vertical	Vertical	Pass
9434.500	-41.83	16.36	-13.0	-28.83	172.00	Vertical	Vertical	Pass

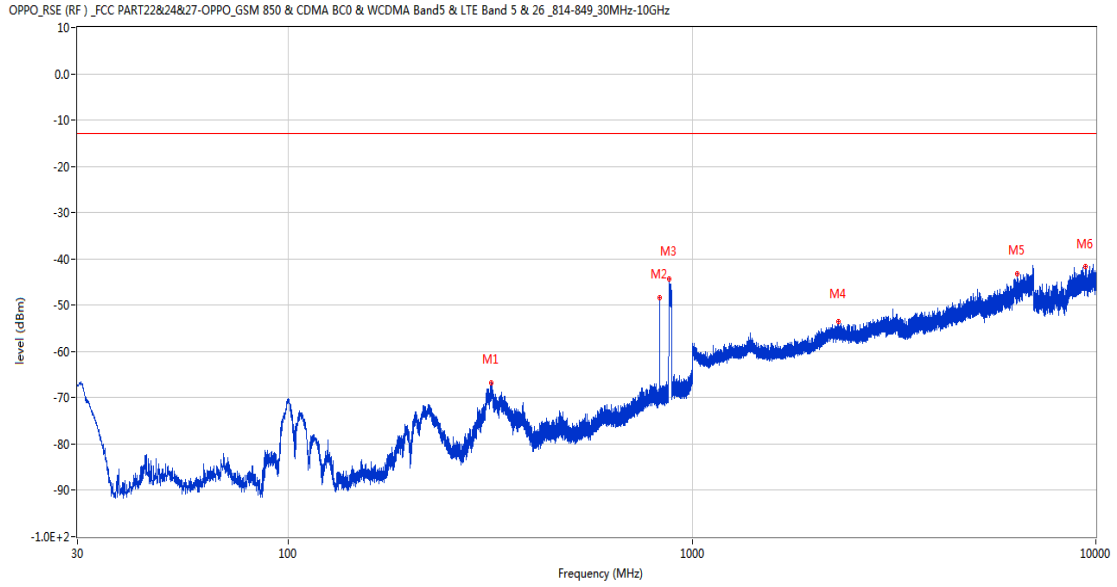
RSE-V&H LTE Band 26 (Part22) BW10 CH26915



Frequency (MHz)	Result (dBm)	Factor (dB)	PK Limit (dBm)	Over Limit (dB)	Table (o)	ANT	EUT	Verdict
32.037	-64.47	-16.86	-13.0	-51.47	269.00	Vertical	Horizontal	Pass
832.142	-54.68	2.46	-13.0	-41.68	73.00	Vertical	Horizontal	N/A
885.443	-39.07	3.12	-13.0	-26.07	122.00	Vertical	Horizontal	N/A
2264.800	-53.55	-1.35	-13.0	-40.55	256.00	Vertical	Horizontal	Pass
6683.400	-42.16	11.90	-13.0	-29.16	199.00	Vertical	Horizontal	Pass
8854.901	-42.17	15.15	-13.0	-29.17	189.00	Vertical	Horizontal	Pass

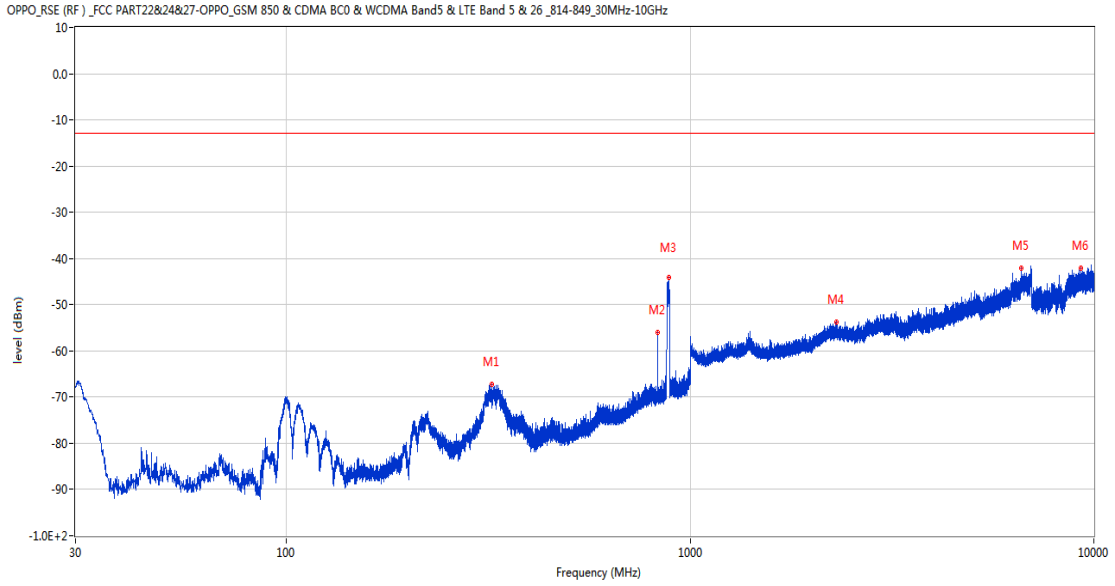
34.5 LTE Band 26 (Part22) BW15, Middle Channel

RSE-H&H LTE Band 26 (Part22) BW15 CH26915



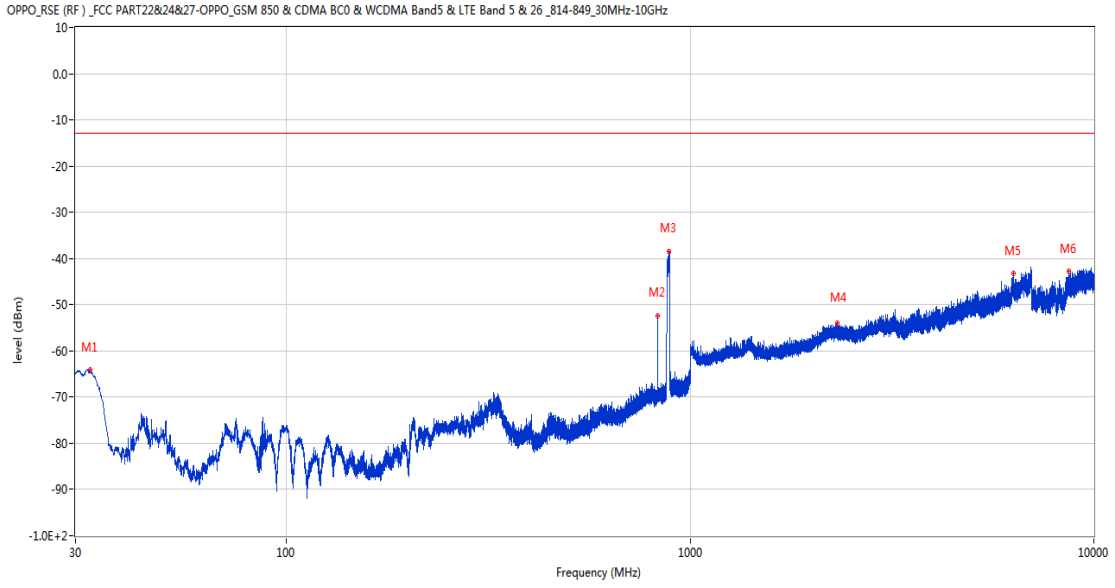
Frequency (MHz)	Result (dBm)	Factor (dB)	PK Limit (dBm)	Over Limit (dB)	Table (o)	ANT	EUT	Verdict
317.944	-66.86	-11.81	-13.0	-53.86	151.00	Horizontal	Horizontal	Pass
829.862	-48.27	2.39	-13.0	-35.27	72.00	Horizontal	Horizontal	N/A
878.895	-44.38	2.65	-13.0	-31.38	197.00	Horizontal	Horizontal	N/A
2302.000	-53.45	-1.11	-13.0	-40.45	189.00	Horizontal	Horizontal	Pass
6395.000	-43.31	10.26	-13.0	-30.31	361.00	Horizontal	Horizontal	Pass
9435.550	-41.65	16.38	-13.0	-28.65	-3.00	Horizontal	Horizontal	Pass

RSE-H&V LTE Band 26 (Part22) BW15 CH26915



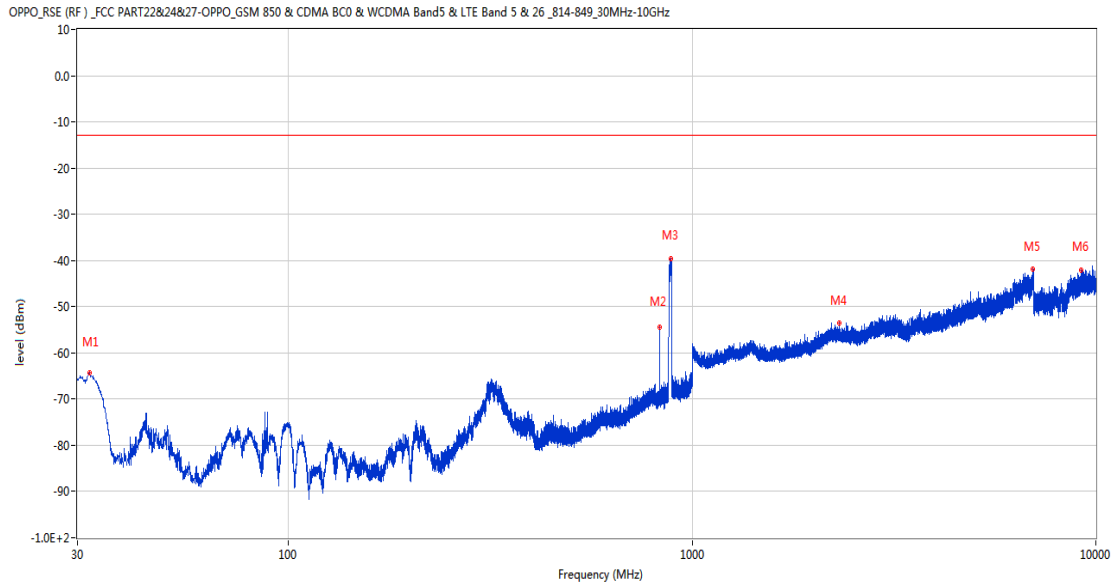
Frequency (MHz)	Result (dBm)	Factor (dB)	PK Limit (dBm)	Over Limit (dB)	Table (o)	ANT	EUT	Verdict
321.728	-67.33	-11.32	-13.0	-54.33	174.00	Horizontal	Vertical	Pass
829.862	-56.05	2.39	-13.0	-43.05	144.00	Horizontal	Vertical	N/A
885.782	-44.05	3.12	-13.0	-31.05	203.00	Horizontal	Vertical	N/A
2297.800	-53.85	-1.10	-13.0	-40.85	154.00	Horizontal	Vertical	Pass
6598.800	-42.16	11.40	-13.0	-29.16	21.00	Horizontal	Vertical	Pass
9281.050	-42.14	15.13	-13.0	-29.14	283.00	Horizontal	Vertical	Pass

RSE-V&V LTE Band 26 (Part22) BW15 CH26915



Frequency (MHz)	Result (dBm)	Factor (dB)	PK Limit (dBm)	Over Limit (dB)	Table (o)	ANT	EUT	Verdict
32.619	-64.19	-16.83	-13.0	-51.19	317.00	Vertical	Vertical	Pass
829.814	-52.45	2.39	-13.0	-39.45	104.00	Vertical	Vertical	N/A
884.570	-38.55	3.14	-13.0	-25.55	119.00	Vertical	Vertical	N/A
2310.400	-54.07	-1.08	-13.0	-41.07	1.00	Vertical	Vertical	Pass
6314.000	-43.25	10.09	-13.0	-30.25	59.00	Vertical	Vertical	Pass
8678.350	-42.82	13.48	-13.0	-29.82	73.00	Vertical	Vertical	Pass

RSE-V&H LTE Band 26 (Part22) BW15 CH26915

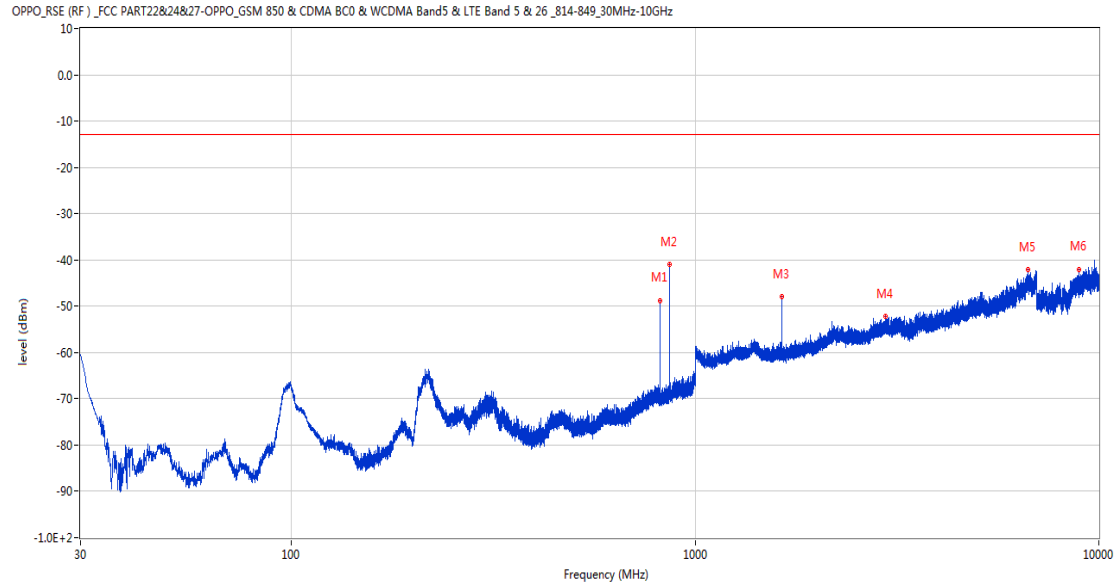


Frequency (MHz)	Result (dBm)	Factor (dB)	PK Limit (dBm)	Over Limit (dB)	Table (o)	ANT	EUT	Verdict
32.134	-64.36	-16.86	-13.0	-51.36	269.00	Vertical	Horizontal	Pass
829.862	-54.48	2.39	-13.0	-41.48	71.00	Vertical	Horizontal	N/A
885.879	-39.53	3.11	-13.0	-26.53	132.00	Vertical	Horizontal	N/A
2319.900	-53.60	-1.26	-13.0	-40.60	146.00	Vertical	Horizontal	Pass
6985.000	-41.91	13.71	-13.0	-28.91	361.00	Vertical	Horizontal	Pass
9174.100	-42.05	14.90	-13.0	-29.05	-1.00	Vertical	Horizontal	Pass

35 LTE Band 26 (Part90)

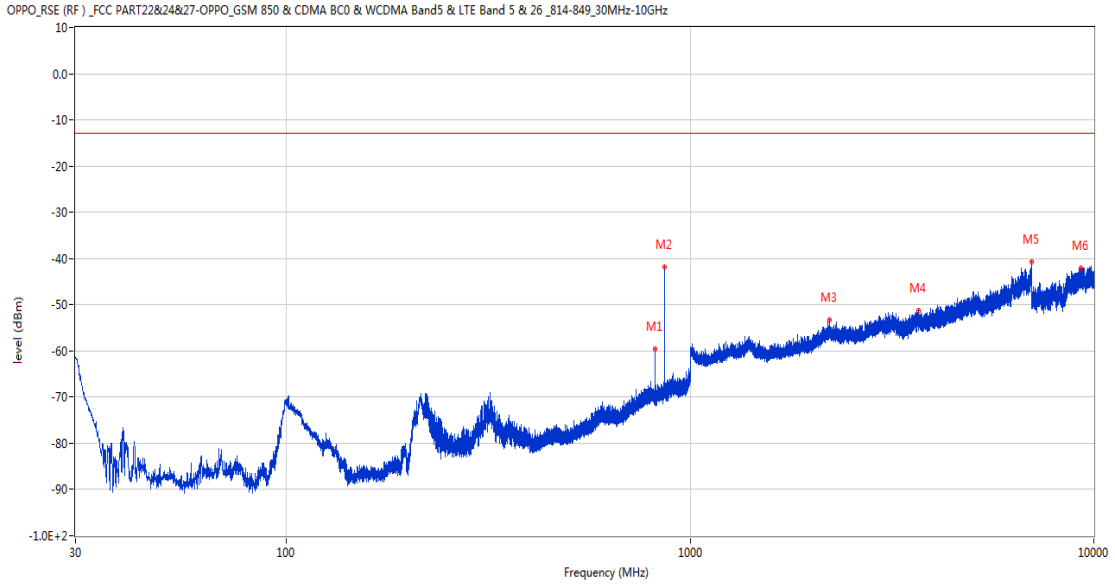
35.1 LTE Band 26 (Part90) BW1.4, Middle Channel

RSE-H&H LTE Band 26 (Part90) BW1.4 CH26740



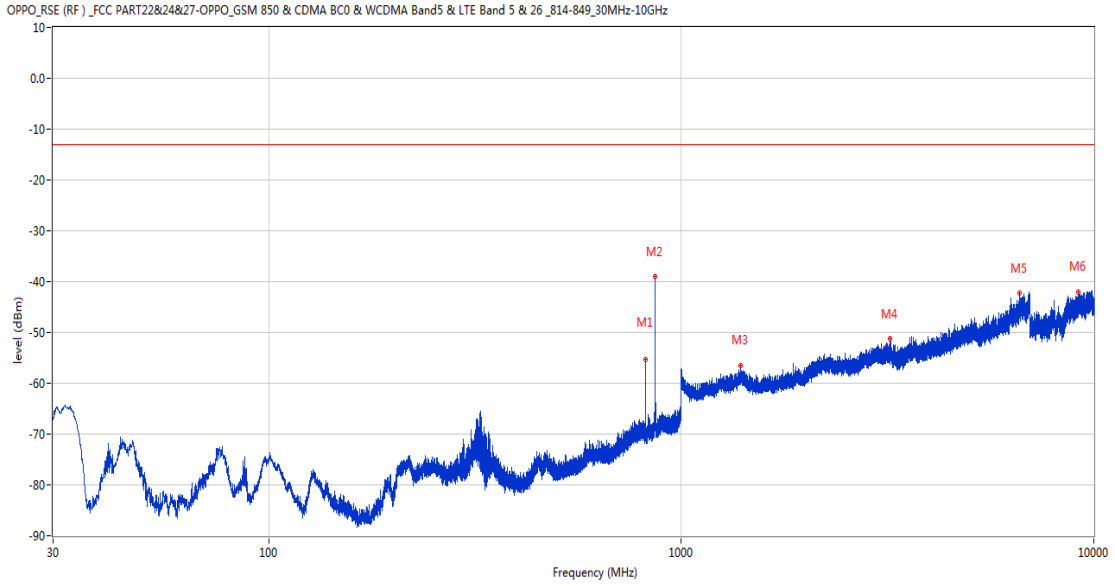
Frequency (MHz)	Result (dBm)	Factor (dB)	PK Limit (dBm)	Over Limit (dB)	Table (o)	ANT	EUT	Verdict
818.513	-48.75	2.10	-13.0	-35.75	117.00	Horizontal	Horizontal	N/A
863.570	-41.02	2.14	-13.0	-28.02	317.00	Horizontal	Horizontal	N/A
1637.500	-47.96	-5.66	-13.0	-34.96	336.00	Horizontal	Horizontal	Pass
2966.300	-52.19	1.91	-13.0	-39.19	277.00	Horizontal	Horizontal	Pass
6681.200	-42.09	11.79	-13.0	-29.09	317.00	Horizontal	Horizontal	Pass
8937.550	-42.17	15.42	-13.0	-29.17	334.00	Horizontal	Horizontal	Pass

RSE-H&V LTE Band 26 (Part90) BW1.4 CH26740



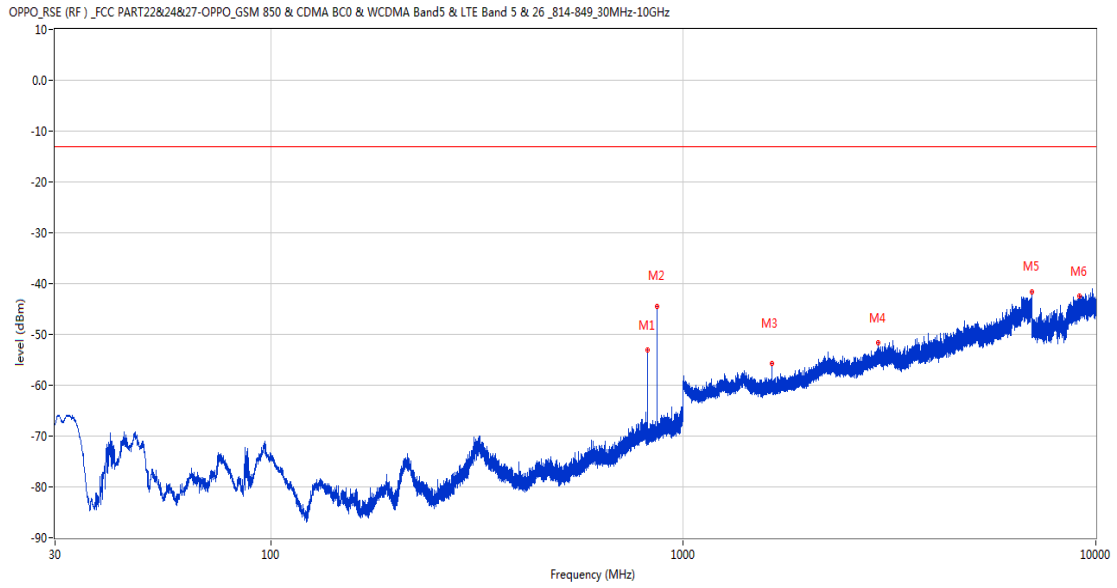
Frequency (MHz)	Result (dBm)	Factor (dB)	PK Limit (dBm)	Over Limit (dB)	Table (o)	ANT	EUT	Verdict
818.513	-59.56	2.10	-13.0	-46.56	360.00	Horizontal	Vertical	N/A
864.346	-41.90	2.16	-13.0	-28.90	268.00	Horizontal	Vertical	N/A
2214.100	-53.30	-1.18	-13.0	-40.30	291.00	Horizontal	Vertical	Pass
3684.800	-51.32	4.73	-13.0	-38.32	134.00	Horizontal	Vertical	Pass
6999.800	-40.73	13.65	-13.0	-27.73	27.00	Horizontal	Vertical	Pass
9264.850	-42.19	15.15	-13.0	-29.19	91.00	Horizontal	Vertical	Pass

RSE-V&V LTE Band 26 (Part90) BW1.4 CH26740



Frequency (MHz)	Result (dBm)	Factor (dB)	PK Limit (dBm)	Over Limit (dB)	Table (o)	ANT	EUT	Verdict
818.513	-55.30	2.10	-13.0	-42.30	256.00	Vertical	Vertical	N/A
864.200	-39.01	2.16	-13.0	-26.01	45.00	Vertical	Vertical	N/A
1393.900	-56.63	-3.68	-13.0	-43.63	97.00	Vertical	Vertical	Pass
3200.600	-51.31	3.04	-13.0	-38.31	360.00	Vertical	Vertical	Pass
6606.200	-42.33	12.20	-13.0	-29.33	244.00	Vertical	Vertical	Pass
9183.100	-41.97	15.06	-13.0	-28.97	118.00	Vertical	Vertical	Pass

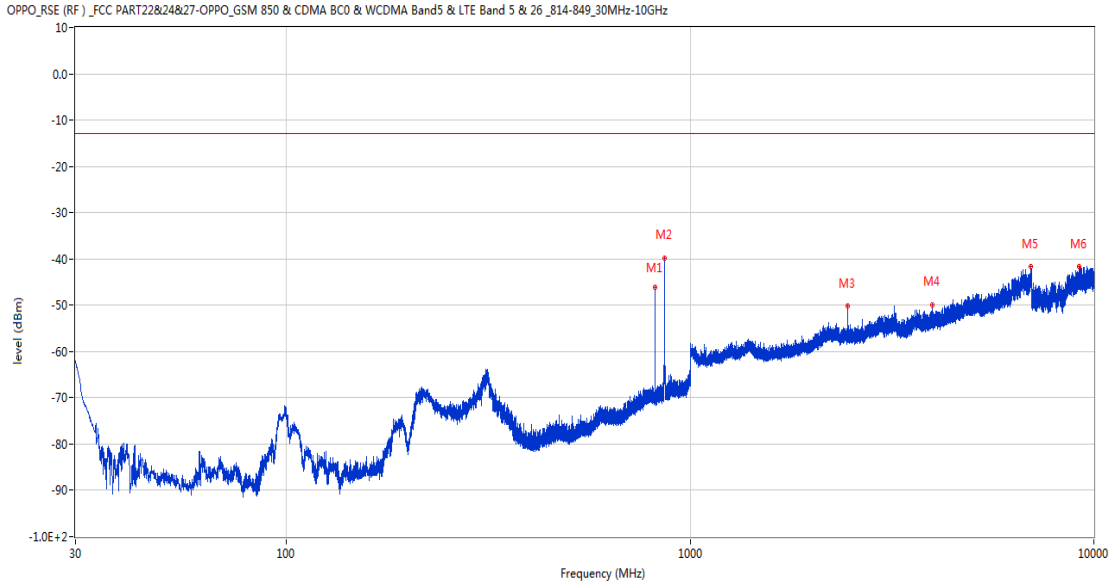
RSE-V&H LTE Band 26 (Part90) BW1.4 CH26740



Frequency (MHz)	Result (dBm)	Factor (dB)	PK Limit (dBm)	Over Limit (dB)	Table (o)	ANT	EUT	Verdict
818.610	-53.15	2.09	-13.0	-40.15	256.00	Vertical	Horizontal	N/A
863.666	-44.44	2.14	-13.0	-31.44	355.00	Vertical	Horizontal	N/A
1637.600	-55.62	-5.66	-13.0	-42.62	356.00	Vertical	Horizontal	Pass
2967.200	-51.71	1.89	-13.0	-38.71	119.00	Vertical	Horizontal	Pass
6996.000	-41.64	13.56	-13.0	-28.64	298.00	Vertical	Horizontal	Pass
9140.650	-42.37	14.62	-13.0	-29.37	178.00	Vertical	Horizontal	Pass

35.2 LTE Band 26 (Part90) BW3, Middle Channel

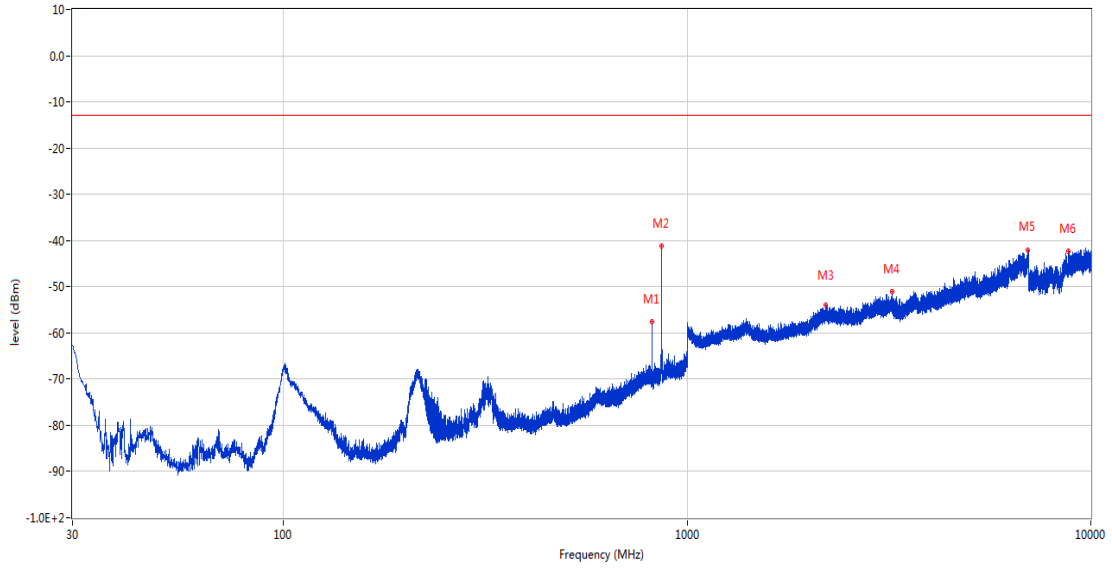
RSE-H&H LTE Band 26 (Part90) BW3 CH26740



Frequency (MHz)	Result (dBm)	Factor (dB)	PK Limit (dBm)	Over Limit (dB)	Table (o)	ANT	EUT	Verdict
817.737	-46.17	2.10	-13.0	-33.17	125.00	Horizontal	Horizontal	N/A
864.442	-39.77	2.17	-13.0	-26.77	45.00	Horizontal	Horizontal	N/A
2453.900	-50.13	-1.49	-13.0	-37.13	336.00	Horizontal	Horizontal	Pass
3979.400	-49.94	4.76	-13.0	-36.94	349.00	Horizontal	Horizontal	Pass
6993.400	-41.69	13.66	-13.0	-28.69	349.00	Horizontal	Horizontal	Pass
9181.600	-41.66	15.04	-13.0	-28.66	109.00	Horizontal	Horizontal	Pass

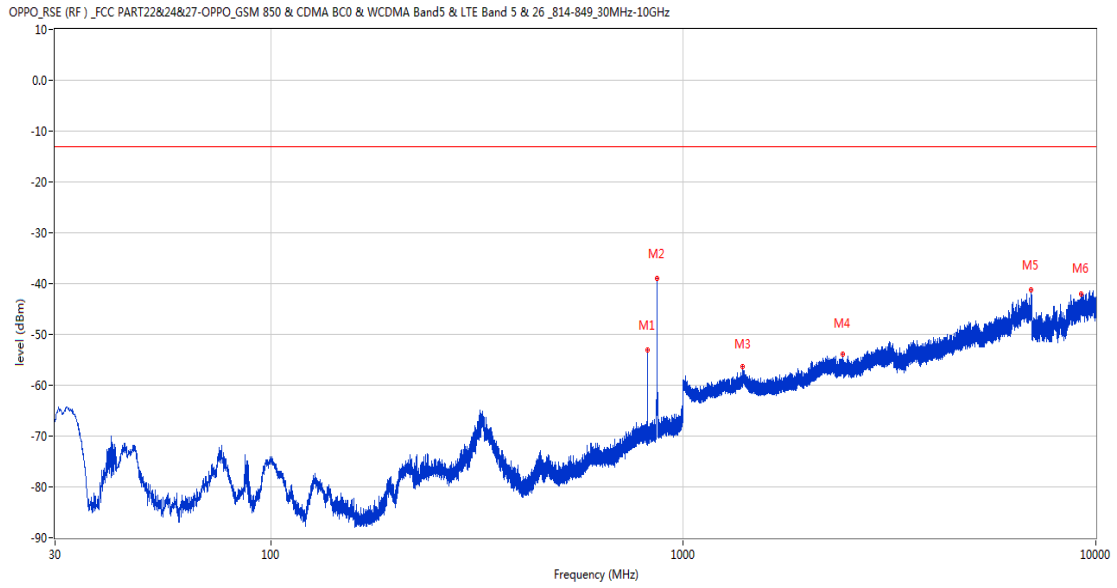
RSE-H&V LTE Band 26 (Part90) BW3 CH26740

OPPO_RSE (RF) _ FCC PART22&24&27-OPPO_GSM 850 & CDMA BC0 & WCDMA Band5 & LTE Band 5 & 26_814-849_30MHz-10GHz



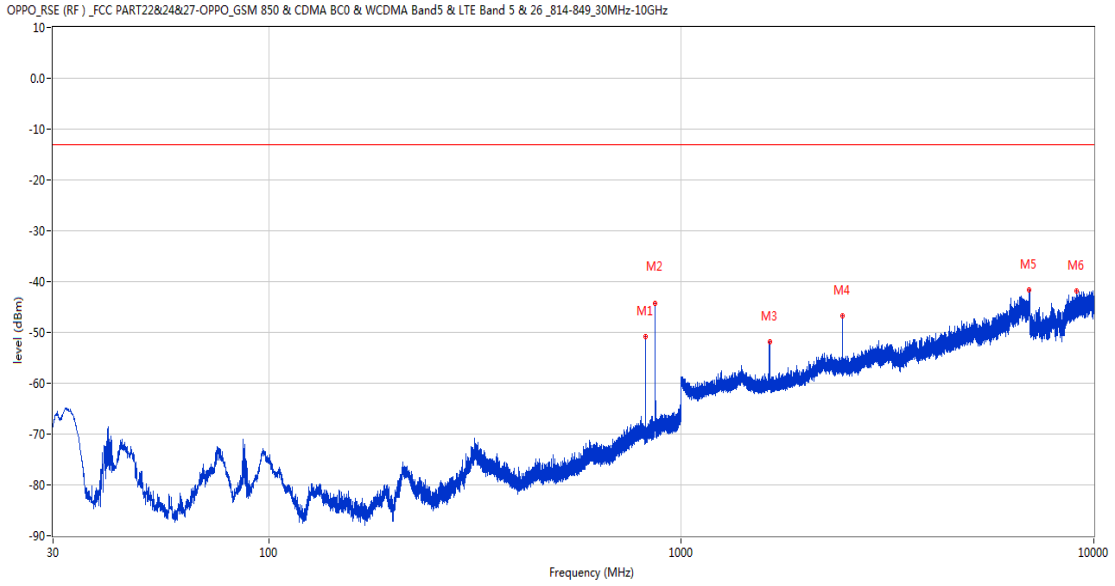
Frequency (MHz)	Result (dBm)	Factor (dB)	PK Limit (dBm)	Over Limit (dB)	Table (o)	ANT	EUT	Verdict
817.688	-57.65	2.10	-13.0	-44.65	339.00	Horizontal	Vertical	N/A
864.636	-41.18	2.17	-13.0	-28.18	317.00	Horizontal	Vertical	N/A
2203.300	-54.03	-1.53	-13.0	-41.03	65.00	Horizontal	Vertical	Pass
3213.400	-50.98	3.67	-13.0	-37.98	321.00	Horizontal	Vertical	Pass
6985.800	-42.09	13.70	-13.0	-29.09	279.00	Horizontal	Vertical	Pass
8816.800	-42.38	14.87	-13.0	-29.38	206.00	Horizontal	Vertical	Pass

RSE-V&V LTE Band 26 (Part90) BW3 CH26740



Frequency (MHz)	Result (dBm)	Factor (dB)	PK Limit (dBm)	Over Limit (dB)	Table (o)	ANT	EUT	Verdict
817.786	-53.01	2.10	-13.0	-40.01	257.00	Vertical	Vertical	N/A
864.879	-39.04	2.18	-13.0	-26.04	257.00	Vertical	Vertical	N/A
1389.900	-56.27	-3.73	-13.0	-43.27	228.00	Vertical	Vertical	Pass
2438.400	-53.94	-1.07	-13.0	-40.94	249.00	Vertical	Vertical	Pass
6972.800	-41.28	13.67	-13.0	-28.28	268.00	Vertical	Vertical	Pass
9216.250	-42.12	15.34	-13.0	-29.12	0.00	Vertical	Vertical	Pass

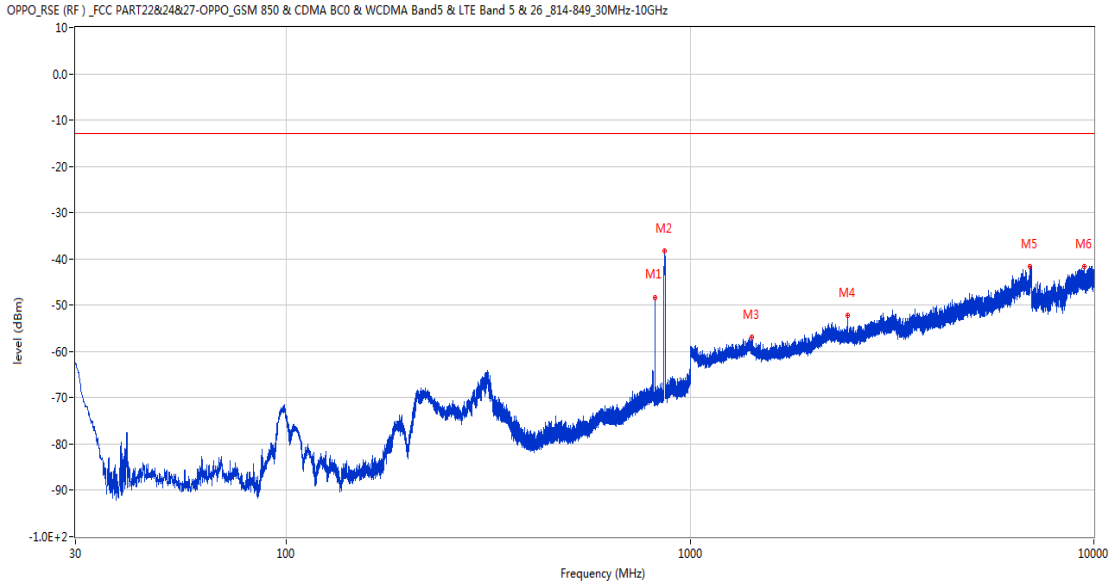
RSE-V&H LTE Band 26 (Part90) BW3 CH26740



Frequency (MHz)	Result (dBm)	Factor (dB)	PK Limit (dBm)	Over Limit (dB)	Table (o)	ANT	EUT	Verdict
817.688	-50.76	2.10	-13.0	-37.76	271.00	Vertical	Horizontal	N/A
865.267	-44.22	2.20	-13.0	-31.22	360.00	Vertical	Horizontal	N/A
1636.200	-51.79	-5.67	-13.0	-38.79	337.00	Vertical	Horizontal	Pass
2453.700	-46.76	-1.50	-13.0	-33.76	0.00	Vertical	Horizontal	Pass
6976.000	-41.61	13.74	-13.0	-28.61	360.00	Vertical	Horizontal	Pass
9097.450	-41.89	15.02	-13.0	-28.89	194.00	Vertical	Horizontal	Pass

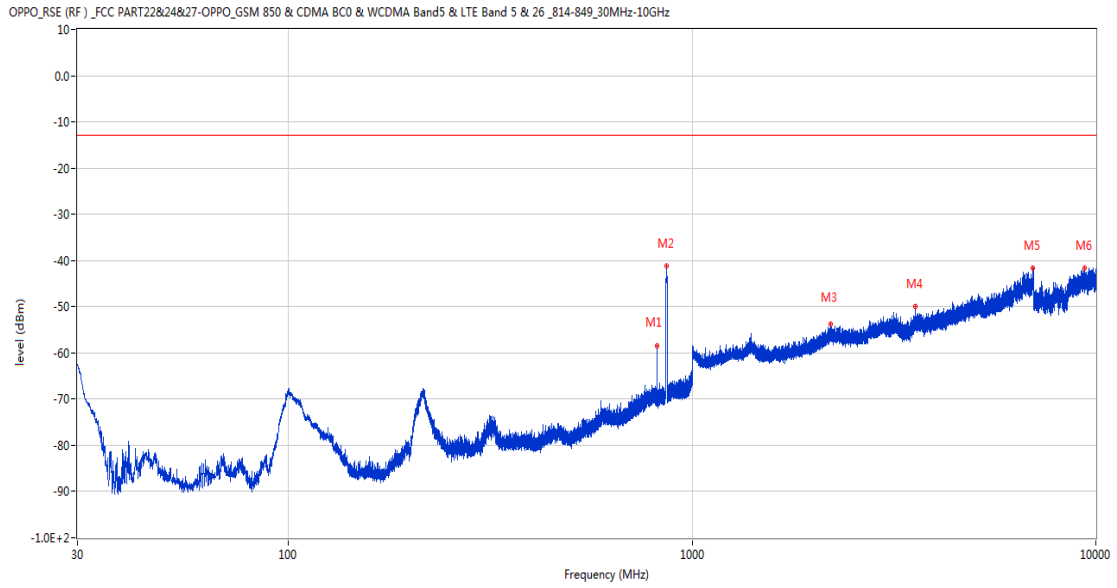
35.3 LTE Band 26 (Part90) BW5, Middle Channel

RSE-H&H LTE Band 26 (Part90) BW5 CH26740



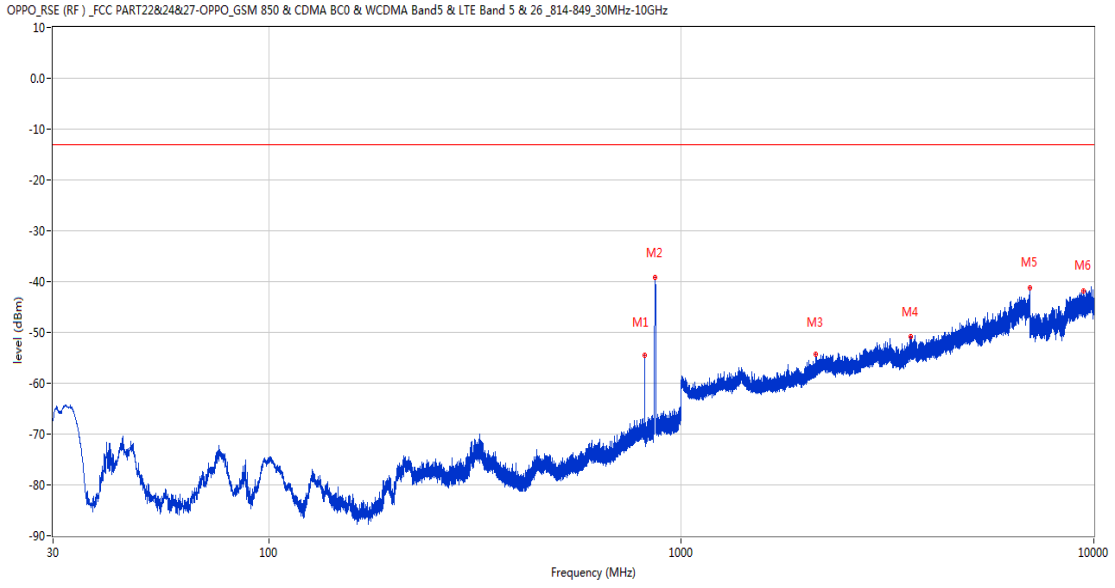
Frequency (MHz)	Result (dBm)	Factor (dB)	PK Limit (dBm)	Over Limit (dB)	Table (o)	ANT	EUT	Verdict
816.864	-48.26	2.10	-13.0	-35.26	117.00	Horizontal	Horizontal	N/A
866.092	-38.32	2.25	-13.0	-25.32	59.00	Horizontal	Horizontal	N/A
1419.600	-56.87	-4.36	-13.0	-43.87	356.00	Horizontal	Horizontal	Pass
2450.900	-52.29	-1.51	-13.0	-39.29	0.00	Horizontal	Horizontal	Pass
6961.600	-41.64	12.89	-13.0	-28.64	4.00	Horizontal	Horizontal	Pass
9450.700	-41.52	16.73	-13.0	-28.52	152.00	Horizontal	Horizontal	Pass

RSE-H&V LTE Band 26 (Part90) BW5 CH26740



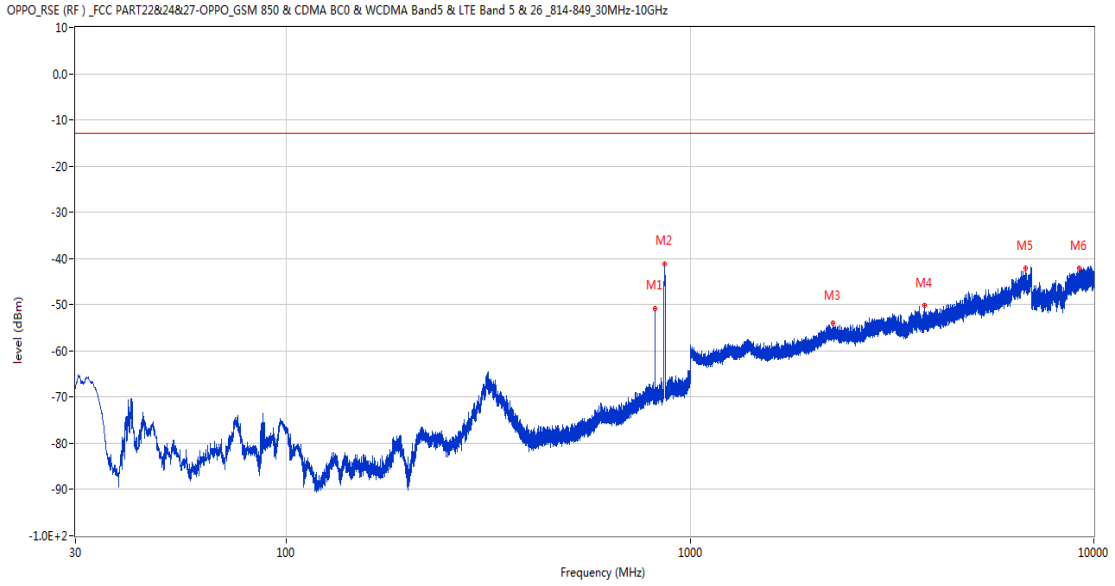
Frequency (MHz)	Result (dBm)	Factor (dB)	PK Limit (dBm)	Over Limit (dB)	Table (o)	ANT	EUT	Verdict
816.864	-58.41	2.10	-13.0	-45.41	360.00	Horizontal	Vertical	N/A
863.133	-41.27	2.12	-13.0	-28.27	256.00	Horizontal	Vertical	N/A
2207.300	-53.78	-1.23	-13.0	-40.78	334.00	Horizontal	Vertical	Pass
3576.800	-49.93	3.79	-13.0	-36.93	278.00	Horizontal	Vertical	Pass
6981.800	-41.74	13.85	-13.0	-28.74	236.00	Horizontal	Vertical	Pass
9370.900	-41.74	15.24	-13.0	-28.74	270.00	Horizontal	Vertical	Pass

RSE-V&V LTE Band 26 (Part90) BW5 CH26740



Frequency (MHz)	Result (dBm)	Factor (dB)	PK Limit (dBm)	Over Limit (dB)	Table (o)	ANT	EUT	Verdict
816.864	-54.43	2.10	-13.0	-41.43	271.00	Vertical	Vertical	N/A
863.036	-39.19	2.12	-13.0	-26.19	360.00	Vertical	Vertical	N/A
2122.600	-54.38	-2.77	-13.0	-41.38	110.00	Vertical	Vertical	Pass
3603.400	-50.90	3.20	-13.0	-37.90	87.00	Vertical	Vertical	Pass
6999.600	-41.24	13.65	-13.0	-28.24	170.00	Vertical	Vertical	Pass
9446.050	-41.80	16.63	-13.0	-28.80	208.00	Vertical	Vertical	Pass

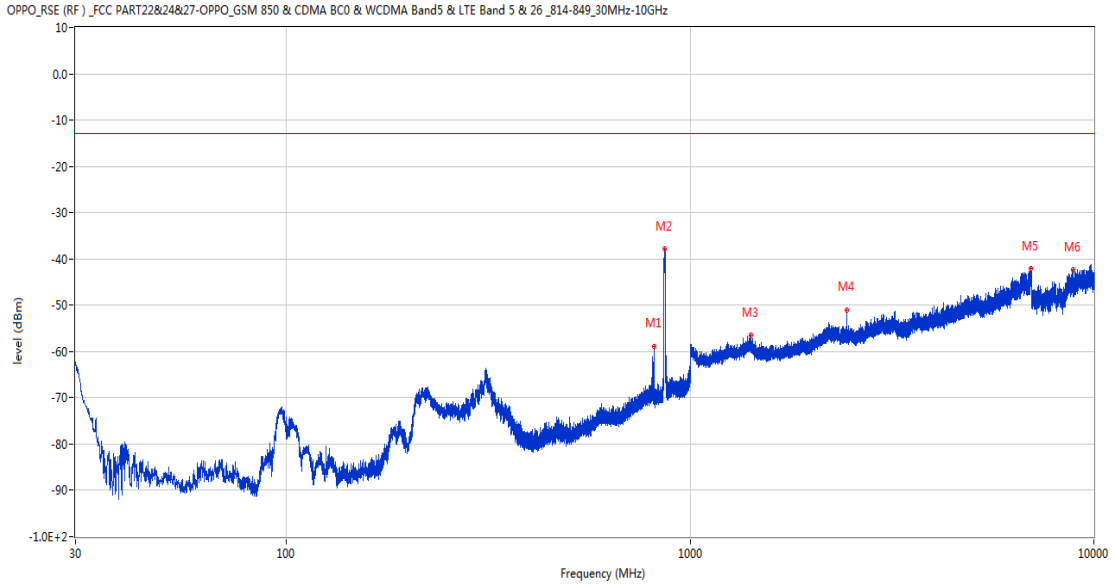
RSE-V&H LTE Band 26 (Part90) BW5 CH26740



Frequency (MHz)	Result (dBm)	Factor (dB)	PK Limit (dBm)	Over Limit (dB)	Table (o)	ANT	EUT	Verdict
816.912	-50.75	2.10	-13.0	-37.75	84.00	Vertical	Horizontal	N/A
864.442	-41.09	2.17	-13.0	-28.09	143.00	Vertical	Horizontal	N/A
2261.700	-53.94	-1.35	-13.0	-40.94	17.00	Vertical	Horizontal	Pass
3816.000	-50.27	4.89	-13.0	-37.27	65.00	Vertical	Horizontal	Pass
6783.200	-42.17	12.15	-13.0	-29.17	307.00	Vertical	Horizontal	Pass
9207.099	-42.18	15.34	-13.0	-29.18	214.00	Vertical	Horizontal	Pass

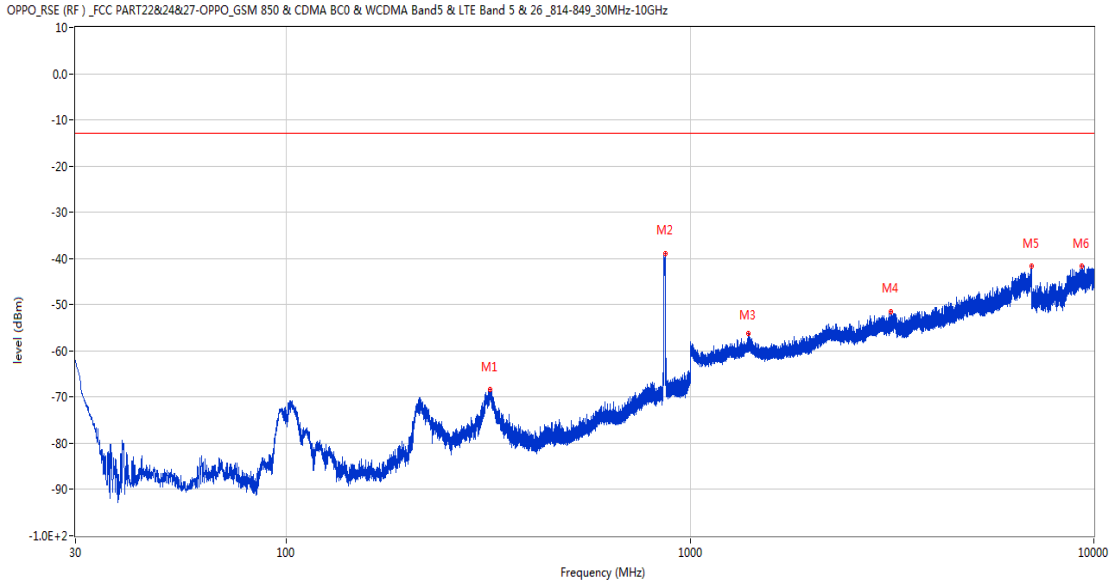
35.4 LTE Band 26 (Part90) BW10, Middle Channel

RSE-H&H LTE Band 26 (Part90) BW10 CH26740



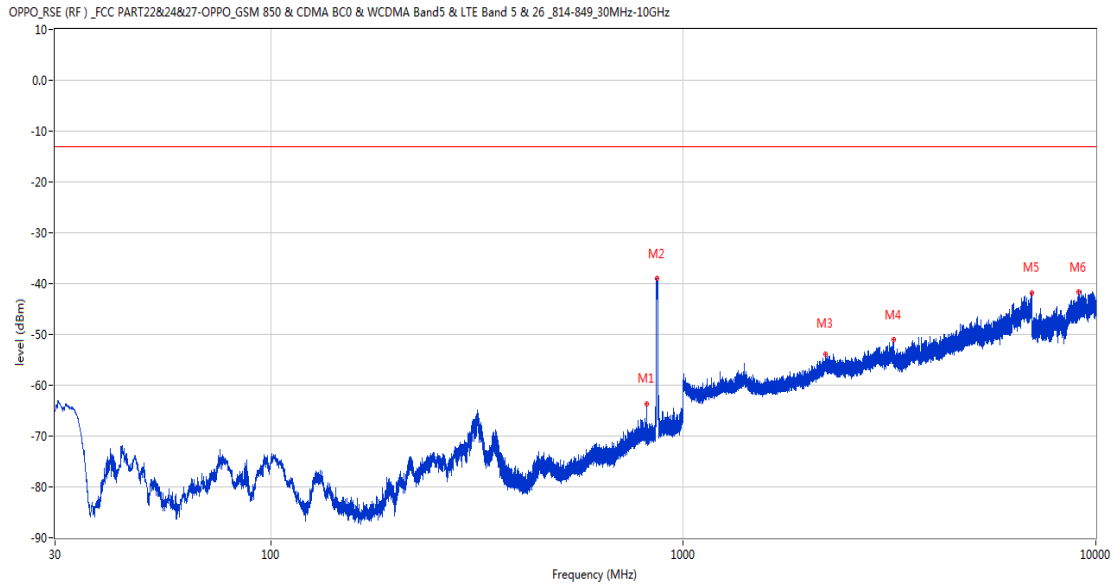
Frequency (MHz)	Result (dBm)	Factor (dB)	PK Limit (dBm)	Over Limit (dB)	Table (o)	ANT	EUT	Verdict
814.584	-58.83	2.10	-13.0	-45.83	125.00	Horizontal	Horizontal	N/A
865.898	-37.77	2.24	-13.0	-24.77	65.00	Horizontal	Horizontal	N/A
1412.300	-56.54	-4.13	-13.0	-43.54	0.00	Horizontal	Horizontal	Pass
2444.000	-51.00	-1.56	-13.0	-38.00	0.00	Horizontal	Horizontal	Pass
6987.800	-42.09	13.60	-13.0	-29.09	231.00	Horizontal	Horizontal	Pass
8893.450	-42.22	14.65	-13.0	-29.22	66.00	Horizontal	Horizontal	Pass

RSE-H&V LTE Band 26 (Part90) BW10 CH26740



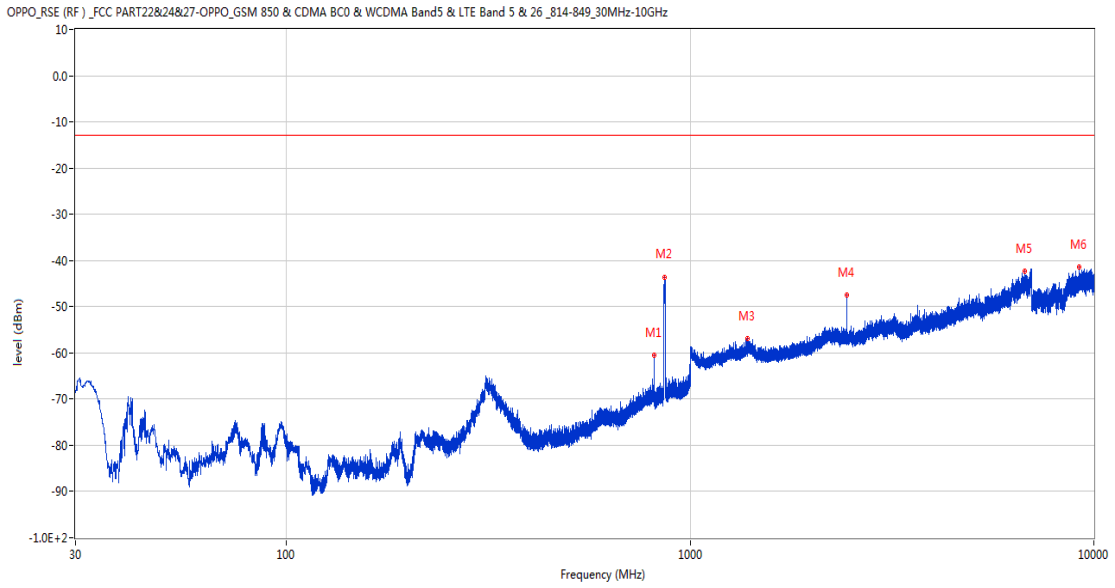
Frequency (MHz)	Result (dBm)	Factor (dB)	PK Limit (dBm)	Over Limit (dB)	Table (o)	ANT	EUT	Verdict
319.060	-68.39	-11.77	-13.0	-55.39	7.00	Horizontal	Vertical	Pass
866.286	-39.03	2.26	-13.0	-26.03	237.00	Horizontal	Vertical	N/A
1395.000	-56.22	-3.64	-13.0	-43.22	295.00	Horizontal	Vertical	Pass
3144.000	-51.46	2.13	-13.0	-38.46	310.00	Horizontal	Vertical	Pass
6998.000	-41.61	13.63	-13.0	-28.61	289.00	Horizontal	Vertical	Pass
9311.950	-41.63	15.63	-13.0	-28.63	355.00	Horizontal	Vertical	Pass

RSE-V&V LTE Band 26 (Part90) BW10 CH26740



Frequency (MHz)	Result (dBm)	Factor (dB)	PK Limit (dBm)	Over Limit (dB)	Table (o)	ANT	EUT	Verdict
814.584	-63.62	2.10	-13.0	-50.62	249.00	Vertical	Vertical	N/A
862.018	-39.04	2.15	-13.0	-26.04	310.00	Vertical	Vertical	N/A
2209.900	-53.87	-1.13	-13.0	-40.87	10.00	Vertical	Vertical	Pass
3229.800	-51.05	3.55	-13.0	-38.05	82.00	Vertical	Vertical	Pass
6988.000	-41.78	13.58	-13.0	-28.78	5.00	Vertical	Vertical	Pass
9098.350	-41.61	15.04	-13.0	-28.61	88.00	Vertical	Vertical	Pass

RSE-V&H LTE Band 26 (Part90) BW10 CH26740

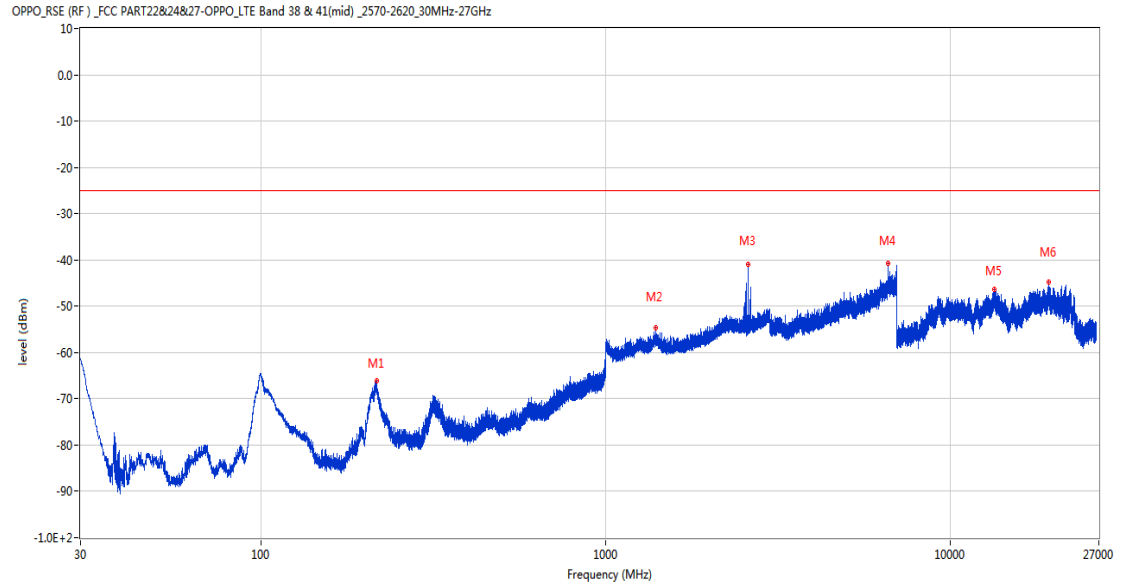


Frequency (MHz)	Result (dBm)	Factor (dB)	PK Limit (dBm)	Over Limit (dB)	Table (o)	ANT	EUT	Verdict
814.536	-60.58	2.10	-13.0	-47.58	85.00	Vertical	Horizontal	N/A
862.260	-43.62	2.14	-13.0	-30.62	345.00	Vertical	Horizontal	N/A
1386.700	-57.00	-3.94	-13.0	-44.00	194.00	Vertical	Horizontal	Pass
2444.100	-47.54	-1.56	-13.0	-34.54	356.00	Vertical	Horizontal	Pass
6734.600	-42.27	11.89	-13.0	-29.27	106.00	Vertical	Horizontal	Pass
9206.950	-41.38	15.34	-13.0	-28.38	67.00	Vertical	Horizontal	Pass

36 LTE Band 38

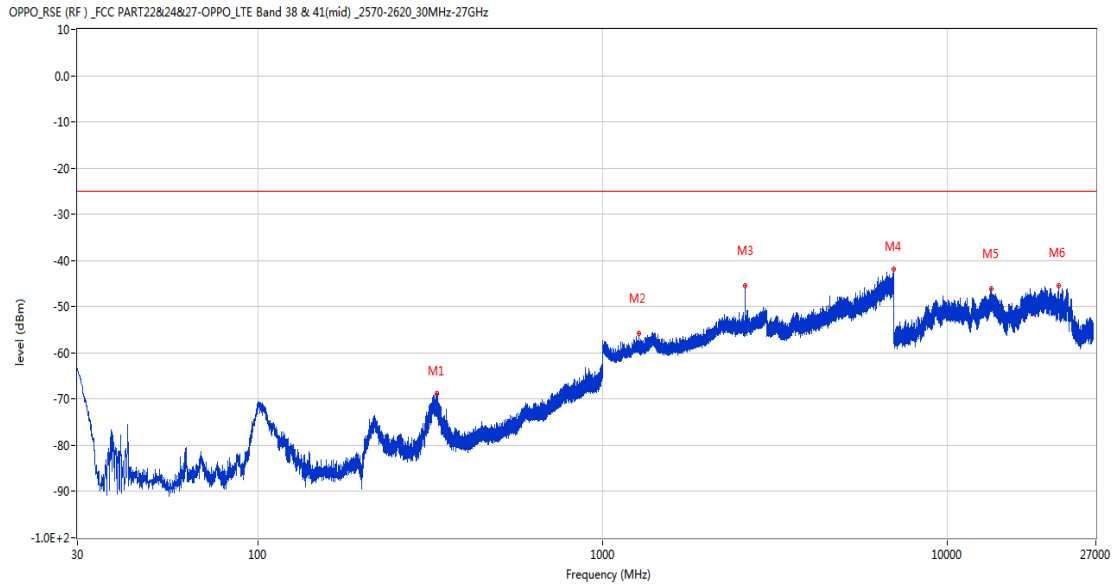
36.1 LTE Band 38 BW5, Middle Channel

RSE-H&H LTE Band 38 BW5 CH38000



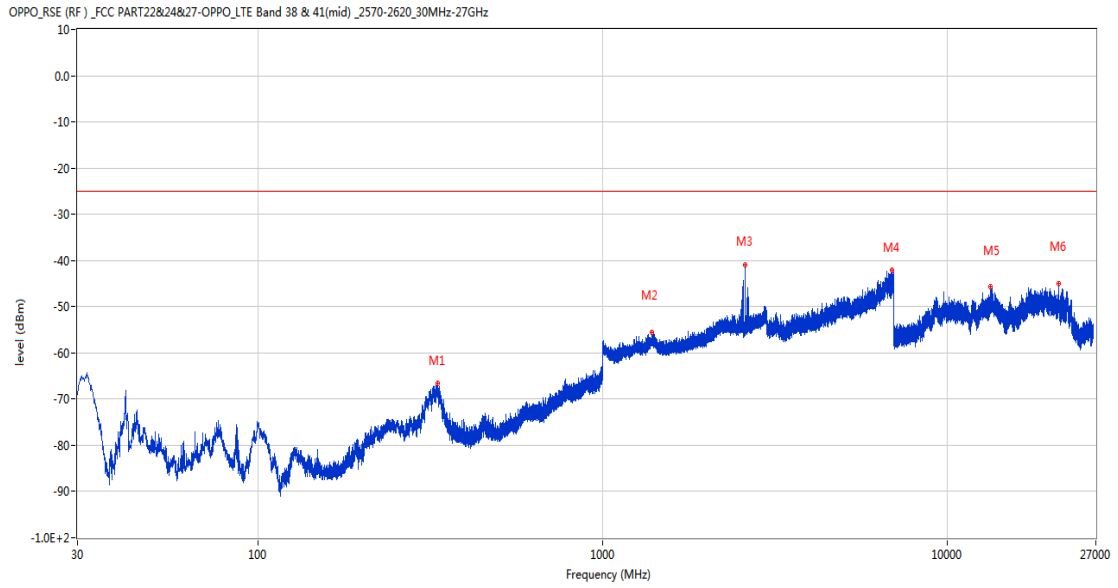
Frequency (MHz)	Result (dBm)	Factor (dB)	PK Limit (dBm)	Over Limit (dB)	Table (o)	ANT	EUT	Verdict
216.822	-66.07	-15.27	-25.0	-41.07	75.00	Horizontal	Horizontal	Pass
1398.000	-54.59	-2.11	-25.0	-29.59	354.00	Horizontal	Horizontal	Pass
2593.200	-41.03	1.72	-25.0	-16.03	148.00	Horizontal	Horizontal	N/A
6613.000	-40.84	12.34	-25.0	-15.84	234.00	Horizontal	Horizontal	Pass
13434.338	-46.46	11.21	-25.0	-21.46	1.00	Horizontal	Horizontal	Pass
19319.626	-44.79	16.22	-25.0	-19.79	162.00	Horizontal	Horizontal	Pass

RSE-H&V LTE Band 38 BW5 CH38000



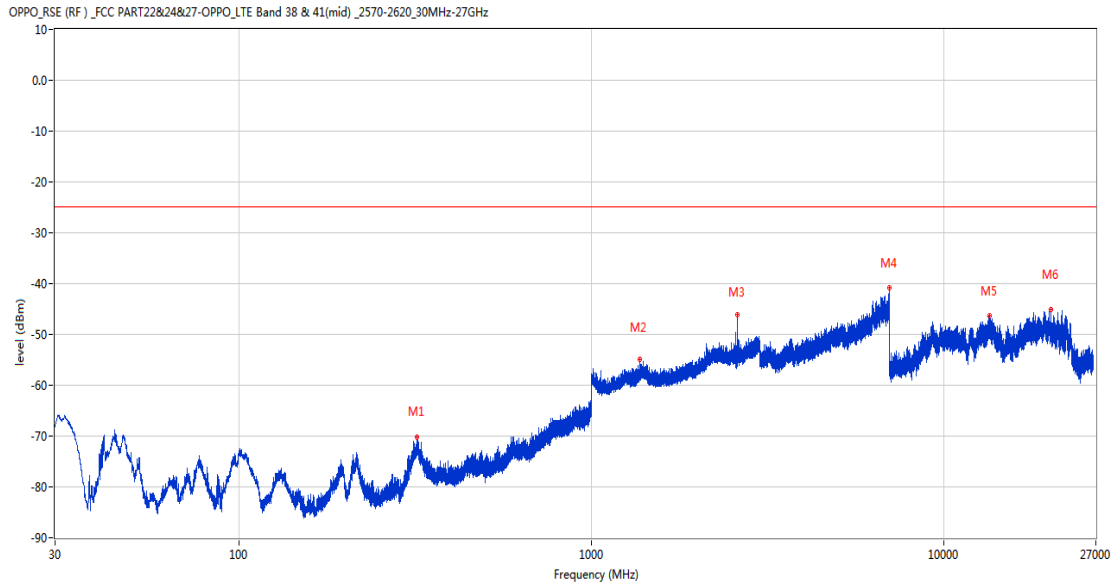
Frequency (MHz)	Result (dBm)	Factor (dB)	PK Limit (dBm)	Over Limit (dB)	Table (o)	ANT	EUT	Verdict
331.379	-68.72	-10.39	-25.0	-43.72	125.00	Horizontal	Vertical	Pass
1275.900	-55.89	-3.50	-25.0	-30.89	360.00	Horizontal	Vertical	Pass
2593.200	-45.37	1.72	-25.0	-20.37	155.00	Horizontal	Vertical	N/A
6989.800	-41.96	13.46	-25.0	-16.96	271.00	Horizontal	Vertical	Pass
13443.262	-46.06	11.37	-25.0	-21.06	220.00	Horizontal	Vertical	Pass
21039.176	-45.48	14.51	-25.0	-20.48	317.00	Horizontal	Vertical	Pass

RSE-V&V LTE Band 38 BW5 CH38000



Frequency (MHz)	Result (dBm)	Factor (dB)	PK Limit (dBm)	Over Limit (dB)	Table (o)	ANT	EUT	Verdict
331.864	-66.58	-10.35	-25.0	-41.58	15.00	Vertical	Vertical	Pass
1390.000	-55.56	-2.37	-25.0	-30.56	213.00	Vertical	Vertical	Pass
2593.300	-40.87	1.72	-25.0	-15.87	346.00	Vertical	Vertical	N/A
6935.600	-41.99	11.93	-25.0	-16.99	220.00	Vertical	Vertical	Pass
13357.950	-45.69	10.92	-25.0	-20.69	0.00	Vertical	Vertical	Pass
21032.374	-45.03	14.51	-25.0	-20.03	104.00	Vertical	Vertical	Pass

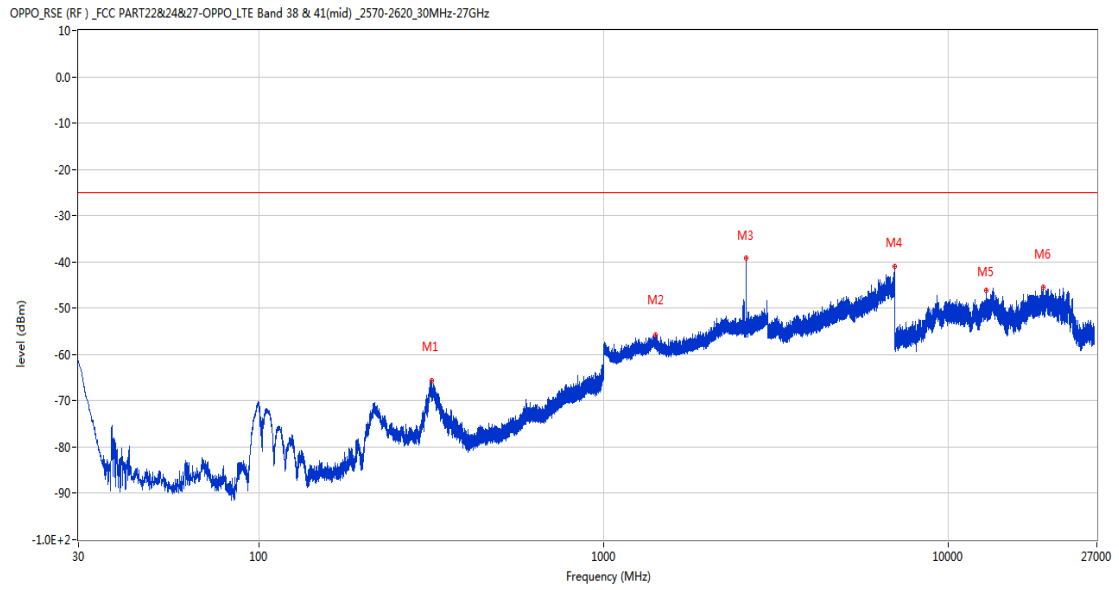
RSE-V&H LTE Band 38 BW5 CH38000



Frequency (MHz)	Result (dBm)	Factor (dB)	PK Limit (dBm)	Over Limit (dB)	Table (o)	ANT	EUT	Verdict
319.884	-70.12	-10.91	-25.0	-45.12	340.00	Vertical	Horizontal	Pass
1367.600	-54.87	-3.05	-25.0	-29.87	300.00	Vertical	Horizontal	Pass
2593.300	-46.11	1.72	-25.0	-21.11	360.00	Vertical	Horizontal	N/A
6990.000	-40.90	13.46	-25.0	-15.90	76.00	Vertical	Horizontal	Pass
13450.875	-46.32	11.51	-25.0	-21.32	355.00	Vertical	Horizontal	Pass
20141.150	-45.11	14.22	-25.0	-20.11	321.00	Vertical	Horizontal	Pass

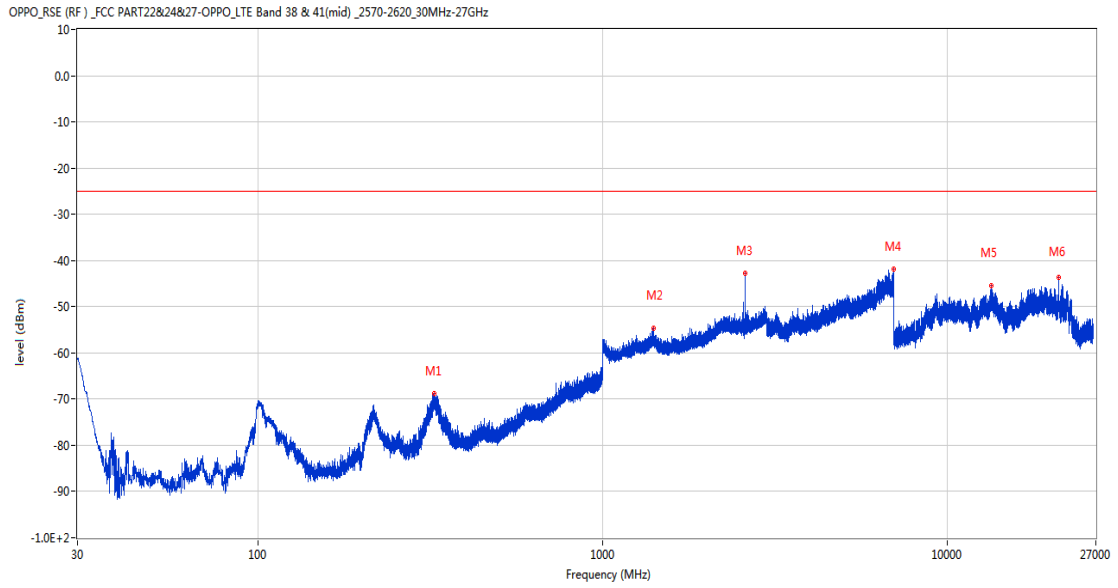
36.2 LTE Band 38 BW10, Middle Channel

RSE-H&H LTE Band 38 BW10 CH38000



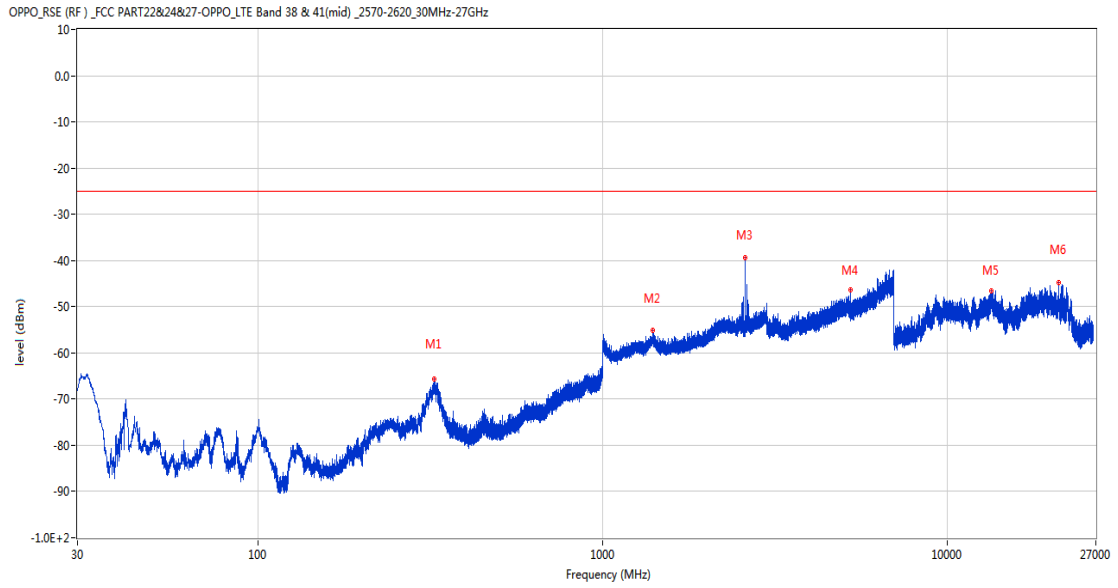
Frequency (MHz)	Result (dBm)	Factor (dB)	PK Limit (dBm)	Over Limit (dB)	Table (o)	ANT	EUT	Verdict
317.847	-65.64	-11.00	-25.0	-40.64	92.00	Horizontal	Horizontal	Pass
1418.700	-55.82	-2.67	-25.0	-30.82	192.00	Horizontal	Horizontal	Pass
2590.900	-39.28	1.69	-25.0	-14.28	171.00	Horizontal	Horizontal	N/A
6993.200	-41.04	13.64	-25.0	-16.04	97.00	Horizontal	Horizontal	Pass
12870.750	-46.19	11.15	-25.0	-21.19	353.00	Horizontal	Horizontal	Pass
18835.550	-45.35	12.36	-25.0	-20.35	22.00	Horizontal	Horizontal	Pass

RSE-H&V LTE Band 38 BW10 CH38000



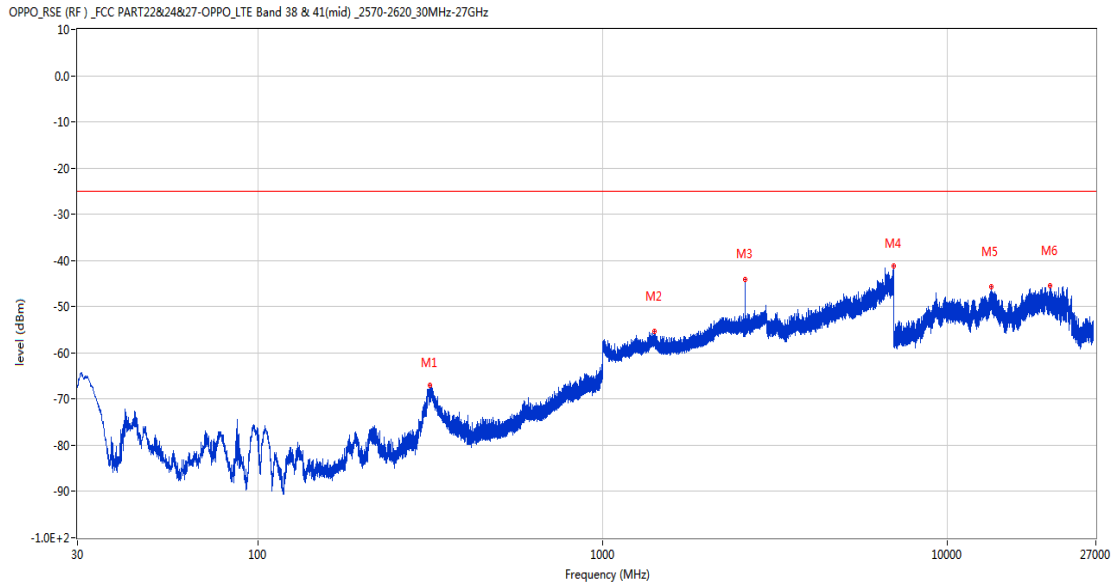
Frequency (MHz)	Result (dBm)	Factor (dB)	PK Limit (dBm)	Over Limit (dB)	Table (o)	ANT	EUT	Verdict
324.638	-68.84	-10.68	-25.0	-43.84	142.00	Horizontal	Vertical	Pass
1403.500	-54.69	-2.16	-25.0	-29.69	56.00	Horizontal	Vertical	Pass
2591.000	-42.86	1.69	-25.0	-17.86	163.00	Horizontal	Vertical	N/A
6992.600	-41.95	13.59	-25.0	-16.95	251.00	Horizontal	Vertical	Pass
13459.013	-45.42	11.46	-25.0	-20.42	180.00	Horizontal	Vertical	Pass
21038.324	-43.64	14.51	-25.0	-18.64	216.00	Horizontal	Vertical	Pass

RSE-V&V LTE Band 38 BW10 CH38000



Frequency (MHz)	Result (dBm)	Factor (dB)	PK Limit (dBm)	Over Limit (dB)	Table (o)	ANT	EUT	Verdict
325.608	-65.76	-10.66	-25.0	-40.76	0.00	Vertical	Vertical	Pass
1400.000	-55.07	-1.96	-25.0	-30.07	285.00	Vertical	Vertical	Pass
2591.000	-39.36	1.69	-25.0	-14.36	10.00	Vertical	Vertical	N/A
5251.400	-46.44	6.85	-25.0	-21.44	18.00	Vertical	Vertical	Pass
13456.388	-46.60	11.47	-25.0	-21.60	203.00	Vertical	Vertical	Pass
21033.224	-44.85	14.51	-25.0	-19.85	210.00	Vertical	Vertical	Pass

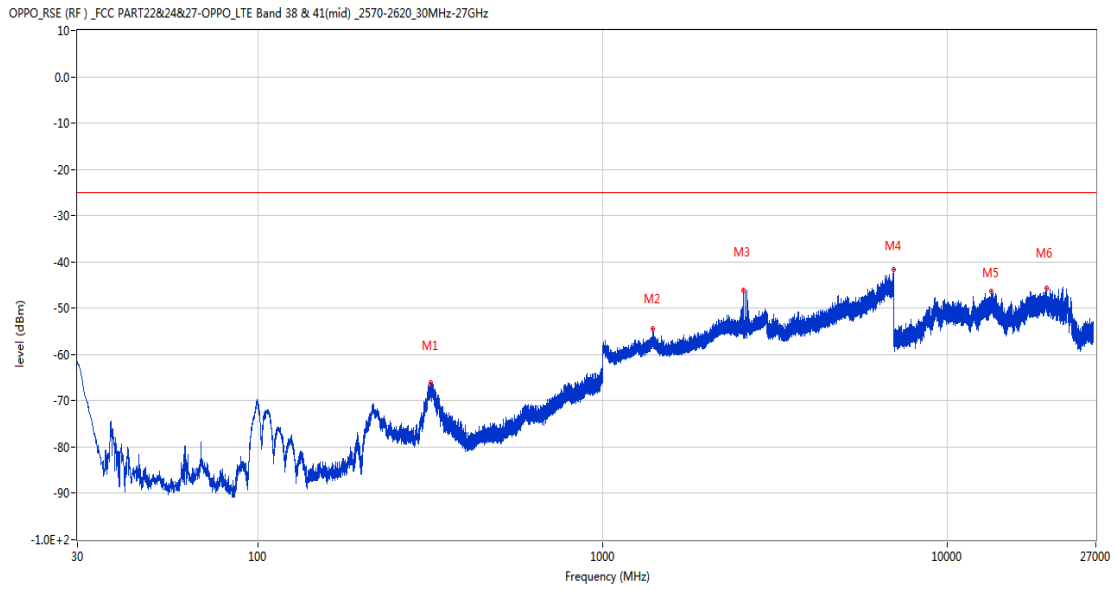
RSE-V&H LTE Band 38 BW10 CH38000



Frequency (MHz)	Result (dBm)	Factor (dB)	PK Limit (dBm)	Over Limit (dB)	Table (o)	ANT	EUT	Verdict
315.228	-67.11	-11.05	-25.0	-42.11	357.00	Vertical	Horizontal	Pass
1413.000	-55.38	-2.55	-25.0	-30.38	193.00	Vertical	Horizontal	Pass
2591.000	-44.05	1.69	-25.0	-19.05	335.00	Vertical	Horizontal	N/A
6982.000	-41.11	13.87	-25.0	-16.11	250.00	Vertical	Horizontal	Pass
13456.912	-45.65	11.47	-25.0	-20.65	275.00	Vertical	Horizontal	Pass
19895.501	-45.44	16.12	-25.0	-20.44	246.00	Vertical	Horizontal	Pass

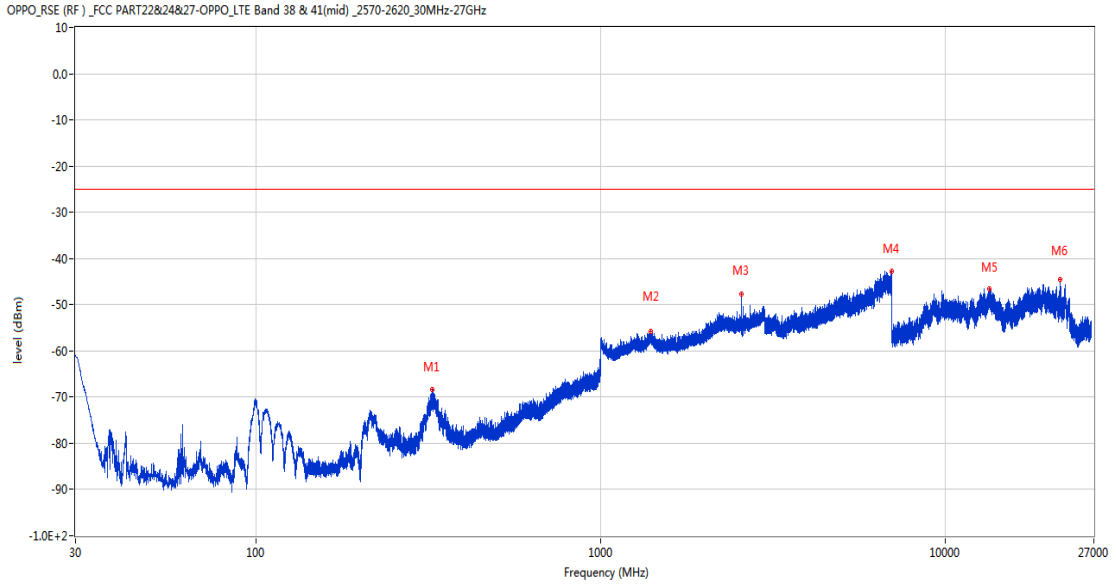
36.3 LTE Band 38 BW15, Middle Channel

RSE-H&H LTE Band 38 BW15 CH38000



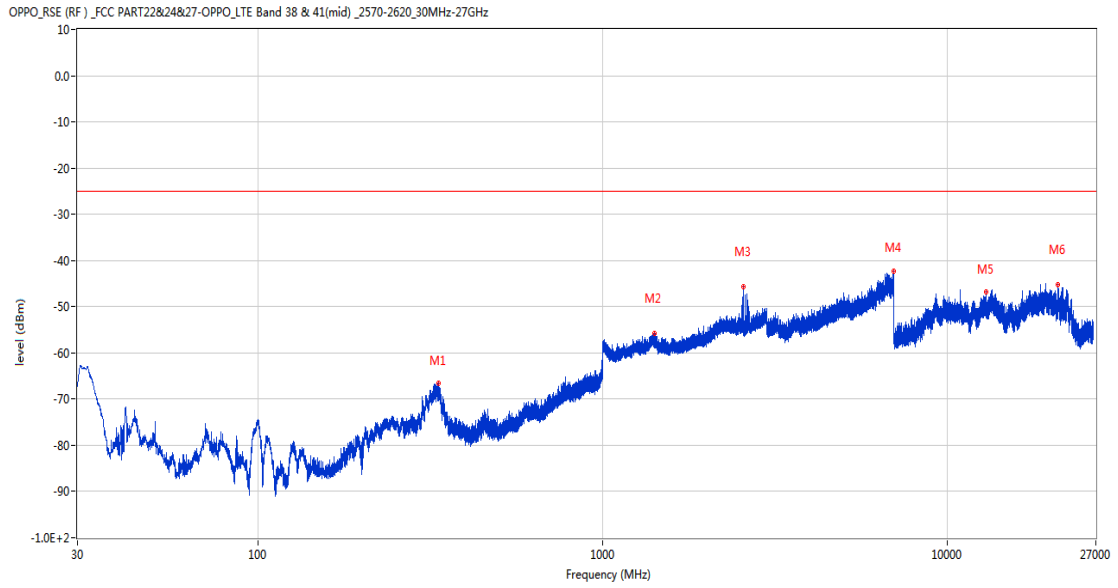
Frequency (MHz)	Result (dBm)	Factor (dB)	PK Limit (dBm)	Over Limit (dB)	Table (o)	ANT	EUT	Verdict
317.168	-66.18	-11.00	-25.0	-41.18	111.00	Horizontal	Horizontal	Pass
1399.500	-54.43	-2.01	-25.0	-29.43	345.00	Horizontal	Horizontal	Pass
2563.100	-46.04	1.42	-25.0	-21.04	217.00	Horizontal	Horizontal	N/A
6998.400	-41.71	13.63	-25.0	-16.71	0.00	Horizontal	Horizontal	Pass
13418.849	-46.30	10.96	-25.0	-21.30	175.00	Horizontal	Horizontal	Pass
19386.350	-45.75	14.92	-25.0	-20.75	40.00	Horizontal	Horizontal	Pass

RSE-H&V LTE Band 38 BW15 CH38000



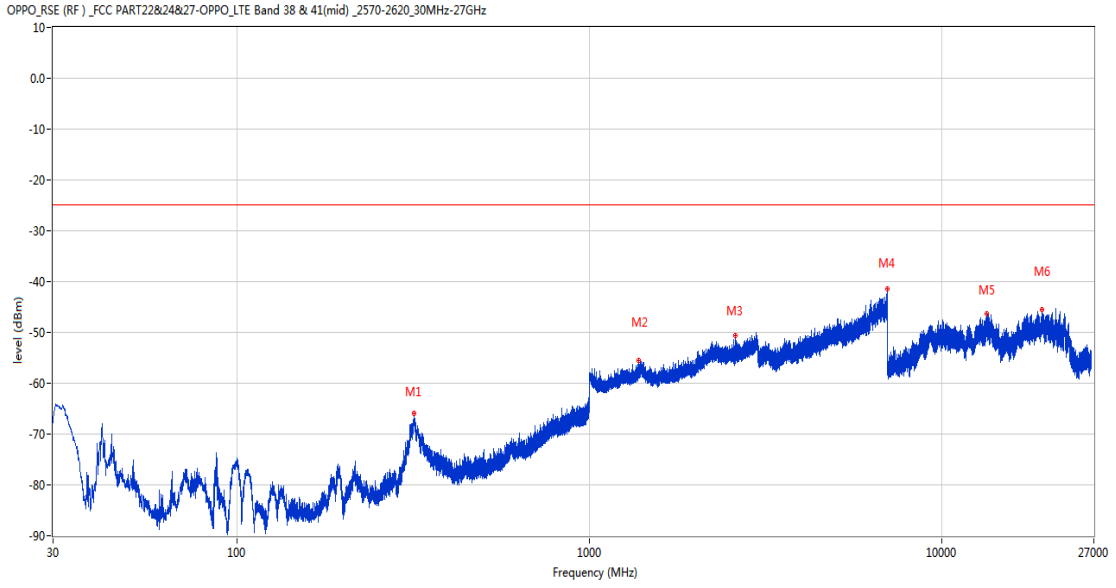
Frequency (MHz)	Result (dBm)	Factor (dB)	PK Limit (dBm)	Over Limit (dB)	Table (o)	ANT	EUT	Verdict
324.444	-68.39	-10.69	-25.0	-43.39	119.00	Horizontal	Vertical	Pass
1400.900	-55.77	-1.96	-25.0	-30.77	104.00	Horizontal	Vertical	Pass
2561.300	-47.69	1.40	-25.0	-22.69	327.00	Horizontal	Vertical	N/A
6980.000	-42.70	13.84	-25.0	-17.70	209.00	Horizontal	Vertical	Pass
13455.863	-46.51	11.48	-25.0	-21.51	0.00	Horizontal	Vertical	Pass
21615.901	-44.55	14.70	-25.0	-19.55	213.00	Horizontal	Vertical	Pass

RSE-V&V LTE Band 38 BW15 CH38000



Frequency (MHz)	Result (dBm)	Factor (dB)	PK Limit (dBm)	Over Limit (dB)	Table (o)	ANT	EUT	Verdict
334.095	-66.61	-10.17	-25.0	-41.61	37.00	Vertical	Vertical	Pass
1419.000	-55.83	-2.68	-25.0	-30.83	179.00	Vertical	Vertical	Pass
2562.600	-45.75	1.42	-25.0	-20.75	4.00	Vertical	Vertical	N/A
6988.000	-42.32	13.58	-25.0	-17.32	149.00	Vertical	Vertical	Pass
13001.737	-46.81	10.45	-25.0	-21.81	334.00	Vertical	Vertical	Pass
21003.051	-45.12	14.50	-25.0	-20.12	59.00	Vertical	Vertical	Pass

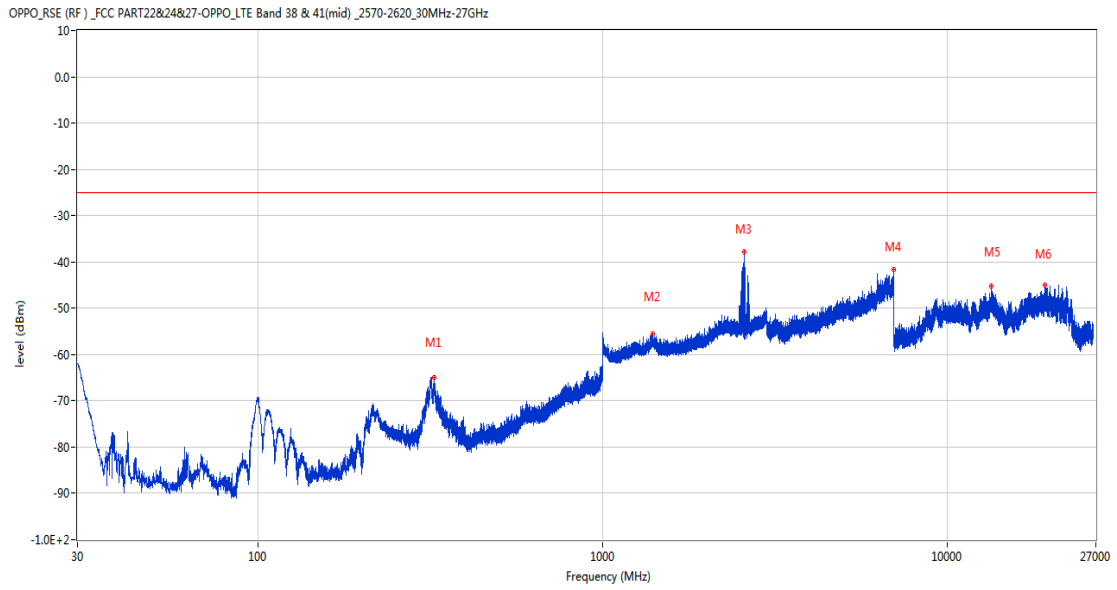
RSE-V&H LTE Band 38 BW15 CH38000



Frequency (MHz)	Result (dBm)	Factor (dB)	PK Limit (dBm)	Over Limit (dB)	Table (o)	ANT	EUT	Verdict
318.042	-65.93	-11.01	-25.0	-40.93	358.00	Vertical	Horizontal	Pass
1381.800	-55.58	-2.50	-25.0	-30.58	360.00	Vertical	Horizontal	Pass
2588.600	-50.64	1.67	-25.0	-25.64	329.00	Vertical	Horizontal	N/A
6994.800	-41.38	13.59	-25.0	-16.38	242.00	Vertical	Horizontal	Pass
13440.113	-46.32	11.30	-25.0	-21.32	97.00	Vertical	Horizontal	Pass
19209.550	-45.48	13.97	-25.0	-20.48	112.00	Vertical	Horizontal	Pass

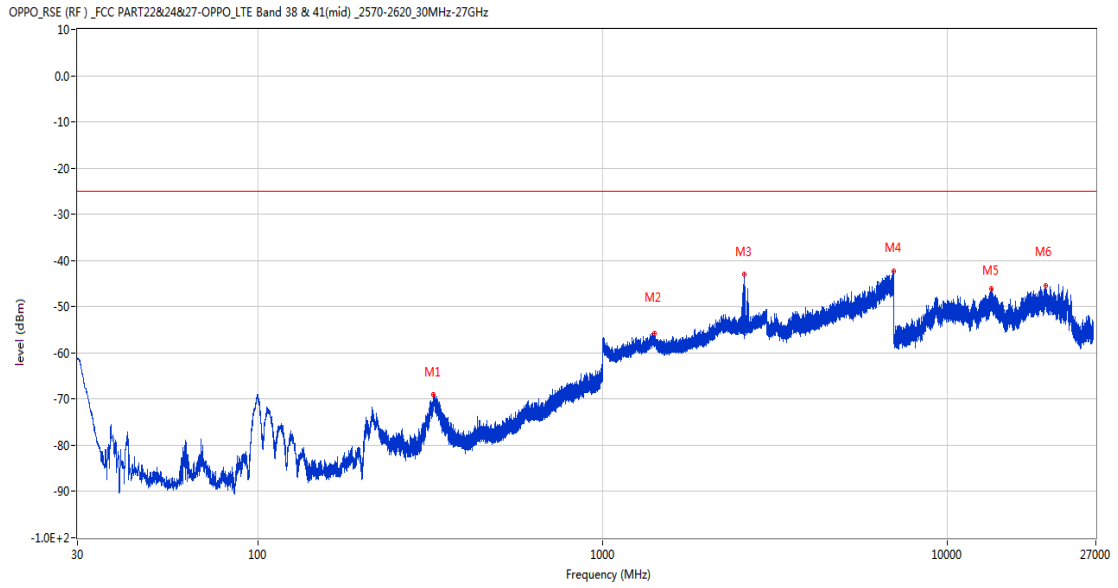
36.4 LTE Band 38 BW20, Middle Channel

RSE-H&H LTE Band 38 BW20 CH38000



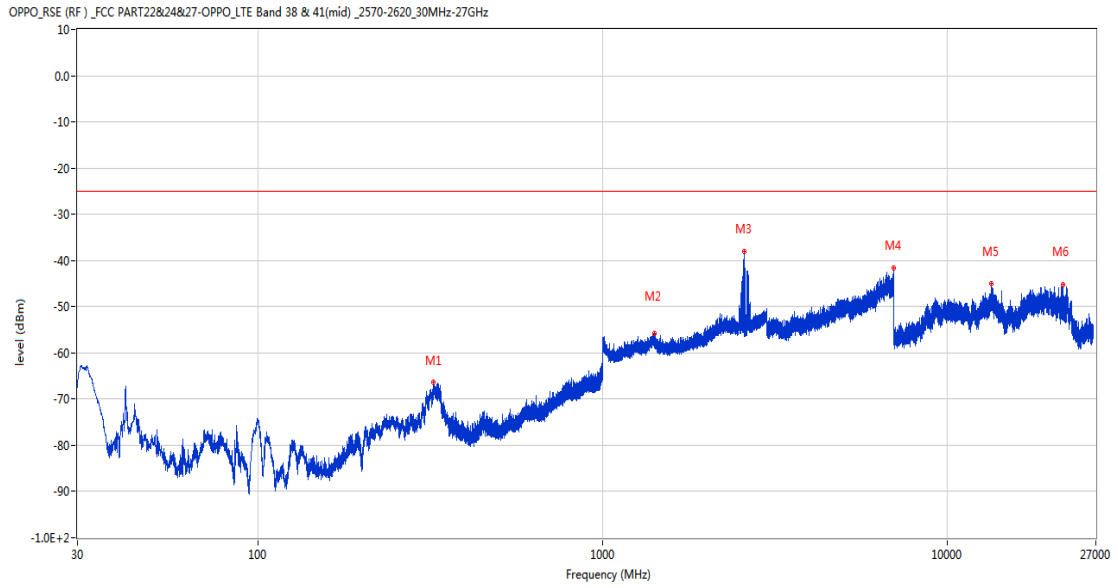
Frequency (MHz)	Result (dBm)	Factor (dB)	PK Limit (dBm)	Over Limit (dB)	Table (o)	ANT	EUT	Verdict
324.346	-64.92	-10.69	-25.0	-39.92	100.00	Horizontal	Horizontal	Pass
1398.400	-55.60	-2.11	-25.0	-30.60	266.00	Horizontal	Horizontal	Pass
2586.500	-37.84	1.65	-25.0	-12.84	172.00	Horizontal	Horizontal	N/A
6985.800	-41.68	13.70	-25.0	-16.68	324.00	Horizontal	Horizontal	Pass
13462.950	-45.30	11.40	-25.0	-20.30	207.00	Horizontal	Horizontal	Pass
19170.025	-45.06	13.20	-25.0	-20.06	106.00	Horizontal	Horizontal	Pass

RSE-H&V LTE Band 38 BW20 CH38000



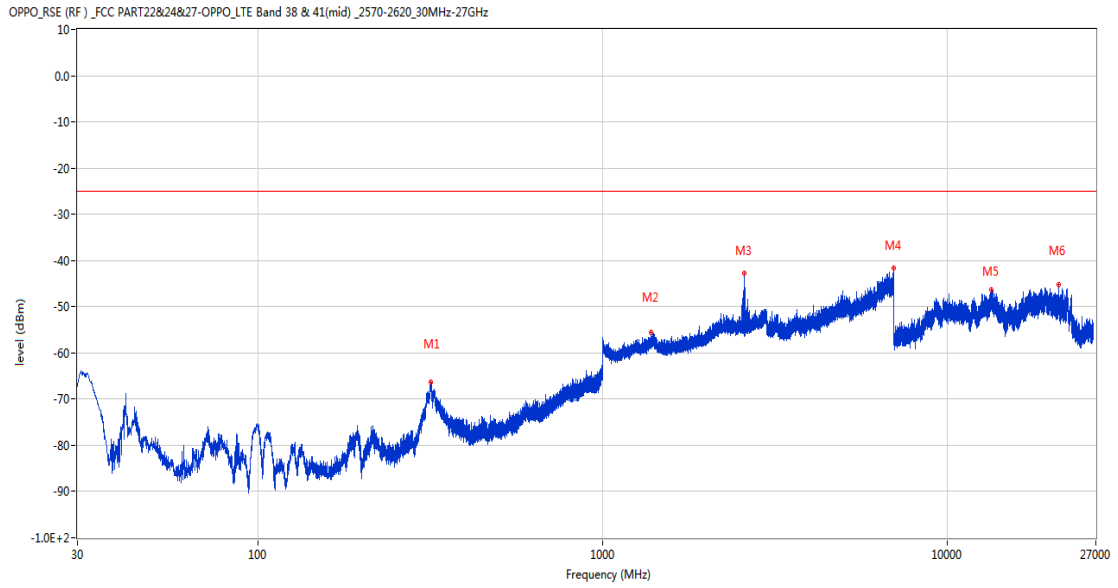
Frequency (MHz)	Result (dBm)	Factor (dB)	PK Limit (dBm)	Over Limit (dB)	Table (o)	ANT	EUT	Verdict
323.570	-69.01	-10.70	-25.0	-44.01	119.00	Horizontal	Vertical	Pass
1418.400	-55.85	-2.66	-25.0	-30.85	60.00	Horizontal	Vertical	Pass
2586.500	-42.94	1.65	-25.0	-17.94	157.00	Horizontal	Vertical	N/A
6985.600	-42.24	13.70	-25.0	-17.24	203.00	Horizontal	Vertical	Pass
13463.474	-46.06	11.39	-25.0	-21.06	300.00	Horizontal	Vertical	Pass
19374.875	-45.55	15.22	-25.0	-20.55	64.00	Horizontal	Vertical	Pass

RSE-V&V LTE Band 38 BW20 CH38000



Frequency (MHz)	Result (dBm)	Factor (dB)	PK Limit (dBm)	Over Limit (dB)	Table (o)	ANT	EUT	Verdict
323.619	-66.33	-10.70	-25.0	-41.33	0.00	Vertical	Vertical	Pass
1414.200	-55.87	-2.60	-25.0	-30.87	63.00	Vertical	Vertical	Pass
2586.600	-38.13	1.65	-25.0	-13.13	4.00	Vertical	Vertical	N/A
7000.000	-41.67	13.64	-25.0	-16.67	296.00	Vertical	Vertical	Pass
13414.125	-44.94	10.89	-25.0	-19.94	193.00	Vertical	Vertical	Pass
21641.824	-45.21	14.71	-25.0	-20.21	129.00	Vertical	Vertical	Pass

RSE-V&H LTE Band 38 BW20 CH38000

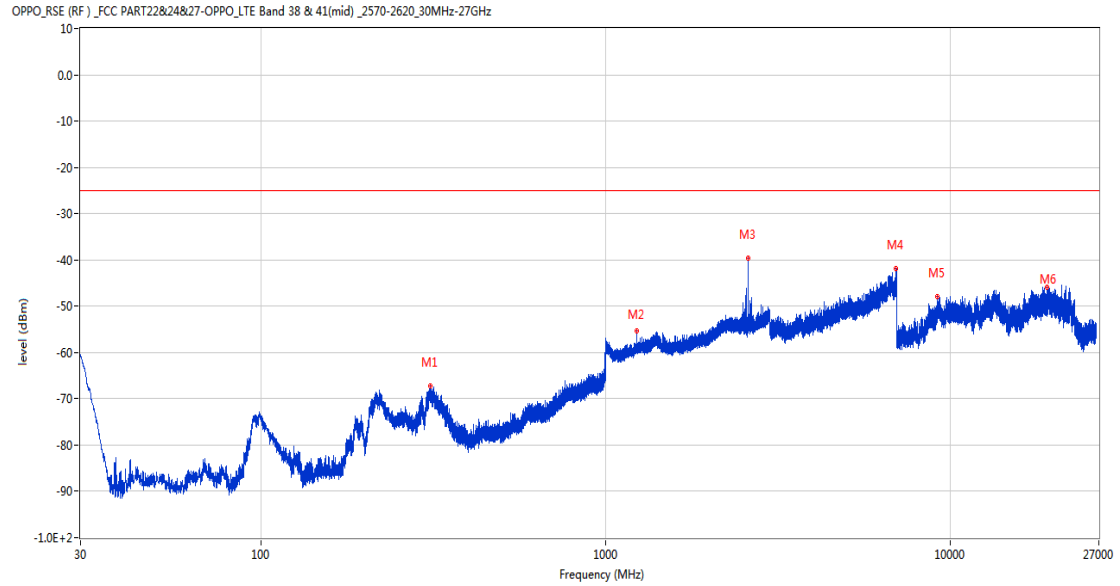


Frequency (MHz)	Result (dBm)	Factor (dB)	PK Limit (dBm)	Over Limit (dB)	Table (o)	ANT	EUT	Verdict
317.023	-66.24	-10.99	-25.0	-41.24	356.00	Vertical	Horizontal	Pass
1382.300	-55.65	-2.50	-25.0	-30.65	83.00	Vertical	Horizontal	Pass
2586.500	-42.69	1.65	-25.0	-17.69	3.00	Vertical	Horizontal	N/A
6992.200	-41.63	13.56	-25.0	-16.63	0.00	Vertical	Horizontal	Pass
13447.200	-46.25	11.45	-25.0	-21.25	160.00	Vertical	Horizontal	Pass
21040.026	-45.28	14.51	-25.0	-20.28	360.00	Vertical	Horizontal	Pass

37 LTE Band 41

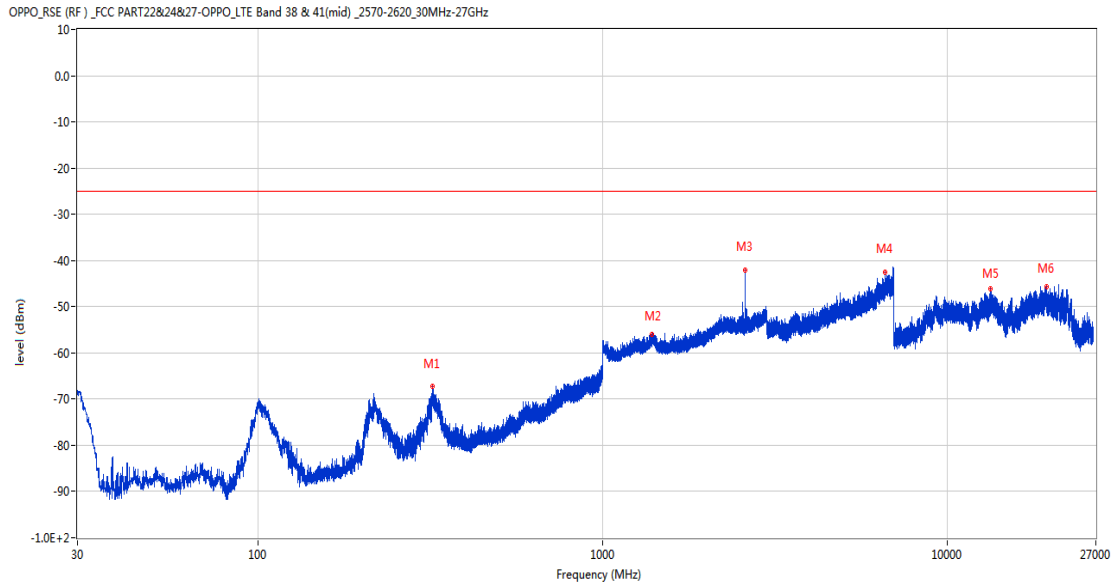
37.1 LTE Band 41 BW5, Middle Channel

RSE-H&H LTE Band 41 BW5 CH40620



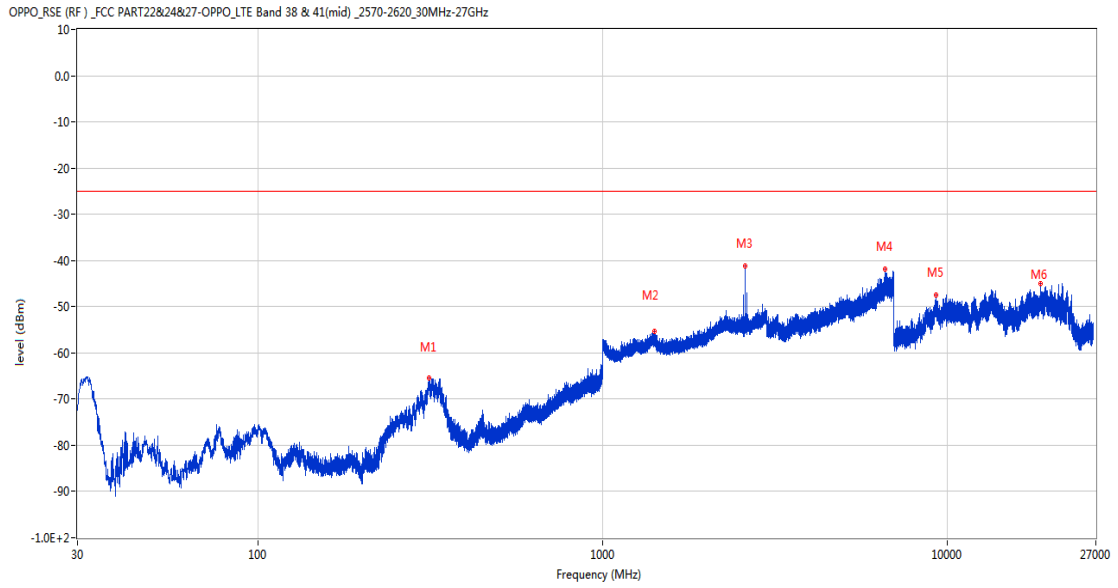
Frequency (MHz)	Result (dBm)	Factor (dB)	PK Limit (dBm)	Over Limit (dB)	Table (o)	ANT	EUT	Verdict
310.766	-67.15	-11.23	-25.0	-42.15	117.00	Horizontal	Horizontal	Pass
1233.200	-55.41	-3.79	-25.0	-30.41	259.00	Horizontal	Horizontal	Pass
2590.700	-39.60	1.69	-25.0	-14.60	130.00	Horizontal	Horizontal	N/A
6978.600	-41.90	13.96	-25.0	-16.90	25.00	Horizontal	Horizontal	Pass
9203.687	-48.03	9.22	-25.0	-23.03	174.00	Horizontal	Horizontal	Pass
19122.426	-45.95	11.89	-25.0	-20.95	48.00	Horizontal	Horizontal	Pass

RSE-H&V LTE Band 41 BW5 CH40620



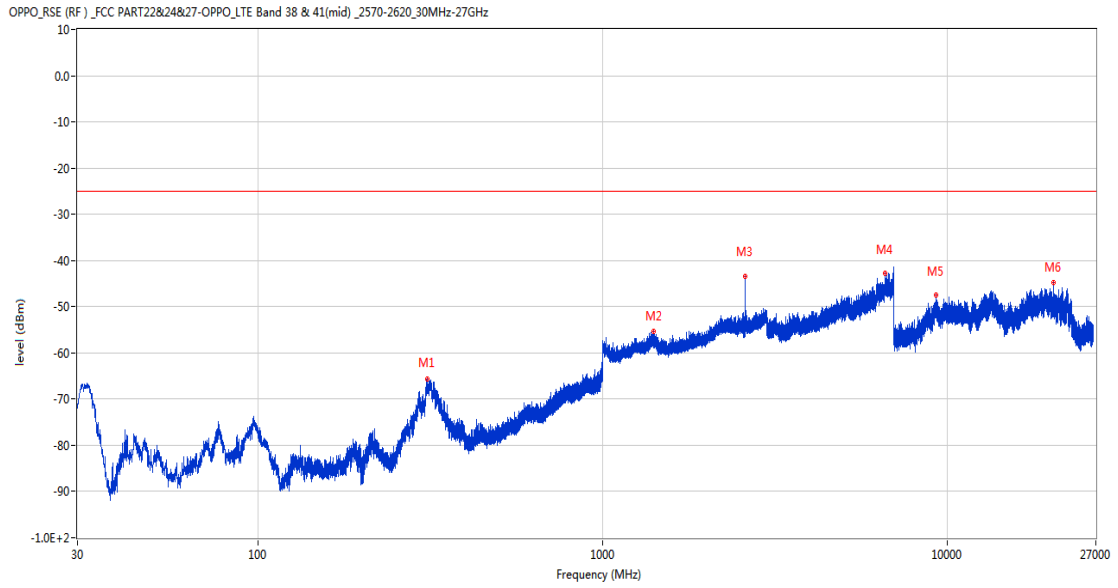
Frequency (MHz)	Result (dBm)	Factor (dB)	PK Limit (dBm)	Over Limit (dB)	Table (o)	ANT	EUT	Verdict
322.261	-67.18	-10.75	-25.0	-42.18	154.00	Horizontal	Vertical	Pass
1391.500	-55.99	-2.38	-25.0	-30.99	242.00	Horizontal	Vertical	Pass
2590.900	-41.99	1.69	-25.0	-16.99	107.00	Horizontal	Vertical	N/A
6602.800	-42.48	11.92	-25.0	-17.48	215.00	Horizontal	Vertical	Pass
13345.087	-46.07	10.97	-25.0	-21.07	223.00	Horizontal	Vertical	Pass
19378.698	-45.58	15.17	-25.0	-20.58	138.00	Horizontal	Vertical	Pass

RSE-V&V LTE Band 41 BW5 CH40620



Frequency (MHz)	Result (dBm)	Factor (dB)	PK Limit (dBm)	Over Limit (dB)	Table (o)	ANT	EUT	Verdict
313.871	-65.45	-11.06	-25.0	-40.45	21.00	Vertical	Vertical	Pass
1414.700	-55.39	-2.62	-25.0	-30.39	199.00	Vertical	Vertical	Pass
2590.800	-41.21	1.69	-25.0	-16.21	302.00	Vertical	Vertical	N/A
6610.000	-41.86	12.30	-25.0	-16.86	0.00	Vertical	Vertical	Pass
9297.125	-47.53	10.13	-25.0	-22.53	69.00	Vertical	Vertical	Pass
18650.249	-45.07	11.98	-25.0	-20.07	-3.00	Vertical	Vertical	Pass

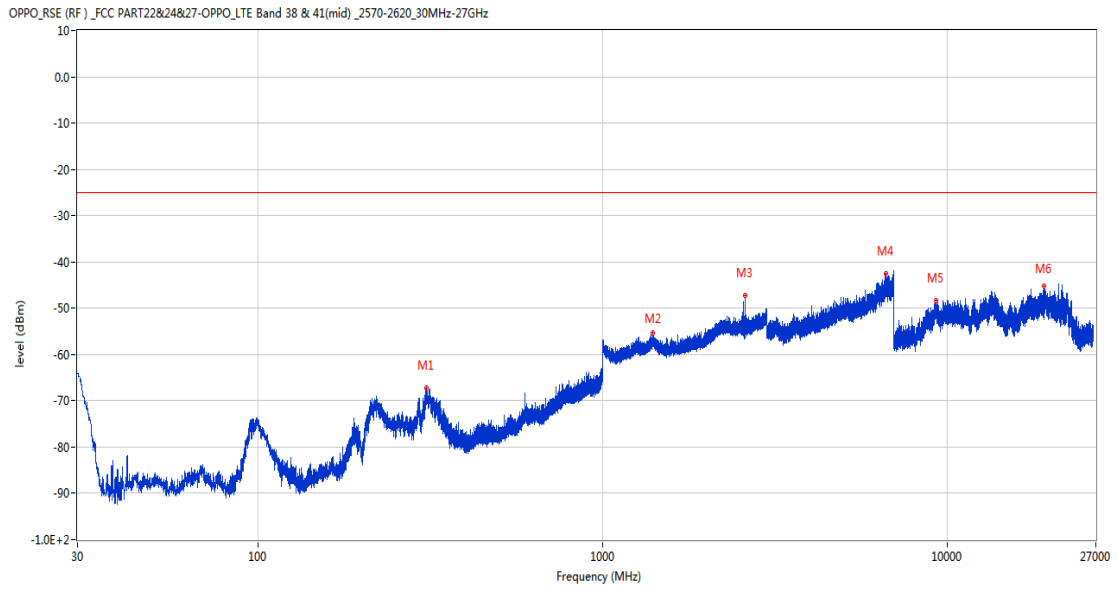
RSE-V&H LTE Band 41 BW5 CH40620



Frequency (MHz)	Result (dBm)	Factor (dB)	PK Limit (dBm)	Over Limit (dB)	Table (o)	ANT	EUT	Verdict
310.282	-65.60	-11.26	-25.0	-40.60	361.00	Vertical	Horizontal	Pass
1409.900	-55.37	-2.40	-25.0	-30.37	114.00	Vertical	Horizontal	Pass
2590.700	-43.38	1.69	-25.0	-18.38	352.00	Vertical	Horizontal	N/A
6605.400	-42.83	12.14	-25.0	-17.83	29.00	Vertical	Horizontal	Pass
9307.763	-47.49	10.10	-25.0	-22.49	121.00	Vertical	Horizontal	Pass
20350.251	-44.83	14.29	-25.0	-19.83	162.00	Vertical	Horizontal	Pass

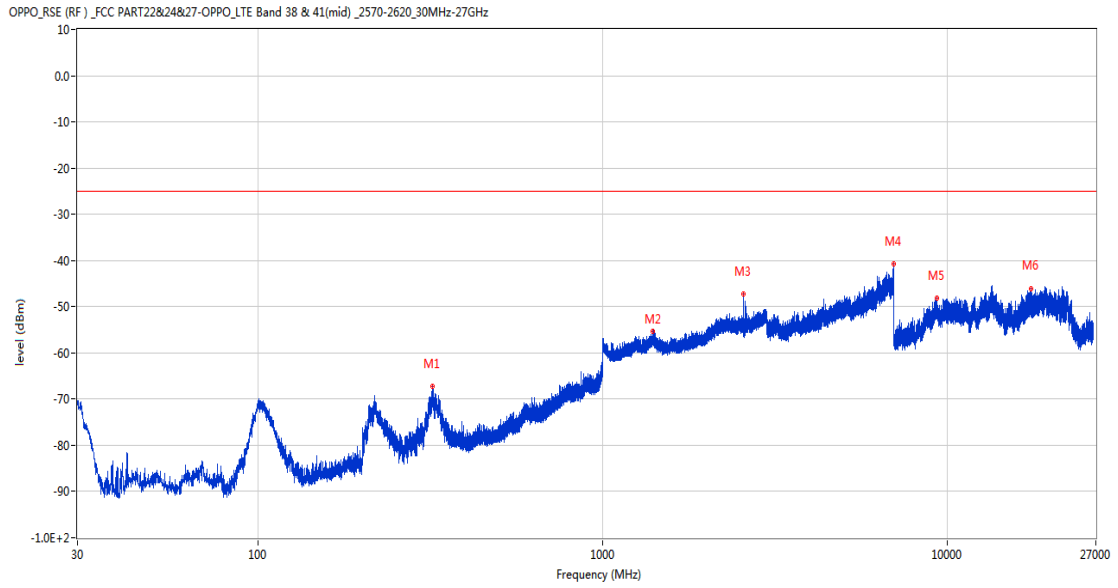
37.2 LTE Band 41 BW10, Middle Channel

RSE-H&H LTE Band 41 BW10 CH40620



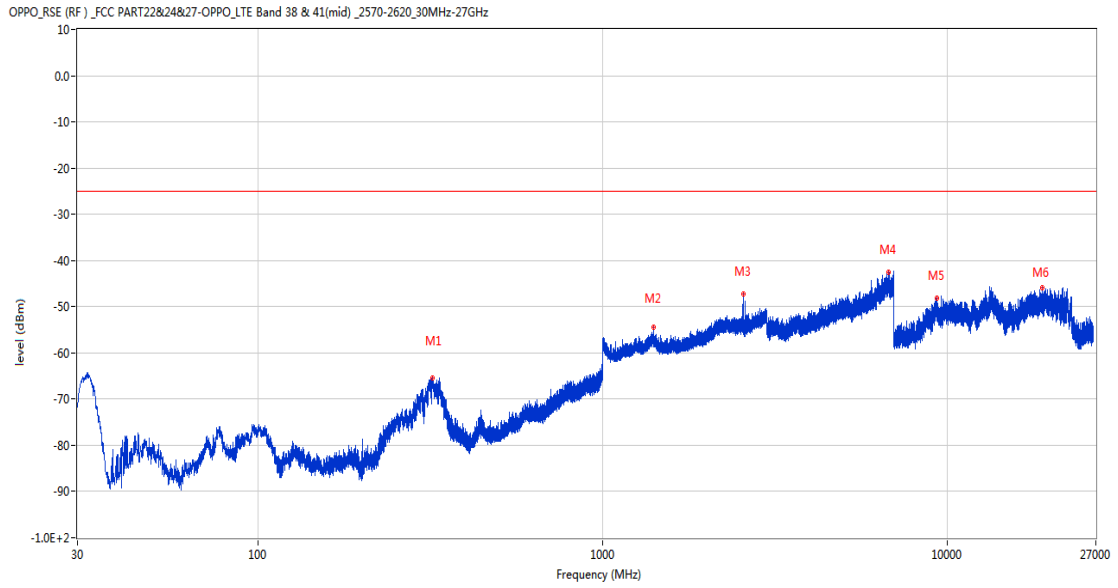
Frequency (MHz)	Result (dBm)	Factor (dB)	PK Limit (dBm)	Over Limit (dB)	Table (o)	ANT	EUT	Verdict
309.166	-67.24	-11.33	-25.0	-42.24	120.00	Horizontal	Horizontal	Pass
1401.800	-55.39	-2.02	-25.0	-30.39	351.00	Horizontal	Horizontal	Pass
2588.500	-47.16	1.67	-25.0	-22.16	130.00	Horizontal	Horizontal	N/A
6655.800	-42.53	11.44	-25.0	-17.53	139.00	Horizontal	Horizontal	Pass
9291.375	-48.42	9.92	-25.0	-23.42	345.00	Horizontal	Horizontal	Pass
19116.474	-45.29	11.78	-25.0	-20.29	128.00	Horizontal	Horizontal	Pass

RSE-H&V LTE Band 41 BW10 CH40620



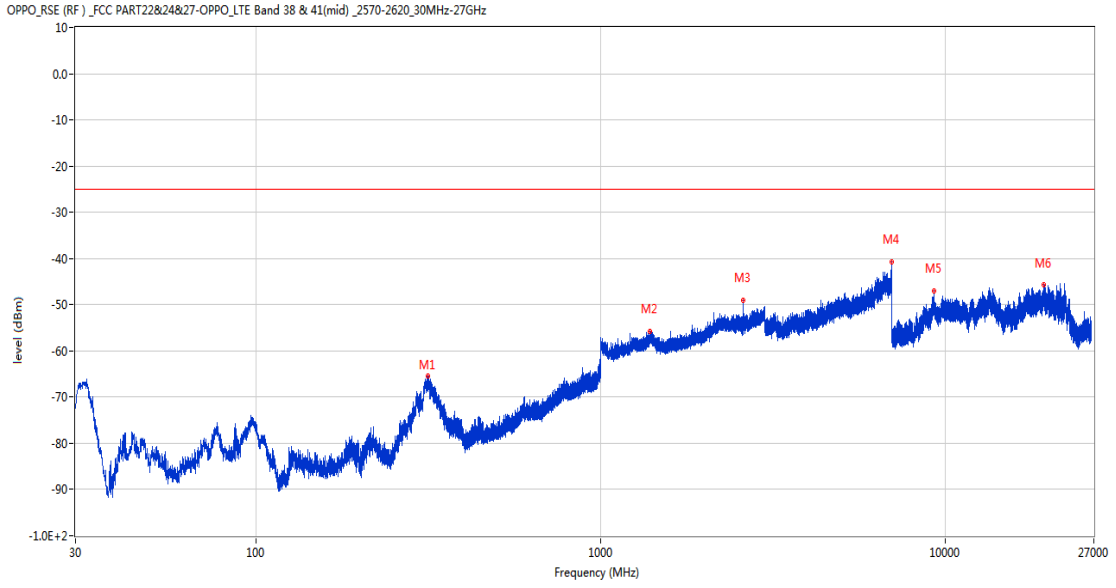
Frequency (MHz)	Result (dBm)	Factor (dB)	PK Limit (dBm)	Over Limit (dB)	Table (o)	ANT	EUT	Verdict
320.564	-67.16	-10.85	-25.0	-42.16	161.00	Horizontal	Vertical	Pass
1400.000	-55.30	-1.96	-25.0	-30.30	188.00	Horizontal	Vertical	Pass
2562.500	-47.31	1.42	-25.0	-22.31	261.00	Horizontal	Vertical	N/A
6993.600	-40.84	13.65	-25.0	-15.84	33.00	Horizontal	Vertical	Pass
9320.412	-48.25	9.88	-25.0	-23.25	-2.00	Horizontal	Vertical	Pass
17468.176	-46.18	9.01	-25.0	-21.18	118.00	Horizontal	Vertical	Pass

RSE-V&V LTE Band 41 BW10 CH40620



Frequency (MHz)	Result (dBm)	Factor (dB)	PK Limit (dBm)	Over Limit (dB)	Table (o)	ANT	EUT	Verdict
321.728	-65.40	-10.77	-25.0	-40.40	0.00	Vertical	Vertical	Pass
1405.100	-54.46	-2.30	-25.0	-29.46	196.00	Vertical	Vertical	Pass
2563.500	-47.23	1.43	-25.0	-22.23	272.00	Vertical	Vertical	N/A
6771.600	-42.44	11.62	-25.0	-17.44	137.00	Vertical	Vertical	Pass
9325.875	-48.06	9.62	-25.0	-23.06	360.00	Vertical	Vertical	Pass
18840.650	-45.90	12.40	-25.0	-20.90	140.00	Vertical	Vertical	Pass

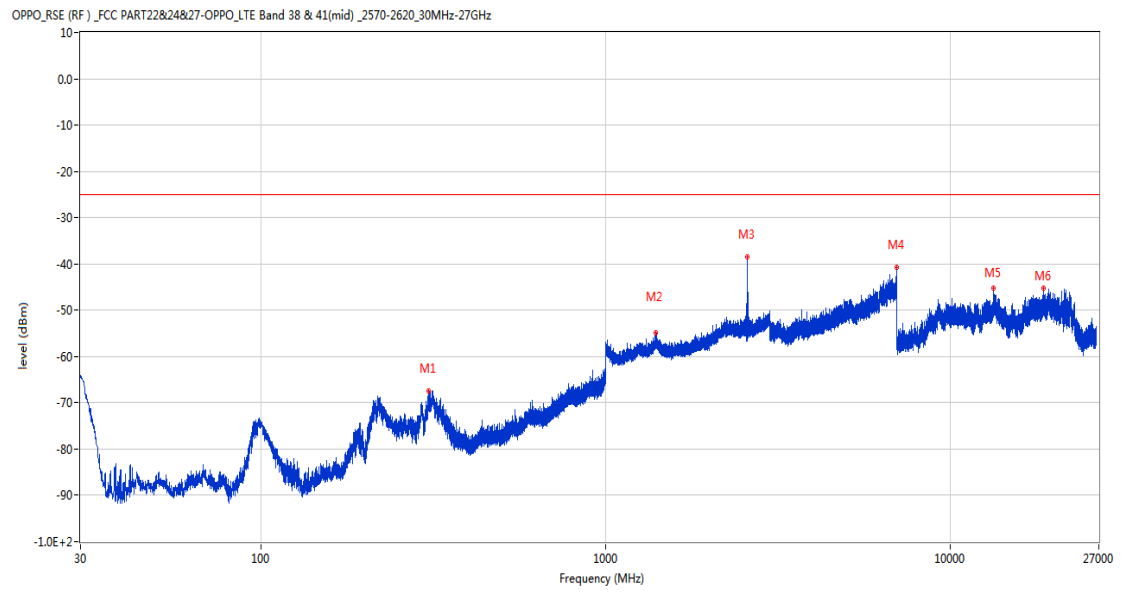
RSE-V&H LTE Band 41 BW10 CH40620



Frequency (MHz)	Result (dBm)	Factor (dB)	PK Limit (dBm)	Over Limit (dB)	Table (o)	ANT	EUT	Verdict
315.034	-65.47	-11.06	-25.0	-40.47	324.00	Vertical	Horizontal	Pass
1389.300	-55.72	-2.39	-25.0	-30.72	1.00	Vertical	Horizontal	Pass
2588.500	-49.06	1.67	-25.0	-24.06	340.00	Vertical	Horizontal	N/A
6979.800	-40.79	13.85	-25.0	-15.79	292.00	Vertical	Horizontal	Pass
9302.875	-47.05	10.18	-25.0	-22.05	112.00	Vertical	Horizontal	Pass
19347.675	-45.69	15.75	-25.0	-20.69	133.00	Vertical	Horizontal	Pass

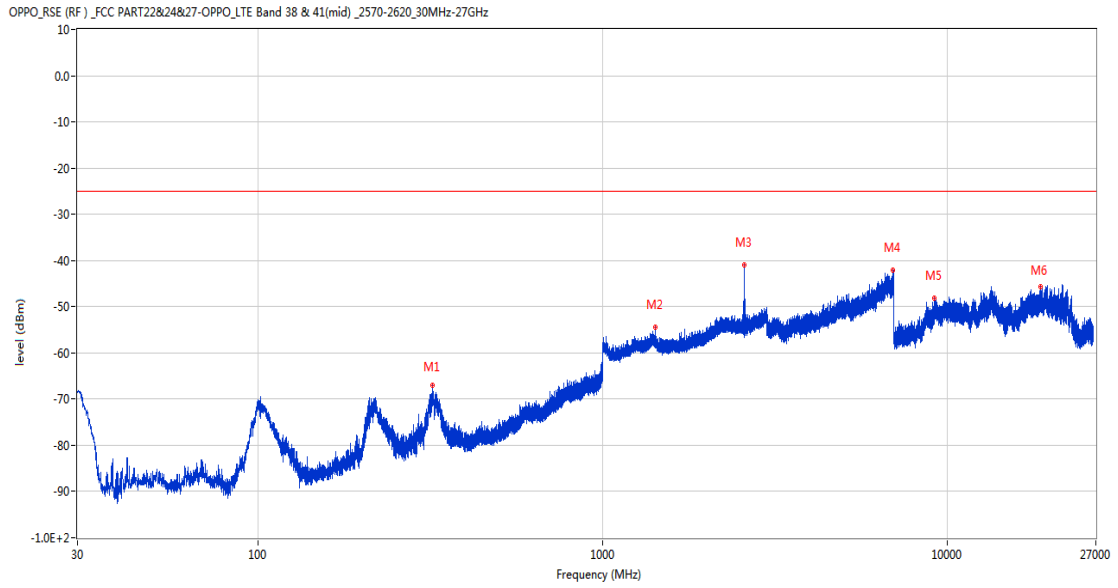
37.3 LTE Band 41 BW15, Middle Channel

RSE-H&H LTE Band 41 BW15 CH40620



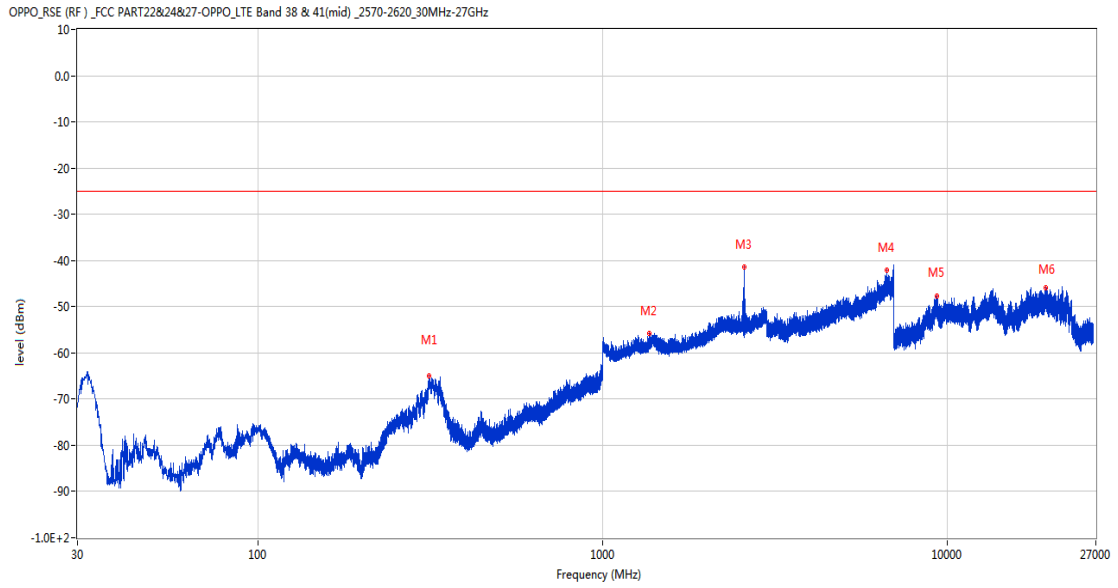
Frequency (MHz)	Result (dBm)	Factor (dB)	PK Limit (dBm)	Over Limit (dB)	Table (o)	ANT	EUT	Verdict
307.517	-67.52	-11.43	-25.0	-42.52	123.00	Horizontal	Horizontal	Pass
1397.800	-54.92	-2.11	-25.0	-29.92	100.00	Horizontal	Horizontal	Pass
2586.200	-38.51	1.65	-25.0	-13.51	150.00	Horizontal	Horizontal	N/A
6986.600	-40.81	13.70	-25.0	-15.81	49.00	Horizontal	Horizontal	Pass
13384.724	-45.22	10.81	-25.0	-20.22	281.00	Horizontal	Horizontal	Pass
18667.676	-45.30	12.28	-25.0	-20.30	276.00	Horizontal	Horizontal	Pass

RSE-H&V LTE Band 41 BW15 CH40620



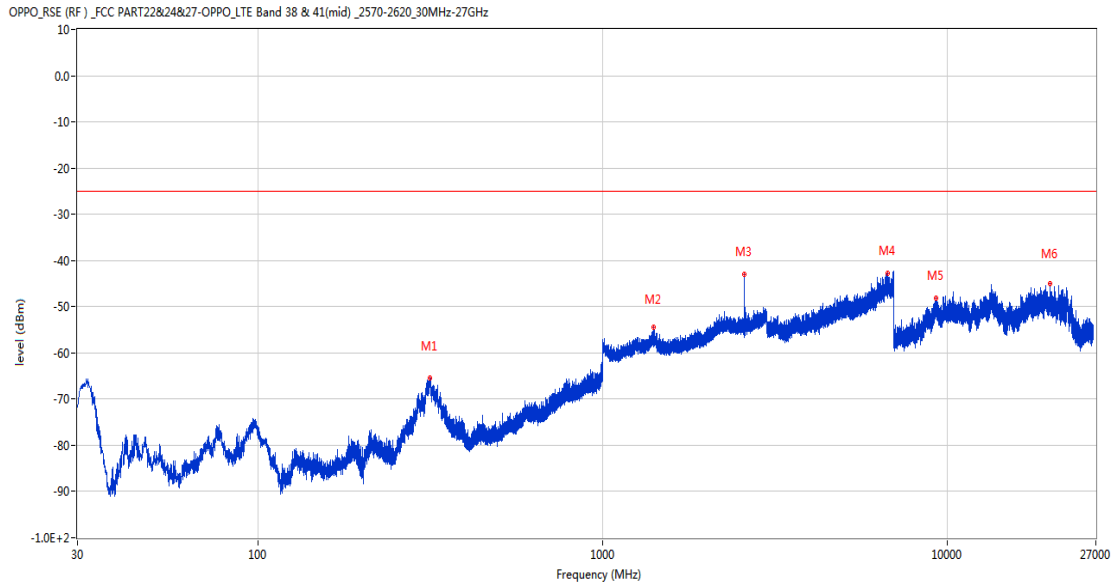
Frequency (MHz)	Result (dBm)	Factor (dB)	PK Limit (dBm)	Over Limit (dB)	Table (o)	ANT	EUT	Verdict
321.873	-67.06	-10.77	-25.0	-42.06	159.00	Horizontal	Vertical	Pass
1422.400	-54.38	-2.65	-25.0	-29.38	262.00	Horizontal	Vertical	Pass
2586.200	-41.00	1.65	-25.0	-16.00	149.00	Horizontal	Vertical	N/A
6974.800	-42.11	13.71	-25.0	-17.11	124.00	Horizontal	Vertical	Pass
9199.375	-48.19	9.19	-25.0	-23.19	-1.00	Horizontal	Vertical	Pass
18669.375	-45.67	12.31	-25.0	-20.67	19.00	Horizontal	Vertical	Pass

RSE-V&V LTE Band 41 BW15 CH40620



Frequency (MHz)	Result (dBm)	Factor (dB)	PK Limit (dBm)	Over Limit (dB)	Table (o)	ANT	EUT	Verdict
314.841	-65.03	-11.07	-25.0	-40.03	38.00	Vertical	Vertical	Pass
1363.900	-55.75	-3.13	-25.0	-30.75	240.00	Vertical	Vertical	Pass
2586.400	-41.42	1.65	-25.0	-16.42	326.00	Vertical	Vertical	N/A
6690.600	-42.10	11.83	-25.0	-17.10	155.00	Vertical	Vertical	Pass
9317.826	-47.75	9.94	-25.0	-22.75	73.00	Vertical	Vertical	Pass
19350.651	-45.95	15.67	-25.0	-20.95	132.00	Vertical	Vertical	Pass

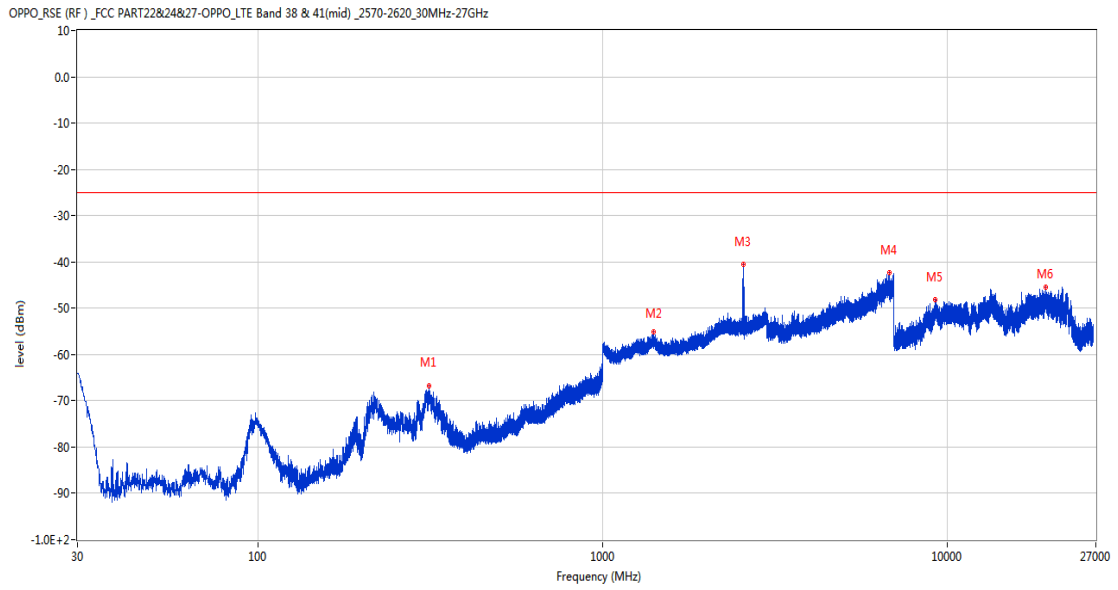
RSE-V&H LTE Band 41 BW15 CH40620



Frequency (MHz)	Result (dBm)	Factor (dB)	PK Limit (dBm)	Over Limit (dB)	Table (o)	ANT	EUT	Verdict
316.102	-65.50	-11.02	-25.0	-40.50	361.00	Vertical	Horizontal	Pass
1407.700	-54.42	-2.42	-25.0	-29.42	29.00	Vertical	Horizontal	Pass
2586.200	-43.01	1.65	-25.0	-18.01	351.00	Vertical	Horizontal	N/A
6733.000	-42.71	11.80	-25.0	-17.71	290.00	Vertical	Horizontal	Pass
9287.925	-48.17	9.79	-25.0	-23.17	72.00	Vertical	Horizontal	Pass
19903.574	-45.04	16.25	-25.0	-20.04	193.00	Vertical	Horizontal	Pass

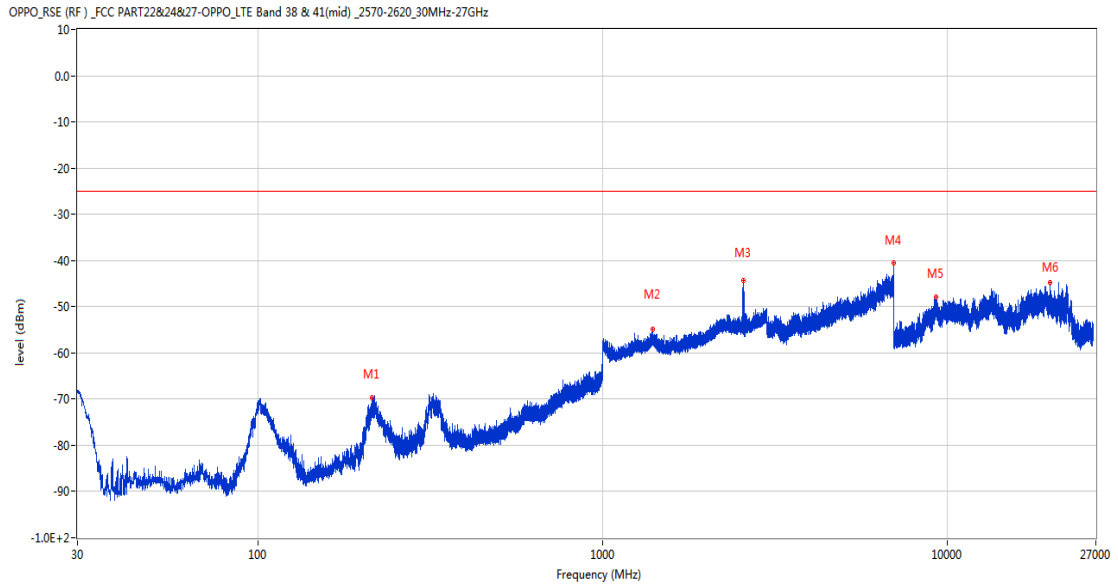
37.4 LTE Band 41 BW20, Middle Channel

RSE-H&H LTE Band 41 BW20 CH40620



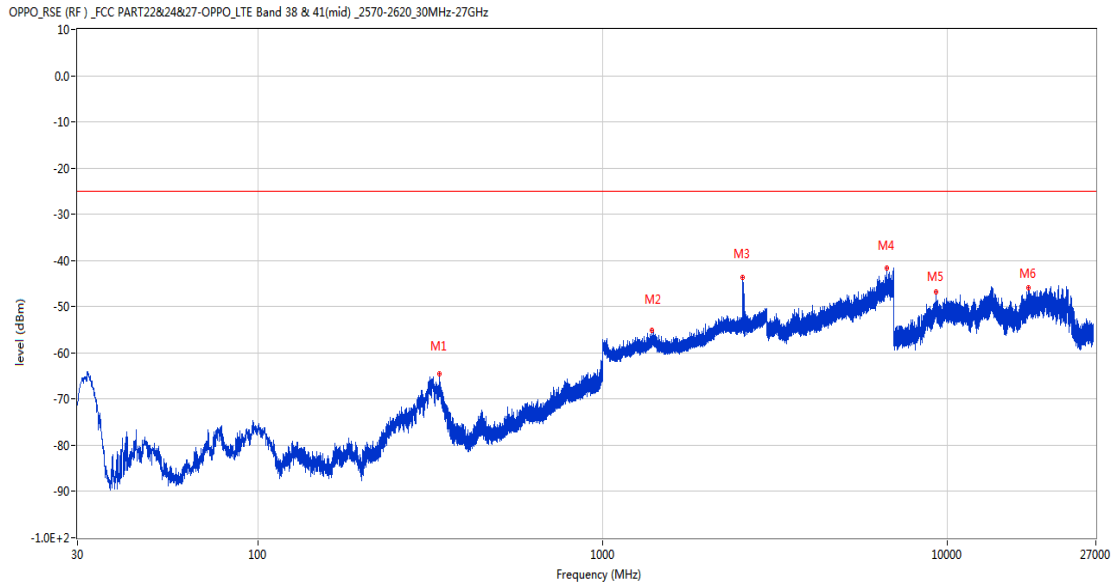
Frequency (MHz)	Result (dBm)	Factor (dB)	PK Limit (dBm)	Over Limit (dB)	Table (o)	ANT	EUT	Verdict
313.579	-66.75	-11.06	-25.0	-41.75	109.00	Horizontal	Horizontal	Pass
1411.200	-55.16	-2.43	-25.0	-30.16	309.00	Horizontal	Horizontal	Pass
2562.100	-40.55	1.41	-25.0	-15.55	136.00	Horizontal	Horizontal	N/A
6784.800	-42.30	12.15	-25.0	-17.30	359.00	Horizontal	Horizontal	Pass
9216.912	-48.25	9.24	-25.0	-23.25	191.00	Horizontal	Horizontal	Pass
19369.349	-45.56	15.29	-25.0	-20.56	193.00	Horizontal	Horizontal	Pass

RSE-H&V LTE Band 41 BW20 CH40620



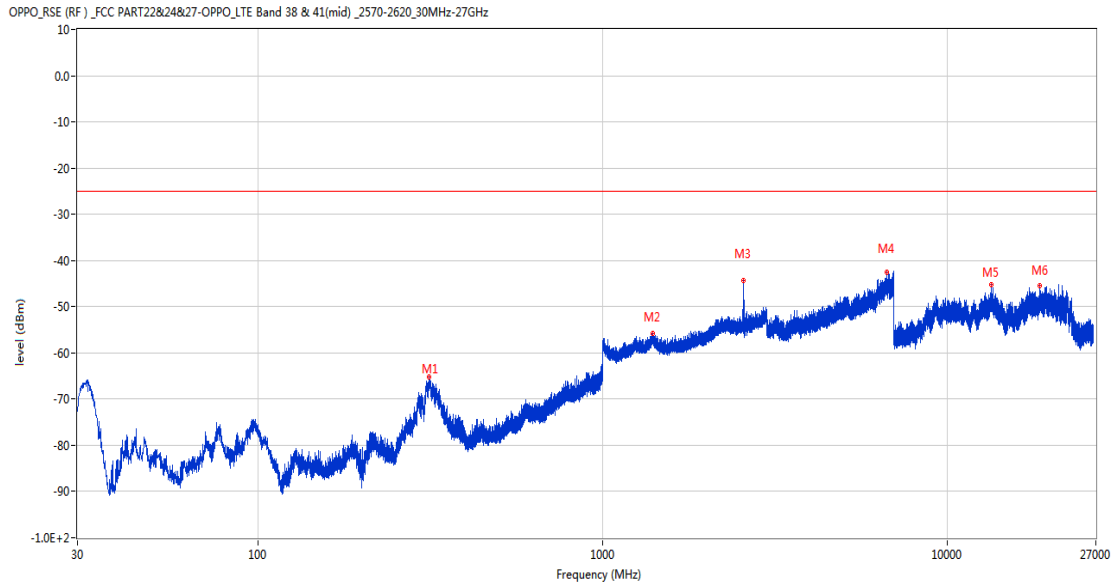
Frequency (MHz)	Result (dBm)	Factor (dB)	PK Limit (dBm)	Over Limit (dB)	Table (o)	ANT	EUT	Verdict
214.445	-69.60	-15.32	-25.0	-44.60	129.00	Horizontal	Vertical	Pass
1400.200	-54.99	-1.95	-25.0	-29.99	239.00	Horizontal	Vertical	Pass
2562.700	-44.30	1.42	-25.0	-19.30	294.00	Horizontal	Vertical	N/A
6997.400	-40.56	13.61	-25.0	-15.56	191.00	Horizontal	Vertical	Pass
9296.550	-48.01	10.10	-25.0	-23.01	80.00	Horizontal	Vertical	Pass
19912.925	-44.86	16.36	-25.0	-19.86	76.00	Horizontal	Vertical	Pass

RSE-V&V LTE Band 41 BW20 CH40620



Frequency (MHz)	Result (dBm)	Factor (dB)	PK Limit (dBm)	Over Limit (dB)	Table (o)	ANT	EUT	Verdict
336.035	-64.53	-9.82	-25.0	-39.53	0.00	Vertical	Vertical	Pass
1392.200	-55.20	-2.39	-25.0	-30.20	101.00	Vertical	Vertical	Pass
2556.100	-43.63	1.23	-25.0	-18.63	223.00	Vertical	Vertical	N/A
6689.400	-41.59	11.87	-25.0	-16.59	211.00	Vertical	Vertical	Pass
9274.988	-46.74	9.44	-25.0	-21.74	135.00	Vertical	Vertical	Pass
17188.614	-46.01	8.35	-25.0	-21.01	304.00	Vertical	Vertical	Pass

RSE-V&H LTE Band 41 BW20 CH40620

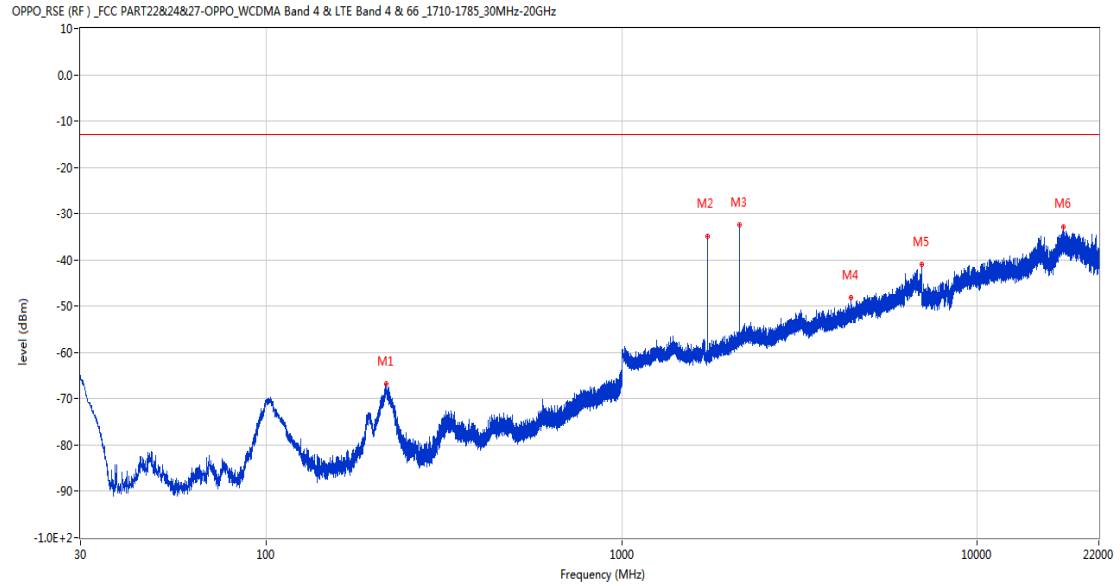


Frequency (MHz)	Result (dBm)	Factor (dB)	PK Limit (dBm)	Over Limit (dB)	Table (o)	ANT	EUT	Verdict
313.725	-65.18	-11.06	-25.0	-40.18	361.00	Vertical	Horizontal	Pass
1400.900	-55.81	-1.96	-25.0	-30.81	271.00	Vertical	Horizontal	Pass
2560.300	-44.28	1.40	-25.0	-19.28	12.00	Vertical	Horizontal	N/A
6687.200	-42.58	11.95	-25.0	-17.58	177.00	Vertical	Horizontal	Pass
13444.838	-45.18	11.40	-25.0	-20.18	363.00	Vertical	Horizontal	Pass
18555.050	-45.38	11.04	-25.0	-20.38	-1.00	Vertical	Horizontal	Pass

38 LTE Band 66

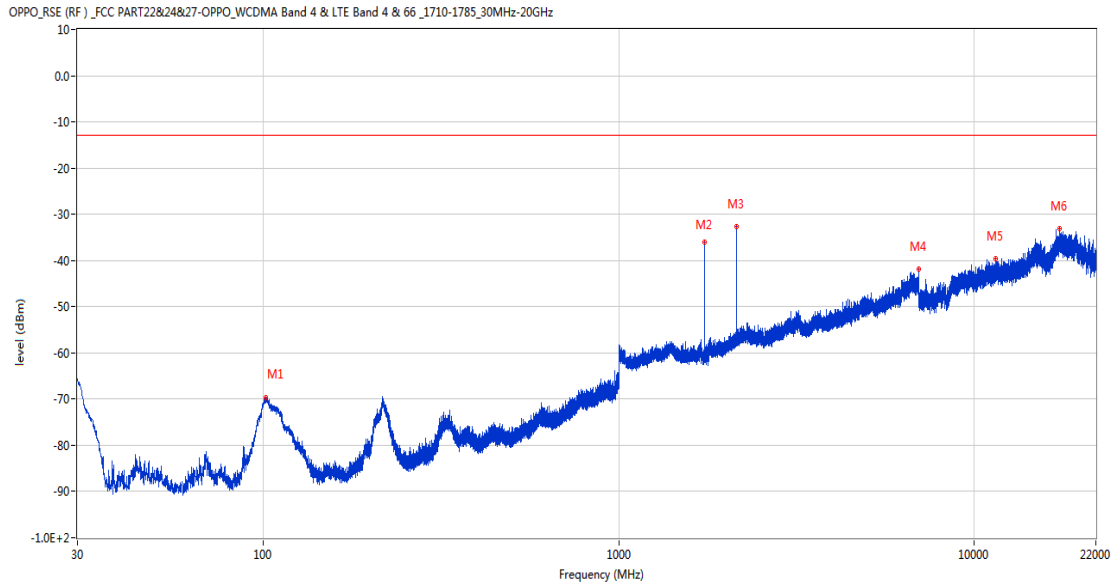
38.1 LTE Band 66 BW1.4, Middle Channel

RSE-H&H LTE Band 66 BW1.4 CH132322



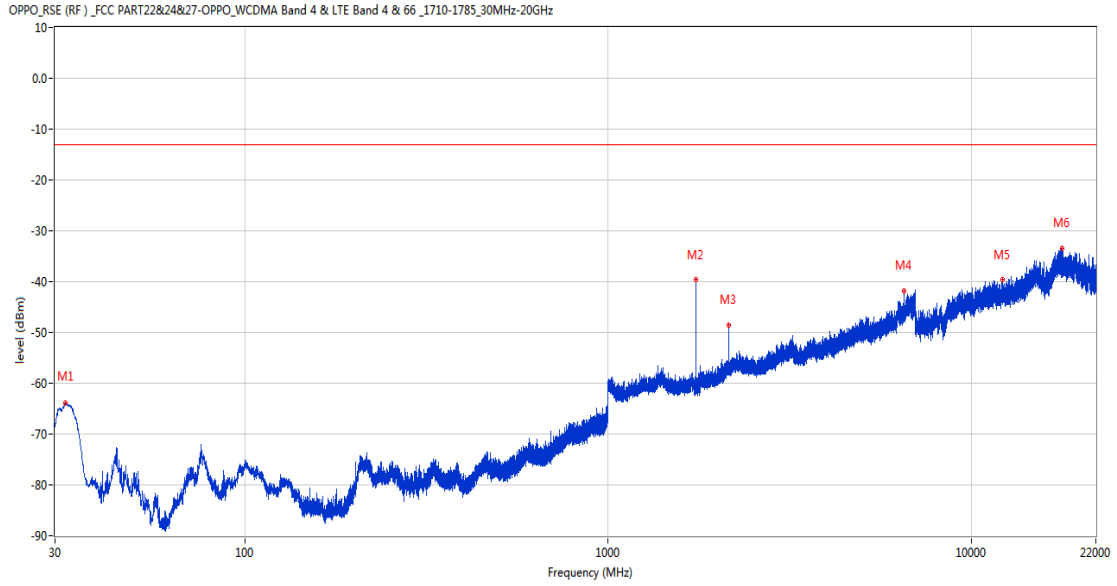
Frequency (MHz)	Result (dBm)	Factor (dB)	PK Limit (dBm)	Over Limit (dB)	Table (o)	ANT	EUT	Verdict
217.258	-66.75	-15.80	-13.0	-53.75	52.00	Horizontal	Horizontal	Pass
1744.900	-34.96	-4.53	-13.0	-21.96	81.00	Horizontal	Horizontal	N/A
2145.200	-32.39	-2.43	-13.0	-19.39	195.00	Horizontal	Horizontal	N/A
4415.400	-48.14	5.56	-13.0	-35.14	352.00	Horizontal	Horizontal	Pass
6985.200	-40.90	13.70	-13.0	-27.90	94.00	Horizontal	Horizontal	Pass
17471.199	-32.91	21.72	-13.0	-19.91	144.00	Horizontal	Horizontal	Pass

RSE-H&V LTE Band 66 BW1.4 CH132322



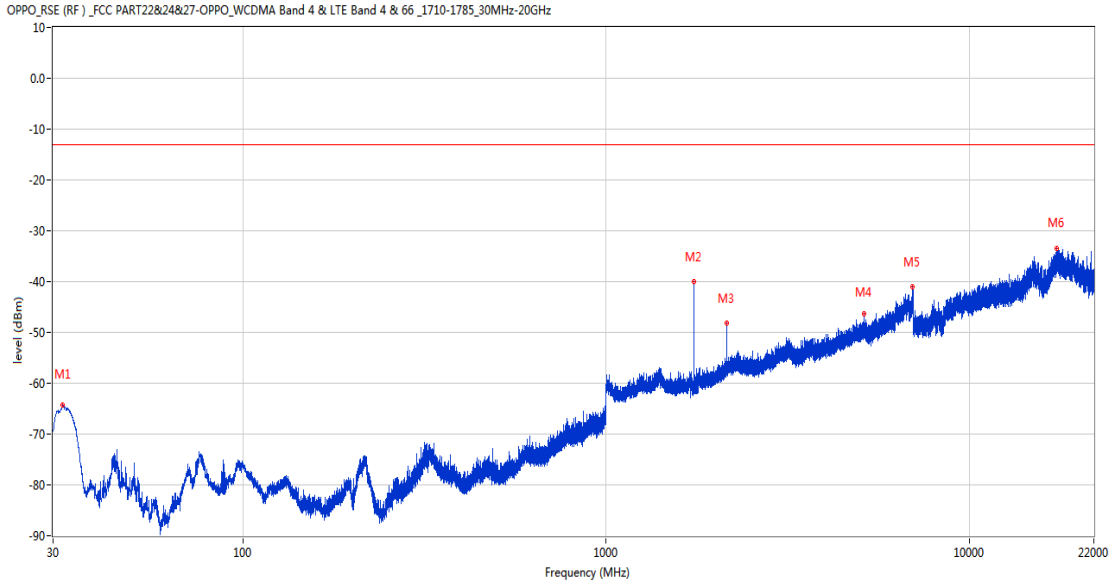
Frequency (MHz)	Result (dBm)	Factor (dB)	PK Limit (dBm)	Over Limit (dB)	Table (o)	ANT	EUT	Verdict
101.780	-69.76	-21.67	-13.0	-56.76	363.00	Horizontal	Vertical	Pass
1744.900	-36.04	-4.53	-13.0	-23.04	127.00	Horizontal	Vertical	N/A
2145.700	-32.60	-2.43	-13.0	-19.60	188.00	Horizontal	Vertical	N/A
6999.600	-41.84	13.65	-13.0	-28.84	218.00	Horizontal	Vertical	Pass
11511.451	-39.68	17.62	-13.0	-26.68	169.00	Horizontal	Vertical	Pass
17386.099	-33.06	22.38	-13.0	-20.06	123.00	Horizontal	Vertical	Pass

RSE-V&V LTE Band 66 BW1.4 CH132322



Frequency (MHz)	Result (dBm)	Factor (dB)	PK Limit (dBm)	Over Limit (dB)	Table (o)	ANT	EUT	Verdict
32.037	-63.90	-16.81	-13.0	-50.90	-1.00	Vertical	Vertical	Pass
1745.000	-39.62	-4.53	-13.0	-26.62	89.00	Vertical	Vertical	N/A
2145.500	-48.58	-2.43	-13.0	-35.58	346.00	Vertical	Vertical	N/A
6521.600	-41.87	10.69	-13.0	-28.87	340.00	Vertical	Vertical	Pass
12147.112	-39.57	18.16	-13.0	-26.57	129.00	Vertical	Vertical	Pass
17779.687	-33.53	21.21	-13.0	-20.53	83.00	Vertical	Vertical	Pass

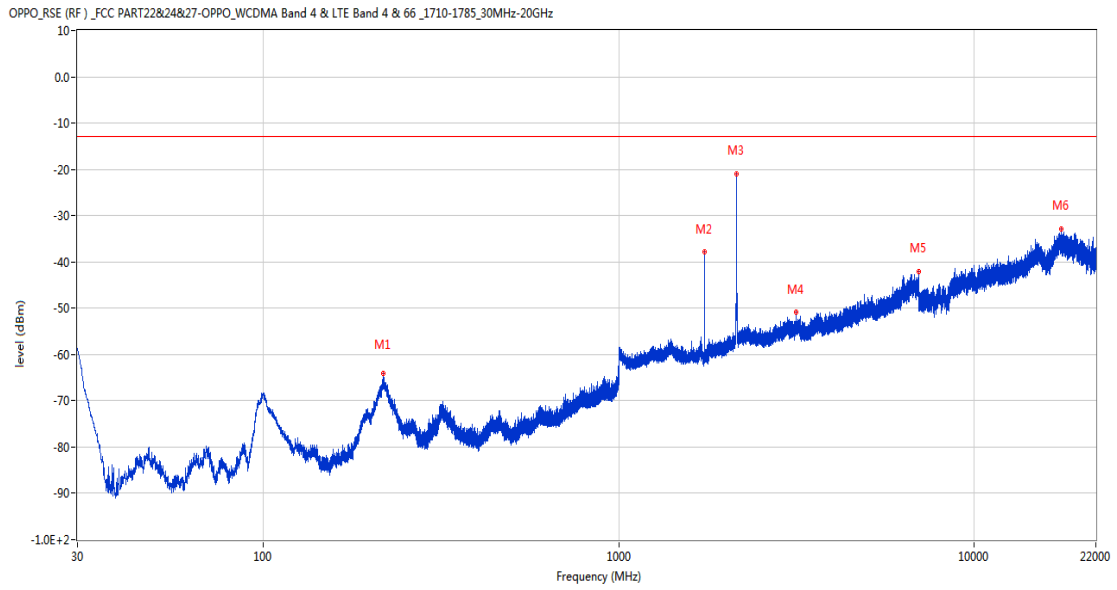
RSE-V&H LTE Band 66 BW1.4 CH132322



Frequency (MHz)	Result (dBm)	Factor (dB)	PK Limit (dBm)	Over Limit (dB)	Table (o)	ANT	EUT	Verdict
31.940	-64.28	-16.96	-13.0	-51.28	320.00	Vertical	Horizontal	Pass
1744.900	-40.07	-4.53	-13.0	-27.07	252.00	Vertical	Horizontal	N/A
2145.500	-48.12	-2.43	-13.0	-35.12	204.00	Vertical	Horizontal	N/A
5134.000	-46.36	7.79	-13.0	-33.36	168.00	Vertical	Horizontal	Pass
6978.200	-41.01	13.92	-13.0	-28.01	346.00	Vertical	Horizontal	Pass
17402.751	-33.49	22.71	-13.0	-20.49	324.00	Vertical	Horizontal	Pass

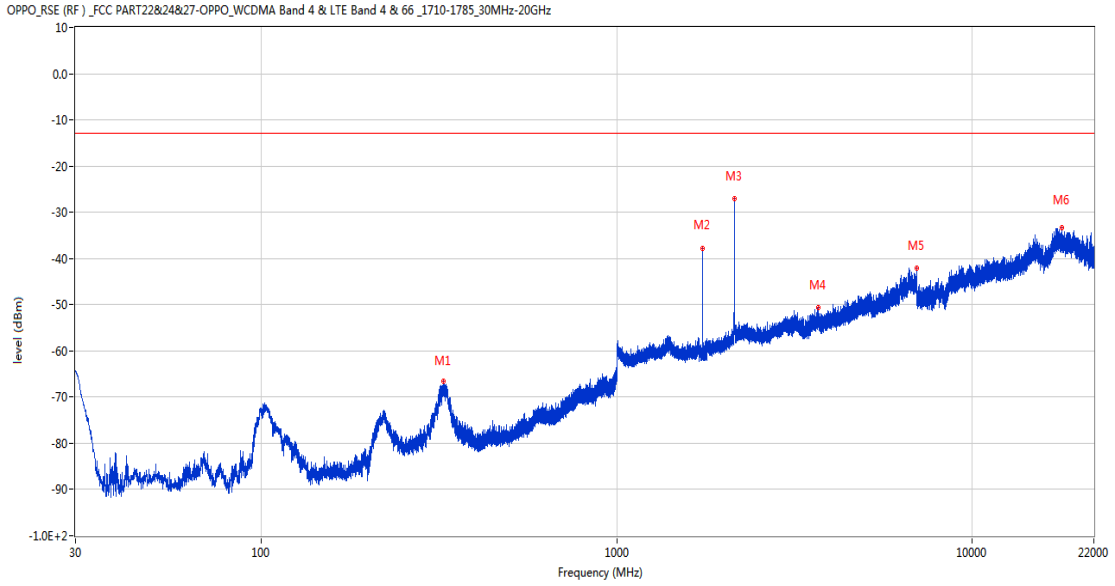
38.2 LTE Band 66 BW3, Middle Channel

RSE-H&H LTE Band 66 BW3 CH132322



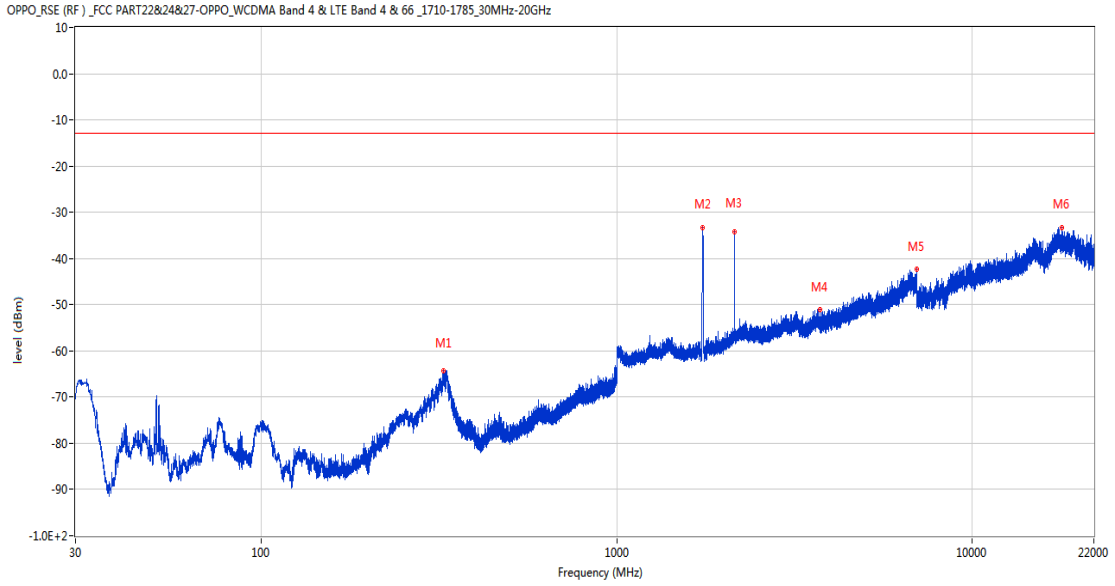
Frequency (MHz)	Result (dBm)	Factor (dB)	PK Limit (dBm)	Over Limit (dB)	Table (o)	ANT	EUT	Verdict
217.986	-63.99	-15.78	-13.0	-50.99	48.00	Horizontal	Horizontal	Pass
1744.200	-37.91	-4.53	-13.0	-24.91	85.00	Horizontal	Horizontal	N/A
2144.800	-21.04	-2.43	-13.0	-8.04	274.00	Horizontal	Horizontal	N/A
3158.400	-50.84	3.07	-13.0	-37.84	244.00	Horizontal	Horizontal	Pass
6978.400	-42.05	13.94	-13.0	-29.05	220.00	Horizontal	Horizontal	Pass
17605.325	-32.98	21.92	-13.0	-19.98	205.00	Horizontal	Horizontal	Pass

RSE-H&V LTE Band 66 BW3 CH132322



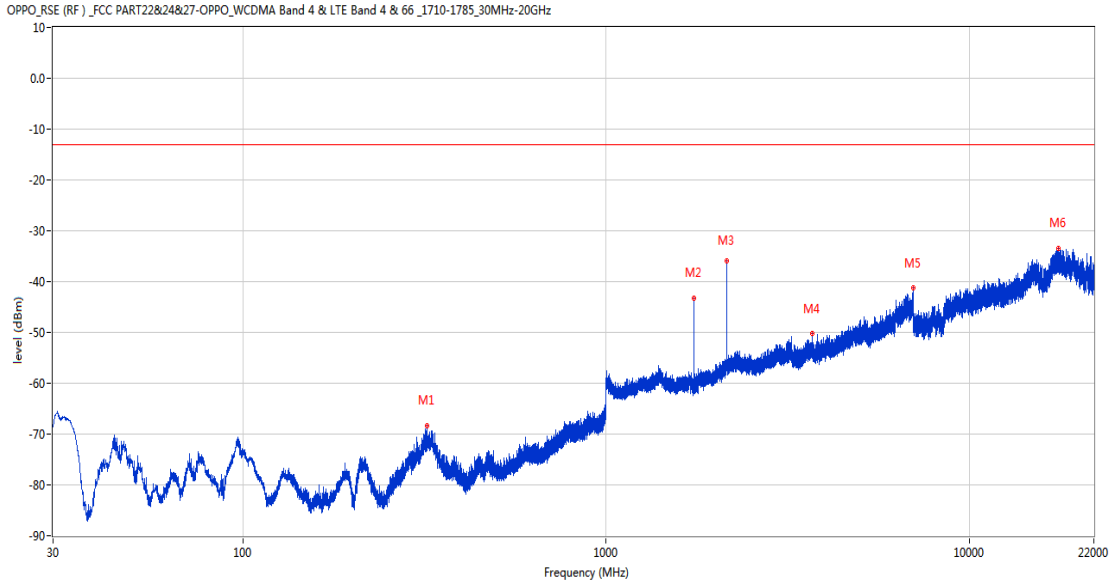
Frequency (MHz)	Result (dBm)	Factor (dB)	PK Limit (dBm)	Over Limit (dB)	Table (o)	ANT	EUT	Verdict
325.608	-66.45	-11.30	-13.0	-53.45	177.00	Horizontal	Vertical	Pass
1744.200	-37.76	-4.53	-13.0	-24.76	168.00	Horizontal	Vertical	N/A
2146.000	-27.12	-2.43	-13.0	-14.12	179.00	Horizontal	Vertical	N/A
3699.600	-50.58	5.02	-13.0	-37.58	64.00	Horizontal	Vertical	Pass
6997.000	-42.07	13.60	-13.0	-29.07	330.00	Horizontal	Vertical	Pass
17862.474	-33.37	22.13	-13.0	-20.37	84.00	Horizontal	Vertical	Pass

RSE-V&V LTE Band 66 BW3 CH132322



Frequency (MHz)	Result (dBm)	Factor (dB)	PK Limit (dBm)	Over Limit (dB)	Table (o)	ANT	EUT	Verdict
325.608	-64.38	-11.30	-13.0	-51.38	19.00	Vertical	Vertical	Pass
1747.100	-33.35	-4.53	-13.0	-20.35	206.00	Vertical	Vertical	N/A
2144.900	-34.24	-2.43	-13.0	-21.24	65.00	Vertical	Vertical	N/A
3738.000	-51.12	3.71	-13.0	-38.12	0.00	Vertical	Vertical	Pass
6987.000	-42.23	13.69	-13.0	-29.23	99.00	Vertical	Vertical	Pass
17887.449	-33.27	22.73	-13.0	-20.27	126.00	Vertical	Vertical	Pass

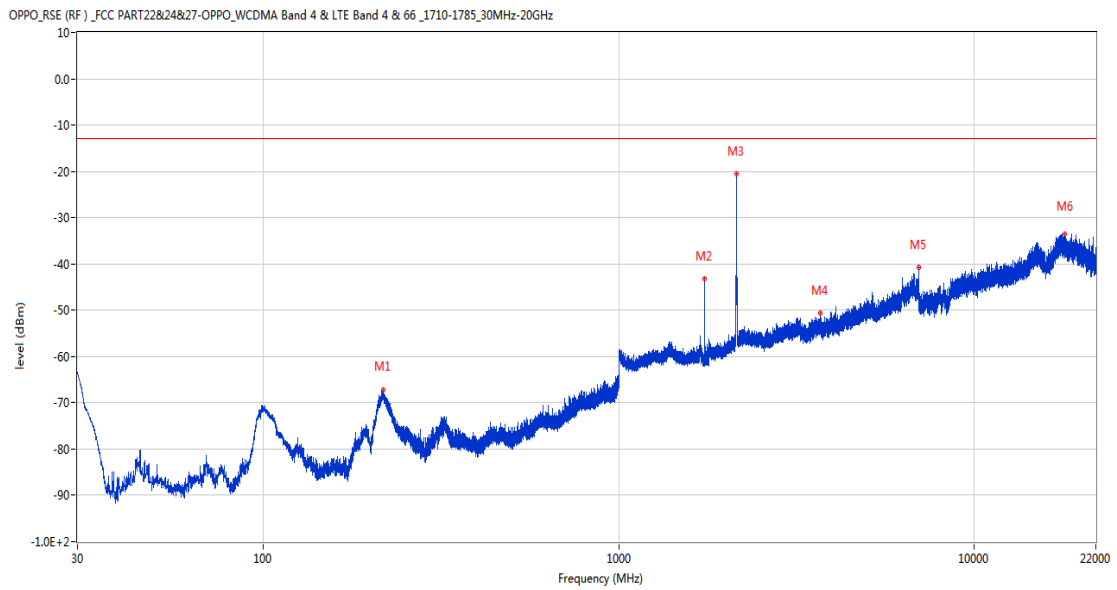
RSE-V&H LTE Band 66 BW3 CH132322



Frequency (MHz)	Result (dBm)	Factor (dB)	PK Limit (dBm)	Over Limit (dB)	Table (o)	ANT	EUT	Verdict
321.194	-68.32	-11.51	-13.0	-55.32	359.00	Vertical	Horizontal	Pass
1744.200	-43.20	-4.53	-13.0	-30.20	140.00	Vertical	Horizontal	N/A
2145.900	-35.89	-2.43	-13.0	-22.89	1.00	Vertical	Horizontal	N/A
3694.400	-50.22	5.14	-13.0	-37.22	261.00	Vertical	Horizontal	Pass
7000.000	-41.20	13.64	-13.0	-28.20	75.00	Vertical	Horizontal	Pass
17585.437	-33.54	22.13	-13.0	-20.54	80.00	Vertical	Horizontal	Pass

38.3 LTE Band 66 BW5, Middle Channel

RSE-H&H LTE Band 66 BW5 CH132322



Frequency (MHz)	Result (dBm)	Factor (dB)	PK Limit (dBm)	Over Limit (dB)	Table (o)	ANT	EUT	Verdict
218.083	-67.28	-15.78	-13.0	-54.28	231.00	Horizontal	Horizontal	Pass
1743.300	-43.32	-4.53	-13.0	-30.32	83.00	Horizontal	Horizontal	N/A
2144.500	-20.57	-2.43	-13.0	-7.57	270.00	Horizontal	Horizontal	N/A
3689.000	-50.68	4.96	-13.0	-37.68	135.00	Horizontal	Horizontal	Pass
6995.200	-40.74	13.56	-13.0	-27.74	167.00	Horizontal	Horizontal	Pass
17989.663	-33.47	22.79	-13.0	-20.47	51.00	Horizontal	Horizontal	Pass