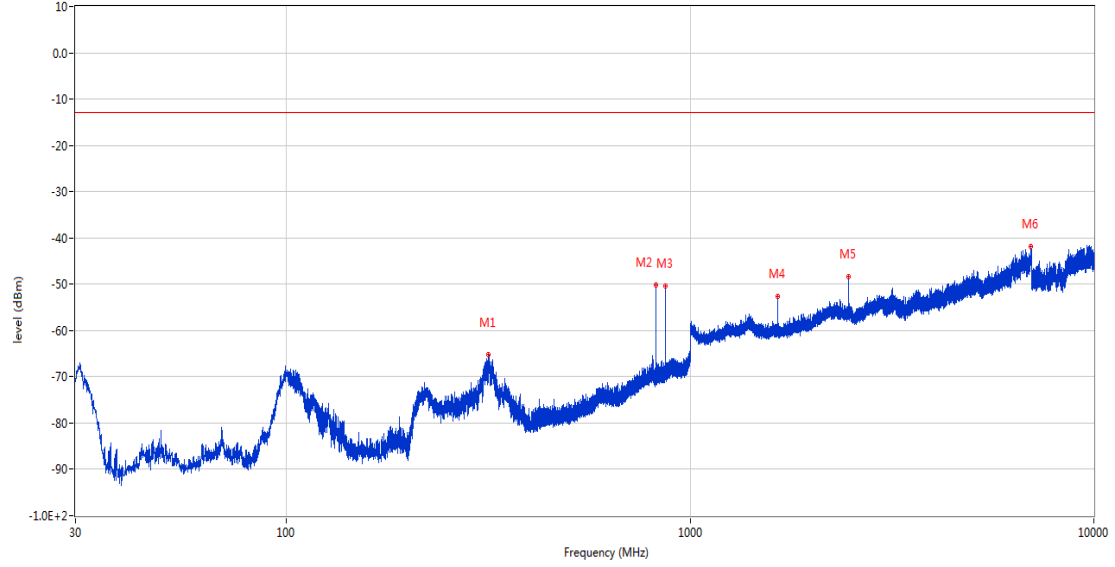


Annex A.7. Field Strength of Spurious Radiation

Up Antenna
 GSM
 1 GSM 850
 1.1 GSM 850 Low Channel

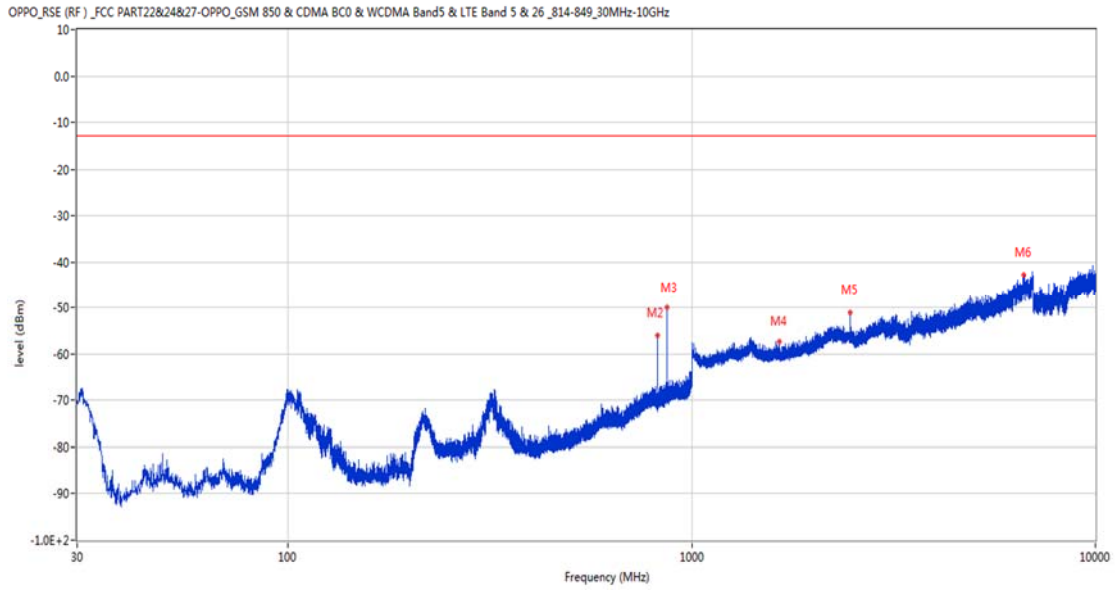
RSE-H&H GSM 850 CH128

OPPO_RSE (RF) _FCC PART22&24&27-OPPO_GSM 850 & CDMA BC0 & WCDMA Band5 & LTE Band 5 & 26_814-849_30MHz-10GHz



Frequency (MHz)	Result (dBm)	Factor (dB)	PK Limit (dBm)	Over Limit(dB)	Table (o)	ANT	EUT	Verdict
316.053	-65.21	-11.85	-13.0	-52.21	145.00	Horizontal	Horizontal	Pass
824.236	-50.12	2.22	-13.0	-37.12	311.00	Horizontal	Horizontal	N/A
869.147	-50.46	2.38	-13.0	-37.46	244.00	Horizontal	Horizontal	N/A
1649.000	-52.72	-5.86	-13.0	-39.72	360.00	Horizontal	Horizontal	Pass
2473.000	-48.43	-1.27	-13.0	-35.43	216.00	Horizontal	Horizontal	Pass
6979.400	-41.93	13.89	-13.0	-28.93	278.00	Horizontal	Horizontal	Pass

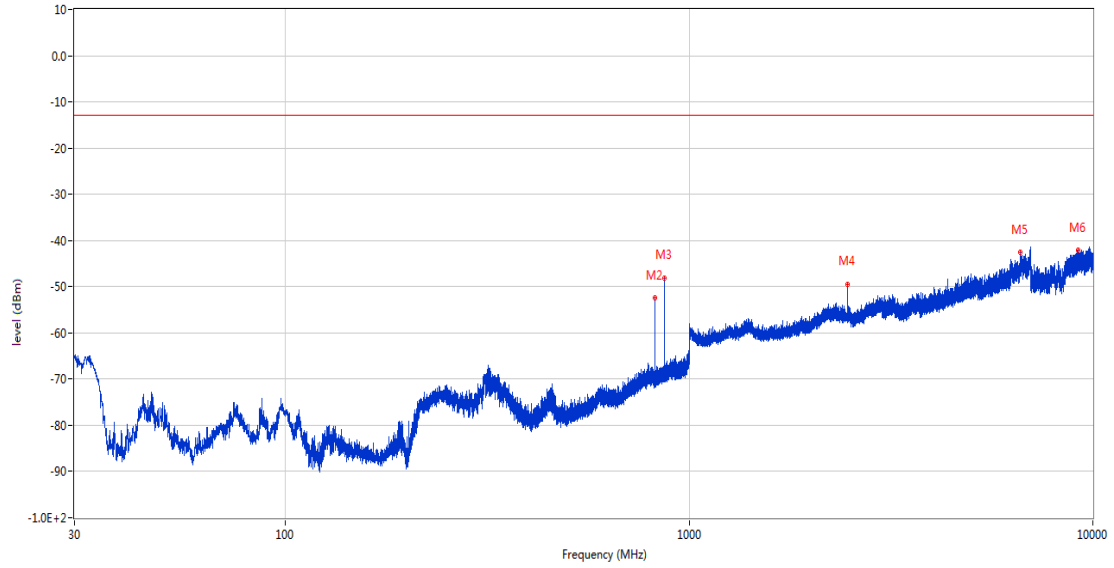
RSE-H&V GSM 850 CH128



Frequency (MHz)	Result (dBm)	Factor (dB)	PK Limit (dBm)	Over Limit (dB)	Table (o)	ANT	EUT	Verdict
105.321	-67.77	-21.65	-13.0	-54.77	43.00	Horizontal	Vertical	Pass
824.139	-55.96	2.22	-13.0	-42.96	174.00	Horizontal	Vertical	N/A
869.612	-50.32	2.81	-13.0	-37.32	239.00	Horizontal	Vertical	N/A
1648.900	-57.41	-5.86	-13.0	-44.41	360.00	Horizontal	Vertical	Pass
2473.200	-51.13	-1.25	-13.0	-38.13	150.00	Horizontal	Vertical	Pass
6653.400	-42.76	11.58	-13.0	-29.76	231.00	Horizontal	Vertical	Pass

RSE-V&V GSM 850 CH128

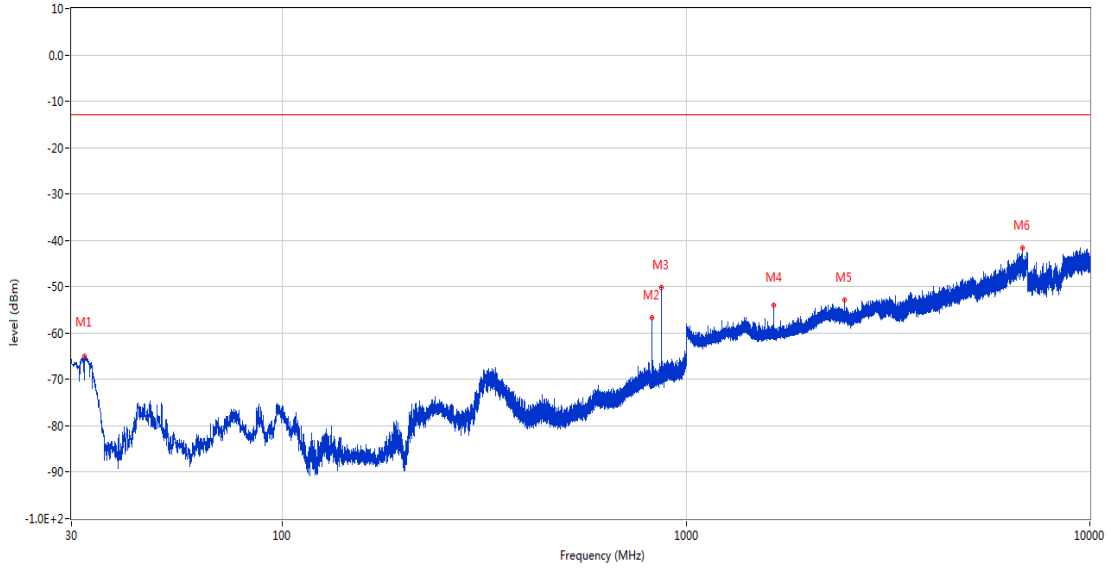
OPPO_RSE (RF) _ FCC PART22&24&27-OPPO_GSM 850 & CDMA BC0 & WCDMA Band5 & LTE Band 5 & 26_814-849_30MHz-10GHz



Frequency (MHz)	Result (dBm)	Factor (dB)	PK Limit (dBm)	Over Limit (dB)	Table (o)	ANT	EUT	Verdict
32.716	-65.05	-16.82	-13.0	-52.05	104.00	Vertical	Vertical	Pass
824.139	-52.39	2.22	-13.0	-39.39	230.00	Vertical	Vertical	N/A
869.244	-48.04	2.38	-13.0	-35.04	325.00	Vertical	Vertical	N/A
2473.000	-49.48	-1.27	-13.0	-36.48	315.00	Vertical	Vertical	Pass
6604.200	-42.45	12.04	-13.0	-29.45	361.00	Vertical	Vertical	Pass
9175.151	-42.15	14.92	-13.0	-29.15	-3.00	Vertical	Vertical	Pass

RSE-V&H GSM 850 CH128

OPPO_RSE (RF)_FCC PART22&24&27-OPPO_GSM 850 & CDMA BC0 & WCDMA Band5 & LTE Band 5 & 26_814-849_30MHz-10GHz

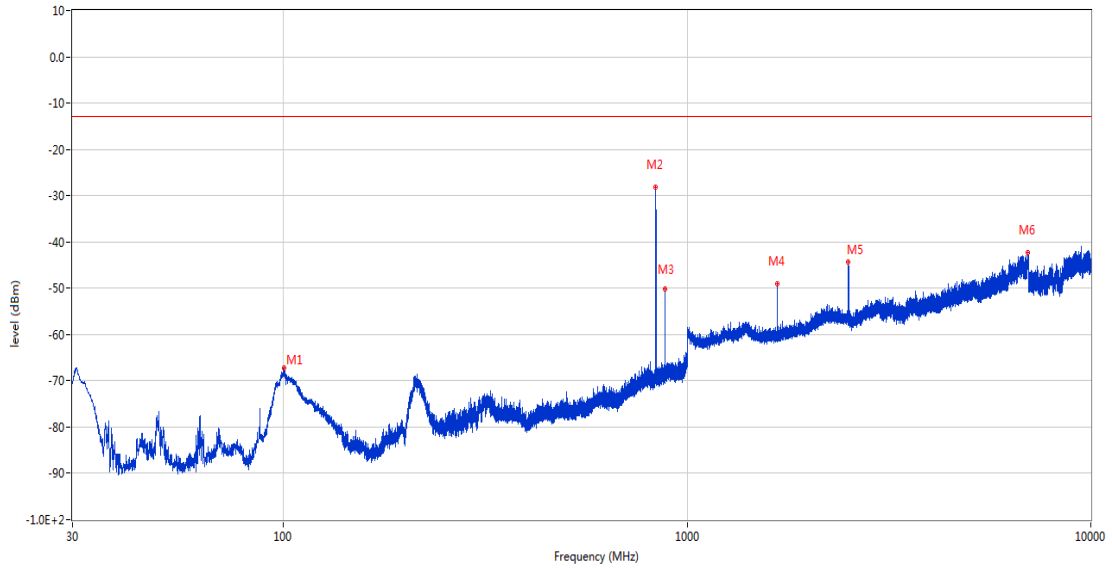


Frequency (MHz)	Result (dBm)	Factor (dB)	PK Limit (dBm)	Over Limit (dB)	Table (o)	ANT	EUT	Verdict
32.328	-64.89	-16.85	-13.0	-51.89	41.00	Vertical	Horizontal	Pass
824.236	-56.77	2.22	-13.0	-43.77	361.00	Vertical	Horizontal	N/A
869.292	-50.12	2.38	-13.0	-37.12	304.00	Vertical	Horizontal	N/A
1649.100	-54.00	-5.86	-13.0	-41.00	360.00	Vertical	Horizontal	Pass
2472.600	-52.84	-1.30	-13.0	-39.84	183.00	Vertical	Horizontal	Pass
6798.000	-41.73	12.28	-13.0	-28.73	208.00	Vertical	Horizontal	Pass

1.2 GSM 850 Middle Channel

RSE-H&H GSM 850 CH190

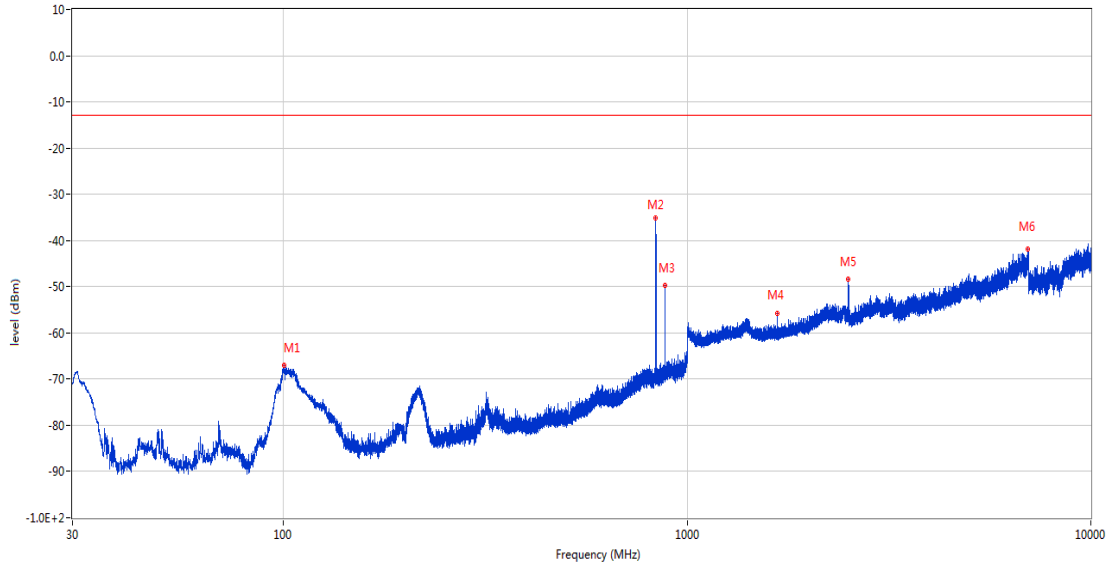
OPPO_RSE (RF) _FCC PART22&24&27-OPPO_GSM 850 & CDMA BC0 & WCDMA Band5 & LTE Band 5 & 26_814-849_30MHz-10GHz



Frequency (MHz)	Result (dBm)	Factor (dB)	PK Limit (dBm)	Over Limit (dB)	Table (o)	ANT	EUT	Verdict
100.422	-67.30	-21.57	-13.0	-54.30	10.00	Horizontal	Horizontal	Pass
836.604	-28.10	2.59	-13.0	-15.10	296.00	Horizontal	Horizontal	N/A
881.514	-50.20	2.80	-13.0	-37.20	168.00	Horizontal	Horizontal	N/A
1673.700	-49.01	-5.82	-13.0	-36.01	291.00	Horizontal	Horizontal	Pass
2510.000	-44.43	-0.97	-13.0	-31.43	268.00	Horizontal	Horizontal	Pass
6977.800	-42.34	13.88	-13.0	-29.34	41.00	Horizontal	Horizontal	Pass

RSE-H&V GSM 850 CH190

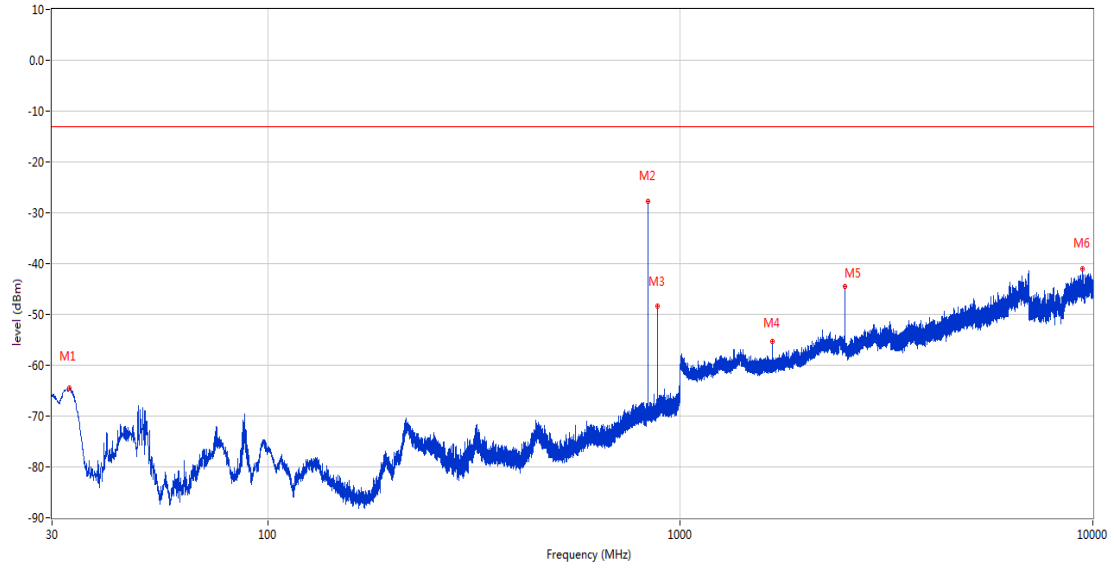
OPPO_RSE (RF) _FCC PART2&24&27-OPPO_GSM 850 & CDMA BC0 & WCDMA Band5 & LTE Band 5 & 26_814-849_30MHz-10GHz



Frequency (MHz)	Result (dBm)	Factor (dB)	PK Limit (dBm)	Over Limit (dB)	Table (o)	ANT	EUT	Verdict
100.470	-67.07	-21.57	-13.0	-54.07	43.00	Horizontal	Vertical	Pass
836.555	-35.06	2.59	-13.0	-22.06	180.00	Horizontal	Vertical	N/A
881.612	-49.63	2.81	-13.0	-36.63	180.00	Horizontal	Vertical	N/A
1674.100	-55.73	-5.79	-13.0	-42.73	287.00	Horizontal	Vertical	Pass
2510.100	-48.34	-0.98	-13.0	-35.34	137.00	Horizontal	Vertical	Pass
6976.600	-41.96	13.76	-13.0	-28.96	285.00	Horizontal	Vertical	Pass

RSE-V&V GSM 850 CH190

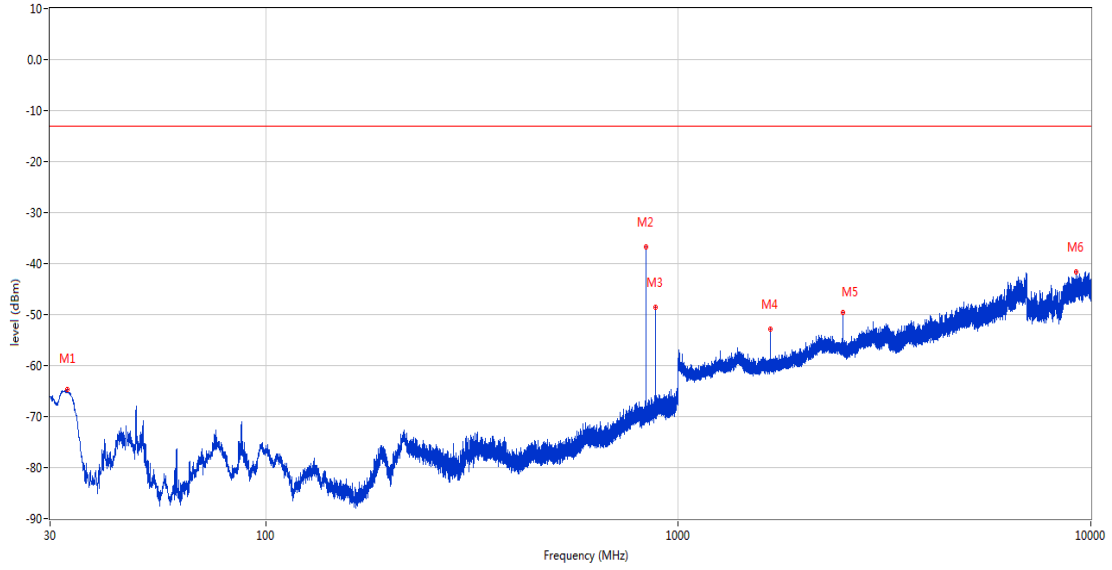
OPPO_RSE (RF)_FCC PART22&24&27-OPPO_GSM 850 & CDMA BC0 & WCDMA Band5 & LTE Band 5 & 26_814-849_30MHz-10GHz



Frequency (MHz)	Result (dBm)	Factor (dB)	PK Limit (dBm)	Over Limit (dB)	Table (o)	ANT	EUT	Verdict
33.056	-64.47	-16.88	-13.0	-51.47	312.00	Vertical	Vertical	Pass
836.555	-27.69	2.59	-13.0	-14.69	280.00	Vertical	Vertical	N/A
881.660	-48.40	2.81	-13.0	-35.40	361.00	Vertical	Vertical	N/A
1673.700	-55.36	-5.82	-13.0	-42.36	165.00	Vertical	Vertical	Pass
2509.900	-44.40	-0.95	-13.0	-31.40	298.00	Vertical	Vertical	Pass
9456.400	-40.98	16.60	-13.0	-27.98	114.00	Vertical	Vertical	Pass

RSE-V&H GSM 850 CH190

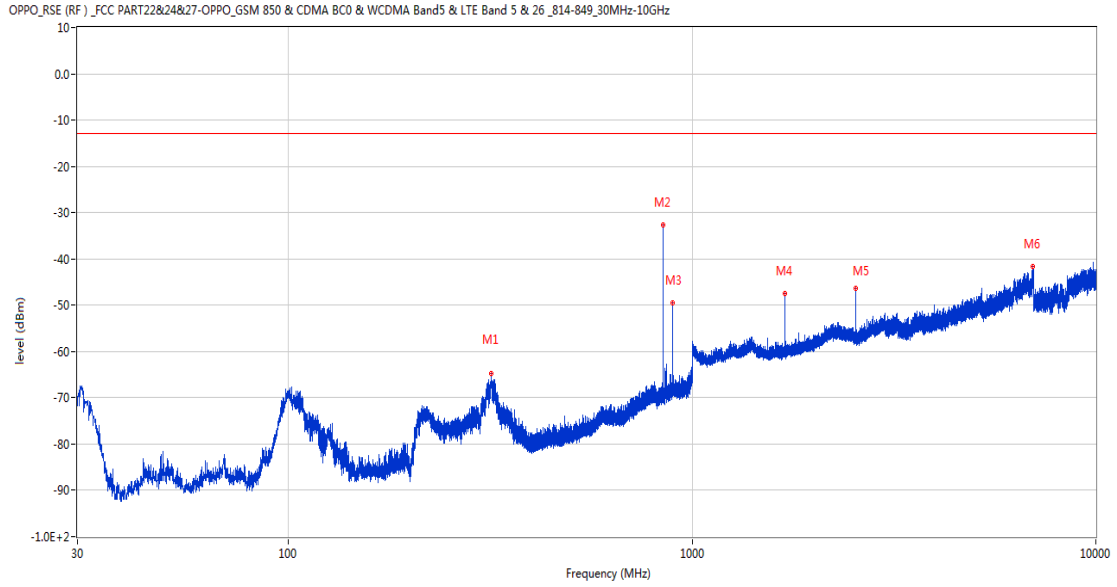
OPPO_RSE (RF) _FCC PART22&24&27-OPPO_GSM 850 & CDMA BC0 & WCDMA Band5 & LTE Band 5 & 26_814-849_30MHz-10GHz



Frequency (MHz)	Result (dBm)	Factor (dB)	PK Limit (dBm)	Over Limit (dB)	Table (o)	ANT	EUT	Verdict
32.959	-64.72	-16.81	-13.0	-51.72	299.00	Vertical	Horizontal	Pass
836.604	-36.80	2.59	-13.0	-23.80	332.00	Vertical	Horizontal	N/A
881.612	-48.61	2.81	-13.0	-35.61	361.00	Vertical	Horizontal	N/A
1673.700	-52.91	-5.82	-13.0	-39.91	254.00	Vertical	Horizontal	Pass
2510.200	-49.67	-0.99	-13.0	-36.67	136.00	Vertical	Horizontal	Pass
9208.450	-41.66	15.34	-13.0	-28.66	321.00	Vertical	Horizontal	Pass

1.3 GSM 850 High Channel

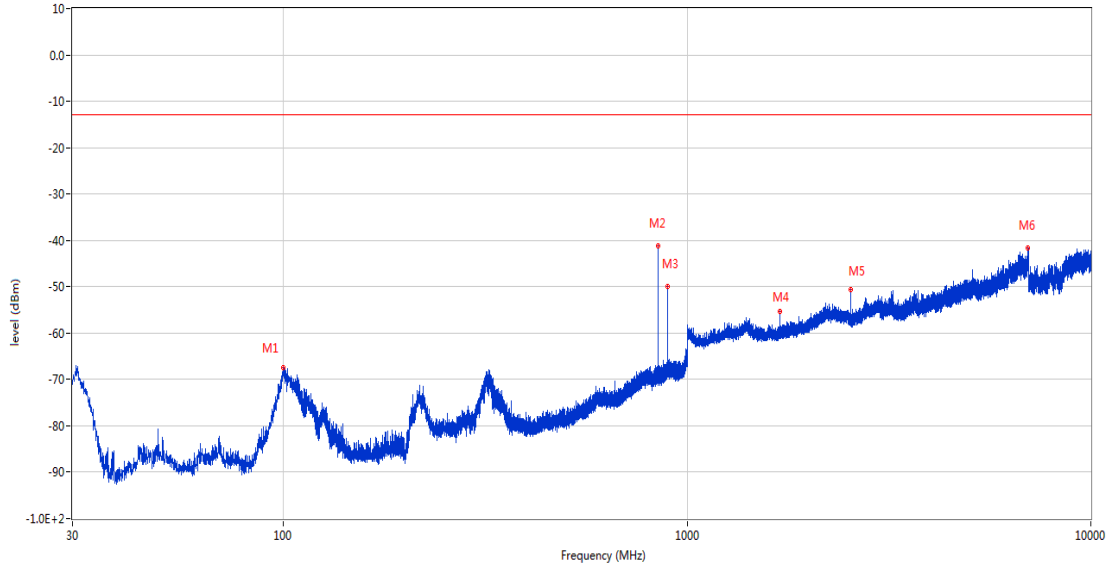
RSE-H&H GSM 850 CH251



Frequency (MHz)	Result (dBm)	Factor (dB)	PK Limit (dBm)	Over Limit (dB)	Table (o)	ANT	EUT	Verdict
317.944	-64.76	-11.81	-13.0	-51.76	140.00	Horizontal	Horizontal	Pass
848.825	-32.61	2.47	-13.0	-19.61	302.00	Horizontal	Horizontal	N/A
893.833	-49.60	3.53	-13.0	-36.60	204.00	Horizontal	Horizontal	N/A
1698.000	-47.57	-5.63	-13.0	-34.57	349.00	Horizontal	Horizontal	Pass
2546.800	-46.44	-1.29	-13.0	-33.44	231.00	Horizontal	Horizontal	Pass
6981.000	-41.71	13.80	-13.0	-28.71	361.00	Horizontal	Horizontal	Pass

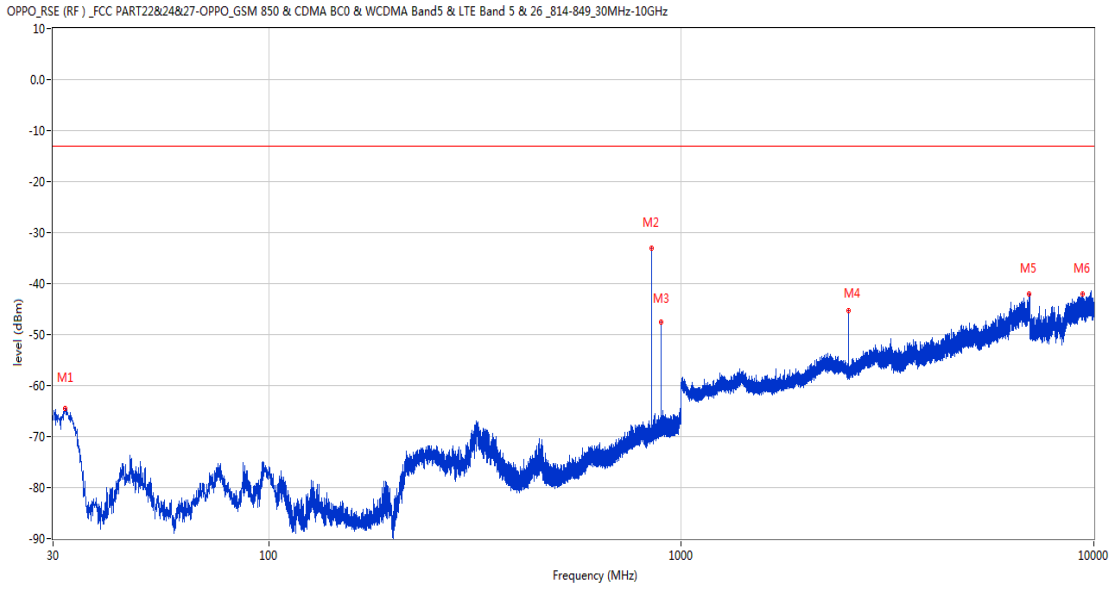
RSE-H&V GSM 850 CH251

OPPO_RSE (RF)_FCC PART22&24&27-OPPO_GSM 850 & CDMA BC0 & WCDMA Band5 & LTE Band 5 & 26_814-849_30MHz-10GHz



Frequency (MHz)	Result (dBm)	Factor (dB)	PK Limit (dBm)	Over Limit (dB)	Table (o)	ANT	EUT	Verdict
100.034	-67.56	-21.55	-13.0	-54.56	42.00	Horizontal	Vertical	Pass
848.777	-41.25	2.47	-13.0	-28.25	235.00	Horizontal	Vertical	N/A
893.785	-49.86	3.53	-13.0	-36.86	235.00	Horizontal	Vertical	N/A
1698.200	-55.35	-5.63	-13.0	-42.35	325.00	Horizontal	Vertical	Pass
2547.200	-50.56	-1.29	-13.0	-37.56	302.00	Horizontal	Vertical	Pass
6993.200	-41.71	13.64	-13.0	-28.71	107.00	Horizontal	Vertical	Pass

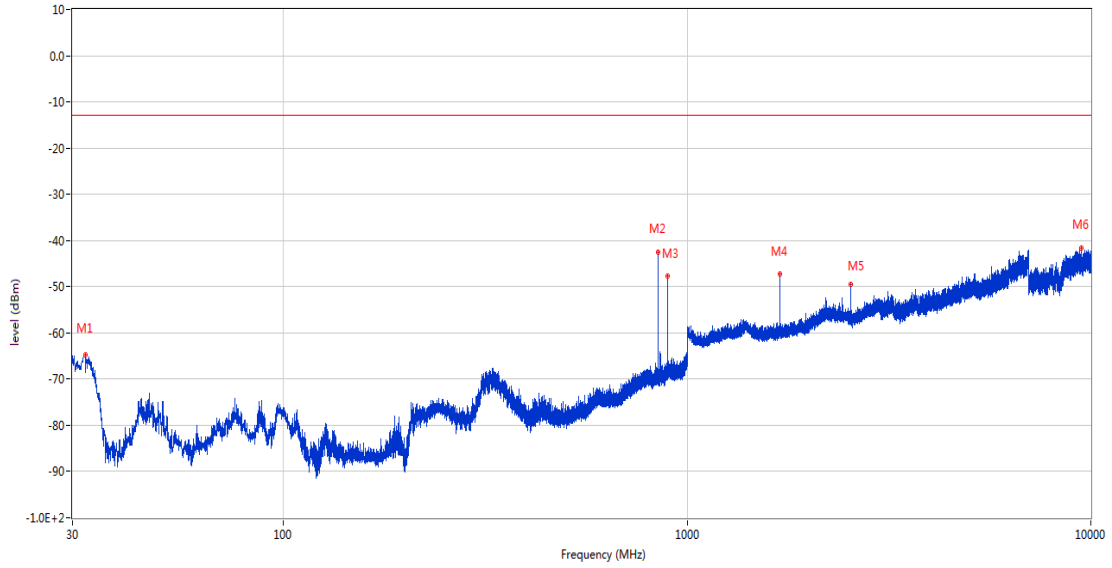
RSE-V&V GSM 850 CH251



Frequency (MHz)	Result (dBm)	Factor (dB)	PK Limit (dBm)	Over Limit (dB)	Table (o)	ANT	EUT	Verdict
32.085	-64.53	-16.86	-13.0	-51.53	304.00	Vertical	Vertical	Pass
848.825	-33.04	2.47	-13.0	-20.04	237.00	Vertical	Vertical	N/A
893.833	-47.59	3.53	-13.0	-34.59	304.00	Vertical	Vertical	N/A
2547.000	-45.29	-1.29	-13.0	-32.29	244.00	Vertical	Vertical	Pass
6982.600	-42.10	13.91	-13.0	-29.10	42.00	Vertical	Vertical	Pass
9380.950	-42.10	15.42	-13.0	-29.10	-3.00	Vertical	Vertical	Pass

RSE-V&H GSM 850 CH251

OPPO_RSE (RF) _FCC PART2&24&27-OPPO_GSM 850 & CDMA BC0 & WCDMA Band5 & LTE Band 5 & 26_814-849_30MHz-10GHz

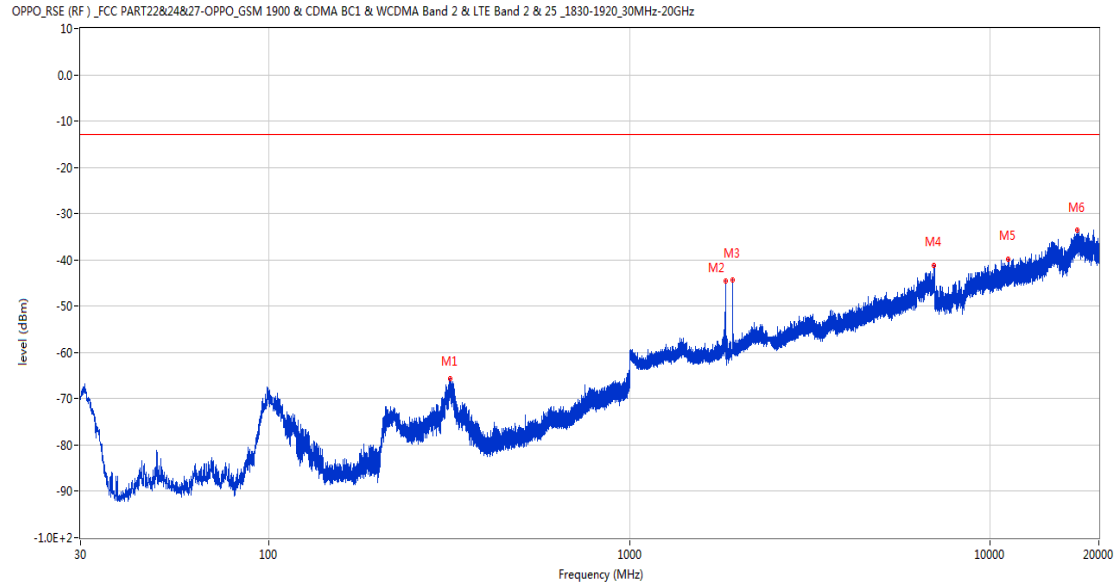


Frequency (MHz)	Result (dBm)	Factor (dB)	PK Limit (dBm)	Over Limit (dB)	Table (o)	ANT	EUT	Verdict
32.279	-64.76	-16.85	-13.0	-51.76	361.00	Vertical	Horizontal	Pass
848.874	-42.46	2.46	-13.0	-29.46	361.00	Vertical	Horizontal	N/A
893.737	-47.78	3.53	-13.0	-34.78	272.00	Vertical	Horizontal	N/A
1697.700	-47.24	-5.62	-13.0	-34.24	42.00	Vertical	Horizontal	Pass
2546.900	-49.42	-1.29	-13.0	-36.42	196.00	Vertical	Horizontal	Pass
9457.599	-41.72	16.58	-13.0	-28.72	50.00	Vertical	Horizontal	Pass

2 GSM 1900

2.1 GSM 1900 Low Channel

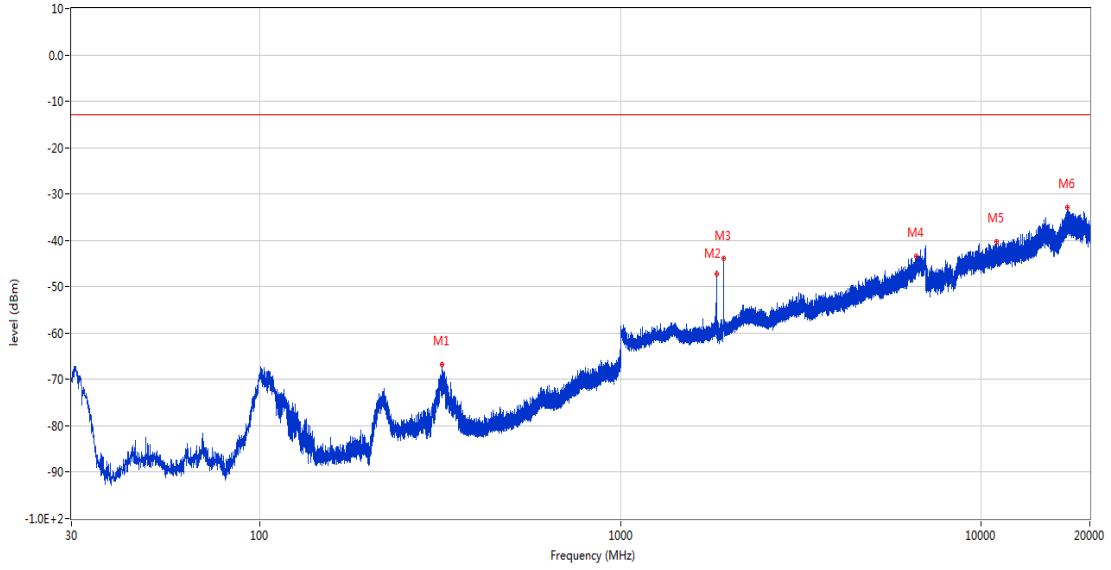
RSE-H&H GSM 1900 CH512



Frequency (MHz)	Result (dBm)	Factor (dB)	PK Limit (dBm)	Over Limit (dB)	Table (o)	ANT	EUT	Verdict
317.508	-65.73	-11.72	-13.0	-52.73	131.00	Horizontal	Horizontal	Pass
1850.500	-44.58	-4.40	-13.0	-31.58	107.00	Horizontal	Horizontal	N/A
1930.600	-44.36	-3.80	-13.0	-31.36	125.00	Horizontal	Horizontal	N/A
6967.000	-41.19	13.30	-13.0	-28.19	278.00	Horizontal	Horizontal	Pass
11238.901	-39.93	16.62	-13.0	-26.93	281.00	Horizontal	Horizontal	Pass
17471.199	-33.60	21.72	-13.0	-20.60	177.00	Horizontal	Horizontal	Pass

RSE-H&V GSM 1900 CH512

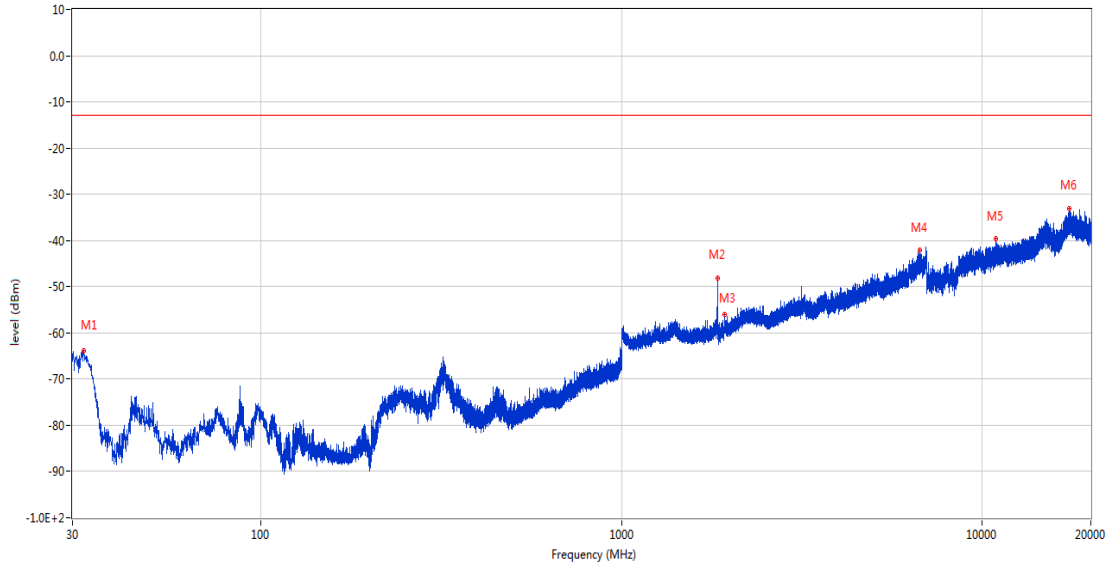
OPPO_RSE (RF)_FCC PART22&24&27-OPPO_GSM 1900 & CDMA BC1 & WCDMA Band 2 & LTE Band 2 & 25 _1830-1920_30MHz-20GHz



Frequency (MHz)	Result (dBm)	Factor (dB)	PK Limit (dBm)	Over Limit (dB)	Table (o)	ANT	EUT	Verdict
319.836	-66.74	-11.63	-13.0	-53.74	143.00	Horizontal	Vertical	Pass
1850.400	-47.28	-4.40	-13.0	-34.28	-1.00	Horizontal	Vertical	N/A
1930.700	-43.87	-3.80	-13.0	-30.87	131.00	Horizontal	Vertical	N/A
6616.000	-43.38	12.24	-13.0	-30.38	142.00	Horizontal	Vertical	Pass
11013.213	-40.37	17.17	-13.0	-27.37	226.00	Horizontal	Vertical	Pass
17338.526	-32.93	21.08	-13.0	-19.93	66.00	Horizontal	Vertical	Pass

RSE-V&V GSM 1900 CH512

OPPO_RSE (RF)_FCC PART2&24&27-OPPO_GSM 1900 & CDMA BC1 & WCDMA Band 2 & LTE Band 2 & 25_1830-1920_30MHz-20GHz



Frequency (MHz)	Result (dBm)	Factor (dB)	PK Limit (dBm)	Over Limit (dB)	Table (o)	ANT	EUT	Verdict
32.279	-63.95	-16.83	-13.0	-50.95	287.00	Vertical	Vertical	Pass
1850.600	-48.04	-4.40	-13.0	-35.04	87.00	Vertical	Vertical	N/A
1930.600	-55.94	-3.80	-13.0	-42.94	137.00	Vertical	Vertical	N/A
6693.800	-42.14	11.71	-13.0	-29.14	1.00	Vertical	Vertical	Pass
10897.350	-39.61	17.64	-13.0	-26.61	361.00	Vertical	Vertical	Pass
17430.239	-33.00	22.40	-13.0	-20.00	230.00	Vertical	Vertical	Pass

RSE-V&H GSM 1900 CH512

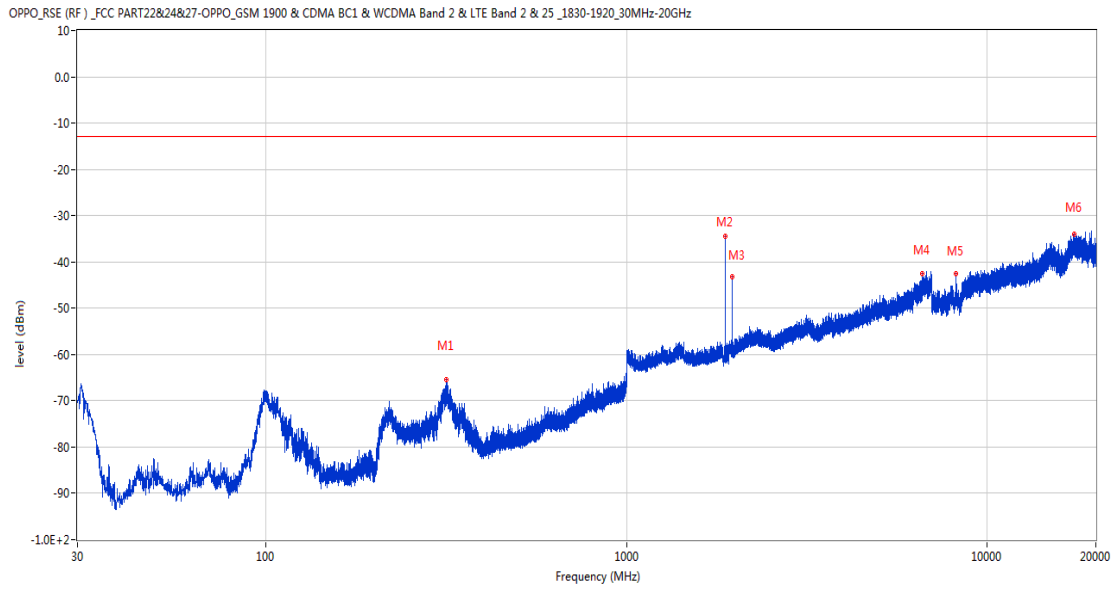
OPPO_RSE (RF) _FCC PART2&24&27-OPPO_GSM 1900 & CDMA BC1 & WCDMA Band 2 & LTE Band 2 & 25 _1830-1920_30MHz-20GHz



Frequency (MHz)	Result (dBm)	Factor (dB)	PK Limit (dBm)	Over Limit (dB)	Table (o)	ANT	EUT	Verdict
312.561	-66.83	-11.97	-13.0	-53.83	38.00	Vertical	Horizontal	Pass
1400.600	-57.06	-3.67	-13.0	-44.06	246.00	Vertical	Horizontal	Pass
1930.500	-56.46	-3.80	-13.0	-43.46	54.00	Vertical	Horizontal	N/A
6660.600	-42.37	11.49	-13.0	-29.37	215.00	Vertical	Horizontal	Pass
9449.787	-41.27	16.73	-13.0	-28.27	166.00	Vertical	Horizontal	Pass
17385.650	-33.36	22.36	-13.0	-20.36	-1.00	Vertical	Horizontal	Pass

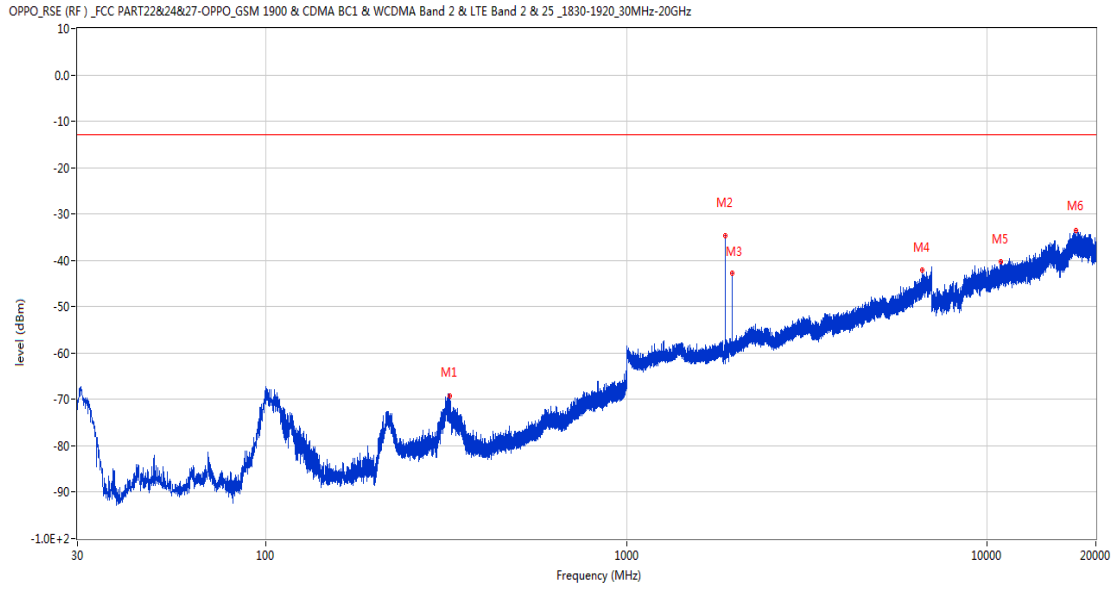
2.2 GSM 1900 Middle Channel

RSE-H&H GSM 1900 CH661



Frequency (MHz)	Result (dBm)	Factor (dB)	PK Limit (dBm)	Over Limit (dB)	Table (o)	ANT	EUT	Verdict
316.004	-65.36	-11.77	-13.0	-52.36	118.00	Horizontal	Horizontal	Pass
1880.400	-34.45	-4.03	-13.0	-21.45	164.00	Horizontal	Horizontal	N/A
1960.500	-43.21	-4.69	-13.0	-30.21	128.00	Horizontal	Horizontal	N/A
6600.600	-42.64	11.61	-13.0	-29.64	205.00	Horizontal	Horizontal	Pass
8195.713	-42.63	13.22	-13.0	-29.63	258.00	Horizontal	Horizontal	Pass
17422.987	-33.95	22.58	-13.0	-20.95	134.00	Horizontal	Horizontal	Pass

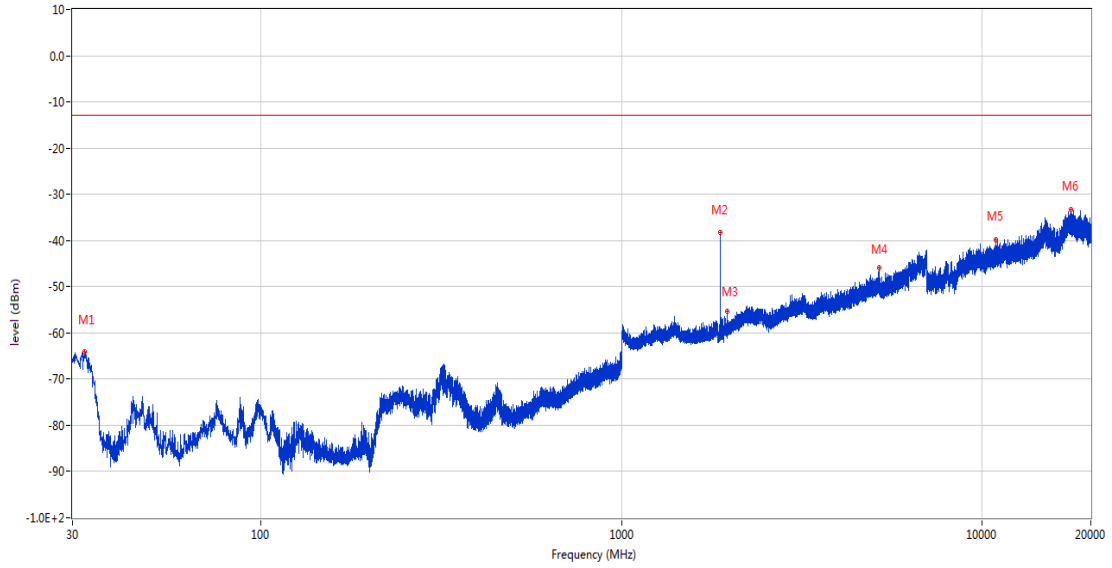
RSE-H&V GSM 1900 CH661



Frequency (MHz)	Result (dBm)	Factor (dB)	PK Limit (dBm)	Over Limit (dB)	Table (o)	ANT	EUT	Verdict
323.619	-69.16	-11.44	-13.0	-56.16	139.00	Horizontal	Vertical	Pass
1880.400	-34.70	-4.03	-13.0	-21.70	138.00	Horizontal	Vertical	N/A
1960.400	-42.78	-4.69	-13.0	-29.78	138.00	Horizontal	Vertical	N/A
6604.600	-42.17	12.07	-13.0	-29.17	284.00	Horizontal	Vertical	Pass
10909.425	-40.24	17.65	-13.0	-27.24	197.00	Horizontal	Vertical	Pass
17598.437	-33.44	21.99	-13.0	-20.44	22.00	Horizontal	Vertical	Pass

RSE-V&V GSM 1900 CH661

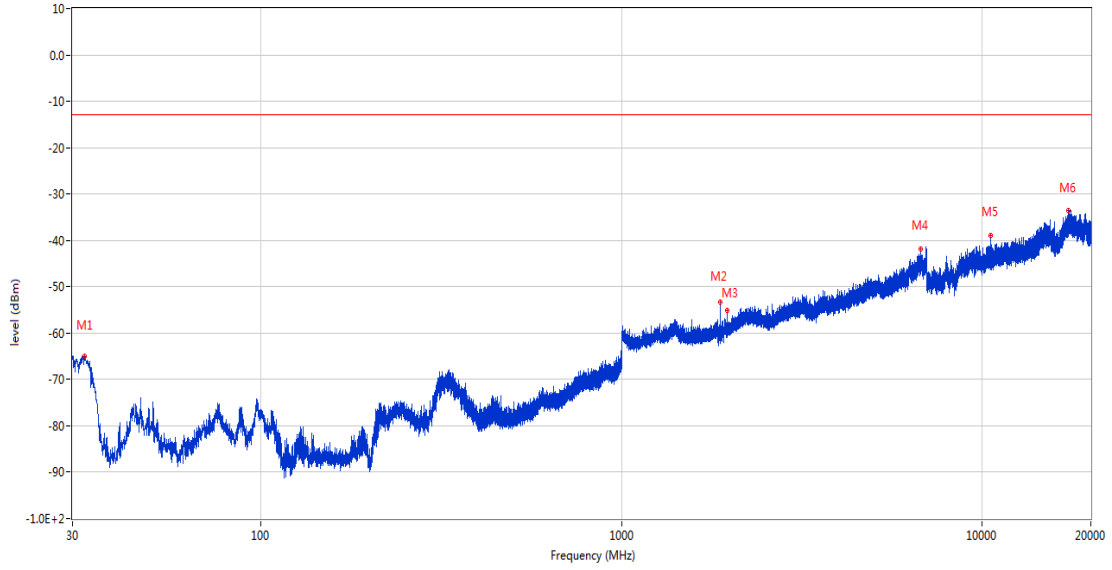
OPPO_RSE (RF) _FCC PART2&24&27-OPPO_GSM 1900 & CDMA BC1 & WCDMA Band 2 & LTE Band 2 & 25 _1830-1920_30MHz-20GHz



Frequency (MHz)	Result (dBm)	Factor (dB)	PK Limit (dBm)	Over Limit (dB)	Table (o)	ANT	EUT	Verdict
32.328	-64.06	-16.83	-13.0	-51.06	298.00	Vertical	Vertical	Pass
1880.500	-38.32	-4.03	-13.0	-25.32	90.00	Vertical	Vertical	N/A
1960.600	-55.40	-4.69	-13.0	-42.40	277.00	Vertical	Vertical	N/A
5164.400	-45.94	7.23	-13.0	-32.94	308.00	Vertical	Vertical	Pass
10889.012	-39.86	17.40	-13.0	-26.86	360.00	Vertical	Vertical	Pass
17609.312	-33.41	21.89	-13.0	-20.41	237.00	Vertical	Vertical	Pass

RSE-V&H GSM 1900 CH661

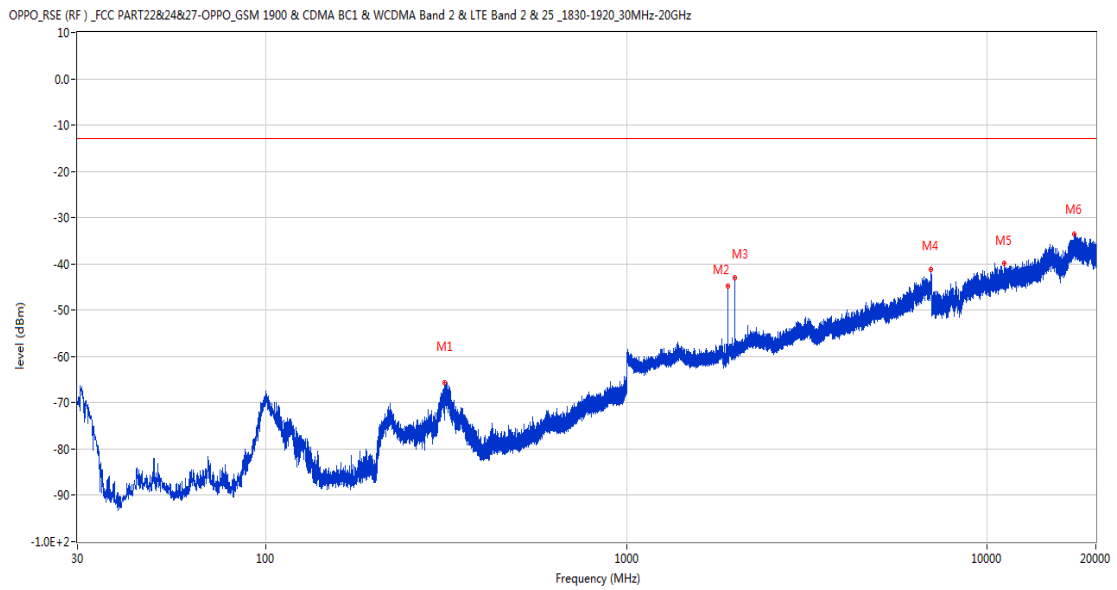
OPPO_RSE (RF)_FCC PART22&24&27-OPPO_GSM 1900 & CDMA BC1 & WCDMA Band 2 & LTE Band 2 & 25 _1830-1920_30MHz-20GHz



Frequency (MHz)	Result (dBm)	Factor (dB)	PK Limit (dBm)	Over Limit (dB)	Table (o)	ANT	EUT	Verdict
32.474	-64.95	-16.83	-13.0	-51.95	293.00	Vertical	Horizontal	Pass
1880.100	-53.40	-4.03	-13.0	-40.40	242.00	Vertical	Horizontal	N/A
1960.600	-55.03	-4.69	-13.0	-42.03	59.00	Vertical	Horizontal	N/A
6761.200	-41.92	11.47	-13.0	-28.92	233.00	Vertical	Horizontal	Pass
10530.787	-39.05	16.28	-13.0	-26.05	174.00	Vertical	Horizontal	Pass
17341.786	-33.62	21.11	-13.0	-20.62	-1.00	Vertical	Horizontal	Pass

2.3 GSM 1900 High Channel

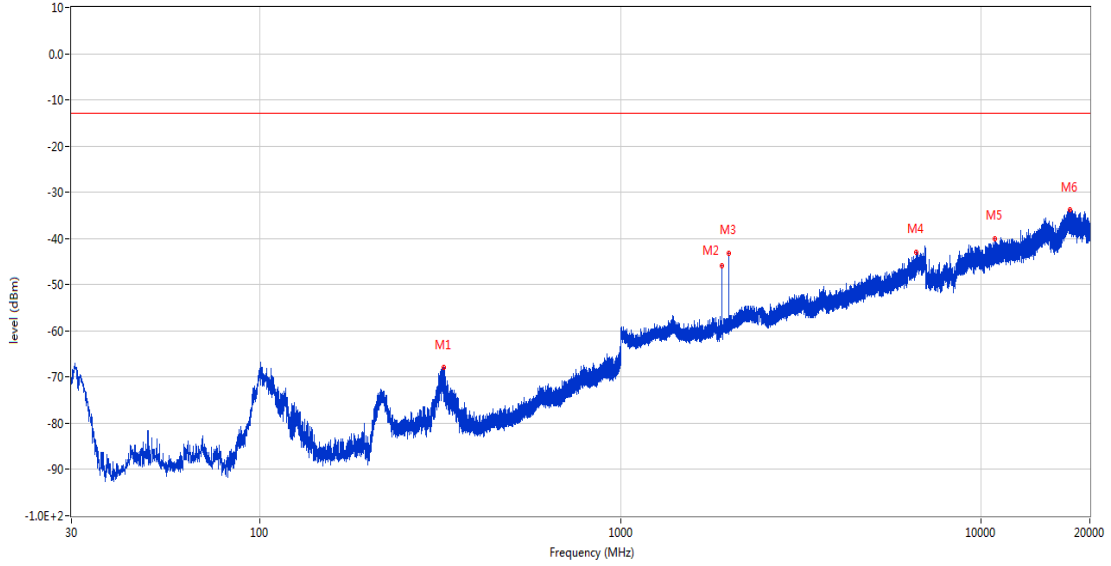
RSE-H&H GSM 1900 CH810



Frequency (MHz)	Result (dBm)	Factor (dB)	PK Limit (dBm)	Over Limit (dB)	Table (o)	ANT	EUT	Verdict
313.046	-65.71	-11.95	-13.0	-52.71	120.00	Horizontal	Horizontal	Pass
1910.400	-44.68	-3.79	-13.0	-31.68	160.00	Horizontal	Horizontal	N/A
1990.100	-43.01	-4.42	-13.0	-30.01	129.00	Horizontal	Horizontal	N/A
6978.000	-41.18	13.90	-13.0	-28.18	345.00	Horizontal	Horizontal	Pass
11140.862	-39.85	16.72	-13.0	-26.85	286.00	Horizontal	Horizontal	Pass
17415.375	-33.63	22.67	-13.0	-20.63	14.00	Horizontal	Horizontal	Pass

RSE-H&V GSM 1900 CH810

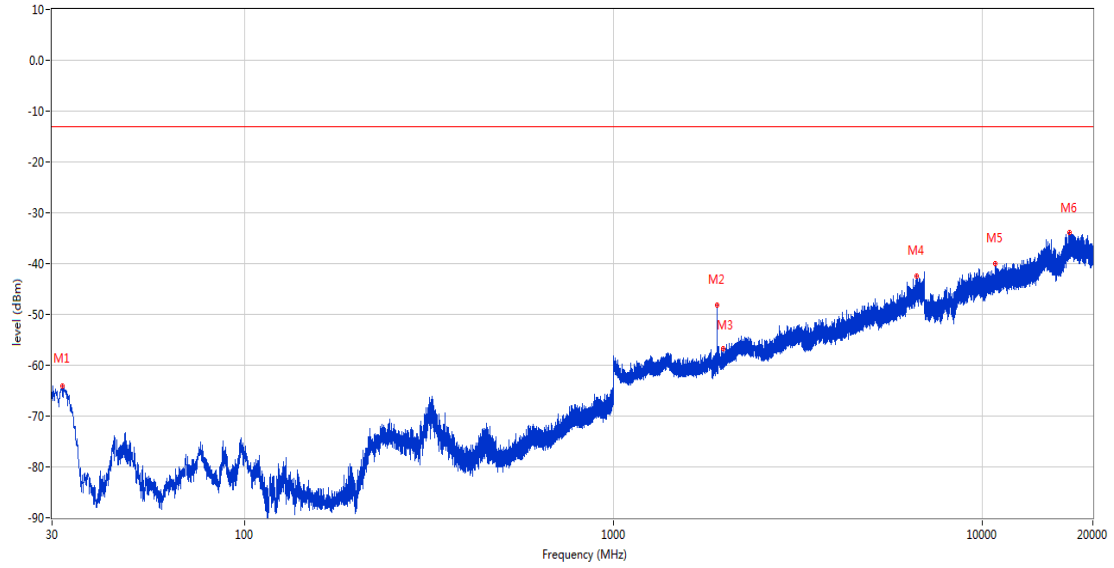
OPPO_RSE (RF) _FCC PART2&24&27-OPPO_GSM 1900 & CDMA BC1 & WCDMA Band 2 & LTE Band 2 & 25 _1830-1920_30MHz-20GHz



Frequency (MHz)	Result (dBm)	Factor (dB)	PK Limit (dBm)	Over Limit (dB)	Table (o)	ANT	EUT	Verdict
324.007	-67.89	-11.41	-13.0	-54.89	151.00	Horizontal	Vertical	Pass
1910.200	-45.98	-3.79	-13.0	-32.98	358.00	Horizontal	Vertical	N/A
1990.300	-43.12	-4.41	-13.0	-30.12	133.00	Horizontal	Vertical	N/A
6614.200	-43.02	12.34	-13.0	-30.02	243.00	Horizontal	Vertical	Pass
10903.099	-40.02	17.70	-13.0	-27.02	232.00	Horizontal	Vertical	Pass
17612.212	-33.72	21.86	-13.0	-20.72	197.00	Horizontal	Vertical	Pass

RSE-V&V GSM 1900 CH810

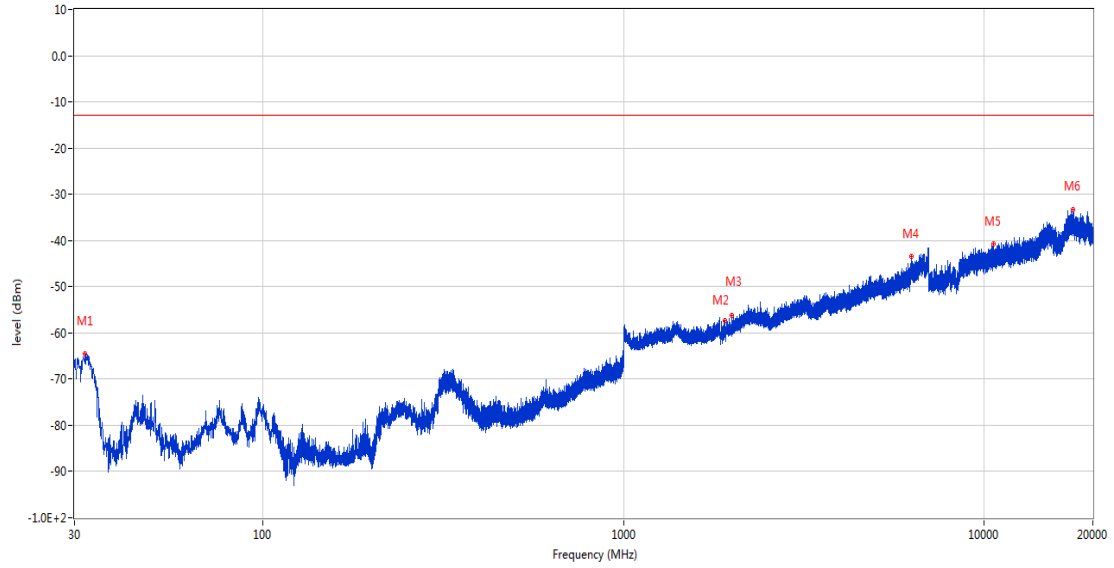
OPPO_RSE (RF) _FCC PART2&24&27-OPPO_GSM 1900 & CDMA BC1 & WCDMA Band 2 & LTE Band 2 & 25 _1830-1920_30MHz-20GHz



Frequency (MHz)	Result (dBm)	Factor (dB)	PK Limit (dBm)	Over Limit (dB)	Table (o)	ANT	EUT	Verdict
31.940	-64.02	-16.99	-13.0	-51.02	228.00	Vertical	Vertical	Pass
1910.300	-48.13	-3.79	-13.0	-35.13	96.00	Vertical	Vertical	N/A
1990.100	-56.72	-4.42	-13.0	-43.72	29.00	Vertical	Vertical	N/A
6665.800	-42.55	11.56	-13.0	-29.55	305.00	Vertical	Vertical	Pass
10888.438	-40.07	17.38	-13.0	-27.07	291.00	Vertical	Vertical	Pass
17304.812	-33.91	21.13	-13.0	-20.91	181.00	Vertical	Vertical	Pass

RSE-V&H GSM 1900 CH810

OPPO_RSE (RF) _FCC PART2&24&27-OPPO_GSM 1900 & CDMA BC1 & WCDMA Band 2 & LTE Band 2 & 25 _1830-1920_30MHz-20GHz

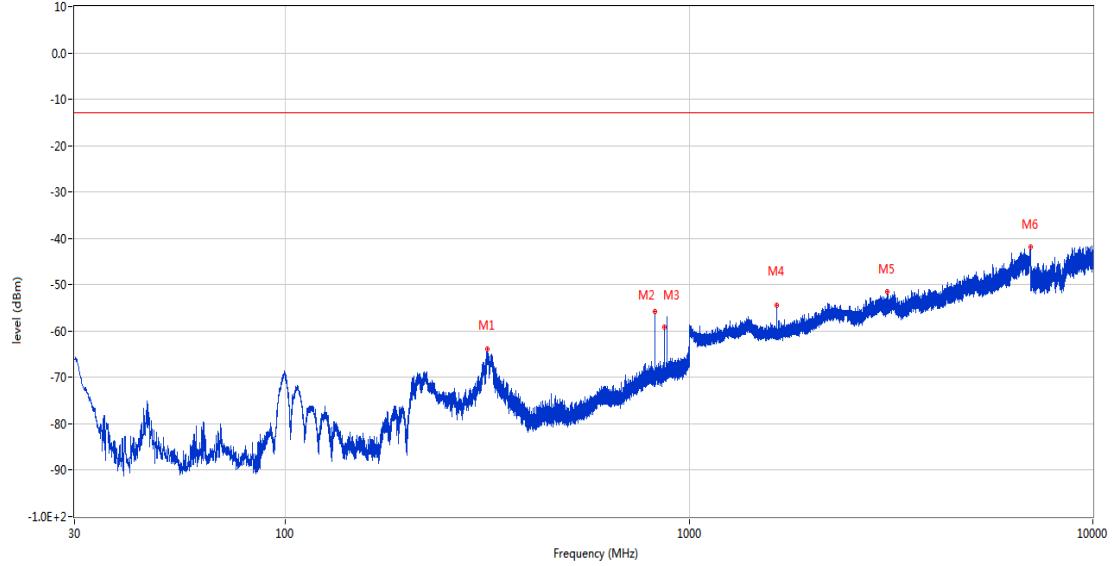


Frequency (MHz)	Result (dBm)	Factor (dB)	PK Limit (dBm)	Over Limit (dB)	Table (o)	ANT	EUT	Verdict
32.134	-64.64	-16.84	-13.0	-51.64	46.00	Vertical	Horizontal	Pass
1908.900	-57.39	-3.79	-13.0	-44.39	41.00	Vertical	Horizontal	N/A
1990.400	-56.14	-4.41	-13.0	-43.14	55.00	Vertical	Horizontal	N/A
6286.200	-43.52	11.31	-13.0	-30.52	221.00	Vertical	Horizontal	Pass
10617.326	-40.84	15.64	-13.0	-27.84	96.00	Vertical	Horizontal	Pass
17583.213	-33.42	22.15	-13.0	-20.42	316.00	Vertical	Horizontal	Pass

EGPRS
 3 EGPRS 850
 3.1 EGPRS 850 Low Channel

RSE-H&H EGPRS 850 CH128

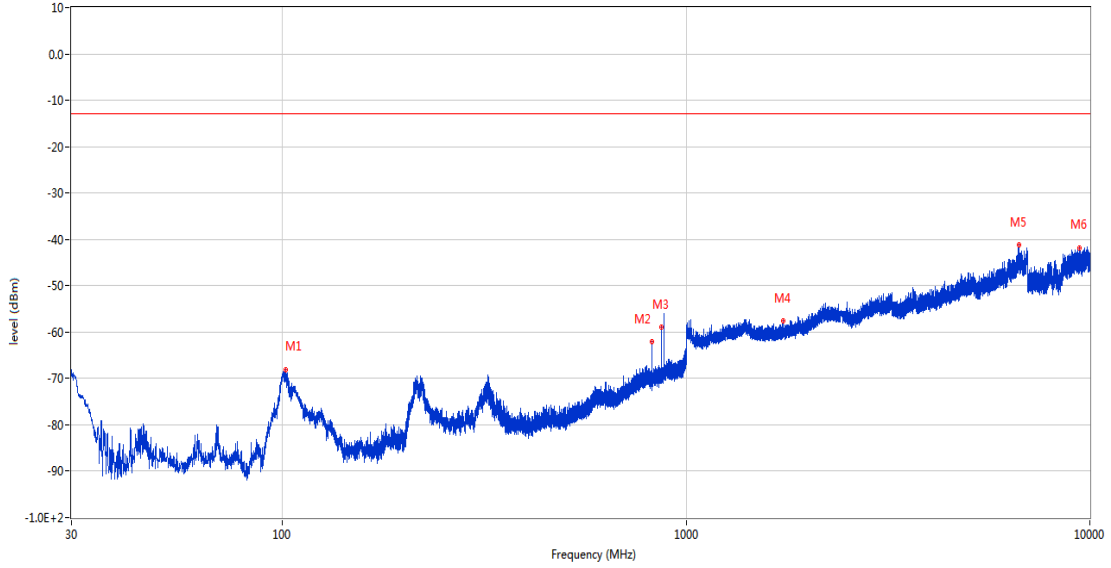
OPPO_RSE (RF) _FCC PART22&24&27-OPPO_GSM 850 & CDMA BC0 & WCDMA Band5 & LTE Band 5 & 26_814-849_30MHz-10GHz



Frequency (MHz)	Result (dBm)	Factor (dB)	PK Limit (dBm)	Over Limit (dB)	Table (o)	ANT	EUT	Verdict
316.247	-63.85	-11.85	-13.0	-50.85	109.00	Horizontal	Horizontal	Pass
824.236	-55.89	2.22	-13.0	-42.89	280.00	Horizontal	Horizontal	N/A
869.147	-59.12	2.38	-13.0	-46.12	331.00	Horizontal	Horizontal	N/A
1648.500	-54.54	-5.85	-13.0	-41.54	214.00	Horizontal	Horizontal	Pass
3093.600	-51.62	2.35	-13.0	-38.62	261.00	Horizontal	Horizontal	Pass
6996.800	-41.80	13.59	-13.0	-28.80	123.00	Horizontal	Horizontal	Pass

RSE-H&V EGPRS 850 CH128

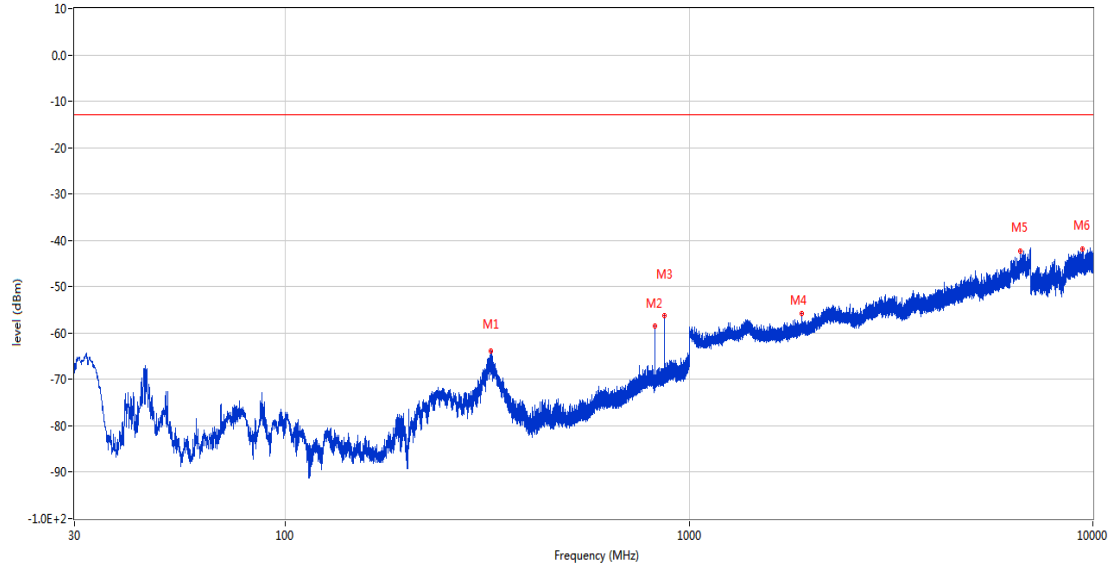
OPPO_RSE (RF) _FCC PART22&24&27-OPPO_GSM 850 & CDMA BC0 & WCDMA Band5 & LTE Band 5 & 26_814-849_30MHz-10GHz



Frequency (MHz)	Result (dBm)	Factor (dB)	PK Limit (dBm)	Over Limit (dB)	Table (o)	ANT	EUT	Verdict
101.634	-68.20	-21.62	-13.0	-55.20	22.00	Horizontal	Vertical	Pass
824.090	-61.97	2.22	-13.0	-48.97	210.00	Horizontal	Vertical	N/A
869.147	-59.00	2.38	-13.0	-46.00	189.00	Horizontal	Vertical	N/A
1735.900	-57.65	-5.22	-13.0	-44.65	65.00	Horizontal	Vertical	Pass
6686.200	-41.09	12.01	-13.0	-28.09	54.00	Horizontal	Vertical	Pass
9448.901	-41.91	16.71	-13.0	-28.91	121.00	Horizontal	Vertical	Pass

RSE-V&V EGPRS 850 CH128

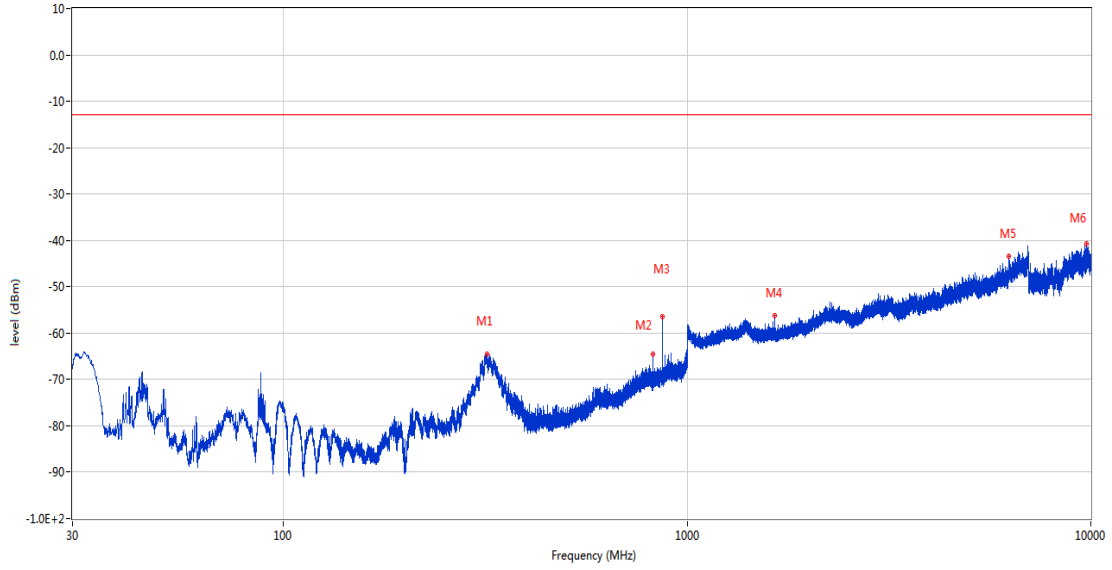
OPPO_RSE (RF)_FCC PART22&24&27-OPPO_GSM 850 & CDMA BC0 & WCDMA Band5 & LTE Band 5 & 26_814-849_30MHz-10GHz



Frequency (MHz)	Result (dBm)	Factor (dB)	PK Limit (dBm)	Over Limit (dB)	Table (o)	ANT	EUT	Verdict
321.873	-63.94	-11.32	-13.0	-50.94	56.00	Vertical	Vertical	Pass
824.139	-58.44	2.22	-13.0	-45.44	287.00	Vertical	Vertical	N/A
869.147	-56.22	2.38	-13.0	-43.22	203.00	Vertical	Vertical	N/A
1900.600	-55.87	-4.13	-13.0	-42.87	307.00	Vertical	Vertical	Pass
6612.600	-42.24	12.34	-13.0	-29.24	60.00	Vertical	Vertical	Pass
9439.300	-41.95	16.45	-13.0	-28.95	234.00	Vertical	Vertical	Pass

RSE-V&H EGPRS 850 CH128

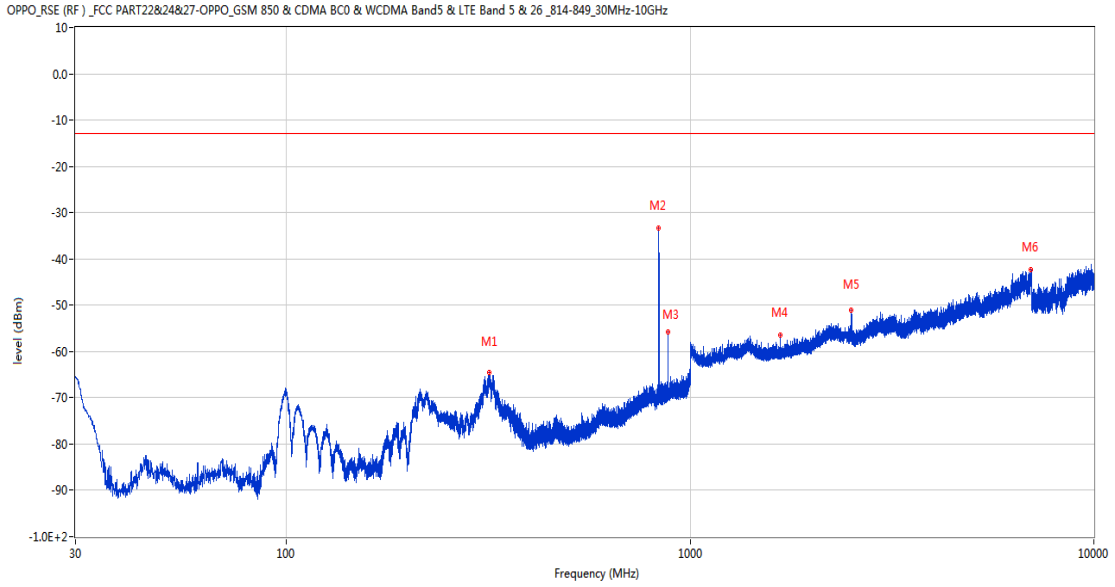
OPPO_RSE (RF)_FCC PART22&24&27-OPPO_GSM 850 & CDMA BC0 & WCDMA Band5 & LTE Band 5 & 26_814-849_30MHz-10GHz



Frequency (MHz)	Result (dBm)	Factor (dB)	PK Limit (dBm)	Over Limit (dB)	Table (o)	ANT	EUT	Verdict
318.769	-64.59	-11.79	-13.0	-51.59	24.00	Vertical	Horizontal	Pass
824.236	-64.56	2.22	-13.0	-51.56	353.00	Vertical	Horizontal	N/A
869.292	-56.54	2.38	-13.0	-43.54	255.00	Vertical	Horizontal	N/A
1649.000	-56.14	-5.86	-13.0	-43.14	343.00	Vertical	Horizontal	Pass
6276.400	-43.35	11.19	-13.0	-30.35	289.00	Vertical	Horizontal	Pass
9745.299	-40.77	16.12	-13.0	-27.77	118.00	Vertical	Horizontal	Pass

3.2 EGPRS 850 Middle Channel

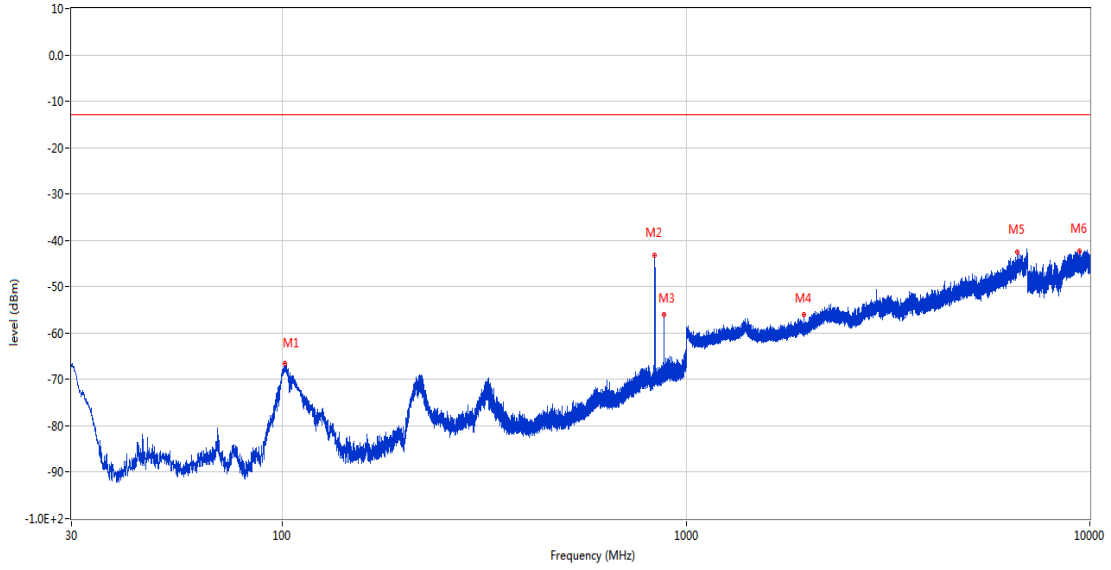
RSE-H&H EGPRS 850 CH190



Frequency (MHz)	Result (dBm)	Factor (dB)	PK Limit (dBm)	Over Limit (dB)	Table (o)	ANT	EUT	Verdict
317.750	-64.59	-11.82	-13.0	-51.59	96.00	Horizontal	Horizontal	Pass
836.555	-33.24	2.59	-13.0	-20.24	19.00	Horizontal	Horizontal	N/A
881.660	-55.86	2.81	-13.0	-42.86	175.00	Horizontal	Horizontal	N/A
1673.400	-56.53	-5.85	-13.0	-43.53	152.00	Horizontal	Horizontal	Pass
2510.000	-51.13	-0.97	-13.0	-38.13	354.00	Horizontal	Horizontal	Pass
6976.400	-42.27	13.75	-13.0	-29.27	137.00	Horizontal	Horizontal	Pass

RSE-H&V EGPRS 850 CH190

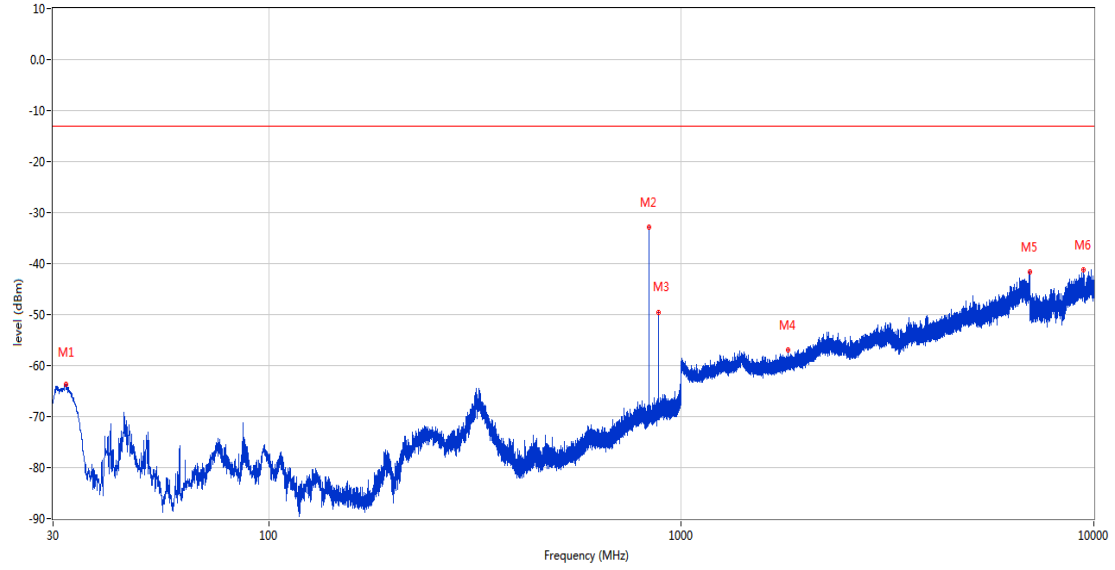
OPPO_RSE (RF)_FCC PART22&24&27-OPPO_GSM 850 & CDMA BC0 & WCDMA Band5 & LTE Band 5 & 26_814-849_30MHz-10GHz



Frequency (MHz)	Result (dBm)	Factor (dB)	PK Limit (dBm)	Over Limit (dB)	Table (o)	ANT	EUT	Verdict
101.101	-66.65	-21.59	-13.0	-53.65	0.00	Horizontal	Vertical	Pass
836.652	-43.25	2.60	-13.0	-30.25	162.00	Horizontal	Vertical	N/A
881.660	-56.00	2.81	-13.0	-43.00	196.00	Horizontal	Vertical	N/A
1953.800	-55.95	-4.57	-13.0	-42.95	246.00	Horizontal	Vertical	Pass
6616.200	-42.58	12.21	-13.0	-29.58	19.00	Horizontal	Vertical	Pass
9444.100	-42.32	16.58	-13.0	-29.32	126.00	Horizontal	Vertical	Pass

RSE-V&V EGPRS 850 CH190

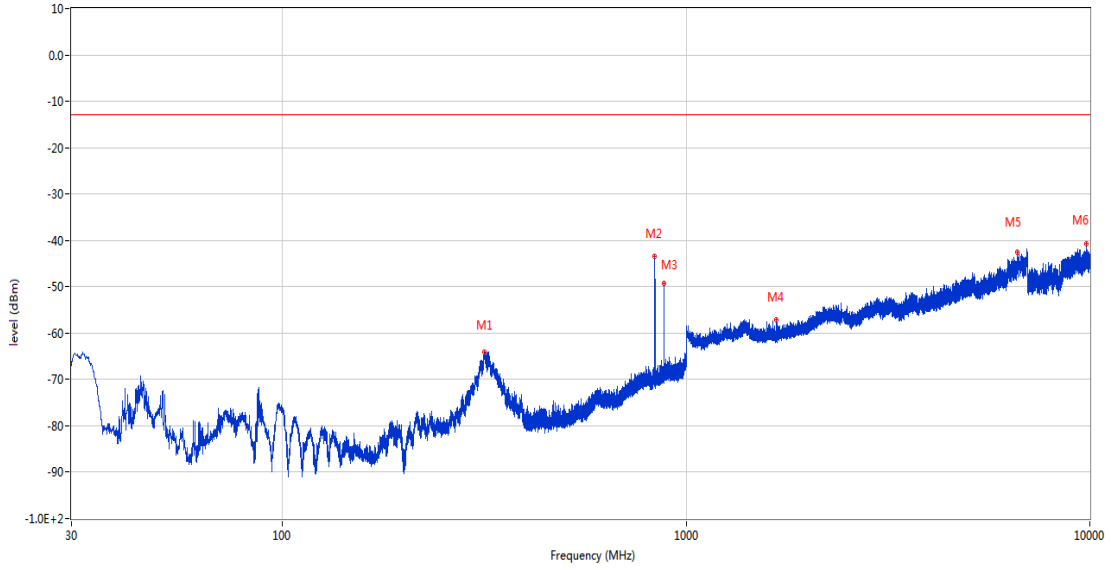
OPPO_RSE (RF)_FCC PART22&24&27-OPPO_GSM 850 & CDMA BC0 & WCDMA Band5 & LTE Band 5 & 26_814-849_30MHz-10GHz



Frequency (MHz)	Result (dBm)	Factor (dB)	PK Limit (dBm)	Over Limit (dB)	Table (o)	ANT	EUT	Verdict
32.231	-63.66	-16.85	-13.0	-50.66	336.00	Vertical	Vertical	Pass
836.652	-32.78	2.60	-13.0	-19.78	242.00	Vertical	Vertical	N/A
881.660	-49.54	2.81	-13.0	-36.54	257.00	Vertical	Vertical	N/A
1819.100	-56.92	-4.89	-13.0	-43.92	360.00	Vertical	Vertical	Pass
6992.000	-41.65	13.55	-13.0	-28.65	360.00	Vertical	Vertical	Pass
9459.401	-41.17	16.54	-13.0	-28.17	280.00	Vertical	Vertical	Pass

RSE-V&H EGPRS 850 CH190

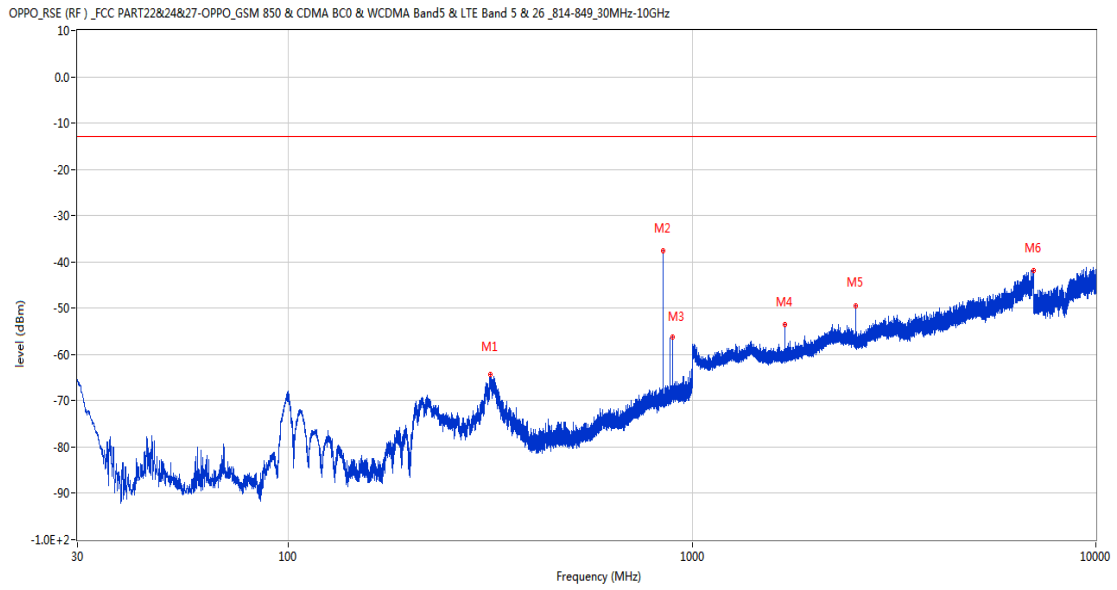
OPPO_RSE (RF)_FCC PART22&24&27-OPPO_GSM 850 & CDMA BC0 & WCDMA Band5 & LTE Band 5 & 26_814-849_30MHz-10GHz



Frequency (MHz)	Result (dBm)	Factor (dB)	PK Limit (dBm)	Over Limit (dB)	Table (o)	ANT	EUT	Verdict
316.732	-64.17	-11.85	-13.0	-51.17	17.00	Vertical	Horizontal	Pass
836.604	-43.33	2.59	-13.0	-30.33	-3.00	Vertical	Horizontal	N/A
881.563	-49.26	2.80	-13.0	-36.26	179.00	Vertical	Horizontal	N/A
1673.600	-57.05	-5.83	-13.0	-44.05	0.00	Vertical	Horizontal	Pass
6610.200	-42.47	12.31	-13.0	-29.47	122.00	Vertical	Horizontal	Pass
9809.651	-40.75	16.71	-13.0	-27.75	363.00	Vertical	Horizontal	Pass

3.3 EGPRS 850 High Channel

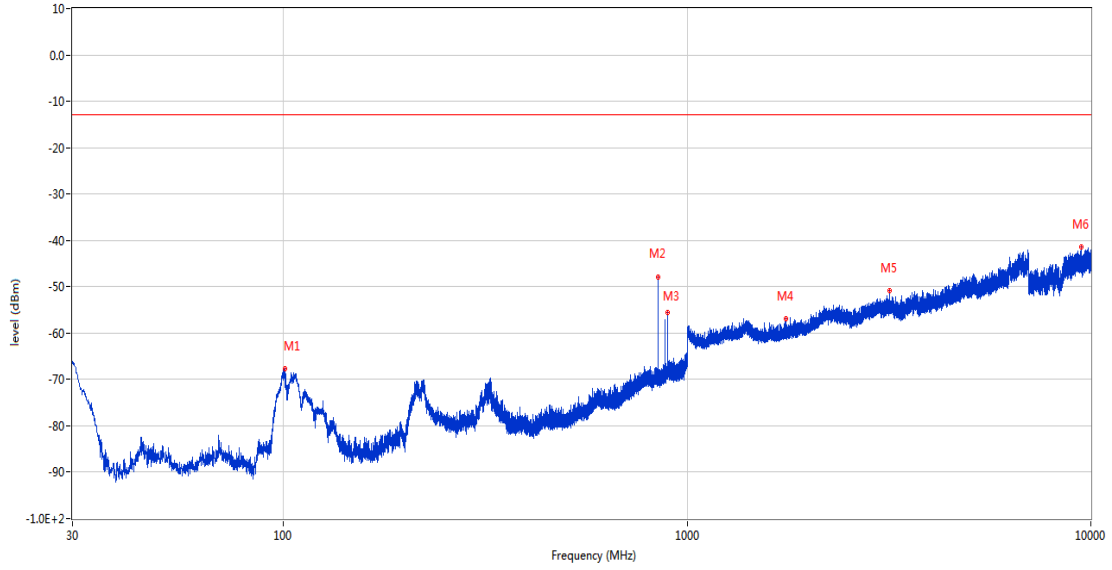
RSE-H&H EGPRS 850 CH251



Frequency (MHz)	Result (dBm)	Factor (dB)	PK Limit (dBm)	Over Limit (dB)	Table (o)	ANT	EUT	Verdict
315.810	-64.39	-11.85	-13.0	-51.39	118.00	Horizontal	Horizontal	Pass
848.777	-37.70	2.47	-13.0	-24.70	308.00	Horizontal	Horizontal	N/A
893.833	-56.29	3.53	-13.0	-43.29	93.00	Horizontal	Horizontal	N/A
1697.400	-53.52	-5.62	-13.0	-40.52	52.00	Horizontal	Horizontal	Pass
2546.800	-49.54	-1.29	-13.0	-36.54	290.00	Horizontal	Horizontal	Pass
6998.800	-41.94	13.64	-13.0	-28.94	360.00	Horizontal	Horizontal	Pass

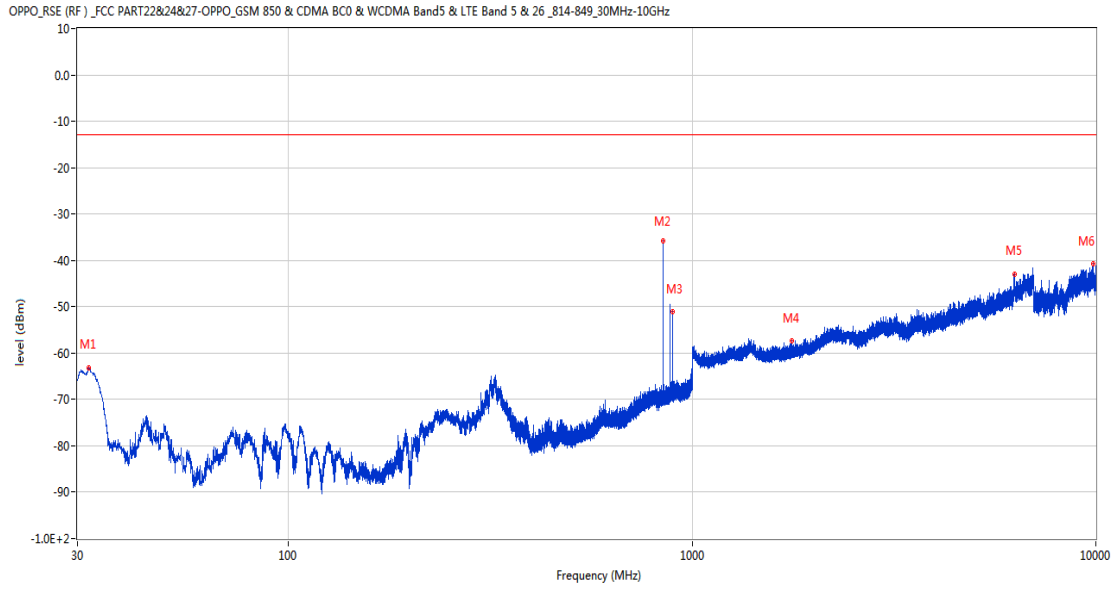
RSE-H&V EGPRS 850 CH251

OPPO_RSE (RF)_FCC PART22&24&27-OPPO_GSM 850 & CDMA BC0 & WCDMA Band5 & LTE Band 5 & 26_814-849_30MHz-10GHz



Frequency (MHz)	Result (dBm)	Factor (dB)	PK Limit (dBm)	Over Limit (dB)	Table (o)	ANT	EUT	Verdict
100.713	-67.58	-21.58	-13.0	-54.58	28.00	Horizontal	Vertical	Pass
848.874	-47.97	2.46	-13.0	-34.97	218.00	Horizontal	Vertical	N/A
893.737	-55.58	3.53	-13.0	-42.58	181.00	Horizontal	Vertical	N/A
1754.100	-56.97	-5.31	-13.0	-43.97	54.00	Horizontal	Vertical	Pass
3175.400	-50.87	2.90	-13.0	-37.87	162.00	Horizontal	Vertical	Pass
9458.201	-41.45	16.57	-13.0	-28.45	193.00	Horizontal	Vertical	Pass

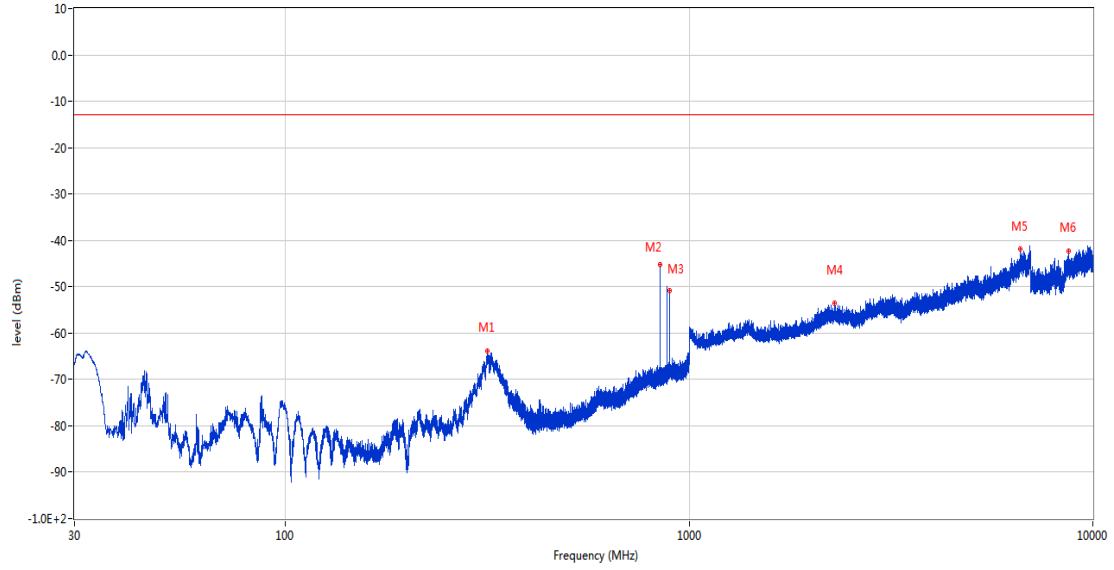
RSE-V&V EGPRS 850 CH251



Frequency (MHz)	Result (dBm)	Factor (dB)	PK Limit (dBm)	Over Limit (dB)	Table (o)	ANT	EUT	Verdict
31.988	-63.17	-16.89	-13.0	-50.17	326.00	Vertical	Vertical	Pass
848.874	-35.78	2.46	-13.0	-22.78	42.00	Vertical	Vertical	N/A
893.882	-51.14	3.53	-13.0	-38.14	89.00	Vertical	Vertical	N/A
1766.200	-57.44	-5.44	-13.0	-44.44	122.00	Vertical	Vertical	Pass
6285.000	-43.07	11.30	-13.0	-30.07	0.00	Vertical	Vertical	Pass
9854.200	-40.78	16.70	-13.0	-27.78	125.00	Vertical	Vertical	Pass

RSE-V&H EGPRS 850 CH251

OPPO_RSE (RF)_FCC PART22&24&27-OPPO_GSM 850 & CDMA BC0 & WCDMA Band5 & LTE Band 5 & 26_814-849_30MHz-10GHz

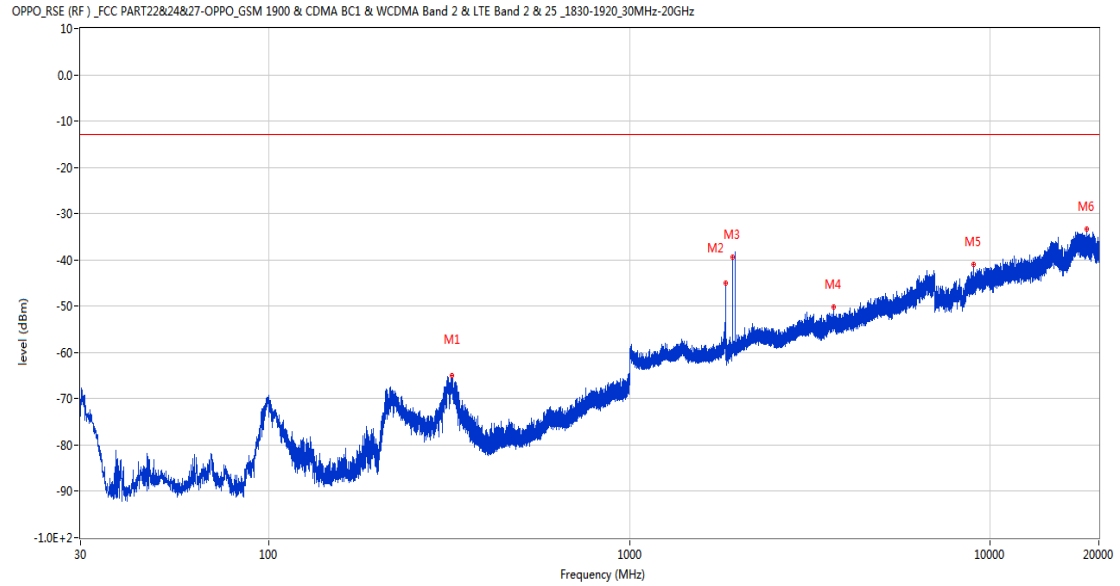


Frequency (MHz)	Result (dBm)	Factor (dB)	PK Limit (dBm)	Over Limit (dB)	Table (o)	ANT	EUT	Verdict
316.102	-63.79	-11.85	-13.0	-50.79	45.00	Vertical	Horizontal	Pass
848.777	-45.23	2.47	-13.0	-32.23	361.00	Vertical	Horizontal	N/A
893.737	-50.84	3.53	-13.0	-37.84	83.00	Vertical	Horizontal	N/A
2287.700	-53.46	-1.26	-13.0	-40.46	70.00	Vertical	Horizontal	Pass
6613.600	-41.95	12.34	-13.0	-28.95	202.00	Vertical	Horizontal	Pass
8693.950	-42.30	13.70	-13.0	-29.30	313.00	Vertical	Horizontal	Pass

4 EGPRS 1900

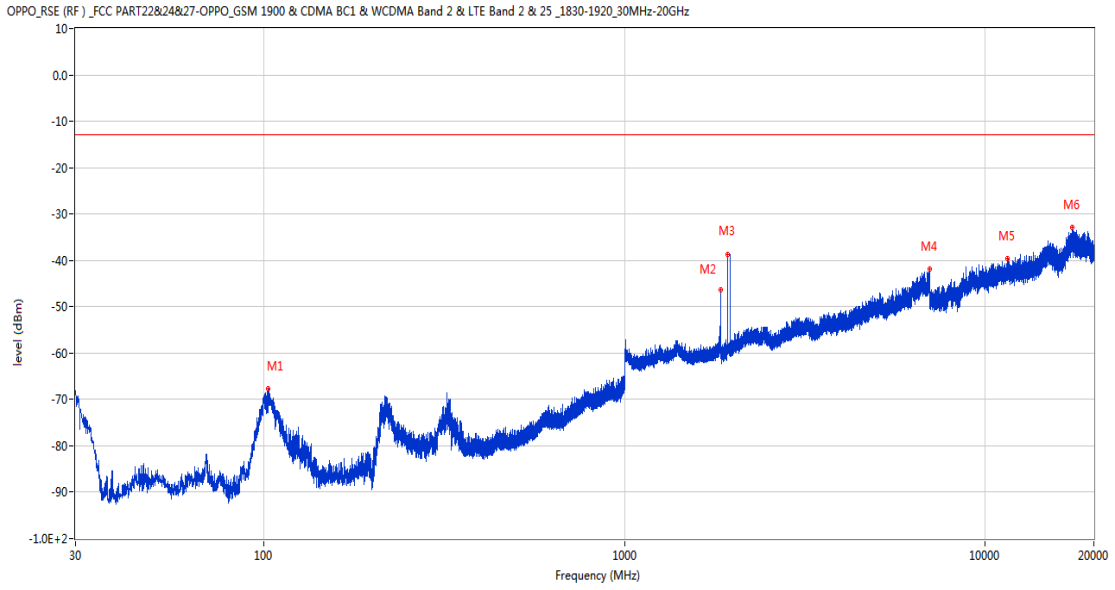
4.1 EGPRS 1900 Low Channel

RSE-H&H EGPRS 1900 CH512



Frequency (MHz)	Result (dBm)	Factor (dB)	PK Limit (dBm)	Over Limit (dB)	Table (o)	ANT	EUT	Verdict
322.018	-65.01	-11.46	-13.0	-52.01	292.00	Horizontal	Horizontal	Pass
1850.500	-45.06	-4.40	-13.0	-32.06	128.00	Horizontal	Horizontal	N/A
1930.600	-39.41	-3.80	-13.0	-26.41	128.00	Horizontal	Horizontal	N/A
3683.000	-50.18	4.57	-13.0	-37.18	304.00	Horizontal	Horizontal	Pass
9011.063	-41.06	15.32	-13.0	-28.06	359.00	Horizontal	Horizontal	Pass
18516.287	-33.41	23.64	-13.0	-20.41	255.00	Horizontal	Horizontal	Pass

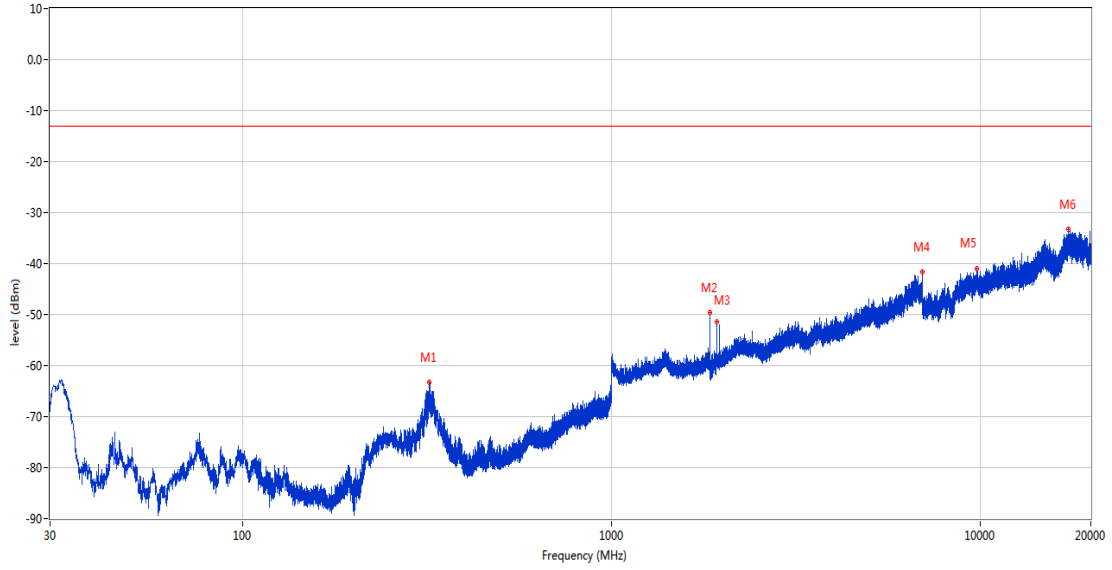
RSE-H&V EGPRS 1900 CH512



Frequency (MHz)	Result (dBm)	Factor (dB)	PK Limit (dBm)	Over Limit (dB)	Table (o)	ANT	EUT	Verdict
102.459	-67.64	-21.69	-13.0	-54.64	0.00	Horizontal	Vertical	Pass
1850.600	-46.41	-4.40	-13.0	-33.41	7.00	Horizontal	Vertical	N/A
1930.500	-38.69	-3.80	-13.0	-25.69	121.00	Horizontal	Vertical	N/A
6996.800	-41.95	13.59	-13.0	-28.95	215.00	Horizontal	Vertical	Pass
11503.400	-39.59	17.75	-13.0	-26.59	291.00	Horizontal	Vertical	Pass
17469.749	-32.84	21.72	-13.0	-19.84	206.00	Horizontal	Vertical	Pass

RSE-V&V EGPRS 1900 CH512

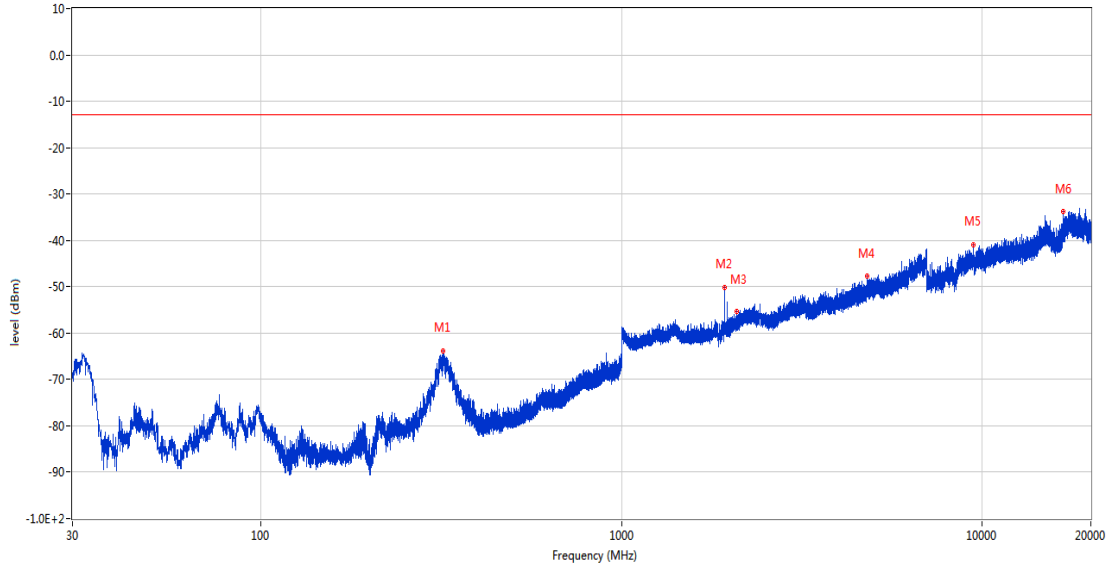
OPPO_RSE (RF)_FCC PART22&24&27-OPPO_GSM 1900 & CDMA BC1 & WCDMA Band 2 & LTE Band 2 & 25 _1830-1920_30MHz-20GHz



Frequency (MHz)	Result (dBm)	Factor (dB)	PK Limit (dBm)	Over Limit (dB)	Table (o)	ANT	EUT	Verdict
321.146	-63.26	-11.47	-13.0	-50.26	35.00	Vertical	Vertical	Pass
1850.500	-49.66	-4.40	-13.0	-36.66	50.00	Vertical	Vertical	N/A
1930.500	-51.38	-3.80	-13.0	-38.38	62.00	Vertical	Vertical	N/A
6977.800	-41.69	13.88	-13.0	-28.69	245.00	Vertical	Vertical	Pass
9796.513	-41.07	16.32	-13.0	-28.07	59.00	Vertical	Vertical	Pass
17425.162	-33.24	22.52	-13.0	-20.24	360.00	Vertical	Vertical	Pass

RSE-V&H EGPRS 1900 CH512

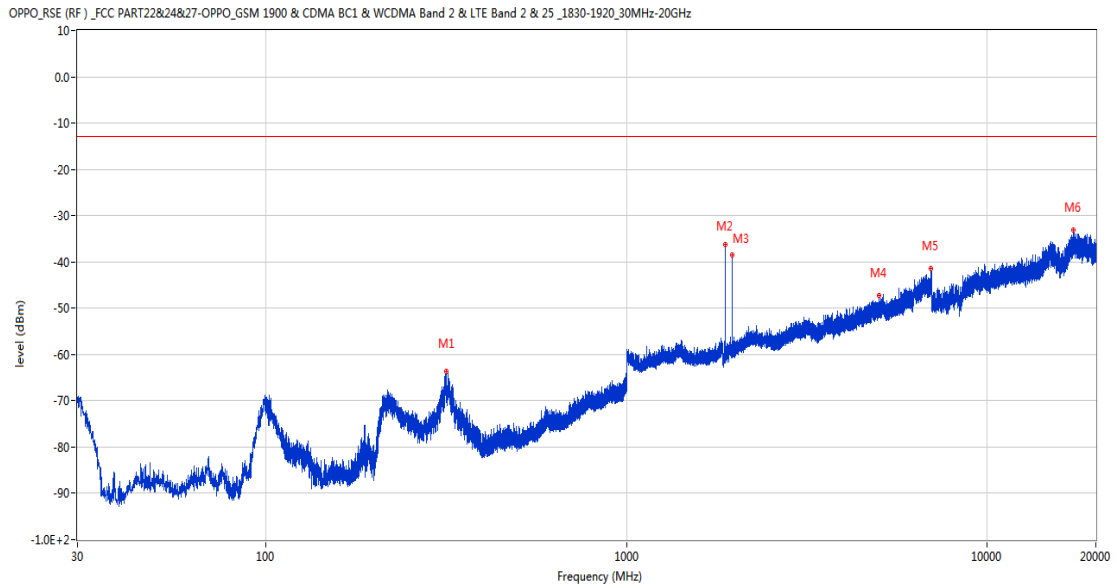
OPPO_RSE (RF)_FCC PART22&24&27-OPPO_GSM 1900 & CDMA BC1 & WCDMA Band 2 & LTE Band 2 & 25_1830-1920_30MHz-20GHz



Frequency (MHz)	Result (dBm)	Factor (dB)	PK Limit (dBm)	Over Limit (dB)	Table (o)	ANT	EUT	Verdict
320.370	-63.96	-11.56	-13.0	-50.96	169.00	Vertical	Horizontal	Pass
1930.500	-50.22	-3.80	-13.0	-37.22	57.00	Vertical	Horizontal	N/A
2078.900	-55.37	-3.12	-13.0	-42.37	46.00	Vertical	Horizontal	Pass
4786.200	-47.81	7.43	-13.0	-34.81	23.00	Vertical	Horizontal	Pass
9452.375	-41.04	16.69	-13.0	-28.04	104.00	Vertical	Horizontal	Pass
16804.925	-33.88	19.75	-13.0	-20.88	360.00	Vertical	Horizontal	Pass

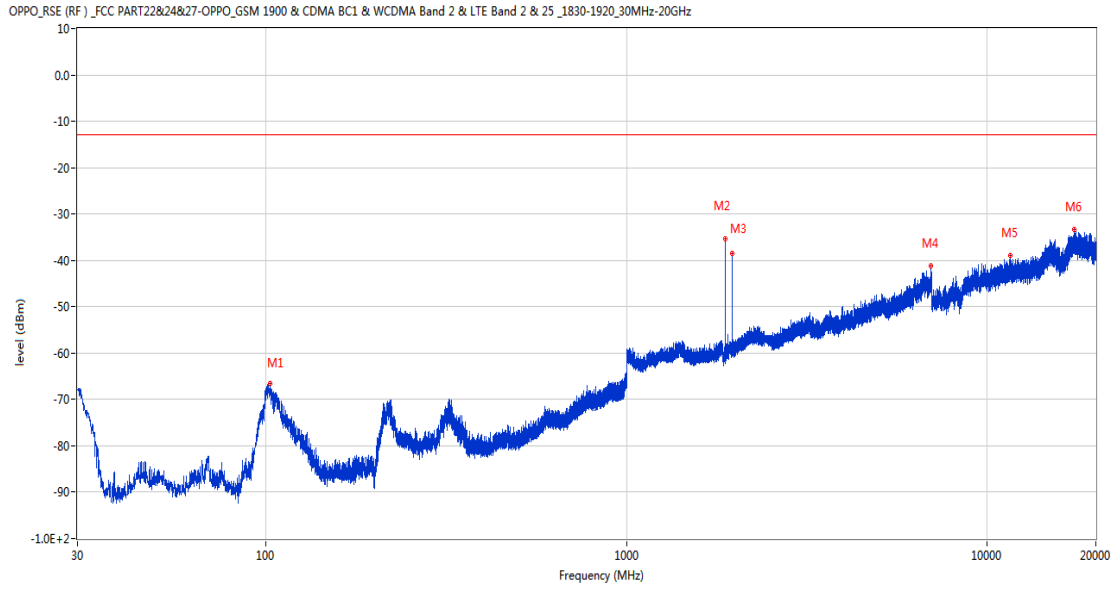
4.2 EGPRS 1900 Middle Channel

RSE-H&H EGPRS 1900 CH661



Frequency (MHz)	Result (dBm)	Factor (dB)	PK Limit (dBm)	Over Limit (dB)	Table (o)	ANT	EUT	Verdict
315.762	-63.65	-11.79	-13.0	-50.65	111.00	Horizontal	Horizontal	Pass
1880.400	-36.14	-4.03	-13.0	-23.14	148.00	Horizontal	Horizontal	N/A
1960.300	-38.54	-4.69	-13.0	-25.54	137.00	Horizontal	Horizontal	N/A
5000.400	-47.22	7.25	-13.0	-34.22	244.00	Horizontal	Horizontal	Pass
6983.000	-41.36	13.90	-13.0	-28.36	5.00	Horizontal	Horizontal	Pass
17330.551	-33.21	21.08	-13.0	-20.21	0.00	Horizontal	Horizontal	Pass

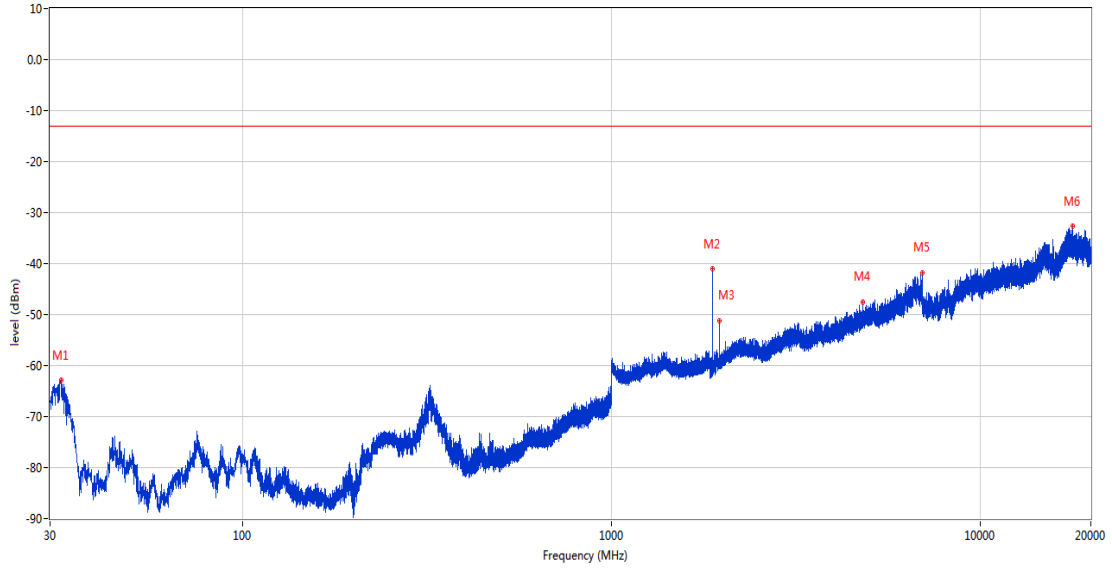
RSE-H&V EGPRS 1900 CH661



Frequency (MHz)	Result (dBm)	Factor (dB)	PK Limit (dBm)	Over Limit (dB)	Table (o)	ANT	EUT	Verdict
102.701	-66.48	-21.69	-13.0	-53.48	-3.00	Horizontal	Vertical	Pass
1880.300	-35.45	-4.03	-13.0	-22.45	144.00	Horizontal	Vertical	N/A
1960.300	-38.60	-4.69	-13.0	-25.60	132.00	Horizontal	Vertical	N/A
6974.800	-41.18	13.71	-13.0	-28.18	115.00	Horizontal	Vertical	Pass
11584.187	-38.93	17.69	-13.0	-25.93	0.00	Horizontal	Vertical	Pass
17466.489	-33.41	21.73	-13.0	-20.41	277.00	Horizontal	Vertical	Pass

RSE-V&V EGPRS 1900 CH661

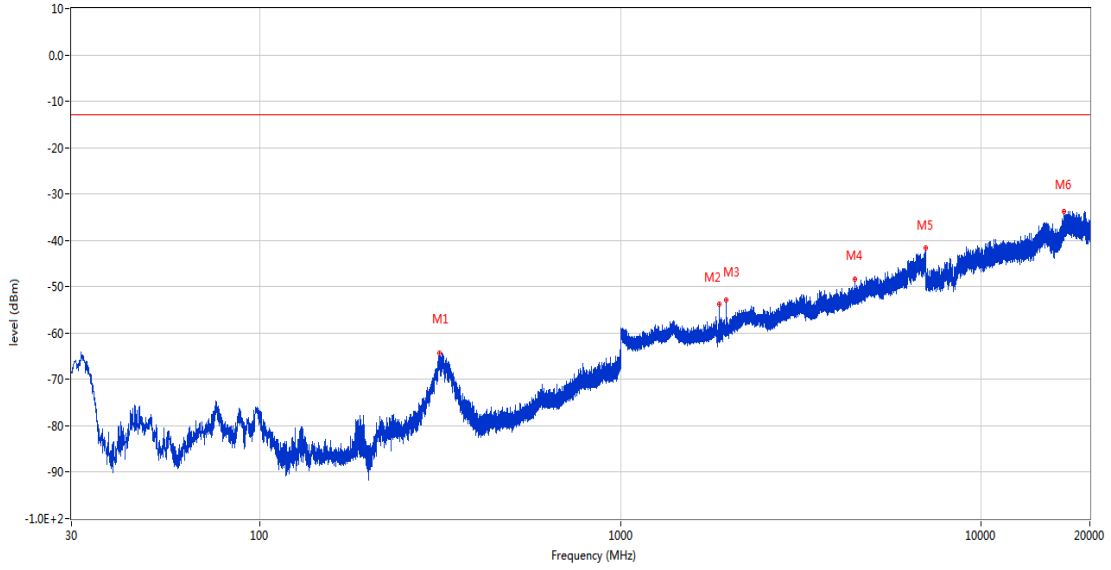
OPPO_RSE (RF)_FCC PART22&24&27-OPPO_GSM 1900 & CDMA BC1 & WCDMA Band 2 & LTE Band 2 & 25_1830-1920_30MHz-20GHz



Frequency (MHz)	Result (dBm)	Factor (dB)	PK Limit (dBm)	Over Limit (dB)	Table (o)	ANT	EUT	Verdict
32.134	-62.85	-16.84	-13.0	-49.85	293.00	Vertical	Vertical	Pass
1880.300	-41.02	-4.03	-13.0	-28.02	40.00	Vertical	Vertical	N/A
1960.200	-51.26	-4.68	-13.0	-38.26	51.00	Vertical	Vertical	N/A
4820.600	-47.59	6.84	-13.0	-34.59	0.00	Vertical	Vertical	Pass
6985.000	-41.91	13.71	-13.0	-28.91	143.00	Vertical	Vertical	Pass
17893.511	-32.65	22.79	-13.0	-19.65	192.00	Vertical	Vertical	Pass

RSE-V&H EGPRS 1900 CH661

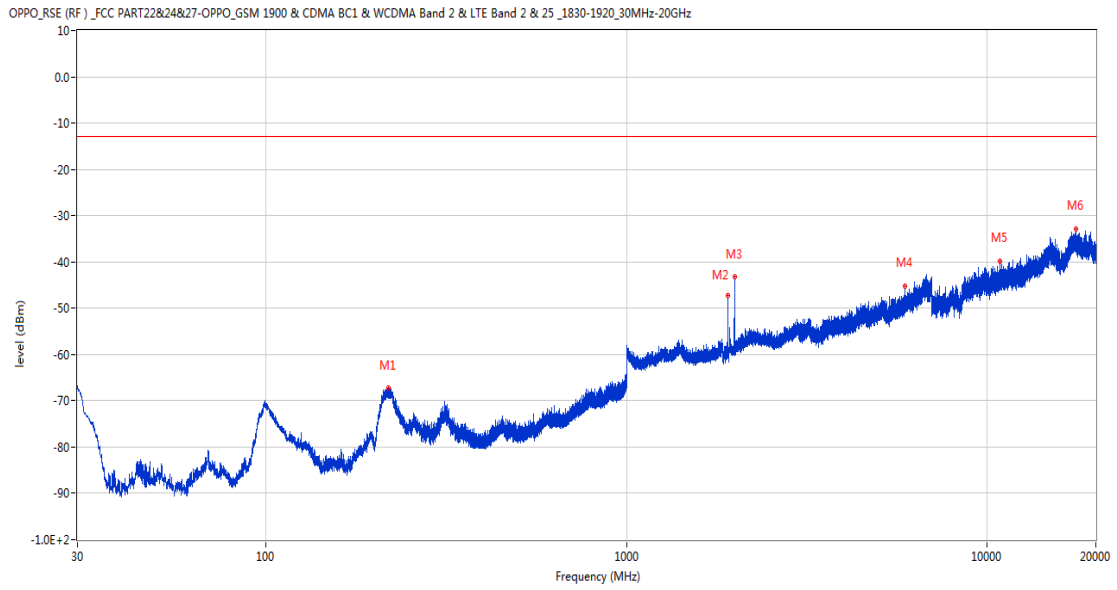
OPPO_RSE (RF)_FCC PART22&24&27-OPPO_GSM 1900 & CDMA BC1 & WCDMA Band 2 & LTE Band 2 & 25 _1830-1920_30MHz-20GHz



Frequency (MHz)	Result (dBm)	Factor (dB)	PK Limit (dBm)	Over Limit (dB)	Table (o)	ANT	EUT	Verdict
314.453	-64.36	-11.88	-13.0	-51.36	15.00	Vertical	Horizontal	Pass
1880.400	-53.65	-4.03	-13.0	-40.65	121.00	Vertical	Horizontal	N/A
1960.400	-52.89	-4.69	-13.0	-39.89	300.00	Vertical	Horizontal	N/A
4473.200	-48.37	6.79	-13.0	-35.37	223.00	Vertical	Horizontal	Pass
6996.400	-41.53	13.58	-13.0	-28.53	146.00	Vertical	Horizontal	Pass
16975.301	-33.84	21.02	-13.0	-20.84	319.00	Vertical	Horizontal	Pass

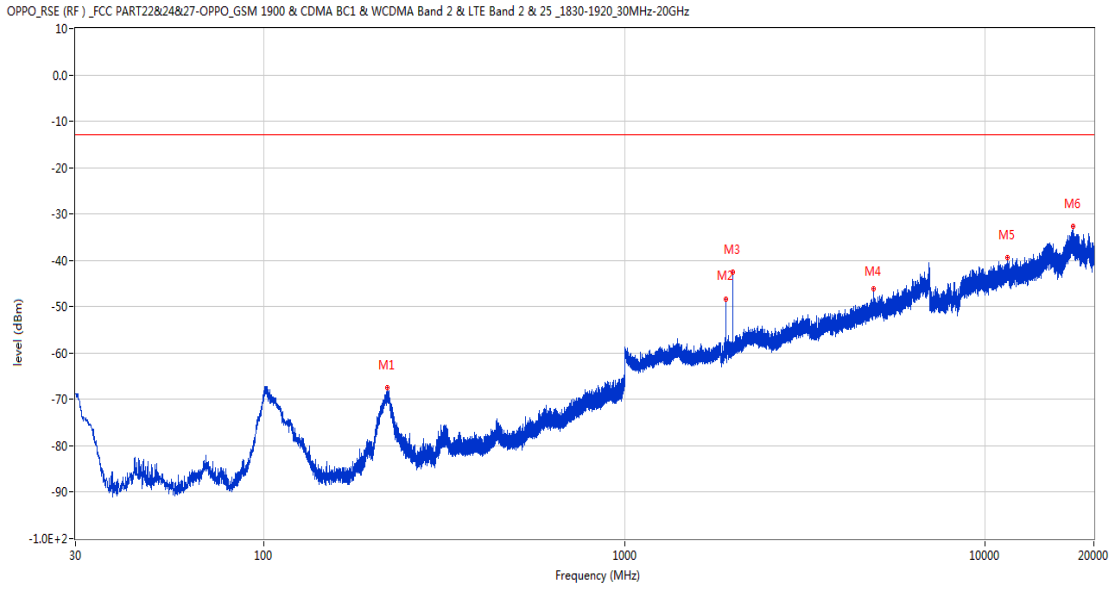
4.3 EGPRS 1900 High Channel

RSE-H&H EGPRS 1900 CH810



Frequency (MHz)	Result (dBm)	Factor (dB)	PK Limit (dBm)	Over Limit (dB)	Table (o)	ANT	EUT	Verdict
218.810	-67.20	-15.80	-13.0	-54.20	254.00	Horizontal	Horizontal	Pass
1909.700	-47.14	-3.79	-13.0	-34.14	164.00	Horizontal	Horizontal	N/A
1989.800	-43.30	-4.44	-13.0	-30.30	129.00	Horizontal	Horizontal	N/A
5900.800	-45.16	8.51	-13.0	-32.16	308.00	Horizontal	Horizontal	Pass
10868.312	-39.78	17.36	-13.0	-26.78	319.00	Horizontal	Horizontal	Pass
17585.025	-32.94	22.13	-13.0	-19.94	84.00	Horizontal	Horizontal	Pass

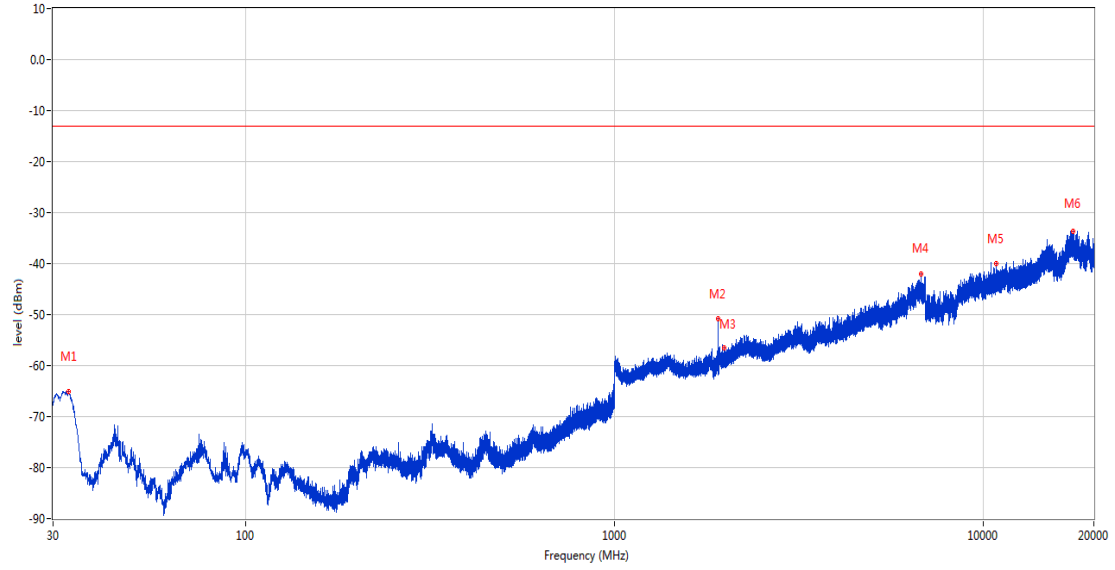
RSE-H&V EGPRS 1900 CH810



Frequency (MHz)	Result (dBm)	Factor (dB)	PK Limit (dBm)	Over Limit (dB)	Table (o)	ANT	EUT	Verdict
219.684	-67.44	-15.78	-13.0	-54.44	86.00	Horizontal	Vertical	Pass
1910.200	-48.26	-3.79	-13.0	-35.26	4.00	Horizontal	Vertical	N/A
1990.300	-42.50	-4.41	-13.0	-29.50	124.00	Horizontal	Vertical	N/A
4914.000	-46.16	7.93	-13.0	-33.16	272.00	Horizontal	Vertical	Pass
11494.200	-39.34	17.77	-13.0	-26.34	354.00	Horizontal	Vertical	Pass
17473.374	-32.76	21.71	-13.0	-19.76	319.00	Horizontal	Vertical	Pass

RSE-V&V EGPRS 1900 CH810

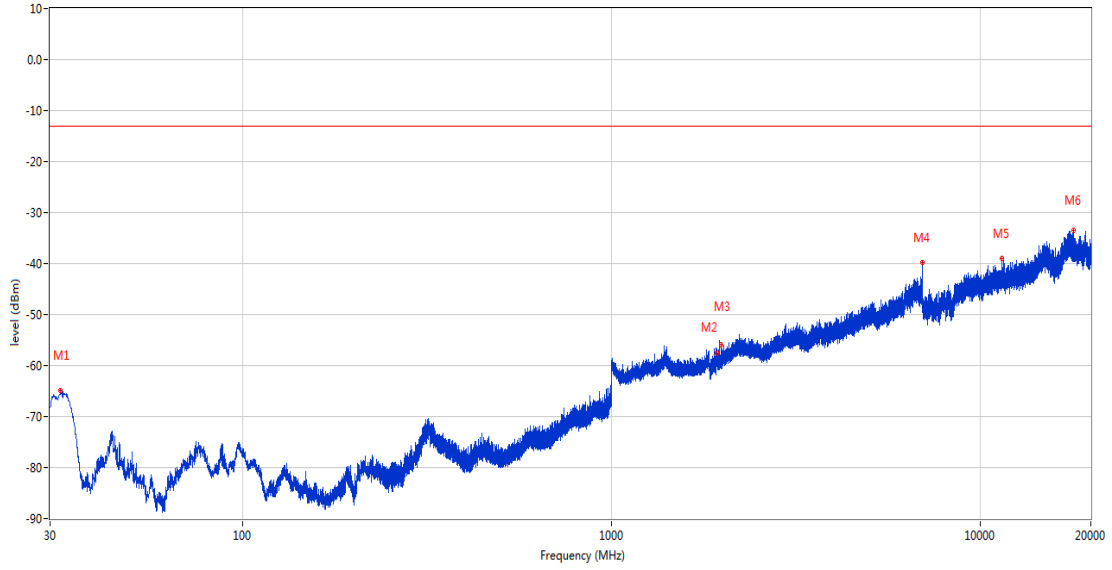
OPPO_RSE (RF)_FCC PART22&24&27-OPPO_GSM 1900 & CDMA BC1 & WCDMA Band 2 & LTE Band 2 & 25_1830-1920_30MHz-20GHz



Frequency (MHz)	Result (dBm)	Factor (dB)	PK Limit (dBm)	Over Limit (dB)	Table (o)	ANT	EUT	Verdict
33.056	-65.17	-16.88	-13.0	-52.17	351.00	Vertical	Vertical	Pass
1910.100	-50.84	-3.79	-13.0	-37.84	119.00	Vertical	Vertical	N/A
1990.100	-56.51	-4.42	-13.0	-43.51	297.00	Vertical	Vertical	N/A
6787.800	-42.11	12.31	-13.0	-29.11	140.00	Vertical	Vertical	Pass
10887.862	-39.99	17.37	-13.0	-26.99	361.00	Vertical	Vertical	Pass
17586.838	-33.75	22.11	-13.0	-20.75	120.00	Vertical	Vertical	Pass

RSE-V&H EGPRS 1900 CH810

OPPO_RSE (RF)_FCC PART22&24&27-OPPO_GSM 1900 & CDMA BC1 & WCDMA Band 2 & LTE Band 2 & 25_1830-1920_30MHz-20GHz

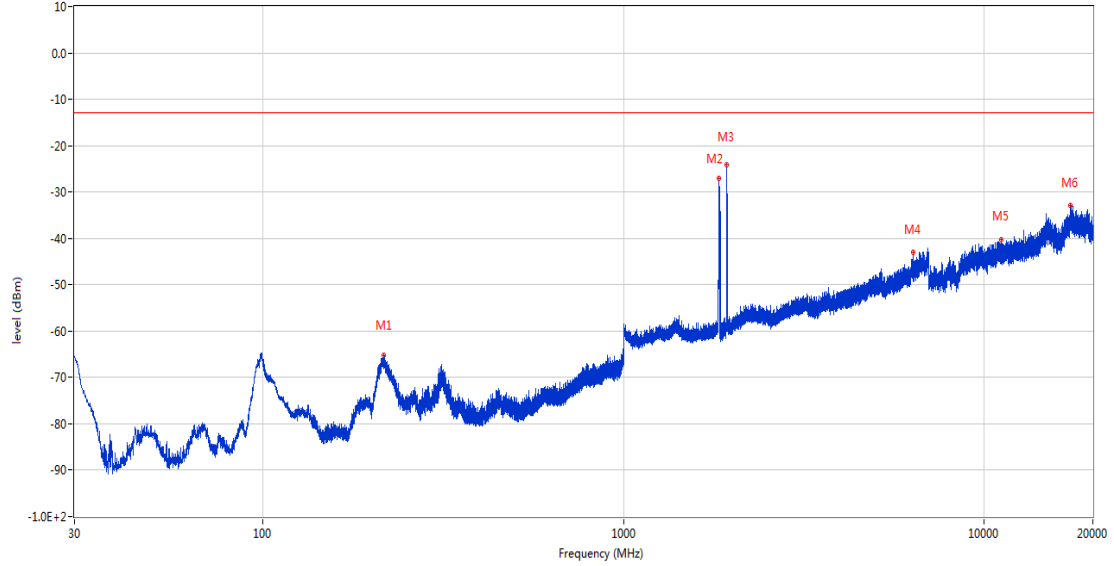


Frequency (MHz)	Result (dBm)	Factor (dB)	PK Limit (dBm)	Over Limit (dB)	Table (o)	ANT	EUT	Verdict
32.085	-64.99	-16.84	-13.0	-51.99	23.00	Vertical	Horizontal	Pass
1930.500	-57.57	-3.80	-13.0	-44.57	282.00	Vertical	Horizontal	N/A
1990.000	-55.98	-4.43	-13.0	-42.98	288.00	Vertical	Horizontal	N/A
6985.600	-39.72	13.70	-13.0	-26.72	360.00	Vertical	Horizontal	Pass
11490.750	-39.01	17.75	-13.0	-26.01	191.00	Vertical	Horizontal	Pass
17992.114	-33.37	22.84	-13.0	-20.37	124.00	Vertical	Horizontal	Pass

WCDMA
 5 WCDMA Band 2
 5.1 WCDMA Band 2 Low Channel

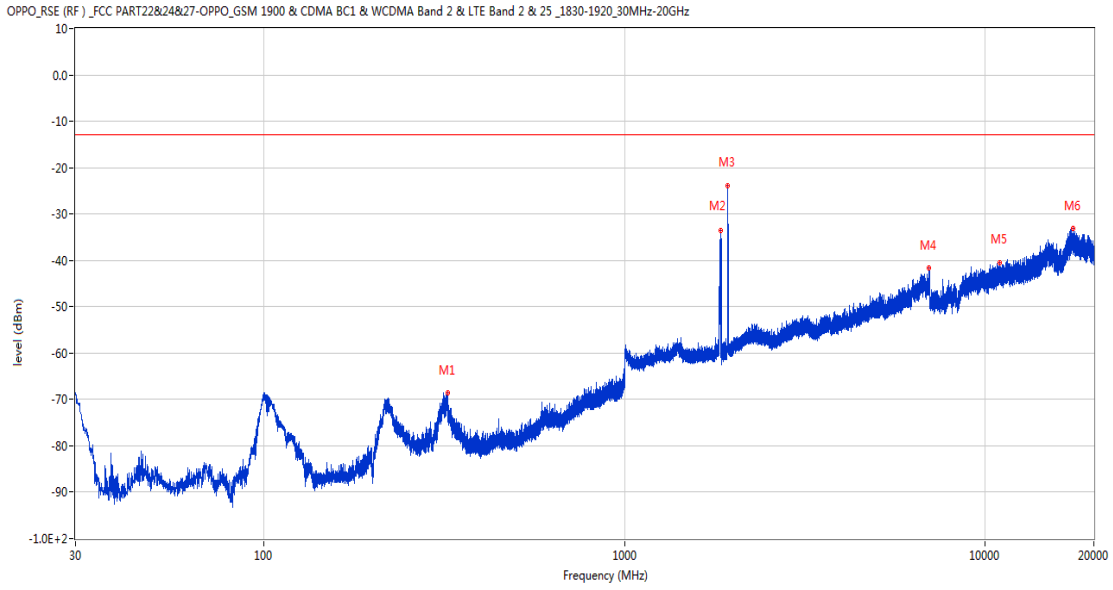
RSE-H&H WCDMA Band 2 CH9263

OPPO_RSE (RF) _FCC PART22&24&27-OPPO_GSM 1900 & CDMA BC1 & WCDMA Band 2 & LTE Band 2 & 25 _1830-1920_30MHz-20GHz



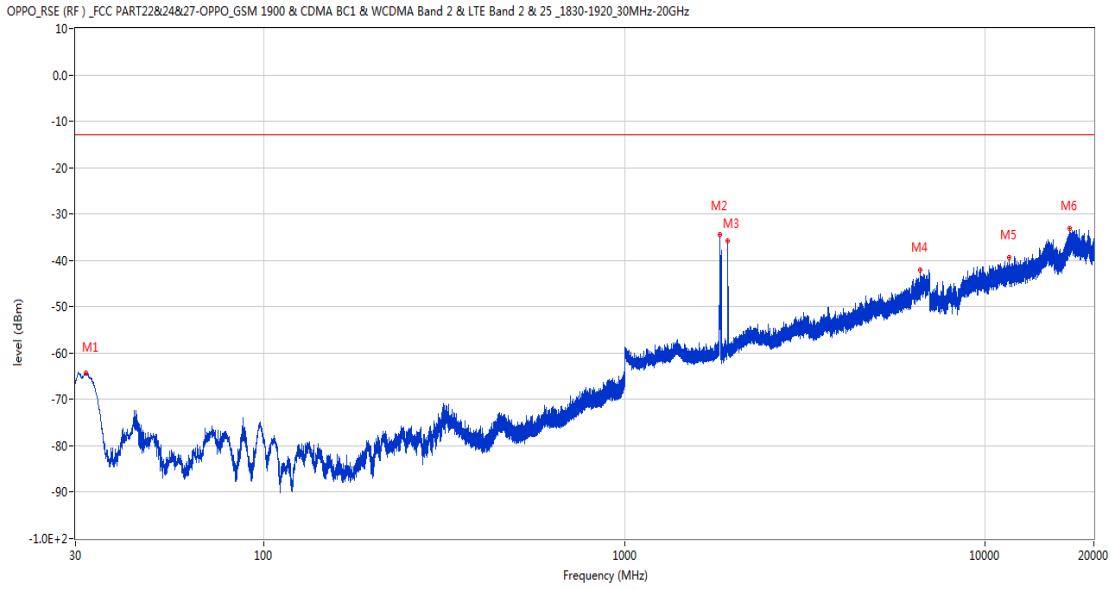
Frequency (MHz)	Result (dBm)	Factor (dB)	PK Limit (dBm)	Over Limit (dB)	Table (o)	ANT	EUT	Verdict
216.628	-65.15	-15.91	-13.0	-52.15	293.00	Horizontal	Horizontal	Pass
1840.000	-27.15	-4.43	-13.0	-14.15	103.00	Horizontal	Horizontal	N/A
1931.500	-24.18	-3.80	-13.0	-11.18	126.00	Horizontal	Horizontal	N/A
6343.800	-43.05	9.87	-13.0	-30.05	147.00	Horizontal	Horizontal	Pass
11167.025	-40.18	16.45	-13.0	-27.18	-1.00	Horizontal	Horizontal	Pass
17370.788	-32.79	21.90	-13.0	-19.79	278.00	Horizontal	Horizontal	Pass

RSE-H&V WCDMA Band 2 CH9263



Frequency (MHz)	Result (dBm)	Factor (dB)	PK Limit (dBm)	Over Limit (dB)	Table (o)	ANT	EUT	Verdict
322.698	-68.61	-11.46	-13.0	-55.61	151.00	Horizontal	Vertical	Pass
1843.200	-33.53	-4.42	-13.0	-20.53	351.00	Horizontal	Vertical	N/A
1933.000	-23.96	-3.80	-13.0	-10.96	138.00	Horizontal	Vertical	N/A
6993.200	-41.72	13.64	-13.0	-28.72	320.00	Horizontal	Vertical	Pass
10990.500	-40.57	17.35	-13.0	-27.57	32.00	Horizontal	Vertical	Pass
17501.651	-33.11	21.12	-13.0	-20.11	127.00	Horizontal	Vertical	Pass

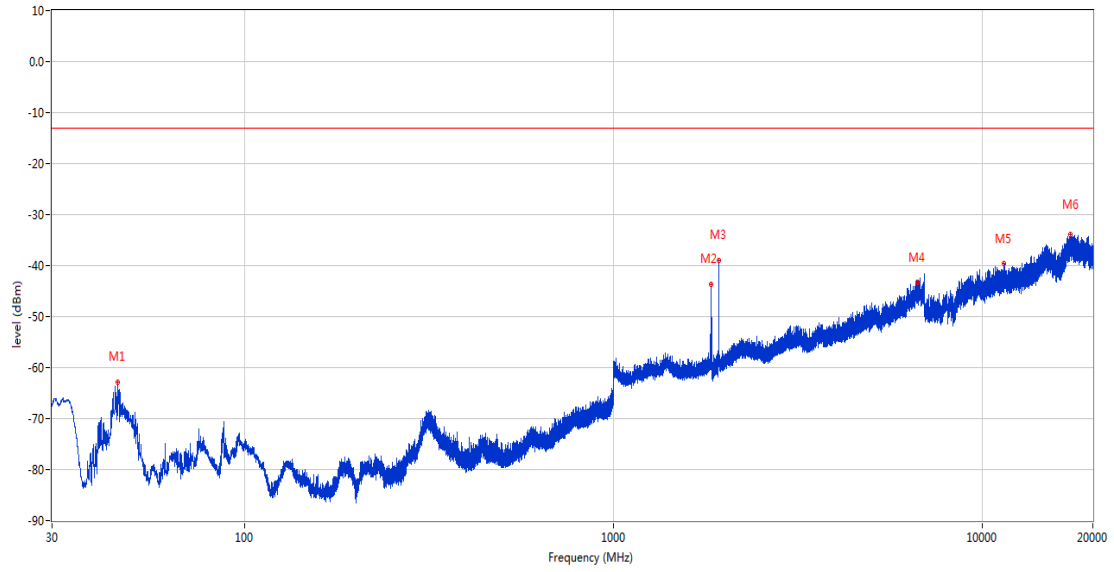
RSE-V&V WCDMA Band 2 CH9263



Frequency (MHz)	Result (dBm)	Factor (dB)	PK Limit (dBm)	Over Limit (dB)	Table (o)	ANT	EUT	Verdict
31.988	-64.20	-16.87	-13.0	-51.20	81.00	Vertical	Vertical	Pass
1841.000	-34.37	-4.43	-13.0	-21.37	277.00	Vertical	Vertical	N/A
1931.300	-35.87	-3.80	-13.0	-22.87	42.00	Vertical	Vertical	N/A
6603.000	-42.04	11.94	-13.0	-29.04	343.00	Vertical	Vertical	Pass
11619.262	-39.50	17.63	-13.0	-26.50	356.00	Vertical	Vertical	Pass
17182.288	-33.19	21.15	-13.0	-20.19	360.00	Vertical	Vertical	Pass

RSE-V&H WCDMA Band 2 CH9263

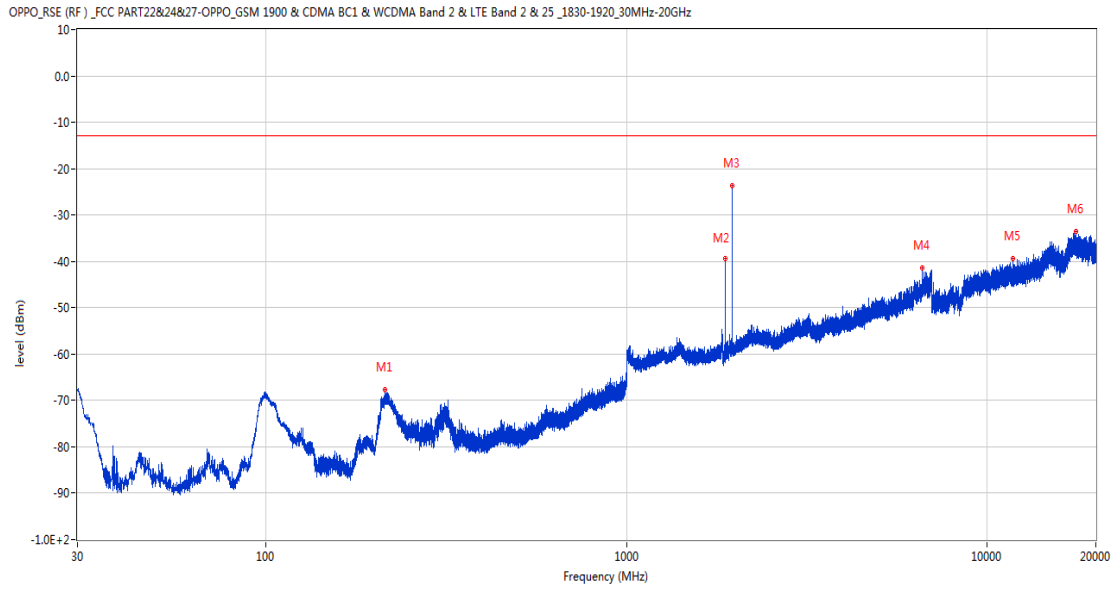
OPPO_RSE (RF) _FCC PART22&24&27-OPPO_GSM 1900 & CDMA BC1 & WCDMA Band 2 & LTE Band 2 & 25_1830-1920_30MHz-20GHz



Frequency (MHz)	Result (dBm)	Factor (dB)	PK Limit (dBm)	Over Limit (dB)	Table (o)	ANT	EUT	Verdict
45.229	-62.82	-16.60	-13.0	-49.82	-3.00	Vertical	Horizontal	Pass
1841.100	-43.67	-4.43	-13.0	-30.67	298.00	Vertical	Horizontal	N/A
1932.100	-39.08	-3.80	-13.0	-26.08	69.00	Vertical	Horizontal	N/A
6687.600	-43.34	11.93	-13.0	-30.34	128.00	Vertical	Horizontal	Pass
11501.963	-39.54	17.77	-13.0	-26.54	23.00	Vertical	Horizontal	Pass
17389.638	-33.91	22.46	-13.0	-20.91	360.00	Vertical	Horizontal	Pass

5.2 WCDMA Band 2 Middle Channel

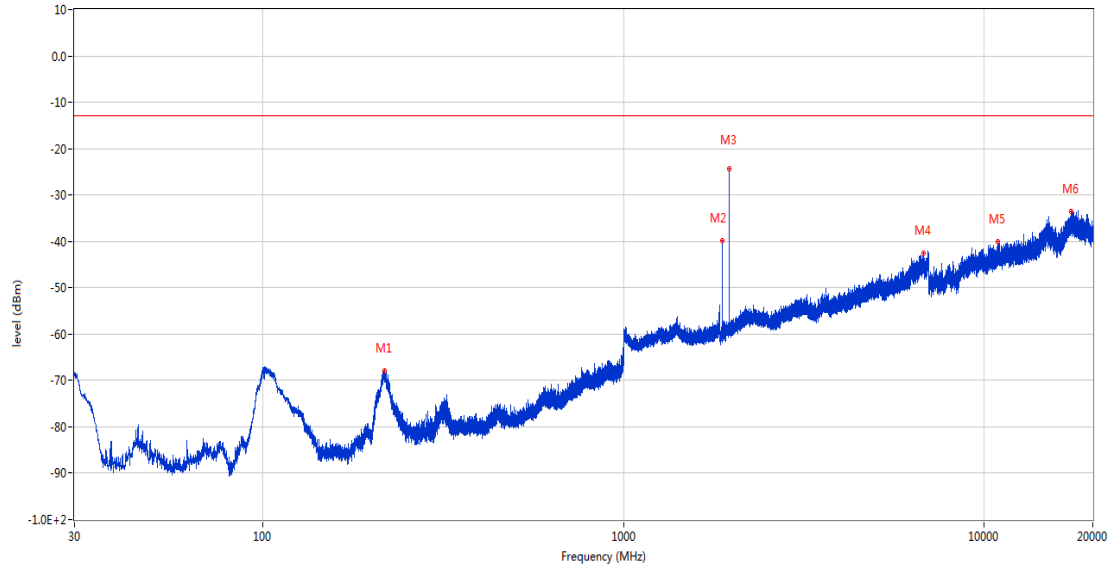
RSE-H&H WCDMA Band 2 CH9400



Frequency (MHz)	Result (dBm)	Factor (dB)	PK Limit (dBm)	Over Limit (dB)	Table (o)	ANT	EUT	Verdict
214.154	-67.69	-15.98	-13.0	-54.69	58.00	Horizontal	Horizontal	Pass
1879.700	-39.33	-4.04	-13.0	-26.33	156.00	Horizontal	Horizontal	N/A
1960.900	-23.70	-4.69	-13.0	-10.70	156.00	Horizontal	Horizontal	N/A
6607.400	-41.32	12.25	-13.0	-28.32	268.00	Horizontal	Horizontal	Pass
11777.963	-39.43	18.26	-13.0	-26.43	184.00	Horizontal	Horizontal	Pass
17599.525	-33.58	21.98	-13.0	-20.58	-1.00	Horizontal	Horizontal	Pass

RSE-H&V WCDMA Band 2 CH9400

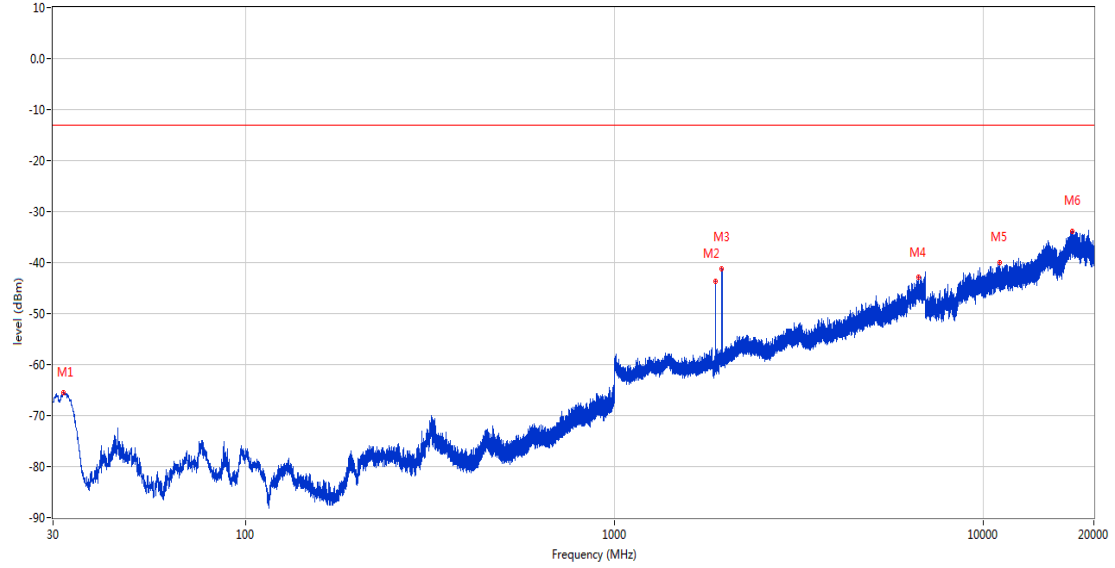
OPPO_RSE (RF) _FCC PART22&24&27-OPPO_GSM 1900 & CDMA BC1 & WCDMA Band 2 & LTE Band 2 & 25 _1830-1920_30MHz-20GHz



Frequency (MHz)	Result (dBm)	Factor (dB)	PK Limit (dBm)	Over Limit (dB)	Table (o)	ANT	EUT	Verdict
216.725	-67.99	-15.90	-13.0	-54.99	107.00	Horizontal	Vertical	Pass
1879.300	-39.87	-4.04	-13.0	-26.87	129.00	Horizontal	Vertical	N/A
1961.900	-24.25	-4.69	-13.0	-11.25	129.00	Horizontal	Vertical	N/A
6792.600	-42.47	12.30	-13.0	-29.47	335.00	Horizontal	Vertical	Pass
10896.201	-39.95	17.61	-13.0	-26.95	92.00	Horizontal	Vertical	Pass
17415.737	-33.48	22.67	-13.0	-20.48	286.00	Horizontal	Vertical	Pass

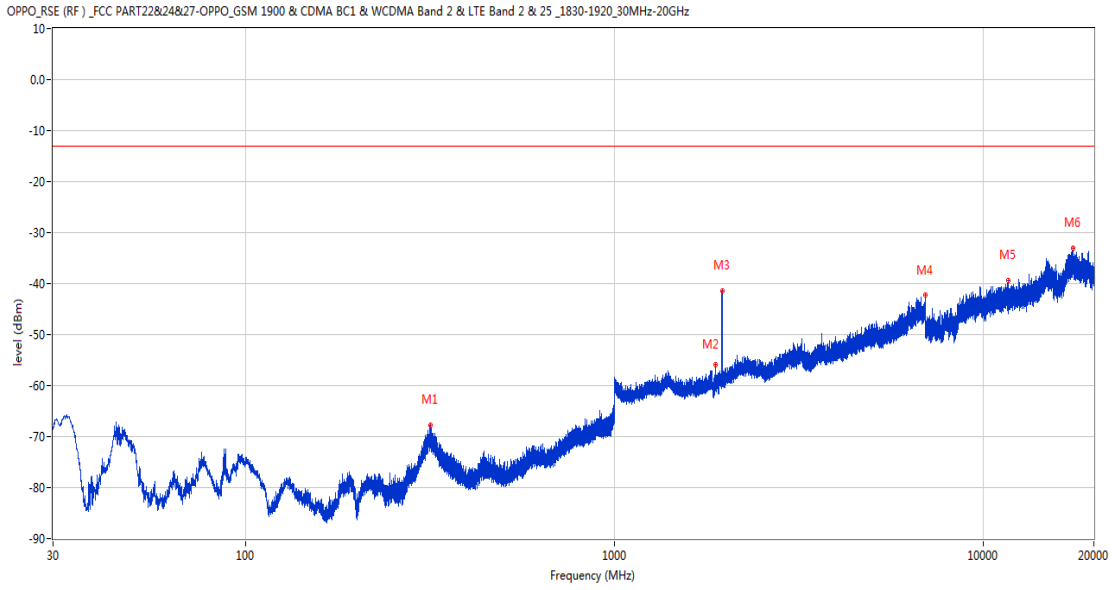
RSE-V&V WCDMA Band 2 CH9400

OPPO_RSE (RF)_FCC PART2&24&27-OPPO_GSM 1900 & CDMA BC1 & WCDMA Band 2 & LTE Band 2 & 25_1830-1920_30MHz-20GHz



Frequency (MHz)	Result (dBm)	Factor (dB)	PK Limit (dBm)	Over Limit (dB)	Table (o)	ANT	EUT	Verdict
32.037	-65.57	-16.84	-13.0	-52.57	255.00	Vertical	Vertical	Pass
1879.300	-43.68	-4.04	-13.0	-30.68	107.00	Vertical	Vertical	N/A
1959.300	-41.21	-4.67	-13.0	-28.21	80.00	Vertical	Vertical	N/A
6673.200	-42.88	11.60	-13.0	-29.88	1.00	Vertical	Vertical	Pass
11088.825	-39.93	15.84	-13.0	-26.93	361.00	Vertical	Vertical	Pass
17490.776	-33.83	21.37	-13.0	-20.83	322.00	Vertical	Vertical	Pass

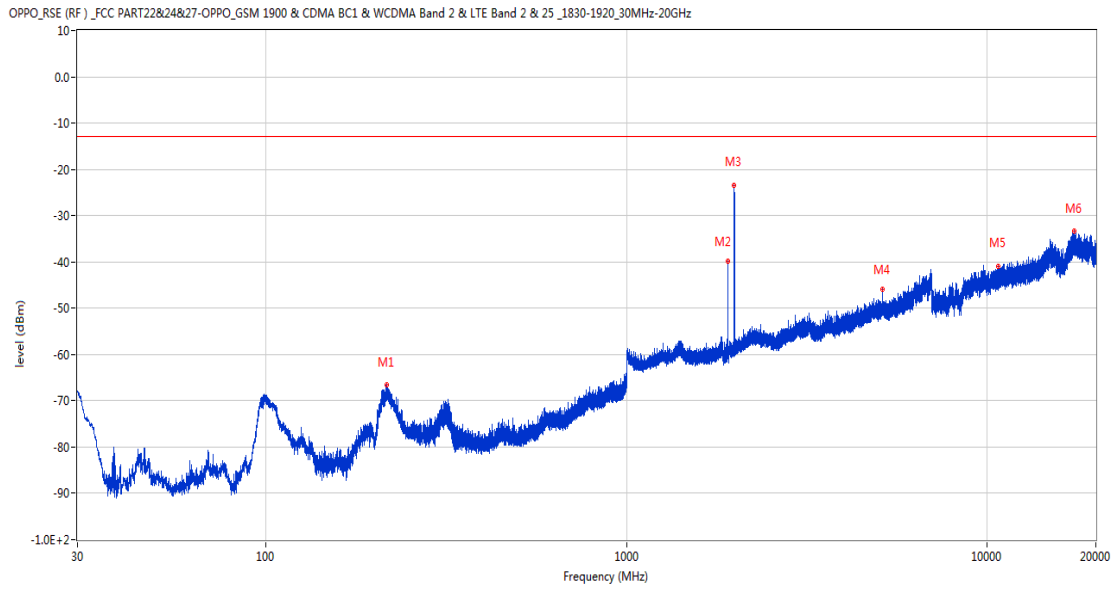
RSE-V&H WCDMA Band 2 CH9400



Frequency (MHz)	Result (dBm)	Factor (dB)	PK Limit (dBm)	Over Limit (dB)	Table (o)	ANT	EUT	Verdict
316.441	-67.81	-11.74	-13.0	-54.81	175.00	Vertical	Horizontal	Pass
1879.100	-55.95	-4.04	-13.0	-42.95	98.00	Vertical	Horizontal	N/A
1960.100	-41.39	-4.68	-13.0	-28.39	249.00	Vertical	Horizontal	N/A
6981.800	-42.27	13.85	-13.0	-29.27	190.00	Vertical	Horizontal	Pass
11740.875	-39.32	17.98	-13.0	-26.32	107.00	Vertical	Horizontal	Pass
17596.987	-33.12	22.00	-13.0	-20.12	338.00	Vertical	Horizontal	Pass

5.3 WCDMA Band 2 High Channel

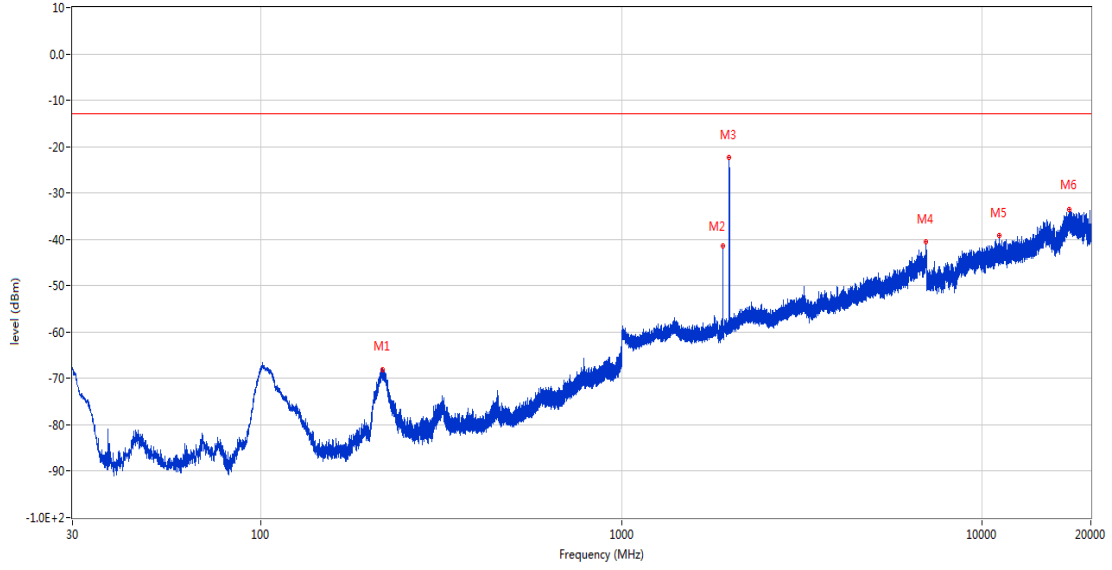
RSE-H&H WCDMA Band 2 CH9538



Frequency (MHz)	Result (dBm)	Factor (dB)	PK Limit (dBm)	Over Limit (dB)	Table (o)	ANT	EUT	Verdict
215.561	-66.49	-15.96	-13.0	-53.49	275.00	Horizontal	Horizontal	Pass
1906.600	-39.93	-3.79	-13.0	-26.93	130.00	Horizontal	Horizontal	N/A
1988.800	-23.35	-4.47	-13.0	-10.35	130.00	Horizontal	Horizontal	N/A
5130.200	-45.94	7.73	-13.0	-32.94	55.00	Horizontal	Horizontal	Pass
10750.725	-40.88	16.07	-13.0	-27.88	69.00	Horizontal	Horizontal	Pass
17423.712	-33.39	22.56	-13.0	-20.39	282.00	Horizontal	Horizontal	Pass

RSE-H&V WCDMA Band 2 CH9538

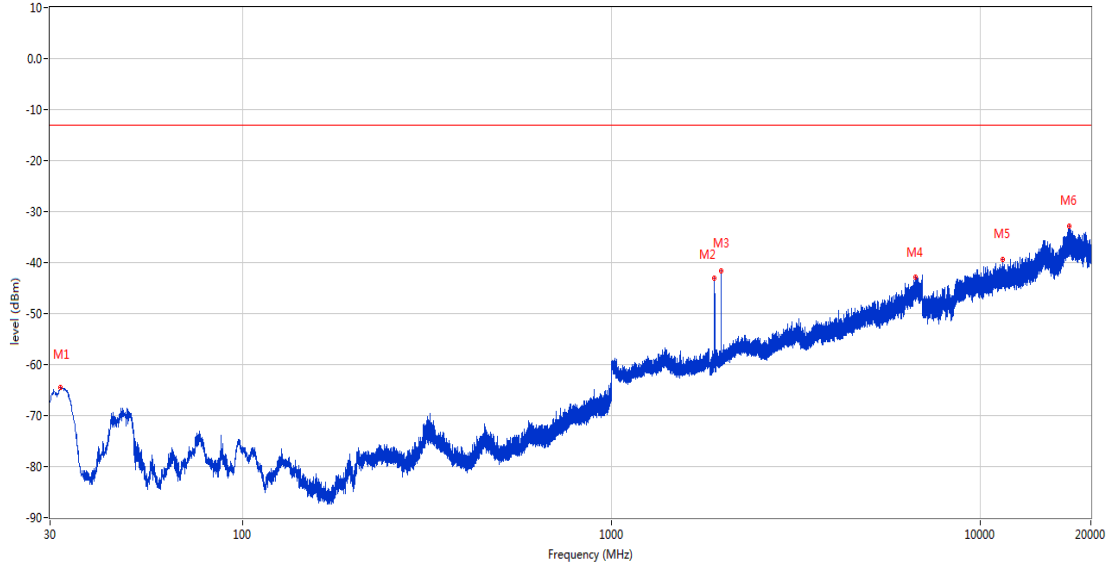
OPPO_RSE (RF) _FCC PART22&24&27-OPPO_GSM 1900 & CDMA BC1 & WCDMA Band 2 & LTE Band 2 & 25 _1830-1920_30MHz-20GHz



Frequency (MHz)	Result (dBm)	Factor (dB)	PK Limit (dBm)	Over Limit (dB)	Table (o)	ANT	EUT	Verdict
217.695	-68.03	-15.85	-13.0	-55.03	63.00	Horizontal	Vertical	Pass
1906.400	-41.50	-3.79	-13.0	-28.50	361.00	Horizontal	Vertical	N/A
1988.000	-22.30	-4.47	-13.0	-9.30	156.00	Horizontal	Vertical	N/A
6993.400	-40.55	13.66	-13.0	-27.55	105.00	Horizontal	Vertical	Pass
11155.237	-39.22	16.66	-13.0	-26.22	4.00	Horizontal	Vertical	Pass
17384.200	-33.60	22.33	-13.0	-20.60	248.00	Horizontal	Vertical	Pass

RSE-V&V WCDMA Band 2 CH9538

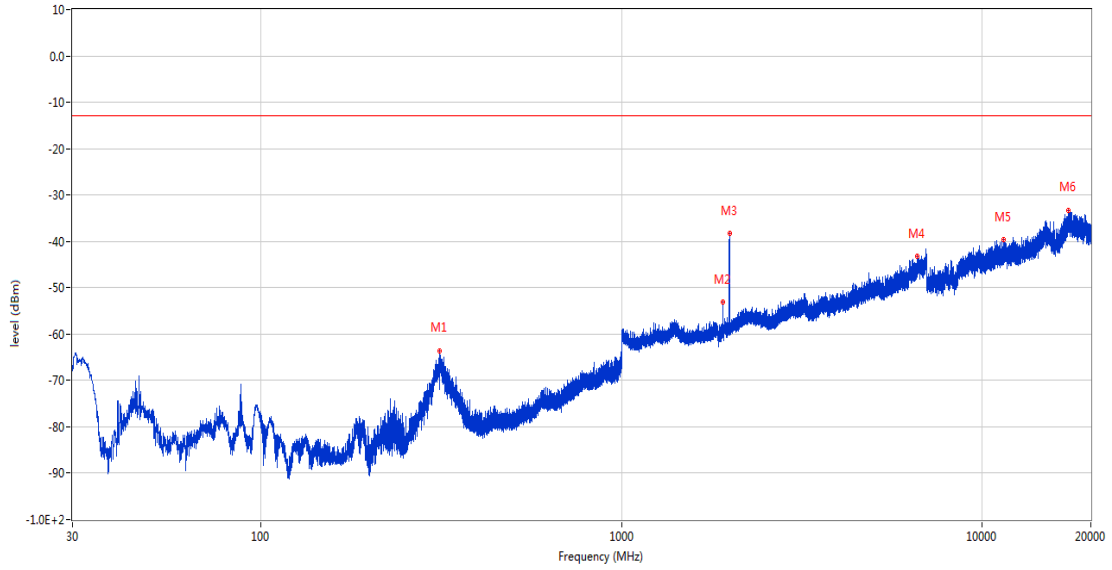
OPPO_RSE (RF)_FCC PART22&24&27-OPPO_GSM 1900 & CDMA BC1 & WCDMA Band 2 & LTE Band 2 & 25_1830-1920_30MHz-20GHz



Frequency (MHz)	Result (dBm)	Factor (dB)	PK Limit (dBm)	Over Limit (dB)	Table (o)	ANT	EUT	Verdict
32.085	-64.40	-16.84	-13.0	-51.40	86.00	Vertical	Vertical	Pass
1906.600	-43.14	-3.79	-13.0	-30.14	76.00	Vertical	Vertical	N/A
1989.100	-41.65	-4.48	-13.0	-28.65	280.00	Vertical	Vertical	N/A
6676.200	-42.79	11.72	-13.0	-29.79	219.00	Vertical	Vertical	Pass
11507.138	-39.38	17.69	-13.0	-26.38	301.00	Vertical	Vertical	Pass
17471.926	-32.87	21.72	-13.0	-19.87	38.00	Vertical	Vertical	Pass

RSE-V&H WCDMA Band 2 CH9538

OPPO_RSE (RF) _FCC PART22&24&27-OPPO_GSM 1900 & CDMA BC1 & WCDMA Band 2 & LTE Band 2 & 25 _1830-1920_30MHz-20GHz

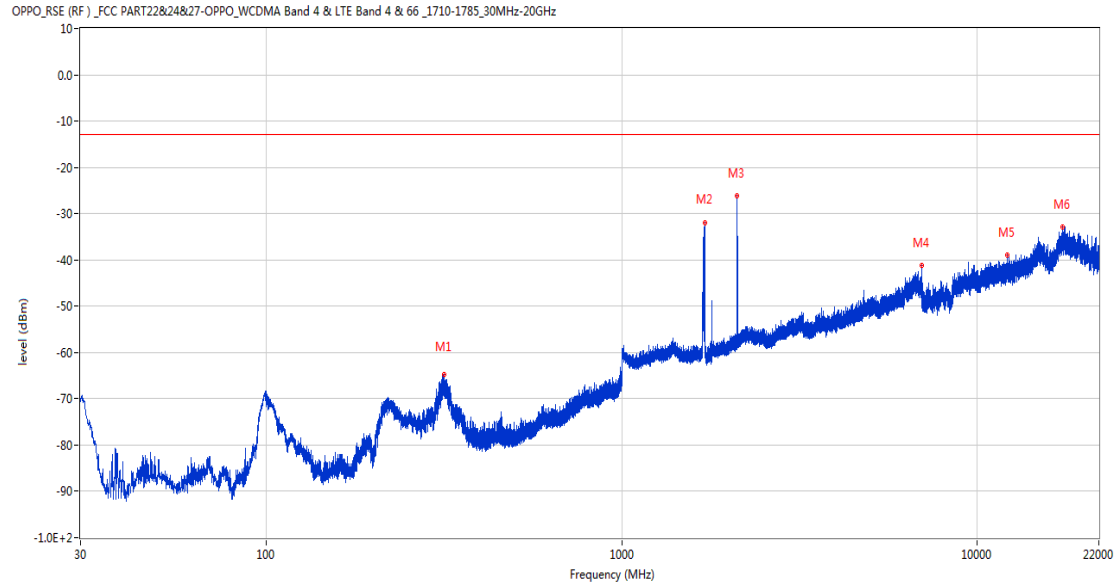


Frequency (MHz)	Result (dBm)	Factor (dB)	PK Limit (dBm)	Over Limit (dB)	Table (o)	ANT	EUT	Verdict
313.434	-63.55	-11.93	-13.0	-50.55	-2.00	Vertical	Horizontal	Pass
1906.800	-53.14	-3.79	-13.0	-40.14	115.00	Vertical	Horizontal	N/A
1989.500	-38.32	-4.46	-13.0	-25.32	307.00	Vertical	Horizontal	N/A
6602.400	-43.26	11.89	-13.0	-30.26	7.00	Vertical	Horizontal	Pass
11488.737	-39.67	17.73	-13.0	-26.67	179.00	Vertical	Horizontal	Pass
17294.662	-33.37	21.13	-13.0	-20.37	3.00	Vertical	Horizontal	Pass

6 WCDMA Band 4

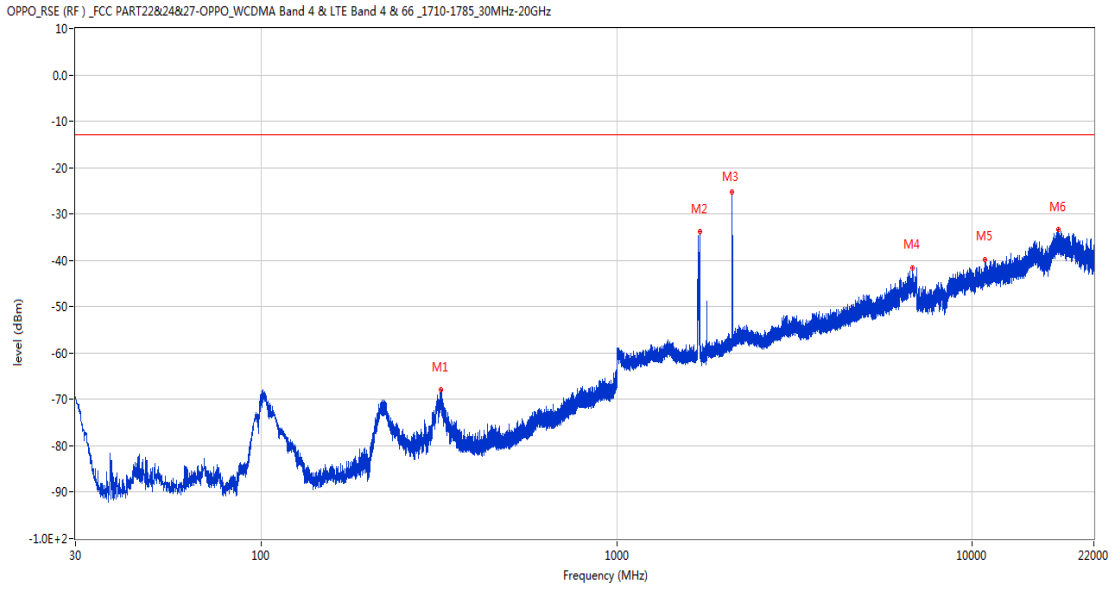
6.1 WCDMA Band 4 Low Channel

RSE-H&H WCDMA Band 4 CH1312



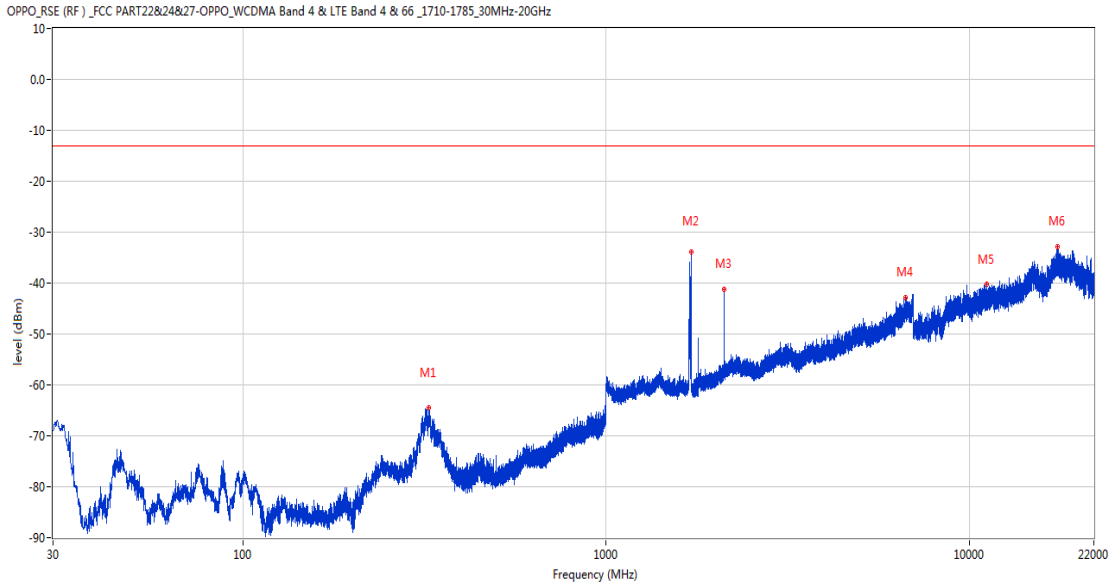
Frequency (MHz)	Result (dBm)	Factor (dB)	PK Limit (dBm)	Over Limit (dB)	Table (o)	ANT	EUT	Verdict
316.392	-64.85	-11.74	-13.0	-51.85	99.00	Horizontal	Horizontal	Pass
1713.600	-31.87	-4.53	-13.0	-18.87	208.00	Horizontal	Horizontal	N/A
2111.500	-26.15	-2.80	-13.0	-13.15	208.00	Horizontal	Horizontal	N/A
6985.200	-41.21	13.70	-13.0	-28.21	5.00	Horizontal	Horizontal	Pass
12182.475	-38.93	17.75	-13.0	-25.93	118.00	Horizontal	Horizontal	Pass
17371.300	-32.88	21.92	-13.0	-19.88	-3.00	Horizontal	Horizontal	Pass

RSE-H&V WCDMA Band 4 CH1312



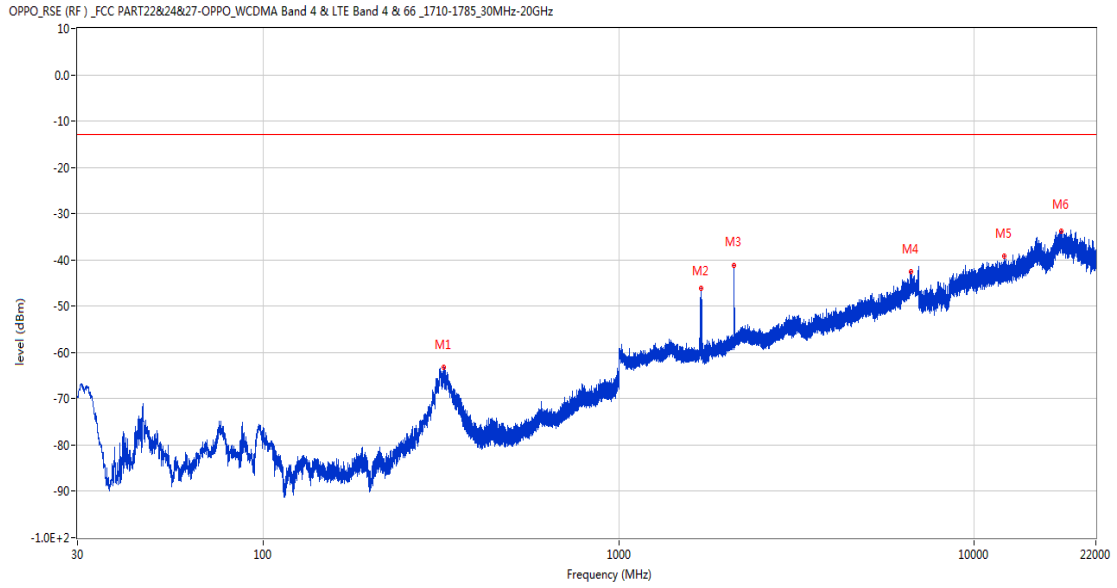
Frequency (MHz)	Result (dBm)	Factor (dB)	PK Limit (dBm)	Over Limit (dB)	Table (o)	ANT	EUT	Verdict
319.302	-67.93	-11.78	-13.0	-54.93	151.00	Horizontal	Vertical	Pass
1713.600	-33.79	-4.53	-13.0	-20.79	-1.00	Horizontal	Vertical	N/A
2112.200	-25.35	-2.86	-13.0	-12.35	111.00	Horizontal	Vertical	N/A
6781.600	-41.74	11.98	-13.0	-28.74	294.00	Horizontal	Vertical	Pass
10891.312	-39.83	17.47	-13.0	-26.83	239.00	Horizontal	Vertical	Pass
17464.263	-33.27	21.74	-13.0	-20.27	5.00	Horizontal	Vertical	Pass

RSE-V&V WCDMA Band 4 CH1312



Frequency (MHz)	Result (dBm)	Factor (dB)	PK Limit (dBm)	Over Limit (dB)	Table (o)	ANT	EUT	Verdict
325.414	-64.44	-11.31	-13.0	-51.44	41.00	Vertical	Vertical	Pass
1713.500	-33.82	-4.53	-13.0	-20.82	84.00	Vertical	Vertical	N/A
2113.400	-41.30	-2.88	-13.0	-28.30	84.00	Vertical	Vertical	N/A
6684.800	-42.78	12.01	-13.0	-29.78	200.00	Vertical	Vertical	Pass
11138.850	-40.18	16.70	-13.0	-27.18	298.00	Vertical	Vertical	Pass
17462.874	-32.92	21.74	-13.0	-19.92	67.00	Vertical	Vertical	Pass

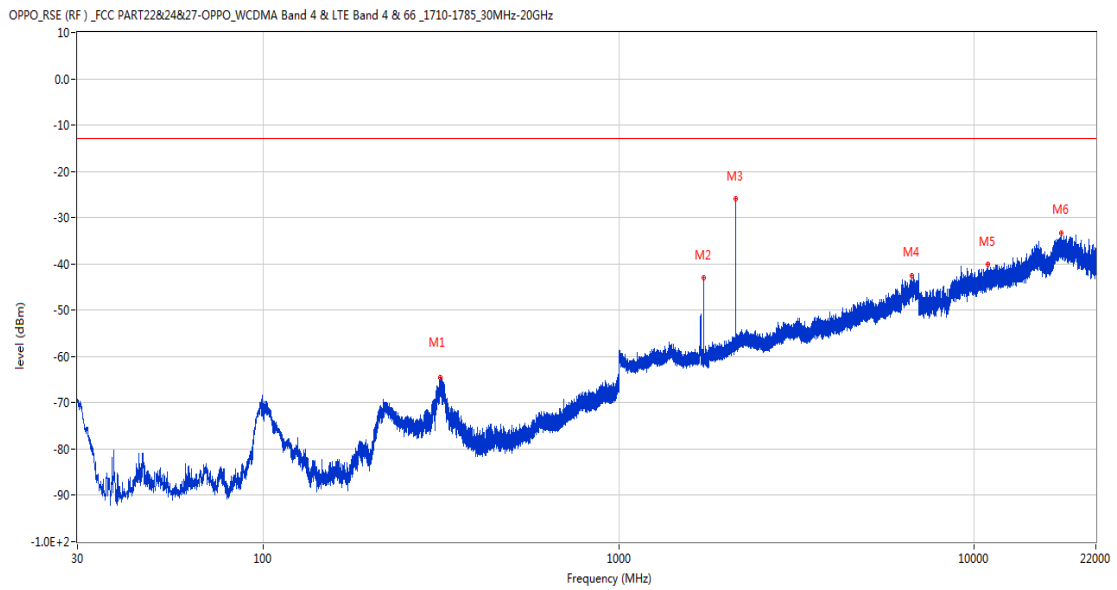
RSE-V&H WCDMA Band 4 CH1312



Frequency (MHz)	Result (dBm)	Factor (dB)	PK Limit (dBm)	Over Limit (dB)	Table (o)	ANT	EUT	Verdict
320.903	-63.24	-11.54	-13.0	-50.24	58.00	Vertical	Horizontal	Pass
1700.600	-46.12	-4.53	-13.0	-33.12	51.00	Vertical	Horizontal	N/A
2111.900	-41.26	-2.83	-13.0	-28.26	19.00	Vertical	Horizontal	N/A
6658.400	-42.63	11.49	-13.0	-29.63	360.00	Vertical	Horizontal	Pass
12131.588	-39.19	18.15	-13.0	-26.19	196.00	Vertical	Horizontal	Pass
17607.637	-33.82	21.90	-13.0	-20.82	363.00	Vertical	Horizontal	Pass

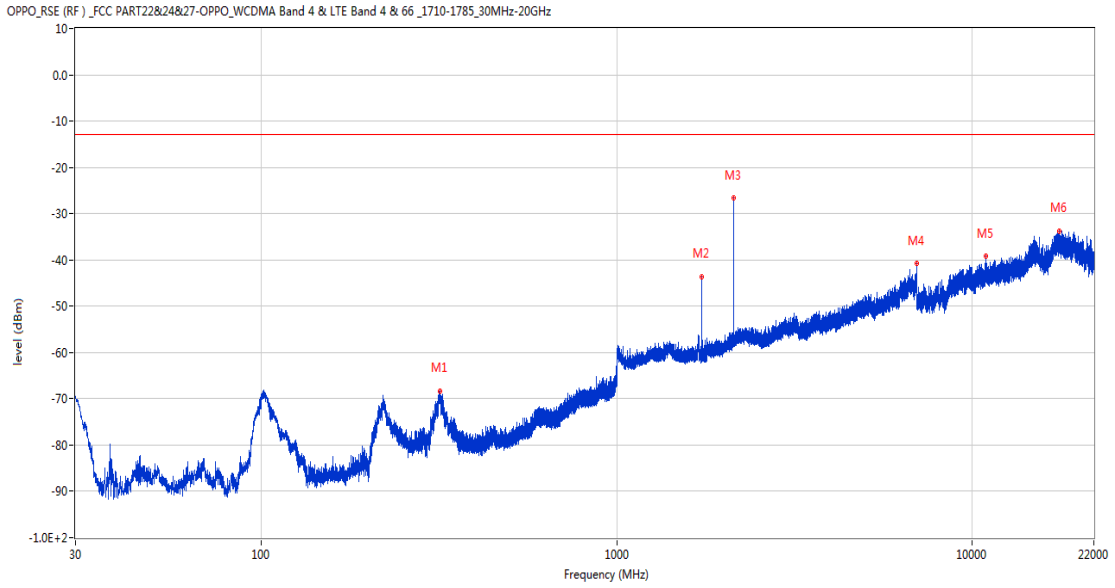
6.2 WCDMA Band 4 Middle Channel

RSE-H&H WCDMA Band 4 CH1412



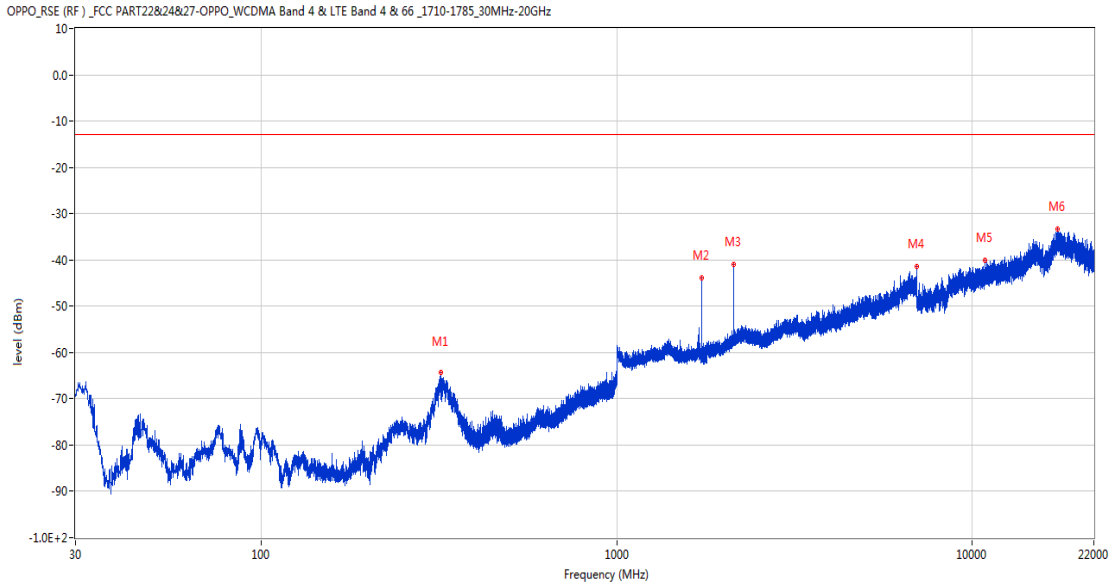
Frequency (MHz)	Result (dBm)	Factor (dB)	PK Limit (dBm)	Over Limit (dB)	Table (o)	ANT	EUT	Verdict
314.210	-64.44	-11.87	-13.0	-51.44	156.00	Horizontal	Horizontal	Pass
1733.500	-43.01	-4.53	-13.0	-30.01	153.00	Horizontal	Horizontal	N/A
2132.300	-25.91	-2.63	-13.0	-12.91	96.00	Horizontal	Horizontal	N/A
6690.400	-42.57	11.83	-13.0	-29.57	359.00	Horizontal	Horizontal	Pass
10947.375	-40.16	16.57	-13.0	-27.16	352.00	Horizontal	Horizontal	Pass
17575.725	-33.40	22.25	-13.0	-20.40	33.00	Horizontal	Horizontal	Pass

RSE-H&V WCDMA Band 4 CH1412



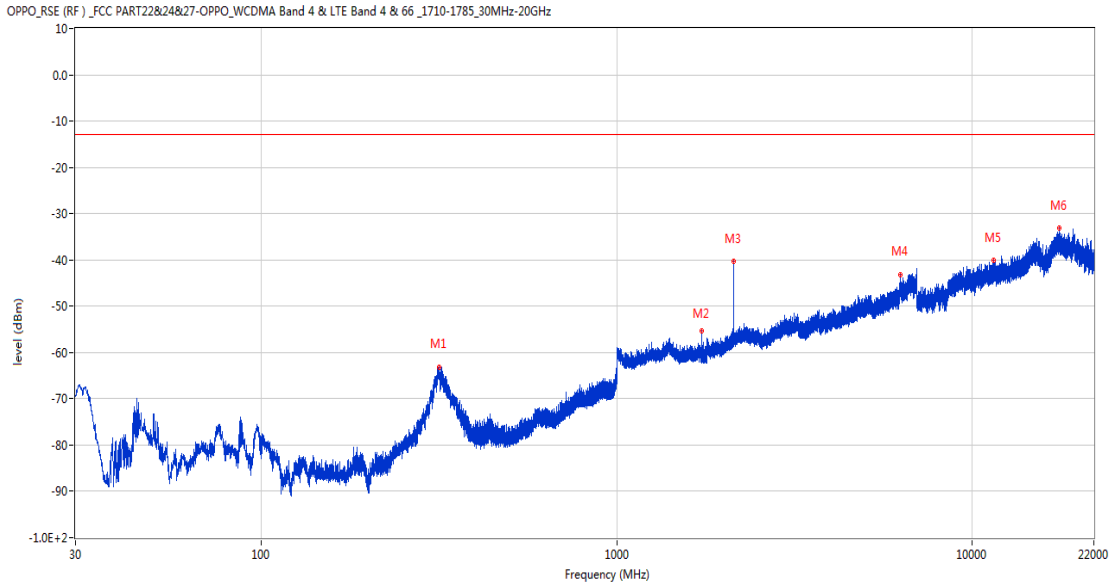
Frequency (MHz)	Result (dBm)	Factor (dB)	PK Limit (dBm)	Over Limit (dB)	Table (o)	ANT	EUT	Verdict
318.430	-68.24	-11.79	-13.0	-55.24	106.00	Horizontal	Vertical	Pass
1733.600	-43.74	-4.53	-13.0	-30.74	173.00	Horizontal	Vertical	N/A
2134.100	-26.69	-2.58	-13.0	-13.69	117.00	Horizontal	Vertical	N/A
6994.200	-40.74	13.62	-13.0	-27.74	315.00	Horizontal	Vertical	Pass
10904.537	-39.25	17.69	-13.0	-26.25	268.00	Horizontal	Vertical	Pass
17580.812	-33.77	22.18	-13.0	-20.77	193.00	Horizontal	Vertical	Pass

RSE-V&V WCDMA Band 4 CH1412



Frequency (MHz)	Result (dBm)	Factor (dB)	PK Limit (dBm)	Over Limit (dB)	Table (o)	ANT	EUT	Verdict
319.496	-64.23	-11.74	-13.0	-51.23	43.00	Vertical	Vertical	Pass
1733.500	-43.84	-4.53	-13.0	-30.84	60.00	Vertical	Vertical	N/A
2133.000	-41.05	-2.61	-13.0	-28.05	234.00	Vertical	Vertical	N/A
6993.000	-41.50	13.63	-13.0	-28.50	81.00	Vertical	Vertical	Pass
10892.463	-40.00	17.50	-13.0	-27.00	354.00	Vertical	Vertical	Pass
17424.949	-33.33	22.53	-13.0	-20.33	275.00	Vertical	Vertical	Pass

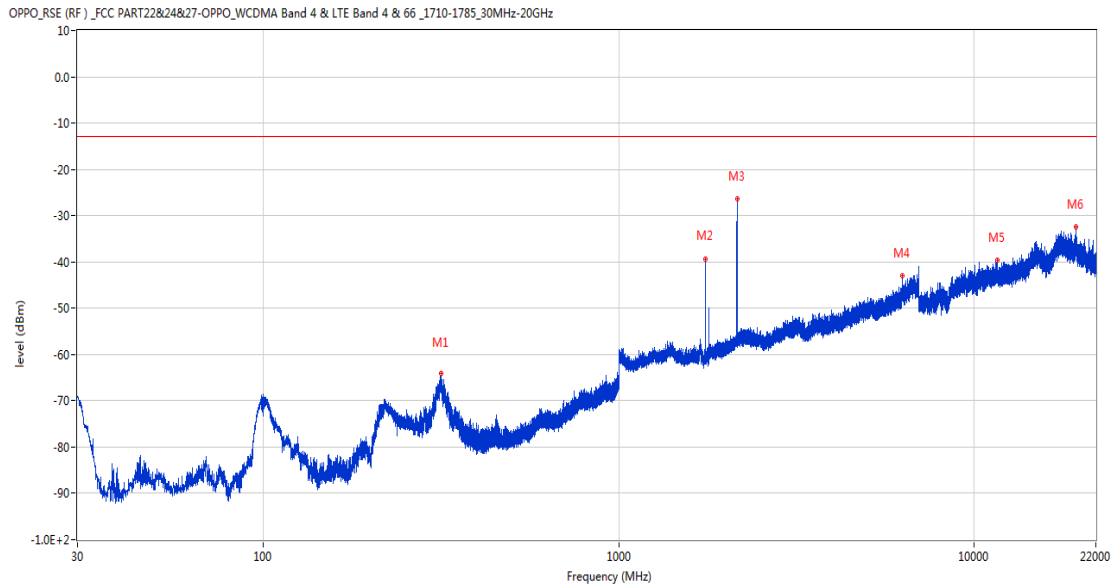
RSE-V&H WCDMA Band 4 CH1412



Frequency (MHz)	Result (dBm)	Factor (dB)	PK Limit (dBm)	Over Limit (dB)	Table (o)	ANT	EUT	Verdict
316.441	-63.14	-11.74	-13.0	-50.14	9.00	Vertical	Horizontal	Pass
1733.400	-55.30	-4.53	-13.0	-42.30	125.00	Vertical	Horizontal	N/A
2131.800	-40.31	-2.64	-13.0	-27.31	68.00	Vertical	Horizontal	N/A
6277.000	-43.23	11.22	-13.0	-30.23	168.00	Vertical	Horizontal	Pass
11500.526	-40.14	17.79	-13.0	-27.14	358.00	Vertical	Horizontal	Pass
17630.761	-33.04	21.57	-13.0	-20.04	0.00	Vertical	Horizontal	Pass

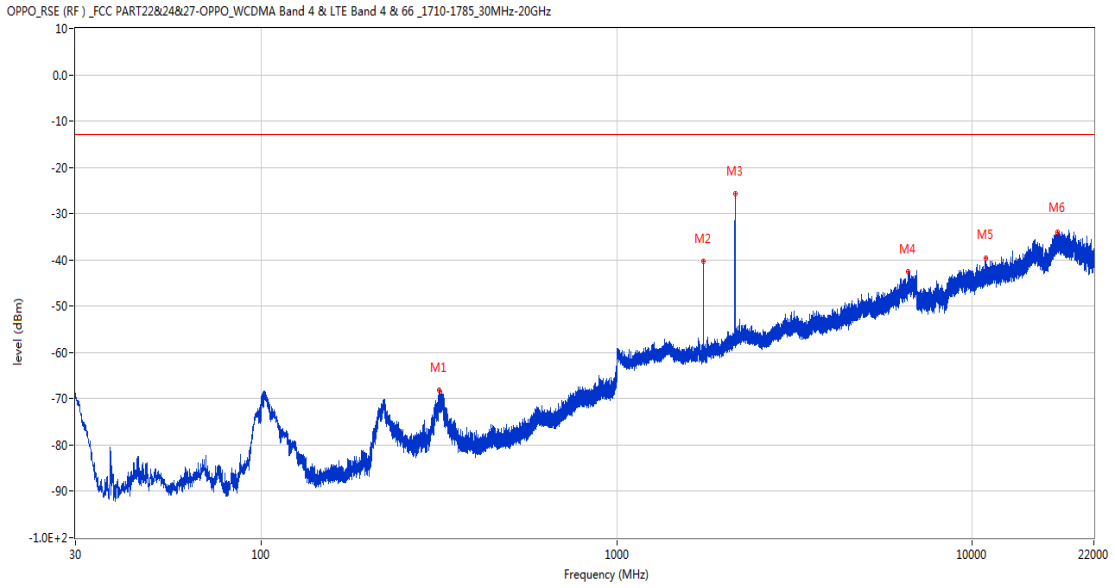
6.3 WCDMA Band 4 High Channel

RSE-H&H WCDMA Band 4 CH1513



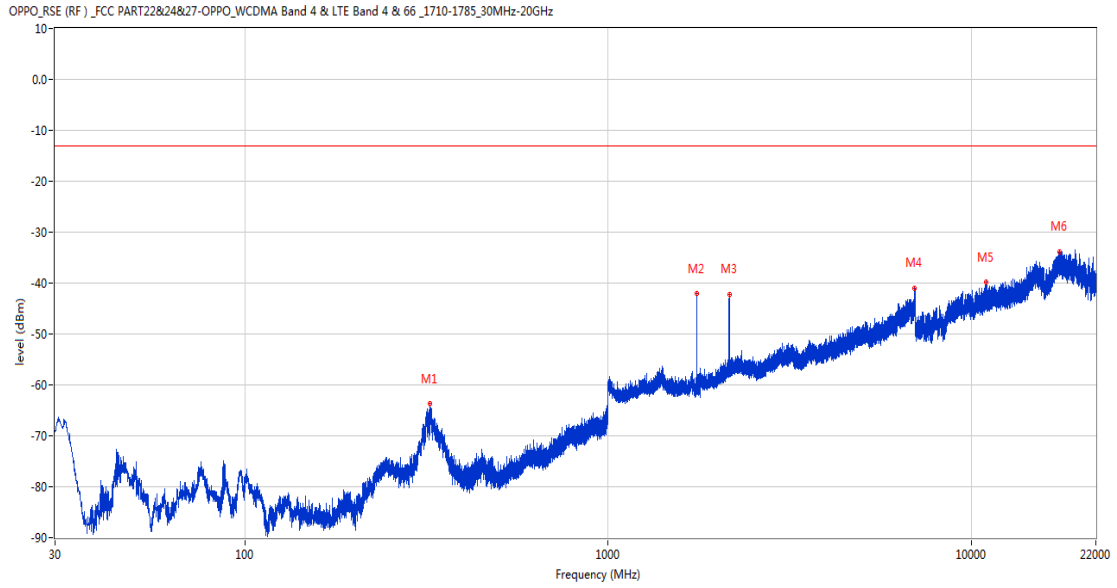
Frequency (MHz)	Result (dBm)	Factor (dB)	PK Limit (dBm)	Over Limit (dB)	Table (o)	ANT	EUT	Verdict
315.810	-64.11	-11.78	-13.0	-51.11	96.00	Horizontal	Horizontal	Pass
1751.700	-39.30	-4.52	-13.0	-26.30	203.00	Horizontal	Horizontal	N/A
2152.500	-26.38	-2.35	-13.0	-13.38	203.00	Horizontal	Horizontal	N/A
6280.400	-42.94	11.28	-13.0	-29.94	194.00	Horizontal	Horizontal	Pass
11652.901	-39.64	16.91	-13.0	-26.64	240.00	Horizontal	Horizontal	Pass
19379.937	-32.52	26.77	-13.0	-19.52	-2.00	Horizontal	Horizontal	Pass

RSE-H&V WCDMA Band 4 CH1513



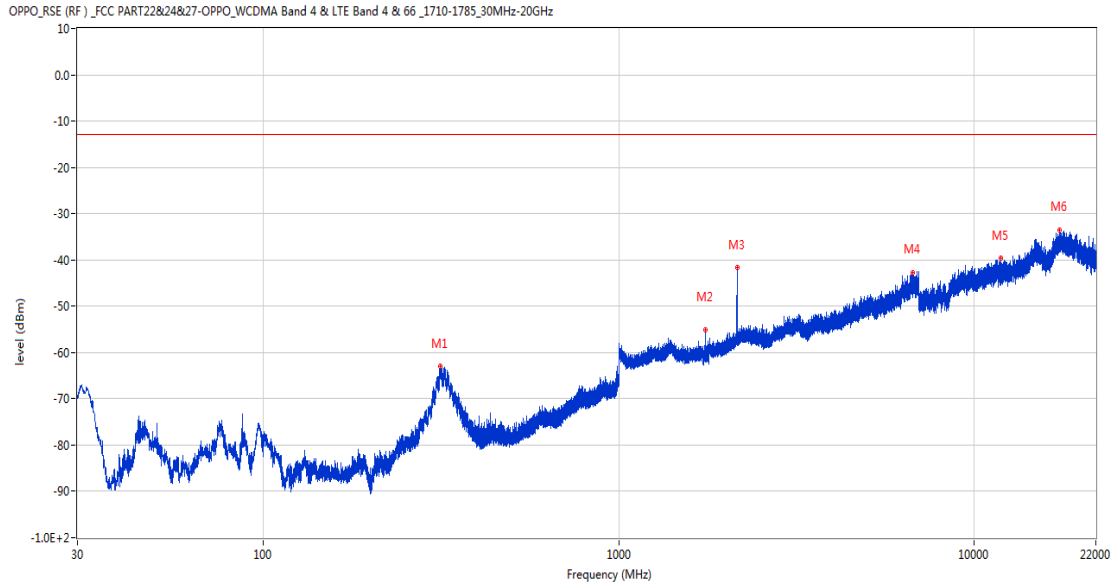
Frequency (MHz)	Result (dBm)	Factor (dB)	PK Limit (dBm)	Over Limit (dB)	Table (o)	ANT	EUT	Verdict
316.004	-68.19	-11.77	-13.0	-55.19	152.00	Horizontal	Vertical	Pass
1751.700	-40.28	-4.52	-13.0	-27.28	-1.00	Horizontal	Vertical	N/A
2151.600	-25.80	-2.35	-13.0	-12.80	161.00	Horizontal	Vertical	N/A
6612.200	-42.62	12.34	-13.0	-29.62	64.00	Horizontal	Vertical	Pass
10901.375	-39.66	17.71	-13.0	-26.66	-1.00	Horizontal	Vertical	Pass
17421.713	-34.06	22.61	-13.0	-21.06	285.00	Horizontal	Vertical	Pass

RSE-V&V WCDMA Band 4 CH1513



Frequency (MHz)	Result (dBm)	Factor (dB)	PK Limit (dBm)	Over Limit (dB)	Table (o)	ANT	EUT	Verdict
322.794	-63.69	-11.46	-13.0	-50.69	30.00	Vertical	Vertical	Pass
1751.800	-42.07	-4.52	-13.0	-29.07	76.00	Vertical	Vertical	N/A
2154.600	-42.30	-2.35	-13.0	-29.30	256.00	Vertical	Vertical	N/A
6980.400	-41.10	13.80	-13.0	-28.10	190.00	Vertical	Vertical	Pass
10987.050	-39.88	17.29	-13.0	-26.88	332.00	Vertical	Vertical	Pass
17466.575	-33.90	21.73	-13.0	-20.90	224.00	Vertical	Vertical	Pass

RSE-V&H WCDMA Band 4 CH1513

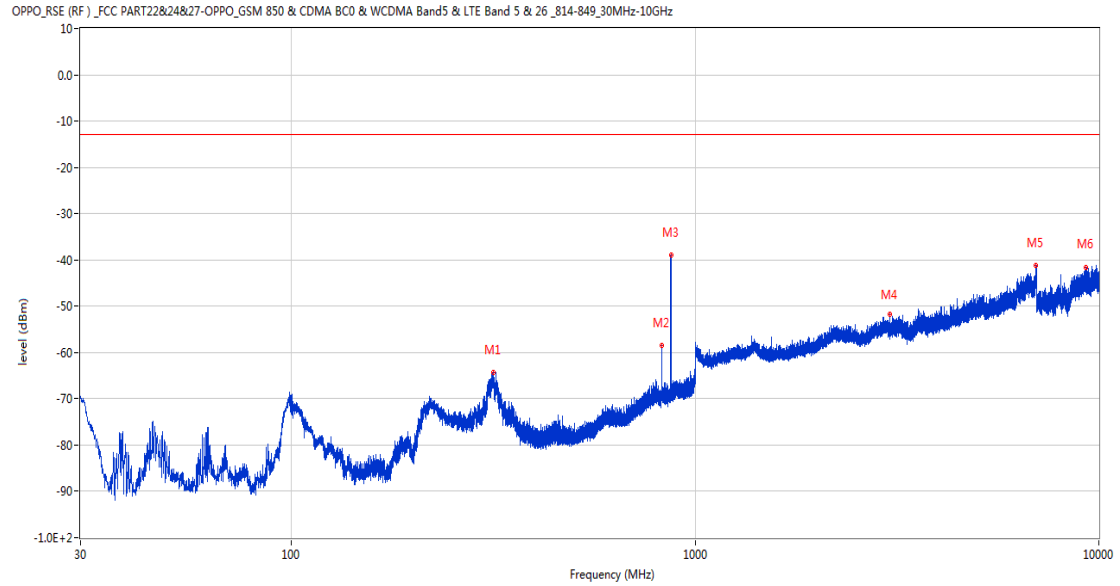


Frequency (MHz)	Result (dBm)	Factor (dB)	PK Limit (dBm)	Over Limit (dB)	Table (o)	ANT	EUT	Verdict
315.034	-63.06	-11.84	-13.0	-50.06	48.00	Vertical	Horizontal	Pass
1751.600	-55.12	-4.52	-13.0	-42.12	296.00	Vertical	Horizontal	N/A
2153.900	-41.66	-2.35	-13.0	-28.66	5.00	Vertical	Horizontal	N/A
6733.400	-42.79	11.82	-13.0	-29.79	44.00	Vertical	Horizontal	Pass
11891.812	-39.71	18.28	-13.0	-26.71	354.00	Vertical	Horizontal	Pass
17422.176	-33.54	22.60	-13.0	-20.54	363.00	Vertical	Horizontal	Pass

7 WCDMA Band 5

7.1 WCDMA Band 5 Low Channel

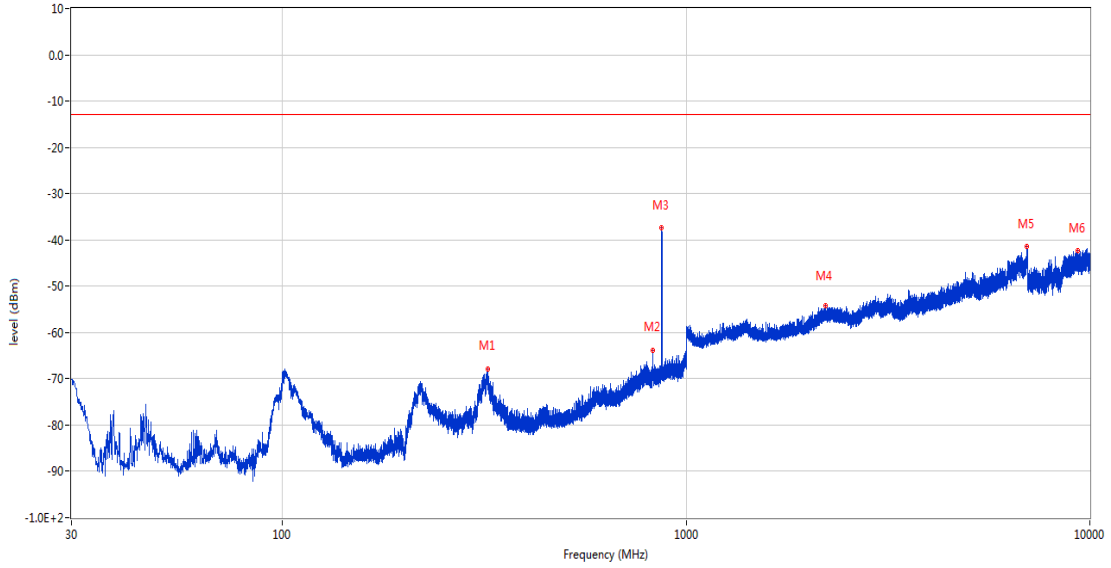
RSE-H&H WCDMA Band 5 CH4132



Frequency (MHz)	Result (dBm)	Factor (dB)	PK Limit (dBm)	Over Limit (dB)	Table (o)	ANT	EUT	Verdict
316.732	-64.28	-11.85	-13.0	-51.28	132.00	Horizontal	Horizontal	Pass
827.097	-58.48	2.31	-13.0	-45.48	318.00	Horizontal	Horizontal	N/A
873.221	-38.92	2.37	-13.0	-25.92	165.00	Horizontal	Horizontal	N/A
3032.000	-51.69	2.07	-13.0	-38.69	66.00	Horizontal	Horizontal	Pass
6990.200	-41.20	13.47	-13.0	-28.20	36.00	Horizontal	Horizontal	Pass
9305.349	-41.58	15.58	-13.0	-28.58	144.00	Horizontal	Horizontal	Pass

RSE-H&V WCDMA Band 5 CH4132

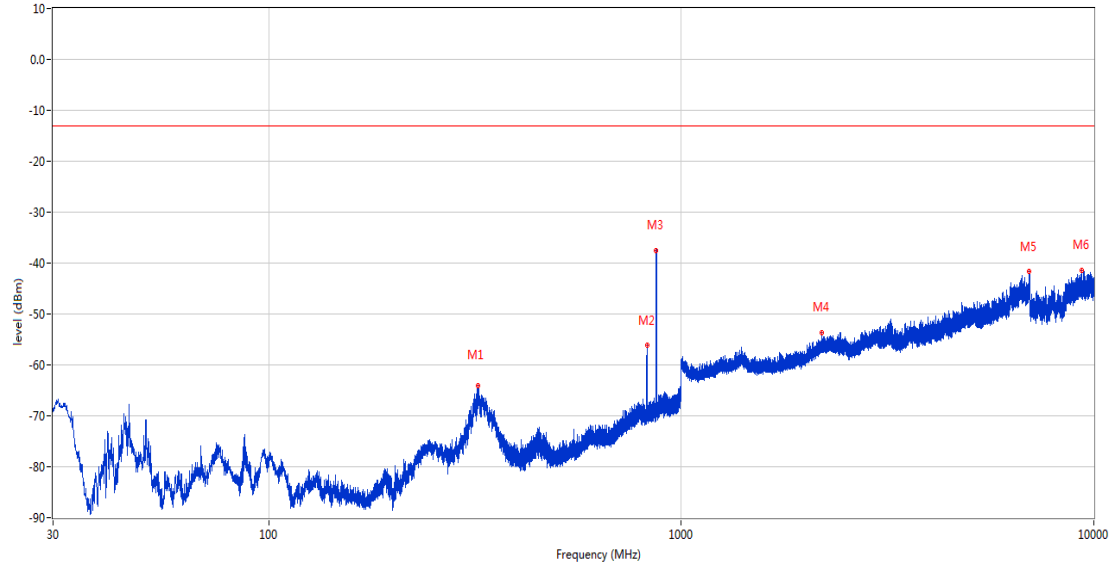
OPPO_RSE (RF)_FCC PART22&24&27-OPPO_GSM 850 & CDMA BC0 & WCDMA Band5 & LTE Band 5 & 26_814-849_30MHz-10GHz



Frequency (MHz)	Result (dBm)	Factor (dB)	PK Limit (dBm)	Over Limit (dB)	Table (o)	ANT	EUT	Verdict
322.455	-67.83	-11.32	-13.0	-54.83	166.00	Horizontal	Vertical	Pass
827.486	-63.78	2.32	-13.0	-50.78	196.00	Horizontal	Vertical	N/A
870.311	-37.36	2.38	-13.0	-24.36	254.00	Horizontal	Vertical	N/A
2211.700	-54.24	-1.13	-13.0	-41.24	175.00	Horizontal	Vertical	Pass
6978.000	-41.37	13.90	-13.0	-28.37	312.00	Horizontal	Vertical	Pass
9324.250	-42.26	15.58	-13.0	-29.26	204.00	Horizontal	Vertical	Pass

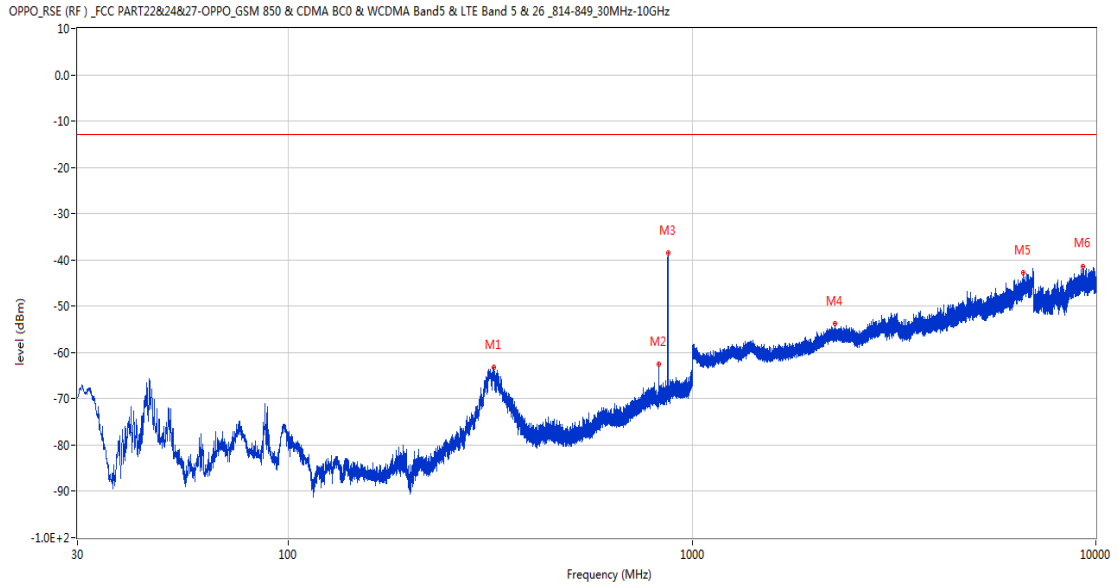
RSE-V&V WCDMA Band 5 CH4132

OPPO_RSE (RF) _FCC PART22&24&27-OPPO_GSM 850 & CDMA BC0 & WCDMA Band5 & LTE Band 5 & 26_814-849_30MHz-10GHz



Frequency (MHz)	Result (dBm)	Factor (dB)	PK Limit (dBm)	Over Limit (dB)	Table (o)	ANT	EUT	Verdict
321.000	-64.10	-11.35	-13.0	-51.10	41.00	Vertical	Vertical	Pass
825.255	-56.20	2.25	-13.0	-43.20	291.00	Vertical	Vertical	N/A
869.826	-37.48	2.38	-13.0	-24.48	291.00	Vertical	Vertical	N/A
2191.000	-53.65	-1.97	-13.0	-40.65	257.00	Vertical	Vertical	Pass
6973.600	-41.66	13.68	-13.0	-28.66	74.00	Vertical	Vertical	Pass
9358.750	-41.51	15.05	-13.0	-28.51	325.00	Vertical	Vertical	Pass

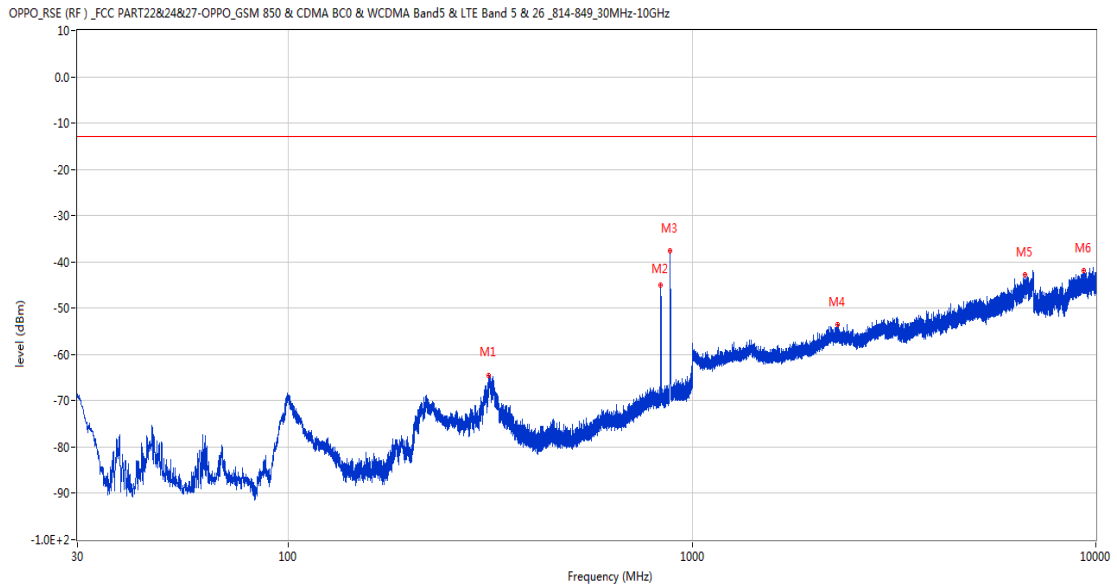
RSE-V&H WCDMA Band 5 CH4132



Frequency (MHz)	Result (dBm)	Factor (dB)	PK Limit (dBm)	Over Limit (dB)	Table (o)	ANT	EUT	Verdict
322.552	-63.27	-11.32	-13.0	-50.27	185.00	Vertical	Horizontal	Pass
826.418	-62.51	2.29	-13.0	-49.51	361.00	Vertical	Horizontal	N/A
871.135	-38.48	2.37	-13.0	-25.48	274.00	Vertical	Horizontal	N/A
2261.900	-53.77	-1.34	-13.0	-40.77	167.00	Vertical	Horizontal	Pass
6619.600	-42.81	12.05	-13.0	-29.81	361.00	Vertical	Horizontal	Pass
9282.099	-41.33	15.15	-13.0	-28.33	243.00	Vertical	Horizontal	Pass

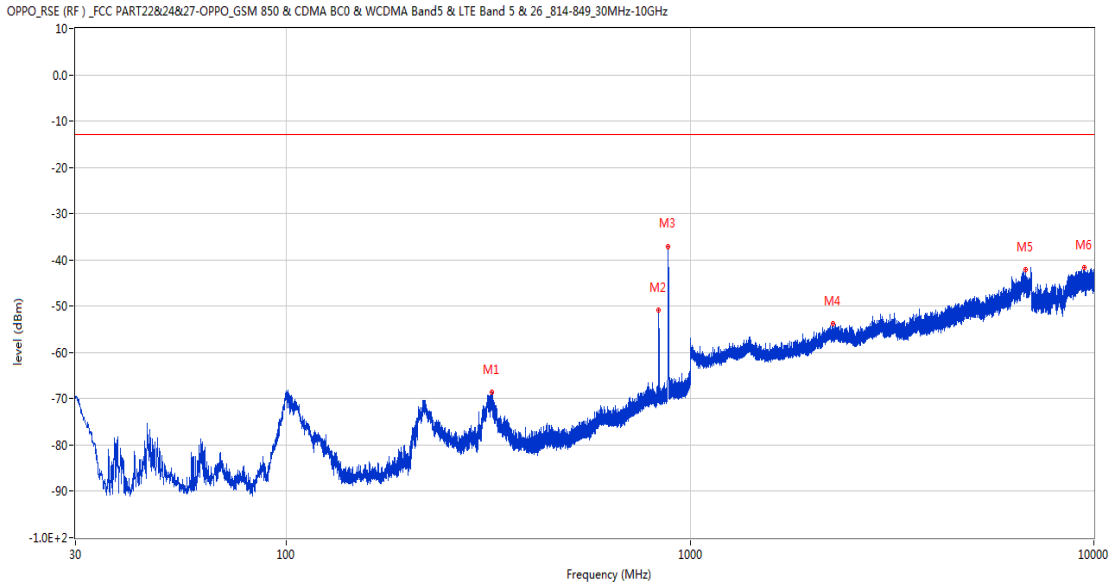
7.2 WCDMA Band 5 Middle Channel

RSE-H&H WCDMA Band 5 CH4182



Frequency (MHz)	Result (dBm)	Factor (dB)	PK Limit (dBm)	Over Limit (dB)	Table (o)	ANT	EUT	Verdict
313.386	-64.42	-11.97	-13.0	-51.42	124.00	Horizontal	Horizontal	Pass
836.264	-45.08	2.58	-13.0	-32.08	288.00	Horizontal	Horizontal	N/A
881.999	-37.58	2.85	-13.0	-24.58	152.00	Horizontal	Horizontal	N/A
2291.600	-53.48	-1.22	-13.0	-40.48	190.00	Horizontal	Horizontal	Pass
6680.200	-42.70	11.78	-13.0	-29.70	312.00	Horizontal	Horizontal	Pass
9319.599	-41.91	15.68	-13.0	-28.91	31.00	Horizontal	Horizontal	Pass

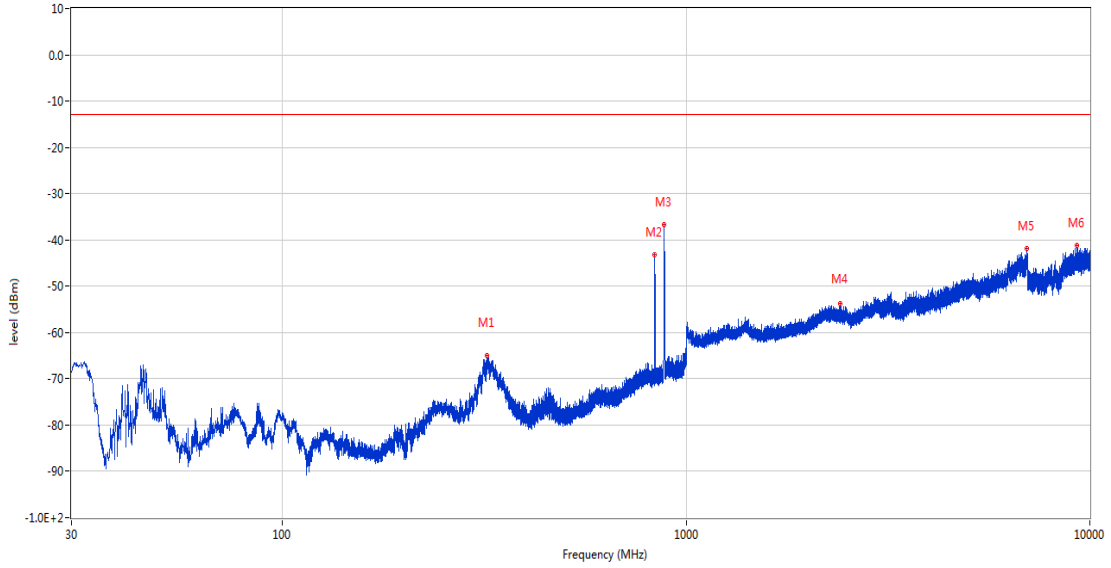
RSE-H&V WCDMA Band 5 CH4182



Frequency (MHz)	Result (dBm)	Factor (dB)	PK Limit (dBm)	Over Limit (dB)	Table (o)	ANT	EUT	Verdict
321.873	-68.50	-11.32	-13.0	-55.50	132.00	Horizontal	Vertical	Pass
836.361	-50.88	2.59	-13.0	-37.88	194.00	Horizontal	Vertical	N/A
881.514	-37.06	2.80	-13.0	-24.06	164.00	Horizontal	Vertical	N/A
2261.900	-53.72	-1.34	-13.0	-40.72	144.00	Horizontal	Vertical	Pass
6786.400	-42.18	12.23	-13.0	-29.18	9.00	Horizontal	Vertical	Pass
9458.350	-41.73	16.56	-13.0	-28.73	210.00	Horizontal	Vertical	Pass

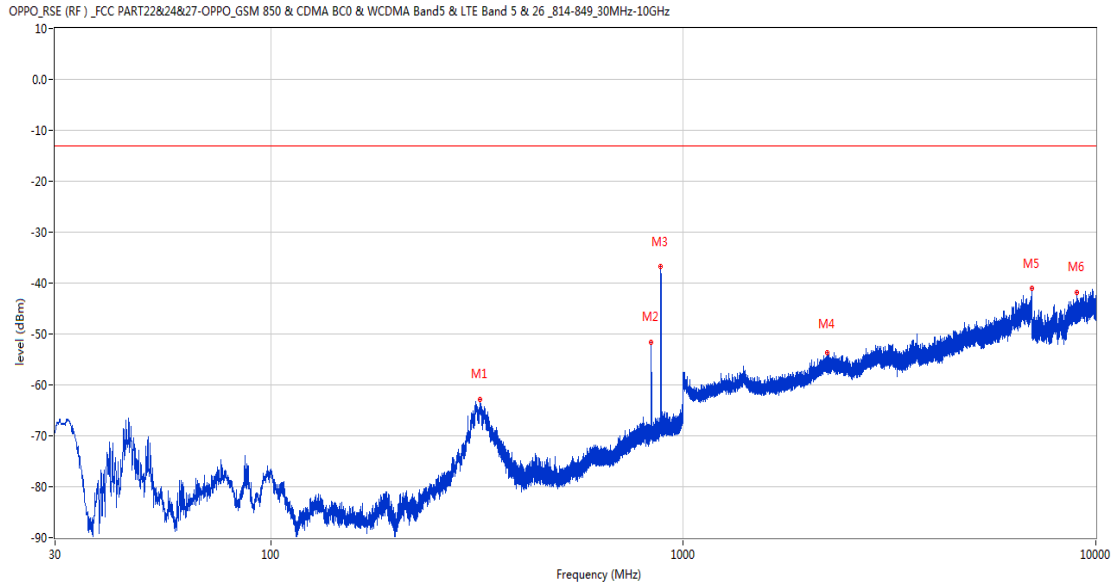
RSE-V&V WCDMA Band 5 CH4182

OPPO_RSE (RF)_FCC PART22&24&27-OPPO_GSM 850 & CDMA BC0 & WCDMA Band5 & LTE Band 5 & 26_814-849_30MHz-10GHz



Frequency (MHz)	Result (dBm)	Factor (dB)	PK Limit (dBm)	Over Limit (dB)	Table (o)	ANT	EUT	Verdict
321.388	-65.04	-11.32	-13.0	-52.04	41.00	Vertical	Vertical	Pass
836.264	-43.18	2.58	-13.0	-30.18	291.00	Vertical	Vertical	N/A
882.969	-36.76	2.97	-13.0	-23.76	260.00	Vertical	Vertical	N/A
2402.200	-53.86	-1.31	-13.0	-40.86	242.00	Vertical	Vertical	Pass
6992.200	-41.92	13.56	-13.0	-28.92	239.00	Vertical	Vertical	Pass
9300.100	-41.23	15.54	-13.0	-28.23	286.00	Vertical	Vertical	Pass

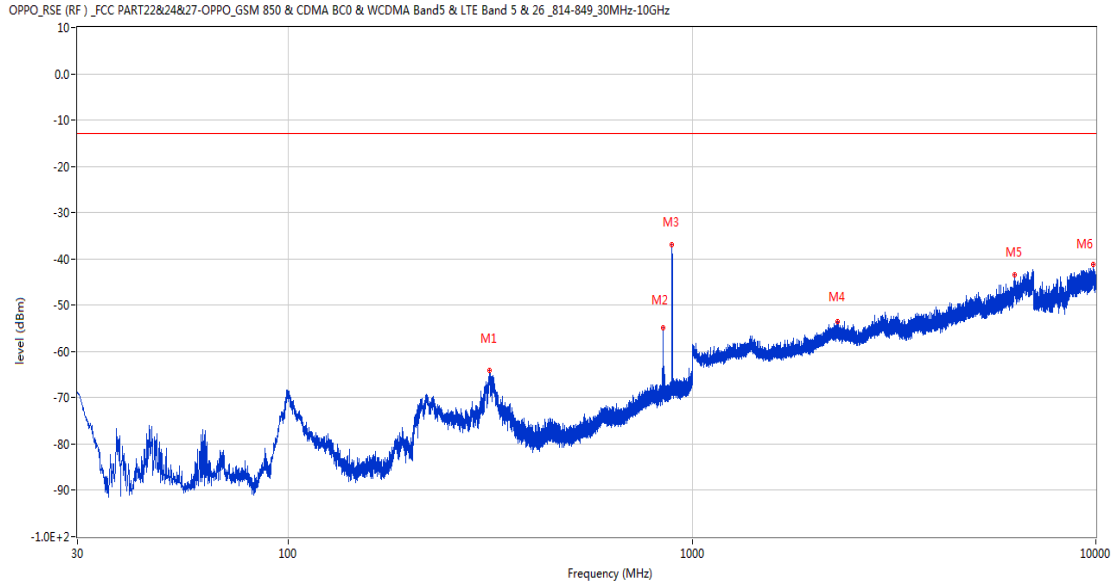
RSE-V&H WCDMA Band 5 CH4182



Frequency (MHz)	Result (dBm)	Factor (dB)	PK Limit (dBm)	Over Limit (dB)	Table (o)	ANT	EUT	Verdict
321.485	-62.89	-11.32	-13.0	-49.89	188.00	Vertical	Horizontal	Pass
836.264	-51.62	2.58	-13.0	-38.62	361.00	Vertical	Horizontal	N/A
881.999	-36.75	2.85	-13.0	-23.75	308.00	Vertical	Horizontal	N/A
2230.300	-53.75	-1.15	-13.0	-40.75	35.00	Vertical	Horizontal	Pass
6997.000	-41.04	13.60	-13.0	-28.04	129.00	Vertical	Horizontal	Pass
9015.099	-41.89	15.36	-13.0	-28.89	-3.00	Vertical	Horizontal	Pass

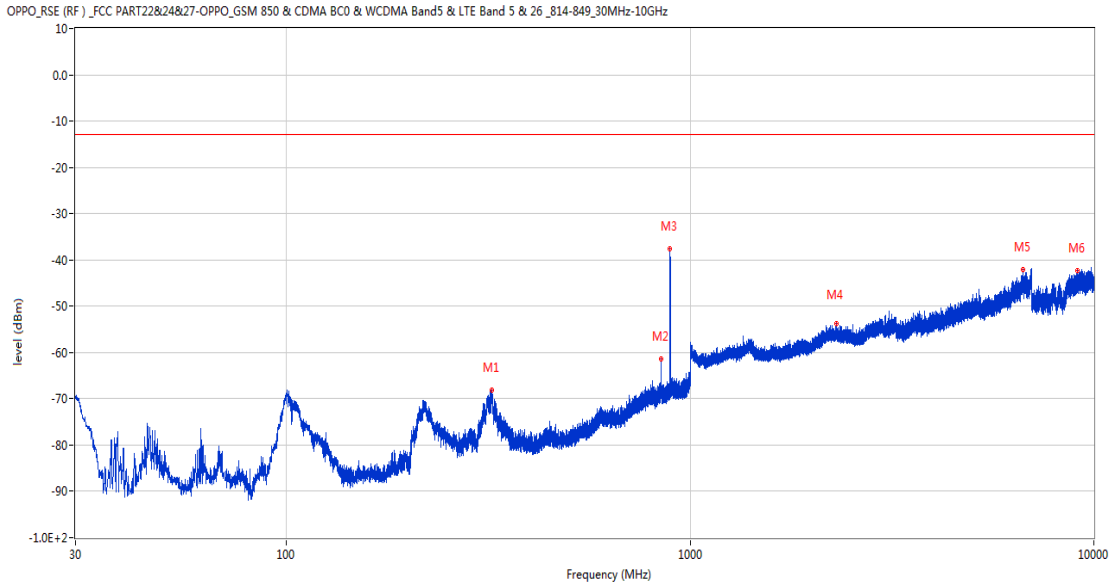
7.3 WCDMA Band 5 High Channel

RSE-H&H WCDMA Band 5 CH4233



Frequency (MHz)	Result (dBm)	Factor (dB)	PK Limit (dBm)	Over Limit (dB)	Table (o)	ANT	EUT	Verdict
314.938	-64.15	-11.86	-13.0	-51.15	133.00	Horizontal	Horizontal	Pass
848.534	-54.86	2.47	-13.0	-41.86	284.00	Horizontal	Horizontal	N/A
890.002	-36.89	3.40	-13.0	-23.89	193.00	Horizontal	Horizontal	N/A
2296.200	-53.59	-1.13	-13.0	-40.59	67.00	Horizontal	Horizontal	Pass
6293.000	-43.49	11.24	-13.0	-30.49	361.00	Horizontal	Horizontal	Pass
9867.250	-41.24	16.16	-13.0	-28.24	-1.00	Horizontal	Horizontal	Pass

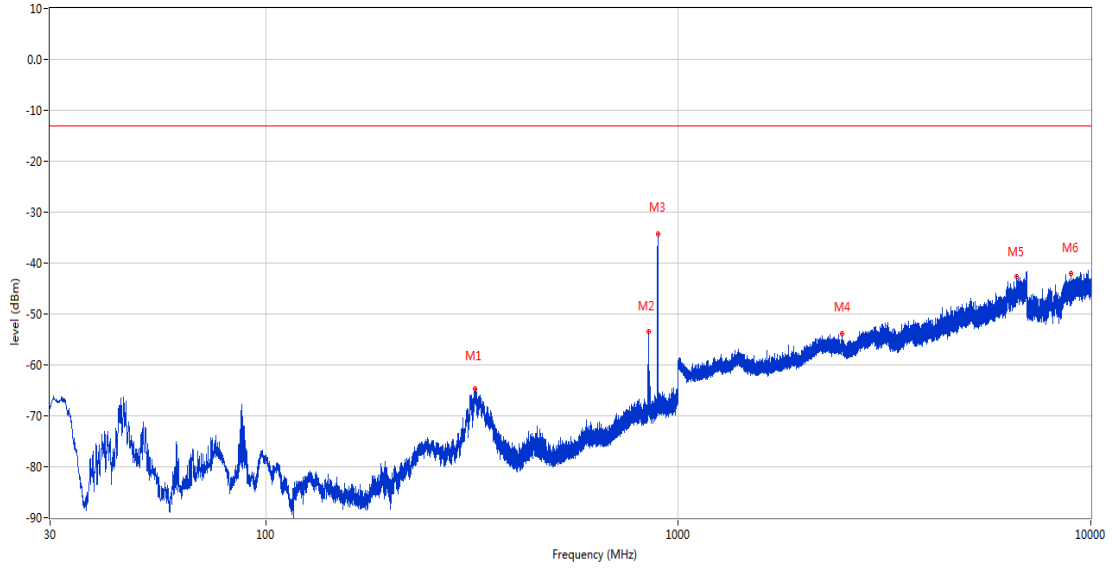
RSE-H&V WCDMA Band 5 CH4233



Frequency (MHz)	Result (dBm)	Factor (dB)	PK Limit (dBm)	Over Limit (dB)	Table (o)	ANT	EUT	Verdict
322.212	-68.17	-11.32	-13.0	-55.17	163.00	Horizontal	Vertical	Pass
848.341	-61.46	2.48	-13.0	-48.46	193.00	Horizontal	Vertical	N/A
891.263	-37.52	3.47	-13.0	-24.52	224.00	Horizontal	Vertical	N/A
2298.200	-53.84	-1.11	-13.0	-40.84	242.00	Horizontal	Vertical	Pass
6683.400	-42.17	11.90	-13.0	-29.17	259.00	Horizontal	Vertical	Pass
9090.850	-42.42	14.93	-13.0	-29.42	-1.00	Horizontal	Vertical	Pass

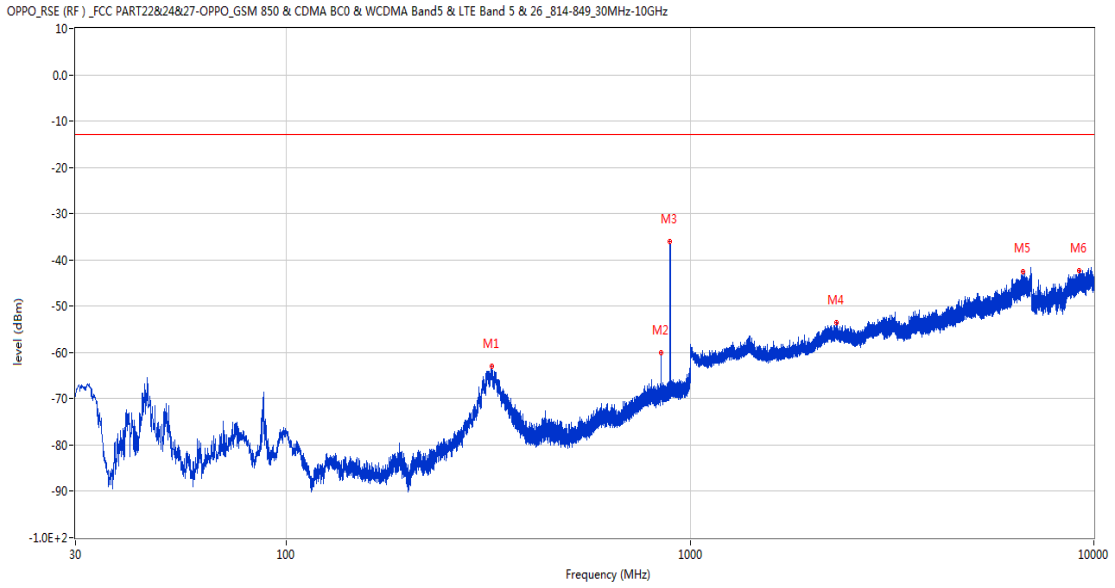
RSE-V&V WCDMA Band 5 CH4233

OPPO_RSE (RF) _FCC PART22&24&27-OPPO_GSM 850 & CDMA BC0 & WCDMA Band5 & LTE Band 5 & 26_814-849_30MHz-10GHz



Frequency (MHz)	Result (dBm)	Factor (dB)	PK Limit (dBm)	Over Limit (dB)	Table (o)	ANT	EUT	Verdict
322.212	-64.71	-11.32	-13.0	-51.71	67.00	Vertical	Vertical	Pass
846.110	-53.47	2.54	-13.0	-40.47	250.00	Vertical	Vertical	N/A
891.360	-34.23	3.48	-13.0	-21.23	282.00	Vertical	Vertical	N/A
2497.700	-53.96	-0.57	-13.0	-40.96	302.00	Vertical	Vertical	Pass
6607.600	-42.57	12.25	-13.0	-29.57	145.00	Vertical	Vertical	Pass
8932.300	-42.10	15.37	-13.0	-29.10	168.00	Vertical	Vertical	Pass

RSE-V&H WCDMA Band 5 CH4233



Frequency (MHz)	Result (dBm)	Factor (dB)	PK Limit (dBm)	Over Limit (dB)	Table (o)	ANT	EUT	Verdict
322.067	-63.04	-11.32	-13.0	-50.04	193.00	Vertical	Horizontal	Pass
848.583	-60.11	2.47	-13.0	-47.11	361.00	Vertical	Horizontal	N/A
890.536	-36.13	3.43	-13.0	-23.13	253.00	Vertical	Horizontal	N/A
2306.400	-53.49	-0.95	-13.0	-40.49	0.00	Vertical	Horizontal	Pass
6681.400	-42.63	11.80	-13.0	-29.63	229.00	Vertical	Horizontal	Pass
9182.050	-42.35	15.05	-13.0	-29.35	328.00	Vertical	Horizontal	Pass

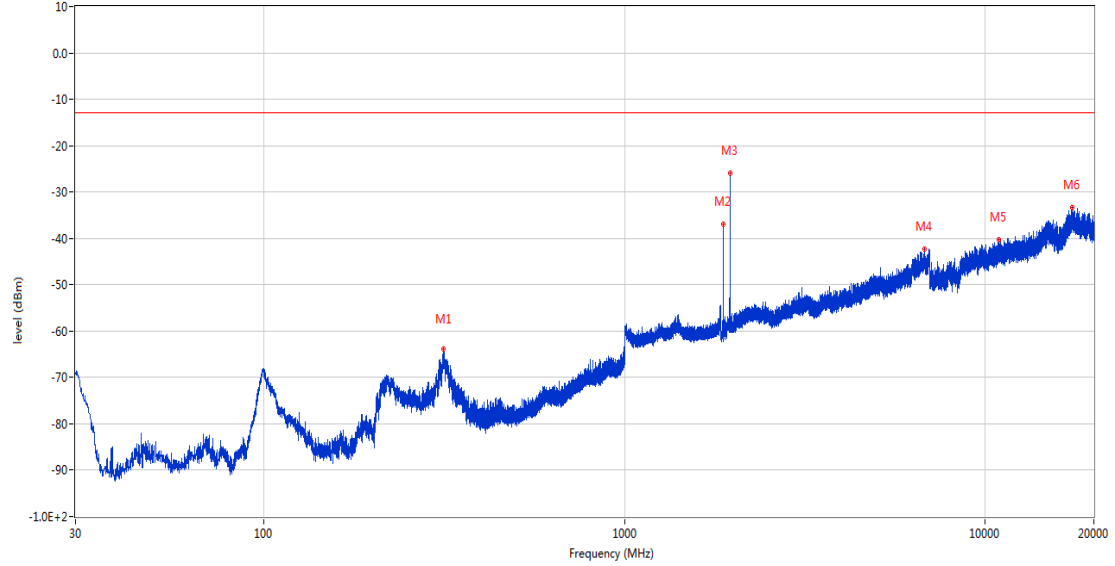
LTE

8 LTE Band 2

8.1 LTE Band 2 BW1.4, Middle Channel

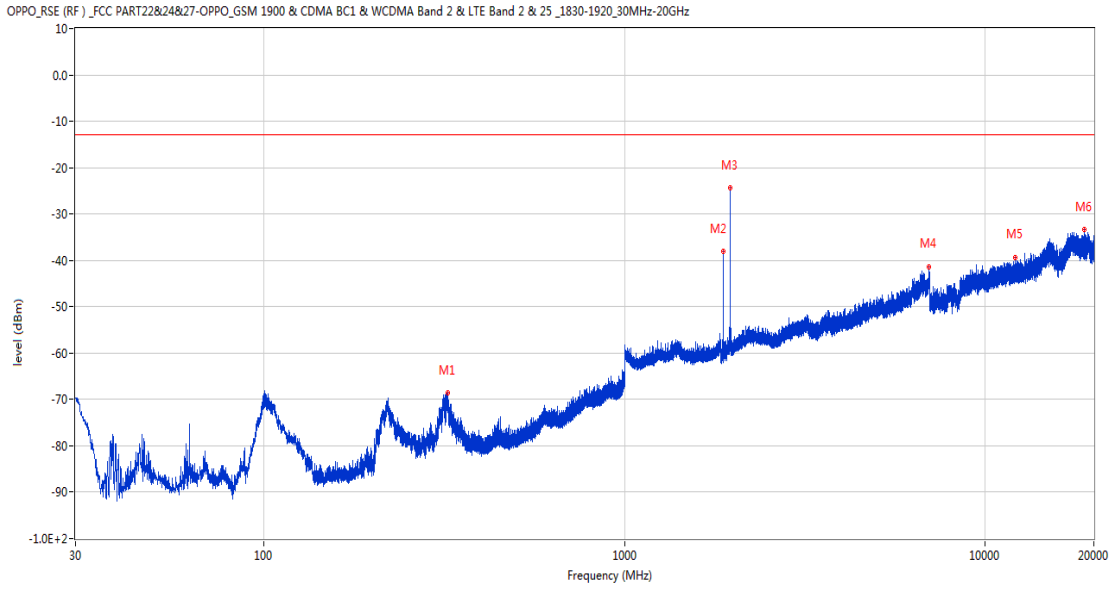
RSE-H&H LTE Band 2 BW1.4 CH18900

OPPO_RSE (RF) _FCC PART22&24&27-OPPO_GSM 1900 & CDMA BC1 & WCDMA Band 2 & LTE Band 2 & 25 _1830-1920_30MHz-20GHz



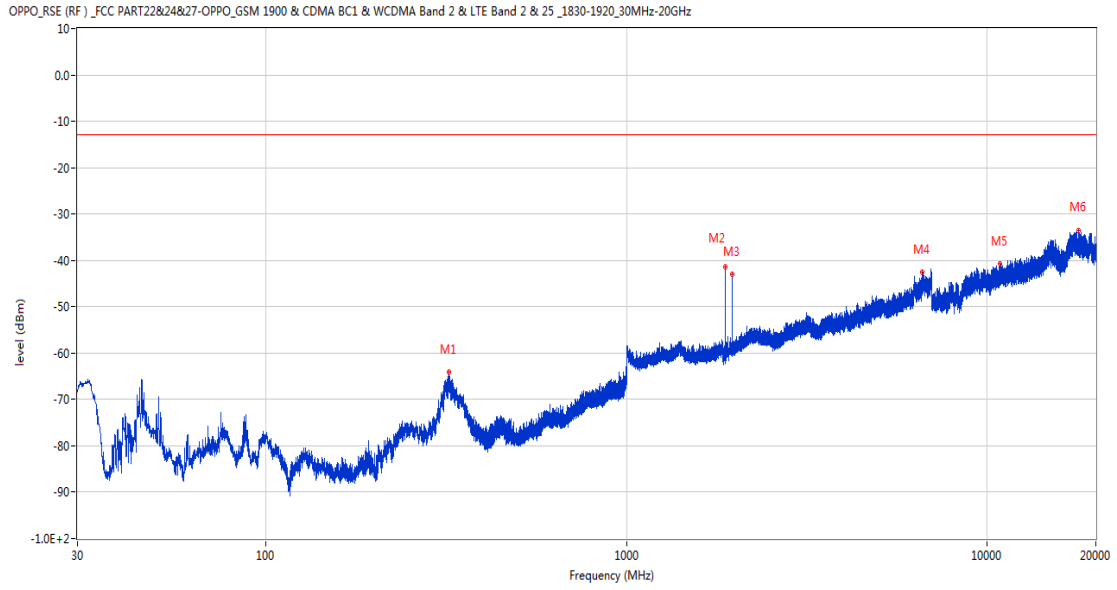
Frequency (MHz)	Result (dBm)	Factor (dB)	PK Limit (dBm)	Over Limit (dB)	Table (o)	ANT	EUT	Verdict
313.677	-63.85	-11.92	-13.0	-50.85	110.00	Horizontal	Horizontal	Pass
1880.000	-36.93	-4.03	-13.0	-23.93	172.00	Horizontal	Horizontal	N/A
1960.300	-25.91	-4.69	-13.0	-12.91	139.00	Horizontal	Horizontal	N/A
6801.800	-42.42	12.33	-13.0	-29.42	307.00	Horizontal	Horizontal	Pass
10893.038	-40.29	17.52	-13.0	-27.29	9.00	Horizontal	Horizontal	Pass
17397.975	-33.29	22.67	-13.0	-20.29	308.00	Horizontal	Horizontal	Pass

RSE-H&V LTE Band 2 BW1.4 CH18900



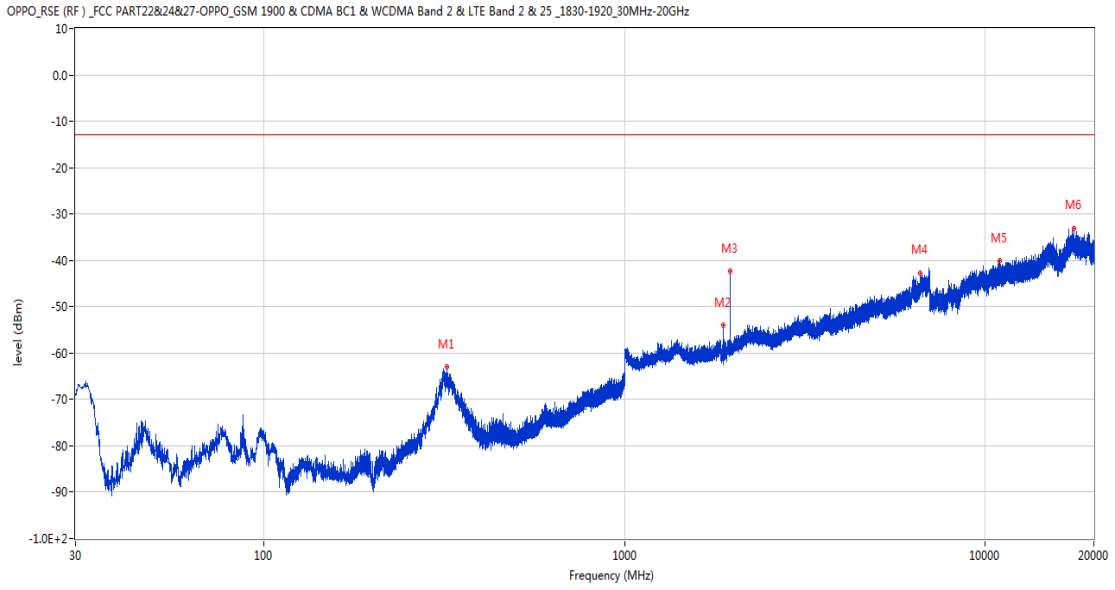
Frequency (MHz)	Result (dBm)	Factor (dB)	PK Limit (dBm)	Over Limit (dB)	Table (o)	ANT	EUT	Verdict
322.504	-68.55	-11.46	-13.0	-55.55	164.00	Horizontal	Vertical	Pass
1880.000	-38.01	-4.03	-13.0	-25.01	131.00	Horizontal	Vertical	N/A
1960.300	-24.26	-4.69	-13.0	-11.26	99.00	Horizontal	Vertical	N/A
6991.400	-41.32	13.50	-13.0	-28.32	351.00	Horizontal	Vertical	Pass
12108.588	-39.38	18.16	-13.0	-26.38	-1.00	Horizontal	Vertical	Pass
18792.874	-33.28	24.71	-13.0	-20.28	13.00	Horizontal	Vertical	Pass

RSE-V&V LTE Band 2 BW1.4 CH18900



Frequency (MHz)	Result (dBm)	Factor (dB)	PK Limit (dBm)	Over Limit (dB)	Table (o)	ANT	EUT	Verdict
320.660	-64.15	-11.53	-13.0	-51.15	-2.00	Vertical	Vertical	Pass
1879.900	-41.49	-4.03	-13.0	-28.49	88.00	Vertical	Vertical	N/A
1960.100	-42.93	-4.68	-13.0	-29.93	88.00	Vertical	Vertical	N/A
6607.600	-42.60	12.25	-13.0	-29.60	18.00	Vertical	Vertical	Pass
10860.262	-40.80	17.51	-13.0	-27.80	10.00	Vertical	Vertical	Pass
17940.275	-33.66	22.04	-13.0	-20.66	203.00	Vertical	Vertical	Pass

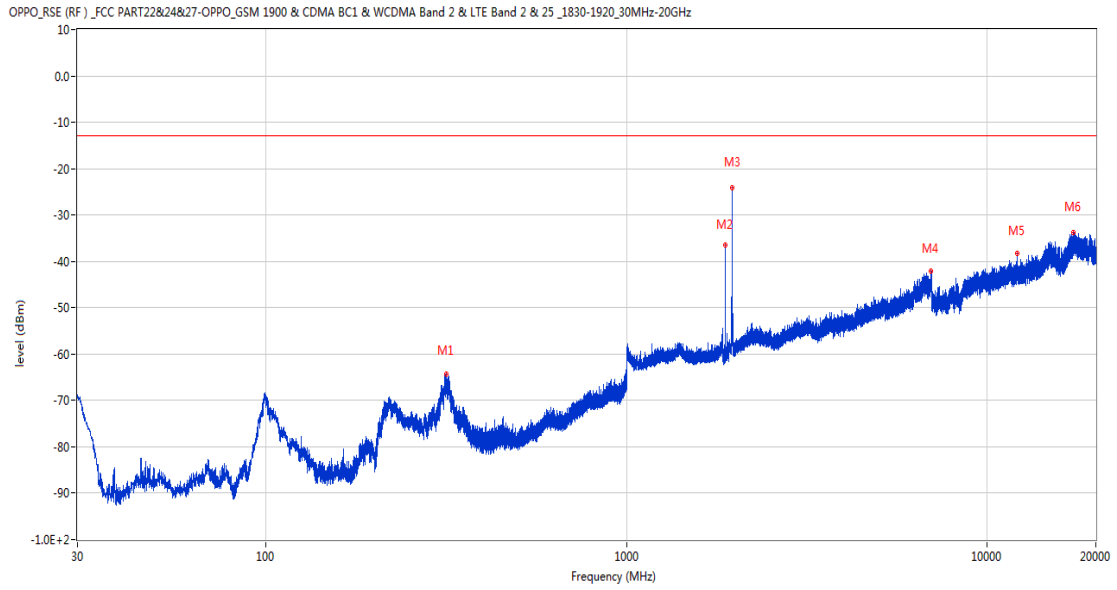
RSE-V&H LTE Band 2 BW1.4 CH18900



Frequency (MHz)	Result (dBm)	Factor (dB)	PK Limit (dBm)	Over Limit (dB)	Table (o)	ANT	EUT	Verdict
322.116	-62.97	-11.46	-13.0	-49.97	179.00	Vertical	Horizontal	Pass
1879.700	-53.99	-4.04	-13.0	-40.99	29.00	Vertical	Horizontal	N/A
1960.500	-42.42	-4.69	-13.0	-29.42	29.00	Vertical	Horizontal	N/A
6606.400	-42.84	12.22	-13.0	-29.84	118.00	Vertical	Horizontal	Pass
10982.737	-40.08	17.23	-13.0	-27.08	186.00	Vertical	Horizontal	Pass
17588.650	-33.13	22.09	-13.0	-20.13	182.00	Vertical	Horizontal	Pass

8.2 LTE Band 2 BW3, Middle Channel

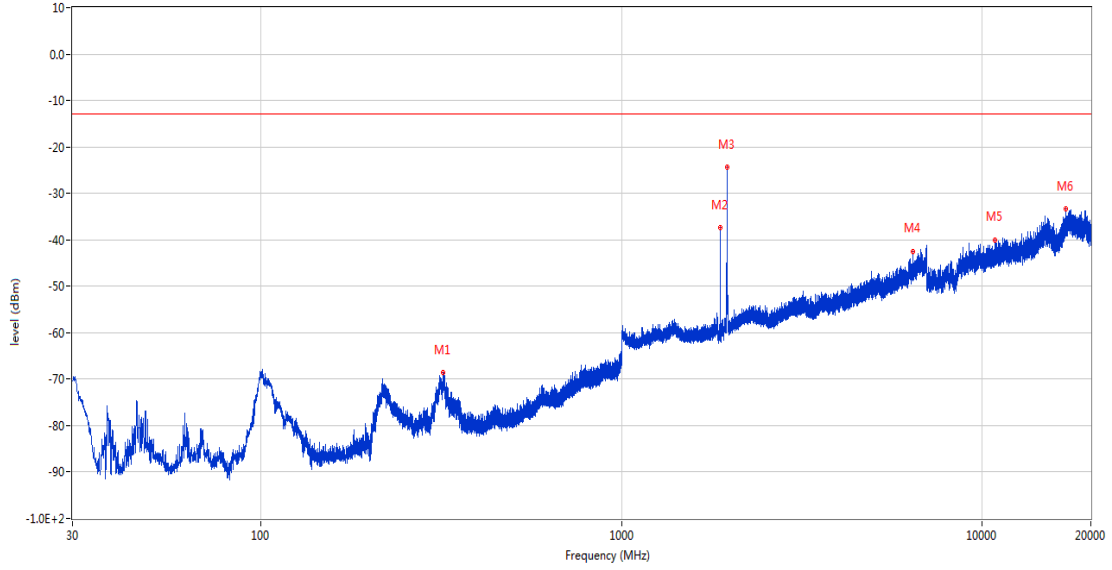
RSE-H&H LTE Band 2 BW3 CH18900



Frequency (MHz)	Result (dBm)	Factor (dB)	PK Limit (dBm)	Over Limit (dB)	Table (o)	ANT	EUT	Verdict
315.762	-64.27	-11.79	-13.0	-51.27	134.00	Horizontal	Horizontal	Pass
1879.200	-36.38	-4.04	-13.0	-23.38	162.00	Horizontal	Horizontal	N/A
1960.700	-24.22	-4.69	-13.0	-11.22	131.00	Horizontal	Horizontal	N/A
6994.200	-41.98	13.62	-13.0	-28.98	340.00	Horizontal	Horizontal	Pass
12093.638	-38.31	18.08	-13.0	-25.31	1.00	Horizontal	Horizontal	Pass
17334.176	-33.73	21.08	-13.0	-20.73	221.00	Horizontal	Horizontal	Pass

RSE-H&V LTE Band 2 BW3 CH18900

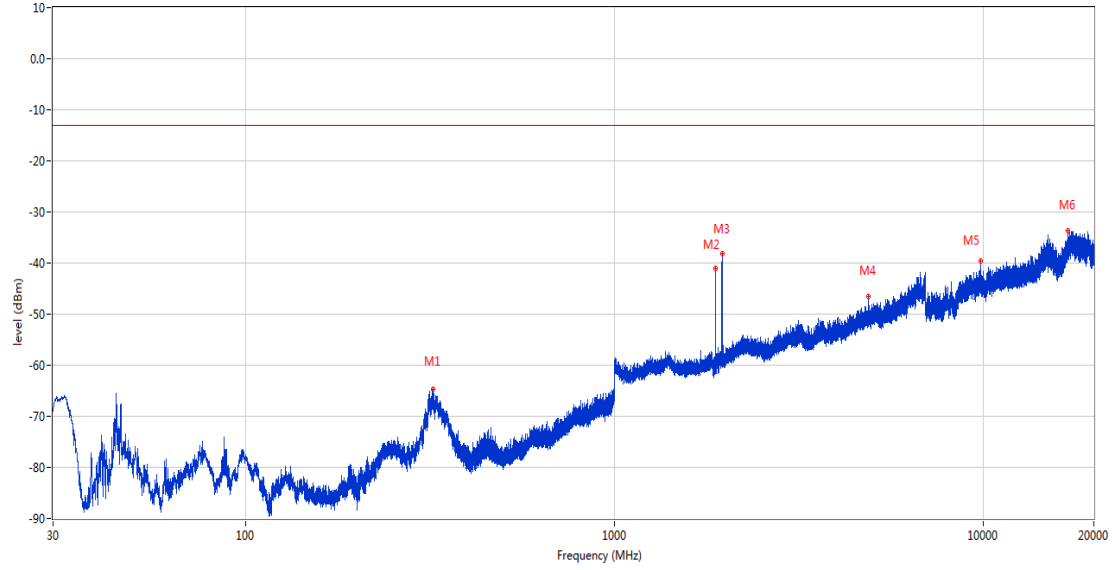
OPPO_RSE (RF) _FCC PART22&24&27-OPPO_GSM 1900 & CDMA BC1 & WCDMA Band 2 & LTE Band 2 & 25 _1830-1920_30MHz-20GHz



Frequency (MHz)	Result (dBm)	Factor (dB)	PK Limit (dBm)	Over Limit (dB)	Table (o)	ANT	EUT	Verdict
320.370	-68.62	-11.56	-13.0	-55.62	137.00	Horizontal	Vertical	Pass
1879.100	-37.44	-4.04	-13.0	-24.44	142.00	Horizontal	Vertical	N/A
1960.800	-24.33	-4.69	-13.0	-11.33	142.00	Horizontal	Vertical	N/A
6423.800	-42.57	10.74	-13.0	-29.57	0.00	Horizontal	Vertical	Pass
10855.088	-40.10	17.60	-13.0	-27.10	124.00	Horizontal	Vertical	Pass
17010.463	-33.35	20.83	-13.0	-20.35	353.00	Horizontal	Vertical	Pass

RSE-V&V LTE Band 2 BW3 CH18900

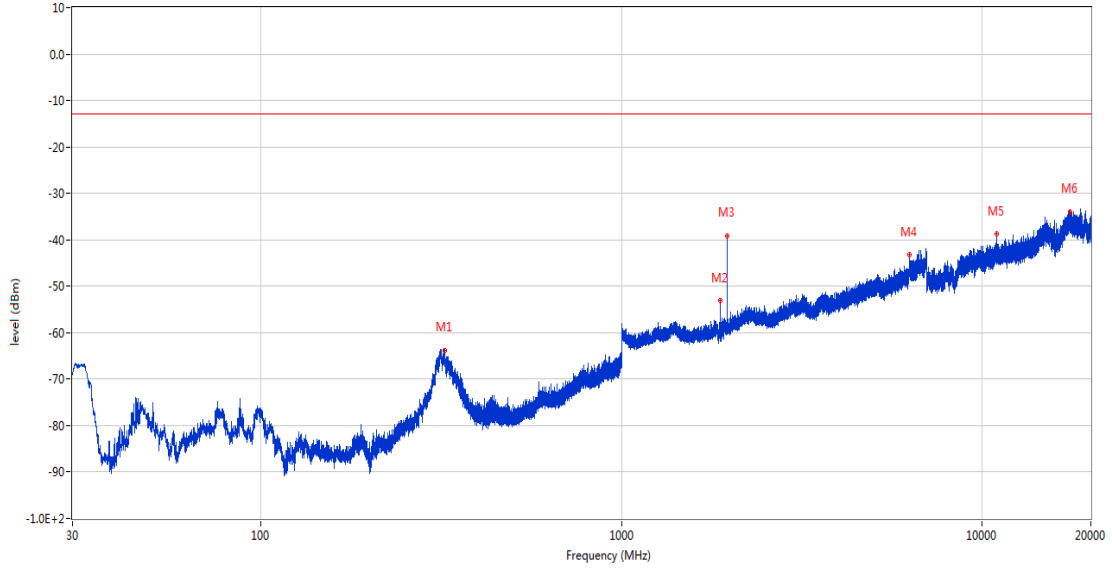
OPPO_RSE (RF) _FCC PART22&24&27-OPPO_GSM 1900 & CDMA BC1 & WCDMA Band 2 & LTE Band 2 & 25 _1830-1920_30MHz-20GHz



Frequency (MHz)	Result (dBm)	Factor (dB)	PK Limit (dBm)	Over Limit (dB)	Table (o)	ANT	EUT	Verdict
322.552	-64.71	-11.46	-13.0	-51.71	64.00	Vertical	Vertical	Pass
1879.100	-40.93	-4.04	-13.0	-27.93	49.00	Vertical	Vertical	N/A
1960.200	-38.19	-4.68	-13.0	-25.19	49.00	Vertical	Vertical	N/A
4900.000	-46.56	7.56	-13.0	-33.56	353.00	Vertical	Vertical	Pass
9850.849	-39.58	16.89	-13.0	-26.58	-1.00	Vertical	Vertical	Pass
17014.088	-33.64	20.77	-13.0	-20.64	271.00	Vertical	Vertical	Pass

RSE-V&H LTE Band 2 BW3 CH18900

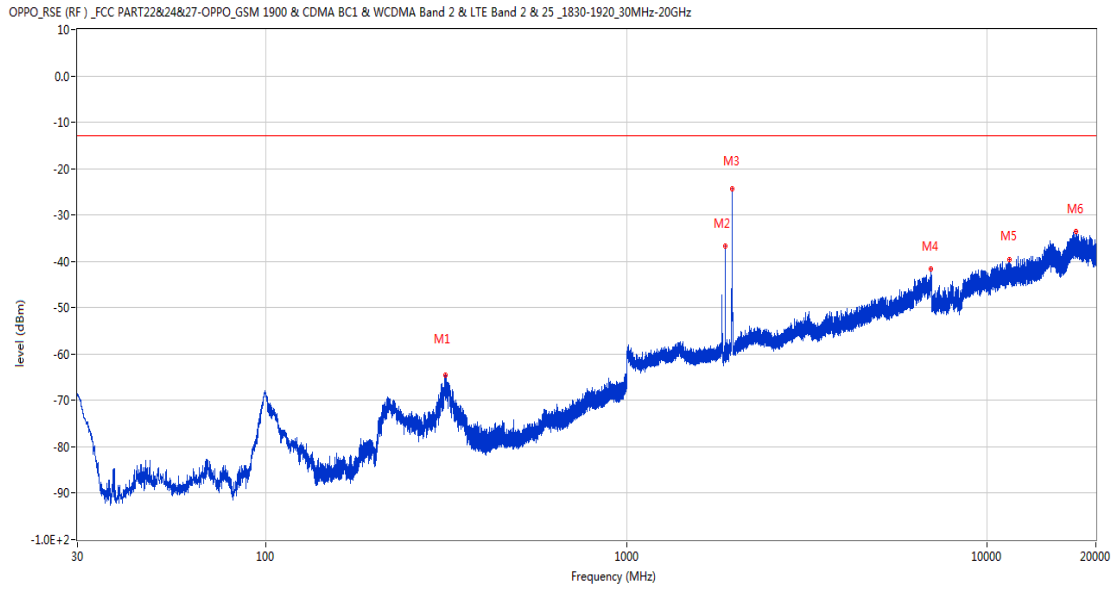
OPPO_RSE (RF) _FCC PART22&24&27-OPPO_GSM 1900 & CDMA BC1 & WCDMA Band 2 & LTE Band 2 & 25 _1830-1920_30MHz-20GHz



Frequency (MHz)	Result (dBm)	Factor (dB)	PK Limit (dBm)	Over Limit (dB)	Table (o)	ANT	EUT	Verdict
322.698	-63.80	-11.46	-13.0	-50.80	142.00	Vertical	Horizontal	Pass
1879.000	-53.15	-4.04	-13.0	-40.15	137.00	Vertical	Horizontal	N/A
1960.900	-39.21	-4.69	-13.0	-26.21	170.00	Vertical	Horizontal	N/A
6283.000	-43.15	11.31	-13.0	-30.15	219.00	Vertical	Horizontal	Pass
10988.200	-38.73	17.31	-13.0	-25.73	140.00	Vertical	Horizontal	Pass
17484.614	-33.93	21.56	-13.0	-20.93	162.00	Vertical	Horizontal	Pass

8.3 LTE Band 2 BW5, Middle Channel

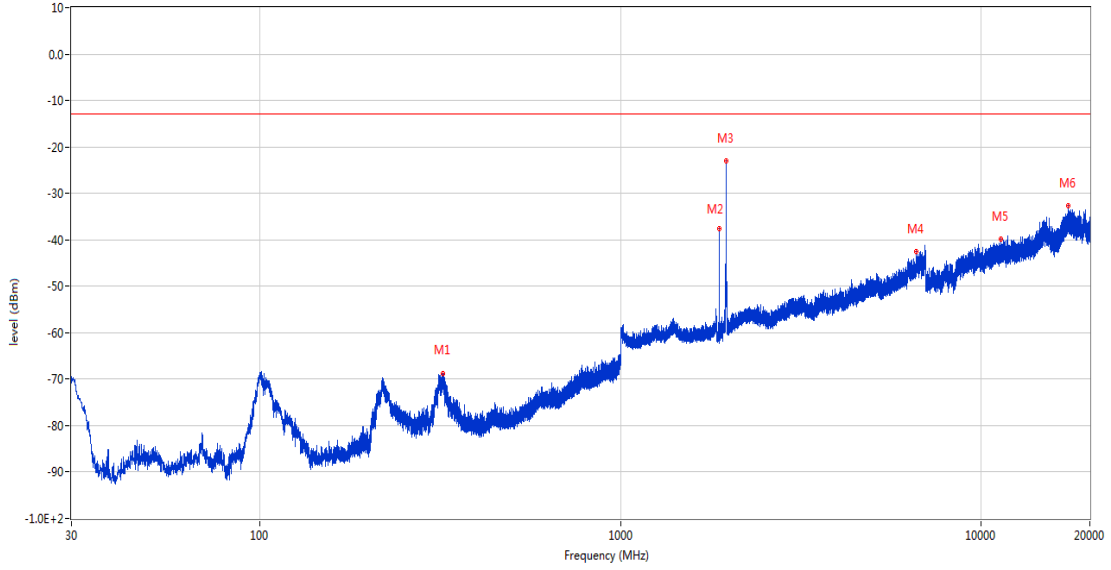
RSE-H&H LTE Band 2 BW5 CH18900



Frequency (MHz)	Result (dBm)	Factor (dB)	PK Limit (dBm)	Over Limit (dB)	Table (o)	ANT	EUT	Verdict
313.579	-64.49	-11.92	-13.0	-51.49	104.00	Horizontal	Horizontal	Pass
1878.300	-36.68	-4.05	-13.0	-23.68	167.00	Horizontal	Horizontal	N/A
1959.300	-24.32	-4.67	-13.0	-11.32	167.00	Horizontal	Horizontal	N/A
6982.600	-41.64	13.91	-13.0	-28.64	354.00	Horizontal	Horizontal	Pass
11493.913	-39.69	17.76	-13.0	-26.69	361.00	Horizontal	Horizontal	Pass
17577.775	-33.57	22.22	-13.0	-20.57	182.00	Horizontal	Horizontal	Pass

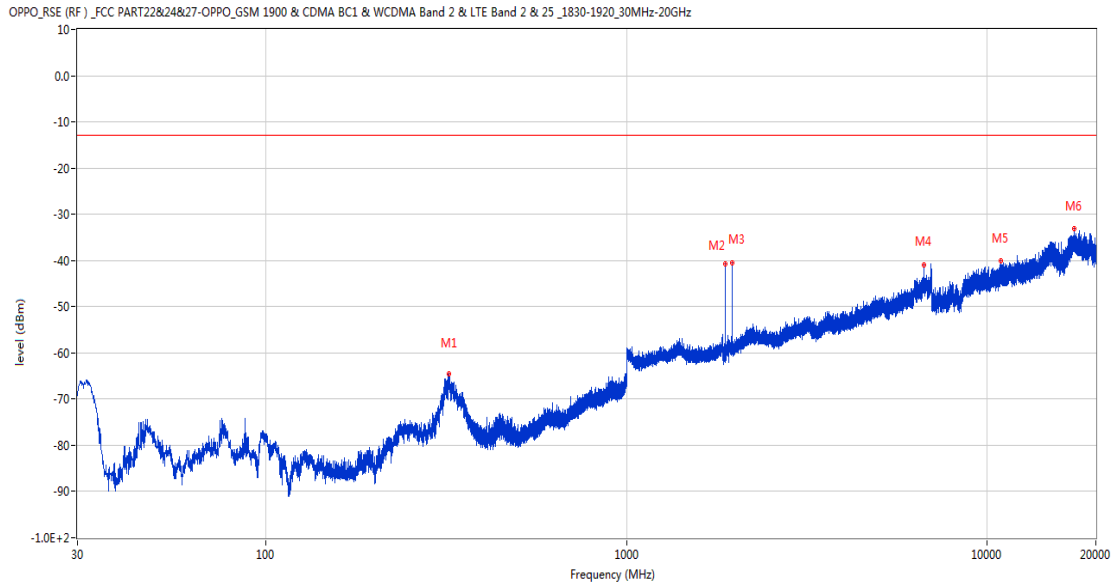
RSE-H&V LTE Band 2 BW5 CH18900

OPPO_RSE (RF) _FCC PART22&24&27-OPPO_GSM 1900 & CDMA BC1 & WCDMA Band 2 & LTE Band 2 & 25 _1830-1920_30MHz-20GHz



Frequency (MHz)	Result (dBm)	Factor (dB)	PK Limit (dBm)	Over Limit (dB)	Table (o)	ANT	EUT	Verdict
320.564	-68.84	-11.54	-13.0	-55.84	157.00	Horizontal	Vertical	Pass
1878.300	-37.70	-4.05	-13.0	-24.70	-1.00	Horizontal	Vertical	N/A
1958.900	-23.05	-4.67	-13.0	-10.05	128.00	Horizontal	Vertical	N/A
6603.600	-42.63	11.99	-13.0	-29.63	24.00	Horizontal	Vertical	Pass
11356.775	-39.90	17.12	-13.0	-26.90	-1.00	Horizontal	Vertical	Pass
17464.312	-32.60	21.74	-13.0	-19.60	363.00	Horizontal	Vertical	Pass

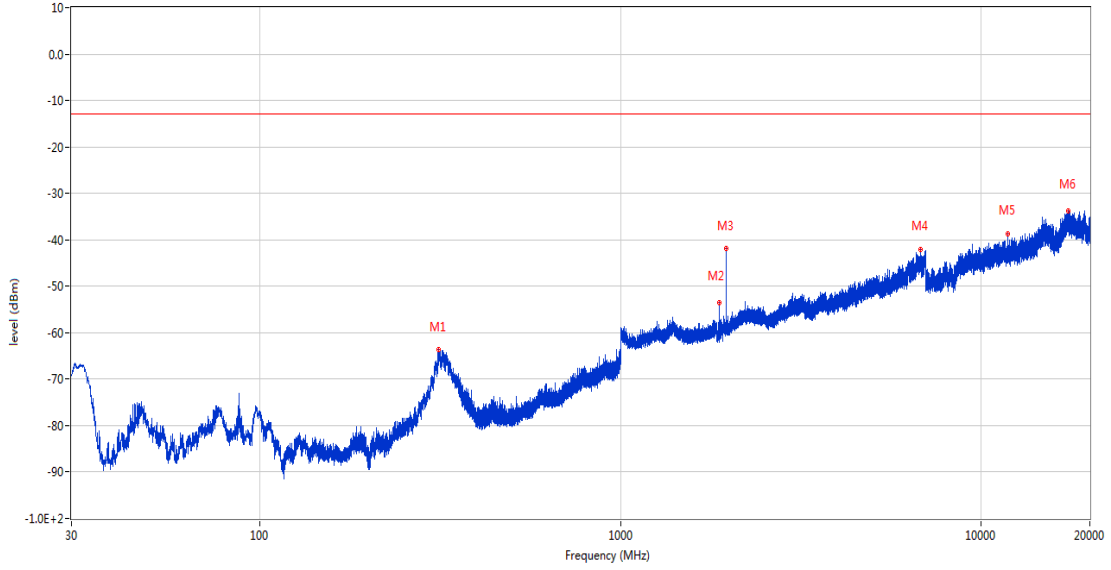
RSE-V&V LTE Band 2 BW5 CH18900



Frequency (MHz)	Result (dBm)	Factor (dB)	PK Limit (dBm)	Over Limit (dB)	Table (o)	ANT	EUT	Verdict
322.212	-64.61	-11.46	-13.0	-51.61	11.00	Vertical	Vertical	Pass
1878.400	-40.81	-4.05	-13.0	-27.81	93.00	Vertical	Vertical	N/A
1961.700	-40.58	-4.70	-13.0	-27.58	93.00	Vertical	Vertical	N/A
6673.600	-41.00	11.62	-13.0	-28.00	306.00	Vertical	Vertical	Pass
10897.637	-40.01	17.65	-13.0	-27.01	93.00	Vertical	Vertical	Pass
17380.213	-33.02	22.23	-13.0	-20.02	-1.00	Vertical	Vertical	Pass

RSE-V&H LTE Band 2 BW5 CH18900

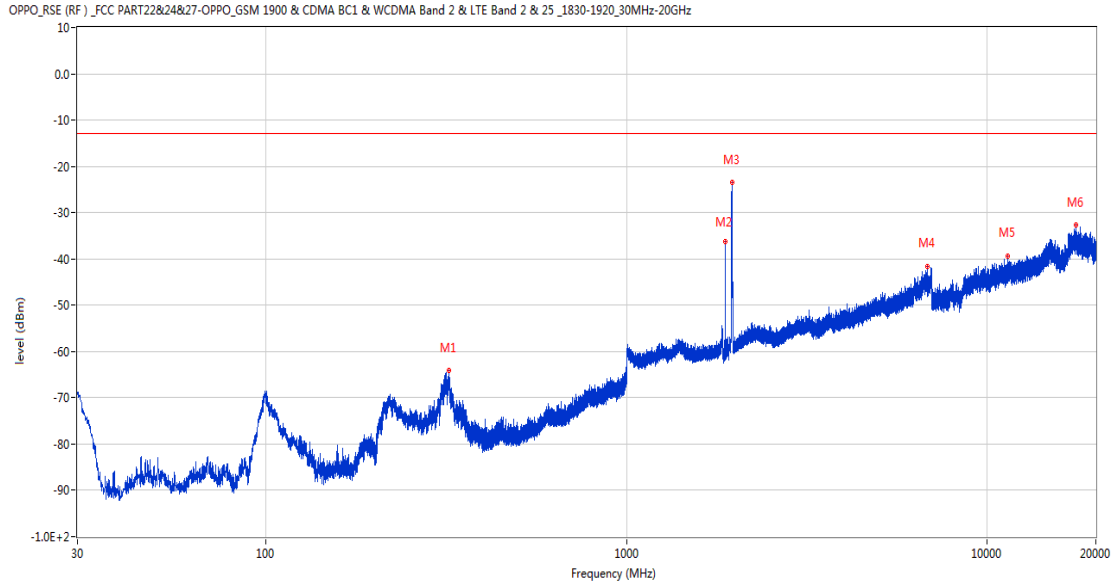
OPPO_RSE (RF) _FCC PART22&24&27-OPPO_GSM 1900 & CDMA BC1 & WCDMA Band 2 & LTE Band 2 & 25 _1830-1920_30MHz-20GHz



Frequency (MHz)	Result (dBm)	Factor (dB)	PK Limit (dBm)	Over Limit (dB)	Table (o)	ANT	EUT	Verdict
313.289	-63.59	-11.94	-13.0	-50.59	51.00	Vertical	Horizontal	Pass
1878.400	-53.43	-4.05	-13.0	-40.43	7.00	Vertical	Horizontal	N/A
1958.800	-41.95	-4.67	-13.0	-28.95	37.00	Vertical	Horizontal	N/A
6782.400	-41.97	12.08	-13.0	-28.97	8.00	Vertical	Horizontal	Pass
11821.088	-38.63	17.83	-13.0	-25.63	225.00	Vertical	Horizontal	Pass
17417.550	-33.78	22.66	-13.0	-20.78	177.00	Vertical	Horizontal	Pass

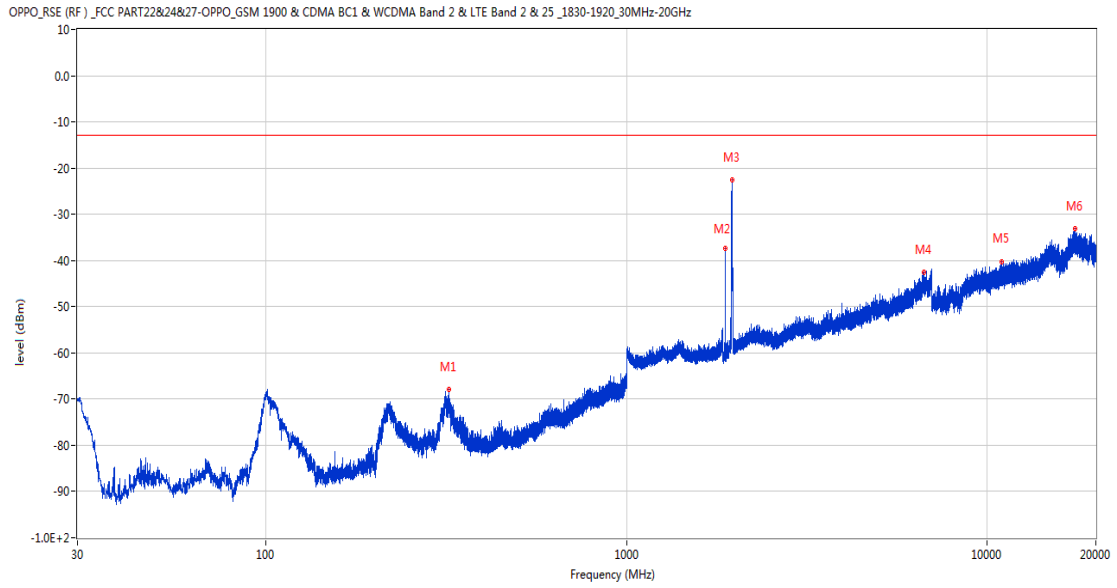
8.4 LTE Band 2 BW10, Middle Channel

RSE-H&H LTE Band 2 BW10 CH18900



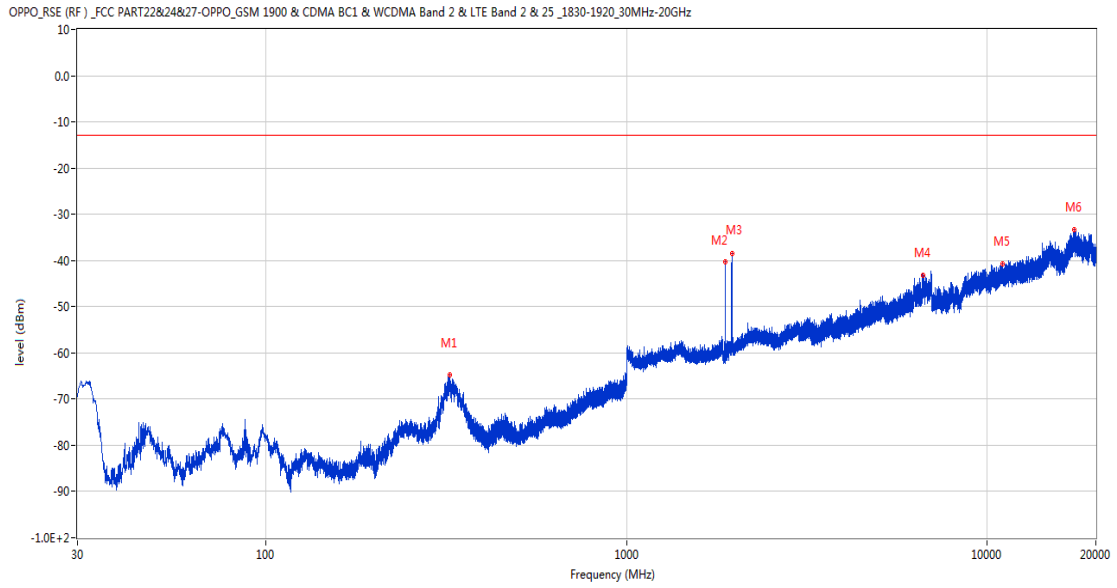
Frequency (MHz)	Result (dBm)	Factor (dB)	PK Limit (dBm)	Over Limit (dB)	Table (o)	ANT	EUT	Verdict
320.660	-64.13	-11.53	-13.0	-51.13	130.00	Horizontal	Horizontal	Pass
1876.000	-36.32	-4.08	-13.0	-23.32	168.00	Horizontal	Horizontal	N/A
1964.200	-23.41	-4.61	-13.0	-10.41	137.00	Horizontal	Horizontal	N/A
6805.400	-41.65	12.16	-13.0	-28.65	348.00	Horizontal	Horizontal	Pass
11413.987	-39.30	17.22	-13.0	-26.30	-1.00	Horizontal	Horizontal	Pass
17610.400	-32.69	21.88	-13.0	-19.69	363.00	Horizontal	Horizontal	Pass

RSE-H&V LTE Band 2 BW10 CH18900



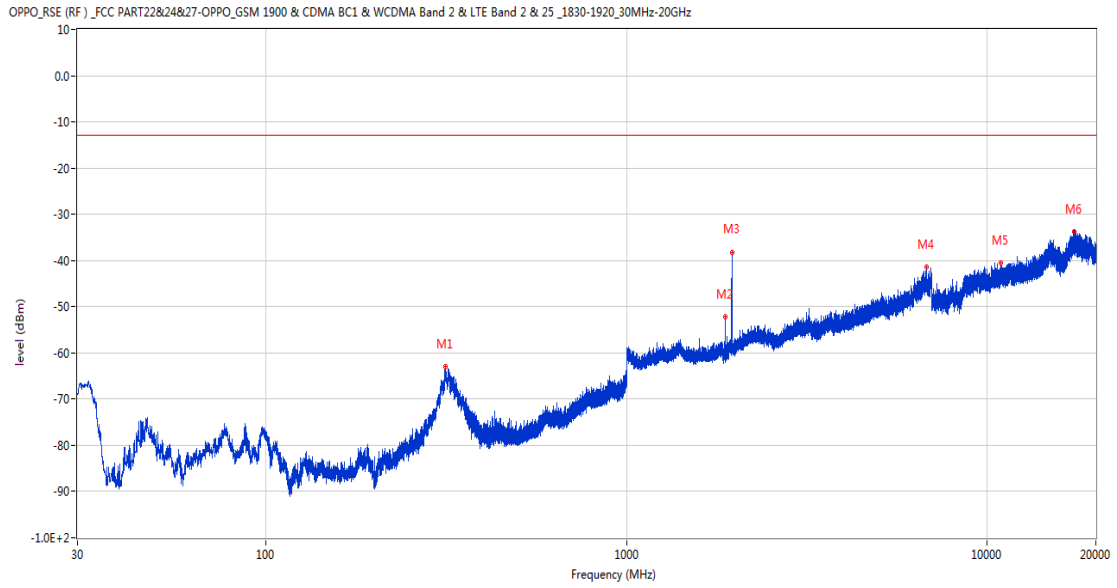
Frequency (MHz)	Result (dBm)	Factor (dB)	PK Limit (dBm)	Over Limit (dB)	Table (o)	ANT	EUT	Verdict
321.242	-68.01	-11.47	-13.0	-55.01	125.00	Horizontal	Vertical	Pass
1876.000	-37.44	-4.08	-13.0	-24.44	7.00	Horizontal	Vertical	N/A
1964.400	-22.59	-4.61	-13.0	-9.59	154.00	Horizontal	Vertical	N/A
6667.000	-42.49	11.56	-13.0	-29.49	334.00	Horizontal	Vertical	Pass
10970.087	-40.39	16.93	-13.0	-27.39	34.00	Horizontal	Vertical	Pass
17564.000	-33.03	22.41	-13.0	-20.03	8.00	Horizontal	Vertical	Pass

RSE-V&V LTE Band 2 BW10 CH18900



Frequency (MHz)	Result (dBm)	Factor (dB)	PK Limit (dBm)	Over Limit (dB)	Table (o)	ANT	EUT	Verdict
322.358	-64.66	-11.46	-13.0	-51.66	50.00	Vertical	Vertical	Pass
1875.900	-40.36	-4.08	-13.0	-27.36	61.00	Vertical	Vertical	N/A
1963.100	-38.54	-4.65	-13.0	-25.54	32.00	Vertical	Vertical	N/A
6619.400	-43.18	12.06	-13.0	-30.18	359.00	Vertical	Vertical	Pass
10995.387	-40.74	17.42	-13.0	-27.74	147.00	Vertical	Vertical	Pass
17410.300	-33.25	22.68	-13.0	-20.25	278.00	Vertical	Vertical	Pass

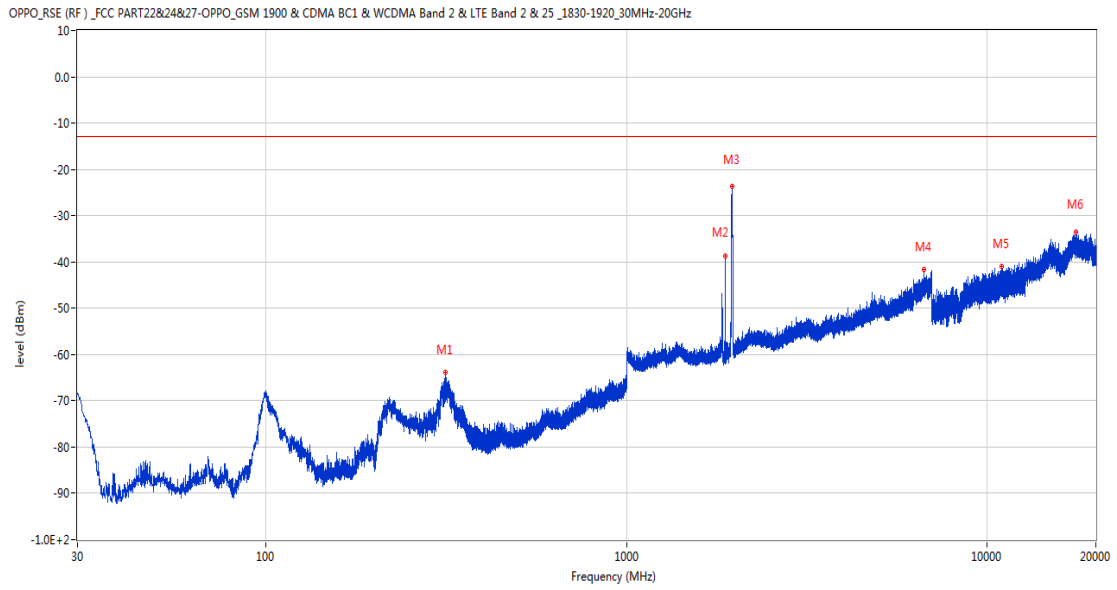
RSE-V&H LTE Band 2 BW10 CH18900



Frequency (MHz)	Result (dBm)	Factor (dB)	PK Limit (dBm)	Over Limit (dB)	Table (o)	ANT	EUT	Verdict
314.453	-62.97	-11.88	-13.0	-49.97	-3.00	Vertical	Horizontal	Pass
1876.000	-52.19	-4.08	-13.0	-39.19	133.00	Vertical	Horizontal	N/A
1964.500	-38.20	-4.60	-13.0	-25.20	163.00	Vertical	Horizontal	N/A
6790.400	-41.33	12.39	-13.0	-28.33	311.00	Vertical	Horizontal	Pass
10895.337	-40.55	17.58	-13.0	-27.55	359.00	Vertical	Horizontal	Pass
17425.162	-33.79	22.52	-13.0	-20.79	-1.00	Vertical	Horizontal	Pass

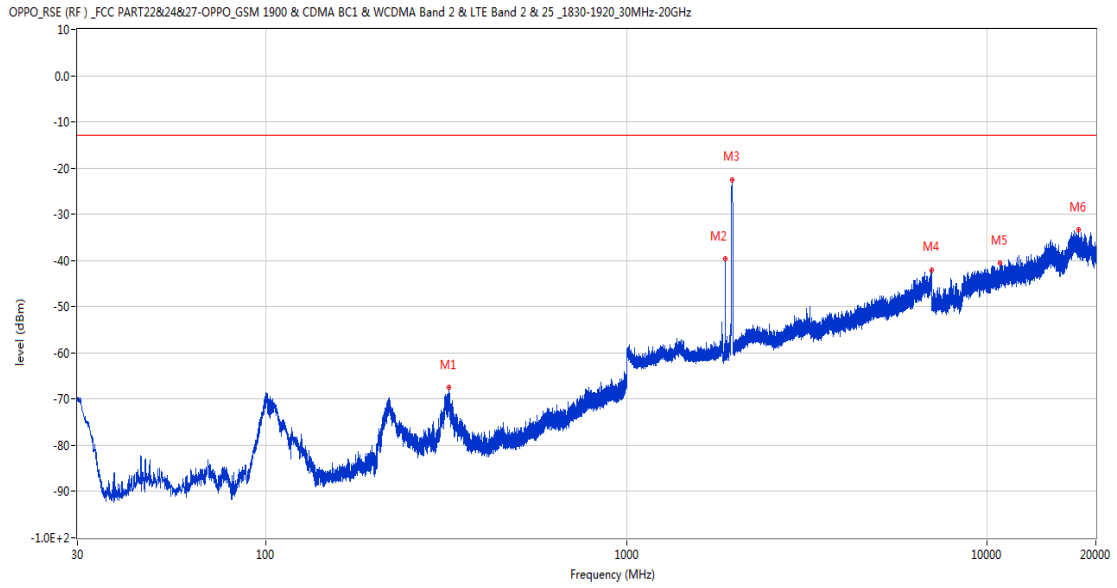
8.5 LTE Band 2 BW15, Middle Channel

RSE-H&H LTE Band 2 BW15 CH18900



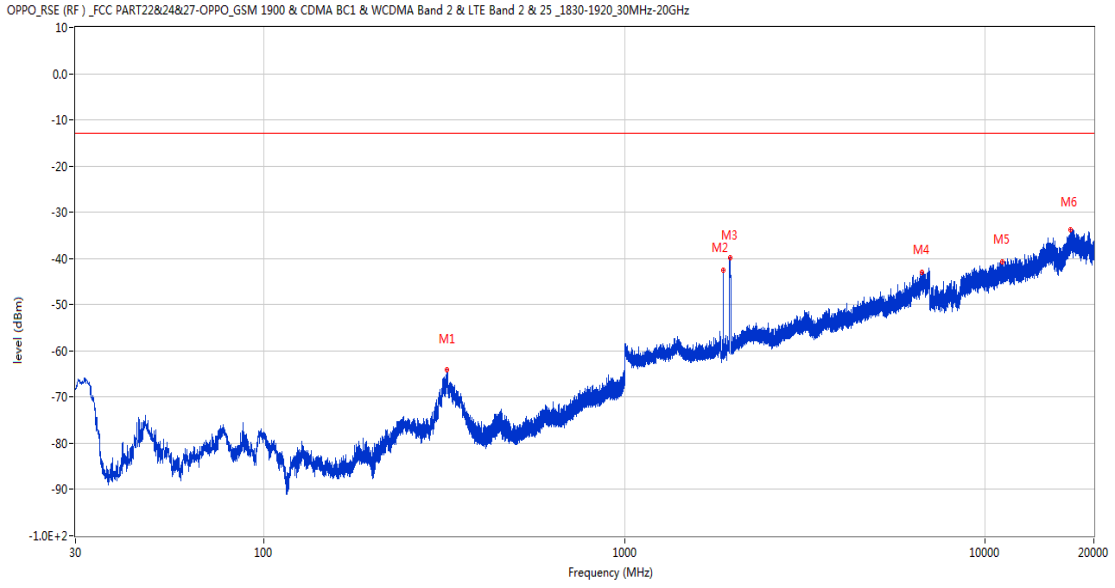
Frequency (MHz)	Result (dBm)	Factor (dB)	PK Limit (dBm)	Over Limit (dB)	Table (o)	ANT	EUT	Verdict
314.792	-63.91	-11.86	-13.0	-50.91	114.00	Horizontal	Horizontal	Pass
1873.300	-38.65	-4.12	-13.0	-25.65	192.00	Horizontal	Horizontal	N/A
1963.900	-23.78	-4.62	-13.0	-10.78	161.00	Horizontal	Horizontal	N/A
6680.800	-41.61	11.78	-13.0	-28.61	161.00	Horizontal	Horizontal	Pass
10978.138	-40.91	17.14	-13.0	-27.91	361.00	Horizontal	Horizontal	Pass
17629.614	-33.62	21.59	-13.0	-20.62	31.00	Horizontal	Horizontal	Pass

RSE-H&V LTE Band 2 BW15 CH18900



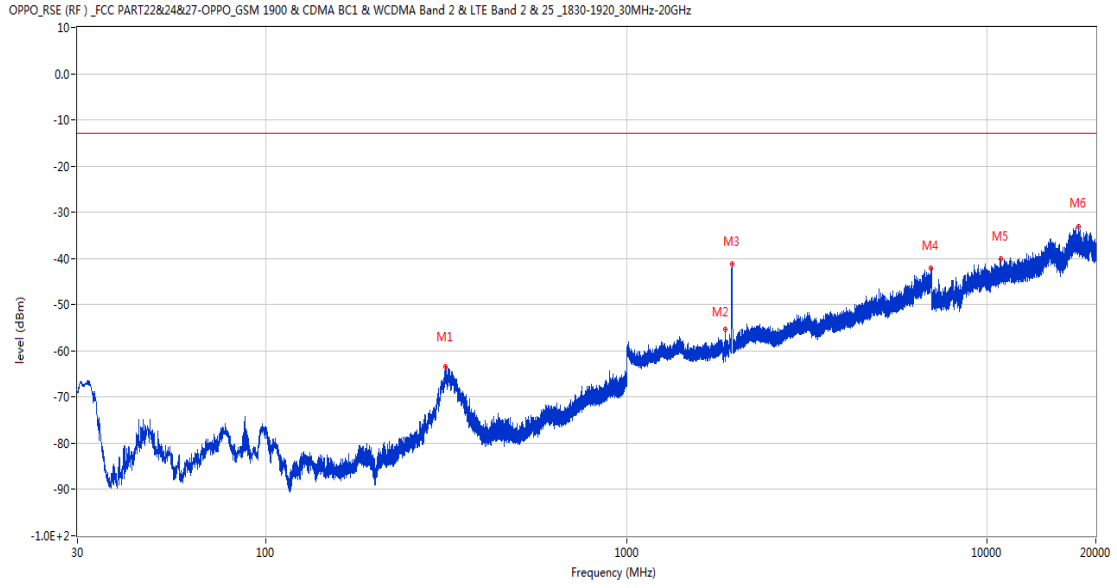
Frequency (MHz)	Result (dBm)	Factor (dB)	PK Limit (dBm)	Over Limit (dB)	Table (o)	ANT	EUT	Verdict
322.067	-67.47	-11.46	-13.0	-54.47	166.00	Horizontal	Vertical	Pass
1873.800	-39.53	-4.11	-13.0	-26.53	336.00	Horizontal	Vertical	N/A
1966.000	-22.51	-4.56	-13.0	-9.51	118.00	Horizontal	Vertical	N/A
6997.600	-42.04	13.62	-13.0	-29.04	256.00	Horizontal	Vertical	Pass
10859.688	-40.43	17.52	-13.0	-27.43	22.00	Horizontal	Vertical	Pass
17875.026	-33.34	22.50	-13.0	-20.34	360.00	Horizontal	Vertical	Pass

RSE-V&V LTE Band 2 BW15 CH18900



Frequency (MHz)	Result (dBm)	Factor (dB)	PK Limit (dBm)	Over Limit (dB)	Table (o)	ANT	EUT	Verdict
322.116	-64.10	-11.46	-13.0	-51.10	28.00	Vertical	Vertical	Pass
1873.900	-42.43	-4.11	-13.0	-29.43	66.00	Vertical	Vertical	N/A
1962.800	-39.91	-4.66	-13.0	-26.91	306.00	Vertical	Vertical	N/A
6676.800	-42.94	11.73	-13.0	-29.94	209.00	Vertical	Vertical	Pass
11146.325	-40.82	16.76	-13.0	-27.82	128.00	Vertical	Vertical	Pass
17194.613	-33.87	20.84	-13.0	-20.87	38.00	Vertical	Vertical	Pass

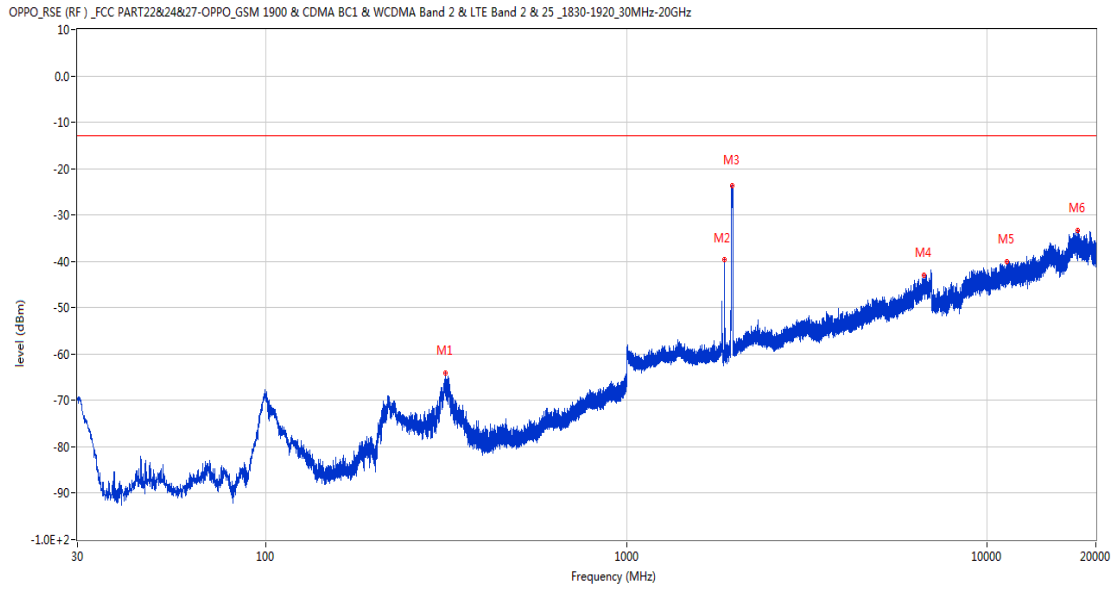
RSE-V&H LTE Band 2 BW15 CH18900



Frequency (MHz)	Result (dBm)	Factor (dB)	PK Limit (dBm)	Over Limit (dB)	Table (o)	ANT	EUT	Verdict
314.647	-63.34	-11.87	-13.0	-50.34	51.00	Vertical	Horizontal	Pass
1873.300	-55.29	-4.12	-13.0	-42.29	14.00	Vertical	Horizontal	N/A
1963.500	-41.19	-4.63	-13.0	-28.19	45.00	Vertical	Horizontal	N/A
6981.200	-41.98	13.81	-13.0	-28.98	266.00	Vertical	Horizontal	Pass
10896.201	-39.95	17.61	-13.0	-26.95	163.00	Vertical	Horizontal	Pass
17871.036	-33.17	22.38	-13.0	-20.17	361.00	Vertical	Horizontal	Pass

8.6 LTE Band 2 BW20, Middle Channel

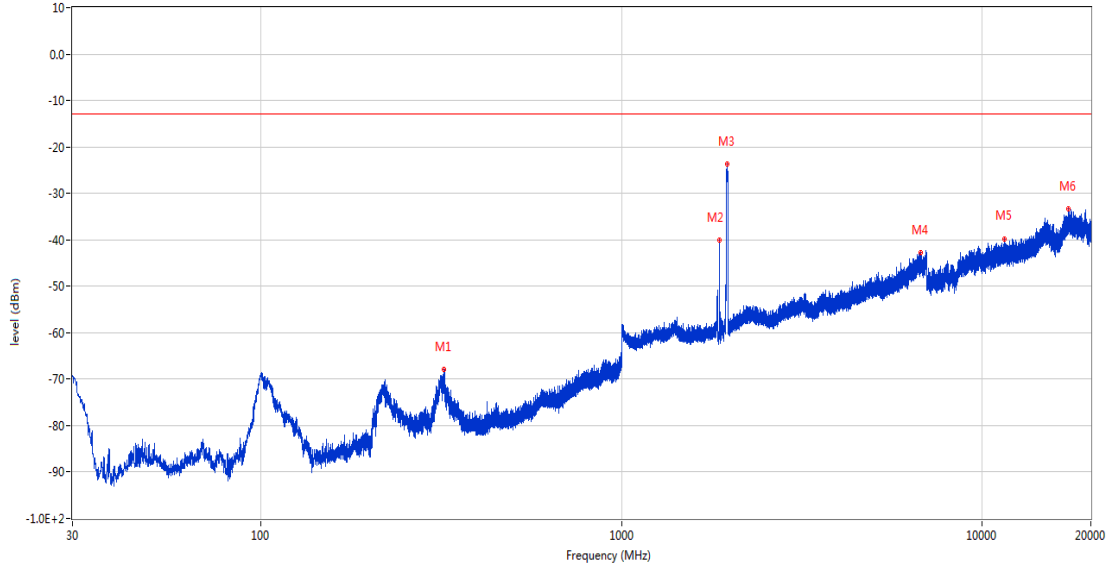
RSE-H&H LTE Band 2 BW20 CH18900



Frequency (MHz)	Result (dBm)	Factor (dB)	PK Limit (dBm)	Over Limit (dB)	Table (o)	ANT	EUT	Verdict
314.938	-64.18	-11.85	-13.0	-51.18	139.00	Horizontal	Horizontal	Pass
1871.000	-39.67	-4.14	-13.0	-26.67	172.00	Horizontal	Horizontal	N/A
1965.500	-23.74	-4.58	-13.0	-10.74	111.00	Horizontal	Horizontal	N/A
6661.000	-43.03	11.52	-13.0	-30.03	302.00	Horizontal	Horizontal	Pass
11320.838	-40.05	17.62	-13.0	-27.05	101.00	Horizontal	Horizontal	Pass
17859.074	-33.26	22.04	-13.0	-20.26	360.00	Horizontal	Horizontal	Pass

RSE-H&V LTE Band 2 BW20 CH18900

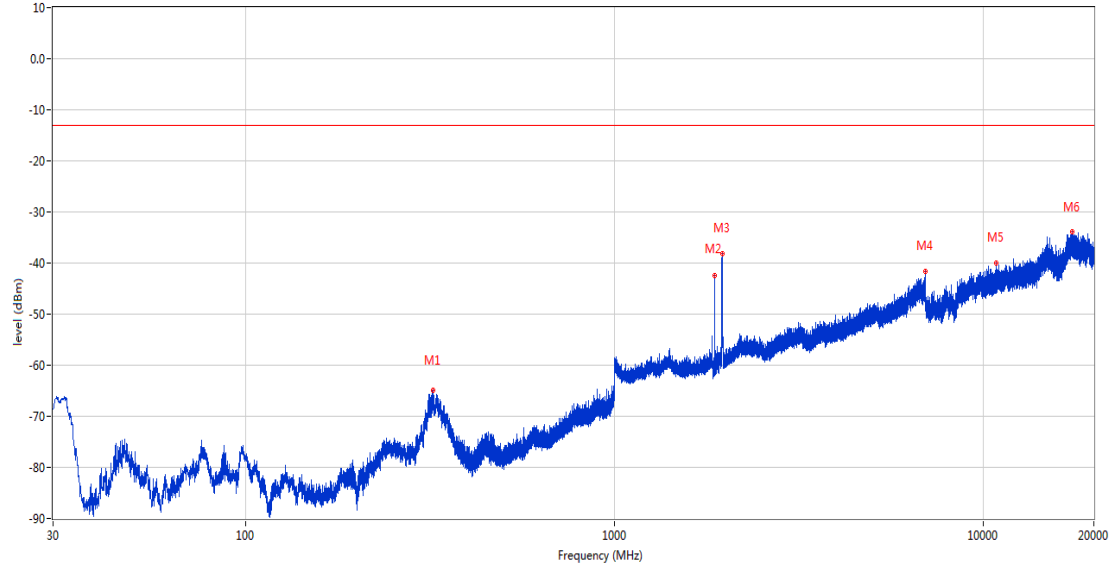
OPPO_RSE (RF) _FCC PART22&24&27-OPPO_GSM 1900 & CDMA BC1 & WCDMA Band 2 & LTE Band 2 & 25 _1830-1920_30MHz-20GHz



Frequency (MHz)	Result (dBm)	Factor (dB)	PK Limit (dBm)	Over Limit (dB)	Table (o)	ANT	EUT	Verdict
320.612	-67.89	-11.53	-13.0	-54.89	117.00	Horizontal	Vertical	Pass
1871.000	-40.13	-4.14	-13.0	-27.13	361.00	Horizontal	Vertical	N/A
1963.100	-23.57	-4.65	-13.0	-10.57	131.00	Horizontal	Vertical	N/A
6739.200	-42.77	12.06	-13.0	-29.77	334.00	Horizontal	Vertical	Pass
11494.776	-39.90	17.77	-13.0	-26.90	361.00	Horizontal	Vertical	Pass
17366.800	-33.37	21.76	-13.0	-20.37	37.00	Horizontal	Vertical	Pass

RSE-V&V LTE Band 2 BW20 CH18900

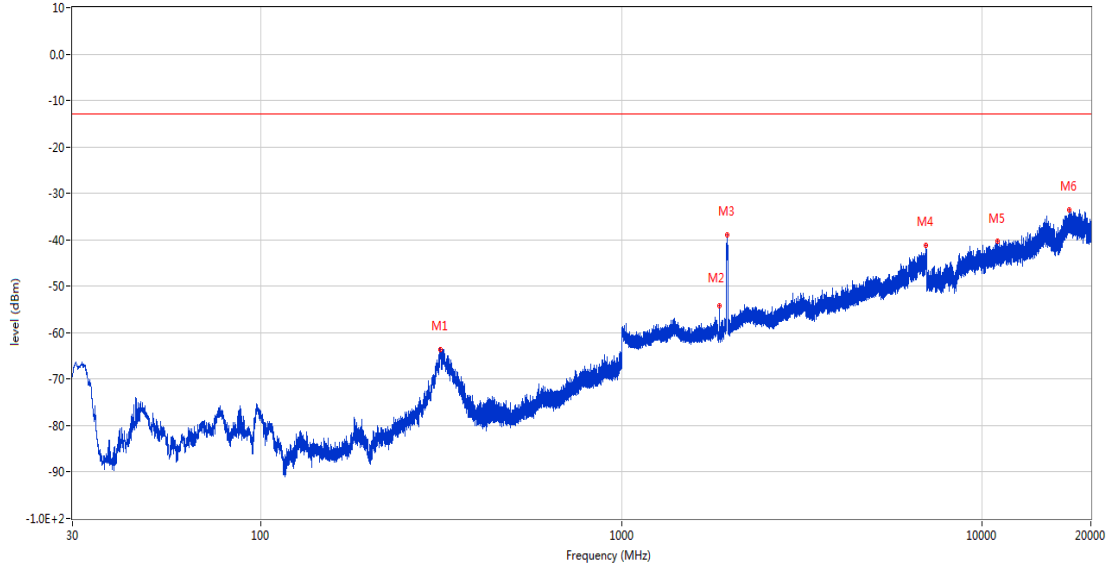
OPPO_RSE (RF) _FCC PART22&24&27-OPPO_GSM 1900 & CDMA BC1 & WCDMA Band 2 & LTE Band 2 & 25 _1830-1920_30MHz-20GHz



Frequency (MHz)	Result (dBm)	Factor (dB)	PK Limit (dBm)	Over Limit (dB)	Table (o)	ANT	EUT	Verdict
322.600	-64.97	-11.46	-13.0	-51.97	47.00	Vertical	Vertical	Pass
1871.500	-42.53	-4.14	-13.0	-29.53	53.00	Vertical	Vertical	N/A
1963.500	-38.19	-4.63	-13.0	-25.19	53.00	Vertical	Vertical	N/A
6972.800	-41.69	13.67	-13.0	-28.69	280.00	Vertical	Vertical	Pass
10898.500	-39.95	17.68	-13.0	-26.95	232.00	Vertical	Vertical	Pass
17457.062	-33.94	21.80	-13.0	-20.94	9.00	Vertical	Vertical	Pass

RSE-V&H LTE Band 2 BW20 CH18900

OPPO_RSE (RF) _FCC PART22&24&27-OPPO_GSM 1900 & CDMA BC1 & WCDMA Band 2 & LTE Band 2 & 25 _1830-1920_30MHz-20GHz

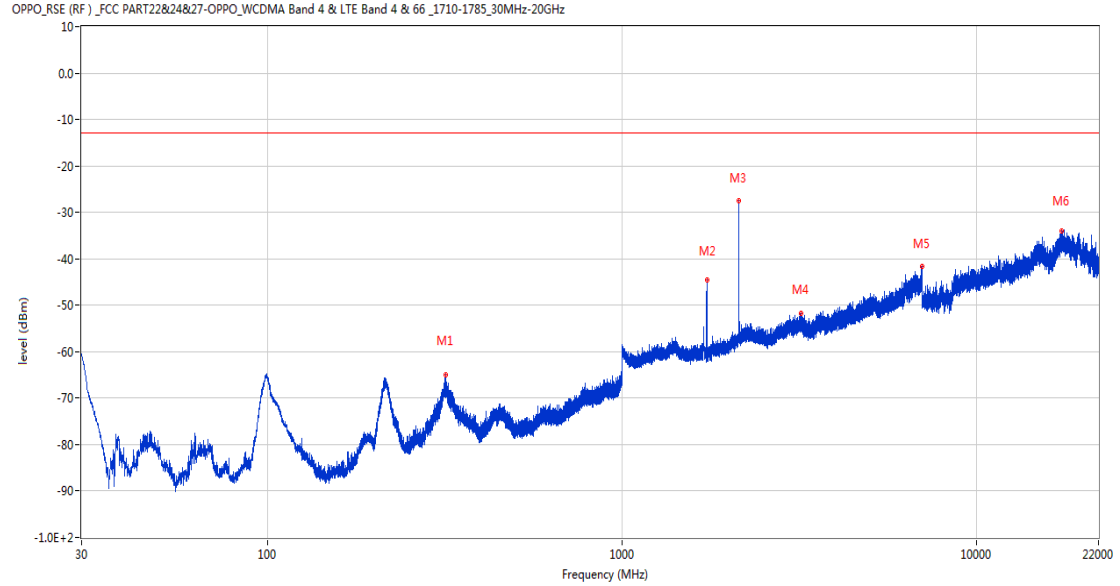


Frequency (MHz)	Result (dBm)	Factor (dB)	PK Limit (dBm)	Over Limit (dB)	Table (o)	ANT	EUT	Verdict
314.113	-63.55	-11.89	-13.0	-50.55	19.00	Vertical	Horizontal	Pass
1871.000	-54.18	-4.14	-13.0	-41.18	131.00	Vertical	Horizontal	N/A
1966.600	-38.83	-4.53	-13.0	-25.83	161.00	Vertical	Horizontal	N/A
6983.600	-41.19	13.84	-13.0	-28.19	31.00	Vertical	Horizontal	Pass
11032.188	-40.22	16.81	-13.0	-27.22	8.00	Vertical	Horizontal	Pass
17422.987	-33.59	22.58	-13.0	-20.59	350.00	Vertical	Horizontal	Pass

9 LTE Band 4

9.1 LTE Band 4 BW1.4, Middle Channel

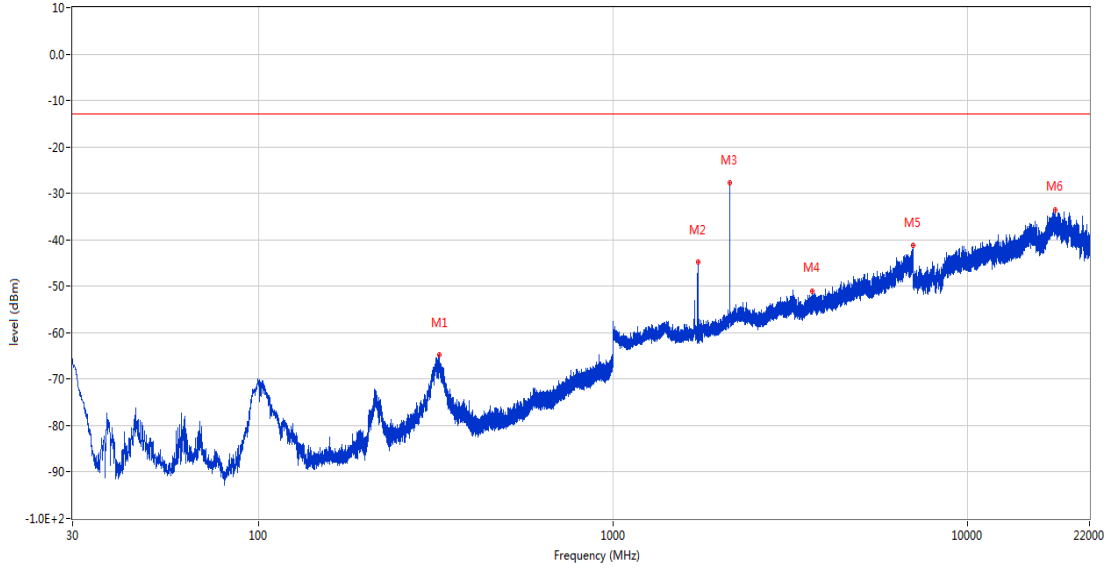
RSE-H&H LTE Band 4 BW1.4 CH20175



Frequency (MHz)	Result (dBm)	Factor (dB)	PK Limit (dBm)	Over Limit (dB)	Table (o)	ANT	EUT	Verdict
317.605	-65.00	-11.74	-13.0	-52.00	120.00	Horizontal	Horizontal	Pass
1732.500	-44.48	-4.53	-13.0	-31.48	0.00	Horizontal	Horizontal	N/A
2133.200	-27.47	-2.60	-13.0	-14.47	286.00	Horizontal	Horizontal	N/A
3202.600	-51.76	3.03	-13.0	-38.76	202.00	Horizontal	Horizontal	Pass
6998.200	-41.60	13.63	-13.0	-28.60	54.00	Horizontal	Horizontal	Pass
17290.363	-33.96	21.12	-13.0	-20.96	161.00	Horizontal	Horizontal	Pass

RSE-H&V LTE Band 4 BW1.4 CH20175

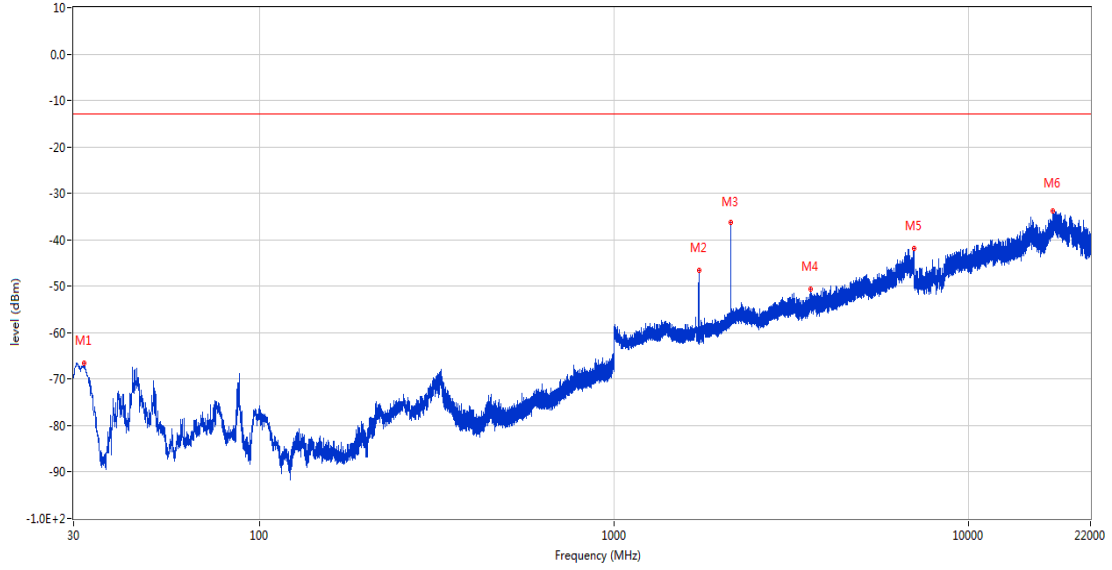
OPPO_RSE (RF) _FCC PART22&24&27-OPPO_WCDMA Band 4 & LTE Band 4 & 66_1710-1785_30MHz-20GHz



Frequency (MHz)	Result (dBm)	Factor (dB)	PK Limit (dBm)	Over Limit (dB)	Table (o)	ANT	EUT	Verdict
324.153	-64.79	-11.39	-13.0	-51.79	187.00	Horizontal	Vertical	Pass
1732.500	-44.66	-4.53	-13.0	-31.66	138.00	Horizontal	Vertical	N/A
2132.800	-27.76	-2.61	-13.0	-14.76	121.00	Horizontal	Vertical	N/A
3649.000	-50.97	4.49	-13.0	-37.97	138.00	Horizontal	Vertical	Pass
6992.000	-41.19	13.55	-13.0	-28.19	1.00	Horizontal	Vertical	Pass
17602.087	-33.57	21.95	-13.0	-20.57	161.00	Horizontal	Vertical	Pass

RSE-V&V LTE Band 4 BW1.4 CH20175

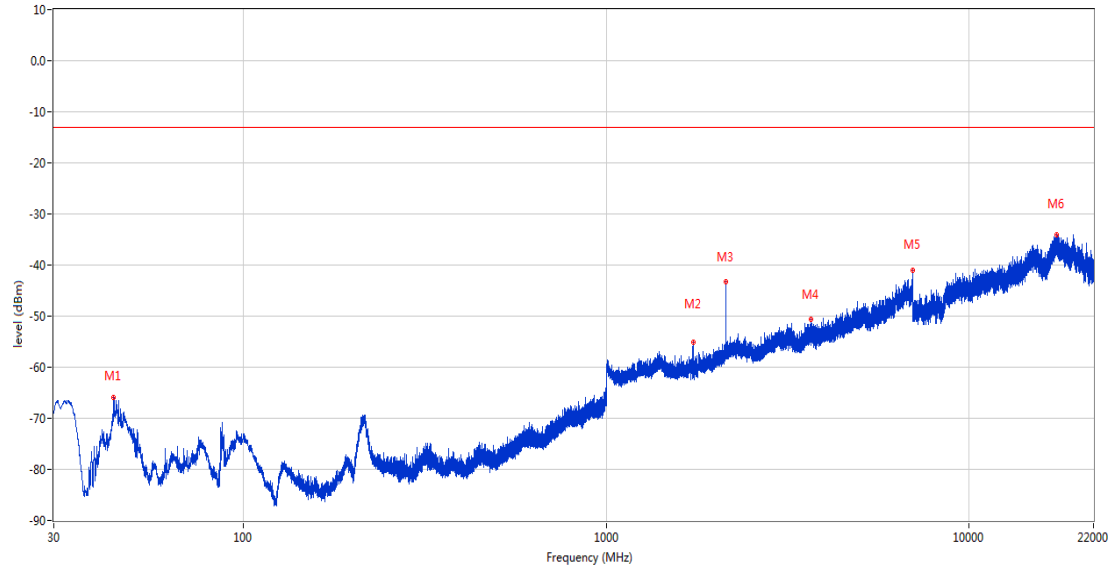
OPPO_RSE (RF) _FCC PART22&24&27-OPPO_WCDMA Band 4 & LTE Band 4 & 66_1710-1785_30MHz-20GHz



Frequency (MHz)	Result (dBm)	Factor (dB)	PK Limit (dBm)	Over Limit (dB)	Table (o)	ANT	EUT	Verdict
32.134	-66.66	-16.80	-13.0	-53.66	80.00	Vertical	Vertical	Pass
1732.500	-46.55	-4.53	-13.0	-33.55	107.00	Vertical	Vertical	N/A
2133.300	-36.34	-2.60	-13.0	-23.34	72.00	Vertical	Vertical	N/A
3579.000	-50.71	3.69	-13.0	-37.71	323.00	Vertical	Vertical	Pass
6994.000	-41.93	13.63	-13.0	-28.93	288.00	Vertical	Vertical	Pass
17218.677	-33.79	20.46	-13.0	-20.79	11.00	Vertical	Vertical	Pass

RSE-V&H LTE Band 4 BW1.4 CH20175

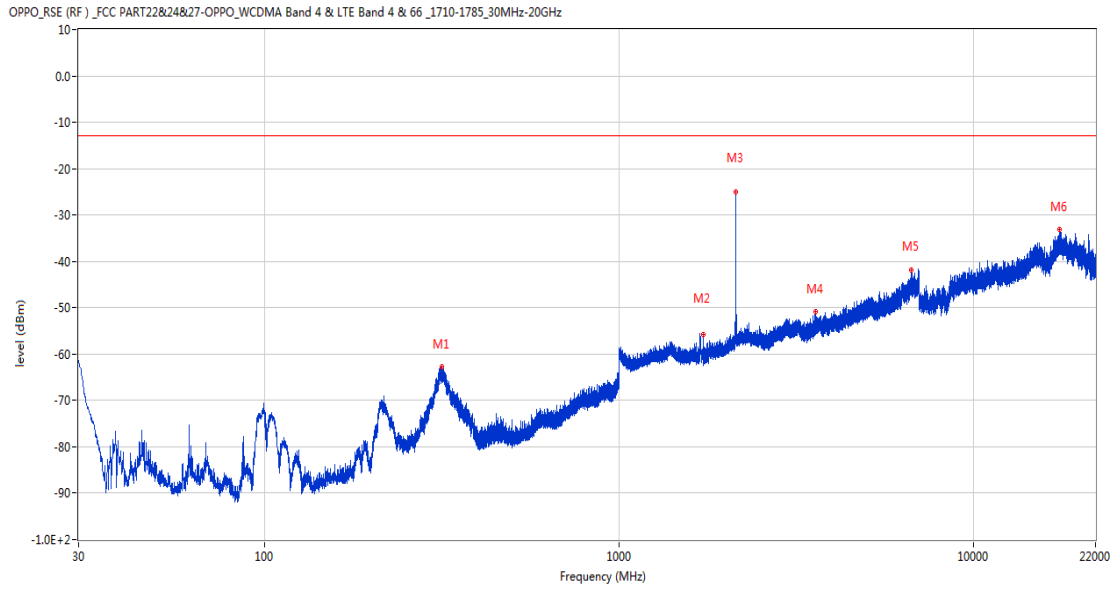
OPPO_RSE (RF)_FCC PART22&24&27-OPPO_WCDMA Band 4 & LTE Band 4 & 66_1710-1785_30MHz-20GHz



Frequency (MHz)	Result (dBm)	Factor (dB)	PK Limit (dBm)	Over Limit (dB)	Table (o)	ANT	EUT	Verdict
43.919	-65.87	-14.66	-13.0	-52.87	229.00	Vertical	Horizontal	Pass
1732.400	-55.11	-4.53	-13.0	-42.11	8.00	Vertical	Horizontal	N/A
2132.700	-43.33	-2.61	-13.0	-30.33	168.00	Vertical	Horizontal	N/A
3656.600	-50.67	4.08	-13.0	-37.67	46.00	Vertical	Horizontal	Pass
6993.600	-41.11	13.65	-13.0	-28.11	145.00	Vertical	Horizontal	Pass
17367.136	-33.98	21.77	-13.0	-20.98	86.00	Vertical	Horizontal	Pass

9.2 LTE Band 4 BW3, Middle Channel

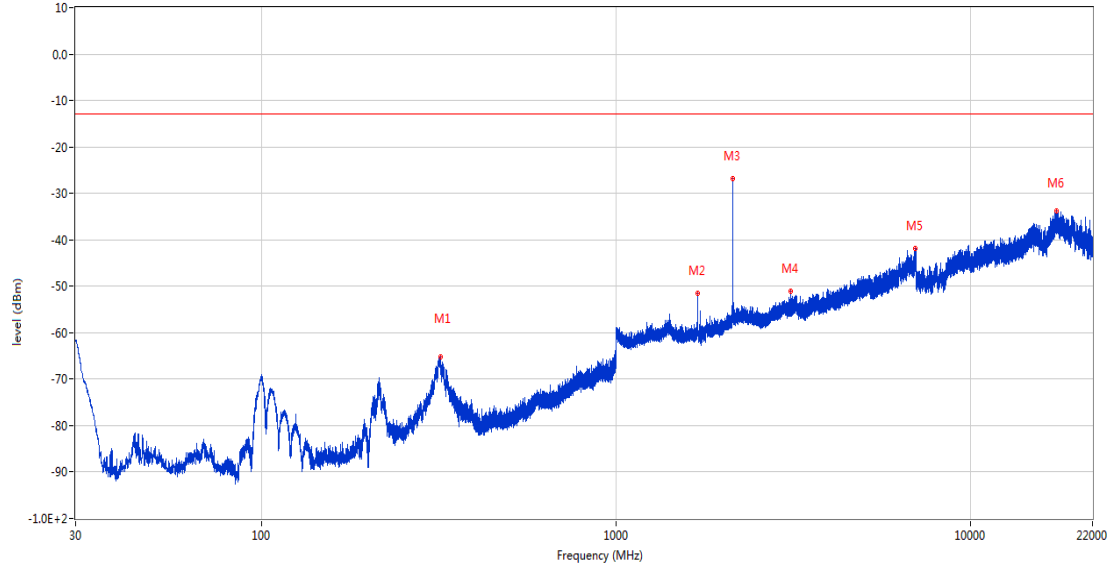
RSE-H&H LTE Band 4 BW3 CH20175



Frequency (MHz)	Result (dBm)	Factor (dB)	PK Limit (dBm)	Over Limit (dB)	Table (o)	ANT	EUT	Verdict
316.538	-62.77	-11.73	-13.0	-49.77	98.00	Horizontal	Horizontal	Pass
1731.700	-55.84	-4.53	-13.0	-42.84	220.00	Horizontal	Horizontal	N/A
2132.100	-25.12	-2.63	-13.0	-12.12	273.00	Horizontal	Horizontal	N/A
3578.000	-50.92	3.76	-13.0	-37.92	216.00	Horizontal	Horizontal	Pass
6664.600	-41.78	11.59	-13.0	-28.78	267.00	Horizontal	Horizontal	Pass
17436.975	-33.16	22.23	-13.0	-20.16	311.00	Horizontal	Horizontal	Pass

RSE-H&V LTE Band 4 BW3 CH20175

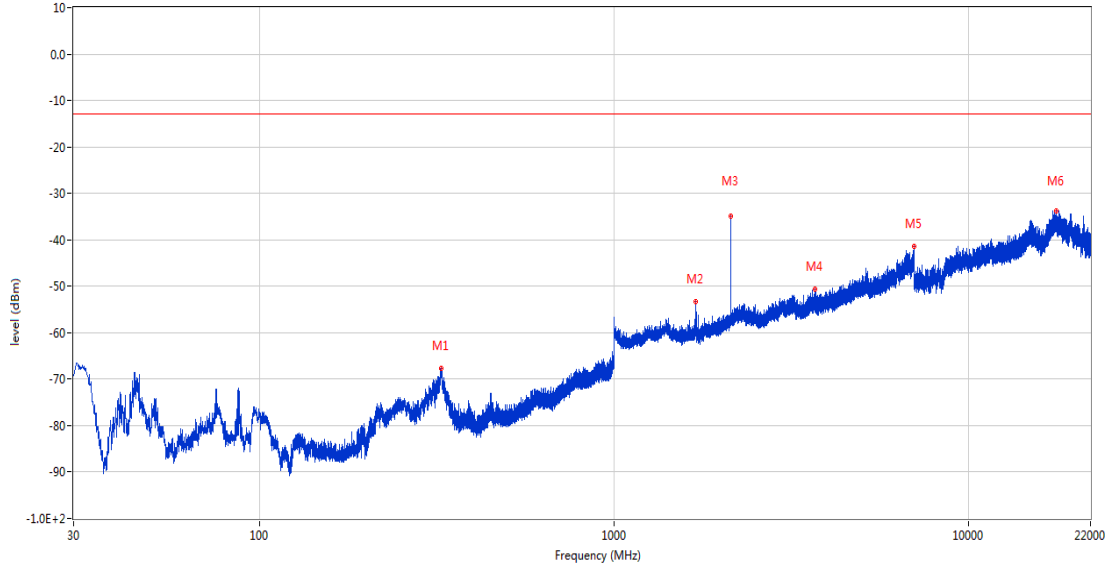
OPPO_RSE (RF) _FCC PART22&24&27-OPPO_WCDMA Band 4 & LTE Band 4 & 66_1710-1785_30MHz-20GHz



Frequency (MHz)	Result (dBm)	Factor (dB)	PK Limit (dBm)	Over Limit (dB)	Table (o)	ANT	EUT	Verdict
319.836	-65.29	-11.69	-13.0	-52.29	149.00	Horizontal	Vertical	Pass
1700.000	-51.56	-4.56	-13.0	-38.56	350.00	Horizontal	Vertical	N/A
2132.200	-26.87	-2.63	-13.0	-13.87	207.00	Horizontal	Vertical	N/A
3107.000	-51.03	2.62	-13.0	-38.03	90.00	Horizontal	Vertical	Pass
6985.800	-41.92	13.70	-13.0	-28.92	138.00	Horizontal	Vertical	Pass
17467.038	-33.84	21.73	-13.0	-20.84	0.00	Horizontal	Vertical	Pass

RSE-V&V LTE Band 4 BW3 CH20175

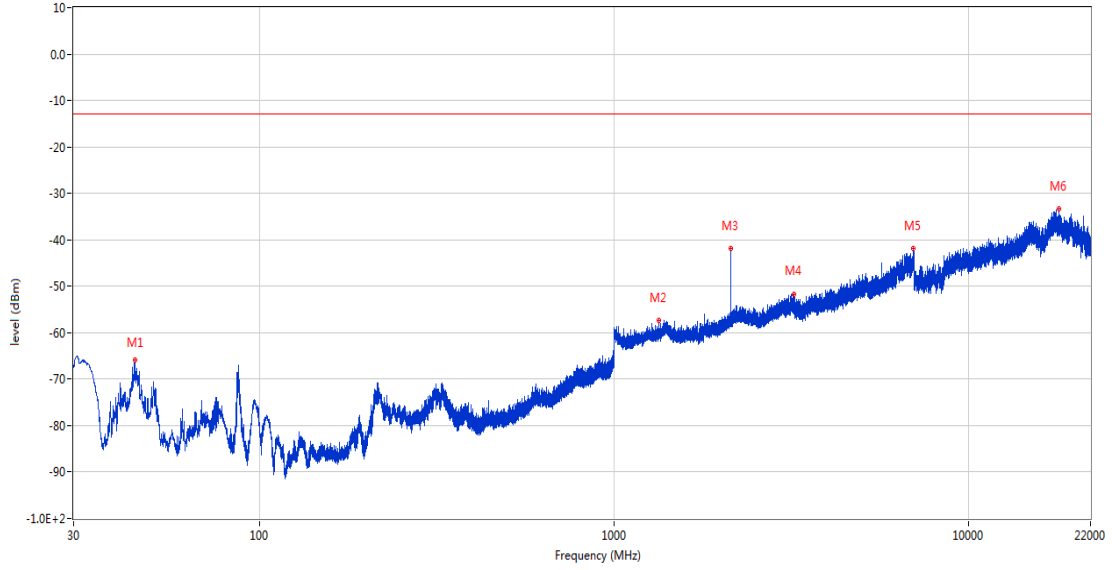
OPPO_RSE (RF)_FCC PART22&24&27-OPPO_WCDMA Band 4 & LTE Band 4 & 66_1710-1785_30MHz-20GHz



Frequency (MHz)	Result (dBm)	Factor (dB)	PK Limit (dBm)	Over Limit (dB)	Table (o)	ANT	EUT	Verdict
326.335	-67.58	-11.28	-13.0	-54.58	360.00	Vertical	Vertical	Pass
1701.200	-53.37	-4.53	-13.0	-40.37	40.00	Vertical	Vertical	N/A
2131.900	-34.92	-2.64	-13.0	-21.92	57.00	Vertical	Vertical	N/A
3689.400	-50.70	4.98	-13.0	-37.70	273.00	Vertical	Vertical	Pass
6998.400	-41.51	13.63	-13.0	-28.51	137.00	Vertical	Vertical	Pass
17580.349	-33.77	22.19	-13.0	-20.77	350.00	Vertical	Vertical	Pass

RSE-V&H LTE Band 4 BW3 CH20175

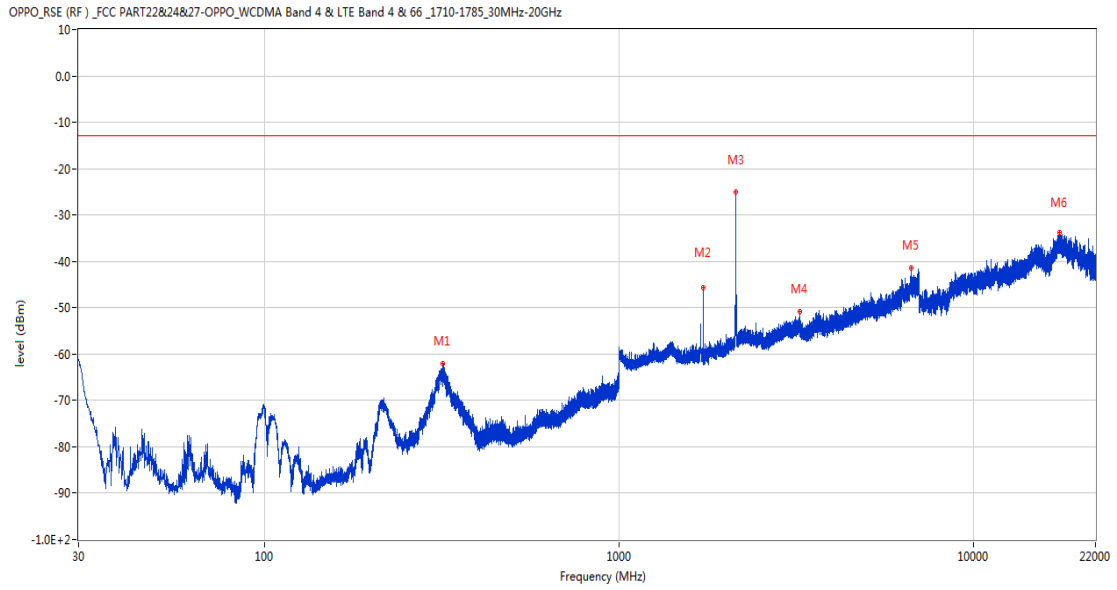
OPPO_RSE (RF) _FCC PART22&24&27-OPPO_WCDMA Band 4 & LTE Band 4 & 66_1710-1785_30MHz-20GHz



Frequency (MHz)	Result (dBm)	Factor (dB)	PK Limit (dBm)	Over Limit (dB)	Table (o)	ANT	EUT	Verdict
44.599	-65.95	-15.56	-13.0	-52.95	1.00	Vertical	Horizontal	Pass
1337.700	-57.30	-5.32	-13.0	-44.30	22.00	Vertical	Horizontal	Pass
2133.100	-41.91	-2.60	-13.0	-28.91	349.00	Vertical	Horizontal	N/A
3205.400	-51.80	3.12	-13.0	-38.80	274.00	Vertical	Horizontal	Pass
6961.800	-41.95	12.91	-13.0	-28.95	120.00	Vertical	Horizontal	Pass
17894.388	-33.28	22.80	-13.0	-20.28	178.00	Vertical	Horizontal	Pass

9.3 LTE Band 4 BW5, Middle Channel

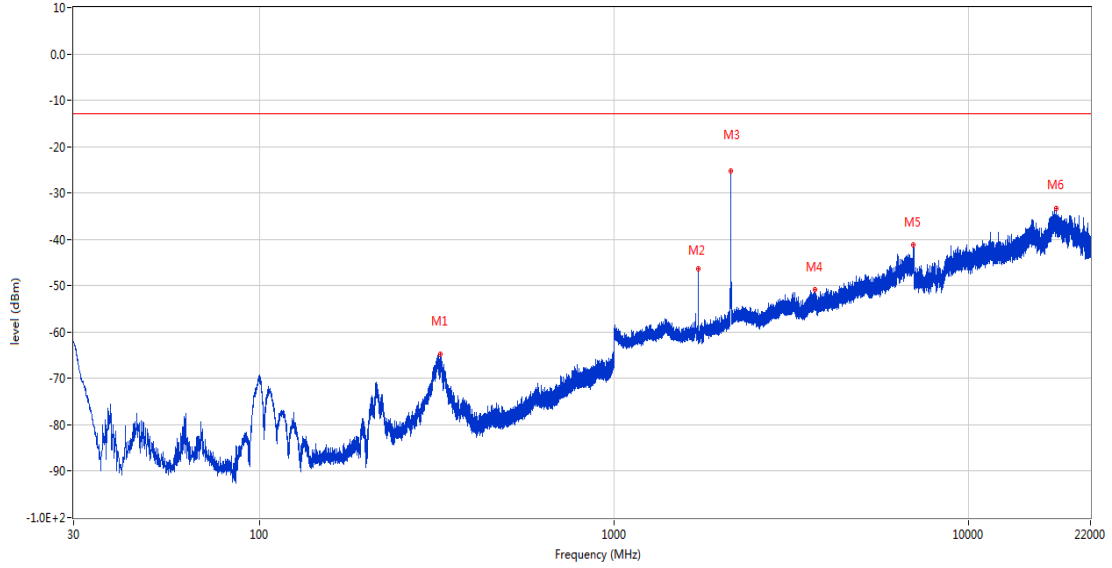
RSE-H&H LTE Band 4 BW5 CH20175



Frequency (MHz)	Result (dBm)	Factor (dB)	PK Limit (dBm)	Over Limit (dB)	Table (o)	ANT	EUT	Verdict
317.605	-62.09	-11.74	-13.0	-49.09	106.00	Horizontal	Horizontal	Pass
1730.800	-45.70	-4.53	-13.0	-32.70	165.00	Horizontal	Horizontal	N/A
2134.600	-25.02	-2.57	-13.0	-12.02	282.00	Horizontal	Horizontal	N/A
3224.600	-50.84	3.94	-13.0	-37.84	324.00	Horizontal	Horizontal	Pass
6660.400	-41.41	11.47	-13.0	-28.41	259.00	Horizontal	Horizontal	Pass
17376.850	-33.71	22.11	-13.0	-20.71	154.00	Horizontal	Horizontal	Pass

RSE-H&V LTE Band 4 BW5 CH20175

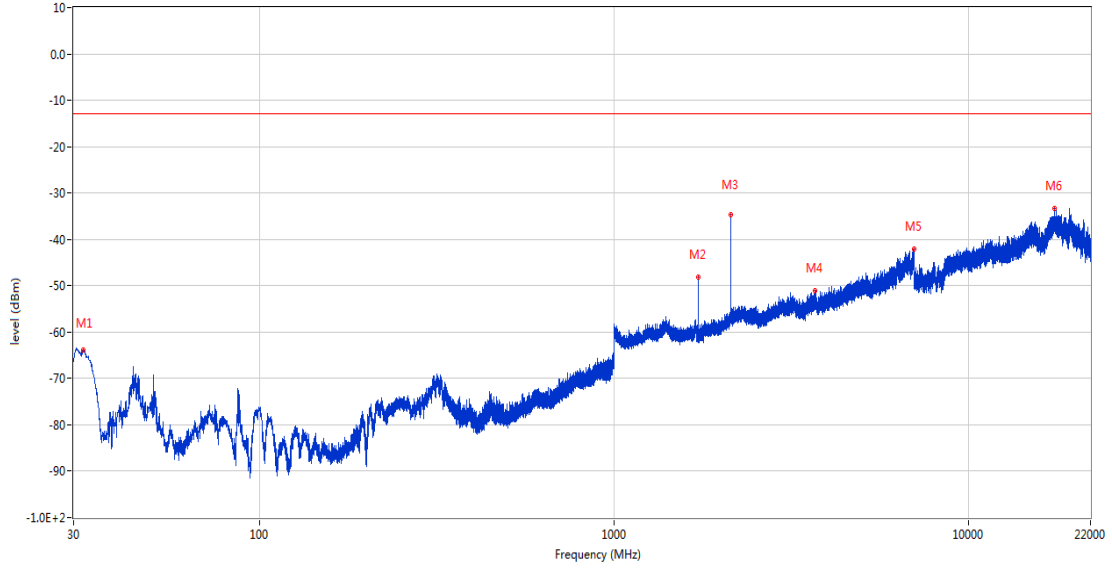
OPPO_RSE (RF)_FCC PART22&24&27-OPPO_WCDMA Band 4 & LTE Band 4 & 66_1710-1785_30MHz-20GHz



Frequency (MHz)	Result (dBm)	Factor (dB)	PK Limit (dBm)	Over Limit (dB)	Table (o)	ANT	EUT	Verdict
324.541	-64.72	-11.37	-13.0	-51.72	176.00	Horizontal	Vertical	Pass
1730.800	-46.41	-4.53	-13.0	-33.41	149.00	Horizontal	Vertical	N/A
2131.200	-25.31	-2.65	-13.0	-12.31	133.00	Horizontal	Vertical	N/A
3686.000	-50.91	4.84	-13.0	-37.91	352.00	Horizontal	Vertical	Pass
6978.400	-41.20	13.94	-13.0	-28.20	256.00	Horizontal	Vertical	Pass
17576.651	-33.38	22.24	-13.0	-20.38	363.00	Horizontal	Vertical	Pass

RSE-V&V LTE Band 4 BW5 CH20175

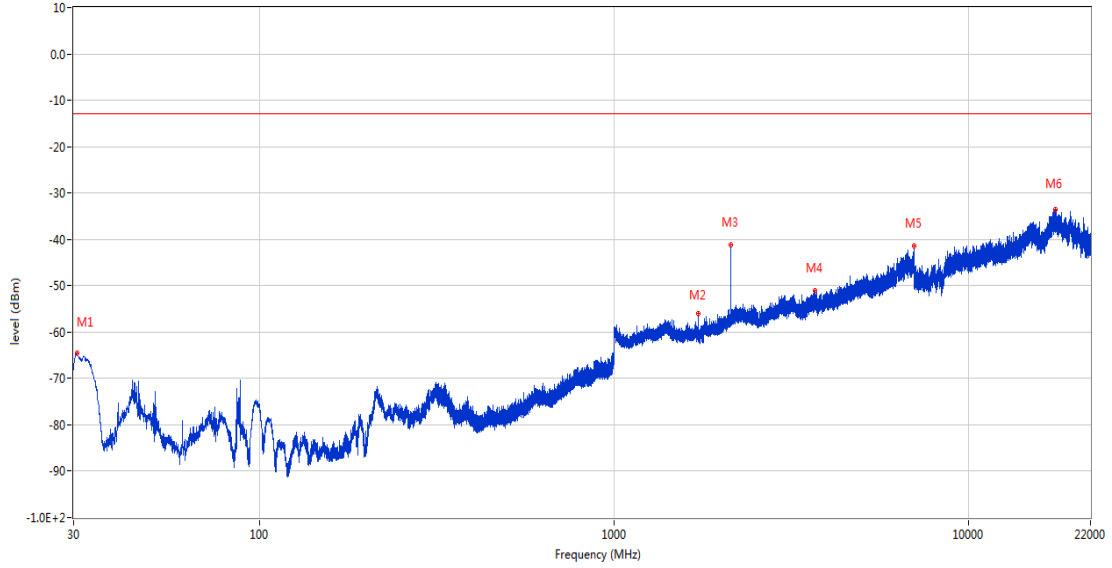
OPPO_RSE (RF) _FCC PART22&24&27-OPPO_WCDMA Band 4 & LTE Band 4 & 66_1710-1785_30MHz-20GHz



Frequency (MHz)	Result (dBm)	Factor (dB)	PK Limit (dBm)	Over Limit (dB)	Table (o)	ANT	EUT	Verdict
31.892	-63.79	-17.09	-13.0	-50.79	0.00	Vertical	Vertical	Pass
1730.800	-48.18	-4.53	-13.0	-35.18	113.00	Vertical	Vertical	N/A
2132.000	-34.76	-2.64	-13.0	-21.76	65.00	Vertical	Vertical	N/A
3692.200	-51.15	5.05	-13.0	-38.15	271.00	Vertical	Vertical	Pass
6996.400	-41.97	13.58	-13.0	-28.97	5.00	Vertical	Vertical	Pass
17466.114	-33.39	21.73	-13.0	-20.39	238.00	Vertical	Vertical	Pass

RSE-V&H LTE Band 4 BW5 CH20175

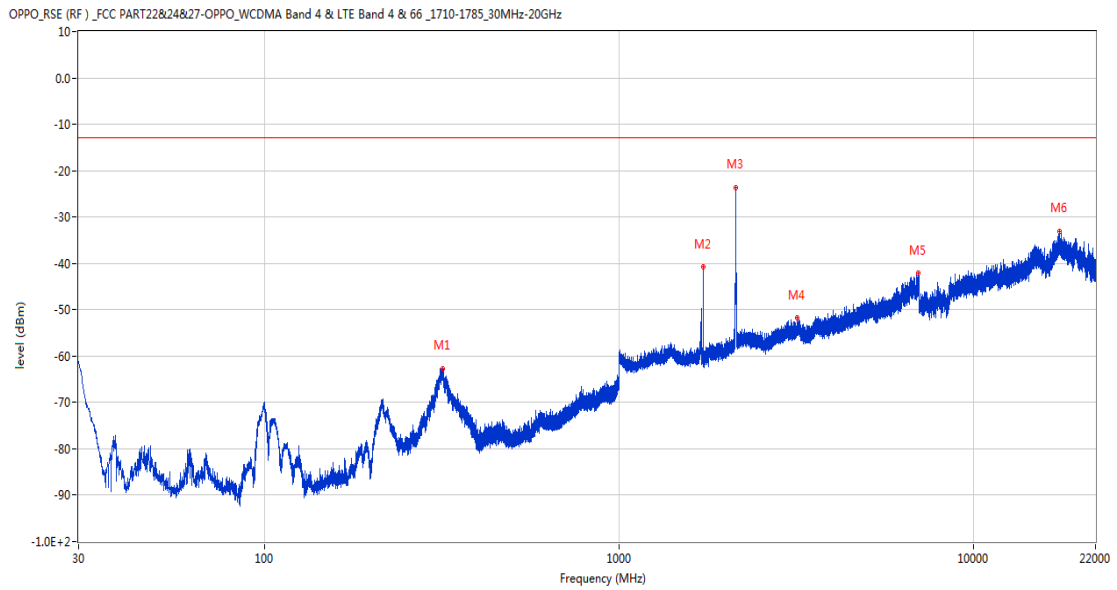
OPPO_RSE (RF) _FCC PART22&24&27-OPPO_WCDMA Band 4 & LTE Band 4 & 66_1710-1785_30MHz-20GHz



Frequency (MHz)	Result (dBm)	Factor (dB)	PK Limit (dBm)	Over Limit (dB)	Table (o)	ANT	EUT	Verdict
30.631	-64.43	-19.43	-13.0	-51.43	76.00	Vertical	Horizontal	Pass
1730.900	-55.90	-4.53	-13.0	-42.90	245.00	Vertical	Horizontal	N/A
2131.400	-41.12	-2.65	-13.0	-28.12	165.00	Vertical	Horizontal	N/A
3679.600	-51.14	4.56	-13.0	-38.14	224.00	Vertical	Horizontal	Pass
6999.600	-41.31	13.65	-13.0	-28.31	358.00	Vertical	Horizontal	Pass
17498.026	-33.59	21.15	-13.0	-20.59	301.00	Vertical	Horizontal	Pass

9.4 LTE Band 4 BW10, Middle Channel

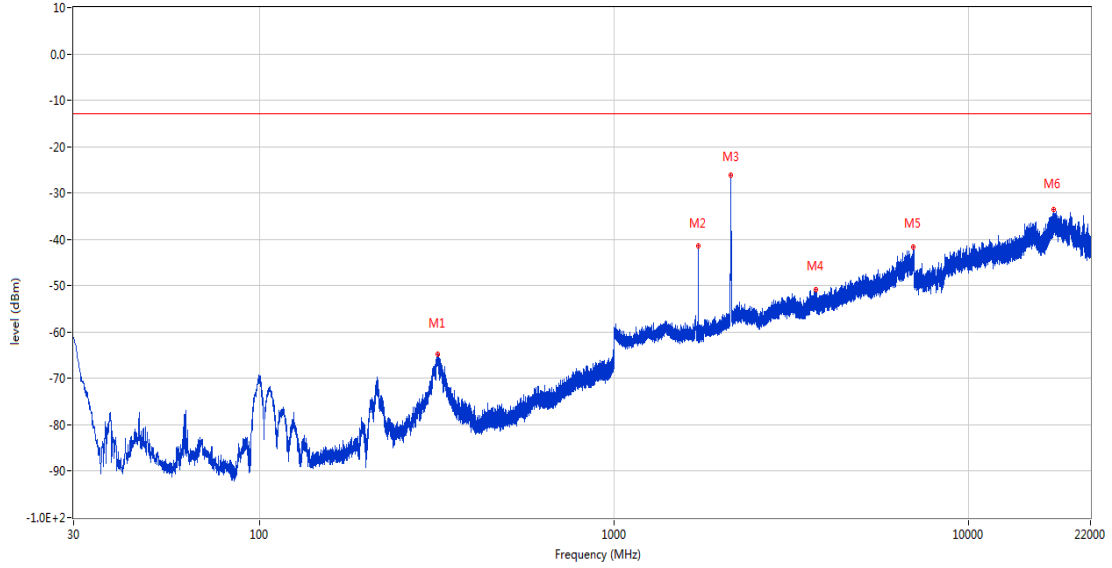
RSE-H&H LTE Band 4 BW10 CH20175



Frequency (MHz)	Result (dBm)	Factor (dB)	PK Limit (dBm)	Over Limit (dB)	Table (o)	ANT	EUT	Verdict
318.866	-62.72	-11.81	-13.0	-49.72	107.00	Horizontal	Horizontal	Pass
1728.400	-40.85	-4.53	-13.0	-27.85	147.00	Horizontal	Horizontal	N/A
2132.100	-23.76	-2.63	-13.0	-10.76	271.00	Horizontal	Horizontal	N/A
3181.400	-51.81	2.55	-13.0	-38.81	150.00	Horizontal	Horizontal	Pass
6980.800	-42.03	13.79	-13.0	-29.03	291.00	Horizontal	Horizontal	Pass
17402.751	-33.10	22.71	-13.0	-20.10	313.00	Horizontal	Horizontal	Pass

RSE-H&V LTE Band 4 BW10 CH20175

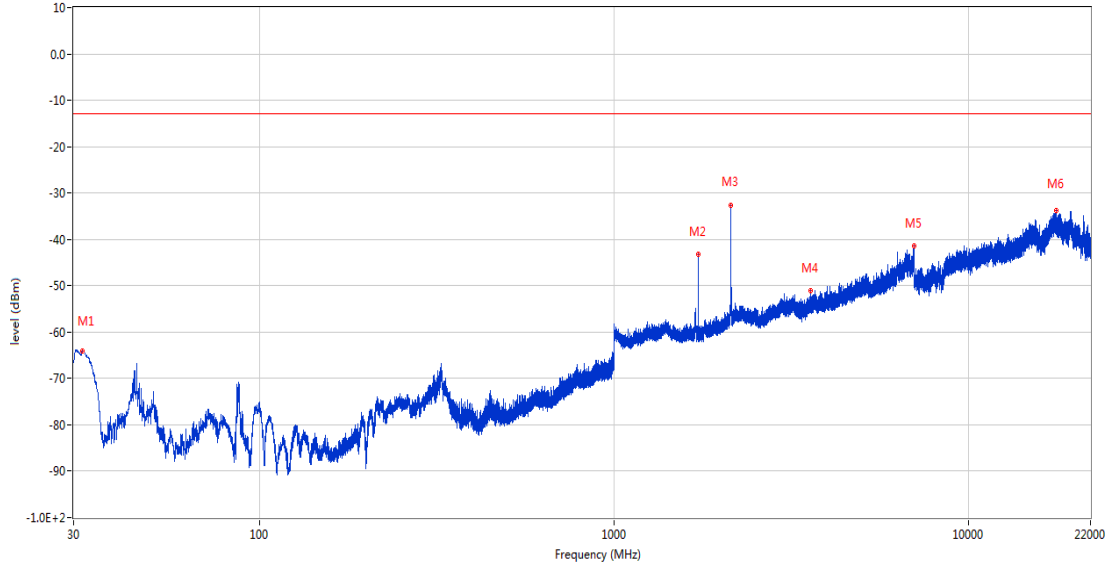
OPPO_RSE (RF) _FCC PART22&24&27-OPPO_WCDMA Band 4 & LTE Band 4 & 66_1710-1785_30MHz-20GHz



Frequency (MHz)	Result (dBm)	Factor (dB)	PK Limit (dBm)	Over Limit (dB)	Table (o)	ANT	EUT	Verdict
318.042	-64.78	-11.77	-13.0	-51.78	160.00	Horizontal	Vertical	Pass
1728.600	-41.44	-4.53	-13.0	-28.44	156.00	Horizontal	Vertical	N/A
2135.600	-26.11	-2.56	-13.0	-13.11	281.00	Horizontal	Vertical	N/A
3707.800	-50.83	4.66	-13.0	-37.83	360.00	Horizontal	Vertical	Pass
6982.000	-41.60	13.87	-13.0	-28.60	102.00	Horizontal	Vertical	Pass
17293.136	-33.46	21.12	-13.0	-20.46	273.00	Horizontal	Vertical	Pass

RSE-V&H LTE Band 4 BW10 CH20175

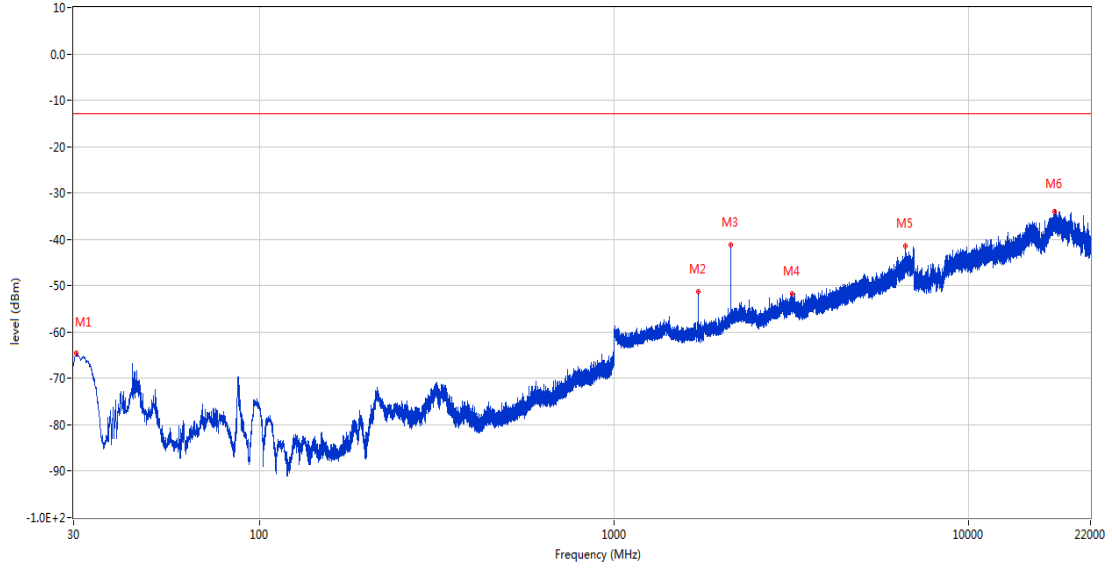
OPPO_RSE (RF) _FCC PART22&24&27-OPPO_WCDMA Band 4 & LTE Band 4 & 66_1710-1785_30MHz-20GHz



Frequency (MHz)	Result (dBm)	Factor (dB)	PK Limit (dBm)	Over Limit (dB)	Table (o)	ANT	EUT	Verdict
31.698	-64.15	-17.58	-13.0	-51.15	1.00	Vertical	Vertical	Pass
1728.500	-43.26	-4.53	-13.0	-30.26	102.00	Vertical	Vertical	N/A
2132.400	-32.58	-2.62	-13.0	-19.58	69.00	Vertical	Vertical	N/A
3587.800	-51.00	3.24	-13.0	-38.00	310.00	Vertical	Vertical	Pass
6998.200	-41.42	13.63	-13.0	-28.42	359.00	Vertical	Vertical	Pass
17572.950	-33.74	22.29	-13.0	-20.74	313.00	Vertical	Vertical	Pass

RSE-V&V LTE Band 4 BW10 CH20175

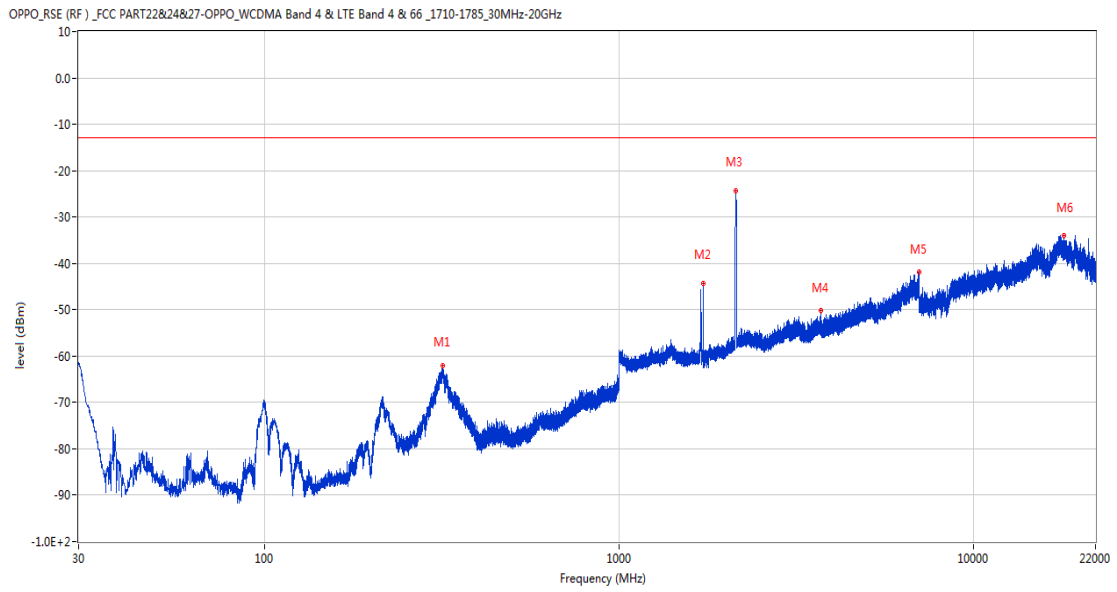
OPPO_RSE (RF)_FCC PART22&24&27-OPPO_WCDMA Band 4 & LTE Band 4 & 66_1710-1785_30MHz-20GHz



Frequency (MHz)	Result (dBm)	Factor (dB)	PK Limit (dBm)	Over Limit (dB)	Table (o)	ANT	EUT	Verdict
30.534	-64.55	-19.45	-13.0	-51.55	31.00	Vertical	Horizontal	Pass
1728.400	-51.22	-4.53	-13.0	-38.22	24.00	Vertical	Horizontal	N/A
2136.400	-41.13	-2.54	-13.0	-28.13	359.00	Vertical	Horizontal	N/A
3172.800	-51.77	2.99	-13.0	-38.77	131.00	Vertical	Horizontal	Pass
6611.400	-41.42	12.34	-13.0	-28.42	253.00	Vertical	Horizontal	Pass
17375.001	-34.03	22.05	-13.0	-21.03	264.00	Vertical	Horizontal	Pass

9.5 LTE Band 4 BW15, Middle Channel

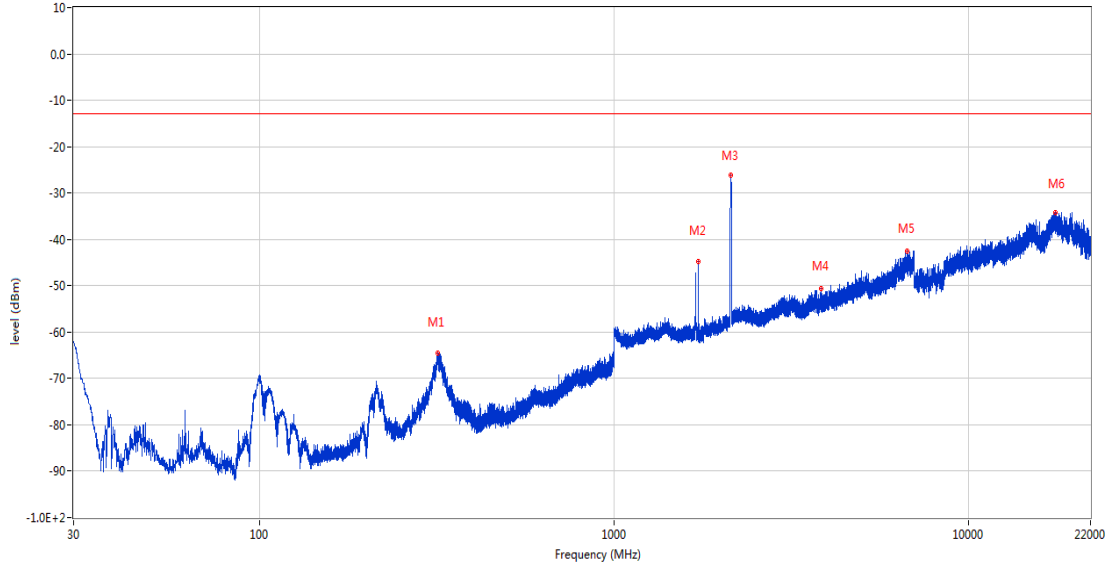
RSE-H&H LTE Band 4 BW15 CH20175



Frequency (MHz)	Result (dBm)	Factor (dB)	PK Limit (dBm)	Over Limit (dB)	Table (o)	ANT	EUT	Verdict
318.624	-61.95	-11.80	-13.0	-48.95	116.00	Horizontal	Horizontal	Pass
1726.200	-44.27	-4.53	-13.0	-31.27	165.00	Horizontal	Horizontal	N/A
2132.500	-24.27	-2.62	-13.0	-11.27	277.00	Horizontal	Horizontal	N/A
3704.600	-50.22	4.84	-13.0	-37.22	360.00	Horizontal	Horizontal	Pass
6987.800	-41.84	13.60	-13.0	-28.84	0.00	Horizontal	Horizontal	Pass
17910.114	-33.99	22.61	-13.0	-20.99	70.00	Horizontal	Horizontal	Pass

RSE-H&V LTE Band 4 BW15 CH20175

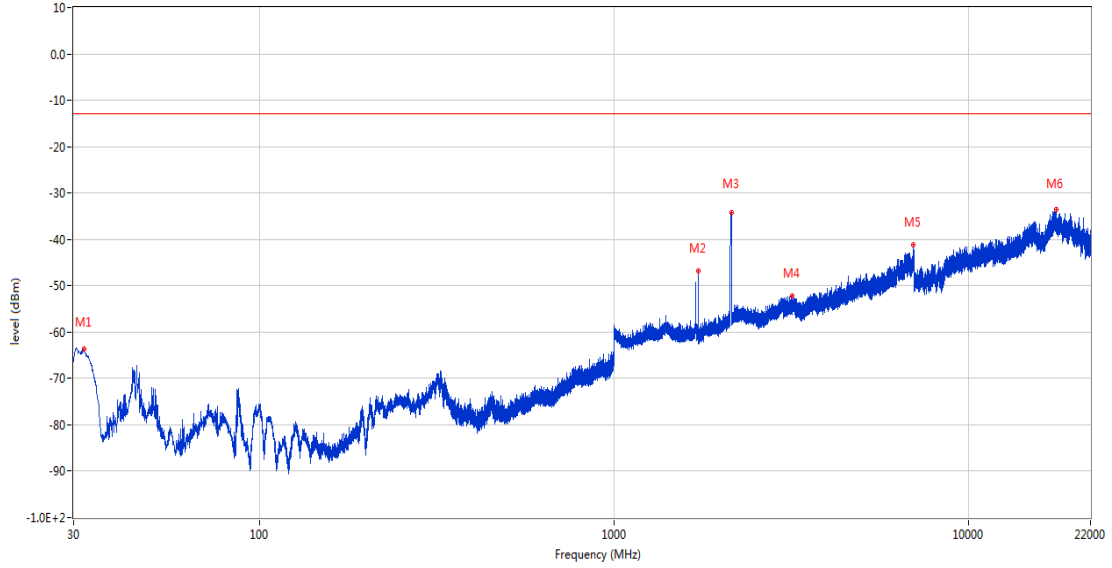
OPPO_RSE (RF) _FCC PART22&24&27-OPPO_WCDMA Band 4 & LTE Band 4 & 66_1710-1785_30MHz-20GHz



Frequency (MHz)	Result (dBm)	Factor (dB)	PK Limit (dBm)	Over Limit (dB)	Table (o)	ANT	EUT	Verdict
318.914	-64.53	-11.81	-13.0	-51.53	168.00	Horizontal	Vertical	Pass
1726.200	-44.85	-4.53	-13.0	-31.85	146.00	Horizontal	Vertical	N/A
2131.500	-26.25	-2.65	-13.0	-13.25	192.00	Horizontal	Vertical	N/A
3838.200	-50.57	5.62	-13.0	-37.57	93.00	Horizontal	Vertical	Pass
6676.800	-42.50	11.73	-13.0	-29.50	264.00	Horizontal	Vertical	Pass
17534.562	-34.18	22.10	-13.0	-21.18	112.00	Horizontal	Vertical	Pass

RSE-V&V LTE Band 4 BW15 CH20175

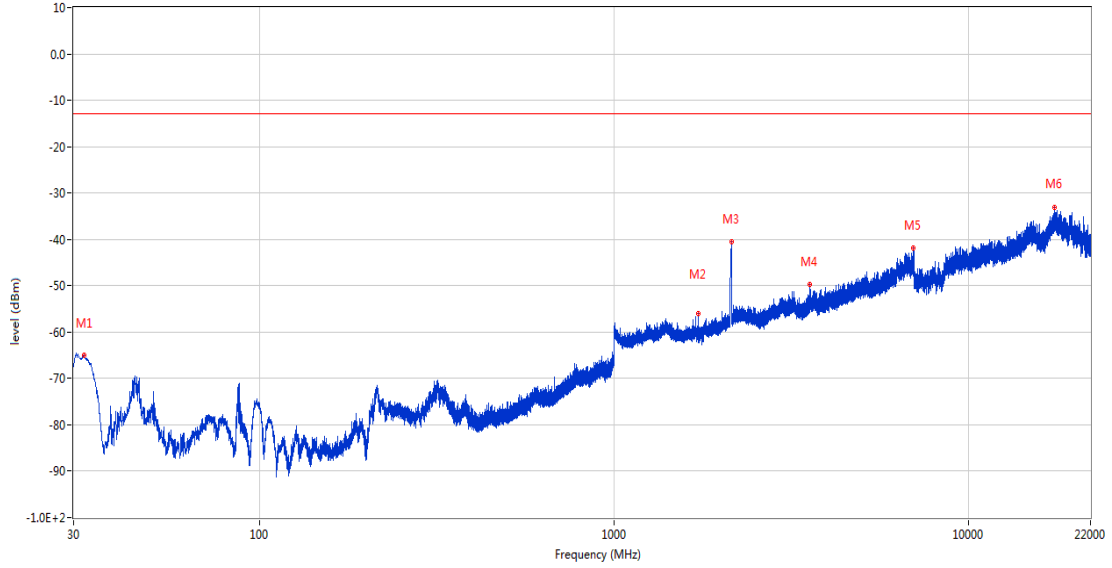
OPPO_RSE (RF) _FCC PART22&24&27-OPPO_WCDMA Band 4 & LTE Band 4 & 66_1710-1785_30MHz-20GHz



Frequency (MHz)	Result (dBm)	Factor (dB)	PK Limit (dBm)	Over Limit (dB)	Table (o)	ANT	EUT	Verdict
32.037	-63.73	-16.81	-13.0	-50.73	121.00	Vertical	Vertical	Pass
1726.300	-46.84	-4.53	-13.0	-33.84	120.00	Vertical	Vertical	N/A
2138.500	-34.17	-2.47	-13.0	-21.17	75.00	Vertical	Vertical	N/A
3181.800	-52.29	2.55	-13.0	-39.29	22.00	Vertical	Vertical	Pass
6983.800	-41.19	13.82	-13.0	-28.19	253.00	Vertical	Vertical	Pass
17584.050	-33.59	22.15	-13.0	-20.59	59.00	Vertical	Vertical	Pass

RSE-V&H LTE Band 4 BW15 CH20175

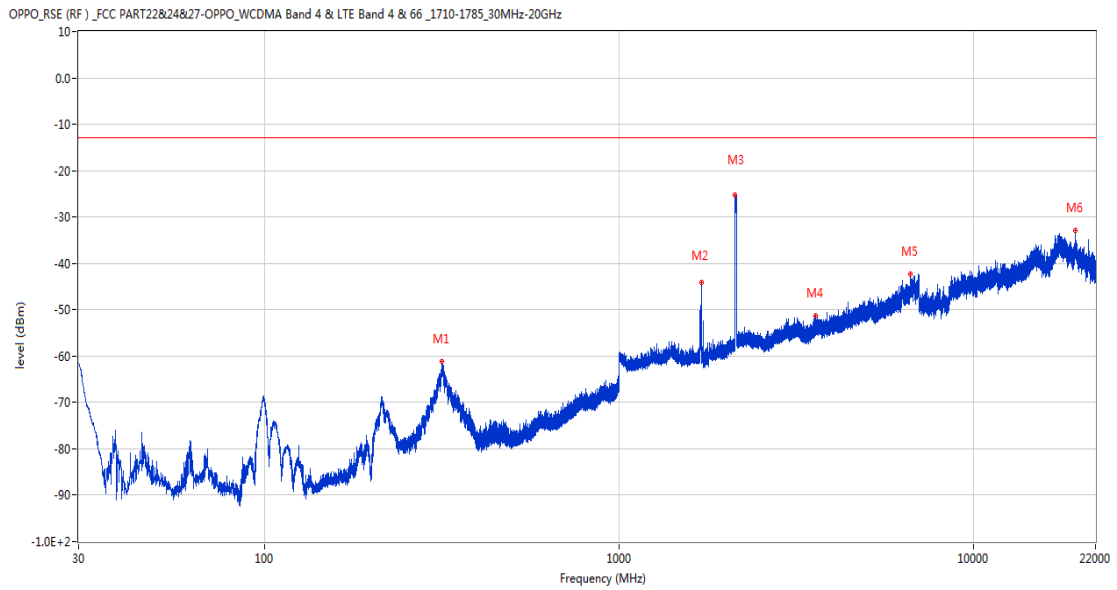
OPPO_RSE (RF) _FCC PART22&24&27-OPPO_WCDMA Band 4 & LTE Band 4 & 66 _1710-1785_30MHz-20GHz



Frequency (MHz)	Result (dBm)	Factor (dB)	PK Limit (dBm)	Over Limit (dB)	Table (o)	ANT	EUT	Verdict
32.134	-65.08	-16.80	-13.0	-52.08	323.00	Vertical	Horizontal	Pass
1726.100	-56.05	-4.53	-13.0	-43.05	334.00	Vertical	Horizontal	N/A
2139.100	-40.56	-2.47	-13.0	-27.56	334.00	Vertical	Horizontal	N/A
3556.000	-49.82	3.59	-13.0	-36.82	199.00	Vertical	Horizontal	Pass
6981.200	-41.95	13.81	-13.0	-28.95	342.00	Vertical	Horizontal	Pass
17466.575	-33.19	21.73	-13.0	-20.19	337.00	Vertical	Horizontal	Pass

9.6 LTE Band 4 BW20, Middle Channel

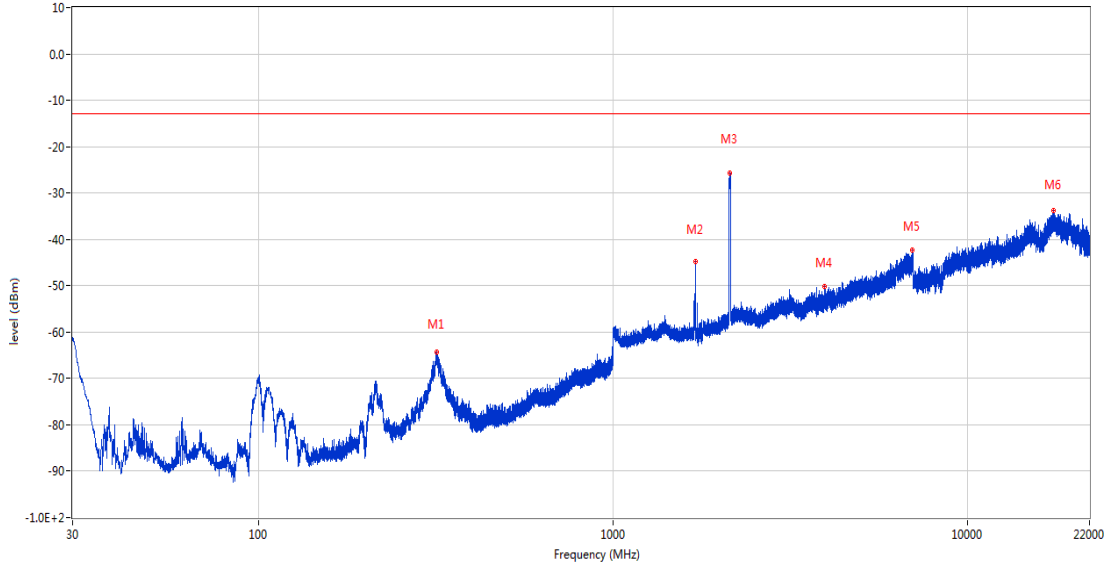
RSE-H&H LTE Band 4 BW20 CH20175



Frequency (MHz)	Result (dBm)	Factor (dB)	PK Limit (dBm)	Over Limit (dB)	Table (o)	ANT	EUT	Verdict
316.586	-61.27	-11.73	-13.0	-48.27	114.00	Horizontal	Horizontal	Pass
1706.100	-44.04	-4.53	-13.0	-31.04	188.00	Horizontal	Horizontal	N/A
2125.500	-25.23	-2.74	-13.0	-12.23	275.00	Horizontal	Horizontal	N/A
3584.200	-51.27	3.34	-13.0	-38.27	24.00	Horizontal	Horizontal	Pass
6611.800	-42.34	12.34	-13.0	-29.34	228.00	Horizontal	Horizontal	Pass
19330.912	-32.83	27.75	-13.0	-19.83	58.00	Horizontal	Horizontal	Pass

RSE-H&V LTE Band 4 BW20 CH20175

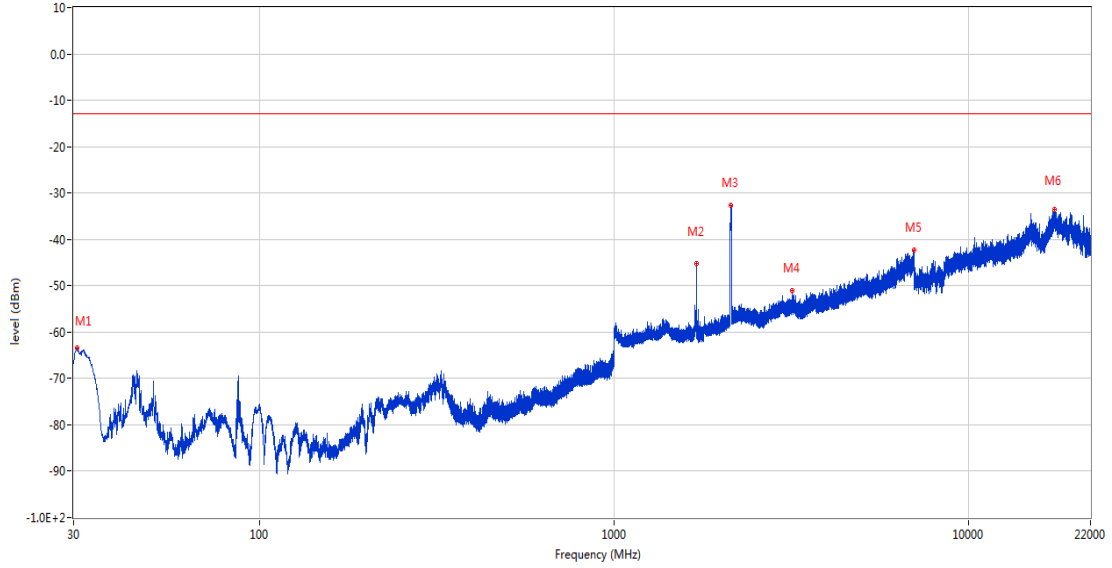
OPPO_RSE (RF) _FCC PART22&24&27-OPPO_WCDMA Band 4 & LTE Band 4 & 66_1710-1785_30MHz-20GHz



Frequency (MHz)	Result (dBm)	Factor (dB)	PK Limit (dBm)	Over Limit (dB)	Table (o)	ANT	EUT	Verdict
319.254	-64.41	-11.79	-13.0	-51.41	174.00	Horizontal	Vertical	Pass
1706.200	-44.72	-4.53	-13.0	-31.72	163.00	Horizontal	Vertical	N/A
2133.200	-25.66	-2.60	-13.0	-12.66	208.00	Horizontal	Vertical	N/A
3940.600	-50.25	4.98	-13.0	-37.25	105.00	Horizontal	Vertical	Pass
6978.800	-42.36	13.94	-13.0	-29.36	330.00	Horizontal	Vertical	Pass
17422.176	-33.74	22.60	-13.0	-20.74	161.00	Horizontal	Vertical	Pass

RSE-V&V LTE Band 4 BW20 CH20175

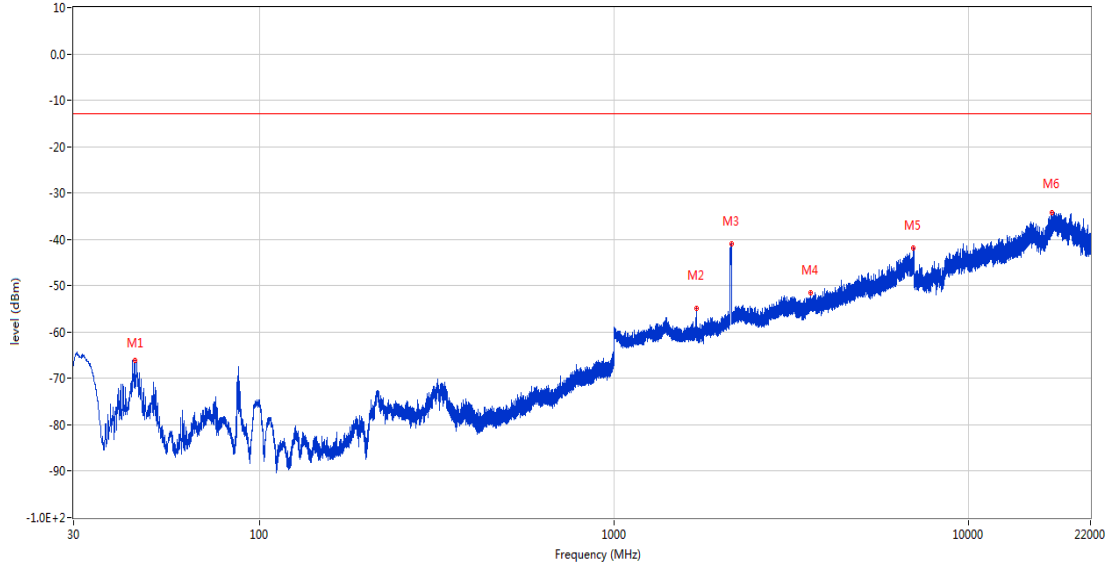
OPPO_RSE (RF) _FCC PART22&24&27-OPPO_WCDMA Band 4 & LTE Band 4 & 66_1710-1785_30MHz-20GHz



Frequency (MHz)	Result (dBm)	Factor (dB)	PK Limit (dBm)	Over Limit (dB)	Table (o)	ANT	EUT	Verdict
30.631	-63.49	-19.43	-13.0	-50.49	29.00	Vertical	Vertical	Pass
1706.100	-45.23	-4.53	-13.0	-32.23	48.00	Vertical	Vertical	N/A
2134.500	-32.58	-2.57	-13.0	-19.58	78.00	Vertical	Vertical	N/A
3175.800	-50.97	2.84	-13.0	-37.97	360.00	Vertical	Vertical	Pass
6992.800	-42.36	13.61	-13.0	-29.36	121.00	Vertical	Vertical	Pass
17424.488	-33.60	22.54	-13.0	-20.60	310.00	Vertical	Vertical	Pass

RSE-V&H LTE Band 4 BW20 CH20175

OPPO_RSE (RF) _FCC PART22&24&27-OPPO_WCDMA Band 4 & LTE Band 4 & 66_1710-1785_30MHz-20GHz

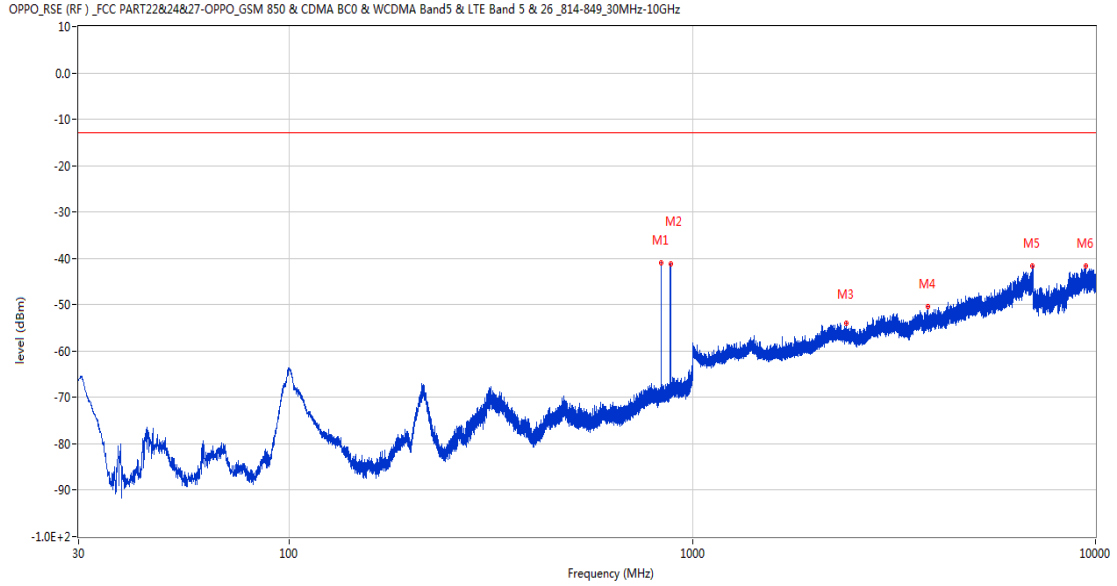


Frequency (MHz)	Result (dBm)	Factor (dB)	PK Limit (dBm)	Over Limit (dB)	Table (o)	ANT	EUT	Verdict
44.599	-66.08	-15.56	-13.0	-53.08	106.00	Vertical	Horizontal	Pass
1706.100	-54.98	-4.53	-13.0	-41.98	73.00	Vertical	Horizontal	N/A
2140.000	-40.90	-2.47	-13.0	-27.90	357.00	Vertical	Horizontal	N/A
3570.800	-51.61	4.07	-13.0	-38.61	145.00	Vertical	Horizontal	Pass
6968.000	-41.81	13.41	-13.0	-28.81	73.00	Vertical	Horizontal	Pass
17173.349	-34.27	21.19	-13.0	-21.27	48.00	Vertical	Horizontal	Pass

10 LTE Band 5

10.1 LTE Band 5 BW1.4, Middle Channel

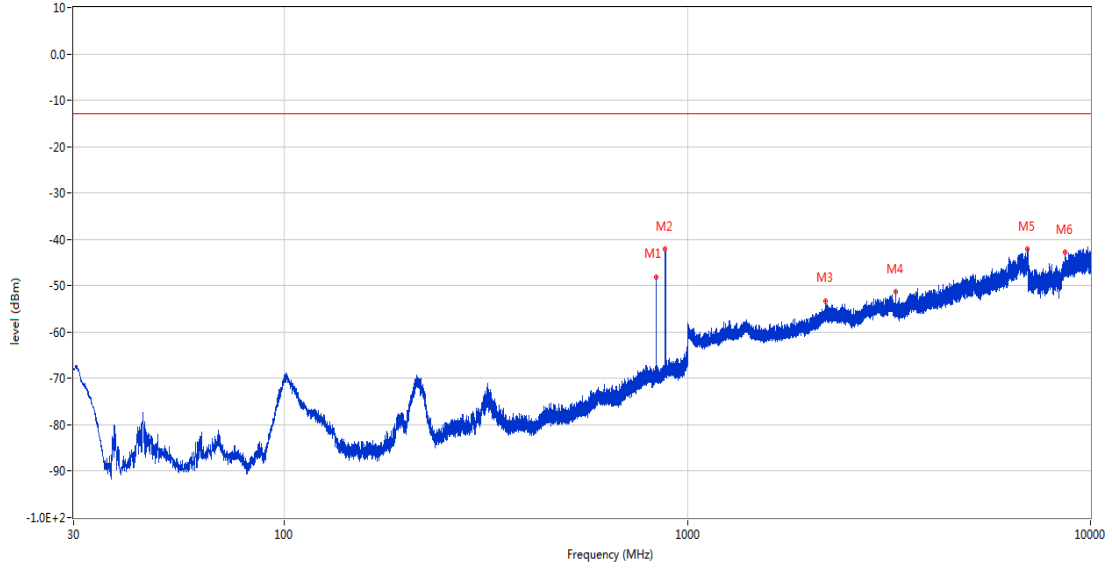
RSE-H&H LTE Band 5 BW1.4 CH20525



Frequency (MHz)	Result (dBm)	Factor (dB)	PK Limit (dBm)	Over Limit (dB)	Table (o)	ANT	EUT	Verdict
836.119	-40.87	2.58	-13.0	-27.87	350.00	Horizontal	Horizontal	N/A
881.806	-41.27	2.83	-13.0	-28.27	329.00	Horizontal	Horizontal	N/A
2403.900	-54.03	-1.41	-13.0	-41.03	78.00	Horizontal	Horizontal	Pass
3845.400	-50.43	5.05	-13.0	-37.43	48.00	Horizontal	Horizontal	Pass
6982.600	-41.65	13.91	-13.0	-28.65	156.00	Horizontal	Horizontal	Pass
9455.651	-41.71	16.62	-13.0	-28.71	271.00	Horizontal	Horizontal	Pass

RSE-H&V LTE Band 5 BW1.4 CH20525

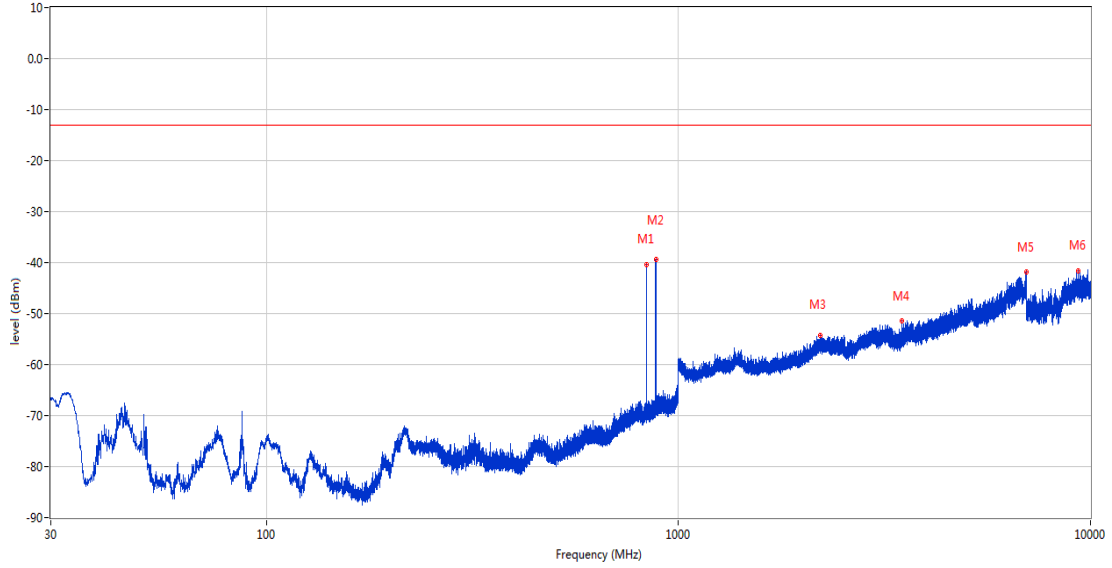
OPPO_RSE (RF) _FCC PART22&24&27-OPPO_GSM 850 & CDMA BC0 & WCDMA Band5 & LTE Band 5 & 26 _814-849_30MHz-10GHz



Frequency (MHz)	Result (dBm)	Factor (dB)	PK Limit (dBm)	Over Limit (dB)	Table (o)	ANT	EUT	Verdict
836.119	-48.18	2.58	-13.0	-35.18	209.00	Horizontal	Vertical	N/A
881.030	-42.16	2.74	-13.0	-29.16	251.00	Horizontal	Vertical	N/A
2202.500	-53.23	-1.60	-13.0	-40.23	52.00	Horizontal	Vertical	Pass
3286.800	-51.32	2.52	-13.0	-38.32	321.00	Horizontal	Vertical	Pass
6984.800	-42.17	13.72	-13.0	-29.17	173.00	Horizontal	Vertical	Pass
8646.250	-42.74	13.46	-13.0	-29.74	205.00	Horizontal	Vertical	Pass

RSE-V&V LTE Band 5 BW1.4 CH20525

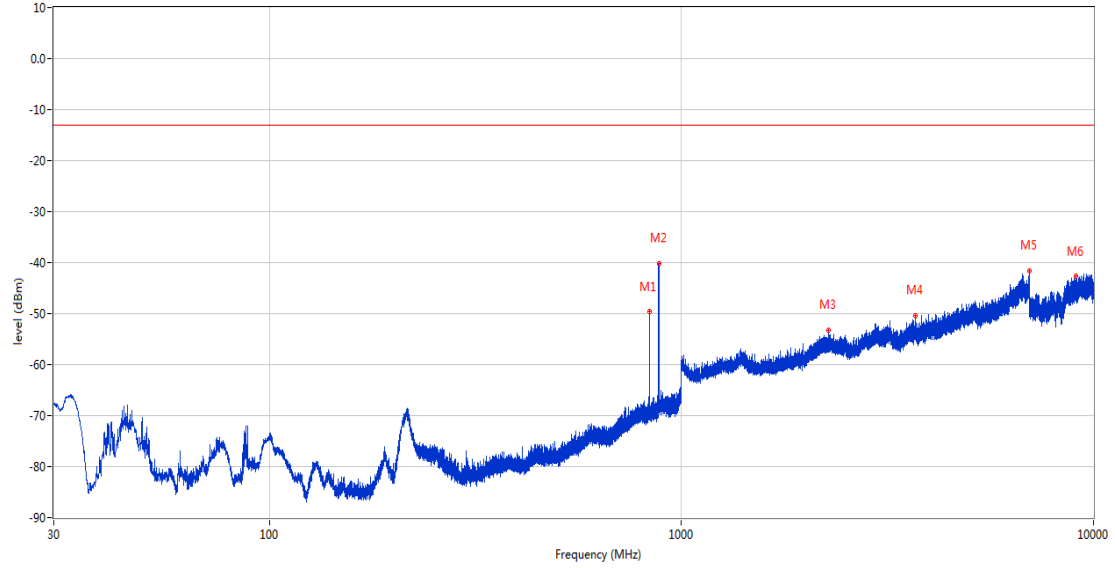
OPPO_RSE (RF)_FCC PART22&24&27-OPPO_GSM 850 & CDMA BC0 & WCDMA Band5 & LTE Band 5 & 26_814-849_30MHz-10GHz



Frequency (MHz)	Result (dBm)	Factor (dB)	PK Limit (dBm)	Over Limit (dB)	Table (o)	ANT	EUT	Verdict
836.119	-40.33	2.58	-13.0	-27.33	259.00	Vertical	Vertical	N/A
881.708	-39.48	2.82	-13.0	-26.48	282.00	Vertical	Vertical	N/A
2210.400	-54.35	-1.12	-13.0	-41.35	307.00	Vertical	Vertical	Pass
3489.200	-51.48	3.15	-13.0	-38.48	172.00	Vertical	Vertical	Pass
6997.200	-41.89	13.61	-13.0	-28.89	149.00	Vertical	Vertical	Pass
9334.150	-41.55	15.33	-13.0	-28.55	161.00	Vertical	Vertical	Pass

RSE-V&H LTE Band 5 BW1.4 CH20525

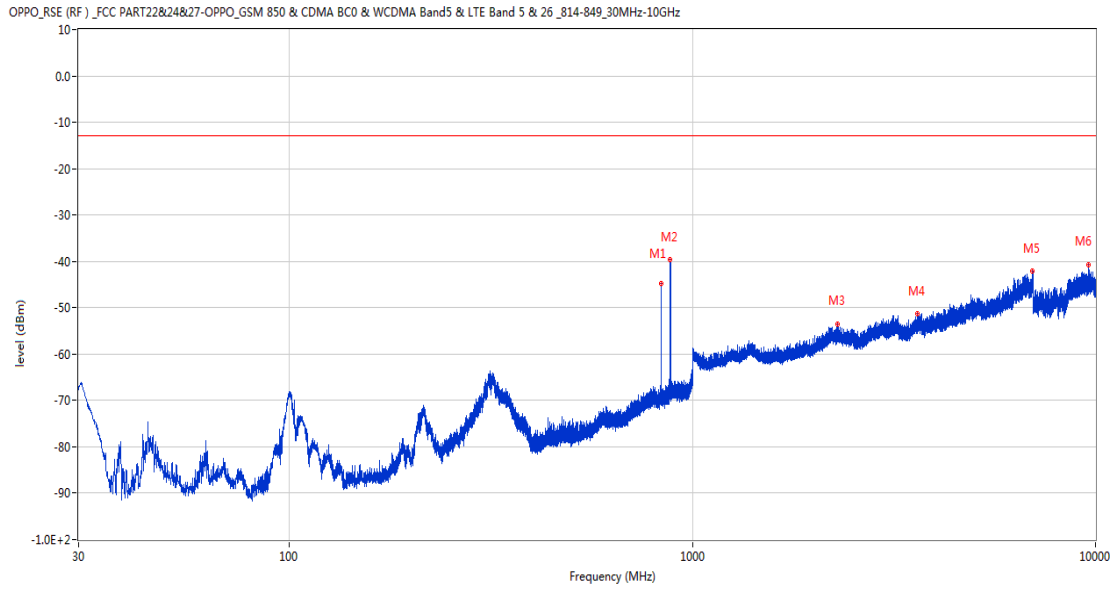
OPPO_RSE (RF)_FCC PART22&24&27-OPPO_GSM 850 & CDMA BC0 & WCDMA Band5 & LTE Band 5 & 26_814-849_30MHz-10GHz



Frequency (MHz)	Result (dBm)	Factor (dB)	PK Limit (dBm)	Over Limit (dB)	Table (o)	ANT	EUT	Verdict
836.119	-49.68	2.58	-13.0	-36.68	360.00	Vertical	Horizontal	N/A
881.999	-40.20	2.85	-13.0	-27.20	71.00	Vertical	Horizontal	N/A
2277.200	-53.30	-1.45	-13.0	-40.30	311.00	Vertical	Horizontal	Pass
3696.800	-50.37	5.22	-13.0	-37.37	69.00	Vertical	Horizontal	Pass
6993.400	-41.72	13.66	-13.0	-28.72	198.00	Vertical	Horizontal	Pass
9055.450	-42.73	14.91	-13.0	-29.73	135.00	Vertical	Horizontal	Pass

10.2 LTE Band 5 BW3, Middle Channel

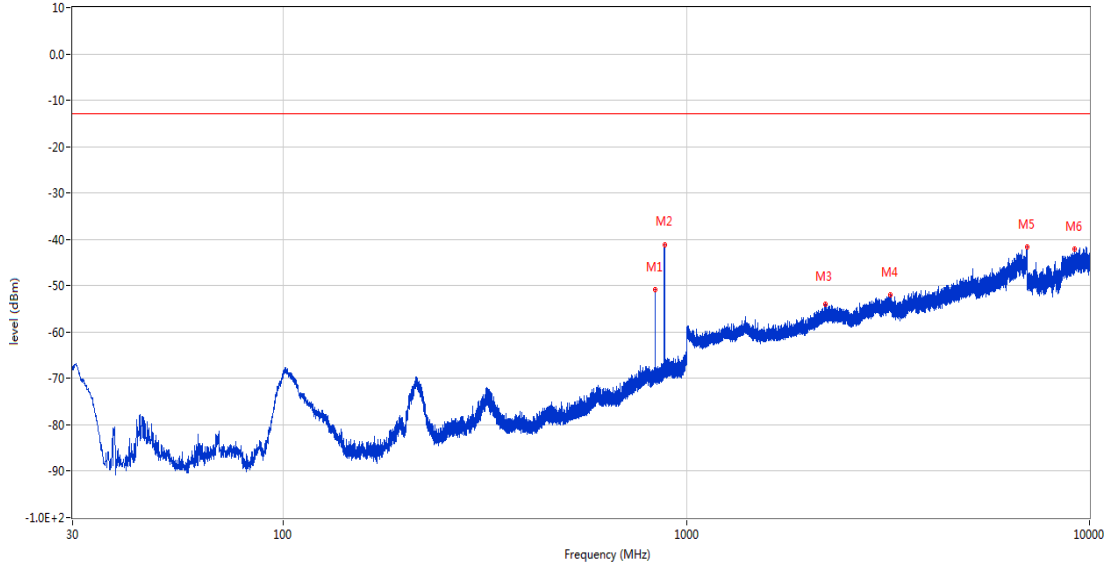
RSE-H&H LTE Band 5 BW3 CH20525



Frequency (MHz)	Result (dBm)	Factor (dB)	PK Limit (dBm)	Over Limit (dB)	Table (o)	ANT	EUT	Verdict
835.246	-44.84	2.55	-13.0	-31.84	345.00	Horizontal	Horizontal	N/A
880.932	-39.64	2.73	-13.0	-26.64	267.00	Horizontal	Horizontal	N/A
2288.300	-53.48	-1.25	-13.0	-40.48	205.00	Horizontal	Horizontal	Pass
3617.600	-51.36	3.35	-13.0	-38.36	245.00	Horizontal	Horizontal	Pass
6980.200	-42.18	13.82	-13.0	-29.18	202.00	Horizontal	Horizontal	Pass
9622.000	-40.72	16.35	-13.0	-27.72	332.00	Horizontal	Horizontal	Pass

RSE-H&V LTE Band 5 BW3 CH20525

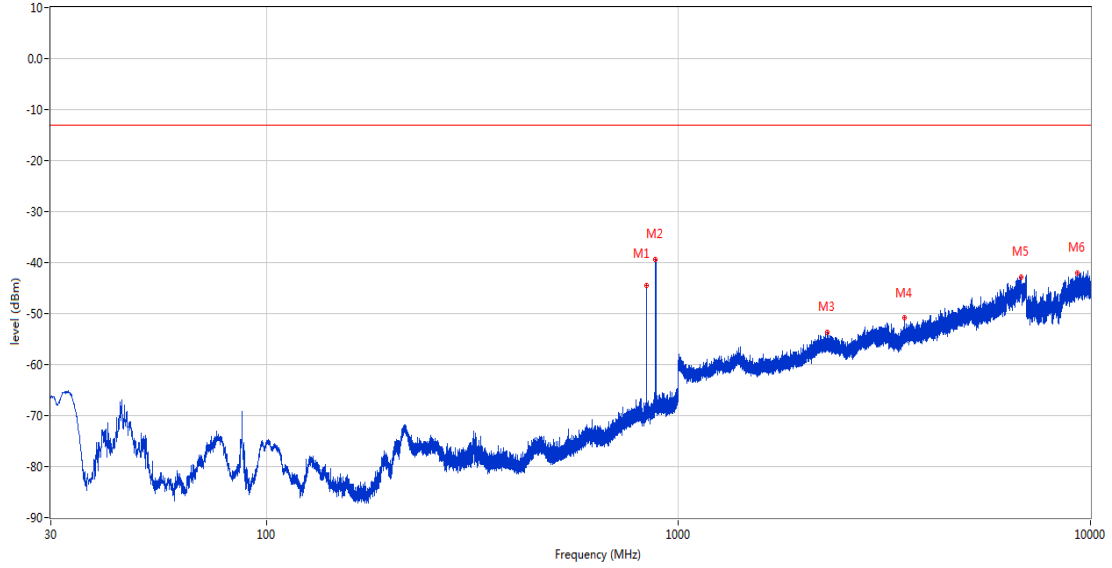
OPPO_RSE (RF) _FCC PART22&24&27-OPPO_GSM 850 & CDMA BC0 & WCDMA Band5 & LTE Band 5 & 26 _814-849_30MHz-10GHz



Frequency (MHz)	Result (dBm)	Factor (dB)	PK Limit (dBm)	Over Limit (dB)	Table (o)	ANT	EUT	Verdict
835.246	-50.81	2.55	-13.0	-37.81	166.00	Horizontal	Vertical	N/A
882.533	-41.10	2.92	-13.0	-28.10	235.00	Horizontal	Vertical	N/A
2216.300	-53.88	-0.99	-13.0	-40.88	0.00	Horizontal	Vertical	Pass
3209.200	-52.07	3.32	-13.0	-39.07	151.00	Horizontal	Vertical	Pass
6988.600	-41.57	13.51	-13.0	-28.57	317.00	Horizontal	Vertical	Pass
9180.701	-42.14	15.02	-13.0	-29.14	0.00	Horizontal	Vertical	Pass

RSE-V&V LTE Band 5 BW3 CH20525

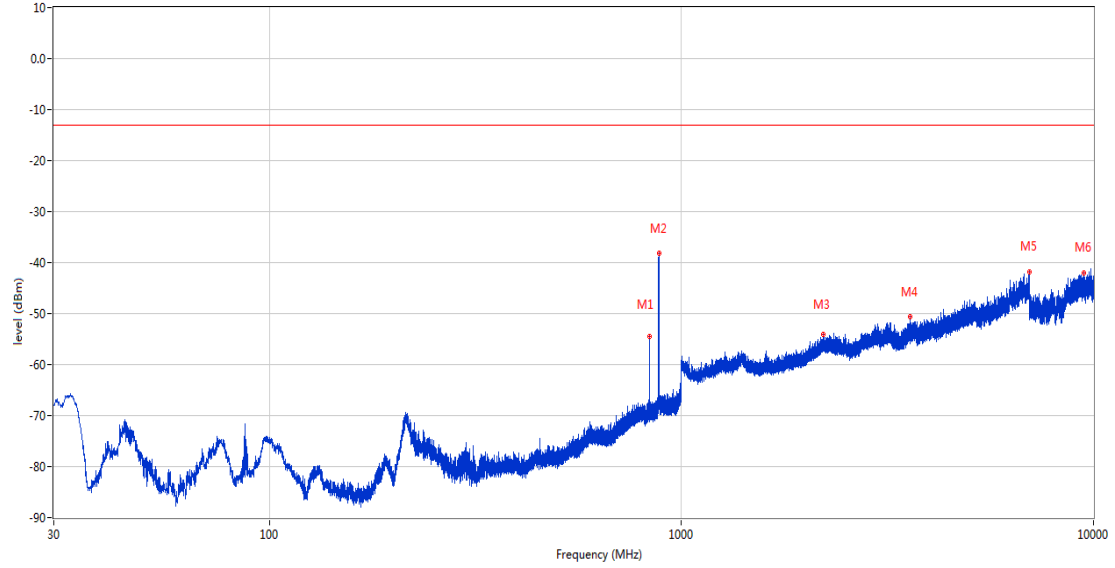
OPPO_RSE (RF)_FCC PART22&24&27-OPPO_GSM 850 & CDMA BC0 & WCDMA Band5 & LTE Band 5 & 26_814-849_30MHz-10GHz



Frequency (MHz)	Result (dBm)	Factor (dB)	PK Limit (dBm)	Over Limit (dB)	Table (o)	ANT	EUT	Verdict
835.246	-44.56	2.55	-13.0	-31.56	216.00	Vertical	Vertical	N/A
880.738	-39.44	2.71	-13.0	-26.44	308.00	Vertical	Vertical	N/A
2293.100	-53.66	-1.13	-13.0	-40.66	0.00	Vertical	Vertical	Pass
3541.400	-50.90	3.41	-13.0	-37.90	124.00	Vertical	Vertical	Pass
6803.400	-42.82	12.22	-13.0	-29.82	266.00	Vertical	Vertical	Pass
9301.750	-41.94	15.55	-13.0	-28.94	235.00	Vertical	Vertical	Pass

RSE-V&H LTE Band 5 BW3 CH20525

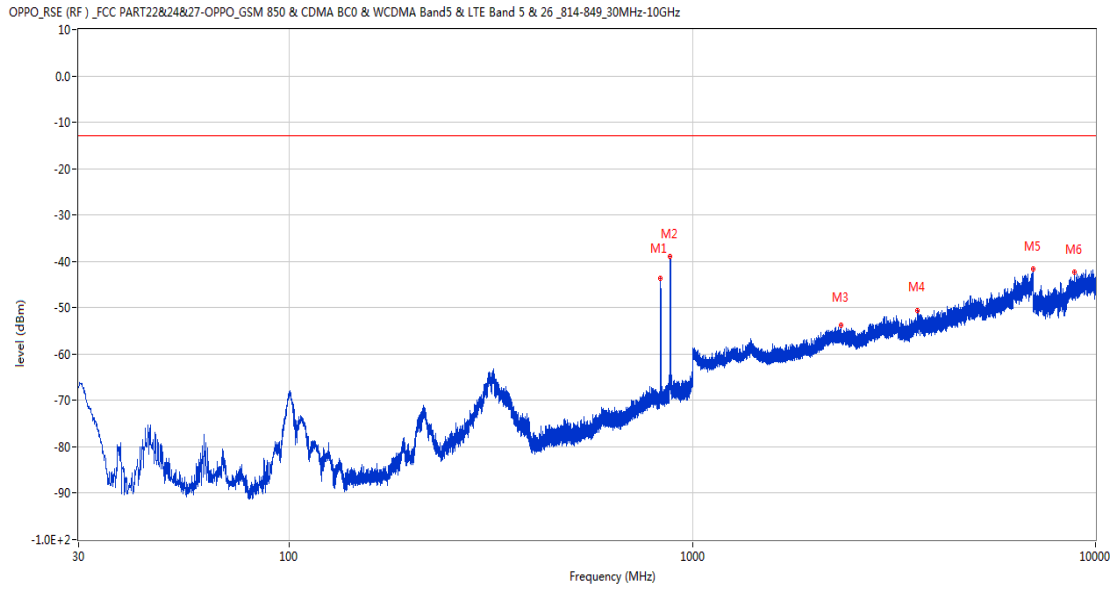
OPPO_RSE (RF)_FCC PART22&24&27-OPPO_GSM 850 & CDMA BC0 & WCDMA Band5 & LTE Band 5 & 26_814-849_30MHz-10GHz



Frequency (MHz)	Result (dBm)	Factor (dB)	PK Limit (dBm)	Over Limit (dB)	Table (o)	ANT	EUT	Verdict
835.246	-54.45	2.55	-13.0	-41.45	360.00	Vertical	Horizontal	N/A
882.436	-38.14	2.91	-13.0	-25.14	67.00	Vertical	Horizontal	N/A
2210.000	-54.11	-1.13	-13.0	-41.11	268.00	Vertical	Horizontal	Pass
3585.000	-50.64	3.31	-13.0	-37.64	88.00	Vertical	Horizontal	Pass
6975.000	-41.78	13.72	-13.0	-28.78	271.00	Vertical	Horizontal	Pass
9453.250	-42.07	16.67	-13.0	-29.07	262.00	Vertical	Horizontal	Pass

10.3 LTE Band 5 BW5, Middle Channel

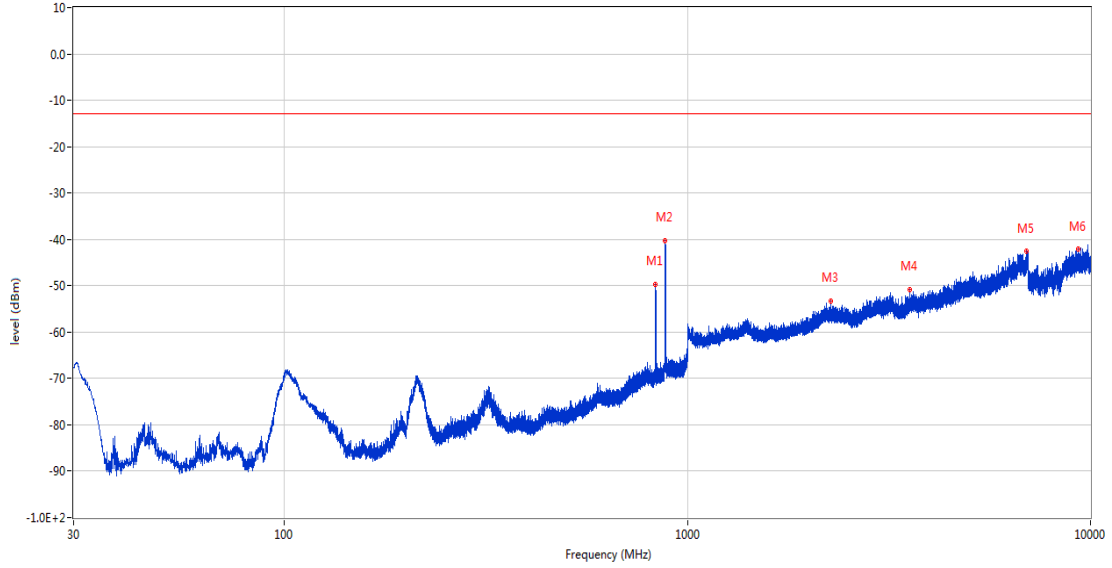
RSE-H&H LTE Band 5 BW5 CH20525



Frequency (MHz)	Result (dBm)	Factor (dB)	PK Limit (dBm)	Over Limit (dB)	Table (o)	ANT	EUT	Verdict
834.372	-43.74	2.53	-13.0	-30.74	331.00	Horizontal	Horizontal	N/A
879.817	-39.04	2.63	-13.0	-26.04	287.00	Horizontal	Horizontal	N/A
2340.300	-53.74	-1.53	-13.0	-40.74	30.00	Horizontal	Horizontal	Pass
3610.000	-50.59	3.38	-13.0	-37.59	27.00	Horizontal	Horizontal	Pass
6990.400	-41.68	13.47	-13.0	-28.68	93.00	Horizontal	Horizontal	Pass
8856.100	-42.36	15.12	-13.0	-29.36	291.00	Horizontal	Horizontal	Pass

RSE-H&V LTE Band 5 BW5 CH20525

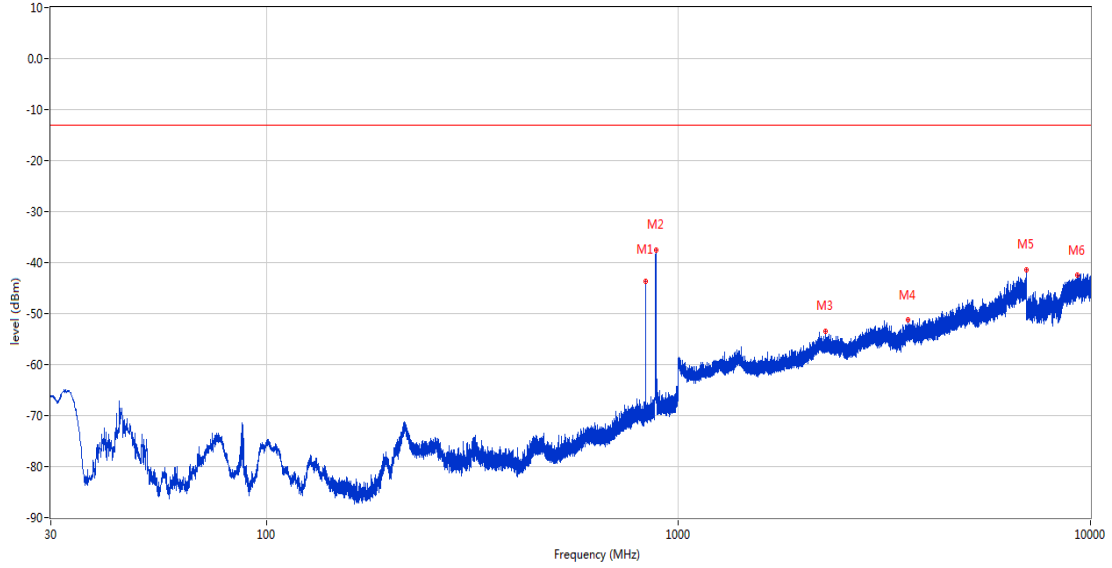
OPPO_RSE (RF) _FCC PART22&24&27-OPPO_GSM 850 & CDMA BC0 & WCDMA Band5 & LTE Band 5 & 26 _814-849_30MHz-10GHz



Frequency (MHz)	Result (dBm)	Factor (dB)	PK Limit (dBm)	Over Limit (dB)	Table (o)	ANT	EUT	Verdict
834.372	-49.60	2.53	-13.0	-36.60	156.00	Horizontal	Vertical	N/A
880.496	-40.22	2.68	-13.0	-27.22	218.00	Horizontal	Vertical	N/A
2265.100	-53.41	-1.37	-13.0	-40.41	331.00	Horizontal	Vertical	Pass
3557.600	-50.84	3.73	-13.0	-37.84	360.00	Horizontal	Vertical	Pass
6935.400	-42.47	11.95	-13.0	-29.47	210.00	Horizontal	Vertical	Pass
9300.100	-42.11	15.54	-13.0	-29.11	147.00	Horizontal	Vertical	Pass

RSE-V&V LTE Band 5 BW5 CH20525

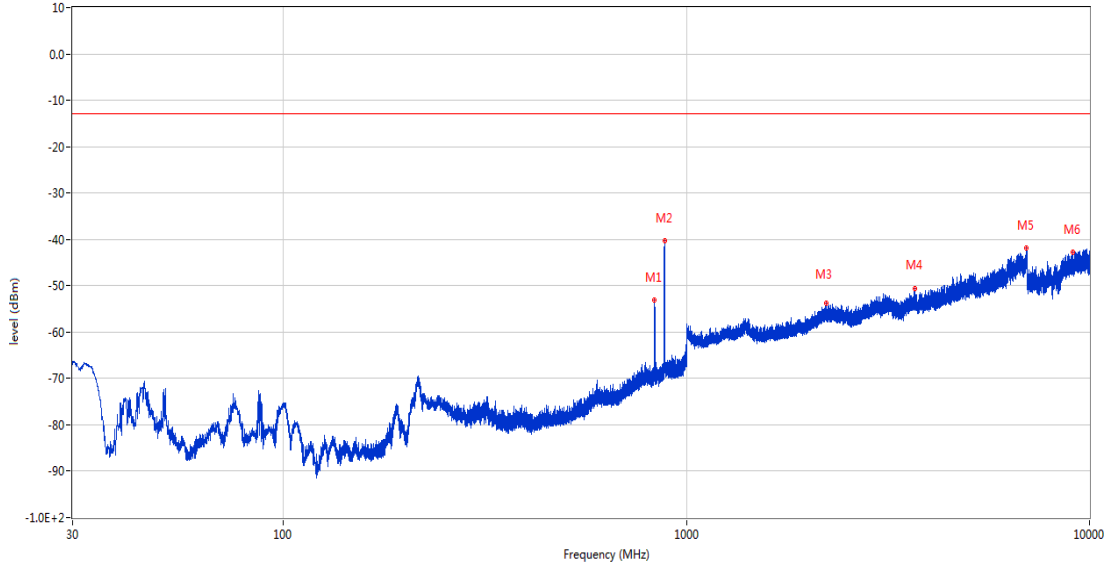
OPPO_RSE (RF)_FCC PART22&24&27-OPPO_GSM 850 & CDMA BC0 & WCDMA Band5 & LTE Band 5 & 26_814-849_30MHz-10GHz



Frequency (MHz)	Result (dBm)	Factor (dB)	PK Limit (dBm)	Over Limit (dB)	Table (o)	ANT	EUT	Verdict
834.372	-43.58	2.53	-13.0	-30.58	275.00	Vertical	Vertical	N/A
883.503	-37.48	3.04	-13.0	-24.48	275.00	Vertical	Vertical	N/A
2274.100	-53.54	-1.55	-13.0	-40.54	241.00	Vertical	Vertical	Pass
3604.400	-51.30	3.27	-13.0	-38.30	189.00	Vertical	Vertical	Pass
6994.800	-41.39	13.59	-13.0	-28.39	302.00	Vertical	Vertical	Pass
9282.550	-42.47	15.16	-13.0	-29.47	8.00	Vertical	Vertical	Pass

RSE-V&H LTE Band 5 BW5 CH20525

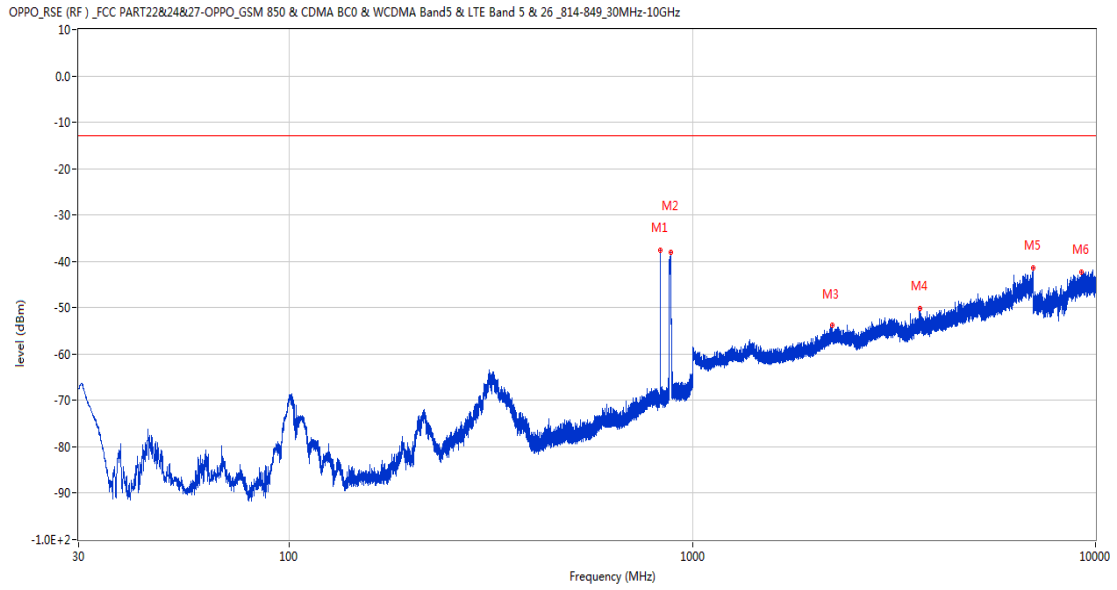
OPPO_RSE (RF) _FCC PART22&24&27-OPPO_GSM 850 & CDMA BC0 & WCDMA Band5 & LTE Band 5 & 26 _814-849_30MHz-10GHz



Frequency (MHz)	Result (dBm)	Factor (dB)	PK Limit (dBm)	Over Limit (dB)	Table (o)	ANT	EUT	Verdict
834.324	-53.19	2.53	-13.0	-40.19	72.00	Vertical	Horizontal	N/A
882.679	-40.22	2.94	-13.0	-27.22	248.00	Vertical	Horizontal	N/A
2220.300	-53.79	-0.98	-13.0	-40.79	0.00	Vertical	Horizontal	Pass
3694.200	-50.70	5.11	-13.0	-37.70	117.00	Vertical	Horizontal	Pass
6959.400	-41.82	12.88	-13.0	-28.82	28.00	Vertical	Horizontal	Pass
9095.950	-42.66	15.00	-13.0	-29.66	18.00	Vertical	Horizontal	Pass

10.4 LTE Band 5 BW10, Middle Channel

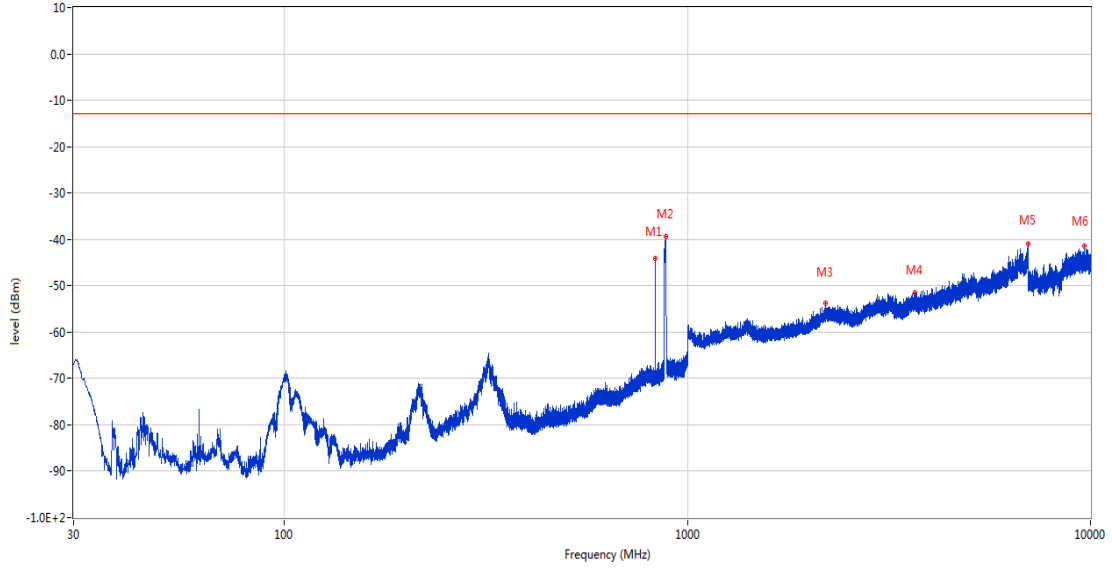
RSE-H&H LTE Band 5 BW10 CH20525



Frequency (MHz)	Result (dBm)	Factor (dB)	PK Limit (dBm)	Over Limit (dB)	Table (o)	ANT	EUT	Verdict
832.142	-37.70	2.46	-13.0	-24.70	339.00	Horizontal	Horizontal	N/A
885.540	-38.00	3.12	-13.0	-25.00	51.00	Horizontal	Horizontal	N/A
2225.400	-53.66	-0.93	-13.0	-40.66	86.00	Horizontal	Horizontal	Pass
3665.400	-50.27	3.85	-13.0	-37.27	91.00	Horizontal	Horizontal	Pass
6991.000	-41.36	13.49	-13.0	-28.36	153.00	Horizontal	Horizontal	Pass
9212.650	-42.32	15.34	-13.0	-29.32	172.00	Horizontal	Horizontal	Pass

RSE-H&V LTE Band 5 BW10 CH20525

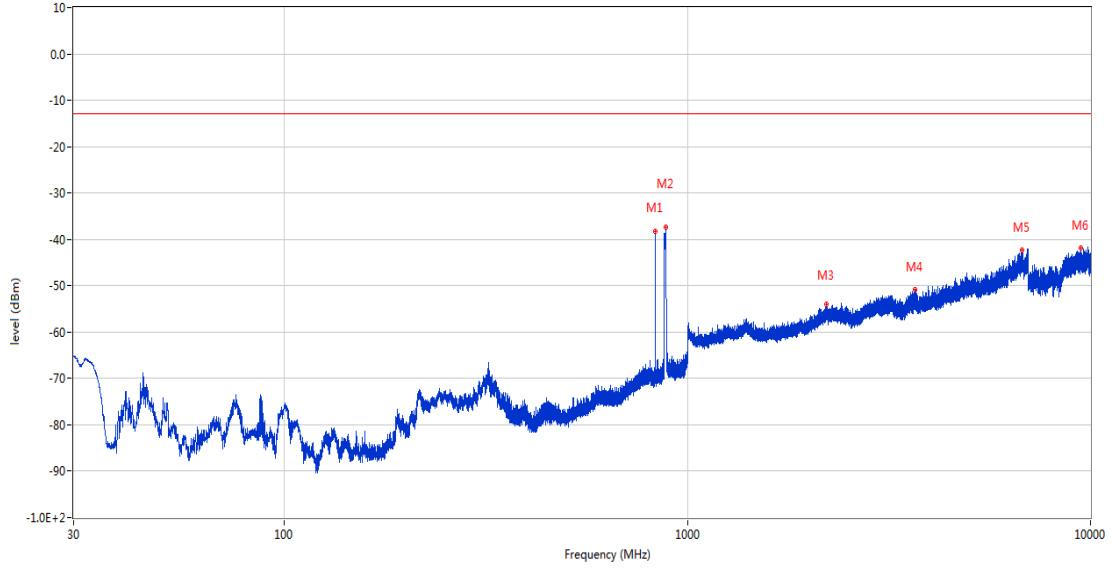
OPPO_RSE (RF) _FCC PART22&24&27-OPPO_GSM 850 & CDMA BC0 & WCDMA Band5 & LTE Band 5 & 26 _814-849_30MHz-10GHz



Frequency (MHz)	Result (dBm)	Factor (dB)	PK Limit (dBm)	Over Limit (dB)	Table (o)	ANT	EUT	Verdict
832.142	-44.07	2.46	-13.0	-31.07	170.00	Horizontal	Vertical	N/A
884.861	-39.34	3.13	-13.0	-26.34	215.00	Horizontal	Vertical	N/A
2205.300	-53.74	-1.34	-13.0	-40.74	198.00	Horizontal	Vertical	Pass
3677.400	-51.52	4.38	-13.0	-38.52	28.00	Horizontal	Vertical	Pass
6991.000	-41.04	13.49	-13.0	-28.04	184.00	Horizontal	Vertical	Pass
9657.250	-41.47	16.54	-13.0	-28.47	61.00	Horizontal	Vertical	Pass

RSE-V&V LTE Band 5 BW10 CH20525

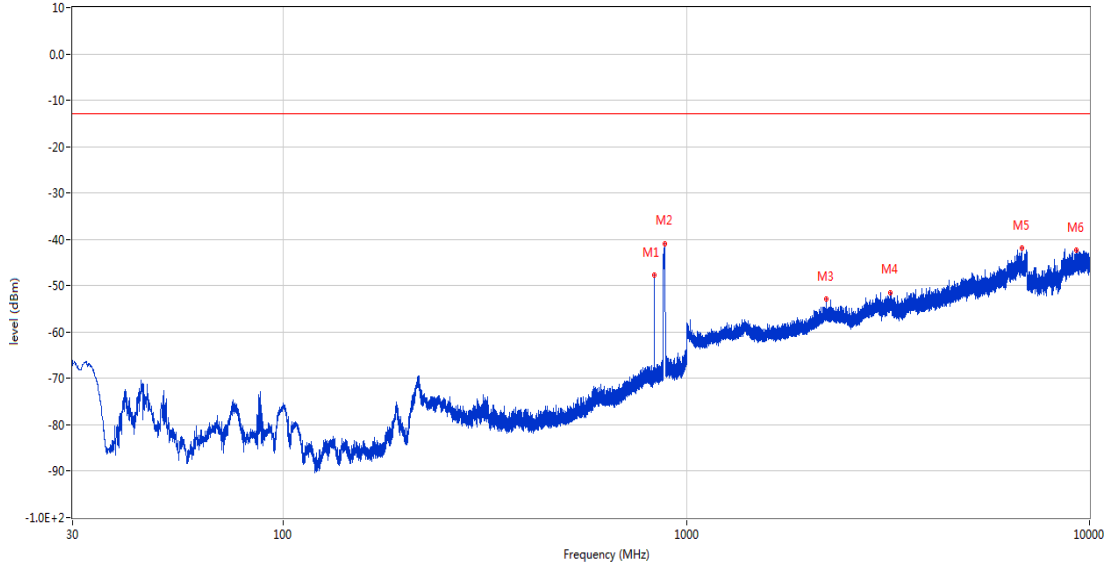
OPPO_RSE (RF) _FCC PART22&24&27-OPPO_GSM 850 & CDMA BC0 & WCDMA Band5 & LTE Band 5 & 26 _814-849_30MHz-10GHz



Frequency (MHz)	Result (dBm)	Factor (dB)	PK Limit (dBm)	Over Limit (dB)	Table (o)	ANT	EUT	Verdict
832.142	-38.16	2.46	-13.0	-25.16	230.00	Vertical	Vertical	N/A
884.085	-37.41	3.12	-13.0	-24.41	297.00	Vertical	Vertical	N/A
2214.000	-53.96	-1.17	-13.0	-40.96	130.00	Vertical	Vertical	Pass
3675.000	-50.79	4.28	-13.0	-37.79	234.00	Vertical	Vertical	Pass
6767.400	-42.32	11.43	-13.0	-29.32	120.00	Vertical	Vertical	Pass
9461.950	-41.92	16.48	-13.0	-28.92	38.00	Vertical	Vertical	Pass

RSE-V&H LTE Band 5 BW10 CH20525

OPPO_RSE (RF) _FCC PART22&24&27-OPPO_GSM 850 & CDMA BC0 & WCDMA Band5 & LTE Band 5 & 26 _814-849_30MHz-10GHz

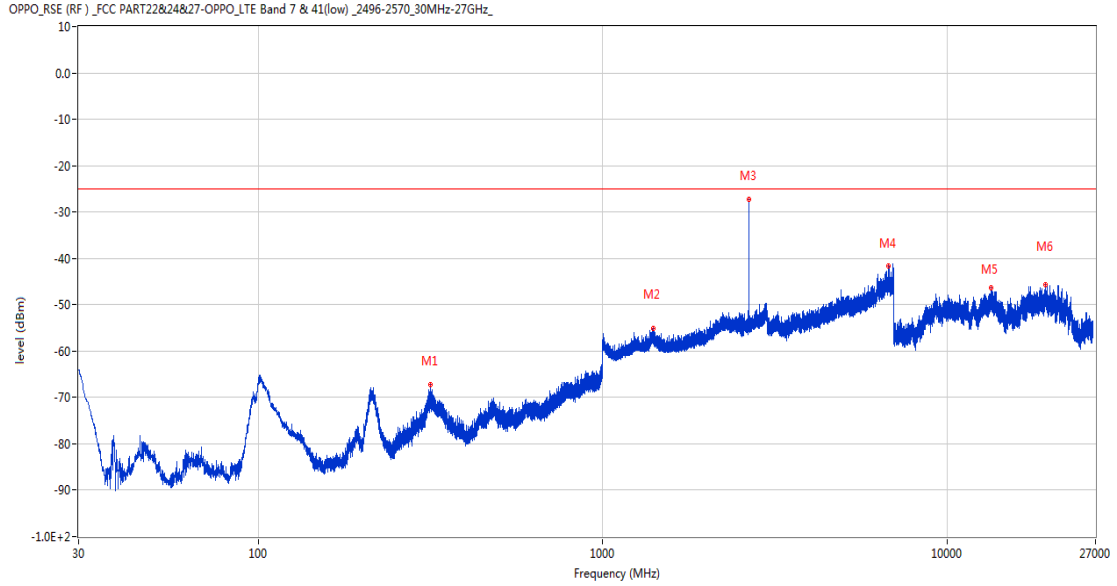


Frequency (MHz)	Result (dBm)	Factor (dB)	PK Limit (dBm)	Over Limit (dB)	Table (o)	ANT	EUT	Verdict
832.093	-47.64	2.46	-13.0	-34.64	358.00	Vertical	Horizontal	N/A
883.843	-40.90	3.09	-13.0	-27.90	51.00	Vertical	Horizontal	N/A
2218.300	-52.81	-0.98	-13.0	-39.81	332.00	Vertical	Horizontal	Pass
3205.600	-51.55	3.12	-13.0	-38.55	295.00	Vertical	Horizontal	Pass
6785.800	-41.95	12.19	-13.0	-28.95	29.00	Vertical	Horizontal	Pass
9293.050	-42.32	15.39	-13.0	-29.32	308.00	Vertical	Horizontal	Pass

11 LTE Band 7

11.1 LTE Band 7 BW5, Middle Channel

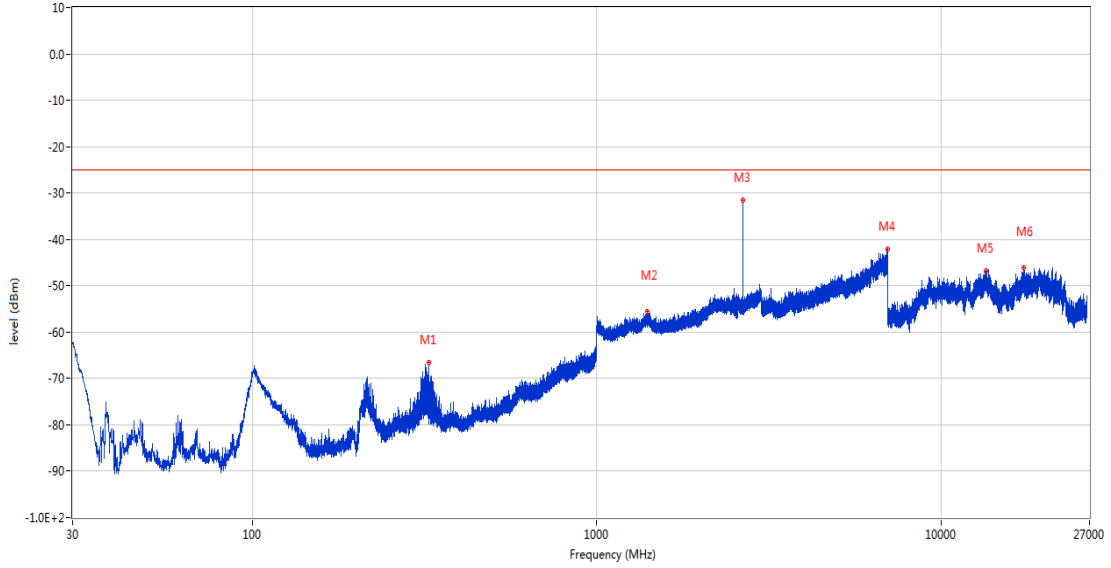
RSE-H&H LTE Band 7 BW5 CH21100



Frequency (MHz)	Result (dBm)	Factor (dB)	PK Limit (dBm)	Over Limit (dB)	Table (o)	ANT	EUT	Verdict
316.490	-67.26	-11.05	-25.0	-42.26	86.00	Horizontal	Horizontal	Pass
1403.700	-55.08	-2.30	-25.0	-30.08	297.00	Horizontal	Horizontal	Pass
2655.600	-27.32	1.36	-25.0	-2.32	219.00	Horizontal	Horizontal	N/A
6776.800	-41.74	11.86	-25.0	-16.74	273.00	Horizontal	Horizontal	Pass
13448.776	-46.29	11.49	-25.0	-21.29	145.00	Horizontal	Horizontal	Pass
19323.449	-45.69	16.19	-25.0	-20.69	160.00	Horizontal	Horizontal	Pass

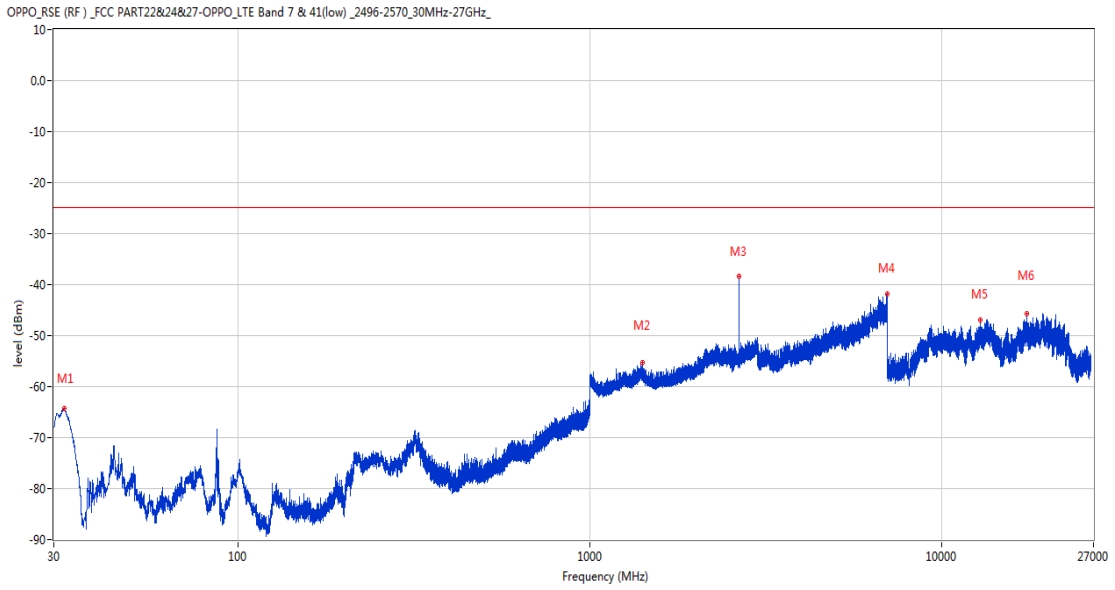
RSE-H&V LTE Band 7 BW5 CH21100

OPPO_RSE (RF) _FCC PART22&24&27-OPPO_LTE Band 7 & 41(low) _2496-2570_30MHz-27GHz_



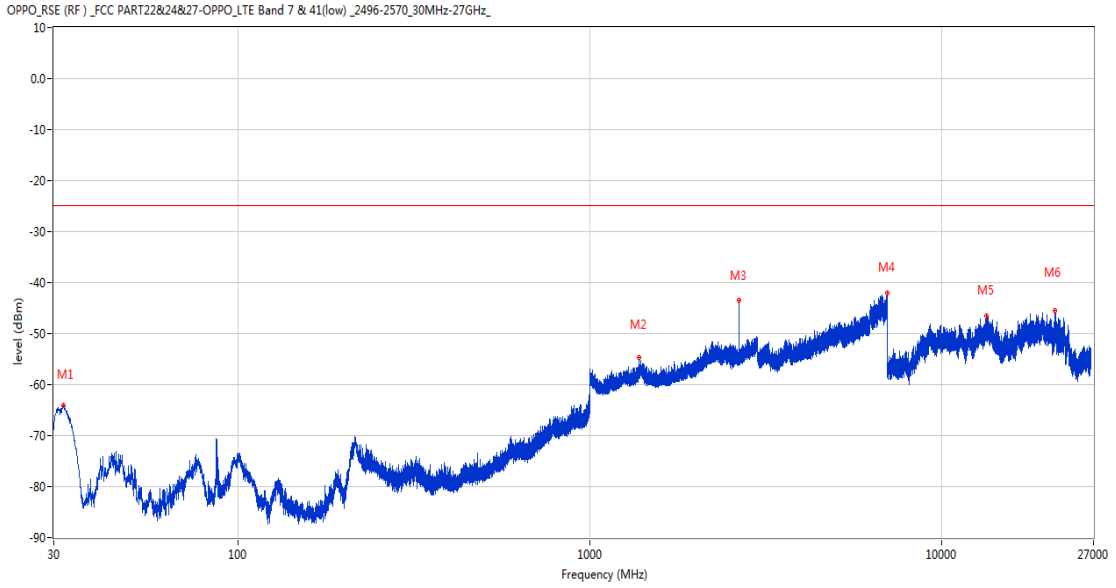
Frequency (MHz)	Result (dBm)	Factor (dB)	PK Limit (dBm)	Over Limit (dB)	Table (o)	ANT	EUT	Verdict
324.638	-66.59	-10.65	-25.0	-41.59	173.00	Horizontal	Vertical	Pass
1399.100	-55.53	-2.17	-25.0	-30.53	0.00	Horizontal	Vertical	Pass
2656.600	-31.49	1.32	-25.0	-6.49	26.00	Horizontal	Vertical	N/A
6985.400	-42.12	13.70	-25.0	-17.12	94.00	Horizontal	Vertical	Pass
13471.088	-46.74	11.25	-25.0	-21.74	156.00	Horizontal	Vertical	Pass
17425.650	-46.23	9.56	-25.0	-21.23	185.00	Horizontal	Vertical	Pass

RSE-V&V LTE Band 7 BW5 CH21100



Frequency (MHz)	Result (dBm)	Factor (dB)	PK Limit (dBm)	Over Limit (dB)	Table (o)	ANT	EUT	Verdict
32.085	-64.24	-16.62	-25.0	-39.24	279.00	Vertical	Vertical	Pass
1410.300	-55.32	-2.52	-25.0	-30.32	189.00	Vertical	Vertical	Pass
2654.400	-38.46	1.43	-25.0	-13.46	243.00	Vertical	Vertical	N/A
6997.400	-41.83	13.61	-25.0	-16.83	312.00	Vertical	Vertical	Pass
12882.562	-46.91	11.13	-25.0	-21.91	294.00	Vertical	Vertical	Pass
17428.802	-45.71	9.51	-25.0	-20.71	153.00	Vertical	Vertical	Pass

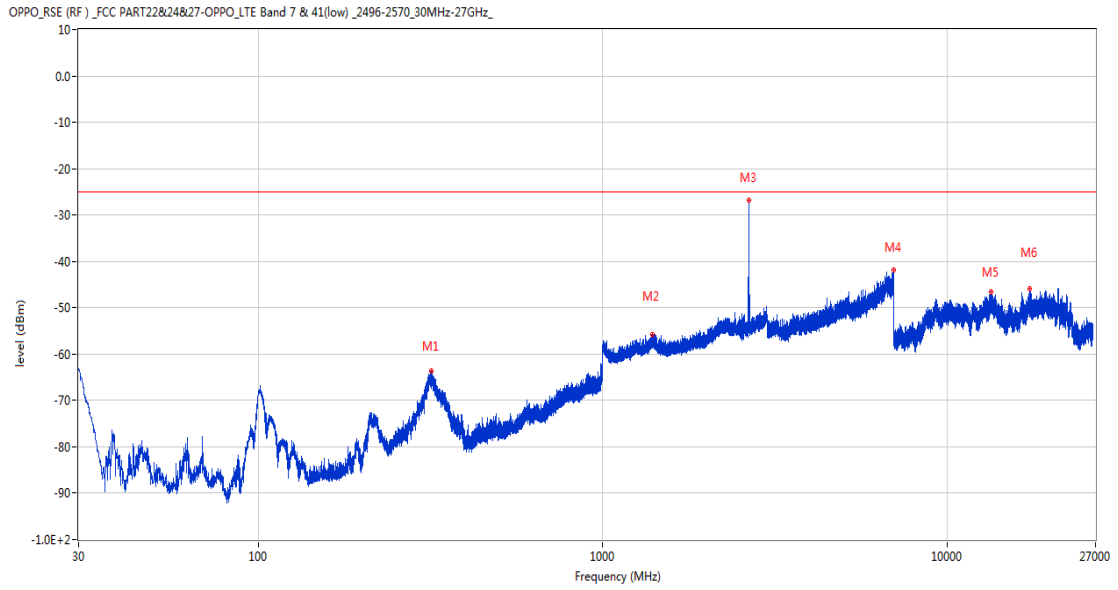
RSE-V&H LTE Band 7 BW5 CH21100



Frequency (MHz)	Result (dBm)	Factor (dB)	PK Limit (dBm)	Over Limit (dB)	Table (o)	ANT	EUT	Verdict
31.988	-64.01	-16.65	-25.0	-39.01	10.00	Vertical	Horizontal	Pass
1377.400	-54.68	-2.70	-25.0	-29.68	172.00	Vertical	Horizontal	Pass
2654.200	-43.37	1.43	-25.0	-18.37	147.00	Vertical	Horizontal	N/A
6999.200	-42.12	13.65	-25.0	-17.12	166.00	Vertical	Horizontal	Pass
13403.625	-46.57	10.74	-25.0	-21.57	360.00	Vertical	Horizontal	Pass
21026.425	-45.51	14.51	-25.0	-20.51	118.00	Vertical	Horizontal	Pass

11.2 LTE Band 7 BW10, Middle Channel

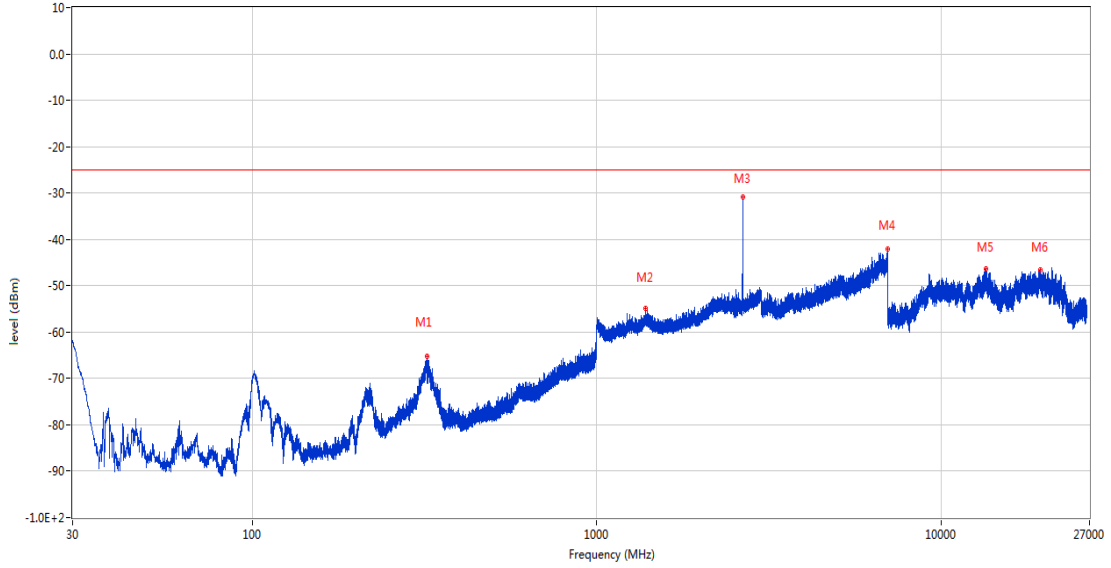
RSE-H&H LTE Band 7 BW10 CH21100



Frequency (MHz)	Result (dBm)	Factor (dB)	PK Limit (dBm)	Over Limit (dB)	Table (o)	ANT	EUT	Verdict
317.266	-63.67	-11.05	-25.0	-38.67	88.00	Horizontal	Horizontal	Pass
1391.600	-55.69	-2.37	-25.0	-30.69	298.00	Horizontal	Horizontal	Pass
2655.400	-26.80	1.37	-25.0	-1.80	220.00	Horizontal	Horizontal	N/A
6995.400	-41.94	13.55	-25.0	-16.94	10.00	Horizontal	Horizontal	Pass
13444.575	-46.66	11.40	-25.0	-21.66	251.00	Horizontal	Horizontal	Pass
17421.713	-45.86	9.62	-25.0	-20.86	37.00	Horizontal	Horizontal	Pass

RSE-H&V LTE Band 7 BW10 CH21100

OPPO_RSE (RF) _FCC PART22&24&27-OPPO_LTE Band 7 & 41(low) _2496-2570_30MHz-27GHz_



Frequency (MHz)	Result (dBm)	Factor (dB)	PK Limit (dBm)	Over Limit (dB)	Table (o)	ANT	EUT	Verdict
321.630	-65.26	-10.78	-25.0	-40.26	175.00	Horizontal	Vertical	Pass
1383.400	-54.97	-2.66	-25.0	-29.97	103.00	Horizontal	Vertical	Pass
2656.300	-30.85	1.32	-25.0	-5.85	21.00	Horizontal	Vertical	N/A
6999.200	-42.01	13.65	-25.0	-17.01	12.00	Horizontal	Vertical	Pass
13509.937	-46.39	10.60	-25.0	-21.39	282.00	Horizontal	Vertical	Pass
19410.999	-46.54	14.31	-25.0	-21.54	105.00	Horizontal	Vertical	Pass

RSE-V&V LTE Band 7 BW10 CH21100

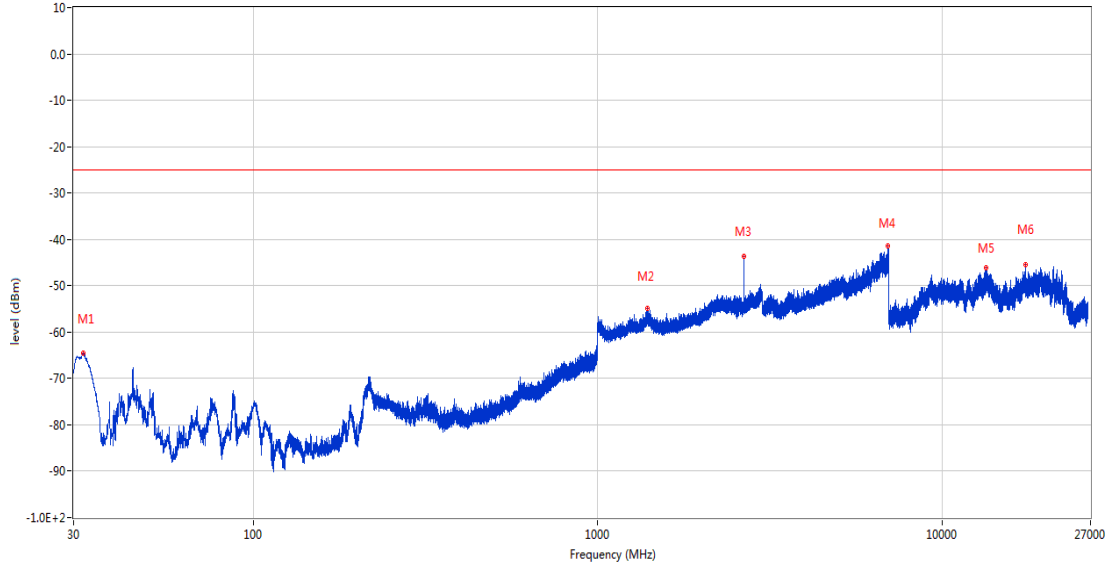
OPPO_RSE (RF) _FCC PART22&24&27-OPPO_LTE Band 7 & 41(low) _2496-2570_30MHz-27GHz_



Frequency (MHz)	Result (dBm)	Factor (dB)	PK Limit (dBm)	Over Limit (dB)	Table (o)	ANT	EUT	Verdict
31.940	-63.44	-16.77	-25.0	-38.44	226.00	Vertical	Vertical	Pass
1409.700	-54.67	-2.48	-25.0	-29.67	349.00	Vertical	Vertical	Pass
2652.300	-37.68	1.39	-25.0	-12.68	74.00	Vertical	Vertical	N/A
6614.400	-42.82	12.34	-25.0	-17.82	201.00	Vertical	Vertical	Pass
12845.287	-46.62	10.71	-25.0	-21.62	154.00	Vertical	Vertical	Pass
21046.825	-45.73	14.51	-25.0	-20.73	24.00	Vertical	Vertical	Pass

RSE-V&H LTE Band 7 BW10 CH21100

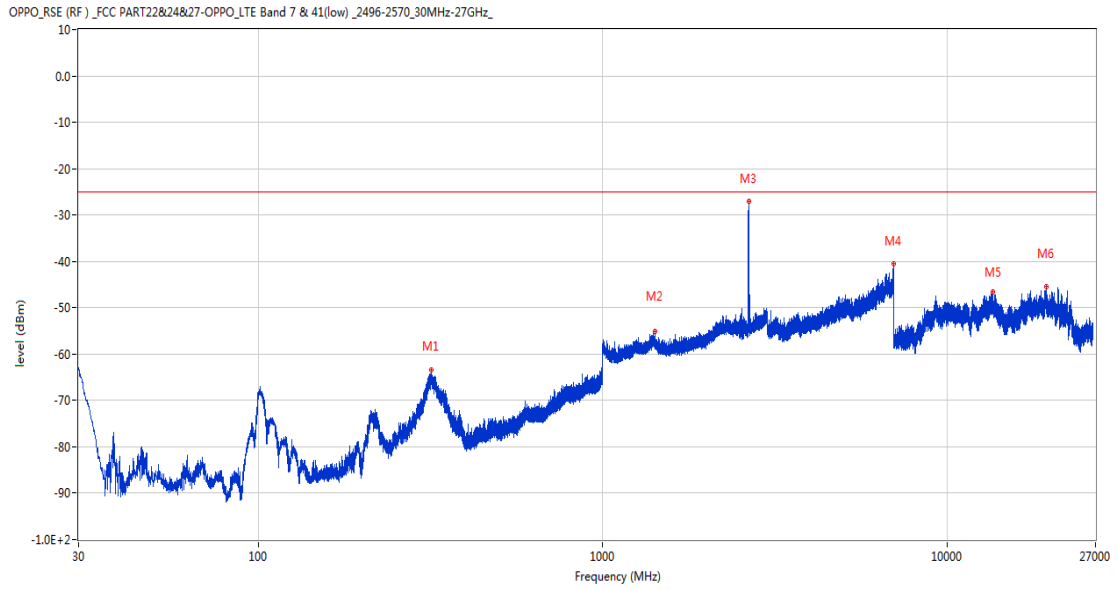
OPPO_RSE (RF) _FCC PART22&24&27-OPPO_LTE Band 7 & 41(low) _2496-2570_30MHz-27GHz_



Frequency (MHz)	Result (dBm)	Factor (dB)	PK Limit (dBm)	Over Limit (dB)	Table (o)	ANT	EUT	Verdict
32.037	-64.43	-16.62	-25.0	-39.43	190.00	Vertical	Horizontal	Pass
1392.700	-54.92	-2.34	-25.0	-29.92	0.00	Vertical	Horizontal	Pass
2656.800	-43.76	1.34	-25.0	-18.76	169.00	Vertical	Horizontal	N/A
6973.000	-41.50	13.67	-25.0	-16.50	219.00	Vertical	Horizontal	Pass
13459.276	-46.02	11.45	-25.0	-21.02	143.00	Vertical	Horizontal	Pass
17476.051	-45.48	8.99	-25.0	-20.48	277.00	Vertical	Horizontal	Pass

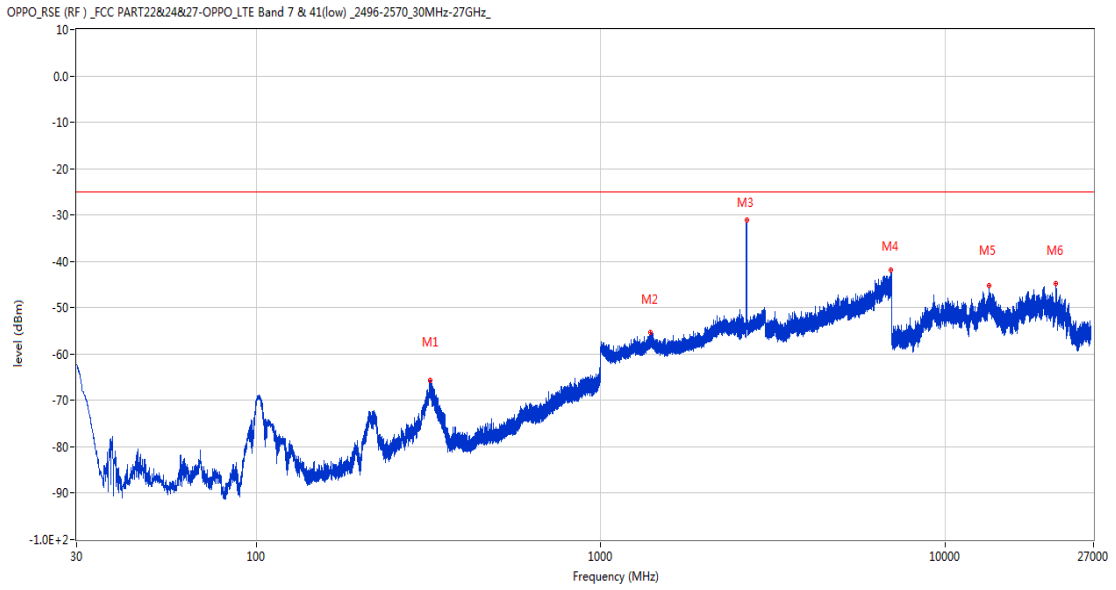
11.3 LTE Band 7 BW15, Middle Channel

RSE-H&H LTE Band 7 BW15 CH21100



Frequency (MHz)	Result (dBm)	Factor (dB)	PK Limit (dBm)	Over Limit (dB)	Table (o)	ANT	EUT	Verdict
318.284	-63.34	-11.04	-25.0	-38.34	88.00	Horizontal	Horizontal	Pass
1415.700	-55.07	-2.66	-25.0	-30.07	13.00	Horizontal	Horizontal	Pass
2660.400	-27.12	1.33	-25.0	-2.12	220.00	Horizontal	Horizontal	N/A
6996.000	-40.54	13.56	-25.0	-15.54	323.00	Horizontal	Horizontal	Pass
13566.375	-46.57	10.64	-25.0	-21.57	248.00	Horizontal	Horizontal	Pass
19412.699	-45.40	14.29	-25.0	-20.40	223.00	Horizontal	Horizontal	Pass

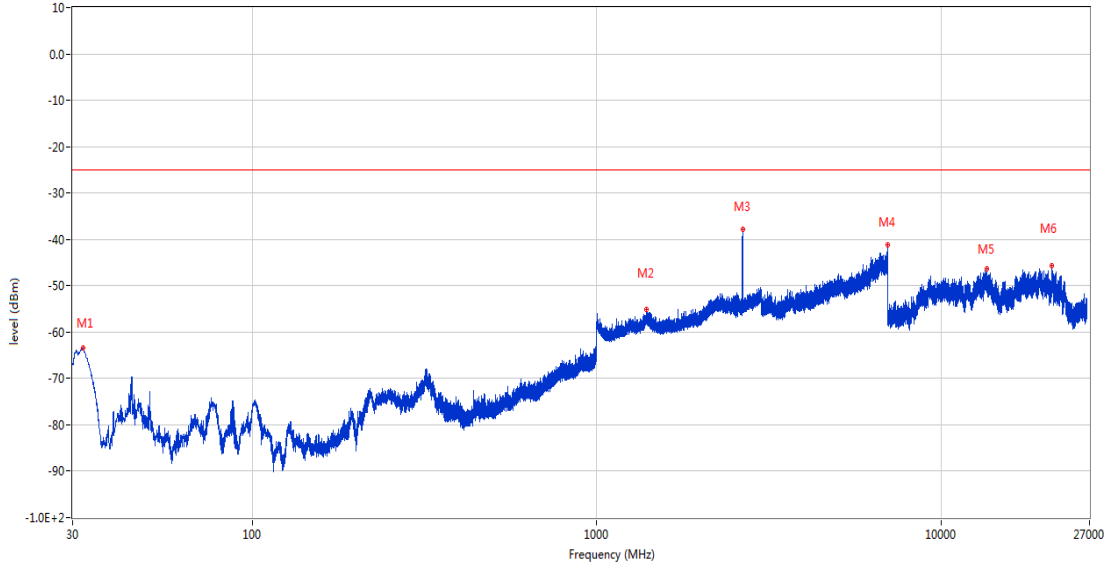
RSE-H&V LTE Band 7 BW15 CH21100



Frequency (MHz)	Result (dBm)	Factor (dB)	PK Limit (dBm)	Over Limit (dB)	Table (o)	ANT	EUT	Verdict
319.206	-65.66	-11.01	-25.0	-40.66	175.00	Horizontal	Vertical	Pass
1390.800	-55.23	-2.34	-25.0	-30.23	53.00	Horizontal	Vertical	Pass
2651.600	-31.07	1.39	-25.0	-6.07	26.00	Horizontal	Vertical	N/A
6974.200	-41.81	13.70	-25.0	-16.81	93.00	Horizontal	Vertical	Pass
13448.776	-45.28	11.49	-25.0	-20.28	312.00	Horizontal	Vertical	Pass
21038.750	-44.67	14.51	-25.0	-19.67	77.00	Horizontal	Vertical	Pass

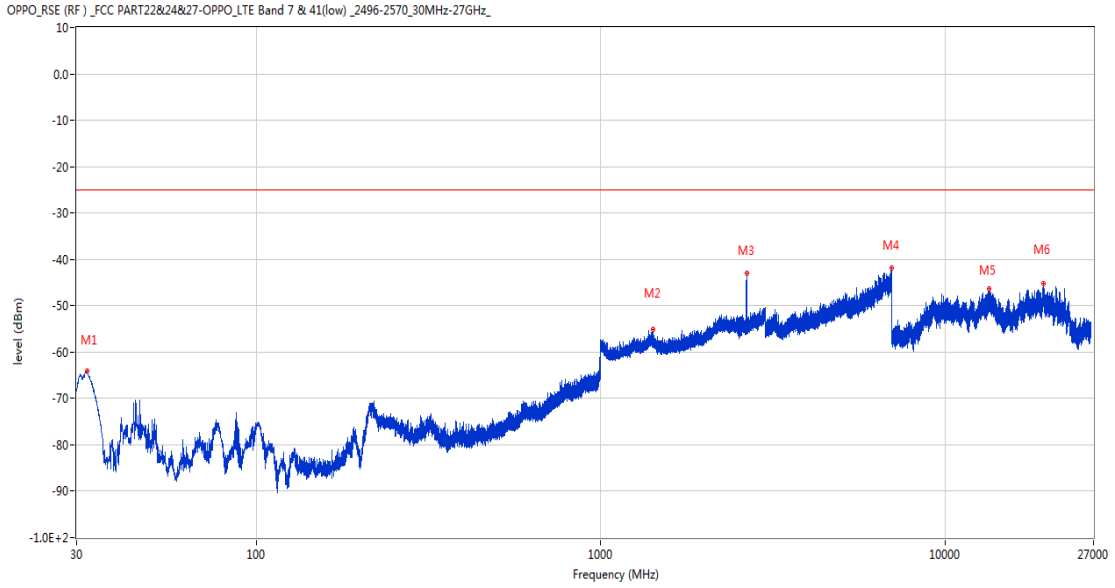
RSE-V&V LTE Band 7 BW15 CH21100

OPPO_RSE (RF) _FCC PART22&24&27-OPPO_LTE Band 7 & 41(low) _2496-2570_30MHz-27GHz_



Frequency (MHz)	Result (dBm)	Factor (dB)	PK Limit (dBm)	Over Limit (dB)	Table (o)	ANT	EUT	Verdict
32.134	-63.38	-16.62	-25.0	-38.38	166.00	Vertical	Vertical	Pass
1395.800	-55.10	-2.16	-25.0	-30.10	71.00	Vertical	Vertical	Pass
2654.700	-37.92	1.41	-25.0	-12.92	223.00	Vertical	Vertical	N/A
6997.200	-41.19	13.61	-25.0	-16.19	35.00	Vertical	Vertical	Pass
13606.537	-46.30	10.36	-25.0	-21.30	36.00	Vertical	Vertical	Pass
21026.425	-45.61	14.51	-25.0	-20.61	0.00	Vertical	Vertical	Pass

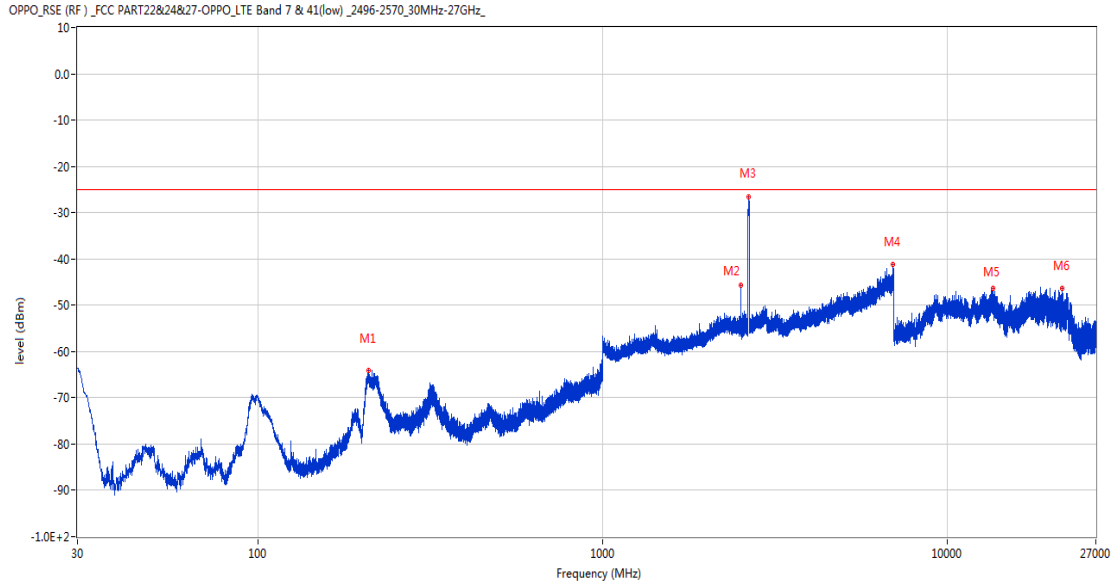
RSE-V&H LTE Band 7 BW15 CH21100



Frequency (MHz)	Result (dBm)	Factor (dB)	PK Limit (dBm)	Over Limit (dB)	Table (o)	ANT	EUT	Verdict
32.231	-64.16	-16.61	-25.0	-39.16	279.00	Vertical	Horizontal	Pass
1416.200	-55.13	-2.63	-25.0	-30.13	349.00	Vertical	Horizontal	Pass
2653.000	-42.87	1.40	-25.0	-17.87	164.00	Vertical	Horizontal	N/A
6980.200	-41.91	13.82	-25.0	-16.91	87.00	Vertical	Horizontal	Pass
13429.613	-46.41	11.13	-25.0	-21.41	251.00	Vertical	Horizontal	Pass
19375.725	-45.27	15.21	-25.0	-20.27	150.00	Vertical	Horizontal	Pass

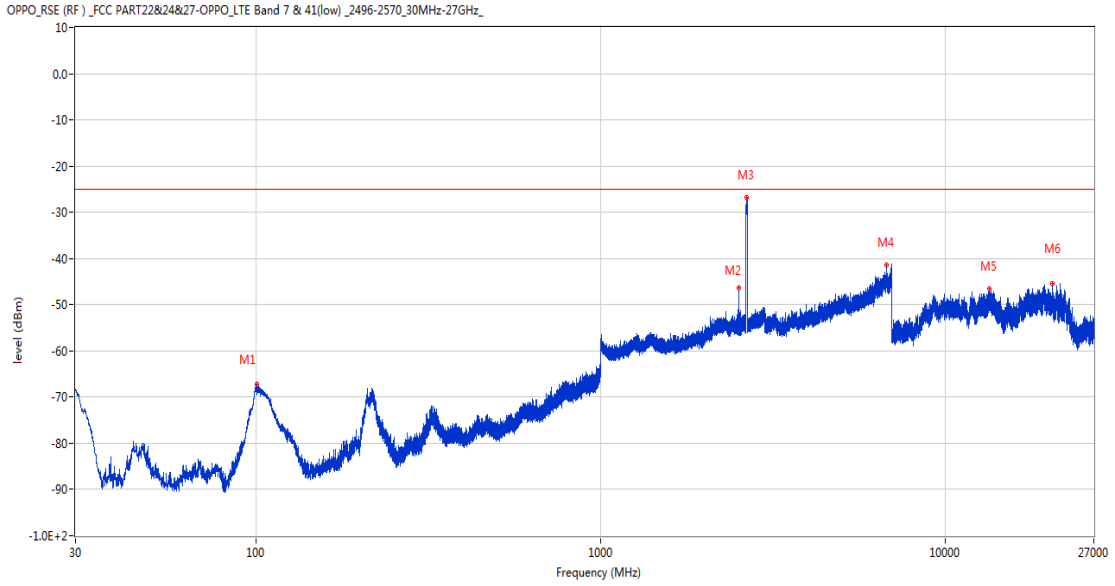
11.4 LTE Band 7 BW20, Middle Channel

RSE-H&H LTE Band 7 BW20 CH21100



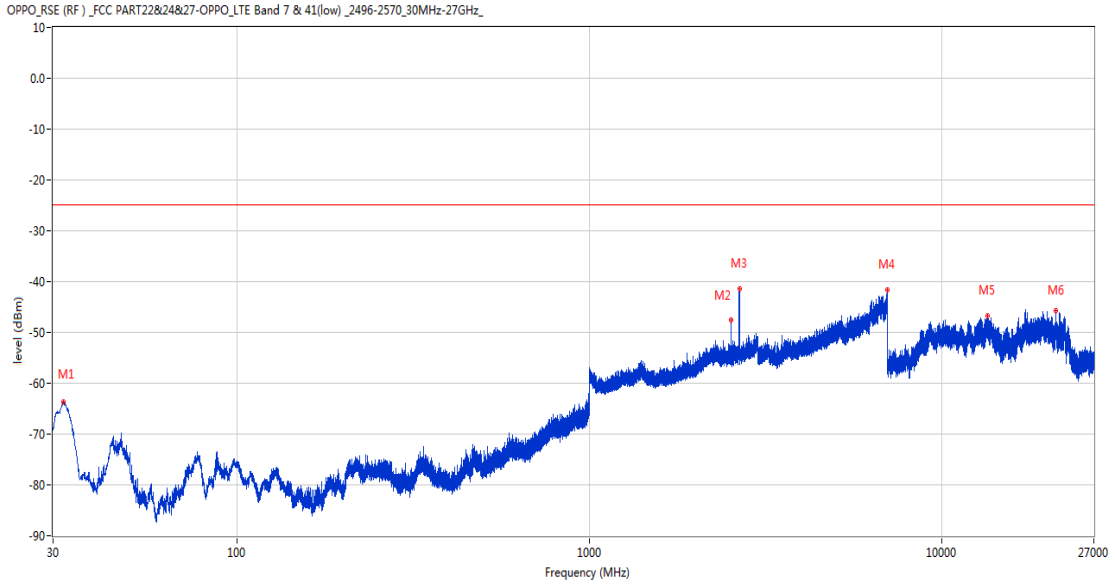
Frequency (MHz)	Result (dBm)	Factor (dB)	PK Limit (dBm)	Over Limit (dB)	Table (o)	ANT	EUT	Verdict
209.790	-64.02	-15.14	-25.0	-39.02	229.00	Horizontal	Horizontal	Pass
2526.400	-45.78	1.92	-25.0	-20.78	108.00	Horizontal	Horizontal	N/A
2656.900	-26.52	1.35	-25.0	-1.52	360.00	Horizontal	Horizontal	N/A
6974.000	-41.24	13.69	-25.0	-16.24	43.00	Horizontal	Horizontal	Pass
13552.725	-46.35	10.60	-25.0	-21.35	46.00	Horizontal	Horizontal	Pass
21620.699	-46.33	14.70	-25.0	-21.33	-1.00	Horizontal	Horizontal	Pass

RSE-H&V LTE Band 7 BW20 CH21100



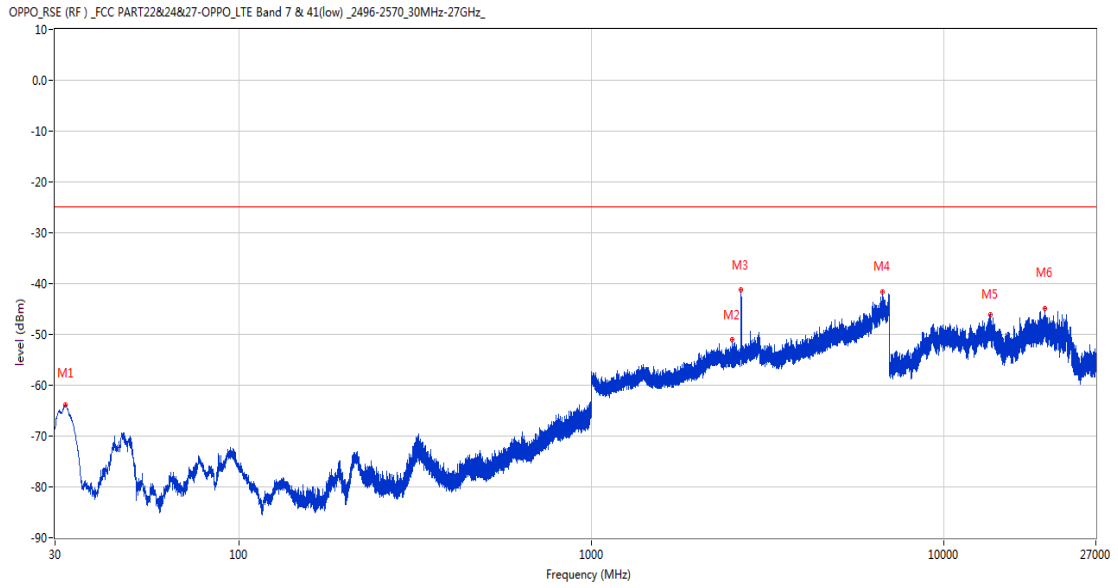
Frequency (MHz)	Result (dBm)	Factor (dB)	PK Limit (dBm)	Over Limit (dB)	Table (o)	ANT	EUT	Verdict
100.858	-67.19	-21.32	-25.0	-42.19	8.00	Horizontal	Vertical	Pass
2526.300	-46.32	1.92	-25.0	-21.32	120.00	Horizontal	Vertical	N/A
2647.600	-26.87	1.47	-25.0	-1.87	353.00	Horizontal	Vertical	N/A
6747.400	-41.44	11.80	-25.0	-16.44	32.00	Horizontal	Vertical	Pass
13427.775	-46.55	11.10	-25.0	-21.55	344.00	Horizontal	Vertical	Pass
20460.151	-45.34	14.32	-25.0	-20.34	28.00	Horizontal	Vertical	Pass

RSE-V&V LTE Band 7 BW20 CH21100



Frequency (MHz)	Result (dBm)	Factor (dB)	PK Limit (dBm)	Over Limit (dB)	Table (o)	ANT	EUT	Verdict
32.085	-63.64	-16.62	-25.0	-38.64	316.00	Vertical	Vertical	Pass
2526.600	-47.62	1.92	-25.0	-22.62	234.00	Vertical	Vertical	N/A
2662.000	-41.37	1.40	-25.0	-16.37	70.00	Vertical	Vertical	N/A
6990.800	-41.69	13.48	-25.0	-16.69	164.00	Vertical	Vertical	Pass
13462.950	-46.75	11.40	-25.0	-21.75	244.00	Vertical	Vertical	Pass
21038.399	-45.73	14.51	-25.0	-20.73	148.00	Vertical	Vertical	Pass

RSE-V&H LTE Band 7 BW20 CH21100

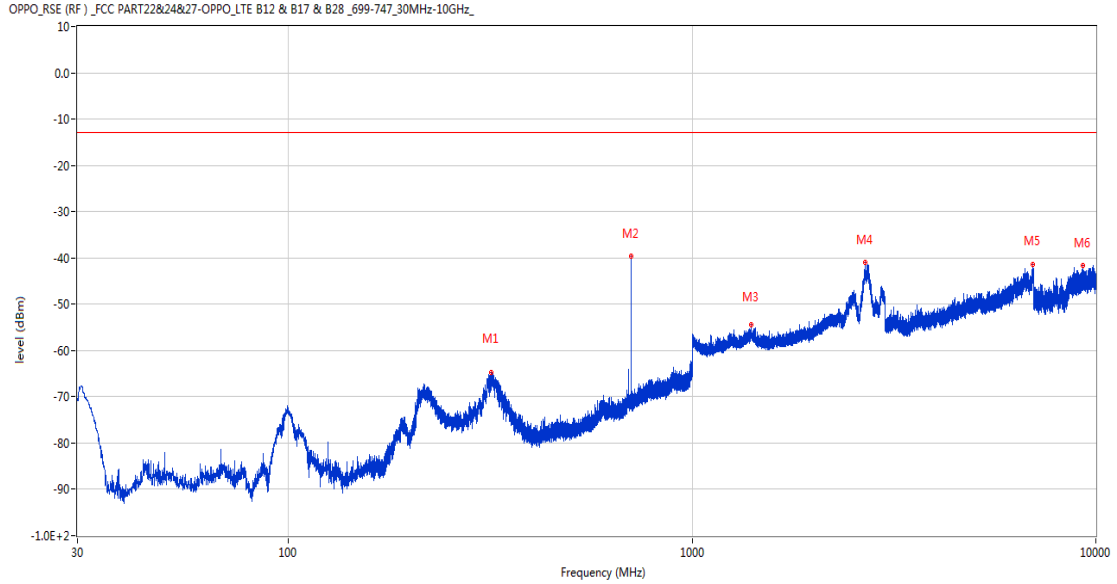


Frequency (MHz)	Result (dBm)	Factor (dB)	PK Limit (dBm)	Over Limit (dB)	Table (o)	ANT	EUT	Verdict
32.037	-63.86	-16.62	-25.0	-38.86	315.00	Vertical	Horizontal	Pass
2508.100	-51.01	1.84	-25.0	-26.01	311.00	Vertical	Horizontal	N/A
2659.200	-41.18	1.45	-25.0	-16.18	235.00	Vertical	Horizontal	N/A
6693.000	-41.72	11.73	-25.0	-16.72	161.00	Vertical	Horizontal	Pass
13575.562	-46.15	10.66	-25.0	-21.15	310.00	Vertical	Horizontal	Pass
19349.551	-44.90	15.70	-25.0	-19.90	-1.00	Vertical	Horizontal	Pass

12 LTE Band 12

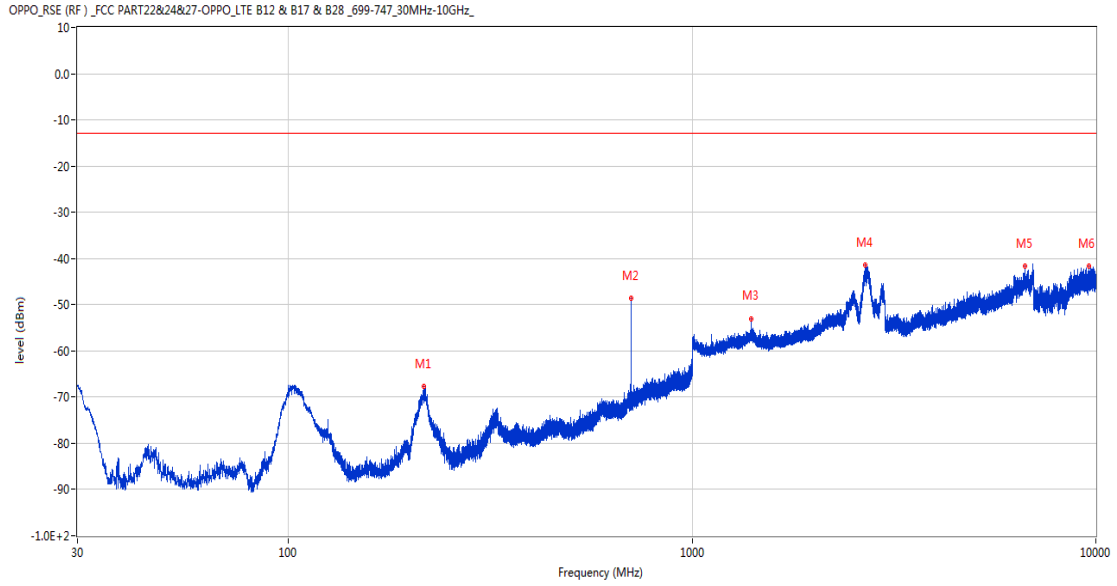
12.1 LTE Band 12 BW1.4, Middle Channel

RSE-H&H LTE Band 12 BW1.4 CH23095



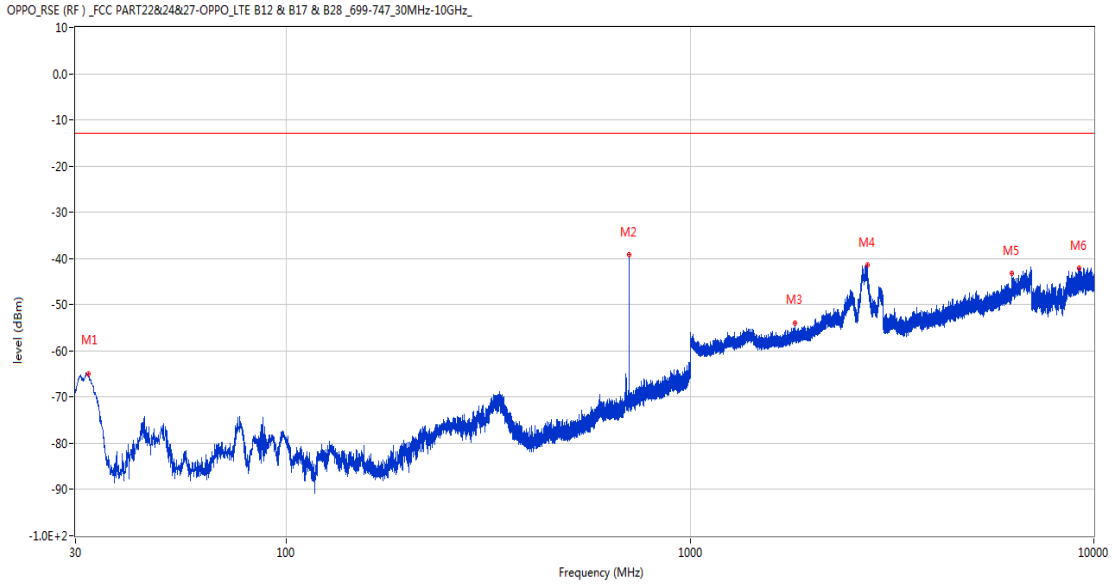
Frequency (MHz)	Result (dBm)	Factor (dB)	PK Limit (dBm)	Over Limit (dB)	Table (o)	ANT	EUT	Verdict
317.993	-64.81	-10.83	-13.0	-51.81	116.00	Horizontal	Horizontal	Pass
707.011	-39.61	1.15	-13.0	-26.61	344.00	Horizontal	Horizontal	N/A
1399.800	-54.40	-1.69	-13.0	-41.40	208.00	Horizontal	Horizontal	Pass
2680.400	-41.06	12.01	-13.0	-28.06	153.00	Horizontal	Horizontal	Pass
6974.200	-41.49	13.70	-13.0	-28.49	220.00	Horizontal	Horizontal	Pass
9307.450	-41.74	15.59	-13.0	-28.74	334.00	Horizontal	Horizontal	Pass

RSE-H&V LTE Band 12 BW1.4 CH23095



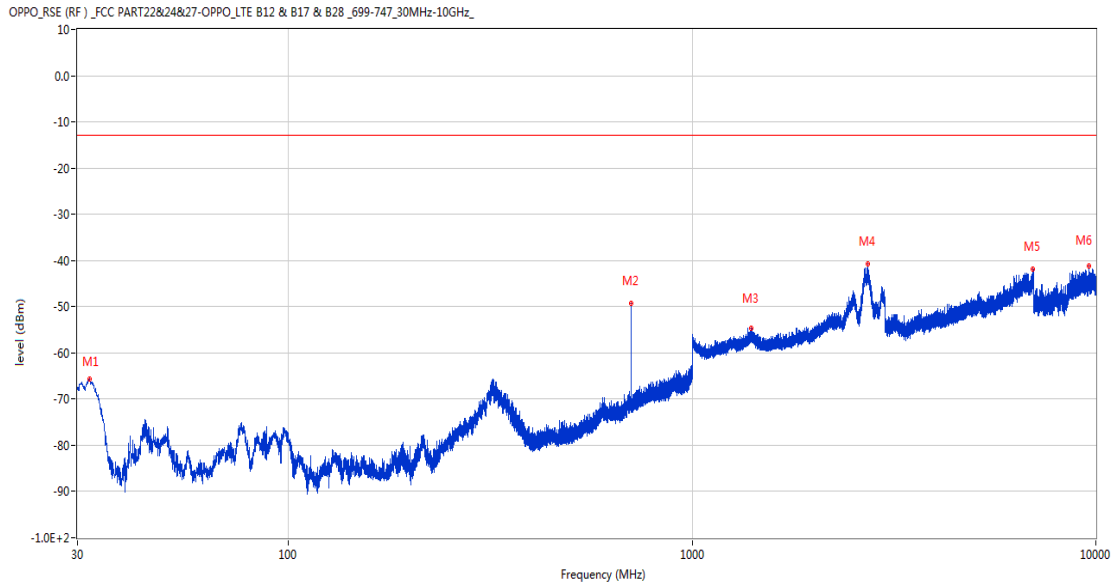
Frequency (MHz)	Result (dBm)	Factor (dB)	PK Limit (dBm)	Over Limit (dB)	Table (o)	ANT	EUT	Verdict
216.628	-67.62	-15.15	-13.0	-54.62	81.00	Horizontal	Vertical	Pass
707.060	-48.67	1.15	-13.0	-35.67	141.00	Horizontal	Vertical	N/A
1401.000	-53.01	-1.71	-13.0	-40.01	129.00	Horizontal	Vertical	Pass
2679.400	-41.42	11.89	-13.0	-28.42	59.00	Horizontal	Vertical	Pass
6667.800	-41.64	11.56	-13.0	-28.64	310.00	Horizontal	Vertical	Pass
9595.600	-41.62	16.27	-13.0	-28.62	178.00	Horizontal	Vertical	Pass

RSE-V&V LTE Band 12 BW1.4 CH23095



Frequency (MHz)	Result (dBm)	Factor (dB)	PK Limit (dBm)	Over Limit (dB)	Table (o)	ANT	EUT	Verdict
32.279	-65.03	-16.65	-13.0	-52.03	309.00	Vertical	Vertical	Pass
707.060	-39.24	1.15	-13.0	-26.24	309.00	Vertical	Vertical	N/A
1814.500	-54.00	-2.16	-13.0	-41.00	121.00	Vertical	Vertical	Pass
2744.900	-41.40	10.74	-13.0	-28.40	309.00	Vertical	Vertical	Pass
6273.000	-43.22	11.13	-13.0	-30.22	166.00	Vertical	Vertical	Pass
9181.300	-42.08	15.03	-13.0	-29.08	190.00	Vertical	Vertical	Pass

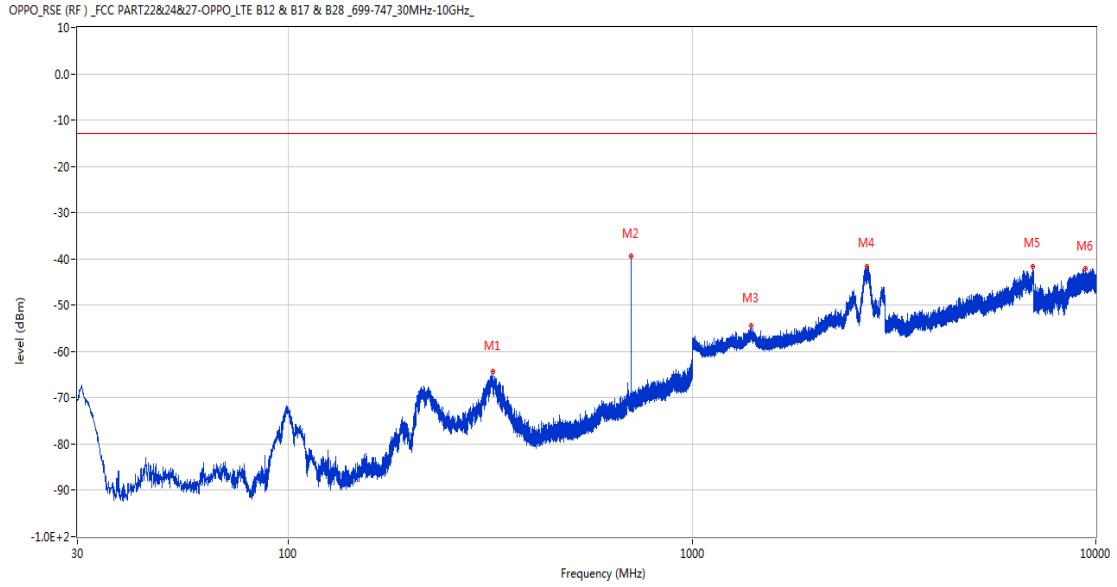
RSE-V&H LTE Band 12 BW1.4 CH23095



Frequency (MHz)	Result (dBm)	Factor (dB)	PK Limit (dBm)	Over Limit (dB)	Table (o)	ANT	EUT	Verdict
32.085	-65.65	-16.66	-13.0	-52.65	295.00	Vertical	Horizontal	Pass
707.109	-49.36	1.15	-13.0	-36.36	104.00	Vertical	Horizontal	N/A
1401.200	-54.58	-1.72	-13.0	-41.58	302.00	Vertical	Horizontal	Pass
2720.300	-40.78	13.56	-13.0	-27.78	33.00	Vertical	Horizontal	Pass
6978.400	-41.75	13.94	-13.0	-28.75	79.00	Vertical	Horizontal	Pass
9626.050	-41.26	16.33	-13.0	-28.26	18.00	Vertical	Horizontal	Pass

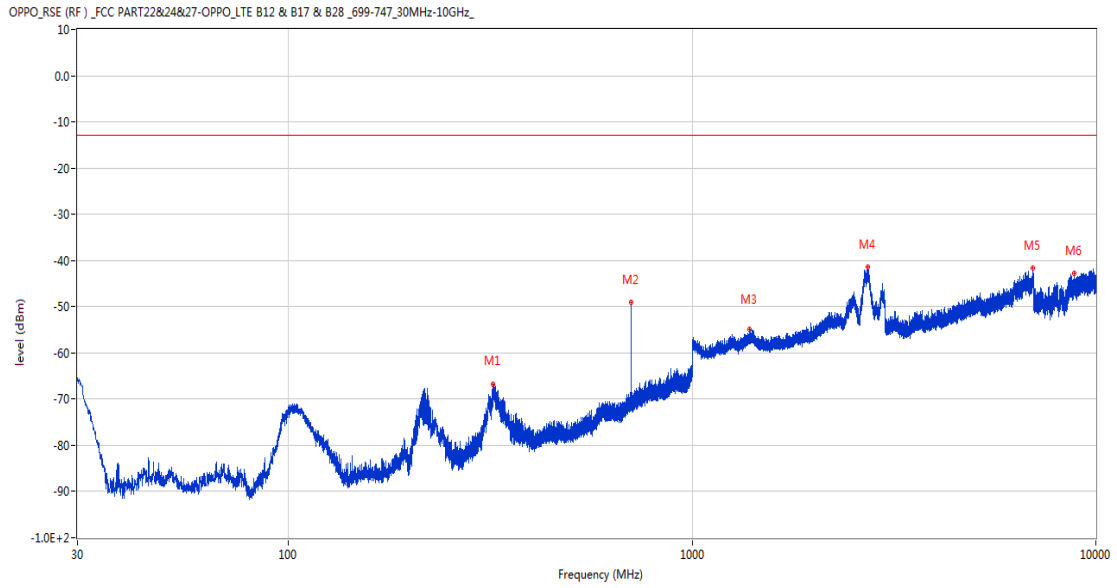
12.2 LTE Band 12 BW3, Middle Channel

RSE-H&H LTE Band 12 BW3 CH23095



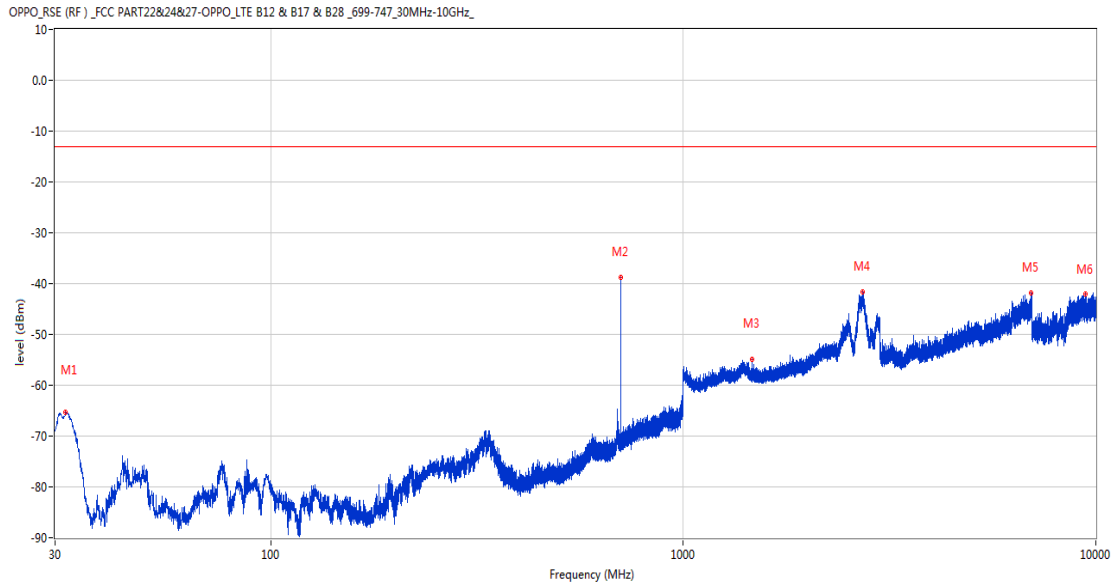
Frequency (MHz)	Result (dBm)	Factor (dB)	PK Limit (dBm)	Over Limit (dB)	Table (o)	ANT	EUT	Verdict
320.612	-64.23	-10.66	-13.0	-51.23	96.00	Horizontal	Horizontal	Pass
706.284	-39.36	1.12	-13.0	-26.36	324.00	Horizontal	Horizontal	N/A
1403.200	-54.47	-1.83	-13.0	-41.47	341.00	Horizontal	Horizontal	Pass
2715.100	-41.74	12.35	-13.0	-28.74	103.00	Horizontal	Horizontal	Pass
6977.800	-41.63	13.88	-13.0	-28.63	85.00	Horizontal	Horizontal	Pass
9445.750	-42.04	16.62	-13.0	-29.04	341.00	Horizontal	Horizontal	Pass

RSE-H&V LTE Band 12 BW3 CH23095



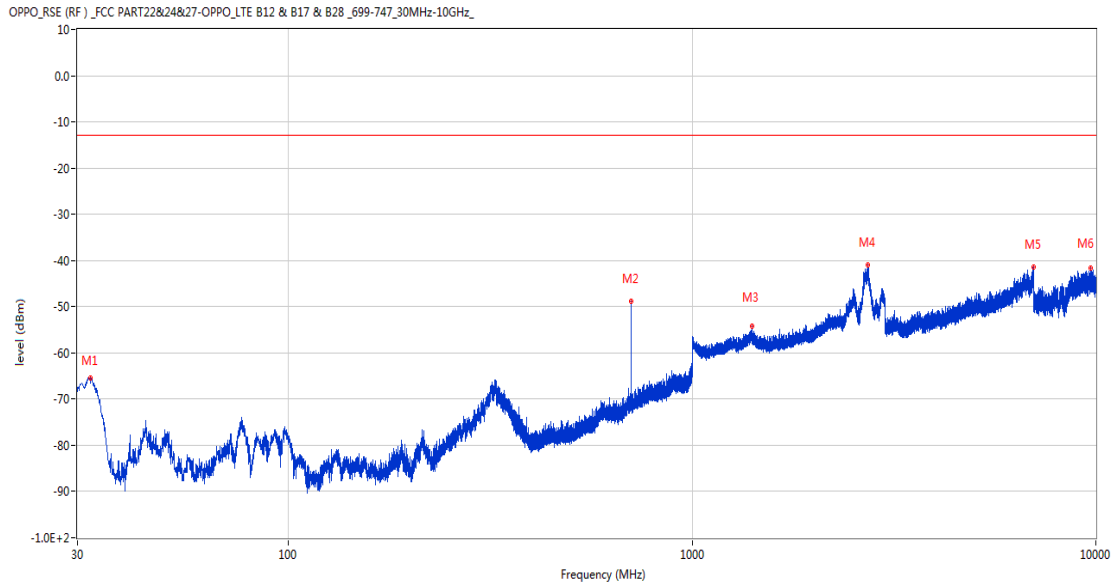
Frequency (MHz)	Result (dBm)	Factor (dB)	PK Limit (dBm)	Over Limit (dB)	Table (o)	ANT	EUT	Verdict
320.854	-66.74	-10.64	-13.0	-53.74	156.00	Horizontal	Vertical	Pass
706.235	-48.98	1.12	-13.0	-35.98	26.00	Horizontal	Vertical	N/A
1384.700	-54.86	-2.12	-13.0	-41.86	270.00	Horizontal	Vertical	Pass
2717.200	-41.46	12.95	-13.0	-28.46	308.00	Horizontal	Vertical	Pass
6975.000	-41.73	13.72	-13.0	-28.73	290.00	Horizontal	Vertical	Pass
8841.550	-42.69	15.28	-13.0	-29.69	331.00	Horizontal	Vertical	Pass

RSE-V&V LTE Band 12 BW3 CH23095



Frequency (MHz)	Result (dBm)	Factor (dB)	PK Limit (dBm)	Over Limit (dB)	Table (o)	ANT	EUT	Verdict
31.843	-65.22	-17.04	-13.0	-52.22	310.00	Vertical	Vertical	Pass
706.284	-38.70	1.12	-13.0	-25.70	281.00	Vertical	Vertical	N/A
1467.700	-55.00	-3.51	-13.0	-42.00	186.00	Vertical	Vertical	Pass
2718.200	-41.72	13.24	-13.0	-28.72	326.00	Vertical	Vertical	Pass
6977.800	-41.86	13.88	-13.0	-28.86	182.00	Vertical	Vertical	Pass
9450.550	-42.12	16.73	-13.0	-29.12	353.00	Vertical	Vertical	Pass

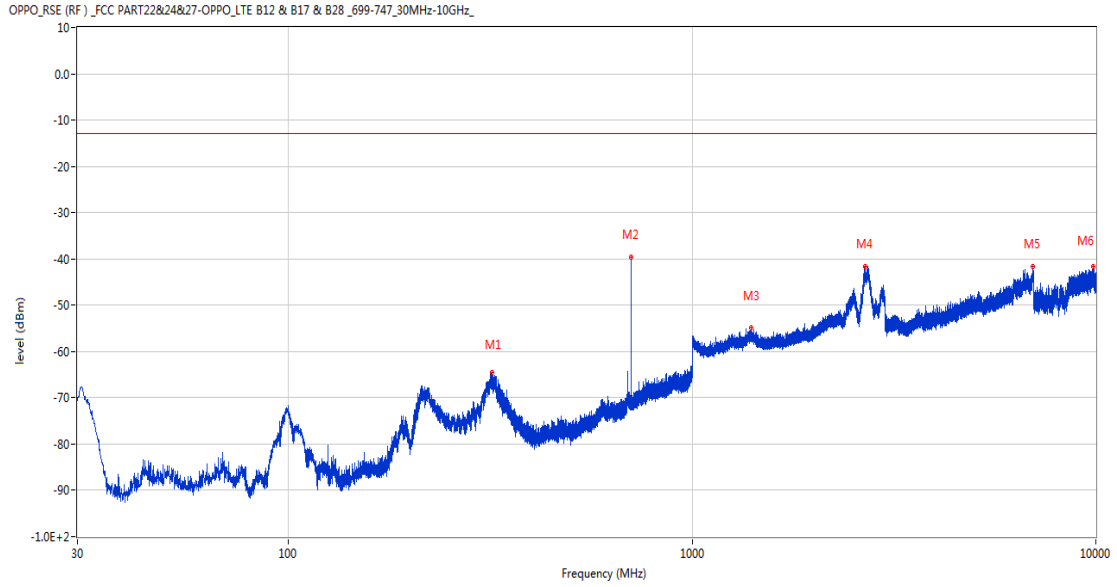
RSE-V&H LTE Band 12 BW3 CH23095



Frequency (MHz)	Result (dBm)	Factor (dB)	PK Limit (dBm)	Over Limit (dB)	Table (o)	ANT	EUT	Verdict
32.279	-65.36	-16.65	-13.0	-52.36	243.00	Vertical	Horizontal	Pass
706.235	-48.85	1.12	-13.0	-35.85	359.00	Vertical	Horizontal	N/A
1405.600	-54.26	-1.98	-13.0	-41.26	204.00	Vertical	Horizontal	Pass
2728.500	-40.97	13.85	-13.0	-27.97	312.00	Vertical	Horizontal	Pass
6999.400	-41.47	13.65	-13.0	-28.47	63.00	Vertical	Horizontal	Pass
9728.950	-41.74	16.26	-13.0	-28.74	268.00	Vertical	Horizontal	Pass

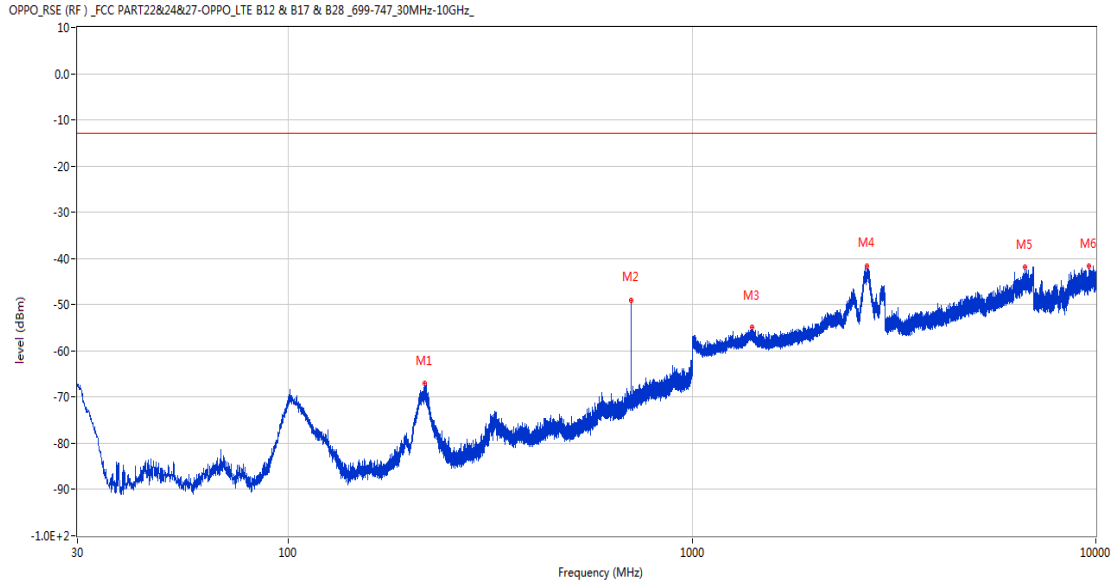
12.3 LTE Band 12 BW5, Middle Channel

RSE-H&H LTE Band 12 BW5 CH23095



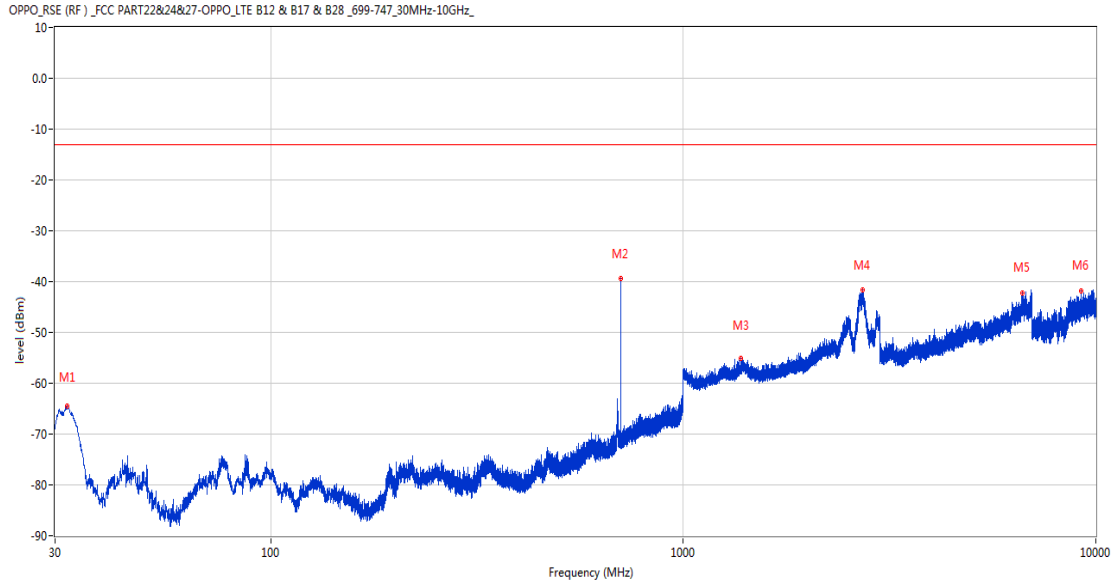
Frequency (MHz)	Result (dBm)	Factor (dB)	PK Limit (dBm)	Over Limit (dB)	Table (o)	ANT	EUT	Verdict
319.594	-64.45	-10.75	-13.0	-51.45	126.00	Horizontal	Horizontal	Pass
705.314	-39.71	1.09	-13.0	-26.71	334.00	Horizontal	Horizontal	N/A
1399.300	-54.88	-1.72	-13.0	-41.88	38.00	Horizontal	Horizontal	Pass
2683.100	-41.73	12.45	-13.0	-28.73	6.00	Horizontal	Horizontal	Pass
6969.200	-41.72	13.41	-13.0	-28.72	147.00	Horizontal	Horizontal	Pass
9871.600	-41.57	16.03	-13.0	-28.57	309.00	Horizontal	Horizontal	Pass

RSE-H&V LTE Band 12 BW5 CH23095



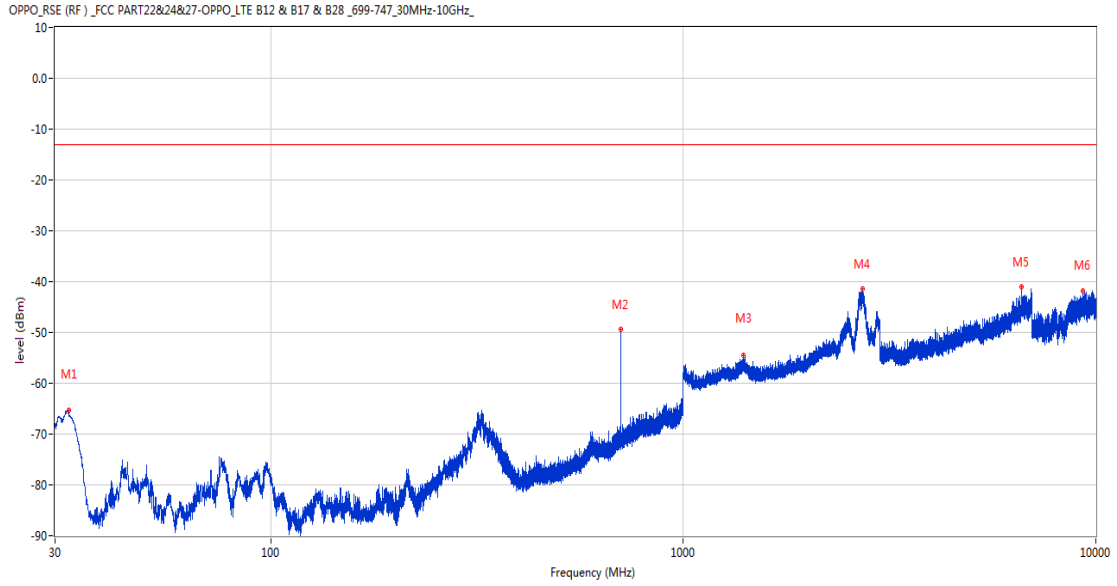
Frequency (MHz)	Result (dBm)	Factor (dB)	PK Limit (dBm)	Over Limit (dB)	Table (o)	ANT	EUT	Verdict
216.968	-67.00	-15.13	-13.0	-54.00	84.00	Horizontal	Vertical	Pass
705.362	-49.02	1.09	-13.0	-36.02	141.00	Horizontal	Vertical	N/A
1410.200	-54.81	-2.09	-13.0	-41.81	171.00	Horizontal	Vertical	Pass
2711.500	-41.72	11.70	-13.0	-28.72	254.00	Horizontal	Vertical	Pass
6687.200	-41.89	11.95	-13.0	-28.89	272.00	Horizontal	Vertical	Pass
9622.300	-41.64	16.35	-13.0	-28.64	300.00	Horizontal	Vertical	Pass

RSE-V&V LTE Band 12 BW5 CH23095



Frequency (MHz)	Result (dBm)	Factor (dB)	PK Limit (dBm)	Over Limit (dB)	Table (o)	ANT	EUT	Verdict
32.085	-64.59	-16.66	-13.0	-51.59	96.00	Vertical	Vertical	Pass
705.314	-39.47	1.09	-13.0	-26.47	281.00	Vertical	Vertical	N/A
1380.100	-55.17	-2.23	-13.0	-42.17	306.00	Vertical	Vertical	Pass
2721.500	-41.68	13.68	-13.0	-28.68	194.00	Vertical	Vertical	Pass
6631.800	-42.19	12.13	-13.0	-29.19	31.00	Vertical	Vertical	Pass
9212.951	-41.93	15.34	-13.0	-28.93	330.00	Vertical	Vertical	Pass

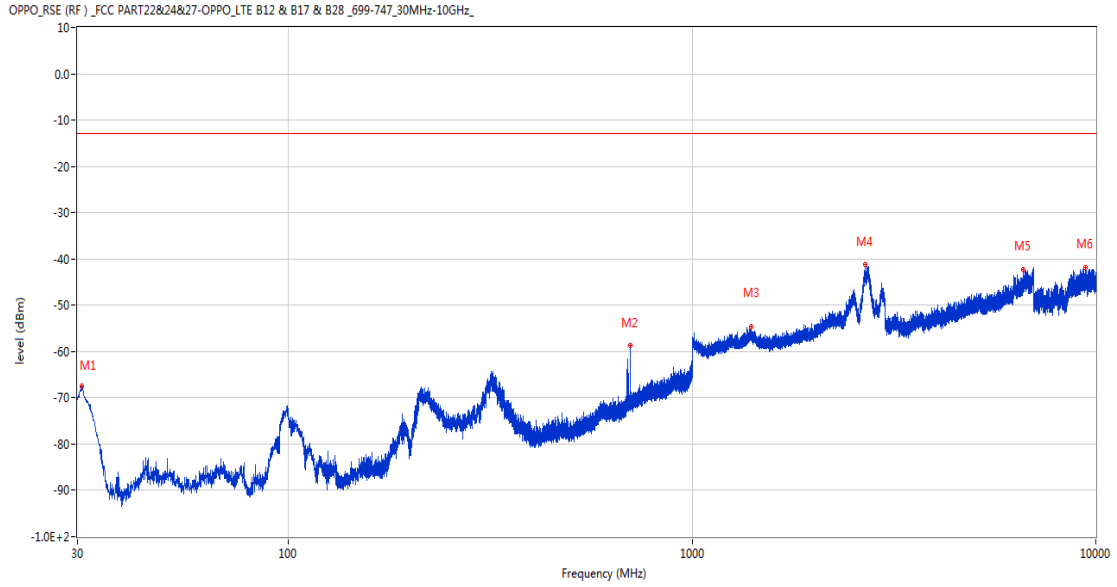
RSE-V&H LTE Band 12 BW5 CH23095



Frequency (MHz)	Result (dBm)	Factor (dB)	PK Limit (dBm)	Over Limit (dB)	Table (o)	ANT	EUT	Verdict
32.328	-65.37	-16.65	-13.0	-52.37	269.00	Vertical	Horizontal	Pass
705.362	-49.48	1.09	-13.0	-36.48	355.00	Vertical	Horizontal	N/A
1397.500	-54.56	-1.82	-13.0	-41.56	110.00	Vertical	Horizontal	Pass
2716.200	-41.39	12.65	-13.0	-28.39	233.00	Vertical	Horizontal	Pass
6617.400	-41.12	12.08	-13.0	-28.12	114.00	Vertical	Horizontal	Pass
9300.100	-41.91	15.54	-13.0	-28.91	186.00	Vertical	Horizontal	Pass

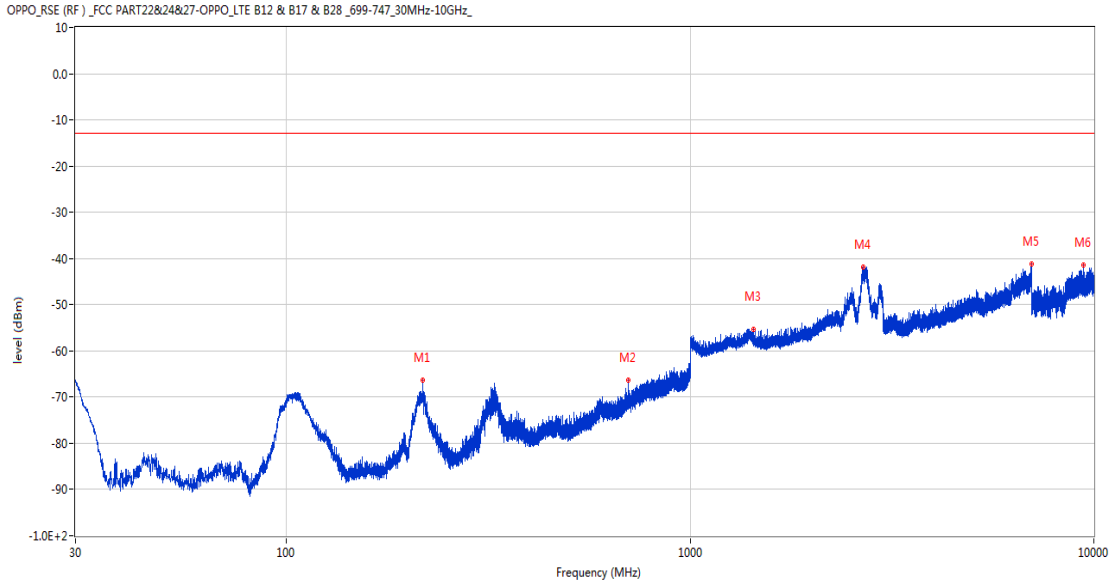
12.4 LTE Band 12 BW10, Middle Channel

RSE-H&H LTE Band 12 BW10 CH23095



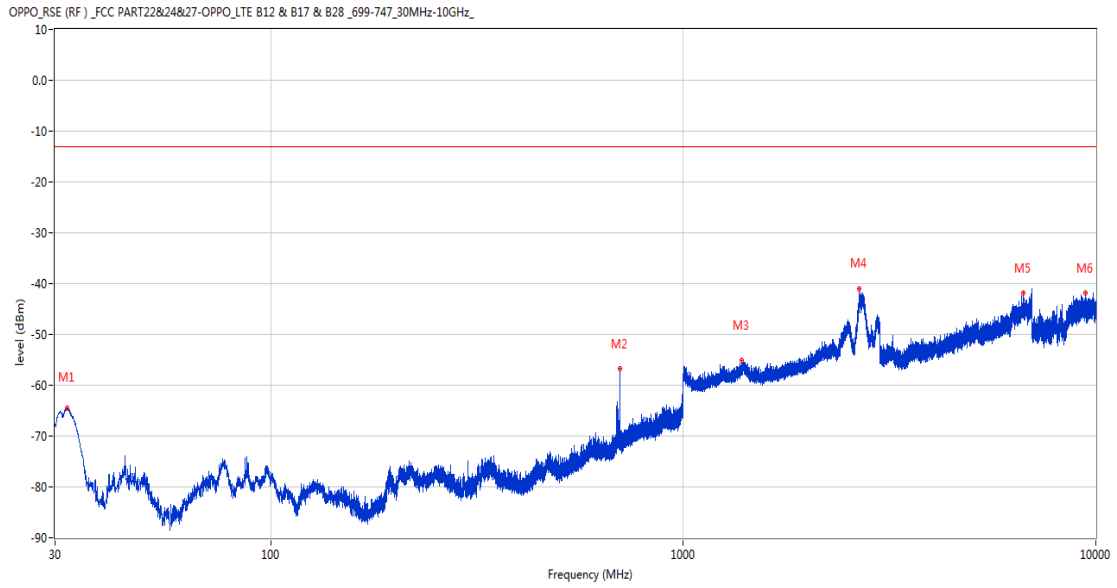
Frequency (MHz)	Result (dBm)	Factor (dB)	PK Limit (dBm)	Over Limit (dB)	Table (o)	ANT	EUT	Verdict
30.679	-67.48	-19.15	-13.0	-54.48	205.00	Horizontal	Horizontal	Pass
703.083	-58.65	1.02	-13.0	-45.65	311.00	Horizontal	Horizontal	N/A
1401.800	-54.71	-1.75	-13.0	-41.71	0.00	Horizontal	Horizontal	Pass
2679.900	-41.24	11.94	-13.0	-28.24	198.00	Horizontal	Horizontal	Pass
6620.400	-42.40	12.03	-13.0	-29.40	84.00	Horizontal	Horizontal	Pass
9445.599	-41.88	16.62	-13.0	-28.88	338.00	Horizontal	Horizontal	Pass

RSE-H&V LTE Band 12 BW10 CH23095



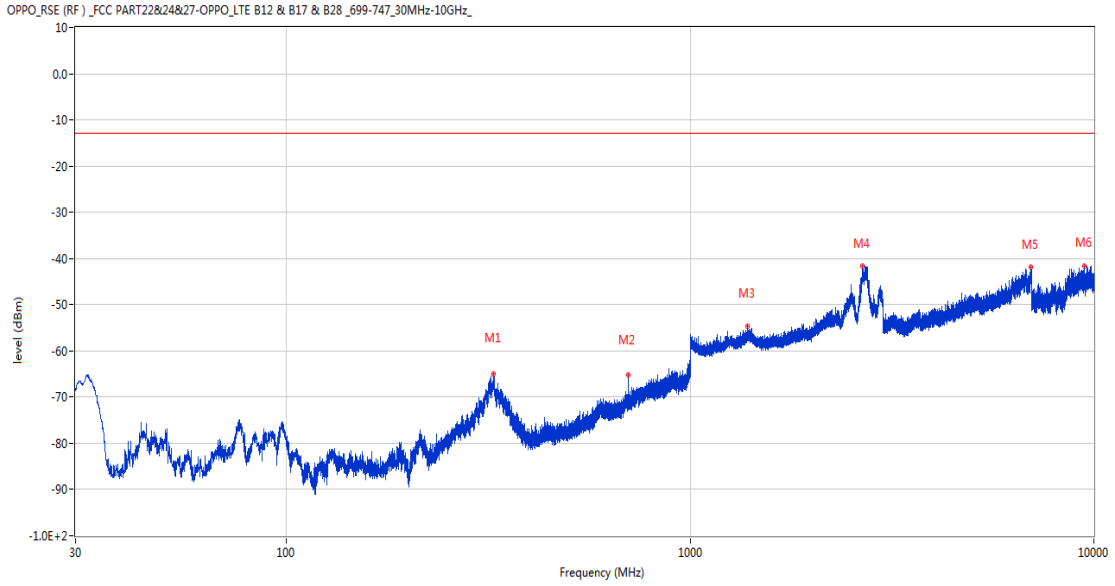
Frequency (MHz)	Result (dBm)	Factor (dB)	PK Limit (dBm)	Over Limit (dB)	Table (o)	ANT	EUT	Verdict
217.307	-66.25	-15.11	-13.0	-53.25	58.00	Horizontal	Vertical	Pass
703.131	-66.39	1.02	-13.0	-53.39	123.00	Horizontal	Vertical	N/A
1433.900	-55.27	-2.75	-13.0	-42.27	139.00	Horizontal	Vertical	Pass
2680.900	-41.96	12.07	-13.0	-28.96	335.00	Horizontal	Vertical	Pass
6997.600	-41.27	13.62	-13.0	-28.27	23.00	Horizontal	Vertical	Pass
9447.999	-41.48	16.69	-13.0	-28.48	-1.00	Horizontal	Vertical	Pass

RSE-V&V LTE Band 12 BW10 CH23095



Frequency (MHz)	Result (dBm)	Factor (dB)	PK Limit (dBm)	Over Limit (dB)	Table (o)	ANT	EUT	Verdict
32.085	-64.55	-16.66	-13.0	-51.55	212.00	Vertical	Vertical	Pass
703.131	-56.74	1.02	-13.0	-43.74	274.00	Vertical	Vertical	N/A
1383.500	-55.20	-2.12	-13.0	-42.20	194.00	Vertical	Vertical	Pass
2673.500	-41.12	11.53	-13.0	-28.12	354.00	Vertical	Vertical	Pass
6662.400	-41.77	11.60	-13.0	-28.77	77.00	Vertical	Vertical	Pass
9443.350	-41.87	16.56	-13.0	-28.87	-1.00	Vertical	Vertical	Pass

RSE-V&H LTE Band 12 BW10 CH23095



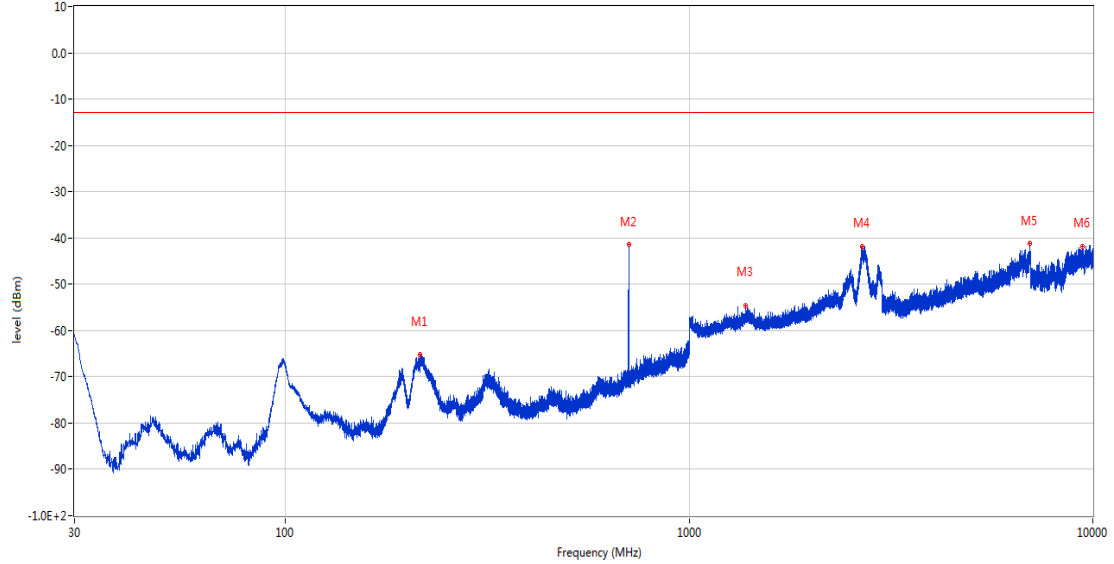
Frequency (MHz)	Result (dBm)	Factor (dB)	PK Limit (dBm)	Over Limit (dB)	Table (o)	ANT	EUT	Verdict
325.656	-64.87	-10.44	-13.0	-51.87	141.00	Vertical	Horizontal	Pass
703.131	-65.19	1.02	-13.0	-52.19	123.00	Vertical	Horizontal	N/A
1389.400	-54.55	-2.09	-13.0	-41.55	21.00	Vertical	Horizontal	Pass
2667.600	-41.73	11.89	-13.0	-28.73	0.00	Vertical	Horizontal	Pass
6978.400	-41.82	13.94	-13.0	-28.82	111.00	Vertical	Horizontal	Pass
9449.650	-41.71	16.73	-13.0	-28.71	179.00	Vertical	Horizontal	Pass

13 LTE Band 17

13.1 LTE Band 17 BW5, Middle Channel

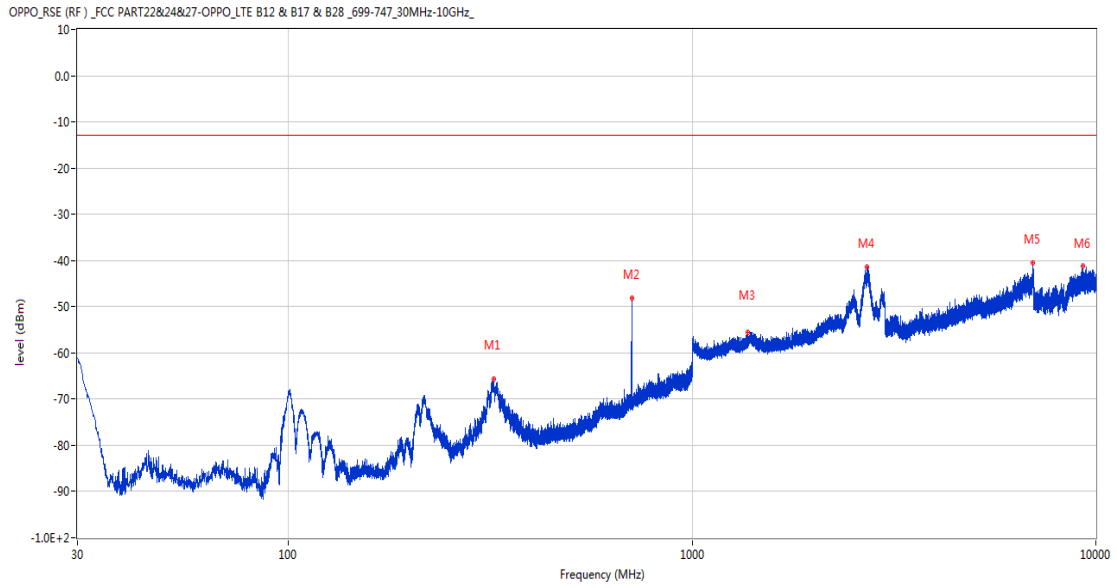
RSE-H&H LTE Band 17 BW5 CH23790

OPPO_RSE (RF)_FCC PART22&24&27-OPPO_LTE B12 & B17 & B28_699-747_30MHz-10GHz_



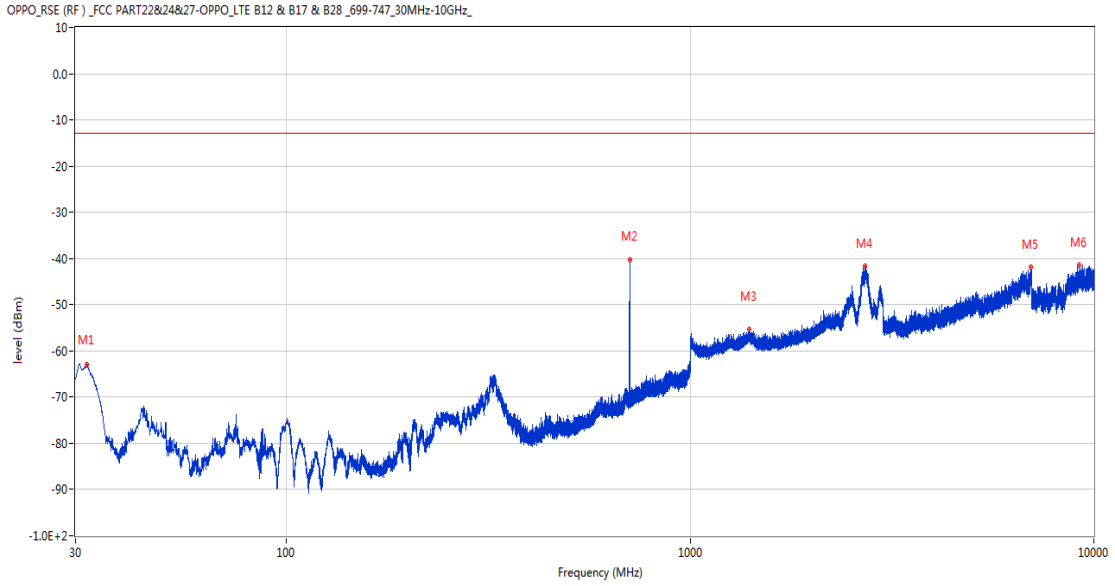
Frequency (MHz)	Result (dBm)	Factor (dB)	PK Limit (dBm)	Over Limit (dB)	Table (o)	ANT	EUT	Verdict
215.804	-65.21	-15.20	-13.0	-52.21	249.00	Horizontal	Horizontal	Pass
707.787	-41.52	1.17	-13.0	-28.52	258.00	Horizontal	Horizontal	N/A
1382.200	-54.74	-2.20	-13.0	-41.74	260.00	Horizontal	Horizontal	Pass
2676.700	-41.93	11.57	-13.0	-28.93	40.00	Horizontal	Horizontal	Pass
6970.000	-41.23	13.41	-13.0	-28.23	21.00	Horizontal	Horizontal	Pass
9448.750	-41.91	16.71	-13.0	-28.91	140.00	Horizontal	Horizontal	Pass

RSE-H&V LTE Band 17 BW5 CH23790



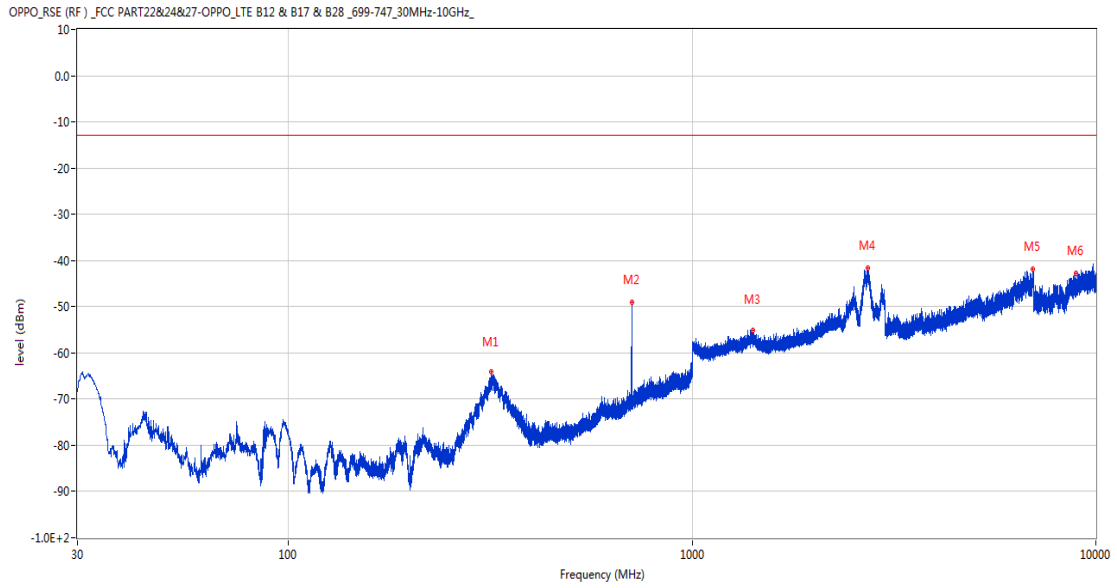
Frequency (MHz)	Result (dBm)	Factor (dB)	PK Limit (dBm)	Over Limit (dB)	Table (o)	ANT	EUT	Verdict
322.600	-65.63	-10.61	-13.0	-52.63	14.00	Horizontal	Vertical	Pass
707.885	-48.06	1.17	-13.0	-35.06	27.00	Horizontal	Vertical	N/A
1372.400	-55.65	-2.54	-13.0	-42.65	166.00	Horizontal	Vertical	Pass
2706.800	-41.41	11.13	-13.0	-28.41	128.00	Horizontal	Vertical	Pass
6995.800	-40.52	13.55	-13.0	-27.52	220.00	Horizontal	Vertical	Pass
9286.450	-41.25	15.25	-13.0	-28.25	24.00	Horizontal	Vertical	Pass

RSE-V&V LTE Band 17 BW5 CH23790



Frequency (MHz)	Result (dBm)	Factor (dB)	PK Limit (dBm)	Over Limit (dB)	Table (o)	ANT	EUT	Verdict
31.988	-62.95	-16.68	-13.0	-49.95	37.00	Vertical	Vertical	Pass
707.836	-40.19	1.17	-13.0	-27.19	272.00	Vertical	Vertical	N/A
1397.000	-55.42	-1.84	-13.0	-42.42	12.00	Vertical	Vertical	Pass
2716.500	-41.55	12.74	-13.0	-28.55	358.00	Vertical	Vertical	Pass
6988.800	-41.84	13.49	-13.0	-28.84	321.00	Vertical	Vertical	Pass
9207.550	-41.41	15.34	-13.0	-28.41	150.00	Vertical	Vertical	Pass

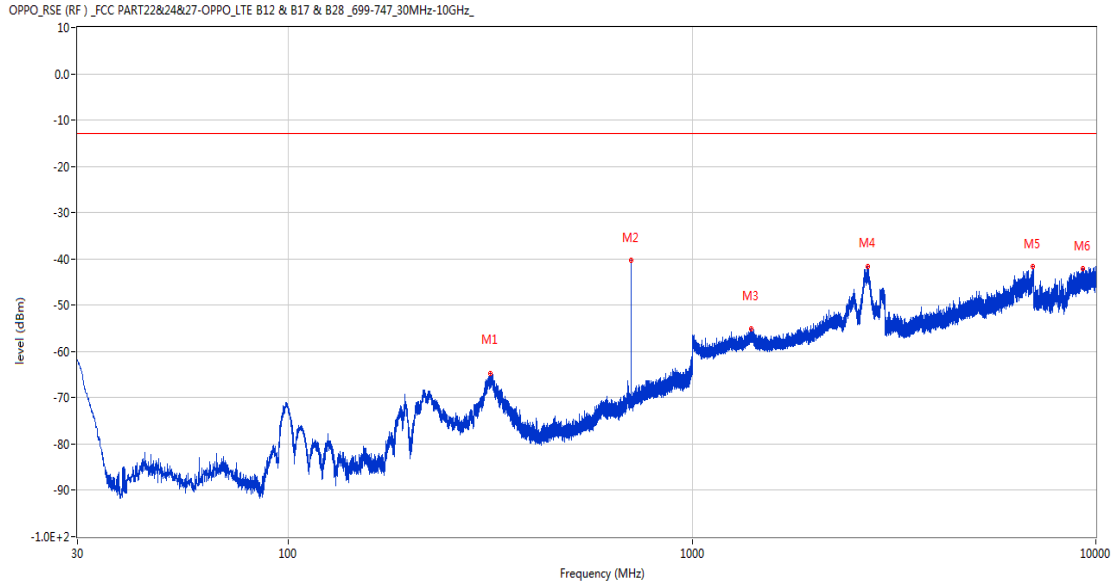
RSE-V&H LTE Band 17 BW5 CH23790



Frequency (MHz)	Result (dBm)	Factor (dB)	PK Limit (dBm)	Over Limit (dB)	Table (o)	ANT	EUT	Verdict
317.993	-64.03	-10.83	-13.0	-51.03	126.00	Vertical	Horizontal	Pass
707.787	-48.93	1.17	-13.0	-35.93	47.00	Vertical	Horizontal	N/A
1413.100	-55.03	-2.27	-13.0	-42.03	281.00	Vertical	Horizontal	Pass
2717.900	-41.74	13.16	-13.0	-28.74	113.00	Vertical	Horizontal	Pass
6985.800	-41.83	13.70	-13.0	-28.83	360.00	Vertical	Horizontal	Pass
8921.800	-42.72	15.26	-13.0	-29.72	248.00	Vertical	Horizontal	Pass

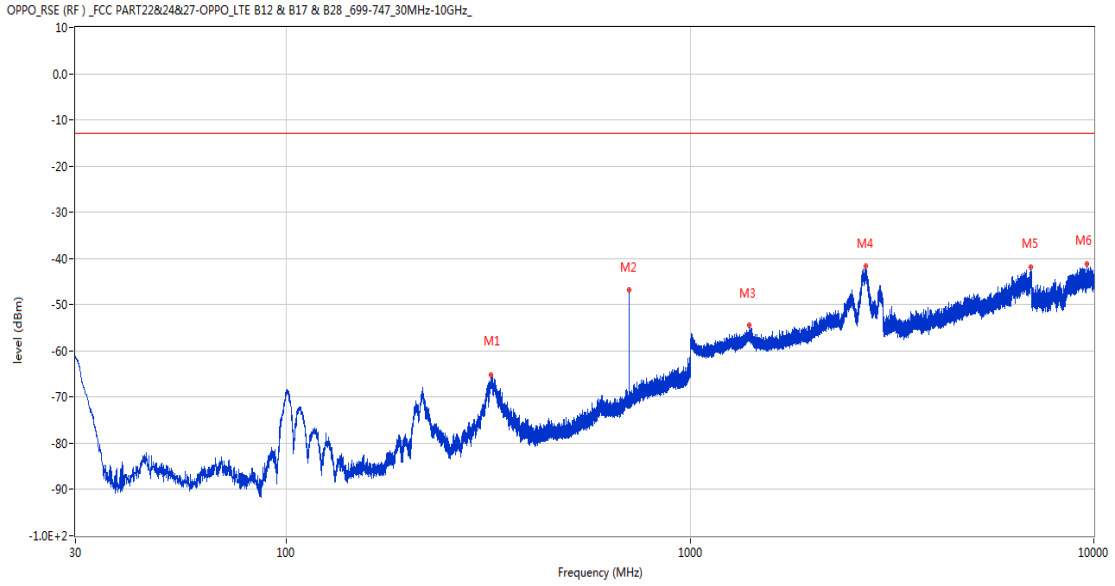
13.2 LTE Band 17 BW10, Middle Channel

RSE-H&H LTE Band 17 BW10 CH23790



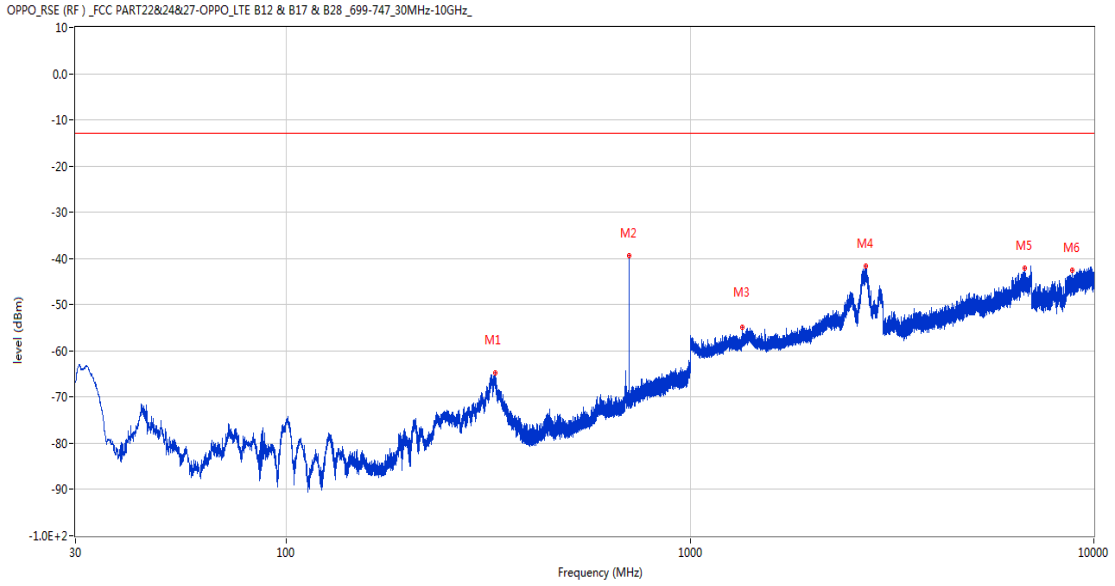
Frequency (MHz)	Result (dBm)	Factor (dB)	PK Limit (dBm)	Over Limit (dB)	Table (o)	ANT	EUT	Verdict
316.878	-64.75	-10.85	-13.0	-51.75	104.00	Horizontal	Horizontal	Pass
705.508	-40.37	1.10	-13.0	-27.37	244.00	Horizontal	Horizontal	N/A
1400.000	-55.18	-1.68	-13.0	-42.18	337.00	Horizontal	Horizontal	Pass
2722.200	-41.66	13.75	-13.0	-28.66	262.00	Horizontal	Horizontal	Pass
6978.000	-41.63	13.90	-13.0	-28.63	191.00	Horizontal	Horizontal	Pass
9283.450	-41.99	15.18	-13.0	-28.99	0.00	Horizontal	Horizontal	Pass

RSE-H&V LTE Band 17 BW10 CH23790



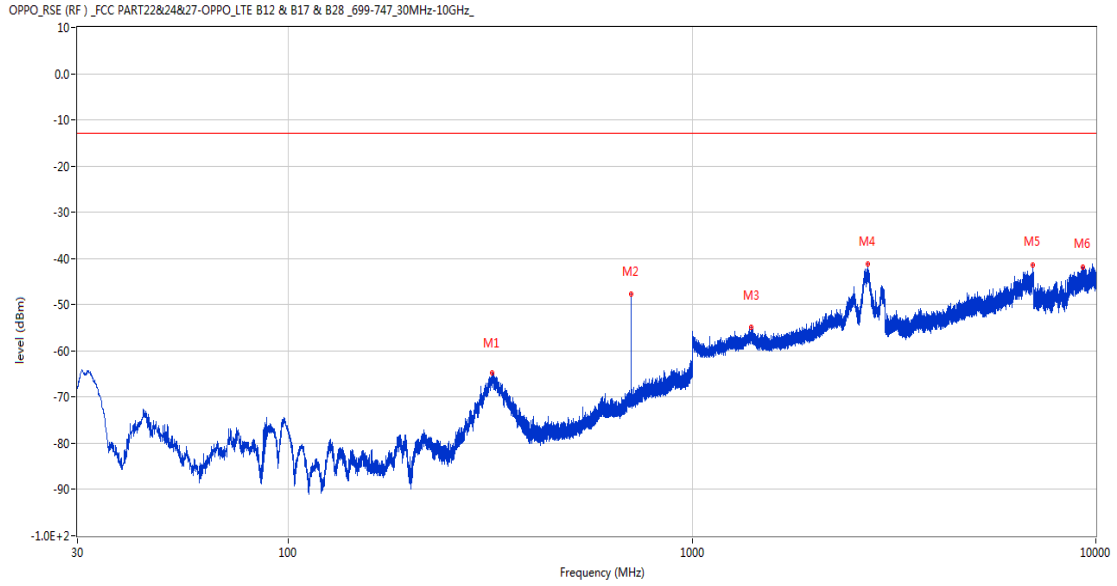
Frequency (MHz)	Result (dBm)	Factor (dB)	PK Limit (dBm)	Over Limit (dB)	Table (o)	ANT	EUT	Verdict
321.679	-65.31	-10.61	-13.0	-52.31	27.00	Horizontal	Vertical	Pass
705.557	-46.80	1.10	-13.0	-33.80	14.00	Horizontal	Vertical	N/A
1398.900	-54.53	-1.75	-13.0	-41.53	21.00	Horizontal	Vertical	Pass
2717.300	-41.61	12.98	-13.0	-28.61	61.00	Horizontal	Vertical	Pass
6986.000	-41.78	13.70	-13.0	-28.78	171.00	Horizontal	Vertical	Pass
9617.800	-41.26	16.37	-13.0	-28.26	246.00	Horizontal	Vertical	Pass

RSE-V&V LTE Band 17 BW10 CH23790



Frequency (MHz)	Result (dBm)	Factor (dB)	PK Limit (dBm)	Over Limit (dB)	Table (o)	ANT	EUT	Verdict
328.323	-64.74	-10.40	-13.0	-51.74	360.00	Vertical	Vertical	Pass
705.605	-39.41	1.10	-13.0	-26.41	229.00	Vertical	Vertical	N/A
1346.500	-54.97	-3.12	-13.0	-41.97	12.00	Vertical	Vertical	Pass
2718.700	-41.69	13.31	-13.0	-28.69	338.00	Vertical	Vertical	Pass
6746.200	-42.07	11.84	-13.0	-29.07	77.00	Vertical	Vertical	Pass
8860.450	-42.51	15.03	-13.0	-29.51	155.00	Vertical	Vertical	Pass

RSE-V&H LTE Band 17 BW10 CH23790

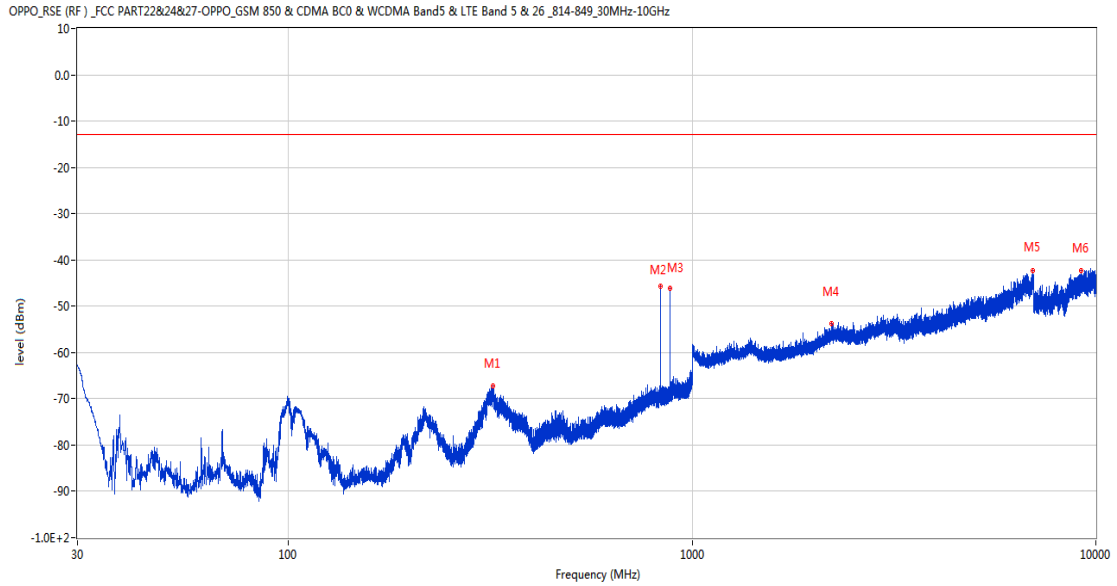


Frequency (MHz)	Result (dBm)	Factor (dB)	PK Limit (dBm)	Over Limit (dB)	Table (o)	ANT	EUT	Verdict
319.351	-64.73	-10.78	-13.0	-51.73	144.00	Vertical	Horizontal	Pass
705.654	-47.75	1.10	-13.0	-34.75	43.00	Vertical	Horizontal	N/A
1400.100	-54.82	-1.68	-13.0	-41.82	33.00	Vertical	Horizontal	Pass
2717.600	-41.19	13.07	-13.0	-28.19	304.00	Vertical	Horizontal	Pass
6968.600	-41.30	13.41	-13.0	-28.30	52.00	Vertical	Horizontal	Pass
9303.400	-41.83	15.56	-13.0	-28.83	36.00	Vertical	Horizontal	Pass

14 LTE Band 26 (Part22)

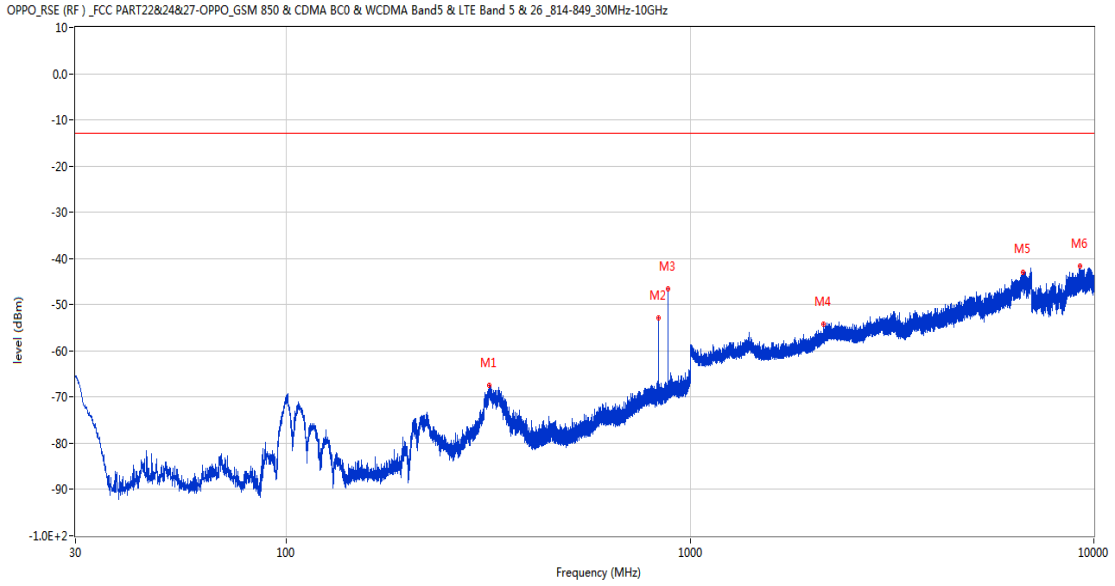
14.1 LTE Band 26 (Part22) BW1.4, Middle Channel

RSE-H&H LTE Band 26 (Part22) BW1.4 CH26915



Frequency (MHz)	Result (dBm)	Factor (dB)	PK Limit (dBm)	Over Limit (dB)	Table (o)	ANT	EUT	Verdict
320.660	-67.22	-11.42	-13.0	-54.22	127.00	Horizontal	Horizontal	Pass
836.119	-45.77	2.58	-13.0	-32.77	309.00	Horizontal	Horizontal	N/A
881.466	-46.16	2.79	-13.0	-33.16	197.00	Horizontal	Horizontal	N/A
2214.500	-53.73	-1.18	-13.0	-40.73	130.00	Horizontal	Horizontal	Pass
6975.000	-42.22	13.72	-13.0	-29.22	347.00	Horizontal	Horizontal	Pass
9214.451	-42.41	15.34	-13.0	-29.41	11.00	Horizontal	Horizontal	Pass

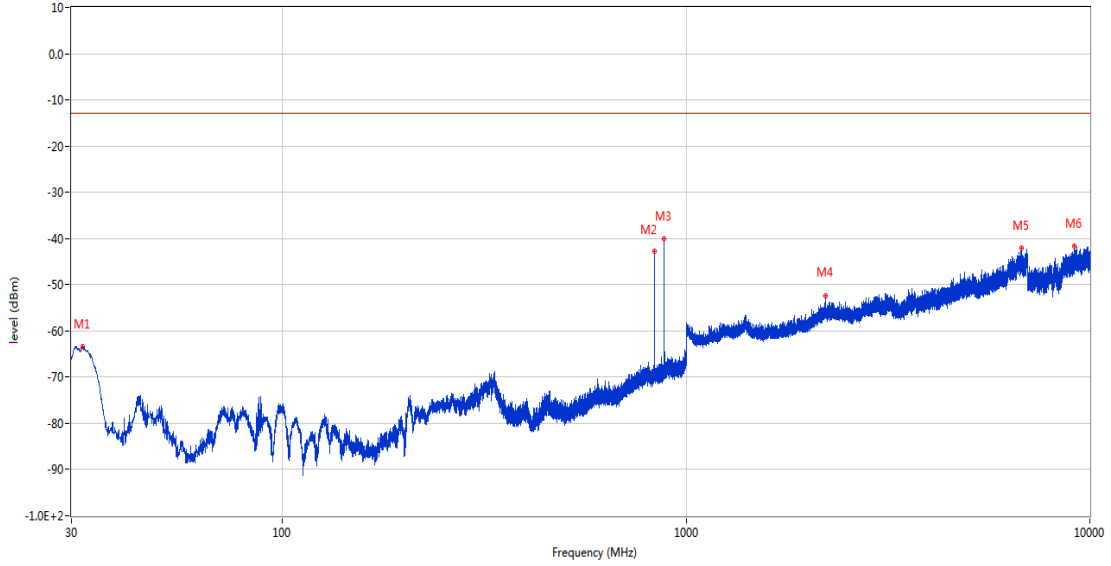
RSE-H&V LTE Band 26 (Part22) BW1.4 CH26915



Frequency (MHz)	Result (dBm)	Factor (dB)	PK Limit (dBm)	Over Limit (dB)	Table (o)	ANT	EUT	Verdict
317.217	-67.36	-11.83	-13.0	-54.36	188.00	Horizontal	Vertical	Pass
836.119	-52.84	2.58	-13.0	-39.84	164.00	Horizontal	Vertical	N/A
881.223	-46.53	2.76	-13.0	-33.53	200.00	Horizontal	Vertical	N/A
2143.300	-54.23	-2.37	-13.0	-41.23	17.00	Horizontal	Vertical	Pass
6663.000	-42.99	11.60	-13.0	-29.99	195.00	Horizontal	Vertical	Pass
9223.599	-41.71	15.33	-13.0	-28.71	351.00	Horizontal	Vertical	Pass

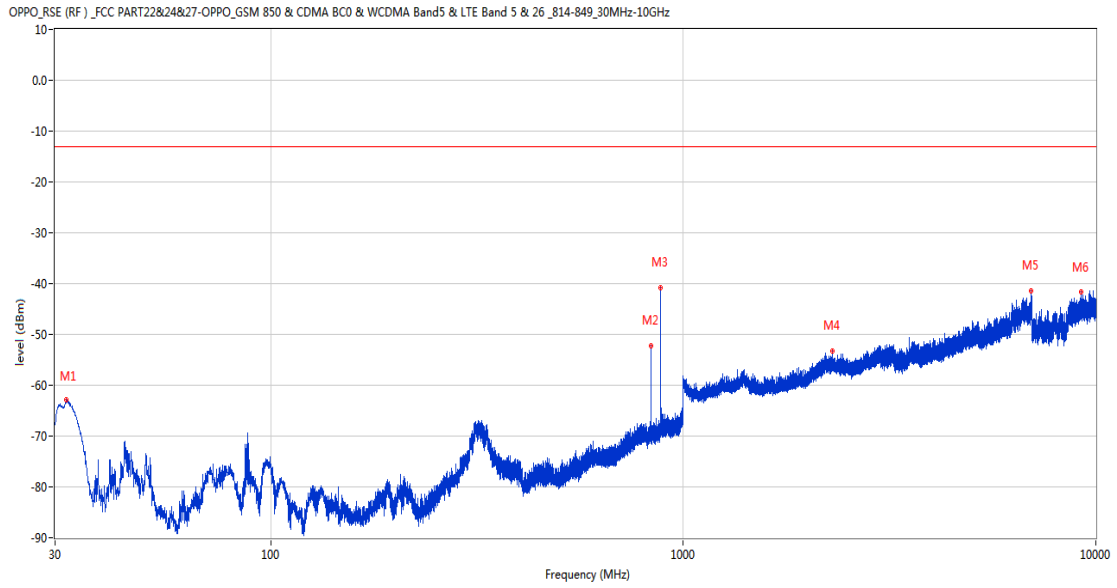
RSE-V&V LTE Band 26 (Part22) BW1.4 CH26915

OPPO_RSE (RF) _ FCC PART22&24&27-OPPO_GSM 850 & CDMA BC0 & WCDMA Band5 & LTE Band 5 & 26_814-849_30MHz-10GHz



Frequency (MHz)	Result (dBm)	Factor (dB)	PK Limit (dBm)	Over Limit (dB)	Table (o)	ANT	EUT	Verdict
31.940	-63.40	-17.01	-13.0	-50.40	0.00	Vertical	Vertical	Pass
836.119	-42.84	2.58	-13.0	-29.84	345.00	Vertical	Vertical	N/A
881.223	-39.98	2.76	-13.0	-26.98	128.00	Vertical	Vertical	N/A
2215.800	-52.45	-1.04	-13.0	-39.45	335.00	Vertical	Vertical	Pass
6763.400	-42.04	11.45	-13.0	-29.04	143.00	Vertical	Vertical	Pass
9136.151	-41.58	14.68	-13.0	-28.58	294.00	Vertical	Vertical	Pass

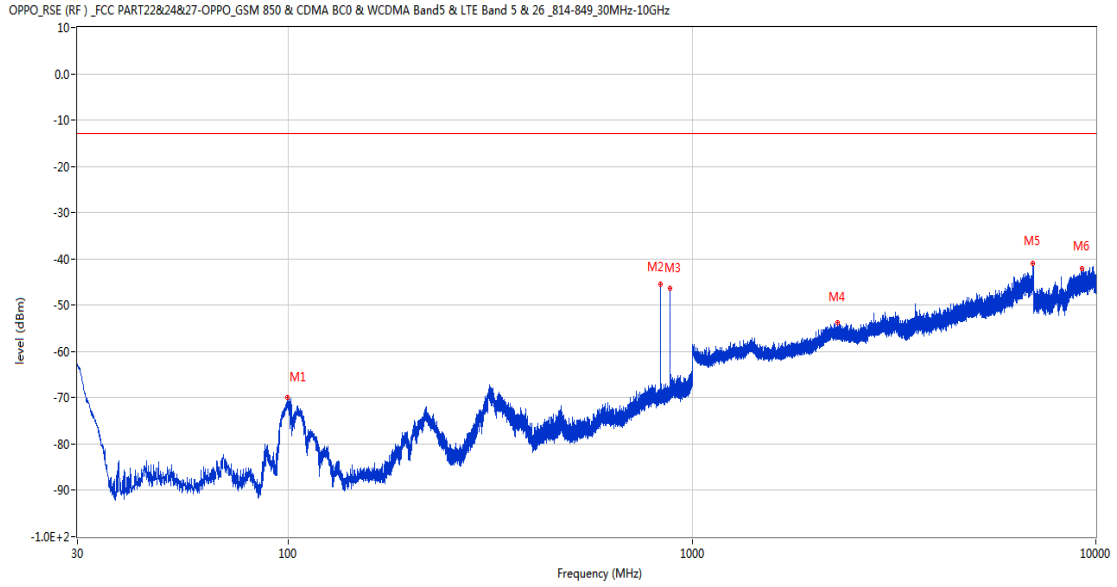
RSE-V&H LTE Band 26 (Part22) BW1.4 CH26915



Frequency (MHz)	Result (dBm)	Factor (dB)	PK Limit (dBm)	Over Limit (dB)	Table (o)	ANT	EUT	Verdict
31.988	-62.89	-16.89	-13.0	-49.89	242.00	Vertical	Horizontal	Pass
836.070	-52.16	2.58	-13.0	-39.16	347.00	Vertical	Horizontal	N/A
881.223	-40.78	2.76	-13.0	-27.78	118.00	Vertical	Horizontal	N/A
2297.800	-53.36	-1.10	-13.0	-40.36	187.00	Vertical	Horizontal	Pass
6972.800	-41.47	13.67	-13.0	-28.47	218.00	Vertical	Horizontal	Pass
9232.750	-41.67	15.29	-13.0	-28.67	172.00	Vertical	Horizontal	Pass

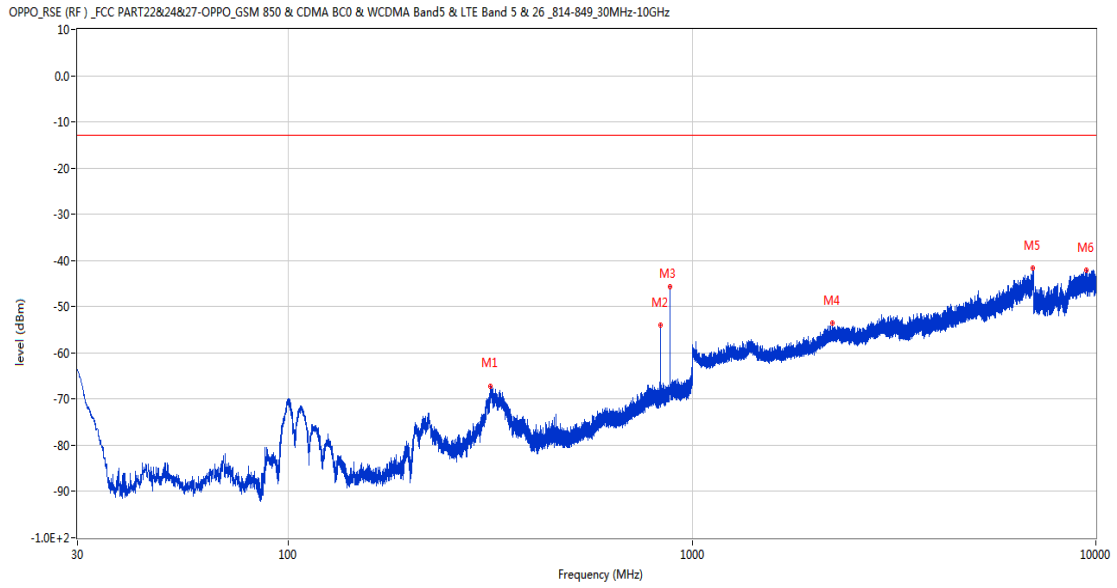
14.2 LTE Band 26 (Part22) BW3, Middle Channel

RSE-H&H LTE Band 26 (Part22) BW3 CH26915



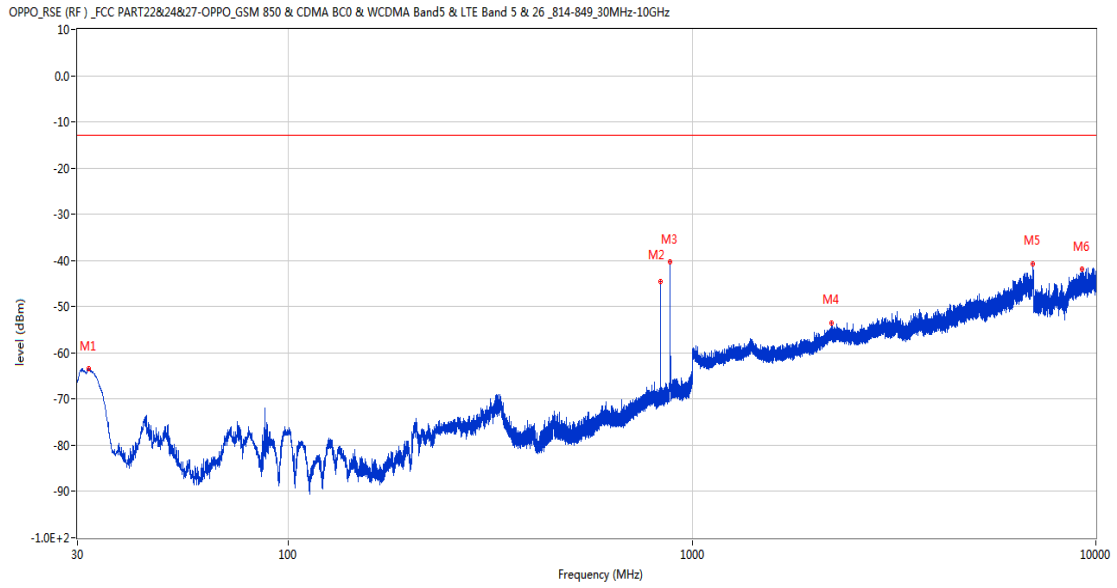
Frequency (MHz)	Result (dBm)	Factor (dB)	PK Limit (dBm)	Over Limit (dB)	Table (o)	ANT	EUT	Verdict
99.113	-69.98	-21.46	-13.0	-56.98	360.00	Horizontal	Horizontal	Pass
835.197	-45.35	2.55	-13.0	-32.35	312.00	Horizontal	Horizontal	N/A
882.630	-46.29	2.93	-13.0	-33.29	193.00	Horizontal	Horizontal	N/A
2293.400	-53.86	-1.13	-13.0	-40.86	134.00	Horizontal	Horizontal	Pass
6990.000	-41.06	13.46	-13.0	-28.06	283.00	Horizontal	Horizontal	Pass
9255.400	-42.01	15.18	-13.0	-29.01	26.00	Horizontal	Horizontal	Pass

RSE-H&V LTE Band 26 (Part22) BW3 CH26915



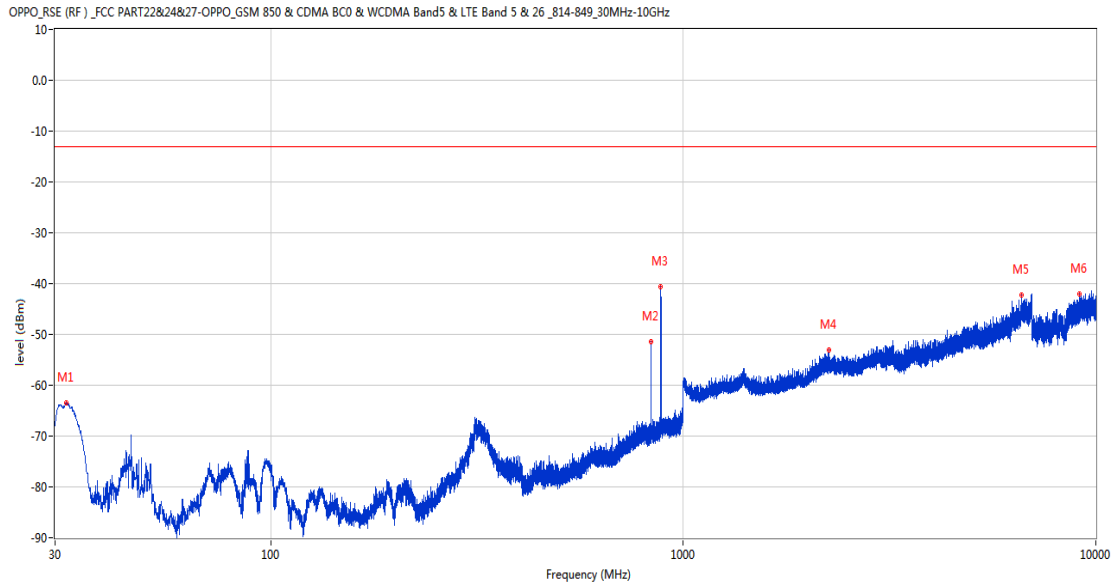
Frequency (MHz)	Result (dBm)	Factor (dB)	PK Limit (dBm)	Over Limit (dB)	Table (o)	ANT	EUT	Verdict
316.683	-67.27	-11.85	-13.0	-54.27	7.00	Horizontal	Vertical	Pass
835.197	-53.97	2.55	-13.0	-40.97	128.00	Horizontal	Vertical	N/A
881.223	-45.63	2.76	-13.0	-32.63	194.00	Horizontal	Vertical	N/A
2225.600	-53.44	-0.95	-13.0	-40.44	88.00	Horizontal	Vertical	Pass
6991.800	-41.72	13.53	-13.0	-28.72	342.00	Horizontal	Vertical	Pass
9460.000	-42.01	16.53	-13.0	-29.01	-1.00	Horizontal	Vertical	Pass

RSE-V&V LTE Band 26 (Part22) BW3 CH26915



Frequency (MHz)	Result (dBm)	Factor (dB)	PK Limit (dBm)	Over Limit (dB)	Table (o)	ANT	EUT	Verdict
32.037	-63.45	-16.86	-13.0	-50.45	282.00	Vertical	Vertical	Pass
835.294	-44.66	2.56	-13.0	-31.66	270.00	Vertical	Vertical	N/A
882.582	-40.27	2.92	-13.0	-27.27	133.00	Vertical	Vertical	N/A
2212.100	-53.62	-1.14	-13.0	-40.62	72.00	Vertical	Vertical	Pass
6969.800	-40.84	13.41	-13.0	-27.84	0.00	Vertical	Vertical	Pass
9227.800	-41.97	15.31	-13.0	-28.97	308.00	Vertical	Vertical	Pass

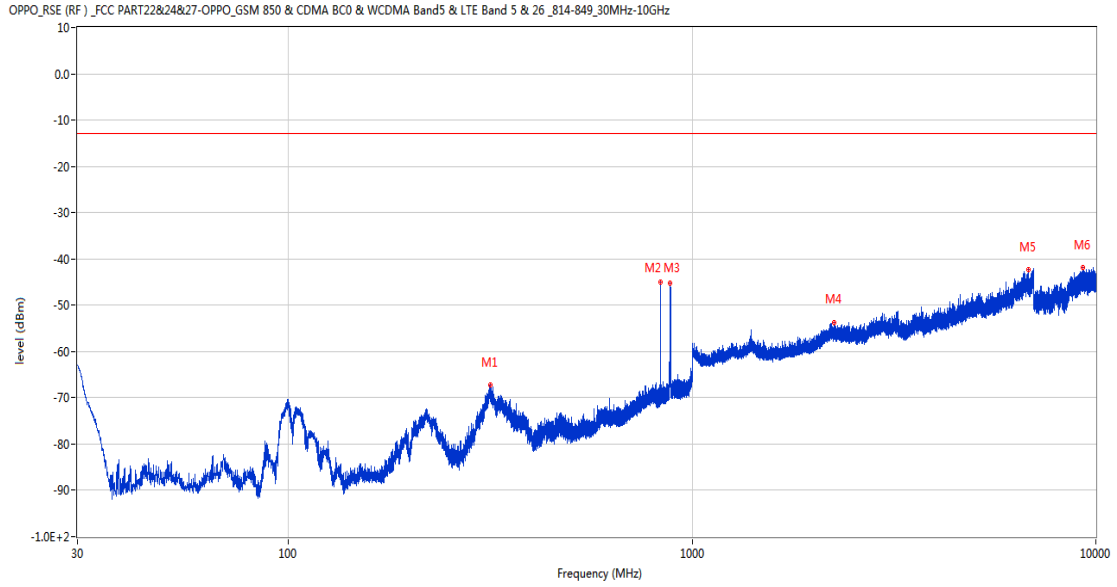
RSE-V&H LTE Band 26 (Part22) BW3 CH26915



Frequency (MHz)	Result (dBm)	Factor (dB)	PK Limit (dBm)	Over Limit (dB)	Table (o)	ANT	EUT	Verdict
31.940	-63.41	-17.01	-13.0	-50.41	74.00	Vertical	Horizontal	Pass
835.197	-51.35	2.55	-13.0	-38.35	346.00	Vertical	Horizontal	N/A
881.854	-40.52	2.83	-13.0	-27.52	127.00	Vertical	Horizontal	N/A
2251.100	-53.02	-1.37	-13.0	-40.02	150.00	Vertical	Horizontal	Pass
6605.200	-42.33	12.12	-13.0	-29.33	185.00	Vertical	Horizontal	Pass
9134.650	-42.11	14.71	-13.0	-29.11	361.00	Vertical	Horizontal	Pass

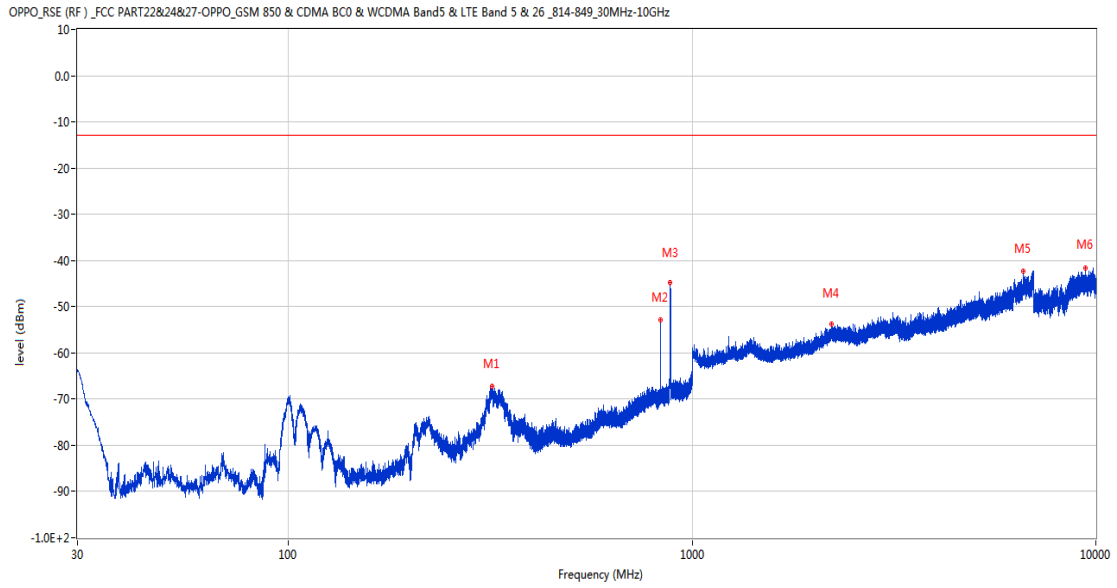
14.3 LTE Band 26 (Part22) BW5, Middle Channel

RSE-H&H LTE Band 26 (Part22) BW5 CH26915



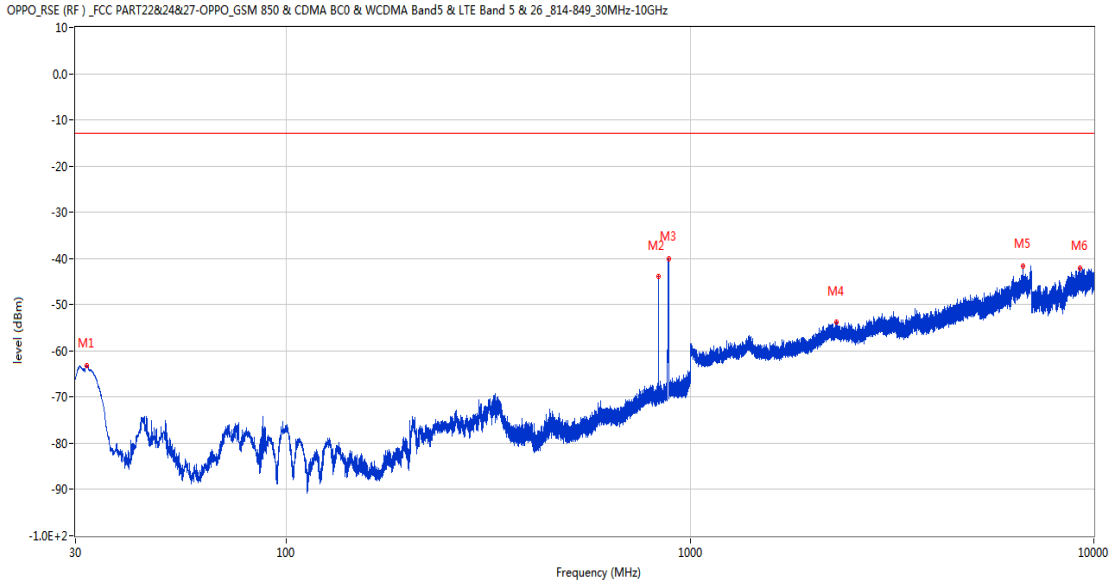
Frequency (MHz)	Result (dBm)	Factor (dB)	PK Limit (dBm)	Over Limit (dB)	Table (o)	ANT	EUT	Verdict
316.780	-67.22	-11.85	-13.0	-54.22	137.00	Horizontal	Horizontal	Pass
834.372	-44.90	2.53	-13.0	-31.90	306.00	Horizontal	Horizontal	N/A
881.175	-45.32	2.76	-13.0	-32.32	194.00	Horizontal	Horizontal	N/A
2243.600	-53.76	-1.52	-13.0	-40.76	136.00	Horizontal	Horizontal	Pass
6808.400	-42.30	12.15	-13.0	-29.30	134.00	Horizontal	Horizontal	Pass
9299.951	-41.94	15.54	-13.0	-28.94	162.00	Horizontal	Horizontal	Pass

RSE-H&V LTE Band 26 (Part22) BW5 CH26915



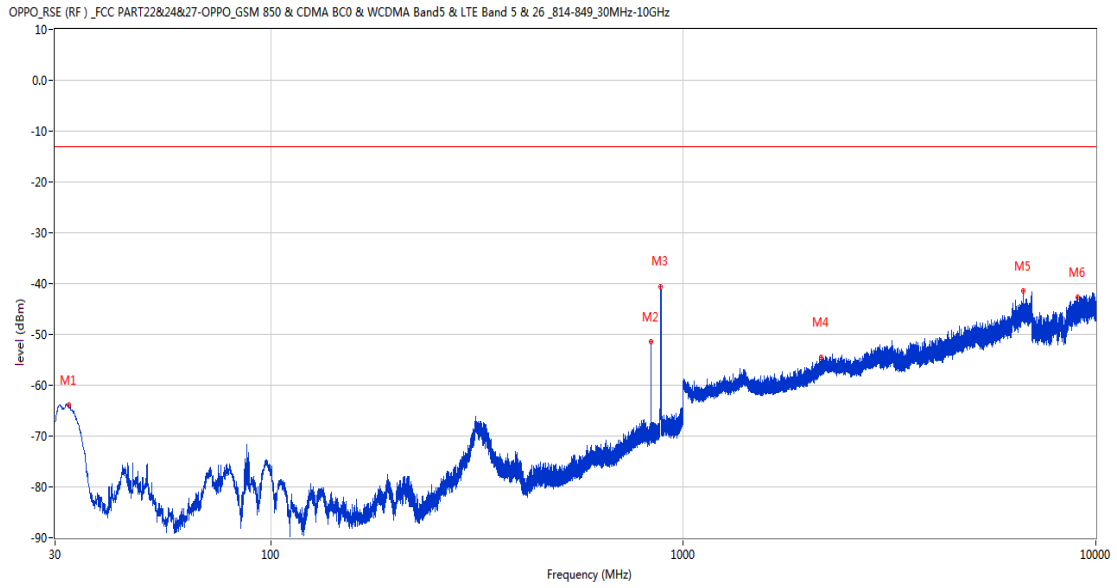
Frequency (MHz)	Result (dBm)	Factor (dB)	PK Limit (dBm)	Over Limit (dB)	Table (o)	ANT	EUT	Verdict
319.206	-67.23	-11.74	-13.0	-54.23	154.00	Horizontal	Vertical	Pass
834.421	-52.94	2.53	-13.0	-39.94	208.00	Horizontal	Vertical	N/A
882.921	-44.85	2.97	-13.0	-31.85	196.00	Horizontal	Vertical	N/A
2211.200	-53.82	-1.13	-13.0	-40.82	89.00	Horizontal	Vertical	Pass
6600.400	-42.29	11.58	-13.0	-29.29	229.00	Horizontal	Vertical	Pass
9423.100	-41.71	16.13	-13.0	-28.71	-3.00	Horizontal	Vertical	Pass

RSE-V&V LTE Band 26 (Part22) BW5 CH26915



Frequency (MHz)	Result (dBm)	Factor (dB)	PK Limit (dBm)	Over Limit (dB)	Table (o)	ANT	EUT	Verdict
31.988	-63.27	-16.89	-13.0	-50.27	28.00	Vertical	Vertical	Pass
834.421	-43.80	2.53	-13.0	-30.80	243.00	Vertical	Vertical	N/A
883.649	-40.01	3.06	-13.0	-27.01	136.00	Vertical	Vertical	N/A
2302.900	-53.81	-1.05	-13.0	-40.81	310.00	Vertical	Vertical	Pass
6683.800	-41.60	11.93	-13.0	-28.60	353.00	Vertical	Vertical	Pass
9234.850	-42.12	15.28	-13.0	-29.12	218.00	Vertical	Vertical	Pass

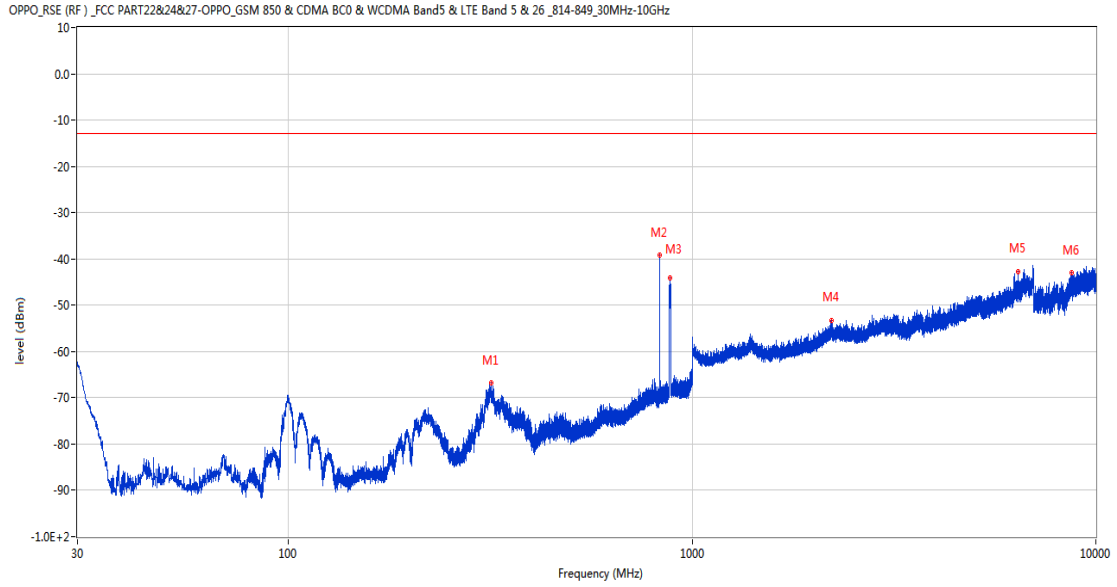
RSE-V&H LTE Band 26 (Part22) BW5 CH26915



Frequency (MHz)	Result (dBm)	Factor (dB)	PK Limit (dBm)	Over Limit (dB)	Table (o)	ANT	EUT	Verdict
32.328	-63.98	-16.85	-13.0	-50.98	297.00	Vertical	Horizontal	Pass
834.276	-51.48	2.52	-13.0	-38.48	351.00	Vertical	Horizontal	N/A
882.533	-40.55	2.92	-13.0	-27.55	183.00	Vertical	Horizontal	N/A
2158.800	-54.57	-1.78	-13.0	-41.57	63.00	Vertical	Horizontal	Pass
6685.200	-41.51	12.04	-13.0	-28.51	239.00	Vertical	Horizontal	Pass
9056.800	-42.68	14.90	-13.0	-29.68	-3.00	Vertical	Horizontal	Pass

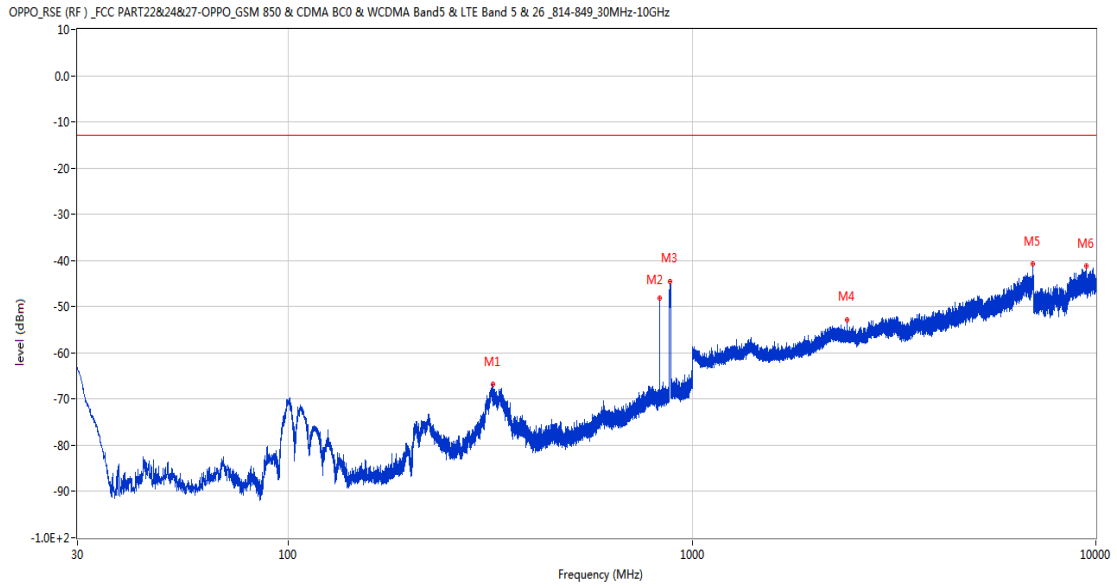
14.4 LTE Band 26 (Part22) BW10, Middle Channel

RSE-H&H LTE Band 26 (Part22) BW10 CH26915



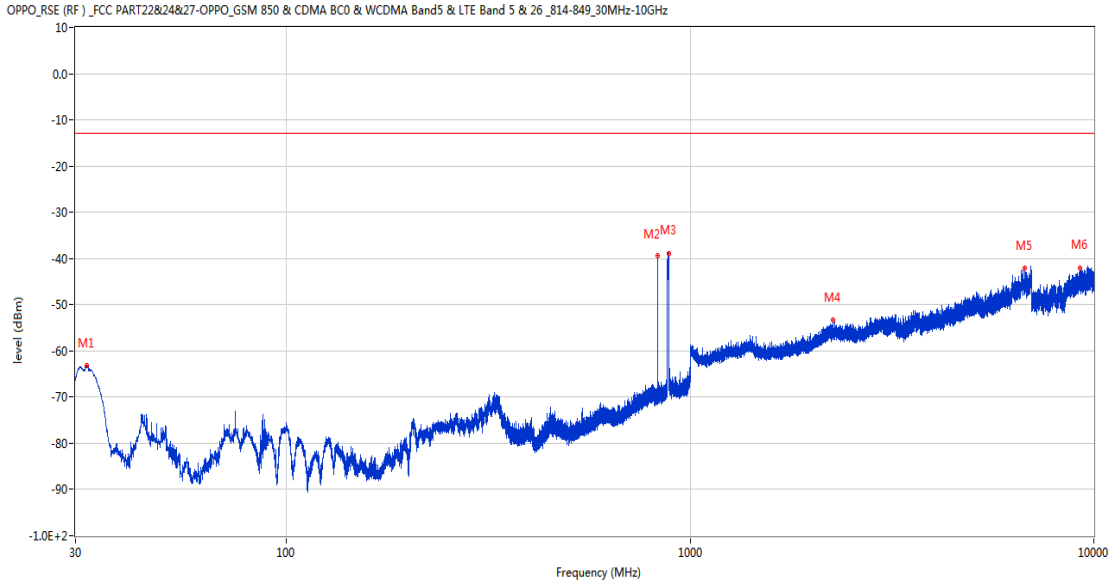
Frequency (MHz)	Result (dBm)	Factor (dB)	PK Limit (dBm)	Over Limit (dB)	Table (o)	ANT	EUT	Verdict
317.217	-66.87	-11.83	-13.0	-53.87	154.00	Horizontal	Horizontal	Pass
832.142	-39.27	2.46	-13.0	-26.27	297.00	Horizontal	Horizontal	N/A
879.284	-44.05	2.64	-13.0	-31.05	192.00	Horizontal	Horizontal	N/A
2209.200	-53.37	-1.16	-13.0	-40.37	353.00	Horizontal	Horizontal	Pass
6423.400	-42.67	10.75	-13.0	-29.67	219.00	Horizontal	Horizontal	Pass
8697.550	-42.93	13.75	-13.0	-29.93	51.00	Horizontal	Horizontal	Pass

RSE-H&V LTE Band 26 (Part22) BW10 CH26915



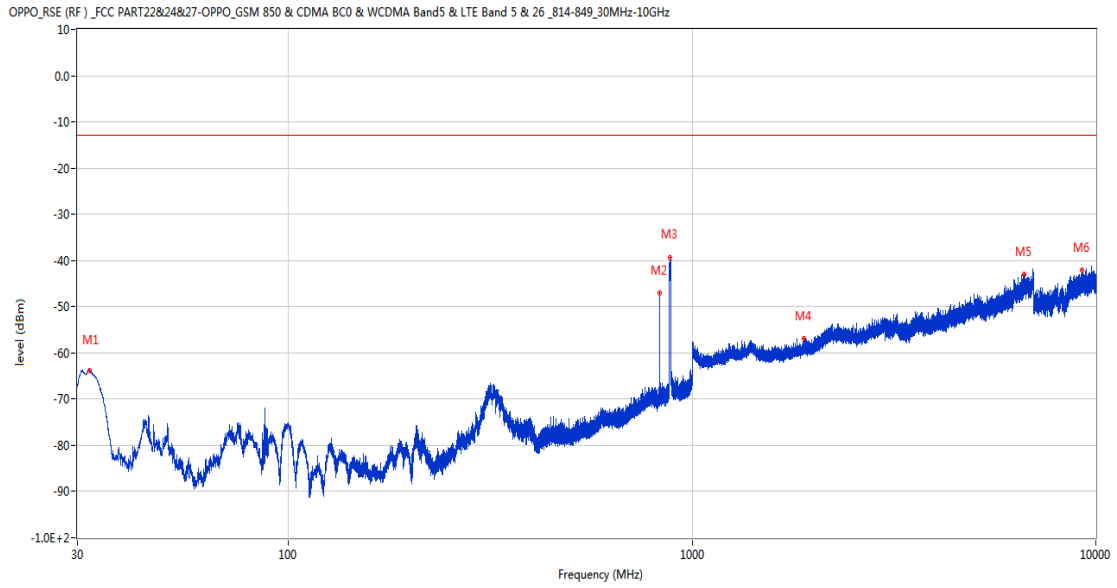
Frequency (MHz)	Result (dBm)	Factor (dB)	PK Limit (dBm)	Over Limit (dB)	Table (o)	ANT	EUT	Verdict
320.660	-66.87	-11.42	-13.0	-53.87	167.00	Horizontal	Vertical	Pass
832.142	-48.09	2.46	-13.0	-35.09	204.00	Horizontal	Vertical	N/A
883.067	-44.49	2.99	-13.0	-31.49	194.00	Horizontal	Vertical	N/A
2420.000	-52.88	-0.92	-13.0	-39.88	249.00	Horizontal	Vertical	Pass
6991.400	-40.83	13.50	-13.0	-27.83	339.00	Horizontal	Vertical	Pass
9450.550	-41.18	16.73	-13.0	-28.18	360.00	Horizontal	Vertical	Pass

RSE-V&V LTE Band 26 (Part22) BW10 CH26915



Frequency (MHz)	Result (dBm)	Factor (dB)	PK Limit (dBm)	Over Limit (dB)	Table (o)	ANT	EUT	Verdict
32.037	-63.29	-16.86	-13.0	-50.29	285.00	Vertical	Vertical	Pass
832.142	-39.32	2.46	-13.0	-26.32	196.00	Vertical	Vertical	N/A
885.734	-38.86	3.12	-13.0	-25.86	136.00	Vertical	Vertical	N/A
2256.200	-53.34	-1.23	-13.0	-40.34	198.00	Vertical	Vertical	Pass
6735.000	-42.13	11.90	-13.0	-29.13	78.00	Vertical	Vertical	Pass
9236.050	-42.00	15.28	-13.0	-29.00	1.00	Vertical	Vertical	Pass

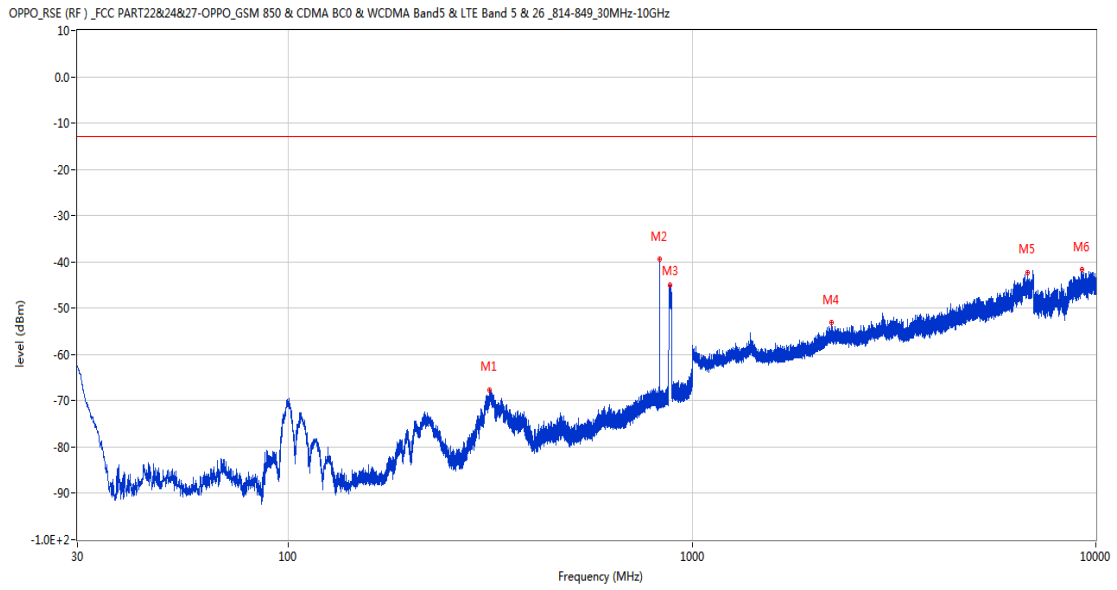
RSE-V&H LTE Band 26 (Part22) BW10 CH26915



Frequency (MHz)	Result (dBm)	Factor (dB)	PK Limit (dBm)	Over Limit (dB)	Table (o)	ANT	EUT	Verdict
32.182	-63.77	-16.86	-13.0	-50.77	272.00	Vertical	Horizontal	Pass
832.142	-46.98	2.46	-13.0	-33.98	350.00	Vertical	Horizontal	N/A
883.260	-39.42	3.01	-13.0	-26.42	129.00	Vertical	Horizontal	N/A
1887.300	-56.80	-4.33	-13.0	-43.80	50.00	Vertical	Horizontal	Pass
6638.400	-43.08	12.08	-13.0	-30.08	283.00	Vertical	Horizontal	Pass
9241.150	-42.03	15.26	-13.0	-29.03	216.00	Vertical	Horizontal	Pass

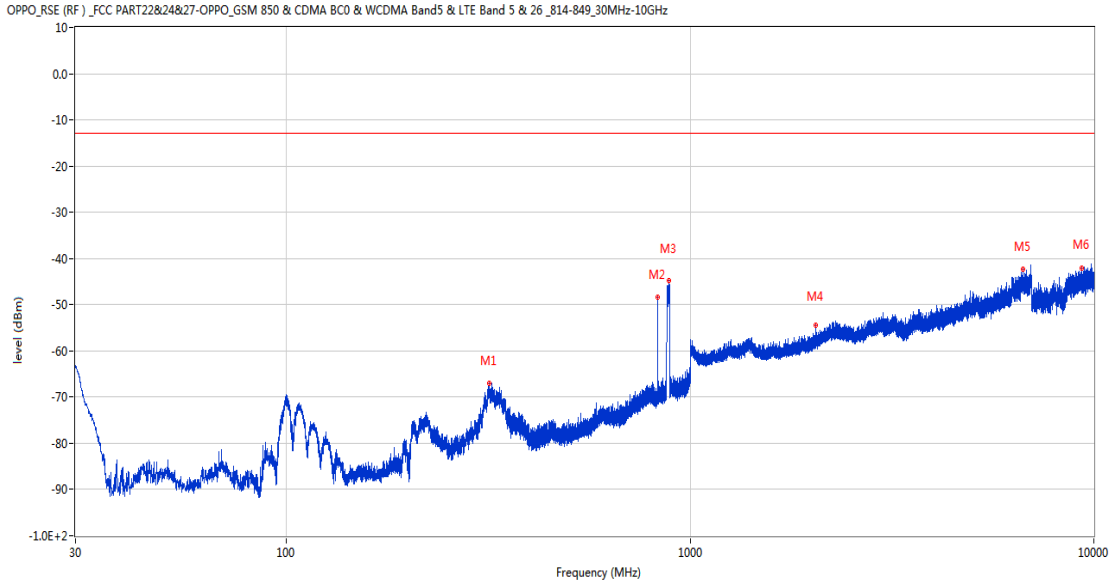
14.5 LTE Band 26 (Part22) BW15, Middle Channel

RSE-H&H LTE Band 26 (Part22) BW15 CH26915



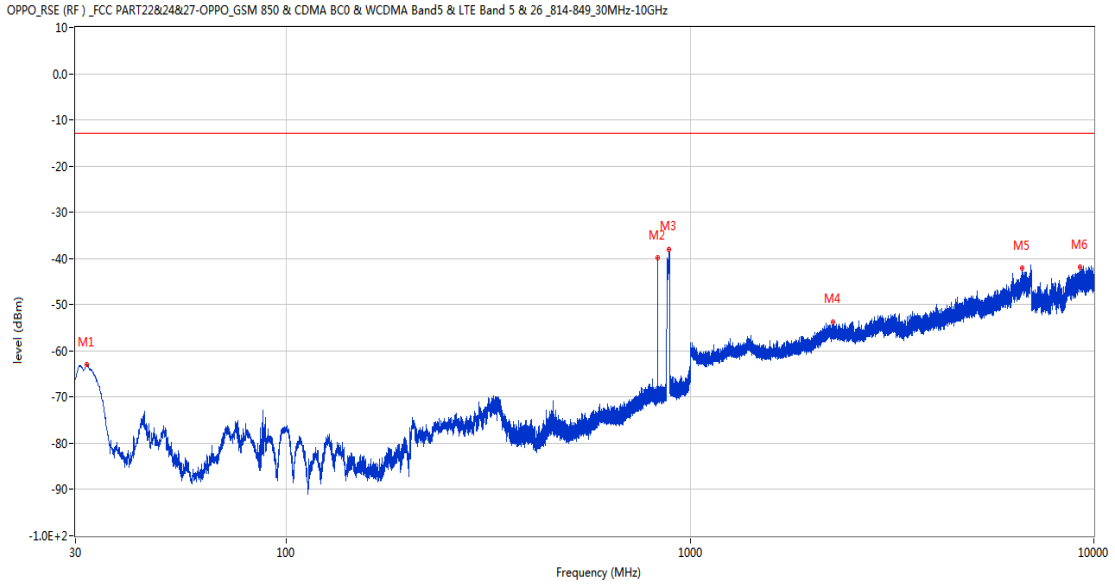
Frequency (MHz)	Result (dBm)	Factor (dB)	PK Limit (dBm)	Over Limit (dB)	Table (o)	ANT	EUT	Verdict
315.374	-67.62	-11.85	-13.0	-54.62	132.00	Horizontal	Horizontal	Pass
829.862	-39.42	2.39	-13.0	-26.42	299.00	Horizontal	Horizontal	N/A
880.884	-44.95	2.72	-13.0	-31.95	188.00	Horizontal	Horizontal	N/A
2215.200	-53.19	-1.11	-13.0	-40.19	3.00	Horizontal	Horizontal	Pass
6791.400	-42.35	12.39	-13.0	-29.35	84.00	Horizontal	Horizontal	Pass
9257.650	-41.62	15.17	-13.0	-28.62	15.00	Horizontal	Horizontal	Pass

RSE-H&V LTE Band 26 (Part22) BW15 CH26915



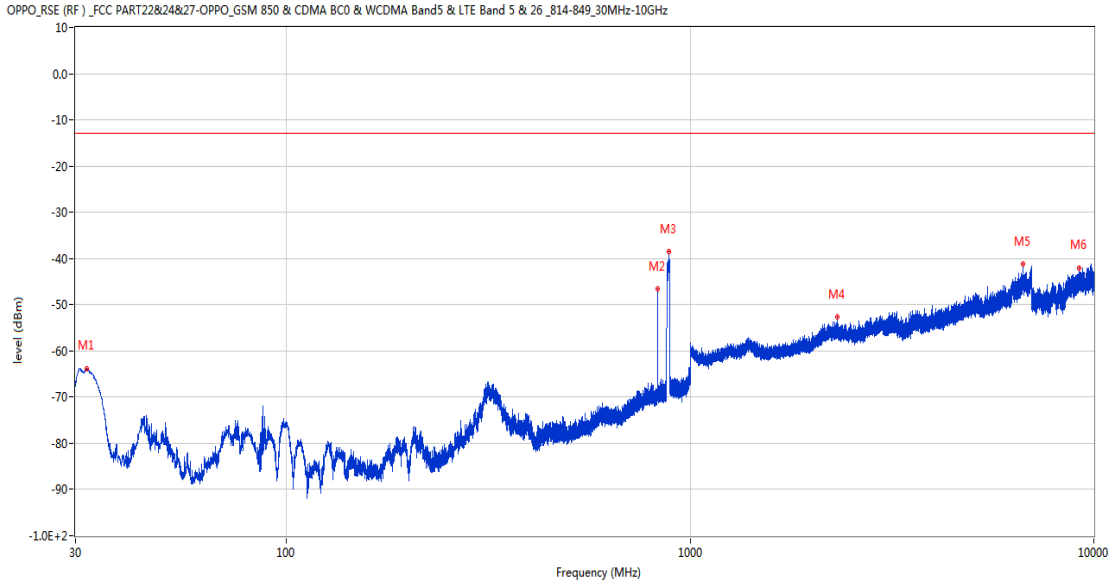
Frequency (MHz)	Result (dBm)	Factor (dB)	PK Limit (dBm)	Over Limit (dB)	Table (o)	ANT	EUT	Verdict
317.944	-67.10	-11.81	-13.0	-54.10	170.00	Horizontal	Vertical	Pass
829.911	-48.36	2.39	-13.0	-35.36	151.00	Horizontal	Vertical	N/A
885.686	-44.80	3.12	-13.0	-31.80	188.00	Horizontal	Vertical	N/A
2050.700	-54.42	-3.16	-13.0	-41.42	125.00	Horizontal	Vertical	Pass
6683.600	-42.25	11.92	-13.0	-29.25	136.00	Horizontal	Vertical	Pass
9342.550	-42.18	15.15	-13.0	-29.18	360.00	Horizontal	Vertical	Pass

RSE-V&V LTE Band 26 (Part22) BW15 CH26915



Frequency (MHz)	Result (dBm)	Factor (dB)	PK Limit (dBm)	Over Limit (dB)	Table (o)	ANT	EUT	Verdict
32.037	-63.06	-16.86	-13.0	-50.06	278.00	Vertical	Vertical	Pass
829.911	-39.90	2.39	-13.0	-26.90	268.00	Vertical	Vertical	N/A
883.891	-38.12	3.09	-13.0	-25.12	124.00	Vertical	Vertical	N/A
2257.400	-53.69	-1.26	-13.0	-40.69	115.00	Vertical	Vertical	Pass
6641.200	-42.03	11.98	-13.0	-29.03	4.00	Vertical	Vertical	Pass
9238.000	-41.86	15.27	-13.0	-28.86	289.00	Vertical	Vertical	Pass

RSE-V&H LTE Band 26 (Part22) BW15 CH26915

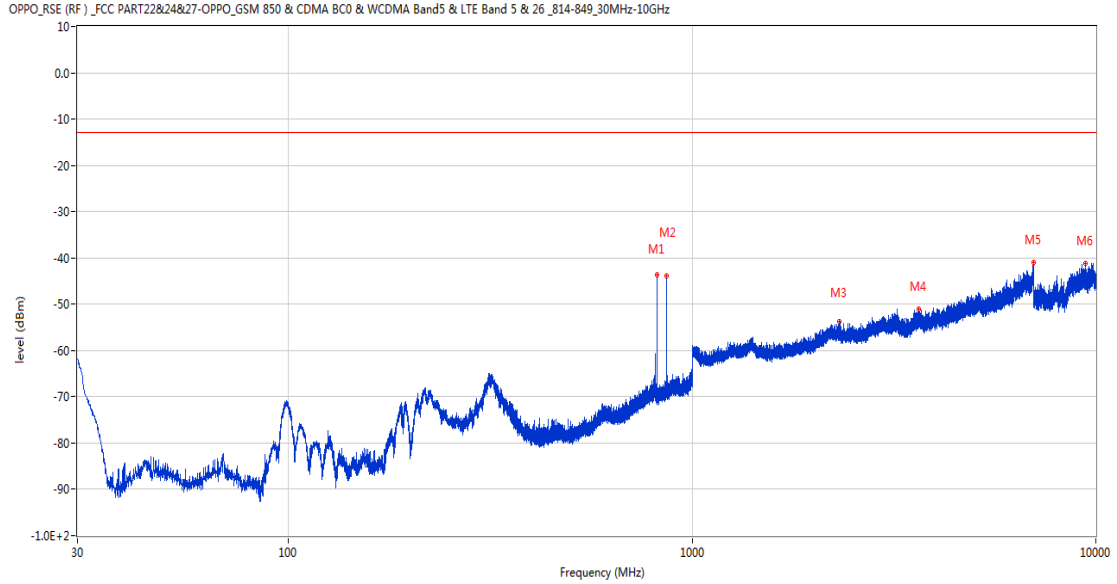


Frequency (MHz)	Result (dBm)	Factor (dB)	PK Limit (dBm)	Over Limit (dB)	Table (o)	ANT	EUT	Verdict
31.988	-63.79	-16.89	-13.0	-50.79	305.00	Vertical	Horizontal	Pass
829.862	-46.60	2.39	-13.0	-33.60	354.00	Vertical	Horizontal	N/A
885.977	-38.46	3.11	-13.0	-25.46	121.00	Vertical	Horizontal	N/A
2314.600	-52.61	-1.16	-13.0	-39.61	131.00	Vertical	Horizontal	Pass
6684.200	-41.22	11.96	-13.0	-28.22	238.00	Vertical	Horizontal	Pass
9210.250	-42.13	15.34	-13.0	-29.13	102.00	Vertical	Horizontal	Pass

15 LTE Band 26 (Part90)

15.1 LTE Band 26 (Part90) BW1.4, Middle Channel

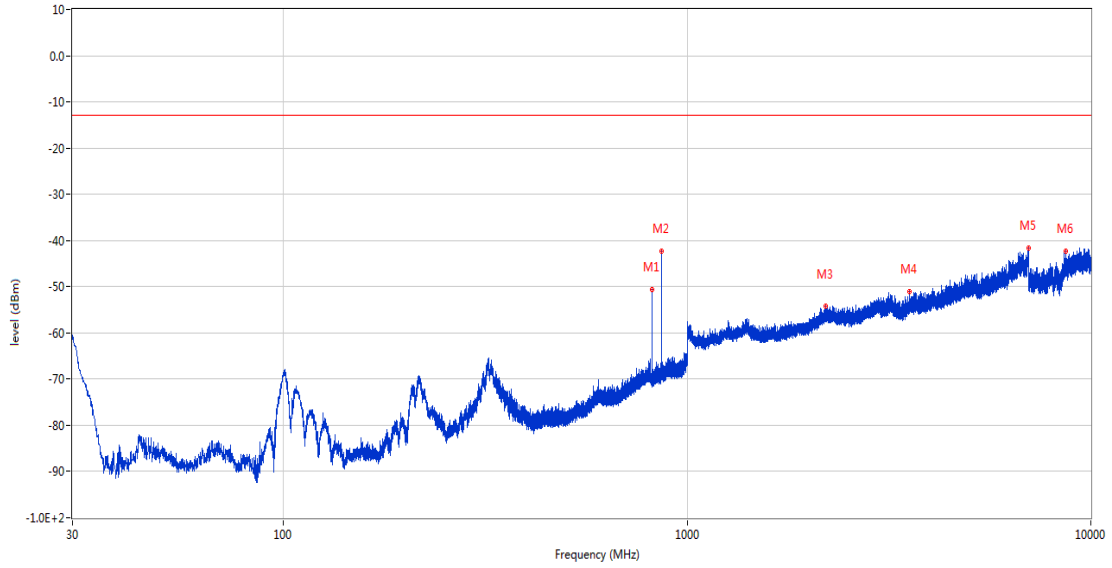
RSE-H&H LTE Band 26 (Part90) BW1.4 CH26740



Frequency (MHz)	Result (dBm)	Factor (dB)	PK Limit (dBm)	Over Limit (dB)	Table (o)	ANT	EUT	Verdict
818.513	-43.63	2.10	-13.0	-30.63	326.00	Horizontal	Horizontal	N/A
864.006	-43.78	2.15	-13.0	-30.78	298.00	Horizontal	Horizontal	N/A
2320.200	-53.68	-1.25	-13.0	-40.68	316.00	Horizontal	Horizontal	Pass
3646.400	-51.02	4.47	-13.0	-38.02	96.00	Horizontal	Horizontal	Pass
6997.200	-40.93	13.61	-13.0	-27.93	135.00	Horizontal	Horizontal	Pass
9443.651	-41.23	16.57	-13.0	-28.23	215.00	Horizontal	Horizontal	Pass

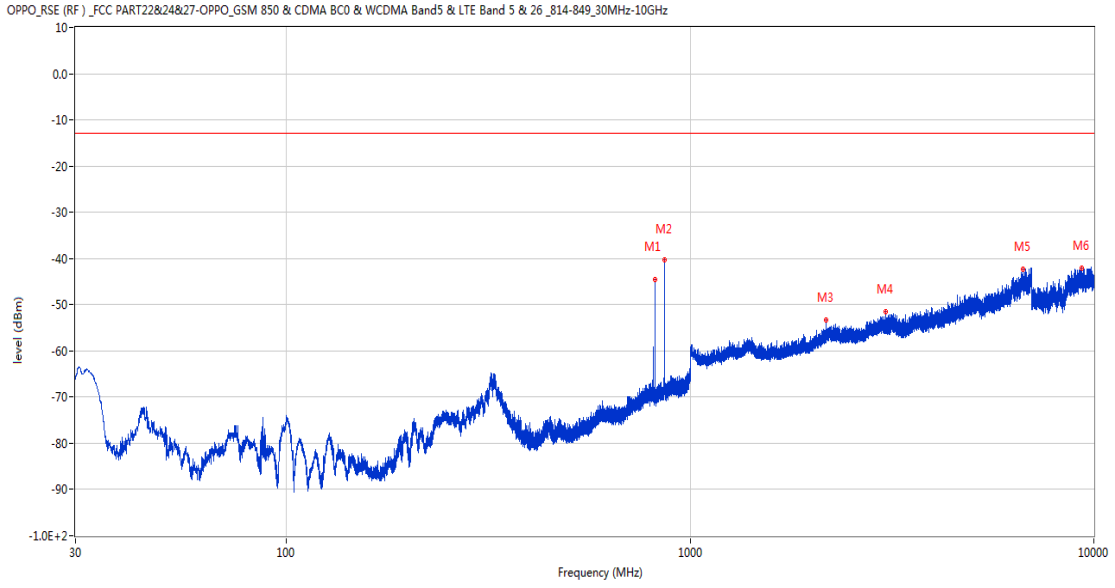
RSE-H&V LTE Band 26 (Part90) BW1.4 CH26740

OPPO_RSE (RF) _ FCC PART22&24&27-OPPO_GSM 850 & CDMA BC0 & WCDMA Band5 & LTE Band 5 & 26_814-849_30MHz-10GHz



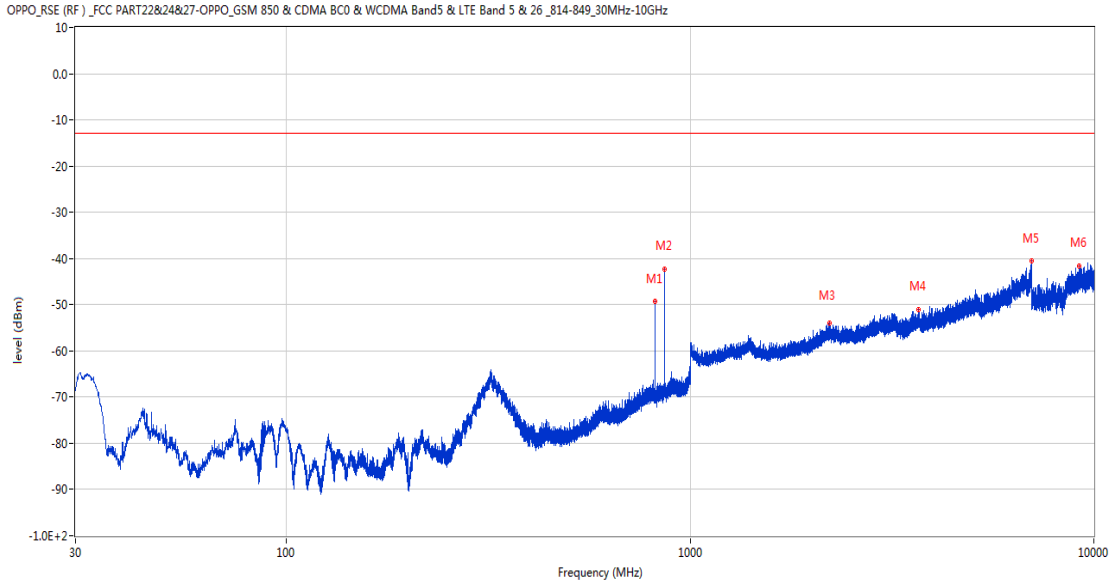
Frequency (MHz)	Result (dBm)	Factor (dB)	PK Limit (dBm)	Over Limit (dB)	Table (o)	ANT	EUT	Verdict
818.562	-50.62	2.09	-13.0	-37.62	148.00	Horizontal	Vertical	N/A
864.151	-42.41	2.16	-13.0	-29.41	123.00	Horizontal	Vertical	N/A
2205.900	-54.30	-1.27	-13.0	-41.30	248.00	Horizontal	Vertical	Pass
3560.200	-51.07	3.81	-13.0	-38.07	318.00	Horizontal	Vertical	Pass
7000.000	-41.73	13.64	-13.0	-28.73	351.00	Horizontal	Vertical	Pass
8679.999	-42.39	13.48	-13.0	-29.39	46.00	Horizontal	Vertical	Pass

RSE-V&V LTE Band 26 (Part90) BW1.4 CH26740



Frequency (MHz)	Result (dBm)	Factor (dB)	PK Limit (dBm)	Over Limit (dB)	Table (o)	ANT	EUT	Verdict
818.562	-44.46	2.09	-13.0	-31.46	175.00	Vertical	Vertical	N/A
863.570	-40.27	2.14	-13.0	-27.27	36.00	Vertical	Vertical	N/A
2175.000	-53.36	-1.59	-13.0	-40.36	10.00	Vertical	Vertical	Pass
3049.200	-51.55	2.83	-13.0	-38.55	261.00	Vertical	Vertical	Pass
6684.800	-42.33	12.01	-13.0	-29.33	287.00	Vertical	Vertical	Pass
9322.299	-42.12	15.63	-13.0	-29.12	203.00	Vertical	Vertical	Pass

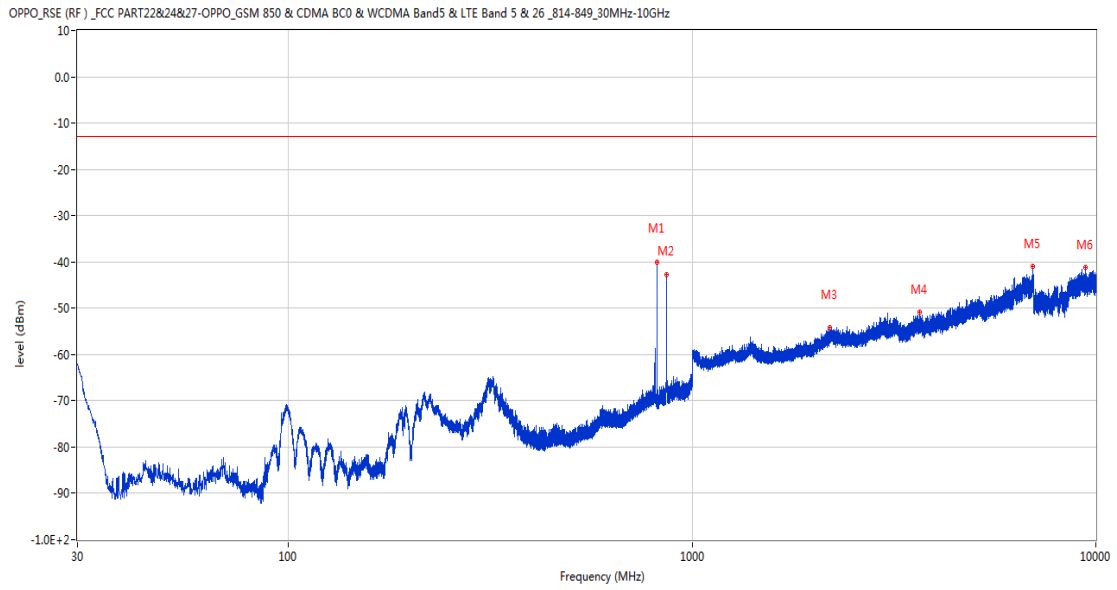
RSE-V&H LTE Band 26 (Part90) BW1.4 CH26740



Frequency (MHz)	Result (dBm)	Factor (dB)	PK Limit (dBm)	Over Limit (dB)	Table (o)	ANT	EUT	Verdict
818.513	-49.28	2.10	-13.0	-36.28	353.00	Vertical	Horizontal	N/A
863.618	-42.34	2.14	-13.0	-29.34	49.00	Vertical	Horizontal	N/A
2209.500	-53.93	-1.15	-13.0	-40.93	85.00	Vertical	Horizontal	Pass
3671.800	-51.08	4.11	-13.0	-38.08	293.00	Vertical	Horizontal	Pass
6999.600	-40.62	13.65	-13.0	-27.62	120.00	Vertical	Horizontal	Pass
9187.599	-41.56	15.14	-13.0	-28.56	316.00	Vertical	Horizontal	Pass

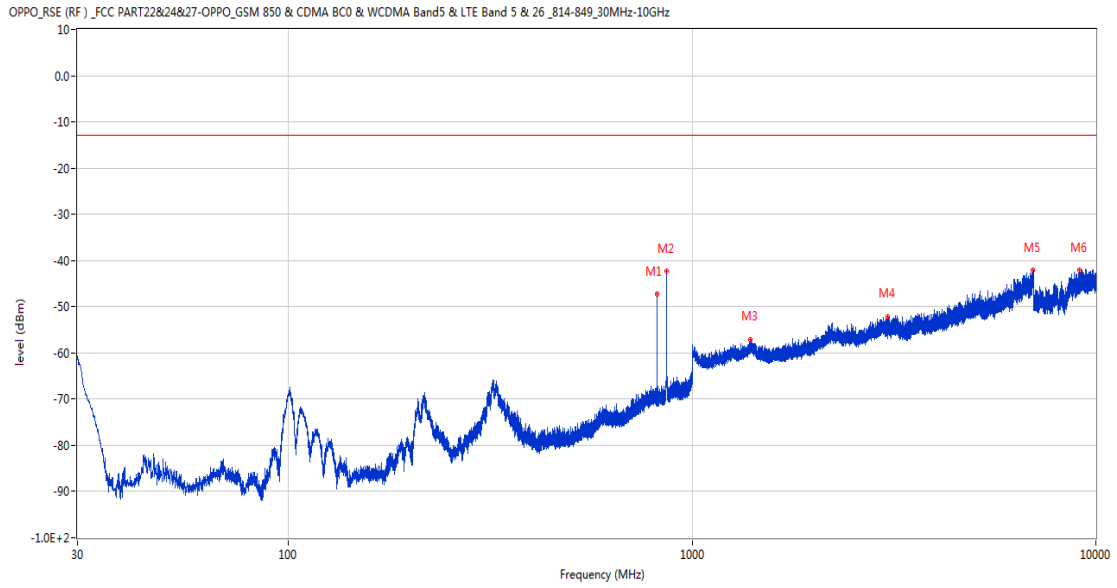
15.2 LTE Band 26 (Part90) BW3, Middle Channel

RSE-H&H LTE Band 26 (Part90) BW3 CH26740



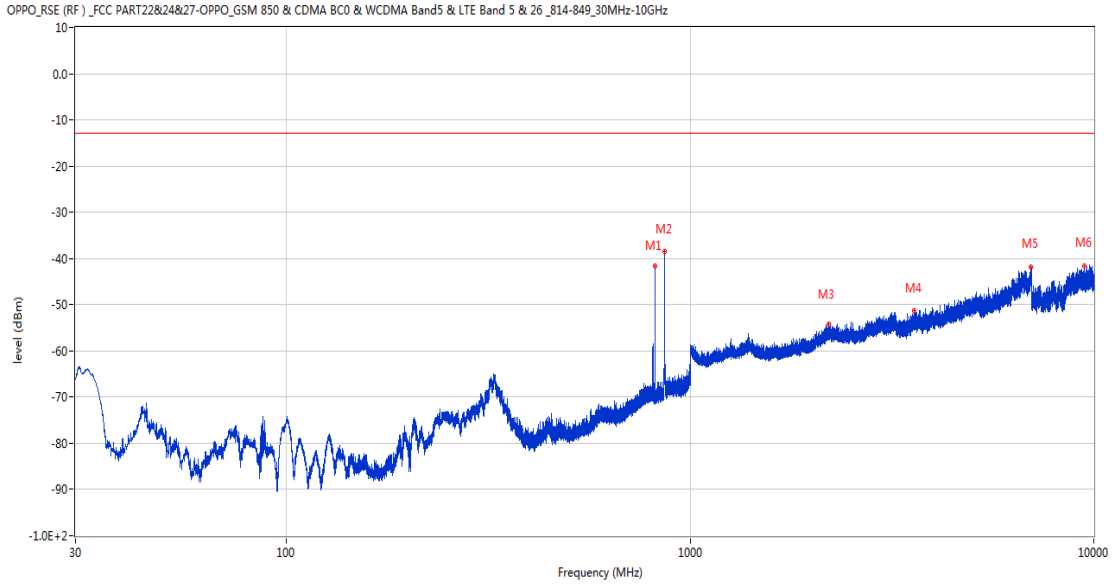
Frequency (MHz)	Result (dBm)	Factor (dB)	PK Limit (dBm)	Over Limit (dB)	Table (o)	ANT	EUT	Verdict
817.786	-40.04	2.10	-13.0	-27.04	251.00	Horizontal	Horizontal	N/A
864.200	-42.79	2.16	-13.0	-29.79	312.00	Horizontal	Horizontal	N/A
2189.400	-54.31	-1.93	-13.0	-41.31	27.00	Horizontal	Horizontal	Pass
3654.800	-50.88	4.22	-13.0	-37.88	360.00	Horizontal	Horizontal	Pass
6984.800	-40.99	13.72	-13.0	-27.99	322.00	Horizontal	Horizontal	Pass
9442.900	-41.21	16.55	-13.0	-28.21	212.00	Horizontal	Horizontal	Pass

RSE-H&V LTE Band 26 (Part90) BW3 CH26740



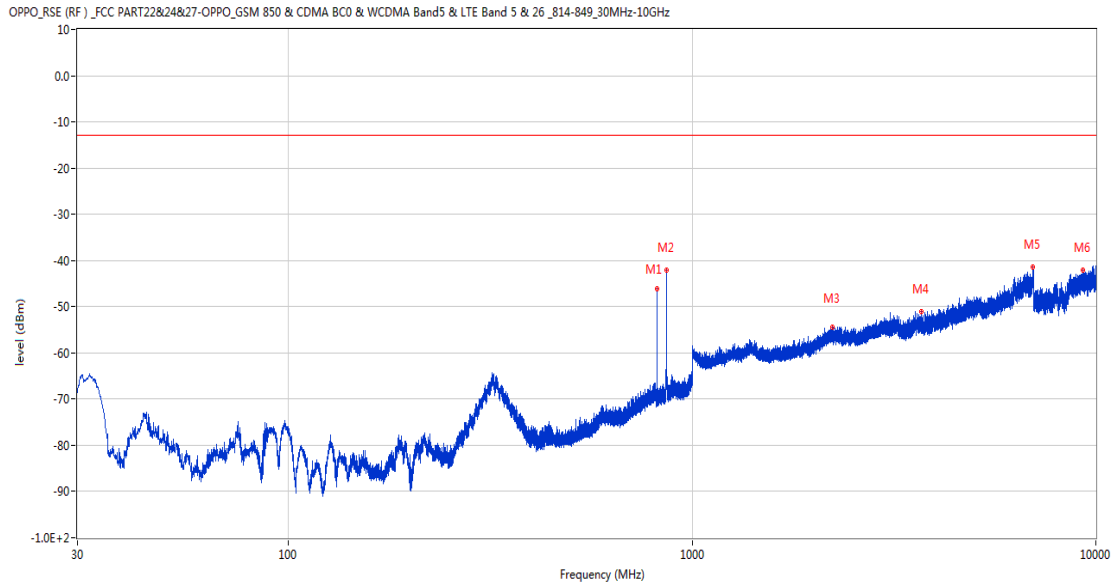
Frequency (MHz)	Result (dBm)	Factor (dB)	PK Limit (dBm)	Over Limit (dB)	Table (o)	ANT	EUT	Verdict
817.737	-47.24	2.10	-13.0	-34.24	145.00	Horizontal	Vertical	N/A
863.812	-42.22	2.14	-13.0	-29.22	253.00	Horizontal	Vertical	N/A
1396.400	-57.17	-3.55	-13.0	-44.17	191.00	Horizontal	Vertical	Pass
3051.000	-52.15	2.81	-13.0	-39.15	128.00	Horizontal	Vertical	Pass
6987.000	-42.10	13.69	-13.0	-29.10	0.00	Horizontal	Vertical	Pass
9102.701	-42.10	15.04	-13.0	-29.10	71.00	Horizontal	Vertical	Pass

RSE-V&V LTE Band 26 (Part90) BW3 CH26740



Frequency (MHz)	Result (dBm)	Factor (dB)	PK Limit (dBm)	Over Limit (dB)	Table (o)	ANT	EUT	Verdict
817.688	-41.63	2.10	-13.0	-28.63	165.00	Vertical	Vertical	N/A
864.927	-38.54	2.18	-13.0	-25.54	30.00	Vertical	Vertical	N/A
2201.100	-54.12	-1.72	-13.0	-41.12	82.00	Vertical	Vertical	Pass
3587.000	-51.38	3.26	-13.0	-38.38	314.00	Vertical	Vertical	Pass
6985.000	-41.90	13.71	-13.0	-28.90	175.00	Vertical	Vertical	Pass
9465.099	-41.62	16.41	-13.0	-28.62	354.00	Vertical	Vertical	Pass

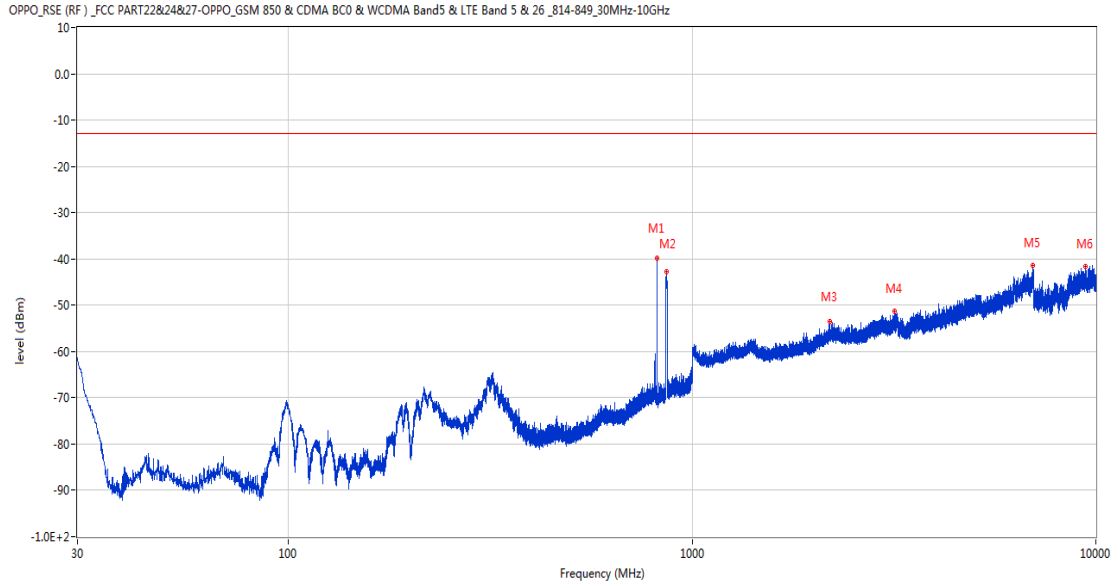
RSE-V&H LTE Band 26 (Part90) BW3 CH26740



Frequency (MHz)	Result (dBm)	Factor (dB)	PK Limit (dBm)	Over Limit (dB)	Table (o)	ANT	EUT	Verdict
817.737	-46.14	2.10	-13.0	-33.14	343.00	Vertical	Horizontal	N/A
863.812	-42.13	2.14	-13.0	-29.13	43.00	Vertical	Horizontal	N/A
2229.400	-54.43	-1.14	-13.0	-41.43	232.00	Vertical	Horizontal	Pass
3703.800	-51.14	4.88	-13.0	-38.14	291.00	Vertical	Horizontal	Pass
6982.800	-41.42	13.92	-13.0	-28.42	52.00	Vertical	Horizontal	Pass
9298.300	-42.08	15.50	-13.0	-29.08	251.00	Vertical	Horizontal	Pass

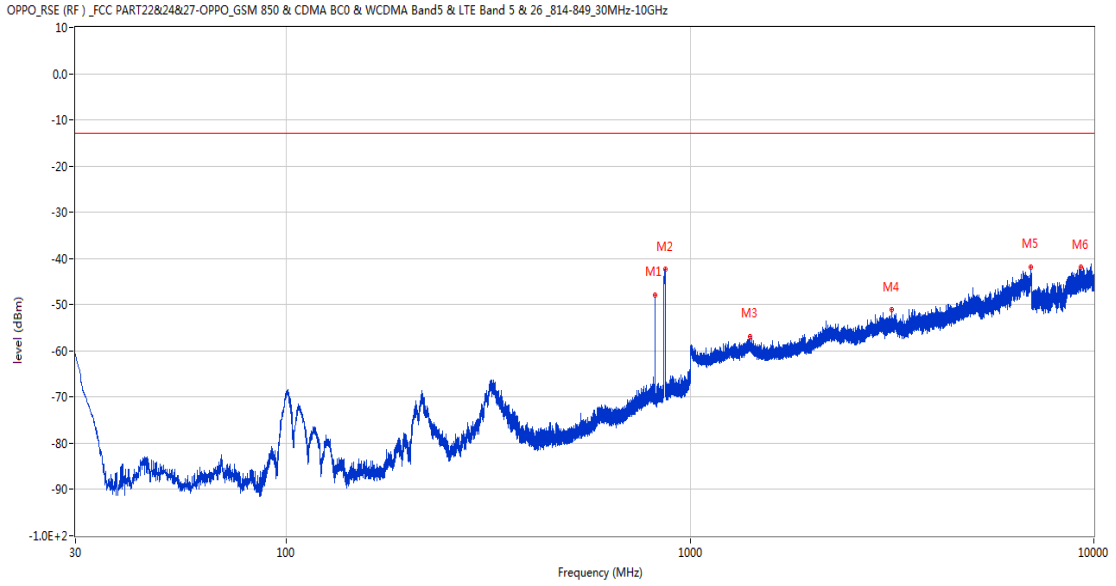
15.3 LTE Band 26 (Part90) BW5, Middle Channel

RSE-H&H LTE Band 26 (Part90) BW5 CH26740



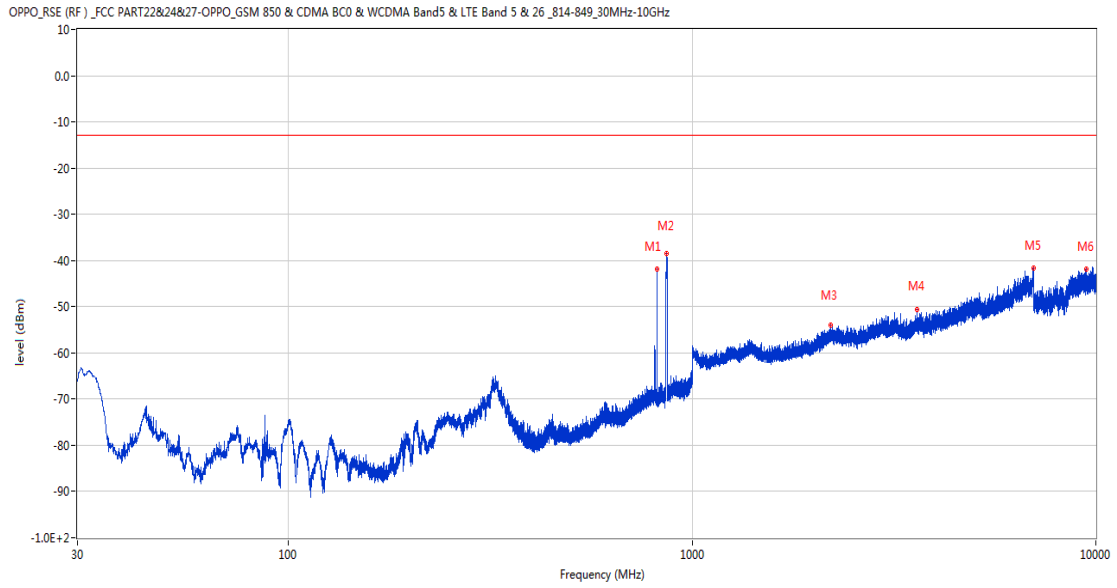
Frequency (MHz)	Result (dBm)	Factor (dB)	PK Limit (dBm)	Over Limit (dB)	Table (o)	ANT	EUT	Verdict
816.815	-39.90	2.10	-13.0	-26.90	256.00	Horizontal	Horizontal	N/A
864.636	-42.83	2.17	-13.0	-29.83	310.00	Horizontal	Horizontal	N/A
2193.700	-53.55	-1.89	-13.0	-40.55	146.00	Horizontal	Horizontal	Pass
3176.800	-51.22	2.68	-13.0	-38.22	289.00	Horizontal	Horizontal	Pass
6985.800	-41.39	13.70	-13.0	-28.39	181.00	Horizontal	Horizontal	Pass
9446.500	-41.65	16.64	-13.0	-28.65	72.00	Horizontal	Horizontal	Pass

RSE-H&V LTE Band 26 (Part90) BW5 CH26740



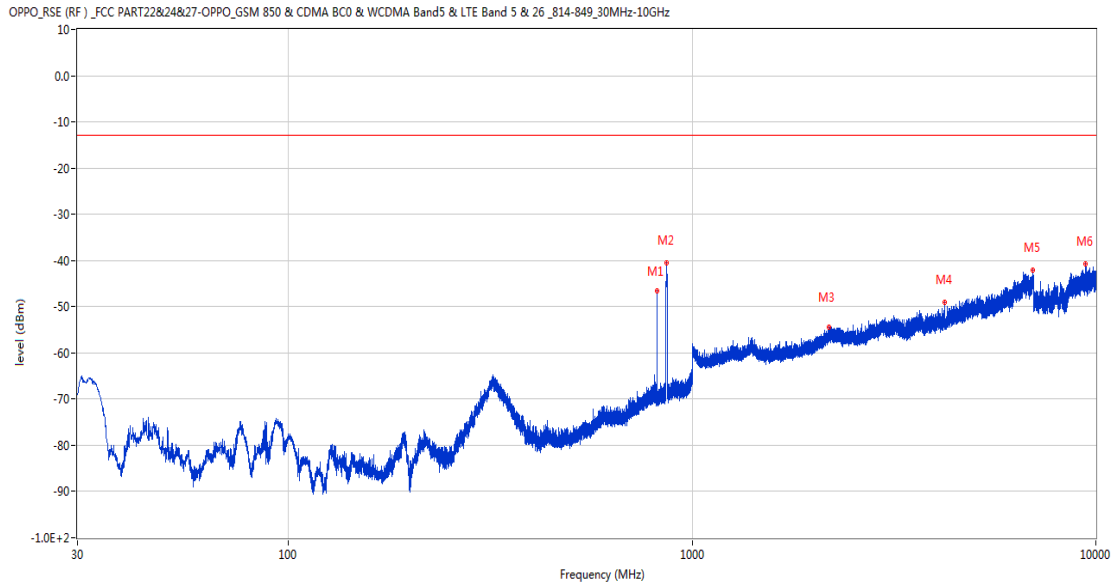
Frequency (MHz)	Result (dBm)	Factor (dB)	PK Limit (dBm)	Over Limit (dB)	Table (o)	ANT	EUT	Verdict
816.815	-47.81	2.10	-13.0	-34.81	147.00	Horizontal	Vertical	N/A
866.140	-42.41	2.25	-13.0	-29.41	259.00	Horizontal	Vertical	N/A
1406.200	-56.87	-3.92	-13.0	-43.87	323.00	Horizontal	Vertical	Pass
3159.400	-51.00	3.04	-13.0	-38.00	155.00	Horizontal	Vertical	Pass
6994.600	-41.87	13.60	-13.0	-28.87	45.00	Horizontal	Vertical	Pass
9290.350	-41.92	15.33	-13.0	-28.92	21.00	Horizontal	Vertical	Pass

RSE-V&V LTE Band 26 (Part90) BW5 CH26740



Frequency (MHz)	Result (dBm)	Factor (dB)	PK Limit (dBm)	Over Limit (dB)	Table (o)	ANT	EUT	Verdict
816.912	-41.92	2.10	-13.0	-28.92	177.00	Vertical	Vertical	N/A
866.092	-38.50	2.25	-13.0	-25.50	26.00	Vertical	Vertical	N/A
2206.300	-54.04	-1.26	-13.0	-41.04	271.00	Vertical	Vertical	Pass
3606.800	-50.61	3.30	-13.0	-37.61	43.00	Vertical	Vertical	Pass
7000.000	-41.68	13.64	-13.0	-28.68	317.00	Vertical	Vertical	Pass
9488.800	-41.93	15.88	-13.0	-28.93	21.00	Vertical	Vertical	Pass

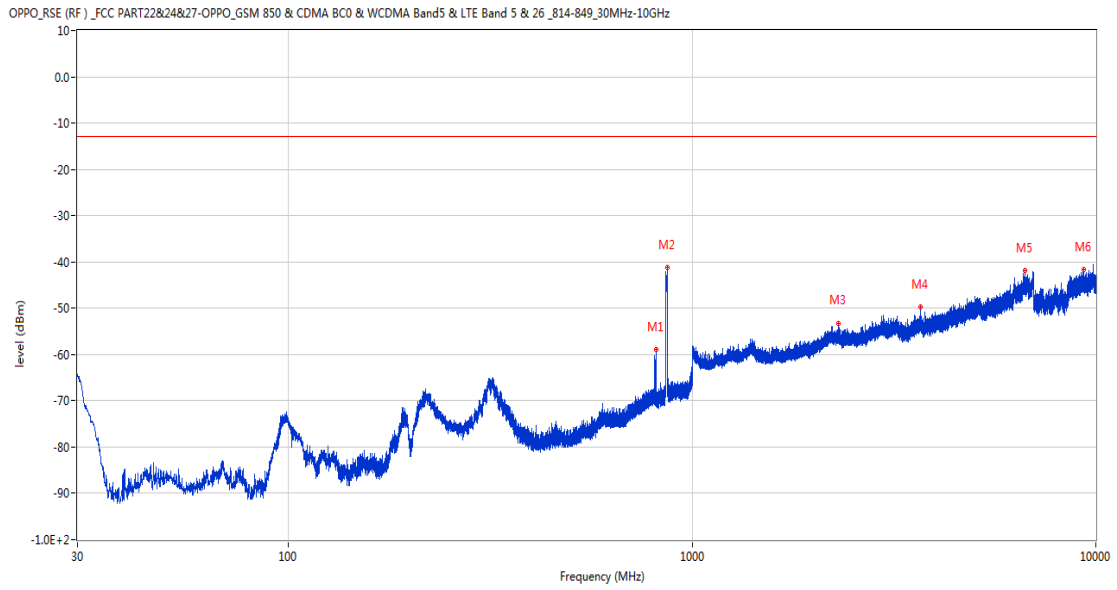
RSE-V&H LTE Band 26 (Part90) BW5 CH26740



Frequency (MHz)	Result (dBm)	Factor (dB)	PK Limit (dBm)	Over Limit (dB)	Table (o)	ANT	EUT	Verdict
816.864	-46.60	2.10	-13.0	-33.60	342.00	Vertical	Horizontal	N/A
864.540	-40.51	2.17	-13.0	-27.51	40.00	Vertical	Horizontal	N/A
2178.500	-54.49	-1.60	-13.0	-41.49	249.00	Vertical	Horizontal	Pass
4217.600	-49.04	4.86	-13.0	-36.04	265.00	Vertical	Horizontal	Pass
6992.600	-42.05	13.59	-13.0	-29.05	254.00	Vertical	Horizontal	Pass
9432.100	-40.84	16.31	-13.0	-27.84	130.00	Vertical	Horizontal	Pass

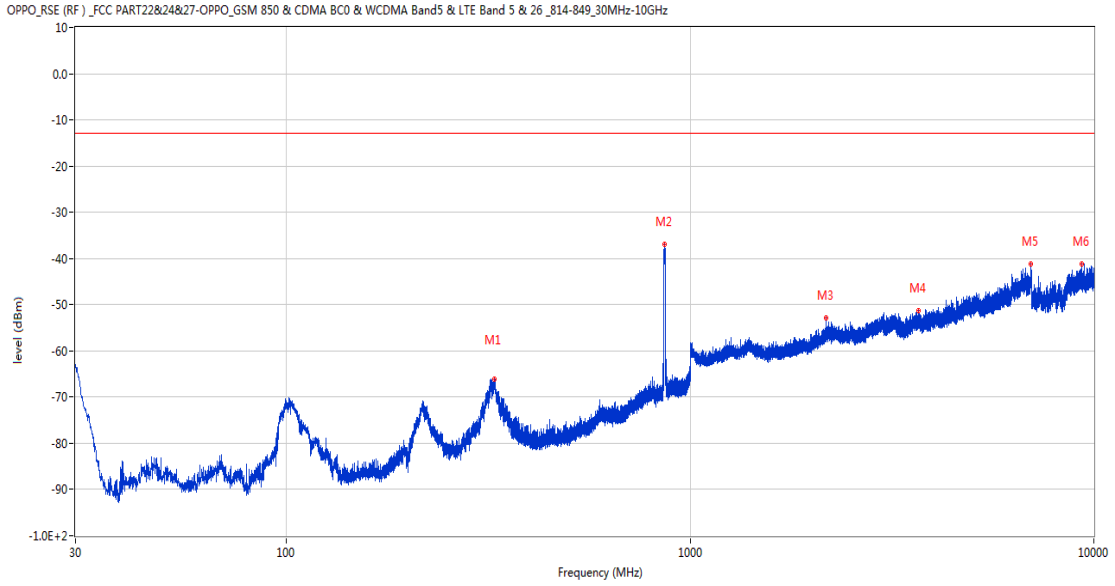
15.4 LTE Band 26 (Part90) BW10, Middle Channel

RSE-H&H LTE Band 26 (Part90) BW10 CH26740



Frequency (MHz)	Result (dBm)	Factor (dB)	PK Limit (dBm)	Over Limit (dB)	Table (o)	ANT	EUT	Verdict
814.536	-58.82	2.10	-13.0	-45.82	263.00	Horizontal	Horizontal	N/A
867.935	-41.24	2.34	-13.0	-28.24	320.00	Horizontal	Horizontal	N/A
2302.600	-53.25	-1.07	-13.0	-40.25	109.00	Horizontal	Horizontal	Pass
3684.400	-49.82	4.69	-13.0	-36.82	238.00	Horizontal	Horizontal	Pass
6686.400	-41.77	12.00	-13.0	-28.77	214.00	Horizontal	Horizontal	Pass
9354.849	-41.67	15.06	-13.0	-28.67	20.00	Horizontal	Horizontal	Pass

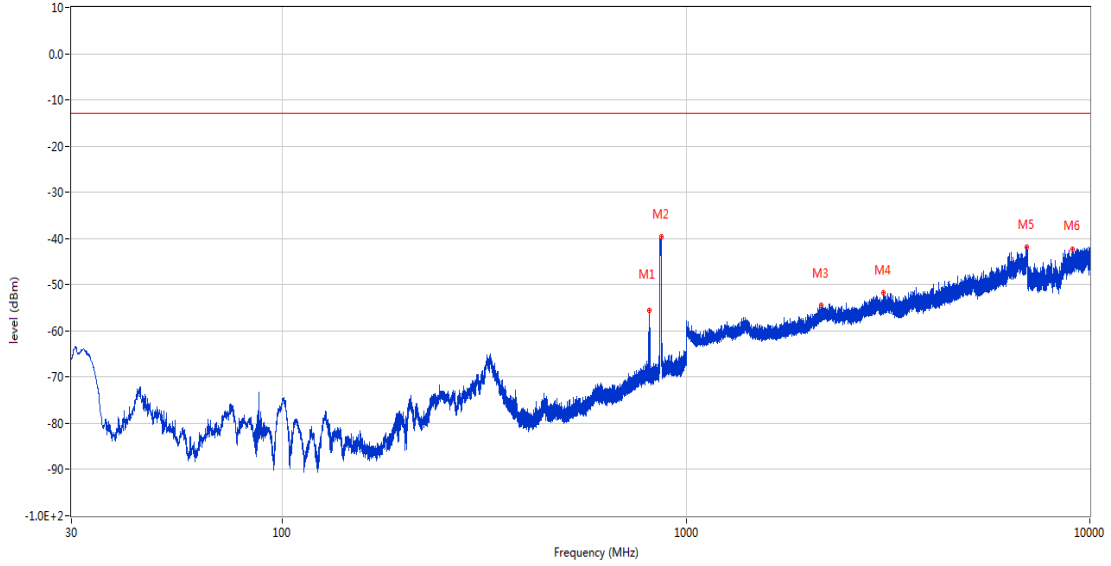
RSE-H&V LTE Band 26 (Part90) BW10 CH26740



Frequency (MHz)	Result (dBm)	Factor (dB)	PK Limit (dBm)	Over Limit (dB)	Table (o)	ANT	EUT	Verdict
327.353	-66.09	-11.16	-13.0	-53.09	7.00	Horizontal	Vertical	Pass
865.898	-36.83	2.24	-13.0	-23.83	76.00	Horizontal	Vertical	N/A
2166.200	-52.92	-1.72	-13.0	-39.92	320.00	Horizontal	Vertical	Pass
3673.600	-51.31	4.23	-13.0	-38.31	109.00	Horizontal	Vertical	Pass
6965.200	-41.12	13.16	-13.0	-28.12	203.00	Horizontal	Vertical	Pass
9316.000	-41.29	15.66	-13.0	-28.29	32.00	Horizontal	Vertical	Pass

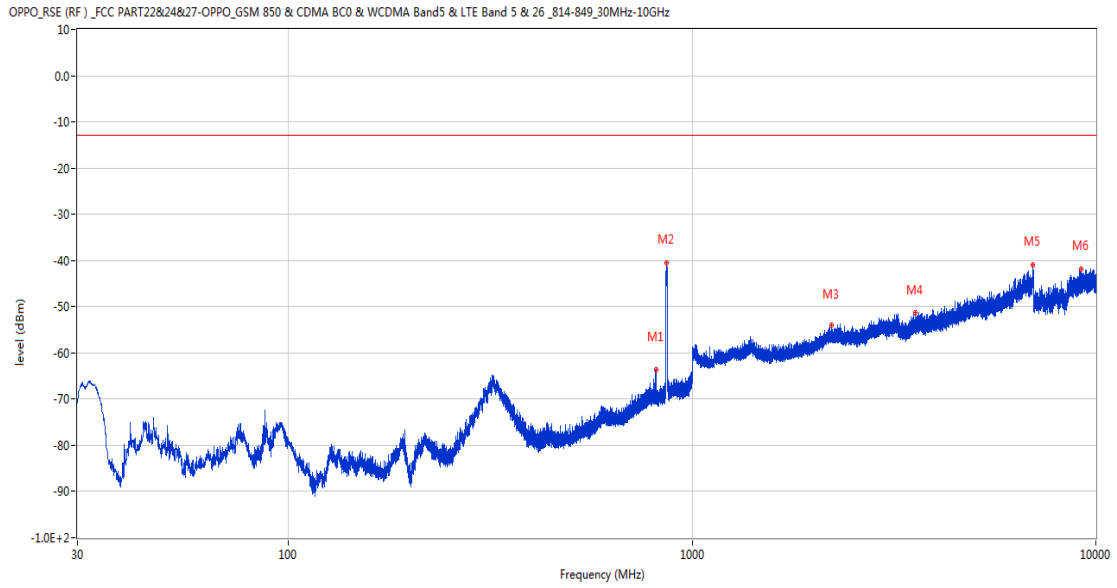
RSE-V&V LTE Band 26 (Part90) BW10 CH26740

OPPO_RSE (RF) _ FCC PART22&24&27-OPPO_GSM 850 & CDMA BC0 & WCDMA Band5 & LTE Band 5 & 26_814-849_30MHz-10GHz



Frequency (MHz)	Result (dBm)	Factor (dB)	PK Limit (dBm)	Over Limit (dB)	Table (o)	ANT	EUT	Verdict
810.559	-55.52	2.11	-13.0	-42.52	247.00	Vertical	Vertical	N/A
866.237	-39.59	2.26	-13.0	-26.59	17.00	Vertical	Vertical	N/A
2157.800	-54.52	-1.76	-13.0	-41.52	181.00	Vertical	Vertical	Pass
3085.400	-51.76	2.25	-13.0	-38.76	210.00	Vertical	Vertical	Pass
6990.600	-41.84	13.48	-13.0	-28.84	328.00	Vertical	Vertical	Pass
9056.201	-42.39	14.91	-13.0	-29.39	226.00	Vertical	Vertical	Pass

RSE-V&H LTE Band 26 (Part90) BW10 CH26740



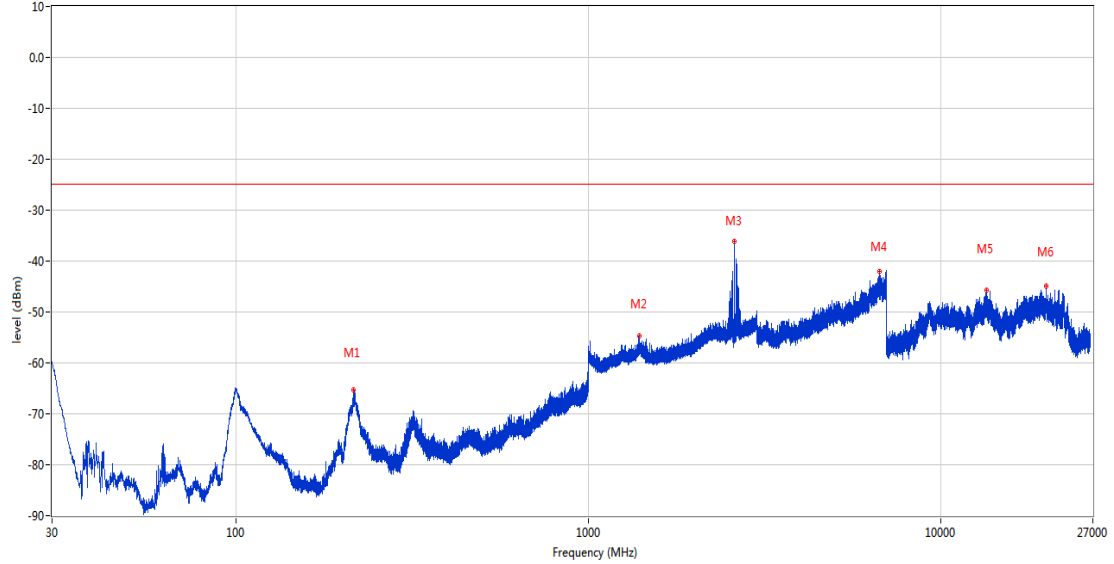
Frequency (MHz)	Result (dBm)	Factor (dB)	PK Limit (dBm)	Over Limit (dB)	Table (o)	ANT	EUT	Verdict
814.536	-63.65	2.10	-13.0	-50.65	335.00	Vertical	Horizontal	N/A
865.752	-40.40	2.23	-13.0	-27.40	52.00	Vertical	Horizontal	N/A
2211.400	-54.05	-1.13	-13.0	-41.05	186.00	Vertical	Horizontal	Pass
3575.600	-51.37	3.88	-13.0	-38.37	206.00	Vertical	Horizontal	Pass
6978.200	-40.95	13.92	-13.0	-27.95	195.00	Vertical	Horizontal	Pass
9200.050	-41.96	15.34	-13.0	-28.96	55.00	Vertical	Horizontal	Pass

16 LTE Band 38

16.1 LTE Band 38 BW5, Middle Channel

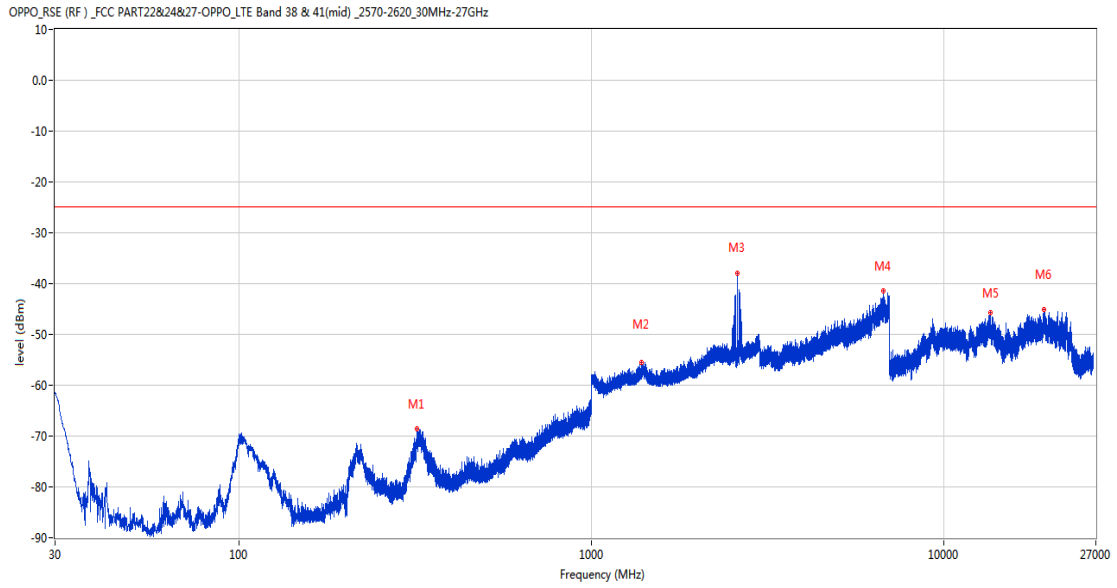
RSE-H&H LTE Band 38 BW5 CH38000

OPPO_RSE (RF)_FCC PART22&24&27-OPPO_LTE Band 38 & 41(mid)_2570-2620_30MHz-27GHz



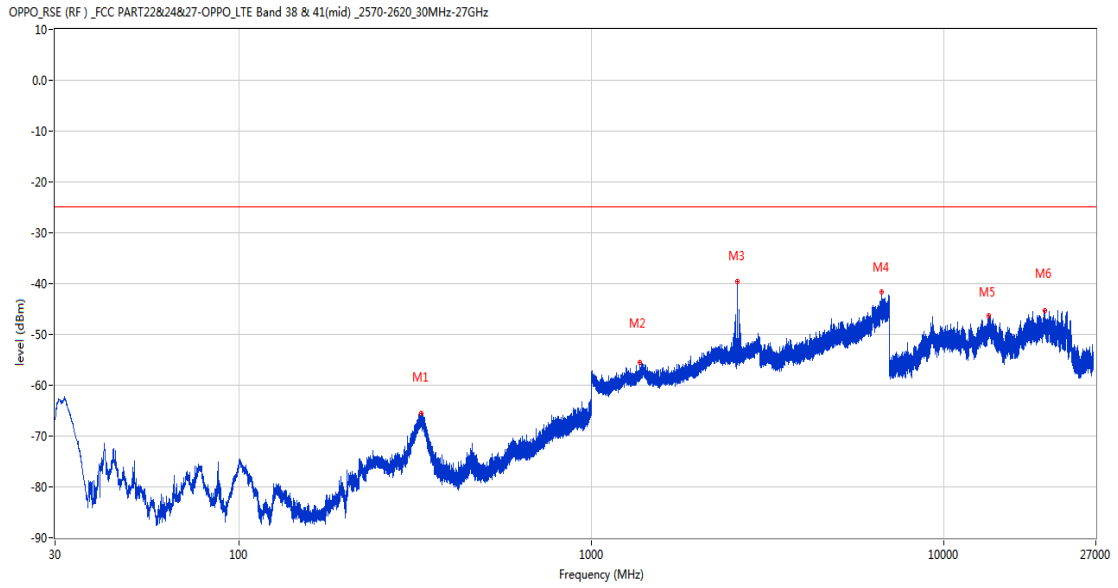
Frequency (MHz)	Result (dBm)	Factor (dB)	PK Limit (dBm)	Over Limit (dB)	Table (o)	ANT	EUT	Verdict
215.755	-65.23	-15.30	-25.0	-40.23	63.00	Horizontal	Horizontal	Pass
1390.700	-54.59	-2.38	-25.0	-29.59	51.00	Horizontal	Horizontal	Pass
2593.200	-36.11	1.72	-25.0	-11.11	163.00	Horizontal	Horizontal	N/A
6708.000	-42.08	10.93	-25.0	-17.08	72.00	Horizontal	Horizontal	Pass
13478.700	-45.74	11.11	-25.0	-20.74	289.00	Horizontal	Horizontal	Pass
19867.875	-44.87	15.51	-25.0	-19.87	28.00	Horizontal	Horizontal	Pass

RSE-H&V LTE Band 38 BW5 CH38000



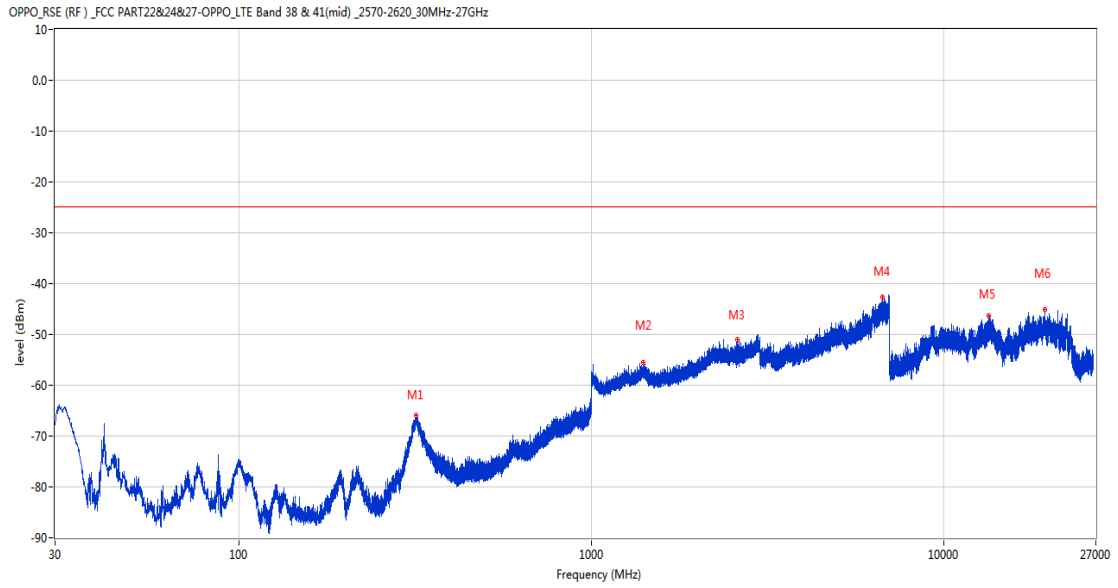
Frequency (MHz)	Result (dBm)	Factor (dB)	PK Limit (dBm)	Over Limit (dB)	Table (o)	ANT	EUT	Verdict
320.272	-68.59	-10.87	-25.0	-43.59	139.00	Horizontal	Vertical	Pass
1389.200	-55.59	-2.39	-25.0	-30.59	352.00	Horizontal	Vertical	Pass
2593.200	-37.95	1.72	-25.0	-12.95	37.00	Horizontal	Vertical	N/A
6741.200	-41.48	12.00	-25.0	-16.48	188.00	Horizontal	Vertical	Pass
13542.225	-45.76	10.47	-25.0	-20.76	0.00	Horizontal	Vertical	Pass
19217.199	-45.16	13.95	-25.0	-20.16	360.00	Horizontal	Vertical	Pass

RSE-V&V LTE Band 38 BW5 CH38000



Frequency (MHz)	Result (dBm)	Factor (dB)	PK Limit (dBm)	Over Limit (dB)	Table (o)	ANT	EUT	Verdict
328.517	-65.60	-10.54	-25.0	-40.60	7.00	Vertical	Vertical	Pass
1372.100	-55.53	-2.90	-25.0	-30.53	355.00	Vertical	Vertical	Pass
2593.200	-39.59	1.72	-25.0	-14.59	268.00	Vertical	Vertical	N/A
6658.200	-41.59	11.49	-25.0	-16.59	264.00	Vertical	Vertical	Pass
13424.099	-46.25	11.05	-25.0	-21.25	0.00	Vertical	Vertical	Pass
19354.474	-45.31	15.57	-25.0	-20.31	143.00	Vertical	Vertical	Pass

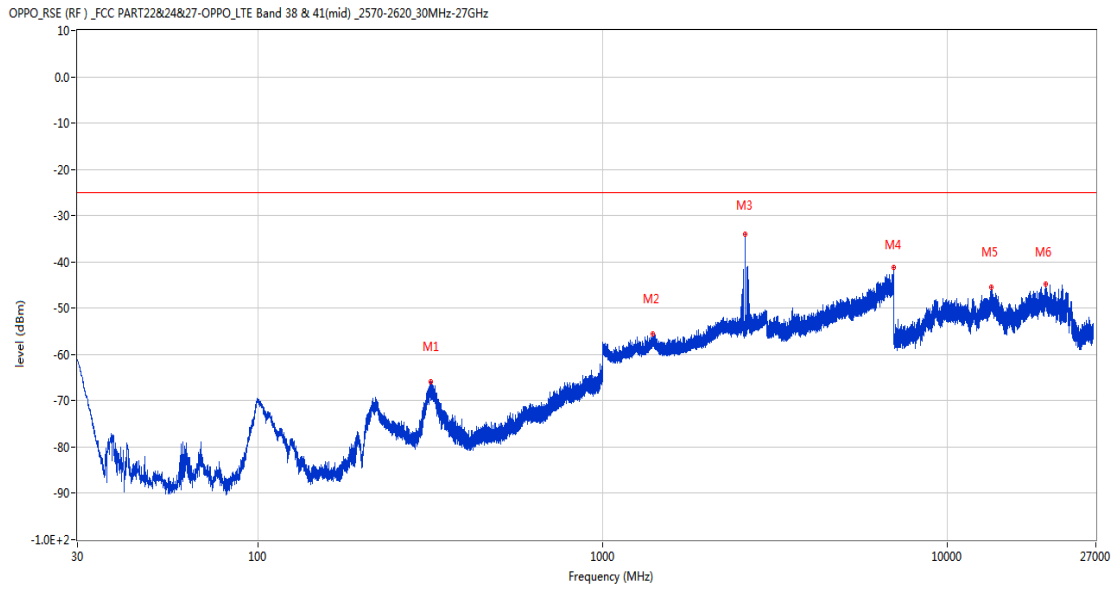
RSE-V&H LTE Band 38 BW5 CH38000



Frequency (MHz)	Result (dBm)	Factor (dB)	PK Limit (dBm)	Over Limit (dB)	Table (o)	ANT	EUT	Verdict
317.120	-65.87	-10.99	-25.0	-40.87	333.00	Vertical	Horizontal	Pass
1401.300	-55.46	-1.99	-25.0	-30.46	9.00	Vertical	Horizontal	Pass
2593.100	-50.99	1.71	-25.0	-25.99	239.00	Vertical	Horizontal	N/A
6685.400	-42.70	12.05	-25.0	-17.70	170.00	Vertical	Horizontal	Pass
13433.287	-46.31	11.19	-25.0	-21.31	0.00	Vertical	Horizontal	Pass
19376.151	-45.16	15.20	-25.0	-20.16	182.00	Vertical	Horizontal	Pass

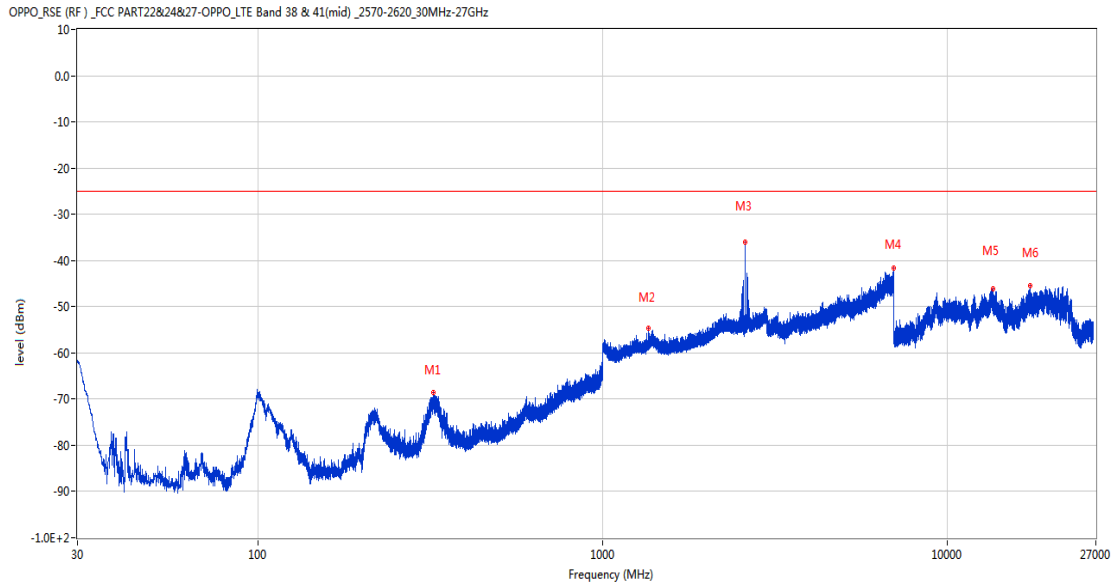
16.2 LTE Band 38 BW10, Middle Channel

RSE-H&H LTE Band 38 BW10 CH38000



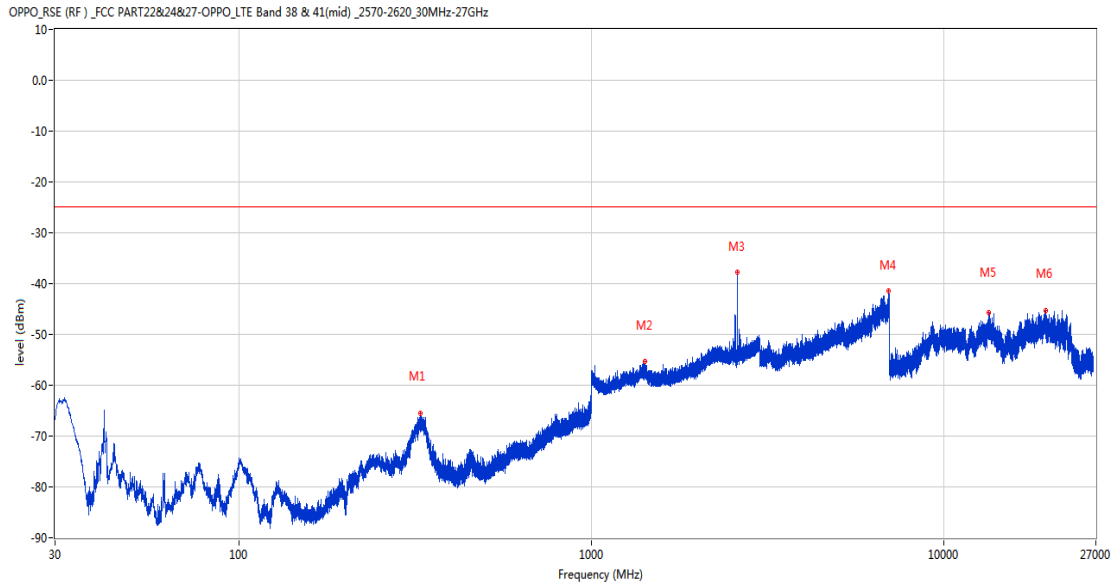
Frequency (MHz)	Result (dBm)	Factor (dB)	PK Limit (dBm)	Over Limit (dB)	Table (o)	ANT	EUT	Verdict
318.090	-65.77	-11.01	-25.0	-40.77	85.00	Horizontal	Horizontal	Pass
1396.500	-55.48	-2.14	-25.0	-30.48	288.00	Horizontal	Horizontal	Pass
2591.000	-34.10	1.69	-25.0	-9.10	179.00	Horizontal	Horizontal	N/A
6999.800	-41.08	13.65	-25.0	-16.08	293.00	Horizontal	Horizontal	Pass
13449.300	-45.35	11.50	-25.0	-20.35	190.00	Horizontal	Horizontal	Pass
19370.199	-44.77	15.28	-25.0	-19.77	274.00	Horizontal	Horizontal	Pass

RSE-H&V LTE Band 38 BW10 CH38000



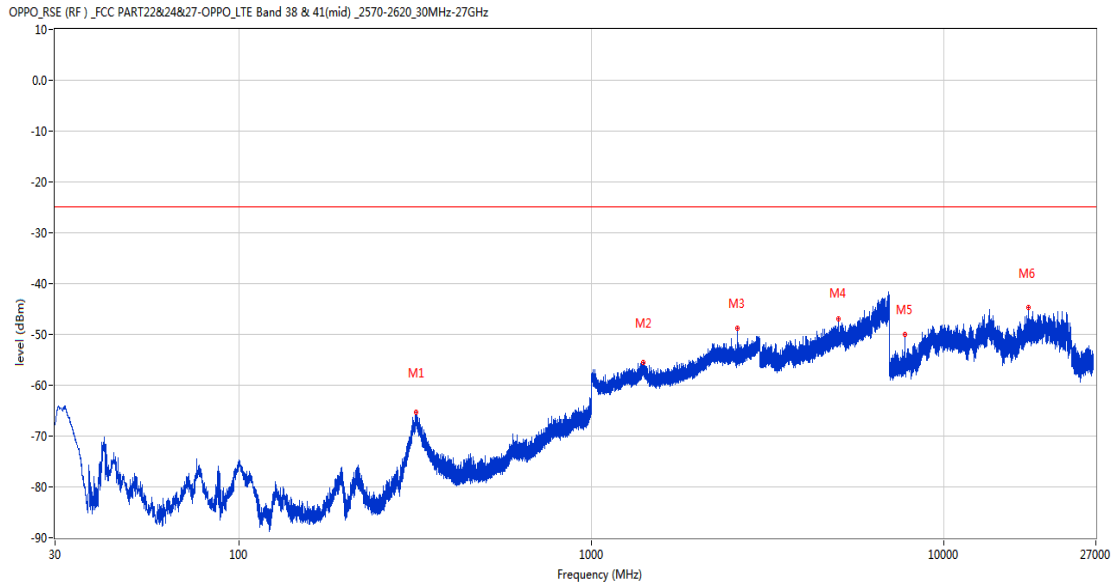
Frequency (MHz)	Result (dBm)	Factor (dB)	PK Limit (dBm)	Over Limit (dB)	Table (o)	ANT	EUT	Verdict
322.698	-68.65	-10.73	-25.0	-43.65	126.00	Horizontal	Vertical	Pass
1357.600	-54.75	-3.28	-25.0	-29.75	75.00	Horizontal	Vertical	Pass
2590.900	-36.07	1.69	-25.0	-11.07	9.00	Horizontal	Vertical	N/A
6994.800	-41.61	13.59	-25.0	-16.61	262.00	Horizontal	Vertical	Pass
13608.901	-46.07	10.36	-25.0	-21.07	168.00	Horizontal	Vertical	Pass
17438.775	-45.42	9.36	-25.0	-20.42	279.00	Horizontal	Vertical	Pass

RSE-V&V LTE Band 38 BW10 CH38000



Frequency (MHz)	Result (dBm)	Factor (dB)	PK Limit (dBm)	Over Limit (dB)	Table (o)	ANT	EUT	Verdict
326.481	-65.52	-10.62	-25.0	-40.52	0.00	Vertical	Vertical	Pass
1421.500	-55.37	-2.62	-25.0	-30.37	301.00	Vertical	Vertical	Pass
2591.000	-37.74	1.69	-25.0	-12.74	275.00	Vertical	Vertical	N/A
6979.800	-41.37	13.85	-25.0	-16.37	66.00	Vertical	Vertical	Pass
13416.225	-45.66	10.93	-25.0	-20.66	141.00	Vertical	Vertical	Pass
19501.099	-45.38	14.93	-25.0	-20.38	101.00	Vertical	Vertical	Pass

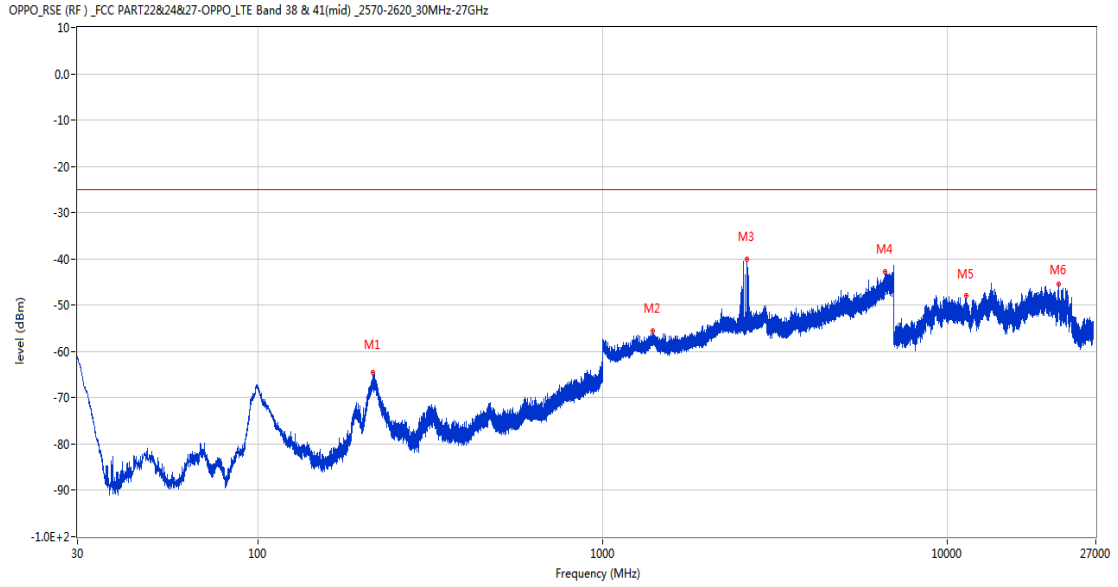
RSE-V&H LTE Band 38 BW10 CH38000



Frequency (MHz)	Result (dBm)	Factor (dB)	PK Limit (dBm)	Over Limit (dB)	Table (o)	ANT	EUT	Verdict
317.071	-65.33	-10.99	-25.0	-40.33	332.00	Vertical	Horizontal	Pass
1403.700	-55.56	-2.17	-25.0	-30.56	200.00	Vertical	Horizontal	Pass
2591.000	-48.70	1.69	-25.0	-23.70	221.00	Vertical	Horizontal	N/A
5031.800	-46.97	7.20	-25.0	-21.97	90.00	Vertical	Horizontal	Pass
7772.225	-50.04	2.90	-25.0	-25.04	160.00	Vertical	Horizontal	Pass
17420.925	-44.65	9.64	-25.0	-19.65	355.00	Vertical	Horizontal	Pass

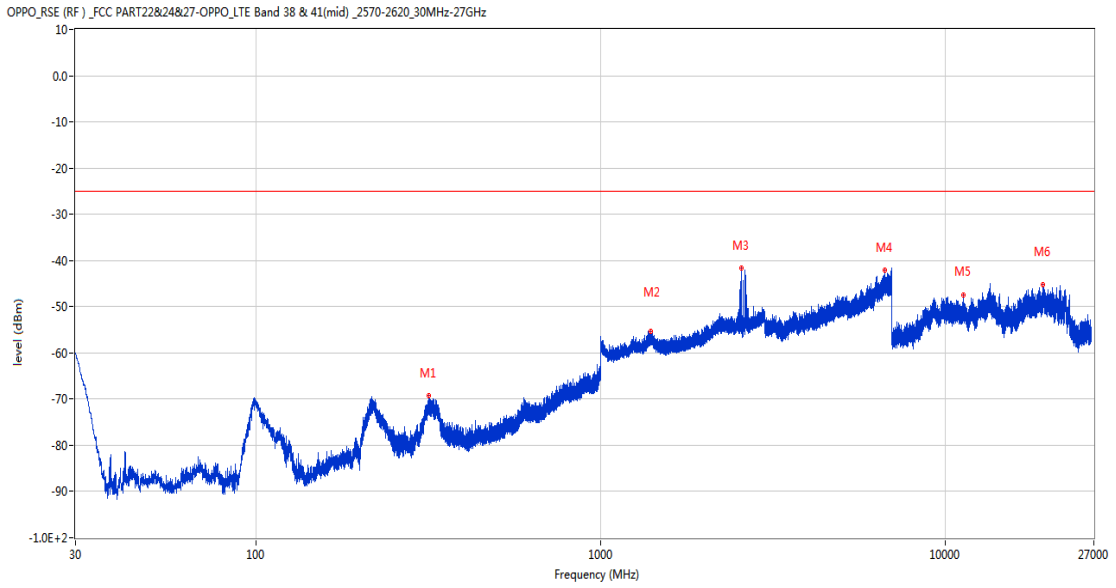
16.3 LTE Band 38 BW15, Middle Channel

RSE-H&H LTE Band 38 BW15 CH38000



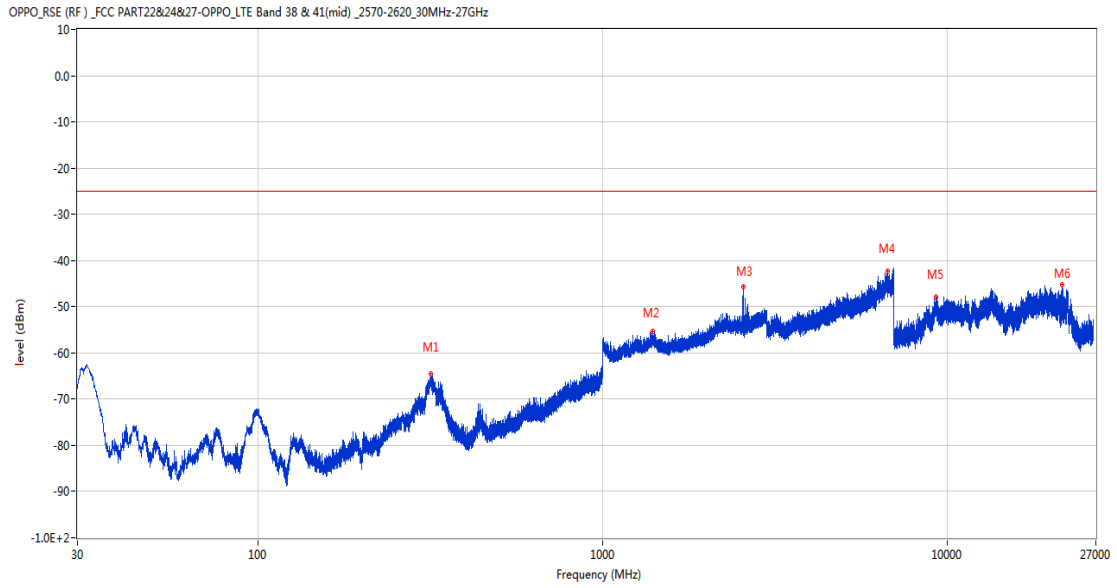
Frequency (MHz)	Result (dBm)	Factor (dB)	PK Limit (dBm)	Over Limit (dB)	Table (o)	ANT	EUT	Verdict
215.658	-64.56	-15.31	-25.0	-39.56	54.00	Horizontal	Horizontal	Pass
1401.400	-55.65	-1.99	-25.0	-30.65	95.00	Horizontal	Horizontal	Pass
2628.400	-40.16	2.02	-25.0	-15.16	199.00	Horizontal	Horizontal	N/A
6603.800	-42.70	12.00	-25.0	-17.70	339.00	Horizontal	Horizontal	Pass
11370.000	-48.02	8.78	-25.0	-23.02	67.00	Horizontal	Horizontal	Pass
21012.400	-45.56	14.50	-25.0	-20.56	223.00	Horizontal	Horizontal	Pass

RSE-H&V LTE Band 38 BW15 CH38000



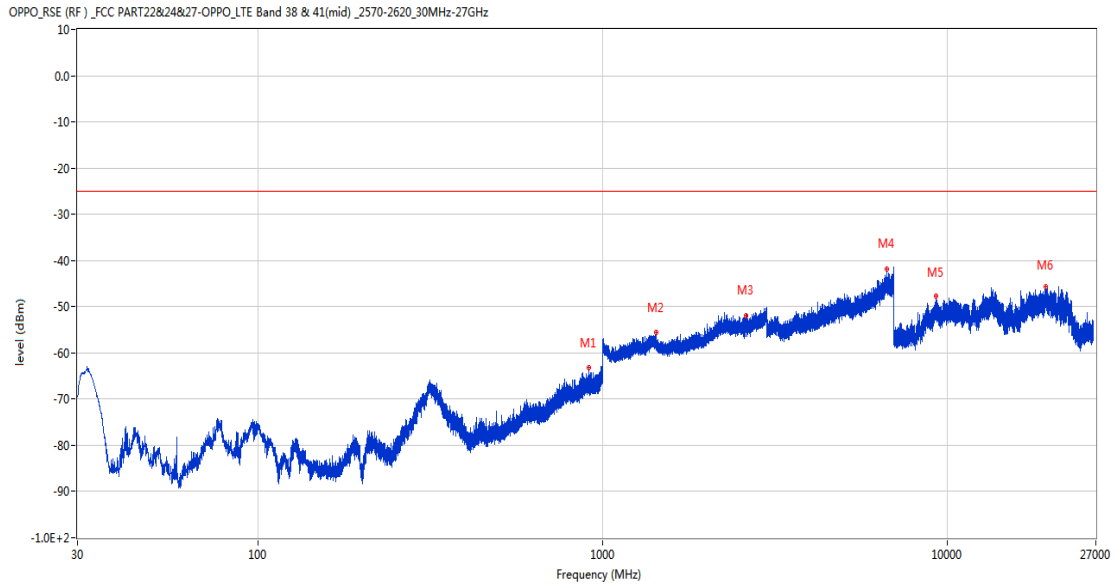
Frequency (MHz)	Result (dBm)	Factor (dB)	PK Limit (dBm)	Over Limit (dB)	Table (o)	ANT	EUT	Verdict
317.411	-69.33	-11.00	-25.0	-44.33	125.00	Horizontal	Vertical	Pass
1396.600	-55.30	-2.13	-25.0	-30.30	0.00	Horizontal	Vertical	Pass
2563.400	-41.60	1.43	-25.0	-16.60	117.00	Horizontal	Vertical	N/A
6681.200	-42.13	11.79	-25.0	-17.13	279.00	Horizontal	Vertical	Pass
11304.738	-47.47	9.70	-25.0	-22.47	221.00	Horizontal	Vertical	Pass
19201.901	-45.34	13.99	-25.0	-20.34	117.00	Horizontal	Vertical	Pass

RSE-V&V LTE Band 38 BW15 CH38000



Frequency (MHz)	Result (dBm)	Factor (dB)	PK Limit (dBm)	Over Limit (dB)	Table (o)	ANT	EUT	Verdict
317.944	-64.46	-11.01	-25.0	-39.46	22.00	Vertical	Vertical	Pass
1398.600	-55.30	-2.09	-25.0	-30.30	123.00	Vertical	Vertical	Pass
2562.700	-45.68	1.42	-25.0	-20.68	250.00	Vertical	Vertical	N/A
6736.400	-42.26	11.94	-25.0	-17.26	69.00	Vertical	Vertical	Pass
9274.412	-47.86	9.44	-25.0	-22.86	231.00	Vertical	Vertical	Pass
21612.501	-45.27	14.70	-25.0	-20.27	117.00	Vertical	Vertical	Pass

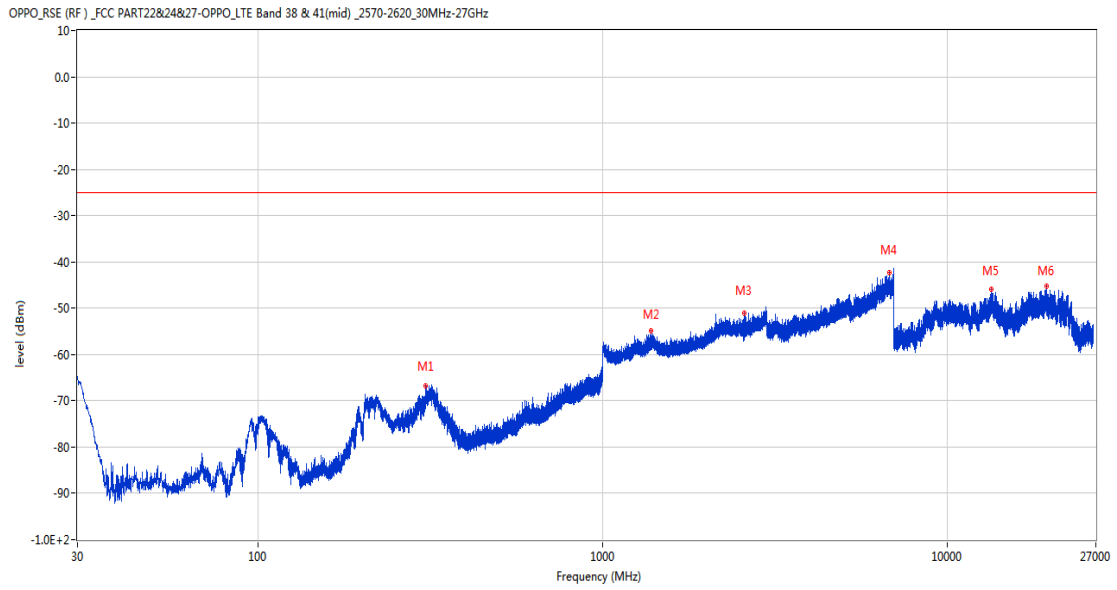
RSE-V&H LTE Band 38 BW15 CH38000



Frequency (MHz)	Result (dBm)	Factor (dB)	PK Limit (dBm)	Over Limit (dB)	Table (o)	ANT	EUT	Verdict
914.737	-63.16	4.87	-25.0	-38.16	123.00	Vertical	Horizontal	Pass
1428.500	-55.60	-2.99	-25.0	-30.60	9.00	Vertical	Horizontal	Pass
2604.500	-51.91	1.82	-25.0	-26.91	278.00	Vertical	Horizontal	N/A
6679.000	-41.89	11.77	-25.0	-16.89	357.00	Vertical	Horizontal	Pass
9299.713	-47.73	10.22	-25.0	-22.73	311.00	Vertical	Horizontal	Pass
19275.426	-45.74	15.02	-25.0	-20.74	179.00	Vertical	Horizontal	Pass

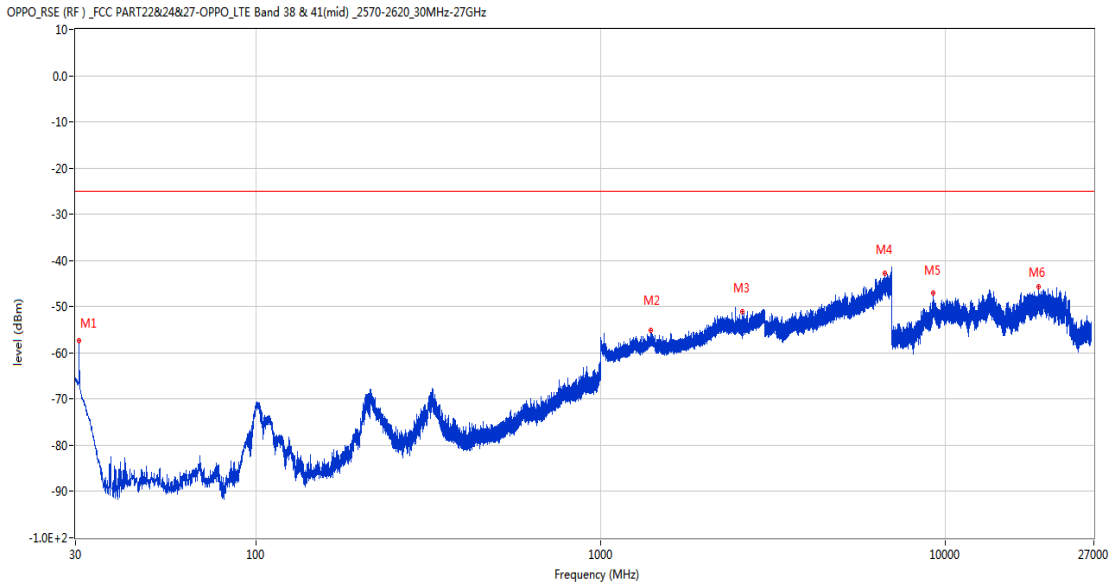
16.4 LTE Band 38 BW20, Middle Channel

RSE-H&H LTE Band 38 BW20 CH38000



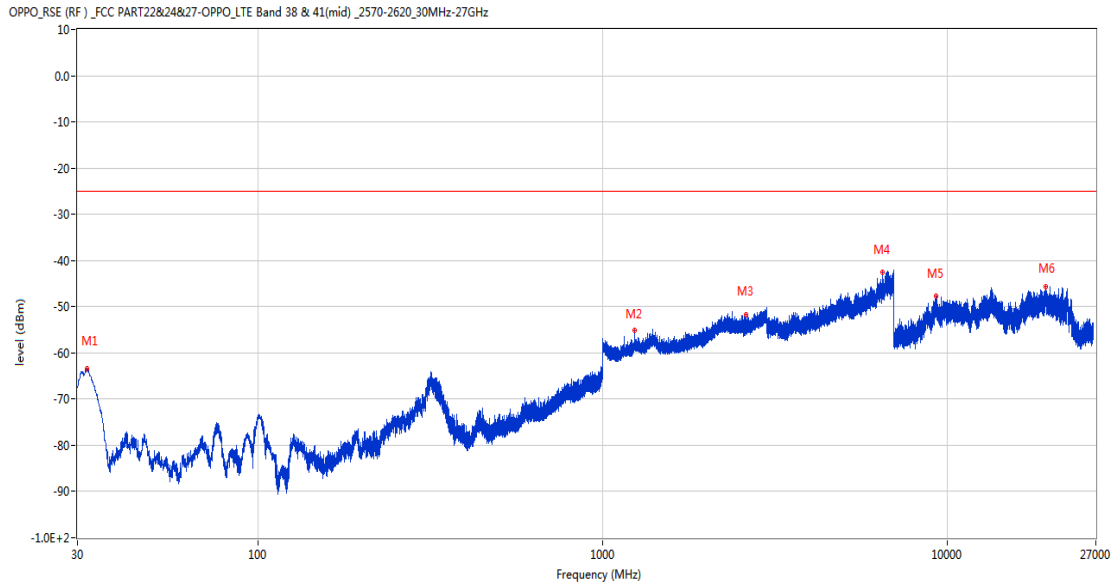
Frequency (MHz)	Result (dBm)	Factor (dB)	PK Limit (dBm)	Over Limit (dB)	Table (o)	ANT	EUT	Verdict
307.226	-66.81	-11.45	-25.0	-41.81	113.00	Horizontal	Horizontal	Pass
1382.700	-54.83	-2.50	-25.0	-29.83	346.00	Horizontal	Horizontal	Pass
2586.500	-51.02	1.65	-25.0	-26.02	127.00	Horizontal	Horizontal	N/A
6795.600	-42.37	12.21	-25.0	-17.37	228.00	Horizontal	Horizontal	Pass
13449.037	-45.97	11.49	-25.0	-20.97	30.00	Horizontal	Horizontal	Pass
19377.426	-45.30	15.19	-25.0	-20.30	46.00	Horizontal	Horizontal	Pass

RSE-H&V LTE Band 38 BW20 CH38000



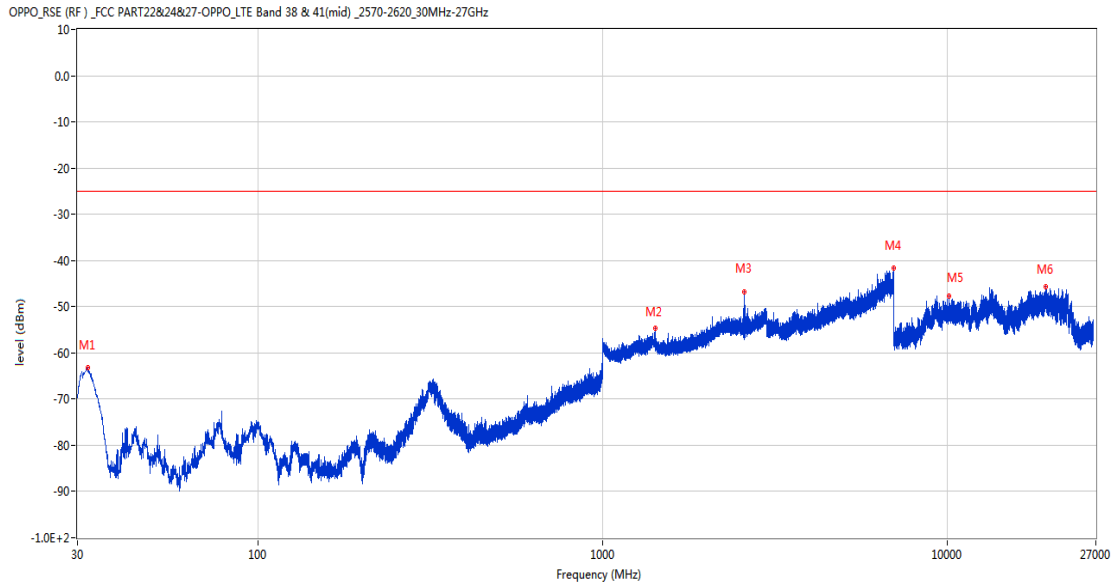
Frequency (MHz)	Result (dBm)	Factor (dB)	PK Limit (dBm)	Over Limit (dB)	Table (o)	ANT	EUT	Verdict
30.727	-57.44	-19.22	-25.0	-32.44	62.00	Horizontal	Vertical	Pass
1399.900	-55.16	-1.97	-25.0	-30.16	207.00	Horizontal	Vertical	Pass
2586.700	-51.02	1.65	-25.0	-26.02	0.00	Horizontal	Vertical	N/A
6691.600	-42.68	11.79	-25.0	-17.68	360.00	Horizontal	Vertical	Pass
9206.850	-47.06	9.22	-25.0	-22.06	225.00	Horizontal	Vertical	Pass
18618.800	-45.74	11.71	-25.0	-20.74	201.00	Horizontal	Vertical	Pass

RSE-V&V LTE Band 38 BW20 CH38000



Frequency (MHz)	Result (dBm)	Factor (dB)	PK Limit (dBm)	Over Limit (dB)	Table (o)	ANT	EUT	Verdict
31.892	-63.50	-16.95	-25.0	-38.50	338.00	Vertical	Vertical	Pass
1242.900	-55.18	-3.63	-25.0	-30.18	137.00	Vertical	Vertical	Pass
2614.900	-51.71	1.91	-25.0	-26.71	0.00	Vertical	Vertical	N/A
6502.400	-42.46	10.68	-25.0	-17.46	356.00	Vertical	Vertical	Pass
9270.100	-47.71	9.38	-25.0	-22.71	-1.00	Vertical	Vertical	Pass
19329.825	-45.59	16.10	-25.0	-20.59	225.00	Vertical	Vertical	Pass

RSE-V&H LTE Band 38 BW20 CH38000

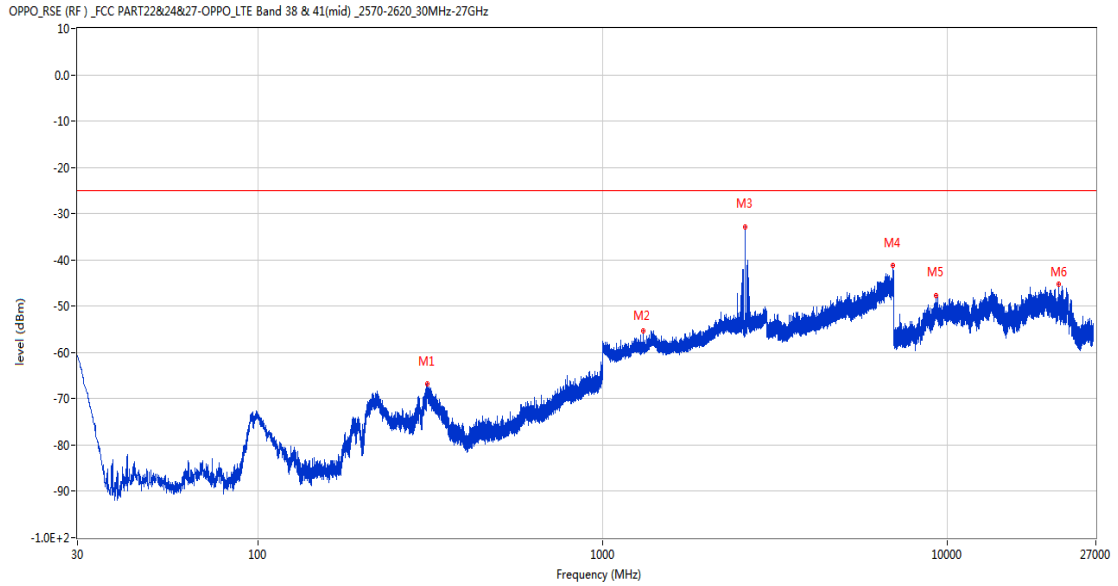


Frequency (MHz)	Result (dBm)	Factor (dB)	PK Limit (dBm)	Over Limit (dB)	Table (o)	ANT	EUT	Verdict
32.085	-63.13	-16.68	-25.0	-38.13	255.00	Vertical	Horizontal	Pass
1423.900	-54.69	-2.79	-25.0	-29.69	351.00	Vertical	Horizontal	Pass
2586.600	-46.82	1.65	-25.0	-21.82	191.00	Vertical	Horizontal	N/A
6995.400	-41.66	13.55	-25.0	-16.66	345.00	Vertical	Horizontal	Pass
10123.688	-47.80	10.07	-25.0	-22.80	323.00	Vertical	Horizontal	Pass
19333.650	-45.71	16.05	-25.0	-20.71	263.00	Vertical	Horizontal	Pass

17 LTE Band 41

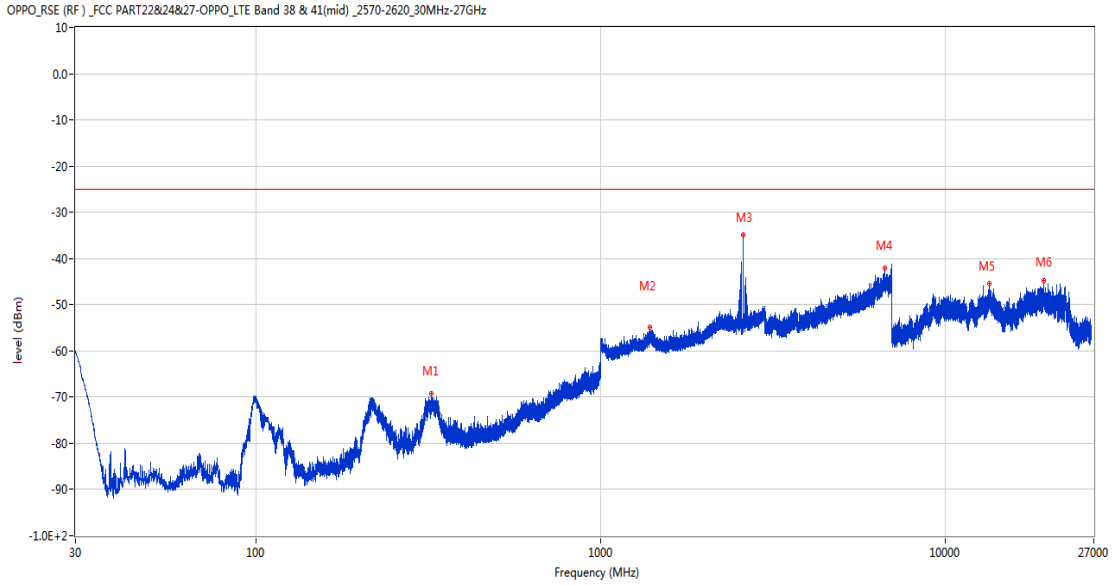
17.1 LTE Band 41 BW5, Middle Channel

RSE-H&H LTE Band 41 BW5 CH40620



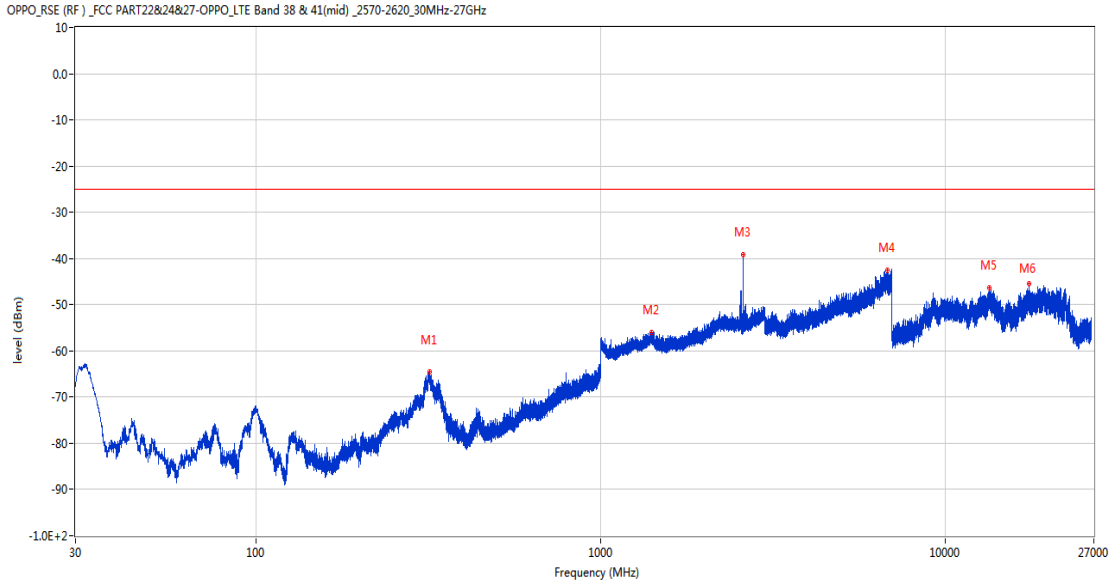
Frequency (MHz)	Result (dBm)	Factor (dB)	PK Limit (dBm)	Over Limit (dB)	Table (o)	ANT	EUT	Verdict
310.718	-66.78	-11.23	-25.0	-41.78	124.00	Horizontal	Horizontal	Pass
1311.000	-55.43	-3.61	-25.0	-30.43	361.00	Horizontal	Horizontal	Pass
2590.700	-32.82	1.69	-25.0	-7.82	124.00	Horizontal	Horizontal	N/A
6978.200	-41.23	13.92	-25.0	-16.23	225.00	Horizontal	Horizontal	Pass
9296.550	-47.77	10.10	-25.0	-22.77	35.00	Horizontal	Horizontal	Pass
21039.600	-45.12	14.51	-25.0	-20.12	59.00	Horizontal	Horizontal	Pass

RSE-H&V LTE Band 41 BW5 CH40620



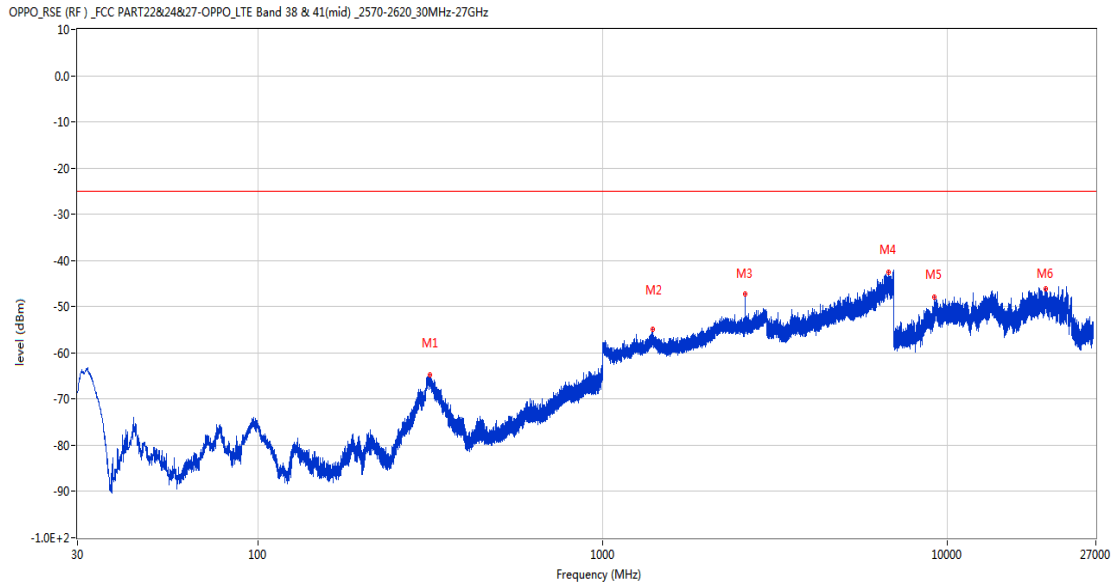
Frequency (MHz)	Result (dBm)	Factor (dB)	PK Limit (dBm)	Over Limit (dB)	Table (o)	ANT	EUT	Verdict
323.134	-69.22	-10.72	-25.0	-44.22	127.00	Horizontal	Vertical	Pass
1390.100	-54.89	-2.37	-25.0	-29.89	201.00	Horizontal	Vertical	Pass
2590.700	-34.86	1.69	-25.0	-9.86	124.00	Horizontal	Vertical	N/A
6670.600	-42.08	11.65	-25.0	-17.08	301.00	Horizontal	Vertical	Pass
13454.812	-45.46	11.48	-25.0	-20.46	235.00	Horizontal	Vertical	Pass
19287.751	-44.86	15.25	-25.0	-19.86	348.00	Horizontal	Vertical	Pass

RSE-V&V LTE Band 41 BW5 CH40620



Frequency (MHz)	Result (dBm)	Factor (dB)	PK Limit (dBm)	Over Limit (dB)	Table (o)	ANT	EUT	Verdict
318.818	-64.62	-11.02	-25.0	-39.62	361.00	Vertical	Vertical	Pass
1406.700	-55.97	-2.42	-25.0	-30.97	186.00	Vertical	Vertical	Pass
2590.800	-39.24	1.69	-25.0	-14.24	239.00	Vertical	Vertical	N/A
6797.200	-42.48	12.25	-25.0	-17.48	214.00	Vertical	Vertical	Pass
13468.463	-46.40	11.30	-25.0	-21.40	304.00	Vertical	Vertical	Pass
17475.787	-45.50	8.99	-25.0	-20.50	363.00	Vertical	Vertical	Pass

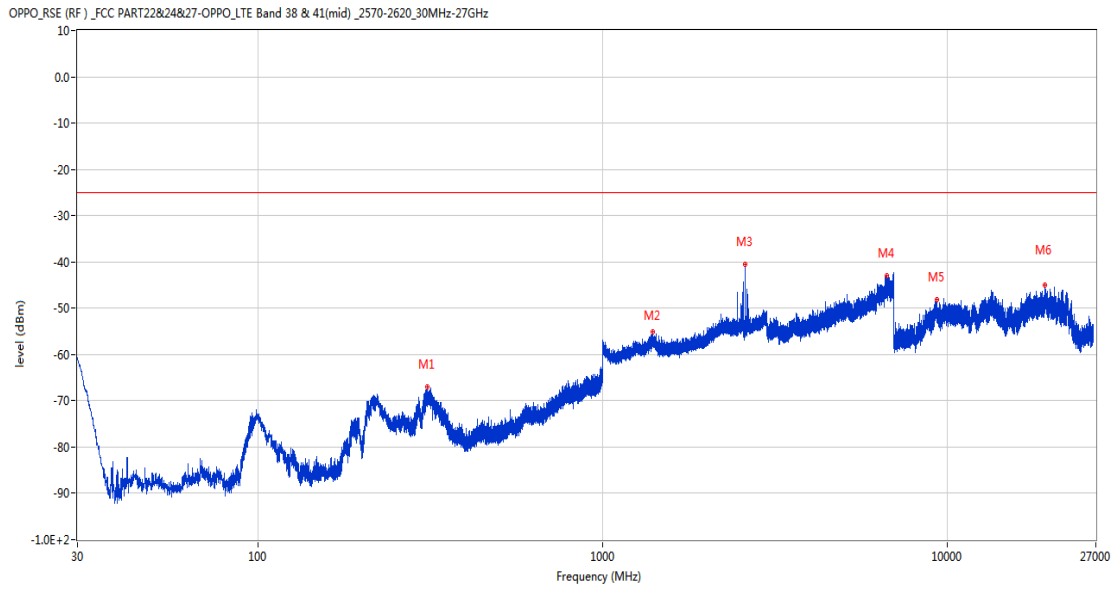
RSE-V&H LTE Band 41 BW5 CH40620



Frequency (MHz)	Result (dBm)	Factor (dB)	PK Limit (dBm)	Over Limit (dB)	Table (o)	ANT	EUT	Verdict
316.635	-64.82	-11.00	-25.0	-39.82	27.00	Vertical	Horizontal	Pass
1398.300	-54.84	-2.11	-25.0	-29.84	0.00	Vertical	Horizontal	Pass
2598.800	-47.26	1.69	-25.0	-22.26	185.00	Vertical	Horizontal	N/A
6767.600	-42.54	11.43	-25.0	-17.54	283.00	Vertical	Horizontal	Pass
9185.575	-47.90	8.76	-25.0	-22.90	239.00	Vertical	Horizontal	Pass
19282.651	-46.22	15.20	-25.0	-21.22	360.00	Vertical	Horizontal	Pass

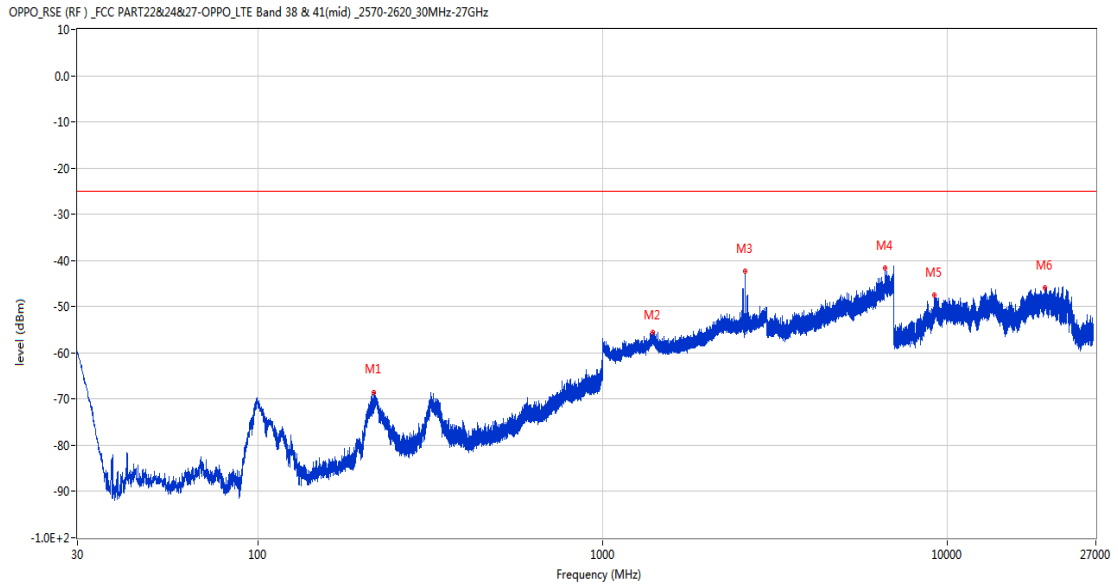
17.2 LTE Band 41 BW10, Middle Channel

RSE-H&H LTE Band 41 BW10 CH40620



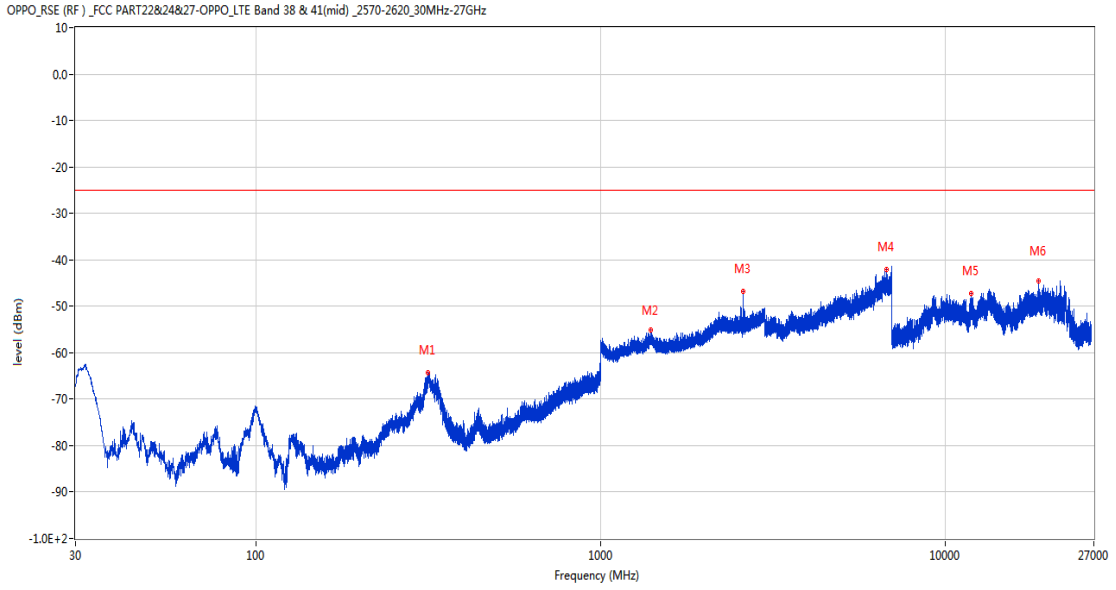
Frequency (MHz)	Result (dBm)	Factor (dB)	PK Limit (dBm)	Over Limit (dB)	Table (o)	ANT	EUT	Verdict
310.378	-67.07	-11.26	-25.0	-42.07	114.00	Horizontal	Horizontal	Pass
1398.600	-55.02	-2.09	-25.0	-30.02	194.00	Horizontal	Horizontal	Pass
2588.400	-40.56	1.67	-25.0	-15.56	131.00	Horizontal	Horizontal	N/A
6679.200	-43.00	11.77	-25.0	-18.00	211.00	Horizontal	Horizontal	Pass
9316.675	-48.04	9.96	-25.0	-23.04	360.00	Horizontal	Horizontal	Pass
19209.126	-45.00	13.97	-25.0	-20.00	141.00	Horizontal	Horizontal	Pass

RSE-H&V LTE Band 41 BW10 CH40620



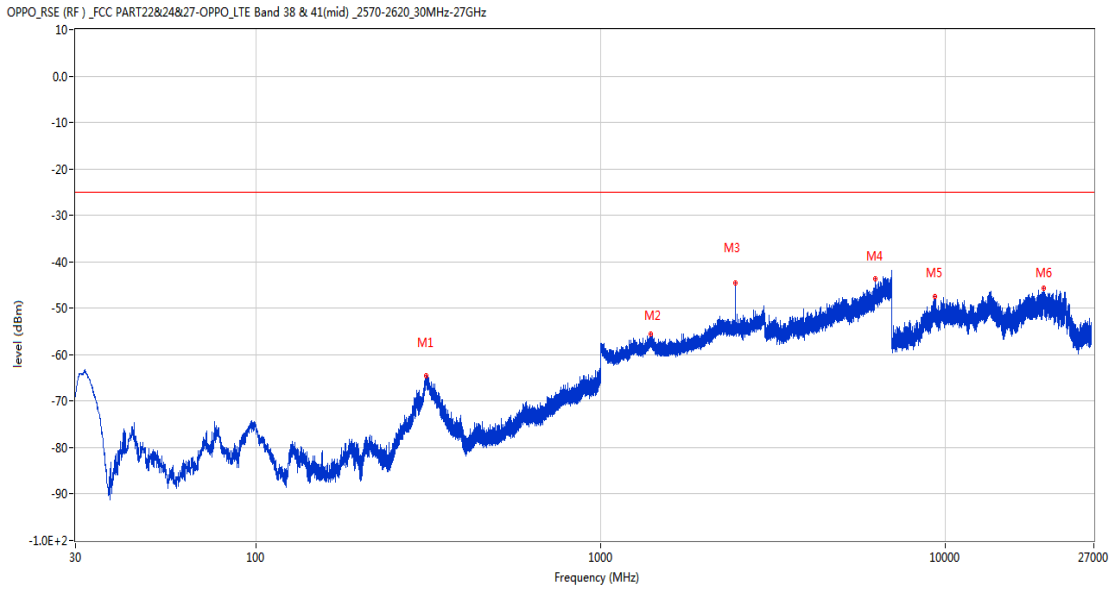
Frequency (MHz)	Result (dBm)	Factor (dB)	PK Limit (dBm)	Over Limit (dB)	Table (o)	ANT	EUT	Verdict
216.676	-68.52	-15.27	-25.0	-43.52	108.00	Horizontal	Vertical	Pass
1399.600	-55.54	-2.00	-25.0	-30.54	309.00	Horizontal	Vertical	Pass
2588.600	-42.40	1.67	-25.0	-17.40	138.00	Horizontal	Vertical	N/A
6624.600	-41.71	12.05	-25.0	-16.71	38.00	Horizontal	Vertical	Pass
9192.762	-47.40	8.98	-25.0	-22.40	360.00	Horizontal	Vertical	Pass
19218.475	-45.82	13.94	-25.0	-20.82	-3.00	Horizontal	Vertical	Pass

RSE-V&V LTE Band 41 BW10 CH40620



Frequency (MHz)	Result (dBm)	Factor (dB)	PK Limit (dBm)	Over Limit (dB)	Table (o)	ANT	EUT	Verdict
316.295	-64.28	-11.01	-25.0	-39.28	40.00	Vertical	Vertical	Pass
1398.900	-55.16	-2.06	-25.0	-30.16	124.00	Vertical	Vertical	Pass
2588.500	-46.82	1.67	-25.0	-21.82	217.00	Vertical	Vertical	N/A
6757.400	-42.05	11.49	-25.0	-17.05	84.00	Vertical	Vertical	Pass
11928.037	-47.31	10.45	-25.0	-22.31	89.00	Vertical	Vertical	Pass
18626.875	-44.58	11.75	-25.0	-19.58	-3.00	Vertical	Vertical	Pass

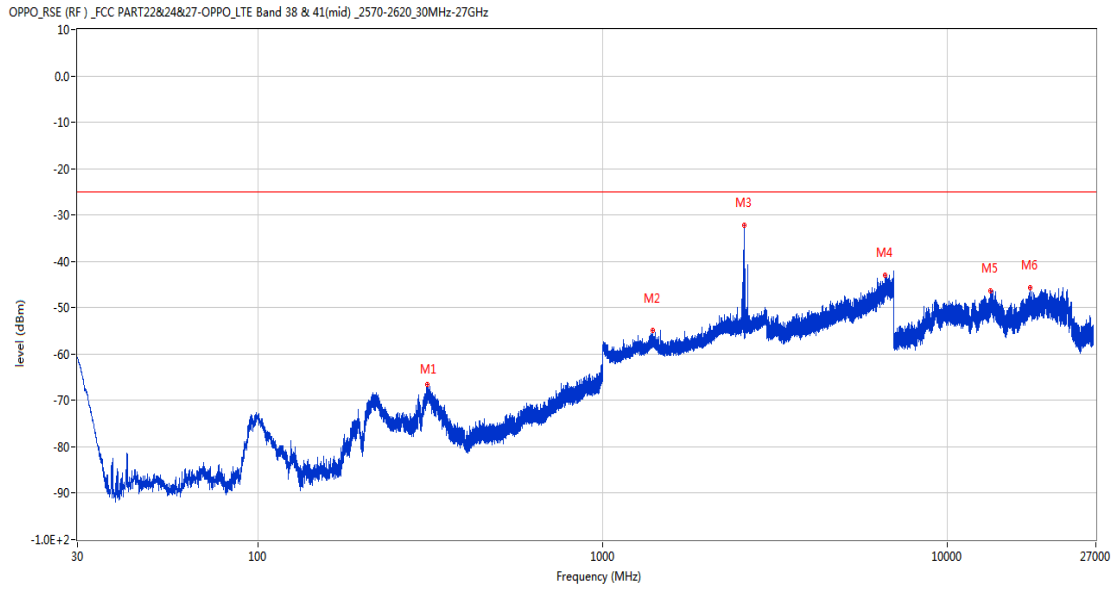
RSE-V&H LTE Band 41 BW10 CH40620



Frequency (MHz)	Result (dBm)	Factor (dB)	PK Limit (dBm)	Over Limit (dB)	Table (o)	ANT	EUT	Verdict
312.561	-64.49	-11.06	-25.0	-39.49	361.00	Vertical	Horizontal	Pass
1396.200	-55.63	-2.15	-25.0	-30.63	361.00	Vertical	Horizontal	Pass
2465.300	-44.50	0.75	-25.0	-19.50	332.00	Vertical	Horizontal	N/A
6282.600	-43.67	11.31	-25.0	-18.67	262.00	Vertical	Horizontal	Pass
9320.125	-47.47	9.90	-25.0	-22.47	34.00	Vertical	Horizontal	Pass
19336.200	-45.65	16.01	-25.0	-20.65	264.00	Vertical	Horizontal	Pass

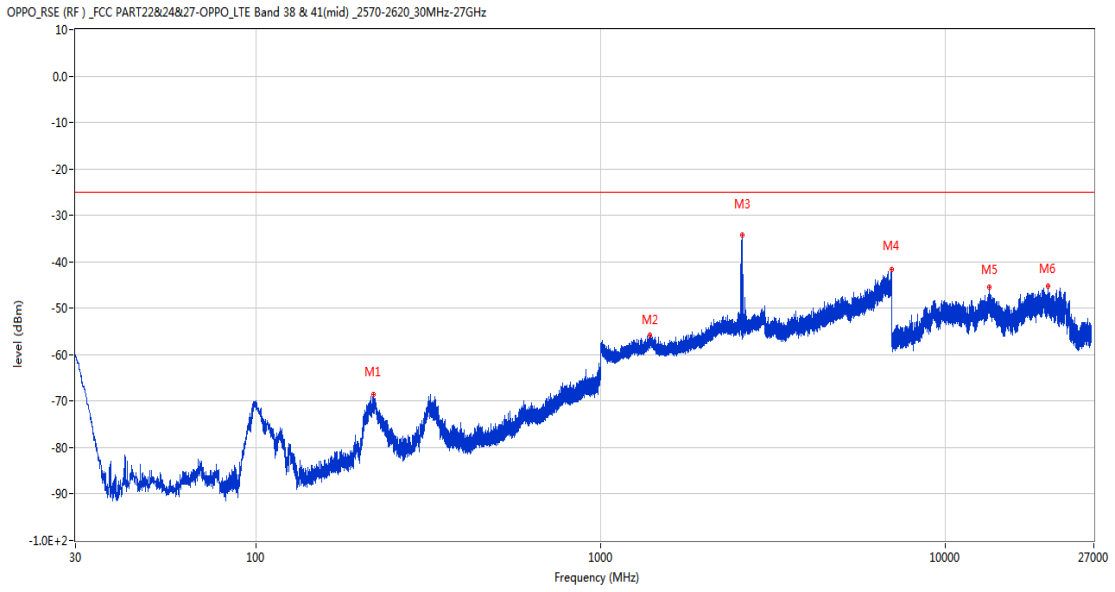
17.3 LTE Band 41 BW15, Middle Channel

RSE-H&H LTE Band 41 BW15 CH40620



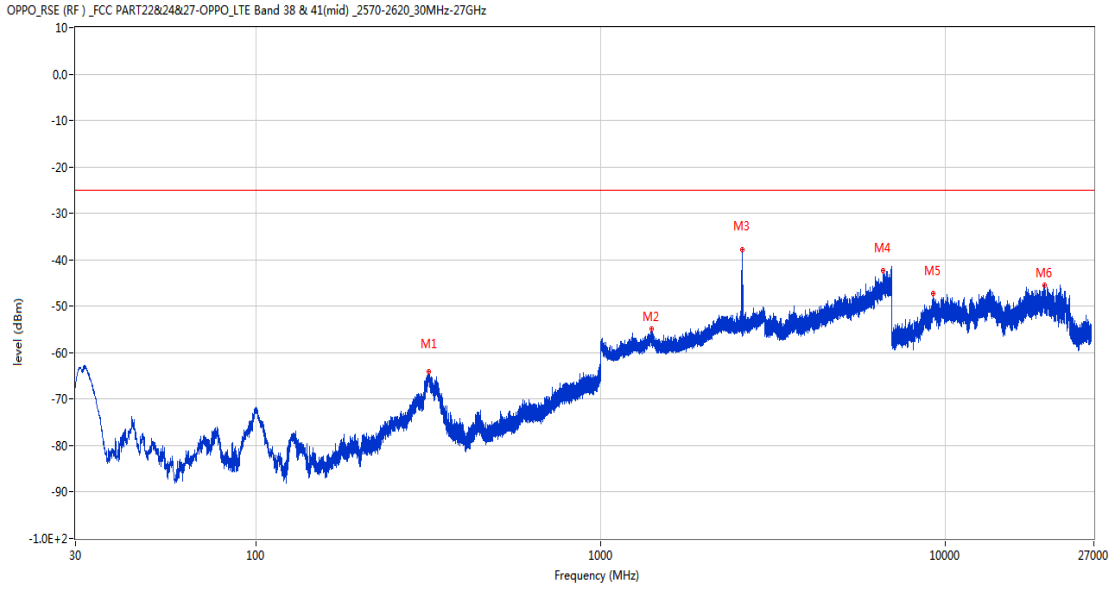
Frequency (MHz)	Result (dBm)	Factor (dB)	PK Limit (dBm)	Over Limit (dB)	Table (o)	ANT	EUT	Verdict
309.554	-66.55	-11.31	-25.0	-41.55	127.00	Horizontal	Horizontal	Pass
1399.500	-54.84	-2.01	-25.0	-29.84	54.00	Horizontal	Horizontal	Pass
2586.300	-32.26	1.65	-25.0	-7.26	127.00	Horizontal	Horizontal	N/A
6607.600	-42.96	12.25	-25.0	-17.96	327.00	Horizontal	Horizontal	Pass
13385.250	-46.27	10.81	-25.0	-21.27	360.00	Horizontal	Horizontal	Pass
17421.976	-45.74	9.62	-25.0	-20.74	363.00	Horizontal	Horizontal	Pass

RSE-H&V LTE Band 41 BW15 CH40620



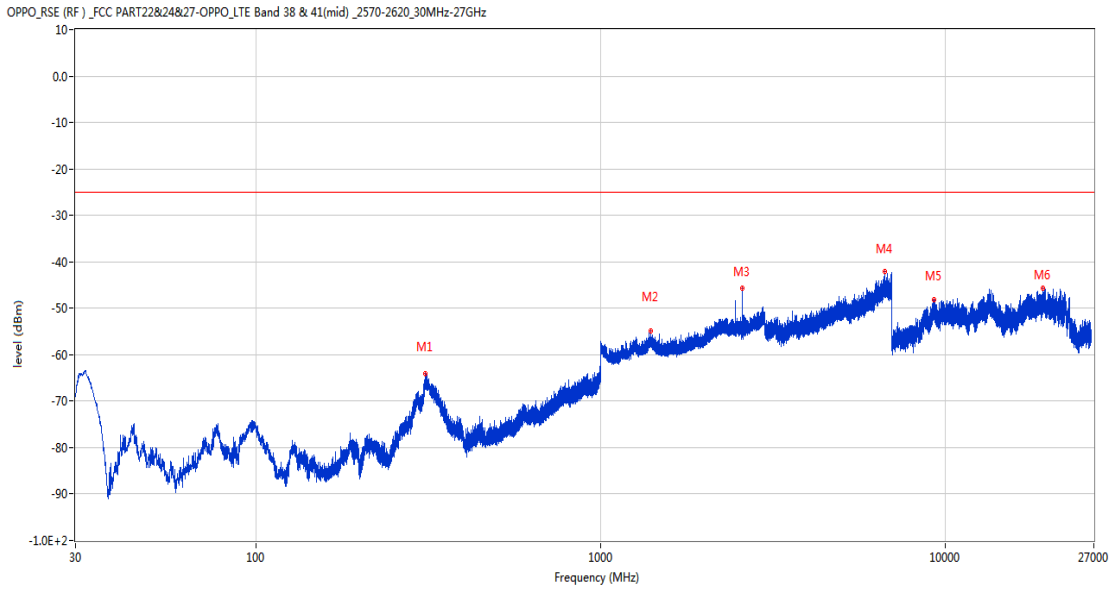
Frequency (MHz)	Result (dBm)	Factor (dB)	PK Limit (dBm)	Over Limit (dB)	Table (o)	ANT	EUT	Verdict
219.829	-68.64	-15.09	-25.0	-43.64	79.00	Horizontal	Vertical	Pass
1387.800	-55.88	-2.43	-25.0	-30.88	272.00	Horizontal	Vertical	Pass
2586.300	-34.30	1.65	-25.0	-9.30	121.00	Horizontal	Vertical	N/A
6986.600	-41.73	13.70	-25.0	-16.73	358.00	Horizontal	Vertical	Pass
13443.262	-45.44	11.37	-25.0	-20.44	169.00	Horizontal	Vertical	Pass
19867.875	-45.32	15.51	-25.0	-20.32	136.00	Horizontal	Vertical	Pass

RSE-V&V LTE Band 41 BW15 CH40620



Frequency (MHz)	Result (dBm)	Factor (dB)	PK Limit (dBm)	Over Limit (dB)	Table (o)	ANT	EUT	Verdict
316.974	-64.09	-10.99	-25.0	-39.09	43.00	Vertical	Vertical	Pass
1410.700	-54.92	-2.42	-25.0	-29.92	27.00	Vertical	Vertical	Pass
2586.300	-37.75	1.65	-25.0	-12.75	217.00	Vertical	Vertical	N/A
6606.000	-42.38	12.18	-25.0	-17.38	5.00	Vertical	Vertical	Pass
9209.150	-47.30	9.23	-25.0	-22.30	101.00	Vertical	Vertical	Pass
19378.698	-45.42	15.17	-25.0	-20.42	257.00	Vertical	Vertical	Pass

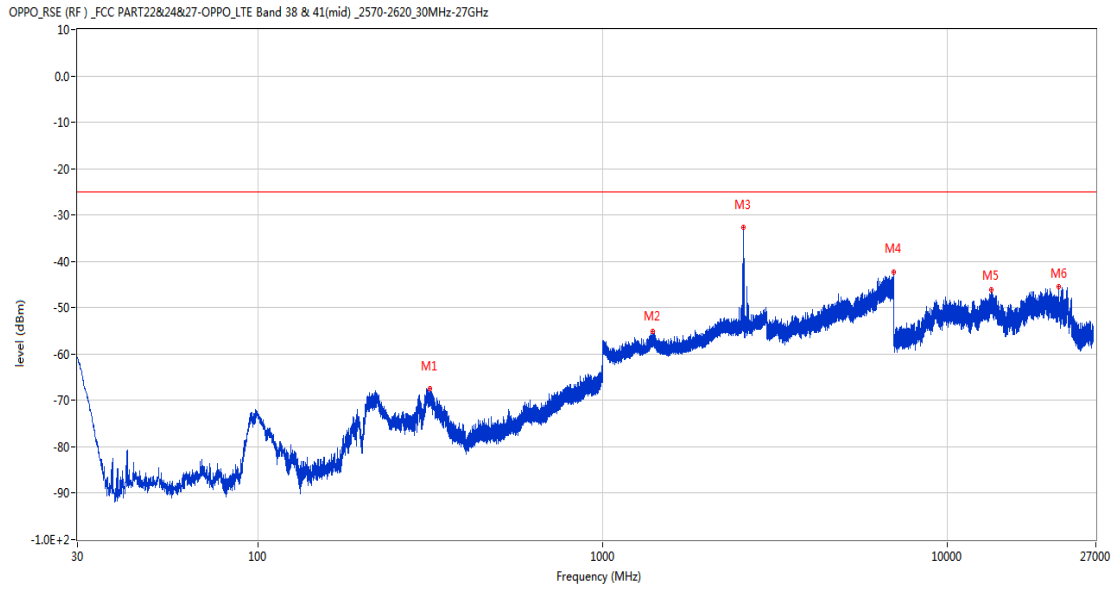
RSE-V&H LTE Band 41 BW15 CH40620



Frequency (MHz)	Result (dBm)	Factor (dB)	PK Limit (dBm)	Over Limit (dB)	Table (o)	ANT	EUT	Verdict
311.203	-64.04	-11.19	-25.0	-39.04	352.00	Vertical	Horizontal	Pass
1397.200	-54.85	-2.12	-25.0	-29.85	361.00	Vertical	Horizontal	Pass
2586.200	-45.78	1.65	-25.0	-20.78	183.00	Vertical	Horizontal	N/A
6677.000	-42.14	11.74	-25.0	-17.14	98.00	Vertical	Horizontal	Pass
9302.587	-48.24	10.19	-25.0	-23.24	360.00	Vertical	Horizontal	Pass
19157.699	-45.78	12.93	-25.0	-20.78	249.00	Vertical	Horizontal	Pass

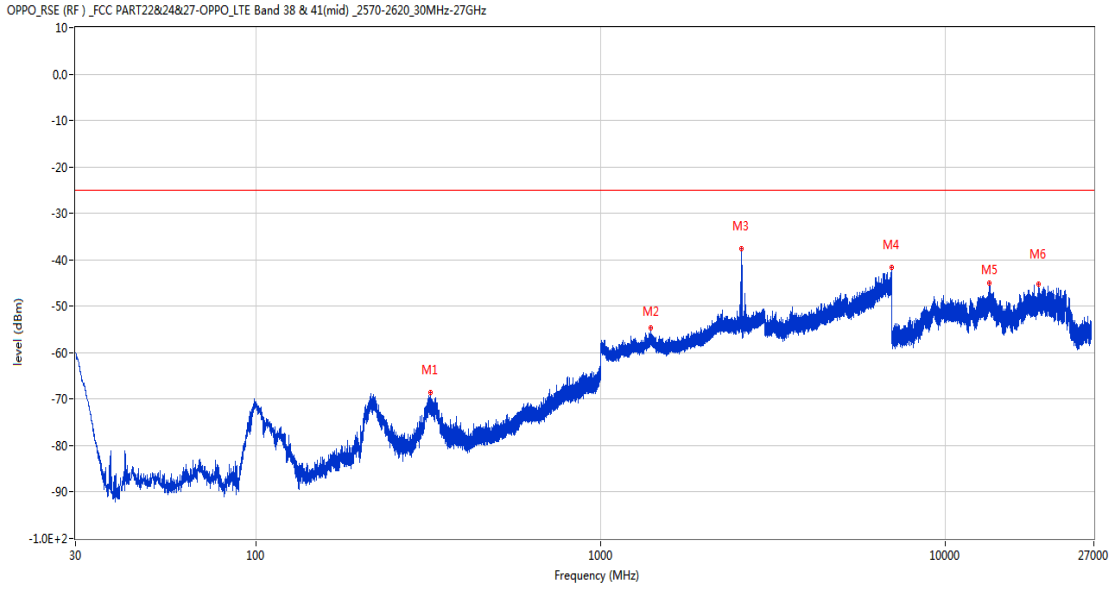
17.4 LTE Band 41 BW20, Middle Channel

RSE-H&H LTE Band 41 BW20 CH40620



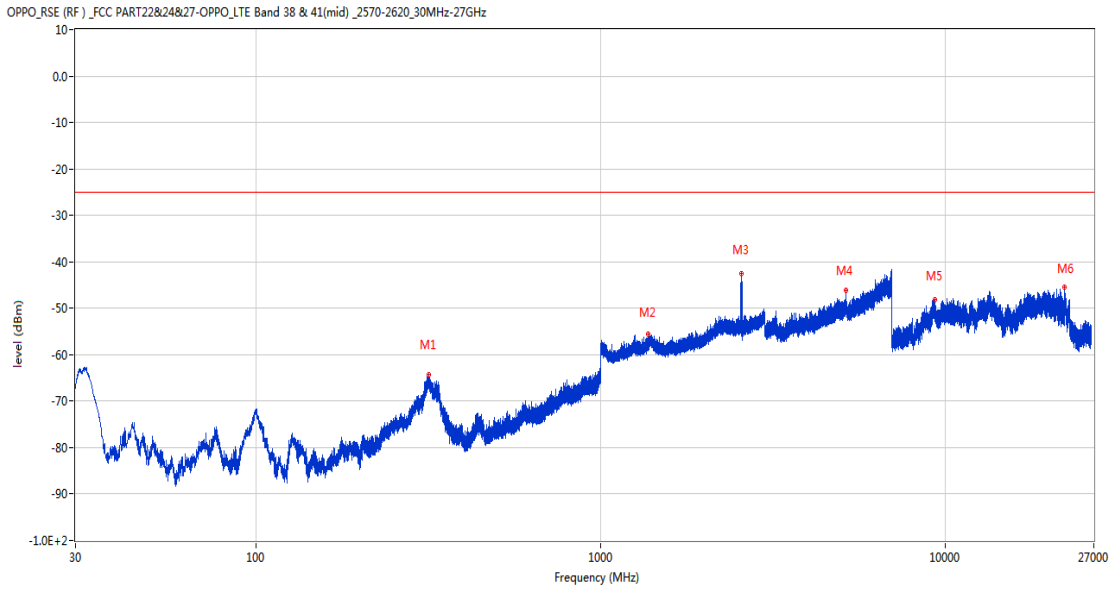
Frequency (MHz)	Result (dBm)	Factor (dB)	PK Limit (dBm)	Over Limit (dB)	Table (o)	ANT	EUT	Verdict
316.344	-67.54	-11.01	-25.0	-42.54	129.00	Horizontal	Horizontal	Pass
1401.200	-55.07	-1.98	-25.0	-30.07	269.00	Horizontal	Horizontal	Pass
2562.700	-32.65	1.42	-25.0	-7.65	98.00	Horizontal	Horizontal	N/A
6995.600	-42.37	13.55	-25.0	-17.37	290.00	Horizontal	Horizontal	Pass
13405.987	-46.01	10.78	-25.0	-21.01	236.00	Horizontal	Horizontal	Pass
21042.999	-45.55	14.51	-25.0	-20.55	180.00	Horizontal	Horizontal	Pass

RSE-H&V LTE Band 41 BW20 CH40620



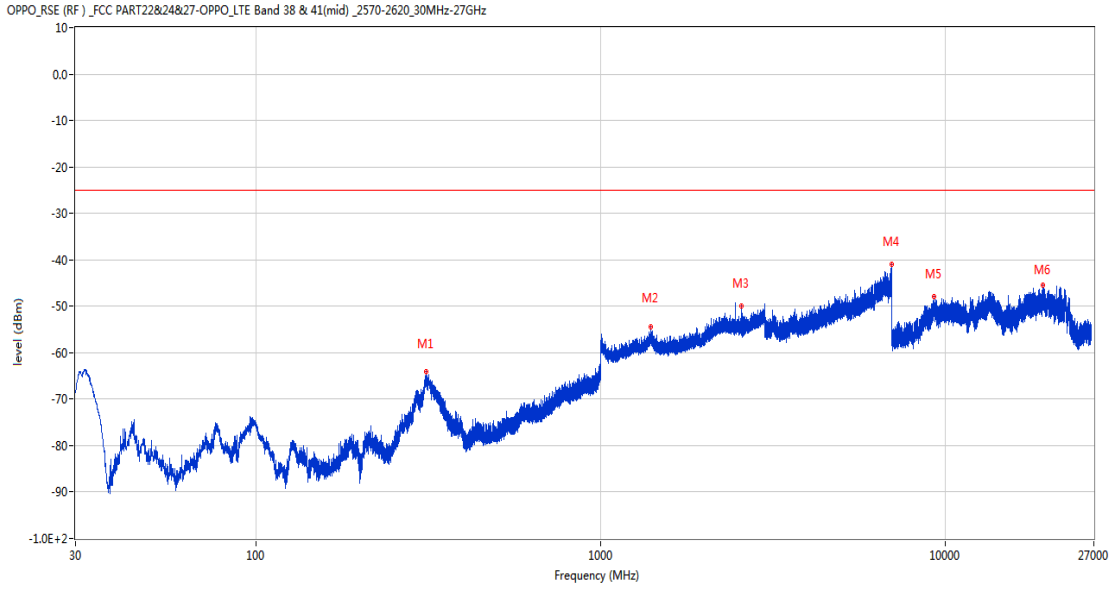
Frequency (MHz)	Result (dBm)	Factor (dB)	PK Limit (dBm)	Over Limit (dB)	Table (o)	ANT	EUT	Verdict
321.679	-68.58	-10.78	-25.0	-43.58	154.00	Horizontal	Vertical	Pass
1398.100	-54.75	-2.11	-25.0	-29.75	361.00	Horizontal	Vertical	Pass
2559.800	-37.68	1.39	-25.0	-12.68	143.00	Horizontal	Vertical	N/A
6982.200	-41.62	13.88	-25.0	-16.62	346.00	Horizontal	Vertical	Pass
13463.737	-44.95	11.38	-25.0	-19.95	179.00	Horizontal	Vertical	Pass
18626.449	-45.25	11.75	-25.0	-20.25	0.00	Horizontal	Vertical	Pass

RSE-V&V LTE Band 41 BW20 CH40620



Frequency (MHz)	Result (dBm)	Factor (dB)	PK Limit (dBm)	Over Limit (dB)	Table (o)	ANT	EUT	Verdict
318.478	-64.27	-11.01	-25.0	-39.27	21.00	Vertical	Vertical	Pass
1373.700	-55.47	-2.85	-25.0	-30.47	157.00	Vertical	Vertical	Pass
2560.800	-42.64	1.40	-25.0	-17.64	202.00	Vertical	Vertical	N/A
5154.600	-46.01	7.30	-25.0	-21.01	206.00	Vertical	Vertical	Pass
9317.250	-48.07	9.95	-25.0	-23.07	258.00	Vertical	Vertical	Pass
22230.026	-45.50	14.90	-25.0	-20.50	233.00	Vertical	Vertical	Pass

RSE-V&H LTE Band 41 BW20 CH40620

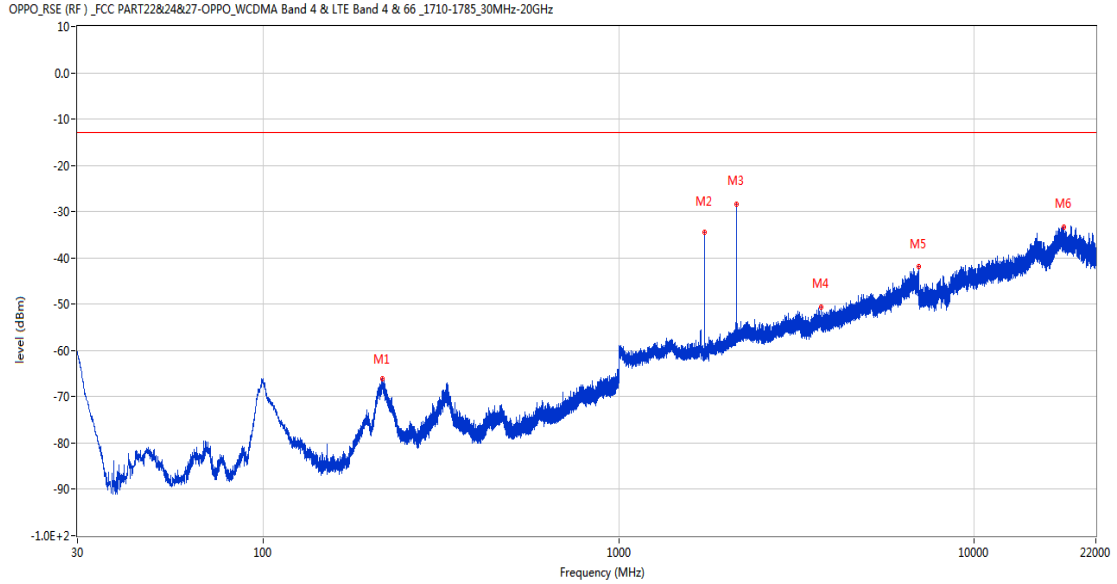


Frequency (MHz)	Result (dBm)	Factor (dB)	PK Limit (dBm)	Over Limit (dB)	Table (o)	ANT	EUT	Verdict
311.639	-64.18	-11.14	-25.0	-39.18	361.00	Vertical	Horizontal	Pass
1396.000	-54.51	-2.17	-25.0	-29.51	136.00	Vertical	Horizontal	Pass
2560.600	-49.85	1.40	-25.0	-24.85	66.00	Vertical	Horizontal	N/A
6984.000	-41.04	13.80	-25.0	-16.04	110.00	Vertical	Horizontal	Pass
9291.375	-47.94	9.92	-25.0	-22.94	301.00	Vertical	Horizontal	Pass
19223.575	-45.49	13.90	-25.0	-20.49	-3.00	Vertical	Horizontal	Pass

18 LTE Band 66

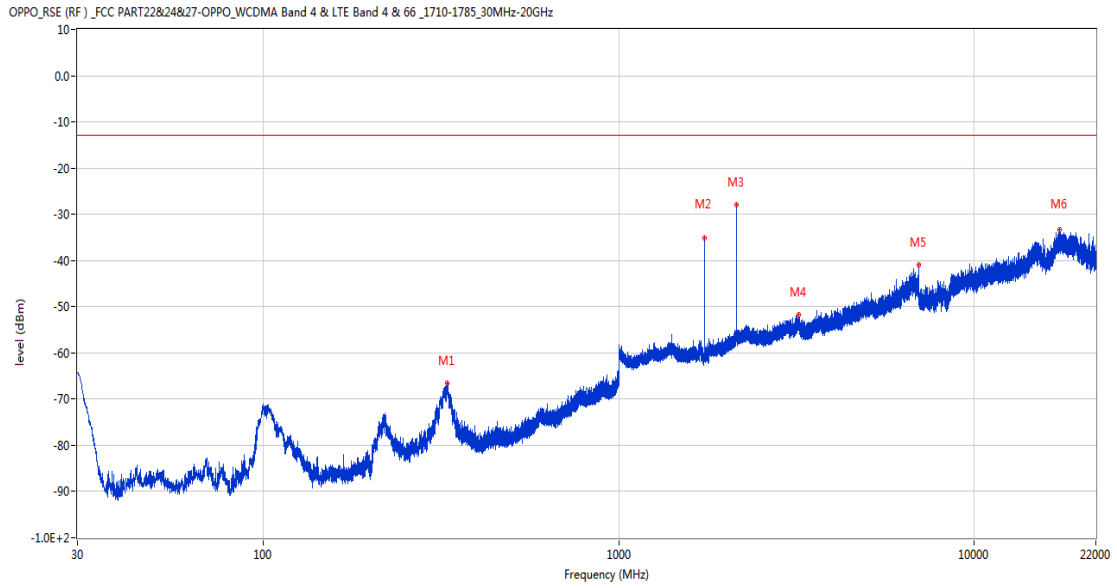
18.1 LTE Band 66 BW1.4, Middle Channel

RSE-H&H LTE Band 66 BW1.4 CH132322



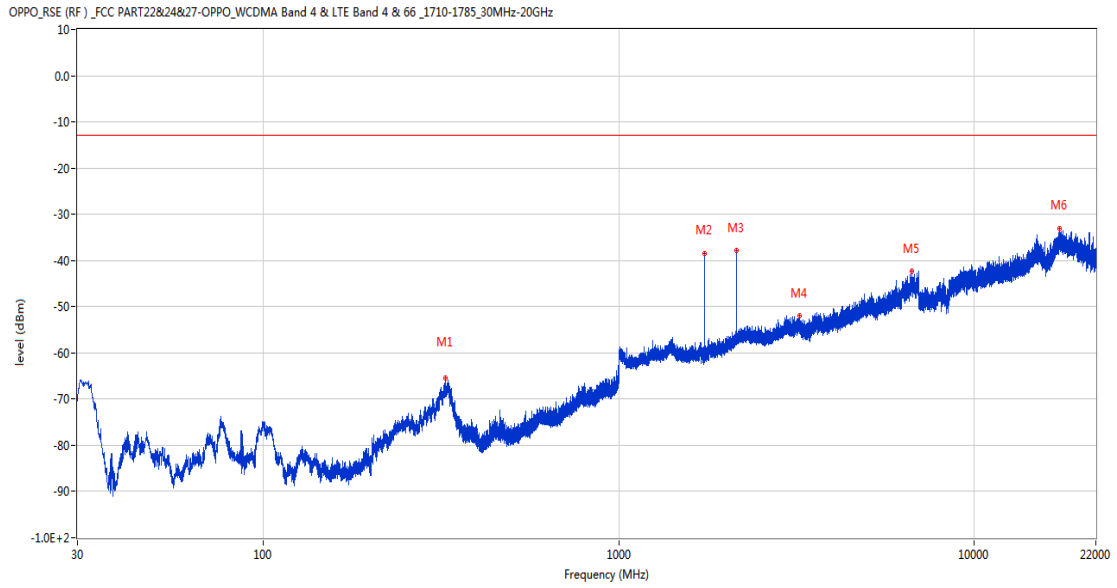
Frequency (MHz)	Result (dBm)	Factor (dB)	PK Limit (dBm)	Over Limit (dB)	Table (o)	ANT	EUT	Verdict
215.804	-66.21	-15.91	-13.0	-53.21	63.00	Horizontal	Horizontal	Pass
1745.000	-34.51	-4.53	-13.0	-21.51	143.00	Horizontal	Horizontal	N/A
2145.700	-28.46	-2.43	-13.0	-15.46	198.00	Horizontal	Horizontal	N/A
3717.200	-50.71	4.10	-13.0	-37.71	0.00	Horizontal	Horizontal	Pass
6975.000	-41.89	13.72	-13.0	-28.89	16.00	Horizontal	Horizontal	Pass
17880.052	-33.38	22.65	-13.0	-20.38	336.00	Horizontal	Horizontal	Pass

RSE-H&V LTE Band 66 BW1.4 CH132322



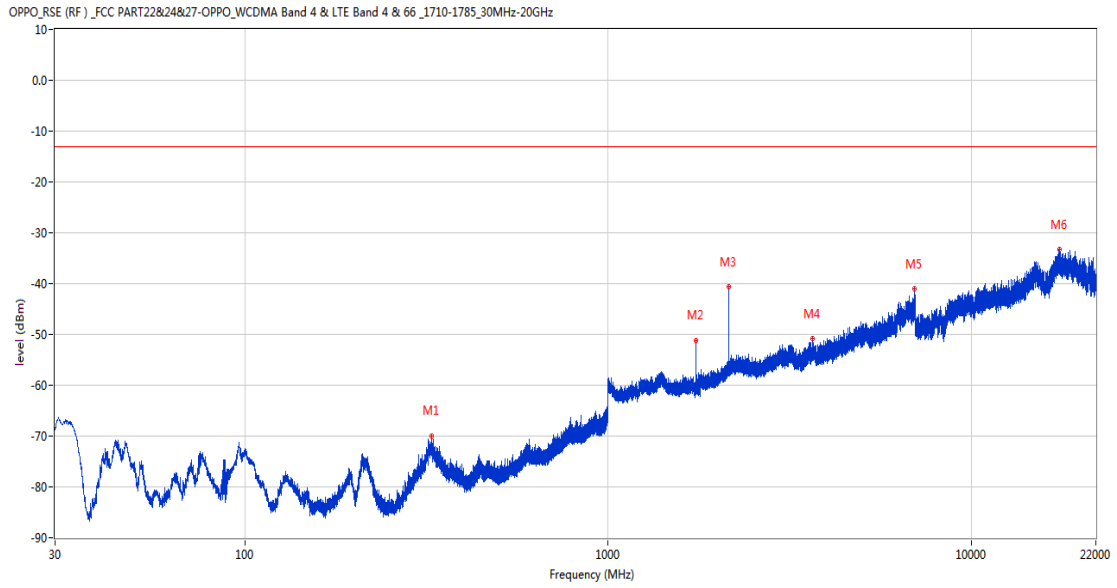
Frequency (MHz)	Result (dBm)	Factor (dB)	PK Limit (dBm)	Over Limit (dB)	Table (o)	ANT	EUT	Verdict
328.809	-66.44	-11.31	-13.0	-53.44	172.00	Horizontal	Vertical	Pass
1744.900	-35.18	-4.53	-13.0	-22.18	147.00	Horizontal	Vertical	N/A
2145.100	-27.90	-2.43	-13.0	-14.90	117.00	Horizontal	Vertical	N/A
3208.200	-51.79	3.23	-13.0	-38.79	201.00	Horizontal	Vertical	Pass
6998.000	-40.90	13.63	-13.0	-27.90	268.00	Horizontal	Vertical	Pass
17372.688	-33.35	21.97	-13.0	-20.35	172.00	Horizontal	Vertical	Pass

RSE-V&V LTE Band 66 BW1.4 CH132322



Frequency (MHz)	Result (dBm)	Factor (dB)	PK Limit (dBm)	Over Limit (dB)	Table (o)	ANT	EUT	Verdict
324.832	-65.50	-11.35	-13.0	-52.50	0.00	Vertical	Vertical	Pass
1744.900	-38.43	-4.53	-13.0	-25.43	71.00	Vertical	Vertical	N/A
2145.400	-37.88	-2.43	-13.0	-24.88	88.00	Vertical	Vertical	N/A
3225.800	-51.92	3.87	-13.0	-38.92	0.00	Vertical	Vertical	Pass
6666.000	-42.33	11.56	-13.0	-29.33	64.00	Vertical	Vertical	Pass
17423.100	-33.07	22.57	-13.0	-20.07	41.00	Vertical	Vertical	Pass

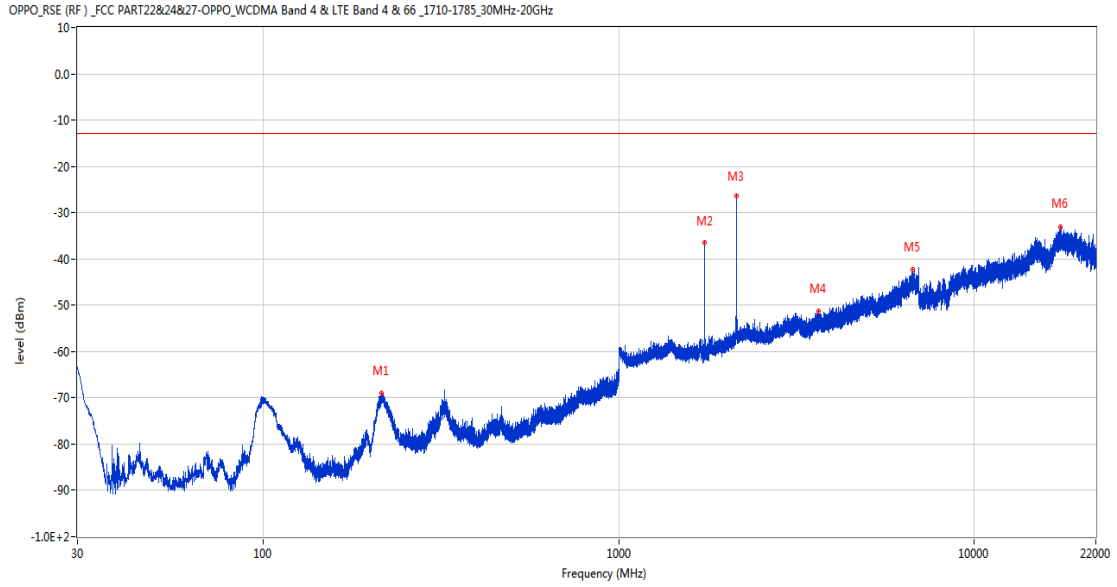
RSE-V&H LTE Band 66 BW1.4 CH132322



Frequency (MHz)	Result (dBm)	Factor (dB)	PK Limit (dBm)	Over Limit (dB)	Table (o)	ANT	EUT	Verdict
326.626	-69.98	-11.27	-13.0	-56.98	119.00	Vertical	Horizontal	Pass
1744.800	-51.21	-4.53	-13.0	-38.21	100.00	Vertical	Horizontal	N/A
2145.500	-40.65	-2.43	-13.0	-27.65	0.00	Vertical	Horizontal	N/A
3643.000	-50.87	4.34	-13.0	-37.87	74.00	Vertical	Horizontal	Pass
6984.800	-41.12	13.72	-13.0	-28.12	174.00	Vertical	Horizontal	Pass
17436.975	-33.27	22.23	-13.0	-20.27	269.00	Vertical	Horizontal	Pass

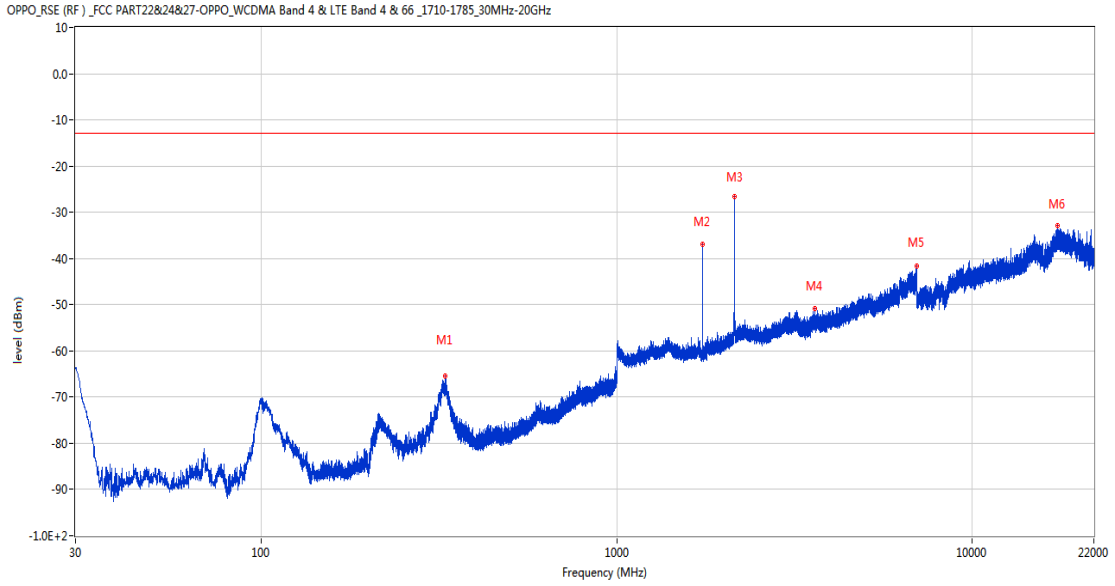
18.2 LTE Band 66 BW3, Middle Channel

RSE-H&H LTE Band 66 BW3 CH132322



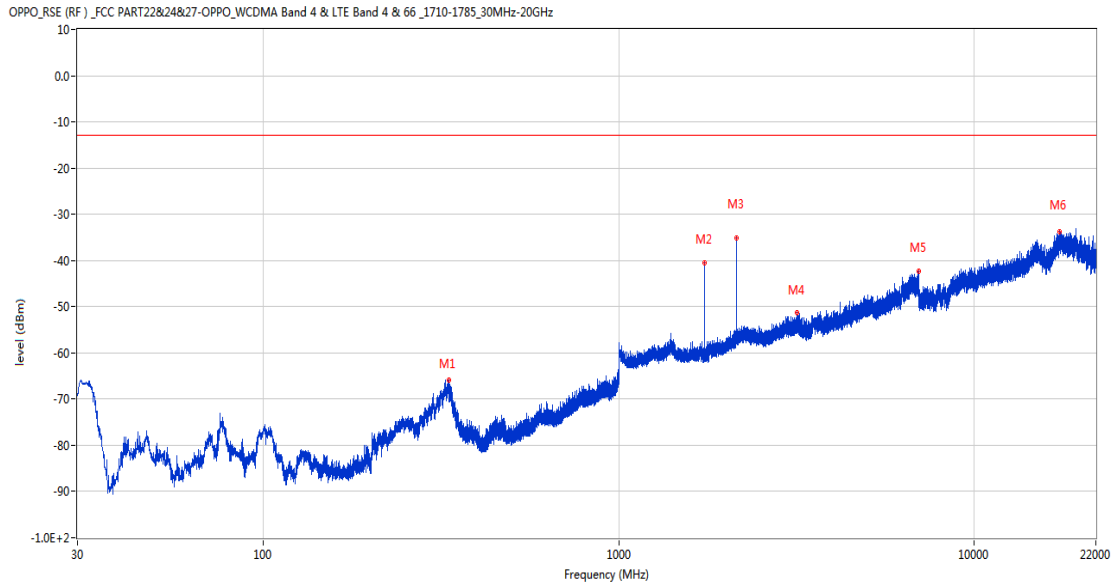
Frequency (MHz)	Result (dBm)	Factor (dB)	PK Limit (dBm)	Over Limit (dB)	Table (o)	ANT	EUT	Verdict
215.124	-68.99	-15.96	-13.0	-55.99	246.00	Horizontal	Horizontal	Pass
1744.200	-36.49	-4.53	-13.0	-23.49	138.00	Horizontal	Horizontal	N/A
2145.200	-26.29	-2.43	-13.0	-13.29	257.00	Horizontal	Horizontal	N/A
3653.200	-51.23	4.30	-13.0	-38.23	210.00	Horizontal	Horizontal	Pass
6728.600	-42.29	11.49	-13.0	-29.29	222.00	Horizontal	Horizontal	Pass
17492.937	-33.11	21.30	-13.0	-20.11	105.00	Horizontal	Horizontal	Pass

RSE-H&V LTE Band 66 BW3 CH132322



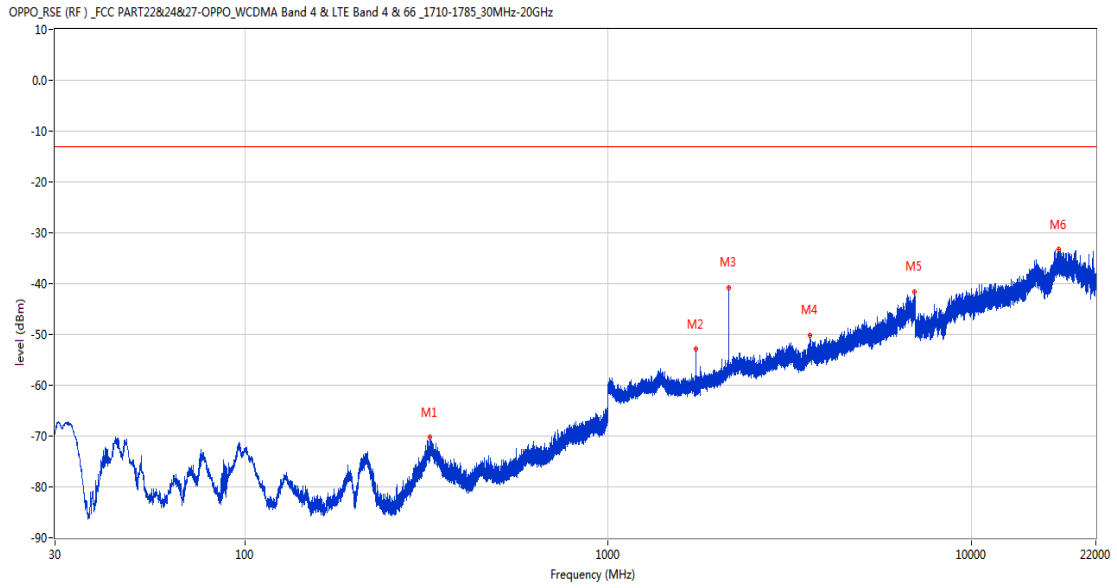
Frequency (MHz)	Result (dBm)	Factor (dB)	PK Limit (dBm)	Over Limit (dB)	Table (o)	ANT	EUT	Verdict
329.973	-65.50	-11.33	-13.0	-52.50	5.00	Horizontal	Vertical	Pass
1744.200	-36.95	-4.53	-13.0	-23.95	162.00	Horizontal	Vertical	N/A
2145.600	-26.60	-2.43	-13.0	-13.60	190.00	Horizontal	Vertical	N/A
3606.200	-50.87	3.31	-13.0	-37.87	27.00	Horizontal	Vertical	Pass
6983.000	-41.63	13.90	-13.0	-28.63	214.00	Horizontal	Vertical	Pass
17421.713	-32.93	22.61	-13.0	-19.93	77.00	Horizontal	Vertical	Pass

RSE-V&V LTE Band 66 BW3 CH132322



Frequency (MHz)	Result (dBm)	Factor (dB)	PK Limit (dBm)	Over Limit (dB)	Table (o)	ANT	EUT	Verdict
332.591	-65.97	-11.03	-13.0	-52.97	29.00	Vertical	Vertical	Pass
1744.200	-40.41	-4.53	-13.0	-27.41	64.00	Vertical	Vertical	N/A
2145.500	-35.06	-2.43	-13.0	-22.06	50.00	Vertical	Vertical	N/A
3177.800	-51.38	2.62	-13.0	-38.38	238.00	Vertical	Vertical	Pass
6982.600	-42.35	13.91	-13.0	-29.35	109.00	Vertical	Vertical	Pass
17359.739	-33.68	21.51	-13.0	-20.68	76.00	Vertical	Vertical	Pass

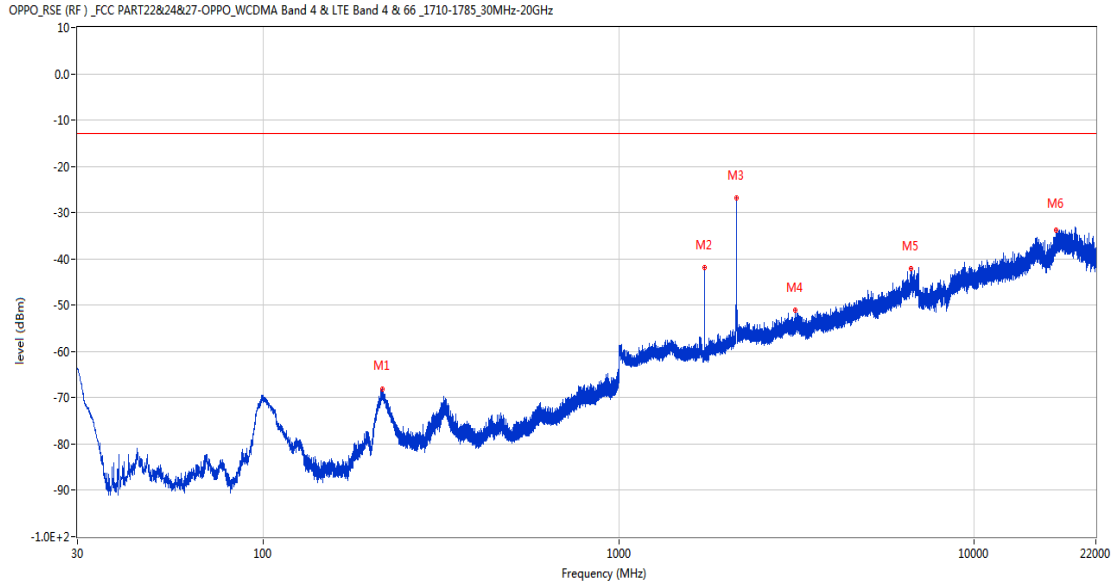
RSE-V&H LTE Band 66 BW3 CH132322



Frequency (MHz)	Result (dBm)	Factor (dB)	PK Limit (dBm)	Over Limit (dB)	Table (o)	ANT	EUT	Verdict
323.619	-70.27	-11.43	-13.0	-57.27	149.00	Vertical	Horizontal	Pass
1744.200	-52.87	-4.53	-13.0	-39.87	330.00	Vertical	Horizontal	N/A
2145.500	-40.75	-2.43	-13.0	-27.75	0.00	Vertical	Horizontal	N/A
3600.400	-50.14	3.17	-13.0	-37.14	222.00	Vertical	Horizontal	Pass
6984.400	-41.64	13.76	-13.0	-28.64	255.00	Vertical	Horizontal	Pass
17430.036	-33.28	22.40	-13.0	-20.28	274.00	Vertical	Horizontal	Pass

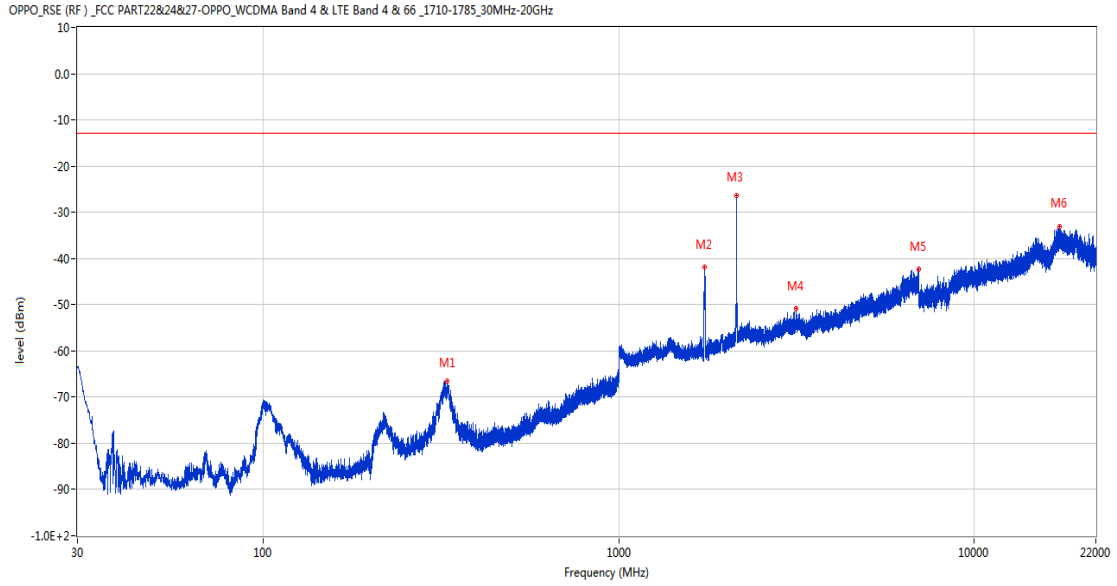
18.3 LTE Band 66 BW5, Middle Channel

RSE-H&H LTE Band 66 BW5 CH132322



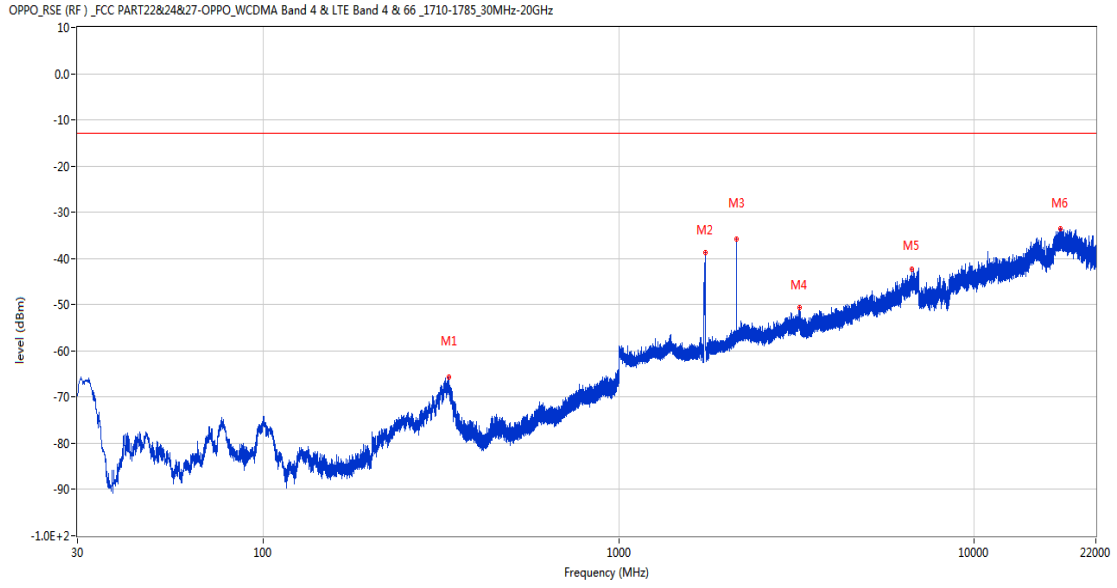
Frequency (MHz)	Result (dBm)	Factor (dB)	PK Limit (dBm)	Over Limit (dB)	Table (o)	ANT	EUT	Verdict
216.580	-68.07	-15.85	-13.0	-55.07	46.00	Horizontal	Horizontal	Pass
1743.200	-41.95	-4.53	-13.0	-28.95	145.00	Horizontal	Horizontal	N/A
2144.800	-26.85	-2.43	-13.0	-13.85	212.00	Horizontal	Horizontal	N/A
3140.200	-51.09	2.19	-13.0	-38.09	95.00	Horizontal	Horizontal	Pass
6659.200	-41.99	11.45	-13.0	-28.99	132.00	Horizontal	Horizontal	Pass
17005.463	-33.77	20.91	-13.0	-20.77	257.00	Horizontal	Horizontal	Pass

RSE-H&V LTE Band 66 BW5 CH132322



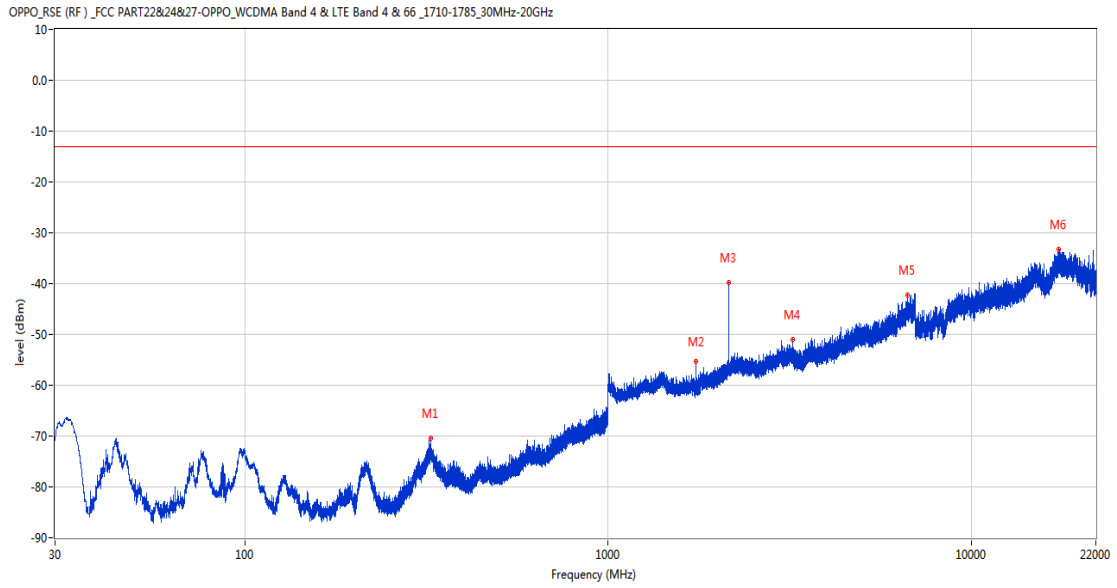
Frequency (MHz)	Result (dBm)	Factor (dB)	PK Limit (dBm)	Over Limit (dB)	Table (o)	ANT	EUT	Verdict
329.875	-66.45	-11.34	-13.0	-53.45	195.00	Horizontal	Vertical	Pass
1743.000	-41.88	-4.53	-13.0	-28.88	360.00	Horizontal	Vertical	N/A
2147.100	-26.27	-2.37	-13.0	-13.27	261.00	Horizontal	Vertical	N/A
3162.200	-50.89	3.11	-13.0	-37.89	190.00	Horizontal	Vertical	Pass
6982.200	-42.37	13.88	-13.0	-29.37	176.00	Horizontal	Vertical	Pass
17374.538	-33.20	22.03	-13.0	-20.20	57.00	Horizontal	Vertical	Pass

RSE-V&V LTE Band 66 BW5 CH132322



Frequency (MHz)	Result (dBm)	Factor (dB)	PK Limit (dBm)	Over Limit (dB)	Table (o)	ANT	EUT	Verdict
331.913	-65.64	-11.05	-13.0	-52.64	17.00	Vertical	Vertical	Pass
1753.800	-38.81	-4.52	-13.0	-25.81	203.00	Vertical	Vertical	N/A
2145.000	-35.90	-2.43	-13.0	-22.90	59.00	Vertical	Vertical	N/A
3218.400	-50.63	3.94	-13.0	-37.63	345.00	Vertical	Vertical	Pass
6695.000	-42.40	11.58	-13.0	-29.40	328.00	Vertical	Vertical	Pass
17470.276	-33.57	21.72	-13.0	-20.57	312.00	Vertical	Vertical	Pass

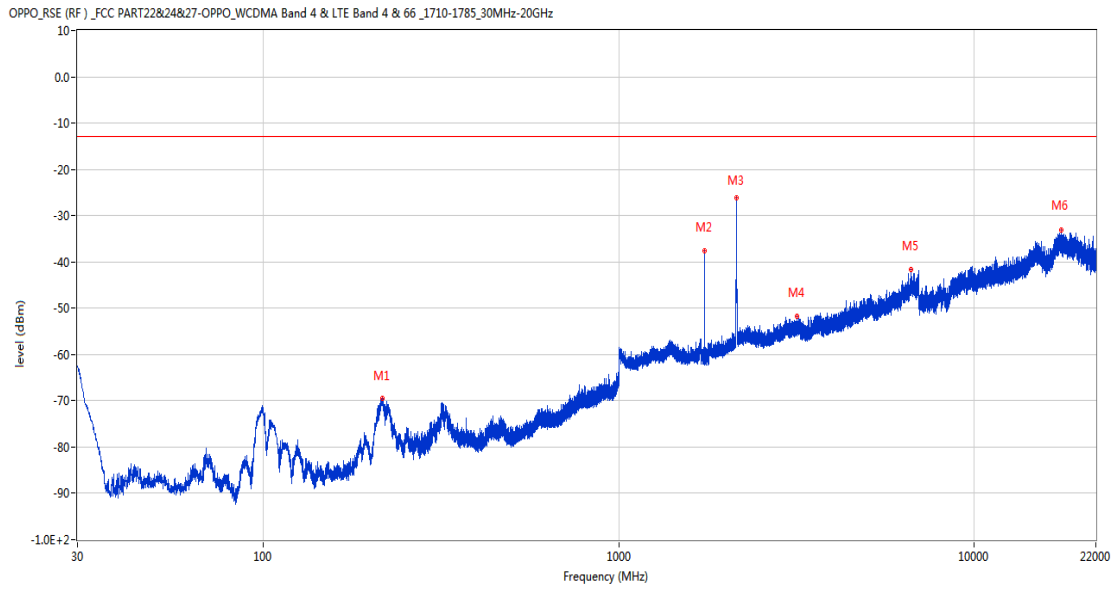
RSE-V&H LTE Band 66 BW5 CH132322



Frequency (MHz)	Result (dBm)	Factor (dB)	PK Limit (dBm)	Over Limit (dB)	Table (o)	ANT	EUT	Verdict
324.346	-70.45	-11.38	-13.0	-57.45	325.00	Vertical	Horizontal	Pass
1743.100	-55.33	-4.53	-13.0	-42.33	120.00	Vertical	Horizontal	N/A
2145.800	-39.73	-2.43	-13.0	-26.73	0.00	Vertical	Horizontal	N/A
3221.000	-51.03	4.02	-13.0	-38.03	77.00	Vertical	Horizontal	Pass
6677.400	-42.27	11.74	-13.0	-29.27	121.00	Vertical	Horizontal	Pass
17363.900	-33.31	21.66	-13.0	-20.31	54.00	Vertical	Horizontal	Pass

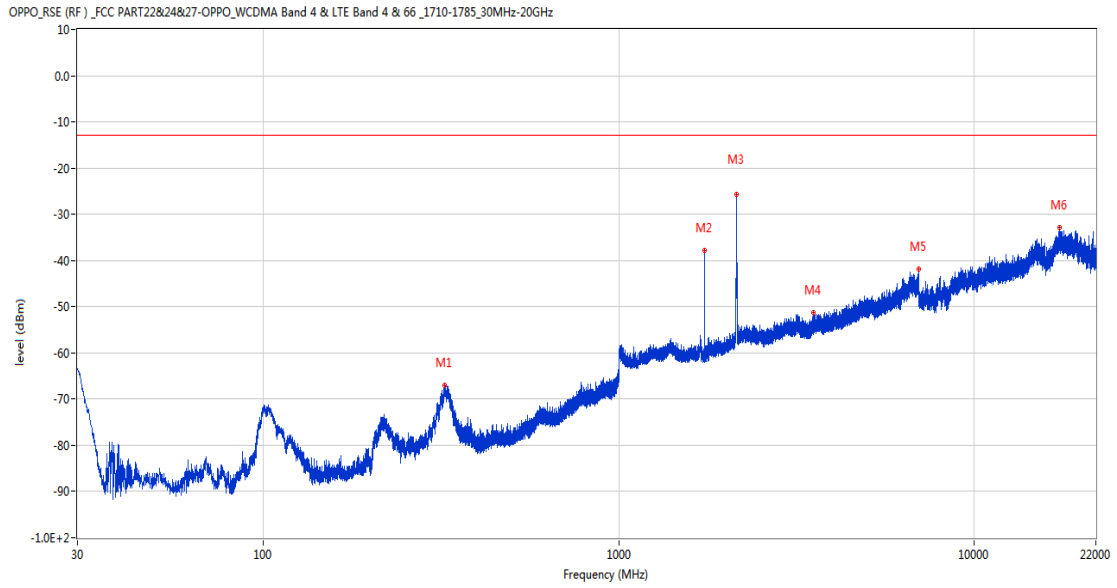
18.4 LTE Band 66 BW10, Middle Channel

RSE-H&H LTE Band 66 BW10 CH132322



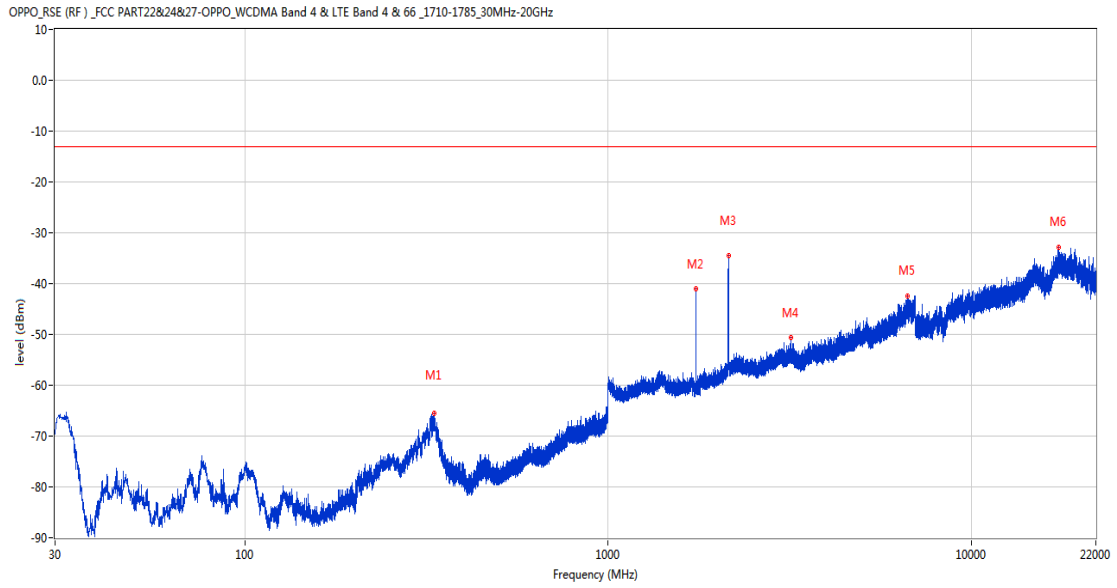
Frequency (MHz)	Result (dBm)	Factor (dB)	PK Limit (dBm)	Over Limit (dB)	Table (o)	ANT	EUT	Verdict
216.192	-69.51	-15.88	-13.0	-56.51	254.00	Horizontal	Horizontal	Pass
1741.000	-37.55	-4.53	-13.0	-24.55	138.00	Horizontal	Horizontal	N/A
2141.500	-26.24	-2.48	-13.0	-13.24	268.00	Horizontal	Horizontal	N/A
3165.000	-51.83	3.21	-13.0	-38.83	111.00	Horizontal	Horizontal	Pass
6648.200	-41.70	11.82	-13.0	-28.70	242.00	Horizontal	Horizontal	Pass
17605.325	-33.17	21.92	-13.0	-20.17	46.00	Horizontal	Horizontal	Pass

RSE-H&V LTE Band 66 BW10 CH132322



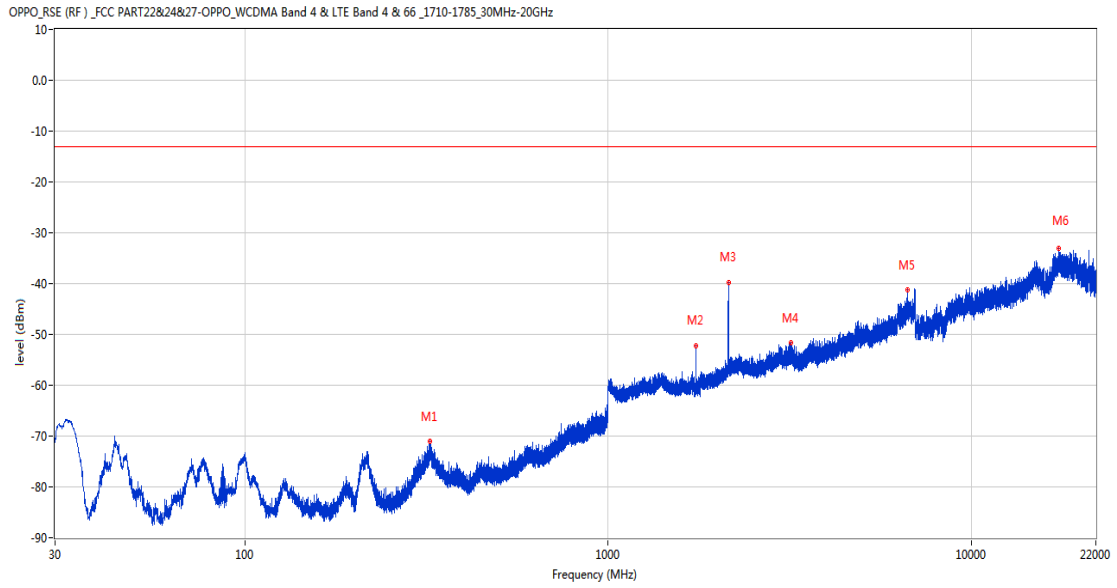
Frequency (MHz)	Result (dBm)	Factor (dB)	PK Limit (dBm)	Over Limit (dB)	Table (o)	ANT	EUT	Verdict
324.492	-67.08	-11.37	-13.0	-54.08	179.00	Horizontal	Vertical	Pass
1741.000	-37.92	-4.53	-13.0	-24.92	170.00	Horizontal	Vertical	N/A
2146.700	-25.76	-2.41	-13.0	-12.76	185.00	Horizontal	Vertical	N/A
3525.000	-51.26	3.87	-13.0	-38.26	204.00	Horizontal	Vertical	Pass
6983.400	-41.97	13.86	-13.0	-28.97	56.00	Horizontal	Vertical	Pass
17426.338	-32.96	22.49	-13.0	-19.96	274.00	Horizontal	Vertical	Pass

RSE-V&V LTE Band 66 BW10 CH132322



Frequency (MHz)	Result (dBm)	Factor (dB)	PK Limit (dBm)	Over Limit (dB)	Table (o)	ANT	EUT	Verdict
331.864	-65.51	-11.05	-13.0	-52.51	29.00	Vertical	Vertical	Pass
1741.000	-41.05	-4.53	-13.0	-28.05	63.00	Vertical	Vertical	N/A
2143.600	-34.57	-2.45	-13.0	-21.57	49.00	Vertical	Vertical	N/A
3181.200	-50.67	2.56	-13.0	-37.67	336.00	Vertical	Vertical	Pass
6687.000	-42.51	11.96	-13.0	-29.51	143.00	Vertical	Vertical	Pass
17373.151	-32.86	21.98	-13.0	-19.86	44.00	Vertical	Vertical	Pass

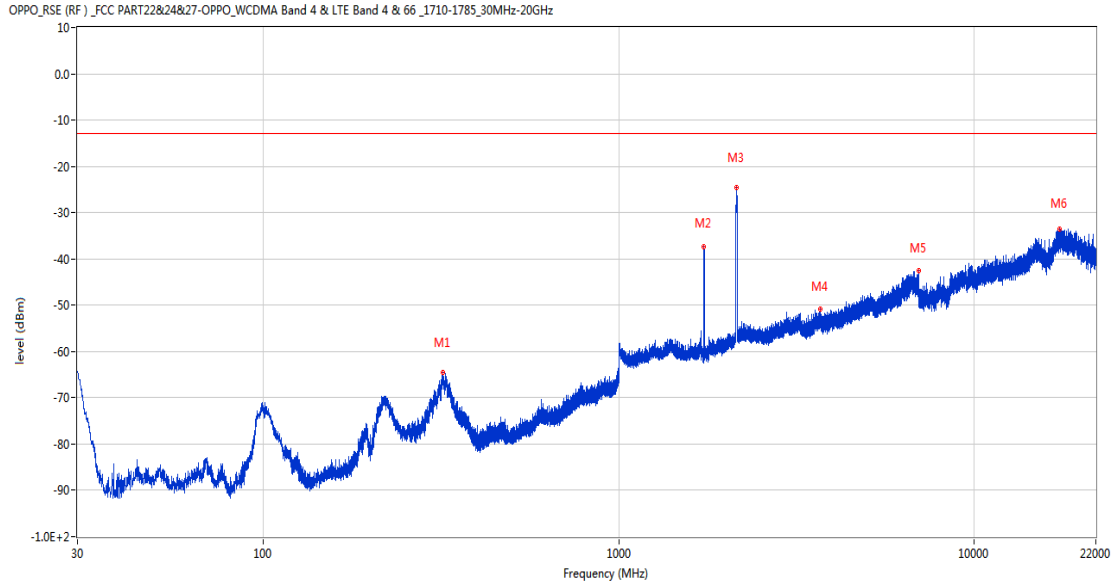
RSE-V&H LTE Band 66 BW10 CH132322



Frequency (MHz)	Result (dBm)	Factor (dB)	PK Limit (dBm)	Over Limit (dB)	Table (o)	ANT	EUT	Verdict
323.764	-71.10	-11.42	-13.0	-58.10	338.00	Vertical	Horizontal	Pass
1741.000	-52.29	-4.53	-13.0	-39.29	125.00	Vertical	Horizontal	N/A
2148.500	-39.76	-2.25	-13.0	-26.76	10.00	Vertical	Horizontal	N/A
3182.000	-51.71	2.54	-13.0	-38.71	201.00	Vertical	Horizontal	Pass
6670.600	-41.30	11.65	-13.0	-28.30	253.00	Vertical	Horizontal	Pass
17420.325	-33.07	22.64	-13.0	-20.07	3.00	Vertical	Horizontal	Pass

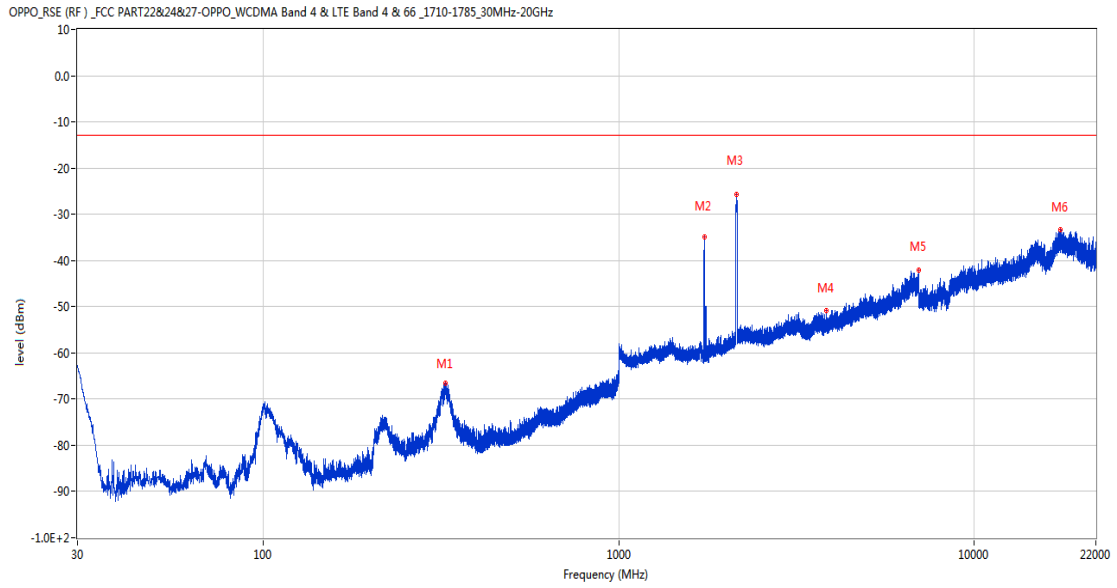
18.5 LTE Band 66 BW15, Middle Channel

RSE-H&H LTE Band 66 BW15 CH132322



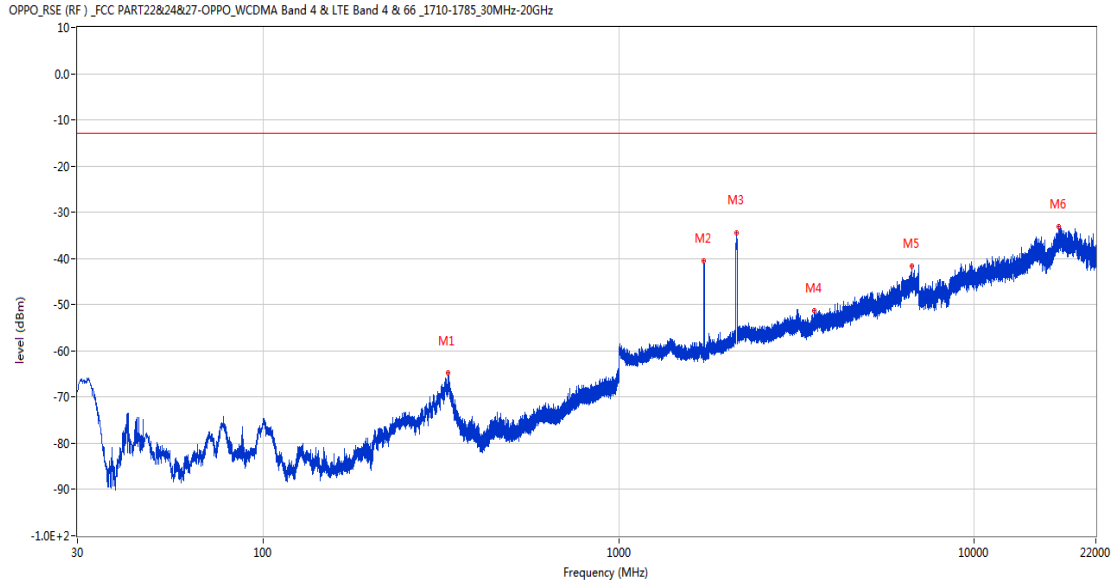
Frequency (MHz)	Result (dBm)	Factor (dB)	PK Limit (dBm)	Over Limit (dB)	Table (o)	ANT	EUT	Verdict
320.709	-64.60	-11.57	-13.0	-51.60	103.00	Horizontal	Horizontal	Pass
1738.800	-37.29	-4.53	-13.0	-24.29	126.00	Horizontal	Horizontal	N/A
2147.000	-24.58	-2.38	-13.0	-11.58	277.00	Horizontal	Horizontal	N/A
3697.800	-50.90	5.16	-13.0	-37.90	327.00	Horizontal	Horizontal	Pass
6977.400	-42.43	13.84	-13.0	-29.43	58.00	Horizontal	Horizontal	Pass
17431.886	-33.50	22.36	-13.0	-20.50	127.00	Horizontal	Horizontal	Pass

RSE-H&V LTE Band 66 BW15 CH132322



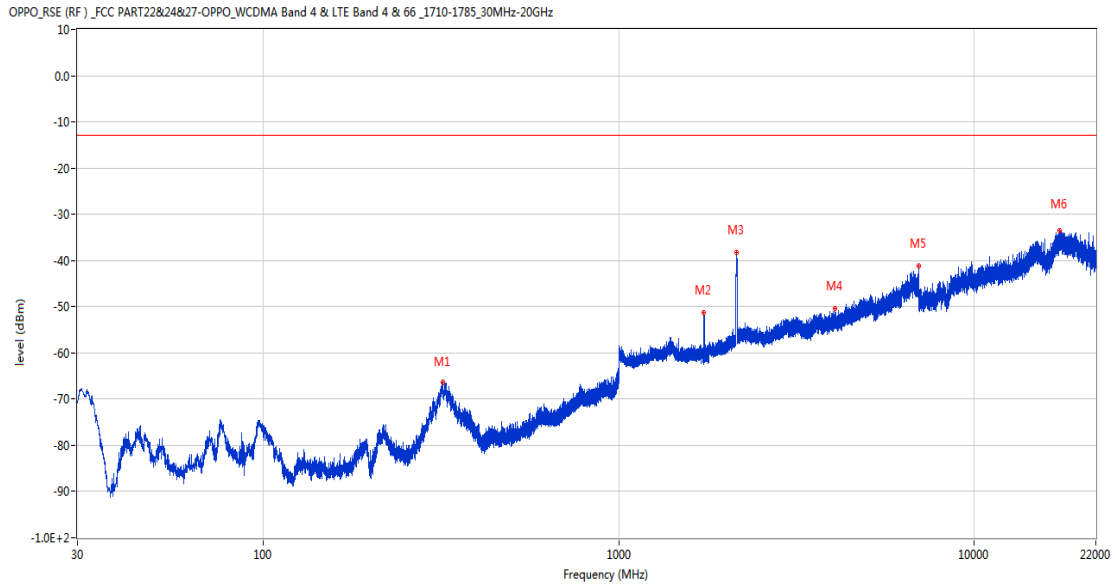
Frequency (MHz)	Result (dBm)	Factor (dB)	PK Limit (dBm)	Over Limit (dB)	Table (o)	ANT	EUT	Verdict
325.268	-66.64	-11.32	-13.0	-53.64	181.00	Horizontal	Vertical	Pass
1747.300	-34.79	-4.53	-13.0	-21.79	330.00	Horizontal	Vertical	N/A
2142.800	-25.62	-2.47	-13.0	-12.62	177.00	Horizontal	Vertical	N/A
3833.200	-50.87	5.44	-13.0	-37.87	349.00	Horizontal	Vertical	Pass
6995.000	-42.10	13.57	-13.0	-29.10	0.00	Horizontal	Vertical	Pass
17474.437	-33.38	21.71	-13.0	-20.38	87.00	Horizontal	Vertical	Pass

RSE-V&V LTE Band 66 BW15 CH132322



Frequency (MHz)	Result (dBm)	Factor (dB)	PK Limit (dBm)	Over Limit (dB)	Table (o)	ANT	EUT	Verdict
331.427	-64.82	-11.11	-13.0	-51.82	9.00	Vertical	Vertical	Pass
1738.800	-40.51	-4.53	-13.0	-27.51	57.00	Vertical	Vertical	N/A
2140.000	-34.54	-2.47	-13.0	-21.54	71.00	Vertical	Vertical	N/A
3545.600	-51.27	3.26	-13.0	-38.27	293.00	Vertical	Vertical	Pass
6675.200	-41.71	11.70	-13.0	-28.71	21.00	Vertical	Vertical	Pass
17334.761	-33.16	21.08	-13.0	-20.16	280.00	Vertical	Vertical	Pass

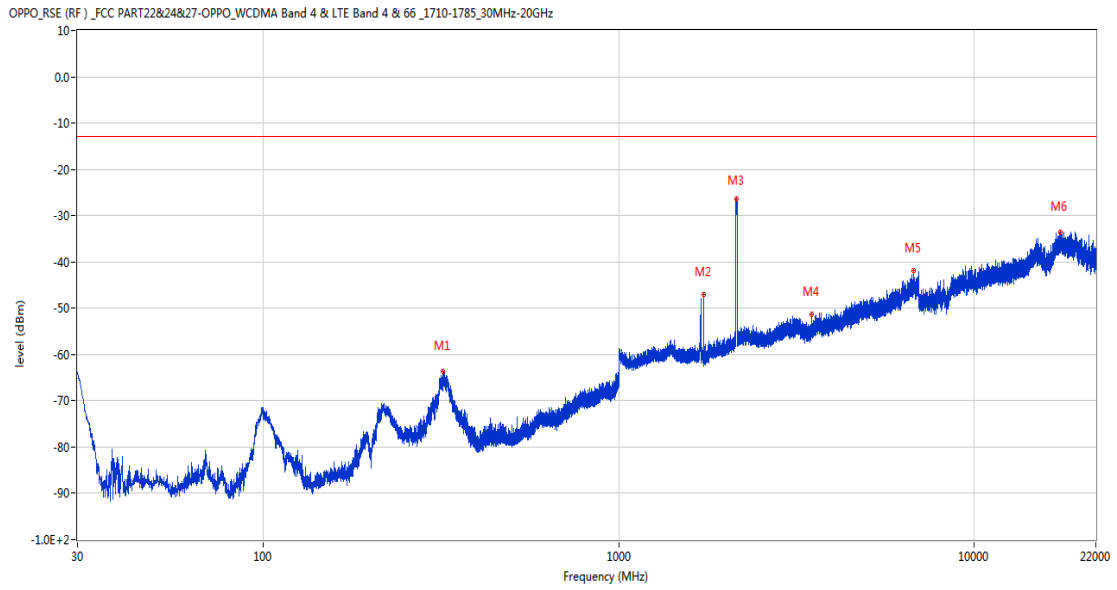
RSE-V&H LTE Band 66 BW15 CH132322



Frequency (MHz)	Result (dBm)	Factor (dB)	PK Limit (dBm)	Over Limit (dB)	Table (o)	ANT	EUT	Verdict
319.642	-66.40	-11.72	-13.0	-53.40	151.00	Vertical	Horizontal	Pass
1738.600	-51.32	-4.53	-13.0	-38.32	116.00	Vertical	Horizontal	N/A
2143.700	-38.17	-2.45	-13.0	-25.17	0.00	Vertical	Horizontal	N/A
4064.400	-50.37	4.96	-13.0	-37.37	142.00	Vertical	Horizontal	Pass
6987.000	-41.13	13.69	-13.0	-28.13	180.00	Vertical	Horizontal	Pass
17423.100	-33.52	22.57	-13.0	-20.52	186.00	Vertical	Horizontal	Pass

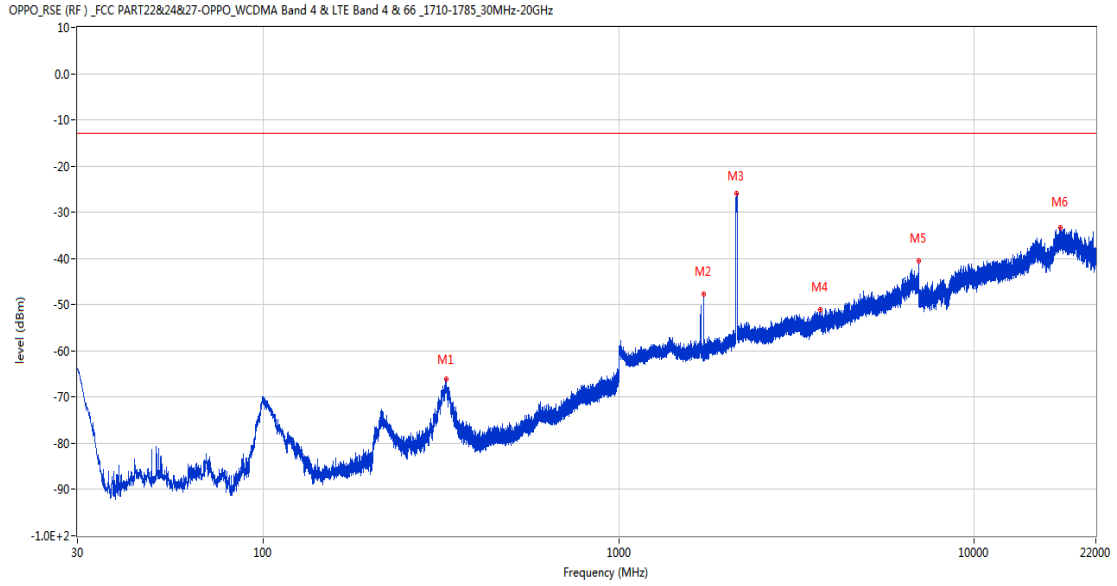
18.6 LTE Band 66 BW20, Middle Channel

RSE-H&H LTE Band 66 BW20 CH132322



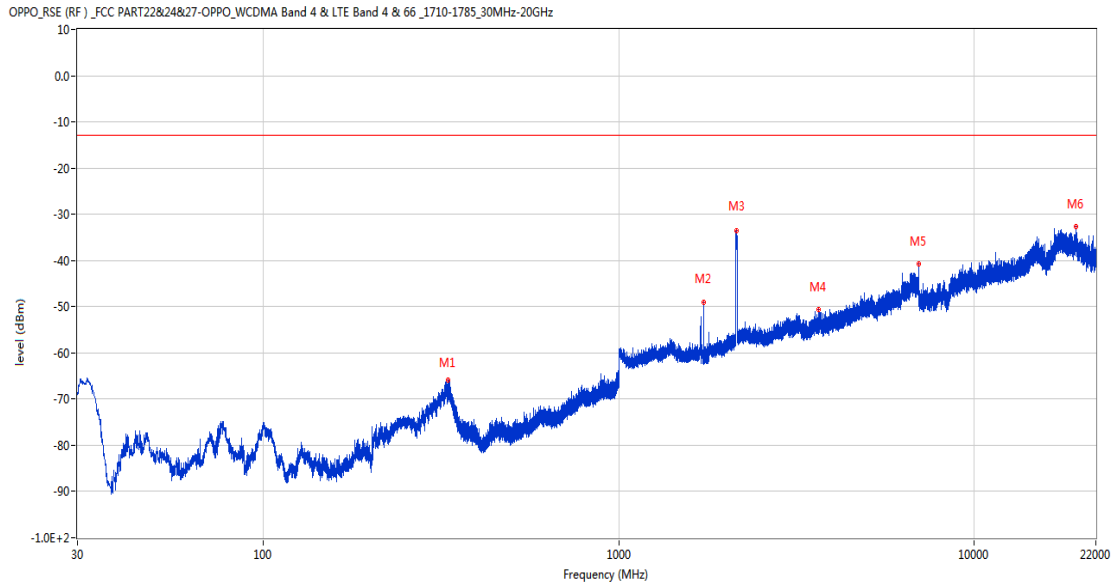
Frequency (MHz)	Result (dBm)	Factor (dB)	PK Limit (dBm)	Over Limit (dB)	Table (o)	ANT	EUT	Verdict
320.370	-63.65	-11.61	-13.0	-50.65	121.00	Horizontal	Horizontal	Pass
1736.500	-47.05	-4.53	-13.0	-34.05	132.00	Horizontal	Horizontal	N/A
2141.500	-26.37	-2.48	-13.0	-13.37	270.00	Horizontal	Horizontal	N/A
3486.400	-51.20	3.02	-13.0	-38.20	300.00	Horizontal	Horizontal	Pass
6765.400	-41.95	11.43	-13.0	-28.95	185.00	Horizontal	Horizontal	Pass
17480.913	-33.58	21.67	-13.0	-20.58	0.00	Horizontal	Horizontal	Pass

RSE-H&V LTE Band 66 BW20 CH132322



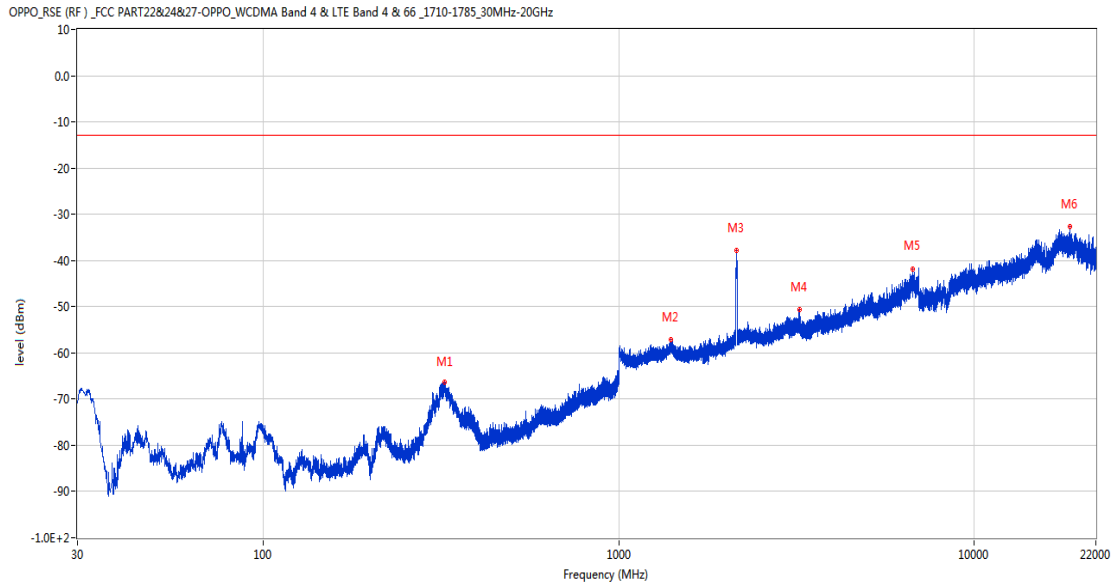
Frequency (MHz)	Result (dBm)	Factor (dB)	PK Limit (dBm)	Over Limit (dB)	Table (o)	ANT	EUT	Verdict
326.335	-66.17	-11.28	-13.0	-53.17	0.00	Horizontal	Vertical	Pass
1736.600	-47.69	-4.53	-13.0	-34.69	360.00	Horizontal	Vertical	N/A
2146.300	-26.02	-2.43	-13.0	-13.02	196.00	Horizontal	Vertical	N/A
3685.400	-50.98	4.78	-13.0	-37.98	0.00	Horizontal	Vertical	Pass
6988.600	-40.57	13.51	-13.0	-27.57	207.00	Horizontal	Vertical	Pass
17461.488	-33.24	21.74	-13.0	-20.24	111.00	Horizontal	Vertical	Pass

RSE-V&V LTE Band 66 BW20 CH132322



Frequency (MHz)	Result (dBm)	Factor (dB)	PK Limit (dBm)	Over Limit (dB)	Table (o)	ANT	EUT	Verdict
331.427	-65.93	-11.11	-13.0	-52.93	24.00	Vertical	Vertical	Pass
1736.400	-49.08	-4.53	-13.0	-36.08	45.00	Vertical	Vertical	N/A
2141.600	-33.66	-2.48	-13.0	-20.66	45.00	Vertical	Vertical	N/A
3652.400	-50.54	4.35	-13.0	-37.54	261.00	Vertical	Vertical	Pass
6979.000	-40.77	13.92	-13.0	-27.77	195.00	Vertical	Vertical	Pass
19329.989	-32.71	27.76	-13.0	-19.71	205.00	Vertical	Vertical	Pass

RSE-V&H LTE Band 66 BW20 CH132322



Frequency (MHz)	Result (dBm)	Factor (dB)	PK Limit (dBm)	Over Limit (dB)	Table (o)	ANT	EUT	Verdict
323.328	-66.38	-11.45	-13.0	-53.38	360.00	Vertical	Horizontal	Pass
1404.100	-57.14	-3.90	-13.0	-44.14	325.00	Vertical	Horizontal	Pass
2147.000	-37.74	-2.38	-13.0	-24.74	13.00	Vertical	Horizontal	N/A
3218.400	-50.64	3.94	-13.0	-37.64	213.00	Vertical	Horizontal	Pass
6735.400	-41.88	11.91	-13.0	-28.88	82.00	Vertical	Horizontal	Pass
18592.301	-32.72	23.62	-13.0	-19.72	345.00	Vertical	Horizontal	Pass

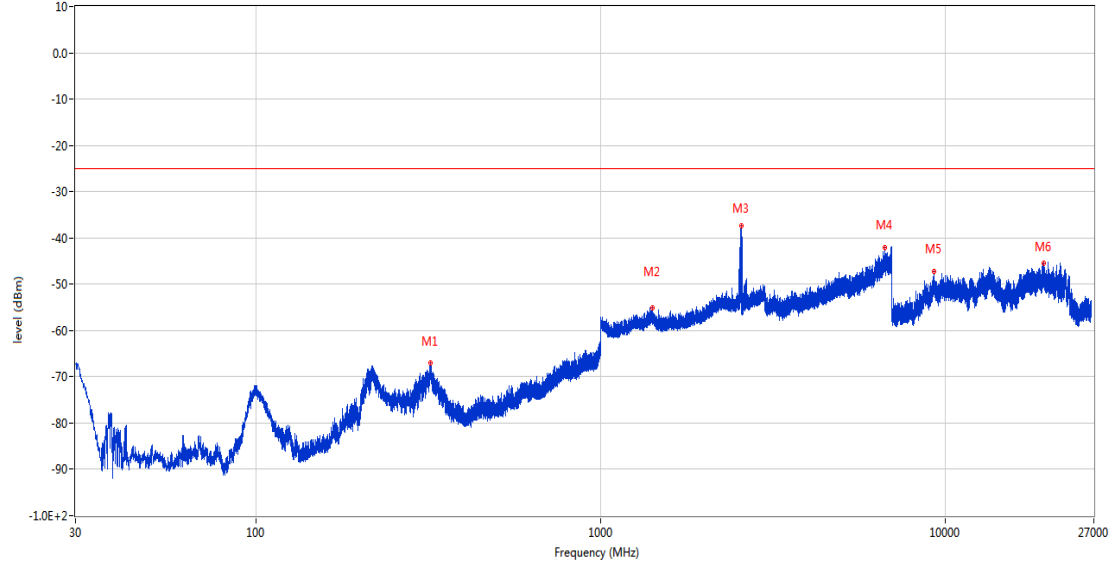
CA

19 CA_38C

19.1 CA_38C 15MHz+15MHz, QPSK, Low Channel

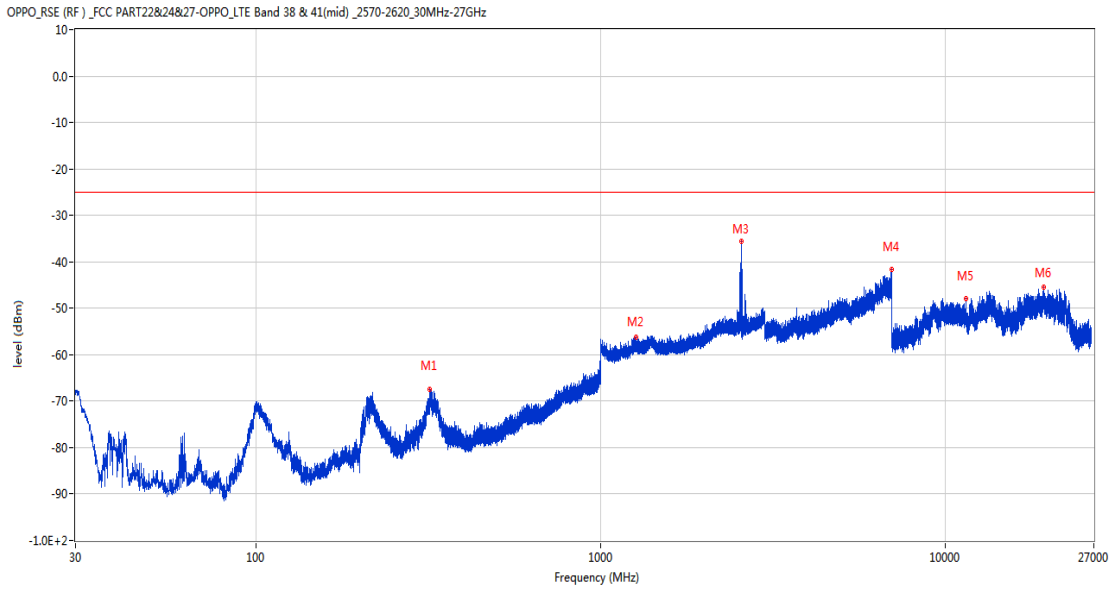
RSE-H&H CH37825 15M RB1 HIGH CH37975 15M RB2 LOW

OPPO_RSE (RF) _FCC PART22&24&27-OPPO_LTE Band 38 & 41(mid) _2570-2620_30MHz-27GHz



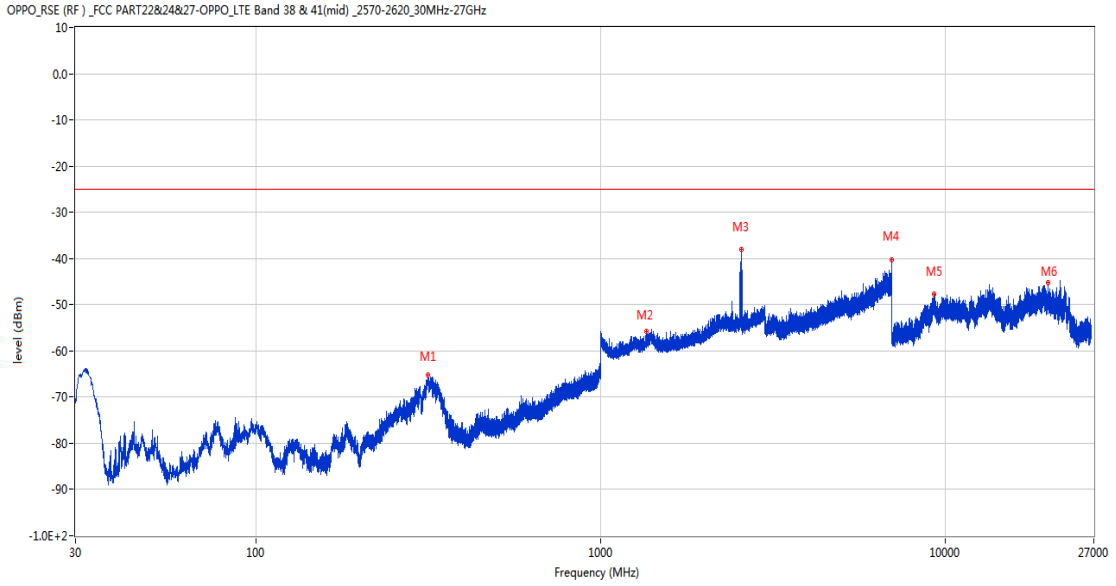
Frequency (MHz)	Result (dBm)	Factor (dB)	PK Limit (dBm)	Over Limit (dB)	Table (o)	ANT	EUT	Verdict
321.679	-66.97	-10.78	-25.0	-41.97	145.00	Horizontal	Horizontal	Pass
1416.900	-55.09	-2.63	-25.0	-30.09	0.00	Horizontal	Horizontal	Pass
2557.600	-37.28	1.29	-25.0	-12.28	131.00	Horizontal	Horizontal	N/A
6677.400	-42.07	11.74	-25.0	-17.07	361.00	Horizontal	Horizontal	Pass
9306.037	-47.23	10.13	-25.0	-22.23	-3.00	Horizontal	Horizontal	Pass
19292.426	-45.40	15.30	-25.0	-20.40	212.00	Horizontal	Horizontal	Pass

RSE-H&V CH37825 15M RB1 HIGH CH37975 15M RB2 LOW



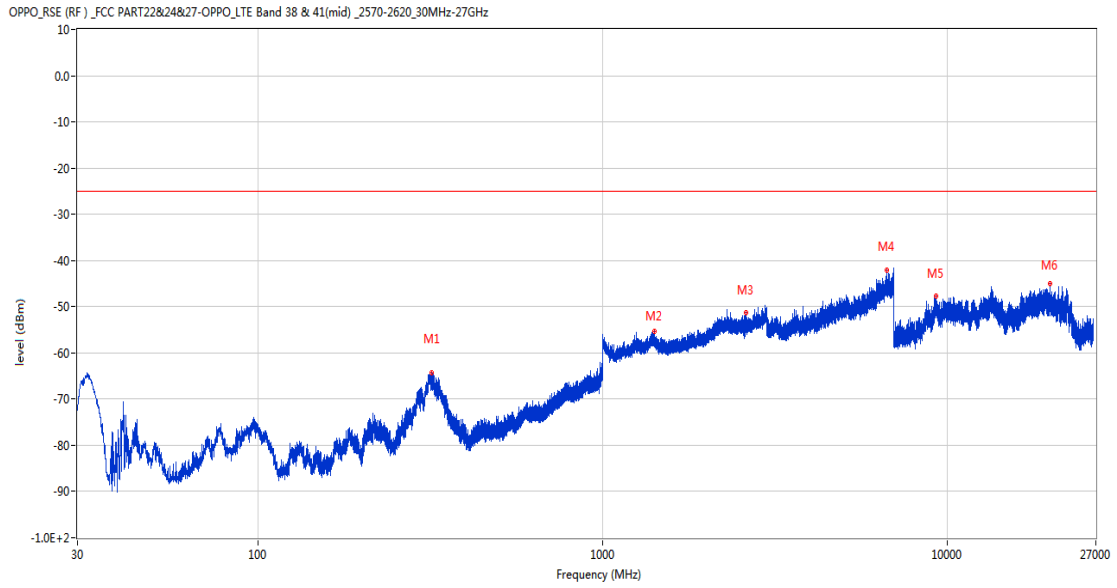
Frequency (MHz)	Result (dBm)	Factor (dB)	PK Limit (dBm)	Over Limit (dB)	Table (o)	ANT	EUT	Verdict
320.127	-67.34	-10.89	-25.0	-42.34	150.00	Horizontal	Vertical	Pass
1266.700	-56.13	-3.49	-25.0	-31.13	31.00	Horizontal	Vertical	Pass
2563.500	-35.62	1.43	-25.0	-10.62	0.00	Horizontal	Vertical	N/A
6987.200	-41.66	13.68	-25.0	-16.66	247.00	Horizontal	Vertical	Pass
11463.437	-48.01	8.80	-25.0	-23.01	-1.00	Horizontal	Vertical	Pass
19373.175	-45.52	15.24	-25.0	-20.52	211.00	Horizontal	Vertical	Pass

RSE-V&V CH37825 15M RB1 HIGH CH37975 15M RB2 LOW



Frequency (MHz)	Result (dBm)	Factor (dB)	PK Limit (dBm)	Over Limit (dB)	Table (o)	ANT	EUT	Verdict
315.956	-65.12	-11.03	-25.0	-40.12	4.00	Vertical	Vertical	Pass
1362.700	-55.71	-3.13	-25.0	-30.71	217.00	Vertical	Vertical	Pass
2560.800	-38.10	1.40	-25.0	-13.10	234.00	Vertical	Vertical	N/A
6997.600	-40.31	13.62	-25.0	-15.31	209.00	Vertical	Vertical	Pass
9277.862	-47.70	9.48	-25.0	-22.70	243.00	Vertical	Vertical	Pass
19904.000	-45.23	16.25	-25.0	-20.23	116.00	Vertical	Vertical	Pass

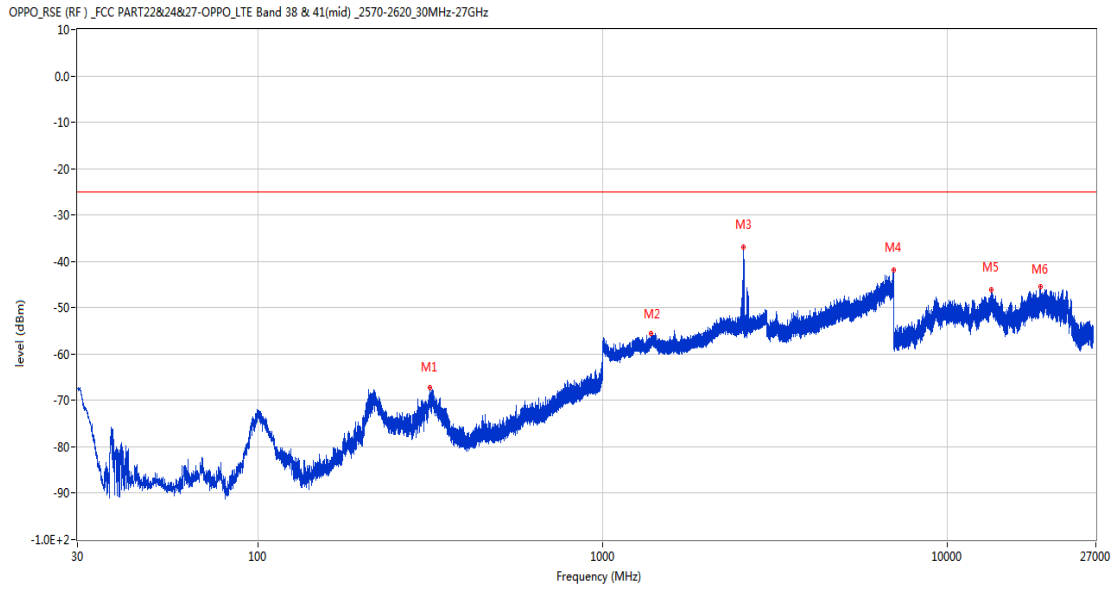
RSE-V&H CH37825 15M RB1 HIGH CH37975 15M RB2 LOW



Frequency (MHz)	Result (dBm)	Factor (dB)	PK Limit (dBm)	Over Limit (dB)	Table (o)	ANT	EUT	Verdict
320.370	-64.35	-10.87	-25.0	-39.35	161.00	Vertical	Horizontal	Pass
1414.800	-55.33	-2.62	-25.0	-30.33	187.00	Vertical	Horizontal	Pass
2615.100	-51.35	1.91	-25.0	-26.35	187.00	Vertical	Horizontal	N/A
6688.600	-42.01	11.90	-25.0	-17.01	31.00	Vertical	Horizontal	Pass
9300.000	-47.69	10.23	-25.0	-22.69	234.00	Vertical	Horizontal	Pass
19921.000	-45.06	16.39	-25.0	-20.06	-3.00	Vertical	Horizontal	Pass

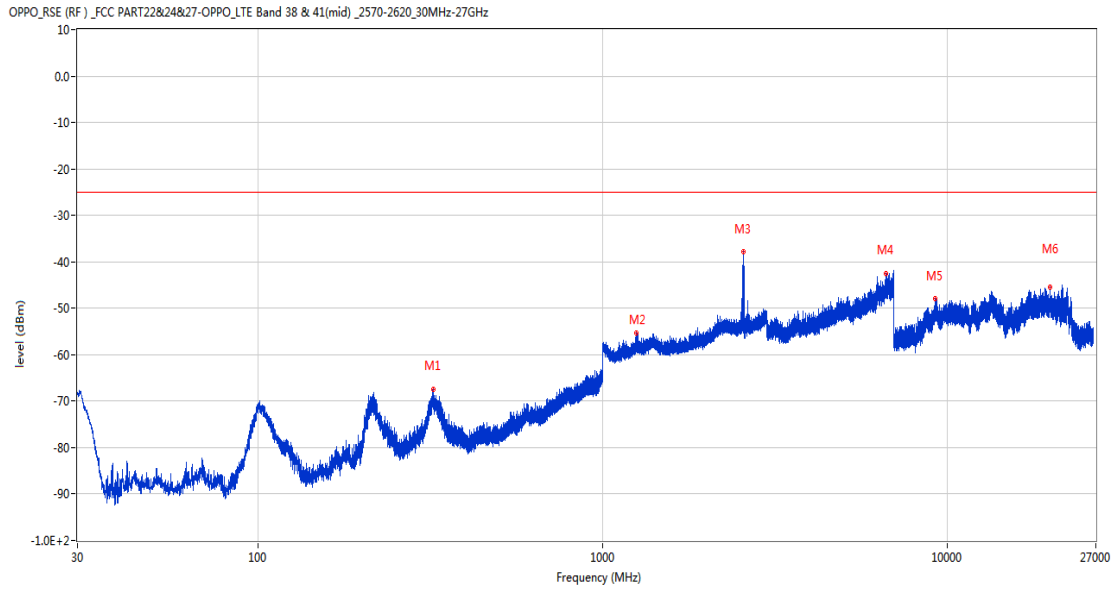
19.2 CA_38C 15MHz+15MHz, 16-QAM, Low Channel

RSE-H&H CH37825 15M RB1 HIGH CH37975 15M RB2 LOW



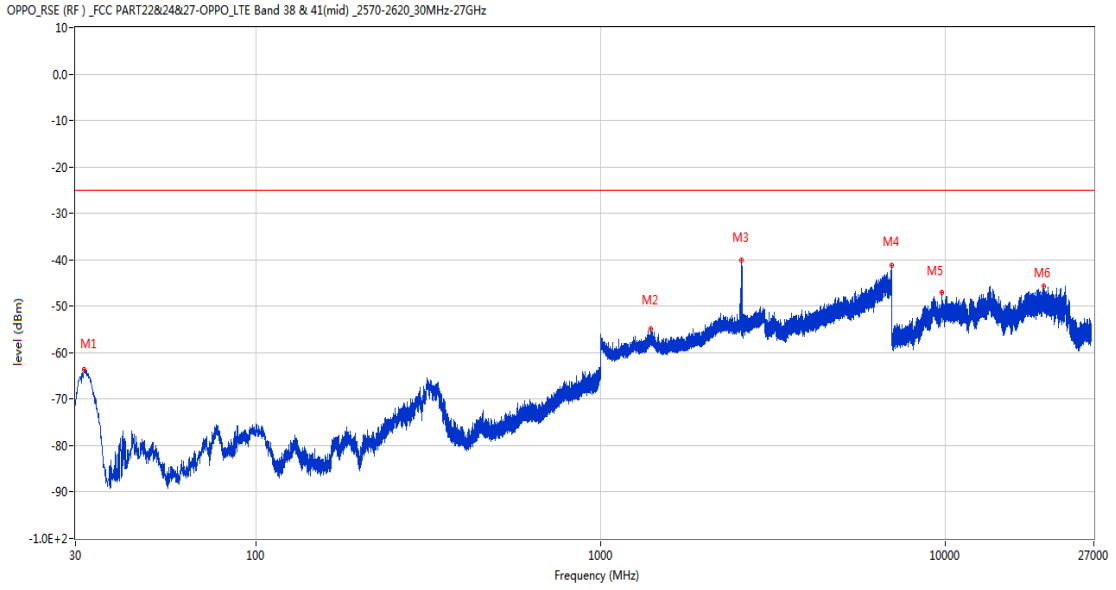
Frequency (MHz)	Result (dBm)	Factor (dB)	PK Limit (dBm)	Over Limit (dB)	Table (o)	ANT	EUT	Verdict
315.810	-67.13	-11.03	-25.0	-42.13	134.00	Horizontal	Horizontal	Pass
1380.400	-55.50	-2.55	-25.0	-30.50	246.00	Horizontal	Horizontal	Pass
2564.600	-37.01	1.44	-25.0	-12.01	120.00	Horizontal	Horizontal	N/A
6986.200	-41.92	13.70	-25.0	-16.92	30.00	Horizontal	Horizontal	Pass
13455.075	-46.20	11.48	-25.0	-21.20	349.00	Horizontal	Horizontal	Pass
18674.475	-45.37	12.39	-25.0	-20.37	218.00	Horizontal	Horizontal	Pass

RSE-H&V CH37825 15M RB1 HIGH CH37975 15M RB2 LOW



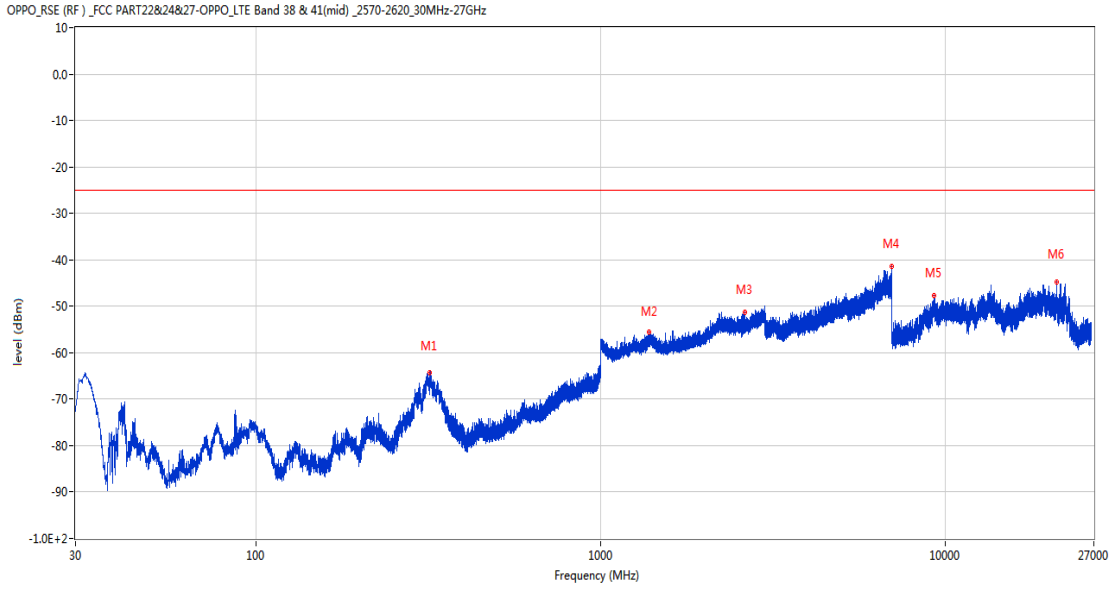
Frequency (MHz)	Result (dBm)	Factor (dB)	PK Limit (dBm)	Over Limit (dB)	Table (o)	ANT	EUT	Verdict
322.746	-67.53	-10.73	-25.0	-42.53	143.00	Horizontal	Vertical	Pass
1254.800	-55.36	-3.43	-25.0	-30.36	197.00	Horizontal	Vertical	Pass
2563.400	-37.91	1.43	-25.0	-12.91	331.00	Horizontal	Vertical	N/A
6659.400	-42.64	11.44	-25.0	-17.64	243.00	Horizontal	Vertical	Pass
9210.875	-47.90	9.23	-25.0	-22.90	-1.00	Horizontal	Vertical	Pass
19902.724	-45.38	16.24	-25.0	-20.38	132.00	Horizontal	Vertical	Pass

RSE-V&V CH37825 15M RB1 HIGH CH37975 15M RB2 LOW



Frequency (MHz)	Result (dBm)	Factor (dB)	PK Limit (dBm)	Over Limit (dB)	Table (o)	ANT	EUT	Verdict
31.843	-63.70	-17.07	-25.0	-38.70	295.00	Vertical	Vertical	Pass
1401.800	-54.92	-2.02	-25.0	-29.92	207.00	Vertical	Vertical	Pass
2560.000	-40.04	1.39	-25.0	-15.04	257.00	Vertical	Vertical	N/A
6980.000	-41.27	13.84	-25.0	-16.27	361.00	Vertical	Vertical	Pass
9788.174	-47.07	9.93	-25.0	-22.07	-3.00	Vertical	Vertical	Pass
19296.676	-45.63	15.34	-25.0	-20.63	256.00	Vertical	Vertical	Pass

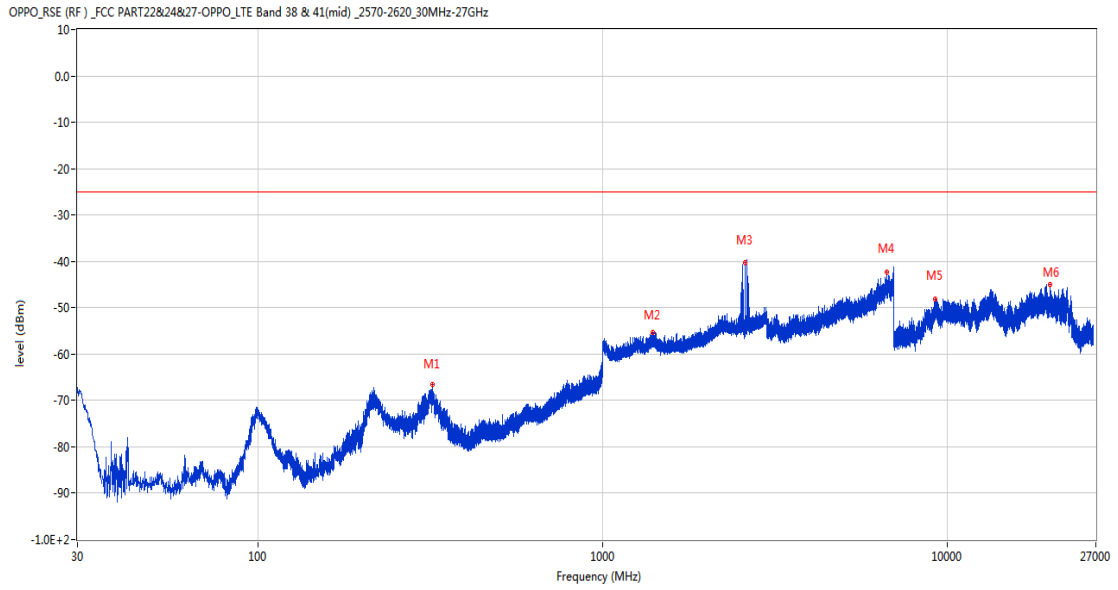
RSE-V&H CH37825 15M RB1 HIGH CH37975 15M RB2 LOW



Frequency (MHz)	Result (dBm)	Factor (dB)	PK Limit (dBm)	Over Limit (dB)	Table (o)	ANT	EUT	Verdict
319.933	-64.32	-10.91	-25.0	-39.32	158.00	Vertical	Horizontal	Pass
1387.100	-55.64	-2.46	-25.0	-30.64	289.00	Vertical	Horizontal	Pass
2619.100	-51.39	1.94	-25.0	-26.39	0.00	Vertical	Horizontal	N/A
6989.600	-41.31	13.45	-25.0	-16.31	312.00	Vertical	Horizontal	Pass
9290.225	-47.64	9.87	-25.0	-22.64	27.00	Vertical	Horizontal	Pass
21038.324	-44.79	14.51	-25.0	-19.79	-3.00	Vertical	Horizontal	Pass

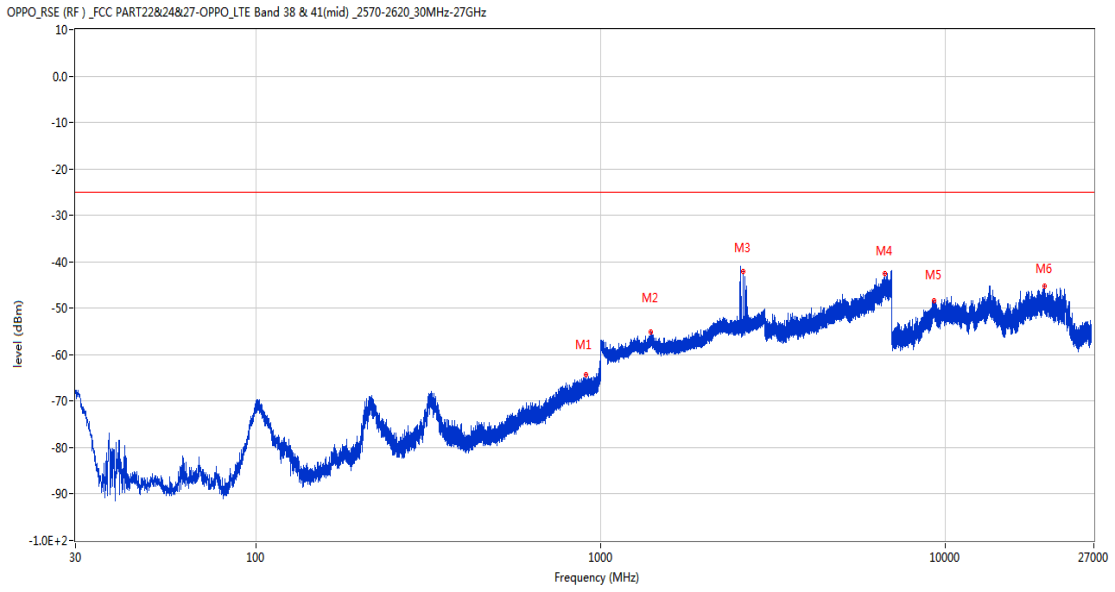
19.3 CA_38C 15MHz+15MHz, QPSK, Middle Channel

RSE-H&H CH37925 15M RB1 HIGH CH38075 15M RB2 LOW



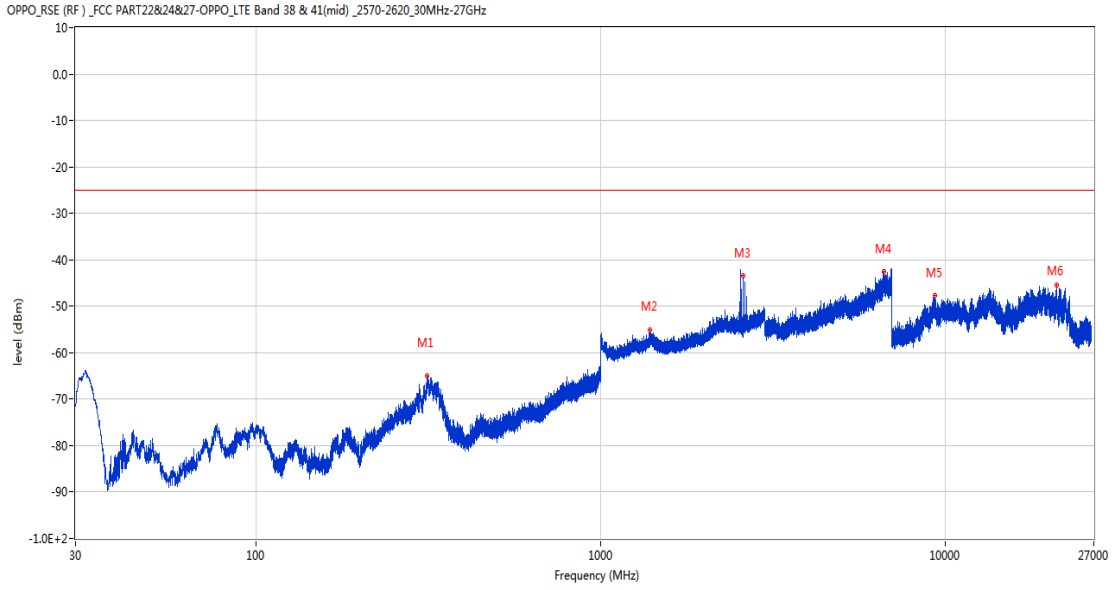
Frequency (MHz)	Result (dBm)	Factor (dB)	PK Limit (dBm)	Over Limit (dB)	Table (o)	ANT	EUT	Verdict
321.242	-66.58	-10.79	-25.0	-41.58	133.00	Horizontal	Horizontal	Pass
1395.800	-55.44	-2.19	-25.0	-30.44	226.00	Horizontal	Horizontal	Pass
2596.000	-40.26	1.74	-25.0	-15.26	182.00	Horizontal	Horizontal	N/A
6675.800	-42.26	11.71	-25.0	-17.26	305.00	Horizontal	Horizontal	Pass
9257.162	-48.08	9.23	-25.0	-23.08	213.00	Horizontal	Horizontal	Pass
19858.526	-44.92	15.23	-25.0	-19.92	-3.00	Horizontal	Horizontal	Pass

RSE-H&V CH37925 15M RB1 HIGH CH38075 15M RB2 LOW



Frequency (MHz)	Result (dBm)	Factor (dB)	PK Limit (dBm)	Over Limit (dB)	Table (o)	ANT	EUT	Verdict
909.693	-64.23	4.72	-25.0	-39.23	6.00	Horizontal	Vertical	Pass
1398.400	-55.12	-2.11	-25.0	-30.12	1.00	Horizontal	Vertical	Pass
2595.900	-42.01	1.74	-25.0	-17.01	0.00	Horizontal	Vertical	N/A
6672.000	-42.52	11.59	-25.0	-17.52	251.00	Horizontal	Vertical	Pass
9304.887	-48.38	10.15	-25.0	-23.38	327.00	Horizontal	Vertical	Pass
19381.250	-45.33	15.10	-25.0	-20.33	46.00	Horizontal	Vertical	Pass

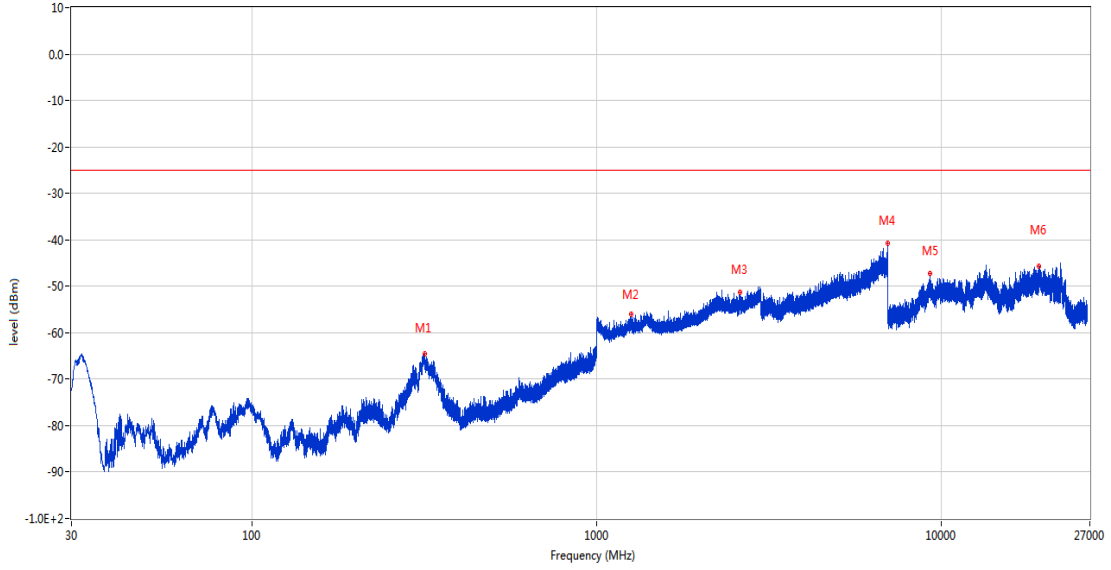
RSE-V&V CH37925 15M RB1 HIGH CH38075 15M RB2 LOW



Frequency (MHz)	Result (dBm)	Factor (dB)	PK Limit (dBm)	Over Limit (dB)	Table (o)	ANT	EUT	Verdict
314.501	-65.01	-11.07	-25.0	-40.01	7.00	Vertical	Vertical	Pass
1395.000	-55.19	-2.27	-25.0	-30.19	194.00	Vertical	Vertical	Pass
2595.800	-43.38	1.74	-25.0	-18.38	249.00	Vertical	Vertical	N/A
6651.400	-42.57	11.74	-25.0	-17.57	361.00	Vertical	Vertical	Pass
9312.938	-47.77	10.02	-25.0	-22.77	-3.00	Vertical	Vertical	Pass
21037.050	-45.46	14.51	-25.0	-20.46	-1.00	Vertical	Vertical	Pass

RSE-V&H CH37925 15M RB1 HIGH CH38075 15M RB2 LOW

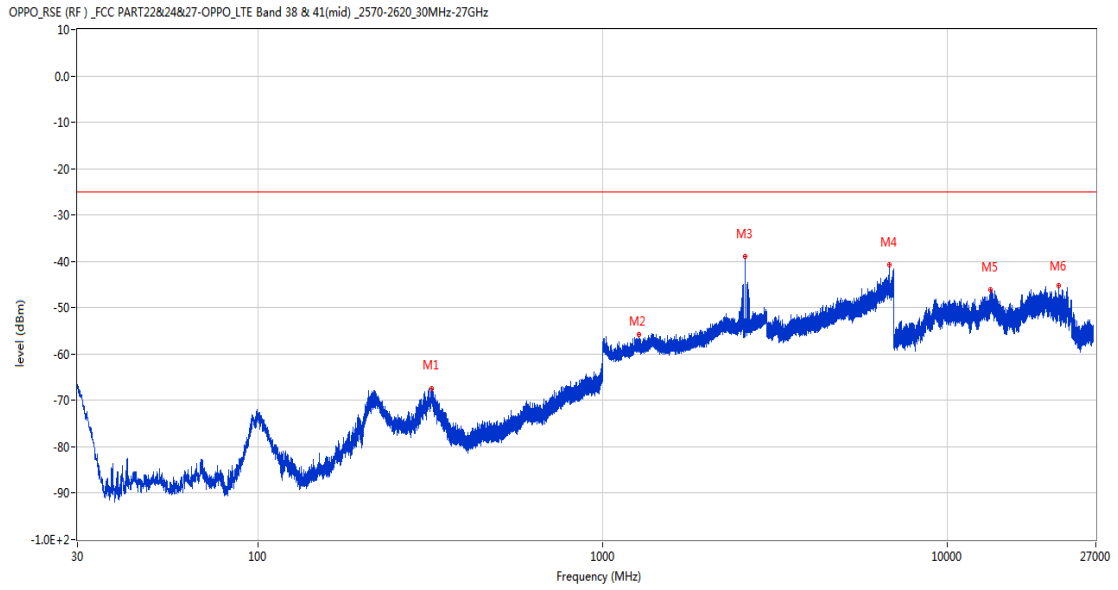
OPPO_RSE (RF) _FCC PART22&24&27-OPPO_LTE Band 38 & 41(mid) _2570-2620_30MHz-27GHz



Frequency (MHz)	Result (dBm)	Factor (dB)	PK Limit (dBm)	Over Limit (dB)	Table (o)	ANT	EUT	Verdict
317.362	-64.42	-11.00	-25.0	-39.42	183.00	Vertical	Horizontal	Pass
1258.400	-55.95	-3.51	-25.0	-30.95	360.00	Vertical	Horizontal	Pass
2604.200	-51.29	1.82	-25.0	-26.29	58.00	Vertical	Horizontal	N/A
6988.800	-40.76	13.49	-25.0	-15.76	35.00	Vertical	Horizontal	Pass
9303.162	-47.15	10.18	-25.0	-22.15	251.00	Vertical	Horizontal	Pass
19157.699	-45.71	12.93	-25.0	-20.71	67.00	Vertical	Horizontal	Pass

19.4 CA_38C 15MHz+15MHz, 16-QAM, Middle Channel

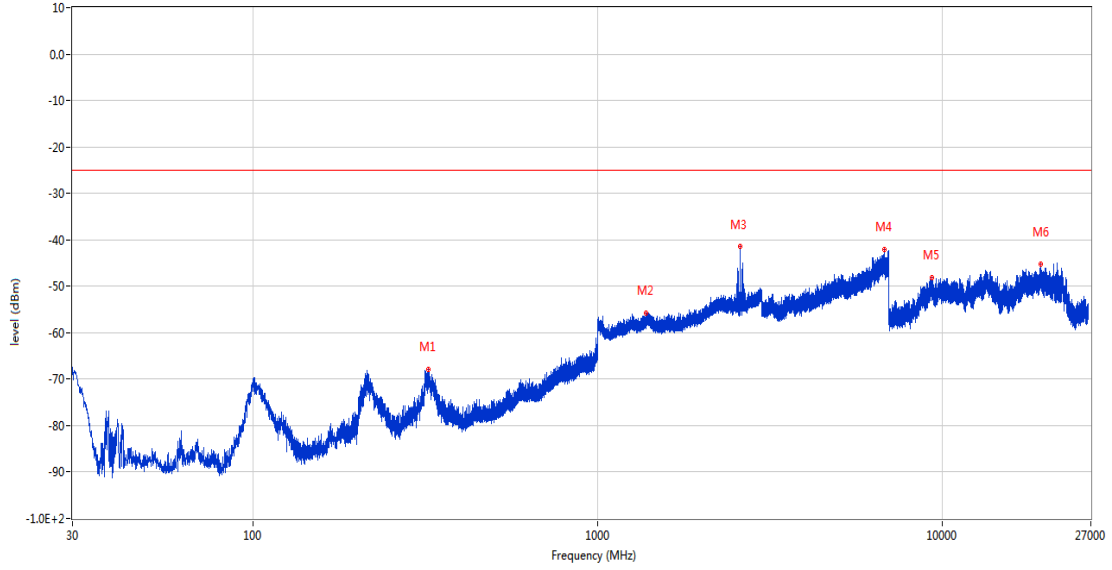
RSE-H&H CH37925 15M RB1 HIGH CH38075 15M RB2 LOW



Frequency (MHz)	Result (dBm)	Factor (dB)	PK Limit (dBm)	Over Limit (dB)	Table (o)	ANT	EUT	Verdict
318.672	-67.38	-11.02	-25.0	-42.38	144.00	Horizontal	Horizontal	Pass
1276.400	-55.79	-3.54	-25.0	-30.79	336.00	Horizontal	Horizontal	Pass
2595.800	-39.04	1.74	-25.0	-14.04	141.00	Horizontal	Horizontal	N/A
6786.000	-40.77	12.20	-25.0	-15.77	33.00	Horizontal	Horizontal	Pass
13366.088	-46.11	10.89	-25.0	-21.11	191.00	Horizontal	Horizontal	Pass
21033.650	-45.26	14.51	-25.0	-20.26	204.00	Horizontal	Horizontal	Pass

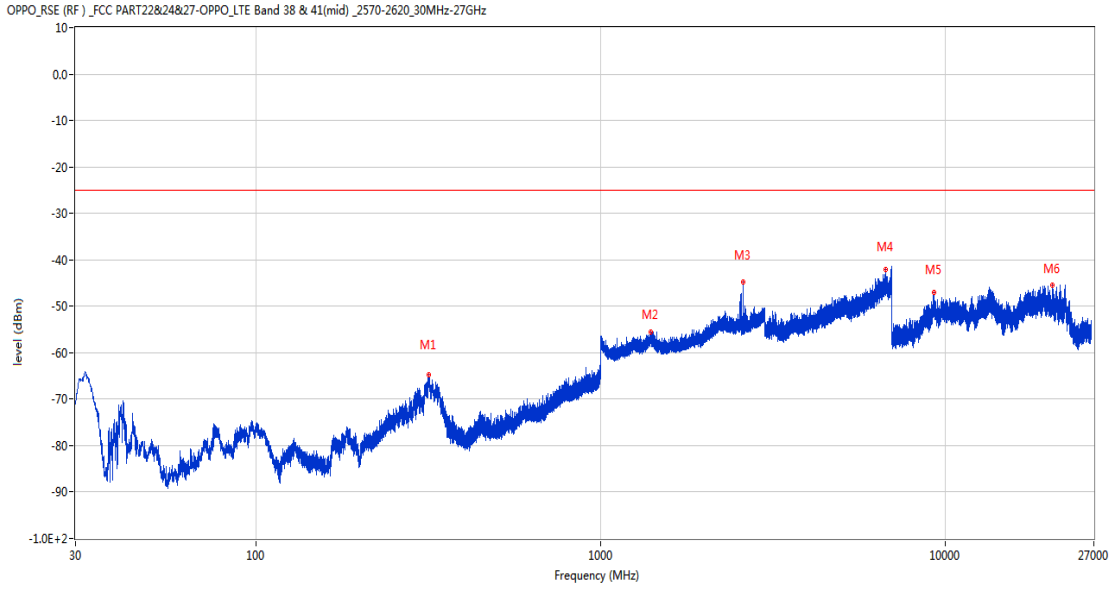
RSE-H&V CH37925 15M RB1 HIGH CH38075 15M RB2 LOW

OPPO_RSE (RF)_FCC PART22&24&27-OPPO_LTE Band 38 & 41(mid) _2570-2620_30MHz-27GHz



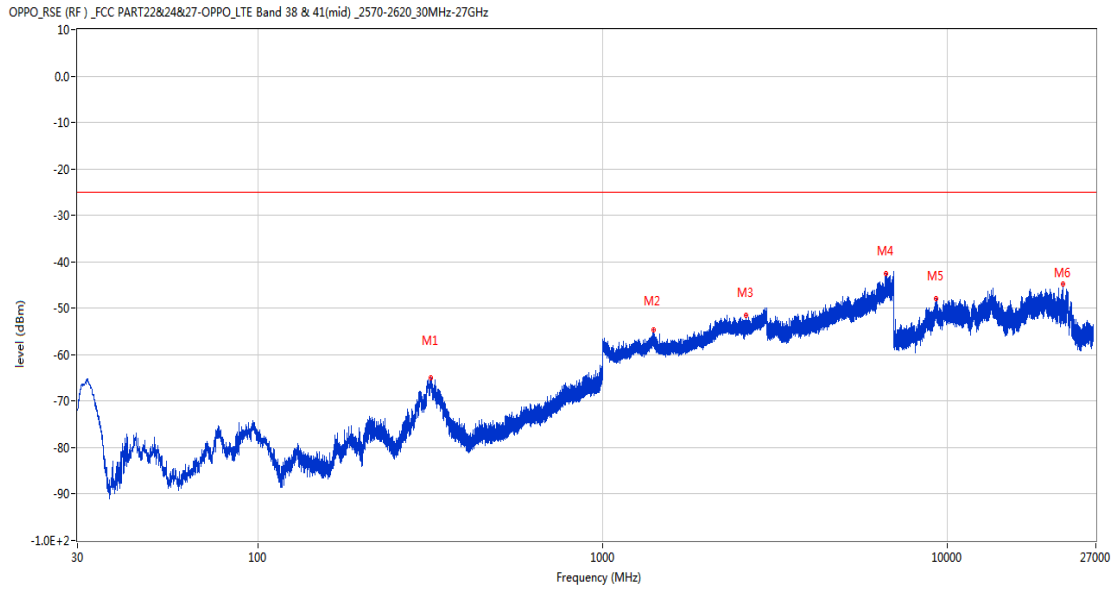
Frequency (MHz)	Result (dBm)	Factor (dB)	PK Limit (dBm)	Over Limit (dB)	Table (o)	ANT	EUT	Verdict
323.910	-67.85	-10.70	-25.0	-42.85	153.00	Horizontal	Vertical	Pass
1380.300	-55.87	-2.56	-25.0	-30.87	230.00	Horizontal	Vertical	Pass
2595.800	-41.50	1.74	-25.0	-16.50	0.00	Horizontal	Vertical	N/A
6782.200	-42.13	12.05	-25.0	-17.13	68.00	Horizontal	Vertical	Pass
9328.463	-48.17	9.49	-25.0	-23.17	232.00	Horizontal	Vertical	Pass
19284.775	-45.27	15.22	-25.0	-20.27	192.00	Horizontal	Vertical	Pass

RSE-V&V CH37925 15M RB1 HIGH CH38075 15M RB2 LOW



Frequency (MHz)	Result (dBm)	Factor (dB)	PK Limit (dBm)	Over Limit (dB)	Table (o)	ANT	EUT	Verdict
318.090	-64.85	-11.01	-25.0	-39.85	7.00	Vertical	Vertical	Pass
1399.100	-55.55	-2.05	-25.0	-30.55	335.00	Vertical	Vertical	Pass
2595.800	-44.80	1.74	-25.0	-19.80	293.00	Vertical	Vertical	N/A
6739.000	-42.09	12.07	-25.0	-17.09	334.00	Vertical	Vertical	Pass
9289.938	-47.10	9.86	-25.0	-22.10	-1.00	Vertical	Vertical	Pass
20442.051	-45.51	14.32	-25.0	-20.51	190.00	Vertical	Vertical	Pass

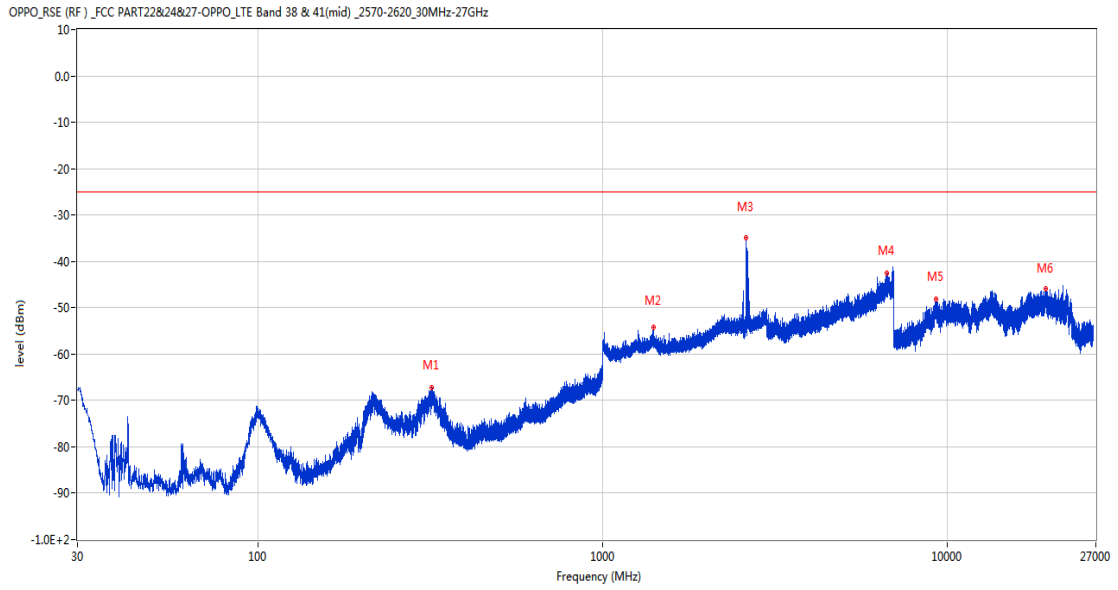
RSE-V&H CH37925 15M RB1 HIGH CH38075 15M RB2 LOW



Frequency (MHz)	Result (dBm)	Factor (dB)	PK Limit (dBm)	Over Limit (dB)	Table (o)	ANT	EUT	Verdict
317.266	-65.05	-11.00	-25.0	-40.05	175.00	Vertical	Horizontal	Pass
1411.400	-54.69	-2.44	-25.0	-29.69	257.00	Vertical	Horizontal	Pass
2611.900	-51.62	1.88	-25.0	-26.62	1.00	Vertical	Horizontal	N/A
6661.600	-42.49	11.57	-25.0	-17.49	65.00	Vertical	Horizontal	Pass
9297.700	-47.98	10.15	-25.0	-22.98	353.00	Vertical	Horizontal	Pass
21623.126	-44.75	14.70	-25.0	-19.75	313.00	Vertical	Horizontal	Pass

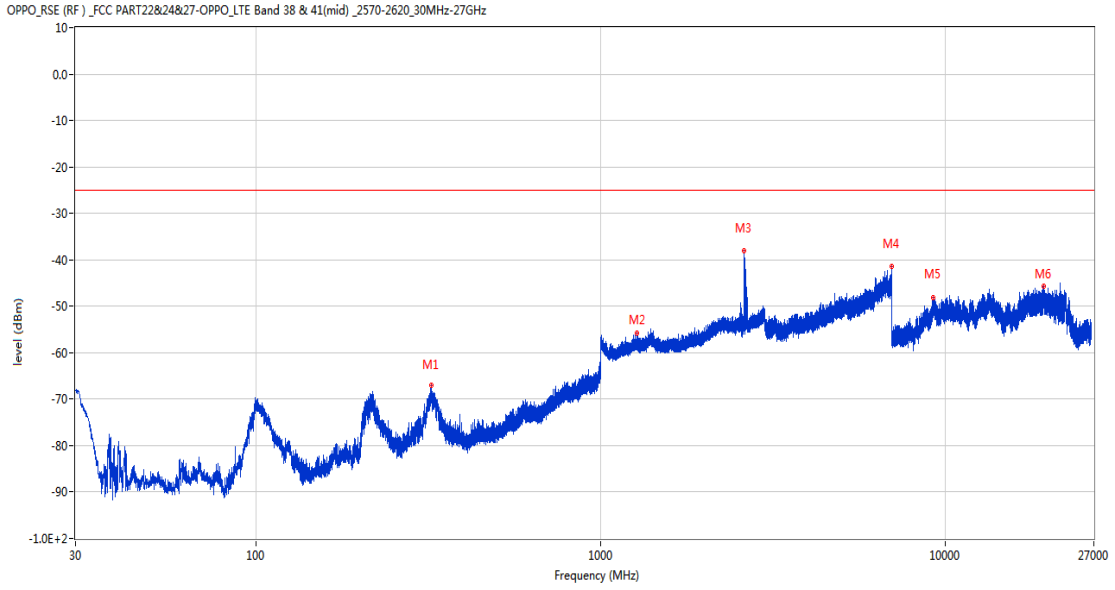
19.5 CA_38C 15MHz+15MHz, QPSK, High Channel

RSE-H&H CH38025 15M RB1 HIGH CH38175 15M RB2 LOW



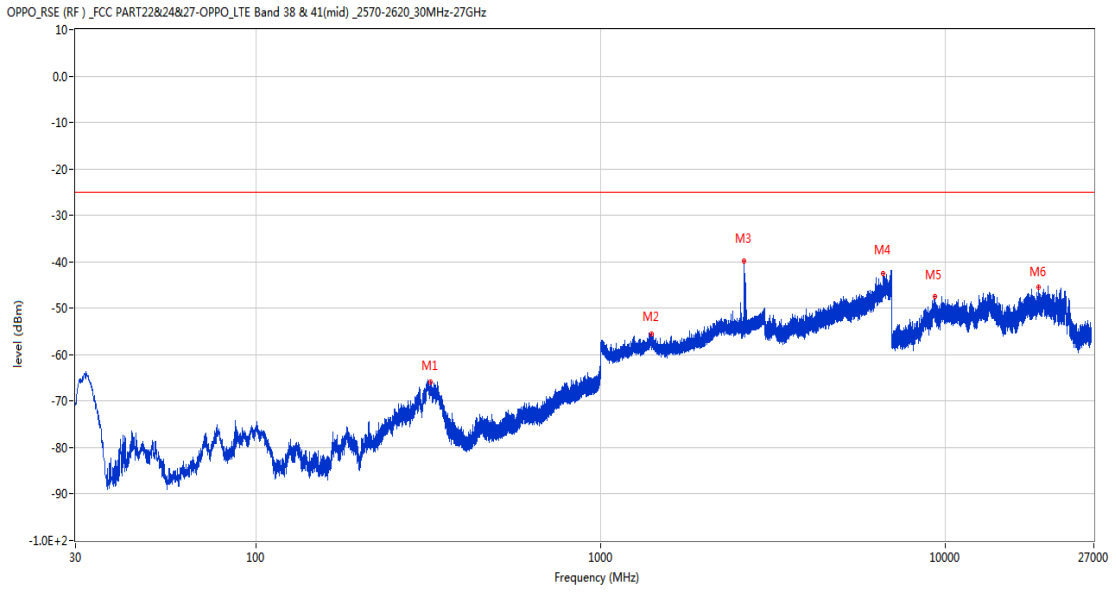
Frequency (MHz)	Result (dBm)	Factor (dB)	PK Limit (dBm)	Over Limit (dB)	Table (o)	ANT	EUT	Verdict
320.272	-67.17	-10.87	-25.0	-42.17	163.00	Horizontal	Horizontal	Pass
1404.400	-54.10	-2.24	-25.0	-29.10	92.00	Horizontal	Horizontal	Pass
2604.100	-34.98	1.82	-25.0	-9.98	179.00	Horizontal	Horizontal	N/A
6685.000	-42.52	12.03	-25.0	-17.52	41.00	Horizontal	Horizontal	Pass
9310.638	-48.18	10.06	-25.0	-23.18	-3.00	Horizontal	Horizontal	Pass
19284.775	-45.97	15.22	-25.0	-20.97	225.00	Horizontal	Horizontal	Pass

RSE-H&V CH38025 15M RB1 HIGH CH38175 15M RB2 LOW



Frequency (MHz)	Result (dBm)	Factor (dB)	PK Limit (dBm)	Over Limit (dB)	Table (o)	ANT	EUT	Verdict
322.600	-67.06	-10.74	-25.0	-42.06	173.00	Horizontal	Vertical	Pass
1272.800	-55.71	-3.47	-25.0	-30.71	174.00	Horizontal	Vertical	Pass
2604.100	-38.12	1.82	-25.0	-13.12	0.00	Horizontal	Vertical	N/A
6979.000	-41.40	13.92	-25.0	-16.40	9.00	Horizontal	Vertical	Pass
9211.162	-48.04	9.23	-25.0	-23.04	247.00	Horizontal	Vertical	Pass
19334.500	-45.72	16.03	-25.0	-20.72	302.00	Horizontal	Vertical	Pass

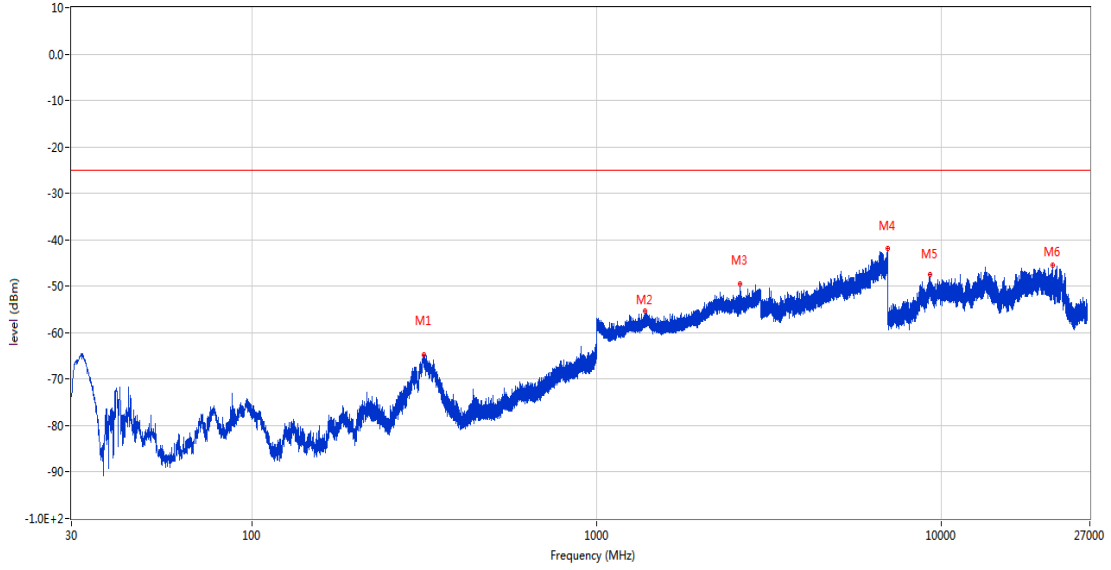
RSE-V&V CH38025 15M RB1 HIGH CH38175 15M RB2 LOW



Frequency (MHz)	Result (dBm)	Factor (dB)	PK Limit (dBm)	Over Limit (dB)	Table (o)	ANT	EUT	Verdict
322.261	-65.98	-10.75	-25.0	-40.98	361.00	Vertical	Vertical	Pass
1407.400	-55.55	-2.43	-25.0	-30.55	66.00	Vertical	Vertical	Pass
2604.100	-39.90	1.82	-25.0	-14.90	257.00	Vertical	Vertical	N/A
6621.800	-42.47	12.00	-25.0	-17.47	129.00	Vertical	Vertical	Pass
9314.088	-47.57	10.00	-25.0	-22.57	75.00	Vertical	Vertical	Pass
18674.475	-45.50	12.39	-25.0	-20.50	257.00	Vertical	Vertical	Pass

RSE-V&H CH38025 15M RB1 HIGH CH38175 15M RB2 LOW

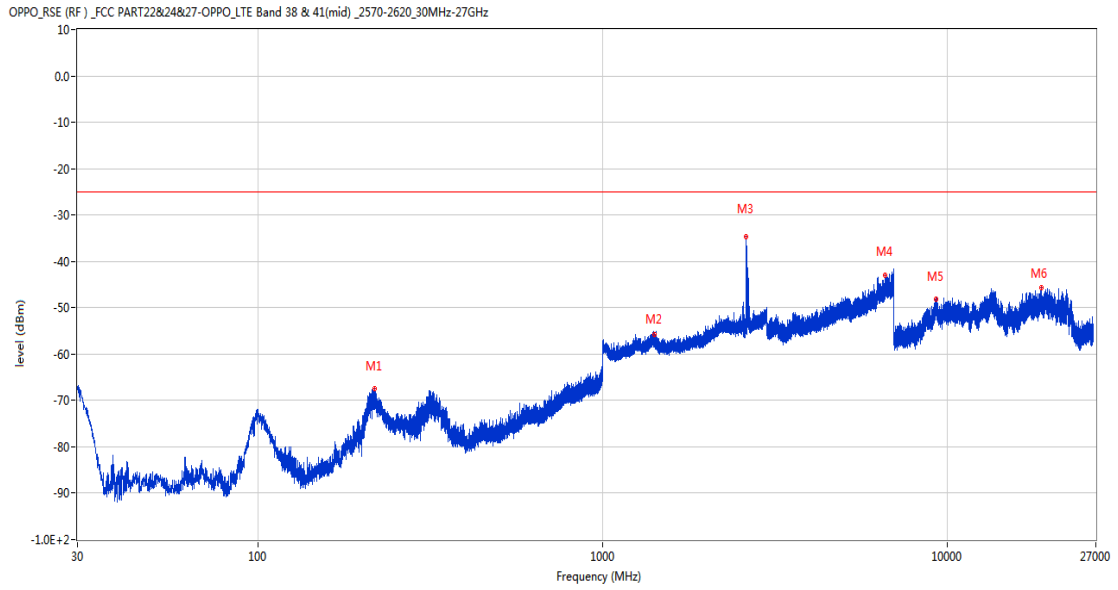
OPPO_RSE (RF) _FCC PART22&24&27-OPPO_LTE Band 38 & 41(mid) _2570-2620_30MHz-27GHz



Frequency (MHz)	Result (dBm)	Factor (dB)	PK Limit (dBm)	Over Limit (dB)	Table (o)	ANT	EUT	Verdict
315.810	-64.86	-11.03	-25.0	-39.86	9.00	Vertical	Horizontal	Pass
1382.700	-55.42	-2.50	-25.0	-30.42	217.00	Vertical	Horizontal	Pass
2604.200	-49.43	1.82	-25.0	-24.43	0.00	Vertical	Horizontal	N/A
6989.600	-41.90	13.45	-25.0	-16.90	337.00	Vertical	Horizontal	Pass
9275.563	-47.55	9.45	-25.0	-22.55	50.00	Vertical	Horizontal	Pass
21063.399	-45.49	14.52	-25.0	-20.49	219.00	Vertical	Horizontal	Pass

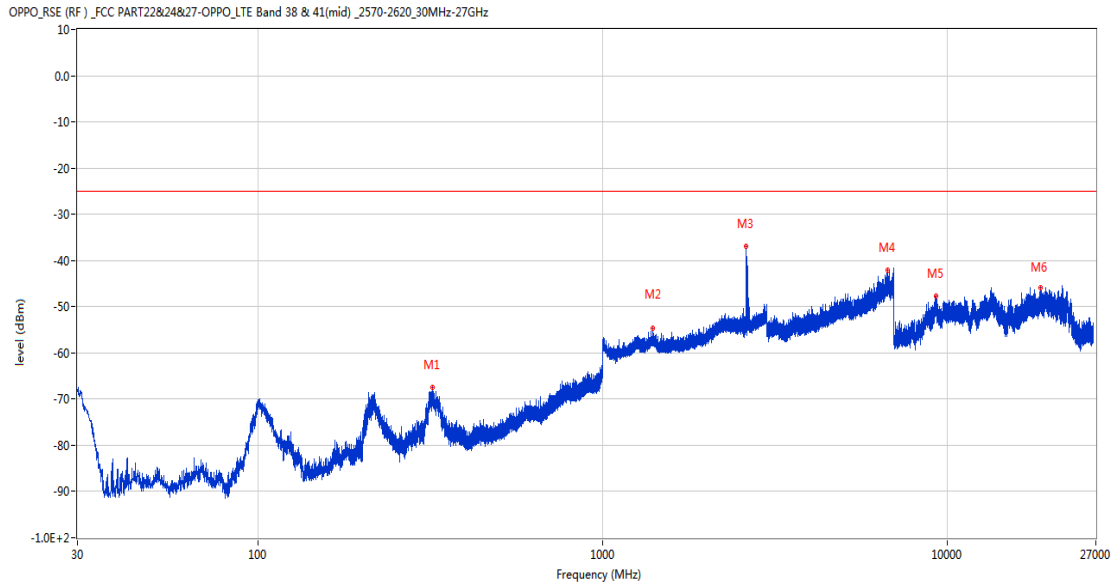
19.6 CA_38C 15MHz+15MHz, 16-QAM, High Channel

RSE-H&H CH38025 15M RB1 HIGH CH38175 15M RB2 LOW



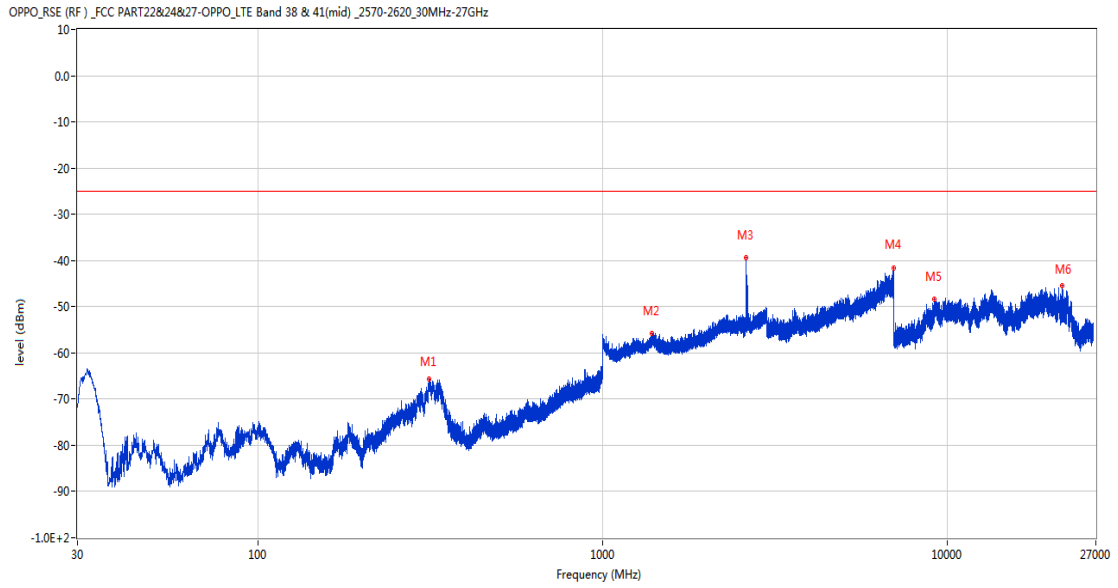
Frequency (MHz)	Result (dBm)	Factor (dB)	PK Limit (dBm)	Over Limit (dB)	Table (o)	ANT	EUT	Verdict
218.083	-67.53	-15.17	-25.0	-42.53	274.00	Horizontal	Horizontal	Pass
1414.300	-55.86	-2.61	-25.0	-30.86	93.00	Horizontal	Horizontal	Pass
2604.100	-34.70	1.82	-25.0	-9.70	180.00	Horizontal	Horizontal	N/A
6603.200	-42.99	11.96	-25.0	-17.99	8.00	Horizontal	Horizontal	Pass
9295.688	-48.10	10.07	-25.0	-23.10	110.00	Horizontal	Horizontal	Pass
18800.275	-45.73	12.42	-25.0	-20.73	271.00	Horizontal	Horizontal	Pass

RSE-H&V CH38025 15M RB1 HIGH CH38175 15M RB2 LOW



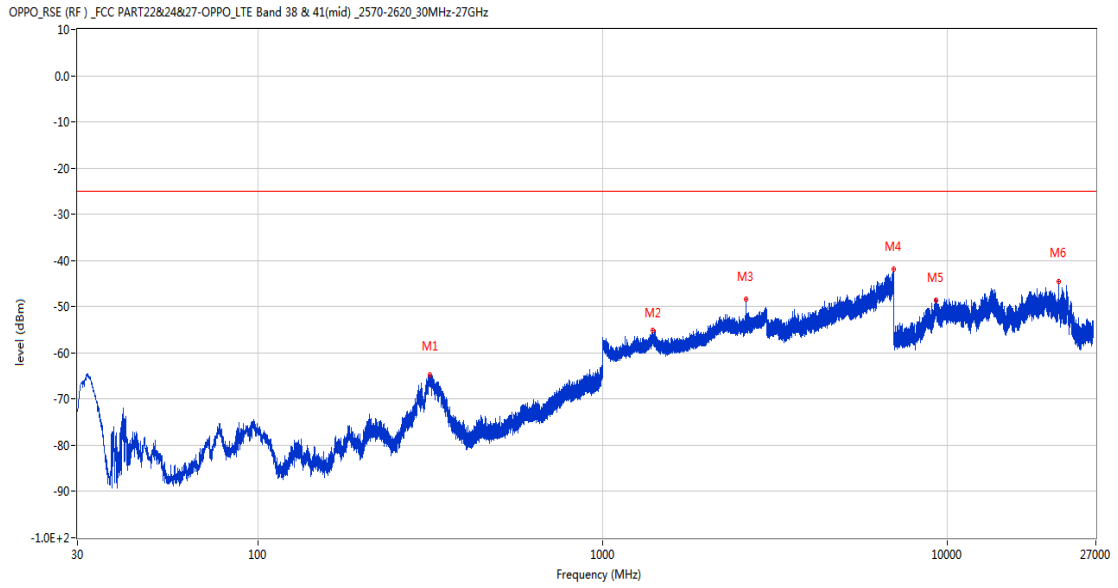
Frequency (MHz)	Result (dBm)	Factor (dB)	PK Limit (dBm)	Over Limit (dB)	Table (o)	ANT	EUT	Verdict
321.776	-67.40	-10.77	-25.0	-42.40	164.00	Horizontal	Vertical	Pass
1397.600	-54.71	-2.12	-25.0	-29.71	174.00	Horizontal	Vertical	Pass
2604.100	-36.97	1.82	-25.0	-11.97	353.00	Horizontal	Vertical	N/A
6728.200	-42.12	11.47	-25.0	-17.12	96.00	Horizontal	Vertical	Pass
9286.487	-47.76	9.74	-25.0	-22.76	360.00	Horizontal	Vertical	Pass
18716.125	-45.80	12.60	-25.0	-20.80	272.00	Horizontal	Vertical	Pass

RSE-V&V CH38025 15M RB1 HIGH CH38175 15M RB2 LOW



Frequency (MHz)	Result (dBm)	Factor (dB)	PK Limit (dBm)	Over Limit (dB)	Table (o)	ANT	EUT	Verdict
314.841	-65.67	-11.07	-25.0	-40.67	9.00	Vertical	Vertical	Pass
1390.500	-55.76	-2.37	-25.0	-30.76	245.00	Vertical	Vertical	Pass
2604.100	-39.50	1.82	-25.0	-14.50	245.00	Vertical	Vertical	N/A
6995.400	-41.69	13.55	-25.0	-16.69	361.00	Vertical	Vertical	Pass
9185.575	-48.48	8.76	-25.0	-23.48	144.00	Vertical	Vertical	Pass
21616.325	-45.42	14.70	-25.0	-20.42	-1.00	Vertical	Vertical	Pass

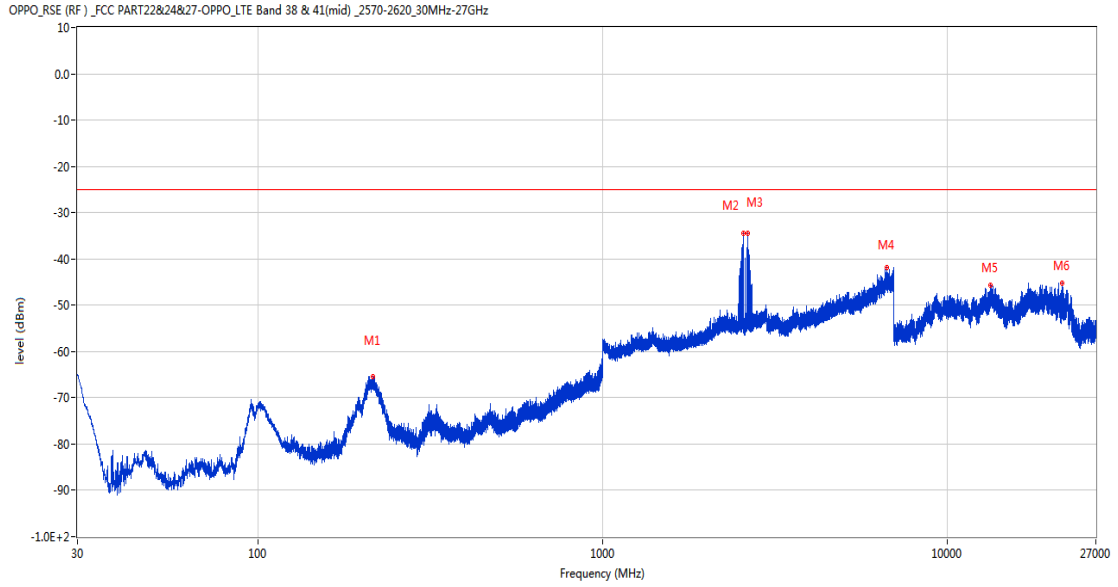
RSE-V&H CH38025 15M RB1 HIGH CH38175 15M RB2 LOW



Frequency (MHz)	Result (dBm)	Factor (dB)	PK Limit (dBm)	Over Limit (dB)	Table (o)	ANT	EUT	Verdict
316.392	-64.72	-11.01	-25.0	-39.72	163.00	Vertical	Horizontal	Pass
1400.300	-55.18	-1.95	-25.0	-30.18	361.00	Vertical	Horizontal	Pass
2604.300	-48.42	1.82	-25.0	-23.42	45.00	Vertical	Horizontal	N/A
6979.000	-41.94	13.92	-25.0	-16.94	52.00	Vertical	Horizontal	Pass
9259.463	-48.57	9.26	-25.0	-23.57	248.00	Vertical	Horizontal	Pass
21040.876	-44.59	14.51	-25.0	-19.59	-1.00	Vertical	Horizontal	Pass

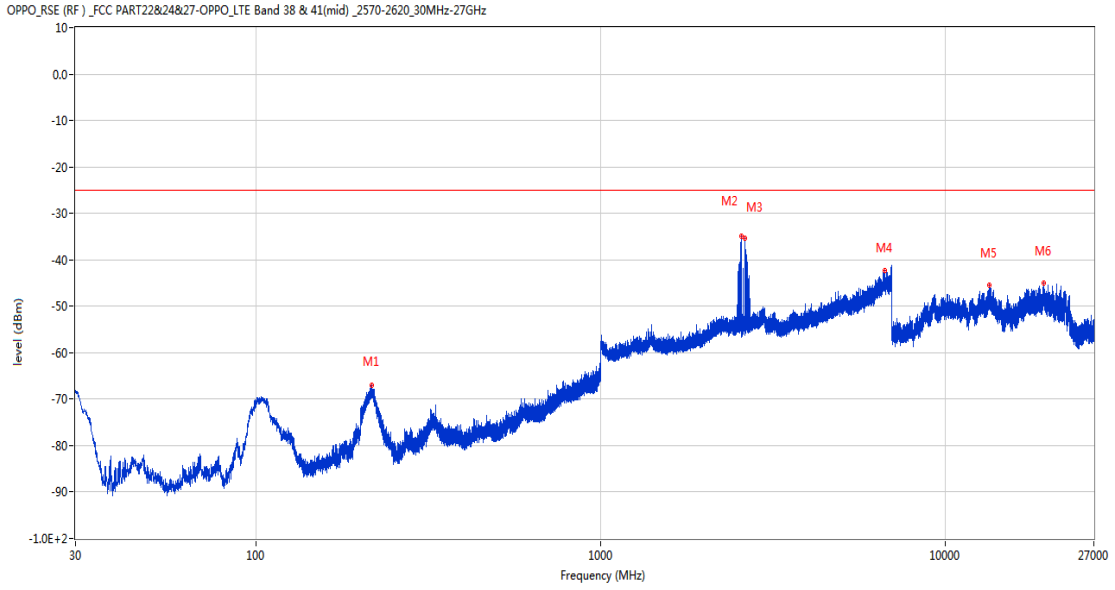
19.7 CA_38C 20MHz+20MHz, QPSK, Low Channel

RSE-H&H CH37850 20M RB1 HIGH CH38048 20M RB2 LOW



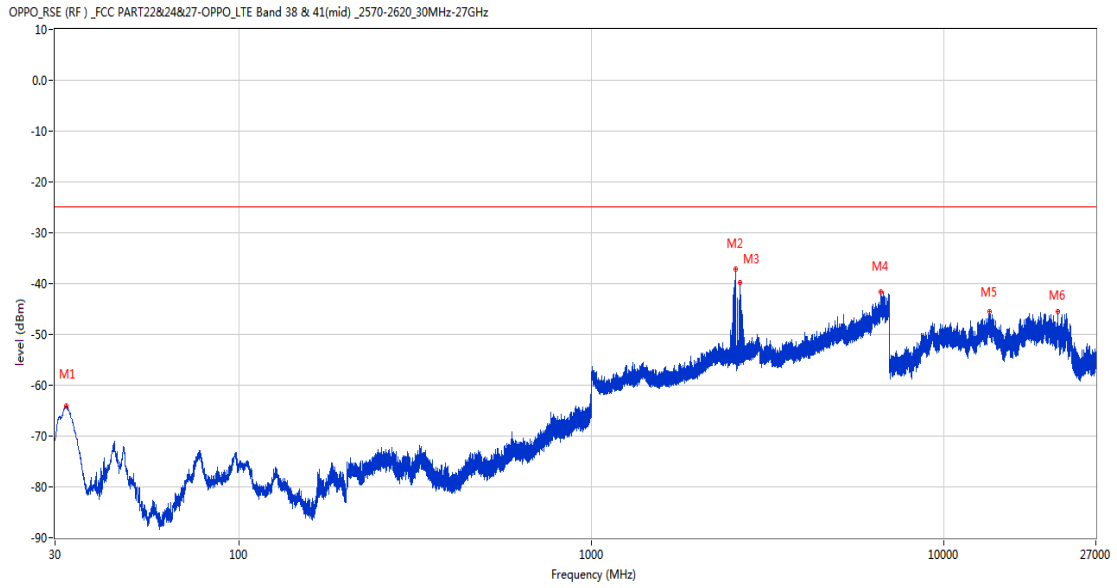
Frequency (MHz)	Result (dBm)	Factor (dB)	PK Limit (dBm)	Over Limit (dB)	Table (o)	ANT	EUT	Verdict
216.288	-65.34	-15.28	-25.0	-40.34	251.00	Horizontal	Horizontal	Pass
2558.800	-34.43	1.38	-25.0	-9.43	73.00	Horizontal	Horizontal	N/A
2644.100	-34.52	1.51	-25.0	-9.52	147.00	Horizontal	Horizontal	N/A
6682.400	-41.81	11.85	-25.0	-16.81	206.00	Horizontal	Horizontal	Pass
13368.188	-45.71	10.88	-25.0	-20.71	171.00	Horizontal	Horizontal	Pass
21613.050	-45.23	14.70	-25.0	-20.23	178.00	Horizontal	Horizontal	Pass

RSE-H&V CH37850 20M RB1 HIGH CH38048 20M RB2 LOW



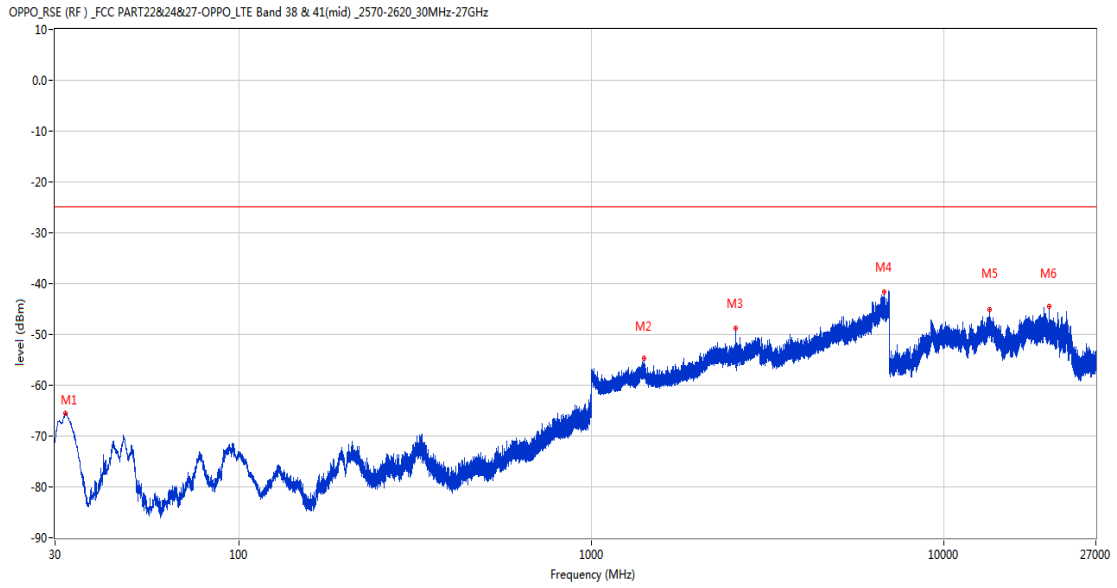
Frequency (MHz)	Result (dBm)	Factor (dB)	PK Limit (dBm)	Over Limit (dB)	Table (o)	ANT	EUT	Verdict
217.307	-66.91	-15.24	-25.0	-41.91	263.00	Horizontal	Vertical	Pass
2558.900	-34.85	1.38	-25.0	-9.85	0.00	Horizontal	Vertical	N/A
2629.800	-35.35	2.04	-25.0	-10.35	-3.00	Horizontal	Vertical	N/A
6684.600	-42.35	12.00	-25.0	-17.35	231.00	Horizontal	Vertical	Pass
13459.537	-45.35	11.45	-25.0	-20.35	223.00	Horizontal	Vertical	Pass
19281.601	-45.10	15.19	-25.0	-20.10	180.00	Horizontal	Vertical	Pass

RSE-V&V CH37850 20M RB1 HIGH CH38048 20M RB2 LOW



Frequency (MHz)	Result (dBm)	Factor (dB)	PK Limit (dBm)	Over Limit (dB)	Table (o)	ANT	EUT	Verdict
32.279	-64.09	-16.68	-25.0	-39.09	311.00	Vertical	Vertical	Pass
2561.000	-37.07	1.40	-25.0	-12.07	88.00	Vertical	Vertical	N/A
2633.600	-39.83	1.87	-25.0	-14.83	243.00	Vertical	Vertical	N/A
6602.800	-41.57	11.92	-25.0	-16.57	259.00	Vertical	Vertical	Pass
13467.150	-45.57	11.32	-25.0	-20.57	105.00	Vertical	Vertical	Pass
21039.301	-45.45	14.51	-25.0	-20.45	330.00	Vertical	Vertical	Pass

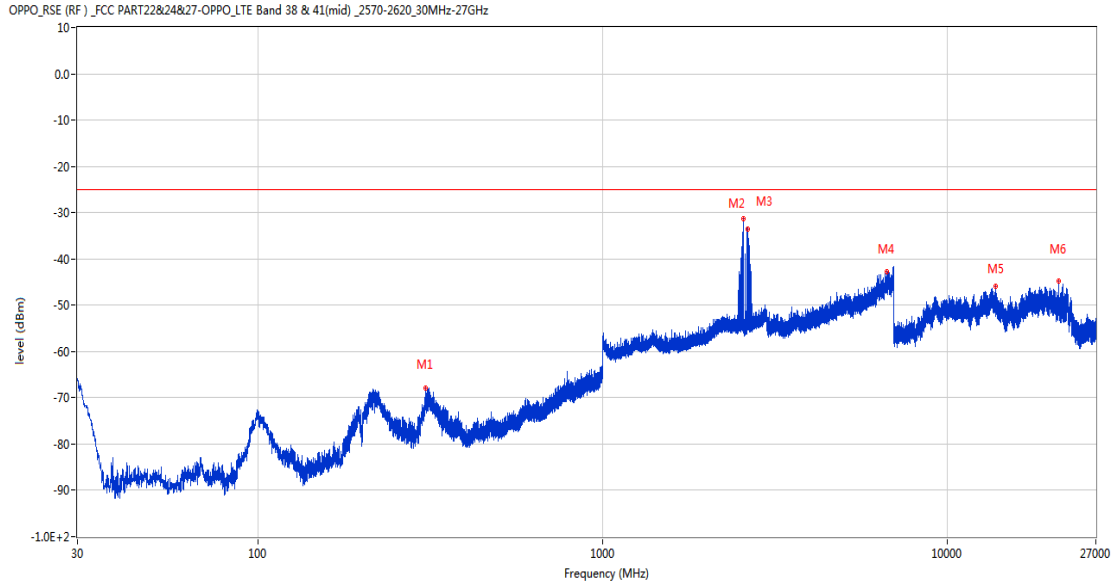
RSE-V&H CH37850 20M RB1 HIGH CH38048 20M RB2 LOW



Frequency (MHz)	Result (dBm)	Factor (dB)	PK Limit (dBm)	Over Limit (dB)	Table (o)	ANT	EUT	Verdict
32.037	-65.55	-16.68	-25.0	-40.55	9.00	Vertical	Horizontal	Pass
1411.100	-54.65	-2.42	-25.0	-29.65	230.00	Vertical	Horizontal	Pass
2563.100	-48.81	1.42	-25.0	-23.81	351.00	Vertical	Horizontal	N/A
6781.600	-41.56	11.98	-25.0	-16.56	350.00	Vertical	Horizontal	Pass
13447.725	-45.08	11.47	-25.0	-20.08	276.00	Vertical	Horizontal	Pass
19908.901	-44.48	16.31	-25.0	-19.48	327.00	Vertical	Horizontal	Pass

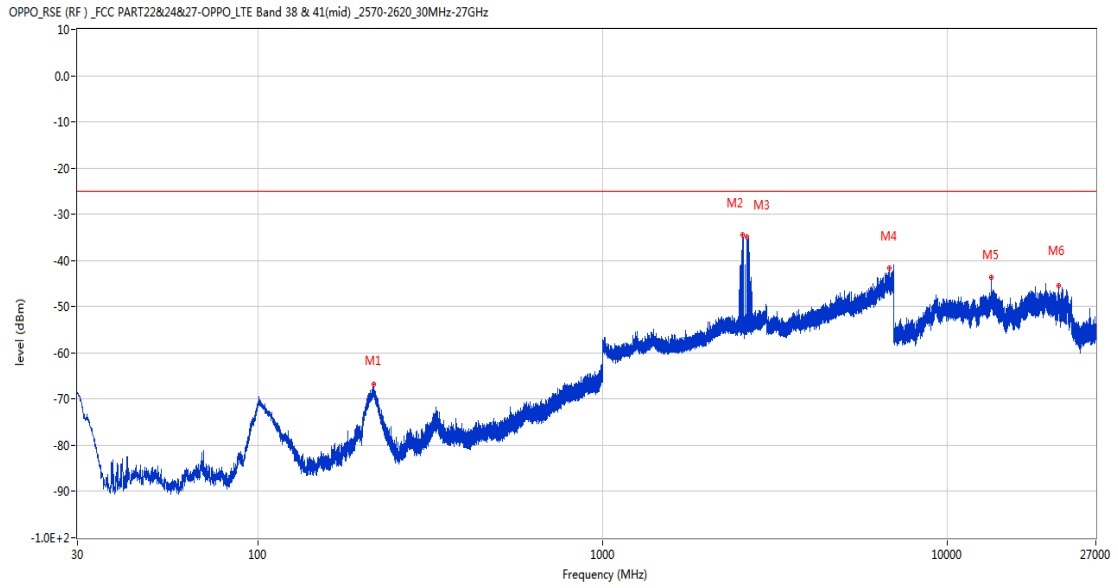
19.8 CA_38C 20MHz+20MHz, 16-QAM, Low Channel

RSE-H&H CH37850 20M RB1 HIGH CH38048 20M RB2 LOW



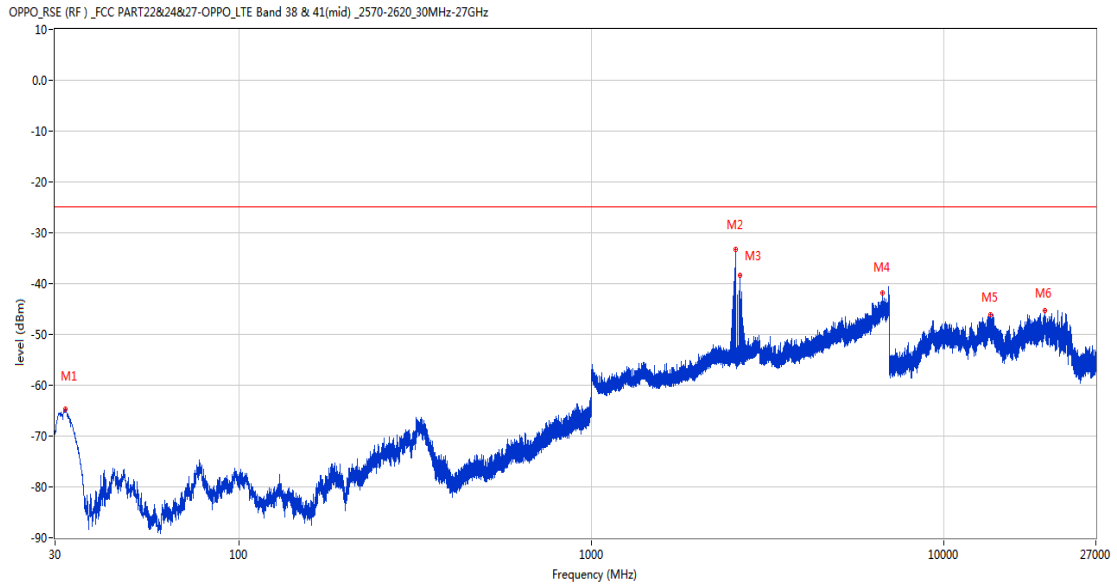
Frequency (MHz)	Result (dBm)	Factor (dB)	PK Limit (dBm)	Over Limit (dB)	Table (o)	ANT	EUT	Verdict
307.662	-67.90	-11.42	-25.0	-42.90	260.00	Horizontal	Horizontal	Pass
2559.600	-31.33	1.39	-25.0	-6.33	115.00	Horizontal	Horizontal	N/A
2638.500	-33.66	1.79	-25.0	-8.66	135.00	Horizontal	Horizontal	N/A
6686.600	-42.79	11.98	-25.0	-17.79	247.00	Horizontal	Horizontal	Pass
13822.838	-45.82	11.65	-25.0	-20.82	90.00	Horizontal	Horizontal	Pass
21039.301	-44.67	14.51	-25.0	-19.67	15.00	Horizontal	Horizontal	Pass

RSE-H&V CH37850 20M RB1 HIGH CH38048 20M RB2 LOW



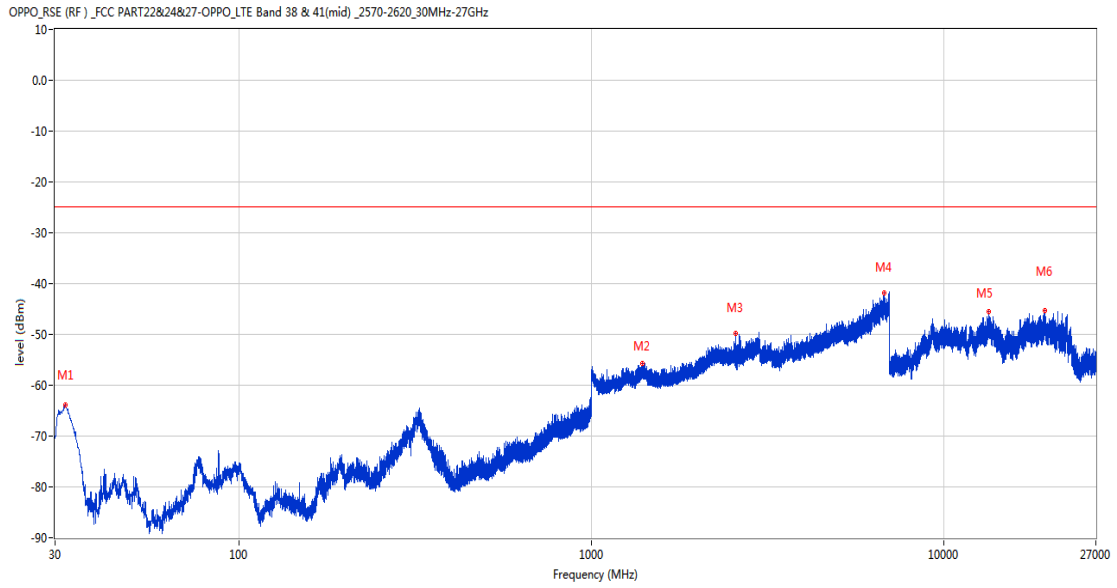
Frequency (MHz)	Result (dBm)	Factor (dB)	PK Limit (dBm)	Over Limit (dB)	Table (o)	ANT	EUT	Verdict
217.258	-66.78	-15.24	-25.0	-41.78	264.00	Horizontal	Vertical	Pass
2557.000	-34.48	1.24	-25.0	-9.48	0.00	Horizontal	Vertical	N/A
2627.000	-34.80	2.01	-25.0	-9.80	-1.00	Horizontal	Vertical	N/A
6787.600	-41.52	12.30	-25.0	-16.52	292.00	Horizontal	Vertical	Pass
13440.638	-43.72	11.31	-25.0	-18.72	60.00	Horizontal	Vertical	Pass
21033.449	-45.52	14.51	-25.0	-20.52	328.00	Horizontal	Vertical	Pass

RSE-V&V CH37850 20M RB1 HIGH CH38048 20M RB2 LOW



Frequency (MHz)	Result (dBm)	Factor (dB)	PK Limit (dBm)	Over Limit (dB)	Table (o)	ANT	EUT	Verdict
32.085	-64.64	-16.68	-25.0	-39.64	363.00	Vertical	Vertical	Pass
2563.400	-33.30	1.43	-25.0	-8.30	247.00	Vertical	Vertical	N/A
2636.000	-38.46	1.84	-25.0	-13.46	247.00	Vertical	Vertical	N/A
6684.800	-41.82	12.01	-25.0	-16.82	53.00	Vertical	Vertical	Pass
13532.250	-46.22	10.46	-25.0	-21.22	307.00	Vertical	Vertical	Pass
19343.249	-45.31	15.87	-25.0	-20.31	53.00	Vertical	Vertical	Pass

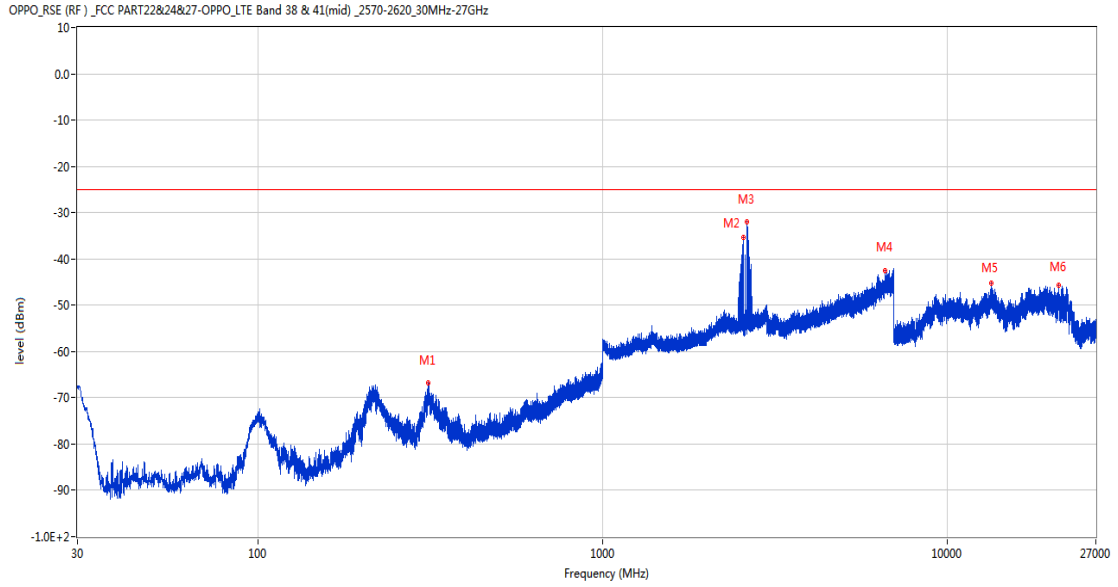
RSE-V&H CH37850 20M RB1 HIGH CH38048 20M RB2 LOW



Frequency (MHz)	Result (dBm)	Factor (dB)	PK Limit (dBm)	Over Limit (dB)	Table (o)	ANT	EUT	Verdict
32.134	-63.84	-16.68	-25.0	-38.84	189.00	Vertical	Horizontal	Pass
1397.500	-55.81	-2.12	-25.0	-30.81	226.00	Vertical	Horizontal	Pass
2558.600	-49.76	1.37	-25.0	-24.76	206.00	Vertical	Horizontal	N/A
6768.200	-41.85	11.44	-25.0	-16.85	196.00	Vertical	Horizontal	Pass
13428.563	-45.52	11.12	-25.0	-20.52	296.00	Vertical	Horizontal	Pass
19330.650	-45.41	16.09	-25.0	-20.41	197.00	Vertical	Horizontal	Pass

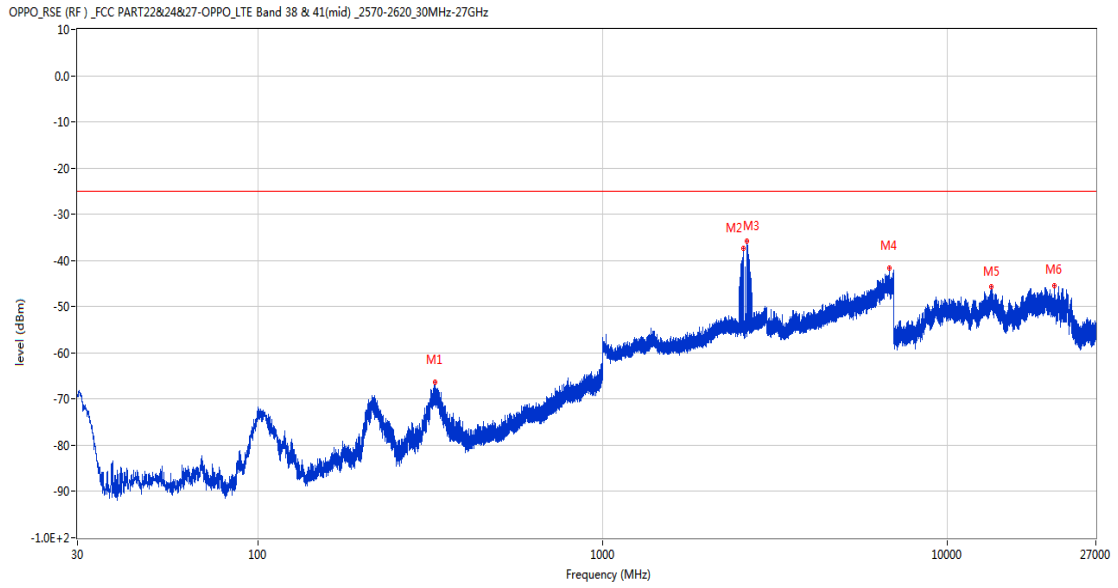
19.9 CA_38C 20MHz+20MHz, QPSK, Middle Channel

RSE-H&H CH37901 20M RB1 HIGH CH38099 20M RB2 LOW



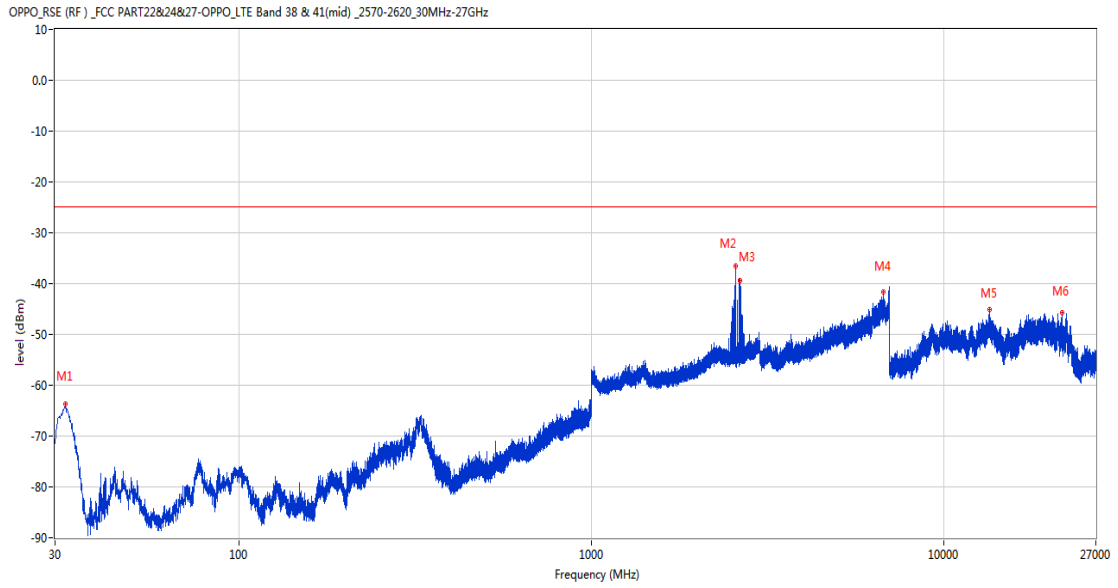
Frequency (MHz)	Result (dBm)	Factor (dB)	PK Limit (dBm)	Over Limit (dB)	Table (o)	ANT	EUT	Verdict
312.755	-66.86	-11.05	-25.0	-41.86	300.00	Horizontal	Horizontal	Pass
2558.200	-35.25	1.34	-25.0	-10.25	198.00	Horizontal	Horizontal	N/A
2627.100	-32.04	2.01	-25.0	-7.04	112.00	Horizontal	Horizontal	N/A
6603.400	-42.53	11.97	-25.0	-17.53	172.00	Horizontal	Horizontal	Pass
13441.950	-45.26	11.34	-25.0	-20.26	9.00	Horizontal	Horizontal	Pass
21034.351	-45.77	14.51	-25.0	-20.77	181.00	Horizontal	Horizontal	Pass

RSE-H&V CH37901 20M RB1 HIGH CH38099 20M RB2 LOW



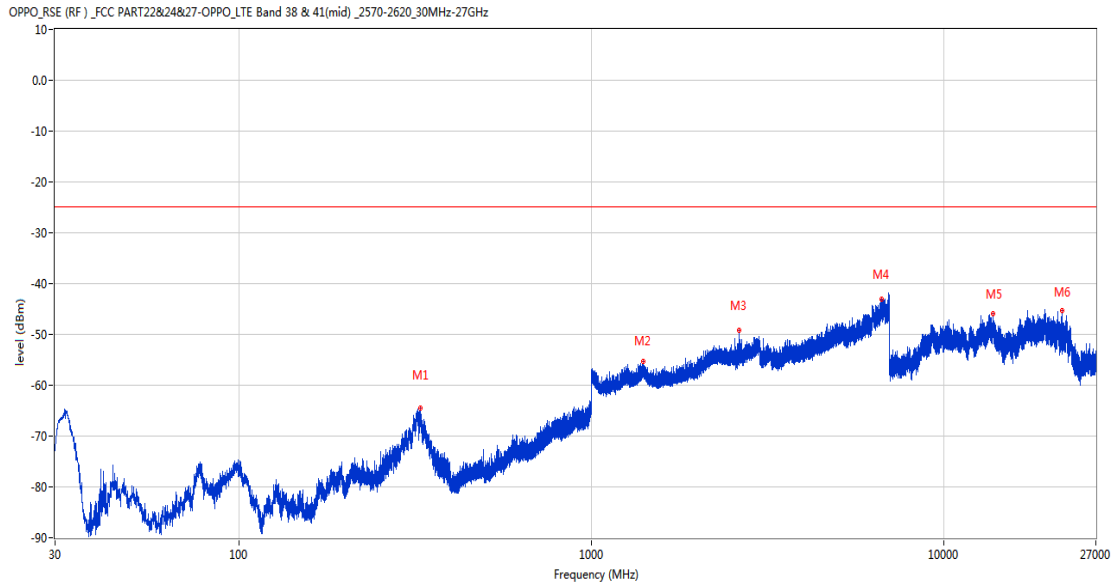
Frequency (MHz)	Result (dBm)	Factor (dB)	PK Limit (dBm)	Over Limit (dB)	Table (o)	ANT	EUT	Verdict
326.869	-66.23	-10.60	-25.0	-41.23	34.00	Horizontal	Vertical	Pass
2561.600	-37.36	1.41	-25.0	-12.36	346.00	Horizontal	Vertical	N/A
2626.800	-35.86	2.01	-25.0	-10.86	128.00	Horizontal	Vertical	N/A
6793.400	-41.60	12.23	-25.0	-16.60	175.00	Horizontal	Vertical	Pass
13414.912	-45.62	10.91	-25.0	-20.62	360.00	Horizontal	Vertical	Pass
20433.150	-45.55	14.31	-25.0	-20.55	61.00	Horizontal	Vertical	Pass

RSE-V&V CH37901 20M RB1 HIGH CH38099 20M RB2 LOW



Frequency (MHz)	Result (dBm)	Factor (dB)	PK Limit (dBm)	Over Limit (dB)	Table (o)	ANT	EUT	Verdict
32.037	-63.75	-16.68	-25.0	-38.75	313.00	Vertical	Vertical	Pass
2561.000	-36.46	1.40	-25.0	-11.46	257.00	Vertical	Vertical	N/A
2642.000	-39.34	1.64	-25.0	-14.34	257.00	Vertical	Vertical	N/A
6746.800	-41.68	11.82	-25.0	-16.68	144.00	Vertical	Vertical	Pass
13446.674	-45.08	11.44	-25.0	-20.08	143.00	Vertical	Vertical	Pass
21609.900	-45.76	14.69	-25.0	-20.76	28.00	Vertical	Vertical	Pass

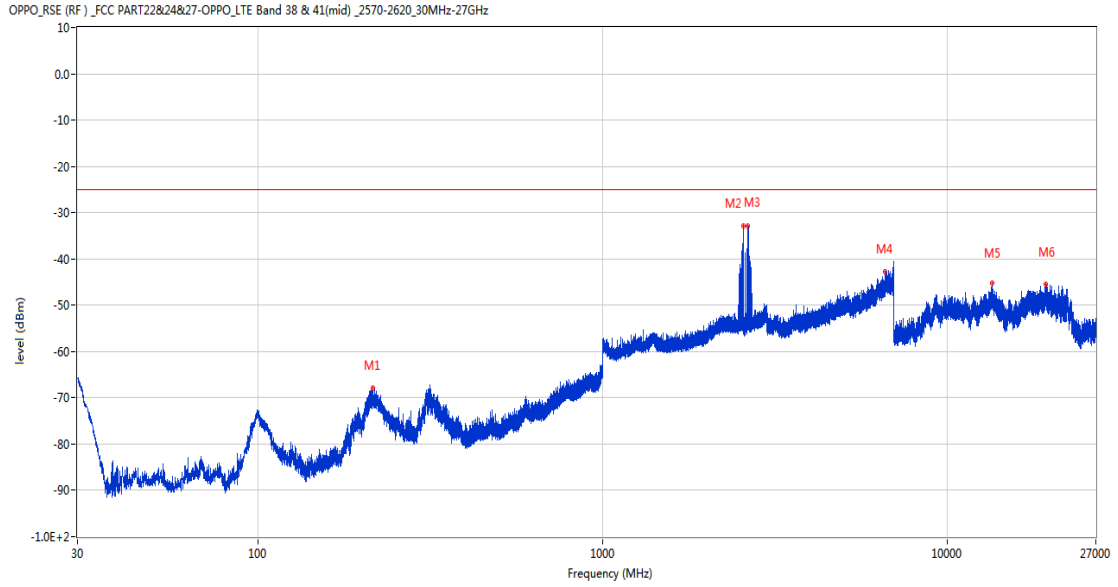
RSE-V&H CH37901 20M RB1 HIGH CH38099 20M RB2 LOW



Frequency (MHz)	Result (dBm)	Factor (dB)	PK Limit (dBm)	Over Limit (dB)	Table (o)	ANT	EUT	Verdict
326.238	-64.42	-10.63	-25.0	-39.42	126.00	Vertical	Horizontal	Pass
1400.700	-55.31	-1.94	-25.0	-30.31	257.00	Vertical	Horizontal	Pass
2625.800	-49.24	2.00	-25.0	-24.24	323.00	Vertical	Horizontal	N/A
6647.800	-43.12	11.85	-25.0	-18.12	344.00	Vertical	Horizontal	Pass
13765.613	-45.94	11.35	-25.0	-20.94	98.00	Vertical	Horizontal	Pass
21622.051	-45.31	14.70	-25.0	-20.31	118.00	Vertical	Horizontal	Pass

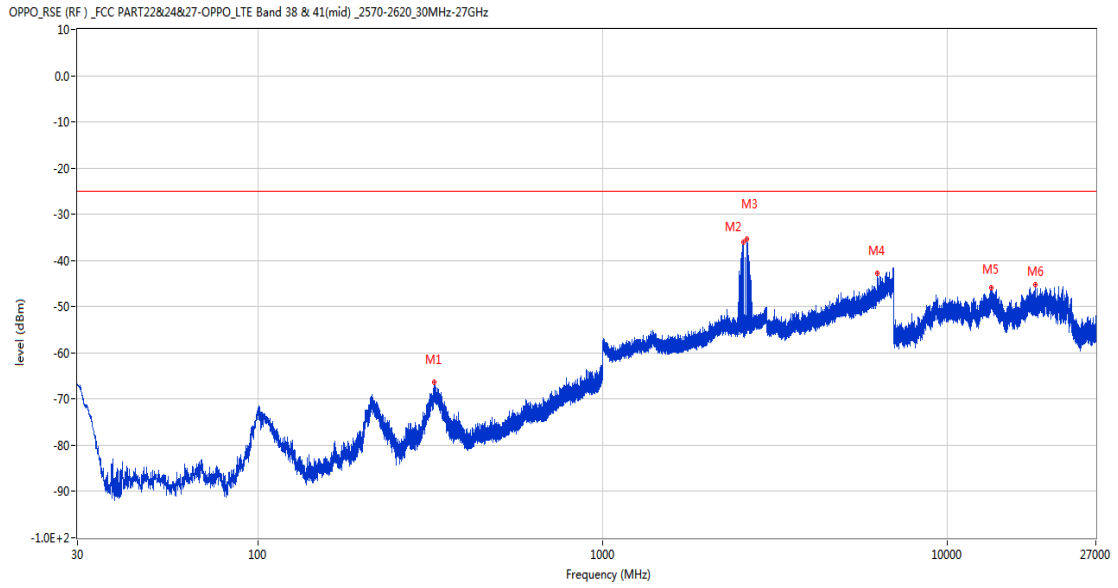
19.10 CA_38C 20MHz+20MHz, 16-QAM, Middle Channel

RSE-H&H CH37901 20M RB1 HIGH CH38099 20M RB2 LOW



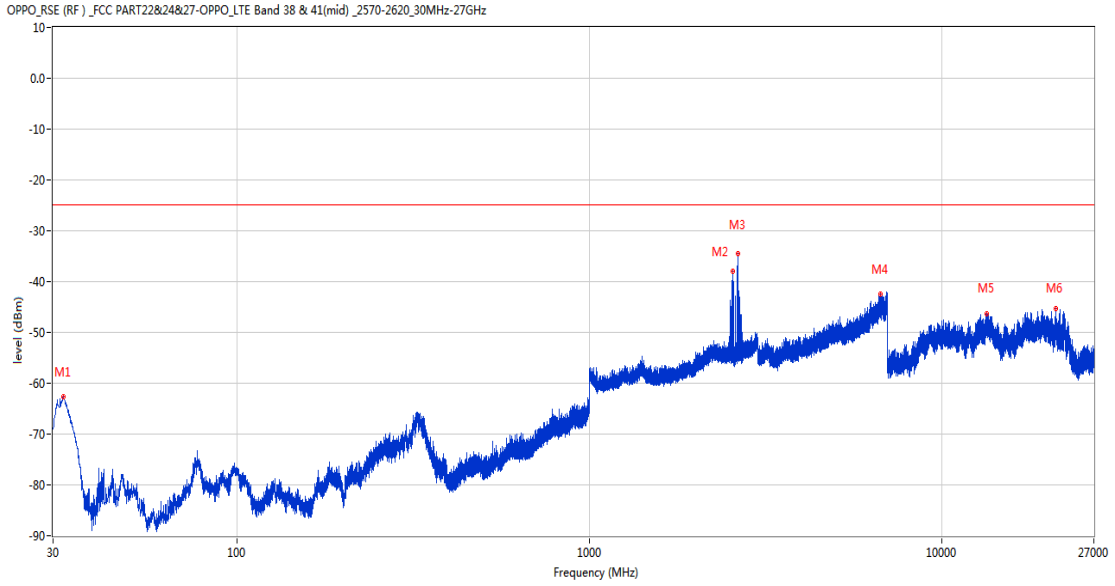
Frequency (MHz)	Result (dBm)	Factor (dB)	PK Limit (dBm)	Over Limit (dB)	Table (o)	ANT	EUT	Verdict
215.318	-67.85	-15.32	-25.0	-42.85	282.00	Horizontal	Horizontal	Pass
2561.600	-32.94	1.41	-25.0	-7.94	140.00	Horizontal	Horizontal	N/A
2640.800	-32.78	1.70	-25.0	-7.78	140.00	Horizontal	Horizontal	N/A
6604.800	-42.72	12.09	-25.0	-17.72	315.00	Horizontal	Horizontal	Pass
13483.950	-45.19	11.02	-25.0	-20.19	95.00	Horizontal	Horizontal	Pass
19348.199	-45.52	15.74	-25.0	-20.52	157.00	Horizontal	Horizontal	Pass

RSE-H&V CH37901 20M RB1 HIGH CH38099 20M RB2 LOW



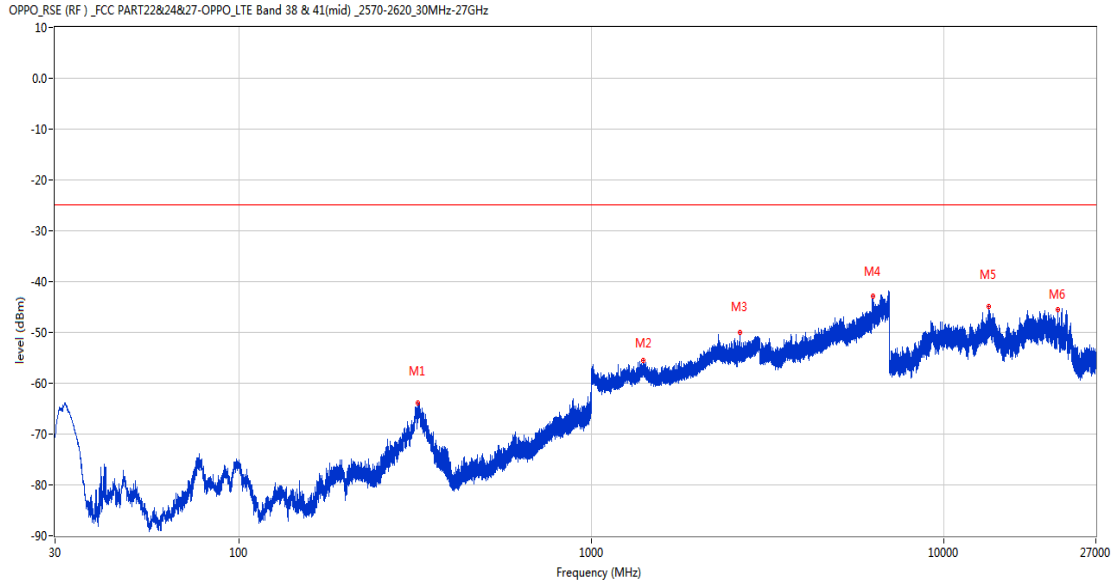
Frequency (MHz)	Result (dBm)	Factor (dB)	PK Limit (dBm)	Over Limit (dB)	Table (o)	ANT	EUT	Verdict
325.608	-66.37	-10.66	-25.0	-41.37	215.00	Horizontal	Vertical	Pass
2561.000	-36.04	1.40	-25.0	-11.04	0.00	Horizontal	Vertical	N/A
2626.300	-35.25	2.01	-25.0	-10.25	6.00	Horizontal	Vertical	N/A
6288.600	-42.77	11.42	-25.0	-17.77	284.00	Horizontal	Vertical	Pass
13451.138	-45.95	11.51	-25.0	-20.95	292.00	Horizontal	Vertical	Pass
17987.926	-45.29	10.25	-25.0	-20.29	360.00	Horizontal	Vertical	Pass

RSE-V&V CH37901 20M RB1 HIGH CH38099 20M RB2 LOW



Frequency (MHz)	Result (dBm)	Factor (dB)	PK Limit (dBm)	Over Limit (dB)	Table (o)	ANT	EUT	Verdict
32.037	-62.74	-16.68	-25.0	-37.74	0.00	Vertical	Vertical	Pass
2551.200	-38.00	1.38	-25.0	-13.00	227.00	Vertical	Vertical	N/A
2632.000	-34.57	1.96	-25.0	-9.57	295.00	Vertical	Vertical	N/A
6684.800	-42.38	12.01	-25.0	-17.38	10.00	Vertical	Vertical	Pass
13420.951	-46.40	11.00	-25.0	-21.40	0.00	Vertical	Vertical	Pass
21041.099	-45.37	14.51	-25.0	-20.37	65.00	Vertical	Vertical	Pass

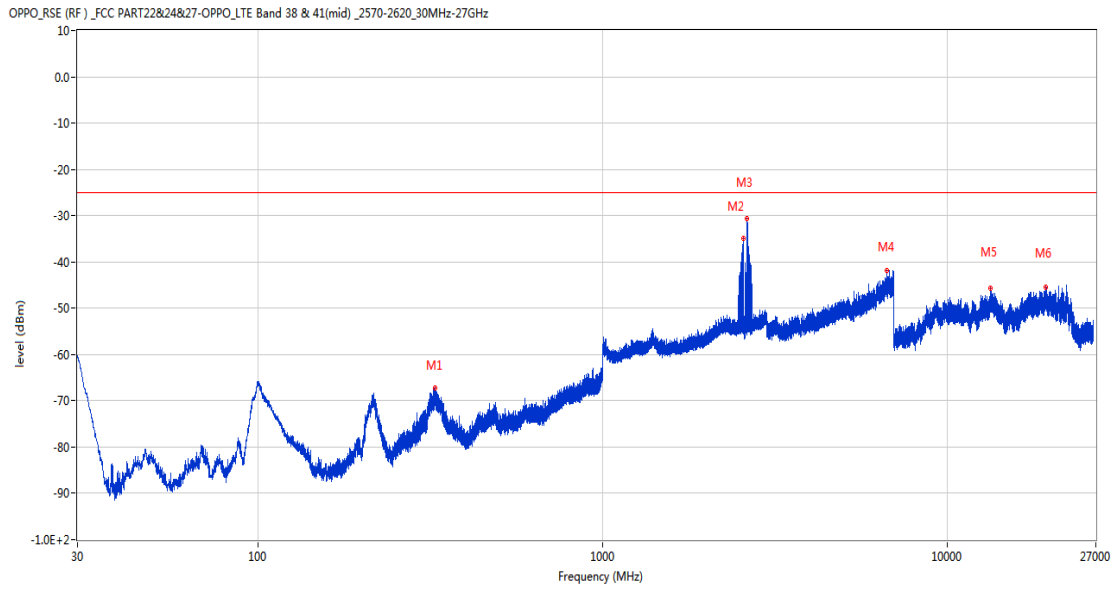
RSE-V&H CH37901 20M RB1 HIGH CH38099 20M RB2 LOW



Frequency (MHz)	Result (dBm)	Factor (dB)	PK Limit (dBm)	Over Limit (dB)	Table (o)	ANT	EUT	Verdict
322.018	-63.88	-10.76	-25.0	-38.88	139.00	Vertical	Horizontal	Pass
1401.100	-55.58	-1.97	-25.0	-30.58	174.00	Vertical	Horizontal	Pass
2632.300	-50.04	1.94	-25.0	-25.04	101.00	Vertical	Horizontal	N/A
6292.600	-42.94	11.24	-25.0	-17.94	11.00	Vertical	Horizontal	Pass
13396.275	-44.88	10.72	-25.0	-19.88	183.00	Vertical	Horizontal	Pass
21035.250	-45.58	14.51	-25.0	-20.58	-3.00	Vertical	Horizontal	Pass

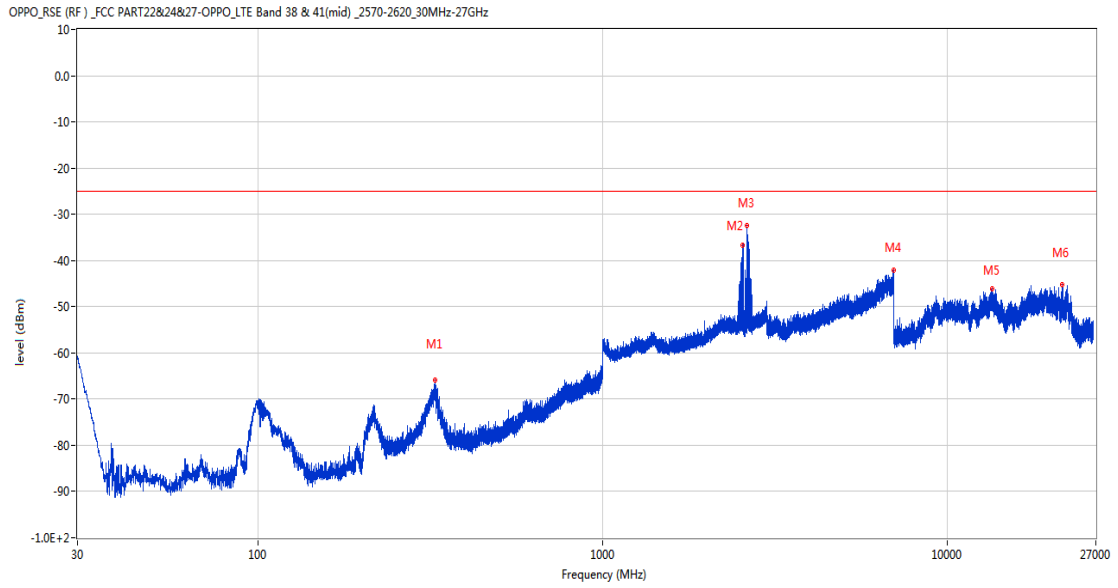
19.11 CA_38C 20MHz+20MHz, QPSK, High Channel

RSE-H&H CH37952 20M RB1 HIGH CH38150 20M RB2 LOW



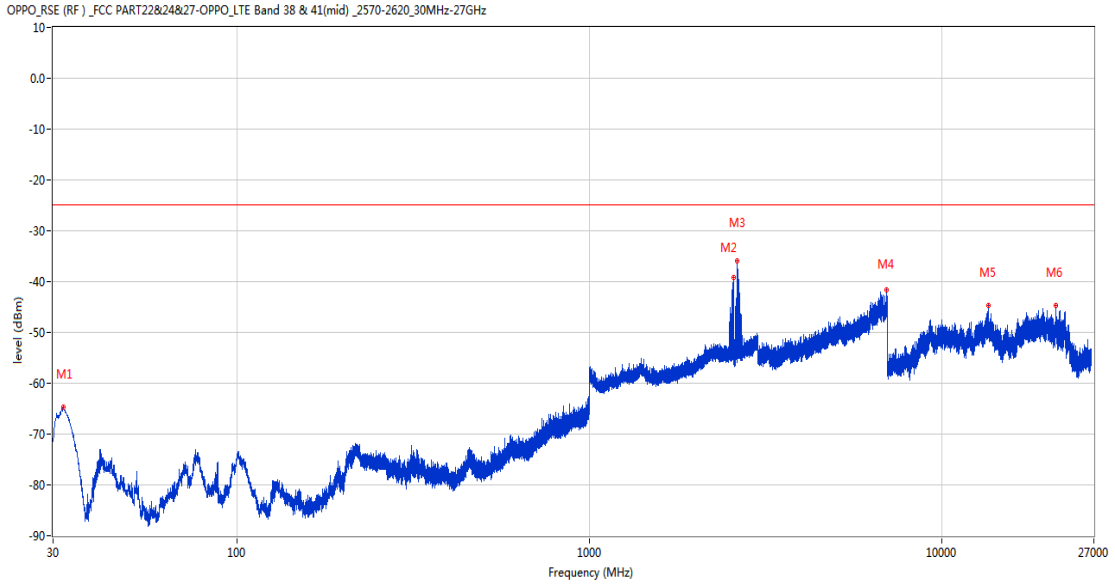
Frequency (MHz)	Result (dBm)	Factor (dB)	PK Limit (dBm)	Over Limit (dB)	Table (o)	ANT	EUT	Verdict
326.238	-67.31	-10.63	-25.0	-42.31	110.00	Horizontal	Horizontal	Pass
2560.000	-34.90	1.39	-25.0	-9.90	165.00	Horizontal	Horizontal	N/A
2630.200	-30.62	2.04	-25.0	-5.62	135.00	Horizontal	Horizontal	N/A
6670.000	-41.96	11.64	-25.0	-16.96	97.00	Horizontal	Horizontal	Pass
13393.388	-45.75	10.74	-25.0	-20.75	295.00	Horizontal	Horizontal	Pass
19343.000	-45.34	15.88	-25.0	-20.34	299.00	Horizontal	Horizontal	Pass

RSE-H&V CH37952 20M RB1 HIGH CH38150 20M RB2 LOW



Frequency (MHz)	Result (dBm)	Factor (dB)	PK Limit (dBm)	Over Limit (dB)	Table (o)	ANT	EUT	Verdict
327.257	-65.96	-10.58	-25.0	-40.96	164.00	Horizontal	Vertical	Pass
2551.000	-36.80	1.39	-25.0	-11.80	133.00	Horizontal	Vertical	N/A
2631.500	-32.43	2.00	-25.0	-7.43	145.00	Horizontal	Vertical	N/A
6993.800	-42.19	13.64	-25.0	-17.19	31.00	Horizontal	Vertical	Pass
13491.826	-46.12	10.87	-25.0	-21.12	42.00	Horizontal	Vertical	Pass
21618.874	-45.33	14.70	-25.0	-20.33	174.00	Horizontal	Vertical	Pass

RSE-V&V CH37952 20M RB1 HIGH CH38150 20M RB2 LOW



Frequency (MHz)	Result (dBm)	Factor (dB)	PK Limit (dBm)	Over Limit (dB)	Table (o)	ANT	EUT	Verdict
32.037	-64.72	-16.68	-25.0	-39.72	151.00	Vertical	Vertical	Pass
2562.100	-39.11	1.41	-25.0	-14.11	281.00	Vertical	Vertical	N/A
2627.500	-35.94	2.02	-25.0	-10.94	281.00	Vertical	Vertical	N/A
6983.600	-41.64	13.84	-25.0	-16.64	303.00	Vertical	Vertical	Pass
13577.138	-44.63	10.67	-25.0	-19.63	0.00	Vertical	Vertical	Pass
21040.450	-44.63	14.51	-25.0	-19.63	350.00	Vertical	Vertical	Pass