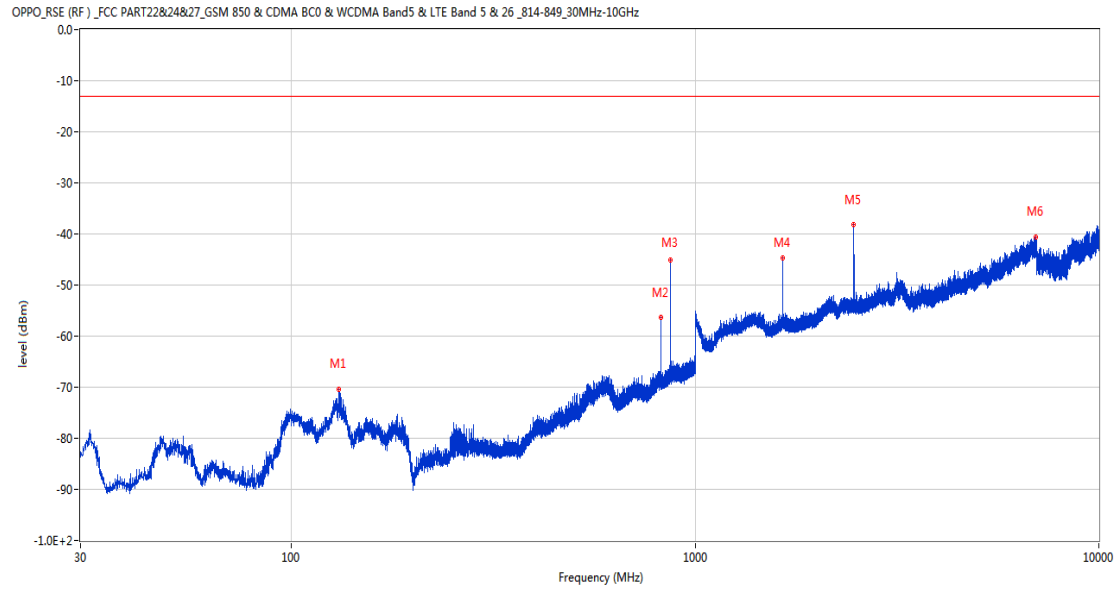


Annex A.7. Field Strength of Spurious Radiation

Up Antenna
 GSM
 1 GSM 850
 1.1 GSM 850 Low Channel

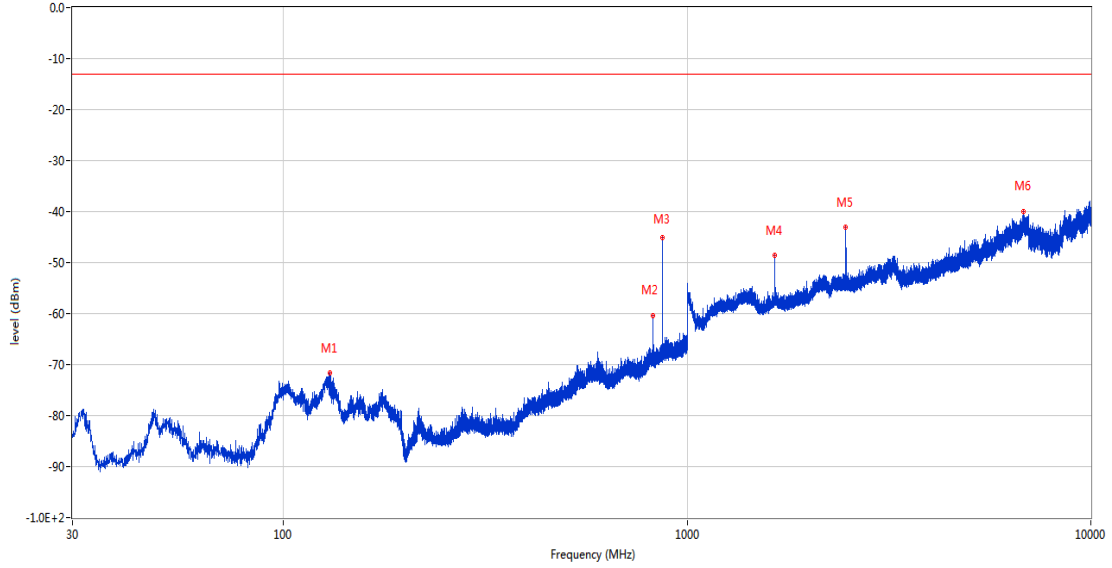
RSE-H&H GSM 850 CH128



Frequency (MHz)	Result (dBm)	Factor (dB)	PK Limit (dBm)	Over Limit (dB)	Table (o)	ANT	EUT	Verdict
130.928	-70.51	-17.64	-13.0	-57.51	325.00	Horizontal	Horizontal	Pass
824.236	-56.41	2.01	-13.0	-43.41	349.00	Horizontal	Horizontal	N/A
869.196	-45.14	2.21	-13.0	-32.14	166.00	Horizontal	Horizontal	N/A
1648.500	-44.75	-4.26	-13.0	-31.75	90.00	Horizontal	Horizontal	Pass
2472.600	-38.22	-0.28	-13.0	-25.22	262.00	Horizontal	Horizontal	Pass
6987.400	-40.51	13.63	-13.0	-27.51	360.00	Horizontal	Horizontal	Pass

RSE-H&V GSM 850 CH128

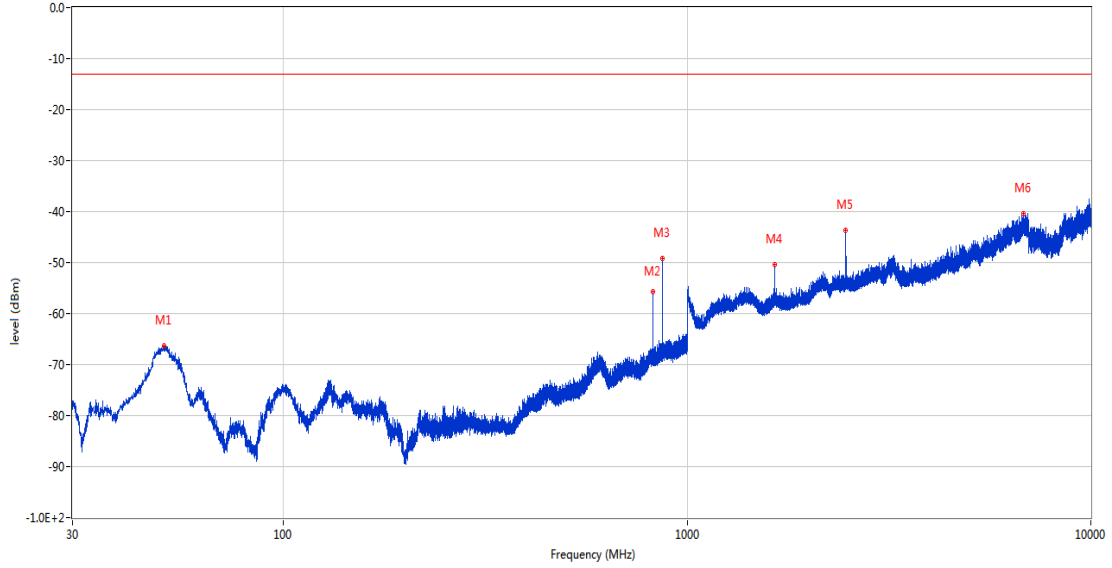
OPPO_RSE (RF) _FCC PART22&24&27_GSM 850 & CDMA BC0 & WCDMA Band5 & LTE Band 5 & 26_814-849_30MHz-10GHz



Frequency (MHz)	Result (dBm)	Factor (dB)	PK Limit (dBm)	Over Limit (dB)	Table (o)	ANT	EUT	Verdict
129.958	-71.56	-17.88	-13.0	-58.56	321.00	Horizontal	Vertical	Pass
824.236	-60.37	2.01	-13.0	-47.37	293.00	Horizontal	Vertical	N/A
869.244	-45.18	2.21	-13.0	-32.18	161.00	Horizontal	Vertical	N/A
1648.600	-48.61	-4.26	-13.0	-35.61	222.00	Horizontal	Vertical	Pass
2472.700	-43.13	-0.27	-13.0	-30.13	240.00	Horizontal	Vertical	Pass
6810.400	-40.07	13.16	-13.0	-27.07	294.00	Horizontal	Vertical	Pass

RSE-V&V GSM 850 CH128

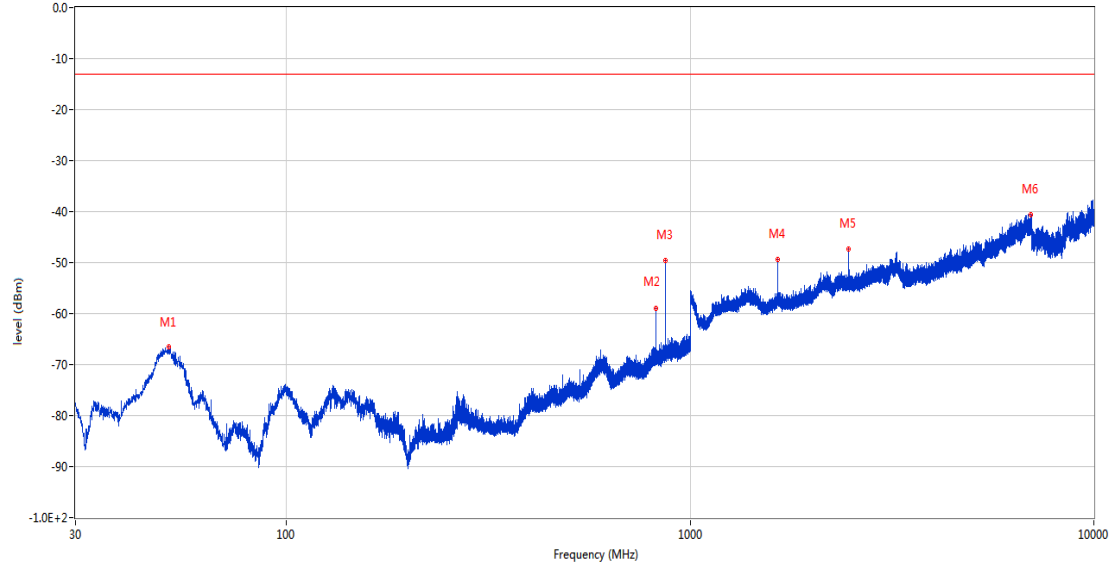
OPPO_RSE (RF) _FCC PART22&24&27_GSM 850 & CDMA BC0 & WCDMA Band5 & LTE Band 5 & 26_814-849_30MHz-10GHz



Frequency (MHz)	Result (dBm)	Factor (dB)	PK Limit (dBm)	Over Limit (dB)	Table (o)	ANT	EUT	Verdict
50.661	-66.23	-15.16	-13.0	-53.23	83.00	Vertical	Vertical	Pass
824.284	-55.79	2.02	-13.0	-42.79	31.00	Vertical	Vertical	N/A
869.196	-49.14	2.21	-13.0	-36.14	178.00	Vertical	Vertical	N/A
1648.400	-50.39	-4.26	-13.0	-37.39	114.00	Vertical	Vertical	Pass
2472.700	-43.74	-0.27	-13.0	-30.74	274.00	Vertical	Vertical	Pass
6818.600	-40.31	13.09	-13.0	-27.31	77.00	Vertical	Vertical	Pass

RSE-V&H GSM 850 CH128

OPPO_RSE (RF) _FCC PART22&24&27_GSM 850 & CDMA BC0 & WCDMA Band5 & LTE Band 5 & 26_814-849_30MHz-10GHz

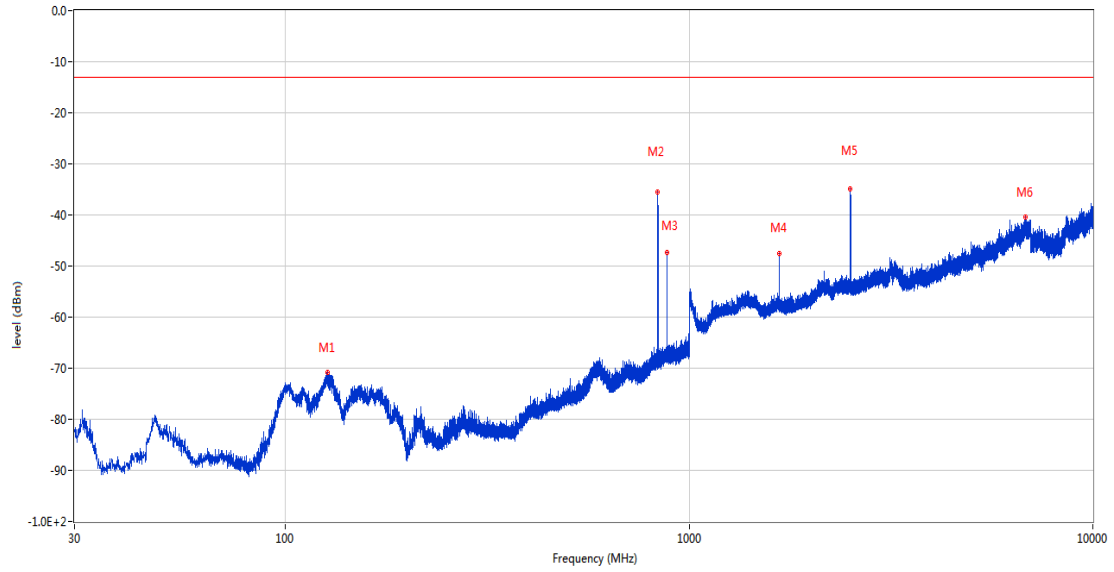


Frequency (MHz)	Result (dBm)	Factor (dB)	PK Limit (dBm)	Over Limit (dB)	Table (o)	ANT	EUT	Verdict
51.049	-66.54	-15.11	-13.0	-53.54	133.00	Vertical	Horizontal	Pass
824.236	-58.95	2.01	-13.0	-45.95	207.00	Vertical	Horizontal	N/A
869.196	-49.69	2.21	-13.0	-36.69	182.00	Vertical	Horizontal	N/A
1648.300	-49.37	-4.27	-13.0	-36.37	138.00	Vertical	Horizontal	Pass
2472.800	-47.37	-0.27	-13.0	-34.37	230.00	Vertical	Horizontal	Pass
6994.600	-40.63	13.85	-13.0	-27.63	174.00	Vertical	Horizontal	Pass

1.2 GSM 850 Middle Channel

RSE-H&H GSM 850 CH190

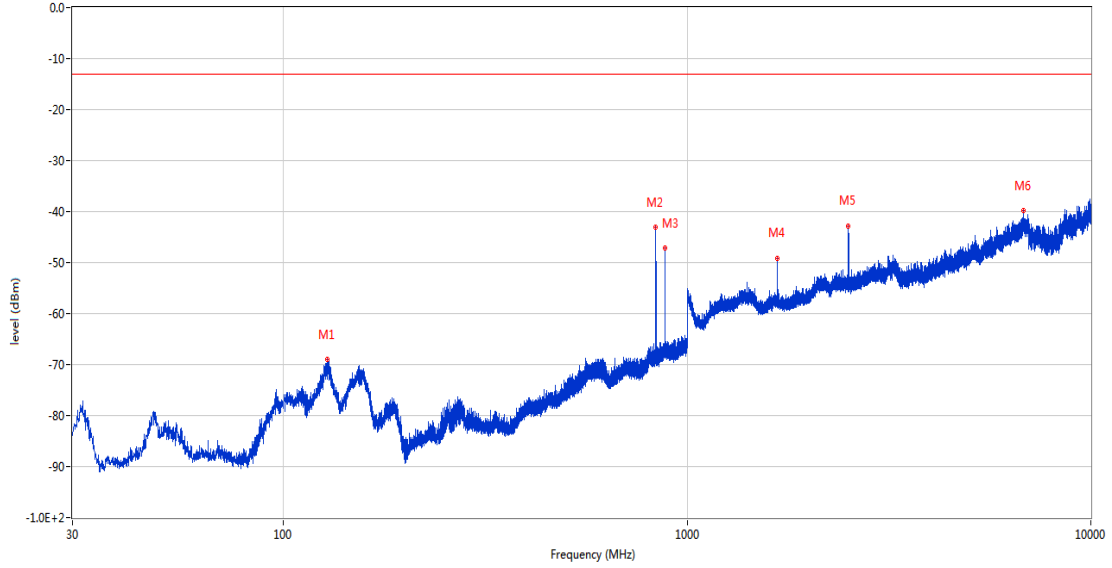
OPPO_RSE (RF) _FCC PART2&24&27_GSM 850 & CDMA BC0 & WCDMA Band5 & LTE Band 5 & 26_814-849_30MHz-10GHz



Frequency (MHz)	Result (dBm)	Factor (dB)	PK Limit (dBm)	Over Limit (dB)	Table (o)	ANT	EUT	Verdict
126.806	-70.90	-18.37	-13.0	-57.90	306.00	Horizontal	Horizontal	Pass
836.604	-35.49	2.18	-13.0	-22.49	220.00	Horizontal	Horizontal	N/A
881.612	-47.32	2.73	-13.0	-34.32	3.00	Horizontal	Horizontal	N/A
1673.100	-47.58	-4.47	-13.0	-34.58	112.00	Horizontal	Horizontal	Pass
2509.800	-34.92	-0.11	-13.0	-21.92	271.00	Horizontal	Horizontal	Pass
6795.400	-40.32	13.05	-13.0	-27.32	196.00	Horizontal	Horizontal	Pass

RSE-H&V GSM 850 CH190

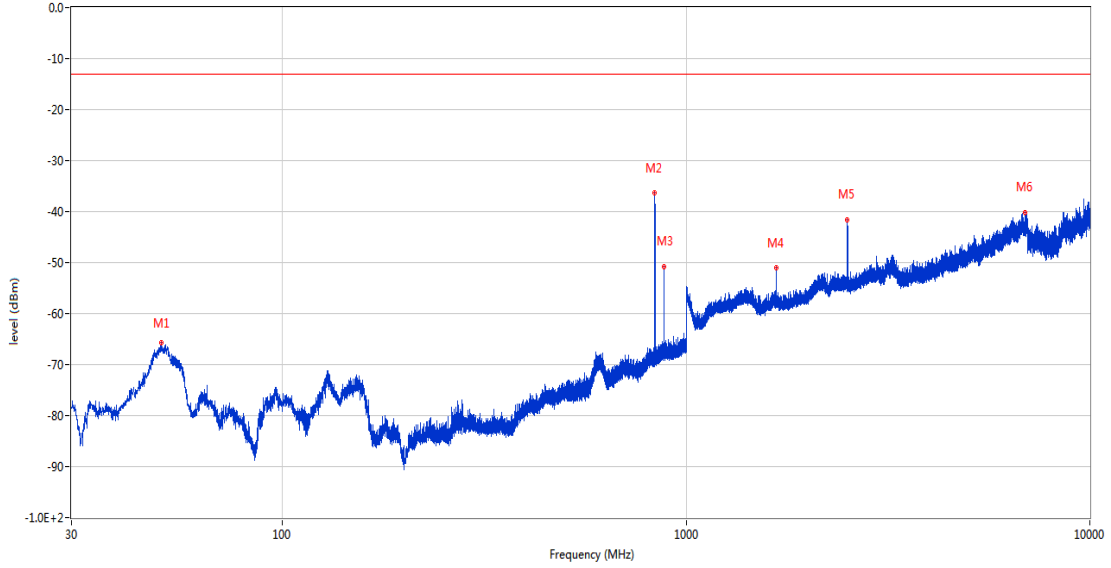
OPPO_RSE (RF) _FCC PART22&24&27_GSM 850 & CDMA BC0 & WCDMA Band5 & LTE Band 5 & 26_814-849_30MHz-10GHz



Frequency (MHz)	Result (dBm)	Factor (dB)	PK Limit (dBm)	Over Limit (dB)	Table (o)	ANT	EUT	Verdict
128.455	-69.07	-18.15	-13.0	-56.07	299.00	Horizontal	Vertical	Pass
836.604	-43.13	2.18	-13.0	-30.13	289.00	Horizontal	Vertical	N/A
881.660	-47.20	2.74	-13.0	-34.20	9.00	Horizontal	Vertical	N/A
1673.600	-49.17	-4.46	-13.0	-36.17	210.00	Horizontal	Vertical	Pass
2510.100	-42.94	-0.11	-13.0	-29.94	253.00	Horizontal	Vertical	Pass
6802.600	-39.80	13.12	-13.0	-26.80	286.00	Horizontal	Vertical	Pass

RSE-V&V GSM 850 CH190

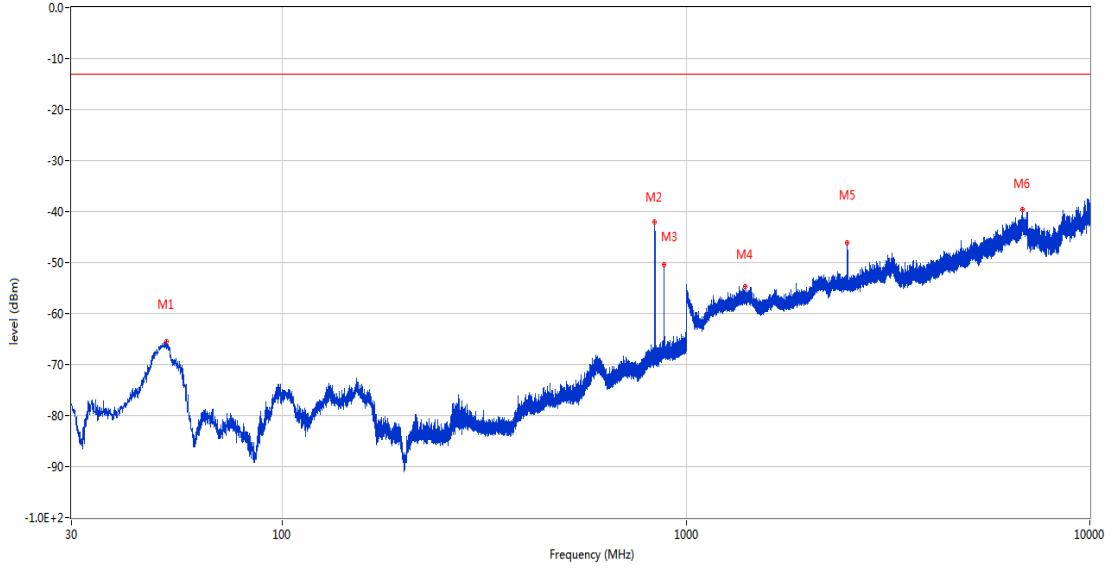
OPPO_RSE (RF) _FCC PART22&24&27_GSM 850 & CDMA BC0 & WCDMA Band5 & LTE Band 5 & 26_814-849_30MHz-10GHz



Frequency (MHz)	Result (dBm)	Factor (dB)	PK Limit (dBm)	Over Limit (dB)	Table (o)	ANT	EUT	Verdict
50.079	-65.73	-15.23	-13.0	-52.73	130.00	Vertical	Vertical	Pass
836.652	-36.39	2.18	-13.0	-23.39	163.00	Vertical	Vertical	N/A
881.563	-50.76	2.73	-13.0	-37.76	97.00	Vertical	Vertical	N/A
1673.100	-51.11	-4.47	-13.0	-38.11	243.00	Vertical	Vertical	Pass
2509.800	-41.69	-0.11	-13.0	-28.69	232.00	Vertical	Vertical	Pass
6902.200	-40.19	12.21	-13.0	-27.19	116.00	Vertical	Vertical	Pass

RSE-V&H GSM 850 CH190

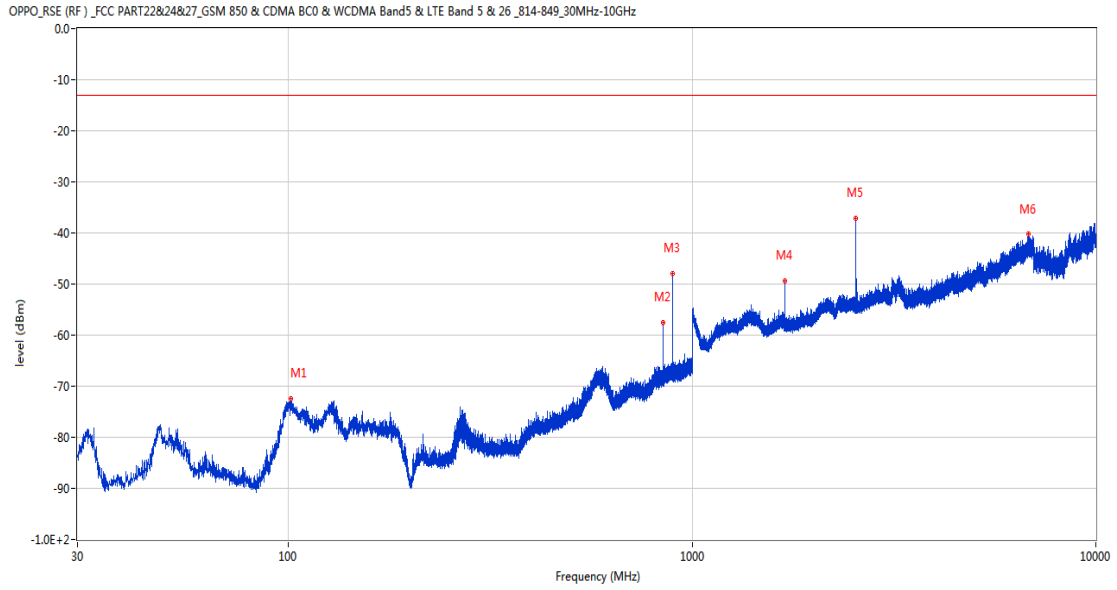
OPPO_RSE (RF) _FCC PART22&24&27_GSM 850 & CDMA BC0 & WCDMA Band5 & LTE Band 5 & 26_814-849_30MHz-10GHz



Frequency (MHz)	Result (dBm)	Factor (dB)	PK Limit (dBm)	Over Limit (dB)	Table (o)	ANT	EUT	Verdict
51.631	-65.60	-15.05	-13.0	-52.60	98.00	Vertical	Horizontal	Pass
836.652	-41.99	2.18	-13.0	-28.99	202.00	Vertical	Horizontal	N/A
881.563	-50.44	2.73	-13.0	-37.44	98.00	Vertical	Horizontal	N/A
1401.000	-54.68	-3.31	-13.0	-41.68	77.00	Vertical	Horizontal	Pass
2510.000	-46.12	-0.11	-13.0	-33.12	300.00	Vertical	Horizontal	Pass
6804.200	-39.64	13.11	-13.0	-26.64	103.00	Vertical	Horizontal	Pass

1.3 GSM 850 High Channel

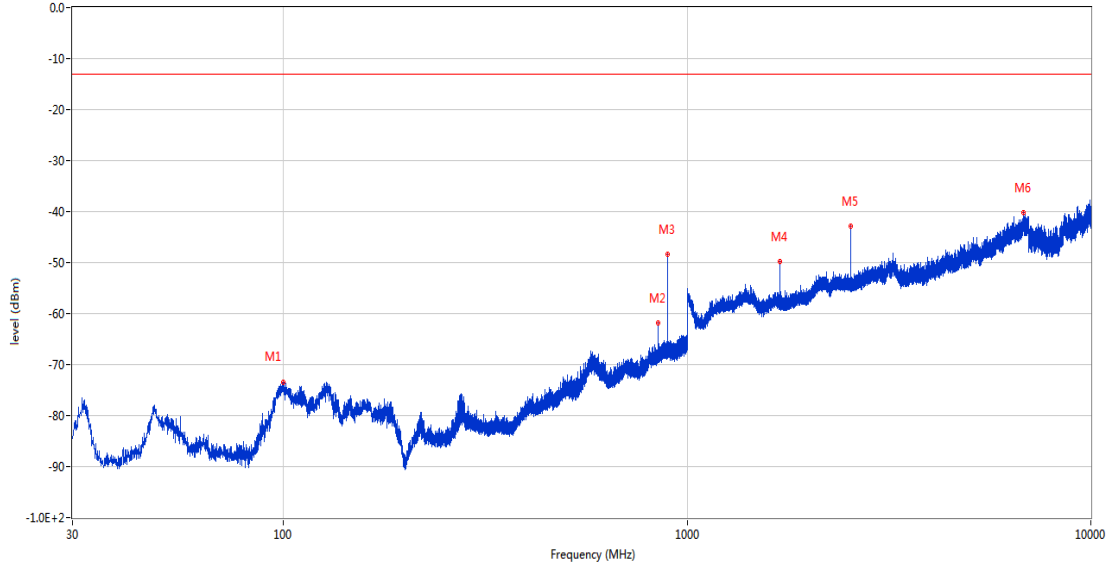
RSE-H&H GSM 850 CH251



Frequency (MHz)	Result (dBm)	Factor (dB)	PK Limit (dBm)	Over Limit (dB)	Table (o)	ANT	EUT	Verdict
101.198	-72.43	-21.23	-13.0	-59.43	171.00	Horizontal	Horizontal	Pass
848.729	-57.53	2.29	-13.0	-44.53	203.00	Horizontal	Horizontal	N/A
893.785	-47.89	2.49	-13.0	-34.89	158.00	Horizontal	Horizontal	N/A
1697.800	-49.40	-4.85	-13.0	-36.40	156.00	Horizontal	Horizontal	Pass
2546.600	-37.22	-0.22	-13.0	-24.22	271.00	Horizontal	Horizontal	Pass
6798.000	-40.19	13.09	-13.0	-27.19	173.00	Horizontal	Horizontal	Pass

RSE-H&V GSM 850 CH251

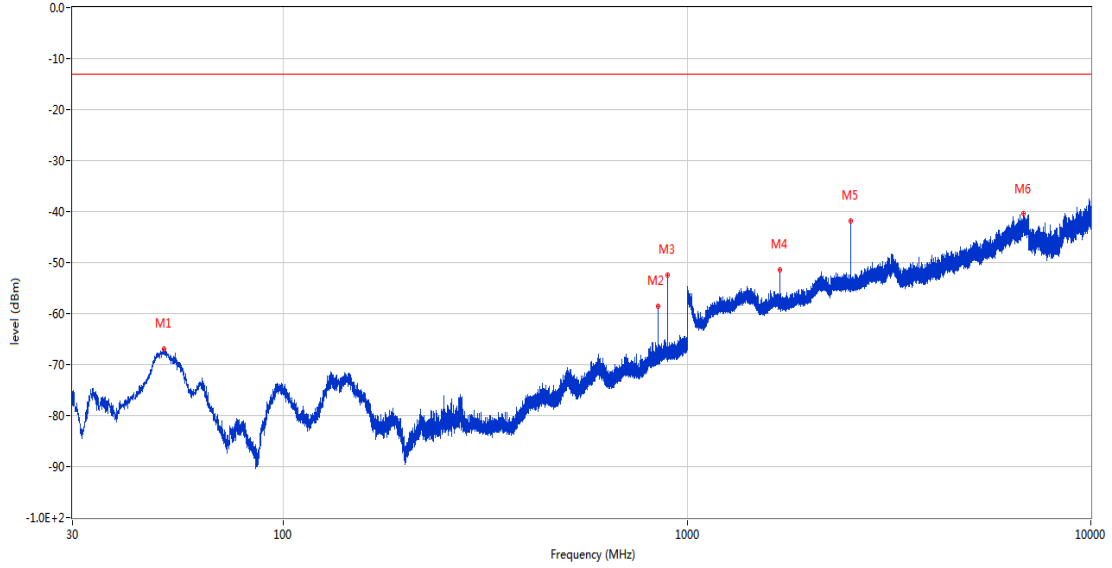
OPPO_RSE (RF) _FCC PART22&24&27_GSM 850 & CDMA BC0 & WCDMA Band5 & LTE Band 5 & 26_814-849_30MHz-10GHz



Frequency (MHz)	Result (dBm)	Factor (dB)	PK Limit (dBm)	Over Limit (dB)	Table (o)	ANT	EUT	Verdict
99.646	-73.51	-21.02	-13.0	-60.51	341.00	Horizontal	Vertical	Pass
848.825	-61.93	2.29	-13.0	-48.93	142.00	Horizontal	Vertical	N/A
893.737	-48.46	2.49	-13.0	-35.46	178.00	Horizontal	Vertical	N/A
1697.800	-49.86	-4.85	-13.0	-36.86	224.00	Horizontal	Vertical	Pass
2546.600	-42.84	-0.22	-13.0	-29.84	245.00	Horizontal	Vertical	Pass
6823.800	-40.20	12.97	-13.0	-27.20	244.00	Horizontal	Vertical	Pass

RSE-V&V GSM 850 CH251

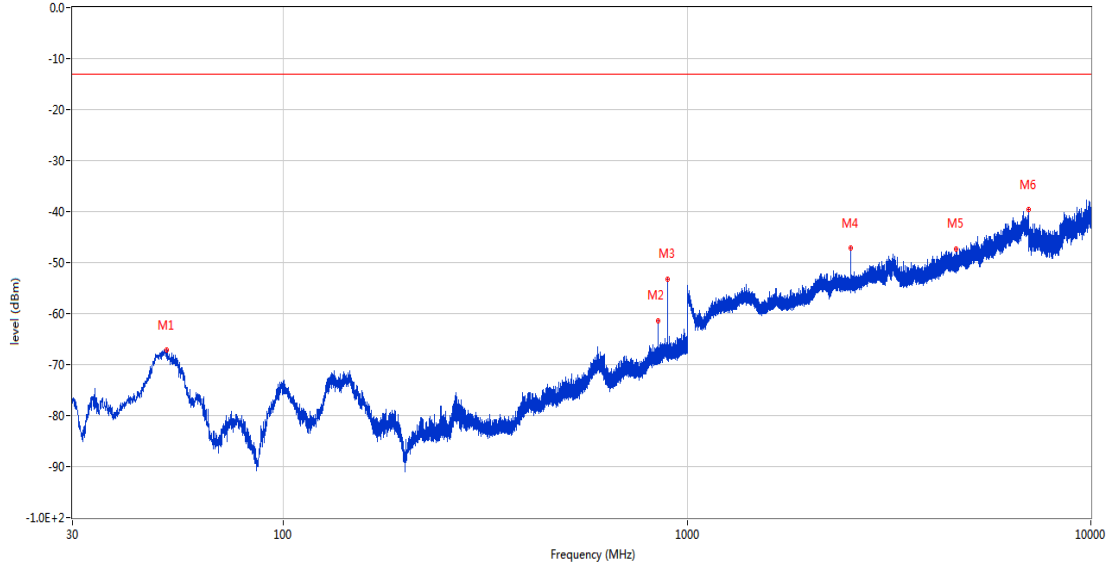
OPPO_RSE (RF) _FCC PART22&24&27_GSM 850 & CDMA BC0 & WCDMA Band5 & LTE Band 5 & 26_814-849_30MHz-10GHz



Frequency (MHz)	Result (dBm)	Factor (dB)	PK Limit (dBm)	Over Limit (dB)	Table (o)	ANT	EUT	Verdict
50.564	-66.94	-15.17	-13.0	-53.94	125.00	Vertical	Vertical	Pass
848.825	-58.54	2.29	-13.0	-45.54	192.00	Vertical	Vertical	N/A
893.737	-52.44	2.49	-13.0	-39.44	212.00	Vertical	Vertical	N/A
1697.600	-51.35	-4.83	-13.0	-38.35	296.00	Vertical	Vertical	Pass
2546.500	-41.84	-0.22	-13.0	-28.84	322.00	Vertical	Vertical	Pass
6795.000	-40.45	13.02	-13.0	-27.45	34.00	Vertical	Vertical	Pass

RSE-V&H GSM 850 CH251

OPPO_RSE (RF) _FCC PART22&24&27_GSM 850 & CDMA BC0 & WCDMA Band5 & LTE Band 5 & 26_814-849_30MHz-10GHz



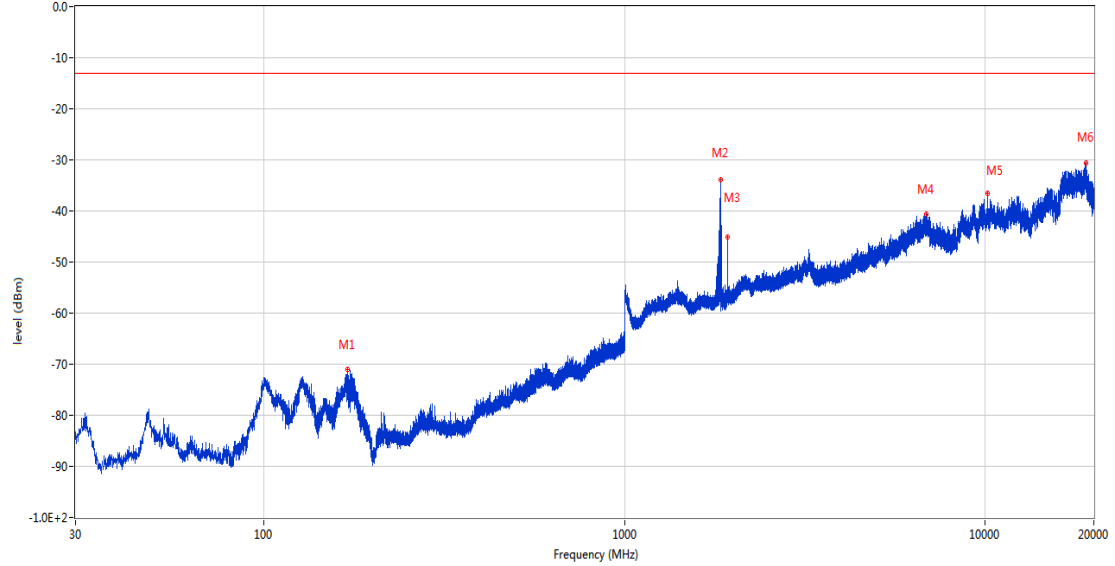
Frequency (MHz)	Result (dBm)	Factor (dB)	PK Limit (dBm)	Over Limit (dB)	Table (o)	ANT	EUT	Verdict
51.437	-67.19	-15.07	-13.0	-54.19	148.00	Vertical	Horizontal	Pass
848.874	-61.46	2.29	-13.0	-48.46	285.00	Vertical	Horizontal	N/A
893.737	-53.27	2.49	-13.0	-40.27	215.00	Vertical	Horizontal	N/A
2546.600	-47.20	-0.22	-13.0	-34.20	199.00	Vertical	Horizontal	Pass
4633.600	-47.38	6.18	-13.0	-34.38	289.00	Vertical	Horizontal	Pass
6996.400	-39.65	13.86	-13.0	-26.65	63.00	Vertical	Horizontal	Pass

2 GSM 1900

2.1 GSM 1900 Low Channel

RSE-H&H GSM 1900 CH512

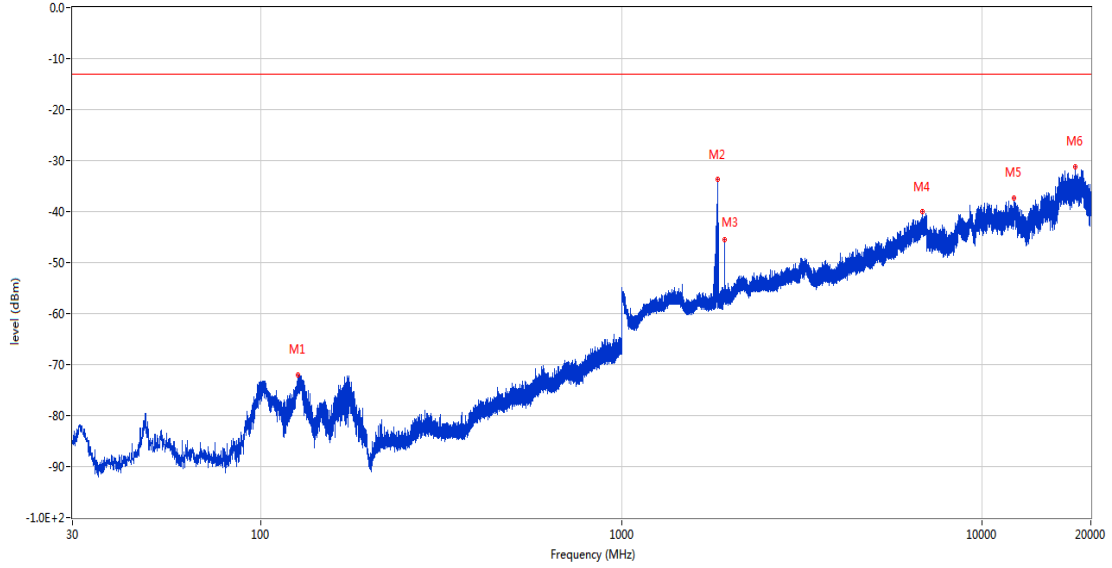
OPPO_RSE (RF) _ FCC PART22&24&27_GSM 1900 & CDMA BC1 & WCDMA Band 2 & LTE Band 2 & 25 _1830-1920_30MHz-20GHz



Frequency (MHz)	Result (dBm)	Factor (dB)	PK Limit (dBm)	Over Limit (dB)	Table (o)	ANT	EUT	Verdict
170.020	-70.93	-15.63	-13.0	-57.93	347.00	Horizontal	Horizontal	Pass
1850.400	-33.94	-2.88	-13.0	-20.94	264.00	Horizontal	Horizontal	N/A
1930.500	-45.09	-2.77	-13.0	-32.09	154.00	Horizontal	Horizontal	N/A
6845.000	-40.66	12.50	-13.0	-27.66	225.00	Horizontal	Horizontal	Pass
10138.637	-36.63	19.12	-13.0	-23.63	354.00	Horizontal	Horizontal	Pass
19050.975	-30.56	25.01	-13.0	-17.56	106.00	Horizontal	Horizontal	Pass

RSE-H&V GSM 1900 CH512

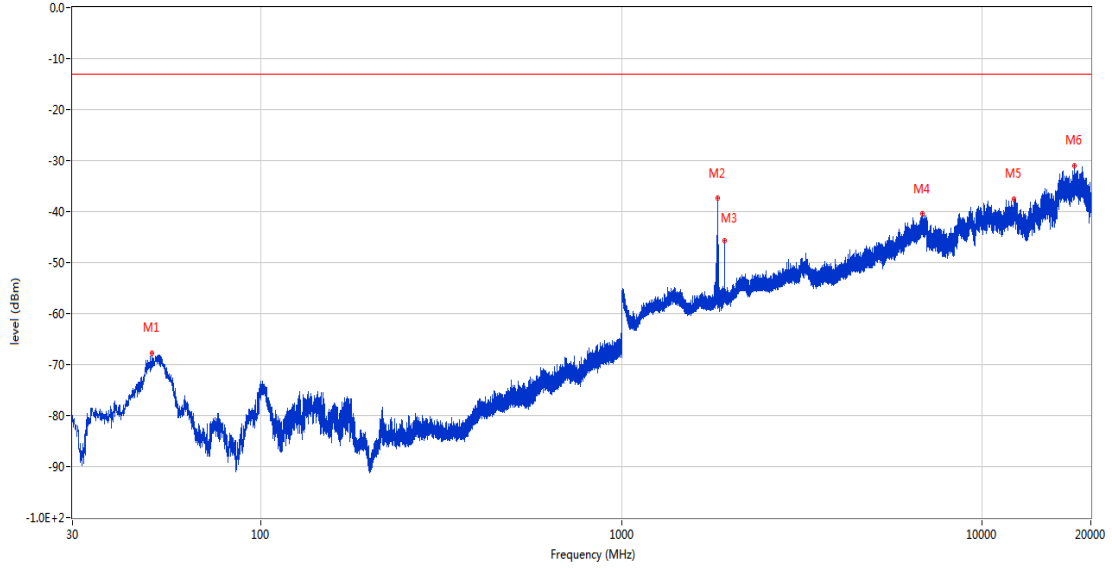
OPPO_RSE (RF) _FCC PART22&24&27_GSM 1900 & CDMA BC1 & WCDMA Band 2 & LTE Band 2 & 25 _1830-1920_30MHz-20GHz



Frequency (MHz)	Result (dBm)	Factor (dB)	PK Limit (dBm)	Over Limit (dB)	Table (o)	ANT	EUT	Verdict
126.563	-72.04	-18.37	-13.0	-59.04	135.00	Horizontal	Vertical	Pass
1850.500	-33.69	-2.88	-13.0	-20.69	217.00	Horizontal	Vertical	N/A
1930.300	-45.50	-2.70	-13.0	-32.50	152.00	Horizontal	Vertical	N/A
6816.800	-39.94	13.12	-13.0	-26.94	85.00	Horizontal	Vertical	Pass
12267.862	-37.37	18.69	-13.0	-24.37	0.00	Horizontal	Vertical	Pass
18108.113	-31.24	25.53	-13.0	-18.24	309.00	Horizontal	Vertical	Pass

RSE-V&V GSM 1900 CH512

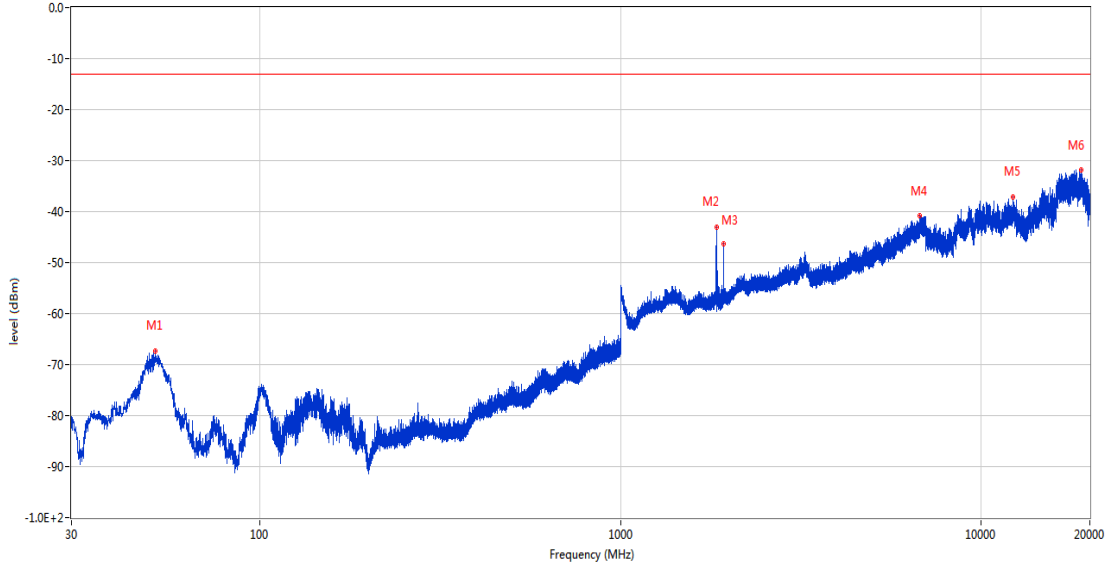
OPPO_RSE (RF) _FCC PART22&24&27_GSM 1900 & CDMA BC1 & WCDMA Band 2 & LTE Band 2 & 25 _1830-1920_30MHz-20GHz



Frequency (MHz)	Result (dBm)	Factor (dB)	PK Limit (dBm)	Over Limit (dB)	Table (o)	ANT	EUT	Verdict
49.837	-67.79	-15.30	-13.0	-54.79	180.00	Vertical	Vertical	Pass
1850.500	-37.41	-2.88	-13.0	-24.41	215.00	Vertical	Vertical	N/A
1930.600	-45.75	-2.81	-13.0	-32.75	182.00	Vertical	Vertical	N/A
6804.400	-40.34	13.11	-13.0	-27.34	210.00	Vertical	Vertical	Pass
12267.288	-37.52	18.68	-13.0	-24.52	203.00	Vertical	Vertical	Pass
18037.062	-31.07	25.57	-13.0	-18.07	158.00	Vertical	Vertical	Pass

RSE-V&H GSM 1900 CH512

OPPO_RSE (RF) _FCC PART2&24&27_GSM 1900 & CDMA BC1 & WCDMA Band 2 & LTE Band 2 & 25 _1830-1920_30MHz-20GHz

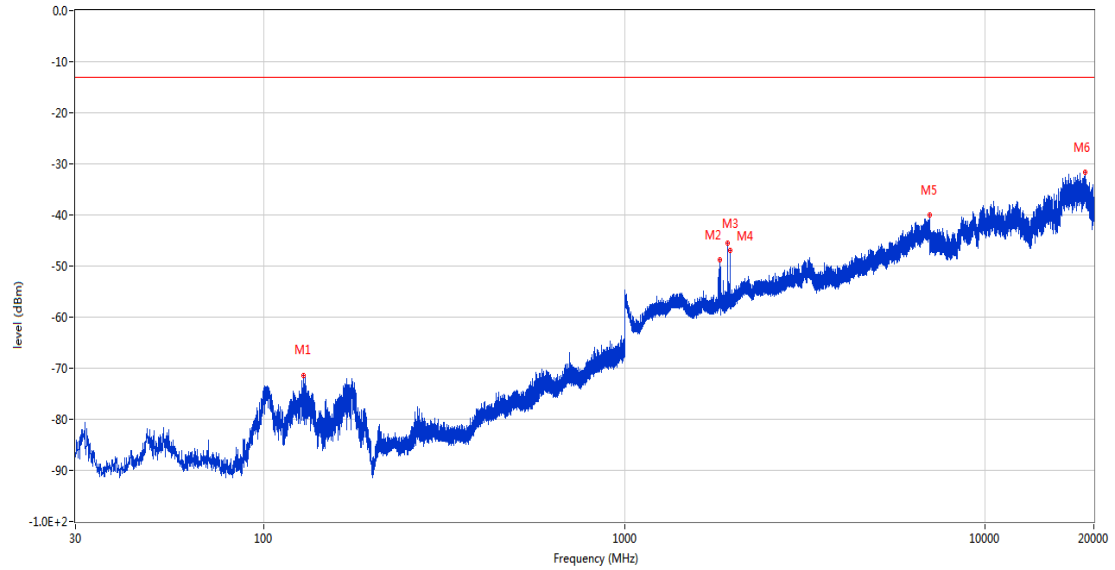


Frequency (MHz)	Result (dBm)	Factor (dB)	PK Limit (dBm)	Over Limit (dB)	Table (o)	ANT	EUT	Verdict
51.291	-67.34	-15.01	-13.0	-54.34	304.00	Vertical	Horizontal	Pass
1850.500	-43.16	-2.88	-13.0	-30.16	339.00	Vertical	Horizontal	N/A
1930.400	-46.32	-2.74	-13.0	-33.32	176.00	Vertical	Horizontal	N/A
6757.200	-40.80	12.24	-13.0	-27.80	10.00	Vertical	Horizontal	Pass
12266.138	-37.15	18.67	-13.0	-24.15	306.00	Vertical	Horizontal	Pass
18929.177	-31.87	25.08	-13.0	-18.87	256.00	Vertical	Horizontal	Pass

2.2 GSM 1900 Middle Channel

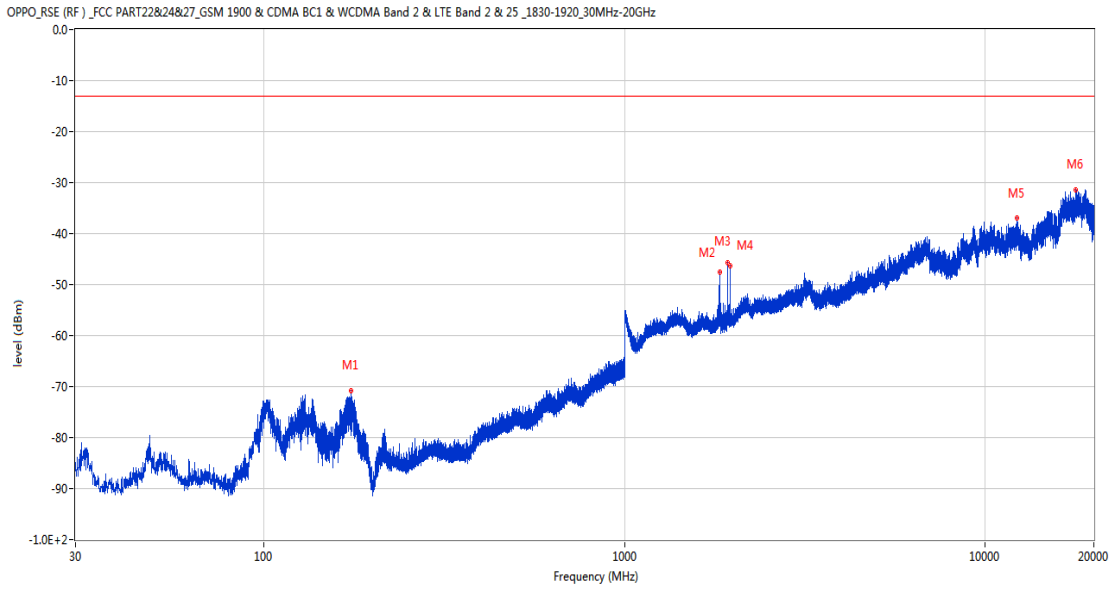
RSE-H&H GSM 1900 CH661

OPPO_RSE (RF) _FCC PART22&24&27_GSM 1900 & CDMA BC1 & WCDMA Band 2 & LTE Band 2 & 25_1830-1920_30MHz-20GHz



Frequency (MHz)	Result (dBm)	Factor (dB)	PK Limit (dBm)	Over Limit (dB)	Table (o)	ANT	EUT	Verdict
128.891	-71.50	-18.01	-13.0	-58.50	161.00	Horizontal	Horizontal	Pass
1835.200	-48.69	-3.90	-13.0	-35.69	163.00	Horizontal	Horizontal	Pass
1930.300	-45.58	-2.70	-13.0	-32.58	34.00	Horizontal	Horizontal	Pass
1960.100	-47.03	-3.59	-13.0	-34.03	156.00	Horizontal	Horizontal	N/A
6998.800	-40.10	13.94	-13.0	-27.10	103.00	Horizontal	Horizontal	Pass
18923.739	-31.66	25.08	-13.0	-18.66	327.00	Horizontal	Horizontal	Pass

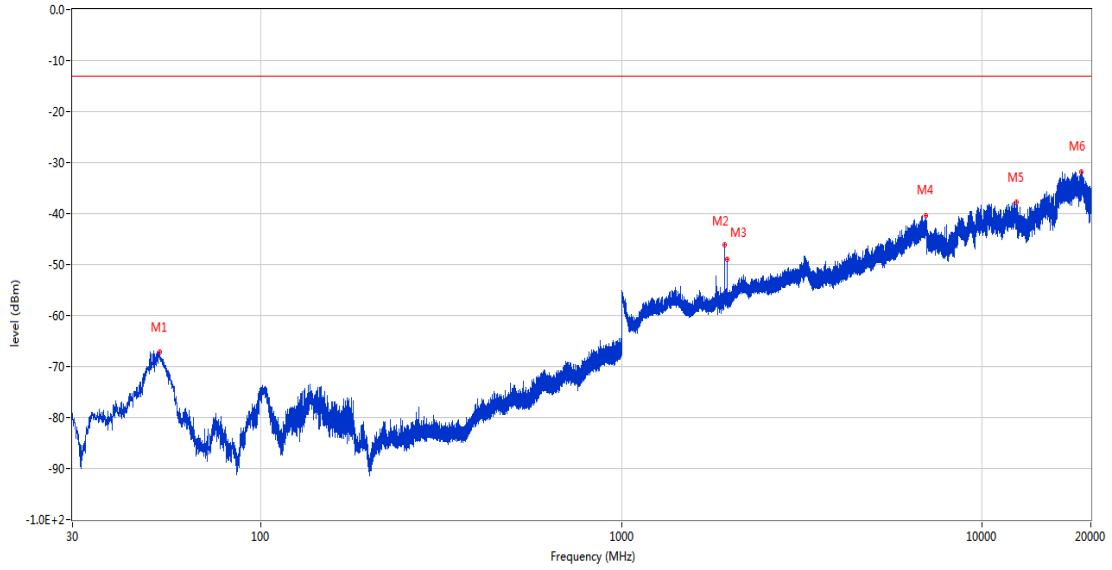
RSE-H&V GSM 1900 CH661



Frequency (MHz)	Result (dBm)	Factor (dB)	PK Limit (dBm)	Over Limit (dB)	Table (o)	ANT	EUT	Verdict
174.094	-70.78	-15.35	-13.0	-57.78	312.00	Horizontal	Vertical	Pass
1838.500	-47.49	-3.57	-13.0	-34.49	221.00	Horizontal	Vertical	Pass
1930.500	-45.81	-2.77	-13.0	-32.81	27.00	Horizontal	Vertical	Pass
1960.100	-46.30	-3.59	-13.0	-33.30	27.00	Horizontal	Vertical	N/A
12238.537	-36.99	17.80	-13.0	-23.99	115.00	Horizontal	Vertical	Pass
17801.802	-31.43	25.71	-13.0	-18.43	123.00	Horizontal	Vertical	Pass

RSE-V&V GSM 1900 CH661

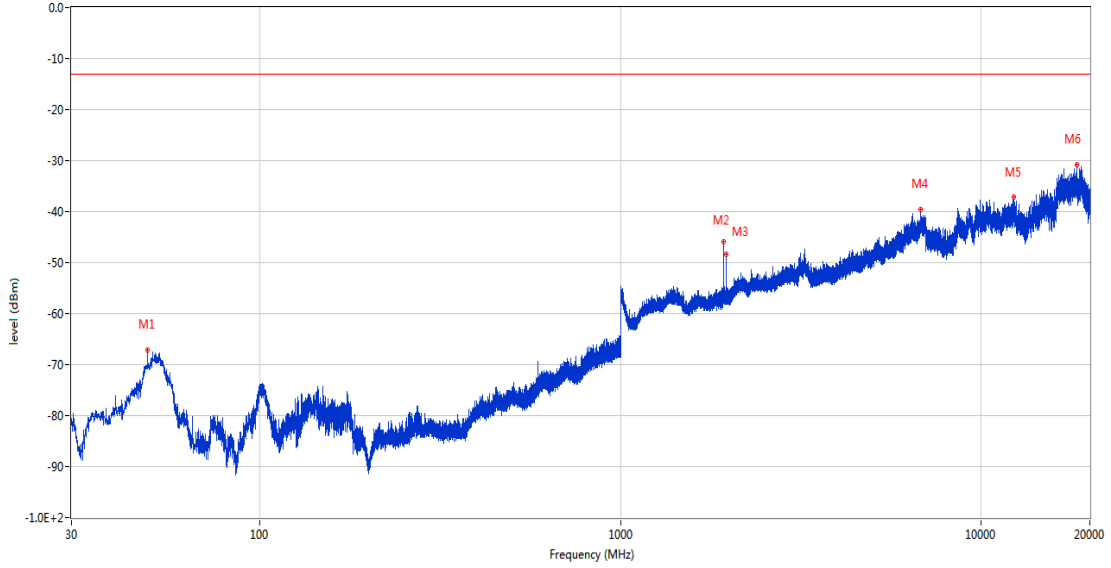
OPPO_RSE (RF) _FCC PART22&24&27_GSM 1900 & CDMA BC1 & WCDMA Band 2 & LTE Band 2 & 25 _1830-1920_30MHz-20GHz



Frequency (MHz)	Result (dBm)	Factor (dB)	PK Limit (dBm)	Over Limit (dB)	Table (o)	ANT	EUT	Verdict
52.261	-67.18	-14.94	-13.0	-54.18	139.00	Vertical	Vertical	Pass
1930.200	-46.20	-2.67	-13.0	-33.20	187.00	Vertical	Vertical	Pass
1960.200	-49.05	-3.60	-13.0	-36.05	261.00	Vertical	Vertical	N/A
6978.800	-40.37	13.37	-13.0	-27.37	343.00	Vertical	Vertical	Pass
12434.900	-37.82	16.82	-13.0	-24.82	30.00	Vertical	Vertical	Pass
18795.411	-31.82	25.15	-13.0	-18.82	148.00	Vertical	Vertical	Pass

RSE-V&H GSM 1900 CH661

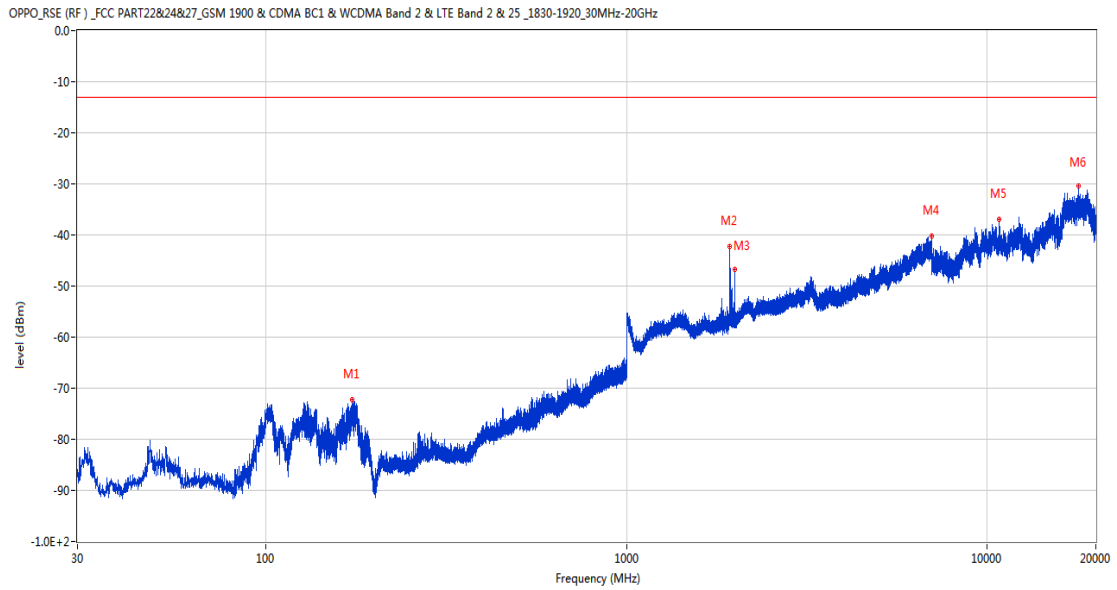
OPPO_RSE (RF) _FCC PART22&24&27_GSM 1900 & CDMA BC1 & WCDMA Band 2 & LTE Band 2 & 25 _1830-1920_30MHz-20GHz



Frequency (MHz)	Result (dBm)	Factor (dB)	PK Limit (dBm)	Over Limit (dB)	Table (o)	ANT	EUT	Verdict
48.672	-67.04	-15.83	-13.0	-54.04	327.00	Vertical	Horizontal	Pass
1930.600	-45.96	-2.81	-13.0	-32.96	185.00	Vertical	Horizontal	Pass
1960.300	-48.29	-3.60	-13.0	-35.29	305.00	Vertical	Horizontal	N/A
6802.800	-39.62	13.12	-13.0	-26.62	21.00	Vertical	Horizontal	Pass
12302.937	-37.09	18.85	-13.0	-24.09	360.00	Vertical	Horizontal	Pass
18366.937	-30.91	25.39	-13.0	-17.91	92.00	Vertical	Horizontal	Pass

2.3 GSM 1900 High Channel

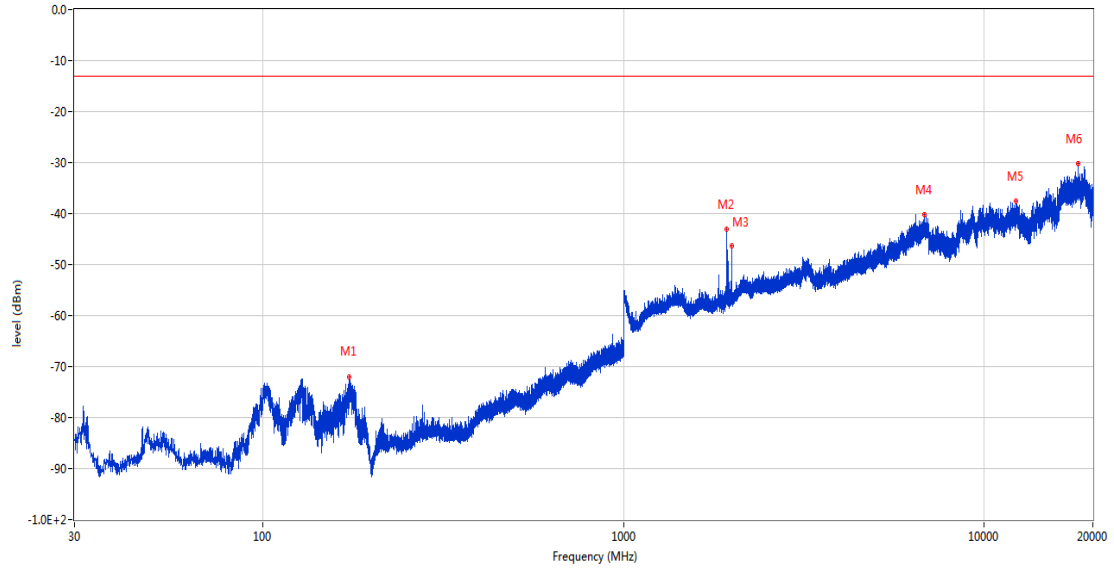
RSE-H&H GSM 1900 CH810



Frequency (MHz)	Result (dBm)	Factor (dB)	PK Limit (dBm)	Over Limit (dB)	Table (o)	ANT	EUT	Verdict
173.318	-72.24	-15.37	-13.0	-59.24	360.00	Horizontal	Horizontal	Pass
1929.600	-42.15	-2.51	-13.0	-29.15	124.00	Horizontal	Horizontal	Pass
1989.900	-46.65	-3.65	-13.0	-33.65	38.00	Horizontal	Horizontal	N/A
6994.600	-40.26	13.85	-13.0	-27.26	71.00	Horizontal	Horizontal	Pass
10807.075	-37.03	17.74	-13.0	-24.03	107.00	Horizontal	Horizontal	Pass
17956.588	-30.39	25.20	-13.0	-17.39	143.00	Horizontal	Horizontal	Pass

RSE-H&V GSM 1900 CH810

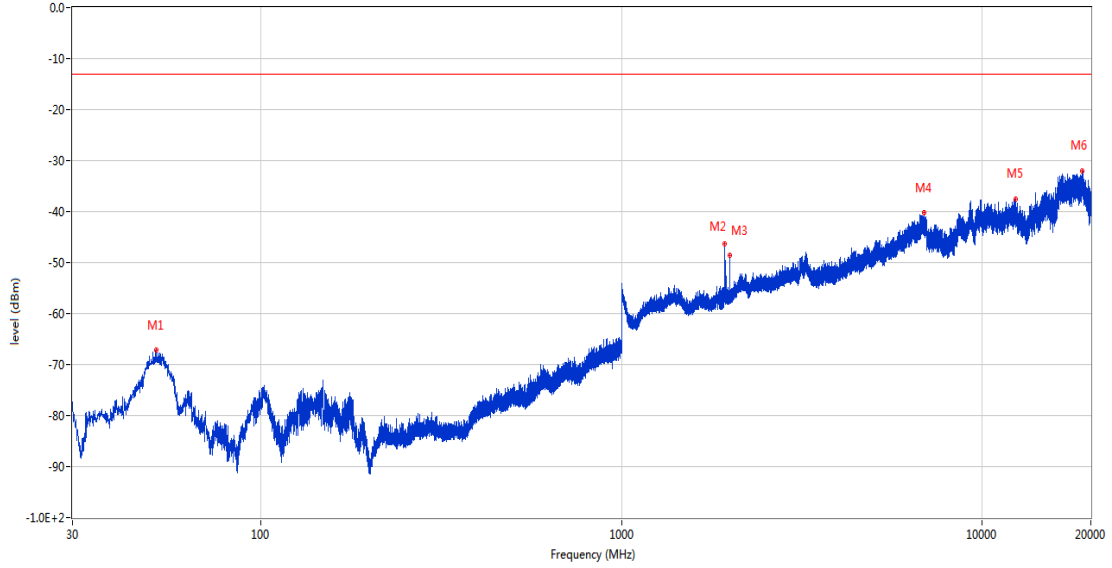
OPPO_RSE (RF) _FCC PART22&24&27_GSM 1900 & CDMA BC1 & WCDMA Band 2 & LTE Band 2 & 25 _1830-1920_30MHz-20GHz



Frequency (MHz)	Result (dBm)	Factor (dB)	PK Limit (dBm)	Over Limit (dB)	Table (o)	ANT	EUT	Verdict
173.463	-72.07	-15.36	-13.0	-59.07	346.00	Horizontal	Vertical	Pass
1929.300	-43.07	-2.51	-13.0	-30.07	358.00	Horizontal	Vertical	Pass
1990.100	-46.30	-3.64	-13.0	-33.30	36.00	Horizontal	Vertical	N/A
6815.600	-40.29	13.12	-13.0	-27.29	294.00	Horizontal	Vertical	Pass
12267.575	-37.59	18.68	-13.0	-24.59	182.00	Horizontal	Vertical	Pass
18204.176	-30.28	25.48	-13.0	-17.28	269.00	Horizontal	Vertical	Pass

RSE-V&V GSM 1900 CH810

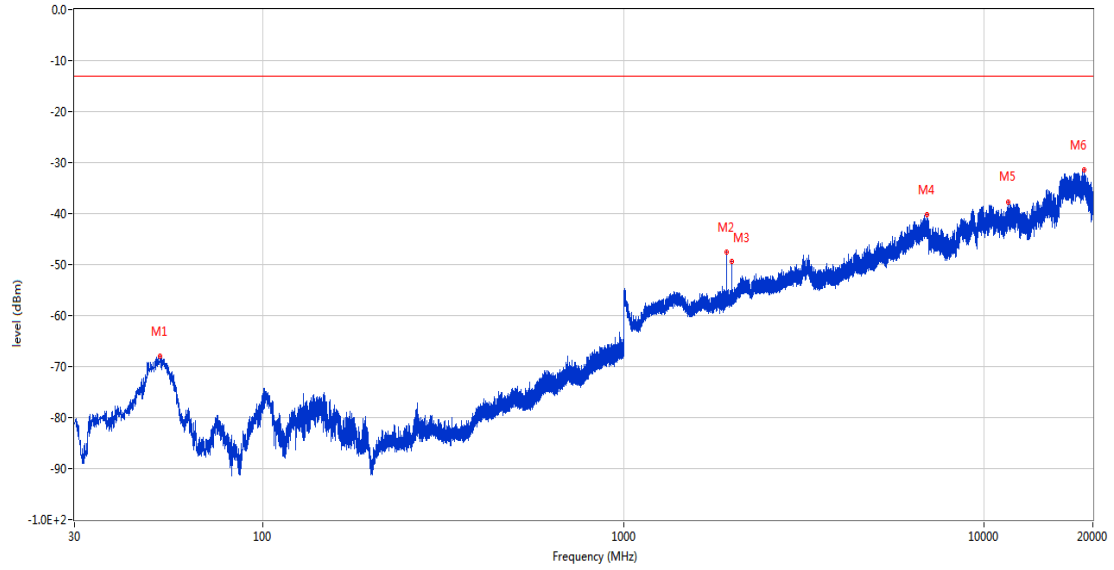
OPPO_RSE (RF) _FCC PART22&24&27_GSM 1900 & CDMA BC1 & WCDMA Band 2 & LTE Band 2 & 25 _1830-1920_30MHz-20GHz



Frequency (MHz)	Result (dBm)	Factor (dB)	PK Limit (dBm)	Over Limit (dB)	Table (o)	ANT	EUT	Verdict
51.194	-67.24	-15.03	-13.0	-54.24	296.00	Vertical	Vertical	Pass
1930.700	-46.30	-2.84	-13.0	-33.30	102.00	Vertical	Vertical	Pass
1990.000	-48.58	-3.64	-13.0	-35.58	274.00	Vertical	Vertical	N/A
6905.600	-40.29	12.22	-13.0	-27.29	135.00	Vertical	Vertical	Pass
12353.250	-37.52	16.92	-13.0	-24.52	323.00	Vertical	Vertical	Pass
18937.874	-32.00	25.07	-13.0	-19.00	38.00	Vertical	Vertical	Pass

RSE-V&H GSM 1900 CH810

OPPO_RSE (RF)_FCC PART22&24&27_GSM 1900 & CDMA BC1 & WCDMA Band 2 & LTE Band 2 & 25_1830-1920_30MHz-20GHz



Frequency (MHz)	Result (dBm)	Factor (dB)	PK Limit (dBm)	Over Limit (dB)	Table (o)	ANT	EUT	Verdict
51.776	-68.02	-14.98	-13.0	-55.02	184.00	Vertical	Horizontal	Pass
1930.300	-47.65	-2.70	-13.0	-34.65	137.00	Vertical	Horizontal	Pass
1990.000	-49.45	-3.64	-13.0	-36.45	25.00	Vertical	Horizontal	N/A
6918.400	-40.24	12.37	-13.0	-27.24	100.00	Vertical	Horizontal	Pass
11653.188	-37.82	17.81	-13.0	-24.82	241.00	Vertical	Horizontal	Pass
18940.412	-31.49	25.07	-13.0	-18.49	29.00	Vertical	Horizontal	Pass

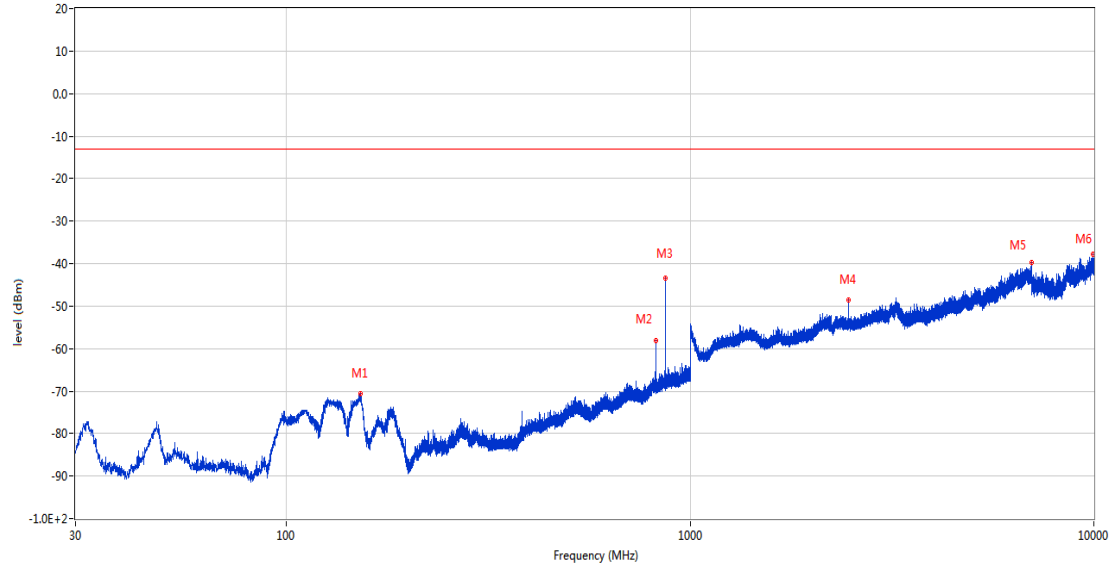
EGPRS

3 EGPRS 850

3.1 EGPRS 850 Low Channel

RSE-H&H EGPRS 850 CH128

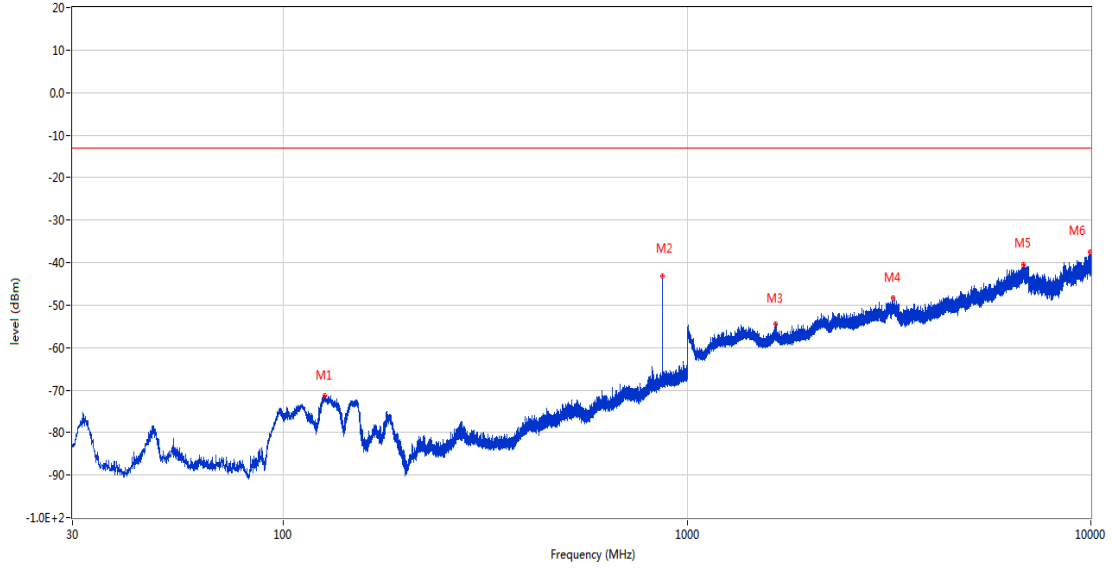
OPPO_RSE (RF) _FCC PART22&24&27_GSM 850 & CDMA BC0 & WCDMA Band5 & LTE Band 5 & 26_814-849_30MHz-10GHz



Frequency (MHz)	Result (dBm)	Factor (dB)	PK Limit (dBm)	Over Limit (dB)	Table (o)	ANT	EUT	Verdict
152.171	-70.63	-15.70	-13.0	-57.63	184.00	Horizontal	Horizontal	Pass
824.188	-58.15	2.01	-13.0	-45.15	217.00	Horizontal	Horizontal	N/A
869.147	-43.32	2.21	-13.0	-30.32	164.00	Horizontal	Horizontal	N/A
2472.600	-48.65	-0.28	-13.0	-35.65	226.00	Horizontal	Horizontal	Pass
6998.800	-39.83	13.94	-13.0	-26.83	226.00	Horizontal	Horizontal	Pass
9967.150	-37.72	19.47	-13.0	-24.72	143.00	Horizontal	Horizontal	Pass

RSE-H&V EGPRS 850 CH128

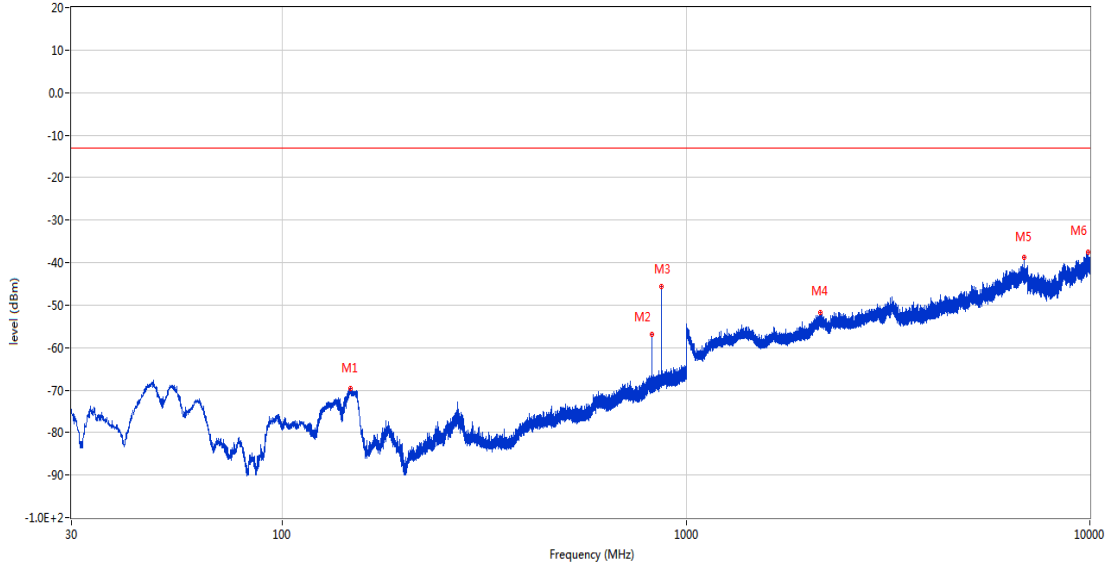
OPPO_RSE (RF) _FCC PART22&24&27_GSM 850 & CDMA BC0 & WCDMA Band5 & LTE Band 5 & 26_814-849_30MHz-10GHz



Frequency (MHz)	Result (dBm)	Factor (dB)	PK Limit (dBm)	Over Limit (dB)	Table (o)	ANT	EUT	Verdict
126.660	-71.43	-18.39	-13.0	-58.43	167.00	Horizontal	Vertical	Pass
869.196	-43.08	2.21	-13.0	-30.08	167.00	Horizontal	Vertical	N/A
1659.600	-54.51	-4.15	-13.0	-41.51	156.00	Horizontal	Vertical	Pass
3231.800	-48.37	6.77	-13.0	-35.37	161.00	Horizontal	Vertical	Pass
6803.200	-40.50	13.12	-13.0	-27.50	6.00	Horizontal	Vertical	Pass
9930.100	-37.58	19.03	-13.0	-24.58	329.00	Horizontal	Vertical	Pass

RSE-V&V EGPRS 850 CH128

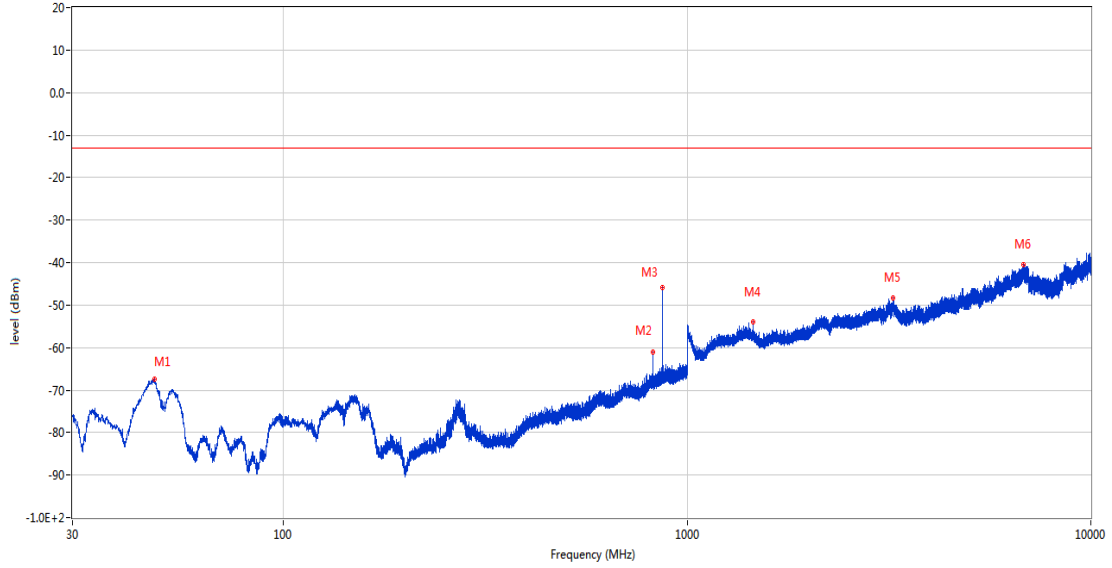
OPPO_RSE (RF) _FCC PART22&24&27_GSM 850 & CDMA BC0 & WCDMA Band5 & LTE Band 5 & 26_814-849_30MHz-10GHz



Frequency (MHz)	Result (dBm)	Factor (dB)	PK Limit (dBm)	Over Limit (dB)	Table (o)	ANT	EUT	Verdict
147.079	-69.67	-15.80	-13.0	-56.67	287.00	Vertical	Vertical	Pass
824.236	-56.92	2.01	-13.0	-43.92	179.00	Vertical	Vertical	N/A
869.244	-45.52	2.21	-13.0	-32.52	14.00	Vertical	Vertical	N/A
2150.100	-51.80	-0.43	-13.0	-38.80	94.00	Vertical	Vertical	Pass
6879.000	-38.78	12.27	-13.0	-25.78	284.00	Vertical	Vertical	Pass
9912.100	-37.57	18.82	-13.0	-24.57	352.00	Vertical	Vertical	Pass

RSE-V&H EGPRS 850 CH128

OPPO_RSE (RF) _FCC PART22&24&27_GSM 850 & CDMA BC0 & WCDMA Band5 & LTE Band 5 & 26_814-849_30MHz-10GHz

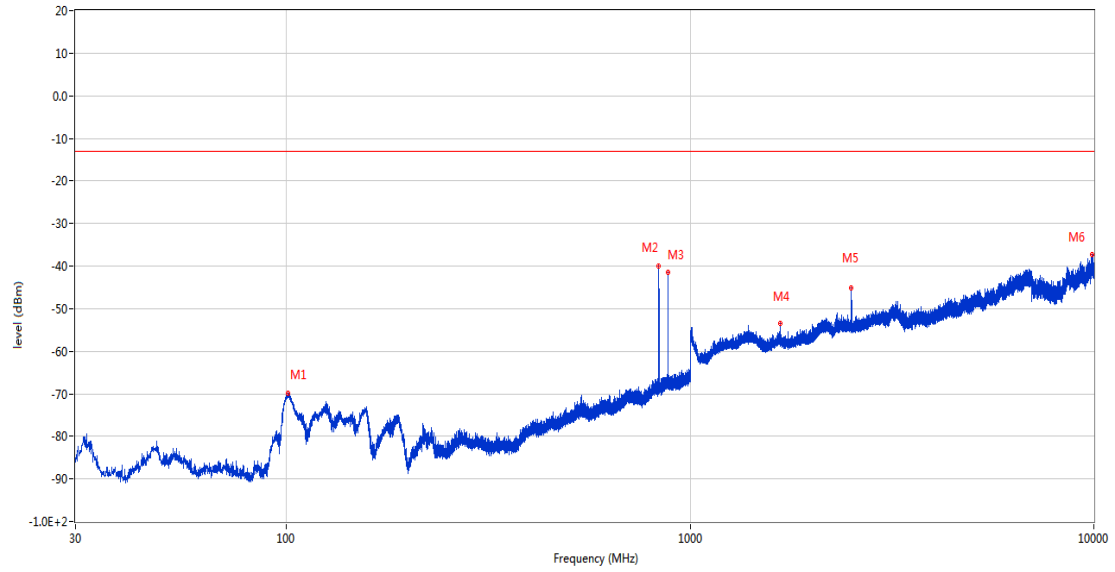


Frequency (MHz)	Result (dBm)	Factor (dB)	PK Limit (dBm)	Over Limit (dB)	Table (o)	ANT	EUT	Verdict
47.897	-67.55	-16.14	-13.0	-54.55	136.00	Vertical	Horizontal	Pass
824.284	-61.10	2.02	-13.0	-48.10	291.00	Vertical	Horizontal	N/A
869.244	-45.99	2.21	-13.0	-32.99	18.00	Vertical	Horizontal	N/A
1453.600	-53.98	-3.71	-13.0	-40.98	123.00	Vertical	Horizontal	Pass
3233.200	-48.38	6.78	-13.0	-35.38	79.00	Vertical	Horizontal	Pass
6811.800	-40.57	13.17	-13.0	-27.57	97.00	Vertical	Horizontal	Pass

3.2 EGPRS 850 Middle Channel

RSE-H&H EGPRS 850 CH190

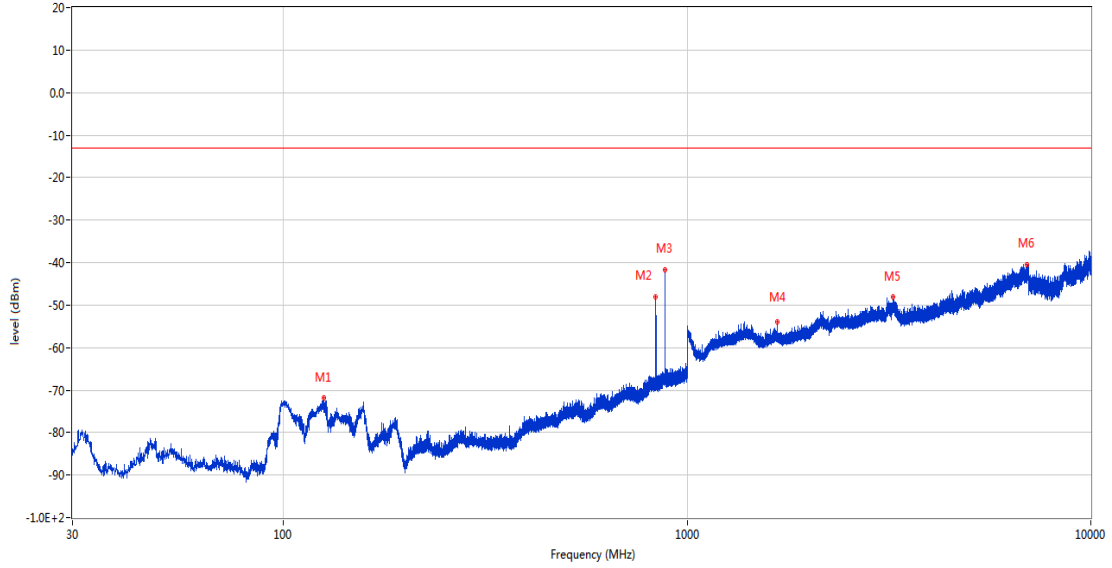
OPPO_RSE (RF) _FCC PART22&24&27_GSM 850 & CDMA BC0 & WCDMA Band5 & LTE Band 5 & 26_814-849_30MHz-10GHz



Frequency (MHz)	Result (dBm)	Factor (dB)	PK Limit (dBm)	Over Limit (dB)	Table (o)	ANT	EUT	Verdict
100.810	-69.99	-21.18	-13.0	-56.99	334.00	Horizontal	Horizontal	Pass
836.604	-40.06	2.18	-13.0	-27.06	218.00	Horizontal	Horizontal	N/A
881.612	-41.57	2.73	-13.0	-28.57	160.00	Horizontal	Horizontal	N/A
1673.200	-53.54	-4.47	-13.0	-40.54	1.00	Horizontal	Horizontal	Pass
2510.100	-45.04	-0.11	-13.0	-32.04	273.00	Horizontal	Horizontal	Pass
9909.550	-37.41	18.79	-13.0	-24.41	0.00	Horizontal	Horizontal	Pass

RSE-H&V EGPRS 850 CH190

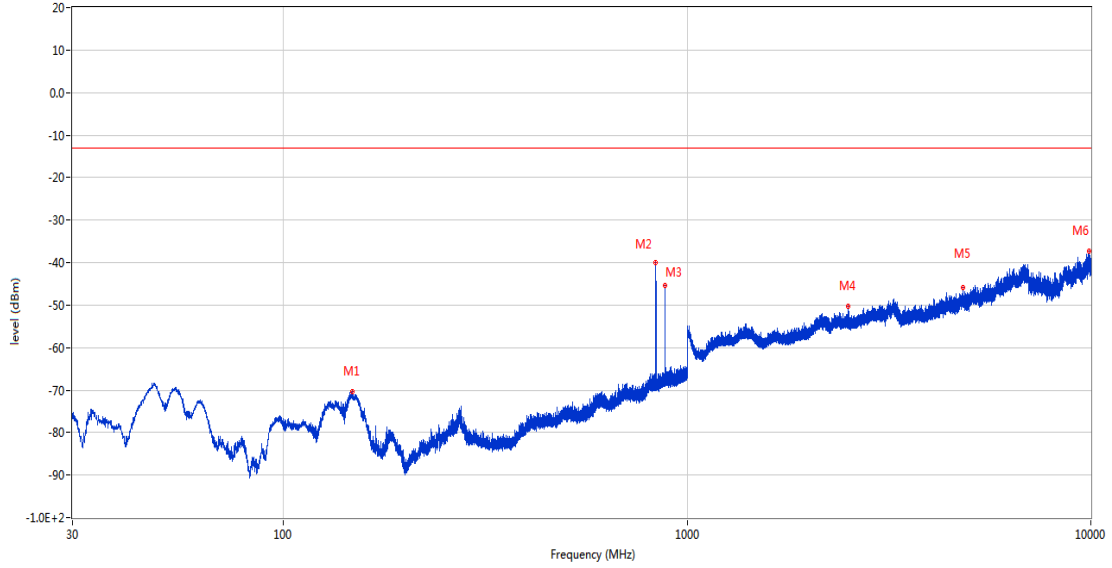
OPPO_RSE (RF) _FCC PART22&24&27_GSM 850 & CDMA BC0 & WCDMA Band5 & LTE Band 5 & 26_814-849_30MHz-10GHz



Frequency (MHz)	Result (dBm)	Factor (dB)	PK Limit (dBm)	Over Limit (dB)	Table (o)	ANT	EUT	Verdict
125.933	-71.83	-18.46	-13.0	-58.83	163.00	Horizontal	Vertical	Pass
836.604	-47.99	2.18	-13.0	-34.99	320.00	Horizontal	Vertical	N/A
881.612	-41.67	2.73	-13.0	-28.67	161.00	Horizontal	Vertical	N/A
1673.500	-54.08	-4.46	-13.0	-41.08	6.00	Horizontal	Vertical	Pass
3236.800	-48.17	6.55	-13.0	-35.17	333.00	Horizontal	Vertical	Pass
6955.800	-40.46	13.07	-13.0	-27.46	35.00	Horizontal	Vertical	Pass

RSE-V&V EGPRS 850 CH190

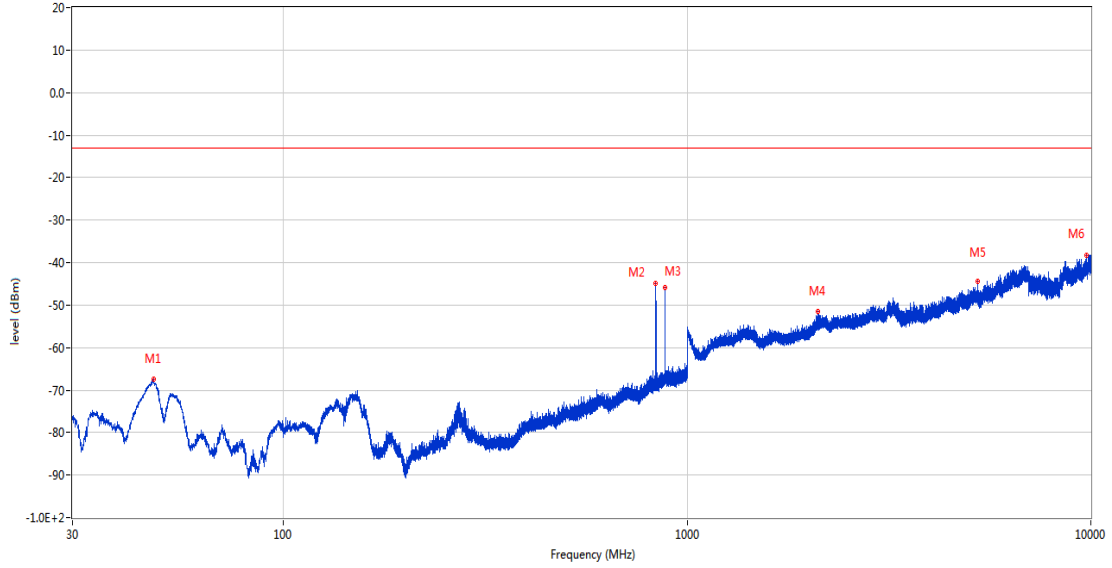
OPPO_RSE (RF) _FCC PART22&24&27_GSM 850 & CDMA BC0 & WCDMA Band5 & LTE Band 5 & 26_814-849_30MHz-10GHz



Frequency (MHz)	Result (dBm)	Factor (dB)	PK Limit (dBm)	Over Limit (dB)	Table (o)	ANT	EUT	Verdict
148.243	-70.31	-15.79	-13.0	-57.31	285.00	Vertical	Vertical	Pass
836.604	-39.99	2.18	-13.0	-26.99	167.00	Vertical	Vertical	N/A
881.563	-45.29	2.73	-13.0	-32.29	2.00	Vertical	Vertical	N/A
2510.100	-50.33	-0.11	-13.0	-37.33	262.00	Vertical	Vertical	Pass
4826.400	-45.79	6.71	-13.0	-32.79	225.00	Vertical	Vertical	Pass
9907.299	-37.19	18.77	-13.0	-24.19	268.00	Vertical	Vertical	Pass

RSE-V&H EGPRS 850 CH190

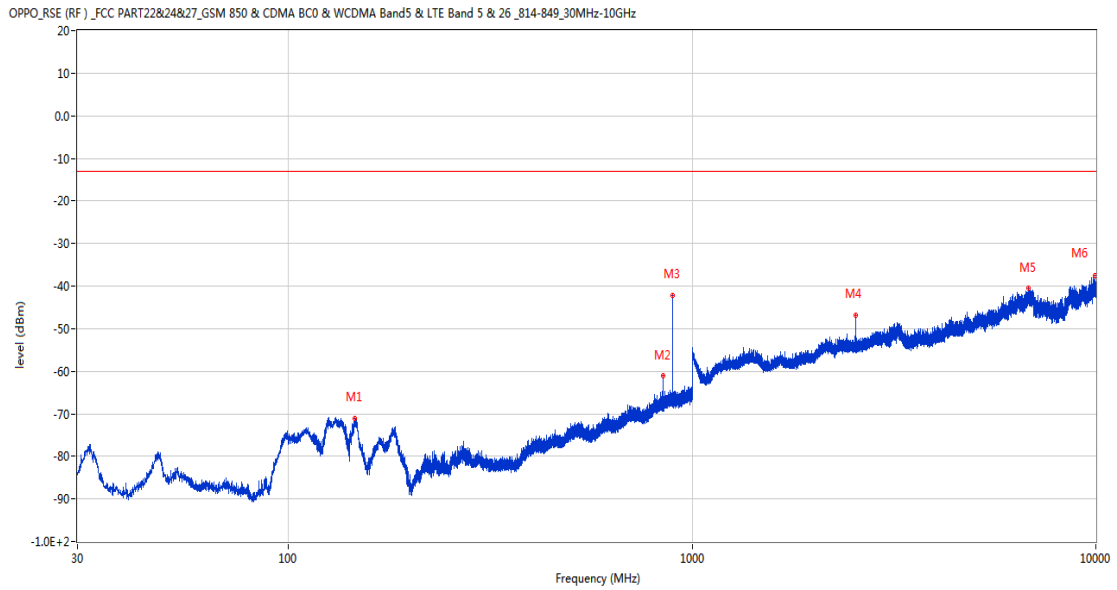
OPPO_RSE (RF) _FCC PART22&24&27_GSM 850 & CDMA BC0 & WCDMA Band5 & LTE Band 5 & 26_814-849_30MHz-10GHz



Frequency (MHz)	Result (dBm)	Factor (dB)	PK Limit (dBm)	Over Limit (dB)	Table (o)	ANT	EUT	Verdict
47.605	-67.41	-16.22	-13.0	-54.41	120.00	Vertical	Horizontal	Pass
836.652	-44.98	2.18	-13.0	-31.98	220.00	Vertical	Horizontal	N/A
881.660	-45.98	2.74	-13.0	-32.98	202.00	Vertical	Horizontal	N/A
2103.300	-51.54	-1.32	-13.0	-38.54	26.00	Vertical	Horizontal	Pass
5249.000	-44.40	7.24	-13.0	-31.40	300.00	Vertical	Horizontal	Pass
9737.349	-38.19	18.38	-13.0	-25.19	247.00	Vertical	Horizontal	Pass

3.3 EGPRS 850 High Channel

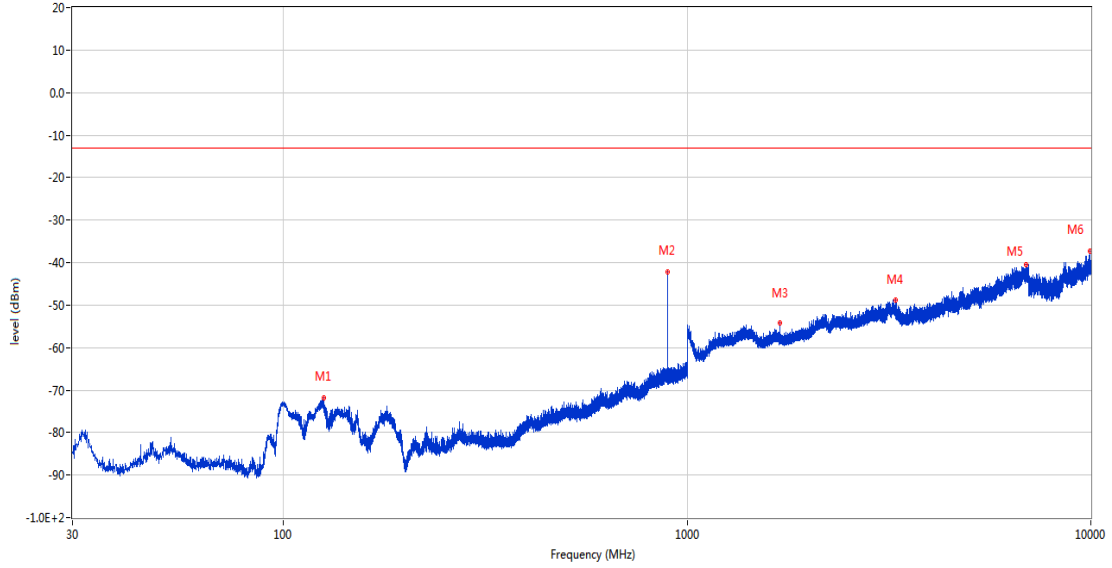
RSE-H&H EGPRS 850 CH251



Frequency (MHz)	Result (dBm)	Factor (dB)	PK Limit (dBm)	Over Limit (dB)	Table (o)	ANT	EUT	Verdict
146.109	-71.03	-15.71	-13.0	-58.03	158.00	Horizontal	Horizontal	Pass
848.777	-61.09	2.29	-13.0	-48.09	228.00	Horizontal	Horizontal	N/A
893.785	-42.12	2.49	-13.0	-29.12	166.00	Horizontal	Horizontal	N/A
2546.600	-46.94	-0.22	-13.0	-33.94	261.00	Horizontal	Horizontal	Pass
6810.400	-40.53	13.16	-13.0	-27.53	360.00	Horizontal	Horizontal	Pass
9937.750	-37.61	19.14	-13.0	-24.61	252.00	Horizontal	Horizontal	Pass

RSE-H&V EGPRS 850 CH251

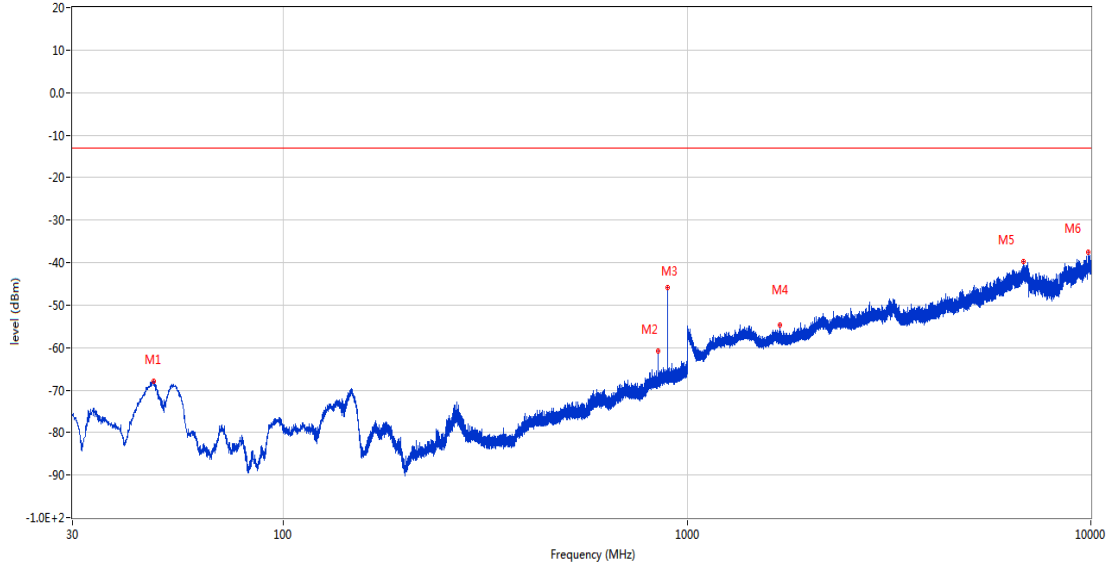
OPPO_RSE (RF) _FCC PART22&24&27_GSM 850 & CDMA BC0 & WCDMA Band5 & LTE Band 5 & 26_814-849_30MHz-10GHz



Frequency (MHz)	Result (dBm)	Factor (dB)	PK Limit (dBm)	Over Limit (dB)	Table (o)	ANT	EUT	Verdict
125.739	-71.75	-18.48	-13.0	-58.75	173.00	Horizontal	Vertical	Pass
893.785	-42.18	2.49	-13.0	-29.18	164.00	Horizontal	Vertical	N/A
1697.400	-54.28	-4.82	-13.0	-41.28	208.00	Horizontal	Vertical	Pass
3283.400	-48.93	4.97	-13.0	-35.93	100.00	Horizontal	Vertical	Pass
6894.800	-40.54	12.10	-13.0	-27.54	135.00	Horizontal	Vertical	Pass
9940.901	-37.42	19.19	-13.0	-24.42	213.00	Horizontal	Vertical	Pass

RSE-V&V EGPRS 850 CH251

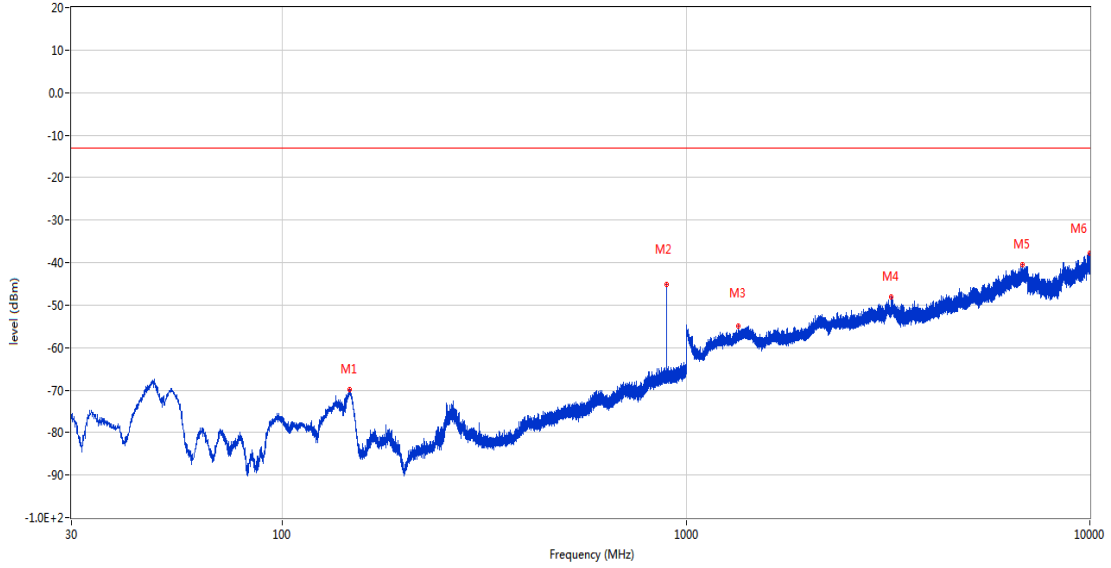
OPPO_RSE (RF) _FCC PART22&24&27_GSM 850 & CDMA BC0 & WCDMA Band5 & LTE Band 5 & 26_814-849_30MHz-10GHz



Frequency (MHz)	Result (dBm)	Factor (dB)	PK Limit (dBm)	Over Limit (dB)	Table (o)	ANT	EUT	Verdict
47.557	-67.91	-16.23	-13.0	-54.91	71.00	Vertical	Vertical	Pass
848.777	-60.70	2.29	-13.0	-47.70	190.00	Vertical	Vertical	N/A
893.833	-45.77	2.48	-13.0	-32.77	211.00	Vertical	Vertical	N/A
1697.900	-54.70	-4.86	-13.0	-41.70	257.00	Vertical	Vertical	Pass
6810.400	-39.85	13.16	-13.0	-26.85	23.00	Vertical	Vertical	Pass
9867.250	-37.67	18.15	-13.0	-24.67	271.00	Vertical	Vertical	Pass

RSE-V&H EGPRS 850 CH251

OPPO_RSE (RF) _FCC PART22&24&27_GSM 850 & CDMA BC0 & WCDMA Band5 & LTE Band 5 & 26_814-849_30MHz-10GHz

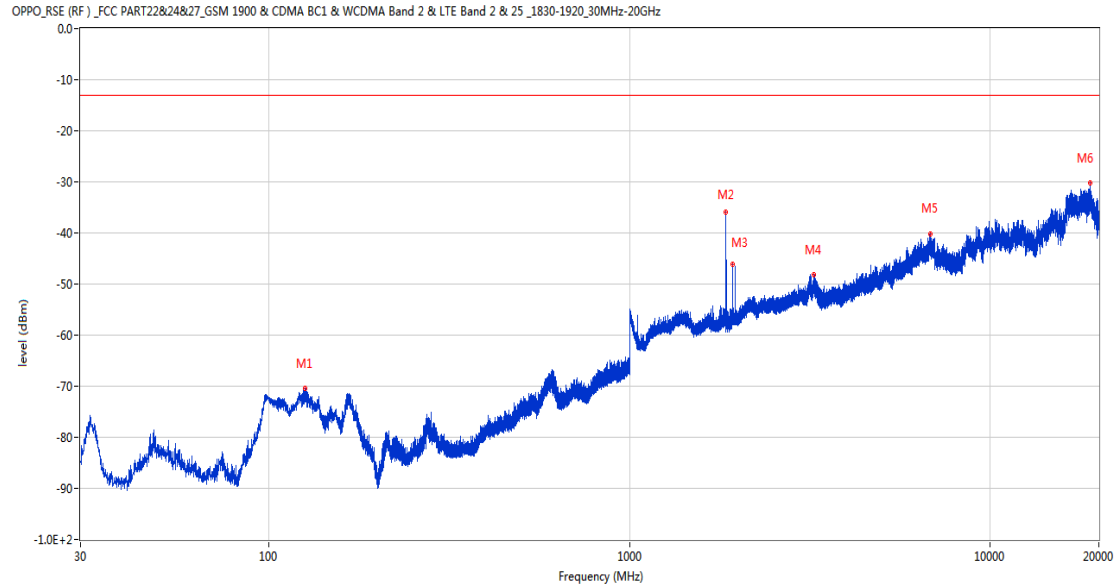


Frequency (MHz)	Result (dBm)	Factor (dB)	PK Limit (dBm)	Over Limit (dB)	Table (o)	ANT	EUT	Verdict
146.885	-69.99	-15.80	-13.0	-56.99	287.00	Vertical	Horizontal	Pass
893.882	-45.13	2.48	-13.0	-32.13	216.00	Vertical	Horizontal	N/A
1345.400	-55.06	-3.74	-13.0	-42.06	316.00	Vertical	Horizontal	Pass
3227.400	-47.97	6.58	-13.0	-34.97	57.00	Vertical	Horizontal	Pass
6822.600	-40.59	13.03	-13.0	-27.59	253.00	Vertical	Horizontal	Pass
9995.350	-37.86	18.30	-13.0	-24.86	318.00	Vertical	Horizontal	Pass

4 EGPRS 1900

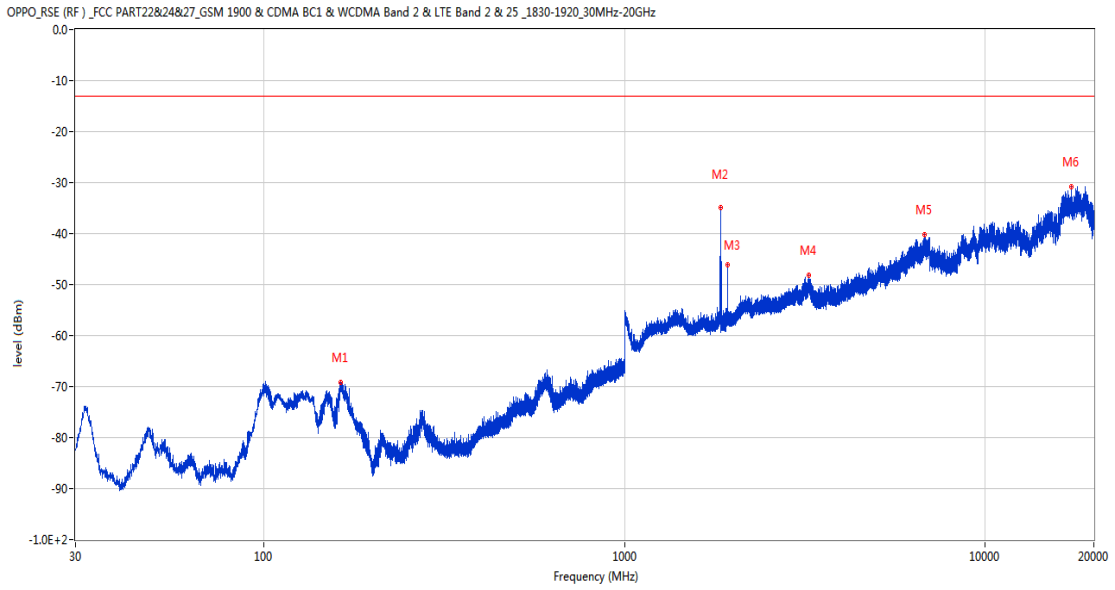
4.1 EGPRS 1900 Low Channel

RSE-H&H EGPRS 1900 CH512



Frequency (MHz)	Result (dBm)	Factor (dB)	PK Limit (dBm)	Over Limit (dB)	Table (o)	ANT	EUT	Verdict
126.078	-70.42	-18.43	-13.0	-57.42	165.00	Horizontal	Horizontal	Pass
1850.400	-35.97	-2.88	-13.0	-22.97	118.00	Horizontal	Horizontal	N/A
1930.200	-46.21	-2.67	-13.0	-33.21	5.00	Horizontal	Horizontal	N/A
3234.800	-48.25	6.70	-13.0	-35.25	52.00	Horizontal	Horizontal	Pass
6829.200	-40.22	12.75	-13.0	-27.22	179.00	Horizontal	Horizontal	Pass
18958.176	-30.24	25.06	-13.0	-17.24	257.00	Horizontal	Horizontal	Pass

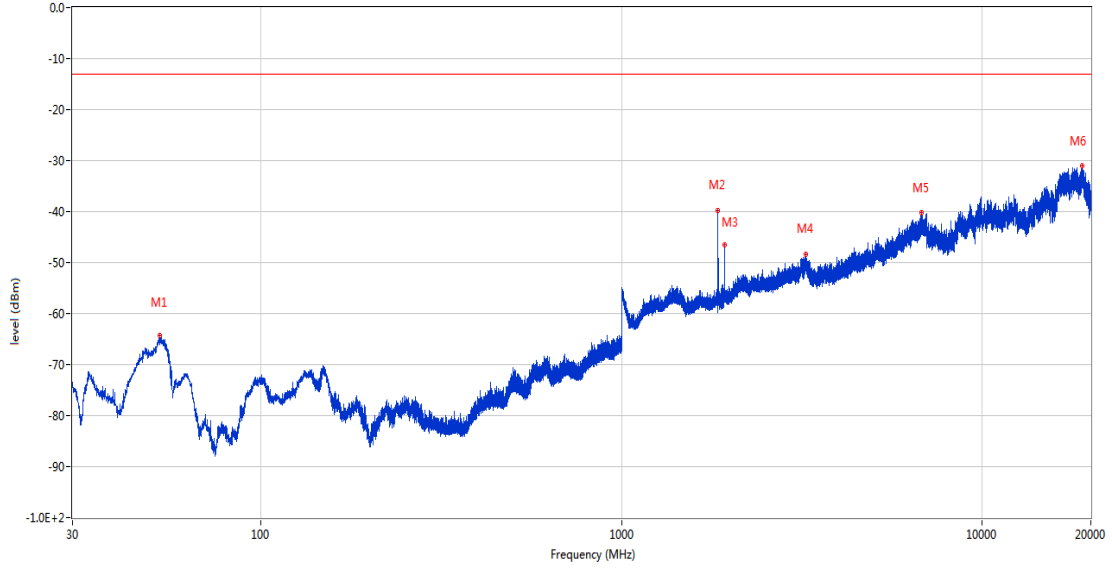
RSE-H&V EGPRS 1900 CH512



Frequency (MHz)	Result (dBm)	Factor (dB)	PK Limit (dBm)	Over Limit (dB)	Table (o)	ANT	EUT	Verdict
162.648	-69.22	-15.77	-13.0	-56.22	156.00	Horizontal	Vertical	Pass
1850.400	-34.97	-2.88	-13.0	-21.97	44.00	Horizontal	Vertical	N/A
1930.300	-46.19	-2.70	-13.0	-33.19	360.00	Horizontal	Vertical	N/A
3234.000	-48.20	6.75	-13.0	-35.20	285.00	Horizontal	Vertical	Pass
6779.000	-40.25	12.66	-13.0	-27.25	0.00	Horizontal	Vertical	Pass
17355.926	-30.75	25.09	-13.0	-17.75	30.00	Horizontal	Vertical	Pass

RSE-V&V EGPRS 1900 CH512

OPPO_RSE (RF) _FCC PART22&24&27_GSM 1900 & CDMA BC1 & WCDMA Band 2 & LTE Band 2 & 25 _1830-1920_30MHz-20GHz



Frequency (MHz)	Result (dBm)	Factor (dB)	PK Limit (dBm)	Over Limit (dB)	Table (o)	ANT	EUT	Verdict
52.261	-64.35	-14.94	-13.0	-51.35	149.00	Vertical	Vertical	Pass
1850.400	-39.81	-2.88	-13.0	-26.81	213.00	Vertical	Vertical	N/A
1930.500	-46.52	-2.77	-13.0	-33.52	283.00	Vertical	Vertical	N/A
3235.000	-48.34	6.69	-13.0	-35.34	82.00	Vertical	Vertical	Pass
6793.000	-40.15	12.93	-13.0	-27.15	137.00	Vertical	Vertical	Pass
18929.537	-30.98	25.08	-13.0	-17.98	29.00	Vertical	Vertical	Pass

RSE-V&H EGPRS 1900 CH512

OPPO_RSE (RF) _FCC PART22&24&27_GSM 1900 & CDMA BC1 & WCDMA Band 2 & LTE Band 2 & 25 _1830-1920_30MHz-20GHz

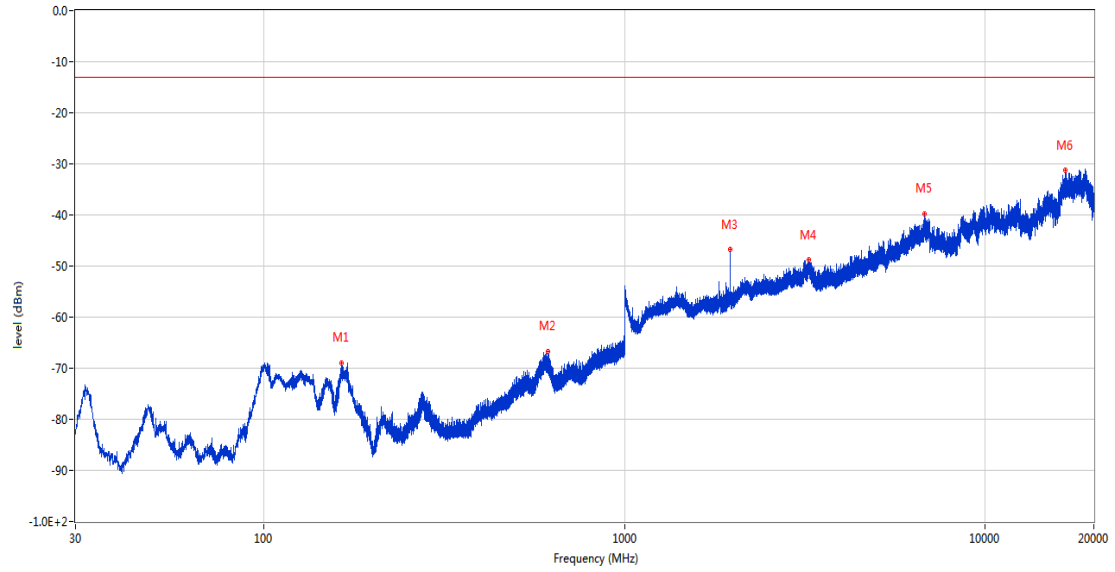


Frequency (MHz)	Result (dBm)	Factor (dB)	PK Limit (dBm)	Over Limit (dB)	Table (o)	ANT	EUT	Verdict
53.135	-65.36	-14.89	-13.0	-52.36	231.00	Vertical	Horizontal	Pass
1850.300	-47.00	-2.89	-13.0	-34.00	221.00	Vertical	Horizontal	N/A
1930.600	-46.87	-2.81	-13.0	-33.87	295.00	Vertical	Horizontal	N/A
3147.600	-48.47	5.33	-13.0	-35.47	109.00	Vertical	Horizontal	Pass
6817.600	-40.00	13.11	-13.0	-27.00	236.00	Vertical	Horizontal	Pass
18929.537	-31.08	25.08	-13.0	-18.08	46.00	Vertical	Horizontal	Pass

4.2 EGPRS 1900 Middle Channel

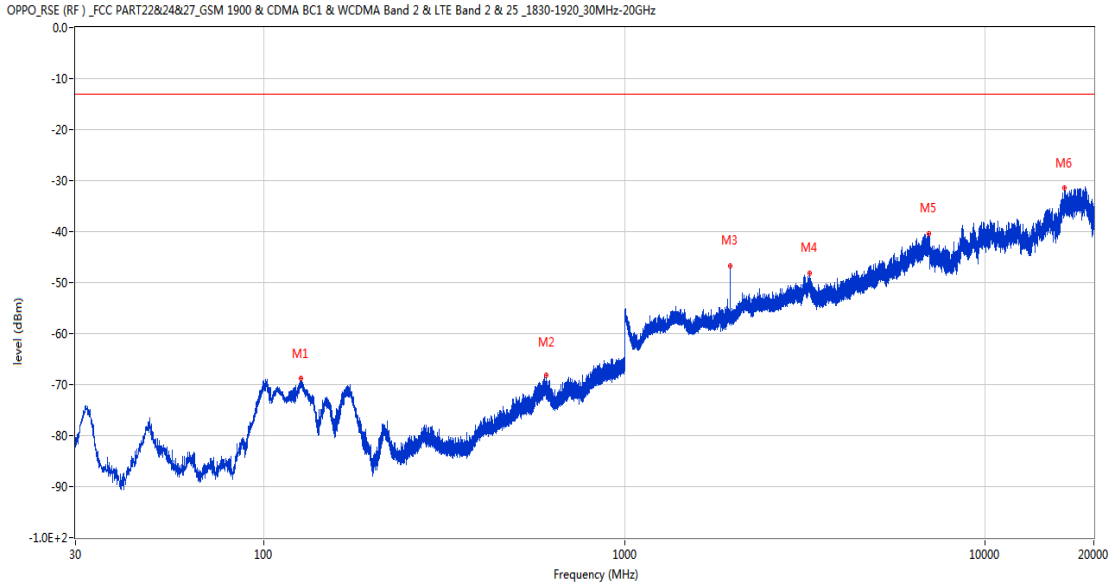
RSE-H&H EGPRS 1900 CH661

OPPO_RSE (RF) _FCC PART22&24&27_GSM 1900 & CDMA BC1 & WCDMA Band 2 & LTE Band 2 & 25_1830-1920_30MHz-20GHz



Frequency (MHz)	Result (dBm)	Factor (dB)	PK Limit (dBm)	Over Limit (dB)	Table (o)	ANT	EUT	Verdict
164.102	-69.01	-15.85	-13.0	-56.01	156.00	Horizontal	Horizontal	Pass
611.854	-66.70	-3.26	-13.0	-53.70	128.00	Horizontal	Horizontal	Pass
1960.100	-46.74	-3.59	-13.0	-33.74	108.00	Horizontal	Horizontal	N/A
3237.200	-48.85	6.51	-13.0	-35.85	360.00	Horizontal	Horizontal	Pass
6802.400	-39.79	13.12	-13.0	-26.79	0.00	Horizontal	Horizontal	Pass
16712.488	-31.29	25.45	-13.0	-18.29	299.00	Horizontal	Horizontal	Pass

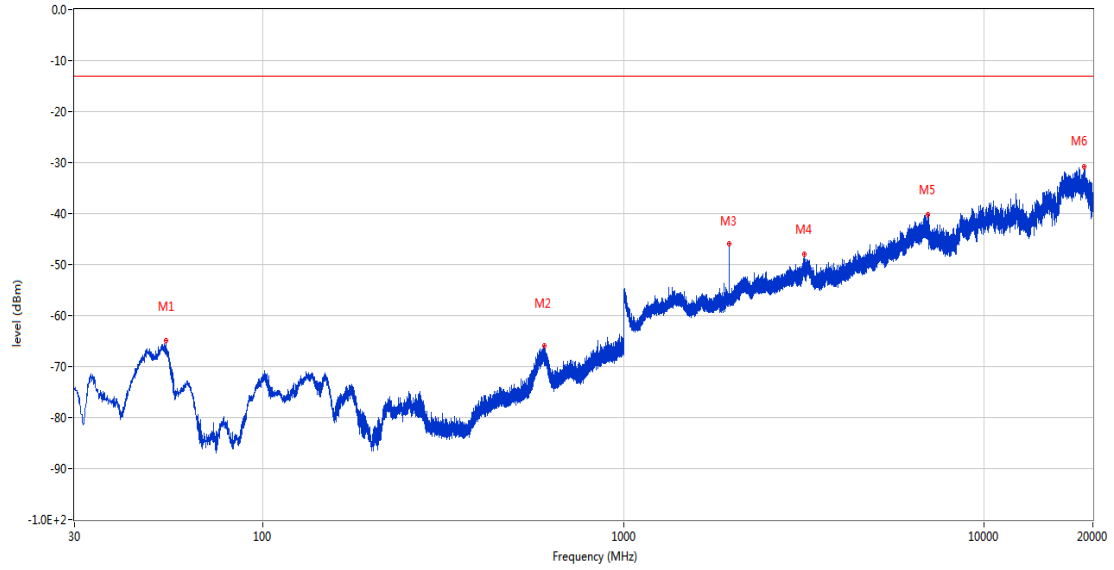
RSE-H&V EGPRS 1900 CH661



Frequency (MHz)	Result (dBm)	Factor (dB)	PK Limit (dBm)	Over Limit (dB)	Table (o)	ANT	EUT	Verdict
126.709	-68.79	-18.36	-13.0	-55.79	171.00	Horizontal	Vertical	Pass
606.180	-68.19	-3.57	-13.0	-55.19	152.00	Horizontal	Vertical	Pass
1960.100	-46.65	-3.59	-13.0	-33.65	123.00	Horizontal	Vertical	N/A
3252.000	-48.15	5.88	-13.0	-35.15	302.00	Horizontal	Vertical	Pass
6988.200	-40.48	13.68	-13.0	-27.48	109.00	Horizontal	Vertical	Pass
16538.849	-31.43	23.94	-13.0	-18.43	37.00	Horizontal	Vertical	Pass

RSE-V&V EGPRS 1900 CH661

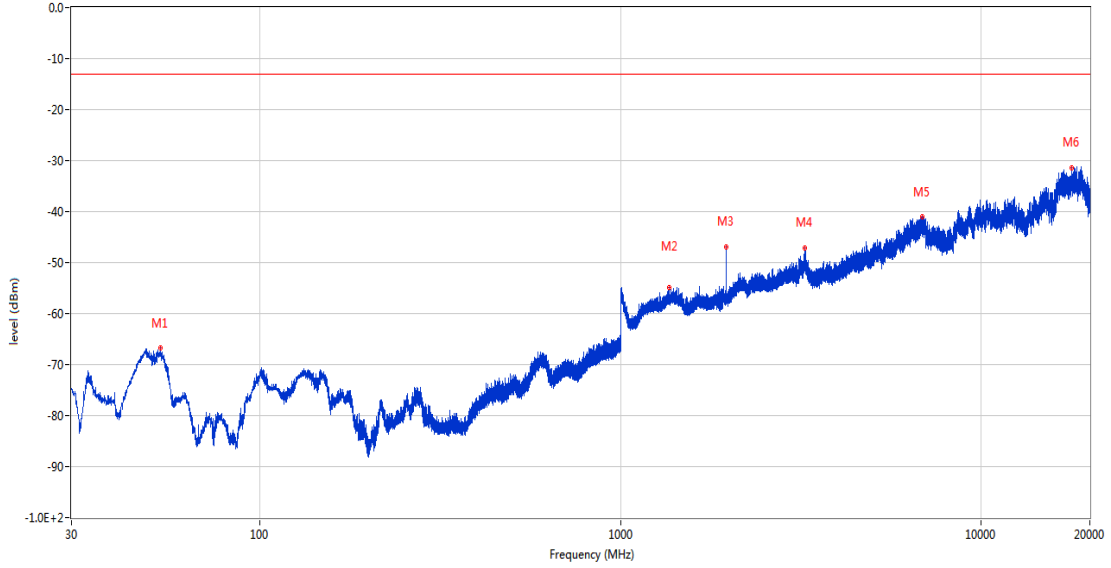
OPPO_RSE (RF) _FCC PART22&24&27_GSM 1900 & CDMA BC1 & WCDMA Band 2 & LTE Band 2 & 25 _1830-1920_30MHz-20GHz



Frequency (MHz)	Result (dBm)	Factor (dB)	PK Limit (dBm)	Over Limit (dB)	Table (o)	ANT	EUT	Verdict
53.717	-64.97	-14.84	-13.0	-51.97	230.00	Vertical	Vertical	Pass
601.815	-65.85	-3.65	-13.0	-52.85	178.00	Vertical	Vertical	Pass
1960.200	-45.96	-3.60	-13.0	-32.96	309.00	Vertical	Vertical	N/A
3173.000	-48.02	5.89	-13.0	-35.02	359.00	Vertical	Vertical	Pass
6992.600	-40.27	13.92	-13.0	-27.27	131.00	Vertical	Vertical	Pass
18919.025	-30.79	25.08	-13.0	-17.79	296.00	Vertical	Vertical	Pass

RSE-V&H EGPRS 1900 CH661

OPPO_RSE (RF) _FCC PART22&24&27_GSM 1900 & CDMA BC1 & WCDMA Band 2 & LTE Band 2 & 25 _1830-1920_30MHz-20GHz

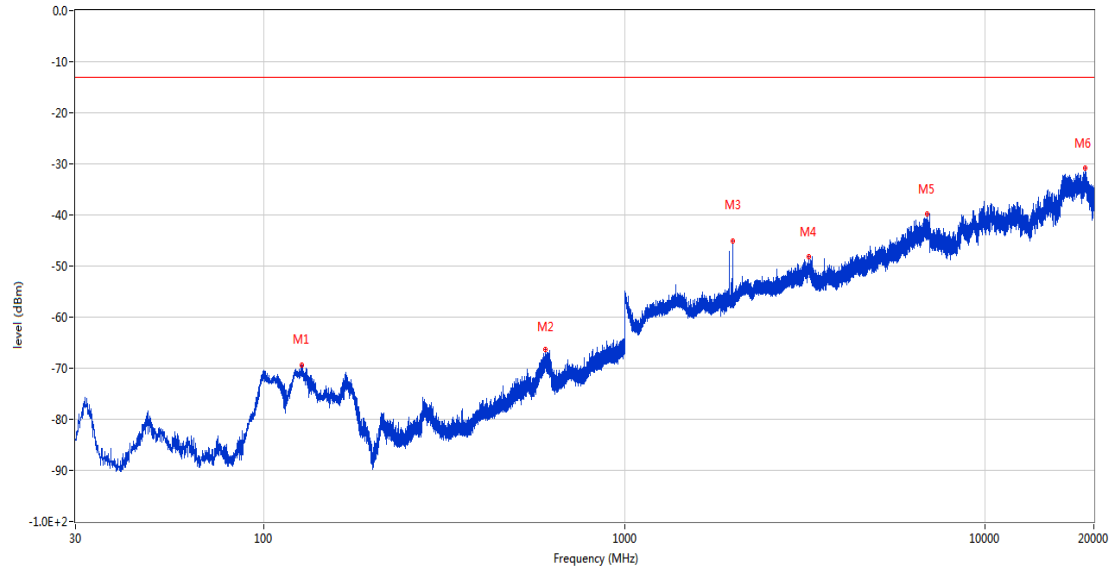


Frequency (MHz)	Result (dBm)	Factor (dB)	PK Limit (dBm)	Over Limit (dB)	Table (o)	ANT	EUT	Verdict
52.843	-66.69	-14.91	-13.0	-53.69	182.00	Vertical	Horizontal	Pass
1363.400	-54.83	-3.75	-13.0	-41.83	52.00	Vertical	Horizontal	Pass
1960.000	-46.97	-3.59	-13.0	-33.97	313.00	Vertical	Horizontal	N/A
3238.800	-47.18	6.37	-13.0	-34.18	269.00	Vertical	Horizontal	Pass
6860.000	-40.99	12.39	-13.0	-27.99	31.00	Vertical	Horizontal	Pass
17815.937	-31.45	25.69	-13.0	-18.45	312.00	Vertical	Horizontal	Pass

4.3 EGPRS 1900 High Channel

RSE-H&H EGPRS 1900 CH810

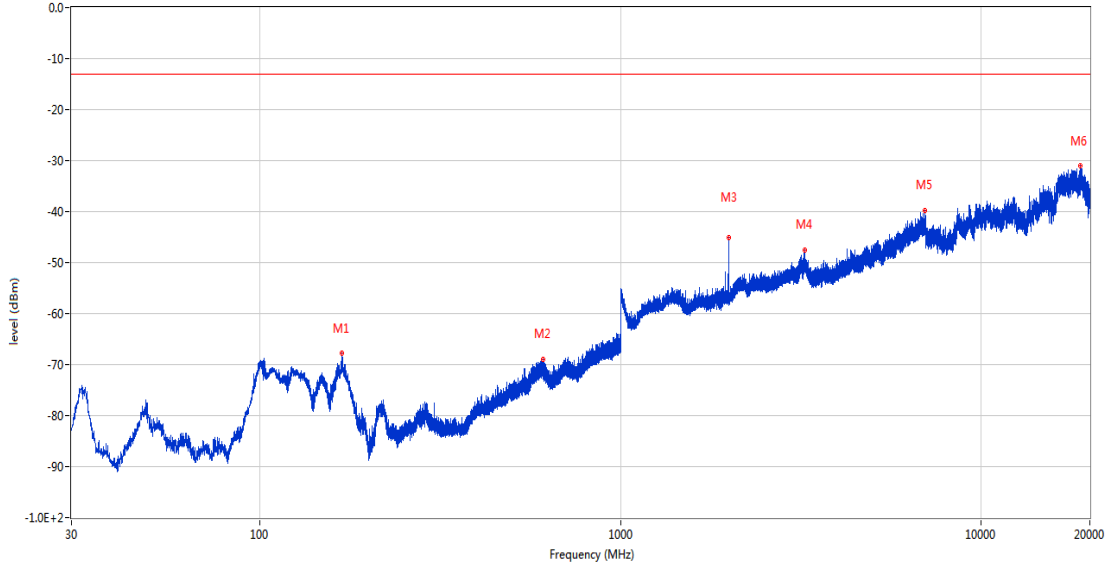
OPPO_RSE (RF) _FCC PART22&24&27_GSM 1900 & CDMA BC1 & WCDMA Band 2 & LTE Band 2 & 25_1830-1920_30MHz-20GHz



Frequency (MHz)	Result (dBm)	Factor (dB)	PK Limit (dBm)	Over Limit (dB)	Table (o)	ANT	EUT	Verdict
127.291	-69.36	-18.28	-13.0	-56.36	167.00	Horizontal	Horizontal	Pass
604.094	-66.37	-3.60	-13.0	-53.37	130.00	Horizontal	Horizontal	Pass
1990.000	-45.04	-3.64	-13.0	-32.04	138.00	Horizontal	Horizontal	N/A
3240.000	-48.26	6.39	-13.0	-35.26	273.00	Horizontal	Horizontal	Pass
6894.600	-39.89	12.08	-13.0	-26.89	37.00	Horizontal	Horizontal	Pass
18937.149	-30.83	25.07	-13.0	-17.83	338.00	Horizontal	Horizontal	Pass

RSE-H&V EGPRS 1900 CH810

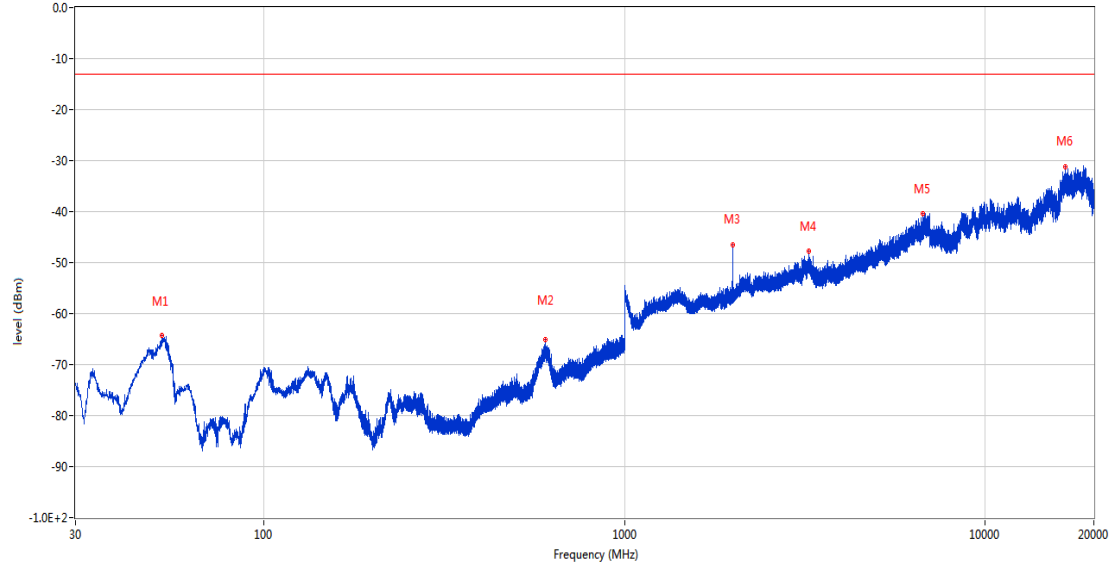
OPPO_RSE (RF) _FCC PART22&24&27_GSM 1900 & CDMA BC1 & WCDMA Band 2 & LTE Band 2 & 25 _1830-1920_30MHz-20GHz



Frequency (MHz)	Result (dBm)	Factor (dB)	PK Limit (dBm)	Over Limit (dB)	Table (o)	ANT	EUT	Verdict
168.225	-67.77	-15.65	-13.0	-54.77	155.00	Horizontal	Vertical	Pass
609.333	-68.96	-3.36	-13.0	-55.96	138.00	Horizontal	Vertical	Pass
1989.800	-45.11	-3.65	-13.0	-32.11	121.00	Horizontal	Vertical	N/A
3235.200	-47.61	6.67	-13.0	-34.61	215.00	Horizontal	Vertical	Pass
6990.600	-39.90	13.86	-13.0	-26.90	328.00	Horizontal	Vertical	Pass
18792.874	-31.01	25.15	-13.0	-18.01	250.00	Horizontal	Vertical	Pass

RSE-V&V EGPRS 1900 CH810

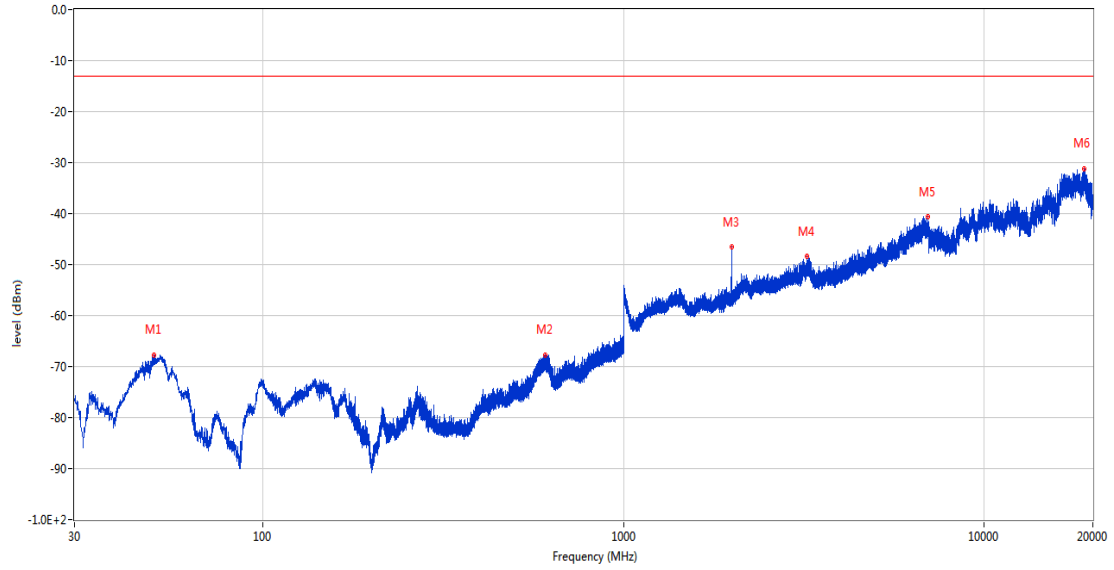
OPPO_RSE (RF) _FCC PART22&24&27_GSM 1900 & CDMA BC1 & WCDMA Band 2 & LTE Band 2 & 25 _1830-1920_30MHz-20GHz



Frequency (MHz)	Result (dBm)	Factor (dB)	PK Limit (dBm)	Over Limit (dB)	Table (o)	ANT	EUT	Verdict
52.213	-64.33	-14.94	-13.0	-51.33	146.00	Vertical	Vertical	Pass
601.766	-65.16	-3.65	-13.0	-52.16	179.00	Vertical	Vertical	Pass
1990.000	-46.51	-3.64	-13.0	-33.51	328.00	Vertical	Vertical	N/A
3239.000	-47.81	6.37	-13.0	-34.81	225.00	Vertical	Vertical	Pass
6728.600	-40.42	11.43	-13.0	-27.42	22.00	Vertical	Vertical	Pass
16704.874	-31.31	25.90	-13.0	-18.31	262.00	Vertical	Vertical	Pass

RSE-V&H EGPRS 1900 CH810

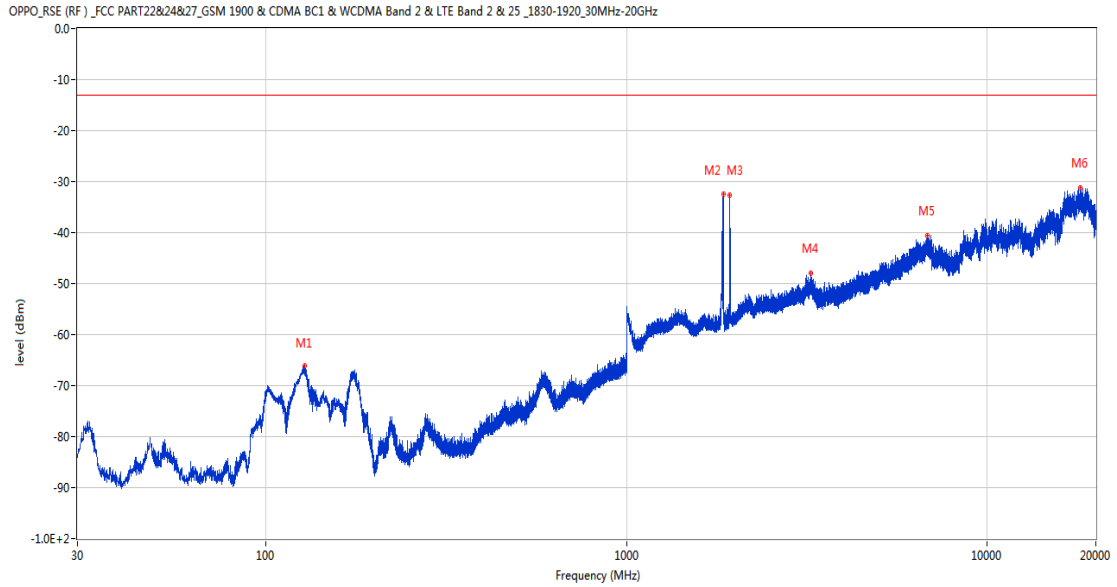
OPPO_RSE (RF) _FCC PART22&24&27_GSM 1900 & CDMA BC1 & WCDMA Band 2 & LTE Band 2 & 25 _1830-1920_30MHz-20GHz



Frequency (MHz)	Result (dBm)	Factor (dB)	PK Limit (dBm)	Over Limit (dB)	Table (o)	ANT	EUT	Verdict
49.739	-67.79	-15.34	-13.0	-54.79	155.00	Vertical	Horizontal	Pass
607.441	-67.68	-3.50	-13.0	-54.68	38.00	Vertical	Horizontal	Pass
1989.900	-46.51	-3.65	-13.0	-33.51	315.00	Vertical	Horizontal	N/A
3230.000	-48.44	6.62	-13.0	-35.44	24.00	Vertical	Horizontal	Pass
6978.400	-40.65	13.36	-13.0	-27.65	307.00	Vertical	Horizontal	Pass
18934.249	-31.29	25.07	-13.0	-18.29	92.00	Vertical	Horizontal	Pass

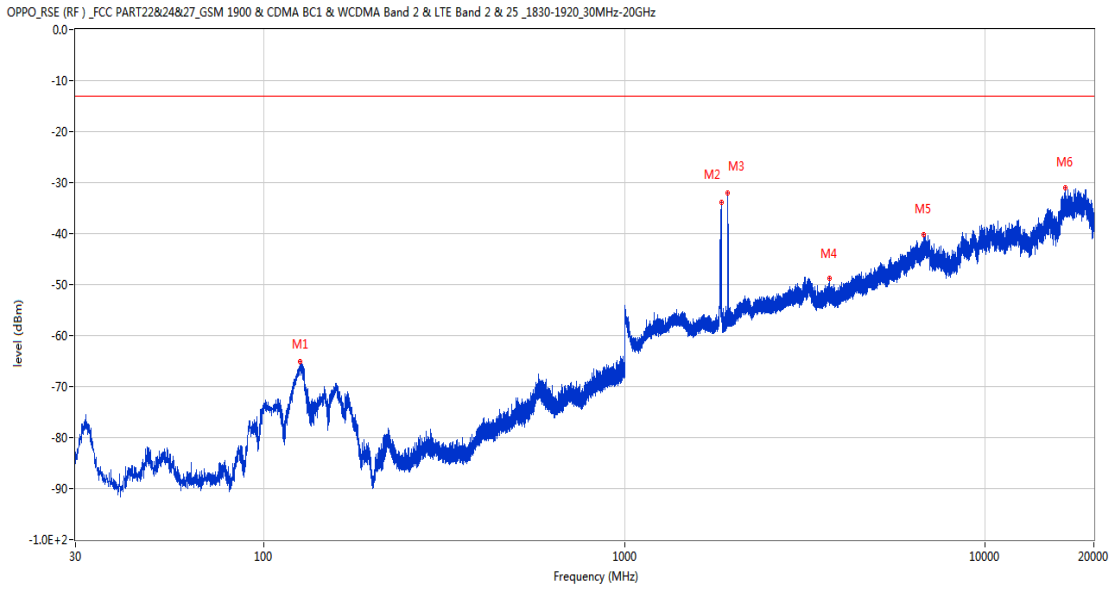
WCDMA
 5 WCDMA Band 2
 5.1 WCDMA Band 2 Low Channel

RSE-H&H WCDMA Band 2 CH9262



Frequency (MHz)	Result (dBm)	Factor (dB)	PK Limit (dBm)	Over Limit (dB)	Table (o)	ANT	EUT	Verdict
127.728	-66.15	-18.23	-13.0	-53.15	129.00	Horizontal	Horizontal	Pass
1853.700	-32.46	-2.85	-13.0	-19.46	295.00	Horizontal	Horizontal	N/A
1931.400	-32.60	-3.08	-13.0	-19.60	0.00	Horizontal	Horizontal	N/A
3240.200	-47.88	6.39	-13.0	-34.88	94.00	Horizontal	Horizontal	Pass
6829.000	-40.68	12.74	-13.0	-27.68	294.00	Horizontal	Horizontal	Pass
18096.876	-31.28	25.54	-13.0	-18.28	319.00	Horizontal	Horizontal	Pass

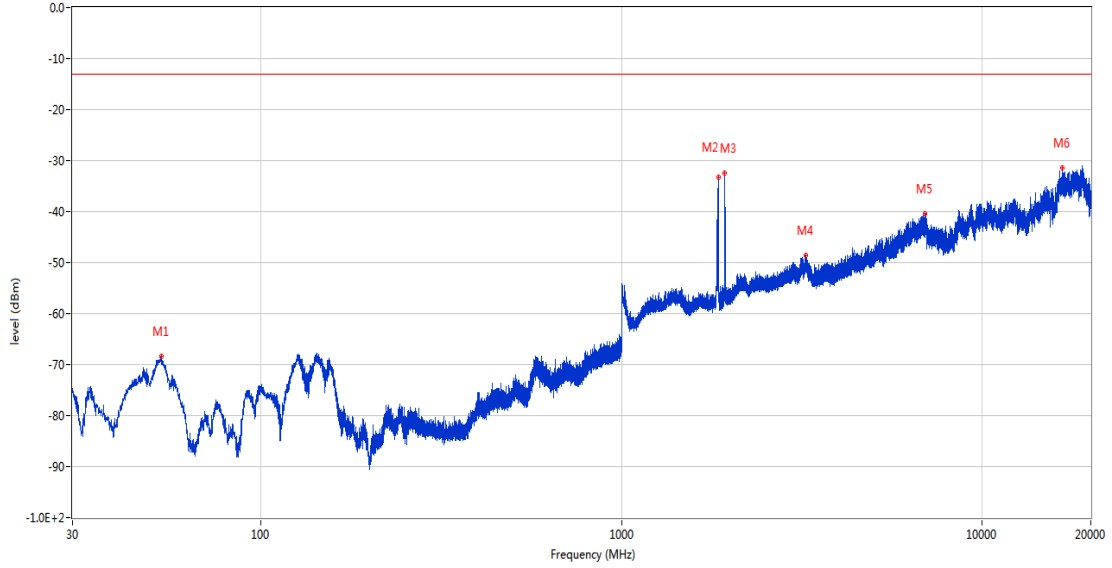
RSE-H&V WCDMA Band 2 CH9262



Frequency (MHz)	Result (dBm)	Factor (dB)	PK Limit (dBm)	Over Limit (dB)	Table (o)	ANT	EUT	Verdict
126.175	-65.09	-18.42	-13.0	-52.09	142.00	Horizontal	Vertical	Pass
1853.900	-33.95	-2.85	-13.0	-20.95	212.00	Horizontal	Vertical	N/A
1933.600	-32.03	-3.31	-13.0	-19.03	209.00	Horizontal	Vertical	N/A
3706.800	-48.85	4.58	-13.0	-35.85	243.00	Horizontal	Vertical	Pass
6753.600	-40.20	12.31	-13.0	-27.20	360.00	Horizontal	Vertical	Pass
16706.688	-31.06	25.79	-13.0	-18.06	266.00	Horizontal	Vertical	Pass

RSE-V&V WCDMA Band 2 CH9262

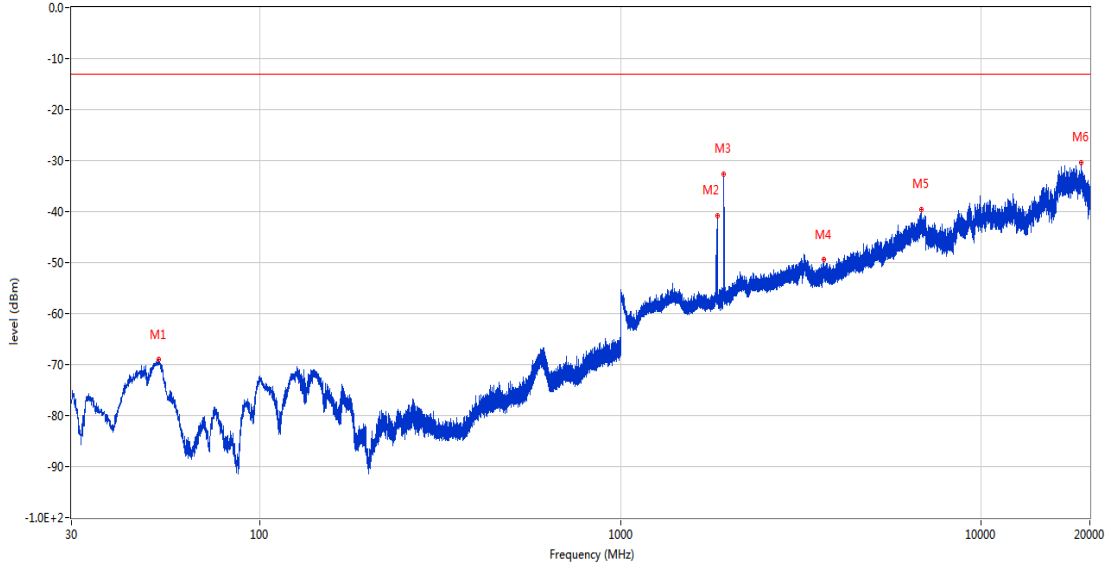
OPPO_RSE (RF) _FCC PART22&24&27_GSM 1900 & CDMA BC1 & WCDMA Band 2 & LTE Band 2 & 25 _1830-1920_30MHz-20GHz



Frequency (MHz)	Result (dBm)	Factor (dB)	PK Limit (dBm)	Over Limit (dB)	Table (o)	ANT	EUT	Verdict
52.892	-68.41	-14.90	-13.0	-55.41	88.00	Vertical	Vertical	Pass
1853.700	-33.28	-2.85	-13.0	-20.28	166.00	Vertical	Vertical	N/A
1933.900	-32.47	-3.33	-13.0	-19.47	288.00	Vertical	Vertical	N/A
3235.400	-48.64	6.66	-13.0	-35.64	335.00	Vertical	Vertical	Pass
6920.600	-40.48	12.38	-13.0	-27.48	30.00	Vertical	Vertical	Pass
16688.926	-31.37	26.33	-13.0	-18.37	87.00	Vertical	Vertical	Pass

RSE-V&H WCDMA Band 2 CH9262

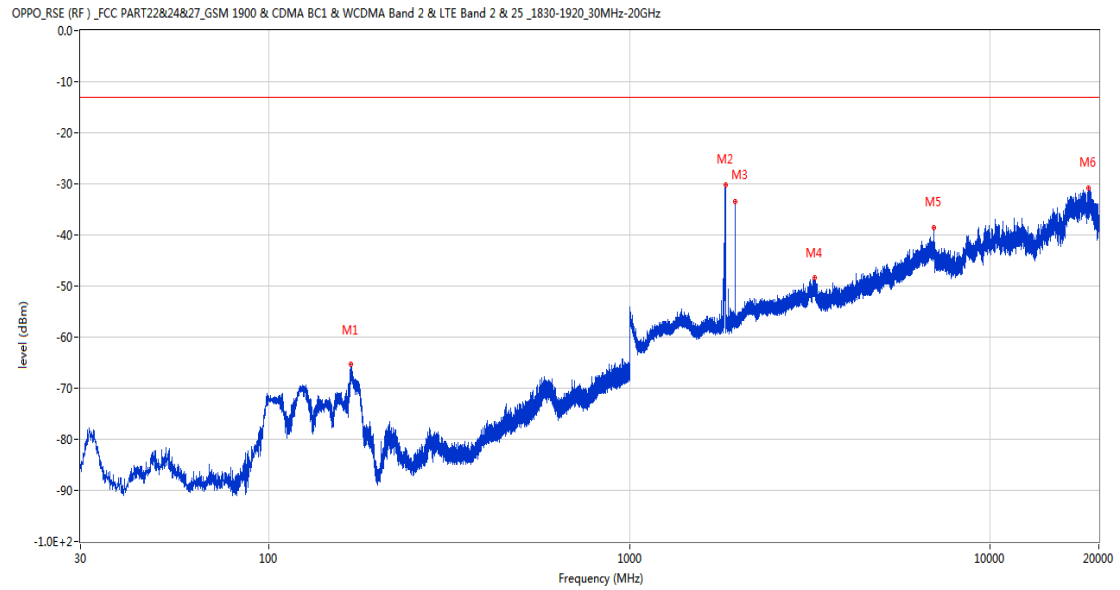
OPPO_RSE (RF) _FCC PART22&24&27_GSM 1900 & CDMA BC1 & WCDMA Band 2 & LTE Band 2 & 25 _1830-1920_30MHz-20GHz



Frequency (MHz)	Result (dBm)	Factor (dB)	PK Limit (dBm)	Over Limit (dB)	Table (o)	ANT	EUT	Verdict
52.261	-68.96	-14.94	-13.0	-55.96	136.00	Vertical	Horizontal	Pass
1854.000	-40.76	-2.85	-13.0	-27.76	254.00	Vertical	Horizontal	N/A
1933.500	-32.58	-3.31	-13.0	-19.58	286.00	Vertical	Horizontal	N/A
3648.600	-49.44	5.66	-13.0	-36.44	353.00	Vertical	Horizontal	Pass
6815.400	-39.53	13.12	-13.0	-26.53	231.00	Vertical	Horizontal	Pass
18921.200	-30.35	25.08	-13.0	-17.35	279.00	Vertical	Horizontal	Pass

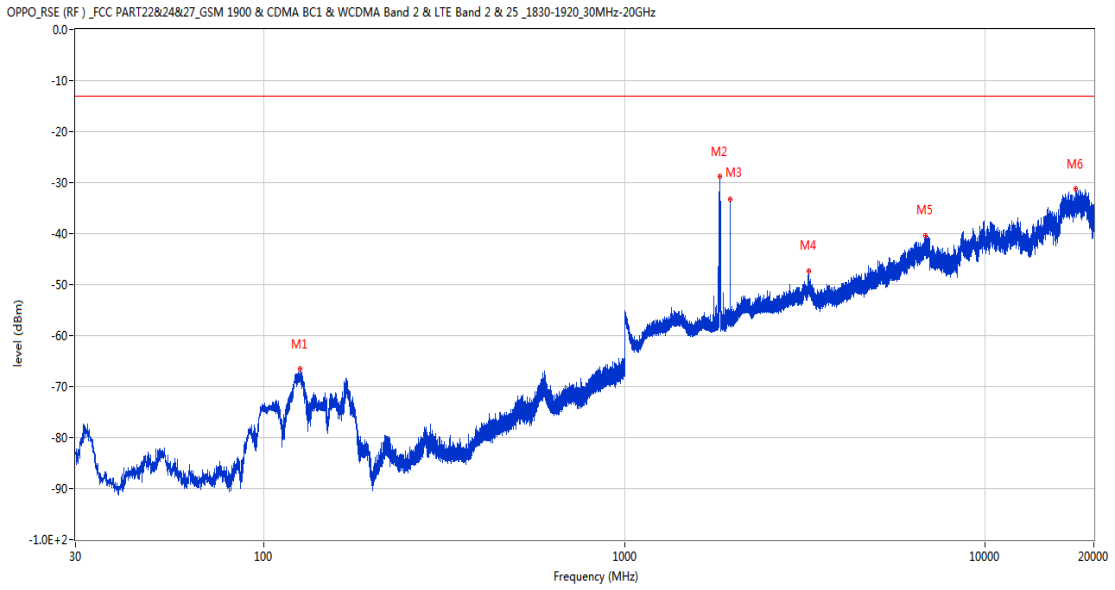
5.2 WCDMA Band 2 Middle Channel

RSE-H&H WCDMA Band 2 CH9400



Frequency (MHz)	Result (dBm)	Factor (dB)	PK Limit (dBm)	Over Limit (dB)	Table (o)	ANT	EUT	Verdict
168.370	-65.39	-15.65	-13.0	-52.39	130.00	Horizontal	Horizontal	Pass
1842.800	-30.13	-2.92	-13.0	-17.13	174.00	Horizontal	Horizontal	N/A
1960.800	-33.47	-3.62	-13.0	-20.47	110.00	Horizontal	Horizontal	N/A
3255.200	-48.30	5.72	-13.0	-35.30	161.00	Horizontal	Horizontal	Pass
6991.200	-38.64	13.91	-13.0	-25.64	137.00	Horizontal	Horizontal	Pass
18768.949	-30.92	25.16	-13.0	-17.92	9.00	Horizontal	Horizontal	Pass

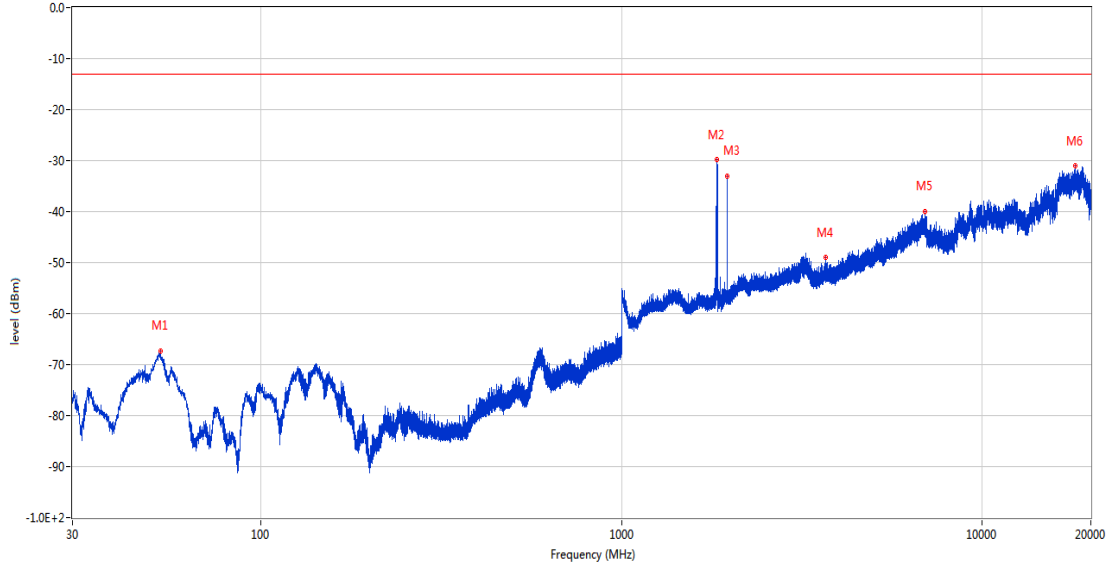
RSE-H&V WCDMA Band 2 CH9400



Frequency (MHz)	Result (dBm)	Factor (dB)	PK Limit (dBm)	Over Limit (dB)	Table (o)	ANT	EUT	Verdict
125.642	-66.63	-18.49	-13.0	-53.63	134.00	Horizontal	Vertical	Pass
1840.400	-28.81	-2.96	-13.0	-15.81	357.00	Horizontal	Vertical	N/A
1961.400	-33.34	-3.64	-13.0	-20.34	117.00	Horizontal	Vertical	N/A
3235.400	-47.37	6.66	-13.0	-34.37	202.00	Horizontal	Vertical	Pass
6809.800	-40.40	13.13	-13.0	-27.40	339.00	Horizontal	Vertical	Pass
17830.074	-31.24	25.59	-13.0	-18.24	260.00	Horizontal	Vertical	Pass

RSE-V&V WCDMA Band 2 CH9400

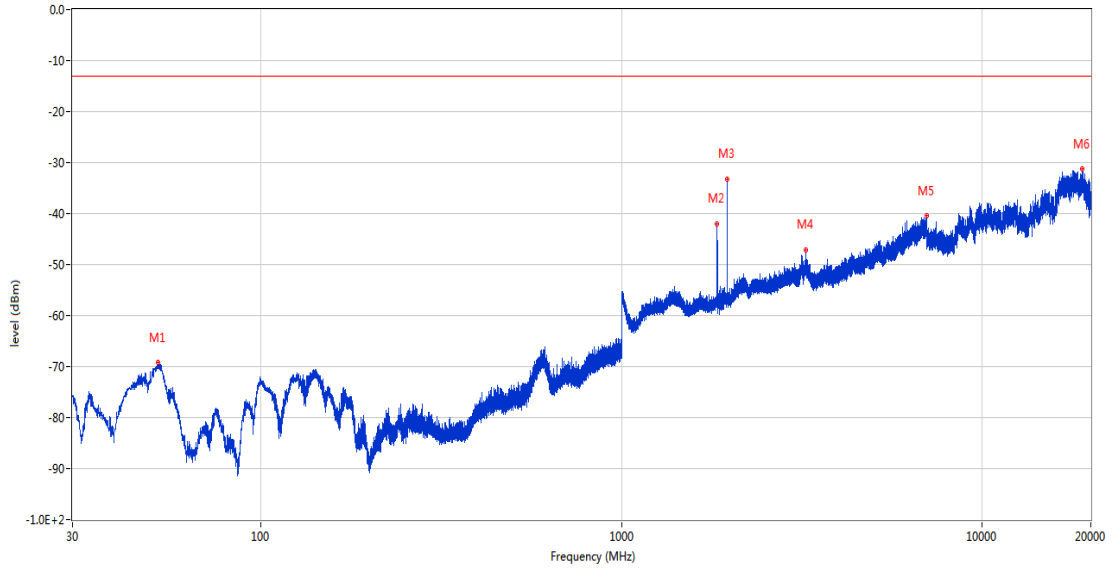
OPPO_RSE (RF) _FCC PART22&24&27_GSM 1900 & CDMA BC1 & WCDMA Band 2 & LTE Band 2 & 25 _1830-1920_30MHz-20GHz



Frequency (MHz)	Result (dBm)	Factor (dB)	PK Limit (dBm)	Over Limit (dB)	Table (o)	ANT	EUT	Verdict
52.553	-67.26	-14.92	-13.0	-54.26	177.00	Vertical	Vertical	Pass
1835.900	-29.89	-3.84	-13.0	-16.89	96.00	Vertical	Vertical	N/A
1959.700	-33.11	-3.58	-13.0	-20.11	307.00	Vertical	Vertical	N/A
3673.400	-48.96	4.61	-13.0	-35.96	219.00	Vertical	Vertical	Pass
6944.000	-40.03	13.04	-13.0	-27.03	170.00	Vertical	Vertical	Pass
18093.613	-30.97	25.54	-13.0	-17.97	163.00	Vertical	Vertical	Pass

RSE-V&H WCDMA Band 2 CH9400

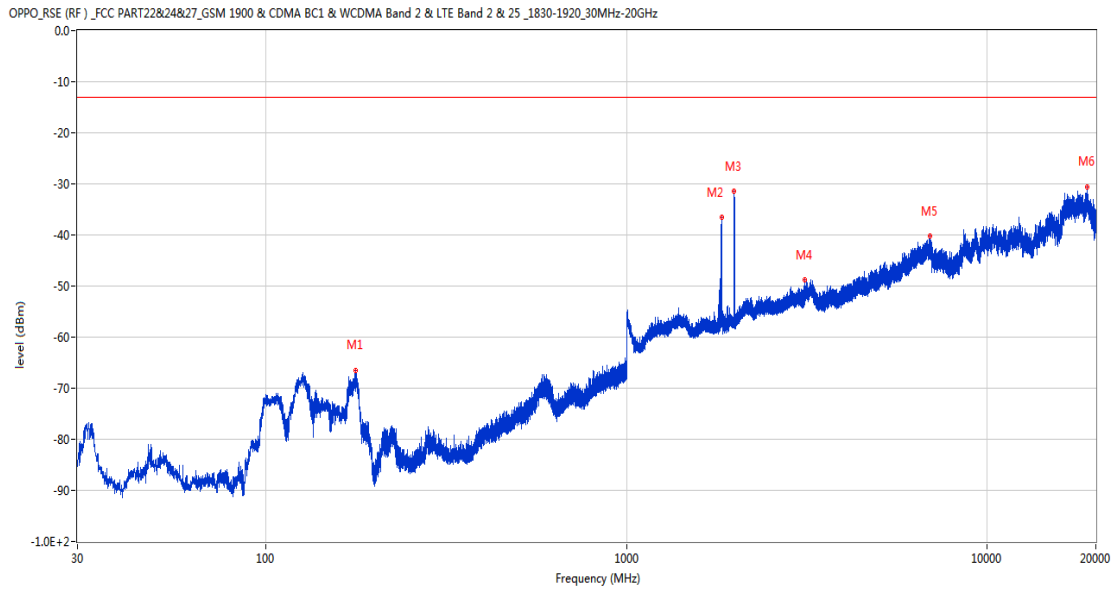
OPPO_RSE (RF) _FCC PART22&24&27_GSM 1900 & CDMA BC1 & WCDMA Band 2 & LTE Band 2 & 25 _1830-1920_30MHz-20GHz



Frequency (MHz)	Result (dBm)	Factor (dB)	PK Limit (dBm)	Over Limit (dB)	Table (o)	ANT	EUT	Verdict
51.922	-69.19	-14.96	-13.0	-56.19	207.00	Vertical	Horizontal	Pass
1838.100	-42.10	-3.64	-13.0	-29.10	4.00	Vertical	Horizontal	N/A
1959.800	-33.27	-3.58	-13.0	-20.27	295.00	Vertical	Horizontal	N/A
3237.800	-47.20	6.45	-13.0	-34.20	111.00	Vertical	Horizontal	Pass
6999.400	-40.48	13.92	-13.0	-27.48	164.00	Vertical	Horizontal	Pass
18935.699	-31.24	25.07	-13.0	-18.24	200.00	Vertical	Horizontal	Pass

5.3 WCDMA Band 2 High Channel

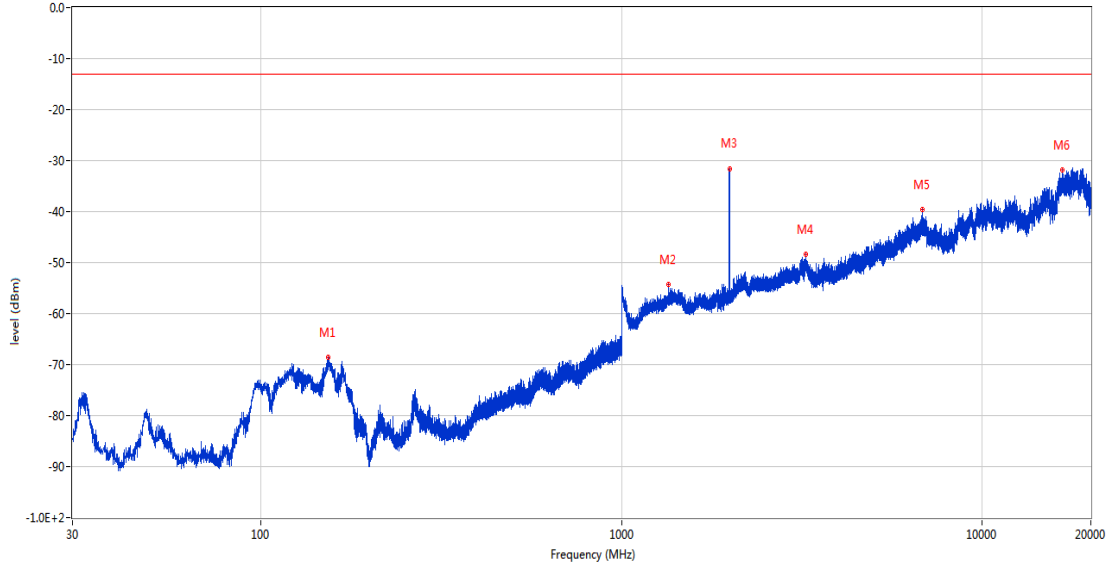
RSE-H&H WCDMA Band 2 CH9538



Frequency (MHz)	Result (dBm)	Factor (dB)	PK Limit (dBm)	Over Limit (dB)	Table (o)	ANT	EUT	Verdict
177.197	-66.44	-15.05	-13.0	-53.44	74.00	Horizontal	Horizontal	Pass
1835.100	-36.44	-3.90	-13.0	-23.44	0.00	Horizontal	Horizontal	N/A
1986.900	-31.49	-3.61	-13.0	-18.49	127.00	Horizontal	Horizontal	N/A
3113.400	-48.87	4.23	-13.0	-35.87	0.00	Horizontal	Horizontal	Pass
6937.600	-40.29	12.74	-13.0	-27.29	63.00	Horizontal	Horizontal	Pass
18930.989	-30.67	25.07	-13.0	-17.67	104.00	Horizontal	Horizontal	Pass

RSE-H&V WCDMA Band 2 CH9538

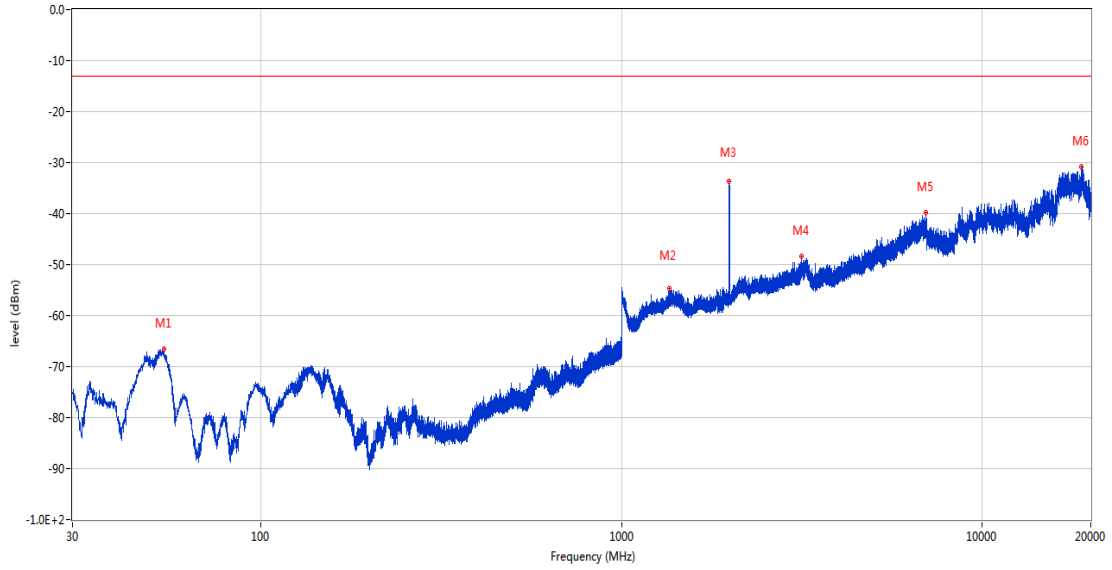
OPPO_RSE (RF) _FCC PART22&24&27_GSM 1900 & CDMA BC1 & WCDMA Band 2 & LTE Band 2 & 25 _1830-1920_30MHz-20GHz



Frequency (MHz)	Result (dBm)	Factor (dB)	PK Limit (dBm)	Over Limit (dB)	Table (o)	ANT	EUT	Verdict
153.723	-68.61	-15.75	-13.0	-55.61	134.00	Horizontal	Vertical	Pass
1351.800	-54.33	-3.76	-13.0	-41.33	255.00	Horizontal	Vertical	Pass
1989.100	-31.60	-3.66	-13.0	-18.60	128.00	Horizontal	Vertical	N/A
3237.200	-48.37	6.51	-13.0	-35.37	48.00	Horizontal	Vertical	Pass
6819.600	-39.59	13.08	-13.0	-26.59	38.00	Horizontal	Vertical	Pass
16714.300	-31.93	25.34	-13.0	-18.93	359.00	Horizontal	Vertical	Pass

RSE-V&V WCDMA Band 2 CH9538

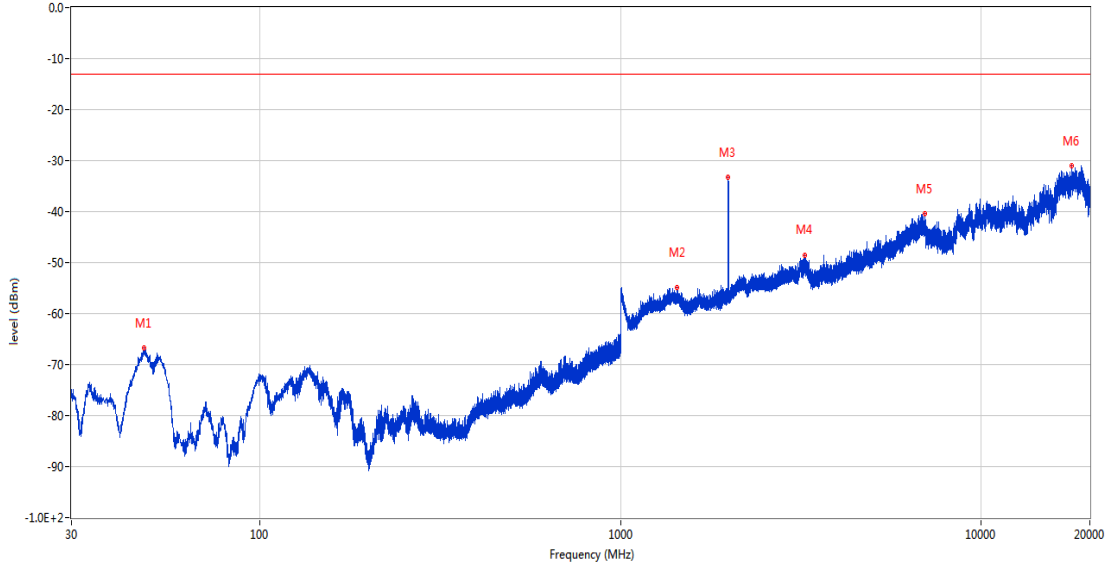
OPPO_RSE (RF) _FCC PART22&24&27_GSM 1900 & CDMA BC1 & WCDMA Band 2 & LTE Band 2 & 25 _1830-1920_30MHz-20GHz



Frequency (MHz)	Result (dBm)	Factor (dB)	PK Limit (dBm)	Over Limit (dB)	Table (o)	ANT	EUT	Verdict
53.813	-66.61	-14.83	-13.0	-53.61	170.00	Vertical	Vertical	Pass
1354.400	-54.78	-3.75	-13.0	-41.78	282.00	Vertical	Vertical	Pass
1988.100	-33.71	-3.63	-13.0	-20.71	325.00	Vertical	Vertical	N/A
3154.800	-48.33	5.85	-13.0	-35.33	24.00	Vertical	Vertical	Pass
6971.000	-39.84	13.16	-13.0	-26.84	102.00	Vertical	Vertical	Pass
18796.863	-30.86	25.15	-13.0	-17.86	178.00	Vertical	Vertical	Pass

RSE-V&H WCDMA Band 2 CH9538

OPPO_RSE (RF) _FCC PART22&24&27_GSM 1900 & CDMA BC1 & WCDMA Band 2 & LTE Band 2 & 25 _1830-1920_30MHz-20GHz



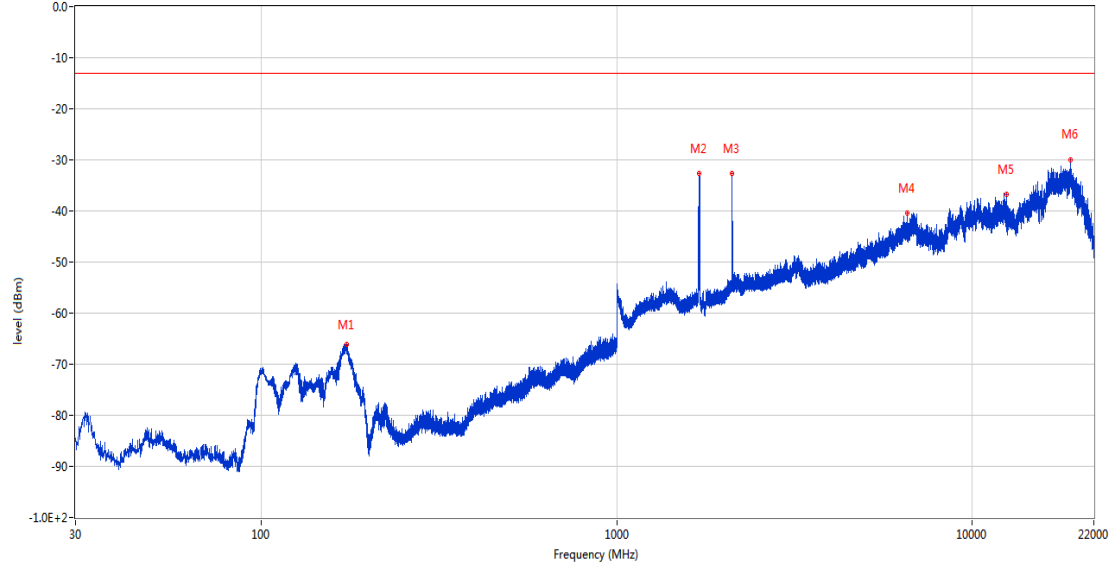
Frequency (MHz)	Result (dBm)	Factor (dB)	PK Limit (dBm)	Over Limit (dB)	Table (o)	ANT	EUT	Verdict
47.605	-66.80	-16.22	-13.0	-53.80	144.00	Vertical	Horizontal	Pass
1431.300	-54.89	-3.58	-13.0	-41.89	110.00	Vertical	Horizontal	Pass
1986.700	-33.32	-3.60	-13.0	-20.32	315.00	Vertical	Horizontal	N/A
3248.600	-48.57	5.99	-13.0	-35.57	180.00	Vertical	Horizontal	Pass
6976.200	-40.45	13.41	-13.0	-27.45	326.00	Vertical	Horizontal	Pass
17795.637	-31.11	25.59	-13.0	-18.11	107.00	Vertical	Horizontal	Pass

6 WCDMA Band 4

6.1 WCDMA Band 4 Low Channel

RSE-H&H WCDMA Band 4 CH1312

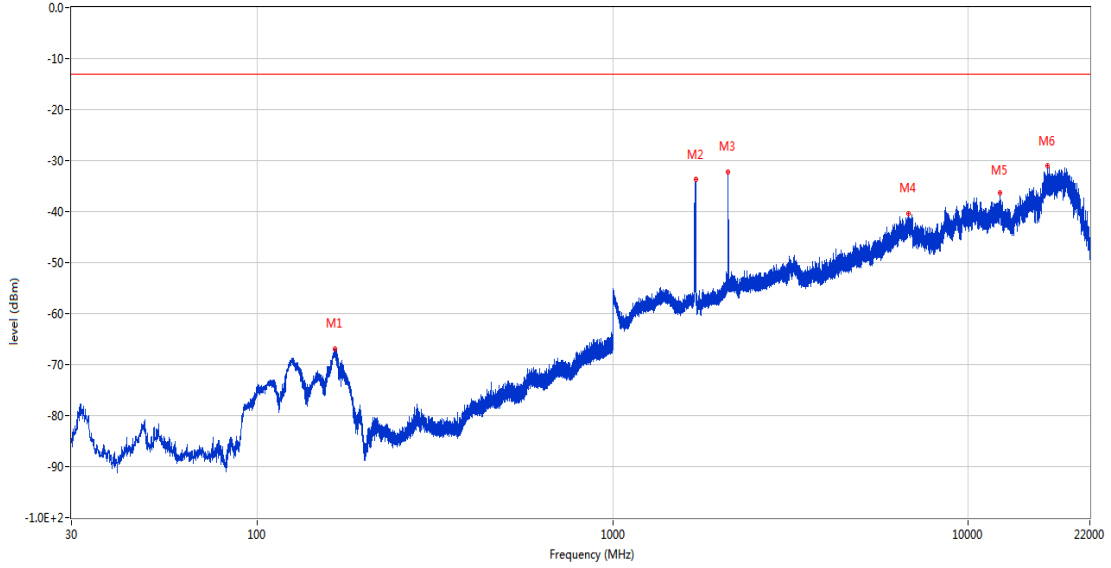
OPPO_RSE (RF) _ FCC PART22&24&27_WCDMA Band 4 & LTE Band 4 & 66_1710-1785_30MHz-20GHz



Frequency (MHz)	Result (dBm)	Factor (dB)	PK Limit (dBm)	Over Limit (dB)	Table (o)	ANT	EUT	Verdict
173.415	-66.21	-15.31	-13.0	-53.21	110.00	Horizontal	Horizontal	Pass
1702.800	-32.69	-2.94	-13.0	-19.69	288.00	Horizontal	Horizontal	N/A
2113.500	-32.73	-0.97	-13.0	-19.73	184.00	Horizontal	Horizontal	N/A
6555.600	-40.48	10.75	-13.0	-27.48	309.00	Horizontal	Horizontal	Pass
12489.813	-36.70	17.31	-13.0	-23.70	19.00	Horizontal	Horizontal	Pass
18919.750	-29.99	25.08	-13.0	-16.99	112.00	Horizontal	Horizontal	Pass

RSE-H&V WCDMA Band 4 CH1312

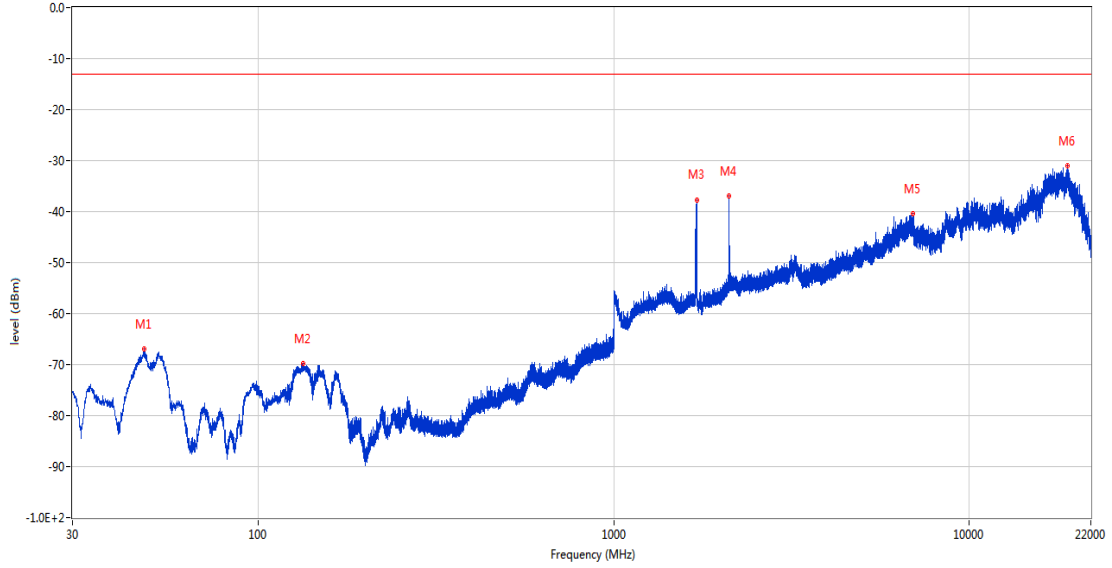
OPPO_RSE (RF) _FCC PART22&24&27_WCDMA Band 4 & LTE Band 4 & 66 _1710-1785_30MHz-20GHz



Frequency (MHz)	Result (dBm)	Factor (dB)	PK Limit (dBm)	Over Limit (dB)	Table (o)	ANT	EUT	Verdict
165.266	-66.93	-15.88	-13.0	-53.93	113.00	Horizontal	Vertical	Pass
1713.800	-33.69	-3.08	-13.0	-20.69	217.00	Horizontal	Vertical	N/A
2113.200	-32.22	-0.95	-13.0	-19.22	228.00	Horizontal	Vertical	N/A
6800.800	-40.31	13.15	-13.0	-27.31	311.00	Horizontal	Vertical	Pass
12271.887	-36.27	18.74	-13.0	-23.27	168.00	Horizontal	Vertical	Pass
16696.511	-31.03	26.23	-13.0	-18.03	335.00	Horizontal	Vertical	Pass

RSE-V&V WCDMA Band 4 CH1312

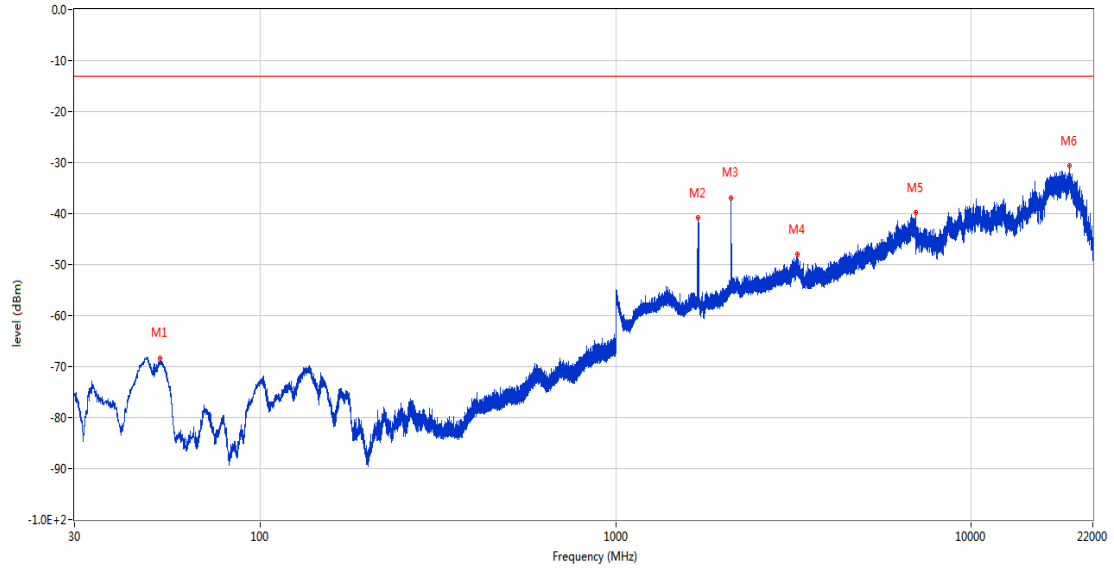
OPPO_RSE (RF) _FCC PART22&24&27_WCDMA Band 4 & LTE Band 4 & 66 _1710-1785_30MHz-20GHz



Frequency (MHz)	Result (dBm)	Factor (dB)	PK Limit (dBm)	Over Limit (dB)	Table (o)	ANT	EUT	Verdict
47.751	-66.94	-16.13	-13.0	-53.94	165.00	Vertical	Vertical	Pass
133.596	-69.88	-17.05	-13.0	-56.88	260.00	Vertical	Vertical	Pass
1714.200	-37.66	-3.09	-13.0	-24.66	143.00	Vertical	Vertical	N/A
2113.800	-36.99	-0.99	-13.0	-23.99	37.00	Vertical	Vertical	N/A
6959.600	-40.49	13.11	-13.0	-27.49	259.00	Vertical	Vertical	Pass
18929.463	-31.02	25.08	-13.0	-18.02	153.00	Vertical	Vertical	Pass

RSE-V&H WCDMA Band 4 CH1312

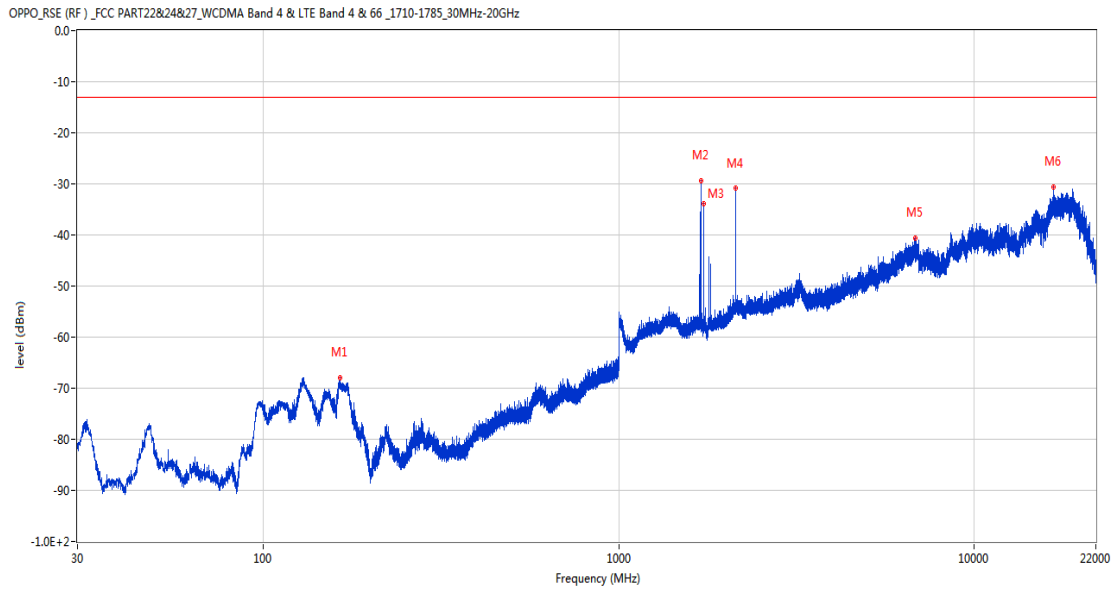
OPPO_RSE (RF) _FCC PART22&24&27_WCDMA Band 4 & LTE Band 4 & 66 _1710-1785_30MHz-20GHz



Frequency (MHz)	Result (dBm)	Factor (dB)	PK Limit (dBm)	Over Limit (dB)	Table (o)	ANT	EUT	Verdict
52.164	-68.42	-15.07	-13.0	-55.42	284.00	Vertical	Horizontal	Pass
1703.200	-40.88	-2.94	-13.0	-27.88	266.00	Vertical	Horizontal	N/A
2111.200	-36.88	-0.79	-13.0	-23.88	347.00	Vertical	Horizontal	N/A
3238.400	-47.94	6.40	-13.0	-34.94	234.00	Vertical	Horizontal	Pass
6998.600	-39.85	13.94	-13.0	-26.85	75.00	Vertical	Horizontal	Pass
18931.313	-30.56	25.07	-13.0	-17.56	59.00	Vertical	Horizontal	Pass

6.2 WCDMA Band 4 Middle Channel

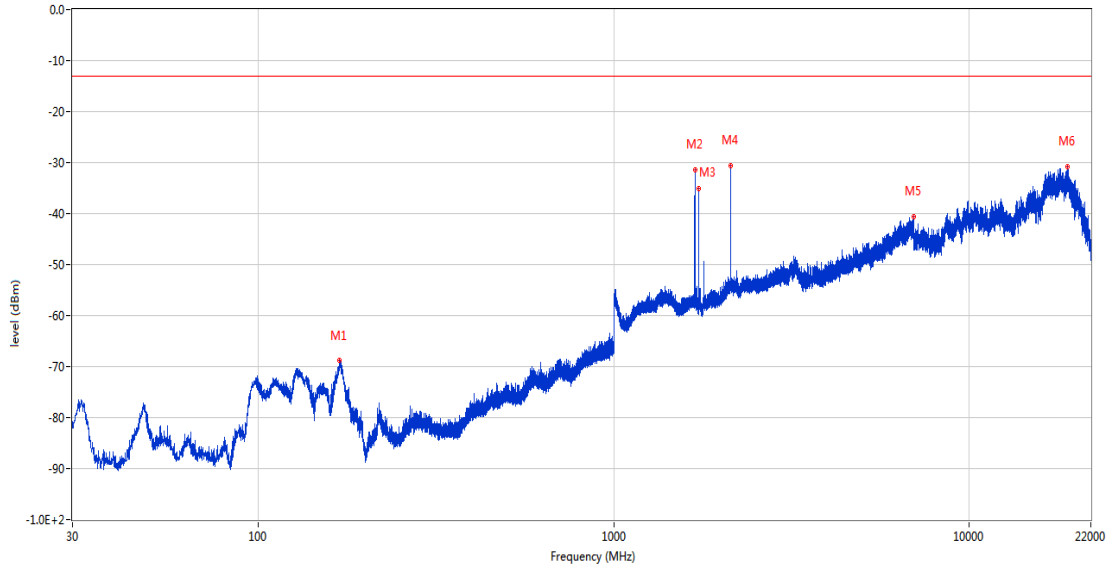
RSE-H&H WCDMA Band 4 CH1412



Frequency (MHz)	Result (dBm)	Factor (dB)	PK Limit (dBm)	Over Limit (dB)	Table (o)	ANT	EUT	Verdict
164.345	-67.90	-15.88	-13.0	-54.90	114.00	Horizontal	Horizontal	Pass
1703.800	-29.35	-2.95	-13.0	-16.35	269.00	Horizontal	Horizontal	Pass
1734.100	-33.93	-3.35	-13.0	-20.93	297.00	Horizontal	Horizontal	N/A
2131.200	-30.89	-1.18	-13.0	-17.89	216.00	Horizontal	Horizontal	N/A
6833.200	-40.62	12.60	-13.0	-27.62	239.00	Horizontal	Horizontal	Pass
16701.137	-30.68	26.12	-13.0	-17.68	8.00	Horizontal	Horizontal	Pass

RSE-H&V WCDMA Band 4 CH1412

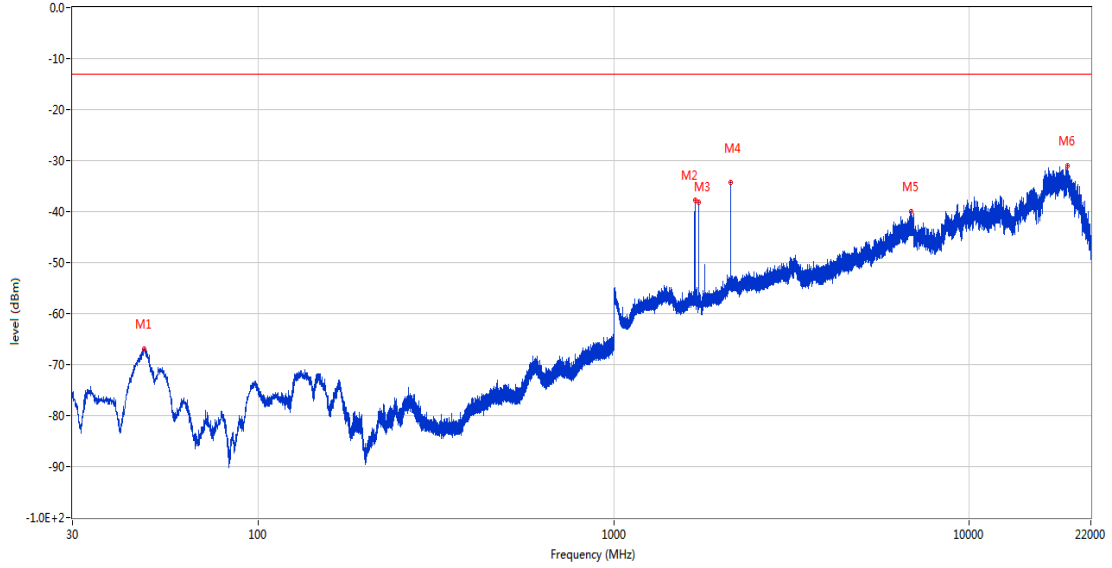
OPPO_RSE (RF) _FCC PART22&24&27_WCDMA Band 4 & LTE Band 4 & 66 _1710-1785_30MHz-20GHz



Frequency (MHz)	Result (dBm)	Factor (dB)	PK Limit (dBm)	Over Limit (dB)	Table (o)	ANT	EUT	Verdict
168.904	-68.77	-15.65	-13.0	-55.77	122.00	Horizontal	Vertical	Pass
1694.800	-31.51	-4.26	-13.0	-18.51	198.00	Horizontal	Vertical	Pass
1734.000	-35.09	-3.35	-13.0	-22.09	177.00	Horizontal	Vertical	N/A
2131.900	-30.65	-1.20	-13.0	-17.65	216.00	Horizontal	Vertical	N/A
6986.800	-40.52	13.60	-13.0	-27.52	59.00	Horizontal	Vertical	Pass
18946.574	-30.81	25.07	-13.0	-17.81	311.00	Horizontal	Vertical	Pass

RSE-V&V WCDMA Band 4 CH1412

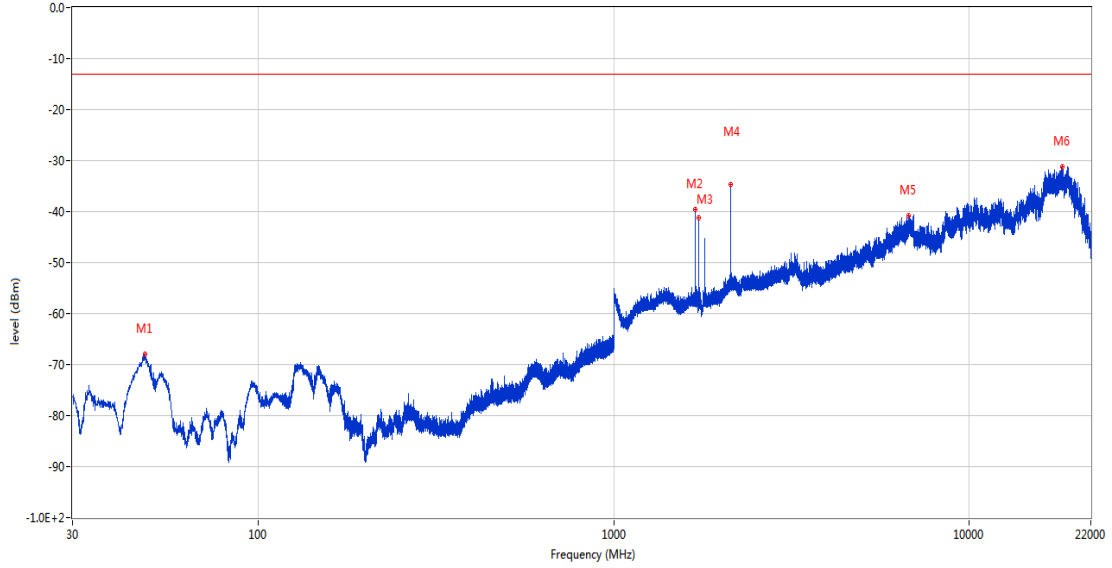
OPPO_RSE (RF) _FCC PART22&24&27_WCDMA Band 4 & LTE Band 4 & 66 _1710-1785_30MHz-20GHz



Frequency (MHz)	Result (dBm)	Factor (dB)	PK Limit (dBm)	Over Limit (dB)	Table (o)	ANT	EUT	Verdict
47.605	-66.86	-16.17	-13.0	-53.86	190.00	Vertical	Vertical	Pass
1693.600	-37.82	-4.36	-13.0	-24.82	161.00	Vertical	Vertical	Pass
1734.300	-38.18	-3.35	-13.0	-25.18	153.00	Vertical	Vertical	N/A
2131.400	-34.37	-1.19	-13.0	-21.37	10.00	Vertical	Vertical	N/A
6884.000	-40.03	12.30	-13.0	-27.03	165.00	Vertical	Vertical	Pass
18908.649	-30.97	25.09	-13.0	-17.97	360.00	Vertical	Vertical	Pass

RSE-V&H WCDMA Band 4 CH1412

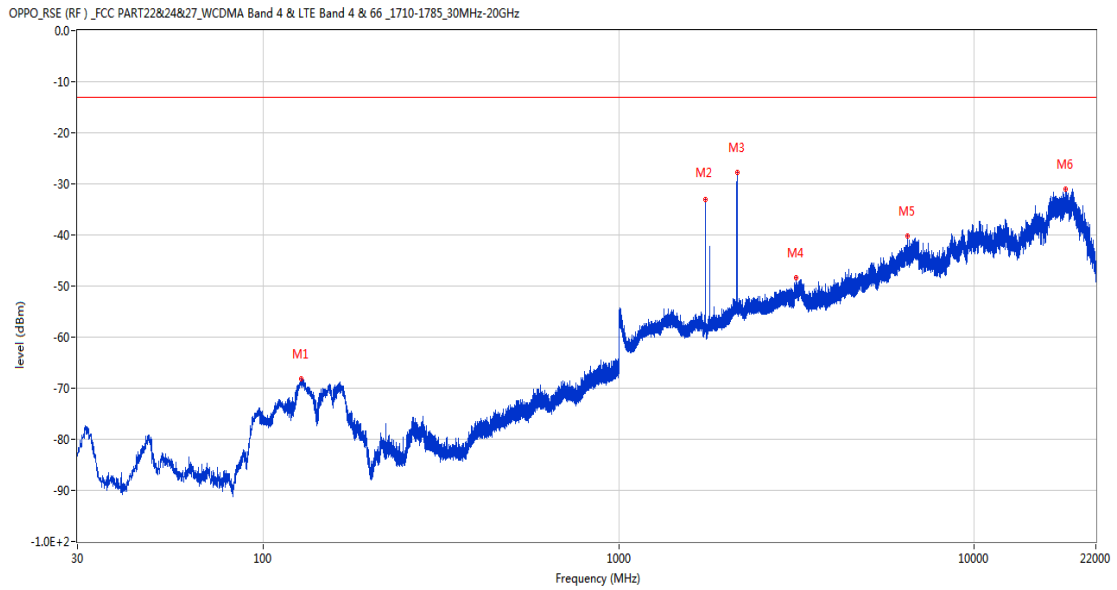
OPPO_RSE (RF) _FCC PART22&24&27_WCDMA Band 4 & LTE Band 4 & 66 _1710-1785_30MHz-20GHz



Frequency (MHz)	Result (dBm)	Factor (dB)	PK Limit (dBm)	Over Limit (dB)	Table (o)	ANT	EUT	Verdict
47.897	-68.04	-16.09	-13.0	-55.04	160.00	Vertical	Horizontal	Pass
1692.000	-39.57	-4.32	-13.0	-26.57	87.00	Vertical	Horizontal	Pass
1734.000	-41.18	-3.35	-13.0	-28.18	254.00	Vertical	Horizontal	N/A
2132.400	-34.64	-1.20	-13.0	-21.64	40.00	Vertical	Horizontal	N/A
6741.000	-40.78	11.79	-13.0	-27.78	294.00	Vertical	Horizontal	Pass
18309.249	-31.24	25.42	-13.0	-18.24	259.00	Vertical	Horizontal	Pass

6.3 WCDMA Band 4 High Channel

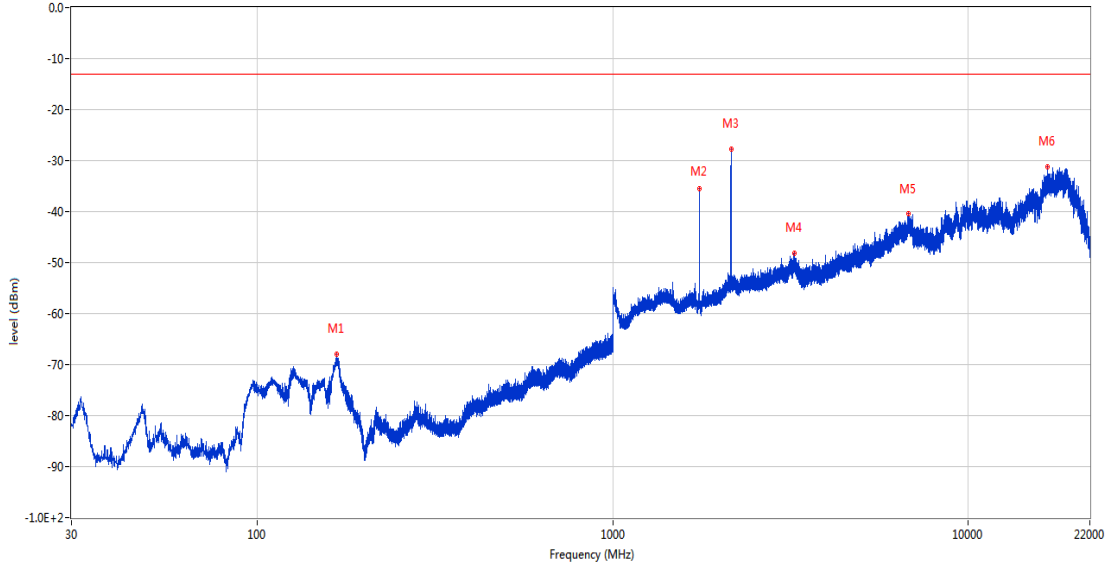
RSE-H&H WCDMA Band 4 CH1513



Frequency (MHz)	Result (dBm)	Factor (dB)	PK Limit (dBm)	Over Limit (dB)	Table (o)	ANT	EUT	Verdict
127.922	-68.26	-18.30	-13.0	-55.26	289.00	Horizontal	Horizontal	Pass
1753.800	-33.09	-3.57	-13.0	-20.09	285.00	Horizontal	Horizontal	N/A
2151.600	-27.80	-0.99	-13.0	-14.80	228.00	Horizontal	Horizontal	N/A
3160.400	-48.45	6.16	-13.0	-35.45	286.00	Horizontal	Horizontal	Pass
6488.200	-40.31	11.85	-13.0	-27.31	142.00	Horizontal	Horizontal	Pass
18102.051	-31.05	25.53	-13.0	-18.05	75.00	Horizontal	Horizontal	Pass

RSE-H&V WCDMA Band 4 CH1513

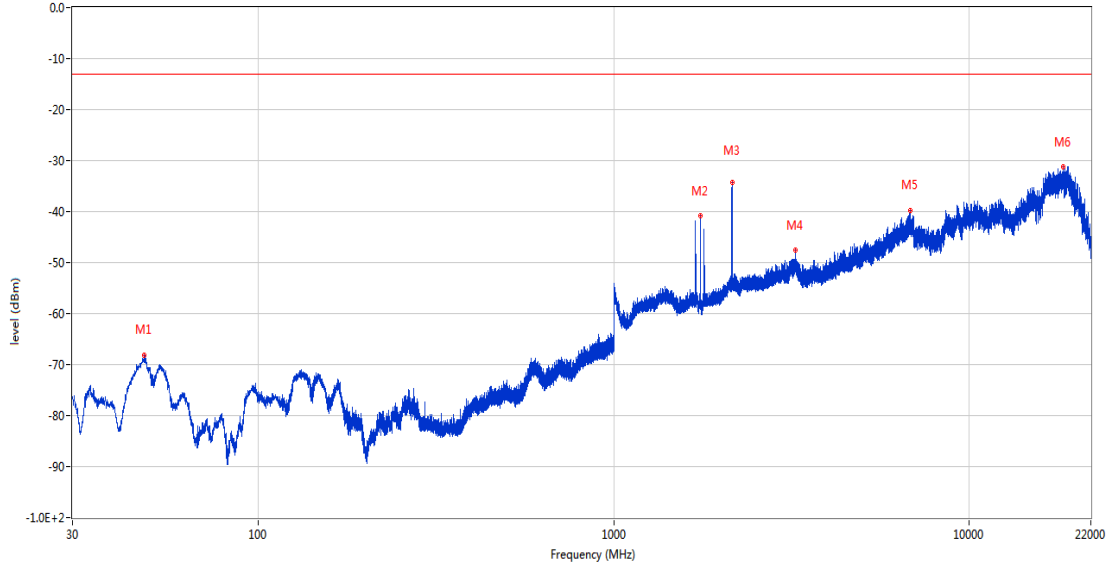
OPPO_RSE (RF) _FCC PART22&24&27_WCDMA Band 4 & LTE Band 4 & 66 _1710-1785_30MHz-20GHz



Frequency (MHz)	Result (dBm)	Factor (dB)	PK Limit (dBm)	Over Limit (dB)	Table (o)	ANT	EUT	Verdict
167.255	-67.98	-15.75	-13.0	-54.98	132.00	Horizontal	Vertical	Pass
1753.400	-35.46	-3.57	-13.0	-22.46	173.00	Horizontal	Vertical	N/A
2154.200	-27.85	-0.90	-13.0	-14.85	226.00	Horizontal	Vertical	N/A
3243.800	-48.23	6.28	-13.0	-35.23	313.00	Horizontal	Vertical	Pass
6798.600	-40.42	13.11	-13.0	-27.42	234.00	Horizontal	Vertical	Pass
16701.137	-31.26	26.12	-13.0	-18.26	228.00	Horizontal	Vertical	Pass

RSE-V&V WCDMA Band 4 CH1513

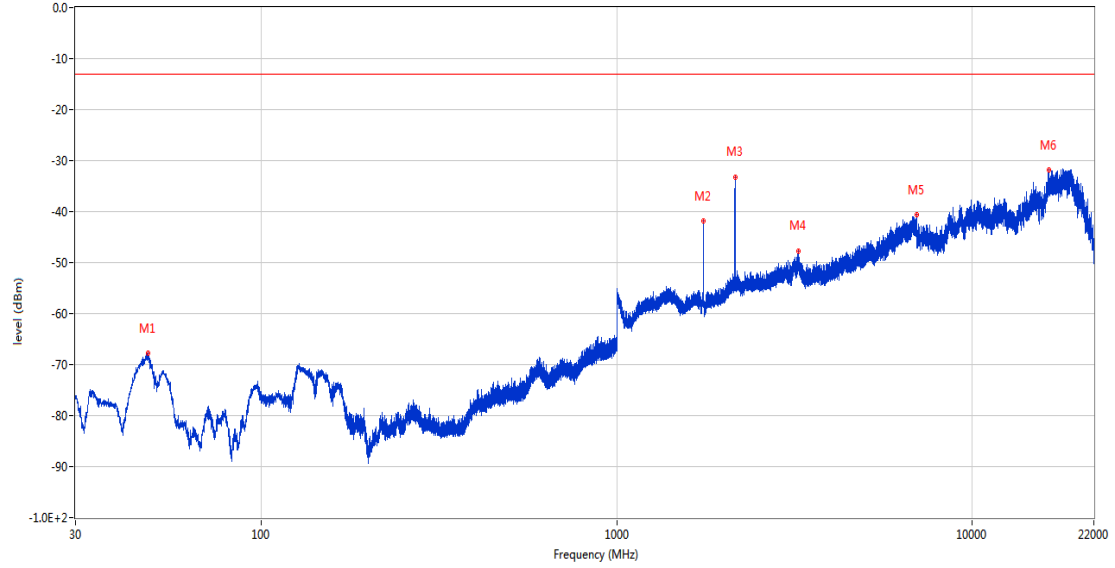
OPPO_RSE (RF) _FCC PART22&24&27_WCDMA Band 4 & LTE Band 4 & 66 _1710-1785_30MHz-20GHz



Frequency (MHz)	Result (dBm)	Factor (dB)	PK Limit (dBm)	Over Limit (dB)	Table (o)	ANT	EUT	Verdict
47.703	-68.09	-16.14	-13.0	-55.09	145.00	Vertical	Vertical	Pass
1753.700	-40.88	-3.57	-13.0	-27.88	232.00	Vertical	Vertical	N/A
2151.400	-34.19	-0.99	-13.0	-21.19	274.00	Vertical	Vertical	N/A
3239.200	-47.65	6.37	-13.0	-34.65	184.00	Vertical	Vertical	Pass
6823.600	-39.86	12.99	-13.0	-26.86	32.00	Vertical	Vertical	Pass
18365.213	-31.20	25.39	-13.0	-18.20	154.00	Vertical	Vertical	Pass

RSE-V&H WCDMA Band 4 CH1513

OPPO_RSE (RF) _FCC PART22&24&27_WCDMA Band 4 & LTE Band 4 & 66 _1710-1785_30MHz-20GHz

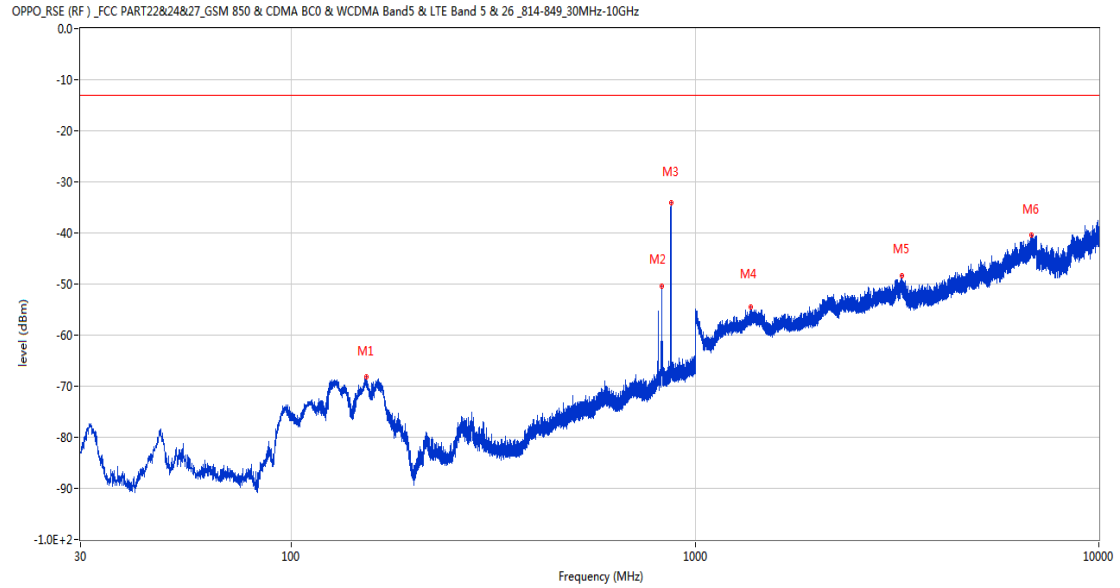


Frequency (MHz)	Result (dBm)	Factor (dB)	PK Limit (dBm)	Over Limit (dB)	Table (o)	ANT	EUT	Verdict
47.897	-67.79	-16.09	-13.0	-54.79	164.00	Vertical	Horizontal	Pass
1753.600	-41.88	-3.57	-13.0	-28.88	246.00	Vertical	Horizontal	N/A
2153.000	-33.33	-1.00	-13.0	-20.33	31.00	Vertical	Horizontal	N/A
3237.800	-47.75	6.45	-13.0	-34.75	360.00	Vertical	Horizontal	Pass
7000.000	-40.58	13.90	-13.0	-27.58	304.00	Vertical	Horizontal	Pass
16426.412	-31.88	24.52	-13.0	-18.88	83.00	Vertical	Horizontal	Pass

7 WCDMA Band 5

7.1 WCDMA Band 5 Low Channel

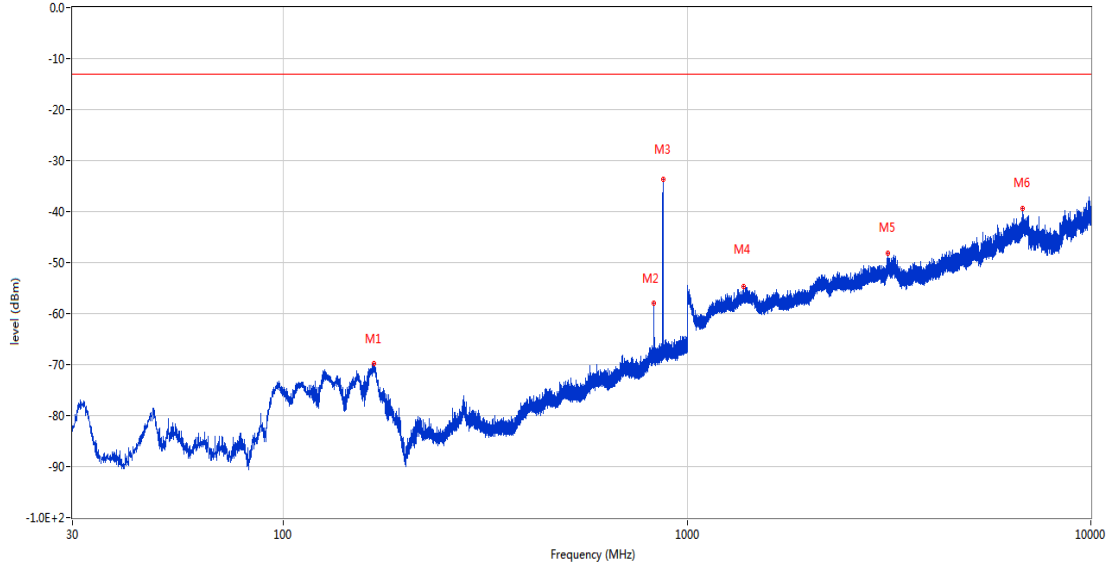
RSE-H&H WCDMA Band 5 CH4132



Frequency (MHz)	Result (dBm)	Factor (dB)	PK Limit (dBm)	Over Limit (dB)	Table (o)	ANT	EUT	Verdict
153.335	-68.17	-15.68	-13.0	-55.17	122.00	Horizontal	Horizontal	Pass
824.818	-50.46	2.02	-13.0	-37.46	238.00	Horizontal	Horizontal	N/A
871.233	-34.09	2.36	-13.0	-21.09	221.00	Horizontal	Horizontal	N/A
1374.500	-54.48	-3.61	-13.0	-41.48	177.00	Horizontal	Horizontal	Pass
3257.600	-48.47	5.56	-13.0	-35.47	274.00	Horizontal	Horizontal	Pass
6799.000	-40.43	13.13	-13.0	-27.43	360.00	Horizontal	Horizontal	Pass

RSE-H&V WCDMA Band 5 CH4132

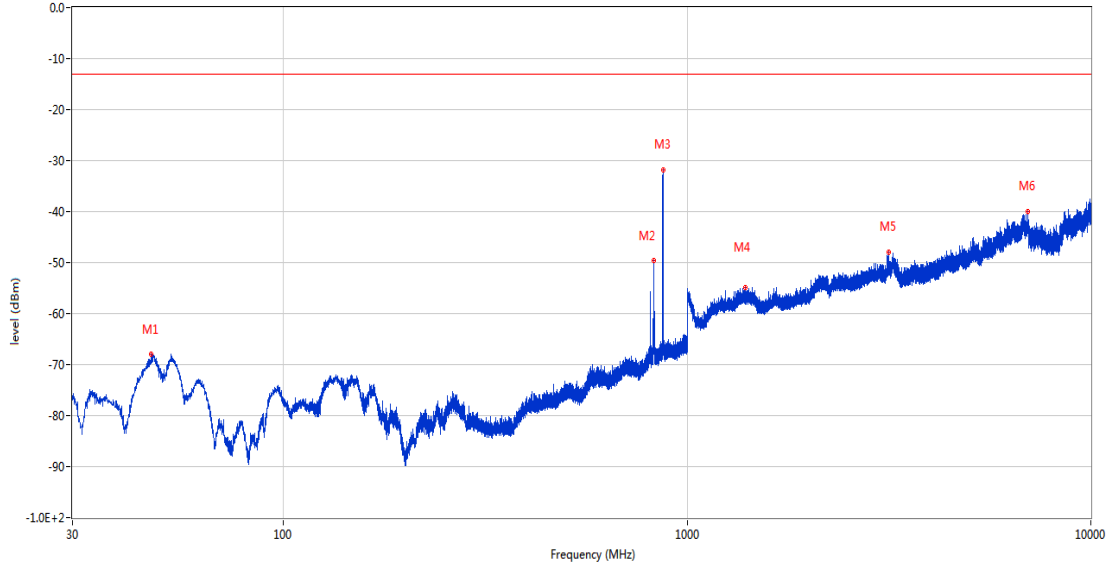
OPPO_RSE (RF) _FCC PART22&24&27_GSM 850 & CDMA BC0 & WCDMA Band5 & LTE Band 5 & 26_814-849_30MHz-10GHz



Frequency (MHz)	Result (dBm)	Factor (dB)	PK Limit (dBm)	Over Limit (dB)	Table (o)	ANT	EUT	Verdict
167.692	-69.76	-15.65	-13.0	-56.76	127.00	Horizontal	Vertical	Pass
824.964	-57.98	2.02	-13.0	-44.98	292.00	Horizontal	Vertical	N/A
872.348	-33.67	2.43	-13.0	-20.67	209.00	Horizontal	Vertical	N/A
1377.000	-54.63	-3.52	-13.0	-41.63	137.00	Horizontal	Vertical	Pass
3147.400	-48.09	5.30	-13.0	-35.09	193.00	Horizontal	Vertical	Pass
6786.400	-39.32	12.86	-13.0	-26.32	357.00	Horizontal	Vertical	Pass

RSE-V&V WCDMA Band 5 CH4132

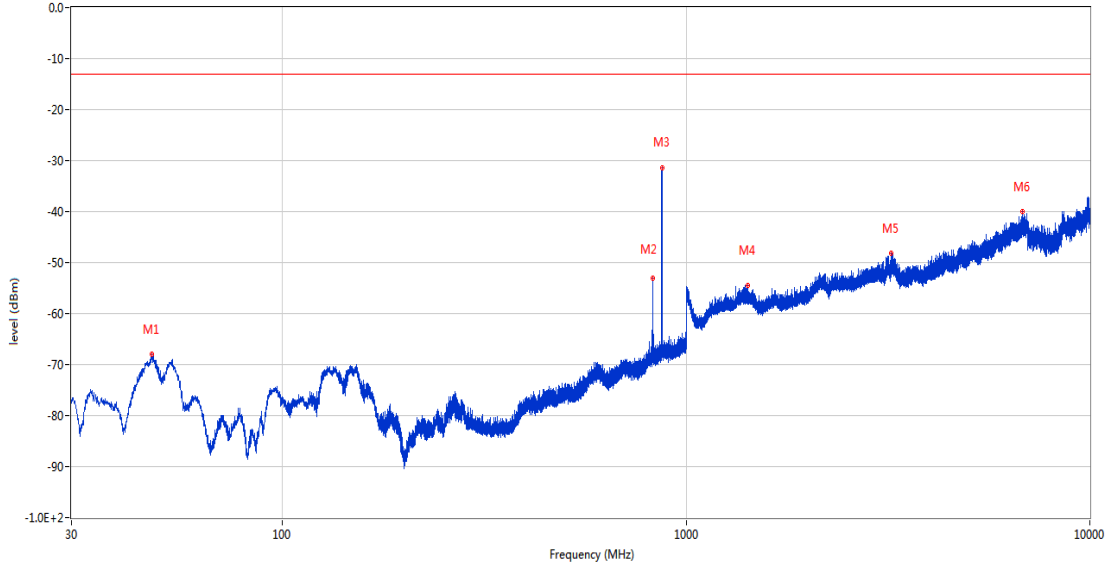
OPPO_RSE (RF) _FCC PART22&24&27_GSM 850 & CDMA BC0 & WCDMA Band5 & LTE Band 5 & 26_814-849_30MHz-10GHz



Frequency (MHz)	Result (dBm)	Factor (dB)	PK Limit (dBm)	Over Limit (dB)	Table (o)	ANT	EUT	Verdict
47.072	-68.00	-16.36	-13.0	-55.00	162.00	Vertical	Vertical	Pass
824.818	-49.64	2.02	-13.0	-36.64	214.00	Vertical	Vertical	N/A
873.172	-31.81	2.49	-13.0	-18.81	205.00	Vertical	Vertical	N/A
1390.300	-54.91	-3.29	-13.0	-41.91	340.00	Vertical	Vertical	Pass
3162.600	-47.86	6.18	-13.0	-34.86	316.00	Vertical	Vertical	Pass
6983.400	-39.94	13.57	-13.0	-26.94	113.00	Vertical	Vertical	Pass

RSE-V&H WCDMA Band 5 CH4132

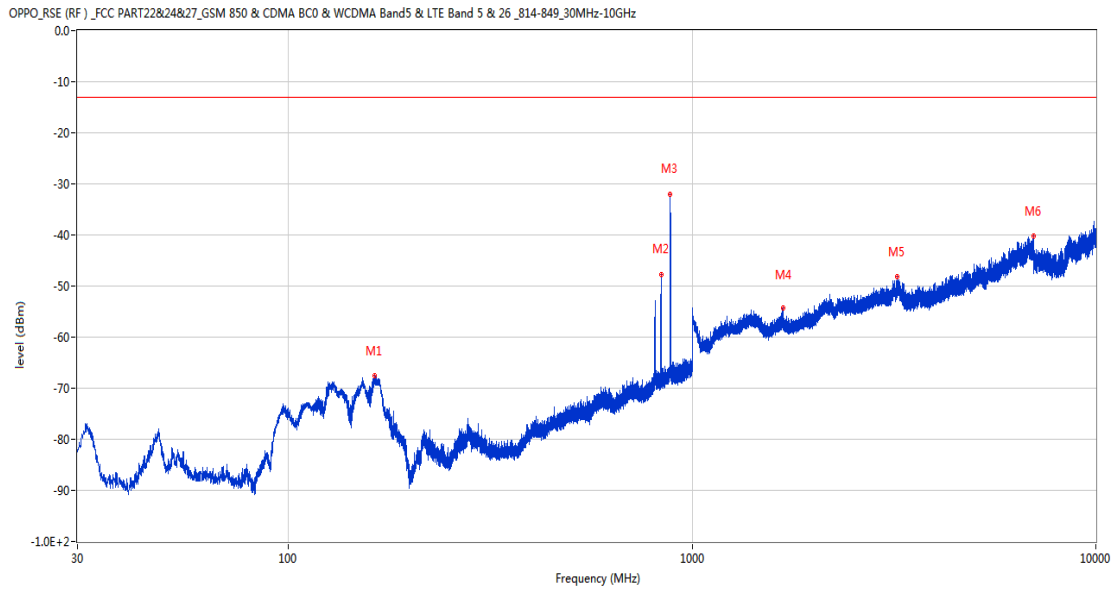
OPPO_RSE (RF) _FCC PART22&24&27_GSM 850 & CDMA BC0 & WCDMA Band5 & LTE Band 5 & 26_814-849_30MHz-10GHz



Frequency (MHz)	Result (dBm)	Factor (dB)	PK Limit (dBm)	Over Limit (dB)	Table (o)	ANT	EUT	Verdict
47.460	-68.01	-16.26	-13.0	-55.01	165.00	Vertical	Horizontal	Pass
824.964	-53.06	2.02	-13.0	-40.06	226.00	Vertical	Horizontal	N/A
871.475	-31.46	2.38	-13.0	-18.46	205.00	Vertical	Horizontal	N/A
1421.300	-54.54	-3.50	-13.0	-41.54	90.00	Vertical	Horizontal	Pass
3214.200	-48.14	5.11	-13.0	-35.14	170.00	Vertical	Horizontal	Pass
6802.800	-39.92	13.12	-13.0	-26.92	297.00	Vertical	Horizontal	Pass

7.2 WCDMA Band 5 Middle Channel

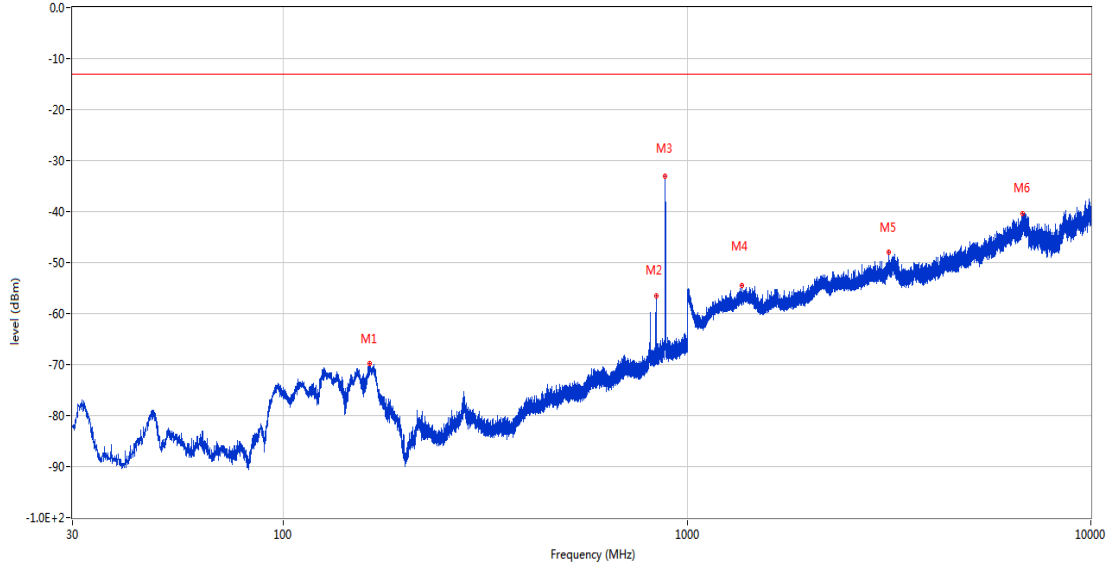
RSE-H&H WCDMA Band 5 CH4182



Frequency (MHz)	Result (dBm)	Factor (dB)	PK Limit (dBm)	Over Limit (dB)	Table (o)	ANT	EUT	Verdict
163.714	-67.54	-15.84	-13.0	-54.54	125.00	Horizontal	Horizontal	Pass
837.767	-47.72	2.20	-13.0	-34.72	219.00	Horizontal	Horizontal	N/A
880.060	-32.04	2.59	-13.0	-19.04	231.00	Horizontal	Horizontal	N/A
1676.200	-54.25	-4.62	-13.0	-41.25	111.00	Horizontal	Horizontal	Pass
3227.600	-48.15	6.61	-13.0	-35.15	312.00	Horizontal	Horizontal	Pass
6999.400	-40.22	13.92	-13.0	-27.22	137.00	Horizontal	Horizontal	Pass

RSE-H&V WCDMA Band 5 CH4182

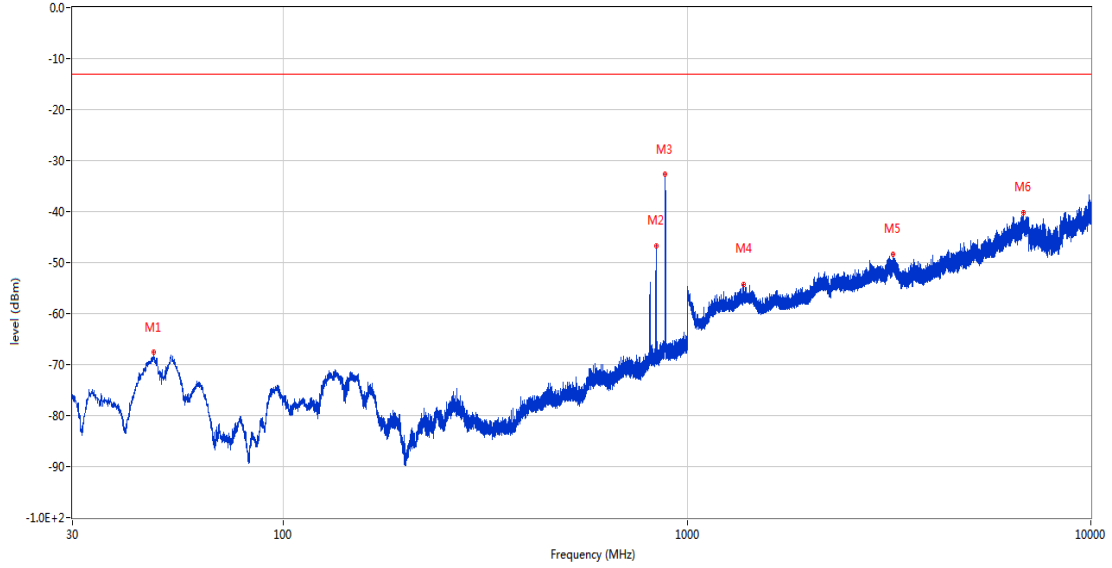
OPPO_RSE (RF) _FCC PART22&24&27_GSM 850 & CDMA BC0 & WCDMA Band5 & LTE Band 5 & 26_814-849_30MHz-10GHz



Frequency (MHz)	Result (dBm)	Factor (dB)	PK Limit (dBm)	Over Limit (dB)	Table (o)	ANT	EUT	Verdict
163.327	-69.87	-15.80	-13.0	-56.87	127.00	Horizontal	Vertical	Pass
838.156	-56.43	2.20	-13.0	-43.43	320.00	Horizontal	Vertical	N/A
882.533	-33.11	2.78	-13.0	-20.11	229.00	Horizontal	Vertical	N/A
1368.700	-54.56	-3.74	-13.0	-41.56	242.00	Horizontal	Vertical	Pass
3152.400	-48.05	5.67	-13.0	-35.05	228.00	Horizontal	Vertical	Pass
6788.400	-40.42	12.84	-13.0	-27.42	109.00	Horizontal	Vertical	Pass

RSE-V&V WCDMA Band 5 CH4182

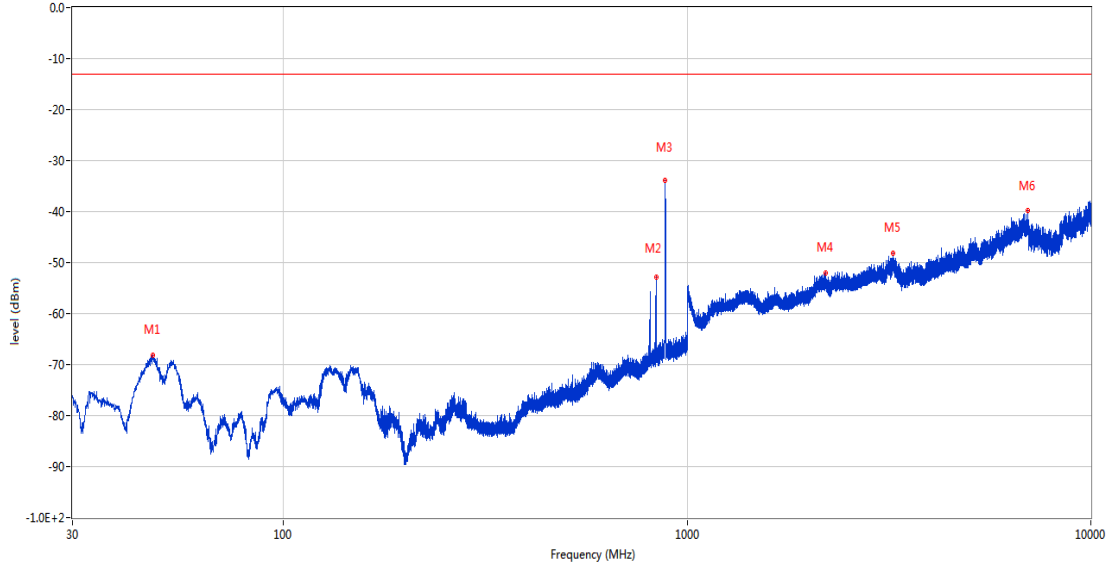
OPPO_RSE (RF) _FCC PART22&24&27_GSM 850 & CDMA BC0 & WCDMA Band5 & LTE Band 5 & 26_814-849_30MHz-10GHz



Frequency (MHz)	Result (dBm)	Factor (dB)	PK Limit (dBm)	Over Limit (dB)	Table (o)	ANT	EUT	Verdict
47.703	-67.65	-16.19	-13.0	-54.65	170.00	Vertical	Vertical	Pass
838.107	-46.71	2.20	-13.0	-33.71	120.00	Vertical	Vertical	N/A
880.108	-32.75	2.60	-13.0	-19.75	209.00	Vertical	Vertical	N/A
1376.300	-54.36	-3.54	-13.0	-41.36	325.00	Vertical	Vertical	Pass
3231.000	-48.36	6.69	-13.0	-35.36	14.00	Vertical	Vertical	Pass
6825.000	-40.26	12.88	-13.0	-27.26	360.00	Vertical	Vertical	Pass

RSE-V&H WCDMA Band 5 CH4182

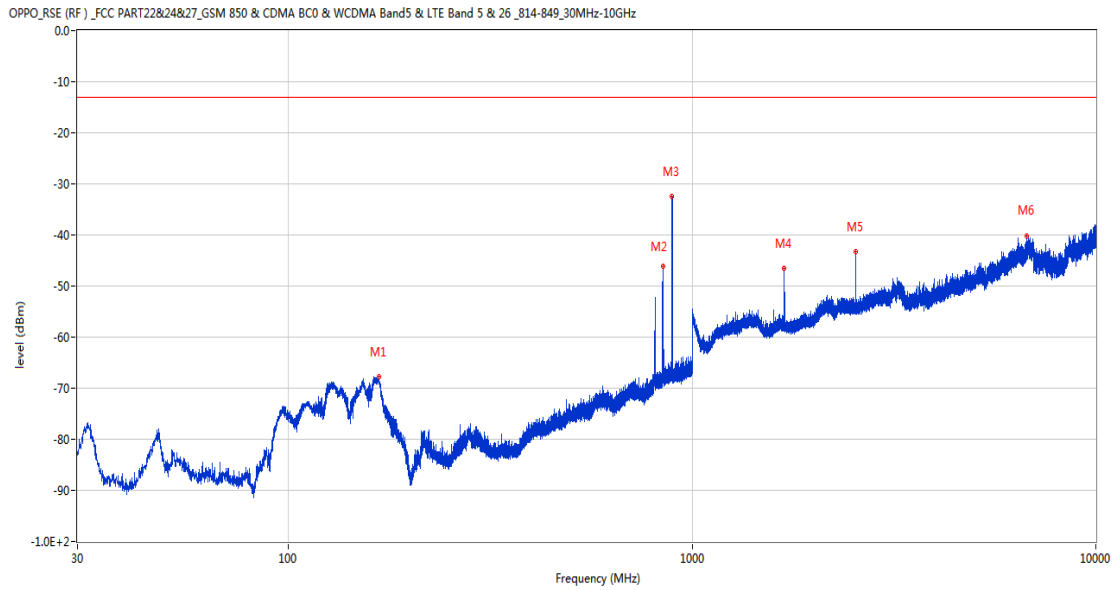
OPPO_RSE (RF) _FCC PART22&24&27_GSM 850 & CDMA BC0 & WCDMA Band5 & LTE Band 5 & 26_814-849_30MHz-10GHz



Frequency (MHz)	Result (dBm)	Factor (dB)	PK Limit (dBm)	Over Limit (dB)	Table (o)	ANT	EUT	Verdict
47.363	-68.20	-16.28	-13.0	-55.20	169.00	Vertical	Horizontal	Pass
838.058	-52.92	2.20	-13.0	-39.92	199.00	Vertical	Horizontal	N/A
882.921	-33.83	2.78	-13.0	-20.83	208.00	Vertical	Horizontal	N/A
2200.300	-52.13	-0.31	-13.0	-39.13	103.00	Vertical	Horizontal	Pass
3235.600	-48.19	6.65	-13.0	-35.19	69.00	Vertical	Horizontal	Pass
6974.200	-39.83	13.25	-13.0	-26.83	112.00	Vertical	Horizontal	Pass

7.3 WCDMA Band 5 High Channel

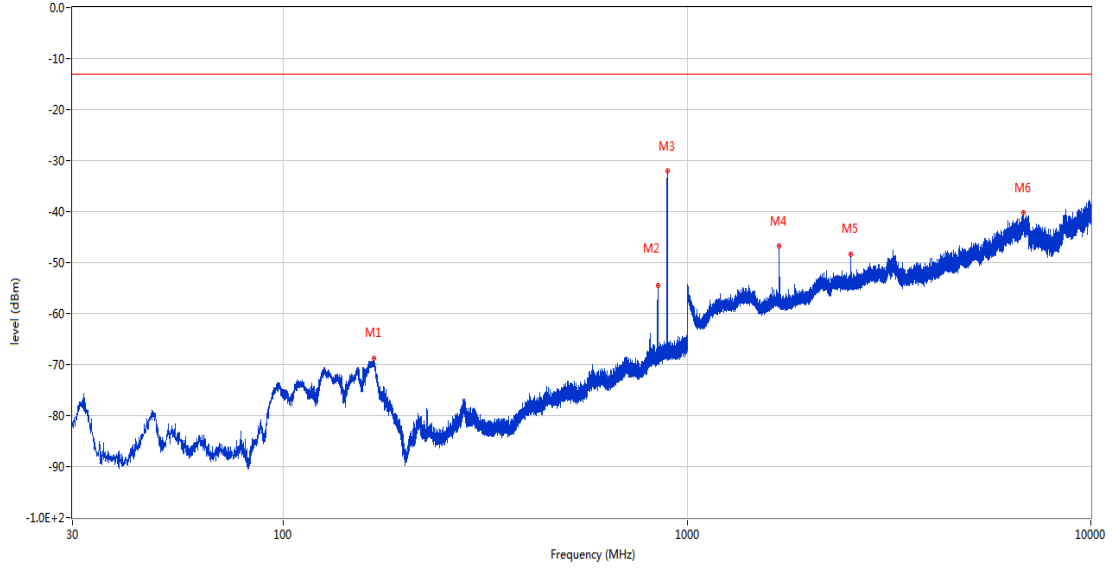
RSE-H&H WCDMA Band 5 CH4233



Frequency (MHz)	Result (dBm)	Factor (dB)	PK Limit (dBm)	Over Limit (dB)	Table (o)	ANT	EUT	Verdict
167.546	-67.86	-15.66	-13.0	-54.86	115.00	Horizontal	Horizontal	Pass
845.721	-46.05	2.27	-13.0	-33.05	226.00	Horizontal	Horizontal	N/A
889.711	-32.51	2.51	-13.0	-19.51	215.00	Horizontal	Horizontal	N/A
1691.700	-46.43	-4.90	-13.0	-33.43	98.00	Horizontal	Horizontal	Pass
2538.000	-43.34	-0.57	-13.0	-30.34	245.00	Horizontal	Horizontal	Pass
6745.000	-40.12	11.91	-13.0	-27.12	192.00	Horizontal	Horizontal	Pass

RSE-H&V WCDMA Band 5 CH4233

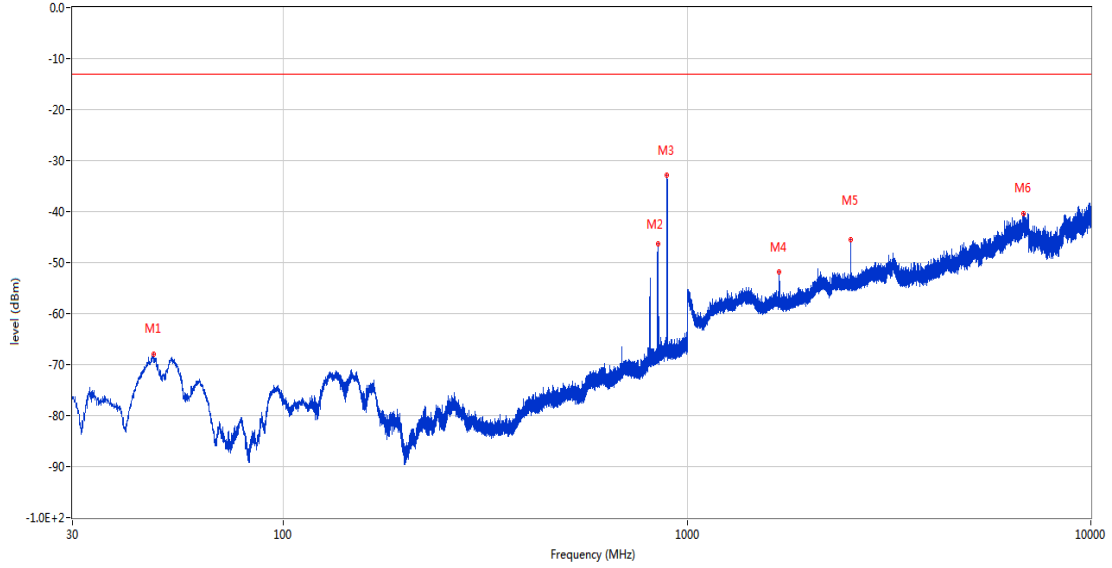
OPPO_RSE (RF) _FCC PART22&24&27_GSM 850 & CDMA BC0 & WCDMA Band5 & LTE Band 5 & 26_814-849_30MHz-10GHz



Frequency (MHz)	Result (dBm)	Factor (dB)	PK Limit (dBm)	Over Limit (dB)	Table (o)	ANT	EUT	Verdict
167.692	-68.85	-15.65	-13.0	-55.85	132.00	Horizontal	Vertical	Pass
845.964	-54.51	2.27	-13.0	-41.51	327.00	Horizontal	Vertical	N/A
892.524	-32.10	2.51	-13.0	-19.10	213.00	Horizontal	Vertical	N/A
1692.100	-46.67	-4.89	-13.0	-33.67	1.00	Horizontal	Vertical	Pass
2543.300	-48.43	-0.44	-13.0	-35.43	0.00	Horizontal	Vertical	Pass
6815.400	-40.25	13.12	-13.0	-27.25	94.00	Horizontal	Vertical	Pass

RSE-V&V WCDMA Band 5 CH4233

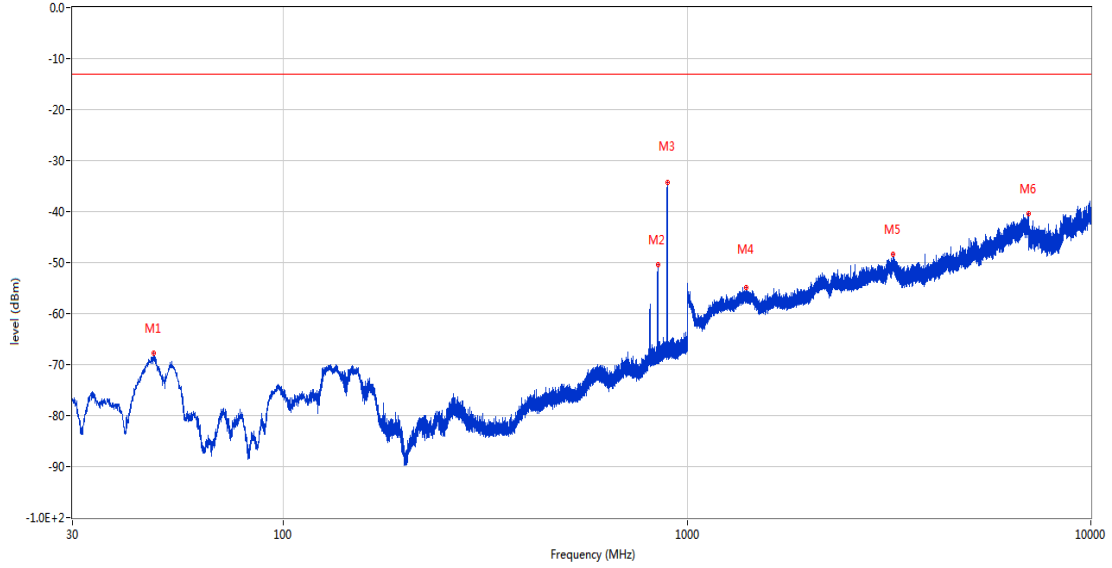
OPPO_RSE (RF) _FCC PART22&24&27_GSM 850 & CDMA BC0 & WCDMA Band5 & LTE Band 5 & 26_814-849_30MHz-10GHz



Frequency (MHz)	Result (dBm)	Factor (dB)	PK Limit (dBm)	Over Limit (dB)	Table (o)	ANT	EUT	Verdict
47.605	-67.90	-16.22	-13.0	-54.90	161.00	Vertical	Vertical	Pass
845.625	-46.37	2.27	-13.0	-33.37	70.00	Vertical	Vertical	N/A
891.651	-32.96	2.49	-13.0	-19.96	215.00	Vertical	Vertical	N/A
1692.400	-51.81	-4.89	-13.0	-38.81	250.00	Vertical	Vertical	Pass
2544.100	-45.58	-0.42	-13.0	-32.58	316.00	Vertical	Vertical	Pass
6820.000	-40.35	13.08	-13.0	-27.35	243.00	Vertical	Vertical	Pass

RSE-V&H WCDMA Band 5 CH4233

OPPO_RSE (RF) _FCC PART22&24&27_GSM 850 & CDMA BC0 & WCDMA Band5 & LTE Band 5 & 26_814-849_30MHz-10GHz



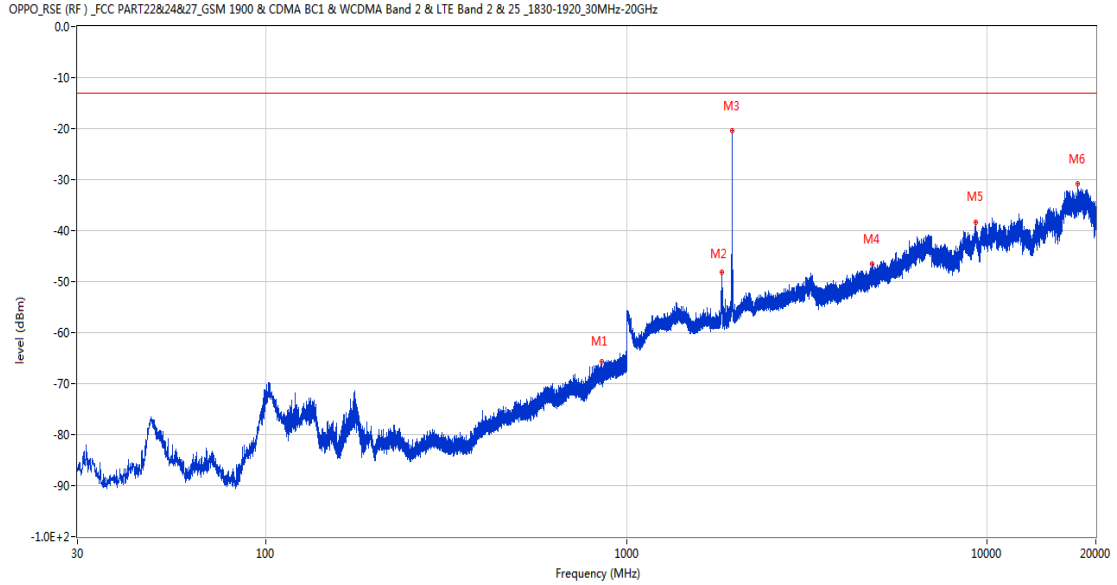
Frequency (MHz)	Result (dBm)	Factor (dB)	PK Limit (dBm)	Over Limit (dB)	Table (o)	ANT	EUT	Verdict
47.703	-67.76	-16.19	-13.0	-54.76	158.00	Vertical	Horizontal	Pass
845.964	-50.34	2.27	-13.0	-37.34	220.00	Vertical	Horizontal	N/A
892.621	-34.20	2.52	-13.0	-21.20	12.00	Vertical	Horizontal	N/A
1399.700	-54.90	-3.35	-13.0	-41.90	156.00	Vertical	Horizontal	Pass
3238.800	-48.45	6.37	-13.0	-35.45	333.00	Vertical	Horizontal	Pass
6997.000	-40.44	13.91	-13.0	-27.44	359.00	Vertical	Horizontal	Pass

LTE

8 LTE Band 2

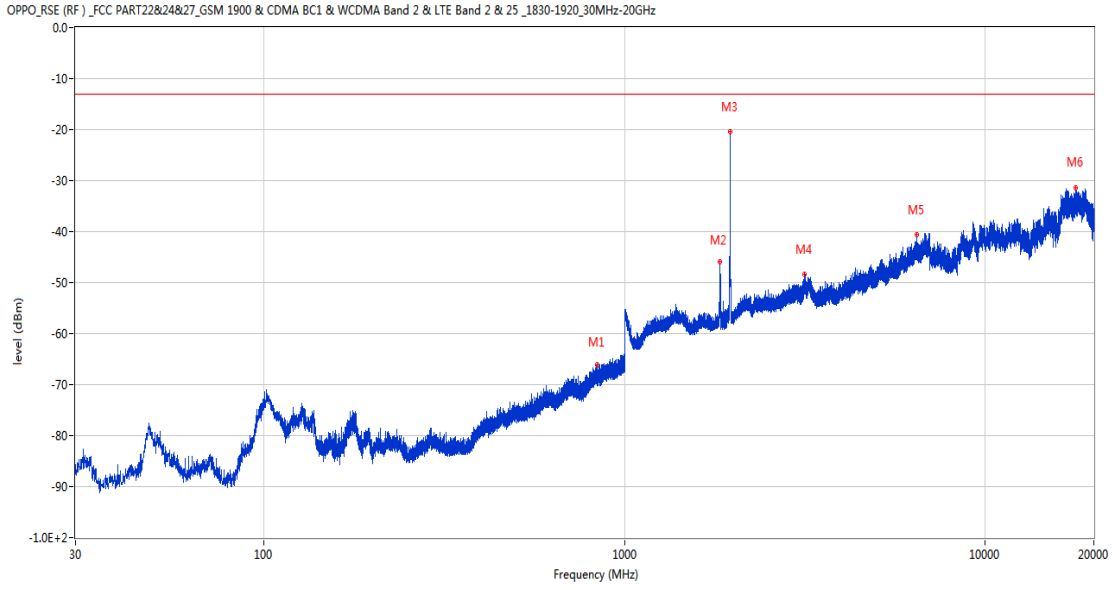
8.1 LTE Band 2 BW1.4, Middle Channel

RSE-H&H LTE Band 2 BW1.4 CH18900



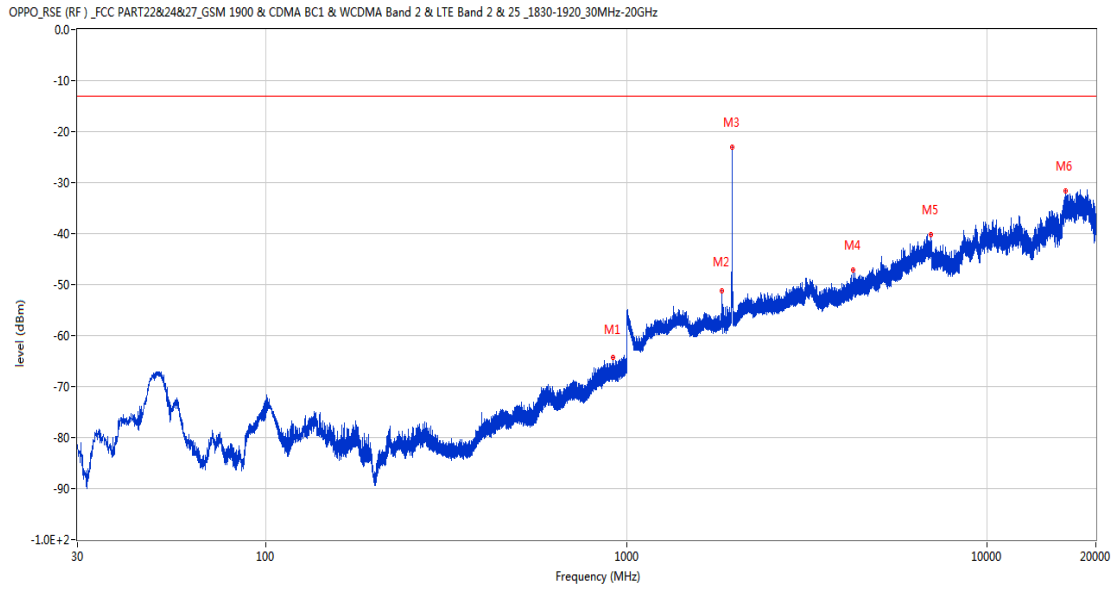
Frequency (MHz)	Result (dBm)	Factor (dB)	PK Limit (dBm)	Over Limit (dB)	Table (o)	ANT	EUT	Verdict
852.560	-65.80	1.49	-13.0	-52.80	140.00	Horizontal	Horizontal	Pass
1836.200	-48.23	-3.81	-13.0	-35.23	146.00	Horizontal	Horizontal	N/A
1960.300	-20.51	-3.60	-13.0	-7.51	146.00	Horizontal	Horizontal	N/A
4802.200	-46.47	7.57	-13.0	-33.47	309.00	Horizontal	Horizontal	Pass
9268.662	-38.29	16.95	-13.0	-25.29	197.00	Horizontal	Horizontal	Pass
17783.312	-30.91	25.25	-13.0	-17.91	224.00	Horizontal	Horizontal	Pass

RSE-H&V LTE Band 2 BW1.4 CH18900



Frequency (MHz)	Result (dBm)	Factor (dB)	PK Limit (dBm)	Over Limit (dB)	Table (o)	ANT	EUT	Verdict
837.961	-66.13	1.31	-13.0	-53.13	53.00	Horizontal	Vertical	Pass
1834.100	-46.00	-3.99	-13.0	-33.00	226.00	Horizontal	Vertical	N/A
1960.400	-20.46	-3.61	-13.0	-7.46	150.00	Horizontal	Vertical	N/A
3157.400	-48.42	6.05	-13.0	-35.42	141.00	Horizontal	Vertical	Pass
6448.400	-40.62	12.61	-13.0	-27.62	308.00	Horizontal	Vertical	Pass
17811.225	-31.48	25.69	-13.0	-18.48	311.00	Horizontal	Vertical	Pass

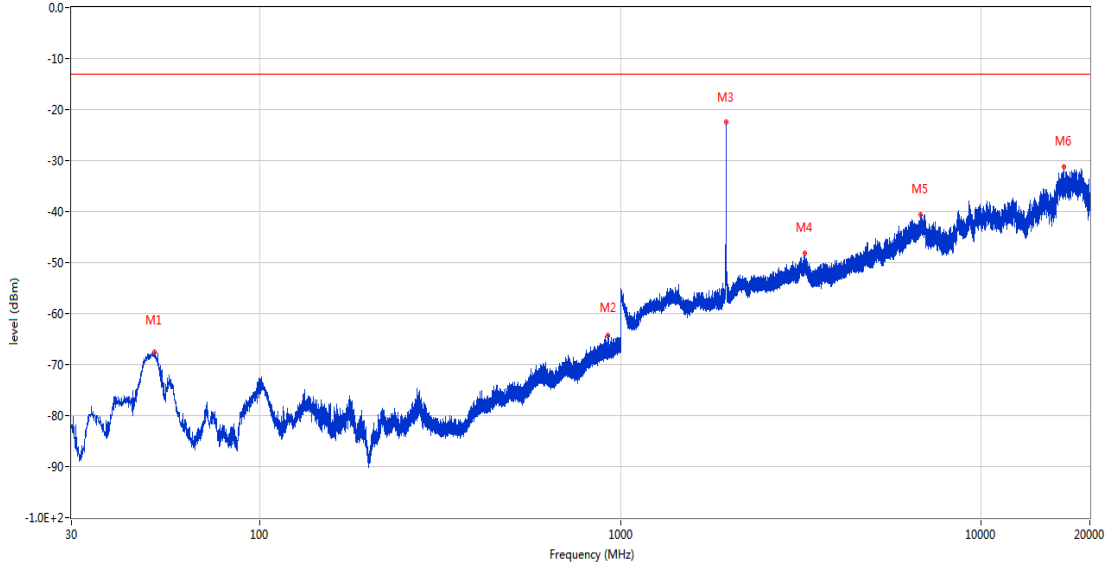
RSE-V&V LTE Band 2 BW1.4 CH18900



Frequency (MHz)	Result (dBm)	Factor (dB)	PK Limit (dBm)	Over Limit (dB)	Table (o)	ANT	EUT	Verdict
915.950	-64.32	2.59	-13.0	-51.32	90.00	Vertical	Vertical	Pass
1839.500	-51.29	-3.25	-13.0	-38.29	306.00	Vertical	Vertical	Pass
1959.800	-23.02	-3.58	-13.0	-10.02	210.00	Vertical	Vertical	N/A
4250.000	-47.17	6.04	-13.0	-34.17	210.00	Vertical	Vertical	Pass
6989.400	-40.21	13.77	-13.0	-27.21	340.00	Vertical	Vertical	Pass
16514.926	-31.71	24.32	-13.0	-18.71	133.00	Vertical	Vertical	Pass

RSE-V&H LTE Band 2 BW1.4 CH18900

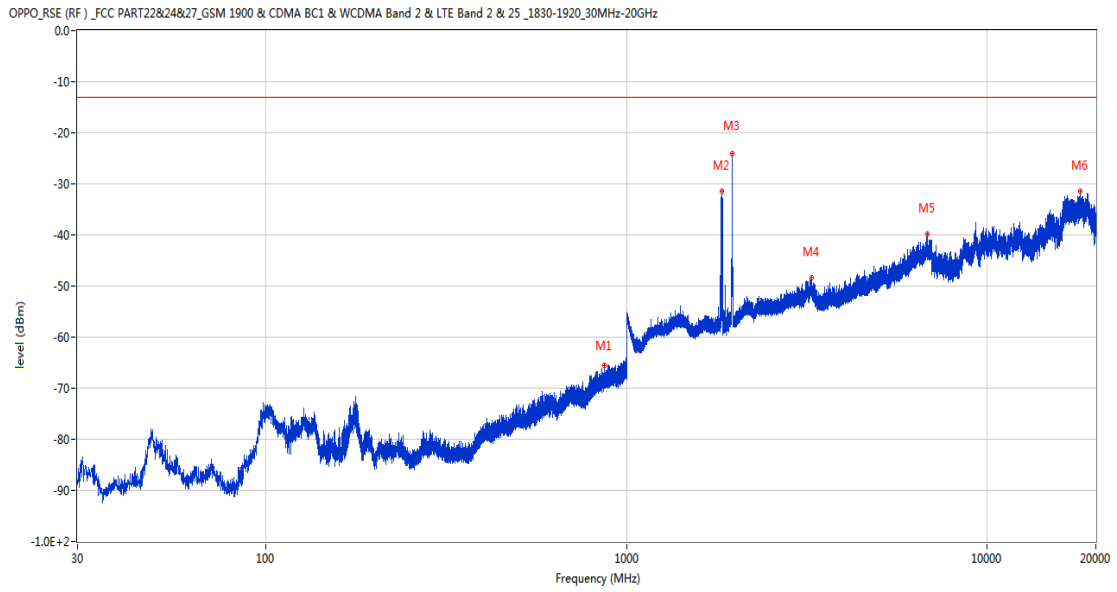
OPPO_RSE (RF) _FCC PART22&24&27_GSM 1900 & CDMA BC1 & WCDMA Band 2 & LTE Band 2 & 25 _1830-1920_30MHz-20GHz



Frequency (MHz)	Result (dBm)	Factor (dB)	PK Limit (dBm)	Over Limit (dB)	Table (o)	ANT	EUT	Verdict
51.001	-67.54	-15.06	-13.0	-54.54	182.00	Vertical	Horizontal	Pass
922.303	-64.24	2.53	-13.0	-51.24	336.00	Vertical	Horizontal	Pass
1960.300	-22.55	-3.60	-13.0	-9.55	201.00	Vertical	Horizontal	N/A
3235.600	-48.18	6.65	-13.0	-35.18	207.00	Vertical	Horizontal	Pass
6801.000	-40.53	13.15	-13.0	-27.53	298.00	Vertical	Horizontal	Pass
16942.676	-31.22	26.38	-13.0	-18.22	135.00	Vertical	Horizontal	Pass

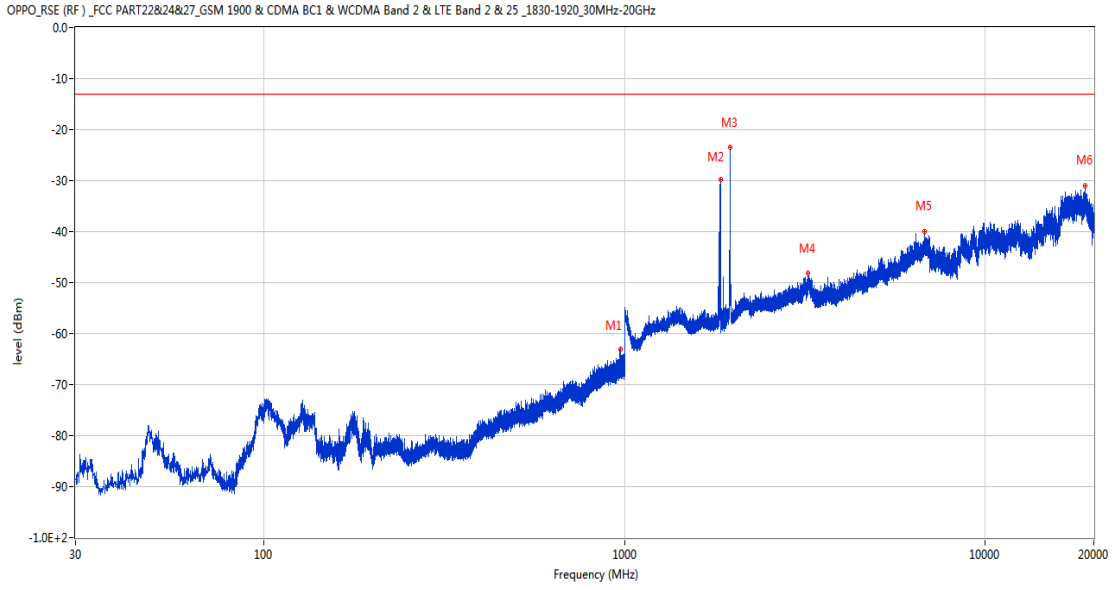
8.2 LTE Band 2 BW3, Middle Channel

RSE-H&H LTE Band 2 BW3 CH18900



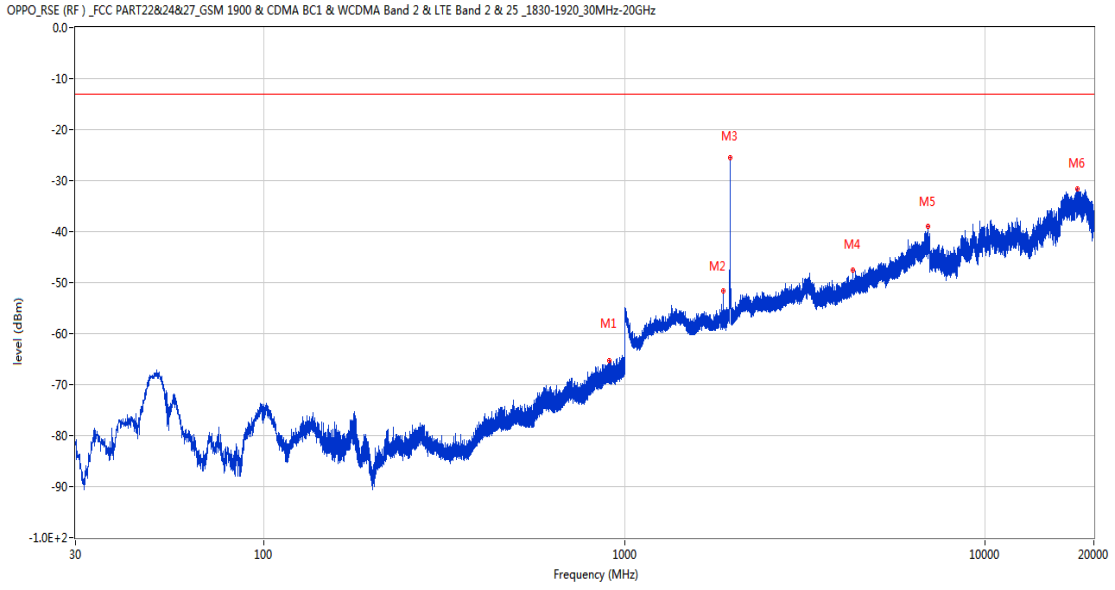
Frequency (MHz)	Result (dBm)	Factor (dB)	PK Limit (dBm)	Over Limit (dB)	Table (o)	ANT	EUT	Verdict
867.352	-65.47	1.89	-13.0	-52.47	24.00	Horizontal	Horizontal	Pass
1840.500	-31.42	-2.94	-13.0	-18.42	89.00	Horizontal	Horizontal	Pass
1959.900	-24.14	-3.59	-13.0	-11.14	218.00	Horizontal	Horizontal	N/A
3262.400	-48.34	5.54	-13.0	-35.34	214.00	Horizontal	Horizontal	Pass
6804.400	-39.74	13.11	-13.0	-26.74	284.00	Horizontal	Horizontal	Pass
18091.074	-31.51	25.54	-13.0	-18.51	294.00	Horizontal	Horizontal	Pass

RSE-H&V LTE Band 2 BW3 CH18900



Frequency (MHz)	Result (dBm)	Factor (dB)	PK Limit (dBm)	Over Limit (dB)	Table (o)	ANT	EUT	Verdict
973.131	-62.99	3.54	-13.0	-49.99	316.00	Horizontal	Vertical	Pass
1841.600	-29.80	-2.93	-13.0	-16.80	0.00	Horizontal	Vertical	Pass
1960.600	-23.53	-3.61	-13.0	-10.53	145.00	Horizontal	Vertical	N/A
3223.400	-48.15	6.09	-13.0	-35.15	357.00	Horizontal	Vertical	Pass
6795.000	-40.08	13.02	-13.0	-27.08	313.00	Horizontal	Vertical	Pass
18936.062	-31.02	25.07	-13.0	-18.02	246.00	Horizontal	Vertical	Pass

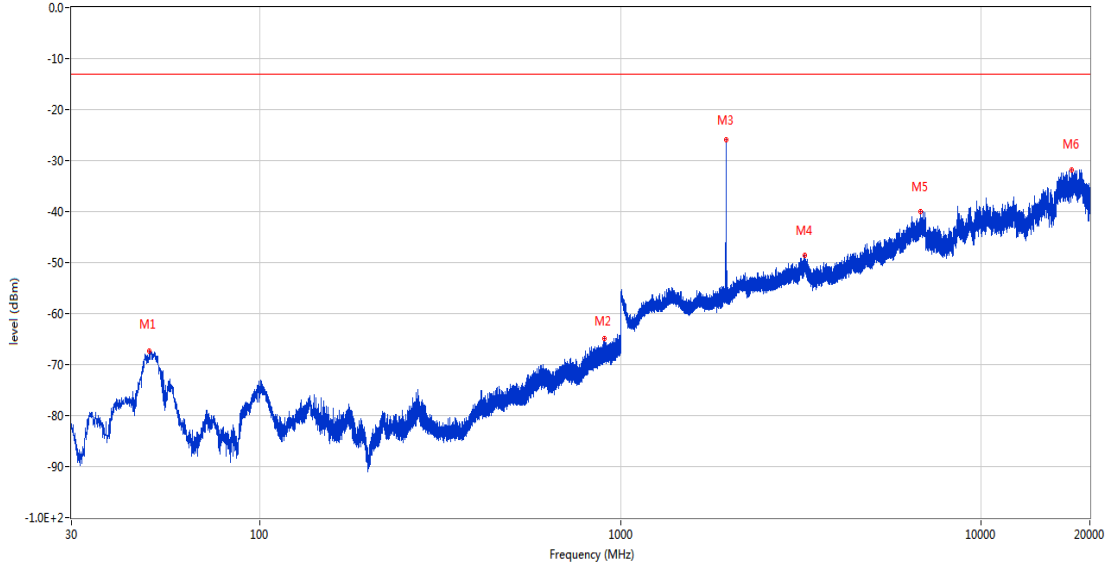
RSE-V&V LTE Band 2 BW3 CH18900



Frequency (MHz)	Result (dBm)	Factor (dB)	PK Limit (dBm)	Over Limit (dB)	Table (o)	ANT	EUT	Verdict
906.880	-65.28	2.58	-13.0	-52.28	20.00	Vertical	Vertical	Pass
1878.800	-51.60	-2.61	-13.0	-38.60	109.00	Vertical	Vertical	N/A
1959.300	-25.49	-3.59	-13.0	-12.49	208.00	Vertical	Vertical	N/A
4289.600	-47.58	6.07	-13.0	-34.58	26.00	Vertical	Vertical	Pass
6955.400	-39.07	13.06	-13.0	-26.07	257.00	Vertical	Vertical	Pass
18008.787	-31.60	25.59	-13.0	-18.60	69.00	Vertical	Vertical	Pass

RSE-V&H LTE Band 2 BW3 CH18900

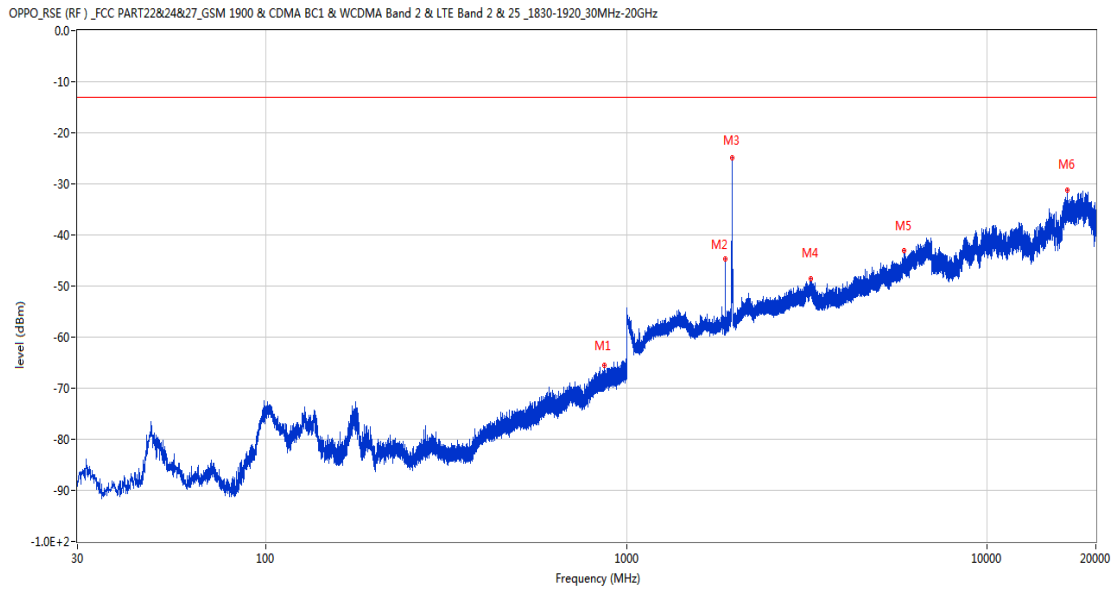
OPPO_RSE (RF) _FCC PART22&24&27_GSM 1900 & CDMA BC1 & WCDMA Band 2 & LTE Band 2 & 25 _1830-1920_30MHz-20GHz



Frequency (MHz)	Result (dBm)	Factor (dB)	PK Limit (dBm)	Over Limit (dB)	Table (o)	ANT	EUT	Verdict
49.352	-67.42	-15.53	-13.0	-54.42	180.00	Vertical	Horizontal	Pass
903.097	-64.97	2.40	-13.0	-51.97	41.00	Vertical	Horizontal	Pass
1959.500	-26.00	-3.57	-13.0	-13.00	91.00	Vertical	Horizontal	N/A
3240.600	-48.67	6.40	-13.0	-35.67	189.00	Vertical	Horizontal	Pass
6785.000	-39.99	12.82	-13.0	-26.99	5.00	Vertical	Horizontal	Pass
17803.614	-31.94	25.70	-13.0	-18.94	62.00	Vertical	Horizontal	Pass

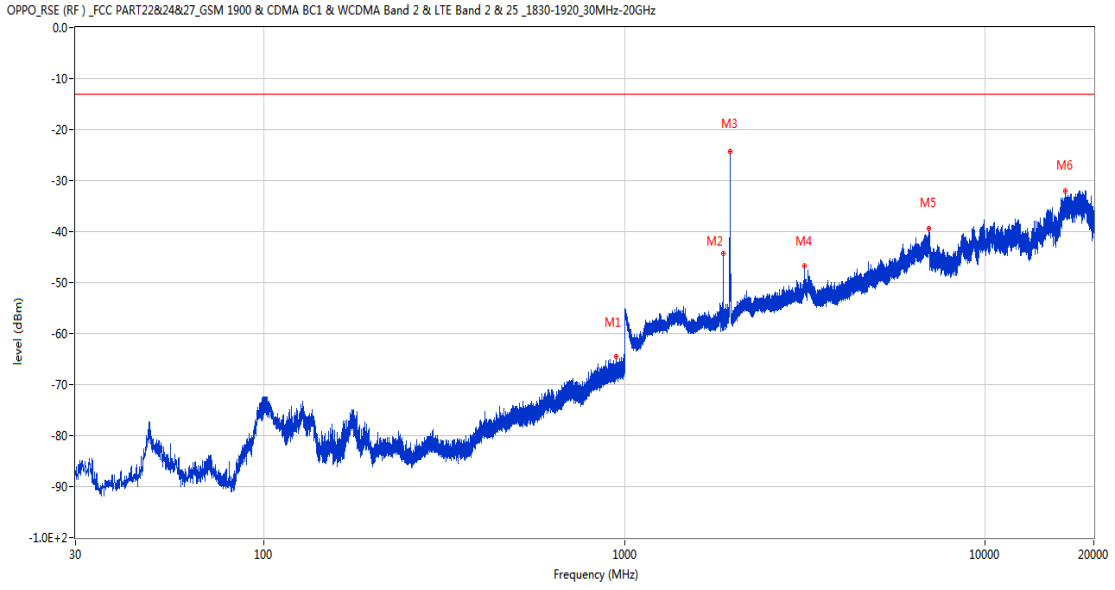
8.3 LTE Band 2 BW5, Middle Channel

RSE-H&H LTE Band 2 BW5 CH18900



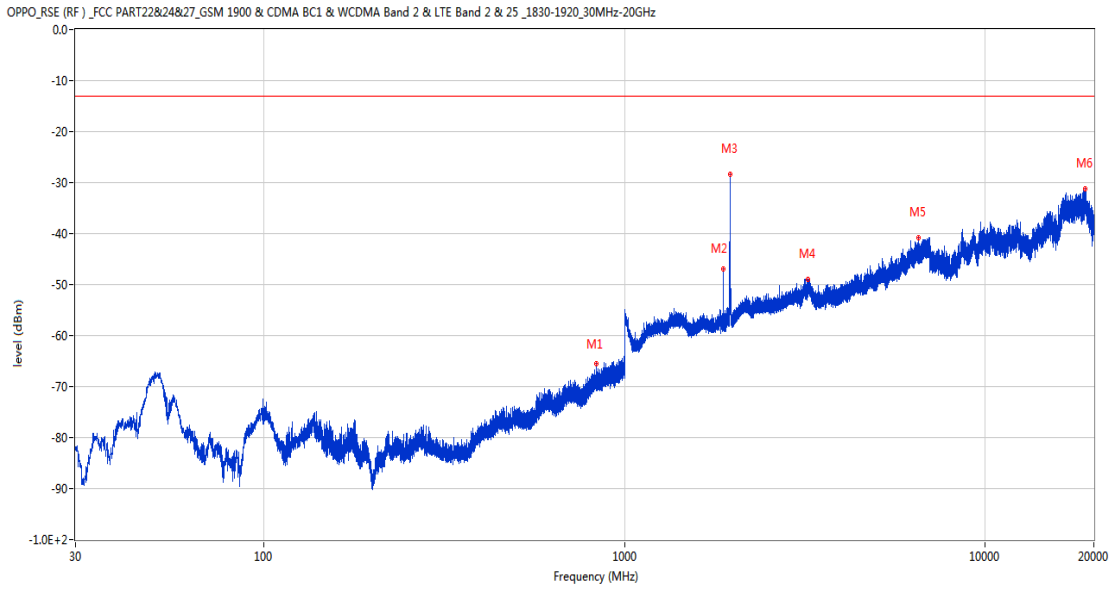
Frequency (MHz)	Result (dBm)	Factor (dB)	PK Limit (dBm)	Over Limit (dB)	Table (o)	ANT	EUT	Verdict
866.237	-65.55	1.84	-13.0	-52.55	86.00	Horizontal	Horizontal	Pass
1877.900	-44.75	-2.62	-13.0	-31.75	138.00	Horizontal	Horizontal	N/A
1961.800	-25.00	-3.65	-13.0	-12.00	138.00	Horizontal	Horizontal	N/A
3233.000	-48.56	6.79	-13.0	-35.56	32.00	Horizontal	Horizontal	Pass
5866.800	-43.14	9.75	-13.0	-30.14	360.00	Horizontal	Horizontal	Pass
16695.812	-31.18	26.24	-13.0	-18.18	164.00	Horizontal	Horizontal	Pass

RSE-H&V LTE Band 2 BW5 CH18900



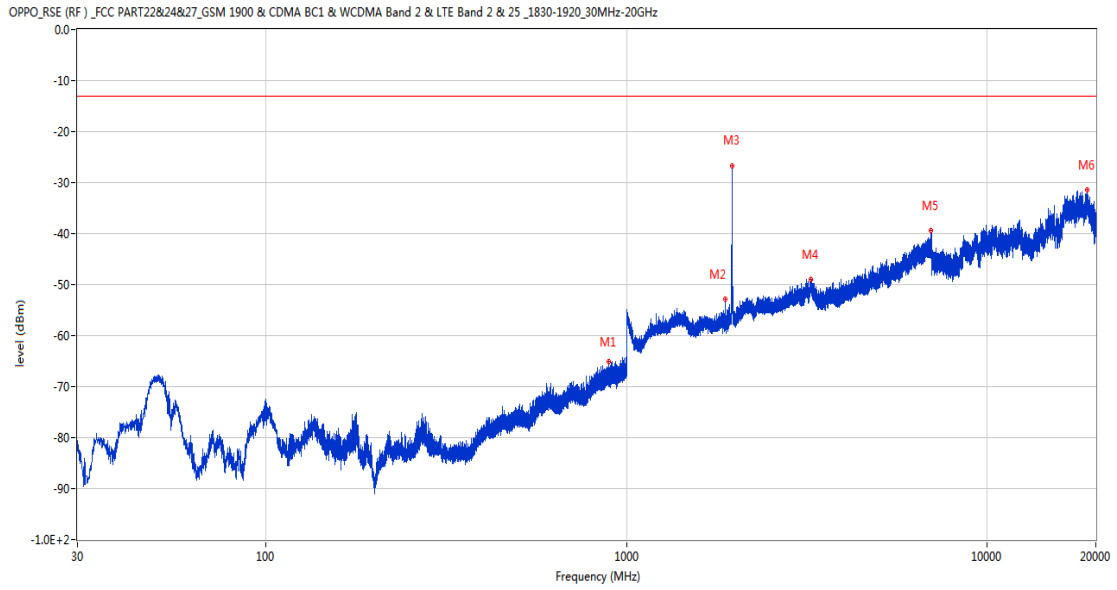
Frequency (MHz)	Result (dBm)	Factor (dB)	PK Limit (dBm)	Over Limit (dB)	Table (o)	ANT	EUT	Verdict
947.571	-64.52	2.79	-13.0	-51.52	208.00	Horizontal	Vertical	Pass
1878.100	-44.36	-2.61	-13.0	-31.36	229.00	Horizontal	Vertical	N/A
1958.800	-24.22	-3.63	-13.0	-11.22	60.00	Horizontal	Vertical	N/A
3157.200	-46.78	6.04	-13.0	-33.78	7.00	Horizontal	Vertical	Pass
6991.000	-39.41	13.89	-13.0	-26.41	332.00	Horizontal	Vertical	Pass
16693.276	-32.14	26.27	-13.0	-19.14	98.00	Horizontal	Vertical	Pass

RSE-V&V LTE Band 2 BW5 CH18900



Frequency (MHz)	Result (dBm)	Factor (dB)	PK Limit (dBm)	Over Limit (dB)	Table (o)	ANT	EUT	Verdict
833.742	-65.55	1.24	-13.0	-52.55	244.00	Vertical	Vertical	Pass
1877.900	-47.01	-2.62	-13.0	-34.01	244.00	Vertical	Vertical	N/A
1959.200	-28.31	-3.60	-13.0	-15.31	200.00	Vertical	Vertical	N/A
3228.000	-49.08	6.67	-13.0	-36.08	221.00	Vertical	Vertical	Pass
6537.200	-40.83	11.07	-13.0	-27.83	83.00	Vertical	Vertical	Pass
18944.037	-31.25	25.07	-13.0	-18.25	48.00	Vertical	Vertical	Pass

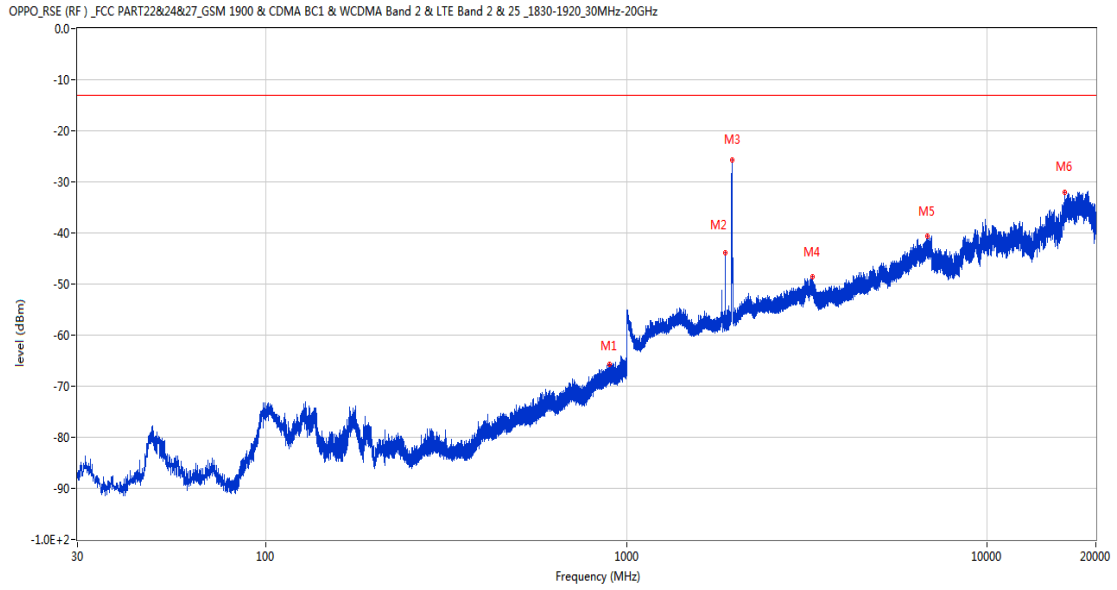
RSE-V&H LTE Band 2 BW5 CH18900



Frequency (MHz)	Result (dBm)	Factor (dB)	PK Limit (dBm)	Over Limit (dB)	Table (o)	ANT	EUT	Verdict
890.633	-65.16	2.21	-13.0	-52.16	125.00	Vertical	Horizontal	Pass
1878.000	-52.95	-2.62	-13.0	-39.95	206.00	Vertical	Horizontal	N/A
1959.400	-26.71	-3.58	-13.0	-13.71	216.00	Vertical	Horizontal	N/A
3235.000	-48.99	6.69	-13.0	-35.99	341.00	Vertical	Horizontal	Pass
6961.400	-39.38	13.09	-13.0	-26.38	350.00	Vertical	Horizontal	Pass
18933.524	-31.52	25.07	-13.0	-18.52	96.00	Vertical	Horizontal	Pass

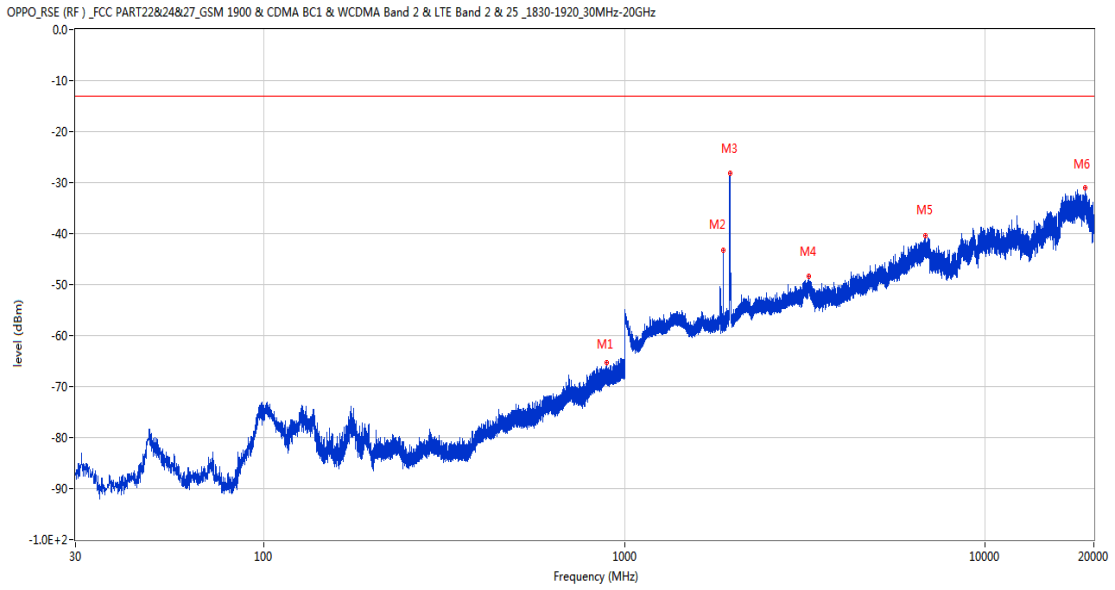
8.4 LTE Band 2 BW10, Middle Channel

RSE-H&H LTE Band 2 BW10 CH18900



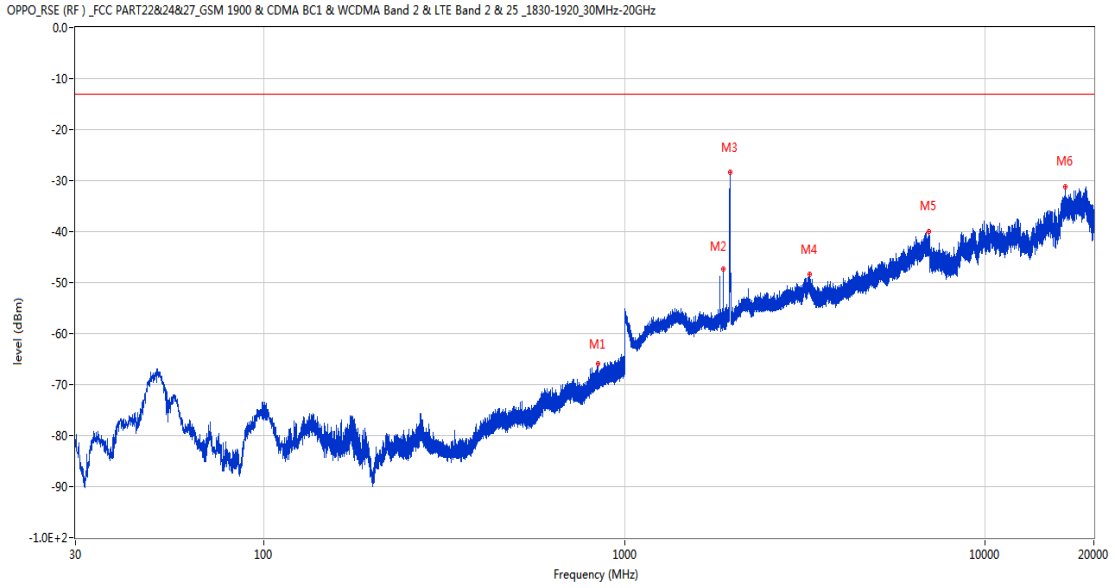
Frequency (MHz)	Result (dBm)	Factor (dB)	PK Limit (dBm)	Over Limit (dB)	Table (o)	ANT	EUT	Verdict
897.713	-65.61	2.41	-13.0	-52.61	353.00	Horizontal	Horizontal	Pass
1875.700	-43.95	-2.64	-13.0	-30.95	260.00	Horizontal	Horizontal	N/A
1957.000	-25.78	-3.76	-13.0	-12.78	215.00	Horizontal	Horizontal	N/A
3279.000	-48.50	5.00	-13.0	-35.50	80.00	Horizontal	Horizontal	Pass
6804.600	-40.70	13.12	-13.0	-27.70	126.00	Horizontal	Horizontal	Pass
16382.250	-32.02	25.34	-13.0	-19.02	300.00	Horizontal	Horizontal	Pass

RSE-H&V LTE Band 2 BW10 CH18900



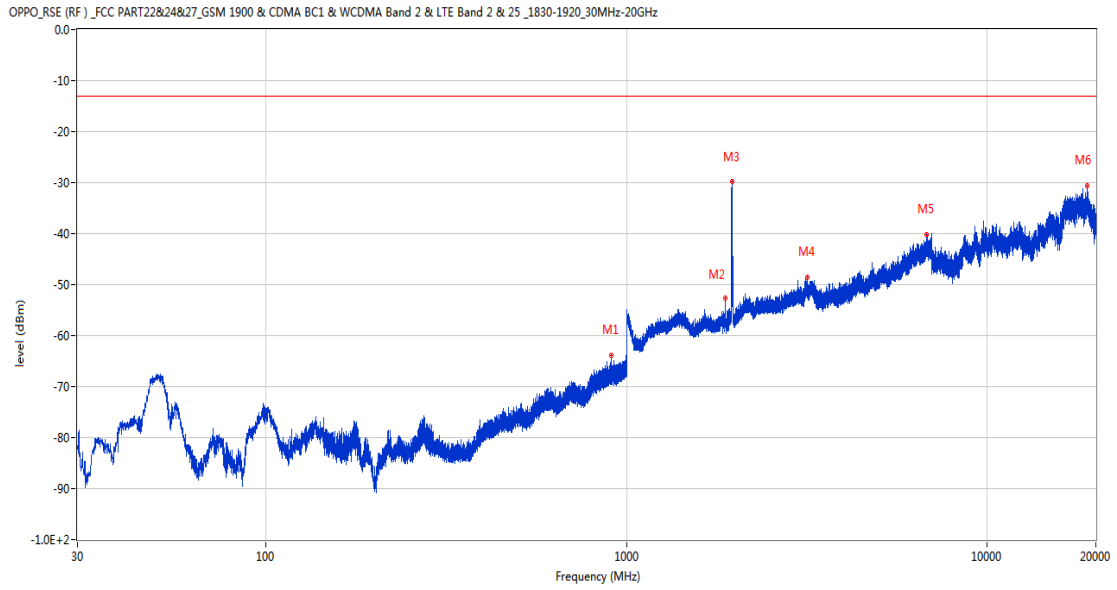
Frequency (MHz)	Result (dBm)	Factor (dB)	PK Limit (dBm)	Over Limit (dB)	Table (o)	ANT	EUT	Verdict
891.748	-65.38	2.27	-13.0	-52.38	235.00	Horizontal	Vertical	Pass
1875.800	-43.24	-2.64	-13.0	-30.24	220.00	Horizontal	Vertical	N/A
1963.200	-28.19	-3.70	-13.0	-15.19	146.00	Horizontal	Vertical	N/A
3248.200	-48.43	6.02	-13.0	-35.43	104.00	Horizontal	Vertical	Pass
6815.600	-40.47	13.12	-13.0	-27.47	193.00	Horizontal	Vertical	Pass
18963.249	-31.05	25.06	-13.0	-18.05	63.00	Horizontal	Vertical	Pass

RSE-V&V LTE Band 2 BW10 CH18900



Frequency (MHz)	Result (dBm)	Factor (dB)	PK Limit (dBm)	Over Limit (dB)	Table (o)	ANT	EUT	Verdict
845.091	-66.02	1.41	-13.0	-53.02	85.00	Vertical	Vertical	Pass
1875.900	-47.38	-2.64	-13.0	-34.38	250.00	Vertical	Vertical	N/A
1957.500	-28.40	-3.73	-13.0	-15.40	210.00	Vertical	Vertical	N/A
3262.600	-48.37	5.52	-13.0	-35.37	0.00	Vertical	Vertical	Pass
6956.200	-40.08	13.08	-13.0	-27.08	184.00	Vertical	Vertical	Pass
16688.926	-31.29	26.33	-13.0	-18.29	242.00	Vertical	Vertical	Pass

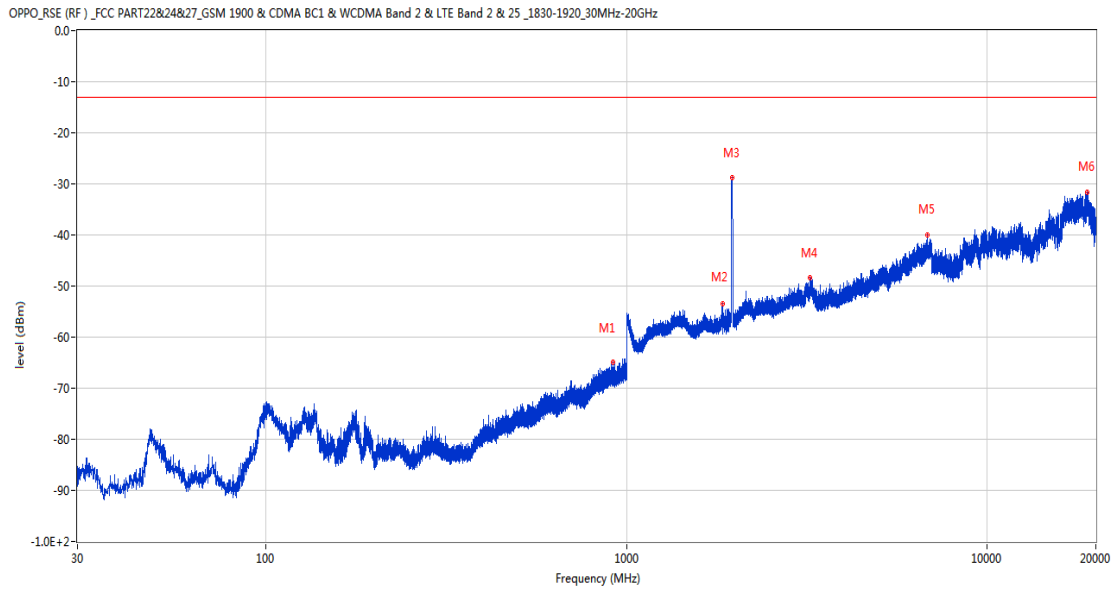
RSE-V&H LTE Band 2 BW10 CH18900



Frequency (MHz)	Result (dBm)	Factor (dB)	PK Limit (dBm)	Over Limit (dB)	Table (o)	ANT	EUT	Verdict
907.365	-63.85	2.61	-13.0	-50.85	122.00	Vertical	Horizontal	Pass
1876.000	-52.75	-2.63	-13.0	-39.75	178.00	Vertical	Horizontal	N/A
1957.300	-29.73	-3.74	-13.0	-16.73	207.00	Vertical	Horizontal	N/A
3163.200	-48.62	6.20	-13.0	-35.62	110.00	Vertical	Horizontal	Pass
6797.800	-40.28	13.09	-13.0	-27.28	110.00	Vertical	Horizontal	Pass
18928.450	-30.63	25.08	-13.0	-17.63	107.00	Vertical	Horizontal	Pass

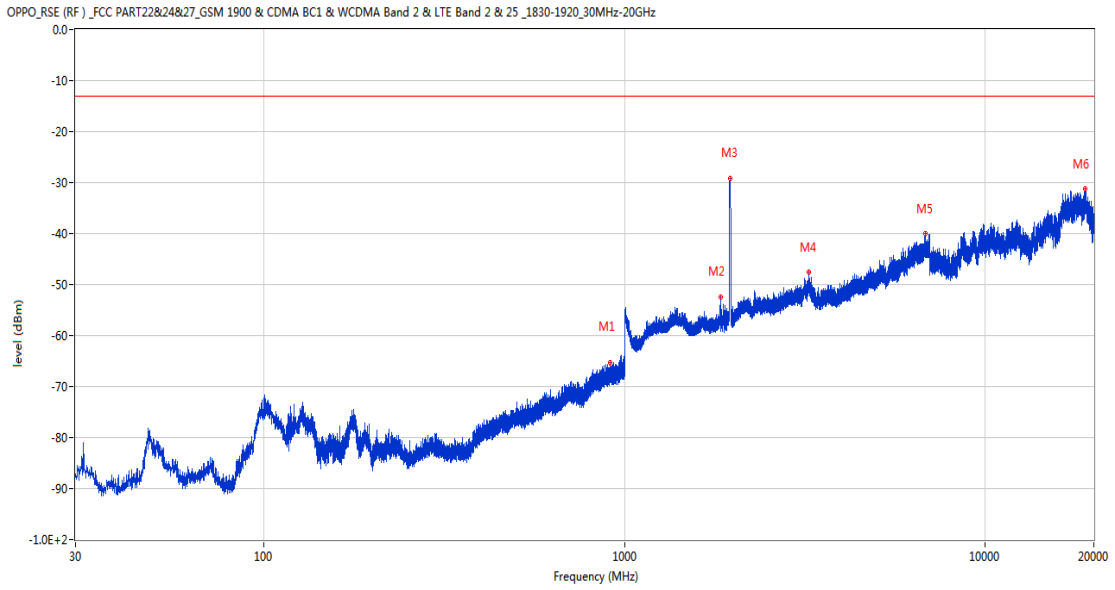
8.5 LTE Band 2 BW15, Middle Channel

RSE-H&H LTE Band 2 BW15 CH18900



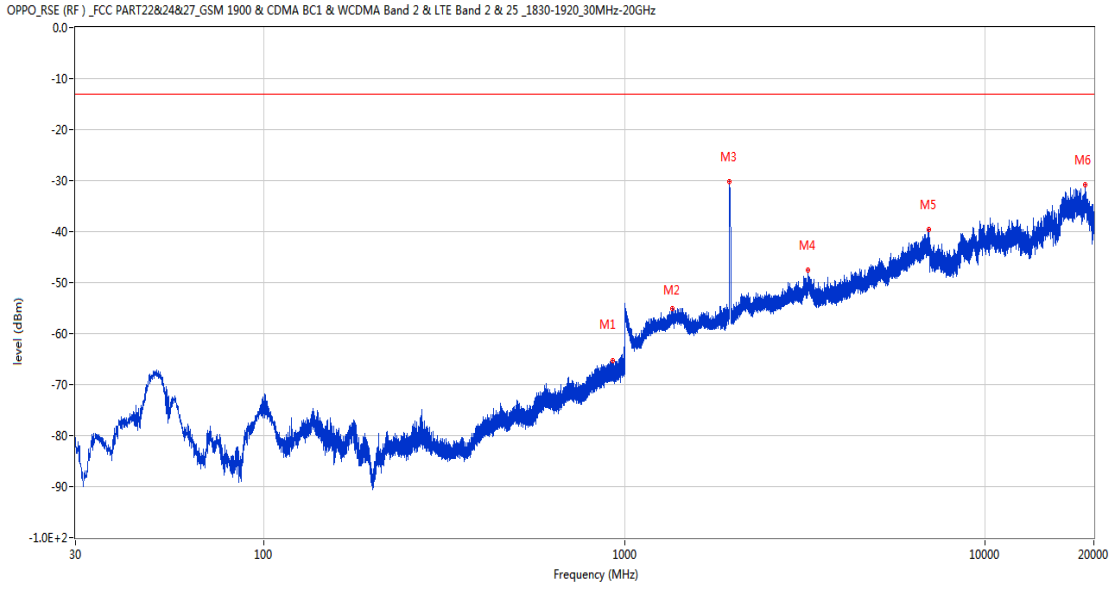
Frequency (MHz)	Result (dBm)	Factor (dB)	PK Limit (dBm)	Over Limit (dB)	Table (o)	ANT	EUT	Verdict
915.707	-64.90	2.59	-13.0	-51.90	361.00	Horizontal	Horizontal	Pass
1846.600	-53.55	-2.90	-13.0	-40.55	105.00	Horizontal	Horizontal	N/A
1964.200	-28.84	-3.74	-13.0	-15.84	150.00	Horizontal	Horizontal	N/A
3228.600	-48.27	6.66	-13.0	-35.27	180.00	Horizontal	Horizontal	Pass
6834.000	-40.06	12.58	-13.0	-27.06	192.00	Horizontal	Horizontal	Pass
18938.599	-31.54	25.07	-13.0	-18.54	361.00	Horizontal	Horizontal	Pass

RSE-H&V LTE Band 2 BW15 CH18900



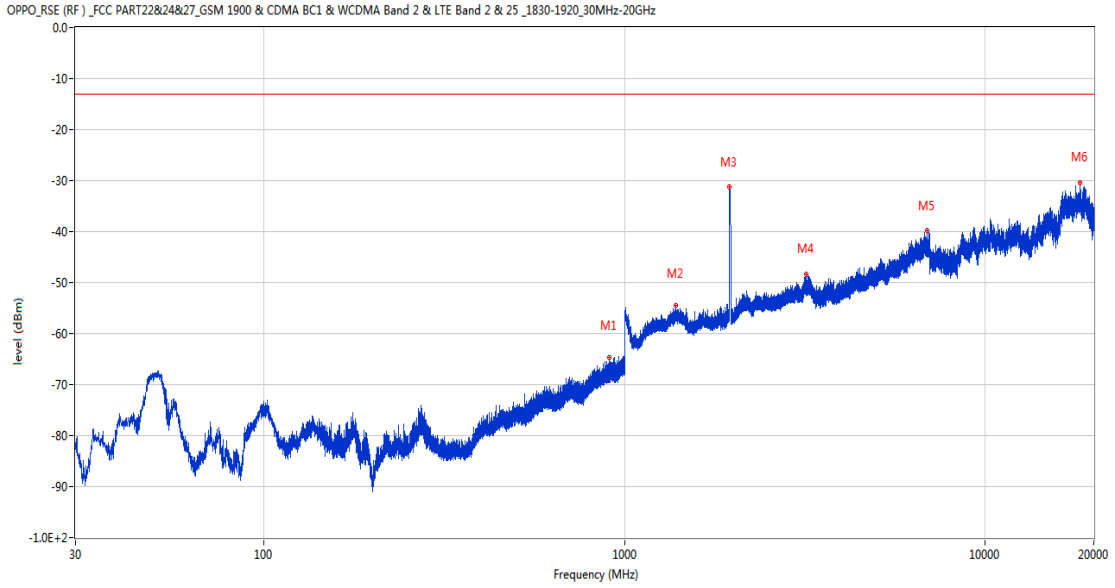
Frequency (MHz)	Result (dBm)	Factor (dB)	PK Limit (dBm)	Over Limit (dB)	Table (o)	ANT	EUT	Verdict
909.208	-65.26	2.48	-13.0	-52.26	98.00	Horizontal	Vertical	Pass
1847.100	-52.43	-2.90	-13.0	-39.43	233.00	Horizontal	Vertical	N/A
1965.600	-29.14	-3.80	-13.0	-16.14	151.00	Horizontal	Vertical	N/A
3233.200	-47.61	6.78	-13.0	-34.61	282.00	Horizontal	Vertical	Pass
6811.600	-40.08	13.17	-13.0	-27.08	218.00	Horizontal	Vertical	Pass
18971.949	-31.28	25.05	-13.0	-18.28	51.00	Horizontal	Vertical	Pass

RSE-V&V LTE Band 2 BW15 CH18900



Frequency (MHz)	Result (dBm)	Factor (dB)	PK Limit (dBm)	Over Limit (dB)	Table (o)	ANT	EUT	Verdict
926.668	-65.38	2.62	-13.0	-52.38	220.00	Vertical	Vertical	Pass
1354.900	-55.16	-3.77	-13.0	-42.16	242.00	Vertical	Vertical	Pass
1955.700	-30.26	-3.82	-13.0	-17.26	195.00	Vertical	Vertical	N/A
3225.400	-47.58	6.30	-13.0	-34.58	268.00	Vertical	Vertical	Pass
6983.000	-39.64	13.55	-13.0	-26.64	169.00	Vertical	Vertical	Pass
18923.739	-30.87	25.08	-13.0	-17.87	100.00	Vertical	Vertical	Pass

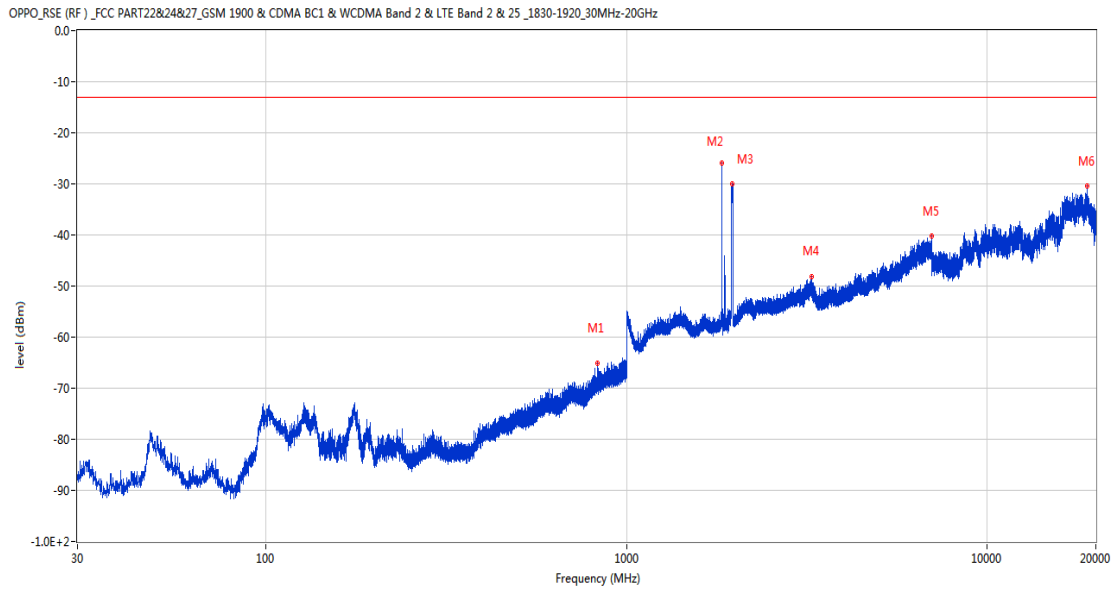
RSE-V&H LTE Band 2 BW15 CH18900



Frequency (MHz)	Result (dBm)	Factor (dB)	PK Limit (dBm)	Over Limit (dB)	Table (o)	ANT	EUT	Verdict
904.310	-64.68	2.44	-13.0	-51.68	323.00	Vertical	Horizontal	Pass
1388.400	-54.45	-3.31	-13.0	-41.45	360.00	Vertical	Horizontal	Pass
1954.800	-31.25	-3.84	-13.0	-18.25	220.00	Vertical	Horizontal	N/A
3179.000	-48.44	5.41	-13.0	-35.44	84.00	Vertical	Horizontal	Pass
6908.600	-39.84	12.25	-13.0	-26.84	295.00	Vertical	Horizontal	Pass
18341.925	-30.40	25.40	-13.0	-17.40	42.00	Vertical	Horizontal	Pass

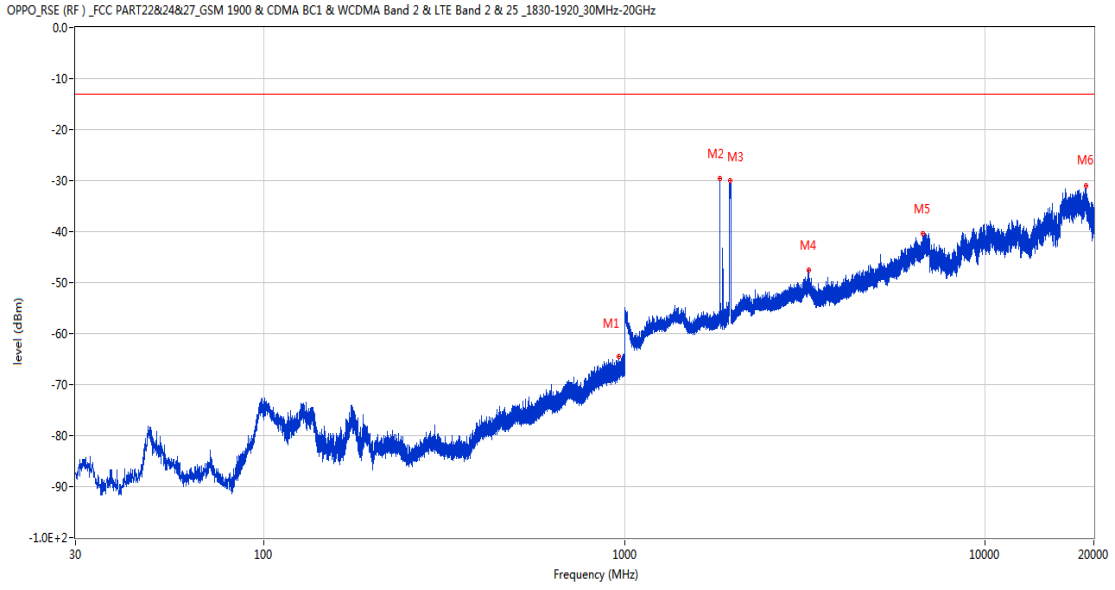
8.6 LTE Band 2 BW20, Middle Channel

RSE-H&H LTE Band 2 BW20 CH18900



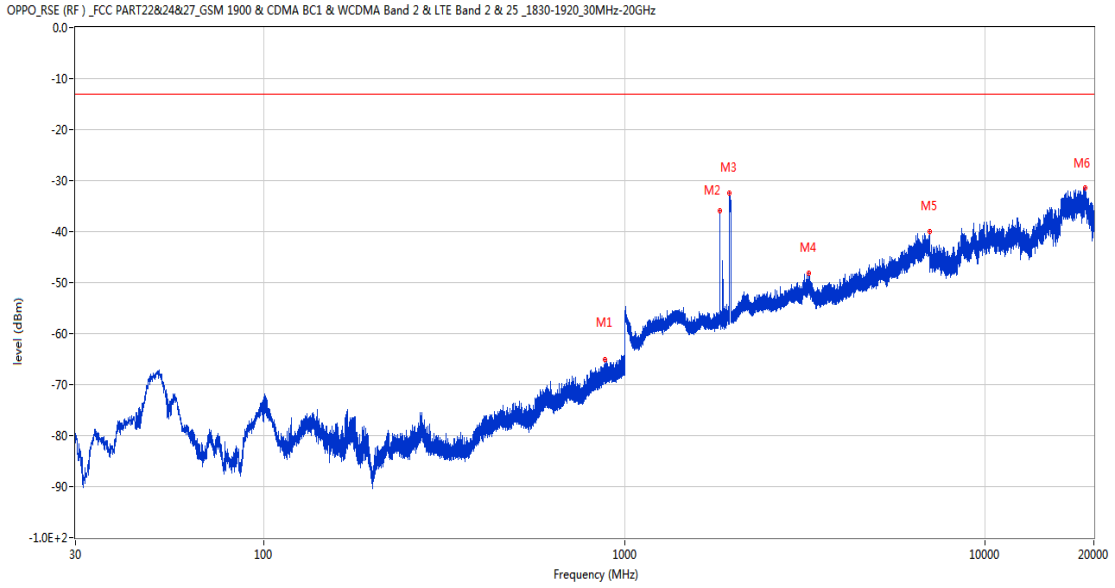
Frequency (MHz)	Result (dBm)	Factor (dB)	PK Limit (dBm)	Over Limit (dB)	Table (o)	ANT	EUT	Verdict
831.657	-65.09	1.26	-13.0	-52.09	348.00	Horizontal	Horizontal	Pass
1835.700	-25.97	-3.85	-13.0	-12.97	48.00	Horizontal	Horizontal	N/A
1963.200	-29.90	-3.70	-13.0	-16.90	219.00	Horizontal	Horizontal	N/A
3266.200	-48.22	5.36	-13.0	-35.22	206.00	Horizontal	Horizontal	Pass
6998.000	-40.29	13.96	-13.0	-27.29	107.00	Horizontal	Horizontal	Pass
18947.662	-30.41	25.07	-13.0	-17.41	8.00	Horizontal	Horizontal	Pass

RSE-H&V LTE Band 2 BW20 CH18900



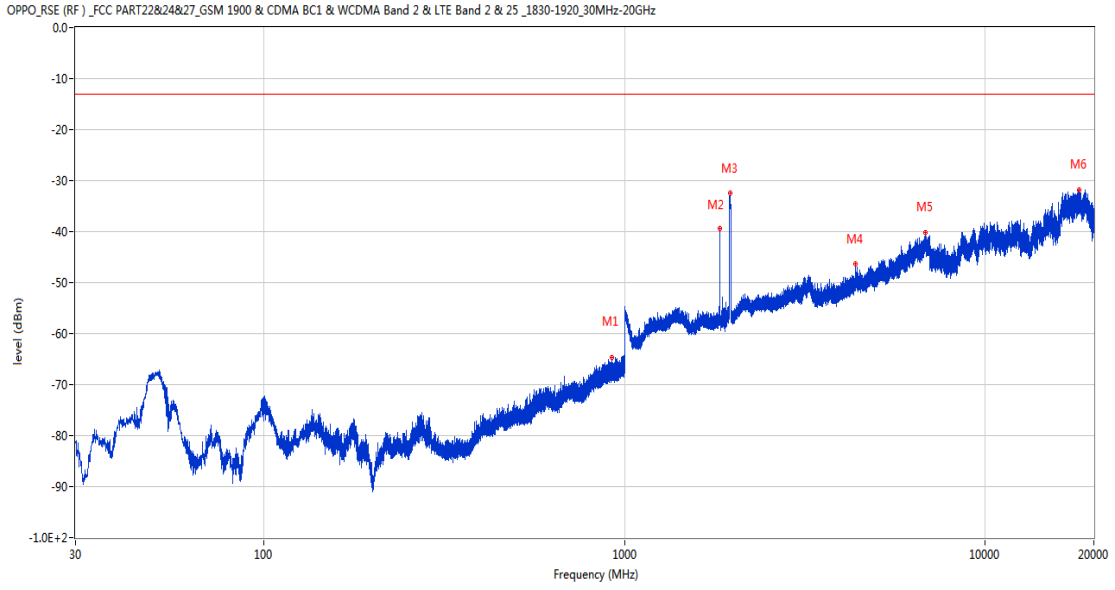
Frequency (MHz)	Result (dBm)	Factor (dB)	PK Limit (dBm)	Over Limit (dB)	Table (o)	ANT	EUT	Verdict
963.334	-64.53	3.24	-13.0	-51.53	333.00	Horizontal	Vertical	Pass
1835.600	-29.55	-3.86	-13.0	-16.55	218.00	Horizontal	Vertical	N/A
1958.900	-30.10	-3.62	-13.0	-17.10	134.00	Horizontal	Vertical	N/A
3239.600	-47.50	6.38	-13.0	-34.50	175.00	Horizontal	Vertical	Pass
6712.000	-40.40	11.13	-13.0	-27.40	214.00	Horizontal	Vertical	Pass
19020.526	-31.03	25.02	-13.0	-18.03	361.00	Horizontal	Vertical	Pass

RSE-V&V LTE Band 2 BW20 CH18900



Frequency (MHz)	Result (dBm)	Factor (dB)	PK Limit (dBm)	Over Limit (dB)	Table (o)	ANT	EUT	Verdict
883.115	-65.19	2.35	-13.0	-52.19	-1.00	Vertical	Vertical	Pass
1835.500	-36.02	-3.87	-13.0	-23.02	281.00	Vertical	Vertical	N/A
1955.200	-32.37	-3.85	-13.0	-19.37	218.00	Vertical	Vertical	N/A
3236.400	-48.07	6.59	-13.0	-35.07	9.00	Vertical	Vertical	Pass
6998.800	-40.08	13.94	-13.0	-27.08	280.00	Vertical	Vertical	Pass
18920.475	-31.49	25.08	-13.0	-18.49	25.00	Vertical	Vertical	Pass

RSE-V&H LTE Band 2 BW20 CH18900

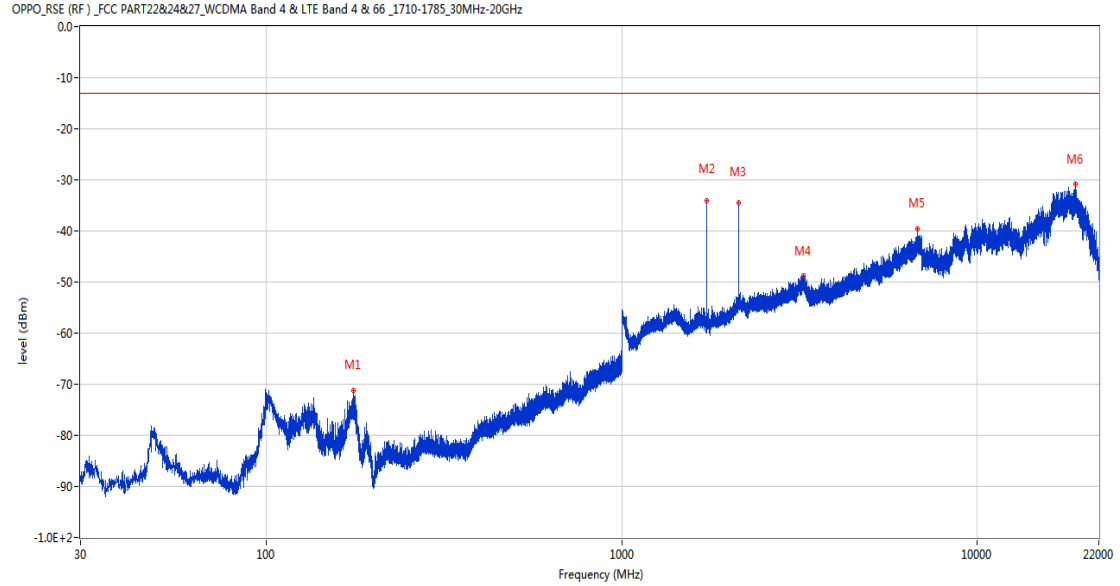


Frequency (MHz)	Result (dBm)	Factor (dB)	PK Limit (dBm)	Over Limit (dB)	Table (o)	ANT	EUT	Verdict
922.303	-64.74	2.53	-13.0	-51.74	361.00	Vertical	Horizontal	Pass
1835.900	-39.42	-3.84	-13.0	-26.42	193.00	Vertical	Horizontal	N/A
1959.600	-32.47	-3.58	-13.0	-19.47	92.00	Vertical	Horizontal	N/A
4371.200	-46.31	5.96	-13.0	-33.31	28.00	Vertical	Horizontal	Pass
6810.800	-40.23	13.18	-13.0	-27.23	215.00	Vertical	Horizontal	Pass
18174.087	-31.79	25.49	-13.0	-18.79	70.00	Vertical	Horizontal	Pass

9 LTE Band 4

9.1 LTE Band 4 BW1.4, Middle Channel

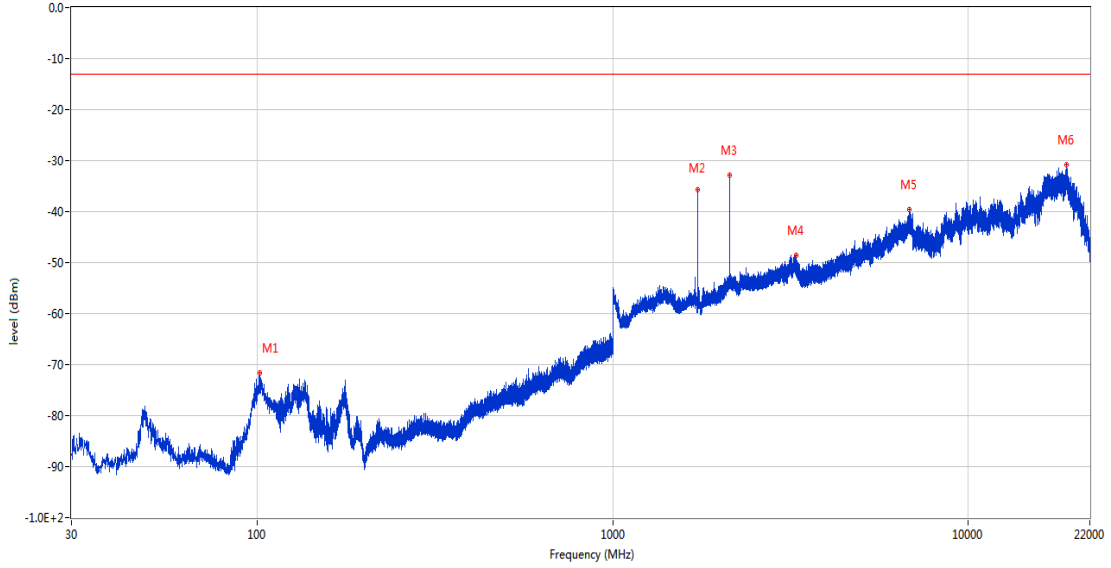
RSE-H&H LTE Band 4 BW1.4 CH20175



Frequency (MHz)	Result (dBm)	Factor (dB)	PK Limit (dBm)	Over Limit (dB)	Table (o)	ANT	EUT	Verdict
175.839	-71.23	-15.13	-13.0	-58.23	-2.00	Horizontal	Horizontal	Pass
1732.300	-34.11	-3.33	-13.0	-21.11	159.00	Horizontal	Horizontal	N/A
2132.500	-34.46	-1.19	-13.0	-21.46	159.00	Horizontal	Horizontal	N/A
3248.000	-48.87	6.03	-13.0	-35.87	249.00	Horizontal	Horizontal	Pass
6789.800	-39.69	12.82	-13.0	-26.69	188.00	Horizontal	Horizontal	Pass
18963.225	-30.76	25.06	-13.0	-17.76	157.00	Horizontal	Horizontal	Pass

RSE-H&V LTE Band 4 BW1.4 CH20175

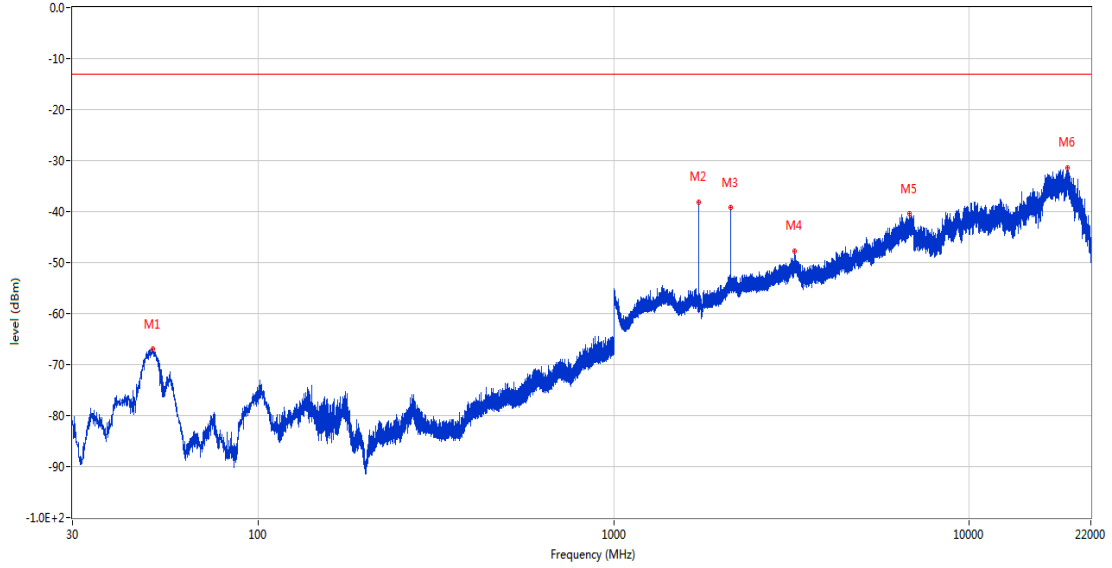
OPPO_RSE (RF) _FCC PART22&24&27_WCDMA Band 4 & LTE Band 4 & 66 _1710-1785_30MHz-20GHz



Frequency (MHz)	Result (dBm)	Factor (dB)	PK Limit (dBm)	Over Limit (dB)	Table (o)	ANT	EUT	Verdict
101.586	-71.66	-21.21	-13.0	-58.66	339.00	Horizontal	Vertical	Pass
1732.100	-35.78	-3.32	-13.0	-22.78	224.00	Horizontal	Vertical	N/A
2132.500	-32.87	-1.19	-13.0	-19.87	138.00	Horizontal	Vertical	N/A
3290.200	-48.67	4.97	-13.0	-35.67	275.00	Horizontal	Vertical	Pass
6828.400	-39.68	12.71	-13.0	-26.68	219.00	Horizontal	Vertical	Pass
18935.011	-30.85	25.07	-13.0	-17.85	361.00	Horizontal	Vertical	Pass

RSE-V&V LTE Band 4 BW1.4 CH20175

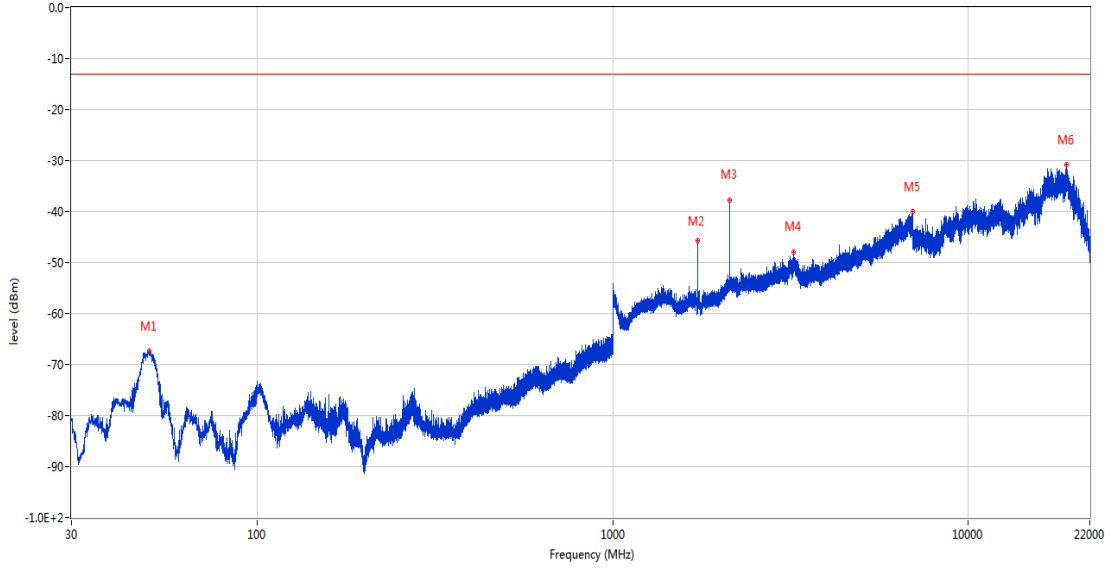
OPPO_RSE (RF) _FCC PART22&24&27_WCDMA Band 4 & LTE Band 4 & 66 _1710-1785_30MHz-20GHz



Frequency (MHz)	Result (dBm)	Factor (dB)	PK Limit (dBm)	Over Limit (dB)	Table (o)	ANT	EUT	Verdict
50.370	-66.96	-15.23	-13.0	-53.96	330.00	Vertical	Vertical	Pass
1732.200	-38.20	-3.33	-13.0	-25.20	246.00	Vertical	Vertical	N/A
2132.700	-39.26	-1.19	-13.0	-26.26	183.00	Vertical	Vertical	N/A
3234.200	-47.66	6.74	-13.0	-34.66	175.00	Vertical	Vertical	Pass
6810.600	-40.44	13.17	-13.0	-27.44	57.00	Vertical	Vertical	Pass
18934.551	-31.39	25.07	-13.0	-18.39	136.00	Vertical	Vertical	Pass

RSE-V&H LTE Band 4 BW1.4 CH20175

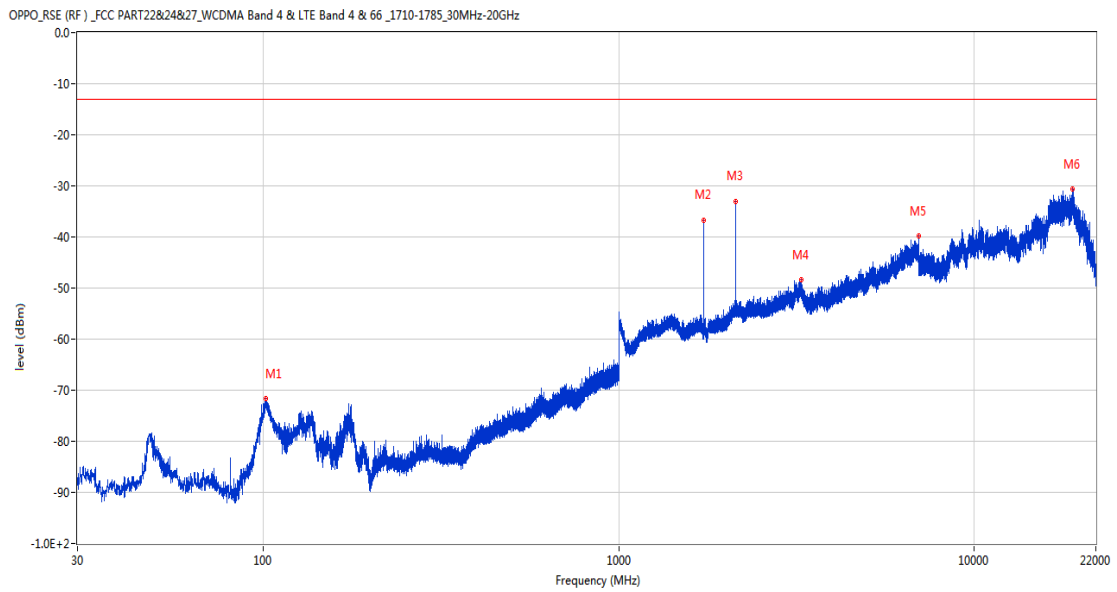
OPPO_RSE (RF) _FCC PART22&24&27_WCDMA Band 4 & LTE Band 4 & 66 _1710-1785_30MHz-20GHz



Frequency (MHz)	Result (dBm)	Factor (dB)	PK Limit (dBm)	Over Limit (dB)	Table (o)	ANT	EUT	Verdict
49.545	-67.36	-15.42	-13.0	-54.36	198.00	Vertical	Horizontal	Pass
1732.200	-45.67	-3.33	-13.0	-32.67	261.00	Vertical	Horizontal	N/A
2132.600	-37.80	-1.19	-13.0	-24.80	167.00	Vertical	Horizontal	N/A
3228.400	-47.90	6.67	-13.0	-34.90	227.00	Vertical	Horizontal	Pass
6997.800	-40.06	13.96	-13.0	-27.06	227.00	Vertical	Horizontal	Pass
18935.937	-30.82	25.07	-13.0	-17.82	361.00	Vertical	Horizontal	Pass

9.2 LTE Band 4 BW3, Middle Channel

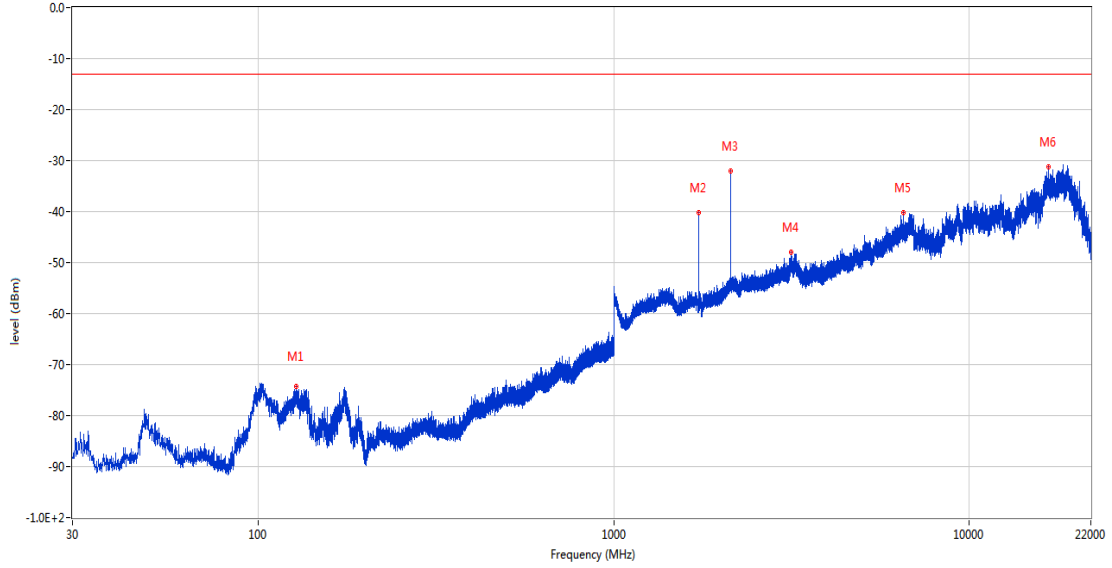
RSE-H&H LTE Band 4 BW3 CH20175



Frequency (MHz)	Result (dBm)	Factor (dB)	PK Limit (dBm)	Over Limit (dB)	Table (o)	ANT	EUT	Verdict
101.877	-71.67	-21.23	-13.0	-58.67	209.00	Horizontal	Horizontal	Pass
1731.500	-36.69	-3.32	-13.0	-23.69	104.00	Horizontal	Horizontal	N/A
2133.200	-32.96	-1.18	-13.0	-19.96	136.00	Horizontal	Horizontal	N/A
3255.200	-48.35	5.72	-13.0	-35.35	284.00	Horizontal	Horizontal	Pass
6971.200	-39.83	13.17	-13.0	-26.83	243.00	Horizontal	Horizontal	Pass
18937.324	-30.70	25.07	-13.0	-17.70	343.00	Horizontal	Horizontal	Pass

RSE-H&V LTE Band 4 BW3 CH20175

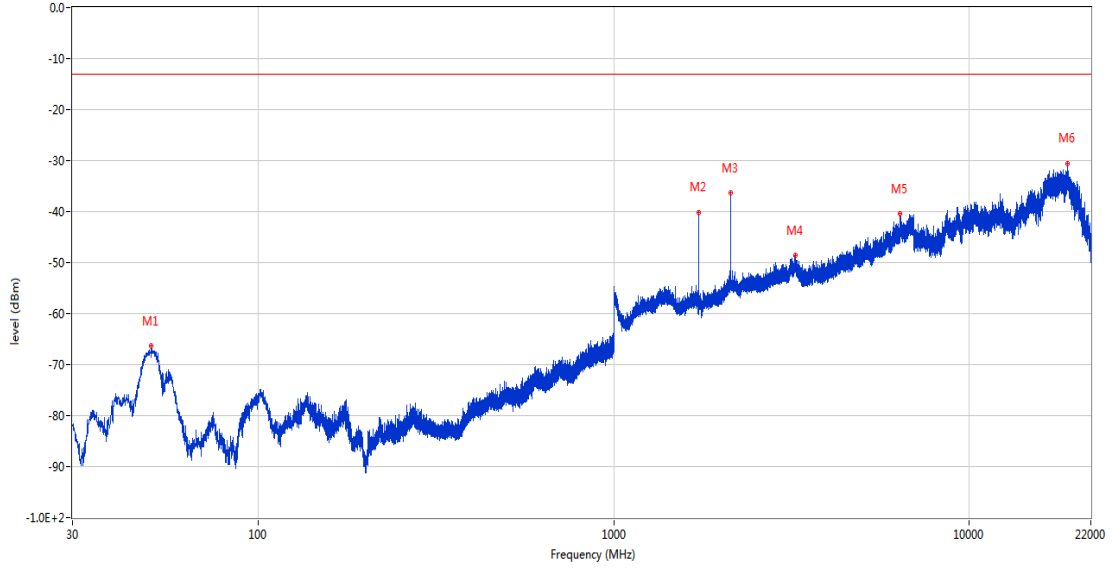
OPPO_RSE (RF) _FCC PART22&24&27_WCDMA Band 4 & LTE Band 4 & 66 _1710-1785_30MHz-20GHz



Frequency (MHz)	Result (dBm)	Factor (dB)	PK Limit (dBm)	Over Limit (dB)	Table (o)	ANT	EUT	Verdict
127.776	-74.28	-18.33	-13.0	-61.28	107.00	Horizontal	Vertical	Pass
1731.700	-40.13	-3.32	-13.0	-27.13	262.00	Horizontal	Vertical	N/A
2131.700	-32.07	-1.21	-13.0	-19.07	161.00	Horizontal	Vertical	N/A
3156.400	-47.97	5.98	-13.0	-34.97	26.00	Horizontal	Vertical	Pass
6530.200	-40.28	10.93	-13.0	-27.28	217.00	Horizontal	Vertical	Pass
16696.051	-31.24	26.24	-13.0	-18.24	-1.00	Horizontal	Vertical	Pass

RSE-V&V LTE Band 4 BW3 CH20175

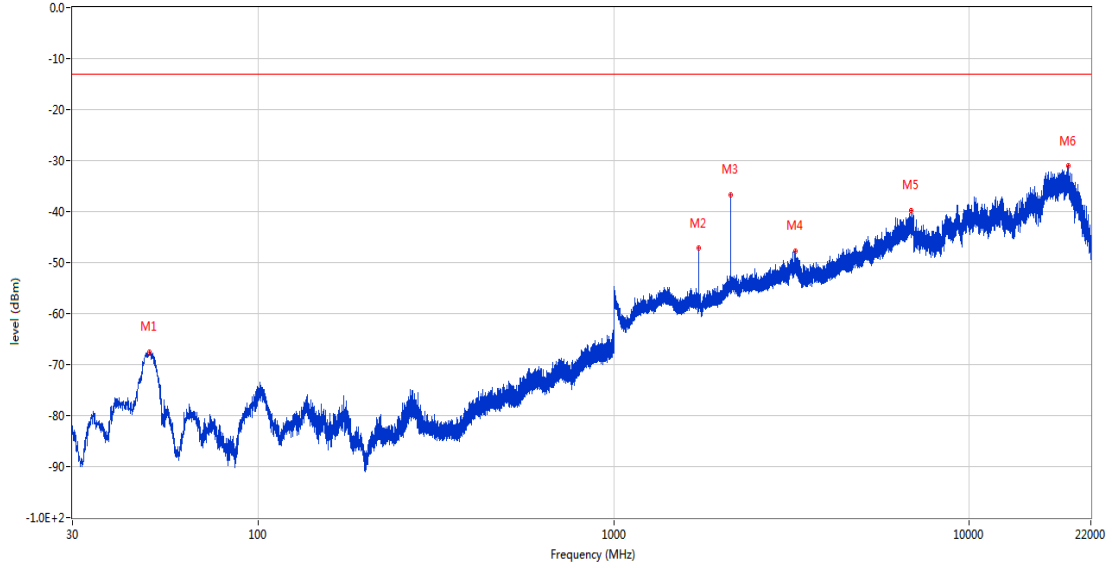
OPPO_RSE (RF) _FCC PART22&24&27_WCDMA Band 4 & LTE Band 4 & 66 _1710-1785_30MHz-20GHz



Frequency (MHz)	Result (dBm)	Factor (dB)	PK Limit (dBm)	Over Limit (dB)	Table (o)	ANT	EUT	Verdict
49.837	-66.35	-15.31	-13.0	-53.35	231.00	Vertical	Vertical	Pass
1731.500	-40.19	-3.32	-13.0	-27.19	231.00	Vertical	Vertical	N/A
2131.900	-36.39	-1.20	-13.0	-23.39	165.00	Vertical	Vertical	N/A
3240.200	-48.50	6.39	-13.0	-35.50	338.00	Vertical	Vertical	Pass
6398.600	-40.44	11.66	-13.0	-27.44	156.00	Vertical	Vertical	Pass
18935.937	-30.71	25.07	-13.0	-17.71	361.00	Vertical	Vertical	Pass

RSE-V&H LTE Band 4 BW3 CH20175

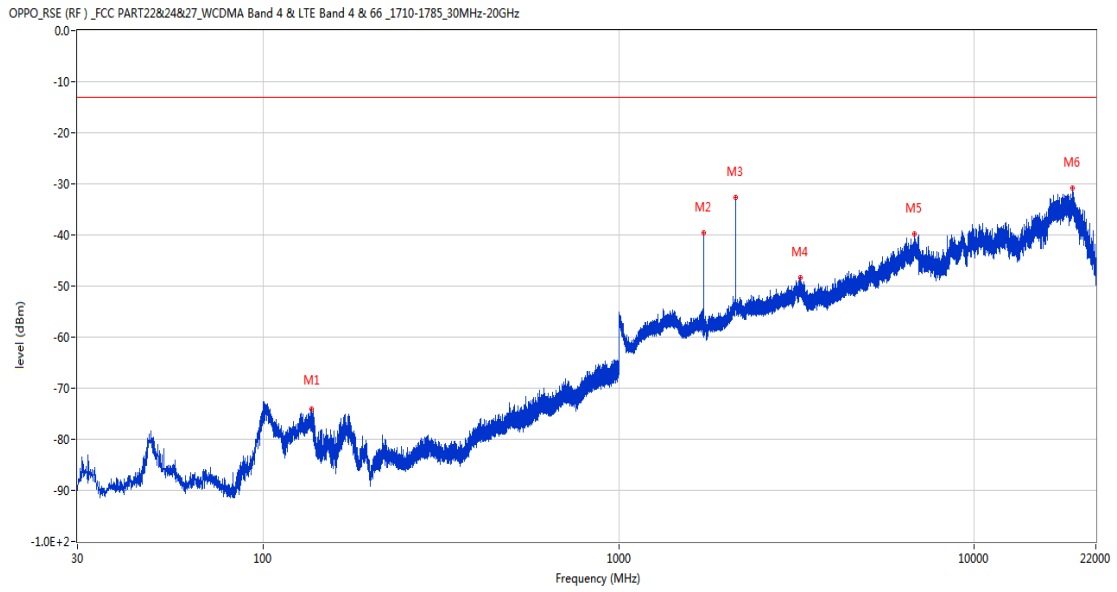
OPPO_RSE (RF) _FCC PART22&24&27_WCDMA Band 4 & LTE Band 4 & 66 _1710-1785_30MHz-20GHz



Frequency (MHz)	Result (dBm)	Factor (dB)	PK Limit (dBm)	Over Limit (dB)	Table (o)	ANT	EUT	Verdict
49.352	-67.54	-15.49	-13.0	-54.54	154.00	Vertical	Horizontal	Pass
1731.500	-47.21	-3.32	-13.0	-34.21	296.00	Vertical	Horizontal	N/A
2133.300	-36.74	-1.18	-13.0	-23.74	197.00	Vertical	Horizontal	N/A
3244.000	-47.72	6.28	-13.0	-34.72	282.00	Vertical	Horizontal	Pass
6855.600	-39.88	12.53	-13.0	-26.88	199.00	Vertical	Horizontal	Pass
18975.713	-31.11	25.05	-13.0	-18.11	223.00	Vertical	Horizontal	Pass

9.3 LTE Band 4 BW5, Middle Channel

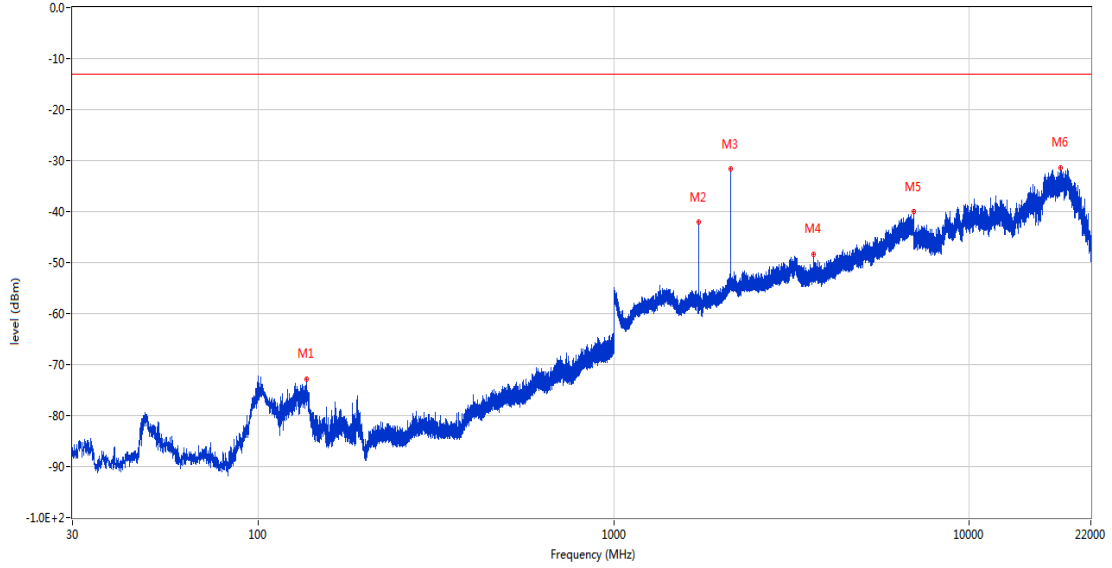
RSE-H&H LTE Band 4 BW5 CH20175



Frequency (MHz)	Result (dBm)	Factor (dB)	PK Limit (dBm)	Over Limit (dB)	Table (o)	ANT	EUT	Verdict
136.506	-74.11	-16.59	-13.0	-61.11	212.00	Horizontal	Horizontal	Pass
1730.500	-39.55	-3.30	-13.0	-26.55	106.00	Horizontal	Horizontal	N/A
2132.400	-32.59	-1.20	-13.0	-19.59	141.00	Horizontal	Horizontal	N/A
3239.200	-48.27	6.37	-13.0	-35.27	99.00	Horizontal	Horizontal	Pass
6804.000	-39.83	13.12	-13.0	-26.83	191.00	Horizontal	Horizontal	Pass
18953.050	-30.82	25.06	-13.0	-17.82	331.00	Horizontal	Horizontal	Pass

RSE-H&V LTE Band 4 BW5 CH20175

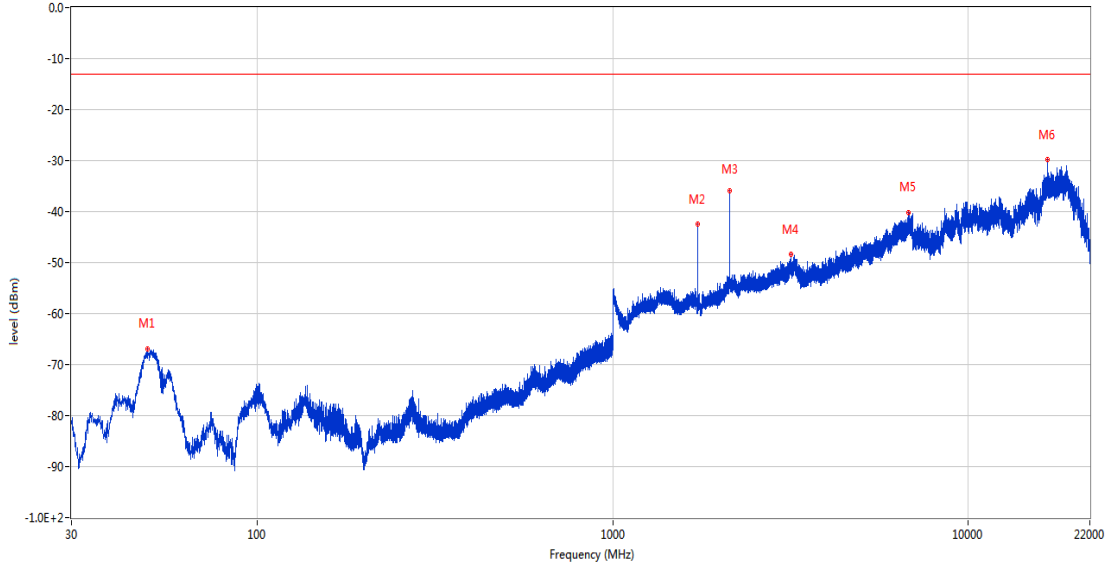
OPPO_RSE (RF) _FCC PART22&24&27_WCDMA Band 4 & LTE Band 4 & 66 _1710-1785_30MHz-20GHz



Frequency (MHz)	Result (dBm)	Factor (dB)	PK Limit (dBm)	Over Limit (dB)	Table (o)	ANT	EUT	Verdict
136.361	-72.80	-16.63	-13.0	-59.80	362.00	Horizontal	Vertical	Pass
1730.600	-42.04	-3.31	-13.0	-29.04	189.00	Horizontal	Vertical	N/A
2132.900	-31.73	-1.19	-13.0	-18.73	121.00	Horizontal	Vertical	N/A
3649.400	-48.47	5.64	-13.0	-35.47	356.00	Horizontal	Vertical	Pass
6998.200	-40.05	13.95	-13.0	-27.05	309.00	Horizontal	Vertical	Pass
18114.075	-31.43	25.53	-13.0	-18.43	86.00	Horizontal	Vertical	Pass

RSE-V&V LTE Band 4 BW5 CH20175

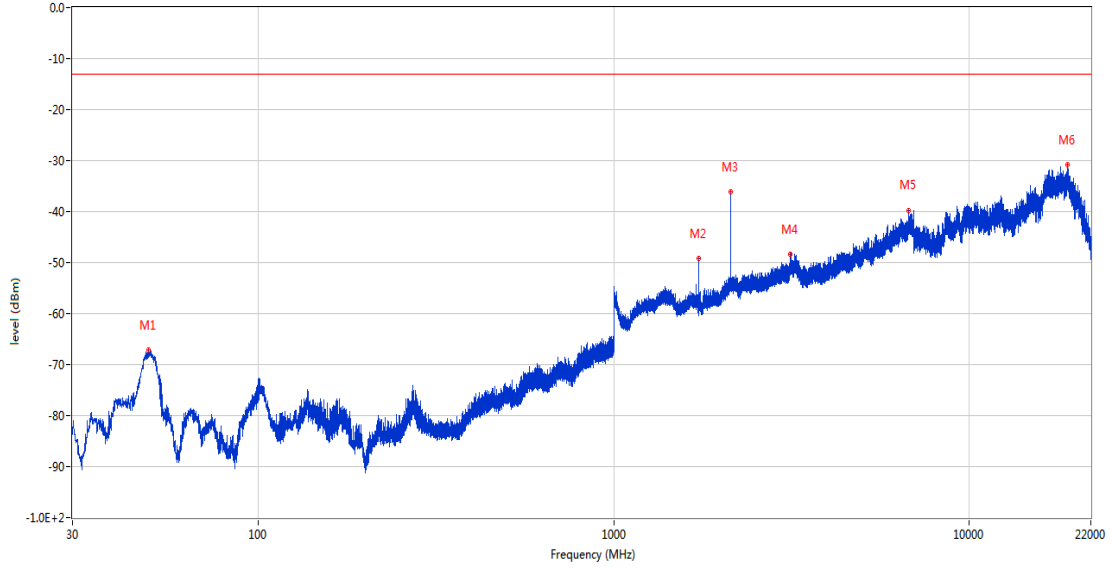
OPPO_RSE (RF) _FCC PART22&24&27_WCDMA Band 4 & LTE Band 4 & 66 _1710-1785_30MHz-20GHz



Frequency (MHz)	Result (dBm)	Factor (dB)	PK Limit (dBm)	Over Limit (dB)	Table (o)	ANT	EUT	Verdict
49.109	-67.02	-15.58	-13.0	-54.02	326.00	Vertical	Vertical	Pass
1730.500	-42.44	-3.30	-13.0	-29.44	336.00	Vertical	Vertical	N/A
2131.500	-35.85	-1.20	-13.0	-22.85	200.00	Vertical	Vertical	N/A
3169.000	-48.46	6.16	-13.0	-35.46	17.00	Vertical	Vertical	Pass
6809.200	-40.11	13.09	-13.0	-27.11	17.00	Vertical	Vertical	Pass
16697.900	-29.77	26.22	-13.0	-16.77	-1.00	Vertical	Vertical	Pass

RSE-V&H LTE Band 4 BW5 CH20175

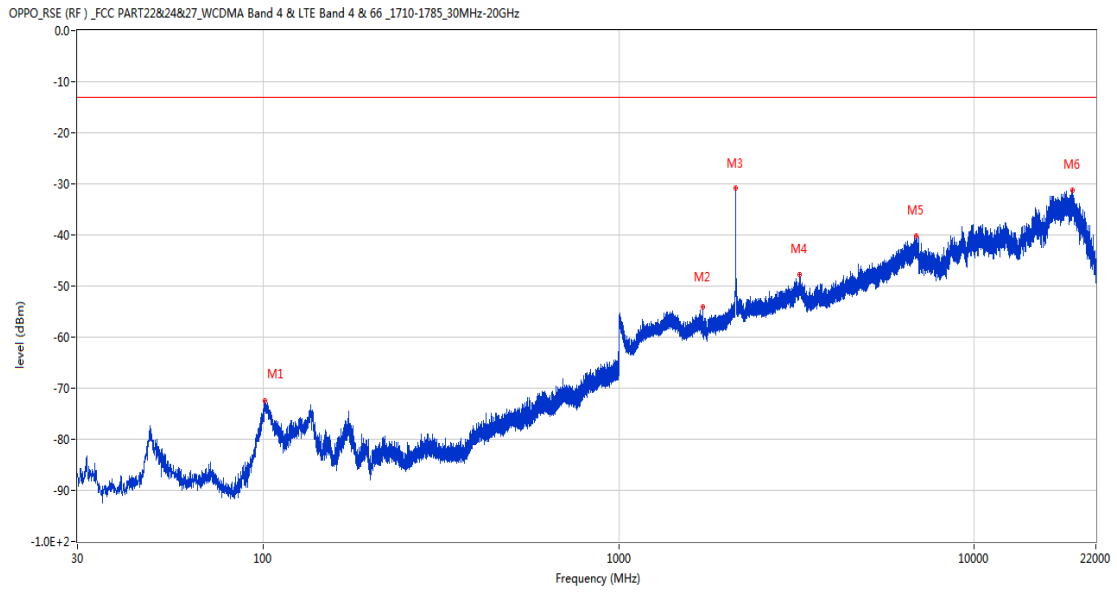
OPPO_RSE (RF) _FCC PART22&24&27_WCDMA Band 4 & LTE Band 4 & 66 _1710-1785_30MHz-20GHz



Frequency (MHz)	Result (dBm)	Factor (dB)	PK Limit (dBm)	Over Limit (dB)	Table (o)	ANT	EUT	Verdict
49.109	-67.19	-15.58	-13.0	-54.19	158.00	Vertical	Horizontal	Pass
1730.600	-49.20	-3.31	-13.0	-36.20	260.00	Vertical	Horizontal	N/A
2132.100	-36.08	-1.20	-13.0	-23.08	155.00	Vertical	Horizontal	N/A
3136.600	-48.37	4.49	-13.0	-35.37	94.00	Vertical	Horizontal	Pass
6773.400	-39.70	12.79	-13.0	-26.70	308.00	Vertical	Horizontal	Pass
18906.800	-30.87	25.09	-13.0	-17.87	361.00	Vertical	Horizontal	Pass

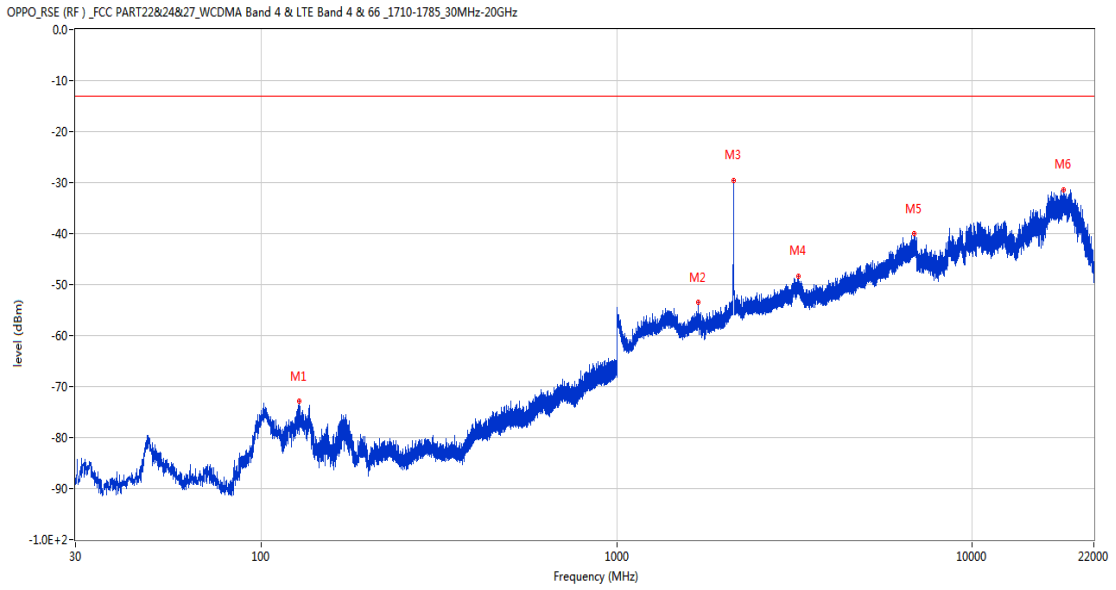
9.4 LTE Band 4 BW10, Middle Channel

RSE-H&H LTE Band 4 BW10 CH20175



Frequency (MHz)	Result (dBm)	Factor (dB)	PK Limit (dBm)	Over Limit (dB)	Table (o)	ANT	EUT	Verdict
101.052	-72.53	-21.18	-13.0	-59.53	215.00	Horizontal	Horizontal	Pass
1728.100	-54.14	-3.27	-13.0	-41.14	35.00	Horizontal	Horizontal	N/A
2129.200	-30.83	-1.07	-13.0	-17.83	143.00	Horizontal	Horizontal	N/A
3232.400	-47.73	6.81	-13.0	-34.73	227.00	Horizontal	Horizontal	Pass
6865.000	-40.20	12.19	-13.0	-27.20	250.00	Horizontal	Horizontal	Pass
18937.786	-31.30	25.07	-13.0	-18.30	36.00	Horizontal	Horizontal	Pass

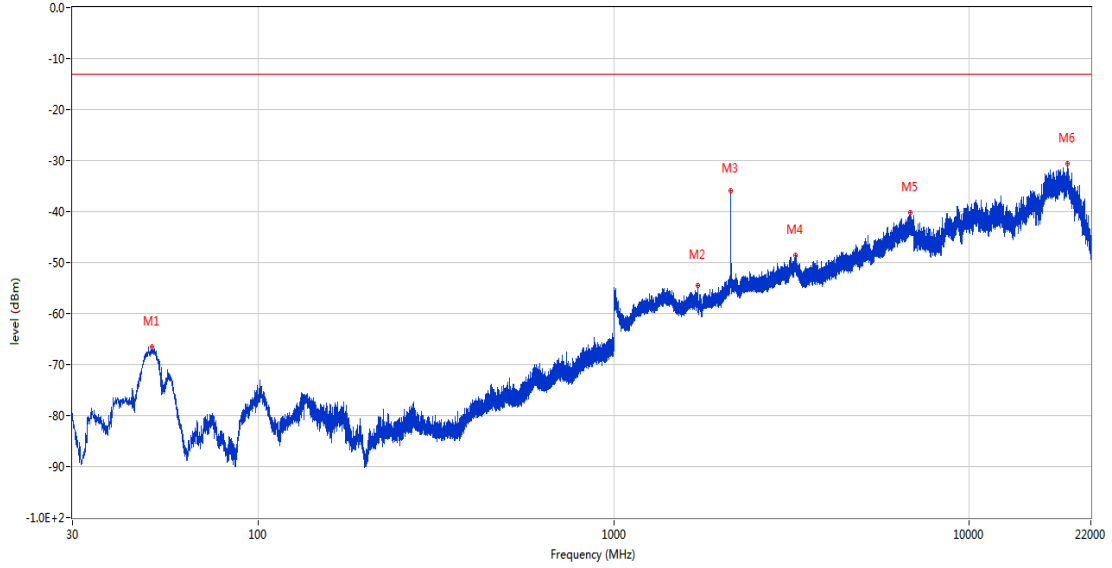
RSE-H&V LTE Band 4 BW10 CH20175



Frequency (MHz)	Result (dBm)	Factor (dB)	PK Limit (dBm)	Over Limit (dB)	Table (o)	ANT	EUT	Verdict
128.164	-72.94	-18.26	-13.0	-59.94	146.00	Horizontal	Vertical	Pass
1692.900	-53.49	-4.35	-13.0	-40.49	199.00	Horizontal	Vertical	Pass
2129.400	-29.59	-1.07	-13.0	-16.59	149.00	Horizontal	Vertical	N/A
3254.400	-48.38	5.81	-13.0	-35.38	320.00	Horizontal	Vertical	Pass
6857.400	-40.08	12.48	-13.0	-27.08	45.00	Horizontal	Vertical	Pass
18089.562	-31.46	25.54	-13.0	-18.46	5.00	Horizontal	Vertical	Pass

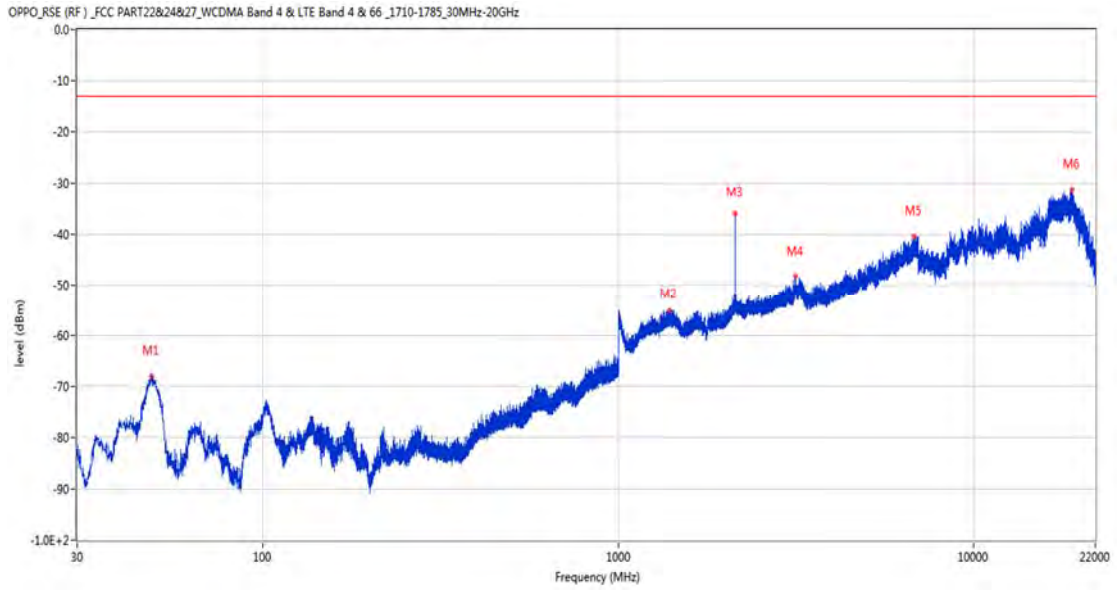
RSE-V&V LTE Band 4 BW10 CH20175

OPPO_RSE (RF) _FCC PART22&24&27_WCDMA Band 4 & LTE Band 4 & 66 _1710-1785_30MHz-20GHz



Frequency (MHz)	Result (dBm)	Factor (dB)	PK Limit (dBm)	Over Limit (dB)	Table (o)	ANT	EUT	Verdict
50.273	-66.60	-15.23	-13.0	-53.60	251.00	Vertical	Vertical	Pass
1728.200	-54.54	-3.27	-13.0	-41.54	360.00	Vertical	Vertical	N/A
2132.200	-36.00	-1.20	-13.0	-23.00	145.00	Vertical	Vertical	N/A
3254.200	-48.62	5.84	-13.0	-35.62	360.00	Vertical	Vertical	Pass
6820.000	-40.19	13.08	-13.0	-27.19	36.00	Vertical	Vertical	Pass
18871.187	-30.62	25.11	-13.0	-17.62	33.00	Vertical	Vertical	Pass

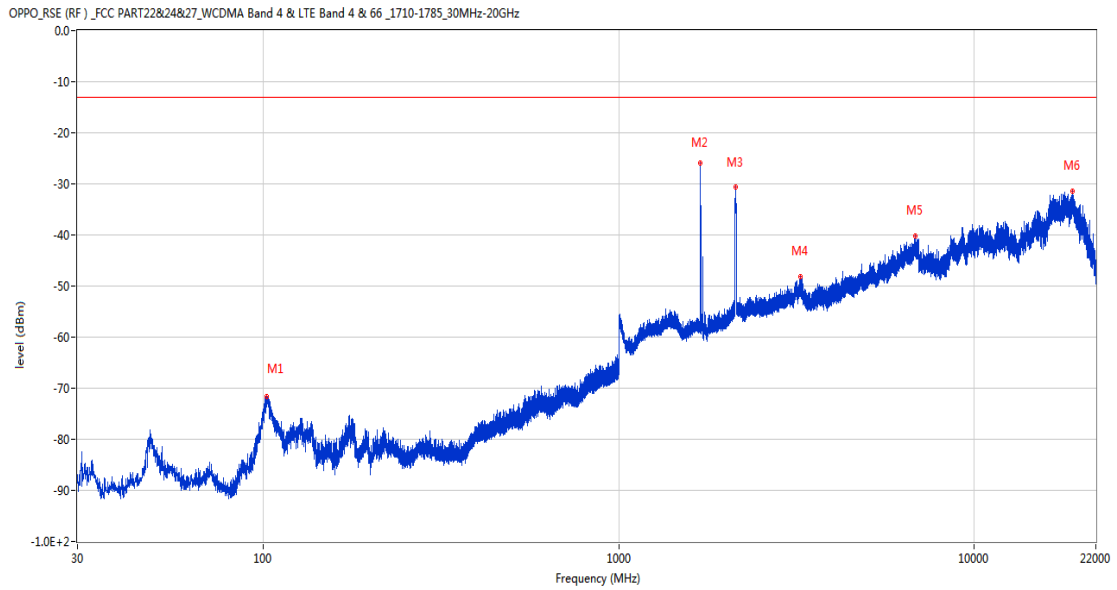
RSE-V&H LTE Band 4 BW10 CH20175



Frequency (MHz)	Result (dBm)	Factor (dB)	PK Limit (dBm)	Over Limit (dB)	Table (o)	ANT	EUT	Verdict
48.672	-67.88	-15.77	-13.0	-54.88	324.00	Vertical	Horizontal	Pass
1396.800	-55.06	-3.20	-13.0	-42.06	261.00	Vertical	Horizontal	Pass
2130.300	-36.01	-1.12	-13.0	-23.01	207.00	Vertical	Horizontal	N/A
3148.800	-48.06	5.49	-13.0	-35.06	193.00	Vertical	Horizontal	Pass
6802.600	-40.45	13.12	-13.0	-27.45	193.00	Vertical	Horizontal	Pass
18939.636	-31.16	25.07	-13.0	-18.16	120.00	Vertical	Horizontal	Pass

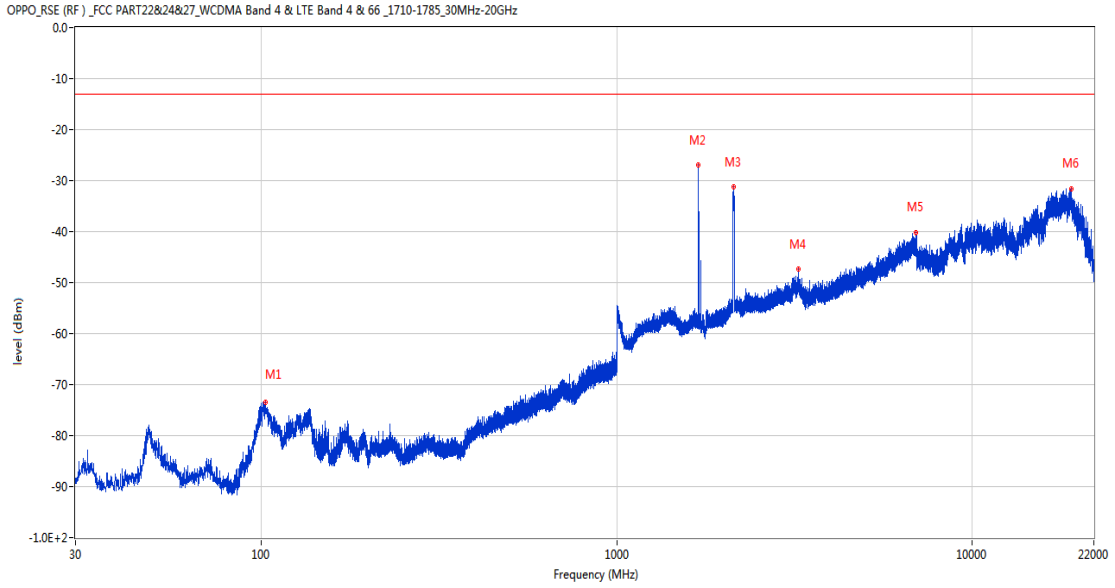
9.5 LTE Band 4 BW15, Middle Channel

RSE-H&H LTE Band 4 BW15 CH20175



Frequency (MHz)	Result (dBm)	Factor (dB)	PK Limit (dBm)	Over Limit (dB)	Table (o)	ANT	EUT	Verdict
102.410	-71.73	-21.26	-13.0	-58.73	319.00	Horizontal	Horizontal	Pass
1699.300	-25.98	-3.90	-13.0	-12.98	105.00	Horizontal	Horizontal	N/A
2131.200	-30.64	-1.18	-13.0	-17.64	267.00	Horizontal	Horizontal	N/A
3243.000	-48.20	6.27	-13.0	-35.20	159.00	Horizontal	Horizontal	Pass
6837.200	-40.27	12.48	-13.0	-27.27	159.00	Horizontal	Horizontal	Pass
18938.249	-31.44	25.07	-13.0	-18.44	-2.00	Horizontal	Horizontal	Pass

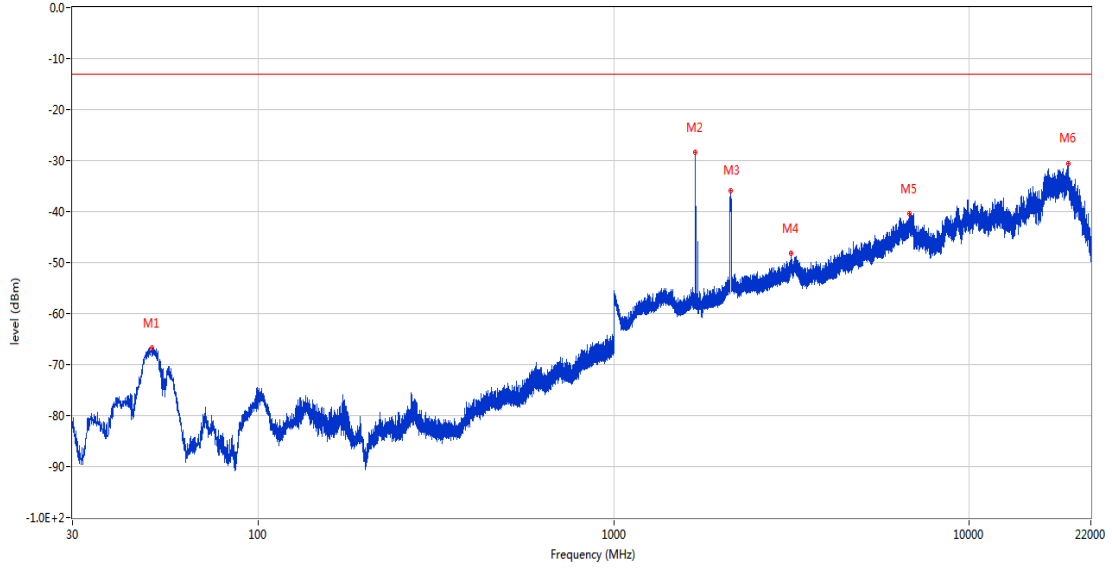
RSE-H&V LTE Band 4 BW15 CH20175



Frequency (MHz)	Result (dBm)	Factor (dB)	PK Limit (dBm)	Over Limit (dB)	Table (o)	ANT	EUT	Verdict
102.896	-73.48	-21.29	-13.0	-60.48	362.00	Horizontal	Vertical	Pass
1699.500	-26.95	-3.86	-13.0	-13.95	360.00	Horizontal	Vertical	N/A
2137.800	-31.27	-1.13	-13.0	-18.27	194.00	Horizontal	Vertical	N/A
3241.600	-47.42	6.35	-13.0	-34.42	37.00	Horizontal	Vertical	Pass
6947.200	-40.24	13.07	-13.0	-27.24	181.00	Horizontal	Vertical	Pass
19043.699	-31.73	25.01	-13.0	-18.73	314.00	Horizontal	Vertical	Pass

RSE-V&V LTE Band 4 BW15 CH20175

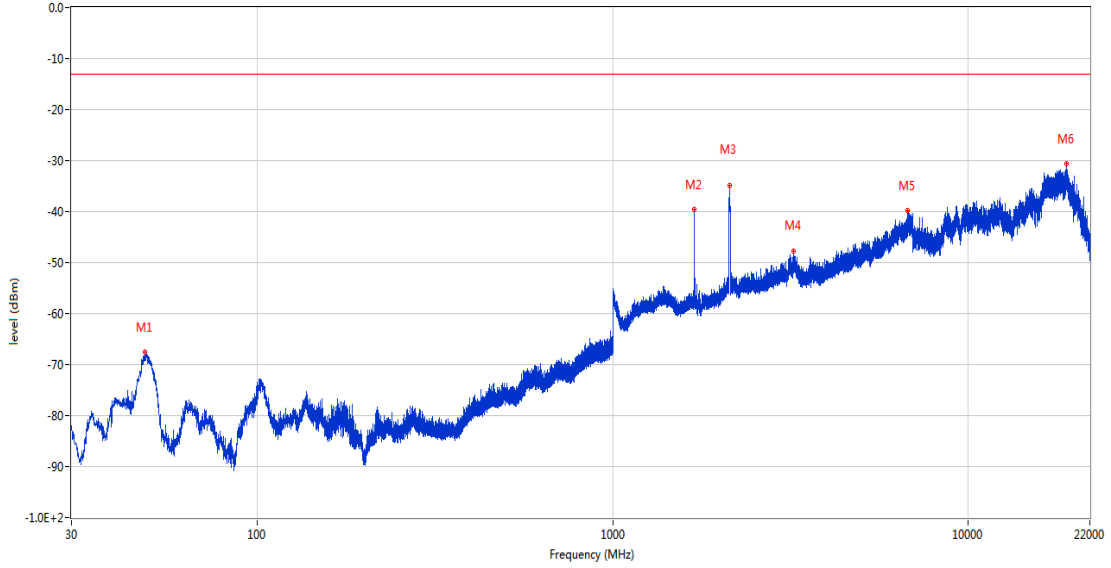
OPPO_RSE (RF) _FCC PART22&24&27_WCDMA Band 4 & LTE Band 4 & 66 _1710-1785_30MHz-20GHz



Frequency (MHz)	Result (dBm)	Factor (dB)	PK Limit (dBm)	Over Limit (dB)	Table (o)	ANT	EUT	Verdict
50.224	-66.78	-15.23	-13.0	-53.78	188.00	Vertical	Vertical	Pass
1699.500	-28.45	-3.86	-13.0	-15.45	229.00	Vertical	Vertical	N/A
2131.400	-36.01	-1.19	-13.0	-23.01	229.00	Vertical	Vertical	N/A
3160.200	-48.07	6.16	-13.0	-35.07	208.00	Vertical	Vertical	Pass
6793.000	-40.51	12.93	-13.0	-27.51	274.00	Vertical	Vertical	Pass
19029.363	-30.67	25.02	-13.0	-17.67	-1.00	Vertical	Vertical	Pass

RSE-V&H LTE Band 4 BW15 CH20175

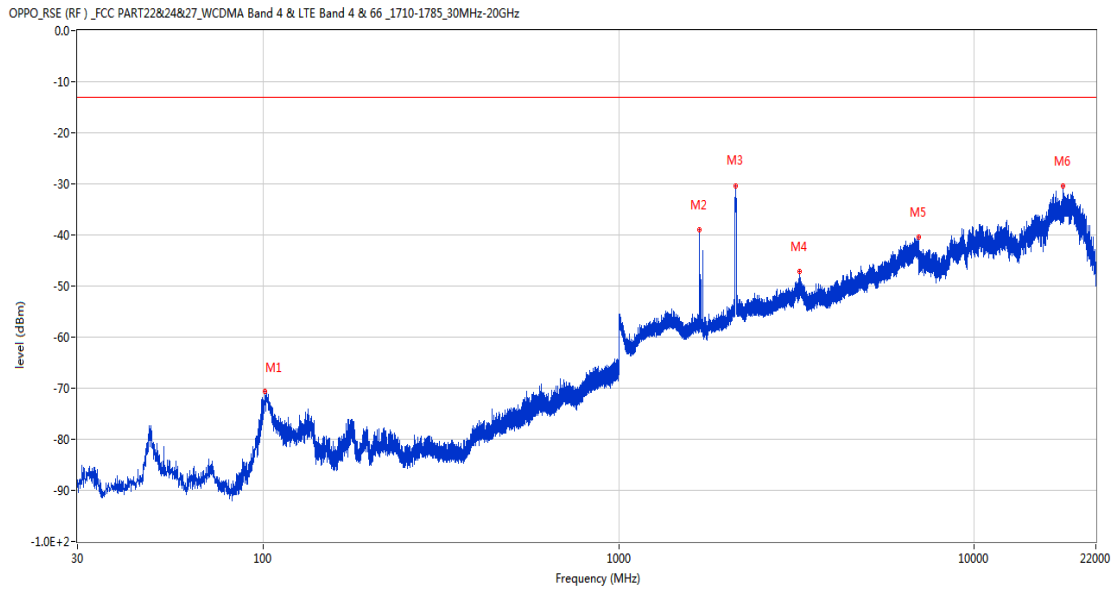
OPPO_RSE (RF) _FCC PART22&24&27_WCDMA Band 4 & LTE Band 4 & 66 _1710-1785_30MHz-20GHz



Frequency (MHz)	Result (dBm)	Factor (dB)	PK Limit (dBm)	Over Limit (dB)	Table (o)	ANT	EUT	Verdict
48.285	-67.58	-15.94	-13.0	-54.58	362.00	Vertical	Horizontal	Pass
1699.300	-39.58	-3.90	-13.0	-26.58	97.00	Vertical	Horizontal	N/A
2136.200	-34.88	-1.21	-13.0	-21.88	150.00	Vertical	Horizontal	N/A
3223.400	-47.75	6.09	-13.0	-34.75	360.00	Vertical	Horizontal	Pass
6759.200	-39.87	12.33	-13.0	-26.87	131.00	Vertical	Horizontal	Pass
18903.099	-30.54	25.09	-13.0	-17.54	362.00	Vertical	Horizontal	Pass

9.6 LTE Band 4 BW20, Middle Channel

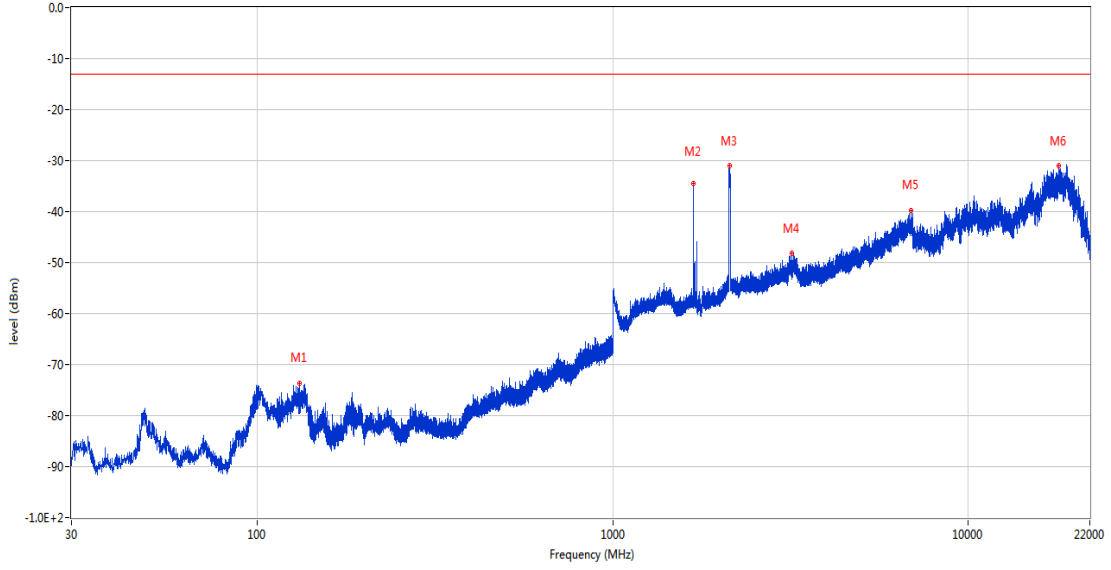
RSE-H&H LTE Band 4 BW20 CH20175



Frequency (MHz)	Result (dBm)	Factor (dB)	PK Limit (dBm)	Over Limit (dB)	Table (o)	ANT	EUT	Verdict
101.052	-70.65	-21.18	-13.0	-57.65	362.00	Horizontal	Horizontal	Pass
1688.300	-39.01	-4.25	-13.0	-26.01	96.00	Horizontal	Horizontal	N/A
2134.900	-30.43	-1.20	-13.0	-17.43	203.00	Horizontal	Horizontal	N/A
3234.000	-47.16	6.75	-13.0	-34.16	40.00	Horizontal	Horizontal	Pass
6994.000	-40.49	13.89	-13.0	-27.49	87.00	Horizontal	Horizontal	Pass
17809.287	-30.50	25.70	-13.0	-17.50	247.00	Horizontal	Horizontal	Pass

RSE-H&V LTE Band 4 BW20 CH20175

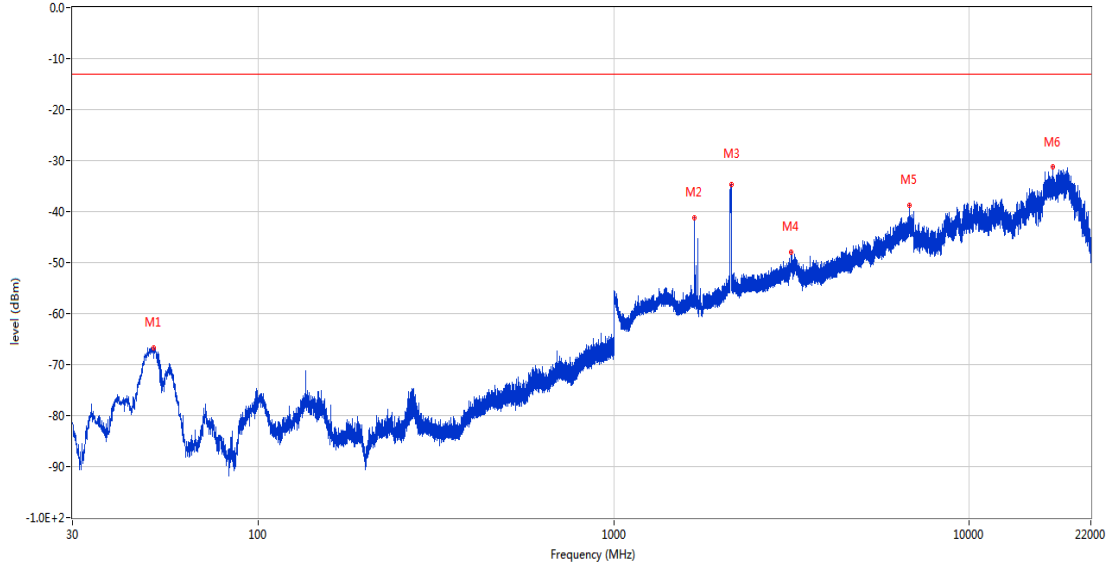
OPPO_RSE (RF) _FCC PART22&24&27_WCDMA Band 4 & LTE Band 4 & 66 _1710-1785_30MHz-20GHz



Frequency (MHz)	Result (dBm)	Factor (dB)	PK Limit (dBm)	Over Limit (dB)	Table (o)	ANT	EUT	Verdict
131.316	-73.69	-17.62	-13.0	-60.69	127.00	Horizontal	Vertical	Pass
1688.100	-34.41	-4.26	-13.0	-21.41	-1.00	Horizontal	Vertical	N/A
2133.400	-31.12	-1.18	-13.0	-18.12	361.00	Horizontal	Vertical	N/A
3188.200	-48.20	4.34	-13.0	-35.20	346.00	Horizontal	Vertical	Pass
6923.800	-39.85	12.45	-13.0	-26.85	346.00	Horizontal	Vertical	Pass
17979.949	-31.06	25.73	-13.0	-18.06	36.00	Horizontal	Vertical	Pass

RSE-V&V LTE Band 4 BW20 CH20175

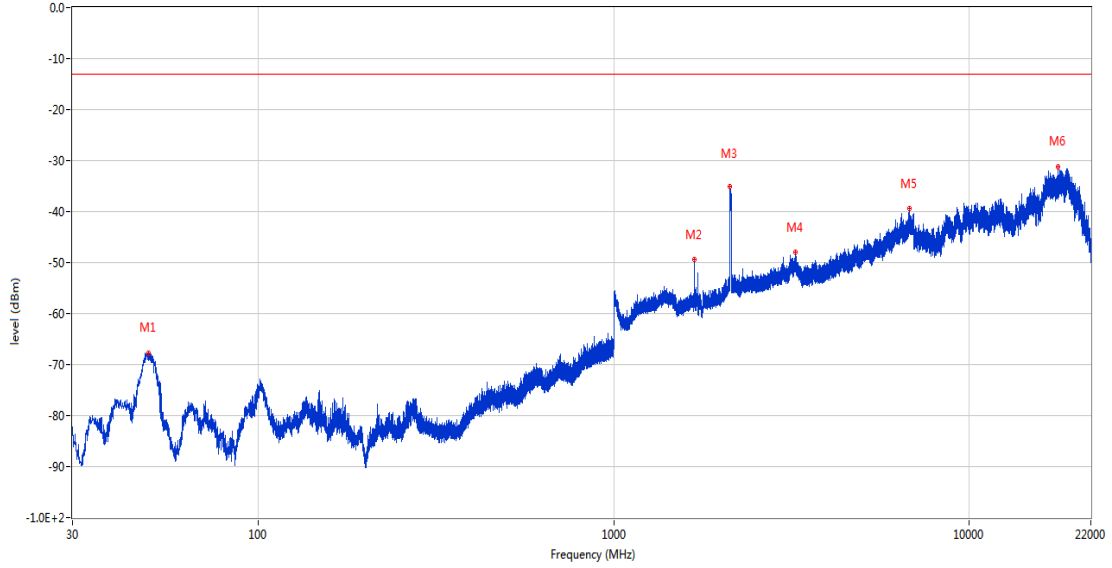
OPPO_RSE (RF) _FCC PART22&24&27_WCDMA Band 4 & LTE Band 4 & 66 _1710-1785_30MHz-20GHz



Frequency (MHz)	Result (dBm)	Factor (dB)	PK Limit (dBm)	Over Limit (dB)	Table (o)	ANT	EUT	Verdict
50.661	-66.66	-15.21	-13.0	-53.66	243.00	Vertical	Vertical	Pass
1688.100	-41.13	-4.26	-13.0	-28.13	249.00	Vertical	Vertical	N/A
2140.100	-34.66	-0.97	-13.0	-21.66	132.00	Vertical	Vertical	N/A
3156.800	-47.87	6.01	-13.0	-34.87	206.00	Vertical	Vertical	Pass
6804.400	-38.73	13.11	-13.0	-25.73	206.00	Vertical	Vertical	Pass
17218.214	-31.28	25.72	-13.0	-18.28	41.00	Vertical	Vertical	Pass

RSE-V&H LTE Band 4 BW20 CH20175

OPPO_RSE (RF) _FCC PART22&24&27_WCDMA Band 4 & LTE Band 4 & 66 _1710-1785_30MHz-20GHz

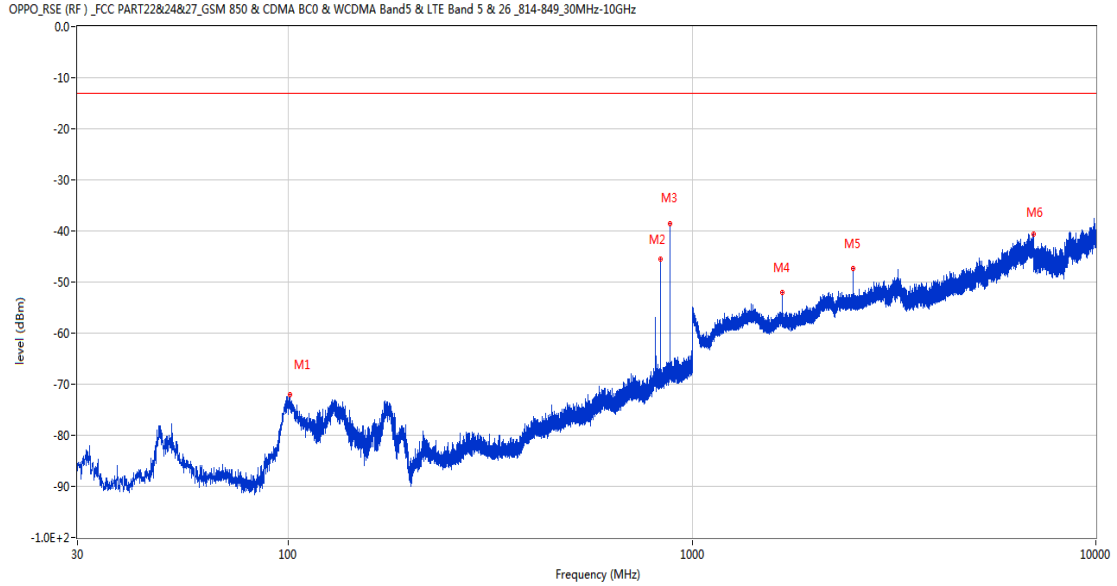


Frequency (MHz)	Result (dBm)	Factor (dB)	PK Limit (dBm)	Over Limit (dB)	Table (o)	ANT	EUT	Verdict
49.012	-67.67	-15.62	-13.0	-54.67	316.00	Vertical	Horizontal	Pass
1688.100	-49.47	-4.26	-13.0	-36.47	115.00	Vertical	Horizontal	N/A
2125.900	-35.12	-1.08	-13.0	-22.12	225.00	Vertical	Horizontal	N/A
3248.600	-48.04	5.99	-13.0	-35.04	175.00	Vertical	Horizontal	Pass
6808.800	-39.43	13.06	-13.0	-26.43	103.00	Vertical	Horizontal	Pass
17800.962	-31.26	25.71	-13.0	-18.26	248.00	Vertical	Horizontal	Pass

10 LTE Band 5

10.1 LTE Band 5 BW1.4, Middle Channel

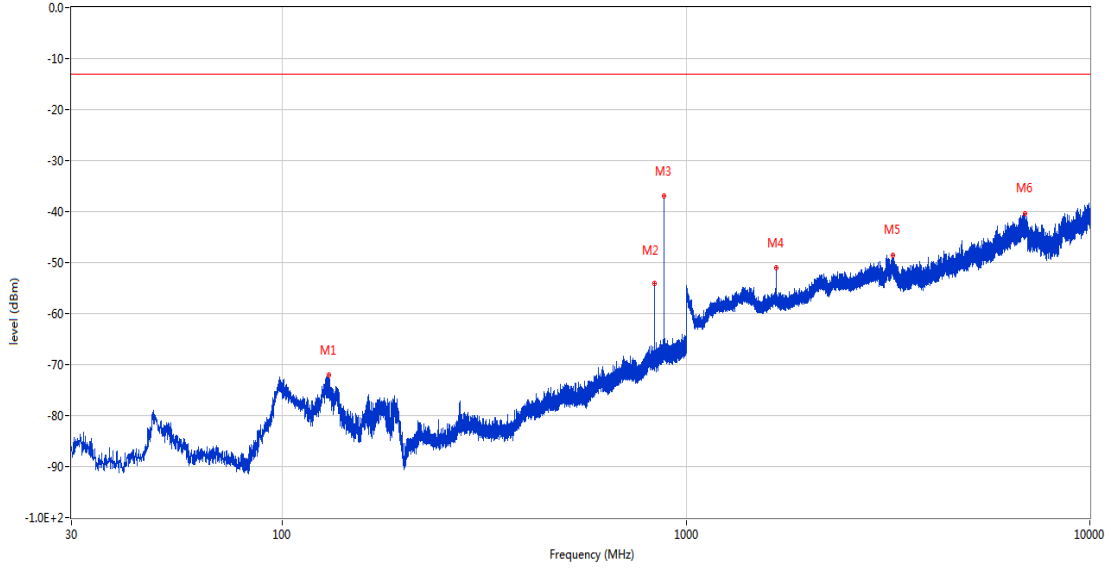
RSE-H&H LTE Band 5 BW1.4 CH20525



Frequency (MHz)	Result (dBm)	Factor (dB)	PK Limit (dBm)	Over Limit (dB)	Table (o)	ANT	EUT	Verdict
100.616	-72.12	-21.16	-13.0	-59.12	206.00	Horizontal	Horizontal	Pass
836.022	-45.51	2.17	-13.0	-32.51	245.00	Horizontal	Horizontal	N/A
881.903	-38.56	2.76	-13.0	-25.56	167.00	Horizontal	Horizontal	N/A
1672.400	-52.11	-4.46	-13.0	-39.11	124.00	Horizontal	Horizontal	Pass
2508.400	-47.37	-0.01	-13.0	-34.37	262.00	Horizontal	Horizontal	Pass
6999.200	-40.59	13.93	-13.0	-27.59	10.00	Horizontal	Horizontal	Pass

RSE-H&V LTE Band 5 BW1.4 CH20525

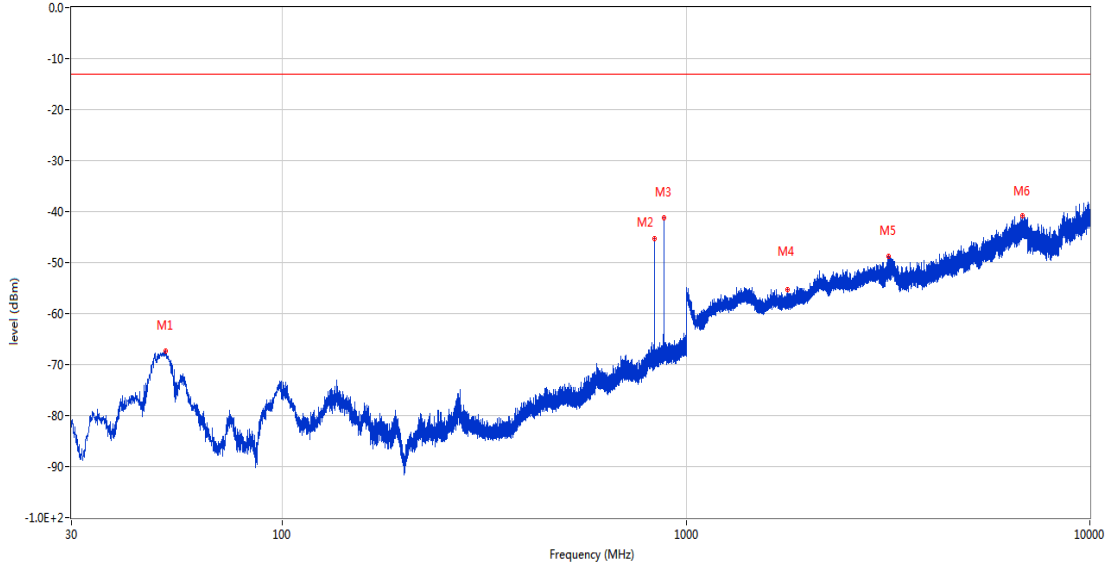
OPPO_RSE (RF) _FCC PART22&24&27_GSM 850 & CDMA BC0 & WCDMA Band5 & LTE Band 5 & 26_814-849_30MHz-10GHz



Frequency (MHz)	Result (dBm)	Factor (dB)	PK Limit (dBm)	Over Limit (dB)	Table (o)	ANT	EUT	Verdict
130.201	-72.09	-17.82	-13.0	-59.09	178.00	Horizontal	Vertical	Pass
836.022	-54.04	2.17	-13.0	-41.04	178.00	Horizontal	Vertical	N/A
881.612	-37.00	2.73	-13.0	-24.00	178.00	Horizontal	Vertical	N/A
1672.300	-51.10	-4.45	-13.0	-38.10	0.00	Horizontal	Vertical	Pass
3246.800	-48.49	6.12	-13.0	-35.49	154.00	Horizontal	Vertical	Pass
6903.400	-40.31	12.22	-13.0	-27.31	227.00	Horizontal	Vertical	Pass

RSE-V&V LTE Band 5 BW1.4 CH20525

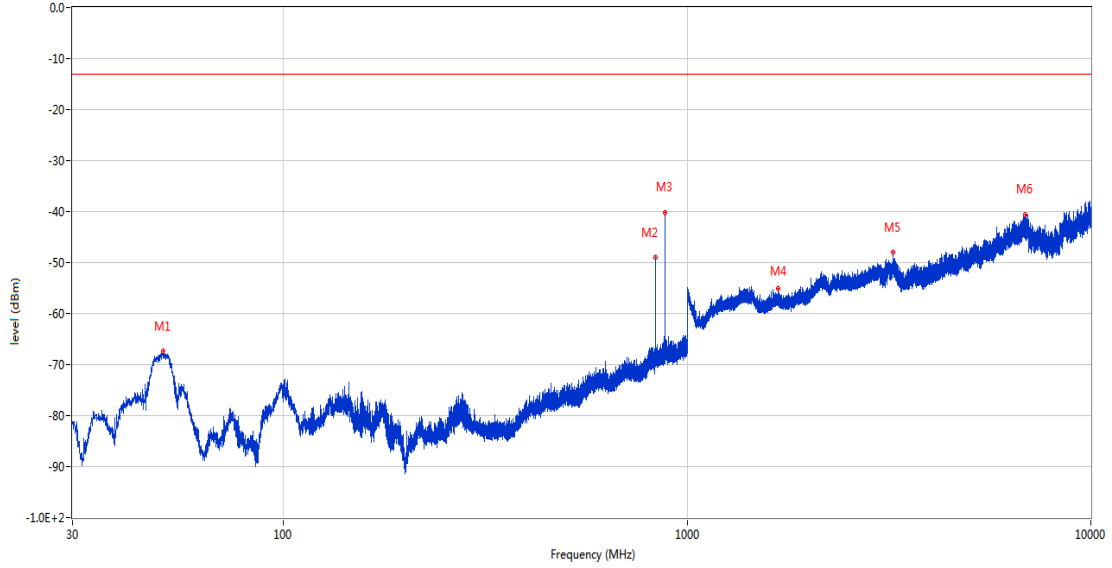
OPPO_RSE (RF) _FCC PART22&24&27_GSM 850 & CDMA BC0 & WCDMA Band5 & LTE Band 5 & 26_814-849_30MHz-10GHz



Frequency (MHz)	Result (dBm)	Factor (dB)	PK Limit (dBm)	Over Limit (dB)	Table (o)	ANT	EUT	Verdict
51.291	-67.37	-15.08	-13.0	-54.37	240.00	Vertical	Vertical	Pass
836.070	-45.25	2.17	-13.0	-32.25	130.00	Vertical	Vertical	N/A
881.369	-41.13	2.71	-13.0	-28.13	240.00	Vertical	Vertical	N/A
1783.900	-55.38	-4.79	-13.0	-42.38	0.00	Vertical	Vertical	Pass
3174.200	-48.76	5.80	-13.0	-35.76	298.00	Vertical	Vertical	Pass
6806.000	-40.79	13.12	-13.0	-27.79	298.00	Vertical	Vertical	Pass

RSE-V&H LTE Band 5 BW1.4 CH20525

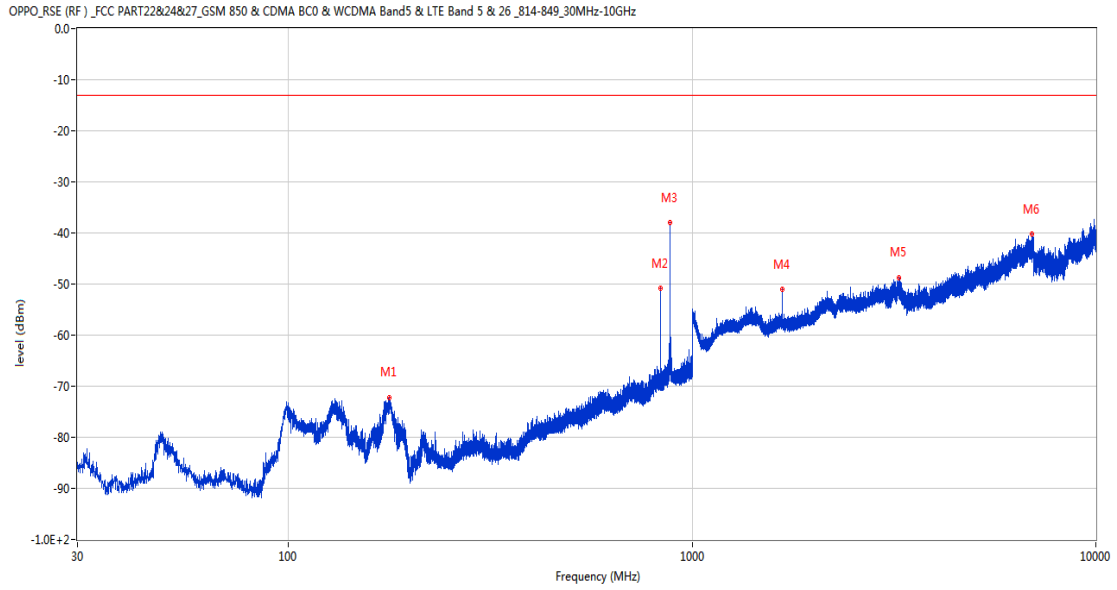
OPPO_RSE (RF) _FCC PART22&24&27_GSM 850 & CDMA BC0 & WCDMA Band5 & LTE Band 5 & 26_814-849_30MHz-10GHz



Frequency (MHz)	Result (dBm)	Factor (dB)	PK Limit (dBm)	Over Limit (dB)	Table (o)	ANT	EUT	Verdict
50.273	-67.41	-15.21	-13.0	-54.41	183.00	Vertical	Horizontal	Pass
836.070	-48.90	2.17	-13.0	-35.90	303.00	Vertical	Horizontal	N/A
881.612	-40.20	2.73	-13.0	-27.20	264.00	Vertical	Horizontal	N/A
1682.100	-55.20	-4.65	-13.0	-42.20	176.00	Vertical	Horizontal	Pass
3231.200	-48.04	6.71	-13.0	-35.04	49.00	Vertical	Horizontal	Pass
6860.400	-40.61	12.38	-13.0	-27.61	156.00	Vertical	Horizontal	Pass

10.2 LTE Band 5 BW3, Middle Channel

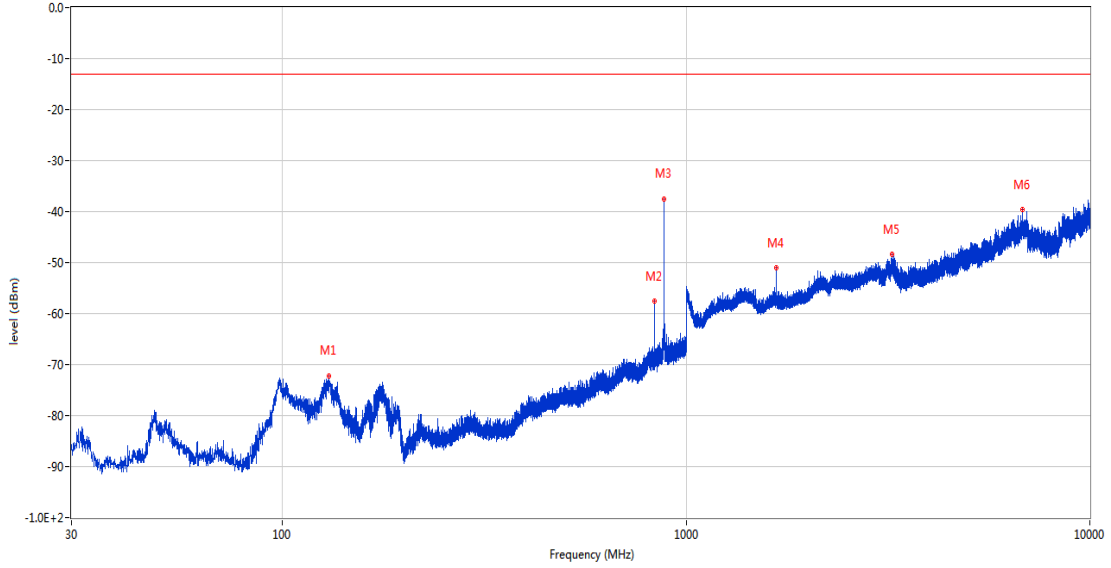
RSE-H&H LTE Band 5 BW3 CH20525



Frequency (MHz)	Result (dBm)	Factor (dB)	PK Limit (dBm)	Over Limit (dB)	Table (o)	ANT	EUT	Verdict
178.070	-72.31	-15.03	-13.0	-59.31	107.00	Horizontal	Horizontal	Pass
835.246	-50.86	2.16	-13.0	-37.86	62.00	Horizontal	Horizontal	N/A
882.679	-37.92	2.78	-13.0	-24.92	153.00	Horizontal	Horizontal	N/A
1670.700	-51.11	-4.28	-13.0	-38.11	117.00	Horizontal	Horizontal	Pass
3259.600	-48.85	5.54	-13.0	-35.85	320.00	Horizontal	Horizontal	Pass
6948.200	-40.13	13.12	-13.0	-27.13	206.00	Horizontal	Horizontal	Pass

RSE-H&V LTE Band 5 BW3 CH20525

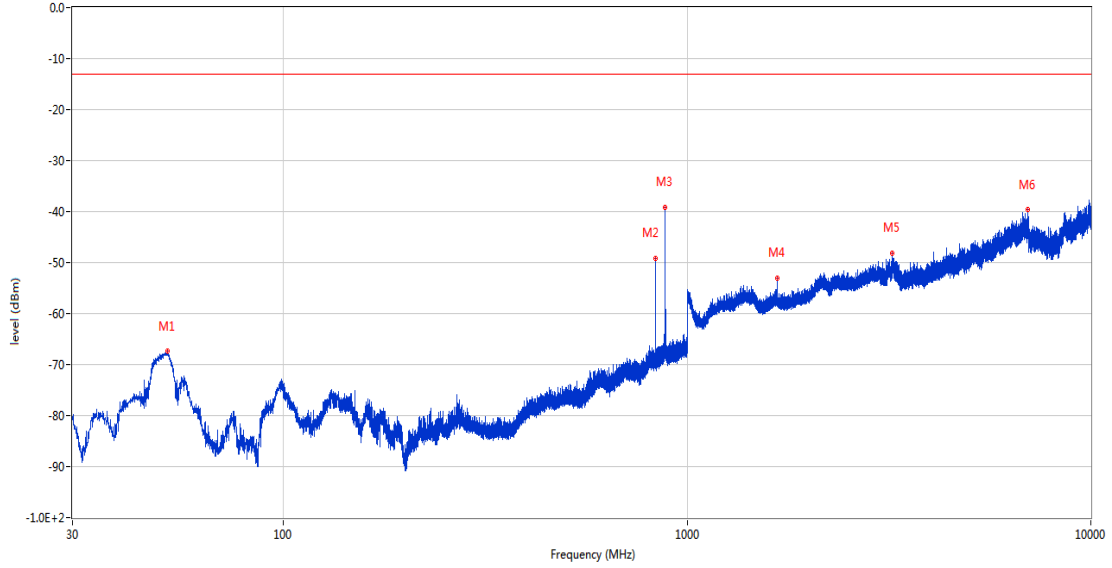
OPPO_RSE (RF) _FCC PART22&24&27_GSM 850 & CDMA BC0 & WCDMA Band5 & LTE Band 5 & 26_814-849_30MHz-10GHz



Frequency (MHz)	Result (dBm)	Factor (dB)	PK Limit (dBm)	Over Limit (dB)	Table (o)	ANT	EUT	Verdict
130.443	-72.20	-17.76	-13.0	-59.20	186.00	Horizontal	Vertical	Pass
835.246	-57.62	2.16	-13.0	-44.62	58.00	Horizontal	Vertical	N/A
881.078	-37.50	2.69	-13.0	-24.50	360.00	Horizontal	Vertical	N/A
1670.500	-51.07	-4.26	-13.0	-38.07	333.00	Horizontal	Vertical	Pass
3228.600	-48.39	6.66	-13.0	-35.39	361.00	Horizontal	Vertical	Pass
6817.800	-39.64	13.11	-13.0	-26.64	281.00	Horizontal	Vertical	Pass

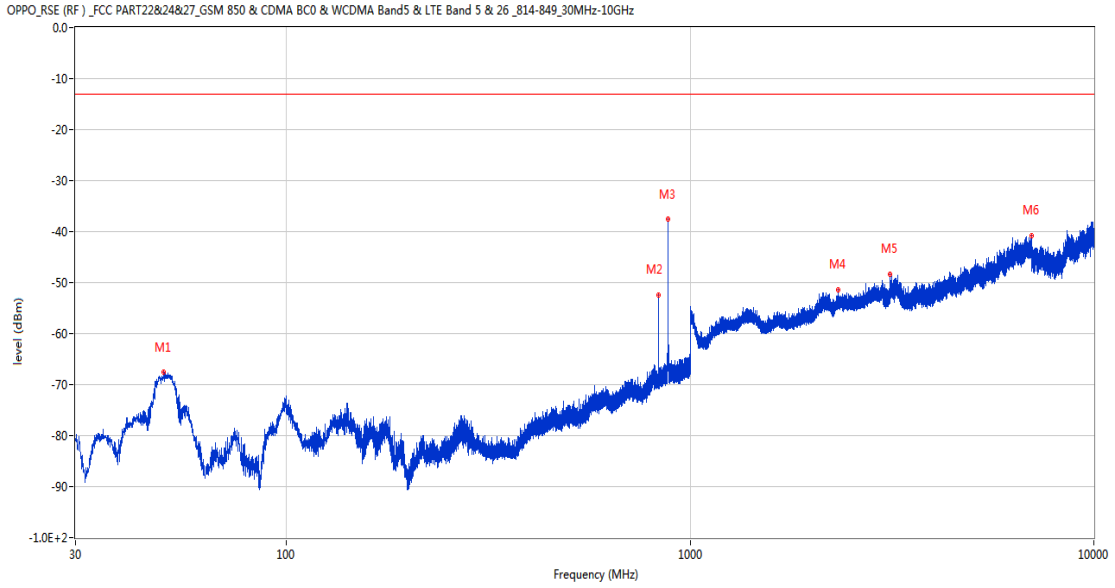
RSE-V&V LTE Band 5 BW3 CH20525

OPPO_RSE (RF) _FCC PART22&24&27_GSM 850 & CDMA BC0 & WCDMA Band5 & LTE Band 5 & 26_814-849_30MHz-10GHz



Frequency (MHz)	Result (dBm)	Factor (dB)	PK Limit (dBm)	Over Limit (dB)	Table (o)	ANT	EUT	Verdict
51.631	-67.35	-15.05	-13.0	-54.35	184.00	Vertical	Vertical	Pass
835.294	-49.18	2.16	-13.0	-36.18	184.00	Vertical	Vertical	N/A
880.302	-39.12	2.61	-13.0	-26.12	268.00	Vertical	Vertical	N/A
1670.700	-53.15	-4.28	-13.0	-40.15	279.00	Vertical	Vertical	Pass
3227.000	-48.15	6.52	-13.0	-35.15	52.00	Vertical	Vertical	Pass
6992.800	-39.69	13.92	-13.0	-26.69	316.00	Vertical	Vertical	Pass

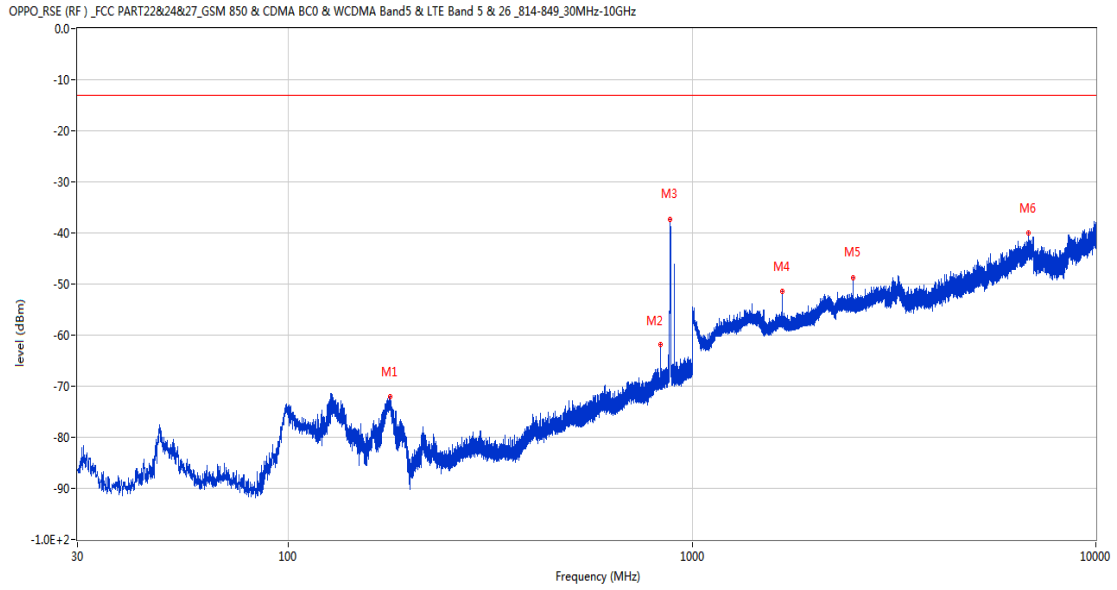
RSE-V&H LTE Band 5 BW3 CH20525



Frequency (MHz)	Result (dBm)	Factor (dB)	PK Limit (dBm)	Over Limit (dB)	Table (o)	ANT	EUT	Verdict
49.642	-67.64	-15.40	-13.0	-54.64	188.00	Vertical	Horizontal	Pass
835.294	-52.39	2.16	-13.0	-39.39	271.00	Vertical	Horizontal	N/A
881.369	-37.64	2.71	-13.0	-24.64	232.00	Vertical	Horizontal	N/A
2331.300	-51.50	-0.82	-13.0	-38.50	333.00	Vertical	Horizontal	Pass
3127.600	-48.35	4.45	-13.0	-35.35	50.00	Vertical	Horizontal	Pass
6996.400	-40.83	13.86	-13.0	-27.83	361.00	Vertical	Horizontal	Pass

10.3 LTE Band 5 BW5, Middle Channel

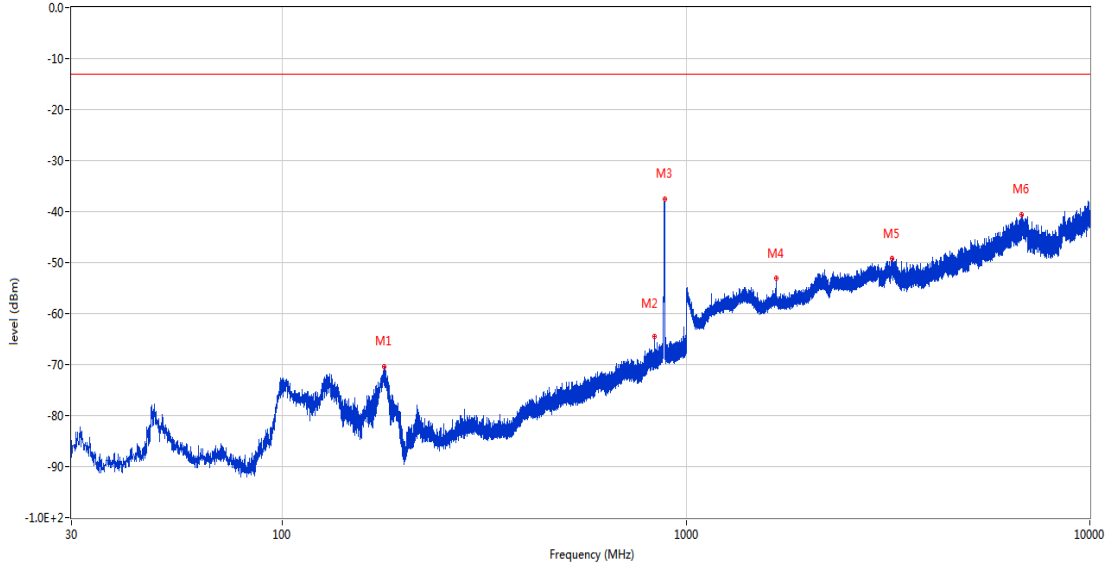
RSE-H&H LTE Band 5 BW5 CH20525



Frequency (MHz)	Result (dBm)	Factor (dB)	PK Limit (dBm)	Over Limit (dB)	Table (o)	ANT	EUT	Verdict
178.264	-72.14	-15.02	-13.0	-59.14	152.00	Horizontal	Horizontal	Pass
834.372	-61.85	2.15	-13.0	-48.85	21.00	Horizontal	Horizontal	N/A
879.526	-37.25	2.59	-13.0	-24.25	64.00	Horizontal	Horizontal	N/A
1668.900	-51.47	-4.24	-13.0	-38.47	117.00	Horizontal	Horizontal	Pass
2502.800	-48.76	-0.17	-13.0	-35.76	275.00	Horizontal	Horizontal	Pass
6797.800	-40.03	13.09	-13.0	-27.03	131.00	Horizontal	Horizontal	Pass

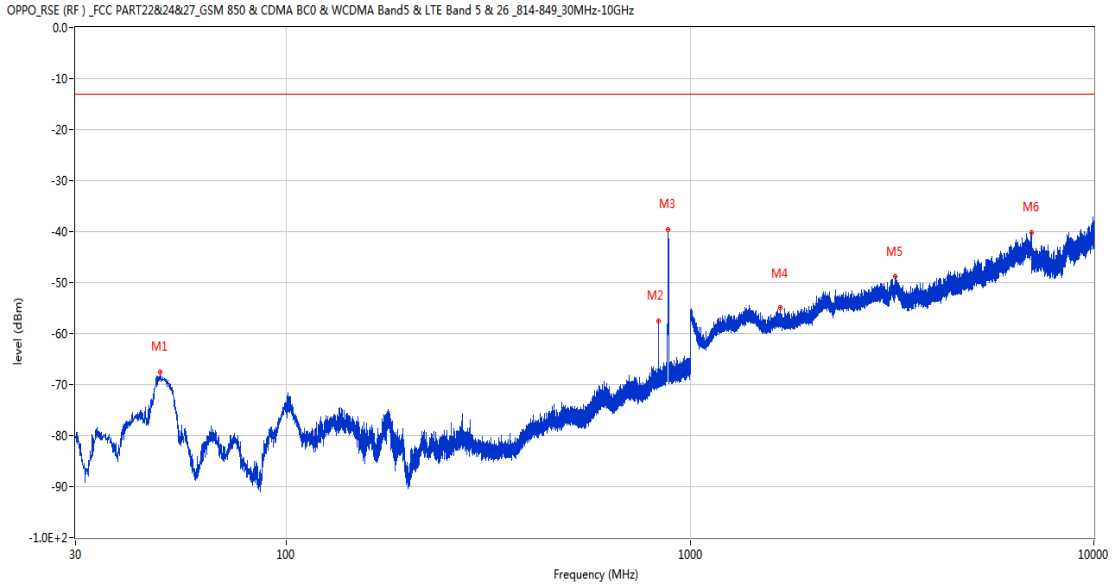
RSE-H&V LTE Band 5 BW5 CH20525

OPPO_RSE (RF) _FCC PART22&24&27_GSM 850 & CDMA BC0 & WCDMA Band5 & LTE Band 5 & 26_814-849_30MHz-10GHz



Frequency (MHz)	Result (dBm)	Factor (dB)	PK Limit (dBm)	Over Limit (dB)	Table (o)	ANT	EUT	Verdict
178.798	-70.44	-15.01	-13.0	-57.44	154.00	Horizontal	Vertical	Pass
834.227	-64.56	2.15	-13.0	-51.56	362.00	Horizontal	Vertical	N/A
883.600	-37.55	2.77	-13.0	-24.55	154.00	Horizontal	Vertical	N/A
1669.000	-53.06	-4.24	-13.0	-40.06	0.00	Horizontal	Vertical	Pass
3234.000	-49.09	6.75	-13.0	-36.09	56.00	Horizontal	Vertical	Pass
6779.800	-40.57	12.66	-13.0	-27.57	213.00	Horizontal	Vertical	Pass

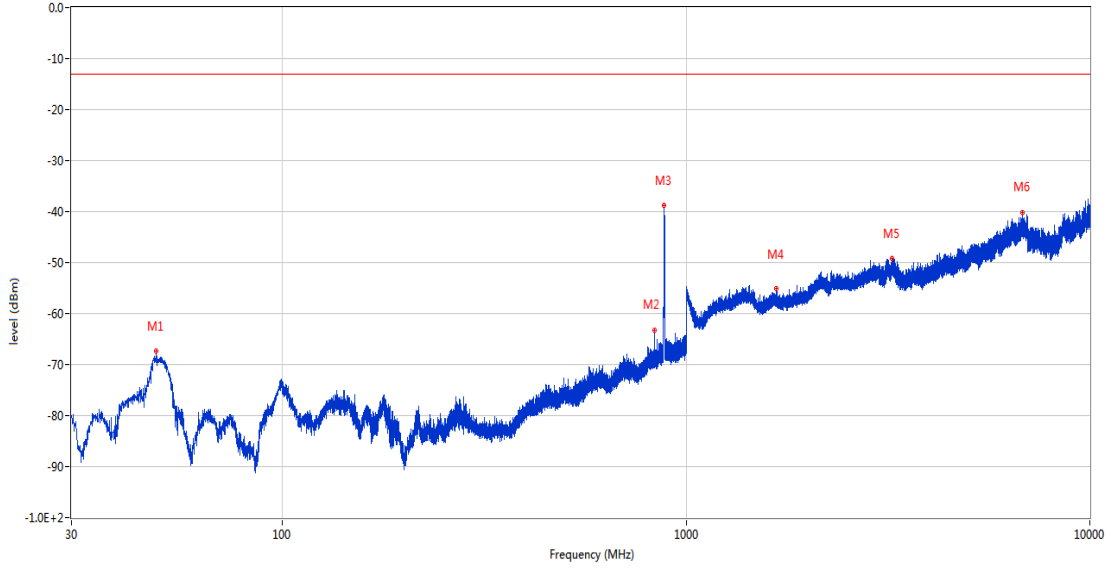
RSE-V&V LTE Band 5 BW5 CH20525



Frequency (MHz)	Result (dBm)	Factor (dB)	PK Limit (dBm)	Over Limit (dB)	Table (o)	ANT	EUT	Verdict
48.624	-67.53	-15.84	-13.0	-54.53	362.00	Vertical	Vertical	Pass
834.372	-57.64	2.15	-13.0	-44.64	362.00	Vertical	Vertical	N/A
880.932	-39.59	2.67	-13.0	-26.59	256.00	Vertical	Vertical	N/A
1668.700	-54.89	-4.23	-13.0	-41.89	215.00	Vertical	Vertical	Pass
3219.600	-48.78	5.62	-13.0	-35.78	21.00	Vertical	Vertical	Pass
6997.200	-40.30	13.92	-13.0	-27.30	189.00	Vertical	Vertical	Pass

RSE-V&H LTE Band 5 BW5 CH20525

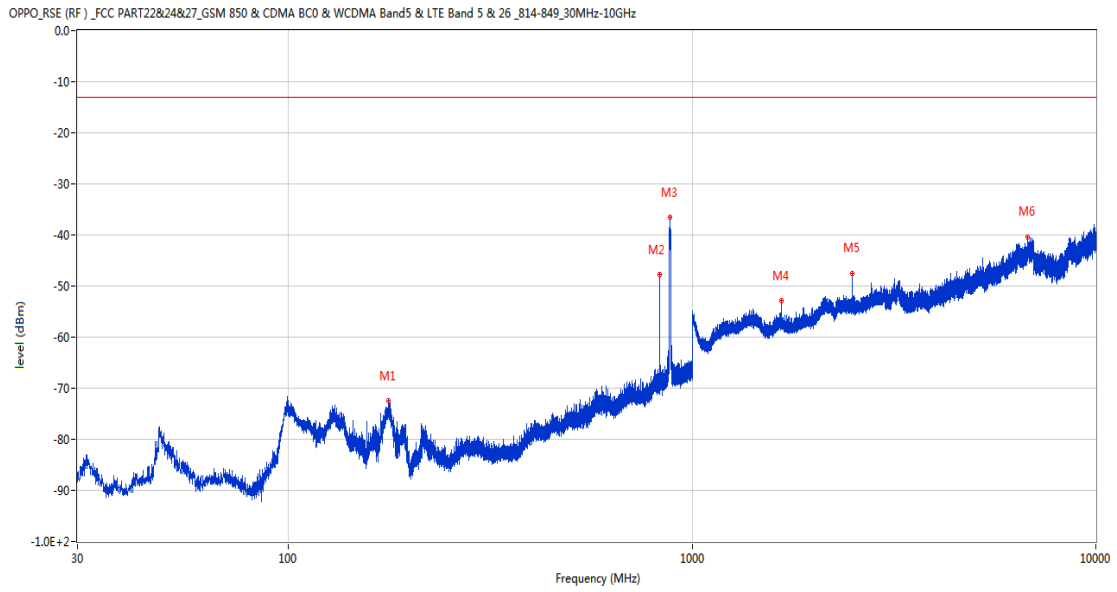
OPPO_RSE (RF) _FCC PART22&24&27_GSM 850 & CDMA BC0 & WCDMA Band5 & LTE Band 5 & 26_814-849_30MHz-10GHz



Frequency (MHz)	Result (dBm)	Factor (dB)	PK Limit (dBm)	Over Limit (dB)	Table (o)	ANT	EUT	Verdict
48.575	-67.40	-15.86	-13.0	-54.40	209.00	Vertical	Horizontal	Pass
834.421	-63.19	2.15	-13.0	-50.19	302.00	Vertical	Horizontal	N/A
882.873	-38.79	2.78	-13.0	-25.79	255.00	Vertical	Horizontal	N/A
1668.900	-55.16	-4.24	-13.0	-42.16	279.00	Vertical	Horizontal	Pass
3240.800	-49.22	6.40	-13.0	-36.22	361.00	Vertical	Horizontal	Pass
6806.600	-40.28	13.12	-13.0	-27.28	102.00	Vertical	Horizontal	Pass

10.4 LTE Band 5 BW10, Middle Channel

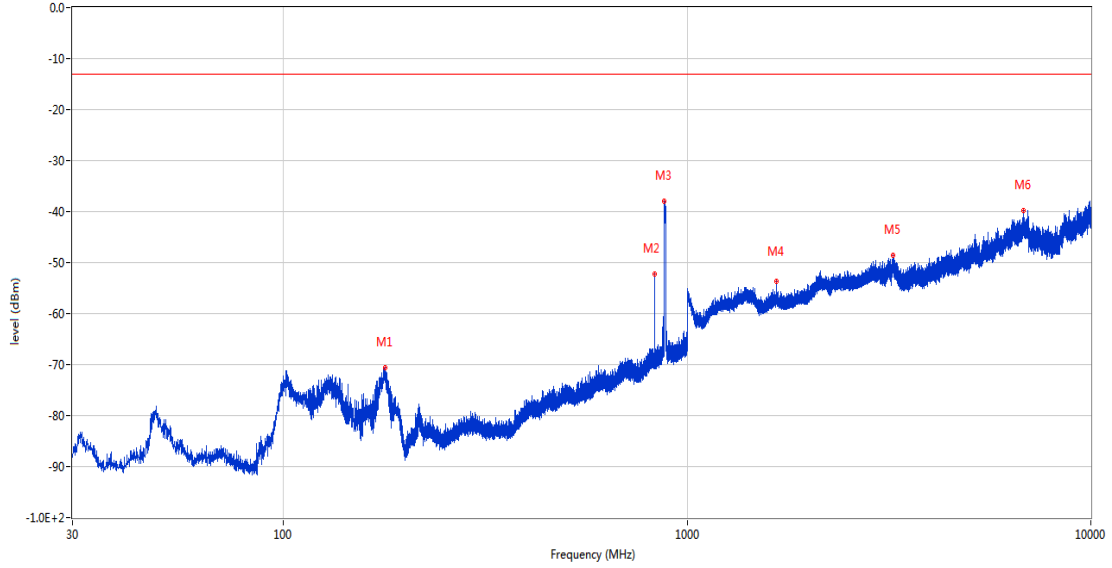
RSE-H&H LTE Band 5 BW10 CH20525



Frequency (MHz)	Result (dBm)	Factor (dB)	PK Limit (dBm)	Over Limit (dB)	Table (o)	ANT	EUT	Verdict
176.906	-72.55	-15.07	-13.0	-59.55	22.00	Horizontal	Horizontal	Pass
832.093	-47.77	2.12	-13.0	-34.77	362.00	Horizontal	Horizontal	N/A
879.138	-36.56	2.60	-13.0	-23.56	118.00	Horizontal	Horizontal	N/A
1664.400	-52.92	-4.21	-13.0	-39.92	125.00	Horizontal	Horizontal	Pass
2496.300	-47.52	-0.27	-13.0	-34.52	251.00	Horizontal	Horizontal	Pass
6789.600	-40.50	12.81	-13.0	-27.50	273.00	Horizontal	Horizontal	Pass

RSE-H&V LTE Band 5 BW10 CH20525

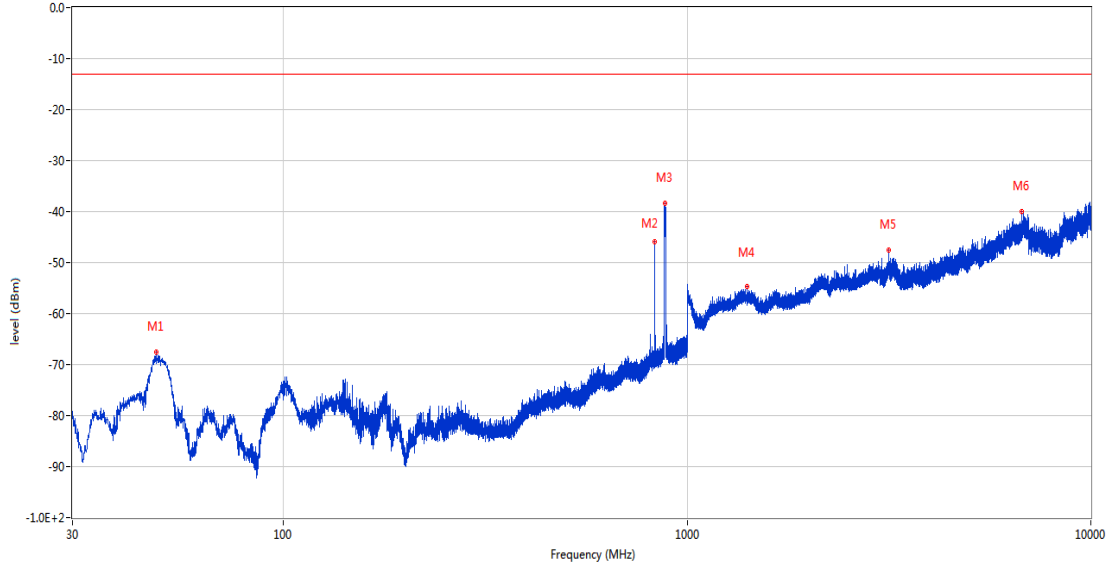
OPPO_RSE (RF) _FCC PART22&24&27_GSM 850 & CDMA BC0 & WCDMA Band5 & LTE Band 5 & 26_814-849_30MHz-10GHz



Frequency (MHz)	Result (dBm)	Factor (dB)	PK Limit (dBm)	Over Limit (dB)	Table (o)	ANT	EUT	Verdict
178.652	-70.55	-15.01	-13.0	-57.55	22.00	Horizontal	Vertical	Pass
832.093	-52.24	2.12	-13.0	-39.24	69.00	Horizontal	Vertical	N/A
878.556	-37.91	2.61	-13.0	-24.91	165.00	Horizontal	Vertical	N/A
1664.700	-53.65	-4.21	-13.0	-40.65	207.00	Horizontal	Vertical	Pass
3232.400	-48.53	6.81	-13.0	-35.53	142.00	Horizontal	Vertical	Pass
6813.600	-39.83	13.14	-13.0	-26.83	59.00	Horizontal	Vertical	Pass

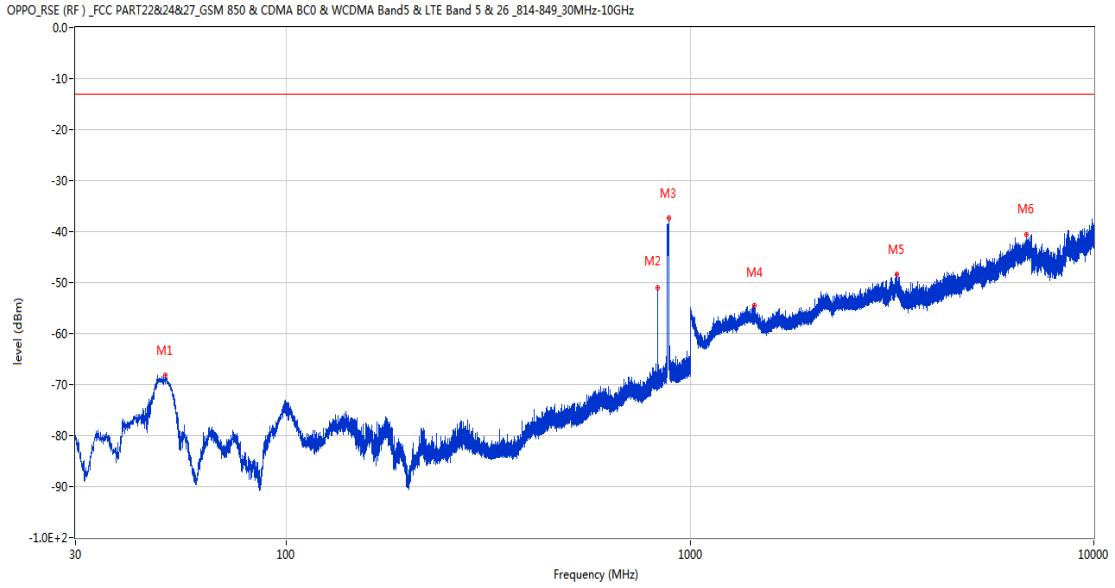
RSE-V&V LTE Band 5 BW10 CH20525

OPPO_RSE (RF) _FCC PART22&24&27_GSM 850 & CDMA BC0 & WCDMA Band5 & LTE Band 5 & 26_814-849_30MHz-10GHz



Frequency (MHz)	Result (dBm)	Factor (dB)	PK Limit (dBm)	Over Limit (dB)	Table (o)	ANT	EUT	Verdict
48.382	-67.54	-15.95	-13.0	-54.54	207.00	Vertical	Vertical	Pass
832.093	-45.86	2.12	-13.0	-32.86	160.00	Vertical	Vertical	N/A
881.417	-38.27	2.72	-13.0	-25.27	254.00	Vertical	Vertical	N/A
1408.300	-54.75	-3.40	-13.0	-41.75	0.00	Vertical	Vertical	Pass
3150.400	-47.57	5.61	-13.0	-34.57	143.00	Vertical	Vertical	Pass
6741.800	-40.06	11.85	-13.0	-27.06	308.00	Vertical	Vertical	Pass

RSE-V&H LTE Band 5 BW10 CH20525



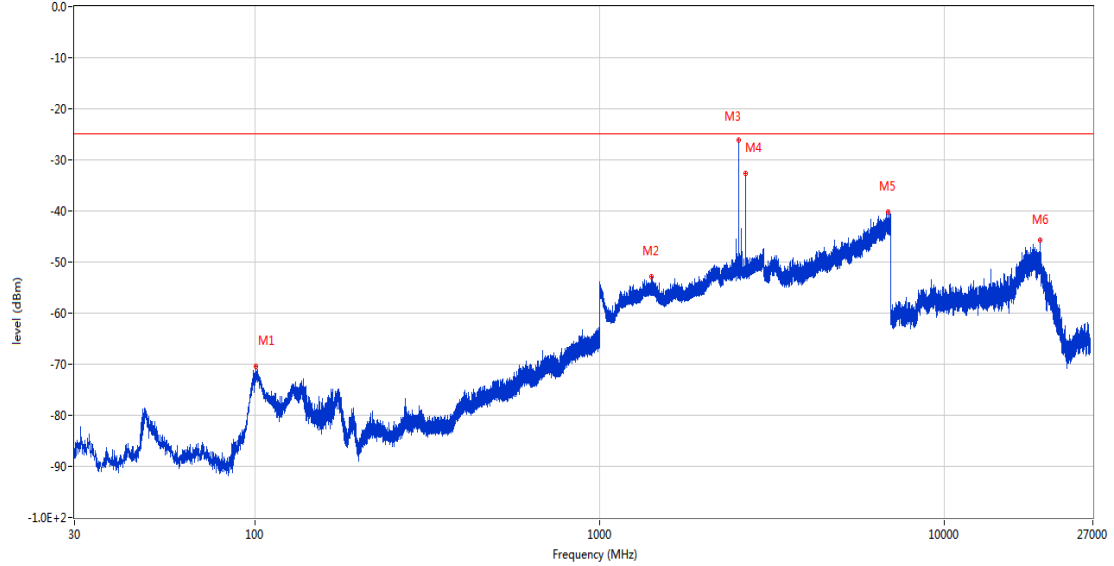
Frequency (MHz)	Result (dBm)	Factor (dB)	PK Limit (dBm)	Over Limit (dB)	Table (o)	ANT	EUT	Verdict
50.031	-68.10	-15.24	-13.0	-55.10	168.00	Vertical	Horizontal	Pass
832.093	-50.95	2.12	-13.0	-37.95	307.00	Vertical	Horizontal	N/A
885.443	-37.40	2.75	-13.0	-24.40	261.00	Vertical	Horizontal	N/A
1443.400	-54.58	-3.79	-13.0	-41.58	240.00	Vertical	Horizontal	Pass
3247.600	-48.32	6.06	-13.0	-35.32	16.00	Vertical	Horizontal	Pass
6804.200	-40.61	13.11	-13.0	-27.61	219.00	Vertical	Horizontal	Pass

11 LTE Band 7

11.1 LTE Band 7 BW5, Middle Channel

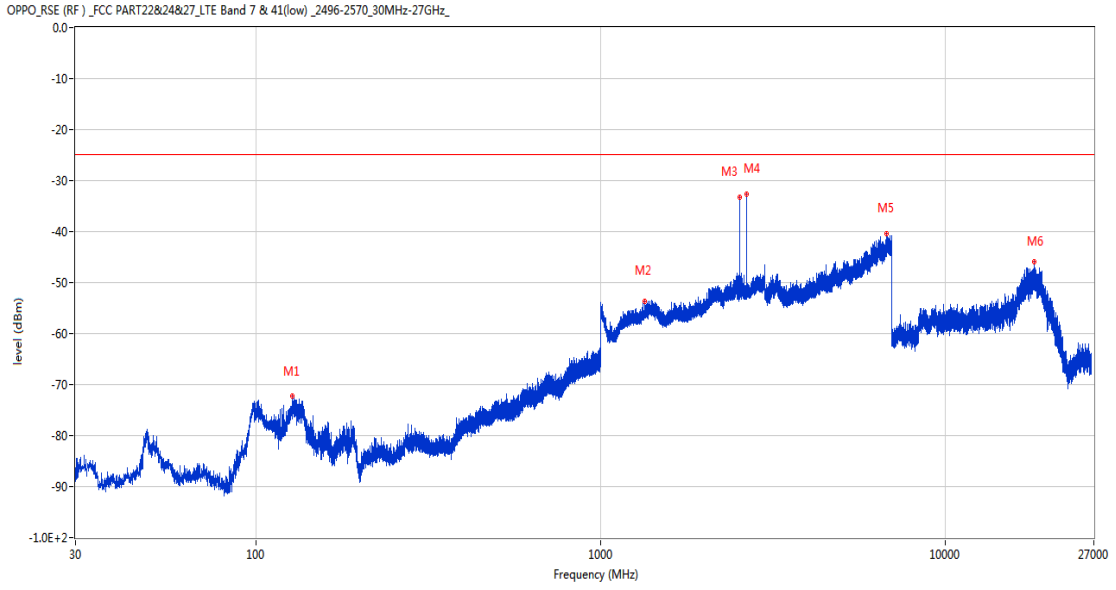
RSE-H&H LTE Band 7 BW5 CH21100

OPPO_RSE (RF)_FCC PART22&24&27_LTE Band 7 & 41(low)_2496-2570_30MHz-27GHz_



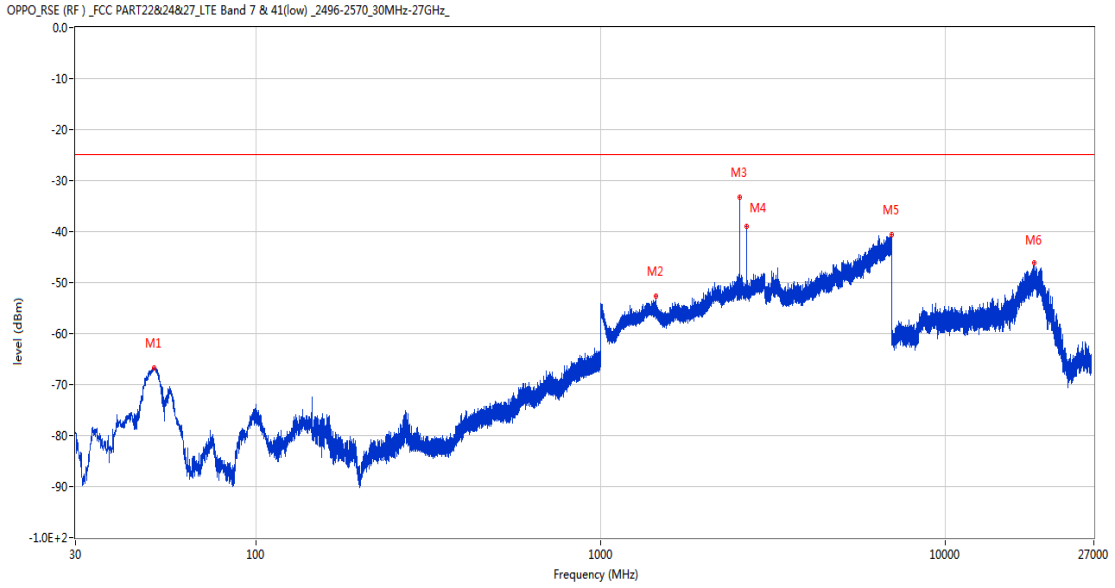
Frequency (MHz)	Result (dBm)	Factor (dB)	PK Limit (dBm)	Over Limit (dB)	Table (o)	ANT	EUT	Verdict
101.052	-70.46	-20.82	-25.0	-45.46	324.00	Horizontal	Horizontal	Pass
1412.400	-52.95	-1.89	-25.0	-27.95	118.00	Horizontal	Horizontal	Pass
2533.000	-26.11	3.56	-25.0	-1.11	239.00	Horizontal	Horizontal	N/A
2656.500	-32.62	2.54	-25.0	-7.62	279.00	Horizontal	Horizontal	N/A
6870.400	-40.26	12.11	-25.0	-15.26	164.00	Horizontal	Horizontal	Pass
18966.026	-45.75	8.79	-25.0	-20.75	-1.00	Horizontal	Horizontal	Pass

RSE-H&V LTE Band 7 BW5 CH21100



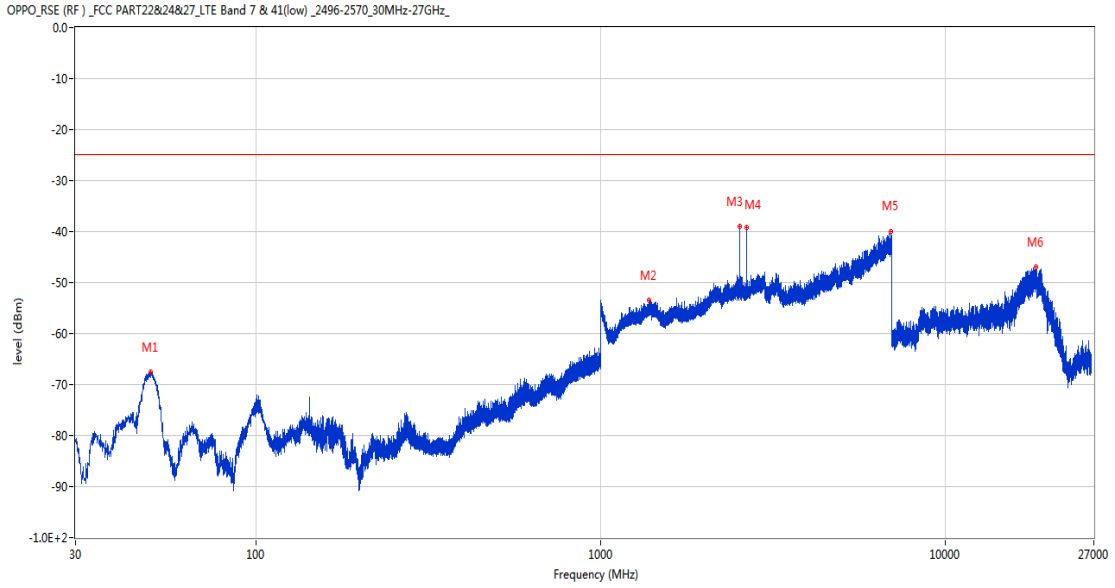
Frequency (MHz)	Result (dBm)	Factor (dB)	PK Limit (dBm)	Over Limit (dB)	Table (o)	ANT	EUT	Verdict
127.534	-72.30	-17.86	-25.0	-47.30	171.00	Horizontal	Vertical	Pass
1345.600	-53.68	-2.28	-25.0	-28.68	21.00	Horizontal	Vertical	Pass
2533.100	-33.36	3.56	-25.0	-8.36	209.00	Horizontal	Vertical	N/A
2655.400	-32.66	2.54	-25.0	-7.66	285.00	Horizontal	Vertical	N/A
6779.400	-40.48	12.66	-25.0	-15.48	285.00	Horizontal	Vertical	Pass
18088.825	-46.00	10.52	-25.0	-21.00	58.00	Horizontal	Vertical	Pass

RSE-V&V LTE Band 7 BW5 CH21100



Frequency (MHz)	Result (dBm)	Factor (dB)	PK Limit (dBm)	Over Limit (dB)	Table (o)	ANT	EUT	Verdict
50.855	-66.75	-14.85	-25.0	-41.75	362.00	Vertical	Vertical	Pass
1451.500	-52.66	-2.15	-25.0	-27.66	360.00	Vertical	Vertical	Pass
2533.100	-33.33	3.56	-25.0	-8.33	249.00	Vertical	Vertical	N/A
2653.700	-38.93	2.56	-25.0	-13.93	95.00	Vertical	Vertical	N/A
6994.200	-40.70	13.88	-25.0	-15.70	352.00	Vertical	Vertical	Pass
18110.075	-46.08	10.48	-25.0	-21.08	-1.00	Vertical	Vertical	Pass

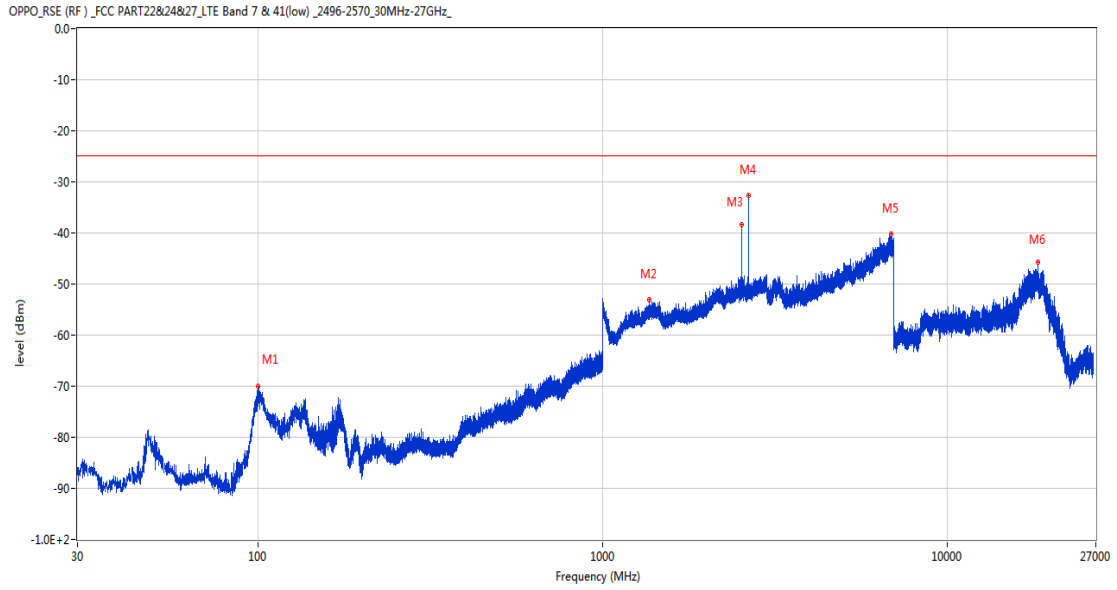
RSE-V&H LTE Band 7 BW5 CH21100



Frequency (MHz)	Result (dBm)	Factor (dB)	PK Limit (dBm)	Over Limit (dB)	Table (o)	ANT	EUT	Verdict
49.691	-67.52	-15.11	-25.0	-42.52	235.00	Vertical	Horizontal	Pass
1386.800	-53.53	-1.82	-25.0	-28.53	278.00	Vertical	Horizontal	Pass
2533.100	-38.98	3.56	-25.0	-13.98	193.00	Vertical	Horizontal	N/A
2653.700	-39.23	2.56	-25.0	-14.23	107.00	Vertical	Horizontal	N/A
6975.000	-39.90	13.31	-25.0	-14.90	326.00	Vertical	Horizontal	Pass
18371.025	-46.95	9.97	-25.0	-21.95	-1.00	Vertical	Horizontal	Pass

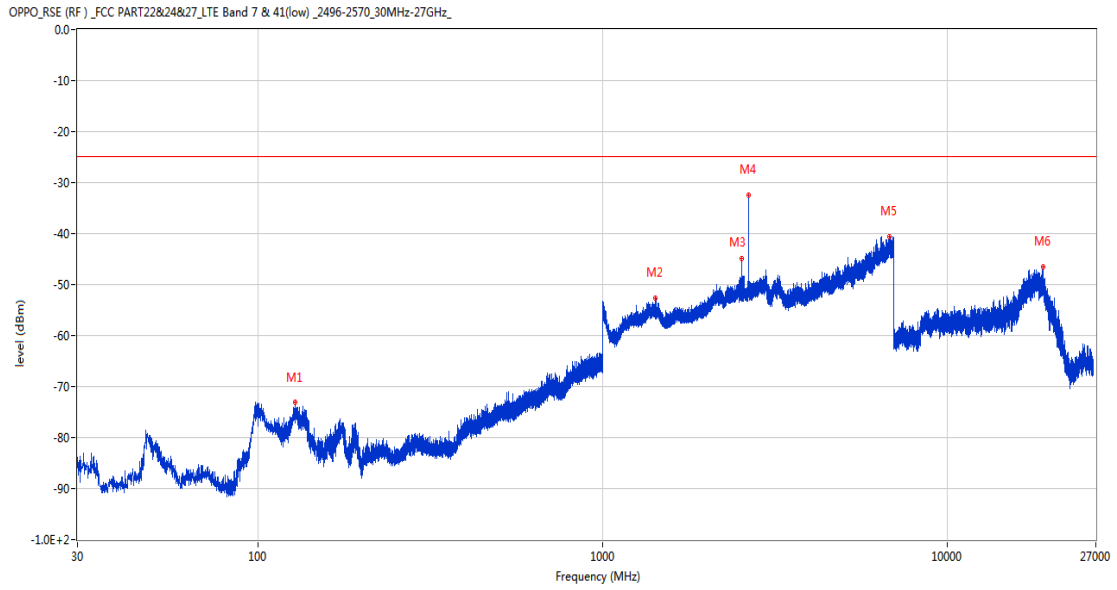
11.2 LTE Band 7 BW10, Middle Channel

RSE-H&H LTE Band 7 BW10 CH21100



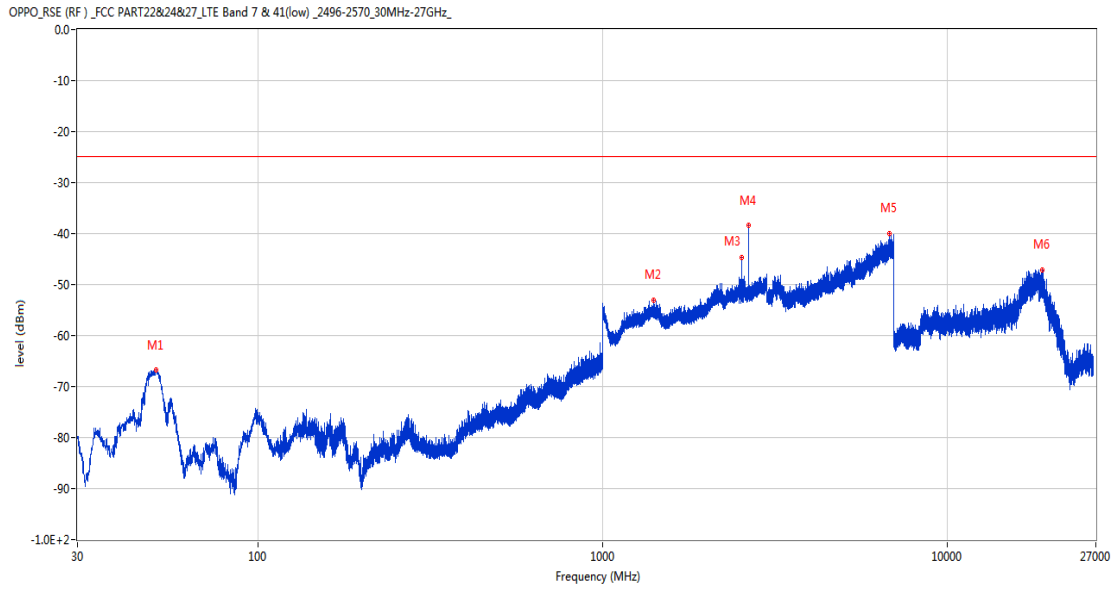
Frequency (MHz)	Result (dBm)	Factor (dB)	PK Limit (dBm)	Over Limit (dB)	Table (o)	ANT	EUT	Verdict
100.276	-70.08	-20.79	-25.0	-45.08	362.00	Horizontal	Horizontal	Pass
1365.300	-53.05	-2.13	-25.0	-28.05	159.00	Horizontal	Horizontal	Pass
2530.900	-38.41	3.54	-25.0	-13.41	238.00	Horizontal	Horizontal	N/A
2652.000	-32.64	2.62	-25.0	-7.64	238.00	Horizontal	Horizontal	N/A
6897.200	-40.24	12.08	-25.0	-15.24	83.00	Horizontal	Horizontal	Pass
18379.100	-45.78	9.95	-25.0	-20.78	238.00	Horizontal	Horizontal	Pass

RSE-H&V LTE Band 7 BW10 CH21100



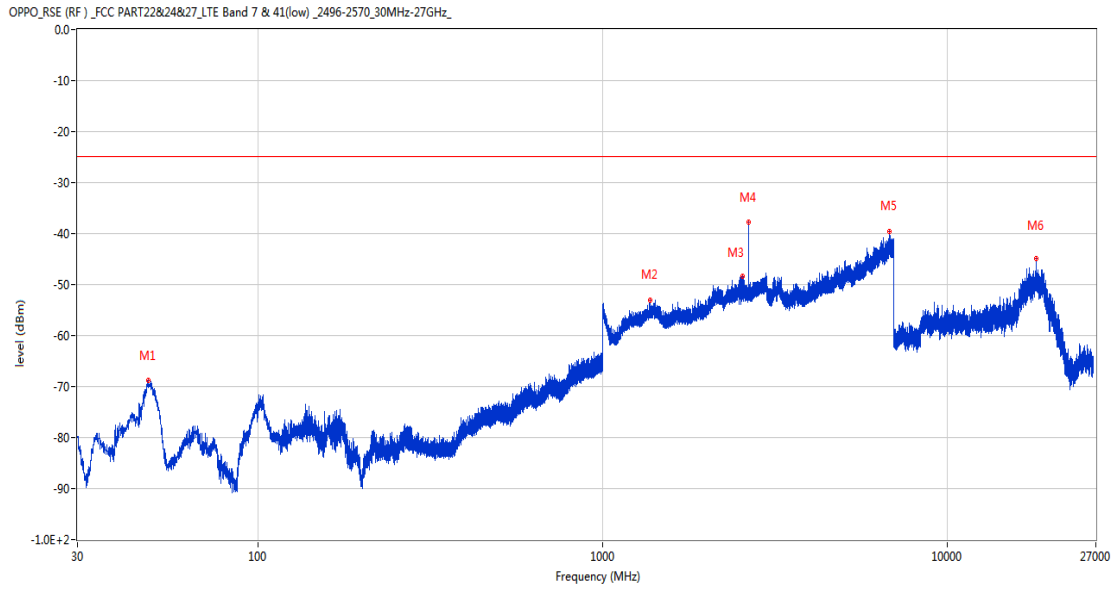
Frequency (MHz)	Result (dBm)	Factor (dB)	PK Limit (dBm)	Over Limit (dB)	Table (o)	ANT	EUT	Verdict
128.600	-73.07	-17.76	-25.0	-48.07	189.00	Horizontal	Vertical	Pass
1424.600	-52.73	-1.81	-25.0	-27.73	0.00	Horizontal	Vertical	Pass
2530.900	-45.00	3.54	-25.0	-20.00	5.00	Horizontal	Vertical	N/A
2654.800	-32.42	2.53	-25.0	-7.42	276.00	Horizontal	Vertical	N/A
6798.200	-40.71	13.10	-25.0	-15.71	244.00	Horizontal	Vertical	Pass
18967.724	-46.63	8.79	-25.0	-21.63	-1.00	Horizontal	Vertical	Pass

RSE-V&V LTE Band 7 BW10 CH21100



Frequency (MHz)	Result (dBm)	Factor (dB)	PK Limit (dBm)	Over Limit (dB)	Table (o)	ANT	EUT	Verdict
50.855	-66.76	-14.85	-25.0	-41.76	319.00	Vertical	Vertical	Pass
1407.300	-53.09	-1.86	-25.0	-28.09	116.00	Vertical	Vertical	Pass
2531.100	-44.71	3.54	-25.0	-19.71	195.00	Vertical	Vertical	N/A
2656.700	-38.40	2.54	-25.0	-13.40	116.00	Vertical	Vertical	N/A
6815.000	-40.03	13.11	-25.0	-15.03	322.00	Vertical	Vertical	Pass
18916.301	-47.19	8.89	-25.0	-22.19	227.00	Vertical	Vertical	Pass

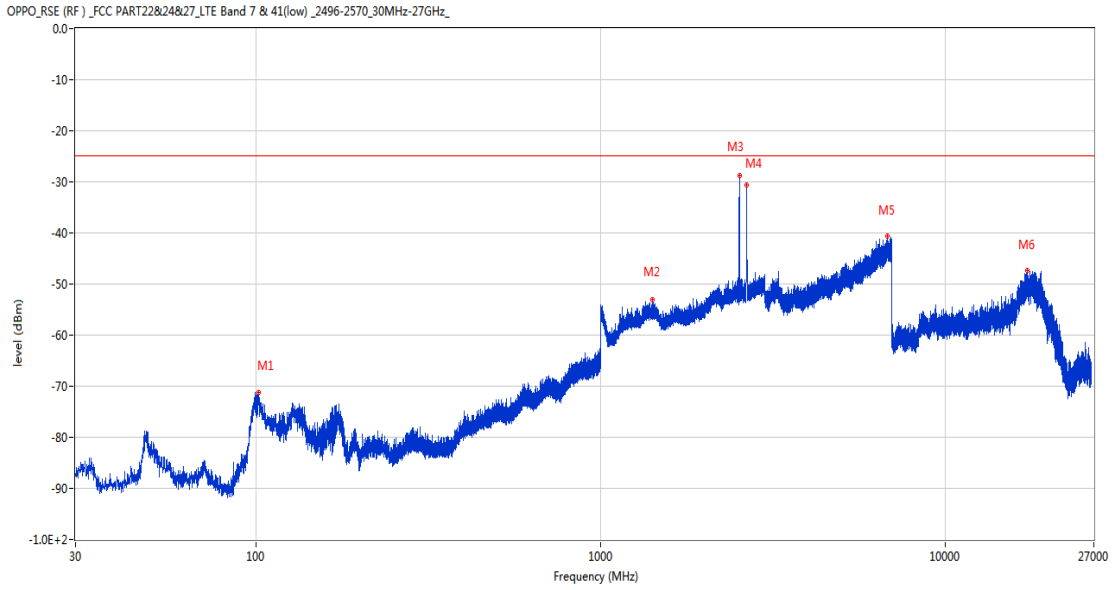
RSE-V&H LTE Band 7 BW10 CH21100



Frequency (MHz)	Result (dBm)	Factor (dB)	PK Limit (dBm)	Over Limit (dB)	Table (o)	ANT	EUT	Verdict
48.042	-68.78	-15.82	-25.0	-43.78	315.00	Vertical	Horizontal	Pass
1377.300	-53.06	-2.01	-25.0	-28.06	162.00	Vertical	Horizontal	Pass
2557.200	-48.29	3.83	-25.0	-23.29	242.00	Vertical	Horizontal	N/A
2657.900	-37.82	2.52	-25.0	-12.82	121.00	Vertical	Horizontal	N/A
6811.600	-39.65	13.17	-25.0	-14.65	298.00	Vertical	Horizontal	Pass
18132.175	-44.80	10.44	-25.0	-19.80	114.00	Vertical	Horizontal	Pass

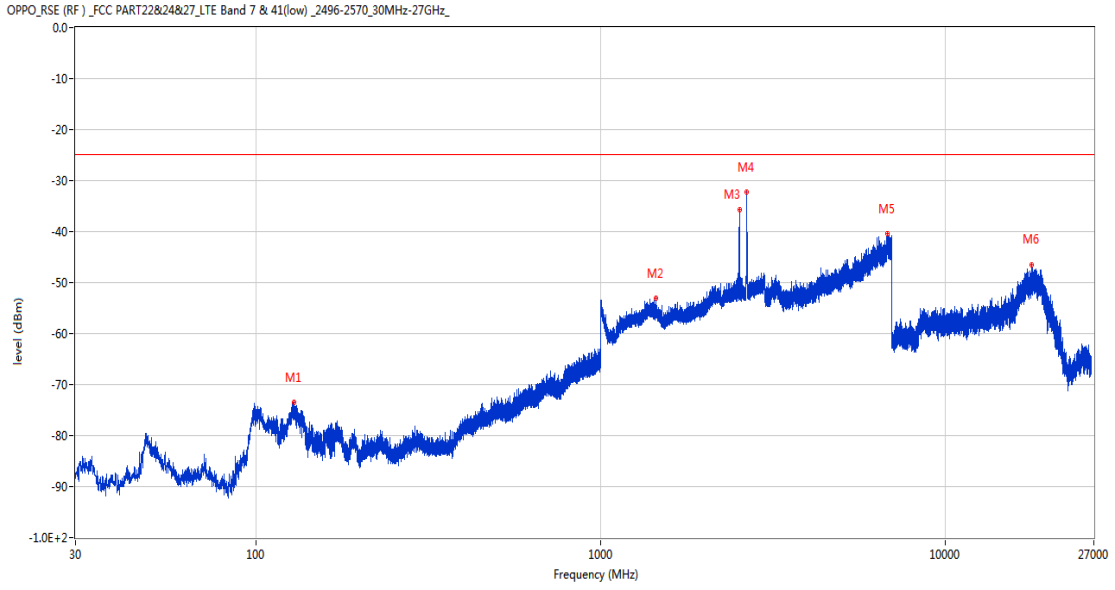
11.3 LTE Band 7 BW15, Middle Channel

RSE-H&H LTE Band 7 BW15 CH21100



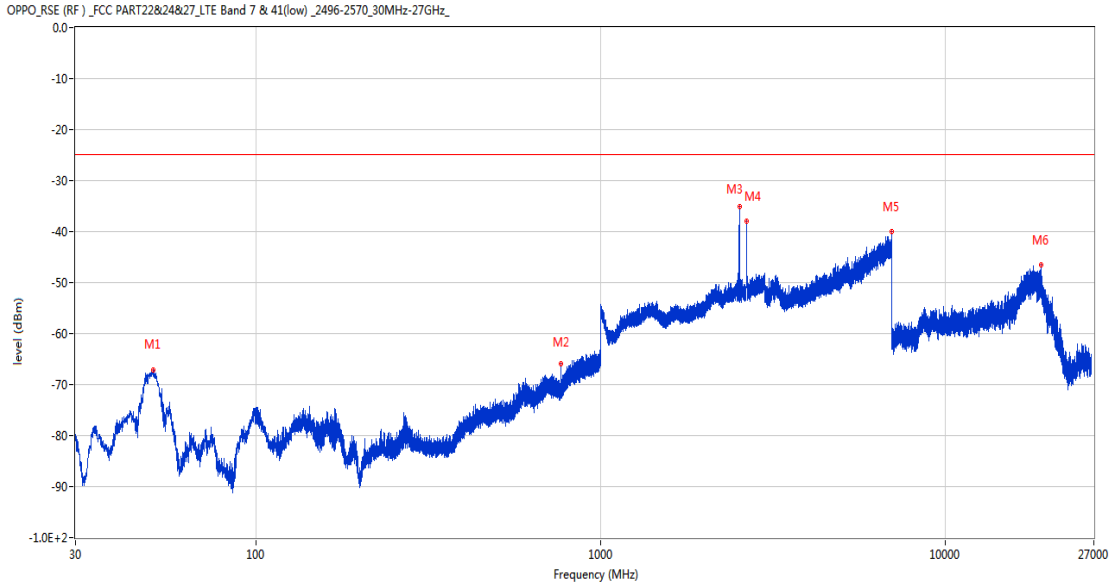
Frequency (MHz)	Result (dBm)	Factor (dB)	PK Limit (dBm)	Over Limit (dB)	Table (o)	ANT	EUT	Verdict
101.828	-71.14	-20.85	-25.0	-46.14	173.00	Horizontal	Horizontal	Pass
1418.700	-53.05	-1.85	-25.0	-28.05	-1.00	Horizontal	Horizontal	Pass
2528.600	-28.87	3.52	-25.0	-3.87	270.00	Horizontal	Horizontal	N/A
2653.000	-30.69	2.60	-25.0	-5.69	249.00	Horizontal	Horizontal	N/A
6781.200	-40.55	12.68	-25.0	-15.55	-2.00	Horizontal	Horizontal	Pass
17364.224	-47.30	10.46	-25.0	-22.30	360.00	Horizontal	Horizontal	Pass

RSE-H&V LTE Band 7 BW15 CH21100



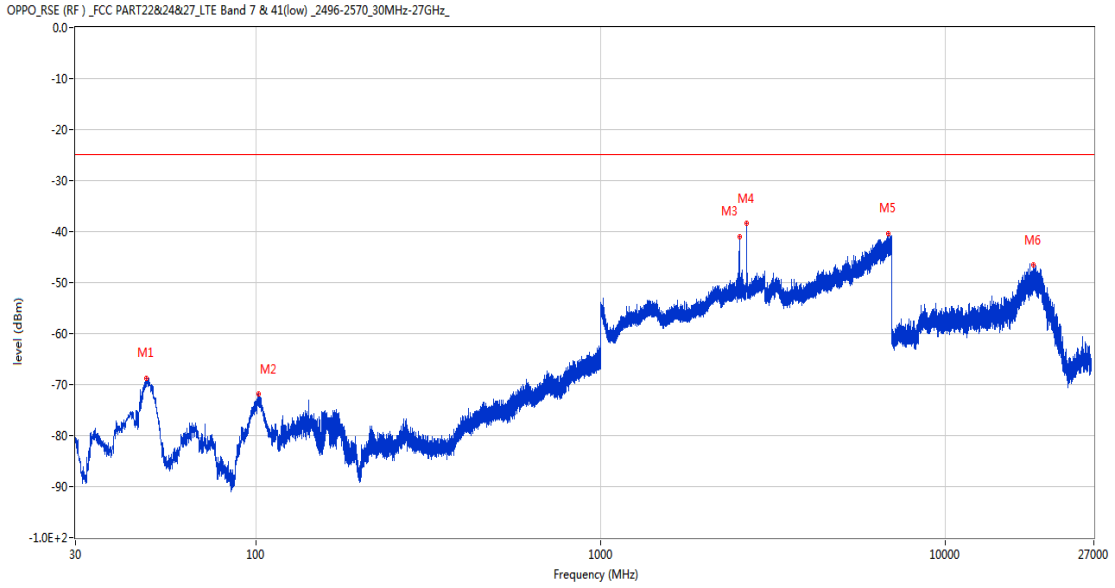
Frequency (MHz)	Result (dBm)	Factor (dB)	PK Limit (dBm)	Over Limit (dB)	Table (o)	ANT	EUT	Verdict
129.182	-73.52	-17.70	-25.0	-48.52	163.00	Horizontal	Vertical	Pass
1449.600	-53.13	-1.96	-25.0	-28.13	280.00	Horizontal	Vertical	Pass
2528.700	-35.75	3.52	-25.0	-10.75	254.00	Horizontal	Vertical	N/A
2652.300	-32.21	2.63	-25.0	-7.21	247.00	Horizontal	Vertical	N/A
6810.600	-40.44	13.17	-25.0	-15.44	320.00	Horizontal	Vertical	Pass
17846.438	-46.50	10.46	-25.0	-21.50	242.00	Horizontal	Vertical	Pass

RSE-V&V LTE Band 7 BW15 CH21100



Frequency (MHz)	Result (dBm)	Factor (dB)	PK Limit (dBm)	Over Limit (dB)	Table (o)	ANT	EUT	Verdict
50.467	-67.15	-14.90	-25.0	-42.15	171.00	Vertical	Vertical	Pass
768.218	-65.85	-0.49	-25.0	-40.85	148.00	Vertical	Vertical	Pass
2528.700	-35.02	3.52	-25.0	-10.02	306.00	Vertical	Vertical	N/A
2660.400	-38.03	2.48	-25.0	-13.03	80.00	Vertical	Vertical	N/A
6995.800	-40.04	13.81	-25.0	-15.04	3.00	Vertical	Vertical	Pass
18940.525	-46.49	8.84	-25.0	-21.49	116.00	Vertical	Vertical	Pass

RSE-V&H LTE Band 7 BW15 CH21100

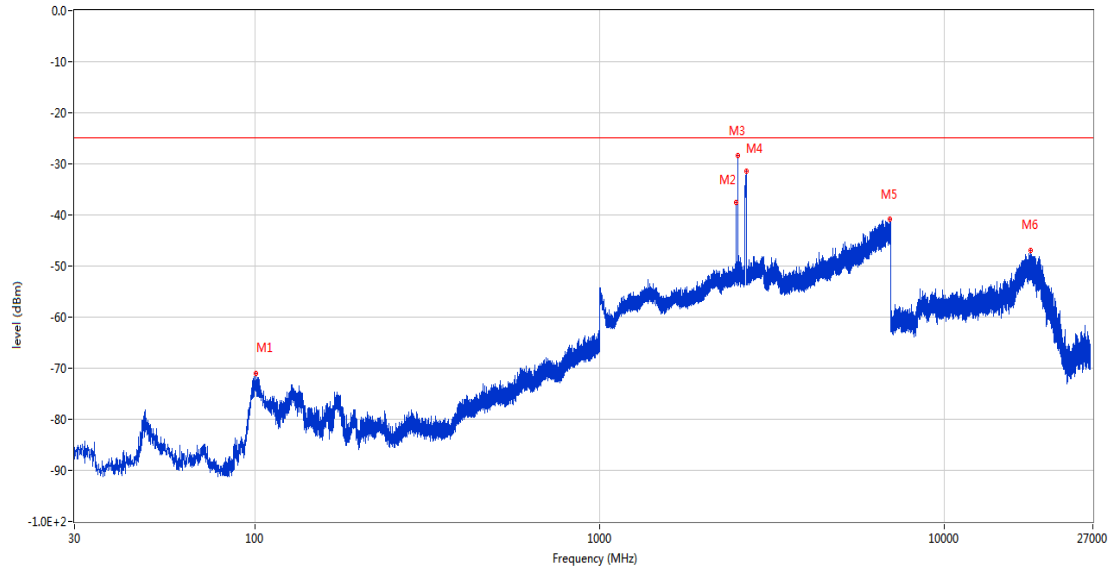


Frequency (MHz)	Result (dBm)	Factor (dB)	PK Limit (dBm)	Over Limit (dB)	Table (o)	ANT	EUT	Verdict
48.236	-68.71	-15.74	-25.0	-43.71	35.00	Vertical	Horizontal	Pass
101.780	-71.93	-20.84	-25.0	-46.93	175.00	Vertical	Horizontal	Pass
2528.500	-40.96	3.52	-25.0	-15.96	203.00	Vertical	Horizontal	N/A
2654.000	-38.32	2.55	-25.0	-13.32	79.00	Vertical	Horizontal	N/A
6820.400	-40.35	13.08	-25.0	-15.35	298.00	Vertical	Horizontal	Pass
18079.900	-46.44	10.54	-25.0	-21.44	59.00	Vertical	Horizontal	Pass

11.4 LTE Band 7 BW20, Middle Channel

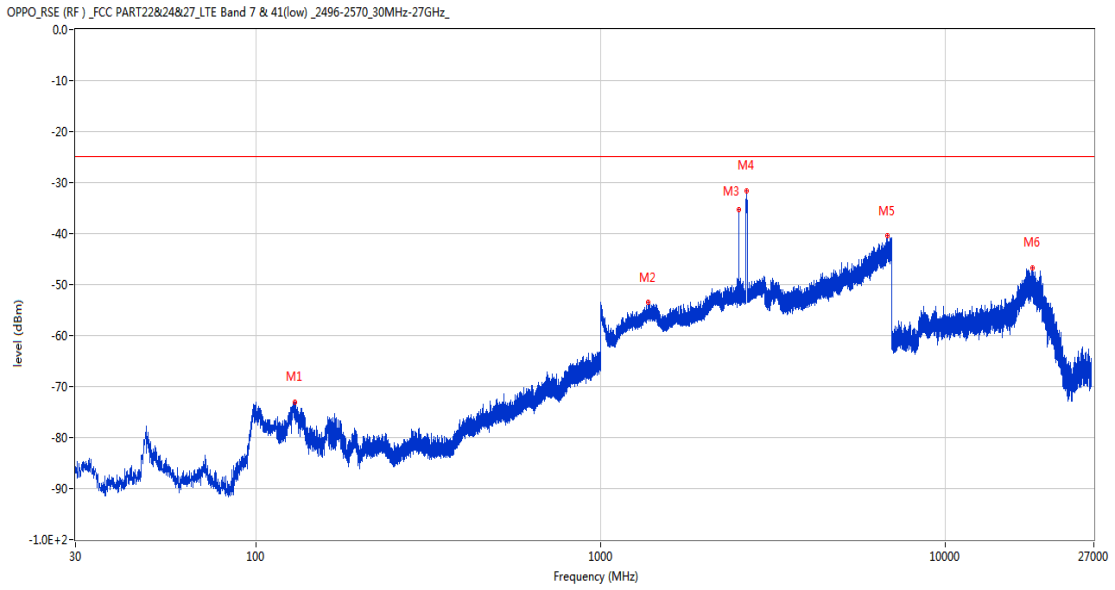
RSE-H&H LTE Band 7 BW20 CH21100

OPPO_RSE (RF) _FCC PART22&24&27_LTE Band 7 & 41(low) _2496-2570_30MHz-27GHz_



Frequency (MHz)	Result (dBm)	Factor (dB)	PK Limit (dBm)	Over Limit (dB)	Table (o)	ANT	EUT	Verdict
100.858	-71.01	-20.81	-25.0	-46.01	360.00	Horizontal	Horizontal	Pass
2490.600	-37.57	3.11	-25.0	-12.57	284.00	Horizontal	Horizontal	N/A
2526.200	-28.39	3.49	-25.0	-3.39	276.00	Horizontal	Horizontal	N/A
2663.500	-31.49	2.52	-25.0	-6.49	243.00	Horizontal	Horizontal	N/A
6959.400	-40.91	13.11	-25.0	-15.91	123.00	Horizontal	Horizontal	Pass
17854.312	-47.03	10.48	-25.0	-22.03	195.00	Horizontal	Horizontal	Pass

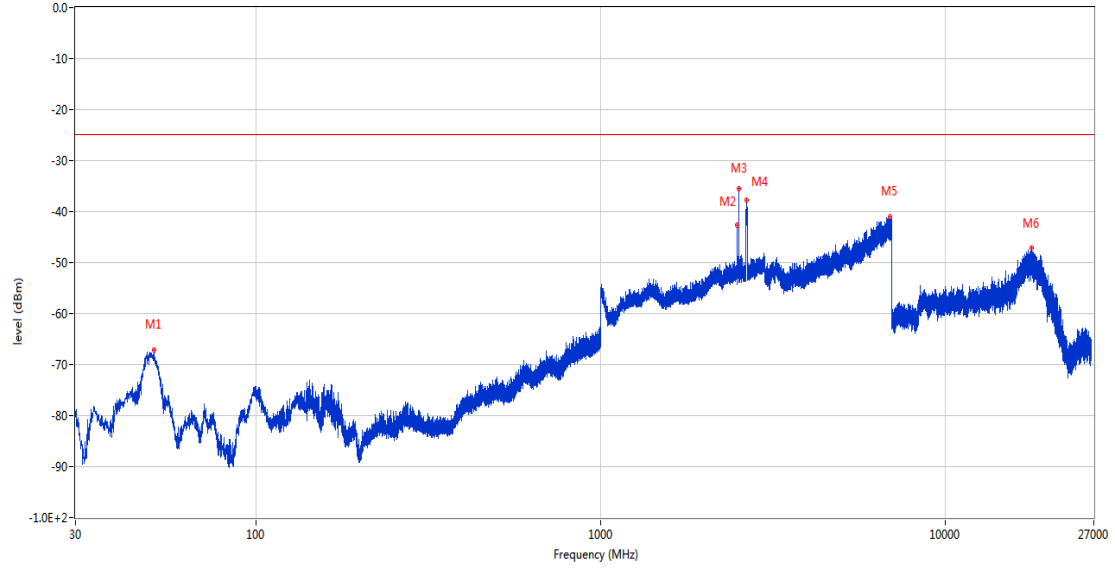
RSE-H&V LTE Band 7 BW20 CH21100



Frequency (MHz)	Result (dBm)	Factor (dB)	PK Limit (dBm)	Over Limit (dB)	Table (o)	ANT	EUT	Verdict
130.104	-73.01	-17.57	-25.0	-48.01	139.00	Horizontal	Vertical	Pass
1372.300	-53.54	-2.00	-25.0	-28.54	24.00	Horizontal	Vertical	Pass
2526.200	-35.32	3.49	-25.0	-10.32	264.00	Horizontal	Vertical	N/A
2662.100	-31.61	2.50	-25.0	-6.61	323.00	Horizontal	Vertical	N/A
6809.800	-40.43	13.13	-25.0	-15.43	32.00	Horizontal	Vertical	Pass
17974.536	-46.82	10.52	-25.0	-21.82	200.00	Horizontal	Vertical	Pass

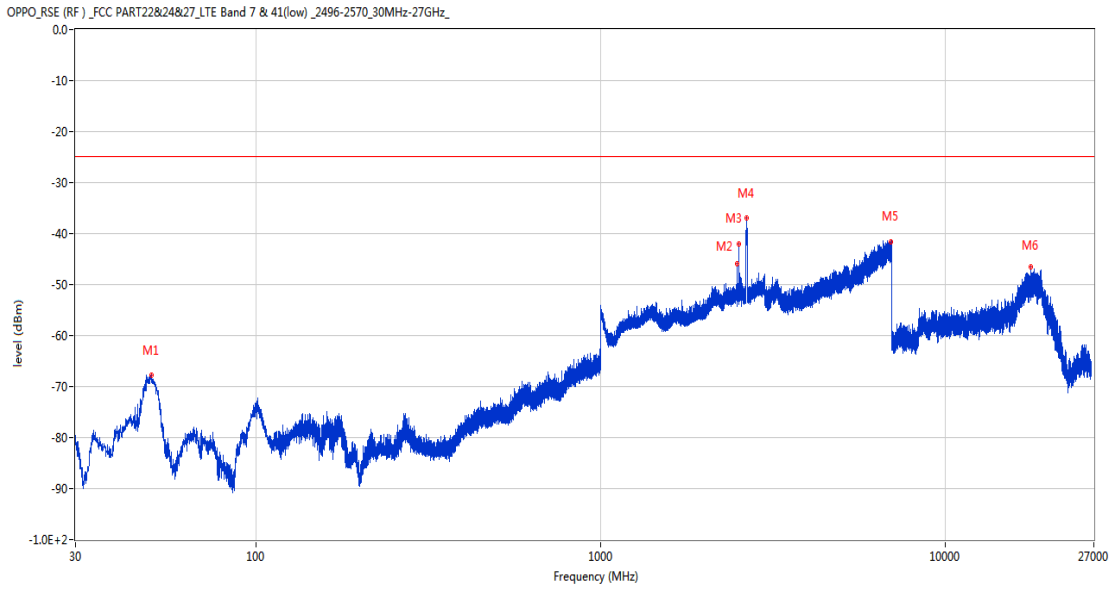
RSE-V&V LTE Band 7 BW20 CH21100

OPPO_RSE (RF)_FCC PART22&24&27_LTE Band 7 & 41(low)_2496-2570_30MHz-27GHz_



Frequency (MHz)	Result (dBm)	Factor (dB)	PK Limit (dBm)	Over Limit (dB)	Table (o)	ANT	EUT	Verdict
50.709	-67.11	-14.87	-25.0	-42.11	150.00	Vertical	Vertical	Pass
2490.700	-42.73	3.11	-25.0	-17.73	221.00	Vertical	Vertical	N/A
2526.200	-35.47	3.49	-25.0	-10.47	180.00	Vertical	Vertical	N/A
2659.900	-37.75	2.49	-25.0	-12.75	120.00	Vertical	Vertical	N/A
6913.800	-40.98	12.29	-25.0	-15.98	85.00	Vertical	Vertical	Pass
17800.761	-47.18	9.69	-25.0	-22.18	-2.00	Vertical	Vertical	Pass

RSE-V&H LTE Band 7 BW20 CH21100



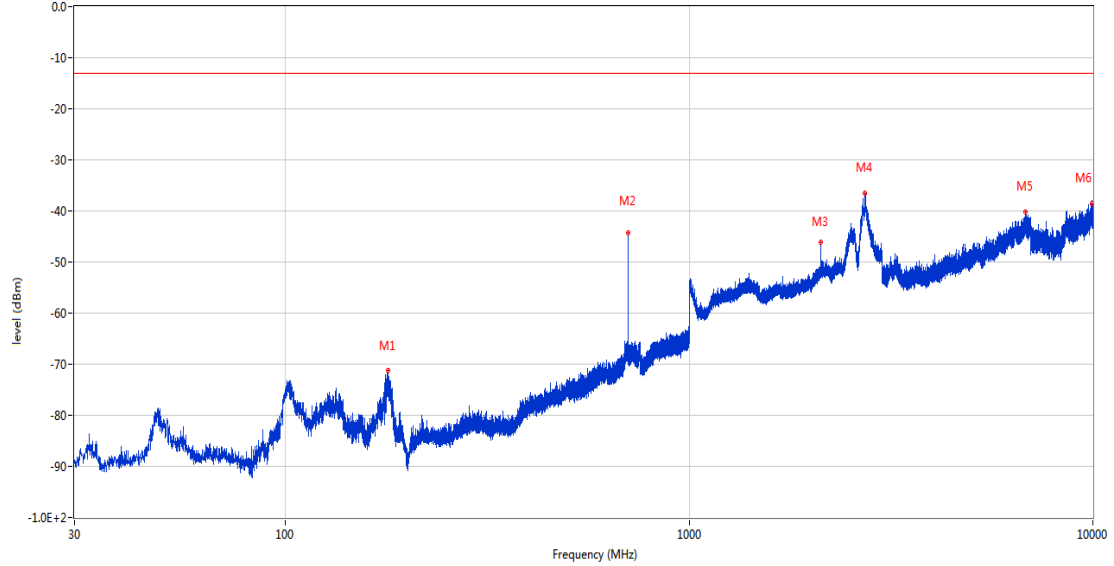
Frequency (MHz)	Result (dBm)	Factor (dB)	PK Limit (dBm)	Over Limit (dB)	Table (o)	ANT	EUT	Verdict
49.739	-67.80	-15.09	-25.0	-42.80	154.00	Vertical	Horizontal	Pass
2490.900	-45.97	3.11	-25.0	-20.97	169.00	Vertical	Horizontal	N/A
2526.100	-42.13	3.49	-25.0	-17.13	205.00	Vertical	Horizontal	N/A
2658.400	-36.91	2.52	-25.0	-11.91	112.00	Vertical	Horizontal	N/A
6976.600	-41.62	13.42	-25.0	-16.62	26.00	Vertical	Horizontal	Pass
17688.412	-46.59	9.92	-25.0	-21.59	197.00	Vertical	Horizontal	Pass

12 LTE Band 12

12.1 LTE Band 12 BW1.4, Middle Channel

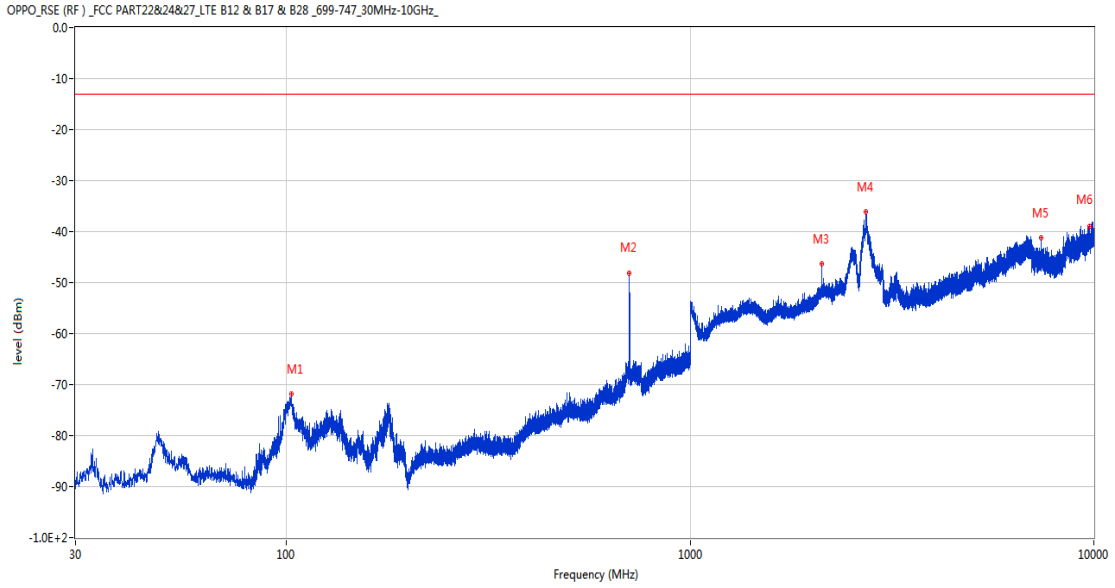
RSE-H&H LTE Band 12 BW1.4 CH23095

OPPO_RSE (RF) _ FCC PART22&24&27_LTE B12 & B17 & B28 _699-747_30MHz-10GHz_



Frequency (MHz)	Result (dBm)	Factor (dB)	PK Limit (dBm)	Over Limit (dB)	Table (o)	ANT	EUT	Verdict
179.526	-71.13	-14.37	-13.0	-58.13	12.00	Horizontal	Horizontal	Pass
707.060	-44.38	3.17	-13.0	-31.38	-2.00	Horizontal	Horizontal	N/A
2121.500	-46.10	1.27	-13.0	-33.10	103.00	Horizontal	Horizontal	Pass
2729.400	-36.51	19.75	-13.0	-23.51	168.00	Horizontal	Horizontal	Pass
6792.600	-40.25	12.93	-13.0	-27.25	24.00	Horizontal	Horizontal	Pass
9937.299	-38.66	19.14	-13.0	-25.66	58.00	Horizontal	Horizontal	Pass

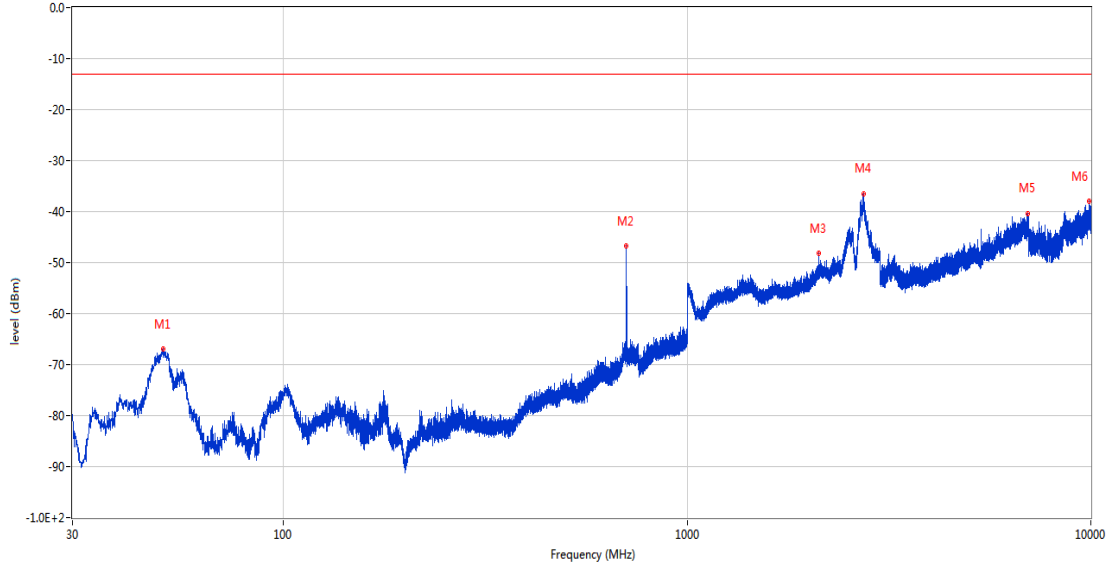
RSE-H&V LTE Band 12 BW1.4 CH23095



Frequency (MHz)	Result (dBm)	Factor (dB)	PK Limit (dBm)	Over Limit (dB)	Table (o)	ANT	EUT	Verdict
102.653	-71.92	-20.89	-13.0	-58.92	165.00	Horizontal	Vertical	Pass
707.109	-48.21	3.17	-13.0	-35.21	200.00	Horizontal	Vertical	N/A
2121.400	-46.36	1.26	-13.0	-33.36	216.00	Horizontal	Vertical	Pass
2729.500	-36.09	19.75	-13.0	-23.09	110.00	Horizontal	Vertical	Pass
7420.000	-41.24	12.10	-13.0	-28.24	130.00	Horizontal	Vertical	Pass
9756.550	-39.01	18.50	-13.0	-26.01	26.00	Horizontal	Vertical	Pass

RSE-V&V LTE Band 12 BW1.4 CH23095

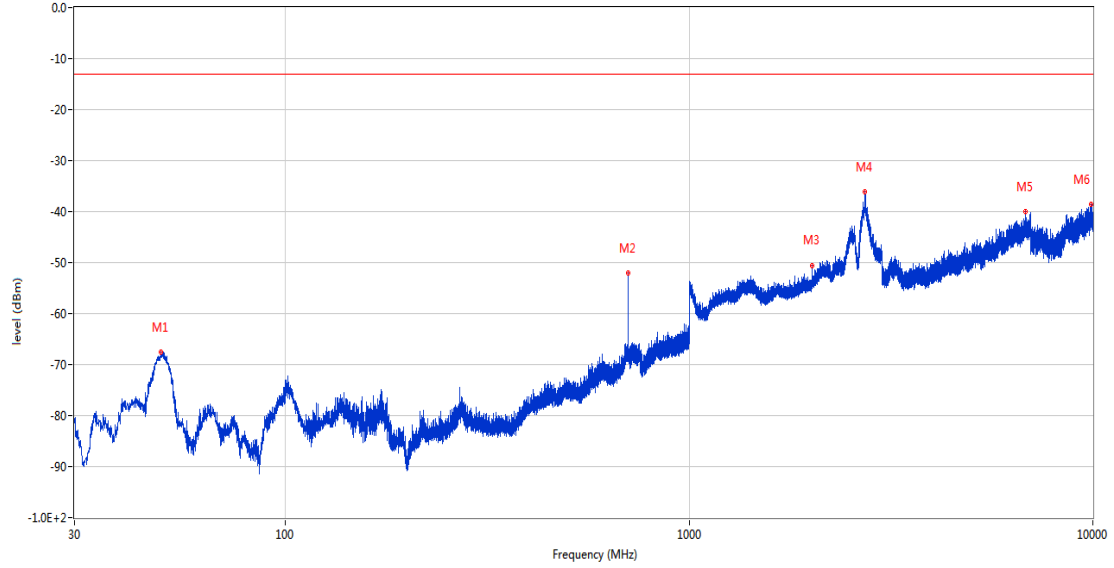
OPPO_RSE (RF)_FCC PART22&24&27_LTE B12 & B17 & B28_699-747_30MHz-10GHz_



Frequency (MHz)	Result (dBm)	Factor (dB)	PK Limit (dBm)	Over Limit (dB)	Table (o)	ANT	EUT	Verdict
50.370	-66.97	-14.87	-13.0	-53.97	164.00	Vertical	Vertical	Pass
707.011	-46.82	3.17	-13.0	-33.82	95.00	Vertical	Vertical	N/A
2121.700	-48.21	1.29	-13.0	-35.21	128.00	Vertical	Vertical	Pass
2732.700	-36.52	19.44	-13.0	-23.52	177.00	Vertical	Vertical	Pass
6988.400	-40.33	13.70	-13.0	-27.33	292.00	Vertical	Vertical	Pass
9917.950	-37.90	18.87	-13.0	-24.90	60.00	Vertical	Vertical	Pass

RSE-V&H LTE Band 12 BW1.4 CH23095

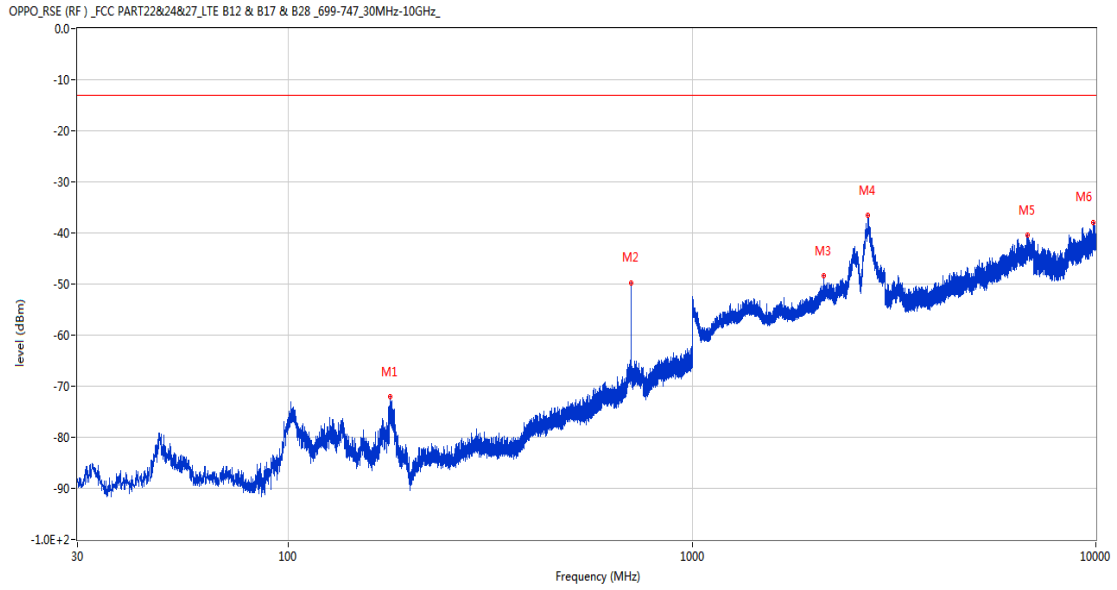
OPPO_RSE (RF) _FCC PART22&24&27_LTE B12 & B17 & B28 _699-747_30MHz-10GHz_



Frequency (MHz)	Result (dBm)	Factor (dB)	PK Limit (dBm)	Over Limit (dB)	Table (o)	ANT	EUT	Verdict
49.109	-67.56	-15.31	-13.0	-54.56	157.00	Vertical	Horizontal	Pass
707.011	-52.11	3.17	-13.0	-39.11	323.00	Vertical	Horizontal	N/A
2019.100	-50.65	-0.36	-13.0	-37.65	134.00	Vertical	Horizontal	Pass
2727.600	-36.20	19.57	-13.0	-23.20	61.00	Vertical	Horizontal	Pass
6821.000	-39.96	13.09	-13.0	-26.96	171.00	Vertical	Horizontal	Pass
9910.000	-38.56	18.80	-13.0	-25.56	44.00	Vertical	Horizontal	Pass

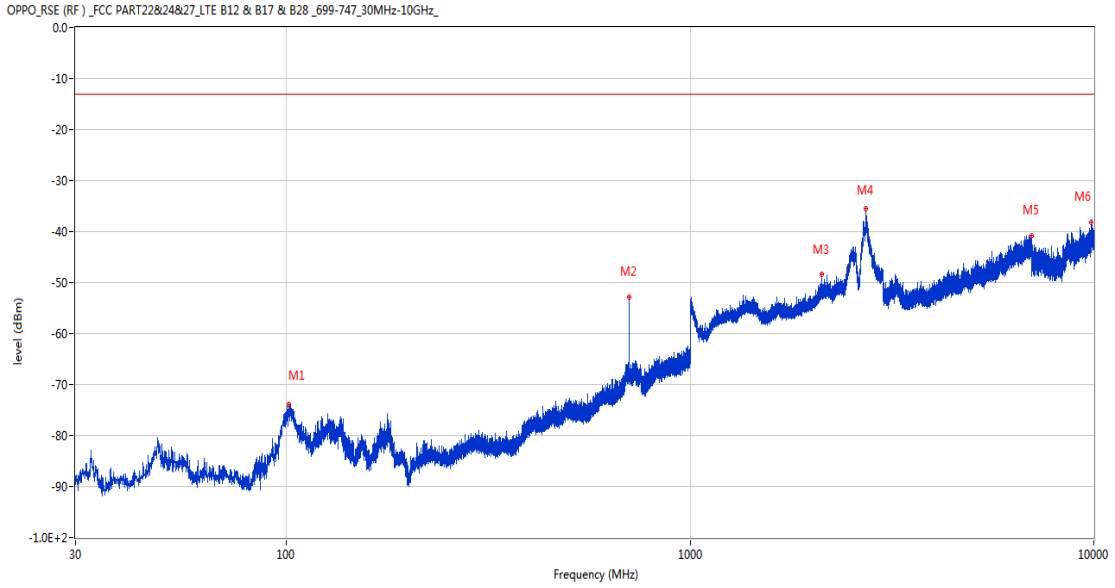
12.2 LTE Band 12 BW3, Middle Channel

RSE-H&H LTE Band 12 BW3 CH23095



Frequency (MHz)	Result (dBm)	Factor (dB)	PK Limit (dBm)	Over Limit (dB)	Table (o)	ANT	EUT	Verdict
178.652	-72.05	-14.36	-13.0	-59.05	-2.00	Horizontal	Horizontal	Pass
706.235	-49.78	3.17	-13.0	-36.78	-2.00	Horizontal	Horizontal	N/A
2118.800	-48.42	1.18	-13.0	-35.42	102.00	Horizontal	Horizontal	Pass
2729.300	-36.49	19.76	-13.0	-23.49	109.00	Horizontal	Horizontal	Pass
6774.600	-40.47	12.83	-13.0	-27.47	8.00	Horizontal	Horizontal	Pass
9877.000	-38.06	18.25	-13.0	-25.06	96.00	Horizontal	Horizontal	Pass

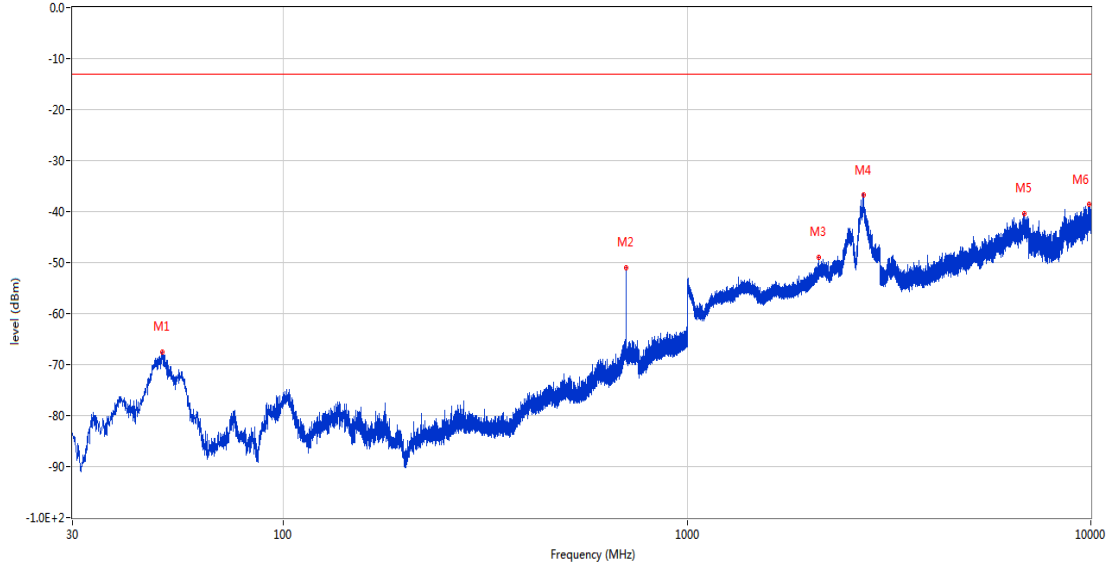
RSE-H&V LTE Band 12 BW3 CH23095



Frequency (MHz)	Result (dBm)	Factor (dB)	PK Limit (dBm)	Over Limit (dB)	Table (o)	ANT	EUT	Verdict
101.489	-73.98	-20.81	-13.0	-60.98	319.00	Horizontal	Vertical	Pass
706.284	-52.76	3.17	-13.0	-39.76	212.00	Horizontal	Vertical	N/A
2118.900	-48.28	1.18	-13.0	-35.28	188.00	Horizontal	Vertical	Pass
2728.400	-35.44	19.72	-13.0	-22.44	354.00	Horizontal	Vertical	Pass
6998.000	-40.73	13.96	-13.0	-27.73	185.00	Horizontal	Vertical	Pass
9876.100	-38.22	18.24	-13.0	-25.22	67.00	Horizontal	Vertical	Pass

RSE-V&V LTE Band 12 BW3 CH23095

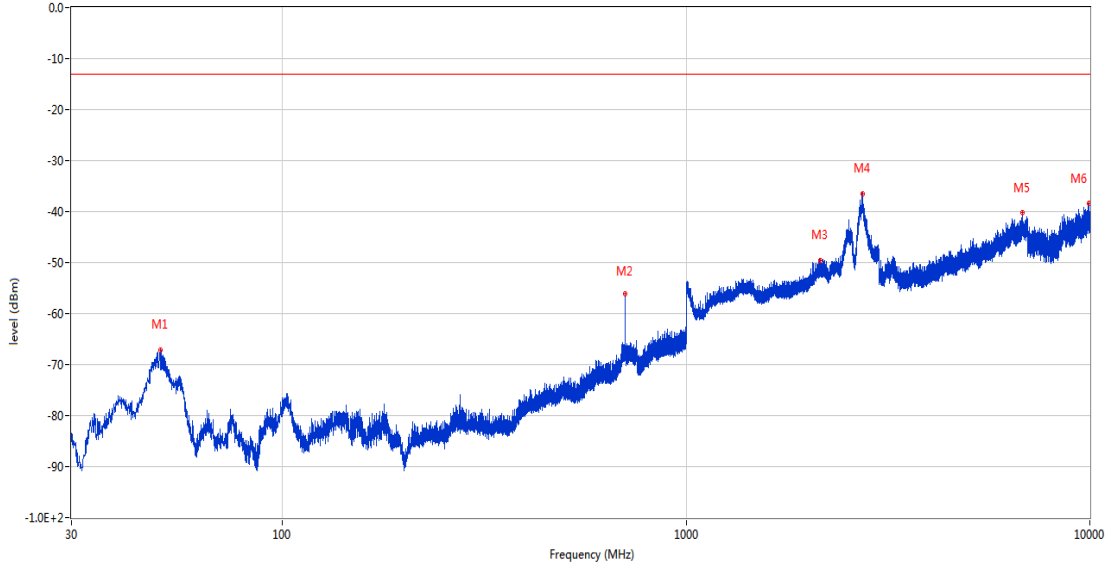
OPPO_RSE (RF) _FCC PART22&24&27_LTE B12 & B17 & B28 _699-747_30MHz-10GHz_



Frequency (MHz)	Result (dBm)	Factor (dB)	PK Limit (dBm)	Over Limit (dB)	Table (o)	ANT	EUT	Verdict
49.982	-67.53	-14.92	-13.0	-54.53	150.00	Vertical	Vertical	Pass
706.235	-51.01	3.17	-13.0	-38.01	82.00	Vertical	Vertical	N/A
2118.800	-48.91	1.18	-13.0	-35.91	286.00	Vertical	Vertical	Pass
2730.300	-36.69	19.73	-13.0	-23.69	360.00	Vertical	Vertical	Pass
6858.000	-40.39	12.46	-13.0	-27.39	174.00	Vertical	Vertical	Pass
9908.500	-38.63	18.78	-13.0	-25.63	0.00	Vertical	Vertical	Pass

RSE-V&H LTE Band 12 BW3 CH23095

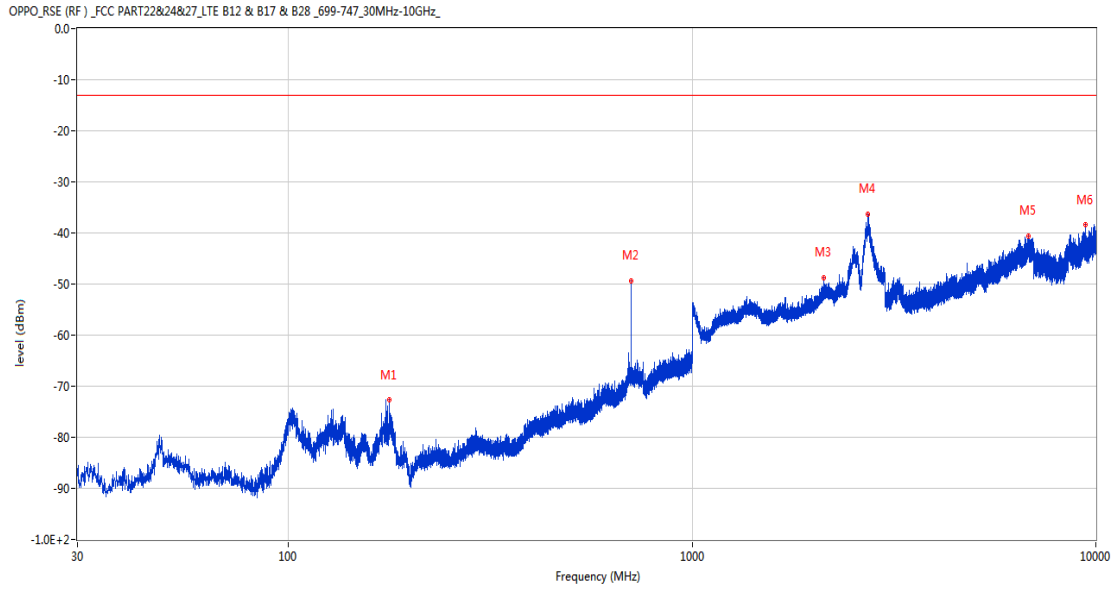
OPPO_RSE (RF) _FCC PART22&24&27_LTE B12 & B17 & B28 _699-747_30MHz-10GHz_



Frequency (MHz)	Result (dBm)	Factor (dB)	PK Limit (dBm)	Over Limit (dB)	Table (o)	ANT	EUT	Verdict
49.934	-67.08	-14.94	-13.0	-54.08	167.00	Vertical	Horizontal	Pass
706.284	-56.05	3.17	-13.0	-43.05	-2.00	Vertical	Horizontal	N/A
2149.900	-49.58	1.64	-13.0	-36.58	64.00	Vertical	Horizontal	Pass
2733.100	-36.52	19.38	-13.0	-23.52	79.00	Vertical	Horizontal	Pass
6810.000	-40.30	13.14	-13.0	-27.30	60.00	Vertical	Horizontal	Pass
9941.200	-38.40	19.20	-13.0	-25.40	0.00	Vertical	Horizontal	Pass

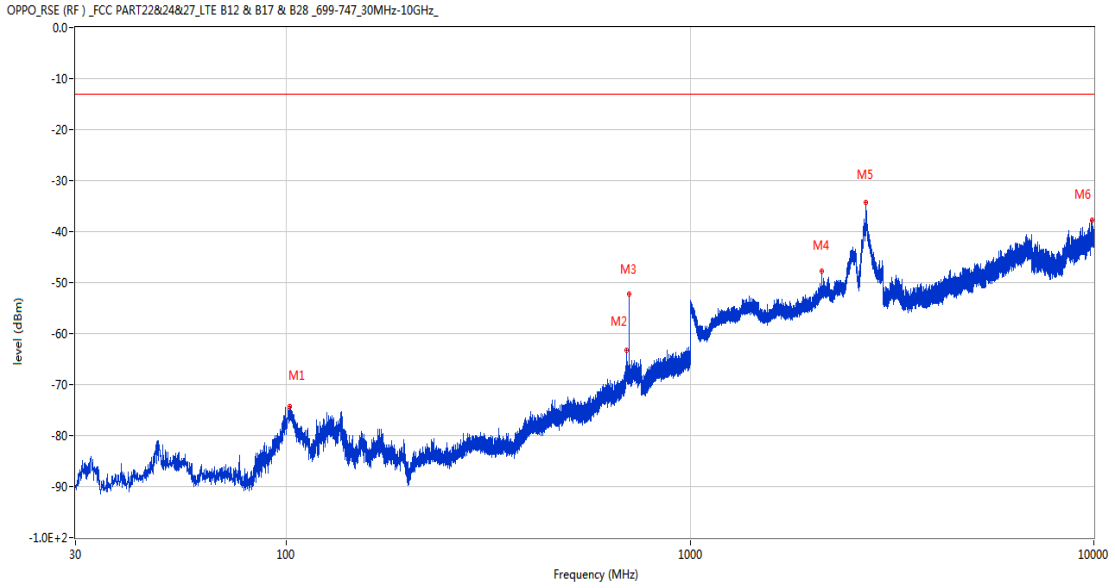
12.3 LTE Band 12 BW5, Middle Channel

RSE-H&H LTE Band 12 BW5 CH23095



Frequency (MHz)	Result (dBm)	Factor (dB)	PK Limit (dBm)	Over Limit (dB)	Table (o)	ANT	EUT	Verdict
177.343	-72.69	-14.40	-13.0	-59.69	167.00	Horizontal	Horizontal	Pass
705.314	-49.29	3.16	-13.0	-36.29	-2.00	Horizontal	Horizontal	N/A
2115.800	-48.68	1.18	-13.0	-35.68	55.00	Horizontal	Horizontal	Pass
2726.900	-36.31	19.45	-13.0	-23.31	111.00	Horizontal	Horizontal	Pass
6809.400	-40.69	13.10	-13.0	-27.69	332.00	Horizontal	Horizontal	Pass
9421.600	-38.41	16.09	-13.0	-25.41	0.00	Horizontal	Horizontal	Pass

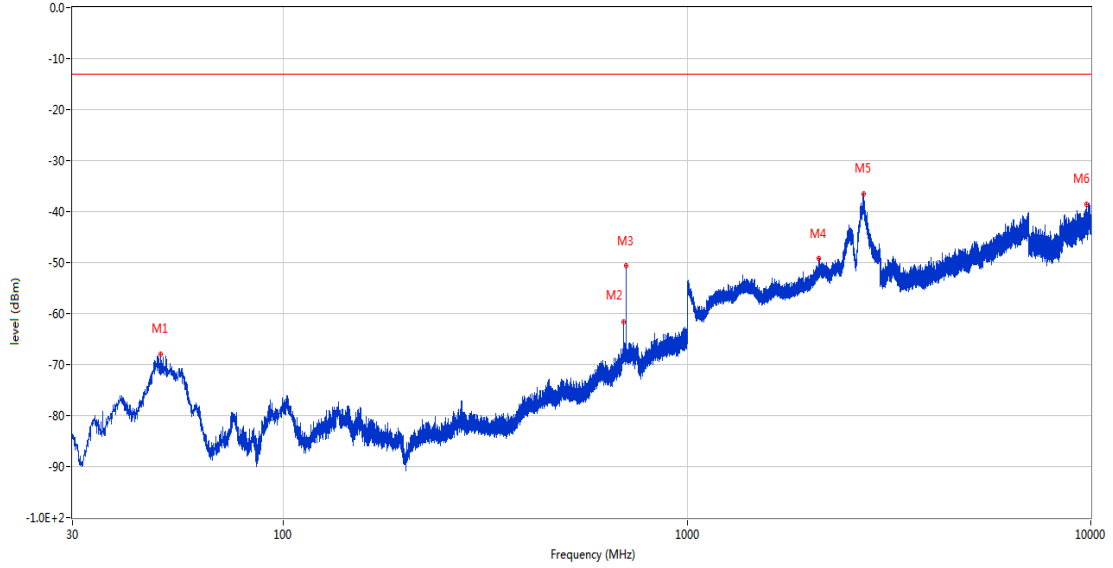
RSE-H&V LTE Band 12 BW5 CH23095



Frequency (MHz)	Result (dBm)	Factor (dB)	PK Limit (dBm)	Over Limit (dB)	Table (o)	ANT	EUT	Verdict
102.022	-74.31	-20.85	-13.0	-61.31	178.00	Horizontal	Vertical	Pass
696.536	-63.32	2.92	-13.0	-50.32	204.00	Horizontal	Vertical	N/A
705.362	-52.29	3.16	-13.0	-39.29	204.00	Horizontal	Vertical	N/A
2116.100	-47.74	1.15	-13.0	-34.74	234.00	Horizontal	Vertical	Pass
2728.600	-34.37	19.75	-13.0	-21.37	360.00	Horizontal	Vertical	Pass
9907.299	-37.76	18.77	-13.0	-24.76	154.00	Horizontal	Vertical	Pass

RSE-V&V LTE Band 12 BW5 CH23095

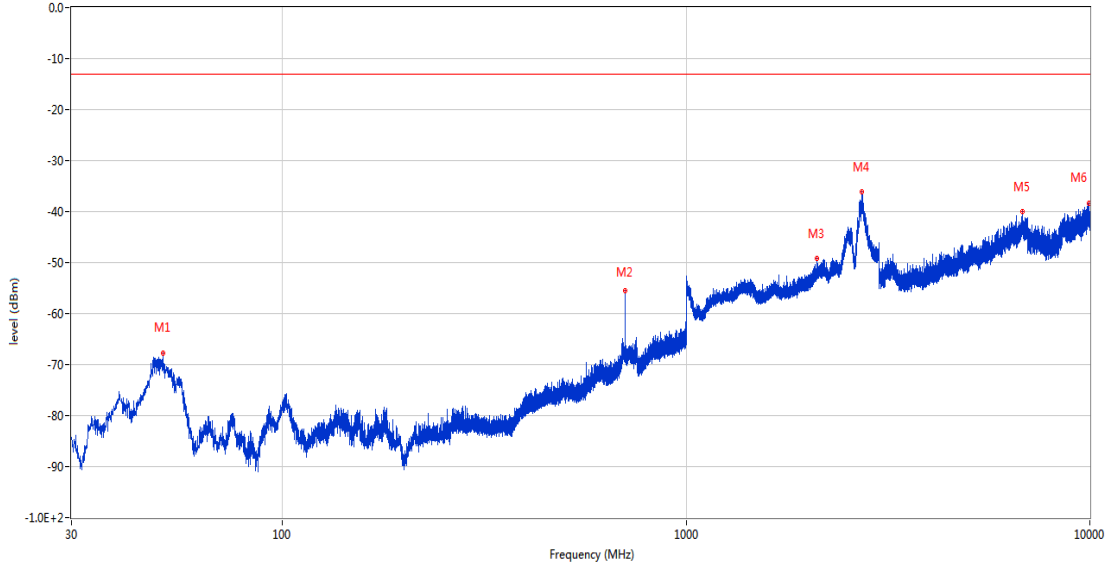
OPPO_RSE (RF) _FCC PART22&24&27_LTE B12 & B17 & B28 _699-747_30MHz-10GHz_



Frequency (MHz)	Result (dBm)	Factor (dB)	PK Limit (dBm)	Over Limit (dB)	Table (o)	ANT	EUT	Verdict
49.594	-67.93	-15.09	-13.0	-54.93	285.00	Vertical	Vertical	Pass
696.487	-61.69	2.92	-13.0	-48.69	68.00	Vertical	Vertical	N/A
705.314	-50.70	3.16	-13.0	-37.70	93.00	Vertical	Vertical	N/A
2115.900	-49.19	1.17	-13.0	-36.19	190.00	Vertical	Vertical	Pass
2730.300	-36.62	19.73	-13.0	-23.62	145.00	Vertical	Vertical	Pass
9741.850	-38.55	18.39	-13.0	-25.55	0.00	Vertical	Vertical	Pass

RSE-V&H LTE Band 12 BW5 CH23095

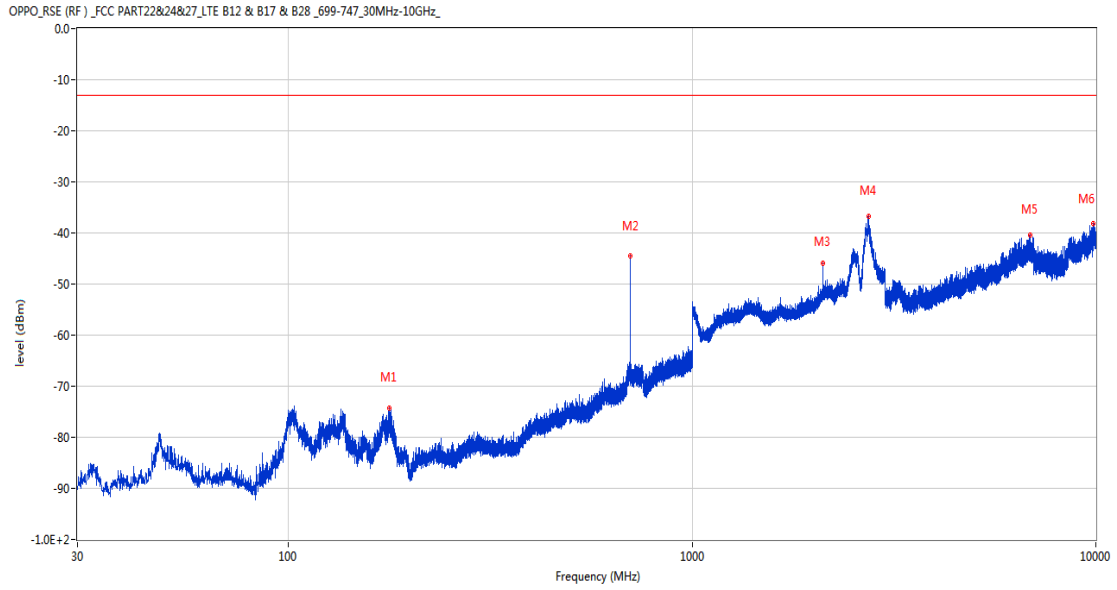
OPPO_RSE (RF) _FCC PART22&24&27_LTE B12 & B17 & B28 _699-747_30MHz-10GHz_



Frequency (MHz)	Result (dBm)	Factor (dB)	PK Limit (dBm)	Over Limit (dB)	Table (o)	ANT	EUT	Verdict
50.661	-67.74	-14.83	-13.0	-54.74	158.00	Vertical	Horizontal	Pass
705.362	-55.58	3.16	-13.0	-42.58	-2.00	Vertical	Horizontal	N/A
2105.900	-49.28	1.44	-13.0	-36.28	201.00	Vertical	Horizontal	Pass
2722.500	-36.16	17.77	-13.0	-23.16	89.00	Vertical	Horizontal	Pass
6811.400	-39.93	13.17	-13.0	-26.93	185.00	Vertical	Horizontal	Pass
9934.151	-38.35	19.09	-13.0	-25.35	97.00	Vertical	Horizontal	Pass

12.4 LTE Band 12 BW10, Middle Channel

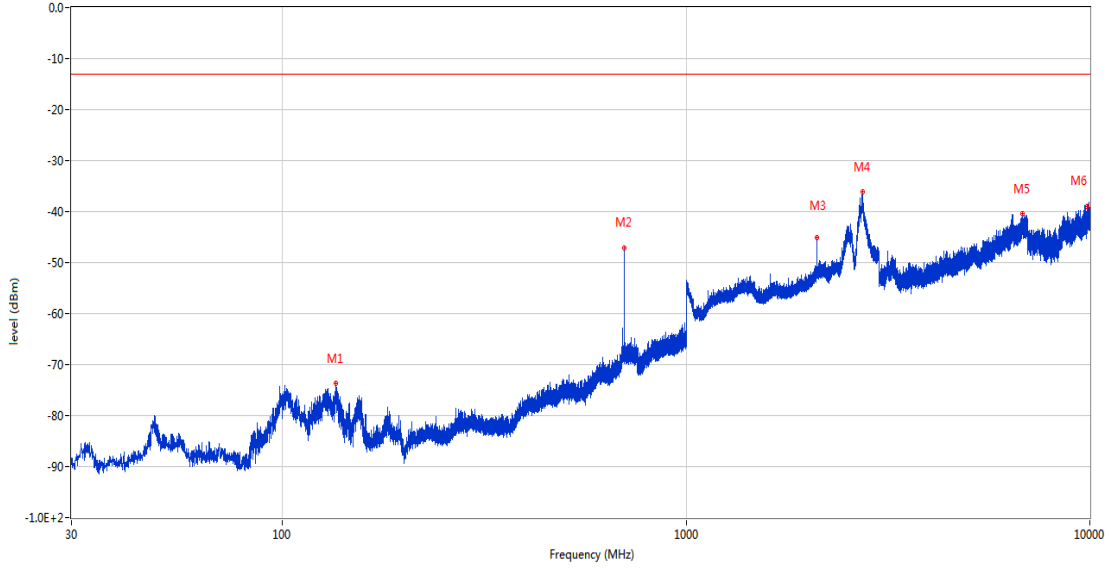
RSE-H&H LTE Band 12 BW10 CH23095



Frequency (MHz)	Result (dBm)	Factor (dB)	PK Limit (dBm)	Over Limit (dB)	Table (o)	ANT	EUT	Verdict
177.876	-74.36	-14.38	-13.0	-61.36	-2.00	Horizontal	Horizontal	Pass
703.131	-44.52	3.15	-13.0	-31.52	-2.00	Horizontal	Horizontal	N/A
2109.600	-45.87	1.41	-13.0	-32.87	124.00	Horizontal	Horizontal	Pass
2730.100	-36.64	19.74	-13.0	-23.64	16.00	Horizontal	Horizontal	Pass
6859.800	-40.36	12.39	-13.0	-27.36	102.00	Horizontal	Horizontal	Pass
9869.050	-38.25	18.17	-13.0	-25.25	0.00	Horizontal	Horizontal	Pass

RSE-H&V LTE Band 12 BW10 CH23095

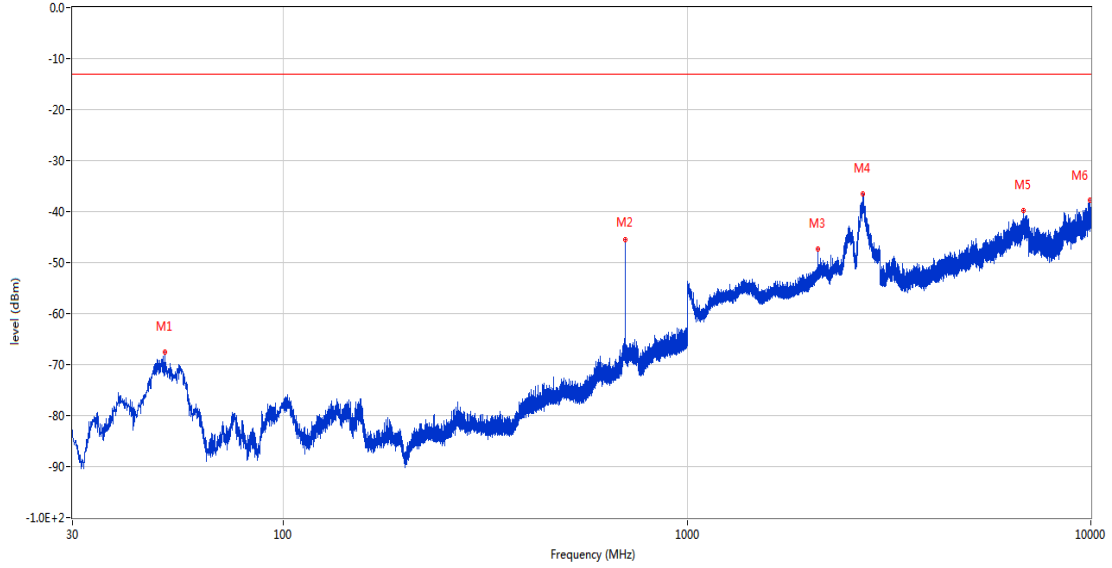
OPPO_RSE (RF) _FCC PART22&24&27_LTE B12 & B17 & B28 _699-747_30MHz-10GHz_



Frequency (MHz)	Result (dBm)	Factor (dB)	PK Limit (dBm)	Over Limit (dB)	Table (o)	ANT	EUT	Verdict
135.633	-73.70	-16.22	-13.0	-60.70	329.00	Horizontal	Vertical	Pass
703.034	-47.13	3.15	-13.0	-34.13	207.00	Horizontal	Vertical	N/A
2109.400	-45.18	1.42	-13.0	-32.18	227.00	Horizontal	Vertical	Pass
2730.700	-36.15	19.72	-13.0	-23.15	360.00	Horizontal	Vertical	Pass
6817.400	-40.48	13.12	-13.0	-27.48	241.00	Horizontal	Vertical	Pass
9848.800	-38.92	18.20	-13.0	-25.92	0.00	Horizontal	Vertical	Pass

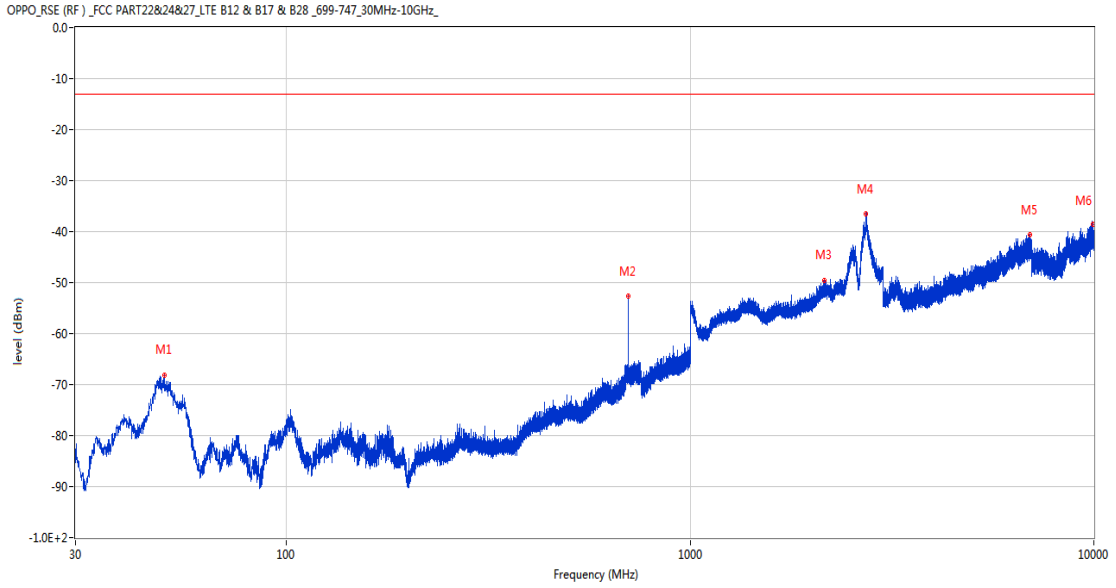
RSE-V&V LTE Band 12 BW10 CH23095

OPPO_RSE (RF)_FCC PART22&24&27_LTE B12 & B17 & B28_699-747_30MHz-10GHz_



Frequency (MHz)	Result (dBm)	Factor (dB)	PK Limit (dBm)	Over Limit (dB)	Table (o)	ANT	EUT	Verdict
50.855	-67.53	-14.81	-13.0	-54.53	143.00	Vertical	Vertical	Pass
703.034	-45.49	3.15	-13.0	-32.49	172.00	Vertical	Vertical	N/A
2109.500	-47.25	1.41	-13.0	-34.25	100.00	Vertical	Vertical	Pass
2729.400	-36.47	19.75	-13.0	-23.47	330.00	Vertical	Vertical	Pass
6817.400	-39.76	13.12	-13.0	-26.76	-2.00	Vertical	Vertical	Pass
9940.600	-37.85	19.19	-13.0	-24.85	0.00	Vertical	Vertical	Pass

RSE-V&H LTE Band 12 BW10 CH23095



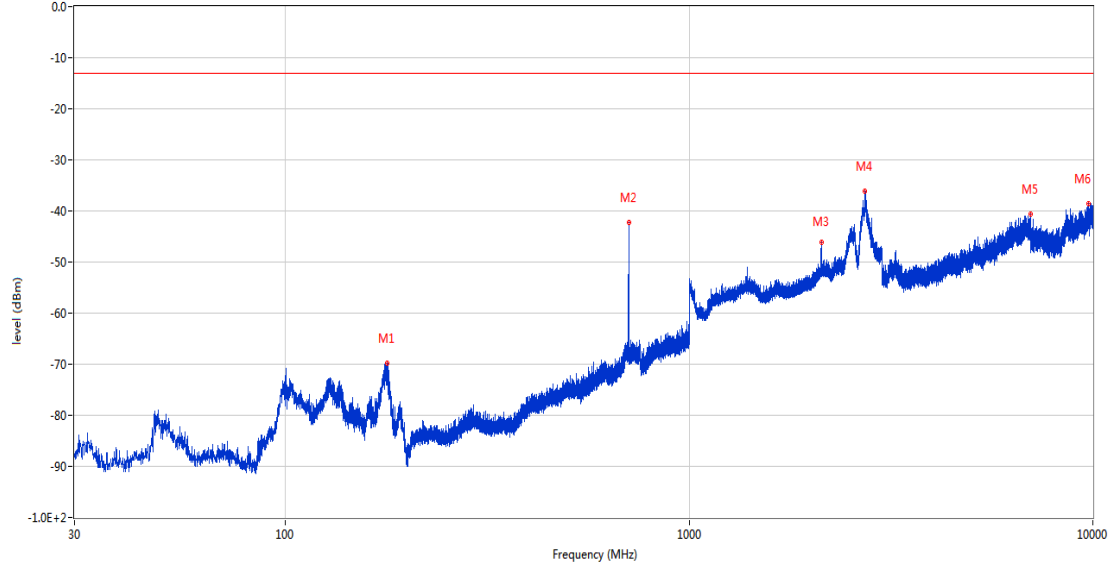
Frequency (MHz)	Result (dBm)	Factor (dB)	PK Limit (dBm)	Over Limit (dB)	Table (o)	ANT	EUT	Verdict
49.837	-68.11	-14.99	-13.0	-55.11	288.00	Vertical	Horizontal	Pass
703.083	-52.67	3.15	-13.0	-39.67	196.00	Vertical	Horizontal	N/A
2145.800	-49.67	1.86	-13.0	-36.67	19.00	Vertical	Horizontal	Pass
2728.400	-36.59	19.72	-13.0	-23.59	114.00	Vertical	Horizontal	Pass
6941.600	-40.71	12.96	-13.0	-27.71	143.00	Vertical	Horizontal	Pass
9946.599	-38.50	19.33	-13.0	-25.50	0.00	Vertical	Horizontal	Pass

13 LTE Band 17

13.1 LTE Band 17 BW5, Middle Channel

RSE-H&H LTE Band 17 BW5 CH23790

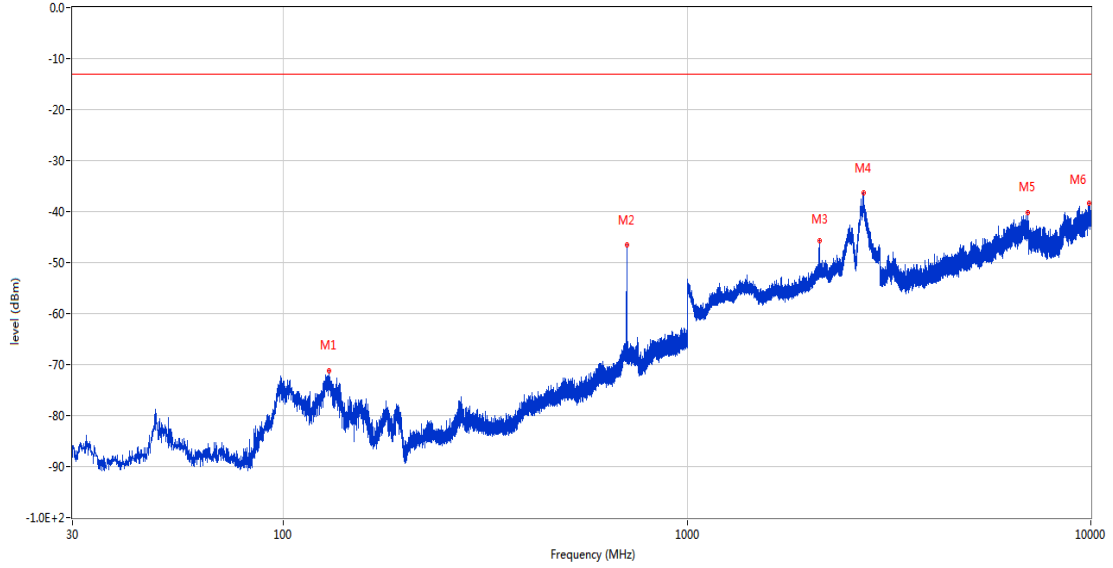
OPPO_RSE (RF) _ FCC PART22&24&27_LTE B12 & B17 & B28 _699-747_30MHz-10GHz_



Frequency (MHz)	Result (dBm)	Factor (dB)	PK Limit (dBm)	Over Limit (dB)	Table (o)	ANT	EUT	Verdict
178.701	-69.89	-14.36	-13.0	-56.89	-2.00	Horizontal	Horizontal	Pass
707.836	-42.27	3.17	-13.0	-29.27	-2.00	Horizontal	Horizontal	N/A
2123.700	-46.20	1.47	-13.0	-33.20	97.00	Horizontal	Horizontal	Pass
2727.400	-36.06	19.54	-13.0	-23.06	213.00	Horizontal	Horizontal	Pass
6999.400	-40.66	13.92	-13.0	-27.66	290.00	Horizontal	Horizontal	Pass
9766.150	-38.67	18.50	-13.0	-25.67	192.00	Horizontal	Horizontal	Pass

RSE-H&V LTE Band 17 BW5 CH23790

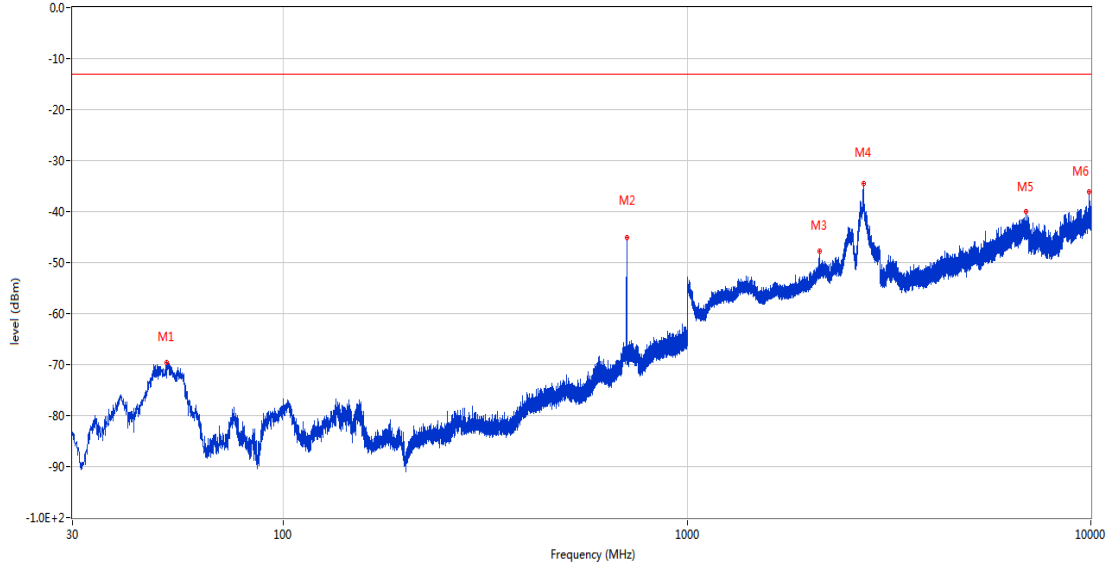
OPPO_RSE (RF) _FCC PART22&24&27_LTE B12 & B17 & B28 _699-747_30MHz-10GHz_



Frequency (MHz)	Result (dBm)	Factor (dB)	PK Limit (dBm)	Over Limit (dB)	Table (o)	ANT	EUT	Verdict
129.522	-71.15	-17.49	-13.0	-58.15	148.00	Horizontal	Vertical	Pass
707.836	-46.62	3.17	-13.0	-33.62	179.00	Horizontal	Vertical	N/A
2123.800	-45.79	1.48	-13.0	-32.79	0.00	Horizontal	Vertical	Pass
2735.400	-36.36	18.99	-13.0	-23.36	89.00	Horizontal	Vertical	Pass
6976.400	-40.20	13.43	-13.0	-27.20	-2.00	Horizontal	Vertical	Pass
9886.451	-38.44	18.42	-13.0	-25.44	0.00	Horizontal	Vertical	Pass

RSE-V&V LTE Band 17 BW5 CH23790

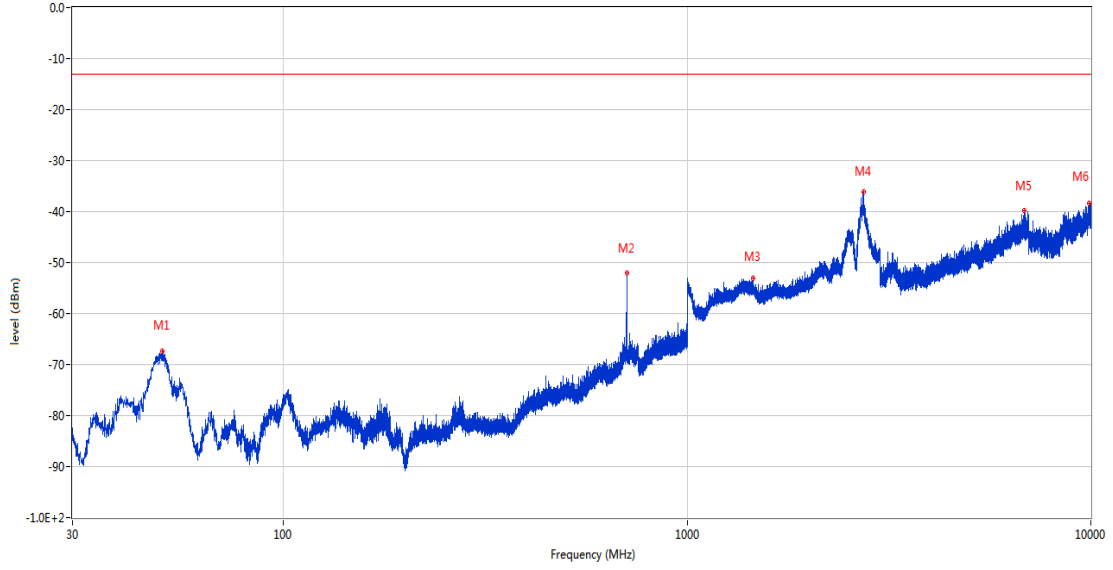
OPPO_RSE (RF) _FCC PART22&24&27_LTE B12 & B17 & B28 _699-747_30MHz-10GHz_



Frequency (MHz)	Result (dBm)	Factor (dB)	PK Limit (dBm)	Over Limit (dB)	Table (o)	ANT	EUT	Verdict
51.340	-69.68	-14.75	-13.0	-56.68	191.00	Vertical	Vertical	Pass
707.787	-45.17	3.17	-13.0	-32.17	60.00	Vertical	Vertical	N/A
2123.700	-47.82	1.47	-13.0	-34.82	90.00	Vertical	Vertical	Pass
2733.500	-34.42	19.32	-13.0	-21.42	259.00	Vertical	Vertical	Pass
6895.600	-40.06	12.16	-13.0	-27.06	158.00	Vertical	Vertical	Pass
9910.300	-36.21	18.80	-13.0	-23.21	184.00	Vertical	Vertical	Pass

RSE-V&H LTE Band 17 BW5 CH23790

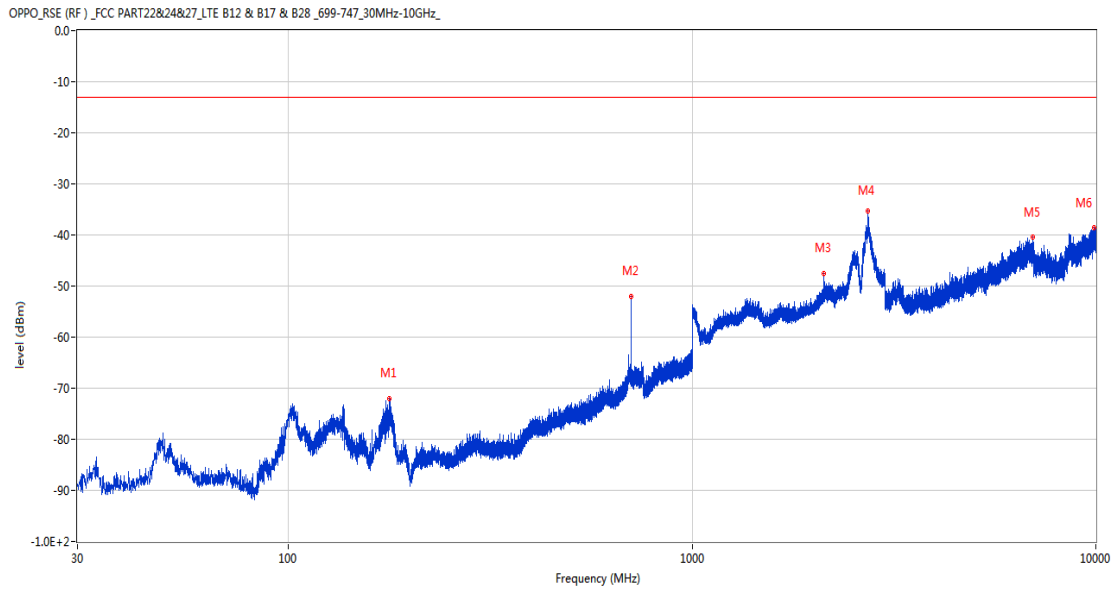
OPPO_RSE (RF) _FCC PART22&24&27_LTE B12 & B17 & B28 _699-747_30MHz-10GHz_



Frequency (MHz)	Result (dBm)	Factor (dB)	PK Limit (dBm)	Over Limit (dB)	Table (o)	ANT	EUT	Verdict
50.079	-67.28	-14.90	-13.0	-54.28	156.00	Vertical	Horizontal	Pass
707.885	-52.13	3.17	-13.0	-39.13	323.00	Vertical	Horizontal	N/A
1455.400	-53.01	-1.90	-13.0	-40.01	235.00	Vertical	Horizontal	Pass
2734.700	-36.08	19.14	-13.0	-23.08	19.00	Vertical	Horizontal	Pass
6826.000	-39.76	12.81	-13.0	-26.76	-2.00	Vertical	Horizontal	Pass
9914.500	-38.32	18.84	-13.0	-25.32	149.00	Vertical	Horizontal	Pass

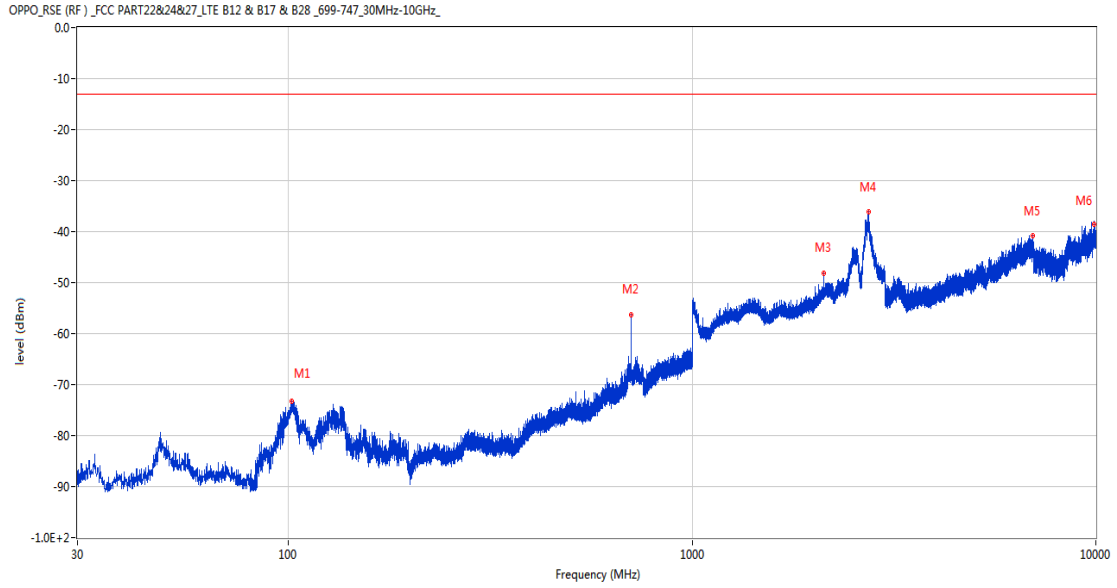
13.2 LTE Band 17 BW10, Middle Channel

RSE-H&H LTE Band 17 BW10 CH23790



Frequency (MHz)	Result (dBm)	Factor (dB)	PK Limit (dBm)	Over Limit (dB)	Table (o)	ANT	EUT	Verdict
178.022	-72.11	-14.38	-13.0	-59.11	-2.00	Horizontal	Horizontal	Pass
705.557	-51.95	3.16	-13.0	-38.95	-2.00	Horizontal	Horizontal	N/A
2117.000	-47.55	1.11	-13.0	-34.55	109.00	Horizontal	Horizontal	Pass
2729.400	-35.25	19.75	-13.0	-22.25	240.00	Horizontal	Horizontal	Pass
6976.200	-40.48	13.41	-13.0	-27.48	351.00	Horizontal	Horizontal	Pass
9909.401	-38.61	18.79	-13.0	-25.61	161.00	Horizontal	Horizontal	Pass

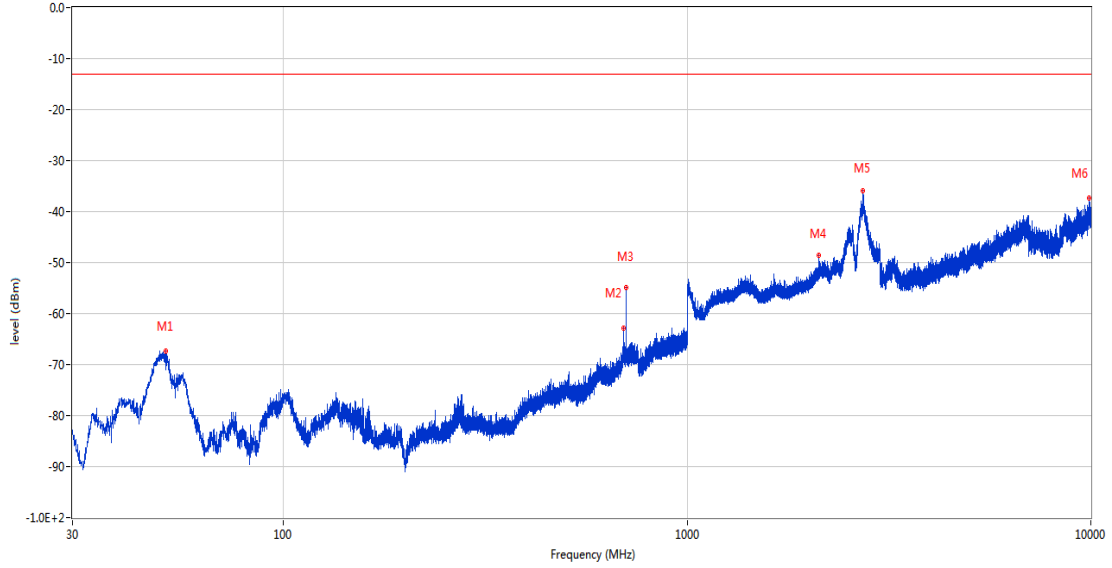
RSE-H&V LTE Band 17 BW10 CH23790



Frequency (MHz)	Result (dBm)	Factor (dB)	PK Limit (dBm)	Over Limit (dB)	Table (o)	ANT	EUT	Verdict
101.780	-73.31	-20.83	-13.0	-60.31	174.00	Horizontal	Vertical	Pass
705.605	-56.27	3.16	-13.0	-43.27	208.00	Horizontal	Vertical	N/A
2116.400	-48.16	1.13	-13.0	-35.16	56.00	Horizontal	Vertical	Pass
2738.400	-36.19	18.09	-13.0	-23.19	177.00	Horizontal	Vertical	Pass
6990.000	-40.86	13.82	-13.0	-27.86	252.00	Horizontal	Vertical	Pass
9908.500	-38.59	18.78	-13.0	-25.59	98.00	Horizontal	Vertical	Pass

RSE-V&V LTE Band 17 BW10 CH23790

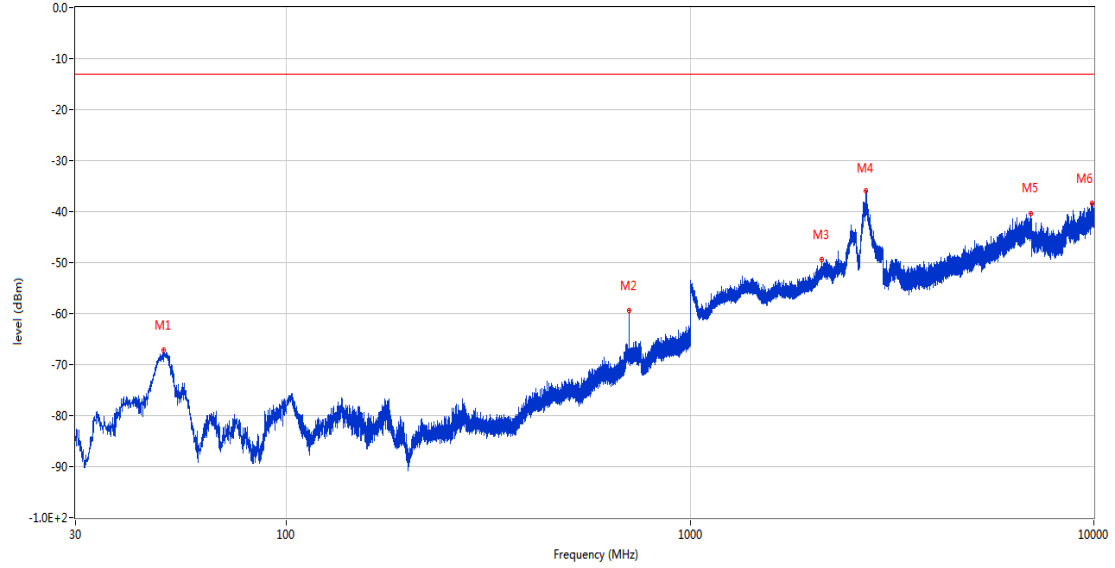
OPPO_RSE (RF) _FCC PART22&24&27_LTE B12 & B17 & B28 _699-747_30MHz-10GHz_



Frequency (MHz)	Result (dBm)	Factor (dB)	PK Limit (dBm)	Over Limit (dB)	Table (o)	ANT	EUT	Verdict
50.952	-67.45	-14.80	-13.0	-54.45	345.00	Vertical	Vertical	Pass
696.729	-62.82	2.93	-13.0	-49.82	204.00	Vertical	Vertical	Pass
705.508	-54.97	3.16	-13.0	-41.97	65.00	Vertical	Vertical	N/A
2117.400	-48.63	1.13	-13.0	-35.63	313.00	Vertical	Vertical	Pass
2727.900	-35.96	19.63	-13.0	-22.96	288.00	Vertical	Vertical	Pass
9914.050	-37.43	18.83	-13.0	-24.43	243.00	Vertical	Vertical	Pass

RSE-V&H LTE Band 17 BW10 CH23790

OPPO_RSE (RF) _FCC PART22&24&27_LTE B12 & B17 & B28 _699-747_30MHz-10GHz_

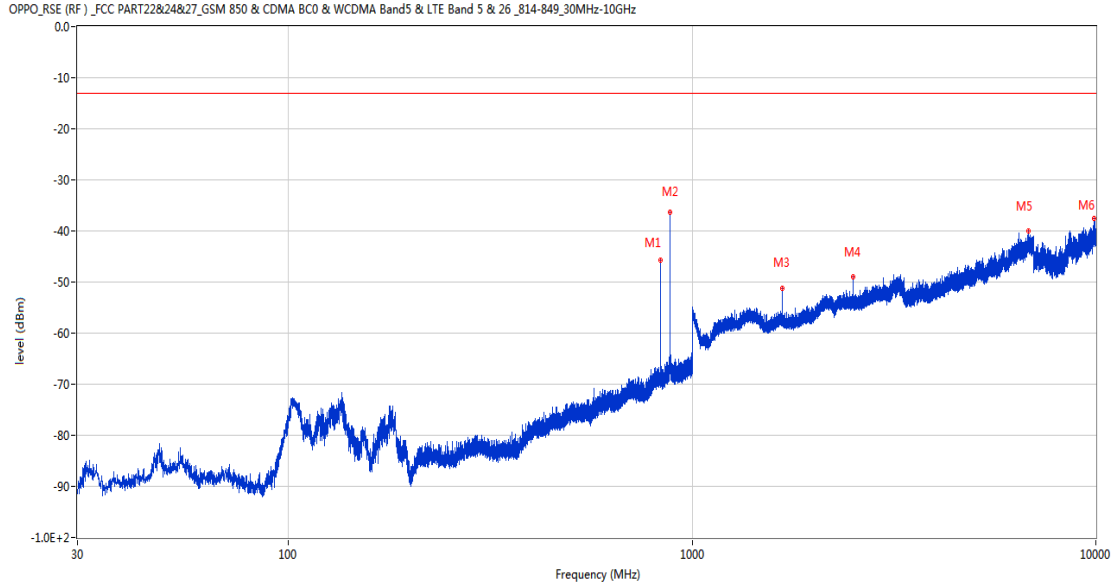


Frequency (MHz)	Result (dBm)	Factor (dB)	PK Limit (dBm)	Over Limit (dB)	Table (o)	ANT	EUT	Verdict
49.642	-67.23	-15.07	-13.0	-54.23	175.00	Vertical	Horizontal	Pass
705.605	-59.39	3.16	-13.0	-46.39	207.00	Vertical	Horizontal	N/A
2113.100	-49.47	1.27	-13.0	-36.47	178.00	Vertical	Horizontal	Pass
2727.900	-35.88	19.63	-13.0	-22.88	191.00	Vertical	Horizontal	Pass
6986.000	-40.36	13.62	-13.0	-27.36	244.00	Vertical	Horizontal	Pass
9914.050	-38.30	18.83	-13.0	-25.30	281.00	Vertical	Horizontal	Pass

14 LTE Band 26 (Part22)

14.1 LTE Band 26 (Part22) BW1.4, Middle Channel

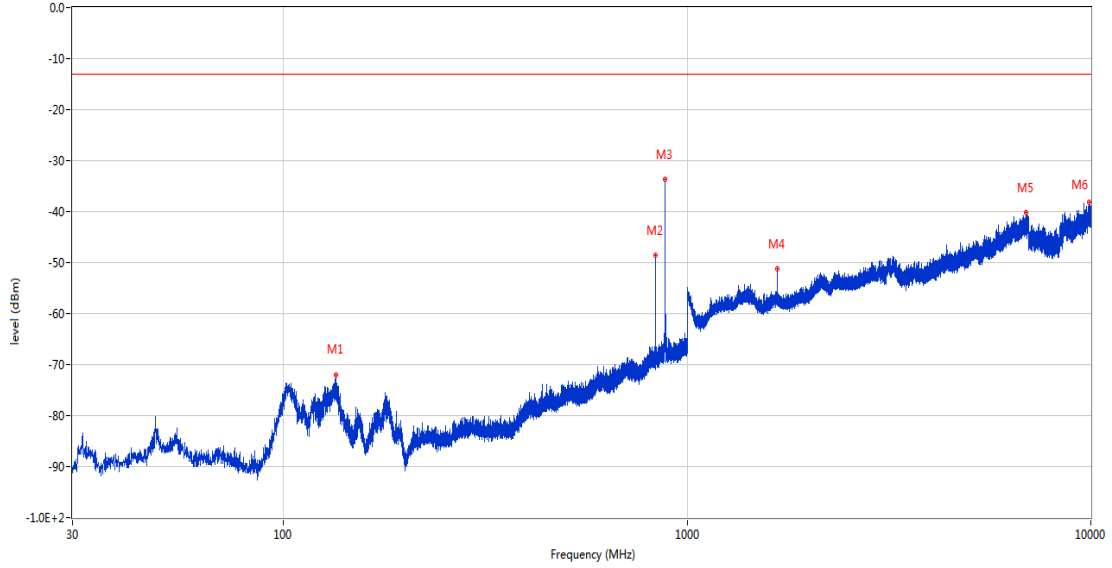
RSE-H&H LTE Band 26 (Part22) BW1.4 CH26915



Frequency (MHz)	Result (dBm)	Factor (dB)	PK Limit (dBm)	Over Limit (dB)	Table (o)	ANT	EUT	Verdict
836.022	-45.65	2.17	-13.0	-32.65	3.00	Horizontal	Horizontal	N/A
881.466	-36.31	2.72	-13.0	-23.31	145.00	Horizontal	Horizontal	N/A
1672.400	-51.24	-4.46	-13.0	-38.24	150.00	Horizontal	Horizontal	Pass
2508.300	-48.95	0.00	-13.0	-35.95	266.00	Horizontal	Horizontal	Pass
6821.600	-39.93	13.08	-13.0	-26.93	227.00	Horizontal	Horizontal	Pass
9915.700	-37.47	18.85	-13.0	-24.47	311.00	Horizontal	Horizontal	Pass

RSE-H&V LTE Band 26 (Part2) BW1.4 CH26915

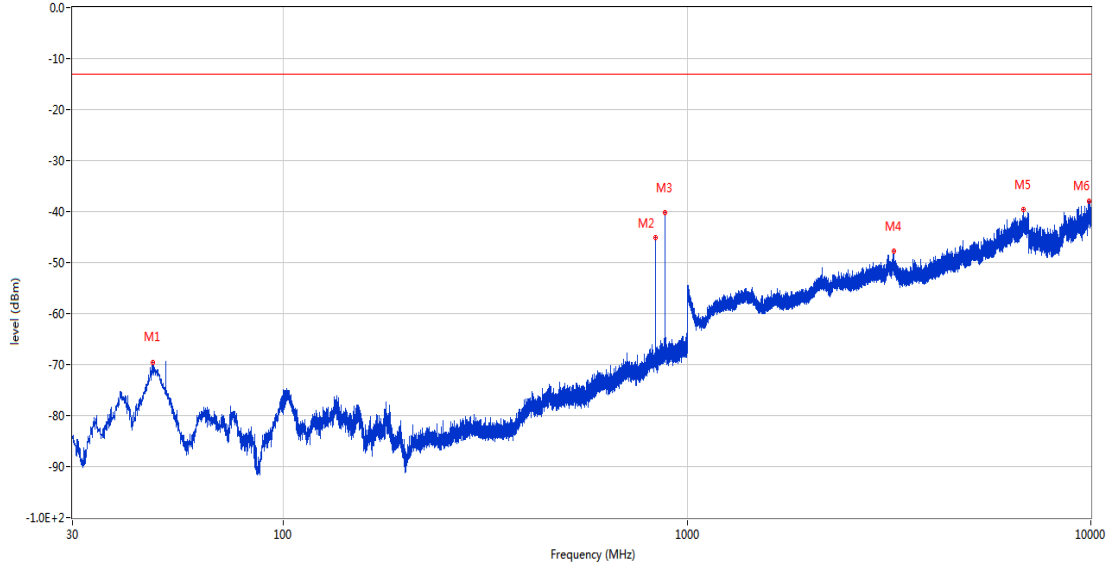
OPPO_RSE (RF) _FCC PART22&24&27_GSM 850 & CDMA BC0 & WCDMA Band5 & LTE Band 5 & 26_814-849_30MHz-10GHz



Frequency (MHz)	Result (dBm)	Factor (dB)	PK Limit (dBm)	Over Limit (dB)	Table (o)	ANT	EUT	Verdict
134.808	-72.05	-16.74	-13.0	-59.05	155.00	Horizontal	Vertical	Pass
836.119	-48.65	2.17	-13.0	-35.65	-2.00	Horizontal	Vertical	N/A
881.660	-33.76	2.74	-13.0	-20.76	123.00	Horizontal	Vertical	N/A
1672.300	-52.54	-4.45	-13.0	-39.54	0.00	Horizontal	Vertical	Pass
6926.200	-40.24	12.56	-13.0	-27.24	32.00	Horizontal	Vertical	Pass
9906.550	-38.23	18.76	-13.0	-25.23	357.00	Horizontal	Vertical	Pass

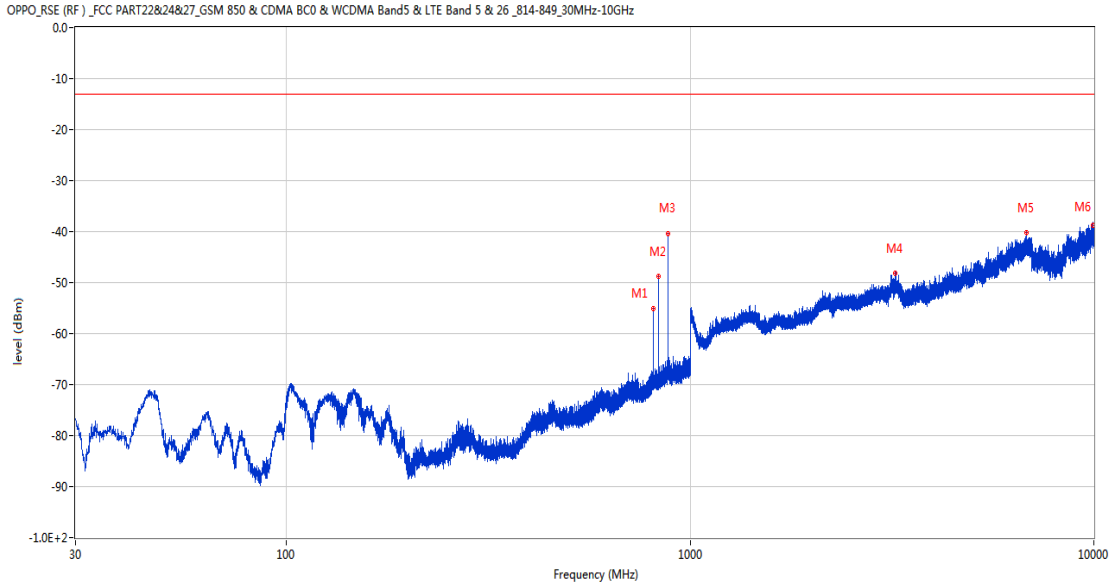
RSE-V&V LTE Band 26 (Part22) BW1.4 CH26915

OPPO_RSE (RF) _FCC PART22&24&27_GSM 850 & CDMA BC0 & WCDMA Band5 & LTE Band 5 & 26_814-849_30MHz-10GHz



Frequency (MHz)	Result (dBm)	Factor (dB)	PK Limit (dBm)	Over Limit (dB)	Table (o)	ANT	EUT	Verdict
47.508	-69.59	-16.24	-13.0	-56.59	229.00	Vertical	Vertical	Pass
836.119	-45.01	2.17	-13.0	-32.01	167.00	Vertical	Vertical	N/A
881.321	-40.18	2.71	-13.0	-27.18	104.00	Vertical	Vertical	N/A
3251.400	-47.84	5.87	-13.0	-34.84	68.00	Vertical	Vertical	Pass
6811.800	-39.63	13.17	-13.0	-26.63	101.00	Vertical	Vertical	Pass
9884.800	-38.04	18.38	-13.0	-25.04	193.00	Vertical	Vertical	Pass

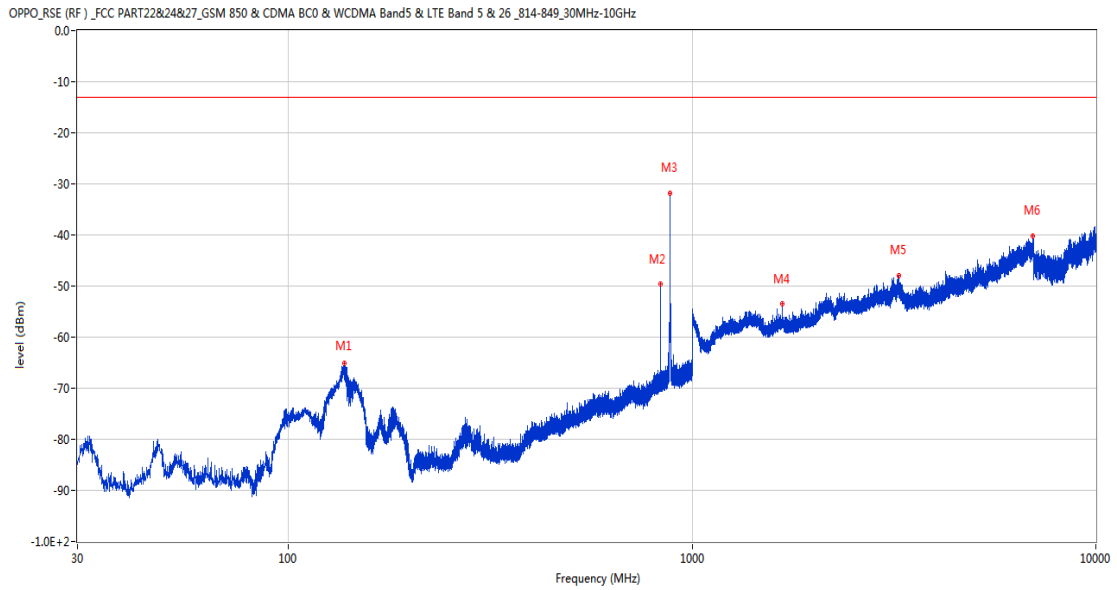
RSE-V&H LTE Band 26 (Part22) BW1.4 CH26915



Frequency (MHz)	Result (dBm)	Factor (dB)	PK Limit (dBm)	Over Limit (dB)	Table (o)	ANT	EUT	Verdict
809.346	-55.11	1.50	-13.0	-42.11	208.00	Vertical	Horizontal	Pass
836.119	-48.87	2.17	-13.0	-35.87	208.00	Vertical	Horizontal	N/A
881.951	-40.36	2.77	-13.0	-27.36	117.00	Vertical	Horizontal	N/A
3222.400	-48.08	5.97	-13.0	-35.08	315.00	Vertical	Horizontal	Pass
6806.200	-40.23	13.12	-13.0	-27.23	129.00	Vertical	Horizontal	Pass
9973.151	-38.79	19.32	-13.0	-25.79	27.00	Vertical	Horizontal	Pass

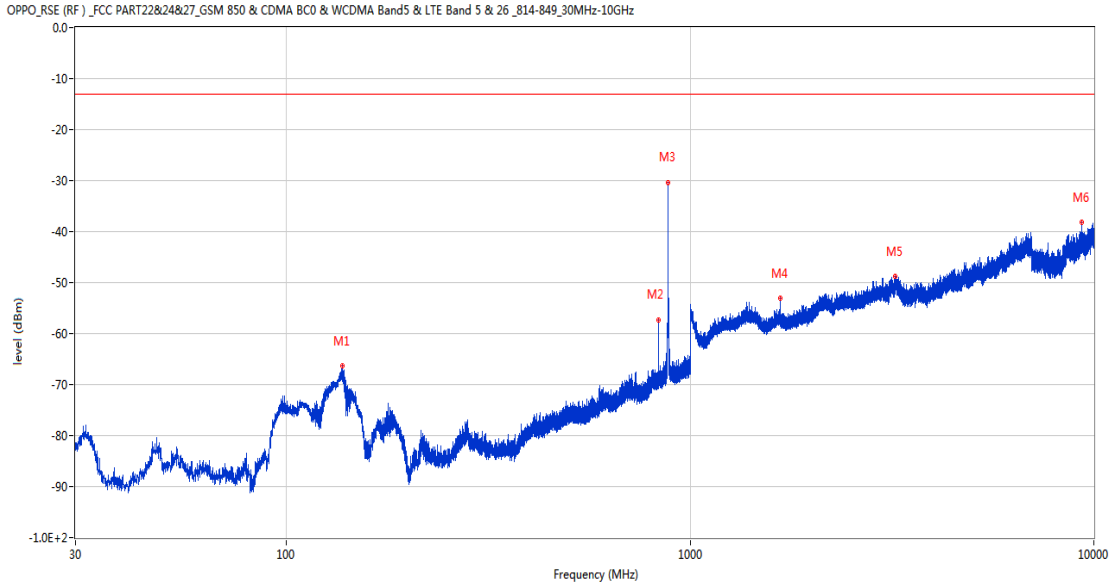
14.2 LTE Band 26 (Part22) BW3, Middle Channel

RSE-H&H LTE Band 26 (Part22) BW3 CH26915



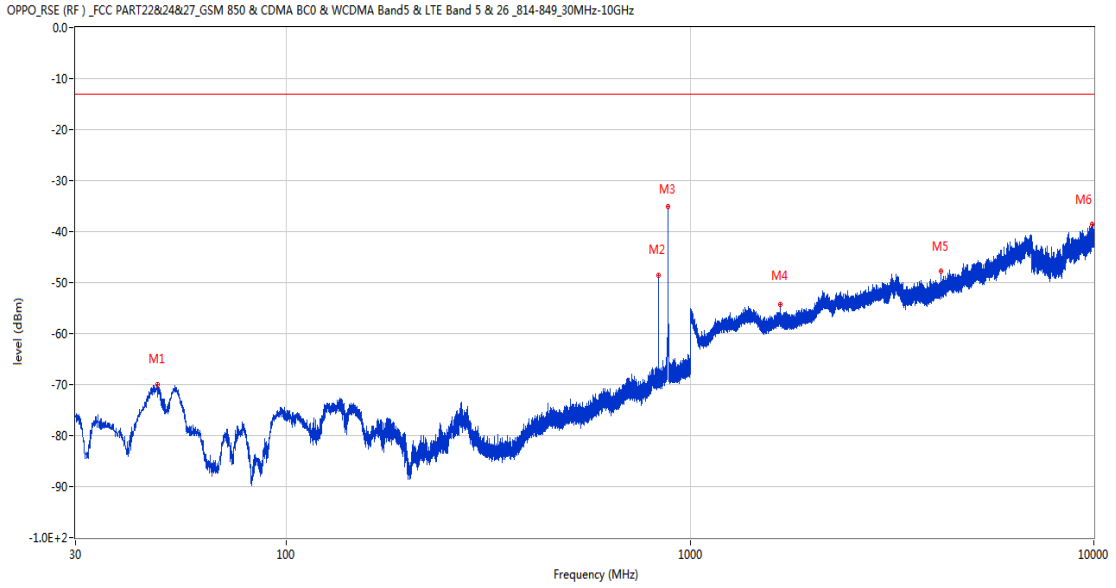
Frequency (MHz)	Result (dBm)	Factor (dB)	PK Limit (dBm)	Over Limit (dB)	Table (o)	ANT	EUT	Verdict
137.234	-65.18	-16.41	-13.0	-52.18	291.00	Horizontal	Horizontal	Pass
835.294	-49.60	2.16	-13.0	-36.60	302.00	Horizontal	Horizontal	N/A
881.175	-31.75	2.69	-13.0	-18.75	164.00	Horizontal	Horizontal	N/A
1670.800	-53.51	-4.29	-13.0	-40.51	47.00	Horizontal	Horizontal	Pass
3253.000	-47.89	5.90	-13.0	-34.89	17.00	Horizontal	Horizontal	Pass
6976.400	-40.18	13.43	-13.0	-27.18	115.00	Horizontal	Horizontal	Pass

RSE-H&V LTE Band 26 (Part22) BW3 CH26915



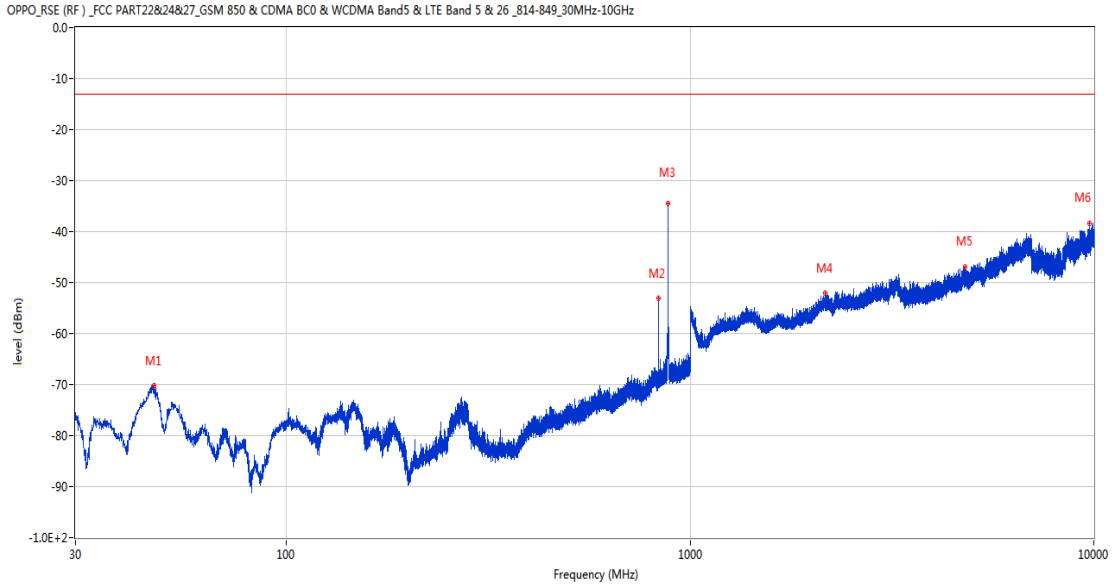
Frequency (MHz)	Result (dBm)	Factor (dB)	PK Limit (dBm)	Over Limit (dB)	Table (o)	ANT	EUT	Verdict
137.331	-66.32	-16.38	-13.0	-53.32	134.00	Horizontal	Vertical	Pass
835.246	-57.45	2.16	-13.0	-44.45	195.00	Horizontal	Vertical	N/A
881.660	-30.34	2.74	-13.0	-17.34	165.00	Horizontal	Vertical	N/A
1670.400	-53.14	-4.26	-13.0	-40.14	20.00	Horizontal	Vertical	Pass
3221.400	-48.81	5.85	-13.0	-35.81	48.00	Horizontal	Vertical	Pass
9338.200	-38.15	16.33	-13.0	-25.15	51.00	Horizontal	Vertical	Pass

RSE-V&V LTE Band 26 (Part22) BW3 CH26915



Frequency (MHz)	Result (dBm)	Factor (dB)	PK Limit (dBm)	Over Limit (dB)	Table (o)	ANT	EUT	Verdict
47.993	-70.08	-16.11	-13.0	-57.08	58.00	Vertical	Vertical	Pass
835.294	-48.56	2.16	-13.0	-35.56	16.00	Vertical	Vertical	N/A
881.903	-35.10	2.76	-13.0	-22.10	49.00	Vertical	Vertical	N/A
1671.000	-54.34	-4.31	-13.0	-41.34	145.00	Vertical	Vertical	Pass
4190.000	-47.79	5.18	-13.0	-34.79	238.00	Vertical	Vertical	Pass
9908.799	-38.52	18.78	-13.0	-25.52	293.00	Vertical	Vertical	Pass

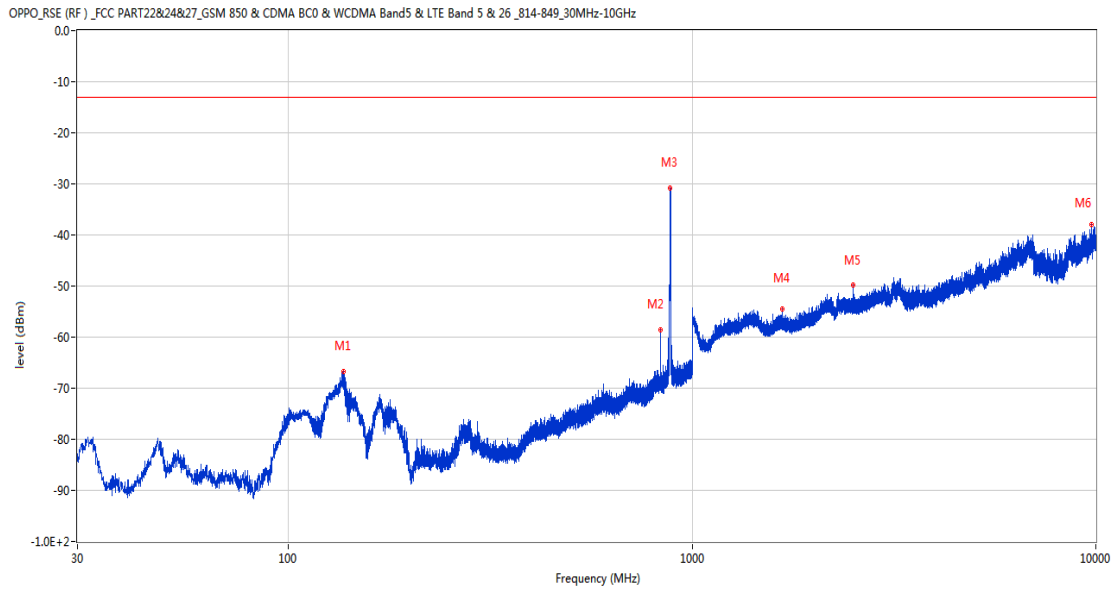
RSE-V&H LTE Band 26 (Part22) BW3 CH26915



Frequency (MHz)	Result (dBm)	Factor (dB)	PK Limit (dBm)	Over Limit (dB)	Table (o)	ANT	EUT	Verdict
46.878	-70.27	-16.40	-13.0	-57.27	62.00	Vertical	Horizontal	Pass
835.246	-53.03	2.16	-13.0	-40.03	239.00	Vertical	Horizontal	N/A
881.272	-34.58	2.70	-13.0	-21.58	42.00	Vertical	Horizontal	N/A
2158.700	-51.99	-0.87	-13.0	-38.99	161.00	Vertical	Horizontal	Pass
4807.600	-47.02	7.36	-13.0	-34.02	235.00	Vertical	Horizontal	Pass
9745.150	-38.40	18.44	-13.0	-25.40	293.00	Vertical	Horizontal	Pass

14.3 LTE Band 26 (Part22) BW5, Middle Channel

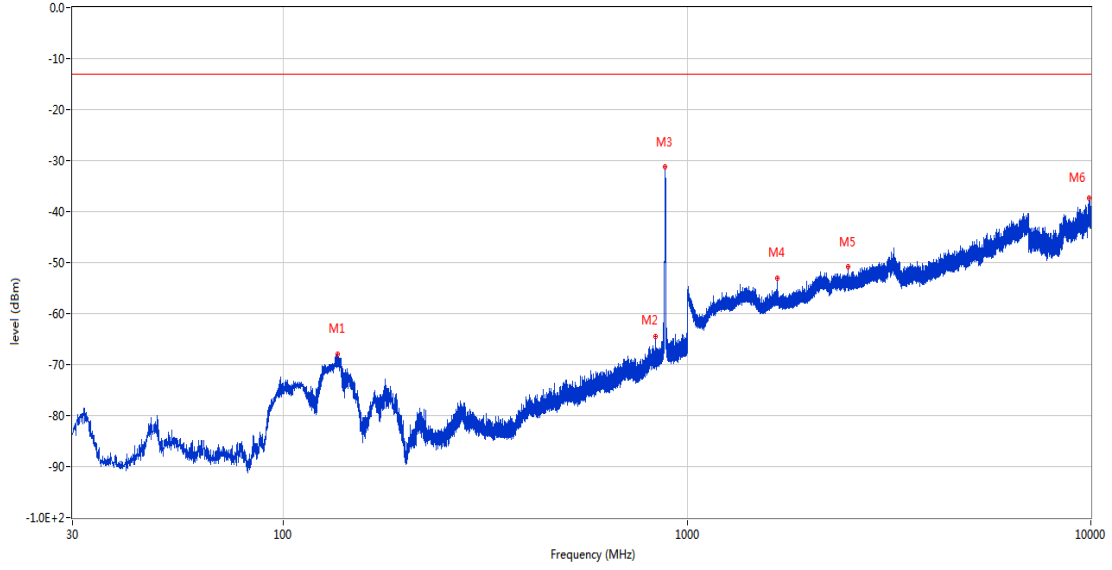
RSE-H&H LTE Band 26 (Part22) BW5 CH26915



Frequency (MHz)	Result (dBm)	Factor (dB)	PK Limit (dBm)	Over Limit (dB)	Table (o)	ANT	EUT	Verdict
136.700	-66.69	-16.54	-13.0	-53.69	132.00	Horizontal	Horizontal	Pass
834.372	-58.60	2.15	-13.0	-45.60	224.00	Horizontal	Horizontal	N/A
882.388	-30.76	2.78	-13.0	-17.76	162.00	Horizontal	Horizontal	N/A
1669.000	-54.51	-4.24	-13.0	-41.51	96.00	Horizontal	Horizontal	Pass
2503.100	-49.76	-0.17	-13.0	-36.76	270.00	Horizontal	Horizontal	Pass
9742.900	-37.91	18.41	-13.0	-24.91	163.00	Horizontal	Horizontal	Pass

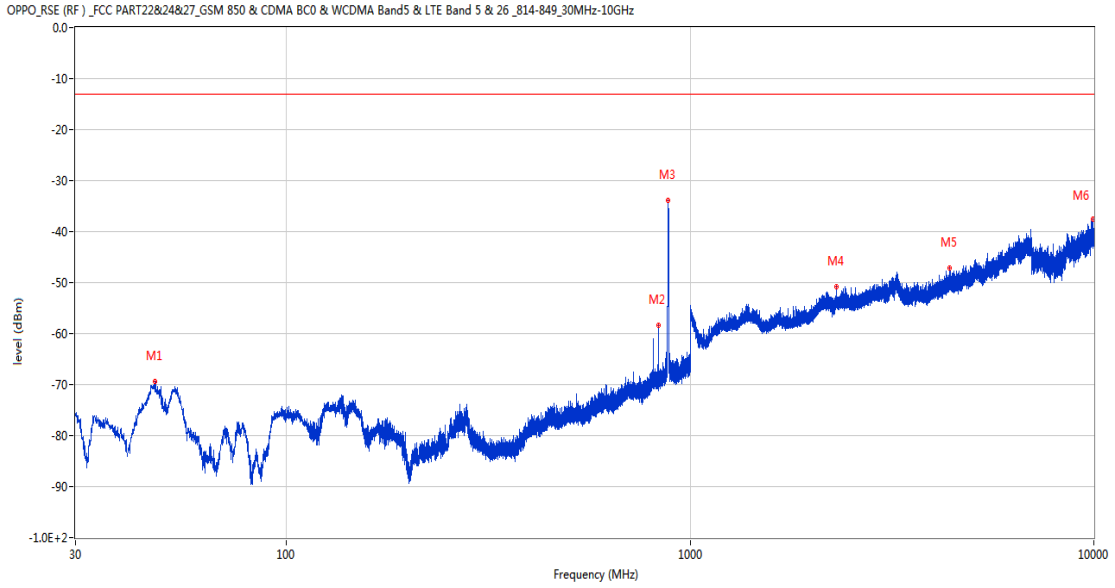
RSE-H&V LTE Band 26 (Part22) BW5 CH26915

OPPO_RSE (RF) _FCC PART22&24&27_GSM 850 & CDMA BC0 & WCDMA Band5 & LTE Band 5 & 26_814-849_30MHz-10GHz



Frequency (MHz)	Result (dBm)	Factor (dB)	PK Limit (dBm)	Over Limit (dB)	Table (o)	ANT	EUT	Verdict
136.361	-67.96	-16.63	-13.0	-54.96	309.00	Horizontal	Vertical	Pass
834.324	-64.41	2.15	-13.0	-51.41	282.00	Horizontal	Vertical	N/A
882.290	-31.22	2.78	-13.0	-18.22	159.00	Horizontal	Vertical	N/A
1668.900	-53.07	-4.24	-13.0	-40.07	226.00	Horizontal	Vertical	Pass
2502.900	-50.87	-0.17	-13.0	-37.87	238.00	Horizontal	Vertical	Pass
9903.400	-37.37	18.73	-13.0	-24.37	202.00	Horizontal	Vertical	Pass

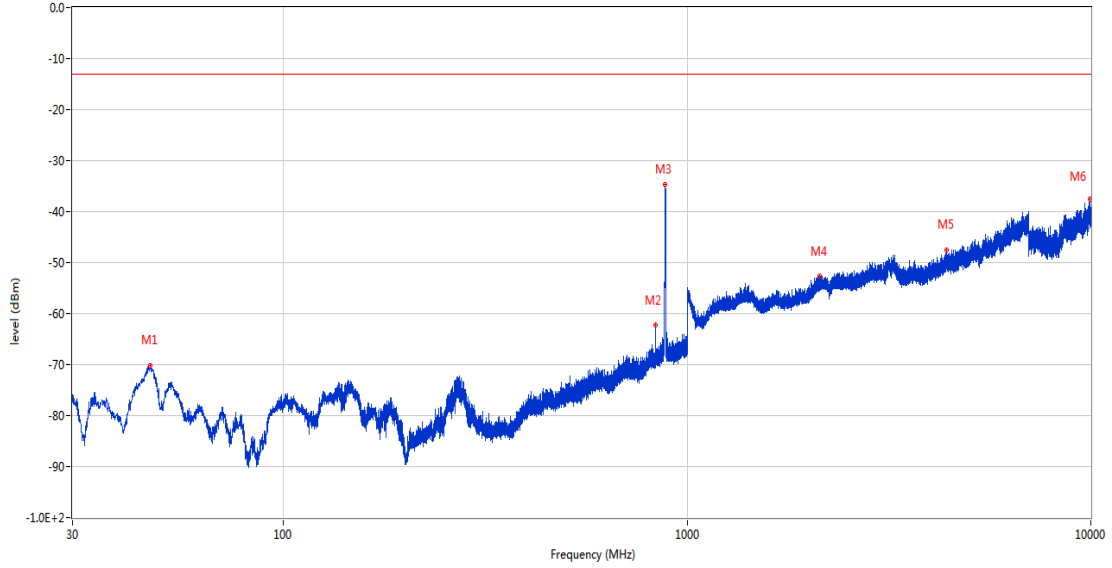
RSE-V&V LTE Band 26 (Part22) BW5 CH26915



Frequency (MHz)	Result (dBm)	Factor (dB)	PK Limit (dBm)	Over Limit (dB)	Table (o)	ANT	EUT	Verdict
47.120	-69.44	-16.35	-13.0	-56.44	-1.00	Vertical	Vertical	Pass
834.372	-58.40	2.15	-13.0	-45.40	155.00	Vertical	Vertical	N/A
880.738	-33.93	2.65	-13.0	-20.93	40.00	Vertical	Vertical	N/A
2301.300	-50.87	-0.23	-13.0	-37.87	282.00	Vertical	Vertical	Pass
4399.000	-47.05	6.15	-13.0	-34.05	205.00	Vertical	Vertical	Pass
9941.349	-37.49	19.21	-13.0	-24.49	235.00	Vertical	Vertical	Pass

RSE-V&H LTE Band 26 (Part22) BW5 CH26915

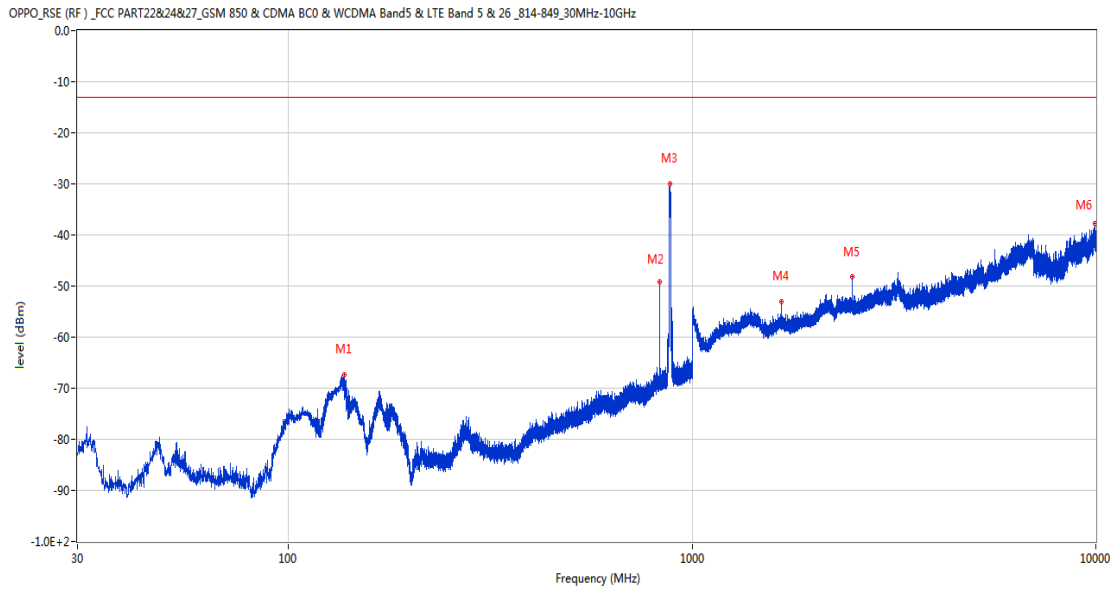
OPPO_RSE (RF) _FCC PART22&24&27_GSM 850 & CDMA BC0 & WCDMA Band5 & LTE Band 5 & 26_814-849_30MHz-10GHz



Frequency (MHz)	Result (dBm)	Factor (dB)	PK Limit (dBm)	Over Limit (dB)	Table (o)	ANT	EUT	Verdict
46.684	-70.13	-16.42	-13.0	-57.13	6.00	Vertical	Horizontal	Pass
834.421	-62.17	2.15	-13.0	-49.17	246.00	Vertical	Horizontal	N/A
882.242	-34.78	2.78	-13.0	-21.78	41.00	Vertical	Horizontal	N/A
2126.900	-52.73	-0.90	-13.0	-39.73	351.00	Vertical	Horizontal	Pass
4398.200	-47.61	6.12	-13.0	-34.61	3.00	Vertical	Horizontal	Pass
9933.100	-37.53	19.08	-13.0	-24.53	292.00	Vertical	Horizontal	Pass

14.4 LTE Band 26 (Part22) BW10, Middle Channel

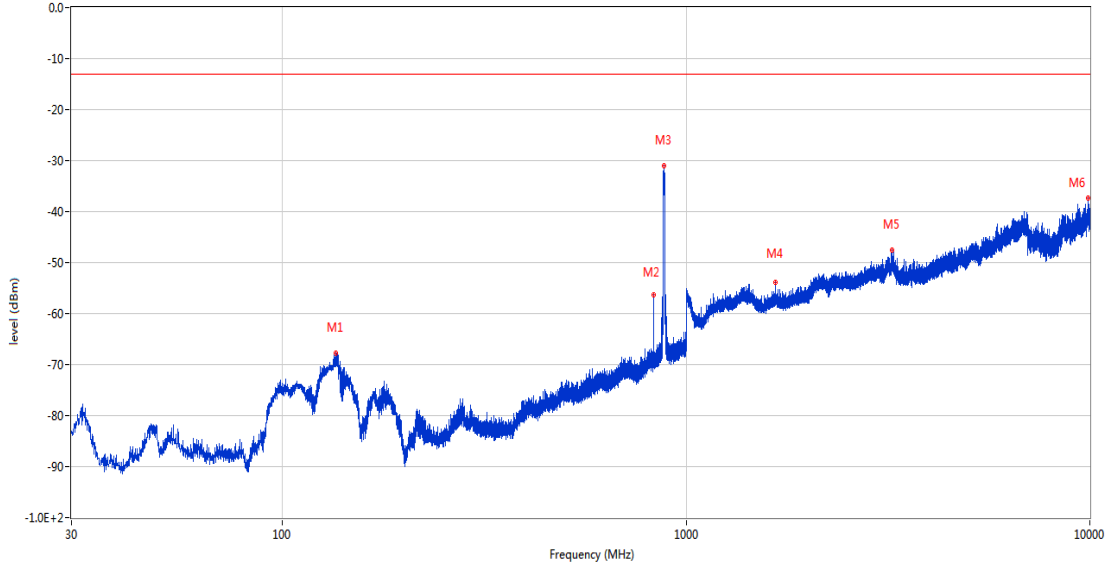
RSE-H&H LTE Band 26 (Part22) BW10 CH26915



Frequency (MHz)	Result (dBm)	Factor (dB)	PK Limit (dBm)	Over Limit (dB)	Table (o)	ANT	EUT	Verdict
137.622	-67.44	-16.31	-13.0	-54.44	129.00	Horizontal	Horizontal	Pass
832.093	-49.18	2.12	-13.0	-36.18	213.00	Horizontal	Horizontal	N/A
881.369	-30.10	2.71	-13.0	-17.10	164.00	Horizontal	Horizontal	N/A
1664.400	-53.01	-4.21	-13.0	-40.01	135.00	Horizontal	Horizontal	Pass
2496.500	-48.22	-0.25	-13.0	-35.22	280.00	Horizontal	Horizontal	Pass
9941.650	-37.84	19.21	-13.0	-24.84	0.00	Horizontal	Horizontal	Pass

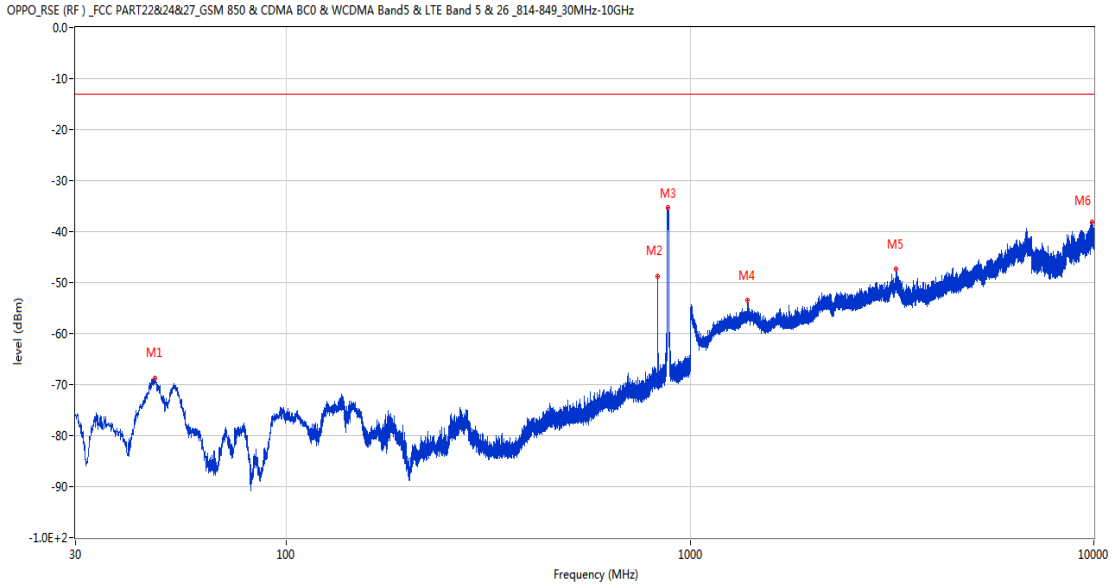
RSE-H&V LTE Band 26 (Part22) BW10 CH26915

OPPO_RSE (RF) _FCC PART22&24&27_GSM 850 & CDMA BC0 & WCDMA Band5 & LTE Band 5 & 26_814-849_30MHz-10GHz



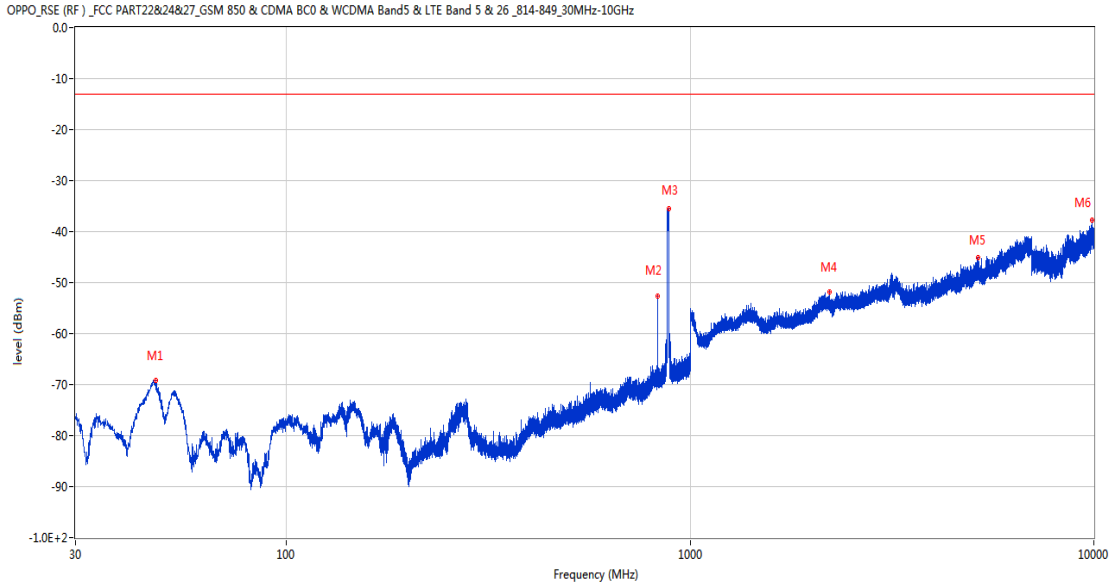
Frequency (MHz)	Result (dBm)	Factor (dB)	PK Limit (dBm)	Over Limit (dB)	Table (o)	ANT	EUT	Verdict
135.488	-67.82	-16.69	-13.0	-54.82	145.00	Horizontal	Vertical	Pass
832.093	-56.41	2.12	-13.0	-43.41	290.00	Horizontal	Vertical	N/A
879.671	-31.01	2.59	-13.0	-18.01	163.00	Horizontal	Vertical	N/A
1664.100	-53.89	-4.20	-13.0	-40.89	223.00	Horizontal	Vertical	Pass
3234.400	-47.55	6.73	-13.0	-34.55	157.00	Horizontal	Vertical	Pass
9908.200	-37.44	18.78	-13.0	-24.44	202.00	Horizontal	Vertical	Pass

RSE-V&V LTE Band 26 (Part22) BW10 CH26915



Frequency (MHz)	Result (dBm)	Factor (dB)	PK Limit (dBm)	Over Limit (dB)	Table (o)	ANT	EUT	Verdict
47.218	-68.82	-16.32	-13.0	-55.82	47.00	Vertical	Vertical	Pass
832.044	-48.67	2.12	-13.0	-35.67	103.00	Vertical	Vertical	N/A
883.115	-35.25	2.78	-13.0	-22.25	28.00	Vertical	Vertical	N/A
1389.600	-53.57	-3.31	-13.0	-40.57	56.00	Vertical	Vertical	Pass
3235.400	-47.36	6.66	-13.0	-34.36	130.00	Vertical	Vertical	Pass
9912.100	-38.24	18.82	-13.0	-25.24	0.00	Vertical	Vertical	Pass

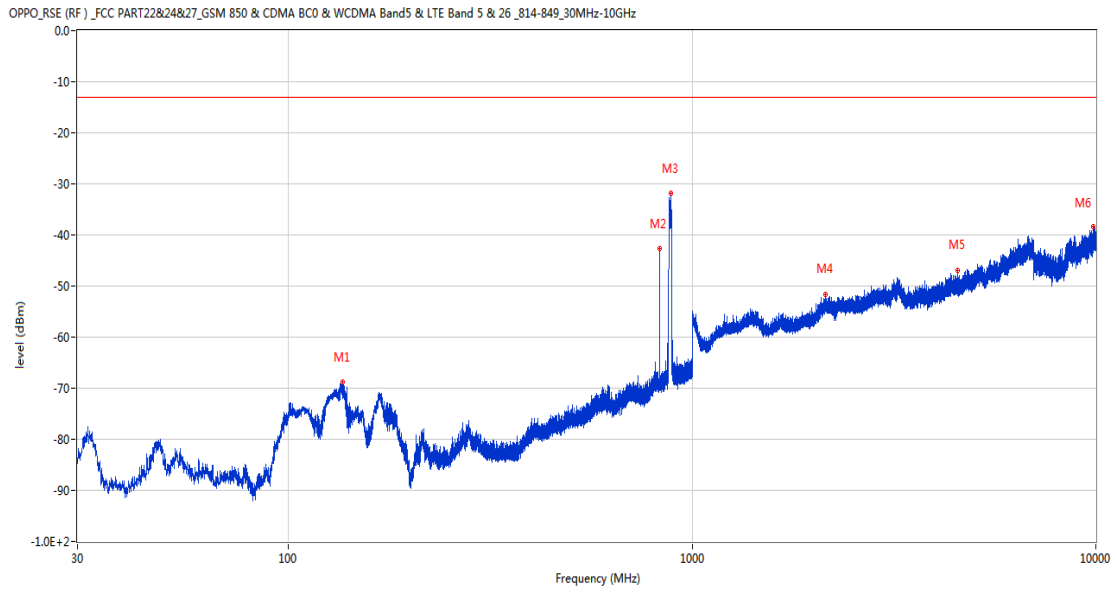
RSE-V&H LTE Band 26 (Part22) BW10 CH26915



Frequency (MHz)	Result (dBm)	Factor (dB)	PK Limit (dBm)	Over Limit (dB)	Table (o)	ANT	EUT	Verdict
47.363	-69.19	-16.28	-13.0	-56.19	70.00	Vertical	Horizontal	Pass
832.093	-52.57	2.12	-13.0	-39.57	265.00	Vertical	Horizontal	N/A
883.988	-35.59	2.77	-13.0	-22.59	30.00	Vertical	Horizontal	N/A
2218.500	-51.90	-0.75	-13.0	-38.90	85.00	Vertical	Horizontal	Pass
5168.800	-45.19	7.62	-13.0	-32.19	192.00	Vertical	Horizontal	Pass
9907.450	-37.86	18.77	-13.0	-24.86	184.00	Vertical	Horizontal	Pass

14.5 LTE Band 26 (Part22) BW15, Middle Channel

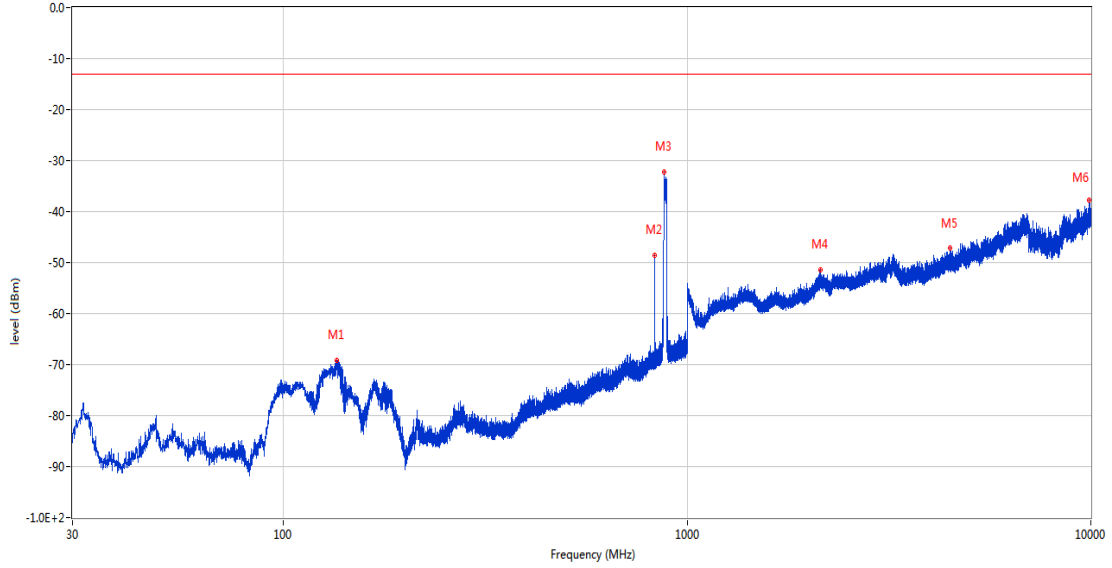
RSE-H&H LTE Band 26 (Part22) BW15 CH26915



Frequency (MHz)	Result (dBm)	Factor (dB)	PK Limit (dBm)	Over Limit (dB)	Table (o)	ANT	EUT	Verdict
136.070	-68.79	-16.65	-13.0	-55.79	184.00	Horizontal	Horizontal	Pass
829.814	-42.61	2.09	-13.0	-29.61	208.00	Horizontal	Horizontal	N/A
885.492	-31.91	2.75	-13.0	-18.91	161.00	Horizontal	Horizontal	N/A
2136.500	-51.62	-0.57	-13.0	-38.62	351.00	Horizontal	Horizontal	Pass
4553.800	-46.96	5.66	-13.0	-33.96	331.00	Horizontal	Horizontal	Pass
9876.100	-38.36	18.24	-13.0	-25.36	24.00	Horizontal	Horizontal	Pass

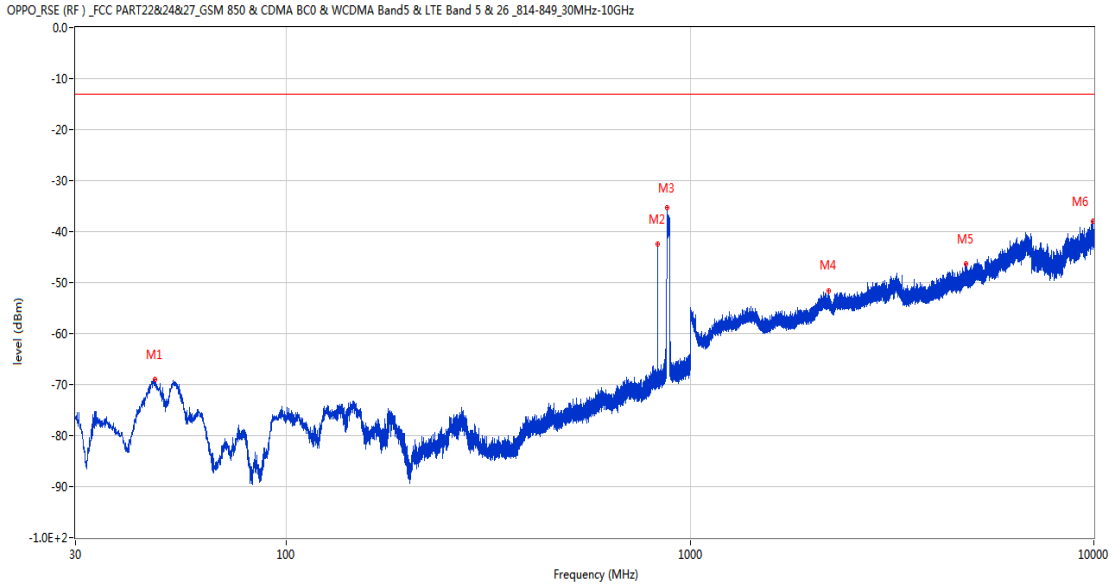
RSE-H&V LTE Band 26 (Part22) BW15 CH26915

OPPO_RSE (RF) _FCC PART22&24&27_GSM 850 & CDMA BC0 & WCDMA Band5 & LTE Band 5 & 26_814-849_30MHz-10GHz



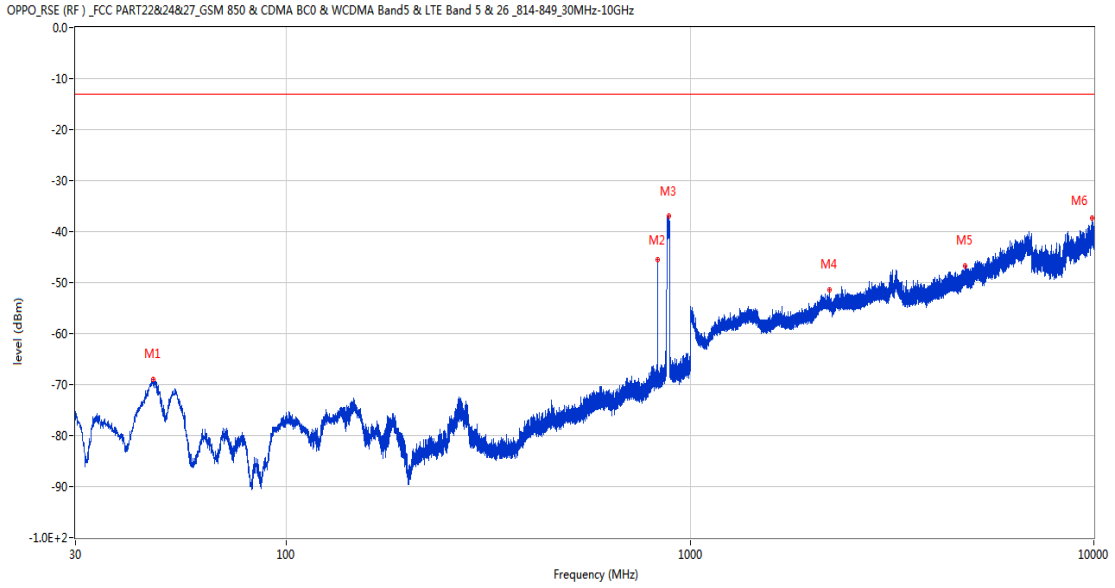
Frequency (MHz)	Result (dBm)	Factor (dB)	PK Limit (dBm)	Over Limit (dB)	Table (o)	ANT	EUT	Verdict
135.245	-69.25	-16.70	-13.0	-56.25	139.00	Horizontal	Vertical	Pass
829.862	-48.52	2.09	-13.0	-35.52	139.00	Horizontal	Vertical	N/A
878.653	-32.34	2.61	-13.0	-19.34	159.00	Horizontal	Vertical	N/A
2137.300	-51.42	-0.53	-13.0	-38.42	291.00	Horizontal	Vertical	Pass
4472.600	-47.10	5.64	-13.0	-34.10	91.00	Horizontal	Vertical	Pass
9908.950	-37.77	18.79	-13.0	-24.77	284.00	Horizontal	Vertical	Pass

RSE-V&V LTE Band 26 (Part22) BW15 CH26915



Frequency (MHz)	Result (dBm)	Factor (dB)	PK Limit (dBm)	Over Limit (dB)	Table (o)	ANT	EUT	Verdict
47.315	-69.04	-16.30	-13.0	-56.04	-1.00	Vertical	Vertical	Pass
829.765	-42.51	2.09	-13.0	-29.51	17.00	Vertical	Vertical	N/A
878.556	-35.25	2.61	-13.0	-22.25	39.00	Vertical	Vertical	N/A
2207.100	-51.73	-0.24	-13.0	-38.73	129.00	Vertical	Vertical	Pass
4817.400	-46.41	6.89	-13.0	-33.41	50.00	Vertical	Vertical	Pass
9932.200	-38.06	19.06	-13.0	-25.06	292.00	Vertical	Vertical	Pass

RSE-V&H LTE Band 26 (Part22) BW15 CH26915

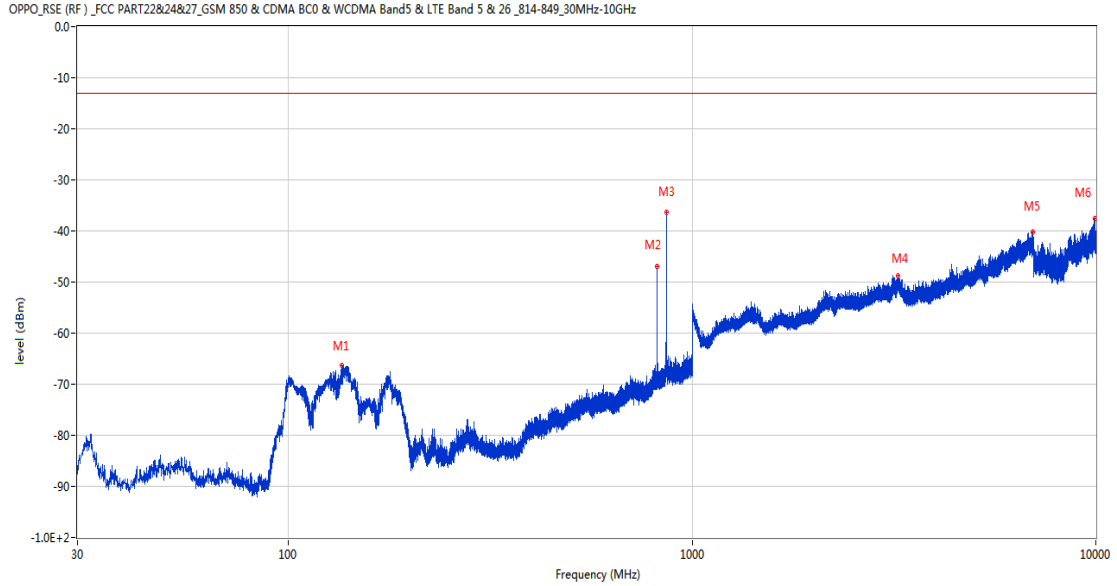


Frequency (MHz)	Result (dBm)	Factor (dB)	PK Limit (dBm)	Over Limit (dB)	Table (o)	ANT	EUT	Verdict
46.830	-69.08	-16.41	-13.0	-56.08	37.00	Vertical	Horizontal	Pass
829.765	-45.60	2.09	-13.0	-32.60	245.00	Vertical	Horizontal	N/A
884.473	-36.89	2.77	-13.0	-23.89	37.00	Vertical	Horizontal	N/A
2212.400	-51.53	-0.46	-13.0	-38.53	107.00	Vertical	Horizontal	Pass
4790.000	-46.83	7.59	-13.0	-33.83	0.00	Vertical	Horizontal	Pass
9905.050	-37.28	18.75	-13.0	-24.28	357.00	Vertical	Horizontal	Pass

15 LTE Band 26 (Part90)

15.1 LTE Band 26 (Part90) BW1.4, Middle Channel

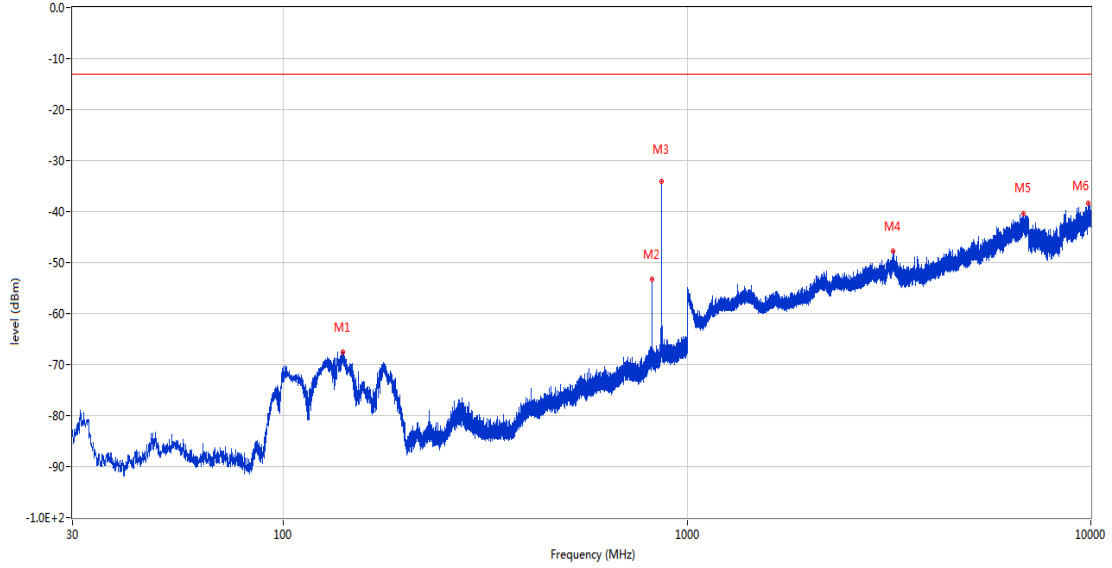
RSE-H&H LTE Band 26 (Part90) BW1.4 CH26740



Frequency (MHz)	Result (dBm)	Factor (dB)	PK Limit (dBm)	Over Limit (dB)	Table (o)	ANT	EUT	Verdict
135.682	-66.33	-16.68	-13.0	-53.33	152.00	Horizontal	Horizontal	Pass
818.513	-46.89	1.89	-13.0	-33.89	324.00	Horizontal	Horizontal	N/A
864.248	-36.38	2.12	-13.0	-23.38	163.00	Horizontal	Horizontal	N/A
3235.600	-48.85	6.65	-13.0	-35.85	10.00	Horizontal	Horizontal	Pass
6991.400	-40.14	13.92	-13.0	-27.14	32.00	Horizontal	Horizontal	Pass
9943.300	-37.47	19.25	-13.0	-24.47	269.00	Horizontal	Horizontal	Pass

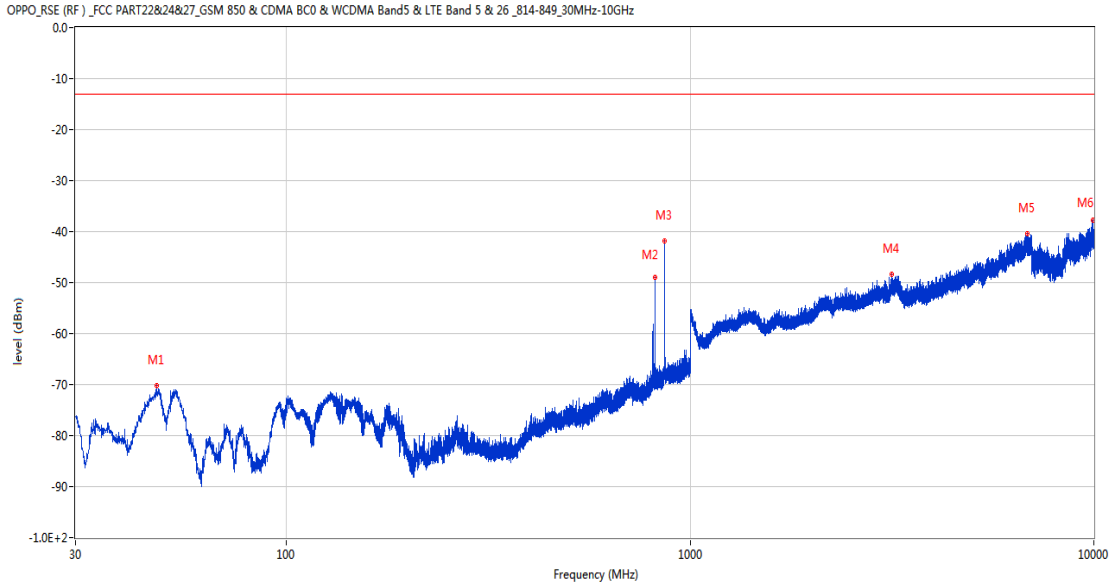
RSE-H&V LTE Band 26 (Part90) BW1.4 CH26740

OPPO_RSE (RF) _FCC PART22&24&27_GSM 850 & CDMA BC0 & WCDMA Band5 & LTE Band 5 & 26_814-849_30MHz-10GHz



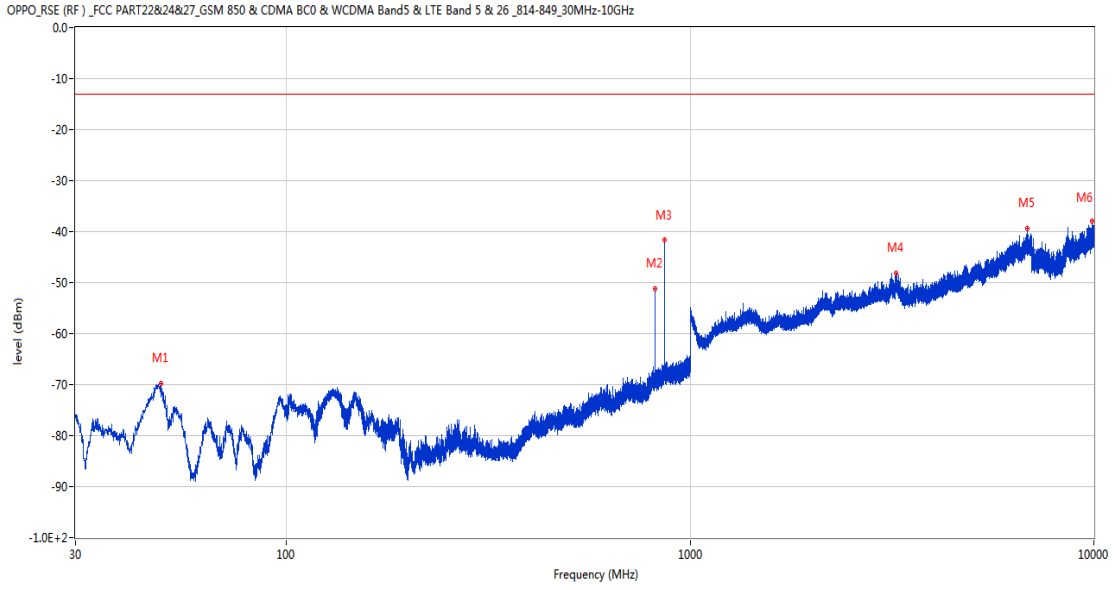
Frequency (MHz)	Result (dBm)	Factor (dB)	PK Limit (dBm)	Over Limit (dB)	Table (o)	ANT	EUT	Verdict
140.580	-67.64	-15.98	-13.0	-54.64	164.00	Horizontal	Vertical	Pass
818.562	-53.24	1.90	-13.0	-40.24	312.00	Horizontal	Vertical	N/A
864.394	-34.03	2.11	-13.0	-21.03	145.00	Horizontal	Vertical	N/A
3234.200	-47.82	6.74	-13.0	-34.82	45.00	Horizontal	Vertical	Pass
6793.000	-40.39	12.93	-13.0	-27.39	30.00	Horizontal	Vertical	Pass
9850.150	-38.38	18.19	-13.0	-25.38	144.00	Horizontal	Vertical	Pass

RSE-V&V LTE Band 26 (Part90) BW1.4 CH26740



Frequency (MHz)	Result (dBm)	Factor (dB)	PK Limit (dBm)	Over Limit (dB)	Table (o)	ANT	EUT	Verdict
47.654	-70.11	-16.20	-13.0	-57.11	333.00	Vertical	Vertical	Pass
818.610	-48.92	1.90	-13.0	-35.92	95.00	Vertical	Vertical	N/A
864.055	-41.75	2.13	-13.0	-28.75	124.00	Vertical	Vertical	N/A
3163.400	-48.37	6.21	-13.0	-35.37	126.00	Vertical	Vertical	Pass
6838.600	-40.40	12.45	-13.0	-27.40	50.00	Vertical	Vertical	Pass
9940.150	-37.75	19.18	-13.0	-24.75	317.00	Vertical	Vertical	Pass

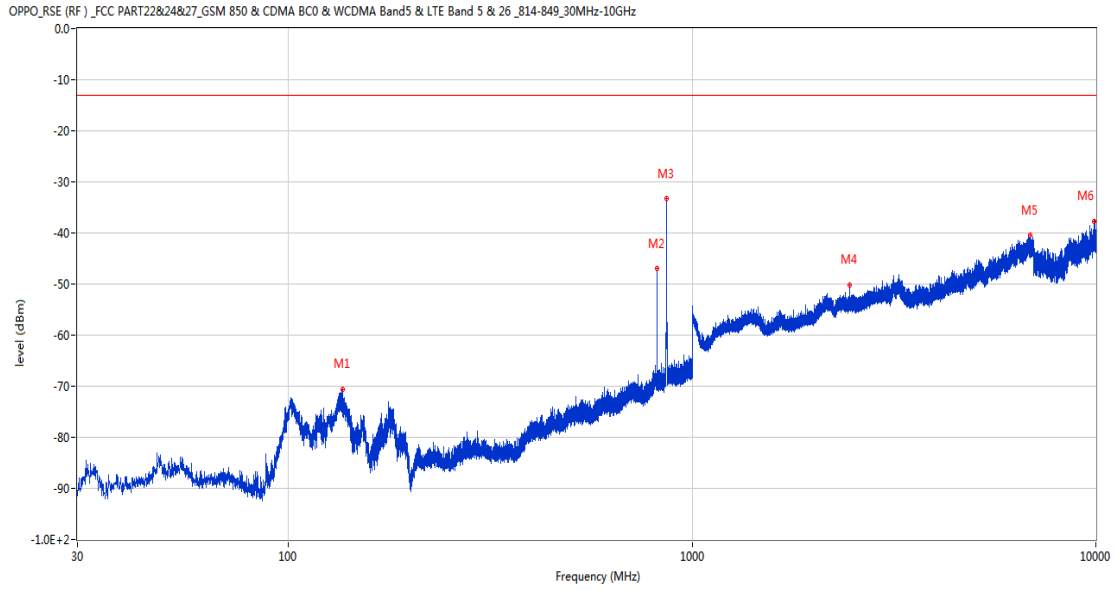
RSE-V&H LTE Band 26 (Part90) BW1.4 CH26740



Frequency (MHz)	Result (dBm)	Factor (dB)	PK Limit (dBm)	Over Limit (dB)	Table (o)	ANT	EUT	Verdict
48.770	-69.71	-15.78	-13.0	-56.71	67.00	Vertical	Horizontal	Pass
818.562	-51.18	1.90	-13.0	-38.18	230.00	Vertical	Horizontal	N/A
863.666	-41.62	2.15	-13.0	-28.62	129.00	Vertical	Horizontal	N/A
3231.800	-48.18	6.77	-13.0	-35.18	175.00	Vertical	Horizontal	Pass
6830.400	-39.43	12.74	-13.0	-26.43	185.00	Vertical	Horizontal	Pass
9921.401	-38.03	18.91	-13.0	-25.03	317.00	Vertical	Horizontal	Pass

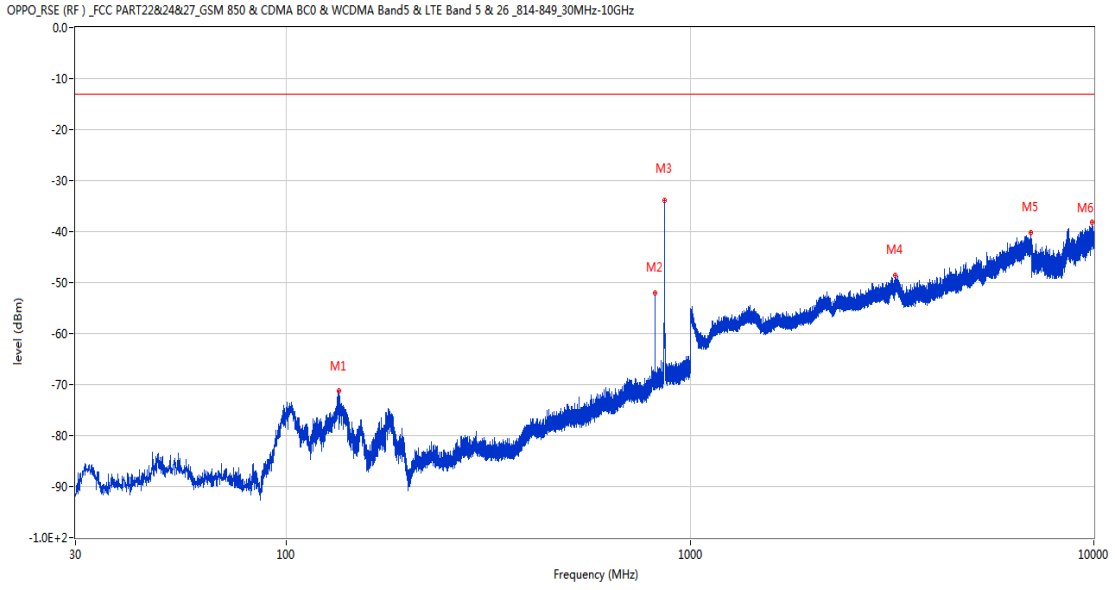
15.2 LTE Band 26 (Part90) BW3, Middle Channel

RSE-H&H LTE Band 26 (Part90) BW3 CH26740



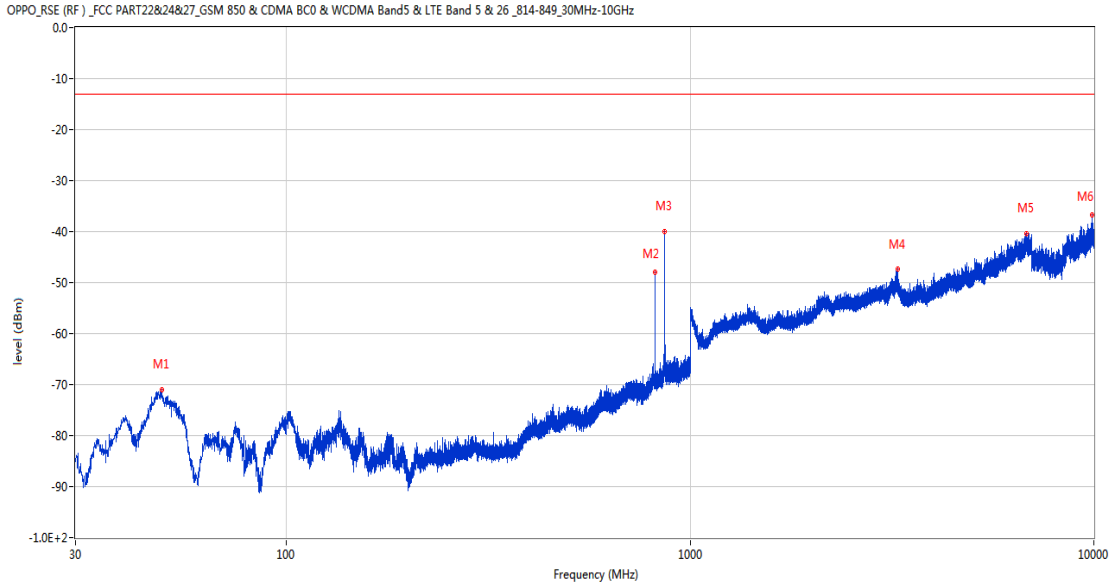
Frequency (MHz)	Result (dBm)	Factor (dB)	PK Limit (dBm)	Over Limit (dB)	Table (o)	ANT	EUT	Verdict
135.827	-70.51	-16.67	-13.0	-57.51	153.00	Horizontal	Horizontal	Pass
817.688	-47.04	1.86	-13.0	-34.04	362.00	Horizontal	Horizontal	N/A
864.248	-33.32	2.12	-13.0	-20.32	153.00	Horizontal	Horizontal	N/A
2453.200	-50.16	-0.53	-13.0	-37.16	258.00	Horizontal	Horizontal	Pass
6860.400	-40.48	12.38	-13.0	-27.48	354.00	Horizontal	Horizontal	Pass
9883.000	-37.73	18.34	-13.0	-24.73	254.00	Horizontal	Horizontal	Pass

RSE-H&V LTE Band 26 (Part90) BW3 CH26740



Frequency (MHz)	Result (dBm)	Factor (dB)	PK Limit (dBm)	Over Limit (dB)	Table (o)	ANT	EUT	Verdict
134.906	-71.27	-16.73	-13.0	-58.27	124.00	Horizontal	Vertical	Pass
817.737	-52.06	1.86	-13.0	-39.06	304.00	Horizontal	Vertical	N/A
862.987	-33.84	2.18	-13.0	-20.84	155.00	Horizontal	Vertical	N/A
3219.000	-48.52	5.59	-13.0	-35.52	269.00	Horizontal	Vertical	Pass
6992.800	-40.24	13.92	-13.0	-27.24	174.00	Horizontal	Vertical	Pass
9883.450	-38.19	18.35	-13.0	-25.19	316.00	Horizontal	Vertical	Pass

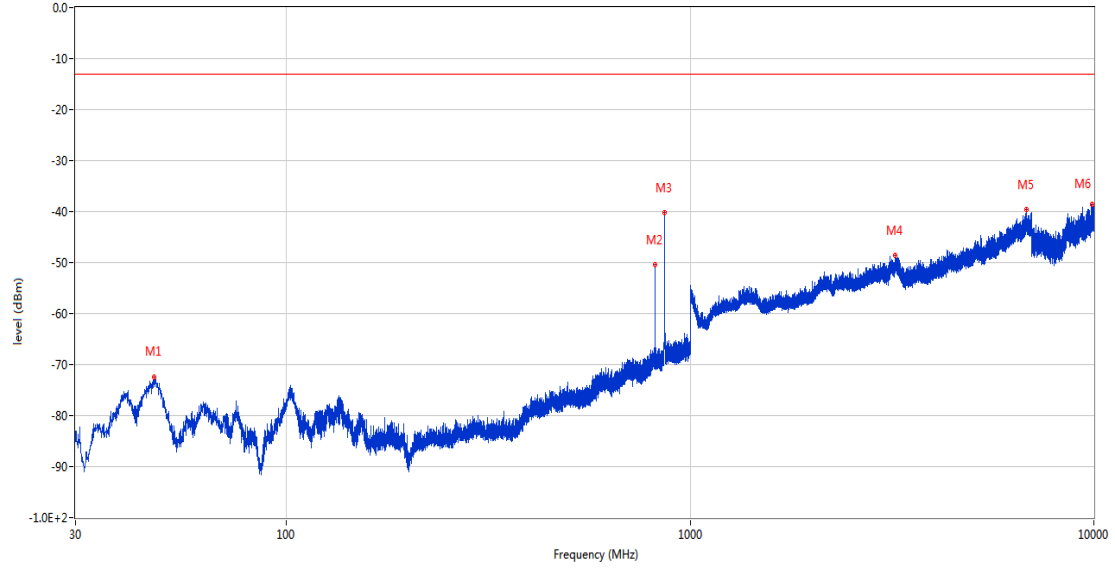
RSE-V&V LTE Band 26 (Part90) BW3 CH26740



Frequency (MHz)	Result (dBm)	Factor (dB)	PK Limit (dBm)	Over Limit (dB)	Table (o)	ANT	EUT	Verdict
49.109	-71.04	-15.64	-13.0	-58.04	345.00	Vertical	Vertical	Pass
817.688	-47.93	1.86	-13.0	-34.93	60.00	Vertical	Vertical	N/A
862.987	-39.91	2.18	-13.0	-26.91	126.00	Vertical	Vertical	N/A
3263.000	-47.31	5.49	-13.0	-34.31	52.00	Vertical	Vertical	Pass
6800.000	-40.44	13.17	-13.0	-27.44	10.00	Vertical	Vertical	Pass
9899.201	-36.71	18.68	-13.0	-23.71	20.00	Vertical	Vertical	Pass

RSE-V&H LTE Band 26 (Part90) BW3 CH26740

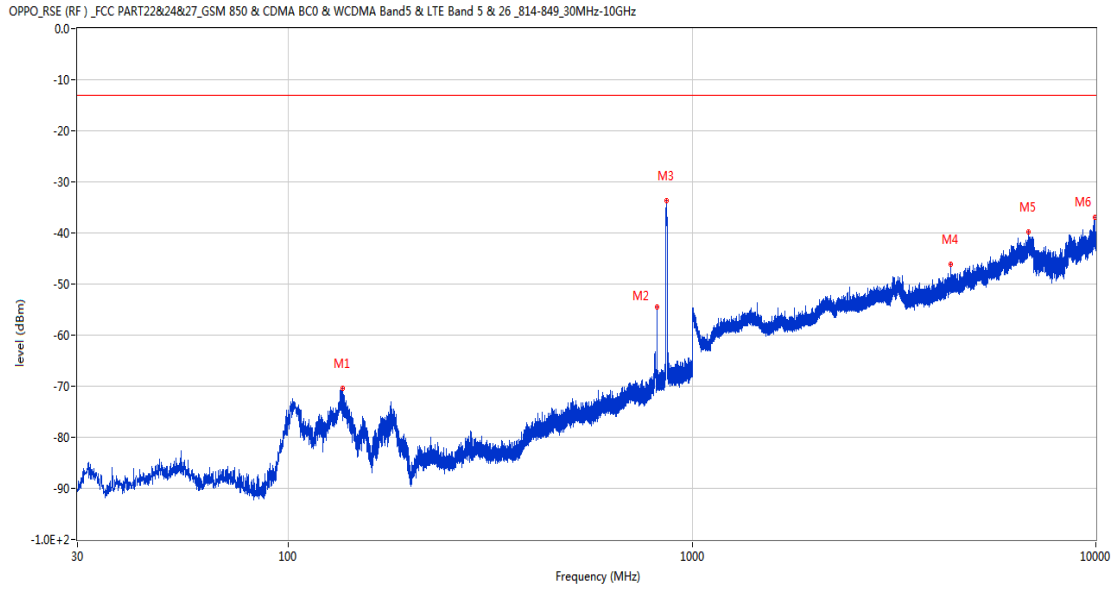
OPPO_RSE (RF) _FCC PART22&24&27_GSM 850 & CDMA BC0 & WCDMA Band5 & LTE Band 5 & 26_814-849_30MHz-10GHz



Frequency (MHz)	Result (dBm)	Factor (dB)	PK Limit (dBm)	Over Limit (dB)	Table (o)	ANT	EUT	Verdict
46.975	-72.41	-16.39	-13.0	-59.41	64.00	Vertical	Horizontal	Pass
817.737	-50.43	1.86	-13.0	-37.43	229.00	Vertical	Horizontal	N/A
863.133	-40.24	2.17	-13.0	-27.24	136.00	Vertical	Horizontal	N/A
3226.600	-48.66	6.45	-13.0	-35.66	115.00	Vertical	Horizontal	Pass
6808.600	-39.53	13.05	-13.0	-26.53	166.00	Vertical	Horizontal	Pass
9911.349	-38.54	18.81	-13.0	-25.54	331.00	Vertical	Horizontal	Pass

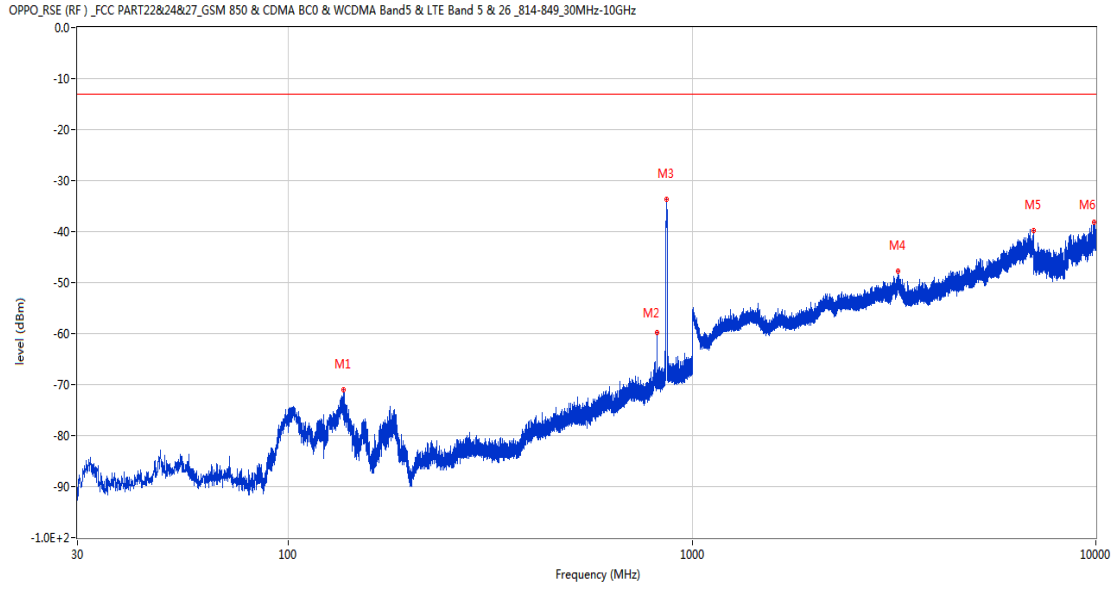
15.3 LTE Band 26 (Part90) BW5, Middle Channel

RSE-H&H LTE Band 26 (Part90) BW5 CH26740



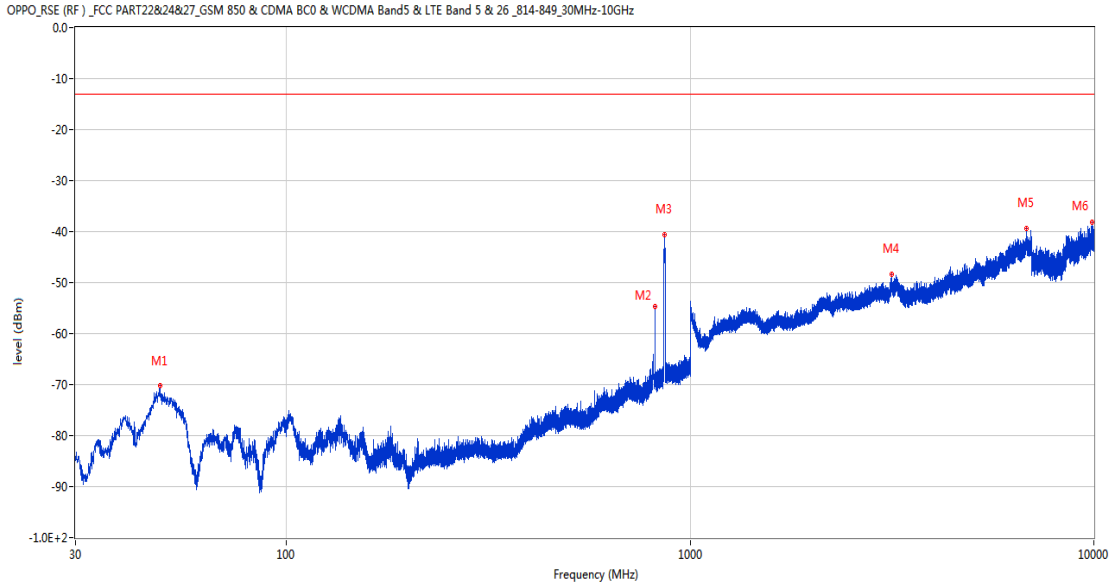
Frequency (MHz)	Result (dBm)	Factor (dB)	PK Limit (dBm)	Over Limit (dB)	Table (o)	ANT	EUT	Verdict
135.827	-70.49	-16.67	-13.0	-57.49	136.00	Horizontal	Horizontal	Pass
816.767	-54.57	1.82	-13.0	-41.57	20.00	Horizontal	Horizontal	N/A
863.230	-33.76	2.17	-13.0	-20.76	159.00	Horizontal	Horizontal	N/A
4380.000	-46.21	6.03	-13.0	-33.21	80.00	Horizontal	Horizontal	Pass
6798.600	-39.88	13.11	-13.0	-26.88	338.00	Horizontal	Horizontal	Pass
9940.150	-36.99	19.18	-13.0	-23.99	217.00	Horizontal	Horizontal	Pass

RSE-H&V LTE Band 26 (Part90) BW5 CH26740



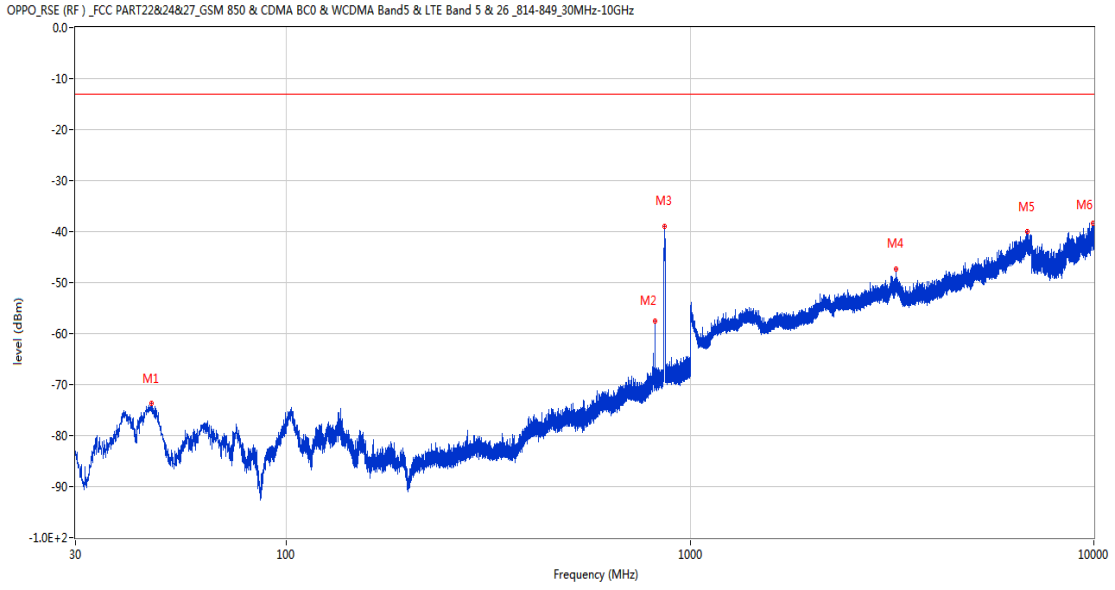
Frequency (MHz)	Result (dBm)	Factor (dB)	PK Limit (dBm)	Over Limit (dB)	Table (o)	ANT	EUT	Verdict
136.506	-70.95	-16.59	-13.0	-57.95	126.00	Horizontal	Vertical	Pass
816.864	-59.76	1.82	-13.0	-46.76	309.00	Horizontal	Vertical	N/A
865.800	-33.62	2.12	-13.0	-20.62	150.00	Horizontal	Vertical	N/A
3235.000	-47.67	6.69	-13.0	-34.67	235.00	Horizontal	Vertical	Pass
6996.400	-39.72	13.86	-13.0	-26.72	47.00	Horizontal	Vertical	Pass
9905.800	-38.17	18.76	-13.0	-25.17	297.00	Horizontal	Vertical	Pass

RSE-V&V LTE Band 26 (Part90) BW5 CH26740



Frequency (MHz)	Result (dBm)	Factor (dB)	PK Limit (dBm)	Over Limit (dB)	Table (o)	ANT	EUT	Verdict
48.624	-70.21	-15.84	-13.0	-57.21	362.00	Vertical	Vertical	Pass
816.815	-54.65	1.82	-13.0	-41.65	55.00	Vertical	Vertical	N/A
865.267	-40.56	2.08	-13.0	-27.56	138.00	Vertical	Vertical	N/A
3157.400	-48.30	6.05	-13.0	-35.30	189.00	Vertical	Vertical	Pass
6810.600	-39.43	13.17	-13.0	-26.43	137.00	Vertical	Vertical	Pass
9879.550	-38.21	18.28	-13.0	-25.21	360.00	Vertical	Vertical	Pass

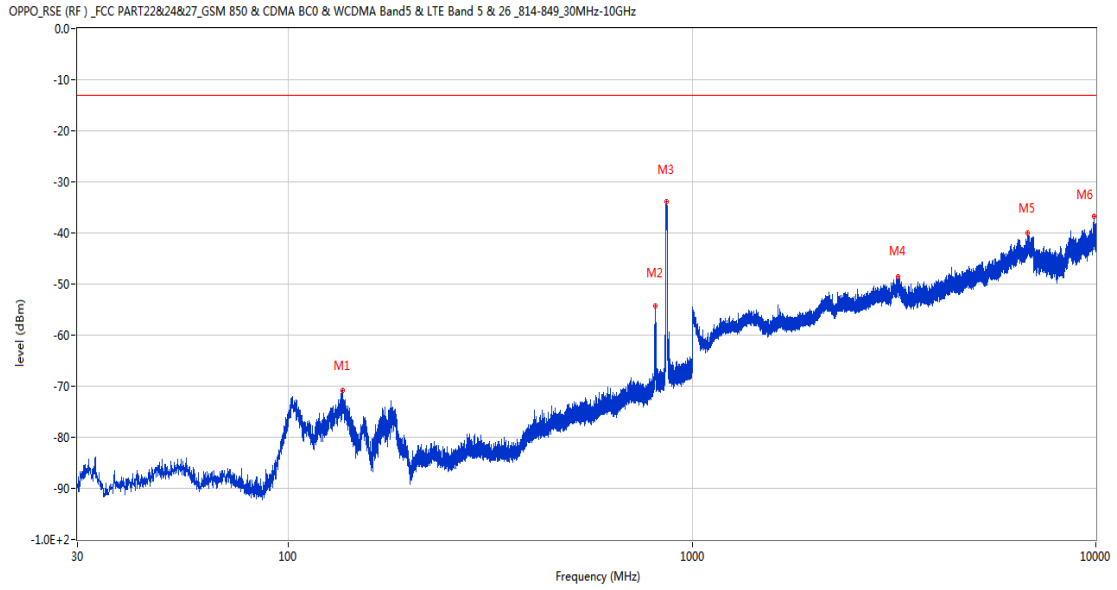
RSE-V&H LTE Band 26 (Part90) BW5 CH26740



Frequency (MHz)	Result (dBm)	Factor (dB)	PK Limit (dBm)	Over Limit (dB)	Table (o)	ANT	EUT	Verdict
46.199	-73.69	-16.47	-13.0	-60.69	347.00	Vertical	Horizontal	Pass
816.815	-57.49	1.82	-13.0	-44.49	246.00	Vertical	Horizontal	N/A
862.987	-38.92	2.18	-13.0	-25.92	127.00	Vertical	Horizontal	N/A
3233.200	-47.41	6.78	-13.0	-34.41	358.00	Vertical	Horizontal	Pass
6841.400	-40.01	12.36	-13.0	-27.01	360.00	Vertical	Horizontal	Pass
9933.700	-38.45	19.09	-13.0	-25.45	196.00	Vertical	Horizontal	Pass

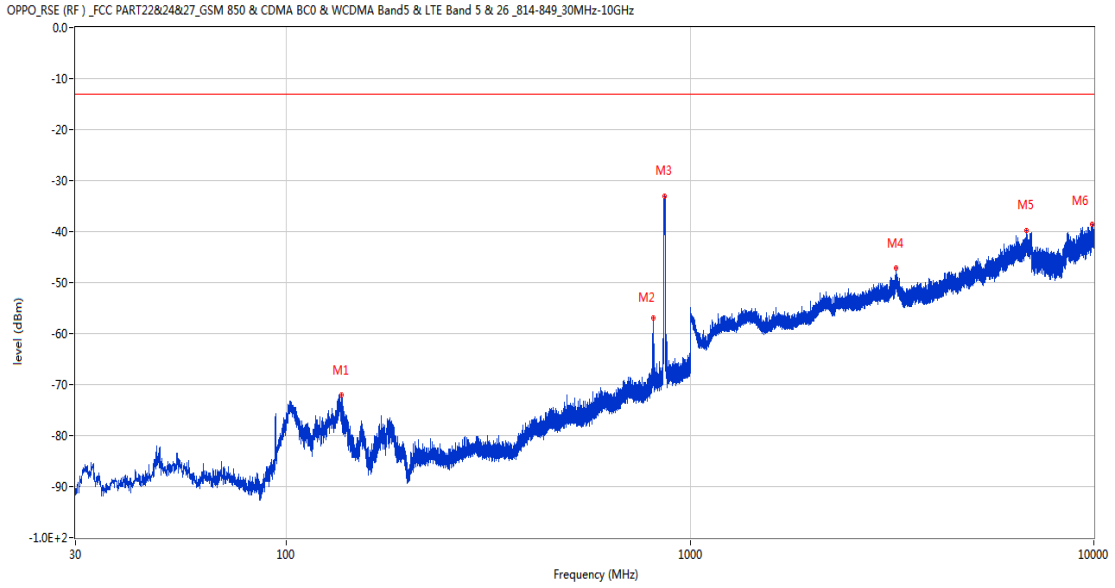
15.4 LTE Band 26 (Part90) BW10, Middle Channel

RSE-H&H LTE Band 26 (Part90) BW10 CH26740



Frequency (MHz)	Result (dBm)	Factor (dB)	PK Limit (dBm)	Over Limit (dB)	Table (o)	ANT	EUT	Verdict
135.876	-70.85	-16.67	-13.0	-57.85	167.00	Horizontal	Horizontal	Pass
810.171	-54.34	1.54	-13.0	-41.34	338.00	Horizontal	Horizontal	N/A
863.472	-33.89	2.16	-13.0	-20.89	142.00	Horizontal	Horizontal	N/A
3228.800	-48.53	6.66	-13.0	-35.53	292.00	Horizontal	Horizontal	Pass
6776.200	-40.09	12.89	-13.0	-27.09	25.00	Horizontal	Horizontal	Pass
9908.500	-36.69	18.78	-13.0	-23.69	343.00	Horizontal	Horizontal	Pass

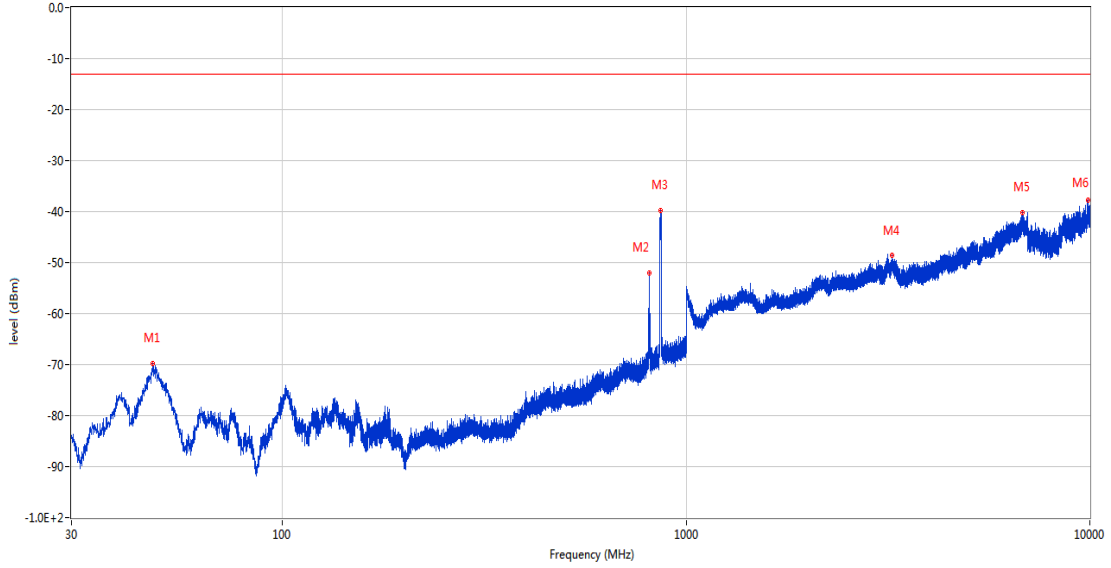
RSE-H&V LTE Band 26 (Part90) BW10 CH26740



Frequency (MHz)	Result (dBm)	Factor (dB)	PK Limit (dBm)	Over Limit (dB)	Table (o)	ANT	EUT	Verdict
136.603	-72.02	-16.57	-13.0	-59.02	139.00	Horizontal	Vertical	Pass
810.074	-56.93	1.53	-13.0	-43.93	28.00	Horizontal	Vertical	N/A
866.092	-32.98	2.13	-13.0	-19.98	167.00	Horizontal	Vertical	N/A
3230.600	-47.16	6.65	-13.0	-34.16	10.00	Horizontal	Vertical	Pass
6810.800	-39.72	13.18	-13.0	-26.72	30.00	Horizontal	Vertical	Pass
9906.850	-38.50	18.77	-13.0	-25.50	244.00	Horizontal	Vertical	Pass

RSE-V&V LTE Band 26 (Part90) BW10 CH26740

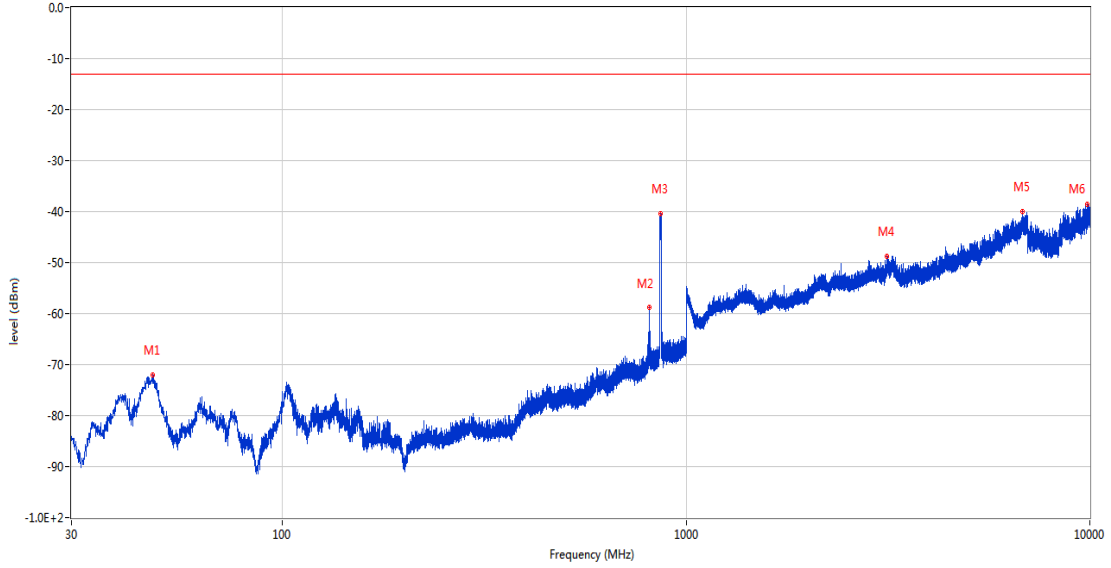
OPPO_RSE (RF) _FCC PART22&24&27_GSM 850 & CDMA BC0 & WCDMA Band5 & LTE Band 5 & 26_814-849_30MHz-10GHz



Frequency (MHz)	Result (dBm)	Factor (dB)	PK Limit (dBm)	Over Limit (dB)	Table (o)	ANT	EUT	Verdict
47.605	-69.70	-16.22	-13.0	-56.70	362.00	Vertical	Vertical	Pass
810.074	-52.09	1.53	-13.0	-39.09	362.00	Vertical	Vertical	N/A
865.412	-39.71	2.09	-13.0	-26.71	130.00	Vertical	Vertical	N/A
3233.000	-48.55	6.79	-13.0	-35.55	55.00	Vertical	Vertical	Pass
6802.400	-40.27	13.12	-13.0	-27.27	297.00	Vertical	Vertical	Pass
9909.250	-37.83	18.79	-13.0	-24.83	0.00	Vertical	Vertical	Pass

RSE-V&H LTE Band 26 (Part90) BW10 CH26740

OPPO_RSE (RF) _FCC PART22&24&27_GSM 850 & CDMA BC0 & WCDMA Band5 & LTE Band 5 & 26_814-849_30MHz-10GHz



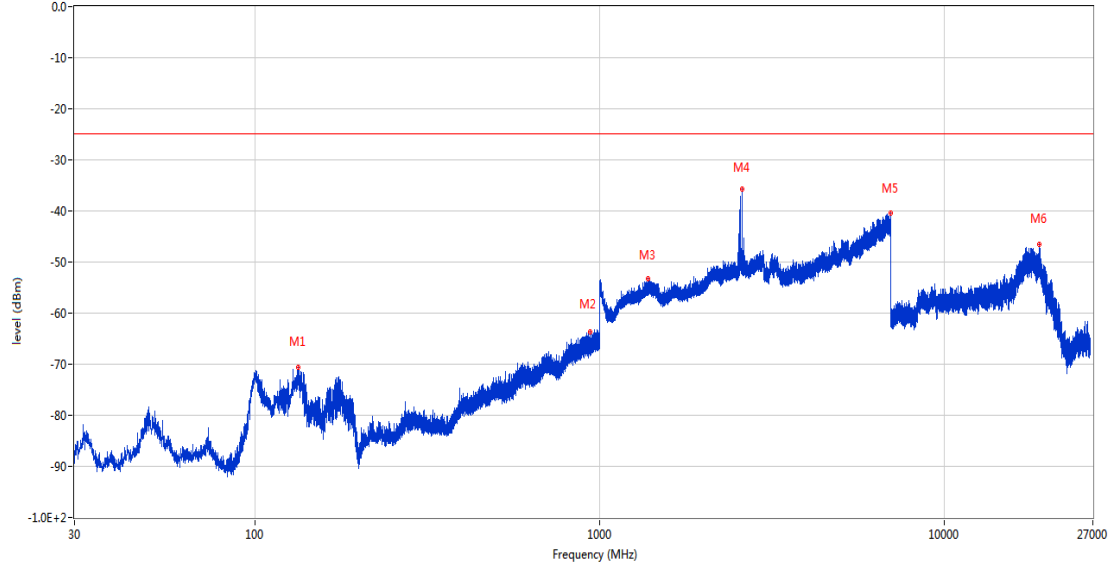
Frequency (MHz)	Result (dBm)	Factor (dB)	PK Limit (dBm)	Over Limit (dB)	Table (o)	ANT	EUT	Verdict
47.557	-72.12	-16.23	-13.0	-59.12	60.00	Vertical	Horizontal	Pass
810.074	-58.85	1.53	-13.0	-45.85	292.00	Vertical	Horizontal	N/A
863.472	-40.44	2.16	-13.0	-27.44	146.00	Vertical	Horizontal	N/A
3147.600	-48.68	5.33	-13.0	-35.68	77.00	Vertical	Horizontal	Pass
6809.800	-40.06	13.13	-13.0	-27.06	193.00	Vertical	Horizontal	Pass
9848.651	-38.53	18.20	-13.0	-25.53	47.00	Vertical	Horizontal	Pass

16 LTE Band 38

16.1 LTE Band 38 BW5, Middle Channel

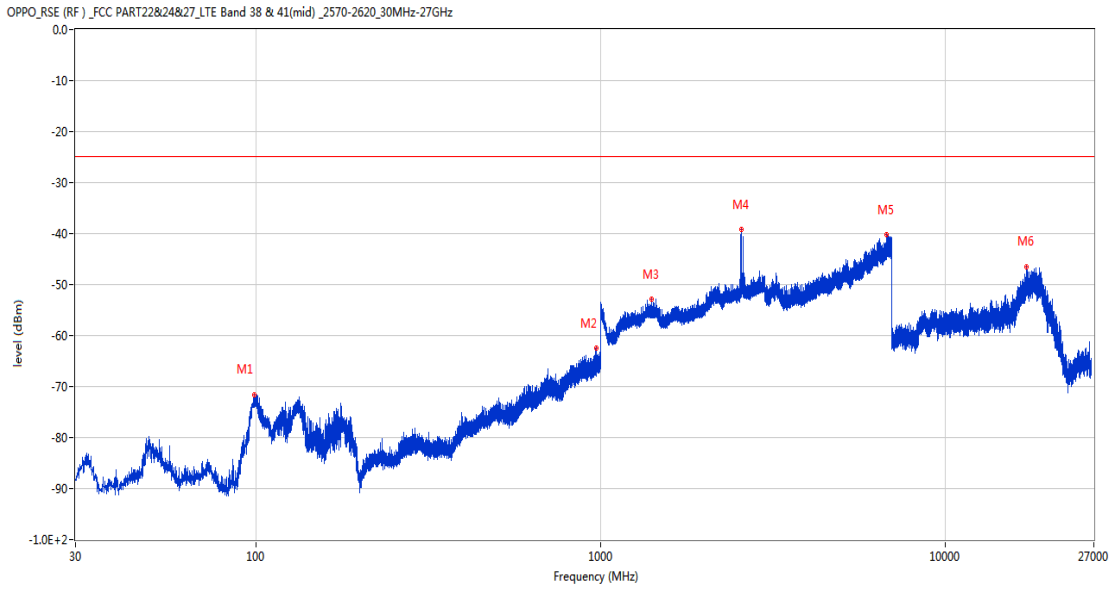
RSE-H&H LTE Band 38 BW5 CH38000

OPPO_RSE (RF) _ FCC PART22&24&27_LTE Band 38 & 41(mid) _2570-2620_30MHz-27GHz



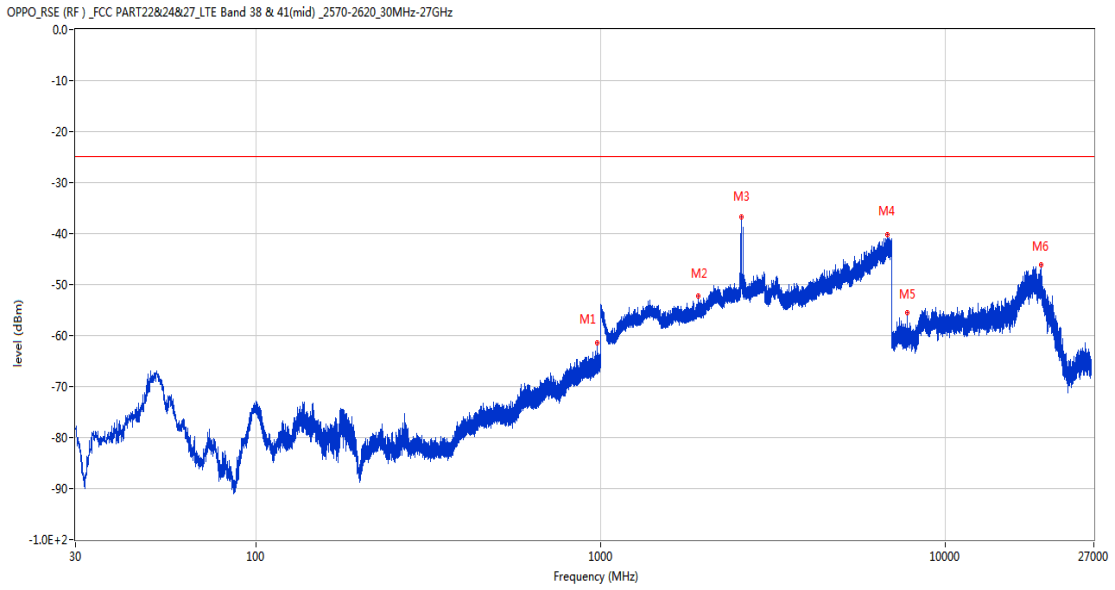
Frequency (MHz)	Result (dBm)	Factor (dB)	PK Limit (dBm)	Over Limit (dB)	Table (o)	ANT	EUT	Verdict
133.596	-70.70	-16.61	-25.0	-45.70	-1.00	Horizontal	Horizontal	Pass
941.412	-63.71	3.79	-25.0	-38.71	182.00	Horizontal	Horizontal	Pass
1384.900	-53.35	-1.92	-25.0	-28.35	191.00	Horizontal	Horizontal	Pass
2593.000	-35.74	4.78	-25.0	-10.74	261.00	Horizontal	Horizontal	N/A
6989.400	-40.47	13.77	-25.0	-15.47	345.00	Horizontal	Horizontal	Pass
18934.151	-46.54	8.85	-25.0	-21.54	69.00	Horizontal	Horizontal	Pass

RSE-H&V LTE Band 38 BW5 CH38000



Frequency (MHz)	Result (dBm)	Factor (dB)	PK Limit (dBm)	Over Limit (dB)	Table (o)	ANT	EUT	Verdict
99.113	-71.56	-20.64	-25.0	-46.56	155.00	Horizontal	Vertical	Pass
973.907	-62.35	4.85	-25.0	-37.35	242.00	Horizontal	Vertical	Pass
1405.200	-52.82	-1.84	-25.0	-27.82	105.00	Horizontal	Vertical	Pass
2559.400	-39.10	3.48	-25.0	-14.10	360.00	Horizontal	Vertical	N/A
6767.600	-40.22	12.52	-25.0	-15.22	208.00	Horizontal	Vertical	Pass
17233.238	-46.49	10.95	-25.0	-21.49	345.00	Horizontal	Vertical	Pass

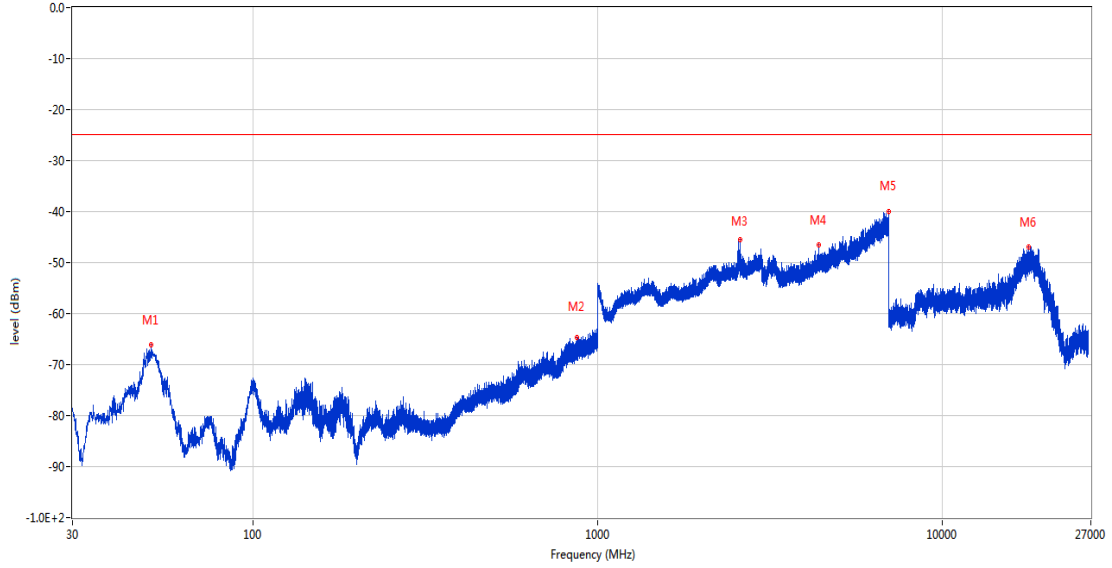
RSE-V&V LTE Band 38 BW5 CH38000



Frequency (MHz)	Result (dBm)	Factor (dB)	PK Limit (dBm)	Over Limit (dB)	Table (o)	ANT	EUT	Verdict
976.526	-61.51	4.94	-25.0	-36.51	142.00	Vertical	Vertical	Pass
1919.300	-52.28	-1.86	-25.0	-27.28	30.00	Vertical	Vertical	Pass
2563.400	-36.76	6.00	-25.0	-11.76	282.00	Vertical	Vertical	N/A
6787.000	-40.24	12.88	-25.0	-15.24	68.00	Vertical	Vertical	Pass
7778.550	-55.42	-3.76	-25.0	-30.42	215.00	Vertical	Vertical	Pass
18940.948	-46.21	8.84	-25.0	-21.21	361.00	Vertical	Vertical	Pass

RSE-V&H LTE Band 38 BW5 CH38000

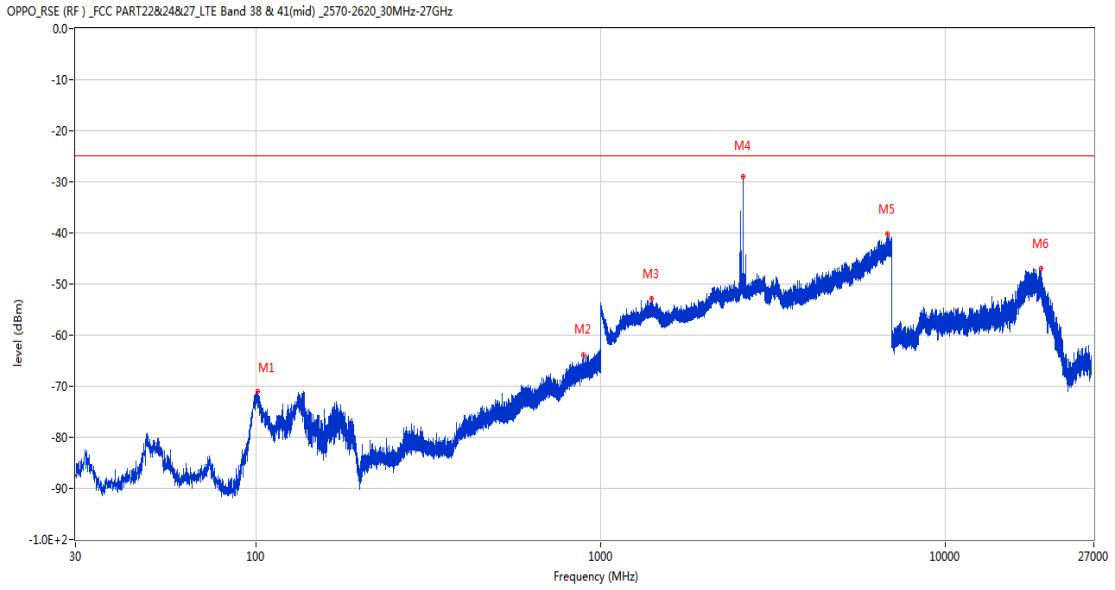
OPPO_RSE (RF) _FCC PART22&24&27_LTE Band 38 & 41(mid) _2570-2620_30MHz-27GHz



Frequency (MHz)	Result (dBm)	Factor (dB)	PK Limit (dBm)	Over Limit (dB)	Table (o)	ANT	EUT	Verdict
50.806	-66.15	-14.86	-25.0	-41.15	120.00	Vertical	Horizontal	Pass
870.214	-64.75	3.15	-25.0	-39.75	15.00	Vertical	Horizontal	Pass
2592.700	-45.51	4.80	-25.0	-20.51	213.00	Vertical	Horizontal	N/A
4396.600	-46.45	6.06	-25.0	-21.45	289.00	Vertical	Horizontal	Pass
6998.600	-40.05	13.94	-25.0	-15.05	295.00	Vertical	Horizontal	Pass
17813.363	-46.98	9.95	-25.0	-21.98	0.00	Vertical	Horizontal	Pass

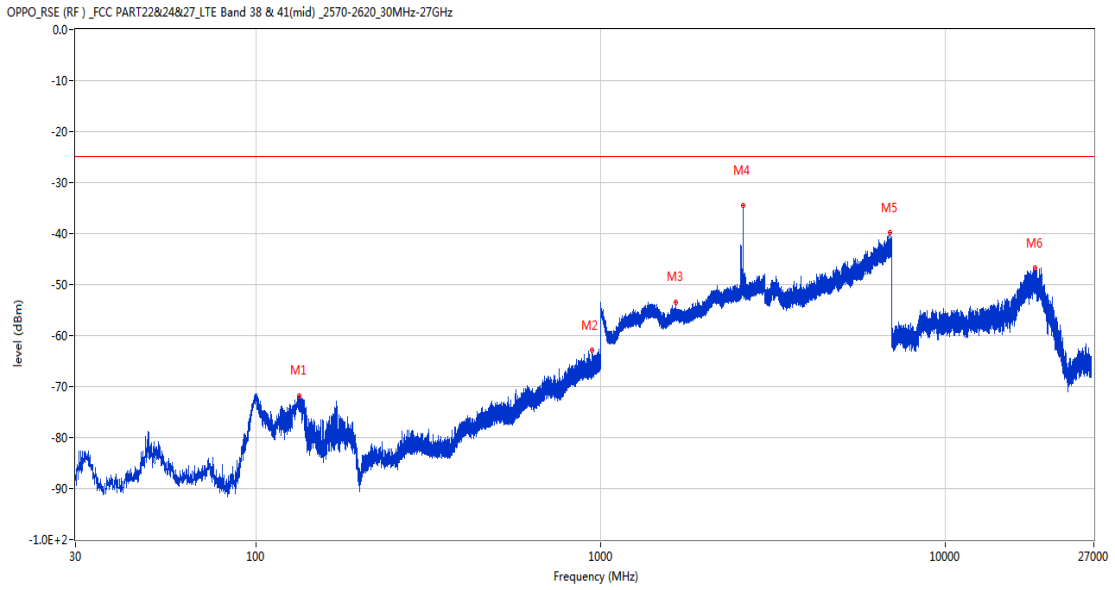
16.2 LTE Band 38 BW10, Middle Channel

RSE-H&H LTE Band 38 BW10 CH38000



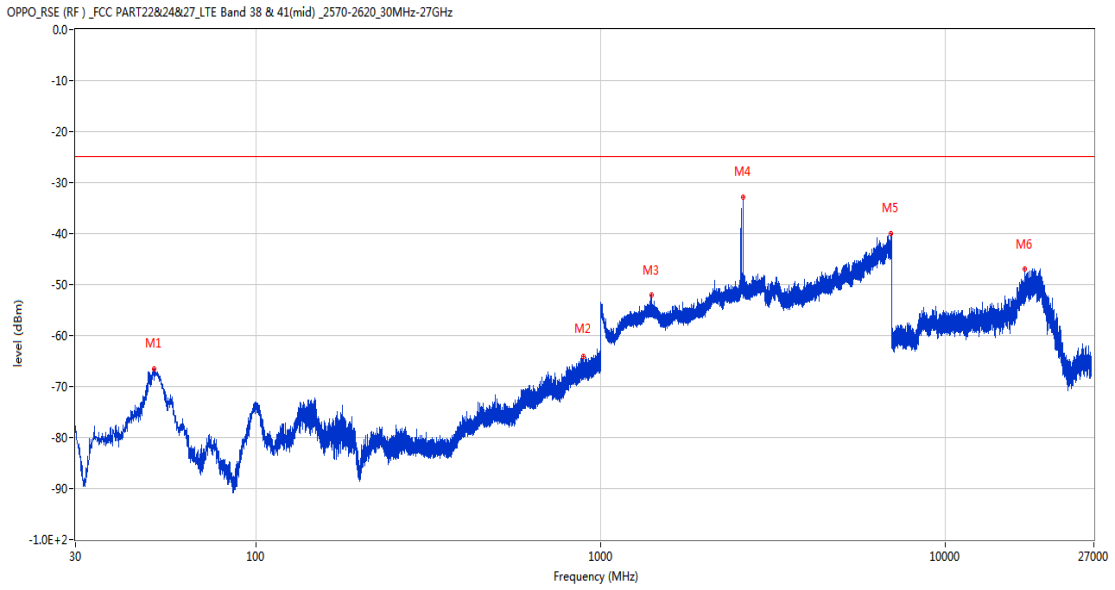
Frequency (MHz)	Result (dBm)	Factor (dB)	PK Limit (dBm)	Over Limit (dB)	Table (o)	ANT	EUT	Verdict
101.198	-71.11	-20.85	-25.0	-46.11	161.00	Horizontal	Horizontal	Pass
890.438	-63.95	3.46	-25.0	-38.95	-1.00	Horizontal	Horizontal	Pass
1405.200	-52.94	-1.84	-25.0	-27.94	200.00	Horizontal	Horizontal	Pass
2590.800	-28.96	4.87	-25.0	-3.96	275.00	Horizontal	Horizontal	N/A
6803.800	-40.21	13.12	-25.0	-15.21	301.00	Horizontal	Horizontal	Pass
18942.650	-46.99	8.83	-25.0	-21.99	95.00	Horizontal	Horizontal	Pass

RSE-H&V LTE Band 38 BW10 CH38000



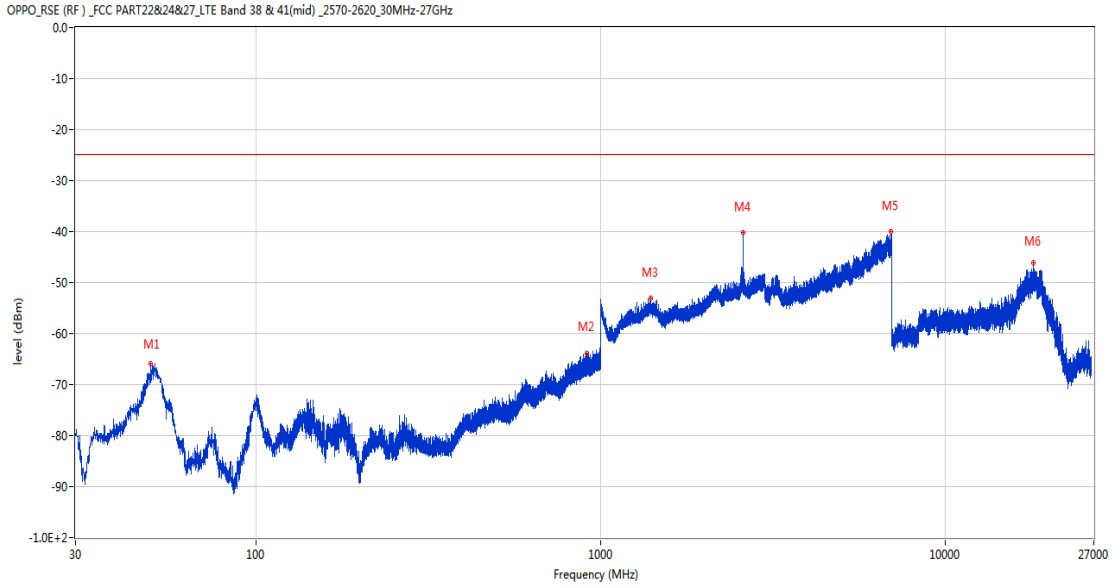
Frequency (MHz)	Result (dBm)	Factor (dB)	PK Limit (dBm)	Over Limit (dB)	Table (o)	ANT	EUT	Verdict
133.645	-71.85	-16.60	-25.0	-46.85	289.00	Horizontal	Vertical	Pass
946.893	-62.86	4.02	-25.0	-37.86	48.00	Horizontal	Vertical	Pass
1654.300	-53.51	-2.64	-25.0	-28.51	360.00	Horizontal	Vertical	Pass
2590.700	-34.52	4.88	-25.0	-9.52	247.00	Horizontal	Vertical	N/A
6901.400	-39.74	12.21	-25.0	-14.74	333.00	Horizontal	Vertical	Pass
18205.276	-46.76	10.29	-25.0	-21.76	361.00	Horizontal	Vertical	Pass

RSE-V&V LTE Band 38 BW10 CH38000



Frequency (MHz)	Result (dBm)	Factor (dB)	PK Limit (dBm)	Over Limit (dB)	Table (o)	ANT	EUT	Verdict
50.709	-66.48	-14.87	-25.0	-41.48	126.00	Vertical	Vertical	Pass
892.233	-64.16	3.55	-25.0	-39.16	267.00	Vertical	Vertical	Pass
1403.500	-52.13	-1.80	-25.0	-27.13	272.00	Vertical	Vertical	Pass
2590.800	-32.79	4.87	-25.0	-7.79	290.00	Vertical	Vertical	N/A
6974.200	-40.02	13.25	-25.0	-15.02	0.00	Vertical	Vertical	Pass
17042.662	-47.02	9.65	-25.0	-22.02	273.00	Vertical	Vertical	Pass

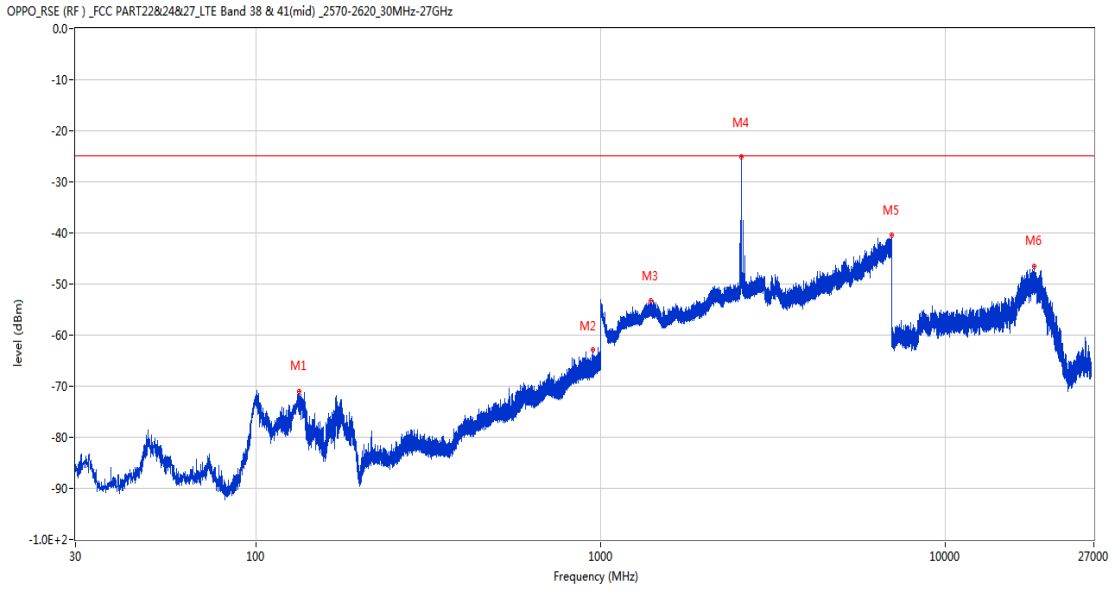
RSE-V&H LTE Band 38 BW10 CH38000



Frequency (MHz)	Result (dBm)	Factor (dB)	PK Limit (dBm)	Over Limit (dB)	Table (o)	ANT	EUT	Verdict
49.691	-65.96	-15.06	-25.0	-40.96	133.00	Vertical	Horizontal	Pass
913.961	-63.90	3.76	-25.0	-38.90	133.00	Vertical	Horizontal	Pass
1400.600	-53.11	-1.72	-25.0	-28.11	360.00	Vertical	Horizontal	Pass
2590.900	-40.30	4.87	-25.0	-15.30	200.00	Vertical	Horizontal	N/A
6974.400	-40.03	13.26	-25.0	-15.03	259.00	Vertical	Horizontal	Pass
18068.001	-46.04	10.57	-25.0	-21.04	280.00	Vertical	Horizontal	Pass

16.3 LTE Band 38 BW15, Middle Channel

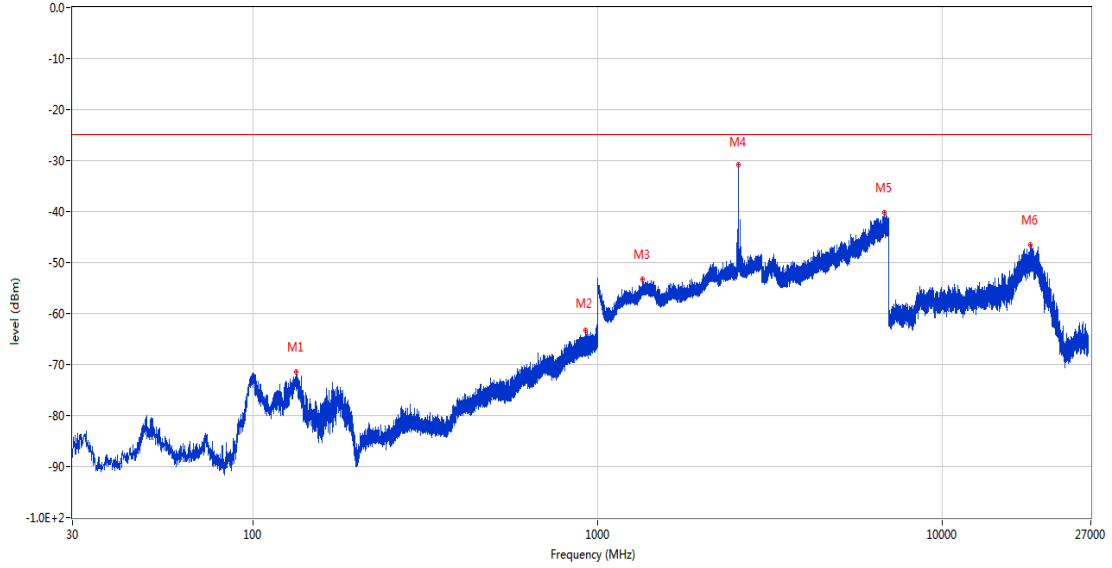
RSE-H&H LTE Band 38 BW15 CH38000



Frequency (MHz)	Result (dBm)	Factor (dB)	PK Limit (dBm)	Over Limit (dB)	Table (o)	ANT	EUT	Verdict
133.596	-70.95	-16.61	-25.0	-45.95	-1.00	Horizontal	Horizontal	Pass
950.190	-62.89	4.06	-25.0	-37.89	6.00	Horizontal	Horizontal	Pass
1396.600	-53.37	-1.87	-25.0	-28.37	350.00	Horizontal	Horizontal	Pass
2562.200	-25.11	5.36	-25.0	-0.11	254.00	Horizontal	Horizontal	N/A
6994.000	-40.44	13.89	-25.0	-15.44	286.00	Horizontal	Horizontal	Pass
18116.874	-46.52	10.47	-25.0	-21.52	161.00	Horizontal	Horizontal	Pass

RSE-H&V LTE Band 38 BW15 CH38000

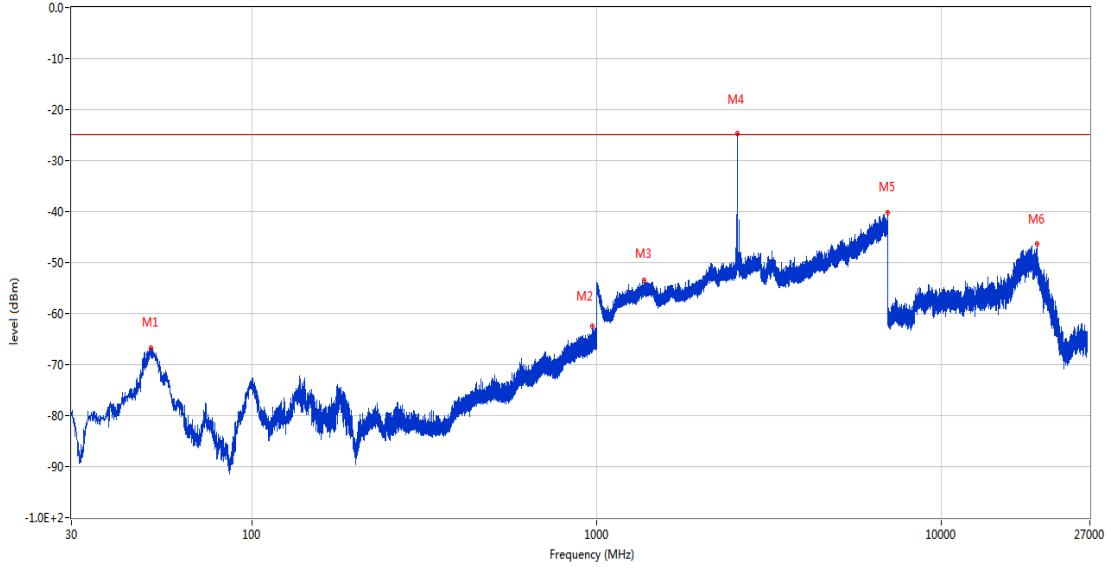
OPPO_RSE (RF) _FCC PART22&24&27_LTE Band 38 & 41(mid) _2570-2620_30MHz-27GHz



Frequency (MHz)	Result (dBm)	Factor (dB)	PK Limit (dBm)	Over Limit (dB)	Table (o)	ANT	EUT	Verdict
133.499	-71.34	-16.63	-25.0	-46.34	-1.00	Horizontal	Vertical	Pass
925.892	-63.35	3.77	-25.0	-38.35	326.00	Horizontal	Vertical	Pass
1350.300	-53.32	-2.25	-25.0	-28.32	69.00	Horizontal	Vertical	Pass
2561.700	-30.83	4.92	-25.0	-5.83	360.00	Horizontal	Vertical	N/A
6802.000	-40.13	13.13	-25.0	-15.13	268.00	Horizontal	Vertical	Pass
18074.374	-46.55	10.55	-25.0	-21.55	284.00	Horizontal	Vertical	Pass

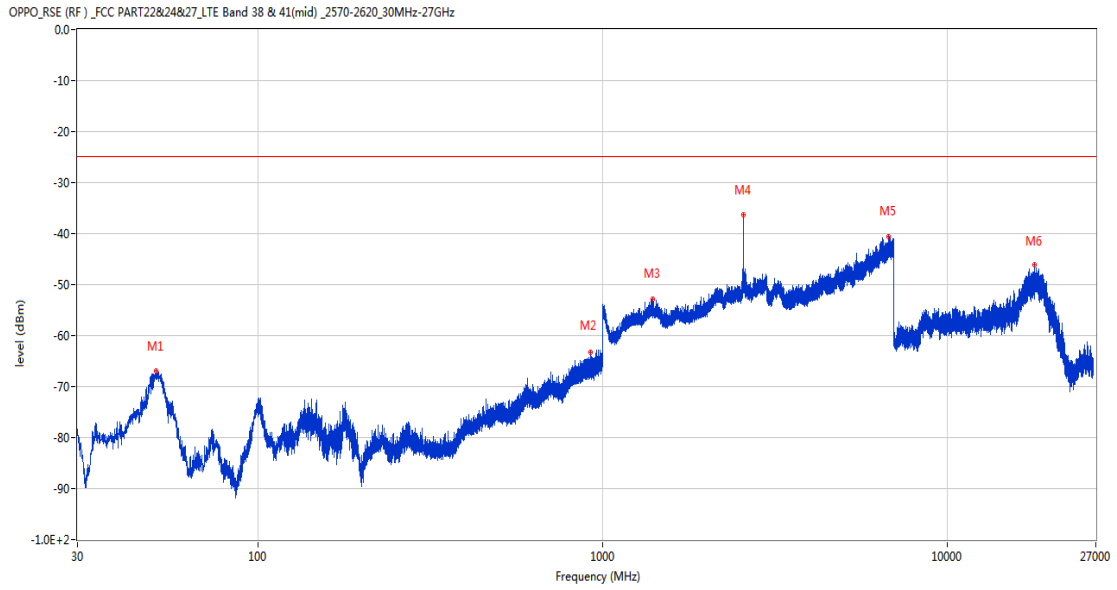
RSE-V&V LTE Band 38 BW15 CH38000

OPPO_RSE (RF) _FCC PART22&24&27_LTE Band 38 & 41(mid) _2570-2620_30MHz-27GHz



Frequency (MHz)	Result (dBm)	Factor (dB)	PK Limit (dBm)	Over Limit (dB)	Table (o)	ANT	EUT	Verdict
51.049	-66.79	-14.84	-25.0	-41.79	111.00	Vertical	Vertical	Pass
972.306	-62.48	4.78	-25.0	-37.48	138.00	Vertical	Vertical	Pass
1373.400	-53.44	-1.95	-25.0	-28.44	13.00	Vertical	Vertical	Pass
2562.000	-24.69	5.18	-25.0	0.31	185.00	Vertical	Vertical	N/A
6993.800	-40.21	13.90	-25.0	-15.21	106.00	Vertical	Vertical	Pass
18944.350	-46.34	8.83	-25.0	-21.34	236.00	Vertical	Vertical	Pass

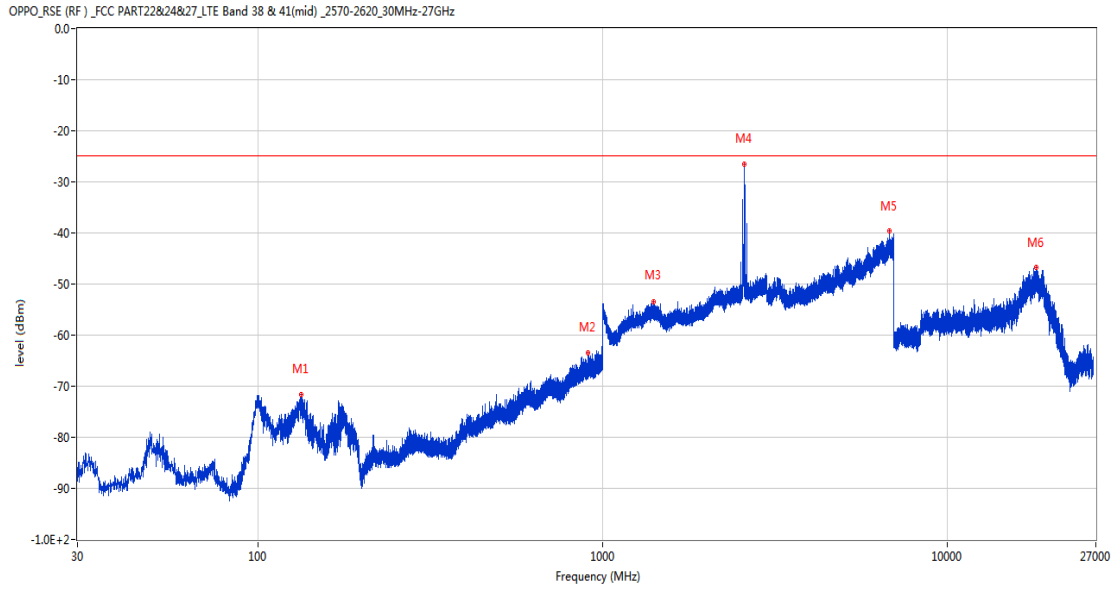
RSE-V&H LTE Band 38 BW15 CH38000



Frequency (MHz)	Result (dBm)	Factor (dB)	PK Limit (dBm)	Over Limit (dB)	Table (o)	ANT	EUT	Verdict
50.806	-67.02	-14.86	-25.0	-42.02	144.00	Vertical	Horizontal	Pass
921.818	-63.30	3.71	-25.0	-38.30	279.00	Vertical	Horizontal	Pass
1399.500	-52.87	-1.78	-25.0	-27.87	303.00	Vertical	Horizontal	Pass
2561.800	-36.38	5.01	-25.0	-11.38	225.00	Vertical	Horizontal	N/A
6756.000	-40.67	12.32	-25.0	-15.67	34.00	Vertical	Horizontal	Pass
17973.488	-46.14	10.49	-25.0	-21.14	0.00	Vertical	Horizontal	Pass

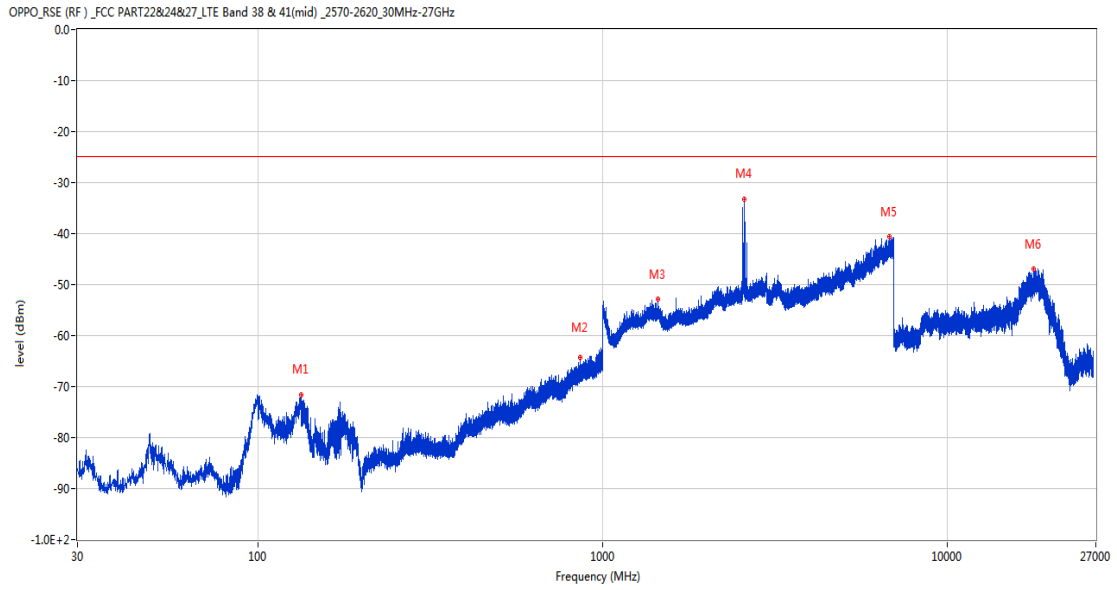
16.4 LTE Band 38 BW20, Middle Channel

RSE-H&H LTE Band 38 BW20 CH38000



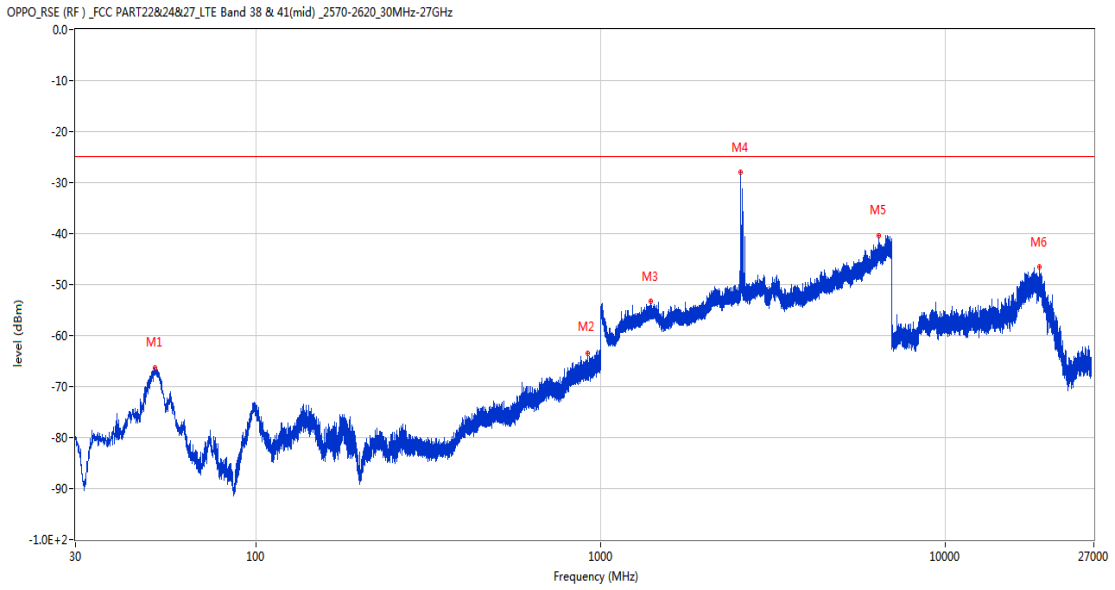
Frequency (MHz)	Result (dBm)	Factor (dB)	PK Limit (dBm)	Over Limit (dB)	Table (o)	ANT	EUT	Verdict
133.499	-71.56	-16.63	-25.0	-46.56	-2.00	Horizontal	Horizontal	Pass
907.656	-63.52	3.80	-25.0	-38.52	134.00	Horizontal	Horizontal	Pass
1409.000	-53.52	-1.85	-25.0	-28.52	192.00	Horizontal	Horizontal	Pass
2586.300	-26.50	5.06	-25.0	-1.50	273.00	Horizontal	Horizontal	N/A
6814.600	-39.60	13.12	-25.0	-14.60	99.00	Horizontal	Horizontal	Pass
18118.150	-46.65	10.47	-25.0	-21.65	105.00	Horizontal	Horizontal	Pass

RSE-H&V LTE Band 38 BW20 CH38000



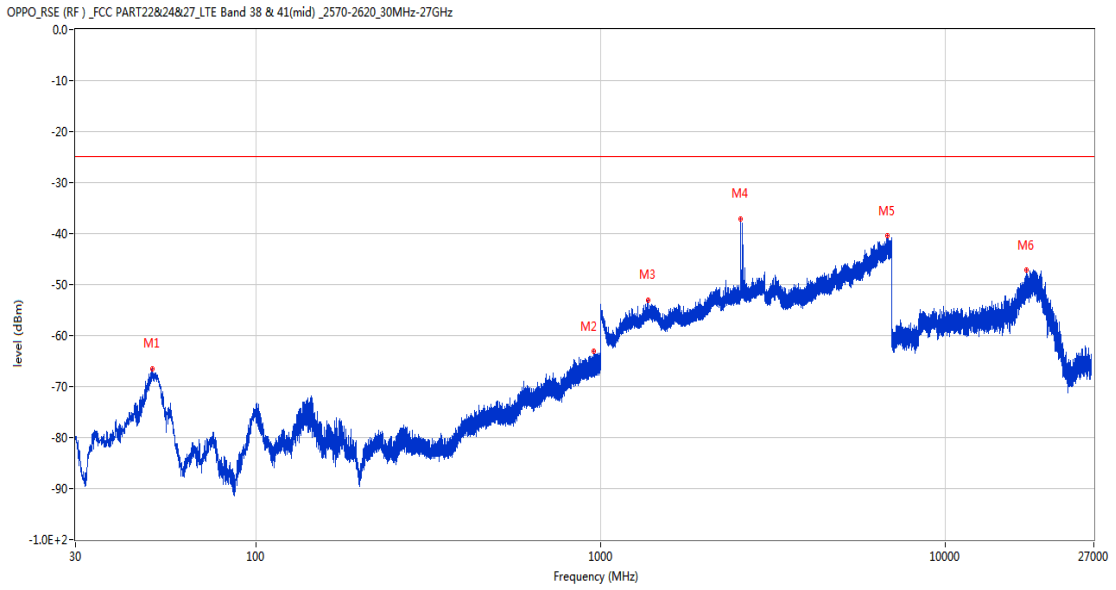
Frequency (MHz)	Result (dBm)	Factor (dB)	PK Limit (dBm)	Over Limit (dB)	Table (o)	ANT	EUT	Verdict
133.451	-71.68	-16.64	-25.0	-46.68	-2.00	Horizontal	Vertical	Pass
863.570	-64.31	2.95	-25.0	-39.31	158.00	Horizontal	Vertical	Pass
1451.300	-52.90	-2.31	-25.0	-27.90	317.00	Horizontal	Vertical	Pass
2586.200	-33.34	5.06	-25.0	-8.34	260.00	Horizontal	Vertical	N/A
6819.200	-40.68	13.08	-25.0	-15.68	33.00	Horizontal	Vertical	Pass
17859.301	-46.92	10.44	-25.0	-21.92	218.00	Horizontal	Vertical	Pass

RSE-V&V LTE Band 38 BW20 CH38000



Frequency (MHz)	Result (dBm)	Factor (dB)	PK Limit (dBm)	Over Limit (dB)	Table (o)	ANT	EUT	Verdict
51.097	-66.37	-14.84	-25.0	-41.37	131.00	Vertical	Vertical	Pass
917.986	-63.55	3.82	-25.0	-38.55	168.00	Vertical	Vertical	Pass
1401.000	-53.31	-1.72	-25.0	-28.31	262.00	Vertical	Vertical	Pass
2550.700	-28.00	3.38	-25.0	-3.00	351.00	Vertical	Vertical	N/A
6400.400	-40.48	11.72	-25.0	-15.48	189.00	Vertical	Vertical	Pass
18719.099	-46.54	9.28	-25.0	-21.54	304.00	Vertical	Vertical	Pass

RSE-V&H LTE Band 38 BW20 CH38000



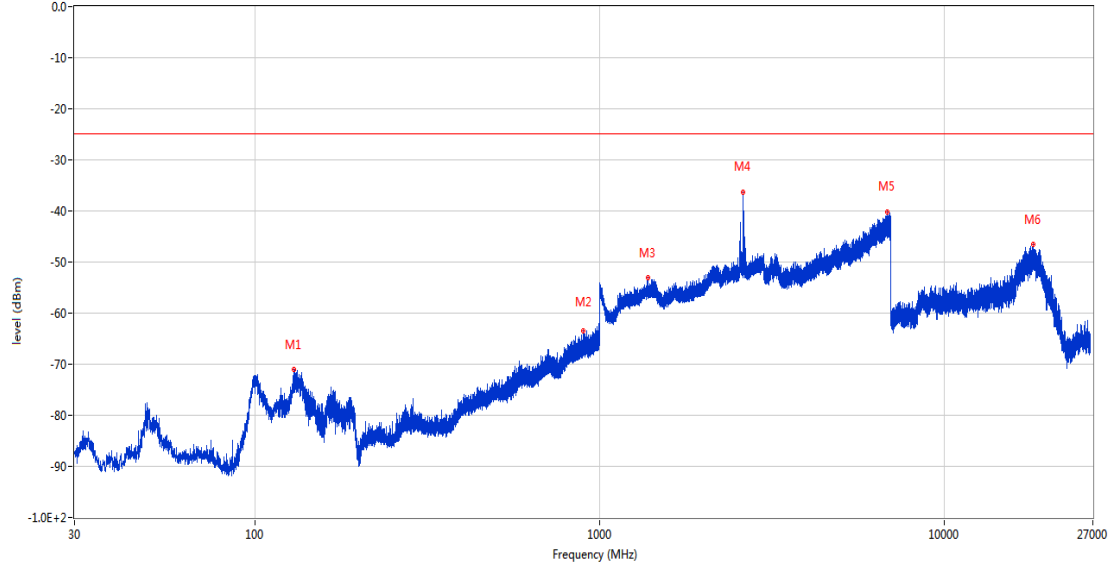
Frequency (MHz)	Result (dBm)	Factor (dB)	PK Limit (dBm)	Over Limit (dB)	Table (o)	ANT	EUT	Verdict
50.176	-66.46	-14.92	-25.0	-41.46	178.00	Vertical	Horizontal	Pass
953.586	-63.02	4.21	-25.0	-38.02	259.00	Vertical	Horizontal	Pass
1375.100	-52.98	-1.96	-25.0	-27.98	59.00	Vertical	Horizontal	Pass
2550.600	-37.09	3.38	-25.0	-12.09	302.00	Vertical	Horizontal	N/A
6814.600	-40.45	13.12	-25.0	-15.45	221.00	Vertical	Horizontal	Pass
17211.449	-47.19	10.19	-25.0	-22.19	208.00	Vertical	Horizontal	Pass

17 LTE Band 41

17.1 LTE Band 41 BW5, Middle Channel

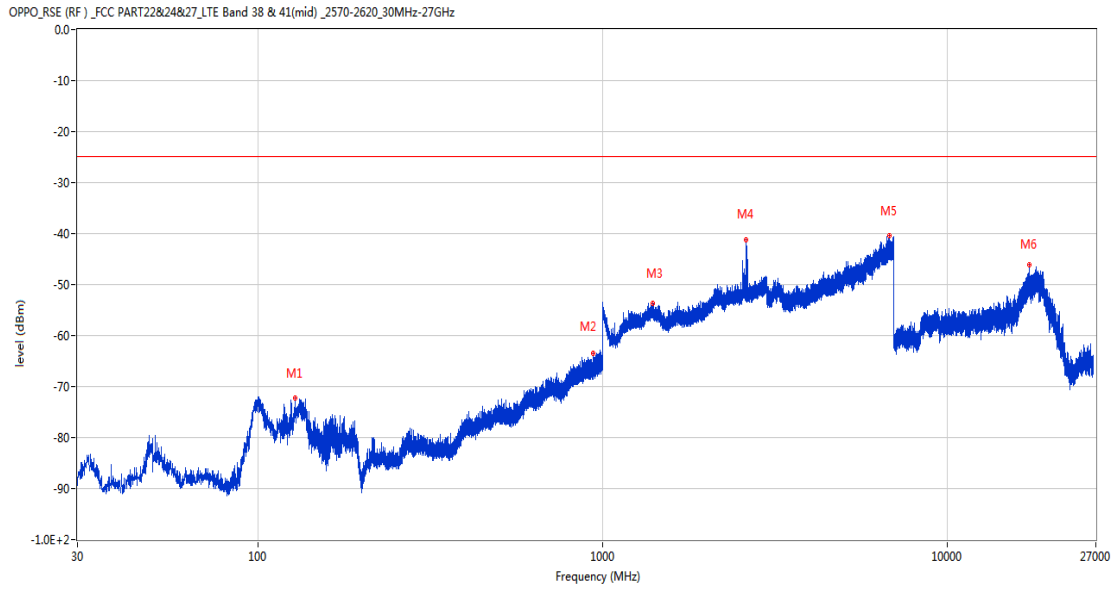
RSE-H&H LTE Band 41 BW5 CH40765

OPPO_RSE (RF) _ FCC PART22&24&27_LTE Band 38 & 41(mid) _2570-2620_30MHz-27GHz



Frequency (MHz)	Result (dBm)	Factor (dB)	PK Limit (dBm)	Over Limit (dB)	Table (o)	ANT	EUT	Verdict
129.667	-70.99	-17.55	-25.0	-45.99	361.00	Horizontal	Horizontal	Pass
898.441	-63.52	3.63	-25.0	-38.52	142.00	Horizontal	Horizontal	Pass
1379.500	-53.13	-1.85	-25.0	-28.13	191.00	Horizontal	Horizontal	Pass
2605.400	-36.39	4.32	-25.0	-11.39	234.00	Horizontal	Horizontal	N/A
6819.600	-40.14	13.08	-25.0	-15.14	177.00	Horizontal	Horizontal	Pass
18108.801	-46.53	10.48	-25.0	-21.53	360.00	Horizontal	Horizontal	Pass

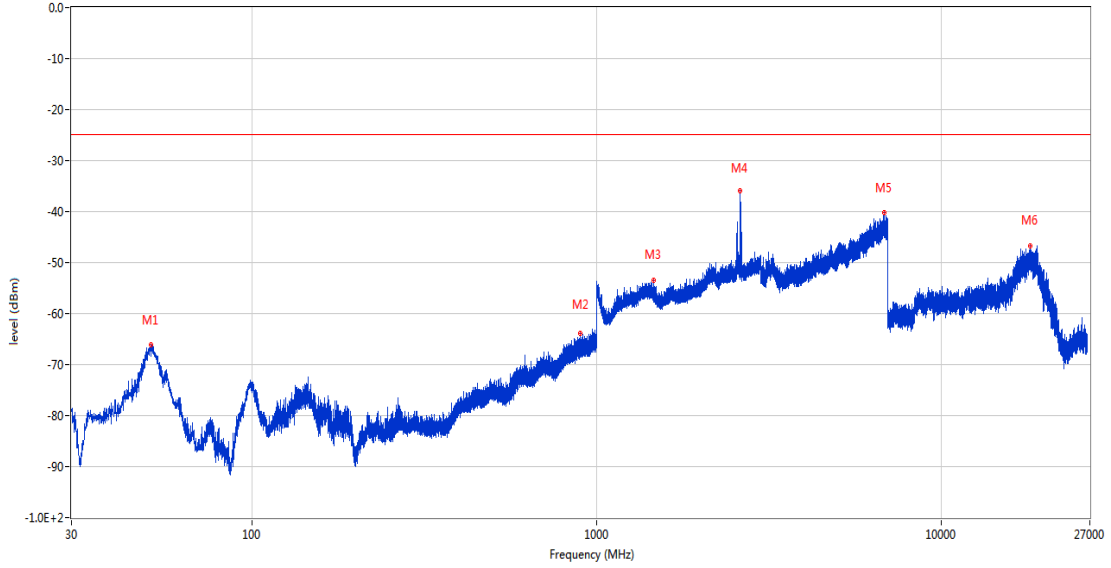
RSE-H&V LTE Band 41 BW5 CH40765



Frequency (MHz)	Result (dBm)	Factor (dB)	PK Limit (dBm)	Over Limit (dB)	Table (o)	ANT	EUT	Verdict
128.115	-72.21	-17.78	-25.0	-47.21	186.00	Horizontal	Vertical	Pass
937.969	-63.51	3.69	-25.0	-38.51	79.00	Horizontal	Vertical	Pass
1395.400	-53.73	-1.83	-25.0	-28.73	314.00	Horizontal	Vertical	Pass
2605.500	-41.26	4.32	-25.0	-16.26	214.00	Horizontal	Vertical	N/A
6804.800	-40.39	13.12	-25.0	-15.39	361.00	Horizontal	Vertical	Pass
17341.387	-46.06	10.54	-25.0	-21.06	27.00	Horizontal	Vertical	Pass

RSE-V&V LTE Band 41 BW5 CH40765

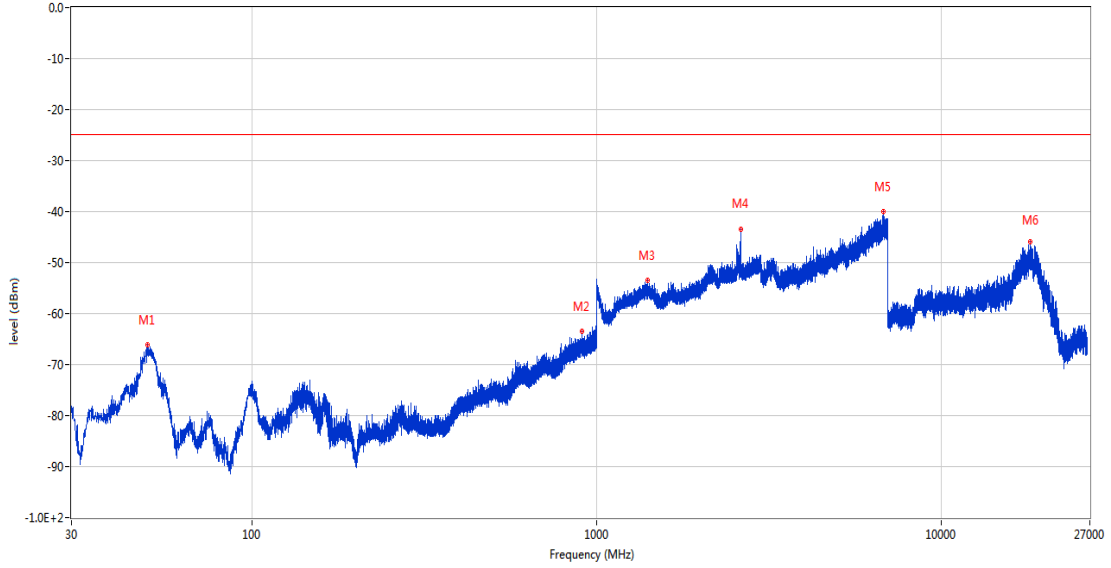
OPPO_RSE (RF) _FCC PART22&24&27_LTE Band 38 & 41(mid) _2570-2620_30MHz-27GHz



Frequency (MHz)	Result (dBm)	Factor (dB)	PK Limit (dBm)	Over Limit (dB)	Table (o)	ANT	EUT	Verdict
50.952	-66.10	-14.85	-25.0	-41.10	153.00	Vertical	Vertical	Pass
899.605	-63.84	3.64	-25.0	-38.84	261.00	Vertical	Vertical	Pass
1462.100	-53.55	-2.39	-25.0	-28.55	360.00	Vertical	Vertical	Pass
2605.500	-35.96	4.32	-25.0	-10.96	313.00	Vertical	Vertical	N/A
6819.600	-40.29	13.08	-25.0	-15.29	131.00	Vertical	Vertical	Pass
18099.450	-46.71	10.50	-25.0	-21.71	93.00	Vertical	Vertical	Pass

RSE-V&H LTE Band 41 BW5 CH40765

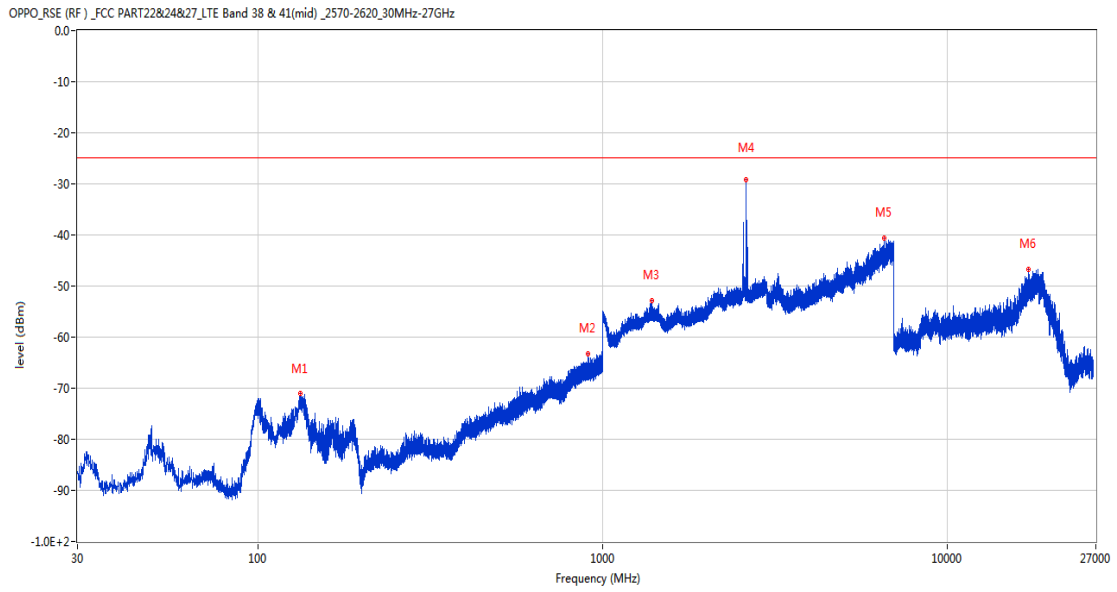
OPPO_RSE (RF) _FCC PART22&24&27_LTE Band 38 & 41(mid) _2570-2620_30MHz-27GHz



Frequency (MHz)	Result (dBm)	Factor (dB)	PK Limit (dBm)	Over Limit (dB)	Table (o)	ANT	EUT	Verdict
49.739	-66.12	-15.04	-25.0	-41.12	193.00	Vertical	Horizontal	Pass
906.055	-63.49	3.70	-25.0	-38.49	81.00	Vertical	Horizontal	Pass
1405.700	-53.46	-1.84	-25.0	-28.46	48.00	Vertical	Horizontal	Pass
2627.900	-43.54	3.48	-25.0	-18.54	360.00	Vertical	Horizontal	N/A
6812.200	-40.06	13.17	-25.0	-15.06	361.00	Vertical	Horizontal	Pass
18115.600	-45.87	10.47	-25.0	-20.87	360.00	Vertical	Horizontal	Pass

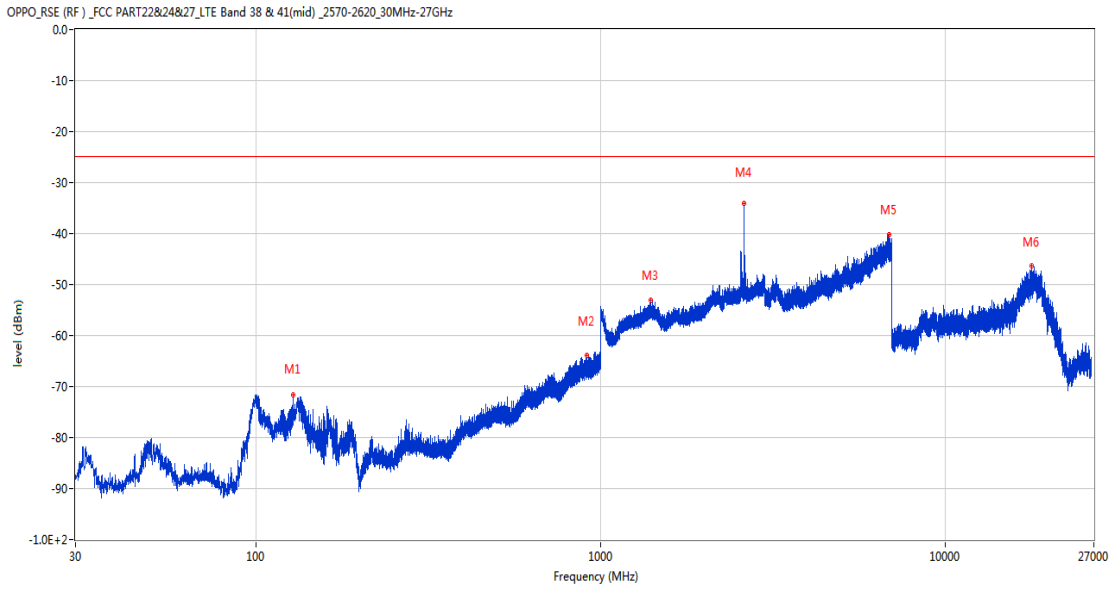
17.2 LTE Band 41 BW10, Middle Channel

RSE-H&H LTE Band 41 BW10 CH40765



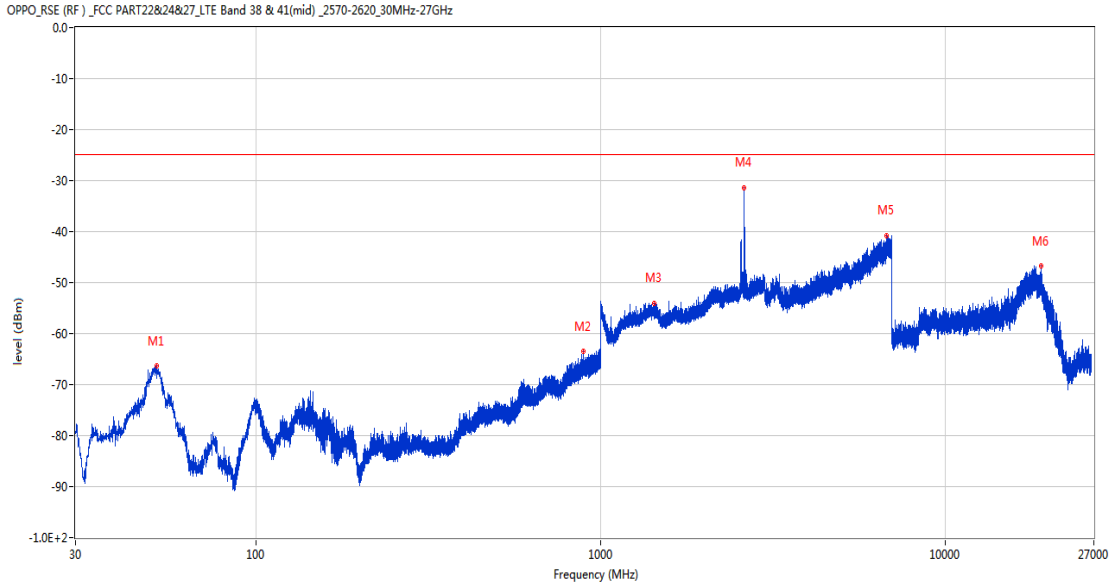
Frequency (MHz)	Result (dBm)	Factor (dB)	PK Limit (dBm)	Over Limit (dB)	Table (o)	ANT	EUT	Verdict
132.674	-71.05	-16.82	-25.0	-46.05	362.00	Horizontal	Horizontal	Pass
906.541	-63.22	3.73	-25.0	-38.22	362.00	Horizontal	Horizontal	Pass
1391.500	-52.90	-1.83	-25.0	-27.90	65.00	Horizontal	Horizontal	Pass
2603.300	-29.22	4.39	-25.0	-4.22	253.00	Horizontal	Horizontal	N/A
6568.200	-40.67	10.90	-25.0	-15.67	94.00	Horizontal	Horizontal	Pass
17231.137	-46.75	10.92	-25.0	-21.75	90.00	Horizontal	Horizontal	Pass

RSE-H&V LTE Band 41 BW10 CH40765



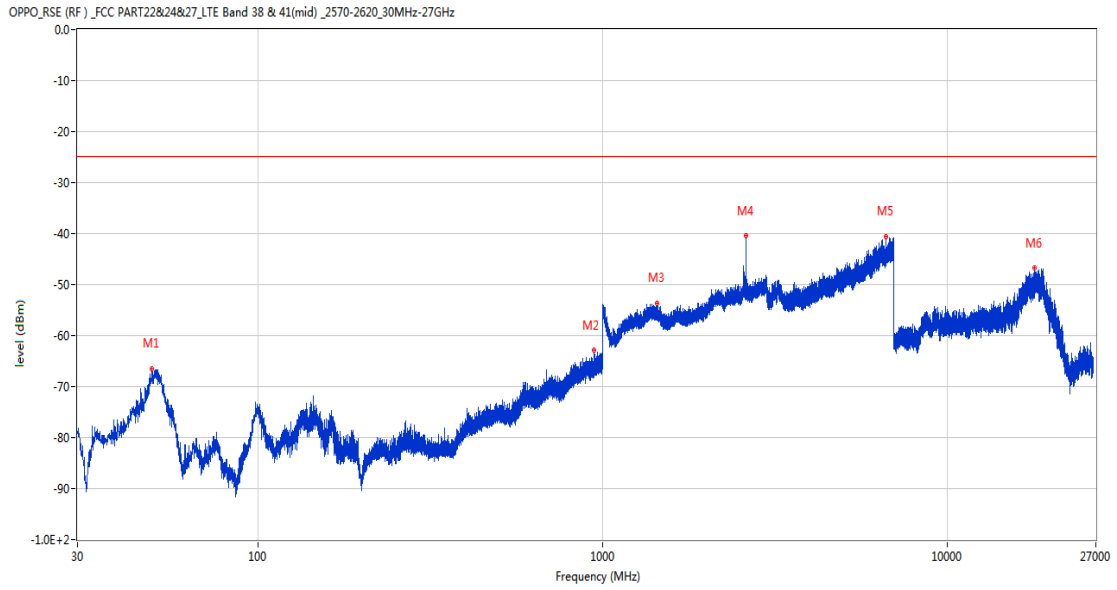
Frequency (MHz)	Result (dBm)	Factor (dB)	PK Limit (dBm)	Over Limit (dB)	Table (o)	ANT	EUT	Verdict
128.649	-71.57	-17.70	-25.0	-46.57	362.00	Horizontal	Vertical	Pass
911.972	-63.94	3.73	-25.0	-38.94	143.00	Horizontal	Vertical	Pass
1399.300	-53.08	-1.79	-25.0	-28.08	-2.00	Horizontal	Vertical	Pass
2603.400	-34.14	4.39	-25.0	-9.14	200.00	Horizontal	Vertical	N/A
6871.200	-40.19	12.14	-25.0	-15.19	-1.00	Horizontal	Vertical	Pass
17863.762	-46.36	10.31	-25.0	-21.36	361.00	Horizontal	Vertical	Pass

RSE-V&V LTE Band 41 BW10 CH40765



Frequency (MHz)	Result (dBm)	Factor (dB)	PK Limit (dBm)	Over Limit (dB)	Table (o)	ANT	EUT	Verdict
51.583	-66.35	-14.80	-25.0	-41.35	195.00	Vertical	Vertical	Pass
892.088	-63.56	3.54	-25.0	-38.56	84.00	Vertical	Vertical	Pass
1434.900	-54.12	-2.07	-25.0	-29.12	360.00	Vertical	Vertical	Pass
2603.200	-31.43	4.39	-25.0	-6.43	307.00	Vertical	Vertical	N/A
6777.200	-40.88	12.85	-25.0	-15.88	328.00	Vertical	Vertical	Pass
18951.150	-46.65	8.82	-25.0	-21.65	-2.00	Vertical	Vertical	Pass

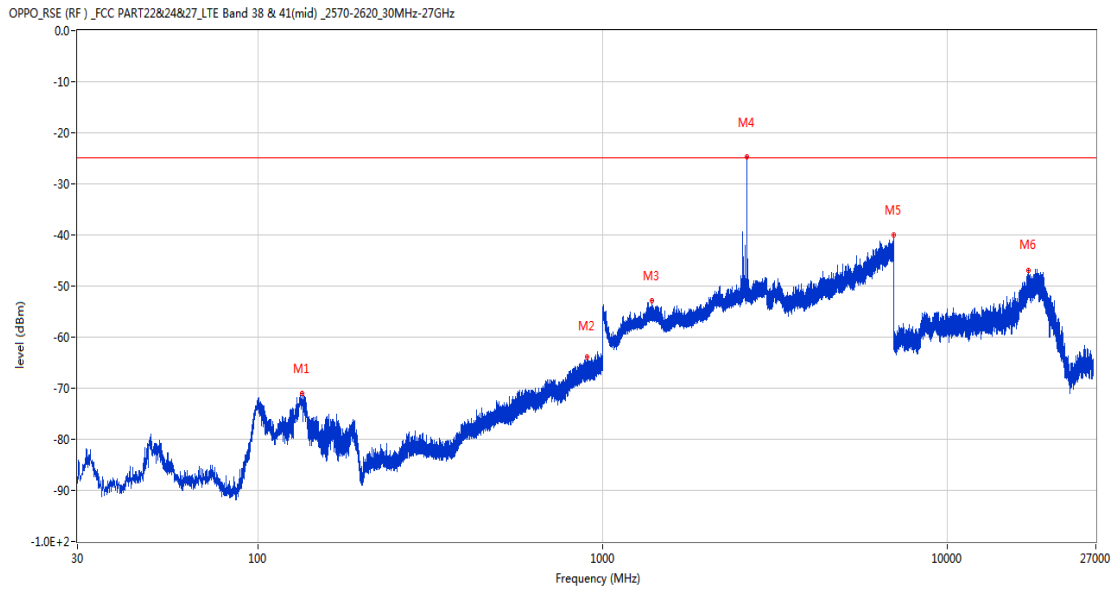
RSE-V&H LTE Band 41 BW10 CH40765



Frequency (MHz)	Result (dBm)	Factor (dB)	PK Limit (dBm)	Over Limit (dB)	Table (o)	ANT	EUT	Verdict
49.255	-66.58	-15.24	-25.0	-41.58	252.00	Vertical	Horizontal	Pass
947.183	-62.85	4.05	-25.0	-37.85	142.00	Vertical	Horizontal	Pass
1444.300	-53.73	-2.07	-25.0	-28.73	140.00	Vertical	Horizontal	Pass
2603.500	-40.44	4.38	-25.0	-15.44	-2.00	Vertical	Horizontal	N/A
6648.200	-40.55	12.02	-25.0	-15.55	286.00	Vertical	Horizontal	Pass
17967.712	-46.68	10.31	-25.0	-21.68	362.00	Vertical	Horizontal	Pass

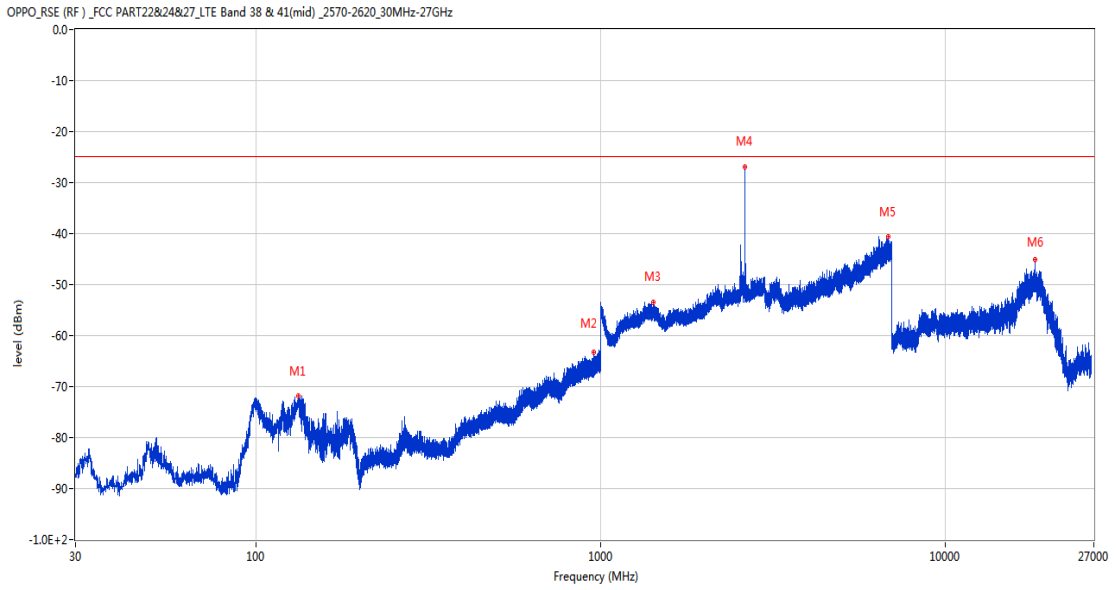
17.3 LTE Band 41 BW15, Middle Channel

RSE-H&H LTE Band 41 BW15 CH40765



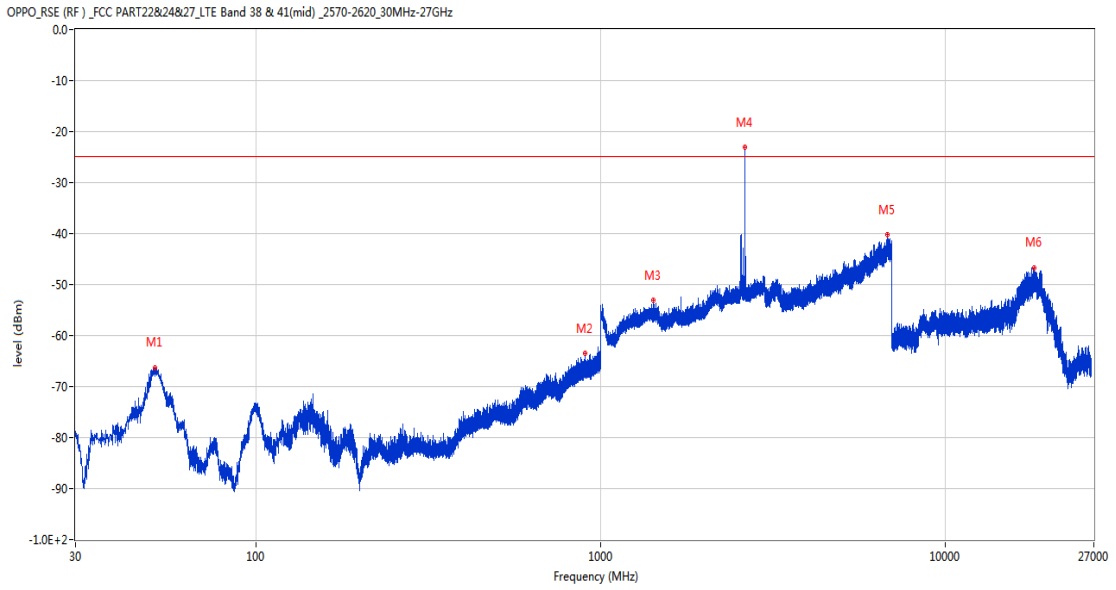
Frequency (MHz)	Result (dBm)	Factor (dB)	PK Limit (dBm)	Over Limit (dB)	Table (o)	ANT	EUT	Verdict
134.178	-70.97	-16.48	-25.0	-45.97	347.00	Horizontal	Horizontal	Pass
900.090	-63.92	3.67	-25.0	-38.92	362.00	Horizontal	Horizontal	Pass
1392.600	-52.89	-1.77	-25.0	-27.89	12.00	Horizontal	Horizontal	Pass
2627.400	-24.67	3.54	-25.0	0.33	253.00	Horizontal	Horizontal	N/A
6986.800	-40.08	13.60	-25.0	-15.08	201.00	Horizontal	Horizontal	Pass
17231.663	-47.03	10.93	-25.0	-22.03	362.00	Horizontal	Horizontal	Pass

RSE-H&V LTE Band 41 BW15 CH40765



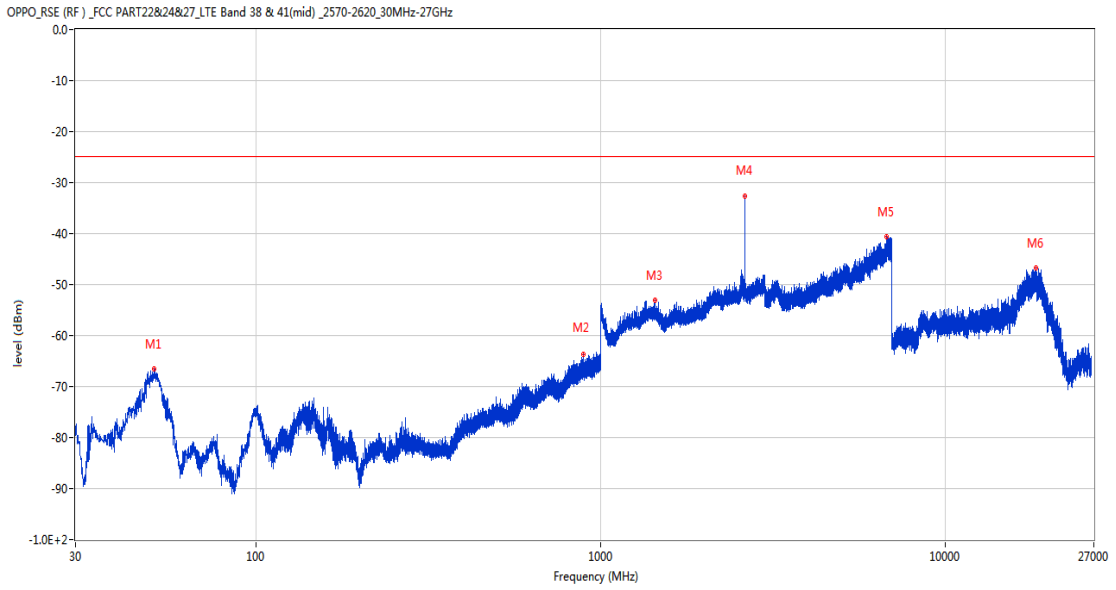
Frequency (MHz)	Result (dBm)	Factor (dB)	PK Limit (dBm)	Over Limit (dB)	Table (o)	ANT	EUT	Verdict
132.868	-71.92	-16.77	-25.0	-46.92	362.00	Horizontal	Vertical	Pass
957.369	-63.33	4.25	-25.0	-38.33	362.00	Horizontal	Vertical	Pass
1420.300	-53.57	-1.86	-25.0	-28.57	70.00	Horizontal	Vertical	Pass
2627.500	-26.89	3.53	-25.0	-1.89	-2.00	Horizontal	Vertical	N/A
6824.000	-40.68	12.96	-25.0	-15.68	210.00	Horizontal	Vertical	Pass
18209.100	-45.20	10.29	-25.0	-20.20	-2.00	Horizontal	Vertical	Pass

RSE-V&V LTE Band 41 BW15 CH40765



Frequency (MHz)	Result (dBm)	Factor (dB)	PK Limit (dBm)	Over Limit (dB)	Table (o)	ANT	EUT	Verdict
51.049	-66.28	-14.84	-25.0	-41.28	220.00	Vertical	Vertical	Pass
904.067	-63.49	3.65	-25.0	-38.49	38.00	Vertical	Vertical	Pass
1425.300	-53.04	-1.87	-25.0	-28.04	24.00	Vertical	Vertical	Pass
2627.500	-23.14	3.53	-25.0	1.86	307.00	Vertical	Vertical	N/A
6812.400	-40.15	13.16	-25.0	-15.15	361.00	Vertical	Vertical	Pass
18124.950	-46.65	10.45	-25.0	-21.65	126.00	Vertical	Vertical	Pass

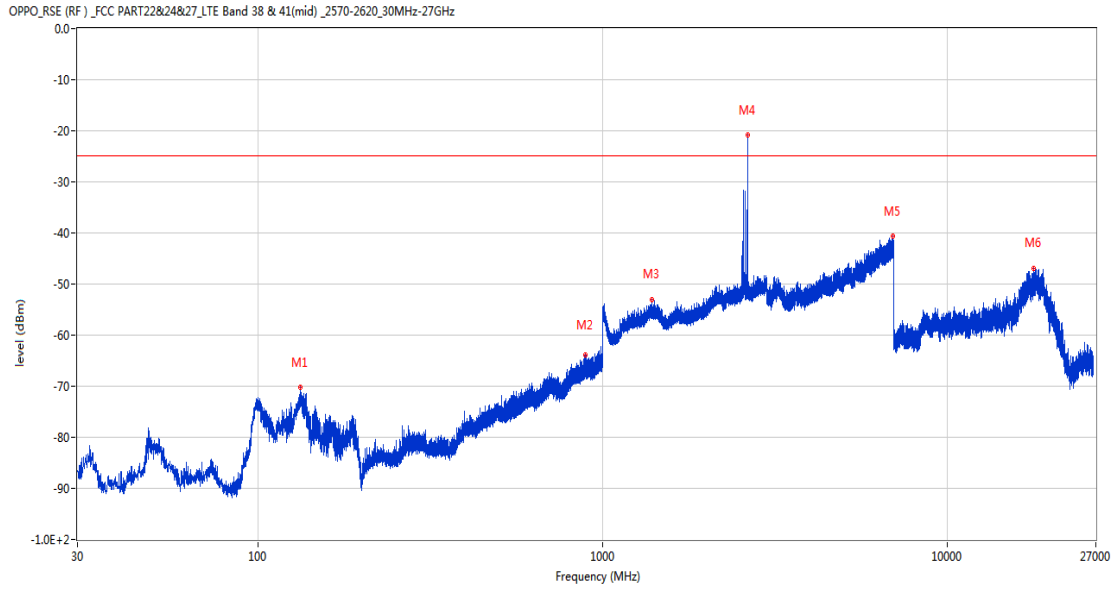
RSE-V&H LTE Band 41 BW15 CH40765



Frequency (MHz)	Result (dBm)	Factor (dB)	PK Limit (dBm)	Over Limit (dB)	Table (o)	ANT	EUT	Verdict
50.758	-66.62	-14.87	-25.0	-41.62	213.00	Vertical	Horizontal	Pass
892.864	-63.72	3.58	-25.0	-38.72	275.00	Vertical	Horizontal	Pass
1442.400	-53.05	-2.09	-25.0	-28.05	360.00	Vertical	Horizontal	Pass
2627.700	-32.68	3.50	-25.0	-7.68	248.00	Vertical	Horizontal	N/A
6758.400	-40.61	12.27	-25.0	-15.61	145.00	Vertical	Horizontal	Pass
18367.199	-46.70	9.97	-25.0	-21.70	113.00	Vertical	Horizontal	Pass

17.4 LTE Band 41 BW20, Middle Channel

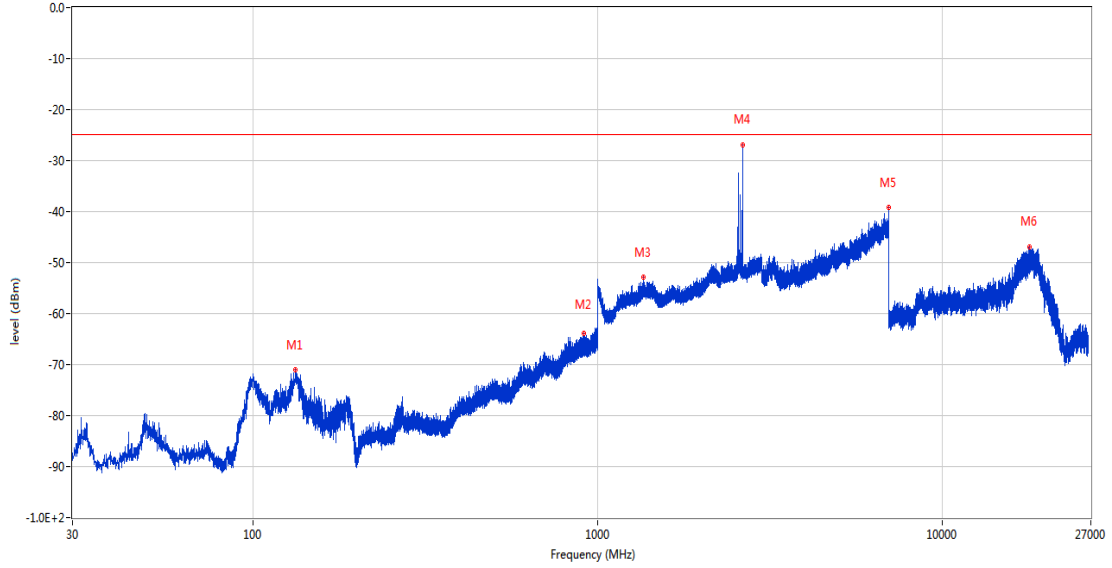
RSE-H&H LTE Band 41 BW20 CH40765



Frequency (MHz)	Result (dBm)	Factor (dB)	PK Limit (dBm)	Over Limit (dB)	Table (o)	ANT	EUT	Verdict
133.062	-70.29	-16.73	-25.0	-45.29	362.00	Horizontal	Horizontal	Pass
892.572	-63.94	3.57	-25.0	-38.94	210.00	Horizontal	Horizontal	Pass
1394.100	-53.05	-1.78	-25.0	-28.05	-2.00	Horizontal	Horizontal	Pass
2634.400	-20.81	3.42	-25.0	4.19	248.00	Horizontal	Horizontal	N/A
6966.200	-40.70	13.12	-25.0	-15.70	-1.00	Horizontal	Horizontal	Pass
17859.824	-46.96	10.44	-25.0	-21.96	43.00	Horizontal	Horizontal	Pass

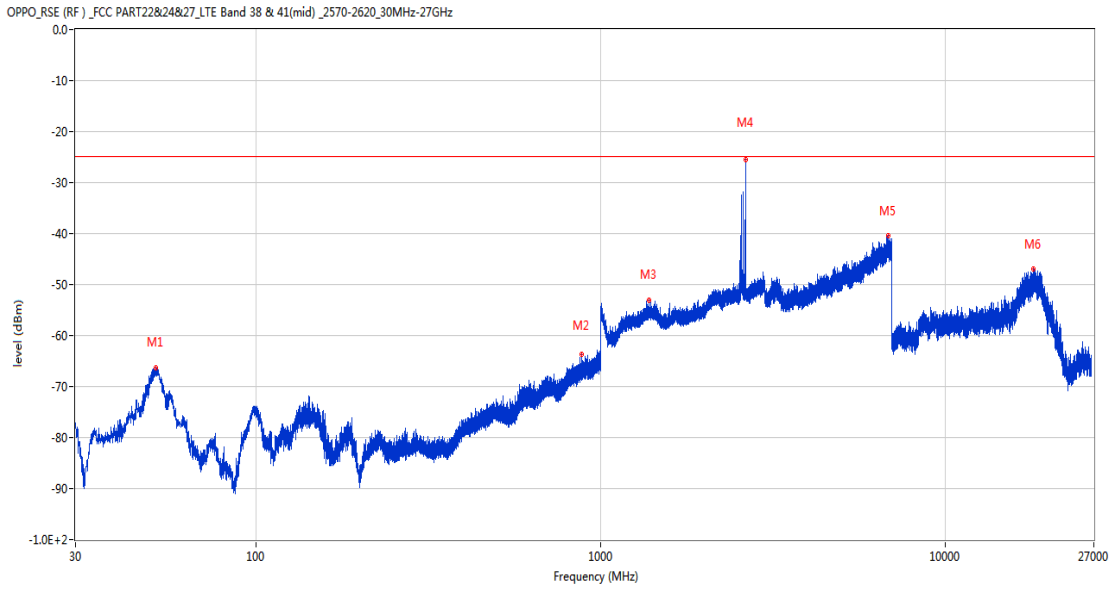
RSE-H&V LTE Band 41 BW20 CH40765

OPPO_RSE (RF) _FCC PART22&24&27_LTE Band 38 & 41(mid) _2570-2620_30MHz-27GHz



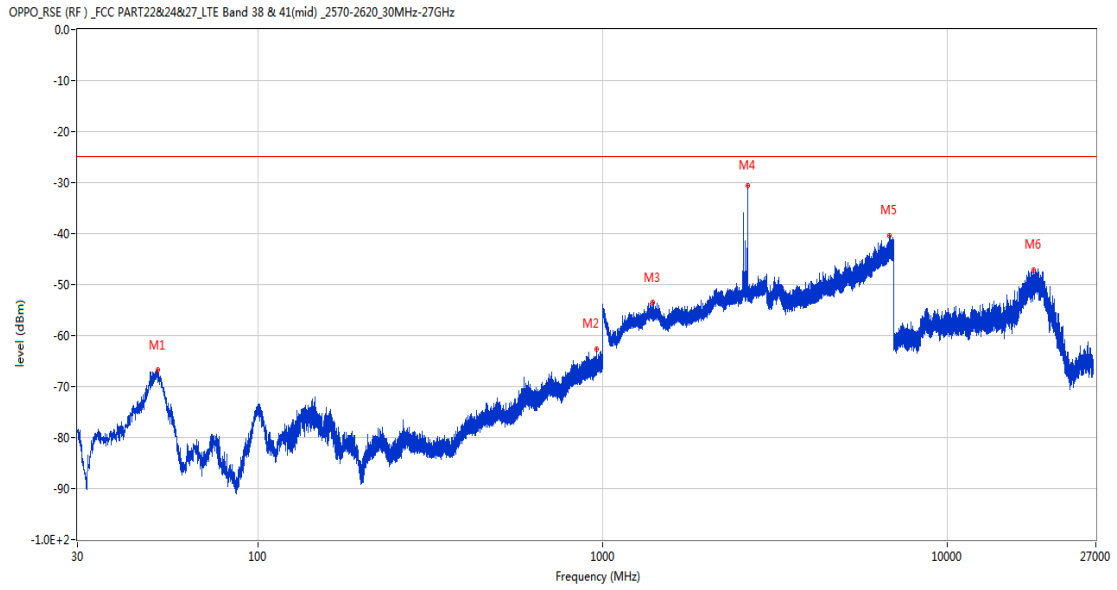
Frequency (MHz)	Result (dBm)	Factor (dB)	PK Limit (dBm)	Over Limit (dB)	Table (o)	ANT	EUT	Verdict
132.626	-71.04	-16.83	-25.0	-46.04	362.00	Horizontal	Vertical	Pass
911.196	-63.81	3.71	-25.0	-38.81	112.00	Horizontal	Vertical	Pass
1362.700	-52.91	-2.09	-25.0	-27.91	305.00	Horizontal	Vertical	Pass
2634.400	-26.92	3.42	-25.0	-1.92	-2.00	Horizontal	Vertical	N/A
6996.400	-39.21	13.86	-25.0	-14.21	-1.00	Horizontal	Vertical	Pass
17976.113	-46.92	10.57	-25.0	-21.92	37.00	Horizontal	Vertical	Pass

RSE-V&V LTE Band 41 BW20 CH40765



Frequency (MHz)	Result (dBm)	Factor (dB)	PK Limit (dBm)	Over Limit (dB)	Table (o)	ANT	EUT	Verdict
51.243	-66.28	-14.83	-25.0	-41.28	155.00	Vertical	Vertical	Pass
881.369	-63.60	3.54	-25.0	-38.60	337.00	Vertical	Vertical	Pass
1384.900	-53.10	-1.92	-25.0	-28.10	246.00	Vertical	Vertical	Pass
2634.500	-25.43	3.40	-25.0	-0.43	246.00	Vertical	Vertical	N/A
6819.800	-40.31	13.08	-25.0	-15.31	361.00	Vertical	Vertical	Pass
18062.475	-46.99	10.58	-25.0	-21.99	300.00	Vertical	Vertical	Pass

RSE-V&H LTE Band 41 BW20 CH40765

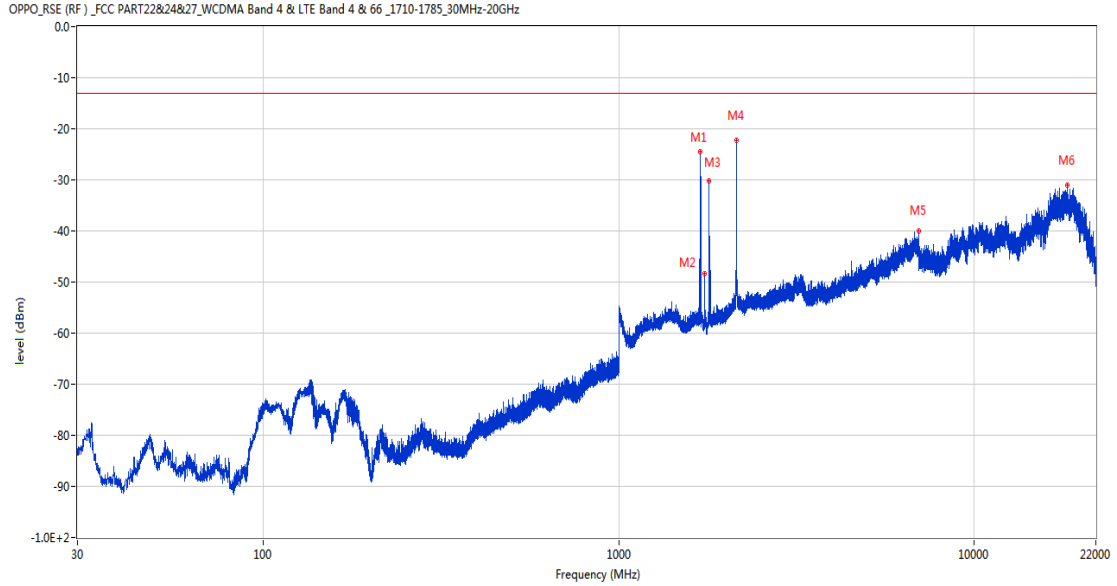


Frequency (MHz)	Result (dBm)	Factor (dB)	PK Limit (dBm)	Over Limit (dB)	Table (o)	ANT	EUT	Verdict
51.243	-66.71	-14.83	-25.0	-41.71	226.00	Vertical	Horizontal	Pass
961.588	-62.59	4.52	-25.0	-37.59	348.00	Vertical	Horizontal	Pass
1398.100	-53.49	-1.85	-25.0	-28.49	76.00	Vertical	Horizontal	Pass
2634.300	-30.64	3.44	-25.0	-5.64	249.00	Vertical	Horizontal	N/A
6819.200	-40.49	13.08	-25.0	-15.49	54.00	Vertical	Horizontal	Pass
17864.286	-47.15	10.29	-25.0	-22.15	271.00	Vertical	Horizontal	Pass

18 LTE Band 66

18.1 LTE Band 66 BW1.4, Middle Channel

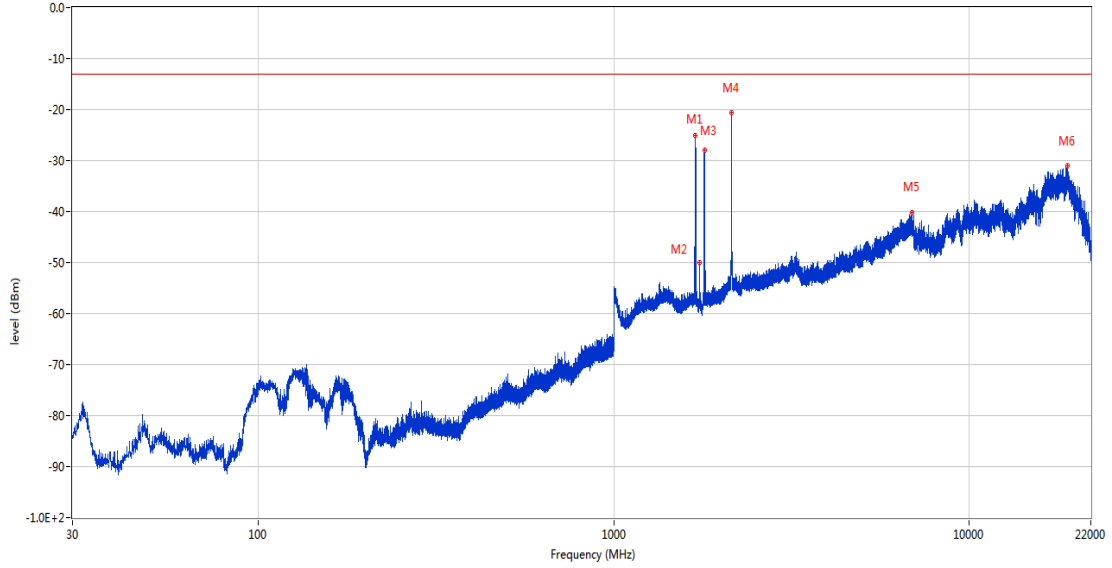
RSE-H&H LTE Band 66 BW1.4 CH132322



Frequency (MHz)	Result (dBm)	Factor (dB)	PK Limit (dBm)	Over Limit (dB)	Table (o)	ANT	EUT	Verdict
1698.200	-24.57	-4.11	-13.0	-11.57	117.00	Horizontal	Horizontal	N/A
1744.600	-48.43	-3.49	-13.0	-35.43	343.00	Horizontal	Horizontal	N/A
1793.800	-30.26	-3.70	-13.0	-17.26	123.00	Horizontal	Horizontal	N/A
2145.200	-22.29	-1.09	-13.0	-9.29	226.00	Horizontal	Horizontal	N/A
6988.800	-39.95	13.72	-13.0	-26.95	355.00	Horizontal	Horizontal	Pass
18303.238	-31.04	25.42	-13.0	-18.04	0.00	Horizontal	Horizontal	Pass

RSE-H&V LTE Band 66 BW1.4 CH132322

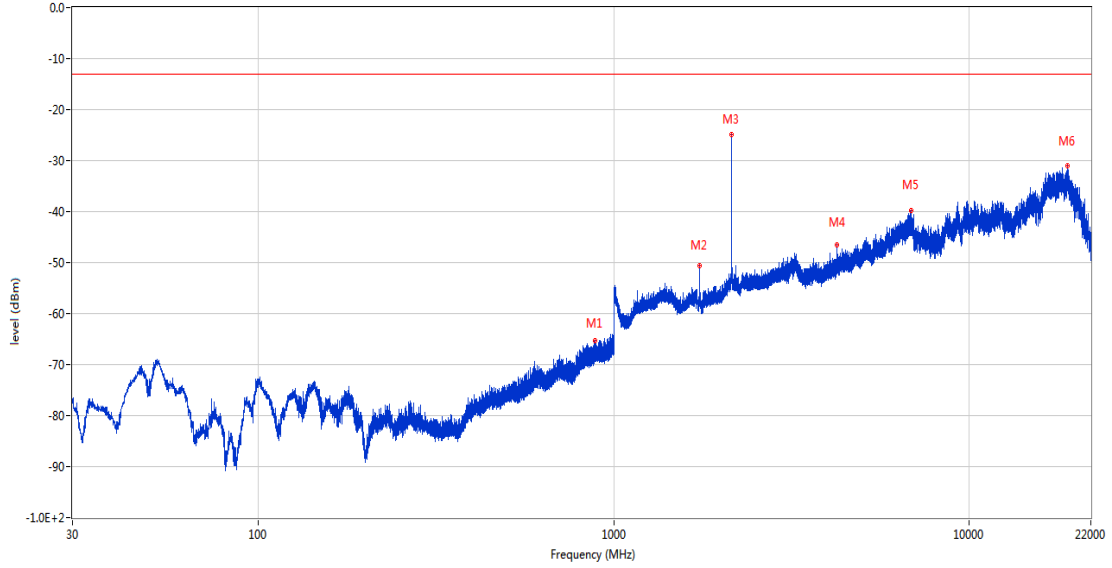
OPPO_RSE (RF) _FCC PART22&24&27_WCDMA Band 4 & LTE Band 4 & 66 _1710-1785_30MHz-20GHz



Frequency (MHz)	Result (dBm)	Factor (dB)	PK Limit (dBm)	Over Limit (dB)	Table (o)	ANT	EUT	Verdict
1699.300	-25.03	-3.90	-13.0	-12.03	195.00	Horizontal	Vertical	N/A
1744.700	-50.03	-3.49	-13.0	-37.03	6.00	Horizontal	Vertical	N/A
1799.100	-27.99	-4.16	-13.0	-14.99	198.00	Horizontal	Vertical	N/A
2145.200	-20.69	-1.09	-13.0	-7.69	14.00	Horizontal	Vertical	N/A
6915.600	-40.27	12.34	-13.0	-27.27	302.00	Horizontal	Vertical	Pass
18959.526	-31.10	25.06	-13.0	-18.10	91.00	Horizontal	Vertical	Pass

RSE-V&V LTE Band 66 BW1.4 CH132322

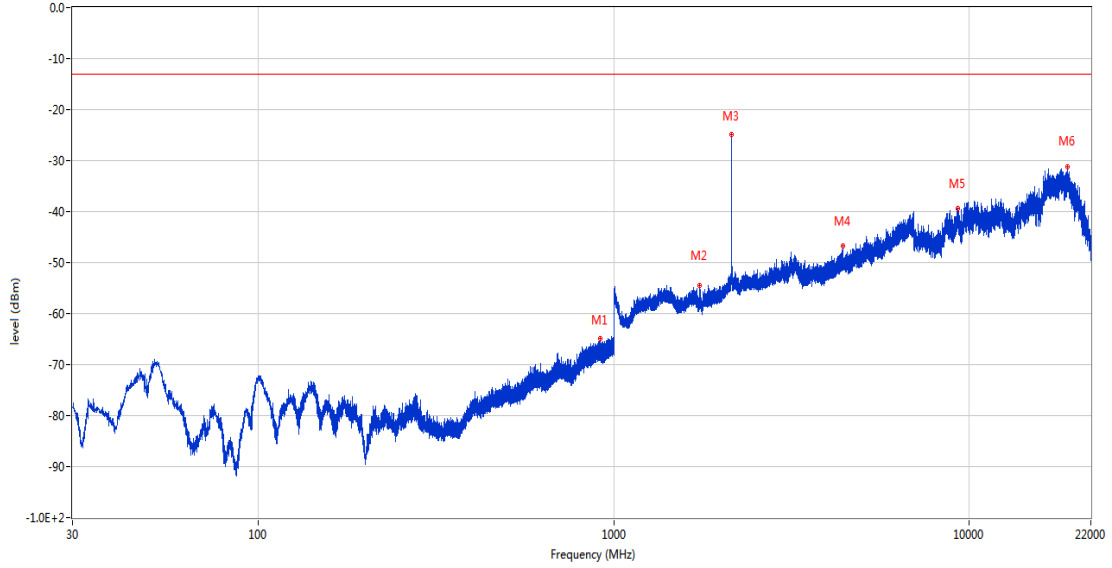
OPPO_RSE (RF) _FCC PART22&24&27_WCDMA Band 4 & LTE Band 4 & 66 _1710-1785_30MHz-20GHz



Frequency (MHz)	Result (dBm)	Factor (dB)	PK Limit (dBm)	Over Limit (dB)	Table (o)	ANT	EUT	Verdict
885.103	-65.23	2.47	-13.0	-52.23	52.00	Vertical	Vertical	Pass
1744.700	-50.68	-3.49	-13.0	-37.68	230.00	Vertical	Vertical	N/A
2145.200	-24.93	-1.09	-13.0	-11.93	139.00	Vertical	Vertical	N/A
4249.000	-46.60	5.91	-13.0	-33.60	80.00	Vertical	Vertical	Pass
6882.000	-39.89	12.28	-13.0	-26.89	199.00	Vertical	Vertical	Pass
18935.011	-31.09	25.07	-13.0	-18.09	209.00	Vertical	Vertical	Pass

RSE-V&H LTE Band 66 BW1.4 CH132322

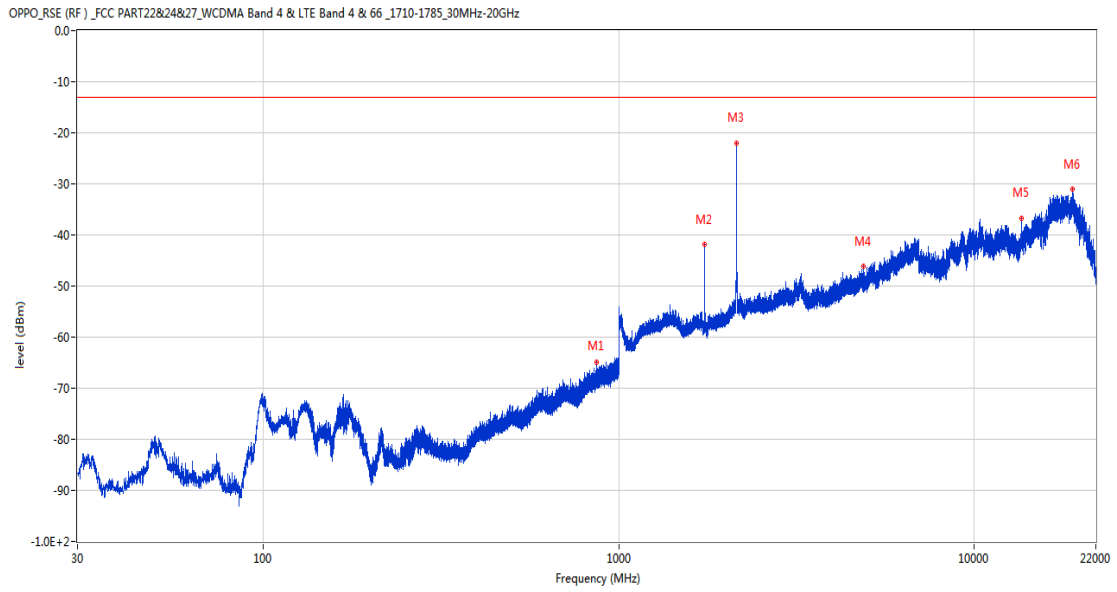
OPPO_RSE (RF) _FCC PART22&24&27_WCDMA Band 4 & LTE Band 4 & 66 _1710-1785_30MHz-20GHz



Frequency (MHz)	Result (dBm)	Factor (dB)	PK Limit (dBm)	Over Limit (dB)	Table (o)	ANT	EUT	Verdict
916.677	-65.00	2.48	-13.0	-52.00	120.00	Vertical	Horizontal	Pass
1744.900	-54.58	-3.49	-13.0	-41.58	299.00	Vertical	Horizontal	N/A
2145.300	-24.85	-1.10	-13.0	-11.85	150.00	Vertical	Horizontal	N/A
4402.800	-46.79	6.13	-13.0	-33.79	67.00	Vertical	Horizontal	Pass
9279.300	-39.47	16.72	-13.0	-26.47	119.00	Vertical	Horizontal	Pass
18959.526	-31.29	25.06	-13.0	-18.29	318.00	Vertical	Horizontal	Pass

18.2 LTE Band 66 BW3, Middle Channel

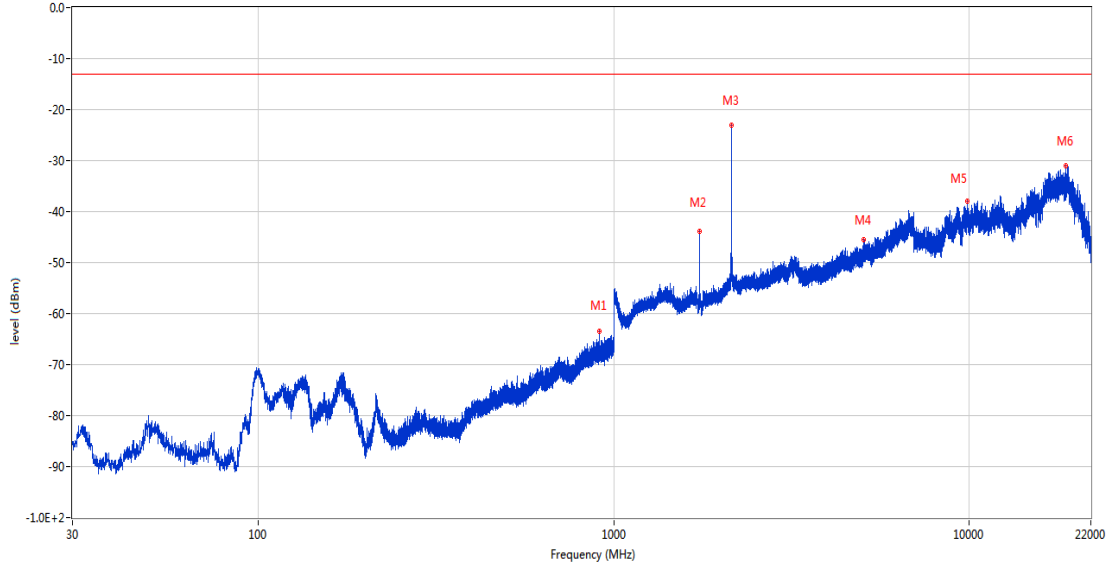
RSE-H&H LTE Band 66 BW3 CH132322



Frequency (MHz)	Result (dBm)	Factor (dB)	PK Limit (dBm)	Over Limit (dB)	Table (o)	ANT	EUT	Verdict
866.334	-64.84	1.91	-13.0	-51.84	19.00	Horizontal	Horizontal	Pass
1743.900	-41.80	-3.48	-13.0	-28.80	346.00	Horizontal	Horizontal	N/A
2144.400	-22.03	-1.02	-13.0	-9.03	152.00	Horizontal	Horizontal	N/A
4895.000	-46.11	6.16	-13.0	-33.11	202.00	Horizontal	Horizontal	Pass
13606.088	-36.69	18.66	-13.0	-23.69	43.00	Horizontal	Horizontal	Pass
18956.288	-31.11	25.06	-13.0	-18.11	331.00	Horizontal	Horizontal	Pass

RSE-H&V LTE Band 66 BW3 CH132322

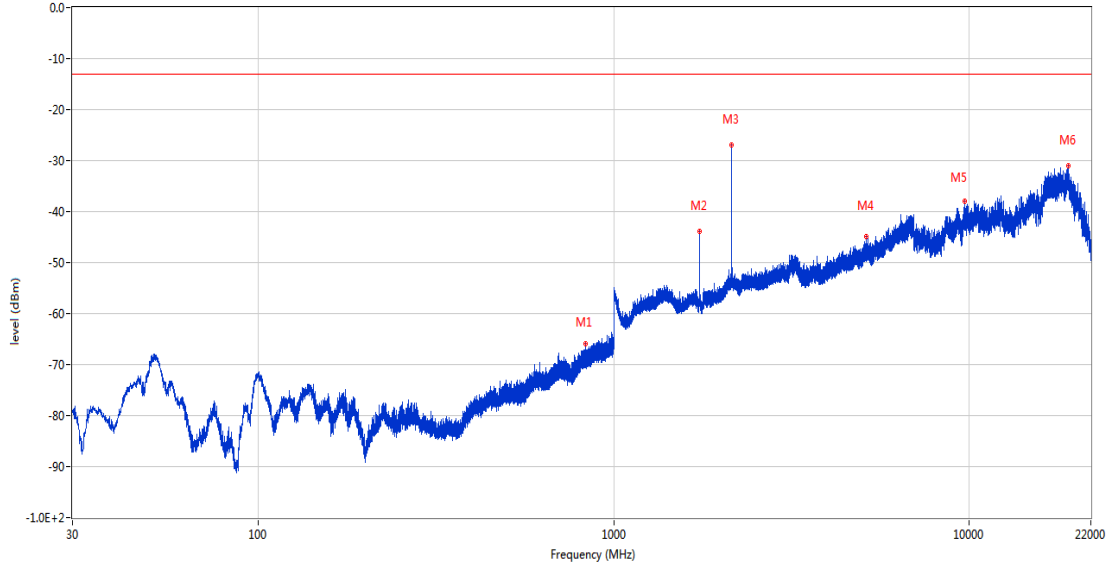
OPPO_RSE (RF) _FCC PART22&24&27_WCDMA Band 4 & LTE Band 4 & 66 _1710-1785_30MHz-20GHz



Frequency (MHz)	Result (dBm)	Factor (dB)	PK Limit (dBm)	Over Limit (dB)	Table (o)	ANT	EUT	Verdict
908.723	-63.51	2.43	-13.0	-50.51	167.00	Horizontal	Vertical	Pass
1744.000	-43.95	-3.48	-13.0	-30.95	327.00	Horizontal	Vertical	N/A
2144.000	-23.06	-1.03	-13.0	-10.06	225.00	Horizontal	Vertical	N/A
5040.400	-45.58	6.89	-13.0	-32.58	291.00	Horizontal	Vertical	Pass
9906.050	-37.87	18.76	-13.0	-24.87	302.00	Horizontal	Vertical	Pass
18706.999	-31.09	25.20	-13.0	-18.09	64.00	Horizontal	Vertical	Pass

RSE-V&V LTE Band 66 BW3 CH132322

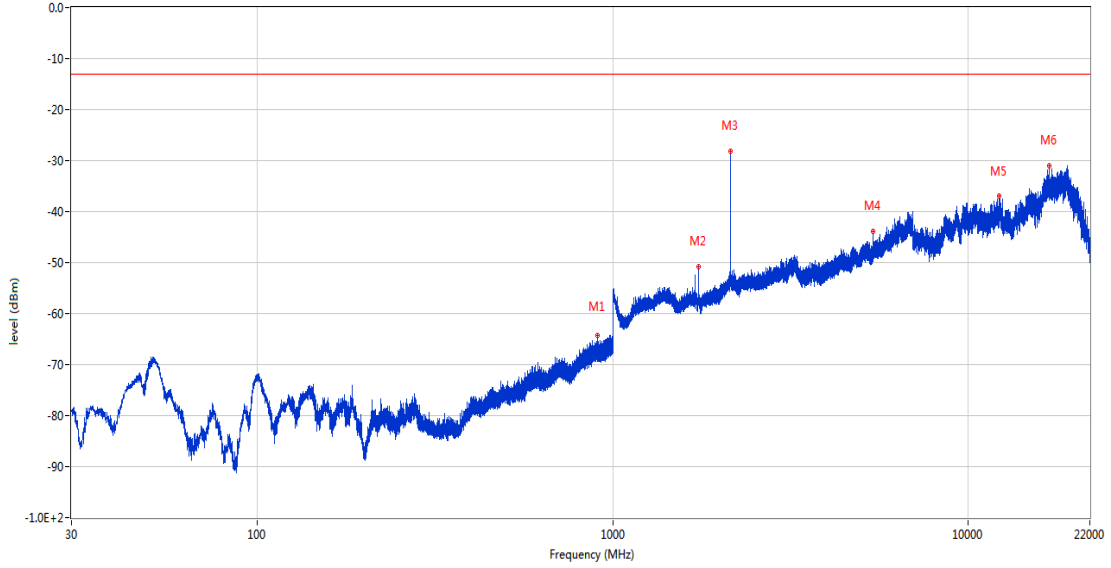
OPPO_RSE (RF) _FCC PART22&24&27_WCDMA Band 4 & LTE Band 4 & 66 _1710-1785_30MHz-20GHz



Frequency (MHz)	Result (dBm)	Factor (dB)	PK Limit (dBm)	Over Limit (dB)	Table (o)	ANT	EUT	Verdict
834.761	-65.88	1.43	-13.0	-52.88	233.00	Vertical	Vertical	Pass
1743.800	-43.97	-3.48	-13.0	-30.97	132.00	Vertical	Vertical	N/A
2144.700	-26.98	-1.05	-13.0	-13.98	132.00	Vertical	Vertical	N/A
5149.200	-44.92	8.02	-13.0	-31.92	323.00	Vertical	Vertical	Pass
9715.724	-37.97	18.55	-13.0	-24.97	155.00	Vertical	Vertical	Pass
18968.775	-31.02	25.05	-13.0	-18.02	53.00	Vertical	Vertical	Pass

RSE-V&H LTE Band 66 BW3 CH132322

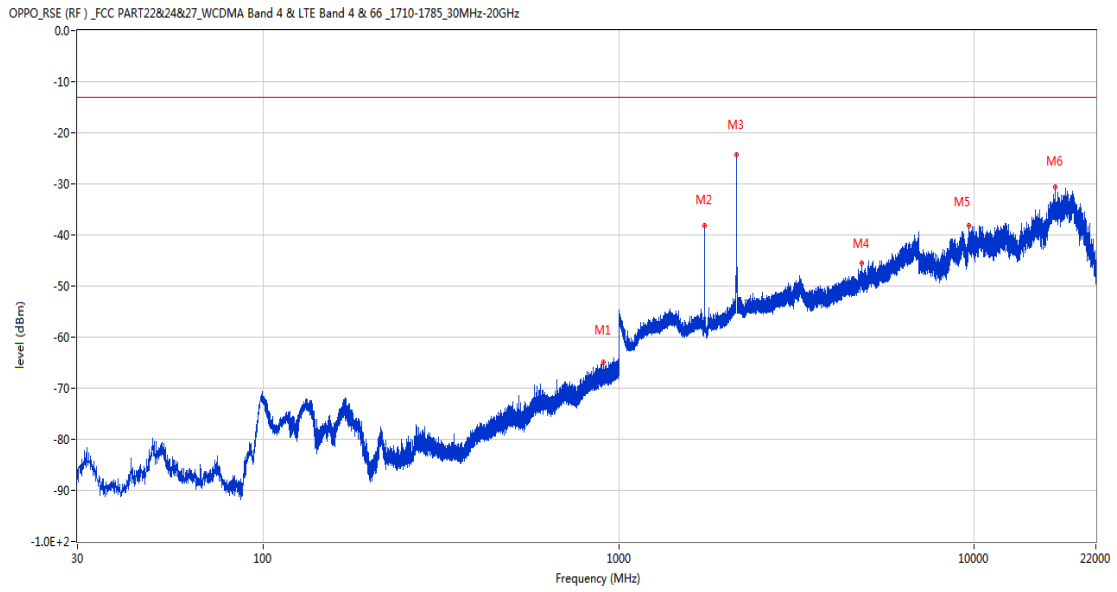
OPPO_RSE (RF) _FCC PART22&24&27_WCDMA Band 4 & LTE Band 4 & 66 _1710-1785_30MHz-20GHz



Frequency (MHz)	Result (dBm)	Factor (dB)	PK Limit (dBm)	Over Limit (dB)	Table (o)	ANT	EUT	Verdict
904.358	-64.26	2.40	-13.0	-51.26	0.00	Vertical	Horizontal	Pass
1743.800	-50.82	-3.48	-13.0	-37.82	65.00	Vertical	Horizontal	N/A
2145.200	-28.25	-1.09	-13.0	-15.25	136.00	Vertical	Horizontal	N/A
5415.200	-43.84	8.18	-13.0	-30.84	235.00	Vertical	Horizontal	Pass
12246.875	-36.84	18.21	-13.0	-23.84	246.00	Vertical	Horizontal	Pass
16945.338	-31.06	26.41	-13.0	-18.06	193.00	Vertical	Horizontal	Pass

18.3 LTE Band 66 BW5, Middle Channel

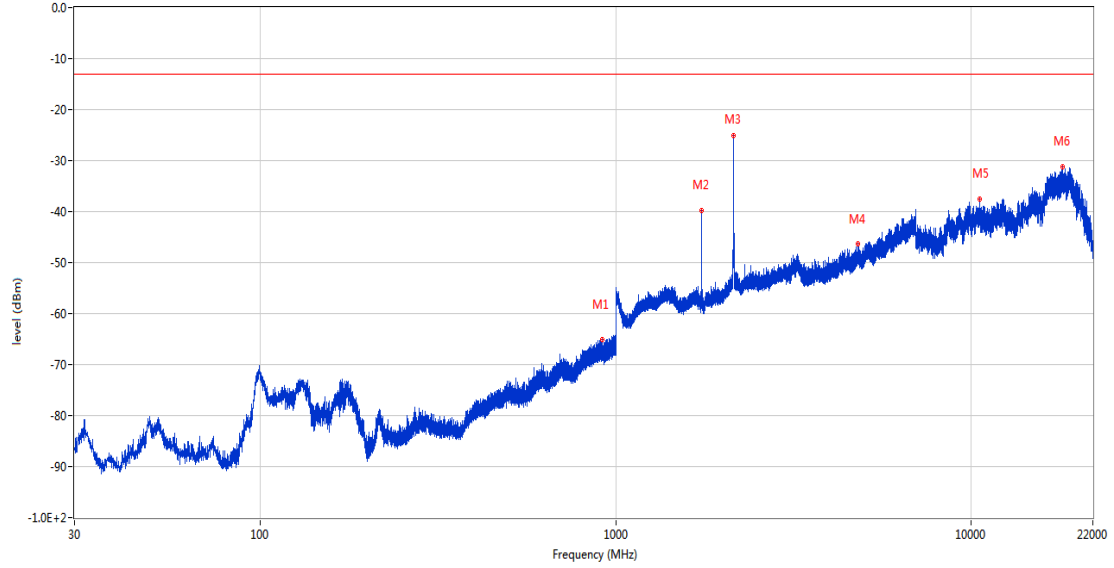
RSE-H&H LTE Band 66 BW5 CH132322



Frequency (MHz)	Result (dBm)	Factor (dB)	PK Limit (dBm)	Over Limit (dB)	Table (o)	ANT	EUT	Verdict
905.667	-64.85	2.44	-13.0	-51.85	361.00	Horizontal	Horizontal	Pass
1742.900	-38.10	-3.47	-13.0	-25.10	338.00	Horizontal	Horizontal	N/A
2146.600	-24.33	-1.19	-13.0	-11.33	142.00	Horizontal	Horizontal	N/A
4816.200	-45.56	6.97	-13.0	-32.56	21.00	Horizontal	Horizontal	Pass
9651.613	-38.20	18.23	-13.0	-25.20	113.00	Horizontal	Horizontal	Pass
16941.637	-30.71	26.37	-13.0	-17.71	271.00	Horizontal	Horizontal	Pass

RSE-H&V LTE Band 66 BW5 CH132322

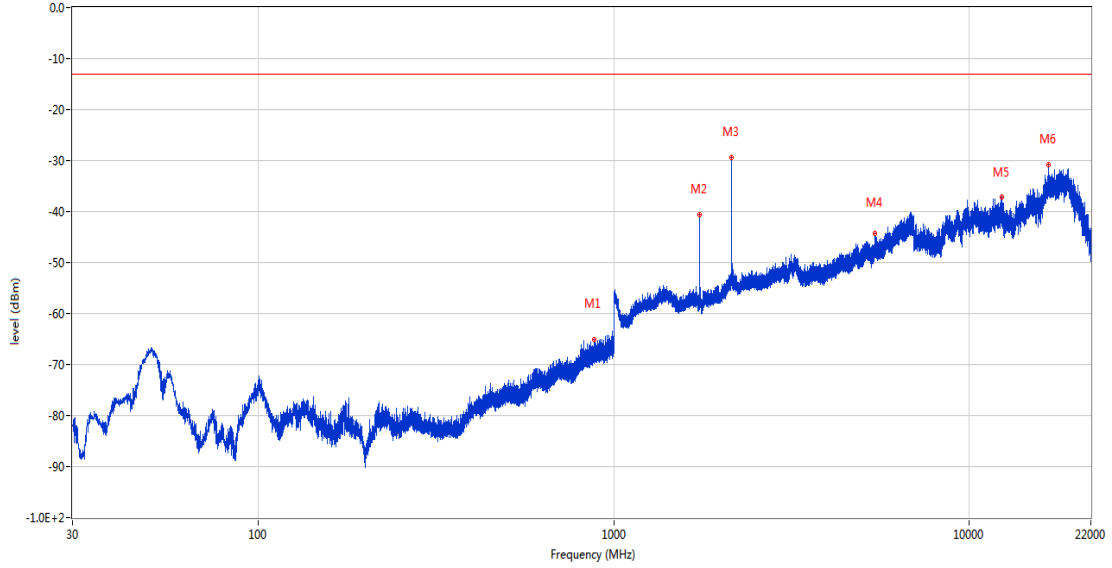
OPPO_RSE (RF) _FCC PART22&24&27_WCDMA Band 4 & LTE Band 4 & 66 _1710-1785_30MHz-20GHz



Frequency (MHz)	Result (dBm)	Factor (dB)	PK Limit (dBm)	Over Limit (dB)	Table (o)	ANT	EUT	Verdict
917.114	-65.09	2.49	-13.0	-52.09	148.00	Horizontal	Vertical	Pass
1743.000	-39.83	-3.47	-13.0	-26.83	353.00	Horizontal	Vertical	N/A
2145.300	-25.05	-1.10	-13.0	-12.05	148.00	Horizontal	Vertical	N/A
4813.000	-46.36	7.15	-13.0	-33.36	206.00	Horizontal	Vertical	Pass
10558.963	-37.53	18.46	-13.0	-24.53	43.00	Horizontal	Vertical	Pass
18108.525	-31.19	25.53	-13.0	-18.19	141.00	Horizontal	Vertical	Pass

RSE-V&V LTE Band 66 BW5 CH132322

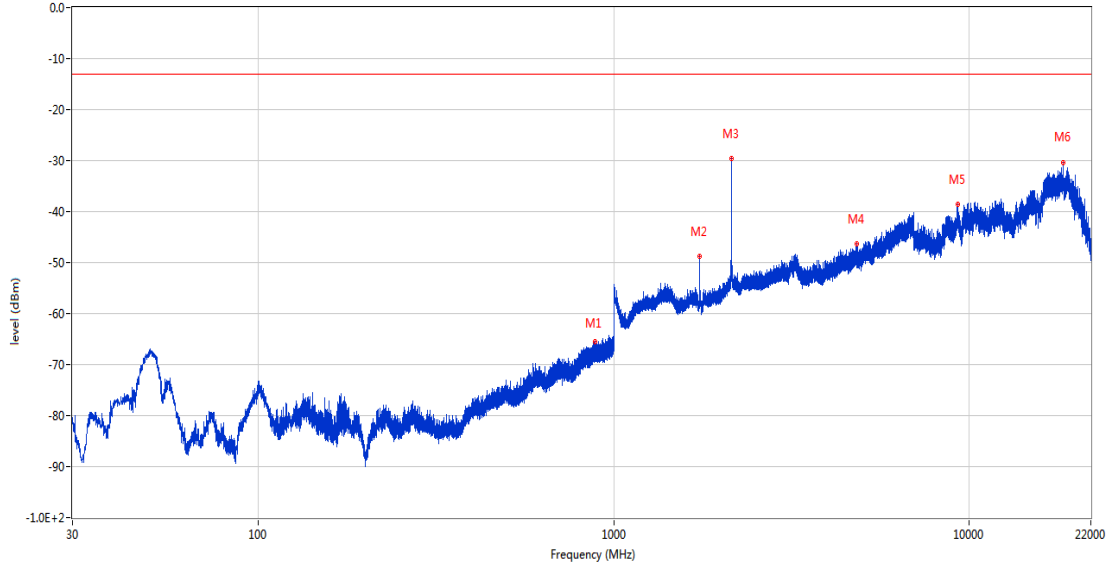
OPPO_RSE (RF) _FCC PART22&24&27_WCDMA Band 4 & LTE Band 4 & 66 _1710-1785_30MHz-20GHz



Frequency (MHz)	Result (dBm)	Factor (dB)	PK Limit (dBm)	Over Limit (dB)	Table (o)	ANT	EUT	Verdict
880.011	-65.02	2.36	-13.0	-52.02	109.00	Vertical	Vertical	Pass
1743.000	-40.64	-3.47	-13.0	-27.64	128.00	Vertical	Vertical	N/A
2144.300	-29.48	-1.02	-13.0	-16.48	128.00	Vertical	Vertical	N/A
5445.600	-44.29	8.39	-13.0	-31.29	273.00	Vertical	Vertical	Pass
12334.276	-37.17	17.68	-13.0	-24.17	202.00	Vertical	Vertical	Pass
16697.437	-30.83	26.22	-13.0	-17.83	69.00	Vertical	Vertical	Pass

RSE-V&H LTE Band 66 BW5 CH132322

OPPO_RSE (RF) _FCC PART22&24&27_WCDMA Band 4 & LTE Band 4 & 66 _1710-1785_30MHz-20GHz

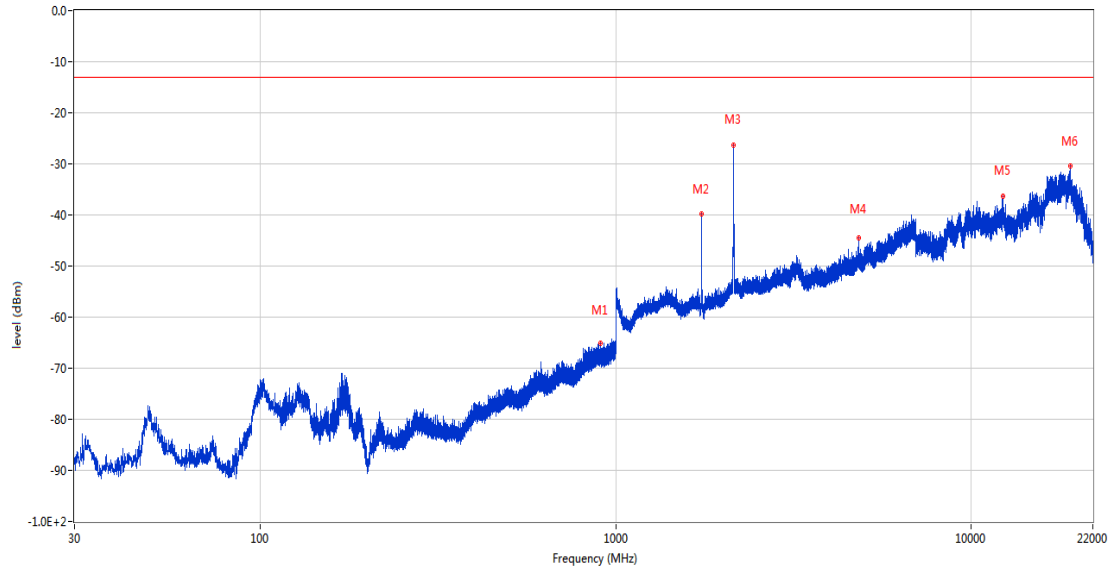


Frequency (MHz)	Result (dBm)	Factor (dB)	PK Limit (dBm)	Over Limit (dB)	Table (o)	ANT	EUT	Verdict
884.279	-65.42	2.48	-13.0	-52.42	22.00	Vertical	Horizontal	Pass
1743.100	-48.88	-3.47	-13.0	-35.88	218.00	Vertical	Horizontal	N/A
2146.500	-29.53	-1.20	-13.0	-16.53	145.00	Vertical	Horizontal	N/A
4818.600	-46.35	6.78	-13.0	-33.35	331.00	Vertical	Horizontal	Pass
9290.225	-38.51	16.83	-13.0	-25.51	126.00	Vertical	Horizontal	Pass
18343.475	-30.38	25.40	-13.0	-17.38	108.00	Vertical	Horizontal	Pass

18.4 LTE Band 66 BW10, Middle Channel

RSE-H&H LTE Band 66 BW10 CH132322

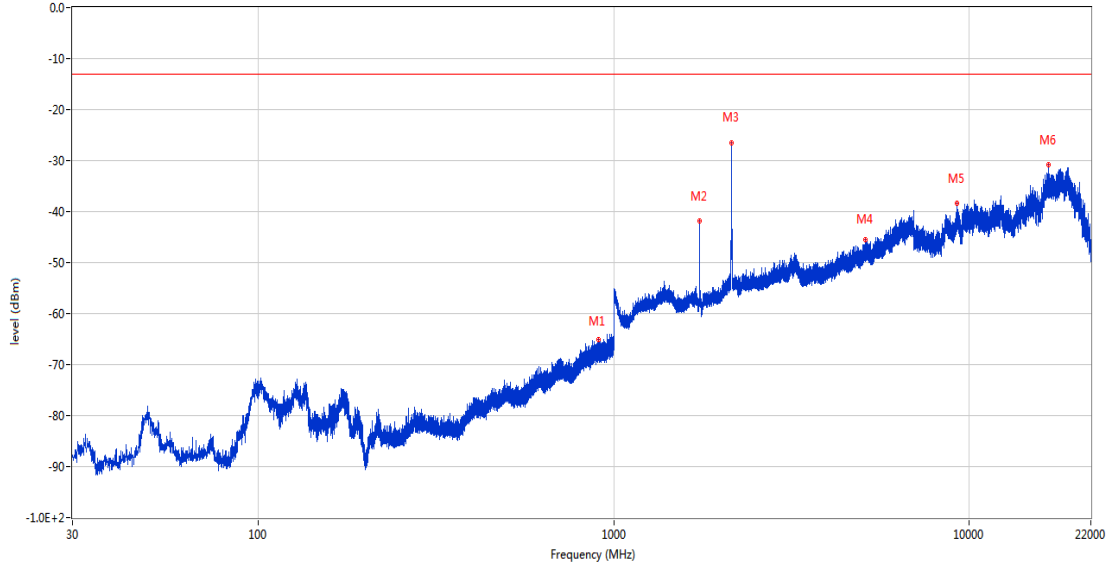
OPPO_RSE (RF) _FCC PART22&24&27_WCDMA Band 4 & LTE Band 4 & 66 _1710-1785_30MHz-20GHz



Frequency (MHz)	Result (dBm)	Factor (dB)	PK Limit (dBm)	Over Limit (dB)	Table (o)	ANT	EUT	Verdict
907.026	-65.03	2.49	-13.0	-52.03	206.00	Horizontal	Horizontal	Pass
1740.700	-39.84	-3.44	-13.0	-26.84	133.00	Horizontal	Horizontal	N/A
2146.600	-26.32	-1.19	-13.0	-13.32	149.00	Horizontal	Horizontal	N/A
4817.200	-44.48	6.90	-13.0	-31.48	127.00	Horizontal	Horizontal	Pass
12274.475	-36.41	18.77	-13.0	-23.41	149.00	Horizontal	Horizontal	Pass
19058.962	-30.44	25.00	-13.0	-17.44	133.00	Horizontal	Horizontal	Pass

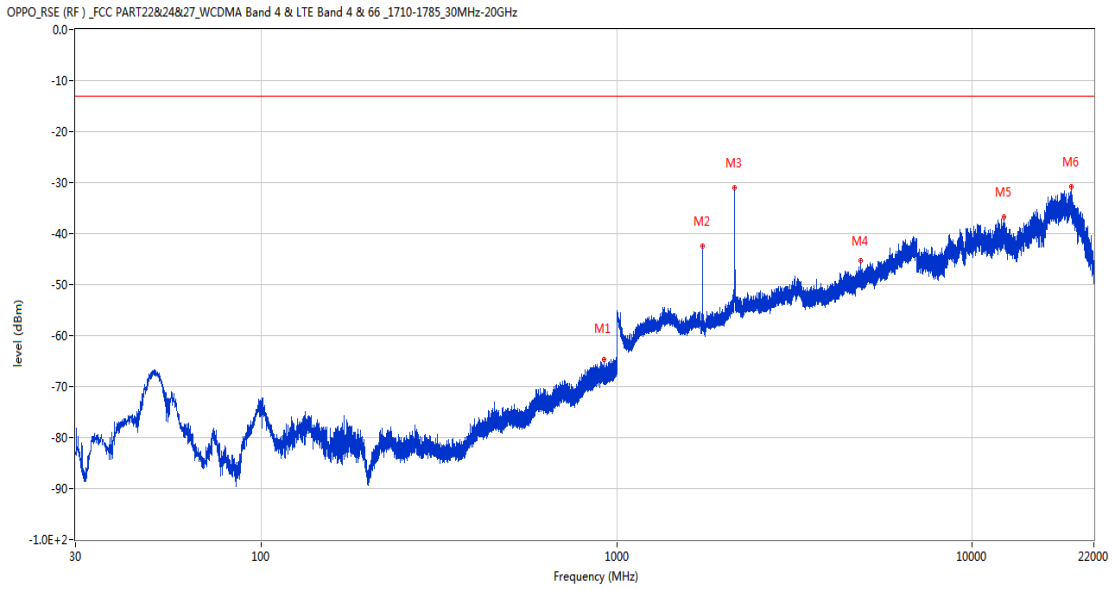
RSE-H&V LTE Band 66 BW10 CH132322

OPPO_RSE (RF) _FCC PART22&24&27_WCDMA Band 4 & LTE Band 4 & 66 _1710-1785_30MHz-20GHz



Frequency (MHz)	Result (dBm)	Factor (dB)	PK Limit (dBm)	Over Limit (dB)	Table (o)	ANT	EUT	Verdict
908.141	-65.07	2.47	-13.0	-52.07	40.00	Horizontal	Vertical	Pass
1740.800	-41.89	-3.44	-13.0	-28.89	216.00	Horizontal	Vertical	N/A
2142.700	-26.61	-1.07	-13.0	-13.61	226.00	Horizontal	Vertical	N/A
5113.800	-45.49	7.56	-13.0	-32.49	148.00	Horizontal	Vertical	Pass
9256.300	-38.33	17.22	-13.0	-25.33	309.00	Horizontal	Vertical	Pass
16702.063	-30.86	26.07	-13.0	-17.86	225.00	Horizontal	Vertical	Pass

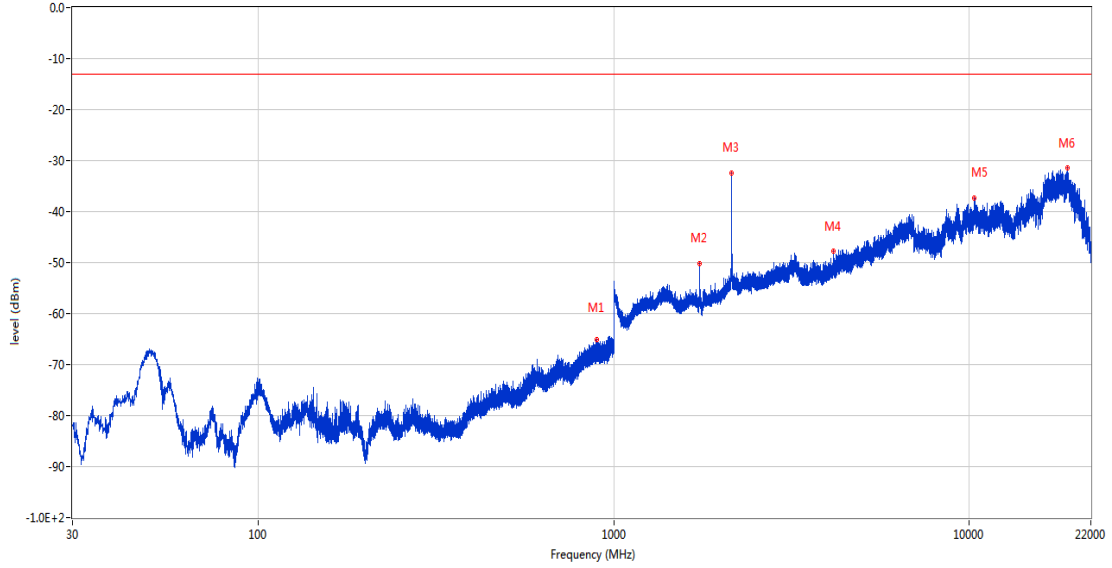
RSE-V&V LTE Band 66 BW10 CH132322



Frequency (MHz)	Result (dBm)	Factor (dB)	PK Limit (dBm)	Over Limit (dB)	Table (o)	ANT	EUT	Verdict
919.151	-64.68	2.49	-13.0	-51.68	82.00	Vertical	Vertical	Pass
1740.800	-42.47	-3.44	-13.0	-29.47	331.00	Vertical	Vertical	N/A
2147.900	-30.99	-1.11	-13.0	-17.99	138.00	Vertical	Vertical	N/A
4845.000	-45.34	6.70	-13.0	-32.34	14.00	Vertical	Vertical	Pass
12274.763	-36.80	18.77	-13.0	-23.80	240.00	Vertical	Vertical	Pass
19047.399	-30.80	25.01	-13.0	-17.80	199.00	Vertical	Vertical	Pass

RSE-V&H LTE Band 66 BW10 CH132322

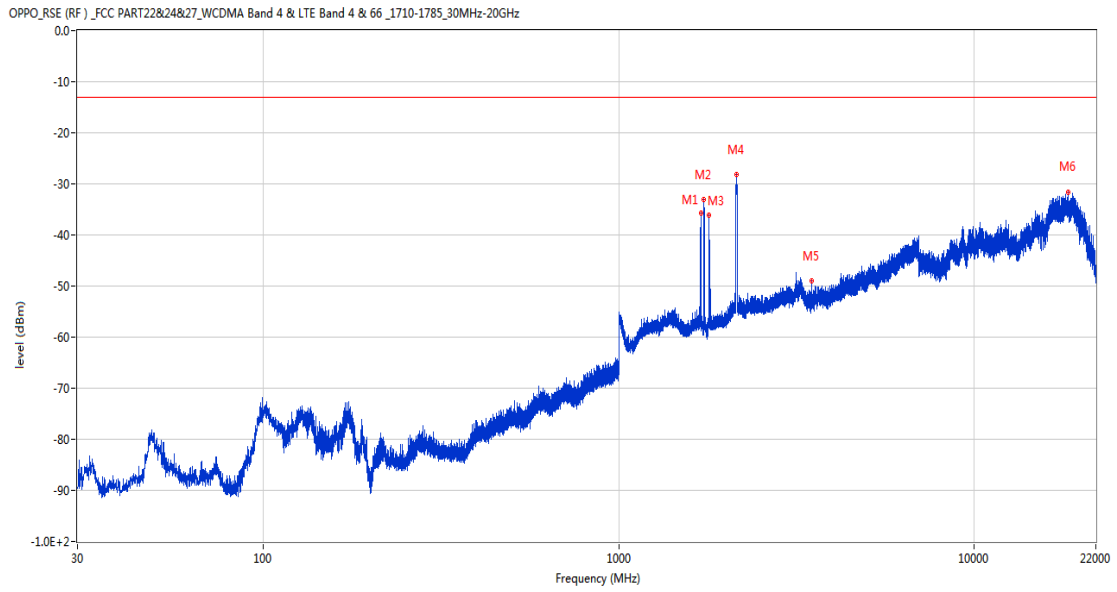
OPPO_RSE (RF) _FCC PART22&24&27_WCDMA Band 4 & LTE Band 4 & 66 _1710-1785_30MHz-20GHz



Frequency (MHz)	Result (dBm)	Factor (dB)	PK Limit (dBm)	Over Limit (dB)	Table (o)	ANT	EUT	Verdict
894.222	-65.04	2.47	-13.0	-52.04	119.00	Vertical	Horizontal	Pass
1740.800	-50.15	-3.44	-13.0	-37.15	71.00	Vertical	Horizontal	N/A
2146.600	-32.38	-1.19	-13.0	-19.38	36.00	Vertical	Horizontal	N/A
4154.000	-47.80	5.52	-13.0	-34.80	64.00	Vertical	Horizontal	Pass
10328.388	-37.41	19.45	-13.0	-24.41	-1.00	Vertical	Horizontal	Pass
18910.501	-31.35	25.09	-13.0	-18.35	-1.00	Vertical	Horizontal	Pass

18.5 LTE Band 66 BW15, Middle Channel

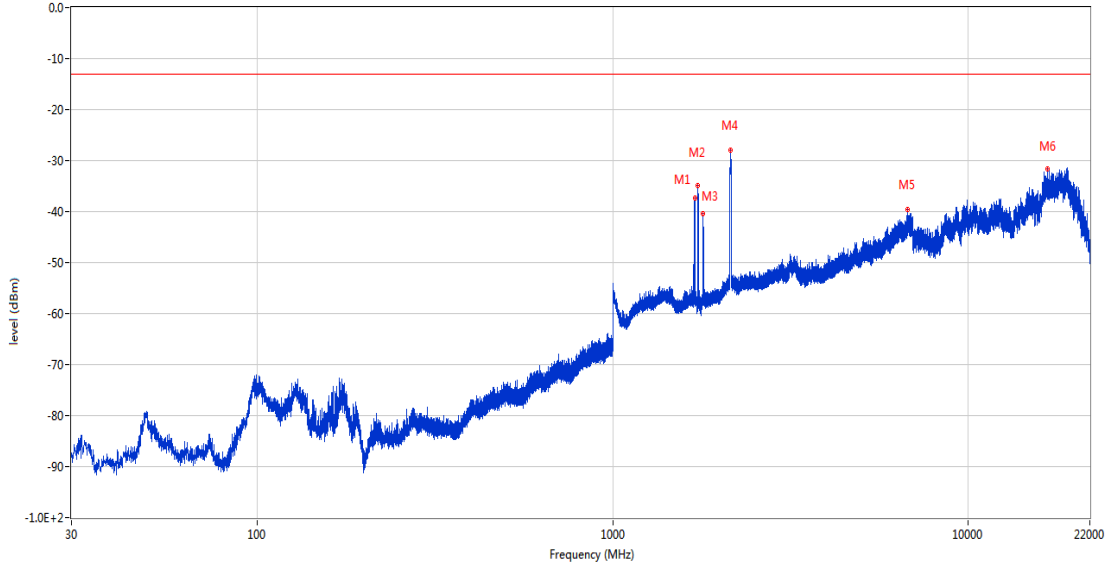
RSE-H&H LTE Band 66 BW15 CH132322



Frequency (MHz)	Result (dBm)	Factor (dB)	PK Limit (dBm)	Over Limit (dB)	Table (o)	ANT	EUT	Verdict
1702.200	-35.80	-2.99	-13.0	-22.80	262.00	Horizontal	Horizontal	N/A
1738.600	-33.12	-3.41	-13.0	-20.12	127.00	Horizontal	Horizontal	N/A
1797.000	-36.22	-3.91	-13.0	-23.22	336.00	Horizontal	Horizontal	N/A
2142.400	-28.12	-1.08	-13.0	-15.12	220.00	Horizontal	Horizontal	N/A
3498.200	-48.92	2.95	-13.0	-35.92	105.00	Horizontal	Horizontal	Pass
18346.713	-31.60	25.40	-13.0	-18.60	61.00	Horizontal	Horizontal	Pass

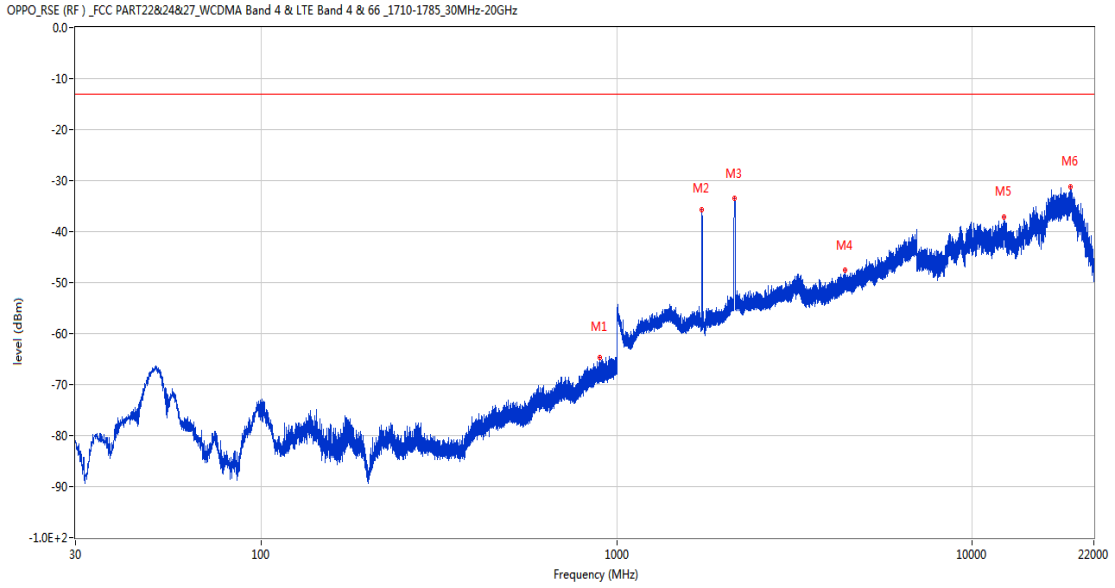
RSE-H&V LTE Band 66 BW15 CH132322

OPPO_RSE (RF) _FCC PART22&24&27_WCDMA Band 4 & LTE Band 4 & 66 _1710-1785_30MHz-20GHz



Frequency (MHz)	Result (dBm)	Factor (dB)	PK Limit (dBm)	Over Limit (dB)	Table (o)	ANT	EUT	Verdict
1701.800	-37.35	-3.14	-13.0	-24.35	348.00	Horizontal	Vertical	N/A
1738.500	-34.97	-3.41	-13.0	-21.97	221.00	Horizontal	Vertical	N/A
1796.900	-40.42	-3.89	-13.0	-27.42	-1.00	Horizontal	Vertical	N/A
2141.000	-27.98	-1.02	-13.0	-14.98	14.00	Horizontal	Vertical	N/A
6740.200	-39.61	11.76	-13.0	-26.61	51.00	Horizontal	Vertical	Pass
16696.511	-31.60	26.23	-13.0	-18.60	126.00	Horizontal	Vertical	Pass

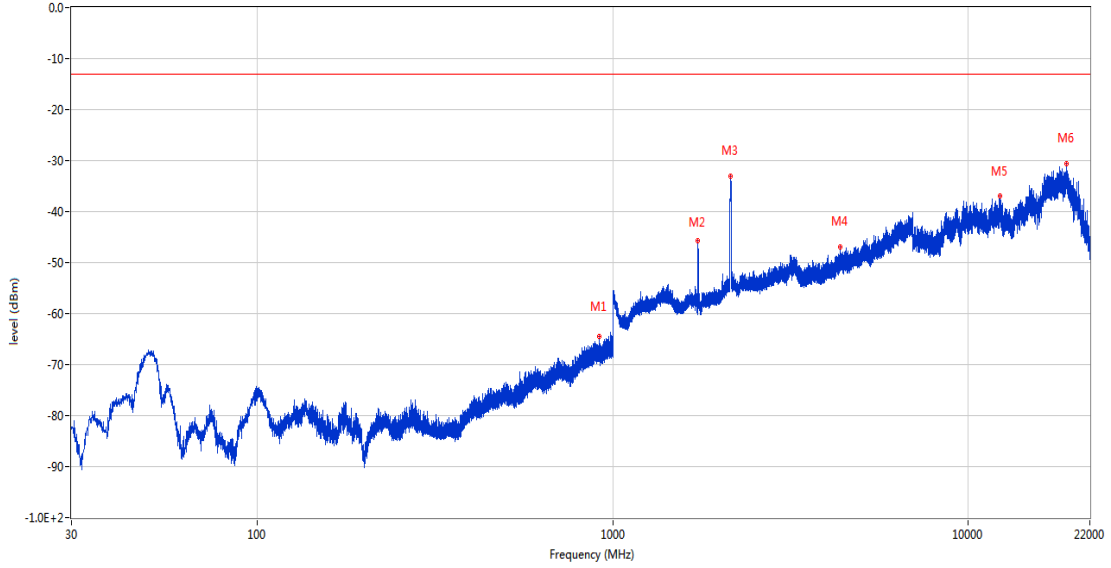
RSE-V&V LTE Band 66 BW15 CH132322



Frequency (MHz)	Result (dBm)	Factor (dB)	PK Limit (dBm)	Over Limit (dB)	Table (o)	ANT	EUT	Verdict
894.998	-64.63	2.47	-13.0	-51.63	184.00	Vertical	Vertical	Pass
1738.500	-35.69	-3.41	-13.0	-22.69	324.00	Vertical	Vertical	N/A
2146.700	-33.50	-1.19	-13.0	-20.50	34.00	Vertical	Vertical	N/A
4383.400	-47.61	6.15	-13.0	-34.61	45.00	Vertical	Vertical	Pass
12263.838	-37.07	18.64	-13.0	-24.07	324.00	Vertical	Vertical	Pass
18942.413	-31.25	25.07	-13.0	-18.25	68.00	Vertical	Vertical	Pass

RSE-V&H LTE Band 66 BW15 CH132322

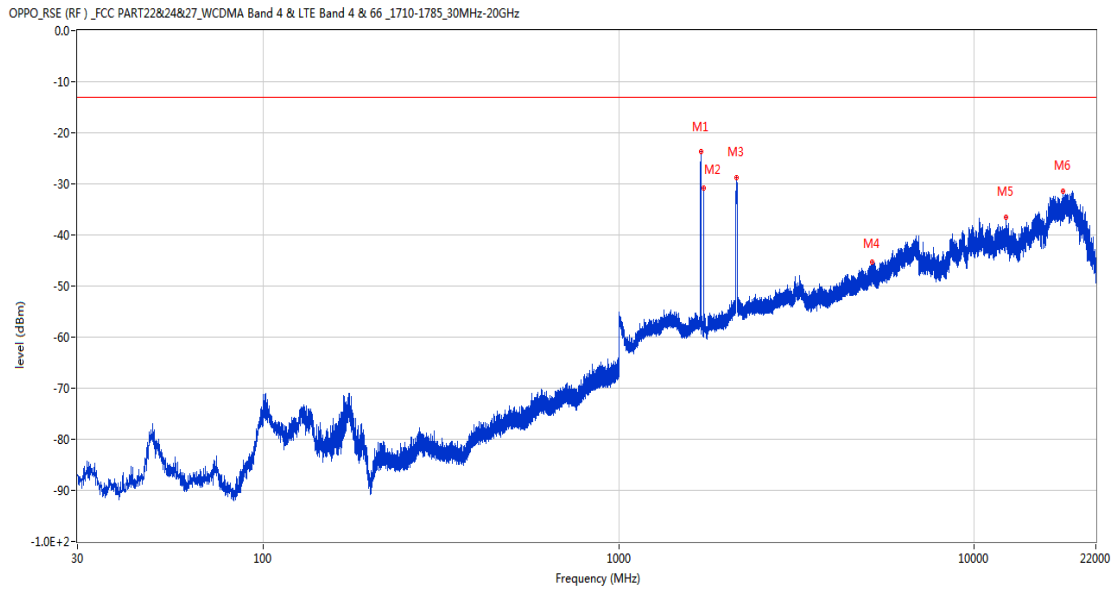
OPPO_RSE (RF) _FCC PART22&24&27_WCDMA Band 4 & LTE Band 4 & 66 _1710-1785_30MHz-20GHz



Frequency (MHz)	Result (dBm)	Factor (dB)	PK Limit (dBm)	Over Limit (dB)	Table (o)	ANT	EUT	Verdict
917.793	-64.58	2.52	-13.0	-51.58	325.00	Vertical	Horizontal	Pass
1738.500	-45.76	-3.41	-13.0	-32.76	71.00	Vertical	Horizontal	N/A
2149.600	-33.06	-1.02	-13.0	-20.06	137.00	Vertical	Horizontal	N/A
4367.000	-46.91	6.03	-13.0	-33.91	226.00	Vertical	Horizontal	Pass
12275.912	-36.94	18.78	-13.0	-23.94	275.00	Vertical	Horizontal	Pass
18937.786	-30.52	25.07	-13.0	-17.52	108.00	Vertical	Horizontal	Pass

18.6 LTE Band 66 BW20, Middle Channel

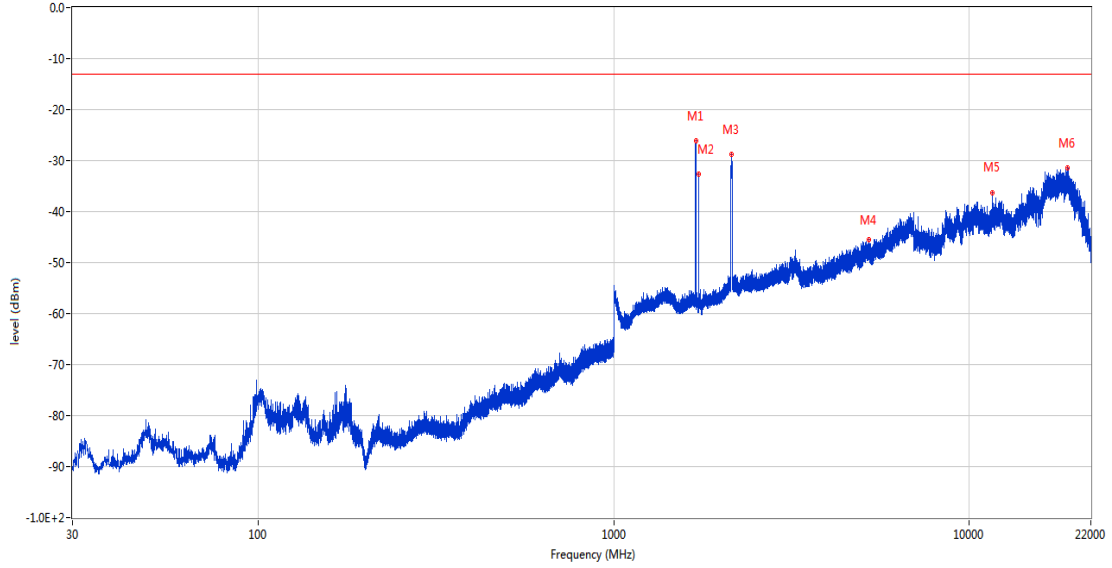
RSE-H&H LTE Band 66 BW20 CH132322



Frequency (MHz)	Result (dBm)	Factor (dB)	PK Limit (dBm)	Over Limit (dB)	Table (o)	ANT	EUT	Verdict
1700.800	-23.68	-3.51	-13.0	-10.68	112.00	Horizontal	Horizontal	N/A
1736.200	-30.89	-3.38	-13.0	-17.89	130.00	Horizontal	Horizontal	N/A
2146.100	-28.73	-1.17	-13.0	-15.73	156.00	Horizontal	Horizontal	N/A
5162.200	-45.34	7.74	-13.0	-32.34	94.00	Horizontal	Horizontal	Pass
12265.275	-36.61	18.66	-13.0	-23.61	361.00	Horizontal	Horizontal	Pass
17815.761	-31.42	25.69	-13.0	-18.42	361.00	Horizontal	Horizontal	Pass

RSE-H&V LTE Band 66 BW20 CH132322

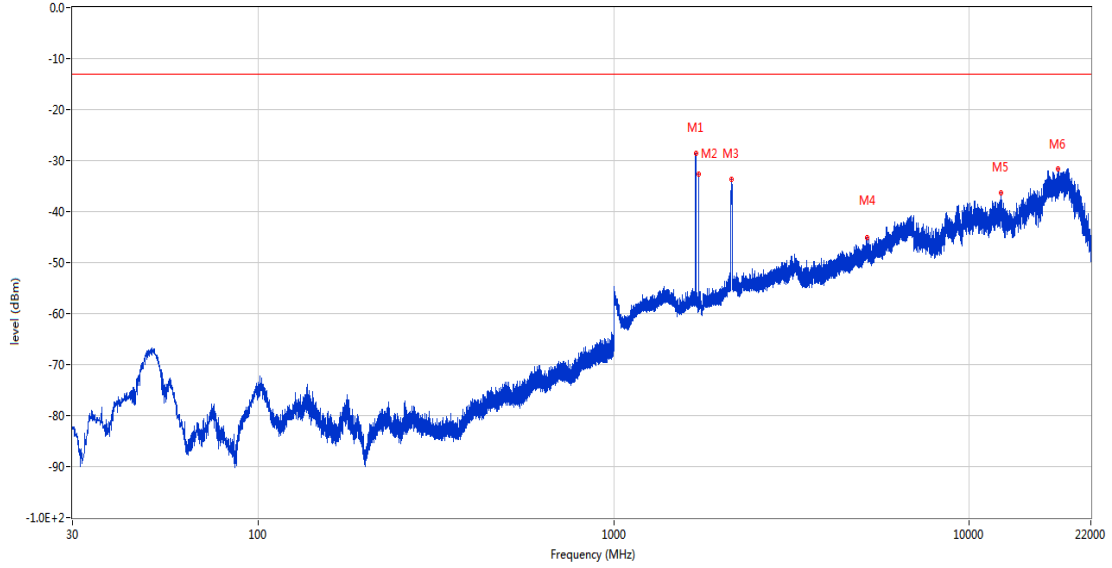
OPPO_RSE (RF) _FCC PART22&24&27_WCDMA Band 4 & LTE Band 4 & 66 _1710-1785_30MHz-20GHz



Frequency (MHz)	Result (dBm)	Factor (dB)	PK Limit (dBm)	Over Limit (dB)	Table (o)	ANT	EUT	Verdict
1700.800	-26.20	-3.51	-13.0	-13.20	211.00	Horizontal	Vertical	N/A
1736.200	-32.70	-3.38	-13.0	-19.70	211.00	Horizontal	Vertical	N/A
2150.800	-28.84	-0.98	-13.0	-15.84	144.00	Horizontal	Vertical	N/A
5208.200	-45.51	7.55	-13.0	-32.51	243.00	Horizontal	Vertical	Pass
11653.188	-36.25	17.81	-13.0	-23.25	259.00	Horizontal	Vertical	Pass
18954.899	-31.37	25.06	-13.0	-18.37	141.00	Horizontal	Vertical	Pass

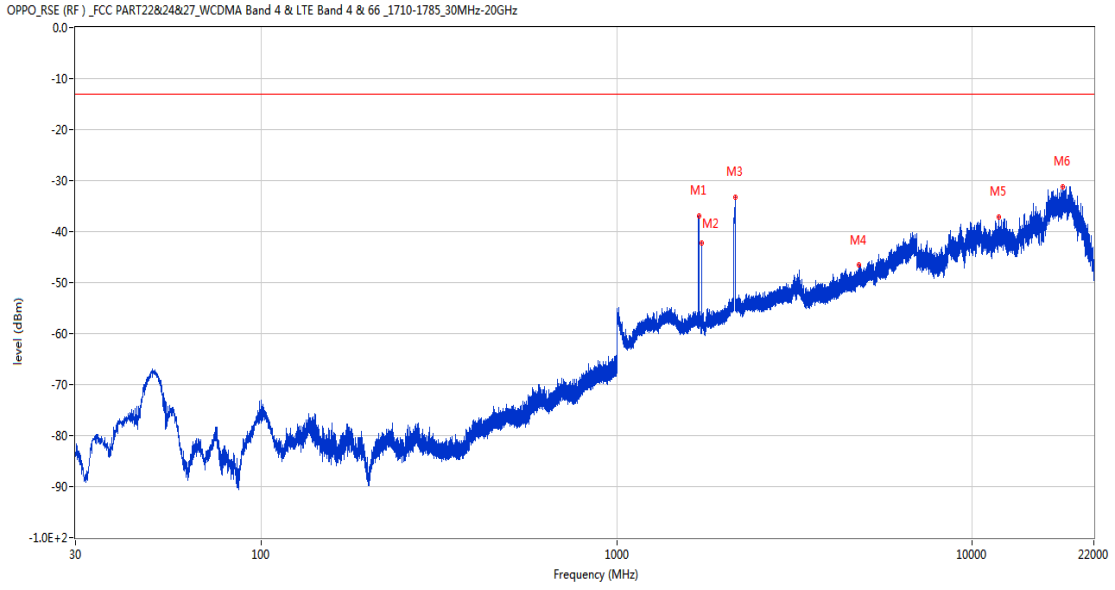
RSE-V&V LTE Band 66 BW20 CH132322

OPPO_RSE (RF) _FCC PART22&24&27_WCDMA Band 4 & LTE Band 4 & 66 _1710-1785_30MHz-20GHz



Frequency (MHz)	Result (dBm)	Factor (dB)	PK Limit (dBm)	Over Limit (dB)	Table (o)	ANT	EUT	Verdict
1700.500	-28.51	-3.62	-13.0	-15.51	285.00	Vertical	Vertical	N/A
1736.200	-32.66	-3.38	-13.0	-19.66	328.00	Vertical	Vertical	N/A
2147.100	-33.68	-1.16	-13.0	-20.68	146.00	Vertical	Vertical	N/A
5178.000	-45.19	7.58	-13.0	-32.19	0.00	Vertical	Vertical	Pass
12271.025	-36.37	18.73	-13.0	-23.37	307.00	Vertical	Vertical	Pass
17796.338	-31.67	25.61	-13.0	-18.67	241.00	Vertical	Vertical	Pass

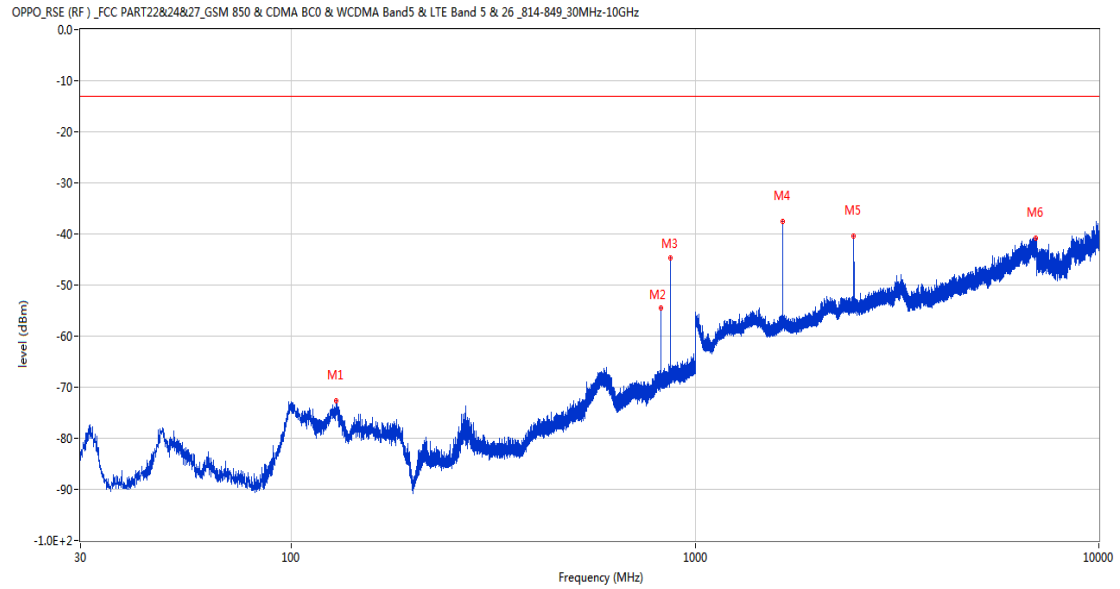
RSE-V&H LTE Band 66 BW20 CH132322



Frequency (MHz)	Result (dBm)	Factor (dB)	PK Limit (dBm)	Over Limit (dB)	Table (o)	ANT	EUT	Verdict
1700.500	-36.92	-3.62	-13.0	-23.92	188.00	Vertical	Horizontal	N/A
1736.400	-42.26	-3.38	-13.0	-29.26	209.00	Vertical	Horizontal	N/A
2153.600	-33.28	-0.95	-13.0	-20.28	137.00	Vertical	Horizontal	N/A
4802.200	-46.48	7.57	-13.0	-33.48	90.00	Vertical	Horizontal	Pass
11873.412	-37.13	17.33	-13.0	-24.13	-1.00	Vertical	Horizontal	Pass
17964.687	-31.22	25.39	-13.0	-18.22	224.00	Vertical	Horizontal	Pass

Down Antenna
 GSM GSM
 19 GSM 850
 19.1 GSM 850 Low Channel

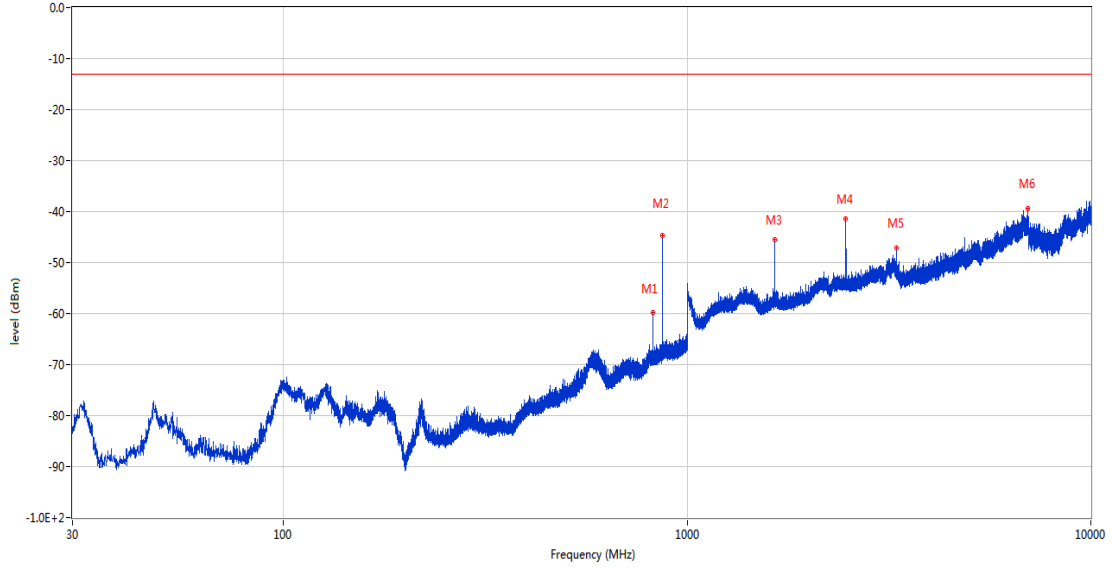
RSE-H&H GSM 850 CH128



Frequency (MHz)	Result (dBm)	Factor (dB)	PK Limit (dBm)	Over Limit (dB)	Table (o)	ANT	EUT	Verdict
129.231	-72.64	-18.01	-13.0	-59.64	312.00	Horizontal	Horizontal	Pass
824.236	-54.56	2.01	-13.0	-41.56	216.00	Horizontal	Horizontal	N/A
869.147	-44.76	2.21	-13.0	-31.76	168.00	Horizontal	Horizontal	N/A
1648.700	-37.58	-4.26	-13.0	-24.58	316.00	Horizontal	Horizontal	Pass
2472.800	-40.51	-0.27	-13.0	-27.51	300.00	Horizontal	Horizontal	Pass
6993.800	-40.88	13.90	-13.0	-27.88	277.00	Horizontal	Horizontal	Pass

RSE-H&V GSM 850 CH128

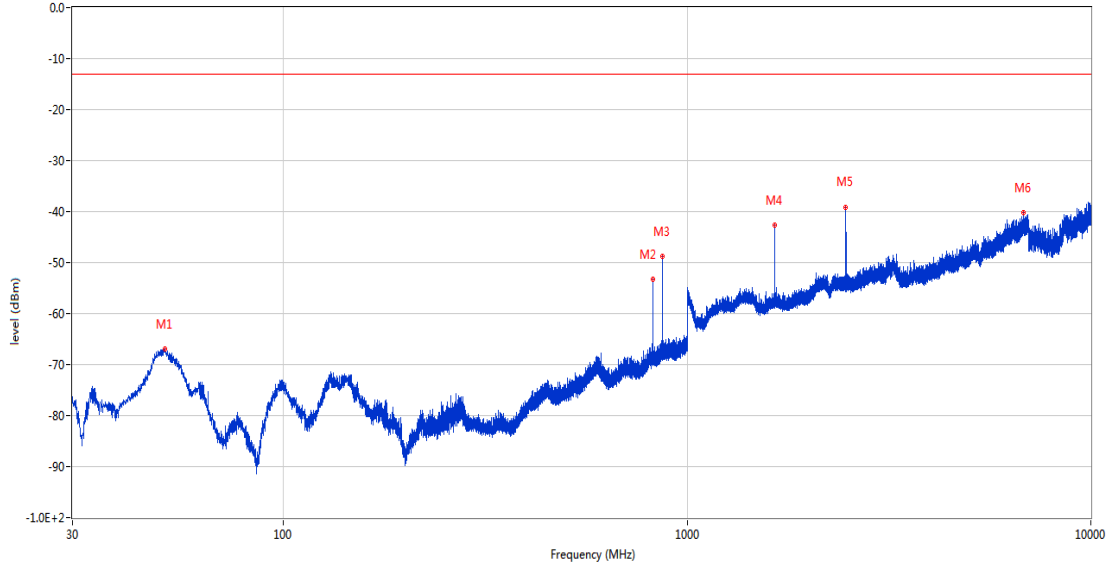
OPPO_RSE (RF) _FCC PART22&24&27_GSM 850 & CDMA BC0 & WCDMA Band5 & LTE Band 5 & 26_814-849_30MHz-10GHz



Frequency (MHz)	Result (dBm)	Factor (dB)	PK Limit (dBm)	Over Limit (dB)	Table (o)	ANT	EUT	Verdict
824.236	-59.71	2.01	-13.0	-46.71	311.00	Horizontal	Vertical	N/A
869.196	-44.79	2.21	-13.0	-31.79	168.00	Horizontal	Vertical	N/A
1648.600	-45.58	-4.26	-13.0	-32.58	165.00	Horizontal	Vertical	Pass
2472.700	-41.35	-0.27	-13.0	-28.35	307.00	Horizontal	Vertical	Pass
3297.000	-47.23	4.86	-13.0	-34.23	259.00	Horizontal	Vertical	Pass
6993.400	-39.49	13.92	-13.0	-26.49	129.00	Horizontal	Vertical	Pass

RSE-V&V GSM 850 CH128

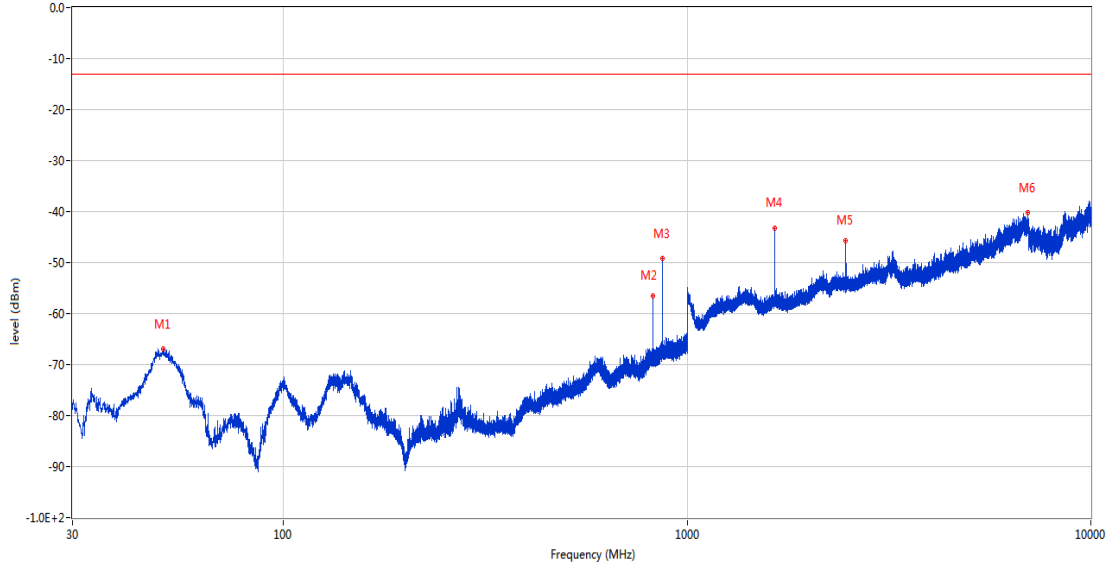
OPPO_RSE (RF) _FCC PART22&24&27_GSM 850 & CDMA BC0 & WCDMA Band5 & LTE Band 5 & 26_814-849_30MHz-10GHz



Frequency (MHz)	Result (dBm)	Factor (dB)	PK Limit (dBm)	Over Limit (dB)	Table (o)	ANT	EUT	Verdict
50.904	-67.01	-15.13	-13.0	-54.01	122.00	Vertical	Vertical	Pass
824.284	-53.35	2.02	-13.0	-40.35	196.00	Vertical	Vertical	N/A
869.244	-48.80	2.21	-13.0	-35.80	179.00	Vertical	Vertical	N/A
1648.400	-42.63	-4.26	-13.0	-29.63	57.00	Vertical	Vertical	Pass
2472.900	-39.11	-0.26	-13.0	-26.11	11.00	Vertical	Vertical	Pass
6823.400	-40.25	13.00	-13.0	-27.25	323.00	Vertical	Vertical	Pass

RSE-V&H GSM 850 CH128

OPPO_RSE (RF) _FCC PART22&24&27_GSM 850 & CDMA BC0 & WCDMA Band5 & LTE Band 5 & 26_814-849_30MHz-10GHz

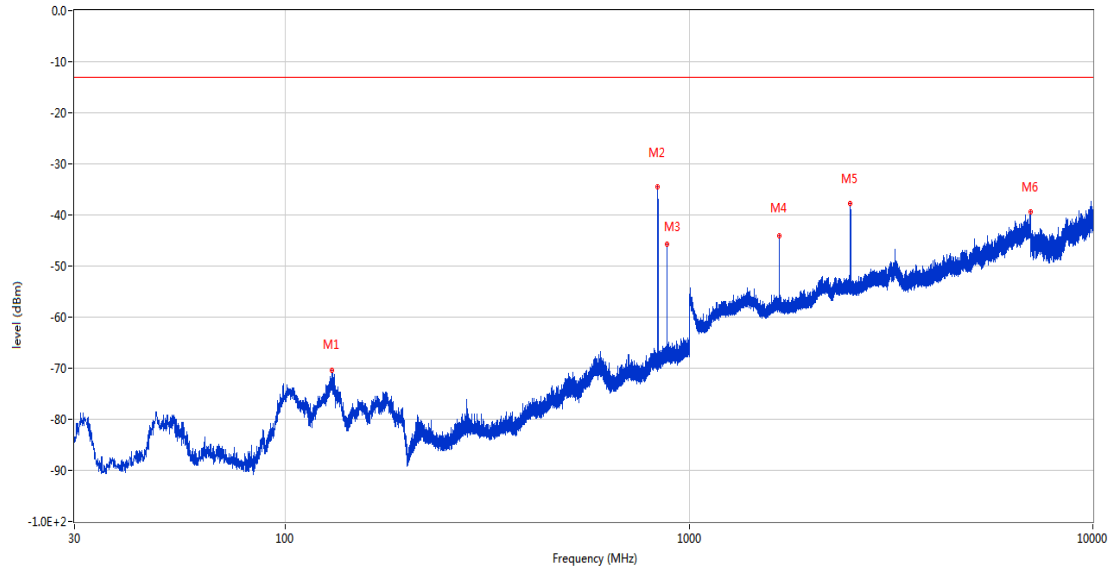


Frequency (MHz)	Result (dBm)	Factor (dB)	PK Limit (dBm)	Over Limit (dB)	Table (o)	ANT	EUT	Verdict
50.419	-66.99	-15.19	-13.0	-53.99	111.00	Vertical	Horizontal	Pass
824.139	-56.60	2.01	-13.0	-43.60	272.00	Vertical	Horizontal	N/A
869.147	-49.29	2.21	-13.0	-36.29	179.00	Vertical	Horizontal	N/A
1648.600	-43.37	-4.26	-13.0	-30.37	295.00	Vertical	Horizontal	Pass
2472.900	-45.66	-0.26	-13.0	-32.66	242.00	Vertical	Horizontal	Pass
6975.200	-40.28	13.33	-13.0	-27.28	329.00	Vertical	Horizontal	Pass

19.2 GSM 850 Middle Channel

RSE-H&H GSM 850 CH190

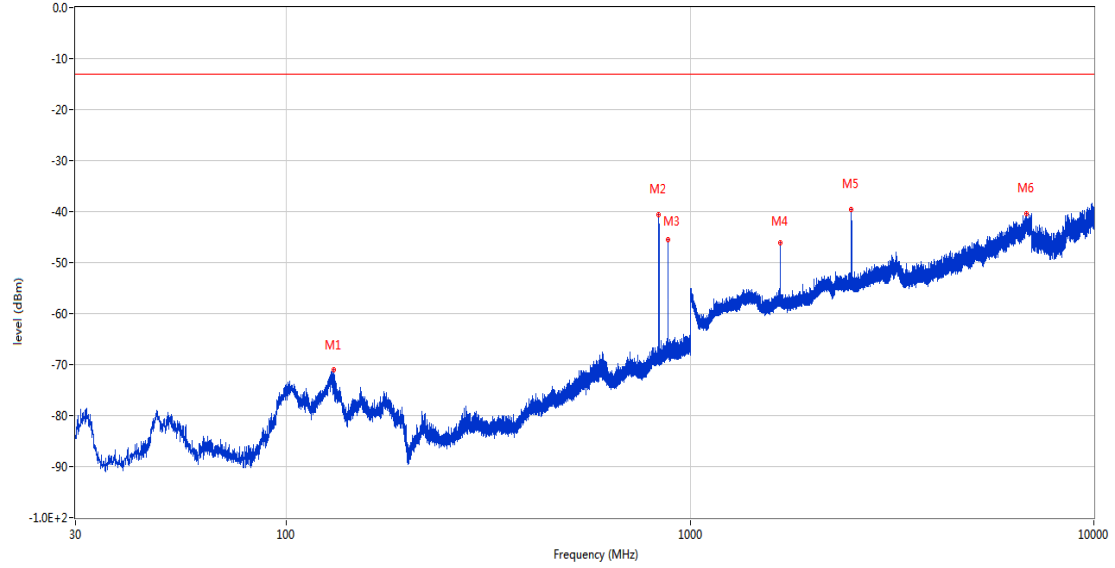
OPPO_RSE (RF) _FCC PART22&24&27_GSM 850 & CDMA BC0 & WCDMA Band5 & LTE Band 5 & 26_814-849_30MHz-10GHz



Frequency (MHz)	Result (dBm)	Factor (dB)	PK Limit (dBm)	Over Limit (dB)	Table (o)	ANT	EUT	Verdict
130.346	-70.45	-17.79	-13.0	-57.45	339.00	Horizontal	Horizontal	Pass
836.555	-34.45	2.18	-13.0	-21.45	154.00	Horizontal	Horizontal	N/A
881.563	-45.79	2.73	-13.0	-32.79	170.00	Horizontal	Horizontal	N/A
1673.500	-44.16	-4.46	-13.0	-31.16	86.00	Horizontal	Horizontal	Pass
2509.700	-37.85	-0.10	-13.0	-24.85	244.00	Horizontal	Horizontal	Pass
6996.800	-39.48	13.89	-13.0	-26.48	118.00	Horizontal	Horizontal	Pass

RSE-H&V GSM 850 CH190

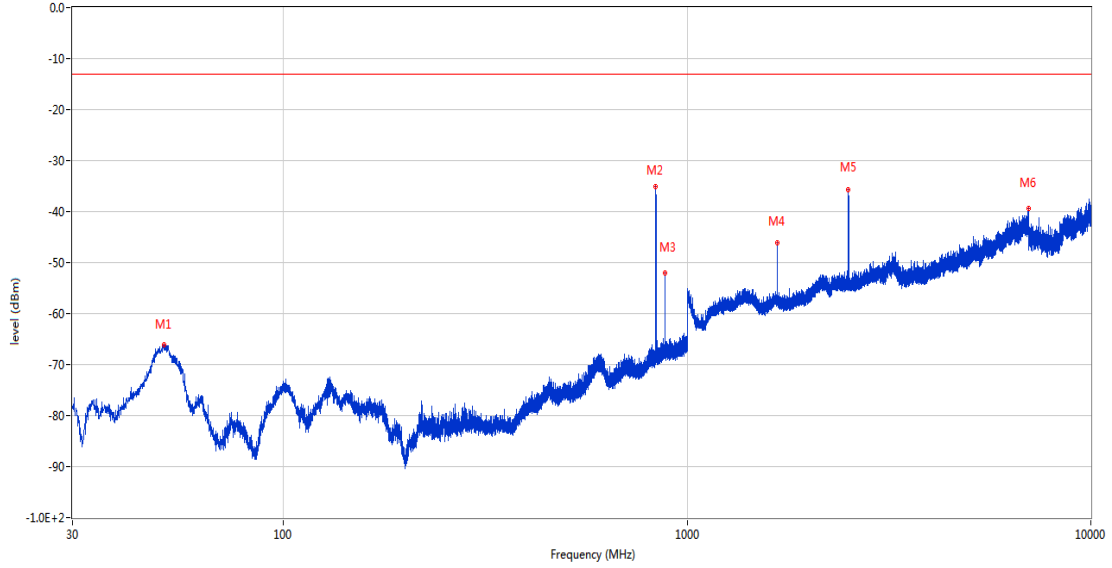
OPPO_RSE (RF) _FCC PART22&24&27_GSM 850 & CDMA BC0 & WCDMA Band5 & LTE Band 5 & 26_814-849_30MHz-10GHz



Frequency (MHz)	Result (dBm)	Factor (dB)	PK Limit (dBm)	Over Limit (dB)	Table (o)	ANT	EUT	Verdict
130.880	-71.12	-17.65	-13.0	-58.12	322.00	Horizontal	Vertical	Pass
836.555	-40.71	2.18	-13.0	-27.71	100.00	Horizontal	Vertical	N/A
881.612	-45.52	2.73	-13.0	-32.52	169.00	Horizontal	Vertical	N/A
1673.600	-46.04	-4.46	-13.0	-33.04	216.00	Horizontal	Vertical	Pass
2509.900	-39.67	-0.11	-13.0	-26.67	329.00	Horizontal	Vertical	Pass
6799.200	-40.38	13.14	-13.0	-27.38	69.00	Horizontal	Vertical	Pass

RSE-V&V GSM 850 CH190

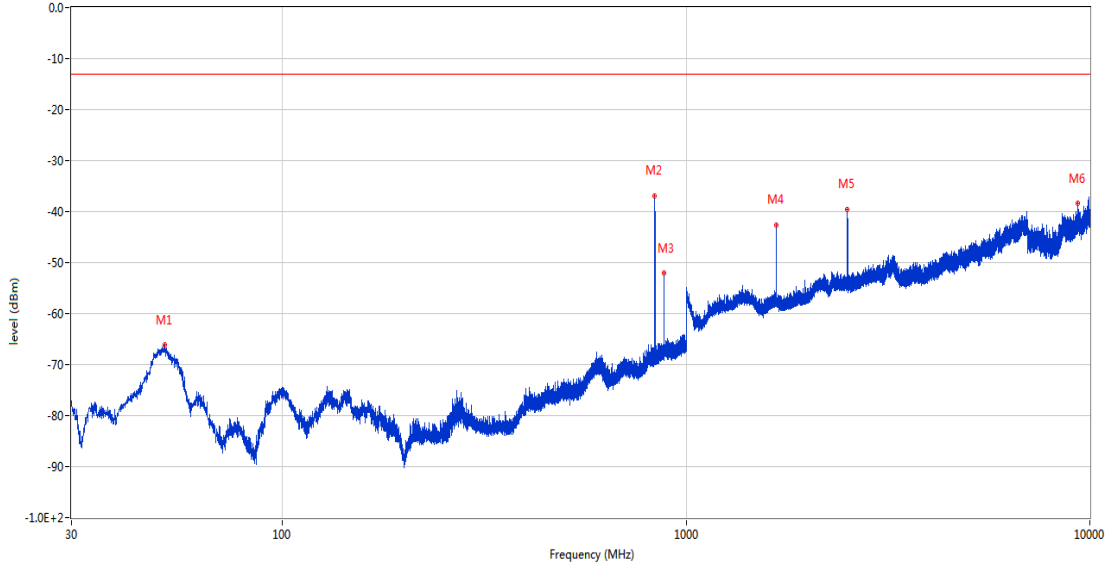
OPPO_RSE (RF) _FCC PART22&24&27_GSM 850 & CDMA BC0 & WCDMA Band5 & LTE Band 5 & 26_814-849_30MHz-10GHz



Frequency (MHz)	Result (dBm)	Factor (dB)	PK Limit (dBm)	Over Limit (dB)	Table (o)	ANT	EUT	Verdict
50.467	-66.06	-15.18	-13.0	-53.06	111.00	Vertical	Vertical	Pass
836.652	-35.09	2.18	-13.0	-22.09	195.00	Vertical	Vertical	N/A
881.612	-51.99	2.73	-13.0	-38.99	181.00	Vertical	Vertical	N/A
1673.400	-46.20	-4.46	-13.0	-33.20	323.00	Vertical	Vertical	Pass
2509.800	-35.74	-0.11	-13.0	-22.74	360.00	Vertical	Vertical	Pass
6998.600	-39.43	13.94	-13.0	-26.43	128.00	Vertical	Vertical	Pass

RSE-V&H GSM 850 CH190

OPPO_RSE (RF) _FCC PART22&24&27_GSM 850 & CDMA BC0 & WCDMA Band5 & LTE Band 5 & 26_814-849_30MHz-10GHz

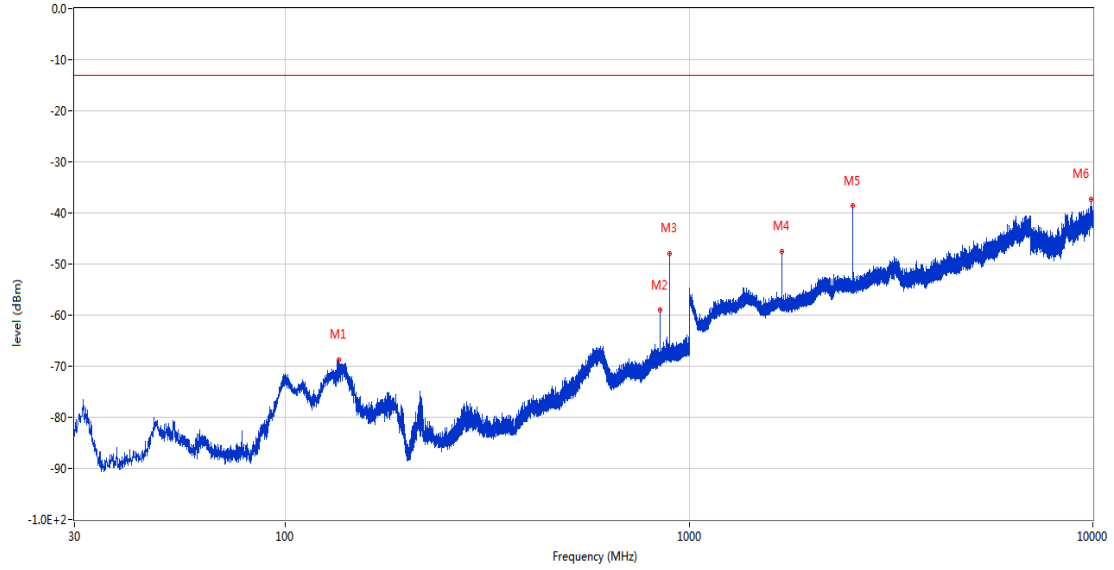


Frequency (MHz)	Result (dBm)	Factor (dB)	PK Limit (dBm)	Over Limit (dB)	Table (o)	ANT	EUT	Verdict
51.146	-66.18	-15.10	-13.0	-53.18	121.00	Vertical	Horizontal	Pass
836.604	-36.88	2.18	-13.0	-23.88	283.00	Vertical	Horizontal	N/A
881.660	-52.02	2.74	-13.0	-39.02	180.00	Vertical	Horizontal	N/A
1673.500	-42.73	-4.46	-13.0	-29.73	145.00	Vertical	Horizontal	Pass
2509.700	-39.68	-0.10	-13.0	-26.68	231.00	Vertical	Horizontal	Pass
9340.599	-38.30	16.28	-13.0	-25.30	27.00	Vertical	Horizontal	Pass

19.3 GSM 850 High Channel

RSE-H&H GSM 850 CH251

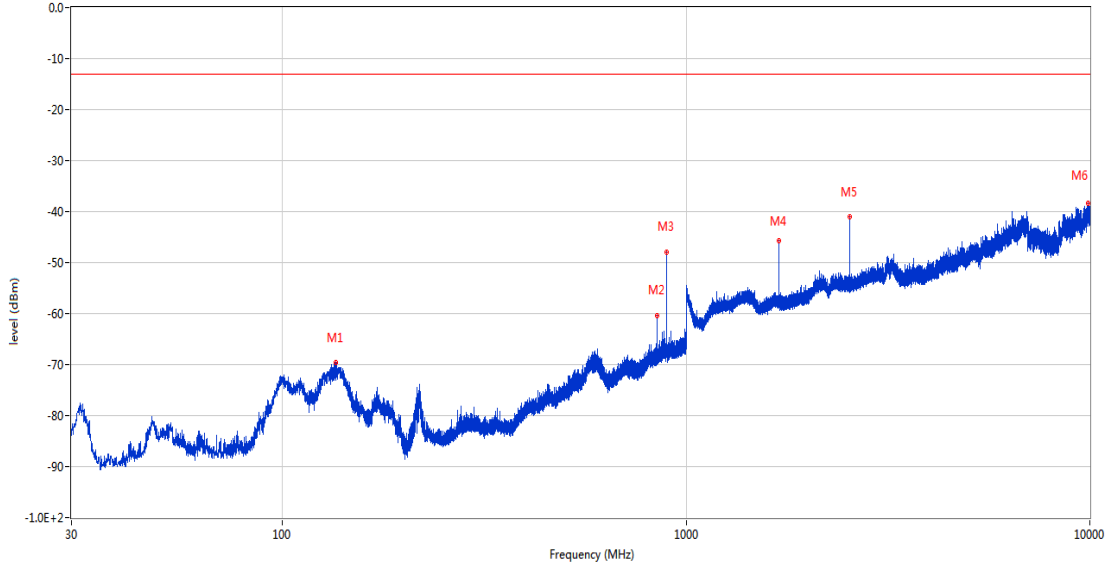
OPPO_RSE (RF)_FCC PART2&24&27_GSM 850 & CDMA BC0 & WCDMA Band5 & LTE Band 5 & 26_814-849_30MHz-10GHz



Frequency (MHz)	Result (dBm)	Factor (dB)	PK Limit (dBm)	Over Limit (dB)	Table (o)	ANT	EUT	Verdict
135.682	-68.87	-16.68	-13.0	-55.87	306.00	Horizontal	Horizontal	Pass
848.874	-59.00	2.29	-13.0	-46.00	210.00	Horizontal	Horizontal	N/A
893.737	-47.95	2.49	-13.0	-34.95	163.00	Horizontal	Horizontal	N/A
1698.100	-47.51	-4.87	-13.0	-34.51	257.00	Horizontal	Horizontal	Pass
2546.800	-38.67	-0.21	-13.0	-25.67	246.00	Horizontal	Horizontal	Pass
9904.000	-37.28	18.74	-13.0	-24.28	175.00	Horizontal	Horizontal	Pass

RSE-H&V GSM 850 CH251

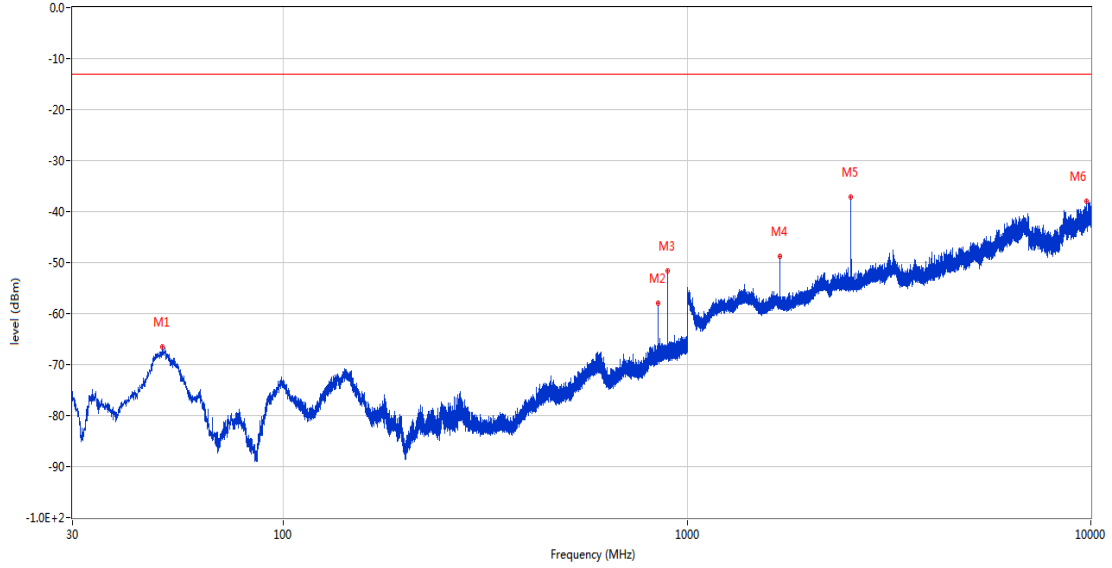
OPPO_RSE (RF) _FCC PART22&24&27_GSM 850 & CDMA BC0 & WCDMA Band5 & LTE Band 5 & 26_814-849_30MHz-10GHz



Frequency (MHz)	Result (dBm)	Factor (dB)	PK Limit (dBm)	Over Limit (dB)	Table (o)	ANT	EUT	Verdict
135.488	-69.62	-16.69	-13.0	-56.62	306.00	Horizontal	Vertical	Pass
848.874	-60.32	2.29	-13.0	-47.32	207.00	Horizontal	Vertical	N/A
893.833	-48.01	2.48	-13.0	-35.01	160.00	Horizontal	Vertical	N/A
1698.000	-45.72	-4.87	-13.0	-32.72	213.00	Horizontal	Vertical	Pass
2546.700	-41.06	-0.22	-13.0	-28.06	333.00	Horizontal	Vertical	Pass
9909.250	-38.44	18.79	-13.0	-25.44	100.00	Horizontal	Vertical	Pass

RSE-V&V GSM 850 CH251

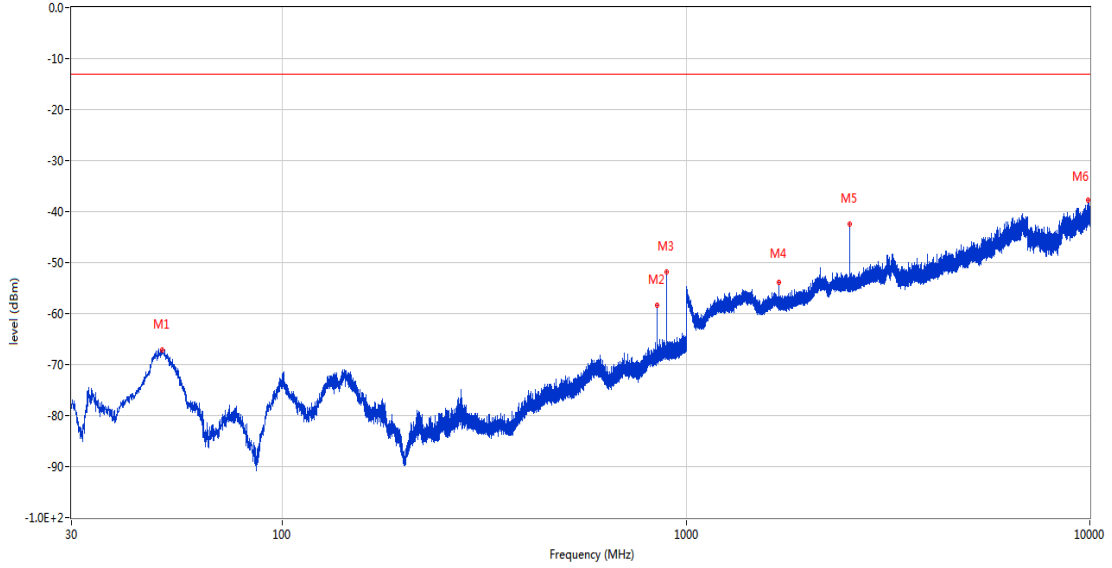
OPPO_RSE (RF) _FCC PART22&24&27_GSM 850 & CDMA BC0 & WCDMA Band5 & LTE Band 5 & 26_814-849_30MHz-10GHz



Frequency (MHz)	Result (dBm)	Factor (dB)	PK Limit (dBm)	Over Limit (dB)	Table (o)	ANT	EUT	Verdict
50.079	-66.60	-15.23	-13.0	-53.60	99.00	Vertical	Vertical	Pass
848.874	-58.04	2.29	-13.0	-45.04	326.00	Vertical	Vertical	N/A
893.833	-51.63	2.48	-13.0	-38.63	129.00	Vertical	Vertical	N/A
1697.700	-48.87	-4.84	-13.0	-35.87	298.00	Vertical	Vertical	Pass
2546.500	-37.23	-0.22	-13.0	-24.23	338.00	Vertical	Vertical	Pass
9765.550	-37.99	18.50	-13.0	-24.99	265.00	Vertical	Vertical	Pass

RSE-V&H GSM 850 CH251

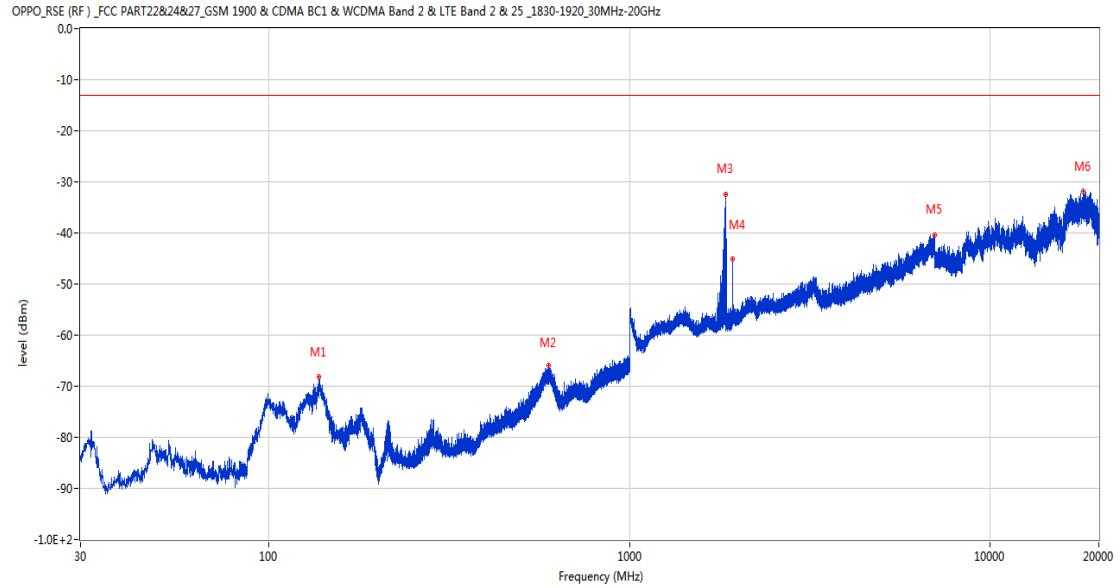
OPPO_RSE (RF) _FCC PART22&24&27_GSM 850 & CDMA BC0 & WCDMA Band5 & LTE Band 5 & 26_814-849_30MHz-10GHz



Frequency (MHz)	Result (dBm)	Factor (dB)	PK Limit (dBm)	Over Limit (dB)	Table (o)	ANT	EUT	Verdict
50.419	-67.11	-15.19	-13.0	-54.11	145.00	Vertical	Horizontal	Pass
848.874	-58.29	2.29	-13.0	-45.29	300.00	Vertical	Horizontal	N/A
893.833	-51.90	2.48	-13.0	-38.90	132.00	Vertical	Horizontal	N/A
1697.700	-53.94	-4.84	-13.0	-40.94	115.00	Vertical	Horizontal	Pass
2546.400	-42.36	-0.22	-13.0	-29.36	223.00	Vertical	Horizontal	Pass
9906.099	-37.79	18.76	-13.0	-24.79	201.00	Vertical	Horizontal	Pass

20 GSM 1900
20.1 GSM 1900 Low Channel

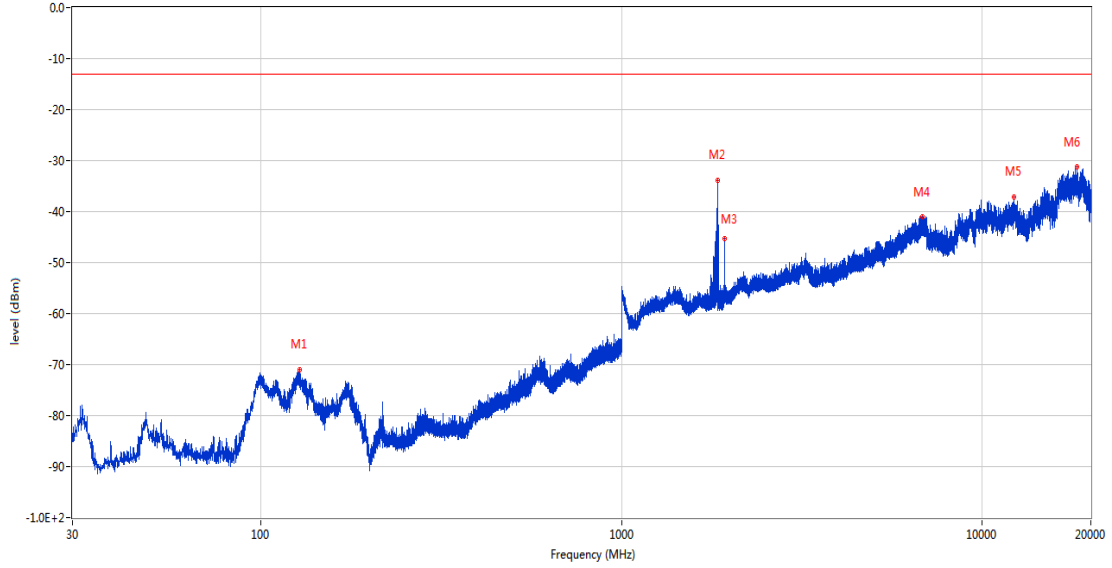
RSE-H&H GSM 1900 CH512



Frequency (MHz)	Result (dBm)	Factor (dB)	PK Limit (dBm)	Over Limit (dB)	Table (o)	ANT	EUT	Verdict
137.816	-68.24	-16.35	-13.0	-55.24	331.00	Horizontal	Horizontal	Pass
595.364	-65.87	-4.19	-13.0	-52.87	142.00	Horizontal	Horizontal	Pass
1850.300	-32.50	-2.89	-13.0	-19.50	307.00	Horizontal	Horizontal	N/A
1930.500	-45.15	-2.77	-13.0	-32.15	157.00	Horizontal	Horizontal	N/A
7000.000	-40.46	13.90	-13.0	-27.46	71.00	Horizontal	Horizontal	Pass
18075.488	-31.88	25.55	-13.0	-18.88	42.00	Horizontal	Horizontal	Pass

RSE-H&V GSM 1900 CH512

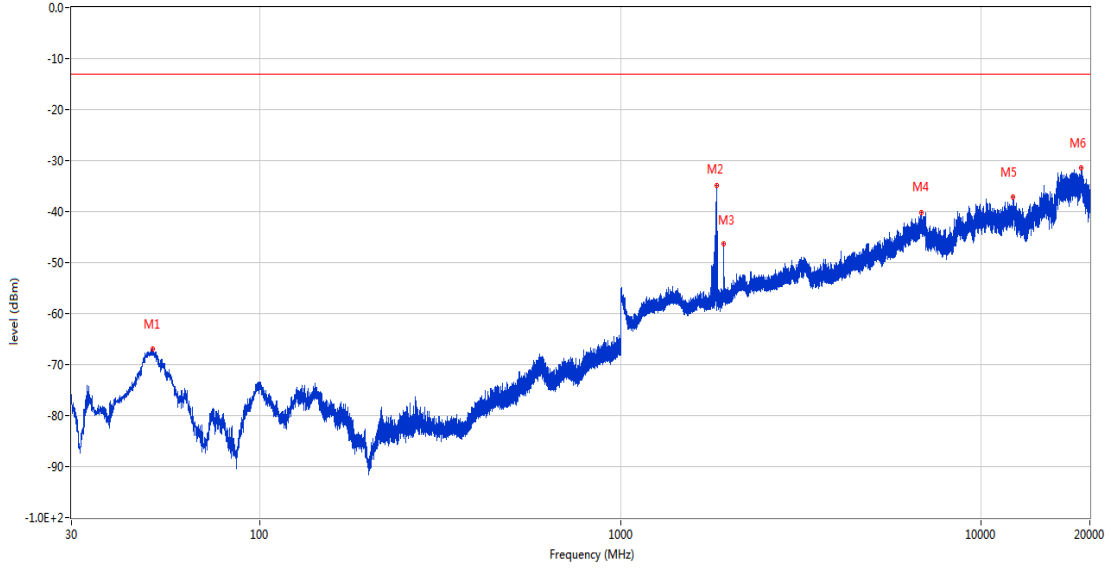
OPPO_RSE (RF) _FCC PART22&24&27_GSM 1900 & CDMA BC1 & WCDMA Band 2 & LTE Band 2 & 25 _1830-1920_30MHz-20GHz



Frequency (MHz)	Result (dBm)	Factor (dB)	PK Limit (dBm)	Over Limit (dB)	Table (o)	ANT	EUT	Verdict
127.825	-70.98	-18.22	-13.0	-57.98	139.00	Horizontal	Vertical	Pass
1850.400	-33.83	-2.88	-13.0	-20.83	228.00	Horizontal	Vertical	N/A
1930.500	-45.23	-2.77	-13.0	-32.23	165.00	Horizontal	Vertical	N/A
6813.200	-41.09	13.15	-13.0	-28.09	311.00	Horizontal	Vertical	Pass
12268.438	-37.23	18.69	-13.0	-24.23	176.00	Horizontal	Vertical	Pass
18277.401	-31.27	25.44	-13.0	-18.27	206.00	Horizontal	Vertical	Pass

RSE-V&V GSM 1900 CH512

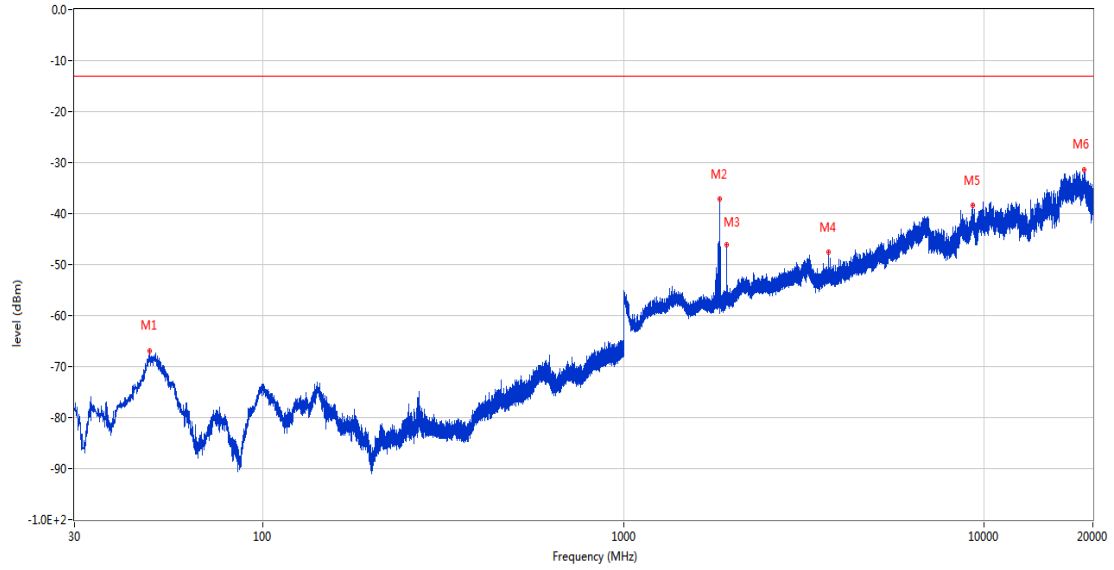
OPPO_RSE (RF) _FCC PART22&24&27_GSM 1900 & CDMA BC1 & WCDMA Band 2 & LTE Band 2 & 25 _1830-1920_30MHz-20GHz



Frequency (MHz)	Result (dBm)	Factor (dB)	PK Limit (dBm)	Over Limit (dB)	Table (o)	ANT	EUT	Verdict
50.322	-67.00	-15.17	-13.0	-54.00	238.00	Vertical	Vertical	Pass
1850.500	-34.92	-2.88	-13.0	-21.92	309.00	Vertical	Vertical	N/A
1930.300	-46.32	-2.70	-13.0	-33.32	183.00	Vertical	Vertical	N/A
6825.600	-40.30	12.84	-13.0	-27.30	284.00	Vertical	Vertical	Pass
12266.713	-37.09	18.67	-13.0	-24.09	78.00	Vertical	Vertical	Pass
18949.474	-31.53	25.06	-13.0	-18.53	0.00	Vertical	Vertical	Pass

RSE-V&H GSM 1900 CH512

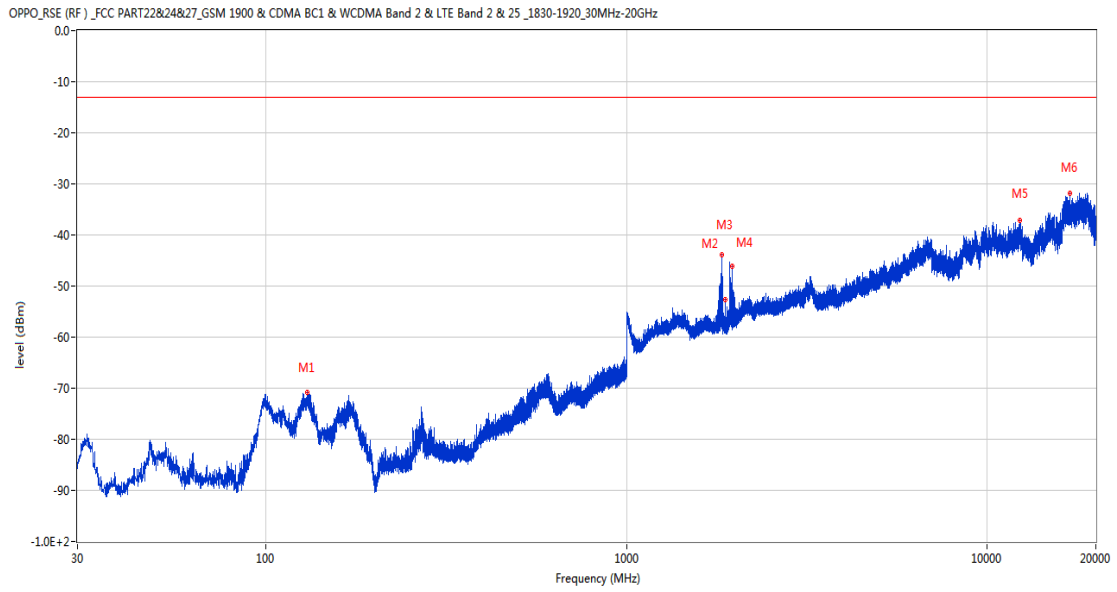
OPPO_RSE (RF) _FCC PART22&24&27_GSM 1900 & CDMA BC1 & WCDMA Band 2 & LTE Band 2 & 25 _1830-1920_30MHz-20GHz



Frequency (MHz)	Result (dBm)	Factor (dB)	PK Limit (dBm)	Over Limit (dB)	Table (o)	ANT	EUT	Verdict
48.478	-67.01	-15.91	-13.0	-54.01	0.00	Vertical	Horizontal	Pass
1850.400	-37.23	-2.88	-13.0	-24.23	235.00	Vertical	Horizontal	N/A
1930.400	-46.15	-2.74	-13.0	-33.15	180.00	Vertical	Horizontal	N/A
3700.600	-47.64	4.23	-13.0	-34.64	107.00	Vertical	Horizontal	Pass
9293.388	-38.33	16.87	-13.0	-25.33	334.00	Vertical	Horizontal	Pass
18934.614	-31.49	25.07	-13.0	-18.49	233.00	Vertical	Horizontal	Pass

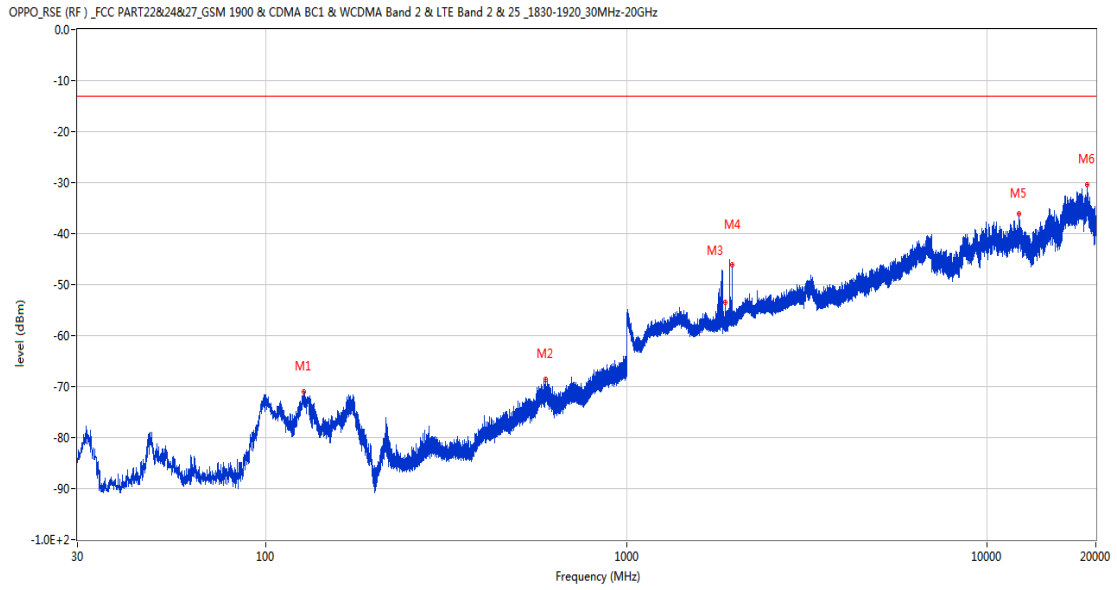
20.2 GSM 1900 Middle Channel

RSE-H&H GSM 1900 CH661



Frequency (MHz)	Result (dBm)	Factor (dB)	PK Limit (dBm)	Over Limit (dB)	Table (o)	ANT	EUT	Verdict
129.958	-70.77	-17.81	-13.0	-57.77	169.00	Horizontal	Horizontal	Pass
1839.200	-43.87	-3.35	-13.0	-30.87	312.00	Horizontal	Horizontal	Pass
1880.100	-52.75	-2.59	-13.0	-39.75	97.00	Horizontal	Horizontal	N/A
1960.200	-46.14	-3.60	-13.0	-33.14	159.00	Horizontal	Horizontal	N/A
12335.425	-37.17	17.64	-13.0	-24.17	0.00	Horizontal	Horizontal	Pass
16939.412	-31.92	26.32	-13.0	-18.92	324.00	Horizontal	Horizontal	Pass

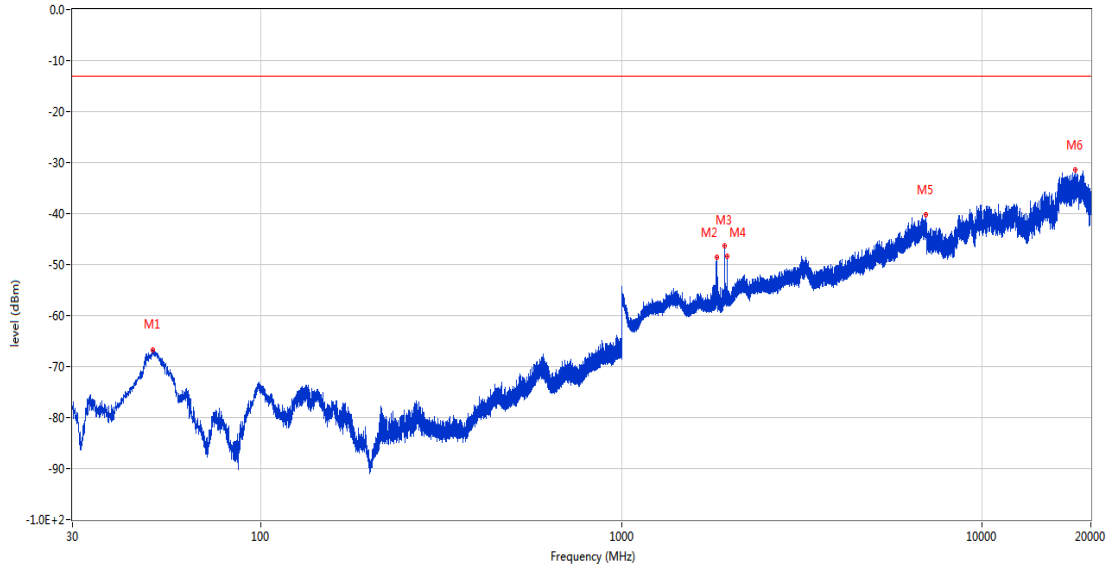
RSE-H&V GSM 1900 CH661



Frequency (MHz)	Result (dBm)	Factor (dB)	PK Limit (dBm)	Over Limit (dB)	Table (o)	ANT	EUT	Verdict
127.388	-70.97	-18.27	-13.0	-57.97	176.00	Horizontal	Vertical	Pass
596.771	-68.52	-4.04	-13.0	-55.52	194.00	Horizontal	Vertical	Pass
1880.300	-53.54	-2.59	-13.0	-40.54	5.00	Horizontal	Vertical	N/A
1960.200	-46.11	-3.60	-13.0	-33.11	149.00	Horizontal	Vertical	N/A
12264.412	-36.18	18.65	-13.0	-23.18	229.00	Horizontal	Vertical	Pass
18936.062	-30.35	25.07	-13.0	-17.35	82.00	Horizontal	Vertical	Pass

RSE-V&V GSM 1900 CH661

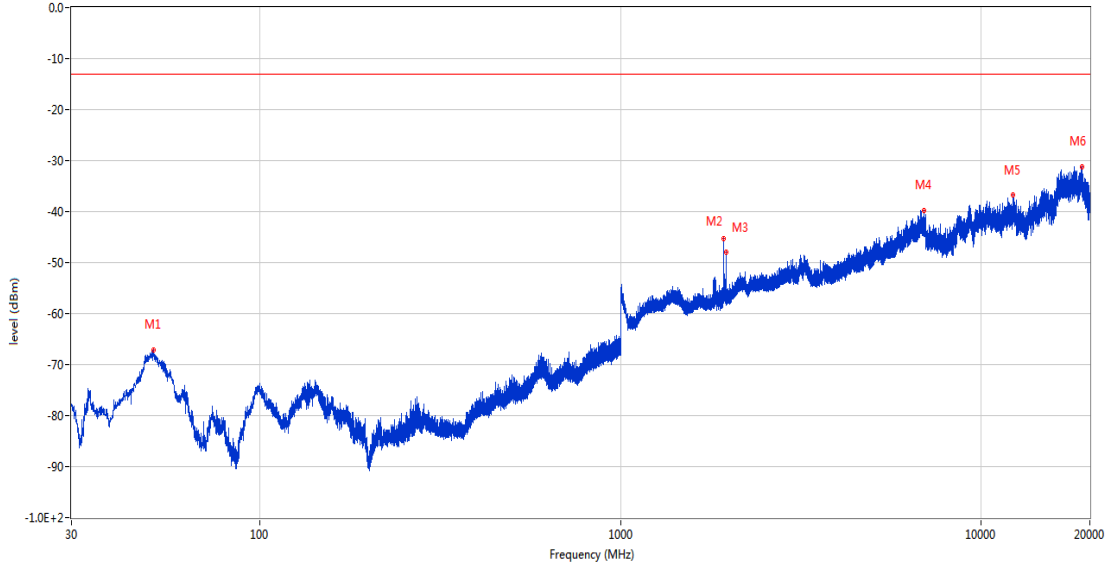
OPPO_RSE (RF) _FCC PART22&24&27_GSM 1900 & CDMA BC1 & WCDMA Band 2 & LTE Band 2 & 25 _1830-1920_30MHz-20GHz



Frequency (MHz)	Result (dBm)	Factor (dB)	PK Limit (dBm)	Over Limit (dB)	Table (o)	ANT	EUT	Verdict
50.127	-66.70	-15.20	-13.0	-53.70	176.00	Vertical	Vertical	Pass
1839.700	-48.63	-3.19	-13.0	-35.63	304.00	Vertical	Vertical	Pass
1930.300	-46.28	-2.70	-13.0	-33.28	174.00	Vertical	Vertical	Pass
1960.300	-48.36	-3.60	-13.0	-35.36	295.00	Vertical	Vertical	N/A
6985.000	-40.28	13.63	-13.0	-27.28	49.00	Vertical	Vertical	Pass
18151.250	-31.51	25.51	-13.0	-18.51	41.00	Vertical	Vertical	Pass

RSE-V&H GSM 1900 CH661

OPPO_RSE (RF) _FCC PART22&24&27_GSM 1900 & CDMA BC1 & WCDMA Band 2 & LTE Band 2 & 25 _1830-1920_30MHz-20GHz

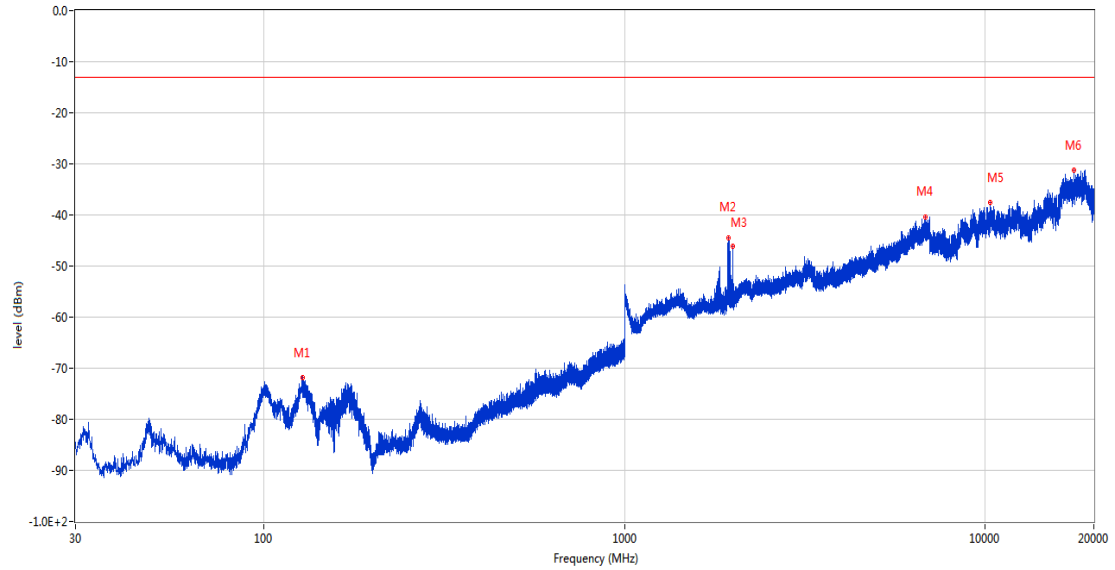


Frequency (MHz)	Result (dBm)	Factor (dB)	PK Limit (dBm)	Over Limit (dB)	Table (o)	ANT	EUT	Verdict
50.612	-67.10	-15.12	-13.0	-54.10	298.00	Vertical	Horizontal	Pass
1930.500	-45.37	-2.77	-13.0	-32.37	194.00	Vertical	Horizontal	Pass
1960.400	-47.90	-3.61	-13.0	-34.90	194.00	Vertical	Horizontal	N/A
6940.000	-39.78	12.82	-13.0	-26.78	271.00	Vertical	Horizontal	Pass
12269.013	-36.75	18.70	-13.0	-23.75	24.00	Vertical	Horizontal	Pass
19052.063	-31.15	25.01	-13.0	-18.15	156.00	Vertical	Horizontal	Pass

20.3 GSM 1900 High Channel

RSE-H&H GSM 1900 CH810

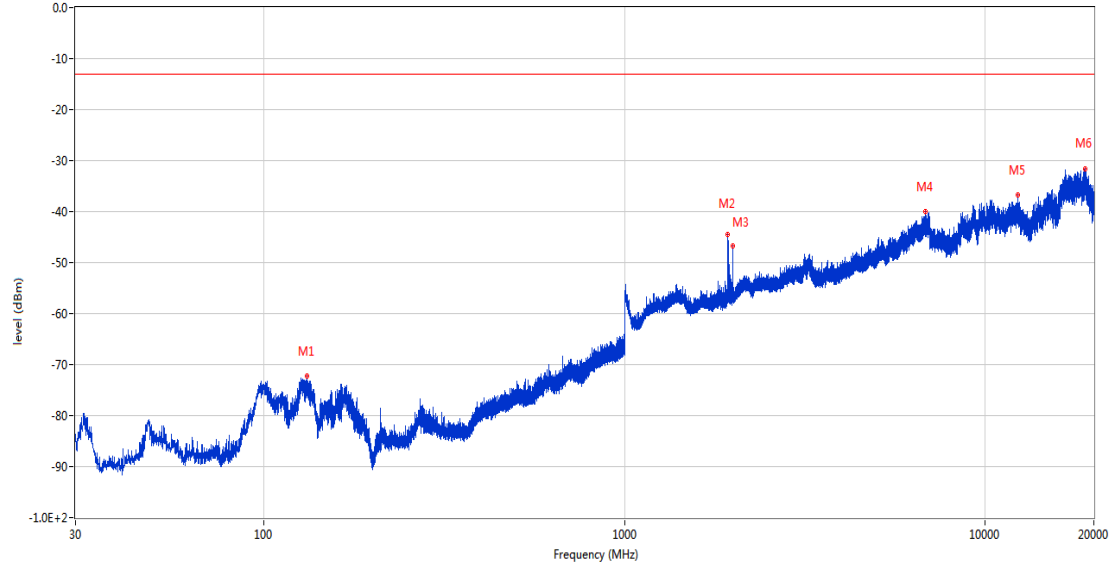
OPPO_RSE (RF) _FCC PART22&24&27_GSM 1900 & CDMA BC1 & WCDMA Band 2 & LTE Band 2 & 25_1830-1920_30MHz-20GHz



Frequency (MHz)	Result (dBm)	Factor (dB)	PK Limit (dBm)	Over Limit (dB)	Table (o)	ANT	EUT	Verdict
127.825	-71.86	-18.22	-13.0	-58.86	170.00	Horizontal	Horizontal	Pass
1943.800	-44.39	-3.67	-13.0	-31.39	307.00	Horizontal	Horizontal	Pass
1990.100	-46.18	-3.64	-13.0	-33.18	48.00	Horizontal	Horizontal	N/A
6808.000	-40.39	13.07	-13.0	-27.39	278.00	Horizontal	Horizontal	Pass
10335.287	-37.57	19.34	-13.0	-24.57	331.00	Horizontal	Horizontal	Pass
17628.162	-31.20	25.79	-13.0	-18.20	84.00	Horizontal	Horizontal	Pass

RSE-H&V GSM 1900 CH810

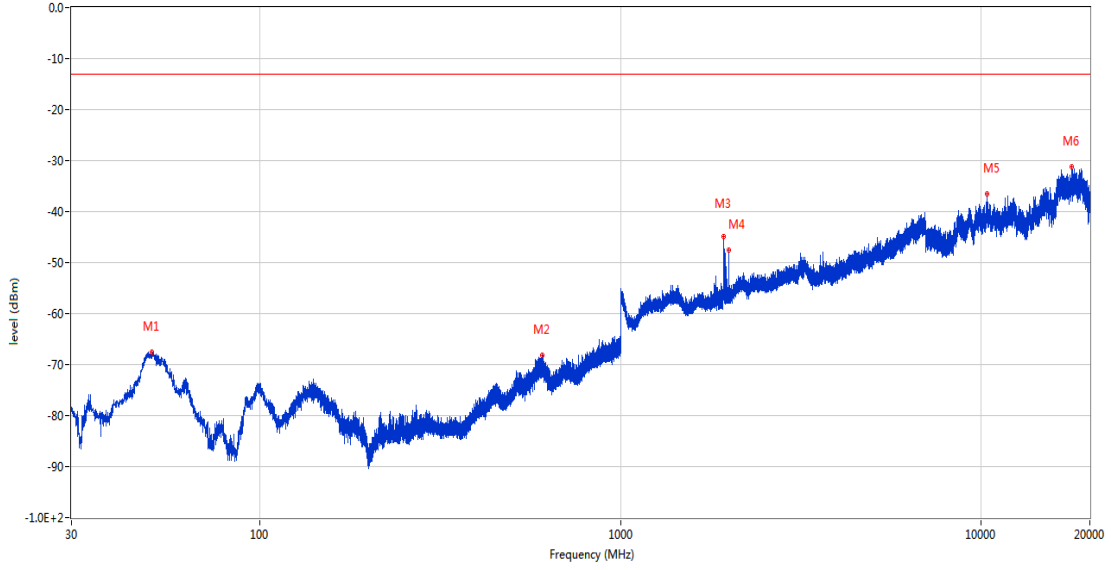
OPPO_RSE (RF) _FCC PART22&24&27_GSM 1900 & CDMA BC1 & WCDMA Band 2 & LTE Band 2 & 25_1830-1920_30MHz-20GHz



Frequency (MHz)	Result (dBm)	Factor (dB)	PK Limit (dBm)	Over Limit (dB)	Table (o)	ANT	EUT	Verdict
131.462	-72.30	-17.46	-13.0	-59.30	194.00	Horizontal	Vertical	Pass
1930.800	-44.41	-2.87	-13.0	-31.41	10.00	Horizontal	Vertical	Pass
1990.100	-46.79	-3.64	-13.0	-33.79	42.00	Horizontal	Vertical	N/A
6821.400	-40.08	13.08	-13.0	-27.08	124.00	Horizontal	Vertical	Pass
12326.513	-36.80	18.01	-13.0	-23.80	154.00	Horizontal	Vertical	Pass
18897.275	-31.62	25.09	-13.0	-18.62	4.00	Horizontal	Vertical	Pass

RSE-V&V GSM 1900 CH810

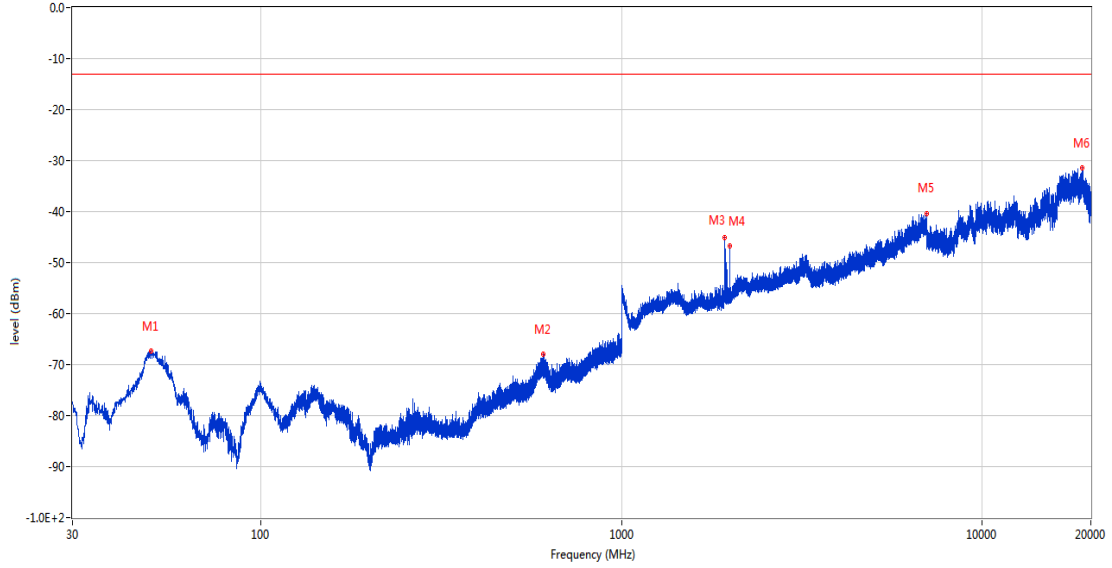
OPPO_RSE (RF) _FCC PART22&24&27_GSM 1900 & CDMA BC1 & WCDMA Band 2 & LTE Band 2 & 25 _1830-1920_30MHz-20GHz



Frequency (MHz)	Result (dBm)	Factor (dB)	PK Limit (dBm)	Over Limit (dB)	Table (o)	ANT	EUT	Verdict
50.031	-67.50	-15.21	-13.0	-54.50	334.00	Vertical	Vertical	Pass
604.774	-68.15	-3.59	-13.0	-55.15	334.00	Vertical	Vertical	Pass
1930.400	-44.81	-2.74	-13.0	-31.81	109.00	Vertical	Vertical	Pass
1989.600	-47.62	-3.65	-13.0	-34.62	276.00	Vertical	Vertical	N/A
10353.974	-36.44	19.20	-13.0	-23.44	284.00	Vertical	Vertical	Pass
17798.900	-31.27	25.68	-13.0	-18.27	154.00	Vertical	Vertical	Pass

RSE-V&H GSM 1900 CH810

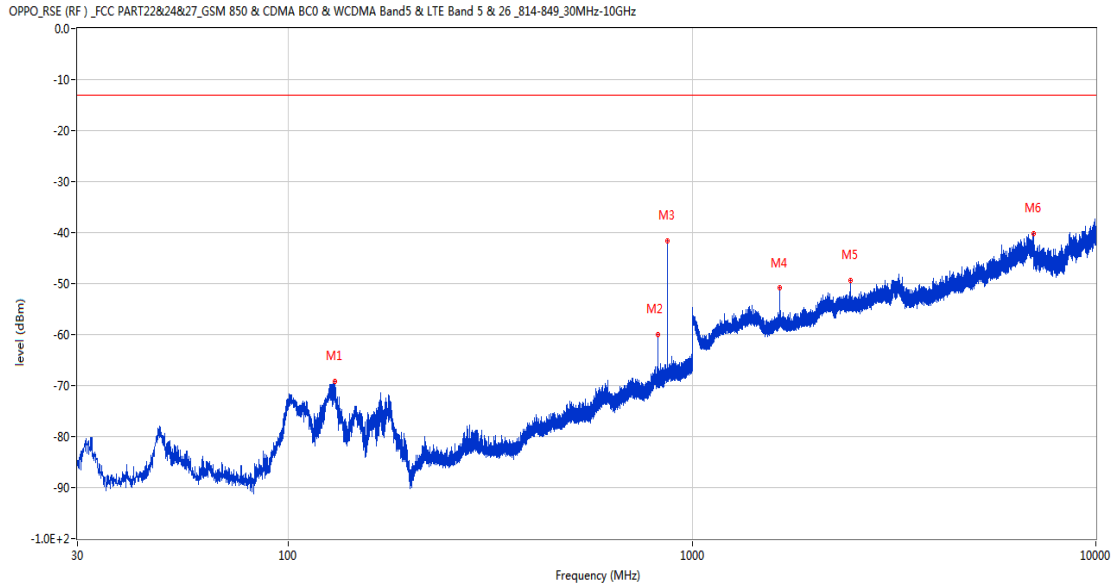
OPPO_RSE (RF) _FCC PART22&24&27_GSM 1900 & CDMA BC1 & WCDMA Band 2 & LTE Band 2 & 25 _1830-1920_30MHz-20GHz



Frequency (MHz)	Result (dBm)	Factor (dB)	PK Limit (dBm)	Over Limit (dB)	Table (o)	ANT	EUT	Verdict
49.545	-67.45	-15.44	-13.0	-54.45	199.00	Vertical	Horizontal	Pass
607.247	-68.00	-3.51	-13.0	-55.00	244.00	Vertical	Horizontal	Pass
1930.600	-45.14	-2.81	-13.0	-32.14	180.00	Vertical	Horizontal	Pass
1990.000	-46.66	-3.64	-13.0	-33.66	261.00	Vertical	Horizontal	N/A
6997.600	-40.41	13.96	-13.0	-27.41	161.00	Vertical	Horizontal	Pass
18929.537	-31.47	25.08	-13.0	-18.47	47.00	Vertical	Horizontal	Pass

EGPRS
 21 EGPRS 850
 21.1 EGPRS 850 Low Channel

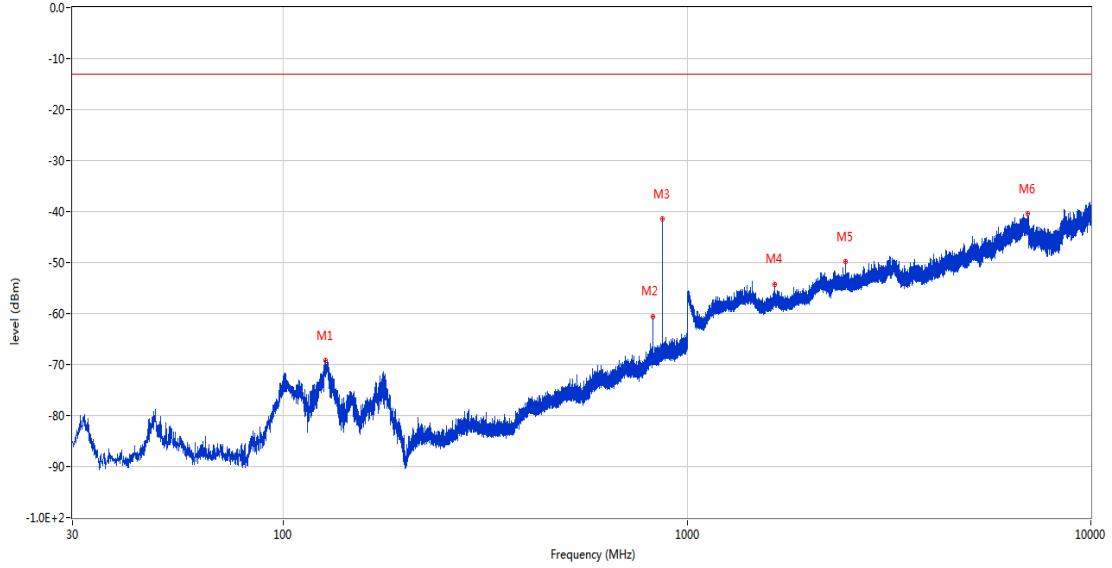
RSE-H&H EGPRS 850 CH128



Frequency (MHz)	Result (dBm)	Factor (dB)	PK Limit (dBm)	Over Limit (dB)	Table (o)	ANT	EUT	Verdict
130.201	-69.24	-17.82	-13.0	-56.24	157.00	Horizontal	Horizontal	Pass
824.236	-59.93	2.01	-13.0	-46.93	0.00	Horizontal	Horizontal	N/A
869.244	-41.55	2.21	-13.0	-28.55	182.00	Horizontal	Horizontal	N/A
1648.200	-50.83	-4.27	-13.0	-37.83	70.00	Horizontal	Horizontal	Pass
2472.700	-49.44	-0.27	-13.0	-36.44	254.00	Horizontal	Horizontal	Pass
6997.200	-40.26	13.92	-13.0	-27.26	155.00	Horizontal	Horizontal	Pass

RSE-H&V EGPRS 850 CH128

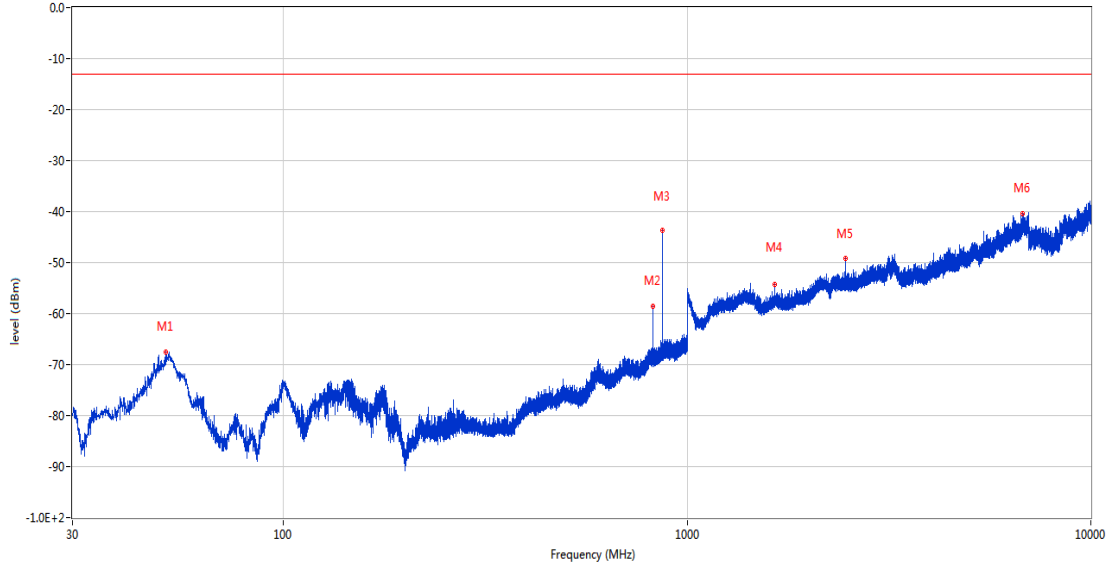
OPPO_RSE (RF) _FCC PART22&24&27_GSM 850 & CDMA BC0 & WCDMA Band5 & LTE Band 5 & 26_814-849_30MHz-10GHz



Frequency (MHz)	Result (dBm)	Factor (dB)	PK Limit (dBm)	Over Limit (dB)	Table (o)	ANT	EUT	Verdict
127.291	-69.13	-18.33	-13.0	-56.13	150.00	Horizontal	Vertical	Pass
824.188	-60.62	2.01	-13.0	-47.62	286.00	Horizontal	Vertical	N/A
869.147	-41.49	2.21	-13.0	-28.49	187.00	Horizontal	Vertical	N/A
1648.900	-54.35	-4.25	-13.0	-41.35	140.00	Horizontal	Vertical	Pass
2472.800	-49.84	-0.27	-13.0	-36.84	301.00	Horizontal	Vertical	Pass
6977.200	-40.41	13.40	-13.0	-27.41	68.00	Horizontal	Vertical	Pass

RSE-V&V EGPRS 850 CH128

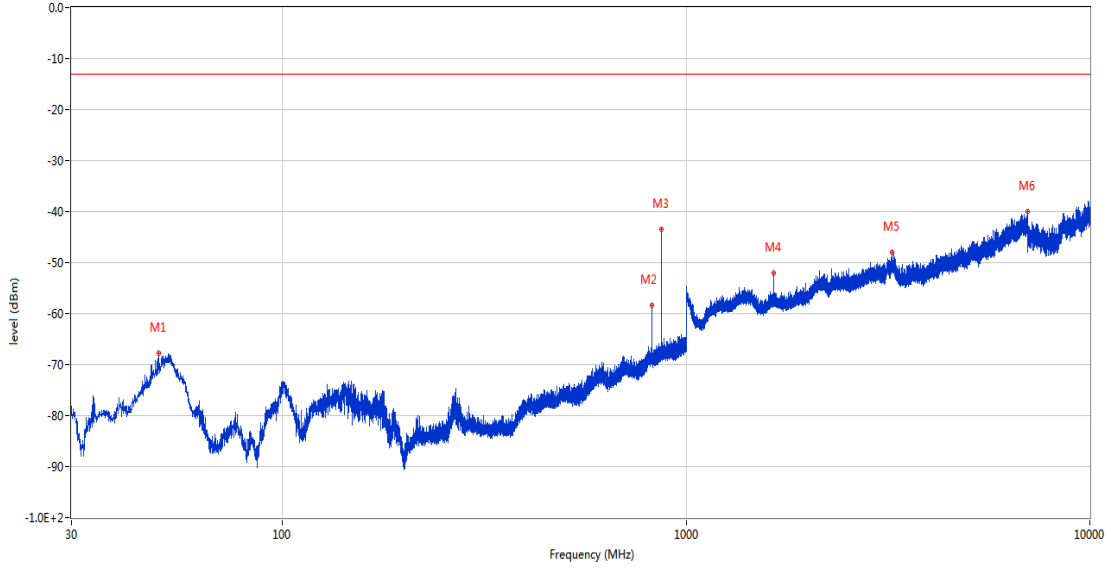
OPPO_RSE (RF) _FCC PART22&24&27_GSM 850 & CDMA BC0 & WCDMA Band5 & LTE Band 5 & 26_814-849_30MHz-10GHz



Frequency (MHz)	Result (dBm)	Factor (dB)	PK Limit (dBm)	Over Limit (dB)	Table (o)	ANT	EUT	Verdict
50.952	-67.47	-15.12	-13.0	-54.47	222.00	Vertical	Vertical	Pass
824.236	-58.60	2.01	-13.0	-45.60	285.00	Vertical	Vertical	N/A
869.147	-43.68	2.21	-13.0	-30.68	197.00	Vertical	Vertical	N/A
1648.200	-54.37	-4.27	-13.0	-41.37	115.00	Vertical	Vertical	Pass
2472.800	-49.11	-0.27	-13.0	-36.11	32.00	Vertical	Vertical	Pass
6791.400	-40.47	12.93	-13.0	-27.47	75.00	Vertical	Vertical	Pass

RSE-V&H EGPRS 850 CH128

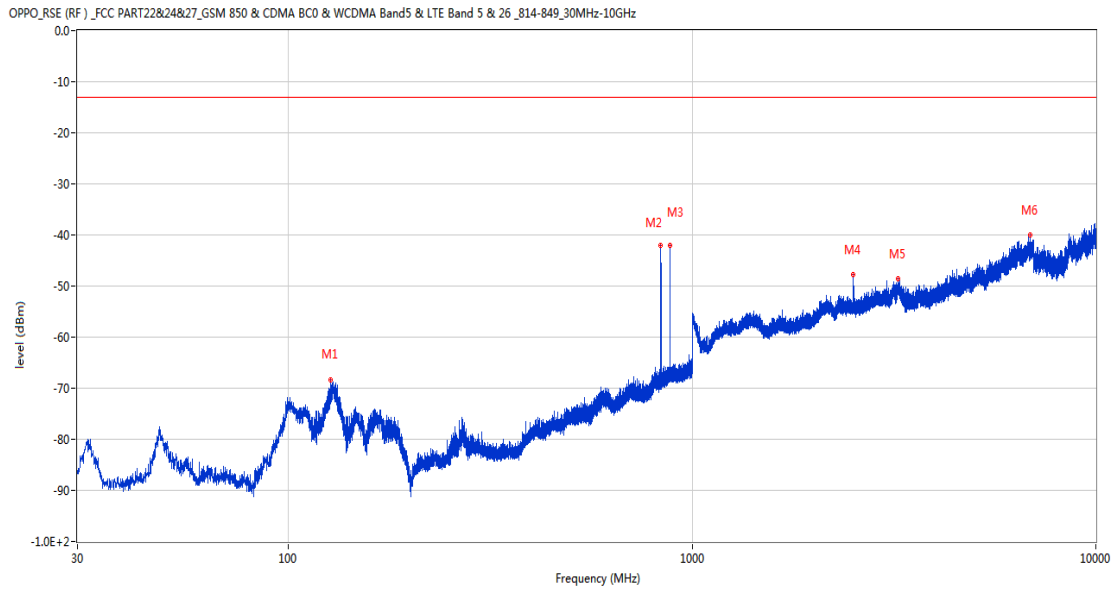
OPPO_RSE (RF) _FCC PART22&24&27_GSM 850 & CDMA BC0 & WCDMA Band5 & LTE Band 5 & 26_814-849_30MHz-10GHz



Frequency (MHz)	Result (dBm)	Factor (dB)	PK Limit (dBm)	Over Limit (dB)	Table (o)	ANT	EUT	Verdict
49.449	-67.82	-15.49	-13.0	-54.82	230.00	Vertical	Horizontal	Pass
824.236	-58.45	2.01	-13.0	-45.45	272.00	Vertical	Horizontal	N/A
869.196	-43.53	2.21	-13.0	-30.53	202.00	Vertical	Horizontal	N/A
1648.700	-52.07	-4.26	-13.0	-39.07	132.00	Vertical	Horizontal	Pass
3238.600	-48.03	6.38	-13.0	-35.03	247.00	Vertical	Horizontal	Pass
6998.400	-39.94	13.95	-13.0	-26.94	122.00	Vertical	Horizontal	Pass

21.2 EGPRS 850 Middle Channel

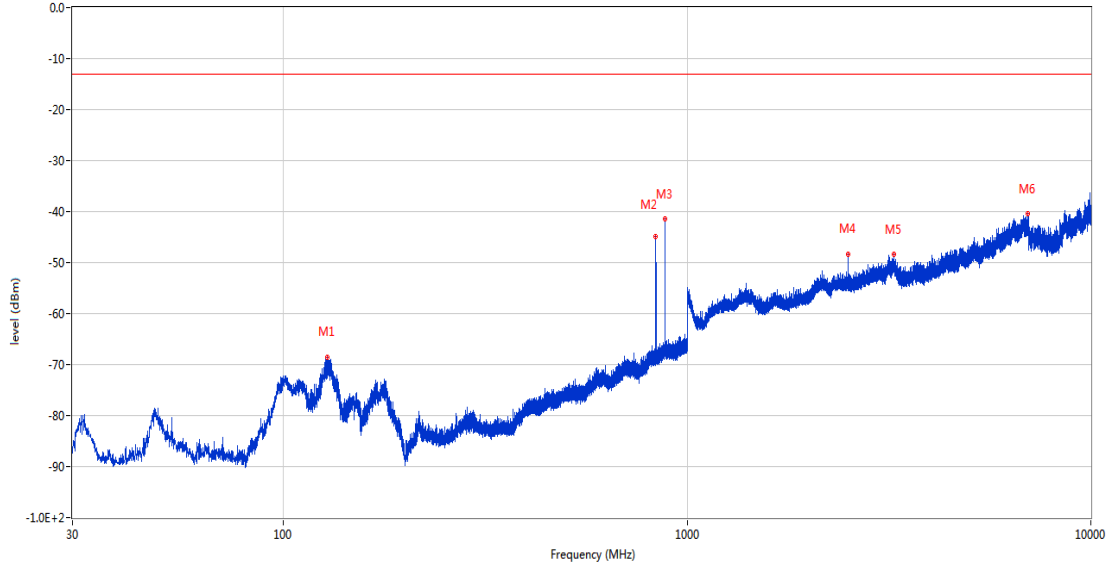
RSE-H&H EGPRS 850 CH190



Frequency (MHz)	Result (dBm)	Factor (dB)	PK Limit (dBm)	Over Limit (dB)	Table (o)	ANT	EUT	Verdict
127.146	-68.39	-18.34	-13.0	-55.39	149.00	Horizontal	Horizontal	Pass
836.555	-41.95	2.18	-13.0	-28.95	206.00	Horizontal	Horizontal	N/A
881.660	-41.95	2.74	-13.0	-28.95	183.00	Horizontal	Horizontal	N/A
2509.900	-47.84	-0.11	-13.0	-34.84	93.00	Horizontal	Horizontal	Pass
3235.800	-48.60	6.63	-13.0	-35.60	318.00	Horizontal	Horizontal	Pass
6861.600	-40.00	12.37	-13.0	-27.00	71.00	Horizontal	Horizontal	Pass

RSE-H&V EGPRS 850 CH190

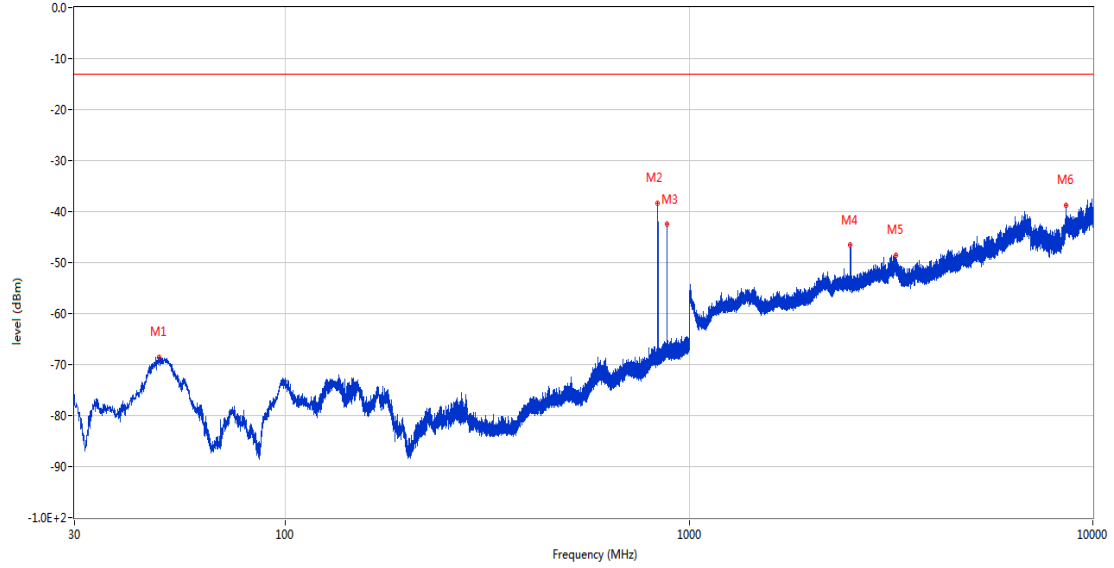
OPPO_RSE (RF) _FCC PART22&24&27_GSM 850 & CDMA BC0 & WCDMA Band5 & LTE Band 5 & 26_814-849_30MHz-10GHz



Frequency (MHz)	Result (dBm)	Factor (dB)	PK Limit (dBm)	Over Limit (dB)	Table (o)	ANT	EUT	Verdict
128.261	-68.48	-18.19	-13.0	-55.48	148.00	Horizontal	Vertical	Pass
836.604	-44.96	2.18	-13.0	-31.96	193.00	Horizontal	Vertical	N/A
881.660	-41.53	2.74	-13.0	-28.53	181.00	Horizontal	Vertical	N/A
2510.000	-48.39	-0.11	-13.0	-35.39	349.00	Horizontal	Vertical	Pass
3252.400	-48.38	5.89	-13.0	-35.38	143.00	Horizontal	Vertical	Pass
6974.200	-40.48	13.25	-13.0	-27.48	344.00	Horizontal	Vertical	Pass

RSE-V&V EGPRS 850 CH190

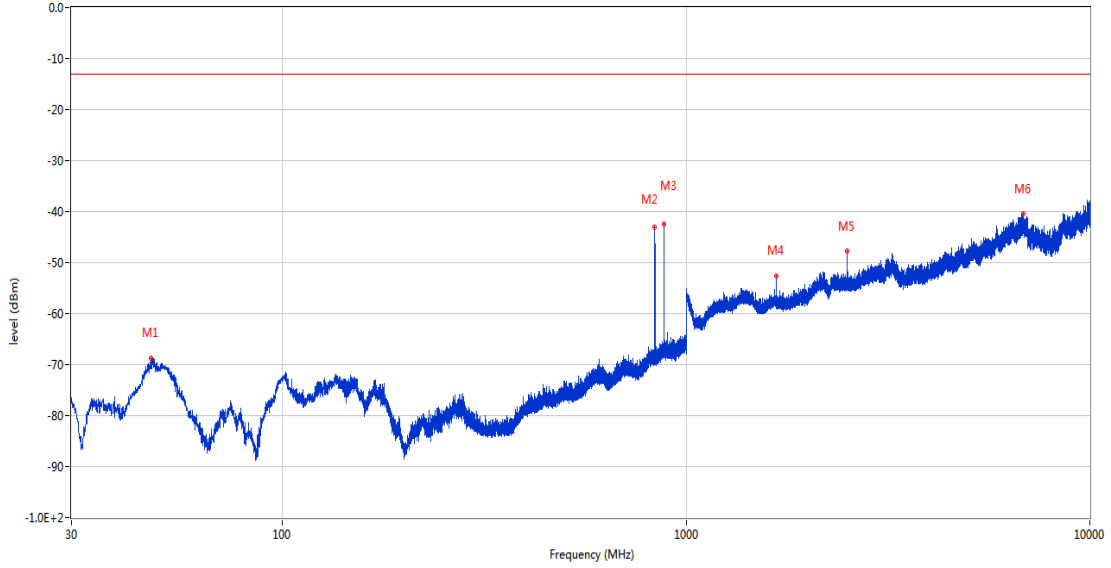
OPPO_RSE (RF) _FCC PART22&24&27_GSM 850 & CDMA BC0 & WCDMA Band5 & LTE Band 5 & 26_814-849_30MHz-10GHz



Frequency (MHz)	Result (dBm)	Factor (dB)	PK Limit (dBm)	Over Limit (dB)	Table (o)	ANT	EUT	Verdict
48.624	-68.51	-15.84	-13.0	-55.51	219.00	Vertical	Vertical	Pass
836.604	-38.47	2.18	-13.0	-25.47	187.00	Vertical	Vertical	N/A
881.660	-42.48	2.74	-13.0	-29.48	198.00	Vertical	Vertical	N/A
2510.300	-46.62	-0.10	-13.0	-33.62	15.00	Vertical	Vertical	Pass
3246.400	-48.49	6.16	-13.0	-35.49	0.00	Vertical	Vertical	Pass
8583.700	-38.87	14.80	-13.0	-25.87	3.00	Vertical	Vertical	Pass

RSE-V&H EGPRS 850 CH190

OPPO_RSE (RF) _FCC PART22&24&27_GSM 850 & CDMA BC0 & WCDMA Band5 & LTE Band 5 & 26_814-849_30MHz-10GHz

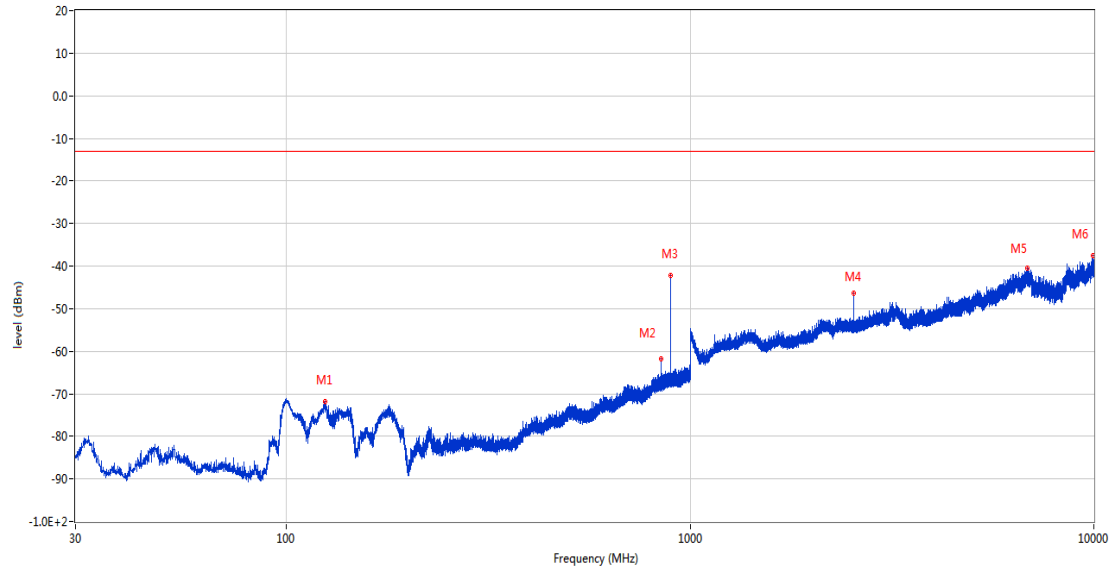


Frequency (MHz)	Result (dBm)	Factor (dB)	PK Limit (dBm)	Over Limit (dB)	Table (o)	ANT	EUT	Verdict
47.218	-68.76	-16.32	-13.0	-55.76	155.00	Vertical	Horizontal	Pass
836.555	-42.98	2.18	-13.0	-29.98	279.00	Vertical	Horizontal	N/A
881.563	-42.36	2.73	-13.0	-29.36	207.00	Vertical	Horizontal	N/A
1673.400	-52.70	-4.46	-13.0	-39.70	246.00	Vertical	Horizontal	Pass
2509.500	-47.81	-0.08	-13.0	-34.81	292.00	Vertical	Horizontal	Pass
6843.200	-40.44	12.40	-13.0	-27.44	110.00	Vertical	Horizontal	Pass

21.3 EGPRS 850 High Channel

RSE-H&H EGPRS 850 CH251

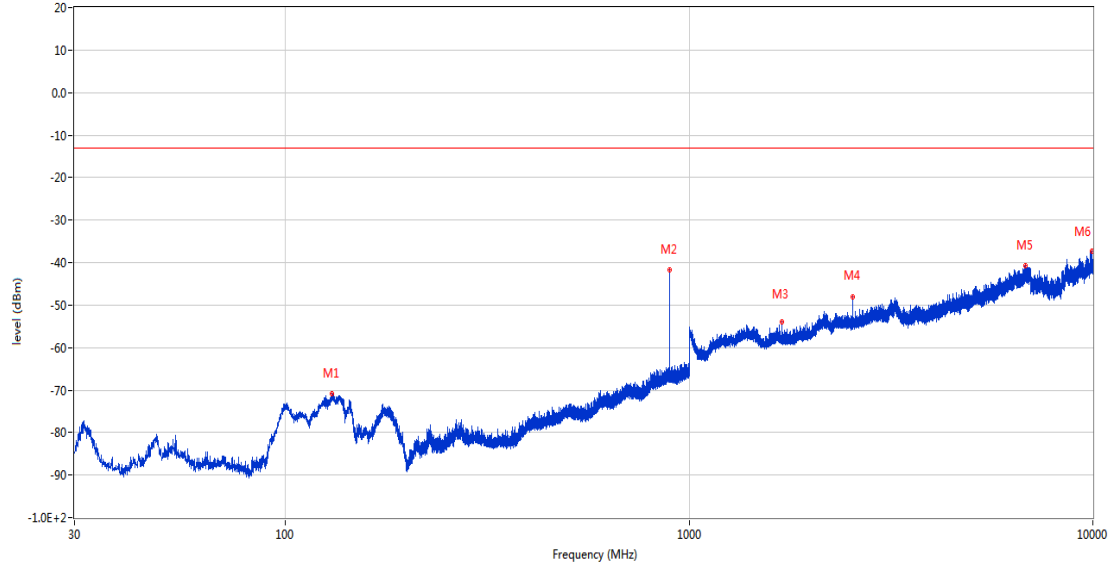
OPPO_RSE (RF) _FCC PART22&24&27_GSM 850 & CDMA BC0 & WCDMA Band5 & LTE Band 5 & 26_814-849_30MHz-10GHz



Frequency (MHz)	Result (dBm)	Factor (dB)	PK Limit (dBm)	Over Limit (dB)	Table (o)	ANT	EUT	Verdict
124.381	-71.74	-18.60	-13.0	-58.74	176.00	Horizontal	Horizontal	Pass
848.825	-61.76	2.29	-13.0	-48.76	18.00	Horizontal	Horizontal	N/A
893.737	-42.20	2.49	-13.0	-29.20	166.00	Horizontal	Horizontal	N/A
2546.600	-46.29	-0.22	-13.0	-33.29	237.00	Horizontal	Horizontal	Pass
6829.400	-40.59	12.76	-13.0	-27.59	351.00	Horizontal	Horizontal	Pass
9944.200	-37.60	19.27	-13.0	-24.60	347.00	Horizontal	Horizontal	Pass

RSE-H&V EGPRS 850 CH251

OPPO_RSE (RF) _FCC PART22&24&27_GSM 850 & CDMA BC0 & WCDMA Band5 & LTE Band 5 & 26_814-849_30MHz-10GHz



Frequency (MHz)	Result (dBm)	Factor (dB)	PK Limit (dBm)	Over Limit (dB)	Table (o)	ANT	EUT	Verdict
130.007	-70.87	-17.87	-13.0	-57.87	330.00	Horizontal	Vertical	Pass
893.833	-41.82	2.48	-13.0	-28.82	172.00	Horizontal	Vertical	N/A
1697.300	-54.08	-4.81	-13.0	-41.08	17.00	Horizontal	Vertical	Pass
2546.700	-48.01	-0.22	-13.0	-35.01	324.00	Horizontal	Vertical	Pass
6798.400	-40.67	13.11	-13.0	-27.67	269.00	Horizontal	Vertical	Pass
9940.150	-37.39	19.18	-13.0	-24.39	237.00	Horizontal	Vertical	Pass

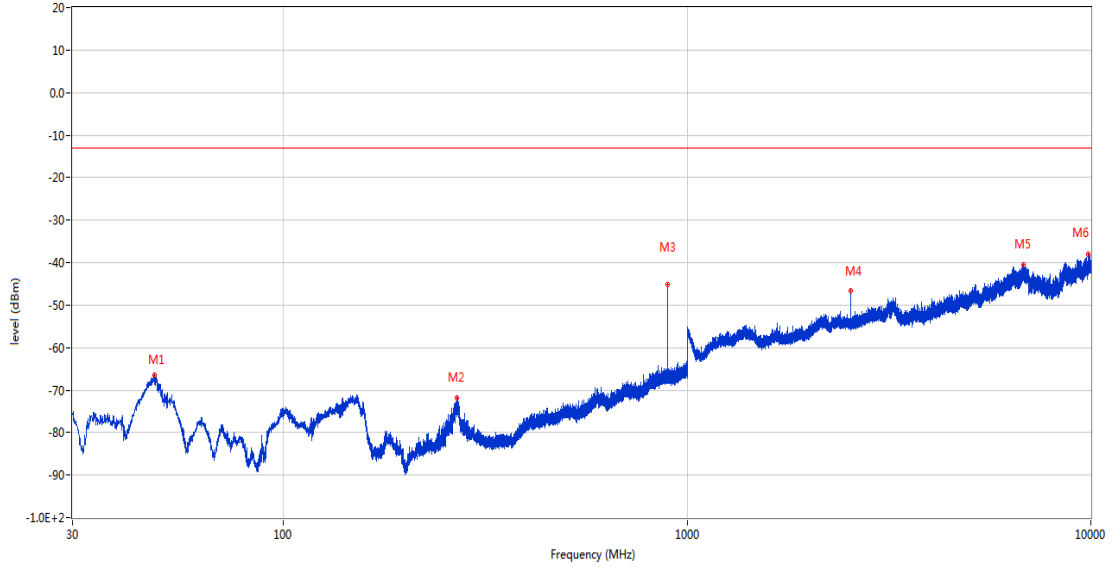
RSE-V&V EGPRS 850 CH251



Frequency (MHz)	Result (dBm)	Factor (dB)	PK Limit (dBm)	Over Limit (dB)	Table (o)	ANT	EUT	Verdict
47.557	-67.20	-16.23	-13.0	-54.20	51.00	Vertical	Vertical	Pass
848.777	-62.37	2.29	-13.0	-49.37	249.00	Vertical	Vertical	N/A
893.833	-45.24	2.48	-13.0	-32.24	215.00	Vertical	Vertical	N/A
2546.700	-46.33	-0.22	-13.0	-33.33	345.00	Vertical	Vertical	Pass
6806.000	-39.62	13.12	-13.0	-26.62	123.00	Vertical	Vertical	Pass
9906.550	-37.30	18.76	-13.0	-24.30	224.00	Vertical	Vertical	Pass

RSE-V&H EGPRS 850 CH251

OPPO_RSE (RF) _FCC PART22&24&27_GSM 850 & CDMA BC0 & WCDMA Band5 & LTE Band 5 & 26_814-849_30MHz-10GHz



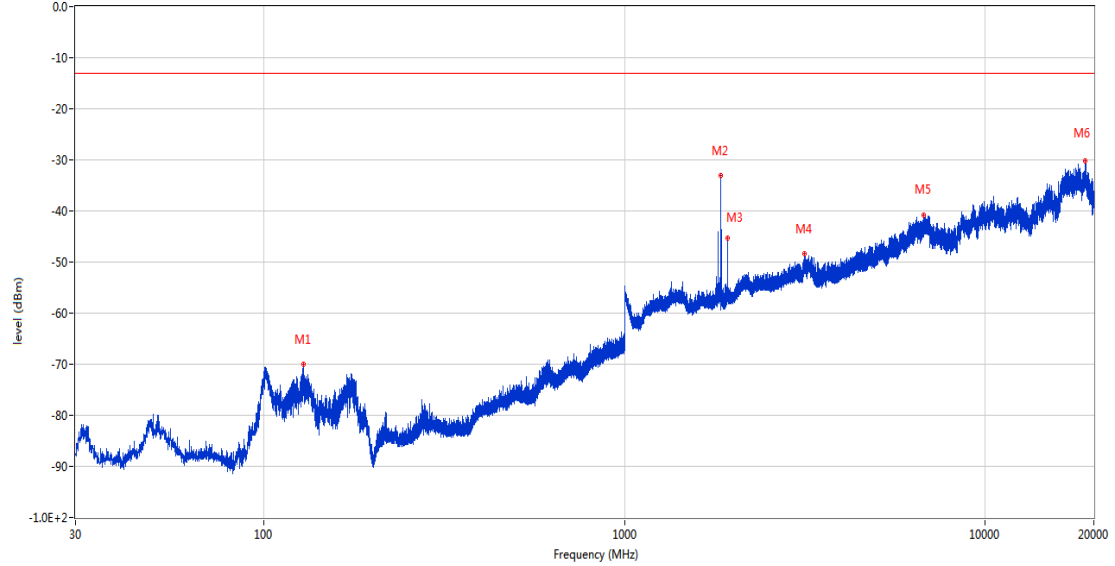
Frequency (MHz)	Result (dBm)	Factor (dB)	PK Limit (dBm)	Over Limit (dB)	Table (o)	ANT	EUT	Verdict
47.848	-66.46	-16.15	-13.0	-53.46	149.00	Vertical	Horizontal	Pass
268.571	-71.86	-13.62	-13.0	-58.86	28.00	Vertical	Horizontal	Pass
893.737	-45.05	2.49	-13.0	-32.05	208.00	Vertical	Horizontal	N/A
2546.600	-46.59	-0.22	-13.0	-33.59	296.00	Vertical	Horizontal	Pass
6793.800	-40.60	12.94	-13.0	-27.60	266.00	Vertical	Horizontal	Pass
9876.850	-38.11	18.25	-13.0	-25.11	207.00	Vertical	Horizontal	Pass

22 EGPRS 1900

22.1 EGPRS 1900 Low Channel

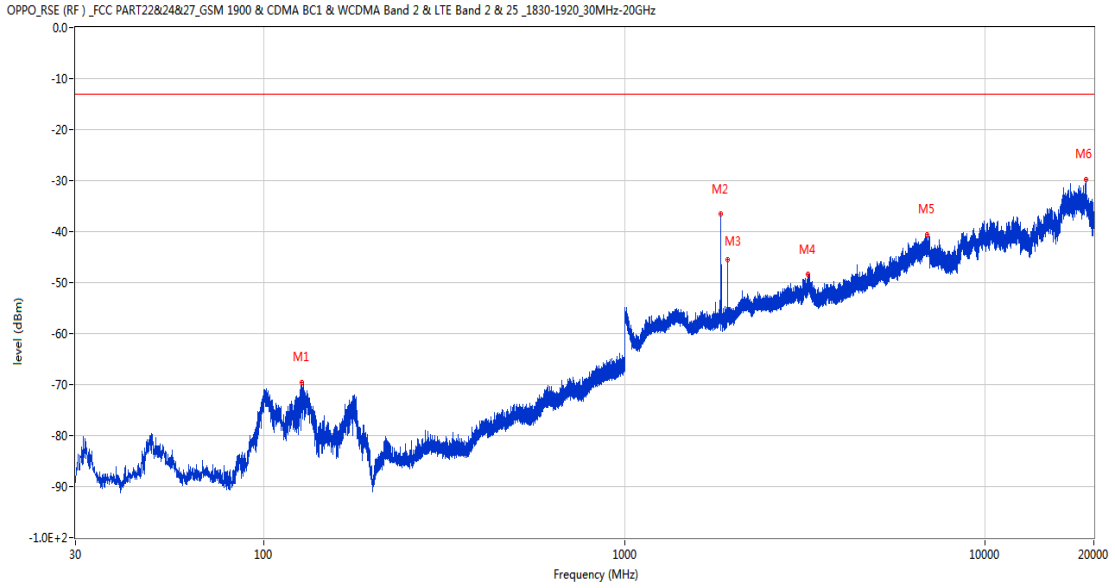
RSE-H&H EGPRS 1900 CH512

OPPO_RSE (RF) _ FCC PART22&24&27_GSM 1900 & CDMA BC1 & WCDMA Band 2 & LTE Band 2 & 25 _1830-1920_30MHz-20GHz



Frequency (MHz)	Result (dBm)	Factor (dB)	PK Limit (dBm)	Over Limit (dB)	Table (o)	ANT	EUT	Verdict
128.309	-70.07	-18.12	-13.0	-57.07	163.00	Horizontal	Horizontal	Pass
1850.300	-33.16	-2.89	-13.0	-20.16	275.00	Horizontal	Horizontal	N/A
1930.500	-45.29	-2.77	-13.0	-32.29	353.00	Horizontal	Horizontal	N/A
3150.600	-48.47	5.61	-13.0	-35.47	214.00	Horizontal	Horizontal	Pass
6756.400	-40.74	12.29	-13.0	-27.74	86.00	Horizontal	Horizontal	Pass
18928.450	-30.29	25.08	-13.0	-17.29	281.00	Horizontal	Horizontal	Pass

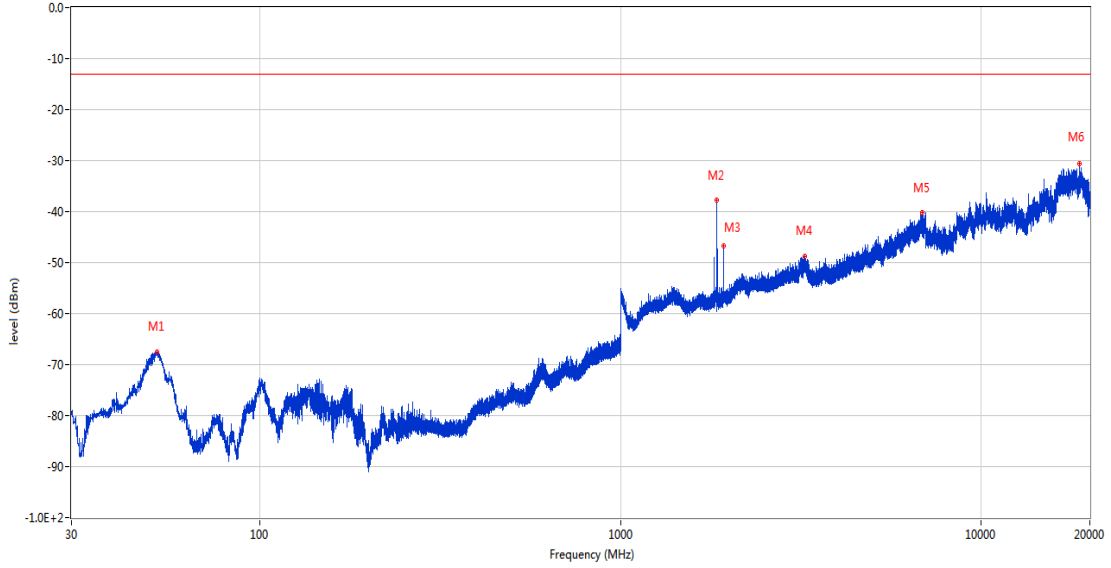
RSE-H&V EGPRS 1900 CH512



Frequency (MHz)	Result (dBm)	Factor (dB)	PK Limit (dBm)	Over Limit (dB)	Table (o)	ANT	EUT	Verdict
127.194	-69.68	-18.30	-13.0	-56.68	127.00	Horizontal	Vertical	Pass
1850.400	-36.46	-2.88	-13.0	-23.46	251.00	Horizontal	Vertical	N/A
1930.100	-45.60	-2.64	-13.0	-32.60	6.00	Horizontal	Vertical	N/A
3229.400	-48.41	6.64	-13.0	-35.41	322.00	Horizontal	Vertical	Pass
6910.200	-40.59	12.18	-13.0	-27.59	12.00	Horizontal	Vertical	Pass
19044.448	-29.78	25.01	-13.0	-16.78	70.00	Horizontal	Vertical	Pass

RSE-V&V EGPRS 1900 CH512

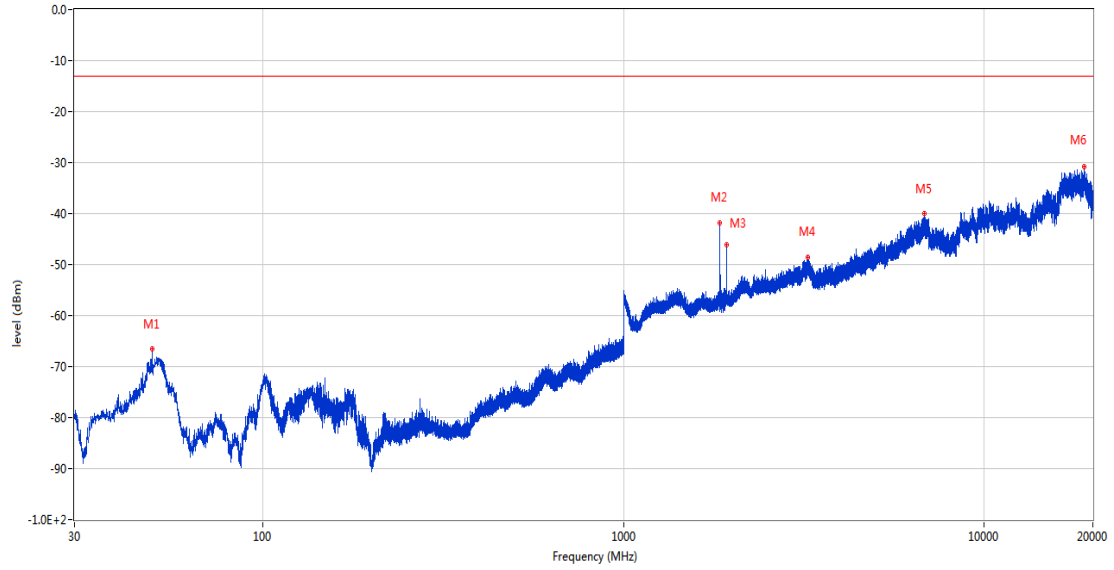
OPPO_RSE (RF) _FCC PART22&24&27_GSM 1900 & CDMA BC1 & WCDMA Band 2 & LTE Band 2 & 25_1830-1920_30MHz-20GHz



Frequency (MHz)	Result (dBm)	Factor (dB)	PK Limit (dBm)	Over Limit (dB)	Table (o)	ANT	EUT	Verdict
51.679	-67.61	-14.98	-13.0	-54.61	320.00	Vertical	Vertical	Pass
1850.400	-37.71	-2.88	-13.0	-24.71	102.00	Vertical	Vertical	N/A
1930.400	-46.64	-2.74	-13.0	-33.64	0.00	Vertical	Vertical	N/A
3241.200	-48.82	6.38	-13.0	-35.82	279.00	Vertical	Vertical	Pass
6878.600	-40.14	12.27	-13.0	-27.14	310.00	Vertical	Vertical	Pass
18763.512	-30.71	25.17	-13.0	-17.71	130.00	Vertical	Vertical	Pass

RSE-V&H EGPRS 1900 CH512

OPPO_RSE (RF) _FCC PART22&24&27_GSM 1900 & CDMA BC1 & WCDMA Band 2 & LTE Band 2 & 25_1830-1920_30MHz-20GHz

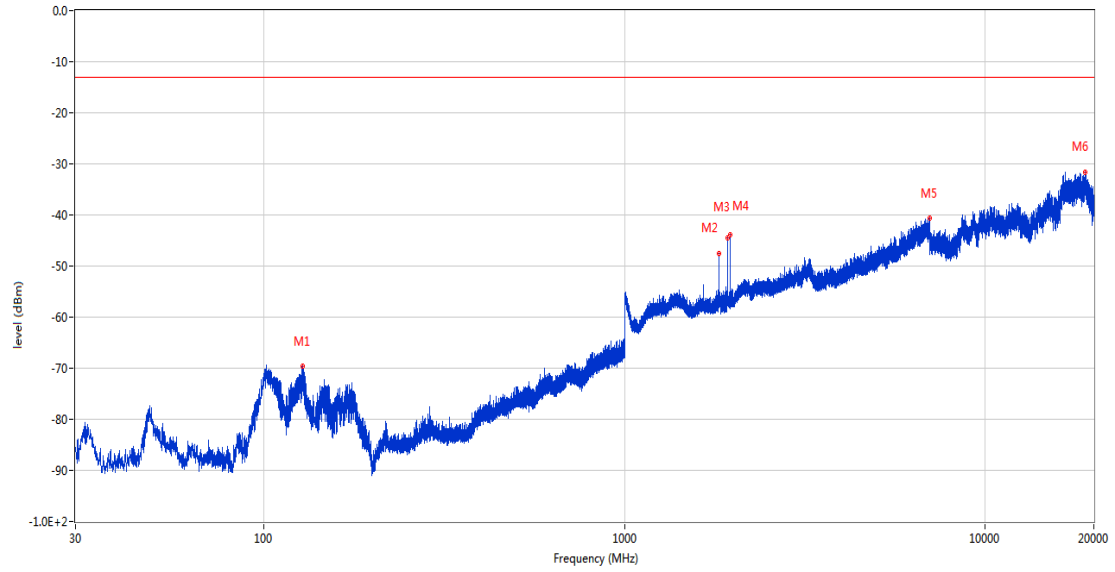


Frequency (MHz)	Result (dBm)	Factor (dB)	PK Limit (dBm)	Over Limit (dB)	Table (o)	ANT	EUT	Verdict
49.352	-66.59	-15.53	-13.0	-53.59	207.00	Vertical	Horizontal	Pass
1850.400	-41.81	-2.88	-13.0	-28.81	226.00	Vertical	Horizontal	N/A
1930.400	-46.18	-2.74	-13.0	-33.18	298.00	Vertical	Horizontal	N/A
3233.800	-48.61	6.76	-13.0	-35.61	16.00	Vertical	Horizontal	Pass
6814.200	-39.97	13.13	-13.0	-26.97	0.00	Vertical	Horizontal	Pass
18961.801	-30.92	25.06	-13.0	-17.92	70.00	Vertical	Horizontal	Pass

22.2 EGPRS 1900 Middle Channel

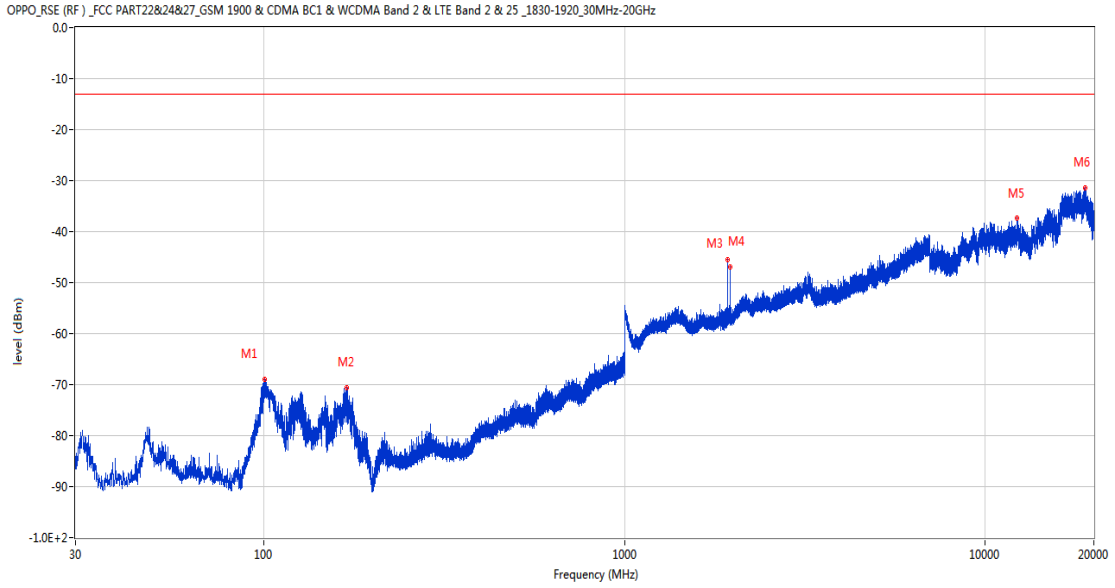
RSE-H&H EGPRS 1900 CH661

OPPO_RSE (RF) _FCC PART22&24&27_GSM 1900 & CDMA BC1 & WCDMA Band 2 & LTE Band 2 & 25_1830-1920_30MHz-20GHz



Frequency (MHz)	Result (dBm)	Factor (dB)	PK Limit (dBm)	Over Limit (dB)	Table (o)	ANT	EUT	Verdict
127.776	-69.64	-18.22	-13.0	-56.64	173.00	Horizontal	Horizontal	Pass
1823.000	-47.53	-4.19	-13.0	-34.53	93.00	Horizontal	Horizontal	Pass
1930.400	-44.59	-2.74	-13.0	-31.59	164.00	Horizontal	Horizontal	Pass
1960.200	-43.98	-3.60	-13.0	-30.98	159.00	Horizontal	Horizontal	N/A
6997.000	-40.63	13.91	-13.0	-27.63	283.00	Horizontal	Horizontal	Pass
18958.901	-31.73	25.06	-13.0	-18.73	162.00	Horizontal	Horizontal	Pass

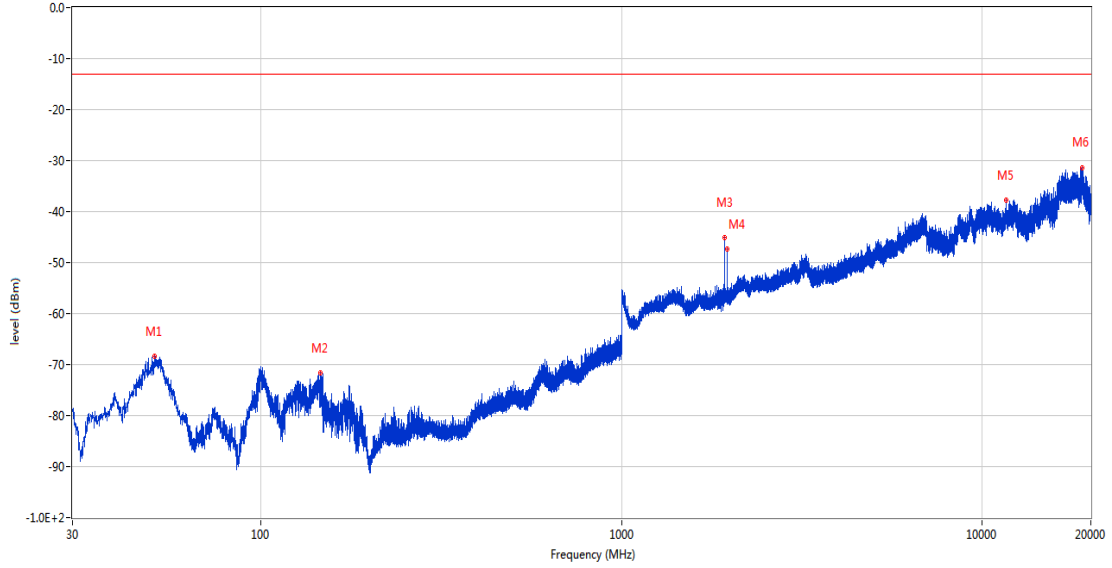
RSE-H&V EGPRS 1900 CH661



Frequency (MHz)	Result (dBm)	Factor (dB)	PK Limit (dBm)	Over Limit (dB)	Table (o)	ANT	EUT	Verdict
100.422	-68.92	-21.13	-13.0	-55.92	344.00	Horizontal	Vertical	Pass
169.534	-70.63	-15.64	-13.0	-57.63	156.00	Horizontal	Vertical	Pass
1930.400	-45.59	-2.74	-13.0	-32.59	285.00	Horizontal	Vertical	Pass
1960.200	-46.87	-3.60	-13.0	-33.87	290.00	Horizontal	Vertical	N/A
12270.162	-37.38	18.71	-13.0	-24.38	247.00	Horizontal	Vertical	Pass
18891.837	-31.48	25.10	-13.0	-18.48	88.00	Horizontal	Vertical	Pass

RSE-V&V EGPRS 1900 CH661

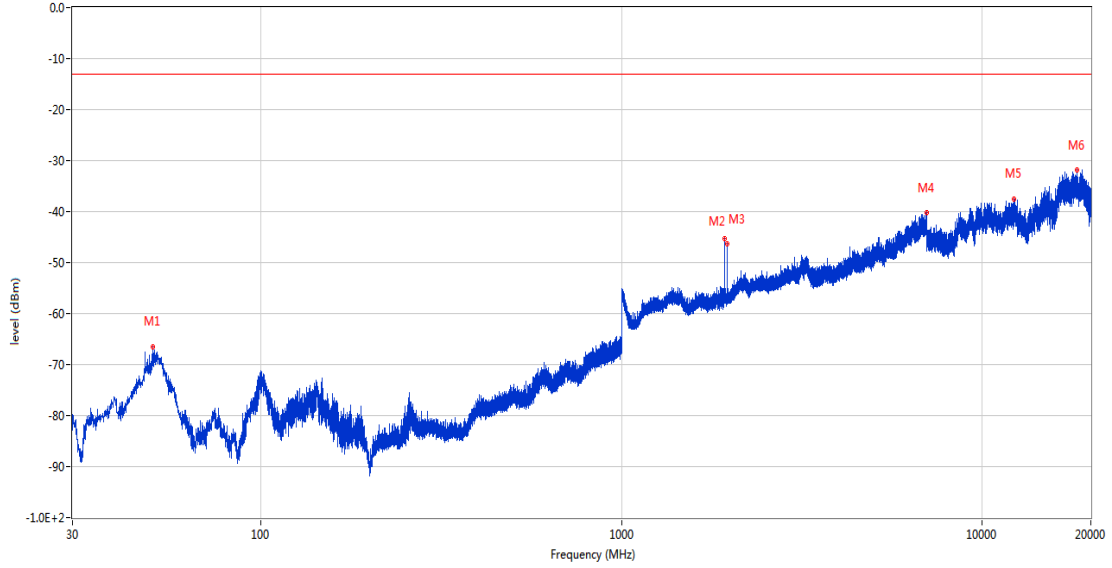
OPPO_RSE (RF) _FCC PART22&24&27_GSM 1900 & CDMA BC1 & WCDMA Band 2 & LTE Band 2 & 25 _1830-1920_30MHz-20GHz



Frequency (MHz)	Result (dBm)	Factor (dB)	PK Limit (dBm)	Over Limit (dB)	Table (o)	ANT	EUT	Verdict
50.564	-68.41	-15.13	-13.0	-55.41	112.00	Vertical	Vertical	Pass
145.964	-71.64	-15.68	-13.0	-58.64	298.00	Vertical	Vertical	Pass
1930.500	-45.05	-2.77	-13.0	-32.05	290.00	Vertical	Vertical	Pass
1960.500	-47.45	-3.61	-13.0	-34.45	297.00	Vertical	Vertical	N/A
11647.438	-37.83	17.85	-13.0	-24.83	14.00	Vertical	Vertical	Pass
18936.062	-31.50	25.07	-13.0	-18.50	346.00	Vertical	Vertical	Pass

RSE-V&H EGPRS 1900 CH661

OPPO_RSE (RF) _FCC PART22&24&27_GSM 1900 & CDMA BC1 & WCDMA Band 2 & LTE Band 2 & 25 _1830-1920_30MHz-20GHz

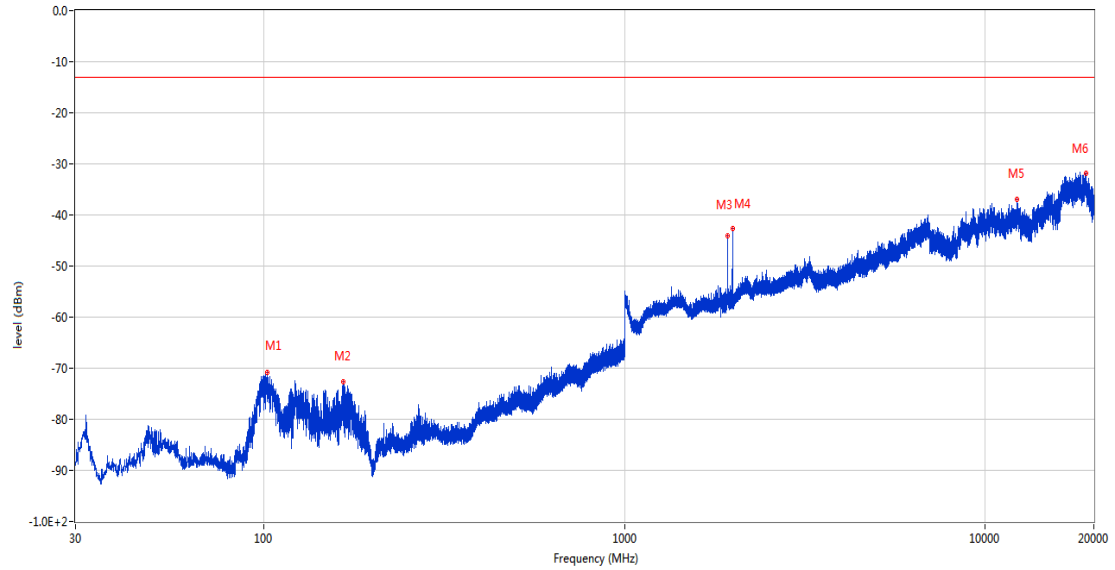


Frequency (MHz)	Result (dBm)	Factor (dB)	PK Limit (dBm)	Over Limit (dB)	Table (o)	ANT	EUT	Verdict
50.224	-66.52	-15.18	-13.0	-53.52	163.00	Vertical	Horizontal	Pass
1930.500	-45.30	-2.77	-13.0	-32.30	285.00	Vertical	Horizontal	Pass
1960.200	-46.36	-3.60	-13.0	-33.36	292.00	Vertical	Horizontal	N/A
6998.000	-40.29	13.96	-13.0	-27.29	71.00	Vertical	Horizontal	Pass
12275.625	-37.60	18.78	-13.0	-24.60	359.00	Vertical	Horizontal	Pass
18348.087	-31.84	25.40	-13.0	-18.84	36.00	Vertical	Horizontal	Pass

22.3 EGPRS 1900 High Channel

RSE-H&H EGPRS 1900 CH810

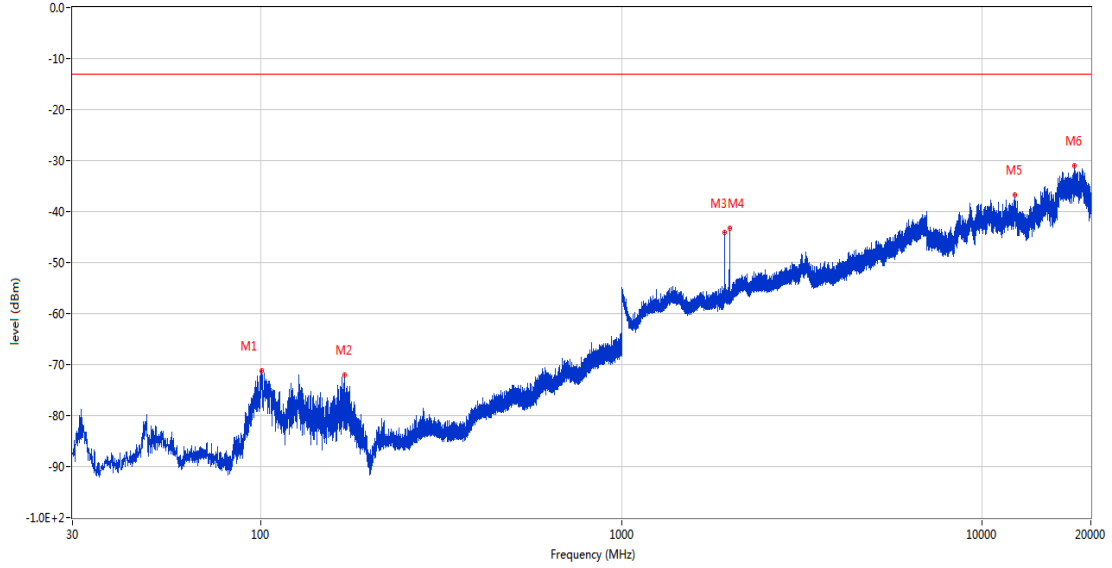
OPPO_RSE (RF) _FCC PART22&24&27_GSM 1900 & CDMA BC1 & WCDMA Band 2 & LTE Band 2 & 25_1830-1920_30MHz-20GHz



Frequency (MHz)	Result (dBm)	Factor (dB)	PK Limit (dBm)	Over Limit (dB)	Table (o)	ANT	EUT	Verdict
102.071	-70.82	-21.31	-13.0	-57.82	359.00	Horizontal	Horizontal	Pass
165.994	-72.58	-15.87	-13.0	-59.58	147.00	Horizontal	Horizontal	Pass
1930.300	-44.14	-2.70	-13.0	-31.14	164.00	Horizontal	Horizontal	Pass
1990.100	-42.73	-3.64	-13.0	-29.73	155.00	Horizontal	Horizontal	N/A
12272.750	-36.88	18.75	-13.0	-23.88	206.00	Horizontal	Horizontal	Pass
19052.788	-31.93	25.01	-13.0	-18.93	297.00	Horizontal	Horizontal	Pass

RSE-H&V EGPRS 1900 CH810

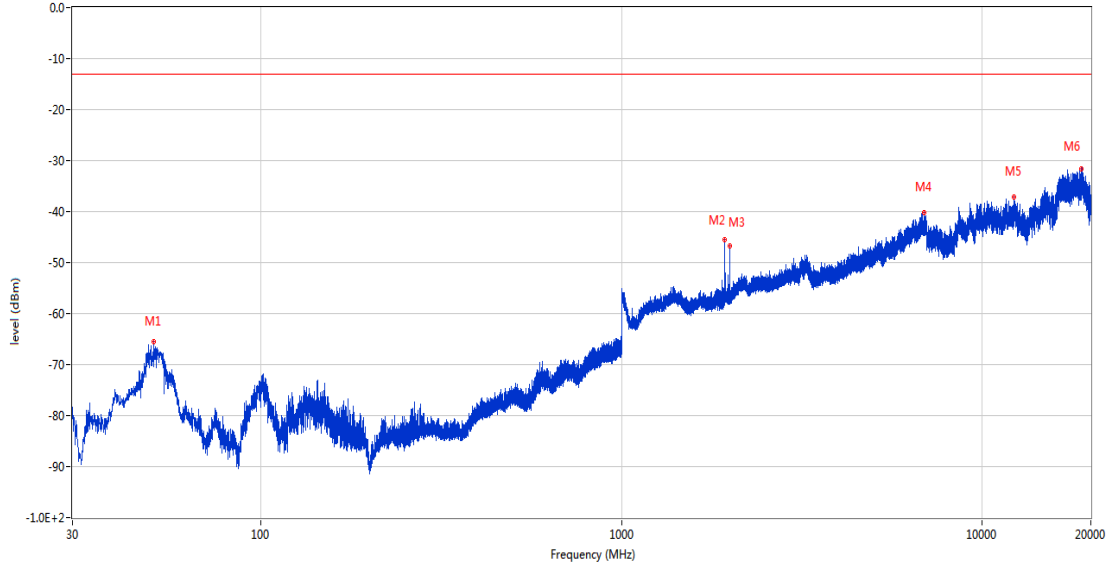
OPPO_RSE (RF) _FCC PART22&24&27_GSM 1900 & CDMA BC1 & WCDMA Band 2 & LTE Band 2 & 25 _1830-1920_30MHz-20GHz



Frequency (MHz)	Result (dBm)	Factor (dB)	PK Limit (dBm)	Over Limit (dB)	Table (o)	ANT	EUT	Verdict
100.519	-71.17	-21.14	-13.0	-58.17	326.00	Horizontal	Vertical	Pass
170.844	-72.07	-15.56	-13.0	-59.07	126.00	Horizontal	Vertical	Pass
1930.400	-44.15	-2.74	-13.0	-31.15	159.00	Horizontal	Vertical	Pass
1990.000	-43.36	-3.64	-13.0	-30.36	159.00	Horizontal	Vertical	N/A
12323.350	-36.78	18.14	-13.0	-23.78	92.00	Horizontal	Vertical	Pass
17972.537	-30.97	25.56	-13.0	-17.97	223.00	Horizontal	Vertical	Pass

RSE-V&V EGPRS 1900 CH810

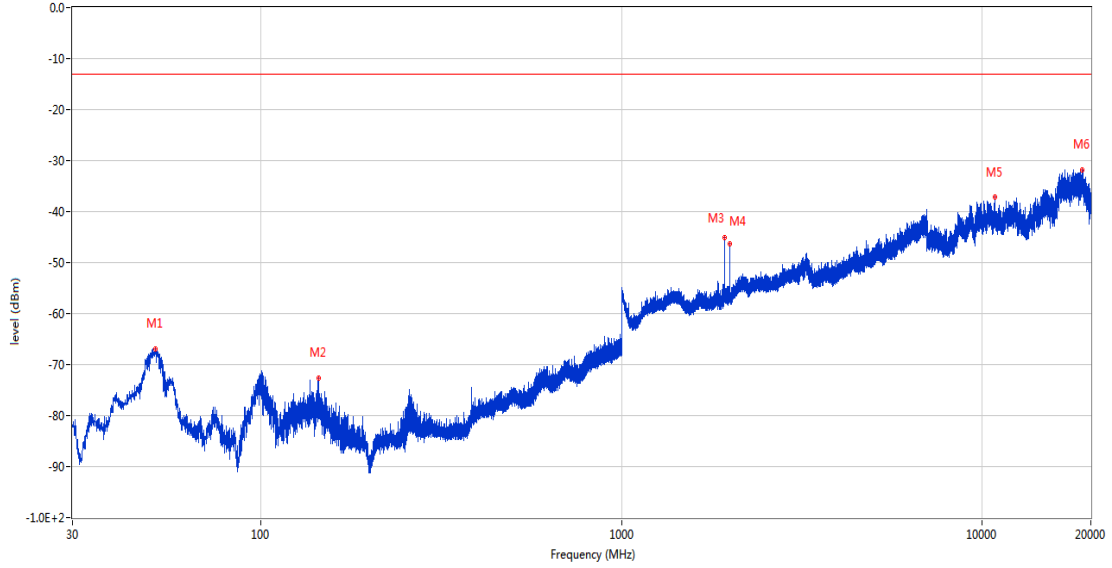
OPPO_RSE (RF) _FCC PART22&24&27_GSM 1900 & CDMA BC1 & WCDMA Band 2 & LTE Band 2 & 25 _1830-1920_30MHz-20GHz



Frequency (MHz)	Result (dBm)	Factor (dB)	PK Limit (dBm)	Over Limit (dB)	Table (o)	ANT	EUT	Verdict
50.419	-65.51	-15.15	-13.0	-52.51	168.00	Vertical	Vertical	Pass
1930.300	-45.60	-2.70	-13.0	-32.60	287.00	Vertical	Vertical	Pass
1990.000	-46.65	-3.64	-13.0	-33.65	295.00	Vertical	Vertical	N/A
6911.800	-40.24	12.22	-13.0	-27.24	179.00	Vertical	Vertical	Pass
12246.587	-37.19	18.19	-13.0	-24.19	279.00	Vertical	Vertical	Pass
18795.776	-31.58	25.15	-13.0	-18.58	111.00	Vertical	Vertical	Pass

RSE-V&H EGPRS 1900 CH810

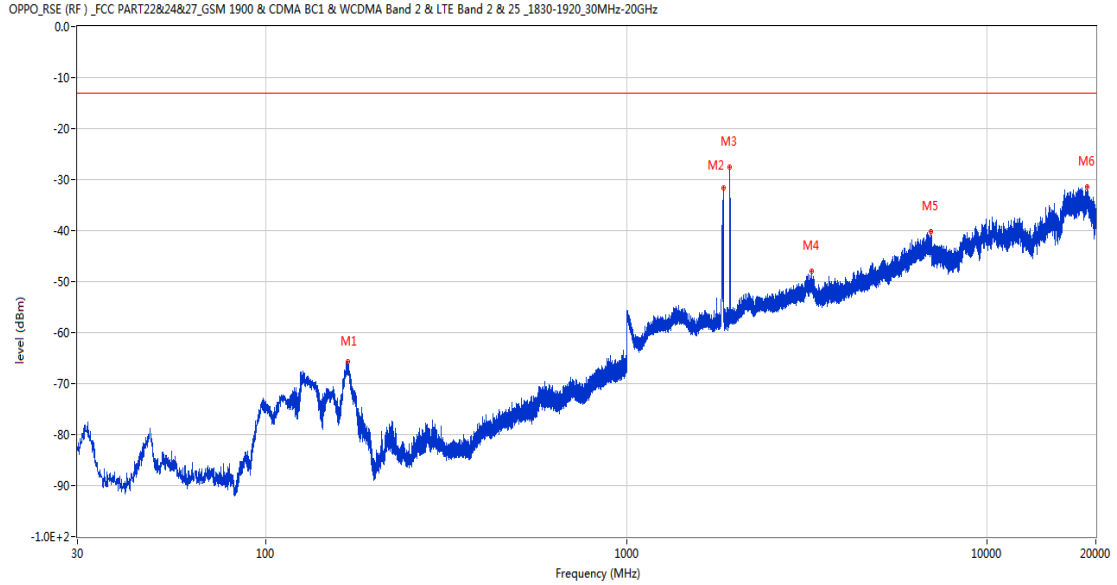
OPPO_RSE (RF) _FCC PART22&24&27_GSM 1900 & CDMA BC1 & WCDMA Band 2 & LTE Band 2 & 25 _1830-1920_30MHz-20GHz



Frequency (MHz)	Result (dBm)	Factor (dB)	PK Limit (dBm)	Over Limit (dB)	Table (o)	ANT	EUT	Verdict
50.952	-66.85	-15.07	-13.0	-53.85	276.00	Vertical	Horizontal	Pass
144.508	-72.71	-15.67	-13.0	-59.71	290.00	Vertical	Horizontal	Pass
1930.200	-45.09	-2.67	-13.0	-32.09	298.00	Vertical	Horizontal	Pass
1990.000	-46.40	-3.64	-13.0	-33.40	306.00	Vertical	Horizontal	N/A
10852.213	-37.20	17.18	-13.0	-24.20	1.00	Vertical	Horizontal	Pass
18908.150	-31.75	25.09	-13.0	-18.75	314.00	Vertical	Horizontal	Pass

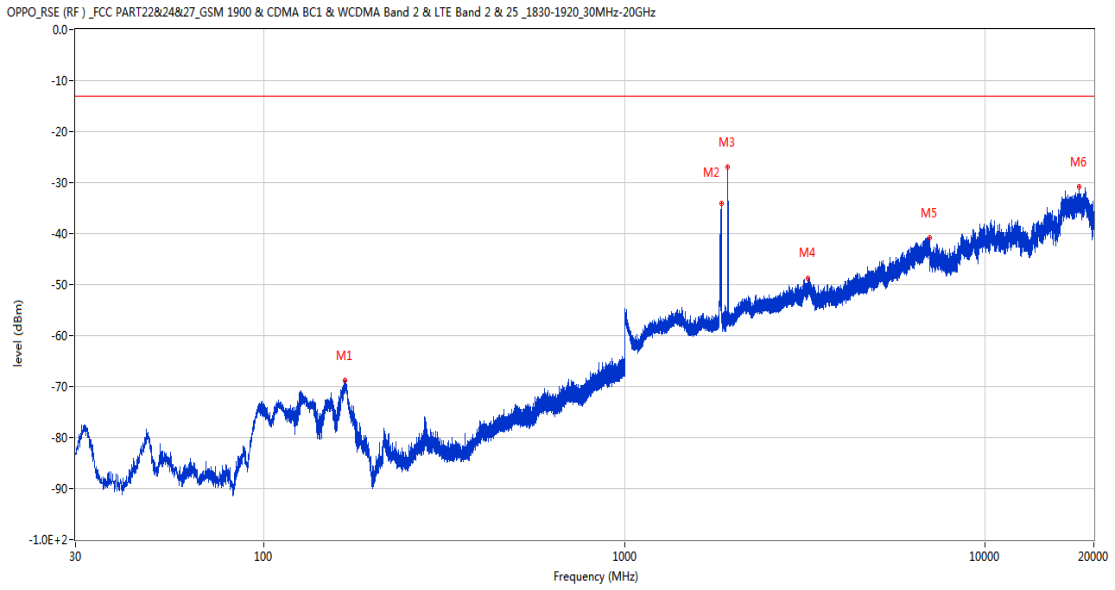
WCDMA
 23 WCDMA Band 2
 23.1 WCDMA Band 2 Low Channel

RSE-H&H WCDMA Band 2 CH9262



Frequency (MHz)	Result (dBm)	Factor (dB)	PK Limit (dBm)	Over Limit (dB)	Table (o)	ANT	EUT	Verdict
168.176	-65.63	-15.65	-13.0	-52.63	81.00	Horizontal	Horizontal	Pass
1853.800	-31.66	-2.85	-13.0	-18.66	304.00	Horizontal	Horizontal	N/A
1933.400	-27.57	-3.31	-13.0	-14.57	149.00	Horizontal	Horizontal	N/A
3266.000	-48.04	5.36	-13.0	-35.04	309.00	Horizontal	Horizontal	Pass
6968.200	-40.11	13.23	-13.0	-27.11	0.00	Horizontal	Horizontal	Pass
18940.051	-31.49	25.07	-13.0	-18.49	271.00	Horizontal	Horizontal	Pass

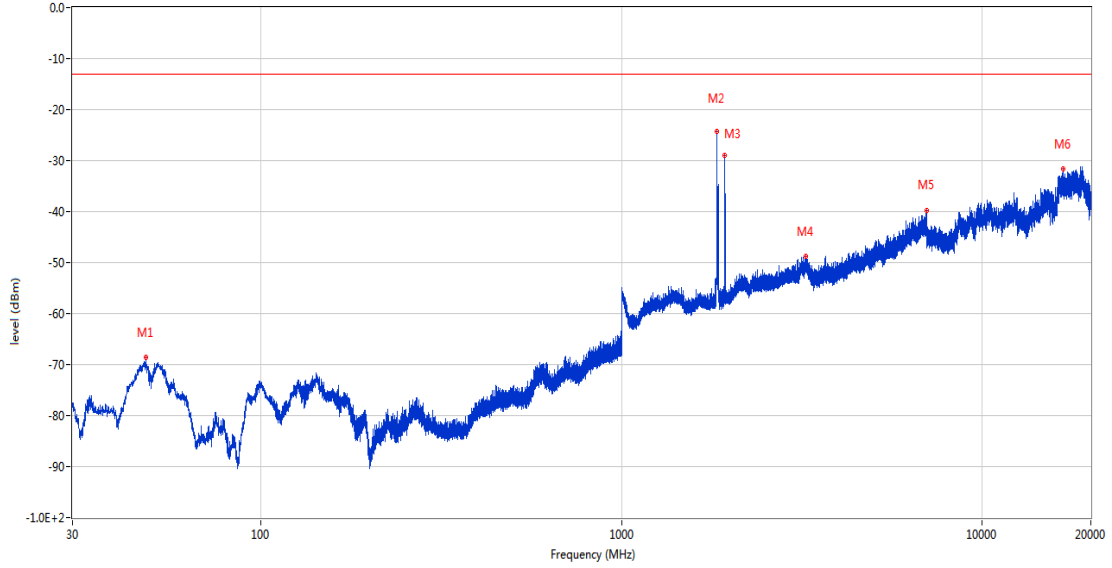
RSE-H&V WCDMA Band 2 CH9262



Frequency (MHz)	Result (dBm)	Factor (dB)	PK Limit (dBm)	Over Limit (dB)	Table (o)	ANT	EUT	Verdict
168.031	-68.83	-15.67	-13.0	-55.83	131.00	Horizontal	Vertical	Pass
1854.100	-34.16	-2.85	-13.0	-21.16	240.00	Horizontal	Vertical	N/A
1931.400	-26.96	-3.08	-13.0	-13.96	159.00	Horizontal	Vertical	N/A
3226.800	-48.71	6.49	-13.0	-35.71	35.00	Horizontal	Vertical	Pass
6997.000	-40.86	13.91	-13.0	-27.86	290.00	Horizontal	Vertical	Pass
18173.364	-30.82	25.49	-13.0	-17.82	127.00	Horizontal	Vertical	Pass

RSE-V&V WCDMA Band 2 CH9262

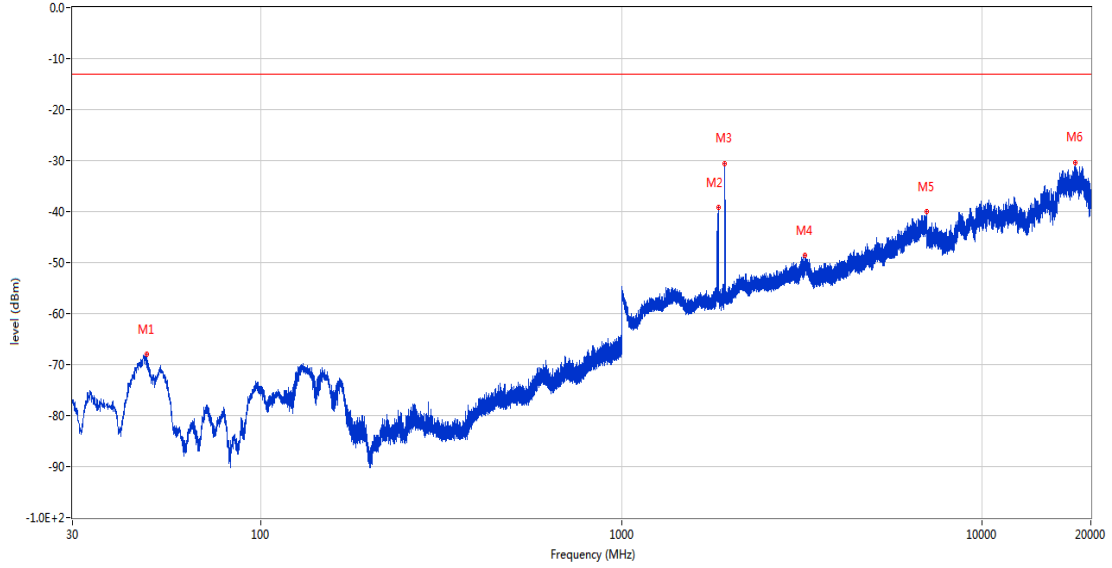
OPPO_RSE (RF) _FCC PART22&24&27_GSM 1900 & CDMA BC1 & WCDMA Band 2 & LTE Band 2 & 25_1830-1920_30MHz-20GHz



Frequency (MHz)	Result (dBm)	Factor (dB)	PK Limit (dBm)	Over Limit (dB)	Table (o)	ANT	EUT	Verdict
47.945	-68.59	-16.13	-13.0	-55.59	-1.00	Vertical	Vertical	Pass
1836.200	-24.37	-3.81	-13.0	-11.37	180.00	Vertical	Vertical	N/A
1933.600	-29.07	-3.31	-13.0	-16.07	297.00	Vertical	Vertical	N/A
3236.400	-48.71	6.59	-13.0	-35.71	326.00	Vertical	Vertical	Pass
6996.600	-39.71	13.88	-13.0	-26.71	212.00	Vertical	Vertical	Pass
16726.262	-31.55	24.81	-13.0	-18.55	294.00	Vertical	Vertical	Pass

RSE-V&H WCDMA Band 2 CH9262

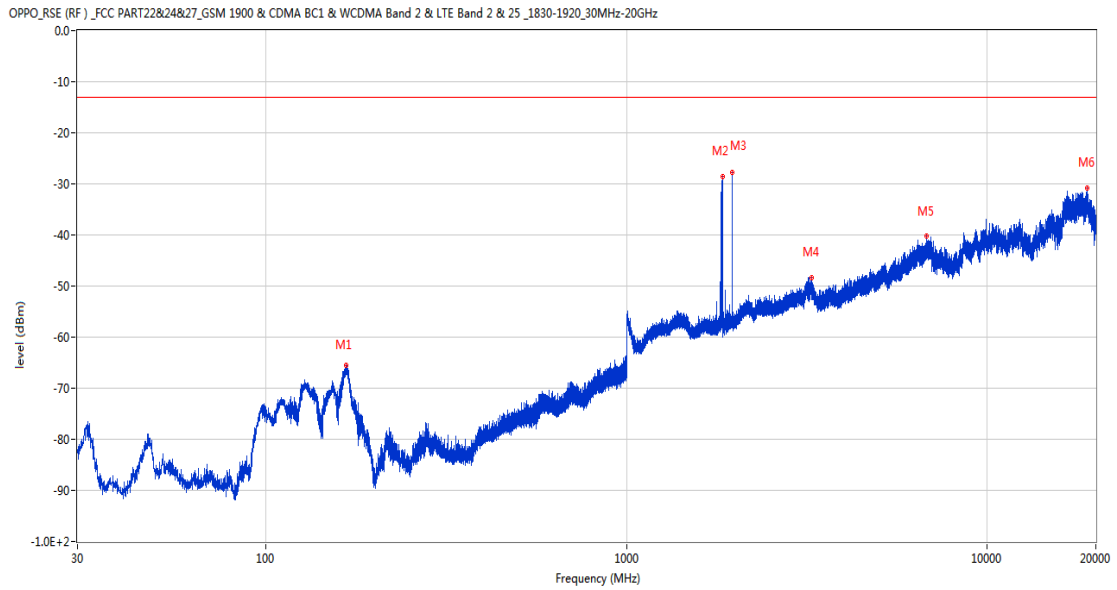
OPPO_RSE (RF) _FCC PART22&24&27_GSM 1900 & CDMA BC1 & WCDMA Band 2 & LTE Band 2 & 25_1830-1920_30MHz-20GHz



Frequency (MHz)	Result (dBm)	Factor (dB)	PK Limit (dBm)	Over Limit (dB)	Table (o)	ANT	EUT	Verdict
48.187	-68.03	-16.03	-13.0	-55.03	184.00	Vertical	Horizontal	Pass
1853.600	-39.26	-2.85	-13.0	-26.26	233.00	Vertical	Horizontal	N/A
1933.500	-30.69	-3.31	-13.0	-17.69	309.00	Vertical	Horizontal	N/A
3230.800	-48.62	6.67	-13.0	-35.62	161.00	Vertical	Horizontal	Pass
6997.800	-40.07	13.96	-13.0	-27.07	263.00	Vertical	Horizontal	Pass
18120.438	-30.32	25.52	-13.0	-17.32	32.00	Vertical	Horizontal	Pass

23.2 WCDMA Band 2 Middle Channel

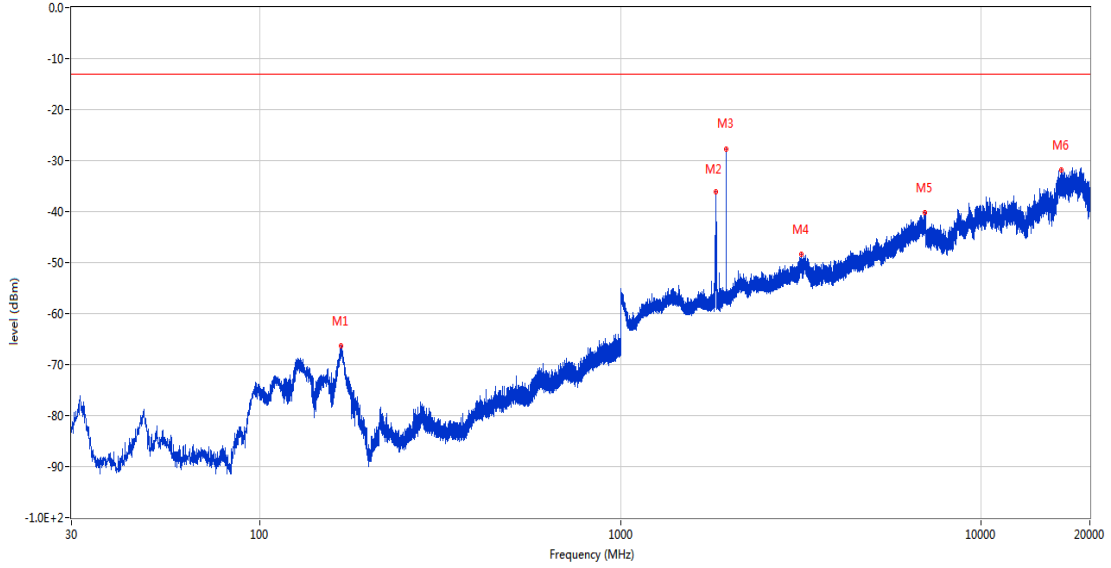
RSE-H&H WCDMA Band 2 CH9400



Frequency (MHz)	Result (dBm)	Factor (dB)	PK Limit (dBm)	Over Limit (dB)	Table (o)	ANT	EUT	Verdict
166.818	-65.58	-15.79	-13.0	-52.58	111.00	Horizontal	Horizontal	Pass
1843.200	-28.48	-2.92	-13.0	-15.48	288.00	Horizontal	Horizontal	N/A
1959.400	-27.75	-3.58	-13.0	-14.75	141.00	Horizontal	Horizontal	N/A
3264.000	-48.33	5.41	-13.0	-35.33	281.00	Horizontal	Horizontal	Pass
6800.200	-40.26	13.17	-13.0	-27.26	204.00	Horizontal	Horizontal	Pass
18930.989	-30.90	25.07	-13.0	-17.90	308.00	Horizontal	Horizontal	Pass

RSE-H&V WCDMA Band 2 CH9400

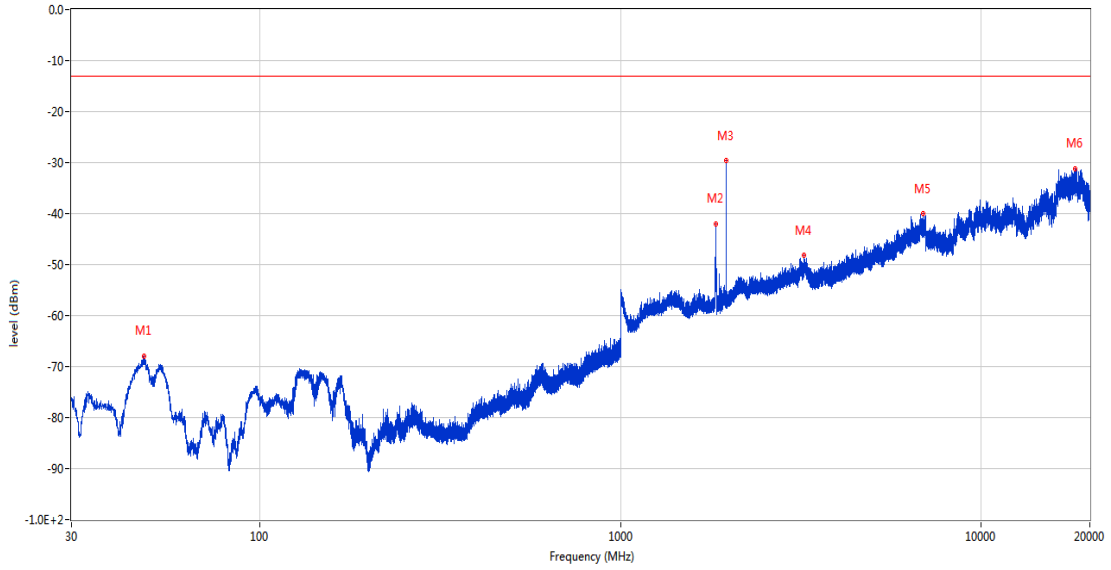
OPPO_RSE (RF) _FCC PART22&24&27_GSM 1900 & CDMA BC1 & WCDMA Band 2 & LTE Band 2 & 25 _1830-1920_30MHz-20GHz



Frequency (MHz)	Result (dBm)	Factor (dB)	PK Limit (dBm)	Over Limit (dB)	Table (o)	ANT	EUT	Verdict
167.546	-66.42	-15.72	-13.0	-53.42	70.00	Horizontal	Vertical	Pass
1835.200	-36.17	-3.90	-13.0	-23.17	0.00	Horizontal	Vertical	N/A
1959.000	-27.81	-3.61	-13.0	-14.81	164.00	Horizontal	Vertical	N/A
3163.000	-48.39	6.20	-13.0	-35.39	223.00	Horizontal	Vertical	Pass
6994.000	-40.15	13.89	-13.0	-27.15	338.00	Horizontal	Vertical	Pass
16680.949	-31.89	26.42	-13.0	-18.89	231.00	Horizontal	Vertical	Pass

RSE-V&V WCDMA Band 2 CH9400

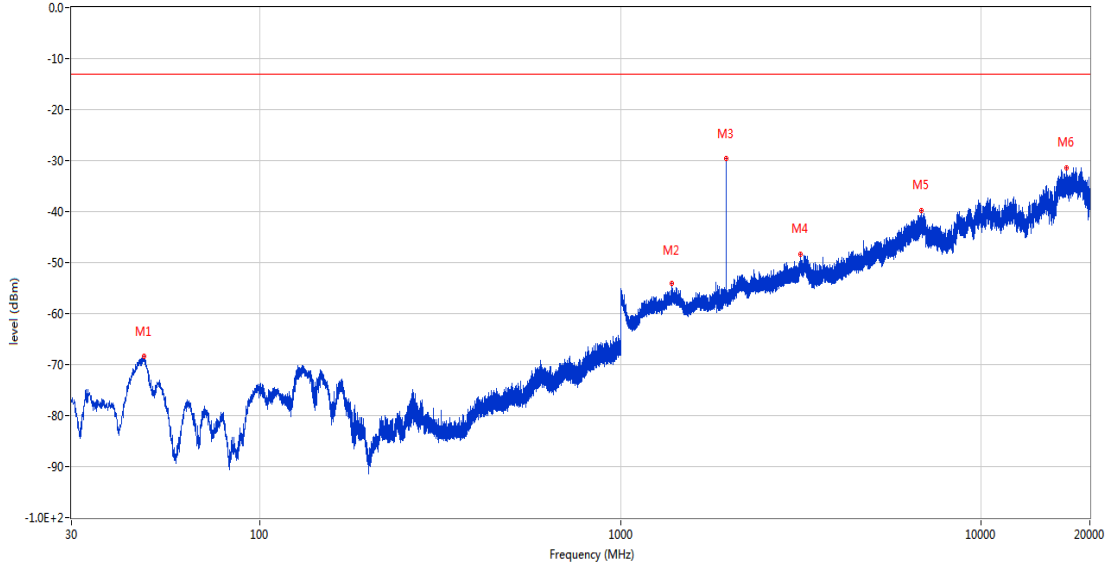
OPPO_RSE (RF) _FCC PART22&24&27_GSM 1900 & CDMA BC1 & WCDMA Band 2 & LTE Band 2 & 25 _1830-1920_30MHz-20GHz



Frequency (MHz)	Result (dBm)	Factor (dB)	PK Limit (dBm)	Over Limit (dB)	Table (o)	ANT	EUT	Verdict
47.557	-67.93	-16.23	-13.0	-54.93	151.00	Vertical	Vertical	Pass
1836.100	-42.00	-3.82	-13.0	-29.00	19.00	Vertical	Vertical	N/A
1960.200	-29.61	-3.60	-13.0	-16.61	283.00	Vertical	Vertical	N/A
3229.000	-48.19	6.65	-13.0	-35.19	151.00	Vertical	Vertical	Pass
6884.600	-39.97	12.30	-13.0	-26.97	102.00	Vertical	Vertical	Pass
18231.364	-31.27	25.46	-13.0	-18.27	125.00	Vertical	Vertical	Pass

RSE-V&H WCDMA Band 2 CH9400

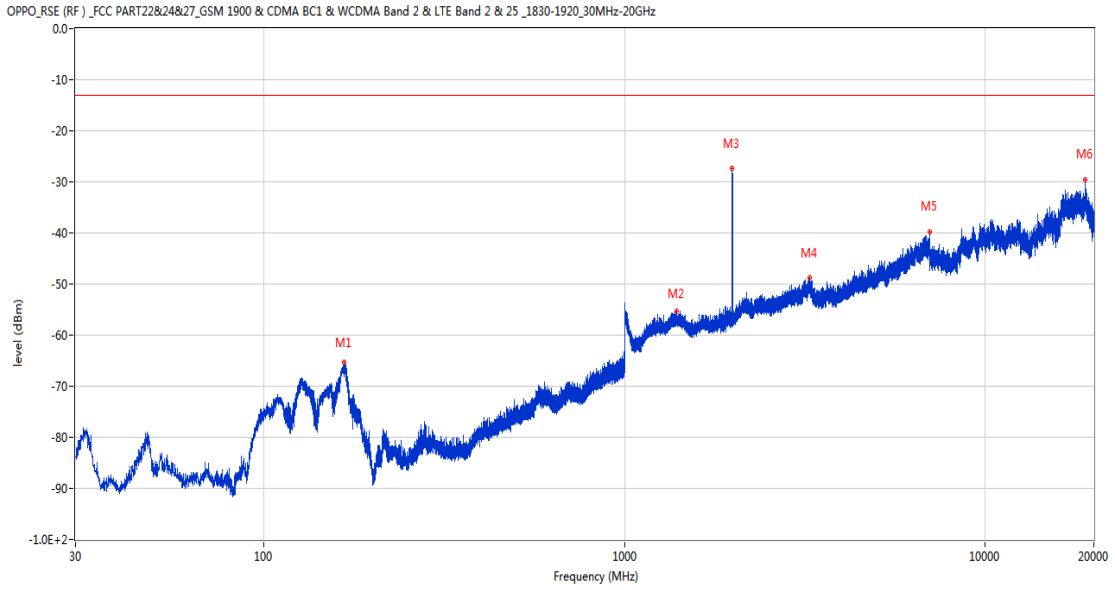
OPPO_RSE (RF) _FCC PART22&24&27_GSM 1900 & CDMA BC1 & WCDMA Band 2 & LTE Band 2 & 25_1830-1920_30MHz-20GHz



Frequency (MHz)	Result (dBm)	Factor (dB)	PK Limit (dBm)	Over Limit (dB)	Table (o)	ANT	EUT	Verdict
47.703	-68.29	-16.19	-13.0	-55.29	200.00	Vertical	Horizontal	Pass
1385.800	-54.18	-3.31	-13.0	-41.18	151.00	Vertical	Horizontal	Pass
1959.200	-29.63	-3.60	-13.0	-16.63	284.00	Vertical	Horizontal	N/A
3157.200	-48.43	6.04	-13.0	-35.43	137.00	Vertical	Horizontal	Pass
6810.600	-39.74	13.17	-13.0	-26.74	23.00	Vertical	Horizontal	Pass
17225.787	-31.36	25.80	-13.0	-18.36	185.00	Vertical	Horizontal	Pass

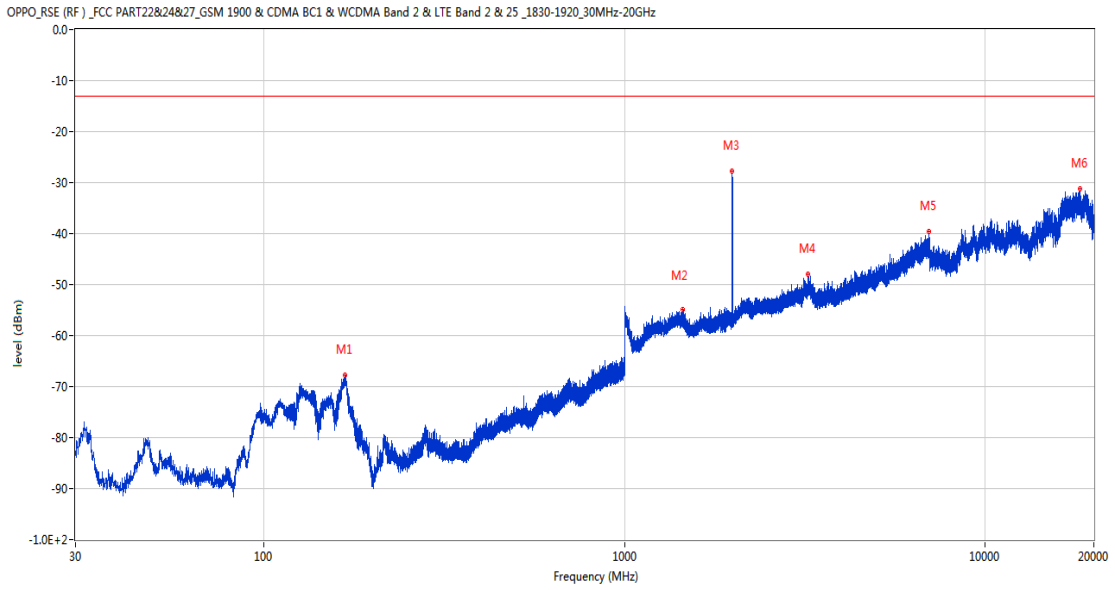
23.3 WCDMA Band 2 High Channel

RSE-H&H WCDMA Band 2 CH9538



Frequency (MHz)	Result (dBm)	Factor (dB)	PK Limit (dBm)	Over Limit (dB)	Table (o)	ANT	EUT	Verdict
166.867	-65.37	-15.78	-13.0	-52.37	139.00	Horizontal	Horizontal	Pass
1397.000	-55.28	-3.30	-13.0	-42.28	22.00	Horizontal	Horizontal	Pass
1986.600	-27.44	-3.60	-13.0	-14.44	147.00	Horizontal	Horizontal	N/A
3255.000	-48.80	5.74	-13.0	-35.80	277.00	Horizontal	Horizontal	Pass
6997.200	-39.70	13.92	-13.0	-26.70	64.00	Horizontal	Horizontal	Pass
18933.162	-29.59	25.07	-13.0	-16.59	299.00	Horizontal	Horizontal	Pass

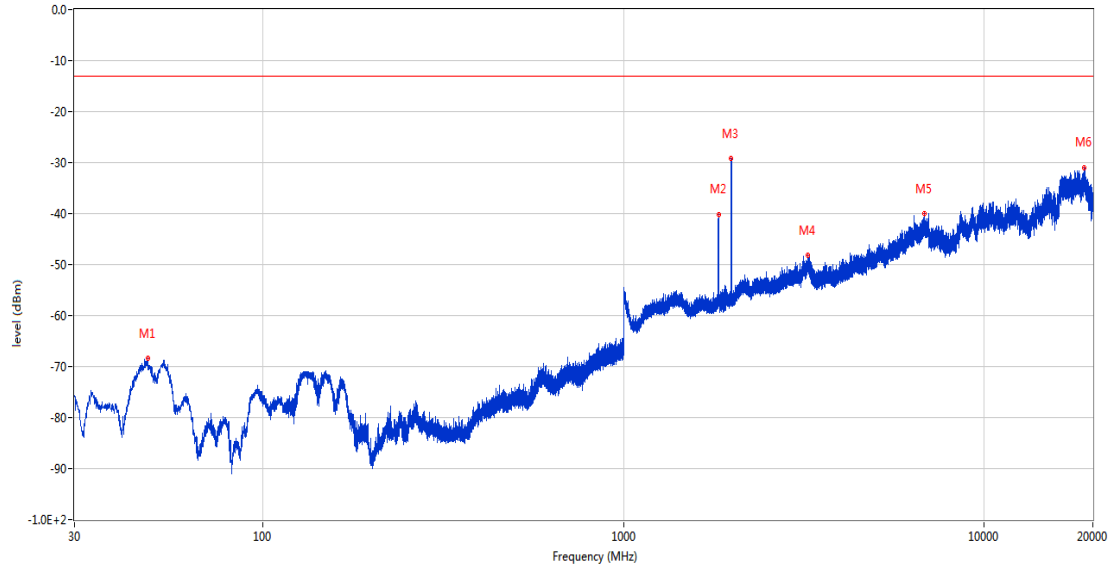
RSE-H&V WCDMA Band 2 CH9538



Frequency (MHz)	Result (dBm)	Factor (dB)	PK Limit (dBm)	Over Limit (dB)	Table (o)	ANT	EUT	Verdict
168.080	-67.80	-15.66	-13.0	-54.80	60.00	Horizontal	Vertical	Pass
1448.300	-54.95	-3.59	-13.0	-41.95	242.00	Horizontal	Vertical	Pass
1986.600	-27.72	-3.60	-13.0	-14.72	177.00	Horizontal	Vertical	N/A
3224.800	-47.90	6.24	-13.0	-34.90	351.00	Horizontal	Vertical	Pass
6991.000	-39.53	13.89	-13.0	-26.53	48.00	Horizontal	Vertical	Pass
18340.475	-31.25	25.40	-13.0	-18.25	342.00	Horizontal	Vertical	Pass

RSE-V&V WCDMA Band 2 CH9538

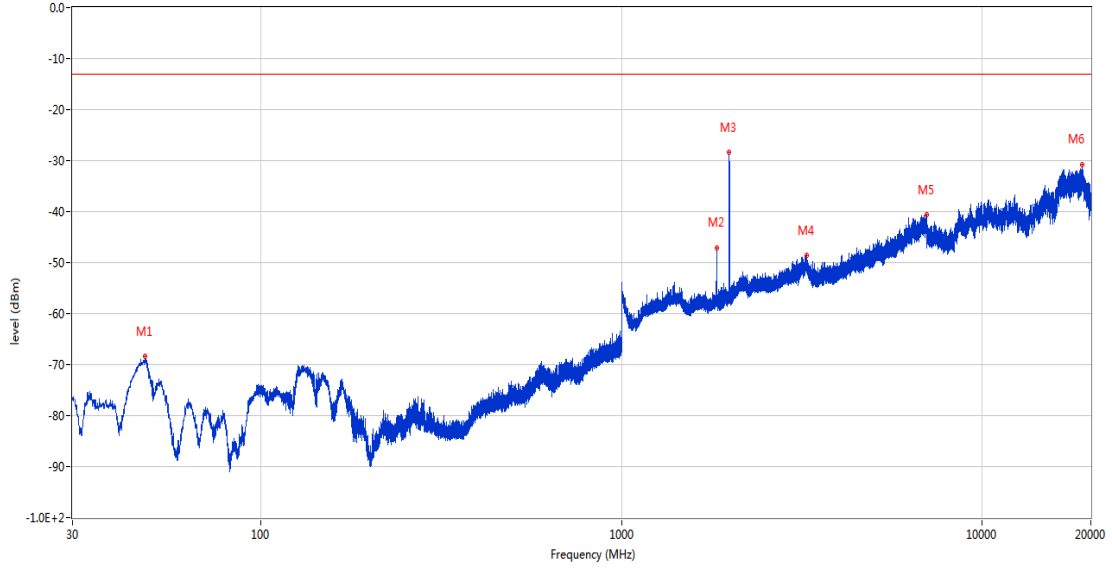
OPPO_RSE (RF) _FCC PART22&24&27_GSM 1900 & CDMA BC1 & WCDMA Band 2 & LTE Band 2 & 25 _1830-1920_30MHz-20GHz



Frequency (MHz)	Result (dBm)	Factor (dB)	PK Limit (dBm)	Over Limit (dB)	Table (o)	ANT	EUT	Verdict
47.897	-68.44	-16.14	-13.0	-55.44	164.00	Vertical	Vertical	Pass
1831.300	-40.13	-4.16	-13.0	-27.13	225.00	Vertical	Vertical	N/A
1987.800	-29.26	-3.63	-13.0	-16.26	307.00	Vertical	Vertical	N/A
3237.400	-48.16	6.49	-13.0	-35.16	212.00	Vertical	Vertical	Pass
6821.400	-40.04	13.08	-13.0	-27.04	245.00	Vertical	Vertical	Pass
18962.526	-30.95	25.06	-13.0	-17.95	236.00	Vertical	Vertical	Pass

RSE-V&H WCDMA Band 2 CH9538

OPPO_RSE (RF) _FCC PART22&24&27_GSM 1900 & CDMA BC1 & WCDMA Band 2 & LTE Band 2 & 25 _1830-1920_30MHz-20GHz



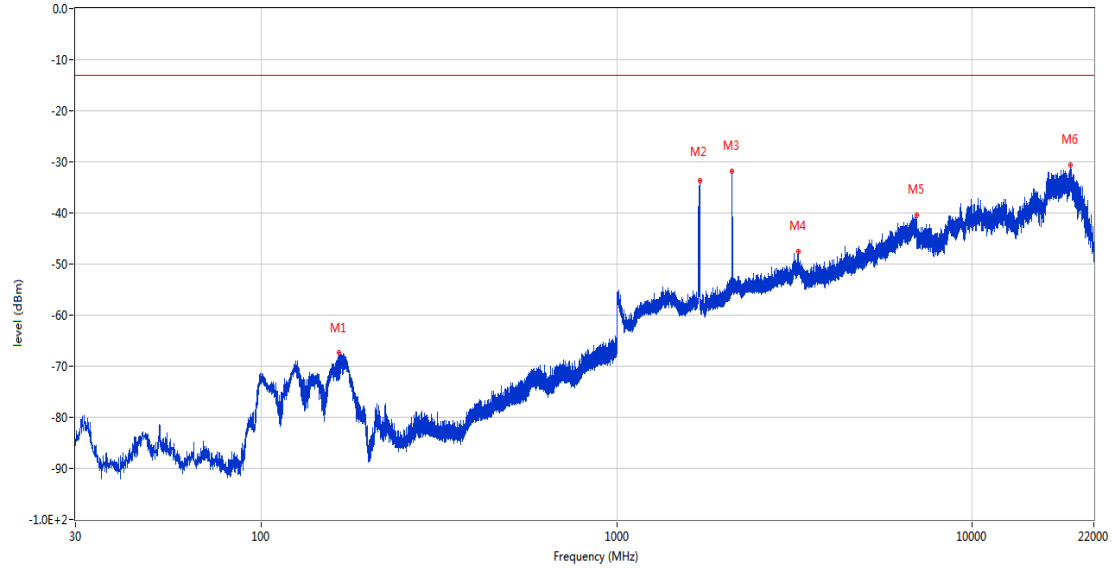
Frequency (MHz)	Result (dBm)	Factor (dB)	PK Limit (dBm)	Over Limit (dB)	Table (o)	ANT	EUT	Verdict
47.800	-68.43	-16.17	-13.0	-55.43	134.00	Vertical	Horizontal	Pass
1840.300	-47.11	-2.99	-13.0	-34.11	105.00	Vertical	Horizontal	N/A
1988.700	-28.41	-3.65	-13.0	-15.41	319.00	Vertical	Horizontal	N/A
3258.400	-48.65	5.55	-13.0	-35.65	203.00	Vertical	Horizontal	Pass
6998.600	-40.59	13.94	-13.0	-27.59	152.00	Vertical	Horizontal	Pass
18923.012	-30.84	25.08	-13.0	-17.84	25.00	Vertical	Horizontal	Pass

24 WCDMA Band 4

24.1 WCDMA Band 4 Low Channel

RSE-H&H WCDMA Band 4 CH1312

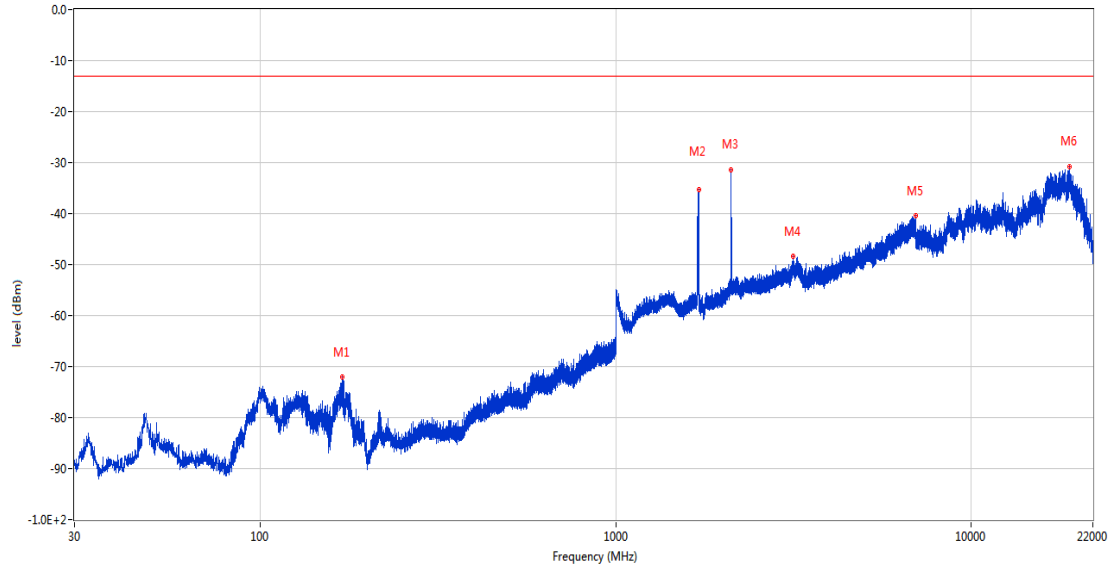
OPPO_RSE (RF) _ FCC PART22&24&27_WCDMA Band 4 & LTE Band 4 & 66 _1710-1785_30MHz-20GHz



Frequency (MHz)	Result (dBm)	Factor (dB)	PK Limit (dBm)	Over Limit (dB)	Table (o)	ANT	EUT	Verdict
165.606	-67.35	-15.86	-13.0	-54.35	81.00	Horizontal	Horizontal	Pass
1714.100	-33.72	-3.09	-13.0	-20.72	298.00	Horizontal	Horizontal	N/A
2112.800	-31.85	-0.92	-13.0	-18.85	238.00	Horizontal	Horizontal	N/A
3253.200	-47.54	5.91	-13.0	-34.54	62.00	Horizontal	Horizontal	Pass
6989.600	-40.41	13.78	-13.0	-27.41	80.00	Horizontal	Horizontal	Pass
18928.075	-30.68	25.08	-13.0	-17.68	124.00	Horizontal	Horizontal	Pass

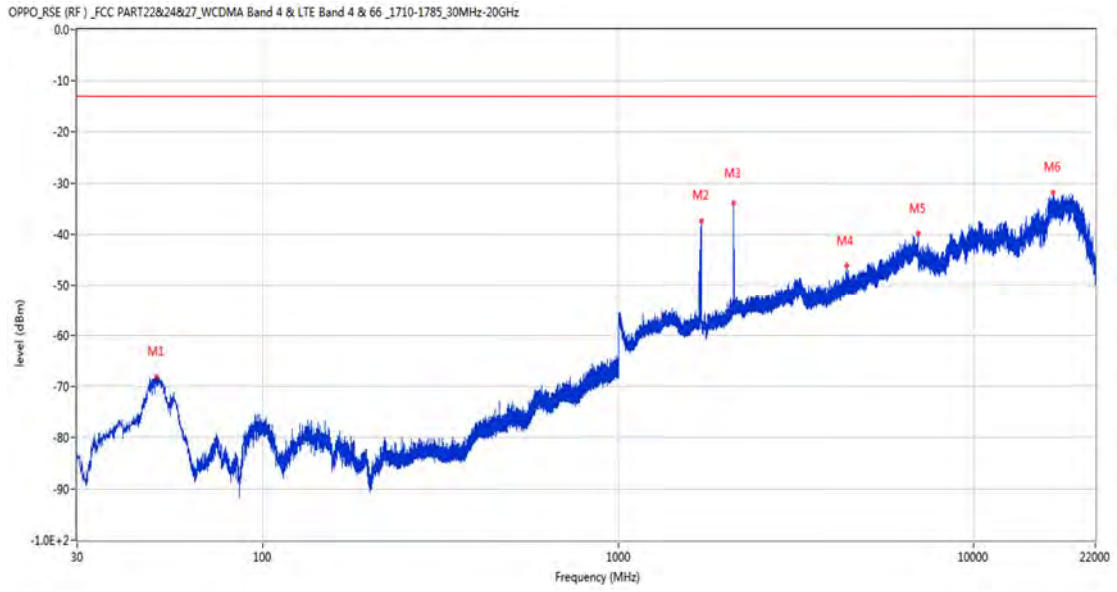
RSE-H&V WCDMA Band 4 CH1312

OPPO_RSE (RF) _FCC PART22&24&27_WCDMA Band 4 & LTE Band 4 & 66 _1710-1785_30MHz-20GHz



Frequency (MHz)	Result (dBm)	Factor (dB)	PK Limit (dBm)	Over Limit (dB)	Table (o)	ANT	EUT	Verdict
169.874	-72.12	-15.60	-13.0	-59.12	127.00	Horizontal	Vertical	Pass
1713.900	-35.26	-3.08	-13.0	-22.26	185.00	Horizontal	Vertical	N/A
2111.200	-31.48	-0.79	-13.0	-18.48	333.00	Horizontal	Vertical	N/A
3159.400	-48.31	6.13	-13.0	-35.31	244.00	Horizontal	Vertical	Pass
6997.000	-40.46	13.91	-13.0	-27.46	299.00	Horizontal	Vertical	Pass
18950.275	-30.86	25.06	-13.0	-17.86	360.00	Horizontal	Vertical	Pass

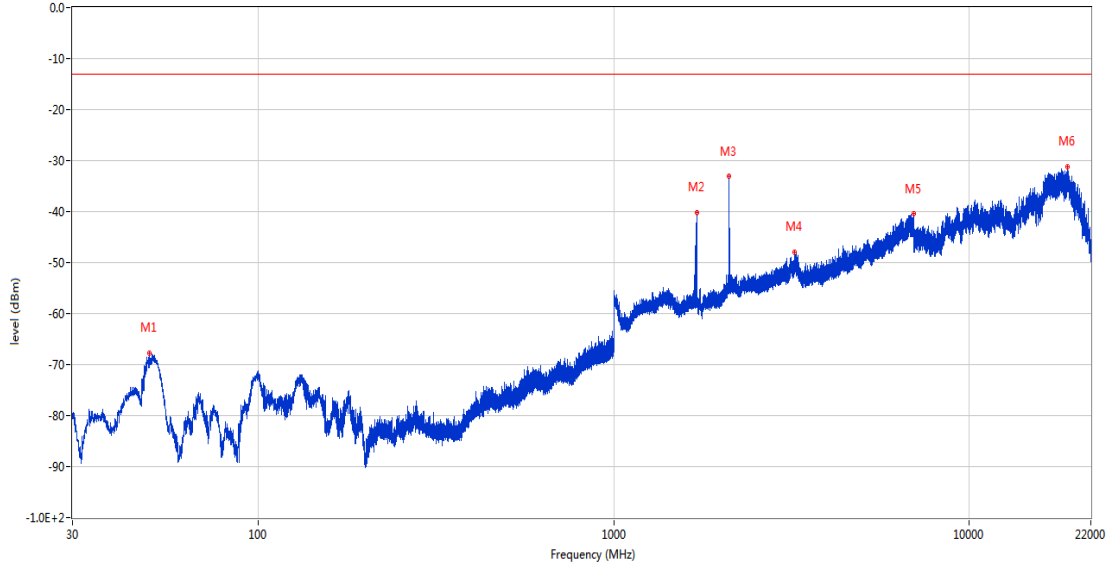
RSE-V&V WCDMA Band 4 CH1312



Frequency (MHz)	Result (dBm)	Factor (dB)	PK Limit (dBm)	Over Limit (dB)	Table (o)	ANT	EUT	Verdict
50.127	-68.12	-15.24	-13.0	-55.12	-2.00	Vertical	Vertical	Pass
1713.800	-37.29	-3.08	-13.0	-24.29	330.00	Vertical	Vertical	N/A
2112.000	-33.95	-0.86	-13.0	-20.95	59.00	Vertical	Vertical	N/A
4390.800	-46.16	6.10	-13.0	-33.16	223.00	Vertical	Vertical	Pass
6999.600	-39.88	13.92	-13.0	-26.88	4.00	Vertical	Vertical	Pass
16681.713	-31.79	26.41	-13.0	-18.79	84.00	Vertical	Vertical	Pass

RSE-V&H WCDMA Band 4 CH1312

OPPO_RSE (RF) _FCC PART22&24&27_WCDMA Band 4 & LTE Band 4 & 66 _1710-1785_30MHz-20GHz

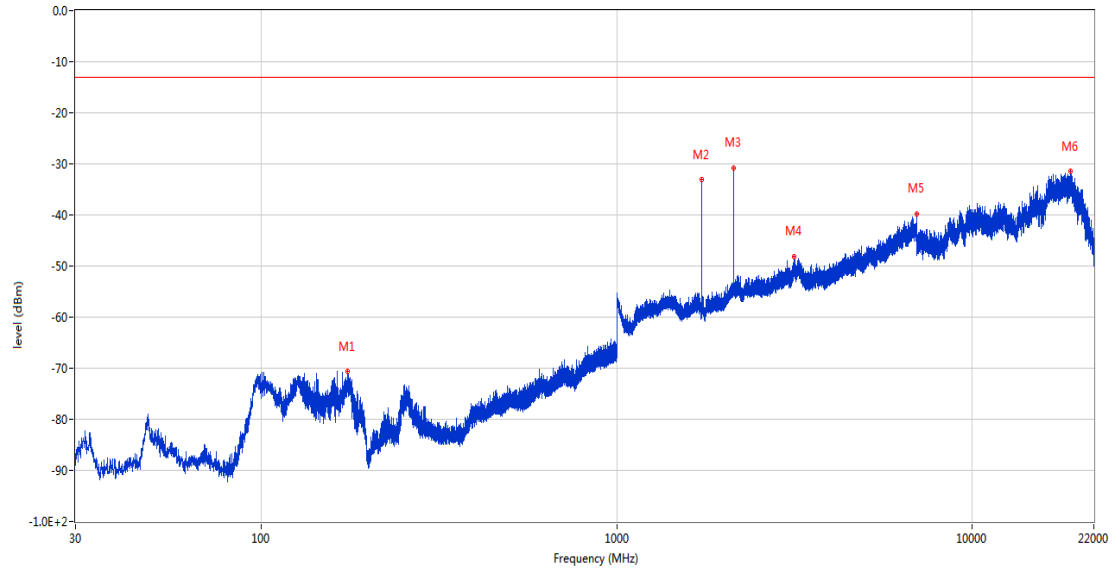


Frequency (MHz)	Result (dBm)	Factor (dB)	PK Limit (dBm)	Over Limit (dB)	Table (o)	ANT	EUT	Verdict
49.497	-67.68	-15.44	-13.0	-54.68	219.00	Vertical	Horizontal	Pass
1713.900	-40.20	-3.08	-13.0	-27.20	257.00	Vertical	Horizontal	N/A
2111.500	-33.11	-0.82	-13.0	-20.11	332.00	Vertical	Horizontal	N/A
3228.000	-47.93	6.67	-13.0	-34.93	236.00	Vertical	Horizontal	Pass
6988.600	-40.48	13.71	-13.0	-27.48	279.00	Vertical	Horizontal	Pass
18910.964	-31.26	25.09	-13.0	-18.26	65.00	Vertical	Horizontal	Pass

24.2 WCDMA Band 4 Middle Channel

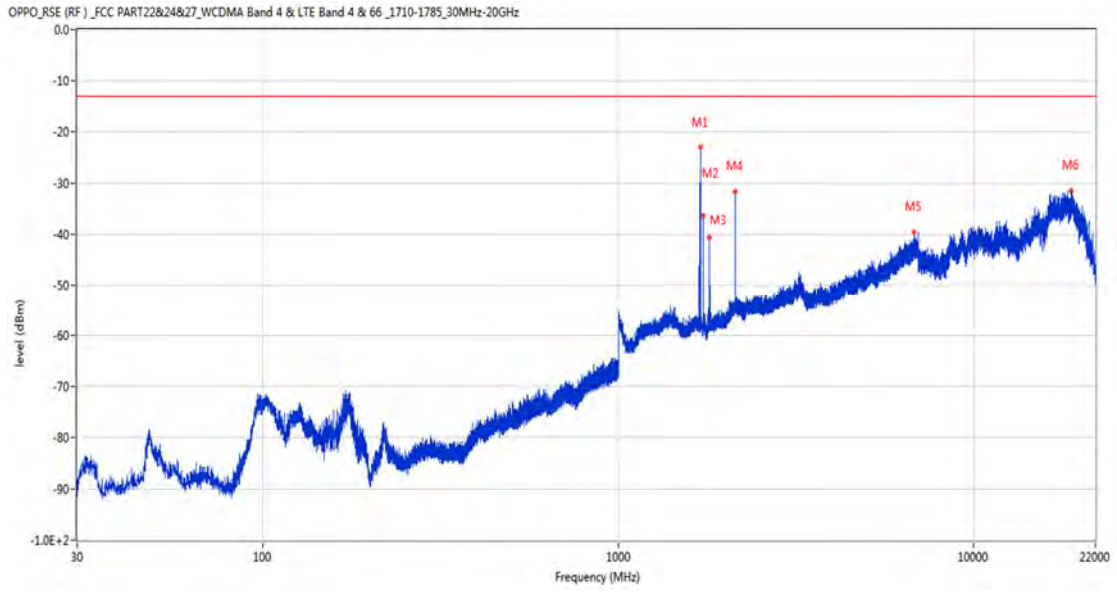
RSE-H&H WCDMA Band 4 CH1412

OPPO_RSE (RF) _FCC PART22&24&27_WCDMA Band 4 & LTE Band 4 & 66_1710-1785_30MHz-20GHz



Frequency (MHz)	Result (dBm)	Factor (dB)	PK Limit (dBm)	Over Limit (dB)	Table (o)	ANT	EUT	Verdict
175.209	-70.65	-15.19	-13.0	-57.65	312.00	Horizontal	Horizontal	Pass
1733.700	-33.07	-3.35	-13.0	-20.07	295.00	Horizontal	Horizontal	N/A
2133.500	-30.71	-1.18	-13.0	-17.71	225.00	Horizontal	Horizontal	N/A
3162.000	-48.20	6.16	-13.0	-35.20	228.00	Horizontal	Horizontal	Pass
6995.000	-39.71	13.82	-13.0	-26.71	17.00	Horizontal	Horizontal	Pass
18966.925	-31.47	25.05	-13.0	-18.47	263.00	Horizontal	Horizontal	Pass

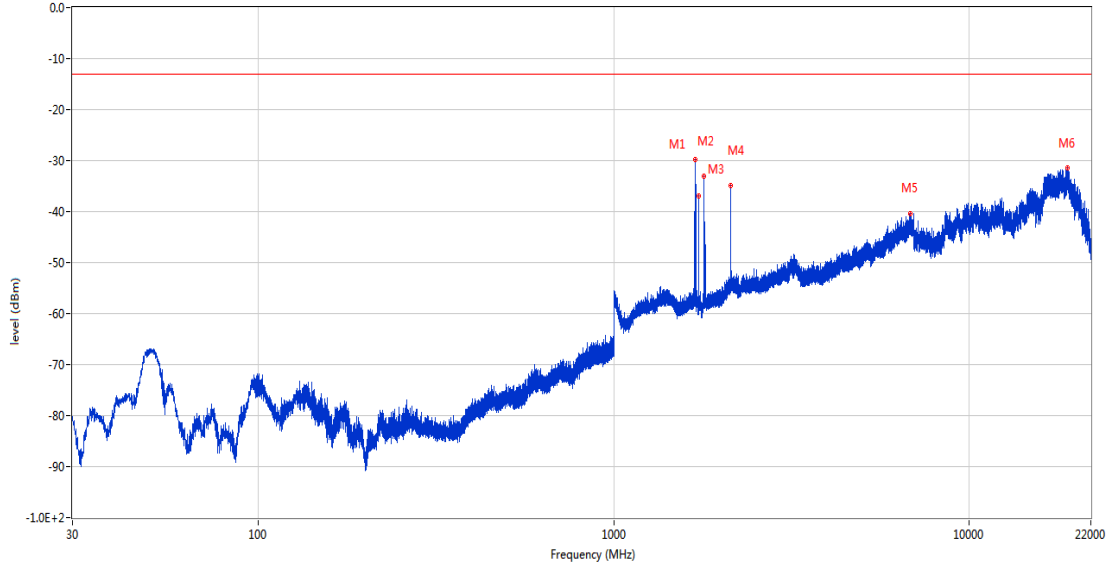
RSE-H&V WCDMA Band 4 CH1412



Frequency (MHz)	Result (dBm)	Factor (dB)	PK Limit (dBm)	Over Limit (dB)	Table (o)	ANT	EUT	Verdict
1701.800	-24.44	-3.14	-13.0	-11.44	214.00	Horizontal	Vertical	N/A
1733.600	-36.25	-3.34	-13.0	-23.25	214.00	Horizontal	Vertical	N/A
1806.100	-40.61	-4.17	-13.0	-27.61	177.00	Horizontal	Vertical	N/A
2131.200	-31.54	-1.18	-13.0	-18.54	214.00	Horizontal	Vertical	N/A
6798.600	-39.50	13.11	-13.0	-26.50	46.00	Horizontal	Vertical	Pass
18799.499	-31.35	25.15	-13.0	-18.35	157.00	Horizontal	Vertical	Pass

RSE-V&V WCDMA Band 4 CH1412

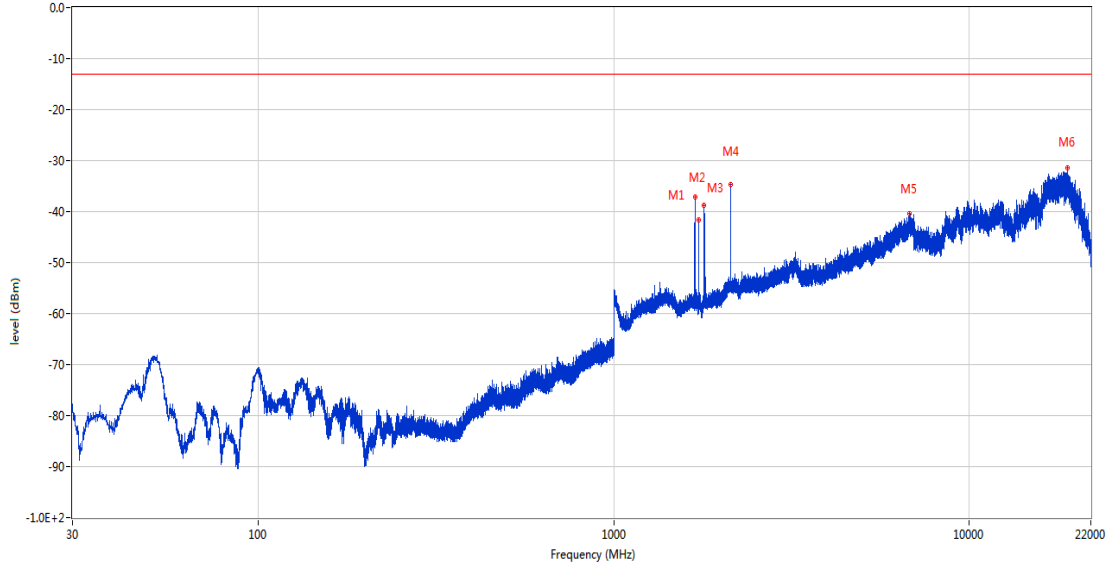
OPPO_RSE (RF) _FCC PART22&24&27_WCDMA Band 4 & LTE Band 4 & 66 _1710-1785_30MHz-20GHz



Frequency (MHz)	Result (dBm)	Factor (dB)	PK Limit (dBm)	Over Limit (dB)	Table (o)	ANT	EUT	Verdict
1696.700	-29.88	-4.13	-13.0	-16.88	256.00	Vertical	Vertical	N/A
1734.000	-36.96	-3.35	-13.0	-23.96	323.00	Vertical	Vertical	N/A
1796.800	-32.98	-3.87	-13.0	-19.98	135.00	Vertical	Vertical	N/A
2132.300	-34.91	-1.20	-13.0	-21.91	353.00	Vertical	Vertical	N/A
6822.800	-40.47	13.03	-13.0	-27.47	199.00	Vertical	Vertical	Pass
18936.400	-31.47	25.07	-13.0	-18.47	289.00	Vertical	Vertical	Pass

RSE-V&H WCDMA Band 4 CH1412

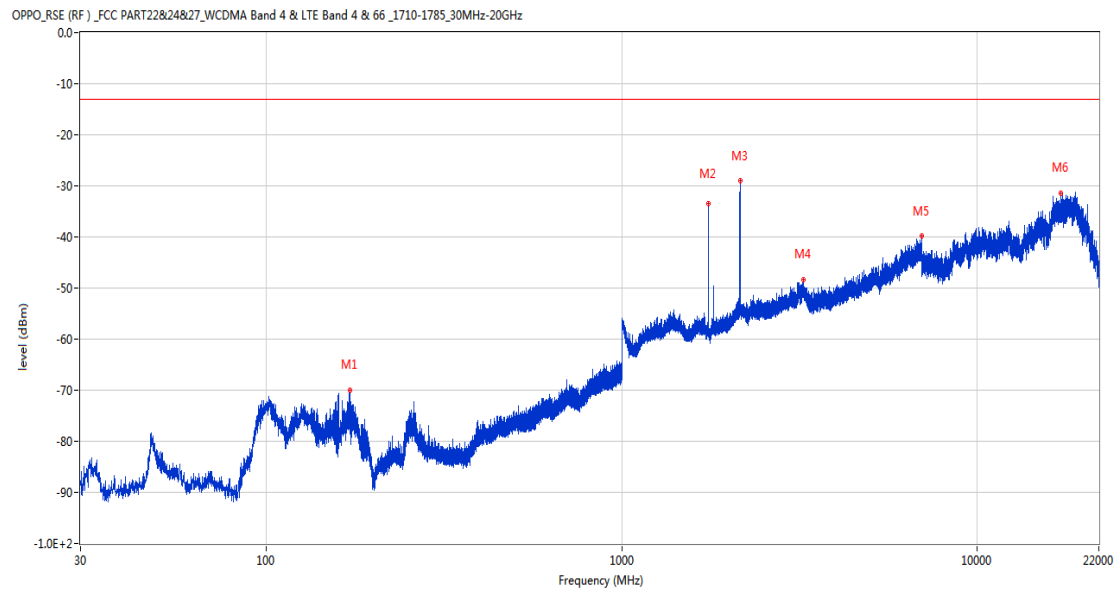
OPPO_RSE (RF) _FCC PART22&24&27_WCDMA Band 4 & LTE Band 4 & 66 _1710-1785_30MHz-20GHz



Frequency (MHz)	Result (dBm)	Factor (dB)	PK Limit (dBm)	Over Limit (dB)	Table (o)	ANT	EUT	Verdict
1699.500	-37.17	-3.86	-13.0	-24.17	360.00	Vertical	Horizontal	N/A
1734.000	-41.72	-3.35	-13.0	-28.72	278.00	Vertical	Horizontal	N/A
1795.900	-38.76	-3.71	-13.0	-25.76	237.00	Vertical	Horizontal	N/A
2131.800	-34.78	-1.20	-13.0	-21.78	257.00	Vertical	Horizontal	N/A
6801.800	-40.32	13.13	-13.0	-27.32	179.00	Vertical	Horizontal	Pass
18930.850	-31.49	25.07	-13.0	-18.49	51.00	Vertical	Horizontal	Pass

24.3 WCDMA Band 4 High Channel

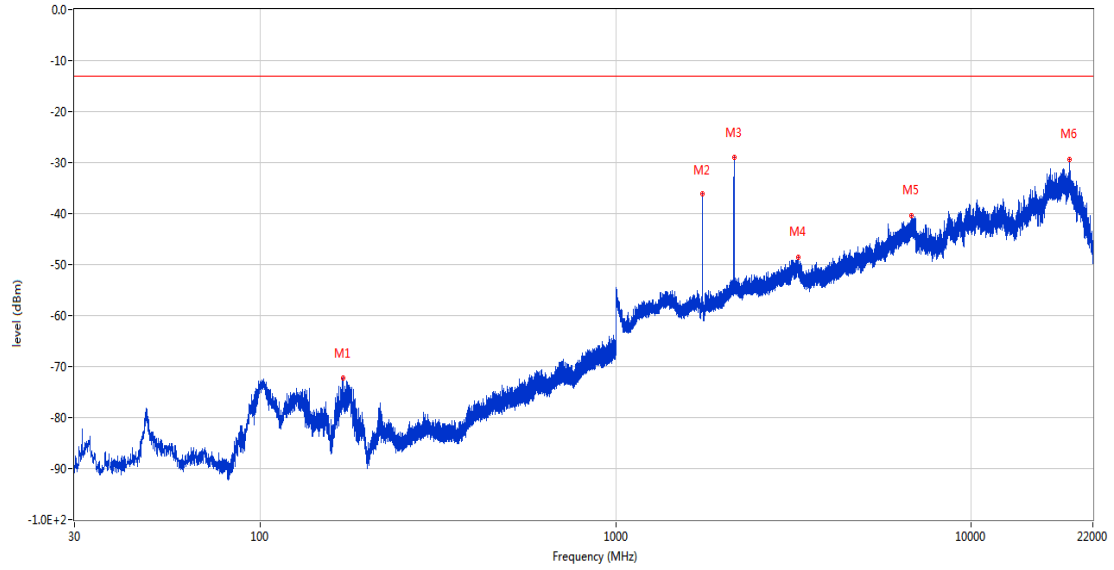
RSE-H&H WCDMA Band 4 CH1513



Frequency (MHz)	Result (dBm)	Factor (dB)	PK Limit (dBm)	Over Limit (dB)	Table (o)	ANT	EUT	Verdict
171.474	-69.99	-15.44	-13.0	-56.99	313.00	Horizontal	Horizontal	Pass
1753.600	-33.55	-3.57	-13.0	-20.55	281.00	Horizontal	Horizontal	N/A
2152.000	-29.00	-1.00	-13.0	-16.00	210.00	Horizontal	Horizontal	N/A
3249.000	-48.43	5.97	-13.0	-35.43	314.00	Horizontal	Horizontal	Pass
6969.400	-39.83	13.18	-13.0	-26.83	164.00	Horizontal	Horizontal	Pass
17213.125	-31.51	25.46	-13.0	-18.51	92.00	Horizontal	Horizontal	Pass

RSE-H&V WCDMA Band 4 CH1513

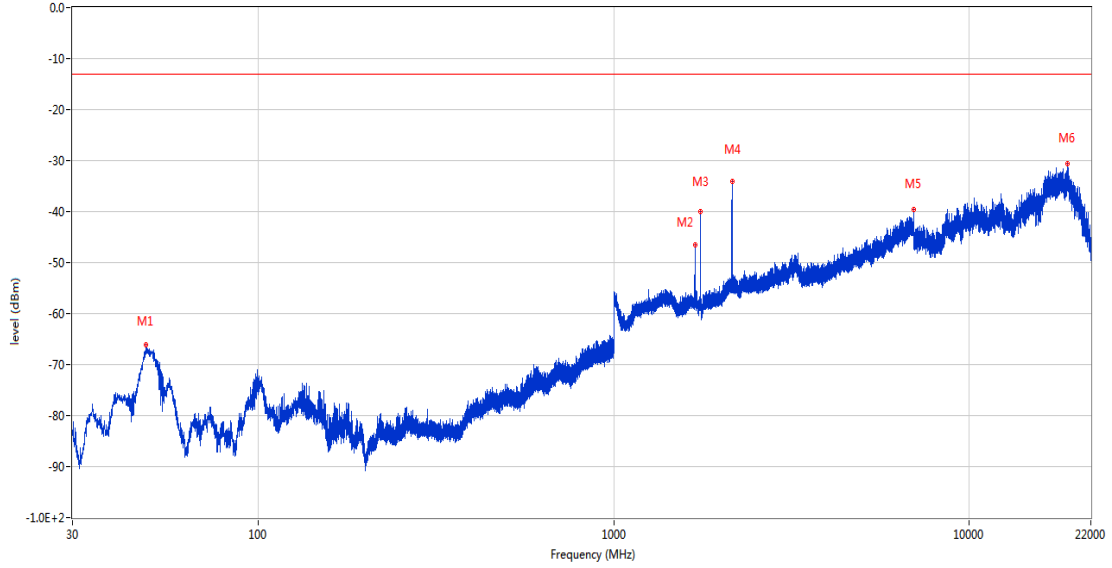
OPPO_RSE (RF) _FCC PART22&24&27_WCDMA Band 4 & LTE Band 4 & 66 _1710-1785_30MHz-20GHz



Frequency (MHz)	Result (dBm)	Factor (dB)	PK Limit (dBm)	Over Limit (dB)	Table (o)	ANT	EUT	Verdict
170.602	-72.25	-15.54	-13.0	-59.25	265.00	Horizontal	Vertical	Pass
1753.700	-36.11	-3.57	-13.0	-23.11	229.00	Horizontal	Vertical	N/A
2153.300	-28.91	-0.98	-13.0	-15.91	229.00	Horizontal	Vertical	N/A
3266.200	-48.60	5.36	-13.0	-35.60	333.00	Horizontal	Vertical	Pass
6804.600	-40.46	13.12	-13.0	-27.46	196.00	Horizontal	Vertical	Pass
18954.899	-29.35	25.06	-13.0	-16.35	108.00	Horizontal	Vertical	Pass

RSE-V&V WCDMA Band 4 CH1513

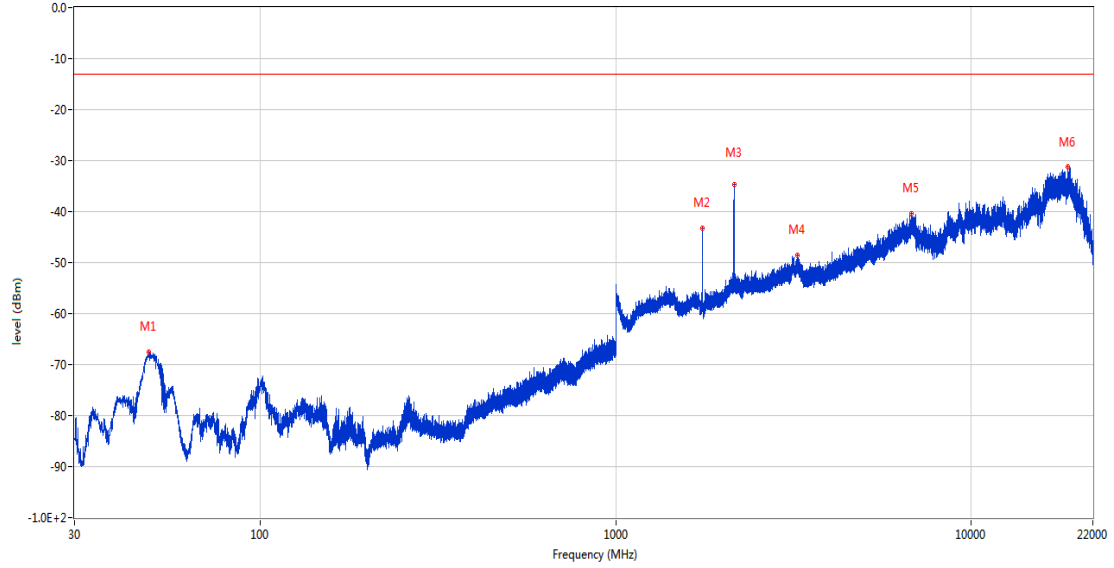
OPPO_RSE (RF) _FCC PART22&24&27_WCDMA Band 4 & LTE Band 4 & 66 _1710-1785_30MHz-20GHz



Frequency (MHz)	Result (dBm)	Factor (dB)	PK Limit (dBm)	Over Limit (dB)	Table (o)	ANT	EUT	Verdict
48.285	-66.09	-15.94	-13.0	-53.09	175.00	Vertical	Vertical	Pass
1692.900	-46.53	-4.35	-13.0	-33.53	58.00	Vertical	Vertical	N/A
1753.500	-40.05	-3.57	-13.0	-27.05	319.00	Vertical	Vertical	N/A
2152.300	-34.11	-1.00	-13.0	-21.11	265.00	Vertical	Vertical	N/A
6990.000	-39.58	13.82	-13.0	-26.58	128.00	Vertical	Vertical	Pass
18935.937	-30.61	25.07	-13.0	-17.61	71.00	Vertical	Vertical	Pass

RSE-V&H WCDMA Band 4 CH1513

OPPO_RSE (RF) _FCC PART22&24&27_WCDMA Band 4 & LTE Band 4 & 66 _1710-1785_30MHz-20GHz

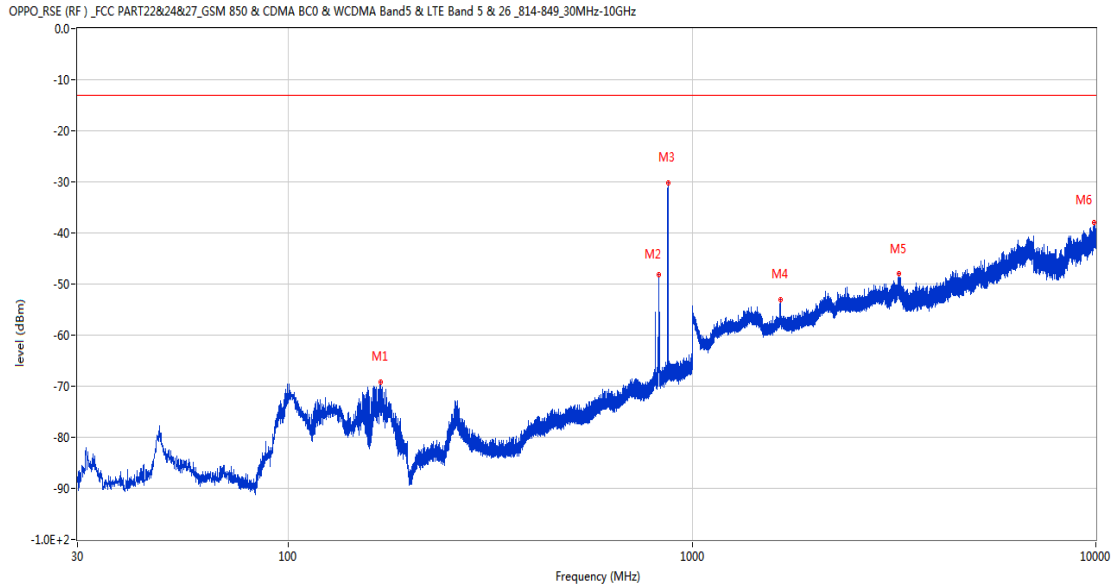


Frequency (MHz)	Result (dBm)	Factor (dB)	PK Limit (dBm)	Over Limit (dB)	Table (o)	ANT	EUT	Verdict
48.575	-67.65	-15.81	-13.0	-54.65	268.00	Vertical	Horizontal	Pass
1753.800	-43.26	-3.57	-13.0	-30.26	255.00	Vertical	Horizontal	N/A
2151.900	-34.74	-1.00	-13.0	-21.74	360.00	Vertical	Horizontal	N/A
3245.000	-48.63	6.28	-13.0	-35.63	34.00	Vertical	Horizontal	Pass
6807.000	-40.40	13.10	-13.0	-27.40	227.00	Vertical	Horizontal	Pass
18722.261	-31.17	25.19	-13.0	-18.17	305.00	Vertical	Horizontal	Pass

25 WCDMA Band 5

25.1 WCDMA Band 5 Low Channel

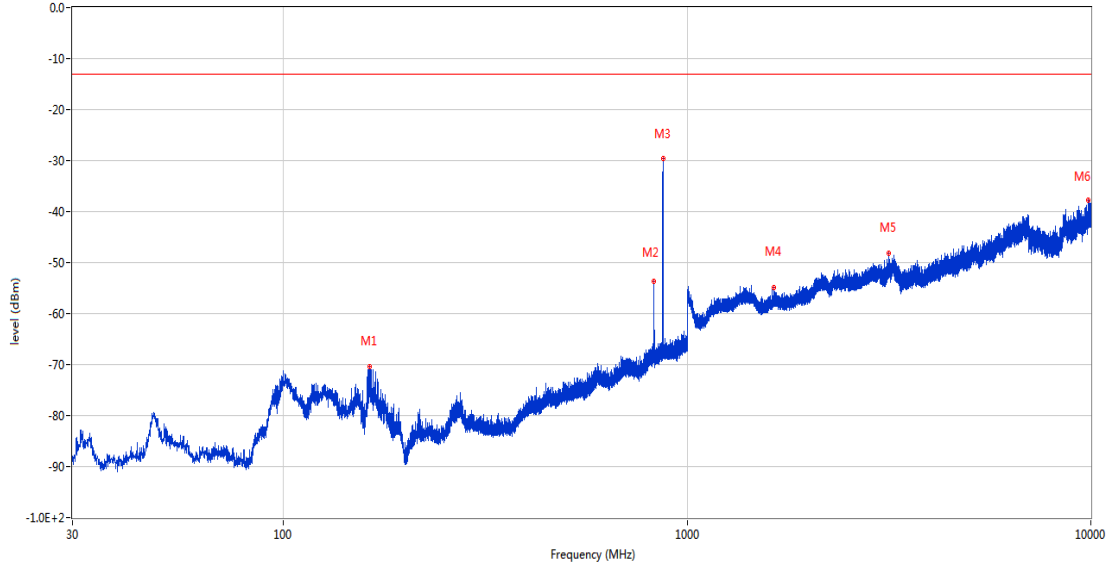
RSE-H&H WCDMA Band 5 CH4132



Frequency (MHz)	Result (dBm)	Factor (dB)	PK Limit (dBm)	Over Limit (dB)	Table (o)	ANT	EUT	Verdict
169.195	-69.12	-15.60	-13.0	-56.12	138.00	Horizontal	Horizontal	Pass
824.818	-48.18	2.02	-13.0	-35.18	122.00	Horizontal	Horizontal	N/A
871.475	-30.28	2.38	-13.0	-17.28	155.00	Horizontal	Horizontal	N/A
1654.700	-53.16	-4.16	-13.0	-40.16	111.00	Horizontal	Horizontal	Pass
3252.600	-48.04	5.89	-13.0	-35.04	248.00	Horizontal	Horizontal	Pass
9907.000	-38.06	18.77	-13.0	-25.06	322.00	Horizontal	Horizontal	Pass

RSE-H&V WCDMA Band 5 CH4132

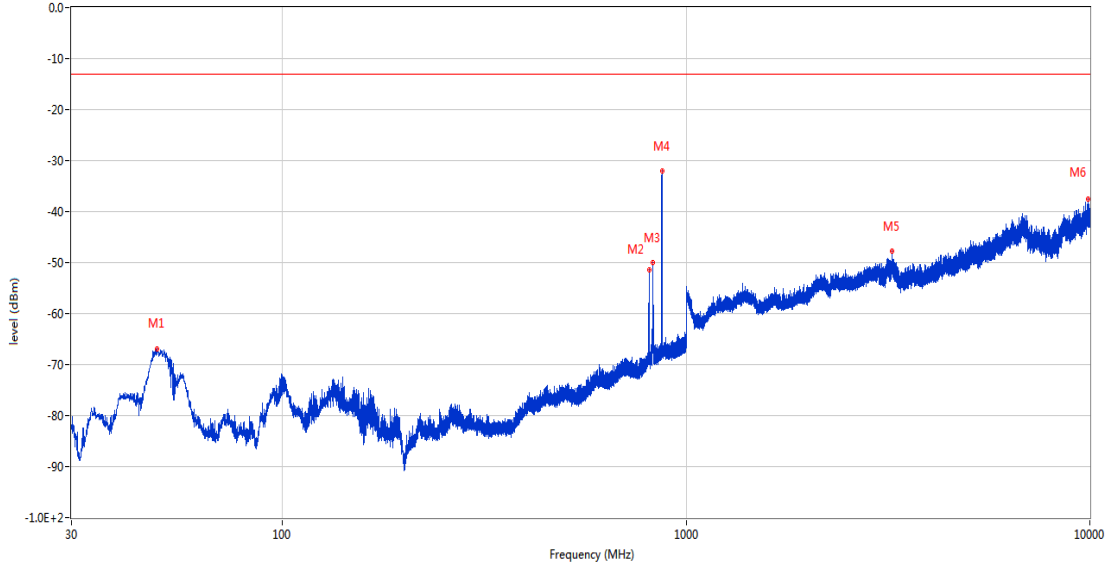
OPPO_RSE (RF) _FCC PART22&24&27_GSM 850 & CDMA BC0 & WCDMA Band5 & LTE Band 5 & 26_814-849_30MHz-10GHz



Frequency (MHz)	Result (dBm)	Factor (dB)	PK Limit (dBm)	Over Limit (dB)	Table (o)	ANT	EUT	Verdict
163.084	-70.35	-15.78	-13.0	-57.35	129.00	Horizontal	Vertical	Pass
824.818	-53.73	2.02	-13.0	-40.73	208.00	Horizontal	Vertical	N/A
872.300	-29.52	2.43	-13.0	-16.52	184.00	Horizontal	Vertical	N/A
1637.300	-54.94	-4.52	-13.0	-41.94	248.00	Horizontal	Vertical	Pass
3154.800	-48.17	5.85	-13.0	-35.17	212.00	Horizontal	Vertical	Pass
9857.950	-37.84	18.10	-13.0	-24.84	234.00	Horizontal	Vertical	Pass

RSE-V&V WCDMA Band 5 CH4132

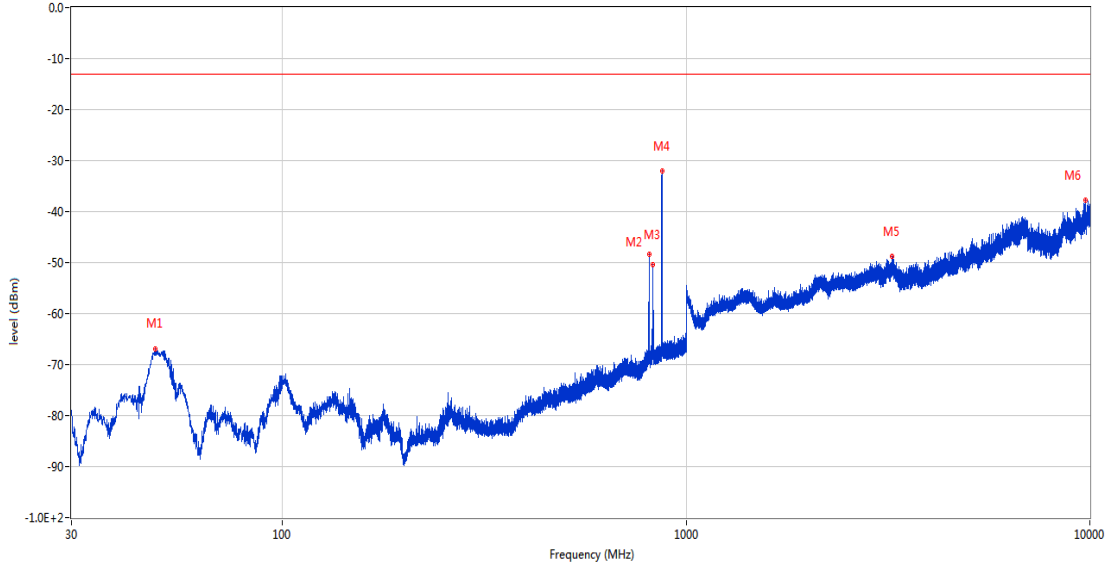
OPPO_RSE (RF) _FCC PART22&24&27_GSM 850 & CDMA BC0 & WCDMA Band5 & LTE Band 5 & 26_814-849_30MHz-10GHz



Frequency (MHz)	Result (dBm)	Factor (dB)	PK Limit (dBm)	Over Limit (dB)	Table (o)	ANT	EUT	Verdict
48.770	-66.93	-15.78	-13.0	-53.93	172.00	Vertical	Vertical	Pass
809.201	-51.36	1.49	-13.0	-38.36	321.00	Vertical	Vertical	N/A
825.012	-50.03	2.03	-13.0	-37.03	213.00	Vertical	Vertical	N/A
872.057	-31.97	2.42	-13.0	-18.97	199.00	Vertical	Vertical	N/A
3241.200	-47.83	6.38	-13.0	-34.83	360.00	Vertical	Vertical	Pass
9912.401	-37.59	18.82	-13.0	-24.59	360.00	Vertical	Vertical	Pass

RSE-V&H WCDMA Band 5 CH4132

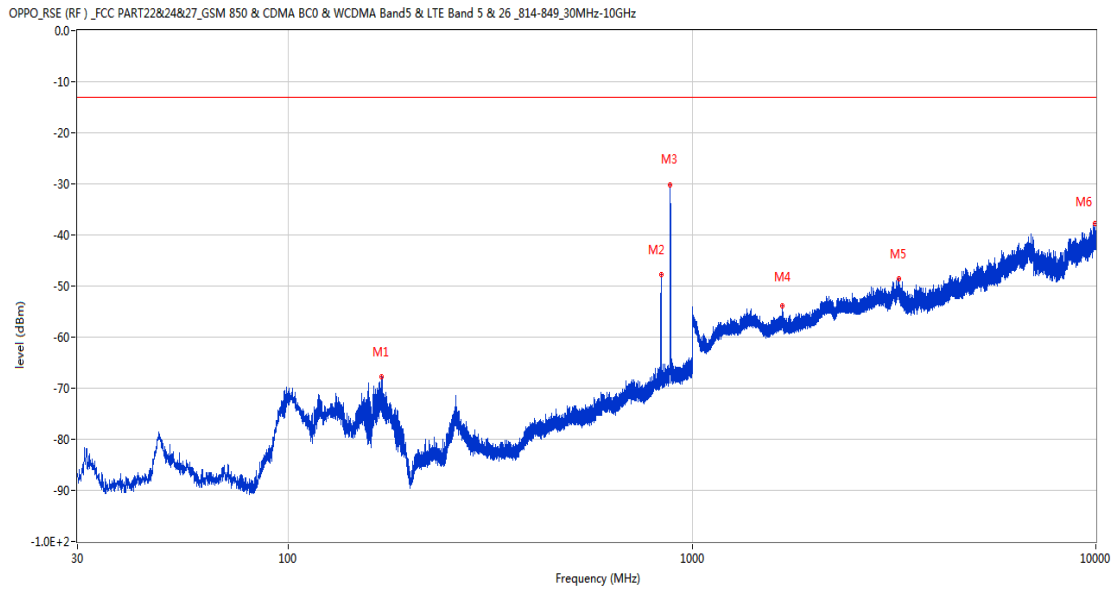
OPPO_RSE (RF) _FCC PART22&24&27_GSM 850 & CDMA BC0 & WCDMA Band5 & LTE Band 5 & 26_814-849_30MHz-10GHz



Frequency (MHz)	Result (dBm)	Factor (dB)	PK Limit (dBm)	Over Limit (dB)	Table (o)	ANT	EUT	Verdict
48.430	-66.91	-15.93	-13.0	-53.91	169.00	Vertical	Horizontal	Pass
809.831	-48.42	1.52	-13.0	-35.42	228.00	Vertical	Horizontal	N/A
824.915	-50.44	2.02	-13.0	-37.44	221.00	Vertical	Horizontal	N/A
871.524	-32.08	2.38	-13.0	-19.08	184.00	Vertical	Horizontal	N/A
3238.200	-48.75	6.42	-13.0	-35.75	73.00	Vertical	Horizontal	Pass
9742.000	-37.79	18.40	-13.0	-24.79	199.00	Vertical	Horizontal	Pass

25.2 WCDMA Band 5 Middle Channel

RSE-H&H WCDMA Band 5 CH4182



Frequency (MHz)	Result (dBm)	Factor (dB)	PK Limit (dBm)	Over Limit (dB)	Table (o)	ANT	EUT	Verdict
170.359	-67.77	-15.59	-13.0	-54.77	137.00	Horizontal	Horizontal	Pass
837.670	-47.76	2.20	-13.0	-34.76	111.00	Horizontal	Horizontal	N/A
881.272	-30.15	2.70	-13.0	-17.15	180.00	Horizontal	Horizontal	N/A
1675.600	-53.85	-4.54	-13.0	-40.85	282.00	Horizontal	Horizontal	Pass
3252.400	-48.65	5.89	-13.0	-35.65	360.00	Horizontal	Horizontal	Pass
9942.700	-37.78	19.24	-13.0	-24.78	340.00	Horizontal	Horizontal	Pass