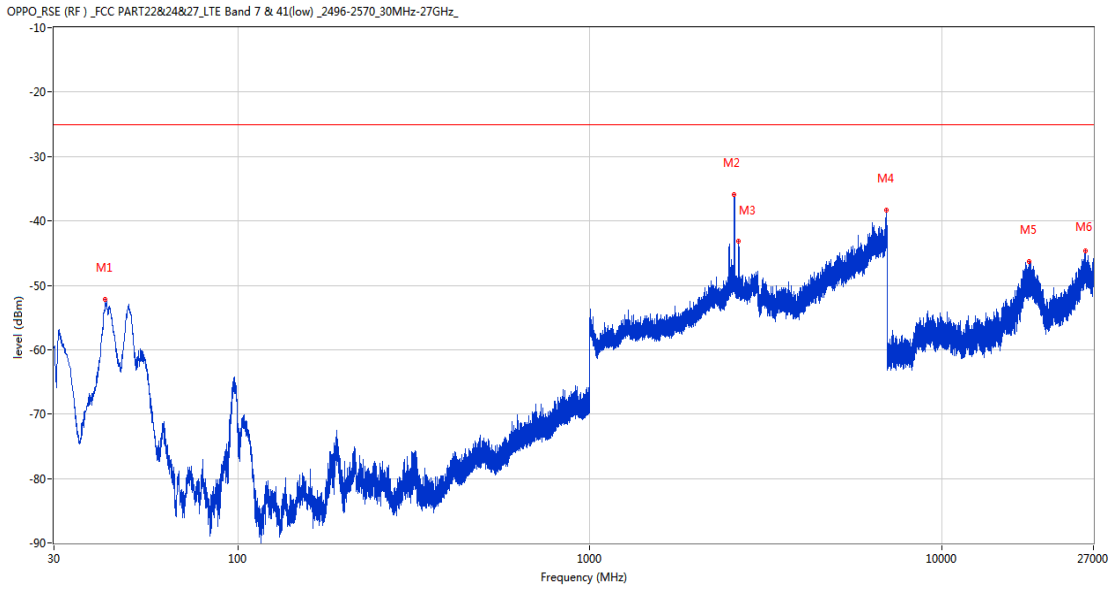
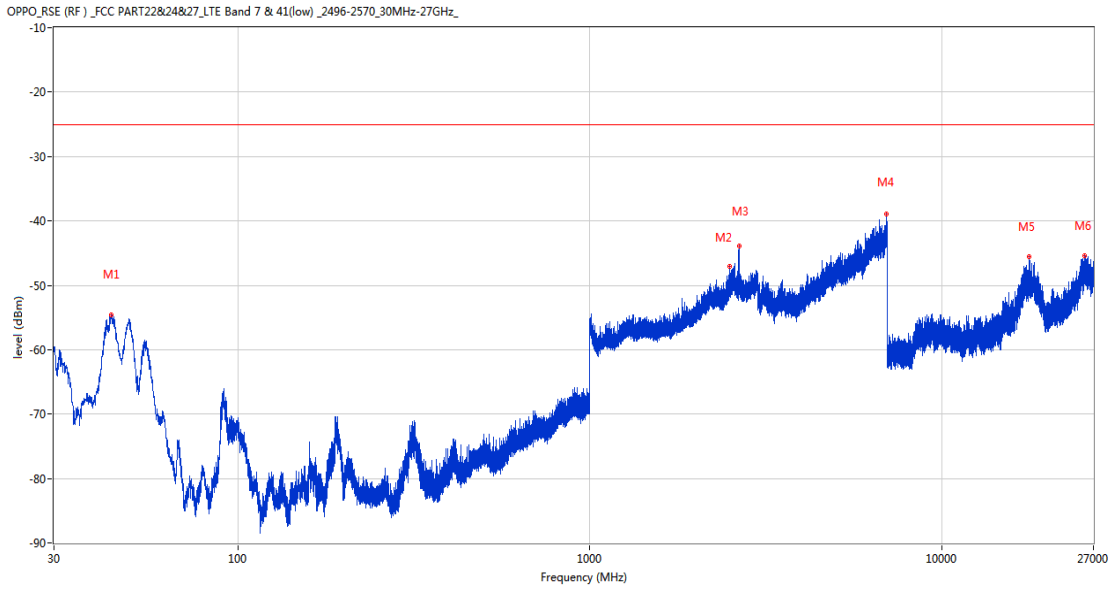


RSE-V&V LTE Band 7 BW20 CH21100



Frequency (MHz)	Result (dBm)	Factor (dB)	PK Limit (dBm)	Over Limit (dB)	Table (o)	ANT	EUT	Verdict
42.028	-52.15	-17.30	-25.0	-27.15	239.00	Vertical	Vertical	Pass
2576.300	-35.91	9.57	-25.0	-10.91	-1.00	Vertical	Vertical	N/A
2649.700	-43.14	7.88	-25.0	-18.14	353.00	Vertical	Vertical	N/A
6975.800	-38.35	20.10	-25.0	-13.35	108.00	Vertical	Vertical	Pass
17690.249	-46.37	27.61	-25.0	-21.37	167.00	Vertical	Vertical	Pass
25677.900	-44.69	24.25	-25.0	-19.69	183.00	Vertical	Vertical	Pass

RSE-V&H LTE Band 7 BW20 CH21100

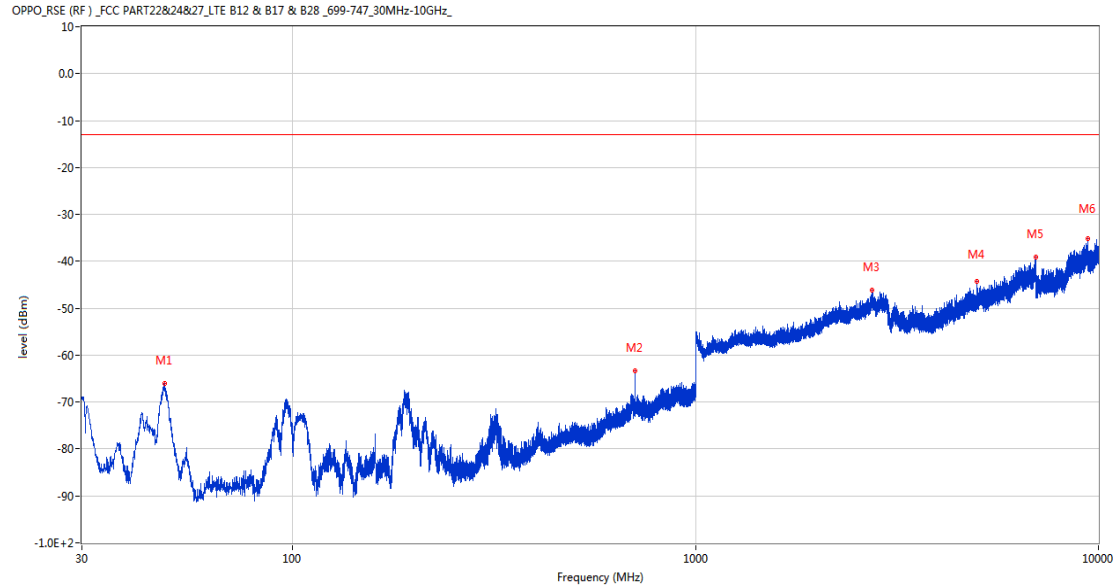


Frequency (MHz)	Result (dBm)	Factor (dB)	PK Limit (dBm)	Over Limit (dB)	Table (o)	ANT	EUT	Verdict
43.580	-54.56	-16.83	-25.0	-29.56	43.00	Vertical	Horizontal	Pass
2490.000	-47.06	10.01	-25.0	-22.06	293.00	Vertical	Horizontal	Pass
2656.600	-43.97	8.08	-25.0	-18.97	267.00	Vertical	Horizontal	N/A
6974.000	-38.93	20.08	-25.0	-13.93	33.00	Vertical	Horizontal	Pass
17739.074	-45.51	27.50	-25.0	-20.51	345.00	Vertical	Horizontal	Pass
25448.401	-45.45	24.18	-25.0	-20.45	199.00	Vertical	Horizontal	Pass

37 LTE Band 12

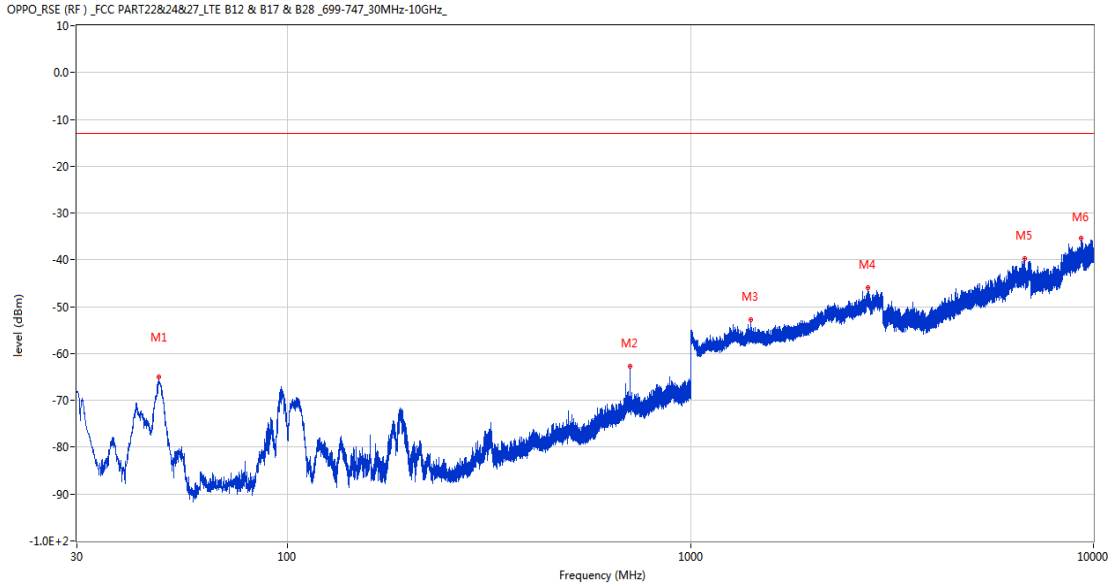
37.1 LTE Band 12 BW1.4, Middle Channel

RSE-H&H LTE Band 12 BW1.4 CH23095



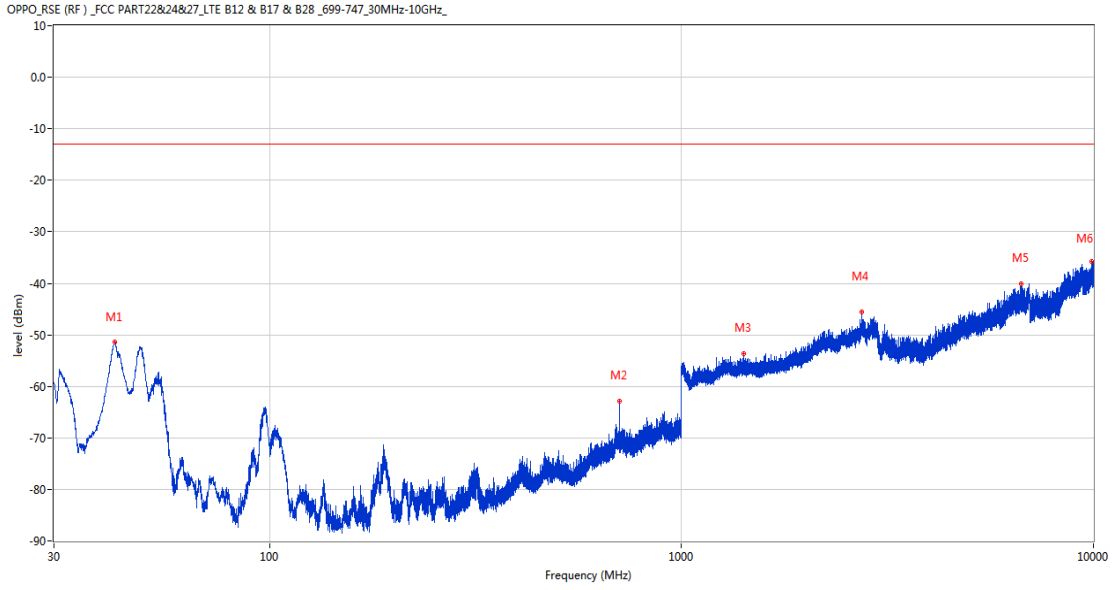
Frequency (MHz)	Result (dBm)	Factor (dB)	PK Limit (dBm)	Over Limit (dB)	Table (o)	ANT	EUT	Verdict
48.090	-66.12	-14.98	-13.0	-53.12	178.00	Horizontal	Horizontal	Pass
707.060	-63.24	0.41	-13.0	-50.24	236.00	Horizontal	Horizontal	N/A
2740.000	-46.24	11.49	-13.0	-33.24	127.00	Horizontal	Horizontal	Pass
5004.400	-44.19	12.52	-13.0	-31.19	275.00	Horizontal	Horizontal	Pass
6990.400	-38.99	19.52	-13.0	-25.99	327.00	Horizontal	Horizontal	Pass
9392.500	-35.20	39.98	-13.0	-22.20	302.00	Horizontal	Horizontal	Pass

RSE-H&V LTE Band 12 BW1.4 CH23095



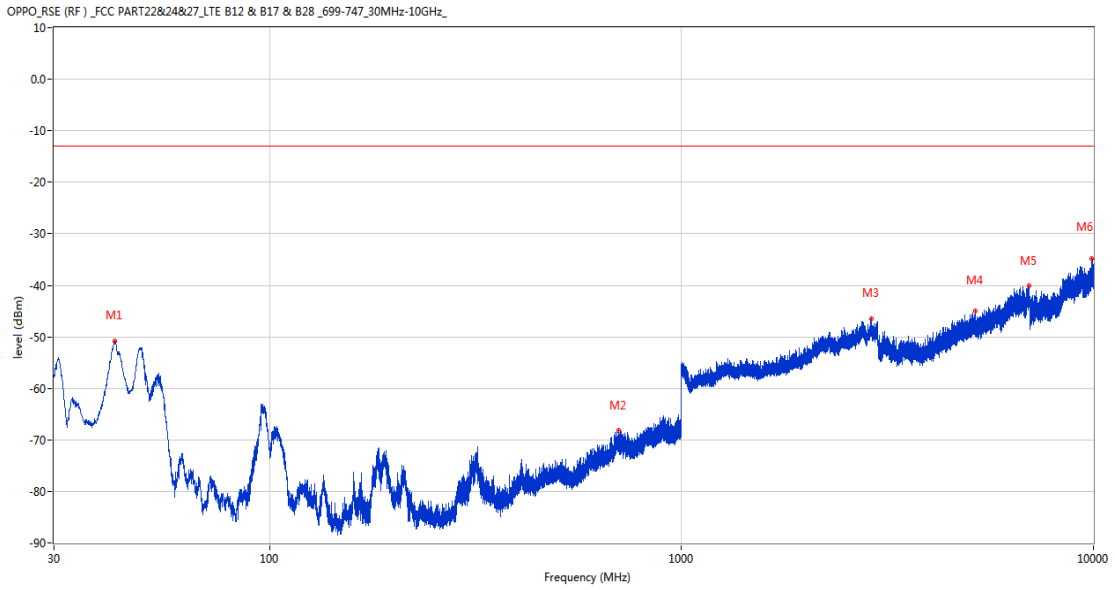
Frequency (MHz)	Result (dBm)	Factor (dB)	PK Limit (dBm)	Over Limit (dB)	Table (o)	ANT	EUT	Verdict
47.848	-64.96	-14.99	-13.0	-51.96	186.00	Horizontal	Vertical	Pass
707.060	-62.75	0.41	-13.0	-49.75	186.00	Horizontal	Vertical	N/A
1414.000	-52.86	1.51	-13.0	-39.86	8.00	Horizontal	Vertical	Pass
2758.900	-45.96	10.02	-13.0	-32.96	30.00	Horizontal	Vertical	Pass
6761.800	-39.69	19.14	-13.0	-26.69	276.00	Horizontal	Vertical	Pass
9298.750	-35.33	39.57	-13.0	-22.33	135.00	Horizontal	Vertical	Pass

RSE-V&V LTE Band 12 BW1.4 CH23095



Frequency (MHz)	Result (dBm)	Factor (dB)	PK Limit (dBm)	Over Limit (dB)	Table (o)	ANT	EUT	Verdict
42.173	-51.35	-17.35	-13.0	-38.35	259.00	Vertical	Vertical	Pass
707.060	-62.82	0.41	-13.0	-49.82	154.00	Vertical	Vertical	N/A
1413.900	-53.58	1.50	-13.0	-40.58	257.00	Vertical	Vertical	Pass
2741.800	-45.58	11.37	-13.0	-32.58	70.00	Vertical	Vertical	Pass
6677.200	-40.17	17.91	-13.0	-27.17	289.00	Vertical	Vertical	Pass
9920.201	-35.78	39.98	-13.0	-22.78	213.00	Vertical	Vertical	Pass

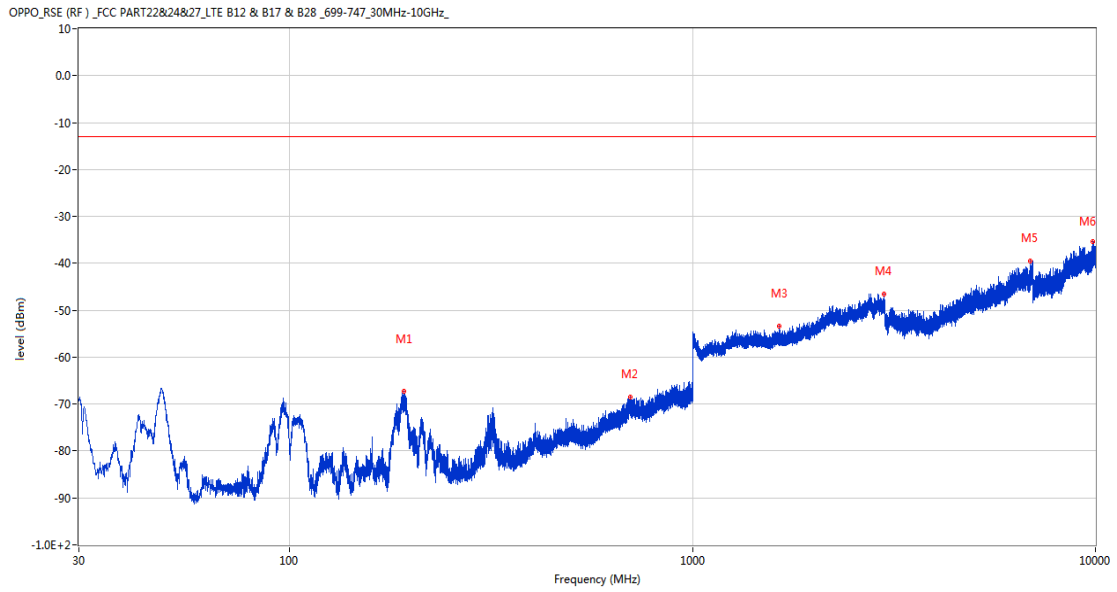
RSE-V&H LTE Band 12 BW1.4 CH23095



Frequency (MHz)	Result (dBm)	Factor (dB)	PK Limit (dBm)	Over Limit (dB)	Table (o)	ANT	EUT	Verdict
42.125	-50.90	-17.36	-13.0	-37.90	278.00	Vertical	Horizontal	Pass
704.586	-68.20	0.43	-13.0	-55.20	313.00	Vertical	Horizontal	N/A
2892.000	-46.49	10.78	-13.0	-33.49	125.00	Vertical	Horizontal	Pass
5179.600	-45.07	12.51	-13.0	-32.07	-2.00	Vertical	Horizontal	Pass
6980.000	-40.02	19.85	-13.0	-27.02	156.00	Vertical	Horizontal	Pass
9897.850	-34.91	40.00	-13.0	-21.91	318.00	Vertical	Horizontal	Pass

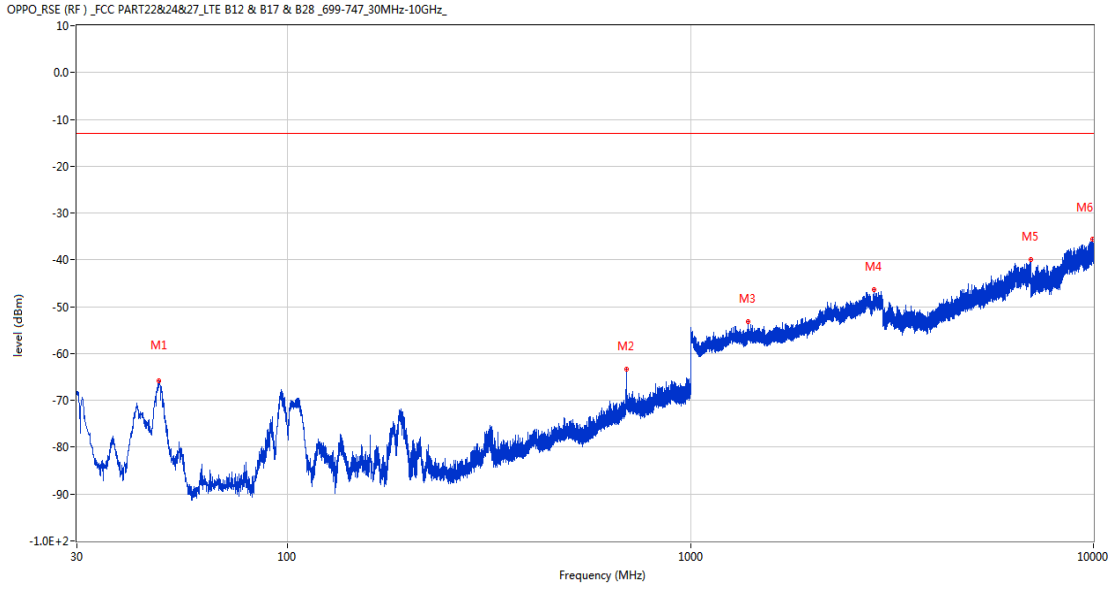
37.2 LTE Band 12 BW3, Middle Channel

RSE-H&H LTE Band 12 BW3 CH23095



Frequency (MHz)	Result (dBm)	Factor (dB)	PK Limit (dBm)	Over Limit (dB)	Table (o)	ANT	EUT	Verdict
192.038	-67.24	-14.78	-13.0	-54.24	319.00	Horizontal	Horizontal	Pass
701.919	-68.58	0.45	-13.0	-55.58	231.00	Horizontal	Horizontal	Pass
1639.800	-53.33	1.36	-13.0	-40.33	298.00	Horizontal	Horizontal	Pass
2990.300	-46.53	9.98	-13.0	-33.53	298.00	Horizontal	Horizontal	Pass
6891.000	-39.49	18.95	-13.0	-26.49	47.00	Horizontal	Horizontal	Pass
9874.300	-35.46	39.83	-13.0	-22.46	262.00	Horizontal	Horizontal	Pass

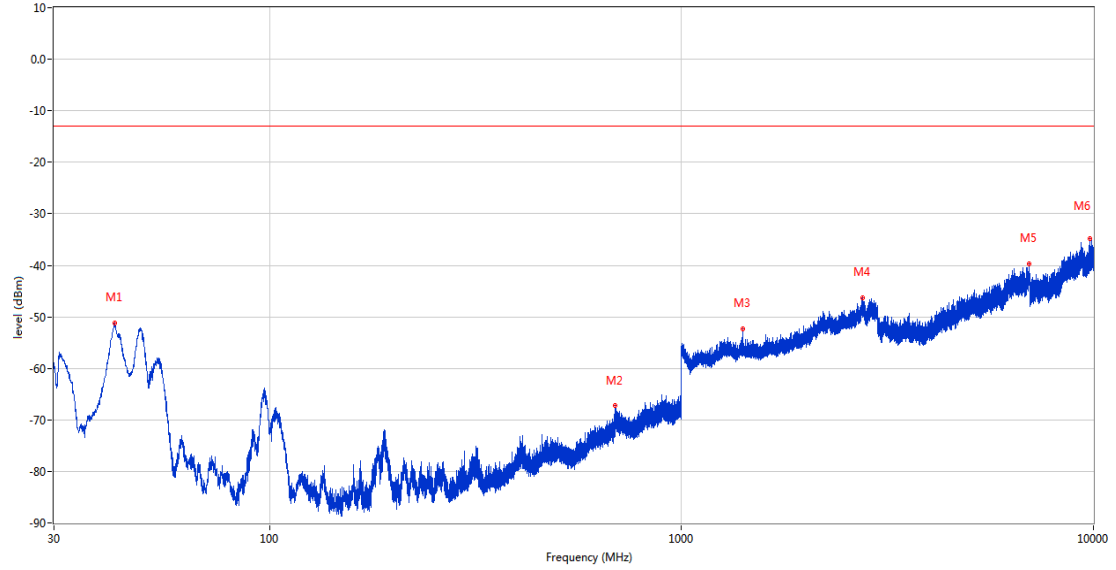
RSE-H&V LTE Band 12 BW3 CH23095



Frequency (MHz)	Result (dBm)	Factor (dB)	PK Limit (dBm)	Over Limit (dB)	Table (o)	ANT	EUT	Verdict
47.993	-65.90	-14.92	-13.0	-52.90	135.00	Horizontal	Vertical	Pass
694.596	-63.25	0.20	-13.0	-50.25	296.00	Horizontal	Vertical	N/A
1391.400	-53.16	1.90	-13.0	-40.16	183.00	Horizontal	Vertical	Pass
2855.800	-46.34	9.71	-13.0	-33.34	266.00	Horizontal	Vertical	Pass
6979.000	-39.84	19.90	-13.0	-26.84	295.00	Horizontal	Vertical	Pass
9926.799	-35.54	39.96	-13.0	-22.54	362.00	Horizontal	Vertical	Pass

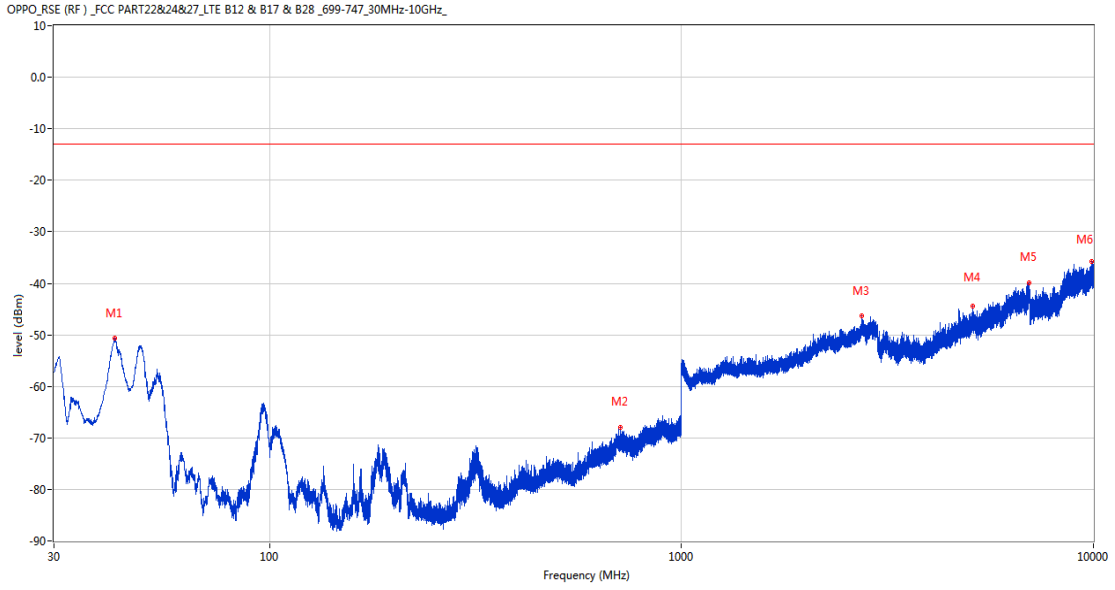
RSE-V&V LTE Band 12 BW3 CH23095

OPPO_RSE (RF)_FCC PART22&24&27_LTE B12 & B17 & B28_699-747_30MHz-10GHz_



Frequency (MHz)	Result (dBm)	Factor (dB)	PK Limit (dBm)	Over Limit (dB)	Table (o)	ANT	EUT	Verdict
42.222	-51.23	-17.33	-13.0	-38.23	-2.00	Vertical	Vertical	Pass
691.201	-67.27	-0.97	-13.0	-54.27	139.00	Vertical	Vertical	Pass
1412.400	-52.41	1.46	-13.0	-39.41	119.00	Vertical	Vertical	Pass
2748.400	-46.32	10.51	-13.0	-33.32	286.00	Vertical	Vertical	Pass
6977.200	-39.73	20.04	-13.0	-26.73	95.00	Vertical	Vertical	Pass
9828.850	-34.78	39.85	-13.0	-21.78	98.00	Vertical	Vertical	Pass

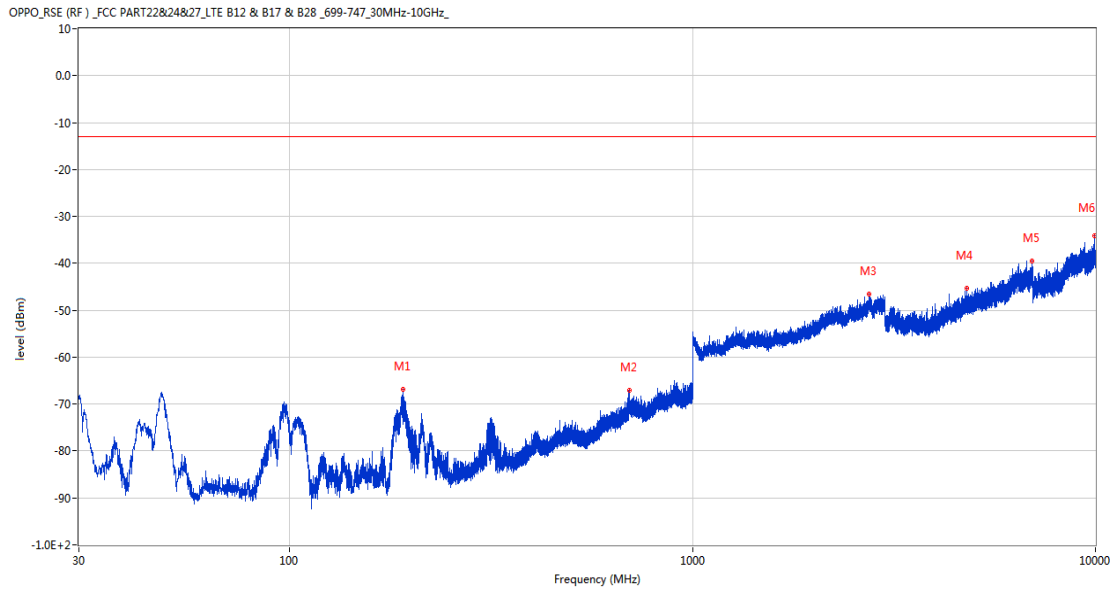
RSE-V&H LTE Band 12 BW3 CH23095



Frequency (MHz)	Result (dBm)	Factor (dB)	PK Limit (dBm)	Over Limit (dB)	Table (o)	ANT	EUT	Verdict
42.077	-50.61	-17.38	-13.0	-37.61	13.00	Vertical	Horizontal	Pass
710.310	-67.98	0.38	-13.0	-54.98	225.00	Vertical	Horizontal	N/A
2737.300	-46.31	11.25	-13.0	-33.31	74.00	Vertical	Horizontal	Pass
5089.400	-44.50	13.28	-13.0	-31.50	278.00	Vertical	Horizontal	Pass
6994.000	-39.98	19.08	-13.0	-26.98	173.00	Vertical	Horizontal	Pass
9915.400	-35.84	39.99	-13.0	-22.84	154.00	Vertical	Horizontal	Pass

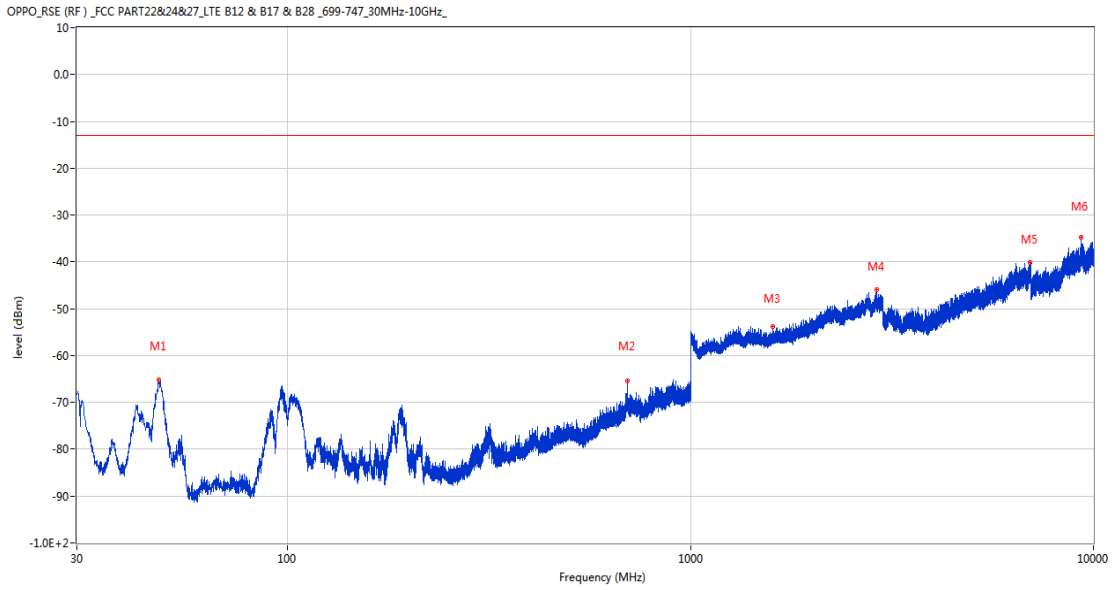
37.3 LTE Band 12 BW5, Middle Channel

RSE-H&H LTE Band 12 BW5 CH23095



Frequency (MHz)	Result (dBm)	Factor (dB)	PK Limit (dBm)	Over Limit (dB)	Table (o)	ANT	EUT	Verdict
191.020	-66.89	-14.63	-13.0	-53.89	301.00	Horizontal	Horizontal	Pass
695.711	-67.02	0.44	-13.0	-54.02	301.00	Horizontal	Horizontal	N/A
2739.100	-46.54	11.51	-13.0	-33.54	127.00	Horizontal	Horizontal	Pass
4804.800	-45.28	11.67	-13.0	-32.28	21.00	Horizontal	Horizontal	Pass
6976.200	-39.43	20.10	-13.0	-26.43	169.00	Horizontal	Horizontal	Pass
9958.901	-34.03	39.86	-13.0	-21.03	42.00	Horizontal	Horizontal	Pass

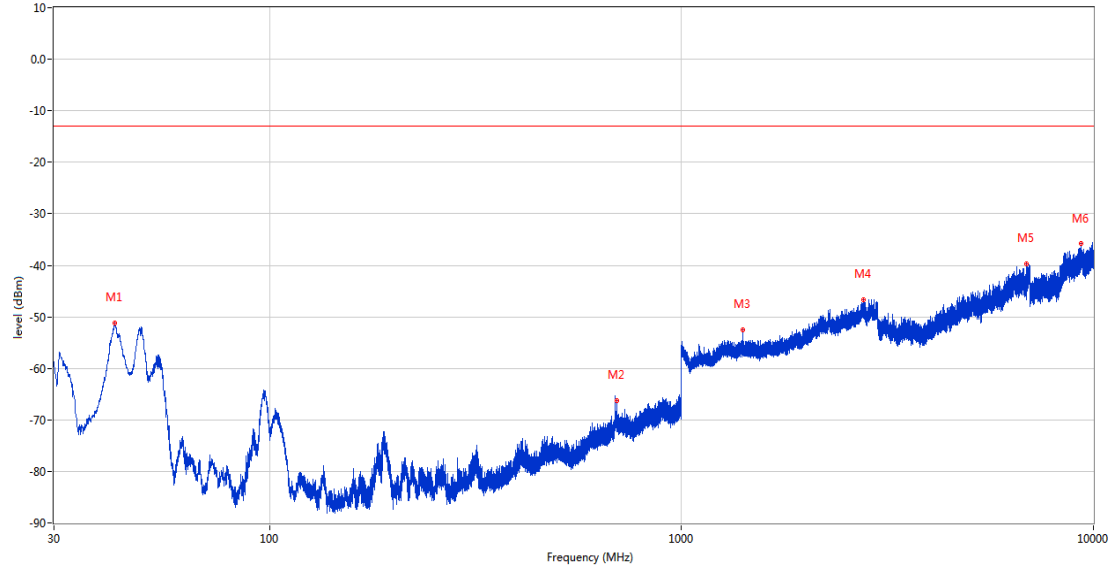
RSE-H&V LTE Band 12 BW5 CH23095



Frequency (MHz)	Result (dBm)	Factor (dB)	PK Limit (dBm)	Over Limit (dB)	Table (o)	ANT	EUT	Verdict
47.945	-65.29	-14.94	-13.0	-52.29	193.00	Horizontal	Vertical	Pass
696.778	-65.40	0.45	-13.0	-52.40	279.00	Horizontal	Vertical	N/A
1602.800	-53.82	1.31	-13.0	-40.82	90.00	Horizontal	Vertical	Pass
2894.600	-45.92	10.65	-13.0	-32.92	-1.00	Horizontal	Vertical	Pass
6953.800	-40.09	19.23	-13.0	-27.09	170.00	Horizontal	Vertical	Pass
9333.550	-34.82	39.69	-13.0	-21.82	121.00	Horizontal	Vertical	Pass

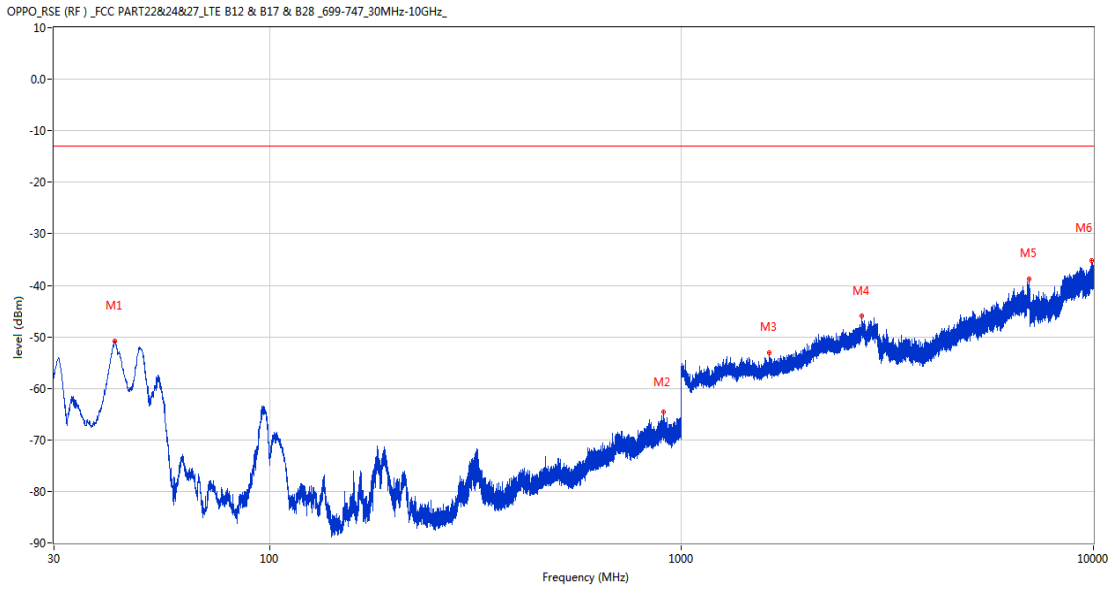
RSE-V&V LTE Band 12 BW5 CH23095

OPPO_RSE (RF) _FCC PART22&24&27_LTE B12 & B17 & B28 _699-747_30MHz-10GHz_



Frequency (MHz)	Result (dBm)	Factor (dB)	PK Limit (dBm)	Over Limit (dB)	Table (o)	ANT	EUT	Verdict
42.125	-51.24	-17.36	-13.0	-38.24	233.00	Vertical	Vertical	Pass
696.681	-66.23	0.44	-13.0	-53.23	157.00	Vertical	Vertical	N/A
1410.500	-52.54	1.46	-13.0	-39.54	261.00	Vertical	Vertical	Pass
2766.600	-46.77	10.98	-13.0	-33.77	120.00	Vertical	Vertical	Pass
6894.600	-39.73	19.17	-13.0	-26.73	269.00	Vertical	Vertical	Pass
9323.350	-35.67	39.69	-13.0	-22.67	301.00	Vertical	Vertical	Pass

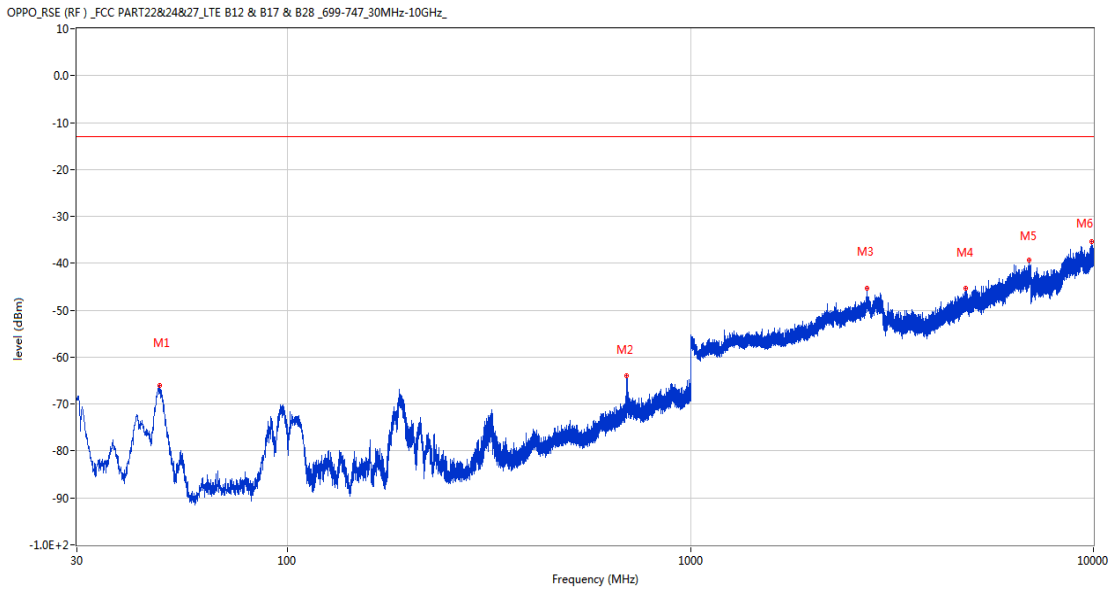
RSE-V&H LTE Band 12 BW5 CH23095



Frequency (MHz)	Result (dBm)	Factor (dB)	PK Limit (dBm)	Over Limit (dB)	Table (o)	ANT	EUT	Verdict
42.173	-50.84	-17.35	-13.0	-37.84	-2.00	Vertical	Horizontal	Pass
904.213	-64.50	2.66	-13.0	-51.50	89.00	Vertical	Horizontal	Pass
1637.500	-53.07	1.57	-13.0	-40.07	268.00	Vertical	Horizontal	Pass
2745.800	-45.87	10.97	-13.0	-32.87	193.00	Vertical	Horizontal	Pass
6975.200	-38.75	20.10	-13.0	-25.75	309.00	Vertical	Horizontal	Pass
9903.250	-35.16	40.01	-13.0	-22.16	362.00	Vertical	Horizontal	Pass

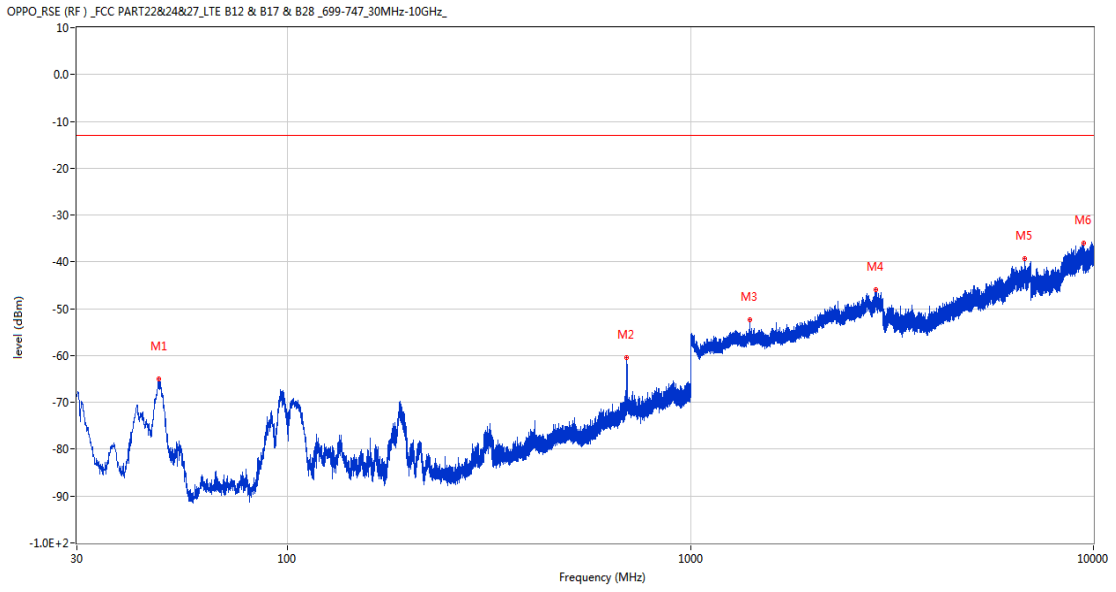
37.4 LTE Band 12 BW10, Middle Channel

RSE-H&H LTE Band 12 BW10 CH23095



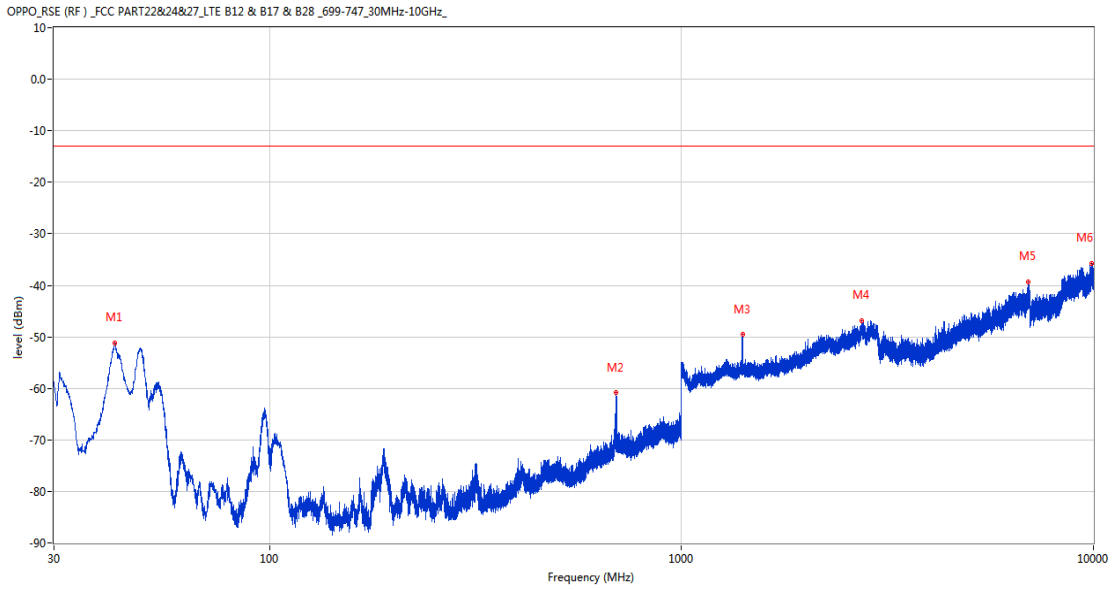
Frequency (MHz)	Result (dBm)	Factor (dB)	PK Limit (dBm)	Over Limit (dB)	Table (o)	ANT	EUT	Verdict
48.139	-66.03	-15.02	-13.0	-53.03	170.00	Horizontal	Horizontal	Pass
694.062	-63.87	-0.13	-13.0	-50.87	239.00	Horizontal	Horizontal	N/A
2745.000	-45.35	11.11	-13.0	-32.35	355.00	Horizontal	Horizontal	Pass
4815.200	-45.28	11.57	-13.0	-32.28	358.00	Horizontal	Horizontal	Pass
6917.000	-39.38	19.49	-13.0	-26.38	362.00	Horizontal	Horizontal	Pass
9889.750	-35.33	39.94	-13.0	-22.33	126.00	Horizontal	Horizontal	Pass

RSE-H&V LTE Band 12 BW10 CH23095



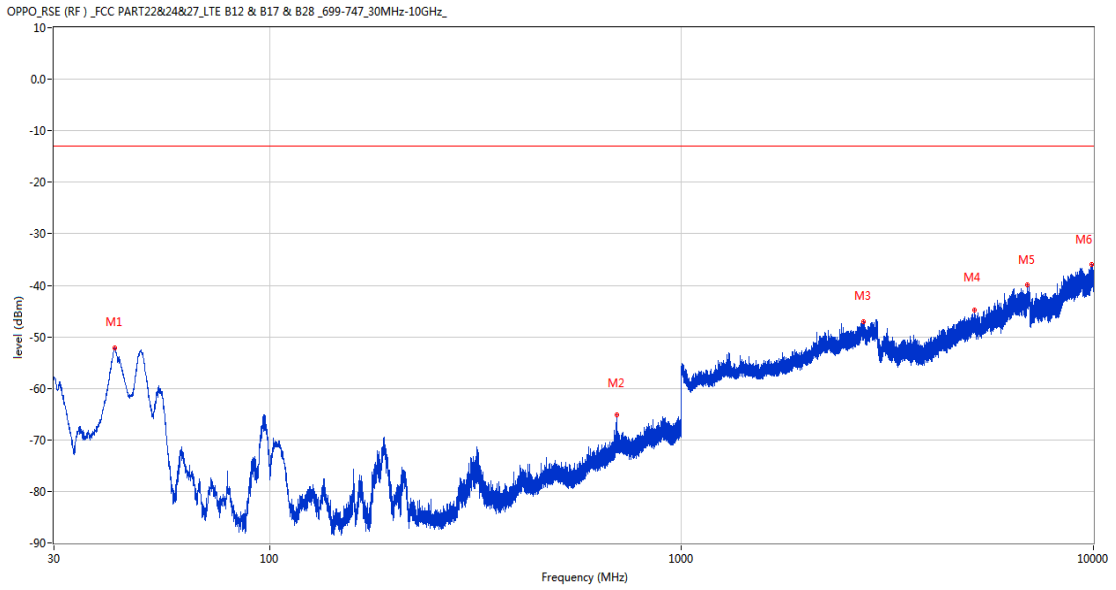
Frequency (MHz)	Result (dBm)	Factor (dB)	PK Limit (dBm)	Over Limit (dB)	Table (o)	ANT	EUT	Verdict
47.897	-64.94	-14.96	-13.0	-51.94	163.00	Horizontal	Vertical	Pass
694.207	-60.42	-0.04	-13.0	-47.42	294.00	Horizontal	Vertical	N/A
1405.900	-52.45	1.51	-13.0	-39.45	259.00	Horizontal	Vertical	Pass
2884.200	-45.95	10.07	-13.0	-32.95	269.00	Horizontal	Vertical	Pass
6752.400	-39.37	19.38	-13.0	-26.37	5.00	Horizontal	Vertical	Pass
9474.400	-36.07	39.47	-13.0	-23.07	274.00	Horizontal	Vertical	Pass

RSE-V&V LTE Band 12 BW10 CH23095



Frequency (MHz)	Result (dBm)	Factor (dB)	PK Limit (dBm)	Over Limit (dB)	Table (o)	ANT	EUT	Verdict
42.077	-51.28	-17.38	-13.0	-38.28	271.00	Vertical	Vertical	Pass
694.110	-60.86	-0.10	-13.0	-47.86	143.00	Vertical	Vertical	N/A
1406.100	-49.57	1.50	-13.0	-36.57	99.00	Vertical	Vertical	Pass
2743.100	-46.83	11.36	-13.0	-33.83	264.00	Vertical	Vertical	Pass
6963.600	-39.39	19.65	-13.0	-26.39	152.00	Vertical	Vertical	Pass
9917.200	-35.85	39.98	-13.0	-22.85	362.00	Vertical	Vertical	Pass

RSE-V&H LTE Band 12 BW10 CH23095

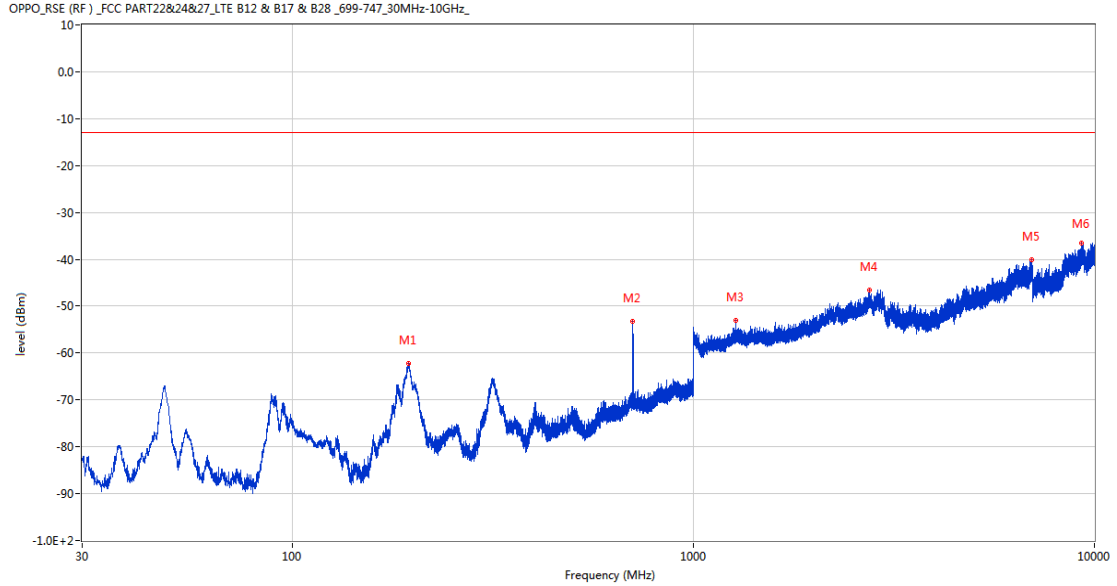


Frequency (MHz)	Result (dBm)	Factor (dB)	PK Limit (dBm)	Over Limit (dB)	Table (o)	ANT	EUT	Verdict
42.125	-52.11	-17.36	-13.0	-39.11	20.00	Vertical	Horizontal	Pass
696.633	-65.14	0.44	-13.0	-52.14	328.00	Vertical	Horizontal	N/A
2763.600	-47.00	10.57	-13.0	-34.00	361.00	Vertical	Horizontal	Pass
5132.400	-44.86	12.89	-13.0	-31.86	37.00	Vertical	Horizontal	Pass
6916.400	-39.98	19.53	-13.0	-26.98	22.00	Vertical	Horizontal	Pass
9881.201	-36.04	39.87	-13.0	-23.04	229.00	Vertical	Horizontal	Pass

38 LTE Band 17

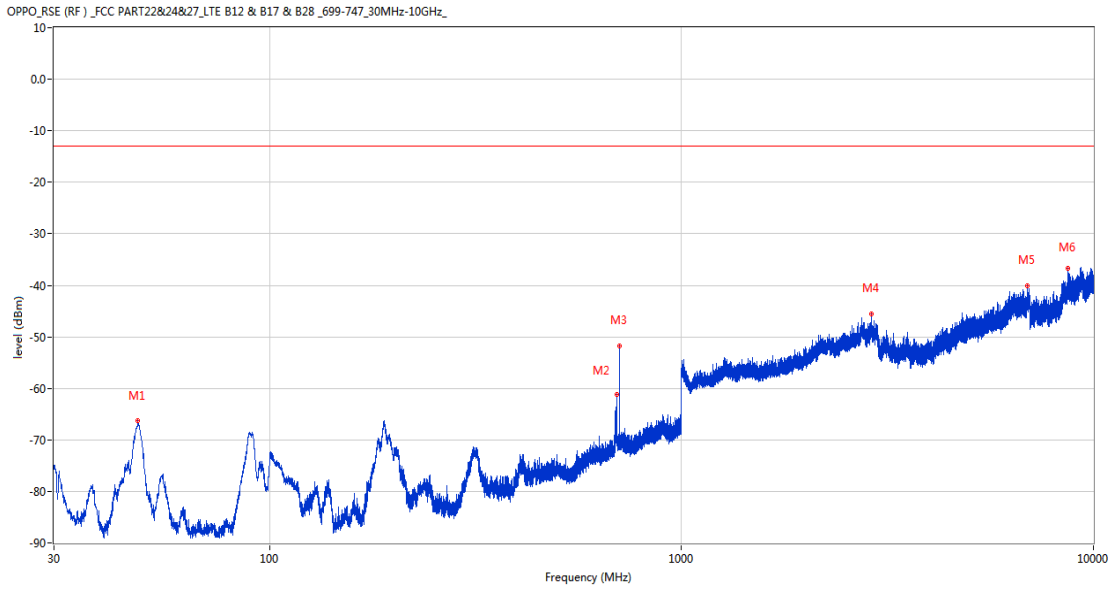
38.1 LTE Band 17 BW5, Middle Channel

RSE-H&H LTE Band 17 BW5 CH23790



Frequency (MHz)	Result (dBm)	Factor (dB)	PK Limit (dBm)	Over Limit (dB)	Table (o)	ANT	EUT	Verdict
194.803	-62.29	-15.27	-13.0	-49.29	297.00	Horizontal	Horizontal	Pass
707.885	-53.30	0.40	-13.0	-40.30	207.00	Horizontal	Horizontal	N/A
1277.900	-52.97	1.77	-13.0	-39.97	269.00	Horizontal	Horizontal	Pass
2755.600	-46.49	9.56	-13.0	-33.49	288.00	Horizontal	Horizontal	Pass
6978.000	-40.14	19.97	-13.0	-27.14	360.00	Horizontal	Horizontal	Pass
9309.400	-36.53	39.63	-13.0	-23.53	148.00	Horizontal	Horizontal	Pass

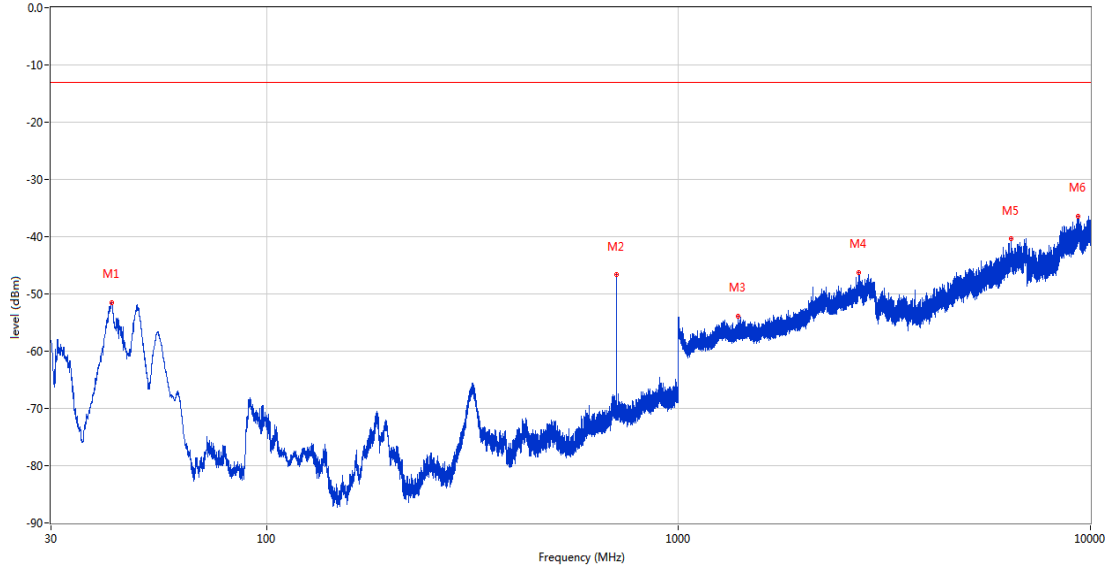
RSE-H&V LTE Band 17 BW5 CH23790



Frequency (MHz)	Result (dBm)	Factor (dB)	PK Limit (dBm)	Over Limit (dB)	Table (o)	ANT	EUT	Verdict
47.897	-66.36	-14.96	-13.0	-53.36	188.00	Horizontal	Vertical	Pass
696.148	-61.27	0.44	-13.0	-48.27	0.00	Horizontal	Vertical	N/A
707.885	-51.73	0.40	-13.0	-38.73	337.00	Horizontal	Vertical	N/A
2892.300	-45.58	10.81	-13.0	-32.58	227.00	Horizontal	Vertical	Pass
6905.000	-40.12	19.31	-13.0	-27.12	136.00	Horizontal	Vertical	Pass
8683.750	-36.69	38.86	-13.0	-23.69	88.00	Horizontal	Vertical	Pass

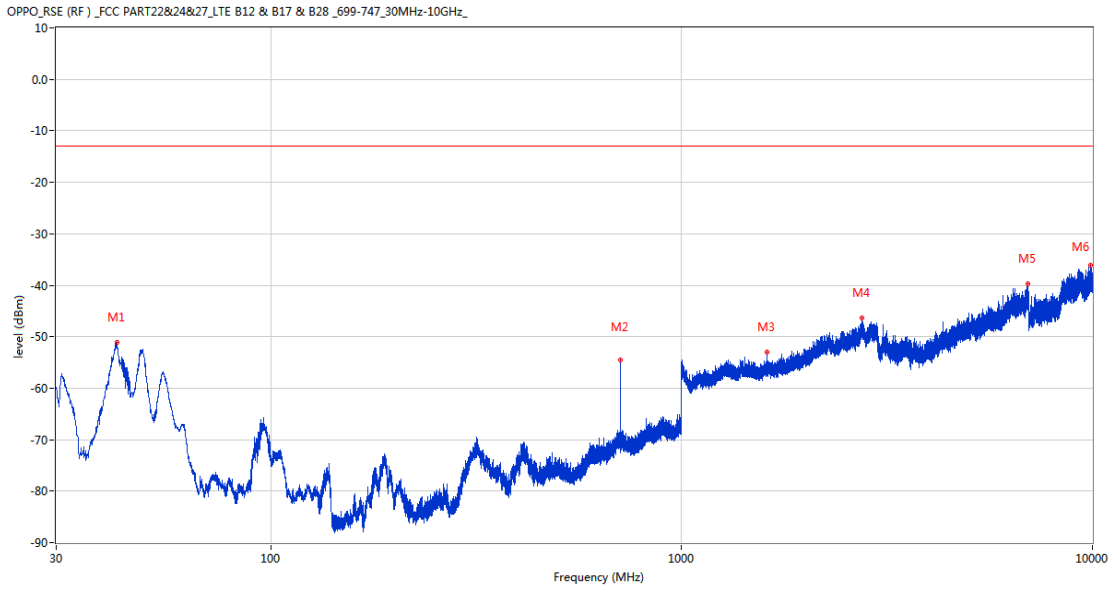
RSE-V&V LTE Band 17 BW5 CH23790

OPPO_RSE (RF)_FCC PART22&24&27_LTE B12 & B17 & B28_699-747_30MHz-10GHz_



Frequency (MHz)	Result (dBm)	Factor (dB)	PK Limit (dBm)	Over Limit (dB)	Table (o)	ANT	EUT	Verdict
42.125	-51.51	-17.36	-13.0	-38.51	148.00	Vertical	Vertical	Pass
707.836	-46.67	0.40	-13.0	-33.67	335.00	Vertical	Vertical	N/A
1395.100	-53.87	1.96	-13.0	-40.87	259.00	Vertical	Vertical	Pass
2737.700	-46.29	11.30	-13.0	-33.29	325.00	Vertical	Vertical	Pass
6413.600	-40.36	18.87	-13.0	-27.36	187.00	Vertical	Vertical	Pass
9313.901	-36.43	39.65	-13.0	-23.43	164.00	Vertical	Vertical	Pass

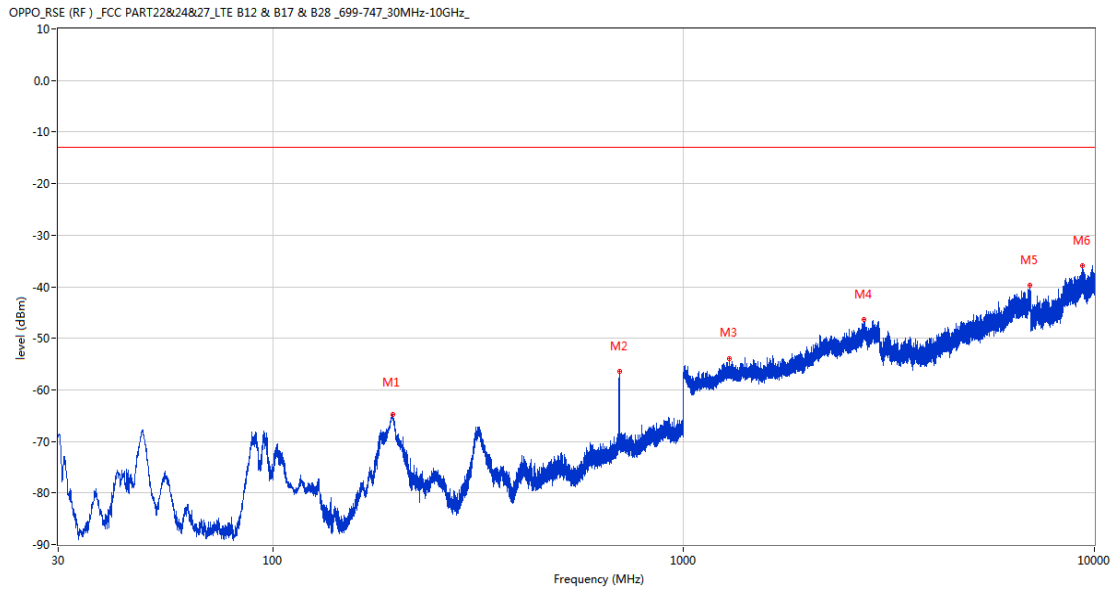
RSE-V&H LTE Band 17 BW5 CH23790



Frequency (MHz)	Result (dBm)	Factor (dB)	PK Limit (dBm)	Over Limit (dB)	Table (o)	ANT	EUT	Verdict
42.222	-51.15	-17.33	-13.0	-38.15	0.00	Vertical	Horizontal	Pass
707.885	-54.44	0.40	-13.0	-41.44	314.00	Vertical	Horizontal	N/A
1612.800	-52.93	1.03	-13.0	-39.93	284.00	Vertical	Horizontal	Pass
2742.500	-46.36	11.36	-13.0	-33.36	104.00	Vertical	Horizontal	Pass
6969.000	-39.80	20.02	-13.0	-26.80	345.00	Vertical	Horizontal	Pass
9916.599	-36.14	39.98	-13.0	-23.14	137.00	Vertical	Horizontal	Pass

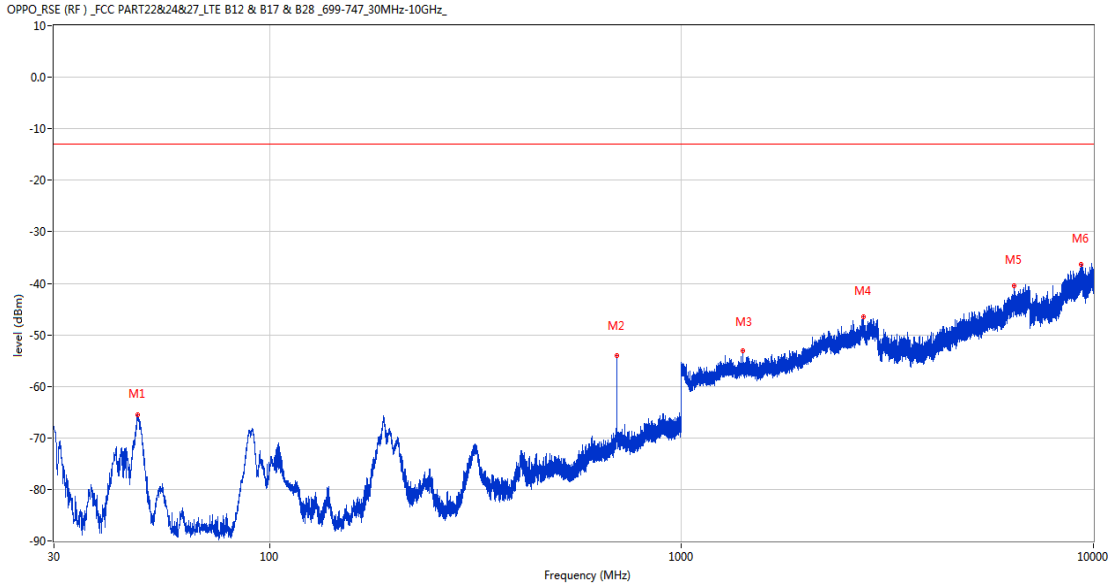
38.2 LTE Band 17 BW10, Middle Channel

RSE-H&H LTE Band 17 BW10 CH23790



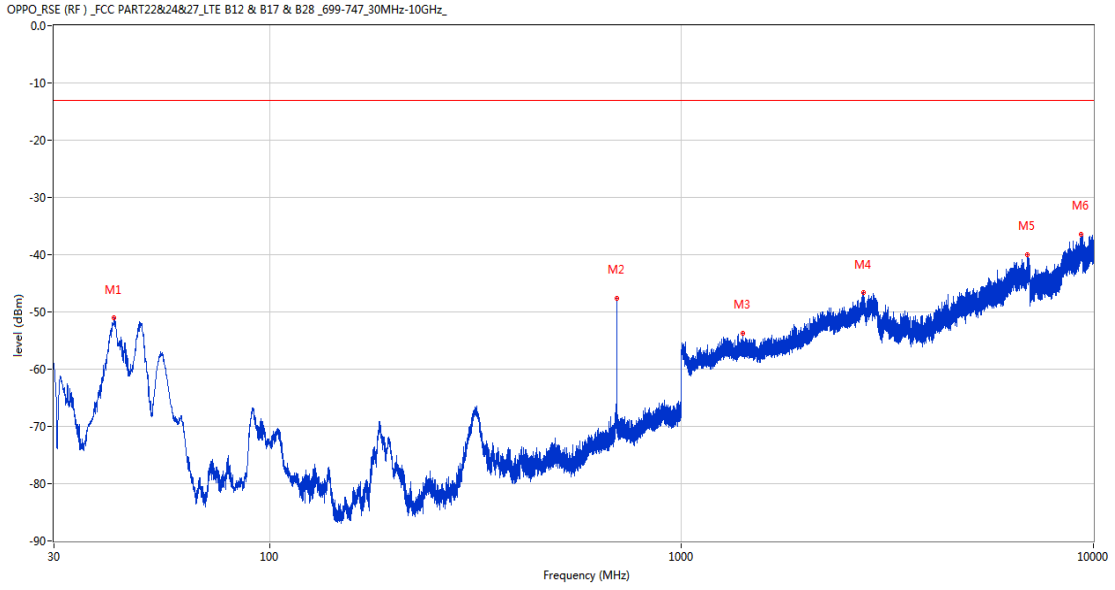
Frequency (MHz)	Result (dBm)	Factor (dB)	PK Limit (dBm)	Over Limit (dB)	Table (o)	ANT	EUT	Verdict
195.336	-64.81	-15.58	-13.0	-51.81	274.00	Horizontal	Horizontal	Pass
696.633	-56.39	0.44	-13.0	-43.39	201.00	Horizontal	Horizontal	N/A
1293.400	-54.01	1.78	-13.0	-41.01	362.00	Horizontal	Horizontal	Pass
2743.700	-46.39	11.33	-13.0	-33.39	183.00	Horizontal	Horizontal	Pass
6969.600	-39.65	20.03	-13.0	-26.65	166.00	Horizontal	Horizontal	Pass
9347.049	-36.01	39.75	-13.0	-23.01	119.00	Horizontal	Horizontal	Pass

RSE-H&V LTE Band 17 BW10 CH23790



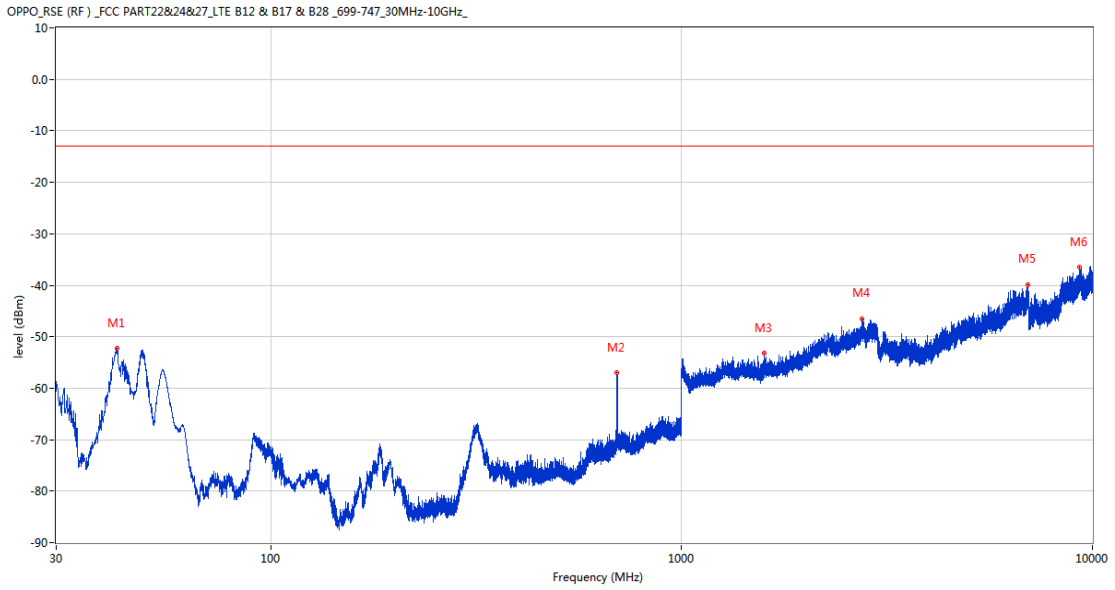
Frequency (MHz)	Result (dBm)	Factor (dB)	PK Limit (dBm)	Over Limit (dB)	Table (o)	ANT	EUT	Verdict
47.848	-65.59	-14.99	-13.0	-52.59	253.00	Horizontal	Vertical	Pass
696.584	-54.08	0.44	-13.0	-41.08	149.00	Horizontal	Vertical	N/A
1411.100	-53.16	1.45	-13.0	-40.16	10.00	Horizontal	Vertical	Pass
2770.300	-46.51	10.99	-13.0	-33.51	222.00	Horizontal	Vertical	Pass
6411.000	-40.47	18.84	-13.0	-27.47	105.00	Horizontal	Vertical	Pass
9312.700	-36.33	39.65	-13.0	-23.33	181.00	Horizontal	Vertical	Pass

RSE-V&V LTE Band 17 BW10 CH23790



Frequency (MHz)	Result (dBm)	Factor (dB)	PK Limit (dBm)	Over Limit (dB)	Table (o)	ANT	EUT	Verdict
41.931	-51.04	-17.45	-13.0	-38.04	219.00	Vertical	Vertical	Pass
696.584	-47.59	0.44	-13.0	-34.59	331.00	Vertical	Vertical	N/A
1411.200	-53.66	1.45	-13.0	-40.66	221.00	Vertical	Vertical	Pass
2761.400	-46.60	10.34	-13.0	-33.60	194.00	Vertical	Vertical	Pass
6907.400	-40.02	19.45	-13.0	-27.02	45.00	Vertical	Vertical	Pass
9347.800	-36.48	39.75	-13.0	-23.48	286.00	Vertical	Vertical	Pass

RSE-V&H LTE Band 17 BW10 CH23790

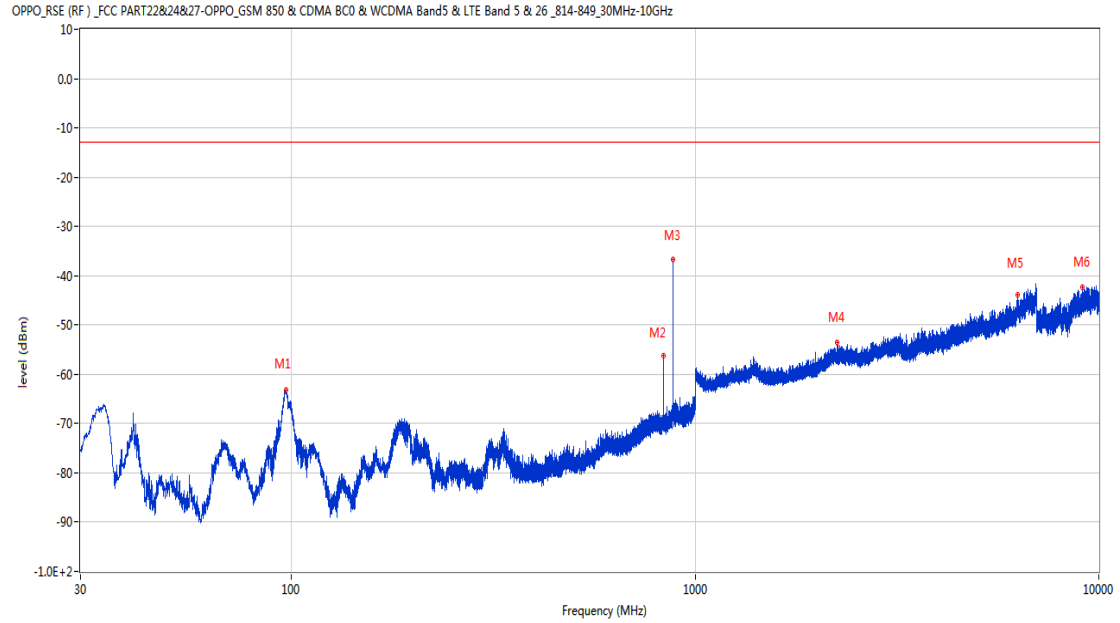


Frequency (MHz)	Result (dBm)	Factor (dB)	PK Limit (dBm)	Over Limit (dB)	Table (o)	ANT	EUT	Verdict
42.270	-52.26	-17.31	-13.0	-39.26	109.00	Vertical	Horizontal	Pass
696.487	-56.92	0.44	-13.0	-43.92	312.00	Vertical	Horizontal	N/A
1587.600	-53.25	0.79	-13.0	-40.25	231.00	Vertical	Horizontal	Pass
2746.300	-46.57	10.89	-13.0	-33.57	356.00	Vertical	Horizontal	Pass
6977.400	-39.90	20.02	-13.0	-26.90	346.00	Vertical	Horizontal	Pass
9309.400	-36.43	39.63	-13.0	-23.43	362.00	Vertical	Horizontal	Pass

39 LTE Band 26 (Part22)

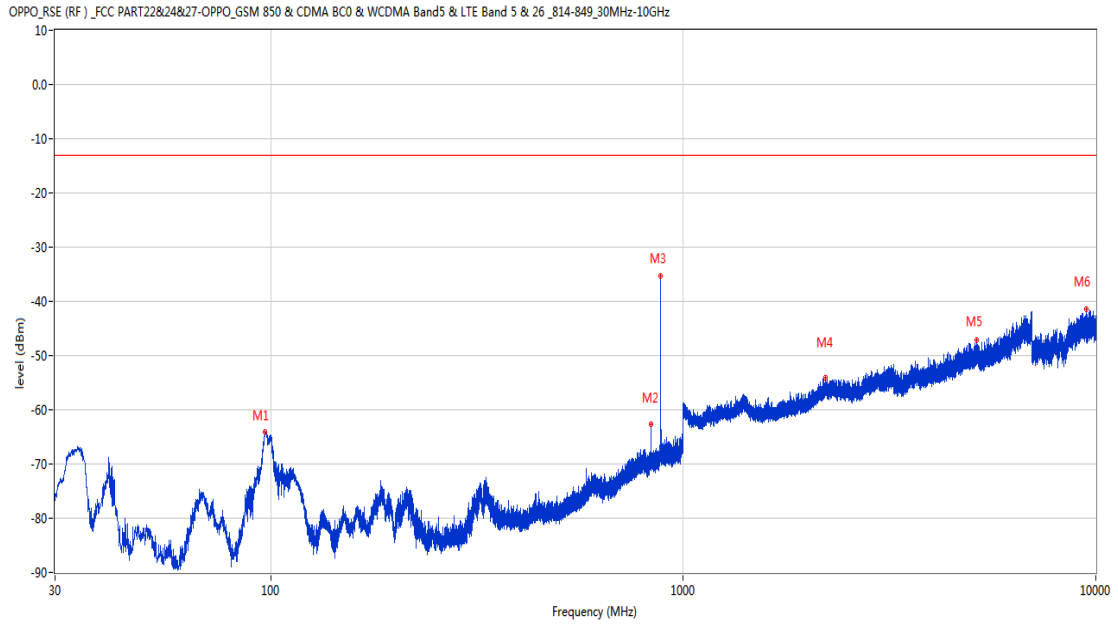
39.1 LTE Band 26 (Part22) BW1.4, Middle Channel

RSE-H&H LTE Band 26 (Part22) BW1.4 CH26915



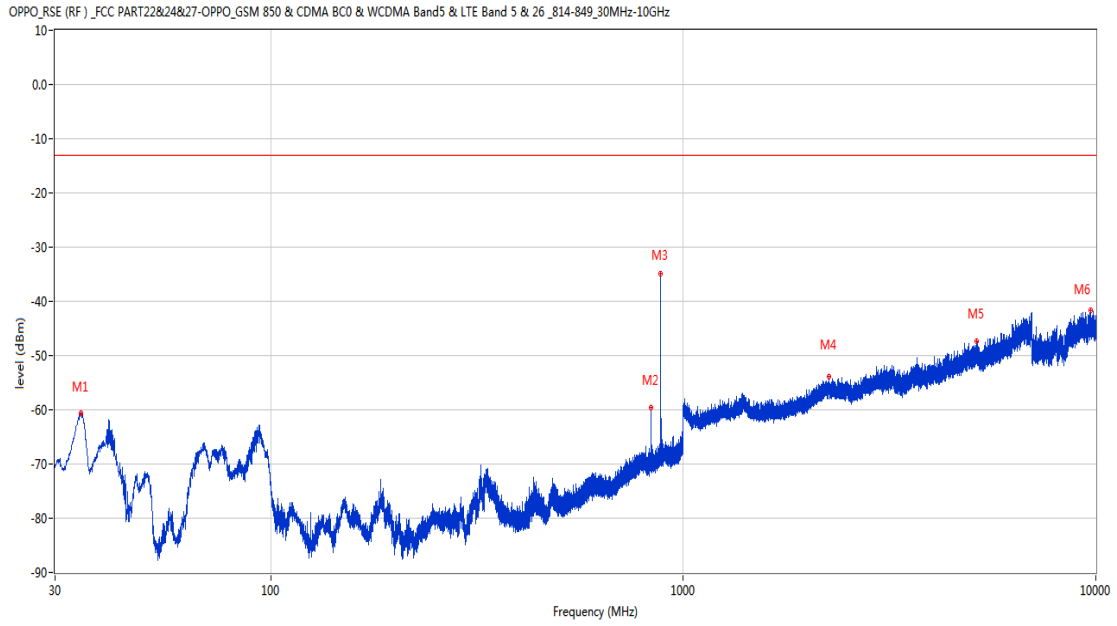
Frequency (MHz)	Result (dBm)	Factor (dB)	PK Limit (dBm)	Over Limit (dB)	Table (o)	ANT	EUT	Verdict
96.688	-63.09	-21.27	-13.0	-50.09	-2.00	Horizontal	Horizontal	Pass
836.070	-56.22	2.58	-13.0	-43.22	218.00	Horizontal	Horizontal	N/A
881.030	-36.77	2.74	-13.0	-23.77	199.00	Horizontal	Horizontal	N/A
2246.100	-53.44	-1.55	-13.0	-40.44	69.00	Horizontal	Horizontal	Pass
6282.600	-43.87	11.31	-13.0	-30.87	158.00	Horizontal	Horizontal	Pass
9089.950	-42.38	14.92	-13.0	-29.38	24.00	Horizontal	Horizontal	Pass

RSE-H&V LTE Band 26 (Part22) BW1.4 CH26915



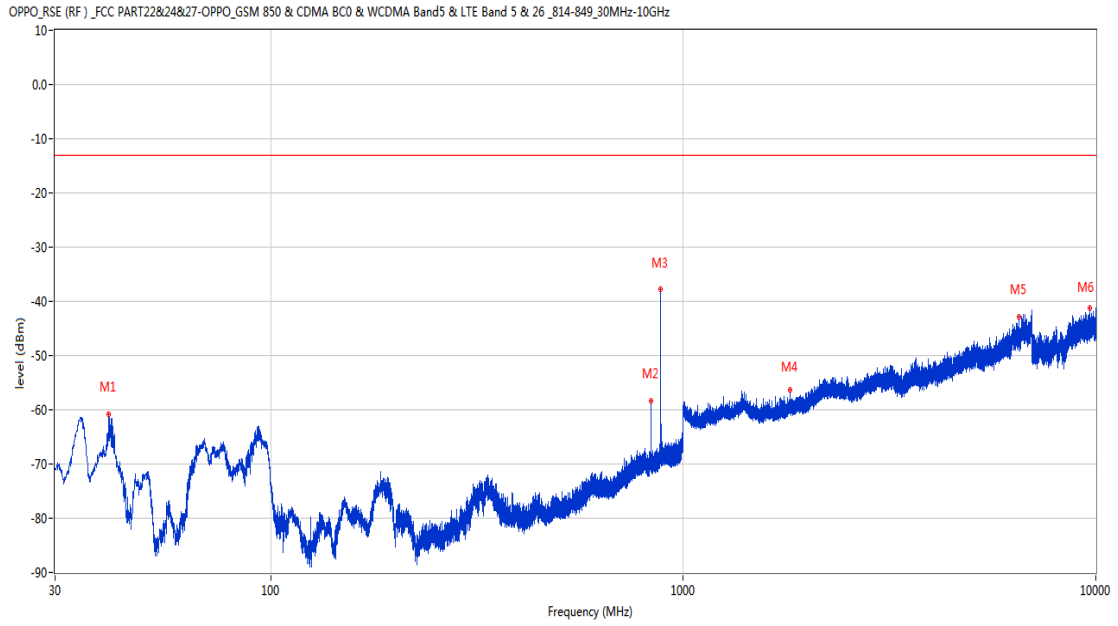
Frequency (MHz)	Result (dBm)	Factor (dB)	PK Limit (dBm)	Over Limit (dB)	Table (o)	ANT	EUT	Verdict
96.979	-64.00	-21.29	-13.0	-51.00	-1.00	Horizontal	Vertical	Pass
836.070	-62.74	2.58	-13.0	-49.74	-3.00	Horizontal	Vertical	N/A
881.175	-35.30	2.76	-13.0	-22.30	203.00	Horizontal	Vertical	N/A
2210.400	-54.16	-1.12	-13.0	-41.16	83.00	Horizontal	Vertical	Pass
5132.200	-47.14	7.79	-13.0	-34.14	342.00	Horizontal	Vertical	Pass
9470.050	-41.43	16.29	-13.0	-28.43	220.00	Horizontal	Vertical	Pass

RSE-V&V LTE Band 26 (Part22) BW1.4 CH26915



Frequency (MHz)	Result (dBm)	Factor (dB)	PK Limit (dBm)	Over Limit (dB)	Table (o)	ANT	EUT	Verdict
34.608	-60.67	-18.37	-13.0	-47.67	-3.00	Vertical	Vertical	Pass
836.119	-59.58	2.58	-13.0	-46.58	142.00	Vertical	Vertical	N/A
881.563	-35.00	2.80	-13.0	-22.00	108.00	Vertical	Vertical	N/A
2252.500	-53.86	-1.39	-13.0	-40.86	221.00	Vertical	Vertical	Pass
5151.400	-47.29	7.28	-13.0	-34.29	272.00	Vertical	Vertical	Pass
9712.750	-41.59	16.59	-13.0	-28.59	63.00	Vertical	Vertical	Pass

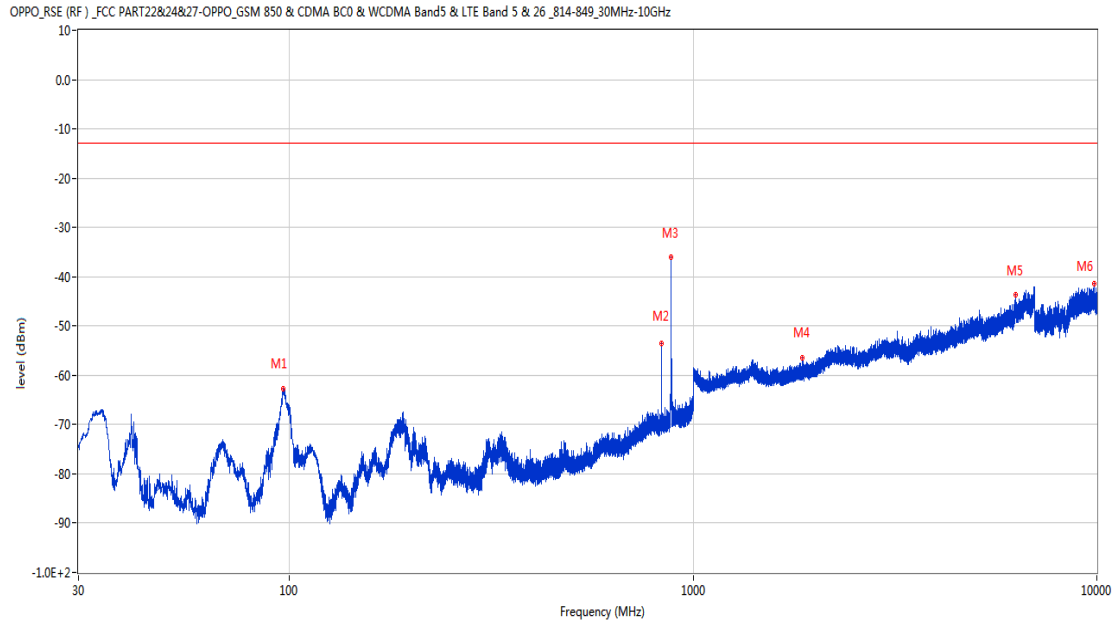
RSE-V&H LTE Band 26 (Part22) BW1.4 CH26915



Frequency (MHz)	Result (dBm)	Factor (dB)	PK Limit (dBm)	Over Limit (dB)	Table (o)	ANT	EUT	Verdict
40.525	-60.80	-18.20	-13.0	-47.80	58.00	Vertical	Horizontal	Pass
836.119	-58.31	2.58	-13.0	-45.31	-2.00	Vertical	Horizontal	N/A
881.612	-37.71	2.81	-13.0	-24.71	101.00	Vertical	Horizontal	N/A
1817.400	-56.28	-4.76	-13.0	-43.28	341.00	Vertical	Horizontal	Pass
6497.800	-42.80	10.58	-13.0	-29.80	211.00	Vertical	Horizontal	Pass
9674.800	-41.32	16.78	-13.0	-28.32	140.00	Vertical	Horizontal	Pass

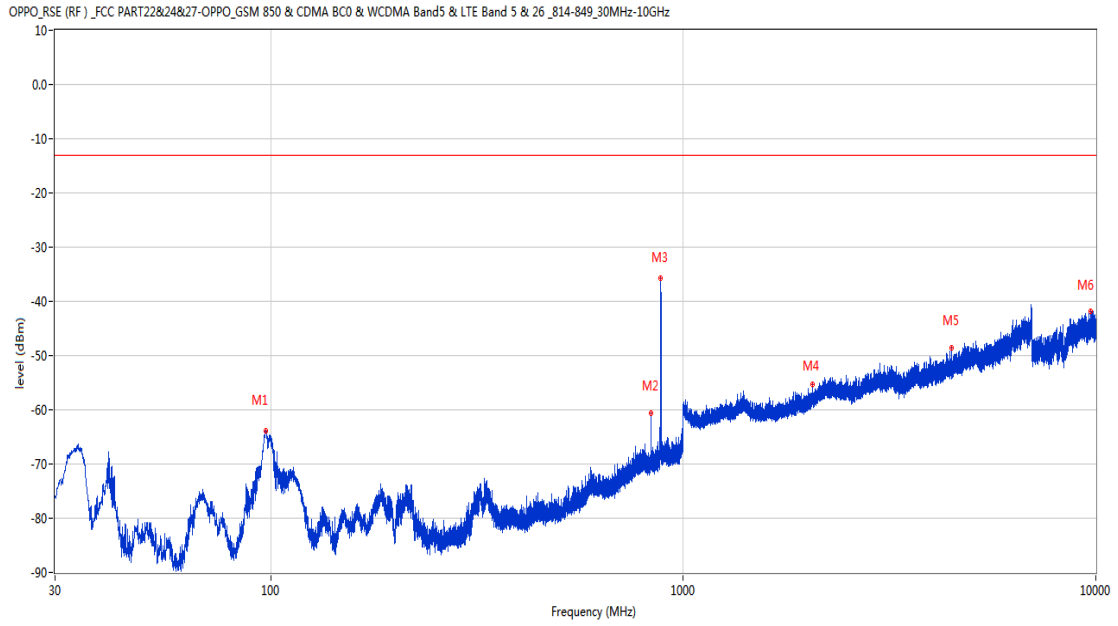
39.2 LTE Band 26 (Part22) BW3, Middle Channel

RSE-H&H LTE Band 26 (Part22) BW3 CH26915



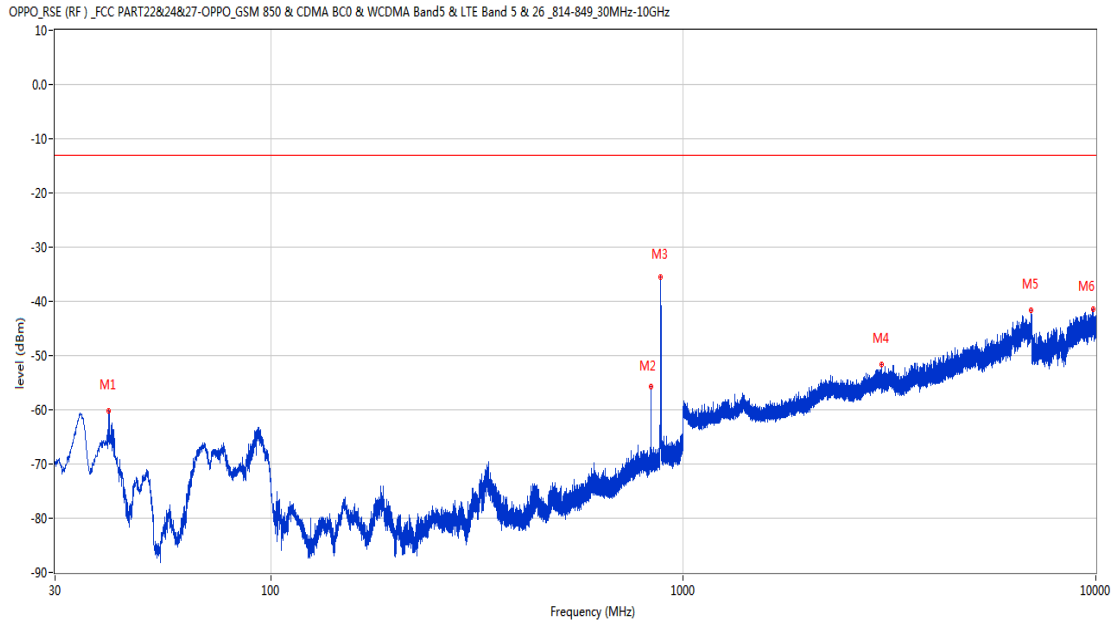
Frequency (MHz)	Result (dBm)	Factor (dB)	PK Limit (dBm)	Over Limit (dB)	Table (o)	ANT	EUT	Verdict
96.493	-62.80	-21.26	-13.0	-49.80	3.00	Horizontal	Horizontal	Pass
835.148	-53.56	2.55	-13.0	-40.56	233.00	Horizontal	Horizontal	N/A
880.738	-36.08	2.71	-13.0	-23.08	207.00	Horizontal	Horizontal	N/A
1862.600	-56.50	-4.98	-13.0	-43.50	120.00	Horizontal	Horizontal	Pass
6289.200	-43.60	11.38	-13.0	-30.60	269.00	Horizontal	Horizontal	Pass
9841.901	-41.45	16.97	-13.0	-28.45	361.00	Horizontal	Horizontal	Pass

RSE-H&V LTE Band 26 (Part2) BW3 CH26915



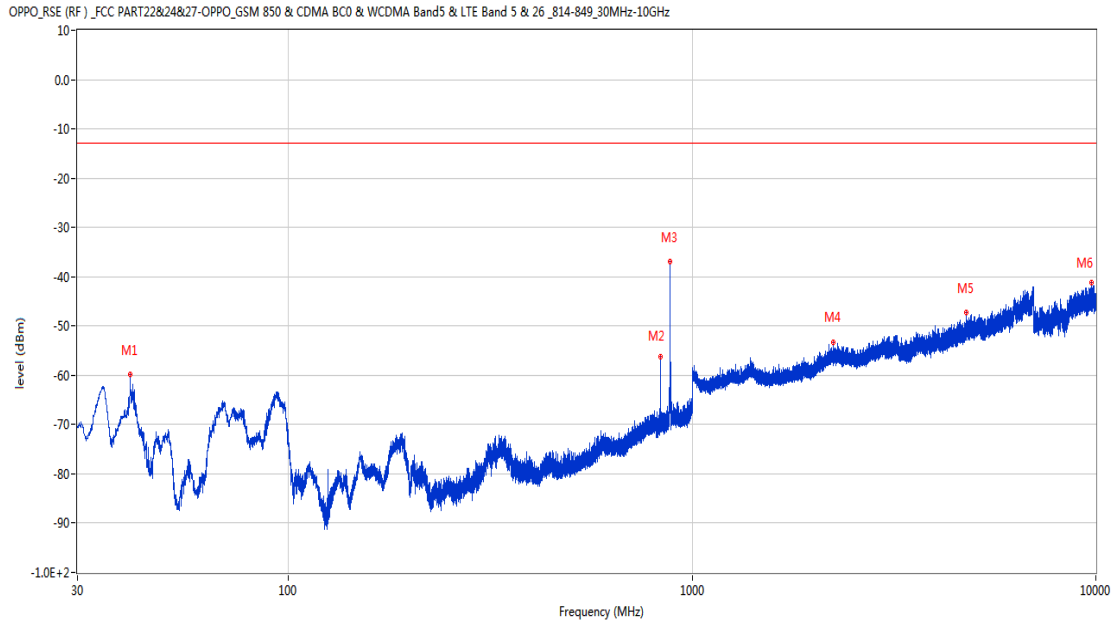
Frequency (MHz)	Result (dBm)	Factor (dB)	PK Limit (dBm)	Over Limit (dB)	Table (o)	ANT	EUT	Verdict
97.318	-63.79	-21.31	-13.0	-50.79	7.00	Horizontal	Vertical	Pass
835.197	-60.56	2.55	-13.0	-47.56	139.00	Horizontal	Vertical	N/A
881.223	-35.81	2.76	-13.0	-22.81	188.00	Horizontal	Vertical	N/A
2060.300	-55.33	-3.10	-13.0	-42.33	17.00	Horizontal	Vertical	Pass
4479.000	-48.60	6.33	-13.0	-35.60	82.00	Horizontal	Vertical	Pass
9728.650	-41.81	16.26	-13.0	-28.81	316.00	Horizontal	Vertical	Pass

RSE-V&V LTE Band 26 (Part22) BW3 CH26915



Frequency (MHz)	Result (dBm)	Factor (dB)	PK Limit (dBm)	Over Limit (dB)	Table (o)	ANT	EUT	Verdict
40.525	-60.23	-18.20	-13.0	-47.23	100.00	Vertical	Vertical	Pass
835.197	-55.68	2.55	-13.0	-42.68	273.00	Vertical	Vertical	N/A
881.806	-35.54	2.83	-13.0	-22.54	116.00	Vertical	Vertical	N/A
3028.800	-51.69	2.08	-13.0	-38.69	322.00	Vertical	Vertical	Pass
6974.200	-41.72	13.70	-13.0	-28.72	0.00	Vertical	Vertical	Pass
9852.100	-41.52	16.82	-13.0	-28.52	190.00	Vertical	Vertical	Pass

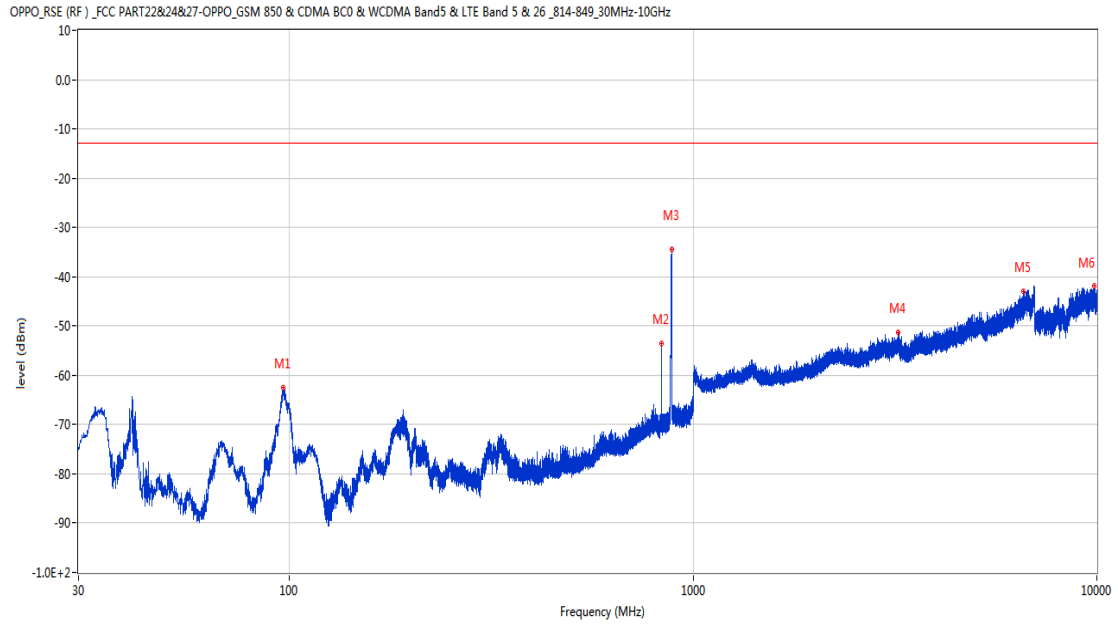
RSE-V&H LTE Band 26 (Part22) BW3 CH26915



Frequency (MHz)	Result (dBm)	Factor (dB)	PK Limit (dBm)	Over Limit (dB)	Table (o)	ANT	EUT	Verdict
40.525	-59.78	-18.20	-13.0	-46.78	99.00	Vertical	Horizontal	Pass
835.197	-56.25	2.55	-13.0	-43.25	335.00	Vertical	Horizontal	N/A
882.290	-36.95	2.89	-13.0	-23.95	119.00	Vertical	Horizontal	N/A
2235.900	-53.34	-1.19	-13.0	-40.34	216.00	Vertical	Horizontal	Pass
4780.000	-47.36	7.24	-13.0	-34.36	26.00	Vertical	Horizontal	Pass
9774.550	-41.09	16.20	-13.0	-28.09	39.00	Vertical	Horizontal	Pass

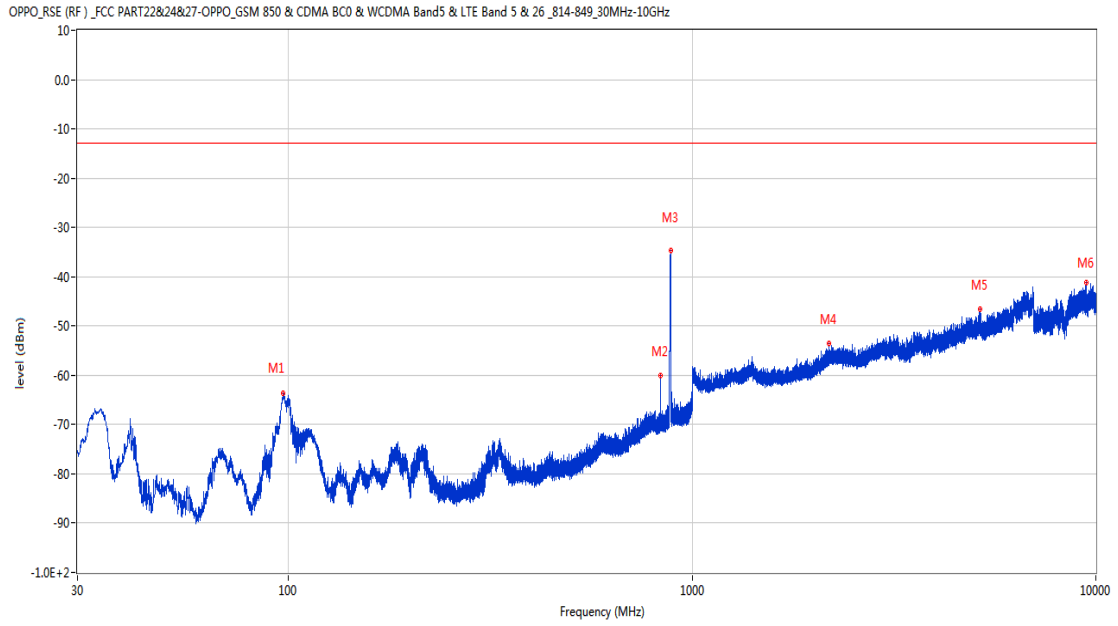
39.3 LTE Band 26 (Part22) BW5, Middle Channel

RSE-H&H LTE Band 26 (Part22) BW5 CH26915



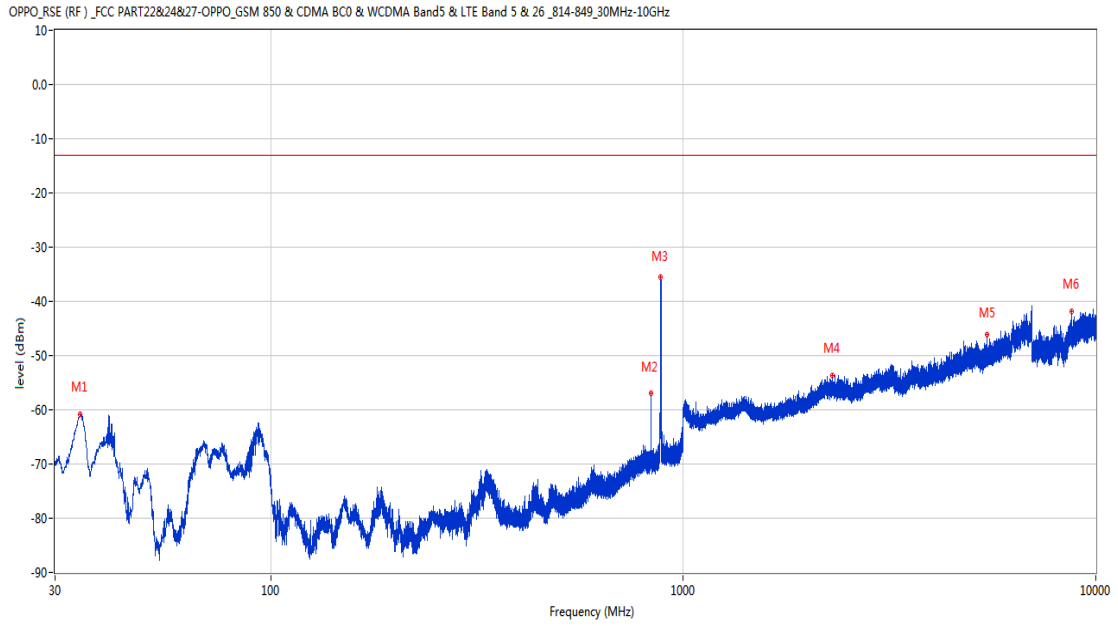
Frequency (MHz)	Result (dBm)	Factor (dB)	PK Limit (dBm)	Over Limit (dB)	Table (o)	ANT	EUT	Verdict
96.493	-62.40	-21.26	-13.0	-49.40	-1.00	Horizontal	Horizontal	Pass
834.421	-53.43	2.53	-13.0	-40.43	121.00	Horizontal	Horizontal	N/A
883.551	-34.54	3.05	-13.0	-21.54	199.00	Horizontal	Horizontal	N/A
3224.400	-51.31	3.96	-13.0	-38.31	130.00	Horizontal	Horizontal	Pass
6593.000	-43.08	10.88	-13.0	-30.08	51.00	Horizontal	Horizontal	Pass
9842.800	-41.84	16.97	-13.0	-28.84	227.00	Horizontal	Horizontal	Pass

RSE-H&V LTE Band 26 (Part22) BW5 CH26915



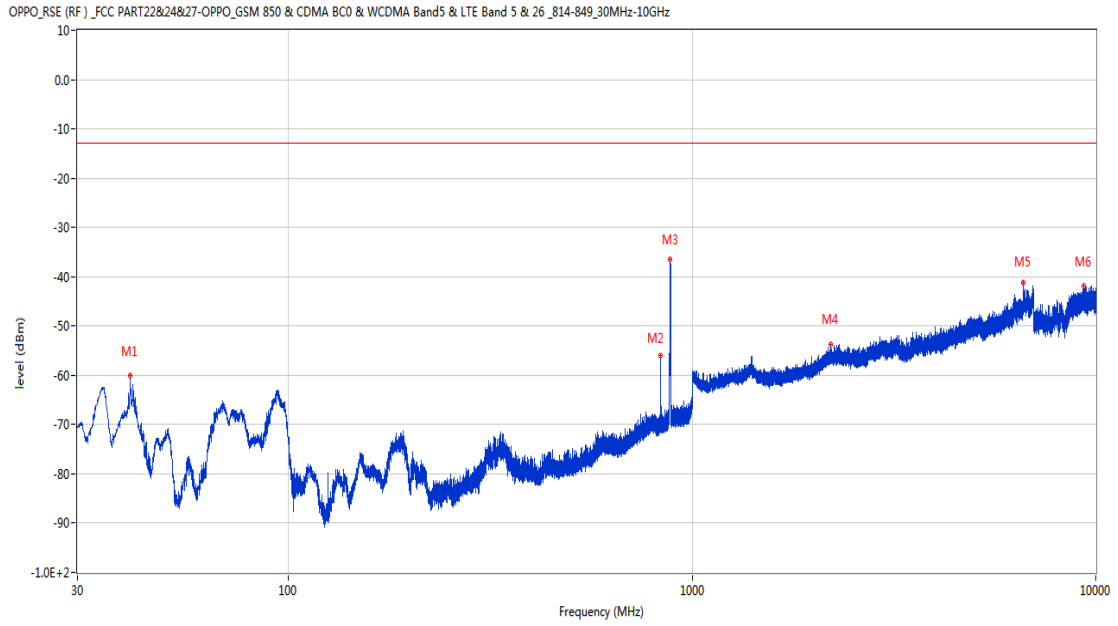
Frequency (MHz)	Result (dBm)	Factor (dB)	PK Limit (dBm)	Over Limit (dB)	Table (o)	ANT	EUT	Verdict
97.124	-63.74	-21.30	-13.0	-50.74	1.00	Horizontal	Vertical	Pass
834.324	-60.12	2.53	-13.0	-47.12	122.00	Horizontal	Vertical	N/A
883.551	-34.65	3.05	-13.0	-21.65	199.00	Horizontal	Vertical	N/A
2184.400	-53.59	-1.81	-13.0	-40.59	237.00	Horizontal	Vertical	Pass
5156.600	-46.67	7.27	-13.0	-33.67	232.00	Horizontal	Vertical	Pass
9485.350	-41.23	15.95	-13.0	-28.23	361.00	Horizontal	Vertical	Pass

RSE-V&V LTE Band 26 (Part22) BW5 CH26915



Frequency (MHz)	Result (dBm)	Factor (dB)	PK Limit (dBm)	Over Limit (dB)	Table (o)	ANT	EUT	Verdict
34.559	-60.73	-18.36	-13.0	-47.73	-3.00	Vertical	Vertical	Pass
834.276	-57.03	2.52	-13.0	-44.03	287.00	Vertical	Vertical	N/A
880.593	-35.53	2.69	-13.0	-22.53	114.00	Vertical	Vertical	N/A
2296.600	-53.72	-1.11	-13.0	-40.72	171.00	Vertical	Vertical	Pass
5443.400	-46.07	7.48	-13.0	-33.07	133.00	Vertical	Vertical	Pass
8718.550	-41.79	13.76	-13.0	-28.79	157.00	Vertical	Vertical	Pass

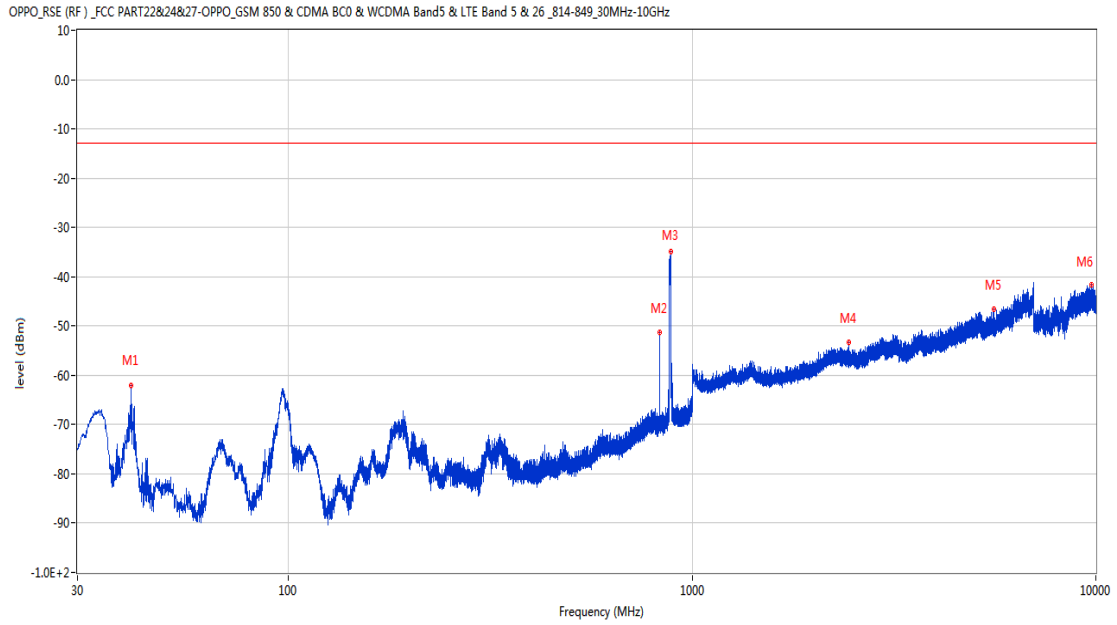
RSE-V&H LTE Band 26 (Part22) BW5 CH26915



Frequency (MHz)	Result (dBm)	Factor (dB)	PK Limit (dBm)	Over Limit (dB)	Table (o)	ANT	EUT	Verdict
40.525	-60.06	-18.20	-13.0	-47.06	97.00	Vertical	Horizontal	Pass
834.372	-55.97	2.53	-13.0	-42.97	-3.00	Vertical	Horizontal	N/A
880.690	-36.38	2.70	-13.0	-23.38	118.00	Vertical	Horizontal	N/A
2206.200	-53.83	-1.26	-13.0	-40.83	205.00	Vertical	Horizontal	Pass
6608.000	-41.22	12.25	-13.0	-28.22	348.00	Vertical	Horizontal	Pass
9329.651	-41.90	15.44	-13.0	-28.90	99.00	Vertical	Horizontal	Pass

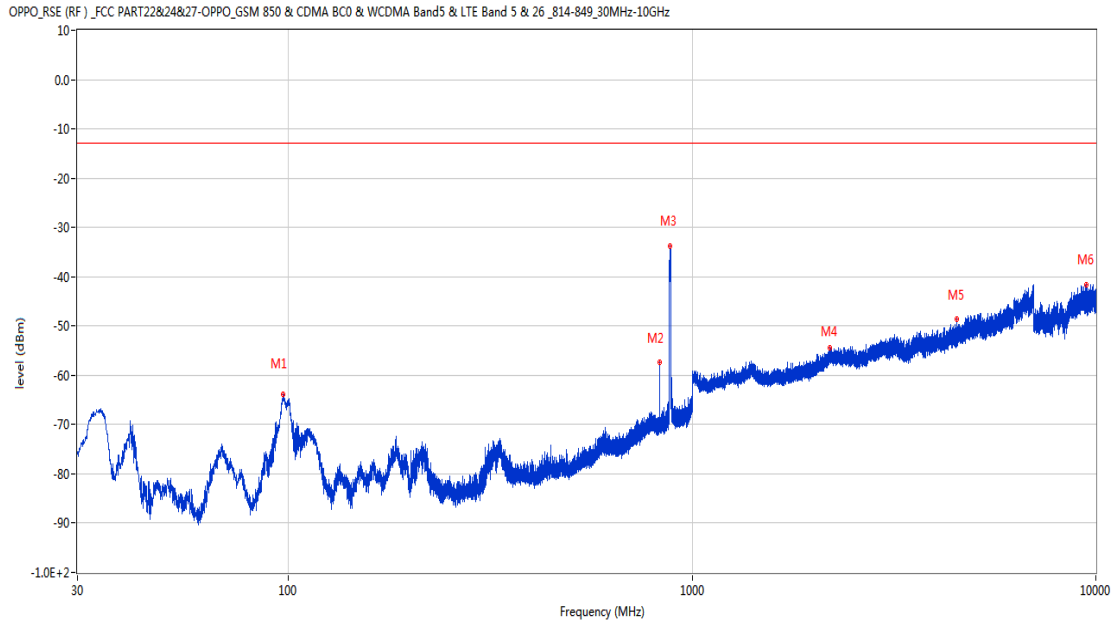
39.4 LTE Band 26 (Part22) BW10, Middle Channel

RSE-H&H LTE Band 26 (Part22) BW10 CH26915



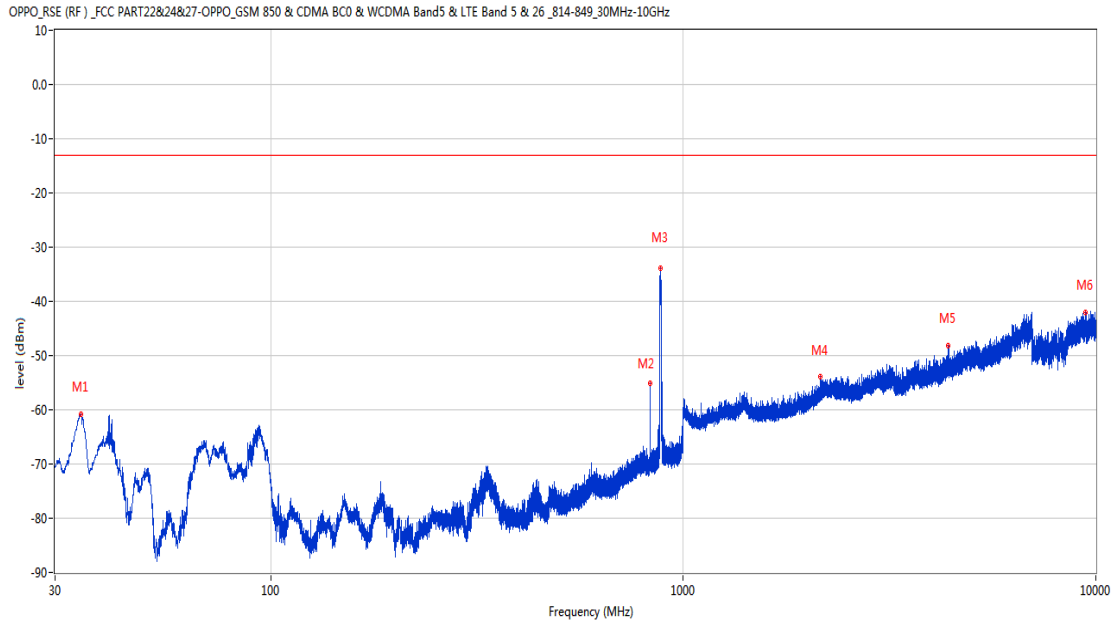
Frequency (MHz)	Result (dBm)	Factor (dB)	PK Limit (dBm)	Over Limit (dB)	Table (o)	ANT	EUT	Verdict
40.767	-62.06	-18.02	-13.0	-49.06	264.00	Horizontal	Horizontal	Pass
832.142	-51.37	2.46	-13.0	-38.37	241.00	Horizontal	Horizontal	N/A
884.473	-34.94	3.14	-13.0	-21.94	204.00	Horizontal	Horizontal	N/A
2437.600	-53.42	-0.99	-13.0	-40.42	144.00	Horizontal	Horizontal	Pass
5579.000	-46.62	7.51	-13.0	-33.62	112.00	Horizontal	Horizontal	Pass
9749.349	-41.66	16.12	-13.0	-28.66	249.00	Horizontal	Horizontal	Pass

RSE-H&V LTE Band 26 (Part22) BW10 CH26915



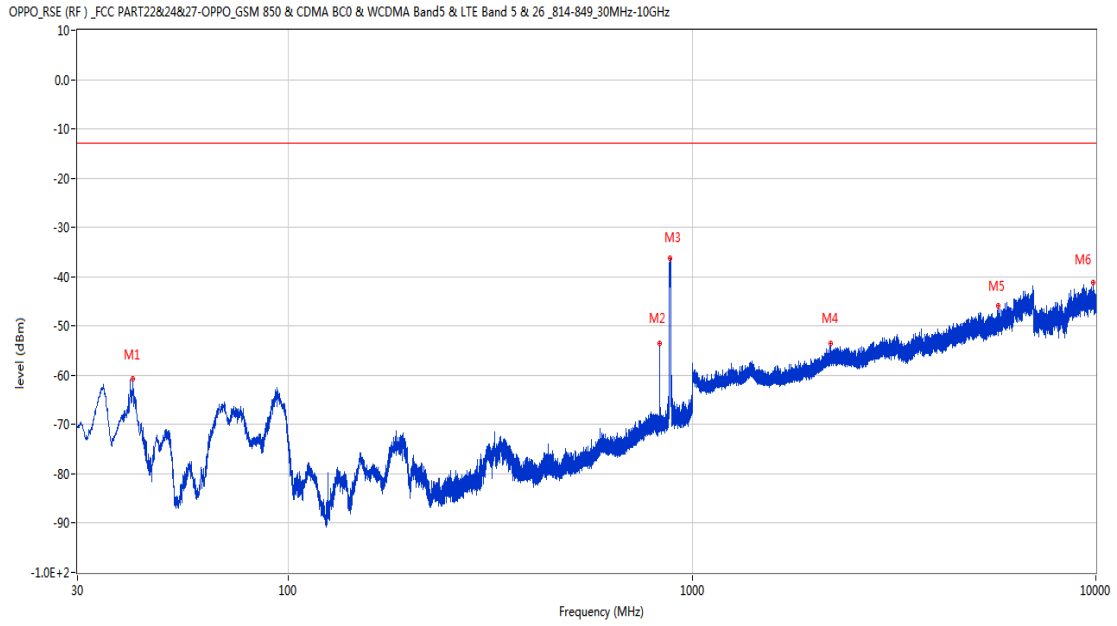
Frequency (MHz)	Result (dBm)	Factor (dB)	PK Limit (dBm)	Over Limit (dB)	Table (o)	ANT	EUT	Verdict
97.076	-63.87	-21.30	-13.0	-50.87	0.00	Horizontal	Vertical	Pass
832.093	-57.44	2.46	-13.0	-44.44	135.00	Horizontal	Vertical	N/A
883.018	-33.70	2.98	-13.0	-20.70	201.00	Horizontal	Vertical	N/A
2196.500	-54.44	-1.89	-13.0	-41.44	348.00	Horizontal	Vertical	Pass
4523.000	-48.61	6.39	-13.0	-35.61	152.00	Horizontal	Vertical	Pass
9464.651	-41.62	16.42	-13.0	-28.62	363.00	Horizontal	Vertical	Pass

RSE-V&V LTE Band 26 (Part22) BW10 CH26915



Frequency (MHz)	Result (dBm)	Factor (dB)	PK Limit (dBm)	Over Limit (dB)	Table (o)	ANT	EUT	Verdict
34.608	-60.81	-18.37	-13.0	-47.81	36.00	Vertical	Vertical	Pass
832.093	-55.16	2.46	-13.0	-42.16	253.00	Vertical	Vertical	N/A
878.556	-33.95	2.65	-13.0	-20.95	109.00	Vertical	Vertical	N/A
2148.000	-53.90	-2.08	-13.0	-40.90	101.00	Vertical	Vertical	Pass
4395.600	-48.18	5.76	-13.0	-35.18	354.00	Vertical	Vertical	Pass
9435.850	-41.97	16.38	-13.0	-28.97	331.00	Vertical	Vertical	Pass

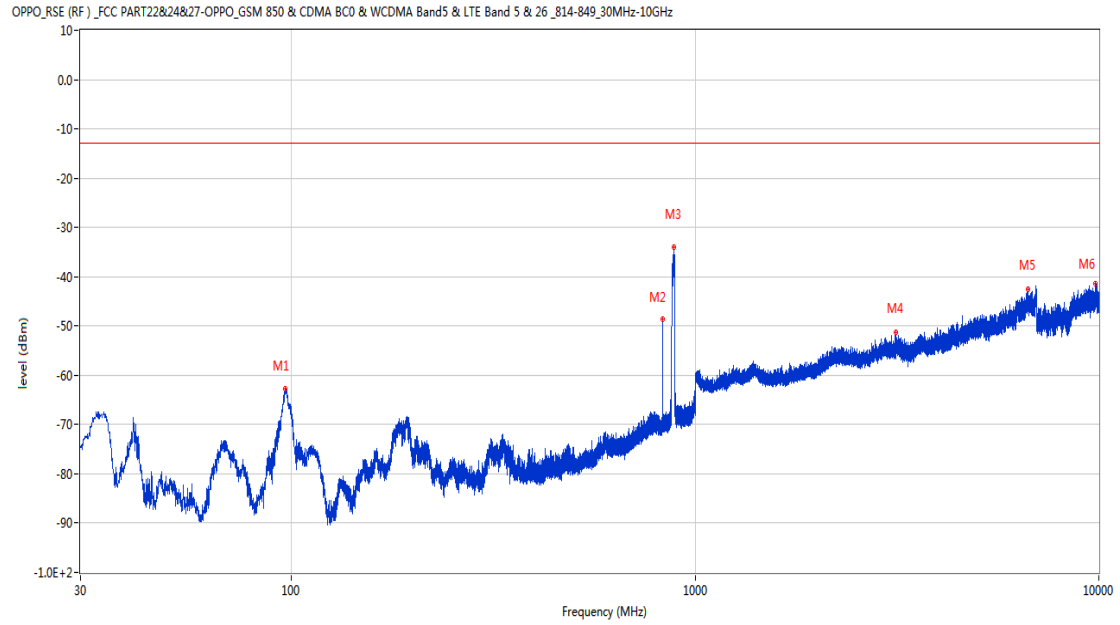
RSE-V&H LTE Band 26 (Part22) BW10 CH26915



Frequency (MHz)	Result (dBm)	Factor (dB)	PK Limit (dBm)	Over Limit (dB)	Table (o)	ANT	EUT	Verdict
41.155	-60.67	-17.76	-13.0	-47.67	112.00	Vertical	Horizontal	Pass
832.190	-53.43	2.46	-13.0	-40.43	332.00	Vertical	Horizontal	N/A
883.164	-36.14	3.00	-13.0	-23.14	112.00	Vertical	Horizontal	N/A
2205.800	-53.64	-1.28	-13.0	-40.64	61.00	Vertical	Horizontal	Pass
5744.400	-45.85	7.42	-13.0	-32.85	272.00	Vertical	Horizontal	Pass
9858.850	-41.29	16.44	-13.0	-28.29	41.00	Vertical	Horizontal	Pass

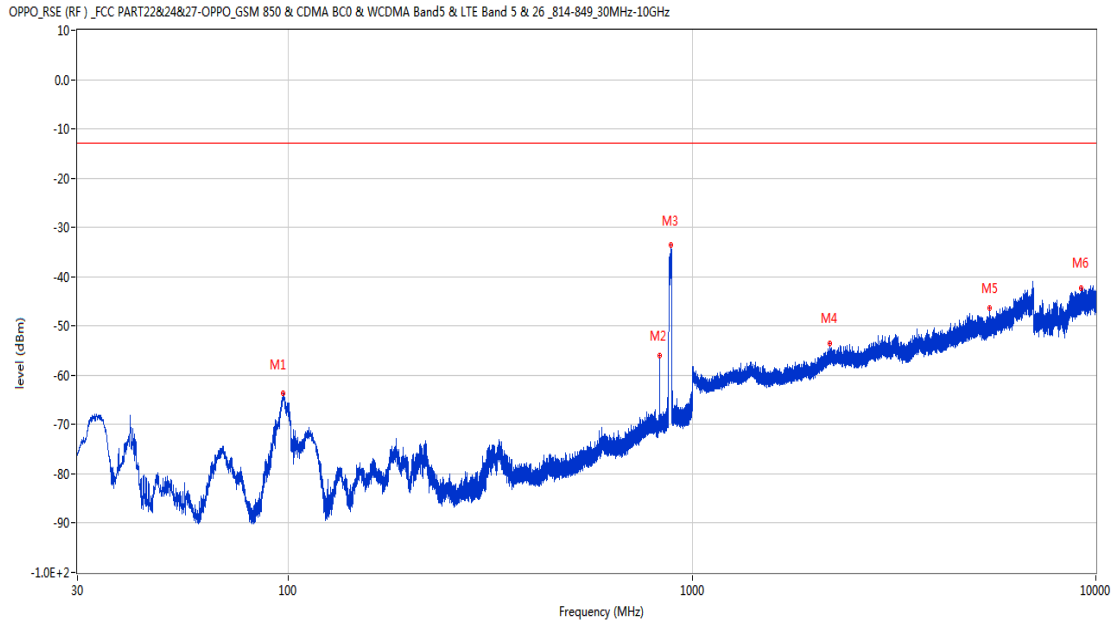
39.5 LTE Band 26 (Part22) BW15, Middle Channel

RSE-H&H LTE Band 26 (Part22) BW15 CH26915



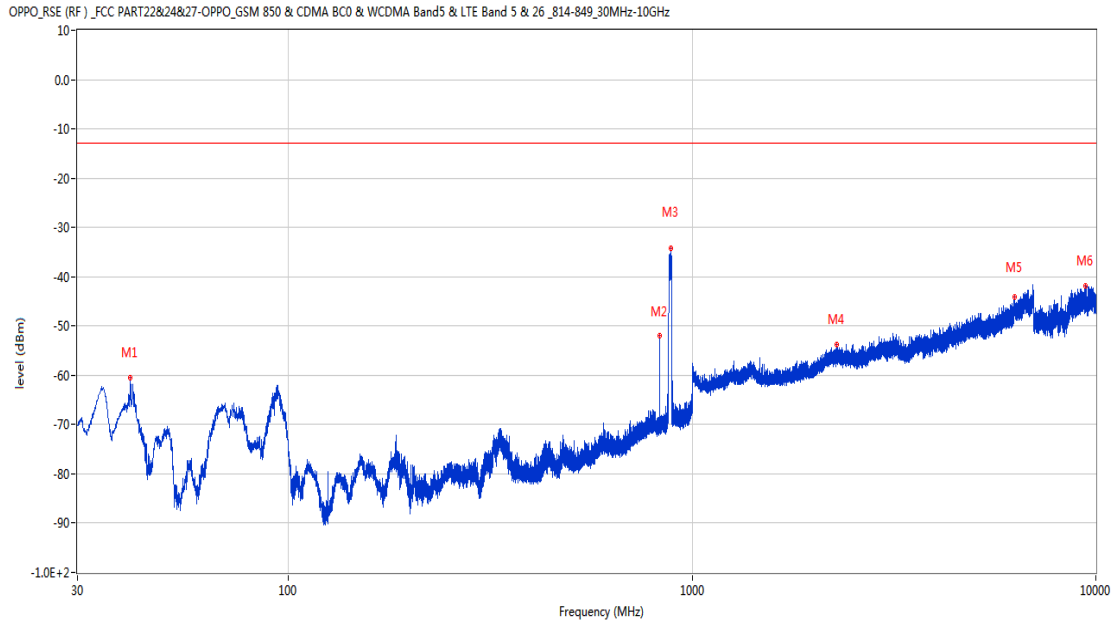
Frequency (MHz)	Result (dBm)	Factor (dB)	PK Limit (dBm)	Over Limit (dB)	Table (o)	ANT	EUT	Verdict
96.299	-62.65	-21.24	-13.0	-49.65	-1.00	Horizontal	Horizontal	Pass
829.862	-48.60	2.39	-13.0	-35.60	103.00	Horizontal	Horizontal	N/A
887.431	-33.92	3.21	-13.0	-20.92	196.00	Horizontal	Horizontal	N/A
3138.000	-51.28	2.16	-13.0	-38.28	16.00	Horizontal	Horizontal	Pass
6685.400	-42.44	12.05	-13.0	-29.44	212.00	Horizontal	Horizontal	Pass
9827.350	-41.47	17.05	-13.0	-28.47	38.00	Horizontal	Horizontal	Pass

RSE-H&V LTE Band 26 (Part22) BW15 CH26915



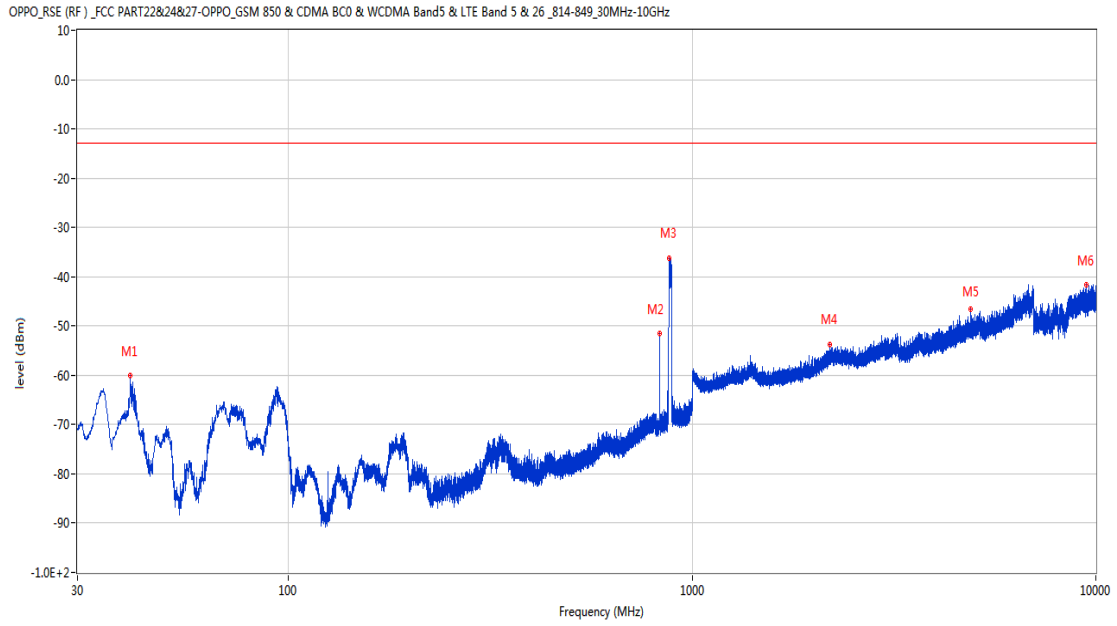
Frequency (MHz)	Result (dBm)	Factor (dB)	PK Limit (dBm)	Over Limit (dB)	Table (o)	ANT	EUT	Verdict
96.833	-63.70	-21.28	-13.0	-50.70	-3.00	Horizontal	Vertical	Pass
829.862	-56.06	2.39	-13.0	-43.06	-3.00	Horizontal	Vertical	N/A
887.674	-33.61	3.24	-13.0	-20.61	204.00	Horizontal	Vertical	N/A
2188.800	-53.49	-1.92	-13.0	-40.49	294.00	Horizontal	Vertical	Pass
5456.600	-46.26	7.61	-13.0	-33.26	273.00	Horizontal	Vertical	Pass
9194.200	-42.35	15.24	-13.0	-29.35	199.00	Horizontal	Vertical	Pass

RSE-V&V LTE Band 26 (Part22) BW15 CH26915



Frequency (MHz)	Result (dBm)	Factor (dB)	PK Limit (dBm)	Over Limit (dB)	Table (o)	ANT	EUT	Verdict
40.573	-60.41	-18.16	-13.0	-47.41	353.00	Vertical	Vertical	Pass
829.814	-51.98	2.39	-13.0	-38.98	296.00	Vertical	Vertical	N/A
886.801	-34.12	3.15	-13.0	-21.12	112.00	Vertical	Vertical	N/A
2278.000	-53.82	-1.41	-13.0	-40.82	97.00	Vertical	Vertical	Pass
6278.600	-44.09	11.26	-13.0	-31.09	176.00	Vertical	Vertical	Pass
9433.300	-41.91	16.33	-13.0	-28.91	147.00	Vertical	Vertical	Pass

RSE-V&H LTE Band 26 (Part22) BW15 CH26915

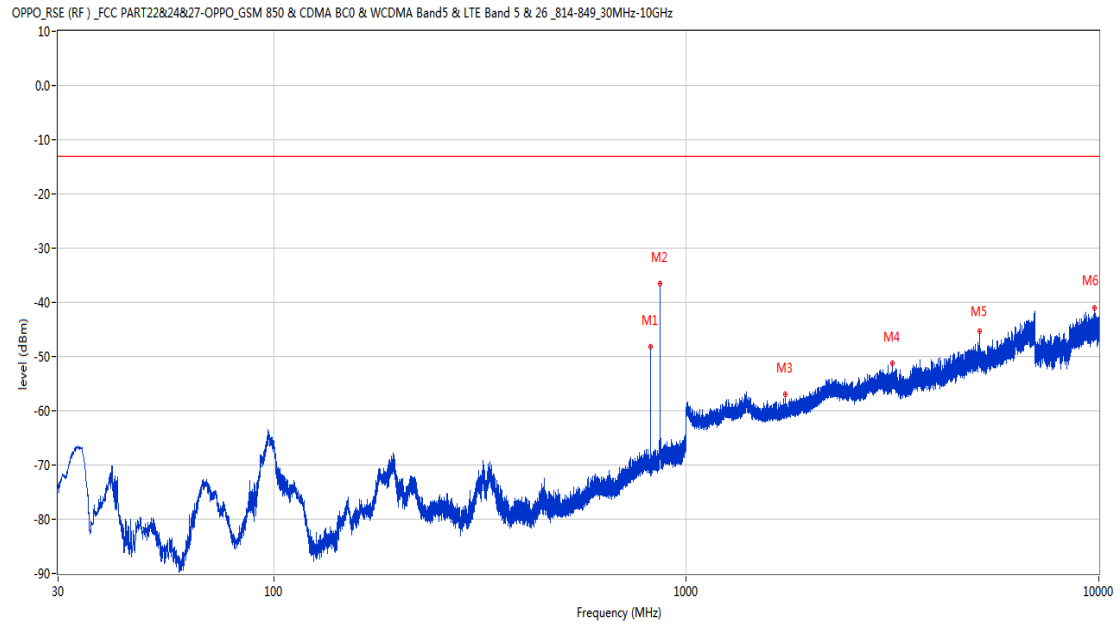


Frequency (MHz)	Result (dBm)	Factor (dB)	PK Limit (dBm)	Over Limit (dB)	Table (o)	ANT	EUT	Verdict
40.525	-60.08	-18.20	-13.0	-47.08	150.00	Vertical	Horizontal	Pass
829.862	-51.59	2.39	-13.0	-38.59	329.00	Vertical	Horizontal	N/A
875.743	-36.22	2.58	-13.0	-23.22	112.00	Vertical	Horizontal	N/A
2190.600	-53.85	-1.96	-13.0	-40.85	44.00	Vertical	Horizontal	Pass
4891.600	-46.63	7.17	-13.0	-33.63	360.00	Vertical	Horizontal	Pass
9463.300	-41.52	16.45	-13.0	-28.52	355.00	Vertical	Horizontal	Pass

40 LTE Band 26 (Part90)

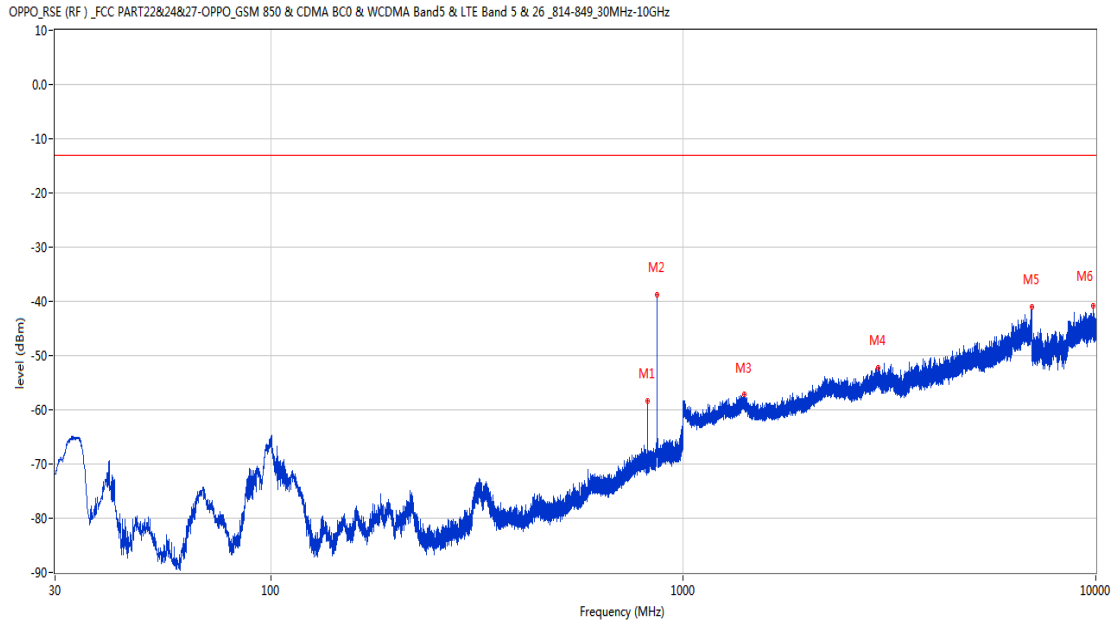
40.1 LTE Band 26 (Part90) BW1.4, Middle Channel

RSE-H&H LTE Band 26 (Part90) BW1.4 CH26740



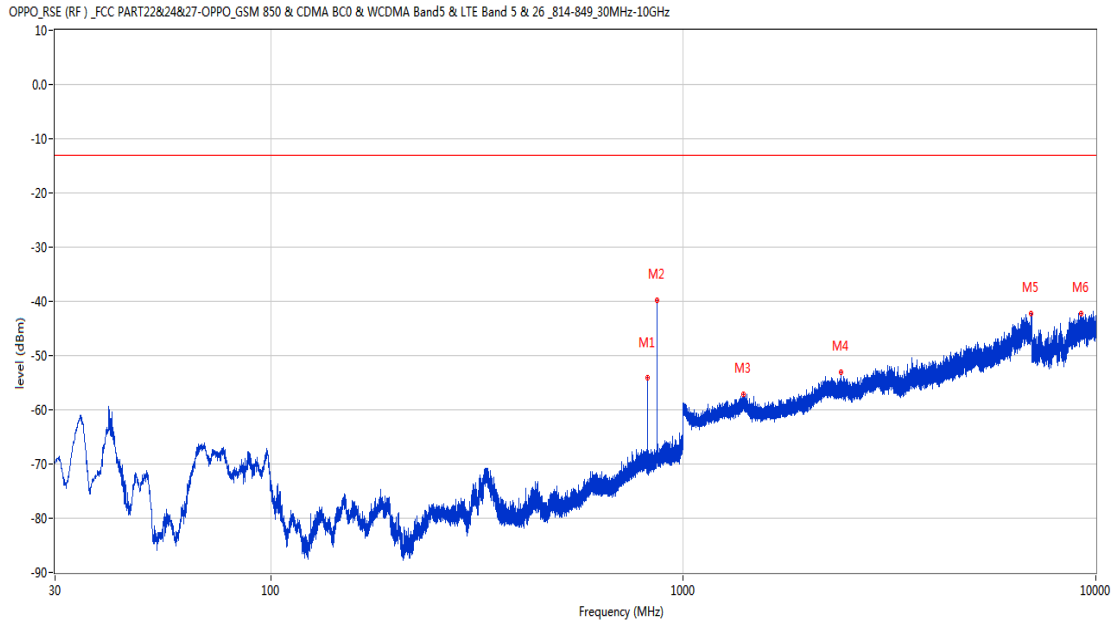
Frequency (MHz)	Result (dBm)	Factor (dB)	PK Limit (dBm)	Over Limit (dB)	Table (o)	ANT	EUT	Verdict
818.562	-48.23	2.09	-13.0	-35.23	132.00	Horizontal	Horizontal	N/A
863.909	-36.49	2.15	-13.0	-23.49	281.00	Horizontal	Horizontal	N/A
1739.100	-57.00	-5.12	-13.0	-44.00	312.00	Horizontal	Horizontal	Pass
3165.800	-51.26	3.21	-13.0	-38.26	96.00	Horizontal	Horizontal	Pass
5134.000	-45.30	7.79	-13.0	-32.30	45.00	Horizontal	Horizontal	Pass
9742.151	-41.11	16.12	-13.0	-28.11	11.00	Horizontal	Horizontal	Pass

RSE-H&V LTE Band 26 (Part90) BW1.4 CH26740



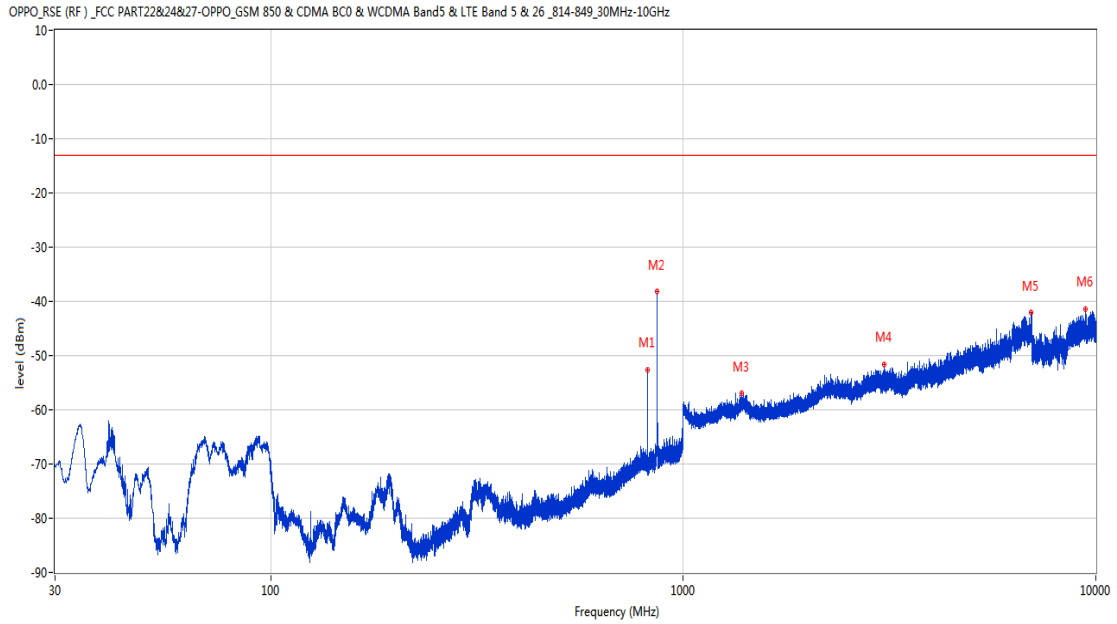
Frequency (MHz)	Result (dBm)	Factor (dB)	PK Limit (dBm)	Over Limit (dB)	Table (o)	ANT	EUT	Verdict
818.562	-58.42	2.09	-13.0	-45.42	11.00	Horizontal	Vertical	N/A
864.394	-38.88	2.16	-13.0	-25.88	0.00	Horizontal	Vertical	N/A
1407.200	-57.22	-3.94	-13.0	-44.22	268.00	Horizontal	Vertical	Pass
2966.200	-52.19	1.91	-13.0	-39.19	237.00	Horizontal	Vertical	Pass
6995.200	-40.99	13.56	-13.0	-27.99	235.00	Horizontal	Vertical	Pass
9852.550	-40.79	16.79	-13.0	-27.79	119.00	Horizontal	Vertical	Pass

RSE-V&V LTE Band 26 (Part90) BW1.4 CH26740



Frequency (MHz)	Result (dBm)	Factor (dB)	PK Limit (dBm)	Over Limit (dB)	Table (o)	ANT	EUT	Verdict
818.562	-54.11	2.09	-13.0	-41.11	276.00	Vertical	Vertical	N/A
864.491	-39.89	2.17	-13.0	-26.89	132.00	Vertical	Vertical	N/A
1396.100	-57.16	-3.57	-13.0	-44.16	40.00	Vertical	Vertical	Pass
2414.900	-53.03	-1.11	-13.0	-40.03	271.00	Vertical	Vertical	Pass
6979.600	-42.15	13.87	-13.0	-29.15	360.00	Vertical	Vertical	Pass
9223.750	-42.32	15.33	-13.0	-29.32	73.00	Vertical	Vertical	Pass

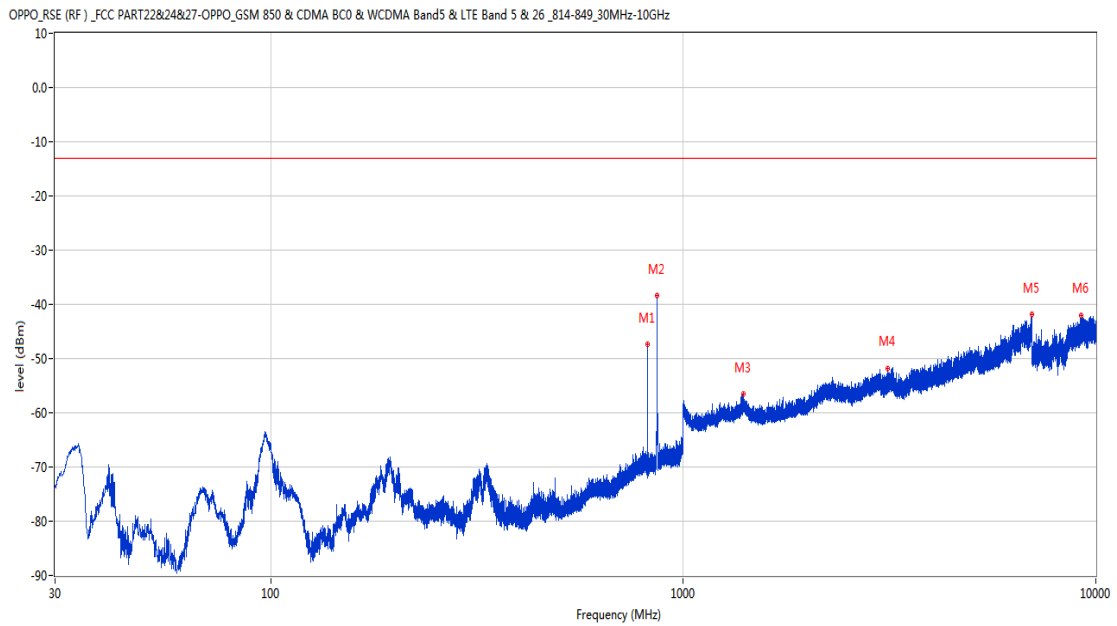
RSE-V&H LTE Band 26 (Part90) BW1.4 CH26740



Frequency (MHz)	Result (dBm)	Factor (dB)	PK Limit (dBm)	Over Limit (dB)	Table (o)	ANT	EUT	Verdict
818.513	-52.73	2.10	-13.0	-39.73	87.00	Vertical	Horizontal	N/A
864.200	-38.18	2.16	-13.0	-25.18	187.00	Vertical	Horizontal	N/A
1386.800	-57.00	-3.94	-13.0	-44.00	123.00	Vertical	Horizontal	Pass
3073.600	-51.67	2.46	-13.0	-38.67	22.00	Vertical	Horizontal	Pass
6981.200	-42.02	13.81	-13.0	-29.02	363.00	Vertical	Horizontal	Pass
9452.951	-41.52	16.68	-13.0	-28.52	312.00	Vertical	Horizontal	Pass

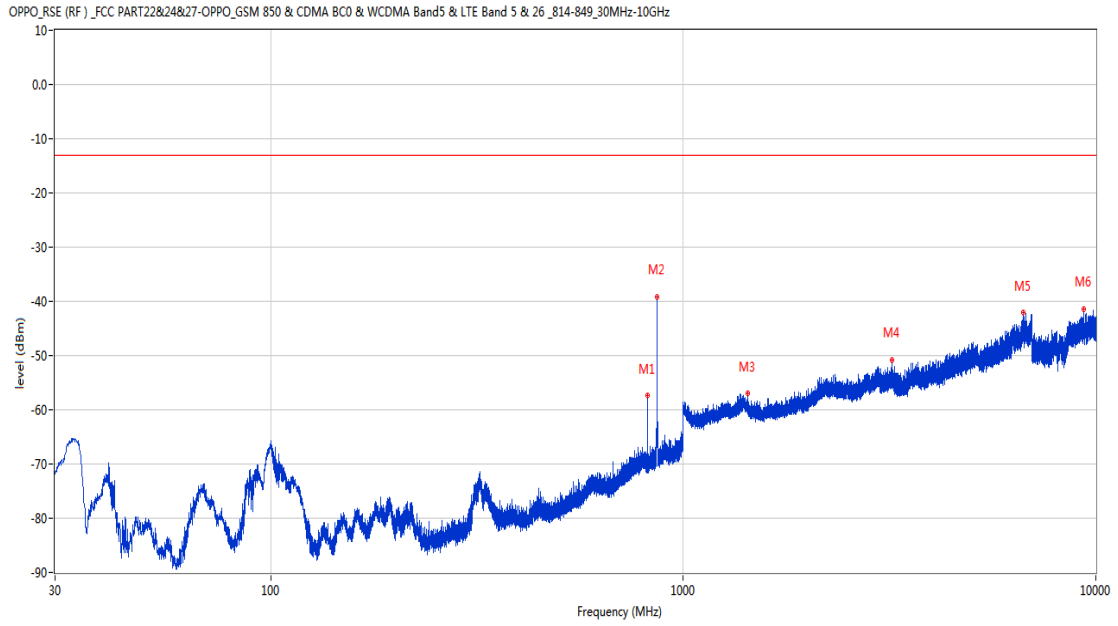
40.2 LTE Band 26 (Part90) BW3, Middle Channel

RSE-H&H LTE Band 26 (Part90) BW3 CH26740



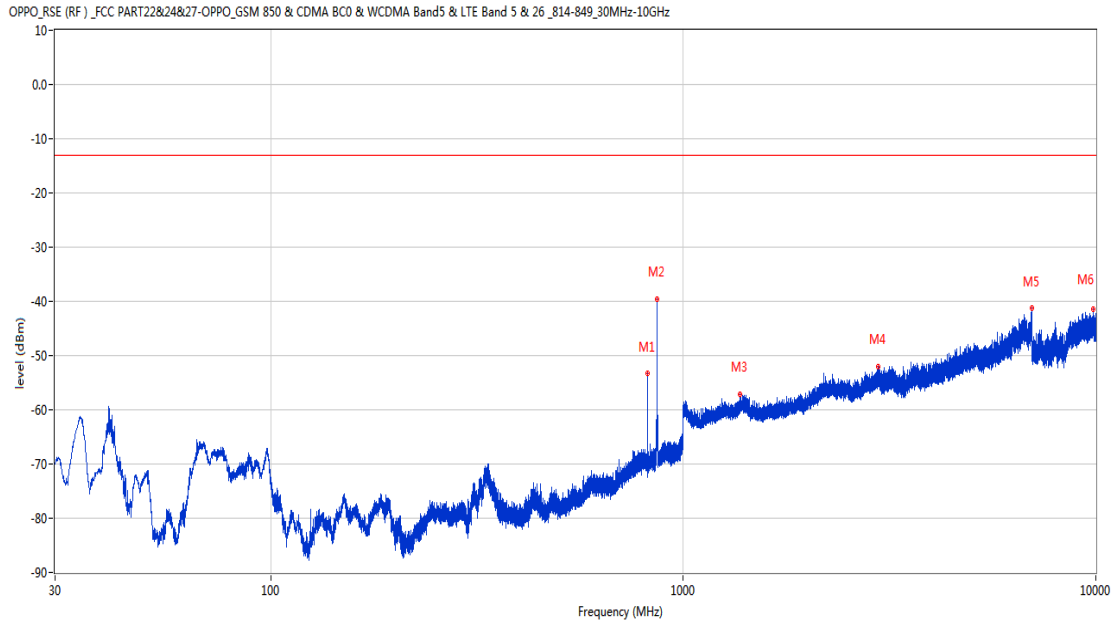
Frequency (MHz)	Result (dBm)	Factor (dB)	PK Limit (dBm)	Over Limit (dB)	Table (o)	ANT	EUT	Verdict
817.737	-47.32	2.10	-13.0	-34.32	126.00	Horizontal	Horizontal	N/A
863.860	-38.35	2.15	-13.0	-25.35	293.00	Horizontal	Horizontal	N/A
1396.200	-56.58	-3.56	-13.0	-43.58	287.00	Horizontal	Horizontal	Pass
3130.200	-51.74	2.31	-13.0	-38.74	361.00	Horizontal	Horizontal	Pass
6993.600	-41.84	13.65	-13.0	-28.84	54.00	Horizontal	Horizontal	Pass
9206.500	-41.97	15.34	-13.0	-28.97	164.00	Horizontal	Horizontal	Pass

RSE-H&V LTE Band 26 (Part90) BW3 CH26740



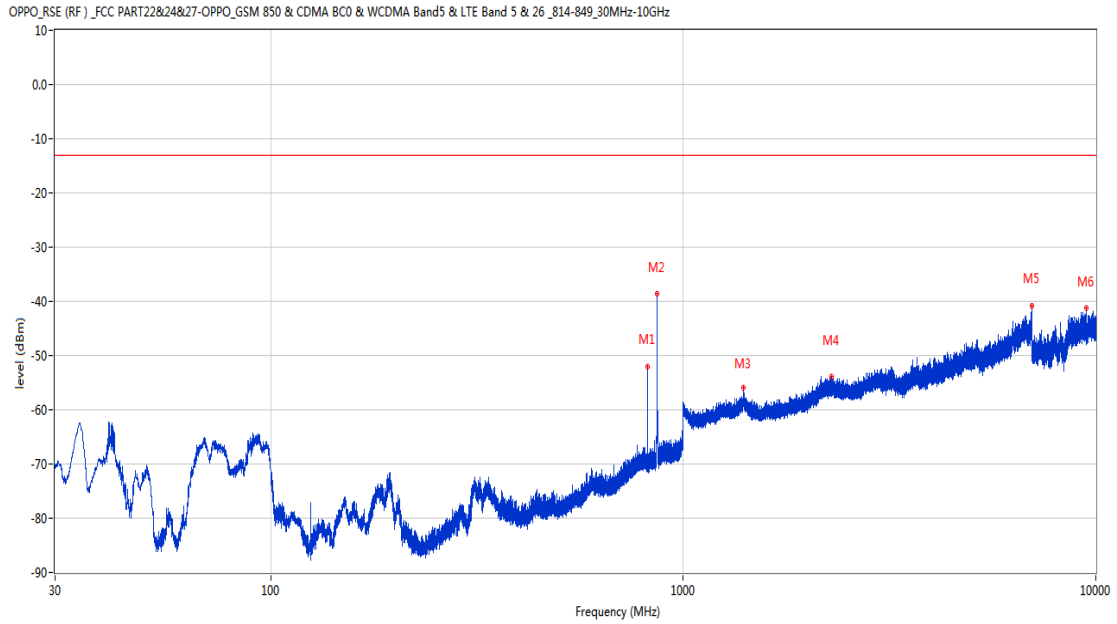
Frequency (MHz)	Result (dBm)	Factor (dB)	PK Limit (dBm)	Over Limit (dB)	Table (o)	ANT	EUT	Verdict
817.737	-57.26	2.10	-13.0	-44.26	343.00	Horizontal	Vertical	N/A
863.909	-39.15	2.15	-13.0	-26.15	25.00	Horizontal	Vertical	N/A
1431.100	-56.92	-4.67	-13.0	-43.92	285.00	Horizontal	Vertical	Pass
3212.000	-50.90	3.61	-13.0	-37.90	363.00	Horizontal	Vertical	Pass
6685.200	-42.13	12.04	-13.0	-29.13	25.00	Horizontal	Vertical	Pass
9343.901	-41.48	15.14	-13.0	-28.48	302.00	Horizontal	Vertical	Pass

RSE-V&V LTE Band 26 (Part90) BW3 CH26740



Frequency (MHz)	Result (dBm)	Factor (dB)	PK Limit (dBm)	Over Limit (dB)	Table (o)	ANT	EUT	Verdict
817.737	-53.29	2.10	-13.0	-40.29	60.00	Vertical	Vertical	N/A
863.230	-39.52	2.12	-13.0	-26.52	106.00	Vertical	Vertical	N/A
1374.300	-57.19	-4.48	-13.0	-44.19	345.00	Vertical	Vertical	Pass
2968.200	-52.07	1.87	-13.0	-39.07	345.00	Vertical	Vertical	Pass
6995.000	-41.32	13.57	-13.0	-28.32	26.00	Vertical	Vertical	Pass
9837.700	-41.47	17.00	-13.0	-28.47	41.00	Vertical	Vertical	Pass

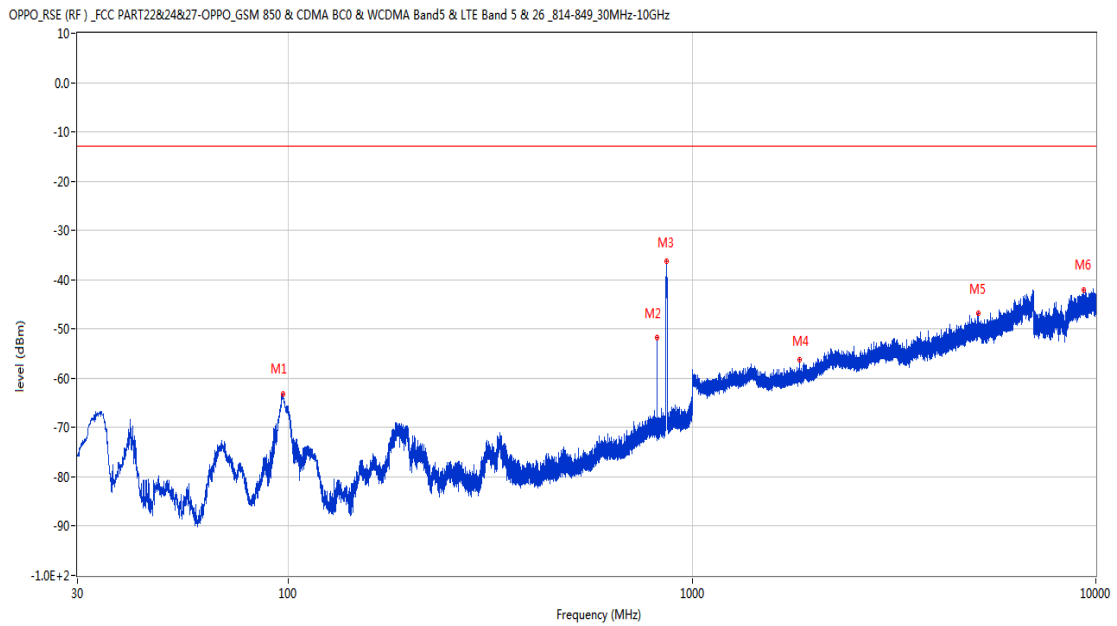
RSE-V&H LTE Band 26 (Part90) BW3 CH26740



Frequency (MHz)	Result (dBm)	Factor (dB)	PK Limit (dBm)	Over Limit (dB)	Table (o)	ANT	EUT	Verdict
817.737	-52.04	2.10	-13.0	-39.04	100.00	Vertical	Horizontal	N/A
864.346	-38.64	2.16	-13.0	-25.64	177.00	Vertical	Horizontal	N/A
1399.100	-55.83	-3.45	-13.0	-42.83	7.00	Vertical	Horizontal	Pass
2291.800	-53.86	-1.21	-13.0	-40.86	1.00	Vertical	Horizontal	Pass
6996.000	-40.81	13.56	-13.0	-27.81	334.00	Vertical	Horizontal	Pass
9470.050	-41.16	16.29	-13.0	-28.16	111.00	Vertical	Horizontal	Pass

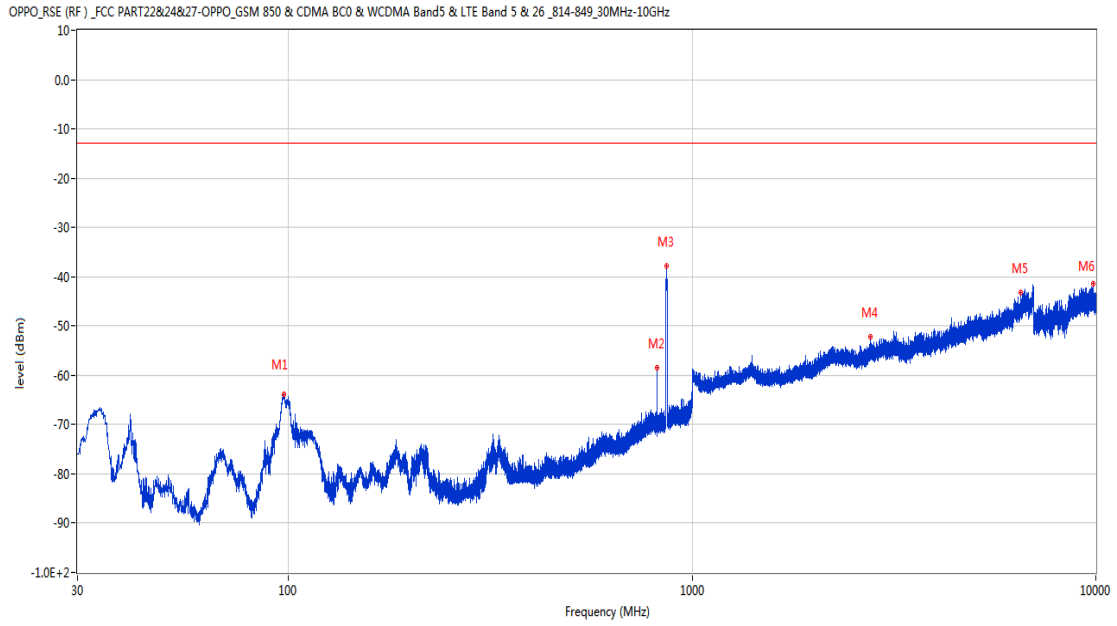
40.3 LTE Band 26 (Part90) BW5, Middle Channel

RSE-H&H LTE Band 26 (Part90) BW5 CH26740



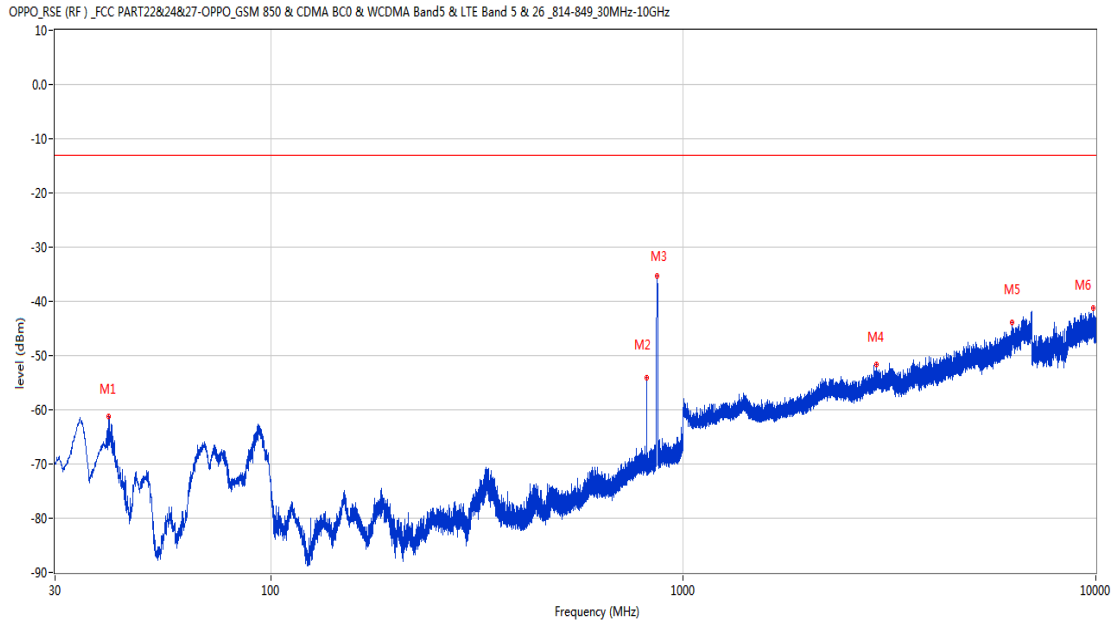
Frequency (MHz)	Result (dBm)	Factor (dB)	PK Limit (dBm)	Over Limit (dB)	Table (o)	ANT	EUT	Verdict
97.076	-63.27	-21.30	-13.0	-50.27	-1.00	Horizontal	Horizontal	Pass
816.815	-51.80	2.10	-13.0	-38.80	219.00	Horizontal	Horizontal	N/A
863.570	-36.24	2.14	-13.0	-23.24	177.00	Horizontal	Horizontal	N/A
1849.500	-56.25	-4.93	-13.0	-43.25	277.00	Horizontal	Horizontal	Pass
5119.800	-46.89	7.83	-13.0	-33.89	0.00	Horizontal	Horizontal	Pass
9345.250	-42.12	15.13	-13.0	-29.12	98.00	Horizontal	Horizontal	Pass

RSE-H&V LTE Band 26 (Part90) BW5 CH26740



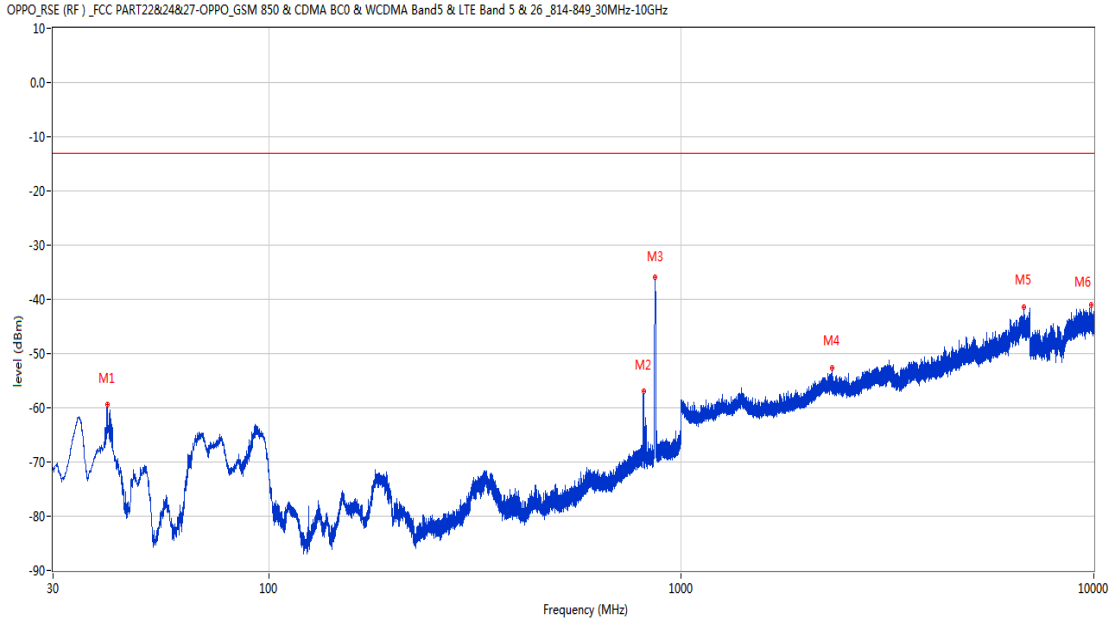
Frequency (MHz)	Result (dBm)	Factor (dB)	PK Limit (dBm)	Over Limit (dB)	Table (o)	ANT	EUT	Verdict
97.318	-63.88	-21.31	-13.0	-50.88	5.00	Horizontal	Vertical	Pass
816.912	-58.47	2.10	-13.0	-45.47	-1.00	Horizontal	Vertical	N/A
865.316	-37.82	2.20	-13.0	-24.82	165.00	Horizontal	Vertical	N/A
2763.900	-52.10	0.34	-13.0	-39.10	360.00	Horizontal	Vertical	Pass
6500.600	-43.13	10.69	-13.0	-30.13	244.00	Horizontal	Vertical	Pass
9842.050	-41.37	16.97	-13.0	-28.37	0.00	Horizontal	Vertical	Pass

RSE-V&V LTE Band 26 (Part90) BW5 CH26740



Frequency (MHz)	Result (dBm)	Factor (dB)	PK Limit (dBm)	Over Limit (dB)	Table (o)	ANT	EUT	Verdict
40.525	-61.17	-18.20	-13.0	-48.17	347.00	Vertical	Vertical	Pass
816.864	-54.18	2.10	-13.0	-41.18	272.00	Vertical	Vertical	N/A
865.752	-35.27	2.23	-13.0	-22.27	109.00	Vertical	Vertical	N/A
2939.300	-51.58	1.67	-13.0	-38.58	287.00	Vertical	Vertical	Pass
6278.400	-43.90	11.25	-13.0	-30.90	276.00	Vertical	Vertical	Pass
9842.800	-41.21	16.97	-13.0	-28.21	0.00	Vertical	Vertical	Pass

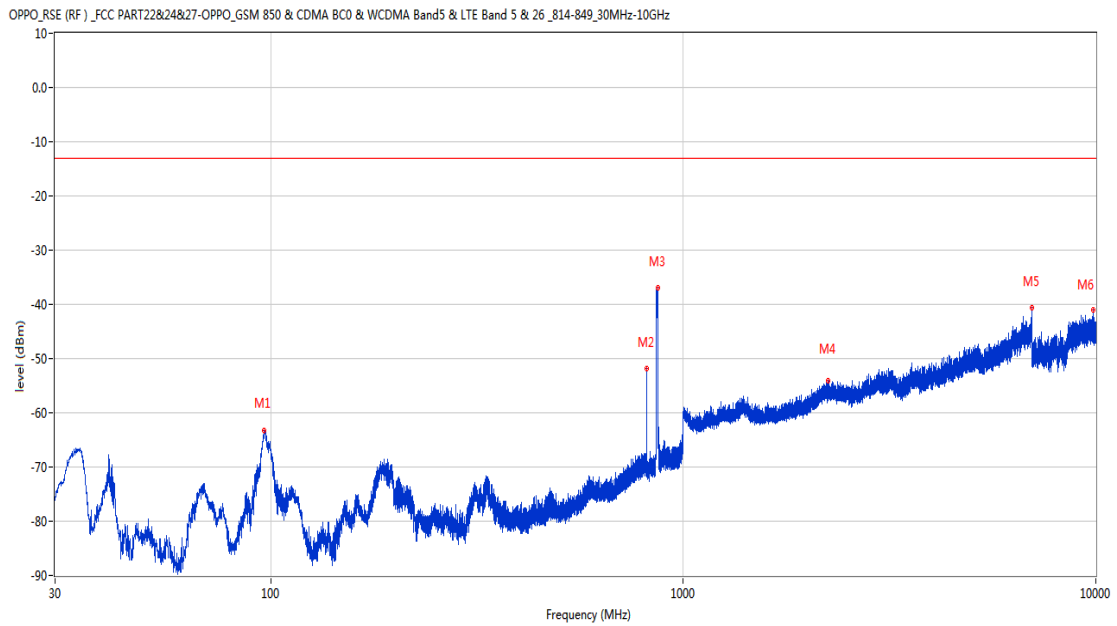
RSE-V&H LTE Band 26 (Part90) BW5 CH26740



Frequency (MHz)	Result (dBm)	Factor (dB)	PK Limit (dBm)	Over Limit (dB)	Table (o)	ANT	EUT	Verdict
40.573	-59.45	-18.16	-13.0	-46.45	94.00	Vertical	Horizontal	Pass
809.783	-56.91	2.11	-13.0	-43.91	186.00	Vertical	Horizontal	N/A
865.607	-35.92	2.22	-13.0	-22.92	123.00	Vertical	Horizontal	N/A
2316.500	-52.74	-1.27	-13.0	-39.74	211.00	Vertical	Horizontal	Pass
6781.800	-41.52	12.01	-13.0	-28.52	341.00	Vertical	Horizontal	Pass
9853.750	-41.01	16.73	-13.0	-28.01	357.00	Vertical	Horizontal	Pass

40.4 LTE Band 26 (Part90) BW10, Middle Channel

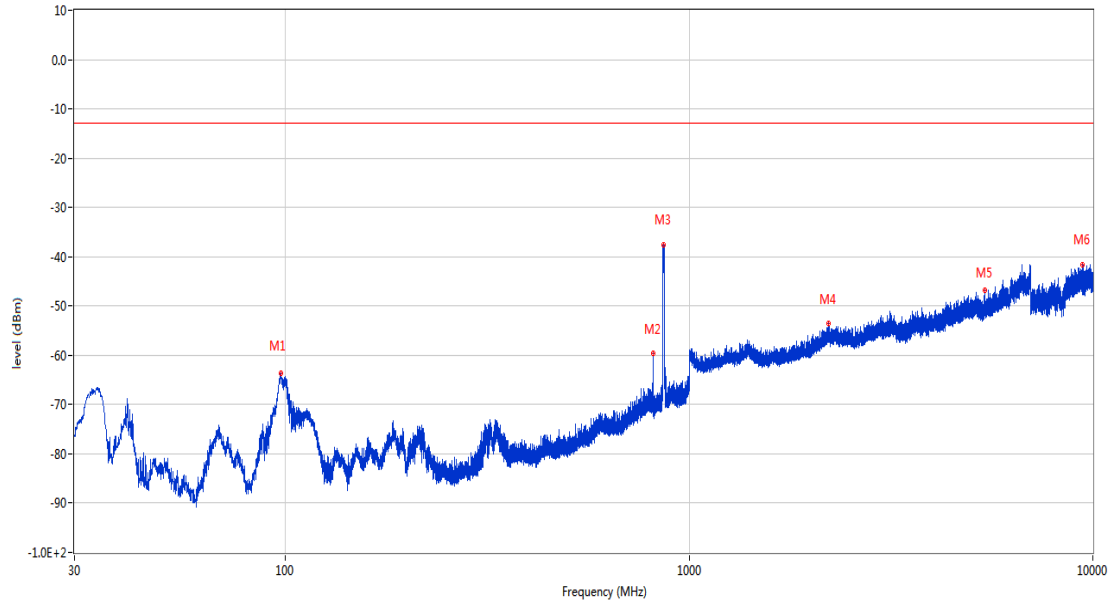
RSE-H&H LTE Band 26 (Part90) BW10 CH26740



Frequency (MHz)	Result (dBm)	Factor (dB)	PK Limit (dBm)	Over Limit (dB)	Table (o)	ANT	EUT	Verdict
96.445	-63.26	-21.25	-13.0	-50.26	-2.00	Horizontal	Horizontal	Pass
814.536	-51.88	2.10	-13.0	-38.88	232.00	Horizontal	Horizontal	N/A
866.043	-36.91	2.25	-13.0	-23.91	170.00	Horizontal	Horizontal	N/A
2240.900	-54.13	-1.49	-13.0	-41.13	113.00	Horizontal	Horizontal	Pass
6995.000	-40.63	13.57	-13.0	-27.63	291.00	Horizontal	Horizontal	Pass
9850.299	-41.08	16.92	-13.0	-28.08	23.00	Horizontal	Horizontal	Pass

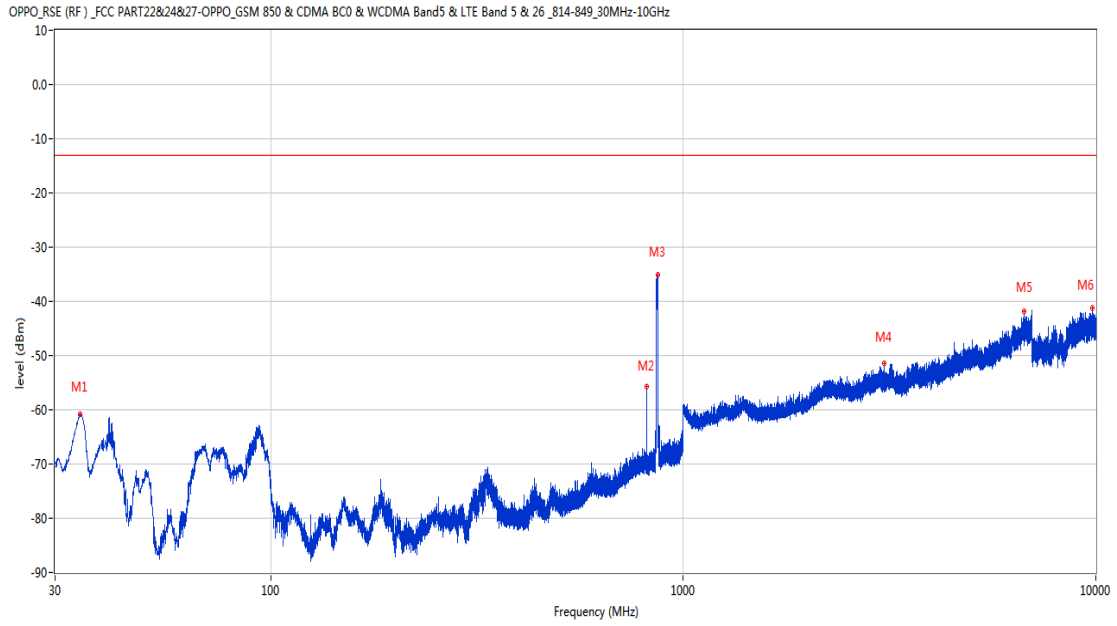
RSE-H&V LTE Band 26 (Part90) BW10 CH26740

OPPO_RSE (RF) _ FCC PART22&24&27-OPPO_GSM 850 & CDMA BC0 & WCDMA Band5 & LTE Band 5 & 26_814-849_30MHz-10GHz



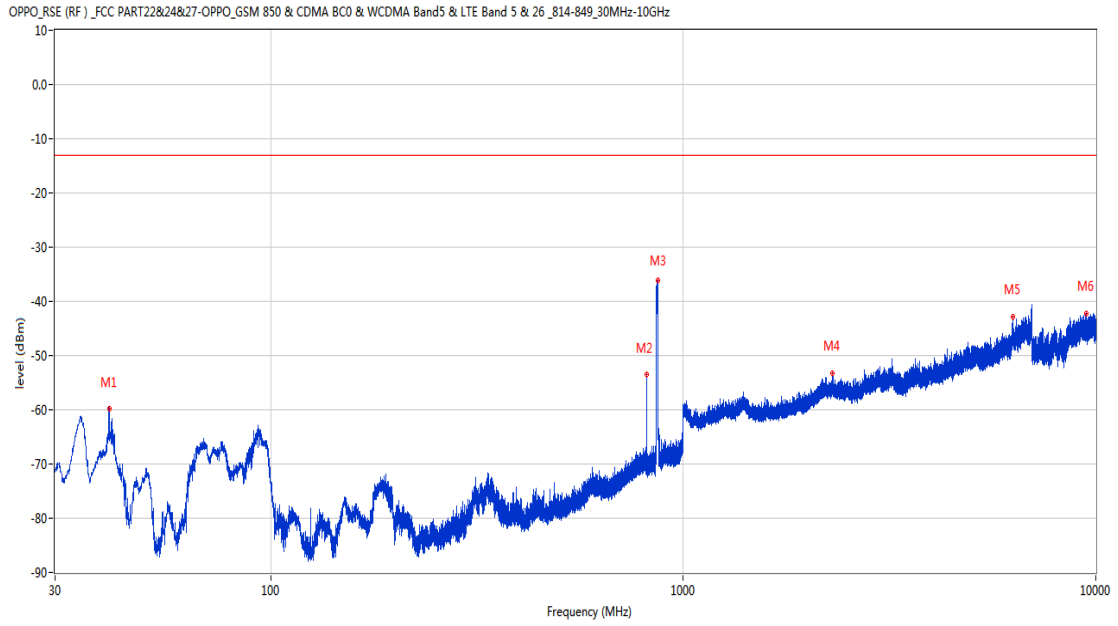
Frequency (MHz)	Result (dBm)	Factor (dB)	PK Limit (dBm)	Over Limit (dB)	Table (o)	ANT	EUT	Verdict
97.367	-63.61	-21.32	-13.0	-50.61	-1.00	Horizontal	Vertical	Pass
814.536	-59.68	2.10	-13.0	-46.68	-3.00	Horizontal	Vertical	N/A
864.734	-37.51	2.18	-13.0	-24.51	170.00	Horizontal	Vertical	N/A
2209.600	-53.62	-1.15	-13.0	-40.62	101.00	Horizontal	Vertical	Pass
5408.000	-46.70	7.31	-13.0	-33.70	236.00	Horizontal	Vertical	Pass
9440.950	-41.69	16.49	-13.0	-28.69	193.00	Horizontal	Vertical	Pass

RSE-V&V LTE Band 26 (Part90) BW10 CH26740



Frequency (MHz)	Result (dBm)	Factor (dB)	PK Limit (dBm)	Over Limit (dB)	Table (o)	ANT	EUT	Verdict
34.559	-60.72	-18.36	-13.0	-47.72	42.00	Vertical	Vertical	Pass
814.536	-55.64	2.10	-13.0	-42.64	76.00	Vertical	Vertical	N/A
866.043	-35.13	2.25	-13.0	-22.13	111.00	Vertical	Vertical	N/A
3070.200	-51.47	2.67	-13.0	-38.47	294.00	Vertical	Vertical	Pass
6692.200	-41.79	11.76	-13.0	-28.79	181.00	Vertical	Vertical	Pass
9795.700	-41.30	16.32	-13.0	-28.30	9.00	Vertical	Vertical	Pass

RSE-V&H LTE Band 26 (Part90) BW10 CH26740

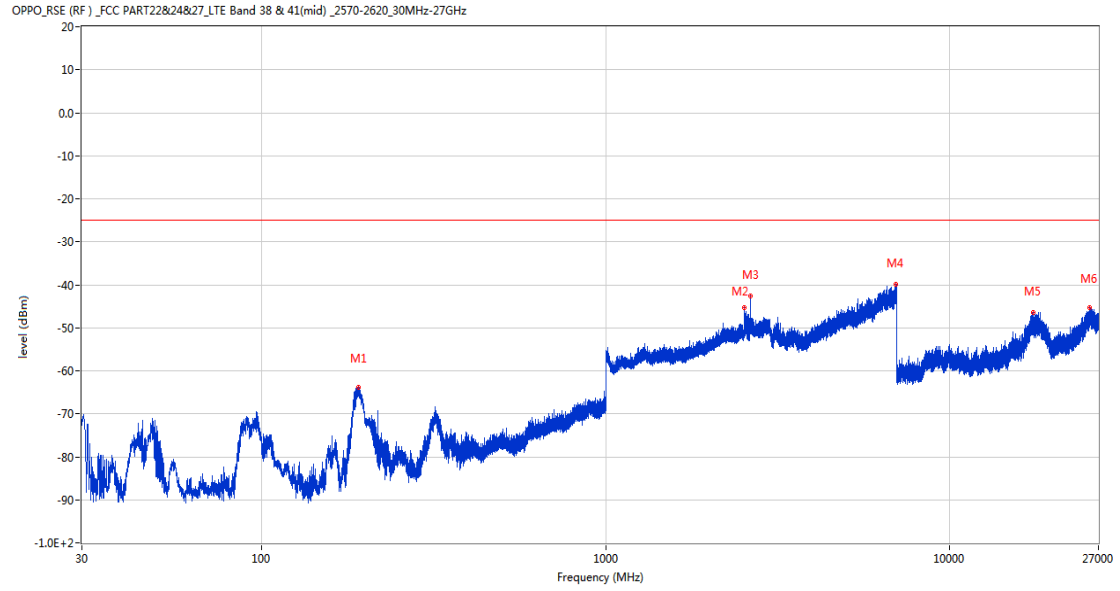


Frequency (MHz)	Result (dBm)	Factor (dB)	PK Limit (dBm)	Over Limit (dB)	Table (o)	ANT	EUT	Verdict
40.573	-59.84	-18.16	-13.0	-46.84	133.00	Vertical	Horizontal	Pass
814.536	-53.55	2.10	-13.0	-40.55	181.00	Vertical	Horizontal	N/A
866.625	-36.12	2.28	-13.0	-23.12	116.00	Vertical	Horizontal	N/A
2298.600	-53.25	-1.12	-13.0	-40.25	187.00	Vertical	Horizontal	Pass
6288.600	-42.95	11.42	-13.0	-29.95	23.00	Vertical	Horizontal	Pass
9464.350	-42.18	16.42	-13.0	-29.18	361.00	Vertical	Horizontal	Pass

41 LTE Band 38

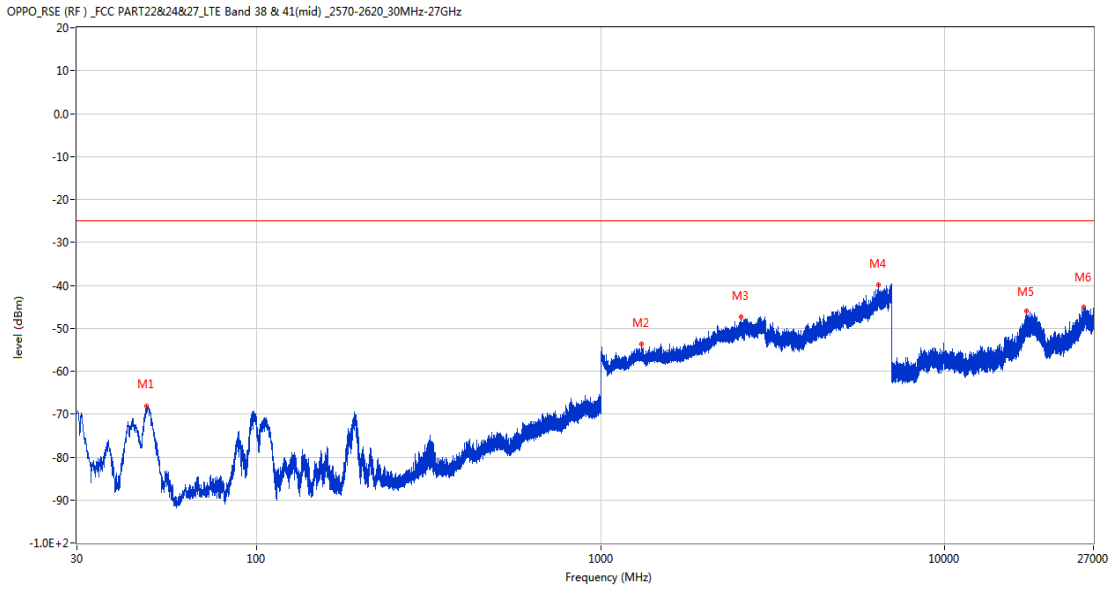
41.1 LTE Band 38 BW5, Middle Channel

RSE-H&H LTE Band 38 BW5 CH38000



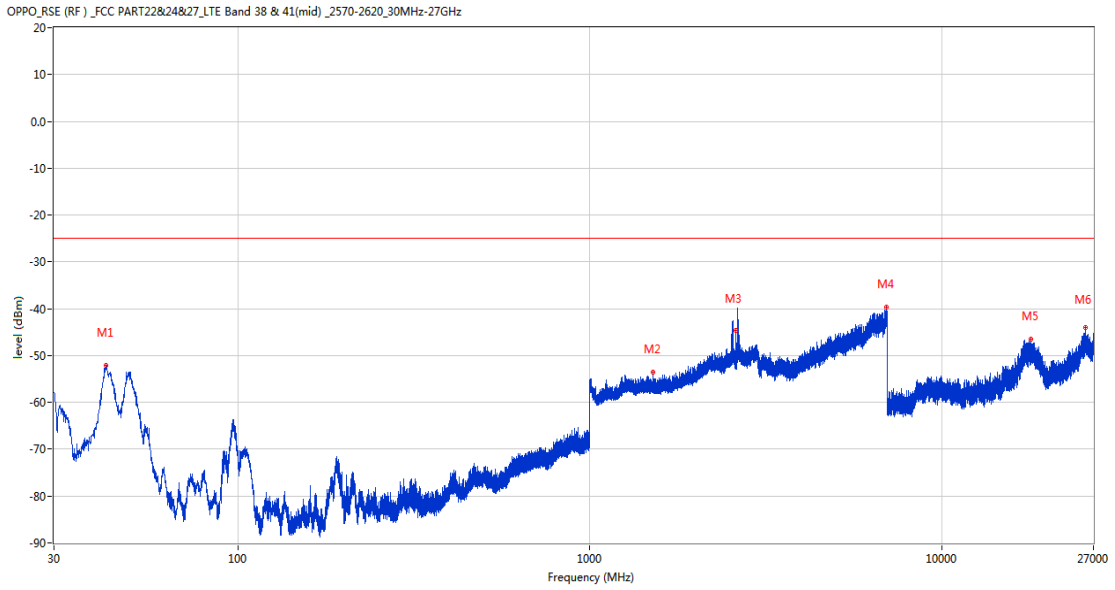
Frequency (MHz)	Result (dBm)	Factor (dB)	PK Limit (dBm)	Over Limit (dB)	Table (o)	ANT	EUT	Verdict
190.438	-63.92	-14.72	-25.0	-38.92	82.00	Horizontal	Horizontal	Pass
2530.100	-45.25	7.84	-25.0	-20.25	168.00	Horizontal	Horizontal	N/A
2631.100	-42.50	8.99	-25.0	-17.50	232.00	Horizontal	Horizontal	N/A
6977.200	-39.92	20.04	-25.0	-14.92	165.00	Horizontal	Horizontal	Pass
17435.363	-46.44	27.44	-25.0	-21.44	255.00	Horizontal	Horizontal	Pass
25426.801	-45.38	24.17	-25.0	-20.38	350.00	Horizontal	Horizontal	Pass

RSE-H&V LTE Band 38 BW5 CH38000



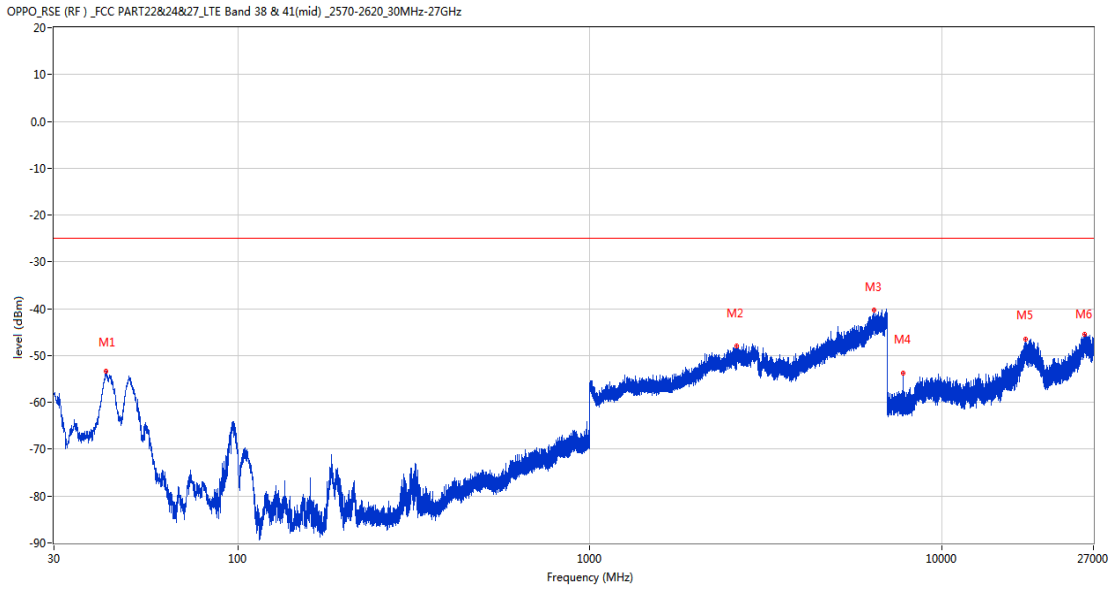
Frequency (MHz)	Result (dBm)	Factor (dB)	PK Limit (dBm)	Over Limit (dB)	Table (o)	ANT	EUT	Verdict
47.654	-68.03	-15.10	-25.0	-43.03	197.00	Horizontal	Vertical	Pass
1316.100	-53.76	1.35	-25.0	-28.76	144.00	Horizontal	Vertical	N/A
2561.400	-47.41	8.13	-25.0	-22.41	299.00	Horizontal	Vertical	N/A
6421.200	-39.96	18.81	-25.0	-14.96	165.00	Horizontal	Vertical	Pass
17244.787	-46.01	27.83	-25.0	-21.01	43.00	Horizontal	Vertical	Pass
25376.850	-45.05	24.16	-25.0	-20.05	134.00	Horizontal	Vertical	Pass

RSE-V&V LTE Band 38 BW5 CH38000



Frequency (MHz)	Result (dBm)	Factor (dB)	PK Limit (dBm)	Over Limit (dB)	Table (o)	ANT	EUT	Verdict
42.173	-52.13	-17.21	-25.0	-27.13	252.00	Vertical	Vertical	Pass
1516.100	-53.57	1.02	-25.0	-28.57	98.00	Vertical	Vertical	Pass
2592.900	-44.55	8.49	-25.0	-19.55	42.00	Vertical	Vertical	N/A
6984.600	-39.76	19.66	-25.0	-14.76	50.00	Vertical	Vertical	Pass
17952.487	-46.52	27.10	-25.0	-21.52	328.00	Vertical	Vertical	Pass
25598.700	-44.03	24.23	-25.0	-19.03	72.00	Vertical	Vertical	Pass

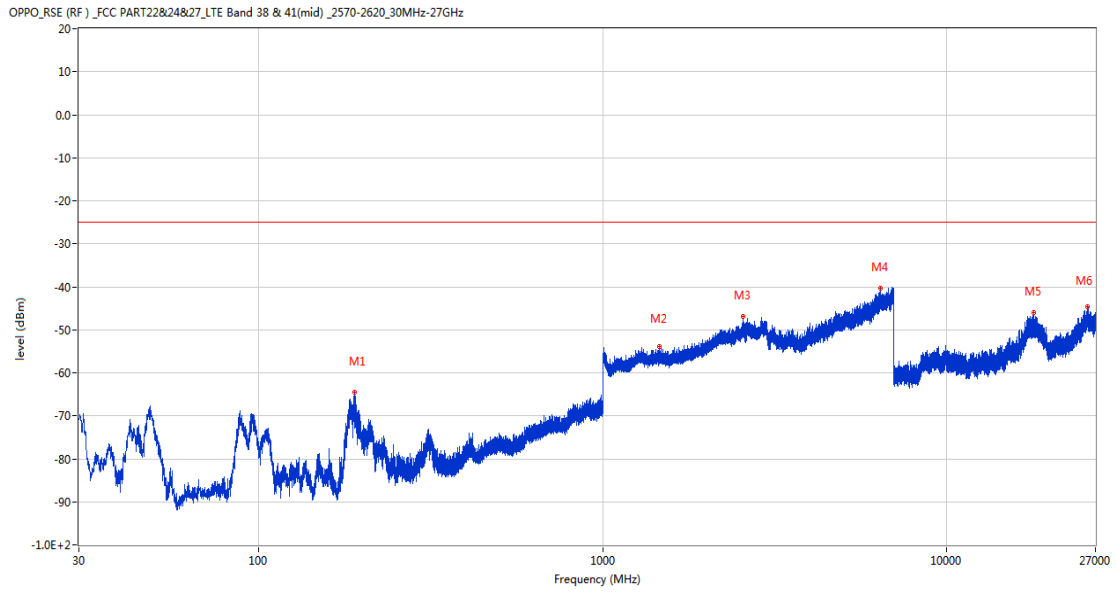
RSE-V&H LTE Band 38 BW5 CH38000



Frequency (MHz)	Result (dBm)	Factor (dB)	PK Limit (dBm)	Over Limit (dB)	Table (o)	ANT	EUT	Verdict
42.173	-53.38	-17.21	-25.0	-28.38	205.00	Vertical	Horizontal	Pass
2617.400	-47.98	8.82	-25.0	-22.98	295.00	Vertical	Horizontal	N/A
6416.000	-40.25	18.89	-25.0	-15.25	165.00	Vertical	Horizontal	Pass
7778.550	-53.72	18.18	-25.0	-28.72	120.00	Vertical	Horizontal	Pass
17324.587	-46.46	27.55	-25.0	-21.46	294.00	Vertical	Horizontal	Pass
25503.750	-45.47	24.20	-25.0	-20.47	126.00	Vertical	Horizontal	Pass

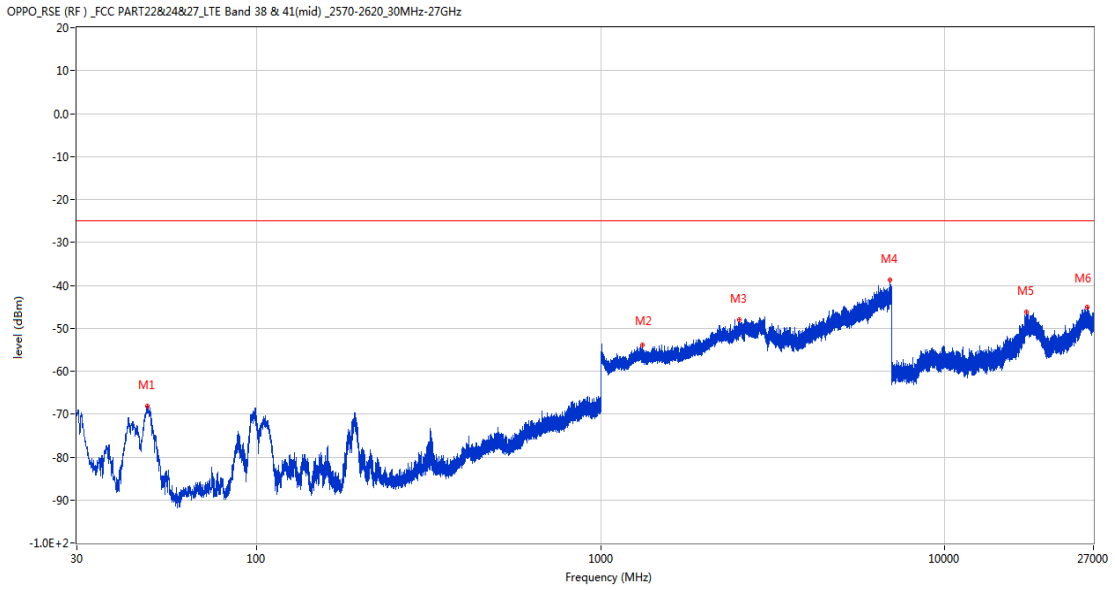
41.2 LTE Band 38 BW10, Middle Channel

RSE-H&H LTE Band 38 BW10 CH38000



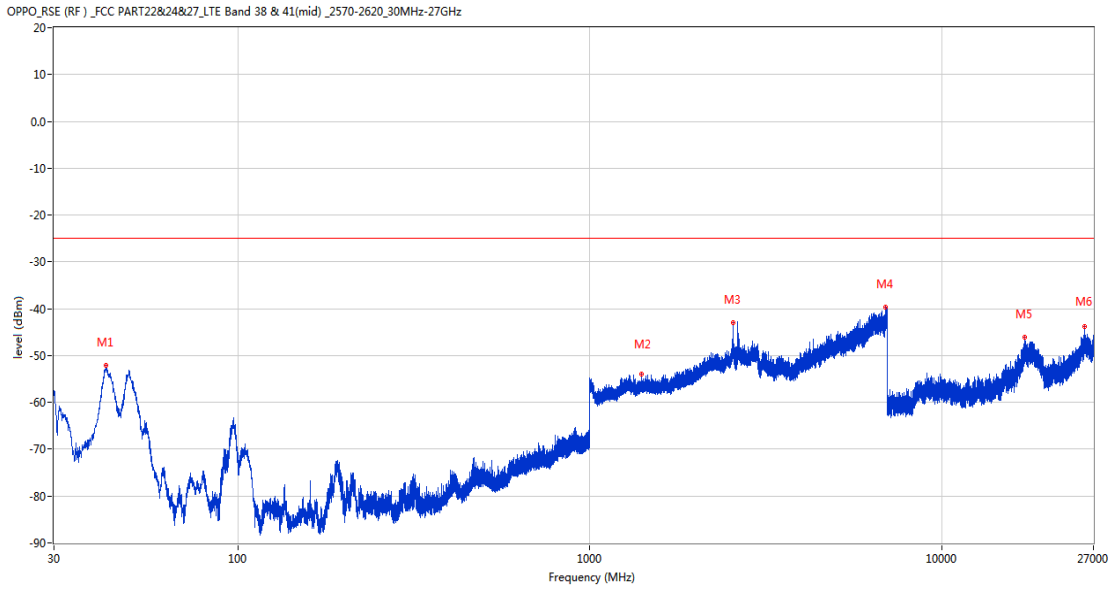
Frequency (MHz)	Result (dBm)	Factor (dB)	PK Limit (dBm)	Over Limit (dB)	Table (o)	ANT	EUT	Verdict
189.371	-64.49	-14.61	-25.0	-39.49	317.00	Horizontal	Horizontal	Pass
1456.700	-54.00	1.15	-25.0	-29.00	122.00	Horizontal	Horizontal	Pass
2561.800	-46.81	8.13	-25.0	-21.81	-2.00	Horizontal	Horizontal	N/A
6395.800	-40.43	17.57	-25.0	-15.43	103.00	Horizontal	Horizontal	Pass
17872.687	-46.00	27.61	-25.0	-21.00	72.00	Horizontal	Horizontal	Pass
25569.901	-44.72	24.22	-25.0	-19.72	-2.00	Horizontal	Horizontal	Pass

RSE-H&V LTE Band 38 BW10 CH38000



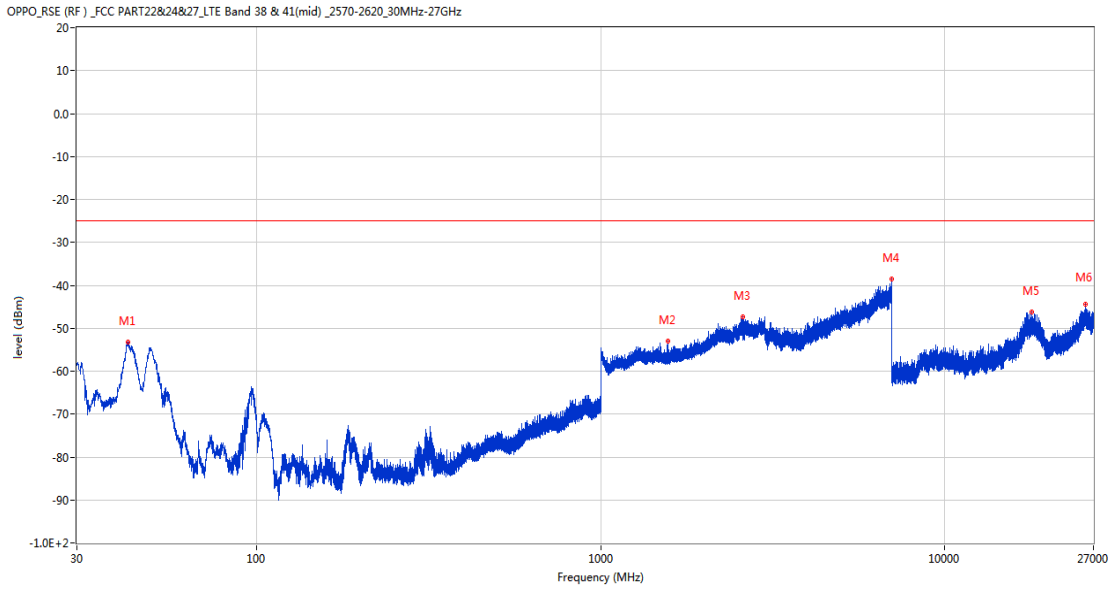
Frequency (MHz)	Result (dBm)	Factor (dB)	PK Limit (dBm)	Over Limit (dB)	Table (o)	ANT	EUT	Verdict
48.187	-68.08	-15.12	-25.0	-43.08	189.00	Horizontal	Vertical	Pass
1316.500	-53.94	1.37	-25.0	-28.94	213.00	Horizontal	Vertical	Pass
2530.800	-48.07	7.85	-25.0	-23.07	1.00	Horizontal	Vertical	N/A
6907.200	-38.67	19.42	-25.0	-13.67	-1.00	Horizontal	Vertical	Pass
17243.474	-46.28	27.83	-25.0	-21.28	334.00	Horizontal	Vertical	Pass
25956.901	-45.07	24.34	-25.0	-20.07	-2.00	Horizontal	Vertical	Pass

RSE-V&V LTE Band 38 BW10 CH38000



Frequency (MHz)	Result (dBm)	Factor (dB)	PK Limit (dBm)	Over Limit (dB)	Table (o)	ANT	EUT	Verdict
42.270	-52.02	-17.18	-25.0	-27.02	206.00	Vertical	Vertical	Pass
1399.200	-53.94	1.17	-25.0	-28.94	72.00	Vertical	Vertical	Pass
2557.400	-43.06	8.08	-25.0	-18.06	43.00	Vertical	Vertical	N/A
6923.600	-39.70	19.07	-25.0	-14.70	108.00	Vertical	Vertical	Pass
17241.375	-46.14	27.83	-25.0	-21.14	76.00	Vertical	Vertical	Pass
25459.651	-43.90	24.18	-25.0	-18.90	262.00	Vertical	Vertical	Pass

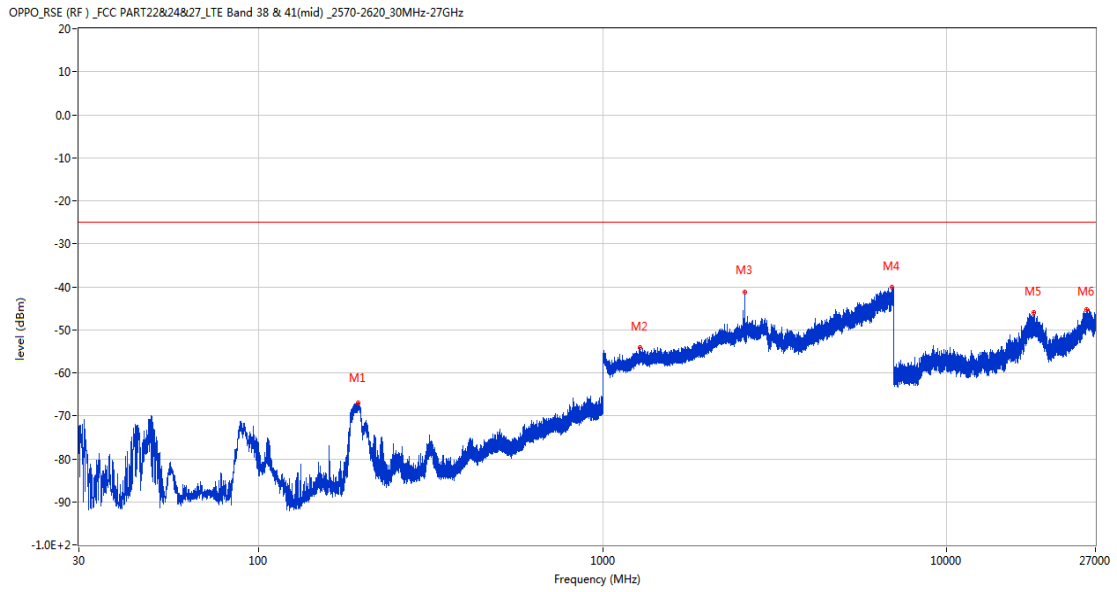
RSE-V&H LTE Band 38 BW10 CH38000



Frequency (MHz)	Result (dBm)	Factor (dB)	PK Limit (dBm)	Over Limit (dB)	Table (o)	ANT	EUT	Verdict
42.173	-53.15	-17.21	-25.0	-28.15	219.00	Vertical	Horizontal	Pass
1569.200	-53.00	0.79	-25.0	-28.00	270.00	Vertical	Horizontal	Pass
2591.400	-47.25	8.48	-25.0	-22.25	-2.00	Vertical	Horizontal	N/A
6983.400	-38.62	19.63	-25.0	-13.62	360.00	Vertical	Horizontal	Pass
17870.850	-46.15	27.62	-25.0	-21.15	264.00	Vertical	Horizontal	Pass
25540.198	-44.37	24.21	-25.0	-19.37	8.00	Vertical	Horizontal	Pass

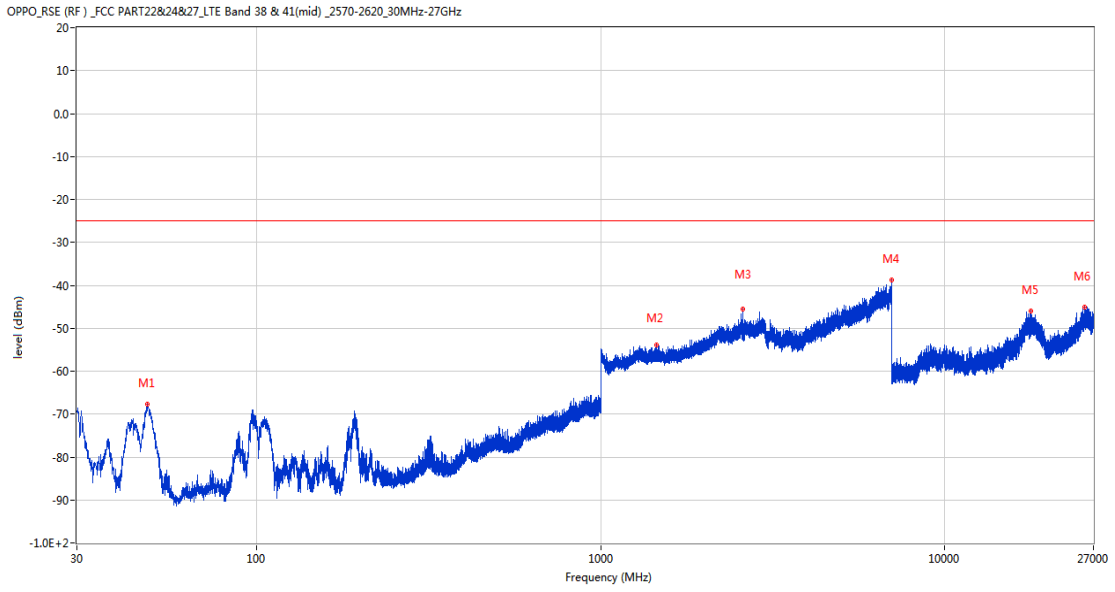
41.3 LTE Band 38 BW15, Middle Channel

RSE-H&H LTE Band 38 BW15 CH38000



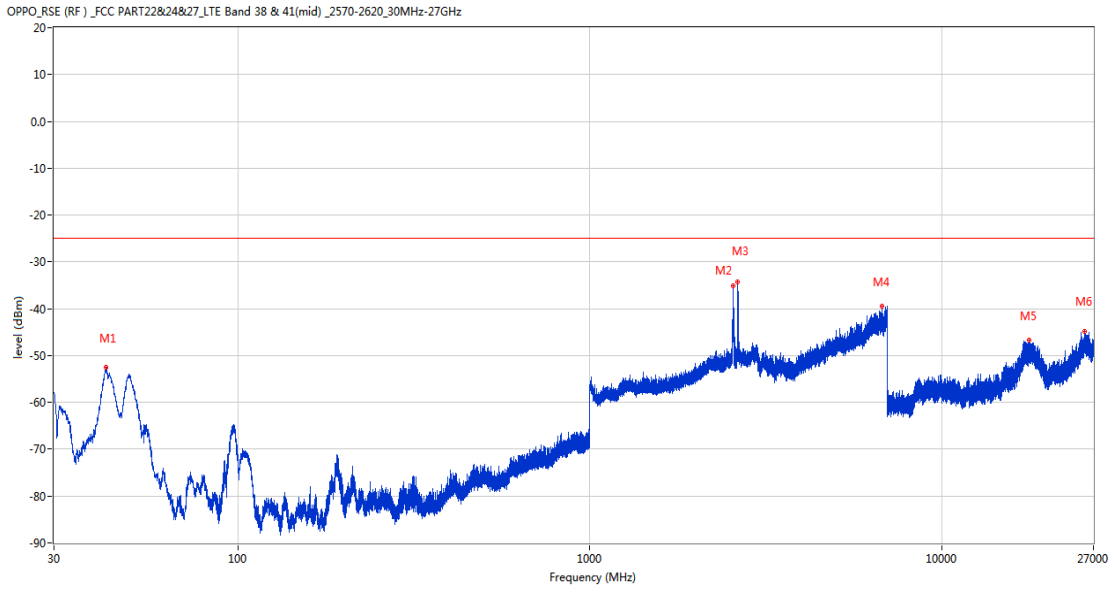
Frequency (MHz)	Result (dBm)	Factor (dB)	PK Limit (dBm)	Over Limit (dB)	Table (o)	ANT	EUT	Verdict
194.512	-67.09	-15.16	-25.0	-42.09	0.00	Horizontal	Horizontal	Pass
1283.600	-54.05	1.76	-25.0	-29.05	313.00	Horizontal	Horizontal	Pass
2588.300	-41.30	8.44	-25.0	-16.30	227.00	Horizontal	Horizontal	N/A
6906.200	-40.10	19.30	-25.0	-15.10	107.00	Horizontal	Horizontal	Pass
17883.187	-46.06	27.51	-25.0	-21.06	138.00	Horizontal	Horizontal	Pass
25405.651	-45.28	24.16	-25.0	-20.28	55.00	Horizontal	Horizontal	Pass

RSE-H&V LTE Band 38 BW15 CH38000



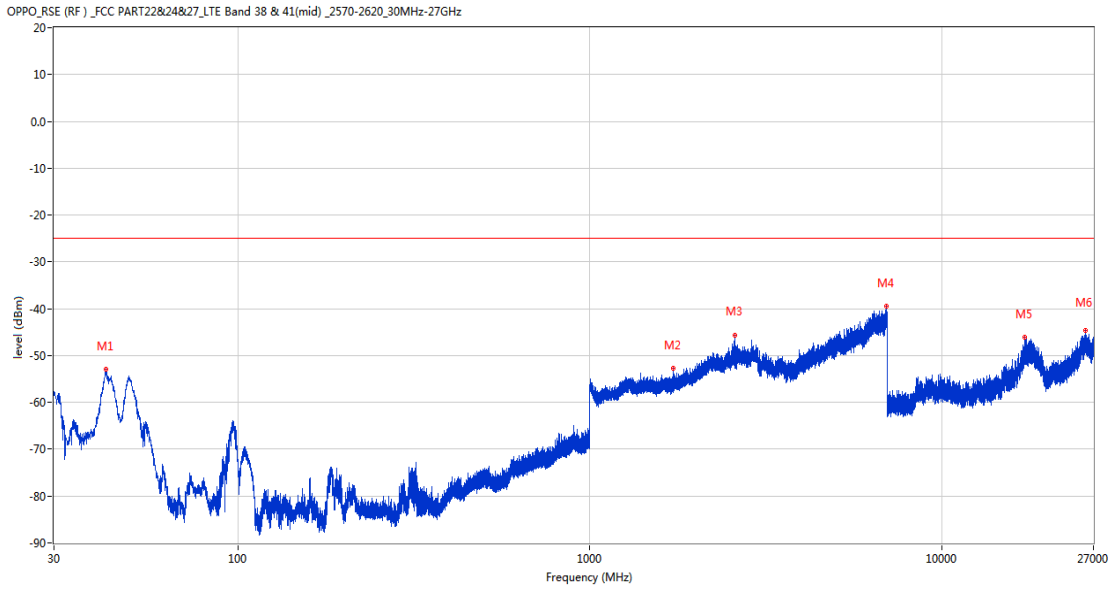
Frequency (MHz)	Result (dBm)	Factor (dB)	PK Limit (dBm)	Over Limit (dB)	Table (o)	ANT	EUT	Verdict
48.090	-67.65	-15.04	-25.0	-42.65	202.00	Horizontal	Vertical	Pass
1454.200	-53.94	1.22	-25.0	-28.94	65.00	Horizontal	Vertical	Pass
2588.300	-45.46	8.44	-25.0	-20.46	298.00	Horizontal	Vertical	N/A
6988.800	-38.65	19.59	-25.0	-13.65	255.00	Horizontal	Vertical	Pass
17741.963	-45.90	27.48	-25.0	-20.90	0.00	Horizontal	Vertical	Pass
25391.700	-45.08	24.16	-25.0	-20.08	-2.00	Horizontal	Vertical	Pass

RSE-V&V LTE Band 38 BW15 CH38000



Frequency (MHz)	Result (dBm)	Factor (dB)	PK Limit (dBm)	Over Limit (dB)	Table (o)	ANT	EUT	Verdict
42.222	-52.61	-17.20	-25.0	-27.61	253.00	Vertical	Vertical	Pass
2560.100	-35.05	8.11	-25.0	-10.05	154.00	Vertical	Vertical	N/A
2633.400	-34.25	8.85	-25.0	-9.25	154.00	Vertical	Vertical	N/A
6759.000	-39.38	19.25	-25.0	-14.38	134.00	Vertical	Vertical	Pass
17737.239	-46.67	27.51	-25.0	-21.67	362.00	Vertical	Vertical	Pass
25464.601	-44.93	24.18	-25.0	-19.93	301.00	Vertical	Vertical	Pass

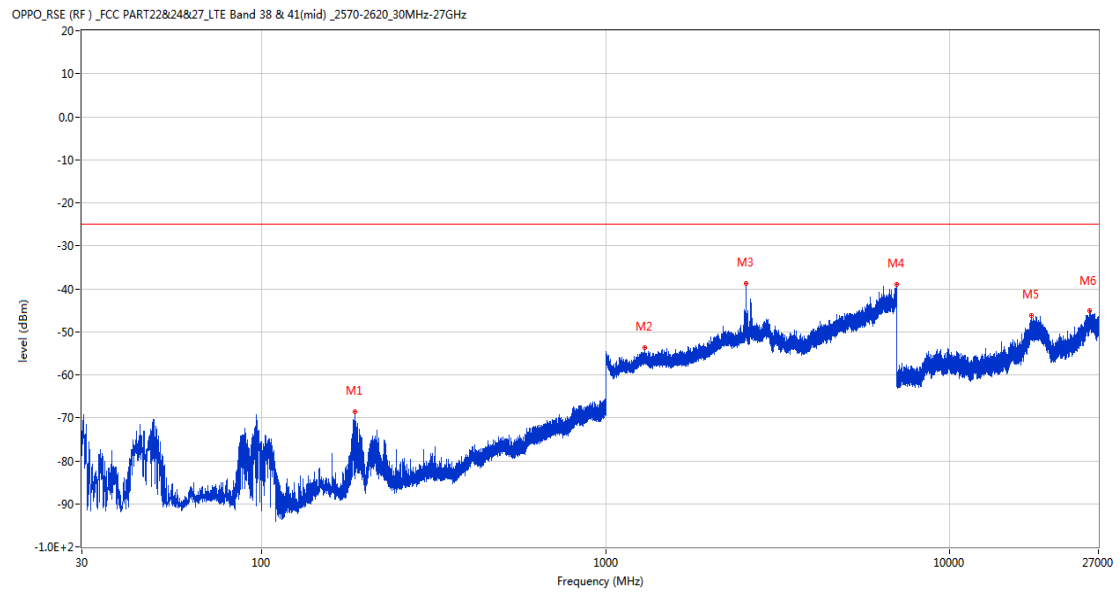
RSE-V&H LTE Band 38 BW15 CH38000



Frequency (MHz)	Result (dBm)	Factor (dB)	PK Limit (dBm)	Over Limit (dB)	Table (o)	ANT	EUT	Verdict
42.270	-52.91	-17.18	-25.0	-27.91	226.00	Vertical	Horizontal	Pass
1731.100	-52.79	1.22	-25.0	-27.79	361.00	Vertical	Horizontal	Pass
2588.400	-45.72	8.44	-25.0	-20.72	361.00	Vertical	Horizontal	N/A
6970.200	-39.54	20.04	-25.0	-14.54	156.00	Vertical	Horizontal	Pass
17244.787	-46.11	27.83	-25.0	-21.11	10.00	Vertical	Horizontal	Pass
25622.100	-44.73	24.23	-25.0	-19.73	306.00	Vertical	Horizontal	Pass

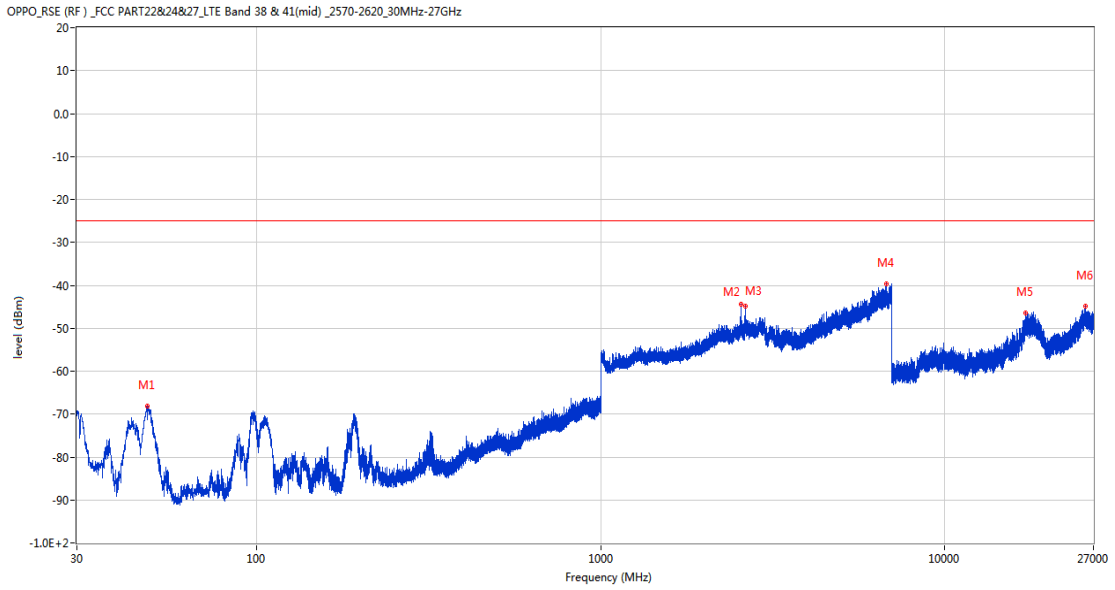
41.4 LTE Band 38 BW20, Middle Channel

RSE-H&H LTE Band 38 BW20 CH38000



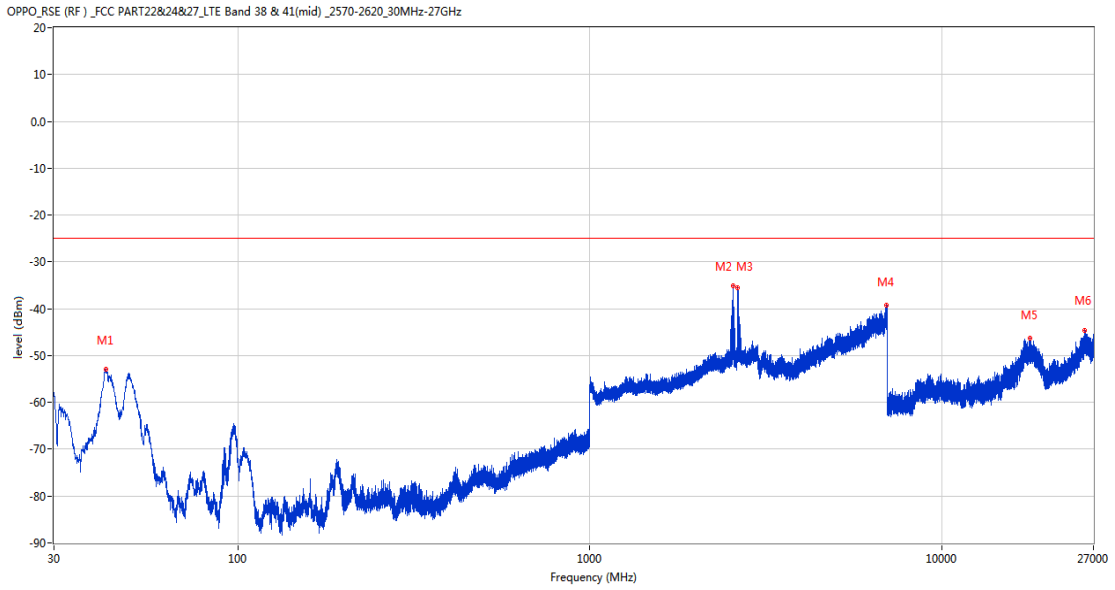
Frequency (MHz)	Result (dBm)	Factor (dB)	PK Limit (dBm)	Over Limit (dB)	Table (o)	ANT	EUT	Verdict
186.316	-68.67	-14.53	-25.0	-43.67	328.00	Horizontal	Horizontal	Pass
1293.700	-53.73	1.72	-25.0	-28.73	97.00	Horizontal	Horizontal	Pass
2561.800	-38.82	8.13	-25.0	-13.82	167.00	Horizontal	Horizontal	N/A
6982.200	-38.91	19.67	-25.0	-13.91	99.00	Horizontal	Horizontal	Pass
17253.974	-46.20	27.79	-25.0	-21.20	219.00	Horizontal	Horizontal	Pass
25466.849	-44.98	24.18	-25.0	-19.98	100.00	Horizontal	Horizontal	Pass

RSE-H&V LTE Band 38 BW20 CH38000



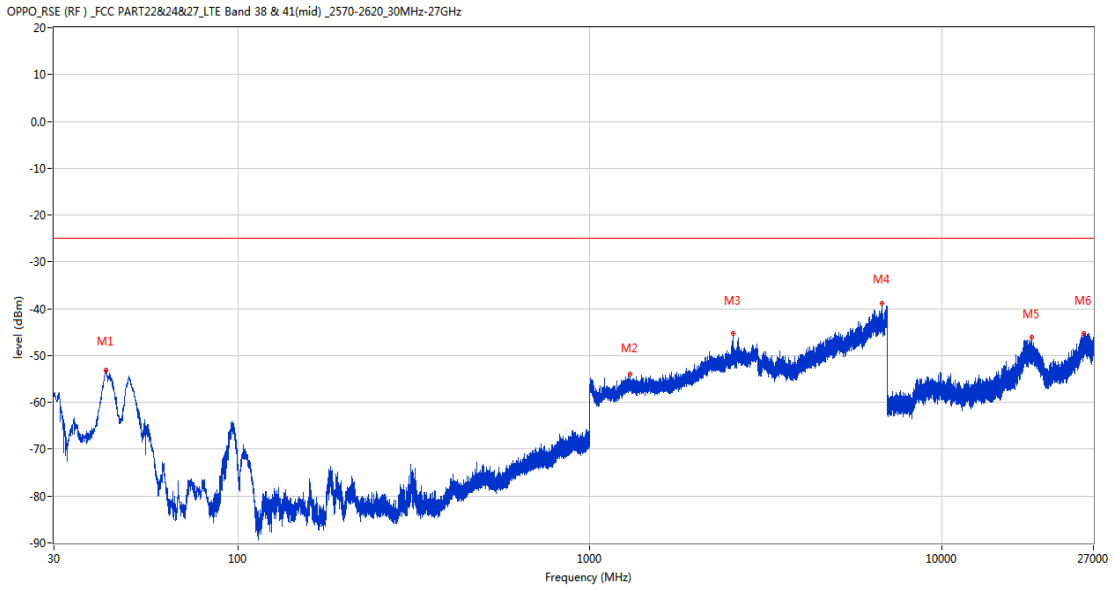
Frequency (MHz)	Result (dBm)	Factor (dB)	PK Limit (dBm)	Over Limit (dB)	Table (o)	ANT	EUT	Verdict
47.945	-68.24	-14.99	-25.0	-43.24	208.00	Horizontal	Vertical	Pass
2549.700	-44.50	7.99	-25.0	-19.50	242.00	Horizontal	Vertical	N/A
2631.400	-44.78	8.97	-25.0	-19.78	304.00	Horizontal	Vertical	N/A
6747.000	-39.73	19.35	-25.0	-14.73	325.00	Horizontal	Vertical	Pass
17140.838	-46.44	27.26	-25.0	-21.44	170.00	Horizontal	Vertical	Pass
25571.699	-44.91	24.22	-25.0	-19.91	-2.00	Horizontal	Vertical	Pass

RSE-V&V LTE Band 38 BW20 CH38000



Frequency (MHz)	Result (dBm)	Factor (dB)	PK Limit (dBm)	Over Limit (dB)	Table (o)	ANT	EUT	Verdict
42.270	-53.01	-17.18	-25.0	-28.01	265.00	Vertical	Vertical	Pass
2558.700	-35.16	8.10	-25.0	-10.16	24.00	Vertical	Vertical	N/A
2629.600	-35.46	8.99	-25.0	-10.46	361.00	Vertical	Vertical	N/A
6978.800	-39.15	19.92	-25.0	-14.15	187.00	Vertical	Vertical	Pass
17796.825	-46.35	26.61	-25.0	-21.35	165.00	Vertical	Vertical	Pass
25520.849	-44.70	24.20	-25.0	-19.70	184.00	Vertical	Vertical	Pass

RSE-V&H LTE Band 38 BW20 CH38000



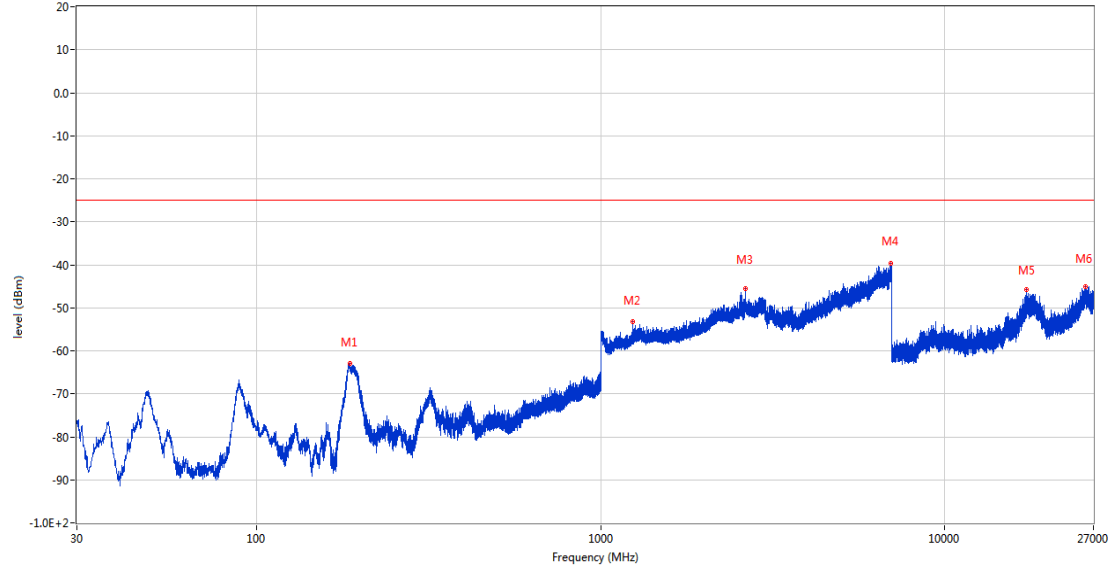
Frequency (MHz)	Result (dBm)	Factor (dB)	PK Limit (dBm)	Over Limit (dB)	Table (o)	ANT	EUT	Verdict
42.077	-53.23	-17.25	-25.0	-28.23	208.00	Vertical	Horizontal	Pass
1299.800	-54.00	1.74	-25.0	-29.00	151.00	Vertical	Horizontal	Pass
2554.400	-45.18	8.05	-25.0	-20.18	361.00	Vertical	Horizontal	N/A
6771.400	-38.79	18.41	-25.0	-13.79	284.00	Vertical	Horizontal	Pass
18037.801	-46.13	27.39	-25.0	-21.13	17.00	Vertical	Horizontal	Pass
25385.849	-45.17	24.16	-25.0	-20.17	1.00	Vertical	Horizontal	Pass

42 LTE Band 41

42.1 LTE Band 41 BW5, Middle Channel

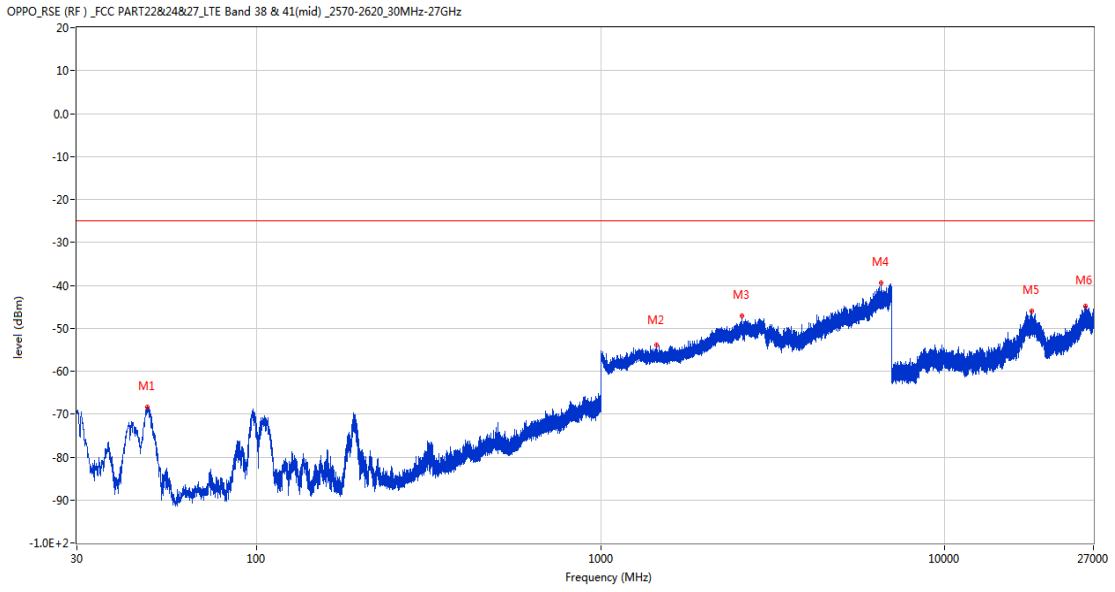
RSE-H&H LTE Band 41 BW5 CH40620

OPPO_RSE (RF) _FCC PART22&24&27_LTE Band 38 & 41(mid) _2570-2620_30MHz-27GHz



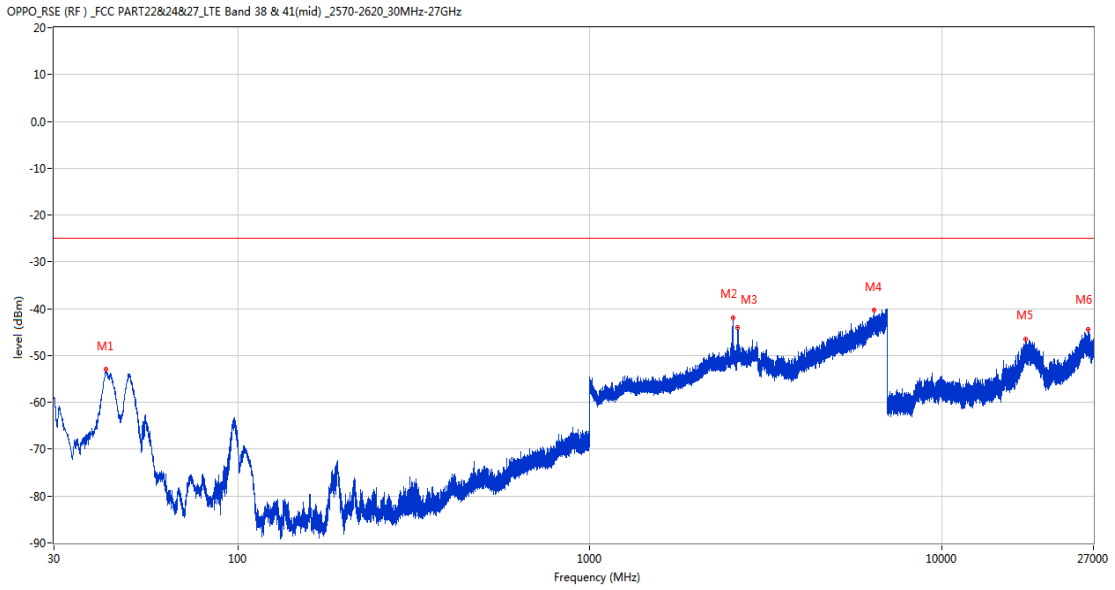
Frequency (MHz)	Result (dBm)	Factor (dB)	PK Limit (dBm)	Over Limit (dB)	Table (o)	ANT	EUT	Verdict
186.073	-62.83	-14.50	-25.0	-37.83	341.00	Horizontal	Horizontal	Pass
1237.800	-53.23	1.29	-25.0	-28.23	361.00	Horizontal	Horizontal	Pass
2629.400	-45.45	8.98	-25.0	-20.45	177.00	Horizontal	Horizontal	N/A
6969.000	-39.57	20.02	-25.0	-14.57	316.00	Horizontal	Horizontal	Pass
17255.551	-45.86	27.76	-25.0	-20.86	83.00	Horizontal	Horizontal	Pass
25570.802	-44.98	24.22	-25.0	-19.98	78.00	Horizontal	Horizontal	Pass

RSE-H&V LTE Band 41 BW5 CH40620



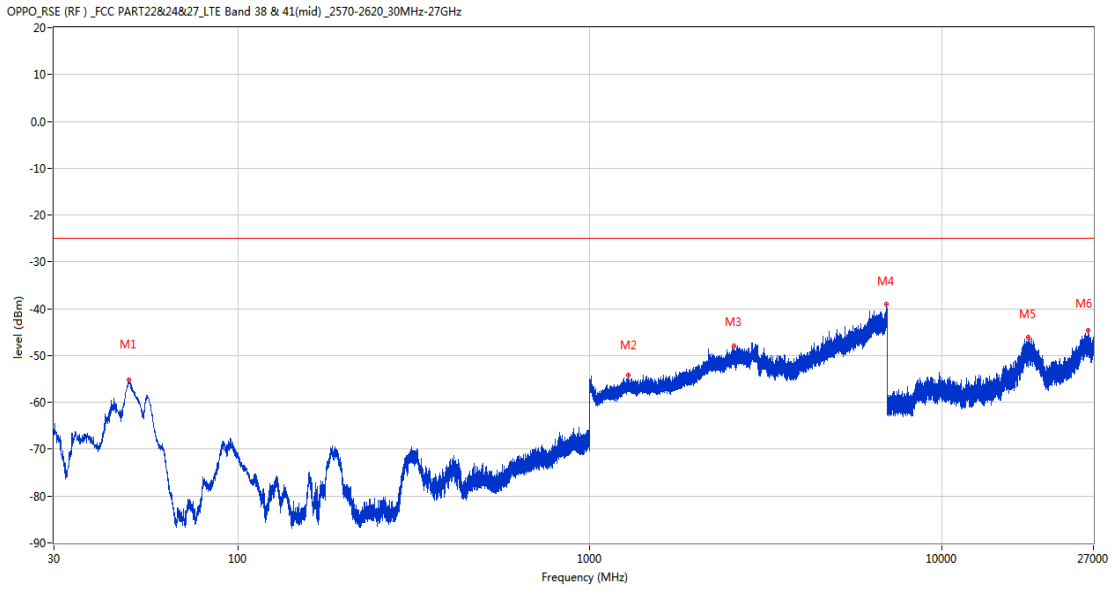
Frequency (MHz)	Result (dBm)	Factor (dB)	PK Limit (dBm)	Over Limit (dB)	Table (o)	ANT	EUT	Verdict
47.993	-68.42	-14.97	-25.0	-43.42	225.00	Horizontal	Vertical	Pass
1454.000	-54.01	1.21	-25.0	-29.01	12.00	Horizontal	Vertical	Pass
2574.500	-47.09	8.28	-25.0	-22.09	241.00	Horizontal	Vertical	N/A
6520.000	-39.49	17.12	-25.0	-14.49	107.00	Horizontal	Vertical	Pass
17850.900	-46.01	27.74	-25.0	-21.01	53.00	Horizontal	Vertical	Pass
25566.300	-44.76	24.22	-25.0	-19.76	361.00	Horizontal	Vertical	Pass

RSE-V&V LTE Band 41 BW5 CH40620



Frequency (MHz)	Result (dBm)	Factor (dB)	PK Limit (dBm)	Over Limit (dB)	Table (o)	ANT	EUT	Verdict
42.173	-52.86	-17.21	-25.0	-27.86	207.00	Vertical	Vertical	Pass
2560.900	-42.00	8.12	-25.0	-17.00	47.00	Vertical	Vertical	N/A
2633.600	-44.04	8.85	-25.0	-19.04	30.00	Vertical	Vertical	N/A
6421.600	-40.25	18.78	-25.0	-15.25	-1.00	Vertical	Vertical	Pass
17293.349	-46.56	27.38	-25.0	-21.56	237.00	Vertical	Vertical	Pass
26100.001	-44.42	24.39	-25.0	-19.42	143.00	Vertical	Vertical	Pass

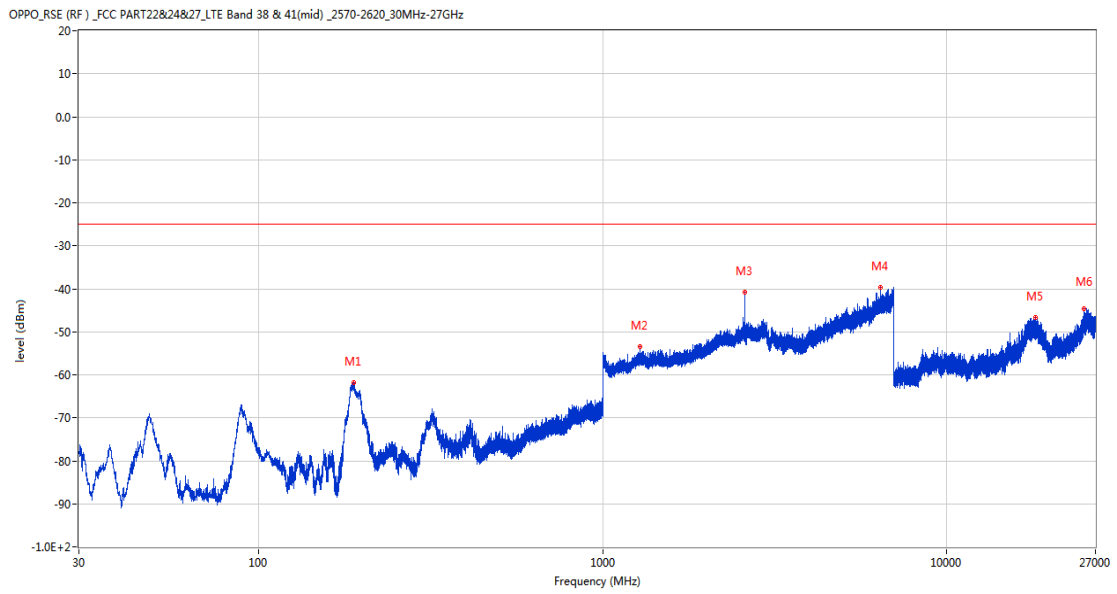
RSE-V&H LTE Band 41 BW5 CH40620



Frequency (MHz)	Result (dBm)	Factor (dB)	PK Limit (dBm)	Over Limit (dB)	Table (o)	ANT	EUT	Verdict
48.867	-55.22	-15.68	-25.0	-30.22	230.00	Vertical	Horizontal	Pass
1289.100	-54.09	1.82	-25.0	-29.09	343.00	Vertical	Horizontal	Pass
2568.900	-48.00	8.21	-25.0	-23.00	-2.00	Vertical	Horizontal	N/A
6976.200	-39.11	20.10	-25.0	-14.11	222.00	Vertical	Horizontal	Pass
17631.449	-46.14	26.85	-25.0	-21.14	296.00	Vertical	Horizontal	Pass
26142.751	-44.70	24.40	-25.0	-19.70	261.00	Vertical	Horizontal	Pass

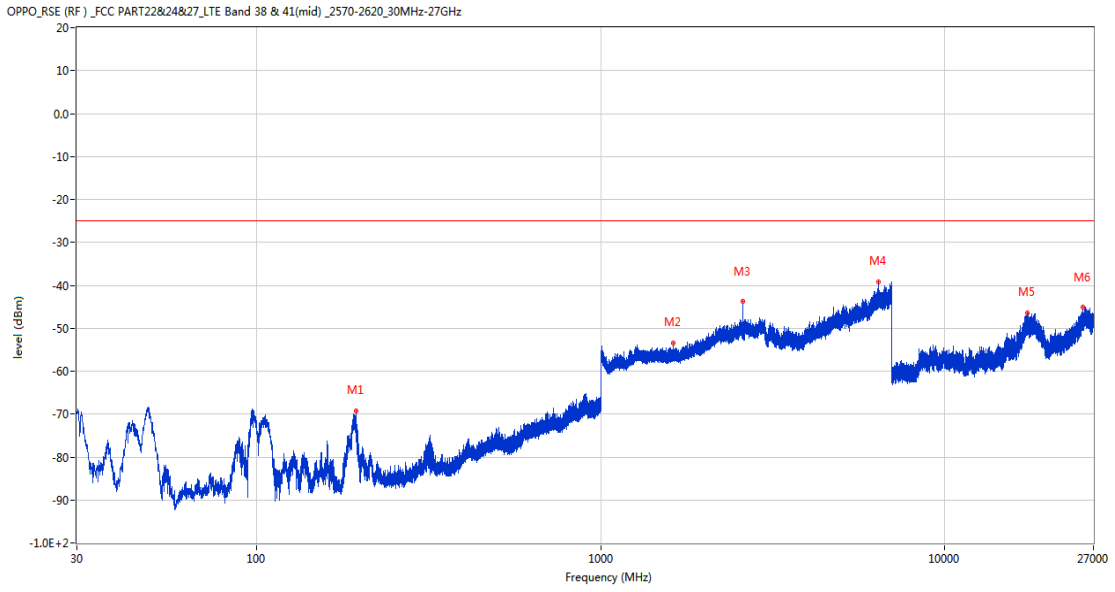
42.2 LTE Band 41 BW10, Middle Channel

RSE-H&H LTE Band 41 BW10 CH40620



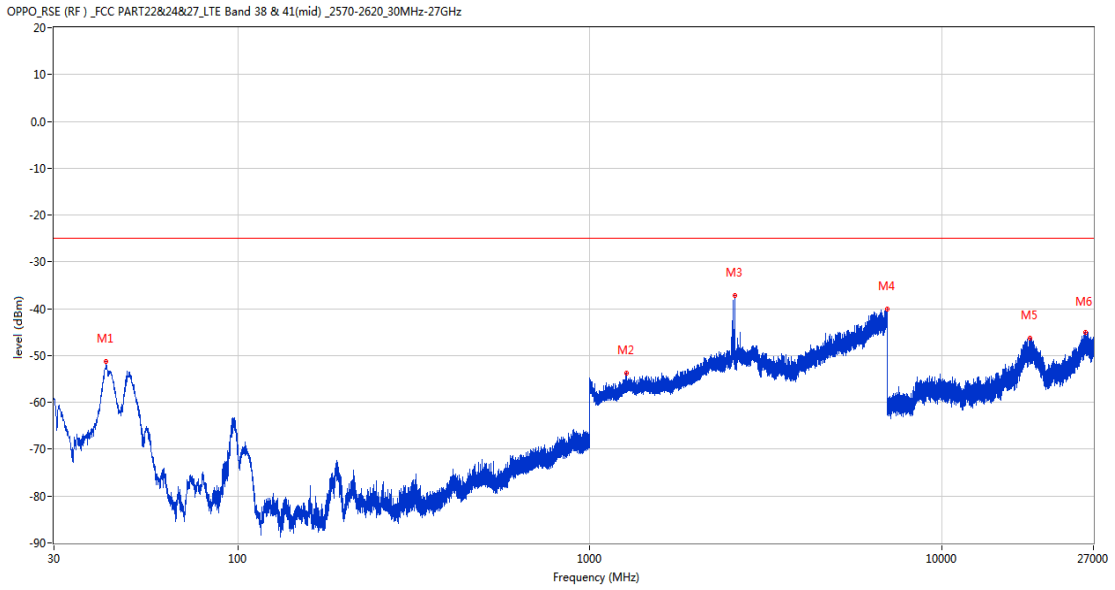
Frequency (MHz)	Result (dBm)	Factor (dB)	PK Limit (dBm)	Over Limit (dB)	Table (o)	ANT	EUT	Verdict
188.207	-61.92	-14.61	-25.0	-36.92	321.00	Horizontal	Horizontal	Pass
1280.800	-53.42	1.72	-25.0	-28.42	6.00	Horizontal	Horizontal	Pass
2588.600	-40.75	8.44	-25.0	-15.75	177.00	Horizontal	Horizontal	N/A
6414.000	-39.56	18.88	-25.0	-14.56	104.00	Horizontal	Horizontal	Pass
18081.901	-46.76	27.41	-25.0	-21.76	345.00	Horizontal	Horizontal	Pass
25065.001	-44.67	24.06	-25.0	-19.67	263.00	Horizontal	Horizontal	Pass

RSE-H&V LTE Band 41 BW10 CH40620



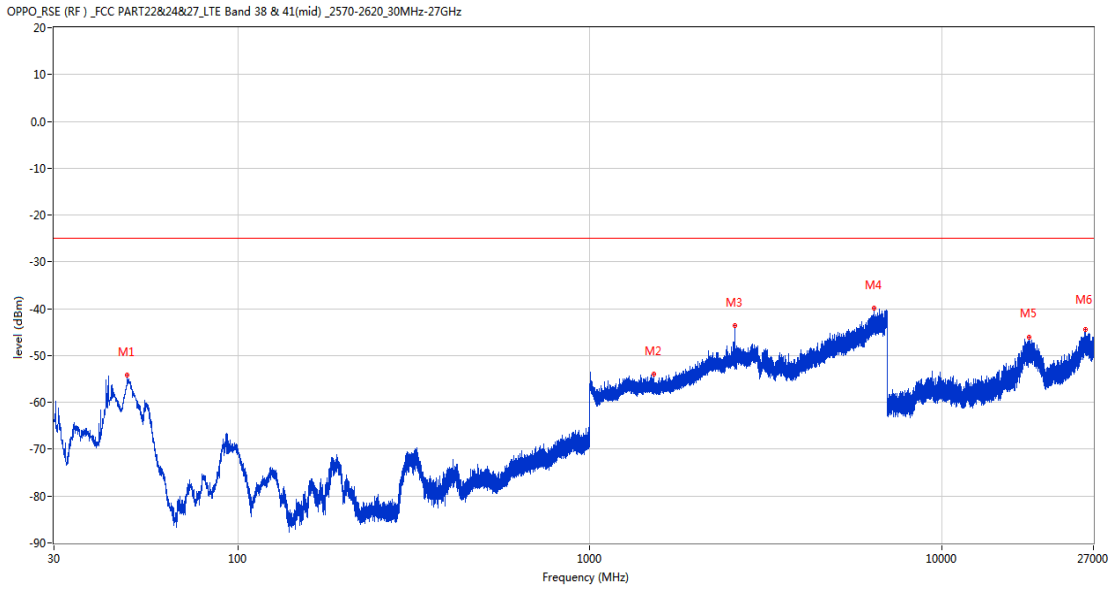
Frequency (MHz)	Result (dBm)	Factor (dB)	PK Limit (dBm)	Over Limit (dB)	Table (o)	ANT	EUT	Verdict
193.833	-69.19	-15.03	-25.0	-44.19	40.00	Horizontal	Vertical	Pass
1624.900	-53.46	1.12	-25.0	-28.46	309.00	Horizontal	Vertical	Pass
2588.500	-43.77	8.44	-25.0	-18.77	292.00	Horizontal	Vertical	N/A
6416.600	-39.21	18.87	-25.0	-14.21	283.00	Horizontal	Vertical	Pass
17345.063	-46.55	27.70	-25.0	-21.55	-1.00	Horizontal	Vertical	Pass
25155.899	-45.15	24.08	-25.0	-20.15	287.00	Horizontal	Vertical	Pass

RSE-V&V LTE Band 41 BW10 CH40620



Frequency (MHz)	Result (dBm)	Factor (dB)	PK Limit (dBm)	Over Limit (dB)	Table (o)	ANT	EUT	Verdict
42.173	-51.33	-17.21	-25.0	-26.33	226.00	Vertical	Vertical	Pass
1268.300	-53.85	1.62	-25.0	-28.85	193.00	Vertical	Vertical	Pass
2588.500	-37.10	8.44	-25.0	-12.10	18.00	Vertical	Vertical	N/A
6990.400	-40.12	19.52	-25.0	-15.12	111.00	Vertical	Vertical	Pass
17833.839	-46.35	27.36	-25.0	-21.35	49.00	Vertical	Vertical	Pass
25632.449	-45.04	24.24	-25.0	-20.04	177.00	Vertical	Vertical	Pass

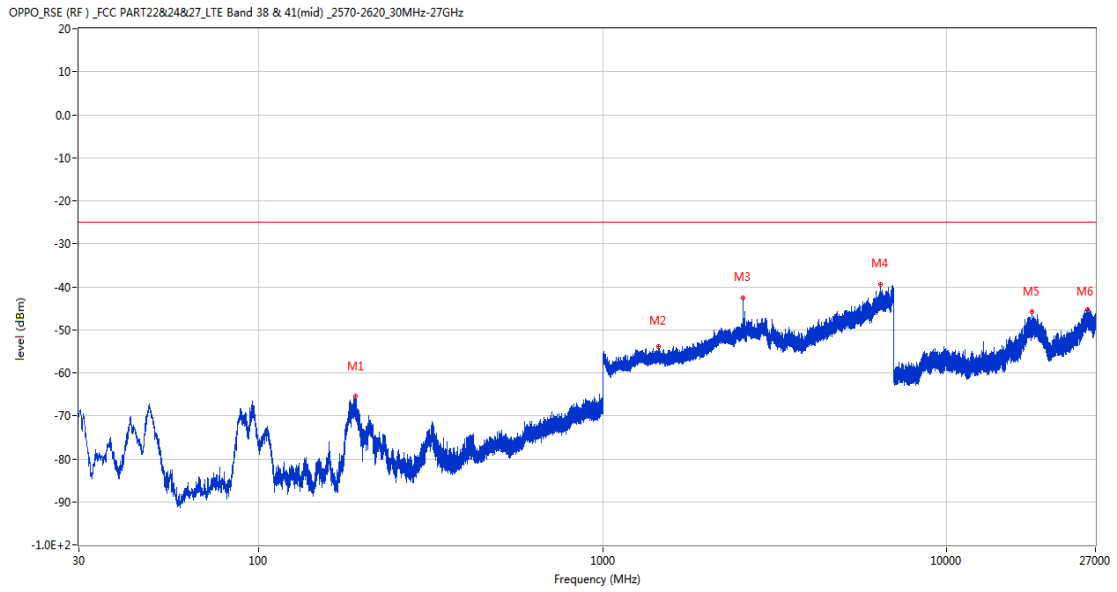
RSE-V&H LTE Band 41 BW10 CH40620



Frequency (MHz)	Result (dBm)	Factor (dB)	PK Limit (dBm)	Over Limit (dB)	Table (o)	ANT	EUT	Verdict
48.478	-54.21	-15.36	-25.0	-29.21	220.00	Vertical	Horizontal	Pass
1516.900	-54.00	1.08	-25.0	-29.00	361.00	Vertical	Horizontal	Pass
2588.500	-43.68	8.44	-25.0	-18.68	3.00	Vertical	Horizontal	N/A
6430.800	-39.92	18.14	-25.0	-14.92	40.00	Vertical	Horizontal	Pass
17738.287	-46.02	27.50	-25.0	-21.02	227.00	Vertical	Horizontal	Pass
25566.751	-44.38	24.22	-25.0	-19.38	259.00	Vertical	Horizontal	Pass

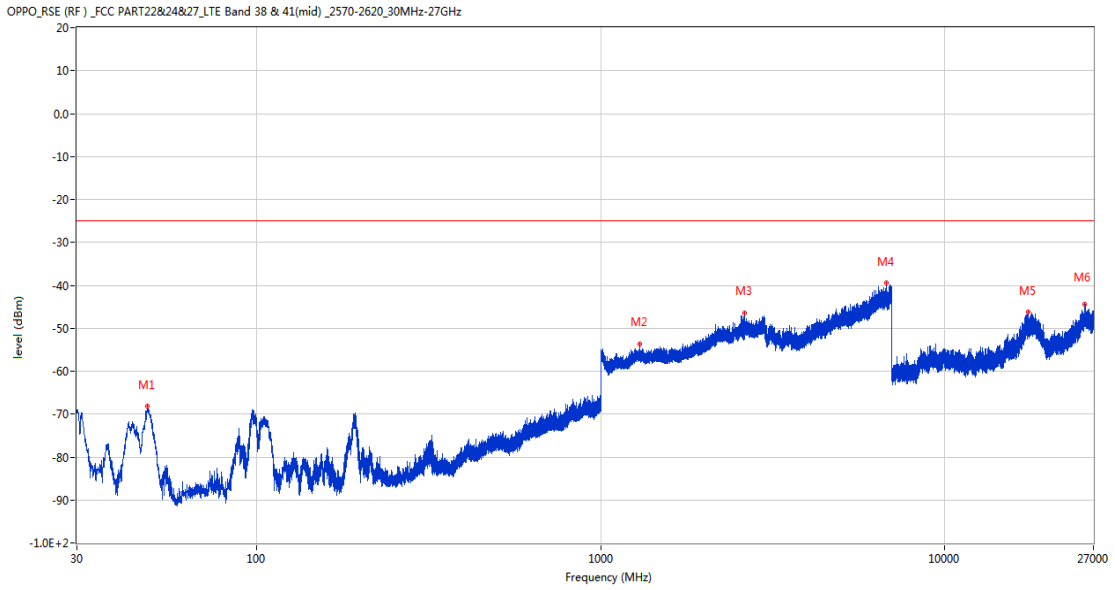
42.3 LTE Band 41 BW15, Middle Channel

RSE-H&H LTE Band 41 BW15 CH40620



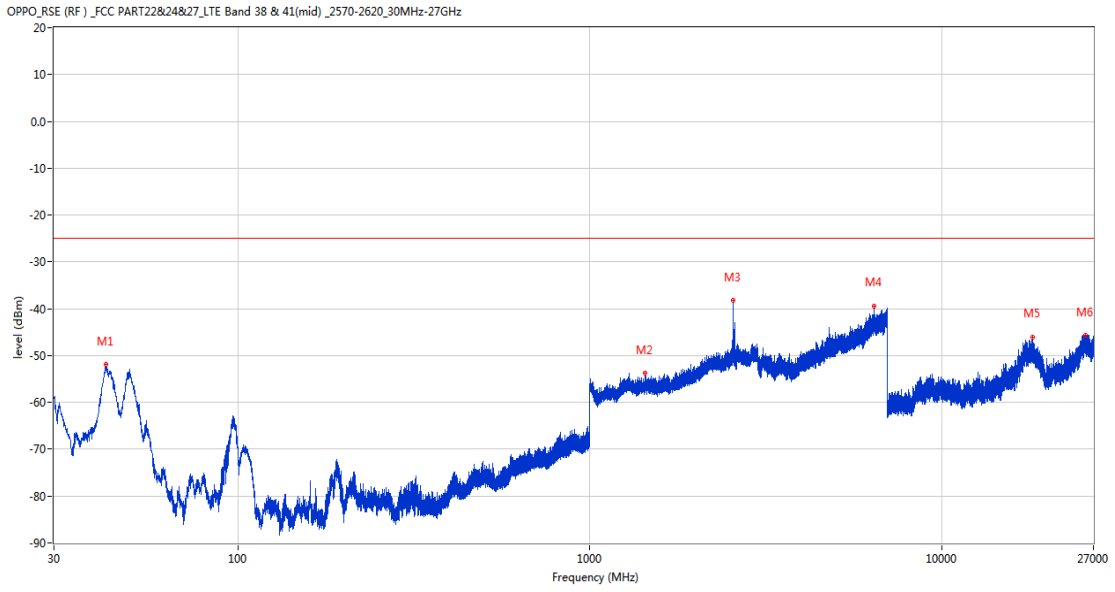
Frequency (MHz)	Result (dBm)	Factor (dB)	PK Limit (dBm)	Over Limit (dB)	Table (o)	ANT	EUT	Verdict
190.729	-65.48	-14.77	-25.0	-40.48	343.00	Horizontal	Horizontal	Pass
1446.800	-53.88	1.59	-25.0	-28.88	0.00	Horizontal	Horizontal	Pass
2561.500	-42.64	8.13	-25.0	-17.64	230.00	Horizontal	Horizontal	N/A
6414.400	-39.34	18.88	-25.0	-14.34	192.00	Horizontal	Horizontal	Pass
17697.864	-45.77	27.73	-25.0	-20.77	30.00	Horizontal	Horizontal	Pass
25592.850	-45.38	24.22	-25.0	-20.38	-2.00	Horizontal	Horizontal	Pass

RSE-H&V LTE Band 41 BW15 CH40620



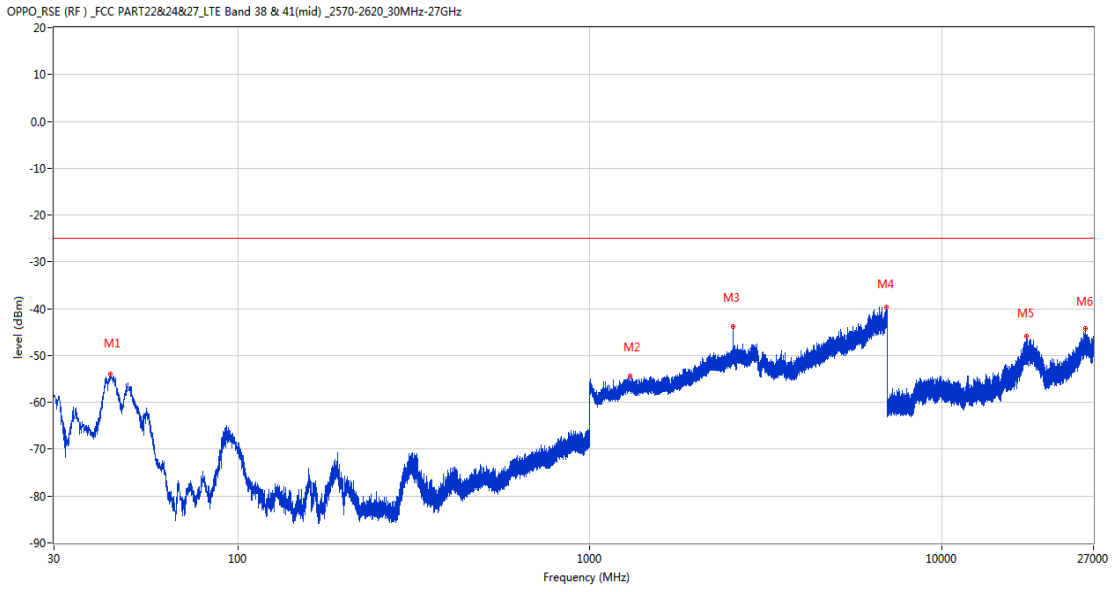
Frequency (MHz)	Result (dBm)	Factor (dB)	PK Limit (dBm)	Over Limit (dB)	Table (o)	ANT	EUT	Verdict
47.993	-68.24	-14.97	-25.0	-43.24	225.00	Horizontal	Vertical	Pass
1298.600	-53.75	1.78	-25.0	-28.75	265.00	Horizontal	Vertical	Pass
2618.200	-46.46	8.83	-25.0	-21.46	245.00	Horizontal	Vertical	N/A
6767.400	-39.38	18.74	-25.0	-14.38	43.00	Horizontal	Vertical	Pass
17423.026	-46.18	27.20	-25.0	-21.18	122.00	Horizontal	Vertical	Pass
25480.800	-44.35	24.19	-25.0	-19.35	173.00	Horizontal	Vertical	Pass

RSE-V&V LTE Band 41 BW15 CH40620



Frequency (MHz)	Result (dBm)	Factor (dB)	PK Limit (dBm)	Over Limit (dB)	Table (o)	ANT	EUT	Verdict
42.222	-51.82	-17.20	-25.0	-26.82	207.00	Vertical	Vertical	Pass
1438.900	-53.83	1.28	-25.0	-28.83	361.00	Vertical	Vertical	Pass
2561.500	-38.23	8.13	-25.0	-13.23	361.00	Vertical	Vertical	N/A
6434.800	-39.52	18.07	-25.0	-14.52	306.00	Vertical	Vertical	Pass
18118.349	-46.10	27.35	-25.0	-21.10	310.00	Vertical	Vertical	Pass
25564.948	-45.61	24.22	-25.0	-20.61	310.00	Vertical	Vertical	Pass

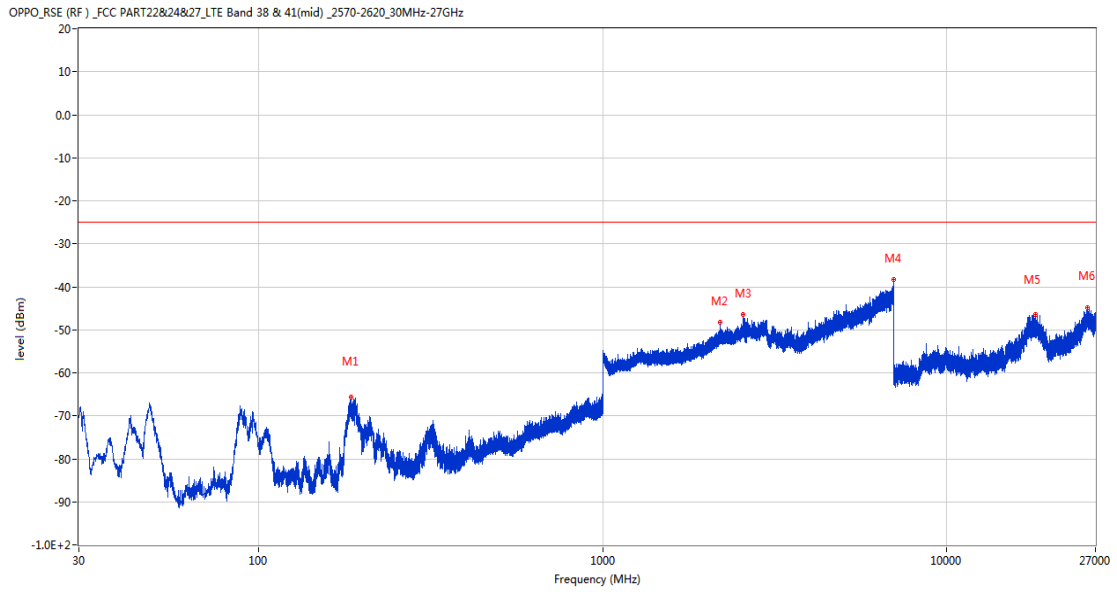
RSE-V&H LTE Band 41 BW15 CH40620



Frequency (MHz)	Result (dBm)	Factor (dB)	PK Limit (dBm)	Over Limit (dB)	Table (o)	ANT	EUT	Verdict
43.289	-53.94	-16.88	-25.0	-28.94	174.00	Vertical	Horizontal	Pass
1300.000	-54.38	1.73	-25.0	-29.38	100.00	Vertical	Horizontal	Pass
2560.400	-43.80	8.12	-25.0	-18.80	361.00	Vertical	Horizontal	N/A
6972.400	-39.64	19.99	-25.0	-14.64	268.00	Vertical	Horizontal	Pass
17460.562	-45.89	27.56	-25.0	-20.89	178.00	Vertical	Horizontal	Pass
25670.699	-44.23	24.25	-25.0	-19.23	342.00	Vertical	Horizontal	Pass

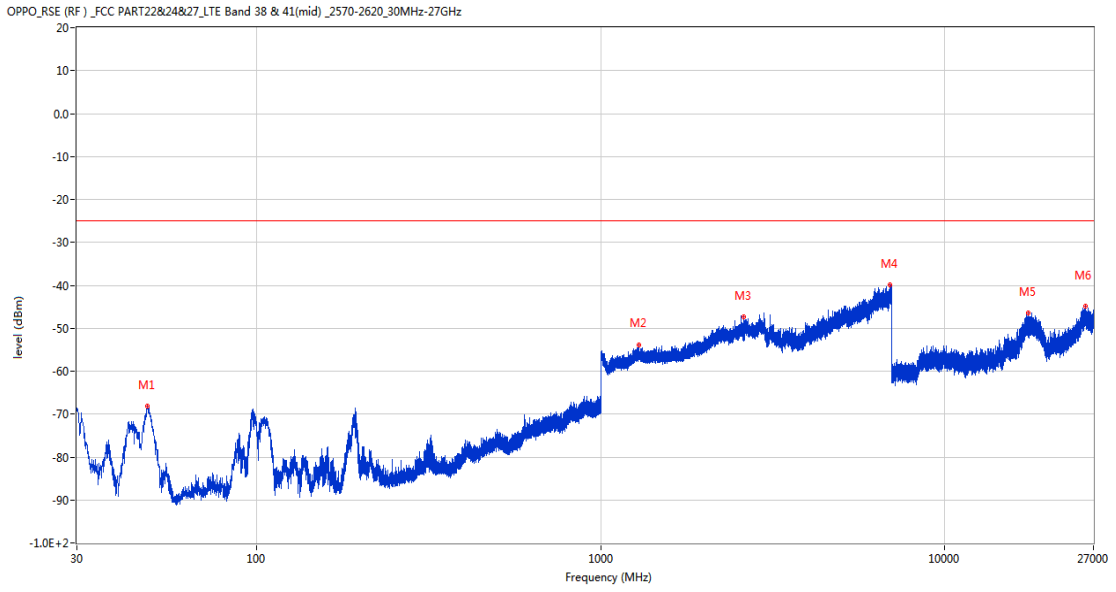
42.4 LTE Band 41 BW20, Middle Channel

RSE-H&H LTE Band 41 BW20 CH40620



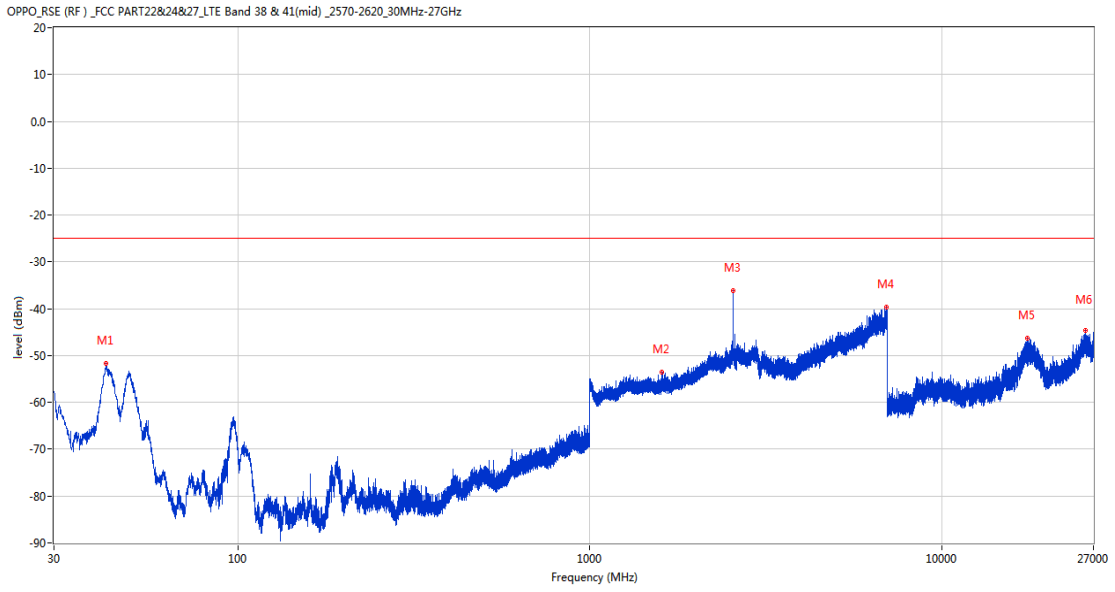
Frequency (MHz)	Result (dBm)	Factor (dB)	PK Limit (dBm)	Over Limit (dB)	Table (o)	ANT	EUT	Verdict
184.958	-65.58	-14.41	-25.0	-40.58	330.00	Horizontal	Horizontal	Pass
2188.300	-48.34	6.36	-25.0	-23.34	205.00	Horizontal	Horizontal	Pass
2561.700	-46.49	8.13	-25.0	-21.49	356.00	Horizontal	Horizontal	N/A
6998.600	-38.34	18.99	-25.0	-13.34	287.00	Horizontal	Horizontal	Pass
18124.200	-46.39	27.37	-25.0	-21.39	-2.00	Horizontal	Horizontal	Pass
25586.551	-44.84	24.22	-25.0	-19.84	134.00	Horizontal	Horizontal	Pass

RSE-H&V LTE Band 41 BW20 CH40620



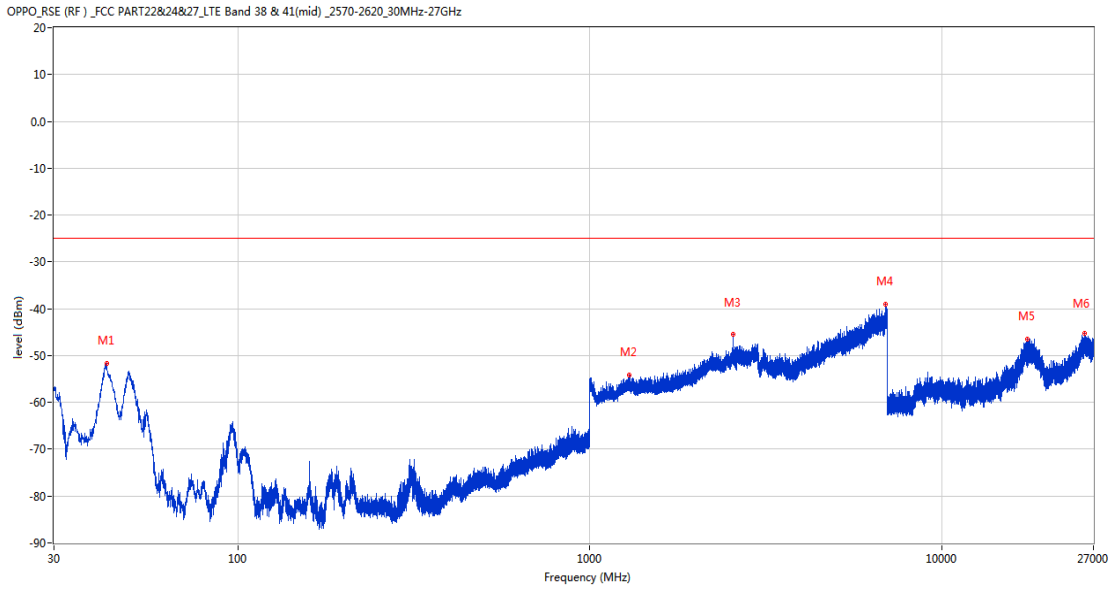
Frequency (MHz)	Result (dBm)	Factor (dB)	PK Limit (dBm)	Over Limit (dB)	Table (o)	ANT	EUT	Verdict
47.993	-68.16	-14.97	-25.0	-43.16	206.00	Horizontal	Vertical	Pass
1288.500	-53.82	1.86	-25.0	-28.82	43.00	Horizontal	Vertical	Pass
2592.900	-47.28	8.49	-25.0	-22.28	361.00	Horizontal	Vertical	N/A
6901.000	-39.86	19.54	-25.0	-14.86	59.00	Horizontal	Vertical	Pass
17470.011	-46.51	27.52	-25.0	-21.51	189.00	Horizontal	Vertical	Pass
25561.350	-44.81	24.21	-25.0	-19.81	84.00	Horizontal	Vertical	Pass

RSE-V&V LTE Band 41 BW20 CH40620



Frequency (MHz)	Result (dBm)	Factor (dB)	PK Limit (dBm)	Over Limit (dB)	Table (o)	ANT	EUT	Verdict
42.125	-51.65	-17.23	-25.0	-26.65	213.00	Vertical	Vertical	Pass
1599.000	-53.61	0.89	-25.0	-28.61	257.00	Vertical	Vertical	Pass
2561.300	-36.17	8.13	-25.0	-11.17	31.00	Vertical	Vertical	N/A
6969.400	-39.67	20.03	-25.0	-14.67	259.00	Vertical	Vertical	Pass
17479.725	-46.26	27.48	-25.0	-21.26	0.00	Vertical	Vertical	Pass
25682.401	-44.60	24.25	-25.0	-19.60	110.00	Vertical	Vertical	Pass

RSE-V&H LTE Band 41 BW20 CH40620

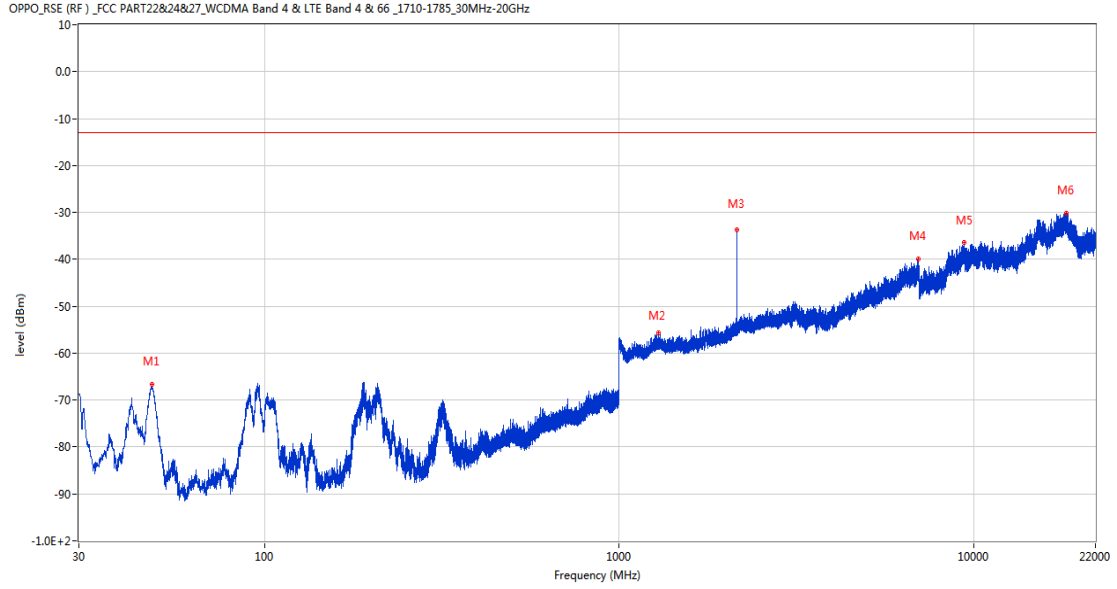


Frequency (MHz)	Result (dBm)	Factor (dB)	PK Limit (dBm)	Over Limit (dB)	Table (o)	ANT	EUT	Verdict
42.319	-51.72	-17.17	-25.0	-26.72	214.00	Vertical	Horizontal	Pass
1292.100	-54.21	1.74	-25.0	-29.21	7.00	Vertical	Horizontal	Pass
2559.100	-45.53	8.10	-25.0	-20.53	18.00	Vertical	Horizontal	N/A
6907.400	-39.12	19.45	-25.0	-14.12	170.00	Vertical	Horizontal	Pass
17484.188	-46.49	27.40	-25.0	-21.49	362.00	Vertical	Horizontal	Pass
25547.401	-45.24	24.21	-25.0	-20.24	361.00	Vertical	Horizontal	Pass

43 LTE Band 66

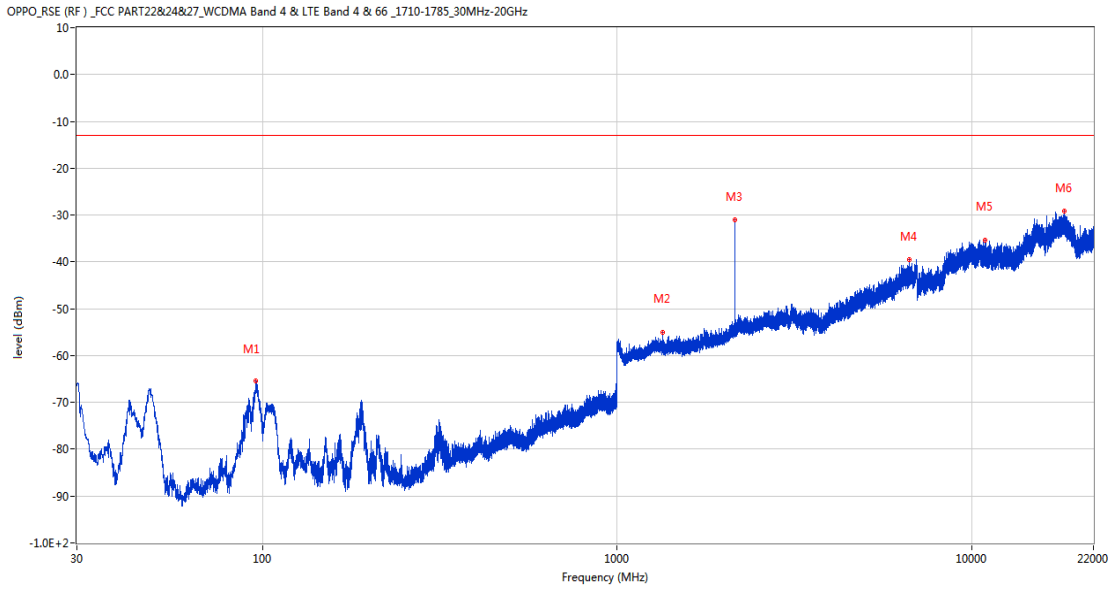
43.1 LTE Band 66 BW1.4, Middle Channel

RSE-H&H LTE Band 66 BW1.4 CH132322



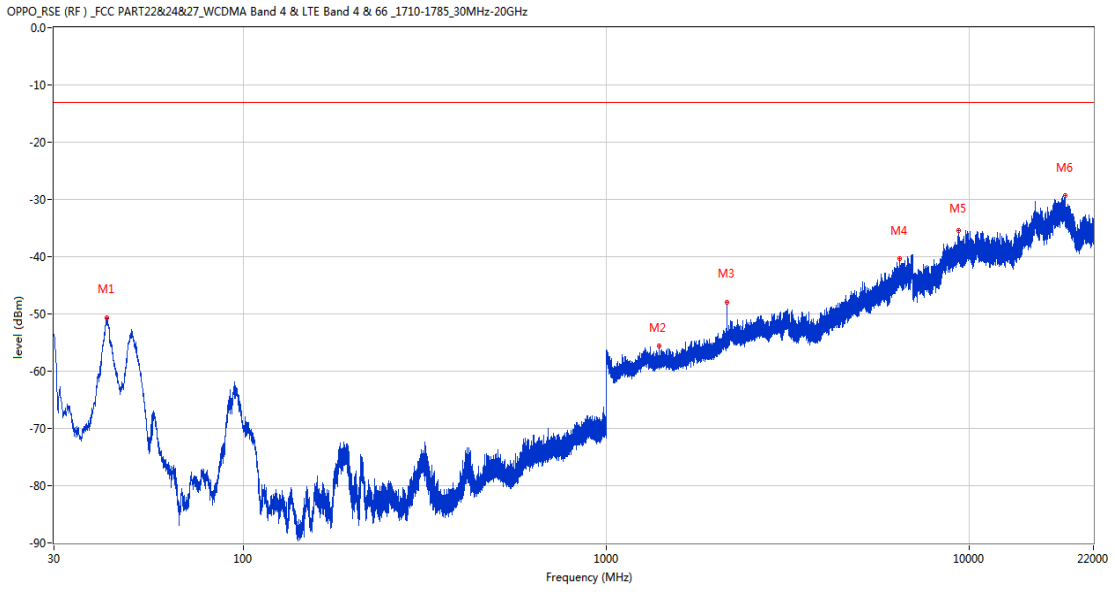
Frequency (MHz)	Result (dBm)	Factor (dB)	PK Limit (dBm)	Over Limit (dB)	Table (o)	ANT	EUT	Verdict
48.090	-66.70	-15.27	-13.0	-53.70	184.00	Horizontal	Horizontal	Pass
1292.600	-55.65	0.07	-13.0	-42.65	81.00	Horizontal	Horizontal	Pass
2145.000	-33.76	2.74	-13.0	-20.76	178.00	Horizontal	Horizontal	N/A
6983.800	-40.00	19.64	-13.0	-27.00	359.00	Horizontal	Horizontal	Pass
9389.987	-36.48	39.96	-13.0	-23.48	30.00	Horizontal	Horizontal	Pass
18250.512	-30.17	44.84	-13.0	-17.17	126.00	Horizontal	Horizontal	Pass

RSE-H&V LTE Band 66 BW1.4 CH132322



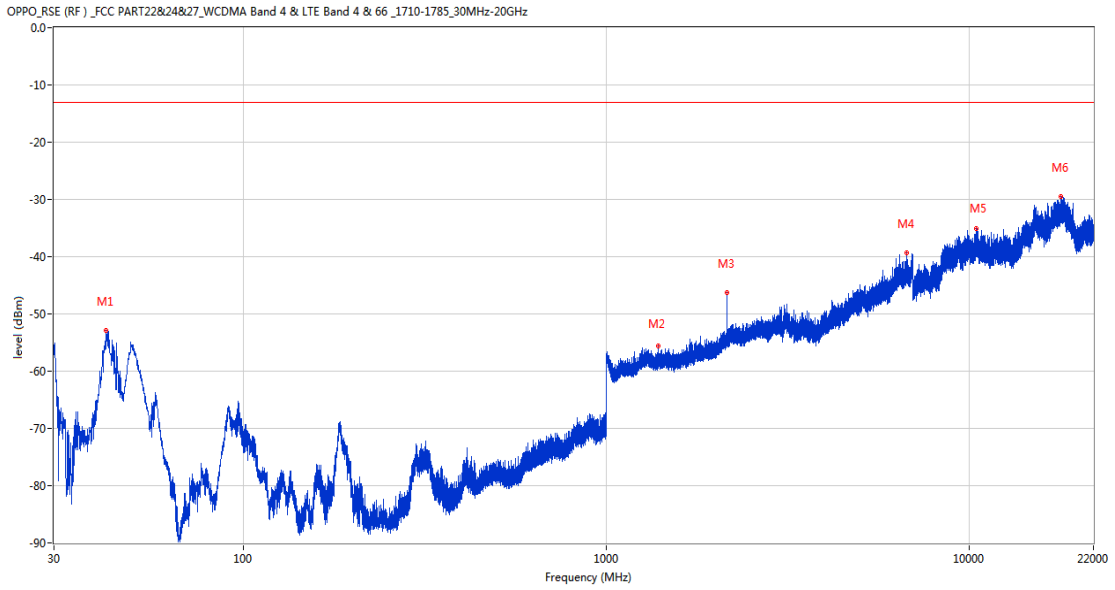
Frequency (MHz)	Result (dBm)	Factor (dB)	PK Limit (dBm)	Over Limit (dB)	Table (o)	ANT	EUT	Verdict
95.814	-65.48	-21.60	-13.0	-52.48	350.00	Horizontal	Vertical	Pass
1340.300	-55.12	-0.42	-13.0	-42.12	326.00	Horizontal	Vertical	Pass
2145.300	-31.06	2.74	-13.0	-18.06	178.00	Horizontal	Vertical	N/A
6652.600	-39.55	18.99	-13.0	-26.55	123.00	Horizontal	Vertical	Pass
10879.813	-35.27	40.35	-13.0	-22.27	99.00	Horizontal	Vertical	Pass
18267.163	-29.18	44.75	-13.0	-16.18	273.00	Horizontal	Vertical	Pass

RSE-V&V LTE Band 66 BW1.4 CH132322



Frequency (MHz)	Result (dBm)	Factor (dB)	PK Limit (dBm)	Over Limit (dB)	Table (o)	ANT	EUT	Verdict
41.931	-50.62	-17.54	-13.0	-37.62	196.00	Vertical	Vertical	Pass
1400.000	-55.67	-0.60	-13.0	-42.67	360.00	Vertical	Vertical	Pass
2144.900	-47.96	2.75	-13.0	-34.96	103.00	Vertical	Vertical	N/A
6416.000	-40.41	18.89	-13.0	-27.41	47.00	Vertical	Vertical	Pass
9326.737	-35.40	39.69	-13.0	-22.40	297.00	Vertical	Vertical	Pass
18349.949	-29.40	44.21	-13.0	-16.40	363.00	Vertical	Vertical	Pass

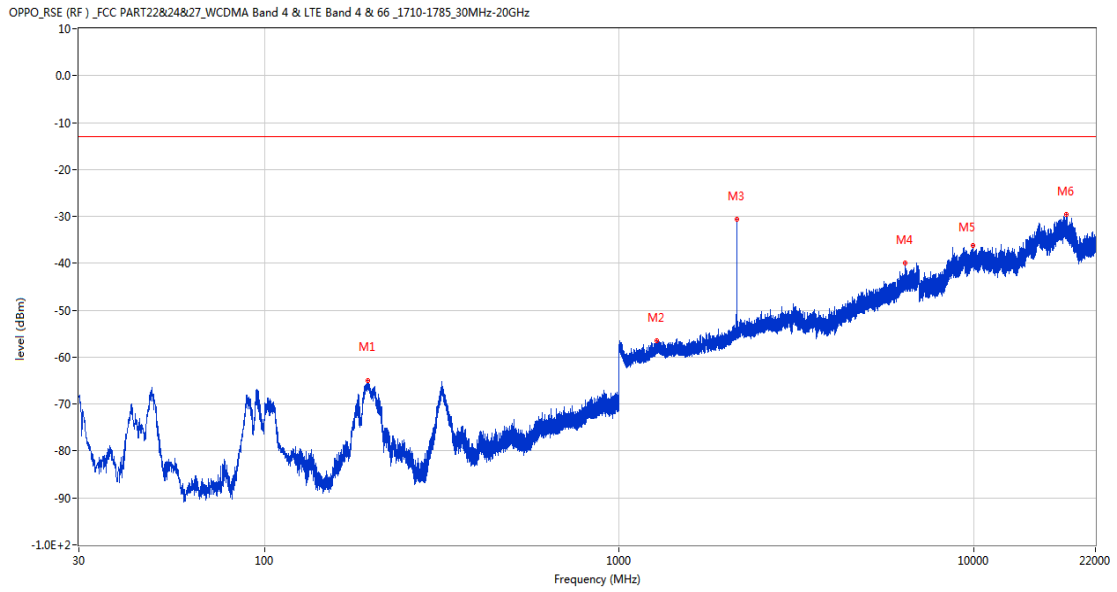
RSE-V&H LTE Band 66 BW1.4 CH132322



Frequency (MHz)	Result (dBm)	Factor (dB)	PK Limit (dBm)	Over Limit (dB)	Table (o)	ANT	EUT	Verdict
41.785	-52.95	-17.64	-13.0	-39.95	-2.00	Vertical	Horizontal	Pass
1389.400	-55.65	-0.66	-13.0	-42.65	180.00	Vertical	Horizontal	Pass
2144.800	-46.30	2.75	-13.0	-33.30	311.00	Vertical	Horizontal	N/A
6732.000	-39.39	18.68	-13.0	-26.39	349.00	Vertical	Horizontal	Pass
10471.562	-35.09	40.83	-13.0	-22.09	11.00	Vertical	Horizontal	Pass
17907.800	-29.47	44.59	-13.0	-16.47	183.00	Vertical	Horizontal	Pass

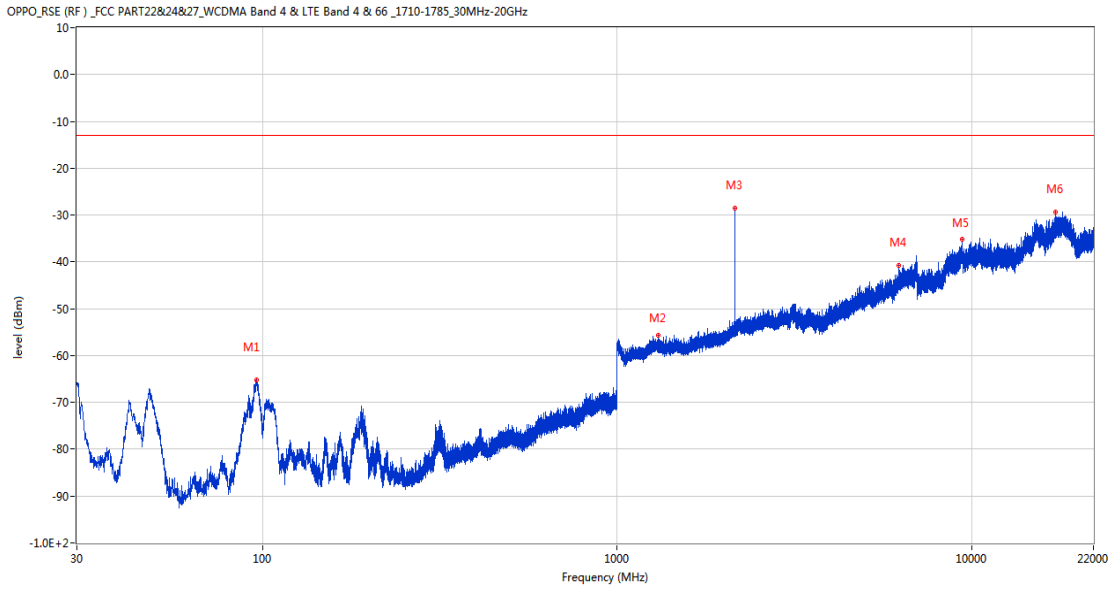
43.2 LTE Band 66 BW3, Middle Channel

RSE-H&H LTE Band 66 BW3 CH132322



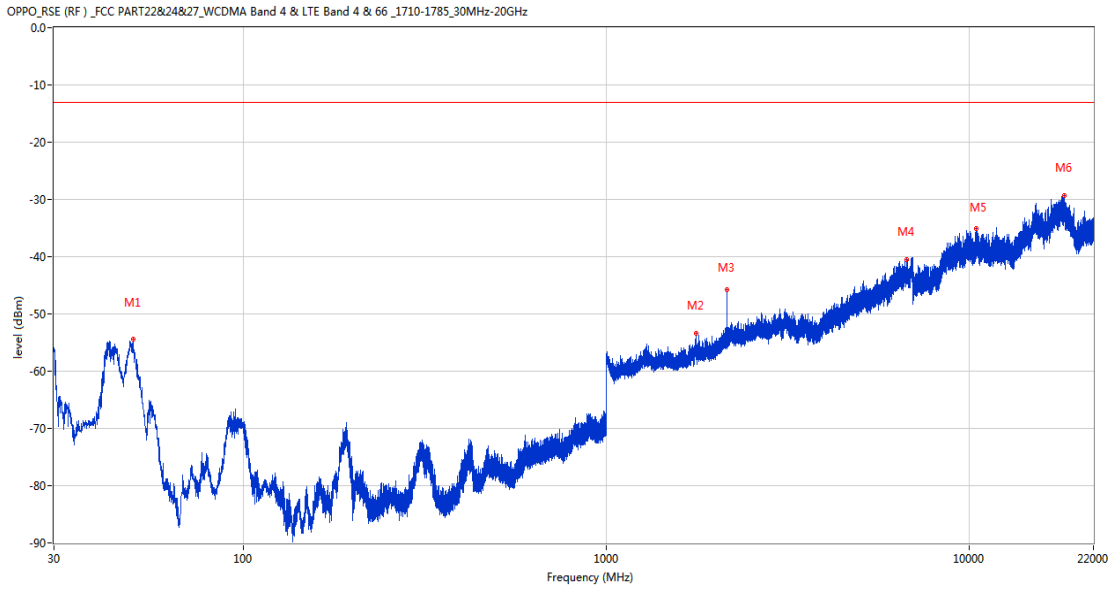
Frequency (MHz)	Result (dBm)	Factor (dB)	PK Limit (dBm)	Over Limit (dB)	Table (o)	ANT	EUT	Verdict
195.773	-64.95	-16.51	-13.0	-51.95	80.00	Horizontal	Horizontal	Pass
1276.700	-56.49	0.07	-13.0	-43.49	281.00	Horizontal	Horizontal	Pass
2144.900	-30.50	2.75	-13.0	-17.50	183.00	Horizontal	Horizontal	N/A
6413.800	-39.90	18.87	-13.0	-26.90	107.00	Horizontal	Horizontal	Pass
9930.776	-36.28	39.96	-13.0	-23.28	120.00	Horizontal	Horizontal	Pass
18234.788	-29.62	44.87	-13.0	-16.62	318.00	Horizontal	Horizontal	Pass

RSE-H&V LTE Band 66 BW3 CH132322



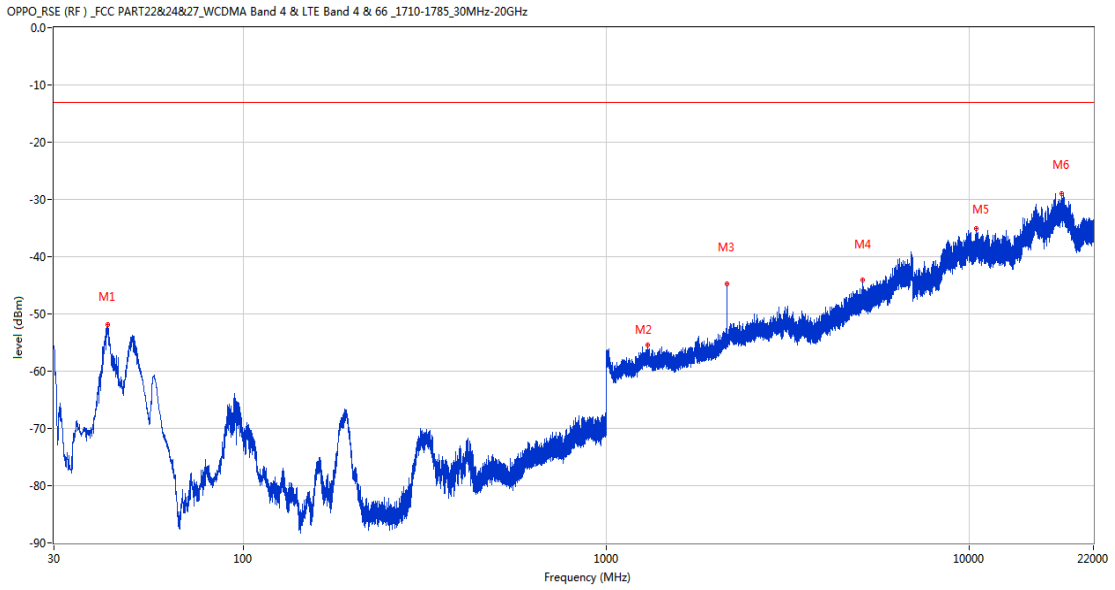
Frequency (MHz)	Result (dBm)	Factor (dB)	PK Limit (dBm)	Over Limit (dB)	Table (o)	ANT	EUT	Verdict
96.348	-65.18	-21.66	-13.0	-52.18	361.00	Horizontal	Vertical	Pass
1303.000	-55.69	0.09	-13.0	-42.69	116.00	Horizontal	Vertical	Pass
2144.900	-28.46	2.75	-13.0	-15.46	167.00	Horizontal	Vertical	N/A
6230.800	-40.70	17.65	-13.0	-27.70	333.00	Horizontal	Vertical	Pass
9396.312	-35.14	40.01	-13.0	-22.14	9.00	Horizontal	Vertical	Pass
17245.037	-29.40	44.49	-13.0	-16.40	363.00	Horizontal	Vertical	Pass

RSE-V&V LTE Band 66 BW3 CH132322



Frequency (MHz)	Result (dBm)	Factor (dB)	PK Limit (dBm)	Over Limit (dB)	Table (o)	ANT	EUT	Verdict
49.497	-54.44	-17.06	-13.0	-41.44	305.00	Vertical	Vertical	Pass
1768.900	-53.41	1.40	-13.0	-40.41	89.00	Vertical	Vertical	Pass
2145.600	-45.70	2.73	-13.0	-32.70	240.00	Vertical	Vertical	N/A
6726.600	-40.50	18.74	-13.0	-27.50	177.00	Vertical	Vertical	Pass
10447.126	-35.06	41.03	-13.0	-22.06	9.00	Vertical	Vertical	Pass
18251.901	-29.37	44.84	-13.0	-16.37	249.00	Vertical	Vertical	Pass

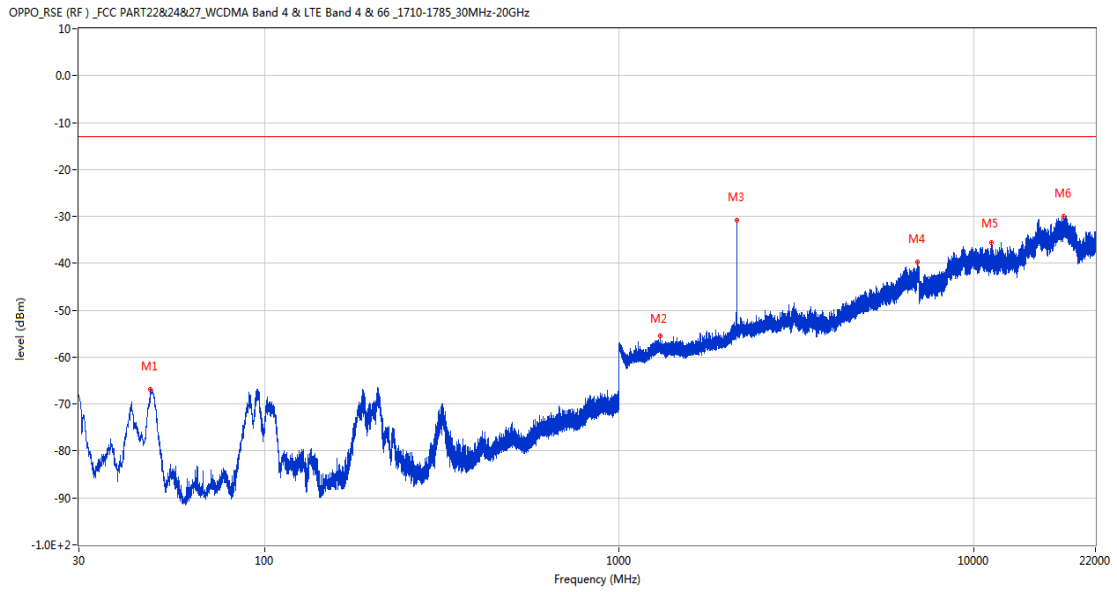
RSE-V&H LTE Band 66 BW3 CH132322



Frequency (MHz)	Result (dBm)	Factor (dB)	PK Limit (dBm)	Over Limit (dB)	Table (o)	ANT	EUT	Verdict
42.125	-51.94	-17.45	-13.0	-38.94	331.00	Vertical	Horizontal	Pass
1297.600	-55.37	0.02	-13.0	-42.37	103.00	Vertical	Horizontal	Pass
2144.500	-44.70	2.76	-13.0	-31.70	154.00	Vertical	Horizontal	N/A
5096.800	-44.13	13.17	-13.0	-31.13	9.00	Vertical	Horizontal	Pass
10482.775	-35.08	40.69	-13.0	-22.08	152.00	Vertical	Horizontal	Pass
17982.261	-29.04	44.91	-13.0	-16.04	66.00	Vertical	Horizontal	Pass

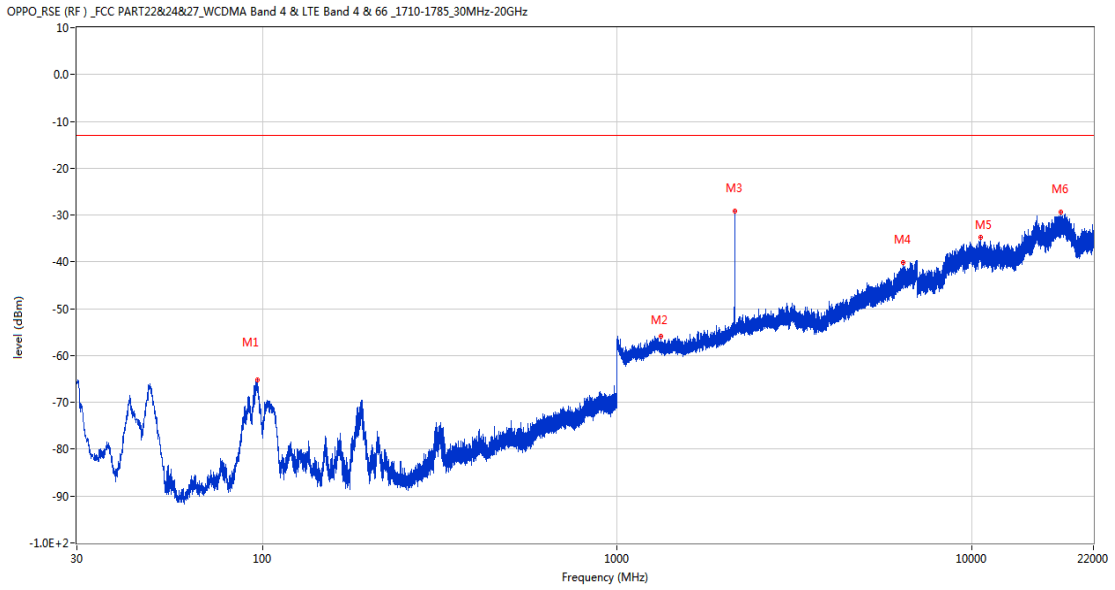
43.3 LTE Band 66 BW5, Middle Channel

RSE-H&H LTE Band 66 BW5 CH132322



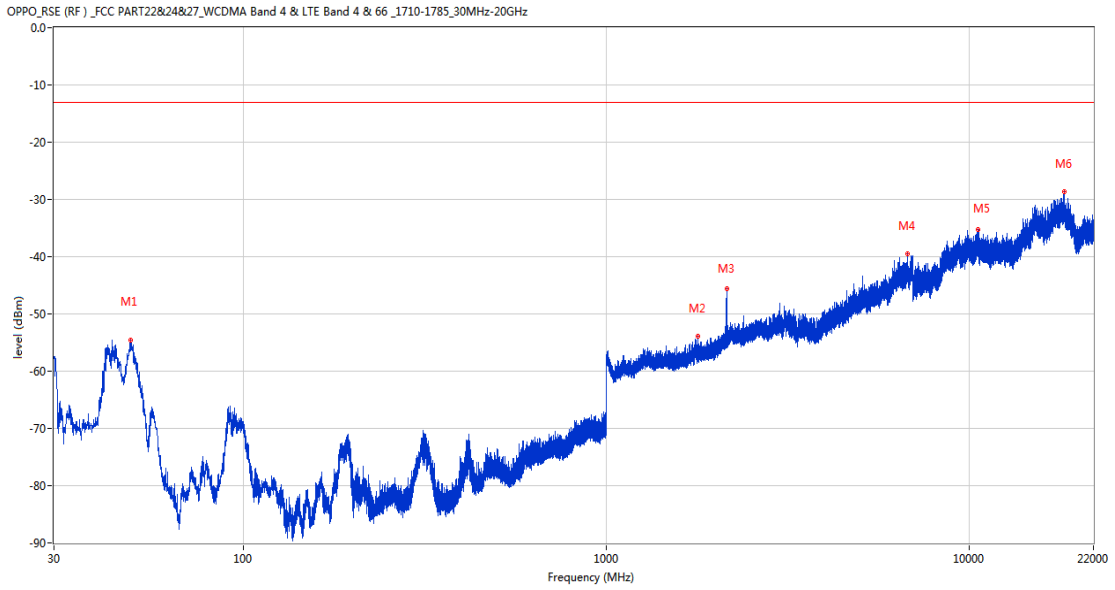
Frequency (MHz)	Result (dBm)	Factor (dB)	PK Limit (dBm)	Over Limit (dB)	Table (o)	ANT	EUT	Verdict
47.703	-66.95	-15.32	-13.0	-53.95	212.00	Horizontal	Horizontal	Pass
1303.000	-55.48	0.09	-13.0	-42.48	38.00	Horizontal	Horizontal	Pass
2145.700	-30.73	2.72	-13.0	-17.73	181.00	Horizontal	Horizontal	N/A
6948.800	-39.67	18.98	-13.0	-26.67	261.00	Horizontal	Horizontal	Pass
11234.875	-35.59	39.82	-13.0	-22.59	352.00	Horizontal	Horizontal	Pass
17946.651	-30.08	44.72	-13.0	-17.08	321.00	Horizontal	Horizontal	Pass

RSE-H&V LTE Band 66 BW5 CH132322



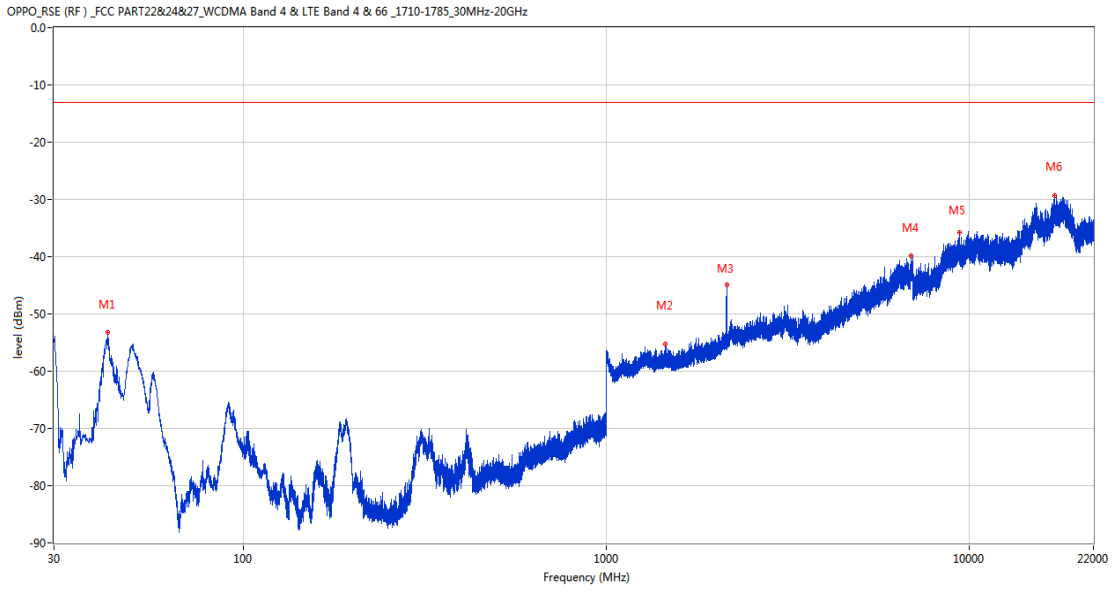
Frequency (MHz)	Result (dBm)	Factor (dB)	PK Limit (dBm)	Over Limit (dB)	Table (o)	ANT	EUT	Verdict
96.639	-65.22	-21.69	-13.0	-52.22	326.00	Horizontal	Vertical	Pass
1329.000	-55.96	-0.40	-13.0	-42.96	307.00	Horizontal	Vertical	Pass
2144.200	-29.22	2.76	-13.0	-16.22	178.00	Horizontal	Vertical	N/A
6405.200	-40.14	18.36	-13.0	-27.14	8.00	Horizontal	Vertical	Pass
10607.549	-34.69	40.32	-13.0	-21.69	81.00	Horizontal	Vertical	Pass
17853.688	-29.29	44.38	-13.0	-16.29	78.00	Horizontal	Vertical	Pass

RSE-V&V LTE Band 66 BW5 CH132322



Frequency (MHz)	Result (dBm)	Factor (dB)	PK Limit (dBm)	Over Limit (dB)	Table (o)	ANT	EUT	Verdict
48.867	-54.57	-15.90	-13.0	-41.57	231.00	Vertical	Vertical	Pass
1785.700	-53.92	1.34	-13.0	-40.92	16.00	Vertical	Vertical	Pass
2144.800	-45.52	2.75	-13.0	-32.52	156.00	Vertical	Vertical	N/A
6762.200	-39.41	19.13	-13.0	-26.41	35.00	Vertical	Vertical	Pass
10585.125	-35.25	40.48	-13.0	-22.25	60.00	Vertical	Vertical	Pass
18328.214	-28.69	44.30	-13.0	-15.69	363.00	Vertical	Vertical	Pass

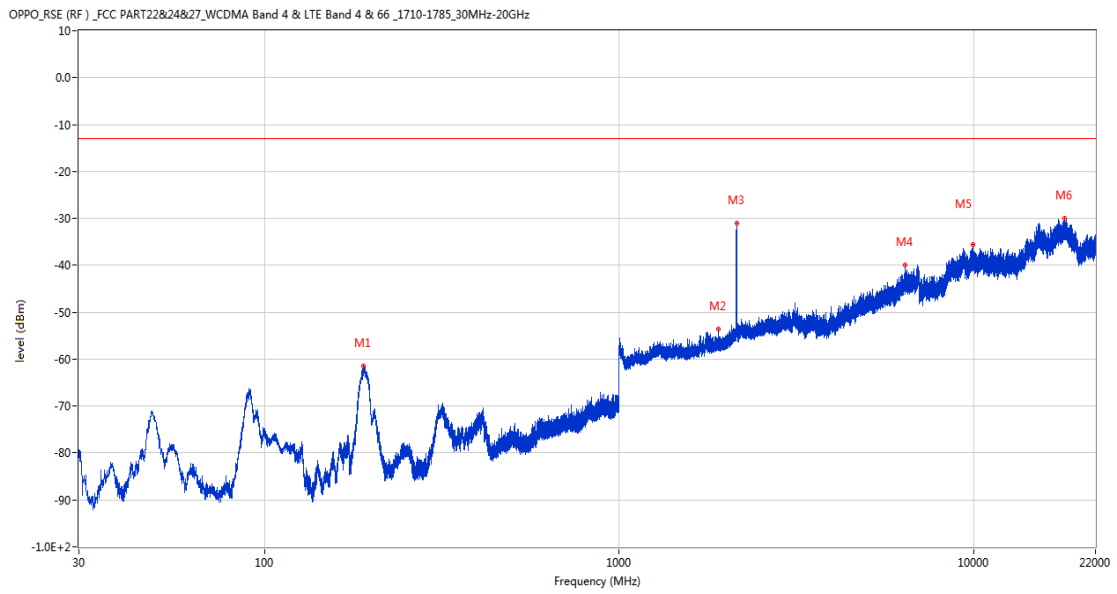
RSE-V&H LTE Band 66 BW5 CH132322



Frequency (MHz)	Result (dBm)	Factor (dB)	PK Limit (dBm)	Over Limit (dB)	Table (o)	ANT	EUT	Verdict
42.125	-53.29	-17.45	-13.0	-40.29	27.00	Vertical	Horizontal	Pass
1457.000	-55.33	-0.18	-13.0	-42.33	1.00	Vertical	Horizontal	Pass
2146.400	-44.99	2.70	-13.0	-31.99	233.00	Vertical	Horizontal	N/A
6925.200	-39.84	18.99	-13.0	-26.84	230.00	Vertical	Horizontal	Pass
9394.588	-35.72	39.99	-13.0	-22.72	176.00	Vertical	Horizontal	Pass
17210.350	-29.39	44.41	-13.0	-16.39	188.00	Vertical	Horizontal	Pass

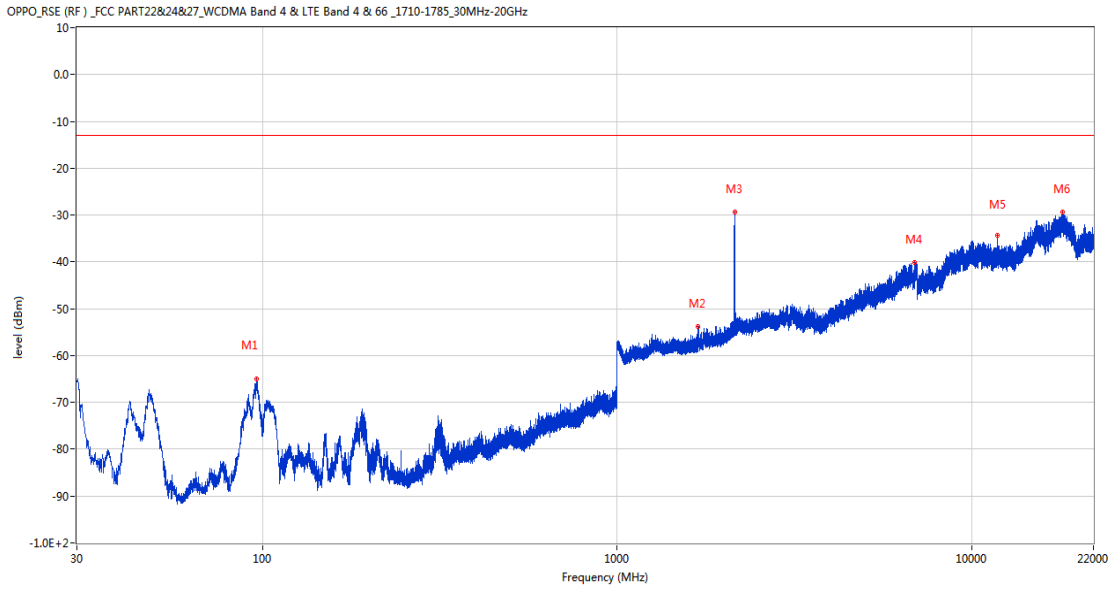
43.4 LTE Band 66 BW10, Middle Channel

RSE-H&H LTE Band 66 BW10 CH132322



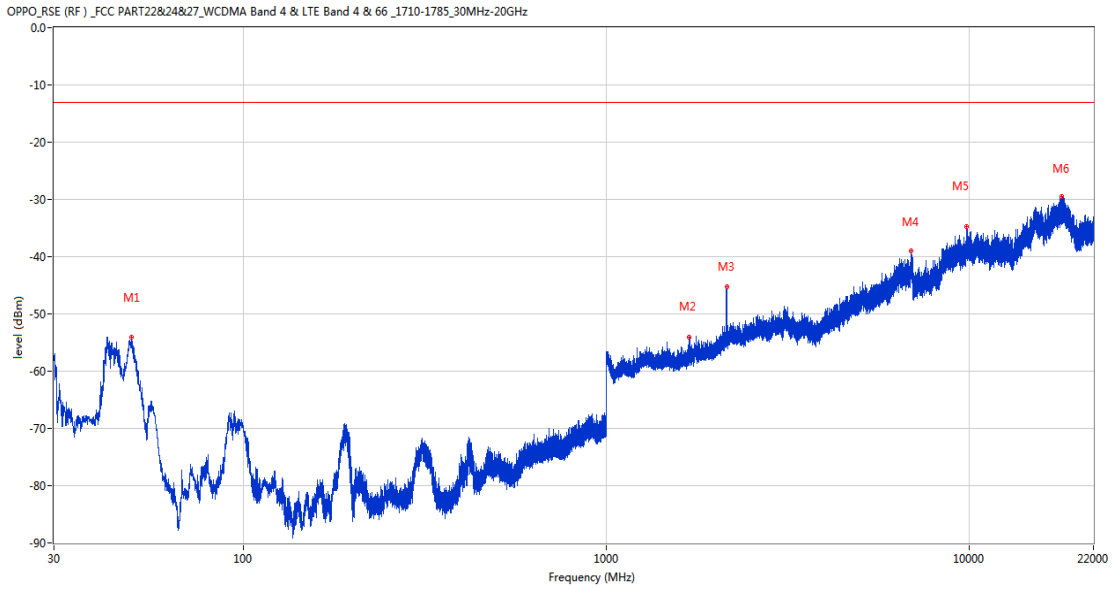
Frequency (MHz)	Result (dBm)	Factor (dB)	PK Limit (dBm)	Over Limit (dB)	Table (o)	ANT	EUT	Verdict
190.292	-61.56	-15.35	-13.0	-48.56	316.00	Horizontal	Horizontal	Pass
1899.500	-53.69	0.99	-13.0	-40.69	13.00	Horizontal	Horizontal	Pass
2146.500	-31.00	2.70	-13.0	-18.00	160.00	Horizontal	Horizontal	N/A
6404.800	-39.98	18.33	-13.0	-26.98	251.00	Horizontal	Horizontal	Pass
9955.787	-35.57	39.87	-13.0	-22.57	335.00	Horizontal	Horizontal	Pass
18020.651	-29.95	44.93	-13.0	-16.95	43.00	Horizontal	Horizontal	Pass

RSE-H&V LTE Band 66 BW10 CH132322



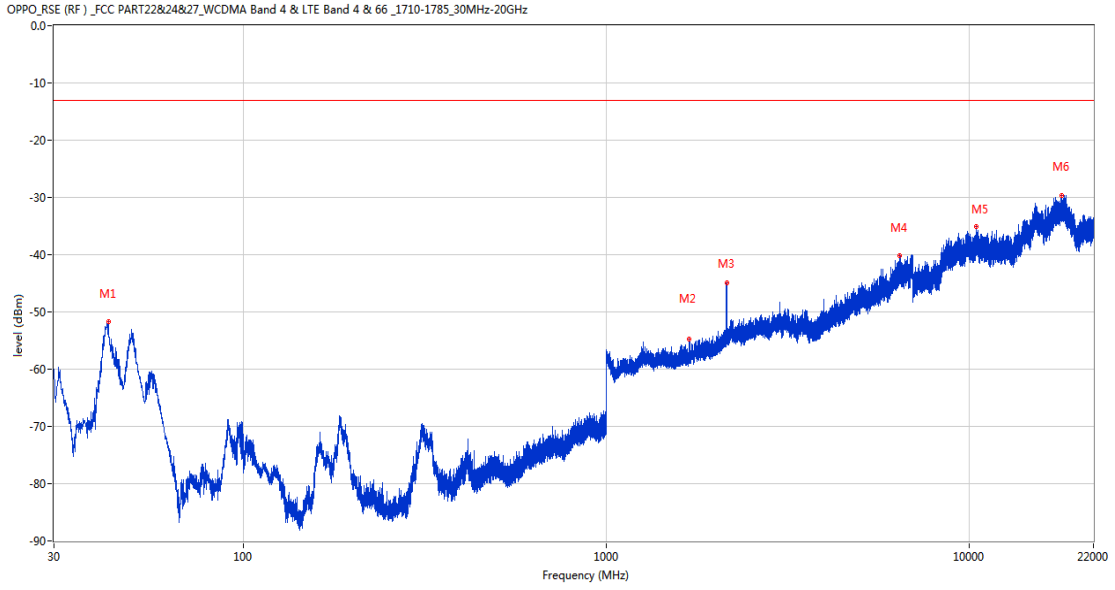
Frequency (MHz)	Result (dBm)	Factor (dB)	PK Limit (dBm)	Over Limit (dB)	Table (o)	ANT	EUT	Verdict
96.154	-65.02	-21.64	-13.0	-52.02	353.00	Horizontal	Vertical	Pass
1693.600	-53.91	0.70	-13.0	-40.91	23.00	Horizontal	Vertical	Pass
2146.100	-29.29	2.71	-13.0	-16.29	164.00	Horizontal	Vertical	N/A
6883.400	-40.17	18.40	-13.0	-27.17	30.00	Horizontal	Vertical	Pass
11778.250	-34.33	39.54	-13.0	-21.33	65.00	Horizontal	Vertical	Pass
18009.551	-29.28	44.93	-13.0	-16.28	340.00	Horizontal	Vertical	Pass

RSE-V&V LTE Band 66 BW10 CH132322



Frequency (MHz)	Result (dBm)	Factor (dB)	PK Limit (dBm)	Over Limit (dB)	Table (o)	ANT	EUT	Verdict
49.060	-54.14	-16.14	-13.0	-41.14	170.00	Vertical	Vertical	Pass
1694.600	-54.01	0.84	-13.0	-41.01	138.00	Vertical	Vertical	Pass
2145.300	-45.25	2.74	-13.0	-32.25	311.00	Vertical	Vertical	N/A
6918.200	-39.05	19.38	-13.0	-26.05	46.00	Vertical	Vertical	Pass
9808.874	-34.81	39.98	-13.0	-21.81	75.00	Vertical	Vertical	Pass
18019.262	-29.57	44.93	-13.0	-16.57	-2.00	Vertical	Vertical	Pass

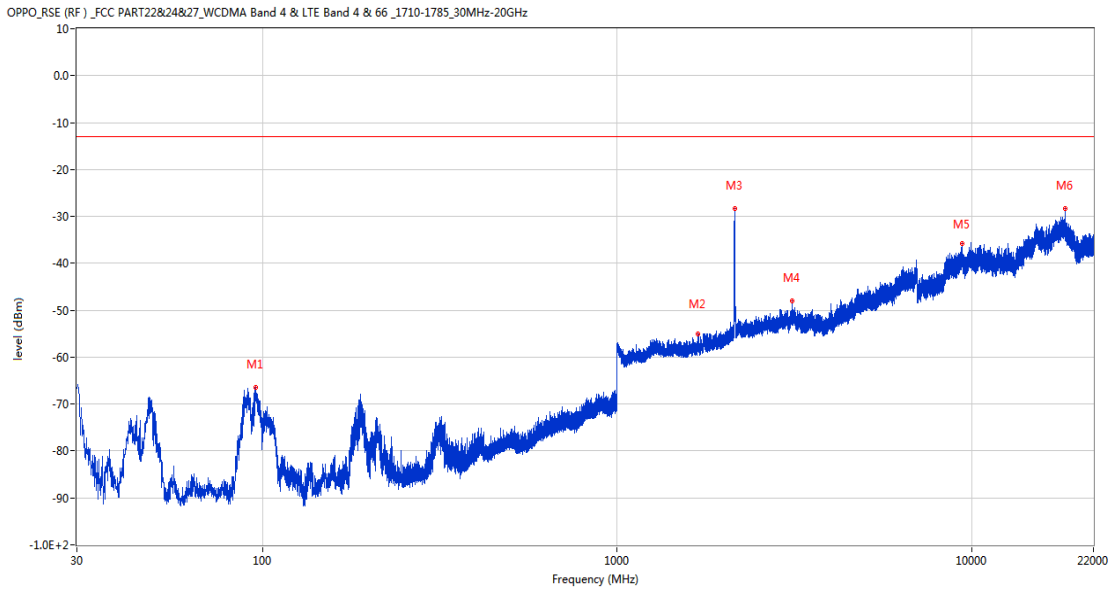
RSE-V&H LTE Band 66 BW10 CH132322



Frequency (MHz)	Result (dBm)	Factor (dB)	PK Limit (dBm)	Over Limit (dB)	Table (o)	ANT	EUT	Verdict
42.367	-51.73	-17.37	-13.0	-38.73	192.00	Vertical	Horizontal	Pass
1694.100	-54.70	0.85	-13.0	-41.70	32.00	Vertical	Horizontal	Pass
2148.500	-44.85	2.70	-13.0	-31.85	173.00	Vertical	Horizontal	N/A
6416.000	-40.12	18.89	-13.0	-27.12	182.00	Vertical	Horizontal	Pass
10486.799	-35.04	40.62	-13.0	-22.04	153.00	Vertical	Horizontal	Pass
18031.286	-29.64	44.93	-13.0	-16.64	-1.00	Vertical	Horizontal	Pass

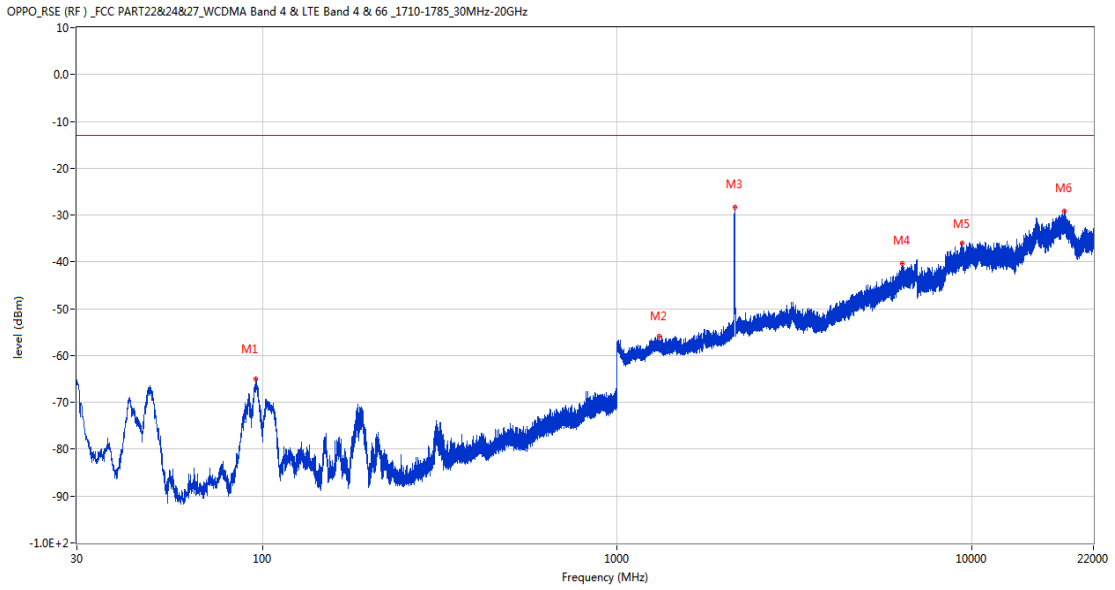
43.5 LTE Band 66 BW15, Middle Channel

RSE-H&H LTE Band 66 BW15 CH132322



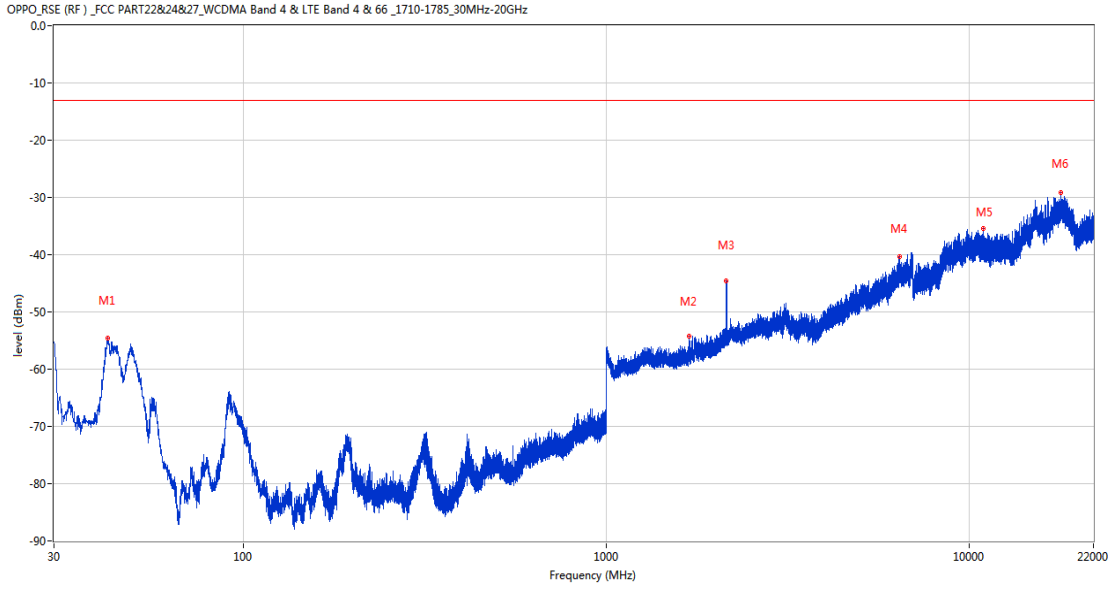
Frequency (MHz)	Result (dBm)	Factor (dB)	PK Limit (dBm)	Over Limit (dB)	Table (o)	ANT	EUT	Verdict
95.523	-66.45	-21.54	-13.0	-53.45	-3.00	Horizontal	Horizontal	Pass
1693.300	-55.06	0.53	-13.0	-42.06	358.00	Horizontal	Horizontal	Pass
2146.400	-28.38	2.70	-13.0	-15.38	176.00	Horizontal	Horizontal	N/A
3107.600	-47.98	8.05	-13.0	-34.98	154.00	Horizontal	Horizontal	Pass
9370.724	-35.78	39.87	-13.0	-22.78	12.00	Horizontal	Horizontal	Pass
18324.976	-28.42	44.32	-13.0	-15.42	-1.00	Horizontal	Horizontal	Pass

RSE-H&V LTE Band 66 BW15 CH132322



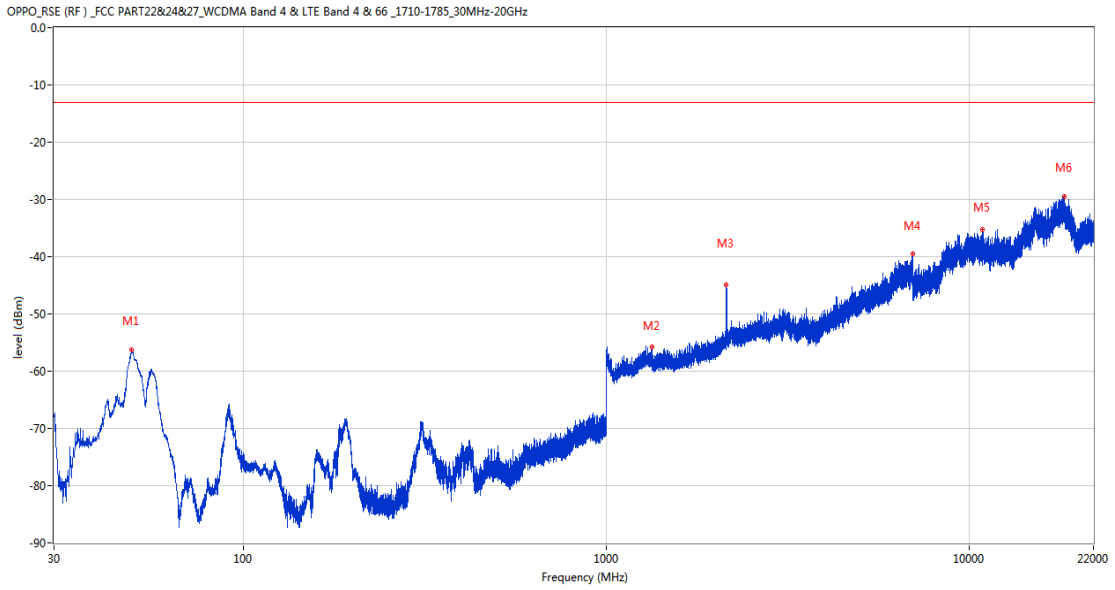
Frequency (MHz)	Result (dBm)	Factor (dB)	PK Limit (dBm)	Over Limit (dB)	Table (o)	ANT	EUT	Verdict
95.911	-65.07	-21.62	-13.0	-52.07	360.00	Horizontal	Vertical	Pass
1316.500	-55.81	-0.28	-13.0	-42.81	184.00	Horizontal	Vertical	Pass
2146.600	-28.26	2.70	-13.0	-15.26	176.00	Horizontal	Vertical	N/A
6354.200	-40.43	17.43	-13.0	-27.43	143.00	Horizontal	Vertical	Pass
9402.063	-35.99	40.00	-13.0	-22.99	334.00	Horizontal	Vertical	Pass
18256.988	-29.08	44.83	-13.0	-16.08	97.00	Horizontal	Vertical	Pass

RSE-V&V LTE Band 66 BW15 CH132322



Frequency (MHz)	Result (dBm)	Factor (dB)	PK Limit (dBm)	Over Limit (dB)	Table (o)	ANT	EUT	Verdict
42.270	-54.55	-17.40	-13.0	-41.55	195.00	Vertical	Vertical	Pass
1692.900	-54.32	0.30	-13.0	-41.32	187.00	Vertical	Vertical	Pass
2139.800	-44.57	2.66	-13.0	-31.57	230.00	Vertical	Vertical	N/A
6418.400	-40.37	18.88	-13.0	-27.37	353.00	Vertical	Vertical	Pass
10945.651	-35.40	40.78	-13.0	-22.40	0.00	Vertical	Vertical	Pass
17937.863	-29.15	44.70	-13.0	-16.15	54.00	Vertical	Vertical	Pass

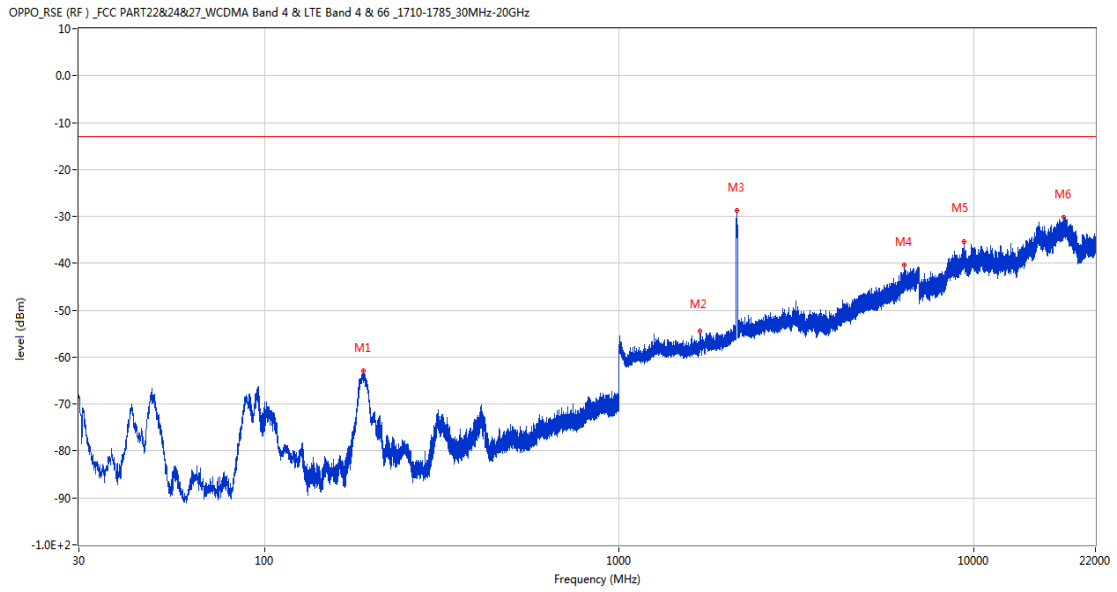
RSE-V&H LTE Band 66 BW15 CH132322



Frequency (MHz)	Result (dBm)	Factor (dB)	PK Limit (dBm)	Over Limit (dB)	Table (o)	ANT	EUT	Verdict
49.109	-56.33	-16.25	-13.0	-43.33	208.00	Vertical	Horizontal	Pass
1333.200	-55.81	-0.52	-13.0	-42.81	250.00	Vertical	Horizontal	Pass
2141.200	-44.98	2.65	-13.0	-31.98	145.00	Vertical	Horizontal	N/A
6989.400	-39.51	19.62	-13.0	-26.51	198.00	Vertical	Horizontal	Pass
10879.237	-35.31	40.35	-13.0	-22.31	291.00	Vertical	Horizontal	Pass
18294.450	-29.44	44.55	-13.0	-16.44	361.00	Vertical	Horizontal	Pass

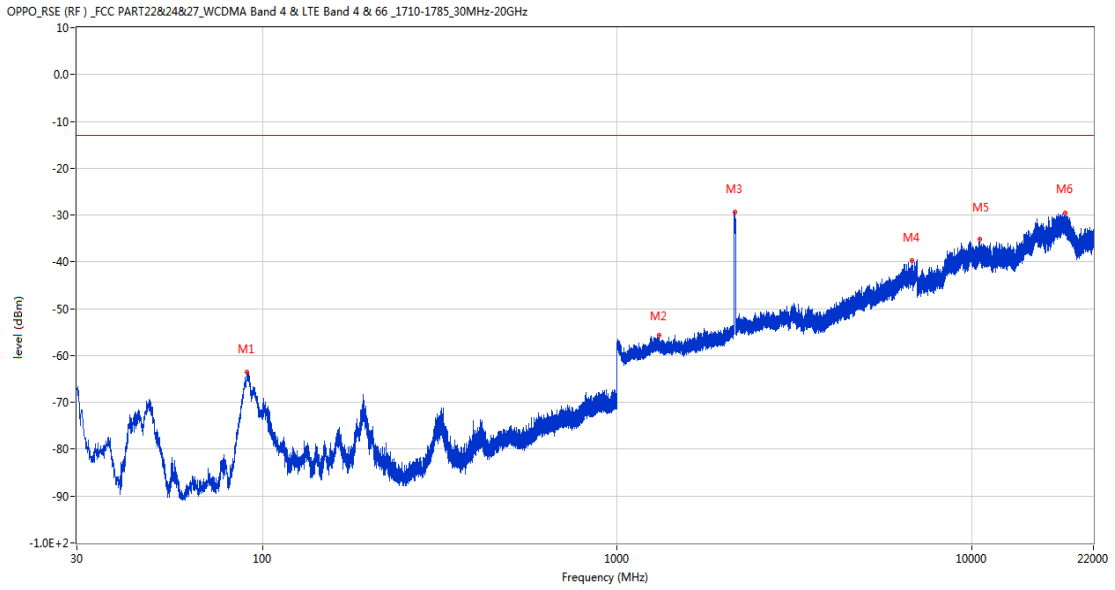
43.6 LTE Band 66 BW20, Middle Channel

RSE-H&H LTE Band 66 BW20 CH132322



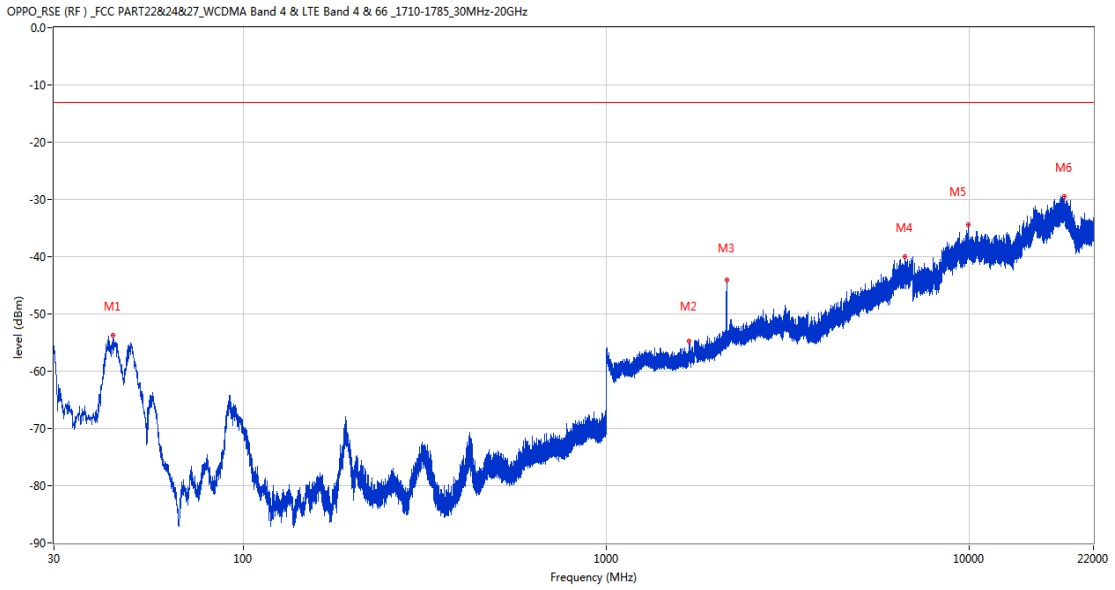
Frequency (MHz)	Result (dBm)	Factor (dB)	PK Limit (dBm)	Over Limit (dB)	Table (o)	ANT	EUT	Verdict
190.341	-62.97	-15.36	-13.0	-49.97	309.00	Horizontal	Horizontal	Pass
1693.600	-54.53	0.70	-13.0	-41.53	359.00	Horizontal	Horizontal	Pass
2146.600	-28.66	2.70	-13.0	-15.66	173.00	Horizontal	Horizontal	N/A
6356.200	-40.30	17.36	-13.0	-27.30	359.00	Horizontal	Horizontal	Pass
9368.713	-35.45	39.87	-13.0	-22.45	-3.00	Horizontal	Horizontal	Pass
17951.738	-30.10	44.72	-13.0	-17.10	274.00	Horizontal	Horizontal	Pass

RSE-H&V LTE Band 66 BW20 CH132322



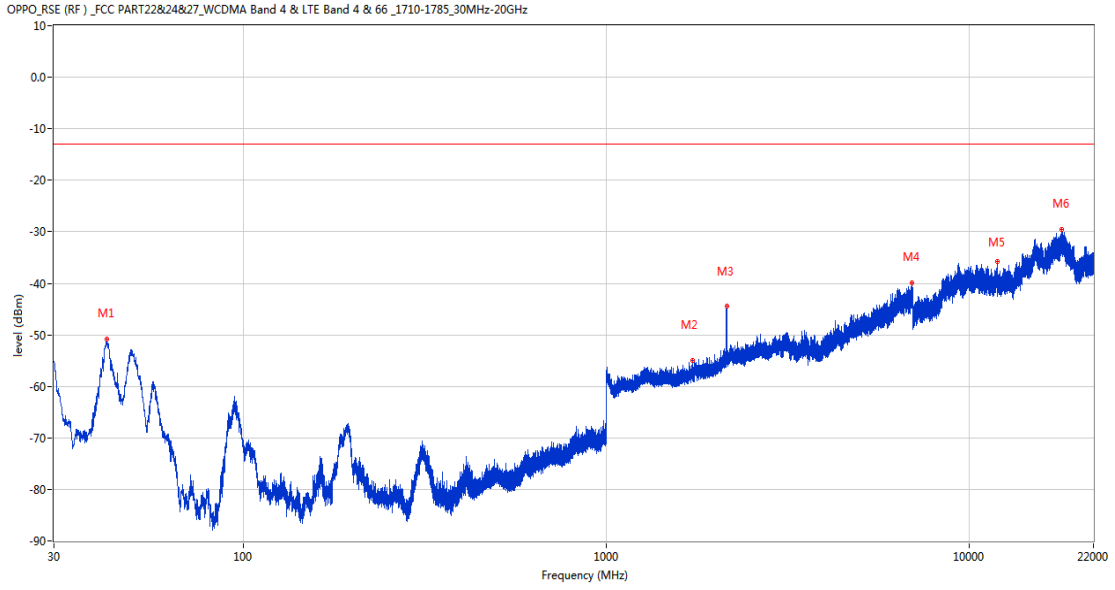
Frequency (MHz)	Result (dBm)	Factor (dB)	PK Limit (dBm)	Over Limit (dB)	Table (o)	ANT	EUT	Verdict
90.625	-63.52	-20.92	-13.0	-50.52	327.00	Horizontal	Vertical	Pass
1315.000	-55.76	-0.27	-13.0	-42.76	145.00	Horizontal	Vertical	Pass
2146.000	-29.26	2.71	-13.0	-16.26	160.00	Horizontal	Vertical	N/A
6768.800	-39.69	18.59	-13.0	-26.69	254.00	Horizontal	Vertical	Pass
10547.174	-35.24	40.70	-13.0	-22.24	69.00	Horizontal	Vertical	Pass
18343.938	-29.63	44.23	-13.0	-16.63	284.00	Horizontal	Vertical	Pass

RSE-V&V LTE Band 66 BW20 CH132322



Frequency (MHz)	Result (dBm)	Factor (dB)	PK Limit (dBm)	Over Limit (dB)	Table (o)	ANT	EUT	Verdict
43.580	-53.78	-16.96	-13.0	-40.78	155.00	Vertical	Vertical	Pass
1694.100	-54.75	0.85	-13.0	-41.75	101.00	Vertical	Vertical	Pass
2148.800	-44.09	2.70	-13.0	-31.09	320.00	Vertical	Vertical	N/A
6653.200	-40.07	19.04	-13.0	-27.07	350.00	Vertical	Vertical	Pass
9972.463	-34.45	39.83	-13.0	-21.45	345.00	Vertical	Vertical	Pass
18273.636	-29.53	44.67	-13.0	-16.53	85.00	Vertical	Vertical	Pass

RSE-V&H LTE Band 66 BW20 CH132322



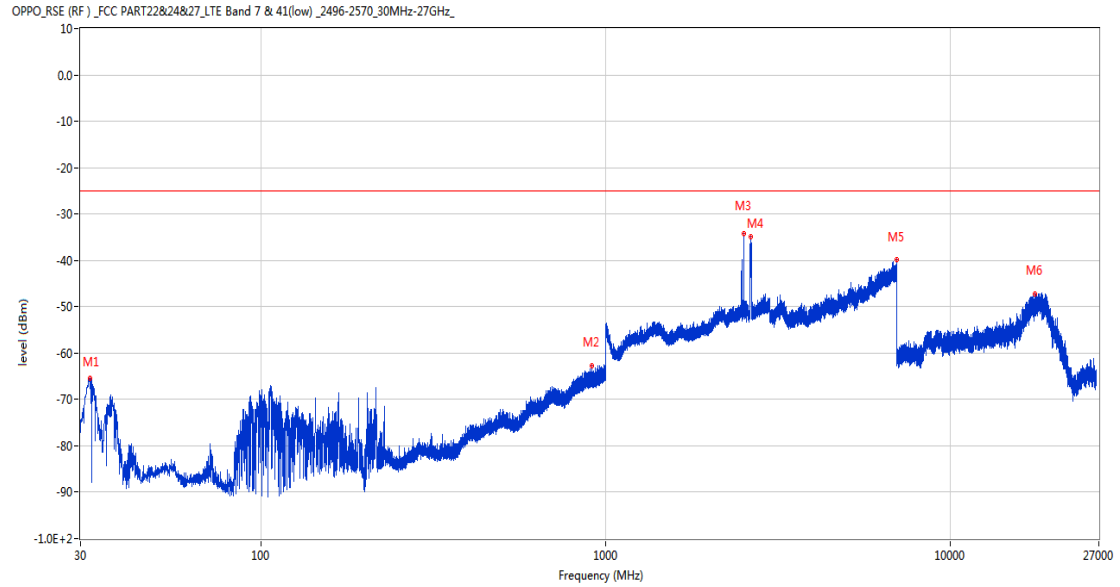
Frequency (MHz)	Result (dBm)	Factor (dB)	PK Limit (dBm)	Over Limit (dB)	Table (o)	ANT	EUT	Verdict
41.931	-50.83	-17.54	-13.0	-37.83	198.00	Vertical	Horizontal	Pass
1723.700	-54.91	1.12	-13.0	-41.91	318.00	Vertical	Horizontal	Pass
2143.300	-44.47	2.71	-13.0	-31.47	238.00	Vertical	Horizontal	N/A
6970.200	-39.96	20.04	-13.0	-26.96	247.00	Vertical	Horizontal	Pass
11964.262	-35.68	39.89	-13.0	-22.68	188.00	Vertical	Horizontal	Pass
17985.962	-29.52	44.91	-13.0	-16.52	330.00	Vertical	Horizontal	Pass

CA

44 CA_7C

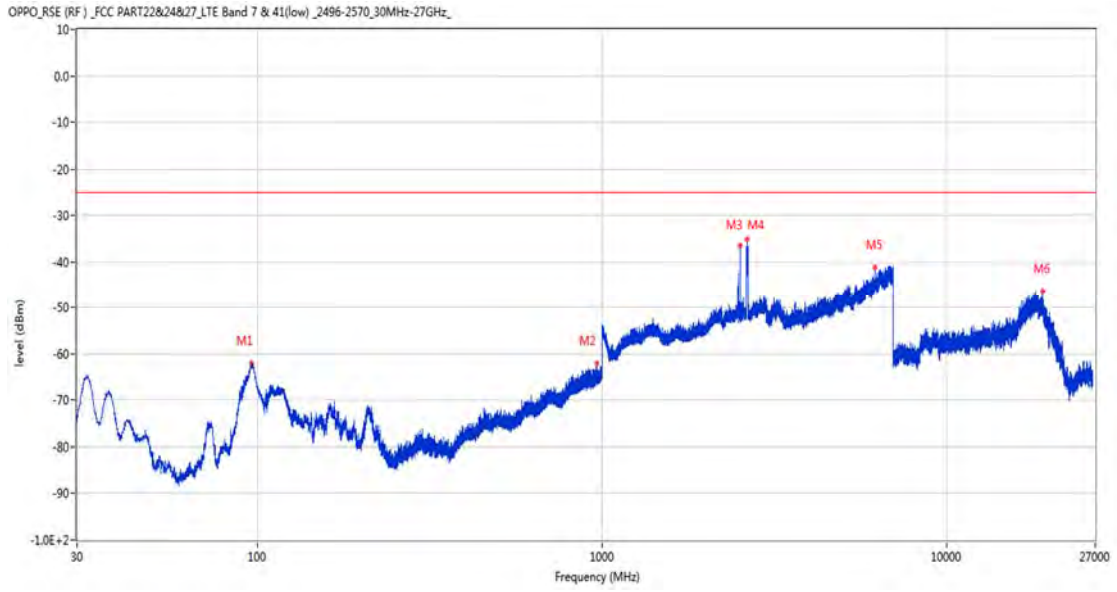
44.1 CA_7C 20MHz+10MHz, QPSK, Low Channel

RSE-H&H PCC 20850 BW20 QPSK RB1 HIGH SCC 20994 BW10 QPSK RB2 LOW



Frequency (MHz)	Result (dBm)	Factor (dB)	PK Limit (dBm)	Over Limit (dB)	Table (o)	ANT	EUT	Verdict
31.892	-65.48	-18.20	-25.0	-40.48	230.00	Horizontal	Horizontal	Pass
913.282	-62.85	3.80	-25.0	-37.85	153.00	Horizontal	Horizontal	Pass
2519.100	-34.23	3.42	-25.0	-9.23	102.00	Horizontal	Horizontal	N/A
2646.900	-34.97	2.68	-25.0	-9.97	313.00	Horizontal	Horizontal	N/A
6999.600	-39.92	13.92	-25.0	-14.92	190.00	Horizontal	Horizontal	Pass
17609.400	-47.14	10.66	-25.0	-22.14	334.00	Horizontal	Horizontal	Pass

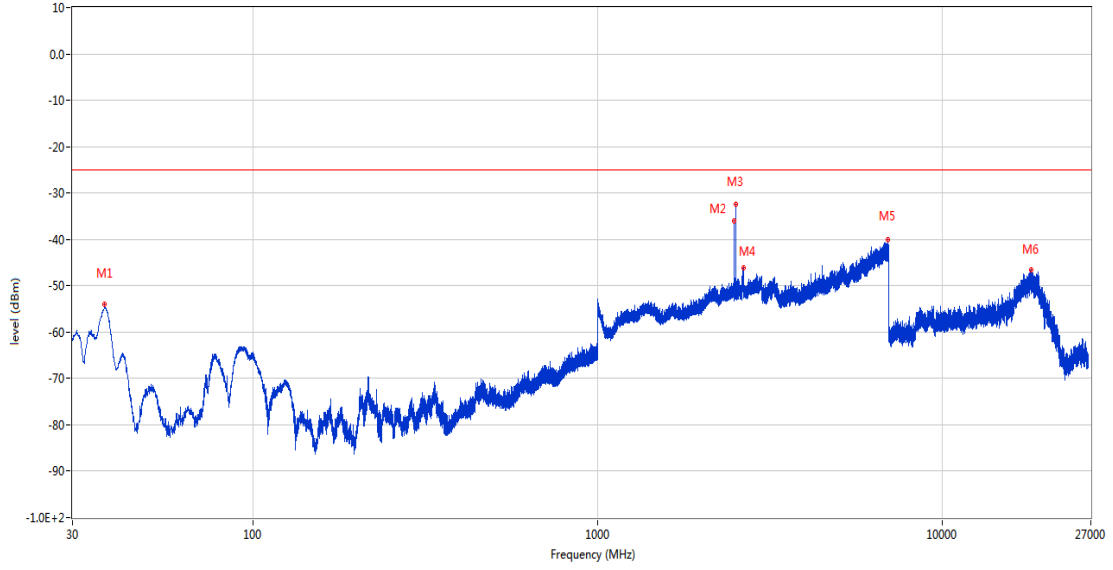
RSE-H&V PCC 20850 BW20 QPSK RB1 HIGH SCC 20994 BW10 QPSK RB2 LOW



Frequency (MHz)	Result (dBm)	Factor (dB)	PK Limit (dBm)	Over Limit (dB)	Table (o)	ANT	EUT	Verdict
96.299	-62.03	-20.18	-25.0	-37.03	351.00	Horizontal	Vertical	Pass
965.904	-62.06	4.65	-25.0	-37.06	262.00	Horizontal	Vertical	Pass
2519.100	-36.52	3.42	-25.0	-11.52	263.00	Horizontal	Vertical	N/A
2647.000	-35.19	2.68	-25.0	-10.19	235.00	Horizontal	Vertical	N/A
6215.000	-41.23	10.92	-25.0	-16.23	112.00	Horizontal	Vertical	Pass
18957.949	-46.38	8.80	-25.0	-21.38	249.00	Horizontal	Vertical	Pass

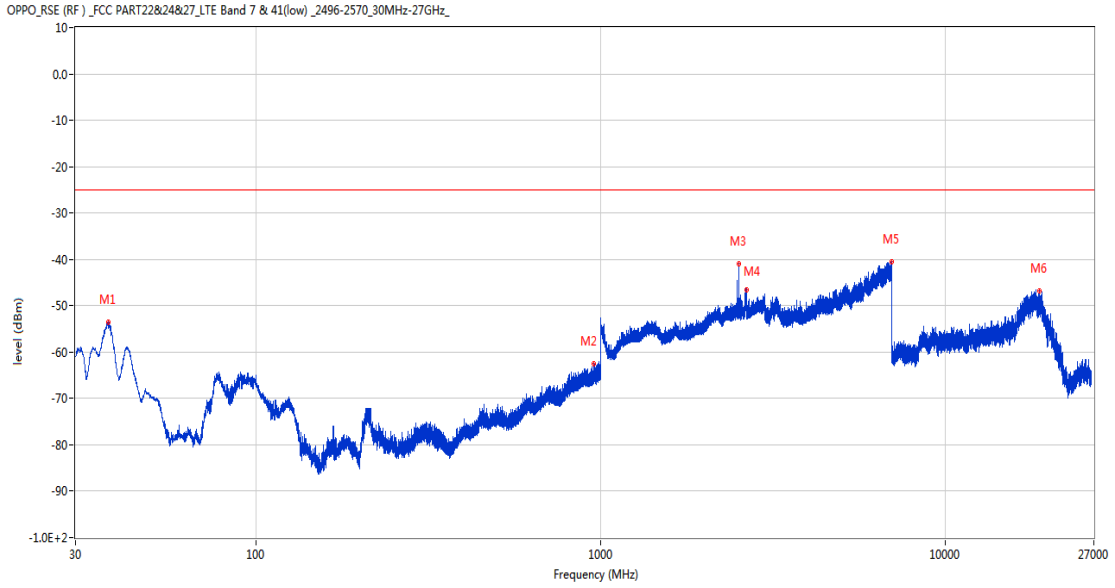
RSE-V&V PCC 20850 BW20 QPSK RB1 HIGH SCC 20994 BW10 QPSK RB2 LOW

OPPO_RSE (RF) _FCC PART22&24&27_LTE Band 7 & 41(low) _2496-2570_30MHz-27GHz_



Frequency (MHz)	Result (dBm)	Factor (dB)	PK Limit (dBm)	Over Limit (dB)	Table (o)	ANT	EUT	Verdict
37.081	-53.94	-17.96	-25.0	-28.94	292.00	Vertical	Vertical	Pass
2486.700	-36.07	3.06	-25.0	-11.07	360.00	Vertical	Vertical	N/A
2519.100	-32.52	3.42	-25.0	-7.52	26.00	Vertical	Vertical	N/A
2647.500	-46.06	2.69	-25.0	-21.06	59.00	Vertical	Vertical	N/A
6959.600	-40.15	13.11	-25.0	-15.15	175.00	Vertical	Vertical	Pass
18124.950	-46.53	10.45	-25.0	-21.53	54.00	Vertical	Vertical	Pass

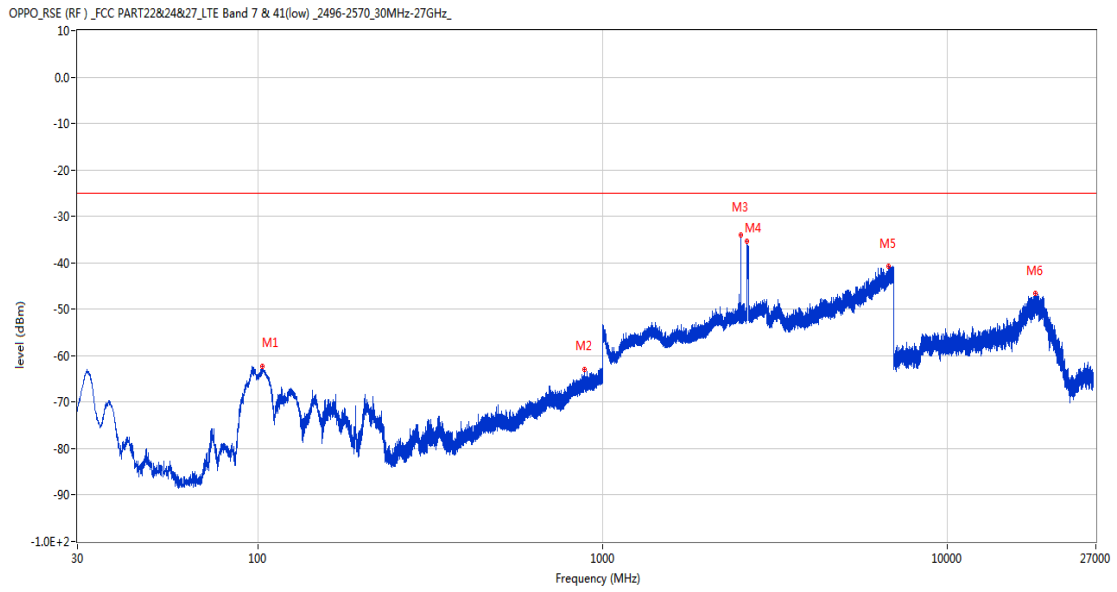
RSE-V&H PCC 20850 BW20 QPSK RB1 HIGH SCC 20994 BW10 QPSK RB2 LOW



Frequency (MHz)	Result (dBm)	Factor (dB)	PK Limit (dBm)	Over Limit (dB)	Table (o)	ANT	EUT	Verdict
37.275	-53.62	-17.94	-25.0	-28.62	216.00	Vertical	Horizontal	Pass
957.805	-62.59	4.38	-25.0	-37.59	201.00	Vertical	Horizontal	Pass
2519.000	-40.97	3.42	-25.0	-15.97	263.00	Vertical	Horizontal	N/A
2648.100	-46.50	2.68	-25.0	-21.50	294.00	Vertical	Horizontal	N/A
6997.000	-40.52	13.91	-25.0	-15.52	10.00	Vertical	Horizontal	Pass
18768.400	-46.79	9.18	-25.0	-21.79	206.00	Vertical	Horizontal	Pass

44.2 CA_7C 20MHz+10MHz, 16-QAM, Low Channel

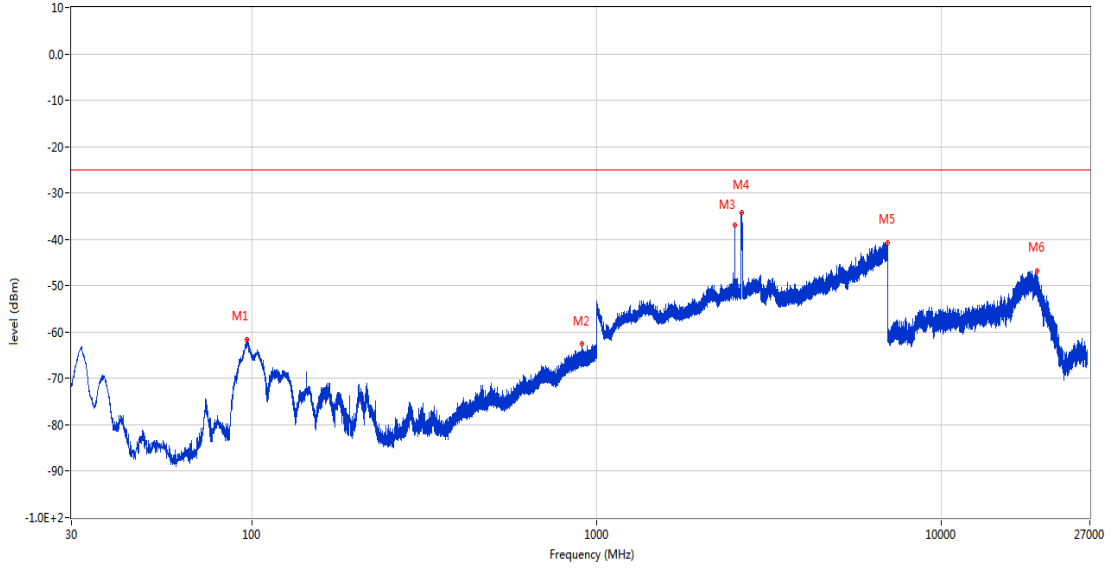
RSE-H&H PCC 20850 BW20 16-QAM RB1 HIGH SCC 20994 BW10 16-QAM RB2 LOW



Frequency (MHz)	Result (dBm)	Factor (dB)	PK Limit (dBm)	Over Limit (dB)	Table (o)	ANT	EUT	Verdict
103.235	-62.37	-20.95	-25.0	-37.37	176.00	Horizontal	Horizontal	Pass
885.346	-63.03	3.61	-25.0	-38.03	64.00	Horizontal	Horizontal	Pass
2519.100	-34.10	3.42	-25.0	-9.10	244.00	Horizontal	Horizontal	N/A
2627.900	-35.31	2.55	-25.0	-10.31	241.00	Horizontal	Horizontal	N/A
6765.400	-40.82	12.38	-25.0	-15.82	316.00	Horizontal	Horizontal	Pass
18008.926	-46.58	10.68	-25.0	-21.58	0.00	Horizontal	Horizontal	Pass

RSE-H&V PCC 20850 BW20 16-QAM RB1 HIGH SCC 20994 BW10 16-QAM RB2 LOW

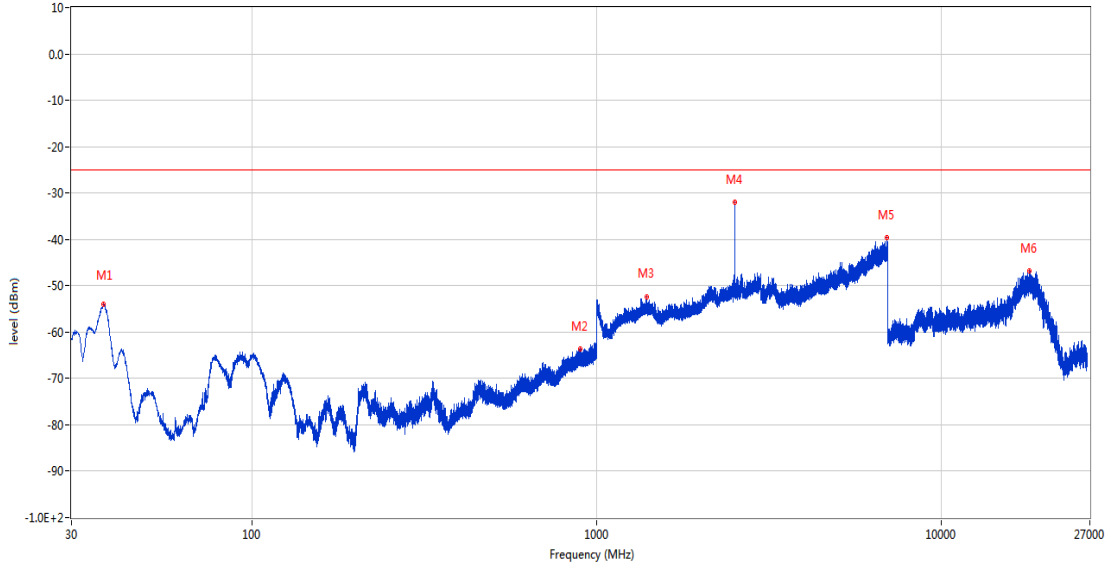
OPPO_RSE (RF) _FCC PART22&24&27_LTE Band 7 & 41(low) _2496-2570_30MHz-27GHz_



Frequency (MHz)	Result (dBm)	Factor (dB)	PK Limit (dBm)	Over Limit (dB)	Table (o)	ANT	EUT	Verdict
96.930	-61.57	-20.27	-25.0	-36.57	339.00	Horizontal	Vertical	Pass
908.383	-62.42	3.79	-25.0	-37.42	326.00	Horizontal	Vertical	Pass
2519.000	-37.03	3.42	-25.0	-12.03	260.00	Horizontal	Vertical	N/A
2645.500	-34.29	2.64	-25.0	-9.29	241.00	Horizontal	Vertical	N/A
6997.000	-40.74	13.91	-25.0	-15.74	19.00	Horizontal	Vertical	Pass
18943.500	-46.82	8.83	-25.0	-21.82	62.00	Horizontal	Vertical	Pass

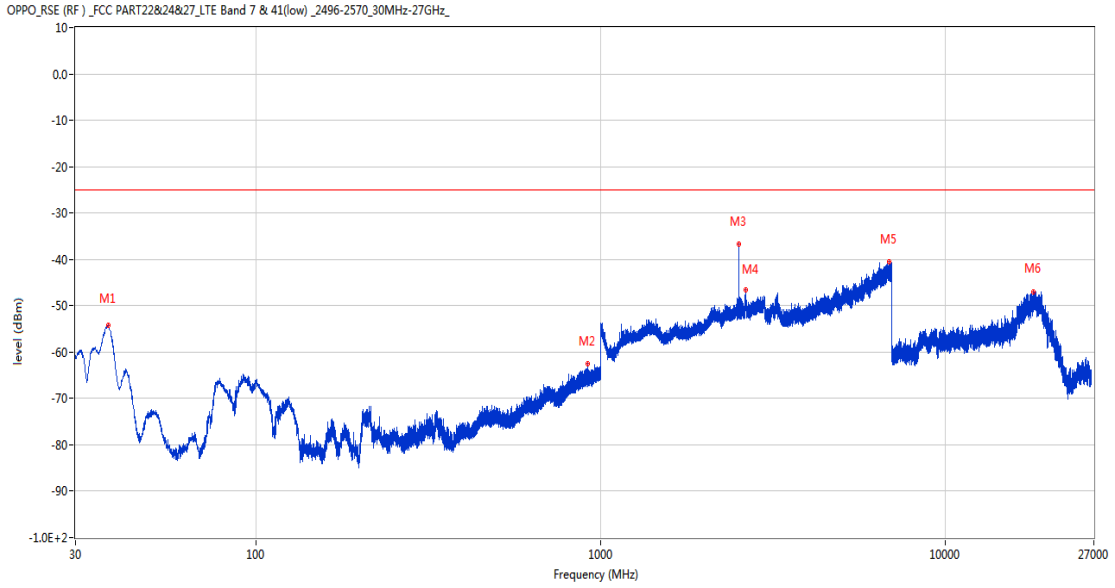
RSE-V&V PCC 20850 BW20 16-QAM RB1 HIGH SCC 20994 BW10 16-QAM RB2 LOW

OPPO_RSE (RF)_FCC PART22&24&27_LTE Band 7 & 41(low)_2496-2570_30MHz-27GHz_



Frequency (MHz)	Result (dBm)	Factor (dB)	PK Limit (dBm)	Over Limit (dB)	Table (o)	ANT	EUT	Verdict
37.178	-54.09	-17.95	-25.0	-29.09	268.00	Vertical	Vertical	Pass
899.993	-63.72	3.69	-25.0	-38.72	113.00	Vertical	Vertical	Pass
1403.200	-52.37	-1.87	-25.0	-27.37	301.00	Vertical	Vertical	Pass
2519.100	-32.03	3.42	-25.0	-7.03	8.00	Vertical	Vertical	N/A
6960.200	-39.63	13.10	-25.0	-14.63	301.00	Vertical	Vertical	Pass
18024.651	-46.91	10.65	-25.0	-21.91	44.00	Vertical	Vertical	Pass

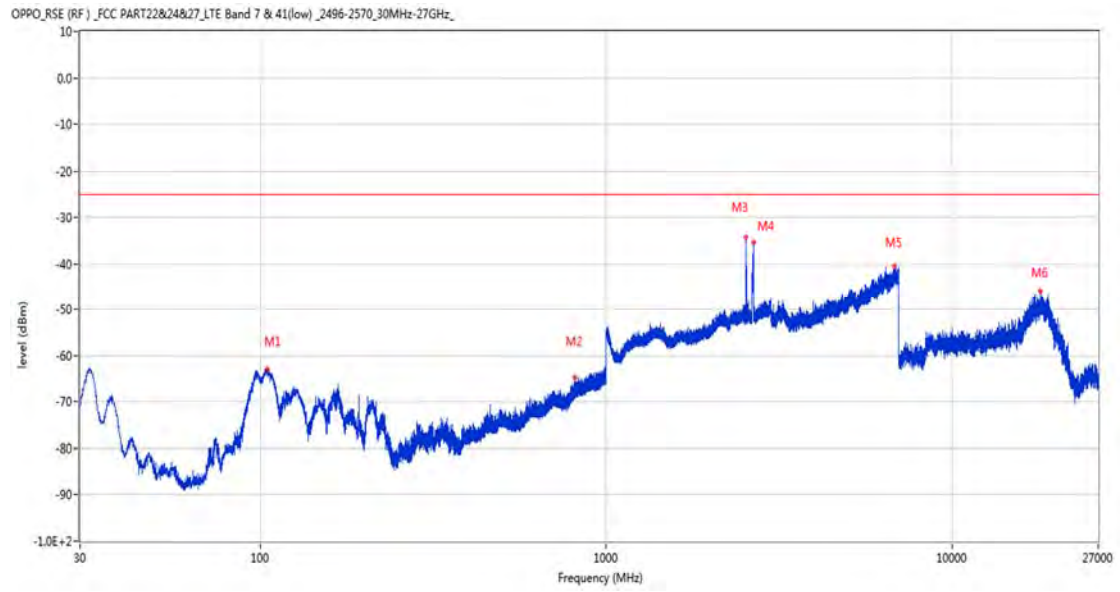
RSE-V&H PCC 20850 BW20 16-QAM RB1 HIGH SCC 20994 BW10 16-QAM RB2 LOW



Frequency (MHz)	Result (dBm)	Factor (dB)	PK Limit (dBm)	Over Limit (dB)	Table (o)	ANT	EUT	Verdict
37.372	-54.17	-17.93	-25.0	-29.17	263.00	Vertical	Horizontal	Pass
917.938	-62.40	3.93	-25.0	-37.40	153.00	Vertical	Horizontal	Pass
2519.100	-36.70	3.42	-25.0	-11.70	298.00	Vertical	Horizontal	N/A
2645.600	-46.50	2.65	-25.0	-21.50	228.00	Vertical	Horizontal	N/A
6863.800	-40.59	12.20	-25.0	-15.59	312.00	Vertical	Horizontal	Pass
18024.225	-47.11	10.65	-25.0	-22.11	237.00	Vertical	Horizontal	Pass

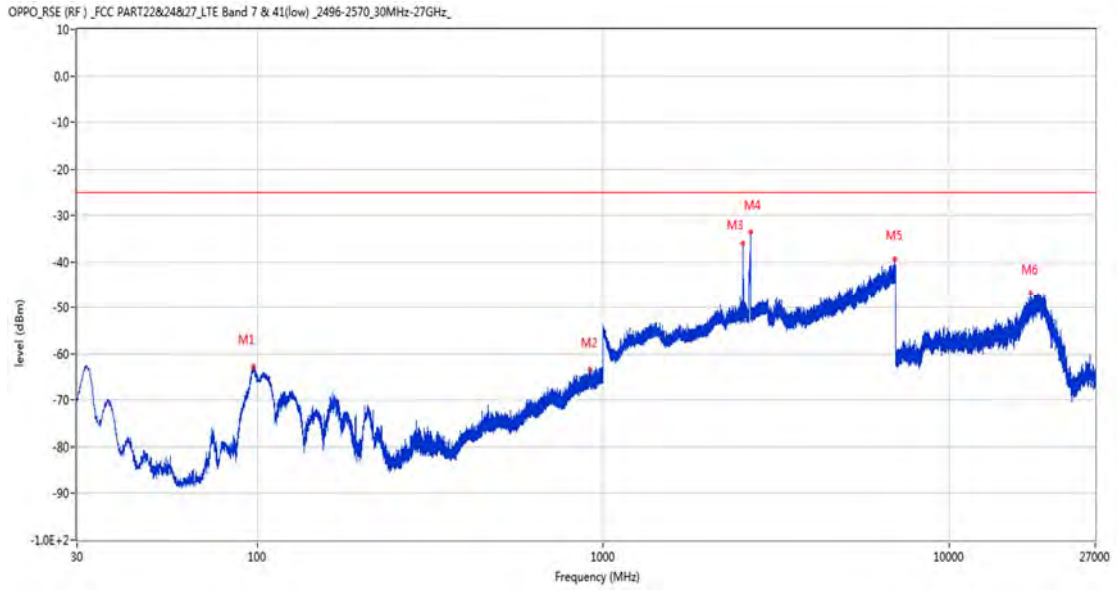
44.3 CA_7C 20MHz+10MHz, QPSK, Middle Channel

RSE-H&H PCC 21051 BW20 QPSK RB1 HIGH SCC 21195 BW10 QPSK RB2 LOW



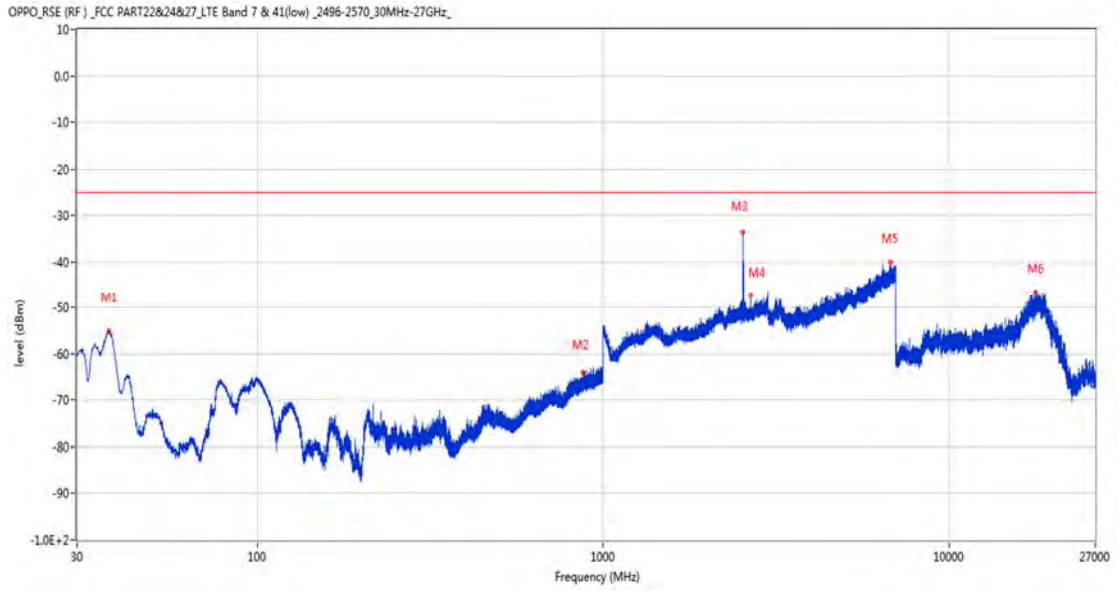
Frequency (MHz)	Result (dBm)	Factor (dB)	PK Limit (dBm)	Over Limit (dB)	Table (o)	ANT	EUT	Verdict
104.399	-62.86	-21.06	-25.0	-37.86	176.00	Horizontal	Horizontal	Pass
811.093	-64.77	1.75	-25.0	-39.77	229.00	Horizontal	Horizontal	Pass
2539.300	-34.27	3.63	-25.0	-9.27	81.00	Horizontal	Horizontal	N/A
2667.400	-35.26	2.90	-25.0	-10.26	240.00	Horizontal	Horizontal	N/A
6813.600	-40.41	13.14	-25.0	-15.41	360.00	Horizontal	Horizontal	Pass
17975.849	-45.97	10.56	-25.0	-20.97	56.00	Horizontal	Horizontal	Pass

RSE-H&V PCC 21051 BW20 QPSK RB1 HIGH SCC 21195 BW10 QPSK RB2 LOW



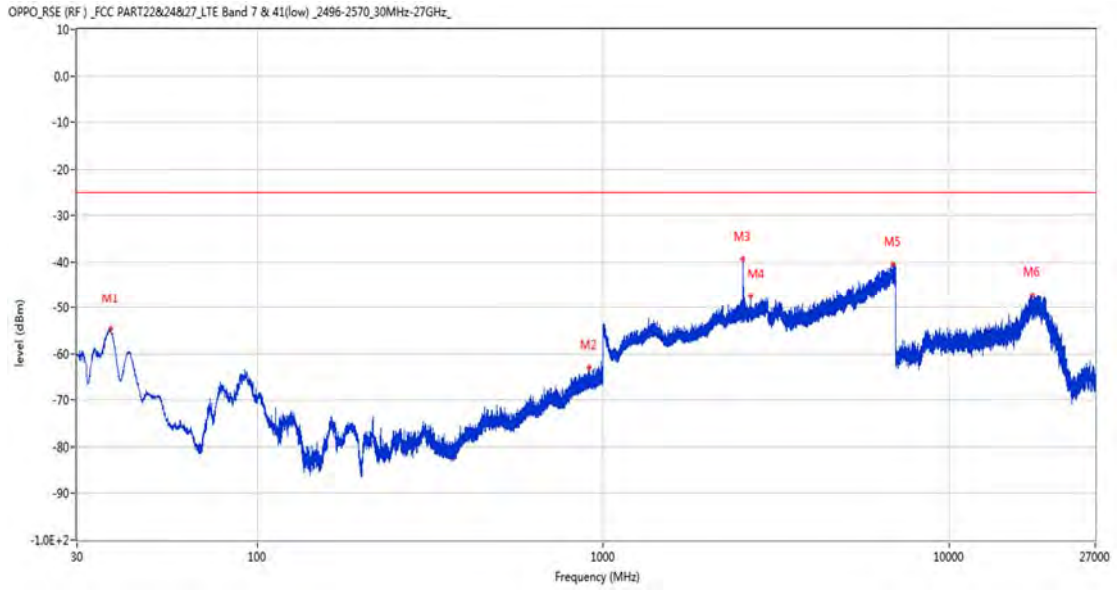
Frequency (MHz)	Result (dBm)	Factor (dB)	PK Limit (dBm)	Over Limit (dB)	Table (o)	ANT	EUT	Verdict
97.124	-62.65	-20.30	-25.0	-37.65	347.00	Horizontal	Vertical	Pass
913.379	-63.51	3.80	-25.0	-38.51	229.00	Horizontal	Vertical	Pass
2539.200	-36.07	3.63	-25.0	-11.07	259.00	Horizontal	Vertical	N/A
2663.900	-33.53	2.52	-25.0	-8.53	322.00	Horizontal	Vertical	N/A
6969.400	-39.32	13.18	-25.0	-14.32	340.00	Horizontal	Vertical	Pass
17227.463	-46.89	10.87	-25.0	-21.89	122.00	Horizontal	Vertical	Pass

RSE-V&V PCC 21051 BW20 QPSK RB1 HIGH SCC 21195 BW10 QPSK RB2 LOW



Frequency (MHz)	Result (dBm)	Factor (dB)	PK Limit (dBm)	Over Limit (dB)	Table (o)	ANT	EUT	Verdict
37.130	-55.11	-17.96	-25.0	-30.11	312.00	Vertical	Vertical	Pass
875.113	-64.13	3.35	-25.0	-39.13	115.00	Vertical	Vertical	Pass
2539.500	-33.64	3.63	-25.0	-8.64	20.00	Vertical	Vertical	N/A
2664.000	-47.24	2.52	-25.0	-22.24	94.00	Vertical	Vertical	N/A
6785.600	-40.04	12.84	-25.0	-15.04	220.00	Vertical	Vertical	Pass
17851.425	-46.53	10.51	-25.0	-21.53	250.00	Vertical	Vertical	Pass

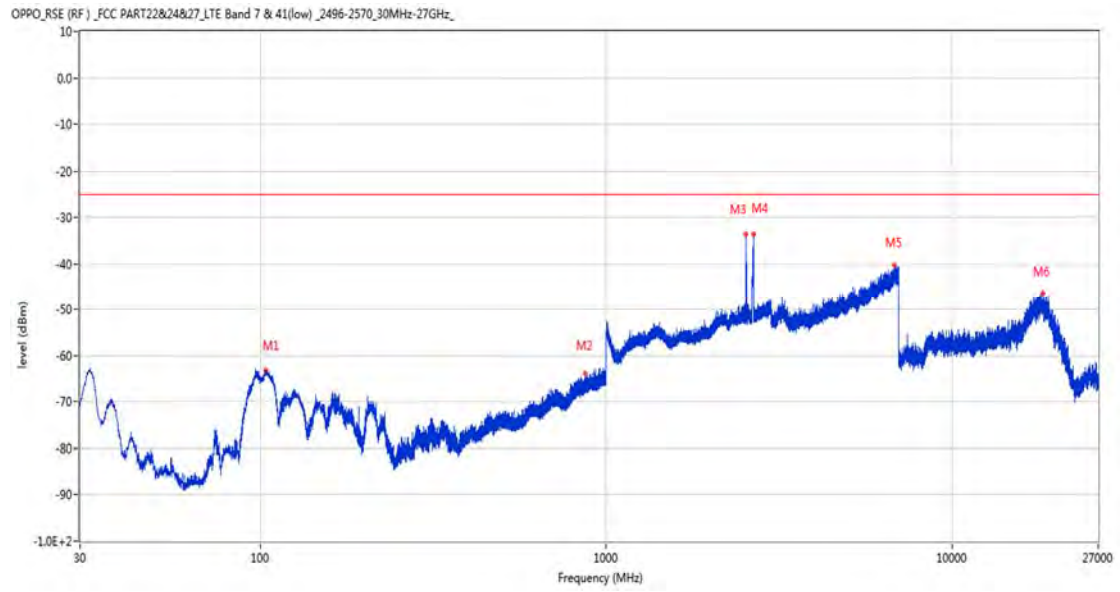
RSE-V&H PCC 21051 BW20 QPSK RB1 HIGH SCC 21195 BW10 QPSK RB2 LOW



Frequency (MHz)	Result (dBm)	Factor (dB)	PK Limit (dBm)	Over Limit (dB)	Table (o)	ANT	EUT	Verdict
37.469	-54.74	-17.92	-25.0	-29.74	232.00	Vertical	Horizontal	Pass
912.118	-63.05	3.80	-25.0	-38.05	169.00	Vertical	Horizontal	Pass
2539.300	-39.41	3.63	-25.0	-14.41	325.00	Vertical	Horizontal	N/A
2666.100	-47.58	2.72	-25.0	-22.58	42.00	Vertical	Horizontal	N/A
6901.600	-40.53	12.21	-25.0	-15.53	300.00	Vertical	Horizontal	Pass
17363.964	-47.28	10.46	-25.0	-22.28	304.00	Vertical	Horizontal	Pass

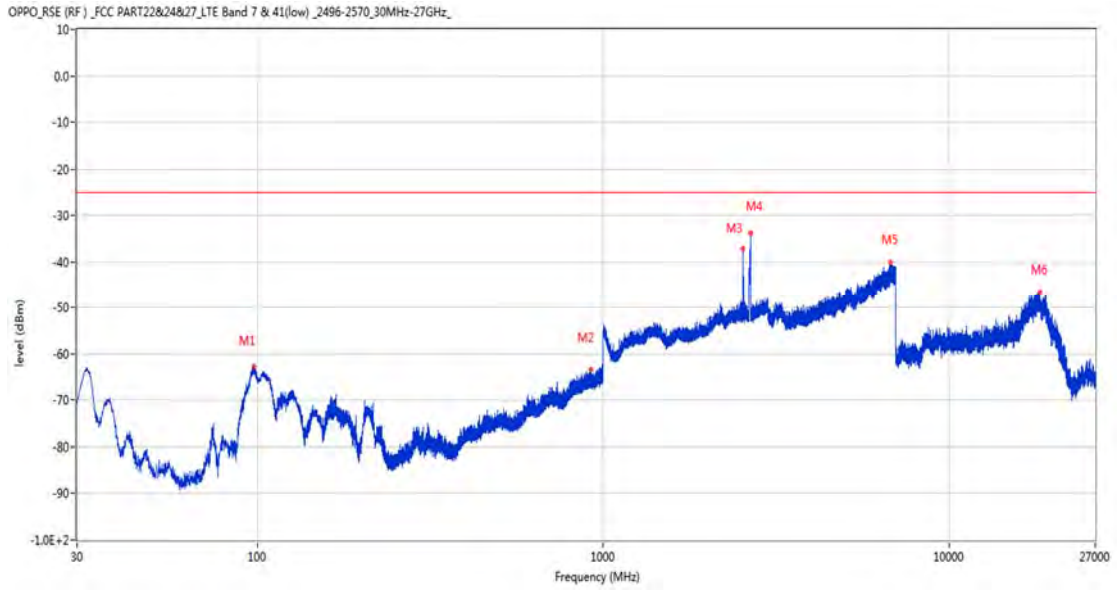
44.4 CA_7C 20MHz+10MHz, 16-QAM, Middle Channel

RSE-H&H PCC 21051 BW20 16-QAM RB1 HIGH SCC 21195 BW10 16-QAM RB2 LOW



Frequency (MHz)	Result (dBm)	Factor (dB)	PK Limit (dBm)	Over Limit (dB)	Table (o)	ANT	EUT	Verdict
103.332	-63.18	-20.96	-25.0	-38.18	196.00	Horizontal	Horizontal	Pass
868.759	-63.77	3.19	-25.0	-38.77	204.00	Horizontal	Horizontal	Pass
2539.400	-33.62	3.63	-25.0	-8.62	78.00	Horizontal	Horizontal	N/A
2664.500	-33.59	2.52	-25.0	-8.59	248.00	Horizontal	Horizontal	N/A
6818.800	-40.40	13.09	-25.0	-15.40	55.00	Horizontal	Horizontal	Pass
18380.374	-46.35	9.95	-25.0	-21.35	36.00	Horizontal	Horizontal	Pass

RSE-H&V PCC 21051 BW20 16-QAM RB1 HIGH SCC 21195 BW10 16-QAM RB2 LOW



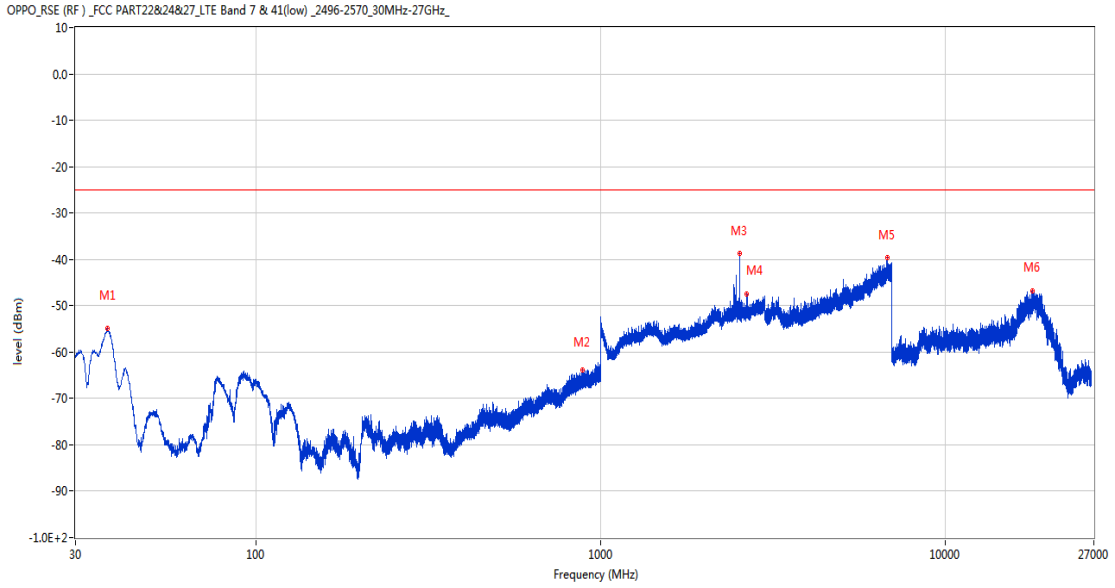
Frequency (MHz)	Result (dBm)	Factor (dB)	PK Limit (dBm)	Over Limit (dB)	Table (o)	ANT	EUT	Verdict
97.706	-62.66	-20.38	-25.0	-37.66	360.00	Horizontal	Vertical	Pass
198.762	-63.50	3.89	-25.0	-38.50	272.00	Horizontal	Vertical	Pass
2539.000	-37.10	3.62	-25.0	-12.10	269.00	Horizontal	Vertical	N/A
2667.000	-33.87	2.88	-25.0	-8.87	239.00	Horizontal	Vertical	N/A
6789.800	-40.14	12.82	-25.0	-15.14	360.00	Horizontal	Vertical	Pass
18306.849	-46.63	10.09	-25.0	-21.63	264.00	Horizontal	Vertical	Pass

RSE-V&V PCC 21051 BW20 16-QAM RB1 HIGH SCC 21195 BW10 16-QAM RB2 LOW



Frequency (MHz)	Result (dBm)	Factor (dB)	PK Limit (dBm)	Over Limit (dB)	Table (o)	ANT	EUT	Verdict
37.130	-54.58	-17.96	-25.0	-29.58	167.00	Vertical	Vertical	Pass
886.946	-63.56	3.56	-25.0	-38.56	300.00	Vertical	Vertical	Pass
2539.200	-32.90	3.63	-25.0	-7.90	0.00	Vertical	Vertical	N/A
2662.000	-46.80	2.50	-25.0	-21.80	51.00	Vertical	Vertical	N/A
6994.800	-40.14	13.84	-25.0	-15.14	286.00	Vertical	Vertical	Pass
17368.426	-47.01	10.44	-25.0	-22.01	163.00	Vertical	Vertical	Pass

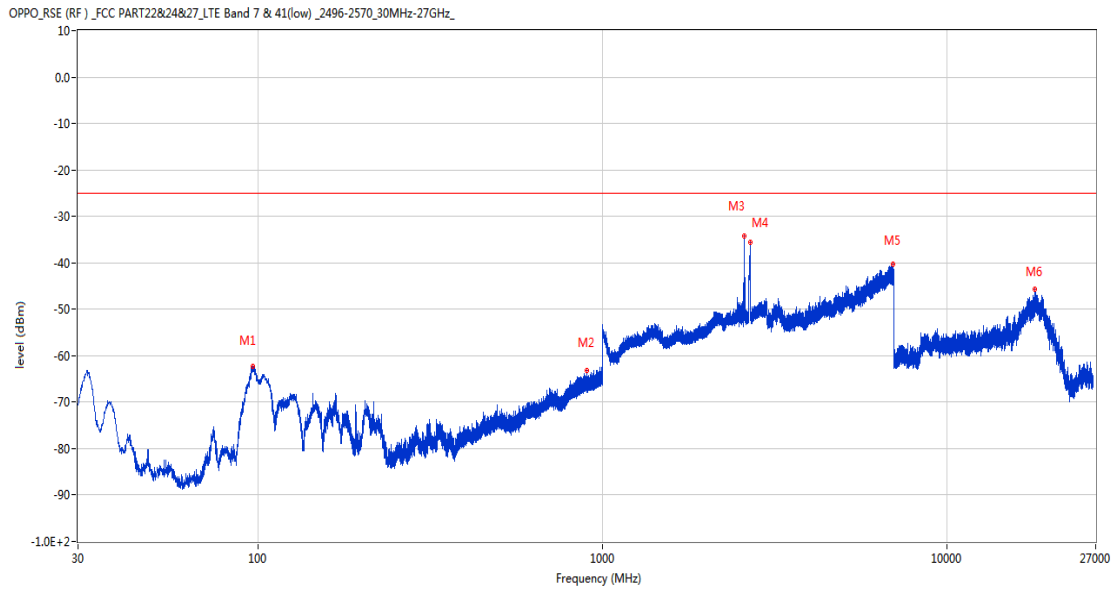
RSE-V&H PCC 21051 BW20 16-QAM RB1 HIGH SCC 21195 BW10 16-QAM RB2 LOW



Frequency (MHz)	Result (dBm)	Factor (dB)	PK Limit (dBm)	Over Limit (dB)	Table (o)	ANT	EUT	Verdict
37.130	-54.85	-17.96	-25.0	-29.85	296.00	Vertical	Horizontal	Pass
885.201	-63.75	3.62	-25.0	-38.75	263.00	Vertical	Horizontal	Pass
2539.100	-38.78	3.63	-25.0	-13.78	314.00	Vertical	Horizontal	N/A
2661.700	-47.39	2.49	-25.0	-22.39	33.00	Vertical	Horizontal	N/A
6807.000	-39.65	13.10	-25.0	-14.65	37.00	Vertical	Horizontal	Pass
17976.375	-46.80	10.57	-25.0	-21.80	356.00	Vertical	Horizontal	Pass

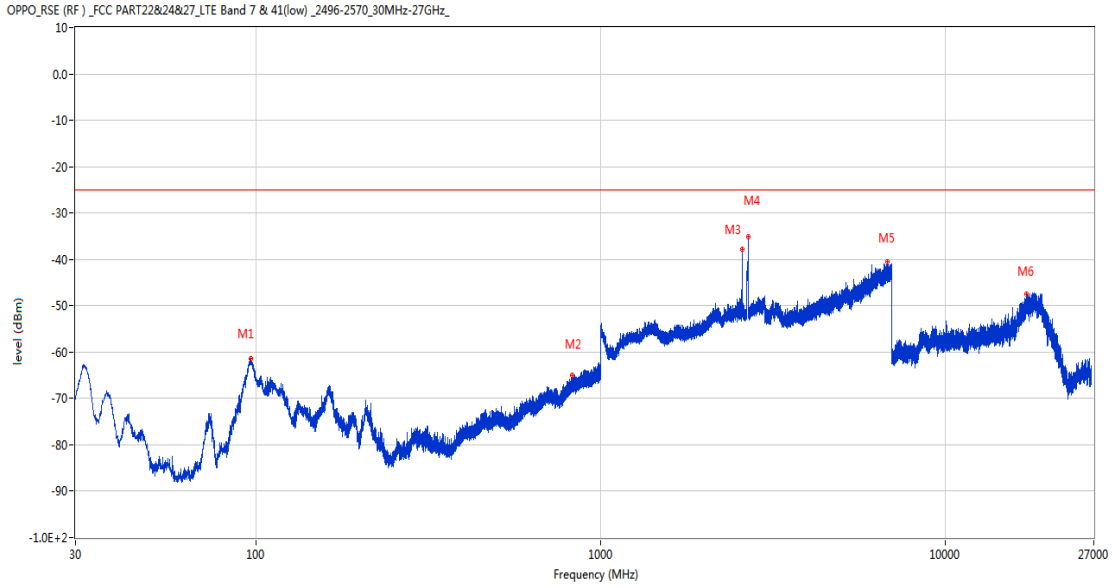
44.5 CA_7C 20MHz+10MHz, QPSK, High Channel

RSE-H&H PCC 21251 BW20 QPSK RB1 HIGH SCC 21395 BW10 QPSK RB2 LOW



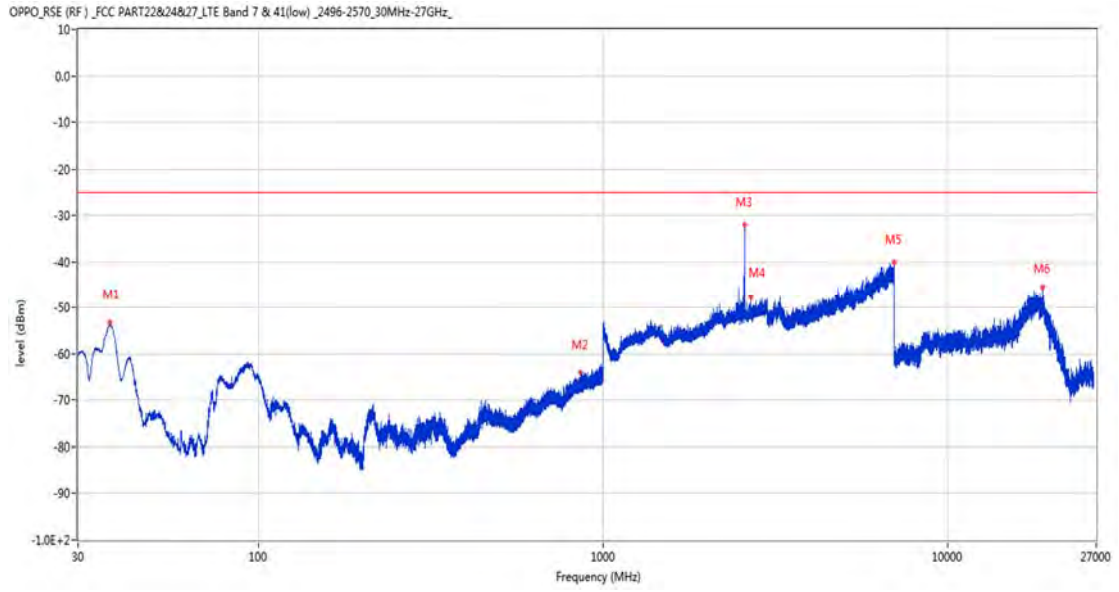
Frequency (MHz)	Result (dBm)	Factor (dB)	PK Limit (dBm)	Over Limit (dB)	Table (o)	ANT	EUT	Verdict
96.785	-62.40	-20.25	-25.0	-37.40	7.00	Horizontal	Horizontal	Pass
900.963	-63.27	3.73	-25.0	-38.27	331.00	Horizontal	Horizontal	Pass
2576.200	-34.24	4.07	-25.0	-9.24	89.00	Horizontal	Horizontal	N/A
2682.600	-35.62	2.99	-25.0	-10.62	238.00	Horizontal	Horizontal	N/A
6971.000	-40.29	13.16	-25.0	-15.29	154.00	Horizontal	Horizontal	Pass
17972.437	-45.77	10.46	-25.0	-20.77	127.00	Horizontal	Horizontal	Pass

RSE-H&V PCC 21251 BW20 QPSK RB1 HIGH SCC 21395 BW10 QPSK RB2 LOW



Frequency (MHz)	Result (dBm)	Factor (dB)	PK Limit (dBm)	Over Limit (dB)	Table (o)	ANT	EUT	Verdict
96.882	-61.41	-20.26	-25.0	-36.41	343.00	Horizontal	Vertical	Pass
829.329	-64.96	2.51	-25.0	-39.96	161.00	Horizontal	Vertical	Pass
2576.500	-37.75	4.07	-25.0	-12.75	198.00	Horizontal	Vertical	N/A
2684.100	-35.23	3.13	-25.0	-10.23	224.00	Horizontal	Vertical	N/A
6802.400	-40.58	13.12	-25.0	-15.58	309.00	Horizontal	Vertical	Pass
17224.313	-47.50	10.83	-25.0	-22.50	253.00	Horizontal	Vertical	Pass

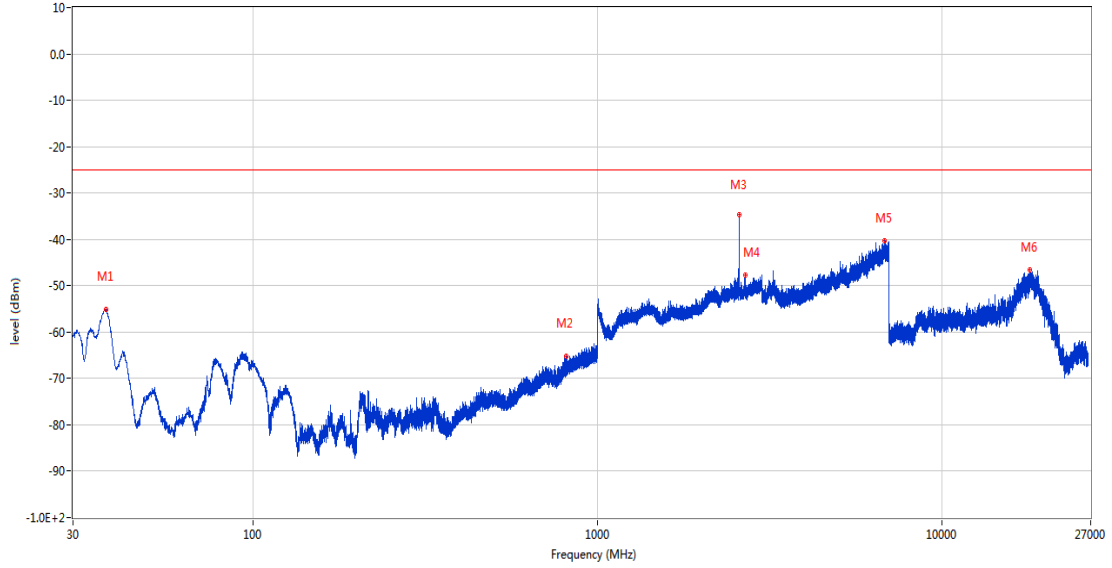
RSE-V&V PCC 21251 BW20 QPSK RB1 HIGH SCC 21395 BW10 QPSK RB2 LOW



Frequency (MHz)	Result (dBm)	Factor (dB)	PK Limit (dBm)	Over Limit (dB)	Table (o)	ANT	EUT	Verdict
37.178	-53.41	-17.95	-25.0	-28.41	275.00	Vertical	Vertical	Pass
863.182	-64.03	3.08	-25.0	-39.03	125.00	Vertical	Vertical	Pass
2576.900	-31.96	4.08	-25.0	-6.96	342.00	Vertical	Vertical	N/A
2686.200	-47.66	3.25	-25.0	-22.66	230.00	Vertical	Vertical	N/A
6982.800	-40.07	13.54	-25.0	-15.07	222.00	Vertical	Vertical	Pass
18933.725	-45.45	8.85	-25.0	-20.45	62.00	Vertical	Vertical	Pass

RSE-V&H PCC 21251 BW20 QPSK RB1 HIGH SCC 21395 BW10 QPSK RB2 LOW

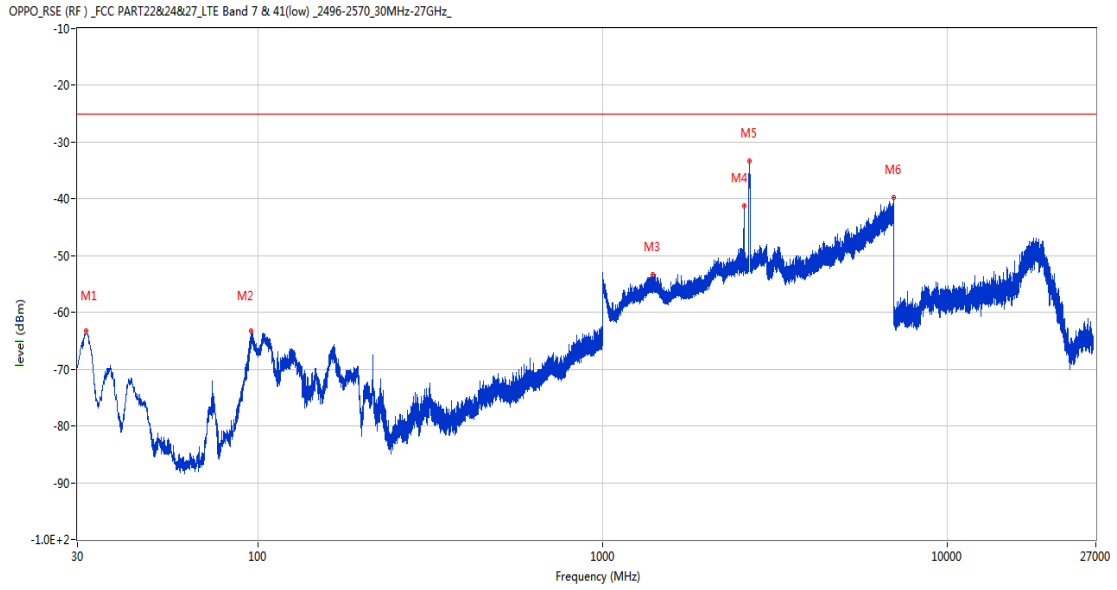
OPPO_RSE (RF) _FCC PART22&24&27_LTE Band 7 & 41(low) _2496-2570_30MHz-27GHz_



Frequency (MHz)	Result (dBm)	Factor (dB)	PK Limit (dBm)	Over Limit (dB)	Table (o)	ANT	EUT	Verdict
37.324	-55.06	-17.94	-25.0	-30.06	300.00	Vertical	Horizontal	Pass
812.402	-65.26	1.82	-25.0	-40.26	360.00	Vertical	Horizontal	Pass
2578.500	-34.58	4.01	-25.0	-9.58	312.00	Vertical	Horizontal	N/A
2686.800	-47.75	3.28	-25.0	-22.75	194.00	Vertical	Horizontal	N/A
6806.600	-40.40	13.12	-25.0	-15.40	160.00	Vertical	Horizontal	Pass
17960.100	-46.65	10.09	-25.0	-21.65	360.00	Vertical	Horizontal	Pass

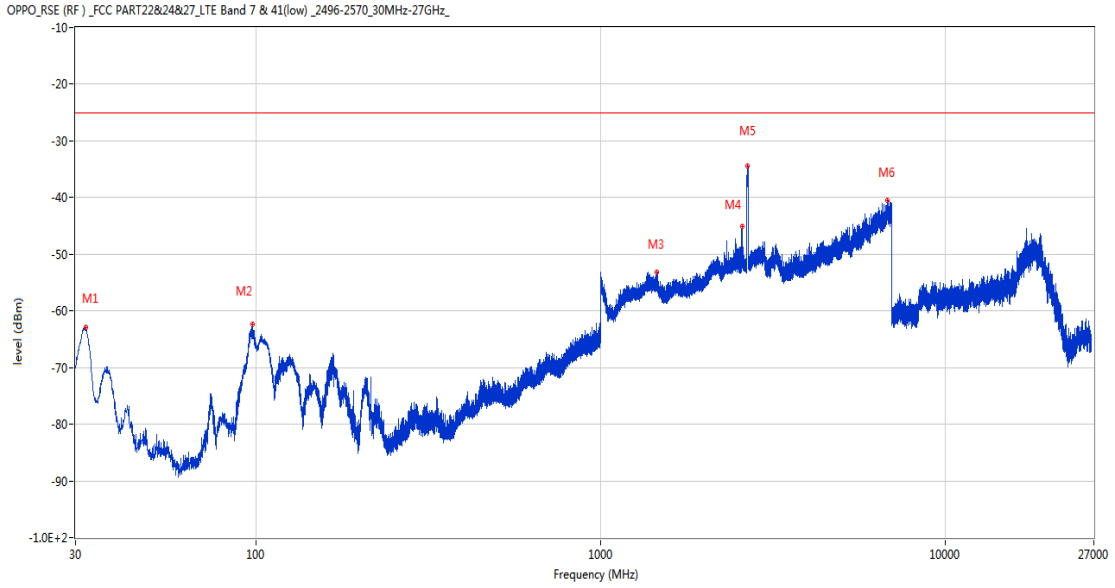
44.6 CA_7C 20MHz+10MHz, 16-QAM, High Channel

RSE-H&H PCC 21251 BW20 16-QAM RB1 HIGH SCC 21395 BW10 16-QAM RB2 LOW



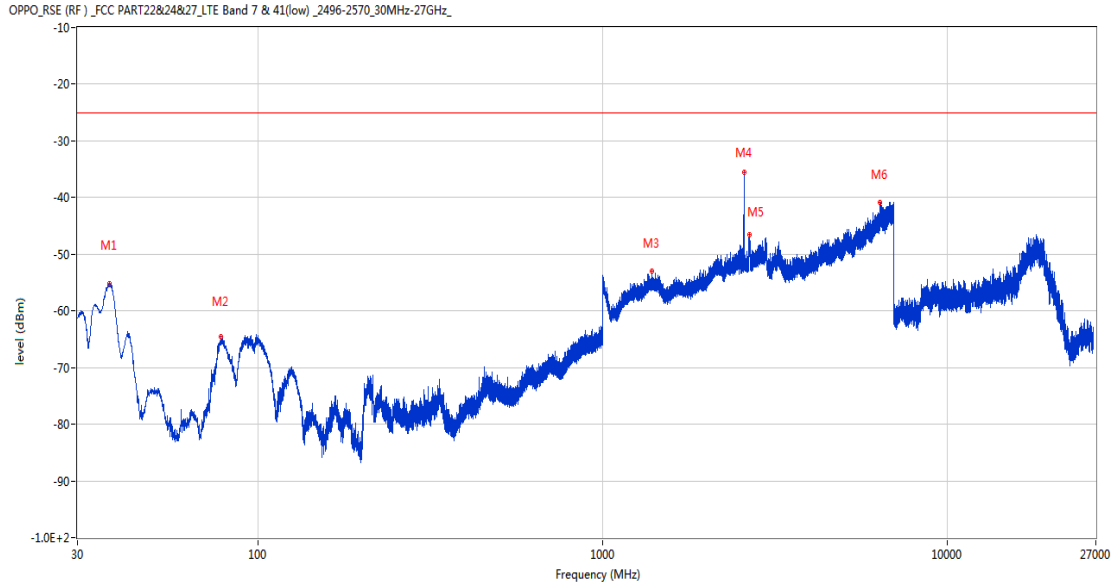
Frequency (MHz)	Result (dBm)	Factor (dB)	PK Limit (dBm)	Over Limit (dB)	Table (o)	ANT	EUT	Verdict
31.746	-63.33	-18.27	-25.0	-38.33	198.00	Horizontal	Horizontal	Pass
95.766	-63.19	-20.14	-25.0	-38.19	198.00	Horizontal	Horizontal	Pass
1402.700	-53.31	-1.84	-25.0	-28.31	39.00	Horizontal	Horizontal	Pass
2576.700	-41.28	4.08	-25.0	-16.28	83.00	Horizontal	Horizontal	N/A
2674.100	-33.41	3.03	-25.0	-8.41	312.00	Horizontal	Horizontal	N/A
6984.600	-39.81	13.62	-25.0	-14.81	360.00	Horizontal	Horizontal	Pass

RSE-H&V PCC 21251 BW20 16-QAM RB1 HIGH SCC 21395 BW10 16-QAM RB2 LOW



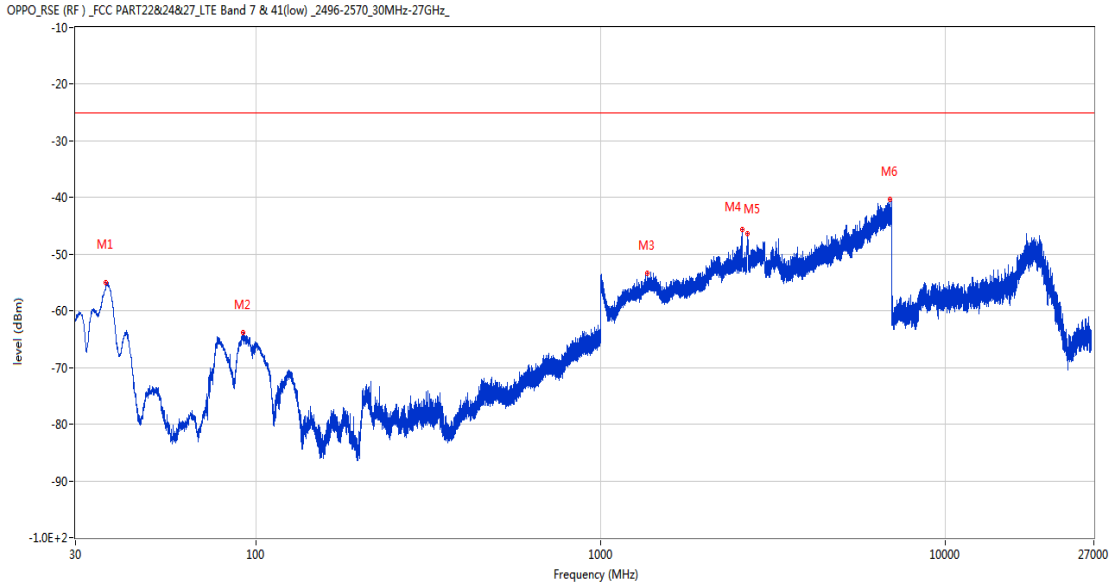
Frequency (MHz)	Result (dBm)	Factor (dB)	PK Limit (dBm)	Over Limit (dB)	Table (o)	ANT	EUT	Verdict
32.085	-62.93	-18.08	-25.0	-37.93	198.00	Horizontal	Vertical	Pass
97.900	-62.27	-20.40	-25.0	-37.27	347.00	Horizontal	Vertical	Pass
1453.500	-53.17	-2.12	-25.0	-28.17	261.00	Horizontal	Vertical	Pass
2577.700	-45.16	4.09	-25.0	-20.16	119.00	Horizontal	Vertical	N/A
2664.400	-34.51	2.52	-25.0	-9.51	230.00	Horizontal	Vertical	N/A
6799.600	-40.41	13.15	-25.0	-15.41	262.00	Horizontal	Vertical	Pass

RSE-V&V PCC 21251 BW20 16-QAM RB1 HIGH SCC 21395 BW10 16-QAM RB2 LOW



Frequency (MHz)	Result (dBm)	Factor (dB)	PK Limit (dBm)	Over Limit (dB)	Table (o)	ANT	EUT	Verdict
37.032	-55.25	-17.97	-25.0	-30.25	343.00	Vertical	Vertical	Pass
78.257	-64.58	-18.46	-25.0	-39.58	205.00	Vertical	Vertical	Pass
1388.200	-53.03	-1.84	-25.0	-28.03	308.00	Vertical	Vertical	Pass
2576.500	-35.62	4.07	-25.0	-10.62	339.00	Vertical	Vertical	N/A
2670.500	-46.47	2.92	-25.0	-21.47	186.00	Vertical	Vertical	N/A
6366.200	-40.90	11.03	-25.0	-15.90	176.00	Vertical	Vertical	Pass

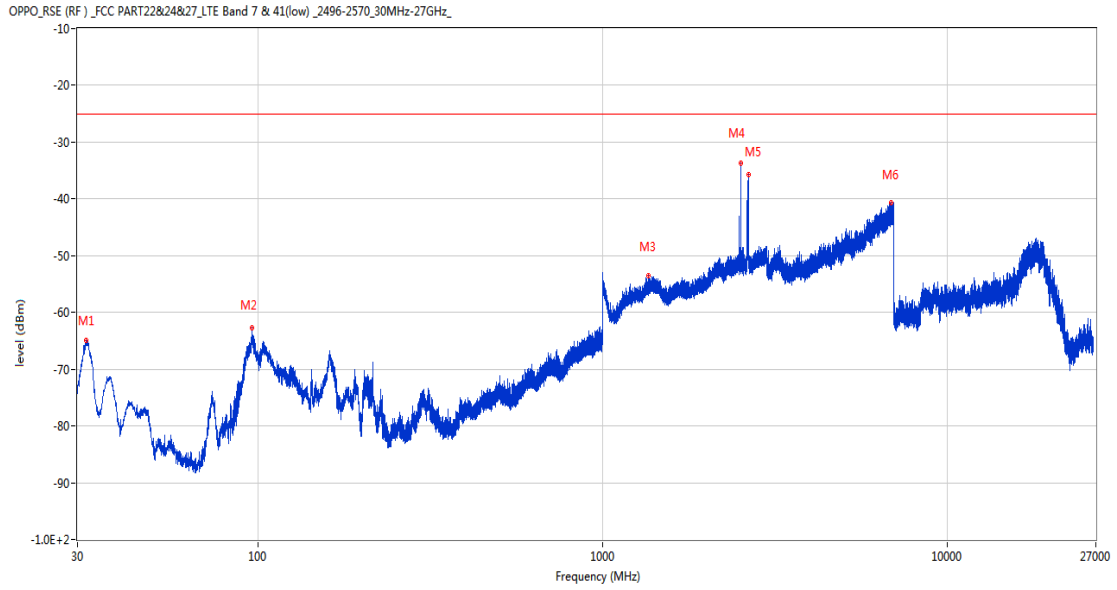
RSE-V&H PCC 21251 BW20 16-QAM RB1 HIGH SCC 21395 BW10 16-QAM RB2 LOW



Frequency (MHz)	Result (dBm)	Factor (dB)	PK Limit (dBm)	Over Limit (dB)	Table (o)	ANT	EUT	Verdict
36.790	-54.92	-18.15	-25.0	-29.92	211.00	Vertical	Horizontal	Pass
91.838	-63.85	-19.72	-25.0	-38.85	360.00	Vertical	Horizontal	Pass
1366.600	-53.39	-2.08	-25.0	-28.39	181.00	Vertical	Horizontal	Pass
2578.200	-45.67	4.05	-25.0	-20.67	6.00	Vertical	Horizontal	N/A
2677.100	-46.31	2.98	-25.0	-21.31	134.00	Vertical	Horizontal	N/A
6919.600	-40.27	12.38	-25.0	-15.27	54.00	Vertical	Horizontal	Pass

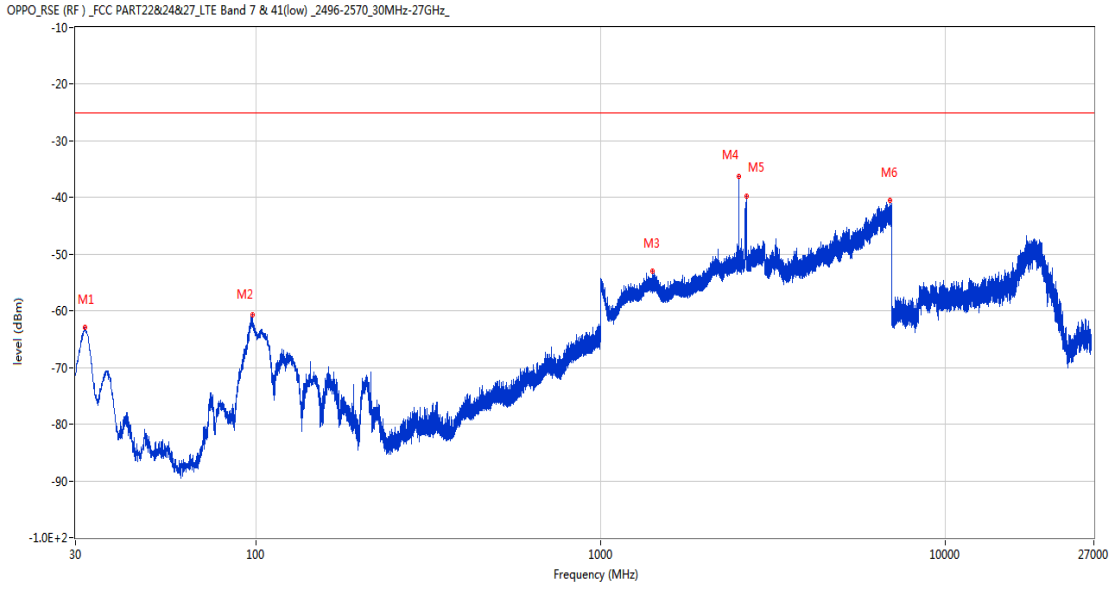
44.7 CA_7C 20MHz+20MHz, QPSK, Low Channel

RSE-H&H PCC 20850 BW20 QPSK RB1 HIGH SCC 21048 BW20 QPSK RB2 LOW



Frequency (MHz)	Result (dBm)	Factor (dB)	PK Limit (dBm)	Over Limit (dB)	Table (o)	ANT	EUT	Verdict
31.794	-65.01	-18.25	-25.0	-40.01	68.00	Horizontal	Horizontal	Pass
96.445	-62.76	-20.20	-25.0	-37.76	24.00	Horizontal	Horizontal	Pass
1361.600	-53.62	-2.14	-25.0	-28.62	117.00	Horizontal	Horizontal	Pass
2519.200	-33.78	3.42	-25.0	-8.78	81.00	Horizontal	Horizontal	N/A
2657.100	-35.64	2.53	-25.0	-10.64	236.00	Horizontal	Horizontal	N/A
6897.600	-40.73	12.06	-25.0	-15.73	105.00	Horizontal	Horizontal	Pass

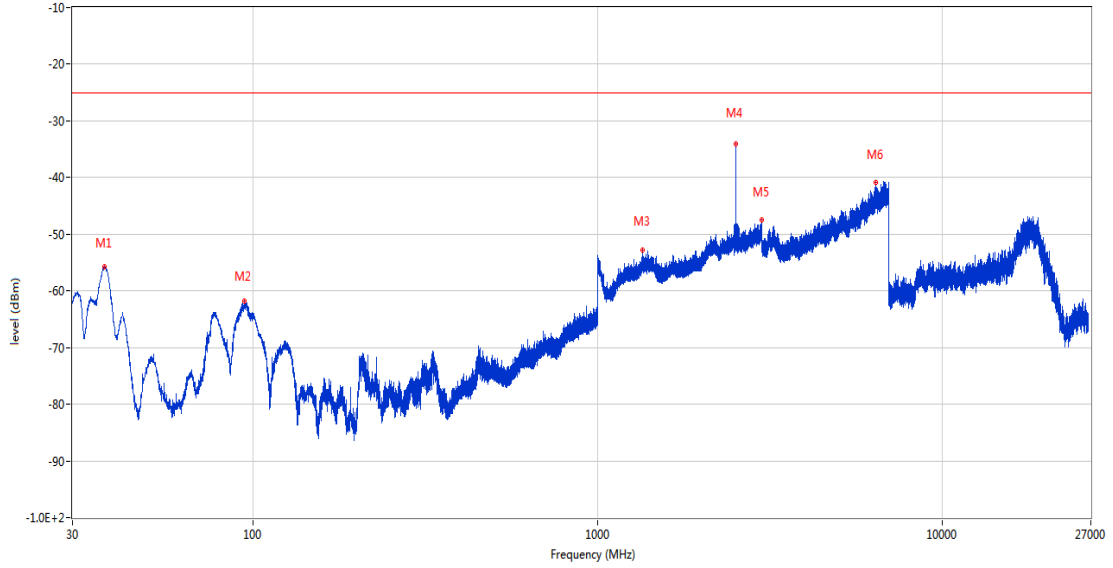
RSE-H&V PCC 20850 BW20 QPSK RB1 HIGH SCC 21048 BW20 QPSK RB2 LOW



Frequency (MHz)	Result (dBm)	Factor (dB)	PK Limit (dBm)	Over Limit (dB)	Table (o)	ANT	EUT	Verdict
31.988	-62.85	-18.16	-25.0	-37.85	236.00	Horizontal	Vertical	Pass
97.755	-60.71	-20.38	-25.0	-35.71	320.00	Horizontal	Vertical	Pass
1413.000	-52.93	-1.90	-25.0	-27.93	306.00	Horizontal	Vertical	Pass
2519.200	-36.35	3.42	-25.0	-11.35	259.00	Horizontal	Vertical	N/A
2656.200	-39.83	2.54	-25.0	-14.83	234.00	Horizontal	Vertical	N/A
6910.600	-40.57	12.17	-25.0	-15.57	249.00	Horizontal	Vertical	Pass

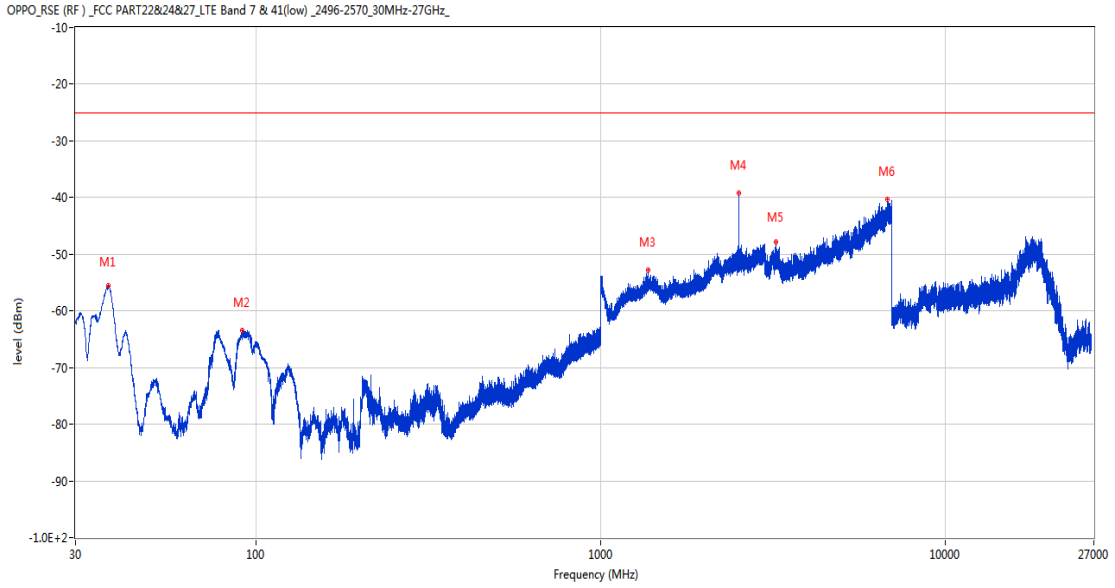
RSE-V&V PCC 20850 BW20 QPSK RB1 HIGH SCC 21048 BW20 QPSK RB2 LOW

OPPO_RSE (RF) _FCC PART22&24&27_LTE Band 7 & 41(low) _2496-2570_30MHz-27GHz_



Frequency (MHz)	Result (dBm)	Factor (dB)	PK Limit (dBm)	Over Limit (dB)	Table (o)	ANT	EUT	Verdict
37.081	-55.72	-17.96	-25.0	-30.72	227.00	Vertical	Vertical	Pass
94.311	-61.79	-20.25	-25.0	-36.79	336.00	Vertical	Vertical	Pass
1353.500	-52.71	-2.19	-25.0	-27.71	214.00	Vertical	Vertical	Pass
2519.200	-34.14	3.42	-25.0	-9.14	24.00	Vertical	Vertical	N/A
2999.000	-47.53	4.89	-25.0	-22.53	97.00	Vertical	Vertical	Pass
6420.000	-40.81	11.66	-25.0	-15.81	170.00	Vertical	Vertical	Pass

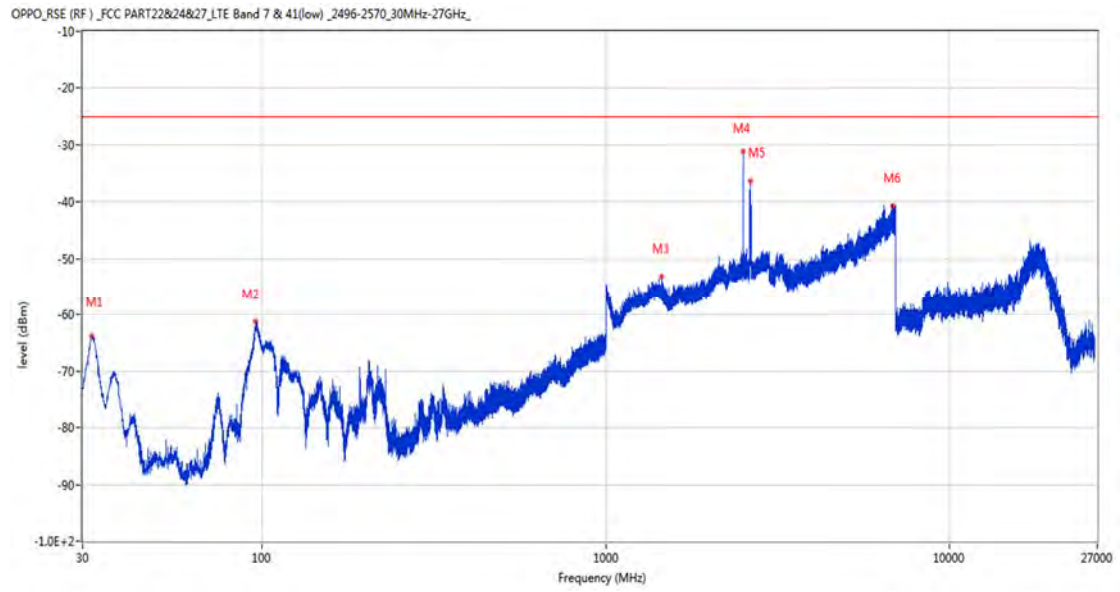
RSE-V&H PCC 20850 BW20 QPSK RB1 HIGH SCC 21048 BW20 QPSK RB2 LOW



Frequency (MHz)	Result (dBm)	Factor (dB)	PK Limit (dBm)	Over Limit (dB)	Table (o)	ANT	EUT	Verdict
37.275	-55.58	-17.94	-25.0	-30.58	260.00	Vertical	Horizontal	Pass
91.595	-63.39	-19.67	-25.0	-38.39	40.00	Vertical	Horizontal	Pass
1373.500	-52.85	-2.00	-25.0	-27.85	77.00	Vertical	Horizontal	Pass
2519.200	-39.25	3.42	-25.0	-14.25	312.00	Vertical	Horizontal	N/A
3228.200	-47.92	6.68	-25.0	-22.92	187.00	Vertical	Horizontal	Pass
6793.200	-40.39	12.93	-25.0	-15.39	263.00	Vertical	Horizontal	Pass

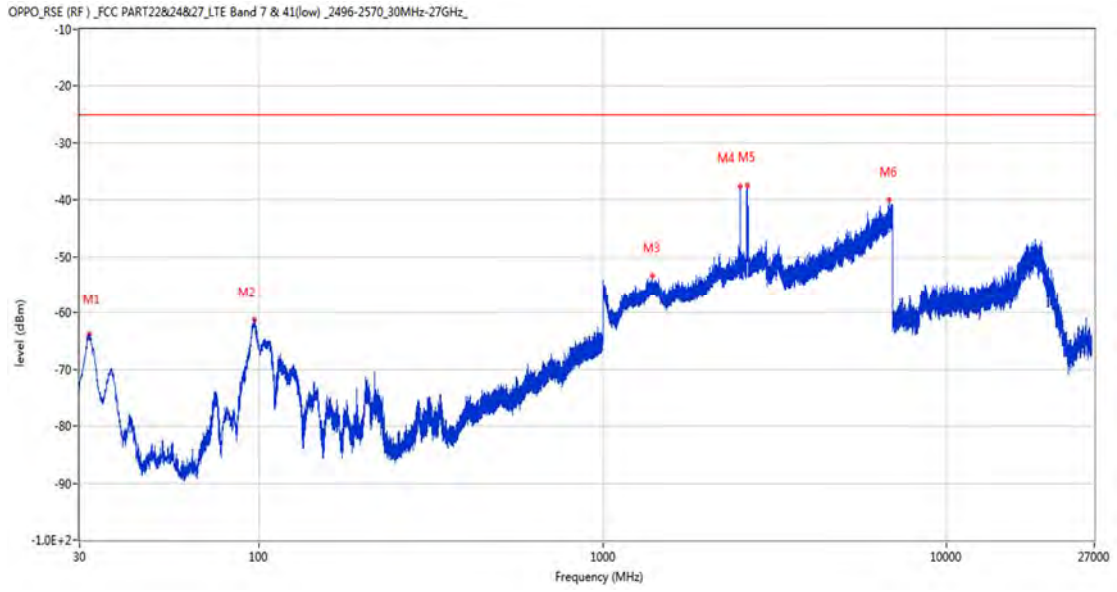
44.8 CA_7C 20MHz+20MHz, 16-QAM, Low Channel

RSE-H&H PCC 20850 BW20 16QAM RB1 HIGH SCC 21048 BW20 16QAM RB2 LOW



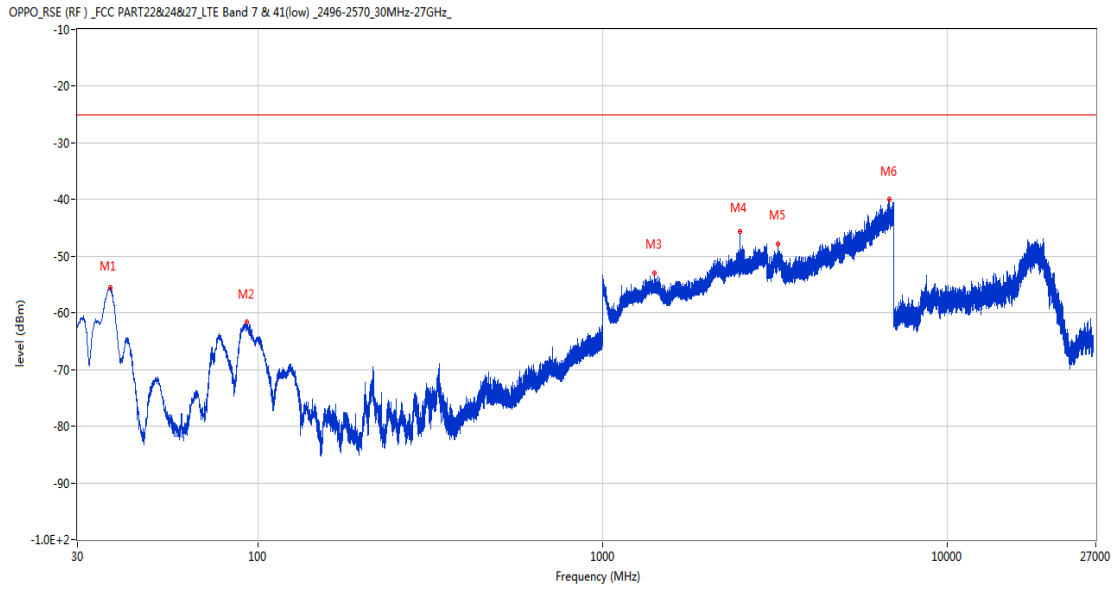
Frequency (MHz)	Result (dBm)	Factor (dB)	PK Limit (dBm)	Over Limit (dB)	Table (o)	ANT	EUT	Verdict
31.843	-63.89	-18.23	-25.0	-38.89	206.00	Horizontal	Horizontal	Pass
95.911	-61.28	-20.13	-25.0	-36.28	0.00	Horizontal	Horizontal	Pass
1456.300	-53.09	-2.25	-25.0	-28.09	219.00	Horizontal	Horizontal	Pass
2519.100	-31.11	3.42	-25.0	-6.11	300.00	Horizontal	Horizontal	N/A
2631.300	-36.23	2.28	-25.0	-11.23	250.00	Horizontal	Horizontal	N/A
6868.000	-40.70	12.06	-25.0	-15.70	18.00	Horizontal	Horizontal	Pass

RSE-H&V PCC 20850 BW20 16QAM RB1 HIGH SCC 21048 BW20 16QAM RB2 LOW



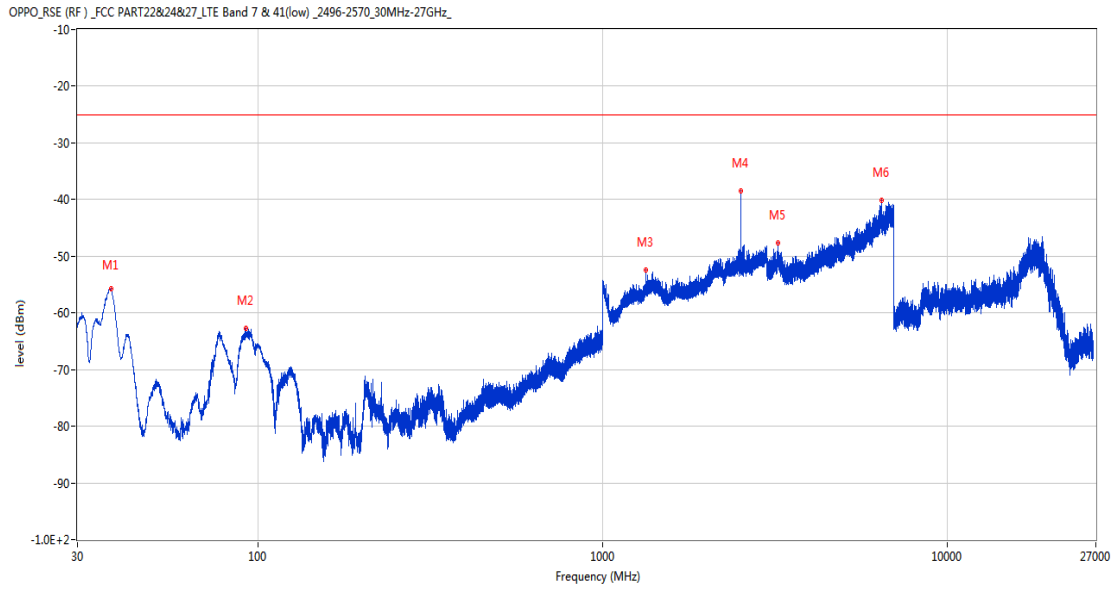
Frequency (MHz)	Result (dBm)	Factor (dB)	PK Limit (dBm)	Over Limit (dB)	Table (o)	ANT	EUT	Verdict
32.134	-63.81	-18.05	-25.0	-38.81	210.00	Horizontal	Vertical	Pass
96.882	-61.32	-20.26	-25.0	-36.32	355.00	Horizontal	Vertical	Pass
1394.400	-53.35	-1.72	-25.0	-28.35	72.00	Horizontal	Vertical	Pass
2519.000	-37.62	3.42	-25.0	-12.62	261.00	Horizontal	Vertical	N/A
2634.400	-37.34	2.29	-25.0	-12.34	319.00	Horizontal	Vertical	N/A
6818.800	-39.92	13.09	-25.0	-14.92	360.00	Horizontal	Vertical	Pass

RSE-V&V PCC 20850 BW20 16QAM RB1 HIGH SCC 21048 BW20 16QAM RB2 LOW



Frequency (MHz)	Result (dBm)	Factor (dB)	PK Limit (dBm)	Over Limit (dB)	Table (o)	ANT	EUT	Verdict
37.324	-55.64	-17.94	-25.0	-30.64	232.00	Vertical	Vertical	Pass
93.002	-61.63	-20.04	-25.0	-36.63	308.00	Vertical	Vertical	Pass
1415.300	-53.06	-1.82	-25.0	-28.06	236.00	Vertical	Vertical	Pass
2502.500	-45.61	3.25	-25.0	-20.61	298.00	Vertical	Vertical	N/A
3238.000	-47.79	6.43	-25.0	-22.79	61.00	Vertical	Vertical	Pass
6810.000	-39.86	13.14	-25.0	-14.86	11.00	Vertical	Vertical	Pass

RSE-V&H PCC 20850 BW20 16QAM RB1 HIGH SCC 21048 BW20 16QAM RB2 LOW

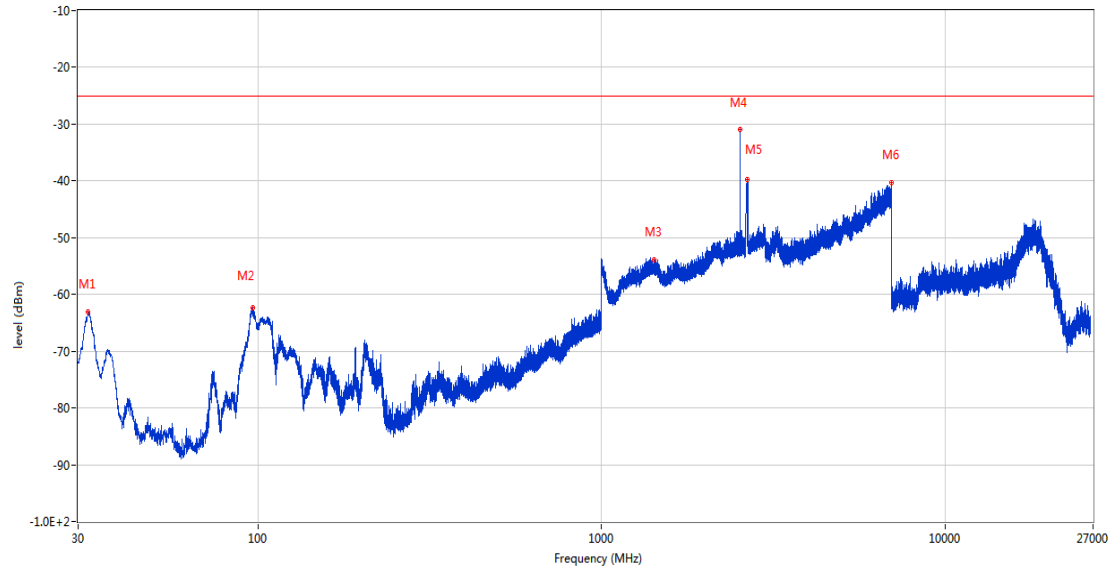


Frequency (MHz)	Result (dBm)	Factor (dB)	PK Limit (dBm)	Over Limit (dB)	Table (o)	ANT	EUT	Verdict
37.517	-55.70	-17.92	-25.0	-30.70	212.00	Vertical	Horizontal	Pass
92.565	-62.75	-19.92	-25.0	-37.75	349.00	Vertical	Horizontal	Pass
1335.400	-52.47	-2.75	-25.0	-27.47	26.00	Vertical	Horizontal	Pass
2519.100	-38.47	3.42	-25.0	-13.47	310.00	Vertical	Horizontal	N/A
3234.000	-47.62	6.75	-25.0	-22.62	355.00	Vertical	Horizontal	Pass
6448.800	-40.06	12.60	-25.0	-15.06	81.00	Vertical	Horizontal	Pass

44.9 CA_7C 20MHz+20MHz, QPSK, Middle Channel

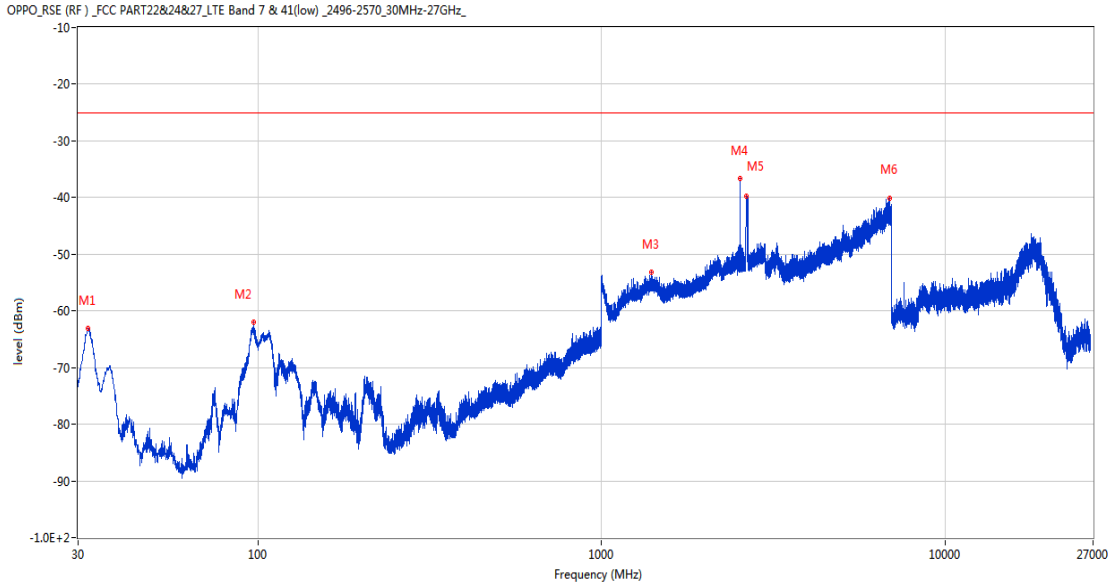
RSE-H&H PCC 21001 BW20 QPSK RB1 HIGH SCC 21199 BW20 QPSK RB2 LOW

OPPO_RSE (RF) _FCC PART22&24&27_LTE Band 7 & 41(low) _2496-2570_30MHz-27GHz_



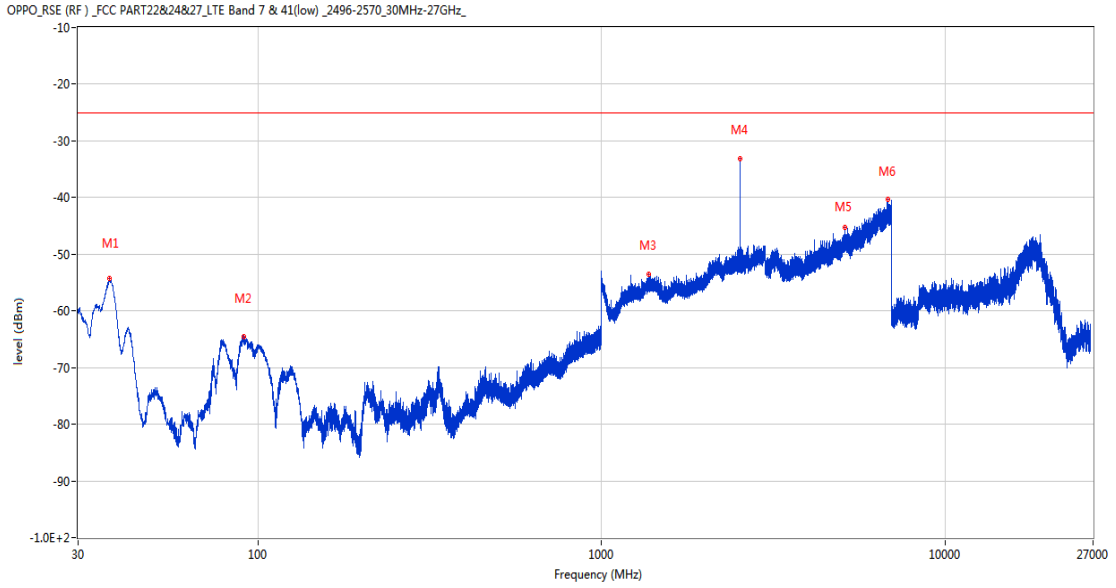
Frequency (MHz)	Result (dBm)	Factor (dB)	PK Limit (dBm)	Over Limit (dB)	Table (o)	ANT	EUT	Verdict
32.085	-63.04	-18.08	-25.0	-38.04	203.00	Horizontal	Horizontal	Pass
96.590	-62.44	-20.22	-25.0	-37.44	360.00	Horizontal	Horizontal	Pass
1423.900	-53.93	-1.79	-25.0	-28.93	305.00	Horizontal	Horizontal	Pass
2534.100	-30.90	3.57	-25.0	-5.90	296.00	Horizontal	Horizontal	N/A
2662.800	-39.82	2.51	-25.0	-14.82	314.00	Horizontal	Horizontal	N/A
6991.000	-40.39	13.89	-25.0	-15.39	331.00	Horizontal	Horizontal	Pass

RSE-H&V PCC 21001 BW20 QPSK RB1 HIGH SCC 21199 BW20 QPSK RB2 LOW



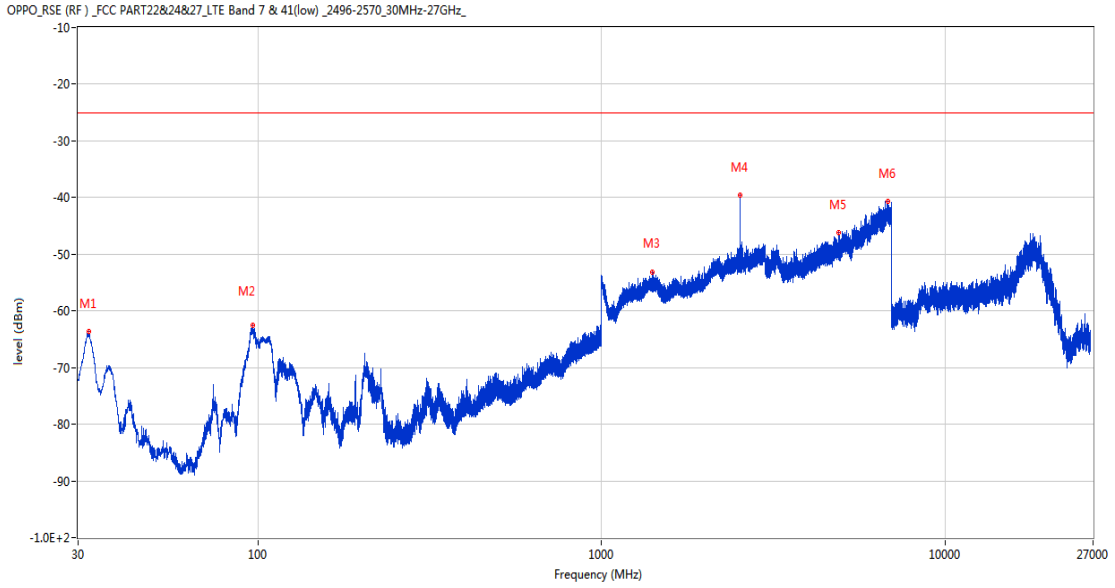
Frequency (MHz)	Result (dBm)	Factor (dB)	PK Limit (dBm)	Over Limit (dB)	Table (o)	ANT	EUT	Verdict
31.988	-63.04	-18.16	-25.0	-38.04	226.00	Horizontal	Vertical	Pass
97.270	-62.01	-20.32	-25.0	-37.01	353.00	Horizontal	Vertical	Pass
1397.900	-53.19	-1.90	-25.0	-28.19	223.00	Horizontal	Vertical	Pass
2534.300	-36.62	3.58	-25.0	-11.62	298.00	Horizontal	Vertical	N/A
2650.100	-39.77	2.50	-25.0	-14.77	321.00	Horizontal	Vertical	N/A
6923.400	-40.05	12.43	-25.0	-15.05	160.00	Horizontal	Vertical	Pass

RSE-V&V PCC 21001 BW20 QPSK RB1 HIGH SCC 21199 BW20 QPSK RB2 LOW



Frequency (MHz)	Result (dBm)	Factor (dB)	PK Limit (dBm)	Over Limit (dB)	Table (o)	ANT	EUT	Verdict
36.984	-54.30	-17.99	-25.0	-29.30	245.00	Vertical	Vertical	Pass
91.304	-64.59	-19.65	-25.0	-39.59	284.00	Vertical	Vertical	Pass
1371.200	-53.47	-1.98	-25.0	-28.47	58.00	Vertical	Vertical	Pass
2534.100	-33.14	3.57	-25.0	-8.14	0.00	Vertical	Vertical	N/A
5119.800	-45.35	7.65	-25.0	-20.35	360.00	Vertical	Vertical	Pass
6816.400	-40.33	13.12	-25.0	-15.33	140.00	Vertical	Vertical	Pass

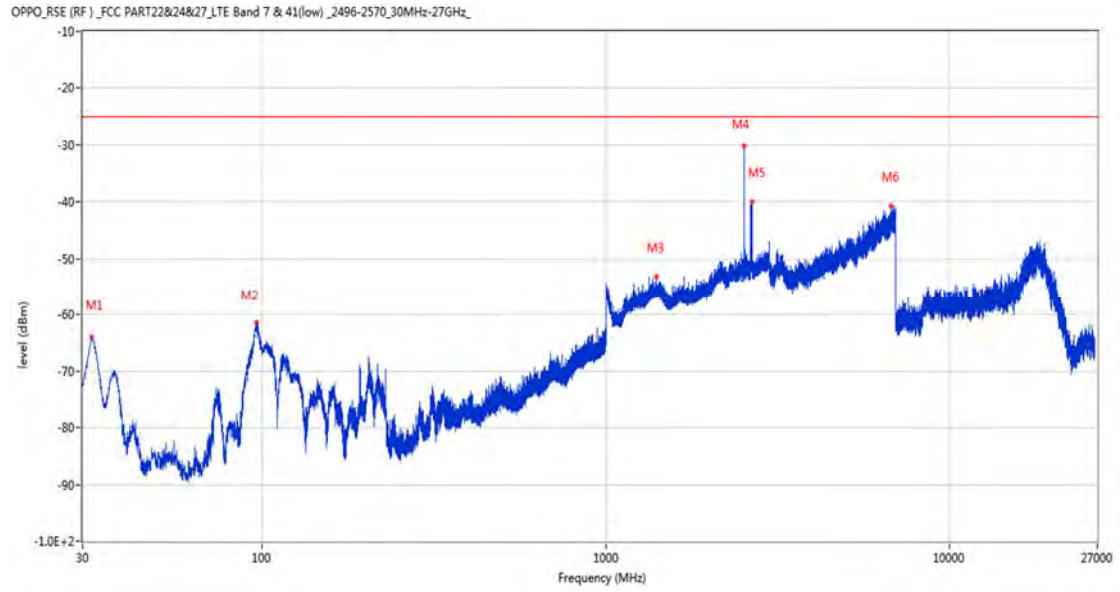
RSE-V&H PCC 21001 BW20 QPSK RB1 HIGH SCC 21199 BW20 QPSK RB2 LOW



Frequency (MHz)	Result (dBm)	Factor (dB)	PK Limit (dBm)	Over Limit (dB)	Table (o)	ANT	EUT	Verdict
32.328	-63.67	-17.88	-25.0	-38.67	207.00	Vertical	Horizontal	Pass
96.590	-62.46	-20.22	-25.0	-37.46	188.00	Vertical	Horizontal	Pass
1408.500	-53.10	-1.85	-25.0	-28.10	23.00	Vertical	Horizontal	Pass
2534.100	-39.58	3.57	-25.0	-14.58	338.00	Vertical	Horizontal	N/A
4900.000	-46.17	6.04	-25.0	-21.17	156.00	Vertical	Horizontal	Pass
6832.600	-40.72	12.62	-25.0	-15.72	320.00	Vertical	Horizontal	Pass

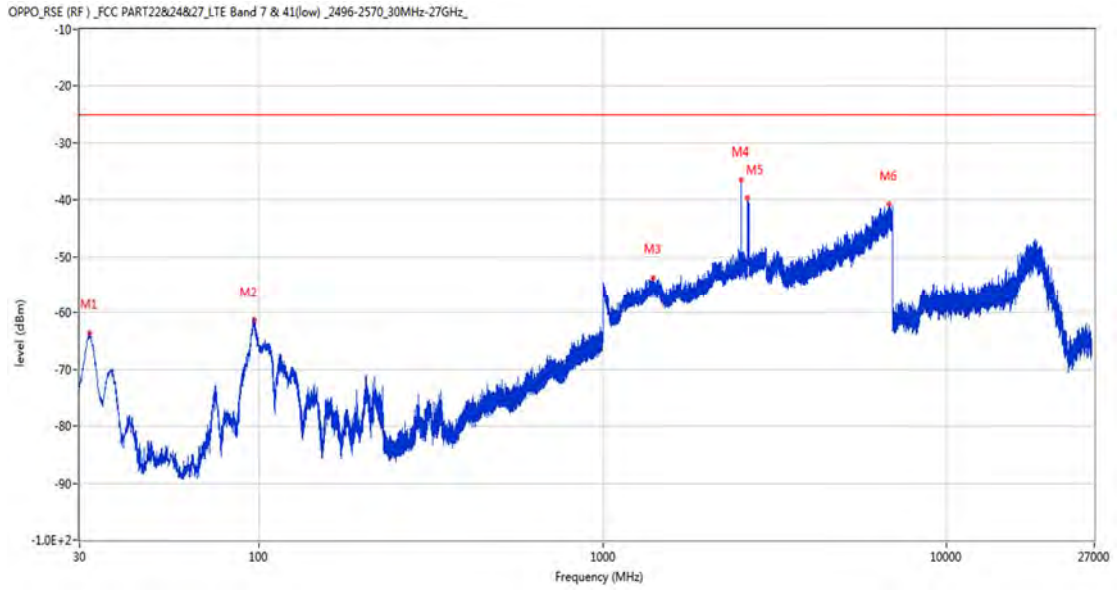
44.10 CA_7C 20MHz+20MHz, 16-QAM, Middle Channel

RSE-H&H PCC 21001 BW20 16QAM RB1 HIGH SCC 21199 BW20 16QAM RB2 LOW



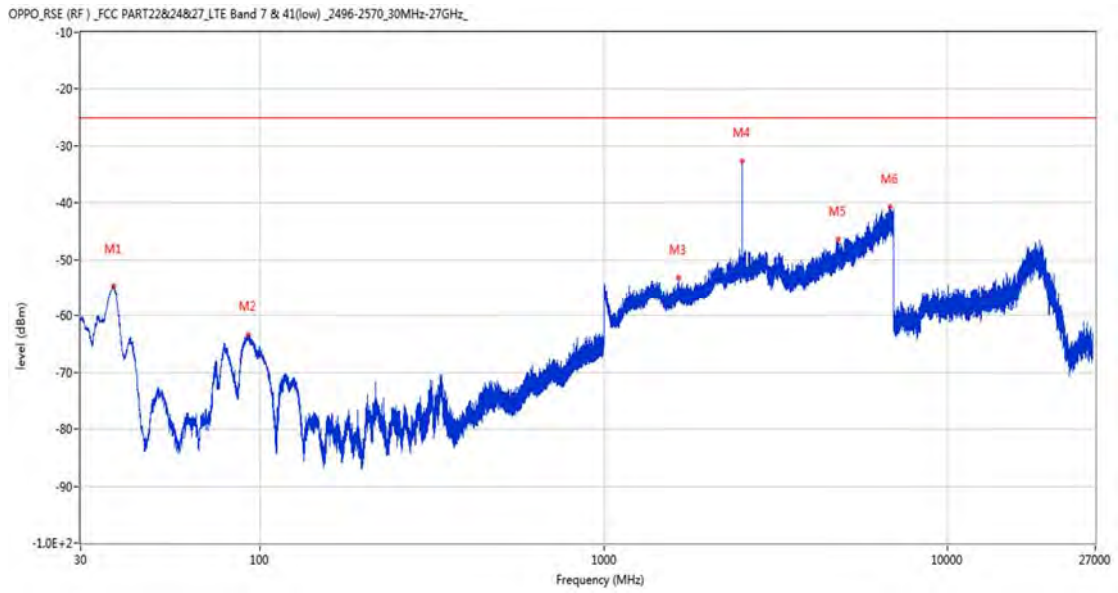
Frequency (MHz)	Result (dBm)	Factor (dB)	PK Limit (dBm)	Over Limit (dB)	Table (o)	ANT	EUT	Verdict
31.794	-64.08	-18.25	-25.0	-39.08	205.00	Horizontal	Horizontal	Pass
96.202	-61.45	-20.17	-25.0	-36.45	355.00	Horizontal	Horizontal	Pass
1401.000	-53.09	-1.83	-25.0	-28.09	43.00	Horizontal	Horizontal	Pass
2534.300	-30.28	3.58	-25.0	-5.28	310.00	Horizontal	Horizontal	N/A
2668.000	-39.93	2.90	-25.0	-14.93	318.00	Horizontal	Horizontal	N/A
6797.200	-40.60	13.08	-25.0	-15.60	107.00	Horizontal	Horizontal	Pass

RSE-H&V PCC 21001 BW20 16QAM RB1 HIGH SCC 21199 BW20 16QAM RB2 LOW



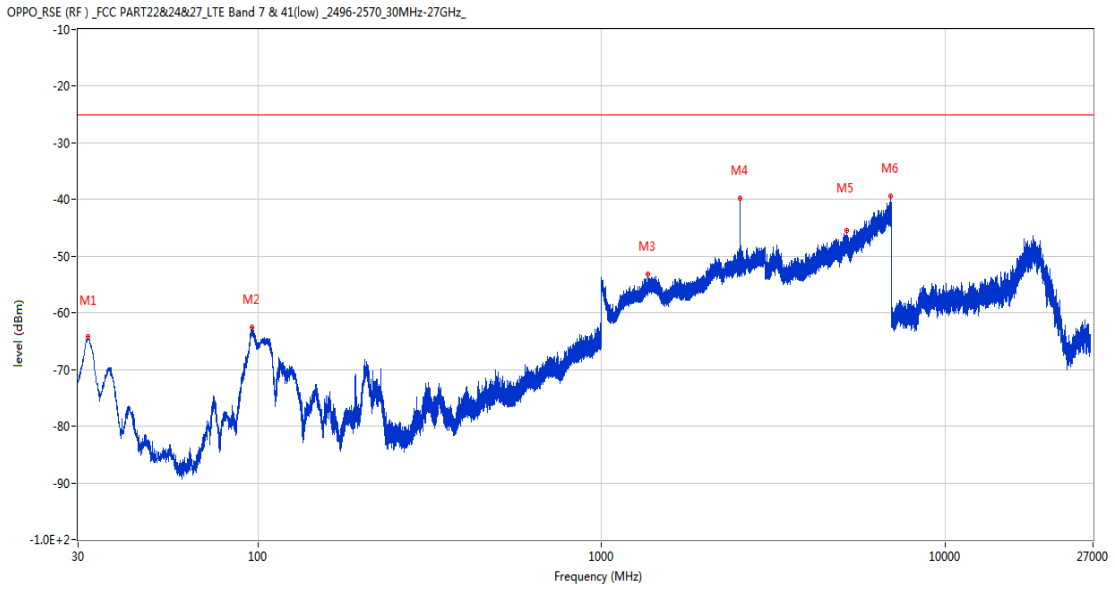
Frequency (MHz)	Result (dBm)	Factor (dB)	PK Limit (dBm)	Over Limit (dB)	Table (o)	ANT	EUT	Verdict
32.037	-63.56	-18.12	-25.0	-38.56	189.00	Horizontal	Vertical	Pass
96.930	-61.26	-20.27	-25.0	-36.26	349.00	Horizontal	Vertical	Pass
1406.300	-53.63	-1.90	-25.0	-28.63	223.00	Horizontal	Vertical	Pass
2534.300	-36.45	3.58	-25.0	-11.45	265.00	Horizontal	Vertical	N/A
2644.500	-39.63	2.57	-25.0	-14.63	322.00	Horizontal	Vertical	N/A
6809.400	-40.76	13.10	-25.0	-15.76	55.00	Horizontal	Vertical	Pass

RSE-V&V PCC 21001 BW20 16QAM RB1 HIGH SCC 21199 BW20 16QAM RB2 LOW



Frequency (MHz)	Result (dBm)	Factor (dB)	PK Limit (dBm)	Over Limit (dB)	Table (o)	ANT	EUT	Verdict
37.372	-54.65	-17.93	-25.0	-29.65	277.00	Vertical	Vertical	Pass
92.323	-63.36	-19.85	-25.0	-38.36	341.00	Vertical	Vertical	Pass
1655.400	-53.13	-2.73	-25.0	-28.13	326.00	Vertical	Vertical	Pass
2534.200	-32.61	3.58	-25.0	-7.61	5.00	Vertical	Vertical	N/A
4813.200	-46.45	7.13	-25.0	-21.45	150.00	Vertical	Vertical	Pass
6834.800	-40.68	12.55	-25.0	-15.68	8.00	Vertical	Vertical	Pass

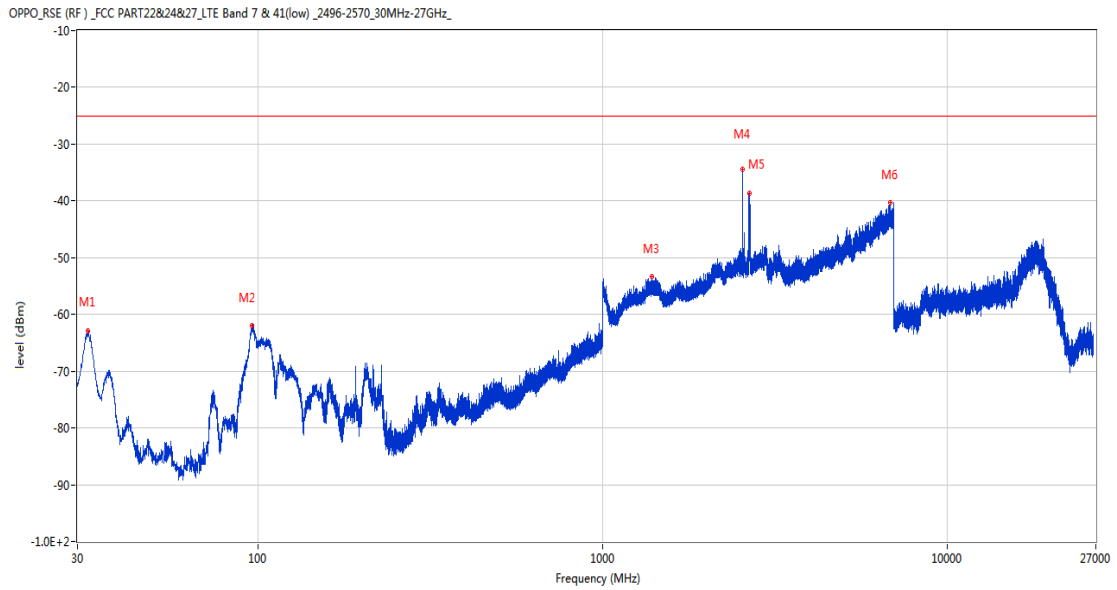
RSE-V&H PCC 21001 BW20 16QAM RB1 HIGH SCC 21199 BW20 16QAM RB2 LOW



Frequency (MHz)	Result (dBm)	Factor (dB)	PK Limit (dBm)	Over Limit (dB)	Table (o)	ANT	EUT	Verdict
32.085	-64.17	-18.08	-25.0	-39.17	191.00	Vertical	Horizontal	Pass
96.396	-62.53	-20.20	-25.0	-37.53	13.00	Vertical	Horizontal	Pass
1368.500	-53.24	-1.99	-25.0	-28.24	51.00	Vertical	Horizontal	Pass
2534.100	-39.84	3.57	-25.0	-14.84	303.00	Vertical	Horizontal	N/A
5176.800	-45.53	7.54	-25.0	-20.53	181.00	Vertical	Horizontal	Pass
6942.000	-39.36	13.01	-25.0	-14.36	275.00	Vertical	Horizontal	Pass

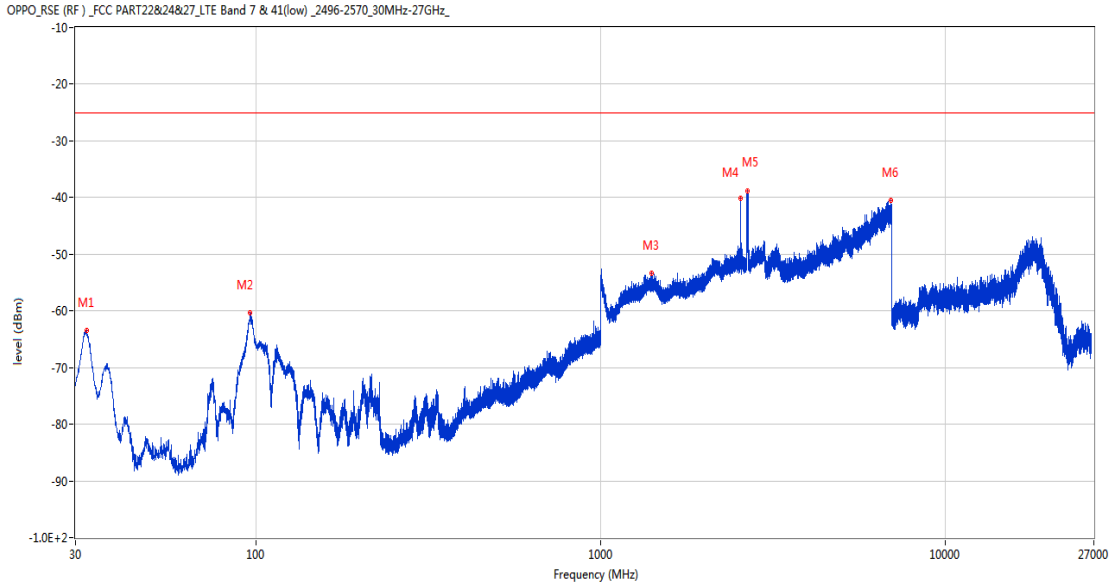
44.11 CA_7C 20MHz+20MHz, QPSK, High Channel

RSE-H&H PCC 21152 BW20 QPSK RB1 HIGH SCC 21350 BW20 QPSK RB2 LOW



Frequency (MHz)	Result (dBm)	Factor (dB)	PK Limit (dBm)	Over Limit (dB)	Table (o)	ANT	EUT	Verdict
32.134	-62.82	-18.05	-25.0	-37.82	201.00	Horizontal	Horizontal	Pass
96.008	-61.93	-20.14	-25.0	-36.93	358.00	Horizontal	Horizontal	Pass
1393.300	-53.34	-1.69	-25.0	-28.34	187.00	Horizontal	Horizontal	Pass
2551.300	-34.42	3.75	-25.0	-9.42	294.00	Horizontal	Horizontal	N/A
2666.100	-38.73	2.72	-25.0	-13.73	319.00	Horizontal	Horizontal	N/A
6835.800	-40.37	12.52	-25.0	-15.37	42.00	Horizontal	Horizontal	Pass

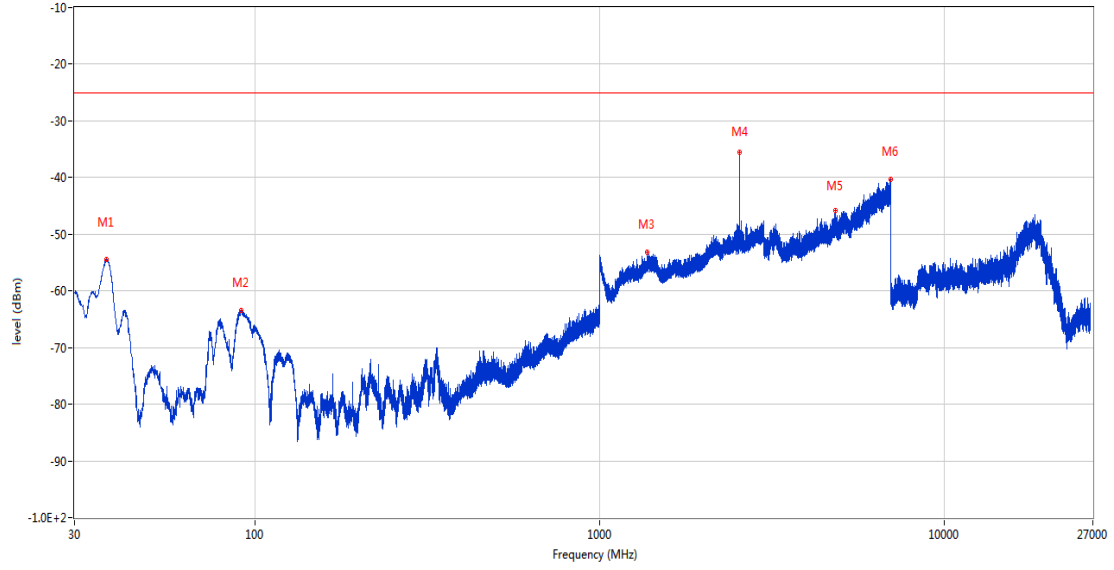
RSE-H&V PCC 21152 BW20 QPSK RB1 HIGH SCC 21350 BW20 QPSK RB2 LOW



Frequency (MHz)	Result (dBm)	Factor (dB)	PK Limit (dBm)	Over Limit (dB)	Table (o)	ANT	EUT	Verdict
32.279	-63.44	-17.92	-25.0	-38.44	252.00	Horizontal	Vertical	Pass
96.251	-60.42	-20.17	-25.0	-35.42	351.00	Horizontal	Vertical	Pass
1403.500	-53.41	-1.88	-25.0	-28.41	167.00	Horizontal	Vertical	Pass
2551.300	-40.17	3.75	-25.0	-15.17	264.00	Horizontal	Vertical	N/A
2666.700	-38.85	2.83	-25.0	-13.85	238.00	Horizontal	Vertical	N/A
6946.600	-40.57	13.05	-25.0	-15.57	360.00	Horizontal	Vertical	Pass

RSE-V&V PCC 21152 BW20 QPSK RB1 HIGH SCC 21350 BW20 QPSK RB2 LOW

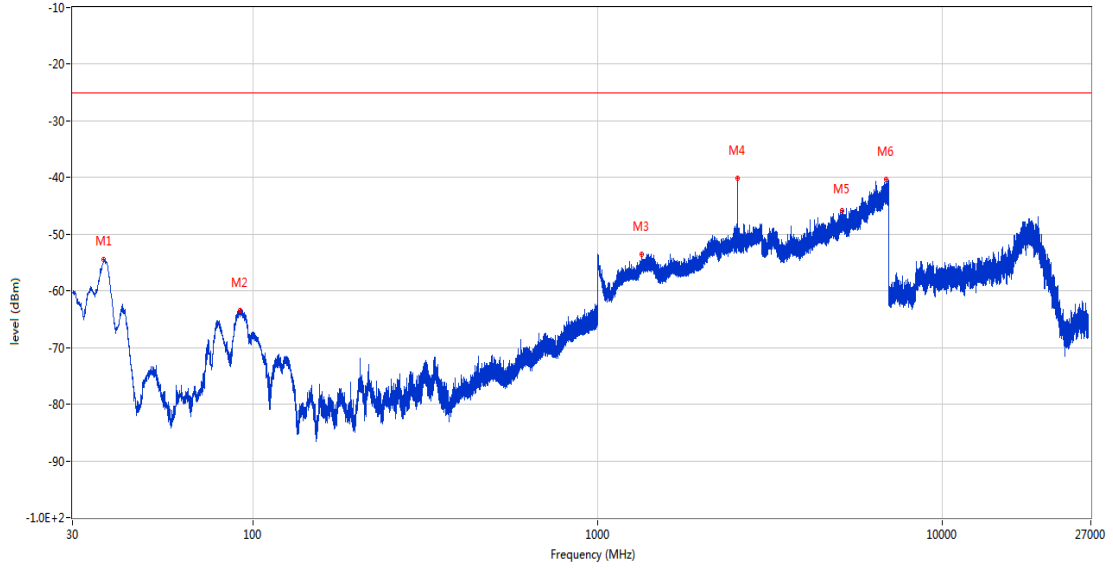
OPPO_RSE (RF) _FCC PART22&24&27_LTE Band 7 & 41(low)_2496-2570_30MHz-27GHz_



Frequency (MHz)	Result (dBm)	Factor (dB)	PK Limit (dBm)	Over Limit (dB)	Table (o)	ANT	EUT	Verdict
37.178	-54.43	-17.95	-25.0	-29.43	219.00	Vertical	Vertical	Pass
91.159	-63.40	-19.63	-25.0	-38.40	242.00	Vertical	Vertical	Pass
1372.100	-53.17	-2.00	-25.0	-28.17	41.00	Vertical	Vertical	Pass
2551.400	-35.52	3.76	-25.0	-10.52	0.00	Vertical	Vertical	N/A
4832.600	-45.83	6.52	-25.0	-20.83	205.00	Vertical	Vertical	Pass
6978.800	-40.35	13.37	-25.0	-15.35	79.00	Vertical	Vertical	Pass

RSE-V&H PCC 21152 BW20 QPSK RB1 HIGH SCC 21350 BW20 QPSK RB2 LOW

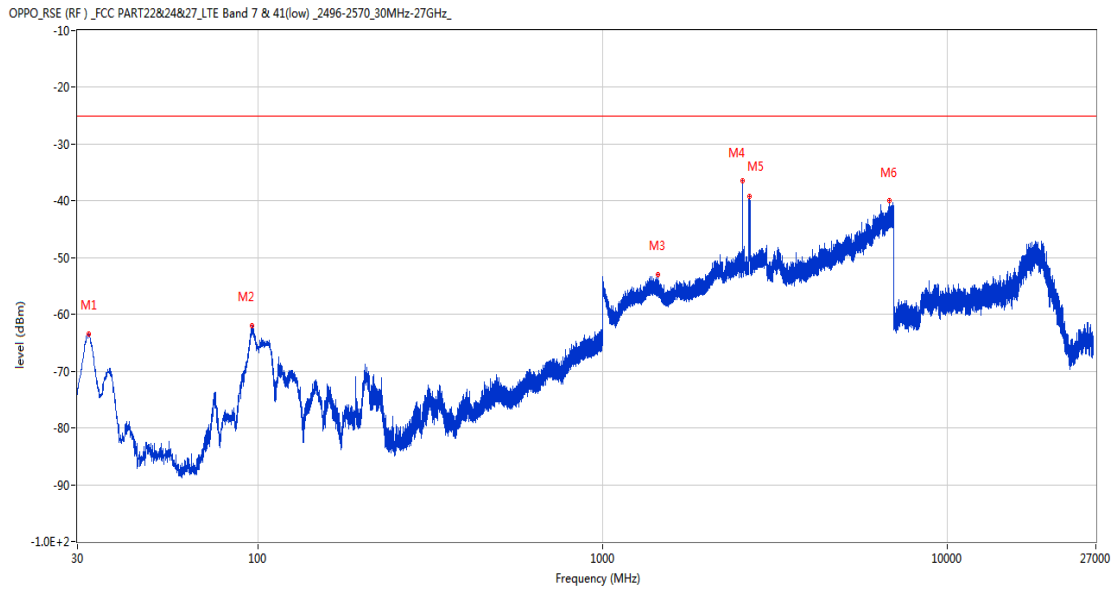
OPPO_RSE (RF)_FCC PART22&24&27_LTE Band 7 & 41(low)_2496-2570_30MHz-27GHz_



Frequency (MHz)	Result (dBm)	Factor (dB)	PK Limit (dBm)	Over Limit (dB)	Table (o)	ANT	EUT	Verdict
36.984	-54.47	-17.99	-25.0	-29.47	223.00	Vertical	Horizontal	Pass
91.789	-63.45	-19.71	-25.0	-38.45	154.00	Vertical	Horizontal	Pass
1345.600	-53.53	-2.28	-25.0	-28.53	112.00	Vertical	Horizontal	Pass
2551.400	-40.19	3.76	-25.0	-15.19	315.00	Vertical	Horizontal	N/A
5138.200	-45.82	8.03	-25.0	-20.82	301.00	Vertical	Horizontal	Pass
6860.800	-40.35	12.38	-25.0	-15.35	69.00	Vertical	Horizontal	Pass

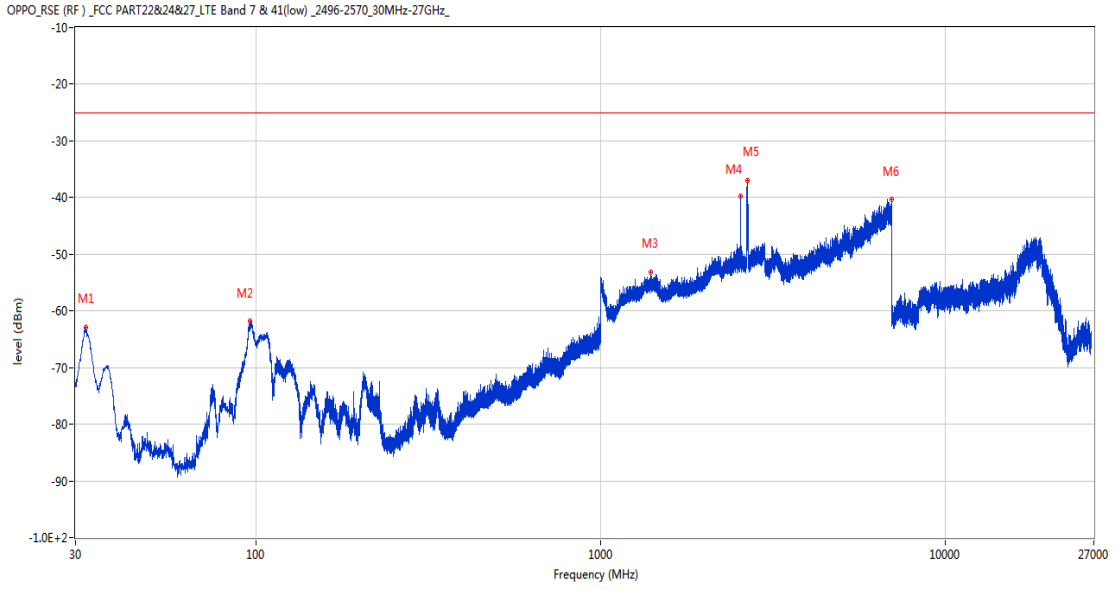
44.12 CA_7C 20MHz+20MHz, 16-QAM, High Channel

RSE-H&H PCC 21152 BW20 16QAM RB1 HIGH SCC 21350 BW20 16QAM RB2 LOW



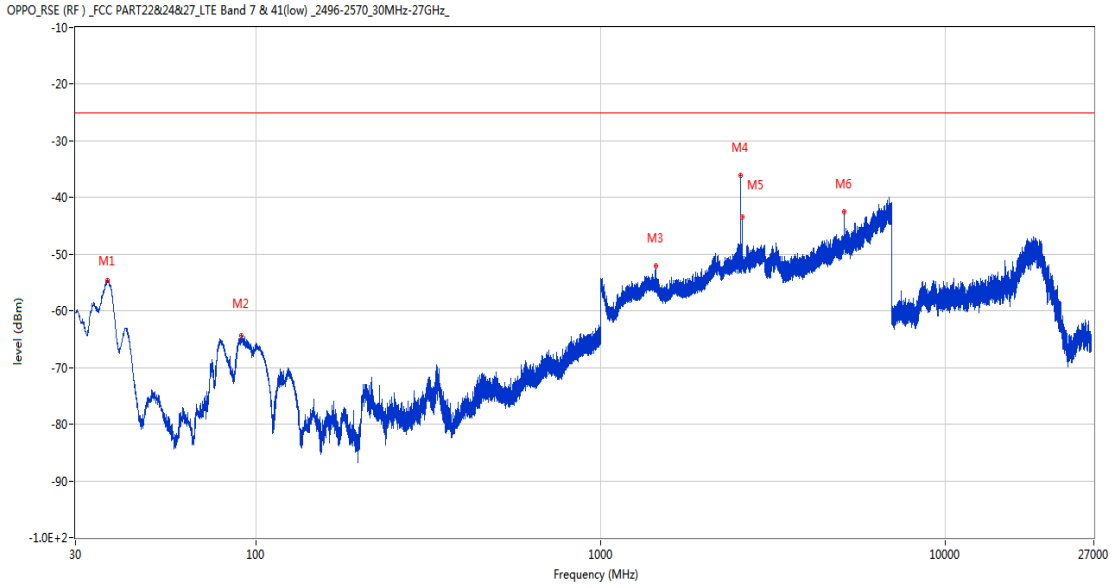
Frequency (MHz)	Result (dBm)	Factor (dB)	PK Limit (dBm)	Over Limit (dB)	Table (o)	ANT	EUT	Verdict
32.279	-63.54	-17.92	-25.0	-38.54	252.00	Horizontal	Horizontal	Pass
96.299	-62.01	-20.18	-25.0	-37.01	360.00	Horizontal	Horizontal	Pass
1448.500	-53.07	-2.02	-25.0	-28.07	205.00	Horizontal	Horizontal	N/A
2551.300	-36.50	3.75	-25.0	-11.50	70.00	Horizontal	Horizontal	N/A
2667.100	-39.28	2.89	-25.0	-14.28	242.00	Horizontal	Horizontal	Pass
6799.400	-40.01	13.15	-25.0	-15.01	93.00	Horizontal	Horizontal	Pass

RSE-H&V PCC 21152 BW20 16QAM RB1 HIGH SCC 21350 BW20 16QAM RB2 LOW



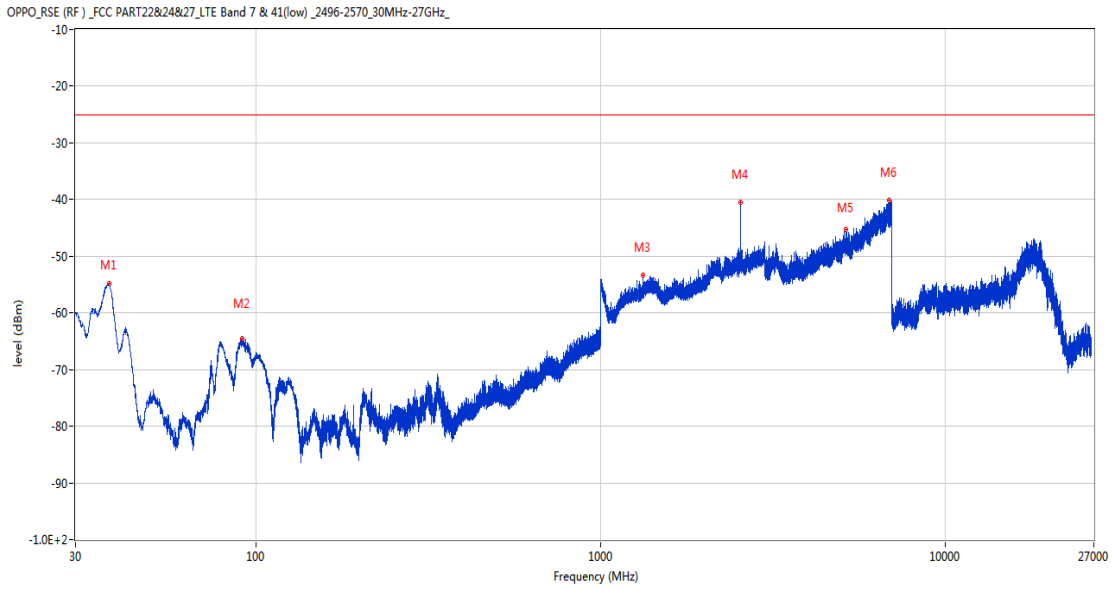
Frequency (MHz)	Result (dBm)	Factor (dB)	PK Limit (dBm)	Over Limit (dB)	Table (o)	ANT	EUT	Verdict
32.134	-62.98	-18.05	-25.0	-37.98	221.00	Horizontal	Vertical	Pass
96.445	-61.87	-20.20	-25.0	-36.87	351.00	Horizontal	Vertical	Pass
1398.300	-53.18	-1.92	-25.0	-28.18	123.00	Horizontal	Vertical	N/A
2551.500	-39.76	3.76	-25.0	-14.76	269.00	Horizontal	Vertical	N/A
2664.300	-37.01	2.52	-25.0	-12.01	244.00	Horizontal	Vertical	Pass
6989.200	-40.28	13.75	-25.0	-15.28	190.00	Horizontal	Vertical	Pass

RSE-V&V PCC 21152 BW20 16QAM RB1 HIGH SCC 21350 BW20 16QAM RB2 LOW



Frequency (MHz)	Result (dBm)	Factor (dB)	PK Limit (dBm)	Over Limit (dB)	Table (o)	ANT	EUT	Verdict
37.130	-54.59	-17.96	-25.0	-29.59	261.00	Vertical	Vertical	Pass
90.771	-64.38	-19.60	-25.0	-39.38	305.00	Vertical	Vertical	Pass
1449.100	-52.15	-1.98	-25.0	-27.15	309.00	Vertical	Vertical	Pass
2551.200	-36.09	3.75	-25.0	-11.09	18.00	Vertical	Vertical	N/A
2579.400	-43.41	3.90	-25.0	-18.41	354.00	Vertical	Vertical	N/A
5098.600	-42.50	7.53	-25.0	-17.50	255.00	Vertical	Vertical	Pass

RSE-V&H PCC 21152 BW20 16QAM RB1 HIGH SCC 21350 BW20 16QAM RB2 LOW

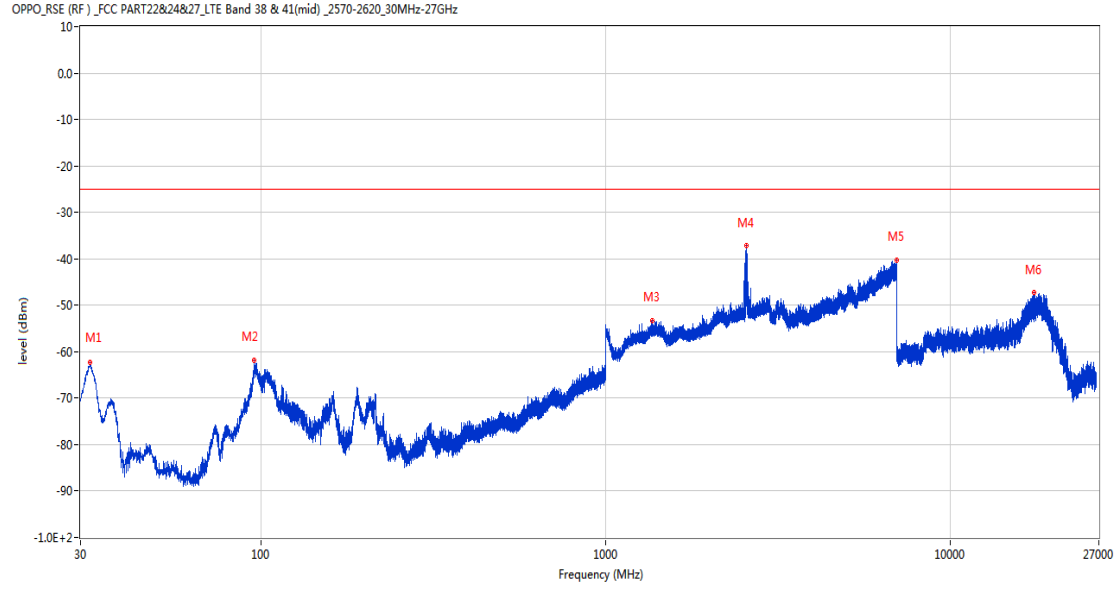


Frequency (MHz)	Result (dBm)	Factor (dB)	PK Limit (dBm)	Over Limit (dB)	Table (o)	ANT	EUT	Verdict
37.469	-54.75	-17.92	-25.0	-29.75	283.00	Vertical	Horizontal	Pass
91.450	-64.63	-19.66	-25.0	-39.63	329.00	Vertical	Horizontal	Pass
1330.000	-53.33	-2.87	-25.0	-28.33	322.00	Vertical	Horizontal	Pass
2551.400	-40.56	3.76	-25.0	-15.56	315.00	Vertical	Horizontal	N/A
5150.600	-45.23	7.98	-25.0	-20.23	96.00	Vertical	Horizontal	Pass
6889.800	-40.11	12.15	-25.0	-15.11	297.00	Vertical	Horizontal	Pass

45 CA_38C

45.1 CA_38C 15MHz+15MHz, QPSK, Low Channel

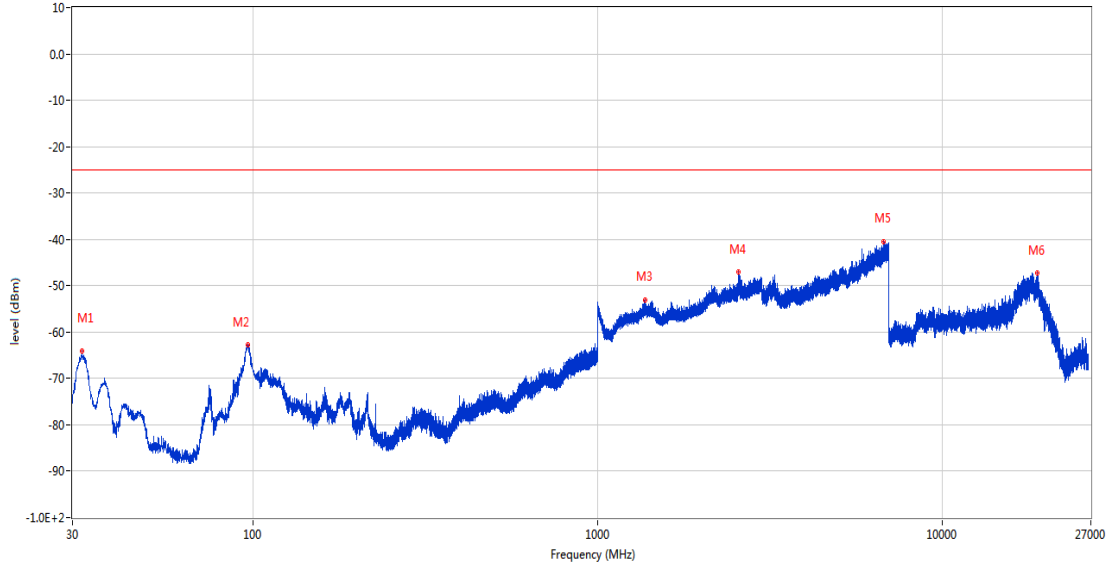
RSE-H&H PCC 37825 BW15 QPSK RB1 HIGH SCC 37975 BW15 QPSK RB2 LOW



Frequency (MHz)	Result (dBm)	Factor (dB)	PK Limit (dBm)	Over Limit (dB)	Table (o)	ANT	EUT	Verdict
31.940	-62.37	-18.09	-25.0	-37.37	240.00	Horizontal	Horizontal	Pass
95.863	-61.88	-20.20	-25.0	-36.88	204.00	Horizontal	Horizontal	Pass
1369.400	-53.20	-2.00	-25.0	-28.20	49.00	Horizontal	Horizontal	Pass
2563.800	-37.18	5.98	-25.0	-12.18	315.00	Horizontal	Horizontal	N/A
6991.800	-40.36	13.92	-25.0	-15.36	269.00	Horizontal	Horizontal	Pass
17546.926	-47.31	9.94	-25.0	-22.31	43.00	Horizontal	Horizontal	Pass

RSE-H&V PCC 37825 BW15 QPSK RB1 HIGH SCC 37975 BW15 QPSK RB2 LOW

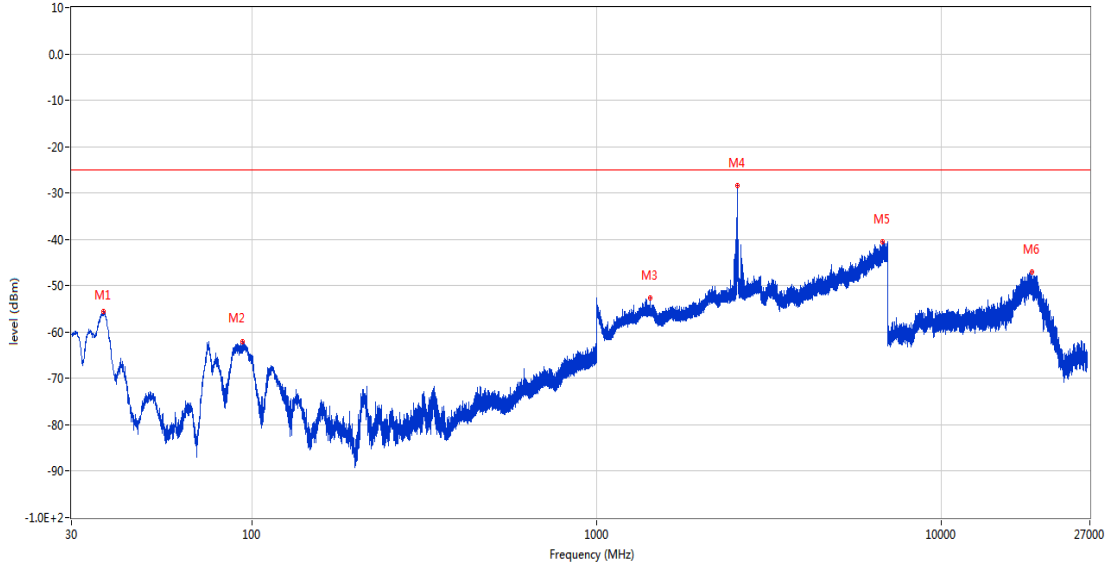
OPPO_RSE (RF) _FCC PART22&24&27_LTE Band 38 & 41(mid) _2570-2620_30MHz-27GHz



Frequency (MHz)	Result (dBm)	Factor (dB)	PK Limit (dBm)	Over Limit (dB)	Table (o)	ANT	EUT	Verdict
31.940	-64.11	-18.09	-25.0	-39.11	144.00	Horizontal	Vertical	Pass
96.639	-62.73	-20.29	-25.0	-37.73	359.00	Horizontal	Vertical	Pass
1374.800	-53.06	-1.96	-25.0	-28.06	13.00	Horizontal	Vertical	Pass
2570.200	-47.12	5.72	-25.0	-22.12	351.00	Horizontal	Vertical	N/A
6772.200	-40.54	12.74	-25.0	-15.54	117.00	Horizontal	Vertical	Pass
18933.725	-47.32	8.85	-25.0	-22.32	93.00	Horizontal	Vertical	Pass

RSE-V&V PCC 37825 BW15 QPSK RB1 HIGH SCC 37975 BW15 QPSK RB2 LOW

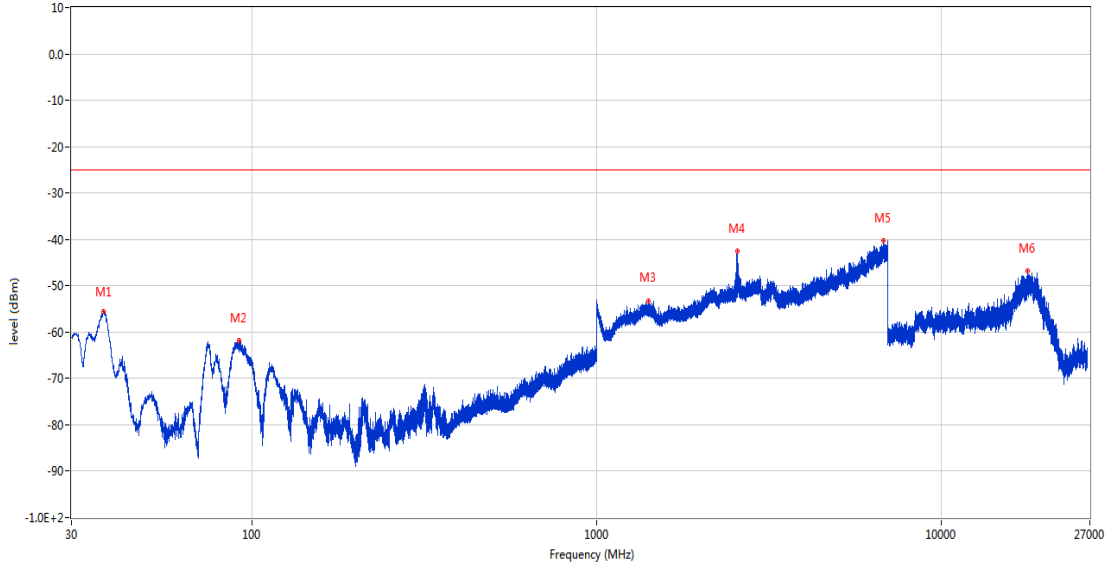
OPPO_RSE (RF)_FCC PART22&24&27_LTE Band 38 & 41(mid) _2570-2620_30MHz-27GHz



Frequency (MHz)	Result (dBm)	Factor (dB)	PK Limit (dBm)	Over Limit (dB)	Table (o)	ANT	EUT	Verdict
37.227	-55.61	-17.94	-25.0	-30.61	248.00	Vertical	Vertical	Pass
94.262	-62.11	-20.20	-25.0	-37.11	360.00	Vertical	Vertical	Pass
1433.500	-52.70	-1.98	-25.0	-27.70	56.00	Vertical	Vertical	Pass
2561.900	-28.45	5.09	-25.0	-3.45	0.00	Vertical	Vertical	N/A
6775.400	-40.58	12.86	-25.0	-15.58	336.00	Vertical	Vertical	Pass
18372.725	-47.02	9.96	-25.0	-22.02	112.00	Vertical	Vertical	Pass

RSE-V&H PCC 37825 BW15 QPSK RB1 HIGH SCC 37975 BW15 QPSK RB2 LOW

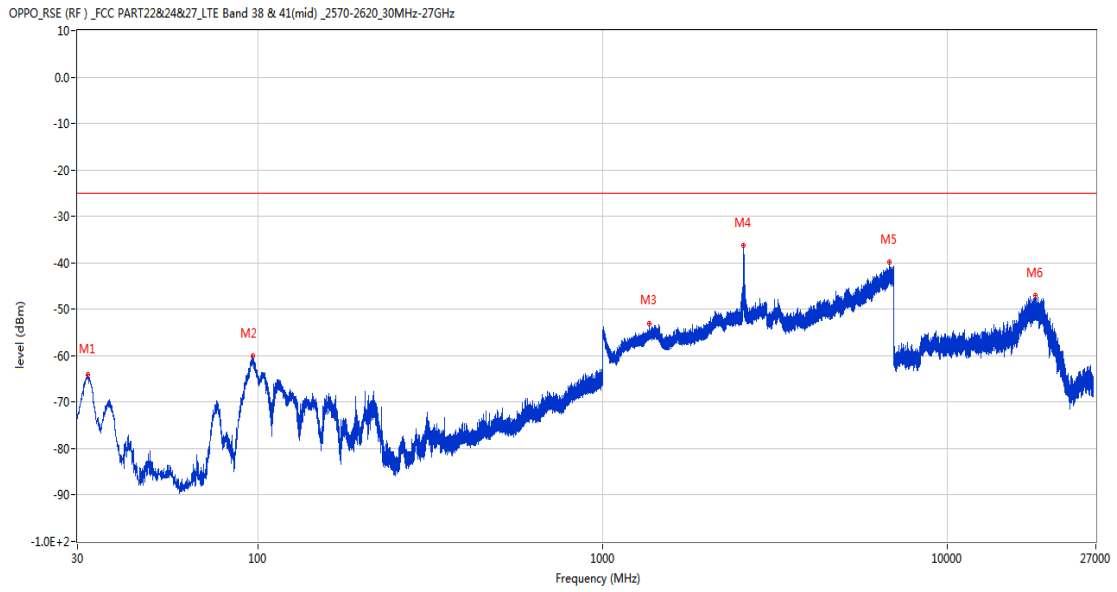
OPPO_RSE (RF)_FCC PART22&24&27_LTE Band 38 & 41(mid)_2570-2620_30MHz-27GHz



Frequency (MHz)	Result (dBm)	Factor (dB)	PK Limit (dBm)	Over Limit (dB)	Table (o)	ANT	EUT	Verdict
37.081	-55.62	-17.96	-25.0	-30.62	283.00	Vertical	Horizontal	Pass
91.692	-61.94	-19.73	-25.0	-36.94	360.00	Vertical	Horizontal	Pass
1412.000	-53.33	-1.90	-25.0	-28.33	0.00	Vertical	Horizontal	Pass
2559.800	-42.61	3.67	-25.0	-17.61	74.00	Vertical	Horizontal	N/A
6805.200	-40.33	13.12	-25.0	-15.33	94.00	Vertical	Horizontal	Pass
17850.636	-46.70	10.51	-25.0	-21.70	361.00	Vertical	Horizontal	Pass

45.2 CA_38C 15MHz+15MHz, 16-QAM, Low Channel

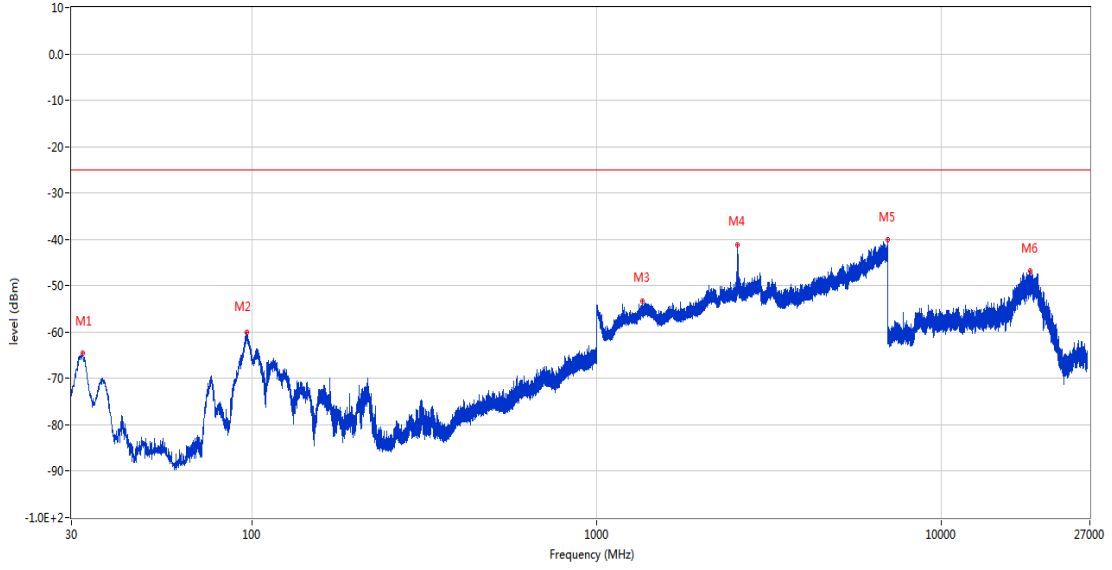
RSE-H&H PCC 37825 BW15 16QAM RB1 HIGH SCC 37975 BW15 16QAM RB2 LOW



Frequency (MHz)	Result (dBm)	Factor (dB)	PK Limit (dBm)	Over Limit (dB)	Table (o)	ANT	EUT	Verdict
32.134	-64.19	-17.94	-25.0	-39.19	224.00	Horizontal	Horizontal	Pass
96.979	-60.08	-20.34	-25.0	-35.08	337.00	Horizontal	Horizontal	Pass
1370.700	-53.14	-1.97	-25.0	-28.14	125.00	Horizontal	Horizontal	Pass
2561.100	-36.24	4.40	-25.0	-11.24	291.00	Horizontal	Horizontal	N/A
6804.800	-39.93	13.12	-25.0	-14.93	268.00	Horizontal	Horizontal	Pass
17983.988	-46.99	10.69	-25.0	-21.99	13.00	Horizontal	Horizontal	Pass

RSE-H&V PCC 37825 BW15 16QAM RB1 HIGH SCC 37975 BW15 16QAM RB2 LOW

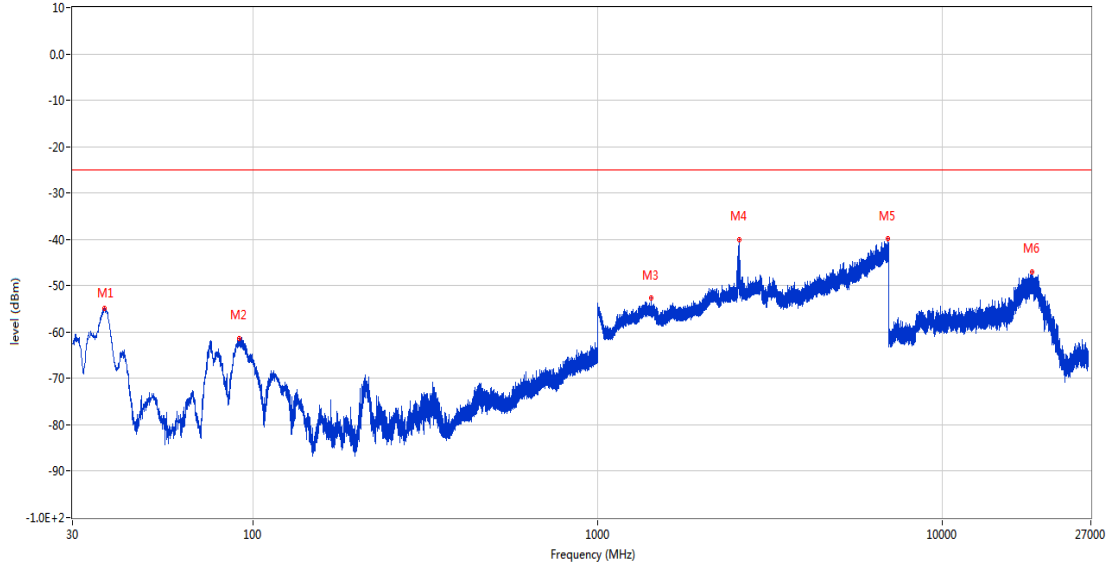
OPPO_RSE (RF) _FCC PART22&24&27_LTE Band 38 & 41(mid) _2570-2620_30MHz-27GHz



Frequency (MHz)	Result (dBm)	Factor (dB)	PK Limit (dBm)	Over Limit (dB)	Table (o)	ANT	EUT	Verdict
32.328	-64.47	-17.79	-25.0	-39.47	222.00	Horizontal	Vertical	Pass
96.785	-59.95	-20.31	-25.0	-34.95	334.00	Horizontal	Vertical	Pass
1361.300	-53.37	-2.17	-25.0	-28.37	84.00	Horizontal	Vertical	Pass
2560.600	-41.14	4.05	-25.0	-16.14	314.00	Horizontal	Vertical	N/A
6997.800	-40.07	13.96	-25.0	-15.07	140.00	Horizontal	Vertical	Pass
18113.475	-46.74	10.48	-25.0	-21.74	89.00	Horizontal	Vertical	Pass

RSE-V&V PCC 37825 BW15 16QAM RB1 HIGH SCC 37975 BW15 16QAM RB2 LOW

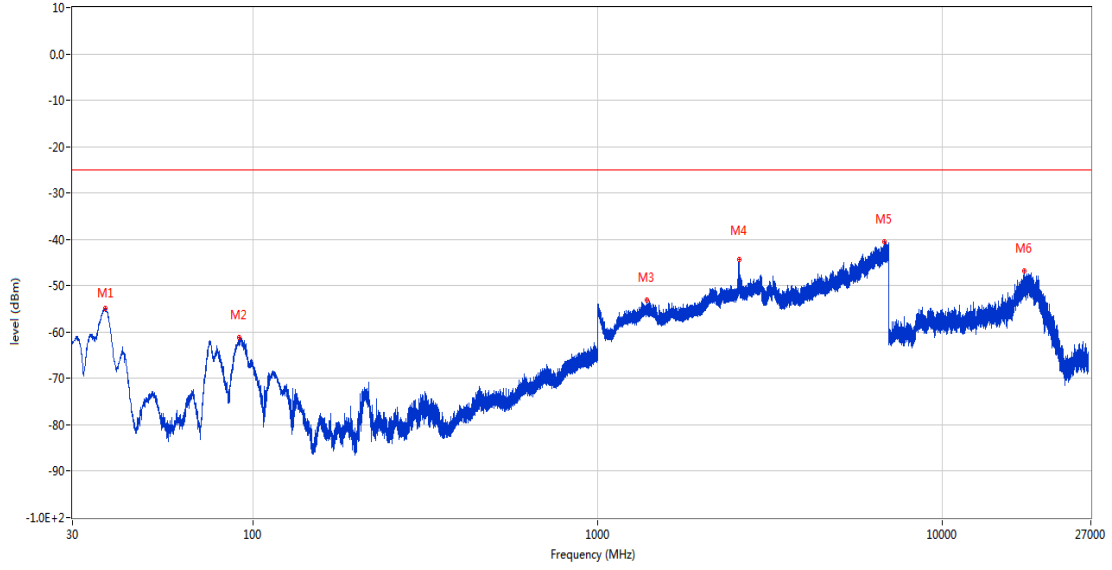
OPPO_RSE (RF)_FCC PART22&24&27_LTE Band 38 & 41(mid)_2570-2620_30MHz-27GHz



Frequency (MHz)	Result (dBm)	Factor (dB)	PK Limit (dBm)	Over Limit (dB)	Table (o)	ANT	EUT	Verdict
37.130	-54.83	-17.96	-25.0	-29.83	269.00	Vertical	Vertical	Pass
91.498	-61.28	-19.71	-25.0	-36.28	360.00	Vertical	Vertical	Pass
1428.700	-52.67	-1.87	-25.0	-27.67	63.00	Vertical	Vertical	Pass
2586.000	-39.95	5.07	-25.0	-14.95	28.00	Vertical	Vertical	N/A
6973.800	-39.89	13.24	-25.0	-14.89	8.00	Vertical	Vertical	Pass
18195.075	-47.07	10.31	-25.0	-22.07	165.00	Vertical	Vertical	Pass

RSE-V&H PCC 37825 BW15 16QAM RB1 HIGH SCC 37975 BW15 16QAM RB2 LOW

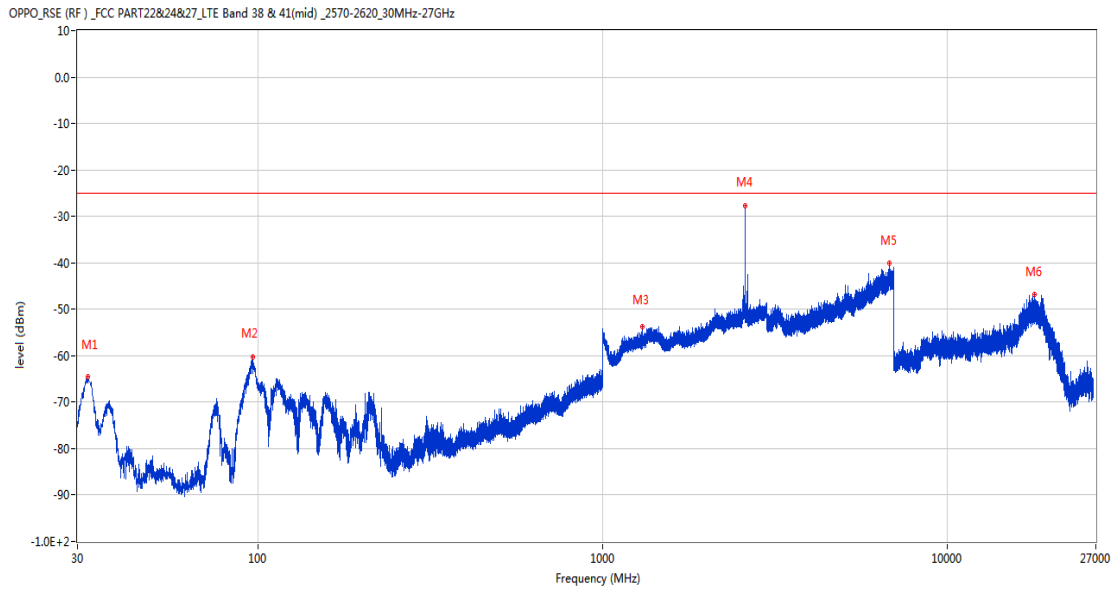
OPPO_RSE (RF)_FCC PART22&24&27_LTE Band 38 & 41(mid)_2570-2620_30MHz-27GHz



Frequency (MHz)	Result (dBm)	Factor (dB)	PK Limit (dBm)	Over Limit (dB)	Table (o)	ANT	EUT	Verdict
37.324	-54.85	-17.93	-25.0	-29.85	259.00	Vertical	Horizontal	Pass
91.450	-61.23	-19.70	-25.0	-36.23	351.00	Vertical	Horizontal	Pass
1391.600	-53.11	-1.82	-25.0	-28.11	14.00	Vertical	Horizontal	Pass
2584.400	-44.25	5.14	-25.0	-19.25	293.00	Vertical	Horizontal	N/A
6809.200	-40.43	13.09	-25.0	-15.43	285.00	Vertical	Horizontal	Pass
17275.763	-46.81	10.86	-25.0	-21.81	66.00	Vertical	Horizontal	Pass

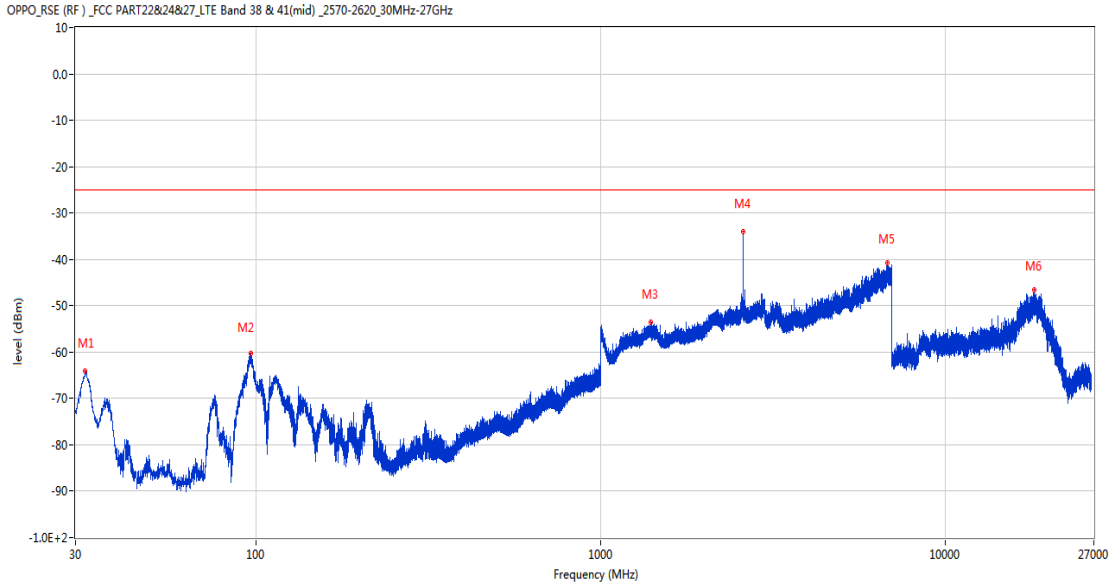
45.3 CA_38C 15MHz+15MHz, QPSK, Middle Channel

RSE-H&H PCC 37925 BW15 QPSK RB1 HIGH SCC 38075 BW15 QPSK RB2 LOW



Frequency (MHz)	Result (dBm)	Factor (dB)	PK Limit (dBm)	Over Limit (dB)	Table (o)	ANT	EUT	Verdict
32.231	-64.43	-17.86	-25.0	-39.43	234.00	Horizontal	Horizontal	Pass
96.590	-60.17	-20.29	-25.0	-35.17	309.00	Horizontal	Horizontal	Pass
1309.000	-53.78	-3.34	-25.0	-28.78	120.00	Horizontal	Horizontal	Pass
2594.300	-27.62	4.73	-25.0	-2.62	279.00	Horizontal	Horizontal	N/A
6810.200	-40.00	13.15	-25.0	-15.00	290.00	Horizontal	Horizontal	Pass
17971.386	-46.78	10.42	-25.0	-21.78	306.00	Horizontal	Horizontal	Pass

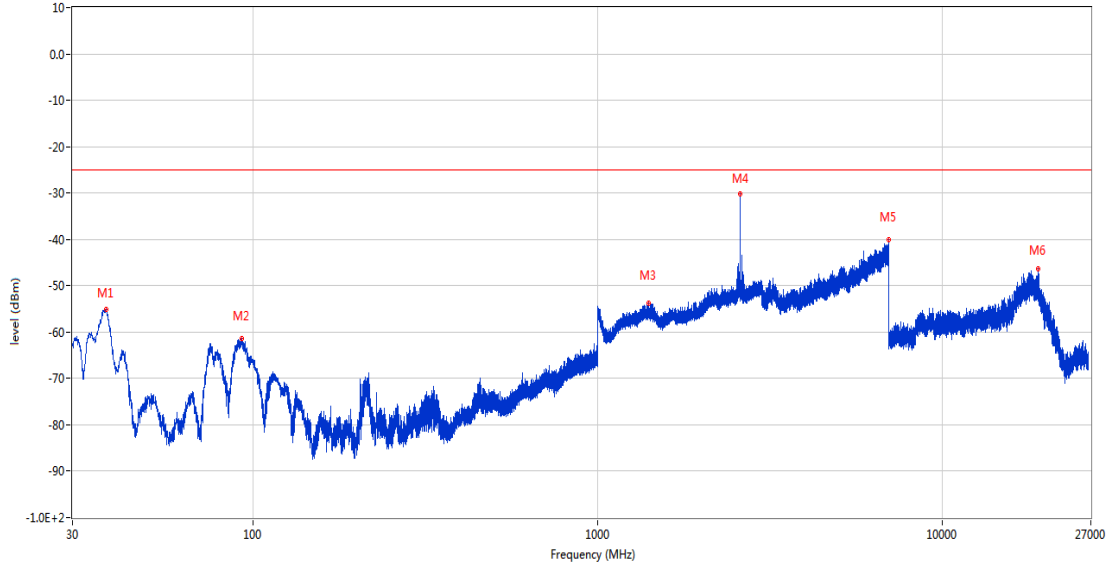
RSE-H&V PCC 37925 BW15 QPSK RB1 HIGH SCC 38075 BW15 QPSK RB2 LOW



Frequency (MHz)	Result (dBm)	Factor (dB)	PK Limit (dBm)	Over Limit (dB)	Table (o)	ANT	EUT	Verdict
31.940	-64.17	-18.09	-25.0	-39.17	224.00	Horizontal	Vertical	Pass
96.736	-60.24	-20.31	-25.0	-35.24	328.00	Horizontal	Vertical	Pass
1402.300	-53.60	-1.76	-25.0	-28.60	220.00	Horizontal	Vertical	Pass
2594.300	-34.05	4.73	-25.0	-9.05	282.00	Horizontal	Vertical	N/A
6796.200	-40.65	13.08	-25.0	-15.65	38.00	Horizontal	Vertical	Pass
18110.075	-46.61	10.48	-25.0	-21.61	361.00	Horizontal	Vertical	Pass

RSE-V&V PCC 37925 BW15 QPSK RB1 HIGH SCC 38075 BW15 QPSK RB2 LOW

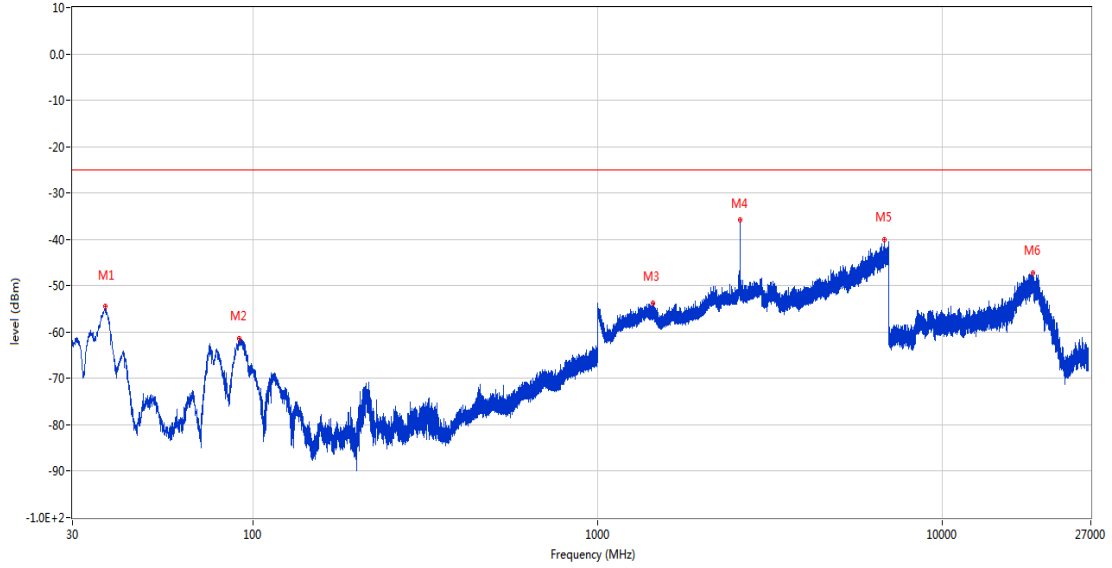
OPPO_RSE (RF)_FCC PART22&24&27_LTE Band 38 & 41(mid)_2570-2620_30MHz-27GHz



Frequency (MHz)	Result (dBm)	Factor (dB)	PK Limit (dBm)	Over Limit (dB)	Table (o)	ANT	EUT	Verdict
37.663	-55.14	-17.89	-25.0	-30.14	244.00	Vertical	Vertical	Pass
92.953	-61.43	-20.00	-25.0	-36.43	347.00	Vertical	Vertical	Pass
1409.500	-53.75	-1.86	-25.0	-28.75	135.00	Vertical	Vertical	Pass
2594.300	-30.21	4.73	-25.0	-5.21	13.00	Vertical	Vertical	N/A
6998.200	-40.17	13.95	-25.0	-15.17	0.00	Vertical	Vertical	Pass
18964.324	-46.36	8.79	-25.0	-21.36	284.00	Vertical	Vertical	Pass

RSE-V&H PCC 37925 BW15 QPSK RB1 HIGH SCC 38075 BW15 QPSK RB2 LOW

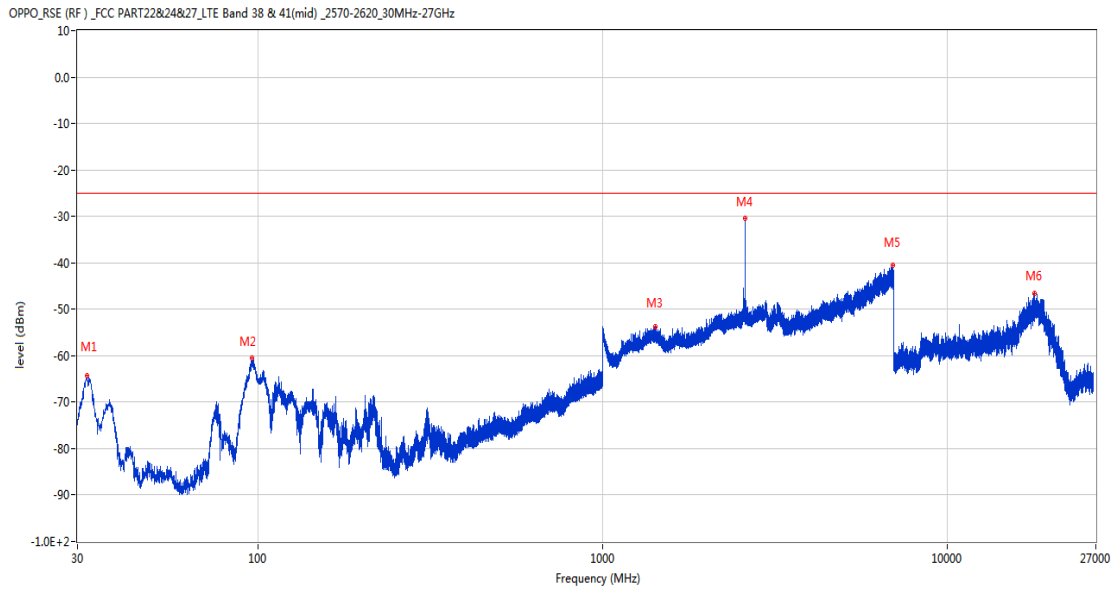
OPPO_RSE (RF) _FCC PART22&24&27_LTE Band 38 & 41(mid) _2570-2620_30MHz-27GHz



Frequency (MHz)	Result (dBm)	Factor (dB)	PK Limit (dBm)	Over Limit (dB)	Table (o)	ANT	EUT	Verdict
37.275	-54.50	-17.94	-25.0	-29.50	216.00	Vertical	Horizontal	Pass
91.401	-61.41	-19.70	-25.0	-36.41	345.00	Vertical	Horizontal	Pass
1449.800	-53.71	-2.05	-25.0	-28.71	361.00	Vertical	Horizontal	Pass
2594.200	-35.84	4.73	-25.0	-10.84	297.00	Vertical	Horizontal	N/A
6787.400	-40.17	12.88	-25.0	-15.17	344.00	Vertical	Horizontal	Pass
18306.849	-47.28	10.09	-25.0	-22.28	55.00	Vertical	Horizontal	Pass

45.4 CA_38C 15MHz+15MHz, 16-QAM, Middle Channel

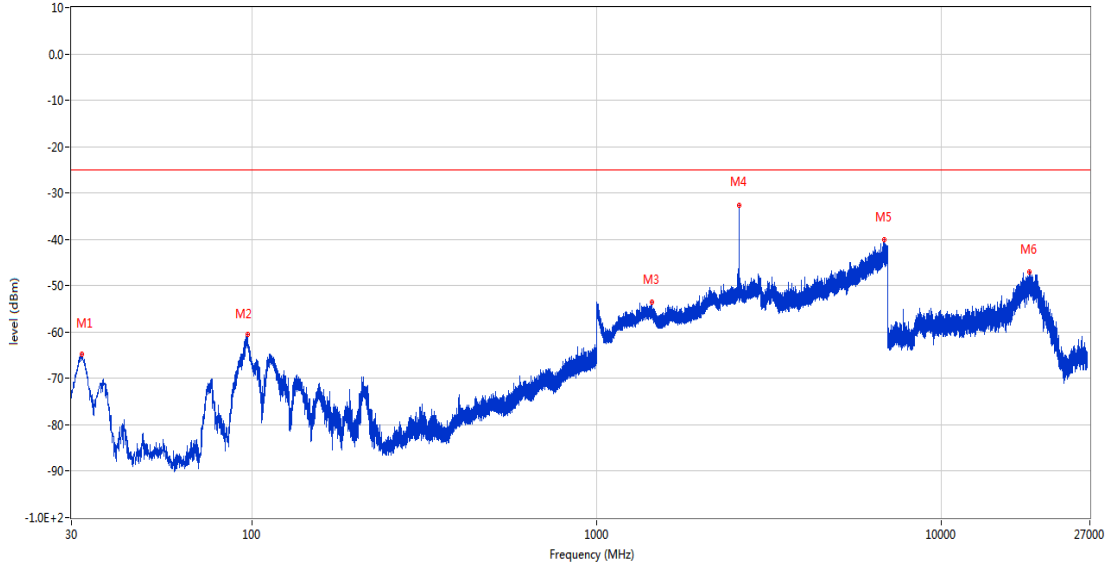
RSE-H&H PCC 37925 BW15 16QAM RB1 HIGH SCC 38075 BW15 16QAM RB2 LOW



Frequency (MHz)	Result (dBm)	Factor (dB)	PK Limit (dBm)	Over Limit (dB)	Table (o)	ANT	EUT	Verdict
31.988	-64.35	-18.06	-25.0	-39.35	202.00	Horizontal	Horizontal	Pass
96.202	-60.42	-20.23	-25.0	-35.42	338.00	Horizontal	Horizontal	Pass
1422.400	-53.86	-1.86	-25.0	-28.86	305.00	Horizontal	Horizontal	Pass
2594.400	-30.52	4.73	-25.0	-5.52	248.00	Horizontal	Horizontal	N/A
6975.200	-40.52	13.33	-25.0	-15.52	176.00	Horizontal	Horizontal	Pass
17949.073	-46.50	9.72	-25.0	-21.50	112.00	Horizontal	Horizontal	Pass

RSE-H&V PCC 37925 BW15 16QAM RB1 HIGH SCC 38075 BW15 16QAM RB2 LOW

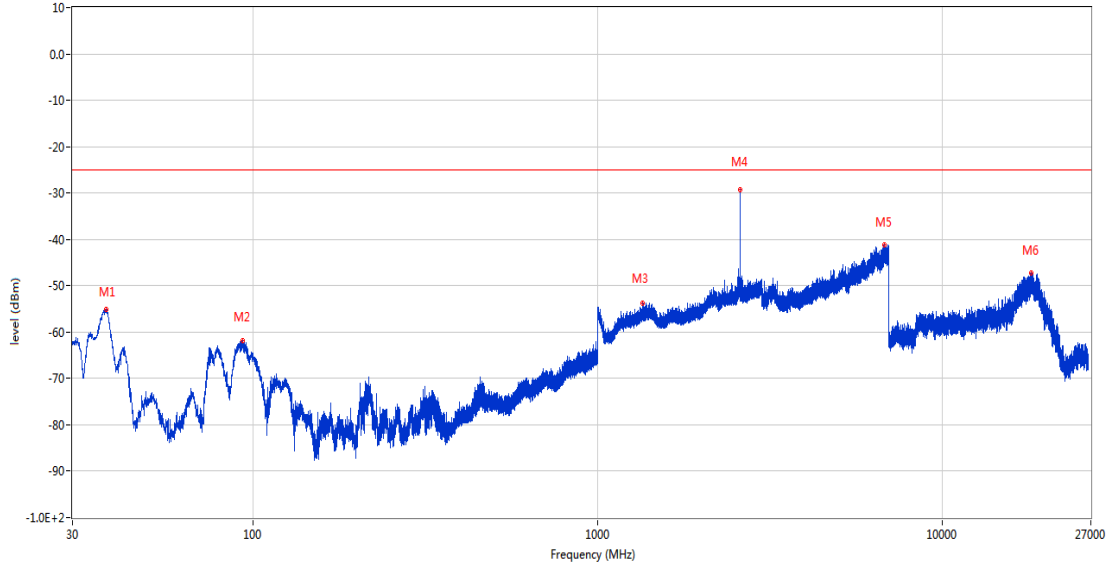
OPPO_RSE (RF) _FCC PART22&24&27_LTE Band 38 & 41(mid) _2570-2620_30MHz-27GHz



Frequency (MHz)	Result (dBm)	Factor (dB)	PK Limit (dBm)	Over Limit (dB)	Table (o)	ANT	EUT	Verdict
32.134	-64.86	-17.94	-25.0	-39.86	229.00	Horizontal	Vertical	Pass
97.270	-60.41	-20.38	-25.0	-35.41	0.00	Horizontal	Vertical	Pass
1444.500	-53.56	-2.07	-25.0	-28.56	125.00	Horizontal	Vertical	Pass
2594.300	-32.75	4.73	-25.0	-7.75	333.00	Horizontal	Vertical	N/A
6821.000	-40.12	13.09	-25.0	-15.12	94.00	Horizontal	Vertical	Pass
18051.850	-47.00	10.60	-25.0	-22.00	322.00	Horizontal	Vertical	Pass

RSE-V&V PCC 37925 BW15 16QAM RB1 HIGH SCC 38075 BW15 16QAM RB2 LOW

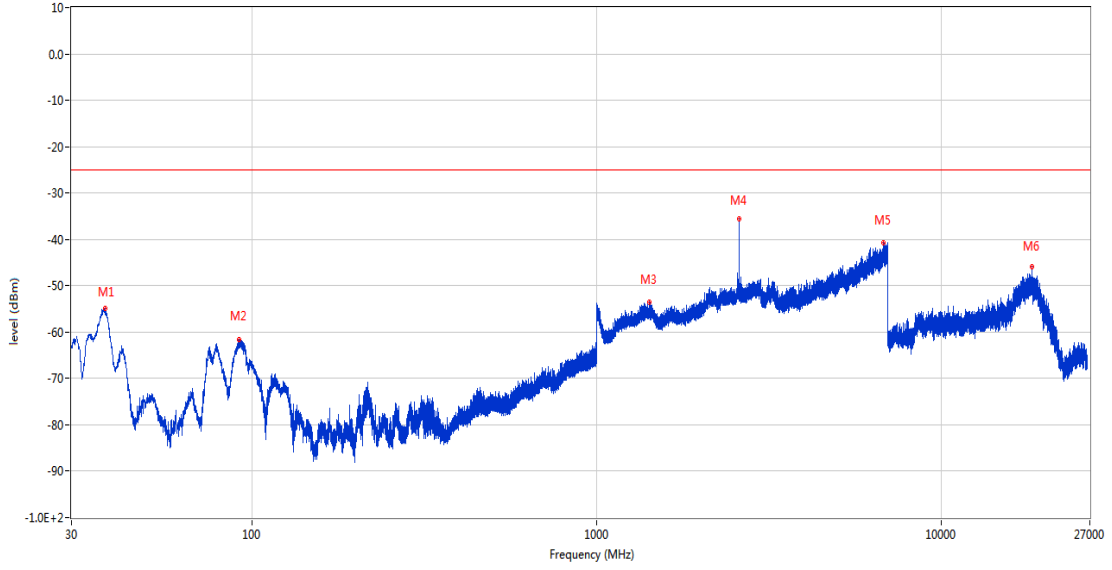
OPPO_RSE (RF)_FCC PART22&24&27_LTE Band 38 & 41(mid)_2570-2620_30MHz-27GHz



Frequency (MHz)	Result (dBm)	Factor (dB)	PK Limit (dBm)	Over Limit (dB)	Table (o)	ANT	EUT	Verdict
37.469	-55.15	-17.91	-25.0	-30.15	220.00	Vertical	Vertical	Pass
93.293	-61.86	-20.08	-25.0	-36.86	343.00	Vertical	Vertical	Pass
1349.900	-53.72	-2.26	-25.0	-28.72	125.00	Vertical	Vertical	Pass
2594.400	-29.38	4.73	-25.0	-4.38	363.00	Vertical	Vertical	N/A
6791.600	-41.25	12.94	-25.0	-16.25	114.00	Vertical	Vertical	Pass
18089.251	-47.25	10.52	-25.0	-22.25	88.00	Vertical	Vertical	Pass

RSE-V&H PCC 37925 BW15 16QAM RB1 HIGH SCC 38075 BW15 16QAM RB2 LOW

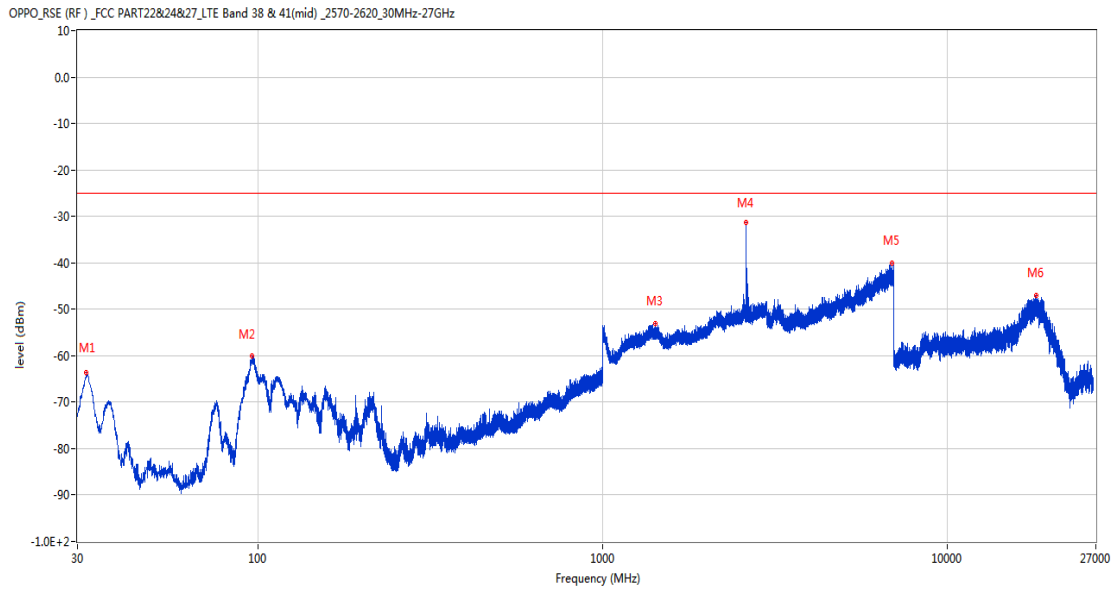
OPPO_RSE (RF)_FCC PART22&24&27_LTE Band 38 & 41(mid)_2570-2620_30MHz-27GHz



Frequency (MHz)	Result (dBm)	Factor (dB)	PK Limit (dBm)	Over Limit (dB)	Table (o)	ANT	EUT	Verdict
37.517	-54.96	-17.91	-25.0	-29.96	215.00	Vertical	Horizontal	Pass
92.129	-61.65	-19.82	-25.0	-36.65	317.00	Vertical	Horizontal	Pass
1427.600	-53.57	-1.85	-25.0	-28.57	63.00	Vertical	Horizontal	Pass
2594.400	-35.66	4.73	-25.0	-10.66	298.00	Vertical	Horizontal	N/A
6817.400	-40.83	13.12	-25.0	-15.83	163.00	Vertical	Horizontal	Pass
18379.950	-45.85	9.95	-25.0	-20.85	85.00	Vertical	Horizontal	Pass

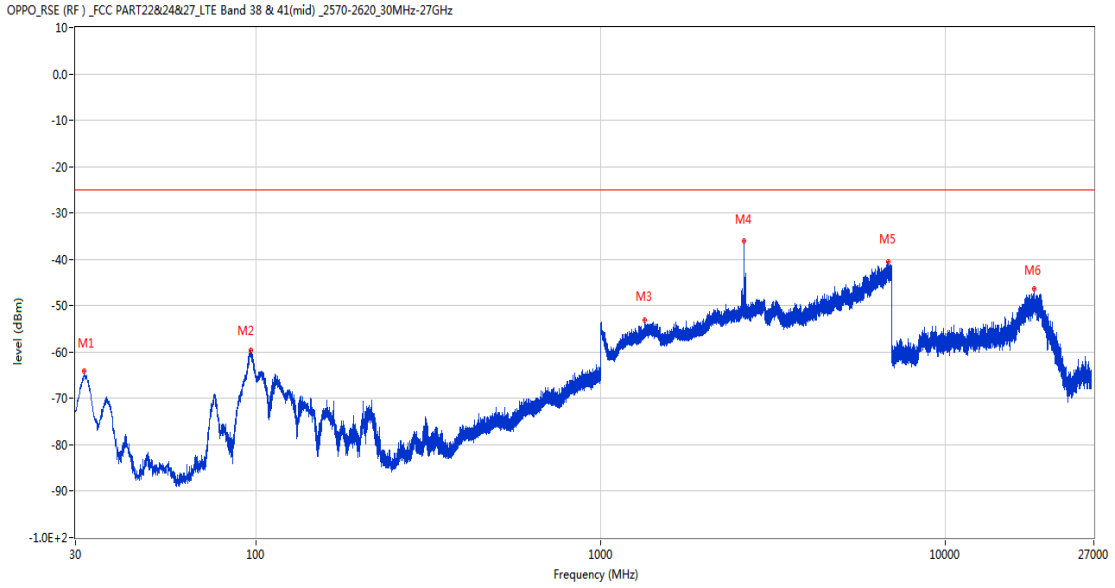
45.5 CA_38C 15MHz+15MHz, QPSK, High Channel

RSE-H&H PCC 38025 BW15 QPSK RB1 HIGH SCC 38175 BW15 QPSK RB2 LOW



Frequency (MHz)	Result (dBm)	Factor (dB)	PK Limit (dBm)	Over Limit (dB)	Table (o)	ANT	EUT	Verdict
31.843	-63.61	-18.15	-25.0	-38.61	255.00	Horizontal	Horizontal	Pass
96.396	-59.94	-20.26	-25.0	-34.94	329.00	Horizontal	Horizontal	Pass
1424.400	-53.17	-1.82	-25.0	-28.17	19.00	Horizontal	Horizontal	Pass
2604.400	-31.25	4.35	-25.0	-6.25	286.00	Horizontal	Horizontal	N/A
6932.600	-40.06	12.61	-25.0	-15.06	231.00	Horizontal	Horizontal	Pass
18082.449	-47.07	10.54	-25.0	-22.07	314.00	Horizontal	Horizontal	Pass

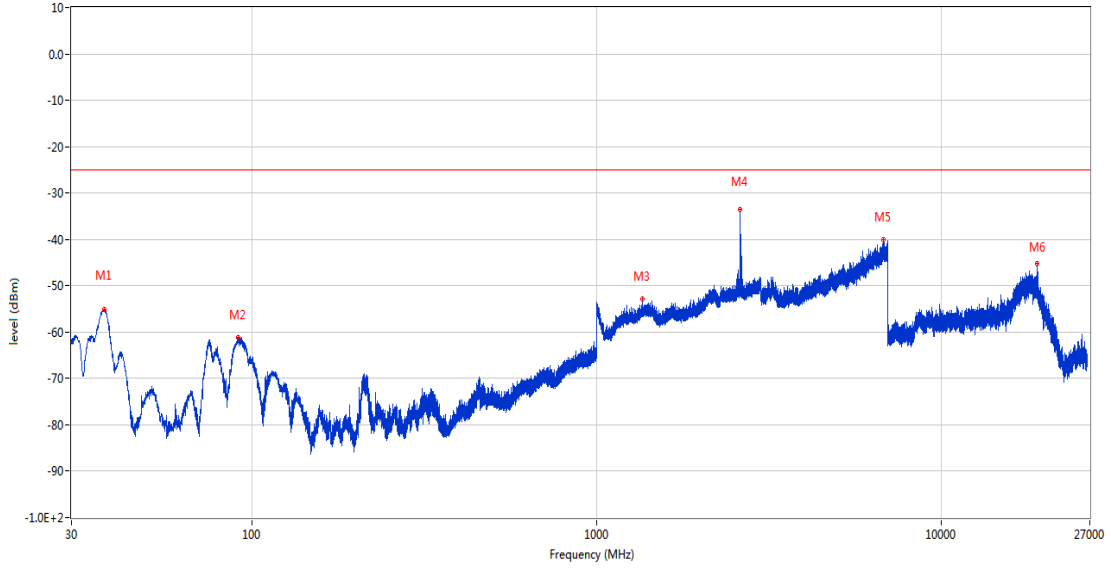
RSE-H&V PCC 38025 BW15 QPSK RB1 HIGH SCC 38175 BW15 QPSK RB2 LOW



Frequency (MHz)	Result (dBm)	Factor (dB)	PK Limit (dBm)	Over Limit (dB)	Table (o)	ANT	EUT	Verdict
31.698	-64.15	-18.23	-25.0	-39.15	215.00	Horizontal	Vertical	Pass
96.688	-59.59	-20.30	-25.0	-34.59	344.00	Horizontal	Vertical	Pass
1345.500	-53.09	-2.37	-25.0	-28.09	228.00	Horizontal	Vertical	Pass
2604.200	-36.04	4.36	-25.0	-11.04	253.00	Horizontal	Vertical	N/A
6836.000	-40.53	12.51	-25.0	-15.53	318.00	Horizontal	Vertical	Pass
18121.974	-46.42	10.46	-25.0	-21.42	330.00	Horizontal	Vertical	Pass

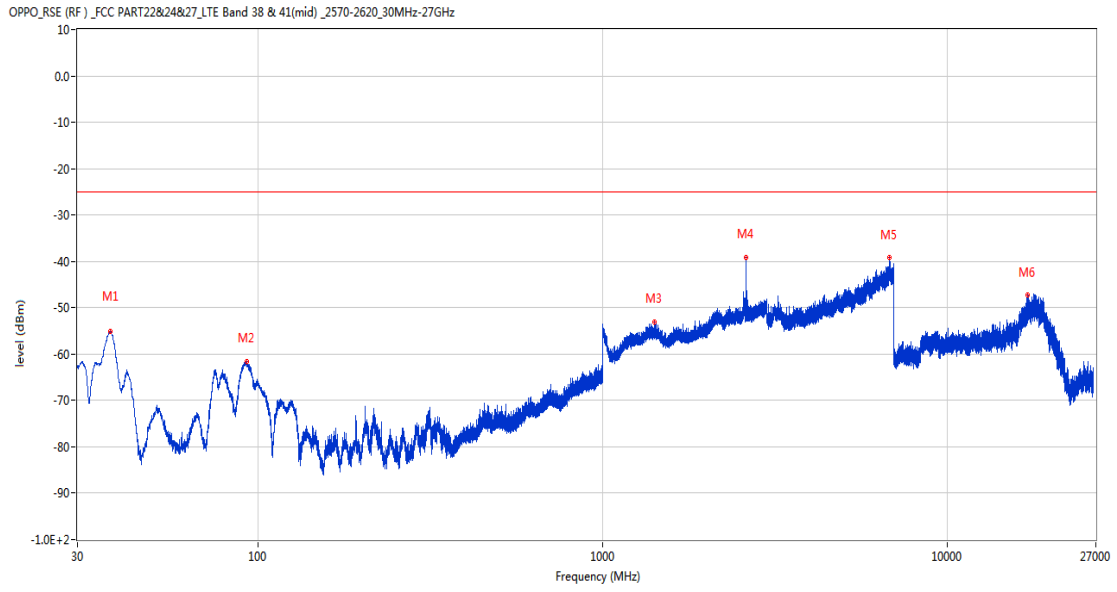
RSE-V&V PCC 38025 BW15 QPSK RB1 HIGH SCC 38175 BW15 QPSK RB2 LOW

OPPO_RSE (RF) _FCC PART22&24&27_LTE Band 38 & 41(mid) _2570-2620_30MHz-27GHz



Frequency (MHz)	Result (dBm)	Factor (dB)	PK Limit (dBm)	Over Limit (dB)	Table (o)	ANT	EUT	Verdict
37.275	-55.03	-17.94	-25.0	-30.03	244.00	Vertical	Vertical	Pass
91.498	-61.21	-19.71	-25.0	-36.21	349.00	Vertical	Vertical	Pass
1362.400	-52.94	-2.07	-25.0	-27.94	226.00	Vertical	Vertical	Pass
2604.200	-33.62	4.36	-25.0	-8.62	14.00	Vertical	Vertical	N/A
6798.200	-40.11	13.10	-25.0	-15.11	271.00	Vertical	Vertical	Pass
18937.125	-45.29	8.85	-25.0	-20.29	173.00	Vertical	Vertical	Pass

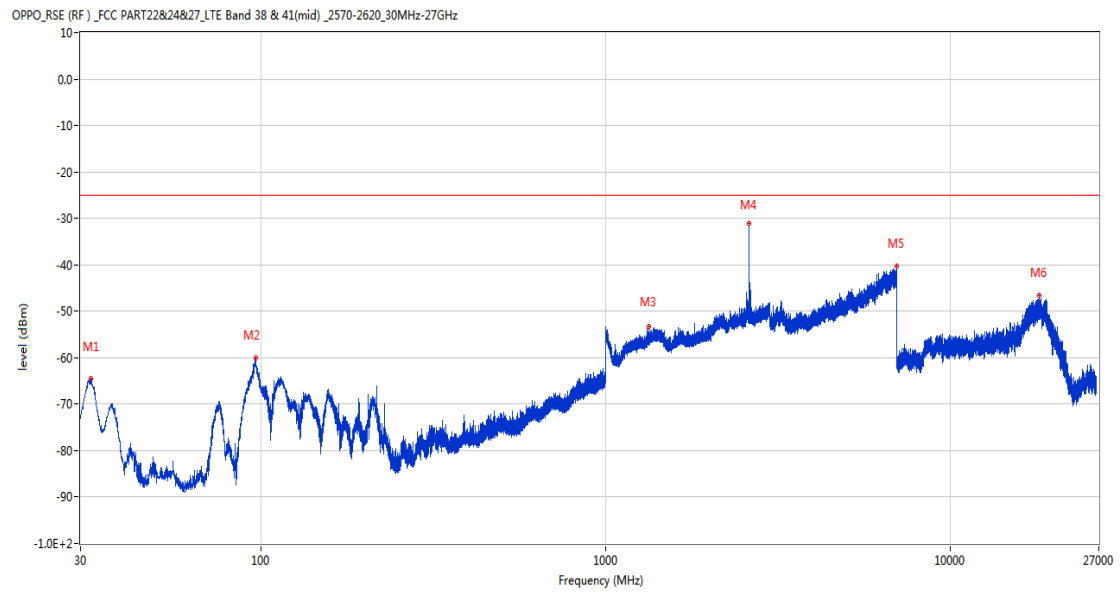
RSE-V&H PCC 38025 BW15 QPSK RB1 HIGH SCC 38175 BW15 QPSK RB2 LOW



Frequency (MHz)	Result (dBm)	Factor (dB)	PK Limit (dBm)	Over Limit (dB)	Table (o)	ANT	EUT	Verdict
37.420	-55.06	-17.92	-25.0	-30.06	227.00	Vertical	Horizontal	Pass
93.147	-61.70	-20.04	-25.0	-36.70	30.00	Vertical	Horizontal	Pass
1415.300	-53.03	-1.92	-25.0	-28.03	65.00	Vertical	Horizontal	Pass
2604.300	-39.26	4.36	-25.0	-14.26	270.00	Vertical	Horizontal	N/A
6812.800	-39.24	13.16	-25.0	-14.24	22.00	Vertical	Horizontal	Pass
17126.137	-47.25	10.14	-25.0	-22.25	211.00	Vertical	Horizontal	Pass

45.6 CA_38C 15MHz+15MHz, 16-QAM, High Channel

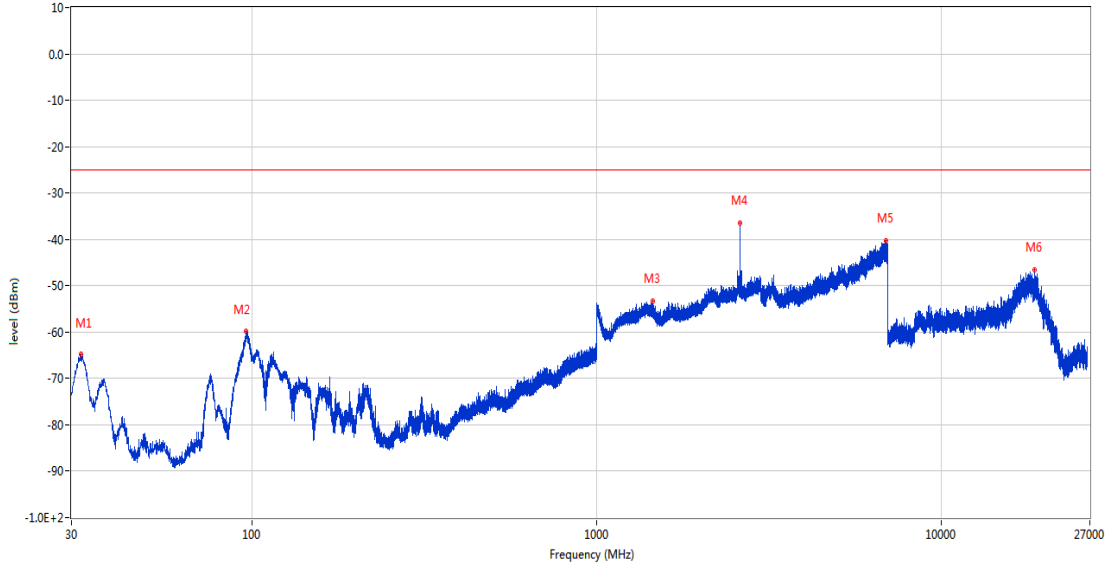
RSE-H&H PCC 38025 BW15 16QAM RB1 HIGH SCC 38175 BW15 16QAM RB2 LOW



Frequency (MHz)	Result (dBm)	Factor (dB)	PK Limit (dBm)	Over Limit (dB)	Table (o)	ANT	EUT	Verdict
32.085	-64.56	-17.99	-25.0	-39.56	203.00	Horizontal	Horizontal	Pass
96.542	-60.13	-20.28	-25.0	-35.13	325.00	Horizontal	Horizontal	Pass
1339.000	-53.39	-2.66	-25.0	-28.39	322.00	Horizontal	Horizontal	Pass
2604.300	-31.13	4.36	-25.0	-6.13	283.00	Horizontal	Horizontal	N/A
6990.800	-40.28	13.88	-25.0	-15.28	143.00	Horizontal	Horizontal	Pass
18118.574	-46.58	10.47	-25.0	-21.58	195.00	Horizontal	Horizontal	Pass

RSE-H&V PCC 38025 BW15 16QAM RB1 HIGH SCC 38175 BW15 16QAM RB2 LOW

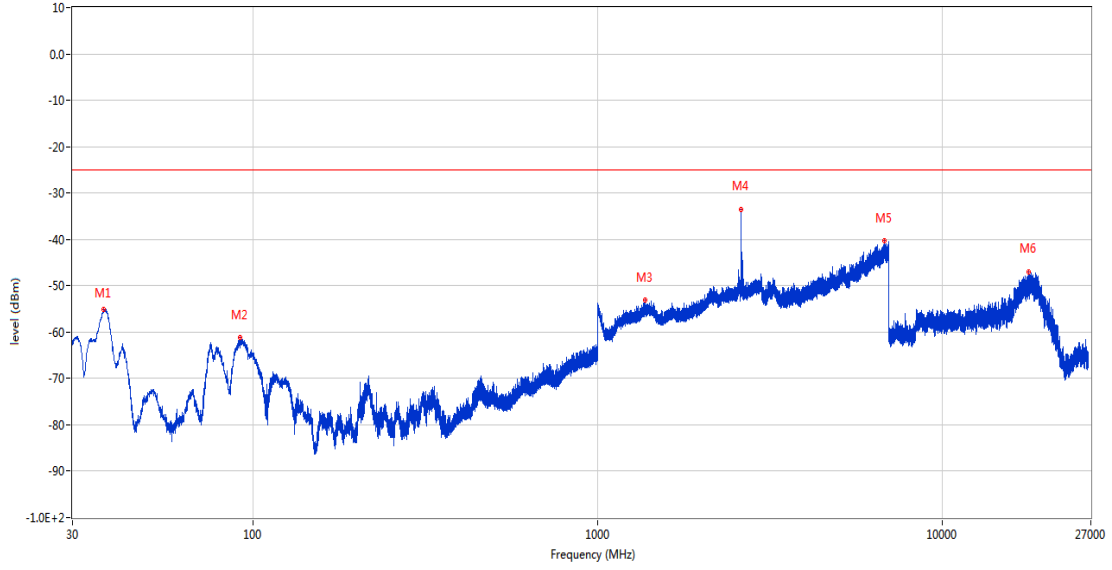
OPPO_RSE (RF)_FCC PART22&24&27_LTE Band 38 & 41(mid) _2570-2620_30MHz-27GHz



Frequency (MHz)	Result (dBm)	Factor (dB)	PK Limit (dBm)	Over Limit (dB)	Table (o)	ANT	EUT	Verdict
31.940	-64.77	-18.09	-25.0	-39.77	224.00	Horizontal	Vertical	Pass
96.445	-59.85	-20.27	-25.0	-34.85	345.00	Horizontal	Vertical	Pass
1457.500	-53.40	-2.37	-25.0	-28.40	292.00	Horizontal	Vertical	Pass
2604.200	-36.54	4.36	-25.0	-11.54	258.00	Horizontal	Vertical	N/A
6910.400	-40.35	12.17	-25.0	-15.35	23.00	Horizontal	Vertical	Pass
18711.026	-46.50	9.29	-25.0	-21.50	360.00	Horizontal	Vertical	Pass

RSE-V&V PCC 38025 BW15 16QAM RB1 HIGH SCC 38175 BW15 16QAM RB2 LOW

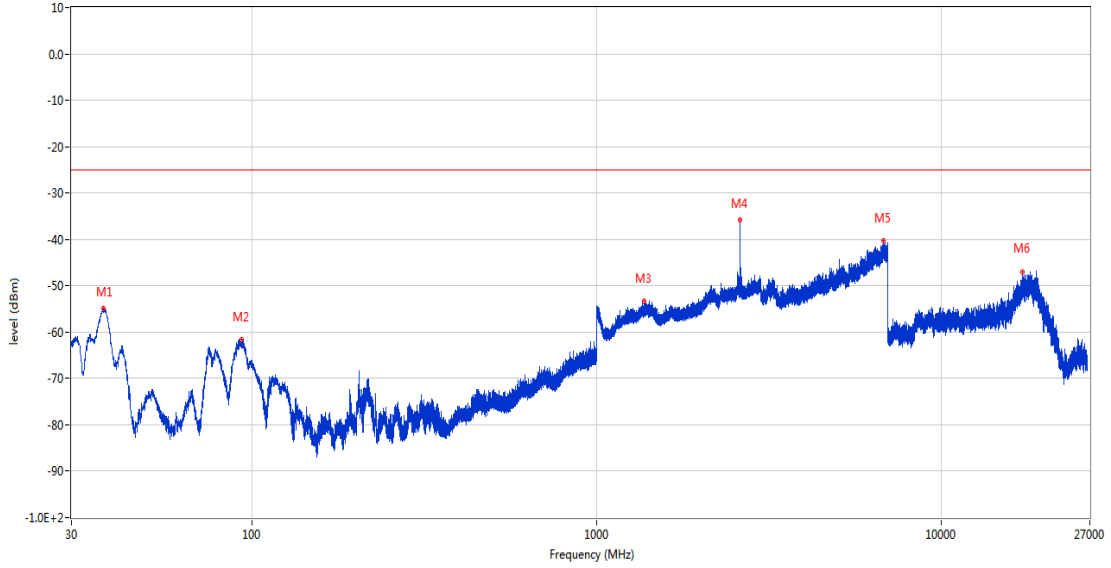
OPPO_RSE (RF)_FCC PART22&24&27_LTE Band 38 & 41(mid)_2570-2620_30MHz-27GHz



Frequency (MHz)	Result (dBm)	Factor (dB)	PK Limit (dBm)	Over Limit (dB)	Table (o)	ANT	EUT	Verdict
36.984	-55.21	-17.99	-25.0	-30.21	217.00	Vertical	Vertical	Pass
91.886	-61.11	-19.77	-25.0	-36.11	360.00	Vertical	Vertical	Pass
1371.500	-53.14	-1.96	-25.0	-28.14	9.00	Vertical	Vertical	Pass
2604.300	-33.46	4.36	-25.0	-8.46	360.00	Vertical	Vertical	N/A
6790.600	-40.25	12.88	-25.0	-15.25	144.00	Vertical	Vertical	Pass
17859.824	-47.01	10.44	-25.0	-22.01	172.00	Vertical	Vertical	Pass

RSE-V&H PCC 38025 BW15 16QAM RB1 HIGH SCC 38175 BW15 16QAM RB2 LOW

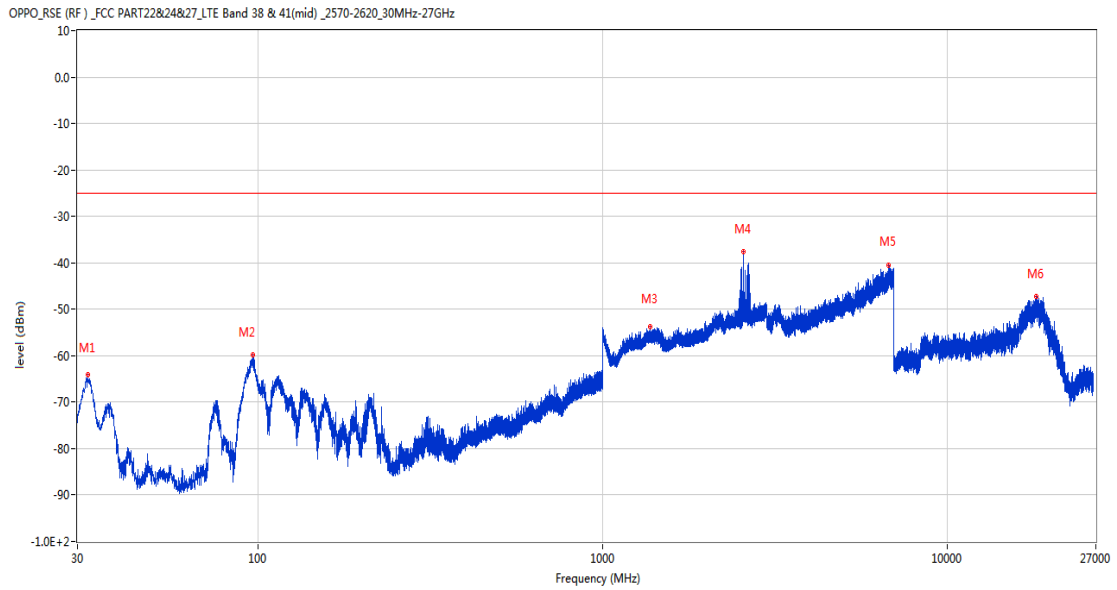
OPPO_RSE (RF)_FCC PART22&24&27_LTE Band 38 & 41(mid) _2570-2620_30MHz-27GHz



Frequency (MHz)	Result (dBm)	Factor (dB)	PK Limit (dBm)	Over Limit (dB)	Table (o)	ANT	EUT	Verdict
37.227	-54.87	-17.94	-25.0	-29.87	191.00	Vertical	Horizontal	Pass
93.632	-61.66	-20.15	-25.0	-36.66	359.00	Vertical	Horizontal	Pass
1378.100	-53.33	-1.94	-25.0	-28.33	360.00	Vertical	Horizontal	Pass
2604.100	-35.85	4.36	-25.0	-10.85	289.00	Vertical	Horizontal	N/A
6781.000	-40.38	12.67	-25.0	-15.38	107.00	Vertical	Horizontal	Pass
17264.474	-47.08	11.39	-25.0	-22.08	185.00	Vertical	Horizontal	Pass

45.7 CA_38C 20MHz+20MHz, QPSK, Low Channel

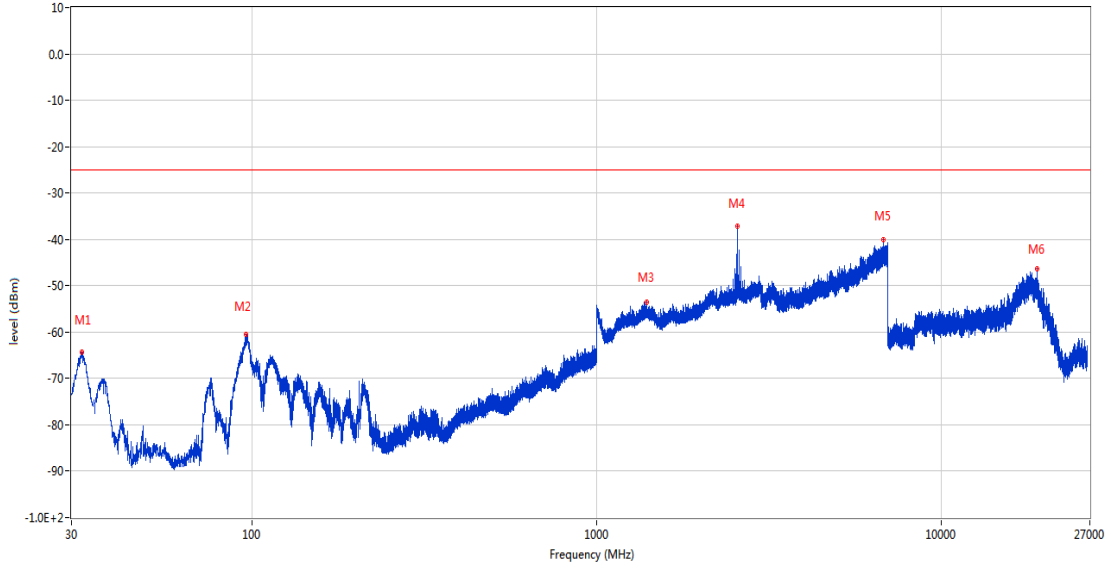
RSE-H&H PCC 37850 BW20 QPSK RB1 HIGH SCC 38048 BW20 QPSK RB2 LOW



Frequency (MHz)	Result (dBm)	Factor (dB)	PK Limit (dBm)	Over Limit (dB)	Table (o)	ANT	EUT	Verdict
32.182	-64.10	-17.90	-25.0	-39.10	232.00	Horizontal	Horizontal	Pass
96.639	-59.88	-20.29	-25.0	-34.88	361.00	Horizontal	Horizontal	Pass
1378.100	-53.67	-1.94	-25.0	-28.67	-1.00	Horizontal	Horizontal	Pass
2561.100	-37.69	4.40	-25.0	-12.69	21.00	Horizontal	Horizontal	N/A
6748.400	-40.54	12.09	-25.0	-15.54	112.00	Horizontal	Horizontal	Pass
18126.651	-47.24	10.45	-25.0	-22.24	211.00	Horizontal	Horizontal	Pass

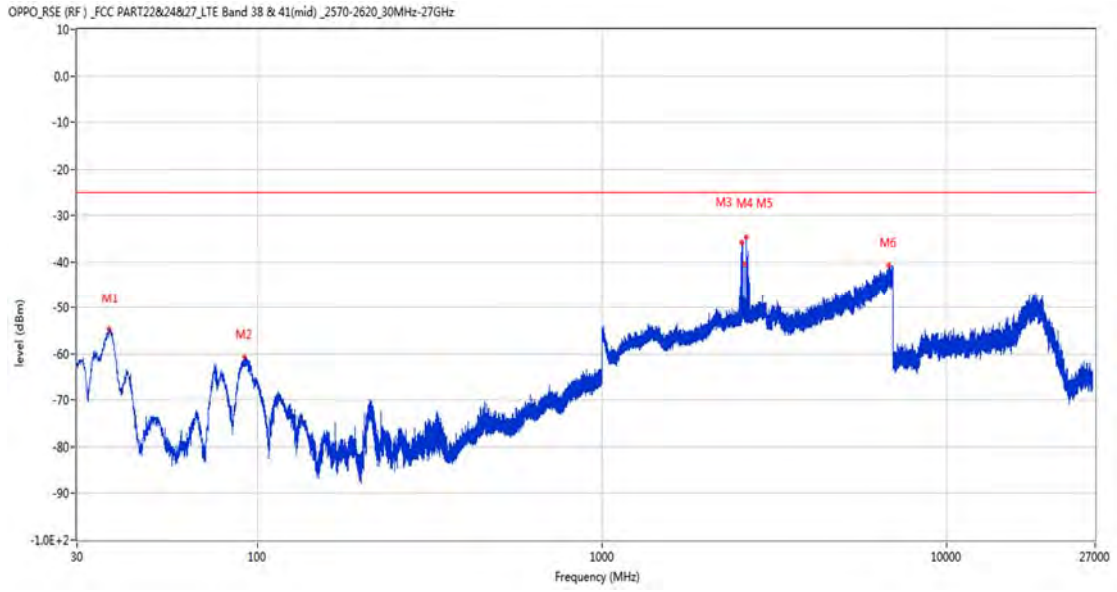
RSE-H&V PCC 37850 BW20 QPSK RB1 HIGH SCC 38048 BW20 QPSK RB2 LOW

OPPO_RSE (RF) _FCC PART22&24&27_LTE Band 38 & 41(mid) _2570-2620_30MHz-27GHz



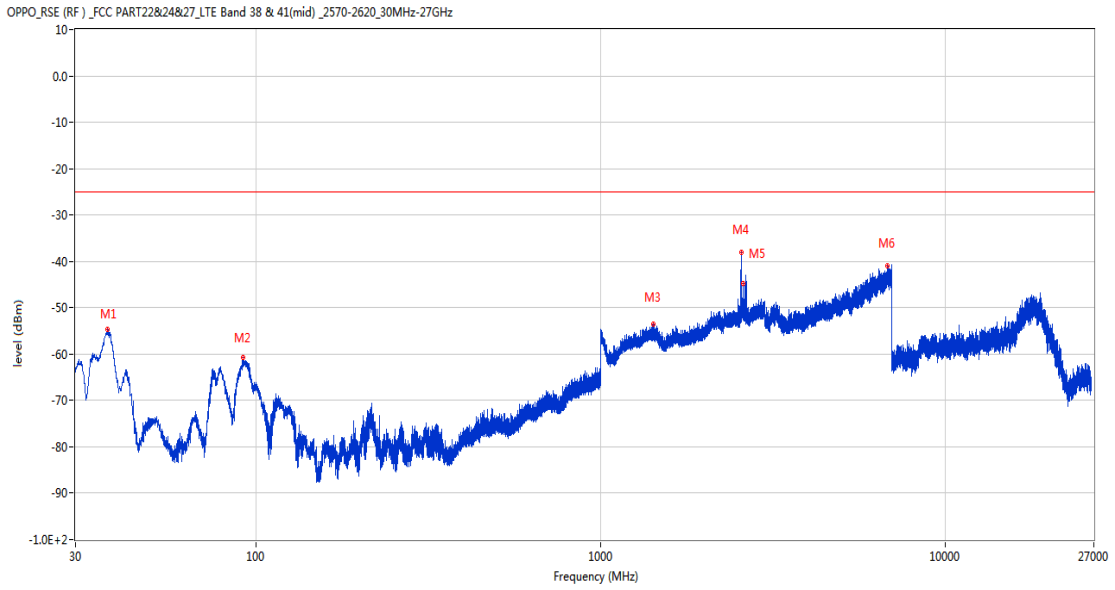
Frequency (MHz)	Result (dBm)	Factor (dB)	PK Limit (dBm)	Over Limit (dB)	Table (o)	ANT	EUT	Verdict
32.134	-64.25	-17.94	-25.0	-39.25	272.00	Horizontal	Vertical	Pass
96.154	-60.58	-20.22	-25.0	-35.58	362.00	Horizontal	Vertical	Pass
1402.200	-53.54	-1.75	-25.0	-28.54	176.00	Horizontal	Vertical	Pass
2562.000	-37.15	5.18	-25.0	-12.15	237.00	Horizontal	Vertical	N/A
6807.200	-40.11	13.10	-25.0	-15.11	226.00	Horizontal	Vertical	Pass
18935.425	-46.26	8.85	-25.0	-21.26	361.00	Horizontal	Vertical	Pass

RSE-V&V PCC 37850 BW20 QPSK RB1 HIGH SCC 38048 BW20 QPSK RB2 LOW



Frequency (MHz)	Result (dBm)	Factor (dB)	PK Limit (dBm)	Over Limit (dB)	Table (o)	ANT	EUT	Verdict
37.227	-54.63	-17.94	-25.0	-29.63	263.00	Vertical	Vertical	Pass
91.789	-60.79	-19.75	-25.0	-35.79	358.00	Vertical	Vertical	Pass
2552.800	-35.85	3.32	-25.0	-10.85	-1.00	Vertical	Vertical	N/A
2588.900	-40.44	4.95	-25.0	-15.44	2.00	Vertical	Vertical	N/A
2629.700	-34.59	3.47	-25.0	-9.59	-1.00	Vertical	Vertical	N/A
6810.600	-40.77	13.17	-25.0	-15.77	142.00	Vertical	Vertical	Pass

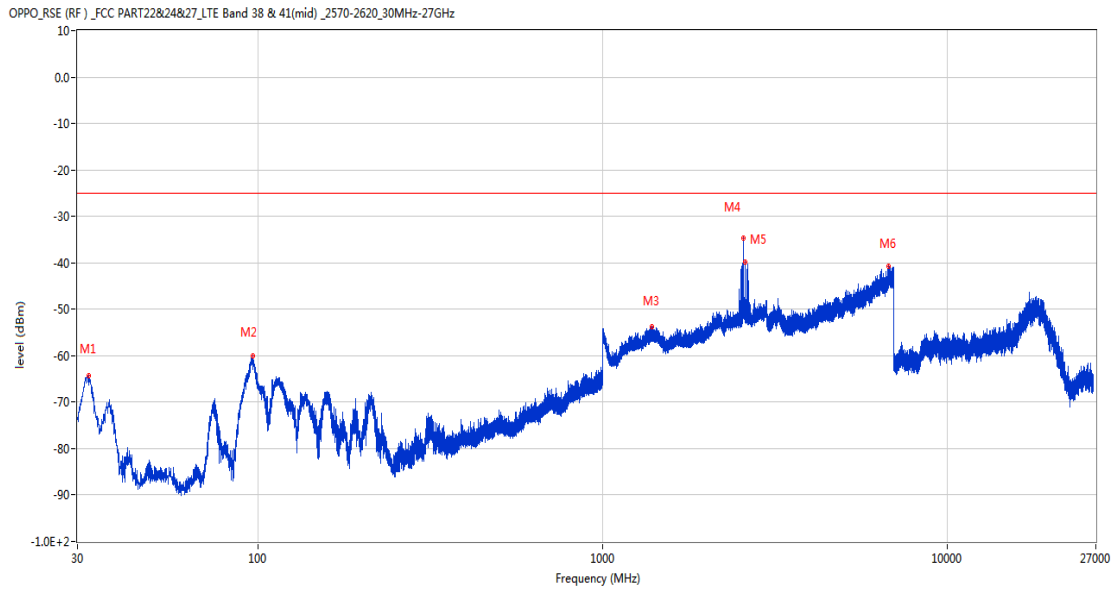
RSE-V&H PCC 37850 BW20 QPSK RB1 HIGH SCC 38048 BW20 QPSK RB2 LOW



Frequency (MHz)	Result (dBm)	Factor (dB)	PK Limit (dBm)	Over Limit (dB)	Table (o)	ANT	EUT	Verdict
37.130	-54.75	-17.96	-25.0	-29.75	274.00	Vertical	Horizontal	Pass
91.983	-60.81	-19.79	-25.0	-35.81	363.00	Vertical	Horizontal	Pass
1421.200	-53.44	-1.87	-25.0	-28.44	86.00	Vertical	Horizontal	Pass
2561.400	-38.05	4.66	-25.0	-13.05	215.00	Vertical	Horizontal	N/A
2588.900	-44.88	4.95	-25.0	-19.88	248.00	Vertical	Horizontal	N/A
6789.800	-41.06	12.82	-25.0	-16.06	214.00	Vertical	Horizontal	Pass

45.8 CA_38C 20MHz+20MHz, 16-QAM, Low Channel

RSE-H&H PCC 37850 BW20 16QAM RB1 HIGH SCC 38048 BW20 16QAM RB2 LOW

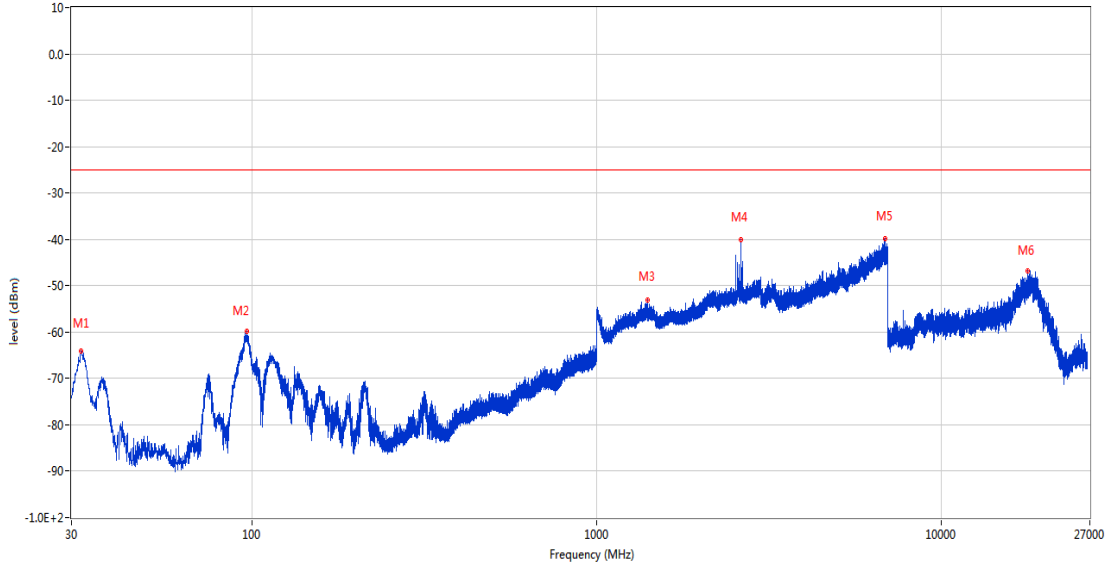


Frequency (MHz)	Result (dBm)	Factor (dB)	PK Limit (dBm)	Over Limit (dB)	Table (o)	ANT	EUT	Verdict
32.328	-64.28	-17.79	-25.0	-39.28	208.00	Horizontal	Horizontal	Pass
96.639	-59.97	-20.29	-25.0	-34.97	318.00	Horizontal	Horizontal	Pass
1391.700	-53.81	-1.81	-25.0	-28.81	126.00	Horizontal	Horizontal	Pass
2561.000	-34.75	4.31	-25.0	-9.75	87.00	Horizontal	Horizontal	N/A
2589.200	-39.94	4.94	-25.0	-14.94	244.00	Horizontal	Horizontal	N/A
6776.600	-40.68	12.91	-25.0	-15.68	237.00	Horizontal	Horizontal	Pass



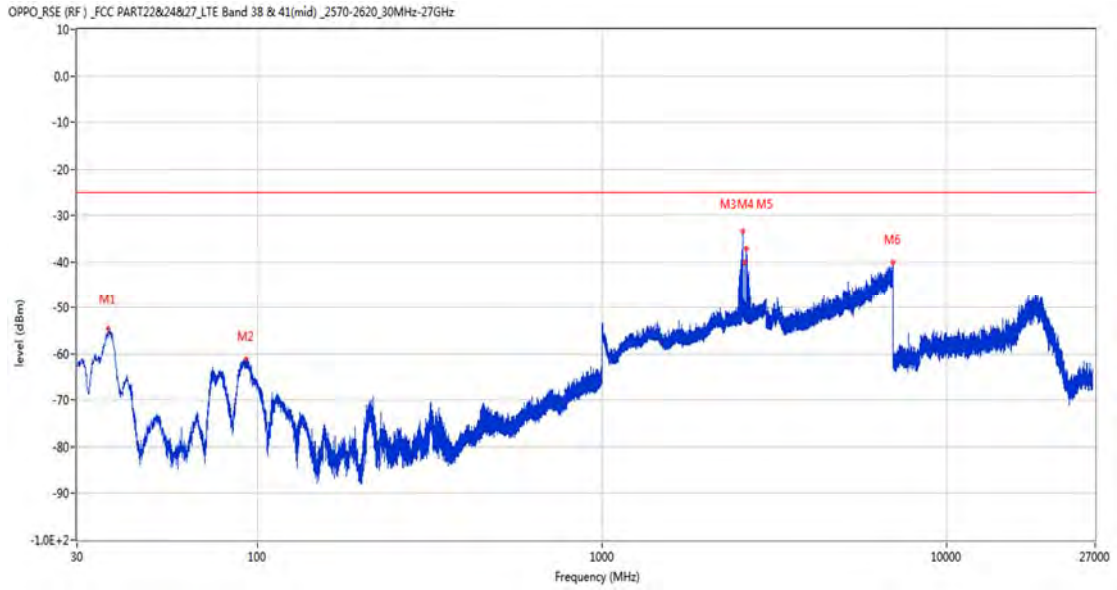
RSE-H&V PCC 37850 BW20 16QAM RB1 HIGH SCC 38048 BW20 16QAM RB2 LOW

OPPO_RSE (RF) _FCC PART22&24&27_LTE Band 38 & 41(mid) _2570-2620_30MHz-27GHz



Frequency (MHz)	Result (dBm)	Factor (dB)	PK Limit (dBm)	Over Limit (dB)	Table (o)	ANT	EUT	Verdict
31.988	-64.01	-18.06	-25.0	-39.01	199.00	Horizontal	Vertical	Pass
96.736	-59.76	-20.31	-25.0	-34.76	306.00	Horizontal	Vertical	Pass
1408.400	-53.13	-1.84	-25.0	-28.13	262.00	Horizontal	Vertical	Pass
2629.600	-40.00	3.46	-25.0	-15.00	335.00	Horizontal	Vertical	N/A
6860.800	-39.74	12.38	-25.0	-14.74	52.00	Horizontal	Vertical	Pass
17862.449	-46.79	10.35	-25.0	-21.79	352.00	Horizontal	Vertical	Pass

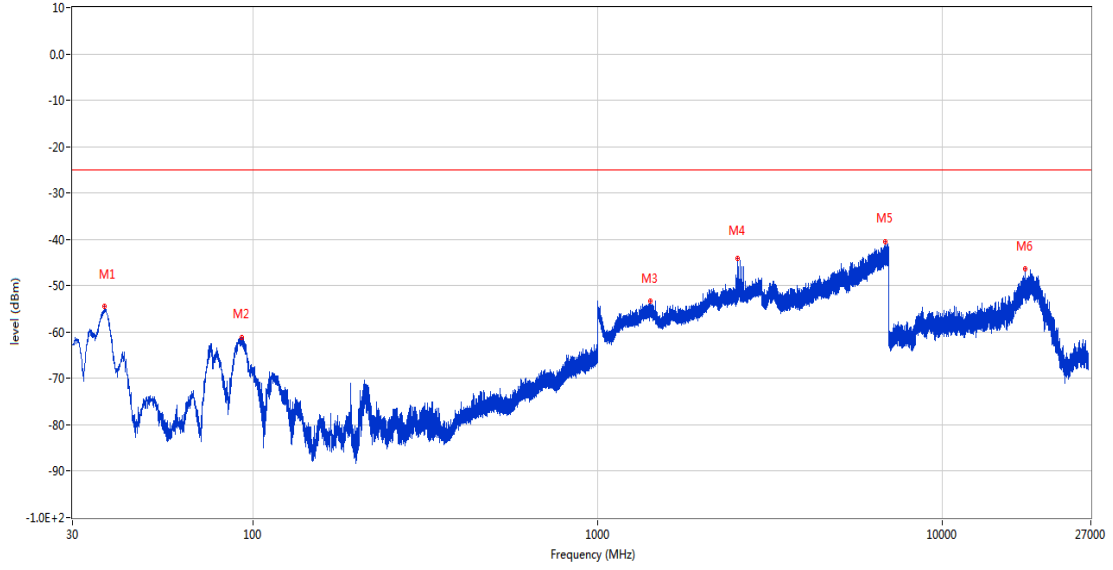
RSE-V&V PCC 37850 BW20 16QAM RB1 HIGH SCC 38048 BW20 16QAM RB2 LOW



Frequency (MHz)	Result (dBm)	Factor (dB)	PK Limit (dBm)	Over Limit (dB)	Table (o)	ANT	EUT	Verdict
36.984	-54.76	-17.99	-25.0	-29.76	248.00	Vertical	Vertical	Pass
92.711	-61.21	-19.95	-25.0	-36.21	-2.00	Vertical	Vertical	Pass
2563.400	-33.35	6.00	-25.0	-8.35	363.00	Vertical	Vertical	N/A
2589.100	-40.15	4.94	-25.0	-15.15	-1.00	Vertical	Vertical	N/A
2625.500	-37.20	3.67	-25.0	-12.20	360.00	Vertical	Vertical	N/A
6998.800	-40.11	13.94	-25.0	-15.11	206.00	Vertical	Vertical	Pass

RSE-V&H PCC 37850 BW20 16QAM RB1 HIGH SCC 38048 BW20 16QAM RB2 LOW

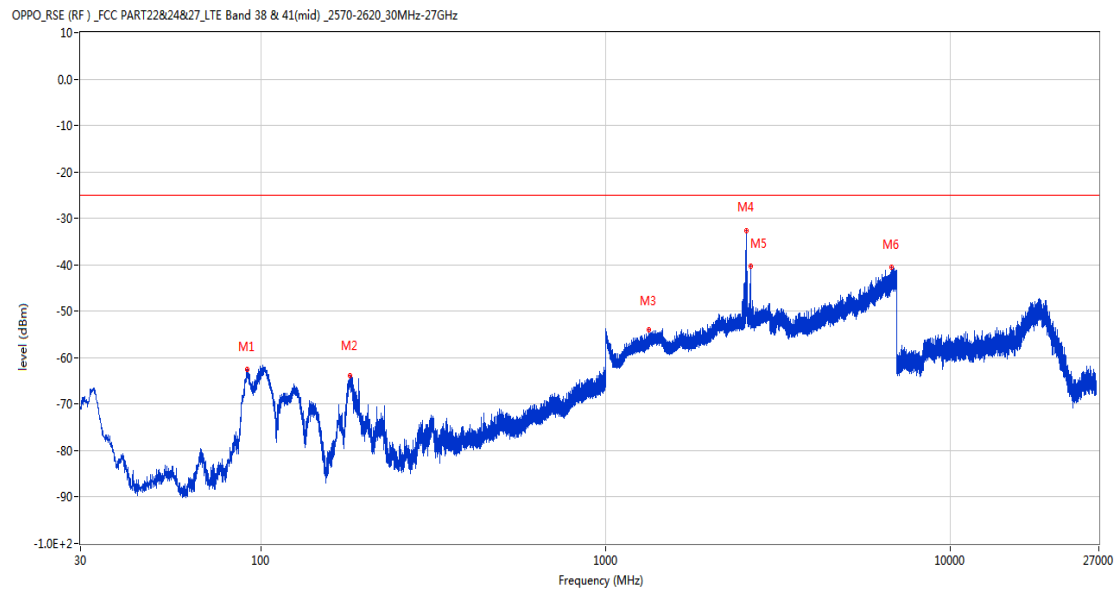
OPPO_RSE (RF) _FCC PART22&24&27_LTE Band 38 & 41(mid) _2570-2620_30MHz-27GHz



Frequency (MHz)	Result (dBm)	Factor (dB)	PK Limit (dBm)	Over Limit (dB)	Table (o)	ANT	EUT	Verdict
37.178	-54.37	-17.95	-25.0	-29.37	248.00	Vertical	Horizontal	Pass
92.759	-61.08	-19.96	-25.0	-36.08	356.00	Vertical	Horizontal	Pass
1425.400	-53.42	-1.88	-25.0	-28.42	324.00	Vertical	Horizontal	Pass
2547.300	-44.15	3.02	-25.0	-19.15	257.00	Vertical	Horizontal	N/A
6825.400	-40.51	12.85	-25.0	-15.51	360.00	Vertical	Horizontal	Pass
17369.475	-46.43	10.43	-25.0	-21.43	360.00	Vertical	Horizontal	Pass

45.9 CA_38C 20MHz+20MHz, QPSK, Middle Channel

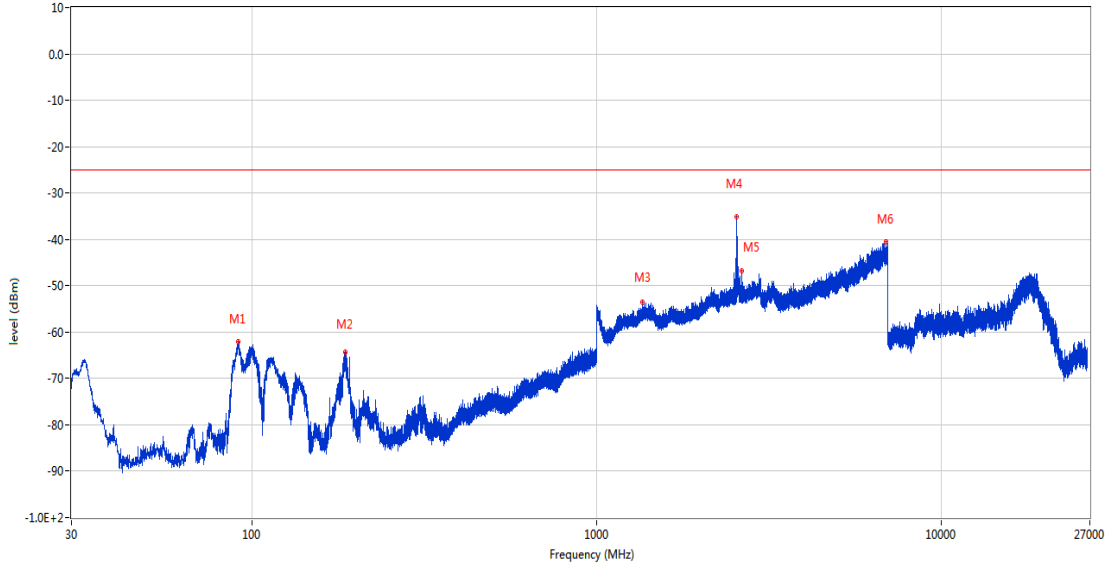
RSE-H&H PCC 37901 BW20 QPSK RB1 HIGH SCC 38099 BW20 QPSK RB2 LOW



Frequency (MHz)	Result (dBm)	Factor (dB)	PK Limit (dBm)	Over Limit (dB)	Table (o)	ANT	EUT	Verdict
91.207	-62.41	-19.68	-25.0	-37.41	1.00	Horizontal	Horizontal	Pass
181.660	-63.75	-14.69	-25.0	-38.75	363.00	Horizontal	Horizontal	Pass
1337.300	-53.92	-2.72	-25.0	-28.92	-3.00	Horizontal	Horizontal	Pass
2558.500	-32.60	3.10	-25.0	-7.60	89.00	Horizontal	Horizontal	N/A
2641.700	-40.35	2.50	-25.0	-15.35	272.00	Horizontal	Horizontal	N/A
6748.400	-40.57	12.09	-25.0	-15.57	360.00	Horizontal	Horizontal	Pass

RSE-H&V PCC 37901 BW20 QPSK RB1 HIGH SCC 38099 BW20 QPSK RB2 LOW

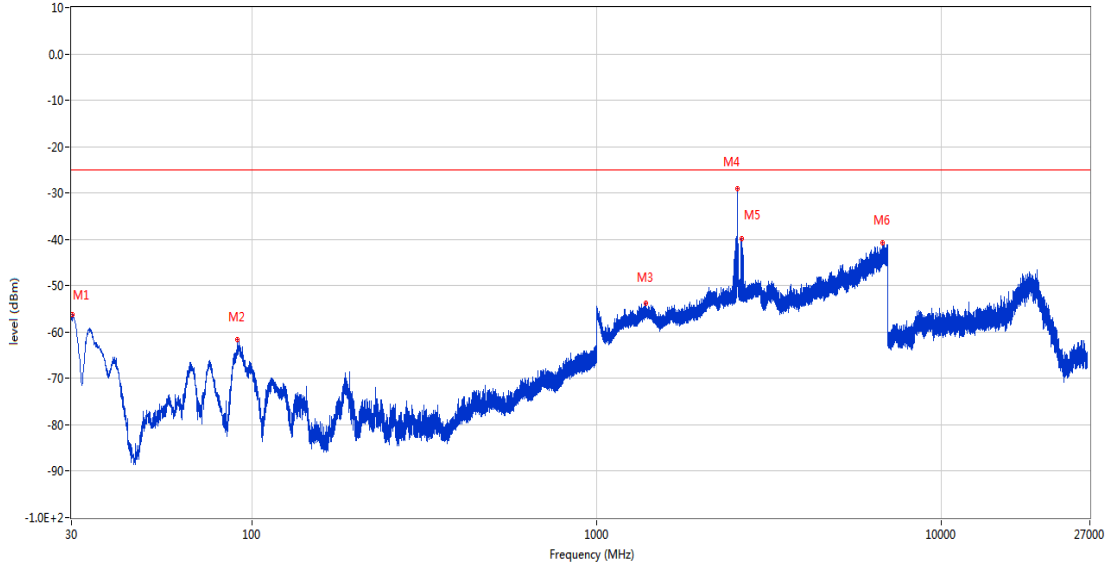
OPPO_RSE (RF) _FCC PART22&24&27_LTE Band 38 & 41(mid) _2570-2620_30MHz-27GHz



Frequency (MHz)	Result (dBm)	Factor (dB)	PK Limit (dBm)	Over Limit (dB)	Table (o)	ANT	EUT	Verdict
91.110	-62.13	-19.67	-25.0	-37.13	1.00	Horizontal	Vertical	Pass
186.364	-64.34	-14.91	-25.0	-39.34	363.00	Horizontal	Vertical	Pass
1359.500	-53.61	-2.23	-25.0	-28.61	360.00	Horizontal	Vertical	Pass
2557.000	-35.06	2.79	-25.0	-10.06	307.00	Horizontal	Vertical	N/A
2638.100	-46.90	2.72	-25.0	-21.90	307.00	Horizontal	Vertical	N/A
6919.000	-40.59	12.38	-25.0	-15.59	75.00	Horizontal	Vertical	Pass

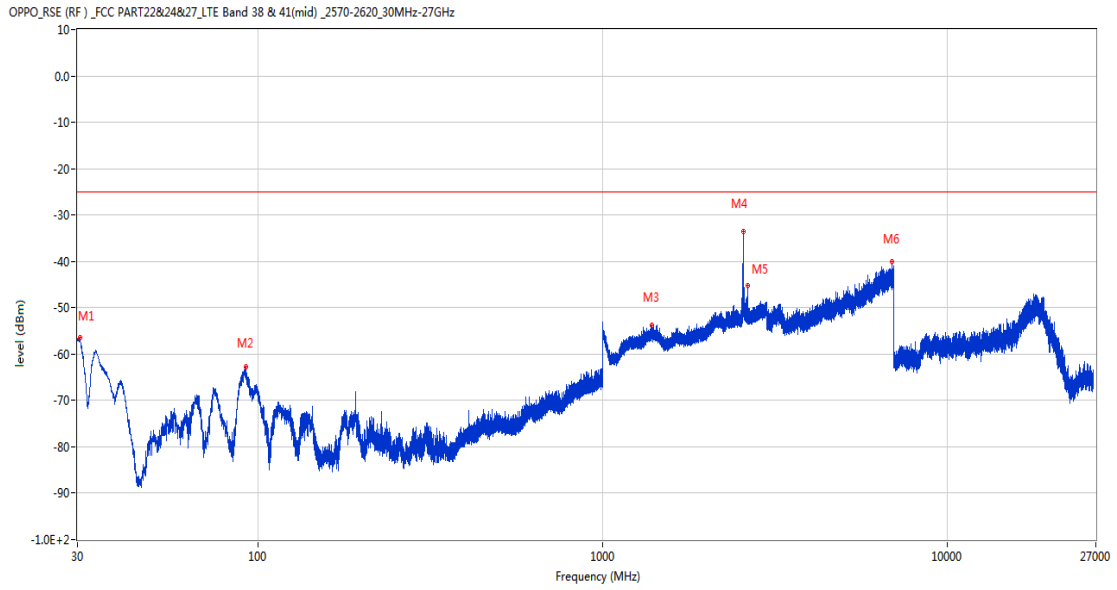
RSE-V&V PCC 37901 BW20 QPSK RB1 HIGH SCC 38099 BW20 QPSK RB2 LOW

OPPO_RSE (RF)_FCC PART22&24&27_LTE Band 38 & 41(mid)_2570-2620_30MHz-27GHz



Frequency (MHz)	Result (dBm)	Factor (dB)	PK Limit (dBm)	Over Limit (dB)	Table (o)	ANT	EUT	Verdict
30.242	-56.23	-19.30	-25.0	-31.23	305.00	Vertical	Vertical	Pass
91.013	-61.71	-19.66	-25.0	-36.71	280.00	Vertical	Vertical	Pass
1394.800	-53.76	-1.80	-25.0	-28.76	207.00	Vertical	Vertical	Pass
2560.800	-29.12	4.15	-25.0	-4.12	339.00	Vertical	Vertical	N/A
2640.400	-39.80	2.53	-25.0	-14.80	-1.00	Vertical	Vertical	N/A
6777.400	-40.69	12.83	-25.0	-15.69	77.00	Vertical	Vertical	Pass

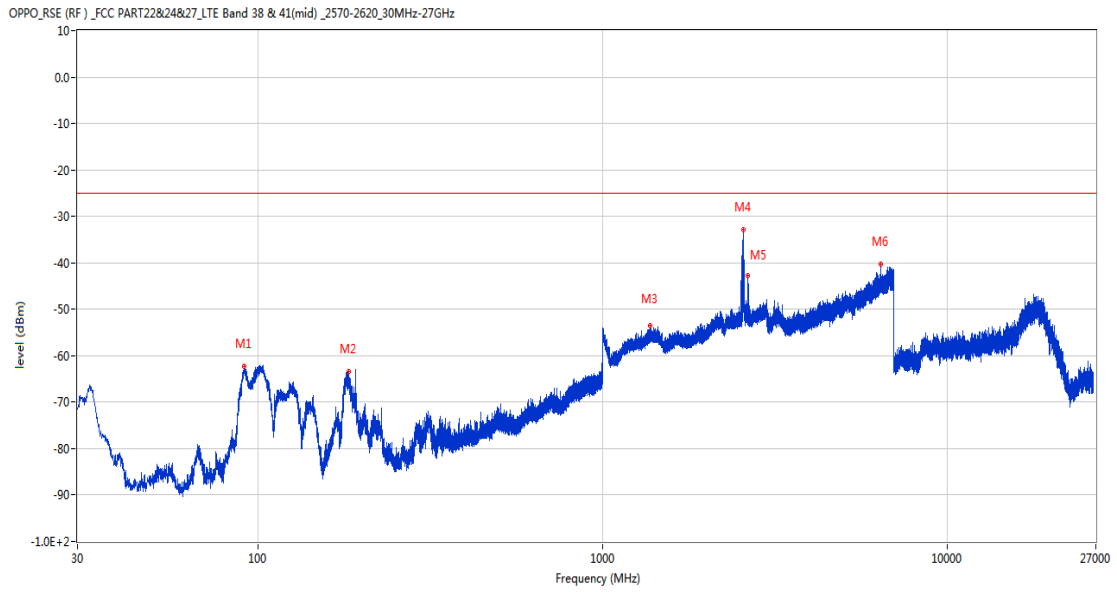
RSE-V&H PCC 37901 BW20 QPSK RB1 HIGH SCC 38099 BW20 QPSK RB2 LOW



Frequency (MHz)	Result (dBm)	Factor (dB)	PK Limit (dBm)	Over Limit (dB)	Table (o)	ANT	EUT	Verdict
30.485	-56.67	-19.08	-25.0	-31.67	352.00	Vertical	Horizontal	Pass
92.177	-62.75	-19.83	-25.0	-37.75	302.00	Vertical	Horizontal	Pass
1393.400	-53.74	-1.78	-25.0	-28.74	236.00	Vertical	Horizontal	Pass
2563.700	-33.55	5.99	-25.0	-8.55	299.00	Vertical	Horizontal	N/A
2634.700	-45.29	3.36	-25.0	-20.29	299.00	Vertical	Horizontal	N/A
6937.200	-40.03	12.75	-25.0	-15.03	48.00	Vertical	Horizontal	Pass

45.10 CA_38C 20MHz+20MHz, 16-QAM, Middle Channel

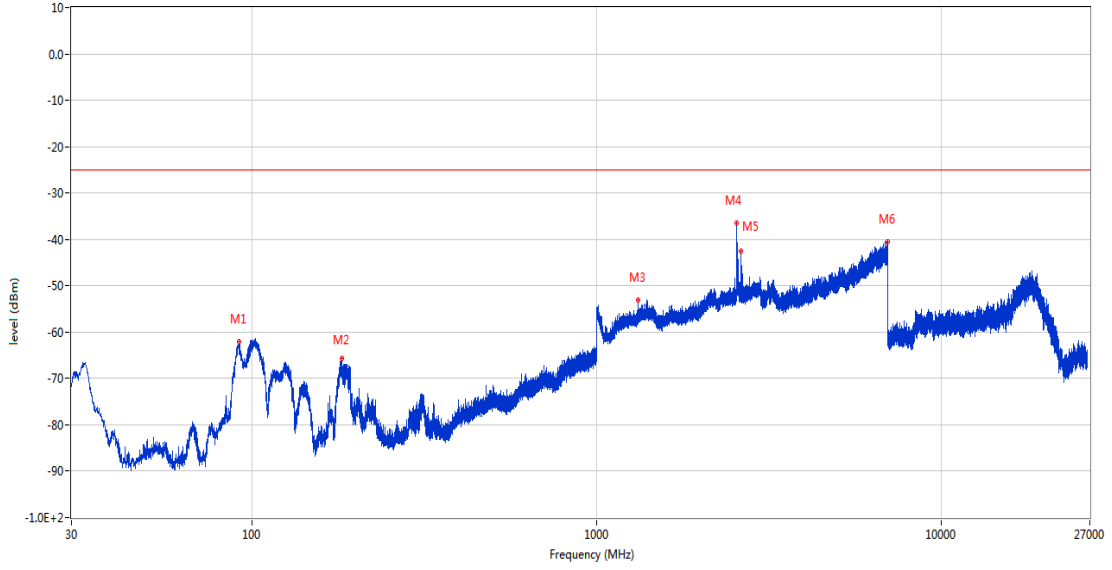
RSE-H&H PCC 37901 BW20 16QAM RB1 HIGH SCC 38099 BW20 16QAM RB2 LOW



Frequency (MHz)	Result (dBm)	Factor (dB)	PK Limit (dBm)	Over Limit (dB)	Table (o)	ANT	EUT	Verdict
91.498	-62.35	-19.71	-25.0	-37.35	1.00	Horizontal	Horizontal	Pass
183.406	-63.48	-14.89	-25.0	-38.48	361.00	Horizontal	Horizontal	Pass
1374.400	-53.48	-1.95	-25.0	-28.48	-3.00	Horizontal	Horizontal	Pass
2563.000	-32.88	6.02	-25.0	-7.88	278.00	Horizontal	Horizontal	N/A
2638.600	-42.79	2.65	-25.0	-17.79	249.00	Horizontal	Horizontal	N/A
6408.000	-40.28	11.62	-25.0	-15.28	360.00	Horizontal	Horizontal	Pass

RSE-H&V PCC 37901 BW20 16QAM RB1 HIGH SCC 38099 BW20 16QAM RB2 LOW

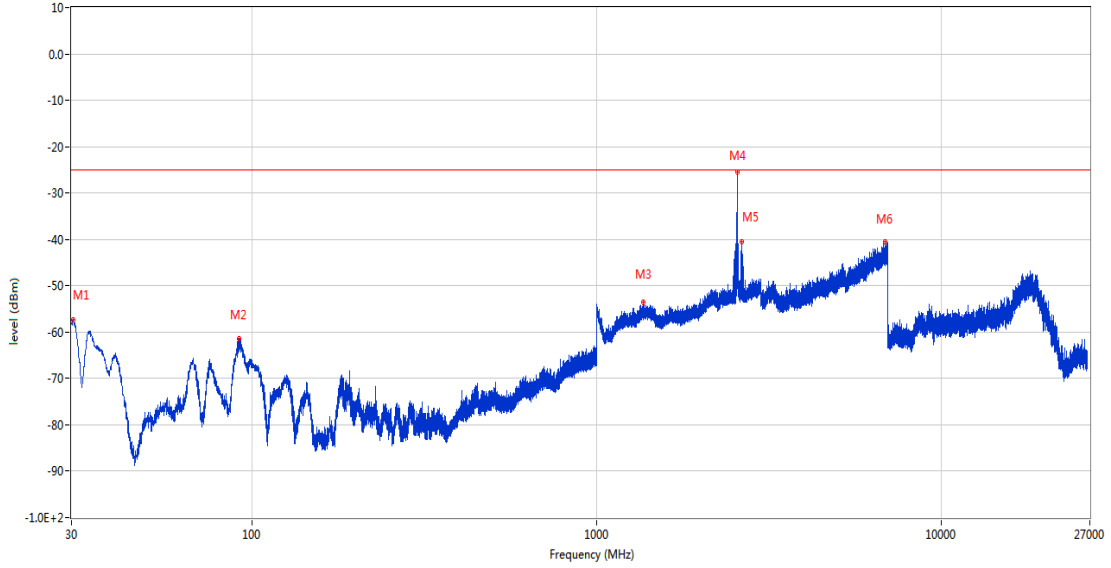
OPPO_RSE (RF) _FCC PART22&24&27_LTE Band 38 & 41(mid) _2570-2620_30MHz-27GHz



Frequency (MHz)	Result (dBm)	Factor (dB)	PK Limit (dBm)	Over Limit (dB)	Table (o)	ANT	EUT	Verdict
91.838	-62.14	-19.76	-25.0	-37.14	1.00	Horizontal	Vertical	Pass
183.018	-65.60	-14.86	-25.0	-40.60	363.00	Horizontal	Vertical	Pass
1323.000	-53.09	-2.97	-25.0	-28.09	293.00	Horizontal	Vertical	Pass
2554.800	-36.55	3.06	-25.0	-11.55	262.00	Horizontal	Vertical	N/A
2626.500	-42.45	3.64	-25.0	-17.45	262.00	Horizontal	Vertical	N/A
6986.400	-40.49	13.61	-25.0	-15.49	86.00	Horizontal	Vertical	Pass

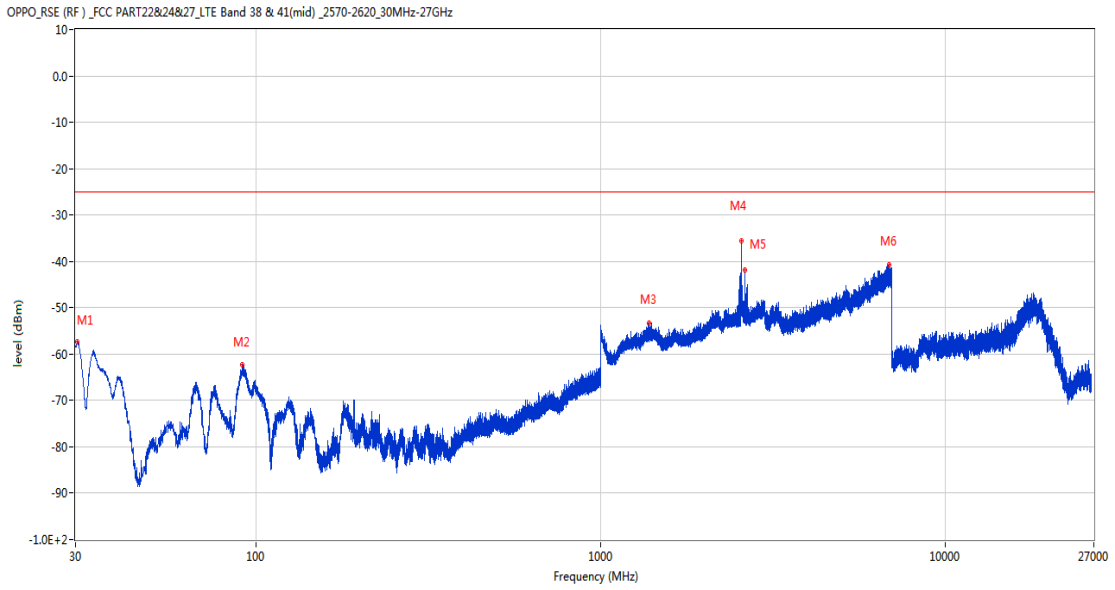
RSE-V&V PCC 37901 BW20 16QAM RB1 HIGH SCC 38099 BW20 16QAM RB2 LOW

OPPO_RSE (RF)_FCC PART22&24&27_LTE Band 38 & 41(mid) _2570-2620_30MHz-27GHz



Frequency (MHz)	Result (dBm)	Factor (dB)	PK Limit (dBm)	Over Limit (dB)	Table (o)	ANT	EUT	Verdict
30.291	-57.33	-19.25	-25.0	-32.33	360.00	Vertical	Vertical	Pass
91.692	-61.32	-19.73	-25.0	-36.32	253.00	Vertical	Vertical	Pass
1369.100	-53.54	-2.01	-25.0	-28.54	328.00	Vertical	Vertical	Pass
2562.400	-25.39	5.53	-25.0	-0.39	328.00	Vertical	Vertical	N/A
2634.800	-40.50	3.34	-25.0	-15.50	-3.00	Vertical	Vertical	N/A
6887.600	-40.57	12.23	-25.0	-15.57	363.00	Vertical	Vertical	Pass

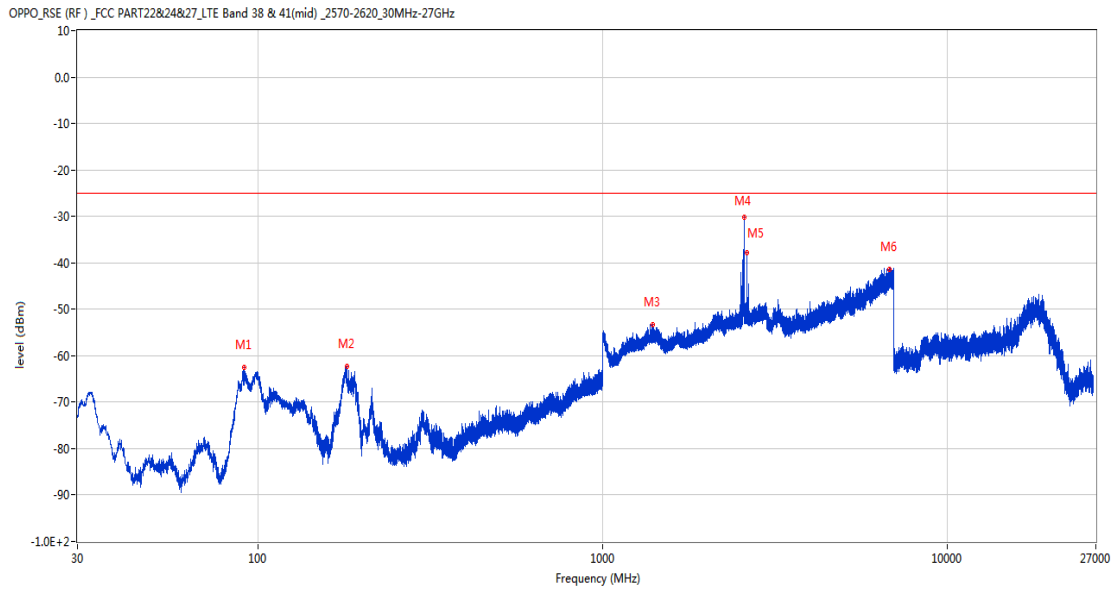
RSE-V&H PCC 37901 BW20 16QAM RB1 HIGH SCC 38099 BW20 16QAM RB2 LOW



Frequency (MHz)	Result (dBm)	Factor (dB)	PK Limit (dBm)	Over Limit (dB)	Table (o)	ANT	EUT	Verdict
30.388	-57.45	-19.17	-25.0	-32.45	363.00	Vertical	Horizontal	Pass
91.401	-62.27	-19.70	-25.0	-37.27	302.00	Vertical	Horizontal	Pass
1387.000	-53.33	-1.92	-25.0	-28.33	358.00	Vertical	Horizontal	Pass
2558.200	-35.65	3.04	-25.0	-10.65	288.00	Vertical	Horizontal	N/A
2628.000	-41.86	3.47	-25.0	-16.86	254.00	Vertical	Horizontal	N/A
6859.000	-40.68	12.42	-25.0	-15.68	69.00	Vertical	Horizontal	Pass

45.11 CA_38C 20MHz+20MHz, QPSK, High Channel

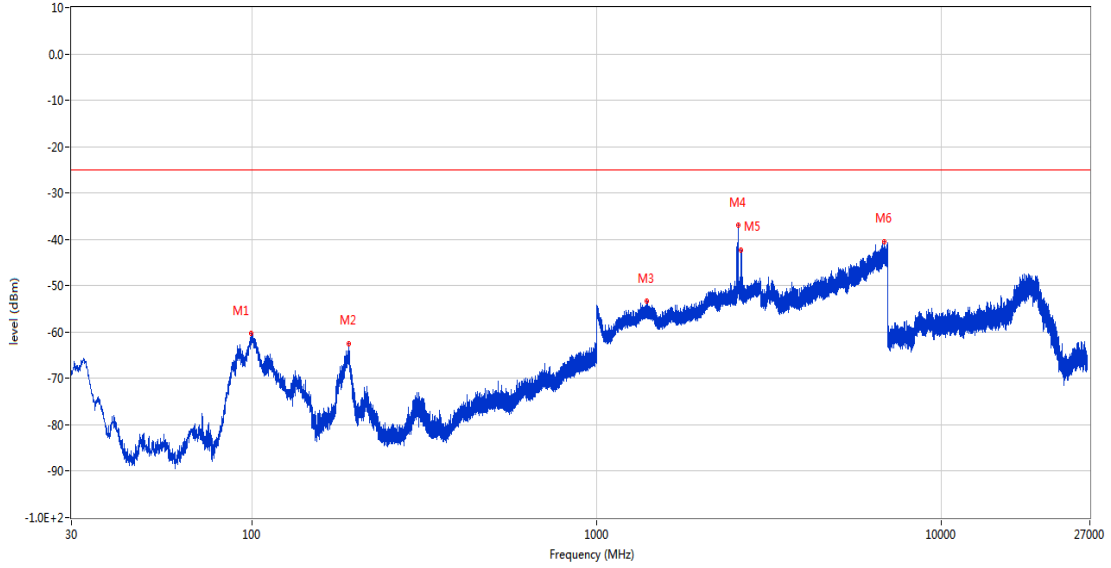
RSE-H&H PCC 37952 BW20 QPSK RB1 HIGH SCC 38150 BW20 QPSK RB2 LOW



Frequency (MHz)	Result (dBm)	Factor (dB)	PK Limit (dBm)	Over Limit (dB)	Table (o)	ANT	EUT	Verdict
91.304	-62.60	-19.69	-25.0	-37.60	0.00	Horizontal	Horizontal	Pass
181.078	-62.26	-14.61	-25.0	-37.26	363.00	Horizontal	Horizontal	Pass
1395.400	-53.28	-1.83	-25.0	-28.28	347.00	Horizontal	Horizontal	Pass
2581.400	-30.18	5.26	-25.0	-5.18	287.00	Horizontal	Horizontal	N/A
2627.400	-37.81	3.54	-25.0	-12.81	246.00	Horizontal	Horizontal	N/A
6814.800	-41.42	13.12	-25.0	-16.42	130.00	Horizontal	Horizontal	Pass

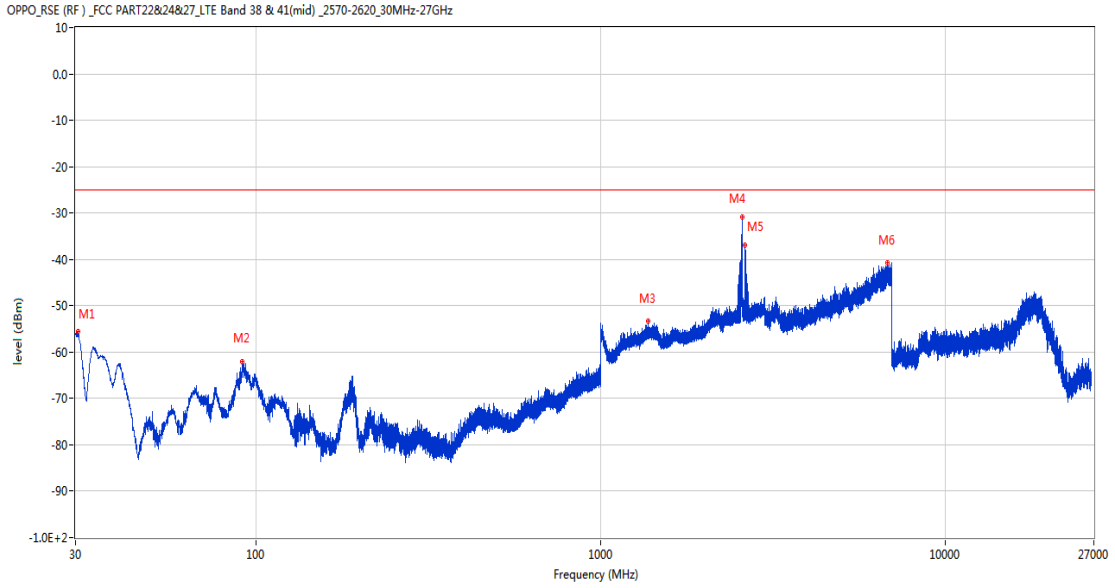
RSE-H&V PCC 37952 BW20 QPSK RB1 HIGH SCC 38150 BW20 QPSK RB2 LOW

OPPO_RSE (RF) _FCC PART22&24&27_LTE Band 38 & 41(mid) _2570-2620_30MHz-27GHz



Frequency (MHz)	Result (dBm)	Factor (dB)	PK Limit (dBm)	Over Limit (dB)	Table (o)	ANT	EUT	Verdict
99.598	-60.30	-20.71	-25.0	-35.30	187.00	Horizontal	Vertical	Pass
191.214	-62.50	-14.74	-25.0	-37.50	361.00	Horizontal	Vertical	Pass
1396.500	-53.35	-1.87	-25.0	-28.35	192.00	Horizontal	Vertical	Pass
2581.300	-37.00	5.26	-25.0	-12.00	299.00	Horizontal	Vertical	N/A
2632.100	-42.23	3.66	-25.0	-17.23	299.00	Horizontal	Vertical	N/A
6824.000	-40.46	12.96	-25.0	-15.46	359.00	Horizontal	Vertical	Pass

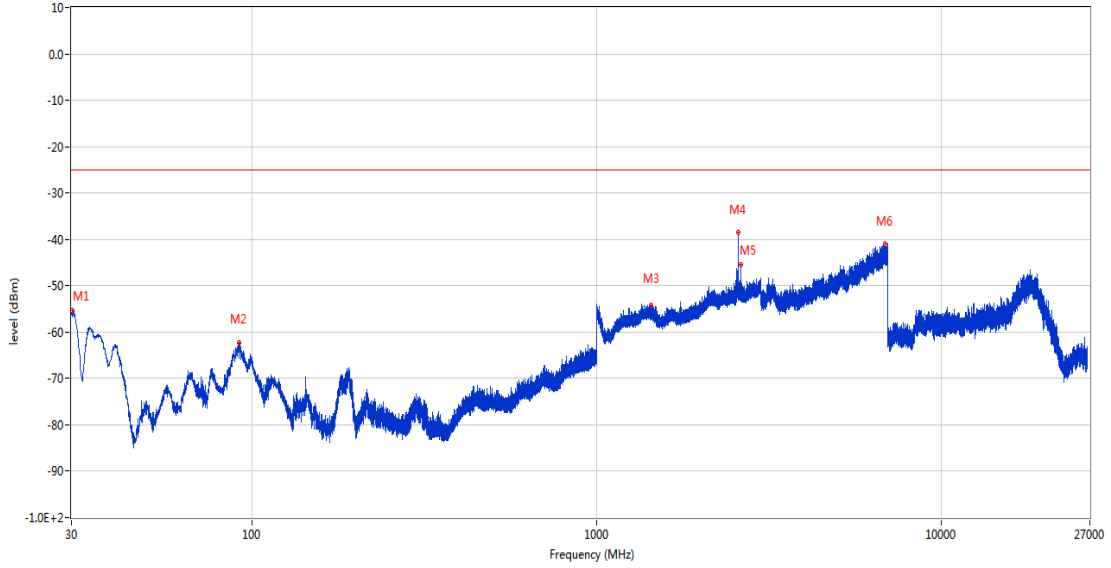
RSE-V&V PCC 37952 BW20 QPSK RB1 HIGH SCC 38150 BW20 QPSK RB2 LOW



Frequency (MHz)	Result (dBm)	Factor (dB)	PK Limit (dBm)	Over Limit (dB)	Table (o)	ANT	EUT	Verdict
30.534	-55.52	-19.04	-25.0	-30.52	240.00	Vertical	Vertical	Pass
91.256	-62.01	-19.68	-25.0	-37.01	267.00	Vertical	Vertical	Pass
1378.100	-53.41	-1.94	-25.0	-28.41	187.00	Vertical	Vertical	Pass
2581.500	-30.88	5.26	-25.0	-5.88	5.00	Vertical	Vertical	N/A
2628.000	-36.94	3.47	-25.0	-11.94	5.00	Vertical	Vertical	N/A
6799.400	-40.66	13.15	-25.0	-15.66	361.00	Vertical	Vertical	Pass

RSE-V&H PCC 37952 BW20 QPSK RB1 HIGH SCC 38150 BW20 QPSK RB2 LOW

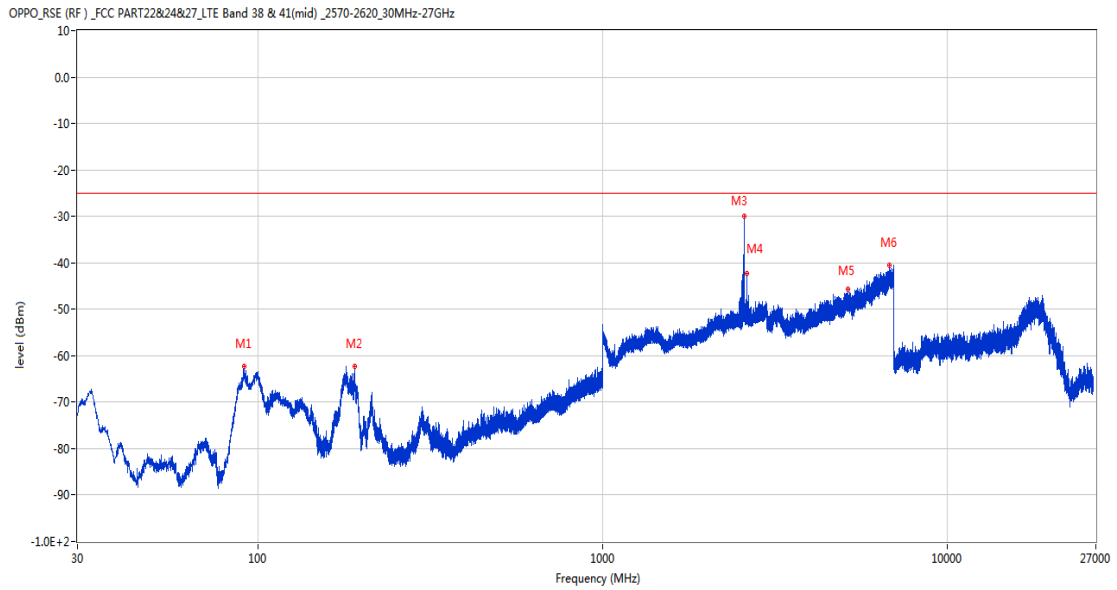
OPPO_RSE (RF) _FCC PART22&24&27_LTE Band 38 & 41(mid) _2570-2620_30MHz-27GHz



Frequency (MHz)	Result (dBm)	Factor (dB)	PK Limit (dBm)	Over Limit (dB)	Table (o)	ANT	EUT	Verdict
30.049	-56.11	-19.47	-25.0	-31.11	264.00	Vertical	Horizontal	Pass
91.644	-62.22	-19.72	-25.0	-37.22	312.00	Vertical	Horizontal	Pass
1443.800	-54.24	-2.06	-25.0	-29.24	117.00	Vertical	Horizontal	Pass
2581.500	-38.50	5.26	-25.0	-13.50	318.00	Vertical	Horizontal	N/A
2628.500	-45.42	3.40	-25.0	-20.42	318.00	Vertical	Horizontal	N/A
6882.400	-41.00	12.28	-25.0	-16.00	0.00	Vertical	Horizontal	Pass

45.12 CA_38C 20MHz+20MHz, 16-QAM, High Channel

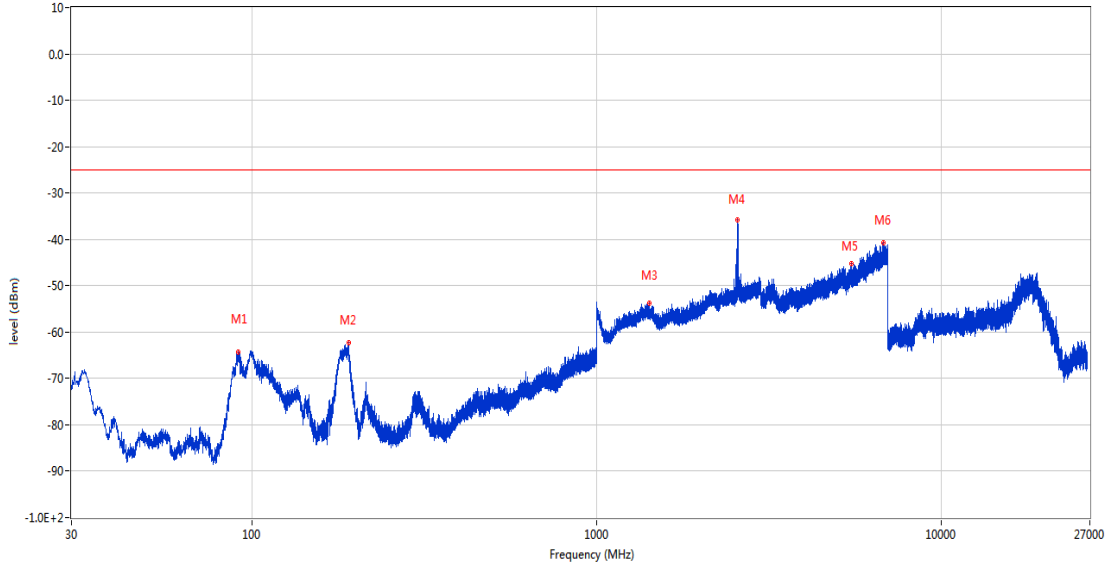
RSE-H&H PCC 37952 BW20 16QAM RB1 HIGH SCC 38150 BW20 16QAM RB2 LOW



Frequency (MHz)	Result (dBm)	Factor (dB)	PK Limit (dBm)	Over Limit (dB)	Table (o)	ANT	EUT	Verdict
91.110	-62.26	-19.67	-25.0	-37.26	0.00	Horizontal	Horizontal	Pass
190.826	-62.38	-14.76	-25.0	-37.38	363.00	Horizontal	Horizontal	Pass
2581.600	-29.98	5.25	-25.0	-4.98	289.00	Horizontal	Horizontal	N/A
2626.200	-42.40	3.65	-25.0	-17.40	251.00	Horizontal	Horizontal	N/A
5153.000	-45.62	7.88	-25.0	-20.62	73.00	Horizontal	Horizontal	Pass
6807.800	-40.52	13.08	-25.0	-15.52	156.00	Horizontal	Horizontal	Pass

RSE-H&V PCC 37952 BW20 16QAM RB1 HIGH SCC 38150 BW20 16QAM RB2 LOW

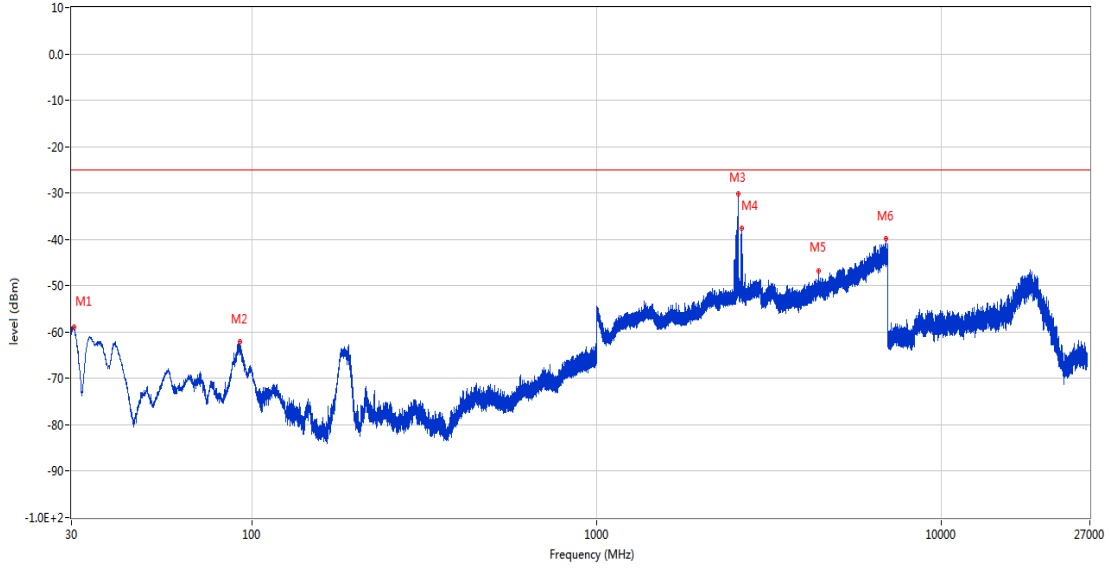
OPPO_RSE (RF) _FCC PART22&24&27_LTE Band 38 & 41(mid) _2570-2620_30MHz-27GHz



Frequency (MHz)	Result (dBm)	Factor (dB)	PK Limit (dBm)	Over Limit (dB)	Table (o)	ANT	EUT	Verdict
91.401	-64.35	-19.70	-25.0	-39.35	10.00	Horizontal	Vertical	Pass
190.729	-62.36	-14.76	-25.0	-37.36	28.00	Horizontal	Vertical	Pass
1422.700	-53.74	-1.85	-25.0	-28.74	-3.00	Horizontal	Vertical	Pass
2561.600	-35.89	4.83	-25.0	-10.89	260.00	Horizontal	Vertical	N/A
5488.400	-45.26	8.90	-25.0	-20.26	264.00	Horizontal	Vertical	N/A
6802.200	-40.82	13.12	-25.0	-15.82	361.00	Horizontal	Vertical	Pass

RSE-V&V PCC 37952 BW20 16QAM RB1 HIGH SCC 38150 BW20 16QAM RB2 LOW

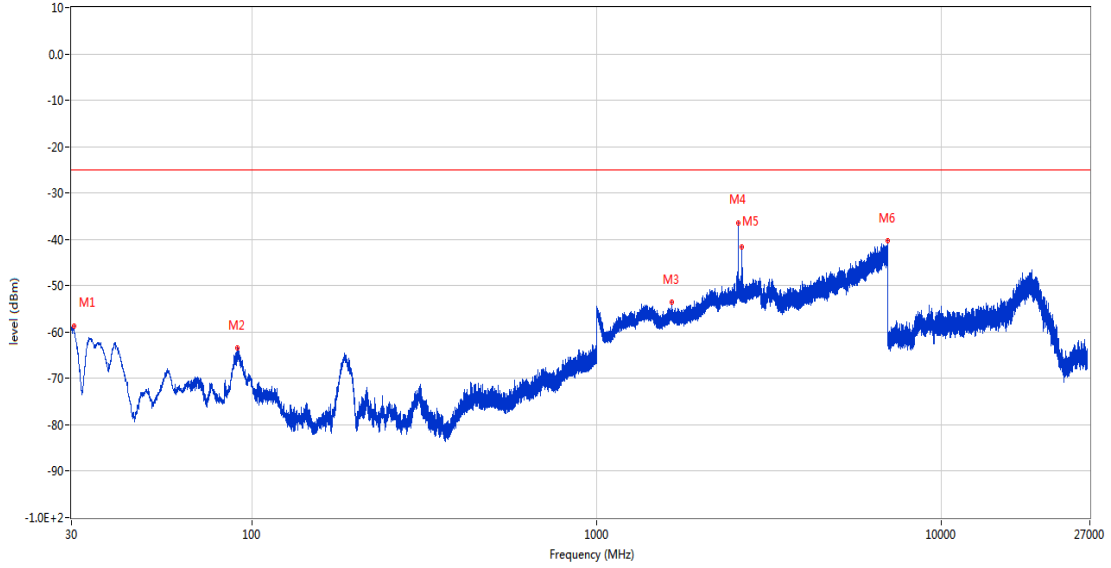
OPPO_RSE (RF) _FCC PART22&24&27_LTE Band 38 & 41(mid) _2570-2620_30MHz-27GHz



Frequency (MHz)	Result (dBm)	Factor (dB)	PK Limit (dBm)	Over Limit (dB)	Table (o)	ANT	EUT	Verdict
30.436	-58.90	-19.12	-25.0	-33.90	176.00	Vertical	Vertical	Pass
92.177	-62.10	-19.83	-25.0	-37.10	288.00	Vertical	Vertical	Pass
2581.500	-30.19	5.26	-25.0	-5.19	24.00	Vertical	Vertical	N/A
2637.900	-37.58	2.74	-25.0	-12.58	-2.00	Vertical	Vertical	N/A
4405.000	-46.72	5.99	-25.0	-21.72	-1.00	Vertical	Vertical	Pass
6914.000	-39.78	12.30	-25.0	-14.78	-2.00	Vertical	Vertical	Pass

RSE-V&H PCC 37952 BW20 16QAM RB1 HIGH SCC 38150 BW20 16QAM RB2 LOW

OPPO_RSE (RF)_FCC PART22&24&27_LTE Band 38 & 41(mid)_2570-2620_30MHz-27GHz

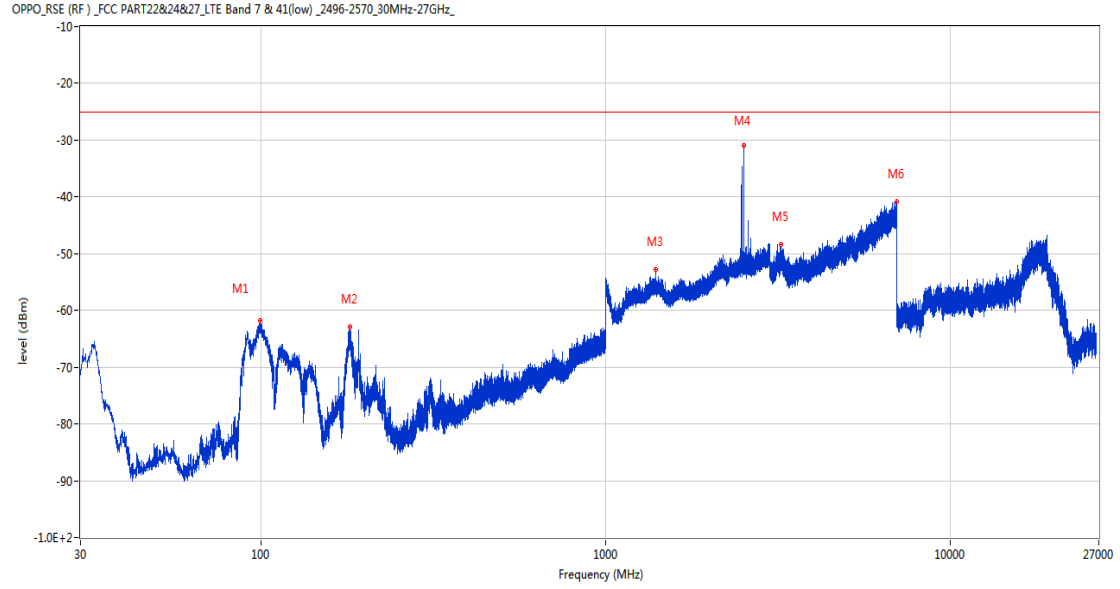


Frequency (MHz)	Result (dBm)	Factor (dB)	PK Limit (dBm)	Over Limit (dB)	Table (o)	ANT	EUT	Verdict
30.436	-59.29	-19.12	-25.0	-34.29	316.00	Vertical	Horizontal	Pass
90.771	-63.48	-19.64	-25.0	-38.48	77.00	Vertical	Horizontal	Pass
1657.200	-53.64	-2.65	-25.0	-28.64	256.00	Vertical	Horizontal	Pass
2581.300	-36.44	5.26	-25.0	-11.44	289.00	Vertical	Horizontal	N/A
2639.200	-41.53	2.58	-25.0	-16.53	272.00	Vertical	Horizontal	N/A
6987.400	-40.28	13.63	-25.0	-15.28	62.00	Vertical	Horizontal	Pass

46 CA_41C

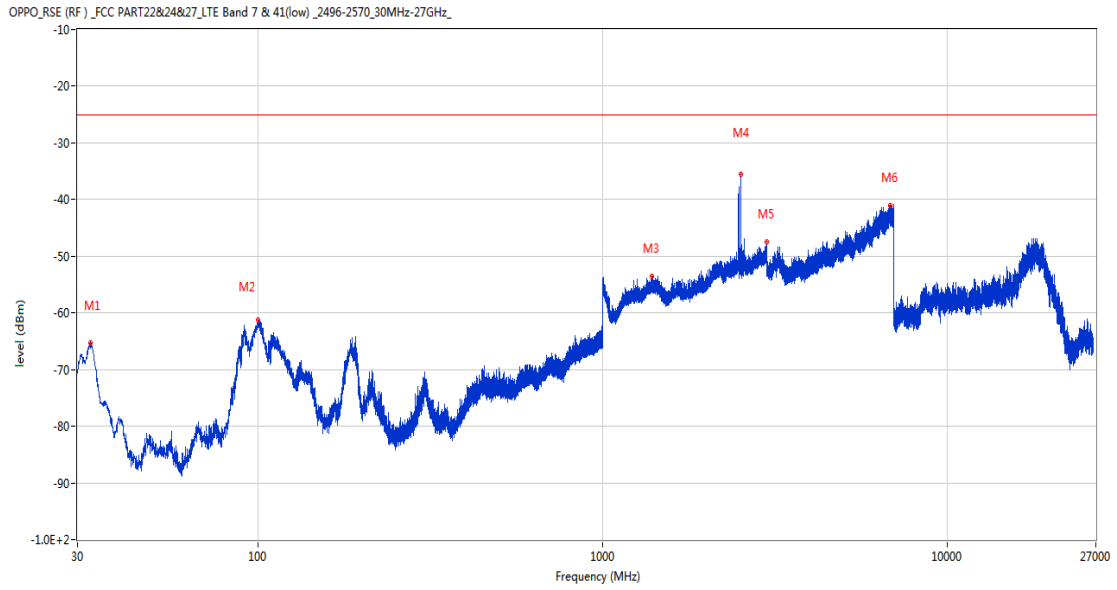
46.1 CA_41C 20MHz+5MHz, QPSK, Low Channel

RSE-H&H PCC 39750 BW20 QPSK RB1 HIGH SCC 39867 BW5 QPSK RB2 LOW



Frequency (MHz)	Result (dBm)	Factor (dB)	PK Limit (dBm)	Over Limit (dB)	Table (o)	ANT	EUT	Verdict
99.452	-61.82	-20.67	-25.0	-36.82	0.00	Horizontal	Horizontal	Pass
181.417	-62.87	-14.65	-25.0	-37.87	362.00	Horizontal	Horizontal	Pass
1402.900	-52.83	-1.85	-25.0	-27.83	159.00	Horizontal	Horizontal	Pass
2515.100	-30.90	3.38	-25.0	-5.90	295.00	Horizontal	Horizontal	N/A
3224.400	-48.38	6.20	-25.0	-23.38	144.00	Horizontal	Horizontal	Pass
6995.000	-40.85	13.82	-25.0	-15.85	176.00	Horizontal	Horizontal	Pass

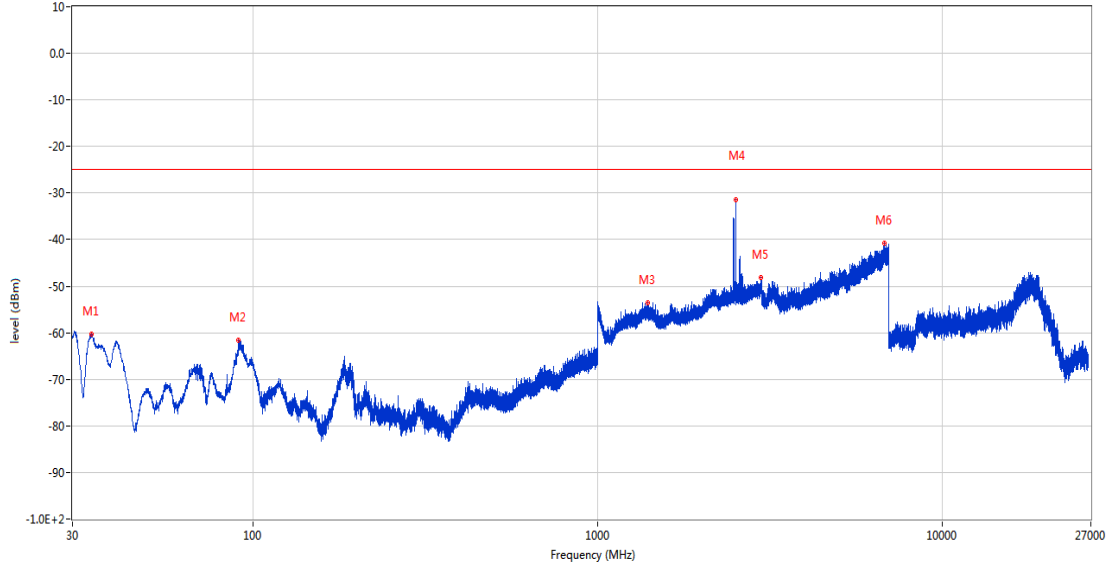
RSE-H&V PCC 39750 BW20 QPSK RB1 HIGH SCC 39867 BW5 QPSK RB2 LOW



Frequency (MHz)	Result (dBm)	Factor (dB)	PK Limit (dBm)	Over Limit (dB)	Table (o)	ANT	EUT	Verdict
32.764	-65.32	-17.50	-25.0	-40.32	192.00	Horizontal	Vertical	Pass
100.470	-61.22	-20.80	-25.0	-36.22	173.00	Horizontal	Vertical	Pass
1392.800	-53.51	-1.67	-25.0	-28.51	311.00	Horizontal	Vertical	Pass
2515.100	-35.57	3.38	-25.0	-10.57	257.00	Horizontal	Vertical	N/A
2999.200	-47.56	4.91	-25.0	-22.56	188.00	Horizontal	Vertical	Pass
6845.400	-41.09	12.52	-25.0	-16.09	348.00	Horizontal	Vertical	Pass

RSE-V&V PCC 39750 BW20 QPSK RB1 HIGH SCC 39867 BW5 QPSK RB2 LOW

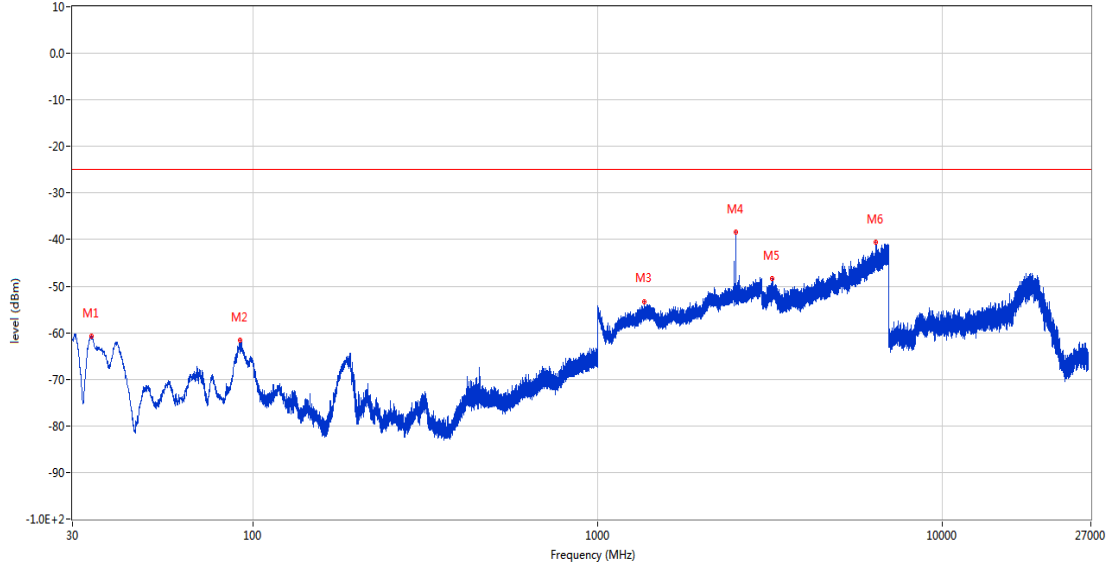
OPPO_RSE (RF) _FCC PART22&24&27_LTE Band 7 & 41(low) _2496-2570_30MHz-27GHz_



Frequency (MHz)	Result (dBm)	Factor (dB)	PK Limit (dBm)	Over Limit (dB)	Table (o)	ANT	EUT	Verdict
33.977	-60.24	-18.34	-25.0	-35.24	244.00	Vertical	Vertical	Pass
90.771	-61.68	-19.60	-25.0	-36.68	337.00	Vertical	Vertical	Pass
1399.800	-53.58	-1.86	-25.0	-28.58	252.00	Vertical	Vertical	Pass
2515.300	-31.45	3.38	-25.0	-6.45	-3.00	Vertical	Vertical	N/A
2987.200	-48.25	5.03	-25.0	-23.25	29.00	Vertical	Vertical	Pass
6817.400	-40.67	13.12	-25.0	-15.67	107.00	Vertical	Vertical	Pass

RSE-V&H PCC 39750 BW20 QPSK RB1 HIGH SCC 39867 BW5 QPSK RB2 LOW

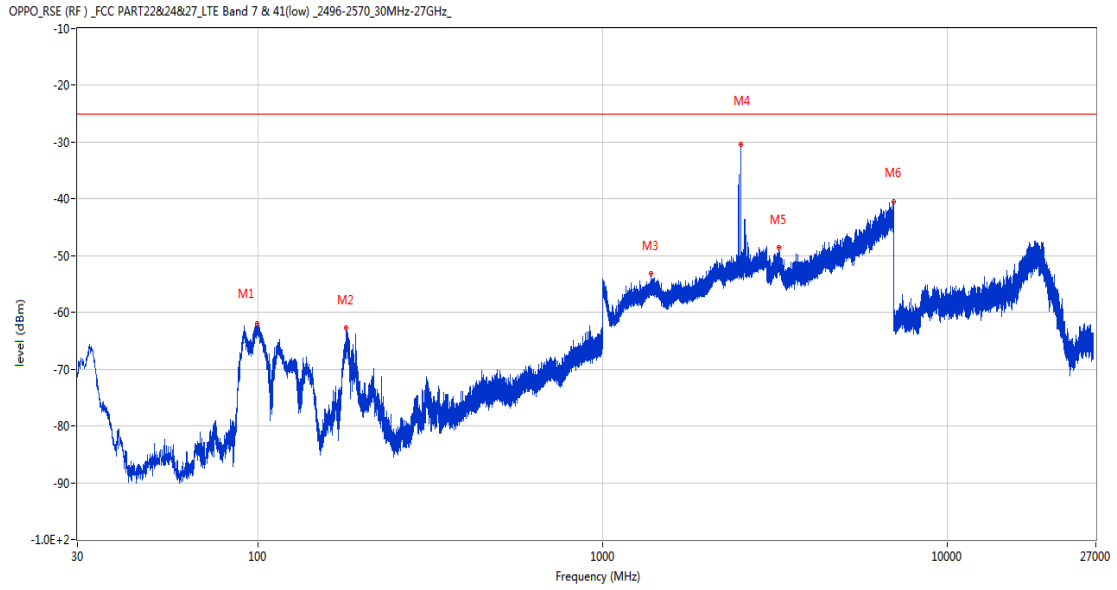
OPPO_RSE (RF)_FCC PART22&24&27_LTE Band 7 & 41(low)_2496-2570_30MHz-27GHz_



Frequency (MHz)	Result (dBm)	Factor (dB)	PK Limit (dBm)	Over Limit (dB)	Table (o)	ANT	EUT	Verdict
33.977	-60.67	-18.34	-25.0	-35.67	290.00	Vertical	Horizontal	Pass
92.032	-61.64	-19.77	-25.0	-36.64	247.00	Vertical	Horizontal	Pass
1366.900	-53.38	-2.07	-25.0	-28.38	5.00	Vertical	Horizontal	Pass
2515.200	-38.28	3.38	-25.0	-13.28	302.00	Vertical	Horizontal	N/A
3205.200	-48.31	4.26	-25.0	-23.31	59.00	Vertical	Horizontal	Pass
6411.000	-40.57	11.60	-25.0	-15.57	106.00	Vertical	Horizontal	Pass

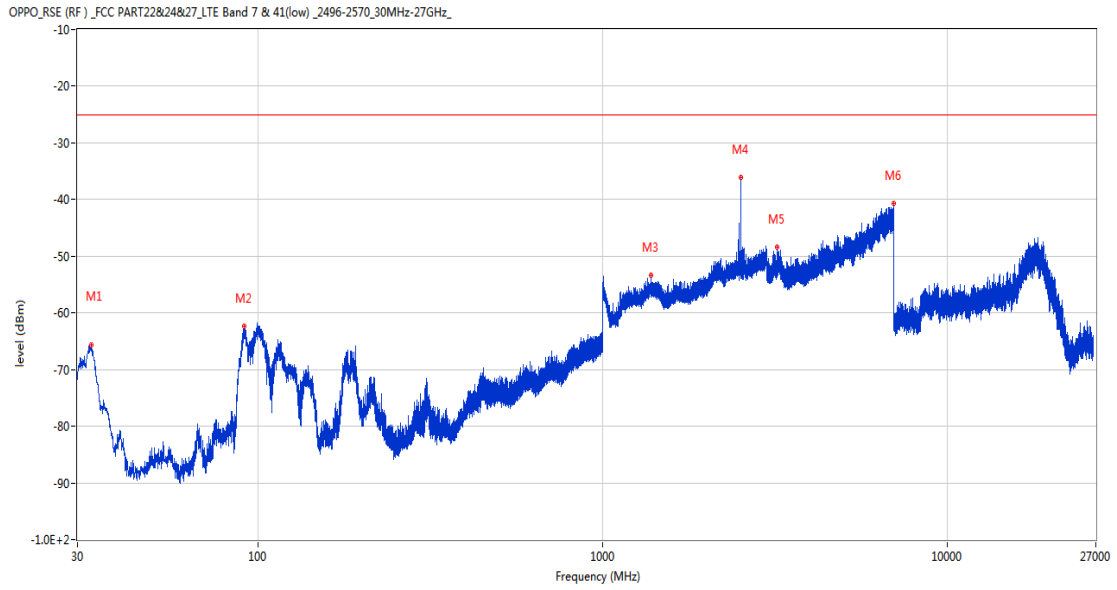
46.2 CA_41C 20MHz+5MHz, 16-QAM, Low Channel

RSE-H&H PCC 39750 BW20 16QAM RB1 HIGH SCC 39867 BW5 16QAM RB2 LOW



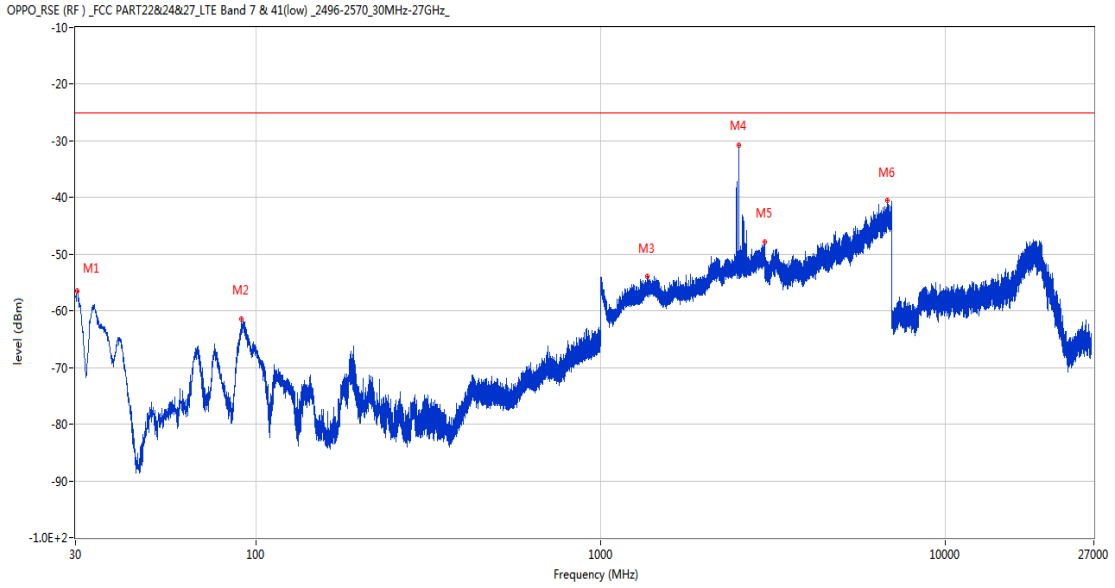
Frequency (MHz)	Result (dBm)	Factor (dB)	PK Limit (dBm)	Over Limit (dB)	Table (o)	ANT	EUT	Verdict
99.646	-62.05	-20.71	-25.0	-37.05	0.00	Horizontal	Horizontal	Pass
180.544	-62.74	-14.55	-25.0	-37.74	362.00	Horizontal	Horizontal	Pass
1386.900	-53.24	-1.82	-25.0	-28.24	89.00	Horizontal	Horizontal	Pass
2514.900	-30.47	3.38	-25.0	-5.47	302.00	Horizontal	Horizontal	N/A
3255.000	-48.50	5.74	-25.0	-23.50	246.00	Horizontal	Horizontal	Pass
6998.200	-40.50	13.95	-25.0	-15.50	262.00	Horizontal	Horizontal	Pass

RSE-H&V PCC 39750 BW20 16QAM RB1 HIGH SCC 39867 BW5 16QAM RB2 LOW



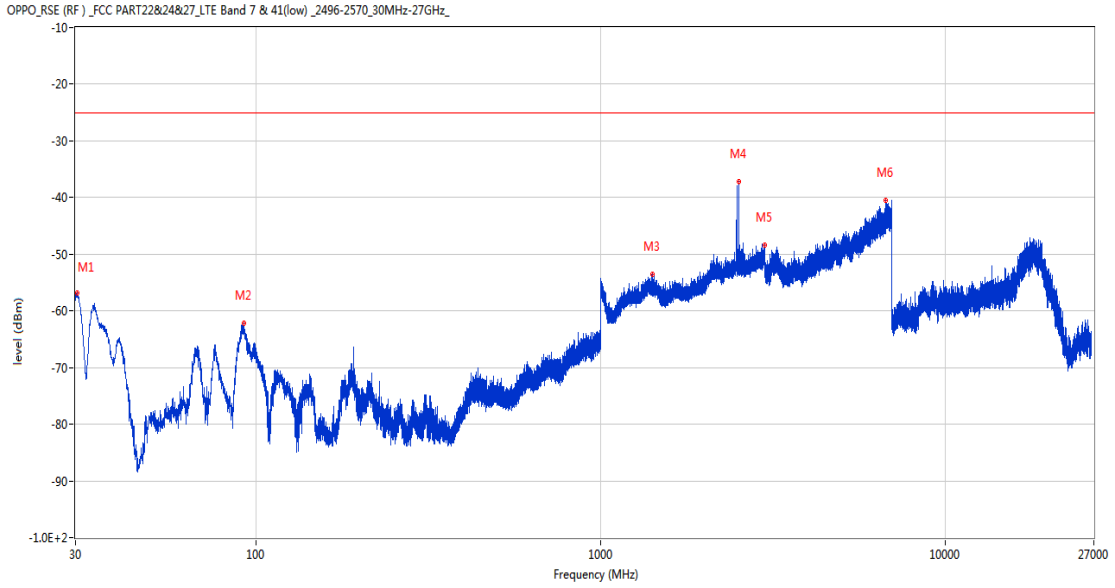
Frequency (MHz)	Result (dBm)	Factor (dB)	PK Limit (dBm)	Over Limit (dB)	Table (o)	ANT	EUT	Verdict
32.813	-65.64	-17.46	-25.0	-40.64	212.00	Horizontal	Vertical	Pass
91.159	-62.44	-19.63	-25.0	-37.44	0.00	Horizontal	Vertical	Pass
1383.800	-53.37	-2.03	-25.0	-28.37	328.00	Horizontal	Vertical	Pass
2515.100	-36.07	3.38	-25.0	-11.07	259.00	Horizontal	Vertical	N/A
3219.200	-48.47	5.60	-25.0	-23.47	0.00	Horizontal	Vertical	Pass
6995.400	-40.70	13.80	-25.0	-15.70	361.00	Horizontal	Vertical	Pass

RSE-V&V PCC 39750 BW20 16QAM RB1 HIGH SCC 39867 BW5 16QAM RB2 LOW



Frequency (MHz)	Result (dBm)	Factor (dB)	PK Limit (dBm)	Over Limit (dB)	Table (o)	ANT	EUT	Verdict
30.291	-56.39	-19.21	-25.0	-31.39	361.00	Vertical	Vertical	Pass
90.916	-61.45	-19.61	-25.0	-36.45	237.00	Vertical	Vertical	Pass
1365.700	-53.85	-2.12	-25.0	-28.85	-3.00	Vertical	Vertical	Pass
2515.000	-30.73	3.38	-25.0	-5.73	10.00	Vertical	Vertical	N/A
2990.000	-47.91	5.07	-25.0	-22.91	85.00	Vertical	Vertical	Pass
6806.400	-40.52	13.12	-25.0	-15.52	195.00	Vertical	Vertical	Pass

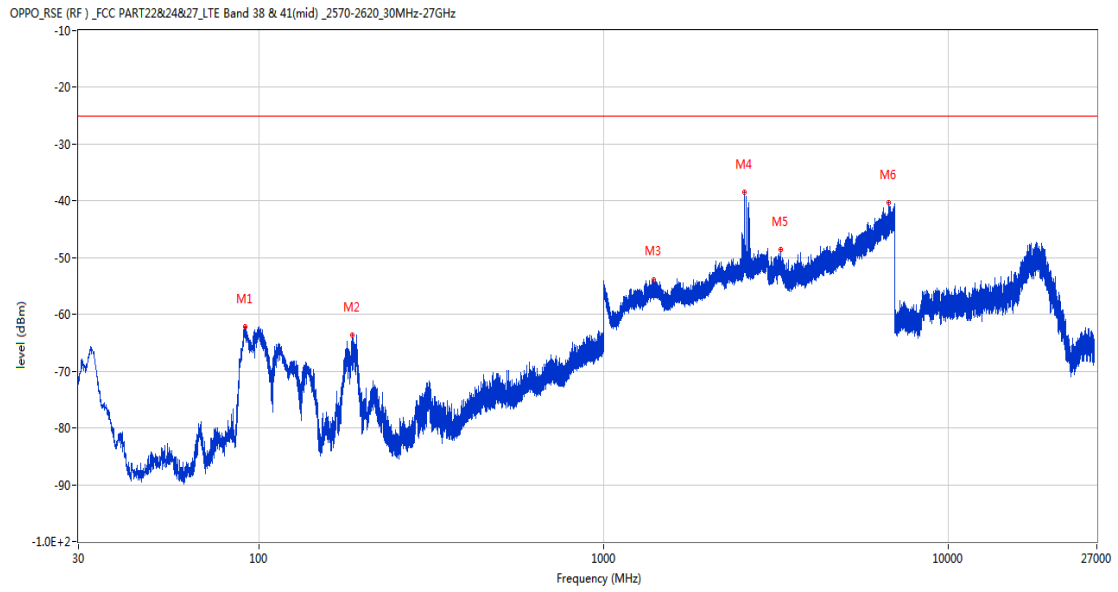
RSE-V&H PCC 39750 BW20 16QAM RB1 HIGH SCC 39867 BW5 16QAM RB2 LOW



Frequency (MHz)	Result (dBm)	Factor (dB)	PK Limit (dBm)	Over Limit (dB)	Table (o)	ANT	EUT	Verdict
30.340	-56.79	-19.17	-25.0	-31.79	361.00	Vertical	Horizontal	Pass
92.420	-62.21	-19.88	-25.0	-37.21	247.00	Vertical	Horizontal	Pass
1413.600	-53.61	-1.90	-25.0	-28.61	335.00	Vertical	Horizontal	Pass
2515.100	-37.15	3.38	-25.0	-12.15	302.00	Vertical	Horizontal	N/A
2997.900	-48.43	4.83	-25.0	-23.43	140.00	Vertical	Horizontal	Pass
6728.600	-40.53	11.43	-25.0	-15.53	98.00	Vertical	Horizontal	Pass

46.3 CA_41C 20MHz+5MHz, QPSK, Middle Channel

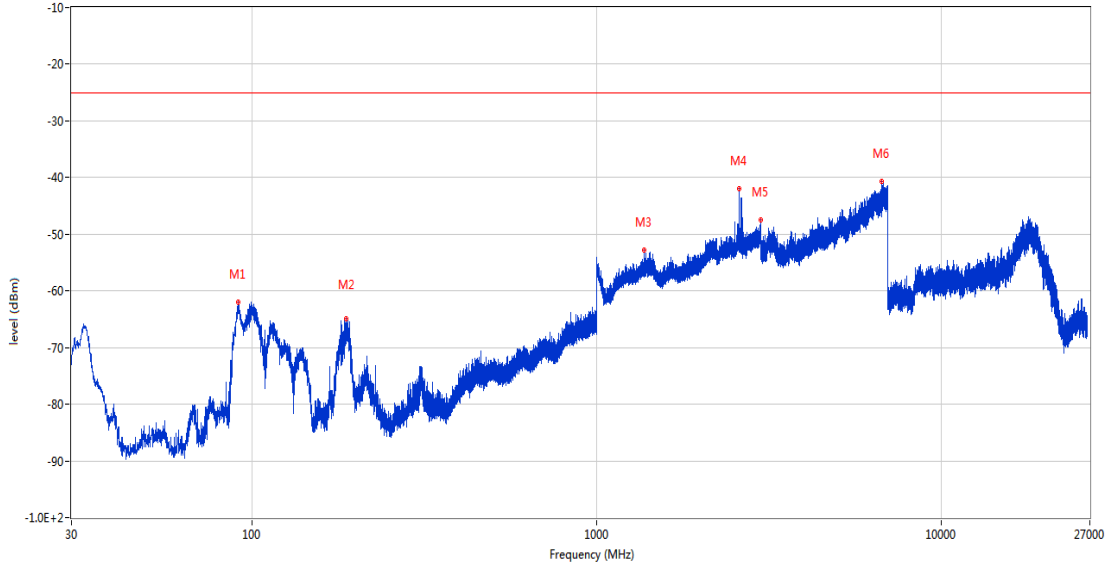
RSE-H&H PCC 40595 BW20 QPSK RB1 HIGH SCC 40712 BW5 QPSK RB2 LOW



Frequency (MHz)	Result (dBm)	Factor (dB)	PK Limit (dBm)	Over Limit (dB)	Table (o)	ANT	EUT	Verdict
91.207	-62.22	-19.68	-25.0	-37.22	361.00	Horizontal	Horizontal	Pass
186.995	-63.71	-14.87	-25.0	-38.71	363.00	Horizontal	Horizontal	Pass
1400.400	-53.97	-1.73	-25.0	-28.97	170.00	Horizontal	Horizontal	Pass
2563.700	-38.54	5.99	-25.0	-13.54	236.00	Horizontal	Horizontal	N/A
3260.400	-48.58	5.55	-25.0	-23.58	39.00	Horizontal	Horizontal	Pass
6736.800	-40.39	11.64	-25.0	-15.39	61.00	Horizontal	Horizontal	Pass

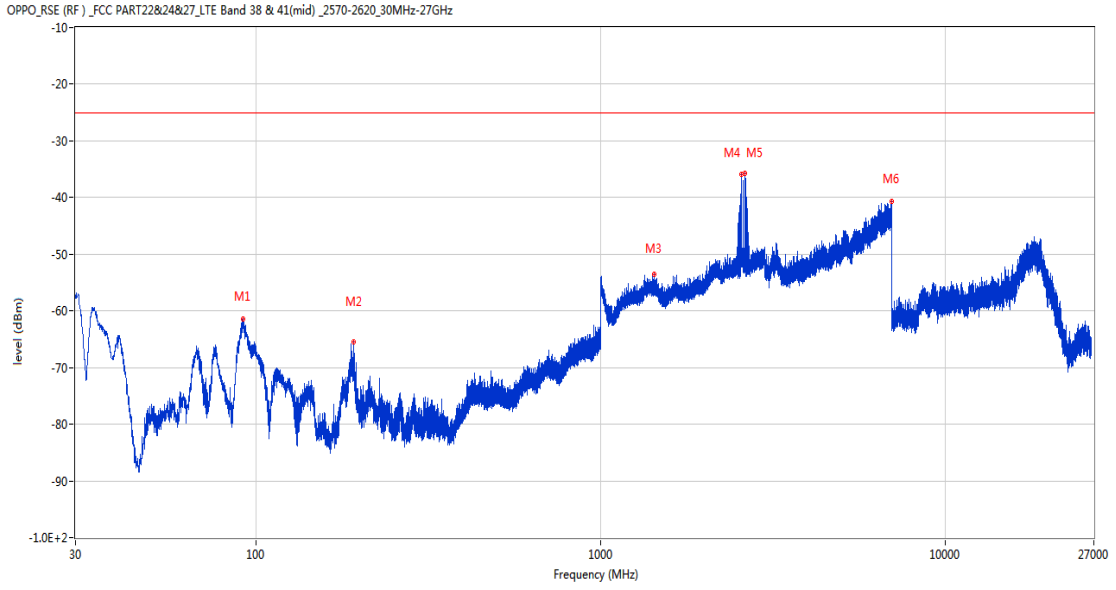
RSE-H&V PCC 40595 BW20 QPSK RB1 HIGH SCC 40712 BW5 QPSK RB2 LOW

OPPO_RSE (RF) _FCC PART22&24&27_LTE Band 38 & 41(mid) _2570-2620_30MHz-27GHz



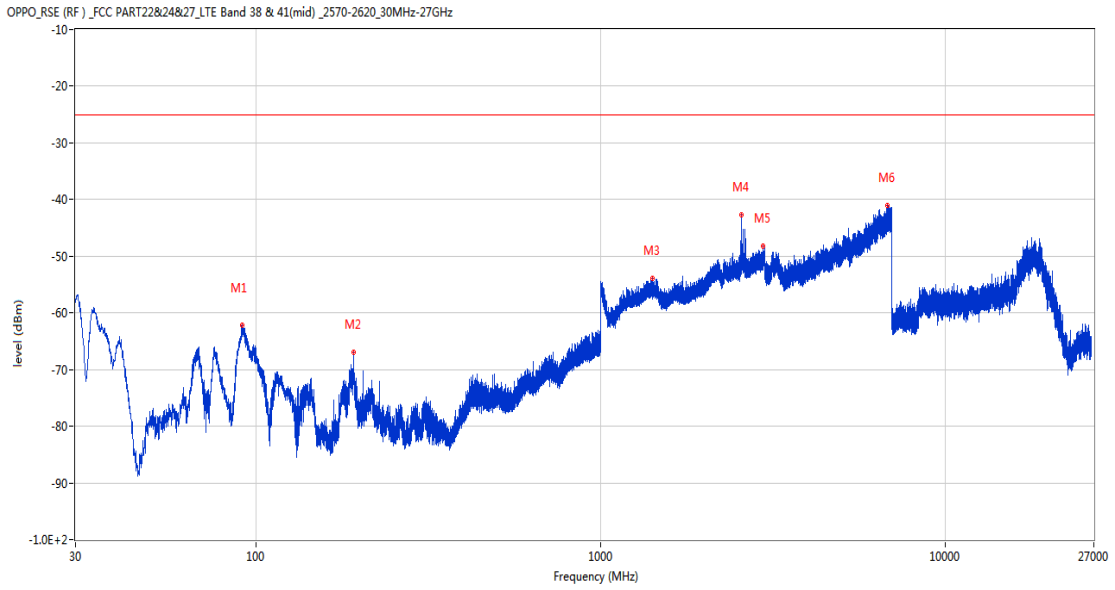
Frequency (MHz)	Result (dBm)	Factor (dB)	PK Limit (dBm)	Over Limit (dB)	Table (o)	ANT	EUT	Verdict
91.207	-62.05	-19.68	-25.0	-37.05	0.00	Horizontal	Vertical	Pass
187.383	-64.98	-14.84	-25.0	-39.98	363.00	Horizontal	Vertical	Pass
1373.300	-52.85	-1.95	-25.0	-27.85	138.00	Horizontal	Vertical	Pass
2599.800	-41.96	4.50	-25.0	-16.96	305.00	Horizontal	Vertical	N/A
2991.800	-47.44	4.77	-25.0	-22.44	285.00	Horizontal	Vertical	Pass
6714.800	-40.60	11.12	-25.0	-15.60	271.00	Horizontal	Vertical	Pass

RSE-V&V PCC 40595 BW20 QPSK RB1 HIGH SCC 40712 BW5 QPSK RB2 LOW



Frequency (MHz)	Result (dBm)	Factor (dB)	PK Limit (dBm)	Over Limit (dB)	Table (o)	ANT	EUT	Verdict
91.644	-61.42	-19.72	-25.0	-36.42	257.00	Vertical	Vertical	Pass
192.718	-65.54	-14.66	-25.0	-40.54	257.00	Vertical	Vertical	Pass
1435.500	-53.52	-2.04	-25.0	-28.52	300.00	Vertical	Vertical	Pass
2561.200	-35.99	4.48	-25.0	-10.99	344.00	Vertical	Vertical	N/A
2627.000	-35.69	3.59	-25.0	-10.69	360.00	Vertical	Vertical	N/A
6994.000	-40.62	13.89	-25.0	-15.62	194.00	Vertical	Vertical	Pass

RSE-V&H PCC 40595 BW20 QPSK RB1 HIGH SCC 40712 BW5 QPSK RB2 LOW

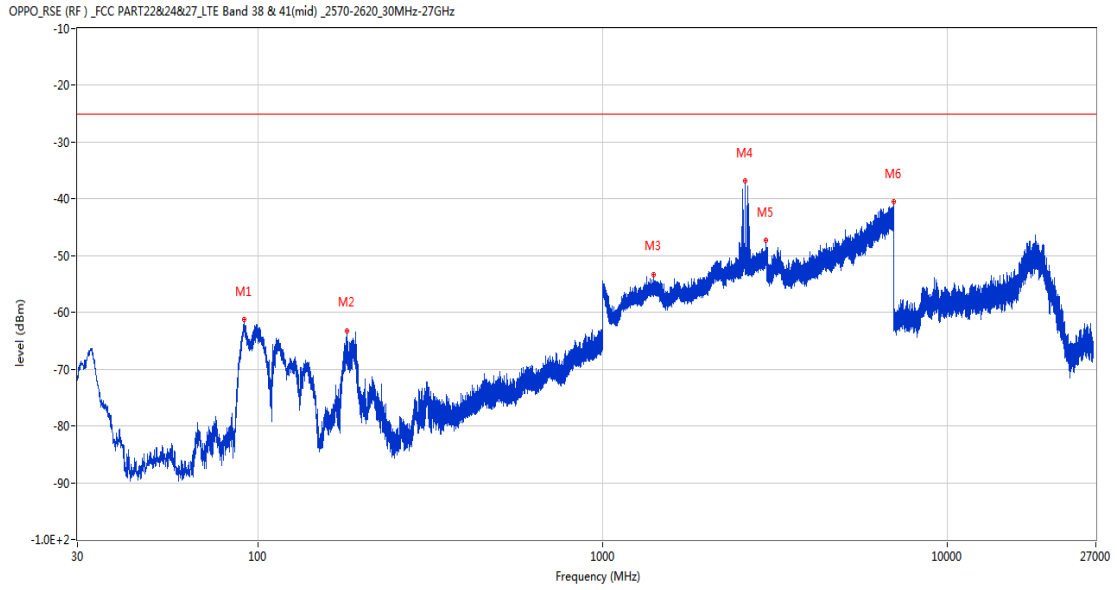


Frequency (MHz)	Result (dBm)	Factor (dB)	PK Limit (dBm)	Over Limit (dB)	Table (o)	ANT	EUT	Verdict
91.547	-62.10	-19.71	-25.0	-37.10	261.00	Vertical	Horizontal	Pass
192.669	-66.92	-14.67	-25.0	-41.92	261.00	Vertical	Horizontal	Pass
1414.300	-53.87	-1.93	-25.0	-28.87	203.00	Vertical	Horizontal	Pass
2560.400	-42.67	3.96	-25.0	-17.67	-3.00	Vertical	Horizontal	N/A
2961.100	-48.17	4.51	-25.0	-23.17	331.00	Vertical	Horizontal	Pass
6785.000	-40.97	12.82	-25.0	-15.97	32.00	Vertical	Horizontal	Pass



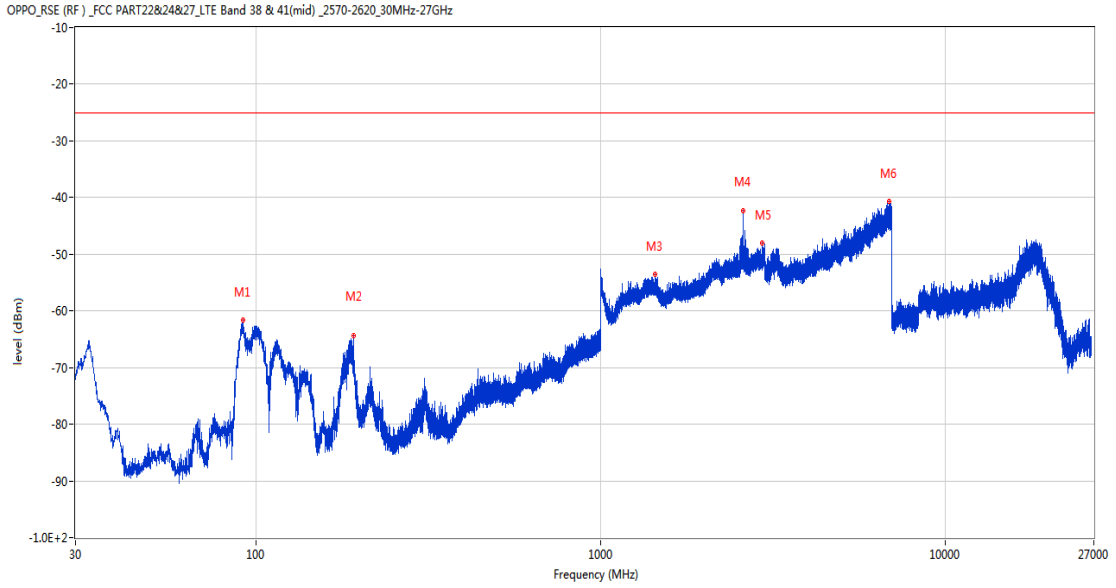
46.4 CA_41C 20MHz+5MHz, 16-QAM, Middle Channel

RSE-H&H PCC 40595 BW20 16QAM RB1 HIGH SCC 40712 BW5 16QAM RB2 LOW



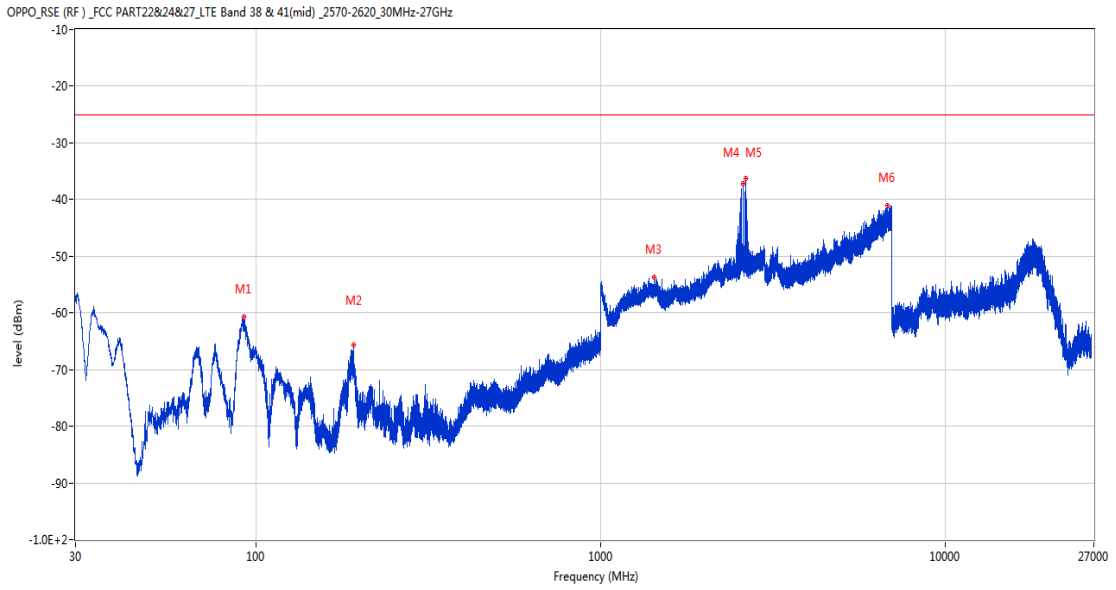
Frequency (MHz)	Result (dBm)	Factor (dB)	PK Limit (dBm)	Over Limit (dB)	Table (o)	ANT	EUT	Verdict
91.450	-61.25	-19.70	-25.0	-36.25	15.00	Horizontal	Horizontal	Pass
181.320	-63.28	-14.64	-25.0	-38.28	363.00	Horizontal	Horizontal	Pass
1404.500	-53.28	-1.83	-25.0	-28.28	21.00	Horizontal	Horizontal	Pass
2599.700	-36.78	4.51	-25.0	-11.78	297.00	Horizontal	Horizontal	N/A
2982.100	-47.33	5.05	-25.0	-22.33	67.00	Horizontal	Horizontal	Pass
6999.200	-40.46	13.93	-25.0	-15.46	226.00	Horizontal	Horizontal	Pass

RSE-H&V PCC 40595 BW20 16QAM RB1 HIGH SCC 40712 BW5 16QAM RB2 LOW



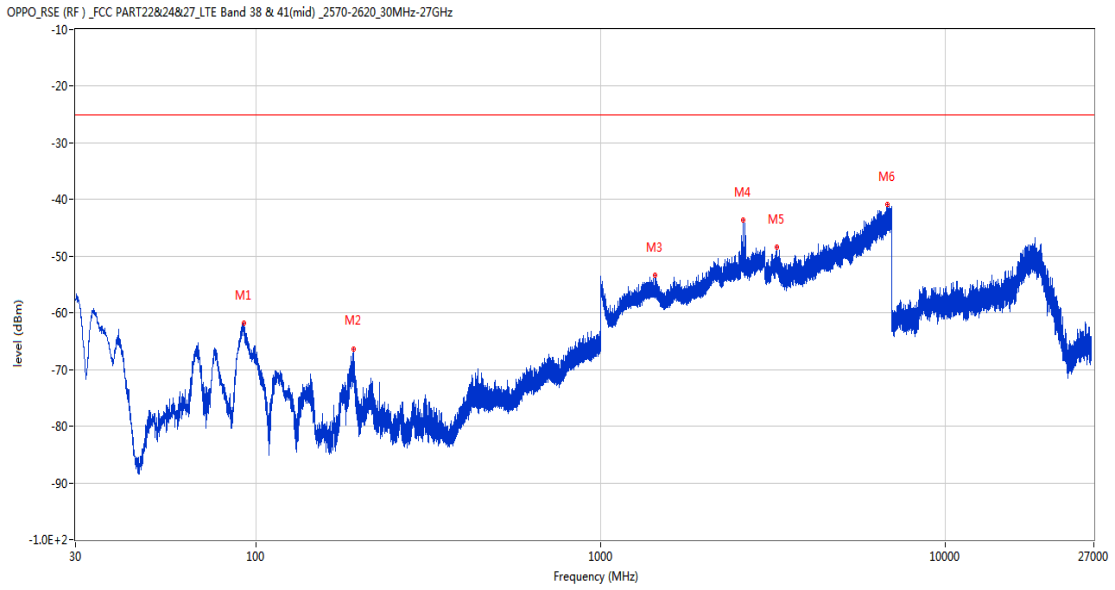
Frequency (MHz)	Result (dBm)	Factor (dB)	PK Limit (dBm)	Over Limit (dB)	Table (o)	ANT	EUT	Verdict
91.886	-61.70	-19.77	-25.0	-36.70	0.00	Horizontal	Vertical	Pass
192.572	-64.43	-14.67	-25.0	-39.43	361.00	Horizontal	Vertical	Pass
1440.100	-53.50	-2.13	-25.0	-28.50	223.00	Horizontal	Vertical	Pass
2599.400	-42.32	4.52	-25.0	-17.32	248.00	Horizontal	Vertical	N/A
2949.900	-48.03	4.40	-25.0	-23.03	173.00	Horizontal	Vertical	Pass
6897.400	-40.76	12.07	-25.0	-15.76	197.00	Horizontal	Vertical	Pass

RSE-V&V PCC 40595 BW20 16QAM RB1 HIGH SCC 40712 BW5 16QAM RB2 LOW



Frequency (MHz)	Result (dBm)	Factor (dB)	PK Limit (dBm)	Over Limit (dB)	Table (o)	ANT	EUT	Verdict
92.177	-60.72	-19.83	-25.0	-35.72	268.00	Vertical	Vertical	Pass
192.572	-65.57	-14.67	-25.0	-40.57	244.00	Vertical	Vertical	Pass
1428.100	-53.73	-1.83	-25.0	-28.73	-3.00	Vertical	Vertical	Pass
2599.600	-37.26	4.51	-25.0	-12.26	-3.00	Vertical	Vertical	N/A
2641.700	-36.35	2.50	-25.0	-11.35	-3.00	Vertical	Vertical	N/A
6782.200	-41.06	12.72	-25.0	-16.06	21.00	Vertical	Vertical	Pass

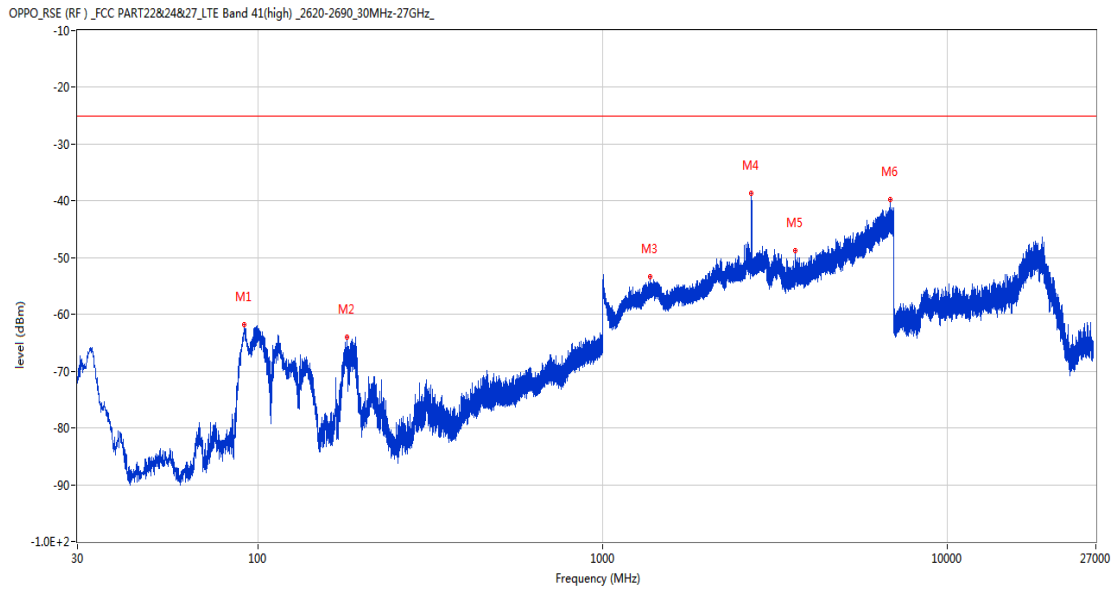
RSE-V&H PCC 40595 BW20 16QAM RB1 HIGH SCC 40712 BW5 16QAM RB2 LOW



Frequency (MHz)	Result (dBm)	Factor (dB)	PK Limit (dBm)	Over Limit (dB)	Table (o)	ANT	EUT	Verdict
92.177	-61.76	-19.83	-25.0	-36.76	294.00	Vertical	Horizontal	Pass
192.718	-66.31	-14.66	-25.0	-41.31	241.00	Vertical	Horizontal	Pass
1441.300	-53.33	-2.13	-25.0	-28.33	204.00	Vertical	Horizontal	Pass
2599.600	-43.58	4.51	-25.0	-18.58	310.00	Vertical	Horizontal	N/A
3252.200	-48.43	5.89	-25.0	-23.43	184.00	Vertical	Horizontal	Pass
6786.600	-40.89	12.87	-25.0	-15.89	210.00	Vertical	Horizontal	Pass

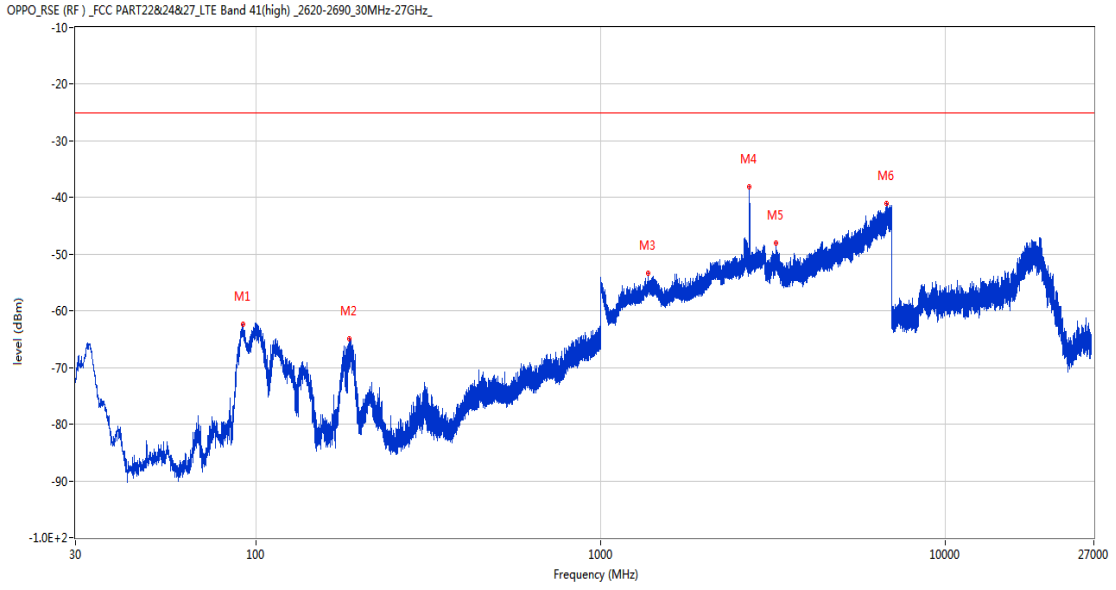
46.5 CA_41C 20MHz+5MHz, QPSK, High Channel

RSE-H&H PCC 41440 BW20 QPSK RB1 HIGH SCC 41557 BW5 QPSK RB2 LOW



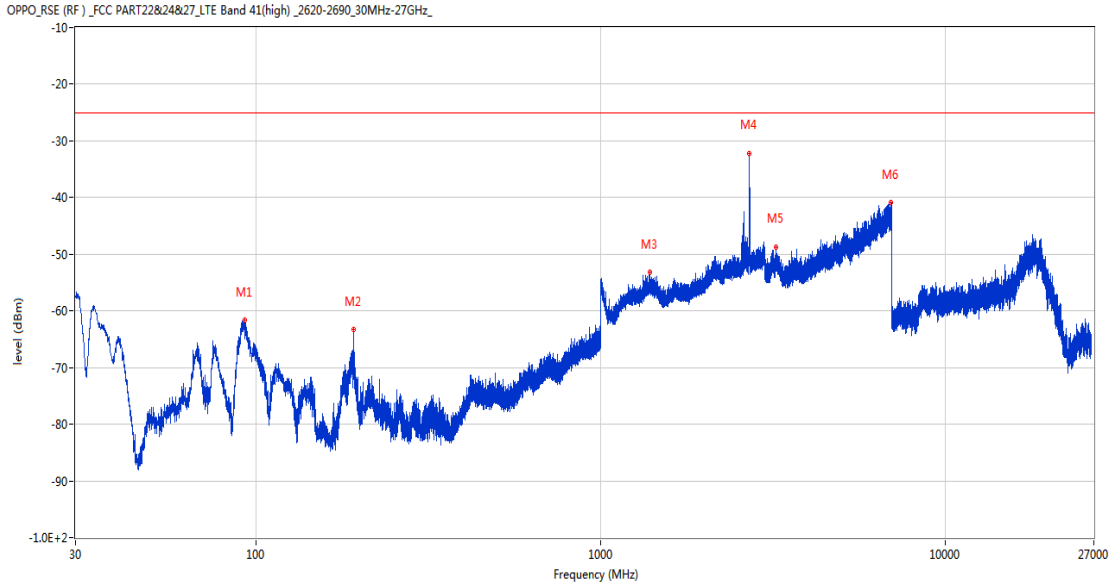
Frequency (MHz)	Result (dBm)	Factor (dB)	PK Limit (dBm)	Over Limit (dB)	Table (o)	ANT	EUT	Verdict
91.207	-61.86	-19.67	-25.0	-36.86	-3.00	Horizontal	Horizontal	Pass
181.126	-64.02	-14.63	-25.0	-39.02	359.00	Horizontal	Horizontal	Pass
1376.000	-53.41	-1.92	-25.0	-28.41	24.00	Horizontal	Horizontal	Pass
2702.900	-38.74	4.01	-25.0	-13.74	218.00	Horizontal	Horizontal	N/A
3621.800	-48.83	4.51	-25.0	-23.83	-1.00	Horizontal	Horizontal	Pass
6820.000	-39.81	13.08	-25.0	-14.81	55.00	Horizontal	Horizontal	Pass

RSE-H&V PCC 41440 BW20 QPSK RB1 HIGH SCC 41557 BW5 QPSK RB2 LOW



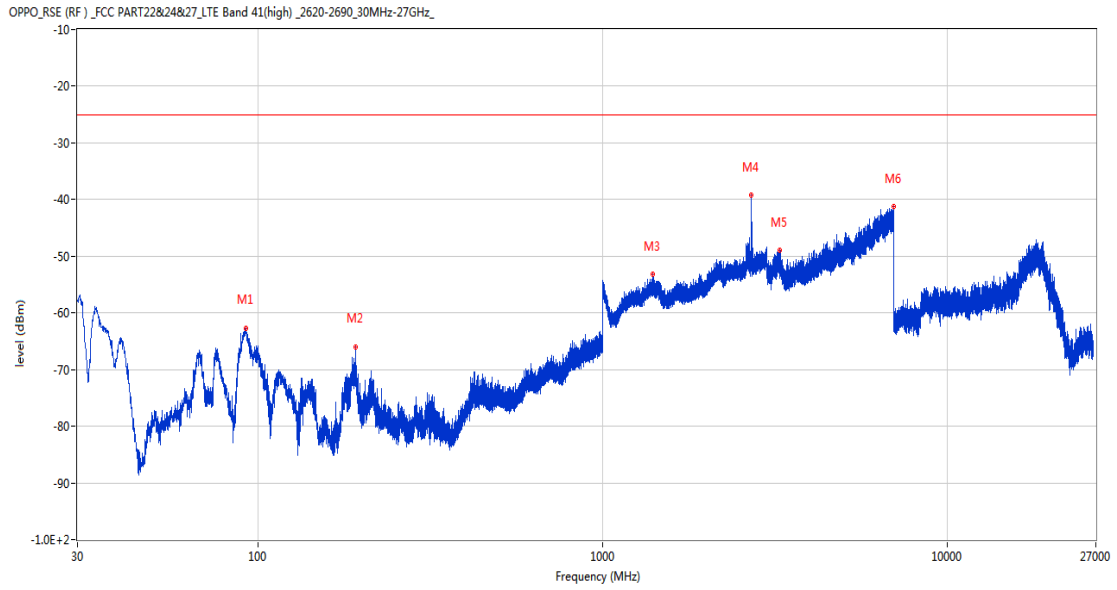
Frequency (MHz)	Result (dBm)	Factor (dB)	PK Limit (dBm)	Over Limit (dB)	Table (o)	ANT	EUT	Verdict
91.644	-62.38	-19.71	-25.0	-37.38	-2.00	Horizontal	Vertical	Pass
186.461	-64.92	-15.00	-25.0	-39.92	350.00	Horizontal	Vertical	Pass
1374.600	-53.39	-1.91	-25.0	-28.39	239.00	Horizontal	Vertical	Pass
2700.000	-38.16	4.44	-25.0	-13.16	229.00	Horizontal	Vertical	N/A
3237.600	-48.01	6.47	-25.0	-23.01	-1.00	Horizontal	Vertical	Pass
6746.800	-41.04	11.99	-25.0	-16.04	139.00	Horizontal	Vertical	Pass

RSE-V&V PCC 41440 BW20 QPSK RB1 HIGH SCC 41557 BW5 QPSK RB2 LOW



Frequency (MHz)	Result (dBm)	Factor (dB)	PK Limit (dBm)	Over Limit (dB)	Table (o)	ANT	EUT	Verdict
92.759	-61.63	-19.95	-25.0	-36.63	243.00	Vertical	Vertical	Pass
192.572	-63.29	-14.70	-25.0	-38.29	233.00	Vertical	Vertical	Pass
1395.100	-53.24	-1.81	-25.0	-28.24	356.00	Vertical	Vertical	Pass
2698.600	-32.32	4.67	-25.0	-7.32	188.00	Vertical	Vertical	N/A
3233.200	-48.67	6.78	-25.0	-23.67	316.00	Vertical	Vertical	Pass
6976.200	-40.94	13.41	-25.0	-15.94	1.00	Vertical	Vertical	Pass

RSE-V&H PCC 41440 BW20 QPSK RB1 HIGH SCC 41557 BW5 QPSK RB2 LOW

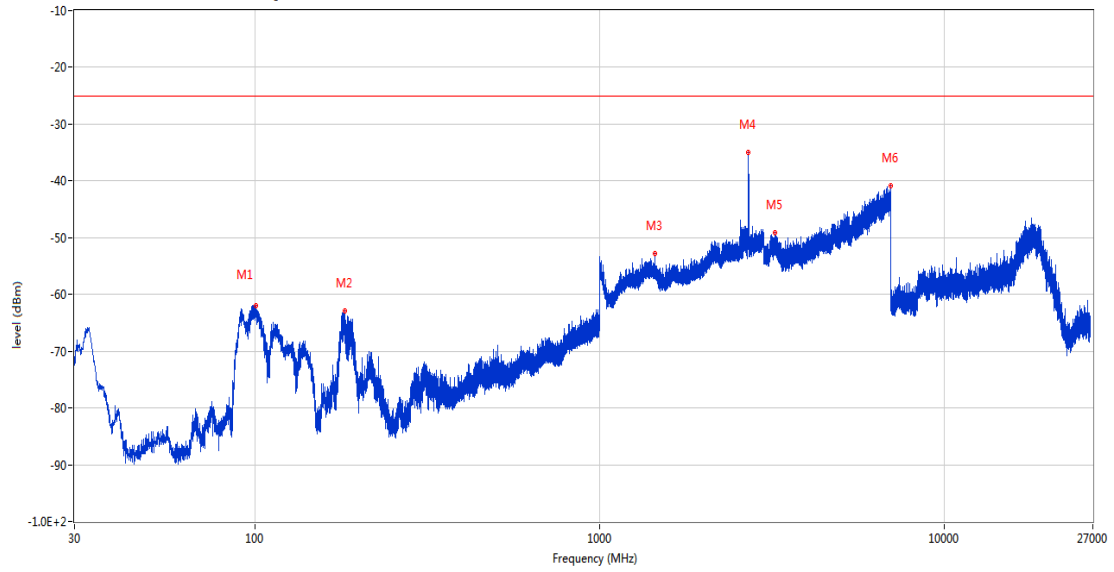


Frequency (MHz)	Result (dBm)	Factor (dB)	PK Limit (dBm)	Over Limit (dB)	Table (o)	ANT	EUT	Verdict
92.323	-62.64	-19.85	-25.0	-37.64	237.00	Vertical	Horizontal	Pass
192.669	-65.95	-14.69	-25.0	-40.95	269.00	Vertical	Horizontal	Pass
1401.800	-53.14	-1.76	-25.0	-28.14	362.00	Vertical	Horizontal	Pass
2699.600	-39.28	4.53	-25.0	-14.28	158.00	Vertical	Horizontal	N/A
3258.800	-49.01	5.55	-25.0	-24.01	-3.00	Vertical	Horizontal	Pass
6990.000	-41.31	13.82	-25.0	-16.31	234.00	Vertical	Horizontal	Pass

46.6 CA_41C 20MHz+5MHz, 16-QAM, High Channel

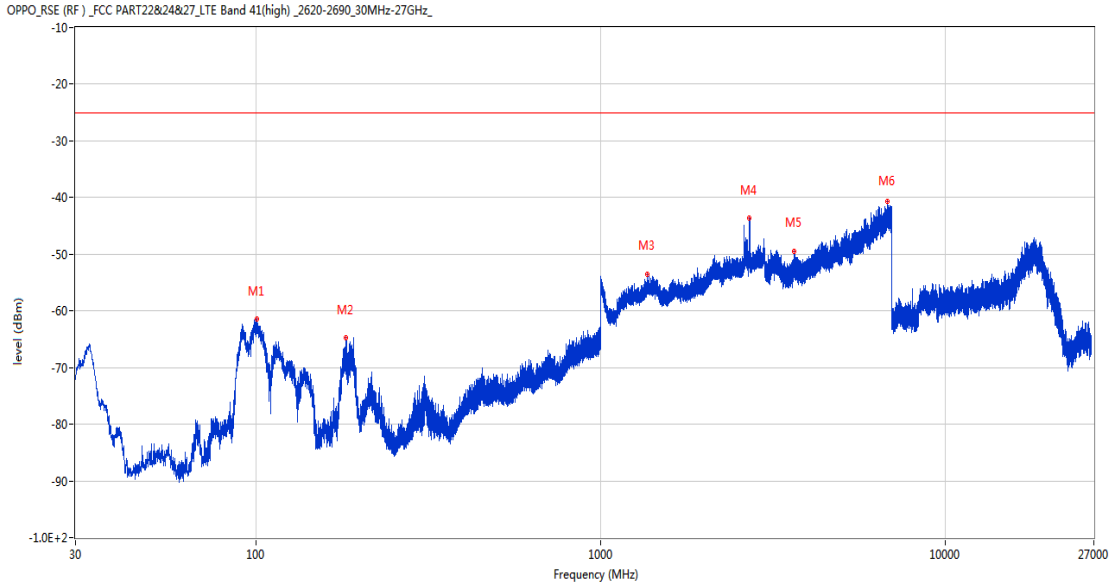
RSE-H&H PCC 41440 BW20 16QAM RB1 HIGH SCC 41557 BW5 16QAM RB2 LOW

OPPO_RSE (RF) _FCC PART22&24&27_LTE Band 41(high) _2620-2690_30MHz-27GHz_



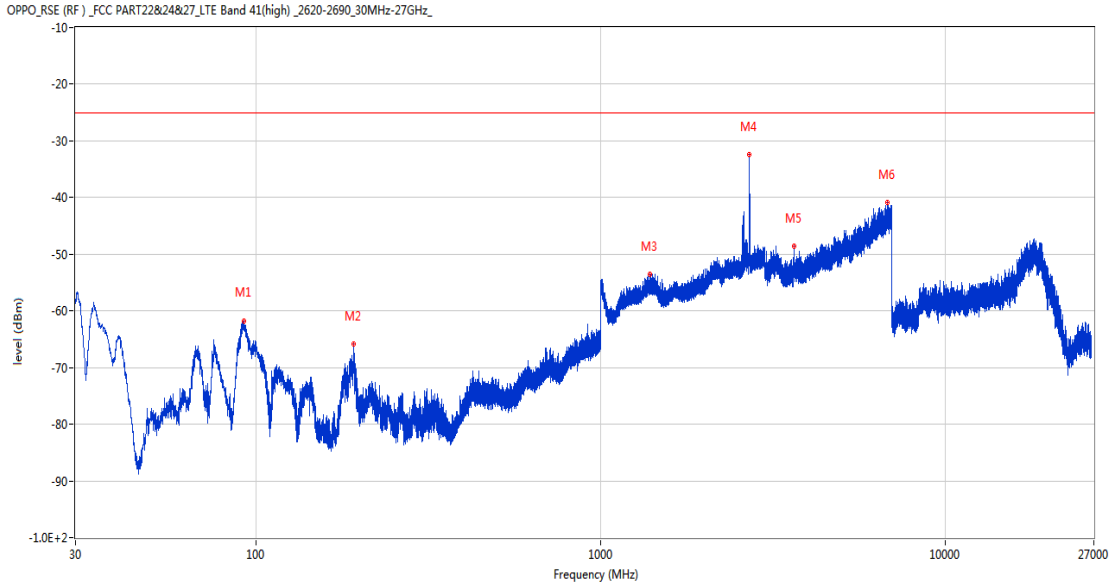
Frequency (MHz)	Result (dBm)	Factor (dB)	PK Limit (dBm)	Over Limit (dB)	Table (o)	ANT	EUT	Verdict
100.567	-61.95	-20.84	-25.0	-36.95	-3.00	Horizontal	Horizontal	Pass
182.484	-62.91	-14.78	-25.0	-37.91	360.00	Horizontal	Horizontal	Pass
1447.200	-52.75	-2.11	-25.0	-27.75	363.00	Horizontal	Horizontal	Pass
2696.700	-34.98	4.70	-25.0	-9.98	280.00	Horizontal	Horizontal	N/A
3222.400	-49.18	5.97	-25.0	-24.18	175.00	Horizontal	Horizontal	Pass
6990.200	-40.92	13.83	-25.0	-15.92	333.00	Horizontal	Horizontal	Pass

RSE-H&V PCC 41440 BW20 16QAM RB1 HIGH SCC 41557 BW5 16QAM RB2 LOW



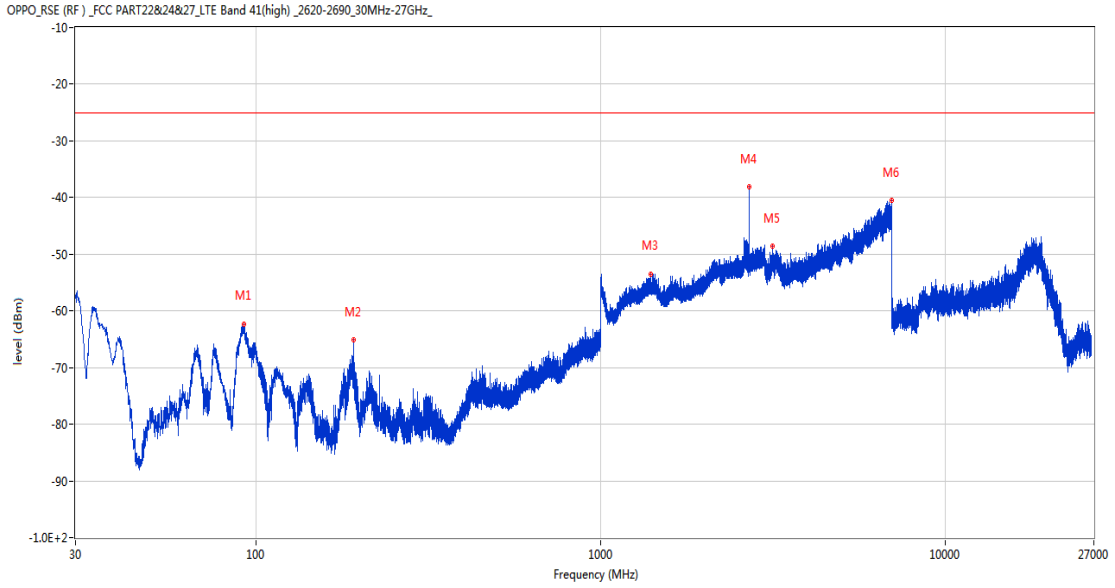
Frequency (MHz)	Result (dBm)	Factor (dB)	PK Limit (dBm)	Over Limit (dB)	Table (o)	ANT	EUT	Verdict
100.519	-61.50	-20.83	-25.0	-36.50	-3.00	Horizontal	Vertical	Pass
182.775	-64.76	-14.81	-25.0	-39.76	360.00	Horizontal	Vertical	Pass
1369.100	-53.47	-2.03	-25.0	-28.47	360.00	Horizontal	Vertical	Pass
2699.300	-43.70	4.59	-25.0	-18.70	361.00	Horizontal	Vertical	N/A
3655.200	-49.43	5.60	-25.0	-24.43	161.00	Horizontal	Vertical	Pass
6787.400	-40.70	12.88	-25.0	-15.70	-1.00	Horizontal	Vertical	Pass

RSE-V&V PCC 41440 BW20 16QAM RB1 HIGH SCC 41557 BW5 16QAM RB2 LOW



Frequency (MHz)	Result (dBm)	Factor (dB)	PK Limit (dBm)	Over Limit (dB)	Table (o)	ANT	EUT	Verdict
92.323	-61.72	-19.85	-25.0	-36.72	296.00	Vertical	Vertical	Pass
192.524	-65.92	-14.70	-25.0	-40.92	254.00	Vertical	Vertical	Pass
1390.500	-53.48	-1.88	-25.0	-28.48	361.00	Vertical	Vertical	Pass
2695.900	-32.49	4.71	-25.0	-7.49	363.00	Vertical	Vertical	N/A
3648.600	-48.63	5.66	-25.0	-23.63	282.00	Vertical	Vertical	Pass
6816.600	-40.93	13.12	-25.0	-15.93	-3.00	Vertical	Vertical	Pass

RSE-V&H PCC 41440 BW20 16QAM RB1 HIGH SCC 41557 BW5 16QAM RB2 LOW

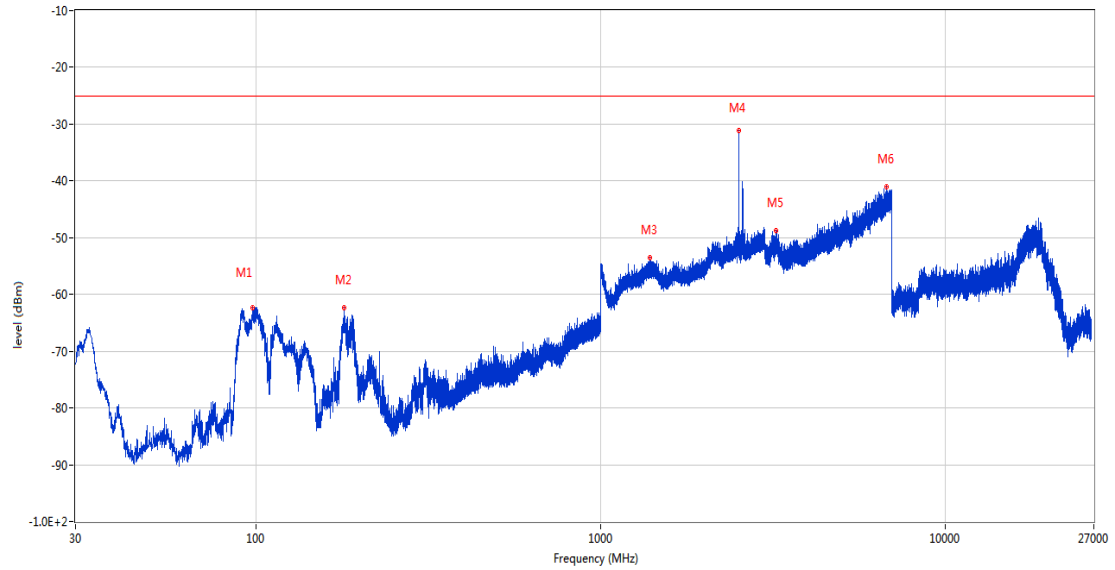


Frequency (MHz)	Result (dBm)	Factor (dB)	PK Limit (dBm)	Over Limit (dB)	Table (o)	ANT	EUT	Verdict
92.274	-62.27	-19.84	-25.0	-37.27	237.00	Vertical	Horizontal	Pass
192.718	-65.16	-14.68	-25.0	-40.16	237.00	Vertical	Horizontal	Pass
1402.200	-53.46	-1.77	-25.0	-28.46	0.00	Vertical	Horizontal	Pass
2698.600	-38.10	4.67	-25.0	-13.10	288.00	Vertical	Horizontal	N/A
3152.000	-48.57	5.64	-25.0	-23.57	294.00	Vertical	Horizontal	Pass
6997.600	-40.56	13.96	-25.0	-15.56	329.00	Vertical	Horizontal	Pass

46.7 CA_41C 20MHz+20MHz, QPSK, Low Channel

RSE-H&H PCC 39750 BW20 QPSK RB1 HIGH SCC 39948 BW20 QPSK RB2 LOW

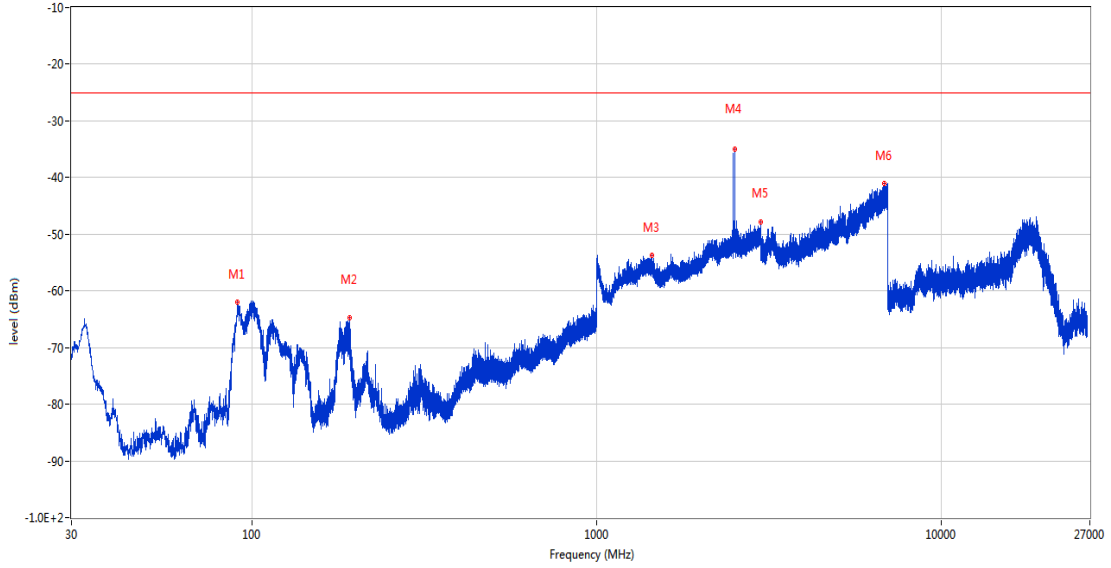
OPPO_RSE (RF) _FCC PART22&24&27_LTE Band 7 & 41(low) _2496-2570_30MHz-27GHz_



Frequency (MHz)	Result (dBm)	Factor (dB)	PK Limit (dBm)	Over Limit (dB)	Table (o)	ANT	EUT	Verdict
97.900	-62.36	-20.40	-25.0	-37.36	12.00	Horizontal	Horizontal	Pass
180.592	-62.32	-14.55	-25.0	-37.32	360.00	Horizontal	Horizontal	Pass
1391.600	-53.53	-1.71	-25.0	-28.53	86.00	Horizontal	Horizontal	Pass
2515.200	-31.03	3.38	-25.0	-6.03	292.00	Horizontal	Horizontal	N/A
3236.200	-48.70	6.60	-25.0	-23.70	304.00	Horizontal	Horizontal	Pass
6772.600	-41.06	12.76	-25.0	-16.06	323.00	Horizontal	Horizontal	Pass

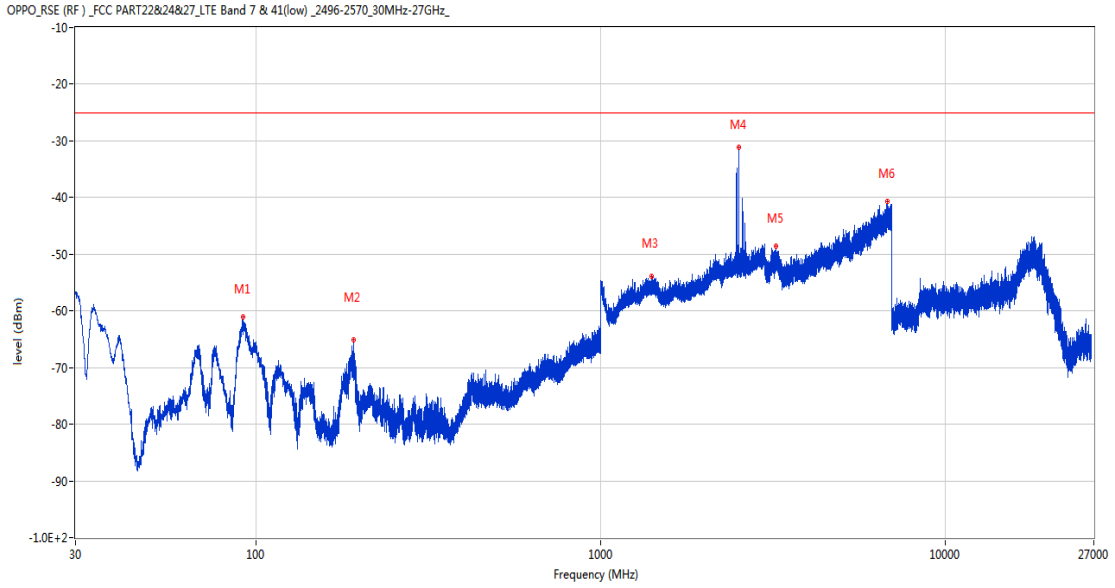
RSE-H&V PCC 39750 BW20 QPSK RB1 HIGH SCC 39948 BW20 QPSK RB2 LOW

OPPO_RSE (RF) _FCC PART22&24&27_LTE Band 7 & 41(low)_2496-2570_30MHz-27GHz_



Frequency (MHz)	Result (dBm)	Factor (dB)	PK Limit (dBm)	Over Limit (dB)	Table (o)	ANT	EUT	Verdict
91.013	-62.03	-19.62	-25.0	-37.03	360.00	Horizontal	Vertical	Pass
192.232	-64.76	-14.67	-25.0	-39.76	360.00	Horizontal	Vertical	Pass
1448.700	-53.70	-2.01	-25.0	-28.70	46.00	Horizontal	Vertical	Pass
2515.200	-35.01	3.38	-25.0	-10.01	248.00	Horizontal	Vertical	N/A
2999.100	-47.88	4.90	-25.0	-22.88	-3.00	Horizontal	Vertical	Pass
6822.400	-41.07	13.04	-25.0	-16.07	363.00	Horizontal	Vertical	Pass

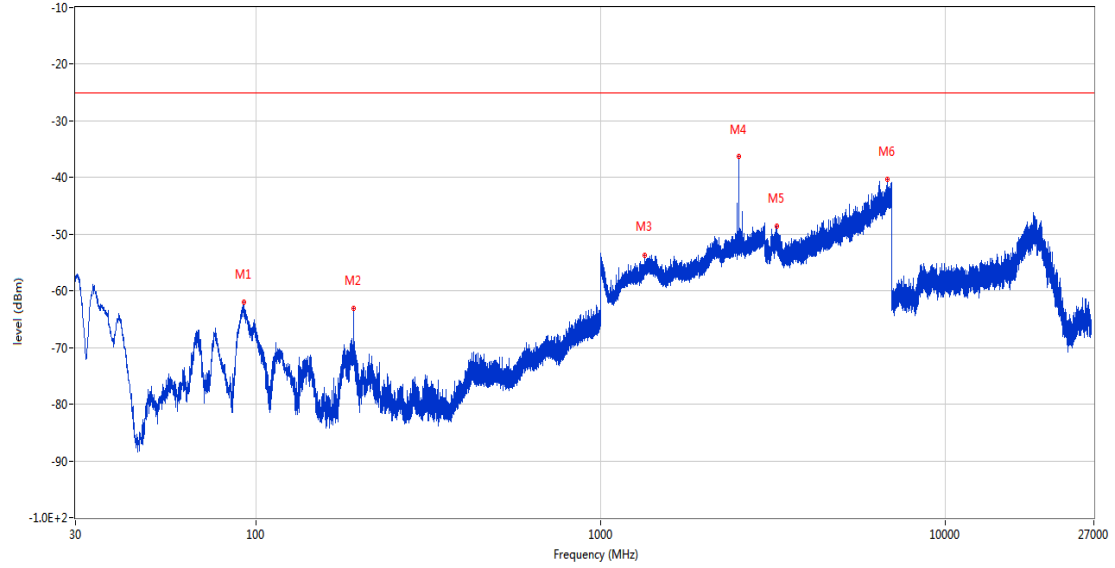
RSE-V&V PCC 39750 BW20 QPSK RB1 HIGH SCC 39948 BW20 QPSK RB2 LOW



Frequency (MHz)	Result (dBm)	Factor (dB)	PK Limit (dBm)	Over Limit (dB)	Table (o)	ANT	EUT	Verdict
91.983	-61.03	-19.76	-25.0	-36.03	269.00	Vertical	Vertical	Pass
192.620	-65.11	-14.64	-25.0	-40.11	269.00	Vertical	Vertical	Pass
1404.200	-53.94	-1.92	-25.0	-28.94	24.00	Vertical	Vertical	Pass
2515.100	-31.15	3.38	-25.0	-6.15	4.00	Vertical	Vertical	N/A
3227.800	-48.50	6.64	-25.0	-23.50	363.00	Vertical	Vertical	Pass
6816.200	-40.68	13.12	-25.0	-15.68	360.00	Vertical	Vertical	Pass

RSE-V&H PCC 39750 BW20 QPSK RB1 HIGH SCC 39948 BW20 QPSK RB2 LOW

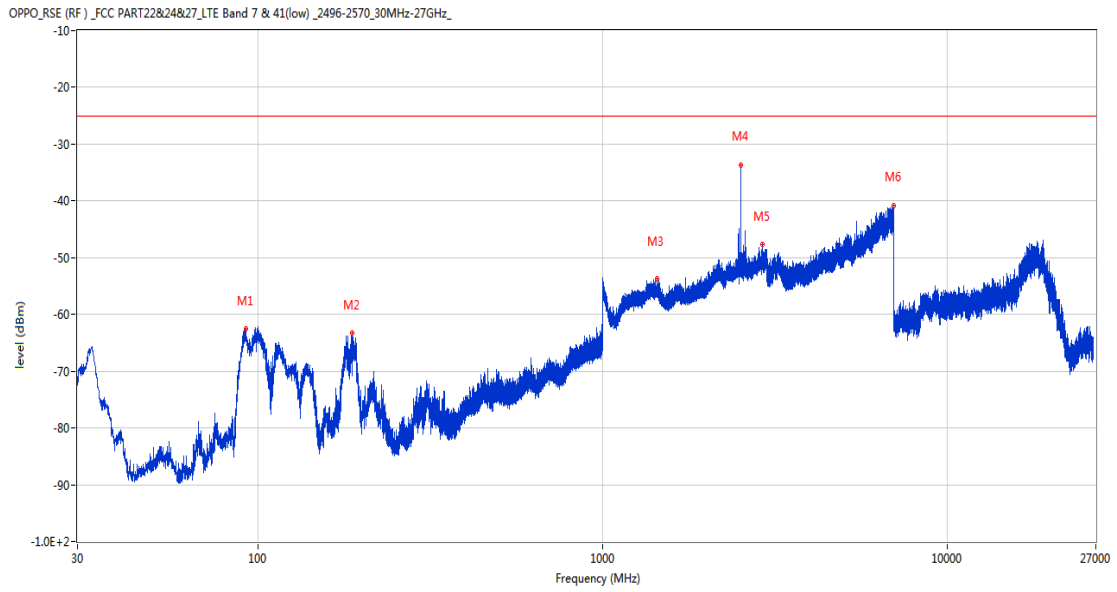
OPPO_RSE (RF)_FCC PART22&24&27_LTE Band 7 & 41(low)_2496-2570_30MHz-27GHz_



Frequency (MHz)	Result (dBm)	Factor (dB)	PK Limit (dBm)	Over Limit (dB)	Table (o)	ANT	EUT	Verdict
92.226	-61.92	-19.83	-25.0	-36.92	332.00	Vertical	Horizontal	Pass
192.620	-63.00	-14.64	-25.0	-38.00	243.00	Vertical	Horizontal	Pass
1343.000	-53.75	-2.49	-25.0	-28.75	5.00	Vertical	Horizontal	Pass
2515.100	-36.20	3.38	-25.0	-11.20	321.00	Vertical	Horizontal	N/A
3241.800	-48.53	6.34	-25.0	-23.53	274.00	Vertical	Horizontal	Pass
6807.000	-40.35	13.10	-25.0	-15.35	154.00	Vertical	Horizontal	Pass

46.8 CA_41C 20MHz+20MHz, 16-QAM, Low Channel

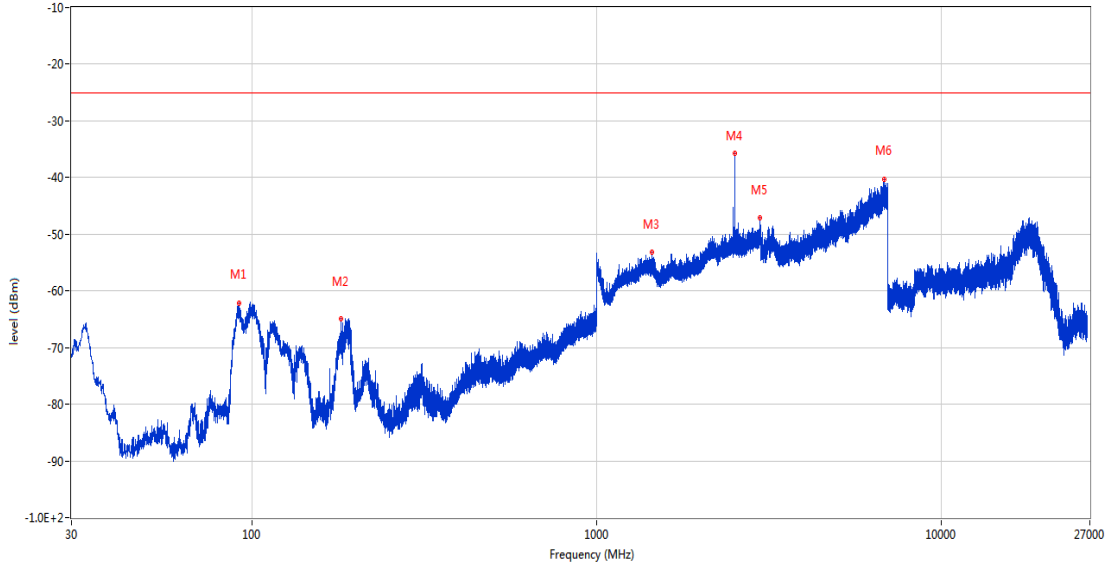
RSE-H&H PCC 39750 BW20 16QAM RB1 HIGH SCC 39948 BW20 16QAM RB2 LOW



Frequency (MHz)	Result (dBm)	Factor (dB)	PK Limit (dBm)	Over Limit (dB)	Table (o)	ANT	EUT	Verdict
92.323	-62.62	-19.85	-25.0	-37.62	21.00	Horizontal	Horizontal	Pass
187.916	-63.23	-14.86	-25.0	-38.23	363.00	Horizontal	Horizontal	Pass
1436.800	-53.79	-1.98	-25.0	-28.79	14.00	Horizontal	Horizontal	Pass
2515.100	-33.75	3.38	-25.0	-8.75	68.00	Horizontal	Horizontal	N/A
2904.200	-47.58	4.83	-25.0	-22.58	148.00	Horizontal	Horizontal	Pass
6988.200	-40.77	13.68	-25.0	-15.77	190.00	Horizontal	Horizontal	Pass

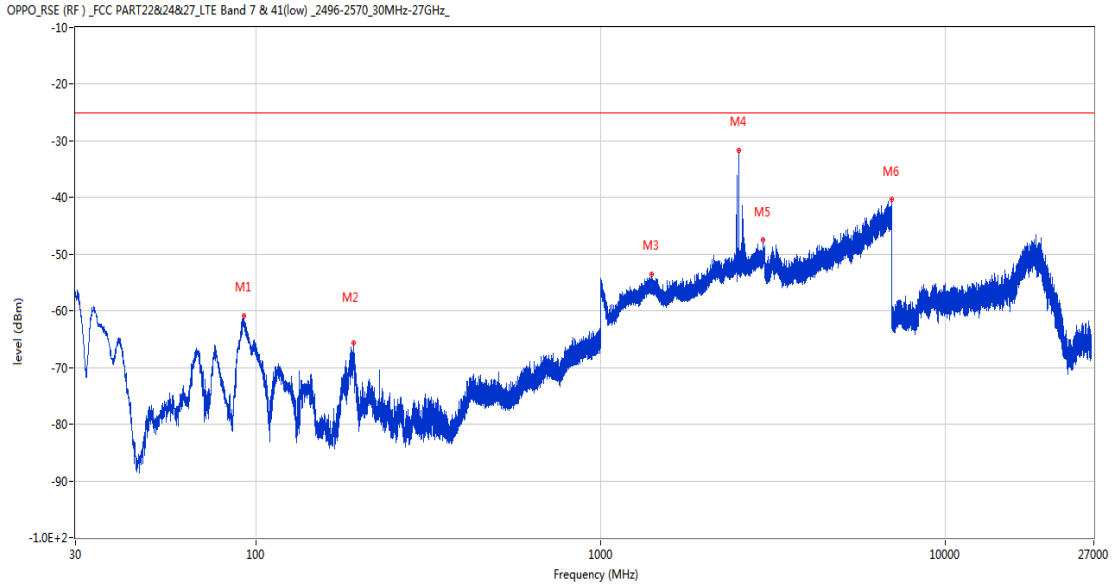
RSE-H&V PCC 39750 BW20 16QAM RB1 HIGH SCC 39948 BW20 16QAM RB2 LOW

OPPO_RSE (RF)_FCC PART22&24&27_LTE Band 7 & 41(low)_2496-2570_30MHz-27GHz_



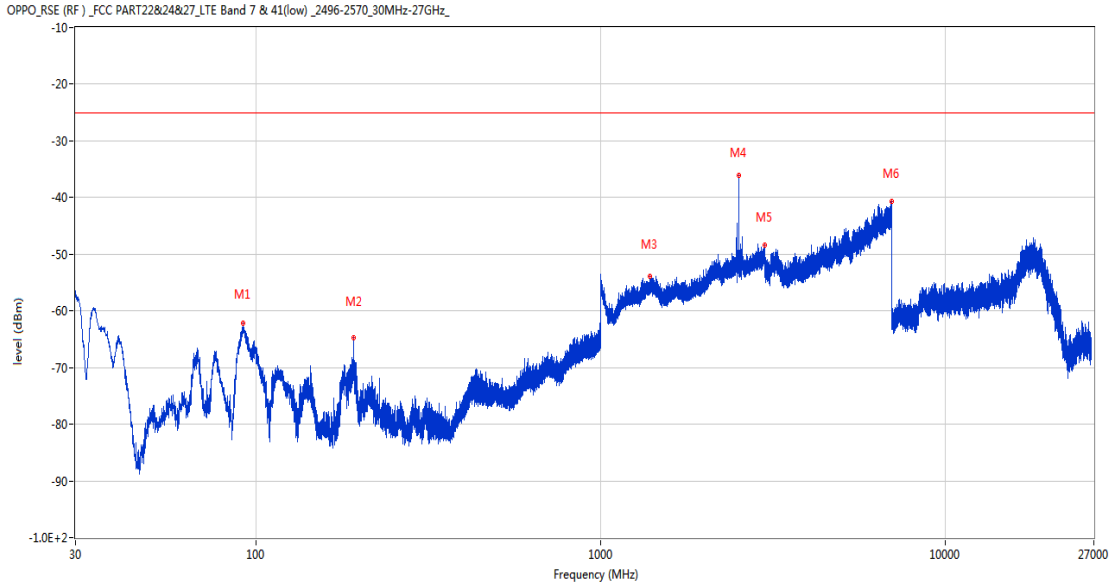
Frequency (MHz)	Result (dBm)	Factor (dB)	PK Limit (dBm)	Over Limit (dB)	Table (o)	ANT	EUT	Verdict
91.644	-62.14	-19.68	-25.0	-37.14	22.00	Horizontal	Vertical	Pass
181.368	-64.99	-14.65	-25.0	-39.99	363.00	Horizontal	Vertical	Pass
1449.600	-53.21	-1.96	-25.0	-28.21	183.00	Horizontal	Vertical	Pass
2515.000	-35.71	3.38	-25.0	-10.71	287.00	Horizontal	Vertical	N/A
2971.800	-47.03	5.02	-25.0	-22.03	339.00	Horizontal	Vertical	Pass
6832.800	-40.24	12.61	-25.0	-15.24	101.00	Horizontal	Vertical	Pass

RSE-V&V PCC 39750 BW20 16QAM RB1 HIGH SCC 39948 BW20 16QAM RB2 LOW



Frequency (MHz)	Result (dBm)	Factor (dB)	PK Limit (dBm)	Over Limit (dB)	Table (o)	ANT	EUT	Verdict
92.226	-60.94	-19.83	-25.0	-35.94	265.00	Vertical	Vertical	Pass
192.524	-65.73	-14.64	-25.0	-40.73	289.00	Vertical	Vertical	Pass
1404.100	-53.61	-1.92	-25.0	-28.61	16.00	Vertical	Vertical	Pass
2515.000	-31.74	3.38	-25.0	-6.74	-3.00	Vertical	Vertical	N/A
2967.200	-47.55	4.88	-25.0	-22.55	117.00	Vertical	Vertical	Pass
6994.000	-40.27	13.89	-25.0	-15.27	274.00	Vertical	Vertical	Pass

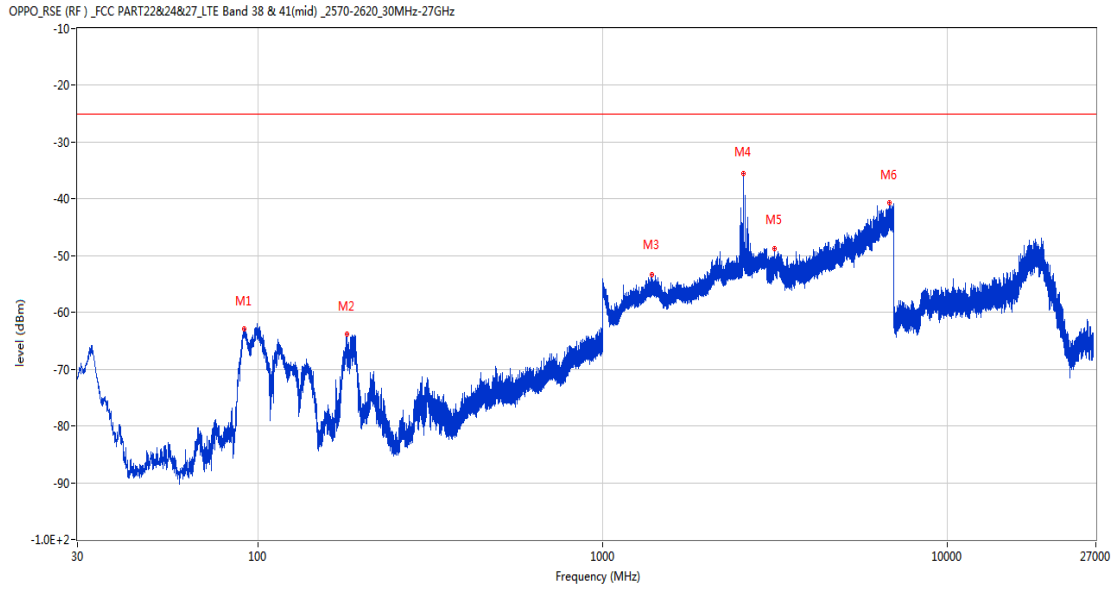
RSE-V&H PCC 39750 BW20 16QAM RB1 HIGH SCC 39948 BW20 16QAM RB2 LOW



Frequency (MHz)	Result (dBm)	Factor (dB)	PK Limit (dBm)	Over Limit (dB)	Table (o)	ANT	EUT	Verdict
91.838	-62.08	-19.72	-25.0	-37.08	256.00	Vertical	Horizontal	Pass
192.620	-64.67	-14.64	-25.0	-39.67	210.00	Vertical	Horizontal	Pass
1392.000	-53.97	-1.67	-25.0	-28.97	224.00	Vertical	Horizontal	Pass
2515.100	-36.03	3.38	-25.0	-11.03	272.00	Vertical	Horizontal	N/A
2989.700	-48.44	5.07	-25.0	-23.44	320.00	Vertical	Horizontal	Pass
6998.600	-40.76	13.94	-25.0	-15.76	335.00	Vertical	Horizontal	Pass

46.9 CA_41C 20MHz+20MHz, QPSK, Middle Channel

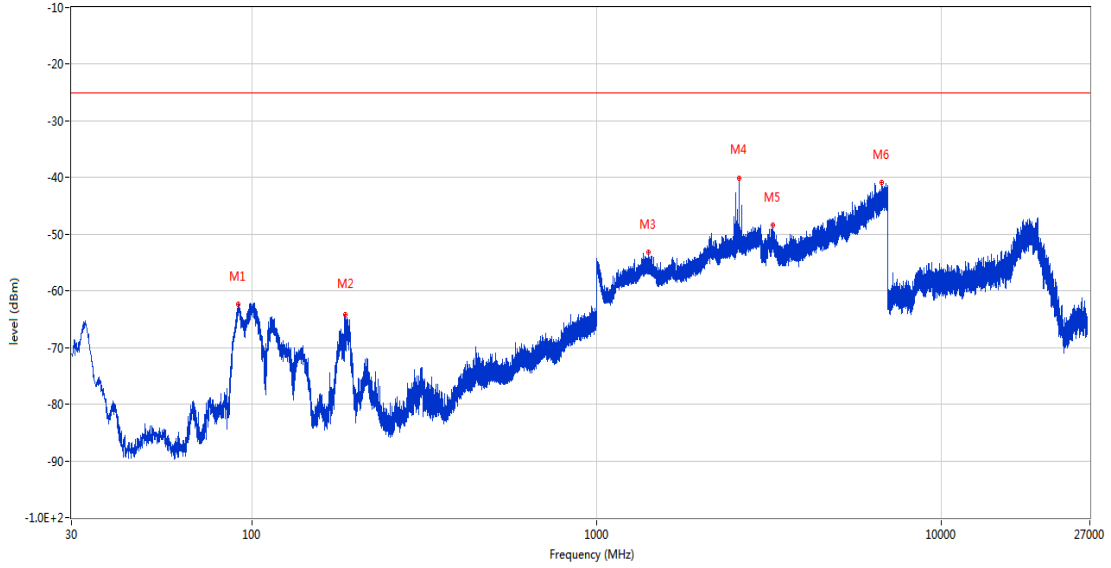
RSE-H&H PCC 40521 BW20 QPSK RB1 HIGH SCC 40719 BW20 QPSK RB2 LOW



Frequency (MHz)	Result (dBm)	Factor (dB)	PK Limit (dBm)	Over Limit (dB)	Table (o)	ANT	EUT	Verdict
91.304	-62.96	-19.69	-25.0	-37.96	0.00	Horizontal	Horizontal	Pass
181.029	-63.86	-14.61	-25.0	-38.86	363.00	Horizontal	Horizontal	Pass
1392.700	-53.30	-1.77	-25.0	-28.30	335.00	Horizontal	Horizontal	Pass
2563.200	-35.57	6.01	-25.0	-10.57	76.00	Horizontal	Horizontal	N/A
3153.200	-48.69	5.72	-25.0	-23.69	363.00	Horizontal	Horizontal	Pass
6804.200	-40.63	13.11	-25.0	-15.63	347.00	Horizontal	Horizontal	Pass

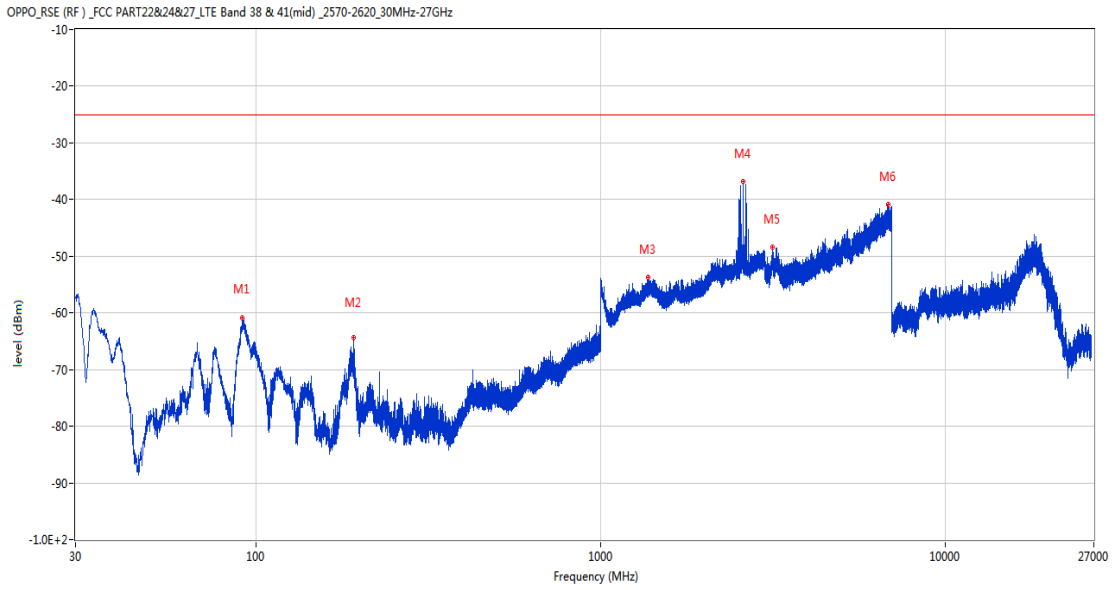
RSE-H&V PCC 40521 BW20 QPSK RB1 HIGH SCC 40719 BW20 QPSK RB2 LOW

OPPO_RSE (RF) _FCC PART22&24&27_LTE Band 38 & 41(mid) _2570-2620_30MHz-27GHz



Frequency (MHz)	Result (dBm)	Factor (dB)	PK Limit (dBm)	Over Limit (dB)	Table (o)	ANT	EUT	Verdict
91.547	-62.31	-19.71	-25.0	-37.31	361.00	Horizontal	Vertical	Pass
187.092	-64.24	-14.86	-25.0	-39.24	363.00	Horizontal	Vertical	Pass
1416.400	-53.15	-1.91	-25.0	-28.15	182.00	Horizontal	Vertical	Pass
2594.100	-40.15	4.74	-25.0	-15.15	241.00	Horizontal	Vertical	N/A
3245.200	-48.46	6.27	-25.0	-23.46	274.00	Horizontal	Vertical	Pass
6738.000	-40.93	11.74	-25.0	-15.93	213.00	Horizontal	Vertical	Pass

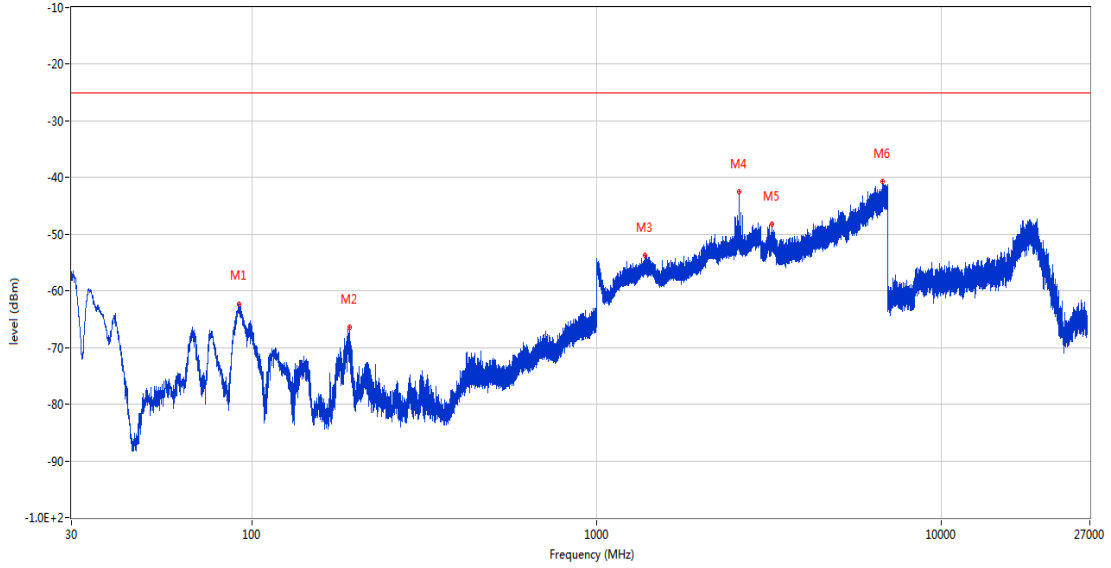
RSE-V&V PCC 40521 BW20 QPSK RB1 HIGH SCC 40719 BW20 QPSK RB2 LOW



Frequency (MHz)	Result (dBm)	Factor (dB)	PK Limit (dBm)	Over Limit (dB)	Table (o)	ANT	EUT	Verdict
91.401	-60.80	-19.70	-25.0	-35.80	273.00	Vertical	Vertical	Pass
192.669	-64.42	-14.67	-25.0	-39.42	273.00	Vertical	Vertical	Pass
1379.100	-53.63	-1.87	-25.0	-28.63	111.00	Vertical	Vertical	Pass
2592.300	-36.88	4.81	-25.0	-11.88	-3.00	Vertical	Vertical	N/A
3161.800	-48.35	6.16	-25.0	-23.35	220.00	Vertical	Vertical	Pass
6820.000	-40.95	13.08	-25.0	-15.95	95.00	Vertical	Vertical	Pass

RSE-V&H PCC 40521 BW20 QPSK RB1 HIGH SCC 40719 BW20 QPSK RB2 LOW

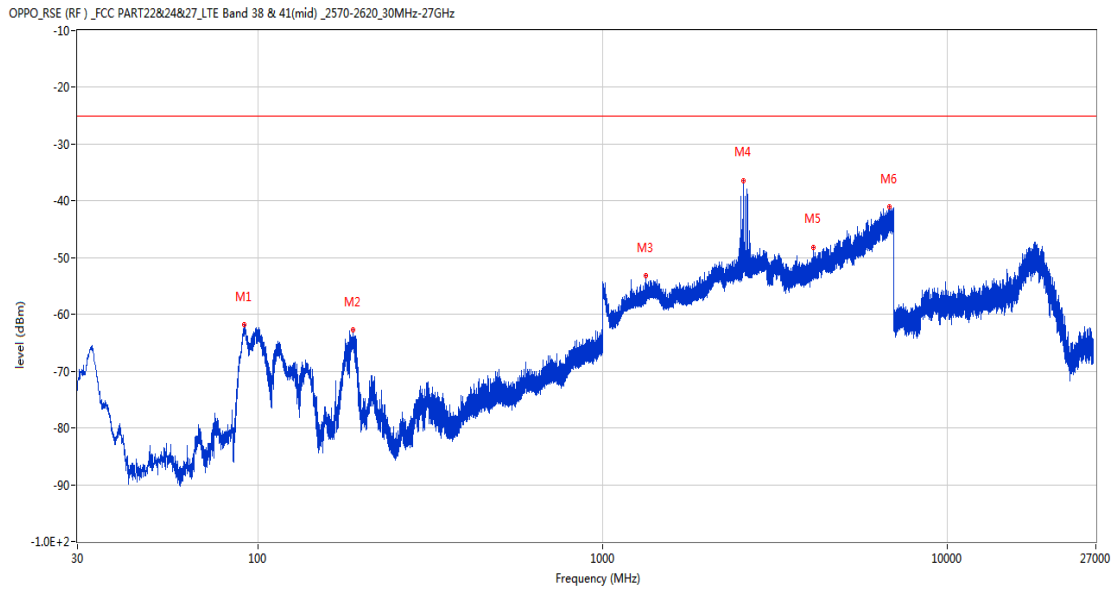
OPPO_RSE (RF) _FCC PART22&24&27_LTE Band 38 & 41(mid) _2570-2620_30MHz-27GHz



Frequency (MHz)	Result (dBm)	Factor (dB)	PK Limit (dBm)	Over Limit (dB)	Table (o)	ANT	EUT	Verdict
91.983	-62.26	-19.79	-25.0	-37.26	254.00	Vertical	Horizontal	Pass
192.620	-66.37	-14.67	-25.0	-41.37	254.00	Vertical	Horizontal	Pass
1387.200	-53.79	-1.93	-25.0	-28.79	69.00	Vertical	Horizontal	Pass
2594.300	-42.52	4.73	-25.0	-17.52	297.00	Vertical	Horizontal	N/A
3238.800	-48.17	6.37	-25.0	-23.17	363.00	Vertical	Horizontal	Pass
6768.000	-40.66	12.56	-25.0	-15.66	166.00	Vertical	Horizontal	Pass

46.10 CA_41C 20MHz+20MHz, 16-QAM, Middle Channel

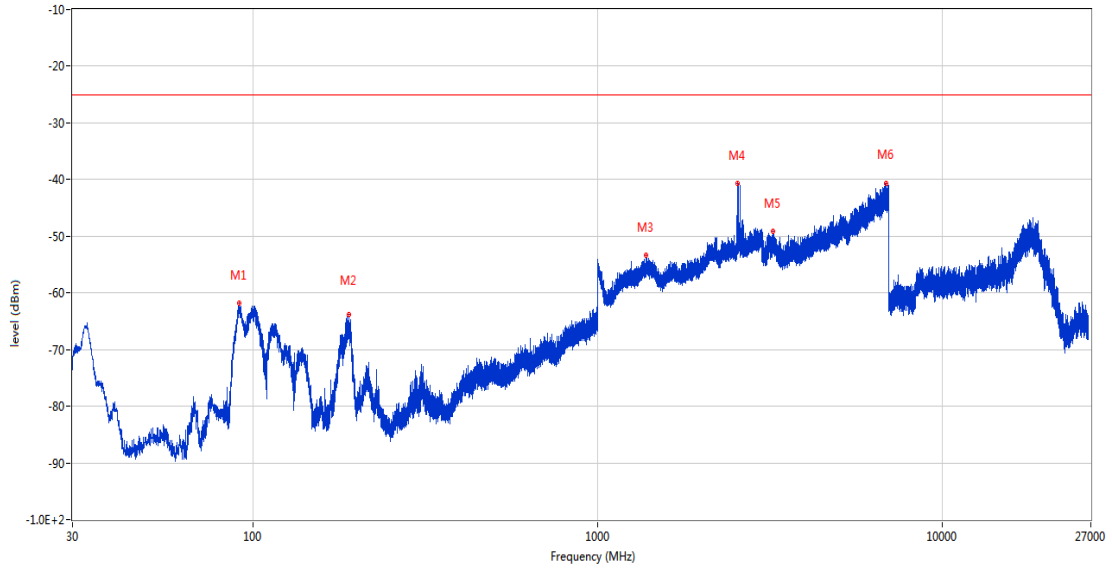
RSE-H&H PCC 40521 BW20 16QAM RB1 HIGH SCC 40719 BW20 16QAM RB2 LOW



Frequency (MHz)	Result (dBm)	Factor (dB)	PK Limit (dBm)	Over Limit (dB)	Table (o)	ANT	EUT	Verdict
91.207	-61.82	-19.68	-25.0	-36.82	6.00	Horizontal	Horizontal	Pass
188.498	-62.80	-14.83	-25.0	-37.80	363.00	Horizontal	Horizontal	Pass
1338.300	-53.14	-2.68	-25.0	-28.14	70.00	Horizontal	Horizontal	Pass
2560.900	-36.53	4.22	-25.0	-11.53	142.00	Horizontal	Horizontal	N/A
4086.200	-48.28	5.67	-25.0	-23.28	4.00	Horizontal	Horizontal	Pass
6788.000	-41.10	12.86	-25.0	-16.10	186.00	Horizontal	Horizontal	Pass

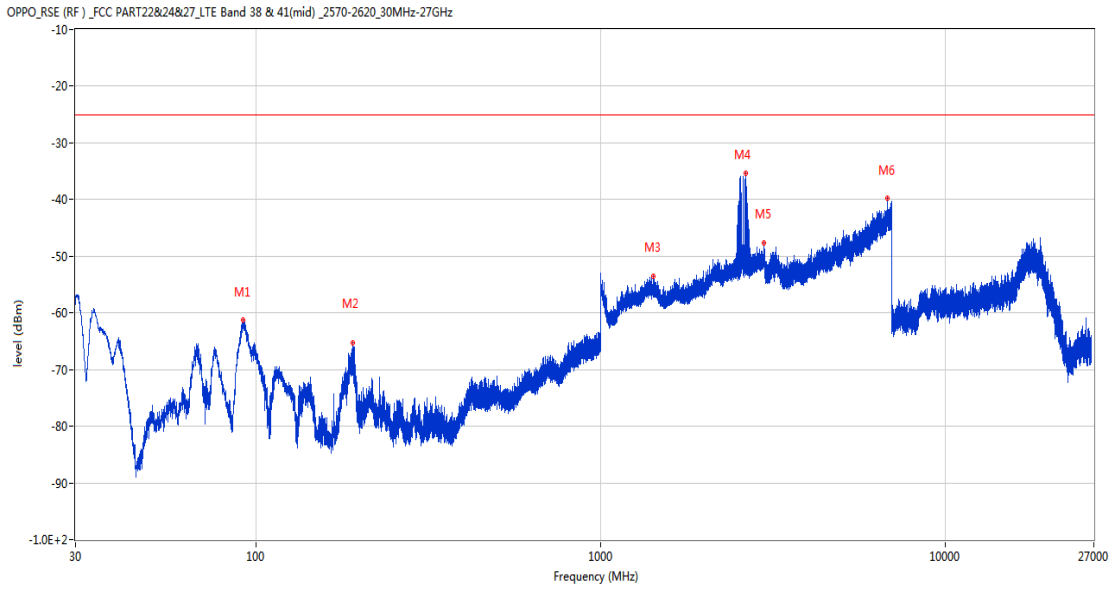
RSE-H&V PCC 40521 BW20 16QAM RB1 HIGH SCC 40719 BW20 16QAM RB2 LOW

OPPO_RSE (RF) _FCC PART22&24&27_LTE Band 38 & 41(mid) _2570-2620_30MHz-27GHz



Frequency (MHz)	Result (dBm)	Factor (dB)	PK Limit (dBm)	Over Limit (dB)	Table (o)	ANT	EUT	Verdict
91.304	-61.88	-19.69	-25.0	-36.88	361.00	Horizontal	Vertical	Pass
190.341	-63.85	-14.78	-25.0	-38.85	363.00	Horizontal	Vertical	Pass
1383.000	-53.41	-1.98	-25.0	-28.41	182.00	Horizontal	Vertical	Pass
2543.900	-40.69	2.41	-25.0	-15.69	252.00	Horizontal	Vertical	N/A
3232.800	-49.18	6.80	-25.0	-24.18	5.00	Horizontal	Vertical	Pass
6874.000	-40.72	12.16	-25.0	-15.72	321.00	Horizontal	Vertical	Pass

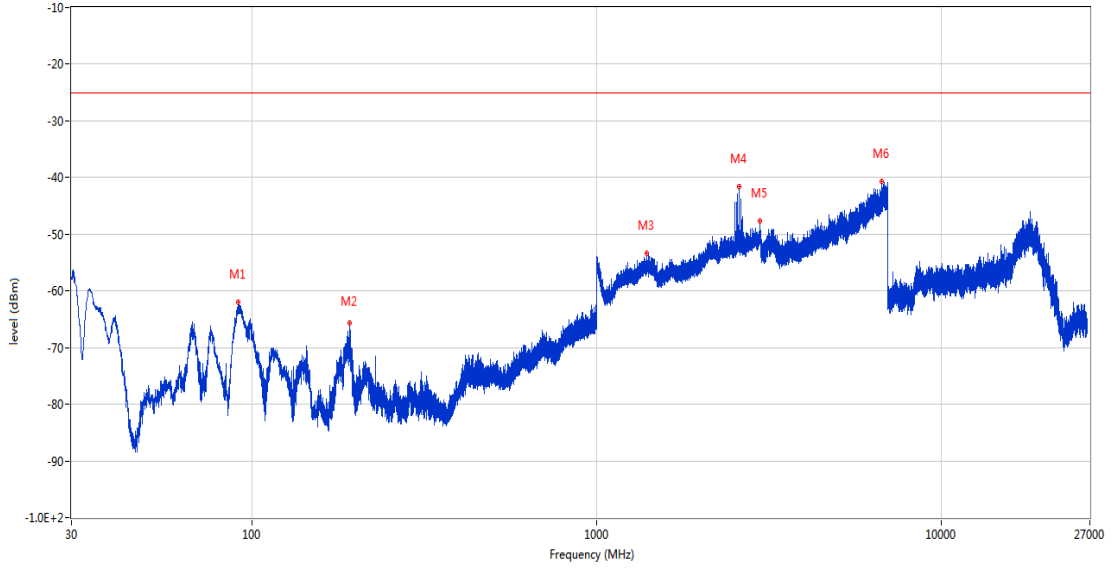
RSE-V&V PCC 40521 BW20 16QAM RB1 HIGH SCC 40719 BW20 16QAM RB2 LOW



Frequency (MHz)	Result (dBm)	Factor (dB)	PK Limit (dBm)	Over Limit (dB)	Table (o)	ANT	EUT	Verdict
92.032	-61.22	-19.80	-25.0	-36.22	302.00	Vertical	Vertical	Pass
191.360	-65.34	-14.74	-25.0	-40.34	302.00	Vertical	Vertical	Pass
1426.300	-53.48	-1.91	-25.0	-28.48	358.00	Vertical	Vertical	Pass
2640.000	-35.39	2.53	-25.0	-10.39	0.00	Vertical	Vertical	N/A
2981.000	-47.58	5.00	-25.0	-22.58	-3.00	Vertical	Vertical	Pass
6818.000	-39.73	13.10	-25.0	-14.73	341.00	Vertical	Vertical	Pass

RSE-V&H PCC 40521 BW20 16QAM RB1 HIGH SCC 40719 BW20 16QAM RB2 LOW

OPPO_RSE (RF) _FCC PART22&24&27_LTE Band 38 & 41(mid) _2570-2620_30MHz-27GHz



Frequency (MHz)	Result (dBm)	Factor (dB)	PK Limit (dBm)	Over Limit (dB)	Table (o)	ANT	EUT	Verdict
91.207	-62.01	-19.68	-25.0	-37.01	301.00	Vertical	Horizontal	Pass
192.718	-65.74	-14.66	-25.0	-40.74	268.00	Vertical	Horizontal	Pass
1398.100	-53.39	-1.85	-25.0	-28.39	-3.00	Vertical	Horizontal	Pass
2594.500	-41.67	4.72	-25.0	-16.67	261.00	Vertical	Horizontal	N/A
2985.400	-47.59	5.17	-25.0	-22.59	-3.00	Vertical	Horizontal	Pass
6737.600	-40.65	11.71	-25.0	-15.65	2.00	Vertical	Horizontal	Pass

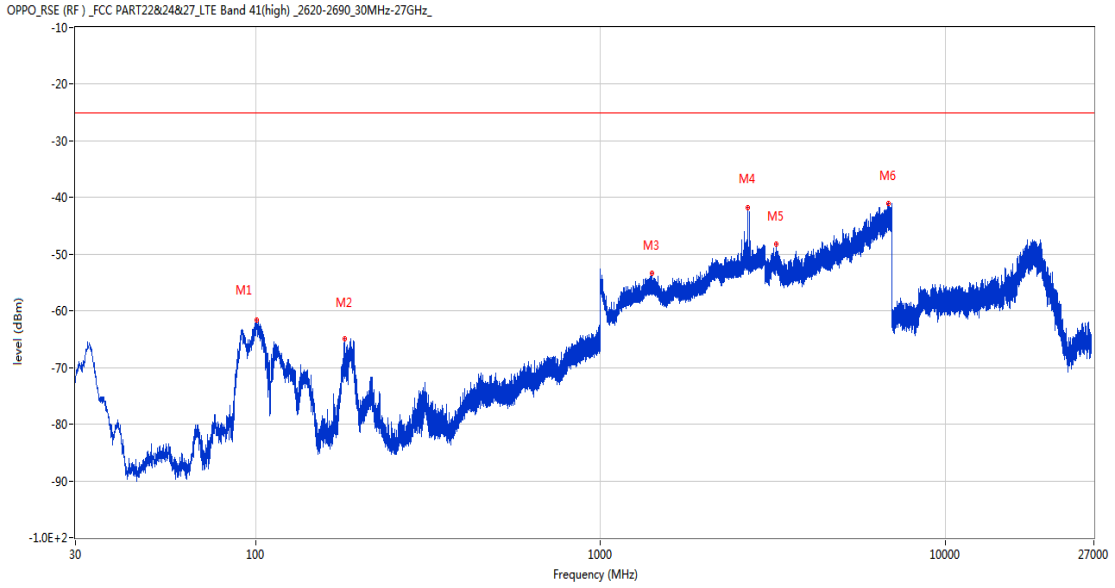
46.11 CA_41C 20MHz+20MHz, QPSK, High Channel

RSE-H&H PCC 41292 BW20 QPSK RB1 HIGH SCC 41490 BW20 QPSK RB2 LOW



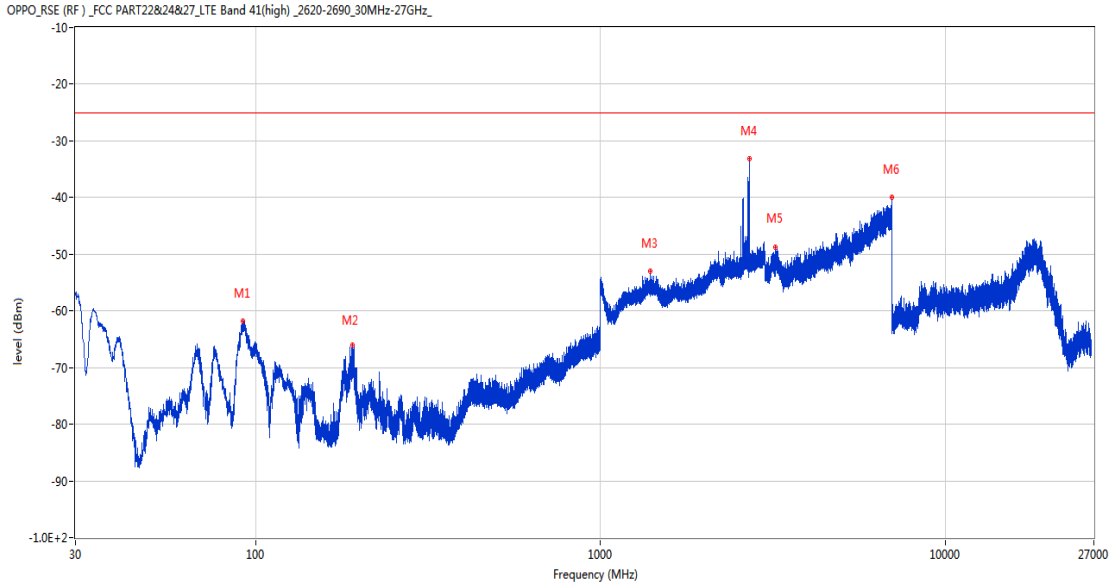
Frequency (MHz)	Result (dBm)	Factor (dB)	PK Limit (dBm)	Over Limit (dB)	Table (o)	ANT	EUT	Verdict
100.082	-61.86	-20.80	-25.0	-36.86	186.00	Horizontal	Horizontal	Pass
180.932	-63.61	-14.61	-25.0	-38.61	356.00	Horizontal	Horizontal	Pass
1441.800	-53.10	-2.20	-25.0	-28.10	99.00	Horizontal	Horizontal	Pass
2698.700	-36.61	4.67	-25.0	-11.61	111.00	Horizontal	Horizontal	N/A
3240.600	-48.81	6.40	-25.0	-23.81	24.00	Horizontal	Horizontal	Pass
6804.400	-40.41	13.11	-25.0	-15.41	160.00	Horizontal	Horizontal	Pass

RSE-H&V PCC 41292 BW20 QPSK RB1 HIGH SCC 41490 BW20 QPSK RB2 LOW



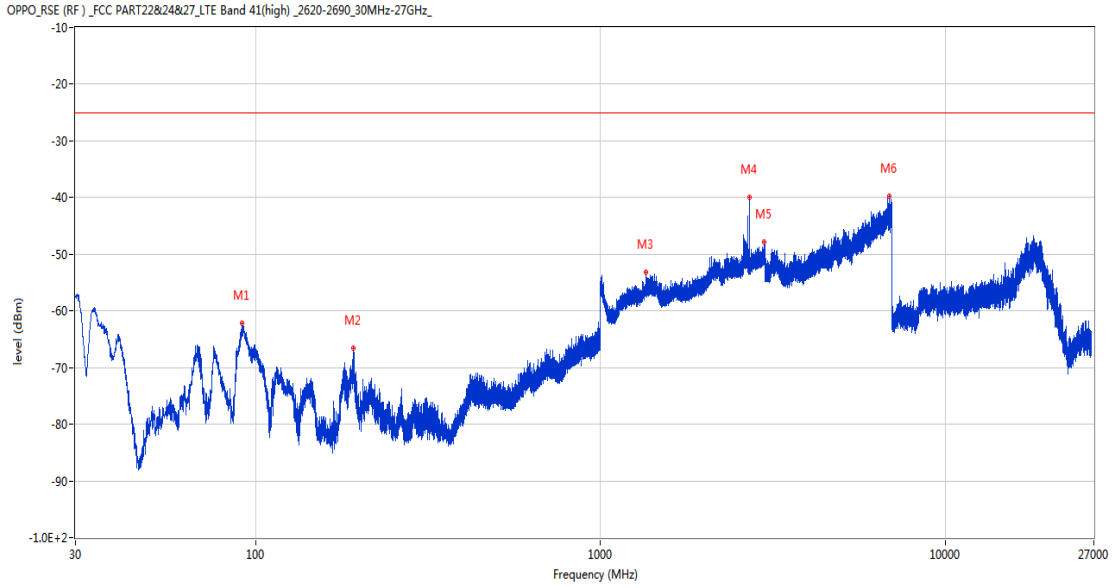
Frequency (MHz)	Result (dBm)	Factor (dB)	PK Limit (dBm)	Over Limit (dB)	Table (o)	ANT	EUT	Verdict
100.664	-61.55	-20.84	-25.0	-36.55	17.00	Horizontal	Vertical	Pass
181.660	-64.95	-14.69	-25.0	-39.95	355.00	Horizontal	Vertical	Pass
1413.200	-53.30	-1.76	-25.0	-28.30	306.00	Horizontal	Vertical	Pass
2669.200	-41.68	5.12	-25.0	-16.68	306.00	Horizontal	Vertical	N/A
3233.200	-48.29	6.78	-25.0	-23.29	173.00	Horizontal	Vertical	Pass
6844.400	-40.98	12.47	-25.0	-15.98	243.00	Horizontal	Vertical	Pass

RSE-V&V PCC 41292 BW20 QPSK RB1 HIGH SCC 41490 BW20 QPSK RB2 LOW



Frequency (MHz)	Result (dBm)	Factor (dB)	PK Limit (dBm)	Over Limit (dB)	Table (o)	ANT	EUT	Verdict
91.644	-61.79	-19.71	-25.0	-36.79	286.00	Vertical	Vertical	Pass
190.729	-66.01	-14.84	-25.0	-41.01	261.00	Vertical	Vertical	Pass
1392.900	-53.07	-1.75	-25.0	-28.07	-1.00	Vertical	Vertical	Pass
2700.900	-33.08	4.26	-25.0	-8.08	-3.00	Vertical	Vertical	N/A
3224.800	-48.68	6.24	-25.0	-23.68	362.00	Vertical	Vertical	Pass
6990.400	-40.01	13.85	-25.0	-15.01	10.00	Vertical	Vertical	Pass

RSE-V&H PCC 41292 BW20 QPSK RB1 HIGH SCC 41490 BW20 QPSK RB2 LOW

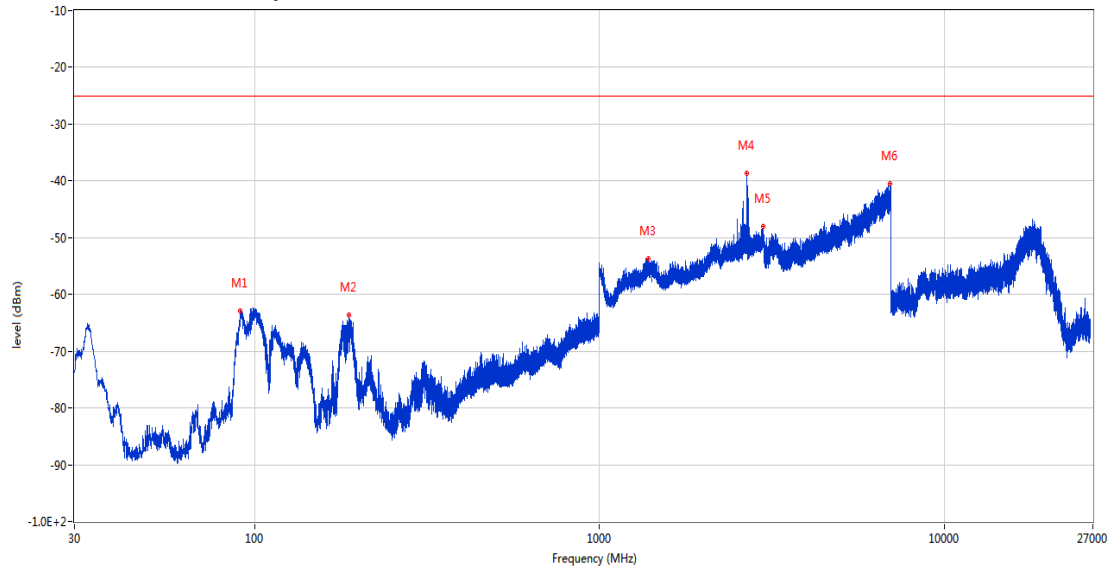


Frequency (MHz)	Result (dBm)	Factor (dB)	PK Limit (dBm)	Over Limit (dB)	Table (o)	ANT	EUT	Verdict
91.304	-62.09	-19.68	-25.0	-37.09	275.00	Vertical	Horizontal	Pass
192.426	-66.65	-14.71	-25.0	-41.65	232.00	Vertical	Horizontal	Pass
1352.700	-53.24	-2.22	-25.0	-28.24	129.00	Vertical	Horizontal	Pass
2700.200	-40.03	4.40	-25.0	-15.03	99.00	Vertical	Horizontal	N/A
2984.000	-47.77	4.61	-25.0	-22.77	264.00	Vertical	Horizontal	Pass
6896.200	-39.81	12.14	-25.0	-14.81	229.00	Vertical	Horizontal	Pass

46.12 CA_41C 20MHz+20MHz, 16-QAM, High Channel

RSE-H&H PCC 41292 BW20 16QAM RB1 HIGH SCC 41490 BW20 16QAM RB2 LOW

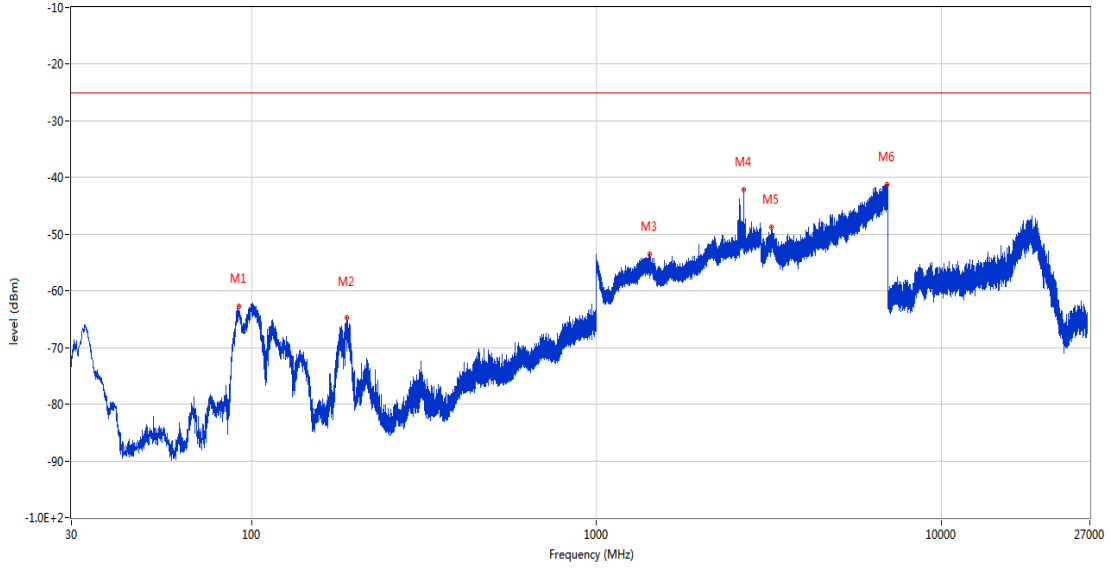
OPPO_RSE (RF) _FCC PART22&24&27_LTE Band 41(high) _2620-2690_30MHz-27GHz_



Frequency (MHz)	Result (dBm)	Factor (dB)	PK Limit (dBm)	Over Limit (dB)	Table (o)	ANT	EUT	Verdict
90.965	-62.92	-19.66	-25.0	-37.92	0.00	Horizontal	Horizontal	Pass
187.819	-63.66	-14.91	-25.0	-38.66	363.00	Horizontal	Horizontal	Pass
1388.000	-53.76	-1.86	-25.0	-28.76	283.00	Horizontal	Horizontal	Pass
2669.300	-38.69	5.12	-25.0	-13.69	239.00	Horizontal	Horizontal	N/A
2981.600	-47.96	4.65	-25.0	-22.96	347.00	Horizontal	Horizontal	Pass
6977.400	-40.45	13.40	-25.0	-15.45	326.00	Horizontal	Horizontal	Pass

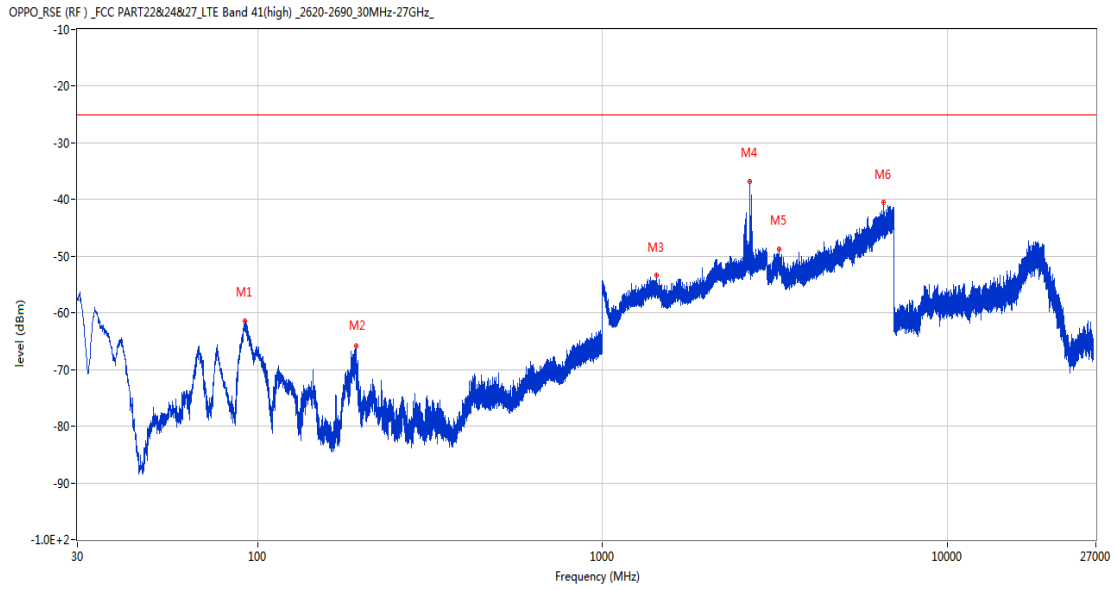
RSE-H&V PCC 41292 BW20 16QAM RB1 HIGH SCC 41490 BW20 16QAM RB2 LOW

OPPO_RSE (RF) _FCC PART22&24&27_LTE Band 41(high) _2620-2690_30MHz-27GHz_



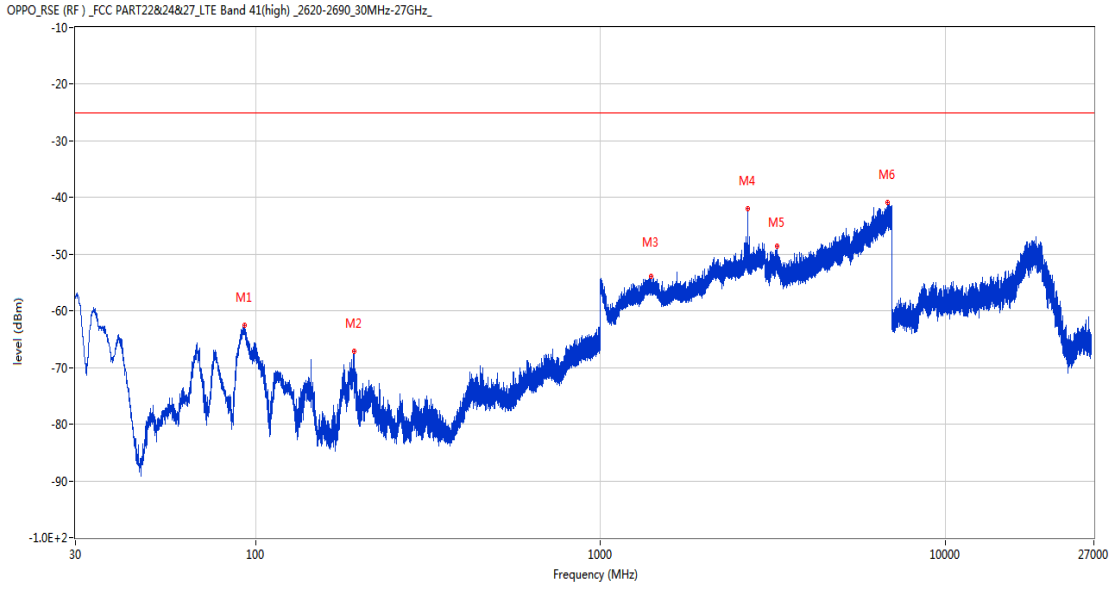
Frequency (MHz)	Result (dBm)	Factor (dB)	PK Limit (dBm)	Over Limit (dB)	Table (o)	ANT	EUT	Verdict
91.741	-62.64	-19.72	-25.0	-37.64	11.00	Horizontal	Vertical	Pass
188.255	-64.75	-14.90	-25.0	-39.75	361.00	Horizontal	Vertical	Pass
1427.300	-53.62	-1.84	-25.0	-28.62	188.00	Horizontal	Vertical	Pass
2669.400	-42.21	5.12	-25.0	-17.21	307.00	Horizontal	Vertical	N/A
3224.200	-48.81	6.18	-25.0	-23.81	109.00	Horizontal	Vertical	Pass
6963.800	-41.19	13.28	-25.0	-16.19	129.00	Horizontal	Vertical	Pass

RSE-V&V PCC 41292 BW20 16QAM RB1 HIGH SCC 41490 BW20 16QAM RB2 LOW



Frequency (MHz)	Result (dBm)	Factor (dB)	PK Limit (dBm)	Over Limit (dB)	Table (o)	ANT	EUT	Verdict
91.547	-61.47	-19.70	-25.0	-36.47	271.00	Vertical	Vertical	Pass
192.620	-65.83	-14.69	-25.0	-40.83	237.00	Vertical	Vertical	Pass
1435.800	-53.41	-1.98	-25.0	-28.41	12.00	Vertical	Vertical	Pass
2669.300	-36.89	5.12	-25.0	-11.89	-1.00	Vertical	Vertical	N/A
3260.800	-48.71	5.55	-25.0	-23.71	13.00	Vertical	Vertical	Pass
6539.600	-40.51	11.05	-25.0	-15.51	104.00	Vertical	Vertical	Pass

RSE-V&H PCC 41292 BW20 16QAM RB1 HIGH SCC 41490 BW20 16QAM RB2 LOW



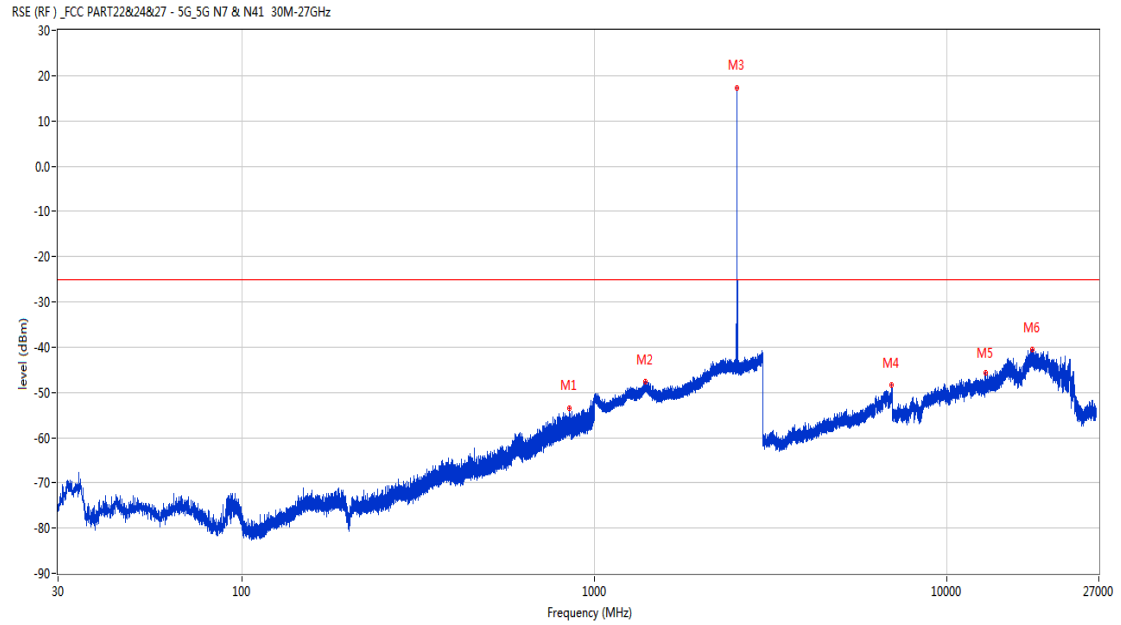
Frequency (MHz)	Result (dBm)	Factor (dB)	PK Limit (dBm)	Over Limit (dB)	Table (o)	ANT	EUT	Verdict
92.953	-62.60	-20.00	-25.0	-37.60	284.00	Vertical	Horizontal	Pass
192.572	-67.04	-14.70	-25.0	-42.04	266.00	Vertical	Horizontal	Pass
1401.300	-53.86	-1.76	-25.0	-28.86	335.00	Vertical	Horizontal	Pass
2669.400	-41.94	5.12	-25.0	-16.94	126.00	Vertical	Horizontal	N/A
3258.200	-48.64	5.55	-25.0	-23.64	116.00	Vertical	Horizontal	Pass
6799.400	-40.77	13.15	-25.0	-15.77	134.00	Vertical	Horizontal	Pass

NR

47 n7

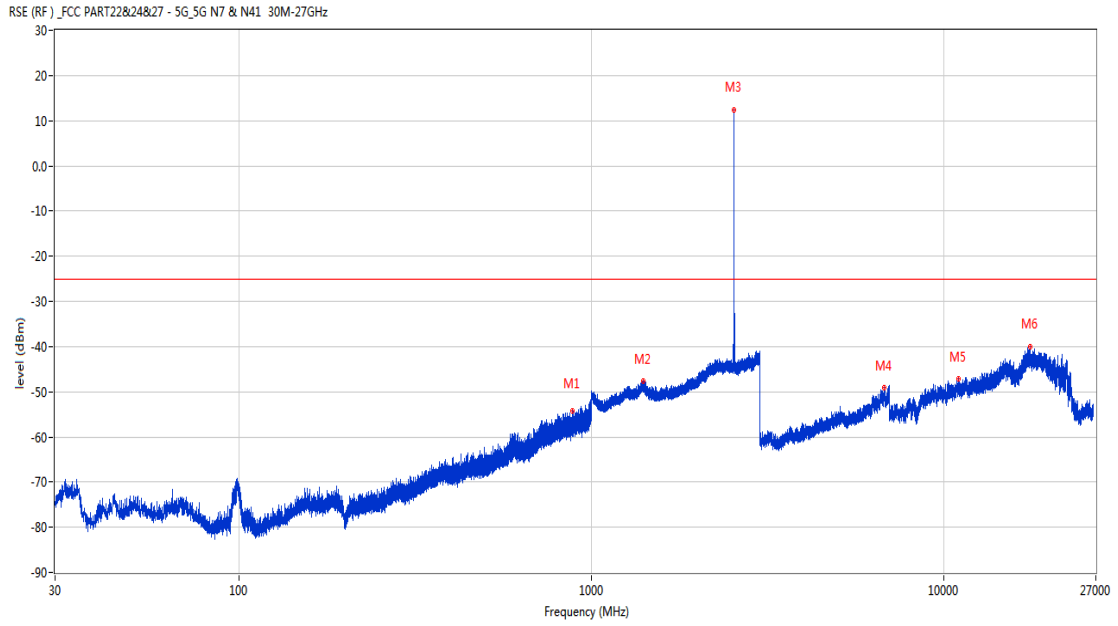
47.1 n7 BW5, Middle Channel

RSE-H&H n7 BW5 CH531000



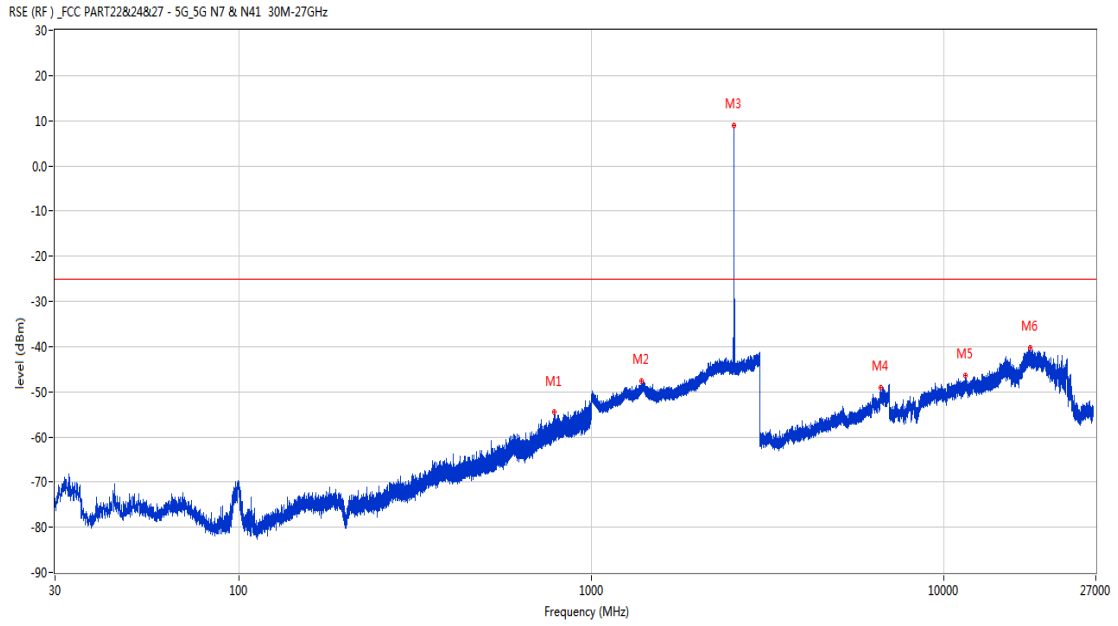
Frequency (MHz)	Result (dBm)	Factor (dB)	PK Limit (dBm)	Over Limit (dB)	Table (o)	ANT	EUT	Verdict
846.158	-53.53	40.46	-25.0	-28.53	35.00	Horizontal	Horizontal	Pass
1394.900	-47.75	45.11	-25.0	-22.75	145.00	Horizontal	Horizontal	Pass
2534.500	17.22	45.74	-25.0	42.22	145.00	Horizontal	Horizontal	N/A
6972.200	-48.26	13.65	-25.0	-23.26	133.00	Horizontal	Horizontal	Pass
12856.838	-45.66	19.47	-25.0	-20.66	159.00	Horizontal	Horizontal	Pass
17433.786	-40.60	22.31	-25.0	-15.60	294.00	Horizontal	Horizontal	Pass

RSE-H&V n7 BW5 CH531000



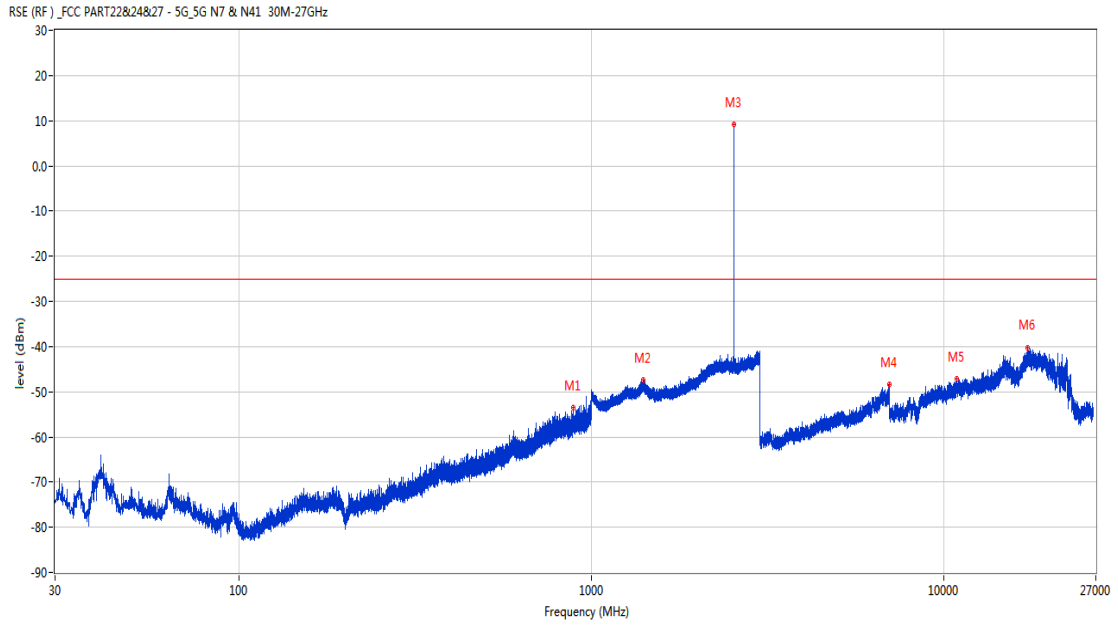
Frequency (MHz)	Result (dBm)	Factor (dB)	PK Limit (dBm)	Over Limit (dB)	Table (o)	ANT	EUT	Verdict
884.667	-54.36	40.57	-25.0	-29.36	362.00	Horizontal	Vertical	Pass
1397.900	-47.68	45.16	-25.0	-22.68	234.00	Horizontal	Vertical	Pass
2537.100	12.34	45.98	-25.0	37.34	320.00	Horizontal	Vertical	N/A
6759.800	-49.17	11.57	-25.0	-24.17	19.00	Horizontal	Vertical	Pass
10985.326	-47.26	17.27	-25.0	-22.26	221.00	Horizontal	Vertical	Pass
17579.999	-39.97	22.19	-25.0	-14.97	244.00	Horizontal	Vertical	Pass

RSE-V&V n7 BW5 CH531000



Frequency (MHz)	Result (dBm)	Factor (dB)	PK Limit (dBm)	Over Limit (dB)	Table (o)	ANT	EUT	Verdict
784.999	-54.52	39.57	-25.0	-29.52	363.00	Vertical	Vertical	Pass
1383.500	-47.66	44.77	-25.0	-22.66	295.00	Vertical	Vertical	Pass
2532.800	8.83	45.81	-25.0	33.83	-3.00	Vertical	Vertical	N/A
6602.200	-49.19	11.86	-25.0	-24.19	214.00	Vertical	Vertical	Pass
11501.100	-46.47	17.78	-25.0	-21.47	168.00	Vertical	Vertical	Pass
17591.812	-40.29	22.06	-25.0	-15.29	26.00	Vertical	Vertical	Pass

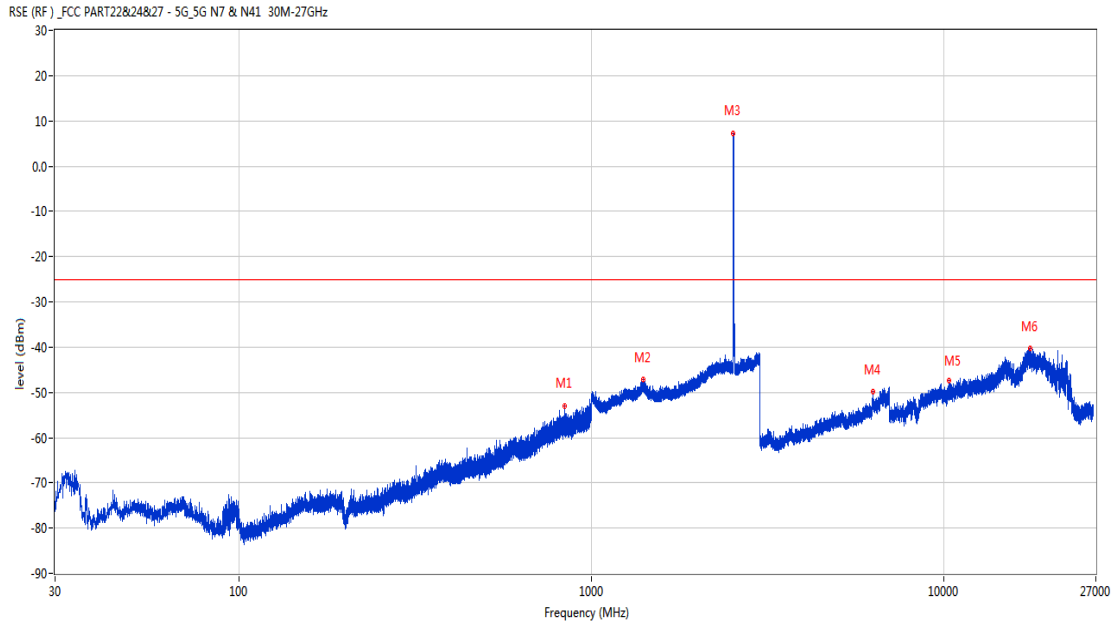
RSE-V&H n7 BW5 CH531000



Frequency (MHz)	Result (dBm)	Factor (dB)	PK Limit (dBm)	Over Limit (dB)	Table (o)	ANT	EUT	Verdict
889.274	-53.63	40.61	-25.0	-28.63	181.00	Vertical	Horizontal	Pass
1400.400	-47.37	45.16	-25.0	-22.37	167.00	Vertical	Horizontal	Pass
2532.900	9.28	45.80	-25.0	34.28	360.00	Vertical	Horizontal	N/A
6986.400	-48.44	13.70	-25.0	-23.44	49.00	Vertical	Horizontal	Pass
10859.400	-47.12	17.53	-25.0	-22.12	360.00	Vertical	Horizontal	Pass
17296.501	-40.23	21.13	-25.0	-15.23	0.00	Vertical	Horizontal	Pass

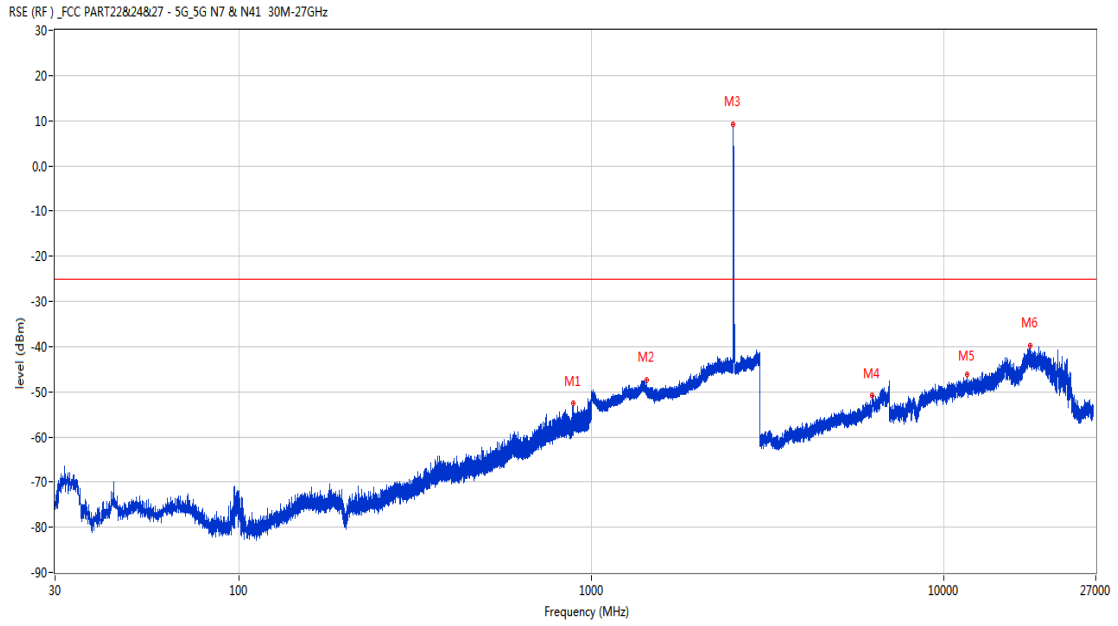
47.2 n7 BW15, Middle Channel

RSE-H&H n7 BW15 CH531000



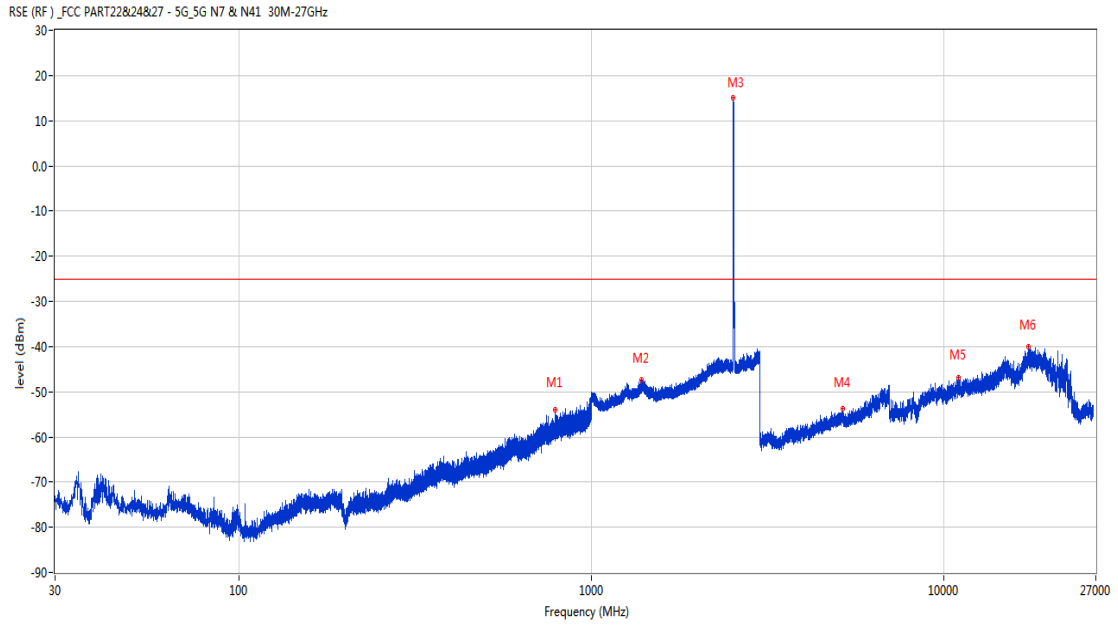
Frequency (MHz)	Result (dBm)	Factor (dB)	PK Limit (dBm)	Over Limit (dB)	Table (o)	ANT	EUT	Verdict
840.241	-53.11	40.58	-25.0	-28.11	95.00	Horizontal	Horizontal	Pass
1399.000	-47.18	45.17	-25.0	-22.18	21.00	Horizontal	Horizontal	Pass
2527.800	7.27	46.12	-25.0	32.27	222.00	Horizontal	Horizontal	N/A
6275.400	-49.95	11.13	-25.0	-24.95	44.00	Horizontal	Horizontal	Pass
10349.662	-47.42	16.93	-25.0	-22.42	312.00	Horizontal	Horizontal	Pass
17597.063	-40.22	22.00	-25.0	-15.22	166.00	Horizontal	Horizontal	Pass

RSE-H&V n7 BW15 CH531000

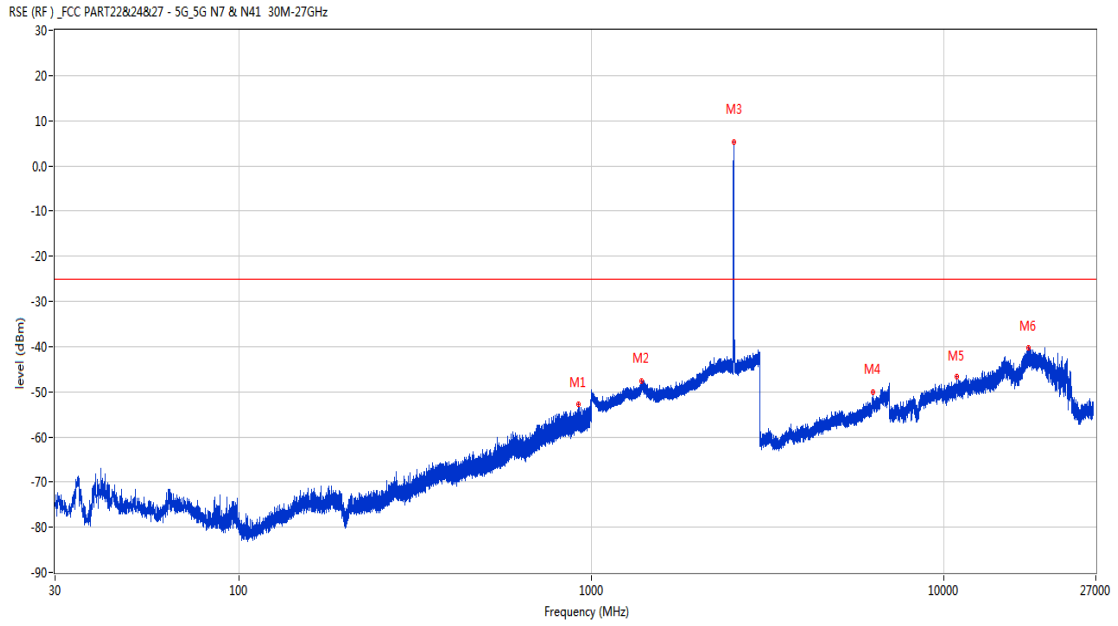


Frequency (MHz)	Result (dBm)	Factor (dB)	PK Limit (dBm)	Over Limit (dB)	Table (o)	ANT	EUT	Verdict
886.364	-52.41	40.42	-25.0	-27.41	323.00	Horizontal	Vertical	Pass
1433.600	-47.48	44.09	-25.0	-22.48	178.00	Horizontal	Vertical	Pass
2527.800	9.25	46.12	-25.0	34.25	141.00	Horizontal	Vertical	N/A
6272.200	-50.73	11.05	-25.0	-25.73	100.00	Horizontal	Vertical	Pass
11636.799	-46.24	17.23	-25.0	-21.24	8.00	Horizontal	Vertical	Pass
17598.900	-39.89	21.98	-25.0	-14.89	143.00	Horizontal	Vertical	Pass

RSE-V&V n7 BW15 CH531000



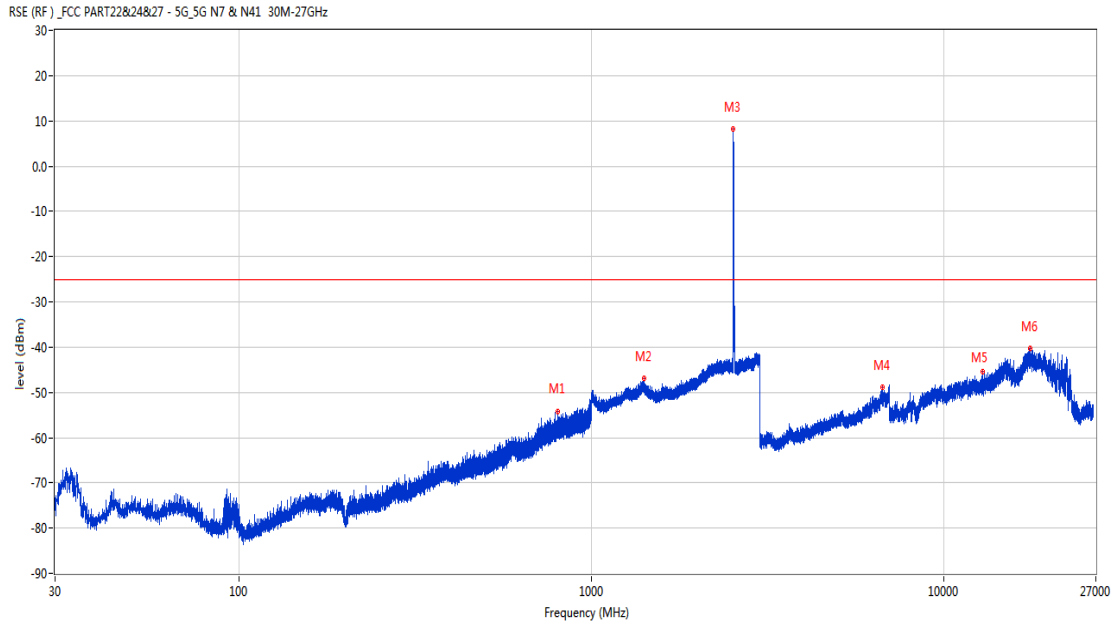
Frequency (MHz)	Result (dBm)	Factor (dB)	PK Limit (dBm)	Over Limit (dB)	Table (o)	ANT	EUT	Verdict
787.279	-54.03	39.70	-25.0	-29.03	260.00	Vertical	Vertical	Pass
1383.400	-47.49	44.77	-25.0	-22.49	192.00	Vertical	Vertical	Pass
2528.000	14.98	46.11	-25.0	39.98	361.00	Vertical	Vertical	N/A
5159.000	-53.71	7.26	-25.0	-28.71	32.00	Vertical	Vertical	Pass
10987.338	-46.98	17.30	-25.0	-21.98	193.00	Vertical	Vertical	Pass
17384.176	-40.12	22.33	-25.0	-15.12	314.00	Vertical	Vertical	Pass



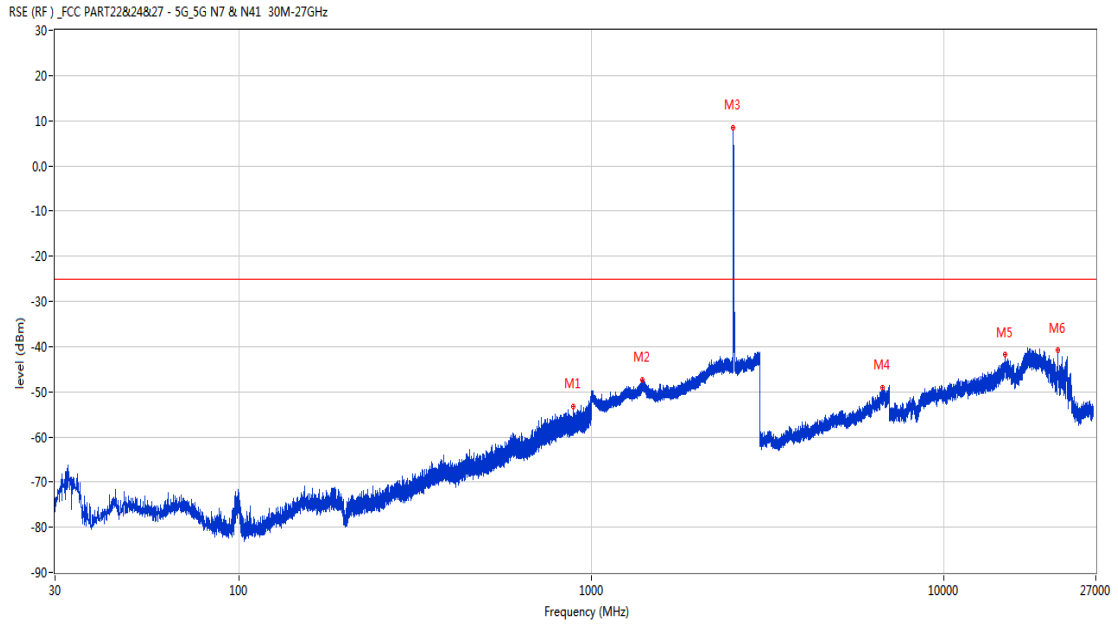
Frequency (MHz)	Result (dBm)	Factor (dB)	PK Limit (dBm)	Over Limit (dB)	Table (o)	ANT	EUT	Verdict
916.726	-52.78	41.33	-25.0	-27.78	227.00	Vertical	Horizontal	Pass
1390.000	-47.73	44.96	-25.0	-22.73	0.00	Vertical	Horizontal	Pass
2531.900	5.22	45.86	-25.0	30.22	361.00	Vertical	Horizontal	N/A
6287.200	-50.15	11.40	-25.0	-25.15	361.00	Vertical	Horizontal	Pass
10857.388	-46.57	17.56	-25.0	-21.57	244.00	Vertical	Horizontal	Pass
17378.400	-40.41	22.17	-25.0	-15.41	-3.00	Vertical	Horizontal	Pass

47.3 n7 BW20, Middle Channel

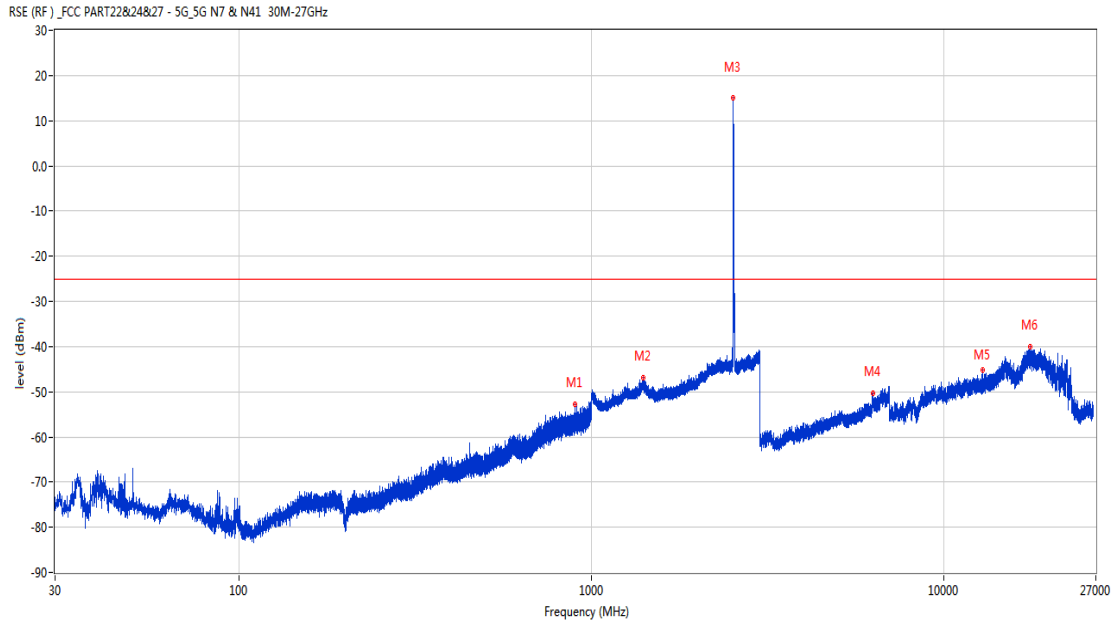
RSE-H&H n7 BW20 CH531000



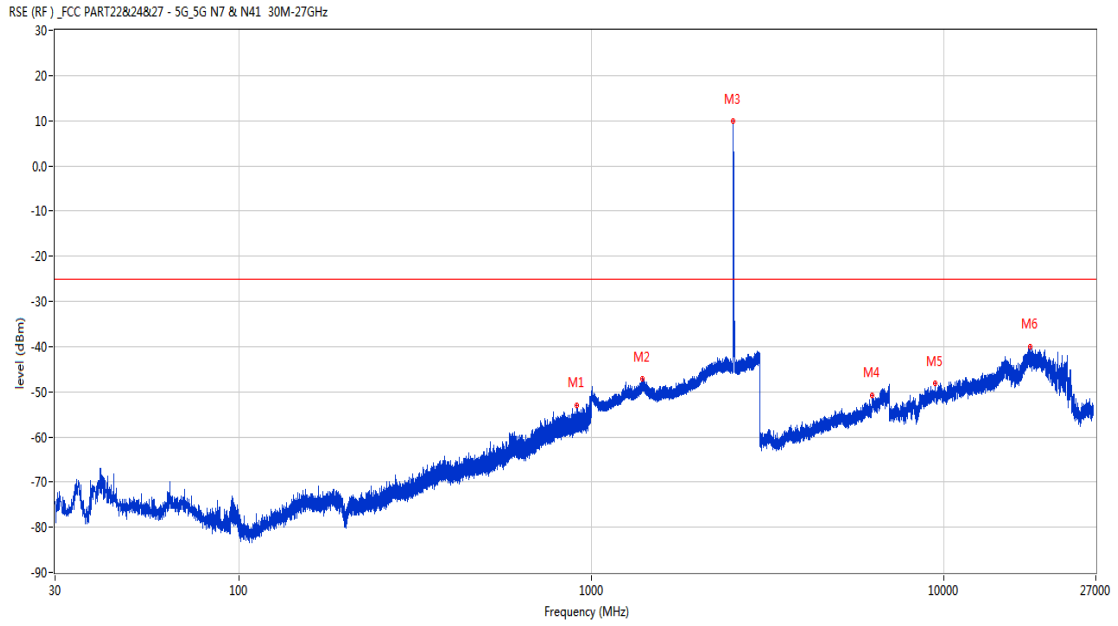
Frequency (MHz)	Result (dBm)	Factor (dB)	PK Limit (dBm)	Over Limit (dB)	Table (o)	ANT	EUT	Verdict
802.314	-54.19	39.97	-25.0	-29.19	331.00	Horizontal	Horizontal	Pass
1407.900	-46.96	44.93	-25.0	-21.96	243.00	Horizontal	Horizontal	Pass
2526.200	8.12	46.11	-25.0	33.12	151.00	Horizontal	Horizontal	N/A
6693.400	-48.97	11.72	-25.0	-23.97	0.00	Horizontal	Horizontal	Pass
12872.325	-45.51	19.21	-25.0	-20.51	85.00	Horizontal	Horizontal	Pass
17587.614	-40.33	22.11	-25.0	-15.33	103.00	Horizontal	Horizontal	Pass



Frequency (MHz)	Result (dBm)	Factor (dB)	PK Limit (dBm)	Over Limit (dB)	Table (o)	ANT	EUT	Verdict
888.790	-53.27	40.57	-25.0	-28.27	298.00	Horizontal	Vertical	Pass
1395.700	-47.32	45.14	-25.0	-22.32	310.00	Horizontal	Vertical	Pass
2526.000	8.37	46.10	-25.0	33.37	0.00	Horizontal	Vertical	N/A
6684.400	-49.19	11.98	-25.0	-24.19	60.00	Horizontal	Vertical	Pass
14901.450	-41.69	20.45	-25.0	-16.69	68.00	Horizontal	Vertical	Pass
21034.926	-40.84	25.42	-25.0	-15.84	277.00	Horizontal	Vertical	Pass



Frequency (MHz)	Result (dBm)	Factor (dB)	PK Limit (dBm)	Over Limit (dB)	Table (o)	ANT	EUT	Verdict
897.277	-52.80	40.93	-25.0	-27.80	298.00	Vertical	Vertical	Pass
1402.900	-46.85	45.13	-25.0	-21.85	271.00	Vertical	Vertical	Pass
2525.700	15.02	46.09	-25.0	40.02	29.00	Vertical	Vertical	N/A
6300.800	-50.40	10.81	-25.0	-25.40	0.00	Vertical	Vertical	Pass
12852.112	-45.21	19.46	-25.0	-20.21	231.00	Vertical	Vertical	Pass
17592.338	-40.05	22.05	-25.0	-15.05	105.00	Vertical	Vertical	Pass

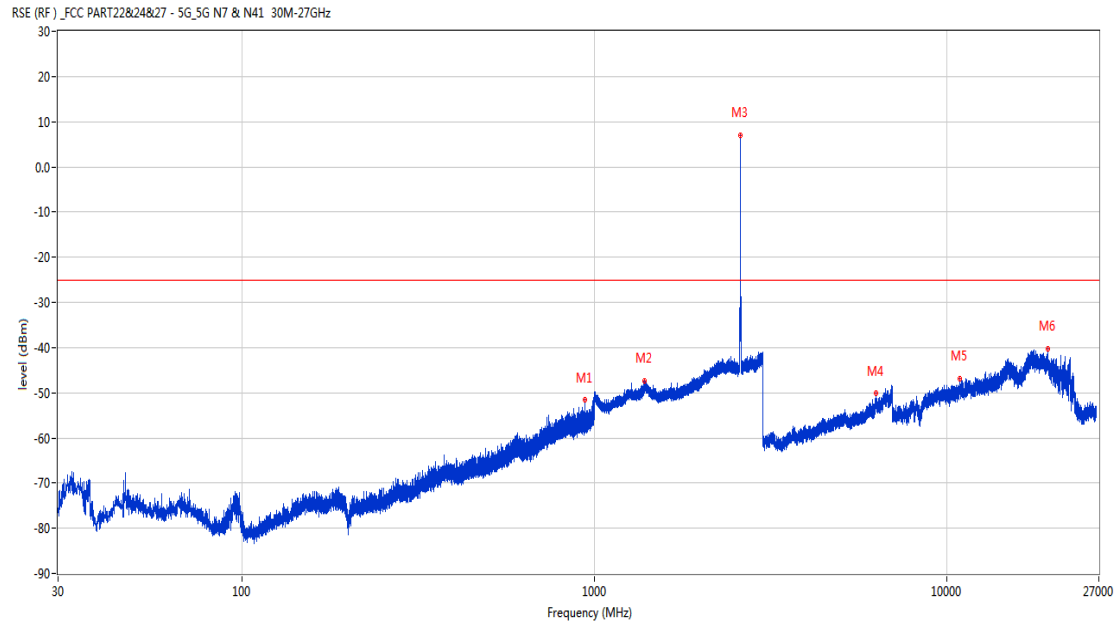


Frequency (MHz)	Result (dBm)	Factor (dB)	PK Limit (dBm)	Over Limit (dB)	Table (o)	ANT	EUT	Verdict
907.414	-53.10	41.18	-25.0	-28.10	217.00	Vertical	Horizontal	Pass
1397.800	-47.15	45.16	-25.0	-22.15	84.00	Vertical	Horizontal	Pass
2525.800	9.96	46.09	-25.0	34.96	5.00	Vertical	Horizontal	N/A
6258.000	-50.85	9.60	-25.0	-25.85	81.00	Vertical	Horizontal	Pass
9458.700	-48.11	16.56	-25.0	-23.11	189.00	Vertical	Horizontal	Pass
17597.587	-39.97	22.00	-25.0	-14.97	224.00	Vertical	Horizontal	Pass

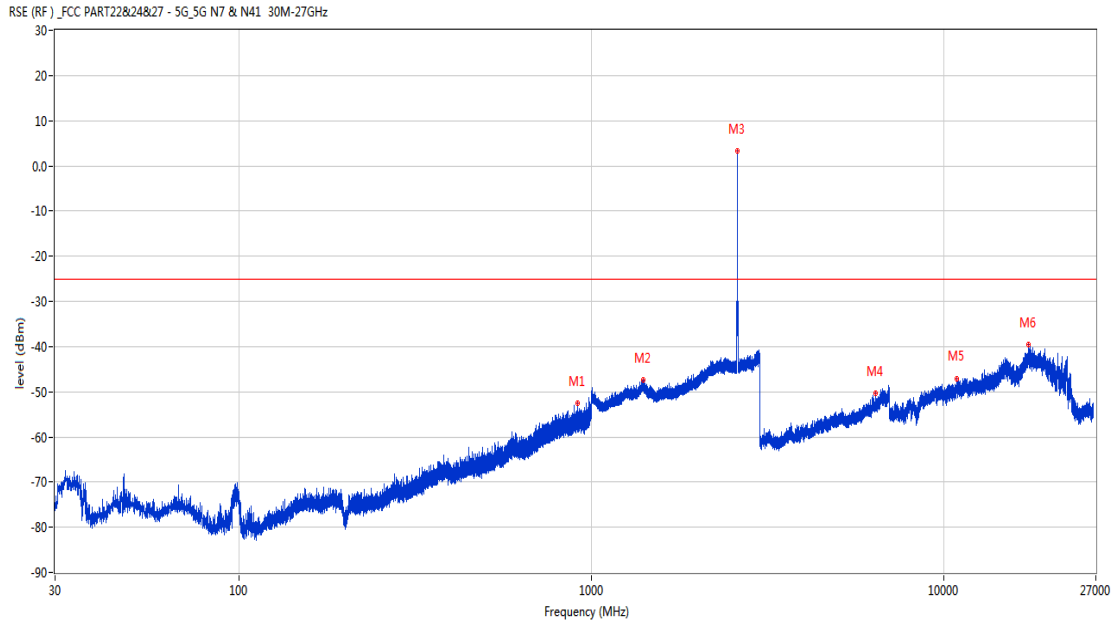
48 n41

48.1 n41 BW20, Middle Channel

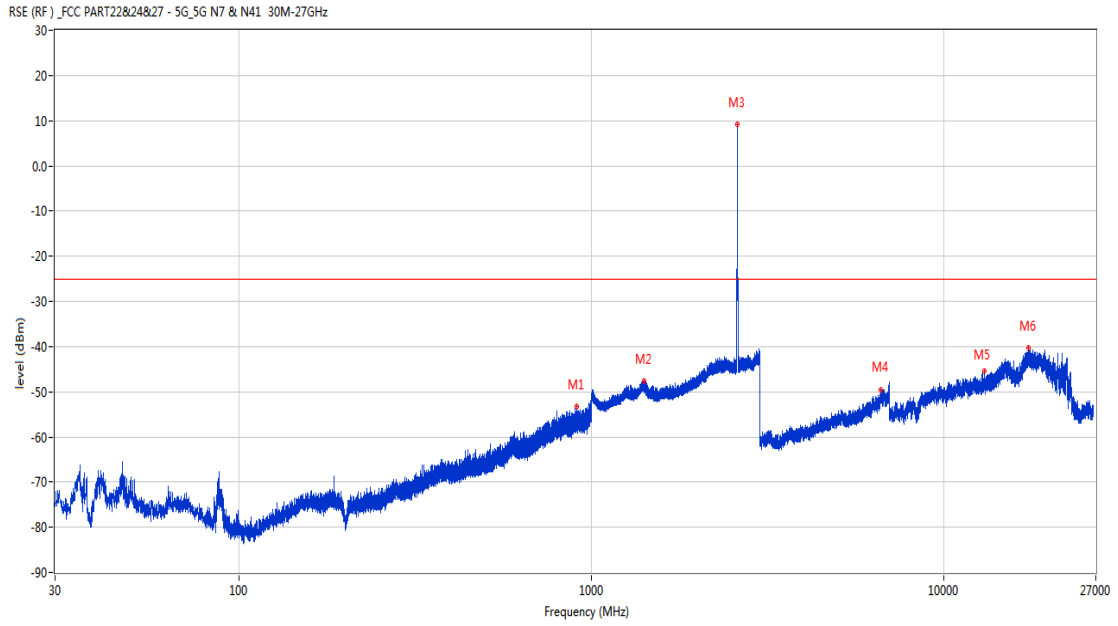
RSE-H&H n41 BW20 CH518598



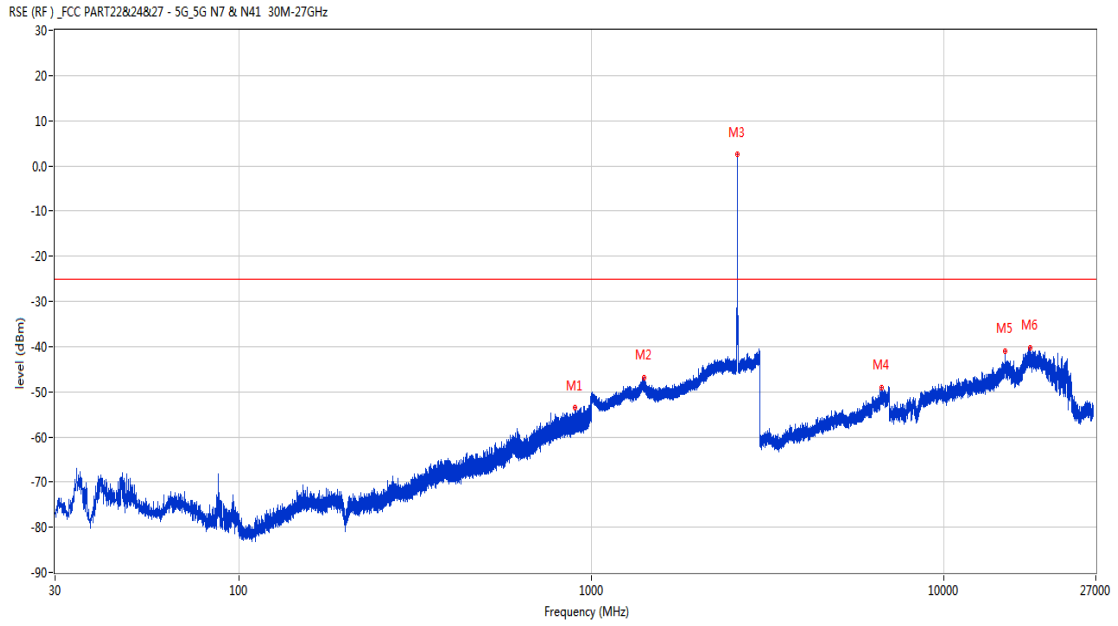
Frequency (MHz)	Result (dBm)	Factor (dB)	PK Limit (dBm)	Over Limit (dB)	Table (o)	ANT	EUT	Verdict
940.636	-51.58	41.49	-25.0	-26.58	325.00	Horizontal	Horizontal	Pass
1390.000	-47.30	44.96	-25.0	-22.30	325.00	Horizontal	Horizontal	Pass
2592.400	6.92	45.87	-25.0	31.92	150.00	Horizontal	Horizontal	N/A
6279.800	-50.14	11.28	-25.0	-25.14	158.00	Horizontal	Horizontal	Pass
10858.825	-46.85	17.54	-25.0	-21.85	319.00	Horizontal	Horizontal	Pass
19349.375	-40.26	27.35	-25.0	-15.26	142.00	Horizontal	Horizontal	Pass



Frequency (MHz)	Result (dBm)	Factor (dB)	PK Limit (dBm)	Over Limit (dB)	Table (o)	ANT	EUT	Verdict
910.372	-52.62	41.15	-25.0	-27.62	-3.00	Horizontal	Vertical	Pass
1398.400	-47.27	45.16	-25.0	-22.27	321.00	Horizontal	Vertical	Pass
2590.300	3.25	45.91	-25.0	28.25	159.00	Horizontal	Vertical	N/A
6418.200	-50.23	10.86	-25.0	-25.23	289.00	Horizontal	Vertical	Pass
10898.213	-47.12	17.67	-25.0	-22.12	126.00	Horizontal	Vertical	Pass
17385.488	-39.54	22.36	-25.0	-14.54	328.00	Horizontal	Vertical	Pass



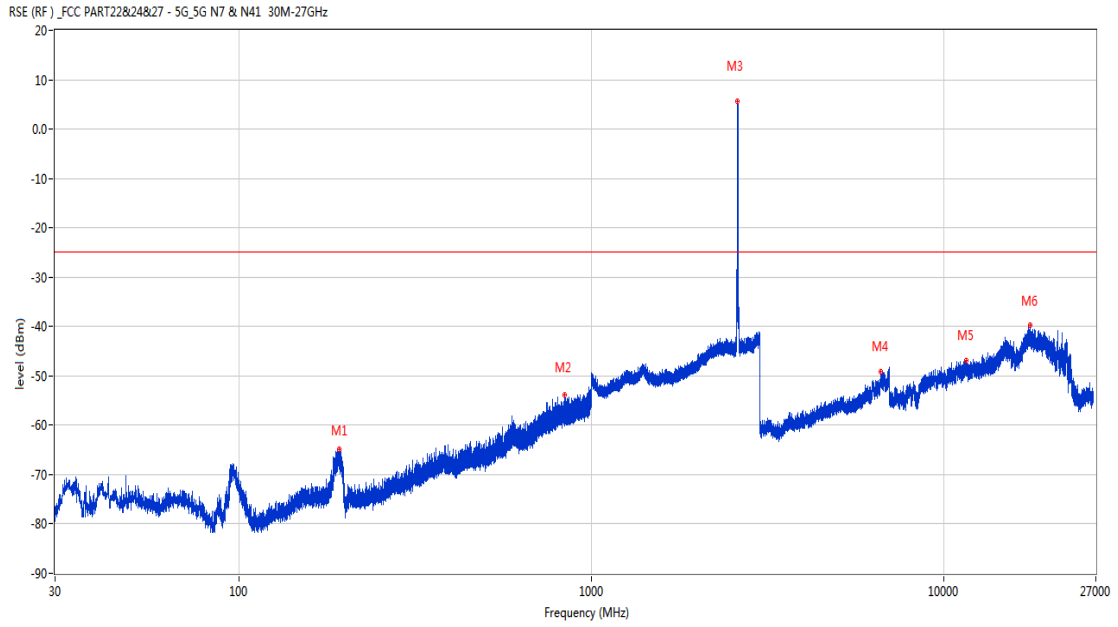
Frequency (MHz)	Result (dBm)	Factor (dB)	PK Limit (dBm)	Over Limit (dB)	Table (o)	ANT	EUT	Verdict
906.783	-53.29	41.12	-25.0	-28.29	9.00	Vertical	Vertical	Pass
1412.400	-47.58	44.81	-25.0	-22.58	229.00	Vertical	Vertical	Pass
2593.300	9.16	45.96	-25.0	34.16	359.00	Vertical	Vertical	N/A
6610.600	-49.65	12.33	-25.0	-24.65	189.00	Vertical	Vertical	Pass
13004.625	-45.41	18.92	-25.0	-20.41	-1.00	Vertical	Vertical	Pass
17376.563	-40.16	22.10	-25.0	-15.16	-3.00	Vertical	Vertical	Pass



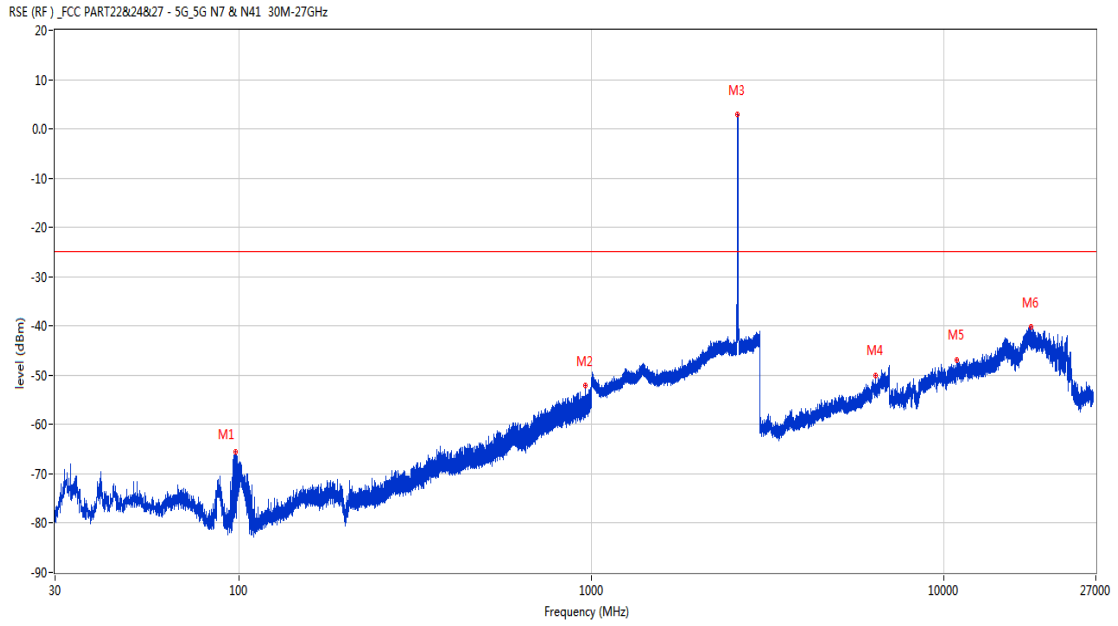
Frequency (MHz)	Result (dBm)	Factor (dB)	PK Limit (dBm)	Over Limit (dB)	Table (o)	ANT	EUT	Verdict
898.295	-53.56	41.03	-25.0	-28.56	327.00	Vertical	Horizontal	Pass
1407.800	-46.93	44.93	-25.0	-21.93	88.00	Vertical	Horizontal	Pass
2595.100	2.66	46.16	-25.0	27.66	359.00	Vertical	Horizontal	N/A
6675.400	-49.17	11.70	-25.0	-24.17	338.00	Vertical	Horizontal	Pass
14927.700	-41.08	19.68	-25.0	-16.08	116.00	Vertical	Horizontal	Pass
17600.999	-40.20	21.96	-25.0	-15.20	360.00	Vertical	Horizontal	Pass

48.2 n41 BW60, Middle Channel

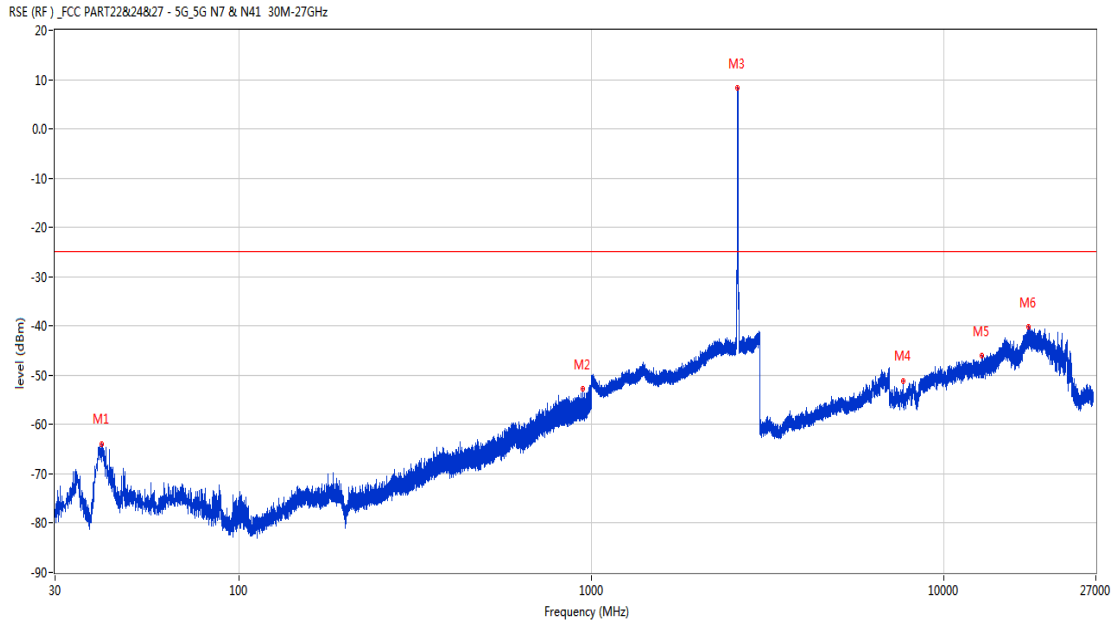
RSE-H&H n41 BW60 CH518598



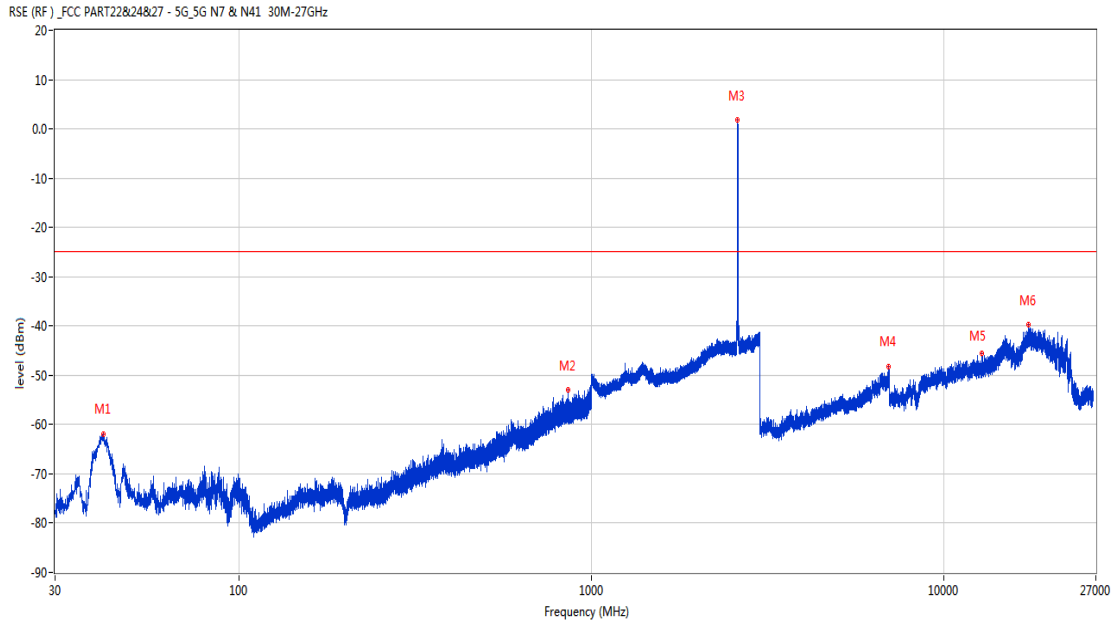
Frequency (MHz)	Result (dBm)	Factor (dB)	PK Limit (dBm)	Over Limit (dB)	Table (o)	ANT	EUT	Verdict
192.038	-64.80	25.45	-25.0	-39.80	215.00	Horizontal	Horizontal	Pass
839.708	-53.83	40.50	-25.0	-28.83	42.00	Horizontal	Horizontal	Pass
2599.200	5.55	45.99	-25.0	30.55	140.00	Horizontal	Horizontal	N/A
6629.800	-49.24	12.13	-25.0	-24.24	2.00	Horizontal	Horizontal	Pass
11594.537	-46.84	17.90	-25.0	-21.84	243.00	Horizontal	Horizontal	Pass
17589.449	-39.61	22.09	-25.0	-14.61	361.00	Horizontal	Horizontal	Pass



Frequency (MHz)	Result (dBm)	Factor (dB)	PK Limit (dBm)	Over Limit (dB)	Table (o)	ANT	EUT	Verdict
97.755	-65.55	19.00	-25.0	-40.55	361.00	Horizontal	Vertical	Pass
961.636	-51.96	41.85	-25.0	-26.96	363.00	Horizontal	Vertical	Pass
2598.000	2.94	46.00	-25.0	27.94	144.00	Horizontal	Vertical	N/A
6403.600	-50.08	10.59	-25.0	-25.08	122.00	Horizontal	Vertical	Pass
10875.500	-46.86	17.22	-25.0	-21.86	21.00	Horizontal	Vertical	Pass
17631.187	-40.16	21.56	-25.0	-15.16	286.00	Horizontal	Vertical	Pass



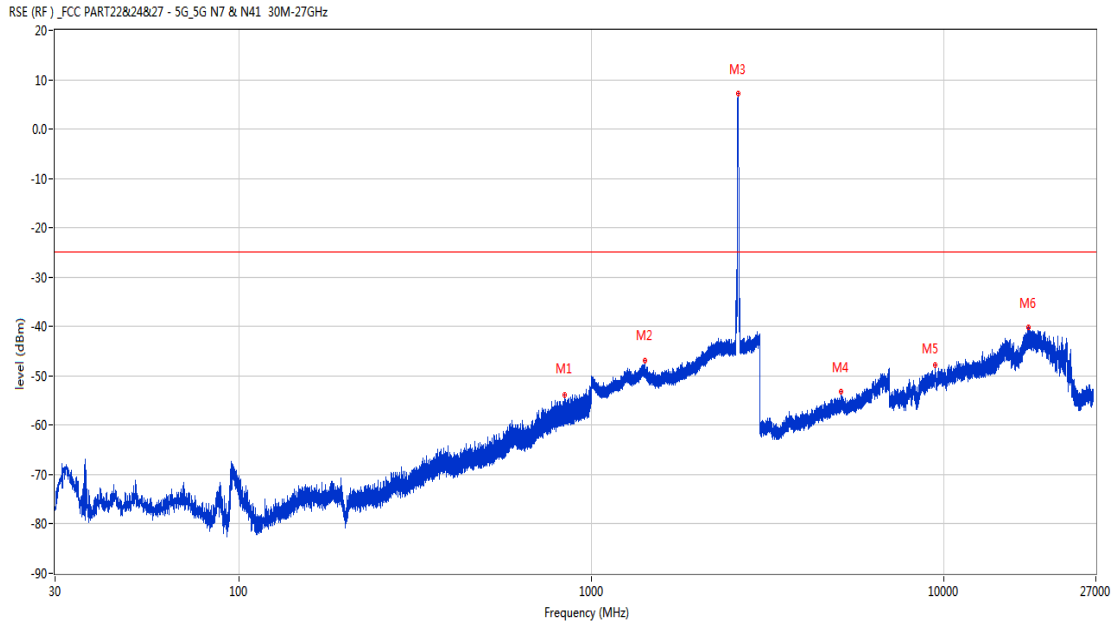
Frequency (MHz)	Result (dBm)	Factor (dB)	PK Limit (dBm)	Over Limit (dB)	Table (o)	ANT	EUT	Verdict
40.621	-63.88	22.32	-25.0	-38.88	0.00	Vertical	Vertical	Pass
944.031	-52.79	41.47	-25.0	-27.79	16.00	Vertical	Vertical	Pass
2595.500	8.42	46.13	-25.0	33.42	12.00	Vertical	Vertical	N/A
7648.312	-51.21	11.31	-25.0	-26.21	212.00	Vertical	Vertical	Pass
12815.887	-46.05	17.99	-25.0	-21.05	238.00	Vertical	Vertical	Pass
17426.176	-40.12	22.50	-25.0	-15.12	320.00	Vertical	Vertical	Pass



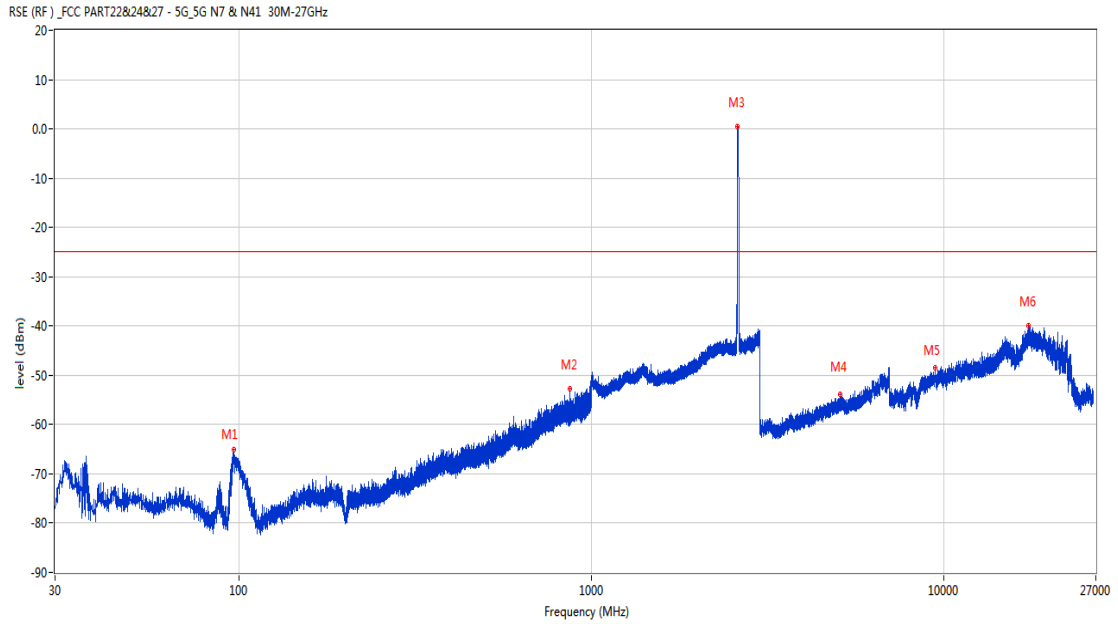
Frequency (MHz)	Result (dBm)	Factor (dB)	PK Limit (dBm)	Over Limit (dB)	Table (o)	ANT	EUT	Verdict
41.106	-61.99	22.67	-25.0	-36.99	358.00	Vertical	Horizontal	Pass
858.429	-52.87	40.23	-25.0	-27.87	286.00	Vertical	Horizontal	Pass
2593.600	1.91	46.00	-25.0	26.91	78.00	Vertical	Horizontal	N/A
6980.800	-48.25	13.79	-25.0	-23.25	172.00	Vertical	Horizontal	Pass
12848.700	-45.57	19.37	-25.0	-20.57	263.00	Vertical	Horizontal	Pass
17431.163	-39.63	22.37	-25.0	-14.63	263.00	Vertical	Horizontal	Pass

48.3 n41 BW100, Middle Channel

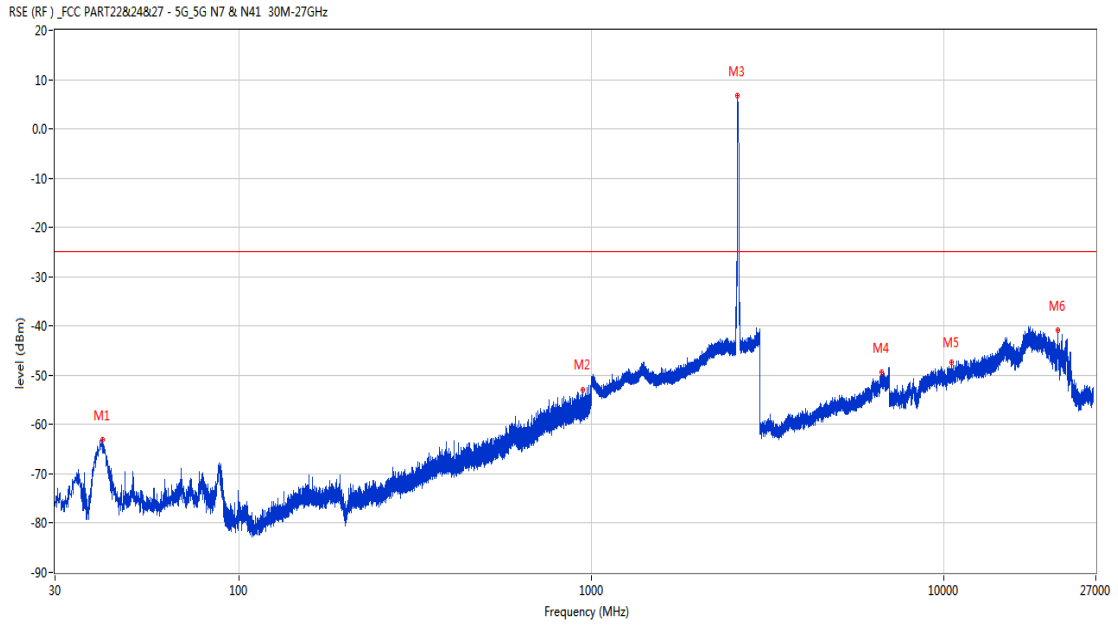
RSE-H&H n41 BW100 CH518598



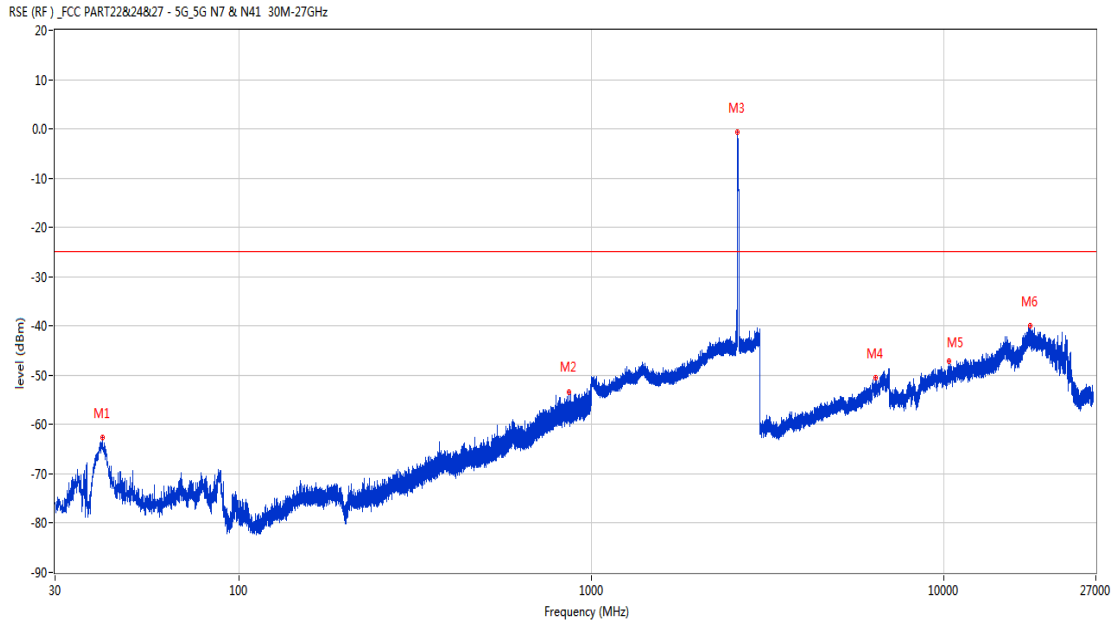
Frequency (MHz)	Result (dBm)	Factor (dB)	PK Limit (dBm)	Over Limit (dB)	Table (o)	ANT	EUT	Verdict
837.865	-53.92	40.53	-25.0	-28.92	23.00	Horizontal	Horizontal	Pass
1420.100	-46.95	44.48	-25.0	-21.95	233.00	Horizontal	Horizontal	Pass
2602.300	7.23	45.80	-25.0	32.23	136.00	Horizontal	Horizontal	N/A
5119.600	-53.26	7.83	-25.0	-28.26	115.00	Horizontal	Horizontal	Pass
9436.276	-47.88	16.39	-25.0	-22.88	117.00	Horizontal	Horizontal	Pass
17428.011	-40.17	22.45	-25.0	-15.17	12.00	Horizontal	Horizontal	Pass



Frequency (MHz)	Result (dBm)	Factor (dB)	PK Limit (dBm)	Over Limit (dB)	Table (o)	ANT	EUT	Verdict
96.396	-65.06	19.18	-25.0	-40.06	363.00	Horizontal	Vertical	Pass
869.002	-52.74	40.16	-25.0	-27.74	304.00	Horizontal	Vertical	Pass
2596.500	0.36	46.03	-25.0	25.36	154.00	Horizontal	Vertical	N/A
5069.800	-53.97	7.24	-25.0	-28.97	102.00	Horizontal	Vertical	Pass
9438.576	-48.54	16.44	-25.0	-23.54	171.00	Horizontal	Vertical	Pass
17423.026	-40.05	22.58	-25.0	-15.05	162.00	Horizontal	Vertical	Pass



Frequency (MHz)	Result (dBm)	Factor (dB)	PK Limit (dBm)	Over Limit (dB)	Table (o)	ANT	EUT	Verdict
40.913	-63.17	22.55	-25.0	-38.17	67.00	Vertical	Vertical	Pass
945.971	-53.04	41.51	-25.0	-28.04	361.00	Vertical	Vertical	Pass
2595.700	6.67	46.11	-25.0	31.67	322.00	Vertical	Vertical	N/A
6670.400	-49.30	11.66	-25.0	-24.30	326.00	Vertical	Vertical	Pass
10499.450	-47.37	16.44	-25.0	-22.37	55.00	Vertical	Vertical	Pass
21060.850	-40.84	25.43	-25.0	-15.84	179.00	Vertical	Vertical	Pass

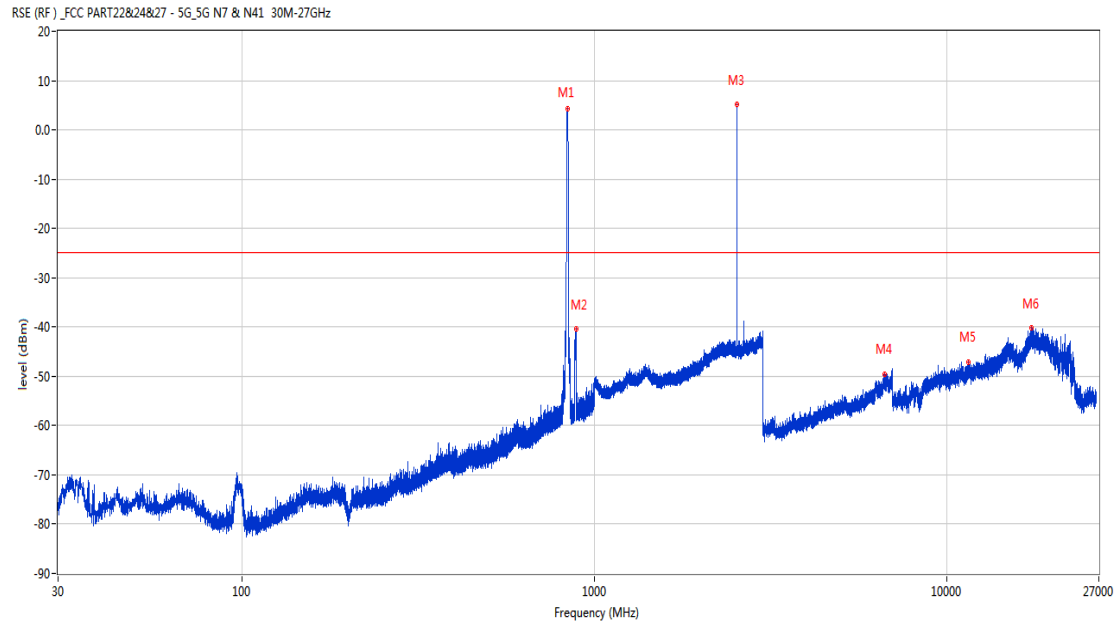


Frequency (MHz)	Result (dBm)	Factor (dB)	PK Limit (dBm)	Over Limit (dB)	Table (o)	ANT	EUT	Verdict
40.816	-62.59	22.47	-25.0	-37.59	40.00	Vertical	Horizontal	Pass
862.890	-53.50	40.17	-25.0	-28.50	205.00	Vertical	Horizontal	Pass
2600.800	-0.55	45.76	-25.0	24.45	70.00	Vertical	Horizontal	N/A
6402.000	-50.38	10.51	-25.0	-25.38	186.00	Vertical	Horizontal	Pass
10339.599	-47.22	16.82	-25.0	-22.22	352.00	Vertical	Horizontal	Pass
17594.438	-39.94	22.03	-25.0	-14.94	118.00	Vertical	Horizontal	Pass

49 DC_5A_n7A

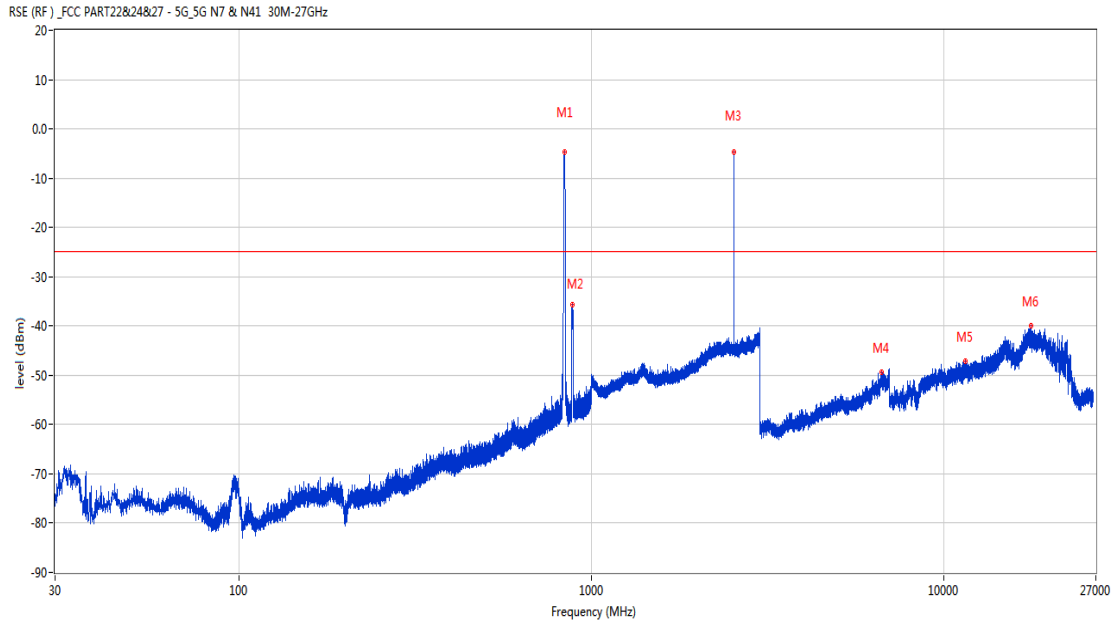
49.1 DC_5A_n7A BW10(LTE)+BW5(NR)

RSE-H&H DC_5A_n7A BW10(LTE)+BW5(NR)



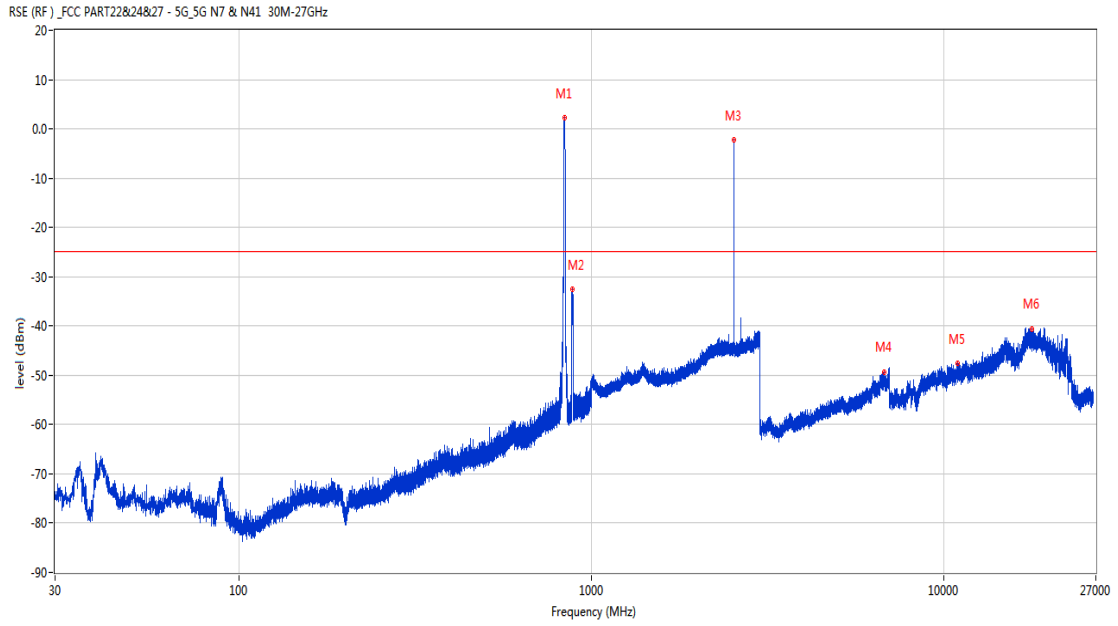
Frequency (MHz)	Result (dBm)	Factor (dB)	PK Limit (dBm)	Over Limit (dB)	Table (o)	ANT	EUT	Verdict
836.991	4.30	40.54	-25.0	29.30	90.00	Horizontal	Horizontal	N/A
884.958	-40.50	40.54	-25.0	-15.50	281.00	Horizontal	Horizontal	N/A
2537.100	5.17	45.98	-25.0	30.17	146.00	Horizontal	Horizontal	N/A
6658.600	-49.63	11.48	-25.0	-24.63	68.00	Horizontal	Horizontal	Pass
11496.787	-47.04	17.78	-25.0	-22.04	119.00	Horizontal	Horizontal	Pass
17427.489	-40.14	22.47	-25.0	-15.14	39.00	Horizontal	Horizontal	Pass

RSE-H&V DC_5A_n7A BW10(LTE)+BW5(NR)



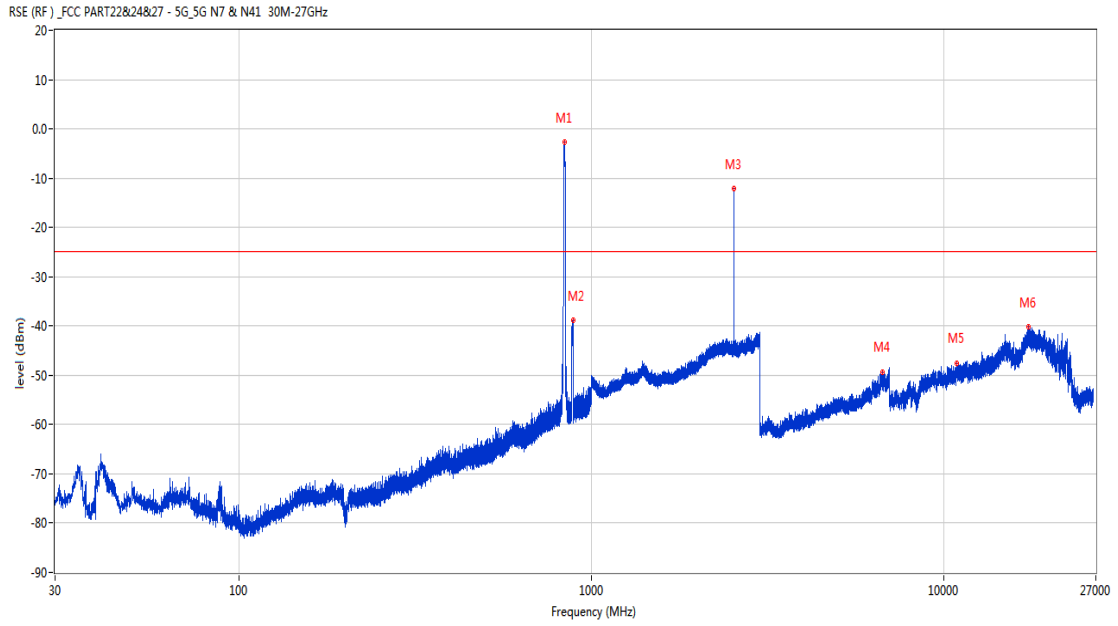
Frequency (MHz)	Result (dBm)	Factor (dB)	PK Limit (dBm)	Over Limit (dB)	Table (o)	ANT	EUT	Verdict
839.708	-4.72	40.50	-25.0	20.28	202.00	Horizontal	Vertical	N/A
883.067	-35.72	40.44	-25.0	-10.72	179.00	Horizontal	Vertical	N/A
2537.000	-4.65	45.96	-25.0	20.35	183.00	Horizontal	Vertical	N/A
6659.600	-49.44	11.44	-25.0	-24.44	74.00	Horizontal	Vertical	Pass
11517.200	-47.12	17.53	-25.0	-22.12	360.00	Horizontal	Vertical	Pass
17725.950	-39.92	21.42	-25.0	-14.92	231.00	Horizontal	Vertical	Pass

RSE-V&V DC_5A_n7A BW10(LTE)+BW5(NR)



Frequency (MHz)	Result (dBm)	Factor (dB)	PK Limit (dBm)	Over Limit (dB)	Table (o)	ANT	EUT	Verdict
838.737	2.16	40.51	-25.0	27.16	361.00	Vertical	Vertical	N/A
884.134	-32.59	40.58	-25.0	-7.59	198.00	Vertical	Vertical	N/A
2533.900	-2.24	45.76	-25.0	22.76	71.00	Vertical	Vertical	N/A
6788.000	-49.34	12.32	-25.0	-24.34	118.00	Vertical	Vertical	Pass
10952.549	-47.58	16.54	-25.0	-22.58	85.00	Vertical	Vertical	Pass
17748.525	-40.62	21.49	-25.0	-15.62	363.00	Vertical	Vertical	Pass

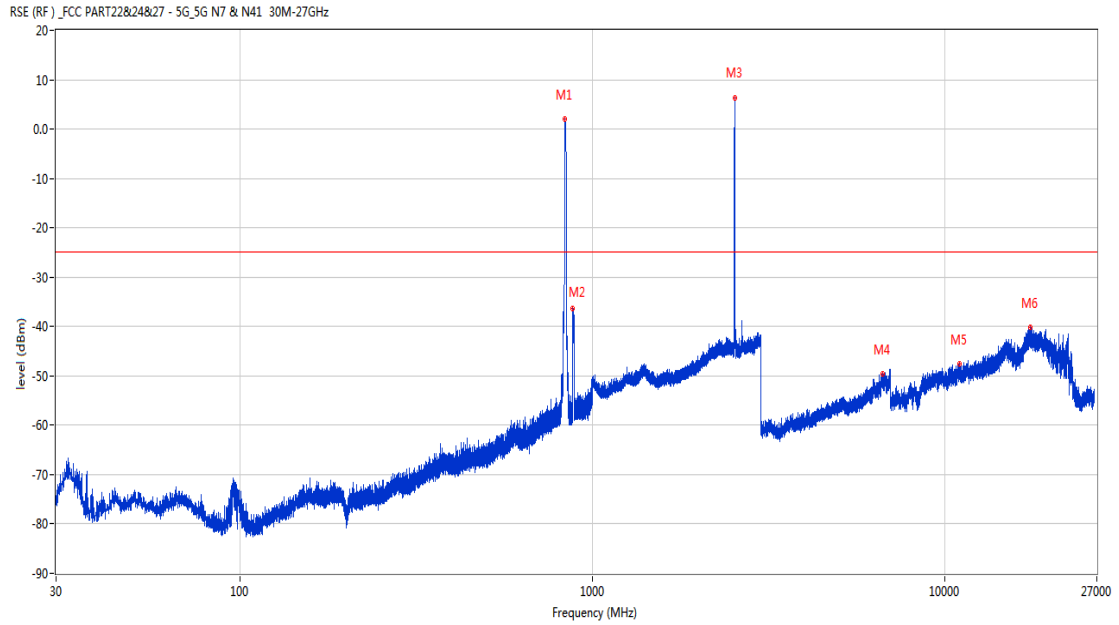
RSE-V&H DC_5A_n7A BW10(LTE)+BW5(NR)



Frequency (MHz)	Result (dBm)	Factor (dB)	PK Limit (dBm)	Over Limit (dB)	Table (o)	ANT	EUT	Verdict
840.193	-2.76	40.58	-25.0	22.24	165.00	Vertical	Horizontal	N/A
885.928	-38.83	40.46	-25.0	-13.83	34.00	Vertical	Horizontal	N/A
2533.400	-12.15	45.78	-25.0	12.85	166.00	Vertical	Horizontal	N/A
6678.400	-49.47	11.76	-25.0	-24.47	202.00	Vertical	Horizontal	Pass
10864.862	-47.51	17.42	-25.0	-22.51	0.00	Vertical	Horizontal	Pass
17377.087	-40.08	22.12	-25.0	-15.08	15.00	Vertical	Horizontal	Pass

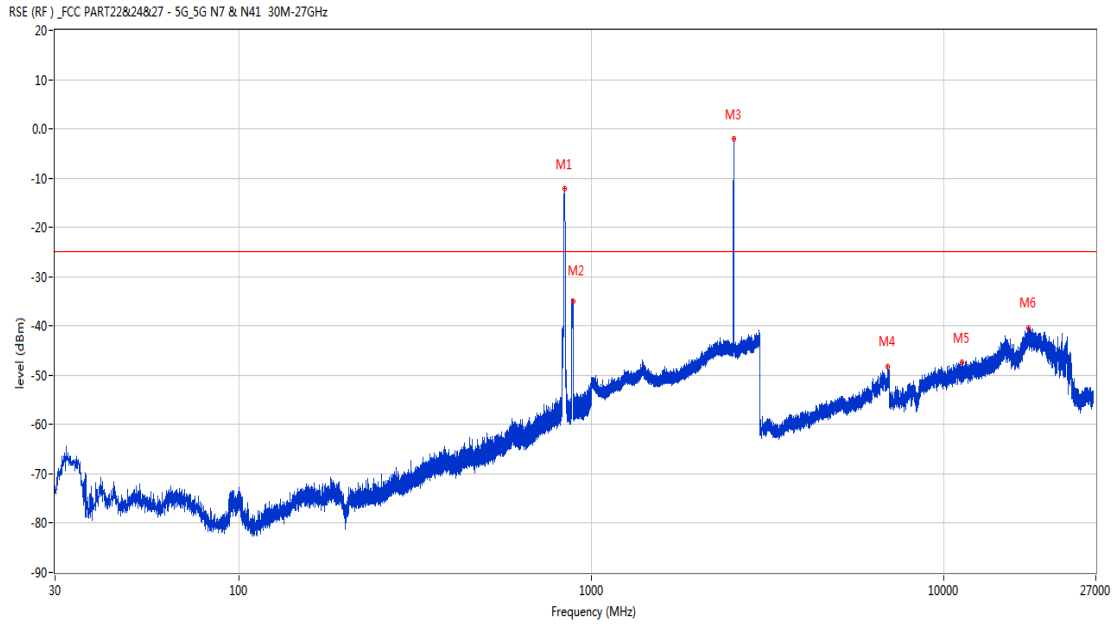
49.2 DC_5A_n7A BW10(LTE)+BW15(NR)

RSE-H&H DC_5A_n7A BW10(LTE)+BW15(NR)



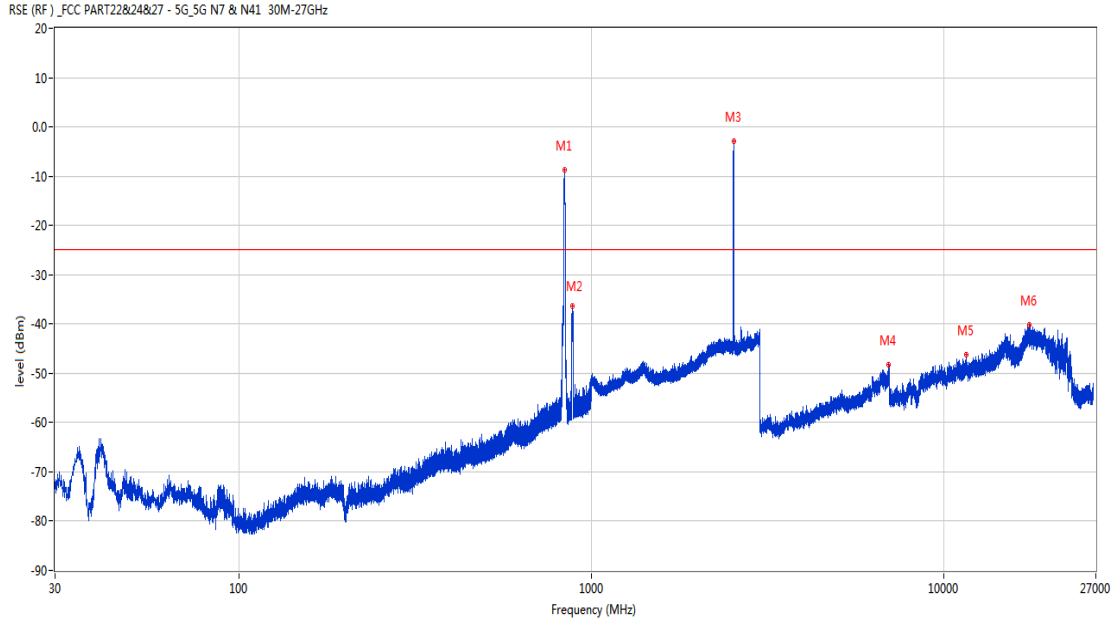
Frequency (MHz)	Result (dBm)	Factor (dB)	PK Limit (dBm)	Over Limit (dB)	Table (o)	ANT	EUT	Verdict
835.197	1.94	40.52	-25.0	26.94	335.00	Horizontal	Horizontal	N/A
878.895	-36.43	40.28	-25.0	-11.43	100.00	Horizontal	Horizontal	N/A
2532.100	6.33	45.85	-25.0	31.33	67.00	Horizontal	Horizontal	N/A
6675.400	-49.54	11.70	-25.0	-24.54	40.00	Horizontal	Horizontal	Pass
10982.450	-47.63	17.22	-25.0	-22.63	104.00	Horizontal	Horizontal	Pass
17463.714	-40.10	21.74	-25.0	-15.10	271.00	Horizontal	Horizontal	Pass

RSE-H&V DC_5A_n7A BW10(LTE)+BW15(NR)



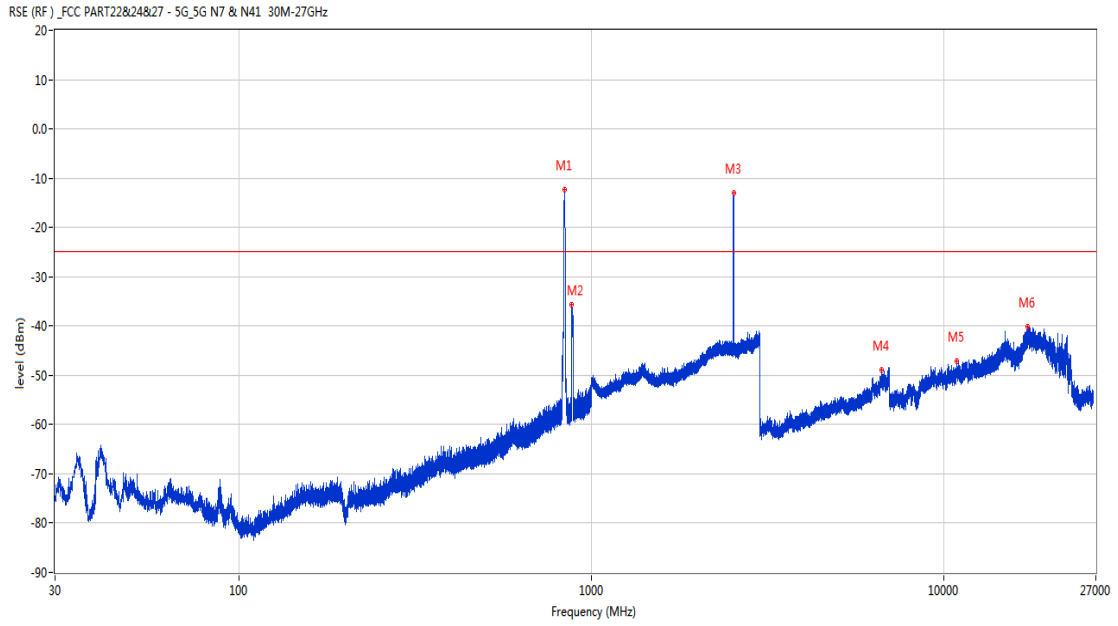
Frequency (MHz)	Result (dBm)	Factor (dB)	PK Limit (dBm)	Over Limit (dB)	Table (o)	ANT	EUT	Verdict
840.823	-12.14	40.65	-25.0	12.86	133.00	Horizontal	Vertical	N/A
885.443	-34.98	40.50	-25.0	-9.98	363.00	Horizontal	Vertical	N/A
2532.400	-2.06	45.83	-25.0	22.94	305.00	Horizontal	Vertical	N/A
6919.400	-48.26	11.71	-25.0	-23.26	360.00	Horizontal	Vertical	Pass
11227.400	-47.39	16.54	-25.0	-22.39	177.00	Horizontal	Vertical	Pass
17408.324	-40.33	22.69	-25.0	-15.33	15.00	Horizontal	Vertical	Pass

RSE-V&V DC_5A_n7A BW10(LTE)+BW15(NR)



Frequency (MHz)	Result (dBm)	Factor (dB)	PK Limit (dBm)	Over Limit (dB)	Table (o)	ANT	EUT	Verdict
840.144	-8.82	40.57	-25.0	16.18	136.00	Vertical	Vertical	N/A
884.861	-36.35	40.55	-25.0	-11.35	188.00	Vertical	Vertical	N/A
2532.200	-2.92	45.84	-25.0	22.08	100.00	Vertical	Vertical	N/A
6971.800	-48.19	13.61	-25.0	-23.19	146.00	Vertical	Vertical	Pass
11584.763	-46.12	17.70	-25.0	-21.12	360.00	Vertical	Vertical	Pass
17444.551	-40.06	22.05	-25.0	-15.06	80.00	Vertical	Vertical	Pass

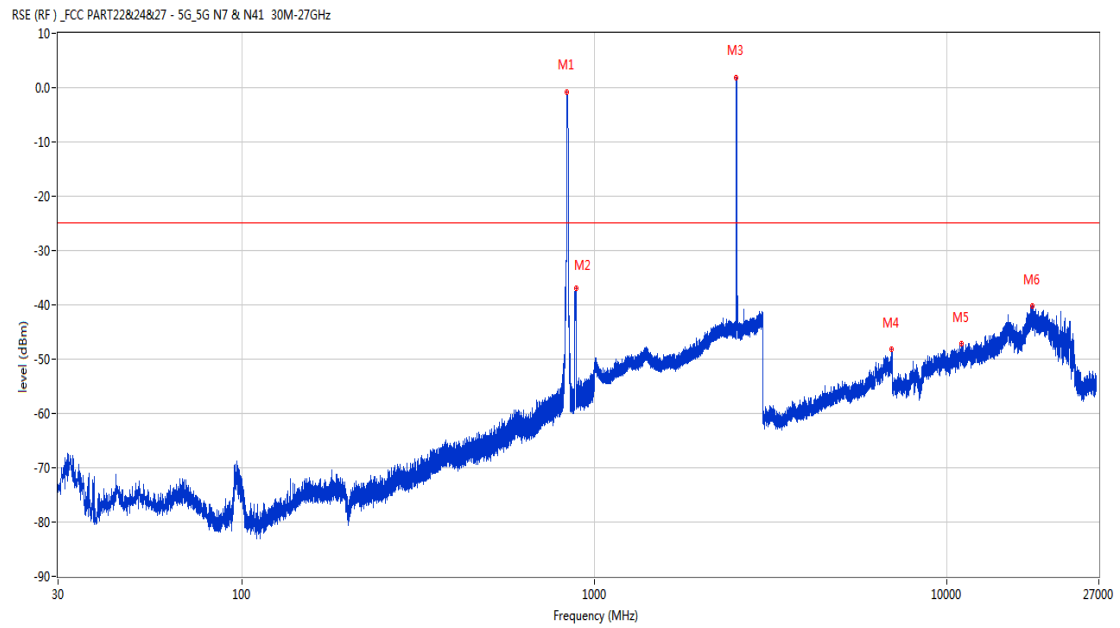
RSE-V&H DC_5A_n7A BW10(LTE)+BW15(NR)



Frequency (MHz)	Result (dBm)	Factor (dB)	PK Limit (dBm)	Over Limit (dB)	Table (o)	ANT	EUT	Verdict
837.380	-12.28	40.54	-25.0	12.72	175.00	Vertical	Horizontal	N/A
877.247	-35.60	40.35	-25.0	-10.60	193.00	Vertical	Horizontal	N/A
2532.400	-12.92	45.83	-25.0	12.08	241.00	Vertical	Horizontal	N/A
6676.600	-48.92	11.73	-25.0	-23.92	276.00	Vertical	Horizontal	Pass
10890.738	-47.20	17.45	-25.0	-22.20	152.00	Vertical	Horizontal	Pass
17290.199	-40.14	21.12	-25.0	-15.14	36.00	Vertical	Horizontal	Pass

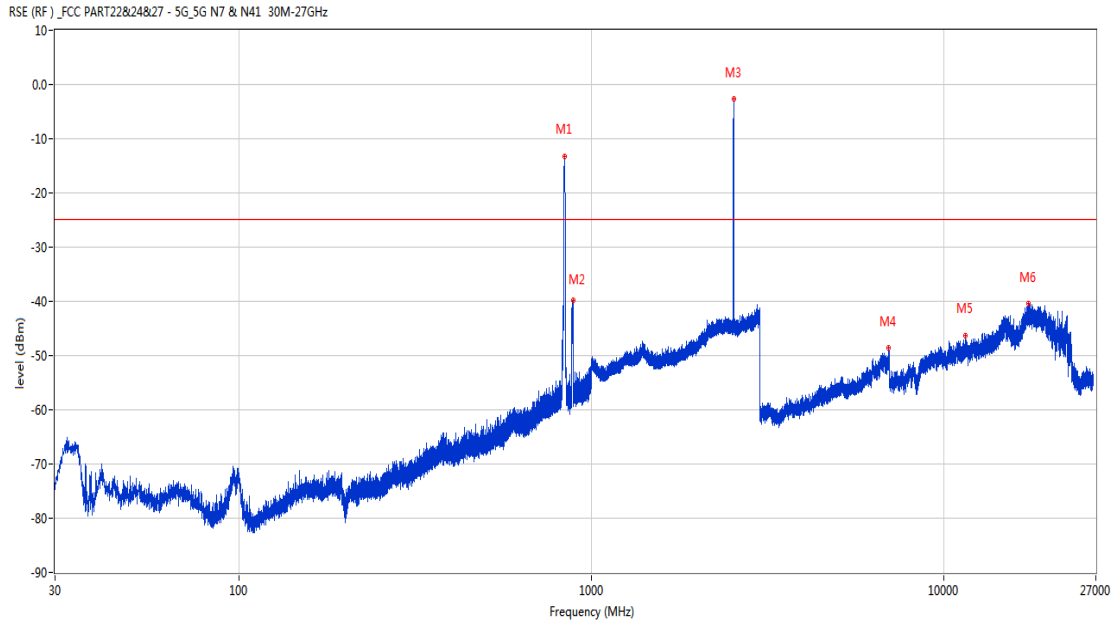
49.3 DC_5A_n7A BW10(LTE)+BW20(NR)

RSE-H&H DC_5A_n7A BW10(LTE)+BW20(NR)



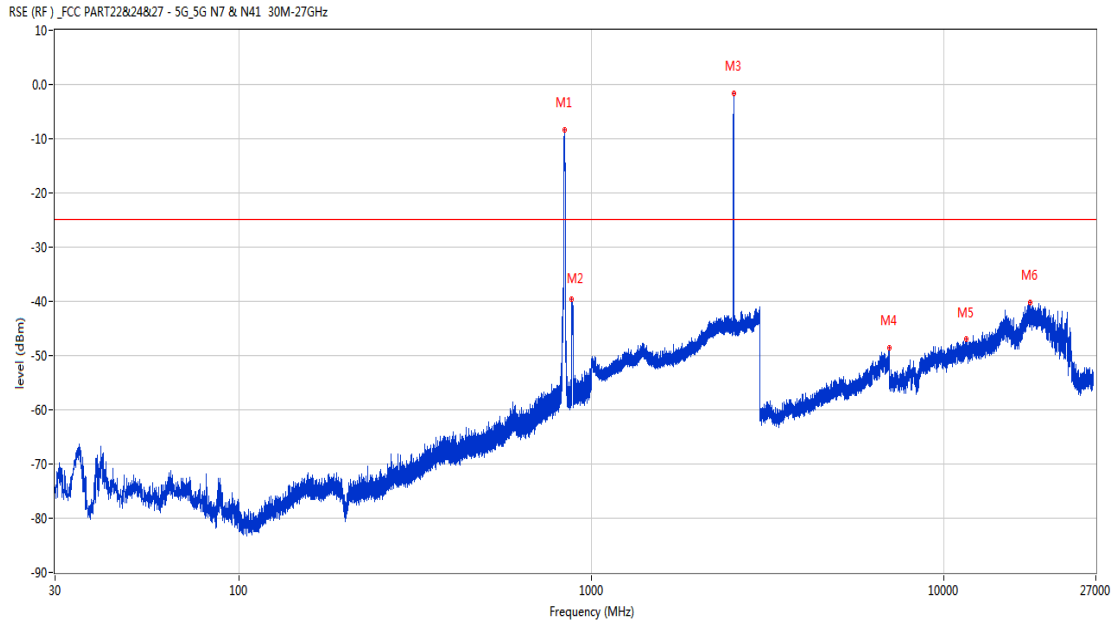
Frequency (MHz)	Result (dBm)	Factor (dB)	PK Limit (dBm)	Over Limit (dB)	Table (o)	ANT	EUT	Verdict
835.052	-0.73	40.51	-25.0	24.27	271.00	Horizontal	Horizontal	N/A
885.588	-36.91	40.49	-25.0	-11.91	123.00	Horizontal	Horizontal	N/A
2525.300	1.84	46.07	-25.0	26.84	67.00	Horizontal	Horizontal	N/A
6976.800	-48.07	13.78	-25.0	-23.07	293.00	Horizontal	Horizontal	Pass
11031.900	-47.20	16.81	-25.0	-22.20	34.00	Horizontal	Horizontal	Pass
17468.176	-40.30	21.73	-25.0	-15.30	189.00	Horizontal	Horizontal	Pass

RSE-H&V DC_5A_n7A BW10(LTE)+BW20(NR)



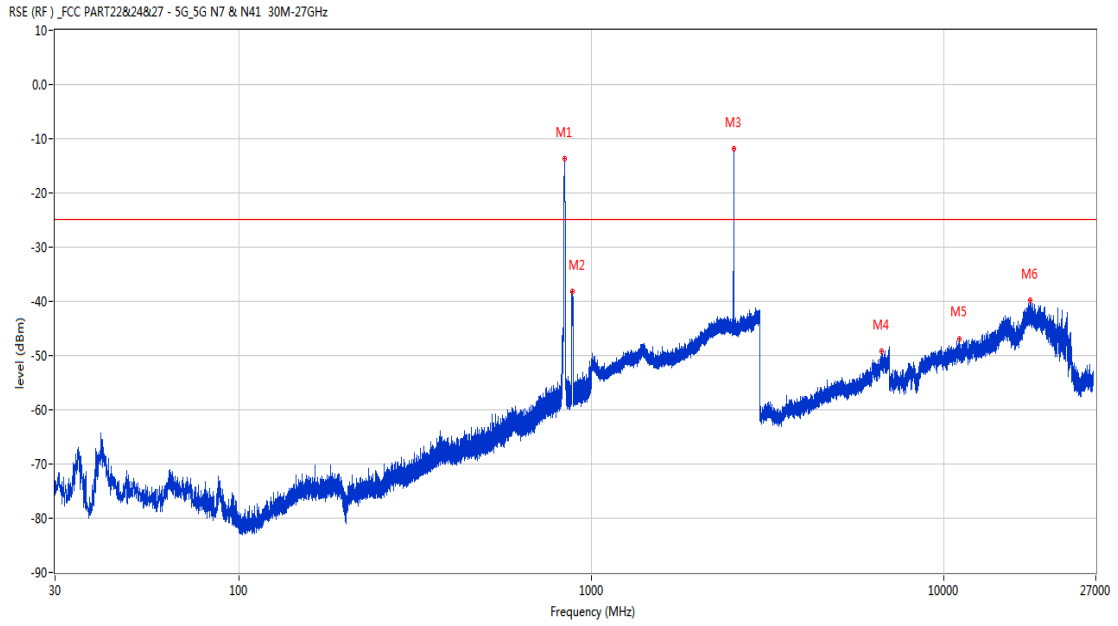
Frequency (MHz)	Result (dBm)	Factor (dB)	PK Limit (dBm)	Over Limit (dB)	Table (o)	ANT	EUT	Verdict
840.920	-13.24	40.67	-25.0	11.76	210.00	Horizontal	Vertical	N/A
884.958	-39.77	40.54	-25.0	-14.77	361.00	Horizontal	Vertical	N/A
2529.800	-2.73	46.02	-25.0	22.27	338.00	Horizontal	Vertical	N/A
6983.800	-48.53	13.82	-25.0	-23.53	146.00	Horizontal	Vertical	Pass
11517.776	-46.42	17.52	-25.0	-21.42	120.00	Horizontal	Vertical	Pass
17426.698	-40.42	22.49	-25.0	-15.42	163.00	Horizontal	Vertical	Pass

RSE-V&V DC_5A_n7A BW10(LTE)+BW20(NR)



Frequency (MHz)	Result (dBm)	Factor (dB)	PK Limit (dBm)	Over Limit (dB)	Table (o)	ANT	EUT	Verdict
839.417	-8.34	40.50	-25.0	16.66	155.00	Vertical	Vertical	N/A
879.284	-39.56	40.26	-25.0	-14.56	359.00	Vertical	Vertical	N/A
2535.200	-1.55	45.71	-25.0	23.45	61.00	Vertical	Vertical	N/A
6999.200	-48.63	13.65	-25.0	-23.63	304.00	Vertical	Vertical	Pass
11592.526	-46.98	17.86	-25.0	-21.98	73.00	Vertical	Vertical	Pass
17593.125	-40.30	22.05	-25.0	-15.30	66.00	Vertical	Vertical	Pass

RSE-V&H DC_5A_n7A BW10(LTE)+BW20(NR)

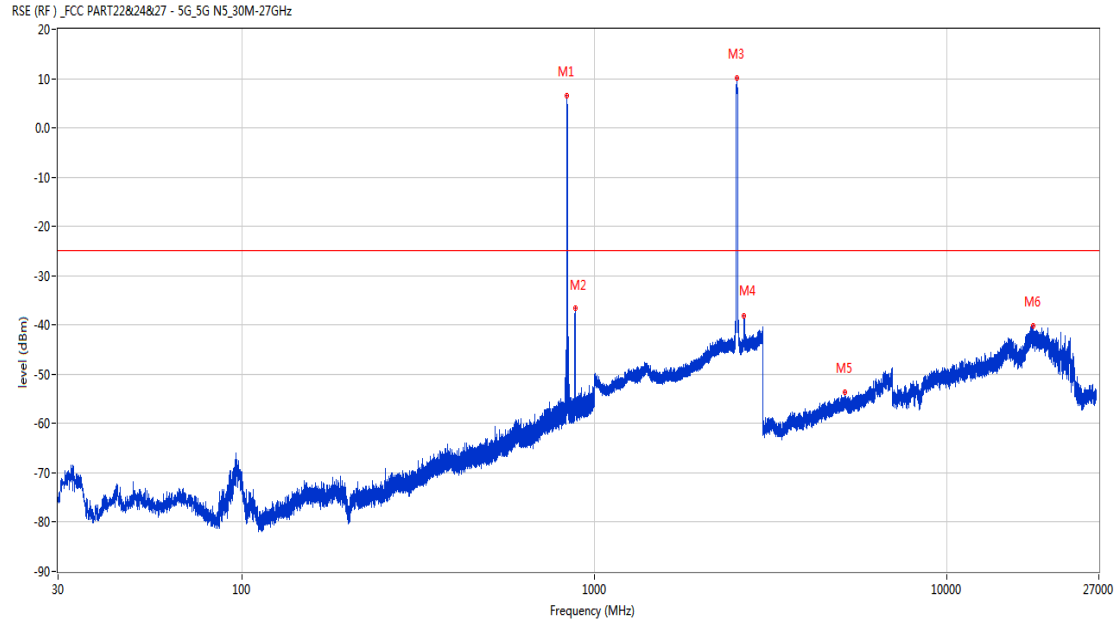


Frequency (MHz)	Result (dBm)	Factor (dB)	PK Limit (dBm)	Over Limit (dB)	Table (o)	ANT	EUT	Verdict
840.386	-13.62	40.60	-25.0	11.38	159.00	Vertical	Horizontal	N/A
882.193	-38.25	40.33	-25.0	-13.25	159.00	Vertical	Horizontal	N/A
2529.400	-11.82	46.05	-25.0	13.18	291.00	Vertical	Horizontal	N/A
6675.000	-49.27	11.69	-25.0	-24.27	123.00	Vertical	Horizontal	Pass
11066.401	-46.95	15.91	-25.0	-21.95	321.00	Vertical	Horizontal	Pass
17621.475	-39.85	21.76	-25.0	-14.85	173.00	Vertical	Horizontal	Pass

50 DC_7A_n5A

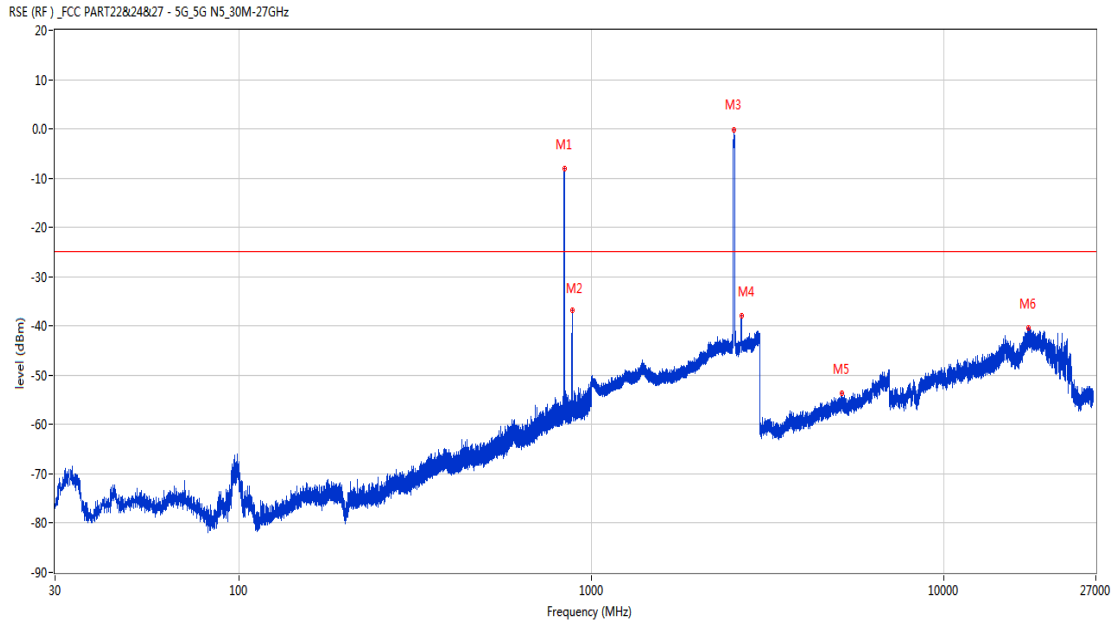
50.1 DC_7A_n5A BW20(LTE)+BW5(NR)

RSE-H&H DC_7A_n5A BW20(LTE)+BW5(NR)



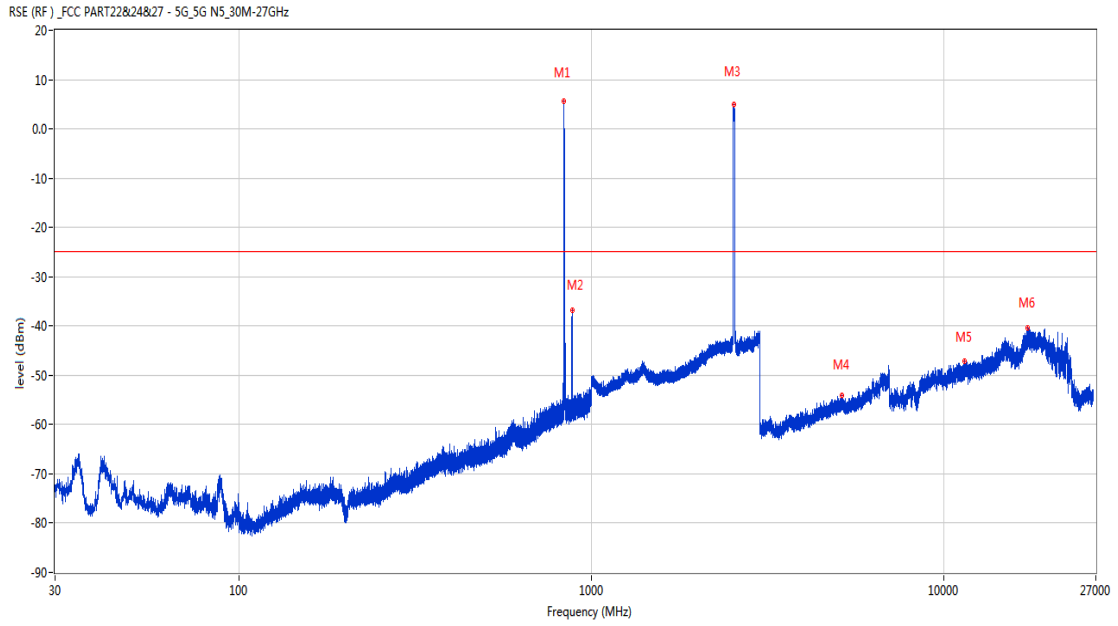
Frequency (MHz)	Result (dBm)	Factor (dB)	PK Limit (dBm)	Over Limit (dB)	Table (o)	ANT	EUT	Verdict
834.276	6.54	40.45	-25.0	31.54	5.00	Horizontal	Horizontal	N/A
883.455	-36.53	40.49	-25.0	-11.53	219.00	Horizontal	Horizontal	N/A
2532.500	10.23	45.83	-25.0	35.23	101.00	Horizontal	Horizontal	N/A
2658.100	-38.11	46.25	-25.0	-13.11	204.00	Horizontal	Horizontal	N/A
5132.600	-53.66	7.79	-25.0	-28.66	267.00	Horizontal	Horizontal	Pass
17601.262	-40.25	21.96	-25.0	-15.25	-1.00	Horizontal	Horizontal	Pass

RSE-H&V DC_7A_n5A BW20(LTE)+BW5(NR)



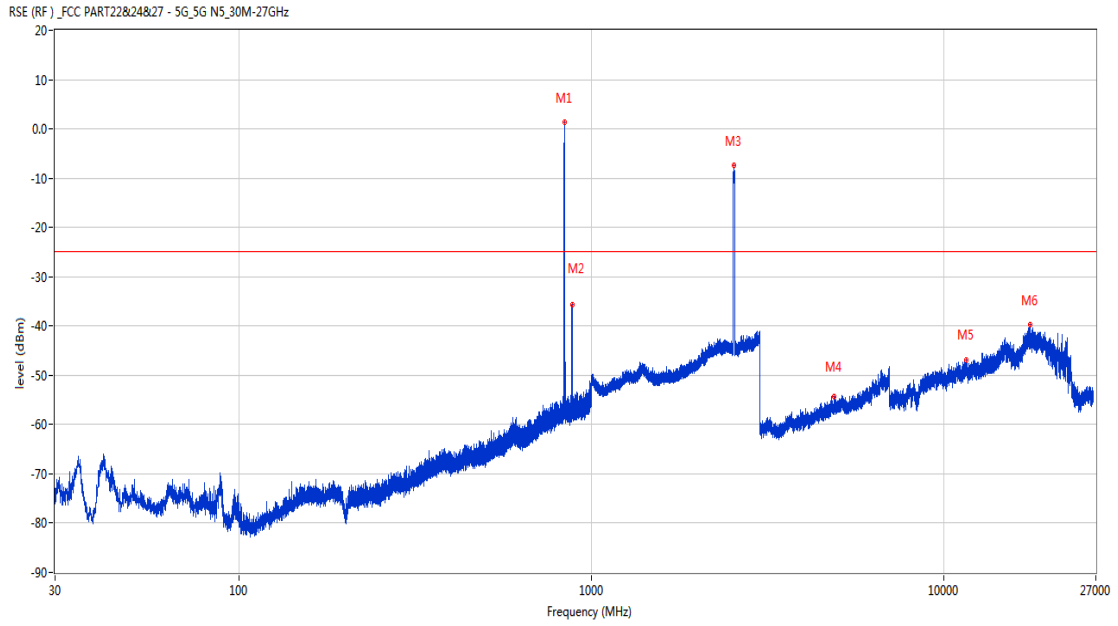
Frequency (MHz)	Result (dBm)	Factor (dB)	PK Limit (dBm)	Over Limit (dB)	Table (o)	ANT	EUT	Verdict
836.991	-8.09	40.54	-25.0	16.91	305.00	Horizontal	Vertical	N/A
880.690	-36.71	40.25	-25.0	-11.71	261.00	Horizontal	Vertical	N/A
2542.200	-0.23	45.99	-25.0	24.77	9.00	Horizontal	Vertical	N/A
2661.100	-37.86	46.21	-25.0	-12.86	208.00	Horizontal	Vertical	N/A
5143.400	-53.55	7.49	-25.0	-28.55	270.00	Horizontal	Vertical	Pass
17423.026	-40.40	22.58	-25.0	-15.40	44.00	Horizontal	Vertical	Pass

RSE-V&V DC_7A_n5A BW20(LTE)+BW5(NR)



Frequency (MHz)	Result (dBm)	Factor (dB)	PK Limit (dBm)	Over Limit (dB)	Table (o)	ANT	EUT	Verdict
834.372	5.58	40.46	-25.0	30.58	45.00	Vertical	Vertical	N/A
883.212	-36.84	40.46	-25.0	-11.84	174.00	Vertical	Vertical	N/A
2537.800	5.03	46.03	-25.0	30.03	95.00	Vertical	Vertical	N/A
5122.200	-54.16	7.88	-25.0	-29.16	69.00	Vertical	Vertical	Pass
11478.388	-47.17	17.65	-25.0	-22.17	363.00	Vertical	Vertical	Pass
17307.787	-40.37	21.12	-25.0	-15.37	-1.00	Vertical	Vertical	Pass

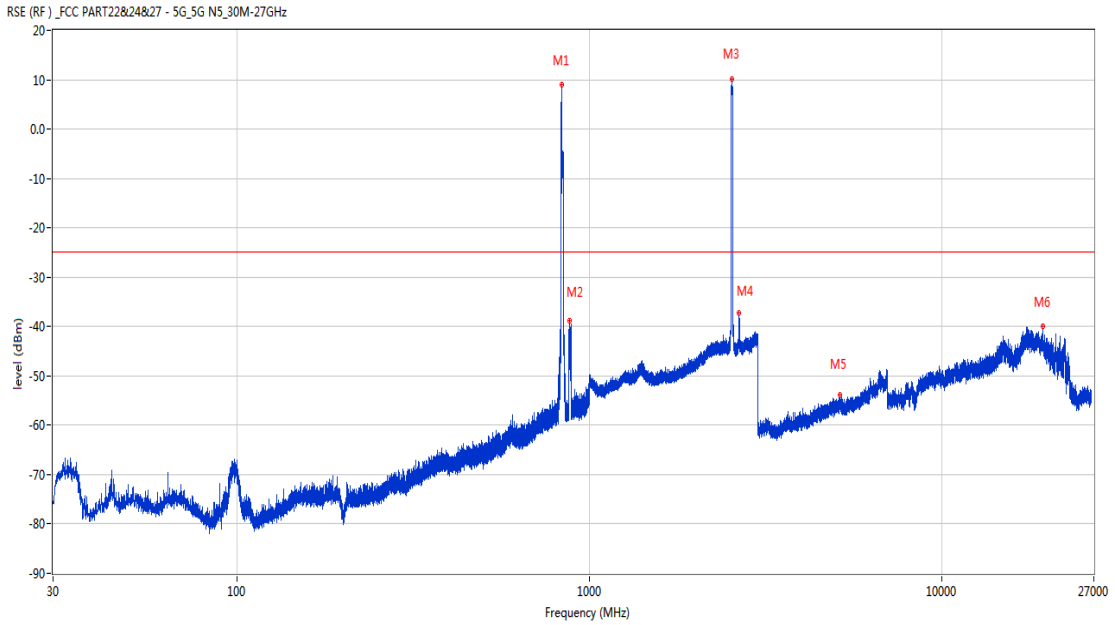
RSE-V&H DC_7A_n5A BW20(LTE)+BW5(NR)



Frequency (MHz)	Result (dBm)	Factor (dB)	PK Limit (dBm)	Over Limit (dB)	Table (o)	ANT	EUT	Verdict
838.495	1.33	40.52	-25.0	26.33	266.00	Vertical	Horizontal	N/A
880.060	-35.68	40.22	-25.0	-10.68	347.00	Vertical	Horizontal	N/A
2534.400	-7.35	45.74	-25.0	17.65	96.00	Vertical	Horizontal	N/A
4893.000	-54.31	7.21	-25.0	-29.31	297.00	Vertical	Horizontal	Pass
11593.962	-46.91	17.89	-25.0	-21.91	192.00	Vertical	Horizontal	Pass
17600.737	-39.78	21.96	-25.0	-14.78	258.00	Vertical	Horizontal	Pass

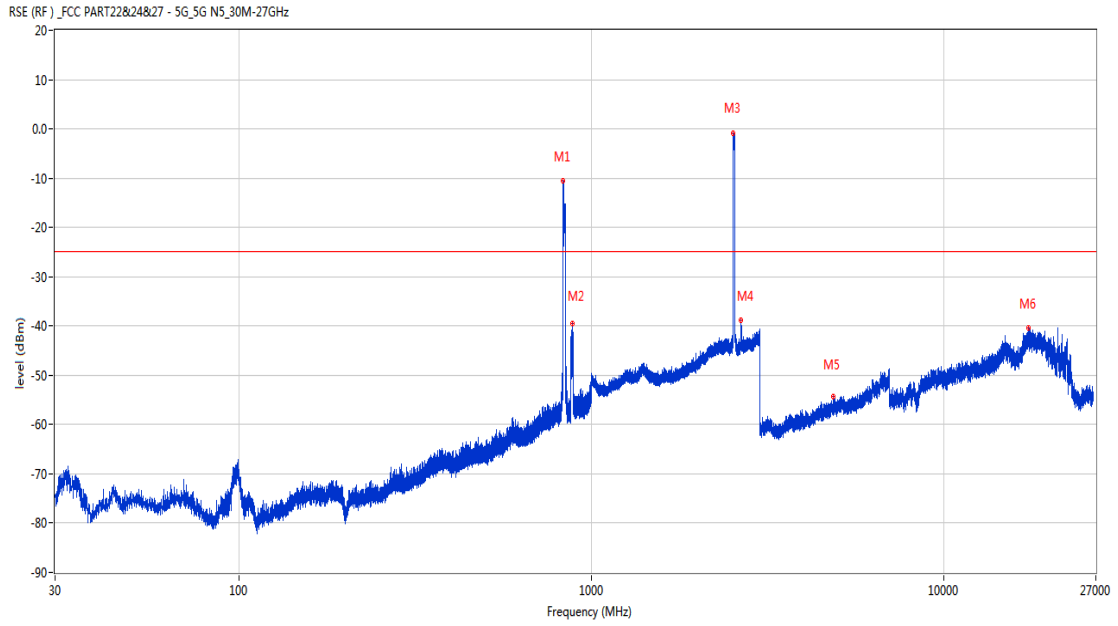
50.2 DC_7A_n5A BW20(LTE)+BW15(NR)

RSE-H&H DC_7A_n5A BW20(LTE)+BW15(NR)



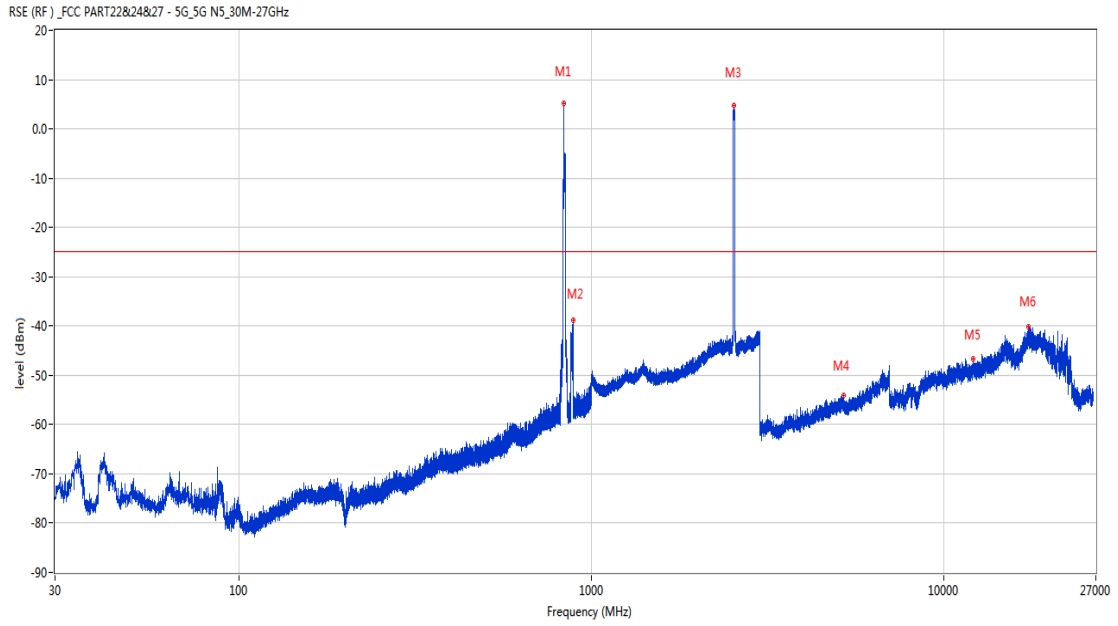
Frequency (MHz)	Result (dBm)	Factor (dB)	PK Limit (dBm)	Over Limit (dB)	Table (o)	ANT	EUT	Verdict
833.596	8.97	40.41	-25.0	33.97	97.00	Horizontal	Horizontal	N/A
875.937	-38.88	40.37	-25.0	-13.88	274.00	Horizontal	Horizontal	N/A
2541.900	10.19	46.00	-25.0	35.19	360.00	Horizontal	Horizontal	N/A
2656.800	-37.15	46.14	-25.0	-12.15	218.00	Horizontal	Horizontal	N/A
5141.800	-53.87	7.52	-25.0	-28.87	330.00	Horizontal	Horizontal	Pass
19337.900	-40.00	27.65	-25.0	-15.00	114.00	Horizontal	Horizontal	Pass

RSE-H&V DC_7A_n5A BW20(LTE)+BW15(NR)



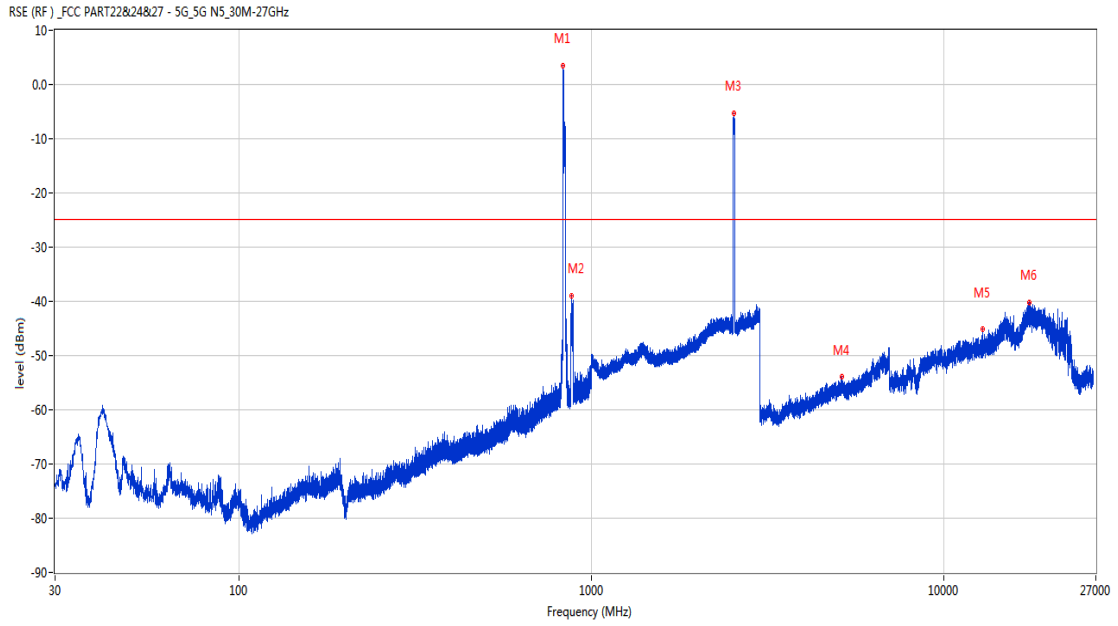
Frequency (MHz)	Result (dBm)	Factor (dB)	PK Limit (dBm)	Over Limit (dB)	Table (o)	ANT	EUT	Verdict
829.474	-10.61	40.30	-25.0	14.39	246.00	Horizontal	Vertical	N/A
884.231	-39.40	40.60	-25.0	-14.40	84.00	Horizontal	Vertical	N/A
2527.800	-0.87	46.12	-25.0	24.13	352.00	Horizontal	Vertical	N/A
2649.400	-38.90	46.24	-25.0	-13.90	222.00	Horizontal	Vertical	N/A
4855.200	-54.30	7.10	-25.0	-29.30	83.00	Horizontal	Vertical	Pass
17428.275	-40.41	22.45	-25.0	-15.41	187.00	Horizontal	Vertical	Pass

RSE-V&V DC_7A_n5A BW20(LTE)+BW15(NR)



Frequency (MHz)	Result (dBm)	Factor (dB)	PK Limit (dBm)	Over Limit (dB)	Table (o)	ANT	EUT	Verdict
833.596	5.07	40.41	-25.0	30.07	93.00	Vertical	Vertical	N/A
884.910	-38.88	40.54	-25.0	-13.88	196.00	Vertical	Vertical	N/A
2540.900	4.63	46.00	-25.0	29.63	61.00	Vertical	Vertical	N/A
5206.800	-54.16	7.07	-25.0	-29.16	0.00	Vertical	Vertical	Pass
12104.275	-46.78	18.17	-25.0	-21.78	339.00	Vertical	Vertical	Pass
17418.562	-40.27	22.66	-25.0	-15.27	-3.00	Vertical	Vertical	Pass

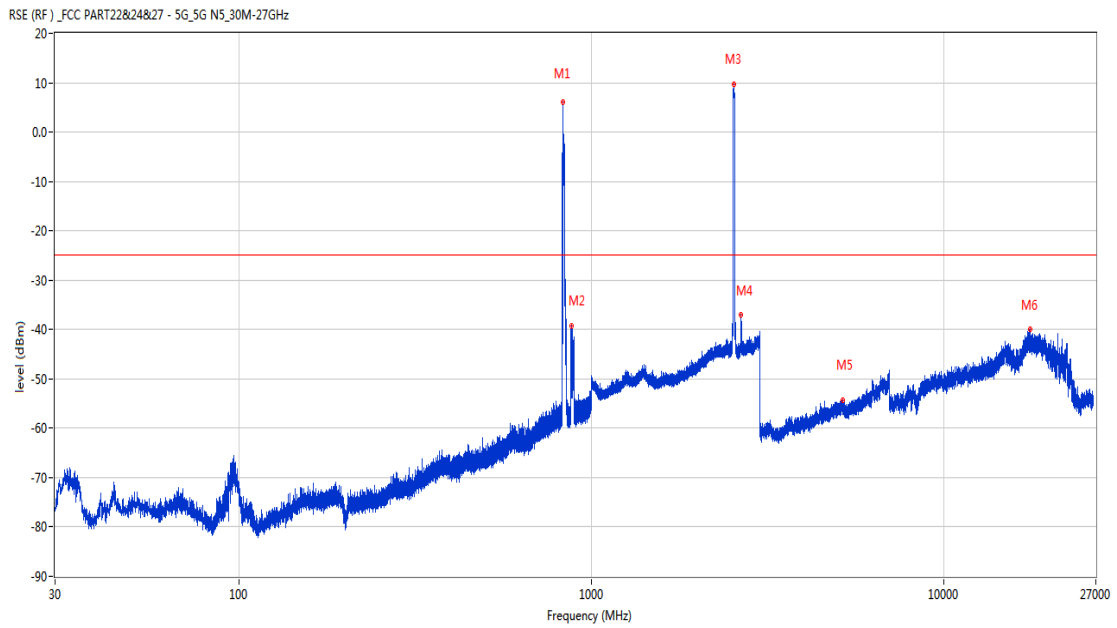
RSE-V&H DC_7A_n5A BW20(LTE)+BW15(NR)



Frequency (MHz)	Result (dBm)	Factor (dB)	PK Limit (dBm)	Over Limit (dB)	Table (o)	ANT	EUT	Verdict
829.425	3.48	40.30	-25.0	28.48	69.00	Vertical	Horizontal	N/A
875.985	-38.90	40.37	-25.0	-13.90	355.00	Vertical	Horizontal	N/A
2537.200	-5.30	46.00	-25.0	19.70	28.00	Vertical	Horizontal	N/A
5137.200	-53.91	7.55	-25.0	-28.91	173.00	Vertical	Horizontal	Pass
12855.262	-45.07	19.46	-25.0	-20.07	317.00	Vertical	Horizontal	Pass
17475.787	-40.28	21.71	-25.0	-15.28	145.00	Vertical	Horizontal	Pass

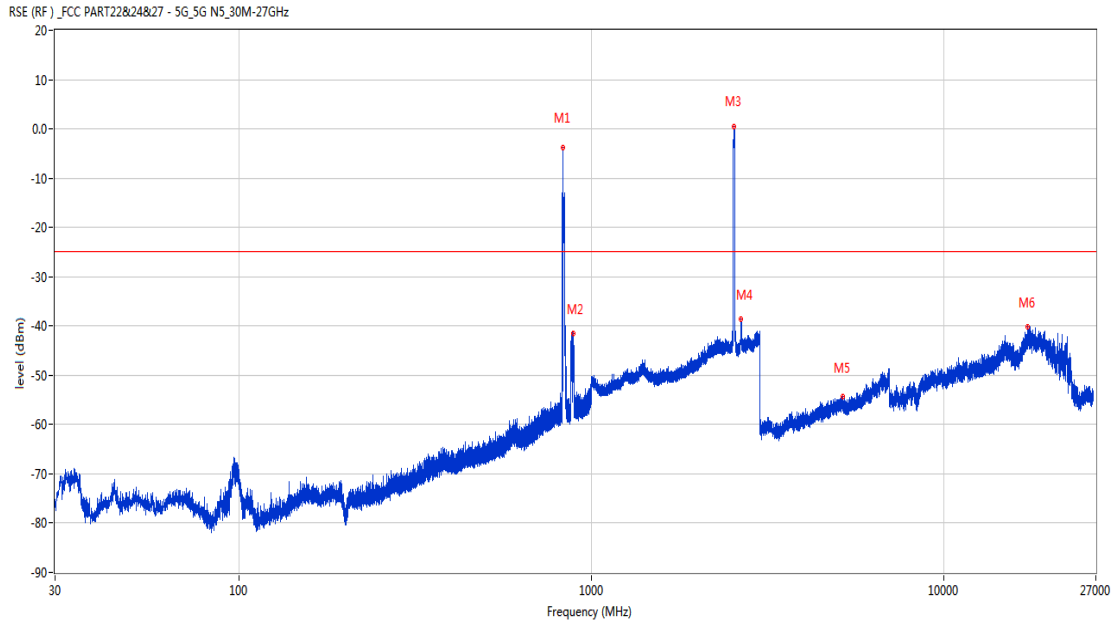
50.3 DC_7A_n5A BW20(LTE)+BW20(NR)

RSE-H&H DC_7A_n5A BW20(LTE)+BW20(NR)



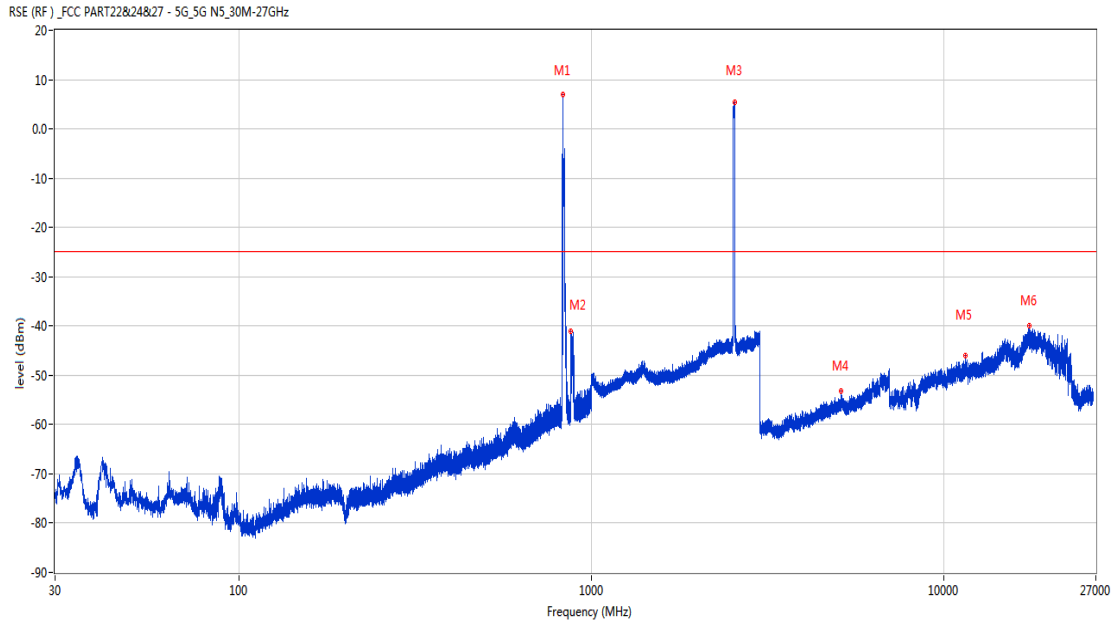
Frequency (MHz)	Result (dBm)	Factor (dB)	PK Limit (dBm)	Over Limit (dB)	Table (o)	ANT	EUT	Verdict
827.097	6.02	40.17	-25.0	31.02	347.00	Horizontal	Horizontal	N/A
877.780	-39.26	40.34	-25.0	-14.26	260.00	Horizontal	Horizontal	N/A
2541.400	9.69	46.01	-25.0	34.69	105.00	Horizontal	Horizontal	N/A
2657.300	-37.02	46.18	-25.0	-12.02	211.00	Horizontal	Horizontal	N/A
5167.600	-54.37	7.42	-25.0	-29.37	238.00	Horizontal	Horizontal	Pass
17597.587	-39.94	22.00	-25.0	-14.94	214.00	Horizontal	Horizontal	Pass

RSE-H&V DC_7A_n5A BW20(LTE)+BW20(NR)



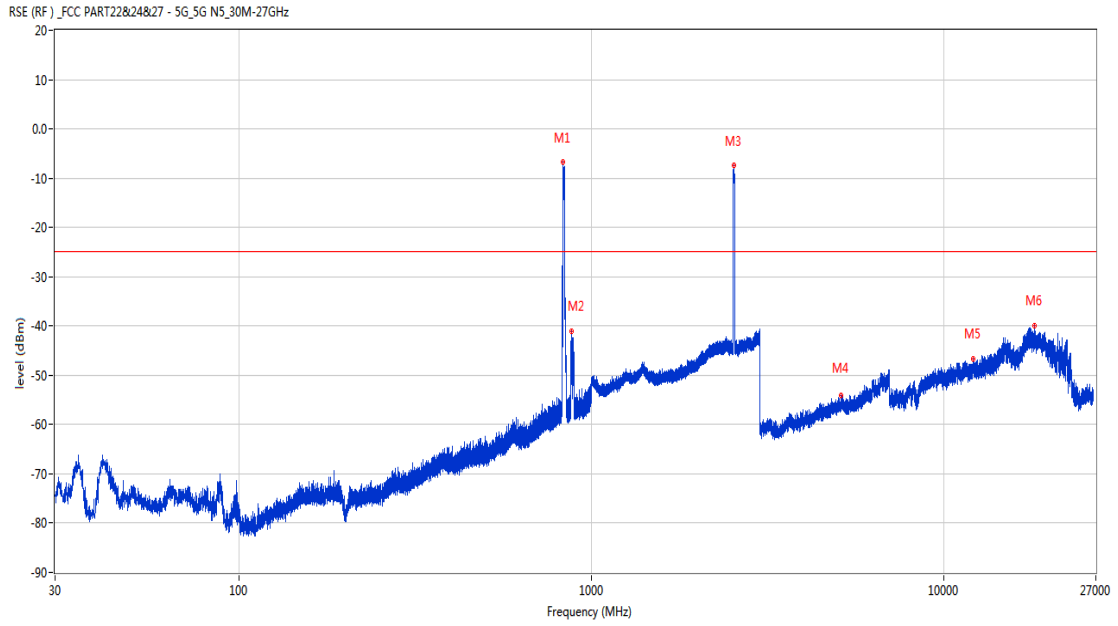
Frequency (MHz)	Result (dBm)	Factor (dB)	PK Limit (dBm)	Over Limit (dB)	Table (o)	ANT	EUT	Verdict
831.172	-3.78	40.36	-25.0	21.22	302.00	Horizontal	Vertical	N/A
885.055	-41.53	40.53	-25.0	-16.53	80.00	Horizontal	Vertical	N/A
2541.200	0.56	46.00	-25.0	25.56	360.00	Horizontal	Vertical	N/A
2654.700	-38.63	46.08	-25.0	-13.63	212.00	Horizontal	Vertical	N/A
5154.000	-54.24	7.35	-25.0	-29.24	0.00	Horizontal	Vertical	Pass
17332.199	-40.20	21.08	-25.0	-15.20	30.00	Horizontal	Vertical	Pass

RSE-V&V DC_7A_n5A BW20(LTE)+BW20(NR)



Frequency (MHz)	Result (dBm)	Factor (dB)	PK Limit (dBm)	Over Limit (dB)	Table (o)	ANT	EUT	Verdict
827.097	6.97	40.17	-25.0	31.97	118.00	Vertical	Vertical	N/A
872.106	-41.12	40.18	-25.0	-16.12	341.00	Vertical	Vertical	N/A
2543.700	5.33	45.92	-25.0	30.33	78.00	Vertical	Vertical	N/A
5119.000	-53.26	7.83	-25.0	-28.26	203.00	Vertical	Vertical	Pass
11503.112	-46.11	17.75	-25.0	-21.11	16.00	Vertical	Vertical	Pass
17480.511	-39.93	21.68	-25.0	-14.93	25.00	Vertical	Vertical	Pass

RSE-V&H DC_7A_n5A BW20(LTE)+BW20(NR)



Frequency (MHz)	Result (dBm)	Factor (dB)	PK Limit (dBm)	Over Limit (dB)	Table (o)	ANT	EUT	Verdict
827.146	-6.66	40.17	-25.0	18.34	-1.00	Vertical	Horizontal	N/A
875.015	-41.07	40.29	-25.0	-16.07	346.00	Vertical	Horizontal	N/A
2536.800	-7.34	45.93	-25.0	17.66	95.00	Vertical	Horizontal	N/A
5118.200	-54.13	7.82	-25.0	-29.13	25.00	Vertical	Horizontal	Pass
12083.287	-46.76	17.92	-25.0	-21.76	335.00	Vertical	Horizontal	Pass
18089.251	-39.89	22.33	-25.0	-14.89	222.00	Vertical	Horizontal	Pass