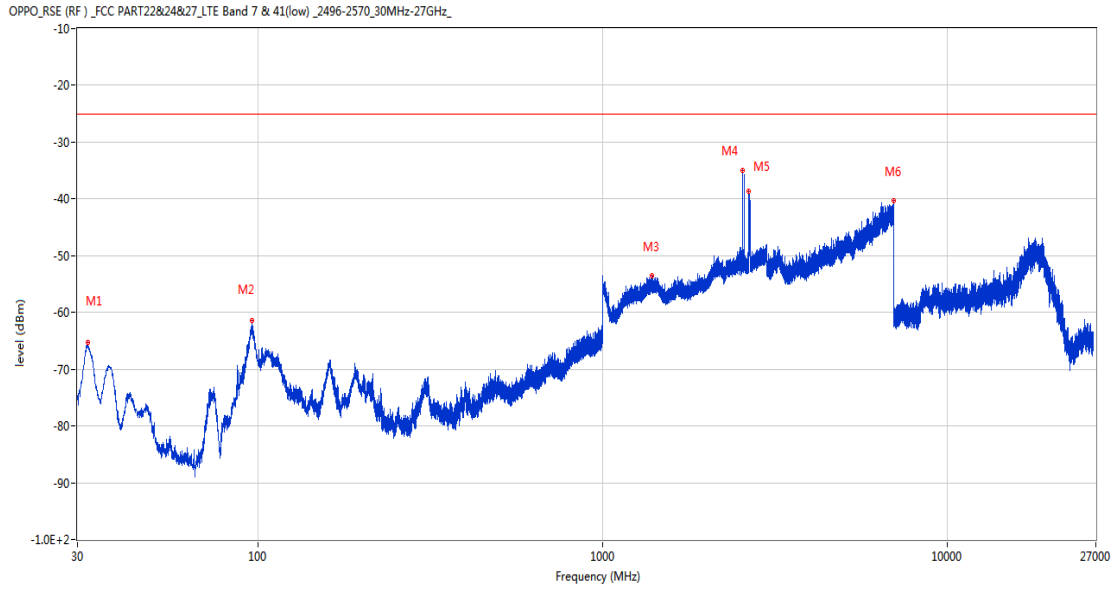


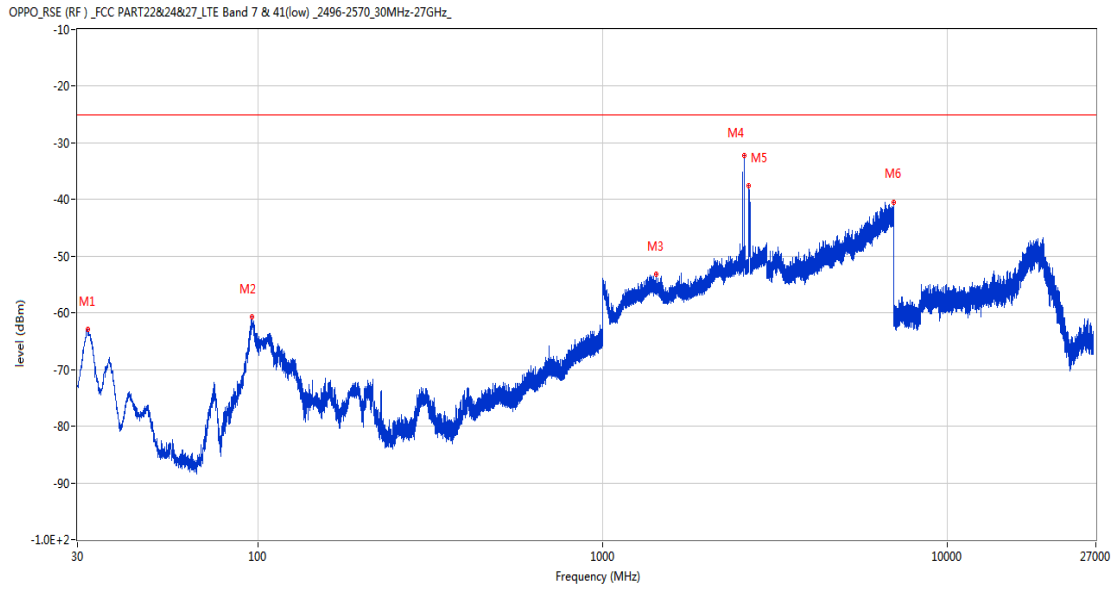
19.11 CA_7C 20MHz+20MHz, QPSK, High Channel

RSE-H&H PCC 21152 BW20 QPSK RB1 HIGH SCC 21350 BW20 QPSK RB2 LOW



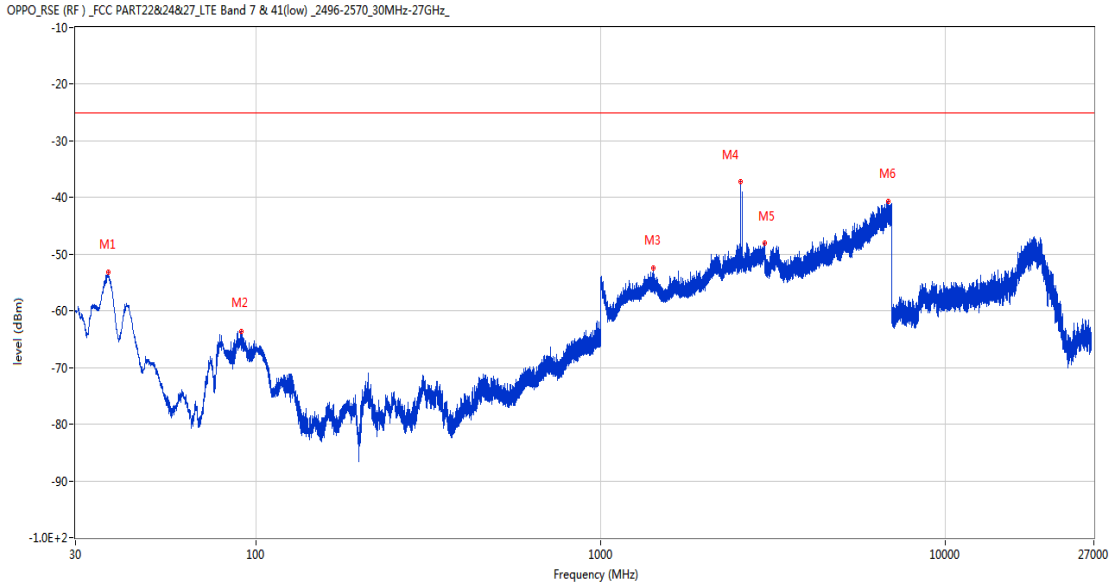
Frequency (MHz)	Result (dBm)	Factor (dB)	PK Limit (dBm)	Over Limit (dB)	Table (o)	ANT	EUT	Verdict
32.182	-65.32	-18.01	-25.0	-40.32	260.00	Horizontal	Horizontal	Pass
96.057	-61.47	-20.15	-25.0	-36.47	2.00	Horizontal	Horizontal	Pass
1392.500	-53.59	-1.67	-25.0	-28.59	158.00	Horizontal	Horizontal	N/A
2551.300	-34.97	3.75	-25.0	-9.97	37.00	Horizontal	Horizontal	N/A
2659.100	-38.64	2.51	-25.0	-13.64	239.00	Horizontal	Horizontal	Pass
6998.800	-40.38	13.94	-25.0	-15.38	215.00	Horizontal	Horizontal	Pass

RSE-H&V PCC 21152 BW20 QPSK RB1 HIGH SCC 21350 BW20 QPSK RB2 LOW



Frequency (MHz)	Result (dBm)	Factor (dB)	PK Limit (dBm)	Over Limit (dB)	Table (o)	ANT	EUT	Verdict
32.085	-62.87	-18.08	-25.0	-37.87	161.00	Horizontal	Vertical	Pass
96.251	-60.73	-20.17	-25.0	-35.73	183.00	Horizontal	Vertical	Pass
1428.600	-53.22	-1.78	-25.0	-28.22	0.00	Horizontal	Vertical	N/A
2579.200	-32.15	3.93	-25.0	-7.15	163.00	Horizontal	Vertical	N/A
2662.300	-37.60	2.50	-25.0	-12.60	238.00	Horizontal	Vertical	Pass
6981.600	-40.54	13.52	-25.0	-15.54	116.00	Horizontal	Vertical	Pass

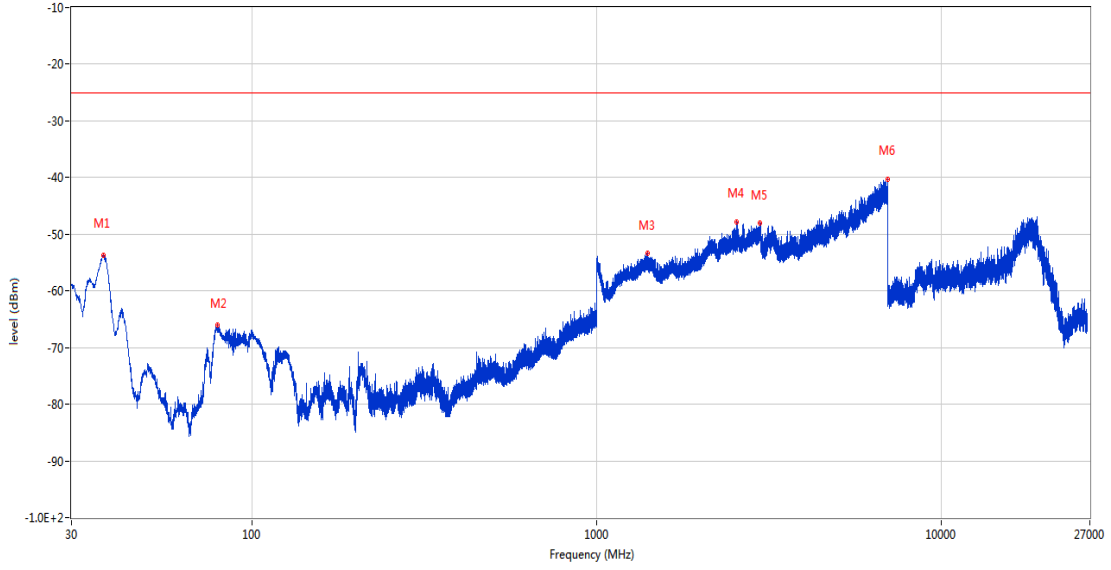
RSE-V&V PCC 21152 BW20 QPSK RB1 HIGH SCC 21350 BW20 QPSK RB2 LOW



Frequency (MHz)	Result (dBm)	Factor (dB)	PK Limit (dBm)	Over Limit (dB)	Table (o)	ANT	EUT	Verdict
37.420	-53.23	-17.93	-25.0	-28.23	209.00	Vertical	Vertical	Pass
90.576	-63.64	-19.59	-25.0	-38.64	220.00	Vertical	Vertical	Pass
1426.200	-52.42	-1.87	-25.0	-27.42	322.00	Vertical	Vertical	Pass
2551.400	-37.10	3.76	-25.0	-12.10	254.00	Vertical	Vertical	N/A
2988.800	-48.03	5.05	-25.0	-23.03	1.00	Vertical	Vertical	Pass
6821.200	-40.62	13.09	-25.0	-15.62	277.00	Vertical	Vertical	Pass

RSE-V&H PCC 21152 BW20 QPSK RB1 HIGH SCC 21350 BW20 QPSK RB2 LOW

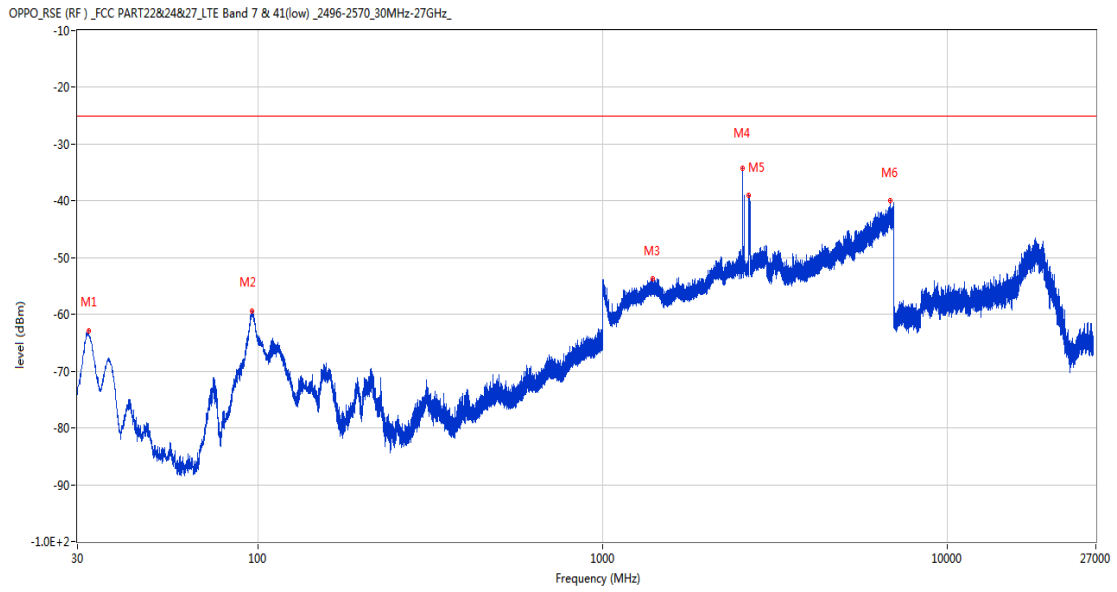
OPPO_RSE (RF)_FCC PART22&24&27_LTE Band 7 & 41(low)_2496-2570_30MHz-27GHz_



Frequency (MHz)	Result (dBm)	Factor (dB)	PK Limit (dBm)	Over Limit (dB)	Table (o)	ANT	EUT	Verdict
37.130	-53.76	-17.96	-25.0	-28.76	255.00	Vertical	Horizontal	Pass
79.664	-66.09	-18.90	-25.0	-41.09	183.00	Vertical	Horizontal	Pass
1406.200	-53.35	-1.90	-25.0	-28.35	215.00	Vertical	Horizontal	Pass
2551.500	-47.79	3.76	-25.0	-22.79	65.00	Vertical	Horizontal	N/A
2974.800	-48.06	4.90	-25.0	-23.06	141.00	Vertical	Horizontal	Pass
6990.200	-40.25	13.83	-25.0	-15.25	360.00	Vertical	Horizontal	Pass

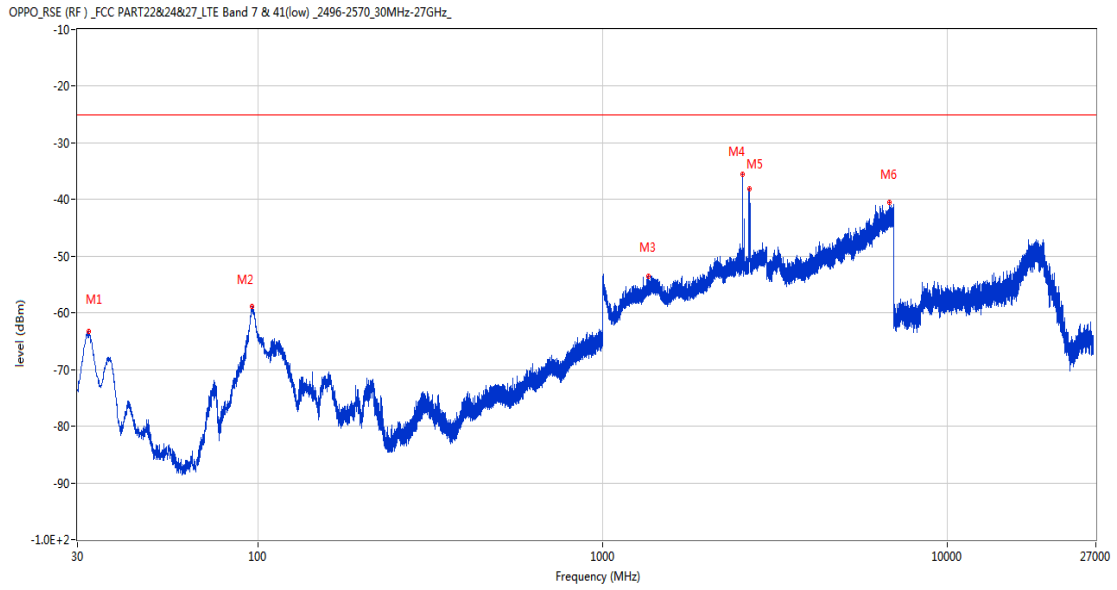
19.12 CA_7C 20MHz+20MHz, 16-QAM, High Channel

RSE-H&H PCC 21152 BW20 16QAM RB1 HIGH SCC 21350 BW20 16QAM RB2 LOW



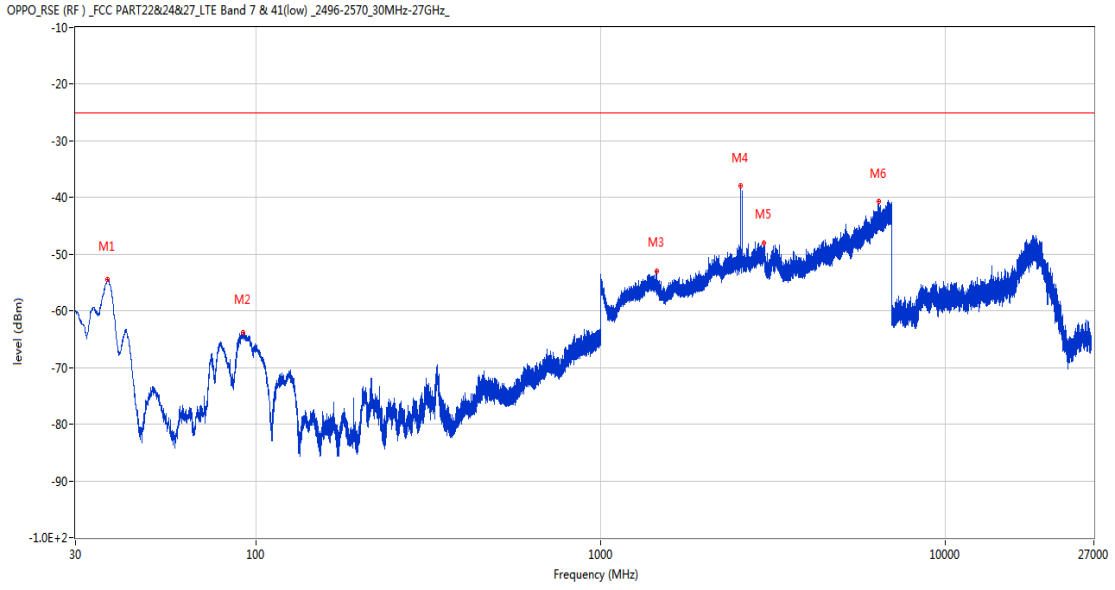
Frequency (MHz)	Result (dBm)	Factor (dB)	PK Limit (dBm)	Over Limit (dB)	Table (o)	ANT	EUT	Verdict
32.279	-62.85	-17.92	-25.0	-37.85	203.00	Horizontal	Horizontal	Pass
96.105	-59.43	-20.15	-25.0	-34.43	359.00	Horizontal	Horizontal	Pass
1403.000	-53.73	-1.86	-25.0	-28.73	228.00	Horizontal	Horizontal	Pass
2551.400	-34.29	3.76	-25.0	-9.29	74.00	Horizontal	Horizontal	N/A
2660.900	-38.98	2.48	-25.0	-13.98	243.00	Horizontal	Horizontal	N/A
6827.200	-39.91	12.71	-25.0	-14.91	21.00	Horizontal	Horizontal	Pass

RSE-H&V PCC 21152 BW20 16QAM RB1 HIGH SCC 21350 BW20 16QAM RB2 LOW



Frequency (MHz)	Result (dBm)	Factor (dB)	PK Limit (dBm)	Over Limit (dB)	Table (o)	ANT	EUT	Verdict
32.279	-63.28	-17.92	-25.0	-38.28	213.00	Horizontal	Vertical	Pass
96.348	-58.89	-20.19	-25.0	-33.89	357.00	Horizontal	Vertical	Pass
1355.700	-53.58	-2.19	-25.0	-28.58	297.00	Horizontal	Vertical	Pass
2551.300	-35.47	3.75	-25.0	-10.47	52.00	Horizontal	Vertical	N/A
2667.100	-38.11	2.89	-25.0	-13.11	311.00	Horizontal	Vertical	N/A
6807.200	-40.57	13.10	-25.0	-15.57	79.00	Horizontal	Vertical	Pass

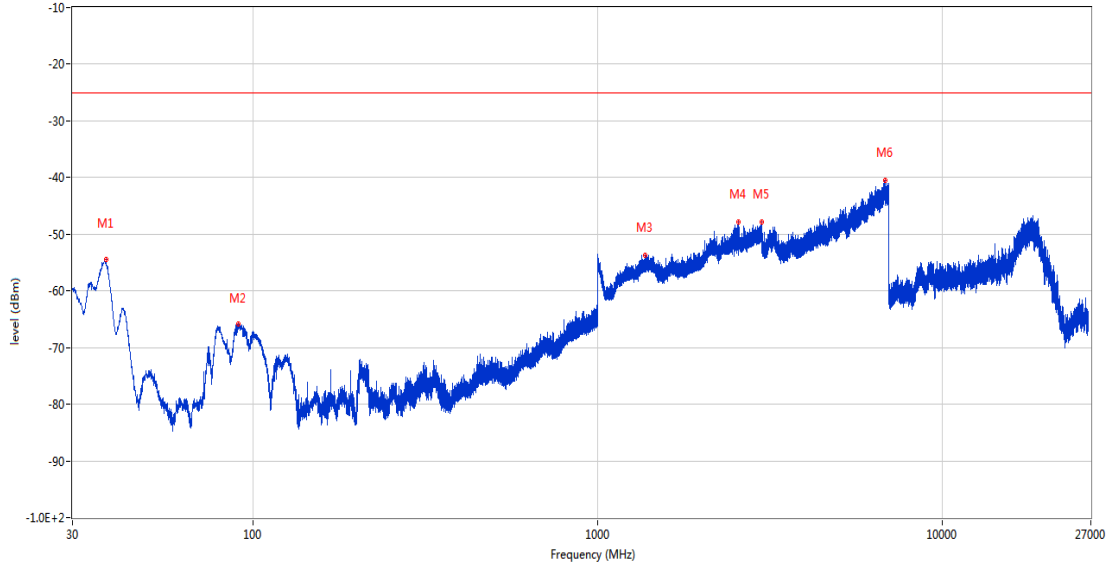
RSE-V&V PCC 21152 BW20 16QAM RB1 HIGH SCC 21350 BW20 16QAM RB2 LOW



Frequency (MHz)	Result (dBm)	Factor (dB)	PK Limit (dBm)	Over Limit (dB)	Table (o)	ANT	EUT	Verdict
37.081	-54.37	-17.96	-25.0	-29.37	260.00	Vertical	Vertical	Pass
91.983	-63.87	-19.76	-25.0	-38.87	147.00	Vertical	Vertical	Pass
1452.900	-53.03	-2.13	-25.0	-28.03	170.00	Vertical	Vertical	Pass
2551.400	-37.94	3.76	-25.0	-12.94	298.00	Vertical	Vertical	N/A
2978.300	-48.10	4.77	-25.0	-23.10	214.00	Vertical	Vertical	Pass
6416.400	-40.72	11.68	-25.0	-15.72	20.00	Vertical	Vertical	Pass

RSE-V&H PCC 21152 BW20 16QAM RB1 HIGH SCC 21350 BW20 16QAM RB2 LOW

OPPO_RSE (RF)_FCC PART22&24&27_LTE Band 7 & 41(low)_2496-2570_30MHz-27GHz_

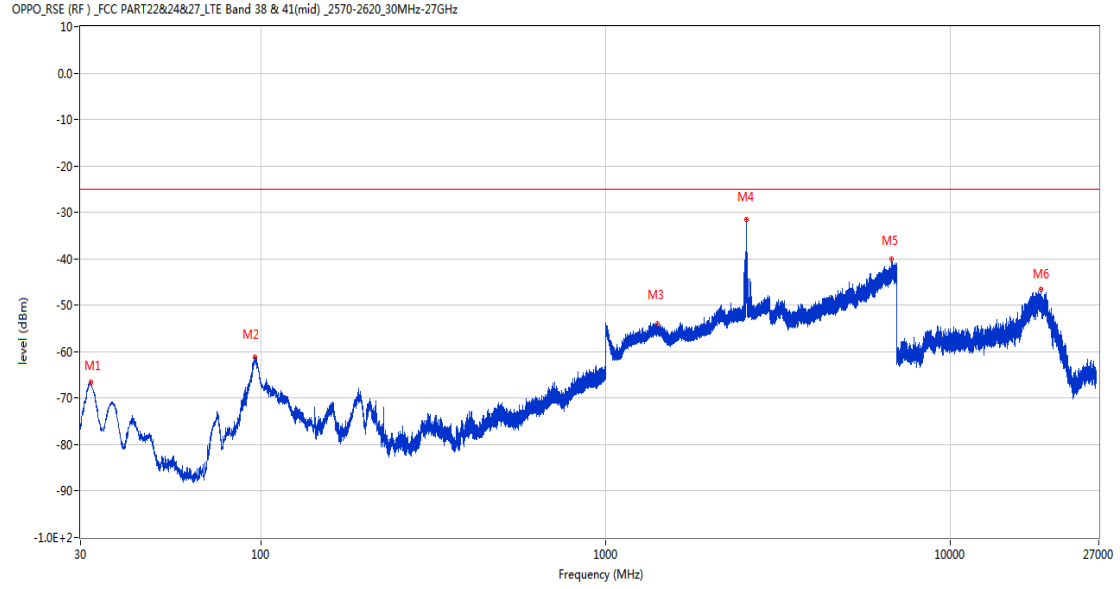


Frequency (MHz)	Result (dBm)	Factor (dB)	PK Limit (dBm)	Over Limit (dB)	Table (o)	ANT	EUT	Verdict
37.517	-54.44	-17.92	-25.0	-29.44	220.00	Vertical	Horizontal	Pass
90.625	-65.86	-19.59	-25.0	-40.86	87.00	Vertical	Horizontal	Pass
1374.400	-53.73	-1.97	-25.0	-28.73	275.00	Vertical	Horizontal	Pass
2571.000	-47.85	4.00	-25.0	-22.85	247.00	Vertical	Horizontal	N/A
2989.700	-47.77	5.07	-25.0	-22.77	13.00	Vertical	Horizontal	Pass
6824.800	-40.40	12.90	-25.0	-15.40	5.00	Vertical	Horizontal	Pass

20 CA_38C

20.1 CA_38C 15MHz+15MHz, QPSK, Low Channel

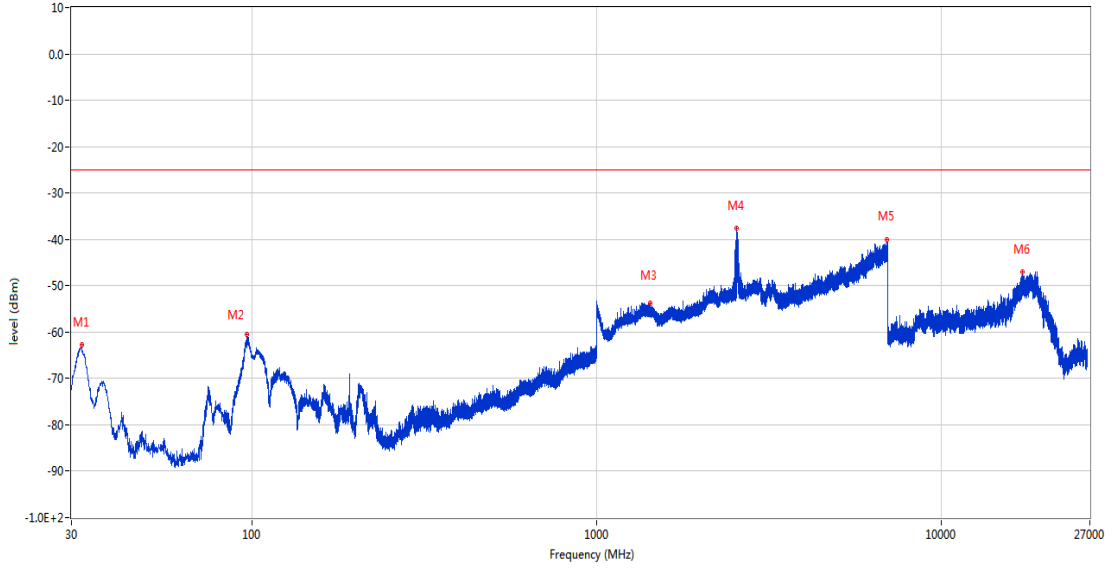
RSE-H&H PCC 37825 BW15 QPSK RB1 HIGH SCC 37975 BW15 QPSK RB2 LOW



Frequency (MHz)	Result (dBm)	Factor (dB)	PK Limit (dBm)	Over Limit (dB)	Table (o)	ANT	EUT	Verdict
32.134	-66.56	-17.94	-25.0	-41.56	205.00	Horizontal	Horizontal	Pass
95.960	-61.20	-20.20	-25.0	-36.20	360.00	Horizontal	Horizontal	Pass
1413.300	-54.03	-1.94	-25.0	-29.03	94.00	Horizontal	Horizontal	Pass
2562.200	-31.54	5.36	-25.0	-6.54	52.00	Horizontal	Horizontal	N/A
6760.200	-40.15	12.33	-25.0	-15.15	314.00	Horizontal	Horizontal	Pass
18308.125	-46.67	10.09	-25.0	-21.67	69.00	Horizontal	Horizontal	Pass

RSE-H&V PCC 37825 BW15 QPSK RB1 HIGH SCC 37975 BW15 QPSK RB2 LOW

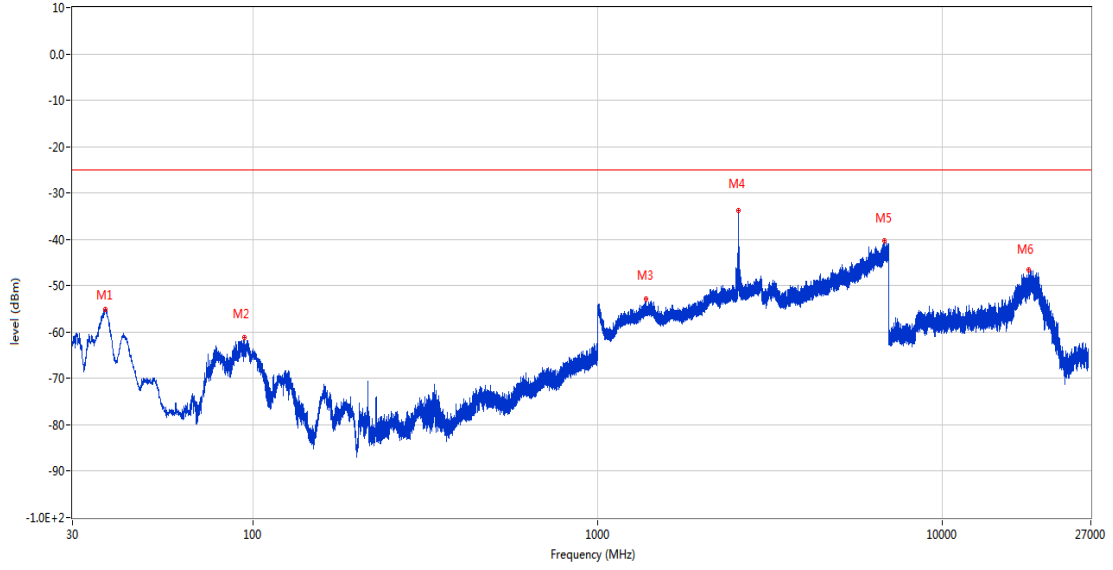
OPPO_RSE (RF) _FCC PART22&24&27_LTE Band 38 & 41(mid) _2570-2620_30MHz-27GHz



Frequency (MHz)	Result (dBm)	Factor (dB)	PK Limit (dBm)	Over Limit (dB)	Table (o)	ANT	EUT	Verdict
32.134	-62.83	-17.94	-25.0	-37.83	240.00	Horizontal	Vertical	Pass
96.590	-60.53	-20.29	-25.0	-35.53	342.00	Horizontal	Vertical	Pass
1428.400	-53.85	-1.84	-25.0	-28.85	59.00	Horizontal	Vertical	Pass
2545.300	-37.65	2.72	-25.0	-12.65	51.00	Horizontal	Vertical	N/A
6964.400	-39.98	13.22	-25.0	-14.98	35.00	Horizontal	Vertical	Pass
17260.538	-47.00	11.57	-25.0	-22.00	349.00	Horizontal	Vertical	Pass

RSE-V&V PCC 37825 BW15 QPSK RB1 HIGH SCC 37975 BW15 QPSK RB2 LOW

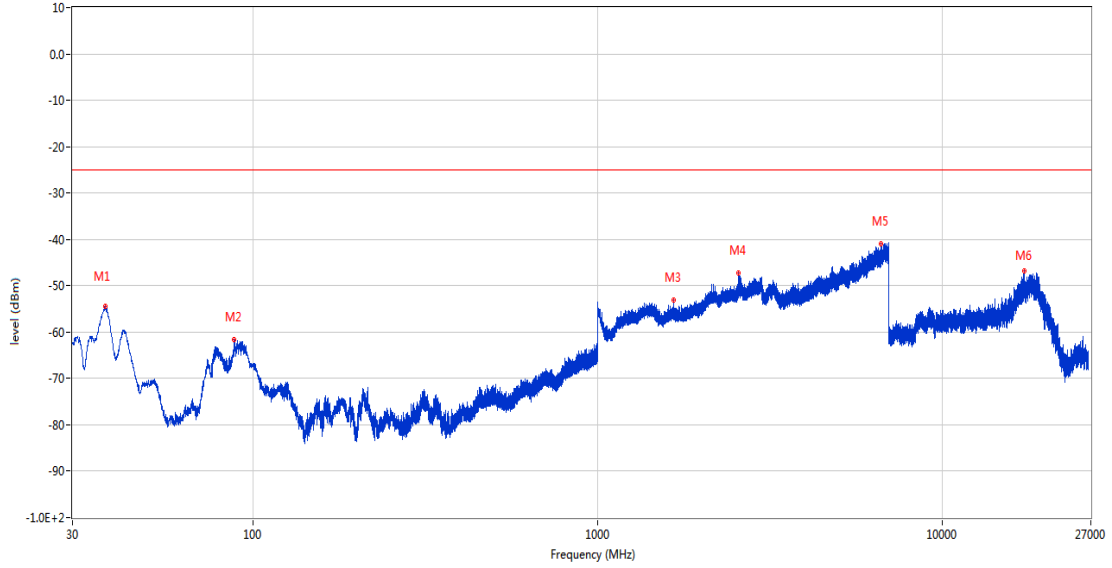
OPPO_RSE (RF)_FCC PART22&24&27_LTE Band 38 & 41(mid)_2570-2620_30MHz-27GHz



Frequency (MHz)	Result (dBm)	Factor (dB)	PK Limit (dBm)	Over Limit (dB)	Table (o)	ANT	EUT	Verdict
37.420	-55.07	-17.92	-25.0	-30.07	357.00	Vertical	Vertical	Pass
94.796	-61.19	-20.20	-25.0	-36.19	357.00	Vertical	Vertical	Pass
1383.100	-52.84	-1.99	-25.0	-27.84	54.00	Vertical	Vertical	Pass
2562.800	-33.76	5.88	-25.0	-8.76	141.00	Vertical	Vertical	N/A
6817.000	-40.19	13.12	-25.0	-15.19	229.00	Vertical	Vertical	Pass
17855.625	-46.66	10.47	-25.0	-21.66	293.00	Vertical	Vertical	Pass

RSE-V&H PCC 37825 BW15 QPSK RB1 HIGH SCC 37975 BW15 QPSK RB2 LOW

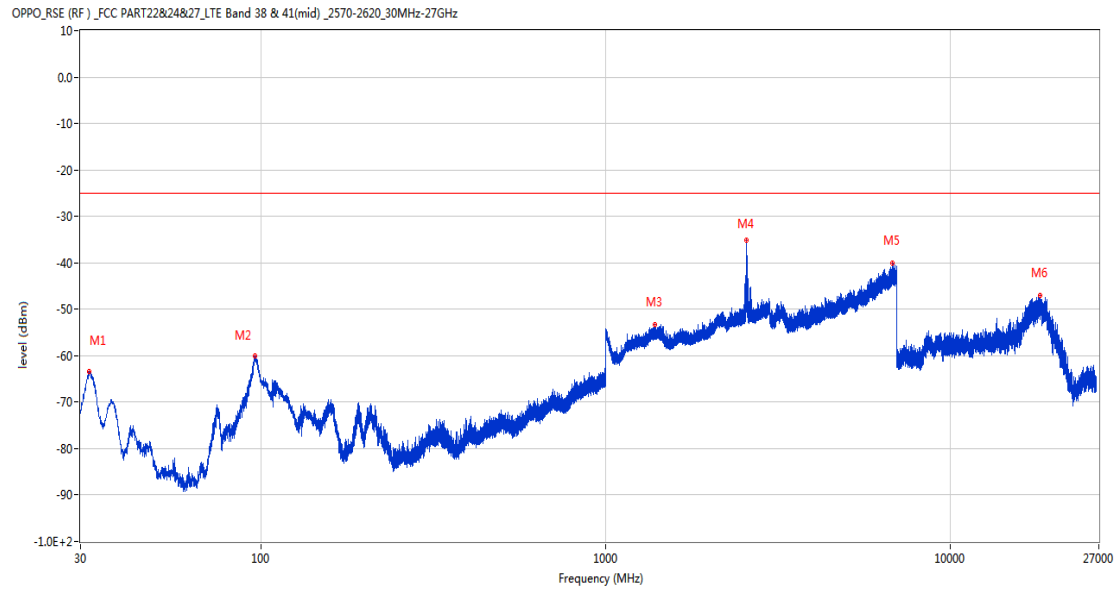
OPPO_RSE (RF) _FCC PART22&24&27_LTE Band 38 & 41(mid) _2570-2620_30MHz-27GHz



Frequency (MHz)	Result (dBm)	Factor (dB)	PK Limit (dBm)	Over Limit (dB)	Table (o)	ANT	EUT	Verdict
37.324	-54.54	-17.93	-25.0	-29.54	197.00	Vertical	Horizontal	Pass
88.491	-61.70	-19.19	-25.0	-36.70	324.00	Vertical	Horizontal	Pass
1667.900	-53.07	-2.79	-25.0	-28.07	219.00	Vertical	Horizontal	Pass
2567.100	-47.21	5.85	-25.0	-22.21	254.00	Vertical	Horizontal	N/A
6649.400	-41.03	12.03	-25.0	-16.03	11.00	Vertical	Horizontal	Pass
17269.199	-46.90	11.17	-25.0	-21.90	19.00	Vertical	Horizontal	Pass

20.2 CA_38C 15MHz+15MHz, 16-QAM, Low Channel

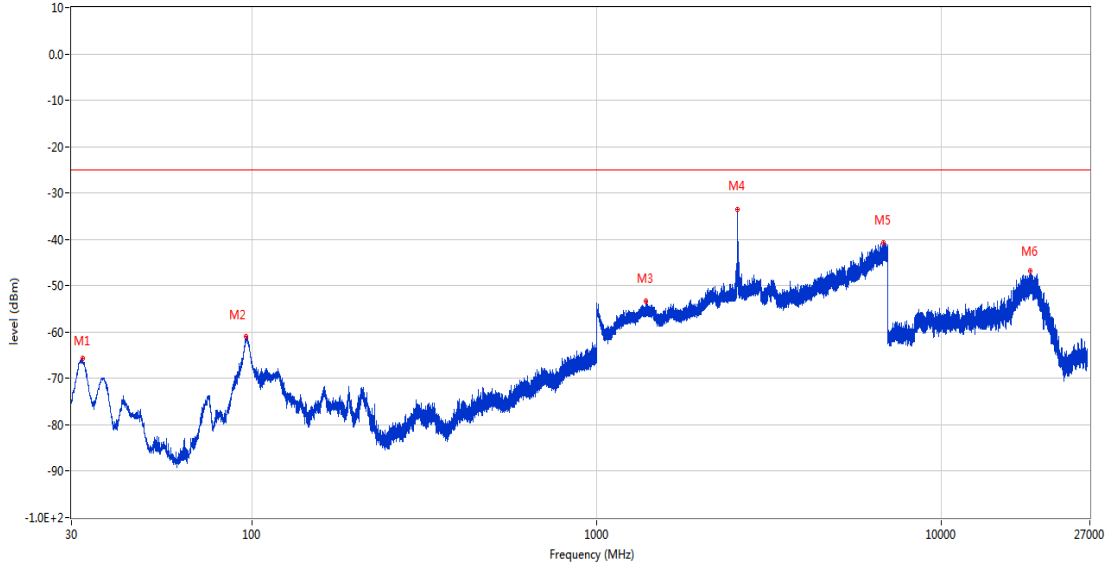
RSE-H&H PCC 37825 BW15 16QAM RB1 HIGH SCC 37975 BW15 16QAM RB2 LOW



Frequency (MHz)	Result (dBm)	Factor (dB)	PK Limit (dBm)	Over Limit (dB)	Table (o)	ANT	EUT	Verdict
31.794	-63.48	-18.17	-25.0	-38.48	231.00	Horizontal	Horizontal	Pass
96.299	-59.99	-20.25	-25.0	-34.99	21.00	Horizontal	Horizontal	Pass
1395.200	-53.38	-1.82	-25.0	-28.38	286.00	Horizontal	Horizontal	Pass
2560.600	-35.05	4.05	-25.0	-10.05	102.00	Horizontal	Horizontal	N/A
6801.000	-40.05	13.15	-25.0	-15.05	101.00	Horizontal	Horizontal	Pass
18229.074	-46.94	10.25	-25.0	-21.94	193.00	Horizontal	Horizontal	Pass

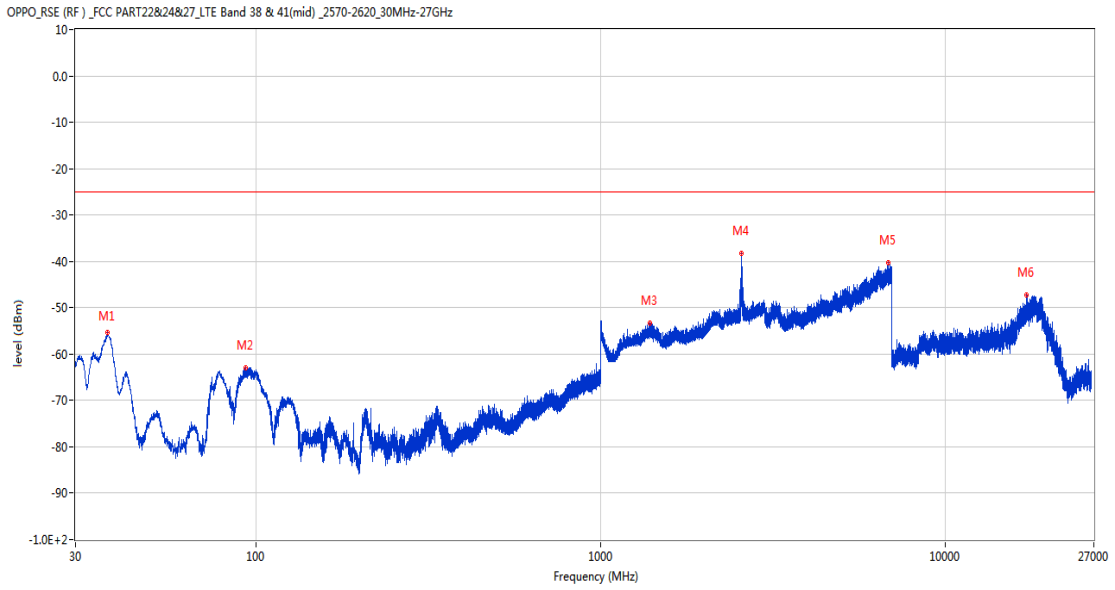
RSE-H&V PCC 37825 BW15 16QAM RB1 HIGH SCC 37975 BW15 16QAM RB2 LOW

OPPO_RSE (RF) _FCC PART22&24&27_LTE Band 38 & 41(mid) _2570-2620_30MHz-27GHz



Frequency (MHz)	Result (dBm)	Factor (dB)	PK Limit (dBm)	Over Limit (dB)	Table (o)	ANT	EUT	Verdict
32.279	-65.63	-17.83	-25.0	-40.63	228.00	Horizontal	Vertical	Pass
96.154	-60.93	-20.22	-25.0	-35.93	11.00	Horizontal	Vertical	Pass
1389.300	-53.39	-1.97	-25.0	-28.39	152.00	Horizontal	Vertical	Pass
2563.700	-33.49	5.99	-25.0	-8.49	190.00	Horizontal	Vertical	N/A
6799.800	-40.79	13.16	-25.0	-15.79	279.00	Horizontal	Vertical	Pass
18112.199	-46.77	10.48	-25.0	-21.77	0.00	Horizontal	Vertical	Pass

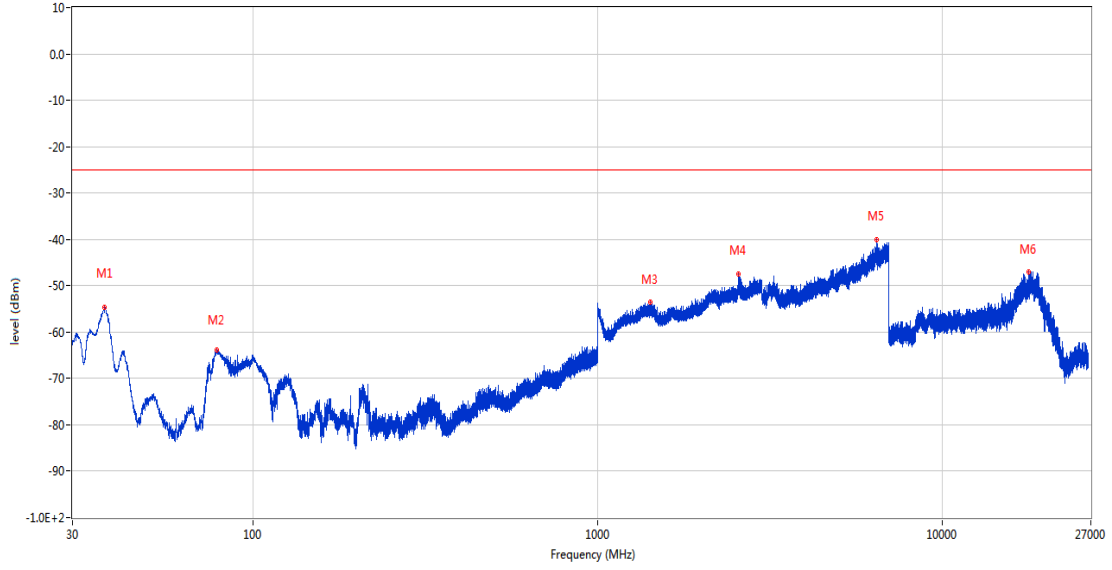
RSE-V&V PCC 37825 BW15 16QAM RB1 HIGH SCC 37975 BW15 16QAM RB2 LOW



Frequency (MHz)	Result (dBm)	Factor (dB)	PK Limit (dBm)	Over Limit (dB)	Table (o)	ANT	EUT	Verdict
37.178	-55.38	-17.95	-25.0	-30.38	189.00	Vertical	Vertical	Pass
93.390	-63.02	-20.10	-25.0	-38.02	359.00	Vertical	Vertical	Pass
1390.200	-53.38	-1.95	-25.0	-28.38	63.00	Vertical	Vertical	Pass
2561.300	-38.36	4.57	-25.0	-13.36	87.00	Vertical	Vertical	N/A
6829.200	-40.27	12.75	-25.0	-15.27	360.00	Vertical	Vertical	Pass
17211.449	-47.18	10.19	-25.0	-22.18	246.00	Vertical	Vertical	Pass

RSE-V&H PCC 37825 BW15 16QAM RB1 HIGH SCC 37975 BW15 16QAM RB2 LOW

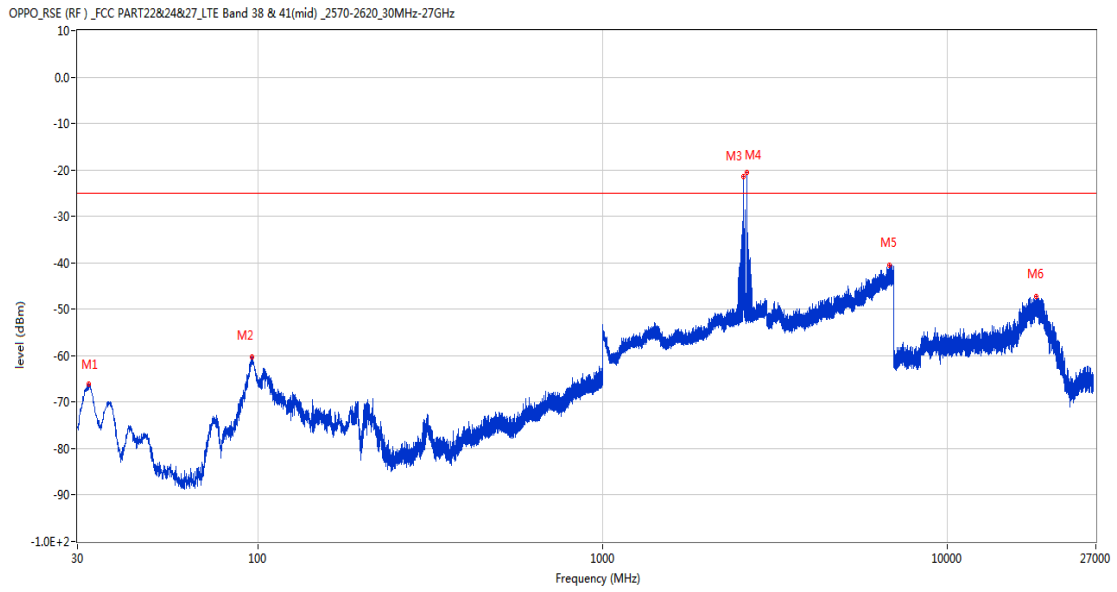
OPPO_RSE (RF) _FCC PART22&24&27_LTE Band 38 & 41(mid) _2570-2620_30MHz-27GHz



Frequency (MHz)	Result (dBm)	Factor (dB)	PK Limit (dBm)	Over Limit (dB)	Table (o)	ANT	EUT	Verdict
37.178	-54.65	-17.95	-25.0	-29.65	234.00	Vertical	Horizontal	Pass
78.646	-63.88	-18.53	-25.0	-38.88	37.00	Vertical	Horizontal	Pass
1421.700	-53.56	-1.88	-25.0	-28.56	102.00	Vertical	Horizontal	Pass
2568.000	-47.52	5.81	-25.0	-22.52	300.00	Vertical	Horizontal	N/A
6438.400	-40.10	12.08	-25.0	-15.10	342.00	Vertical	Horizontal	Pass
17852.213	-46.95	10.50	-25.0	-21.95	45.00	Vertical	Horizontal	Pass

20.3 CA_38C 15MHz+15MHz, QPSK, Middle Channel

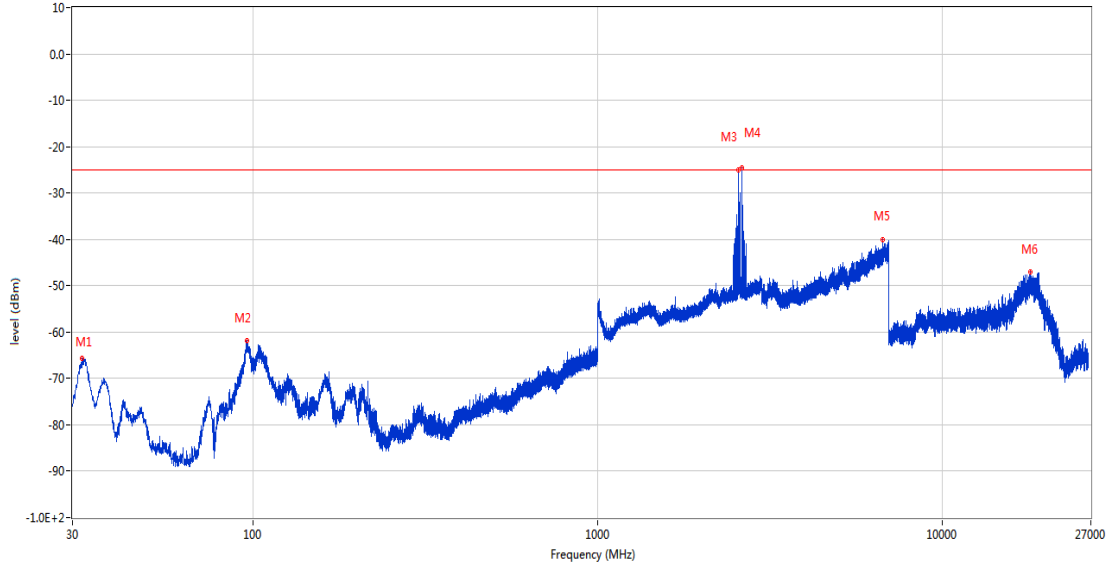
RSE-H&H PCC 37925 BW15 QPSK RB1 HIGH SCC 38075 BW15 QPSK RB2 LOW



Frequency (MHz)	Result (dBm)	Factor (dB)	PK Limit (dBm)	Over Limit (dB)	Table (o)	ANT	EUT	Verdict
32.279	-66.05	-17.83	-25.0	-41.05	2.00	Horizontal	Horizontal	Pass
96.057	-60.23	-20.21	-25.0	-35.23	344.00	Horizontal	Horizontal	Pass
2563.700	-21.48	5.99	-25.0	3.52	52.00	Horizontal	Horizontal	N/A
2628.900	-20.42	3.37	-25.0	4.58	101.00	Horizontal	Horizontal	N/A
6811.600	-40.58	13.17	-25.0	-15.58	360.00	Horizontal	Horizontal	Pass
18125.375	-47.22	10.45	-25.0	-22.22	162.00	Horizontal	Horizontal	Pass

RSE-H&V PCC 37925 BW15 QPSK RB1 HIGH SCC 38075 BW15 QPSK RB2 LOW

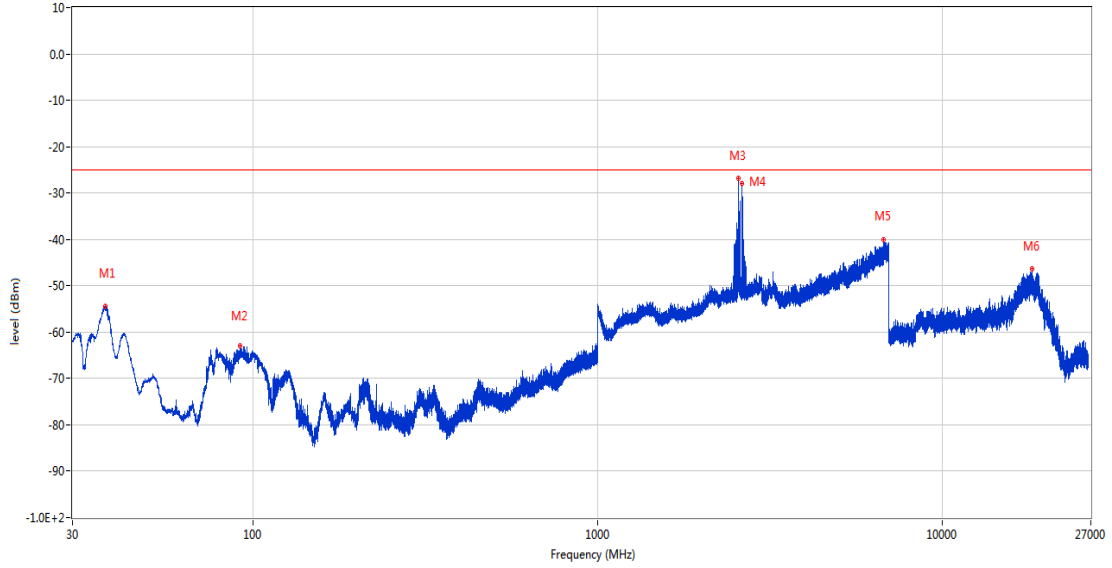
OPPO_RSE (RF) _FCC PART22&24&27_LTE Band 38 & 41(mid) _2570-2620_30MHz-27GHz



Frequency (MHz)	Result (dBm)	Factor (dB)	PK Limit (dBm)	Over Limit (dB)	Table (o)	ANT	EUT	Verdict
32.037	-65.66	-18.03	-25.0	-40.66	1.00	Horizontal	Vertical	Pass
96.057	-61.86	-20.21	-25.0	-36.86	319.00	Horizontal	Vertical	Pass
2563.600	-25.03	5.99	-25.0	-0.03	360.00	Horizontal	Vertical	N/A
2630.400	-24.47	3.56	-25.0	0.53	197.00	Horizontal	Vertical	N/A
6738.000	-40.17	11.74	-25.0	-15.17	293.00	Horizontal	Vertical	Pass
18057.376	-47.02	10.59	-25.0	-22.02	153.00	Horizontal	Vertical	Pass

RSE-V&V PCC 37925 BW15 QPSK RB1 HIGH SCC 38075 BW15 QPSK RB2 LOW

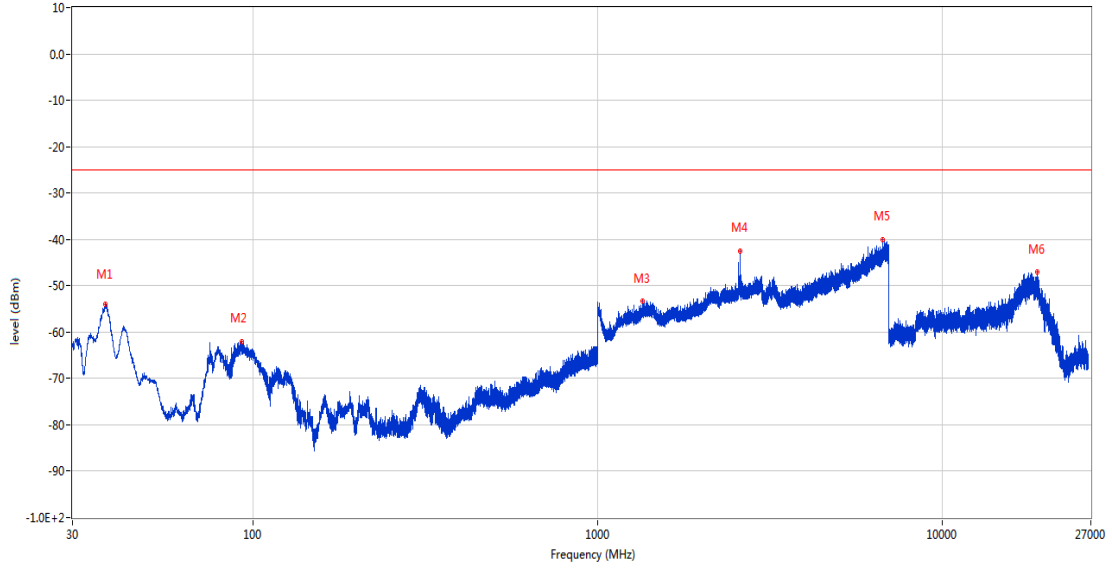
OPPO_RSE (RF) _FCC PART22&24&27_LTE Band 38 & 41(mid) _2570-2620_30MHz-27GHz



Frequency (MHz)	Result (dBm)	Factor (dB)	PK Limit (dBm)	Over Limit (dB)	Table (o)	ANT	EUT	Verdict
37.420	-54.45	-17.92	-25.0	-29.45	193.00	Vertical	Vertical	Pass
91.886	-63.06	-19.77	-25.0	-38.06	30.00	Vertical	Vertical	Pass
2563.300	-26.91	6.00	-25.0	-1.91	148.00	Vertical	Vertical	N/A
2630.700	-27.89	3.60	-25.0	-2.89	90.00	Vertical	Vertical	N/A
6777.800	-40.08	12.78	-25.0	-15.08	84.00	Vertical	Vertical	Pass
18260.099	-46.46	10.19	-25.0	-21.46	292.00	Vertical	Vertical	Pass

RSE-V&H PCC 37925 BW15 QPSK RB1 HIGH SCC 38075 BW15 QPSK RB2 LOW

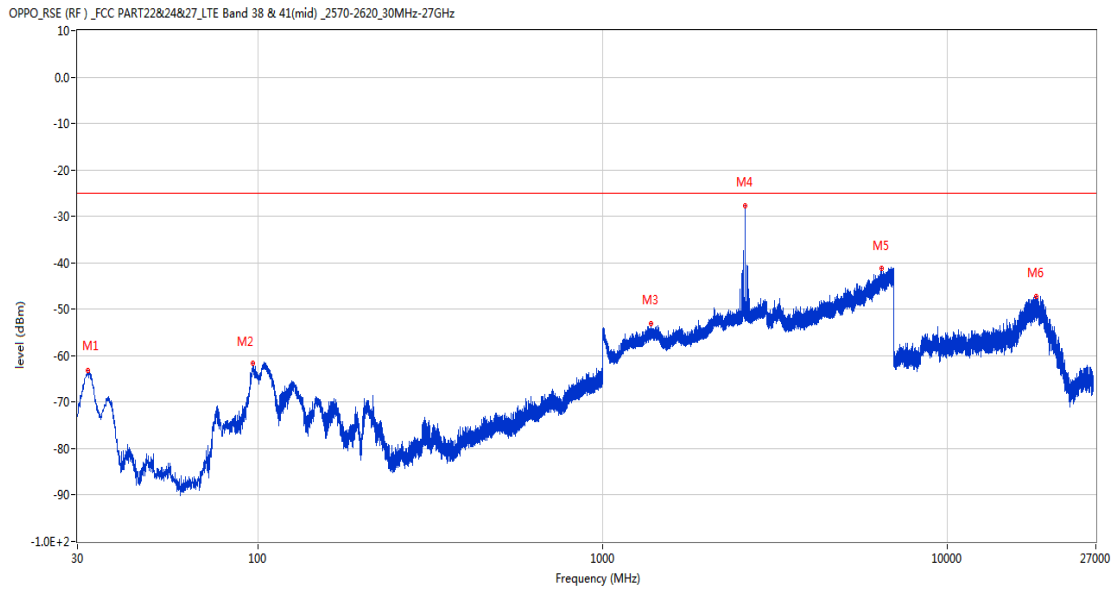
OPPO_RSE (RF) _FCC PART22&24&27_LTE Band 38 & 41(mid) _2570-2620_30MHz-27GHz



Frequency (MHz)	Result (dBm)	Factor (dB)	PK Limit (dBm)	Over Limit (dB)	Table (o)	ANT	EUT	Verdict
37.420	-54.02	-17.92	-25.0	-29.02	273.00	Vertical	Horizontal	Pass
93.002	-61.95	-20.01	-25.0	-36.95	281.00	Vertical	Horizontal	Pass
1353.100	-53.37	-2.19	-25.0	-28.37	233.00	Vertical	Horizontal	Pass
2594.500	-42.62	4.72	-25.0	-17.62	46.00	Vertical	Horizontal	N/A
6739.400	-40.08	11.77	-25.0	-15.08	18.00	Vertical	Horizontal	Pass
18933.301	-46.92	8.85	-25.0	-21.92	213.00	Vertical	Horizontal	Pass

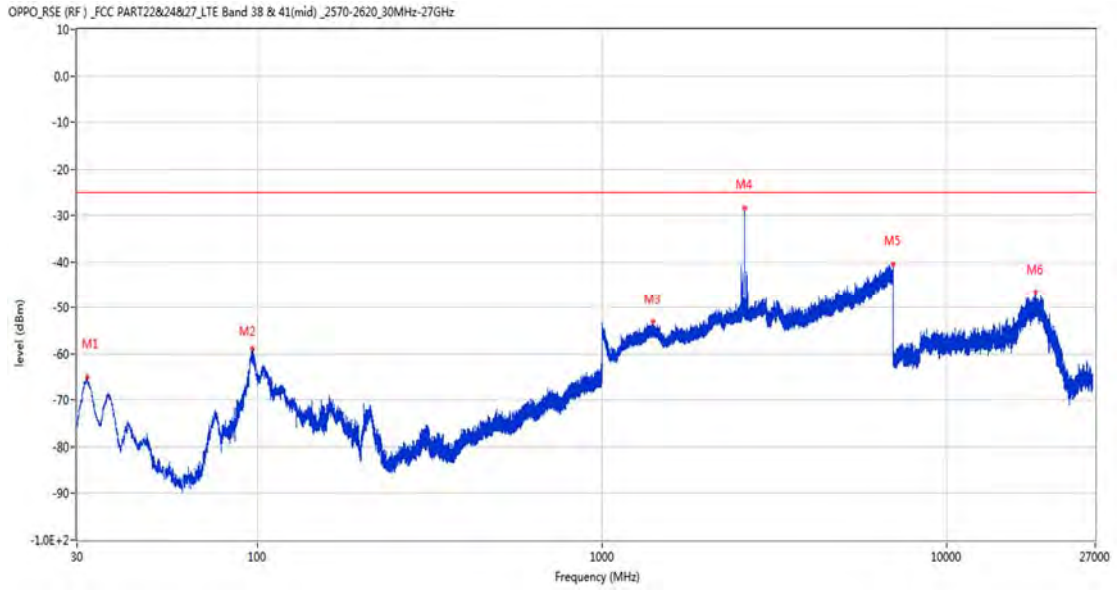
20.4 CA_38C 15MHz+15MHz, 16-QAM, Middle Channel

RSE-H&H PCC 37925 BW15 16QAM RB1 HIGH SCC 38075 BW15 16QAM RB2 LOW



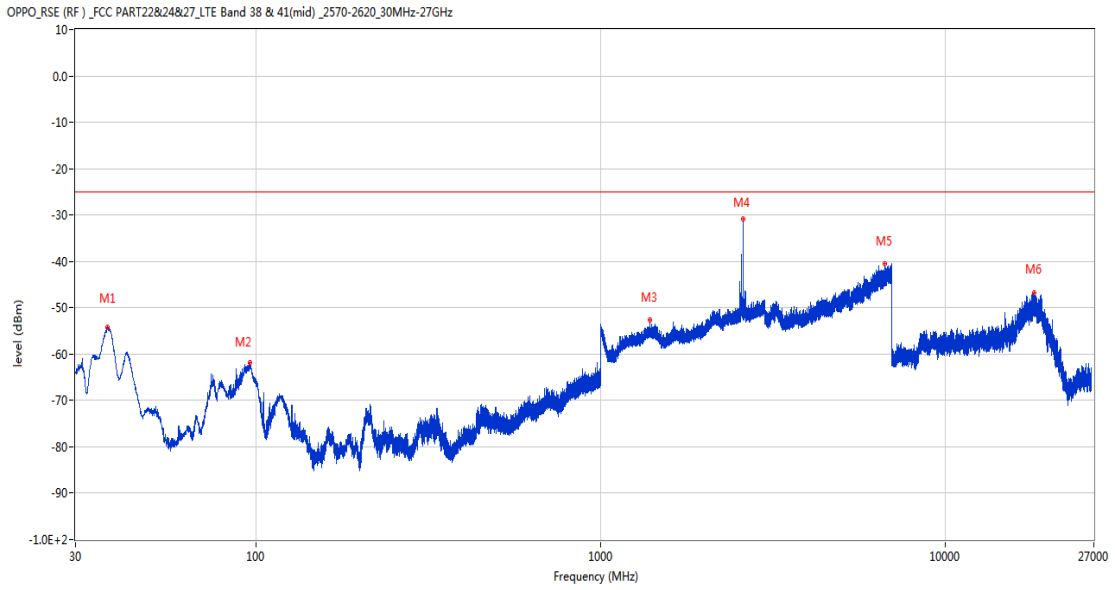
Frequency (MHz)	Result (dBm)	Factor (dB)	PK Limit (dBm)	Over Limit (dB)	Table (o)	ANT	EUT	Verdict
32.182	-63.22	-17.90	-25.0	-38.22	205.00	Horizontal	Horizontal	Pass
97.027	-61.52	-20.35	-25.0	-36.52	352.00	Horizontal	Horizontal	Pass
1383.100	-53.01	-1.99	-25.0	-28.01	4.00	Horizontal	Horizontal	Pass
2594.200	-27.81	4.73	-25.0	-2.81	92.00	Horizontal	Horizontal	N/A
6462.400	-41.10	12.90	-25.0	-16.10	55.00	Horizontal	Horizontal	Pass
18081.176	-47.29	10.54	-25.0	-22.29	0.00	Horizontal	Horizontal	Pass

RSE-H&V PCC 37925 BW15 16QAM RB1 HIGH SCC 38075 BW15 16QAM RB2 LOW



Frequency (MHz)	Result (dBm)	Factor (dB)	PK Limit (dBm)	Over Limit (dB)	Table (o)	ANT	EUT	Verdict
32.182	-65.08	-17.90	-25.0	-40.08	320.00	Horizontal	Vertical	Pass
96.882	-58.99	-20.33	-25.0	-33.99	316.00	Horizontal	Vertical	Pass
1405.000	-53.17	-1.85	-25.0	-28.17	91.00	Horizontal	Vertical	Pass
2594.300	-28.42	4.73	-25.0	-3.42	31.00	Horizontal	Vertical	N/A
6997.600	-40.61	13.96	-25.0	-15.61	230.00	Horizontal	Vertical	Pass
18113.901	-46.53	10.47	-25.0	-21.53	84.00	Horizontal	Vertical	Pass

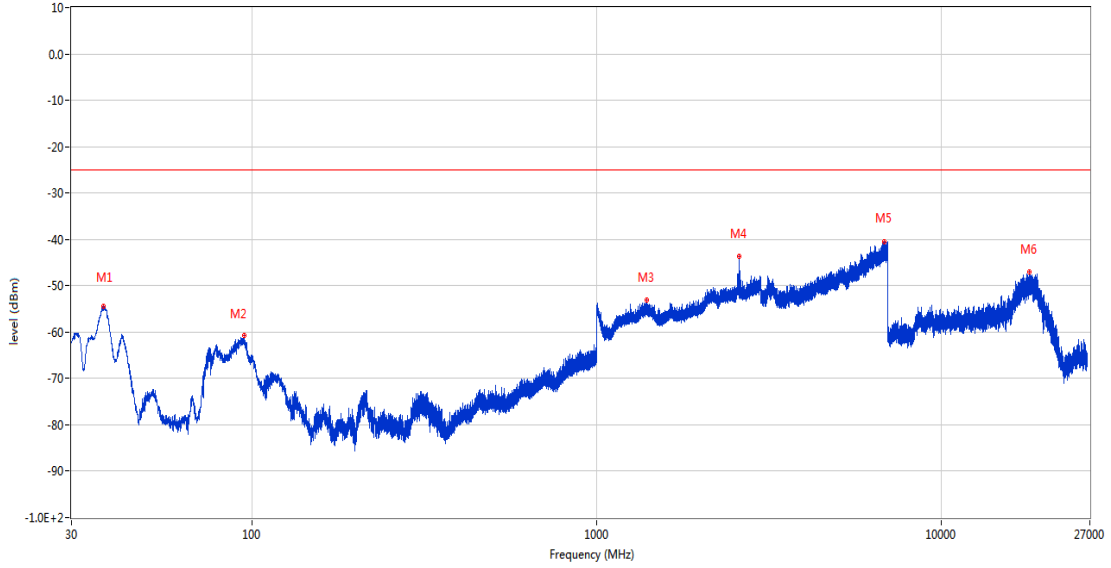
RSE-V&V PCC 37925 BW15 16QAM RB1 HIGH SCC 38075 BW15 16QAM RB2 LOW



Frequency (MHz)	Result (dBm)	Factor (dB)	PK Limit (dBm)	Over Limit (dB)	Table (o)	ANT	EUT	Verdict
37.130	-54.14	-17.96	-25.0	-29.14	213.00	Vertical	Vertical	Pass
96.202	-61.92	-20.23	-25.0	-36.92	328.00	Vertical	Vertical	Pass
1391.300	-52.67	-1.85	-25.0	-27.67	128.00	Vertical	Vertical	Pass
2594.400	-30.84	4.73	-25.0	-5.84	298.00	Vertical	Vertical	N/A
6689.200	-40.56	11.57	-25.0	-15.56	0.00	Vertical	Vertical	Pass
18109.225	-46.81	10.48	-25.0	-21.81	89.00	Vertical	Vertical	Pass

RSE-V&H PCC 37925 BW15 16QAM RB1 HIGH SCC 38075 BW15 16QAM RB2 LOW

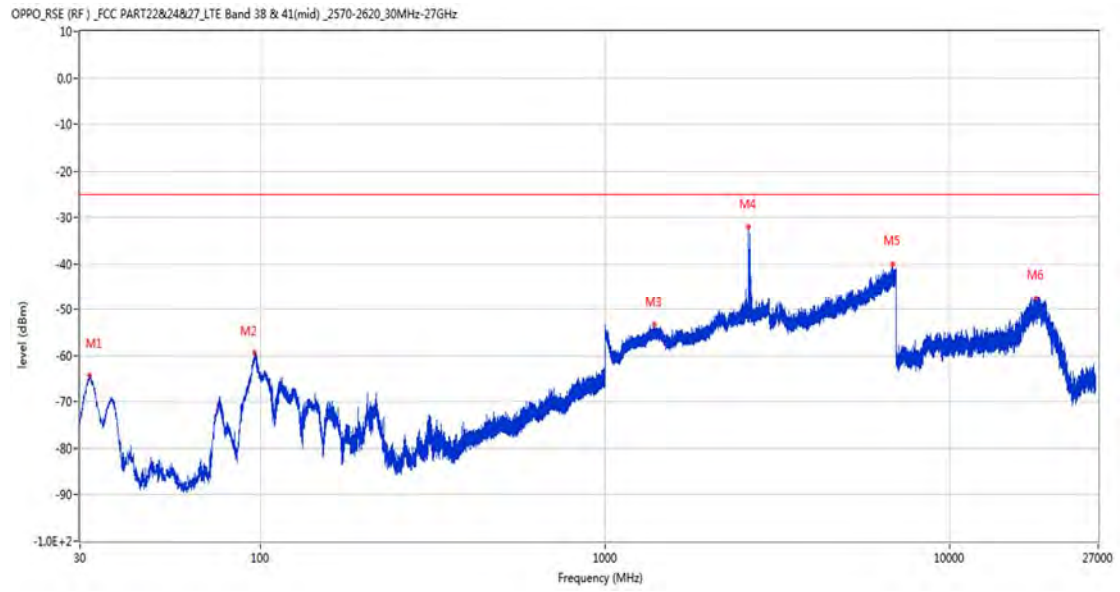
OPPO_RSE (RF) _FCC PART22&24&27_LTE Band 38 & 41(mid) _2570-2620_30MHz-27GHz



Frequency (MHz)	Result (dBm)	Factor (dB)	PK Limit (dBm)	Over Limit (dB)	Table (o)	ANT	EUT	Verdict
37.081	-54.47	-17.96	-25.0	-29.47	200.00	Vertical	Horizontal	Pass
95.087	-60.65	-20.20	-25.0	-35.65	360.00	Vertical	Horizontal	Pass
1398.900	-52.99	-1.82	-25.0	-27.99	70.00	Vertical	Horizontal	Pass
2594.500	-43.62	4.72	-25.0	-18.62	46.00	Vertical	Horizontal	N/A
6837.800	-40.58	12.47	-25.0	-15.58	150.00	Vertical	Horizontal	Pass
18040.375	-47.13	10.62	-25.0	-22.13	309.00	Vertical	Horizontal	Pass

20.5 CA_38C 15MHz+15MHz, QPSK, High Channel

RSE-H&H PCC 38025 BW15 QPSK RB1 HIGH SCC 38175 BW15 QPSK RB2 LOW



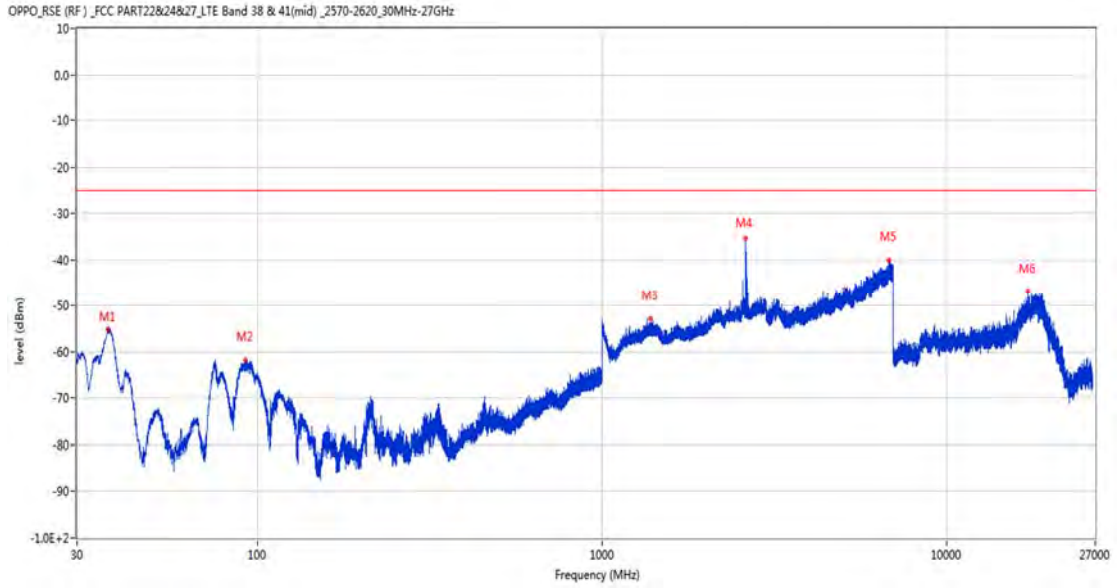
Frequency (MHz)	Result (dBm)	Factor (dB)	PK Limit (dBm)	Over Limit (dB)	Table (o)	ANT	EUT	Verdict
31.892	-64.21	-18.12	-25.0	-39.21	212.00	Horizontal	Horizontal	Pass
96.105	-59.36	-20.22	-25.0	-34.36	347.00	Horizontal	Horizontal	Pass
1394.600	-53.41	-1.79	-25.0	-28.41	360.00	Horizontal	Horizontal	Pass
2604.300	-31.98	4.36	-25.0	-6.98	90.00	Horizontal	Horizontal	N/A
6824.600	-39.97	12.91	-25.0	-14.97	212.00	Horizontal	Horizontal	Pass
17857.462	-47.39	10.46	-25.0	-22.39	360.00	Horizontal	Horizontal	Pass

RSE-H&V PCC 38025 BW15 QPSK RB1 HIGH SCC 38175 BW15 QPSK RB2 LOW



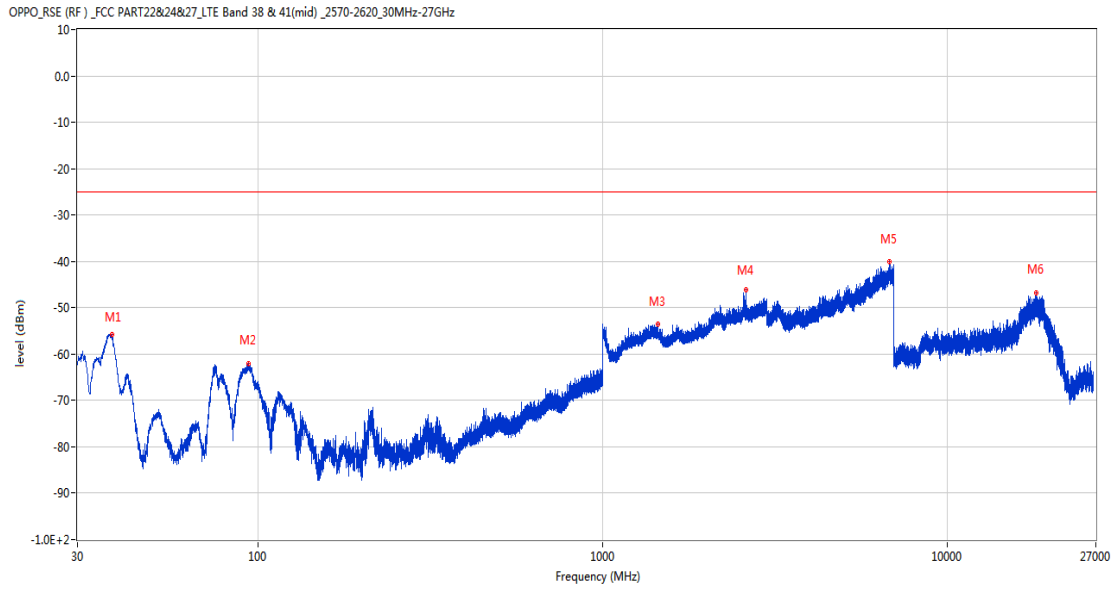
Frequency (MHz)	Result (dBm)	Factor (dB)	PK Limit (dBm)	Over Limit (dB)	Table (o)	ANT	EUT	Verdict
32.328	-64.05	-17.79	-25.0	-39.05	224.00	Horizontal	Vertical	Pass
96.590	-60.08	-20.29	-25.0	-35.08	335.00	Horizontal	Vertical	Pass
1370.900	-52.36	-1.97	-25.0	-27.36	312.00	Horizontal	Vertical	Pass
2604.400	-32.51	4.35	-25.0	-7.51	183.00	Horizontal	Vertical	N/A
6997.400	-40.70	13.94	-25.0	-15.70	36.00	Horizontal	Vertical	Pass
18954.975	-45.10	8.81	-25.0	-20.10	286.00	Horizontal	Vertical	Pass

RSE-V&V PCC 38025 BW15 QPSK RB1 HIGH SCC 38175 BW15 QPSK RB2 LOW



Frequency (MHz)	Result (dBm)	Factor (dB)	PK Limit (dBm)	Over Limit (dB)	Table (o)	ANT	EUT	Verdict
36.984	-55.20	-17.99	-25.0	-30.20	215.00	Vertical	Vertical	Pass
92.177	-61.86	-19.83	-25.0	-36.86	318.00	Vertical	Vertical	Pass
1384.500	-52.80	-1.96	-25.0	-27.80	349.00	Vertical	Vertical	Pass
2604.300	-35.30	4.36	-25.0	-10.30	316.00	Vertical	Vertical	N/A
6810.200	-39.99	13.15	-25.0	-14.99	340.00	Vertical	Vertical	Pass
17233.238	-46.87	10.95	-25.0	-21.87	291.00	Vertical	Vertical	Pass

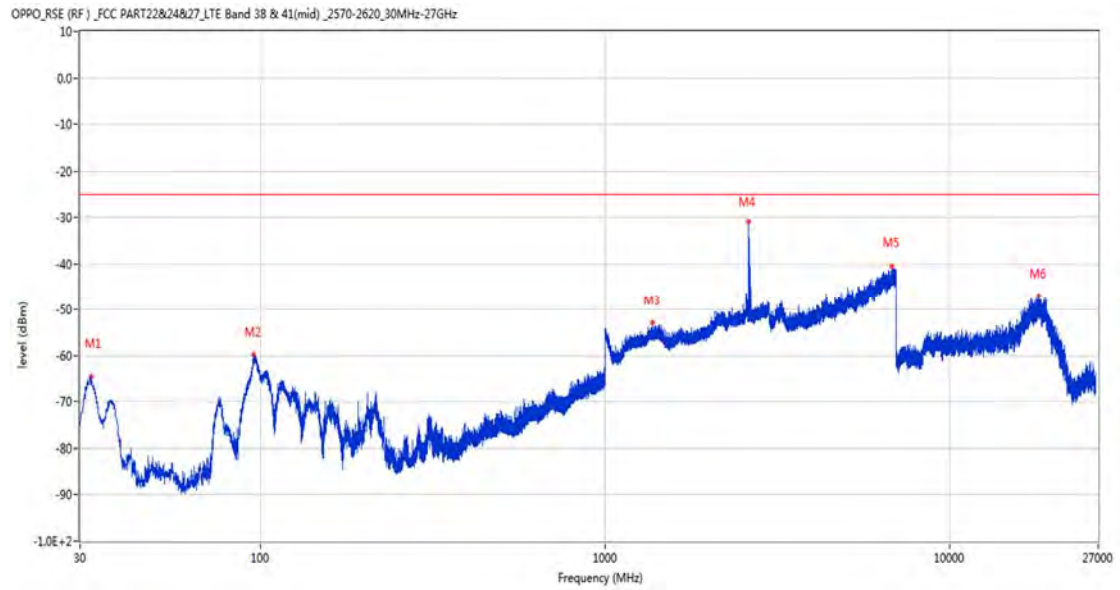
RSE-V&H PCC 38025 BW15 QPSK RB1 HIGH SCC 38175 BW15 QPSK RB2 LOW



Frequency (MHz)	Result (dBm)	Factor (dB)	PK Limit (dBm)	Over Limit (dB)	Table (o)	ANT	EUT	Verdict
37.712	-55.72	-17.88	-25.0	-30.72	230.00	Vertical	Horizontal	Pass
93.874	-61.97	-20.20	-25.0	-36.97	360.00	Vertical	Horizontal	Pass
1446.100	-53.61	-2.07	-25.0	-28.61	360.00	Vertical	Horizontal	Pass
2604.500	-46.23	4.35	-25.0	-21.23	52.00	Vertical	Horizontal	N/A
6794.600	-40.01	12.99	-25.0	-15.01	0.00	Vertical	Horizontal	Pass
18083.301	-46.78	10.54	-25.0	-21.78	352.00	Vertical	Horizontal	Pass

20.6 CA_38C 15MHz+15MHz, 16-QAM, High Channel

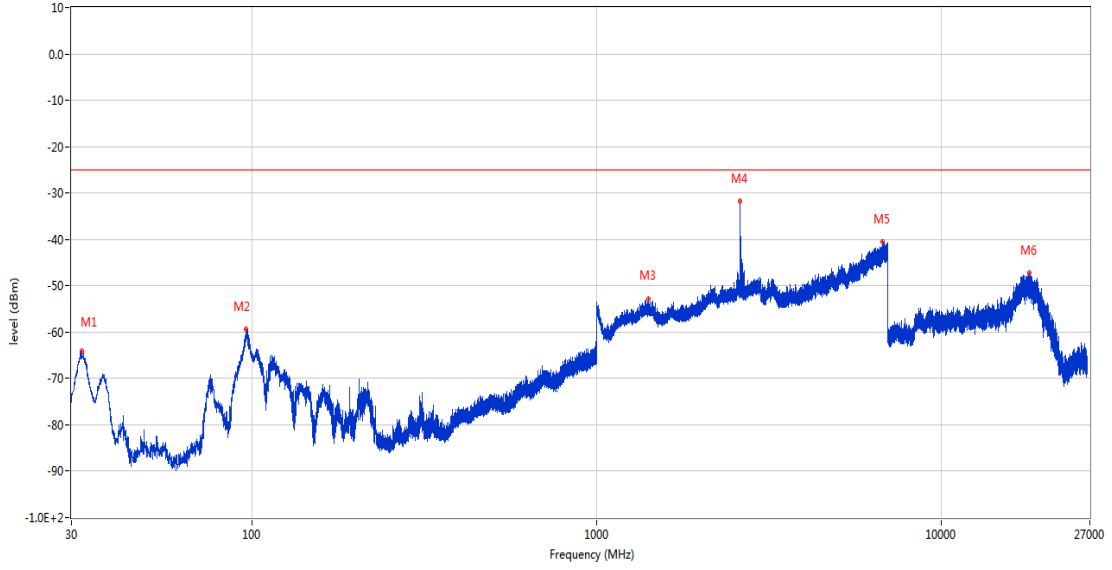
RSE-H&H PCC 38025 BW15 16QAM RB1 HIGH SCC 38175 BW15 16QAM RB2 LOW



Frequency (MHz)	Result (dBm)	Factor (dB)	PK Limit (dBm)	Over Limit (dB)	Table (o)	ANT	EUT	Verdict
32.279	-64.55	-17.83	-25.0	-39.55	221.00	Horizontal	Horizontal	Pass
95.911	-59.85	-20.20	-25.0	-34.85	360.00	Horizontal	Horizontal	Pass
1371.800	-52.96	-1.96	-25.0	-27.96	213.00	Horizontal	Horizontal	Pass
2604.300	-30.95	4.36	-25.0	-5.95	138.00	Horizontal	Horizontal	N/A
6816.200	-40.45	13.12	-25.0	-15.45	104.00	Horizontal	Horizontal	Pass
18094.776	-46.96	10.51	-25.0	-21.96	141.00	Horizontal	Horizontal	Pass

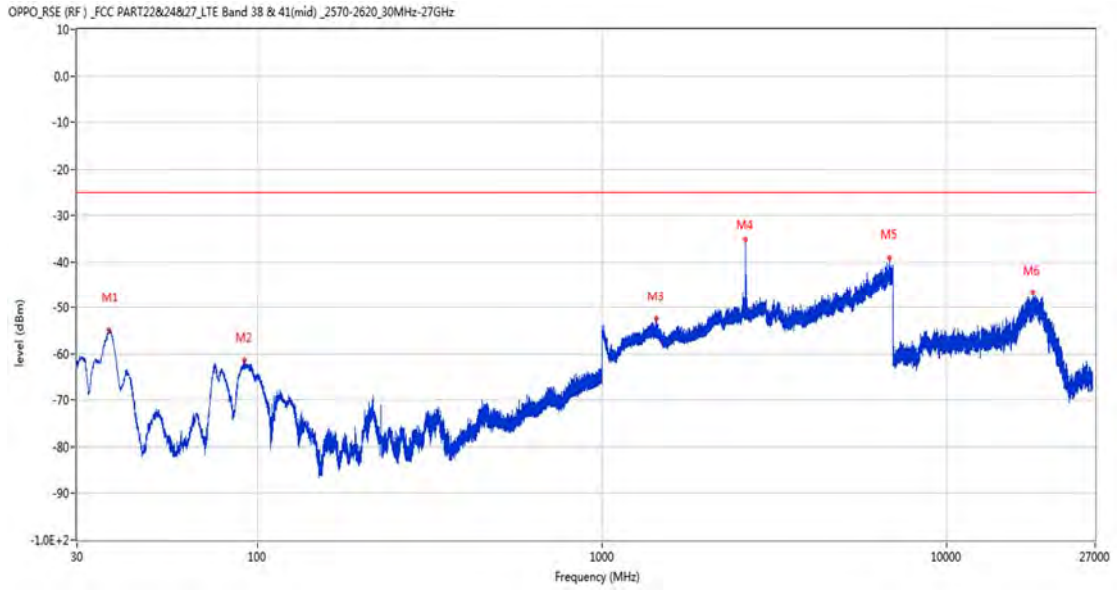
RSE-H&V PCC 38025 BW15 16QAM RB1 HIGH SCC 38175 BW15 16QAM RB2 LOW

OPPO_RSE (RF) _FCC PART22&24&27_LTE Band 38 & 41(mid) _2570-2620_30MHz-27GHz



Frequency (MHz)	Result (dBm)	Factor (dB)	PK Limit (dBm)	Over Limit (dB)	Table (o)	ANT	EUT	Verdict
32.085	-64.15	-17.99	-25.0	-39.15	184.00	Horizontal	Vertical	Pass
96.299	-59.40	-20.25	-25.0	-34.40	0.00	Horizontal	Vertical	Pass
1412.500	-52.78	-1.92	-25.0	-27.78	192.00	Horizontal	Vertical	Pass
2604.300	-31.78	4.36	-25.0	-6.78	176.00	Horizontal	Vertical	N/A
6756.000	-40.45	12.32	-25.0	-15.45	241.00	Horizontal	Vertical	Pass
17984.512	-47.17	10.69	-25.0	-22.17	22.00	Horizontal	Vertical	Pass

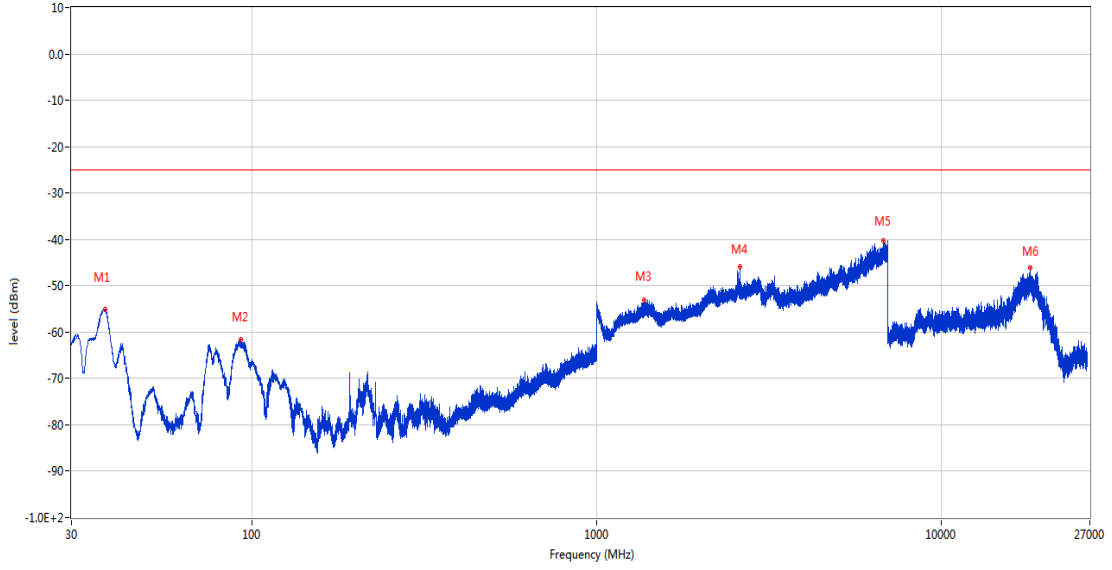
RSE-V&V PCC 38025 BW15 16QAM RB1 HIGH SCC 38175 BW15 16QAM RB2 LOW



Frequency (MHz)	Result (dBm)	Factor (dB)	PK Limit (dBm)	Over Limit (dB)	Table (o)	ANT	EUT	Verdict
37.130	-54.90	-17.96	-25.0	-29.90	222.00	Vertical	Vertical	Pass
91.644	-61.49	-19.72	-25.0	-36.49	353.00	Vertical	Vertical	Pass
1442.000	-52.48	-2.11	-25.0	-27.48	28.00	Vertical	Vertical	Pass
2604.300	-35.16	4.36	-25.0	-10.16	330.00	Vertical	Vertical	N/A
6824.000	-39.22	12.96	-25.0	-14.22	321.00	Vertical	Vertical	Pass
17821.499	-46.55	10.11	-25.0	-21.55	82.00	Vertical	Vertical	Pass

RSE-V&H PCC 38025 BW15 16QAM RB1 HIGH SCC 38175 BW15 16QAM RB2 LOW

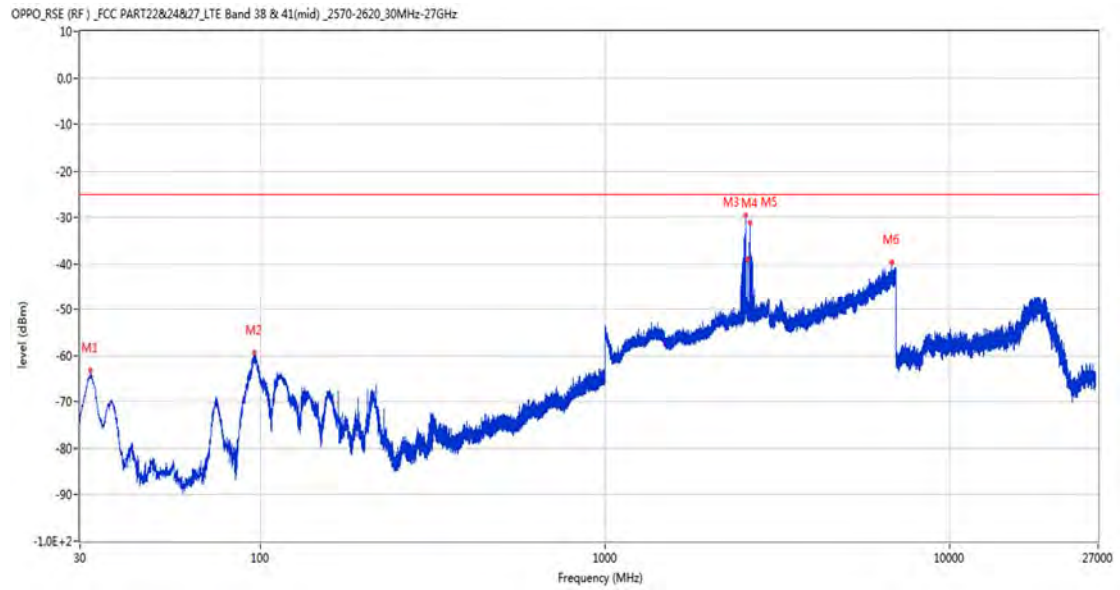
OPPO_RSE (RF) _FCC PART22&24&27_LTE Band 38 & 41(mid) _2570-2620_30MHz-27GHz



Frequency (MHz)	Result (dBm)	Factor (dB)	PK Limit (dBm)	Over Limit (dB)	Table (o)	ANT	EUT	Verdict
37.469	-55.12	-17.91	-25.0	-30.12	264.00	Vertical	Horizontal	Pass
92.856	-61.53	-19.98	-25.0	-36.53	326.00	Vertical	Horizontal	Pass
1376.700	-53.14	-1.99	-25.0	-28.14	352.00	Vertical	Horizontal	Pass
2604.200	-45.89	4.36	-25.0	-20.89	244.00	Vertical	Horizontal	N/A
6812.400	-40.33	13.16	-25.0	-15.33	0.00	Vertical	Horizontal	Pass
18082.875	-46.11	10.54	-25.0	-21.11	337.00	Vertical	Horizontal	Pass

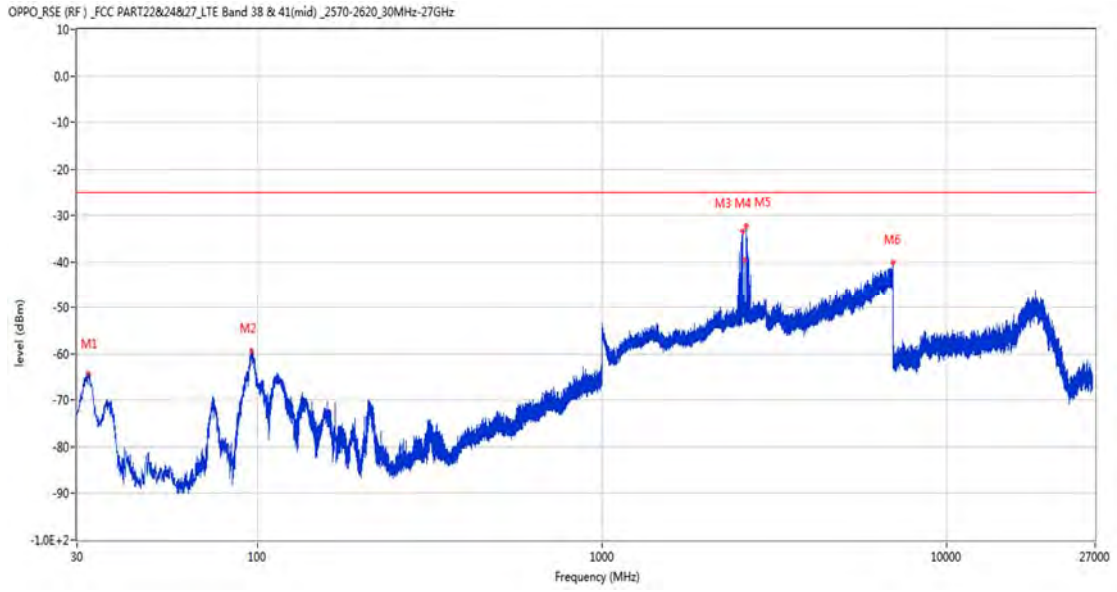
20.7 CA_38C 20MHz+20MHz, QPSK, Low Channel

RSE-H&H PCC 37850 BW20 QPSK RB1 HIGH SCC 38048 BW20 QPSK RB2 LOW



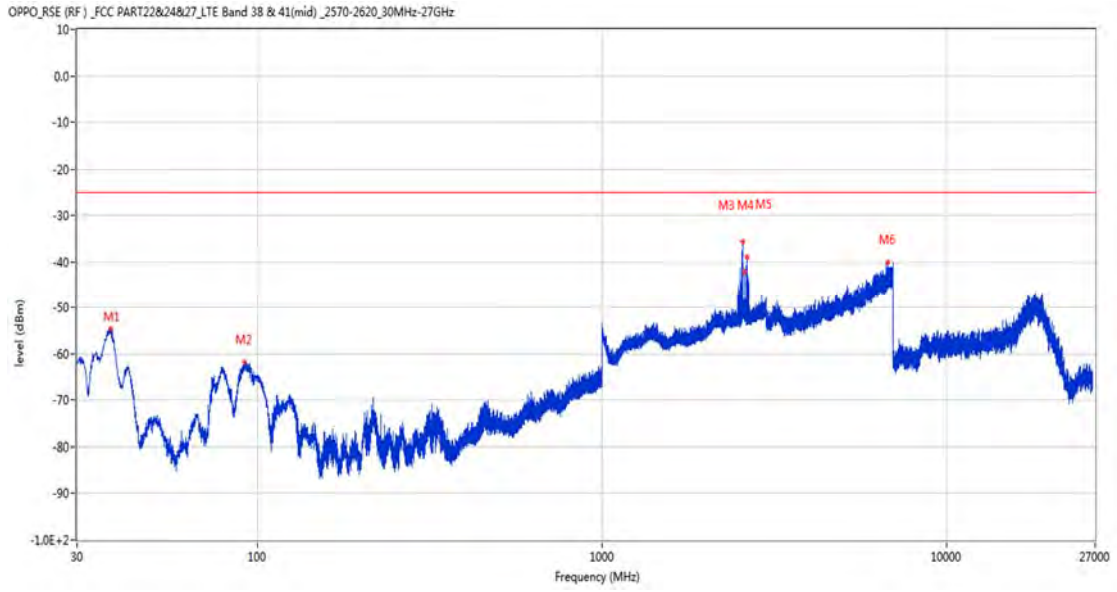
Frequency (MHz)	Result (dBm)	Factor (dB)	PK Limit (dBm)	Over Limit (dB)	Table (o)	ANT	EUT	Verdict
32.231	-63.23	-17.86	-25.0	-38.23	214.00	Horizontal	Horizontal	Pass
96.154	-59.39	-20.22	-25.0	-34.39	343.00	Horizontal	Horizontal	Pass
2563.100	-29.44	6.01	-25.0	-4.44	32.00	Horizontal	Horizontal	N/A
2589.000	-38.92	4.95	-25.0	-13.92	98.00	Horizontal	Horizontal	N/A
2632.500	-31.10	3.66	-25.0	-6.10	101.00	Horizontal	Horizontal	N/A
6818.200	-39.64	13.10	-25.0	-14.64	28.00	Horizontal	Horizontal	Pass

RSE-H&V PCC 37850 BW20 QPSK RB1 HIGH SCC 38048 BW20 QPSK RB2 LOW



Frequency (MHz)	Result (dBm)	Factor (dB)	PK Limit (dBm)	Over Limit (dB)	Table (o)	ANT	EUT	Verdict
32.279	-64.33	-17.83	-25.0	-39.33	227.00	Horizontal	Vertical	Pass
96.348	-59.48	-20.25	-25.0	-34.48	316.00	Horizontal	Vertical	Pass
2560.200	-33.33	3.86	-25.0	-8.33	69.00	Horizontal	Vertical	N/A
2589.000	-39.71	4.95	-25.0	-14.71	170.00	Horizontal	Vertical	N/A
2624.200	-32.28	3.71	-25.0	-7.28	182.00	Horizontal	Vertical	N/A
6999.800	-40.03	13.91	-25.0	-15.03	43.00	Horizontal	Vertical	Pass

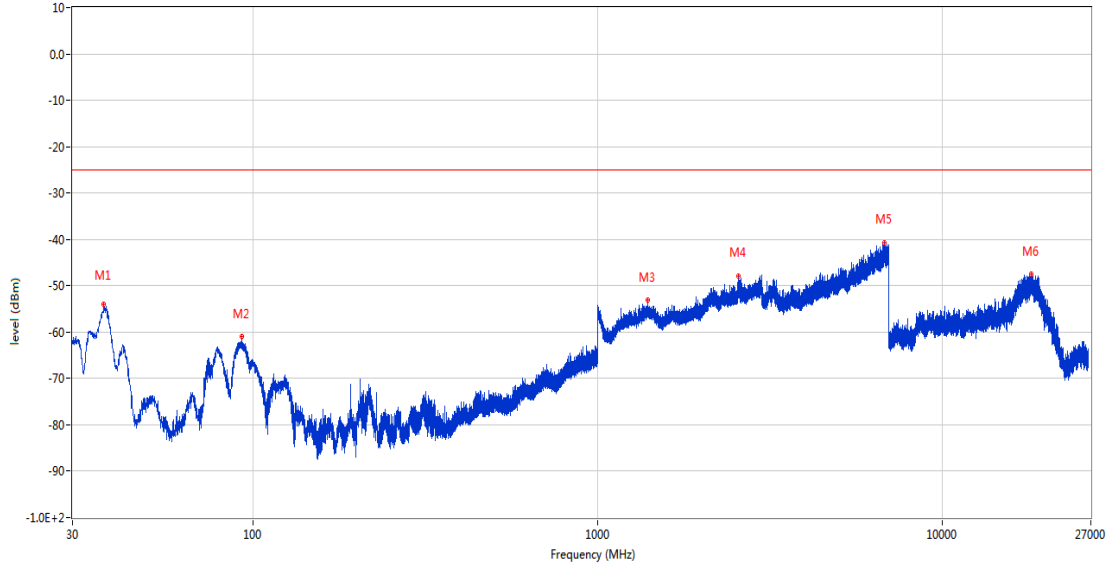
RSE-V&V PCC 37850 BW20 QPSK RB1 HIGH SCC 38048 BW20 QPSK RB2 LOW



Frequency (MHz)	Result (dBm)	Factor (dB)	PK Limit (dBm)	Over Limit (dB)	Table (o)	ANT	EUT	Verdict
37.469	-54.57	-17.91	-25.0	-29.57	217.00	Vertical	Vertical	Pass
91.935	-61.93	-19.78	-25.0	-36.93	-3.00	Vertical	Vertical	Pass
2561.100	-35.52	4.40	-25.0	-10.52	95.00	Vertical	Vertical	N/A
2589.000	-42.00	4.95	-25.0	-17.00	312.00	Vertical	Vertical	N/A
2643.600	-38.87	2.45	-30.0	-8.87	273.00	Vertical	Vertical	N/A
6772.000	-40.15	12.72	-30.0	-10.15	328.00	Vertical	Vertical	Pass

RSE-V&H PCC 37850 BW20 QPSK RB1 HIGH SCC 38048 BW20 QPSK RB2 LOW

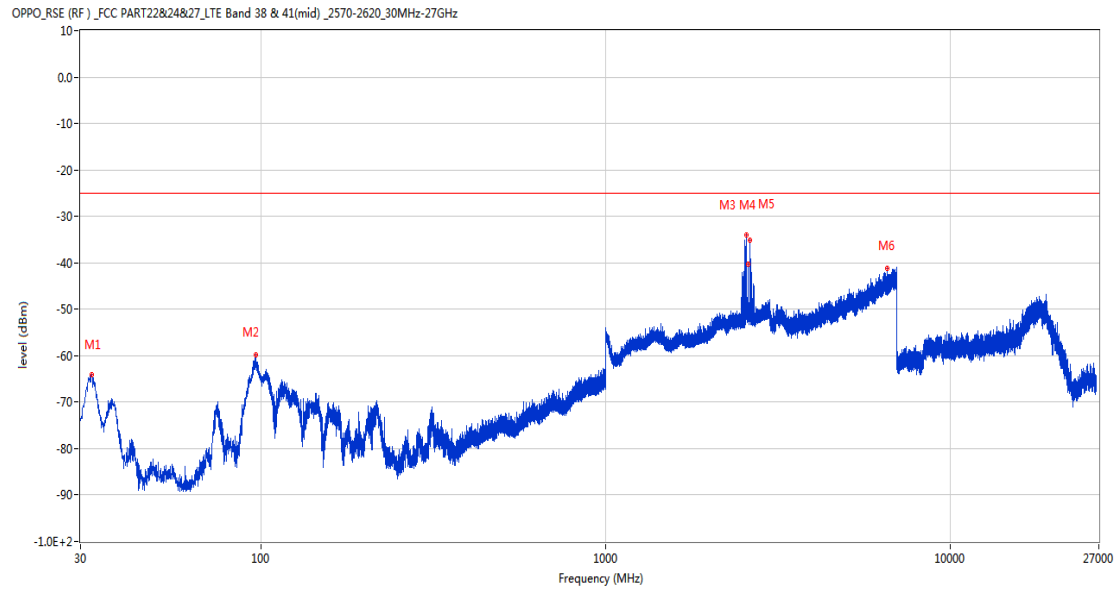
OPPO_RSE (RF) _FCC PART22&24&27_LTE Band 38 & 41(mid) _2570-2620_30MHz-27GHz



Frequency (MHz)	Result (dBm)	Factor (dB)	PK Limit (dBm)	Over Limit (dB)	Table (o)	ANT	EUT	Verdict
36.887	-54.03	-18.07	-25.0	-29.03	267.00	Vertical	Horizontal	Pass
92.711	-60.95	-19.95	-25.0	-35.95	354.00	Vertical	Horizontal	Pass
1399.900	-53.01	-1.76	-25.0	-28.01	237.00	Vertical	Horizontal	Pass
2569.500	-48.01	5.75	-25.0	-23.01	0.00	Vertical	Horizontal	N/A
6799.000	-40.81	13.13	-25.0	-15.81	-3.00	Vertical	Horizontal	Pass
18120.276	-47.54	10.46	-25.0	-22.54	287.00	Vertical	Horizontal	Pass

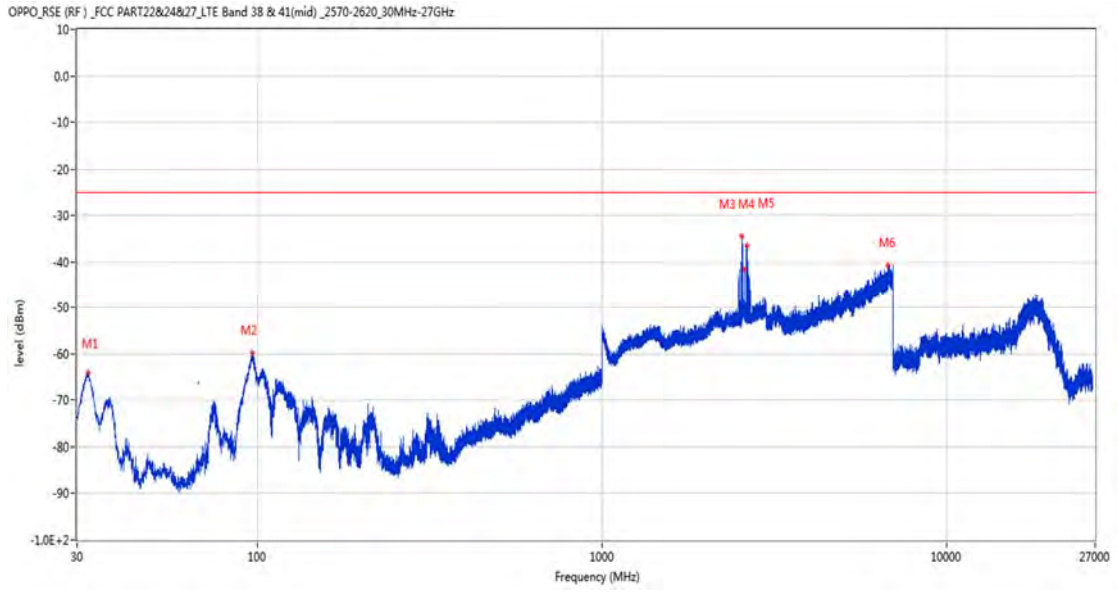
20.8 CA_38C 20MHz+20MHz, 16-QAM, Low Channel

RSE-H&H PCC 37850 BW20 16QAM RB1 HIGH SCC 38048 BW20 16QAM RB2 LOW



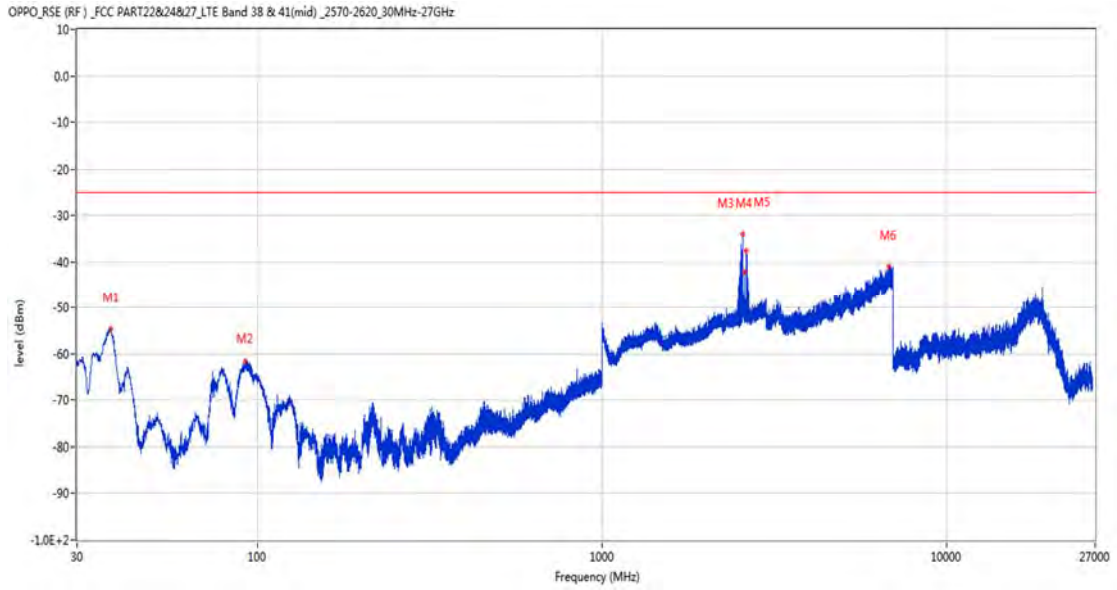
Frequency (MHz)	Result (dBm)	Factor (dB)	PK Limit (dBm)	Over Limit (dB)	Table (o)	ANT	EUT	Verdict
32.328	-64.18	-17.79	-25.0	-39.18	224.00	Horizontal	Horizontal	Pass
96.590	-59.80	-20.29	-25.0	-34.80	318.00	Horizontal	Horizontal	Pass
2561.400	-33.96	4.66	-25.0	-8.96	363.00	Horizontal	Horizontal	N/A
2589.100	-40.38	4.94	-25.0	-15.38	107.00	Horizontal	Horizontal	N/A
2629.600	-35.22	3.46	-25.0	-10.22	164.00	Horizontal	Horizontal	N/A
6562.600	-41.20	10.70	-25.0	-16.20	185.00	Horizontal	Horizontal	Pass

RSE-H&V PCC 37850 BW20 16QAM RB1 HIGH SCC 38048 BW20 16QAM RB2 LOW



Frequency (MHz)	Result (dBm)	Factor (dB)	PK Limit (dBm)	Over Limit (dB)	Table (o)	ANT	EUT	Verdict
32.279	-64.18	-17.83	-25.0	-39.18	200.00	Horizontal	Vertical	Pass
96.736	-59.73	-20.31	-25.0	-34.73	350.00	Horizontal	Vertical	Pass
2556.400	-34.50	2.74	-25.0	-9.50	164.00	Horizontal	Vertical	N/A
2589.000	-41.60	4.95	-25.0	-16.60	43.00	Horizontal	Vertical	N/A
2636.200	-36.38	3.05	-25.0	-11.38	149.00	Horizontal	Vertical	N/A
6751.600	-40.80	12.26	-25.0	-15.80	49.00	Horizontal	Vertical	Pass

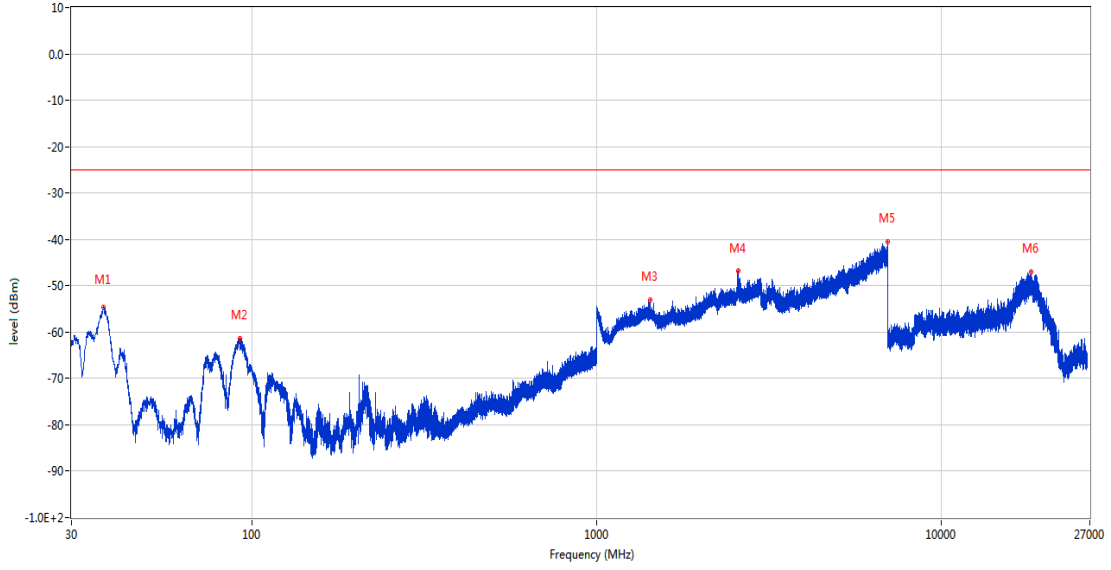
RSE-V&V PCC 37850 BW20 16QAM RB1 HIGH SCC 38048 BW20 16QAM RB2 LOW



Frequency (MHz)	Result (dBm)	Factor (dB)	PK Limit (dBm)	Over Limit (dB)	Table (o)	ANT	EUT	Verdict
37.469	-54.75	-17.91	-25.0	-29.75	237.00	Vertical	Vertical	Pass
92.517	-61.63	-19.90	-25.0	-36.63	360.00	Vertical	Vertical	Pass
2562.000	-33.96	5.18	-25.0	-8.96	126.00	Vertical	Vertical	N/A
2589.200	-42.19	4.94	-25.0	-17.19	282.00	Vertical	Vertical	N/A
2628.500	-37.68	3.40	-25.0	-12.68	282.00	Vertical	Vertical	N/A
6813.400	-40.96	13.15	-25.0	-15.96	283.00	Vertical	Vertical	Pass

RSE-V&H PCC 37850 BW20 16QAM RB1 HIGH SCC 38048 BW20 16QAM RB2 LOW

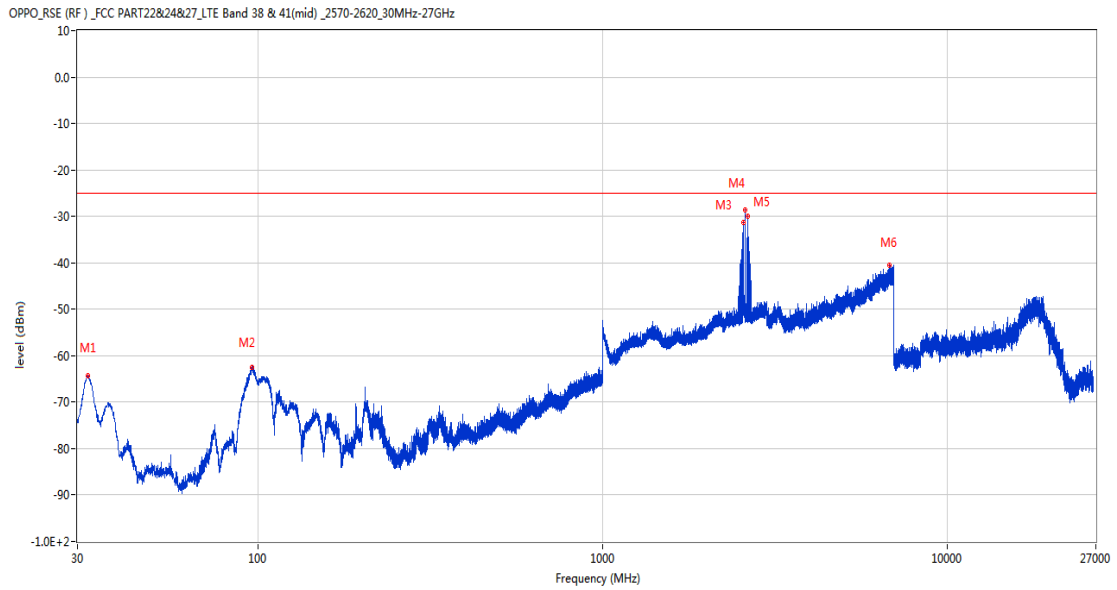
OPPO_RSE (RF) _FCC PART22&24&27_LTE Band 38 & 41(mid) _2570-2620_30MHz-27GHz



Frequency (MHz)	Result (dBm)	Factor (dB)	PK Limit (dBm)	Over Limit (dB)	Table (o)	ANT	EUT	Verdict
37.178	-54.71	-17.95	-25.0	-29.71	236.00	Vertical	Horizontal	Pass
92.662	-61.36	-19.94	-25.0	-36.36	-3.00	Vertical	Horizontal	Pass
1429.100	-53.11	-1.90	-25.0	-28.11	292.00	Vertical	Horizontal	Pass
2582.900	-46.88	5.20	-25.0	-21.88	25.00	Vertical	Horizontal	N/A
6997.600	-40.45	13.96	-25.0	-15.45	132.00	Vertical	Horizontal	Pass
18280.499	-47.13	10.14	-25.0	-22.13	257.00	Vertical	Horizontal	Pass

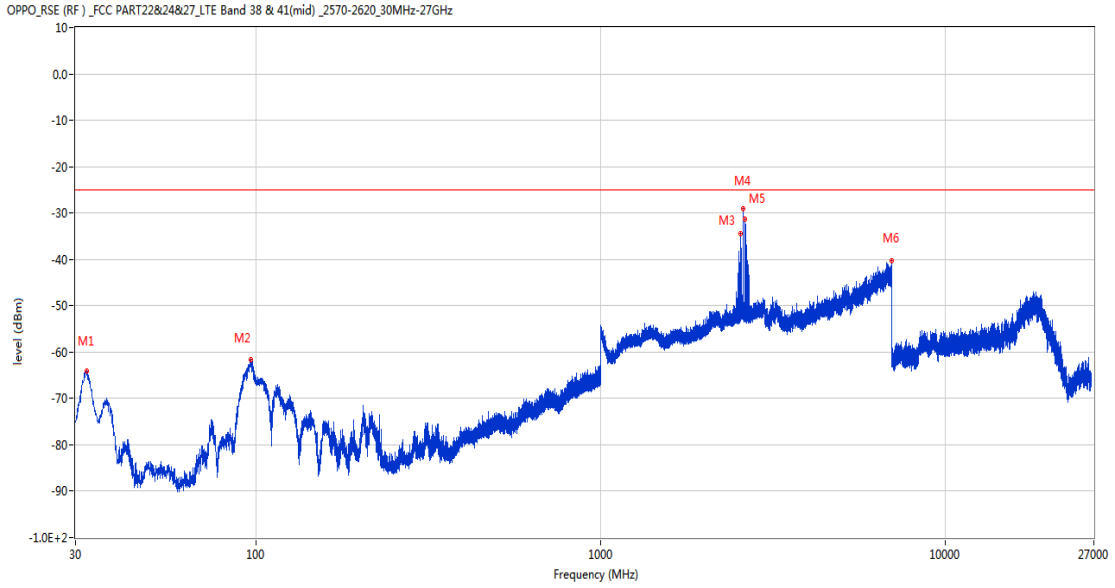
20.9 CA_38C 20MHz+20MHz, QPSK, Middle Channel

RSE-H&H PCC 37901 BW20 QPSK RB1 HIGH SCC 38099 BW20 QPSK RB2 LOW



Frequency (MHz)	Result (dBm)	Factor (dB)	PK Limit (dBm)	Over Limit (dB)	Table (o)	ANT	EUT	Verdict
32.085	-64.25	-17.99	-25.0	-39.25	197.00	Horizontal	Horizontal	Pass
96.057	-62.48	-20.21	-25.0	-37.48	1.00	Horizontal	Horizontal	Pass
2562.800	-31.38	5.88	-25.0	-6.38	322.00	Horizontal	Horizontal	N/A
2594.200	-28.69	4.73	-25.0	-3.69	140.00	Horizontal	Horizontal	N/A
2632.800	-29.95	3.67	-25.0	-4.95	140.00	Horizontal	Horizontal	N/A
6786.800	-40.54	12.87	-25.0	-15.54	299.00	Horizontal	Horizontal	Pass

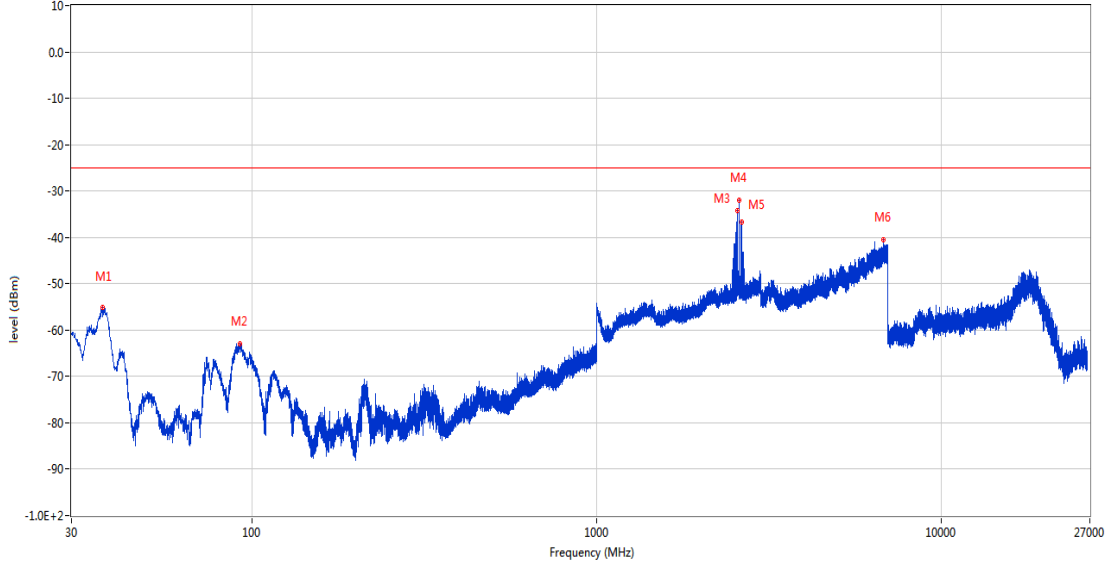
RSE-H&V PCC 37901 BW20 QPSK RB1 HIGH SCC 38099 BW20 QPSK RB2 LOW



Frequency (MHz)	Result (dBm)	Factor (dB)	PK Limit (dBm)	Over Limit (dB)	Table (o)	ANT	EUT	Verdict
32.328	-64.06	-17.79	-25.0	-39.06	215.00	Horizontal	Vertical	Pass
96.979	-61.71	-20.34	-25.0	-36.71	360.00	Horizontal	Vertical	Pass
2553.500	-34.41	3.24	-25.0	-9.41	43.00	Horizontal	Vertical	N/A
2594.300	-29.16	4.73	-25.0	-4.16	172.00	Horizontal	Vertical	N/A
2625.600	-31.39	3.67	-25.0	-6.39	43.00	Horizontal	Vertical	N/A
6982.400	-40.32	13.53	-25.0	-15.32	-1.00	Horizontal	Vertical	Pass

RSE-V&V PCC 37901 BW20 QPSK RB1 HIGH SCC 38099 BW20 QPSK RB2 LOW

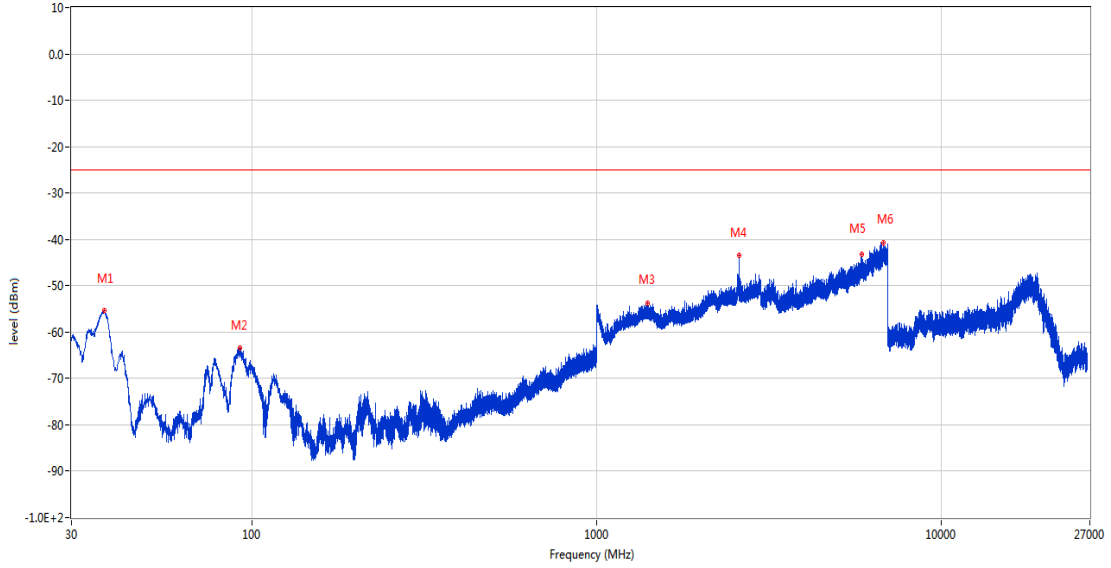
OPPO_RSE (RF)_FCC PART22&24&27_LTE Band 38 & 41(mid)_2570-2620_30MHz-27GHz



Frequency (MHz)	Result (dBm)	Factor (dB)	PK Limit (dBm)	Over Limit (dB)	Table (o)	ANT	EUT	Verdict
36.984	-55.21	-17.99	-25.0	-30.21	230.00	Vertical	Vertical	Pass
92.226	-62.93	-19.84	-25.0	-37.93	66.00	Vertical	Vertical	Pass
2561.500	-34.26	4.74	-25.0	-9.26	342.00	Vertical	Vertical	N/A
2594.200	-31.94	4.73	-25.0	-6.94	306.00	Vertical	Vertical	N/A
2634.000	-36.71	3.50	-25.0	-11.71	281.00	Vertical	Vertical	N/A
6805.200	-40.61	13.12	-25.0	-15.61	0.00	Vertical	Vertical	Pass

RSE-V&H PCC 37901 BW20 QPSK RB1 HIGH SCC 38099 BW20 QPSK RB2 LOW

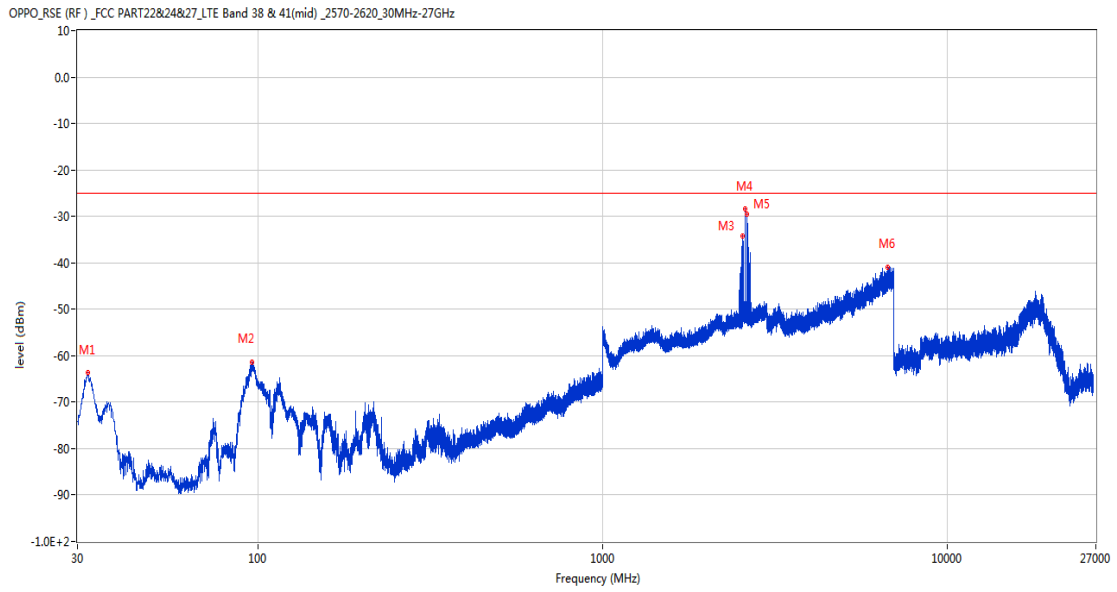
OPPO_RSE (RF) _FCC PART22&24&27_LTE Band 38 & 41(mid) _2570-2620_30MHz-27GHz



Frequency (MHz)	Result (dBm)	Factor (dB)	PK Limit (dBm)	Over Limit (dB)	Table (o)	ANT	EUT	Verdict
37.420	-55.30	-17.92	-25.0	-30.30	221.00	Vertical	Horizontal	Pass
92.420	-63.47	-19.88	-25.0	-38.47	102.00	Vertical	Horizontal	Pass
1407.400	-53.65	-1.83	-25.0	-28.65	131.00	Vertical	Horizontal	Pass
2594.000	-43.48	4.74	-25.0	-18.48	103.00	Vertical	Horizontal	N/A
5892.400	-43.23	9.49	-25.0	-18.23	265.00	Vertical	Horizontal	Pass
6813.600	-40.76	13.14	-25.0	-15.76	-1.00	Vertical	Horizontal	Pass

20.10 CA_38C 20MHz+20MHz, 16-QAM, Middle Channel

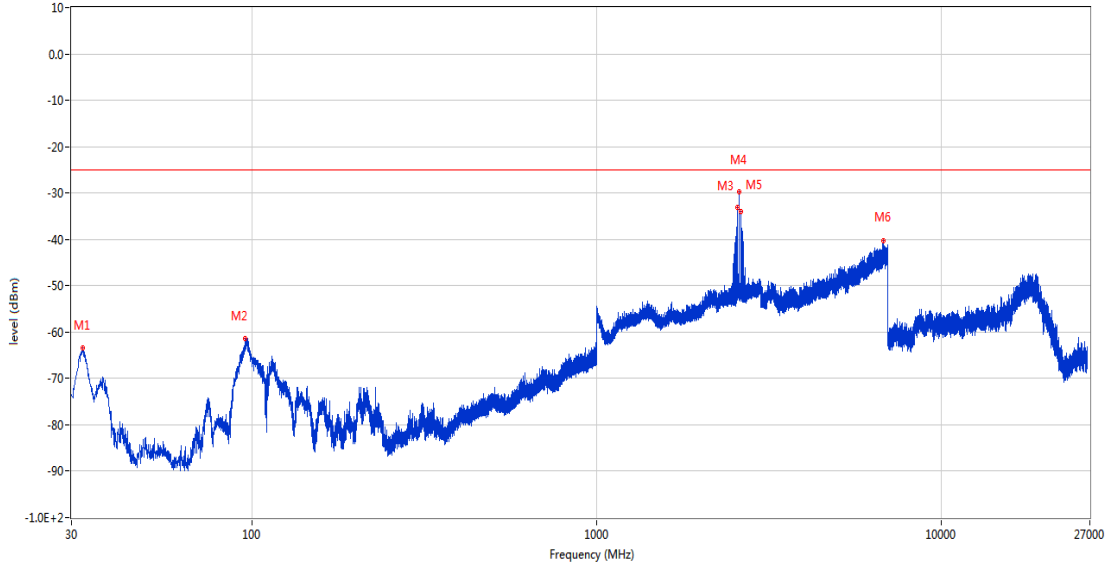
RSE-H&H PCC 37901 BW20 16QAM RB1 HIGH SCC 38099 BW20 16QAM RB2 LOW



Frequency (MHz)	Result (dBm)	Factor (dB)	PK Limit (dBm)	Over Limit (dB)	Table (o)	ANT	EUT	Verdict
32.231	-63.59	-17.86	-25.0	-38.59	180.00	Horizontal	Horizontal	Pass
96.202	-61.31	-20.23	-25.0	-36.31	-1.00	Horizontal	Horizontal	Pass
2554.400	-34.31	3.13	-25.0	-9.31	70.00	Horizontal	Horizontal	N/A
2594.200	-28.36	4.73	-25.0	-3.36	126.00	Horizontal	Horizontal	N/A
2627.300	-29.59	3.56	-25.0	-4.59	70.00	Horizontal	Horizontal	N/A
6740.800	-40.86	11.77	-25.0	-15.86	122.00	Horizontal	Horizontal	Pass

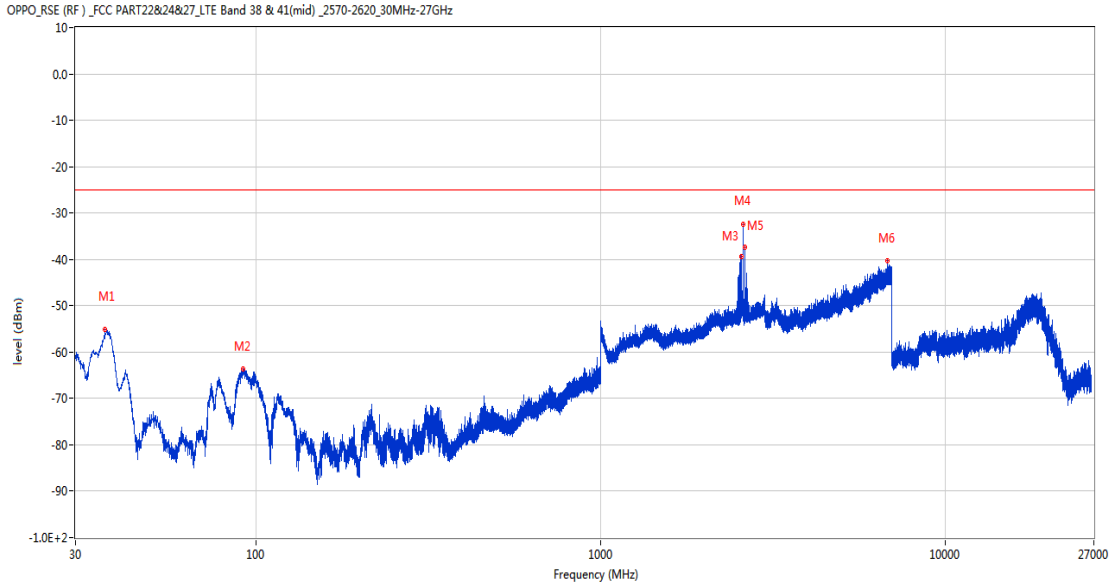
RSE-H&V PCC 37901 BW20 16QAM RB1 HIGH SCC 38099 BW20 16QAM RB2 LOW

OPPO_RSE (RF) _FCC PART22&24&27_LTE Band 38 & 41(mid) _2570-2620_30MHz-27GHz



Frequency (MHz)	Result (dBm)	Factor (dB)	PK Limit (dBm)	Over Limit (dB)	Table (o)	ANT	EUT	Verdict
32.279	-63.41	-17.83	-25.0	-38.41	207.00	Horizontal	Vertical	Pass
95.863	-61.45	-20.20	-25.0	-36.45	360.00	Horizontal	Vertical	Pass
2560.800	-33.16	4.15	-25.0	-8.16	45.00	Horizontal	Vertical	N/A
2594.200	-29.78	4.73	-25.0	-4.78	165.00	Horizontal	Vertical	N/A
2629.400	-33.99	3.43	-25.0	-8.99	201.00	Horizontal	Vertical	N/A
6810.800	-40.21	13.18	-25.0	-15.21	225.00	Horizontal	Vertical	Pass

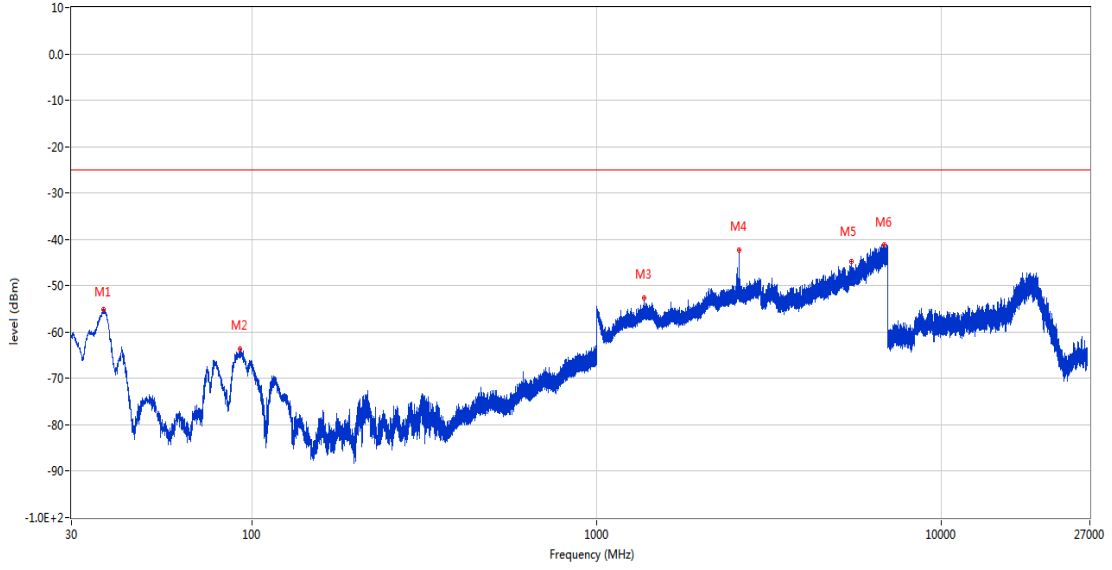
RSE-V&V PCC 37901 BW20 16QAM RB1 HIGH SCC 38099 BW20 16QAM RB2 LOW



Frequency (MHz)	Result (dBm)	Factor (dB)	PK Limit (dBm)	Over Limit (dB)	Table (o)	ANT	EUT	Verdict
36.547	-55.12	-18.36	-25.0	-30.12	269.00	Vertical	Vertical	Pass
92.080	-63.64	-19.81	-25.0	-38.64	301.00	Vertical	Vertical	Pass
2563.300	-39.36	6.00	-25.0	-14.36	75.00	Vertical	Vertical	N/A
2594.300	-32.37	4.73	-25.0	-7.37	317.00	Vertical	Vertical	N/A
2630.000	-37.26	3.51	-25.0	-12.26	91.00	Vertical	Vertical	N/A
6811.000	-40.34	13.18	-25.0	-15.34	278.00	Vertical	Vertical	Pass

RSE-V&H PCC 37901 BW20 16QAM RB1 HIGH SCC 38099 BW20 16QAM RB2 LOW

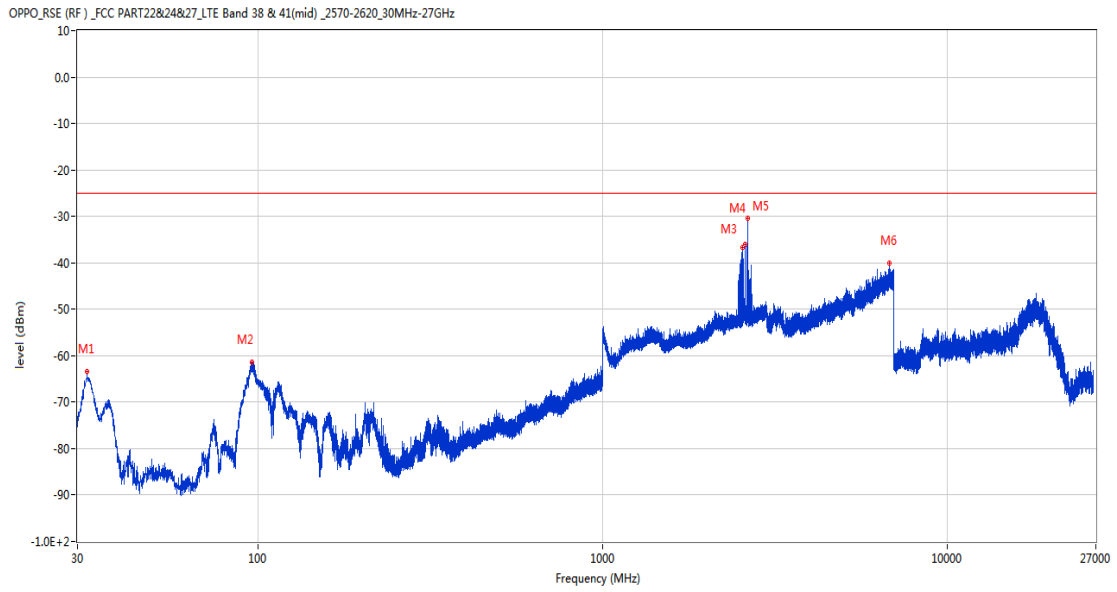
OPPO_RSE (RF) _FCC PART22&24&27_LTE Band 38 & 41(mid) _2570-2620_30MHz-27GHz



Frequency (MHz)	Result (dBm)	Factor (dB)	PK Limit (dBm)	Over Limit (dB)	Table (o)	ANT	EUT	Verdict
37.227	-55.14	-17.94	-25.0	-30.14	267.00	Vertical	Horizontal	Pass
92.565	-63.57	-19.92	-25.0	-38.57	96.00	Vertical	Horizontal	Pass
1375.100	-52.61	-1.96	-25.0	-27.61	307.00	Vertical	Horizontal	Pass
2594.100	-42.38	4.74	-25.0	-17.38	54.00	Vertical	Horizontal	N/A
5493.200	-44.82	8.76	-25.0	-19.82	348.00	Vertical	Horizontal	Pass
6825.000	-41.16	12.88	-25.0	-16.16	-1.00	Vertical	Horizontal	Pass

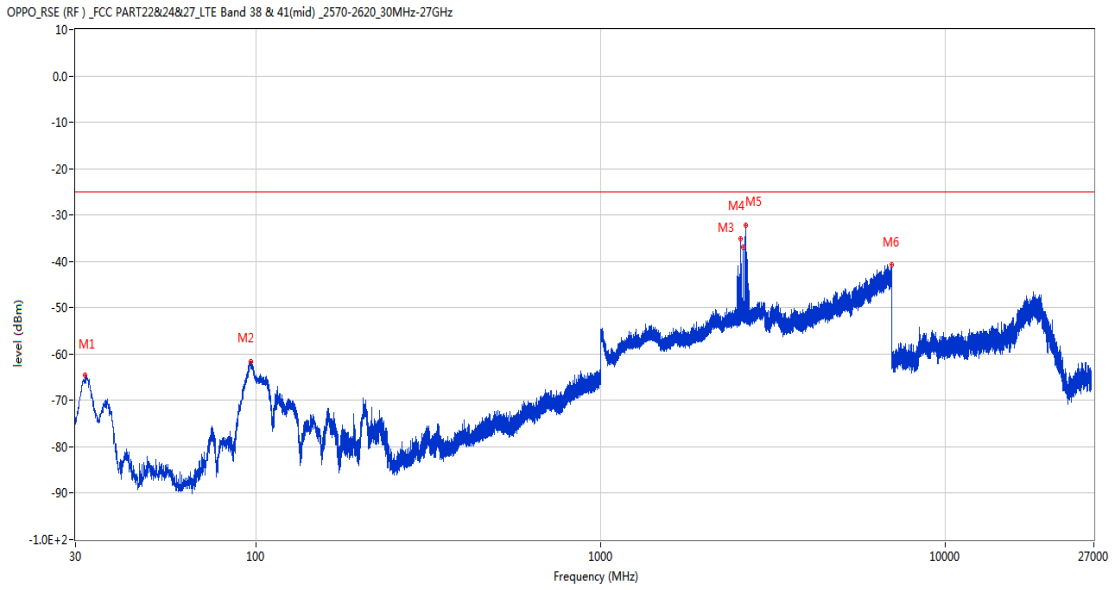
20.11 CA_38C 20MHz+20MHz, QPSK, High Channel

RSE-H&H PCC 37952 BW20 QPSK RB1 HIGH SCC 38150 BW20 QPSK RB2 LOW



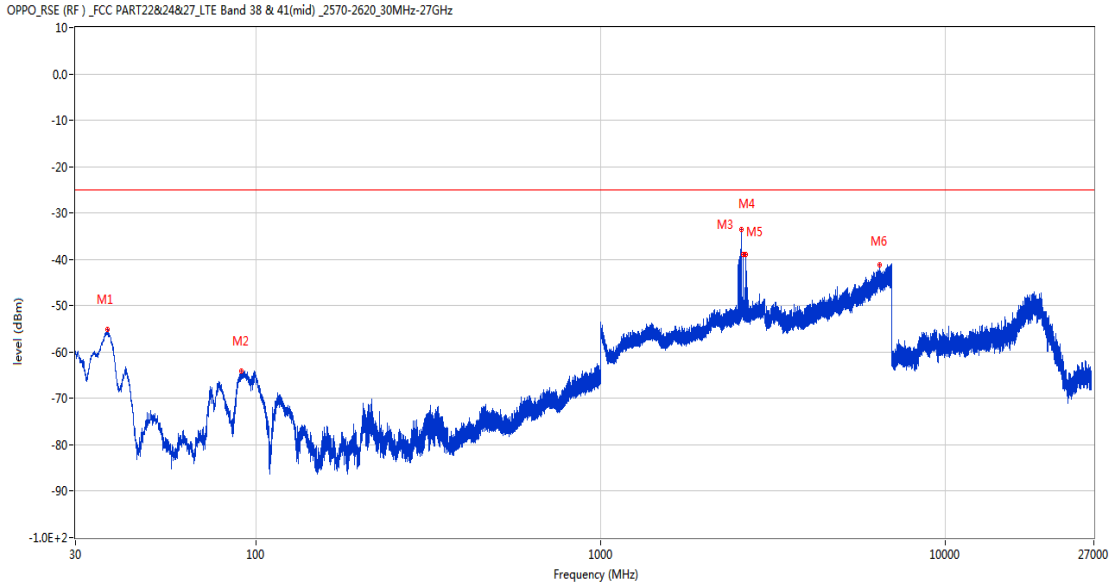
Frequency (MHz)	Result (dBm)	Factor (dB)	PK Limit (dBm)	Over Limit (dB)	Table (o)	ANT	EUT	Verdict
31.940	-63.46	-18.09	-25.0	-38.46	177.00	Horizontal	Horizontal	Pass
95.960	-61.45	-20.20	-25.0	-36.45	360.00	Horizontal	Horizontal	Pass
2551.900	-36.80	3.37	-25.0	-11.80	36.00	Horizontal	Horizontal	N/A
2599.300	-36.11	4.52	-25.0	-11.11	97.00	Horizontal	Horizontal	N/A
2637.800	-30.39	2.76	-25.0	-5.39	138.00	Horizontal	Horizontal	N/A
6810.800	-40.14	13.18	-25.0	-15.14	360.00	Horizontal	Horizontal	Pass

RSE-H&V PCC 37952 BW20 QPSK RB1 HIGH SCC 38150 BW20 QPSK RB2 LOW



Frequency (MHz)	Result (dBm)	Factor (dB)	PK Limit (dBm)	Over Limit (dB)	Table (o)	ANT	EUT	Verdict
31.988	-64.50	-18.06	-25.0	-39.50	167.00	Horizontal	Vertical	Pass
96.930	-61.50	-20.33	-25.0	-36.50	360.00	Horizontal	Vertical	Pass
2550.500	-35.07	3.38	-25.0	-10.07	57.00	Horizontal	Vertical	N/A
2599.400	-36.90	4.52	-25.0	-11.90	35.00	Horizontal	Vertical	N/A
2636.300	-32.29	3.03	-25.0	-7.29	35.00	Horizontal	Vertical	N/A
6987.200	-40.77	13.61	-25.0	-15.77	-3.00	Horizontal	Vertical	Pass

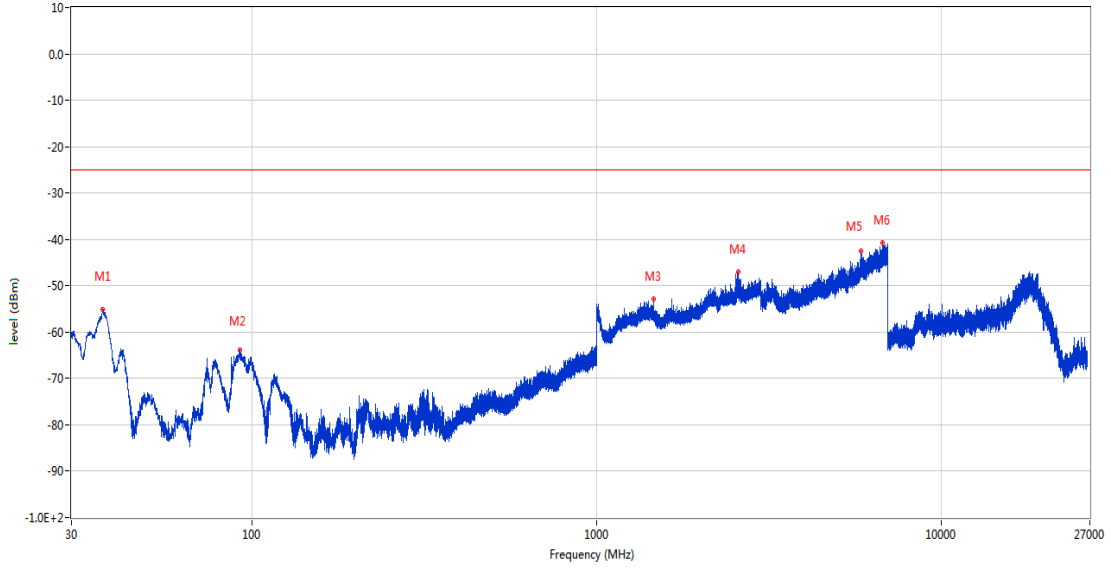
RSE-V&V PCC 37952 BW20 QPSK RB1 HIGH SCC 38150 BW20 QPSK RB2 LOW



Frequency (MHz)	Result (dBm)	Factor (dB)	PK Limit (dBm)	Over Limit (dB)	Table (o)	ANT	EUT	Verdict
37.227	-55.20	-17.94	-25.0	-30.20	227.00	Vertical	Vertical	Pass
90.916	-64.12	-19.65	-25.0	-39.12	181.00	Vertical	Vertical	Pass
2562.800	-33.50	5.88	-25.0	-8.50	314.00	Vertical	Vertical	N/A
2599.500	-38.98	4.52	-25.0	-13.98	314.00	Vertical	Vertical	N/A
2633.900	-38.99	3.52	-25.0	-13.99	363.00	Vertical	Vertical	N/A
6447.000	-41.11	12.61	-25.0	-16.11	252.00	Vertical	Vertical	Pass

RSE-V&H PCC 37952 BW20 QPSK RB1 HIGH SCC 38150 BW20 QPSK RB2 LOW

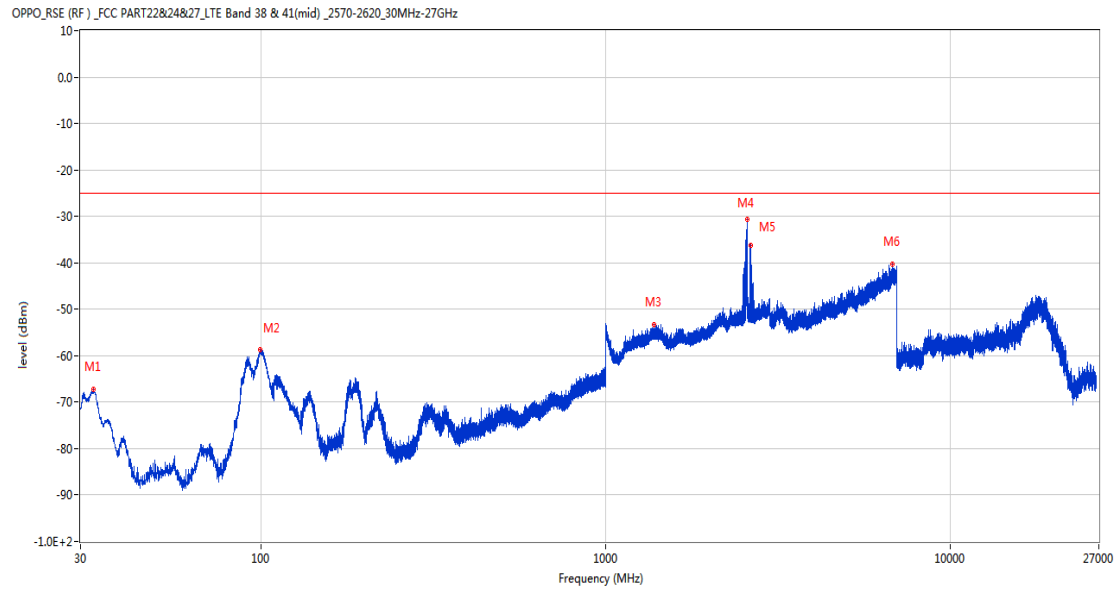
OPPO_RSE (RF)_FCC PART22&24&27_LTE Band 38 & 41(mid) _2570-2620_30MHz-27GHz



Frequency (MHz)	Result (dBm)	Factor (dB)	PK Limit (dBm)	Over Limit (dB)	Table (o)	ANT	EUT	Verdict
36.984	-55.21	-17.99	-25.0	-30.21	221.00	Vertical	Horizontal	Pass
92.614	-63.96	-19.93	-25.0	-38.96	97.00	Vertical	Horizontal	Pass
1464.500	-52.87	-2.54	-25.0	-27.87	0.00	Vertical	Horizontal	Pass
2582.500	-47.09	5.21	-25.0	-22.09	184.00	Vertical	Horizontal	N/A
5841.400	-42.50	9.20	-25.0	-17.50	-3.00	Vertical	Horizontal	Pass
6772.600	-40.78	12.76	-25.0	-15.78	218.00	Vertical	Horizontal	Pass

20.12 CA_38C 20MHz+20MHz, 16-QAM, High Channel

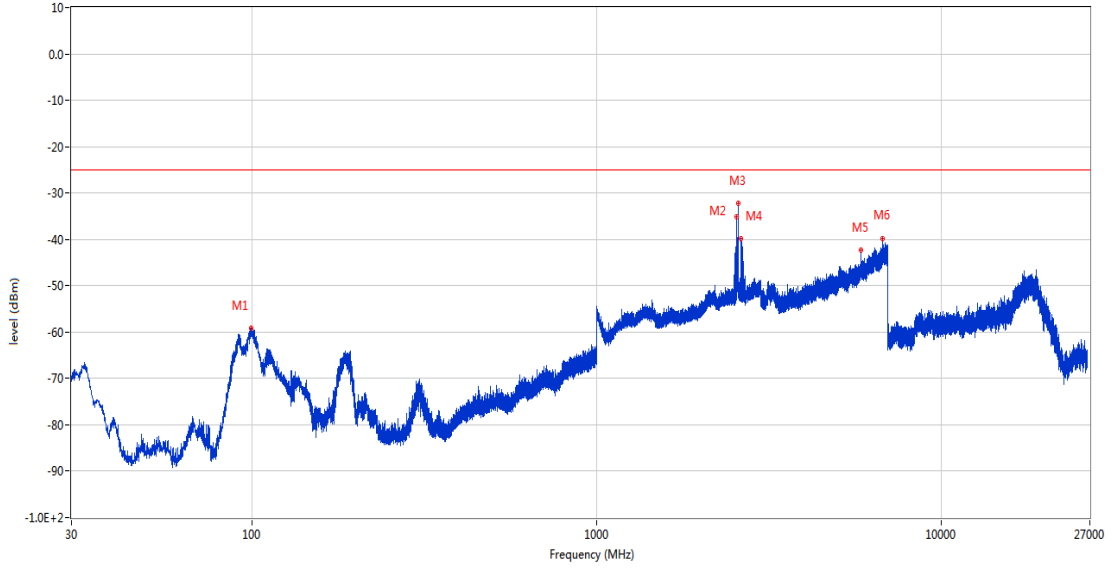
RSE-H&H PCC 37952 BW20 16QAM RB1 HIGH SCC 38150 BW20 16QAM RB2 LOW



Frequency (MHz)	Result (dBm)	Factor (dB)	PK Limit (dBm)	Over Limit (dB)	Table (o)	ANT	EUT	Verdict
32.764	-67.24	-17.44	-25.0	-42.24	184.00	Horizontal	Horizontal	Pass
99.888	-58.62	-20.75	-25.0	-33.62	3.00	Horizontal	Horizontal	Pass
1381.800	-53.33	-1.87	-25.0	-28.33	99.00	Horizontal	Horizontal	Pass
2581.400	-30.61	5.26	-25.0	-5.61	117.00	Horizontal	Horizontal	N/A
2641.600	-36.17	2.51	-25.0	-11.17	144.00	Horizontal	Horizontal	N/A
6805.600	-40.33	13.12	-25.0	-15.33	182.00	Horizontal	Horizontal	Pass

RSE-H&V PCC 37952 BW20 16QAM RB1 HIGH SCC 38150 BW20 16QAM RB2 LOW

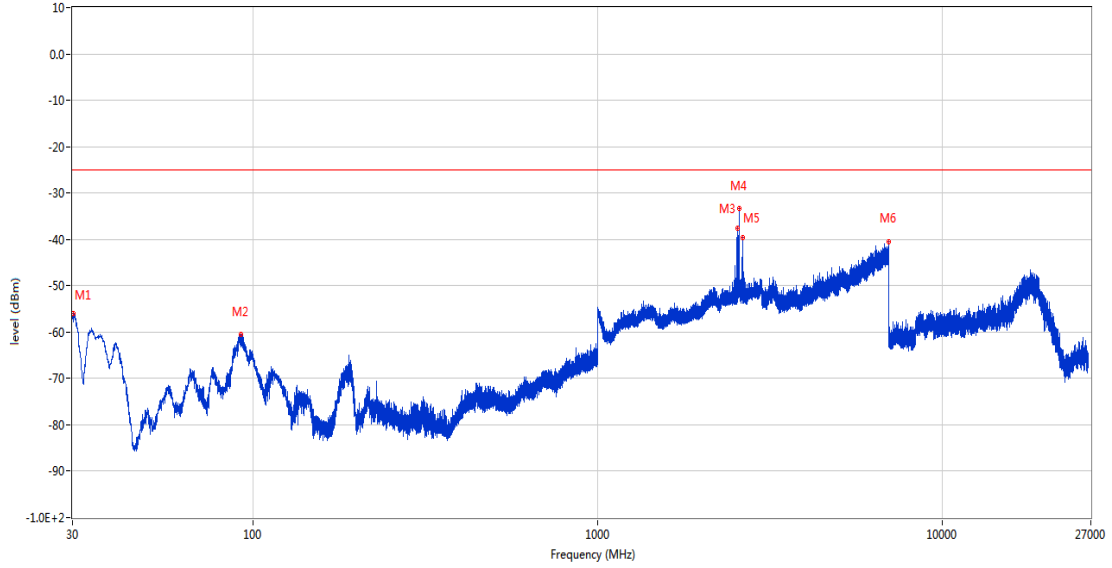
OPPO_RSE (RF) _FCC PART22&24&27_LTE Band 38 & 41(mid) _2570-2620_30MHz-27GHz



Frequency (MHz)	Result (dBm)	Factor (dB)	PK Limit (dBm)	Over Limit (dB)	Table (o)	ANT	EUT	Verdict
99.501	-59.25	-20.69	-25.0	-34.25	171.00	Horizontal	Vertical	Pass
2550.500	-35.12	3.38	-25.0	-10.12	42.00	Horizontal	Vertical	N/A
2581.500	-32.29	5.26	-25.0	-7.29	158.00	Horizontal	Vertical	N/A
2629.500	-39.85	3.44	-25.0	-14.85	0.00	Horizontal	Vertical	N/A
5862.800	-42.40	9.63	-25.0	-17.40	360.00	Horizontal	Vertical	Pass
6775.800	-39.77	12.88	-25.0	-14.77	61.00	Horizontal	Vertical	Pass

RSE-V&V PCC 37952 BW20 16QAM RB1 HIGH SCC 38150 BW20 16QAM RB2 LOW

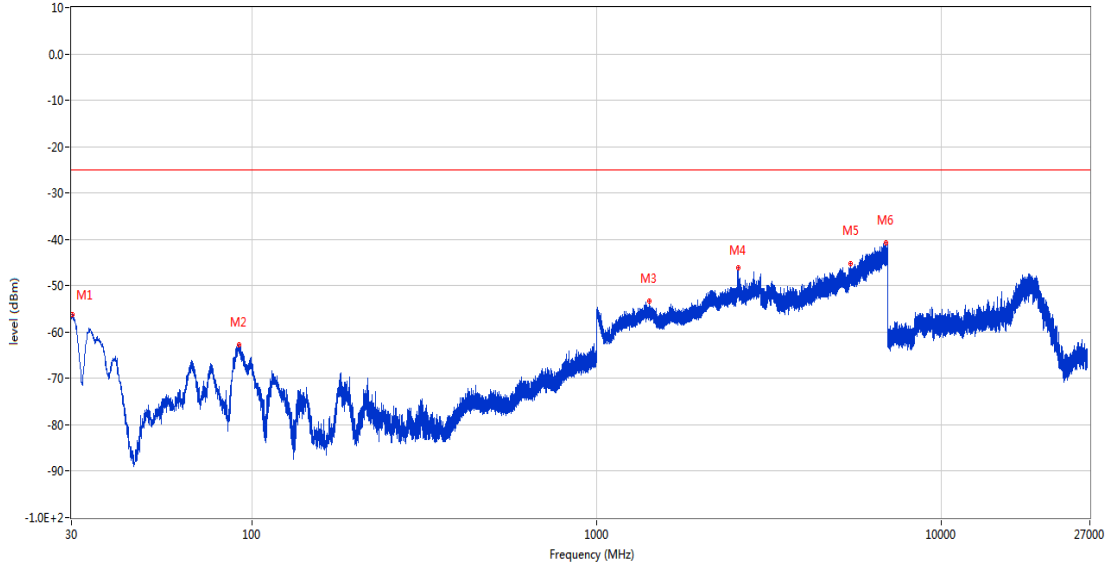
OPPO_RSE (RF) _FCC PART22&24&27_LTE Band 38 & 41(mid) _2570-2620_30MHz-27GHz



Frequency (MHz)	Result (dBm)	Factor (dB)	PK Limit (dBm)	Over Limit (dB)	Table (o)	ANT	EUT	Verdict
30.194	-55.94	-19.34	-25.0	-30.94	361.00	Vertical	Vertical	Pass
92.517	-60.47	-19.90	-25.0	-35.47	294.00	Vertical	Vertical	Pass
2556.800	-37.55	2.75	-25.0	-12.55	135.00	Vertical	Vertical	N/A
2581.500	-33.37	5.26	-25.0	-8.37	306.00	Vertical	Vertical	N/A
2634.200	-39.66	3.46	-25.0	-14.66	294.00	Vertical	Vertical	N/A
6980.600	-40.60	13.50	-25.0	-15.60	81.00	Vertical	Vertical	Pass

RSE-V&H PCC 37952 BW20 16QAM RB1 HIGH SCC 38150 BW20 16QAM RB2 LOW

OPPO_RSE (RF)_FCC PART22&24&27_LTE Band 38 & 41(mid)_2570-2620_30MHz-27GHz

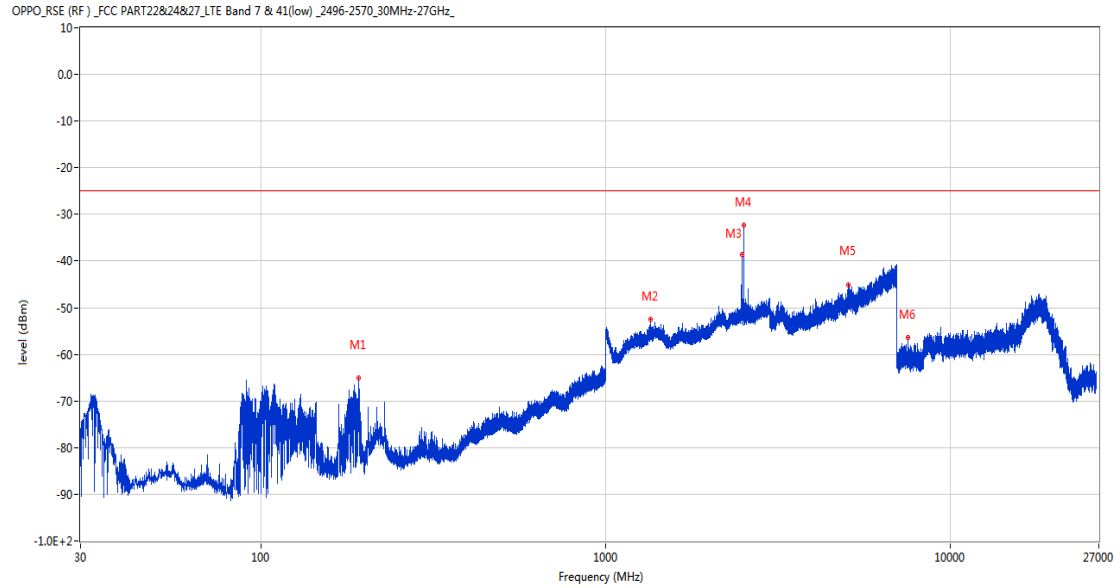


Frequency (MHz)	Result (dBm)	Factor (dB)	PK Limit (dBm)	Over Limit (dB)	Table (o)	ANT	EUT	Verdict
30.242	-56.19	-19.30	-25.0	-31.19	329.00	Vertical	Horizontal	Pass
91.741	-62.74	-19.74	-25.0	-37.74	73.00	Vertical	Horizontal	Pass
1423.200	-53.32	-1.83	-25.0	-28.32	191.00	Vertical	Horizontal	Pass
2581.600	-46.22	5.25	-25.0	-21.22	65.00	Vertical	Horizontal	N/A
5468.600	-45.27	8.81	-25.0	-20.27	278.00	Vertical	Horizontal	Pass
6902.400	-40.80	12.22	-25.0	-15.80	163.00	Vertical	Horizontal	Pass

21 CA_41C

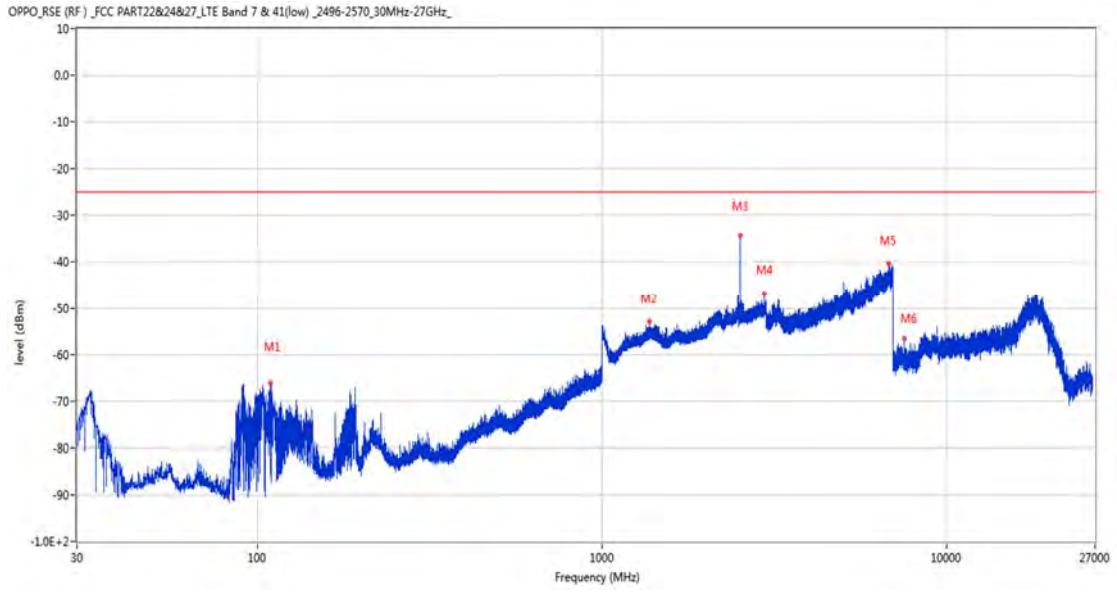
21.1 CA_41C 20MHz+5MHz, QPSK, Low Channel

RSE-H&H PCC 39750 BW20 QPSK RB1 HIGH SCC 39867 BW5 QPSK RB2 LOW



Frequency (MHz)	Result (dBm)	Factor (dB)	PK Limit (dBm)	Over Limit (dB)	Table (o)	ANT	EUT	Verdict
192.620	-65.15	-14.64	-25.0	-40.15	202.00	Horizontal	Horizontal	Pass
1354.100	-52.51	-2.19	-25.0	-27.51	61.00	Horizontal	Horizontal	Pass
2485.800	-38.69	2.97	-25.0	-13.69	43.00	Horizontal	Horizontal	N/A
2515.100	-32.37	3.38	-25.0	-7.37	237.00	Horizontal	Horizontal	N/A
5079.600	-45.13	7.64	-25.0	-20.13	54.00	Horizontal	Horizontal	Pass
7545.100	-56.33	-3.58	-25.0	-31.33	-3.00	Horizontal	Horizontal	Pass

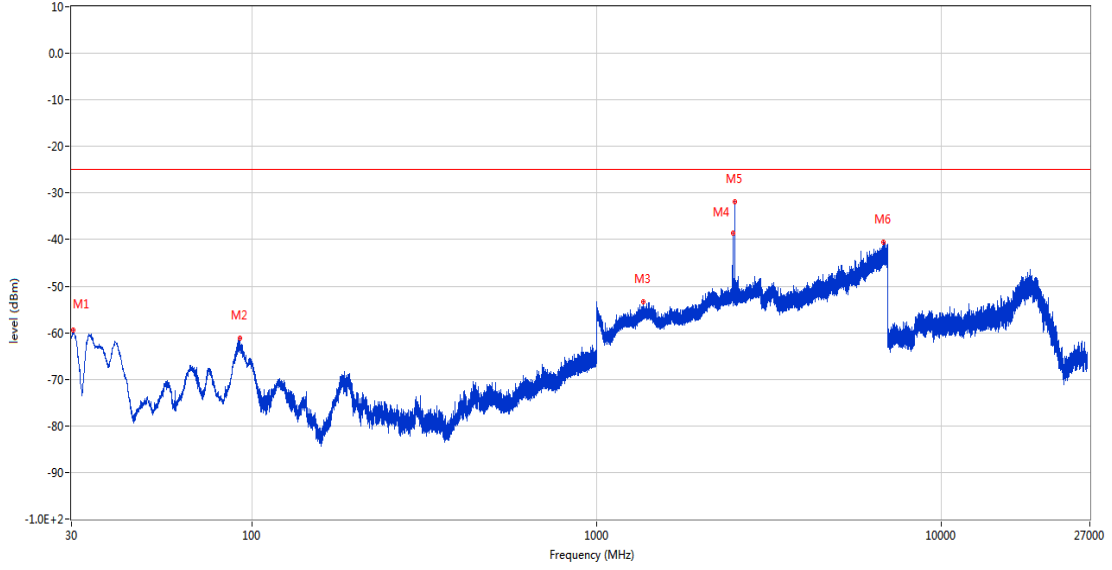
RSE-H&V PCC 39750 BW20 QPSK RB1 HIGH SCC 39867 BW5 QPSK RB2 LOW



Frequency (MHz)	Result (dBm)	Factor (dB)	PK Limit (dBm)	Over Limit (dB)	Table (o)	ANT	EUT	Verdict
109.104	-66.15	-20.18	-25.0	-41.15	205.00	Horizontal	Vertical	Pass
1373.600	-52.99	-2.00	-25.0	-27.99	72.00	Horizontal	Vertical	Pass
2515.100	-34.35	3.38	-25.0	-9.35	241.00	Horizontal	Vertical	N/A
2964.600	-46.78	4.80	-25.0	-21.78	1.00	Horizontal	Vertical	Pass
6797.200	-40.24	13.08	-25.0	-15.24	50.00	Horizontal	Vertical	Pass
7544.813	-57.21	-3.59	-25.0	-32.21	-3.00	Horizontal	Vertical	Pass

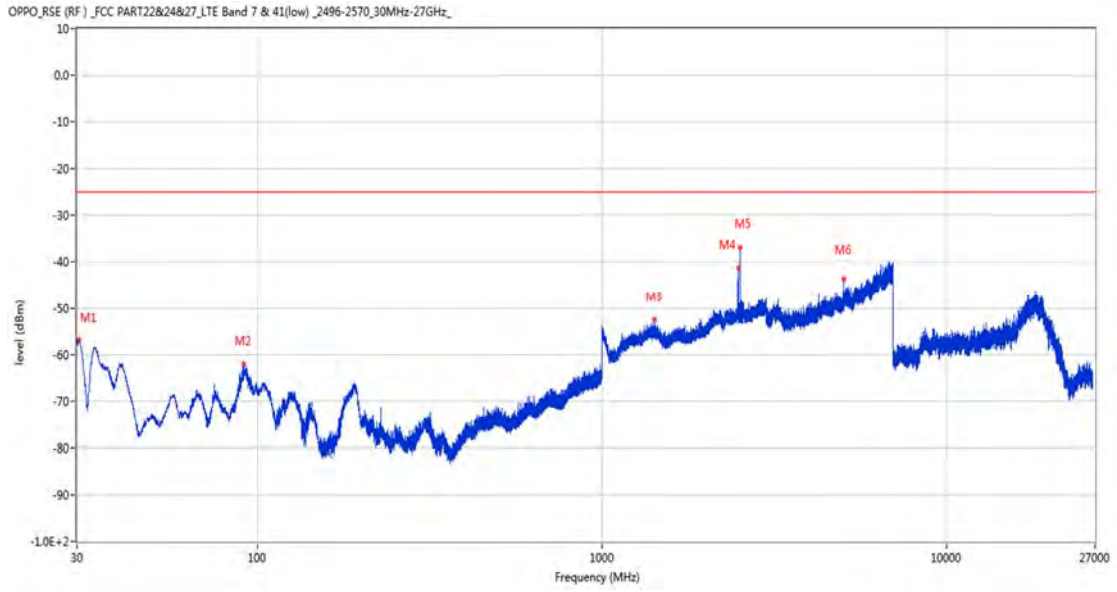
RSE-V&V PCC 39750 BW20 QPSK RB1 HIGH SCC 39867 BW5 QPSK RB2 LOW

OPPO_RSE (RF)_FCC PART22&24&27_LTE Band 7 & 41(low)_2496-2570_30MHz-27GHz_



Frequency (MHz)	Result (dBm)	Factor (dB)	PK Limit (dBm)	Over Limit (dB)	Table (o)	ANT	EUT	Verdict
30.291	-59.48	-19.21	-25.0	-34.48	211.00	Vertical	Vertical	Pass
92.177	-61.22	-19.81	-25.0	-36.22	278.00	Vertical	Vertical	Pass
1368.400	-53.45	-1.99	-25.0	-28.45	111.00	Vertical	Vertical	Pass
2485.700	-38.58	2.96	-25.0	-13.58	-3.00	Vertical	Vertical	N/A
2515.000	-31.94	3.38	-25.0	-6.94	9.00	Vertical	Vertical	N/A
6795.400	-40.60	13.05	-25.0	-15.60	360.00	Vertical	Vertical	Pass

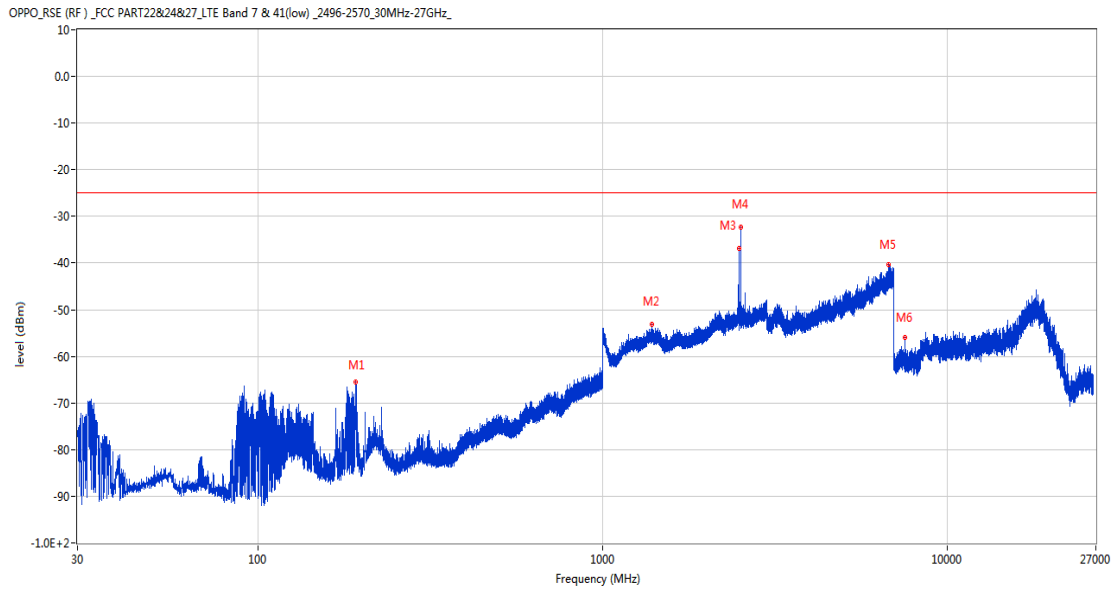
RSE-V&H PCC 39750 BW20 QPSK RB1 HIGH SCC 39867 BW5 QPSK RB2 LOW



Frequency (MHz)	Result (dBm)	Factor (dB)	PK Limit (dBm)	Over Limit (dB)	Table (o)	ANT	EUT	Verdict
30.291	-56.87	-19.21	-25.0	-31.87	334.00	Vertical	Horizontal	Pass
91.450	-62.02	-19.66	-25.0	-37.02	360.00	Vertical	Horizontal	Pass
1425.300	-52.49	-1.84	-25.0	-27.49	180.00	Vertical	Horizontal	Pass
2485.800	-41.21	2.97	-25.0	-16.21	338.00	Vertical	Horizontal	N/A
2515.000	-36.80	3.38	-25.0	-11.80	253.00	Vertical	Horizontal	N/A
5030.000	-43.97	6.58	-25.0	-18.97	154.00	Vertical	Horizontal	Pass

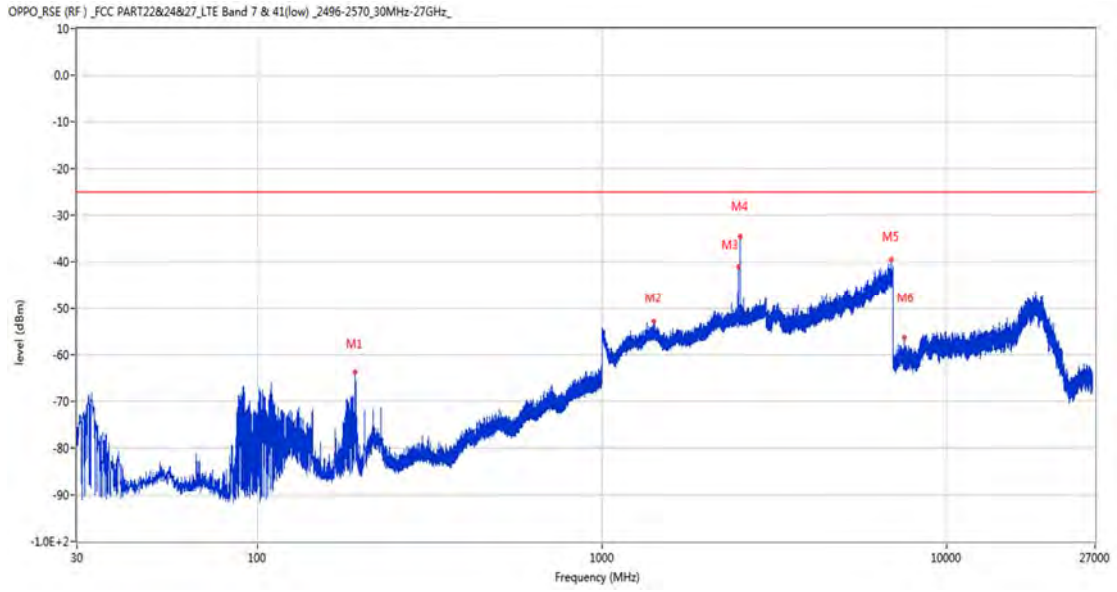
21.2 CA_41C 20MHz+5MHz, 16-QAM, Low Channel

RSE-H&H PCC 39750 BW20 16QAM RB1 HIGH SCC 39867 BW5 16QAM RB2 LOW



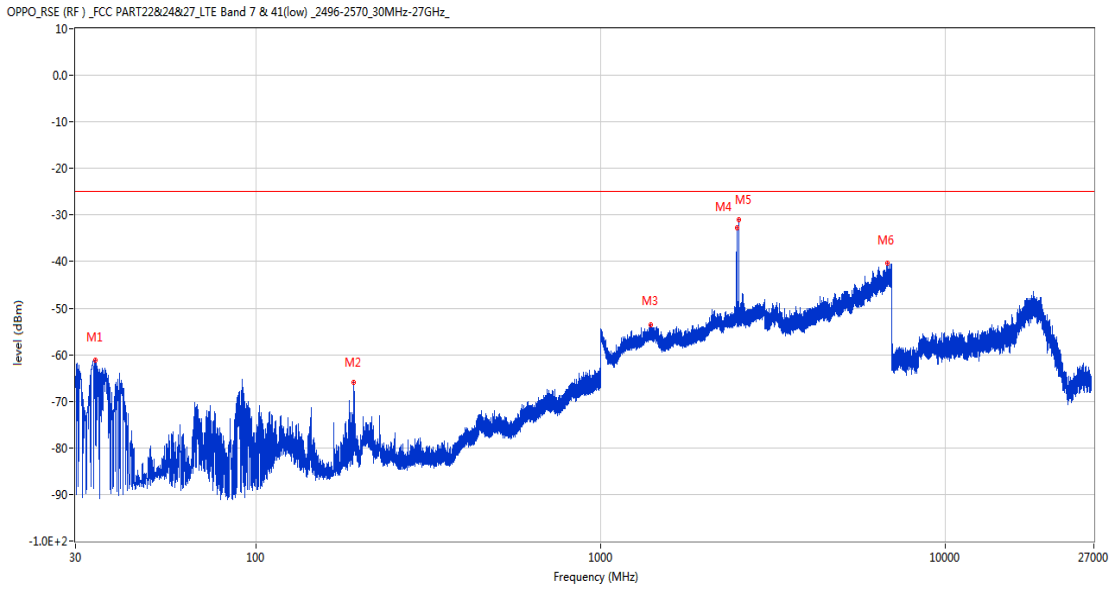
Frequency (MHz)	Result (dBm)	Factor (dB)	PK Limit (dBm)	Over Limit (dB)	Table (o)	ANT	EUT	Verdict
192.669	-65.61	-14.63	-25.0	-40.61	363.00	Horizontal	Horizontal	Pass
1391.900	-53.14	-1.68	-25.0	-28.14	348.00	Horizontal	Horizontal	Pass
2487.800	-36.81	3.07	-25.0	-11.81	0.00	Horizontal	Horizontal	N/A
2515.100	-32.39	3.38	-25.0	-7.39	274.00	Horizontal	Horizontal	N/A
6773.000	-40.44	12.78	-25.0	-15.44	55.00	Horizontal	Horizontal	Pass
7544.525	-55.93	-3.60	-25.0	-30.93	-3.00	Horizontal	Horizontal	Pass

RSE-H&V PCC 39750 BW20 16QAM RB1 HIGH SCC 39867 BW5 16QAM RB2 LOW



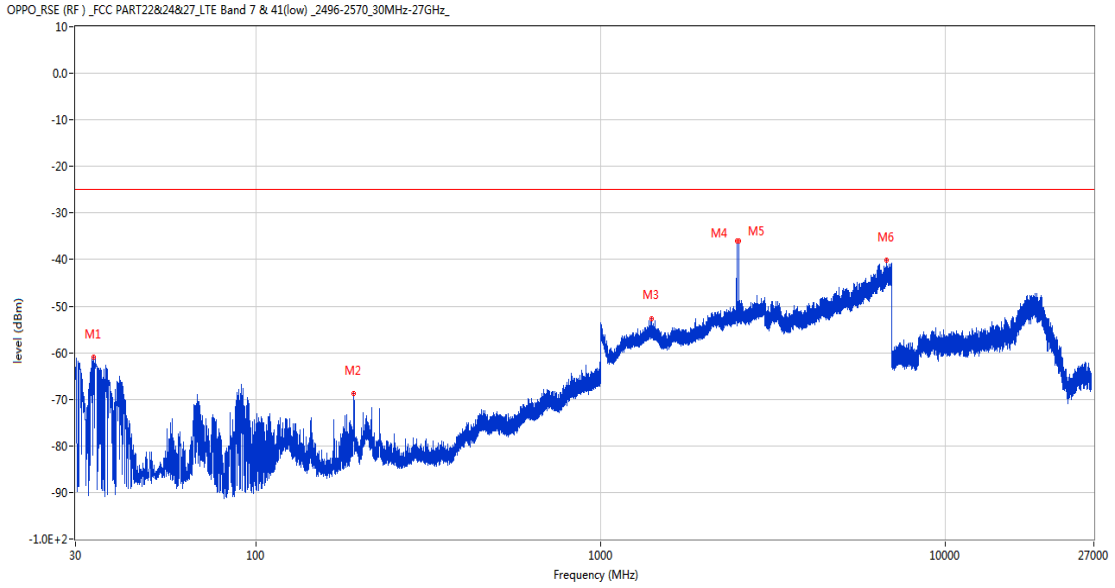
Frequency (MHz)	Result (dBm)	Factor (dB)	PK Limit (dBm)	Over Limit (dB)	Table (o)	ANT	EUT	Verdict
192.718	-63.84	-14.63	-25.0	-38.84	363.00	Horizontal	Vertical	Pass
1416.500	-52.83	-1.83	-25.0	-27.83	350.00	Horizontal	Vertical	Pass
2485.900	-41.08	2.99	-25.0	-16.08	264.00	Horizontal	Vertical	N/A
2515.100	-34.56	3.38	-25.0	-9.56	264.00	Horizontal	Vertical	N/A
6936.800	-39.36	12.76	-25.0	-14.36	54.00	Horizontal	Vertical	Pass
7544.813	-56.83	-3.59	-25.0	-31.83	347.00	Horizontal	Vertical	Pass

RSE-V&V PCC 39750 BW20 16QAM RB1 HIGH SCC 39867 BW5 16QAM RB2 LOW



Frequency (MHz)	Result (dBm)	Factor (dB)	PK Limit (dBm)	Over Limit (dB)	Table (o)	ANT	EUT	Verdict
34.219	-61.15	-18.55	-25.0	-36.15	322.00	Vertical	Vertical	Pass
192.766	-65.91	-14.62	-25.0	-40.91	281.00	Vertical	Vertical	Pass
1402.400	-53.65	-1.84	-25.0	-28.65	169.00	Vertical	Vertical	N/A
2488.000	-32.81	3.08	-25.0	-7.81	346.00	Vertical	Vertical	N/A
2515.000	-31.01	3.38	-25.0	-6.01	-3.00	Vertical	Vertical	Pass
6796.400	-40.38	13.08	-25.0	-15.38	99.00	Vertical	Vertical	Pass

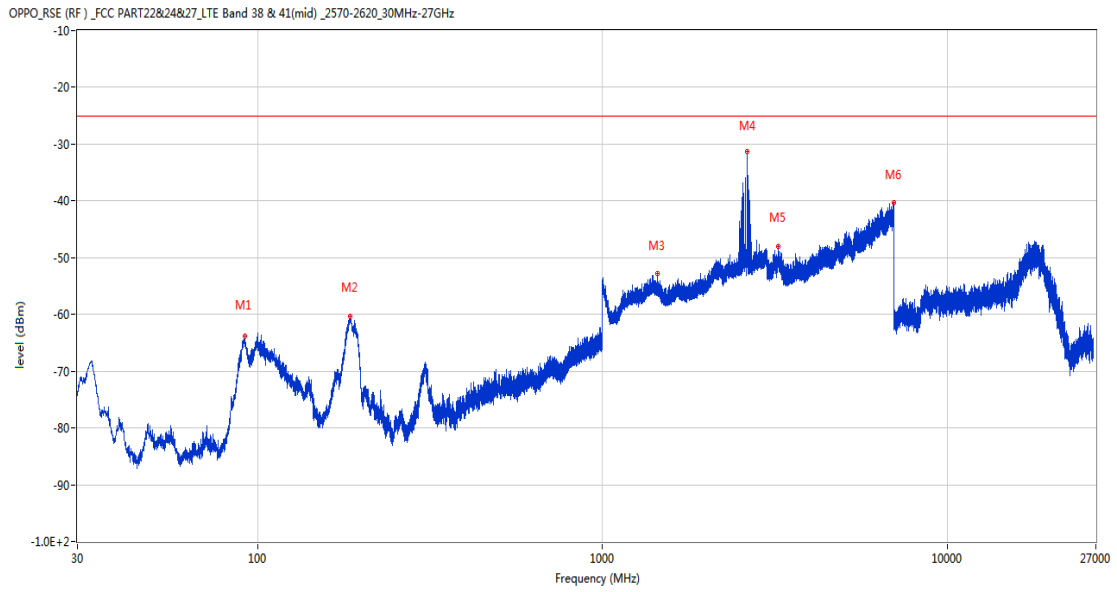
RSE-V&H PCC 39750 BW20 16QAM RB1 HIGH SCC 39867 BW5 16QAM RB2 LOW



Frequency (MHz)	Result (dBm)	Factor (dB)	PK Limit (dBm)	Over Limit (dB)	Table (o)	ANT	EUT	Verdict
33.831	-61.01	-18.19	-25.0	-36.01	279.00	Vertical	Horizontal	Pass
192.572	-68.83	-14.64	-25.0	-43.83	279.00	Vertical	Horizontal	Pass
1403.600	-52.60	-1.89	-25.0	-27.60	0.00	Vertical	Horizontal	N/A
2488.000	-35.93	3.08	-25.0	-10.93	305.00	Vertical	Horizontal	N/A
2515.000	-36.06	3.38	-25.0	-11.06	262.00	Vertical	Horizontal	Pass
6771.600	-40.17	12.68	-25.0	-15.17	15.00	Vertical	Horizontal	Pass

21.3 CA_41C 20MHz+5MHz, QPSK, Middle Channel

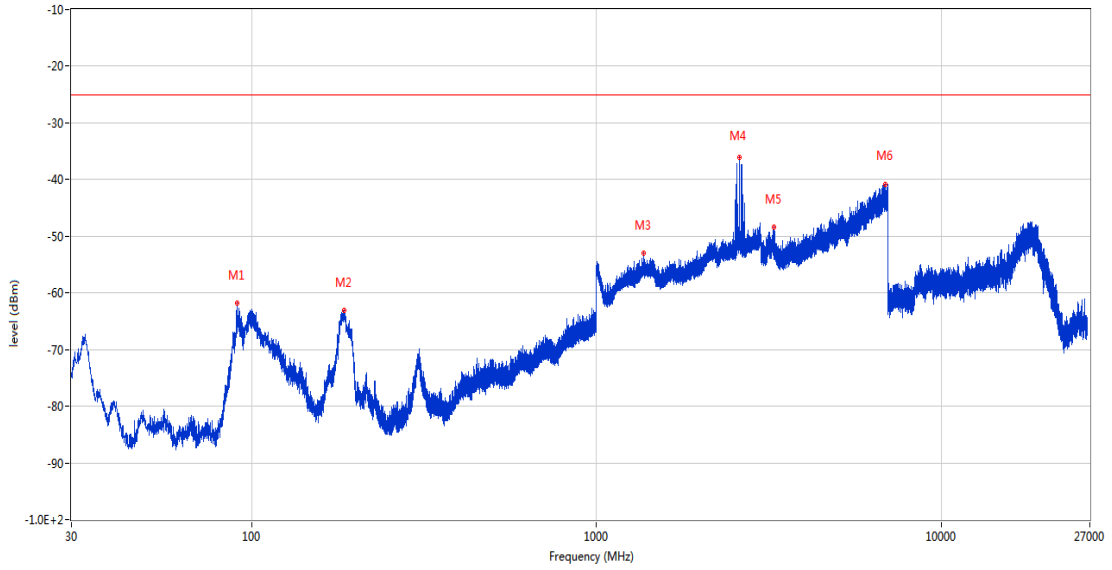
RSE-H&H PCC 40595 BW20 QPSK RB1 HIGH SCC 40712 BW5 QPSK RB2 LOW



Frequency (MHz)	Result (dBm)	Factor (dB)	PK Limit (dBm)	Over Limit (dB)	Table (o)	ANT	EUT	Verdict
91.547	-63.85	-19.71	-25.0	-38.85	339.00	Horizontal	Horizontal	Pass
185.734	-60.24	-14.96	-25.0	-35.24	332.00	Horizontal	Horizontal	Pass
1447.200	-52.82	-2.06	-25.0	-27.82	165.00	Horizontal	Horizontal	Pass
2629.500	-31.35	3.44	-25.0	-6.35	93.00	Horizontal	Horizontal	N/A
3233.800	-47.98	6.76	-25.0	-22.98	21.00	Horizontal	Horizontal	Pass
6998.600	-40.39	13.94	-25.0	-15.39	139.00	Horizontal	Horizontal	Pass

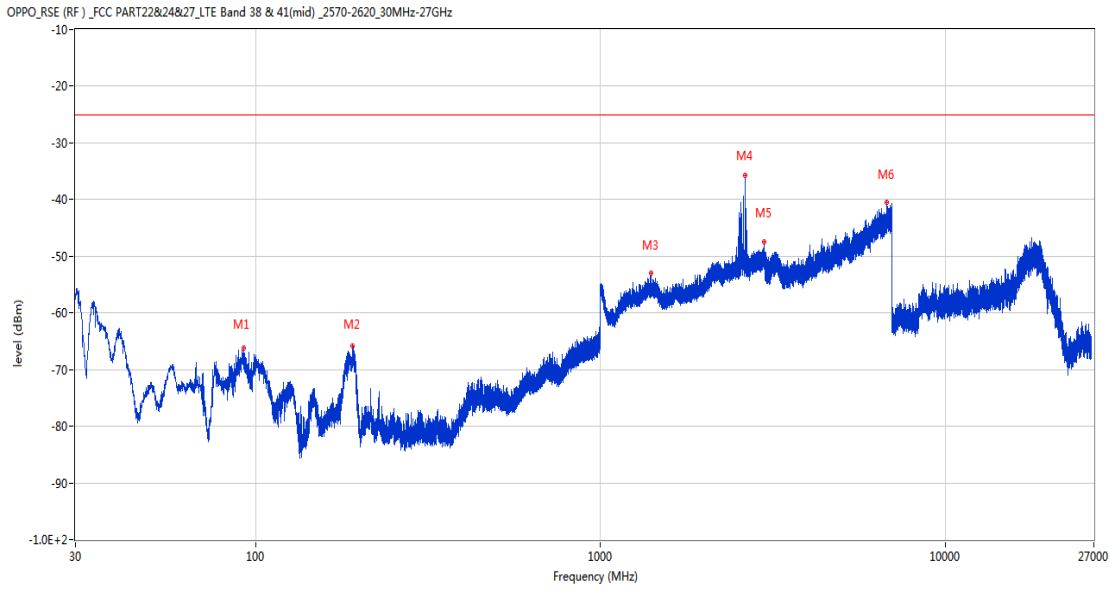
RSE-H&V PCC 40595 BW20 QPSK RB1 HIGH SCC 40712 BW5 QPSK RB2 LOW

OPPO_RSE (RF) _FCC PART22&24&27_LTE Band 38 & 41(mid) _2570-2620_30MHz-27GHz



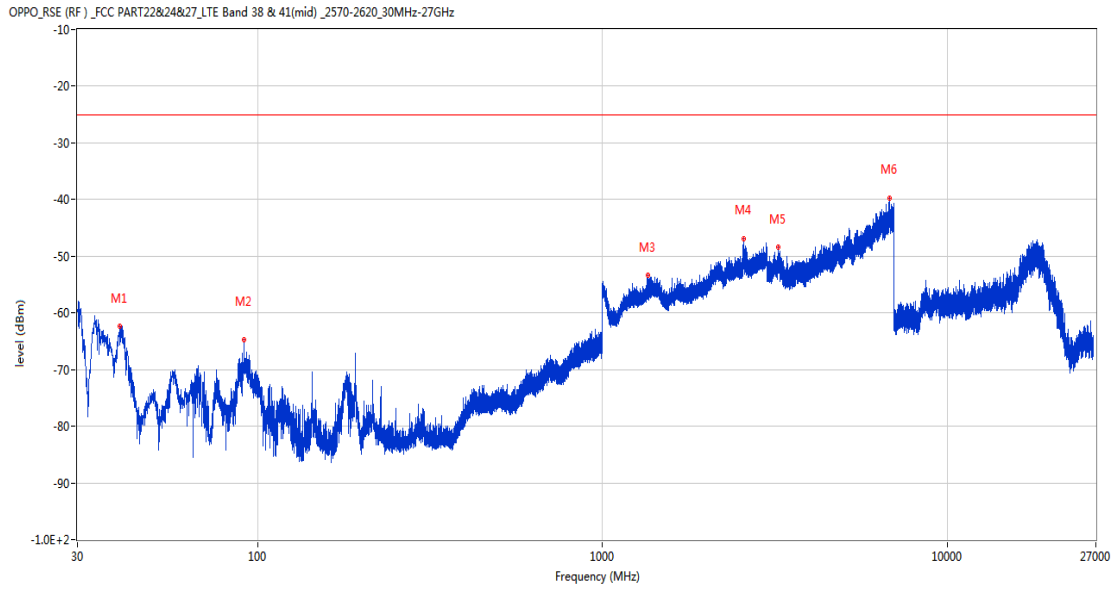
Frequency (MHz)	Result (dBm)	Factor (dB)	PK Limit (dBm)	Over Limit (dB)	Table (o)	ANT	EUT	Verdict
90.819	-61.76	-19.64	-25.0	-36.76	0.00	Horizontal	Vertical	Pass
185.297	-63.08	-14.99	-25.0	-38.08	0.00	Horizontal	Vertical	Pass
1369.600	-53.05	-2.00	-25.0	-28.05	313.00	Horizontal	Vertical	Pass
2599.700	-36.10	4.51	-25.0	-11.10	163.00	Horizontal	Vertical	N/A
3280.200	-48.36	5.03	-25.0	-23.36	311.00	Horizontal	Vertical	Pass
6892.400	-40.88	12.04	-25.0	-15.88	311.00	Horizontal	Vertical	Pass

RSE-V&V PCC 40595 BW20 QPSK RB1 HIGH SCC 40712 BW5 QPSK RB2 LOW



Frequency (MHz)	Result (dBm)	Factor (dB)	PK Limit (dBm)	Over Limit (dB)	Table (o)	ANT	EUT	Verdict
92.468	-66.14	-19.89	-25.0	-41.14	1.00	Vertical	Vertical	Pass
191.117	-65.88	-14.75	-25.0	-40.88	53.00	Vertical	Vertical	Pass
1399.800	-53.01	-1.76	-25.0	-28.01	49.00	Vertical	Vertical	Pass
2625.700	-35.66	3.67	-25.0	-10.66	284.00	Vertical	Vertical	N/A
2981.900	-47.54	5.05	-25.0	-22.54	49.00	Vertical	Vertical	Pass
6777.000	-40.55	12.87	-25.0	-15.55	361.00	Vertical	Vertical	Pass

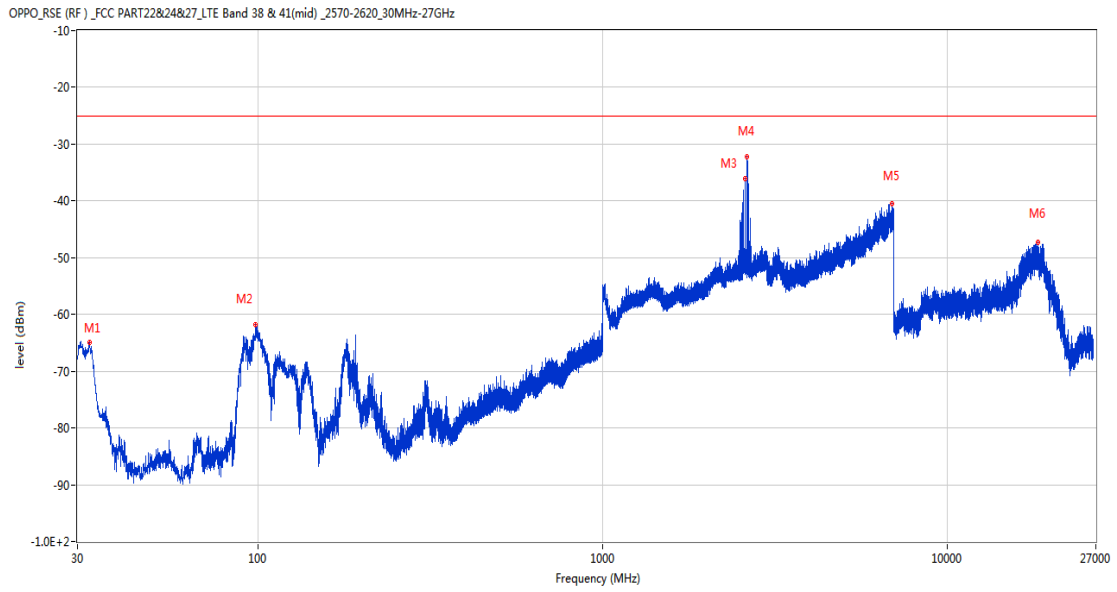
RSE-V&H PCC 40595 BW20 QPSK RB1 HIGH SCC 40712 BW5 QPSK RB2 LOW



Frequency (MHz)	Result (dBm)	Factor (dB)	PK Limit (dBm)	Over Limit (dB)	Table (o)	ANT	EUT	Verdict
39.894	-62.31	-18.37	-25.0	-37.31	0.00	Vertical	Horizontal	Pass
91.401	-64.69	-19.70	-25.0	-39.69	0.00	Vertical	Horizontal	Pass
1358.600	-53.37	-2.20	-25.0	-28.37	200.00	Vertical	Horizontal	Pass
2571.500	-46.84	5.67	-25.0	-21.84	37.00	Vertical	Horizontal	N/A
3243.600	-48.35	6.28	-25.0	-23.35	54.00	Vertical	Horizontal	Pass
6805.800	-39.81	13.12	-25.0	-14.81	282.00	Vertical	Horizontal	Pass

21.4 CA_41C 20MHz+5MHz, 16-QAM, Middle Channel

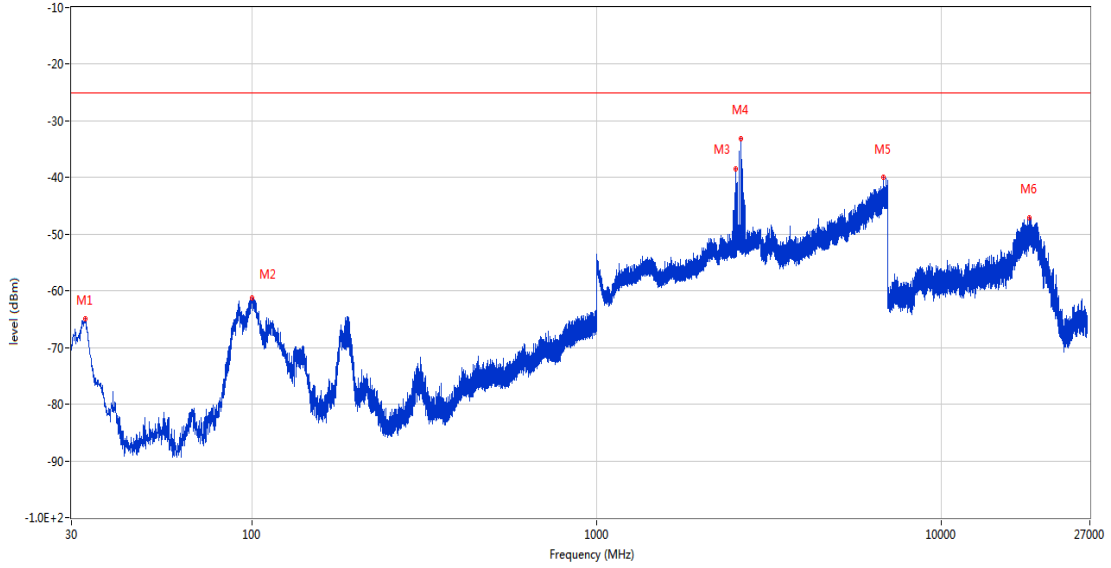
RSE-H&H PCC 40595 BW20 16QAM RB1 HIGH SCC 40712 BW5 16QAM RB2 LOW



Frequency (MHz)	Result (dBm)	Factor (dB)	PK Limit (dBm)	Over Limit (dB)	Table (o)	ANT	EUT	Verdict
32.571	-64.90	-17.59	-25.0	-39.90	196.00	Horizontal	Horizontal	Pass
98.579	-61.86	-20.57	-25.0	-36.86	2.00	Horizontal	Horizontal	Pass
2599.500	-36.05	4.52	-25.0	-11.05	150.00	Horizontal	Horizontal	N/A
2630.700	-32.23	3.60	-25.0	-7.23	137.00	Horizontal	Horizontal	N/A
6929.400	-40.49	12.55	-25.0	-15.49	363.00	Horizontal	Horizontal	Pass
18383.350	-47.30	9.94	-25.0	-22.30	329.00	Horizontal	Horizontal	Pass

RSE-H&V PCC 40595 BW20 16QAM RB1 HIGH SCC 40712 BW5 16QAM RB2 LOW

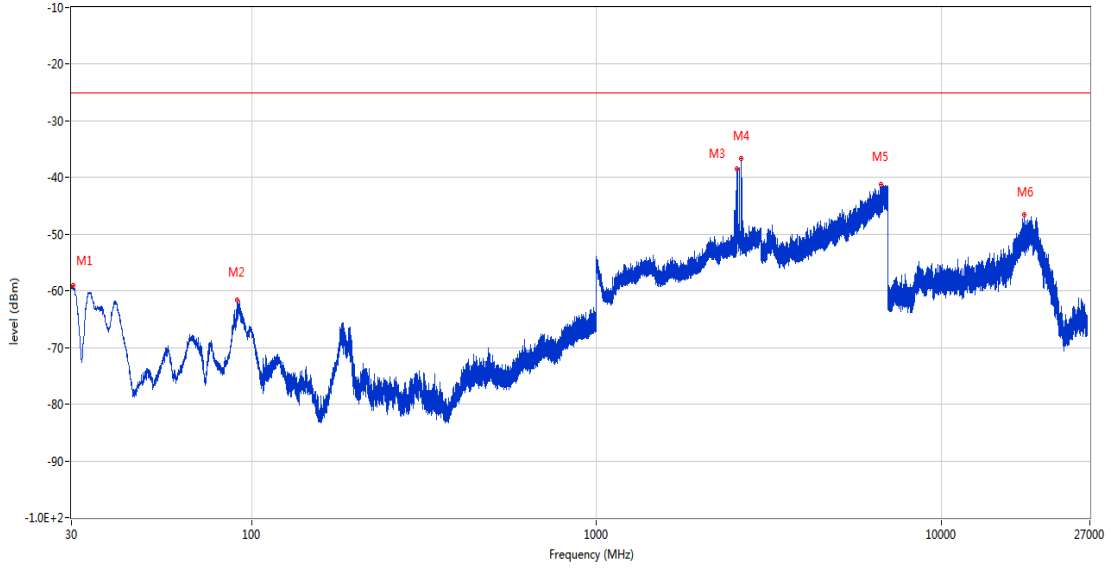
OPPO_RSE (RF) _FCC PART22&24&27_LTE Band 38 & 41(mid) _2570-2620_30MHz-27GHz



Frequency (MHz)	Result (dBm)	Factor (dB)	PK Limit (dBm)	Over Limit (dB)	Table (o)	ANT	EUT	Verdict
32.910	-64.99	-17.32	-25.0	-39.99	222.00	Horizontal	Vertical	Pass
100.373	-61.29	-20.79	-25.0	-36.29	163.00	Horizontal	Vertical	Pass
2529.600	-38.54	2.09	-25.0	-13.54	49.00	Horizontal	Vertical	Pass
2627.100	-33.15	3.58	-25.0	-8.15	142.00	Horizontal	Vertical	N/A
6794.400	-39.93	12.98	-25.0	-14.93	96.00	Horizontal	Vertical	Pass
18042.925	-47.13	10.62	-25.0	-22.13	267.00	Horizontal	Vertical	Pass

RSE-V&V PCC 40595 BW20 16QAM RB1 HIGH SCC 40712 BW5 16QAM RB2 LOW

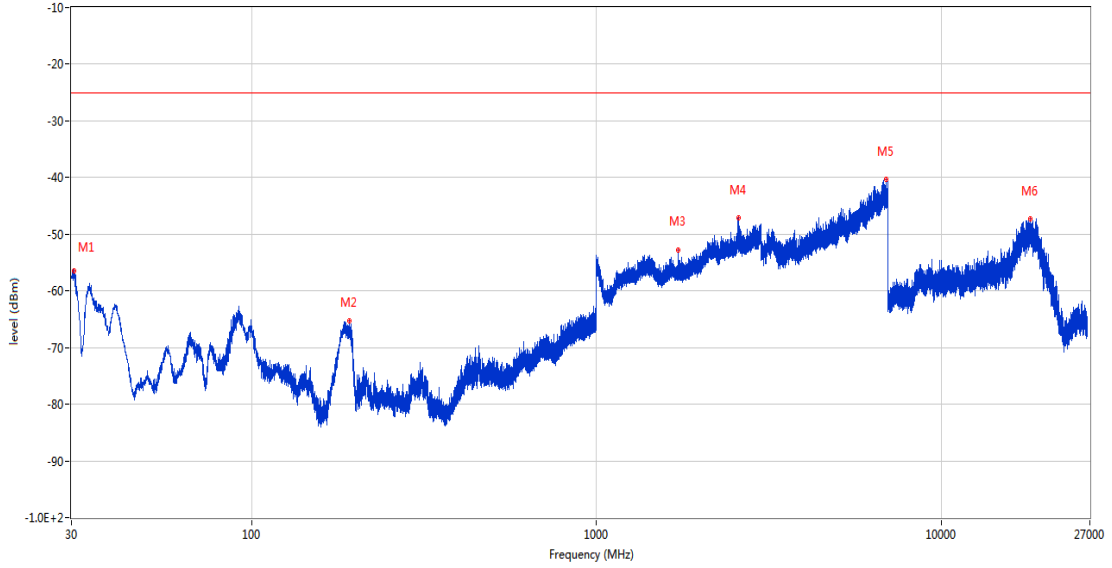
OPPO_RSE (RF) _FCC PART22&24&27_LTE Band 38 & 41(mid) _2570-2620_30MHz-27GHz



Frequency (MHz)	Result (dBm)	Factor (dB)	PK Limit (dBm)	Over Limit (dB)	Table (o)	ANT	EUT	Verdict
30.291	-59.10	-19.25	-25.0	-34.10	303.00	Vertical	Vertical	Pass
90.965	-61.70	-19.66	-25.0	-36.70	273.00	Vertical	Vertical	Pass
2561.700	-38.42	4.92	-25.0	-13.42	331.00	Vertical	Vertical	N/A
2626.400	-36.55	3.64	-25.0	-11.55	92.00	Vertical	Vertical	N/A
6688.400	-41.31	11.54	-25.0	-16.31	234.00	Vertical	Vertical	Pass
17381.550	-46.62	10.38	-25.0	-21.62	271.00	Vertical	Vertical	Pass

RSE-V&H PCC 40595 BW20 16QAM RB1 HIGH SCC 40712 BW5 16QAM RB2 LOW

OPPO_RSE (RF) _FCC PART22&24&27_LTE Band 38 & 41(mid) _2570-2620_30MHz-27GHz

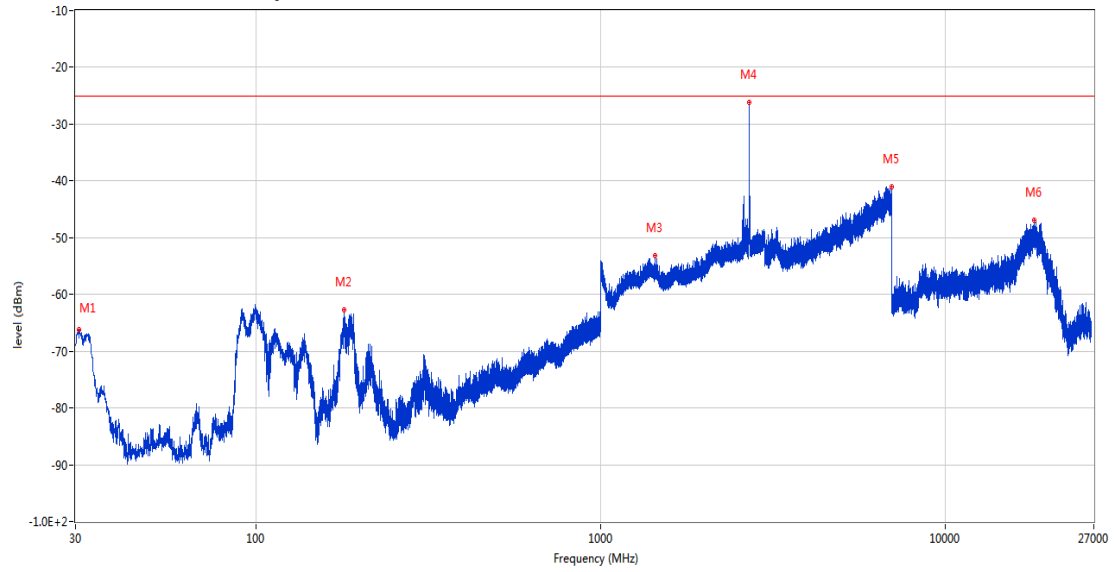


Frequency (MHz)	Result (dBm)	Factor (dB)	PK Limit (dBm)	Over Limit (dB)	Table (o)	ANT	EUT	Verdict
30.582	-56.52	-18.99	-25.0	-31.52	58.00	Vertical	Horizontal	Pass
191.893	-65.21	-14.71	-25.0	-40.21	239.00	Vertical	Horizontal	Pass
1730.400	-52.84	-3.07	-25.0	-27.84	3.00	Vertical	Horizontal	Pass
2582.500	-47.11	5.21	-25.0	-22.11	237.00	Vertical	Horizontal	N/A
6922.600	-40.28	12.41	-25.0	-15.28	88.00	Vertical	Horizontal	Pass
18115.176	-47.23	10.47	-25.0	-22.23	328.00	Vertical	Horizontal	Pass

21.5 CA_41C 20MHz+5MHz, QPSK, High Channel

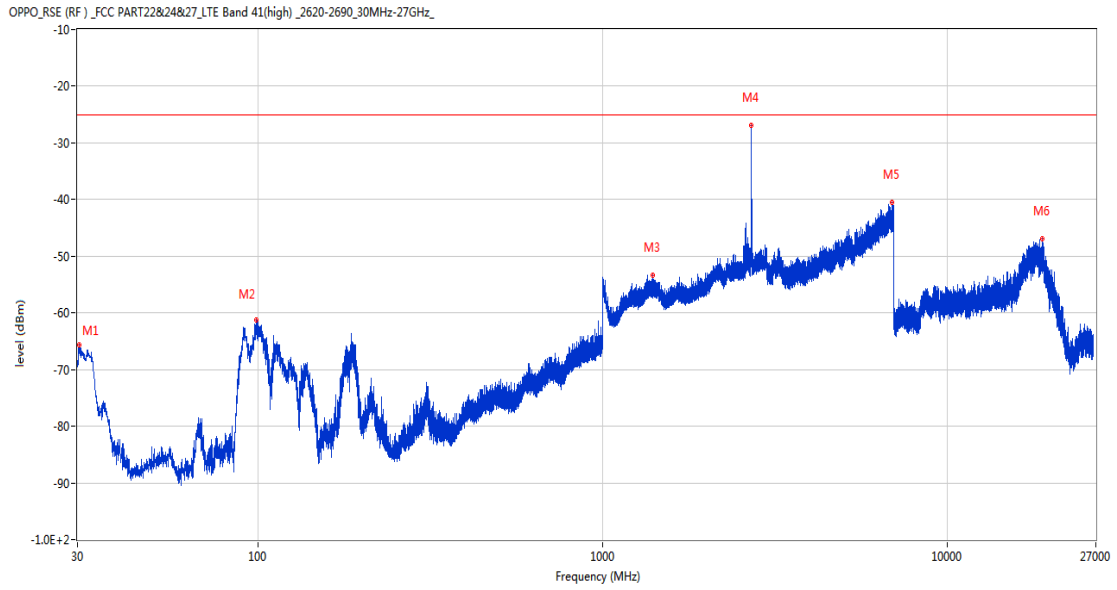
RSE-H&H PCC 41440 BW20 QPSK RB1 HIGH SCC 41557 BW5 QPSK RB2 LOW

OPPO_RSE (RF) _FCC PART22&24&27_LTE Band 41(high) _2620-2690_30MHz-27GHz_



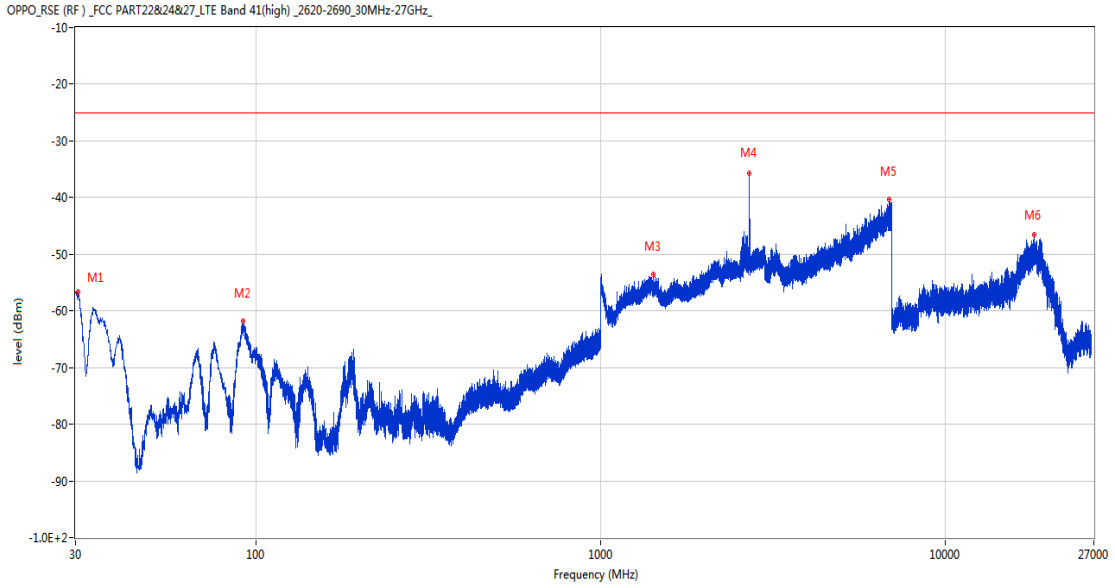
Frequency (MHz)	Result (dBm)	Factor (dB)	PK Limit (dBm)	Over Limit (dB)	Table (o)	ANT	EUT	Verdict
30.631	-66.27	-18.99	-25.0	-41.27	254.00	Horizontal	Horizontal	Pass
180.641	-62.76	-14.58	-25.0	-37.76	362.00	Horizontal	Horizontal	Pass
1441.900	-53.10	-2.19	-25.0	-28.10	89.00	Horizontal	Horizontal	Pass
2697.000	-26.09	4.69	-25.0	-1.09	89.00	Horizontal	Horizontal	N/A
6992.400	-41.05	13.92	-25.0	-16.05	202.00	Horizontal	Horizontal	Pass
18140.250	-46.96	10.42	-25.0	-21.96	-1.00	Horizontal	Horizontal	Pass

RSE-H&V PCC 41440 BW20 QPSK RB1 HIGH SCC 41557 BW5 QPSK RB2 LOW



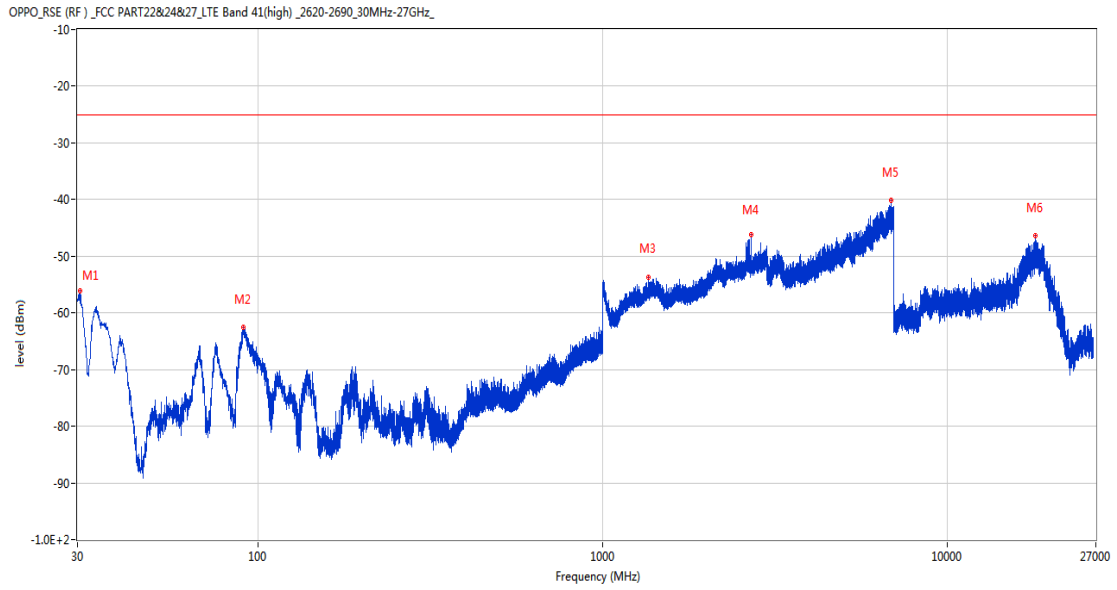
Frequency (MHz)	Result (dBm)	Factor (dB)	PK Limit (dBm)	Over Limit (dB)	Table (o)	ANT	EUT	Verdict
30.291	-65.64	-19.29	-25.0	-40.64	259.00	Horizontal	Vertical	Pass
99.258	-61.18	-20.66	-25.0	-36.18	168.00	Horizontal	Vertical	Pass
1402.900	-53.36	-1.77	-25.0	-28.36	206.00	Horizontal	Vertical	Pass
2696.900	-26.98	4.70	-25.0	-1.98	157.00	Horizontal	Vertical	N/A
6899.800	-40.46	12.18	-25.0	-15.46	363.00	Horizontal	Vertical	Pass
18931.175	-46.97	8.86	-25.0	-21.97	124.00	Horizontal	Vertical	Pass

RSE-V&V PCC 41440 BW20 QPSK RB1 HIGH SCC 41557 BW5 QPSK RB2 LOW



Frequency (MHz)	Result (dBm)	Factor (dB)	PK Limit (dBm)	Over Limit (dB)	Table (o)	ANT	EUT	Verdict
30.436	-56.60	-19.16	-25.0	-31.60	341.00	Vertical	Vertical	Pass
91.838	-61.73	-19.74	-25.0	-36.73	260.00	Vertical	Vertical	Pass
1421.900	-53.60	-1.91	-25.0	-28.60	245.00	Vertical	Vertical	Pass
2700.600	-35.71	4.32	-25.0	-10.71	162.00	Vertical	Vertical	N/A
6896.800	-40.28	12.10	-25.0	-15.28	362.00	Vertical	Vertical	Pass
18177.651	-46.59	10.35	-25.0	-21.59	94.00	Vertical	Vertical	Pass

RSE-V&H PCC 41440 BW20 QPSK RB1 HIGH SCC 41557 BW5 QPSK RB2 LOW

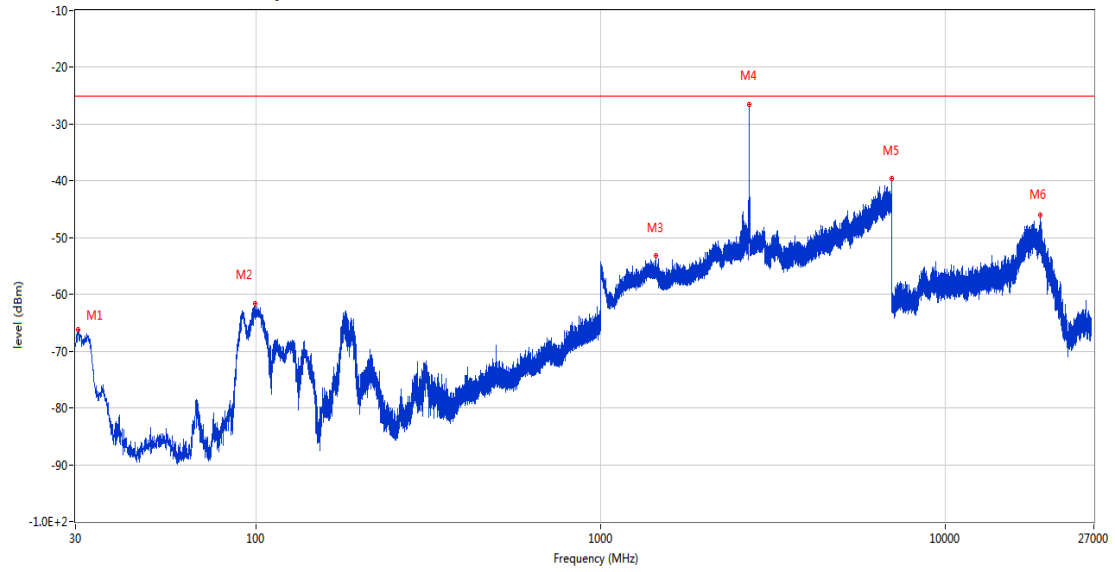


Frequency (MHz)	Result (dBm)	Factor (dB)	PK Limit (dBm)	Over Limit (dB)	Table (o)	ANT	EUT	Verdict
30.436	-56.18	-19.16	-25.0	-31.18	236.00	Vertical	Horizontal	Pass
90.965	-62.54	-19.66	-25.0	-37.54	73.00	Vertical	Horizontal	Pass
1360.700	-53.65	-2.22	-25.0	-28.65	113.00	Vertical	Horizontal	Pass
2696.700	-46.16	4.70	-25.0	-21.16	357.00	Vertical	Horizontal	N/A
6884.000	-40.06	12.30	-25.0	-15.06	222.00	Vertical	Horizontal	Pass
18052.276	-46.45	10.60	-25.0	-21.45	2.00	Vertical	Horizontal	Pass

21.6 CA_41C 20MHz+5MHz, 16-QAM, High Channel

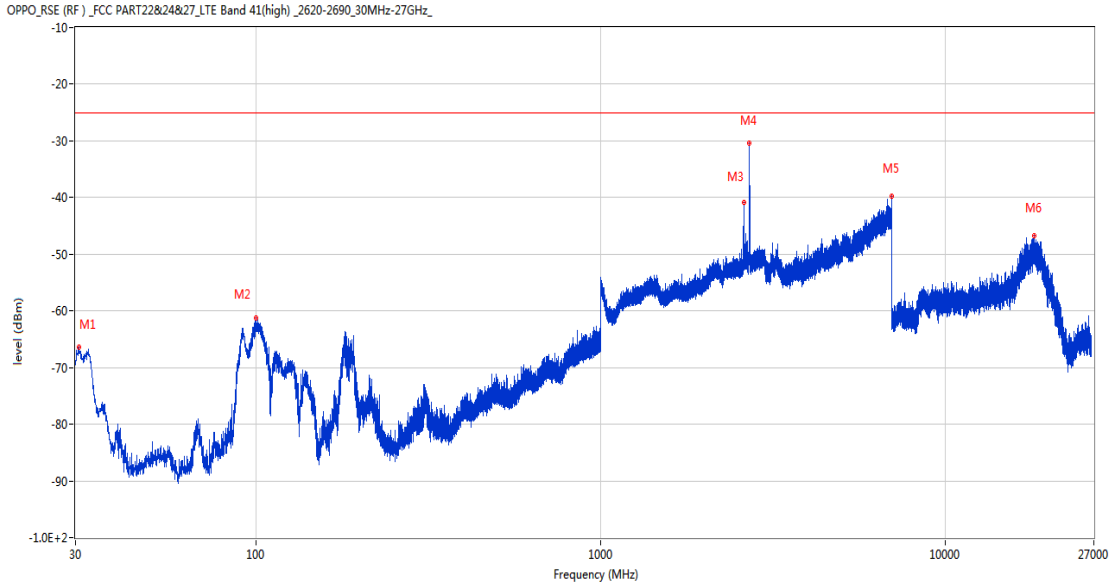
RSE-H&H PCC 41440 BW20 16QAM RB1 HIGH SCC 41557 BW5 16QAM RB2 LOW

OPPO_RSE (RF) _FCC PART22&24&27_LTE Band 41(high) _2620-2690_30MHz-27GHz_



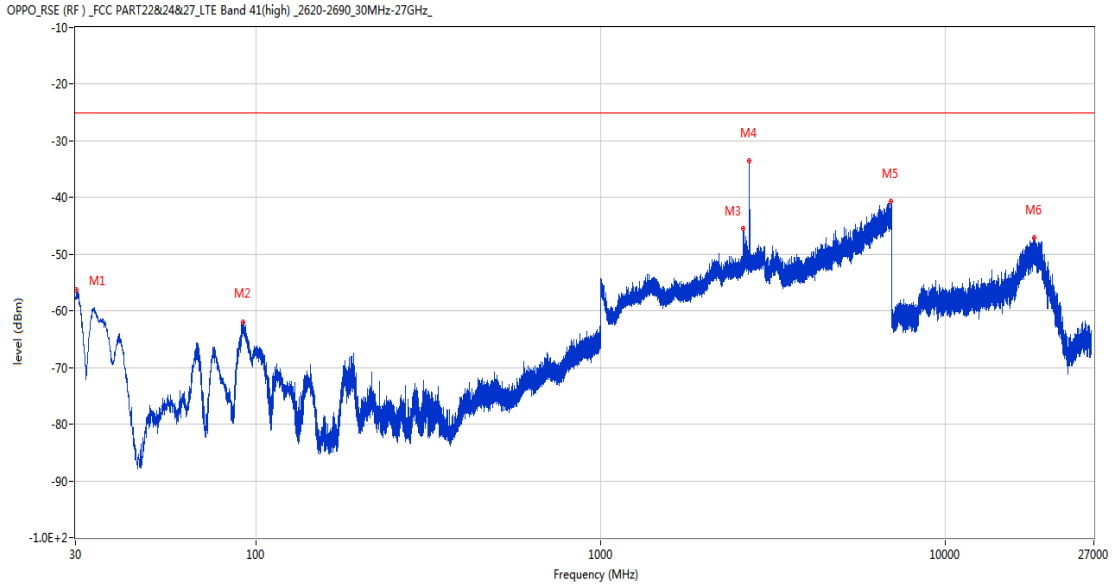
Frequency (MHz)	Result (dBm)	Factor (dB)	PK Limit (dBm)	Over Limit (dB)	Table (o)	ANT	EUT	Verdict
30.485	-66.15	-19.12	-25.0	-41.15	215.00	Horizontal	Horizontal	Pass
99.840	-61.67	-20.76	-25.0	-36.67	192.00	Horizontal	Horizontal	Pass
1445.800	-53.08	-2.14	-25.0	-28.08	278.00	Horizontal	Horizontal	Pass
2701.700	-26.44	4.15	-25.0	-1.44	91.00	Horizontal	Horizontal	N/A
6993.800	-39.53	13.90	-25.0	-14.53	0.00	Horizontal	Horizontal	Pass
18933.301	-46.01	8.85	-25.0	-21.01	360.00	Horizontal	Horizontal	Pass

RSE-H&V PCC 41440 BW20 16QAM RB1 HIGH SCC 41557 BW5 16QAM RB2 LOW



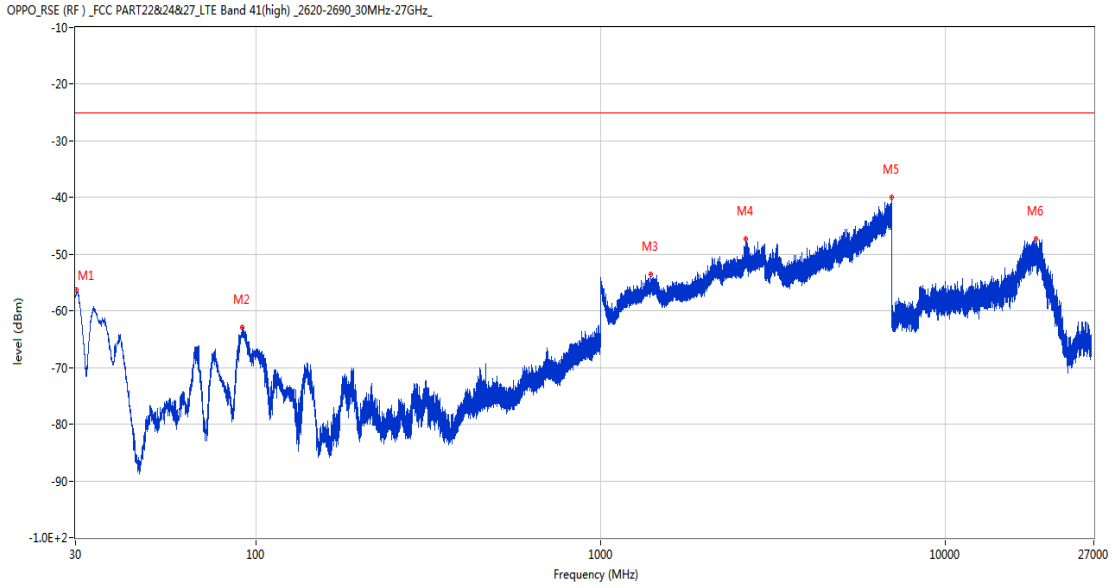
Frequency (MHz)	Result (dBm)	Factor (dB)	PK Limit (dBm)	Over Limit (dB)	Table (o)	ANT	EUT	Verdict
30.631	-66.42	-18.99	-25.0	-41.42	246.00	Horizontal	Vertical	Pass
100.179	-61.25	-20.81	-25.0	-36.25	186.00	Horizontal	Vertical	Pass
2606.400	-40.86	3.13	-25.0	-15.86	41.00	Horizontal	Vertical	N/A
2699.900	-30.47	4.46	-25.0	-5.47	-1.00	Horizontal	Vertical	N/A
6992.800	-39.76	13.92	-25.0	-14.76	37.00	Horizontal	Vertical	Pass
18183.600	-46.76	10.34	-25.0	-21.76	-3.00	Horizontal	Vertical	Pass

RSE-V&V PCC 41440 BW20 16QAM RB1 HIGH SCC 41557 BW5 16QAM RB2 LOW



Frequency (MHz)	Result (dBm)	Factor (dB)	PK Limit (dBm)	Over Limit (dB)	Table (o)	ANT	EUT	Verdict
30.242	-56.22	-19.33	-25.0	-31.22	308.00	Vertical	Vertical	Pass
92.032	-62.01	-19.78	-25.0	-37.01	275.00	Vertical	Vertical	Pass
2596.100	-45.46	2.70	-25.0	-20.46	279.00	Vertical	Vertical	N/A
2699.600	-33.52	4.53	-25.0	-8.52	297.00	Vertical	Vertical	N/A
6944.800	-40.74	13.04	-25.0	-15.74	361.00	Vertical	Vertical	Pass
18086.275	-47.17	10.53	-25.0	-22.17	360.00	Vertical	Vertical	Pass

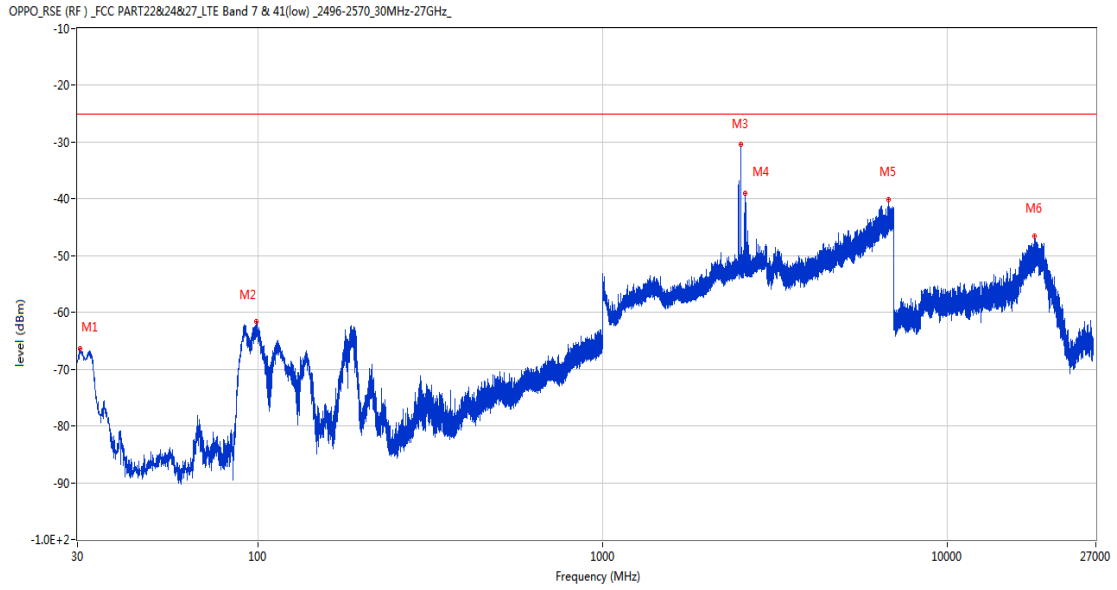
RSE-V&H PCC 41440 BW20 16QAM RB1 HIGH SCC 41557 BW5 16QAM RB2 LOW



Frequency (MHz)	Result (dBm)	Factor (dB)	PK Limit (dBm)	Over Limit (dB)	Table (o)	ANT	EUT	Verdict
30.097	-57.16	-19.45	-25.0	-32.16	305.00	Vertical	Horizontal	Pass
91.401	-62.86	-19.69	-25.0	-37.86	270.00	Vertical	Horizontal	Pass
1396.700	-53.57	-1.90	-25.0	-28.57	95.00	Vertical	Horizontal	Pass
2633.800	-47.31	5.45	-25.0	-22.31	-2.00	Vertical	Horizontal	N/A
6999.200	-39.90	13.93	-25.0	-14.90	108.00	Vertical	Horizontal	Pass
18315.776	-47.22	10.08	-25.0	-22.22	100.00	Vertical	Horizontal	Pass

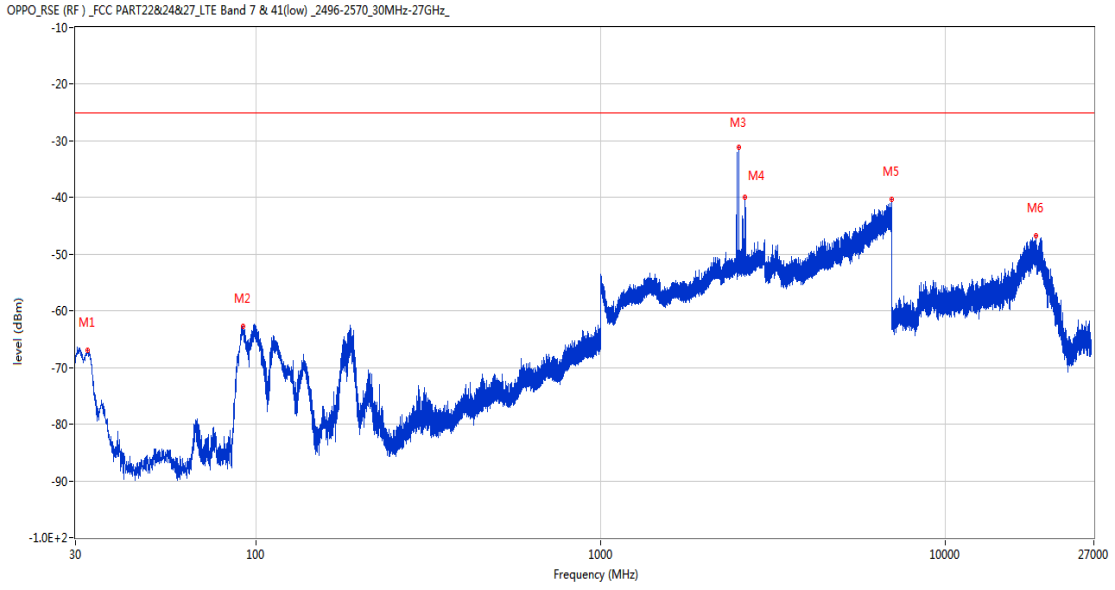
21.7 CA_41C 20MHz+20MHz, QPSK, Low Channel

RSE-H&H PCC 39750 BW20 QPSK RB1 HIGH SCC 39948 BW20 QPSK RB2 LOW



Frequency (MHz)	Result (dBm)	Factor (dB)	PK Limit (dBm)	Over Limit (dB)	Table (o)	ANT	EUT	Verdict
30.436	-66.38	-19.09	-25.0	-41.38	243.00	Horizontal	Horizontal	Pass
99.307	-61.54	-20.65	-25.0	-36.54	199.00	Horizontal	Horizontal	Pass
2515.000	-30.48	3.38	-25.0	-5.48	45.00	Horizontal	Horizontal	N/A
2591.100	-39.08	2.77	-25.0	-14.08	136.00	Horizontal	Horizontal	Pass
6764.800	-40.19	12.38	-25.0	-15.19	184.00	Horizontal	Horizontal	Pass
17975.063	-46.63	10.53	-25.0	-21.63	220.00	Horizontal	Horizontal	Pass

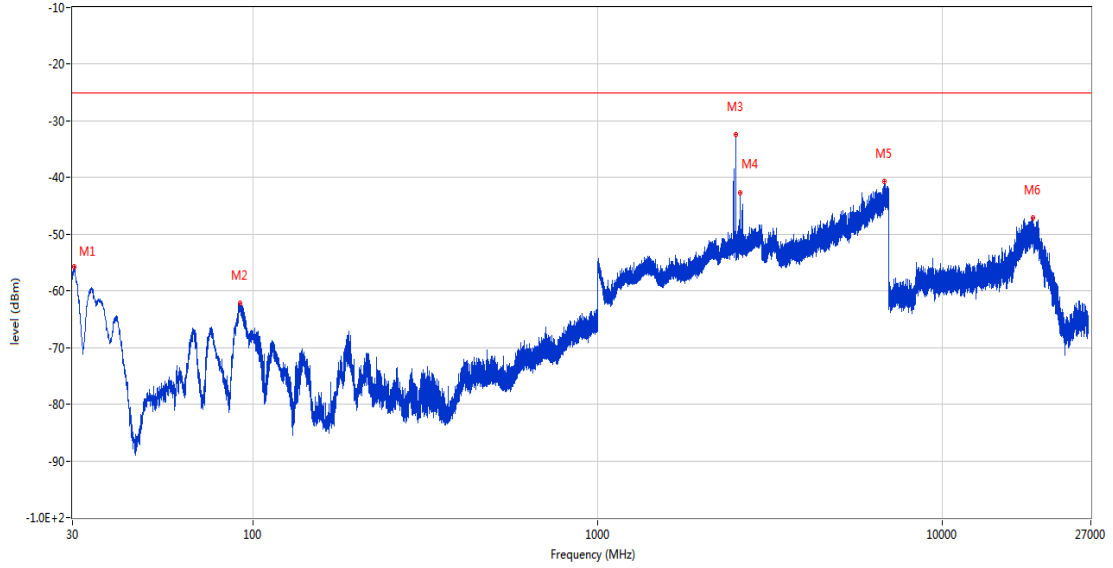
RSE-H&V PCC 39750 BW20 QPSK RB1 HIGH SCC 39948 BW20 QPSK RB2 LOW



Frequency (MHz)	Result (dBm)	Factor (dB)	PK Limit (dBm)	Over Limit (dB)	Table (o)	ANT	EUT	Verdict
32.522	-66.99	-17.71	-25.0	-41.99	171.00	Horizontal	Vertical	Pass
92.080	-62.70	-19.78	-25.0	-37.70	363.00	Horizontal	Vertical	Pass
2515.000	-31.13	3.38	-25.0	-6.13	151.00	Horizontal	Vertical	N/A
2619.800	-40.02	2.39	-25.0	-15.02	151.00	Horizontal	Vertical	Pass
6992.600	-40.25	13.92	-25.0	-15.25	95.00	Horizontal	Vertical	Pass
18316.626	-46.77	10.07	-25.0	-21.77	287.00	Horizontal	Vertical	Pass

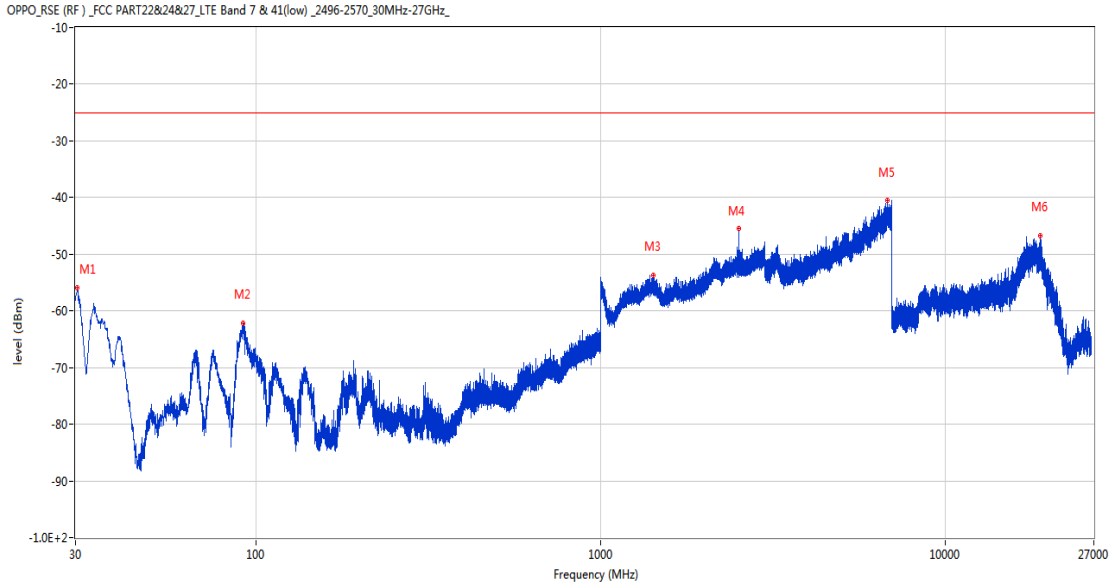
RSE-V&V PCC 39750 BW20 QPSK RB1 HIGH SCC 39948 BW20 QPSK RB2 LOW

OPPO_RSE (RF) _FCC PART22&24&27_LTE Band 7 & 41(low) _2496-2570_30MHz-27GHz_



Frequency (MHz)	Result (dBm)	Factor (dB)	PK Limit (dBm)	Over Limit (dB)	Table (o)	ANT	EUT	Verdict
30.291	-55.66	-19.21	-25.0	-30.66	280.00	Vertical	Vertical	Pass
91.886	-62.20	-19.73	-25.0	-37.20	280.00	Vertical	Vertical	Pass
2515.100	-32.47	3.38	-25.0	-7.47	288.00	Vertical	Vertical	N/A
2588.800	-42.68	2.72	-25.0	-17.68	313.00	Vertical	Vertical	Pass
6818.600	-40.59	13.09	-25.0	-15.59	361.00	Vertical	Vertical	Pass
18360.400	-47.13	9.99	-25.0	-22.13	286.00	Vertical	Vertical	Pass

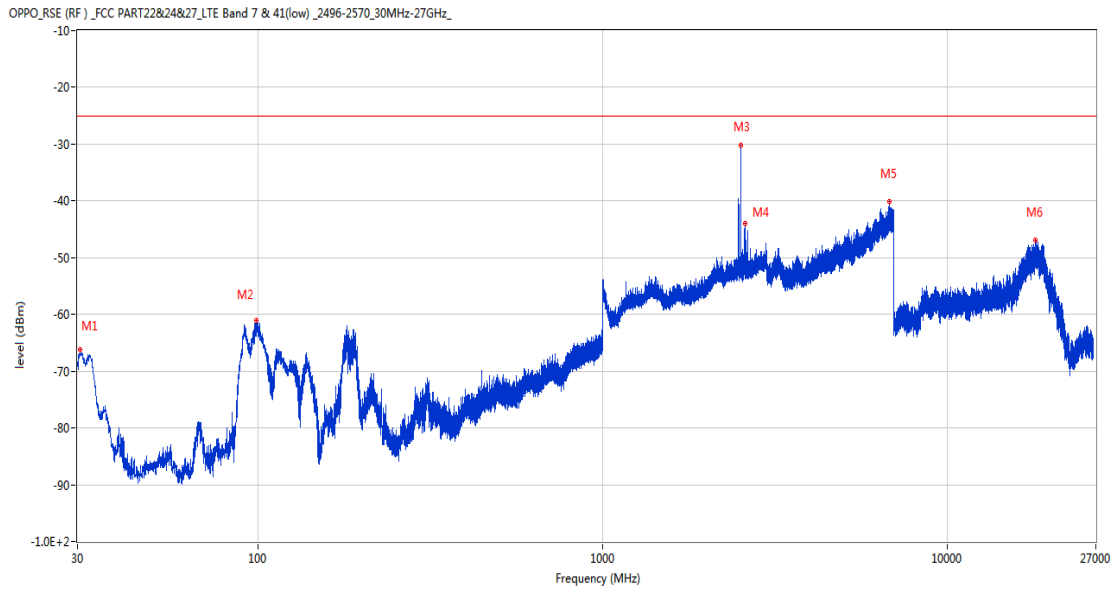
RSE-V&H PCC 39750 BW20 QPSK RB1 HIGH SCC 39948 BW20 QPSK RB2 LOW



Frequency (MHz)	Result (dBm)	Factor (dB)	PK Limit (dBm)	Over Limit (dB)	Table (o)	ANT	EUT	Verdict
30.097	-57.20	-19.37	-25.0	-32.20	316.00	Vertical	Horizontal	Pass
92.129	-62.24	-19.80	-25.0	-37.24	281.00	Vertical	Horizontal	Pass
1425.200	-53.75	-1.83	-25.0	-28.75	197.00	Vertical	Horizontal	Pass
2515.100	-45.36	3.38	-25.0	-20.36	256.00	Vertical	Horizontal	N/A
6813.400	-40.52	13.15	-25.0	-15.52	331.00	Vertical	Horizontal	Pass
18917.575	-46.80	8.88	-25.0	-21.80	-3.00	Vertical	Horizontal	Pass

21.8 CA_41C 20MHz+20MHz, 16-QAM, Low Channel

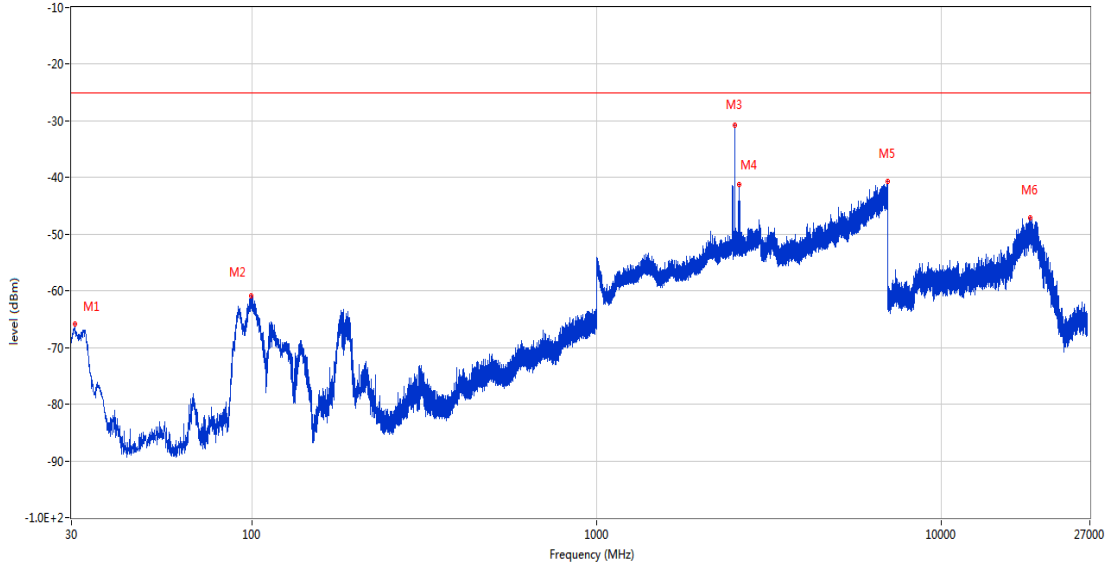
RSE-H&H PCC 39750 BW20 16QAM RB1 HIGH SCC 39948 BW20 16QAM RB2 LOW



Frequency (MHz)	Result (dBm)	Factor (dB)	PK Limit (dBm)	Over Limit (dB)	Table (o)	ANT	EUT	Verdict
30.534	-66.22	-19.01	-25.0	-41.22	303.00	Horizontal	Horizontal	Pass
99.307	-61.09	-20.65	-25.0	-36.09	179.00	Horizontal	Horizontal	Pass
2515.200	-30.18	3.38	-25.0	-5.18	29.00	Horizontal	Horizontal	N/A
2592.300	-44.07	2.84	-25.0	-19.07	128.00	Horizontal	Horizontal	Pass
6809.000	-40.16	13.08	-25.0	-15.16	212.00	Horizontal	Horizontal	Pass
18057.376	-46.92	10.59	-25.0	-21.92	-1.00	Horizontal	Horizontal	Pass

RSE-H&V PCC 39750 BW20 16QAM RB1 HIGH SCC 39948 BW20 16QAM RB2 LOW

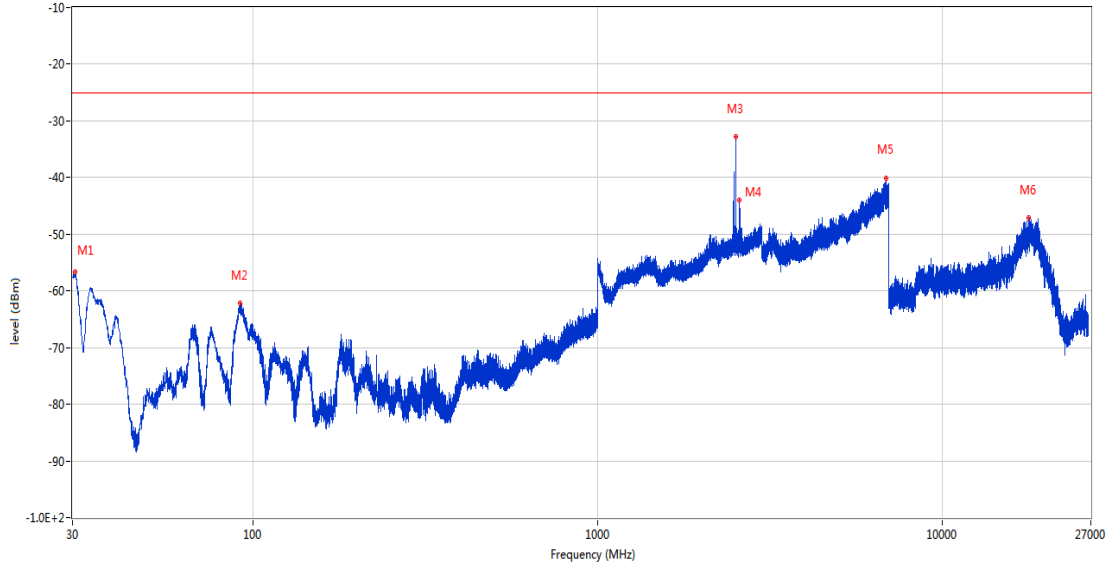
OPPO_RSE (RF)_FCC PART22&24&27_LTE Band 7 & 41(low)_2496-2570_30MHz-27GHz_



Frequency (MHz)	Result (dBm)	Factor (dB)	PK Limit (dBm)	Over Limit (dB)	Table (o)	ANT	EUT	Verdict
30.679	-65.75	-18.89	-25.0	-40.75	253.00	Horizontal	Vertical	Pass
99.840	-60.85	-20.74	-25.0	-35.85	190.00	Horizontal	Vertical	Pass
2515.200	-30.76	3.38	-25.0	-5.76	161.00	Horizontal	Vertical	N/A
2592.400	-41.24	2.85	-25.0	-16.24	161.00	Horizontal	Vertical	Pass
6986.000	-40.71	13.62	-25.0	-15.71	70.00	Horizontal	Vertical	Pass
18183.176	-47.14	10.34	-25.0	-22.14	234.00	Horizontal	Vertical	Pass

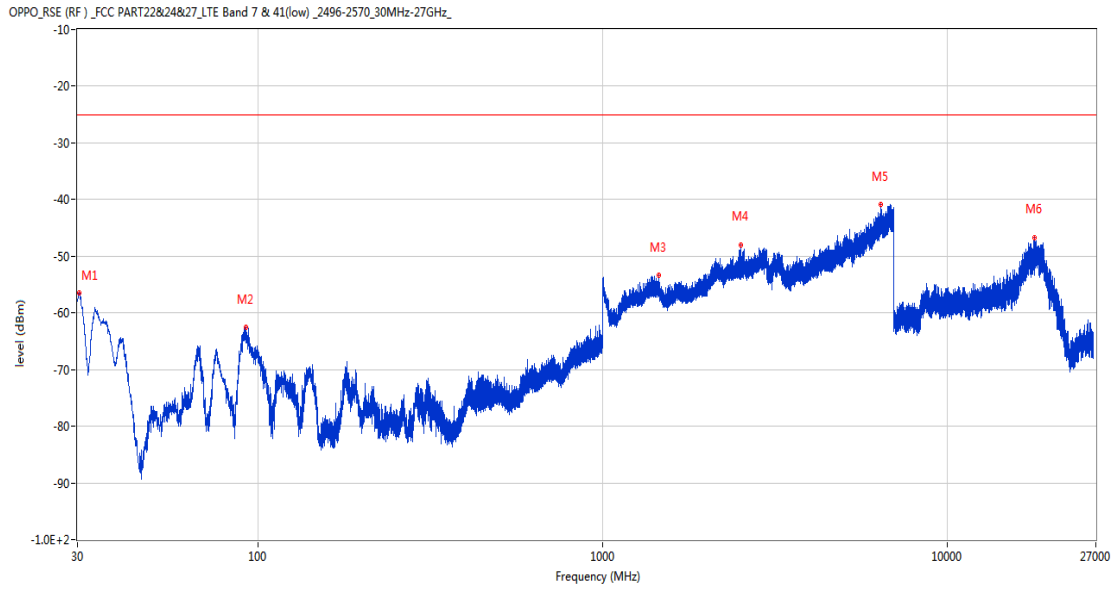
RSE-V&V PCC 39750 BW20 16QAM RB1 HIGH SCC 39948 BW20 16QAM RB2 LOW

OPPO_RSE (RF) _FCC PART22&24&27_LTE Band 7 & 41(low) _2496-2570_30MHz-27GHz_



Frequency (MHz)	Result (dBm)	Factor (dB)	PK Limit (dBm)	Over Limit (dB)	Table (o)	ANT	EUT	Verdict
30.534	-56.61	-19.01	-25.0	-31.61	360.00	Vertical	Vertical	Pass
91.886	-62.25	-19.73	-25.0	-37.25	281.00	Vertical	Vertical	Pass
2515.000	-32.75	3.38	-25.0	-7.75	288.00	Vertical	Vertical	N/A
2583.600	-43.92	3.10	-25.0	-18.92	256.00	Vertical	Vertical	Pass
6879.400	-40.18	12.27	-25.0	-15.18	349.00	Vertical	Vertical	Pass
17851.687	-47.08	10.51	-25.0	-22.08	363.00	Vertical	Vertical	Pass

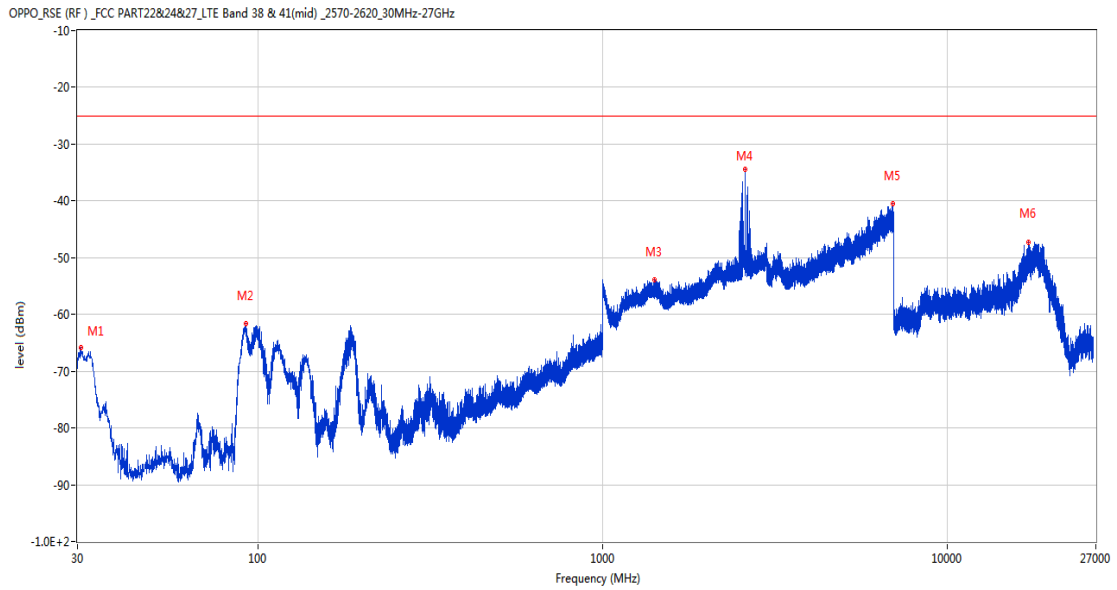
RSE-V&H PCC 39750 BW20 16QAM RB1 HIGH SCC 39948 BW20 16QAM RB2 LOW



Frequency (MHz)	Result (dBm)	Factor (dB)	PK Limit (dBm)	Over Limit (dB)	Table (o)	ANT	EUT	Verdict
30.194	-57.13	-19.29	-25.0	-32.13	360.00	Vertical	Horizontal	Pass
92.274	-62.55	-19.84	-25.0	-37.55	295.00	Vertical	Horizontal	Pass
1454.500	-53.30	-2.15	-25.0	-28.30	-2.00	Vertical	Horizontal	Pass
2515.000	-48.07	3.38	-25.0	-23.07	58.00	Vertical	Horizontal	N/A
6428.400	-40.79	11.69	-25.0	-15.79	142.00	Vertical	Horizontal	Pass
17951.437	-46.78	9.79	-25.0	-21.78	363.00	Vertical	Horizontal	Pass

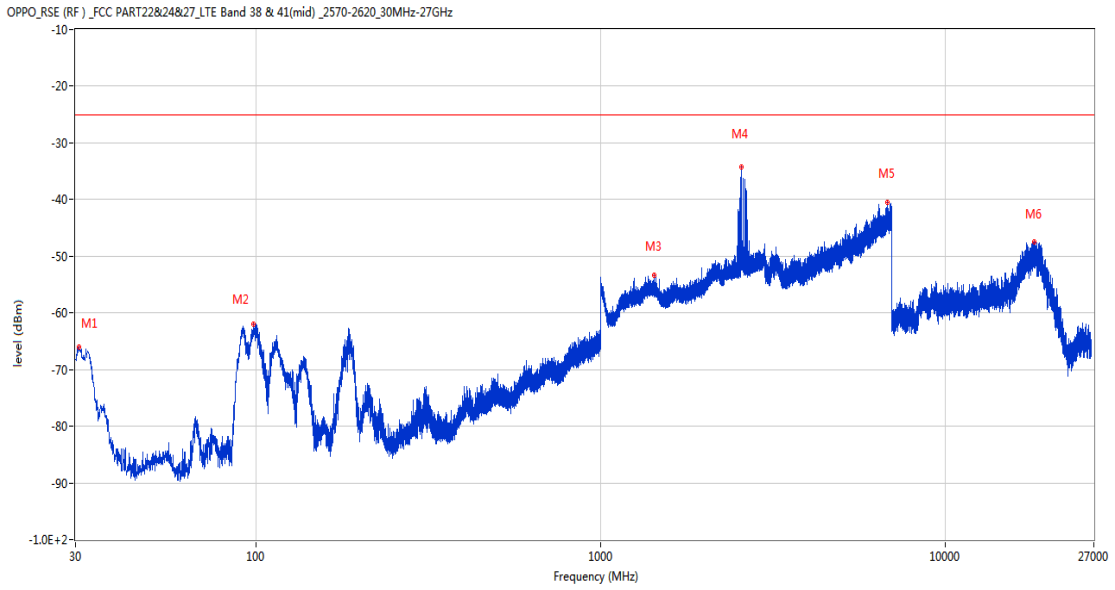
21.9 CA_41C 20MHz+20MHz, QPSK, Middle Channel

RSE-H&H PCC 40521 BW20 QPSK RB1 HIGH SCC 40719 BW20 QPSK RB2 LOW



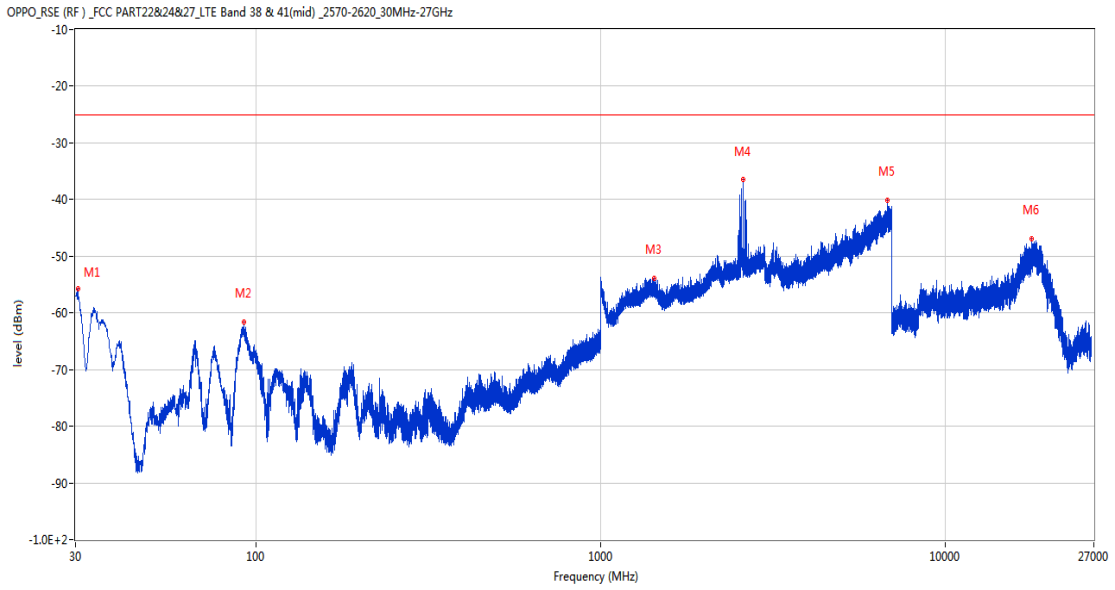
Frequency (MHz)	Result (dBm)	Factor (dB)	PK Limit (dBm)	Over Limit (dB)	Table (o)	ANT	EUT	Verdict
30.727	-65.91	-18.86	-25.0	-40.91	185.00	Horizontal	Horizontal	Pass
92.177	-61.57	-19.83	-25.0	-36.57	1.00	Horizontal	Horizontal	Pass
1414.800	-53.94	-1.93	-25.0	-28.94	88.00	Horizontal	Horizontal	Pass
2594.300	-34.42	4.73	-25.0	-9.42	88.00	Horizontal	Horizontal	N/A
6962.800	-40.41	13.21	-25.0	-15.41	92.00	Horizontal	Horizontal	Pass
17224.837	-47.22	10.84	-25.0	-22.22	363.00	Horizontal	Horizontal	Pass

RSE-H&V PCC 40521 BW20 QPSK RB1 HIGH SCC 40719 BW20 QPSK RB2 LOW



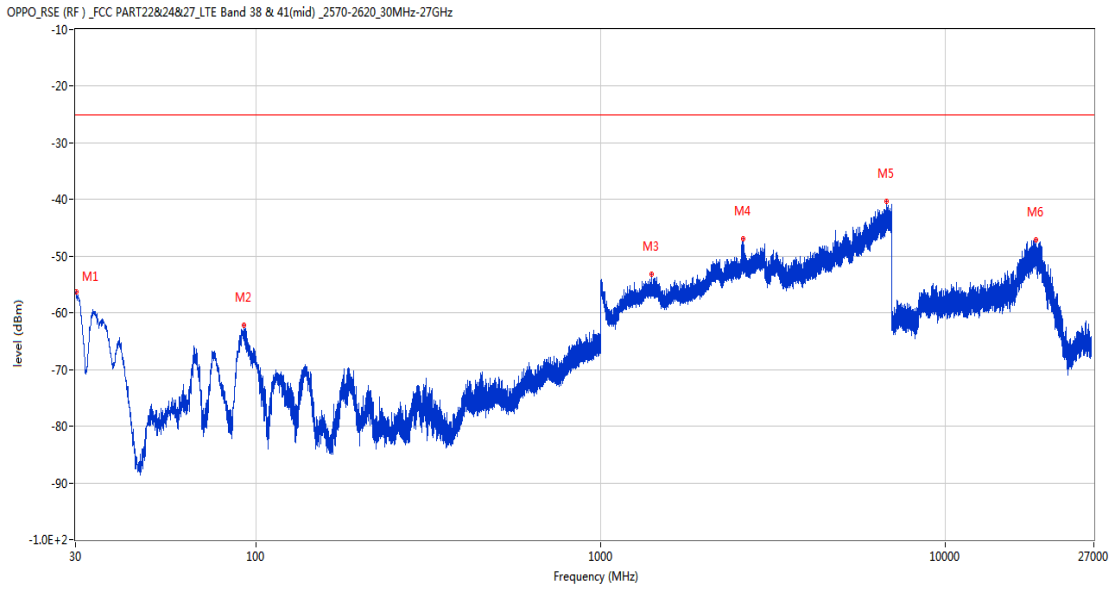
Frequency (MHz)	Result (dBm)	Factor (dB)	PK Limit (dBm)	Over Limit (dB)	Table (o)	ANT	EUT	Verdict
30.679	-66.01	-18.91	-25.0	-41.01	269.00	Horizontal	Vertical	Pass
98.434	-61.99	-20.55	-25.0	-36.99	205.00	Horizontal	Vertical	Pass
1432.200	-53.29	-1.90	-25.0	-28.29	-3.00	Horizontal	Vertical	Pass
2561.900	-34.22	5.09	-25.0	-9.22	-2.00	Horizontal	Vertical	N/A
6809.600	-40.41	13.11	-25.0	-15.41	363.00	Horizontal	Vertical	Pass
18123.250	-47.40	10.46	-25.0	-22.40	-1.00	Horizontal	Vertical	Pass

RSE-V&V PCC 40521 BW20 QPSK RB1 HIGH SCC 40719 BW20 QPSK RB2 LOW



Frequency (MHz)	Result (dBm)	Factor (dB)	PK Limit (dBm)	Over Limit (dB)	Table (o)	ANT	EUT	Verdict
30.436	-55.75	-19.12	-25.0	-30.75	363.00	Vertical	Vertical	Pass
92.274	-61.59	-19.85	-25.0	-36.59	285.00	Vertical	Vertical	Pass
1428.700	-53.89	-1.87	-25.0	-28.89	294.00	Vertical	Vertical	Pass
2594.400	-36.40	4.73	-25.0	-11.40	294.00	Vertical	Vertical	N/A
6813.400	-40.21	13.15	-25.0	-15.21	282.00	Vertical	Vertical	Pass
17827.801	-46.89	10.20	-25.0	-21.89	363.00	Vertical	Vertical	Pass

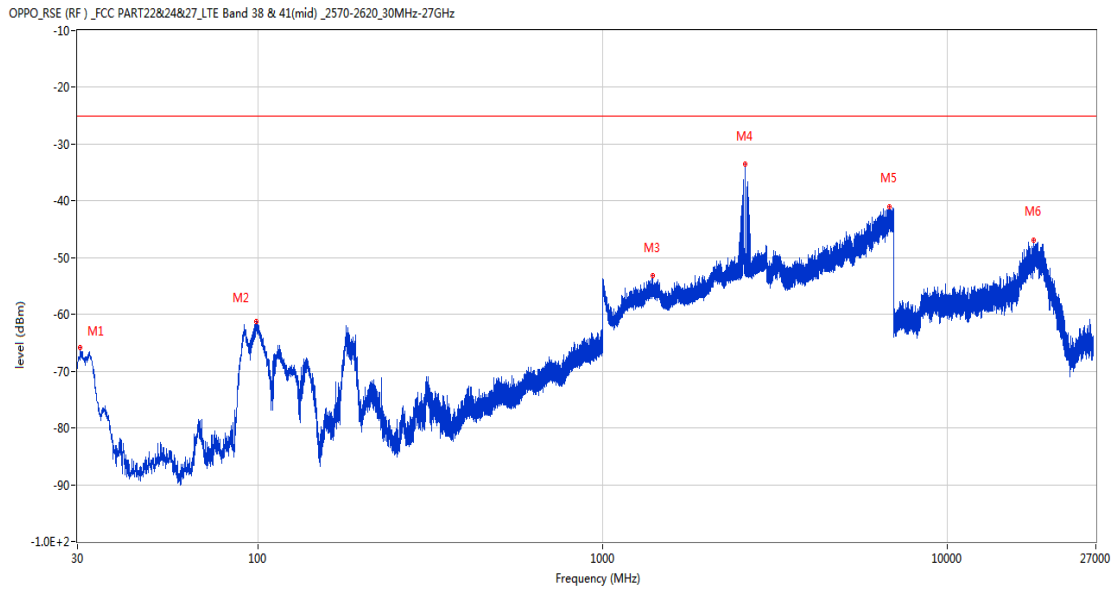
RSE-V&H PCC 40521 BW20 QPSK RB1 HIGH SCC 40719 BW20 QPSK RB2 LOW



Frequency (MHz)	Result (dBm)	Factor (dB)	PK Limit (dBm)	Over Limit (dB)	Table (o)	ANT	EUT	Verdict
30.097	-56.34	-19.43	-25.0	-31.34	360.00	Vertical	Horizontal	Pass
92.517	-62.22	-19.90	-25.0	-37.22	280.00	Vertical	Horizontal	Pass
1410.000	-53.24	-1.86	-25.0	-28.24	-3.00	Vertical	Horizontal	Pass
2592.300	-46.87	4.81	-25.0	-21.87	31.00	Vertical	Horizontal	N/A
6751.800	-40.40	12.27	-25.0	-15.40	363.00	Vertical	Horizontal	Pass
18317.474	-47.09	10.07	-25.0	-22.09	-1.00	Vertical	Horizontal	Pass

21.10 CA_41C 20MHz+20MHz, 16-QAM, Middle Channel

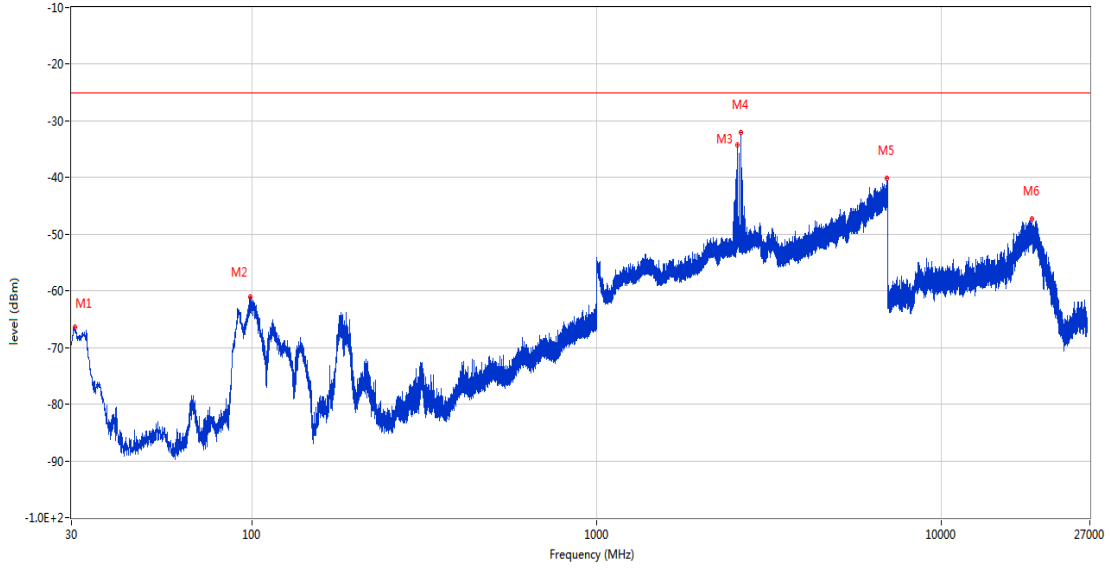
RSE-H&H PCC 40521 BW20 16QAM RB1 HIGH SCC 40719 BW20 16QAM RB2 LOW



Frequency (MHz)	Result (dBm)	Factor (dB)	PK Limit (dBm)	Over Limit (dB)	Table (o)	ANT	EUT	Verdict
30.534	-65.89	-19.04	-25.0	-40.89	288.00	Horizontal	Horizontal	Pass
99.210	-61.32	-20.65	-25.0	-36.32	221.00	Horizontal	Horizontal	Pass
1401.400	-53.18	-1.73	-25.0	-28.18	-3.00	Horizontal	Horizontal	Pass
2594.200	-33.51	4.73	-25.0	-8.51	76.00	Horizontal	Horizontal	N/A
6797.000	-41.09	13.08	-25.0	-16.09	356.00	Horizontal	Horizontal	Pass
17830.687	-46.88	10.24	-25.0	-21.88	259.00	Horizontal	Horizontal	Pass

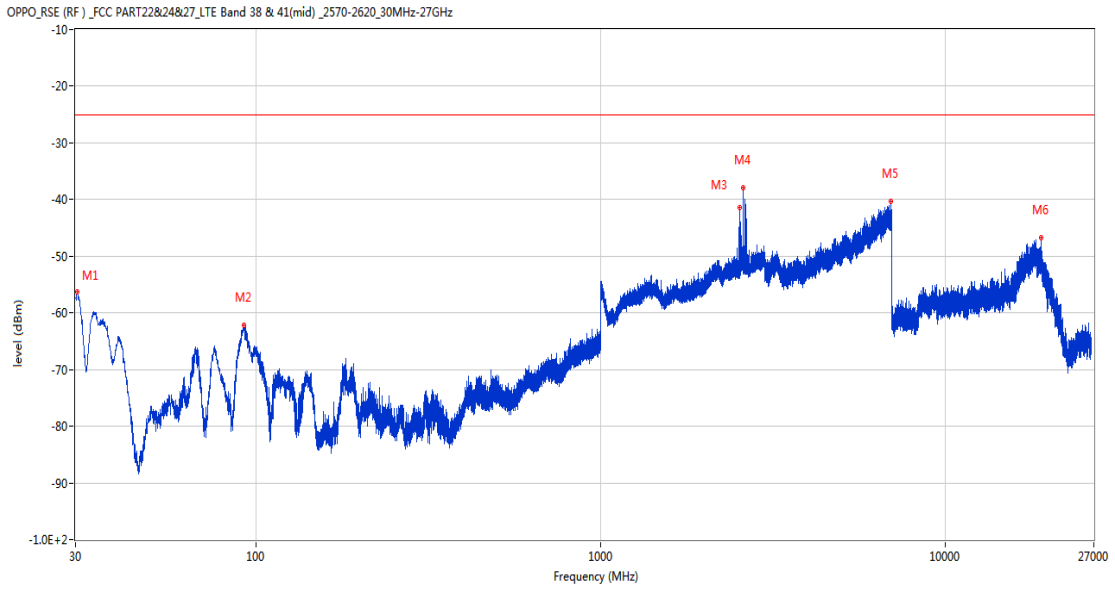
RSE-H&V PCC 40521 BW20 16QAM RB1 HIGH SCC 40719 BW20 16QAM RB2 LOW

OPPO_RSE (RF)_FCC PART22&24&27_LTE Band 38 & 41(mid) _2570-2620_30MHz-27GHz



Frequency (MHz)	Result (dBm)	Factor (dB)	PK Limit (dBm)	Over Limit (dB)	Table (o)	ANT	EUT	Verdict
30.631	-66.33	-18.95	-25.0	-41.33	363.00	Horizontal	Vertical	Pass
99.258	-61.05	-20.66	-25.0	-36.05	201.00	Horizontal	Vertical	Pass
2561.200	-34.21	4.48	-25.0	-9.21	145.00	Horizontal	Vertical	N/A
2627.400	-32.01	3.54	-25.0	-7.01	145.00	Horizontal	Vertical	N/A
6938.600	-40.15	12.75	-25.0	-15.15	154.00	Horizontal	Vertical	Pass
18296.224	-47.23	10.11	-25.0	-22.23	205.00	Horizontal	Vertical	Pass

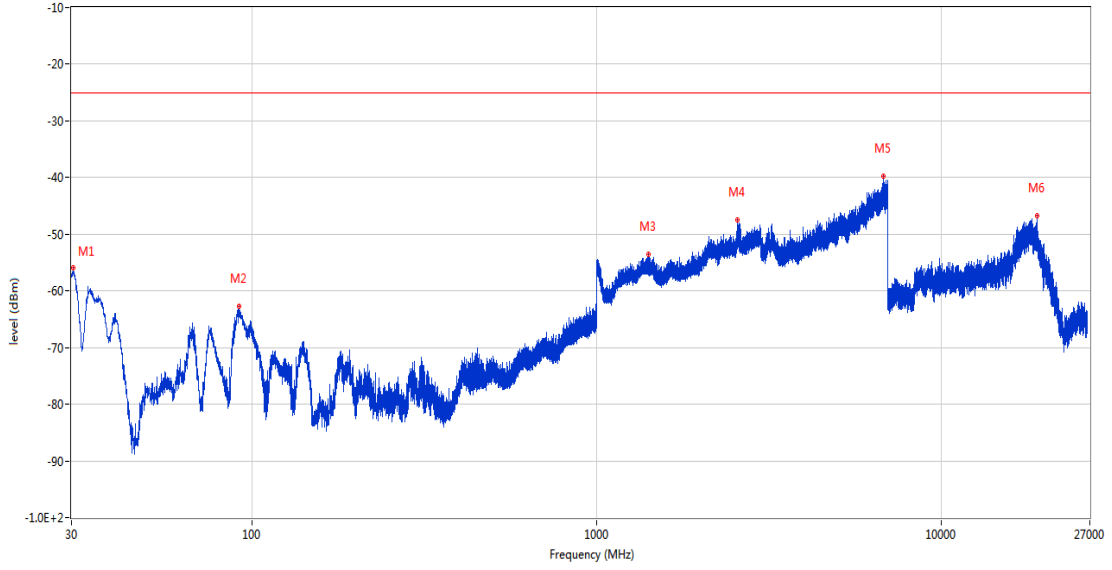
RSE-V&V PCC 40521 BW20 16QAM RB1 HIGH SCC 40719 BW20 16QAM RB2 LOW



Frequency (MHz)	Result (dBm)	Factor (dB)	PK Limit (dBm)	Over Limit (dB)	Table (o)	ANT	EUT	Verdict
30.242	-56.73	-19.30	-25.0	-31.73	352.00	Vertical	Vertical	Pass
92.517	-62.19	-19.90	-25.0	-37.19	310.00	Vertical	Vertical	Pass
2538.500	-41.50	1.73	-25.0	-16.50	257.00	Vertical	Vertical	N/A
2594.400	-37.93	4.73	-25.0	-12.93	302.00	Vertical	Vertical	N/A
6961.000	-40.26	13.10	-25.0	-15.26	309.00	Vertical	Vertical	Pass
18946.050	-46.78	8.83	-25.0	-21.78	56.00	Vertical	Vertical	Pass

RSE-V&H PCC 40521 BW20 16QAM RB1 HIGH SCC 40719 BW20 16QAM RB2 LOW

OPPO_RSE (RF) _FCC PART22&24&27_LTE Band 38 & 41(mid) _2570-2620_30MHz-27GHz

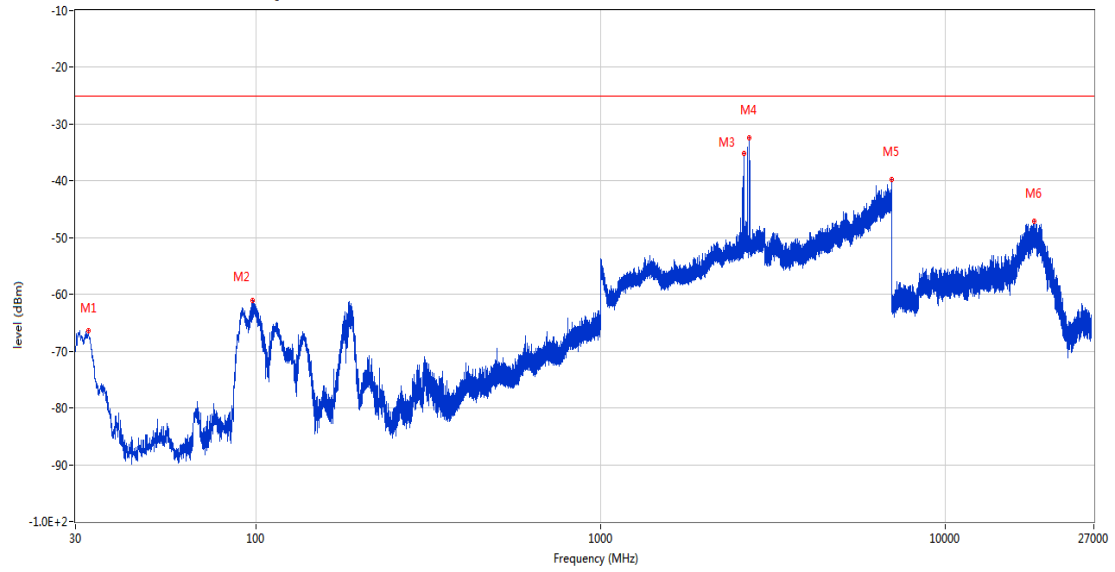


Frequency (MHz)	Result (dBm)	Factor (dB)	PK Limit (dBm)	Over Limit (dB)	Table (o)	ANT	EUT	Verdict
30.194	-57.45	-19.34	-25.0	-32.45	280.00	Vertical	Horizontal	Pass
91.983	-62.71	-19.79	-25.0	-37.71	314.00	Vertical	Horizontal	Pass
1418.800	-53.58	-1.87	-25.0	-28.58	-3.00	Vertical	Horizontal	Pass
2570.400	-47.44	5.71	-25.0	-22.44	72.00	Vertical	Horizontal	N/A
6799.400	-39.79	13.15	-25.0	-14.79	360.00	Vertical	Horizontal	Pass
18936.275	-46.74	8.85	-25.0	-21.74	130.00	Vertical	Horizontal	Pass

21.11 CA_41C 20MHz+20MHz, QPSK, High Channel

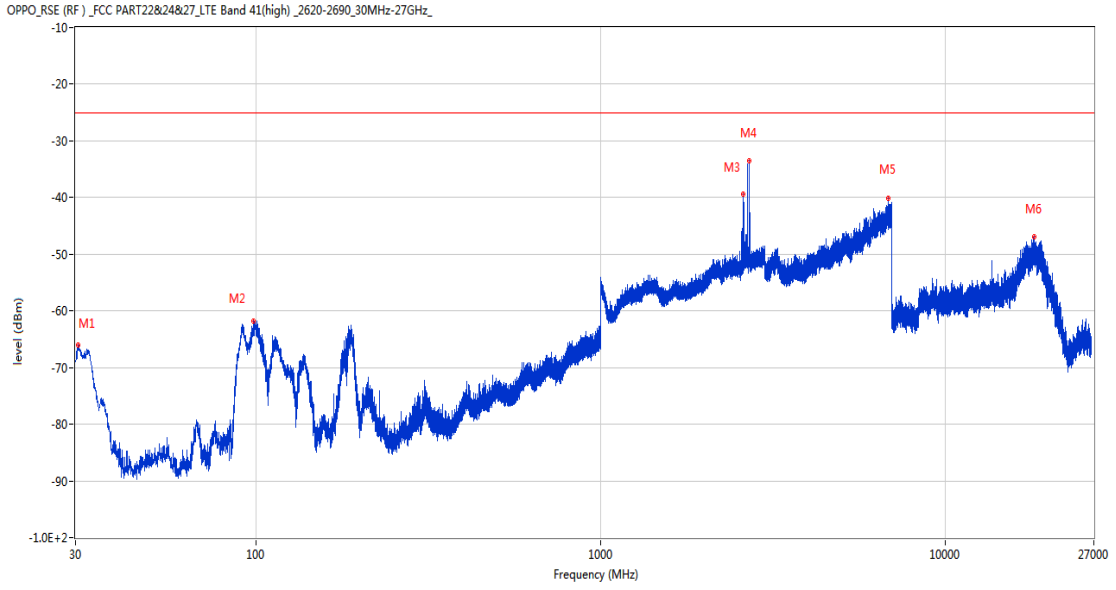
RSE-H&H PCC 41292 BW20 QPSK RB1 HIGH SCC 41490 BW20 QPSK RB2 LOW

OPPO_RSE (RF) _FCC PART22&24&27_LTE Band 41(high) _2620-2690_30MHz-27GHz_



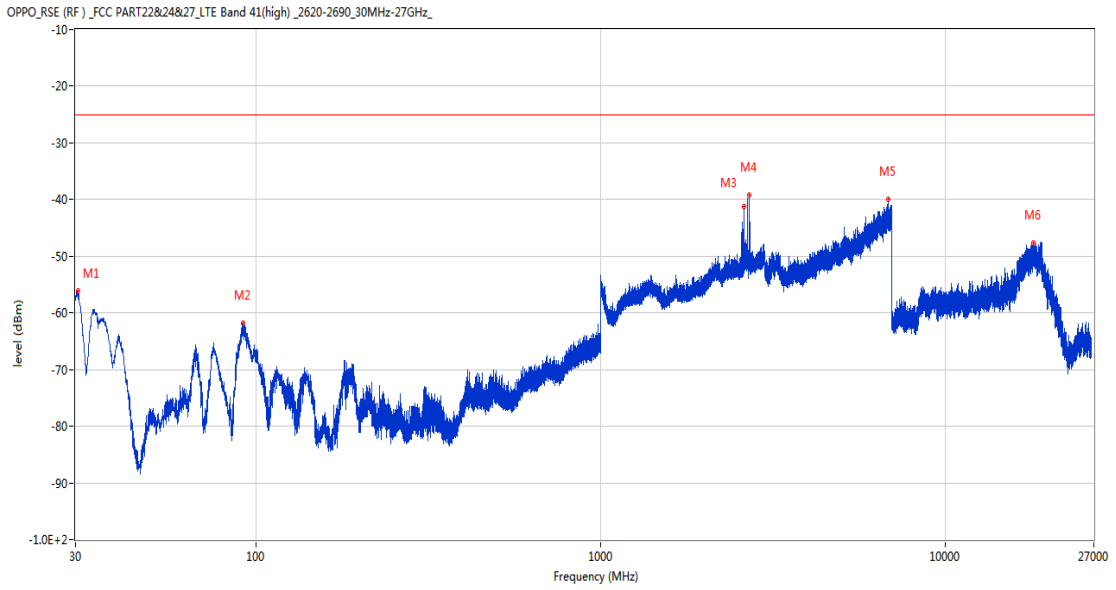
Frequency (MHz)	Result (dBm)	Factor (dB)	PK Limit (dBm)	Over Limit (dB)	Table (o)	ANT	EUT	Verdict
32.667	-66.44	-17.58	-25.0	-41.44	225.00	Horizontal	Horizontal	Pass
97.997	-61.14	-20.45	-25.0	-36.14	8.00	Horizontal	Horizontal	Pass
2609.300	-35.15	3.38	-25.0	-10.15	72.00	Horizontal	Horizontal	Pass
2703.800	-32.38	3.95	-25.0	-7.38	111.00	Horizontal	Horizontal	N/A
6986.000	-39.79	13.62	-25.0	-14.79	210.00	Horizontal	Horizontal	Pass
18115.600	-47.08	10.47	-25.0	-22.08	143.00	Horizontal	Horizontal	Pass

RSE-H&V PCC 41292 BW20 QPSK RB1 HIGH SCC 41490 BW20 QPSK RB2 LOW



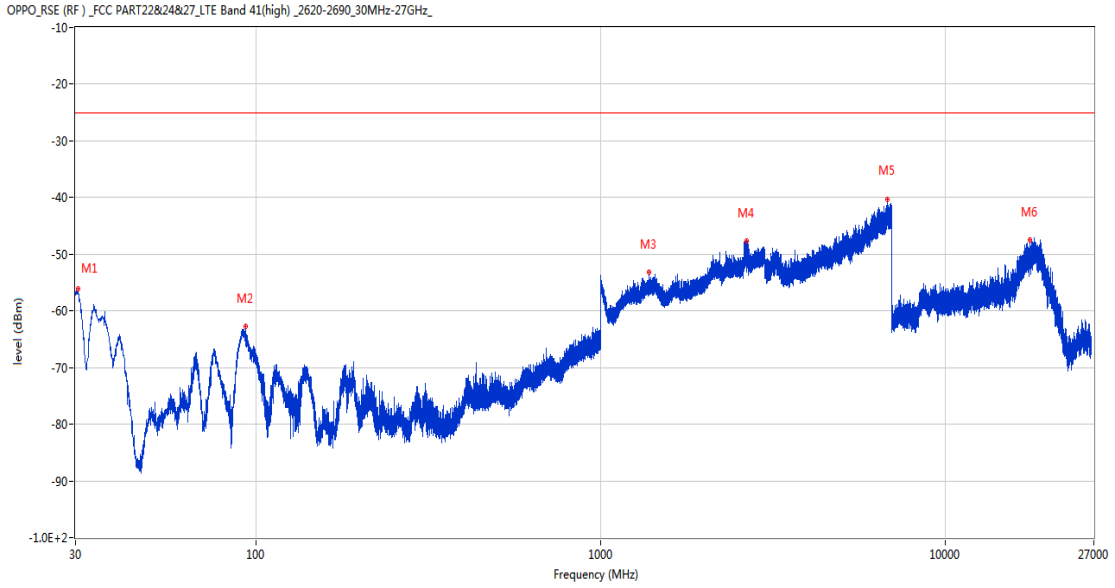
Frequency (MHz)	Result (dBm)	Factor (dB)	PK Limit (dBm)	Over Limit (dB)	Table (o)	ANT	EUT	Verdict
30.534	-65.95	-19.08	-25.0	-40.95	197.00	Horizontal	Vertical	Pass
98.482	-61.87	-20.53	-25.0	-36.87	13.00	Horizontal	Vertical	Pass
2598.100	-39.42	2.67	-25.0	-14.42	13.00	Horizontal	Vertical	N/A
2704.400	-33.55	3.92	-25.0	-8.55	13.00	Horizontal	Vertical	N/A
6829.800	-40.12	12.77	-25.0	-15.12	319.00	Horizontal	Vertical	Pass
18083.301	-46.90	10.54	-25.0	-21.90	-3.00	Horizontal	Vertical	Pass

RSE-V&V PCC 41292 BW20 QPSK RB1 HIGH SCC 41490 BW20 QPSK RB2 LOW



Frequency (MHz)	Result (dBm)	Factor (dB)	PK Limit (dBm)	Over Limit (dB)	Table (o)	ANT	EUT	Verdict
30.436	-56.09	-19.16	-25.0	-31.09	299.00	Vertical	Vertical	Pass
91.886	-61.85	-19.75	-25.0	-36.85	299.00	Vertical	Vertical	Pass
2610.700	-41.23	3.65	-25.0	-16.23	279.00	Vertical	Vertical	N/A
2704.000	-39.23	3.94	-25.0	-14.23	242.00	Vertical	Vertical	N/A
6840.000	-39.99	12.39	-25.0	-14.99	7.00	Vertical	Vertical	Pass
18059.926	-47.62	10.58	-25.0	-22.62	109.00	Vertical	Vertical	Pass

RSE-V&H PCC 41292 BW20 QPSK RB1 HIGH SCC 41490 BW20 QPSK RB2 LOW

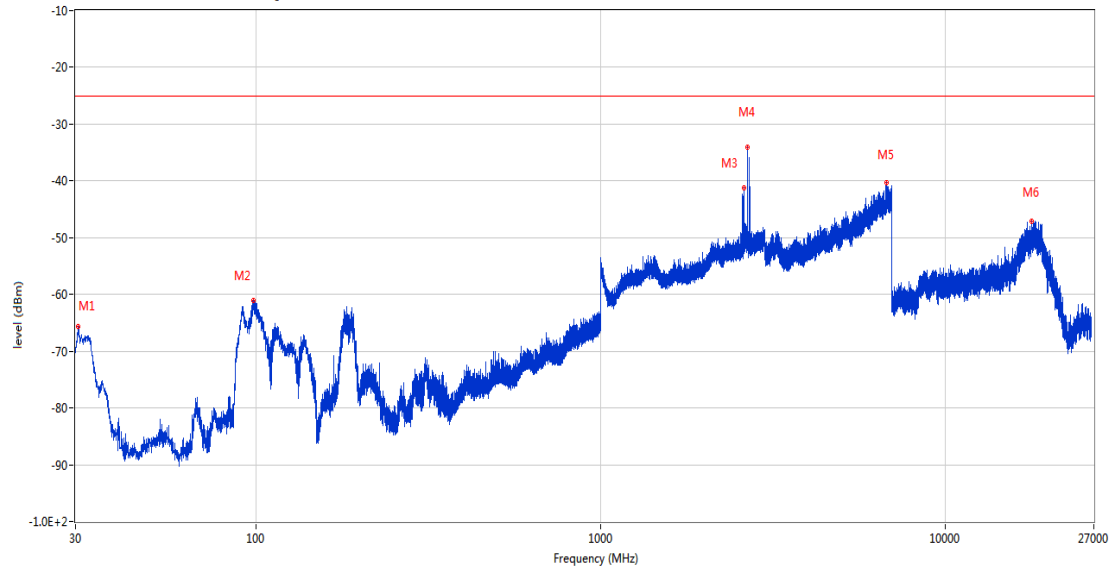


Frequency (MHz)	Result (dBm)	Factor (dB)	PK Limit (dBm)	Over Limit (dB)	Table (o)	ANT	EUT	Verdict
30.340	-56.72	-19.25	-25.0	-31.72	360.00	Vertical	Horizontal	Pass
93.244	-62.67	-20.07	-25.0	-37.67	289.00	Vertical	Horizontal	Pass
1386.000	-53.14	-1.84	-25.0	-28.14	350.00	Vertical	Horizontal	Pass
2661.300	-47.73	5.24	-25.0	-22.73	116.00	Vertical	Horizontal	N/A
6818.400	-40.24	13.10	-25.0	-15.24	157.00	Vertical	Horizontal	Pass
17667.412	-47.45	10.12	-25.0	-22.45	280.00	Vertical	Horizontal	Pass

21.12 CA_41C 20MHz+20MHz, 16-QAM, High Channel

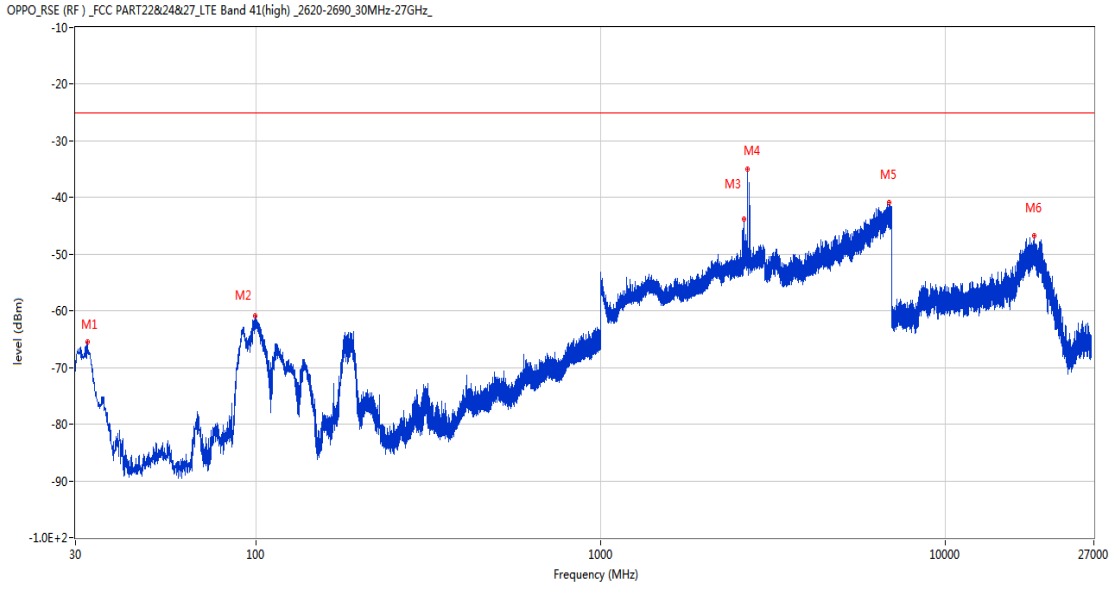
RSE-H&H PCC 41292 BW20 16QAM RB1 HIGH SCC 41490 BW20 16QAM RB2 LOW

OPPO_RSE (RF) _FCC PART22&24&27_LTE Band 41(high) _2620-2690_30MHz-27GHz_



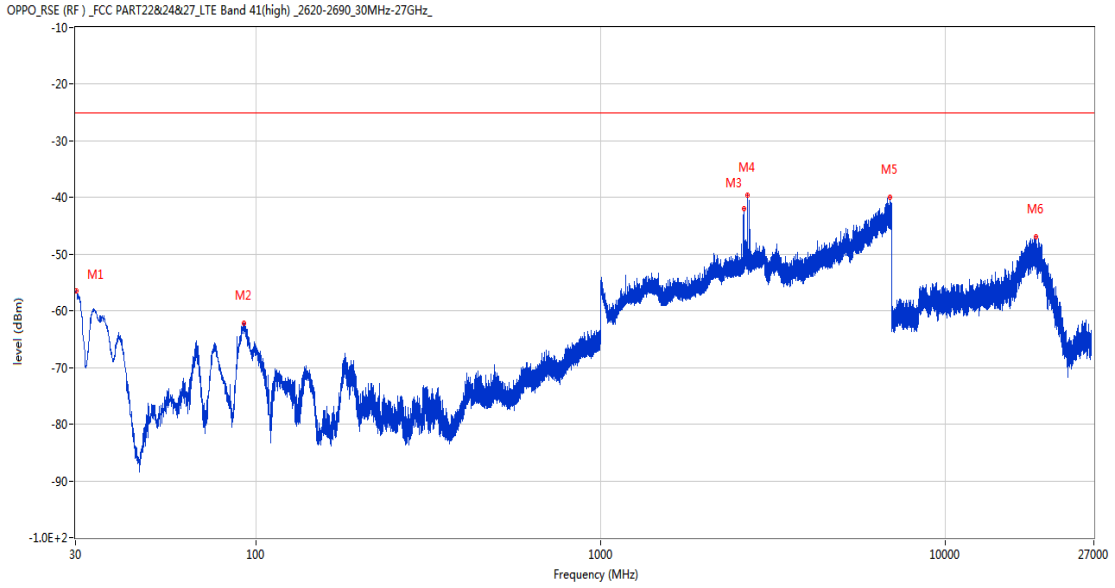
Frequency (MHz)	Result (dBm)	Factor (dB)	PK Limit (dBm)	Over Limit (dB)	Table (o)	ANT	EUT	Verdict
30.485	-67.10	-19.12	-25.0	-42.10	210.00	Horizontal	Horizontal	Pass
98.482	-61.10	-20.53	-25.0	-36.10	9.00	Horizontal	Horizontal	Pass
2608.200	-41.27	3.29	-25.0	-16.27	69.00	Horizontal	Horizontal	Pass
2669.400	-33.98	5.12	-25.0	-8.98	110.00	Horizontal	Horizontal	N/A
6776.200	-40.36	12.89	-25.0	-15.36	137.00	Horizontal	Horizontal	Pass
17864.286	-47.03	10.29	-25.0	-22.03	360.00	Horizontal	Horizontal	Pass

RSE-H&V PCC 41292 BW20 16QAM RB1 HIGH SCC 41490 BW20 16QAM RB2 LOW



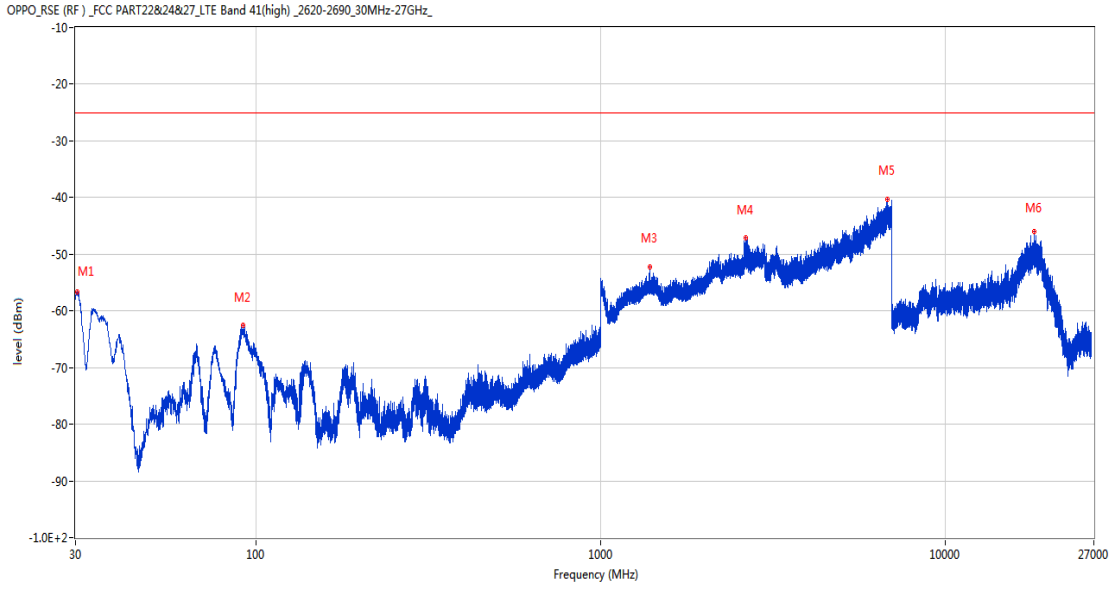
Frequency (MHz)	Result (dBm)	Factor (dB)	PK Limit (dBm)	Over Limit (dB)	Table (o)	ANT	EUT	Verdict
32.474	-65.54	-17.74	-25.0	-40.54	238.00	Horizontal	Vertical	Pass
99.404	-60.94	-20.69	-25.0	-35.94	17.00	Horizontal	Vertical	Pass
2607.200	-43.74	3.20	-25.0	-18.74	182.00	Horizontal	Vertical	Pass
2669.200	-35.06	5.12	-25.0	-10.06	141.00	Horizontal	Vertical	N/A
6885.800	-40.85	12.29	-25.0	-15.85	182.00	Horizontal	Vertical	Pass
18083.301	-46.65	10.54	-25.0	-21.65	302.00	Horizontal	Vertical	Pass

RSE-V&V PCC 41292 BW20 16QAM RB1 HIGH SCC 41490 BW20 16QAM RB2 LOW



Frequency (MHz)	Result (dBm)	Factor (dB)	PK Limit (dBm)	Over Limit (dB)	Table (o)	ANT	EUT	Verdict
30.242	-56.42	-19.33	-25.0	-31.42	360.00	Vertical	Vertical	Pass
92.274	-62.21	-19.84	-25.0	-37.21	357.00	Vertical	Vertical	Pass
2613.300	-42.00	5.02	-25.0	-17.00	264.00	Vertical	Vertical	N/A
2669.200	-39.57	5.12	-25.0	-14.57	135.00	Vertical	Vertical	N/A
6918.200	-39.91	12.37	-25.0	-14.91	101.00	Vertical	Vertical	Pass
18354.448	-47.01	10.00	-25.0	-22.01	88.00	Vertical	Vertical	Pass

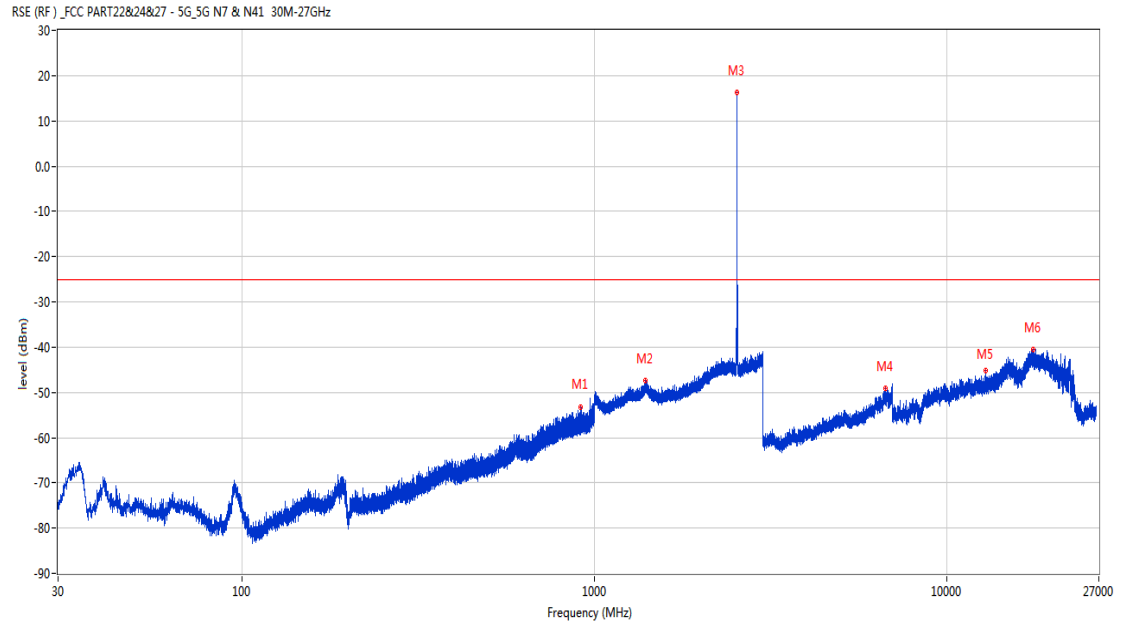
RSE-V&H PCC 41292 BW20 16QAM RB1 HIGH SCC 41490 BW20 16QAM RB2 LOW



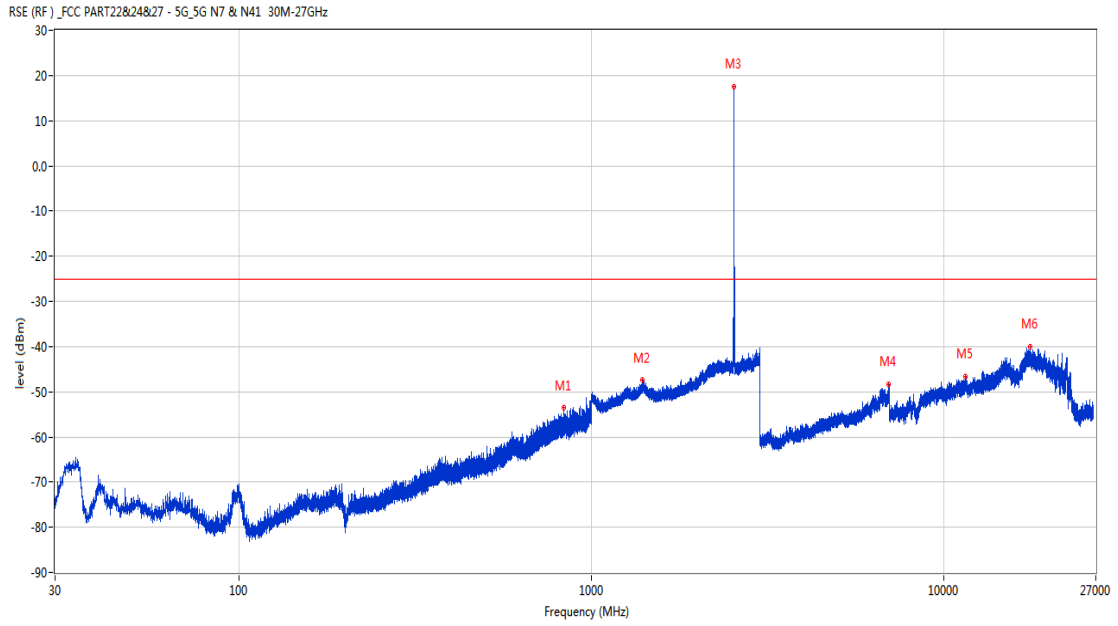
Frequency (MHz)	Result (dBm)	Factor (dB)	PK Limit (dBm)	Over Limit (dB)	Table (o)	ANT	EUT	Verdict
30.340	-56.64	-19.25	-25.0	-31.64	360.00	Vertical	Horizontal	Pass
91.789	-62.60	-19.73	-25.0	-37.60	360.00	Vertical	Horizontal	Pass
1388.000	-52.16	-1.86	-25.0	-27.16	-3.00	Vertical	Horizontal	Pass
2634.600	-47.12	5.45	-25.0	-22.12	-3.00	Vertical	Horizontal	N/A
6812.200	-40.23	13.17	-25.0	-15.23	148.00	Vertical	Horizontal	Pass
18141.100	-46.04	10.42	-25.0	-21.04	252.00	Vertical	Horizontal	Pass

NR
 22 n7
 22.1 n7 BW5, Middle Channel

RSE-H&H n7 BW5 CH531000

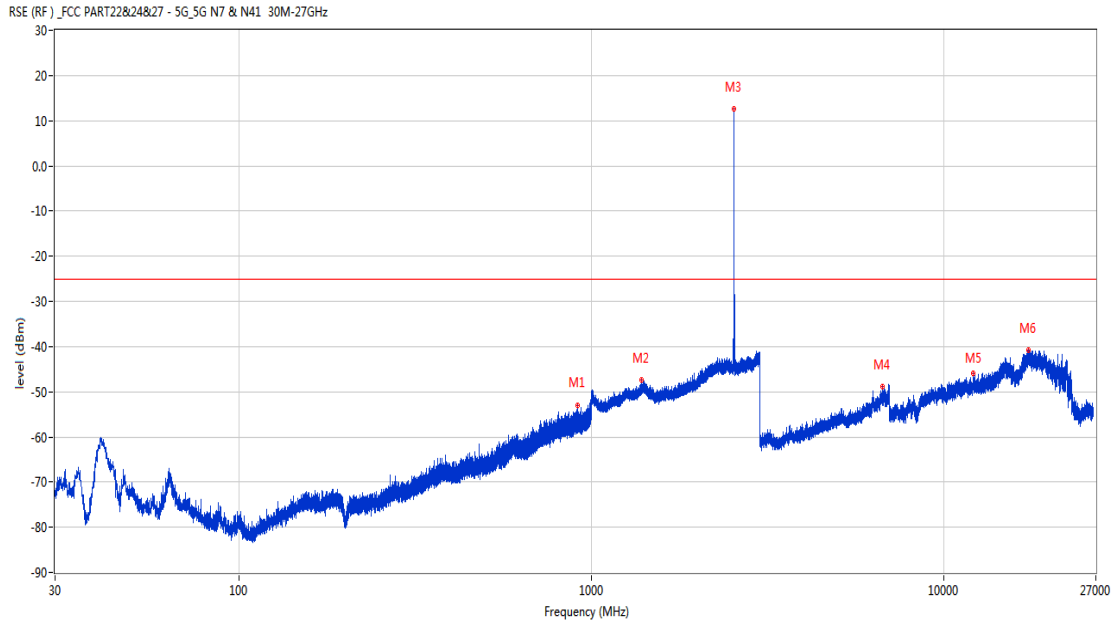


Frequency (MHz)	Result (dBm)	Factor (dB)	PK Limit (dBm)	Over Limit (dB)	Table (o)	ANT	EUT	Verdict
911.342	-53.29	41.20	-25.0	-28.29	264.00	Horizontal	Horizontal	Pass
1394.600	-47.37	45.10	-25.0	-22.37	128.00	Horizontal	Horizontal	Pass
2535.100	16.23	45.71	-25.0	41.23	141.00	Horizontal	Horizontal	N/A
6682.000	-49.02	11.83	-25.0	-24.02	68.00	Horizontal	Horizontal	Pass
12882.037	-45.27	18.97	-25.0	-20.27	306.00	Horizontal	Horizontal	Pass
17603.099	-40.48	21.94	-25.0	-15.48	363.00	Horizontal	Horizontal	Pass



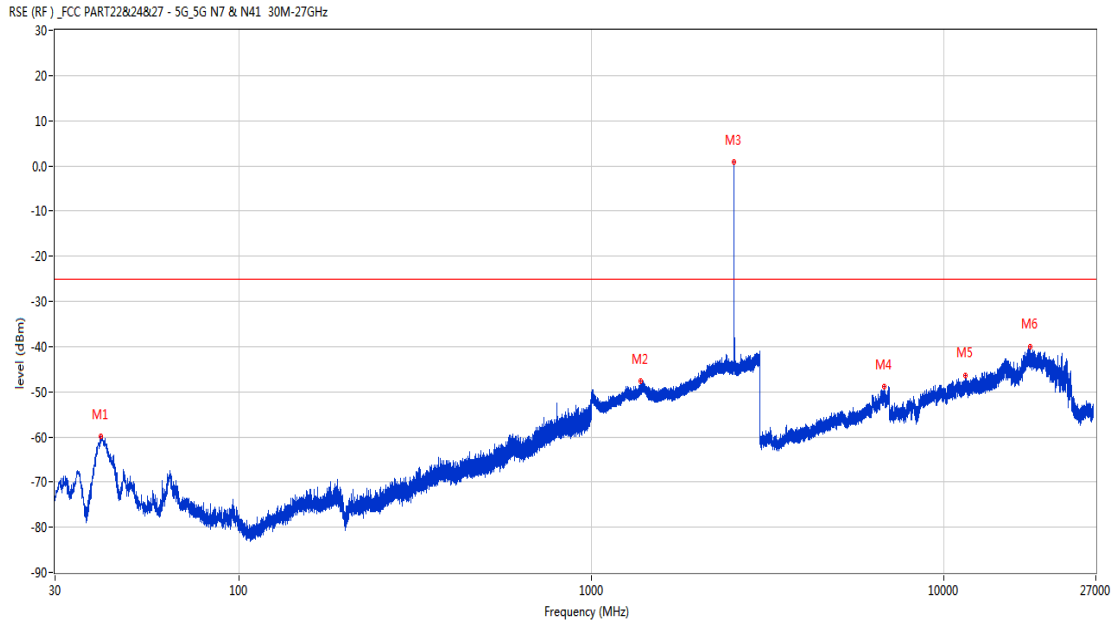
Frequency (MHz)	Result (dBm)	Factor (dB)	PK Limit (dBm)	Over Limit (dB)	Table (o)	ANT	EUT	Verdict
833.209	-53.43	40.39	-25.0	-28.43	246.00	Horizontal	Vertical	Pass
1392.500	-47.42	45.01	-25.0	-22.42	13.00	Horizontal	Vertical	Pass
2533.100	17.50	45.79	-25.0	42.50	4.00	Horizontal	Vertical	N/A
6970.800	-48.48	13.50	-25.0	-23.48	66.00	Horizontal	Vertical	Pass
11509.724	-46.66	17.65	-25.0	-21.66	41.00	Horizontal	Vertical	Pass
17590.761	-39.99	22.07	-25.0	-14.99	282.00	Horizontal	Vertical	Pass

RSE-V&V n7 BW5 CH531000



Frequency (MHz)	Result (dBm)	Factor (dB)	PK Limit (dBm)	Over Limit (dB)	Table (o)	ANT	EUT	Verdict
913.136	-52.93	41.25	-25.0	-27.93	334.00	Vertical	Vertical	Pass
1382.200	-47.43	44.81	-25.0	-22.43	108.00	Vertical	Vertical	Pass
2536.900	12.72	45.95	-25.0	37.72	54.00	Vertical	Vertical	N/A
6685.800	-48.92	12.03	-25.0	-23.92	243.00	Vertical	Vertical	Pass
12126.701	-45.98	18.15	-25.0	-20.98	150.00	Vertical	Vertical	Pass
17378.136	-40.89	22.16	-25.0	-15.89	143.00	Vertical	Vertical	Pass

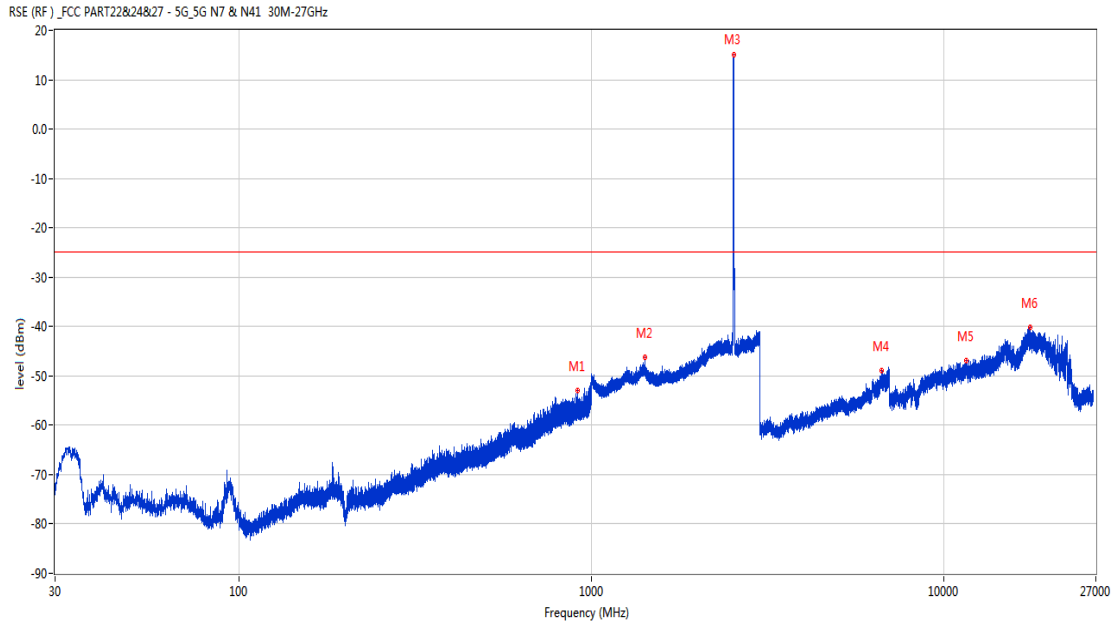
RSE-V&H n7 BW5 CH531000



Frequency (MHz)	Result (dBm)	Factor (dB)	PK Limit (dBm)	Over Limit (dB)	Table (o)	ANT	EUT	Verdict
40.525	-59.99	22.25	-25.0	-34.99	76.00	Vertical	Horizontal	Pass
1381.900	-47.71	44.82	-25.0	-22.71	1.00	Vertical	Horizontal	Pass
2532.600	0.74	45.82	-25.0	25.74	259.00	Vertical	Horizontal	N/A
6771.800	-48.87	11.63	-25.0	-23.87	260.00	Vertical	Horizontal	Pass
11481.550	-46.34	17.69	-25.0	-21.34	265.00	Vertical	Horizontal	Pass
17594.962	-40.07	22.03	-25.0	-15.07	203.00	Vertical	Horizontal	Pass

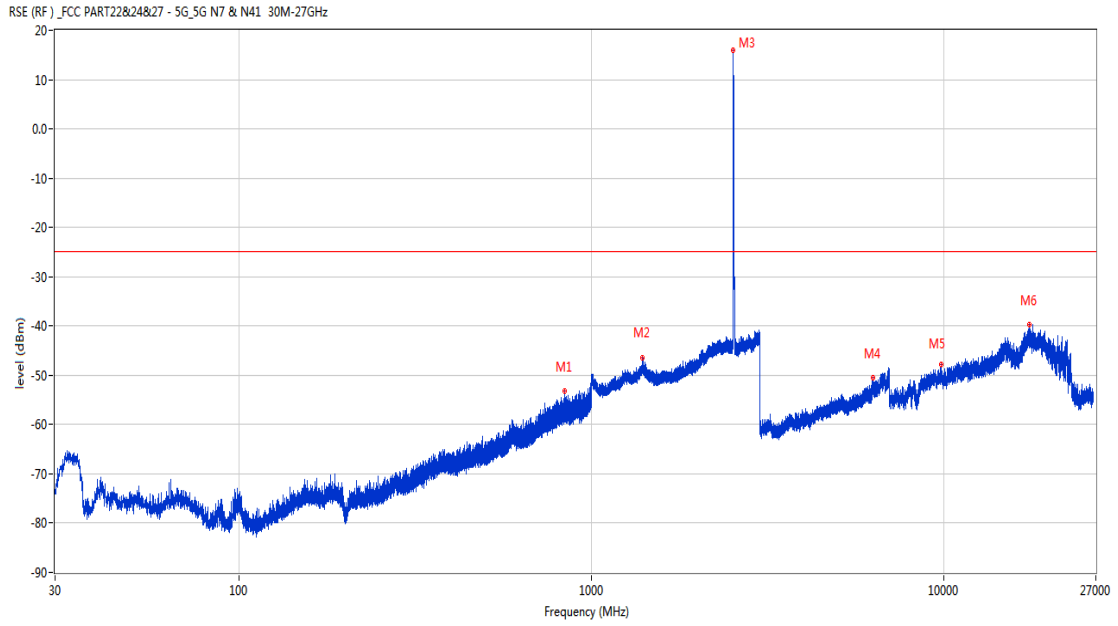
22.2 n7 BW15, Middle Channel

RSE-H&H n7 BW15 CH531000



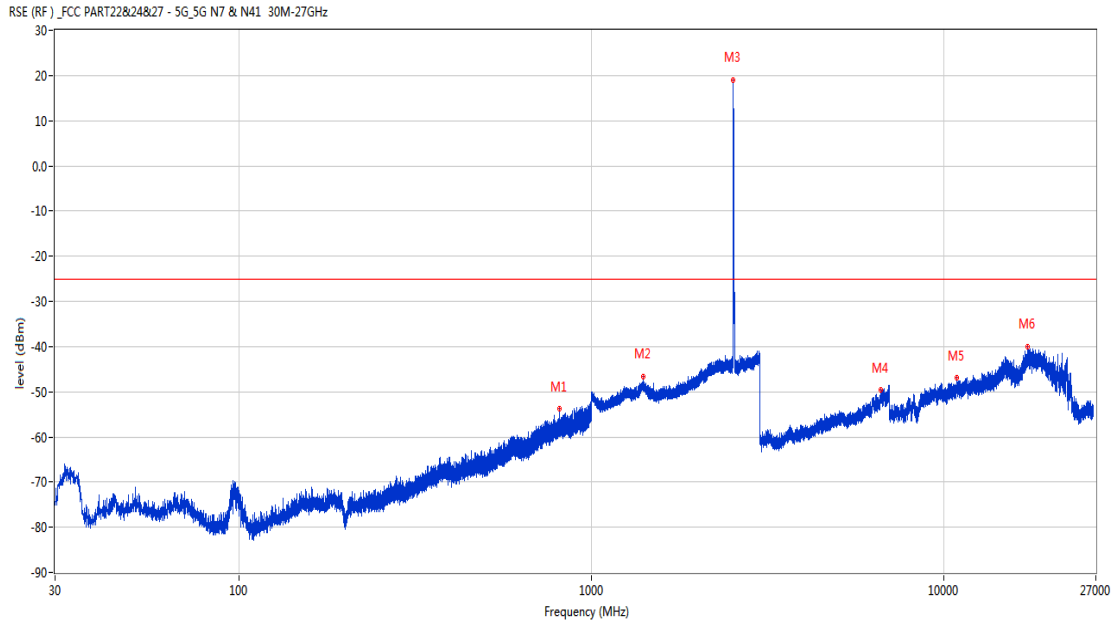
Frequency (MHz)	Result (dBm)	Factor (dB)	PK Limit (dBm)	Over Limit (dB)	Table (o)	ANT	EUT	Verdict
911.391	-52.92	41.20	-25.0	-27.92	122.00	Horizontal	Horizontal	Pass
1419.200	-46.17	44.56	-25.0	-21.17	321.00	Horizontal	Horizontal	Pass
2532.100	14.98	45.85	-25.0	39.98	13.00	Horizontal	Horizontal	N/A
6664.200	-48.97	11.60	-25.0	-23.97	358.00	Horizontal	Horizontal	Pass
11591.375	-46.90	17.83	-25.0	-21.90	166.00	Horizontal	Horizontal	Pass
17591.026	-40.06	22.07	-25.0	-15.06	41.00	Horizontal	Horizontal	Pass

RSE-H&V n7 BW15 CH531000



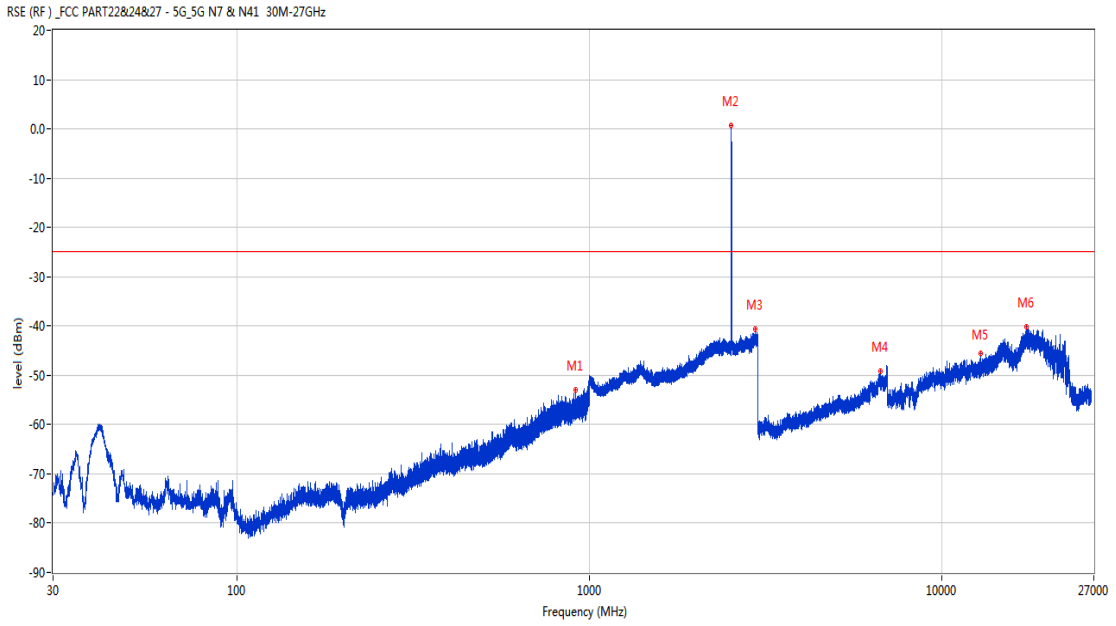
Frequency (MHz)	Result (dBm)	Factor (dB)	PK Limit (dBm)	Over Limit (dB)	Table (o)	ANT	EUT	Verdict
839.950	-53.14	40.55	-25.0	-28.14	192.00	Horizontal	Vertical	Pass
1393.100	-46.50	45.04	-25.0	-21.50	116.00	Horizontal	Vertical	Pass
2527.800	16.05	46.12	-25.0	41.05	148.00	Horizontal	Vertical	N/A
6292.600	-50.44	11.24	-25.0	-25.44	0.00	Horizontal	Vertical	Pass
9849.413	-47.74	16.94	-25.0	-22.74	20.00	Horizontal	Vertical	Pass
17478.937	-39.73	21.70	-25.0	-14.73	309.00	Horizontal	Vertical	Pass

RSE-V&V n7 BW15 CH531000



Frequency (MHz)	Result (dBm)	Factor (dB)	PK Limit (dBm)	Over Limit (dB)	Table (o)	ANT	EUT	Verdict
812.596	-53.82	40.10	-25.0	-28.82	143.00	Vertical	Vertical	Pass
1402.000	-46.62	45.14	-25.0	-21.62	48.00	Vertical	Vertical	Pass
2528.100	18.93	46.11	-25.0	43.93	137.00	Vertical	Vertical	N/A
6633.200	-49.54	12.12	-25.0	-24.54	256.00	Vertical	Vertical	Pass
10866.013	-46.97	17.40	-25.0	-21.97	150.00	Vertical	Vertical	Pass
17304.113	-40.05	21.13	-25.0	-15.05	268.00	Vertical	Vertical	Pass

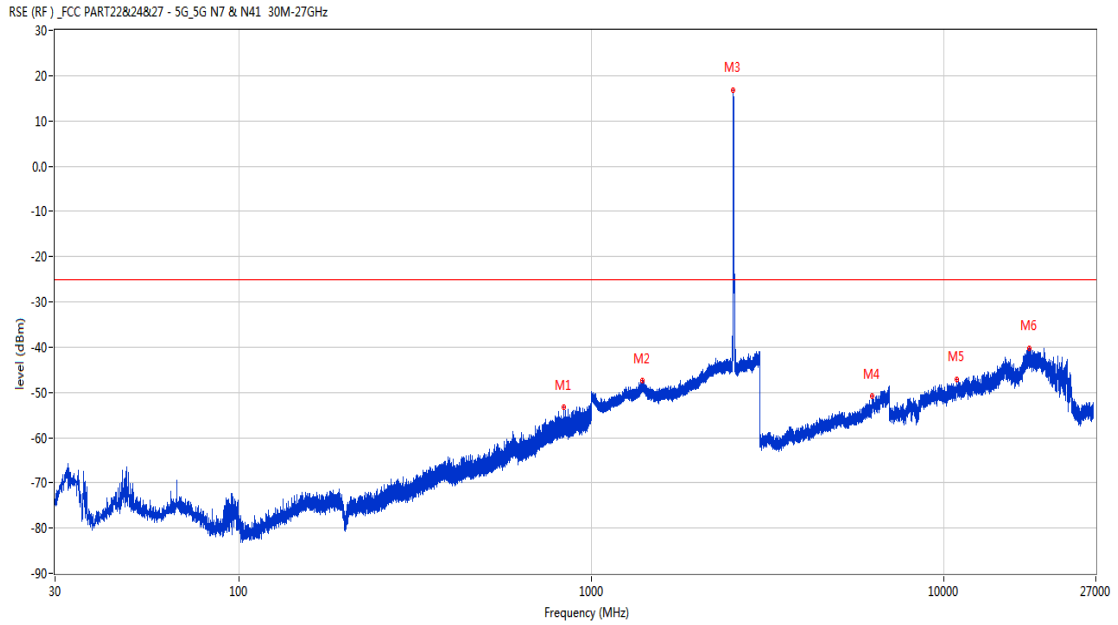
RSE-V&H n7 BW15 CH531000



Frequency (MHz)	Result (dBm)	Factor (dB)	PK Limit (dBm)	Over Limit (dB)	Table (o)	ANT	EUT	Verdict
914.010	-53.01	41.27	-25.0	-28.01	-1.00	Vertical	Horizontal	Pass
2528.200	0.73	46.11	-25.0	25.73	49.00	Vertical	Horizontal	N/A
2959.900	-40.64	48.06	-25.0	-15.64	68.00	Vertical	Horizontal	Pass
6684.800	-49.24	12.01	-25.0	-24.24	164.00	Vertical	Horizontal	Pass
12870.750	-45.62	19.24	-25.0	-20.62	173.00	Vertical	Horizontal	Pass
17383.651	-40.07	22.31	-25.0	-15.07	222.00	Vertical	Horizontal	Pass

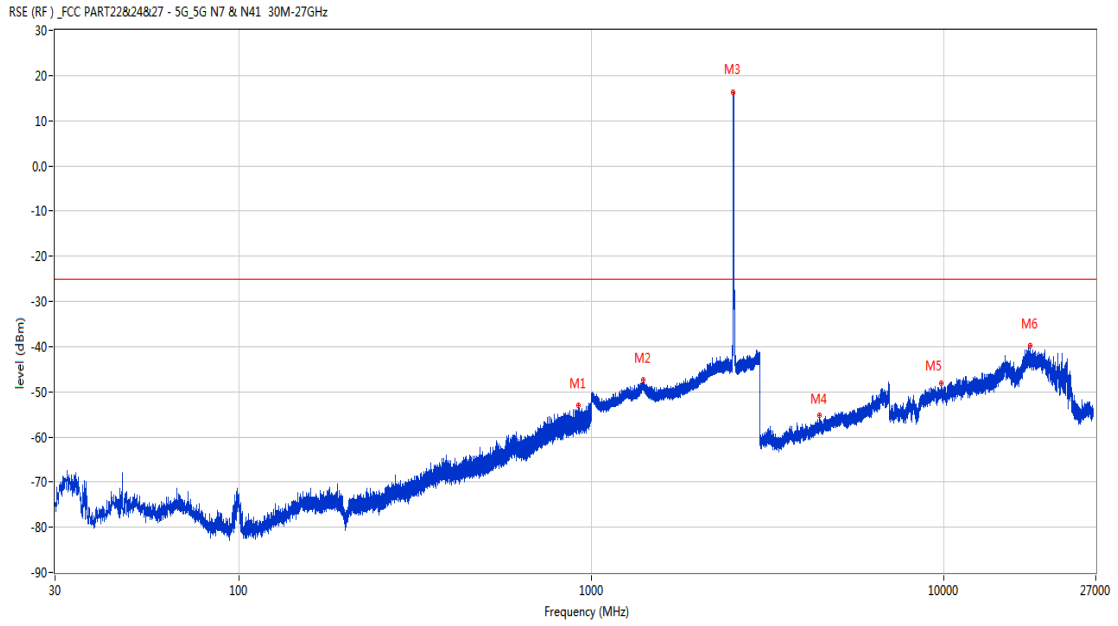
22.3 n7 BW20, Middle Channel

RSE-H&H n7 BW20 CH531000



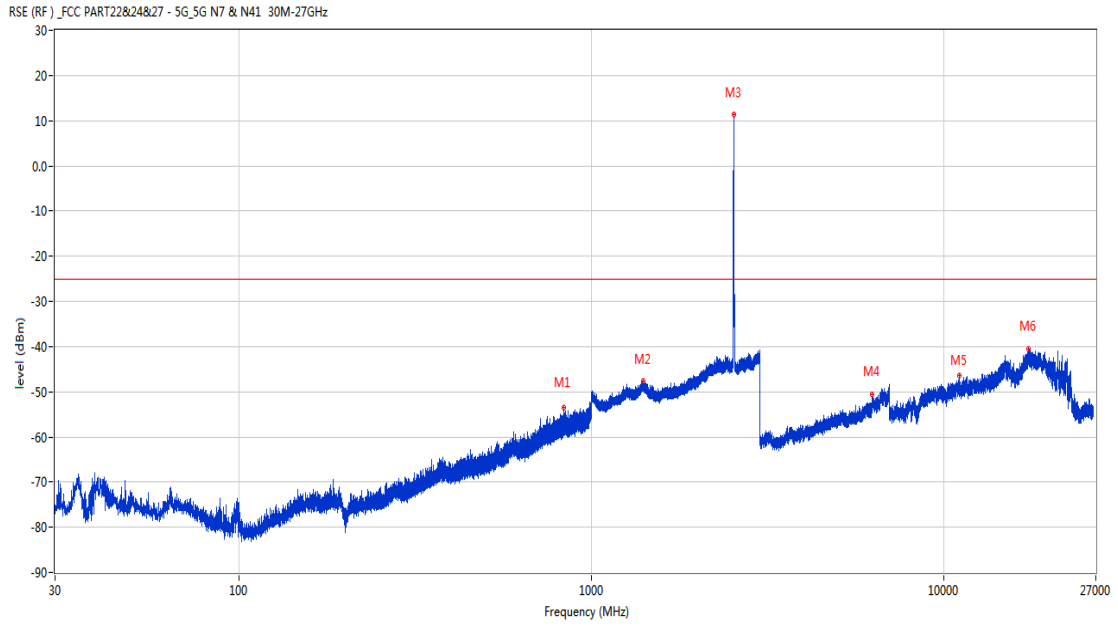
Frequency (MHz)	Result (dBm)	Factor (dB)	PK Limit (dBm)	Over Limit (dB)	Table (o)	ANT	EUT	Verdict
835.246	-53.31	40.52	-25.0	-28.31	1.00	Horizontal	Horizontal	Pass
1391.600	-47.32	44.98	-25.0	-22.32	207.00	Horizontal	Horizontal	Pass
2525.600	16.89	46.08	-25.0	41.89	95.00	Horizontal	Horizontal	N/A
6272.800	-50.86	11.11	-25.0	-25.86	91.00	Horizontal	Horizontal	Pass
10863.713	-47.11	17.45	-25.0	-22.11	223.00	Horizontal	Horizontal	Pass
17471.588	-40.19	21.72	-25.0	-15.19	167.00	Horizontal	Horizontal	Pass

RSE-H&V n7 BW20 CH531000



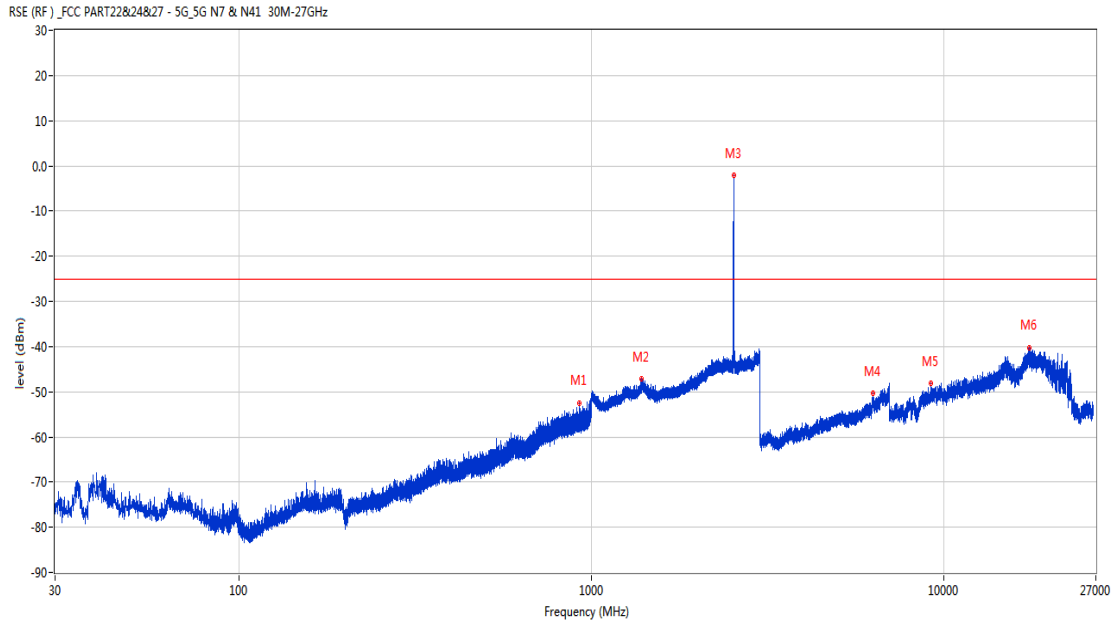
Frequency (MHz)	Result (dBm)	Factor (dB)	PK Limit (dBm)	Over Limit (dB)	Table (o)	ANT	EUT	Verdict
919.975	-52.98	41.37	-25.0	-27.98	12.00	Horizontal	Vertical	Pass
1405.200	-47.32	44.95	-25.0	-22.32	40.00	Horizontal	Vertical	Pass
2525.400	16.30	46.07	-25.0	41.30	28.00	Horizontal	Vertical	N/A
4434.600	-55.31	6.19	-25.0	-30.31	209.00	Horizontal	Vertical	Pass
9841.651	-48.24	16.98	-25.0	-23.24	0.00	Horizontal	Vertical	Pass
17593.125	-39.72	22.05	-25.0	-14.72	131.00	Horizontal	Vertical	Pass

RSE-V&V n7 BW20 CH531000



Frequency (MHz)	Result (dBm)	Factor (dB)	PK Limit (dBm)	Over Limit (dB)	Table (o)	ANT	EUT	Verdict
832.820	-53.60	40.38	-25.0	-28.60	186.00	Vertical	Vertical	Pass
1400.200	-47.73	45.17	-25.0	-22.73	280.00	Vertical	Vertical	Pass
2529.800	11.31	46.02	-25.0	36.31	233.00	Vertical	Vertical	N/A
6272.800	-50.56	11.11	-25.0	-25.56	80.00	Vertical	Vertical	Pass
11072.151	-46.50	15.84	-25.0	-21.50	283.00	Vertical	Vertical	Pass
17378.136	-40.61	22.16	-25.0	-15.61	-2.00	Vertical	Vertical	Pass

RSE-V&H n7 BW20 CH531000

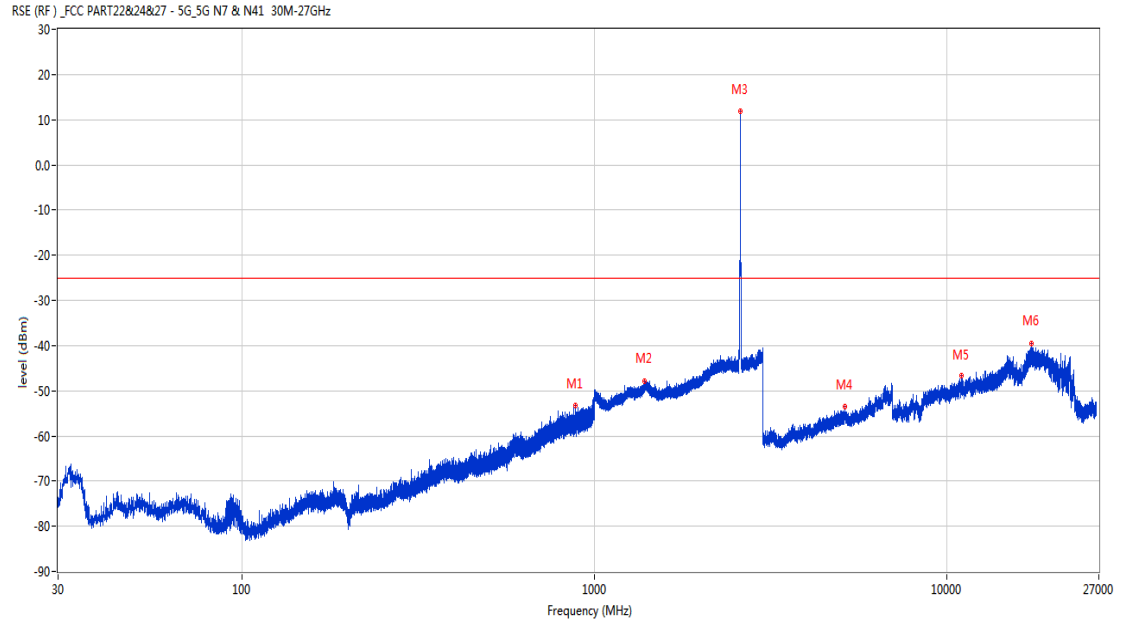


Frequency (MHz)	Result (dBm)	Factor (dB)	PK Limit (dBm)	Over Limit (dB)	Table (o)	ANT	EUT	Verdict
925.164	-52.51	41.40	-25.0	-27.51	215.00	Vertical	Horizontal	Pass
1382.900	-47.18	44.79	-25.0	-22.18	42.00	Vertical	Horizontal	Pass
2529.500	-2.12	46.04	-25.0	22.88	257.00	Vertical	Horizontal	N/A
6278.600	-50.32	11.26	-25.0	-25.32	334.00	Vertical	Horizontal	Pass
9200.238	-48.10	15.34	-25.0	-23.10	141.00	Vertical	Horizontal	Pass
17471.588	-40.41	21.72	-25.0	-15.41	202.00	Vertical	Horizontal	Pass

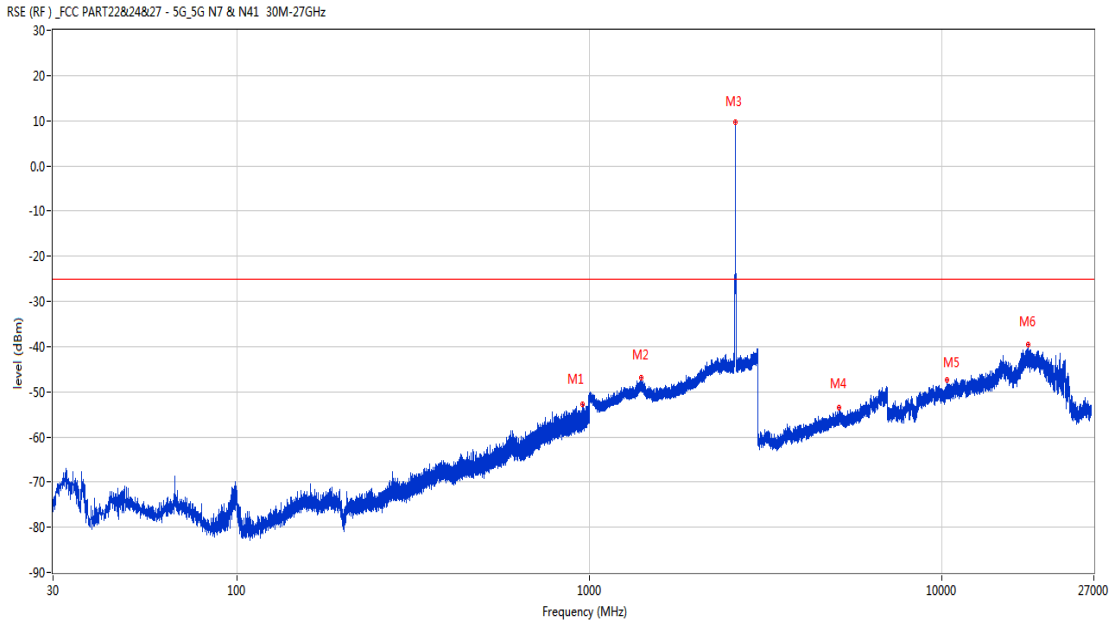
23 n41

23.1 n41 BW20, Middle Channel

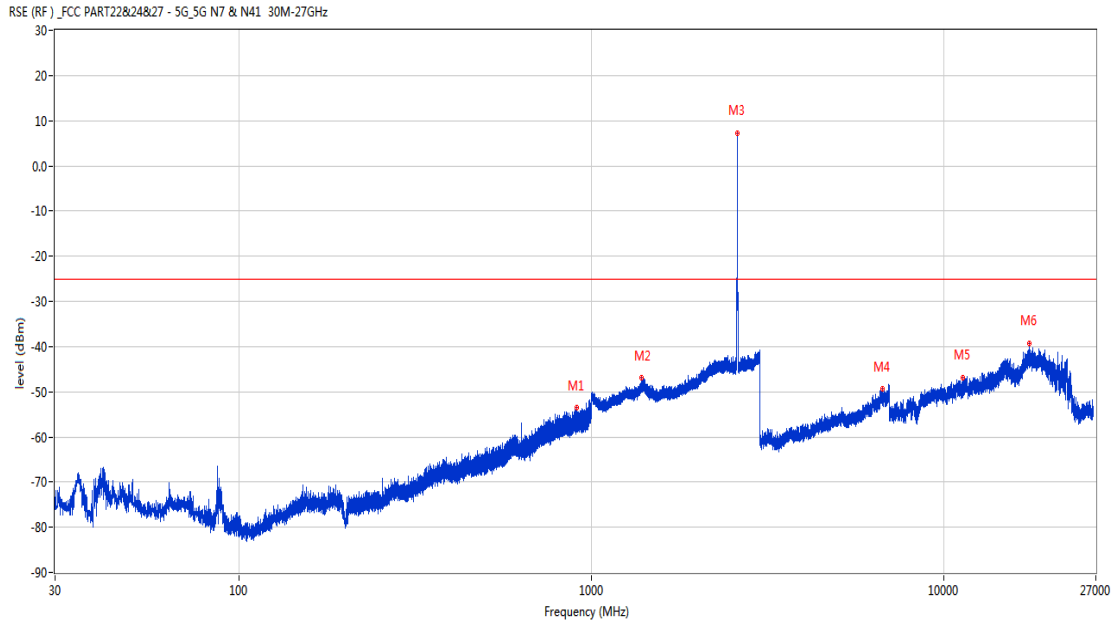
RSE-H&H n41 BW20 CH518598



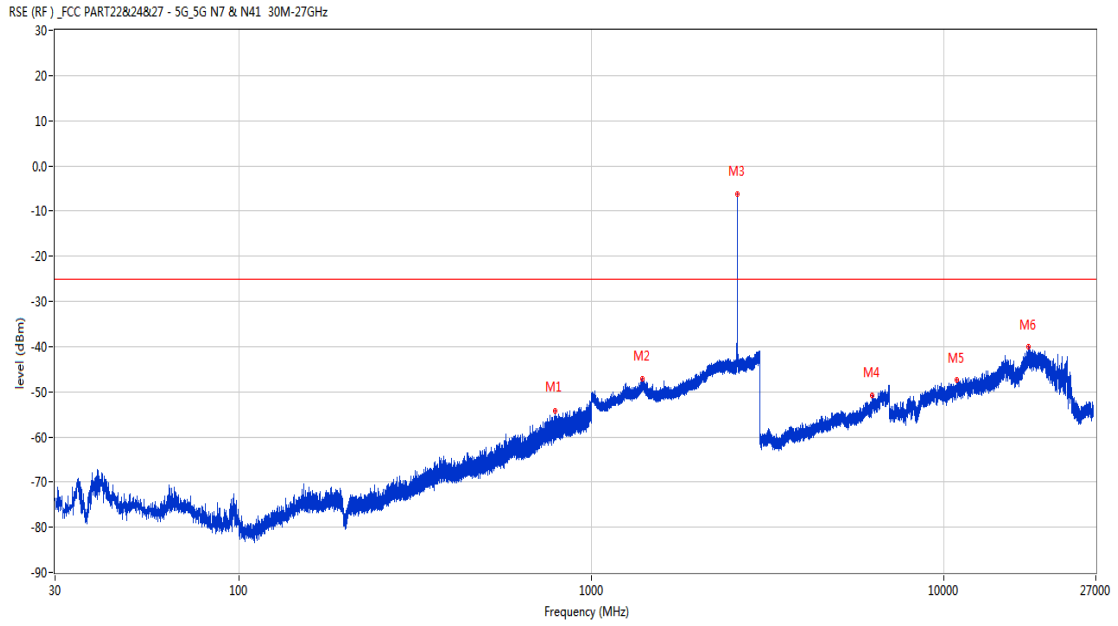
Frequency (MHz)	Result (dBm)	Factor (dB)	PK Limit (dBm)	Over Limit (dB)	Table (o)	ANT	EUT	Verdict
882.824	-53.37	40.41	-25.0	-28.37	271.00	Horizontal	Horizontal	Pass
1385.400	-47.76	44.60	-25.0	-22.76	0.00	Horizontal	Horizontal	Pass
2591.100	11.81	45.86	-25.0	36.81	220.00	Horizontal	Horizontal	N/A
5125.800	-53.61	7.95	-25.0	-28.61	0.00	Horizontal	Horizontal	Pass
11022.701	-46.60	16.96	-25.0	-21.60	287.00	Horizontal	Horizontal	Pass
17421.449	-39.65	22.62	-25.0	-14.65	-3.00	Horizontal	Horizontal	Pass



Frequency (MHz)	Result (dBm)	Factor (dB)	PK Limit (dBm)	Over Limit (dB)	Table (o)	ANT	EUT	Verdict
955.186	-52.69	41.60	-25.0	-27.69	29.00	Horizontal	Vertical	Pass
1405.500	-46.88	44.95	-25.0	-21.88	32.00	Horizontal	Vertical	Pass
2594.400	9.74	46.12	-25.0	34.74	146.00	Horizontal	Vertical	N/A
5115.200	-53.58	7.70	-25.0	-28.58	23.00	Horizontal	Vertical	Pass
10351.388	-47.44	16.94	-25.0	-22.44	254.00	Horizontal	Vertical	Pass
17595.750	-39.65	22.02	-25.0	-14.65	266.00	Horizontal	Vertical	Pass



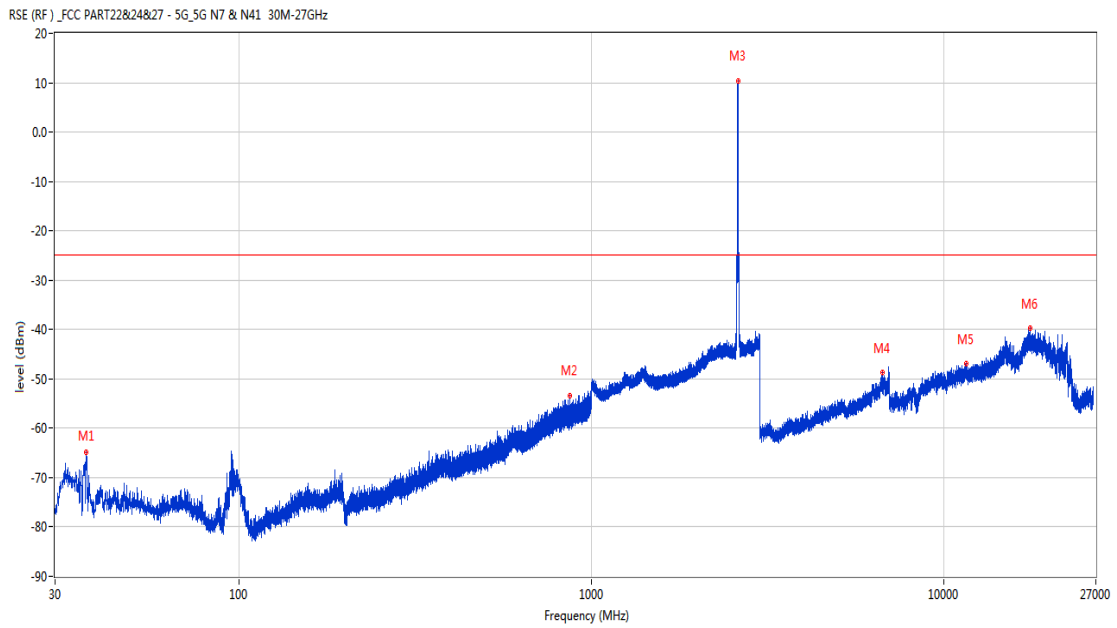
Frequency (MHz)	Result (dBm)	Factor (dB)	PK Limit (dBm)	Over Limit (dB)	Table (o)	ANT	EUT	Verdict
907.074	-53.56	41.15	-25.0	-28.56	56.00	Vertical	Vertical	Pass
1383.800	-46.92	44.75	-25.0	-21.92	128.00	Vertical	Vertical	Pass
2594.500	7.17	46.14	-25.0	32.17	281.00	Vertical	Vertical	N/A
6689.400	-49.40	11.87	-25.0	-24.40	277.00	Vertical	Vertical	Pass
11320.549	-46.94	17.62	-25.0	-21.94	239.00	Vertical	Vertical	Pass
17467.650	-39.42	21.73	-25.0	-14.42	-1.00	Vertical	Vertical	Pass



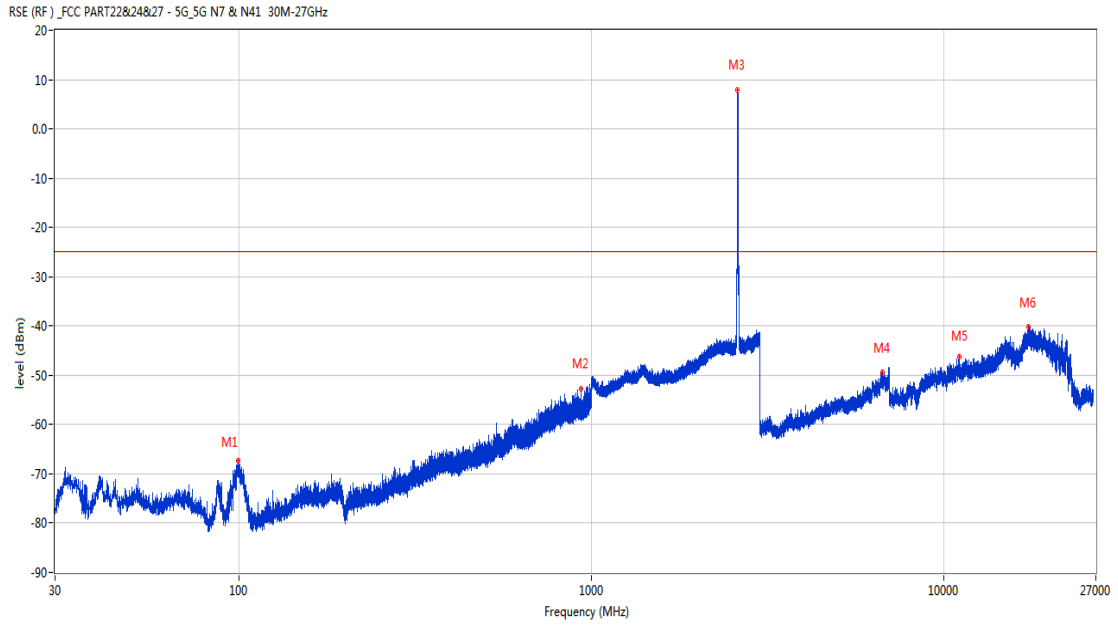
Frequency (MHz)	Result (dBm)	Factor (dB)	PK Limit (dBm)	Over Limit (dB)	Table (o)	ANT	EUT	Verdict
787.085	-54.30	39.68	-25.0	-29.30	10.00	Vertical	Horizontal	Pass
1392.100	-47.08	44.99	-25.0	-22.08	35.00	Vertical	Horizontal	Pass
2595.200	-6.22	46.15	-25.0	18.78	21.00	Vertical	Horizontal	N/A
6268.800	-50.87	10.81	-25.0	-25.87	110.00	Vertical	Horizontal	Pass
10858.250	-47.29	17.54	-25.0	-22.29	138.00	Vertical	Horizontal	Pass
17382.074	-40.03	22.28	-25.0	-15.03	88.00	Vertical	Horizontal	Pass

23.2 n41 BW60, Middle Channel

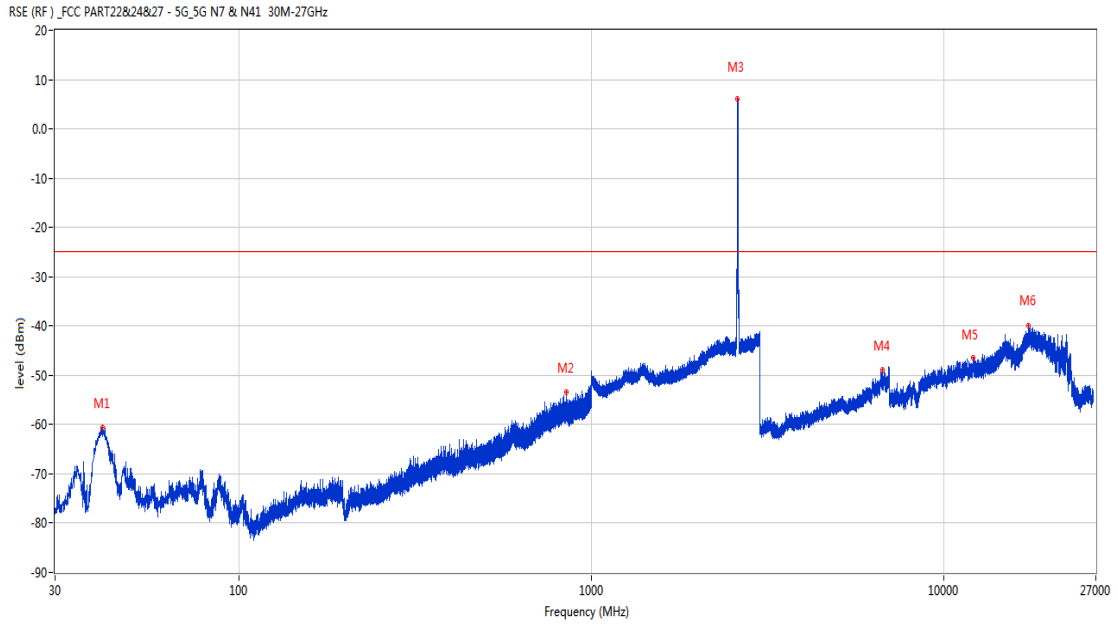
RSE-H&H n41 BW60 CH518598



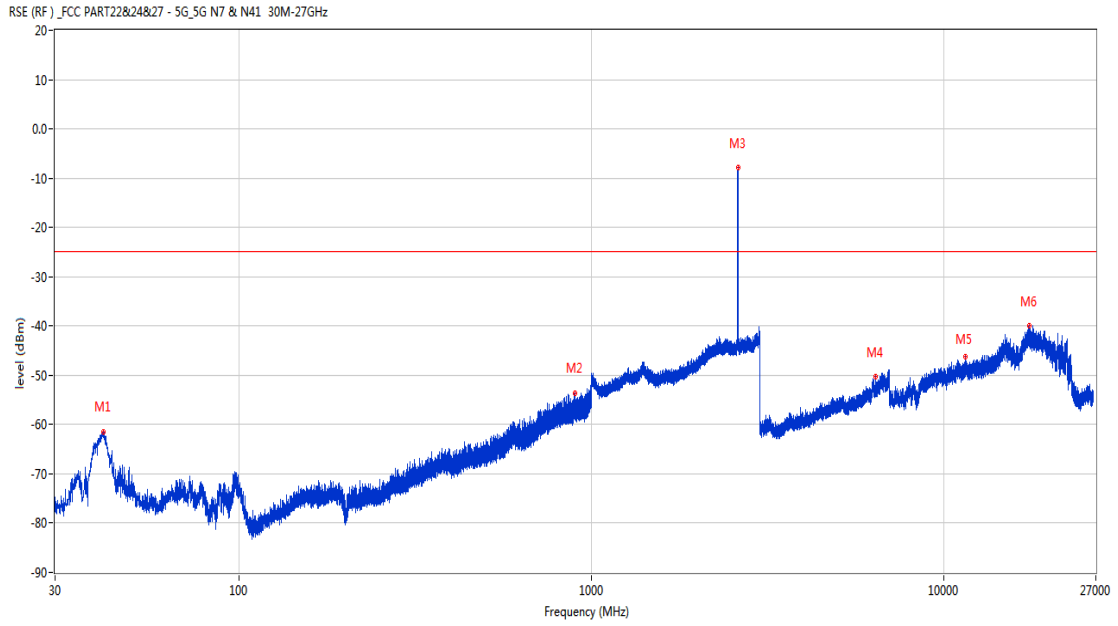
Frequency (MHz)	Result (dBm)	Factor (dB)	PK Limit (dBm)	Over Limit (dB)	Table (o)	ANT	EUT	Verdict
36.839	-64.85	21.47	-25.0	-39.85	354.00	Horizontal	Horizontal	Pass
865.703	-53.41	40.06	-25.0	-28.41	210.00	Horizontal	Horizontal	Pass
2601.400	10.28	45.72	-25.0	35.28	142.00	Horizontal	Horizontal	N/A
6683.800	-48.59	11.93	-25.0	-23.59	289.00	Horizontal	Horizontal	Pass
11596.262	-46.96	17.93	-25.0	-21.96	152.00	Horizontal	Horizontal	Pass
17591.026	-39.82	22.07	-25.0	-14.82	45.00	Horizontal	Horizontal	Pass



Frequency (MHz)	Result (dBm)	Factor (dB)	PK Limit (dBm)	Over Limit (dB)	Table (o)	ANT	EUT	Verdict
99.113	-67.35	18.78	-25.0	-42.35	362.00	Horizontal	Vertical	Pass
931.421	-52.76	41.33	-25.0	-27.76	266.00	Horizontal	Vertical	Pass
2593.700	7.78	46.02	-25.0	32.78	358.00	Horizontal	Vertical	N/A
6679.400	-49.31	11.77	-25.0	-24.31	186.00	Horizontal	Vertical	Pass
11069.275	-46.30	15.88	-25.0	-21.30	308.00	Horizontal	Vertical	Pass
17421.976	-40.22	22.60	-25.0	-15.22	94.00	Horizontal	Vertical	Pass



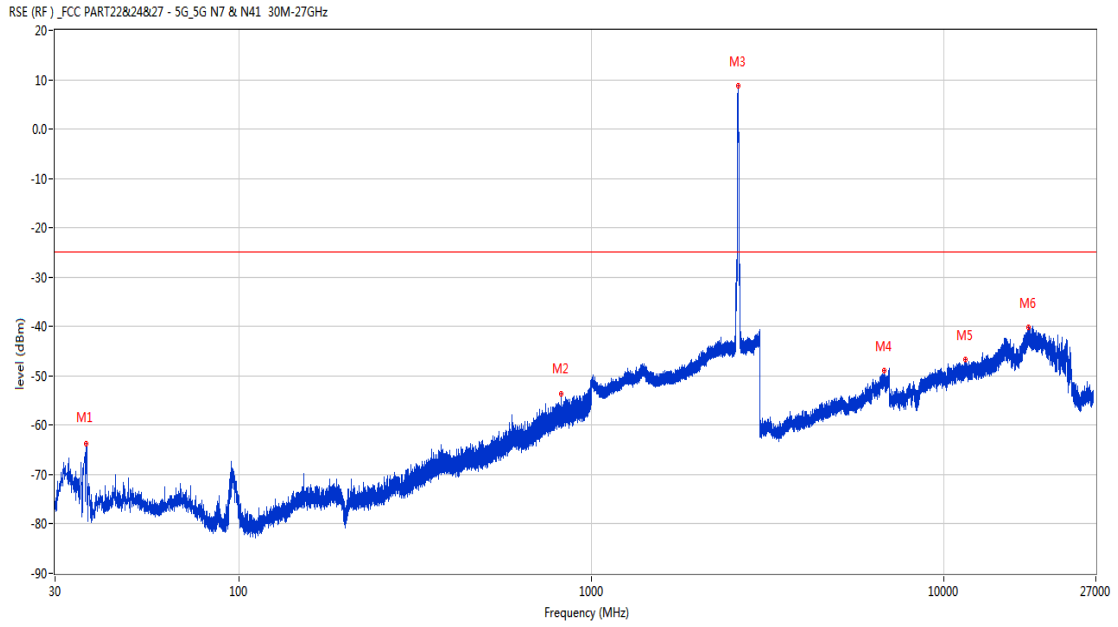
Frequency (MHz)	Result (dBm)	Factor (dB)	PK Limit (dBm)	Over Limit (dB)	Table (o)	ANT	EUT	Verdict
40.864	-60.49	22.51	-25.0	-35.49	123.00	Vertical	Vertical	Pass
846.692	-53.50	40.44	-25.0	-28.50	115.00	Vertical	Vertical	Pass
2593.500	6.16	45.99	-25.0	31.16	262.00	Vertical	Vertical	N/A
6678.400	-48.89	11.76	-25.0	-23.89	235.00	Vertical	Vertical	Pass
12110.026	-46.47	18.16	-25.0	-21.47	10.00	Vertical	Vertical	Pass
17428.275	-40.00	22.45	-25.0	-15.00	122.00	Vertical	Vertical	Pass



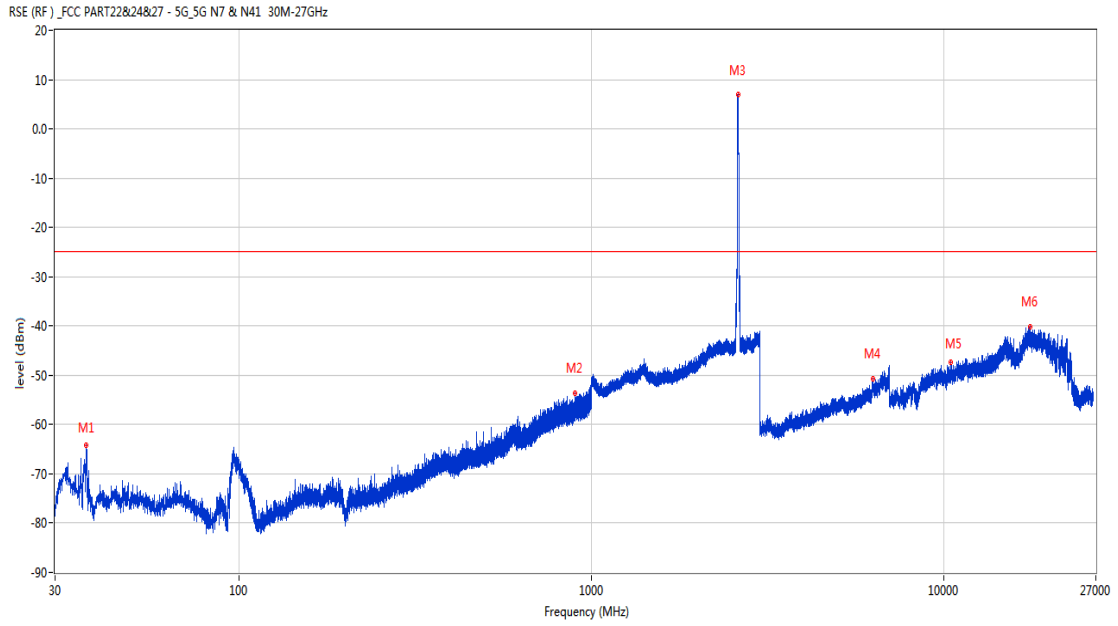
Frequency (MHz)	Result (dBm)	Factor (dB)	PK Limit (dBm)	Over Limit (dB)	Table (o)	ANT	EUT	Verdict
41.155	-61.50	22.69	-25.0	-36.50	134.00	Vertical	Horizontal	Pass
899.896	-53.62	41.07	-25.0	-28.62	149.00	Vertical	Horizontal	Pass
2602.600	-7.84	45.82	-25.0	17.16	129.00	Vertical	Horizontal	N/A
6396.600	-50.33	10.34	-25.0	-25.33	22.00	Vertical	Horizontal	Pass
11509.151	-46.20	17.66	-25.0	-21.20	220.00	Vertical	Horizontal	Pass
17464.500	-39.99	21.74	-25.0	-14.99	49.00	Vertical	Horizontal	Pass

23.3 n41 BW100, Middle Channel

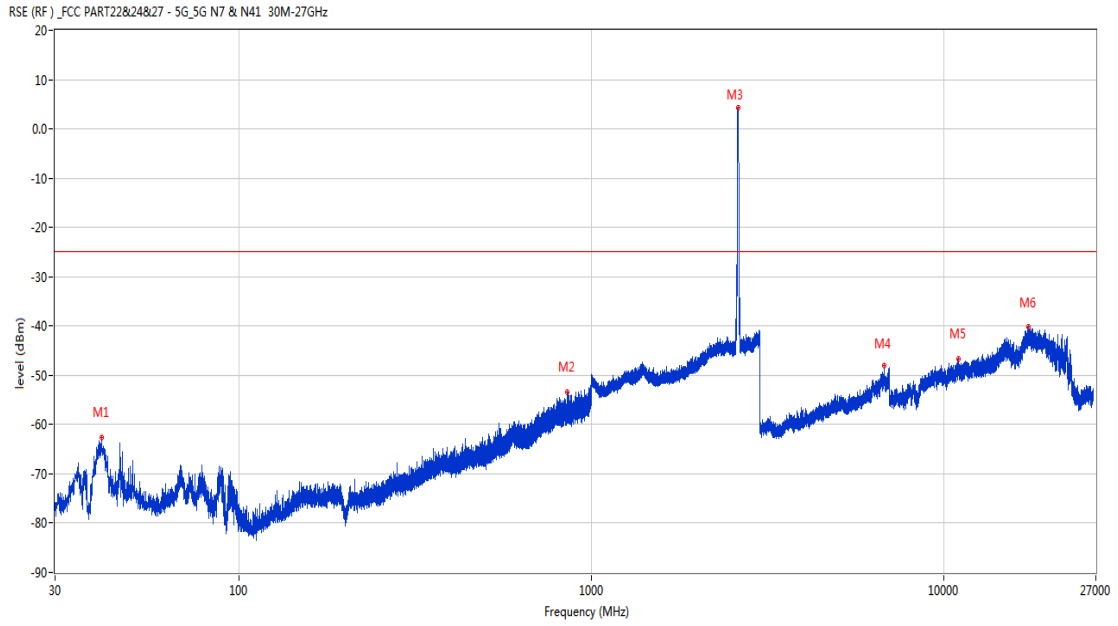
RSE-H&H n41 BW100 CH518598



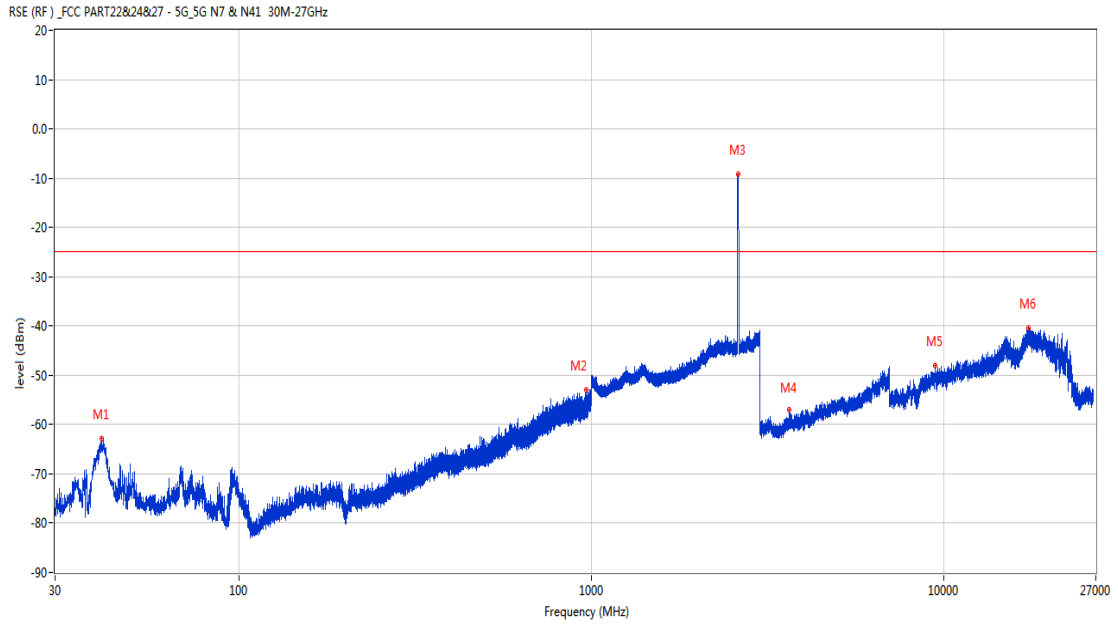
Frequency (MHz)	Result (dBm)	Factor (dB)	PK Limit (dBm)	Over Limit (dB)	Table (o)	ANT	EUT	Verdict
36.839	-63.83	21.47	-25.0	-38.83	361.00	Horizontal	Horizontal	Pass
821.132	-53.57	40.09	-25.0	-28.57	55.00	Horizontal	Horizontal	Pass
2612.400	8.74	46.31	-25.0	33.74	133.00	Horizontal	Horizontal	N/A
6766.600	-48.91	11.42	-25.0	-23.91	230.00	Horizontal	Horizontal	Pass
11513.750	-46.72	17.59	-25.0	-21.72	132.00	Horizontal	Horizontal	Pass
17431.425	-40.11	22.37	-25.0	-15.11	363.00	Horizontal	Horizontal	Pass



Frequency (MHz)	Result (dBm)	Factor (dB)	PK Limit (dBm)	Over Limit (dB)	Table (o)	ANT	EUT	Verdict
36.839	-64.25	21.47	-25.0	-39.25	301.00	Horizontal	Vertical	Pass
899.314	-53.57	41.11	-25.0	-28.57	361.00	Horizontal	Vertical	Pass
2612.800	6.99	46.26	-25.0	31.99	136.00	Horizontal	Vertical	N/A
6276.800	-50.78	11.21	-25.0	-25.78	248.00	Horizontal	Vertical	Pass
10450.862	-47.42	15.90	-25.0	-22.42	90.00	Horizontal	Vertical	Pass
17610.713	-40.18	21.87	-25.0	-15.18	82.00	Horizontal	Vertical	Pass



Frequency (MHz)	Result (dBm)	Factor (dB)	PK Limit (dBm)	Over Limit (dB)	Table (o)	ANT	EUT	Verdict
40.621	-62.56	22.32	-25.0	-37.56	48.00	Vertical	Vertical	Pass
854.451	-53.49	40.34	-25.0	-28.49	6.00	Vertical	Vertical	Pass
2601.700	4.24	45.75	-25.0	29.24	244.00	Vertical	Vertical	N/A
6784.400	-47.99	12.15	-25.0	-22.99	271.00	Vertical	Vertical	Pass
10987.625	-46.77	17.30	-25.0	-21.77	174.00	Vertical	Vertical	Pass
17385.488	-40.13	22.36	-25.0	-15.13	336.00	Vertical	Vertical	Pass

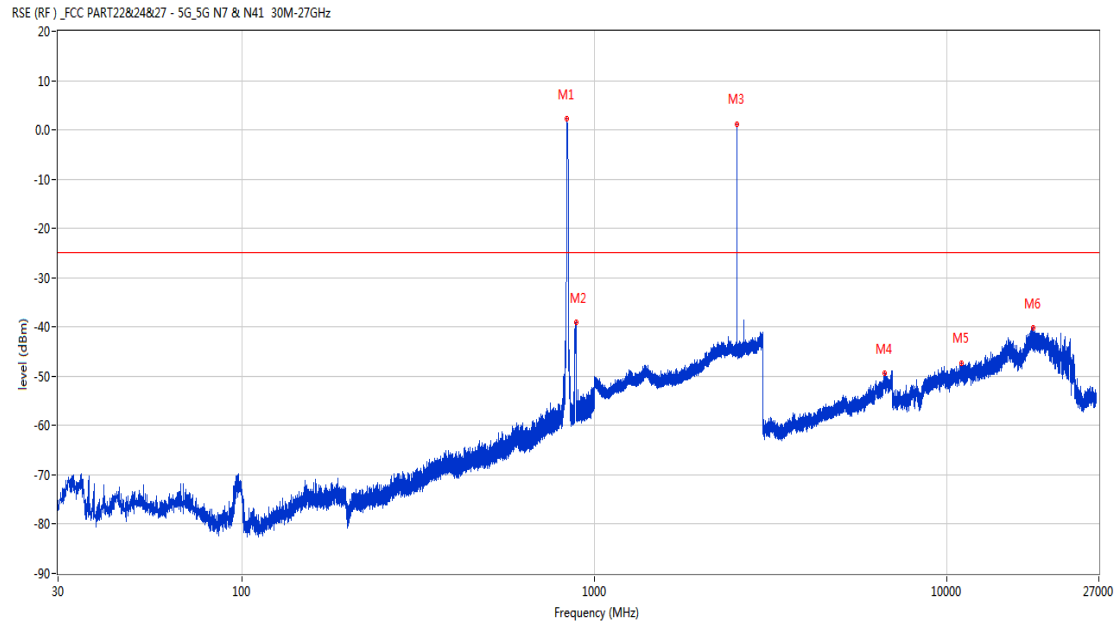


Frequency (MHz)	Result (dBm)	Factor (dB)	PK Limit (dBm)	Over Limit (dB)	Table (o)	ANT	EUT	Verdict
40.767	-62.95	22.43	-25.0	-37.95	80.00	Vertical	Horizontal	Pass
966.681	-53.01	42.09	-25.0	-28.01	21.00	Vertical	Horizontal	Pass
2609.300	-9.22	46.07	-25.0	15.78	113.00	Vertical	Horizontal	N/A
3642.600	-57.07	4.30	-25.0	-32.07	47.00	Vertical	Horizontal	Pass
9458.125	-47.99	16.57	-25.0	-22.99	228.00	Vertical	Horizontal	Pass
17421.713	-40.45	22.61	-25.0	-15.45	120.00	Vertical	Horizontal	Pass

24 DC_5A_n7A

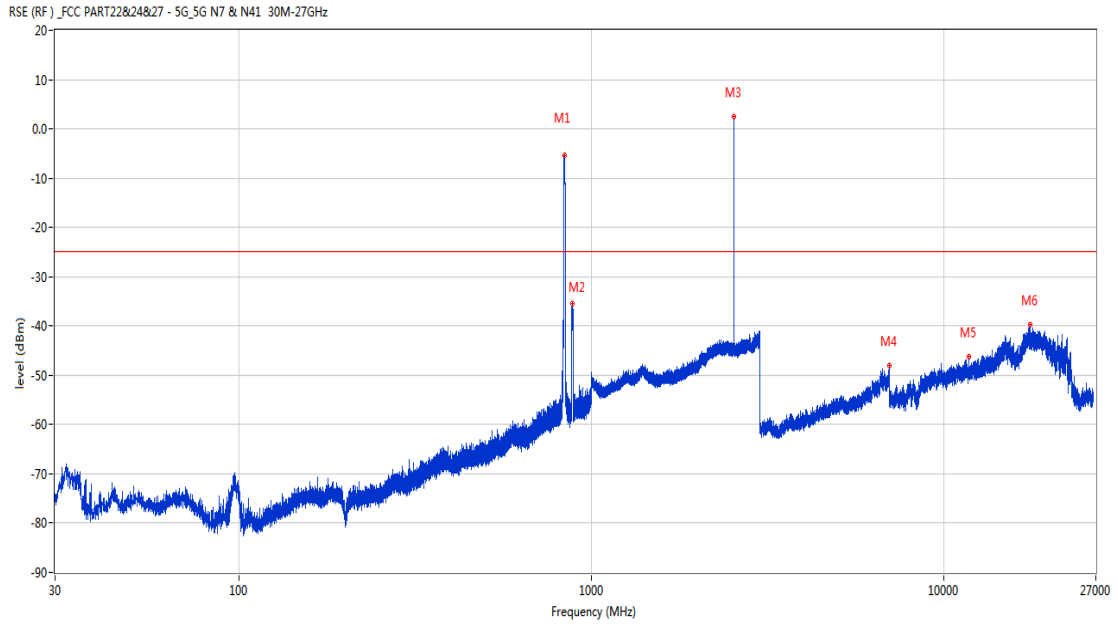
24.1 DC_5A_n7A BW10(LTE)+BW5(NR)

RSE-H&H DC_5A_n7A BW10(LTE)+BW5(NR)



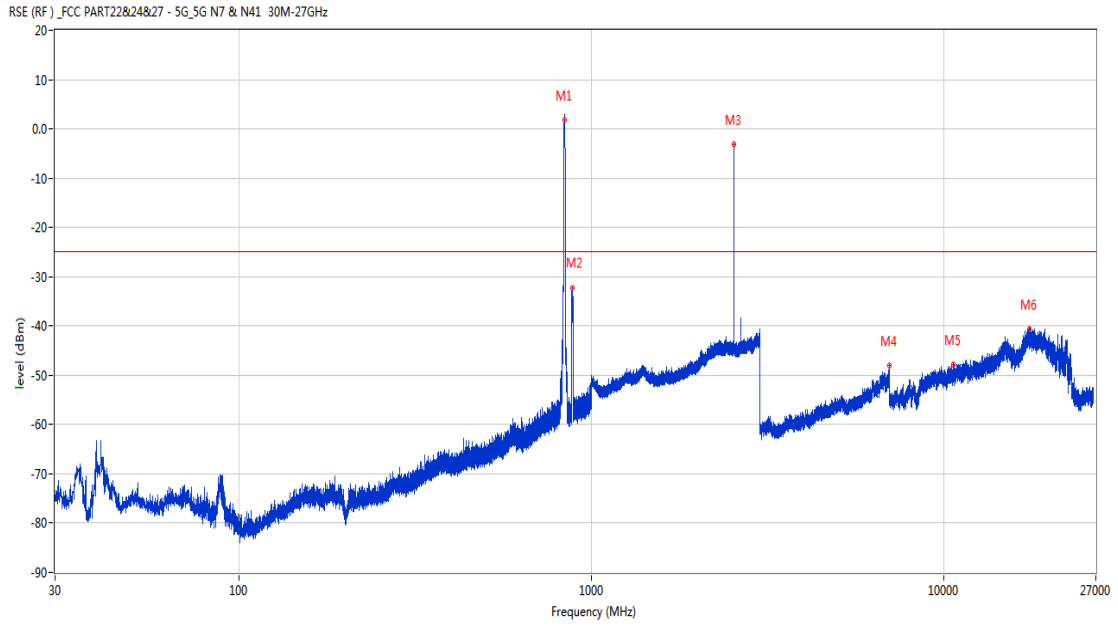
Frequency (MHz)	Result (dBm)	Factor (dB)	PK Limit (dBm)	Over Limit (dB)	Table (o)	ANT	EUT	Verdict
834.809	2.32	40.49	-25.0	27.32	347.00	Horizontal	Horizontal	N/A
885.297	-39.00	40.51	-25.0	-14.00	272.00	Horizontal	Horizontal	N/A
2533.700	1.21	45.77	-25.0	26.21	89.00	Horizontal	Horizontal	N/A
6668.800	-49.45	11.58	-25.0	-24.45	296.00	Horizontal	Horizontal	Pass
10989.350	-47.25	17.33	-25.0	-22.25	315.00	Horizontal	Horizontal	Pass
17602.312	-40.27	21.95	-25.0	-15.27	361.00	Horizontal	Horizontal	Pass

RSE-H&V DC_5A_n7A BW10(LTE)+BW5(NR)



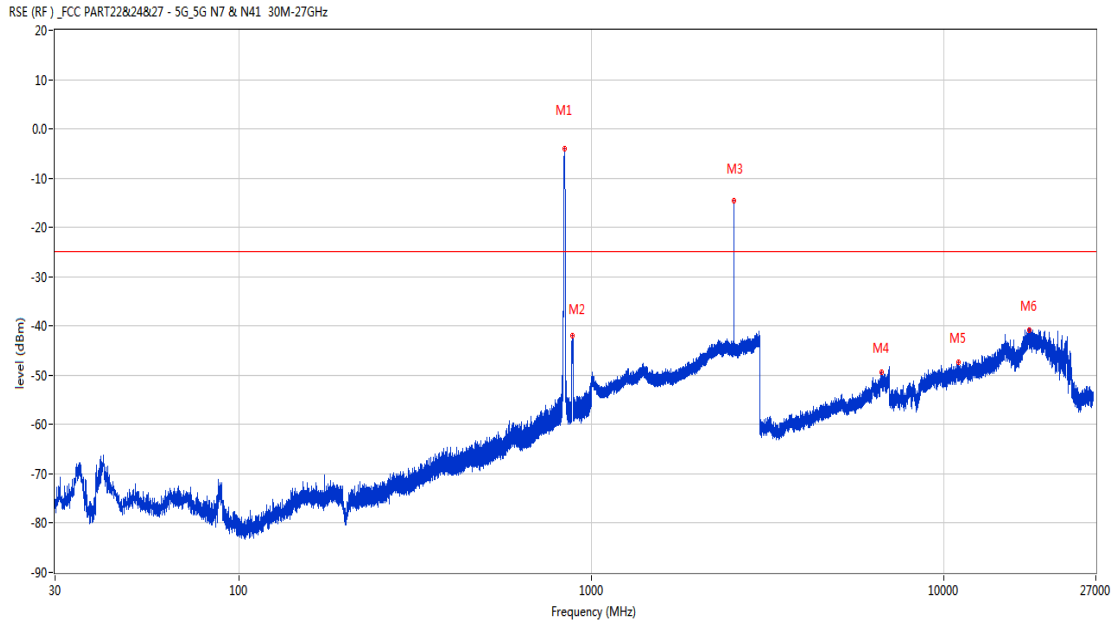
Frequency (MHz)	Result (dBm)	Factor (dB)	PK Limit (dBm)	Over Limit (dB)	Table (o)	ANT	EUT	Verdict
838.156	-5.41	40.53	-25.0	19.59	183.00	Horizontal	Vertical	N/A
882.290	-35.56	40.34	-25.0	-10.56	158.00	Horizontal	Vertical	N/A
2533.200	2.50	45.79	-25.0	27.50	133.00	Horizontal	Vertical	N/A
6995.800	-48.08	13.55	-25.0	-23.08	261.00	Horizontal	Vertical	Pass
11750.362	-46.14	18.27	-25.0	-21.14	77.00	Horizontal	Vertical	Pass
17599.427	-39.76	21.98	-25.0	-14.76	283.00	Horizontal	Vertical	Pass

RSE-V&V DC_5A_n7A BW10(LTE)+BW5(NR)



Frequency (MHz)	Result (dBm)	Factor (dB)	PK Limit (dBm)	Over Limit (dB)	Table (o)	ANT	EUT	Verdict
840.435	1.84	40.61	-25.0	26.84	208.00	Vertical	Vertical	N/A
884.667	-32.38	40.57	-25.0	-7.38	185.00	Vertical	Vertical	N/A
2534.400	-3.13	45.74	-25.0	21.87	56.00	Vertical	Vertical	N/A
6995.800	-48.09	13.55	-25.0	-23.09	284.00	Vertical	Vertical	Pass
10613.300	-47.90	15.52	-25.0	-22.90	49.00	Vertical	Vertical	Pass
17491.012	-40.72	21.36	-25.0	-15.72	142.00	Vertical	Vertical	Pass

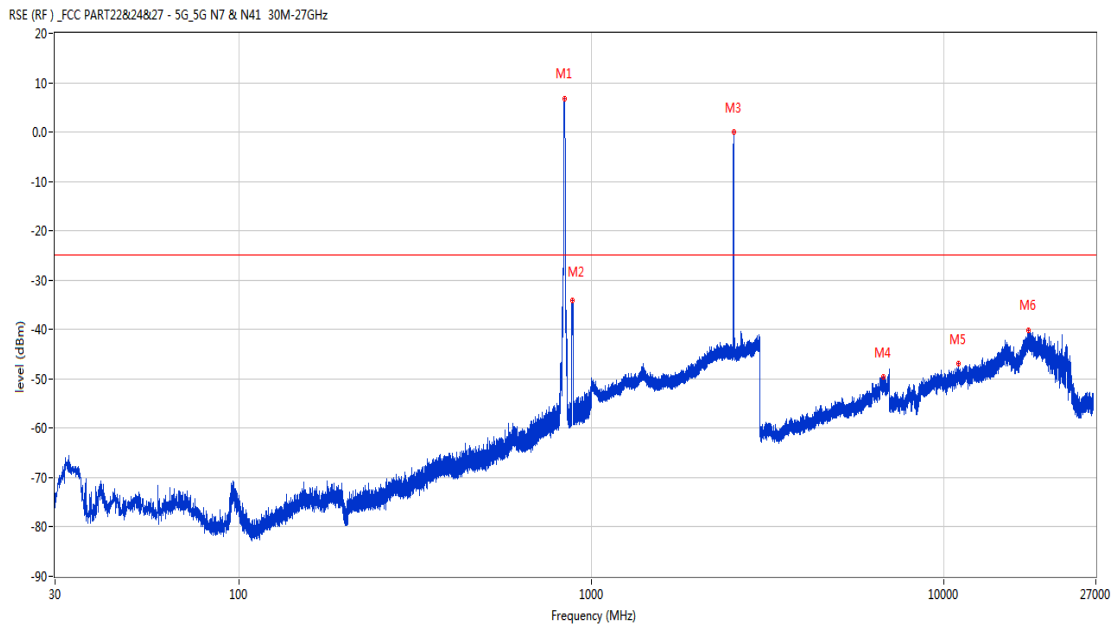
RSE-V&H DC_5A_n7A BW10(LTE)+BW5(NR)



Frequency (MHz)	Result (dBm)	Factor (dB)	PK Limit (dBm)	Over Limit (dB)	Table (o)	ANT	EUT	Verdict
839.077	-3.97	40.50	-25.0	21.03	188.00	Vertical	Horizontal	N/A
880.496	-41.95	40.24	-25.0	-16.95	230.00	Vertical	Horizontal	N/A
2536.700	-14.46	45.92	-25.0	10.54	173.00	Vertical	Horizontal	N/A
6673.800	-49.41	11.63	-25.0	-24.41	108.00	Vertical	Horizontal	Pass
10995.387	-47.42	17.42	-25.0	-22.42	143.00	Vertical	Horizontal	Pass
17475.000	-40.81	21.71	-25.0	-15.81	193.00	Vertical	Horizontal	Pass

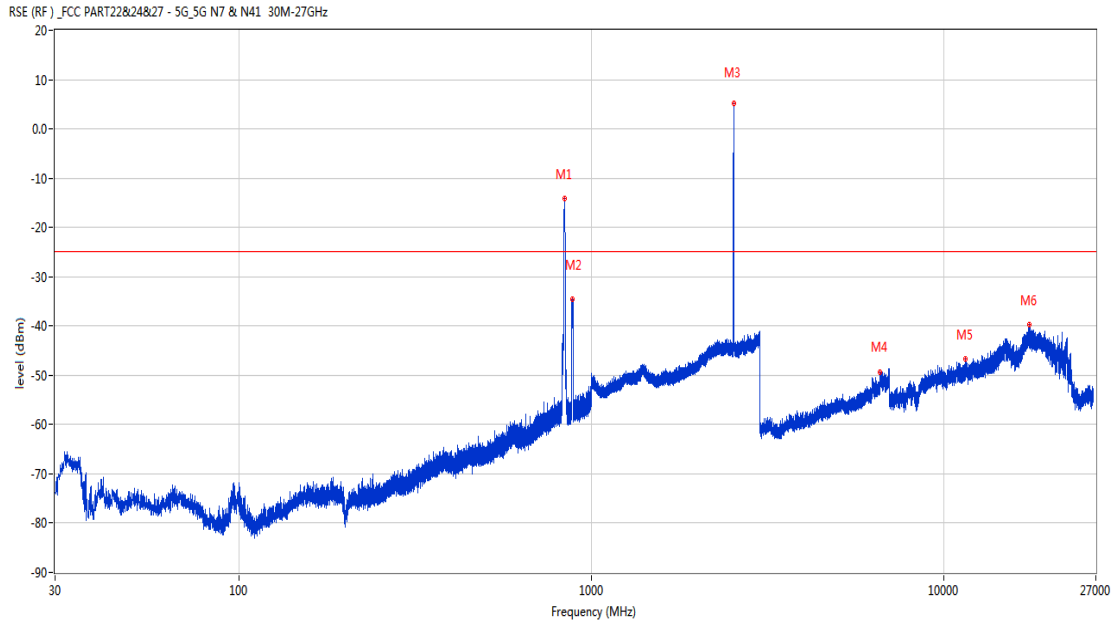
24.2 DC_5A_n7A BW10(LTE)+BW15(NR)

RSE-H&H DC_5A_n7A BW10(LTE)+BW15(NR)



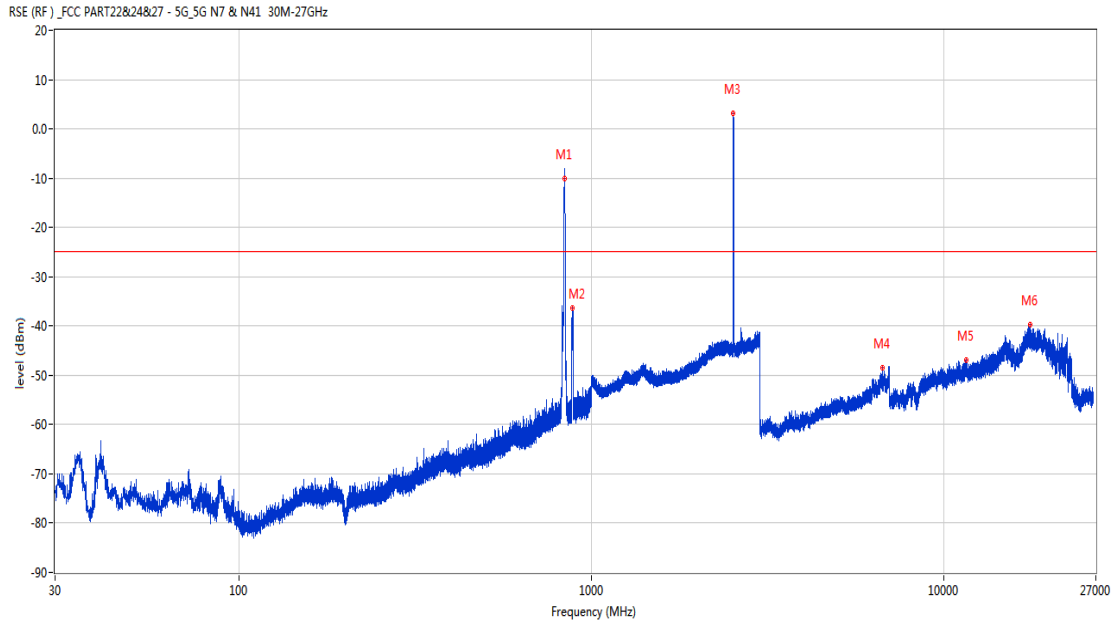
Frequency (MHz)	Result (dBm)	Factor (dB)	PK Limit (dBm)	Over Limit (dB)	Table (o)	ANT	EUT	Verdict
839.998	6.66	40.55	-25.0	31.66	83.00	Horizontal	Horizontal	N/A
881.369	-34.05	40.28	-25.0	-9.05	285.00	Horizontal	Horizontal	N/A
2533.100	-0.02	45.79	-25.0	24.98	126.00	Horizontal	Horizontal	N/A
6733.200	-49.59	11.81	-25.0	-24.59	311.00	Horizontal	Horizontal	Pass
10989.062	-46.97	17.32	-25.0	-21.97	31.00	Horizontal	Horizontal	Pass
17410.949	-40.10	22.68	-25.0	-15.10	346.00	Horizontal	Horizontal	Pass

RSE-H&V DC_5A_n7A BW10(LTE)+BW15(NR)



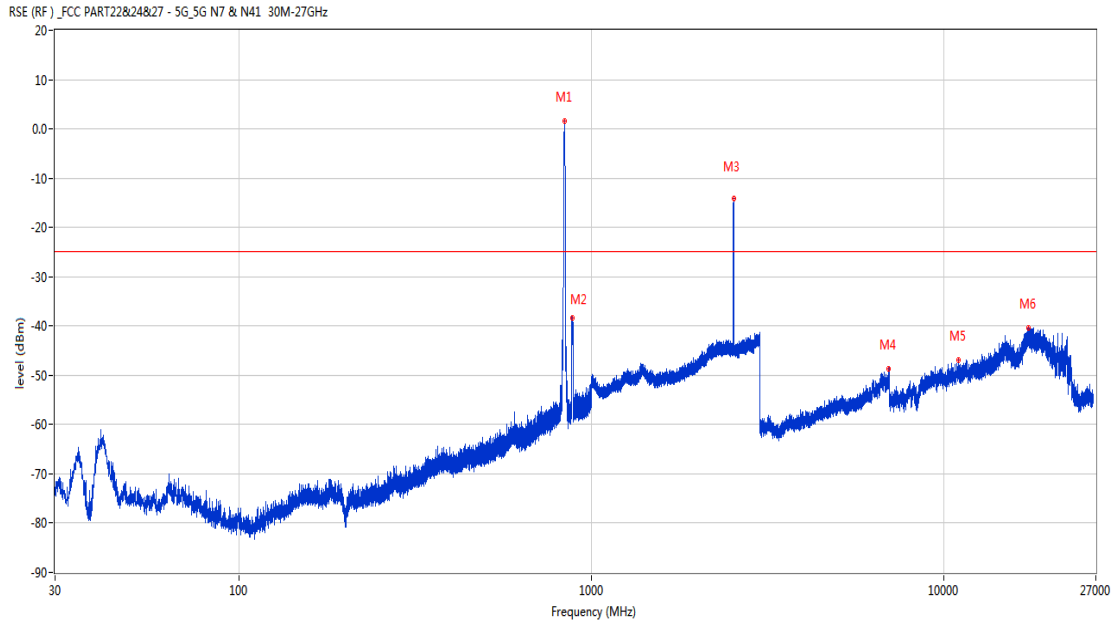
Frequency (MHz)	Result (dBm)	Factor (dB)	PK Limit (dBm)	Over Limit (dB)	Table (o)	ANT	EUT	Verdict
840.580	-14.21	40.63	-25.0	10.79	133.00	Horizontal	Vertical	N/A
882.193	-34.46	40.33	-25.0	-9.46	363.00	Horizontal	Vertical	N/A
2532.300	5.18	45.84	-25.0	30.18	360.00	Horizontal	Vertical	N/A
6601.400	-49.44	11.74	-25.0	-24.44	105.00	Horizontal	Vertical	Pass
11494.487	-46.74	17.77	-25.0	-21.74	125.00	Horizontal	Vertical	Pass
17466.864	-39.82	21.73	-25.0	-14.82	361.00	Horizontal	Vertical	Pass

RSE-V&V DC_5A_n7A BW10(LTE)+BW15(NR)



Frequency (MHz)	Result (dBm)	Factor (dB)	PK Limit (dBm)	Over Limit (dB)	Table (o)	ANT	EUT	Verdict
837.380	-10.04	40.54	-25.0	14.96	147.00	Vertical	Vertical	N/A
883.260	-36.32	40.47	-25.0	-11.32	214.00	Vertical	Vertical	N/A
2528.100	3.20	46.11	-25.0	28.20	56.00	Vertical	Vertical	N/A
6692.400	-48.56	11.76	-25.0	-23.56	229.00	Vertical	Vertical	Pass
11603.162	-46.82	17.95	-25.0	-21.82	207.00	Vertical	Vertical	Pass
17598.900	-39.81	21.98	-25.0	-14.81	301.00	Vertical	Vertical	Pass

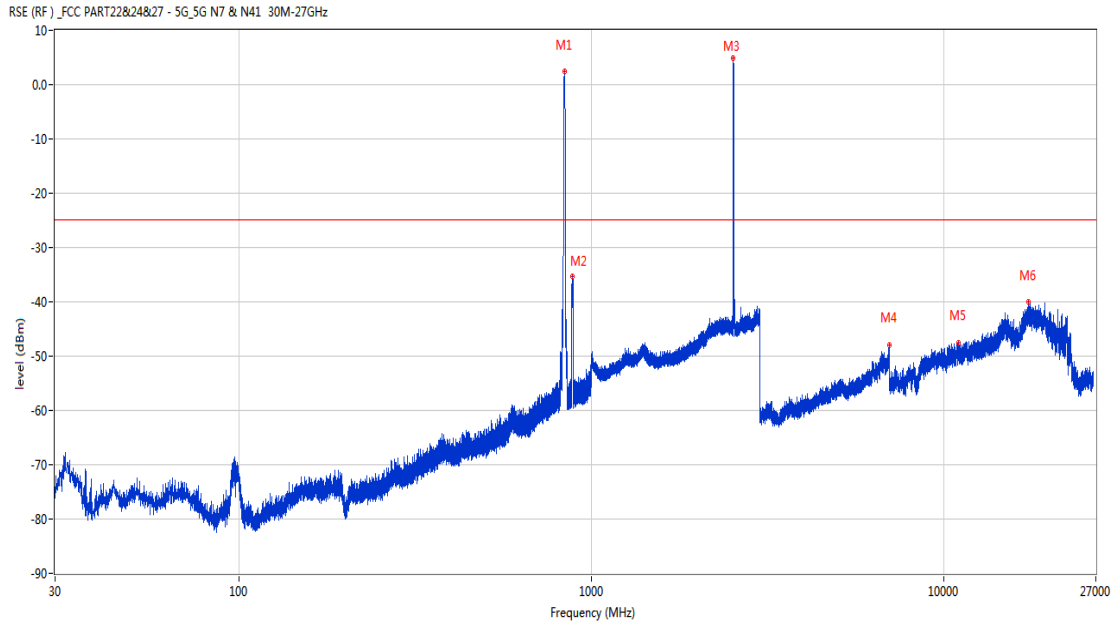
RSE-V&H DC_5A_n7A BW10(LTE)+BW15(NR)



Frequency (MHz)	Result (dBm)	Factor (dB)	PK Limit (dBm)	Over Limit (dB)	Table (o)	ANT	EUT	Verdict
839.998	1.50	40.55	-25.0	26.50	345.00	Vertical	Horizontal	N/A
884.716	-38.37	40.56	-25.0	-13.37	360.00	Vertical	Horizontal	N/A
2532.100	-14.19	45.85	-25.0	10.81	25.00	Vertical	Horizontal	N/A
6971.400	-48.69	13.56	-25.0	-23.69	288.00	Vertical	Horizontal	Pass
10985.612	-46.96	17.27	-25.0	-21.96	-3.00	Vertical	Horizontal	Pass
17368.426	-40.43	21.82	-25.0	-15.43	363.00	Vertical	Horizontal	Pass

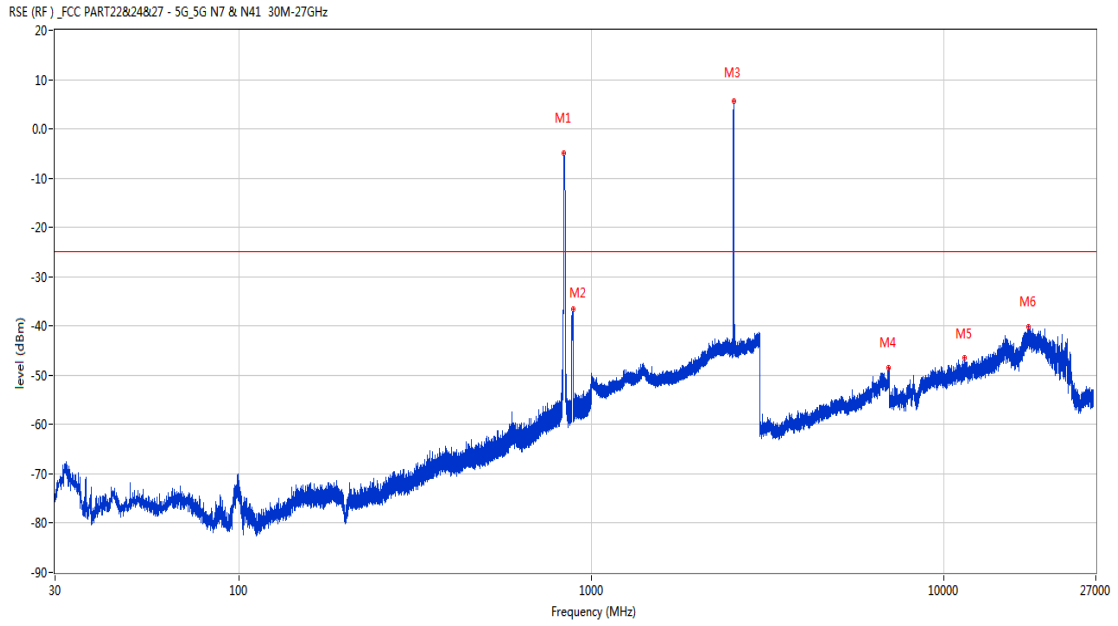
24.3 DC_5A_n7A BW10(LTE)+BW20(NR)

RSE-H&H DC_5A_n7A BW10(LTE)+BW20(NR)



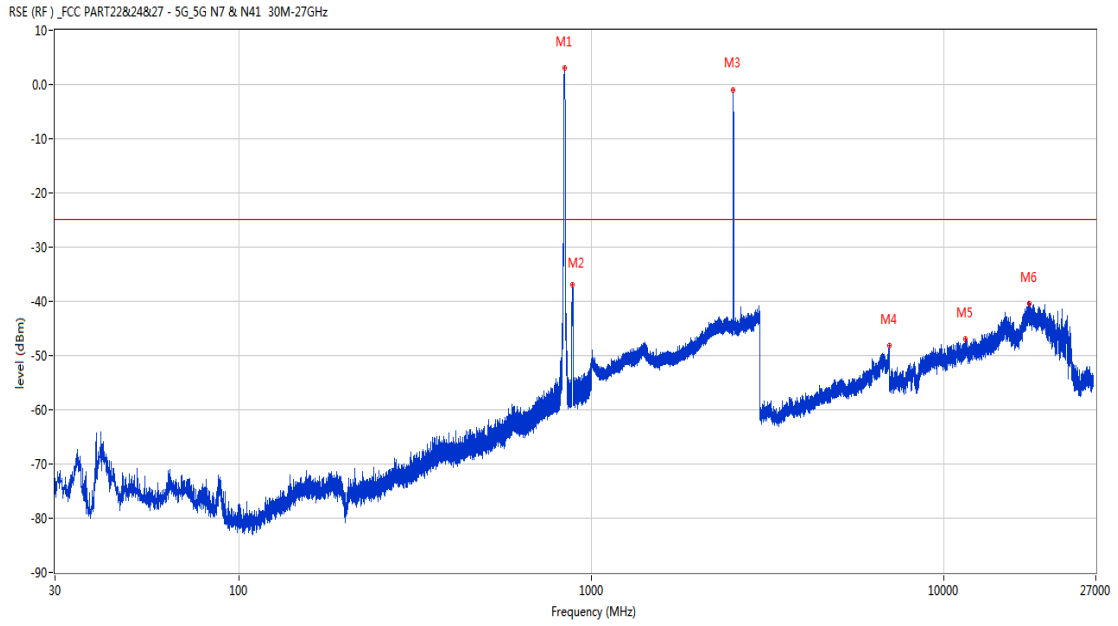
Frequency (MHz)	Result (dBm)	Factor (dB)	PK Limit (dBm)	Over Limit (dB)	Table (o)	ANT	EUT	Verdict
839.756	2.36	40.51	-25.0	27.36	353.00	Horizontal	Horizontal	N/A
883.988	-35.38	40.56	-25.0	-10.38	297.00	Horizontal	Horizontal	N/A
2525.700	4.92	46.09	-25.0	29.92	-2.00	Horizontal	Horizontal	N/A
6997.600	-48.00	13.62	-25.0	-23.00	270.00	Horizontal	Horizontal	Pass
10987.912	-47.57	17.31	-25.0	-22.57	-1.00	Horizontal	Horizontal	Pass
17428.802	-39.94	22.43	-25.0	-14.94	213.00	Horizontal	Horizontal	Pass

RSE-H&V DC_5A_n7A BW10(LTE)+BW20(NR)



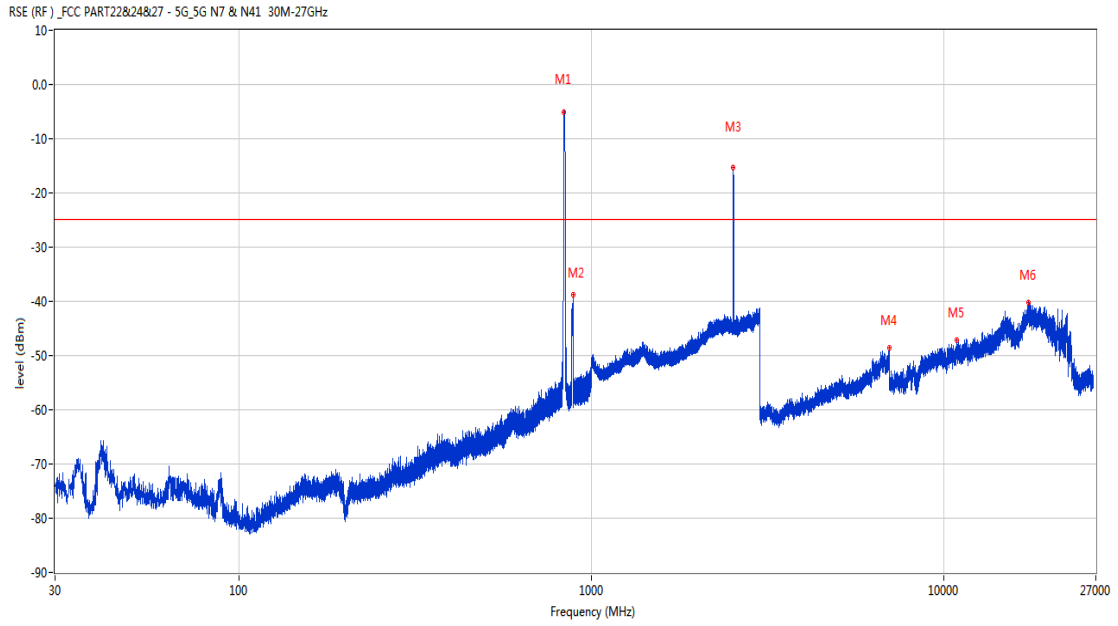
Frequency (MHz)	Result (dBm)	Factor (dB)	PK Limit (dBm)	Over Limit (dB)	Table (o)	ANT	EUT	Verdict
835.003	-4.82	40.50	-25.0	20.18	191.00	Horizontal	Vertical	N/A
884.910	-36.52	40.54	-25.0	-11.52	0.00	Horizontal	Vertical	N/A
2529.700	5.71	46.02	-25.0	30.71	116.00	Horizontal	Vertical	N/A
6966.800	-48.38	13.28	-25.0	-23.38	251.00	Horizontal	Vertical	Pass
11478.388	-46.51	17.65	-25.0	-21.51	71.00	Horizontal	Vertical	Pass
17428.011	-40.14	22.45	-25.0	-15.14	259.00	Horizontal	Vertical	Pass

RSE-V&V DC_5A_n7A BW10(LTE)+BW20(NR)



Frequency (MHz)	Result (dBm)	Factor (dB)	PK Limit (dBm)	Over Limit (dB)	Table (o)	ANT	EUT	Verdict
840.969	2.97	40.67	-25.0	27.97	223.00	Vertical	Vertical	N/A
882.969	-36.85	40.43	-25.0	-11.85	165.00	Vertical	Vertical	N/A
2525.900	-1.02	46.10	-25.0	23.98	69.00	Vertical	Vertical	N/A
6997.000	-48.25	13.60	-25.0	-23.25	360.00	Vertical	Vertical	Pass
11506.562	-46.98	17.70	-25.0	-21.98	118.00	Vertical	Vertical	Pass
17460.824	-40.42	21.74	-25.0	-15.42	14.00	Vertical	Vertical	Pass

RSE-V&H DC_5A_n7A BW10(LTE)+BW20(NR)

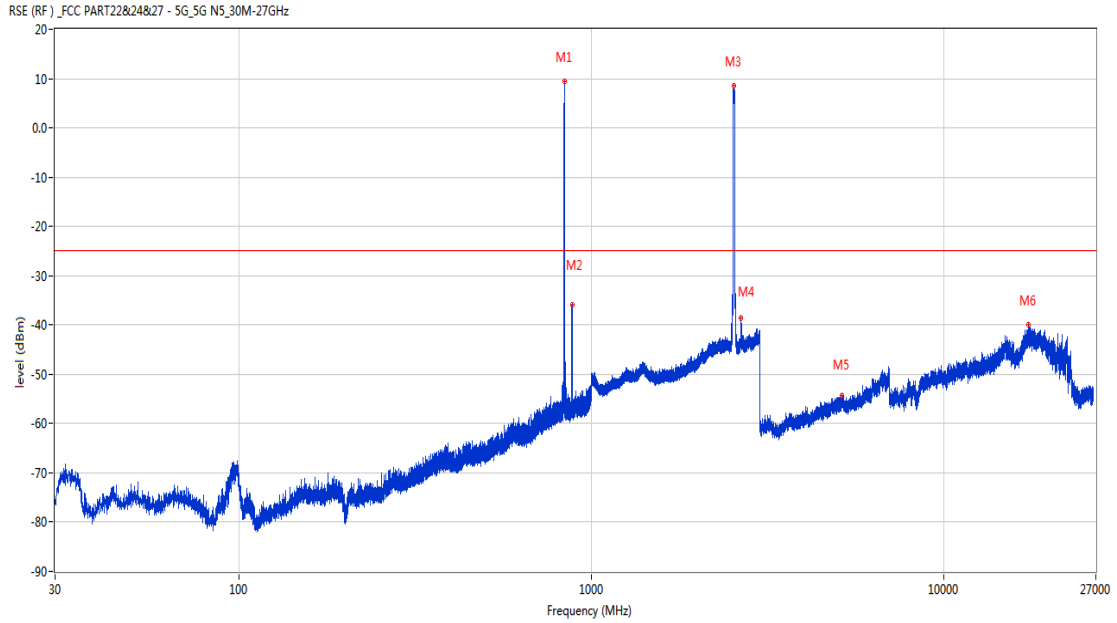


Frequency (MHz)	Result (dBm)	Factor (dB)	PK Limit (dBm)	Over Limit (dB)	Table (o)	ANT	EUT	Verdict
836.264	-5.18	40.53	-25.0	19.82	167.00	Vertical	Horizontal	N/A
885.055	-38.77	40.53	-25.0	-13.77	361.00	Vertical	Horizontal	N/A
2525.500	-15.40	46.08	-25.0	9.60	244.00	Vertical	Horizontal	N/A
6991.200	-48.59	13.49	-25.0	-23.59	33.00	Vertical	Horizontal	Pass
10871.763	-47.10	17.29	-25.0	-22.10	254.00	Vertical	Horizontal	Pass
17431.687	-40.23	22.36	-25.0	-15.23	67.00	Vertical	Horizontal	Pass

25 DC_7A_n5A

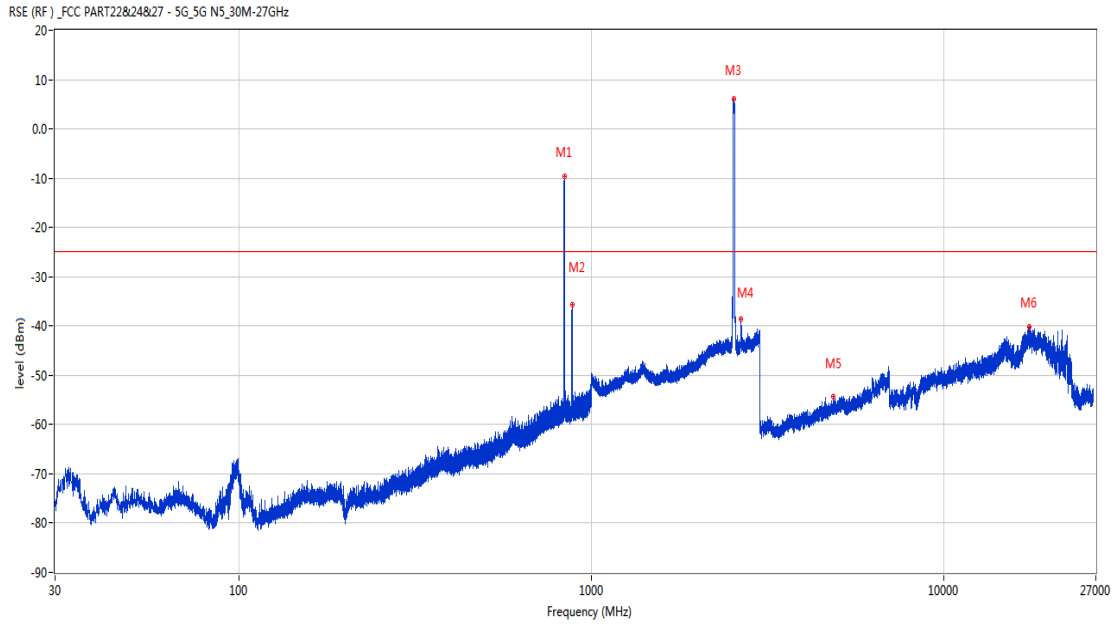
25.1 DC_7A_n5A BW20(LTE)+BW5(NR)

RSE-H&H DC_7A_n5A BW20(LTE)+BW5(NR)



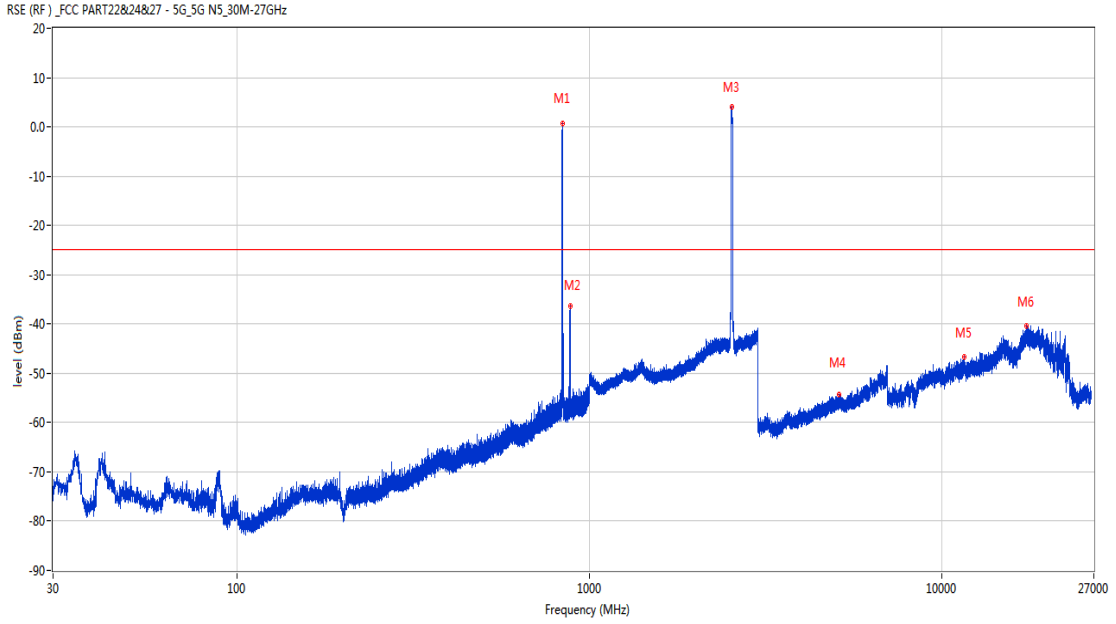
Frequency (MHz)	Result (dBm)	Factor (dB)	PK Limit (dBm)	Over Limit (dB)	Table (o)	ANT	EUT	Verdict
838.495	9.53	40.52	-25.0	34.53	297.00	Horizontal	Horizontal	N/A
880.836	-36.01	40.26	-25.0	-11.01	297.00	Horizontal	Horizontal	N/A
2532.300	8.66	45.84	-25.0	33.66	188.00	Horizontal	Horizontal	N/A
2652.900	-38.57	46.00	-25.0	-13.57	213.00	Horizontal	Horizontal	N/A
5128.600	-54.42	7.82	-25.0	-29.42	219.00	Horizontal	Horizontal	Pass
17421.187	-39.89	22.62	-25.0	-14.89	-1.00	Horizontal	Horizontal	Pass

RSE-H&V DC_7A_n5A BW20(LTE)+BW5(NR)



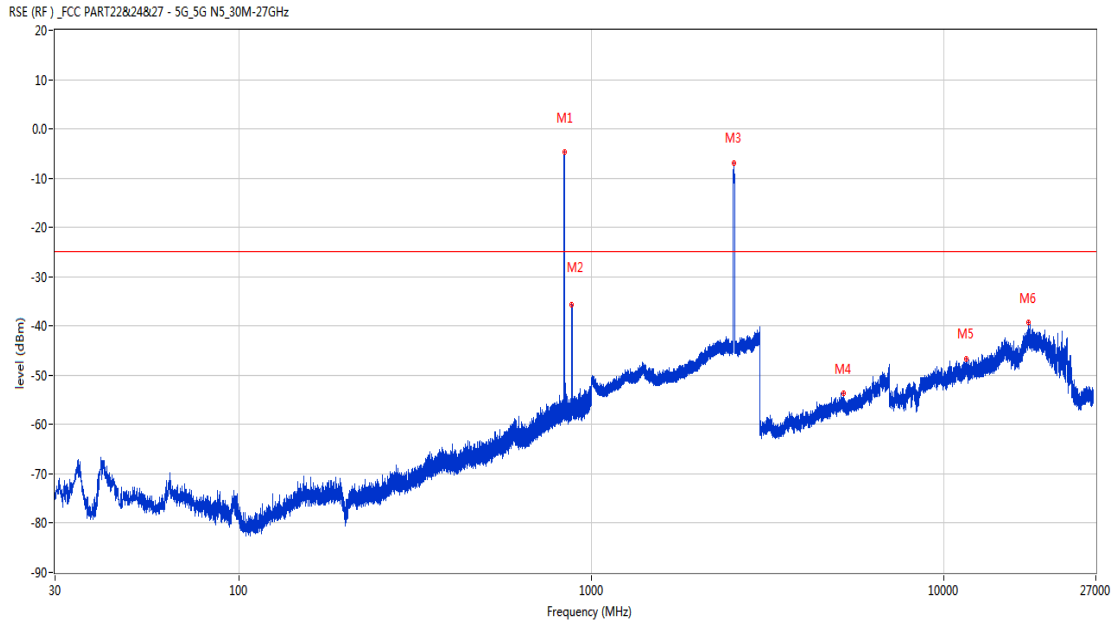
Frequency (MHz)	Result (dBm)	Factor (dB)	PK Limit (dBm)	Over Limit (dB)	Table (o)	ANT	EUT	Verdict
836.798	-9.67	40.54	-25.0	15.33	263.00	Horizontal	Vertical	N/A
882.436	-35.59	40.36	-25.0	-10.59	263.00	Horizontal	Vertical	N/A
2538.700	6.10	46.00	-25.0	31.10	36.00	Horizontal	Vertical	N/A
2653.300	-38.64	46.02	-25.0	-13.64	209.00	Horizontal	Vertical	N/A
4866.400	-54.27	7.02	-25.0	-29.27	293.00	Horizontal	Vertical	Pass
17472.637	-40.24	21.72	-25.0	-15.24	86.00	Horizontal	Vertical	Pass

RSE-V&V DC_7A_n5A BW20(LTE)+BW5(NR)



Frequency (MHz)	Result (dBm)	Factor (dB)	PK Limit (dBm)	Over Limit (dB)	Table (o)	ANT	EUT	Verdict
836.798	0.72	40.54	-25.0	25.72	34.00	Vertical	Vertical	N/A
883.649	-36.34	40.52	-25.0	-11.34	347.00	Vertical	Vertical	N/A
2529.700	4.10	46.02	-25.0	29.10	264.00	Vertical	Vertical	N/A
5115.000	-54.42	7.69	-25.0	-29.42	213.00	Vertical	Vertical	Pass
11556.013	-46.60	17.16	-25.0	-21.60	275.00	Vertical	Vertical	Pass
17373.151	-40.46	21.98	-25.0	-15.46	218.00	Vertical	Vertical	Pass

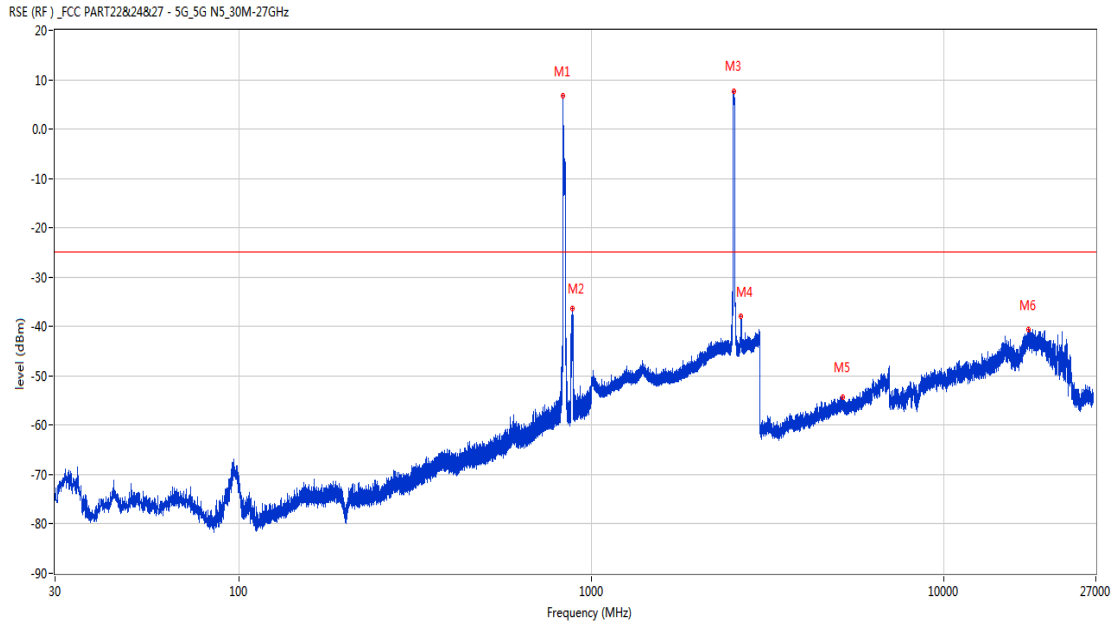
RSE-V&H DC_7A_n5A BW20(LTE)+BW5(NR)



Frequency (MHz)	Result (dBm)	Factor (dB)	PK Limit (dBm)	Over Limit (dB)	Table (o)	ANT	EUT	Verdict
836.409	-4.74	40.53	-25.0	20.26	351.00	Vertical	Horizontal	N/A
879.478	-35.76	40.25	-25.0	-10.76	351.00	Vertical	Horizontal	N/A
2530.800	-6.95	45.93	-25.0	18.05	59.00	Vertical	Horizontal	N/A
5190.200	-53.66	7.40	-25.0	-28.66	132.00	Vertical	Horizontal	Pass
11556.013	-46.67	17.16	-25.0	-21.67	361.00	Vertical	Horizontal	Pass
17426.176	-39.36	22.50	-25.0	-14.36	-3.00	Vertical	Horizontal	Pass

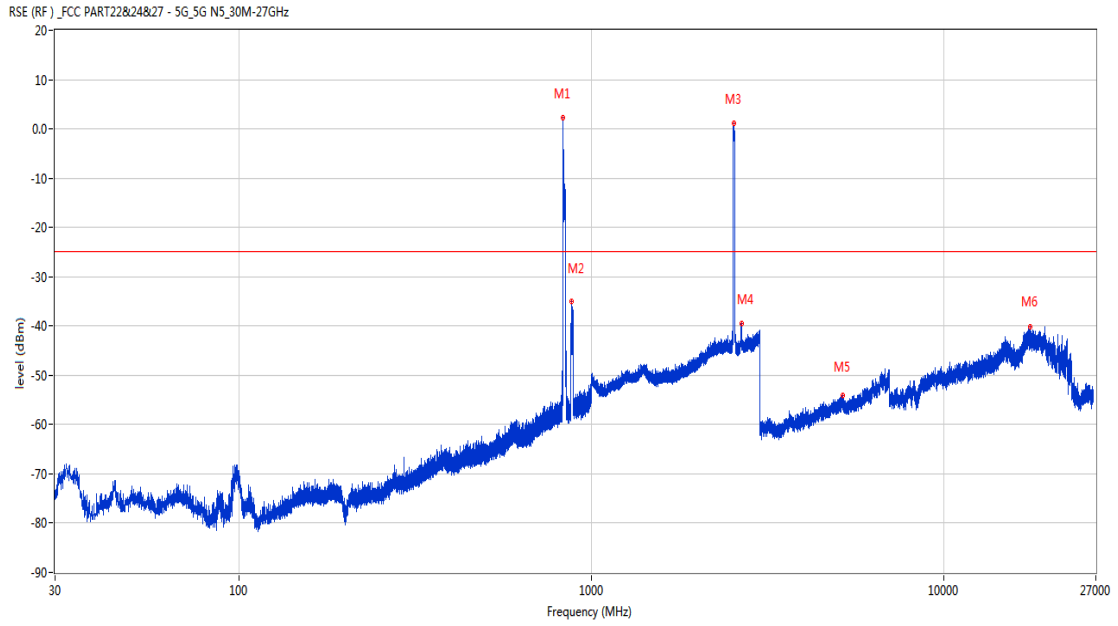
25.2 DC_7A_n5A BW20(LTE)+BW15(NR)

RSE-H&H DC_7A_n5A BW20(LTE)+BW15(NR)



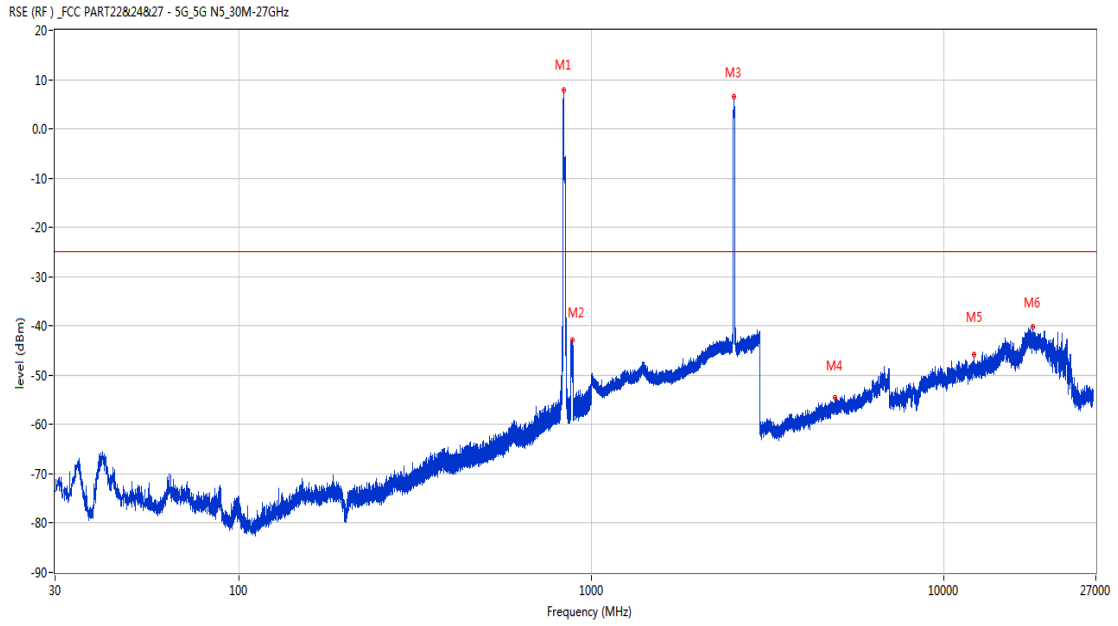
Frequency (MHz)	Result (dBm)	Factor (dB)	PK Limit (dBm)	Over Limit (dB)	Table (o)	ANT	EUT	Verdict
829.474	6.71	40.30	-25.0	31.71	272.00	Horizontal	Horizontal	N/A
883.940	-36.38	40.56	-25.0	-11.38	272.00	Horizontal	Horizontal	N/A
2533.200	7.60	45.79	-25.0	32.60	113.00	Horizontal	Horizontal	N/A
2648.100	-38.03	46.12	-25.0	-13.03	219.00	Horizontal	Horizontal	N/A
5166.200	-54.36	7.30	-25.0	-29.36	139.00	Horizontal	Horizontal	Pass
17418.562	-40.61	22.66	-25.0	-15.61	-3.00	Horizontal	Horizontal	Pass

RSE-H&V DC_7A_n5A BW20(LTE)+BW15(NR)



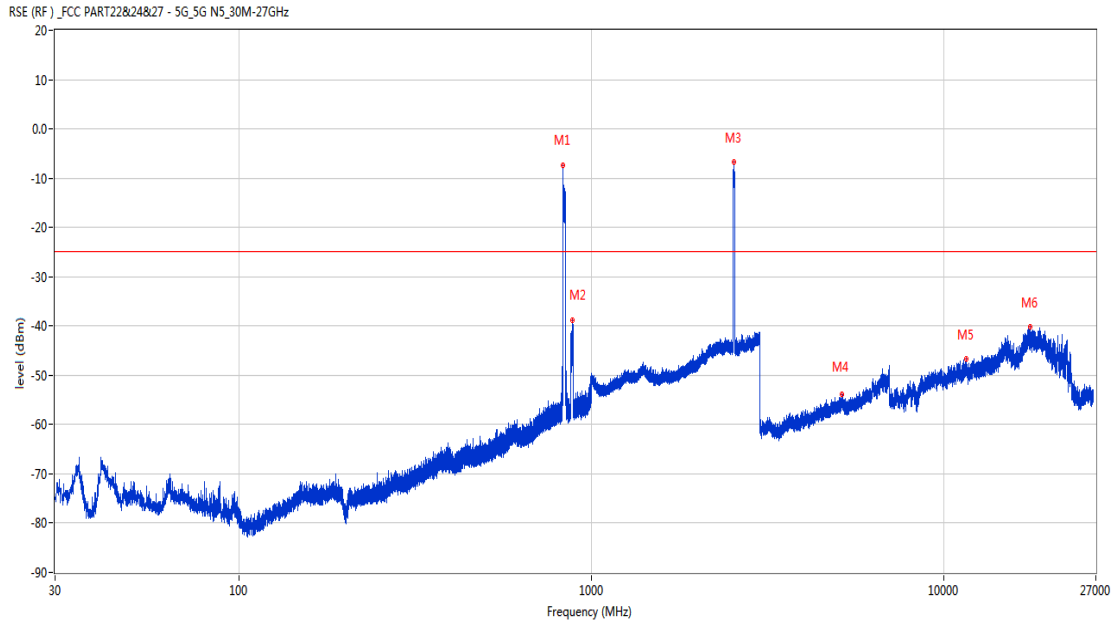
Frequency (MHz)	Result (dBm)	Factor (dB)	PK Limit (dBm)	Over Limit (dB)	Table (o)	ANT	EUT	Verdict
829.571	2.16	40.30	-25.0	27.16	167.00	Horizontal	Vertical	N/A
877.974	-34.98	40.33	-25.0	-9.98	167.00	Horizontal	Vertical	N/A
2538.100	1.11	46.02	-25.0	26.11	168.00	Horizontal	Vertical	N/A
2662.400	-39.43	46.12	-25.0	-14.43	115.00	Horizontal	Vertical	N/A
5168.600	-54.11	7.45	-25.0	-29.11	299.00	Horizontal	Vertical	Pass
17605.462	-40.26	21.92	-25.0	-15.26	-3.00	Horizontal	Vertical	Pass

RSE-V&V DC_7A_n5A BW20(LTE)+BW15(NR)



Frequency (MHz)	Result (dBm)	Factor (dB)	PK Limit (dBm)	Over Limit (dB)	Table (o)	ANT	EUT	Verdict
833.694	7.84	40.41	-25.0	32.84	0.00	Vertical	Vertical	N/A
882.193	-42.88	40.33	-25.0	-17.88	162.00	Vertical	Vertical	N/A
2532.400	6.54	45.83	-25.0	31.54	90.00	Vertical	Vertical	N/A
4914.000	-54.49	7.93	-25.0	-29.49	326.00	Vertical	Vertical	Pass
12159.762	-45.68	18.05	-25.0	-20.68	213.00	Vertical	Vertical	Pass
17884.500	-40.12	22.70	-25.0	-15.12	268.00	Vertical	Vertical	Pass

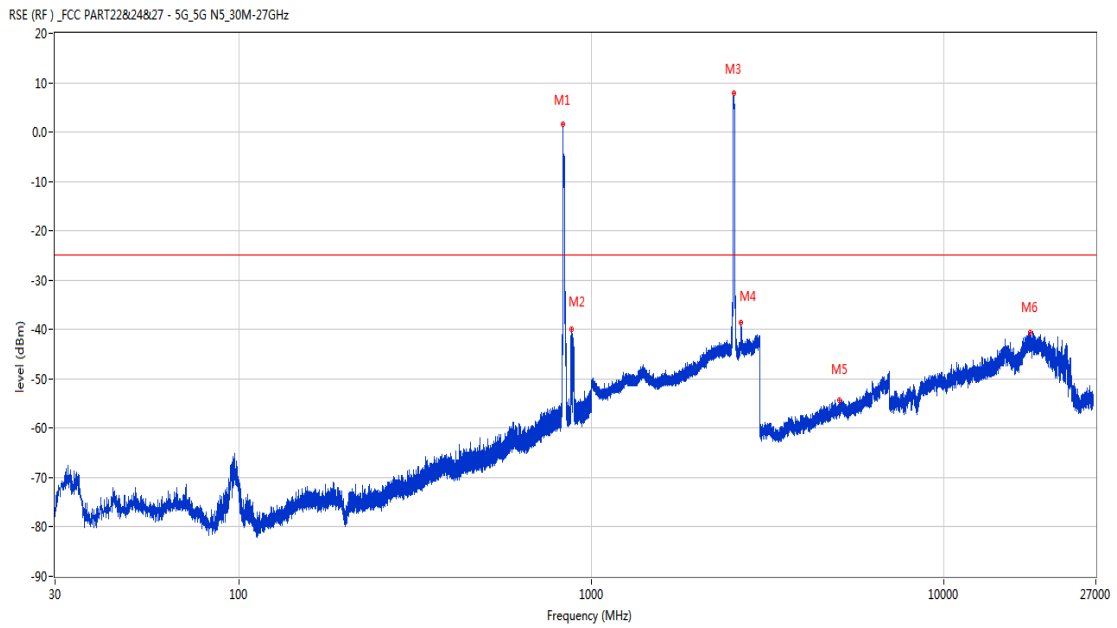
RSE-V&H DC_7A_n5A BW20(LTE)+BW15(NR)



Frequency (MHz)	Result (dBm)	Factor (dB)	PK Limit (dBm)	Over Limit (dB)	Table (o)	ANT	EUT	Verdict
829.377	-7.42	40.30	-25.0	17.58	326.00	Vertical	Horizontal	N/A
884.036	-38.88	40.57	-25.0	-13.88	352.00	Vertical	Horizontal	N/A
2538.000	-6.72	46.02	-25.0	18.28	61.00	Vertical	Horizontal	N/A
5129.600	-53.93	7.74	-25.0	-28.93	353.00	Vertical	Horizontal	Pass
11598.276	-46.77	17.97	-25.0	-21.77	215.00	Vertical	Horizontal	Pass
17597.063	-40.10	22.00	-25.0	-15.10	185.00	Vertical	Horizontal	Pass

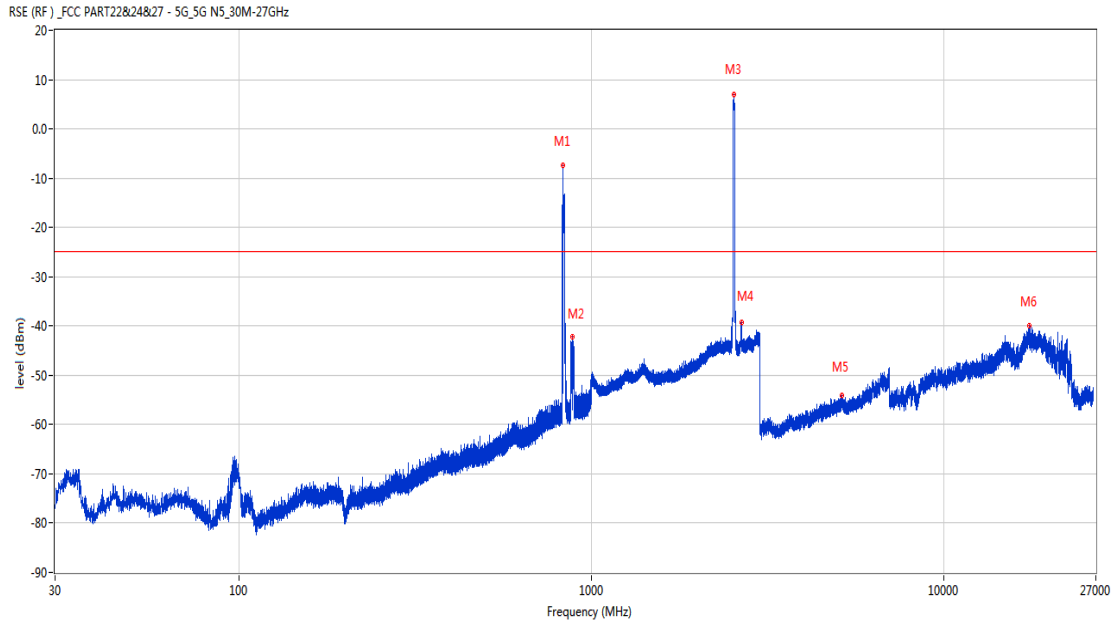
25.3 DC_7A_n5A BW20(LTE)+BW20(NR)

RSE-H&H DC_7A_n5A BW20(LTE)+BW20(NR)



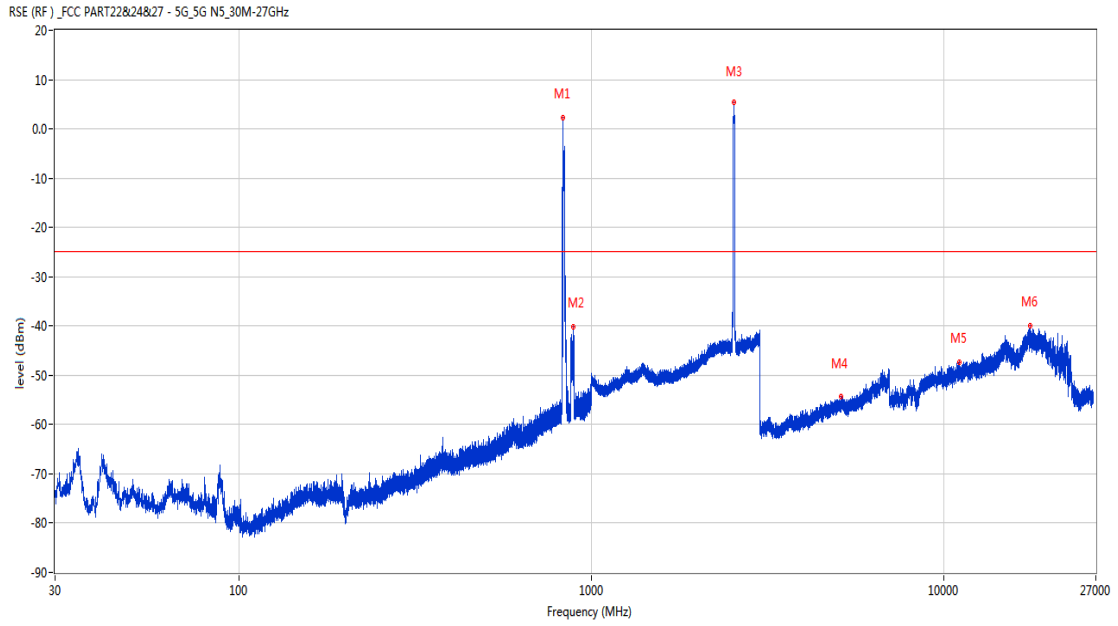
Frequency (MHz)	Result (dBm)	Factor (dB)	PK Limit (dBm)	Over Limit (dB)	Table (o)	ANT	EUT	Verdict
831.172	1.58	40.36	-25.0	26.58	27.00	Horizontal	Horizontal	N/A
877.441	-40.01	40.34	-25.0	-15.01	254.00	Horizontal	Horizontal	N/A
2536.500	7.93	45.89	-25.0	32.93	145.00	Horizontal	Horizontal	N/A
2659.200	-38.65	46.28	-25.0	-13.65	201.00	Horizontal	Horizontal	N/A
5045.600	-54.36	7.51	-25.0	-29.36	350.00	Horizontal	Horizontal	Pass
17605.988	-40.51	21.92	-25.0	-15.51	67.00	Horizontal	Horizontal	Pass

RSE-H&V DC_7A_n5A BW20(LTE)+BW20(NR)



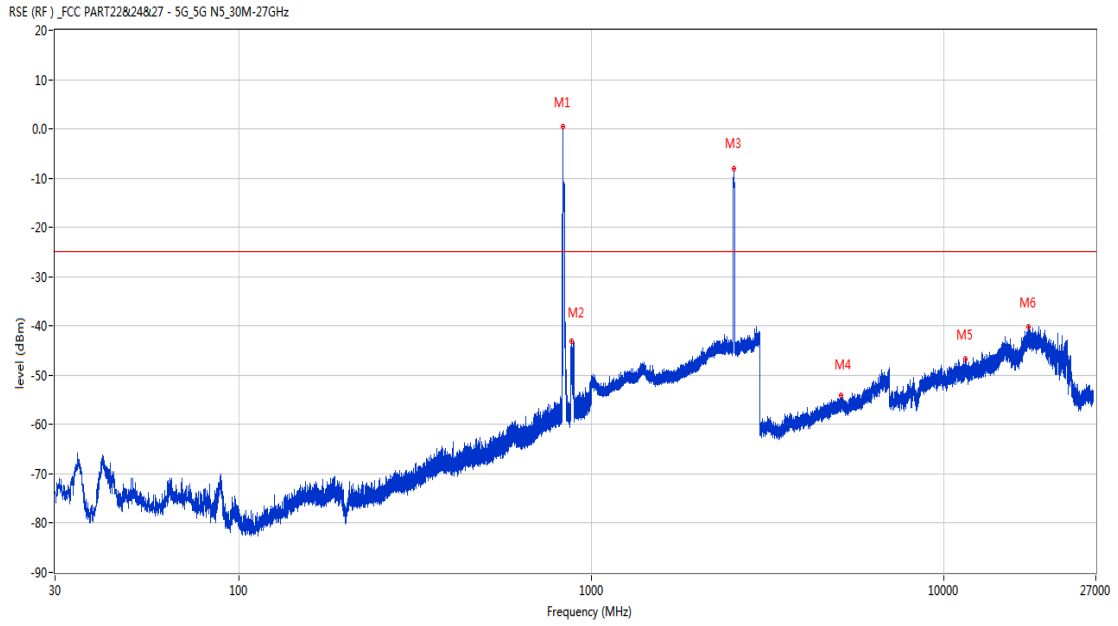
Frequency (MHz)	Result (dBm)	Factor (dB)	PK Limit (dBm)	Over Limit (dB)	Table (o)	ANT	EUT	Verdict
827.097	-7.41	40.17	-25.0	17.59	-1.00	Horizontal	Vertical	N/A
883.843	-42.24	40.54	-25.0	-17.24	74.00	Horizontal	Vertical	N/A
2536.600	6.87	45.90	-25.0	31.87	130.00	Horizontal	Vertical	N/A
2663.600	-39.30	46.14	-25.0	-14.30	219.00	Horizontal	Vertical	N/A
5126.200	-53.98	7.93	-25.0	-28.98	140.00	Horizontal	Vertical	Pass
17466.599	-39.86	21.73	-25.0	-14.86	300.00	Horizontal	Vertical	Pass

RSE-V&V DC_7A_n5A BW20(LTE)+BW20(NR)



Frequency (MHz)	Result (dBm)	Factor (dB)	PK Limit (dBm)	Over Limit (dB)	Table (o)	ANT	EUT	Verdict
827.001	2.29	40.16	-25.0	27.29	344.00	Vertical	Vertical	N/A
889.517	-40.10	40.63	-25.0	-15.10	166.00	Vertical	Vertical	N/A
2536.800	5.36	45.93	-25.0	30.36	284.00	Vertical	Vertical	N/A
5118.600	-54.34	7.83	-25.0	-29.34	320.00	Vertical	Vertical	Pass
11037.938	-47.42	16.71	-25.0	-22.42	294.00	Vertical	Vertical	Pass
17596.013	-40.01	22.01	-25.0	-15.01	-3.00	Vertical	Vertical	Pass

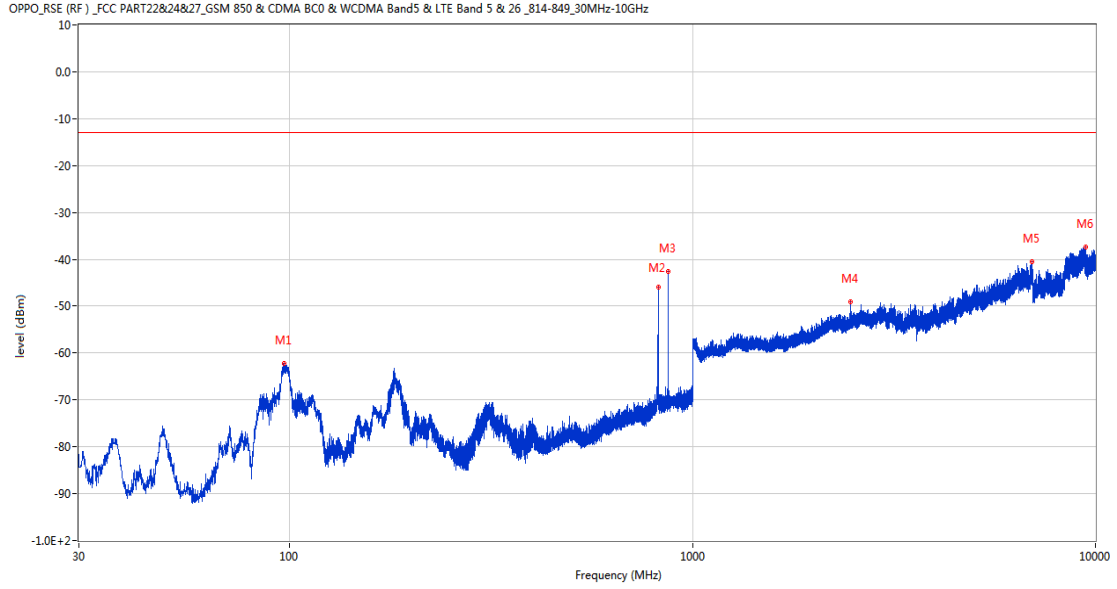
RSE-V&H DC_7A_n5A BW20(LTE)+BW20(NR)



Frequency (MHz)	Result (dBm)	Factor (dB)	PK Limit (dBm)	Over Limit (dB)	Table (o)	ANT	EUT	Verdict
831.220	0.42	40.36	-25.0	25.42	-1.00	Vertical	Horizontal	N/A
879.478	-43.19	40.25	-25.0	-18.19	344.00	Vertical	Horizontal	N/A
2534.100	-8.03	45.75	-25.0	16.97	71.00	Vertical	Horizontal	N/A
5119.200	-54.04	7.83	-25.0	-29.04	90.00	Vertical	Horizontal	Pass
11520.075	-46.68	17.49	-25.0	-21.68	293.00	Vertical	Horizontal	Pass
17426.698	-40.16	22.49	-25.0	-15.16	361.00	Vertical	Horizontal	Pass

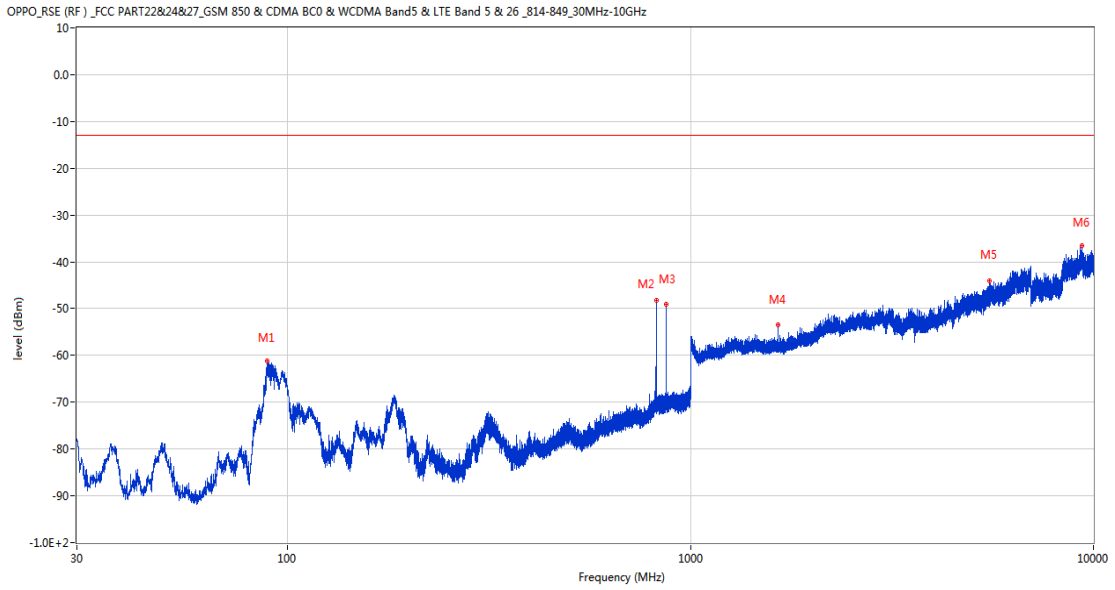
Down Antenna
 GSM
 26 GSM 850
 26.1 GSM 850 Low Channel

RSE-H&H GSM 850 CH128



Frequency (MHz)	Result (dBm)	Factor (dB)	PK Limit (dBm)	Over Limit (dB)	Table (o)	ANT	EUT	Verdict
96.785	-62.26	-21.55	-13.0	-49.26	186.00	Horizontal	Horizontal	Pass
824.139	-45.85	0.71	-13.0	-32.85	272.00	Horizontal	Horizontal	N/A
869.147	-42.59	0.15	-13.0	-29.59	159.00	Horizontal	Horizontal	N/A
2472.500	-49.02	4.76	-13.0	-36.02	360.00	Horizontal	Horizontal	Pass
6969.200	-40.58	20.03	-13.0	-27.58	191.00	Horizontal	Horizontal	Pass
9477.401	-37.47	39.47	-13.0	-24.47	244.00	Horizontal	Horizontal	Pass

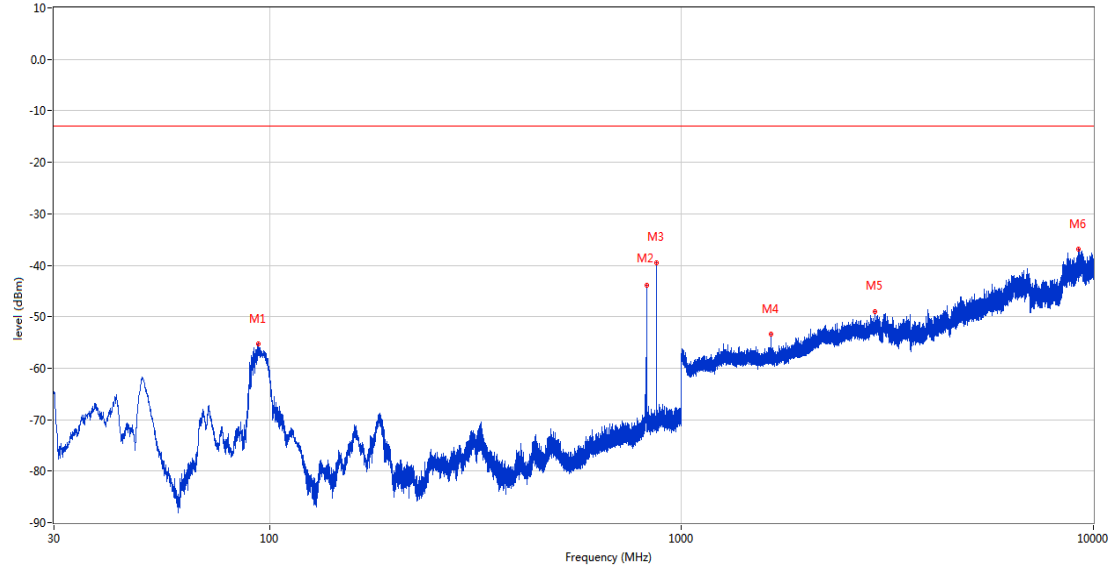
RSE-H&V GSM 850 CH128



Frequency (MHz)	Result (dBm)	Factor (dB)	PK Limit (dBm)	Over Limit (dB)	Table (o)	ANT	EUT	Verdict
88.830	-61.09	-20.78	-13.0	-48.09	203.00	Horizontal	Vertical	Pass
824.188	-48.24	0.71	-13.0	-35.24	203.00	Horizontal	Vertical	N/A
869.244	-49.12	0.15	-13.0	-36.12	33.00	Horizontal	Vertical	N/A
1648.400	-53.47	-0.49	-13.0	-40.47	360.00	Horizontal	Vertical	Pass
5518.000	-44.14	13.35	-13.0	-31.14	148.00	Horizontal	Vertical	Pass
9369.099	-36.61	39.87	-13.0	-23.61	207.00	Horizontal	Vertical	Pass

RSE-V&V GSM 850 CH128

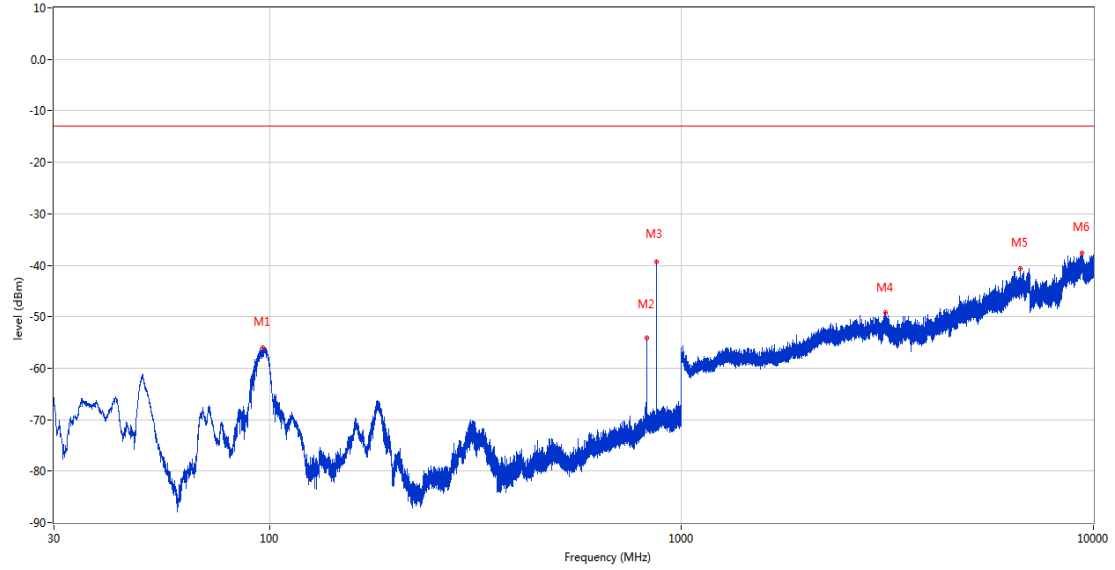
OPPO_RSE (RF) _FCC PART22&24&27_GSM 850 & CDMA BC0 & WCDMA Band5 & LTE Band 5 & 26_814-849_30MHz-10GHz



Frequency (MHz)	Result (dBm)	Factor (dB)	PK Limit (dBm)	Over Limit (dB)	Table (o)	ANT	EUT	Verdict
94.020	-55.26	-21.19	-13.0	-42.26	278.00	Vertical	Vertical	Pass
824.236	-43.95	0.71	-13.0	-30.95	112.00	Vertical	Vertical	N/A
869.147	-39.47	0.15	-13.0	-26.47	57.00	Vertical	Vertical	N/A
1648.300	-53.30	-0.48	-13.0	-40.30	153.00	Vertical	Vertical	Pass
2956.500	-49.02	6.98	-13.0	-36.02	360.00	Vertical	Vertical	Pass
9216.400	-36.84	38.84	-13.0	-23.84	339.00	Vertical	Vertical	Pass

RSE-V&H GSM 850 CH128

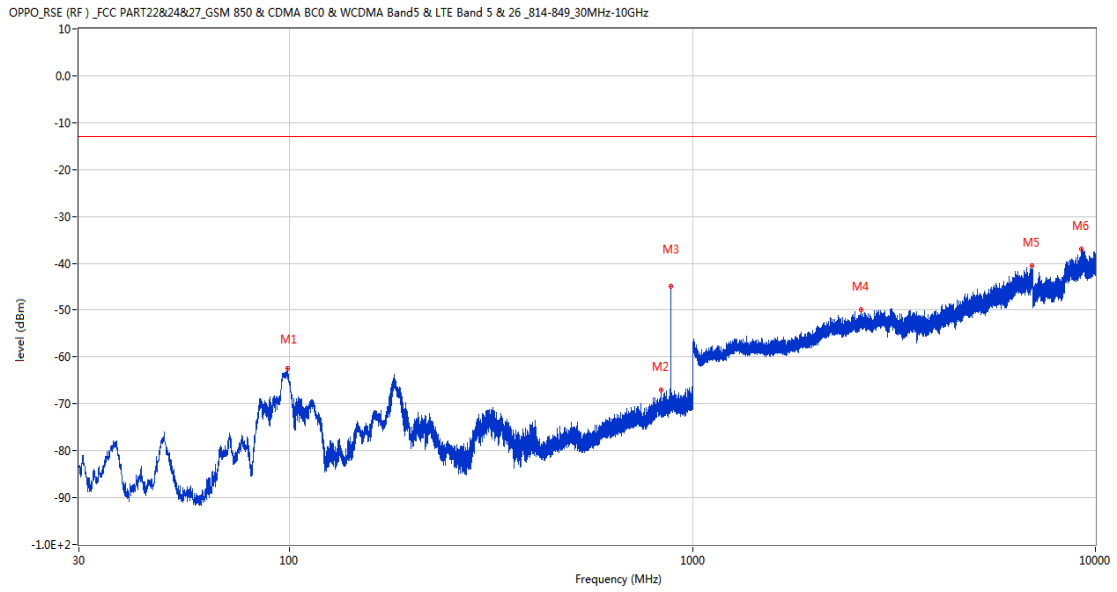
OPPO_RSE (RF) _FCC PART22&24&27_GSM 850 & CDMA BC0 & WCDMA Band5 & LTE Band 5 & 26_814-849_30MHz-10GHz



Frequency (MHz)	Result (dBm)	Factor (dB)	PK Limit (dBm)	Over Limit (dB)	Table (o)	ANT	EUT	Verdict
96.493	-56.05	-21.52	-13.0	-43.05	277.00	Vertical	Horizontal	Pass
824.139	-54.13	0.71	-13.0	-41.13	2.00	Vertical	Horizontal	N/A
869.196	-39.29	0.15	-13.0	-26.29	51.00	Vertical	Horizontal	N/A
3127.200	-49.27	7.42	-13.0	-36.27	84.00	Vertical	Horizontal	Pass
6638.400	-40.59	18.33	-13.0	-27.59	307.00	Vertical	Horizontal	Pass
9361.150	-37.71	39.86	-13.0	-24.71	360.00	Vertical	Horizontal	Pass

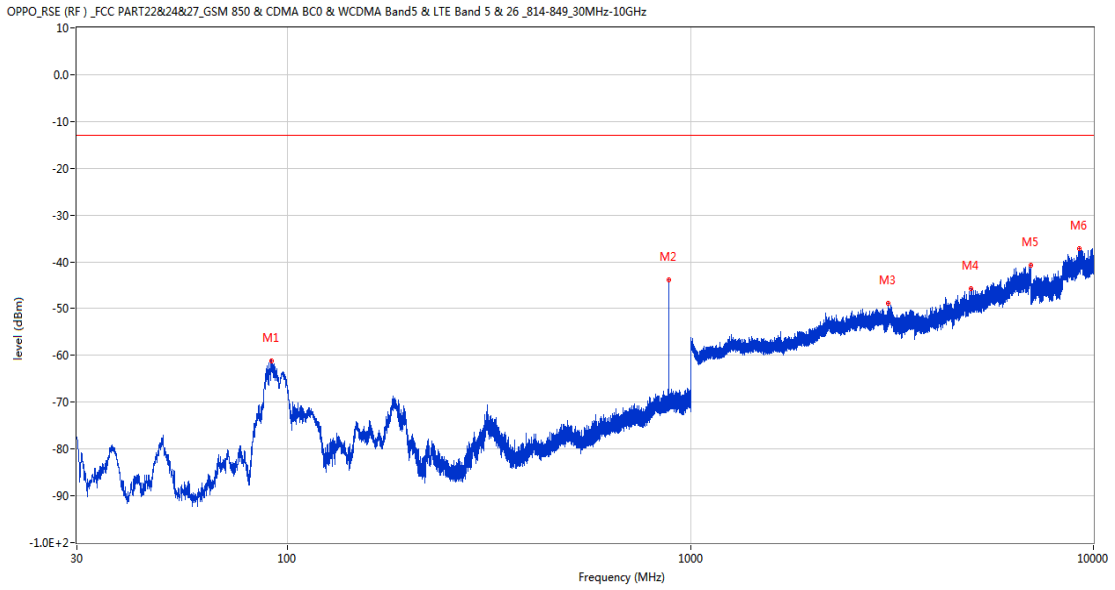
26.2 GSM 850 Middle Channel

RSE-H&H GSM 850 CH190



Frequency (MHz)	Result (dBm)	Factor (dB)	PK Limit (dBm)	Over Limit (dB)	Table (o)	ANT	EUT	Verdict
98.725	-62.38	-21.72	-13.0	-49.38	207.00	Horizontal	Horizontal	Pass
836.604	-66.93	0.59	-13.0	-53.93	234.00	Horizontal	Horizontal	N/A
881.660	-45.00	0.60	-13.0	-32.00	182.00	Horizontal	Horizontal	N/A
2616.100	-49.82	6.94	-13.0	-36.82	306.00	Horizontal	Horizontal	Pass
6968.800	-40.47	20.02	-13.0	-27.47	263.00	Horizontal	Horizontal	Pass
9207.400	-37.05	38.75	-13.0	-24.05	-2.00	Horizontal	Horizontal	Pass

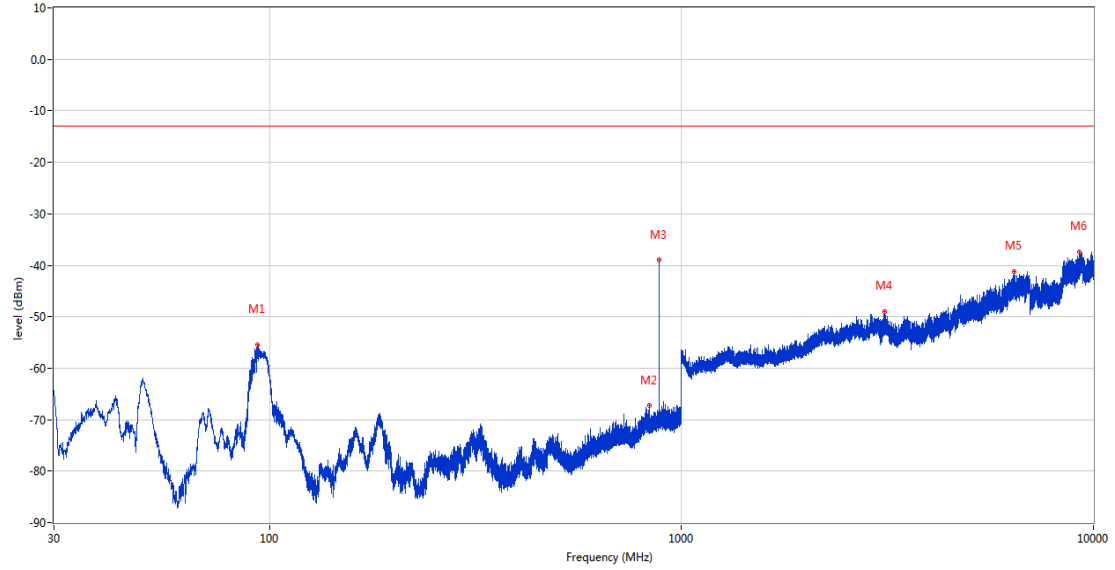
RSE-H&V GSM 850 CH190



Frequency (MHz)	Result (dBm)	Factor (dB)	PK Limit (dBm)	Over Limit (dB)	Table (o)	ANT	EUT	Verdict
91.401	-61.26	-20.79	-13.0	-48.26	191.00	Horizontal	Vertical	Pass
881.563	-43.90	0.59	-13.0	-30.90	28.00	Horizontal	Vertical	N/A
3100.600	-48.91	8.52	-13.0	-35.91	345.00	Horizontal	Vertical	Pass
4979.200	-45.83	11.73	-13.0	-32.83	29.00	Horizontal	Vertical	Pass
6987.800	-40.65	19.46	-13.0	-27.65	362.00	Horizontal	Vertical	Pass
9212.349	-37.20	38.80	-13.0	-24.20	311.00	Horizontal	Vertical	Pass

RSE-V&V GSM 850 CH190

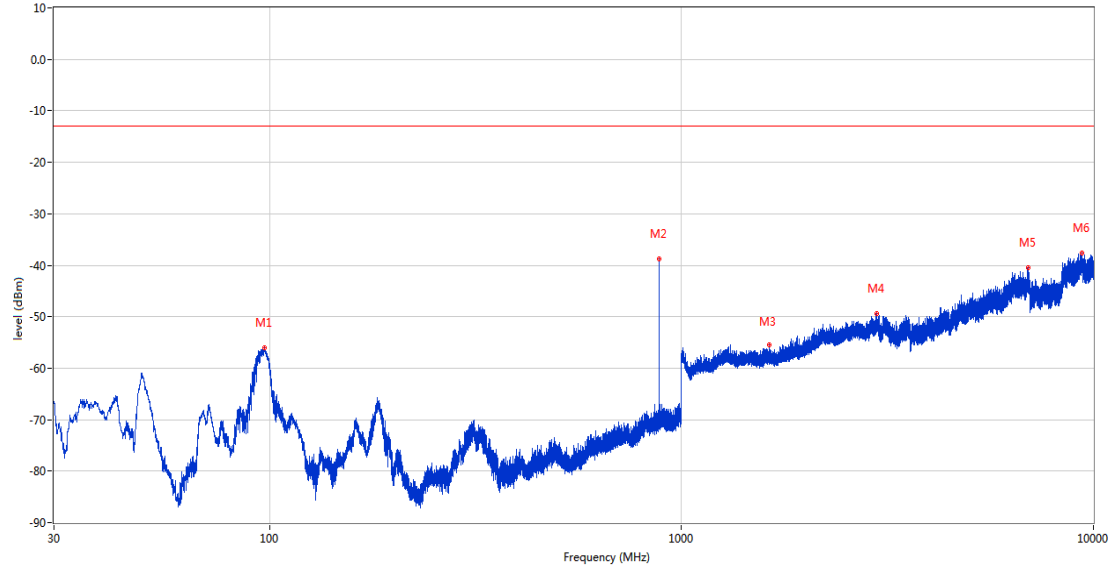
OPPO_RSE (RF) _FCC PART22&24&27_GSM 850 & CDMA BC0 & WCDMA Band5 & LTE Band 5 & 26_814-849_30MHz-10GHz



Frequency (MHz)	Result (dBm)	Factor (dB)	PK Limit (dBm)	Over Limit (dB)	Table (o)	ANT	EUT	Verdict
93.729	-55.42	-21.13	-13.0	-42.42	253.00	Vertical	Vertical	Pass
836.506	-67.26	0.59	-13.0	-54.26	303.00	Vertical	Vertical	N/A
881.563	-39.03	0.59	-13.0	-26.03	57.00	Vertical	Vertical	N/A
3120.400	-49.03	7.59	-13.0	-36.03	362.00	Vertical	Vertical	Pass
6406.600	-41.24	18.44	-13.0	-28.24	56.00	Vertical	Vertical	Pass
9249.849	-37.40	39.11	-13.0	-24.40	360.00	Vertical	Vertical	Pass

RSE-V&H GSM 850 CH190

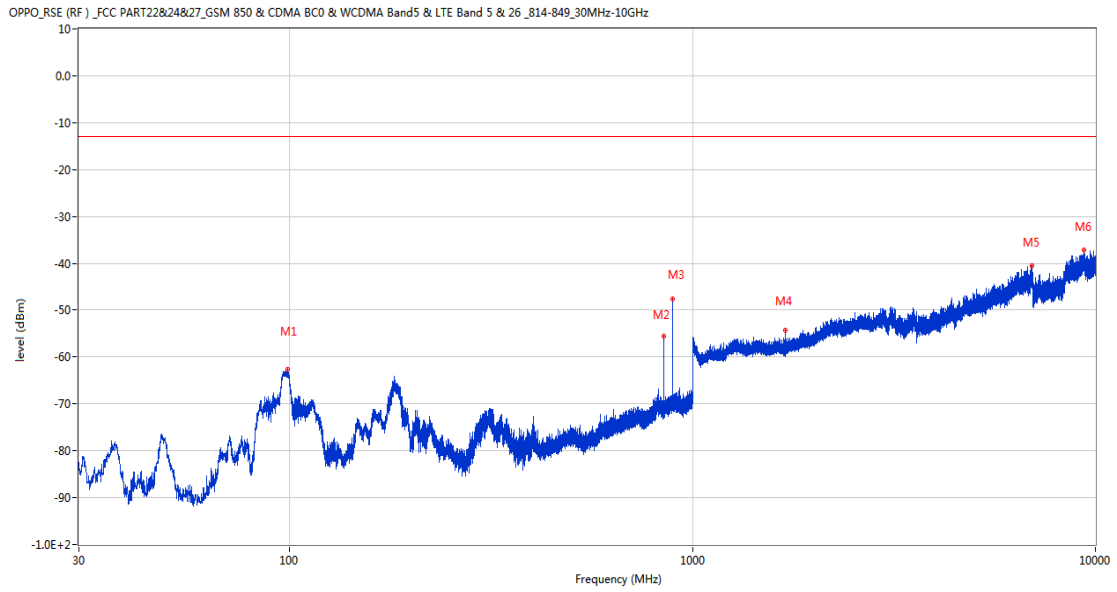
OPPO_RSE (RF) _FCC PART22&24&27_GSM 850 & CDMA BC0 & WCDMA Band5 & LTE Band 5 & 26_814-849_30MHz-10GHz



Frequency (MHz)	Result (dBm)	Factor (dB)	PK Limit (dBm)	Over Limit (dB)	Table (o)	ANT	EUT	Verdict
97.173	-56.12	-21.59	-13.0	-43.12	297.00	Vertical	Horizontal	Pass
881.660	-38.71	0.60	-13.0	-25.71	217.00	Vertical	Horizontal	N/A
1632.500	-55.38	-0.38	-13.0	-42.38	124.00	Vertical	Horizontal	Pass
2982.200	-49.47	6.50	-13.0	-36.47	0.00	Vertical	Horizontal	Pass
6950.400	-40.56	19.10	-13.0	-27.56	1.00	Vertical	Horizontal	Pass
9377.350	-37.70	39.87	-13.0	-24.70	214.00	Vertical	Horizontal	Pass

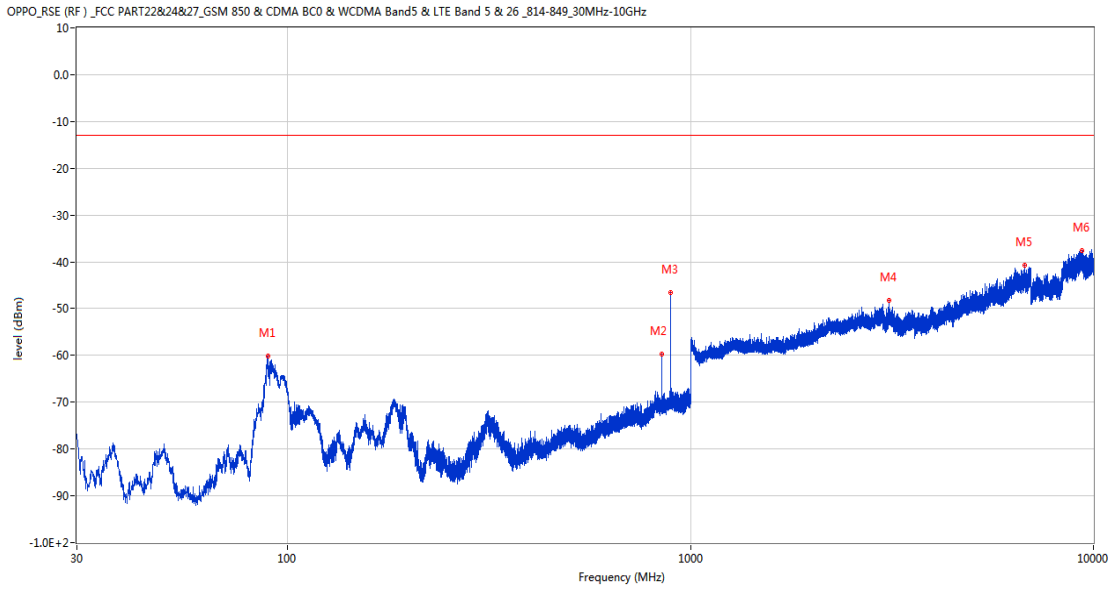
26.3 GSM 850 High Channel

RSE-H&H GSM 850 CH251



Frequency (MHz)	Result (dBm)	Factor (dB)	PK Limit (dBm)	Over Limit (dB)	Table (o)	ANT	EUT	Verdict
98.822	-62.72	-21.73	-13.0	-49.72	216.00	Horizontal	Horizontal	Pass
848.777	-55.48	0.47	-13.0	-42.48	244.00	Horizontal	Horizontal	N/A
893.785	-47.69	1.08	-13.0	-34.69	189.00	Horizontal	Horizontal	N/A
1697.400	-54.19	-1.06	-13.0	-41.19	360.00	Horizontal	Horizontal	Pass
6951.800	-40.52	19.13	-13.0	-27.52	298.00	Horizontal	Horizontal	Pass
9365.200	-37.23	39.87	-13.0	-24.23	146.00	Horizontal	Horizontal	Pass

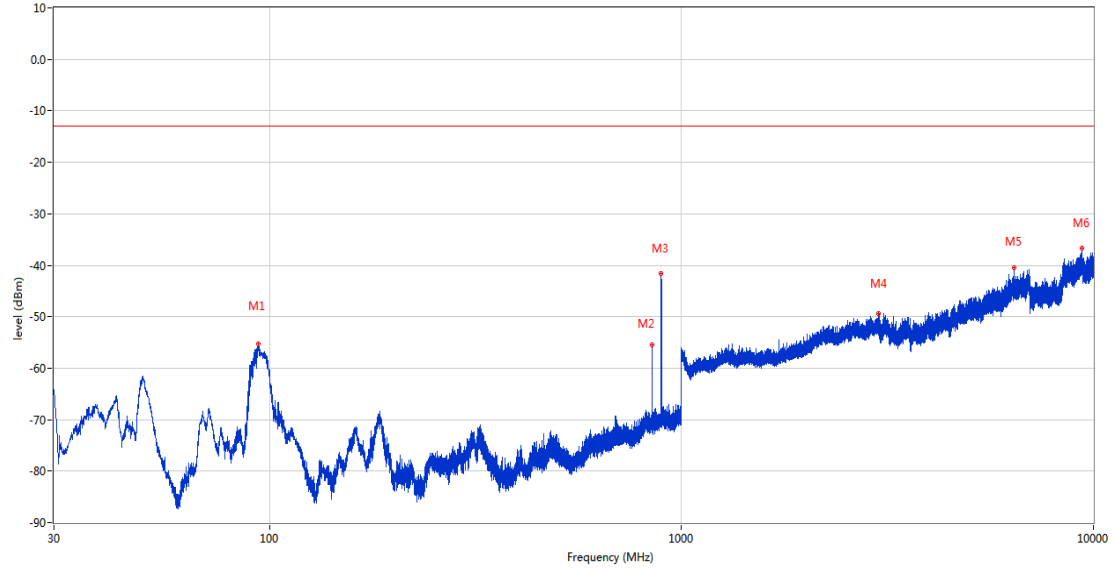
RSE-H&V GSM 850 CH251



Frequency (MHz)	Result (dBm)	Factor (dB)	PK Limit (dBm)	Over Limit (dB)	Table (o)	ANT	EUT	Verdict
89.509	-60.10	-20.74	-13.0	-47.10	338.00	Horizontal	Vertical	Pass
848.680	-59.65	0.47	-13.0	-46.65	338.00	Horizontal	Vertical	N/A
893.785	-46.59	1.08	-13.0	-33.59	82.00	Horizontal	Vertical	N/A
3105.200	-48.28	8.17	-13.0	-35.28	362.00	Horizontal	Vertical	Pass
6757.600	-40.64	19.29	-13.0	-27.64	59.00	Horizontal	Vertical	Pass
9353.950	-37.53	39.80	-13.0	-24.53	312.00	Horizontal	Vertical	Pass

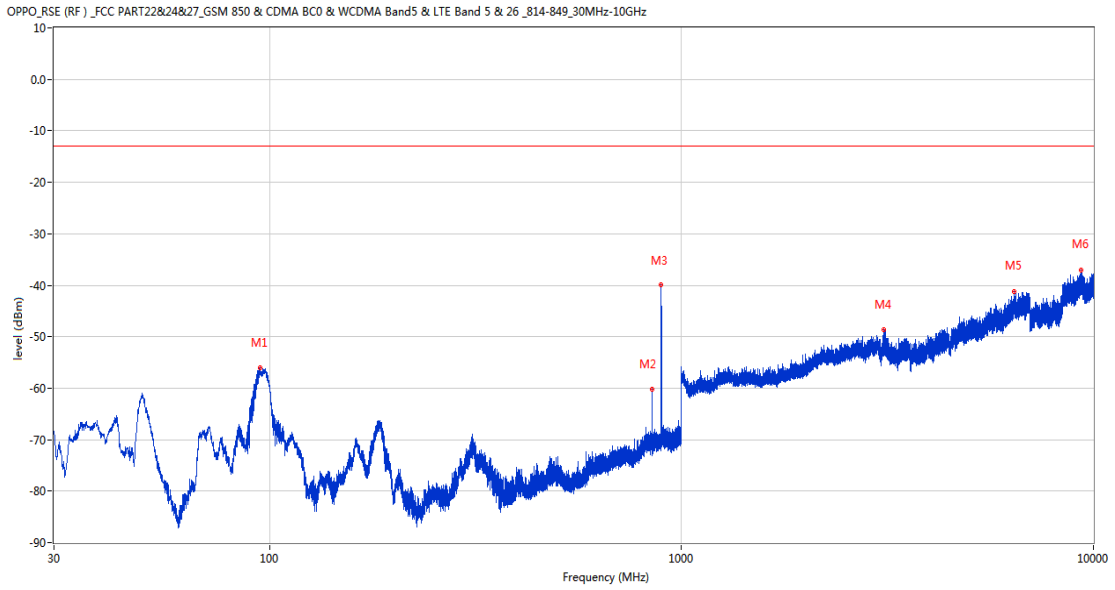
RSE-V&V GSM 850 CH251

OPPO_RSE (RF) _FCC PART22&24&27_GSM 850 & CDMA BC0 & WCDMA Band5 & LTE Band 5 & 26_814-849_30MHz-10GHz



Frequency (MHz)	Result (dBm)	Factor (dB)	PK Limit (dBm)	Over Limit (dB)	Table (o)	ANT	EUT	Verdict
94.068	-55.21	-21.19	-13.0	-42.21	269.00	Vertical	Vertical	Pass
848.729	-55.48	0.47	-13.0	-42.48	61.00	Vertical	Vertical	N/A
893.833	-41.60	1.09	-13.0	-28.60	218.00	Vertical	Vertical	N/A
3005.600	-49.40	7.96	-13.0	-36.40	57.00	Vertical	Vertical	Pass
6422.000	-40.57	18.74	-13.0	-27.57	29.00	Vertical	Vertical	Pass
9359.651	-36.72	39.86	-13.0	-23.72	30.00	Vertical	Vertical	Pass

RSE-V&H GSM 850 CH251

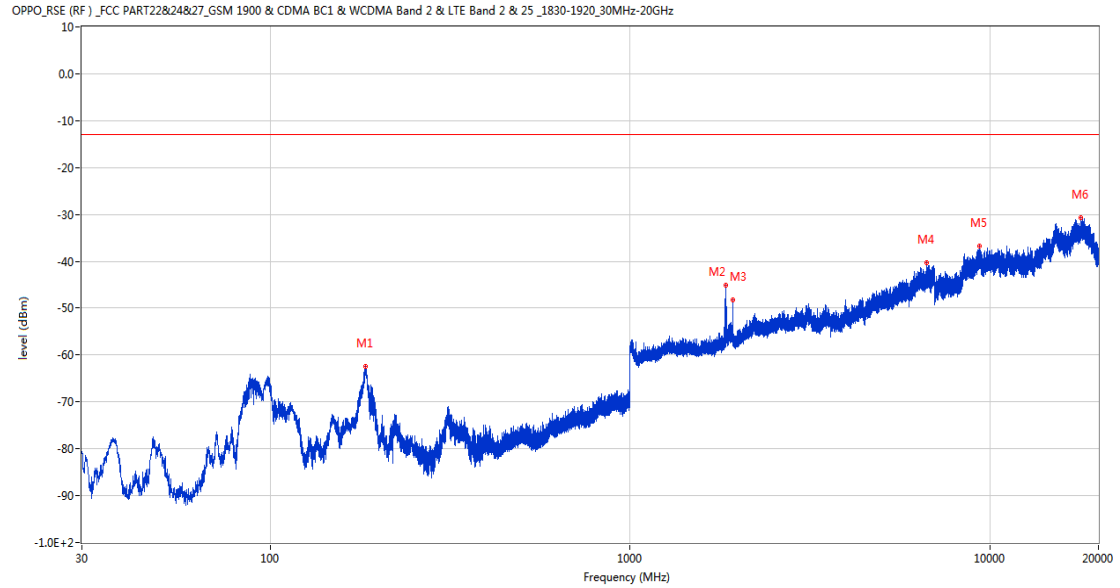


Frequency (MHz)	Result (dBm)	Factor (dB)	PK Limit (dBm)	Over Limit (dB)	Table (o)	ANT	EUT	Verdict
94.893	-56.11	-21.32	-13.0	-43.11	325.00	Vertical	Horizontal	Pass
848.777	-60.19	0.47	-13.0	-47.19	0.00	Vertical	Horizontal	N/A
893.737	-39.92	1.08	-13.0	-26.92	217.00	Vertical	Horizontal	N/A
3100.000	-48.57	8.52	-13.0	-35.57	218.00	Vertical	Horizontal	Pass
6407.800	-41.30	18.53	-13.0	-28.30	299.00	Vertical	Horizontal	Pass
9332.950	-37.08	39.69	-13.0	-24.08	-2.00	Vertical	Horizontal	Pass

27 GSM 1900

27.1 GSM 1900 Low Channel

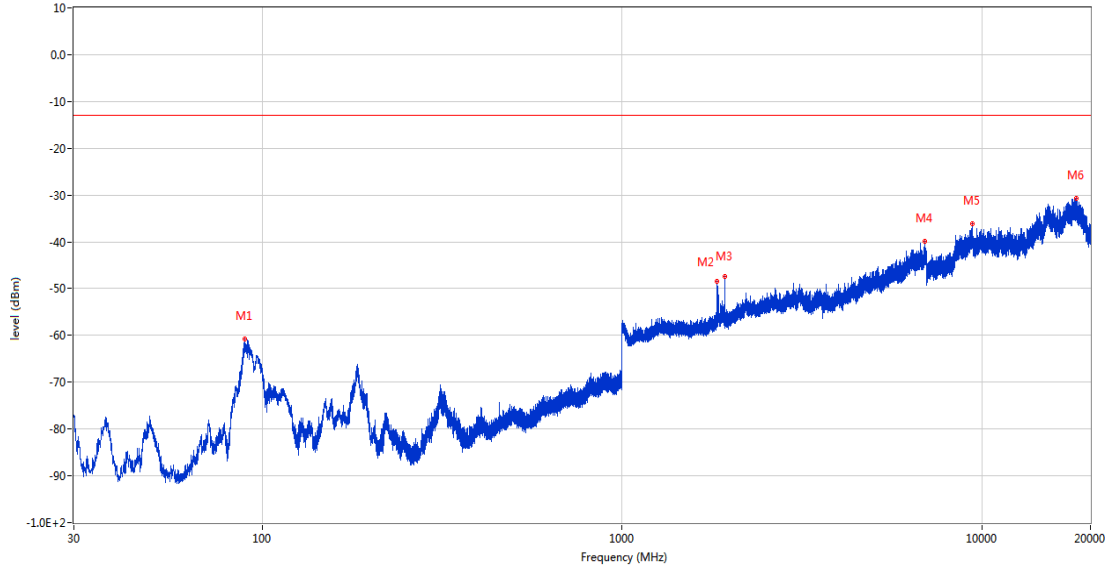
RSE-H&H GSM 1900 CH512



Frequency (MHz)	Result (dBm)	Factor (dB)	PK Limit (dBm)	Over Limit (dB)	Table (o)	ANT	EUT	Verdict
184.230	-62.35	-15.06	-13.0	-49.35	243.00	Horizontal	Horizontal	Pass
1839.600	-45.07	2.02	-13.0	-32.07	275.00	Horizontal	Horizontal	N/A
1930.200	-48.30	0.70	-13.0	-35.30	248.00	Horizontal	Horizontal	N/A
6663.600	-40.29	18.66	-13.0	-27.29	250.00	Horizontal	Horizontal	Pass
9322.424	-36.75	39.69	-13.0	-23.75	362.00	Horizontal	Horizontal	Pass
17861.974	-30.69	44.45	-13.0	-17.69	307.00	Horizontal	Horizontal	Pass

RSE-H&V GSM 1900 CH512

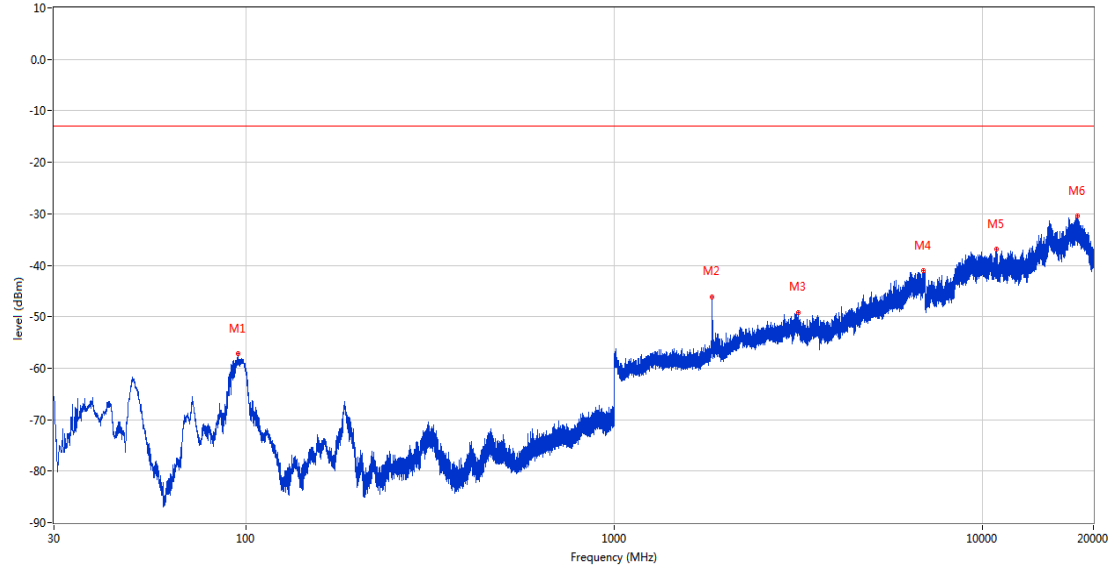
OPPO_RSE (RF) _FCC PART2&24&27_GSM 1900 & CDMA BC1 & WCDMA Band 2 & LTE Band 2 & 25_1830-1920_30MHz-20GHz



Frequency (MHz)	Result (dBm)	Factor (dB)	PK Limit (dBm)	Over Limit (dB)	Table (o)	ANT	EUT	Verdict
89.509	-60.67	-20.93	-13.0	-47.67	314.00	Horizontal	Vertical	Pass
1839.200	-48.52	1.99	-13.0	-35.52	296.00	Horizontal	Vertical	N/A
1930.100	-47.45	0.70	-13.0	-34.45	235.00	Horizontal	Vertical	N/A
6915.600	-39.97	19.57	-13.0	-26.97	234.00	Horizontal	Vertical	Pass
9406.375	-36.05	39.92	-13.0	-23.05	245.00	Horizontal	Vertical	Pass
18271.963	-30.74	44.69	-13.0	-17.74	28.00	Horizontal	Vertical	Pass

RSE-V&V GSM 1900 CH512

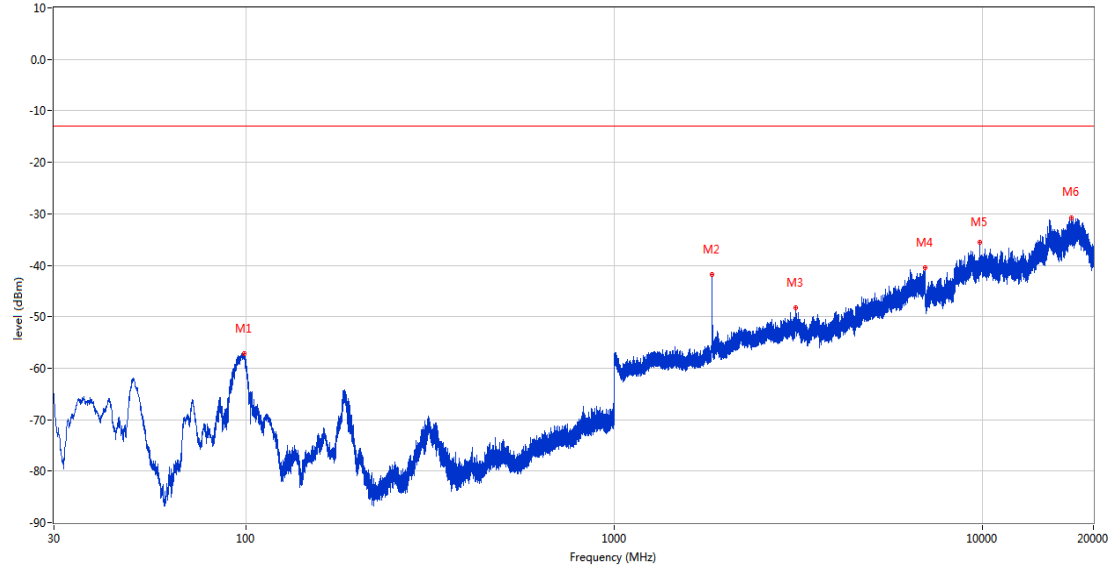
OPPO_RSE (RF) _FCC PART22&24&27_GSM 1900 & CDMA BC1 & WCDMA Band 2 & LTE Band 2 & 25_1830-1920_30MHz-20GHz



Frequency (MHz)	Result (dBm)	Factor (dB)	PK Limit (dBm)	Over Limit (dB)	Table (o)	ANT	EUT	Verdict
94.650	-57.21	-21.45	-13.0	-44.21	294.00	Vertical	Vertical	Pass
1839.700	-46.08	2.03	-13.0	-33.08	335.00	Vertical	Vertical	N/A
3154.800	-49.28	7.95	-13.0	-36.28	153.00	Vertical	Vertical	Pass
6921.400	-41.11	19.29	-13.0	-28.11	206.00	Vertical	Vertical	Pass
10914.888	-36.86	40.62	-13.0	-23.86	69.00	Vertical	Vertical	Pass
18070.411	-30.33	44.93	-13.0	-17.33	0.00	Vertical	Vertical	Pass

RSE-V&H GSM 1900 CH512

OPPO_RSE (RF) _FCC PART22&24&27_GSM 1900 & CDMA BC1 & WCDMA Band 2 & LTE Band 2 & 25_1830-1920_30MHz-20GHz

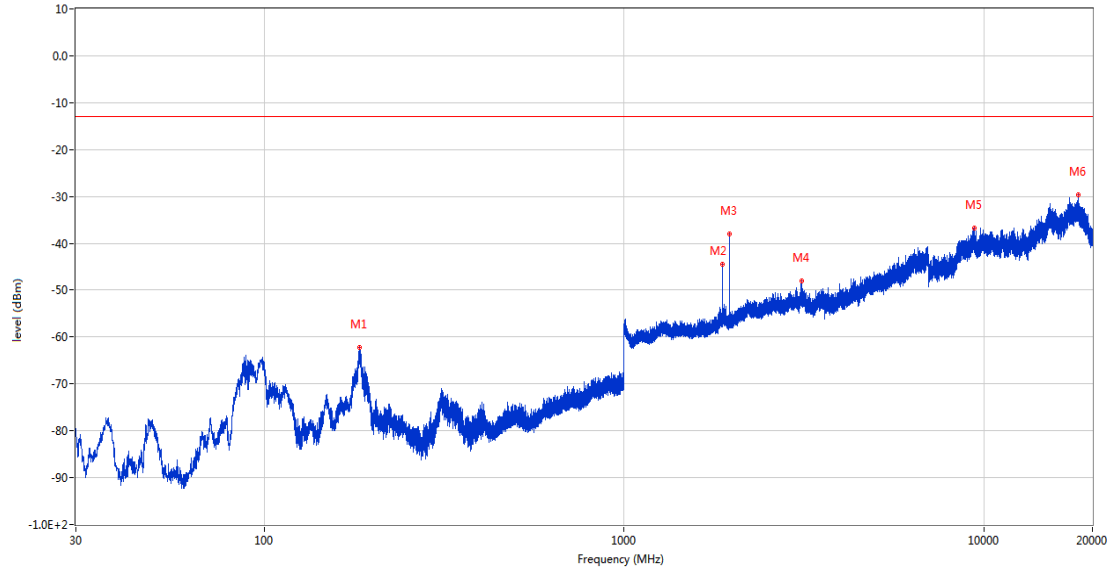


Frequency (MHz)	Result (dBm)	Factor (dB)	PK Limit (dBm)	Over Limit (dB)	Table (o)	ANT	EUT	Verdict
98.385	-57.18	-21.91	-13.0	-44.18	324.00	Vertical	Horizontal	Pass
1840.400	-41.77	2.09	-13.0	-28.77	25.00	Vertical	Horizontal	N/A
3108.000	-48.29	8.01	-13.0	-35.29	326.00	Vertical	Horizontal	Pass
6969.200	-40.52	20.03	-13.0	-27.52	223.00	Vertical	Horizontal	Pass
9801.687	-35.61	40.01	-13.0	-22.61	258.00	Vertical	Horizontal	Pass
17393.625	-30.73	44.19	-13.0	-17.73	162.00	Vertical	Horizontal	Pass

27.2 GSM 1900 Middle Channel

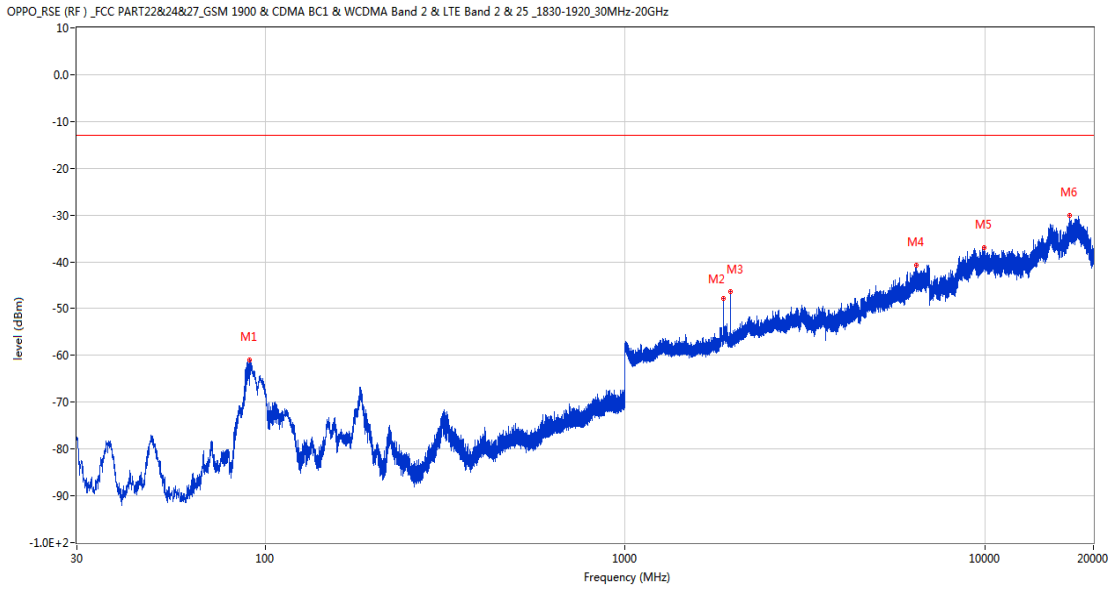
RSE-H&H GSM 1900 CH661

OPPO_RSE (RF) _FCC PART22&24&27_GSM 1900 & CDMA BC1 & WCDMA Band 2 & LTE Band 2 & 25_1830-1920_30MHz-20GHz



Frequency (MHz)	Result (dBm)	Factor (dB)	PK Limit (dBm)	Over Limit (dB)	Table (o)	ANT	EUT	Verdict
184.230	-62.24	-15.06	-13.0	-49.24	258.00	Horizontal	Horizontal	Pass
1880.000	-44.52	2.72	-13.0	-31.52	182.00	Horizontal	Horizontal	N/A
1960.000	-37.95	1.10	-13.0	-24.95	233.00	Horizontal	Horizontal	N/A
3117.400	-48.03	7.64	-13.0	-35.03	237.00	Horizontal	Horizontal	Pass
9382.513	-36.75	39.89	-13.0	-23.75	0.00	Horizontal	Horizontal	Pass
18244.776	-29.68	44.85	-13.0	-16.68	362.00	Horizontal	Horizontal	Pass

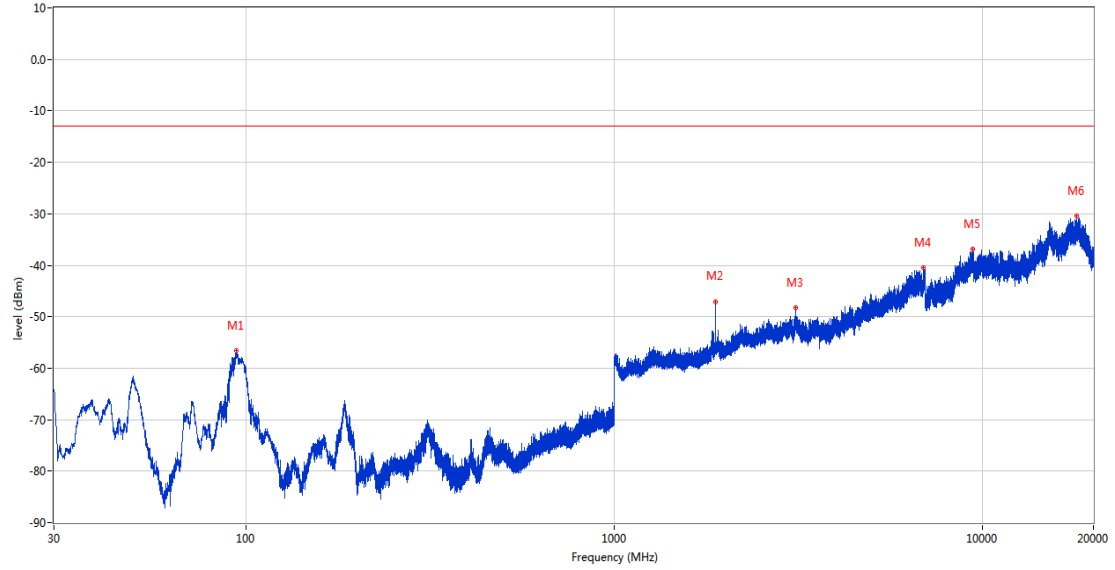
RSE-H&V GSM 1900 CH661



Frequency (MHz)	Result (dBm)	Factor (dB)	PK Limit (dBm)	Over Limit (dB)	Table (o)	ANT	EUT	Verdict
90.334	-61.01	-20.93	-13.0	-48.01	171.00	Horizontal	Vertical	Pass
1879.900	-47.75	2.72	-13.0	-34.75	-2.00	Horizontal	Vertical	N/A
1960.100	-46.29	1.09	-13.0	-33.29	215.00	Horizontal	Vertical	N/A
6427.200	-40.72	18.30	-13.0	-27.72	-1.00	Horizontal	Vertical	Pass
9929.050	-36.97	39.96	-13.0	-23.97	89.00	Horizontal	Vertical	Pass
17140.238	-30.14	43.99	-13.0	-17.14	269.00	Horizontal	Vertical	Pass

RSE-V&V GSM 1900 CH661

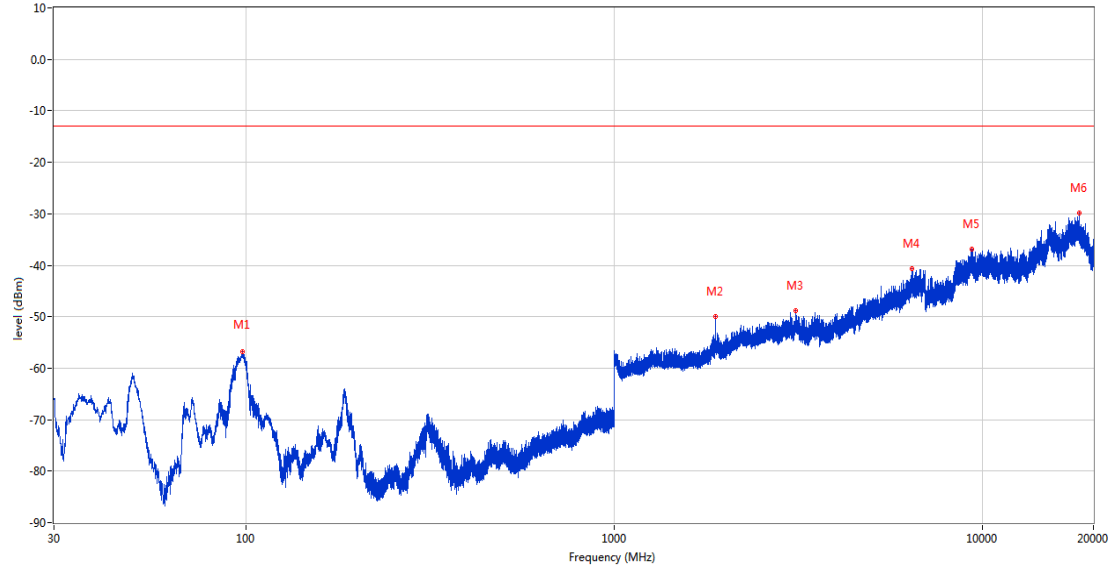
OPPO_RSE (RF) _FCC PART22&24&27_GSM 1900 & CDMA BC1 & WCDMA Band 2 & LTE Band 2 & 25_1830-1920_30MHz-20GHz



Frequency (MHz)	Result (dBm)	Factor (dB)	PK Limit (dBm)	Over Limit (dB)	Table (o)	ANT	EUT	Verdict
93.826	-56.64	-21.31	-13.0	-43.64	285.00	Vertical	Vertical	Pass
1880.000	-47.11	2.72	-13.0	-34.11	54.00	Vertical	Vertical	N/A
3105.600	-48.32	8.16	-13.0	-35.32	169.00	Vertical	Vertical	Pass
6916.800	-40.47	19.50	-13.0	-27.47	309.00	Vertical	Vertical	Pass
9401.775	-36.79	40.01	-13.0	-23.79	37.00	Vertical	Vertical	Pass
18013.864	-30.36	44.93	-13.0	-17.36	305.00	Vertical	Vertical	Pass

RSE-V&H GSM 1900 CH661

OPPO_RSE (RF) _FCC PART22&24&27_GSM 1900 & CDMA BC1 & WCDMA Band 2 & LTE Band 2 & 25_1830-1920_30MHz-20GHz

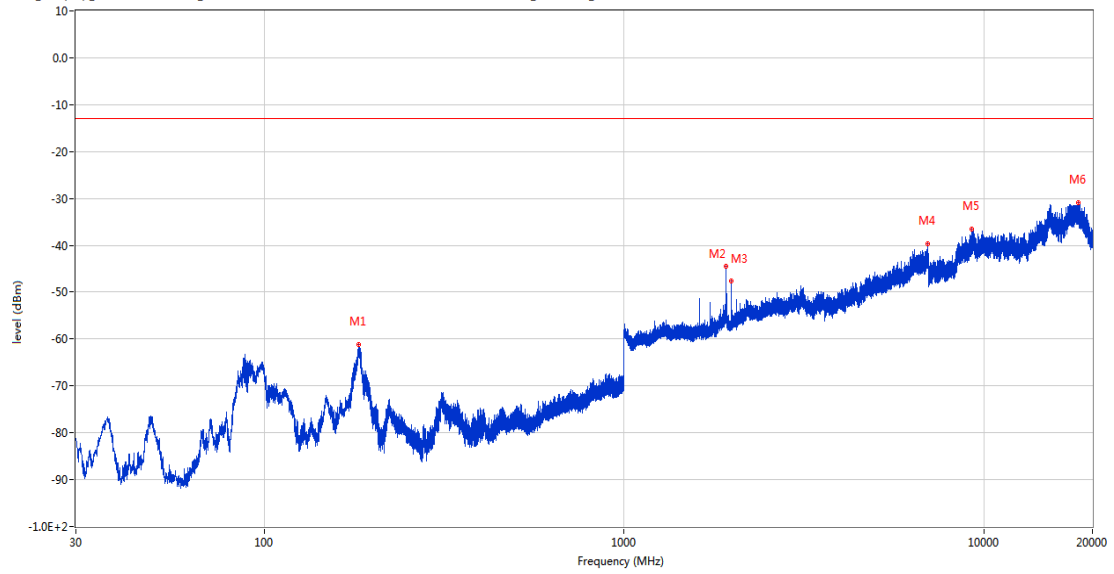


Frequency (MHz)	Result (dBm)	Factor (dB)	PK Limit (dBm)	Over Limit (dB)	Table (o)	ANT	EUT	Verdict
97.755	-56.83	-21.88	-13.0	-43.83	7.00	Vertical	Horizontal	Pass
1879.800	-49.89	2.72	-13.0	-36.89	272.00	Vertical	Horizontal	N/A
3098.600	-48.91	8.45	-13.0	-35.91	35.00	Vertical	Horizontal	Pass
6410.800	-40.75	18.82	-13.0	-27.75	-1.00	Vertical	Horizontal	Pass
9351.175	-36.89	39.78	-13.0	-23.89	282.00	Vertical	Horizontal	Pass
18270.876	-29.92	44.70	-13.0	-16.92	162.00	Vertical	Horizontal	Pass

27.3 GSM 1900 High Channel

RSE-H&H GSM 1900 CH810

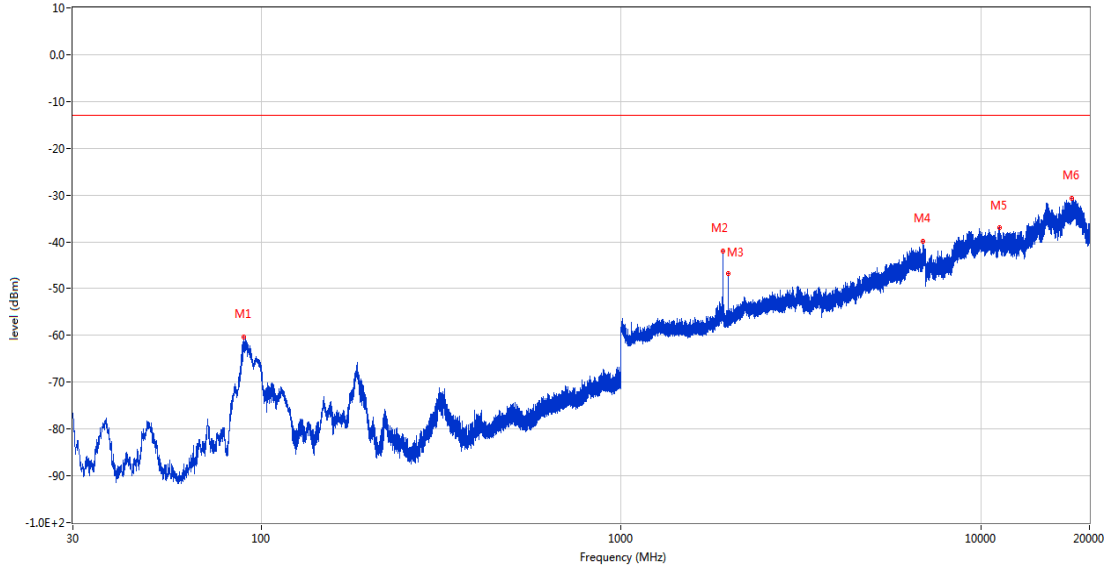
OPPO_RSE (RF) _FCC PART22&24&27_GSM 1900 & CDMA BC1 & WCDMA Band 2 & LTE Band 2 & 25_1830-1920_30MHz-20GHz



Frequency (MHz)	Result (dBm)	Factor (dB)	PK Limit (dBm)	Over Limit (dB)	Table (o)	ANT	EUT	Verdict
183.454	-61.25	-15.16	-13.0	-48.25	246.00	Horizontal	Horizontal	Pass
1915.300	-44.46	3.10	-13.0	-31.46	48.00	Horizontal	Horizontal	N/A
1989.700	-47.69	1.01	-13.0	-34.69	232.00	Horizontal	Horizontal	N/A
6981.600	-39.72	19.73	-13.0	-26.72	240.00	Horizontal	Horizontal	Pass
9218.062	-36.58	38.85	-13.0	-23.58	88.00	Horizontal	Horizontal	Pass
18277.401	-30.85	44.63	-13.0	-17.85	296.00	Horizontal	Horizontal	Pass

RSE-H&V GSM 1900 CH810

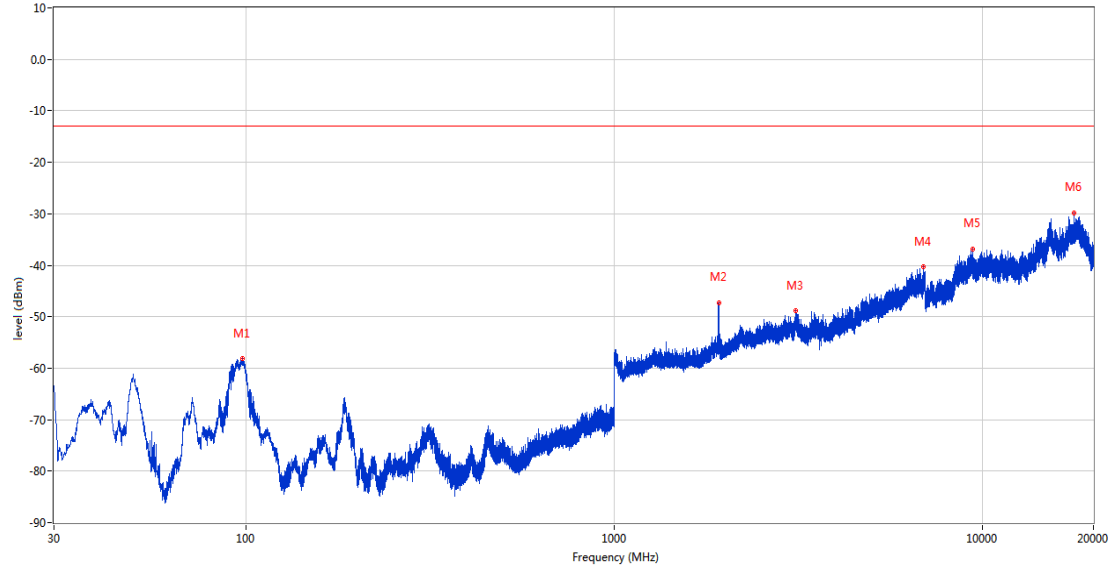
OPPO_RSE (RF) _FCC PART22&24&27_GSM 1900 & CDMA BC1 & WCDMA Band 2 & LTE Band 2 & 25_1830-1920_30MHz-20GHz



Frequency (MHz)	Result (dBm)	Factor (dB)	PK Limit (dBm)	Over Limit (dB)	Table (o)	ANT	EUT	Verdict
89.364	-60.35	-20.94	-13.0	-47.35	323.00	Horizontal	Vertical	Pass
1915.600	-42.07	3.10	-13.0	-29.07	0.00	Horizontal	Vertical	N/A
1989.700	-46.86	1.01	-13.0	-33.86	230.00	Horizontal	Vertical	N/A
6904.600	-39.88	19.31	-13.0	-26.88	95.00	Horizontal	Vertical	Pass
11239.474	-36.96	39.88	-13.0	-23.96	302.00	Horizontal	Vertical	Pass
17875.026	-30.80	44.50	-13.0	-17.80	-2.00	Horizontal	Vertical	Pass

RSE-V&V GSM 1900 CH810

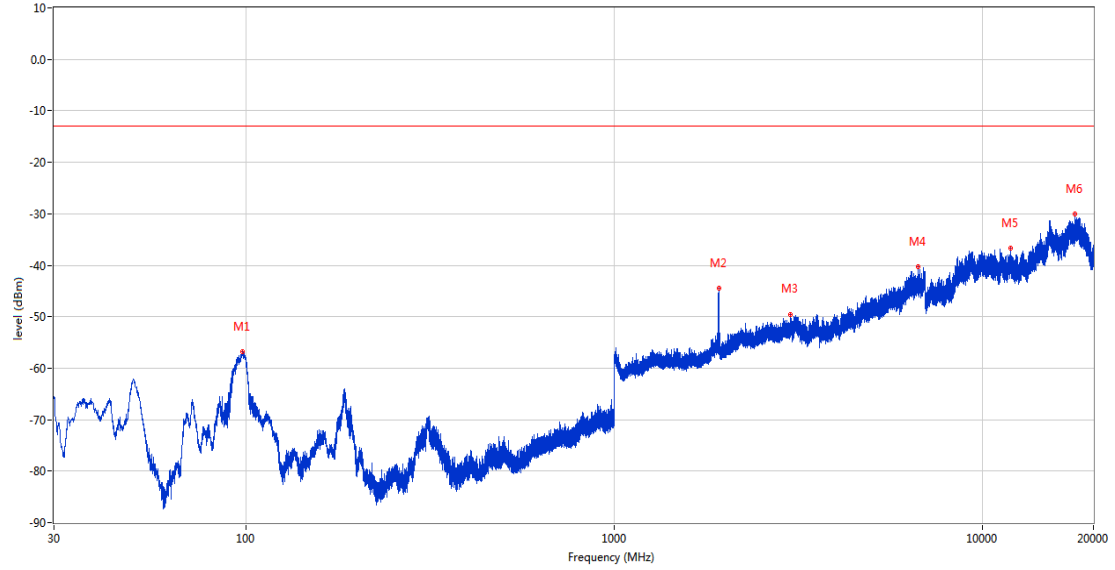
OPPO_RSE (RF) _FCC PART22&24&27_GSM 1900 & CDMA BC1 & WCDMA Band 2 & LTE Band 2 & 25_1830-1920_30MHz-20GHz



Frequency (MHz)	Result (dBm)	Factor (dB)	PK Limit (dBm)	Over Limit (dB)	Table (o)	ANT	EUT	Verdict
97.464	-58.21	-21.84	-13.0	-45.21	323.00	Vertical	Vertical	Pass
1919.700	-47.28	1.65	-13.0	-34.28	360.00	Vertical	Vertical	N/A
3108.800	-48.90	7.93	-13.0	-35.90	52.00	Vertical	Vertical	Pass
6913.200	-40.33	19.56	-13.0	-27.33	0.00	Vertical	Vertical	Pass
9417.588	-36.88	39.71	-13.0	-23.88	290.00	Vertical	Vertical	Pass
17734.375	-29.76	43.84	-13.0	-16.76	87.00	Vertical	Vertical	Pass

RSE-V&H GSM 1900 CH810

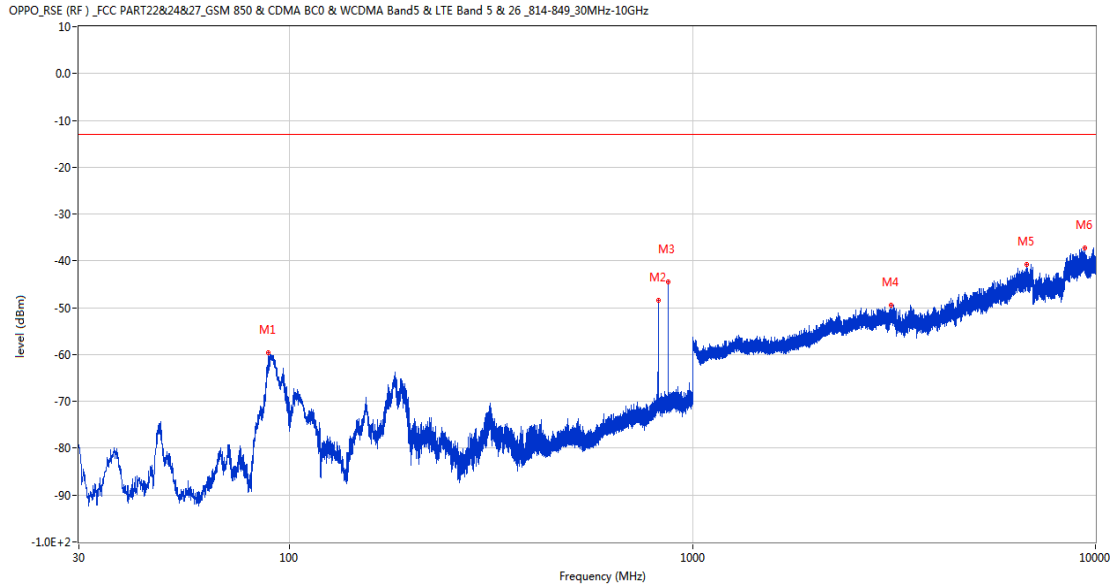
OPPO_RSE (RF) _FCC PART22&24&27_GSM 1900 & CDMA BC1 & WCDMA Band 2 & LTE Band 2 & 25_1830-1920_30MHz-20GHz



Frequency (MHz)	Result (dBm)	Factor (dB)	PK Limit (dBm)	Over Limit (dB)	Table (o)	ANT	EUT	Verdict
97.367	-56.86	-21.83	-13.0	-43.86	297.00	Vertical	Horizontal	Pass
1919.700	-44.38	1.65	-13.0	-31.38	362.00	Vertical	Horizontal	N/A
3001.400	-49.66	8.22	-13.0	-36.66	361.00	Vertical	Horizontal	Pass
6665.200	-40.34	18.61	-13.0	-27.34	36.00	Vertical	Horizontal	Pass
11923.724	-36.71	39.78	-13.0	-23.71	33.00	Vertical	Horizontal	Pass
17830.801	-30.00	44.09	-13.0	-17.00	335.00	Vertical	Horizontal	Pass

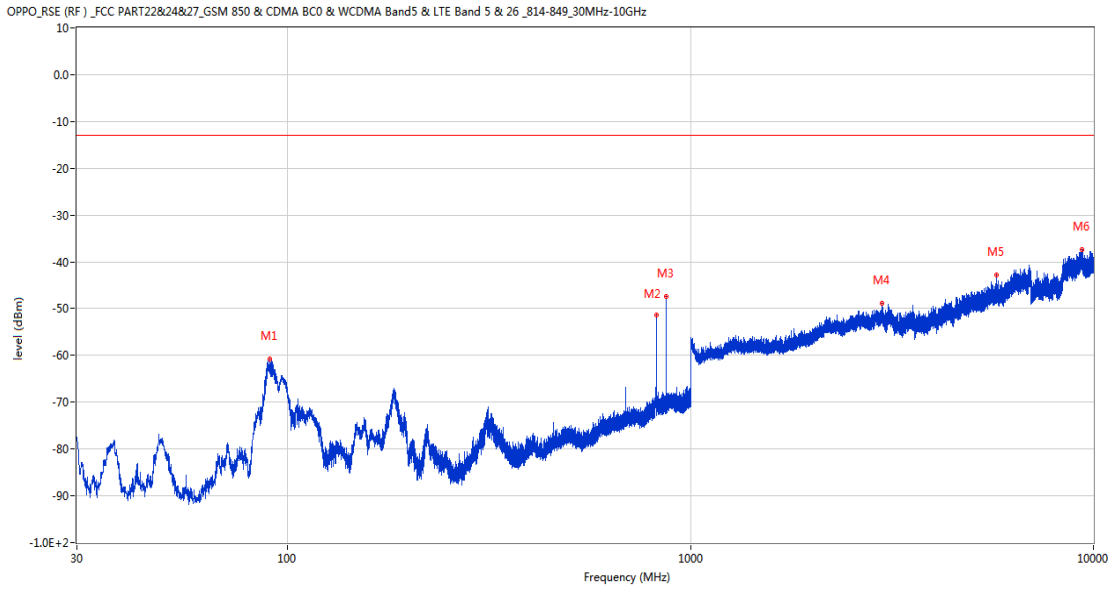
EGPRS
 28 EGPRS 850
 28.1 EGPRS 850 Low Channel

RSE-H&H EGPRS 850 CH128



Frequency (MHz)	Result (dBm)	Factor (dB)	PK Limit (dBm)	Over Limit (dB)	Table (o)	ANT	EUT	Verdict
88.588	-59.67	-20.79	-13.0	-46.67	349.00	Horizontal	Horizontal	Pass
824.236	-48.49	0.71	-13.0	-35.49	228.00	Horizontal	Horizontal	N/A
869.244	-44.51	0.15	-13.0	-31.51	360.00	Horizontal	Horizontal	N/A
3106.400	-49.50	8.13	-13.0	-36.50	334.00	Horizontal	Horizontal	Pass
6758.800	-40.78	19.25	-13.0	-27.78	46.00	Horizontal	Horizontal	Pass
9414.100	-37.22	39.77	-13.0	-24.22	243.00	Horizontal	Horizontal	Pass

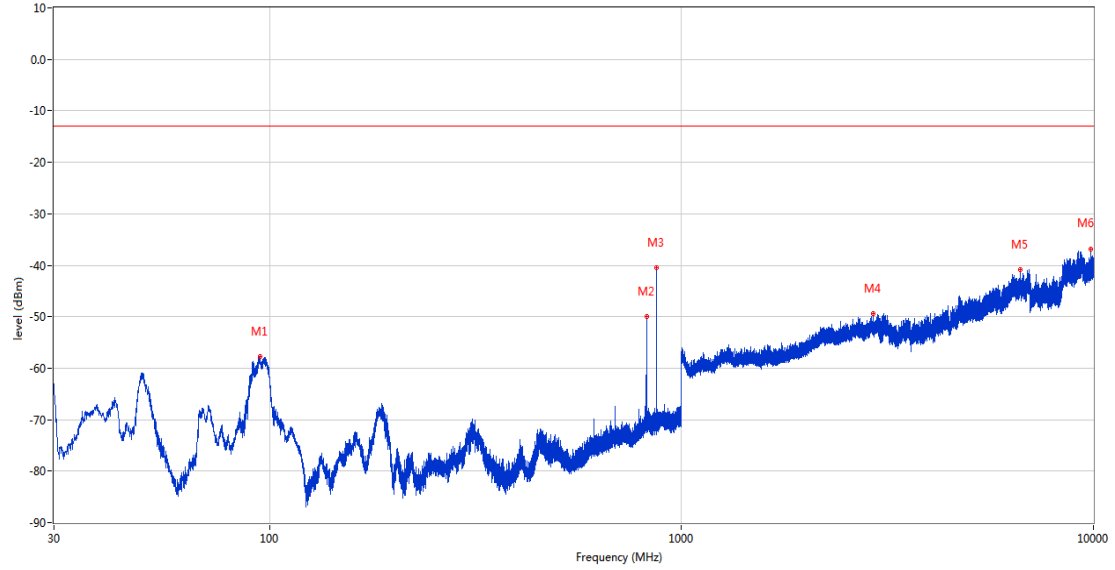
RSE-H&V EGPRS 850 CH128



Frequency (MHz)	Result (dBm)	Factor (dB)	PK Limit (dBm)	Over Limit (dB)	Table (o)	ANT	EUT	Verdict
90.285	-60.81	-20.74	-13.0	-47.81	176.00	Horizontal	Vertical	Pass
824.236	-51.34	0.71	-13.0	-38.34	344.00	Horizontal	Vertical	N/A
869.196	-47.45	0.15	-13.0	-34.45	8.00	Horizontal	Vertical	N/A
2990.000	-48.82	7.08	-13.0	-35.82	245.00	Horizontal	Vertical	Pass
5750.200	-42.81	14.19	-13.0	-29.81	309.00	Horizontal	Vertical	Pass
9344.500	-37.45	39.73	-13.0	-24.45	-2.00	Horizontal	Vertical	Pass

RSE-V&V EGPRS 850 CH128

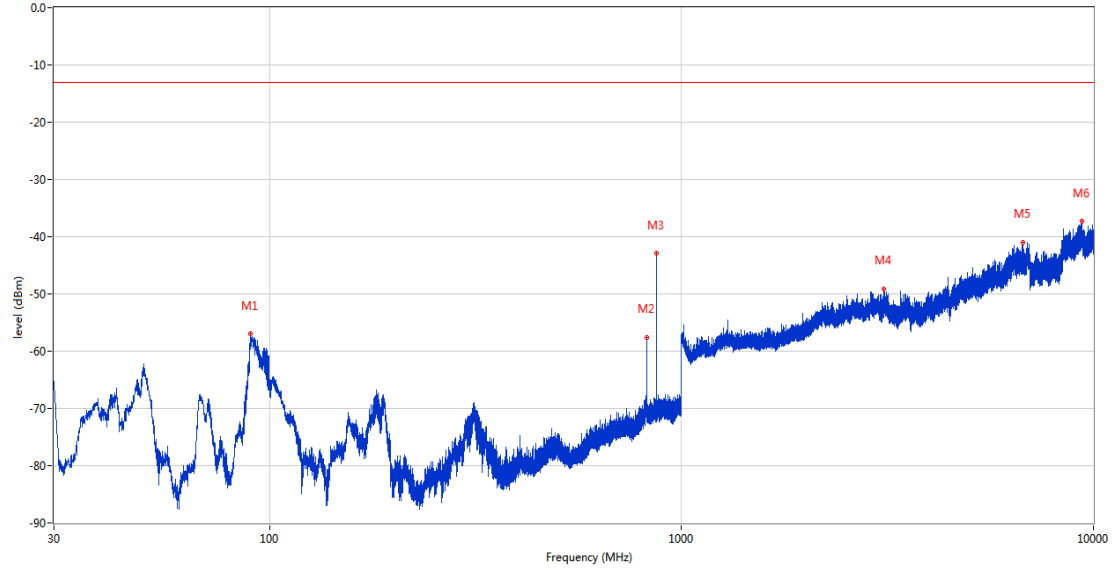
OPPO_RSE (RF)_FCC PART22&24&27_GSM 850 & CDMA BC0 & WCDMA Band5 & LTE Band 5 & 26_814-849_30MHz-10GHz



Frequency (MHz)	Result (dBm)	Factor (dB)	PK Limit (dBm)	Over Limit (dB)	Table (o)	ANT	EUT	Verdict
94.747	-57.71	-21.29	-13.0	-44.71	276.00	Vertical	Vertical	Pass
824.236	-49.99	0.71	-13.0	-36.99	350.00	Vertical	Vertical	N/A
869.196	-40.52	0.15	-13.0	-27.52	276.00	Vertical	Vertical	N/A
2920.100	-49.34	6.77	-13.0	-36.34	27.00	Vertical	Vertical	Pass
6637.400	-40.91	18.19	-13.0	-27.91	362.00	Vertical	Vertical	Pass
9840.250	-36.80	39.75	-13.0	-23.80	-2.00	Vertical	Vertical	Pass

RSE-V&H EGPRS 850 CH128

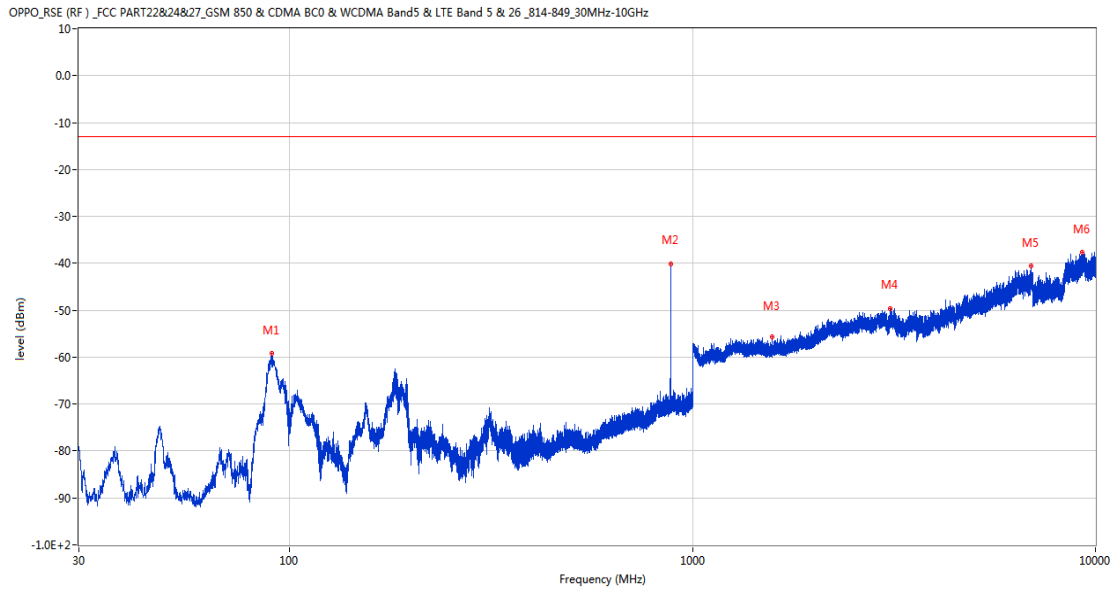
OPPO_RSE (RF) _FCC PART22&24&27_GSM 850 & CDMA BC0 & WCDMA Band5 & LTE Band 5 & 26 _814-849_30MHz-10GHz



Frequency (MHz)	Result (dBm)	Factor (dB)	PK Limit (dBm)	Over Limit (dB)	Table (o)	ANT	EUT	Verdict
90.140	-56.98	-20.74	-13.0	-43.98	288.00	Vertical	Horizontal	Pass
824.188	-57.56	0.71	-13.0	-44.56	280.00	Vertical	Horizontal	N/A
869.244	-42.92	0.15	-13.0	-29.92	71.00	Vertical	Horizontal	N/A
3103.200	-49.11	8.40	-13.0	-36.11	295.00	Vertical	Horizontal	Pass
6749.000	-40.97	19.50	-13.0	-27.97	84.00	Vertical	Horizontal	Pass
9364.150	-37.31	39.87	-13.0	-24.31	177.00	Vertical	Horizontal	Pass

28.2 EGPRS 850 Middle Channel

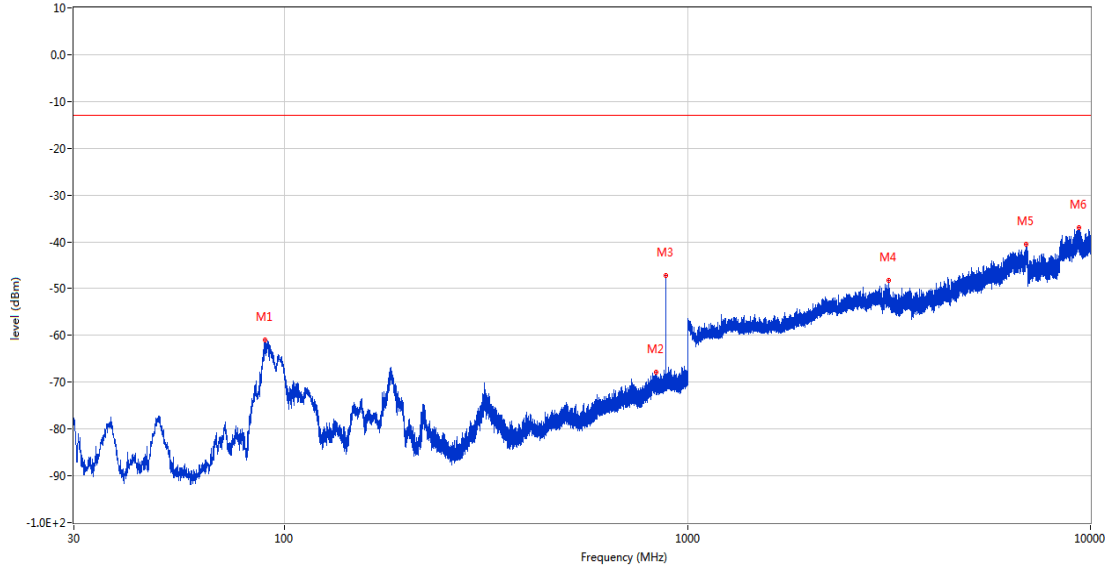
RSE-H&H EGPRS 850 CH190



Frequency (MHz)	Result (dBm)	Factor (dB)	PK Limit (dBm)	Over Limit (dB)	Table (o)	ANT	EUT	Verdict
90.140	-59.27	-20.74	-13.0	-46.27	175.00	Horizontal	Horizontal	Pass
881.563	-40.19	0.59	-13.0	-27.19	13.00	Horizontal	Horizontal	N/A
1578.000	-55.62	-0.81	-13.0	-42.62	143.00	Horizontal	Horizontal	Pass
3096.800	-49.65	8.41	-13.0	-36.65	109.00	Horizontal	Horizontal	Pass
6913.800	-40.51	19.58	-13.0	-27.51	174.00	Horizontal	Horizontal	Pass
9269.049	-37.70	39.26	-13.0	-24.70	361.00	Horizontal	Horizontal	Pass

RSE-H&V EGPRS 850 CH190

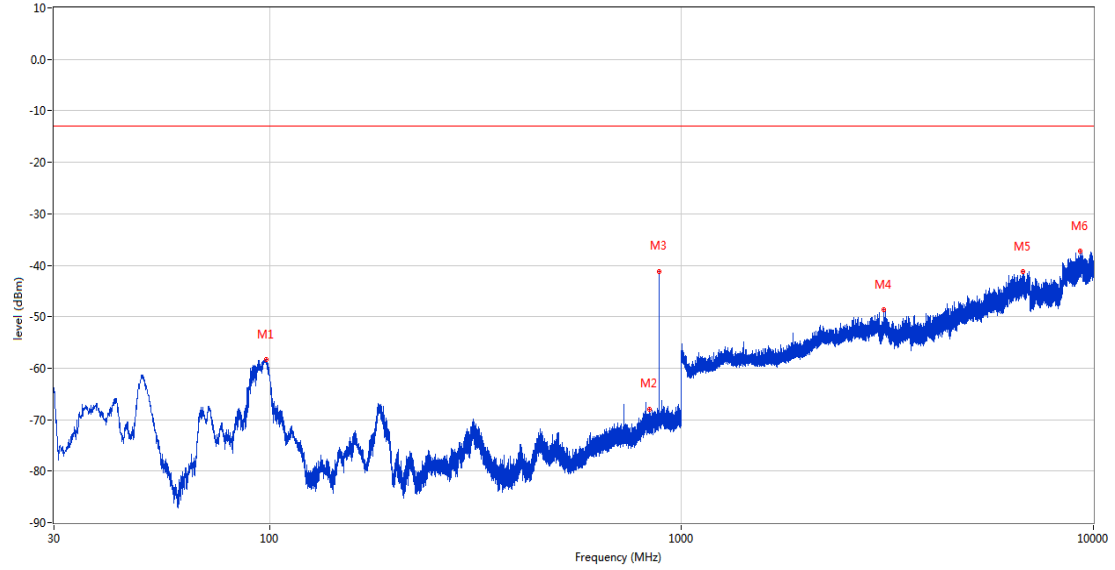
OPPO_RSE (RF) _FCC PART22&24&27_GSM 850 & CDMA BC0 & WCDMA Band5 & LTE Band 5 & 26_814-849_30MHz-10GHz



Frequency (MHz)	Result (dBm)	Factor (dB)	PK Limit (dBm)	Over Limit (dB)	Table (o)	ANT	EUT	Verdict
89.315	-60.91	-20.75	-13.0	-47.91	361.00	Horizontal	Vertical	Pass
836.652	-67.88	0.59	-13.0	-54.88	330.00	Horizontal	Vertical	N/A
881.563	-47.11	0.59	-13.0	-34.11	7.00	Horizontal	Vertical	N/A
3153.800	-48.27	8.00	-13.0	-35.27	169.00	Horizontal	Vertical	Pass
6917.600	-40.56	19.44	-13.0	-27.56	335.00	Horizontal	Vertical	Pass
9388.900	-36.95	39.95	-13.0	-23.95	-2.00	Horizontal	Vertical	Pass

RSE-V&V EGPRS 850 CH190

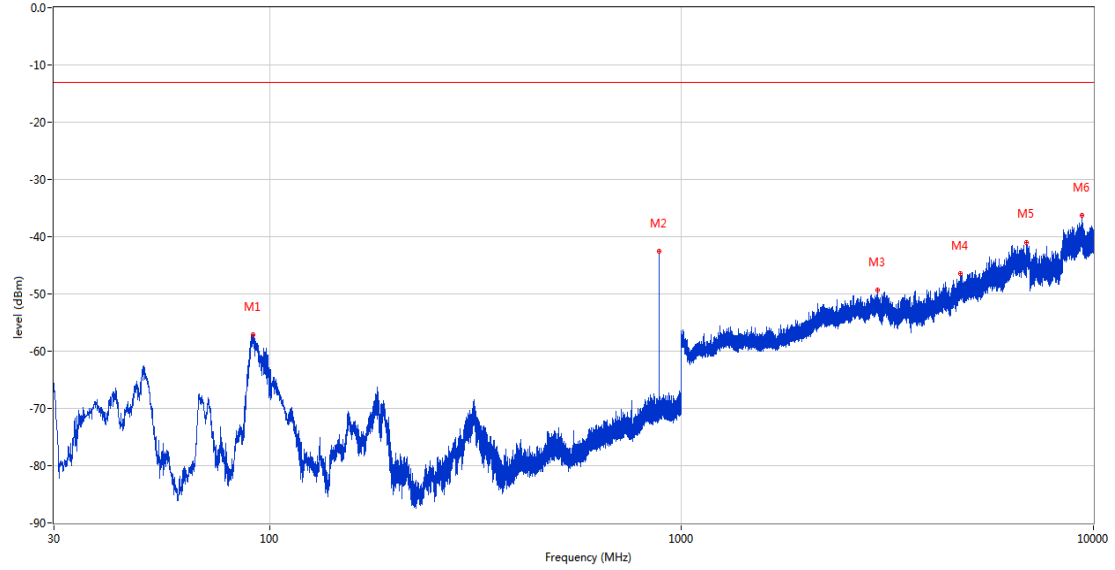
OPPO_RSE (RF) _FCC PART22&24&27_GSM 850 & CDMA BC0 & WCDMA Band5 & LTE Band 5 & 26_814-849_30MHz-10GHz



Frequency (MHz)	Result (dBm)	Factor (dB)	PK Limit (dBm)	Over Limit (dB)	Table (o)	ANT	EUT	Verdict
98.434	-58.37	-21.70	-13.0	-45.37	311.00	Vertical	Vertical	Pass
835.246	-68.07	0.60	-13.0	-55.07	192.00	Vertical	Vertical	N/A
881.563	-41.15	0.59	-13.0	-28.15	221.00	Vertical	Vertical	N/A
3100.000	-48.60	8.52	-13.0	-35.60	100.00	Vertical	Vertical	Pass
6756.200	-41.24	19.40	-13.0	-28.24	362.00	Vertical	Vertical	Pass
9306.700	-37.25	39.61	-13.0	-24.25	302.00	Vertical	Vertical	Pass

RSE-V&H EGPRS 850 CH190

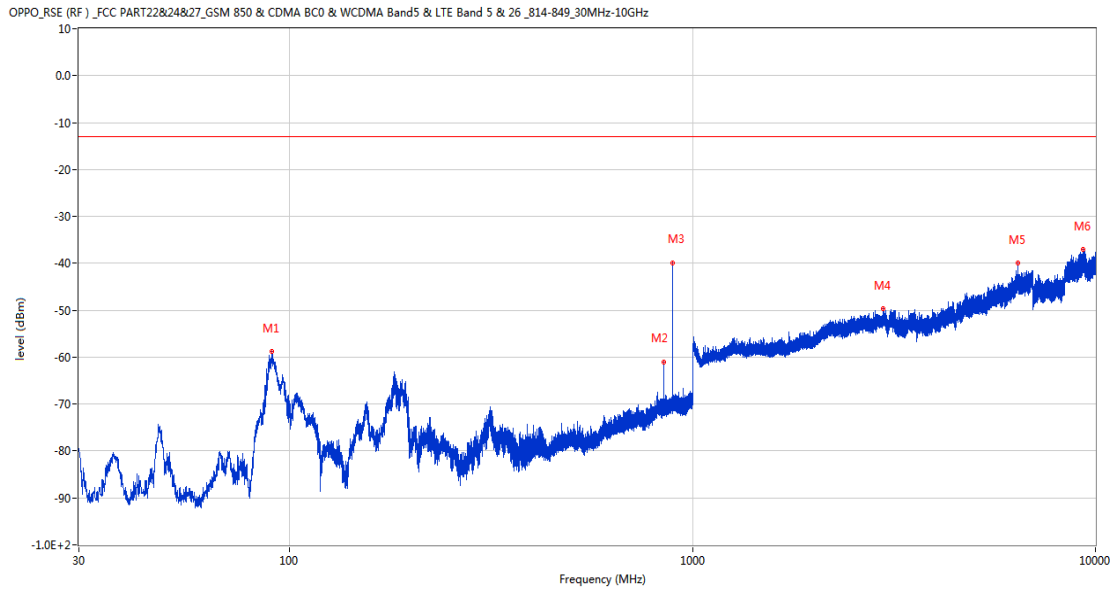
OPPO_RSE (RF) _FCC PART22&24&27_GSM 850 & CDMA BC0 & WCDMA Band5 & LTE Band 5 & 26_814-849_30MHz-10GHz



Frequency (MHz)	Result (dBm)	Factor (dB)	PK Limit (dBm)	Over Limit (dB)	Table (o)	ANT	EUT	Verdict
91.304	-57.16	-20.79	-13.0	-44.16	280.00	Vertical	Horizontal	Pass
881.563	-42.59	0.59	-13.0	-29.59	53.00	Vertical	Horizontal	N/A
3000.600	-49.40	8.20	-13.0	-36.40	81.00	Vertical	Horizontal	Pass
4754.600	-46.43	11.07	-13.0	-33.43	362.00	Vertical	Horizontal	Pass
6887.800	-41.04	18.49	-13.0	-28.04	137.00	Vertical	Horizontal	Pass
9385.900	-36.22	39.92	-13.0	-23.22	250.00	Vertical	Horizontal	Pass

28.3 EGPRS 850 High Channel

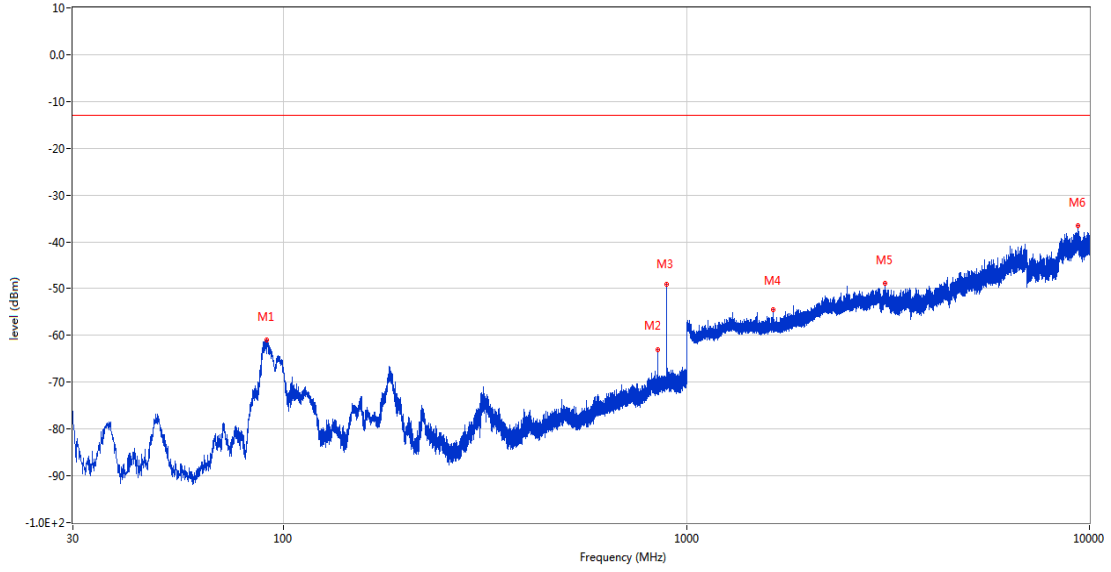
RSE-H&H EGPRS 850 CH251



Frequency (MHz)	Result (dBm)	Factor (dB)	PK Limit (dBm)	Over Limit (dB)	Table (o)	ANT	EUT	Verdict
90.528	-58.74	-20.75	-13.0	-45.74	-1.00	Horizontal	Horizontal	Pass
848.777	-61.07	0.47	-13.0	-48.07	-1.00	Horizontal	Horizontal	N/A
893.785	-39.88	1.08	-13.0	-26.88	360.00	Horizontal	Horizontal	N/A
2966.900	-49.74	6.89	-13.0	-36.74	20.00	Horizontal	Horizontal	Pass
6414.000	-39.93	18.88	-13.0	-26.93	218.00	Horizontal	Horizontal	Pass
9306.550	-36.98	39.61	-13.0	-23.98	360.00	Horizontal	Horizontal	Pass

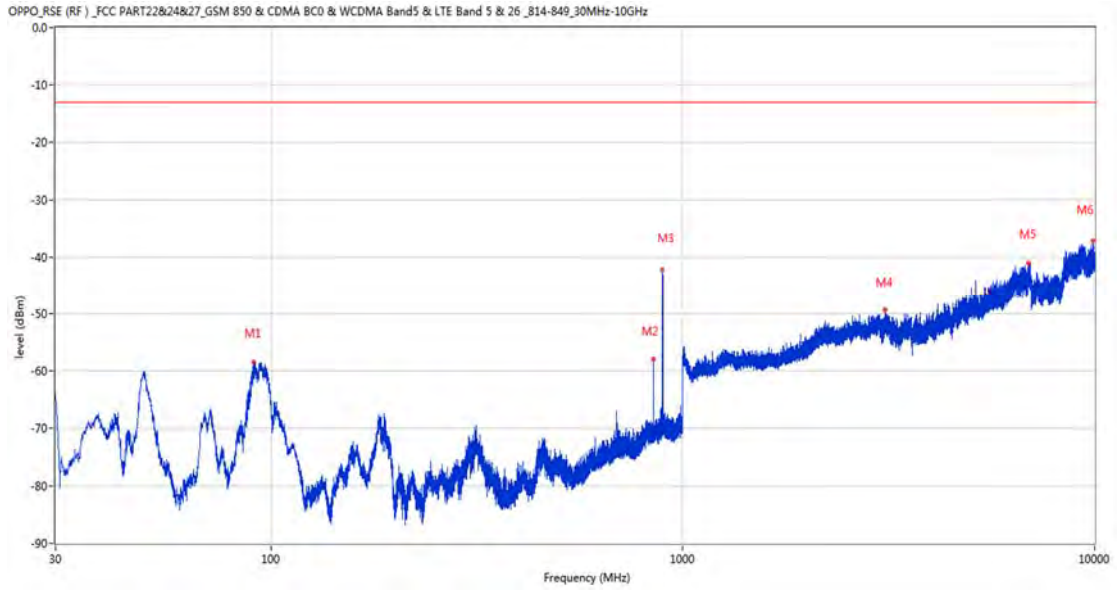
RSE-H&V EGPRS 850 CH251

OPPO_RSE (RF) _FCC PART22&24&27_GSM 850 & CDMA BC0 & WCDMA Band5 & LTE Band 5 & 26_814-849_30MHz-10GHz



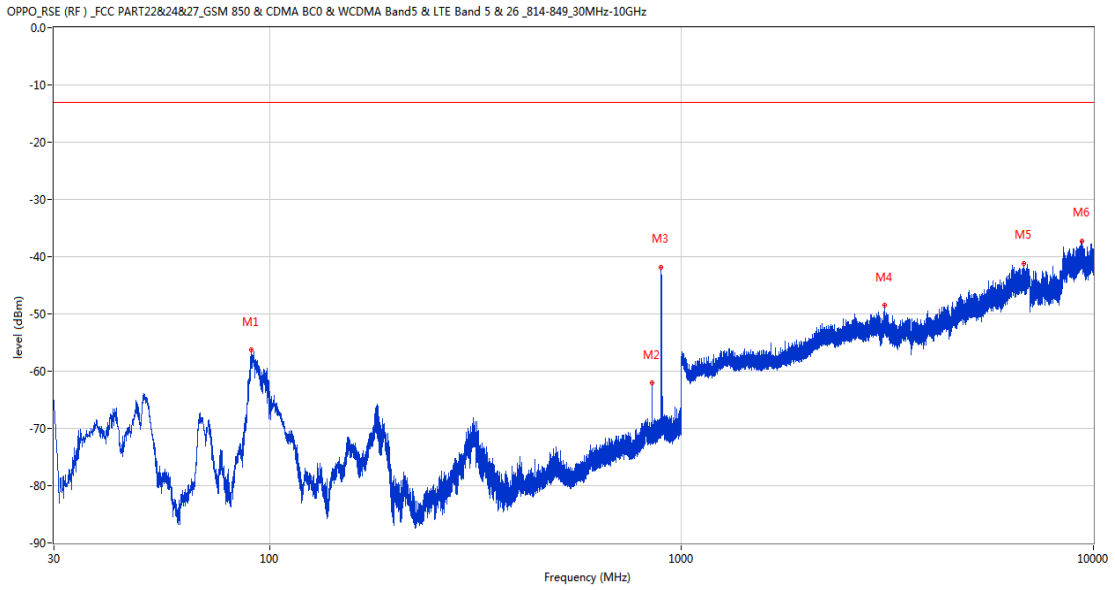
Frequency (MHz)	Result (dBm)	Factor (dB)	PK Limit (dBm)	Over Limit (dB)	Table (o)	ANT	EUT	Verdict
90.868	-60.95	-20.77	-13.0	-47.95	360.00	Horizontal	Vertical	Pass
848.777	-63.04	0.47	-13.0	-50.04	309.00	Horizontal	Vertical	N/A
893.737	-45.97	1.08	-13.0	-32.97	166.00	Horizontal	Vertical	N/A
1643.000	-54.40	-0.23	-13.0	-41.40	179.00	Horizontal	Vertical	Pass
3111.200	-48.92	8.01	-13.0	-35.92	362.00	Horizontal	Vertical	Pass
9382.450	-36.60	39.89	-13.0	-23.60	113.00	Horizontal	Vertical	Pass

RSE-V&V EGPRS 850 CH251



Frequency (MHz)	Result (dBm)	Factor (dB)	PK Limit (dBm)	Over Limit (dB)	Table (o)	ANT	EUT	Verdict
90.722	-58.44	-20.76	-13.0	-45.44	289.00	Vertical	Vertical	Pass
848.729	-58.05	0.47	-13.0	-45.05	139.00	Vertical	Vertical	N/A
893.737	-42.11	1.08	-13.0	-29.11	134.00	Vertical	Vertical	N/A
3099.200	-49.26	8.48	-13.0	-36.26	332.00	Vertical	Vertical	Pass
6913.600	-41.05	19.57	-13.0	-28.05	168.00	Vertical	Vertical	Pass
9924.400	-37.20	39.97	-13.0	-24.20	213.00	Vertical	Vertical	Pass

RSE-V&H EGPRS 850 CH251

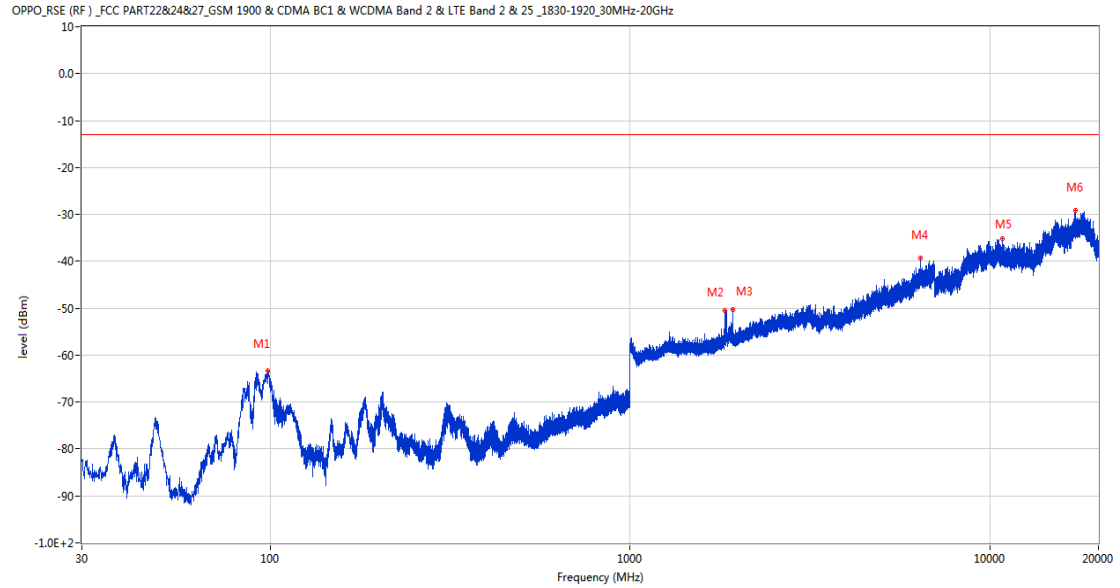


Frequency (MHz)	Result (dBm)	Factor (dB)	PK Limit (dBm)	Over Limit (dB)	Table (o)	ANT	EUT	Verdict
90.576	-56.28	-20.75	-13.0	-43.28	295.00	Vertical	Horizontal	Pass
848.777	-61.97	0.47	-13.0	-48.97	194.00	Vertical	Horizontal	N/A
893.737	-41.86	1.08	-13.0	-28.86	360.00	Vertical	Horizontal	N/A
3111.600	-48.41	7.97	-13.0	-35.41	118.00	Vertical	Horizontal	Pass
6775.600	-41.26	18.13	-13.0	-28.26	172.00	Vertical	Horizontal	Pass
9379.450	-37.25	39.87	-13.0	-24.25	207.00	Vertical	Horizontal	Pass

29 EGPRS 1900

29.1 EGPRS 1900 Low Channel

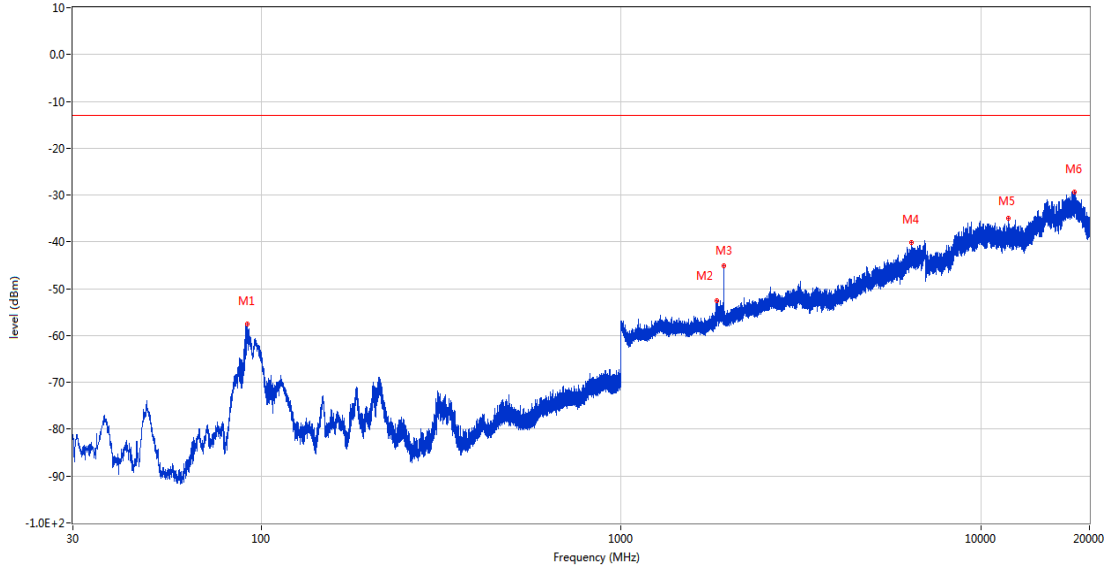
RSE-H&H EGPRS 1900 CH512



Frequency (MHz)	Result (dBm)	Factor (dB)	PK Limit (dBm)	Over Limit (dB)	Table (o)	ANT	EUT	Verdict
98.531	-63.43	-21.90	-13.0	-50.43	0.00	Horizontal	Horizontal	Pass
1836.000	-50.52	1.52	-13.0	-37.52	168.00	Horizontal	Horizontal	Pass
1930.500	-50.38	0.72	-13.0	-37.38	229.00	Horizontal	Horizontal	N/A
6422.000	-39.22	18.74	-13.0	-26.22	303.00	Horizontal	Horizontal	Pass
10795.288	-35.16	40.59	-13.0	-22.16	-1.00	Horizontal	Horizontal	Pass
17273.999	-29.25	44.15	-13.0	-16.25	53.00	Horizontal	Horizontal	Pass

RSE-H&V EGPRS 1900 CH512

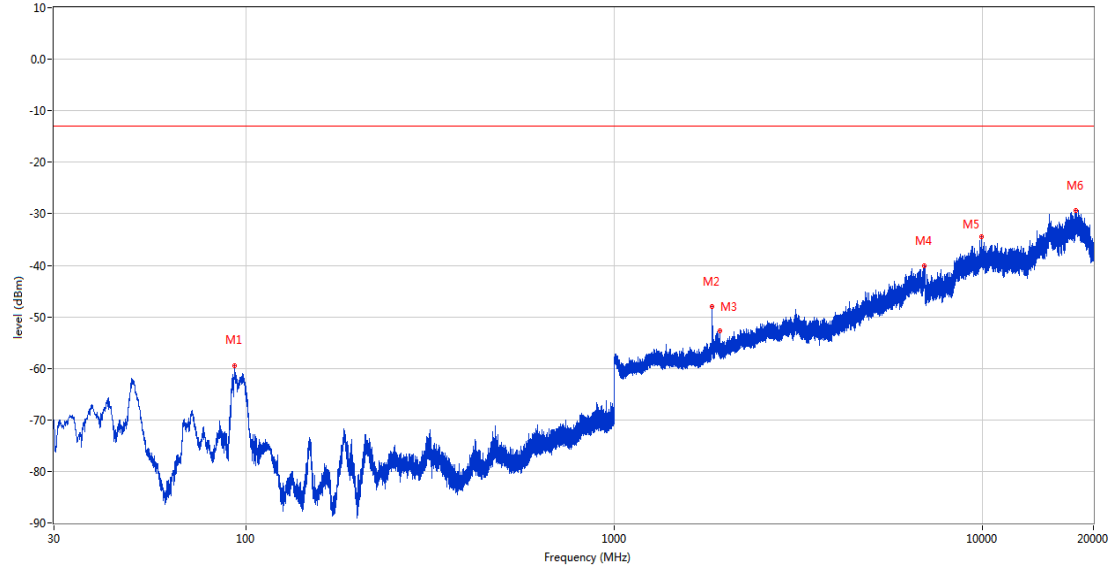
OPPO_RSE (RF) _FCC PART22&24&27_GSM 1900 & CDMA BC1 & WCDMA Band 2 & LTE Band 2 & 25_1830-1920_30MHz-20GHz



Frequency (MHz)	Result (dBm)	Factor (dB)	PK Limit (dBm)	Over Limit (dB)	Table (o)	ANT	EUT	Verdict
91.547	-57.57	-20.97	-13.0	-44.57	192.00	Horizontal	Vertical	Pass
1840.500	-52.47	2.10	-13.0	-39.47	221.00	Horizontal	Vertical	Pass
1930.200	-45.18	0.70	-13.0	-32.18	233.00	Horizontal	Vertical	N/A
6410.600	-40.17	18.80	-13.0	-27.17	355.00	Horizontal	Vertical	Pass
11931.487	-35.05	39.84	-13.0	-22.05	35.00	Horizontal	Vertical	Pass
18161.762	-29.32	44.94	-13.0	-16.32	289.00	Horizontal	Vertical	Pass

RSE-V&V EGPRS 1900 CH512

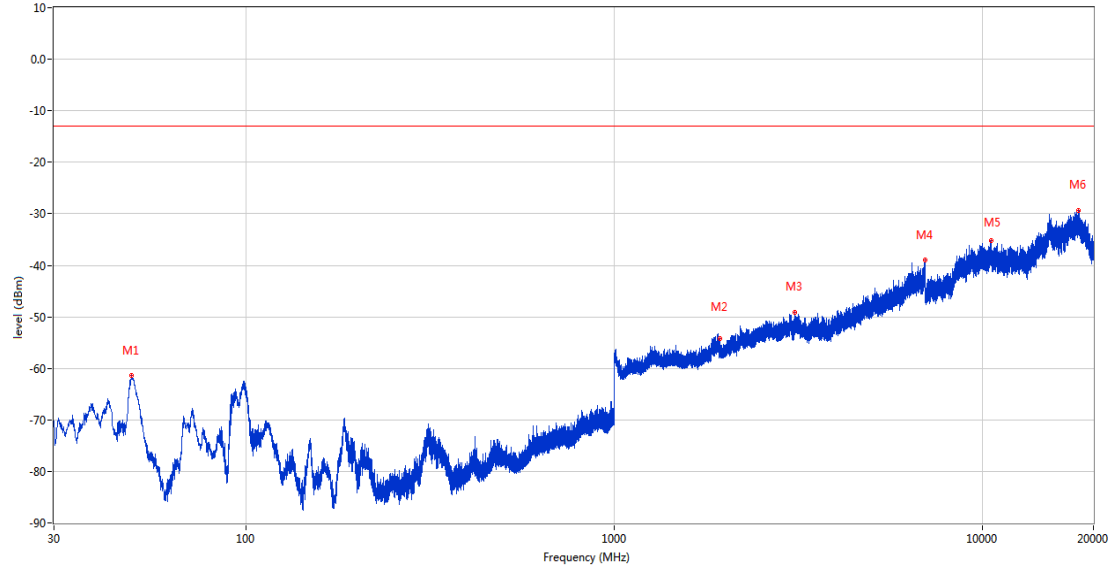
OPPO_RSE (RF) _FCC PART22&24&27_GSM 1900 & CDMA BC1 & WCDMA Band 2 & LTE Band 2 & 25_1830-1920_30MHz-20GHz



Frequency (MHz)	Result (dBm)	Factor (dB)	PK Limit (dBm)	Over Limit (dB)	Table (o)	ANT	EUT	Verdict
92.953	-59.45	-21.15	-13.0	-46.45	45.00	Vertical	Vertical	Pass
1839.900	-48.00	2.05	-13.0	-35.00	57.00	Vertical	Vertical	Pass
1930.200	-52.76	0.70	-13.0	-39.76	289.00	Vertical	Vertical	N/A
6934.200	-40.17	19.14	-13.0	-27.17	18.00	Vertical	Vertical	Pass
9931.924	-34.50	39.96	-13.0	-21.50	41.00	Vertical	Vertical	Pass
17890.974	-29.36	44.54	-13.0	-16.36	94.00	Vertical	Vertical	Pass

RSE-V&H EGPRS 1900 CH512

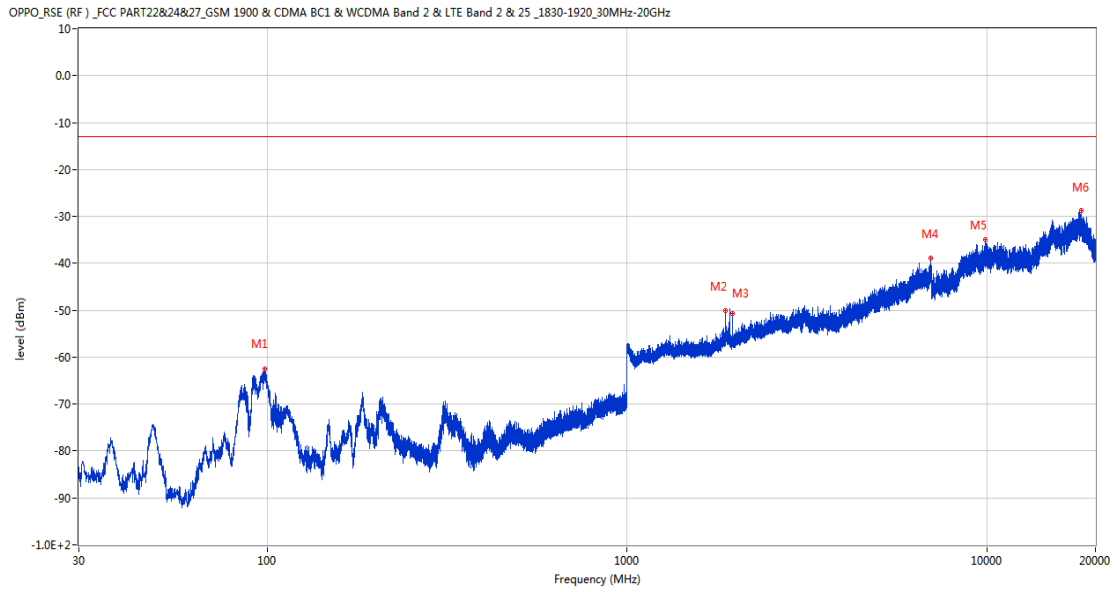
OPPO_RSE (RF) _FCC PART22&24&27_GSM 1900 & CDMA BC1 & WCDMA Band 2 & LTE Band 2 & 25_1830-1920_30MHz-20GHz



Frequency (MHz)	Result (dBm)	Factor (dB)	PK Limit (dBm)	Over Limit (dB)	Table (o)	ANT	EUT	Verdict
48.721	-61.45	-15.84	-13.0	-48.45	346.00	Vertical	Horizontal	Pass
1930.300	-54.19	0.71	-13.0	-41.19	338.00	Vertical	Horizontal	N/A
3084.000	-49.18	7.85	-13.0	-36.18	22.00	Vertical	Horizontal	Pass
6991.600	-39.03	19.38	-13.0	-26.03	41.00	Vertical	Horizontal	Pass
10552.063	-35.22	40.70	-13.0	-22.22	255.00	Vertical	Horizontal	Pass
18221.574	-29.40	44.91	-13.0	-16.40	221.00	Vertical	Horizontal	Pass

29.2 EGPRS 1900 Middle Channel

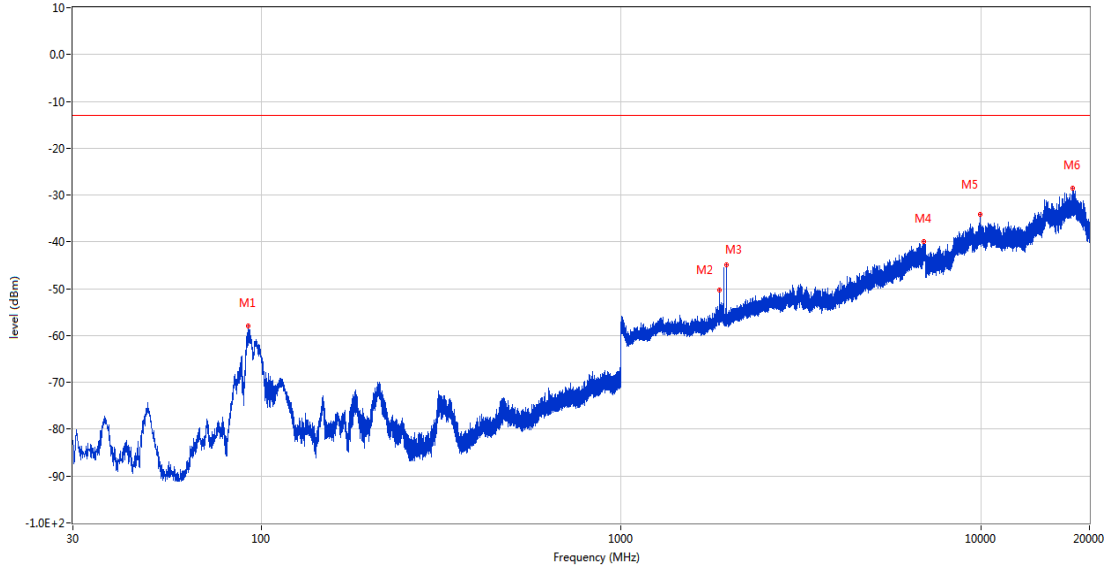
RSE-H&H EGPRS 1900 CH661



Frequency (MHz)	Result (dBm)	Factor (dB)	PK Limit (dBm)	Over Limit (dB)	Table (o)	ANT	EUT	Verdict
98.773	-62.49	-21.89	-13.0	-49.49	-2.00	Horizontal	Horizontal	Pass
1879.900	-50.00	2.72	-13.0	-37.00	91.00	Horizontal	Horizontal	N/A
1960.000	-50.69	1.10	-13.0	-37.69	227.00	Horizontal	Horizontal	N/A
6981.200	-38.95	19.76	-13.0	-25.95	357.00	Horizontal	Horizontal	Pass
9913.813	-34.88	39.99	-13.0	-21.88	215.00	Horizontal	Horizontal	Pass
18234.624	-28.75	44.87	-13.0	-15.75	158.00	Horizontal	Horizontal	Pass

RSE-H&V EGPRS 1900 CH661

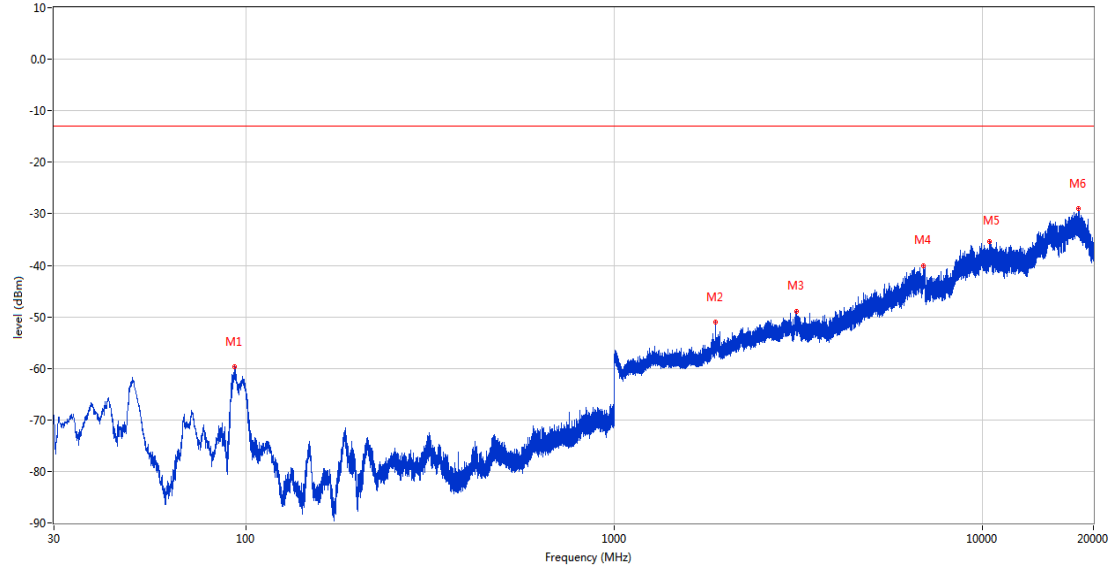
OPPO_RSE (RF) _FCC PART22&24&27_GSM 1900 & CDMA BC1 & WCDMA Band 2 & LTE Band 2 & 25_1830-1920_30MHz-20GHz



Frequency (MHz)	Result (dBm)	Factor (dB)	PK Limit (dBm)	Over Limit (dB)	Table (o)	ANT	EUT	Verdict
92.129	-57.97	-21.01	-13.0	-44.97	156.00	Horizontal	Vertical	Pass
1879.900	-50.37	2.72	-13.0	-37.37	221.00	Horizontal	Vertical	N/A
1959.900	-44.91	1.10	-13.0	-31.91	251.00	Horizontal	Vertical	N/A
6930.800	-39.89	19.12	-13.0	-26.89	62.00	Horizontal	Vertical	Pass
9916.975	-34.20	39.98	-13.0	-21.20	92.00	Horizontal	Vertical	Pass
17921.788	-28.61	44.66	-13.0	-15.61	192.00	Horizontal	Vertical	Pass

RSE-V&V EGPRS 1900 CH661

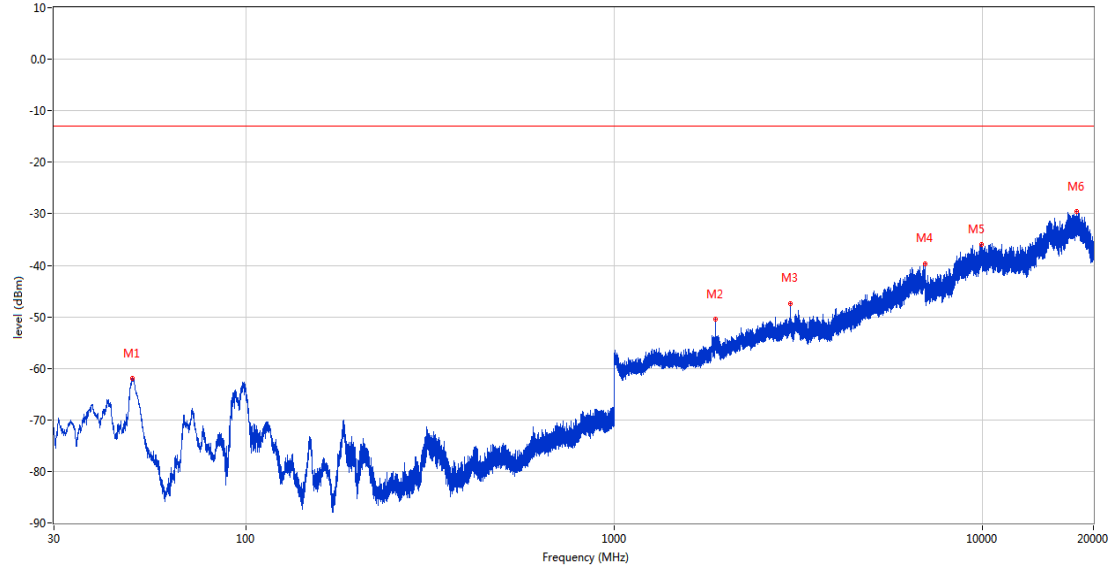
OPPO_RSE (RF) _FCC PART22&24&27_GSM 1900 & CDMA BC1 & WCDMA Band 2 & LTE Band 2 & 25_1830-1920_30MHz-20GHz



Frequency (MHz)	Result (dBm)	Factor (dB)	PK Limit (dBm)	Over Limit (dB)	Table (o)	ANT	EUT	Verdict
92.759	-59.77	-21.12	-13.0	-46.77	57.00	Vertical	Vertical	Pass
1880.000	-51.08	2.72	-13.0	-38.08	181.00	Vertical	Vertical	N/A
3125.200	-48.98	7.46	-13.0	-35.98	23.00	Vertical	Vertical	Pass
6904.800	-40.11	19.31	-13.0	-27.11	118.00	Vertical	Vertical	Pass
10429.300	-35.39	40.80	-13.0	-22.39	18.00	Vertical	Vertical	Pass
18245.863	-29.01	44.85	-13.0	-16.01	285.00	Vertical	Vertical	Pass

RSE-V&H EGPRS 1900 CH661

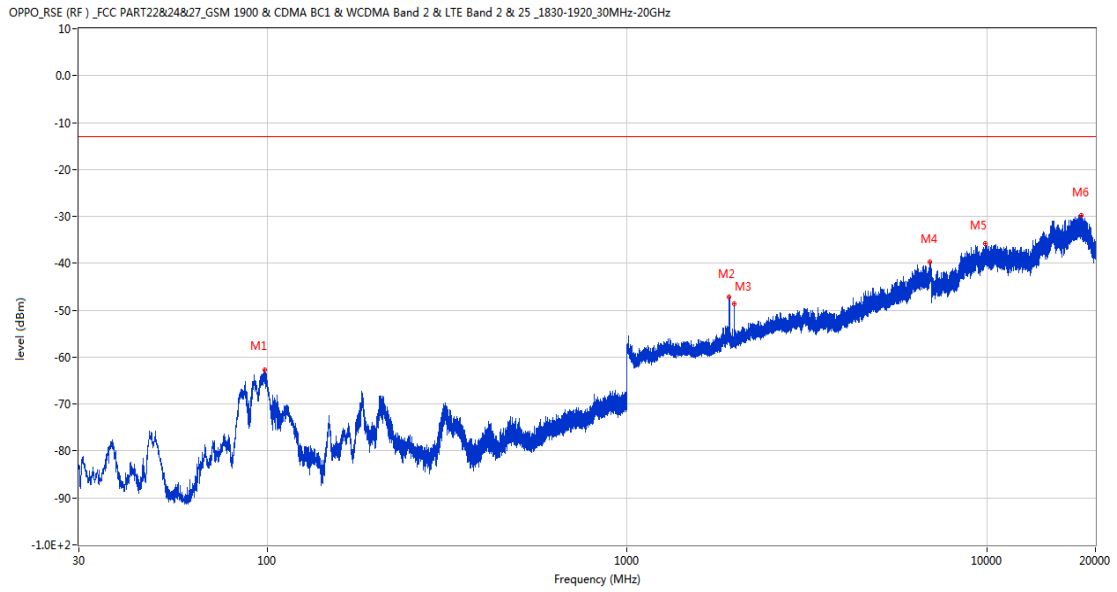
OPPO_RSE (RF) _FCC PART22&24&27_GSM 1900 & CDMA BC1 & WCDMA Band 2 & LTE Band 2 & 25_1830-1920_30MHz-20GHz



Frequency (MHz)	Result (dBm)	Factor (dB)	PK Limit (dBm)	Over Limit (dB)	Table (o)	ANT	EUT	Verdict
48.867	-61.85	-15.96	-13.0	-48.85	355.00	Vertical	Horizontal	Pass
1880.100	-50.48	2.73	-13.0	-37.48	78.00	Vertical	Horizontal	N/A
3000.200	-47.47	8.22	-13.0	-34.47	312.00	Vertical	Horizontal	Pass
6991.600	-39.68	19.38	-13.0	-26.68	276.00	Vertical	Horizontal	Pass
9934.800	-35.91	39.95	-13.0	-22.91	228.00	Vertical	Horizontal	Pass
18055.188	-29.58	44.89	-13.0	-16.58	44.00	Vertical	Horizontal	Pass

29.3 EGPRS 1900 High Channel

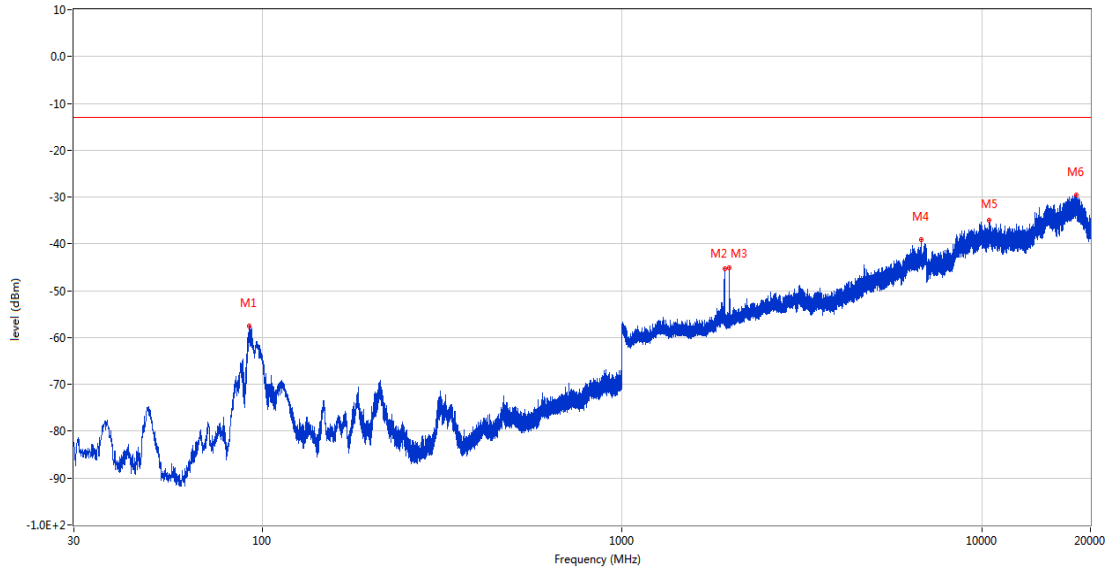
RSE-H&H EGPRS 1900 CH810



Frequency (MHz)	Result (dBm)	Factor (dB)	PK Limit (dBm)	Over Limit (dB)	Table (o)	ANT	EUT	Verdict
98.337	-62.80	-21.91	-13.0	-49.80	-2.00	Horizontal	Horizontal	Pass
1916.400	-47.24	3.10	-13.0	-34.24	78.00	Horizontal	Horizontal	N/A
1989.900	-48.53	1.01	-13.0	-35.53	239.00	Horizontal	Horizontal	N/A
6944.400	-39.80	19.22	-13.0	-26.80	225.00	Horizontal	Horizontal	Pass
9894.550	-35.74	39.98	-13.0	-22.74	76.00	Horizontal	Horizontal	Pass
18298.425	-29.82	44.54	-13.0	-16.82	361.00	Horizontal	Horizontal	Pass

RSE-H&V EGPRS 1900 CH810

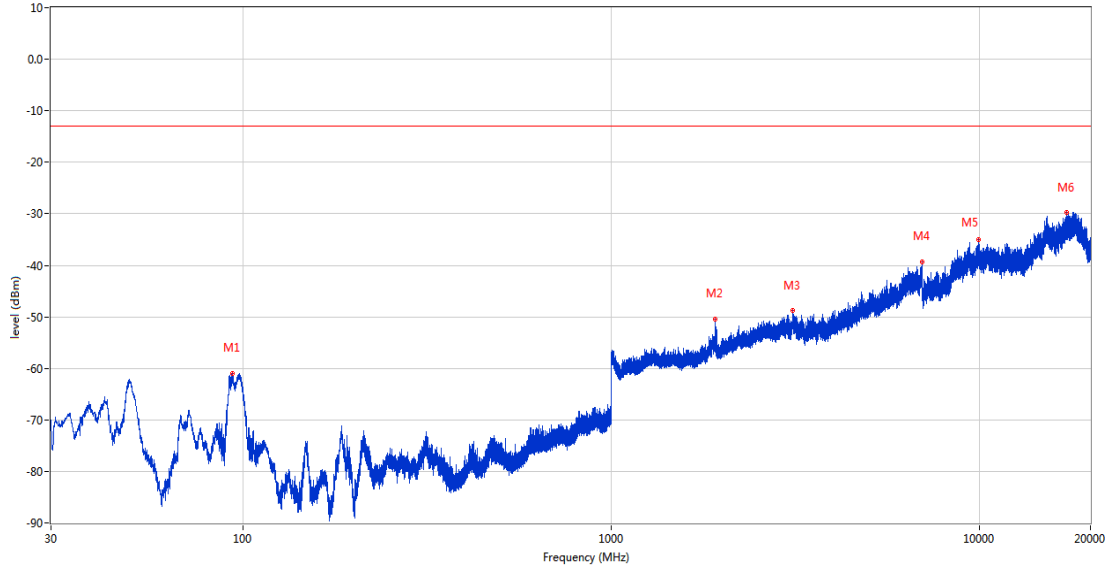
OPPO_RSE (RF) _FCC PART22&24&27_GSM 1900 & CDMA BC1 & WCDMA Band 2 & LTE Band 2 & 25_1830-1920_30MHz-20GHz



Frequency (MHz)	Result (dBm)	Factor (dB)	PK Limit (dBm)	Over Limit (dB)	Table (o)	ANT	EUT	Verdict
92.177	-57.51	-21.02	-13.0	-44.51	199.00	Horizontal	Vertical	Pass
1929.900	-45.36	0.69	-13.0	-32.36	238.00	Horizontal	Vertical	N/A
1989.600	-45.16	1.02	-13.0	-32.16	238.00	Horizontal	Vertical	N/A
6762.600	-39.07	19.13	-13.0	-26.07	62.00	Horizontal	Vertical	Pass
10478.750	-34.85	40.75	-13.0	-21.85	113.00	Horizontal	Vertical	Pass
18270.511	-29.52	44.71	-13.0	-16.52	14.00	Horizontal	Vertical	Pass

RSE-V&V EGPRS 1900 CH810

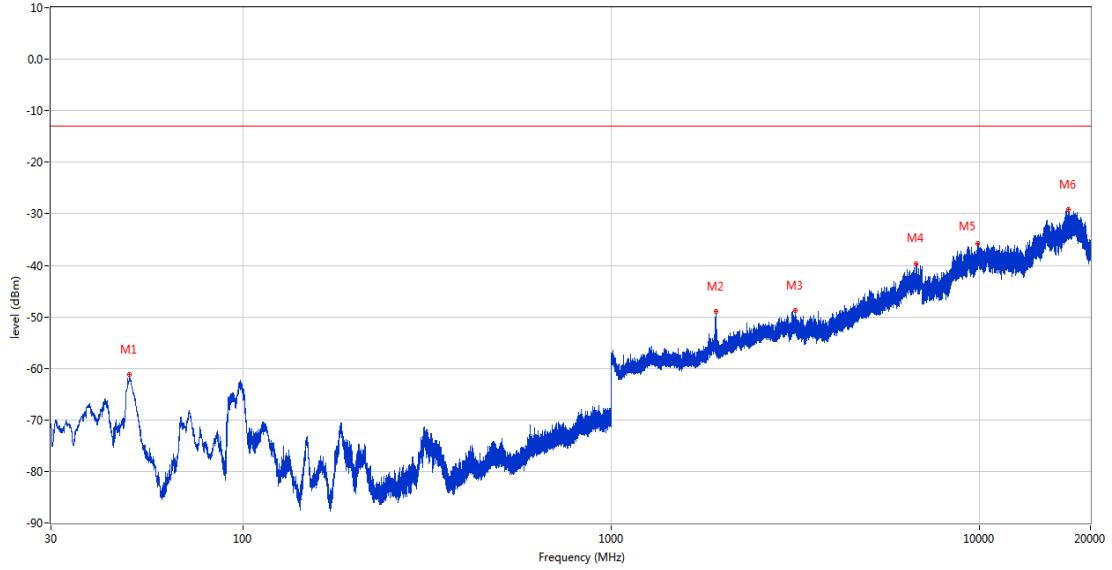
OPPO_RSE (RF)_FCC PART2&24&27_GSM 1900 & CDMA BC1 & WCDMA Band 2 & LTE Band 2 & 25_1830-1920_30MHz-20GHz



Frequency (MHz)	Result (dBm)	Factor (dB)	PK Limit (dBm)	Over Limit (dB)	Table (o)	ANT	EUT	Verdict
93.390	-61.00	-21.23	-13.0	-48.00	30.00	Vertical	Vertical	Pass
1915.300	-50.54	3.10	-13.0	-37.54	156.00	Vertical	Vertical	N/A
3101.400	-48.73	8.50	-13.0	-35.73	32.00	Vertical	Vertical	Pass
6972.600	-39.26	20.00	-13.0	-26.26	60.00	Vertical	Vertical	Pass
9942.850	-34.97	39.92	-13.0	-21.97	357.00	Vertical	Vertical	Pass
17227.600	-29.79	44.45	-13.0	-16.79	288.00	Vertical	Vertical	Pass

RSE-V&H EGPRS 1900 CH810

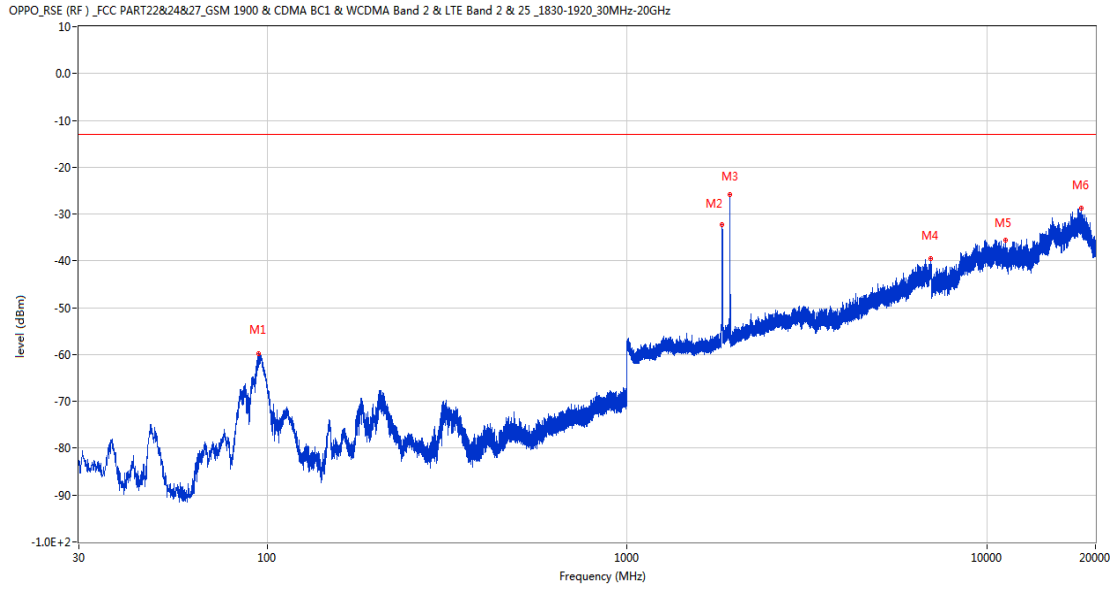
OPPO_RSE (RF) _FCC PART22&24&27_GSM 1900 & CDMA BC1 & WCDMA Band 2 & LTE Band 2 & 25_1830-1920_30MHz-20GHz



Frequency (MHz)	Result (dBm)	Factor (dB)	PK Limit (dBm)	Over Limit (dB)	Table (o)	ANT	EUT	Verdict
49.012	-61.28	-16.10	-13.0	-48.28	45.00	Vertical	Horizontal	Pass
1917.800	-48.99	2.62	-13.0	-35.99	361.00	Vertical	Horizontal	N/A
3157.200	-48.80	7.96	-13.0	-35.80	46.00	Vertical	Horizontal	Pass
6719.400	-39.80	18.47	-13.0	-26.80	59.00	Vertical	Horizontal	Pass
9854.300	-35.77	39.72	-13.0	-22.77	254.00	Vertical	Horizontal	Pass
17392.538	-29.20	44.20	-13.0	-16.20	128.00	Vertical	Horizontal	Pass

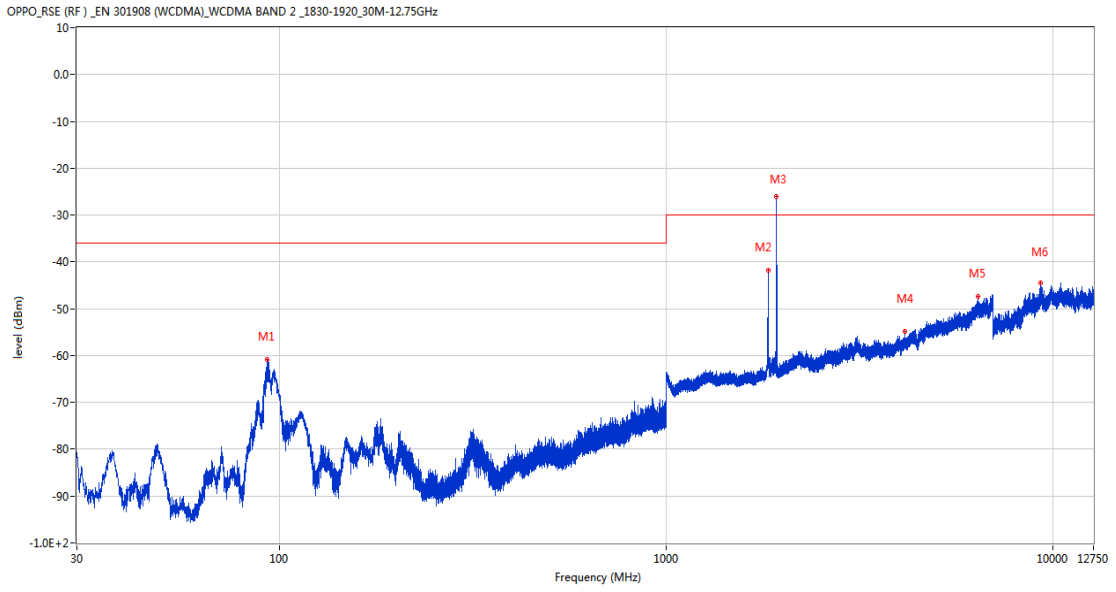
WCDMA
 30 WCDMA Band 2
 30.1 WCDMA Band 2 Low Channel

RSE-H&H WCDMA Band 2 CH9262



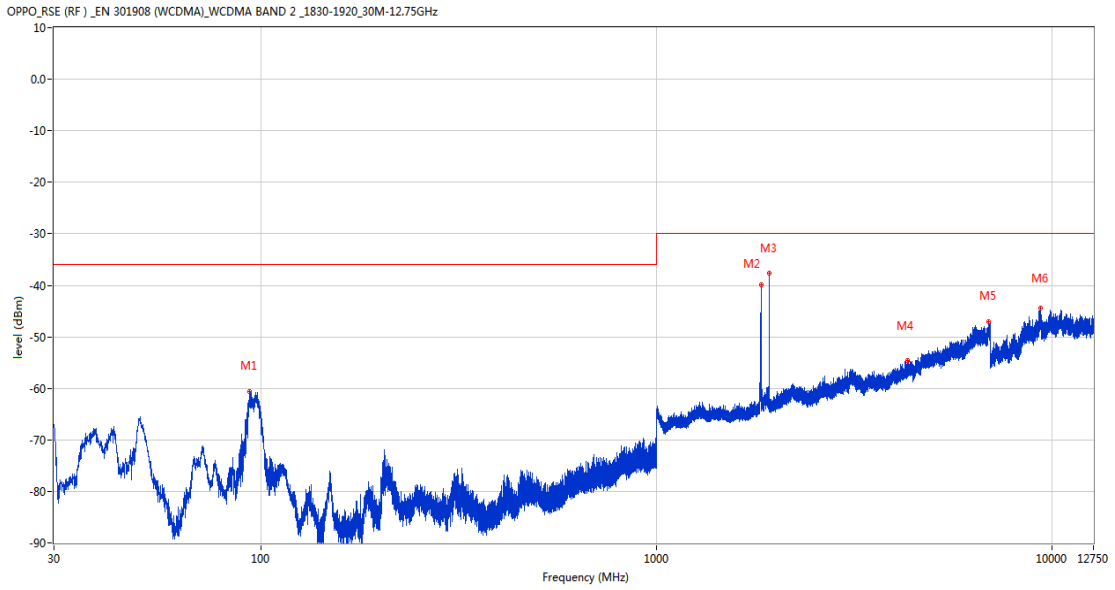
Frequency (MHz)	Result (dBm)	Factor (dB)	PK Limit (dBm)	Over Limit (dB)	Table (o)	ANT	EUT	Verdict
94.602	-59.91	-21.44	-13.0	-46.91	-2.00	Horizontal	Horizontal	Pass
1836.500	-32.31	1.65	-13.0	-19.31	169.00	Horizontal	Horizontal	N/A
1931.800	-25.94	0.80	-13.0	-12.94	235.00	Horizontal	Horizontal	N/A
6978.400	-39.44	19.94	-13.0	-26.44	1.00	Horizontal	Horizontal	Pass
11272.825	-35.60	39.89	-13.0	-22.60	88.00	Horizontal	Horizontal	Pass
18230.637	-28.78	44.88	-13.0	-15.78	157.00	Horizontal	Horizontal	Pass

RSE-H&V WCDMA Band 2 CH9262



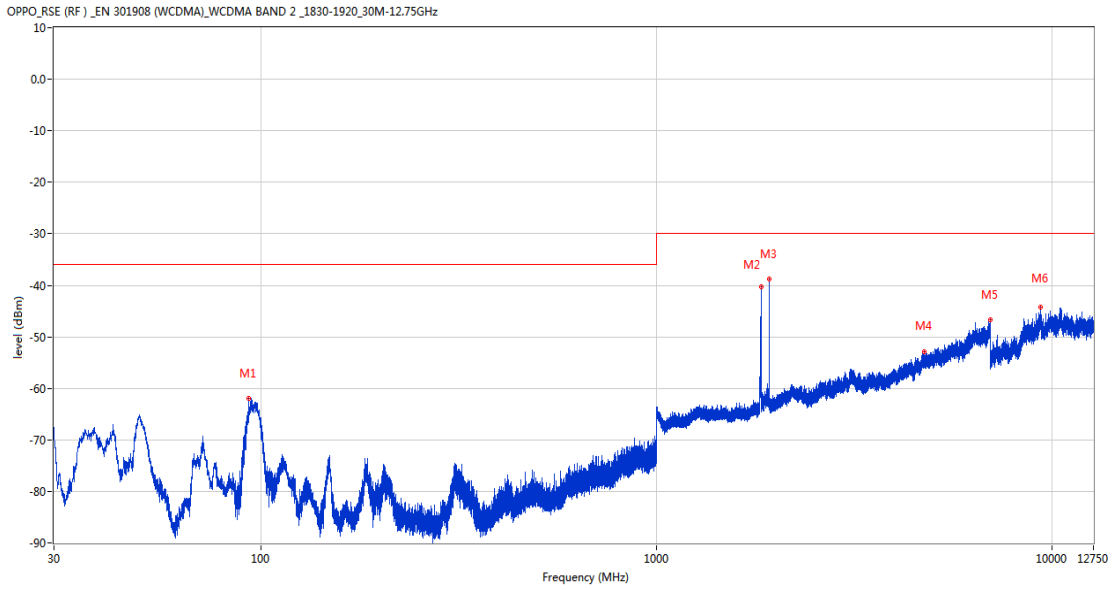
Frequency (MHz)	Result (dBm)	Factor (dB)	PK Limit (dBm)	Over Limit (dB)	Table (o)	ANT	EUT	Verdict
93.244	-60.88	-21.20	-36.0	-24.88	170.00	Horizontal	Vertical	Pass
1839.300	-41.81	2.00	-30.0	-11.81	177.00	Horizontal	Vertical	N/A
1931.000	-26.10	0.75	-30.0	3.90	157.00	Horizontal	Vertical	N/A
4150.200	-54.90	9.14	-30.0	-24.90	98.00	Horizontal	Vertical	Pass
6412.600	-47.39	18.86	-30.0	-17.39	254.00	Horizontal	Vertical	Pass
9329.901	-44.47	39.69	-30.0	-14.47	282.00	Horizontal	Vertical	Pass

RSE-V&V WCDMA Band 2 CH9262



Frequency (MHz)	Result (dBm)	Factor (dB)	PK Limit (dBm)	Over Limit (dB)	Table (o)	ANT	EUT	Verdict
93.535	-60.55	-21.26	-36.0	-24.55	54.00	Vertical	Vertical	Pass
1841.400	-39.87	2.11	-30.0	-9.87	63.00	Vertical	Vertical	N/A
1931.200	-37.70	0.76	-30.0	-7.70	346.00	Vertical	Vertical	N/A
4316.200	-54.56	9.88	-30.0	-24.56	79.00	Vertical	Vertical	Pass
6911.800	-47.10	19.47	-30.0	-17.10	22.00	Vertical	Vertical	Pass
9364.688	-44.44	39.87	-30.0	-14.44	11.00	Vertical	Vertical	Pass

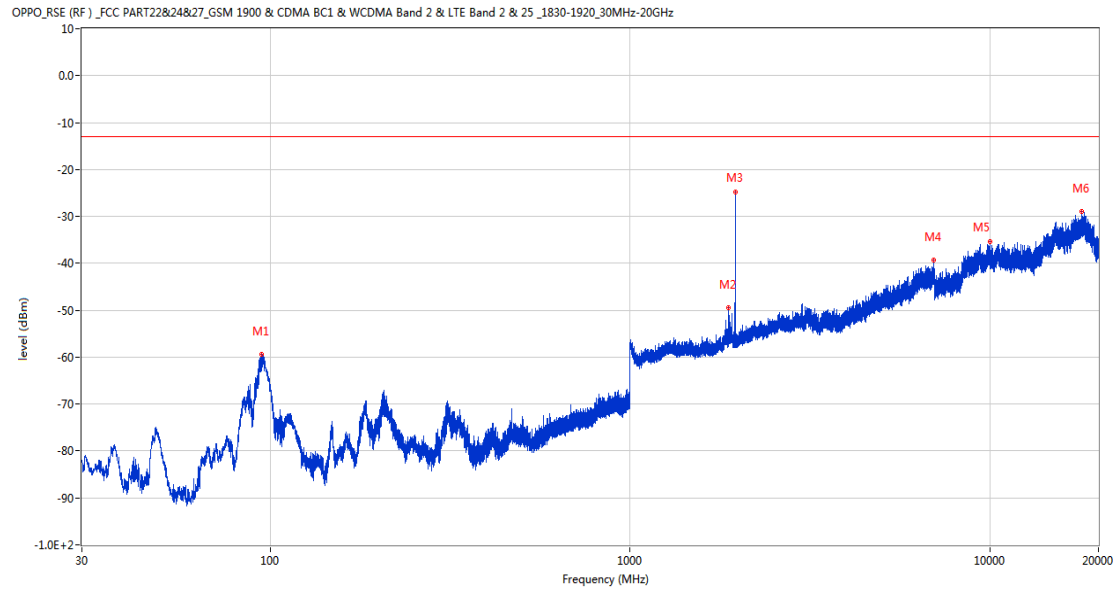
RSE-V&H WCDMA Band 2 CH9262



Frequency (MHz)	Result (dBm)	Factor (dB)	PK Limit (dBm)	Over Limit (dB)	Table (o)	ANT	EUT	Verdict
93.147	-61.95	-21.19	-36.0	-25.95	74.00	Vertical	Horizontal	Pass
1839.700	-40.26	2.03	-30.0	-10.26	0.00	Vertical	Horizontal	N/A
1933.600	-38.76	0.91	-30.0	-8.76	0.00	Vertical	Horizontal	N/A
4753.200	-52.86	11.08	-30.0	-22.86	260.00	Vertical	Horizontal	Pass
6998.400	-46.66	19.02	-30.0	-16.66	74.00	Vertical	Horizontal	Pass
9361.812	-44.31	39.86	-30.0	-14.31	236.00	Vertical	Horizontal	Pass

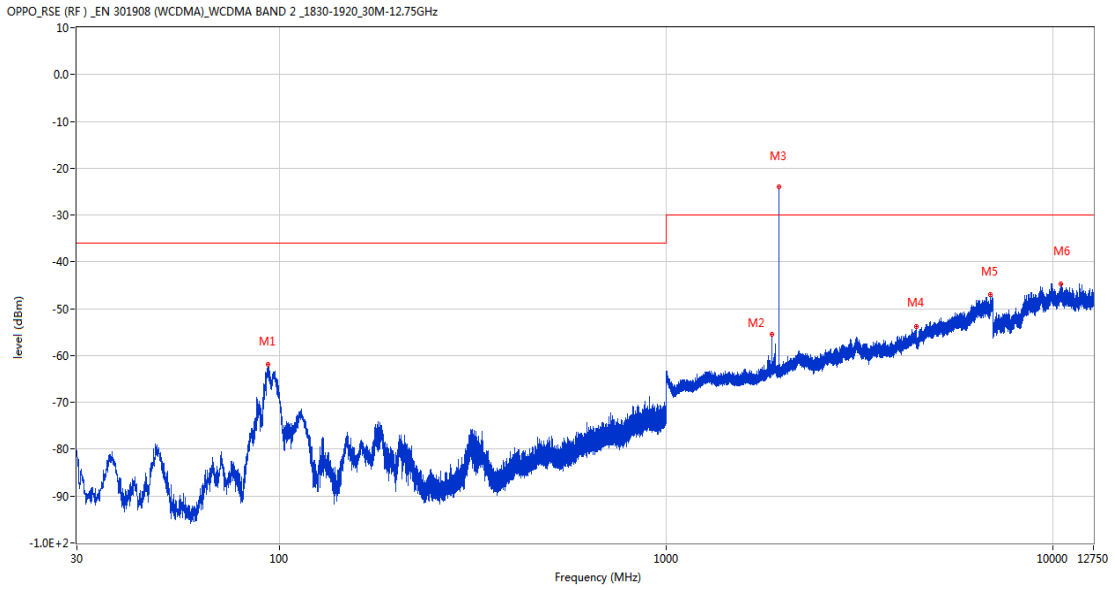
30.2 WCDMA Band 2 Middle Channel

RSE-H&H WCDMA Band 2 CH9400



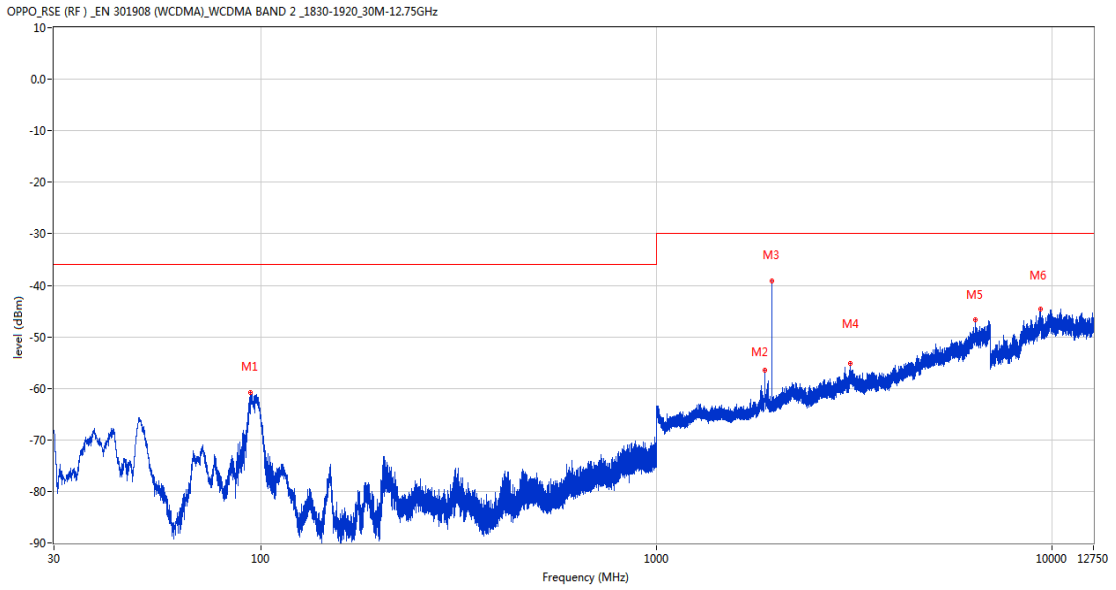
Frequency (MHz)	Result (dBm)	Factor (dB)	PK Limit (dBm)	Over Limit (dB)	Table (o)	ANT	EUT	Verdict
94.796	-59.42	-21.47	-13.0	-46.42	0.00	Horizontal	Horizontal	Pass
1880.800	-49.45	2.74	-13.0	-36.45	131.00	Horizontal	Horizontal	N/A
1961.100	-24.81	1.02	-13.0	-11.81	236.00	Horizontal	Horizontal	N/A
6978.600	-39.37	19.93	-13.0	-26.37	261.00	Horizontal	Horizontal	Pass
9991.151	-35.29	39.81	-13.0	-22.29	351.00	Horizontal	Horizontal	Pass
17954.050	-29.00	44.72	-13.0	-16.00	-1.00	Horizontal	Horizontal	Pass

RSE-H&V WCDMA Band 2 CH9400



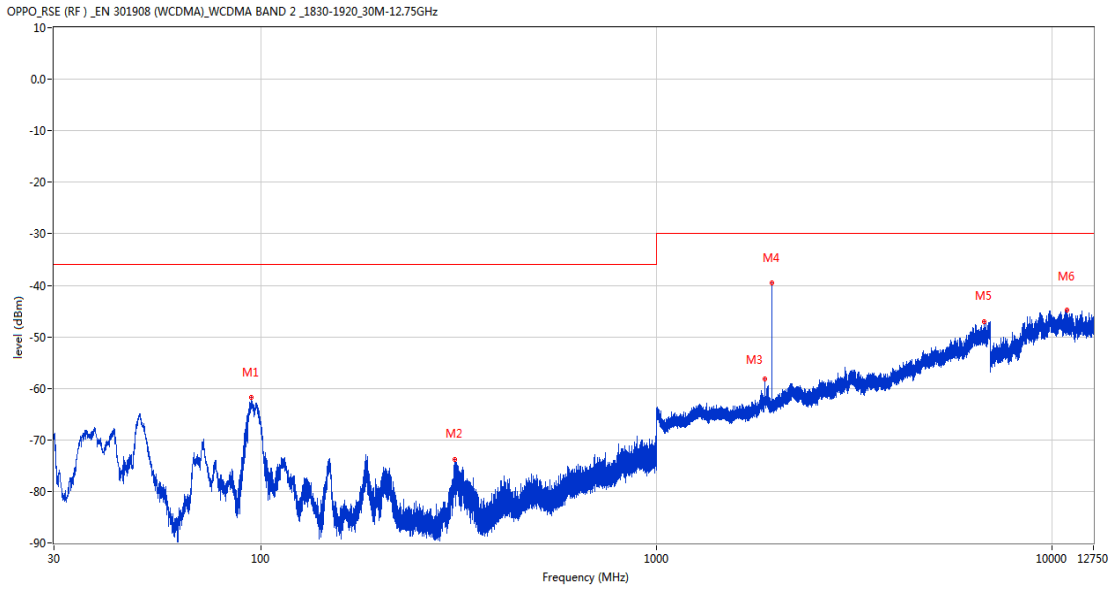
Frequency (MHz)	Result (dBm)	Factor (dB)	PK Limit (dBm)	Over Limit (dB)	Table (o)	ANT	EUT	Verdict
93.584	-61.94	-21.26	-36.0	-25.94	175.00	Horizontal	Vertical	Pass
1880.600	-55.56	2.73	-30.0	-25.56	175.00	Horizontal	Vertical	N/A
1959.300	-24.07	1.13	-30.0	5.93	141.00	Horizontal	Vertical	N/A
4436.400	-53.90	10.62	-30.0	-23.90	58.00	Horizontal	Vertical	Pass
6916.400	-46.99	19.53	-30.0	-16.99	360.00	Horizontal	Vertical	Pass
10486.225	-44.74	40.63	-30.0	-14.74	252.00	Horizontal	Vertical	Pass

RSE-V&V WCDMA Band 2 CH9400



Frequency (MHz)	Result (dBm)	Factor (dB)	PK Limit (dBm)	Over Limit (dB)	Table (o)	ANT	EUT	Verdict
93.971	-60.79	-21.34	-36.0	-24.79	70.00	Vertical	Vertical	Pass
1881.100	-56.49	2.74	-30.0	-26.49	48.00	Vertical	Vertical	N/A
1959.900	-39.11	1.10	-30.0	-9.11	211.00	Vertical	Vertical	N/A
3098.800	-55.24	8.46	-30.0	-25.24	301.00	Vertical	Vertical	Pass
6423.200	-46.77	18.61	-30.0	-16.77	98.00	Vertical	Vertical	Pass
9381.937	-44.56	39.89	-30.0	-14.56	218.00	Vertical	Vertical	Pass

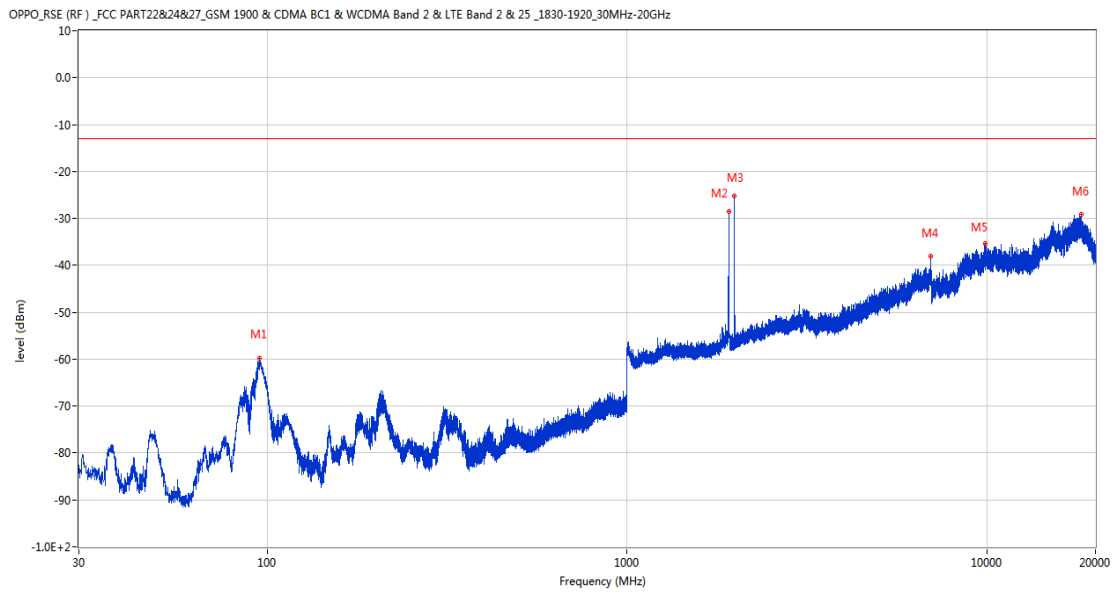
RSE-V&H WCDMA Band 2 CH9400



Frequency (MHz)	Result (dBm)	Factor (dB)	PK Limit (dBm)	Over Limit (dB)	Table (o)	ANT	EUT	Verdict
94.553	-61.83	-21.43	-36.0	-25.83	75.00	Vertical	Horizontal	Pass
309.554	-73.76	-12.06	-36.0	-37.76	335.00	Vertical	Horizontal	Pass
1880.800	-58.20	2.74	-30.0	-28.20	332.00	Vertical	Horizontal	N/A
1960.500	-39.56	1.06	-30.0	-9.56	0.00	Vertical	Horizontal	N/A
6761.600	-47.05	19.14	-30.0	-17.05	72.00	Vertical	Horizontal	Pass
10939.612	-44.72	40.73	-30.0	-14.72	314.00	Vertical	Horizontal	Pass

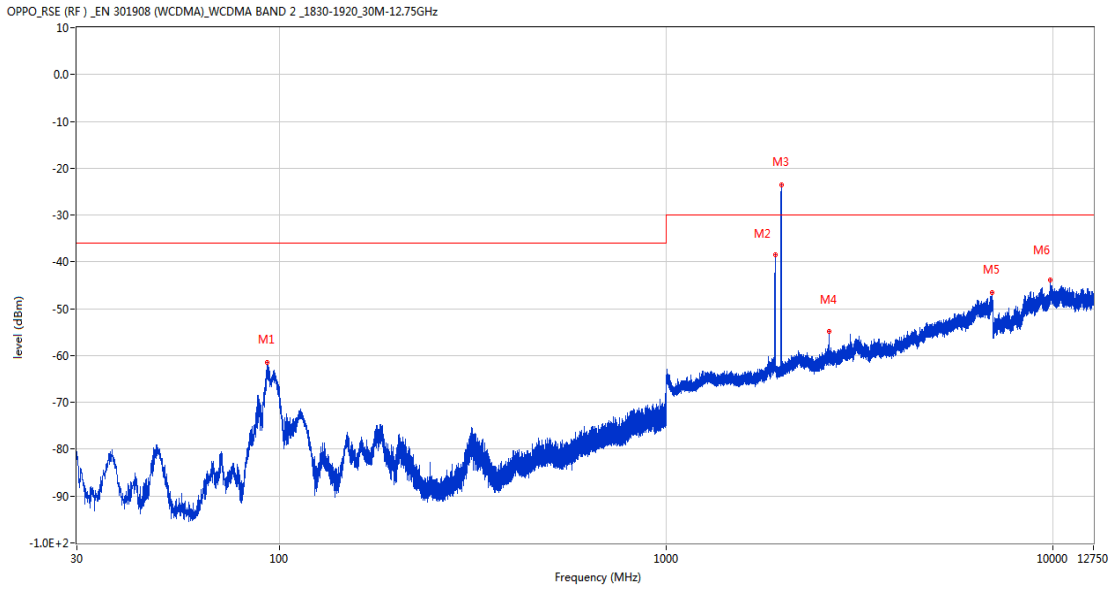
30.3 WCDMA Band 2 High Channel

RSE-H&H WCDMA Band 2 CH9538



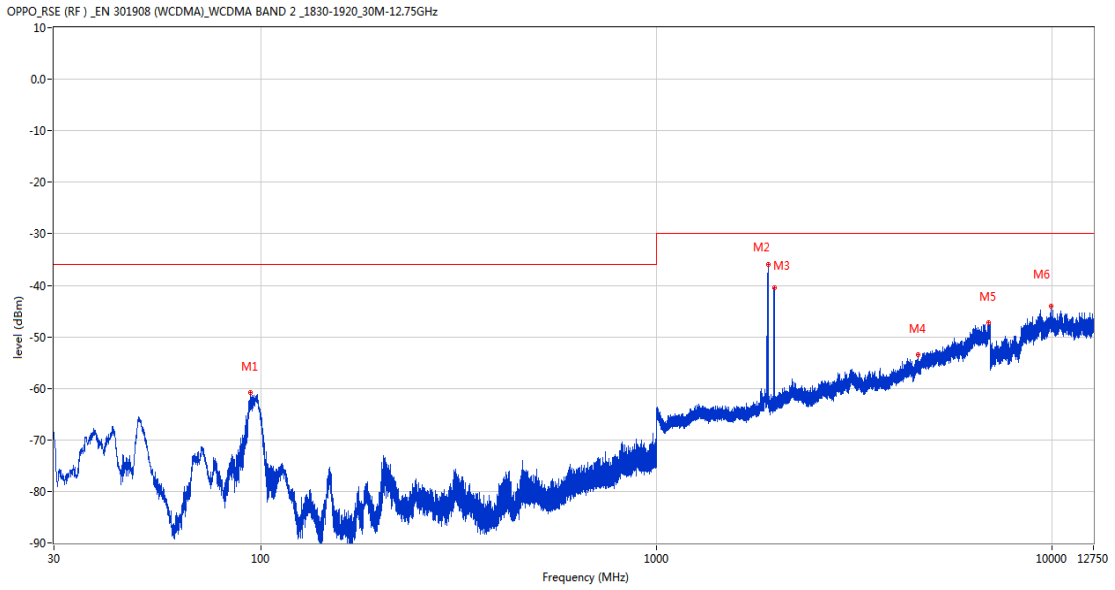
Frequency (MHz)	Result (dBm)	Factor (dB)	PK Limit (dBm)	Over Limit (dB)	Table (o)	ANT	EUT	Verdict
95.038	-59.84	-21.51	-13.0	-46.84	-2.00	Horizontal	Horizontal	Pass
1916.200	-28.47	3.10	-13.0	-15.47	134.00	Horizontal	Horizontal	N/A
1989.200	-25.15	1.02	-13.0	-12.15	227.00	Horizontal	Horizontal	N/A
6976.600	-37.99	20.08	-13.0	-24.99	138.00	Horizontal	Horizontal	Pass
9915.825	-35.47	39.99	-13.0	-22.47	18.00	Horizontal	Horizontal	Pass
18261.088	-29.25	44.81	-13.0	-16.25	283.00	Horizontal	Horizontal	Pass

RSE-H&V WCDMA Band 2 CH9538



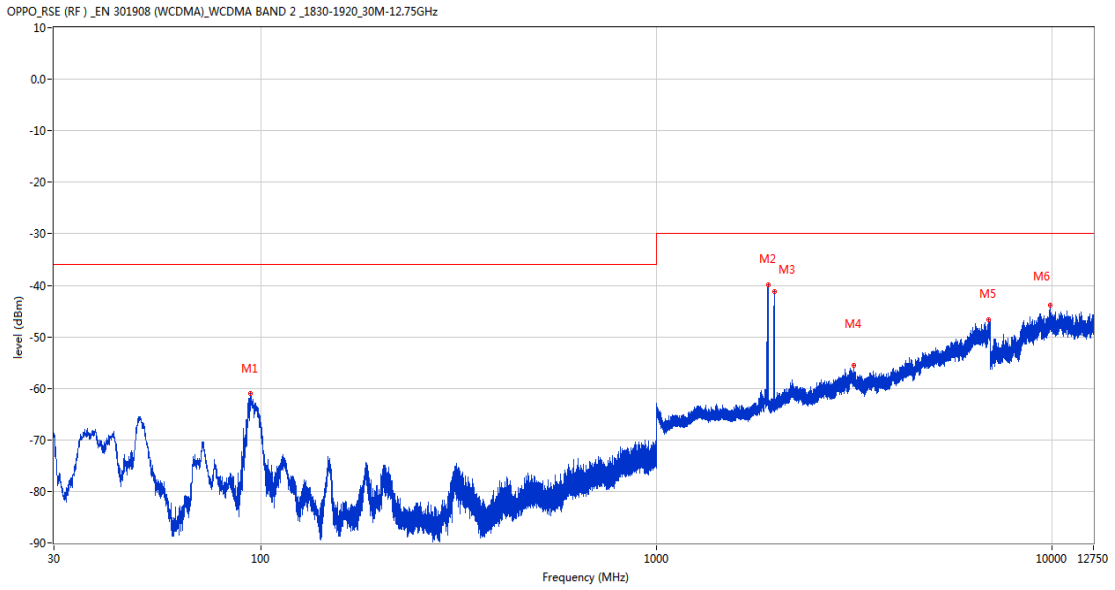
Frequency (MHz)	Result (dBm)	Factor (dB)	PK Limit (dBm)	Over Limit (dB)	Table (o)	ANT	EUT	Verdict
93.341	-61.38	-21.22	-36.0	-25.38	182.00	Horizontal	Vertical	Pass
1915.800	-38.46	3.10	-30.0	-8.46	341.00	Horizontal	Vertical	N/A
1988.600	-23.54	0.96	-30.0	6.46	154.00	Horizontal	Vertical	N/A
2640.400	-54.92	5.38	-30.0	-24.92	306.00	Horizontal	Vertical	Pass
6986.400	-46.65	19.45	-30.0	-16.65	155.00	Horizontal	Vertical	Pass
9871.549	-43.85	39.82	-30.0	-13.85	191.00	Horizontal	Vertical	Pass

RSE-V&V WCDMA Band 2 CH9538



Frequency (MHz)	Result (dBm)	Factor (dB)	PK Limit (dBm)	Over Limit (dB)	Table (o)	ANT	EUT	Verdict
94.214	-60.80	-21.38	-36.0	-24.80	82.00	Vertical	Vertical	Pass
1918.000	-36.04	2.50	-30.0	-6.04	62.00	Vertical	Vertical	N/A
1989.400	-40.38	1.02	-30.0	-10.38	22.00	Vertical	Vertical	N/A
4584.400	-53.55	10.60	-30.0	-23.55	97.00	Vertical	Vertical	Pass
6914.400	-47.34	19.60	-30.0	-17.34	97.00	Vertical	Vertical	Pass
9944.575	-43.99	39.91	-30.0	-13.99	171.00	Vertical	Vertical	Pass

RSE-V&H WCDMA Band 2 CH9538

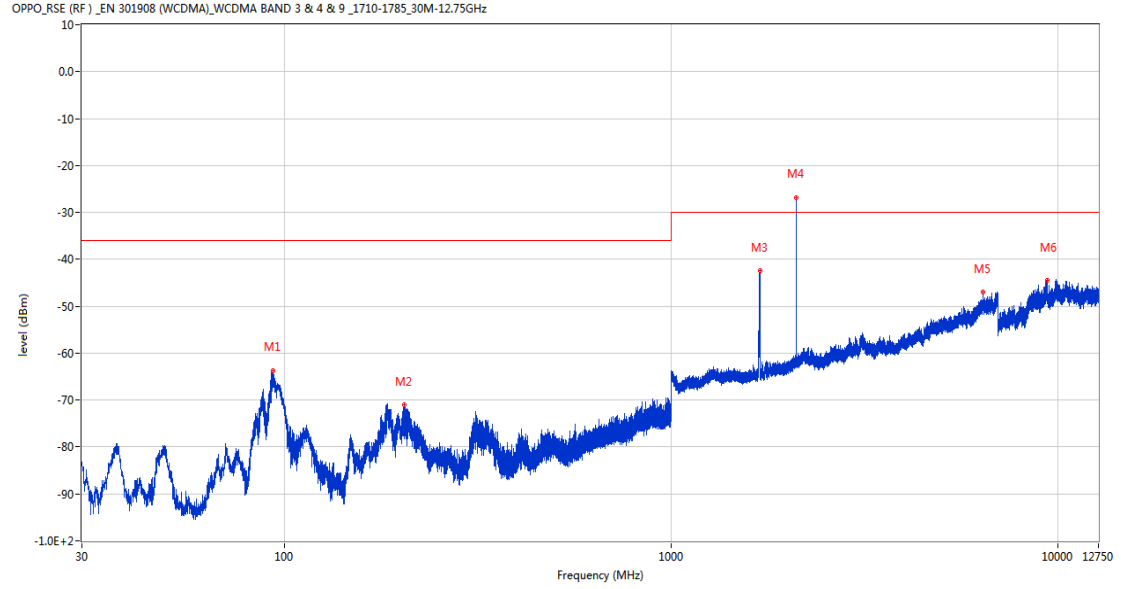


Frequency (MHz)	Result (dBm)	Factor (dB)	PK Limit (dBm)	Over Limit (dB)	Table (o)	ANT	EUT	Verdict
94.068	-61.08	-21.36	-36.0	-25.08	363.00	Vertical	Horizontal	Pass
1918.600	-39.88	2.14	-30.0	-9.88	70.00	Vertical	Horizontal	N/A
1988.300	-41.26	0.93	-30.0	-11.26	135.00	Vertical	Horizontal	N/A
3155.400	-55.55	7.91	-30.0	-25.55	25.00	Vertical	Horizontal	Pass
6912.000	-46.61	19.49	-30.0	-16.61	336.00	Vertical	Horizontal	Pass
9908.062	-43.78	40.00	-30.0	-13.78	216.00	Vertical	Horizontal	Pass

31 WCDMA Band 4

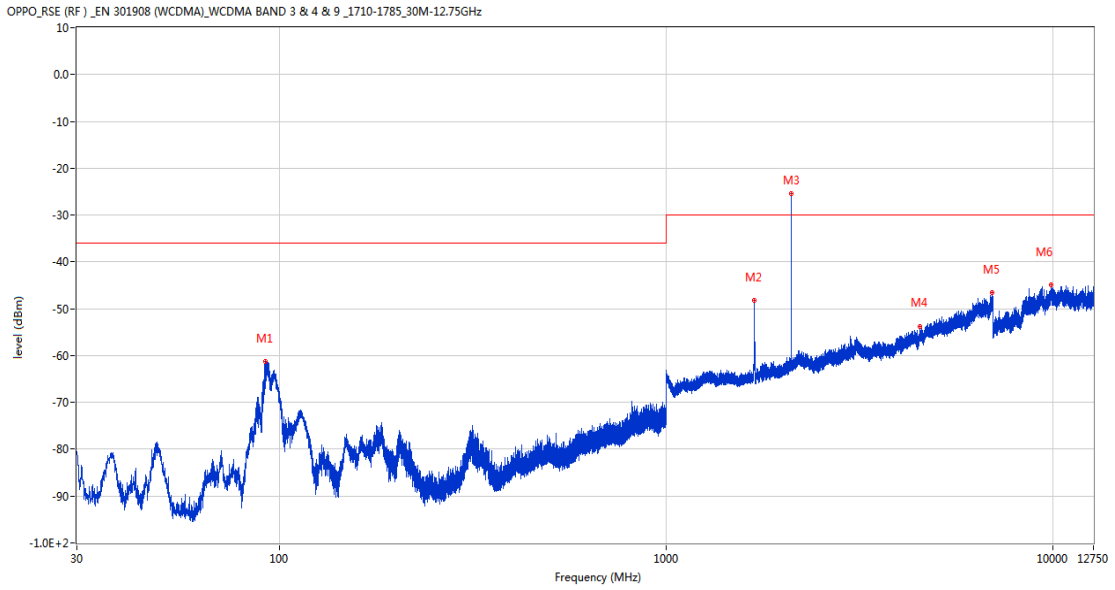
31.1 WCDMA Band 4 Low Channel

RSE-H&H WCDMA Band 4 CH1312



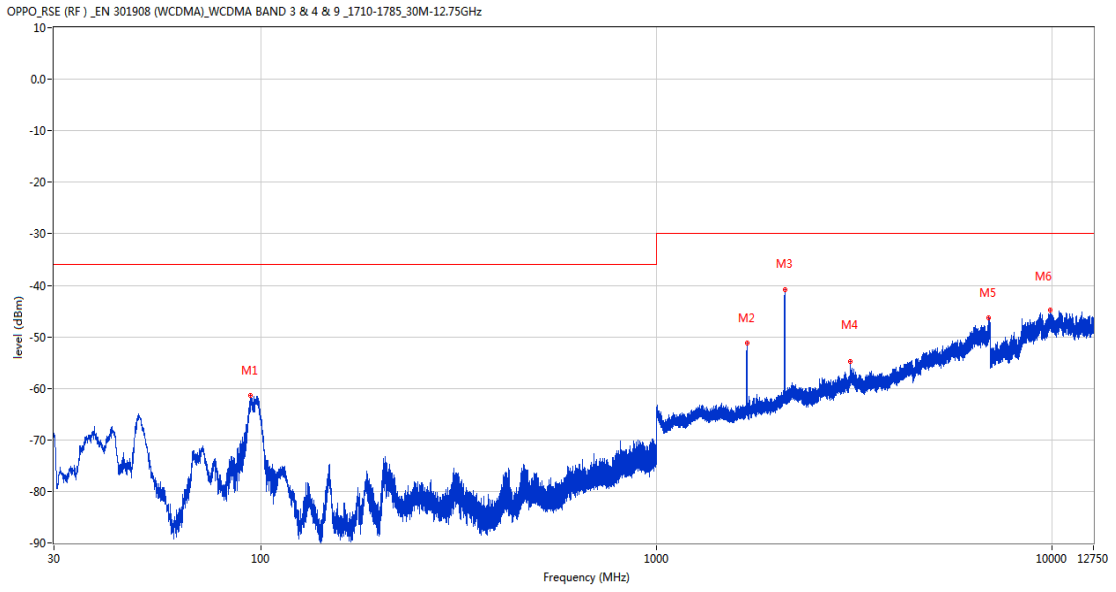
Frequency (MHz)	Result (dBm)	Factor (dB)	PK Limit (dBm)	Over Limit (dB)	Table (o)	ANT	EUT	Verdict
93.680	-63.72	-21.18	-36.0	-27.72	146.00	Horizontal	Horizontal	Pass
204.940	-70.99	-16.40	-36.0	-34.99	239.00	Horizontal	Horizontal	Pass
1697.500	-42.43	0.82	-30.0	-12.43	167.00	Horizontal	Horizontal	N/A
2111.200	-26.92	2.87	-30.0	3.08	142.00	Horizontal	Horizontal	N/A
6414.600	-46.88	18.89	-30.0	-16.88	136.00	Horizontal	Horizontal	Pass
9383.950	-44.47	39.91	-30.0	-14.47	201.00	Horizontal	Horizontal	Pass

RSE-H&V WCDMA Band 4 CH1312



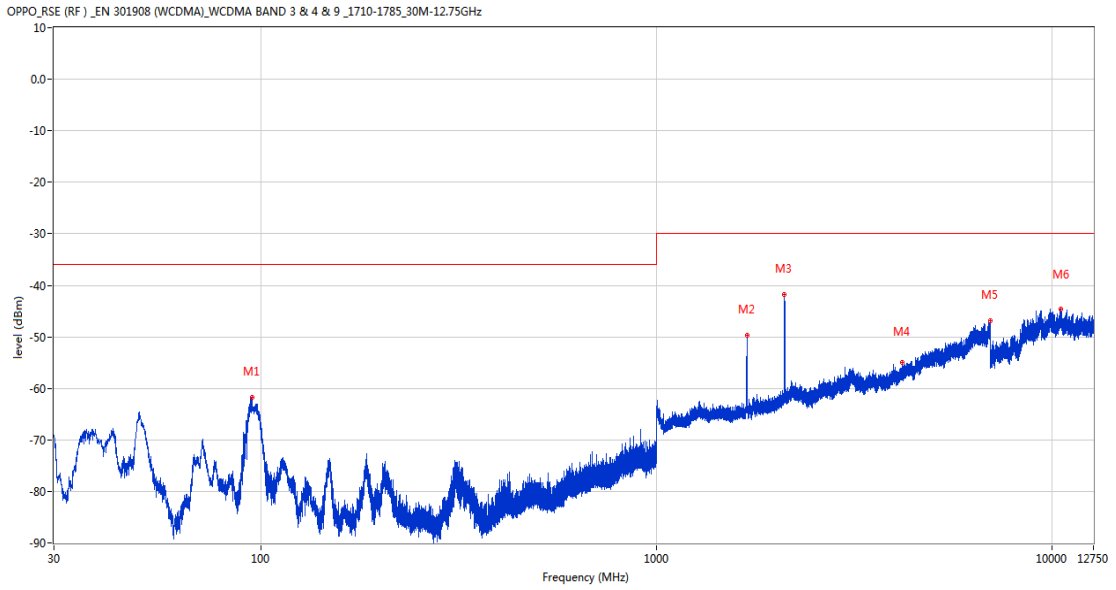
Frequency (MHz)	Result (dBm)	Factor (dB)	PK Limit (dBm)	Over Limit (dB)	Table (o)	ANT	EUT	Verdict
92.226	-61.29	-20.99	-36.0	-25.29	189.00	Horizontal	Vertical	Pass
1693.400	-48.30	0.58	-30.0	-18.30	65.00	Horizontal	Vertical	N/A
2112.100	-25.43	2.86	-30.0	4.57	139.00	Horizontal	Vertical	N/A
4530.400	-53.90	10.34	-30.0	-23.90	128.00	Horizontal	Vertical	Pass
6976.600	-46.60	20.08	-30.0	-16.60	360.00	Horizontal	Vertical	Pass
9913.525	-44.80	39.99	-30.0	-14.80	105.00	Horizontal	Vertical	Pass

RSE-V&V WCDMA Band 4 CH1312



Frequency (MHz)	Result (dBm)	Factor (dB)	PK Limit (dBm)	Over Limit (dB)	Table (o)	ANT	EUT	Verdict
94.020	-61.41	-21.25	-36.0	-25.41	58.00	Vertical	Vertical	Pass
1696.100	-51.29	0.83	-30.0	-21.29	121.00	Vertical	Vertical	N/A
2113.600	-40.94	2.84	-30.0	-10.94	329.00	Vertical	Vertical	N/A
3102.000	-54.69	8.49	-30.0	-24.69	355.00	Vertical	Vertical	Pass
6914.000	-46.36	19.59	-30.0	-16.36	310.00	Vertical	Vertical	Pass
9915.250	-44.73	39.99	-30.0	-14.73	350.00	Vertical	Vertical	Pass

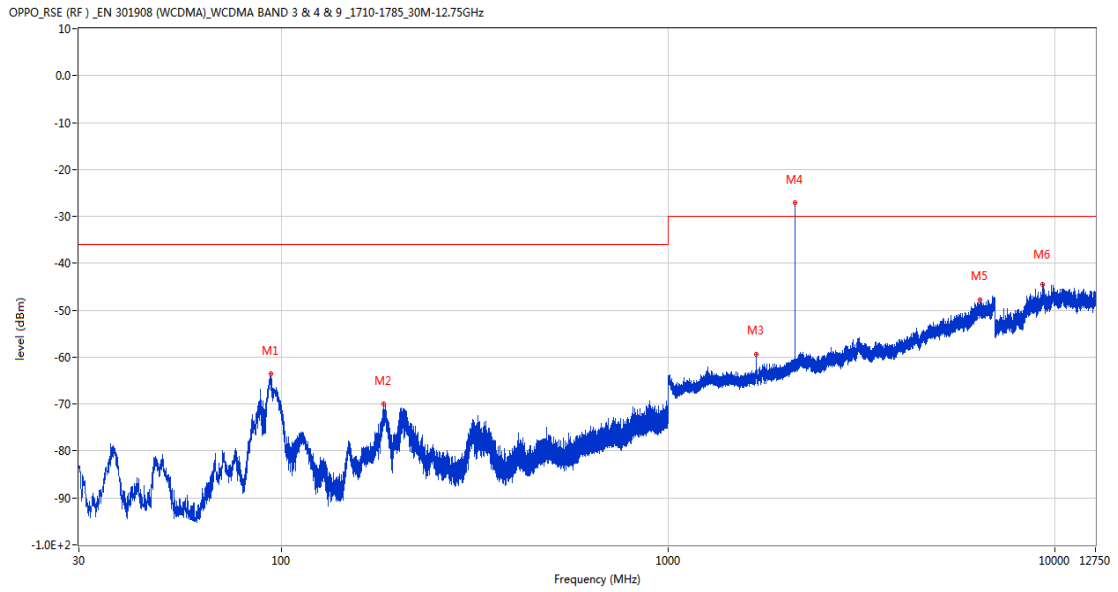
RSE-V&H WCDMA Band 4 CH1312



Frequency (MHz)	Result (dBm)	Factor (dB)	PK Limit (dBm)	Over Limit (dB)	Table (o)	ANT	EUT	Verdict
94.893	-61.78	-21.42	-36.0	-25.78	59.00	Vertical	Horizontal	Pass
1694.900	-49.66	0.84	-30.0	-19.66	125.00	Vertical	Horizontal	N/A
2111.900	-41.88	2.86	-30.0	-11.88	224.00	Vertical	Horizontal	N/A
4200.000	-55.04	8.46	-30.0	-25.04	332.00	Vertical	Horizontal	Pass
6984.000	-46.79	19.65	-30.0	-16.79	226.00	Vertical	Horizontal	Pass
10533.088	-44.67	40.61	-30.0	-14.67	219.00	Vertical	Horizontal	Pass

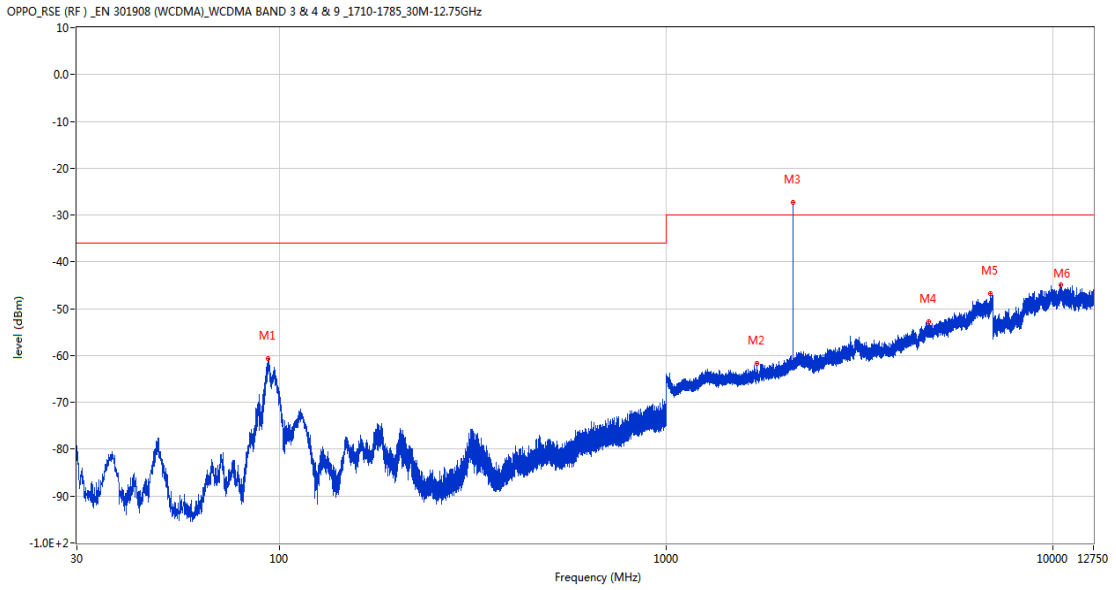
31.2 WCDMA Band 4 Middle Channel

RSE-H&H WCDMA Band 4 CH1413



Frequency (MHz)	Result (dBm)	Factor (dB)	PK Limit (dBm)	Over Limit (dB)	Table (o)	ANT	EUT	Verdict
93.923	-63.47	-21.22	-36.0	-27.47	160.00	Horizontal	Horizontal	Pass
184.230	-69.87	-15.03	-36.0	-33.87	234.00	Horizontal	Horizontal	Pass
1693.000	-59.45	0.36	-30.0	-29.45	134.00	Horizontal	Horizontal	N/A
2134.100	-27.06	2.68	-30.0	2.94	215.00	Horizontal	Horizontal	N/A
6406.000	-47.82	18.40	-30.0	-17.82	99.00	Horizontal	Horizontal	Pass
9315.812	-44.58	39.66	-30.0	-14.58	84.00	Horizontal	Horizontal	Pass

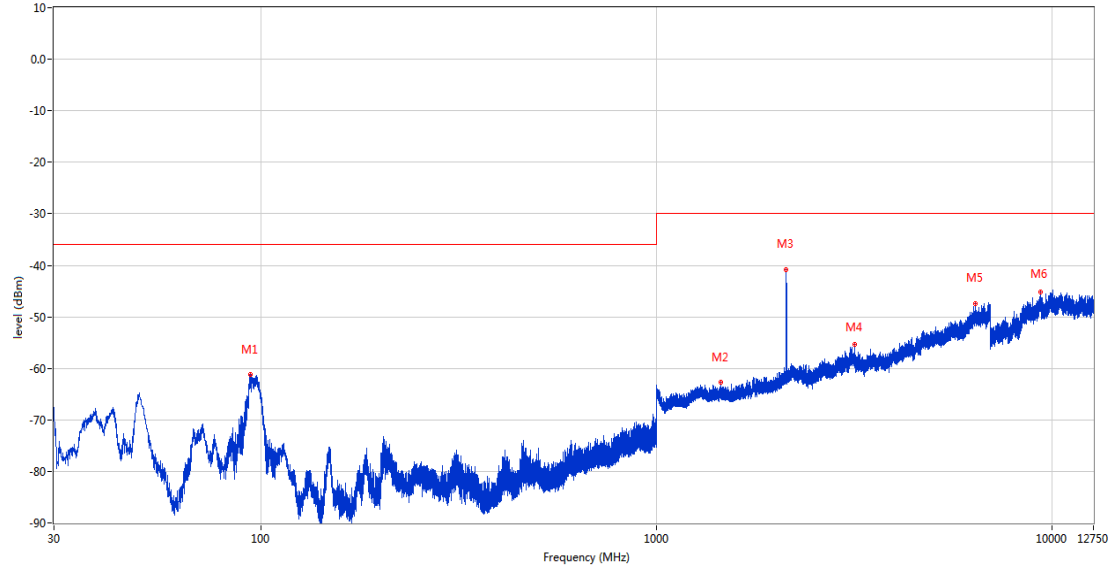
RSE-H&V WCDMA Band 4 CH1413



Frequency (MHz)	Result (dBm)	Factor (dB)	PK Limit (dBm)	Over Limit (dB)	Table (o)	ANT	EUT	Verdict
93.535	-60.67	-21.16	-36.0	-24.67	195.00	Horizontal	Vertical	Pass
1719.100	-61.72	1.05	-30.0	-31.72	295.00	Horizontal	Vertical	Pass
2134.300	-27.39	2.69	-30.0	2.61	142.00	Horizontal	Vertical	N/A
4787.600	-52.75	10.95	-30.0	-22.75	20.00	Horizontal	Vertical	Pass
6914.400	-46.70	19.60	-30.0	-16.70	141.00	Horizontal	Vertical	Pass
10510.088	-44.80	40.47	-30.0	-14.80	147.00	Horizontal	Vertical	Pass

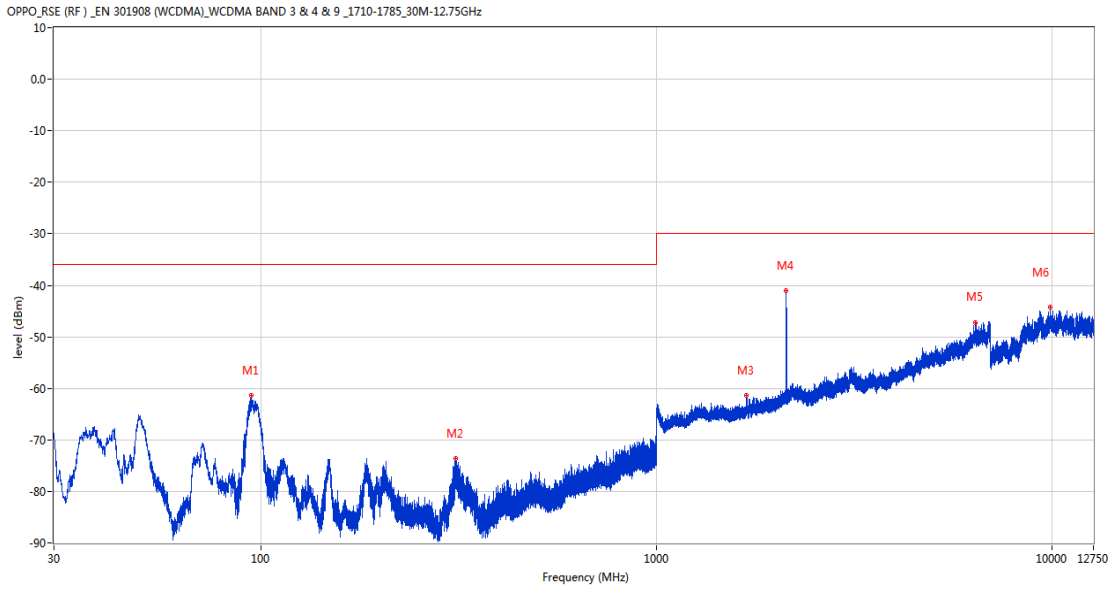
RSE-V&V WCDMA Band 4 CH1413

OPPO_RSE (RF)_EN 301908 (WCDMA)_WCDMA BAND 3 & 4 & 9 _1710-1785_30M-12.75GHz



Frequency (MHz)	Result (dBm)	Factor (dB)	PK Limit (dBm)	Over Limit (dB)	Table (o)	ANT	EUT	Verdict
94.117	-61.23	-21.27	-36.0	-25.23	78.00	Vertical	Vertical	Pass
1457.900	-62.77	-0.27	-30.0	-32.77	0.00	Vertical	Vertical	Pass
2132.400	-40.83	2.70	-30.0	-10.83	239.00	Vertical	Vertical	N/A
3171.400	-55.31	7.66	-30.0	-25.31	359.00	Vertical	Vertical	Pass
6423.600	-47.46	18.57	-30.0	-17.46	233.00	Vertical	Vertical	Pass
9366.700	-45.15	39.87	-30.0	-15.15	-3.00	Vertical	Vertical	Pass

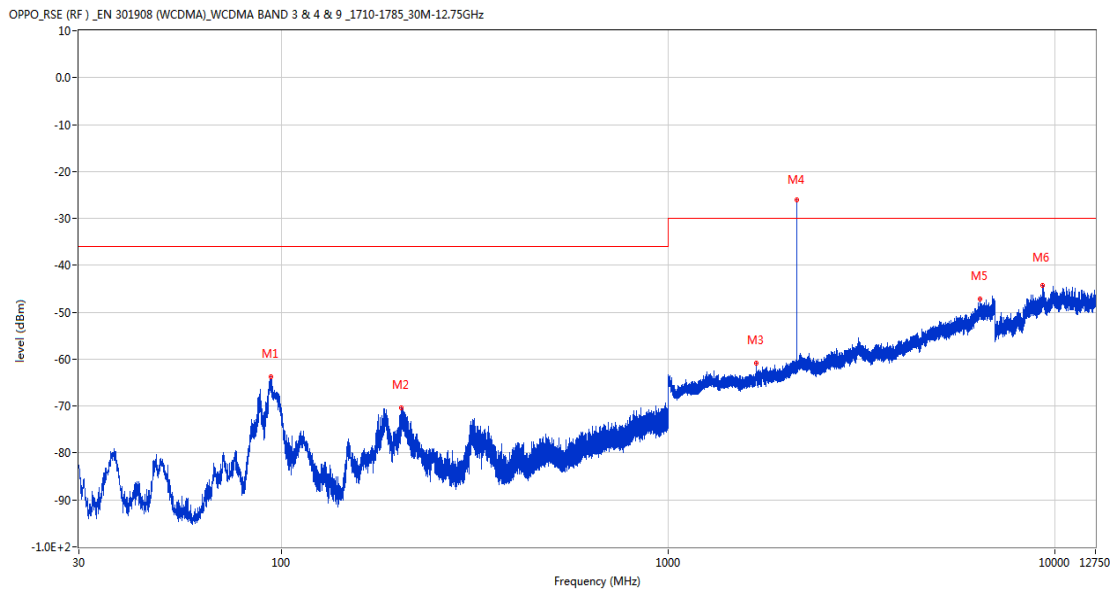
RSE-V&H WCDMA Band 4 CH1413



Frequency (MHz)	Result (dBm)	Factor (dB)	PK Limit (dBm)	Over Limit (dB)	Table (o)	ANT	EUT	Verdict
94.553	-61.29	-21.35	-36.0	-25.29	43.00	Vertical	Horizontal	Pass
310.282	-73.65	-12.14	-36.0	-37.65	300.00	Vertical	Horizontal	Pass
1693.800	-61.38	0.81	-30.0	-31.38	245.00	Vertical	Horizontal	N/A
2132.800	-41.02	2.68	-30.0	-11.02	245.00	Vertical	Horizontal	N/A
6423.200	-47.33	18.61	-30.0	-17.33	294.00	Vertical	Horizontal	Pass
9915.537	-44.22	39.99	-30.0	-14.22	297.00	Vertical	Horizontal	Pass

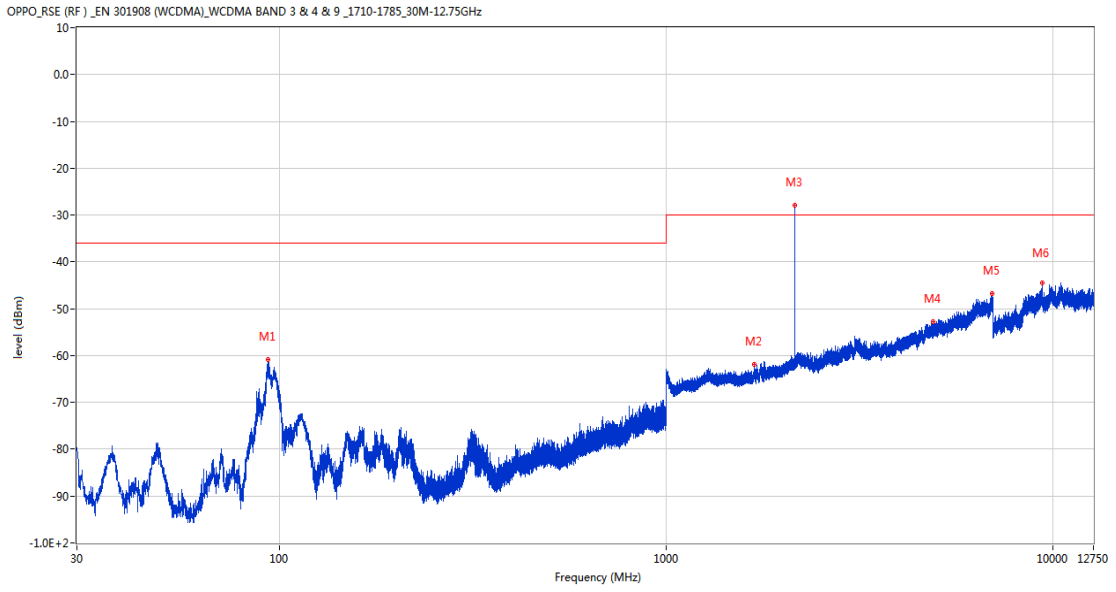
31.3 WCDMA Band 4 High Channel

RSE-H&H WCDMA Band 4 CH1513



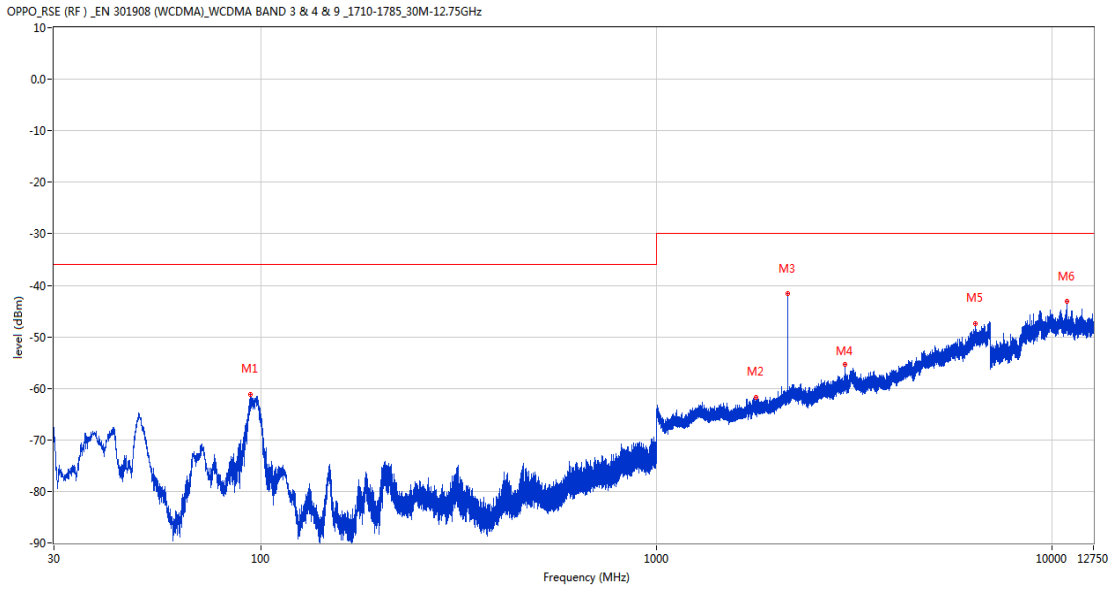
Frequency (MHz)	Result (dBm)	Factor (dB)	PK Limit (dBm)	Over Limit (dB)	Table (o)	ANT	EUT	Verdict
93.874	-63.66	-21.21	-36.0	-27.66	179.00	Horizontal	Horizontal	Pass
204.794	-70.31	-16.48	-36.0	-34.31	215.00	Horizontal	Horizontal	Pass
1692.600	-60.88	0.13	-30.0	-30.88	142.00	Horizontal	Horizontal	N/A
2152.800	-26.01	2.78	-30.0	3.99	216.00	Horizontal	Horizontal	N/A
6413.600	-47.18	18.87	-30.0	-17.18	45.00	Horizontal	Horizontal	Pass
9315.526	-44.35	39.66	-30.0	-14.35	62.00	Horizontal	Horizontal	Pass

RSE-H&V WCDMA Band 4 CH1513



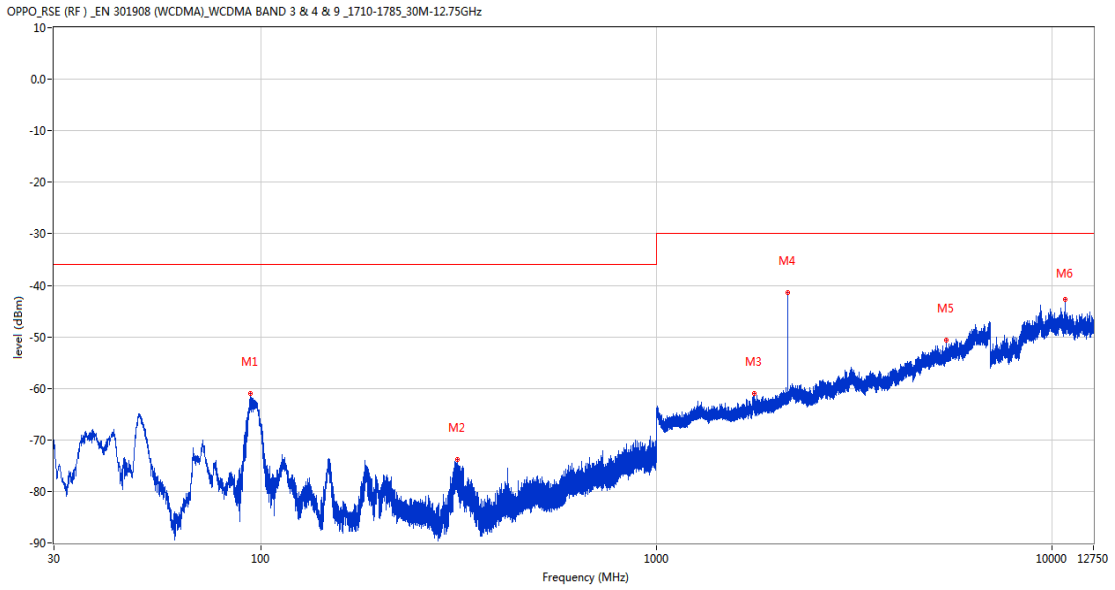
Frequency (MHz)	Result (dBm)	Factor (dB)	PK Limit (dBm)	Over Limit (dB)	Table (o)	ANT	EUT	Verdict
93.487	-60.76	-21.15	-36.0	-24.76	195.00	Horizontal	Vertical	Pass
1693.900	-61.97	0.85	-30.0	-31.97	47.00	Horizontal	Vertical	Pass
2153.600	-27.83	2.86	-30.0	2.17	213.00	Horizontal	Vertical	N/A
4919.600	-52.72	11.64	-30.0	-22.72	32.00	Horizontal	Vertical	Pass
6980.600	-46.86	19.81	-30.0	-16.86	333.00	Horizontal	Vertical	Pass
9382.225	-44.48	39.89	-30.0	-14.48	155.00	Horizontal	Vertical	Pass

RSE-V&V WCDMA Band 4 CH1513



Frequency (MHz)	Result (dBm)	Factor (dB)	PK Limit (dBm)	Over Limit (dB)	Table (o)	ANT	EUT	Verdict
94.165	-61.22	-21.28	-36.0	-25.22	25.00	Vertical	Vertical	Pass
1787.100	-61.72	1.33	-30.0	-31.72	94.00	Vertical	Vertical	Pass
2152.200	-41.51	2.75	-30.0	-11.51	236.00	Vertical	Vertical	N/A
3000.800	-55.41	8.20	-30.0	-25.41	221.00	Vertical	Vertical	Pass
6413.200	-47.50	18.86	-30.0	-17.50	305.00	Vertical	Vertical	Pass
10926.387	-43.12	40.68	-30.0	-13.12	210.00	Vertical	Vertical	Pass

RSE-V&H WCDMA Band 4 CH1513

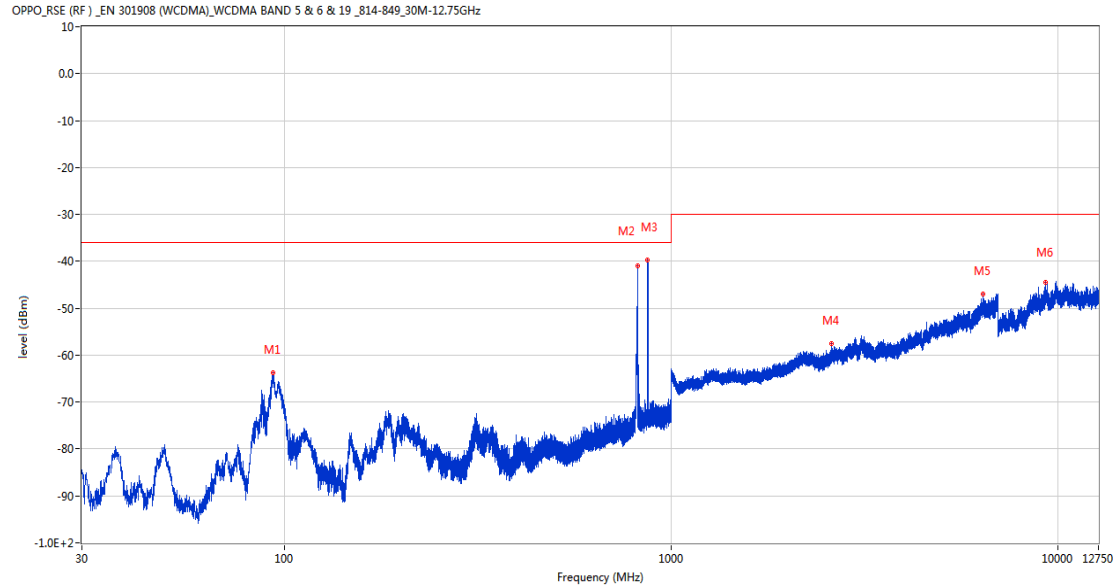


Frequency (MHz)	Result (dBm)	Factor (dB)	PK Limit (dBm)	Over Limit (dB)	Table (o)	ANT	EUT	Verdict
93.923	-61.01	-21.22	-36.0	-25.01	59.00	Vertical	Horizontal	Pass
313.628	-73.80	-12.42	-36.0	-37.80	299.00	Vertical	Horizontal	Pass
1769.900	-61.09	1.40	-30.0	-31.09	346.00	Vertical	Horizontal	Pass
2154.000	-41.32	2.90	-30.0	-11.32	0.00	Vertical	Horizontal	N/A
5401.200	-50.70	13.09	-30.0	-20.70	224.00	Vertical	Horizontal	Pass
10815.988	-42.70	40.45	-30.0	-12.70	225.00	Vertical	Horizontal	Pass

32 WCDMA Band 5

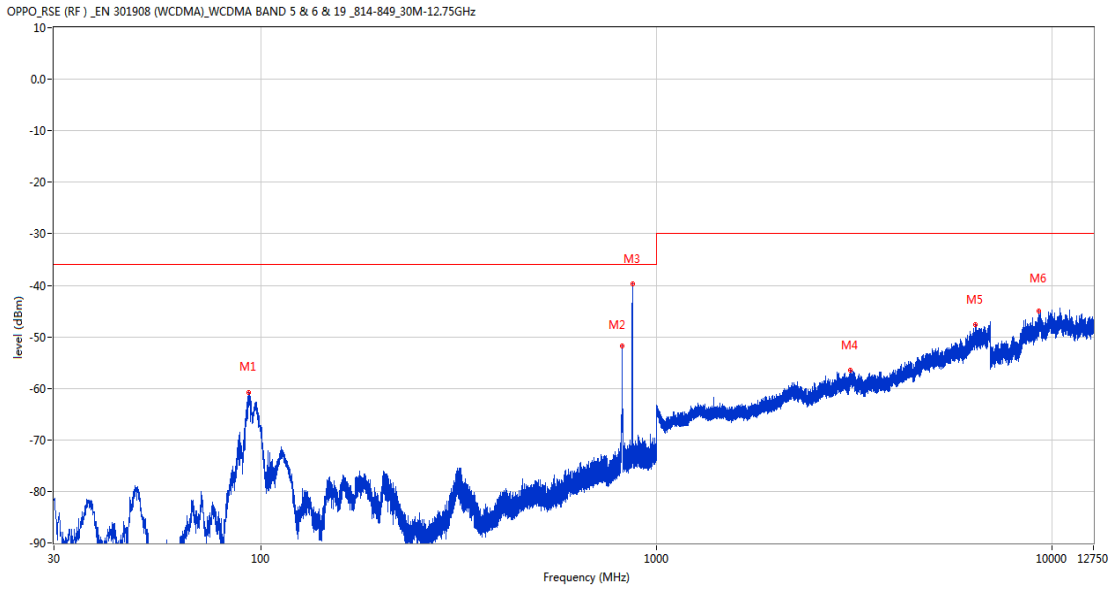
32.1 WCDMA Band 5 Low Channel

RSE-H&H WCDMA Band 5 CH4132



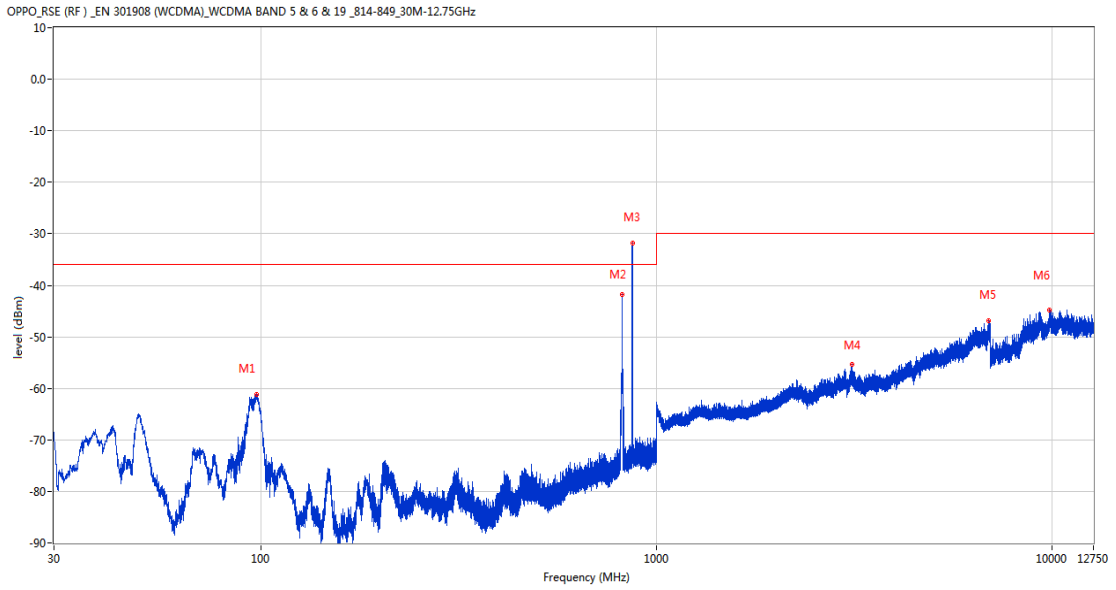
Frequency (MHz)	Result (dBm)	Factor (dB)	PK Limit (dBm)	Over Limit (dB)	Table (o)	ANT	EUT	Verdict
93.487	-63.73	-21.08	-36.0	-27.73	169.00	Horizontal	Horizontal	Pass
820.938	-41.03	0.74	-36.0	-5.03	227.00	Horizontal	Horizontal	N/A
871.815	-39.77	0.11	-36.0	-3.77	145.00	Horizontal	Horizontal	N/A
2603.700	-57.54	6.66	-30.0	-27.54	360.00	Horizontal	Horizontal	Pass
6409.600	-47.01	18.69	-30.0	-17.01	183.00	Horizontal	Horizontal	Pass
9315.812	-44.44	39.66	-30.0	-14.44	230.00	Horizontal	Horizontal	Pass

RSE-H&V WCDMA Band 5 CH4132



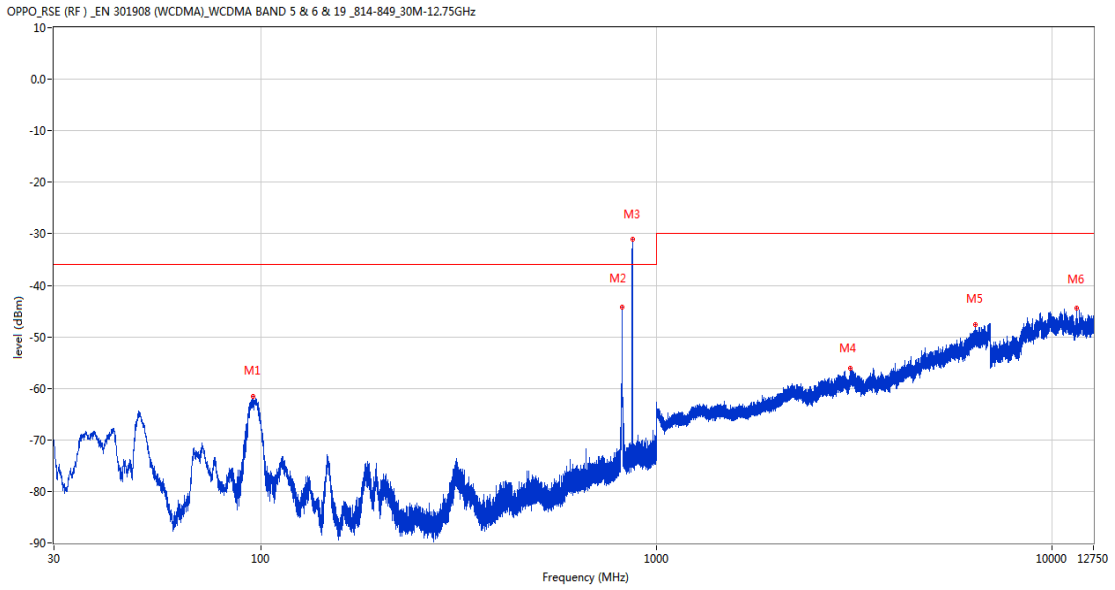
Frequency (MHz)	Result (dBm)	Factor (dB)	PK Limit (dBm)	Over Limit (dB)	Table (o)	ANT	EUT	Verdict
93.341	-60.89	-21.05	-36.0	-24.89	197.00	Horizontal	Vertical	Pass
820.986	-51.72	0.74	-36.0	-15.72	350.00	Horizontal	Vertical	N/A
872.348	-39.78	0.16	-36.0	-3.78	153.00	Horizontal	Vertical	N/A
3093.000	-56.39	8.21	-30.0	-26.39	264.00	Horizontal	Vertical	Pass
6410.400	-47.69	18.78	-30.0	-17.69	363.00	Horizontal	Vertical	Pass
9295.400	-45.03	39.53	-30.0	-15.03	35.00	Horizontal	Vertical	Pass

RSE-V&V WCDMA Band 5 CH4132



Frequency (MHz)	Result (dBm)	Factor (dB)	PK Limit (dBm)	Over Limit (dB)	Table (o)	ANT	EUT	Verdict
97.706	-61.23	-21.65	-36.0	-25.23	52.00	Vertical	Vertical	Pass
820.744	-41.88	0.74	-36.0	-5.88	33.00	Vertical	Vertical	N/A
869.874	-31.79	0.13	-36.0	4.21	160.00	Vertical	Vertical	N/A
3126.800	-55.35	7.42	-30.0	-25.35	201.00	Vertical	Vertical	Pass
6909.800	-46.91	19.45	-30.0	-16.91	283.00	Vertical	Vertical	Pass
9861.488	-44.87	39.77	-30.0	-14.87	283.00	Vertical	Vertical	Pass

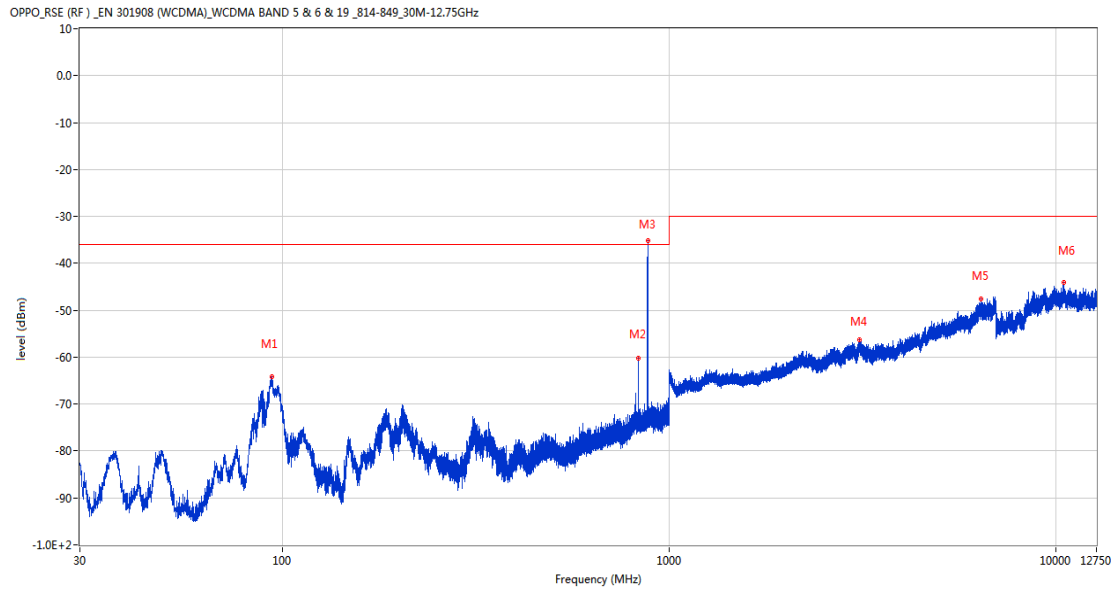
RSE-V&H WCDMA Band 5 CH4132



Frequency (MHz)	Result (dBm)	Factor (dB)	PK Limit (dBm)	Over Limit (dB)	Table (o)	ANT	EUT	Verdict
95.426	-61.51	-21.39	-36.0	-25.51	31.00	Vertical	Horizontal	Pass
820.841	-44.28	0.74	-36.0	-8.28	141.00	Vertical	Horizontal	N/A
872.687	-31.08	0.19	-36.0	4.92	92.00	Vertical	Horizontal	N/A
3096.800	-56.08	8.41	-30.0	-26.08	360.00	Vertical	Horizontal	Pass
6419.400	-47.69	18.91	-30.0	-17.69	360.00	Vertical	Horizontal	Pass
11587.063	-44.50	40.17	-30.0	-14.50	69.00	Vertical	Horizontal	Pass

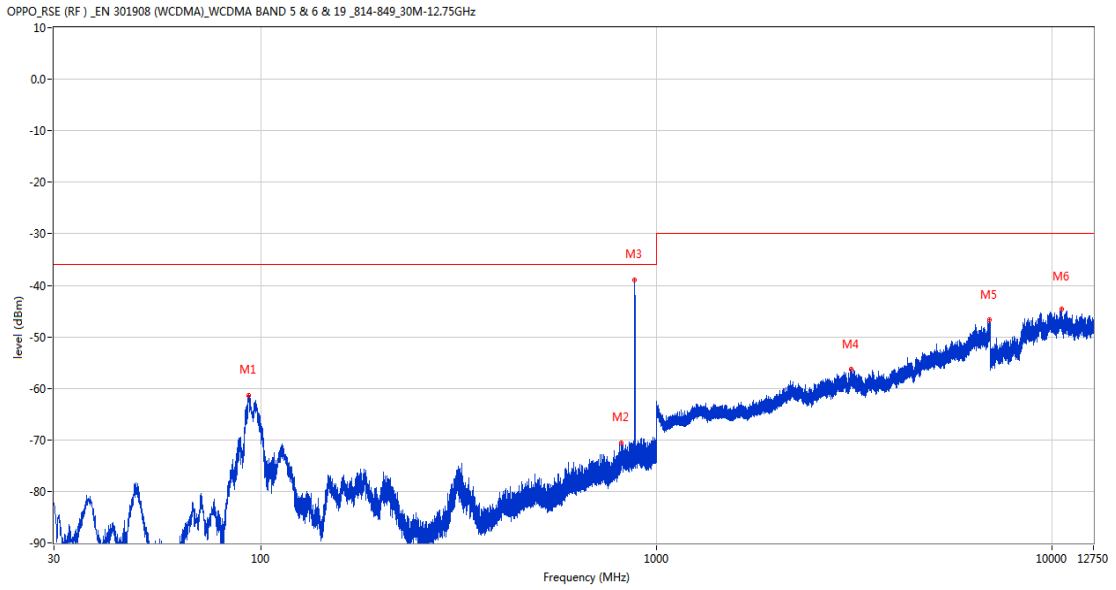
32.2 WCDMA Band 5 Middle Channel

RSE-H&H WCDMA Band 5 CH4183



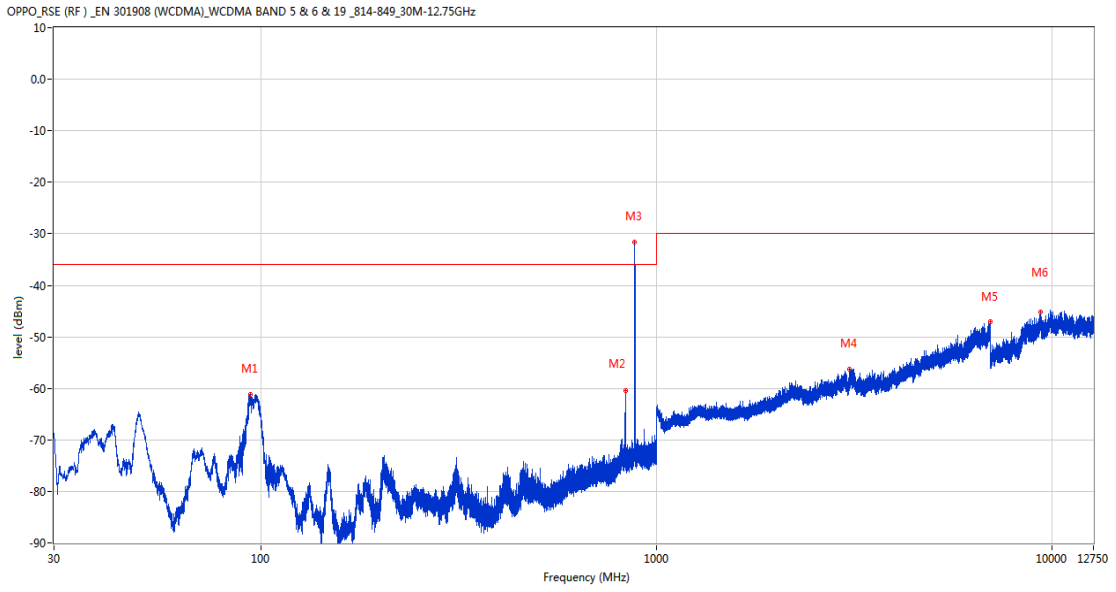
Frequency (MHz)	Result (dBm)	Factor (dB)	PK Limit (dBm)	Over Limit (dB)	Table (o)	ANT	EUT	Verdict
94.165	-64.21	-21.21	-36.0	-28.21	146.00	Horizontal	Horizontal	Pass
835.052	-60.32	0.60	-36.0	-24.32	113.00	Horizontal	Horizontal	N/A
882.582	-35.06	0.65	-36.0	0.94	220.00	Horizontal	Horizontal	N/A
3104.000	-56.23	8.29	-30.0	-26.23	133.00	Horizontal	Horizontal	Pass
6415.600	-47.57	18.90	-30.0	-17.57	281.00	Horizontal	Horizontal	Pass
10512.099	-43.97	40.48	-30.0	-13.97	-1.00	Horizontal	Horizontal	Pass

RSE-H&V WCDMA Band 5 CH4183



Frequency (MHz)	Result (dBm)	Factor (dB)	PK Limit (dBm)	Over Limit (dB)	Table (o)	ANT	EUT	Verdict
93.341	-61.32	-21.05	-36.0	-25.32	170.00	Horizontal	Vertical	Pass
816.767	-70.61	0.20	-36.0	-34.61	278.00	Horizontal	Vertical	Pass
882.582	-38.96	0.65	-36.0	-2.96	7.00	Horizontal	Vertical	N/A
3110.400	-56.29	7.97	-30.0	-26.29	244.00	Horizontal	Vertical	Pass
6975.600	-46.74	20.10	-30.0	-16.74	363.00	Horizontal	Vertical	Pass
10598.350	-44.60	40.40	-30.0	-14.60	208.00	Horizontal	Vertical	Pass

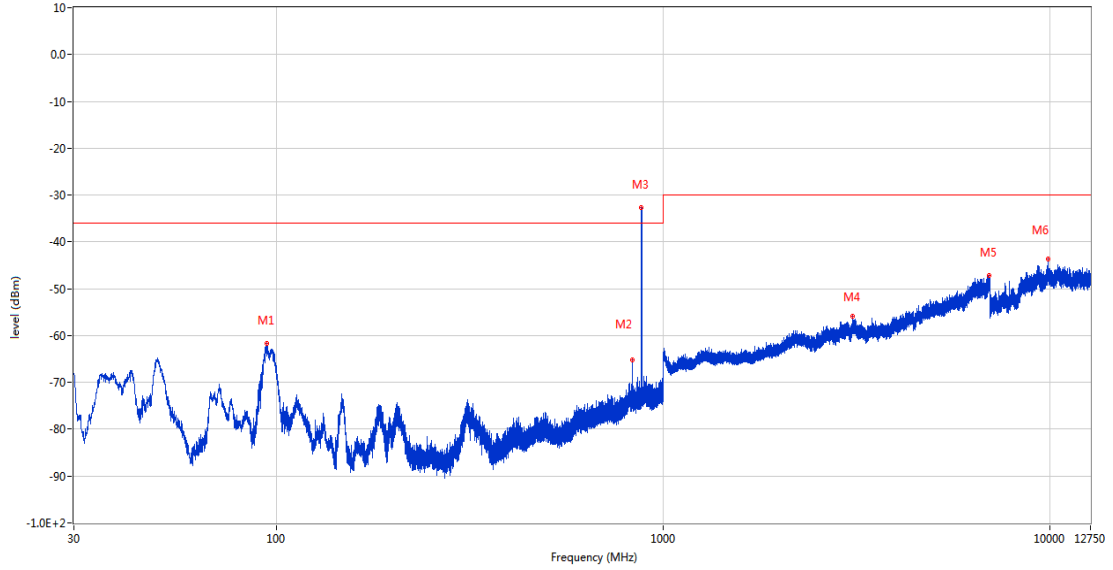
RSE-V&V WCDMA Band 5 CH4183



Frequency (MHz)	Result (dBm)	Factor (dB)	PK Limit (dBm)	Over Limit (dB)	Table (o)	ANT	EUT	Verdict
93.971	-61.20	-21.18	-36.0	-25.20	85.00	Vertical	Vertical	Pass
835.052	-60.49	0.60	-36.0	-24.49	103.00	Vertical	Vertical	N/A
882.436	-31.61	0.65	-36.0	4.39	158.00	Vertical	Vertical	N/A
3075.200	-56.37	7.23	-30.0	-26.37	201.00	Vertical	Vertical	Pass
6979.800	-47.12	19.86	-30.0	-17.12	140.00	Vertical	Vertical	Pass
9382.799	-45.22	39.90	-30.0	-15.22	305.00	Vertical	Vertical	Pass

RSE-V&H WCDMA Band 5 CH4183

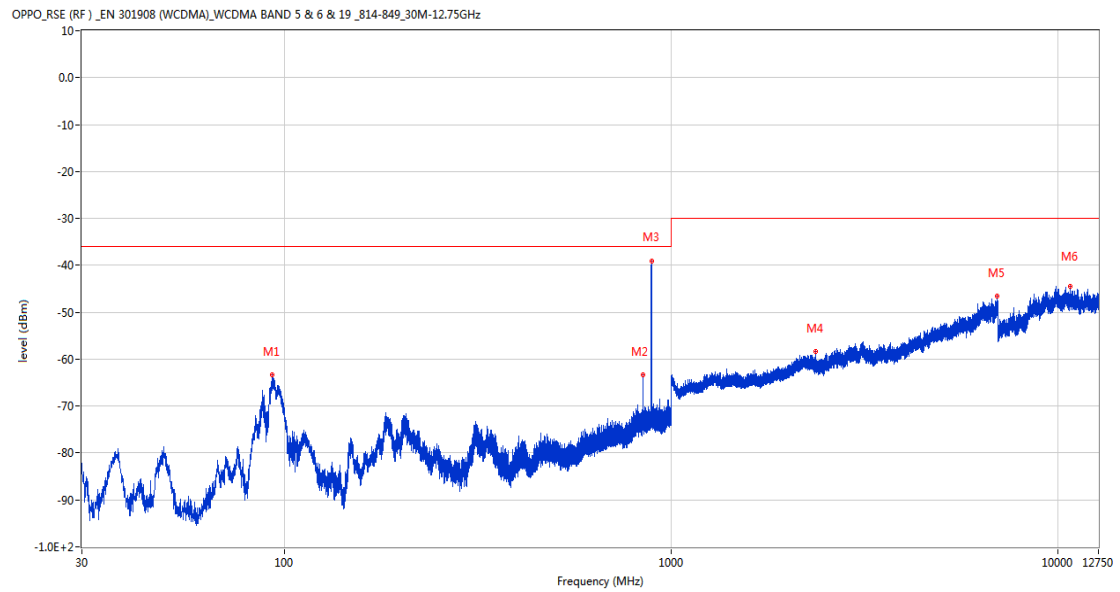
OPPO_RSE (RF)_EN 301908 (WCDMA)_WCDMA BAND 5 & 6 & 19_814-849_30M-12.75GHz



Frequency (MHz)	Result (dBm)	Factor (dB)	PK Limit (dBm)	Over Limit (dB)	Table (o)	ANT	EUT	Verdict
94.505	-61.72	-21.26	-36.0	-25.72	34.00	Vertical	Horizontal	Pass
835.003	-65.16	0.60	-36.0	-29.16	139.00	Vertical	Horizontal	N/A
880.156	-32.68	0.43	-36.0	3.32	76.00	Vertical	Horizontal	N/A
3087.400	-55.89	7.88	-30.0	-25.89	161.00	Vertical	Horizontal	Pass
6965.800	-47.19	19.75	-30.0	-17.19	353.00	Vertical	Horizontal	Pass
9927.326	-43.67	39.96	-30.0	-13.67	90.00	Vertical	Horizontal	Pass

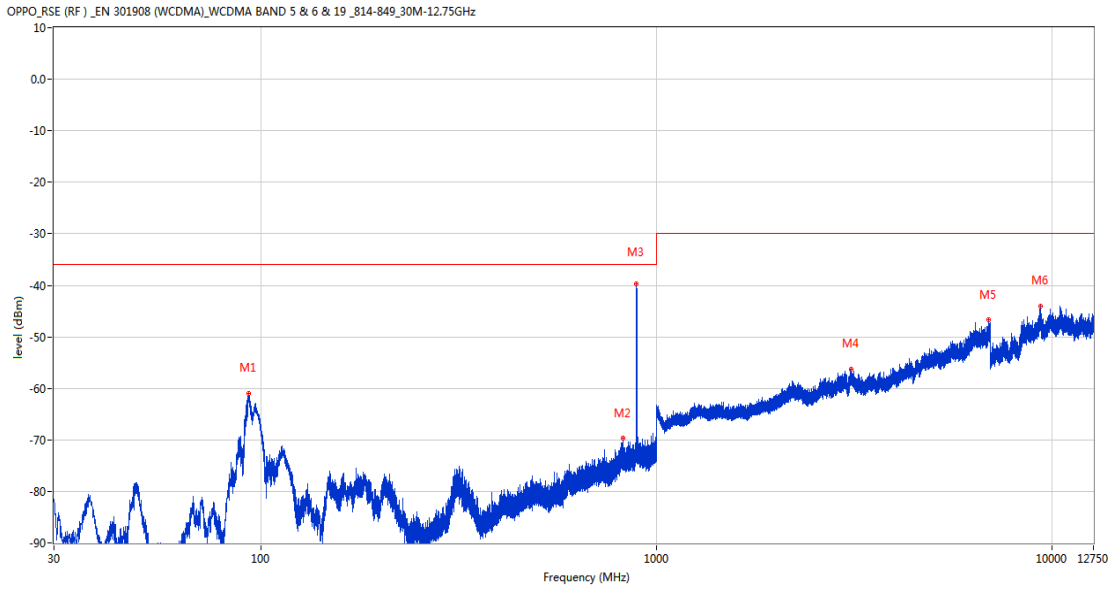
32.3 WCDMA Band 5 High Channel

RSE-H&H WCDMA Band 5 CH4233



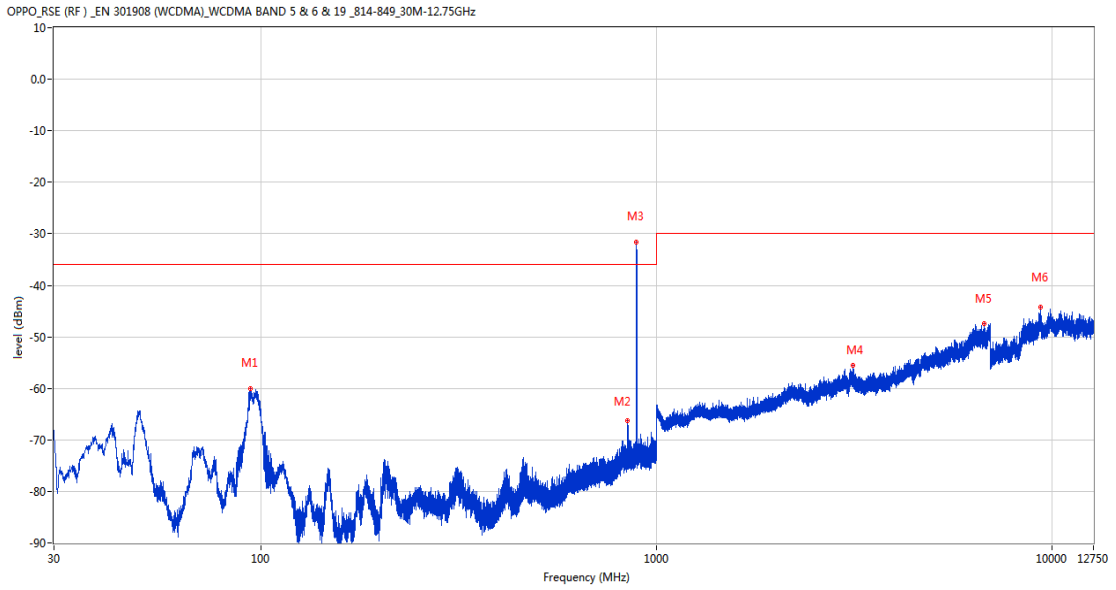
Frequency (MHz)	Result (dBm)	Factor (dB)	PK Limit (dBm)	Over Limit (dB)	Table (o)	ANT	EUT	Verdict
93.293	-63.44	-21.04	-36.0	-27.44	150.00	Horizontal	Horizontal	Pass
847.904	-63.33	0.47	-36.0	-27.33	183.00	Horizontal	Horizontal	N/A
892.185	-39.15	0.92	-36.0	-3.15	178.00	Horizontal	Horizontal	N/A
2369.200	-58.46	3.96	-30.0	-28.46	311.00	Horizontal	Horizontal	Pass
6981.600	-46.52	19.73	-30.0	-16.52	150.00	Horizontal	Horizontal	Pass
10798.737	-44.49	40.60	-30.0	-14.49	286.00	Horizontal	Horizontal	Pass

RSE-H&V WCDMA Band 5 CH4233



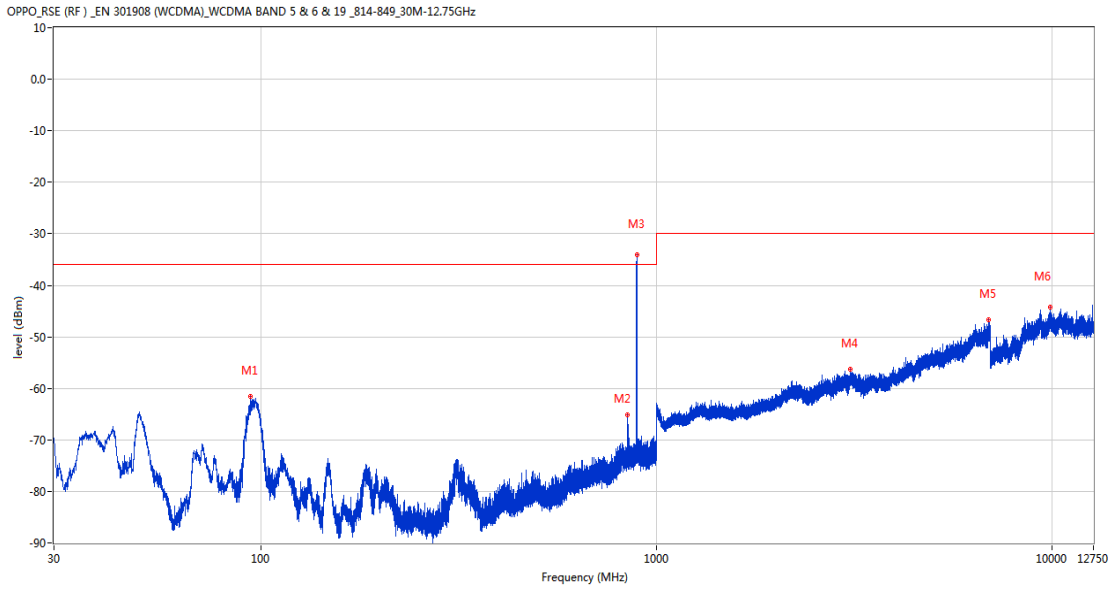
Frequency (MHz)	Result (dBm)	Factor (dB)	PK Limit (dBm)	Over Limit (dB)	Table (o)	ANT	EUT	Verdict
93.002	-61.01	-20.99	-36.0	-25.01	181.00	Horizontal	Vertical	Pass
823.799	-69.70	0.71	-36.0	-33.70	250.00	Horizontal	Vertical	Pass
892.427	-39.80	0.92	-36.0	-3.80	118.00	Horizontal	Vertical	N/A
3106.600	-56.27	8.12	-30.0	-26.27	30.00	Horizontal	Vertical	Pass
6915.800	-46.76	19.56	-30.0	-16.76	67.00	Horizontal	Vertical	Pass
9382.225	-44.11	39.89	-30.0	-14.11	-3.00	Horizontal	Vertical	Pass

RSE-V&V WCDMA Band 5 CH4233



Frequency (MHz)	Result (dBm)	Factor (dB)	PK Limit (dBm)	Over Limit (dB)	Table (o)	ANT	EUT	Verdict
94.262	-59.99	-21.22	-36.0	-23.99	95.00	Vertical	Vertical	Pass
847.710	-66.30	0.48	-36.0	-30.30	106.00	Vertical	Vertical	N/A
891.360	-31.69	0.92	-36.0	4.31	315.00	Vertical	Vertical	N/A
3144.000	-55.60	7.25	-30.0	-25.60	176.00	Vertical	Vertical	Pass
6756.400	-47.40	19.38	-30.0	-17.40	140.00	Vertical	Vertical	Pass
9355.487	-44.28	39.82	-30.0	-14.28	-2.00	Vertical	Vertical	Pass

RSE-V&H WCDMA Band 5 CH4233



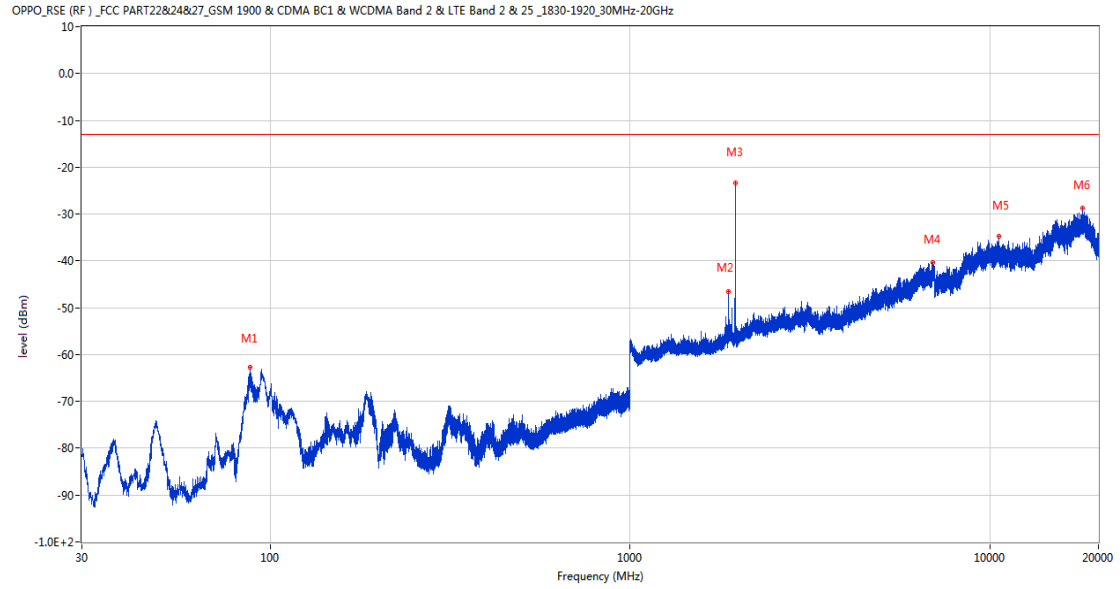
Frequency (MHz)	Result (dBm)	Factor (dB)	PK Limit (dBm)	Over Limit (dB)	Table (o)	ANT	EUT	Verdict
94.020	-61.47	-21.19	-36.0	-25.47	41.00	Vertical	Horizontal	Pass
847.177	-65.22	0.48	-36.0	-29.22	134.00	Vertical	Horizontal	N/A
892.670	-34.06	0.93	-36.0	1.94	332.00	Vertical	Horizontal	N/A
3100.000	-56.33	8.52	-30.0	-26.33	30.00	Vertical	Horizontal	Pass
6916.000	-46.76	19.55	-30.0	-16.76	209.00	Vertical	Horizontal	Pass
9912.375	-44.27	39.99	-30.0	-14.27	52.00	Vertical	Horizontal	Pass

LTE

33 LTE Band 2

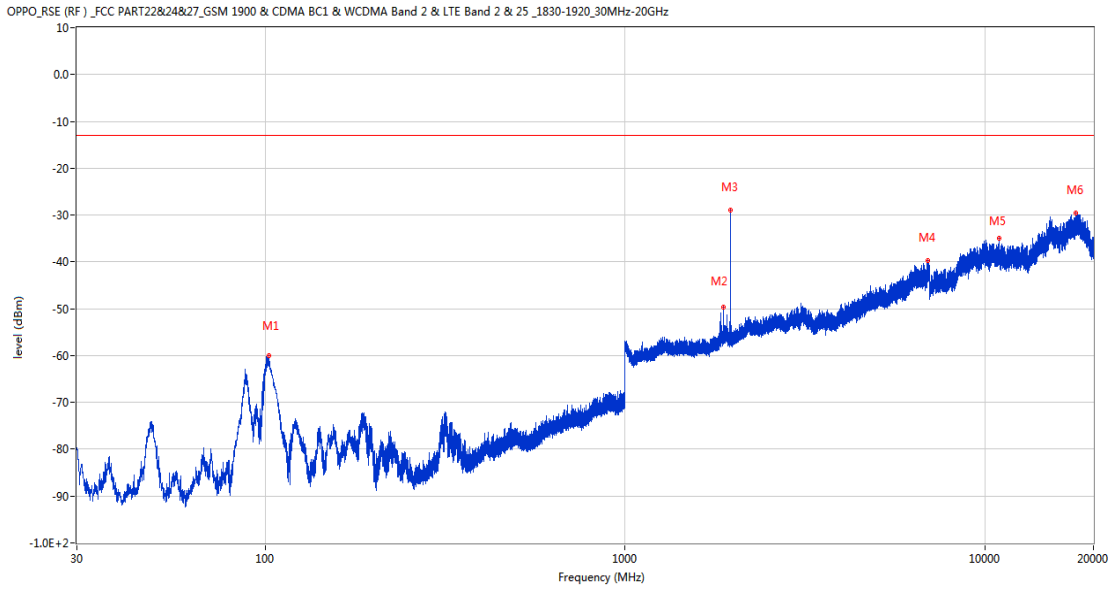
33.1 LTE Band 2 BW1.4, Middle Channel

RSE-H&H LTE Band 2 BW1.4 CH18900



Frequency (MHz)	Result (dBm)	Factor (dB)	PK Limit (dBm)	Over Limit (dB)	Table (o)	ANT	EUT	Verdict
88.054	-62.65	-21.05	-13.0	-49.65	160.00	Horizontal	Horizontal	Pass
1879.400	-46.65	2.71	-13.0	-33.65	147.00	Horizontal	Horizontal	N/A
1960.000	-23.40	1.10	-13.0	-10.40	153.00	Horizontal	Horizontal	N/A
6921.400	-40.41	19.29	-13.0	-27.41	112.00	Horizontal	Horizontal	Pass
10603.813	-34.72	40.35	-13.0	-21.72	138.00	Horizontal	Horizontal	Pass
18032.349	-28.81	44.94	-13.0	-15.81	-1.00	Horizontal	Horizontal	Pass

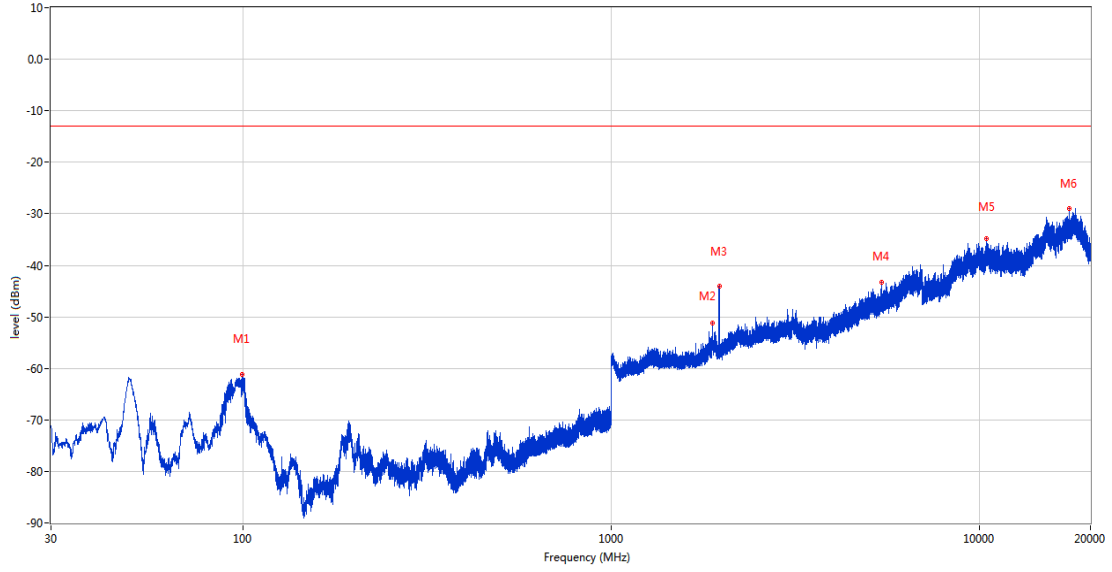
RSE-H&V LTE Band 2 BW1.4 CH18900



Frequency (MHz)	Result (dBm)	Factor (dB)	PK Limit (dBm)	Over Limit (dB)	Table (o)	ANT	EUT	Verdict
102.265	-60.04	-22.17	-13.0	-47.04	362.00	Horizontal	Vertical	Pass
1879.500	-49.59	2.72	-13.0	-36.59	-2.00	Horizontal	Vertical	N/A
1960.000	-28.96	1.10	-13.0	-15.96	147.00	Horizontal	Vertical	N/A
6930.800	-39.73	19.12	-13.0	-26.73	194.00	Horizontal	Vertical	Pass
10926.387	-35.01	40.68	-13.0	-22.01	29.00	Horizontal	Vertical	Pass
17865.599	-29.50	44.46	-13.0	-16.50	19.00	Horizontal	Vertical	Pass

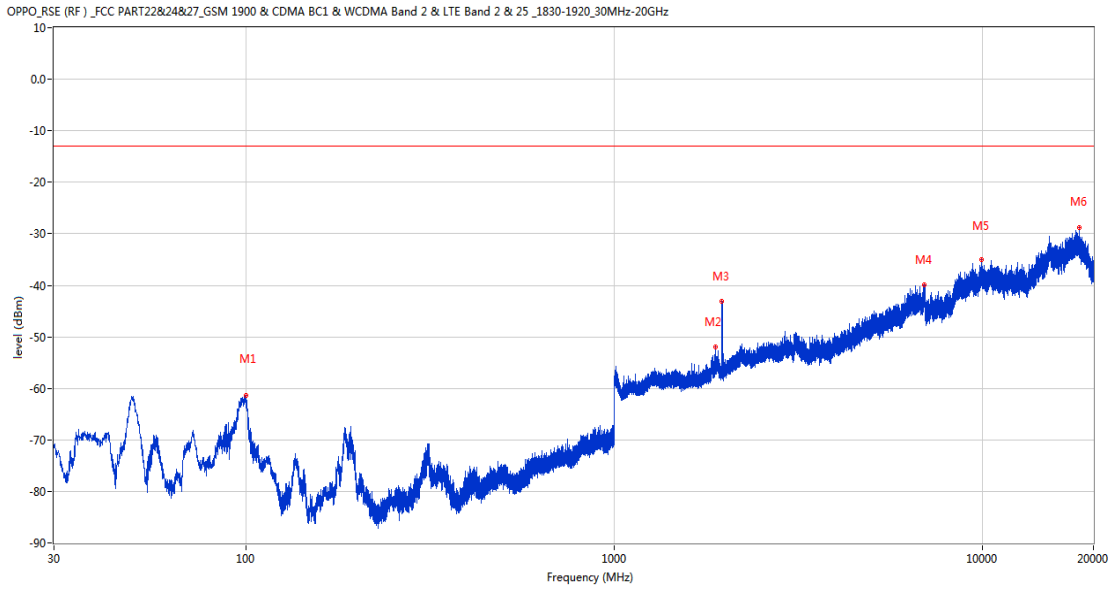
RSE-V&V LTE Band 2 BW1.4 CH18900

OPPO_RSE (RF) _FCC PART22&24&27_GSM 1900 & CDMA BC1 & WCDMA Band 2 & LTE Band 2 & 25_1830-1920_30MHz-20GHz



Frequency (MHz)	Result (dBm)	Factor (dB)	PK Limit (dBm)	Over Limit (dB)	Table (o)	ANT	EUT	Verdict
99.355	-61.22	-21.87	-13.0	-48.22	37.00	Vertical	Vertical	Pass
1879.600	-51.17	2.72	-13.0	-38.17	38.00	Vertical	Vertical	N/A
1960.300	-44.08	1.08	-13.0	-31.08	226.00	Vertical	Vertical	N/A
5414.800	-43.37	12.86	-13.0	-30.37	171.00	Vertical	Vertical	Pass
10438.500	-34.88	40.91	-13.0	-21.88	63.00	Vertical	Vertical	Pass
17515.063	-29.04	44.26	-13.0	-16.04	305.00	Vertical	Vertical	Pass

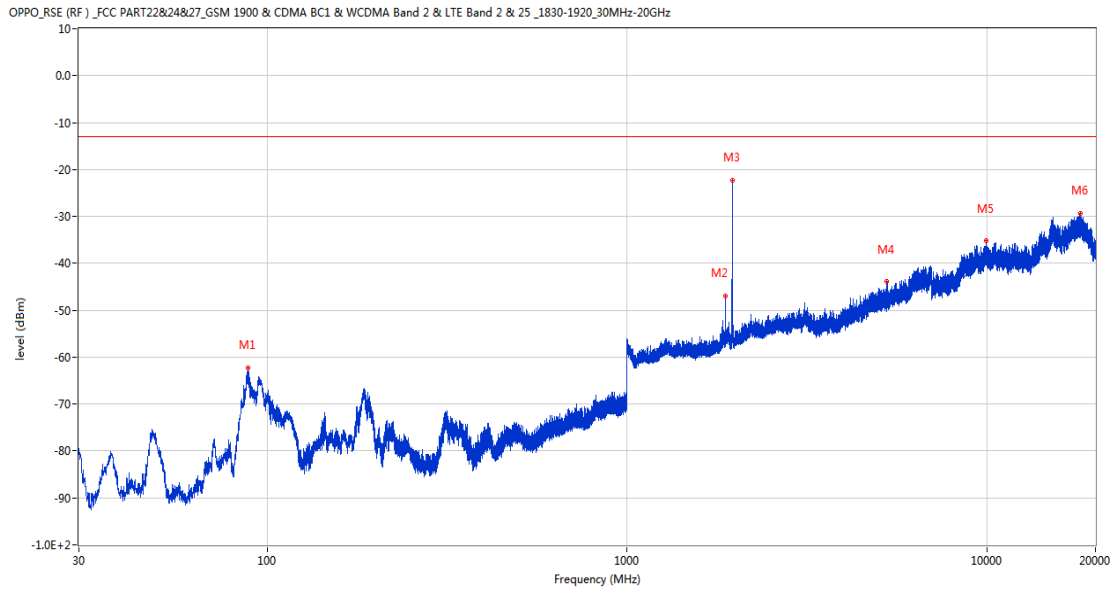
RSE-V&H LTE Band 2 BW1.4 CH18900



Frequency (MHz)	Result (dBm)	Factor (dB)	PK Limit (dBm)	Over Limit (dB)	Table (o)	ANT	EUT	Verdict
99.501	-61.45	-21.87	-13.0	-48.45	112.00	Vertical	Horizontal	Pass
1879.300	-52.04	2.71	-13.0	-39.04	-2.00	Vertical	Horizontal	N/A
1960.200	-43.15	1.08	-13.0	-30.15	361.00	Vertical	Horizontal	N/A
6956.600	-39.95	19.33	-13.0	-26.95	263.00	Vertical	Horizontal	Pass
9913.238	-35.04	39.99	-13.0	-22.04	-2.00	Vertical	Horizontal	Pass
18325.250	-28.87	44.32	-13.0	-15.87	357.00	Vertical	Horizontal	Pass

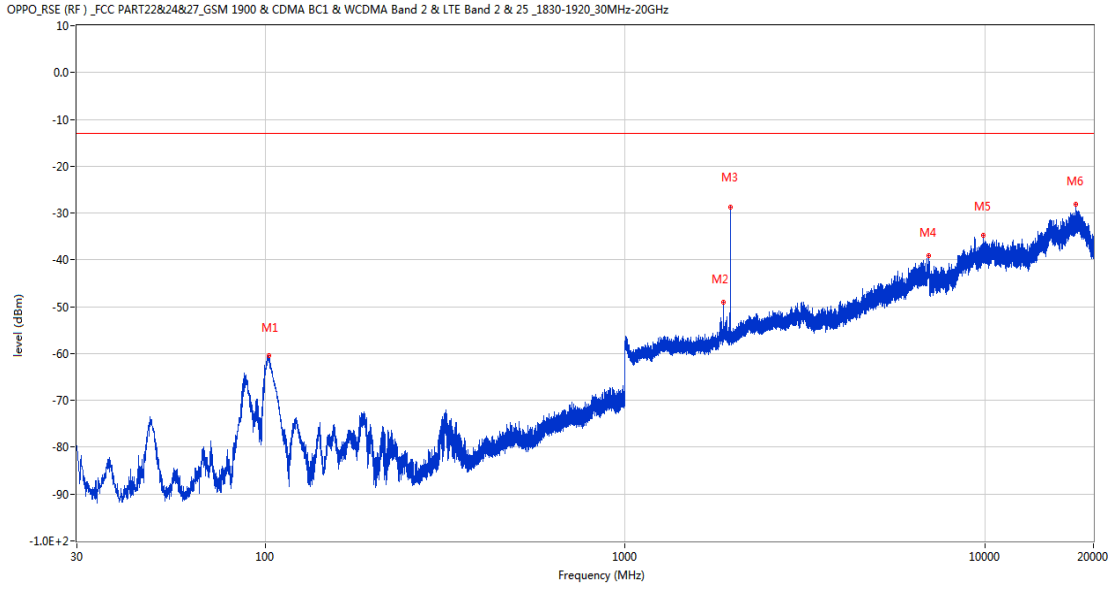
33.2 LTE Band 2 BW3, Middle Channel

RSE-H&H LTE Band 2 BW3 CH18900



Frequency (MHz)	Result (dBm)	Factor (dB)	PK Limit (dBm)	Over Limit (dB)	Table (o)	ANT	EUT	Verdict
88.636	-62.29	-21.00	-13.0	-49.29	191.00	Horizontal	Horizontal	Pass
1878.700	-47.03	2.70	-13.0	-34.03	117.00	Horizontal	Horizontal	N/A
1959.800	-22.29	1.11	-13.0	-9.29	164.00	Horizontal	Horizontal	N/A
5275.800	-43.77	12.24	-13.0	-30.77	196.00	Horizontal	Horizontal	Pass
9949.463	-35.08	39.88	-13.0	-22.08	22.00	Horizontal	Horizontal	Pass
18175.537	-29.39	45.02	-13.0	-16.39	177.00	Horizontal	Horizontal	Pass

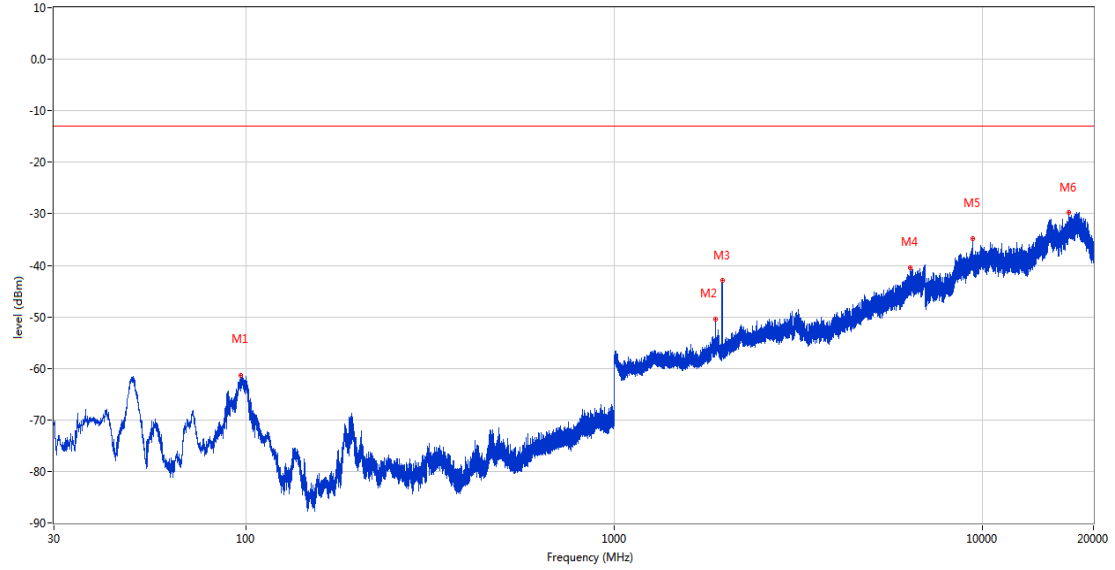
RSE-H&V LTE Band 2 BW3 CH18900



Frequency (MHz)	Result (dBm)	Factor (dB)	PK Limit (dBm)	Over Limit (dB)	Table (o)	ANT	EUT	Verdict
102.216	-60.35	-22.16	-13.0	-47.35	360.00	Horizontal	Vertical	Pass
1878.700	-48.99	2.70	-13.0	-35.99	-1.00	Horizontal	Vertical	N/A
1959.400	-28.66	1.13	-13.0	-15.66	173.00	Horizontal	Vertical	N/A
6955.200	-39.16	19.46	-13.0	-26.16	200.00	Horizontal	Vertical	Pass
9908.062	-34.68	40.00	-13.0	-21.68	227.00	Horizontal	Vertical	Pass
17918.525	-28.11	44.64	-13.0	-15.11	342.00	Horizontal	Vertical	Pass

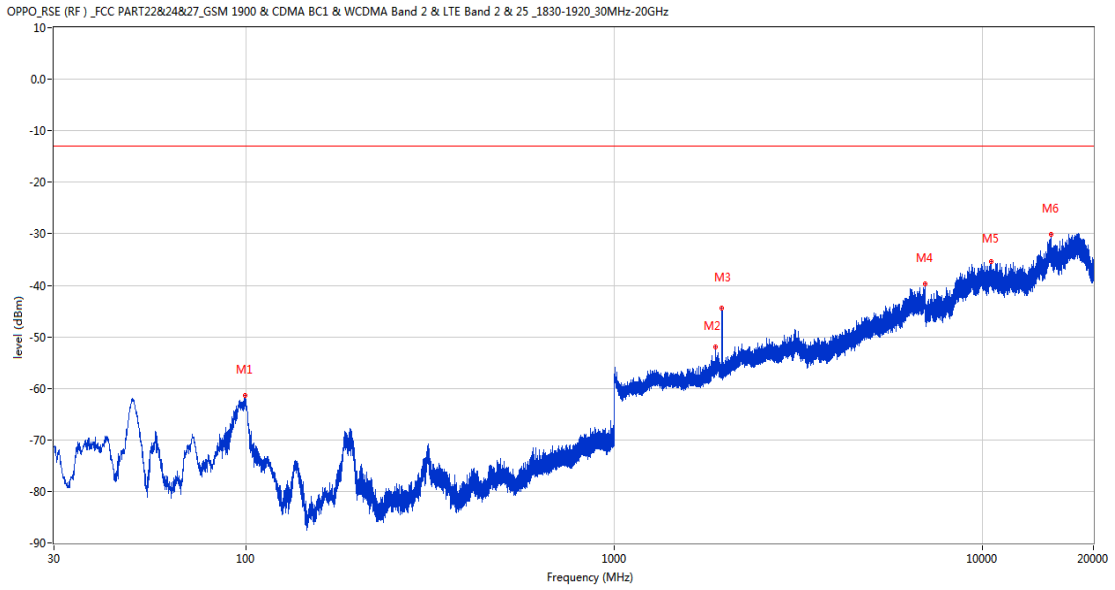
RSE-V&V LTE Band 2 BW3 CH18900

OPPO_RSE (RF) _FCC PART22&24&27_GSM 1900 & CDMA BC1 & WCDMA Band 2 & LTE Band 2 & 25_1830-1920_30MHz-20GHz



Frequency (MHz)	Result (dBm)	Factor (dB)	PK Limit (dBm)	Over Limit (dB)	Table (o)	ANT	EUT	Verdict
96.639	-61.36	-21.74	-13.0	-48.36	362.00	Vertical	Vertical	Pass
1878.900	-50.40	2.71	-13.0	-37.40	17.00	Vertical	Vertical	N/A
1960.600	-42.87	1.06	-13.0	-29.87	335.00	Vertical	Vertical	N/A
6360.000	-40.43	17.25	-13.0	-27.43	267.00	Vertical	Vertical	Pass
9377.912	-34.77	39.87	-13.0	-21.77	136.00	Vertical	Vertical	Pass
17147.125	-29.82	43.96	-13.0	-16.82	247.00	Vertical	Vertical	Pass

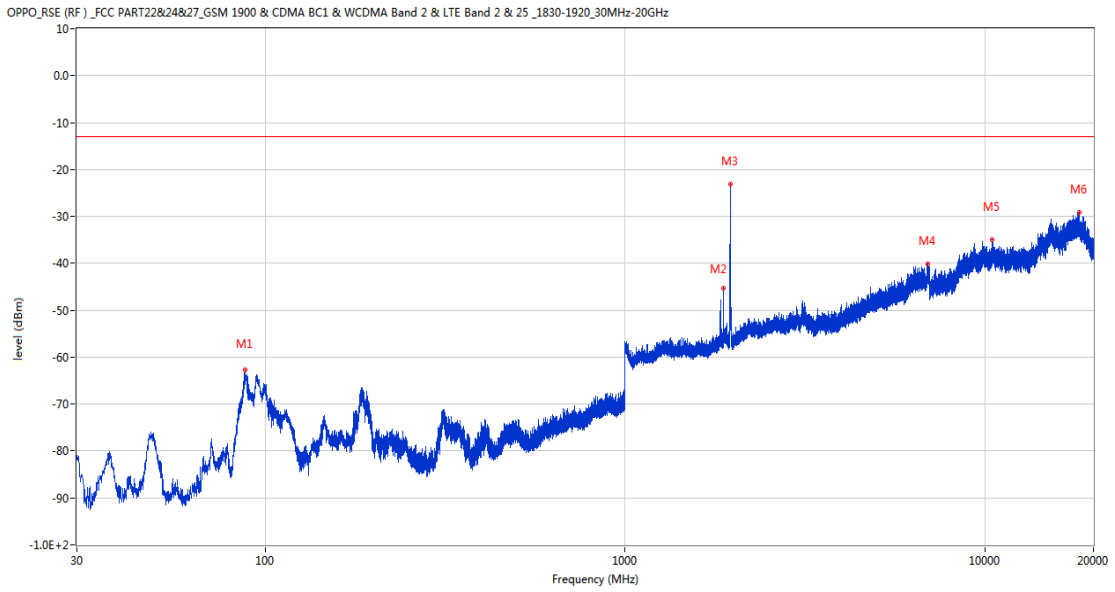
RSE-V&H LTE Band 2 BW3 CH18900



Frequency (MHz)	Result (dBm)	Factor (dB)	PK Limit (dBm)	Over Limit (dB)	Table (o)	ANT	EUT	Verdict
99.113	-61.30	-21.88	-13.0	-48.30	57.00	Vertical	Horizontal	Pass
1878.800	-52.01	2.70	-13.0	-39.01	24.00	Vertical	Horizontal	N/A
1960.000	-44.38	1.10	-13.0	-31.38	362.00	Vertical	Horizontal	N/A
6984.000	-39.73	19.65	-13.0	-26.73	4.00	Vertical	Horizontal	Pass
10541.425	-35.43	40.66	-13.0	-22.43	110.00	Vertical	Horizontal	Pass
15339.338	-30.12	43.35	-13.0	-17.12	259.00	Vertical	Horizontal	Pass

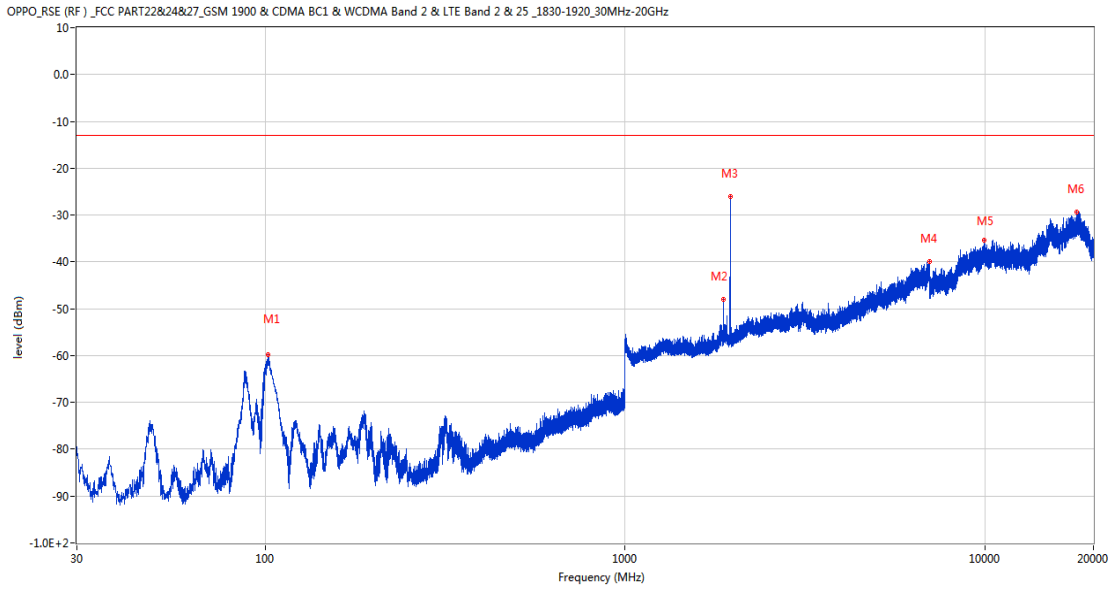
33.3 LTE Band 2 BW5, Middle Channel

RSE-H&H LTE Band 2 BW5 CH18900



Frequency (MHz)	Result (dBm)	Factor (dB)	PK Limit (dBm)	Over Limit (dB)	Table (o)	ANT	EUT	Verdict
87.860	-62.80	-21.07	-13.0	-49.80	362.00	Horizontal	Horizontal	Pass
1877.700	-45.22	2.69	-13.0	-32.22	112.00	Horizontal	Horizontal	N/A
1961.500	-23.21	1.00	-13.0	-10.21	158.00	Horizontal	Horizontal	N/A
6917.800	-40.18	19.42	-13.0	-27.18	235.00	Horizontal	Horizontal	Pass
10490.537	-35.04	40.56	-13.0	-22.04	58.00	Horizontal	Horizontal	Pass
18286.100	-29.20	44.58	-13.0	-16.20	97.00	Horizontal	Horizontal	Pass

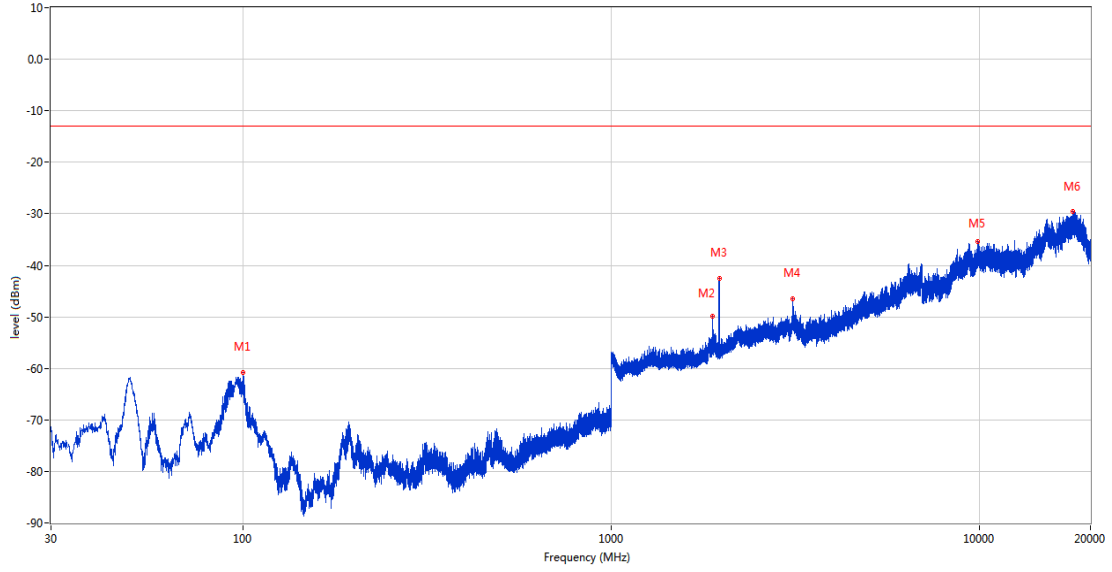
RSE-H&V LTE Band 2 BW5 CH18900



Frequency (MHz)	Result (dBm)	Factor (dB)	PK Limit (dBm)	Over Limit (dB)	Table (o)	ANT	EUT	Verdict
101.634	-59.85	-22.07	-13.0	-46.85	192.00	Horizontal	Vertical	Pass
1877.800	-48.04	2.69	-13.0	-35.04	-2.00	Horizontal	Vertical	N/A
1959.000	-26.09	1.13	-13.0	-13.09	154.00	Horizontal	Vertical	N/A
6993.800	-39.95	19.08	-13.0	-26.95	277.00	Horizontal	Vertical	Pass
9972.463	-35.36	39.83	-13.0	-22.36	94.00	Horizontal	Vertical	Pass
17938.100	-29.38	44.70	-13.0	-16.38	257.00	Horizontal	Vertical	Pass

RSE-V&V LTE Band 2 BW5 CH18900

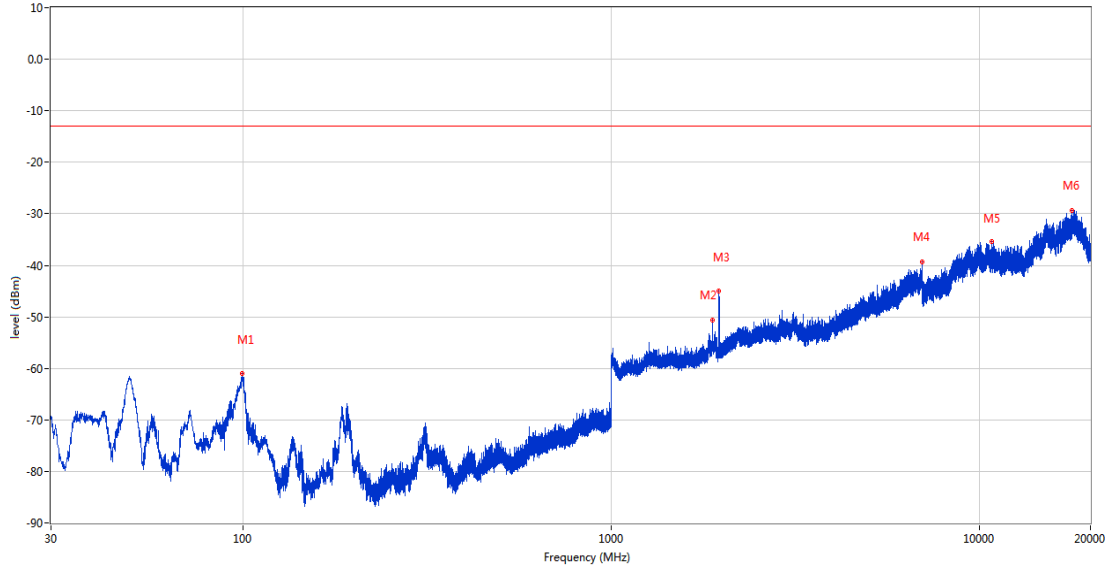
OPPO_RSE (RF) _FCC PART22&24&27_GSM 1900 & CDMA BC1 & WCDMA Band 2 & LTE Band 2 & 25_1830-1920_30MHz-20GHz



Frequency (MHz)	Result (dBm)	Factor (dB)	PK Limit (dBm)	Over Limit (dB)	Table (o)	ANT	EUT	Verdict
99.549	-60.86	-21.87	-13.0	-47.86	25.00	Vertical	Vertical	Pass
1877.600	-49.96	2.69	-13.0	-36.96	39.00	Vertical	Vertical	N/A
1960.900	-42.54	1.04	-13.0	-29.54	283.00	Vertical	Vertical	N/A
3103.400	-46.48	8.37	-13.0	-33.48	127.00	Vertical	Vertical	Pass
9854.588	-35.46	39.72	-13.0	-22.46	230.00	Vertical	Vertical	Pass
17879.011	-29.51	44.52	-13.0	-16.51	360.00	Vertical	Vertical	Pass

RSE-V&H LTE Band 2 BW5 CH18900

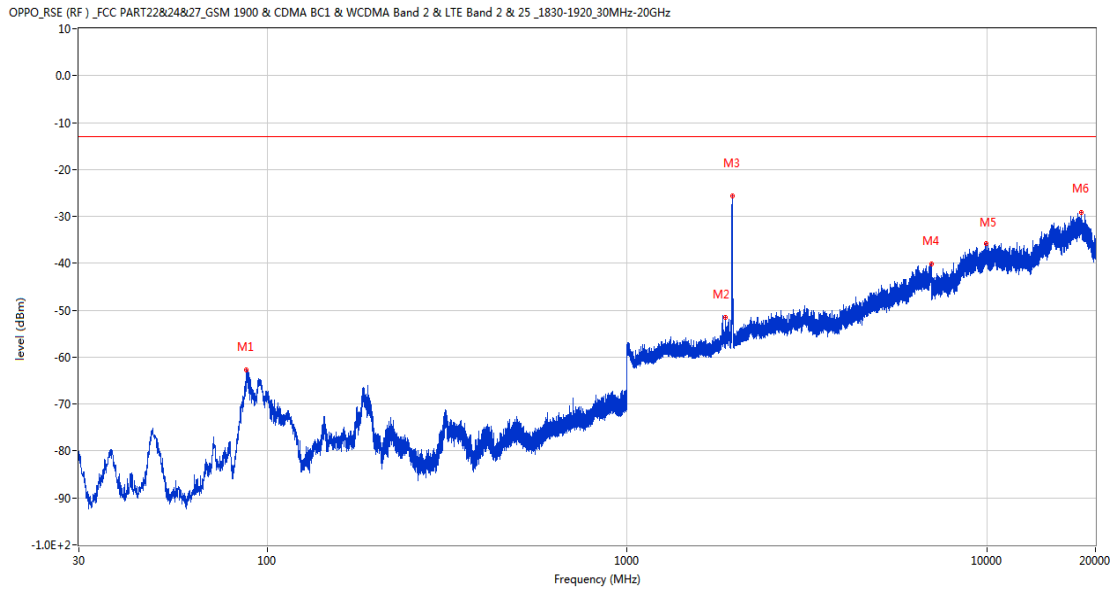
OPPO_RSE (RF) _FCC PART22&24&27_GSM 1900 & CDMA BC1 & WCDMA Band 2 & LTE Band 2 & 25_1830-1920_30MHz-20GHz



Frequency (MHz)	Result (dBm)	Factor (dB)	PK Limit (dBm)	Over Limit (dB)	Table (o)	ANT	EUT	Verdict
99.258	-60.91	-21.88	-13.0	-47.91	87.00	Vertical	Horizontal	Pass
1877.700	-50.70	2.69	-13.0	-37.70	15.00	Vertical	Horizontal	N/A
1958.200	-44.93	1.13	-13.0	-31.93	361.00	Vertical	Horizontal	N/A
6970.600	-39.31	20.02	-13.0	-26.31	258.00	Vertical	Horizontal	Pass
10804.487	-35.44	40.56	-13.0	-22.44	350.00	Vertical	Horizontal	Pass
17855.089	-29.33	44.39	-13.0	-16.33	52.00	Vertical	Horizontal	Pass

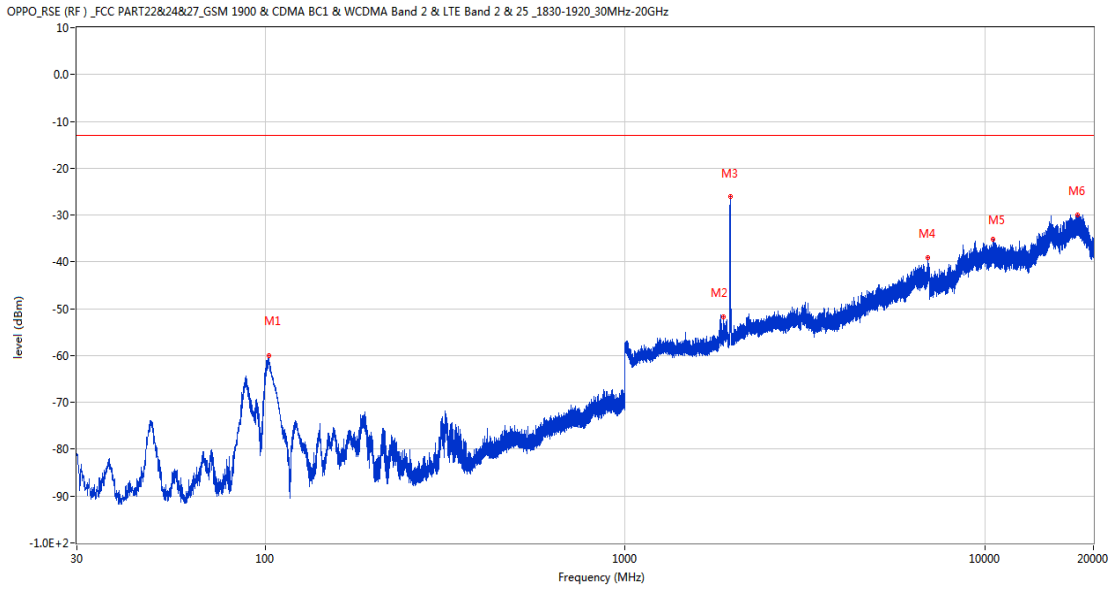
33.4 LTE Band 2 BW10, Middle Channel

RSE-H&H LTE Band 2 BW10 CH18900



Frequency (MHz)	Result (dBm)	Factor (dB)	PK Limit (dBm)	Over Limit (dB)	Table (o)	ANT	EUT	Verdict
87.666	-62.78	-21.09	-13.0	-49.78	360.00	Horizontal	Horizontal	Pass
1875.500	-51.61	2.65	-13.0	-38.61	157.00	Horizontal	Horizontal	N/A
1959.500	-25.69	1.13	-13.0	-12.69	171.00	Horizontal	Horizontal	N/A
6996.200	-40.14	19.08	-13.0	-27.14	135.00	Horizontal	Horizontal	Pass
9949.175	-35.79	39.89	-13.0	-22.79	263.00	Horizontal	Horizontal	Pass
18240.063	-29.18	44.86	-13.0	-16.18	251.00	Horizontal	Horizontal	Pass

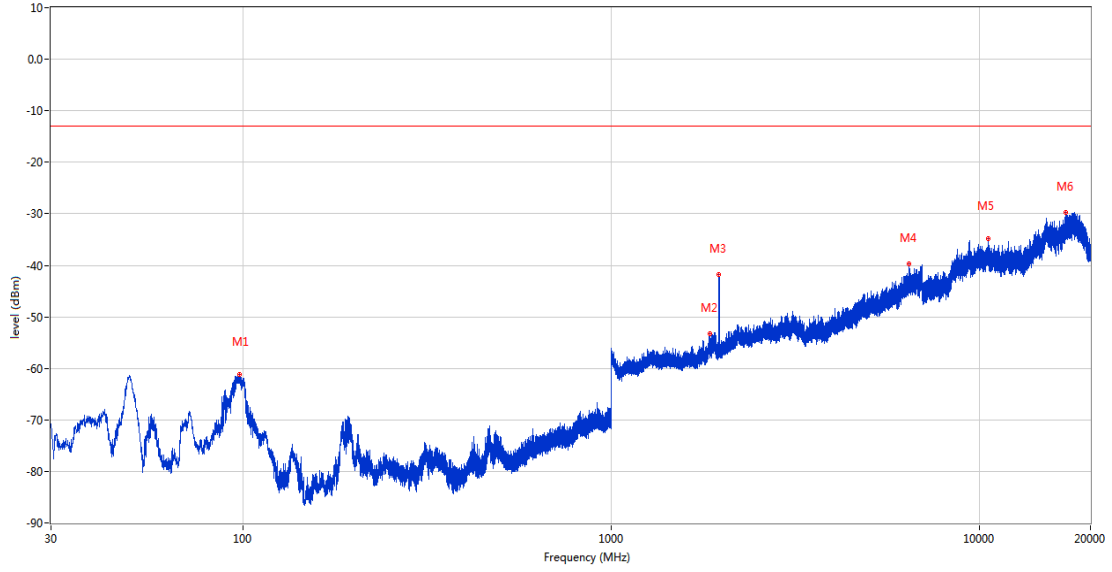
RSE-H&V LTE Band 2 BW10 CH18900



Frequency (MHz)	Result (dBm)	Factor (dB)	PK Limit (dBm)	Over Limit (dB)	Table (o)	ANT	EUT	Verdict
102.362	-60.09	-22.17	-13.0	-47.09	143.00	Horizontal	Vertical	Pass
1875.500	-51.77	2.65	-13.0	-38.77	-1.00	Horizontal	Vertical	N/A
1959.400	-26.11	1.13	-13.0	-13.11	188.00	Horizontal	Vertical	N/A
6916.800	-39.19	19.50	-13.0	-26.19	207.00	Horizontal	Vertical	Pass
10513.825	-35.16	40.49	-13.0	-22.16	24.00	Horizontal	Vertical	Pass
18021.839	-30.06	44.93	-13.0	-17.06	-2.00	Horizontal	Vertical	Pass

RSE-V&V LTE Band 2 BW10 CH18900

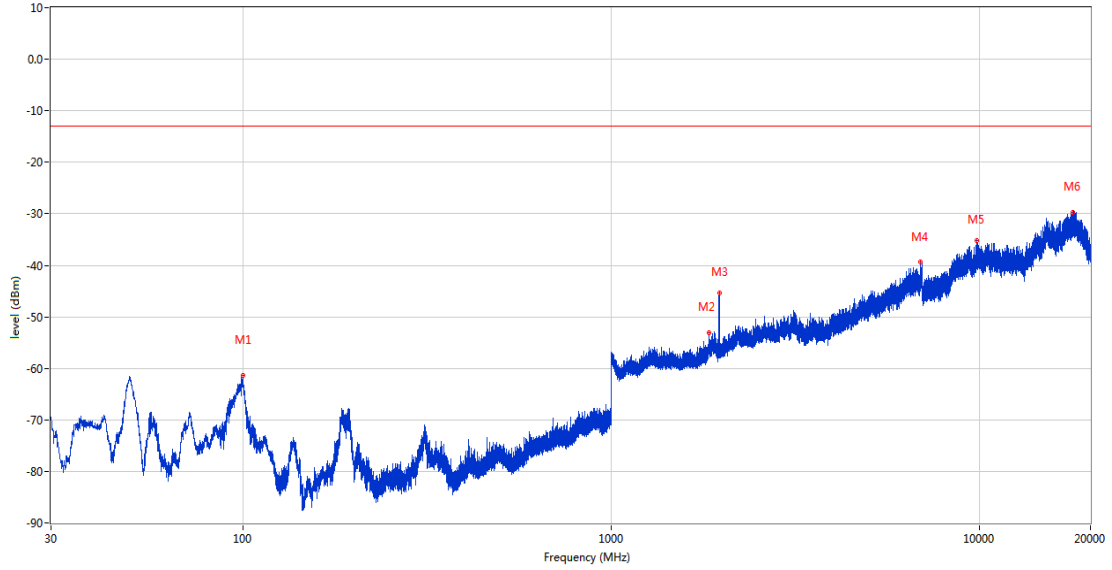
OPPO_RSE (RF) _FCC PART22&24&27_GSM 1900 & CDMA BC1 & WCDMA Band 2 & LTE Band 2 & 25_1830-1920_30MHz-20GHz



Frequency (MHz)	Result (dBm)	Factor (dB)	PK Limit (dBm)	Over Limit (dB)	Table (o)	ANT	EUT	Verdict
97.415	-61.25	-21.84	-13.0	-48.25	362.00	Vertical	Vertical	Pass
1854.700	-53.34	2.32	-13.0	-40.34	319.00	Vertical	Vertical	Pass
1957.000	-41.79	1.12	-13.0	-28.79	41.00	Vertical	Vertical	N/A
6419.200	-39.78	18.90	-13.0	-26.78	326.00	Vertical	Vertical	Pass
10546.888	-34.77	40.70	-13.0	-21.77	312.00	Vertical	Vertical	Pass
17111.599	-29.81	43.94	-13.0	-16.81	59.00	Vertical	Vertical	Pass

RSE-V&H LTE Band 2 BW10 CH18900

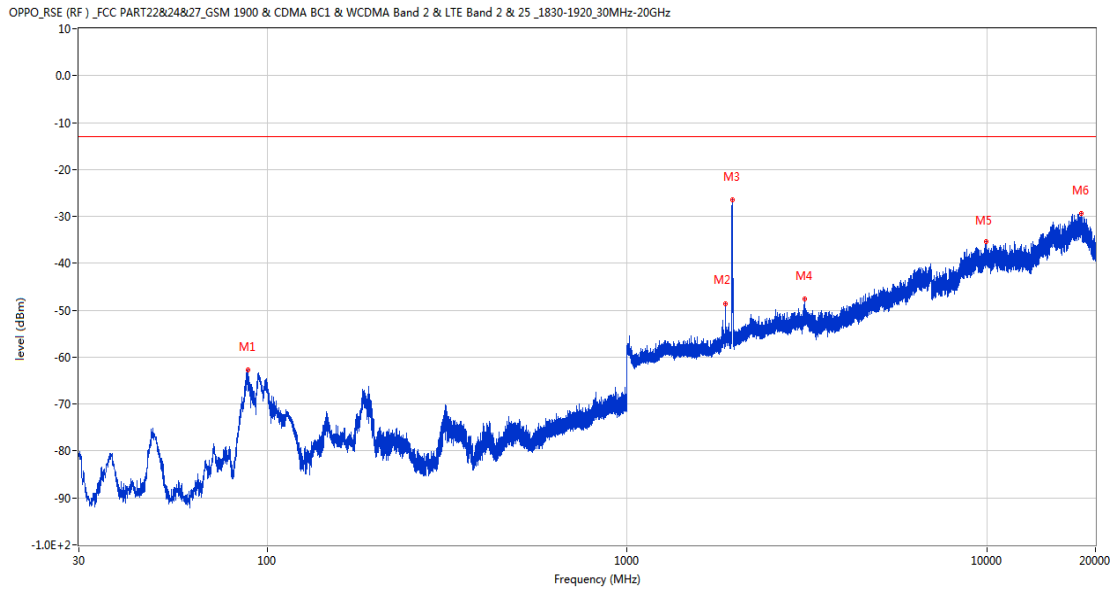
OPPO_RSE (RF) _FCC PART22&24&27_GSM 1900 & CDMA BC1 & WCDMA Band 2 & LTE Band 2 & 25_1830-1920_30MHz-20GHz



Frequency (MHz)	Result (dBm)	Factor (dB)	PK Limit (dBm)	Over Limit (dB)	Table (o)	ANT	EUT	Verdict
99.598	-61.42	-21.87	-13.0	-48.42	58.00	Vertical	Horizontal	Pass
1839.900	-53.12	2.05	-13.0	-40.12	128.00	Vertical	Horizontal	Pass
1961.800	-45.46	0.98	-13.0	-32.46	272.00	Vertical	Horizontal	N/A
6917.200	-39.40	19.47	-13.0	-26.40	274.00	Vertical	Horizontal	Pass
9806.576	-35.26	39.99	-13.0	-22.26	70.00	Vertical	Horizontal	Pass
17944.988	-29.68	44.71	-13.0	-16.68	328.00	Vertical	Horizontal	Pass

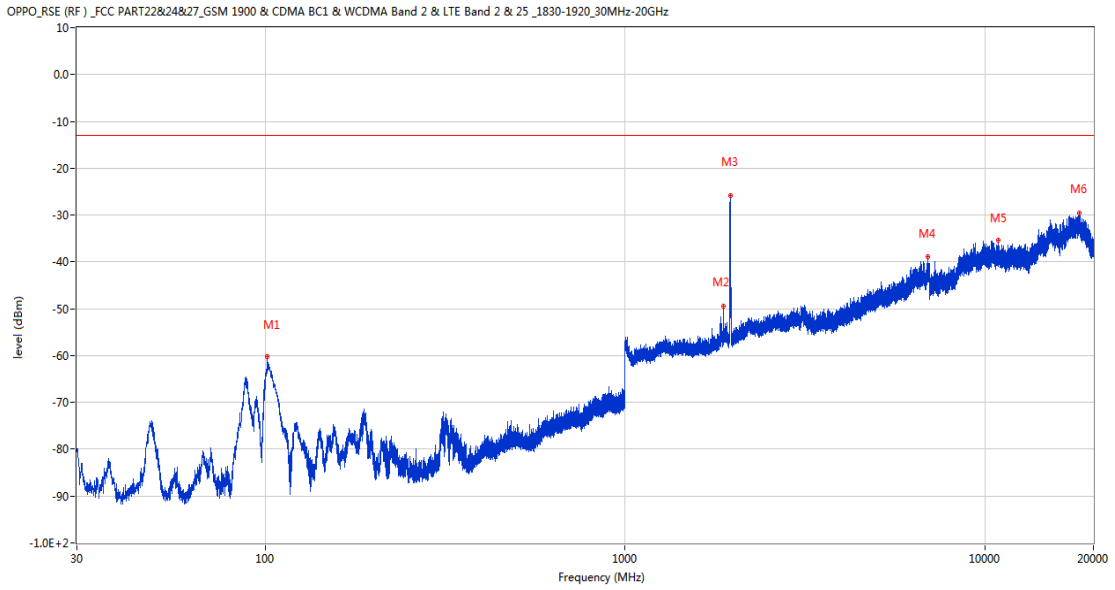
33.5 LTE Band 2 BW15, Middle Channel

RSE-H&H LTE Band 2 BW15 CH18900



Frequency (MHz)	Result (dBm)	Factor (dB)	PK Limit (dBm)	Over Limit (dB)	Table (o)	ANT	EUT	Verdict
88.394	-62.77	-21.02	-13.0	-49.77	198.00	Horizontal	Horizontal	Pass
1873.300	-48.67	2.62	-13.0	-35.67	178.00	Horizontal	Horizontal	N/A
1959.200	-26.46	1.13	-13.0	-13.46	156.00	Horizontal	Horizontal	N/A
3115.600	-47.67	7.67	-13.0	-34.67	172.00	Horizontal	Horizontal	Pass
9959.238	-35.27	39.86	-13.0	-22.27	-2.00	Horizontal	Horizontal	Pass
18257.463	-29.42	44.83	-13.0	-16.42	216.00	Horizontal	Horizontal	Pass

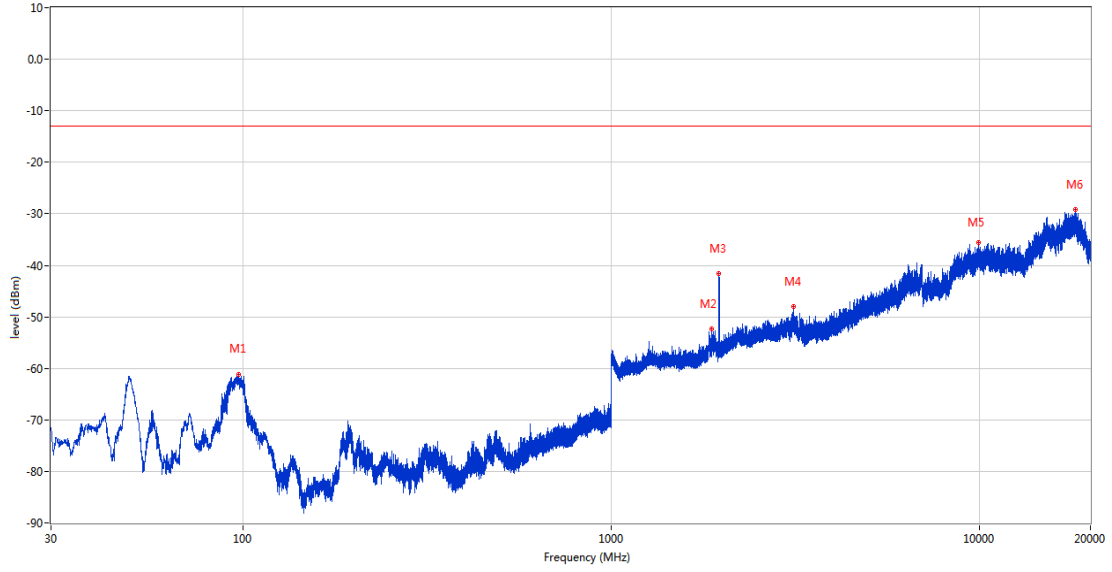
RSE-H&V LTE Band 2 BW15 CH18900



Frequency (MHz)	Result (dBm)	Factor (dB)	PK Limit (dBm)	Over Limit (dB)	Table (o)	ANT	EUT	Verdict
101.392	-60.25	-22.03	-13.0	-47.25	362.00	Horizontal	Vertical	Pass
1873.300	-49.38	2.62	-13.0	-36.38	200.00	Horizontal	Vertical	N/A
1958.200	-25.84	1.13	-13.0	-12.84	159.00	Horizontal	Vertical	N/A
6916.000	-38.95	19.55	-13.0	-25.95	310.00	Horizontal	Vertical	Pass
10859.112	-35.46	40.14	-13.0	-22.46	286.00	Horizontal	Vertical	Pass
18269.786	-29.64	44.72	-13.0	-16.64	362.00	Horizontal	Vertical	Pass

RSE-V&V LTE Band 2 BW15 CH18900

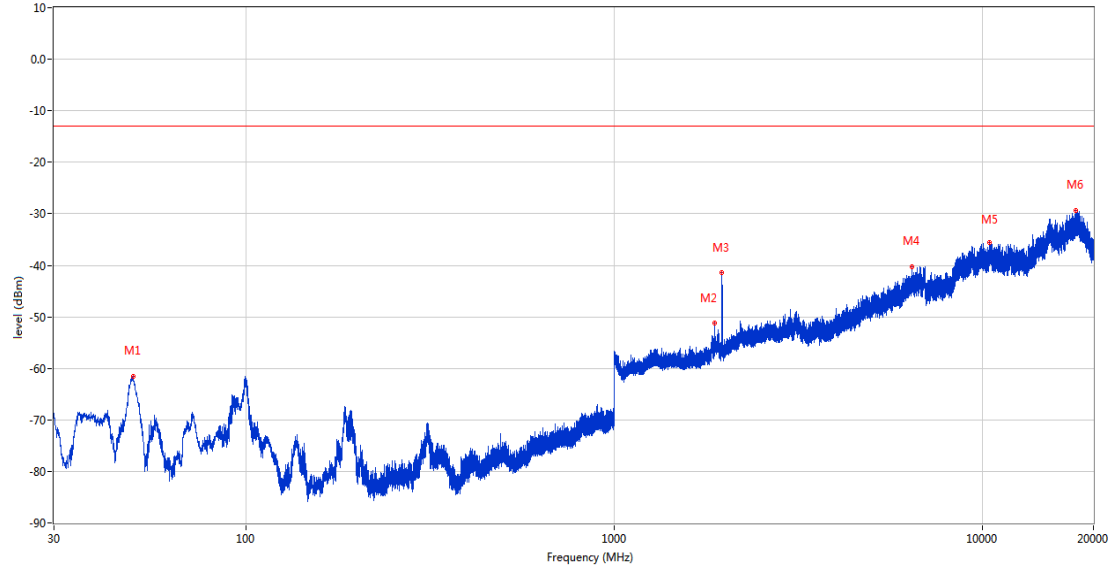
OPPO_RSE (RF)_FCC PART22&24&27_GSM 1900 & CDMA BC1 & WCDMA Band 2 & LTE Band 2 & 25_1830-1920_30MHz-20GHz



Frequency (MHz)	Result (dBm)	Factor (dB)	PK Limit (dBm)	Over Limit (dB)	Table (o)	ANT	EUT	Verdict
97.221	-61.22	-21.81	-13.0	-48.22	360.00	Vertical	Vertical	Pass
1873.000	-52.40	2.61	-13.0	-39.40	46.00	Vertical	Vertical	N/A
1956.700	-41.65	1.12	-13.0	-28.65	348.00	Vertical	Vertical	N/A
3120.600	-48.04	7.60	-13.0	-35.04	0.00	Vertical	Vertical	Pass
9912.088	-35.55	39.99	-13.0	-22.55	314.00	Vertical	Vertical	Pass
18257.099	-29.15	44.83	-13.0	-16.15	332.00	Vertical	Vertical	Pass

RSE-V&H LTE Band 2 BW15 CH18900

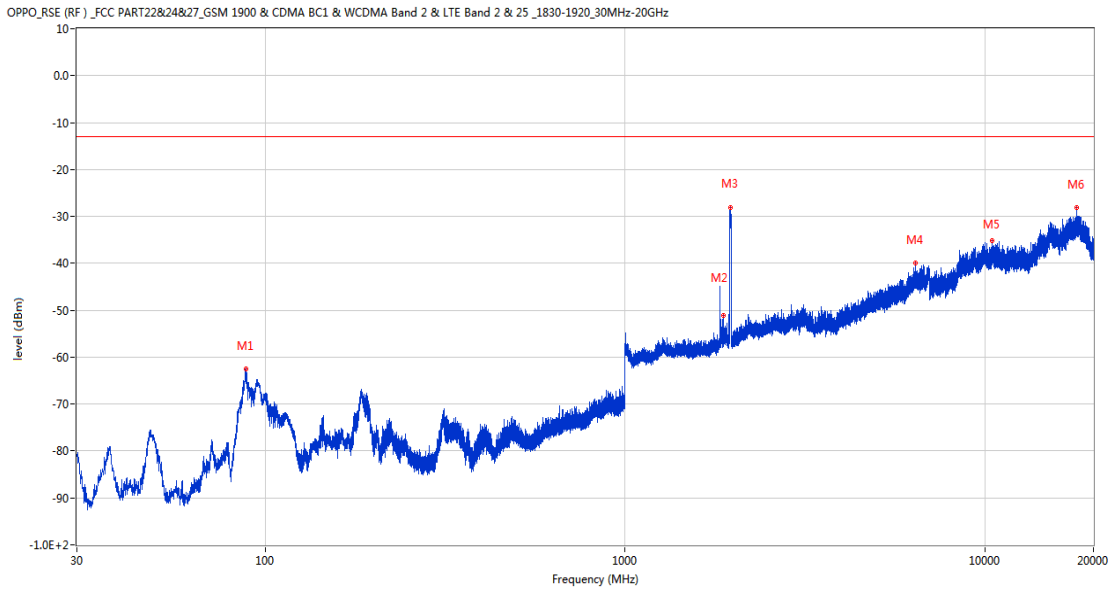
OPPO_RSE (RF) _FCC PART22&24&27_GSM 1900 & CDMA BC1 & WCDMA Band 2 & LTE Band 2 & 25_1830-1920_30MHz-20GHz



Frequency (MHz)	Result (dBm)	Factor (dB)	PK Limit (dBm)	Over Limit (dB)	Table (o)	ANT	EUT	Verdict
49.255	-61.49	-16.62	-13.0	-48.49	83.00	Vertical	Horizontal	Pass
1873.300	-51.23	2.62	-13.0	-38.23	17.00	Vertical	Horizontal	N/A
1956.000	-41.39	1.12	-13.0	-28.39	361.00	Vertical	Horizontal	N/A
6417.200	-40.33	18.86	-13.0	-27.33	336.00	Vertical	Horizontal	Pass
10459.775	-35.62	40.96	-13.0	-22.62	-2.00	Vertical	Horizontal	Pass
17960.937	-29.34	44.73	-13.0	-16.34	362.00	Vertical	Horizontal	Pass

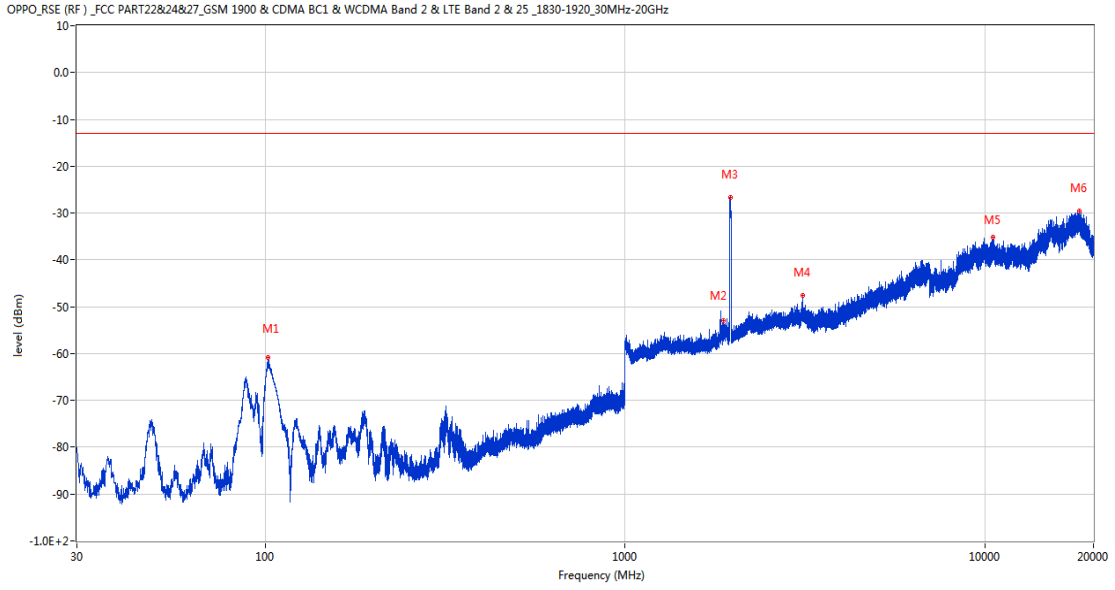
33.6 LTE Band 2 BW20, Middle Channel

RSE-H&H LTE Band 2 BW20 CH18900



Frequency (MHz)	Result (dBm)	Factor (dB)	PK Limit (dBm)	Over Limit (dB)	Table (o)	ANT	EUT	Verdict
88.636	-62.48	-21.00	-13.0	-49.48	153.00	Horizontal	Horizontal	Pass
1871.100	-51.11	2.58	-13.0	-38.11	154.00	Horizontal	Horizontal	N/A
1960.000	-28.04	1.10	-13.0	-15.04	162.00	Horizontal	Horizontal	N/A
6423.000	-39.89	18.63	-13.0	-26.89	187.00	Horizontal	Horizontal	Pass
10486.513	-35.06	40.62	-13.0	-22.06	170.00	Horizontal	Horizontal	Pass
18012.774	-28.09	44.93	-13.0	-15.09	57.00	Horizontal	Horizontal	Pass

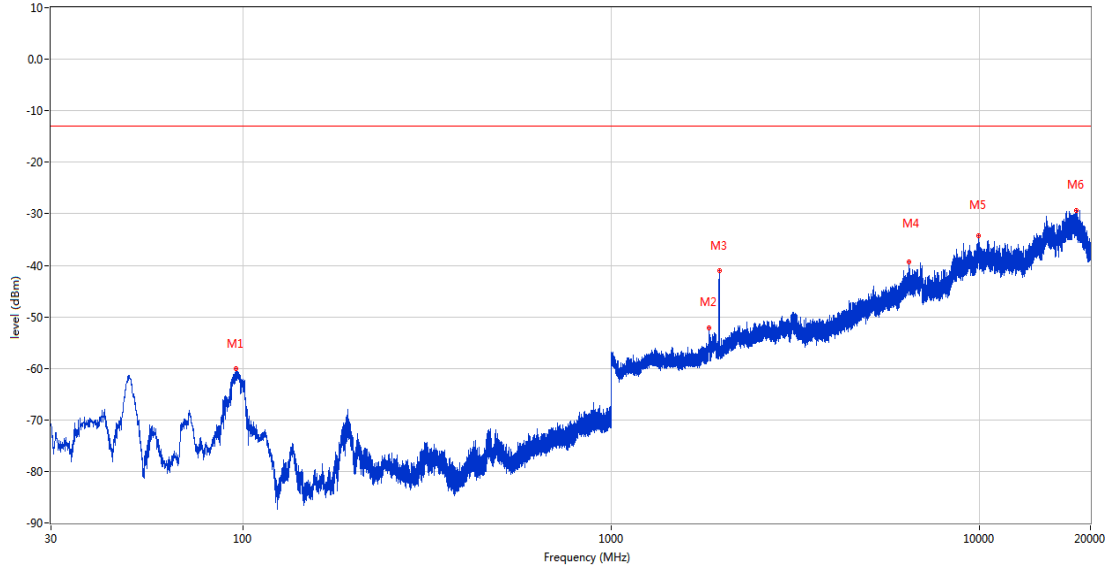
RSE-H&V LTE Band 2 BW20 CH18900



Frequency (MHz)	Result (dBm)	Factor (dB)	PK Limit (dBm)	Over Limit (dB)	Table (o)	ANT	EUT	Verdict
102.071	-60.93	-22.14	-13.0	-47.93	317.00	Horizontal	Vertical	Pass
1871.200	-52.99	2.58	-13.0	-39.99	0.00	Horizontal	Vertical	N/A
1959.700	-26.68	1.12	-13.0	-13.68	170.00	Horizontal	Vertical	N/A
3107.200	-47.53	8.09	-13.0	-34.53	0.00	Horizontal	Vertical	Pass
10505.201	-35.08	40.43	-13.0	-22.08	0.00	Horizontal	Vertical	Pass
18306.038	-29.51	44.48	-13.0	-16.51	299.00	Horizontal	Vertical	Pass

RSE-V&V LTE Band 2 BW20 CH18900

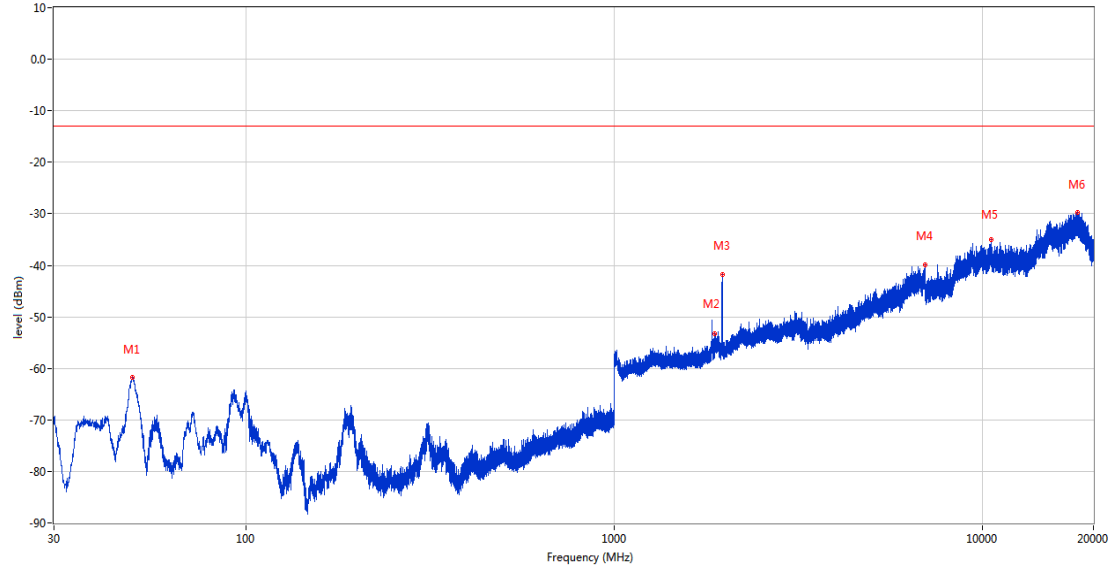
OPPO_RSE (RF) _FCC PART22&24&27_GSM 1900 & CDMA BC1 & WCDMA Band 2 & LTE Band 2 & 25_1830-1920_30MHz-20GHz



Frequency (MHz)	Result (dBm)	Factor (dB)	PK Limit (dBm)	Over Limit (dB)	Table (o)	ANT	EUT	Verdict
95.378	-60.11	-21.56	-13.0	-47.11	362.00	Vertical	Vertical	Pass
1843.200	-52.10	2.14	-13.0	-39.10	42.00	Vertical	Vertical	Pass
1960.500	-41.05	1.06	-13.0	-28.05	210.00	Vertical	Vertical	N/A
6422.000	-39.36	18.74	-13.0	-26.36	-1.00	Vertical	Vertical	Pass
9909.213	-34.24	40.00	-13.0	-21.24	82.00	Vertical	Vertical	Pass
18292.261	-29.41	44.56	-13.0	-16.41	236.00	Vertical	Vertical	Pass

RSE-V&H LTE Band 2 BW20 CH18900

OPPO_RSE (RF) _FCC PART22&24&27_GSM 1900 & CDMA BC1 & WCDMA Band 2 & LTE Band 2 & 25_1830-1920_30MHz-20GHz

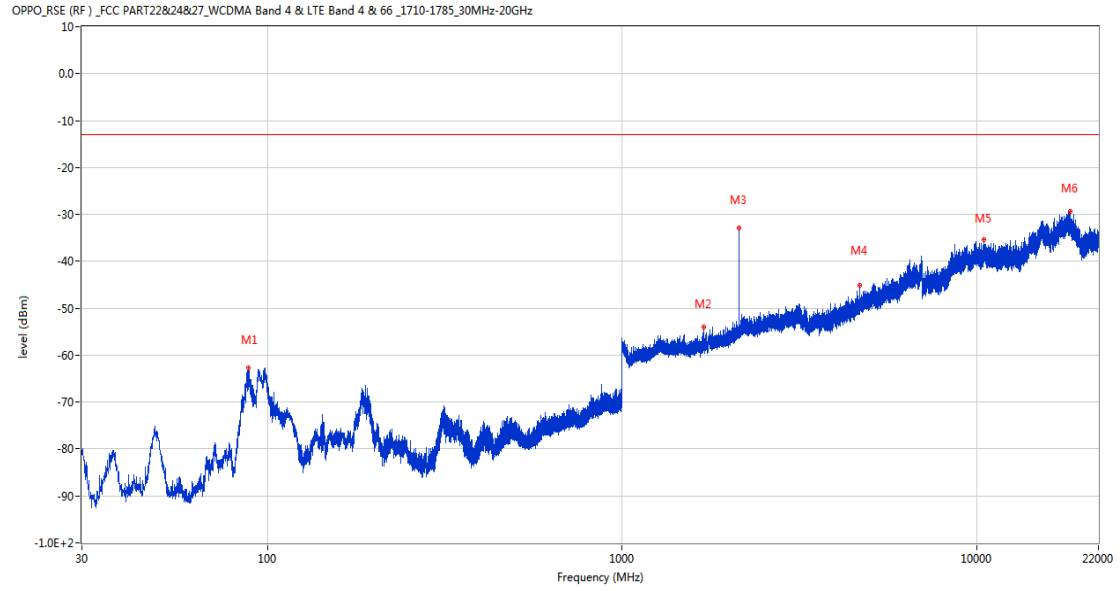


Frequency (MHz)	Result (dBm)	Factor (dB)	PK Limit (dBm)	Over Limit (dB)	Table (o)	ANT	EUT	Verdict
49.012	-61.73	-16.10	-13.0	-48.73	72.00	Vertical	Horizontal	Pass
1871.200	-53.31	2.58	-13.0	-40.31	362.00	Vertical	Horizontal	N/A
1966.800	-41.73	0.93	-13.0	-28.73	20.00	Vertical	Horizontal	N/A
6971.000	-39.85	20.01	-13.0	-26.85	210.00	Vertical	Horizontal	Pass
10548.037	-35.02	40.71	-13.0	-22.02	38.00	Vertical	Horizontal	Pass
18063.886	-29.65	44.90	-13.0	-16.65	131.00	Vertical	Horizontal	Pass

34 LTE Band 4

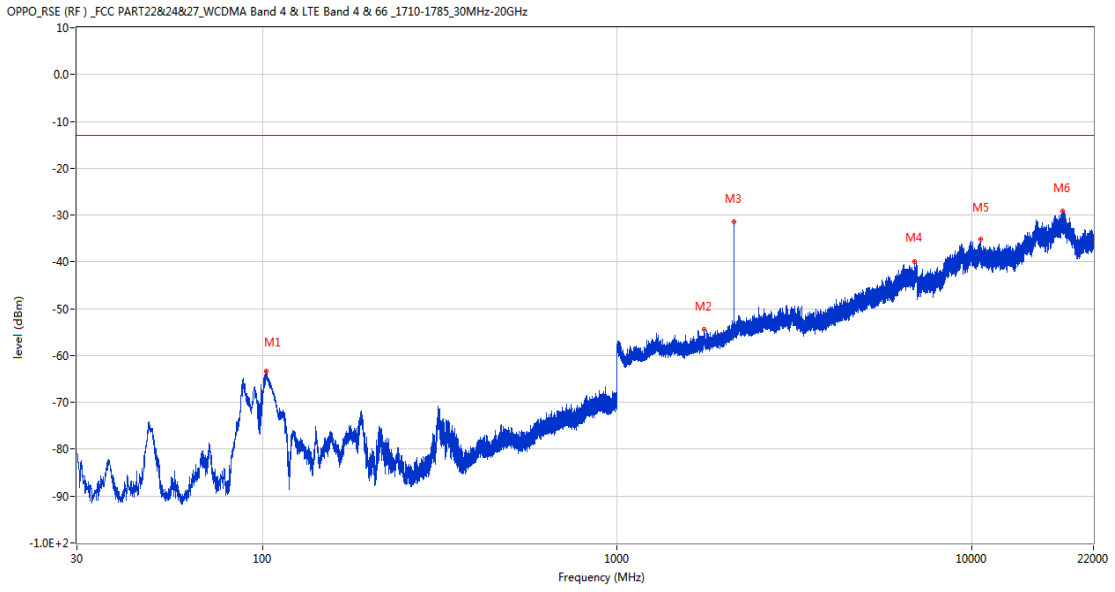
34.1 LTE Band 4 BW1.4, Middle Channel

RSE-H&H LTE Band 4 BW1.4 CH20175



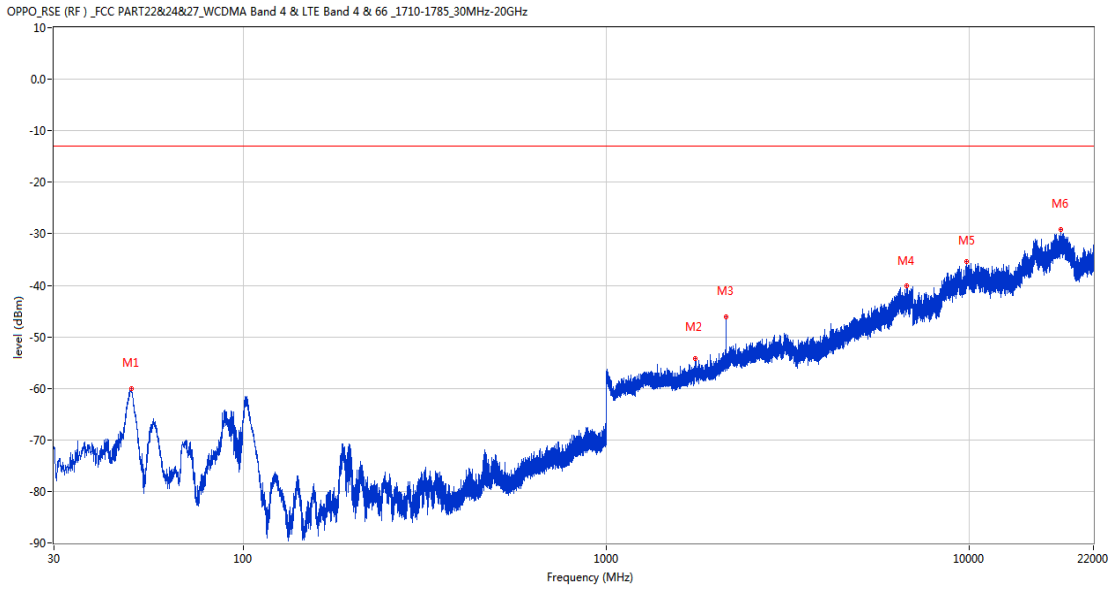
Frequency (MHz)	Result (dBm)	Factor (dB)	PK Limit (dBm)	Over Limit (dB)	Table (o)	ANT	EUT	Verdict
88.248	-62.64	-20.99	-13.0	-49.64	362.00	Horizontal	Horizontal	Pass
1695.100	-54.06	0.84	-13.0	-41.06	151.00	Horizontal	Horizontal	Pass
2132.600	-32.86	2.69	-13.0	-19.86	140.00	Horizontal	Horizontal	N/A
4682.600	-45.16	10.45	-13.0	-32.16	47.00	Horizontal	Horizontal	Pass
10466.675	-35.46	40.88	-13.0	-22.46	-2.00	Horizontal	Horizontal	Pass
18291.212	-29.31	44.57	-13.0	-16.31	44.00	Horizontal	Horizontal	Pass

RSE-H&V LTE Band 4 BW1.4 CH20175



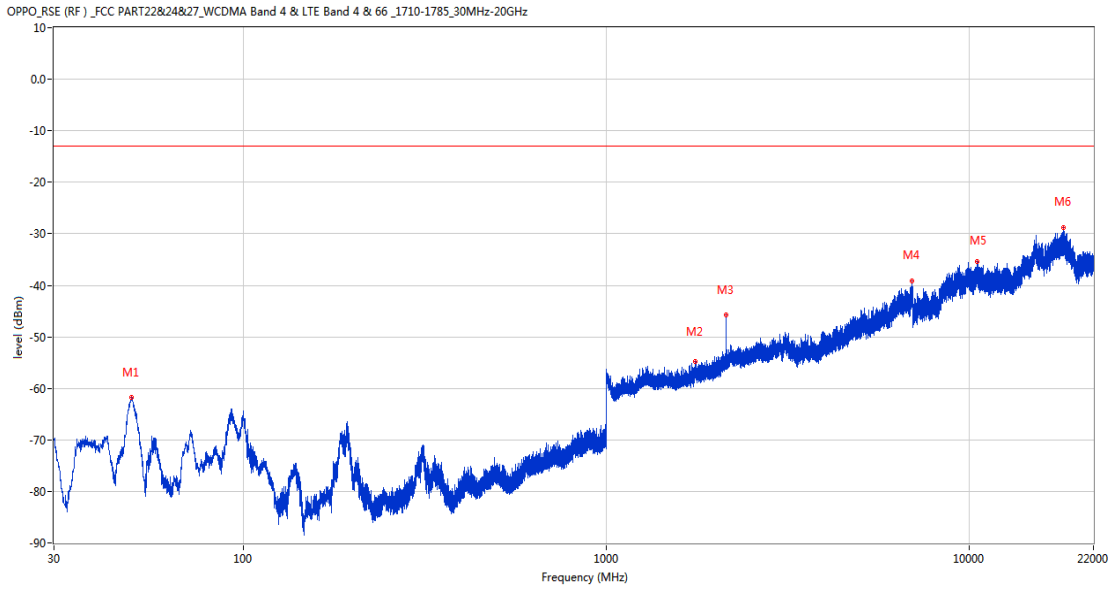
Frequency (MHz)	Result (dBm)	Factor (dB)	PK Limit (dBm)	Over Limit (dB)	Table (o)	ANT	EUT	Verdict
102.750	-63.26	-22.07	-13.0	-50.26	140.00	Horizontal	Vertical	Pass
1761.400	-54.52	1.43	-13.0	-41.52	297.00	Horizontal	Vertical	Pass
2132.700	-31.45	2.69	-13.0	-18.45	0.00	Horizontal	Vertical	N/A
6890.200	-40.00	18.90	-13.0	-27.00	361.00	Horizontal	Vertical	Pass
10606.687	-35.15	40.33	-13.0	-22.15	252.00	Horizontal	Vertical	Pass
17964.687	-29.09	44.76	-13.0	-16.09	101.00	Horizontal	Vertical	Pass

RSE-V&V LTE Band 4 BW1.4 CH20175



Frequency (MHz)	Result (dBm)	Factor (dB)	PK Limit (dBm)	Over Limit (dB)	Table (o)	ANT	EUT	Verdict
48.964	-60.09	-15.98	-13.0	-47.09	108.00	Vertical	Vertical	Pass
1757.400	-54.25	1.45	-13.0	-41.25	360.00	Vertical	Vertical	Pass
2132.700	-46.18	2.69	-13.0	-33.18	361.00	Vertical	Vertical	N/A
6739.000	-40.05	19.00	-13.0	-27.05	242.00	Vertical	Vertical	Pass
9841.362	-35.43	39.74	-13.0	-22.43	166.00	Vertical	Vertical	Pass
17878.198	-29.12	44.51	-13.0	-16.12	272.00	Vertical	Vertical	Pass

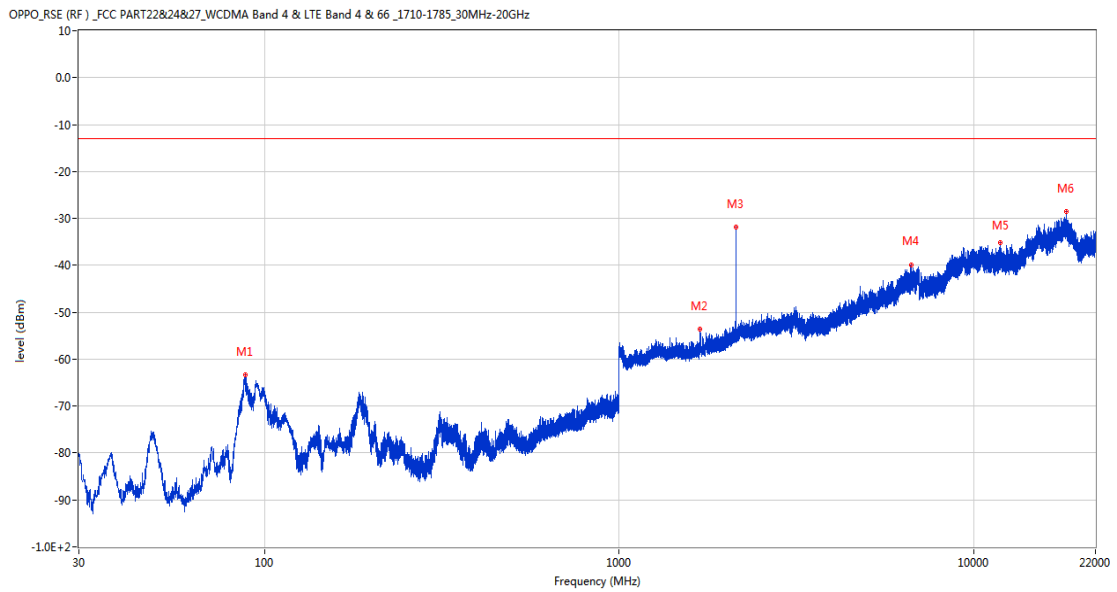
RSE-V&H LTE Band 4 BW1.4 CH20175



Frequency (MHz)	Result (dBm)	Factor (dB)	PK Limit (dBm)	Over Limit (dB)	Table (o)	ANT	EUT	Verdict
49.060	-61.79	-16.14	-13.0	-48.79	44.00	Vertical	Horizontal	Pass
1753.000	-54.87	1.47	-13.0	-41.87	0.00	Vertical	Horizontal	Pass
2132.100	-45.71	2.71	-13.0	-32.71	100.00	Vertical	Horizontal	N/A
6956.400	-39.21	19.35	-13.0	-26.21	194.00	Vertical	Horizontal	Pass
10536.250	-35.34	40.63	-13.0	-22.34	36.00	Vertical	Horizontal	Pass
18239.412	-28.84	44.86	-13.0	-15.84	56.00	Vertical	Horizontal	Pass

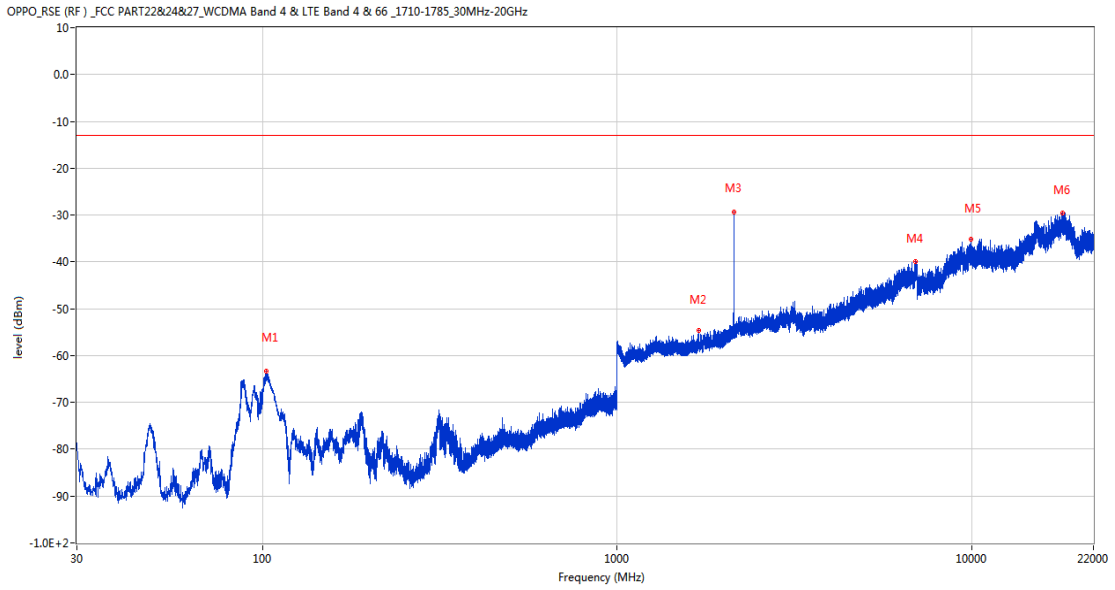
34.2 LTE Band 4 BW3, Middle Channel

RSE-H&H LTE Band 4 BW3 CH20175



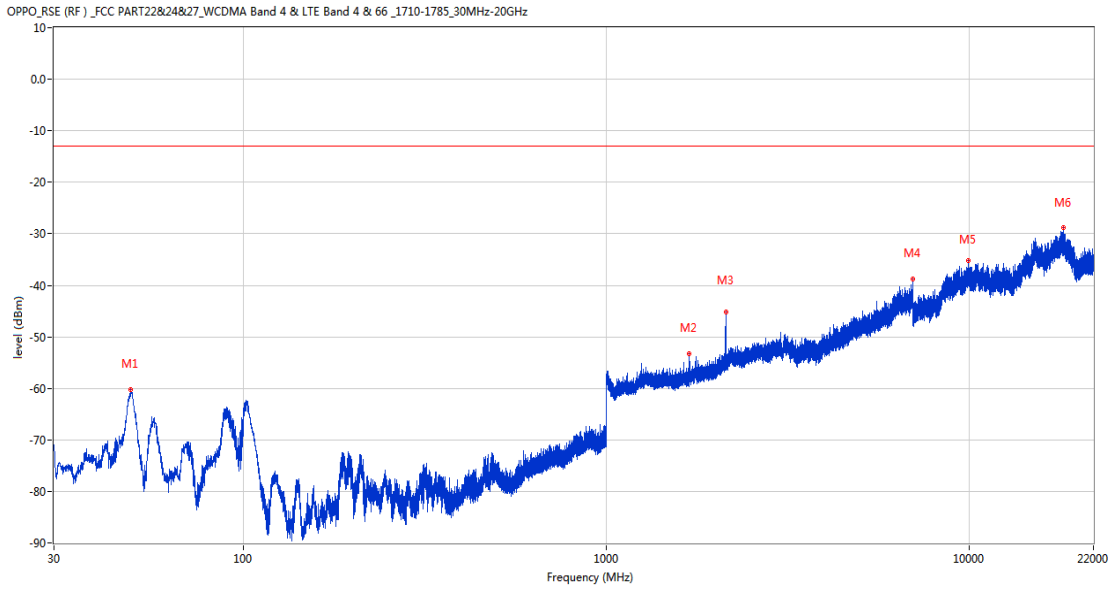
Frequency (MHz)	Result (dBm)	Factor (dB)	PK Limit (dBm)	Over Limit (dB)	Table (o)	ANT	EUT	Verdict
88.394	-63.40	-20.98	-13.0	-50.40	173.00	Horizontal	Horizontal	Pass
1693.300	-53.61	0.53	-13.0	-40.61	160.00	Horizontal	Horizontal	Pass
2132.400	-31.88	2.70	-13.0	-18.88	353.00	Horizontal	Horizontal	N/A
6655.600	-39.86	18.96	-13.0	-26.86	357.00	Horizontal	Horizontal	Pass
11893.537	-35.25	39.50	-13.0	-22.25	317.00	Horizontal	Horizontal	Pass
18229.238	-28.59	44.89	-13.0	-15.59	62.00	Horizontal	Horizontal	Pass

RSE-H&V LTE Band 4 BW3 CH20175



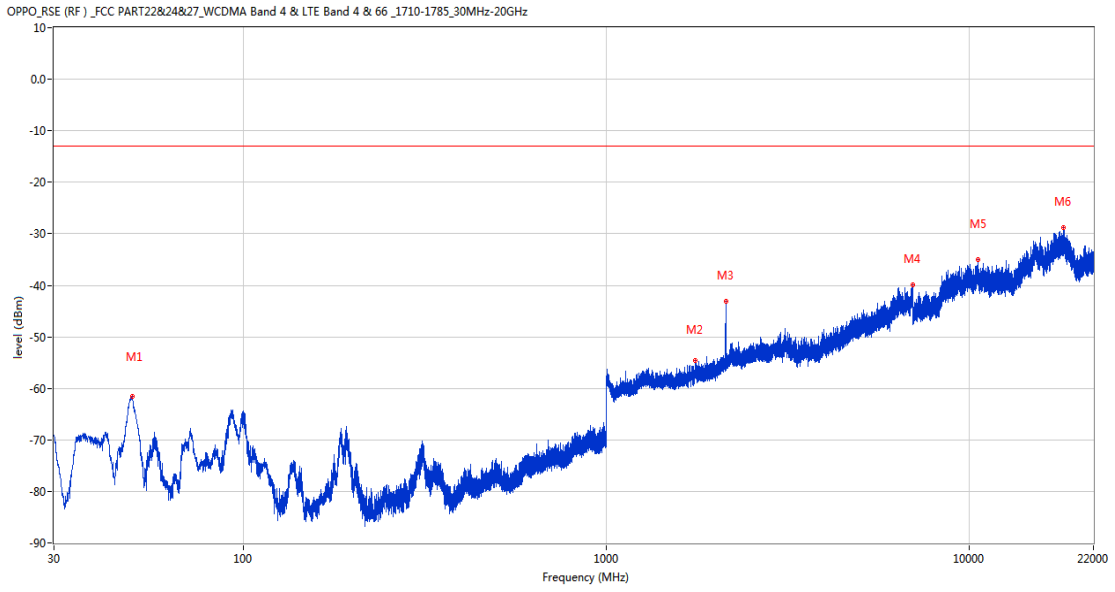
Frequency (MHz)	Result (dBm)	Factor (dB)	PK Limit (dBm)	Over Limit (dB)	Table (o)	ANT	EUT	Verdict
102.459	-63.42	-22.07	-13.0	-50.42	362.00	Horizontal	Vertical	Pass
1695.000	-54.67	0.84	-13.0	-41.67	360.00	Horizontal	Vertical	Pass
2132.400	-29.26	2.70	-13.0	-16.26	70.00	Horizontal	Vertical	N/A
6914.000	-40.02	19.59	-13.0	-27.02	354.00	Horizontal	Vertical	Pass
9936.525	-35.26	39.95	-13.0	-22.26	88.00	Horizontal	Vertical	Pass
18010.012	-29.60	44.93	-13.0	-16.60	116.00	Horizontal	Vertical	Pass

RSE-V&V LTE Band 4 BW3 CH20175



Frequency (MHz)	Result (dBm)	Factor (dB)	PK Limit (dBm)	Over Limit (dB)	Table (o)	ANT	EUT	Verdict
48.915	-60.18	-15.94	-13.0	-47.18	62.00	Vertical	Vertical	Pass
1693.500	-53.21	0.64	-13.0	-40.21	128.00	Vertical	Vertical	Pass
2133.500	-45.26	2.66	-13.0	-32.26	362.00	Vertical	Vertical	N/A
6988.800	-38.81	19.59	-13.0	-25.81	0.00	Vertical	Vertical	Pass
9944.001	-35.27	39.92	-13.0	-22.27	346.00	Vertical	Vertical	Pass
18178.363	-28.78	45.04	-13.0	-15.78	313.00	Vertical	Vertical	Pass

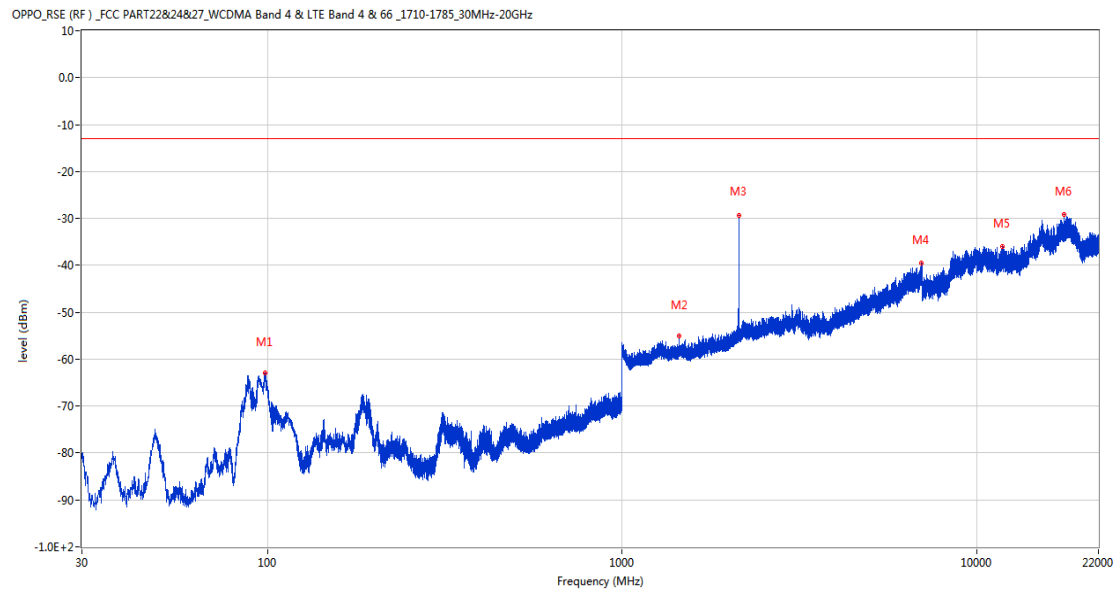
RSE-V&H LTE Band 4 BW3 CH20175



Frequency (MHz)	Result (dBm)	Factor (dB)	PK Limit (dBm)	Over Limit (dB)	Table (o)	ANT	EUT	Verdict
49.303	-61.62	-16.66	-13.0	-48.62	98.00	Vertical	Horizontal	Pass
1756.000	-54.64	1.45	-13.0	-41.64	326.00	Vertical	Horizontal	Pass
2131.800	-43.20	2.72	-13.0	-30.20	83.00	Vertical	Horizontal	N/A
6994.000	-39.97	19.08	-13.0	-26.97	25.00	Vertical	Horizontal	Pass
10581.963	-35.04	40.49	-13.0	-22.04	71.00	Vertical	Horizontal	Pass
18204.725	-28.79	44.98	-13.0	-15.79	46.00	Vertical	Horizontal	Pass

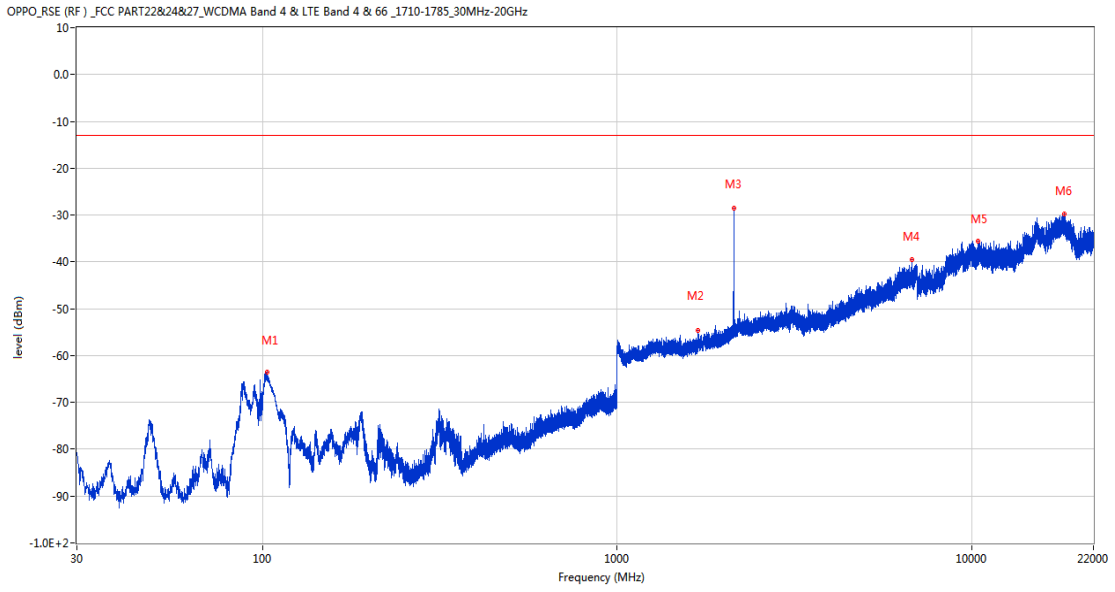
34.3 LTE Band 4 BW5, Middle Channel

RSE-H&H LTE Band 4 BW5 CH20175



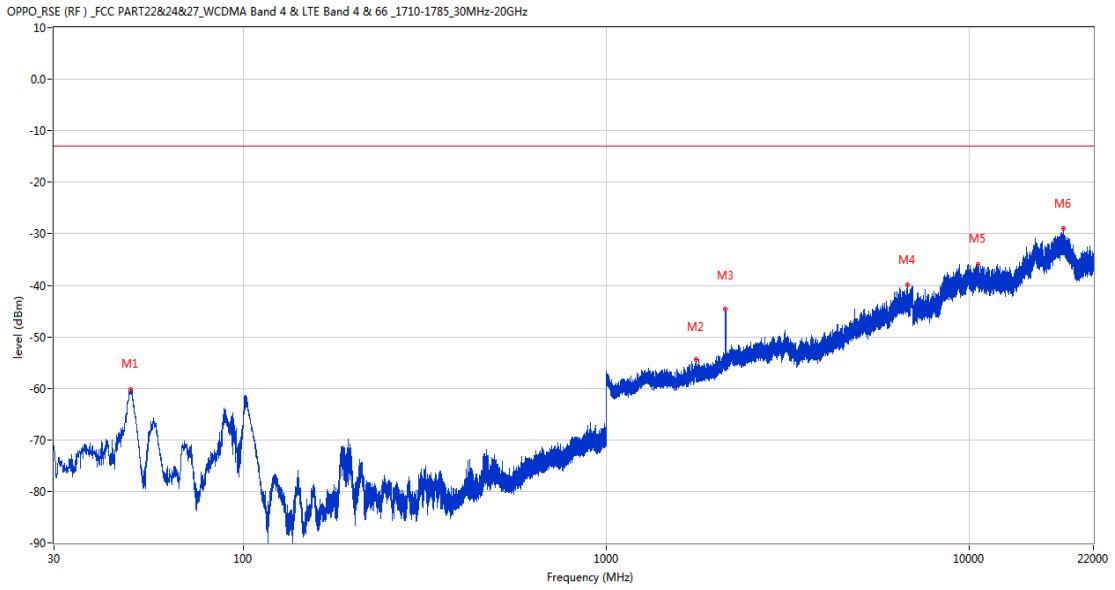
Frequency (MHz)	Result (dBm)	Factor (dB)	PK Limit (dBm)	Over Limit (dB)	Table (o)	ANT	EUT	Verdict
98.288	-63.01	-21.83	-13.0	-50.01	184.00	Horizontal	Horizontal	Pass
1445.900	-55.06	-0.37	-13.0	-42.06	192.00	Horizontal	Horizontal	Pass
2131.700	-29.26	2.72	-13.0	-16.26	142.00	Horizontal	Horizontal	N/A
6962.400	-39.52	19.66	-13.0	-26.52	271.00	Horizontal	Horizontal	Pass
11774.800	-36.02	39.56	-13.0	-23.02	158.00	Horizontal	Horizontal	Pass
17601.624	-29.08	44.31	-13.0	-16.08	284.00	Horizontal	Horizontal	Pass

RSE-H&V LTE Band 4 BW5 CH20175



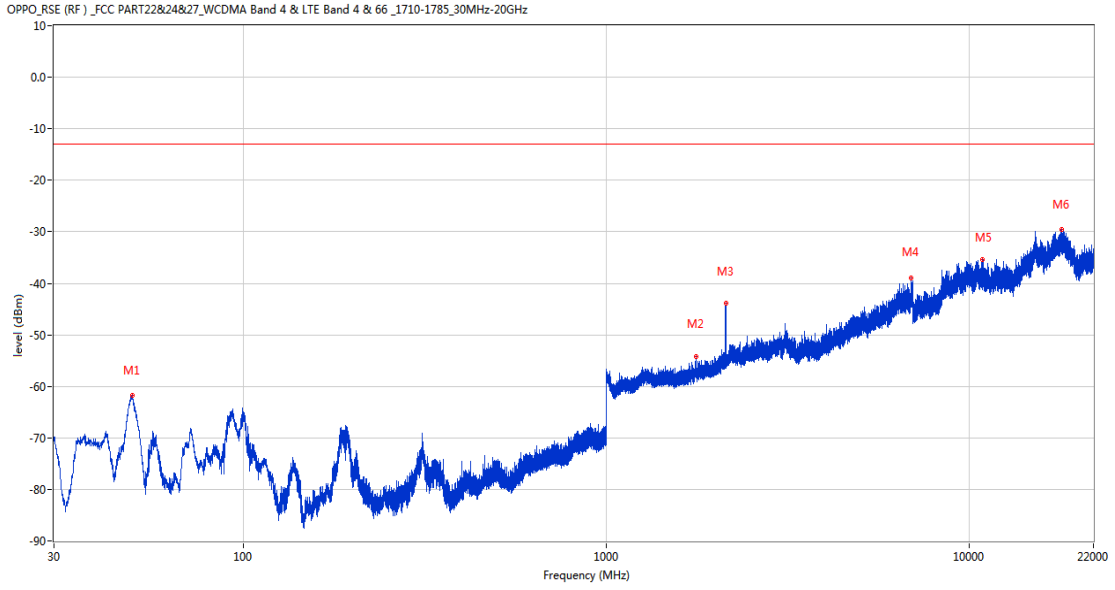
Frequency (MHz)	Result (dBm)	Factor (dB)	PK Limit (dBm)	Over Limit (dB)	Table (o)	ANT	EUT	Verdict
102.896	-63.59	-22.07	-13.0	-50.59	341.00	Horizontal	Vertical	Pass
1693.000	-54.64	0.36	-13.0	-41.64	362.00	Horizontal	Vertical	Pass
2130.800	-28.53	2.71	-13.0	-15.53	148.00	Horizontal	Vertical	N/A
6757.400	-39.49	19.31	-13.0	-26.49	126.00	Horizontal	Vertical	Pass
10418.950	-35.60	40.67	-13.0	-22.60	161.00	Horizontal	Vertical	Pass
18182.988	-29.69	45.04	-13.0	-16.69	184.00	Horizontal	Vertical	Pass

RSE-V&V LTE Band 4 BW5 CH20175



Frequency (MHz)	Result (dBm)	Factor (dB)	PK Limit (dBm)	Over Limit (dB)	Table (o)	ANT	EUT	Verdict
48.867	-60.23	-15.90	-13.0	-47.23	109.00	Vertical	Vertical	Pass
1770.200	-54.37	1.40	-13.0	-41.37	243.00	Vertical	Vertical	Pass
2131.100	-44.68	2.71	-13.0	-31.68	-2.00	Vertical	Vertical	N/A
6759.800	-39.95	19.22	-13.0	-26.95	19.00	Vertical	Vertical	Pass
10561.263	-36.00	40.63	-13.0	-23.00	16.00	Vertical	Vertical	Pass
18206.114	-29.04	44.97	-13.0	-16.04	288.00	Vertical	Vertical	Pass

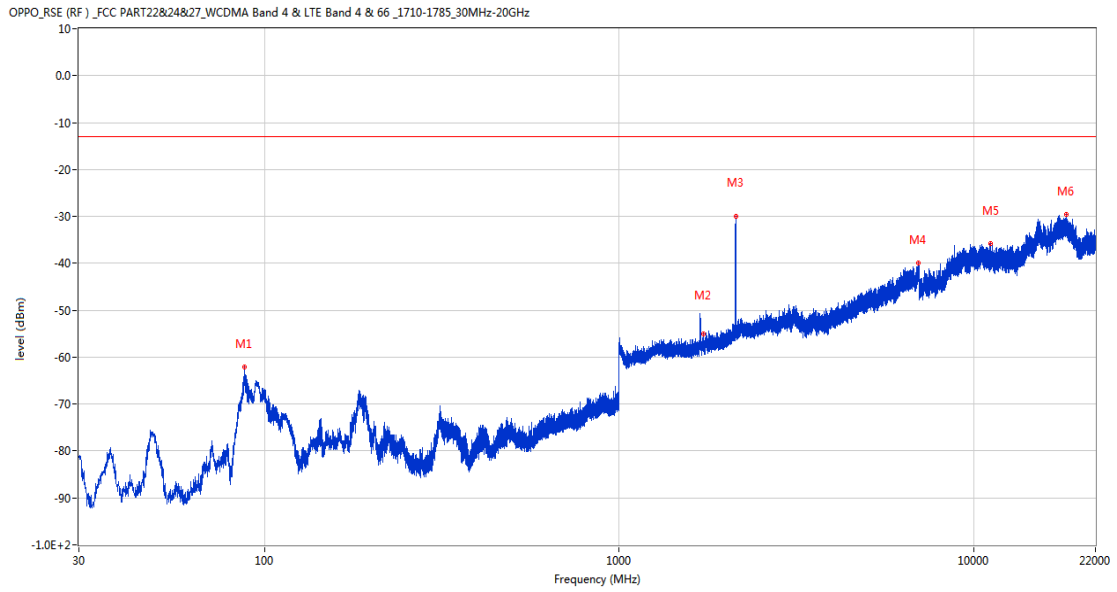
RSE-V&H LTE Band 4 BW5 CH20175



Frequency (MHz)	Result (dBm)	Factor (dB)	PK Limit (dBm)	Over Limit (dB)	Table (o)	ANT	EUT	Verdict
49.255	-61.76	-16.56	-13.0	-48.76	60.00	Vertical	Horizontal	Pass
1769.500	-54.28	1.40	-13.0	-41.28	284.00	Vertical	Horizontal	Pass
2132.300	-43.93	2.70	-13.0	-30.93	105.00	Vertical	Horizontal	N/A
6919.400	-38.98	19.31	-13.0	-25.98	133.00	Vertical	Horizontal	Pass
10879.813	-35.40	40.35	-13.0	-22.40	335.00	Vertical	Horizontal	Pass
17989.663	-29.57	44.92	-13.0	-16.57	312.00	Vertical	Horizontal	Pass

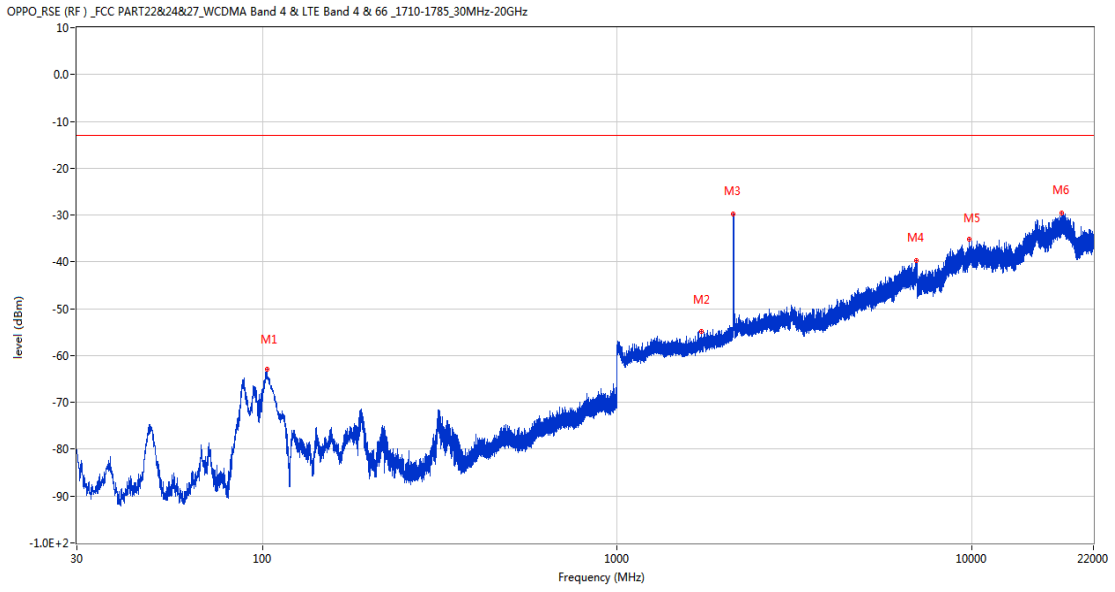
34.4 LTE Band 4 BW10, Middle Channel

RSE-H&H LTE Band 4 BW10 CH20175



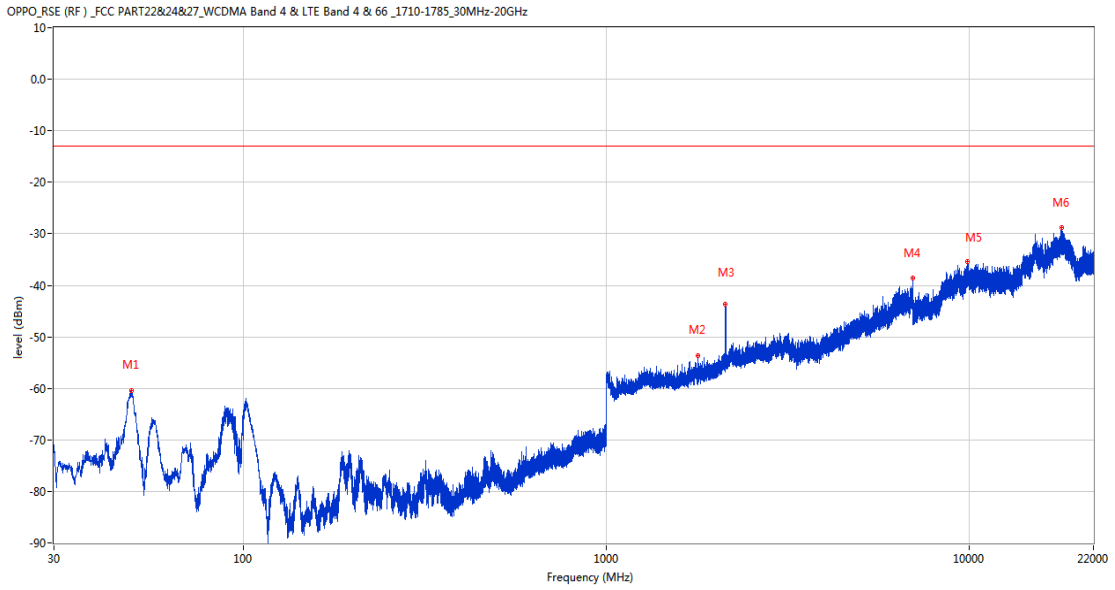
Frequency (MHz)	Result (dBm)	Factor (dB)	PK Limit (dBm)	Over Limit (dB)	Table (o)	ANT	EUT	Verdict
87.860	-62.16	-21.02	-13.0	-49.16	357.00	Horizontal	Horizontal	Pass
1727.900	-55.13	1.18	-13.0	-42.13	165.00	Horizontal	Horizontal	N/A
2136.400	-29.95	2.79	-13.0	-16.95	362.00	Horizontal	Horizontal	N/A
6987.800	-40.01	19.46	-13.0	-27.01	242.00	Horizontal	Horizontal	Pass
11146.613	-35.85	40.02	-13.0	-22.85	21.00	Horizontal	Horizontal	Pass
18258.375	-29.62	44.83	-13.0	-16.62	361.00	Horizontal	Horizontal	Pass

RSE-H&V LTE Band 4 BW10 CH20175



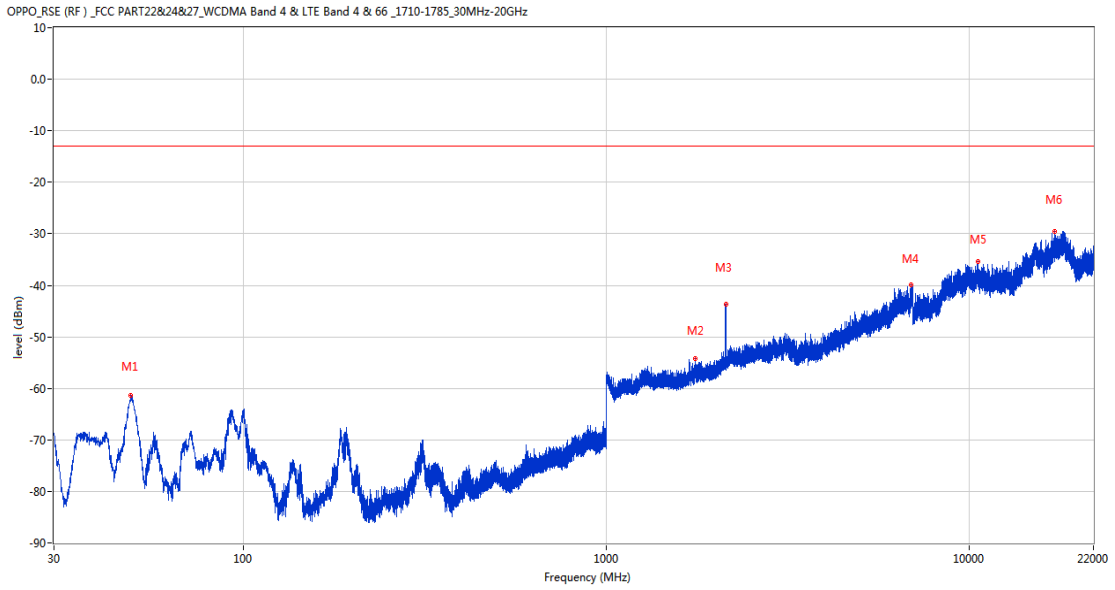
Frequency (MHz)	Result (dBm)	Factor (dB)	PK Limit (dBm)	Over Limit (dB)	Table (o)	ANT	EUT	Verdict
102.993	-62.90	-22.07	-13.0	-49.90	362.00	Horizontal	Vertical	Pass
1723.900	-54.87	1.12	-13.0	-41.87	132.00	Horizontal	Vertical	N/A
2128.400	-29.75	2.62	-13.0	-16.75	73.00	Horizontal	Vertical	N/A
6989.000	-39.63	19.62	-13.0	-26.63	86.00	Horizontal	Vertical	Pass
9841.651	-35.08	39.74	-13.0	-22.08	272.00	Horizontal	Vertical	Pass
17904.562	-29.61	44.57	-13.0	-16.61	77.00	Horizontal	Vertical	Pass

RSE-V&V LTE Band 4 BW10 CH20175



Frequency (MHz)	Result (dBm)	Factor (dB)	PK Limit (dBm)	Over Limit (dB)	Table (o)	ANT	EUT	Verdict
48.964	-60.50	-15.98	-13.0	-47.50	39.00	Vertical	Vertical	Pass
1784.000	-53.64	1.34	-13.0	-40.64	0.00	Vertical	Vertical	Pass
2130.000	-43.70	2.69	-13.0	-30.70	0.00	Vertical	Vertical	N/A
6988.200	-38.58	19.51	-13.0	-25.58	212.00	Vertical	Vertical	Pass
9905.188	-35.32	40.01	-13.0	-22.32	24.00	Vertical	Vertical	Pass
17982.261	-28.79	44.91	-13.0	-15.79	151.00	Vertical	Vertical	Pass

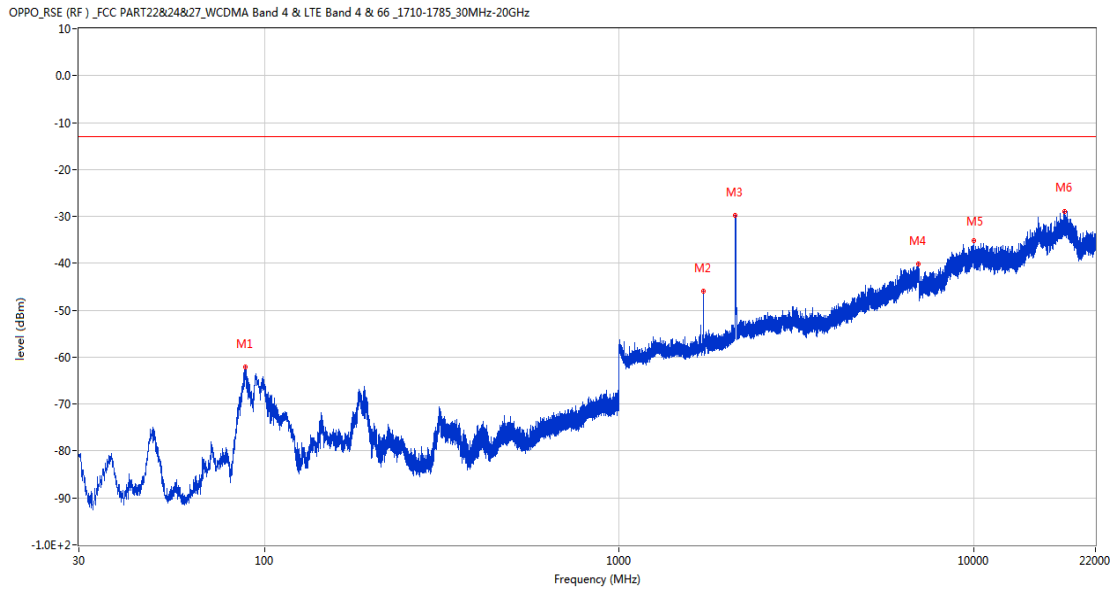
RSE-V&H LTE Band 4 BW10 CH20175



Frequency (MHz)	Result (dBm)	Factor (dB)	PK Limit (dBm)	Over Limit (dB)	Table (o)	ANT	EUT	Verdict
48.915	-61.38	-15.94	-13.0	-48.38	129.00	Vertical	Horizontal	Pass
1757.400	-54.18	1.45	-13.0	-41.18	225.00	Vertical	Horizontal	Pass
2131.700	-43.65	2.72	-13.0	-30.65	96.00	Vertical	Horizontal	N/A
6914.000	-39.96	19.59	-13.0	-26.96	95.00	Vertical	Horizontal	Pass
10546.888	-35.47	40.70	-13.0	-22.47	182.00	Vertical	Horizontal	Pass
17237.176	-29.47	44.51	-13.0	-16.47	0.00	Vertical	Horizontal	Pass

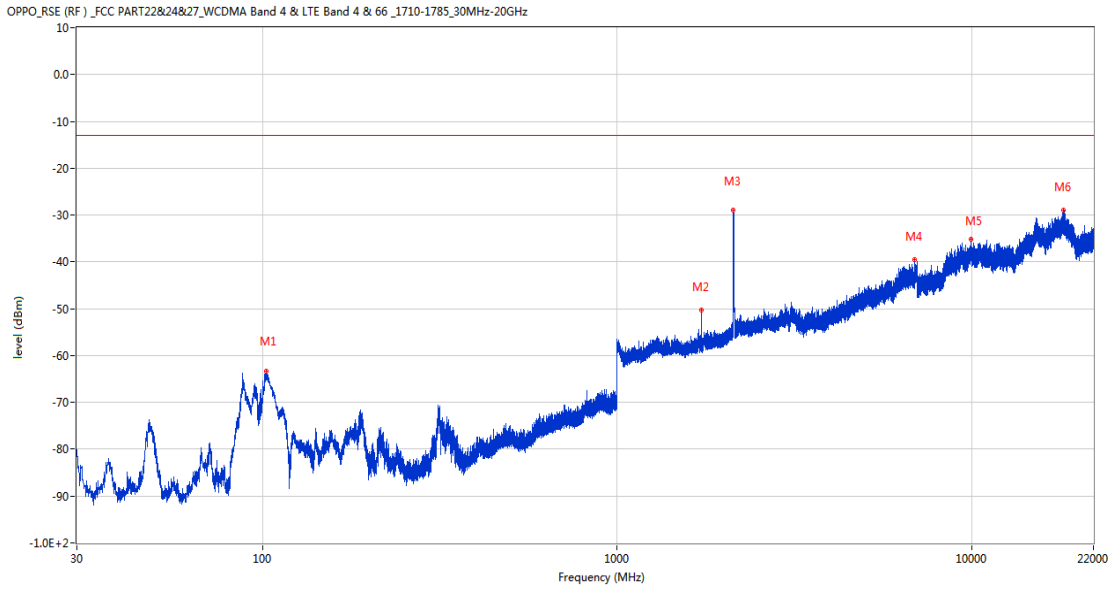
34.5 LTE Band 4 BW15, Middle Channel

RSE-H&H LTE Band 4 BW15 CH20175



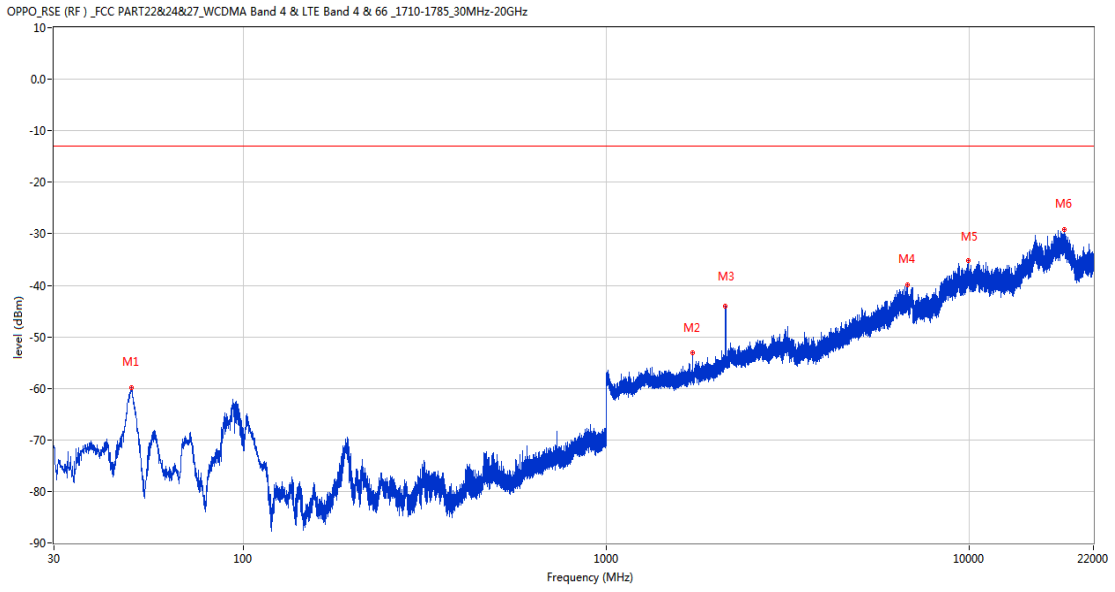
Frequency (MHz)	Result (dBm)	Factor (dB)	PK Limit (dBm)	Over Limit (dB)	Table (o)	ANT	EUT	Verdict
88.442	-62.18	-20.97	-13.0	-49.18	358.00	Horizontal	Horizontal	Pass
1725.700	-45.84	1.15	-13.0	-32.84	161.00	Horizontal	Horizontal	N/A
2127.900	-29.82	2.59	-13.0	-16.82	140.00	Horizontal	Horizontal	N/A
6977.000	-40.14	20.05	-13.0	-27.14	19.00	Horizontal	Horizontal	Pass
9973.613	-35.18	39.82	-13.0	-22.18	297.00	Horizontal	Horizontal	Pass
17959.137	-28.96	44.72	-13.0	-15.96	69.00	Horizontal	Horizontal	Pass

RSE-H&V LTE Band 4 BW15 CH20175



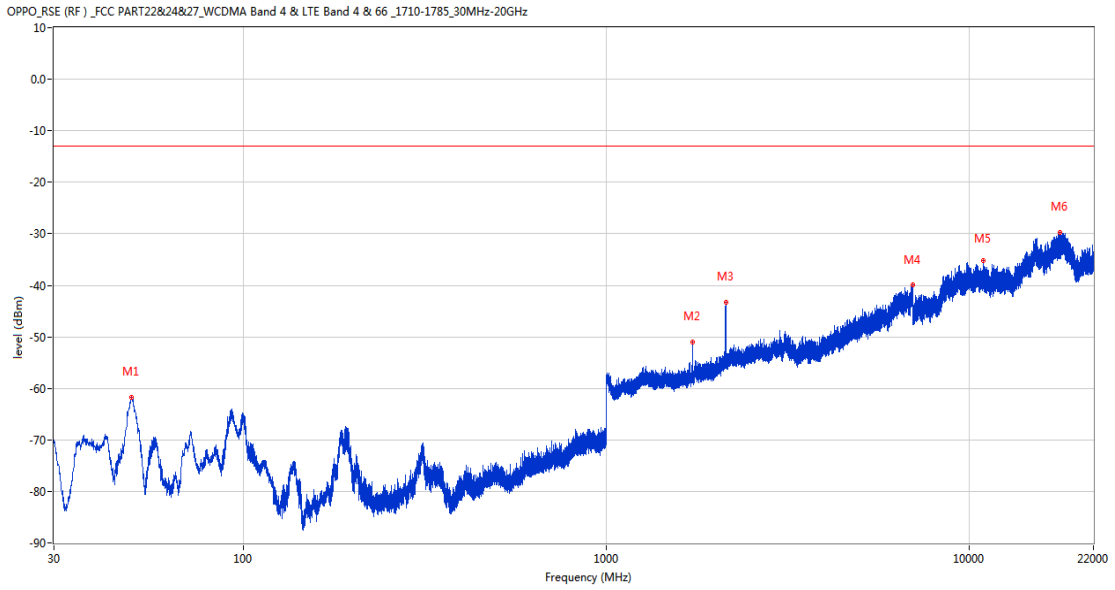
Frequency (MHz)	Result (dBm)	Factor (dB)	PK Limit (dBm)	Over Limit (dB)	Table (o)	ANT	EUT	Verdict
102.604	-63.36	-22.07	-13.0	-50.36	338.00	Horizontal	Vertical	Pass
1725.700	-50.33	1.15	-13.0	-37.33	-1.00	Horizontal	Vertical	N/A
2126.500	-29.02	2.53	-13.0	-16.02	-1.00	Horizontal	Vertical	N/A
6900.000	-39.52	19.64	-13.0	-26.52	304.00	Horizontal	Vertical	Pass
9914.963	-35.07	39.99	-13.0	-22.07	362.00	Horizontal	Vertical	Pass
18163.562	-29.01	44.95	-13.0	-16.01	199.00	Horizontal	Vertical	Pass

RSE-V&V LTE Band 4 BW15 CH20175



Frequency (MHz)	Result (dBm)	Factor (dB)	PK Limit (dBm)	Over Limit (dB)	Table (o)	ANT	EUT	Verdict
49.206	-59.87	-16.46	-13.0	-46.87	88.00	Vertical	Vertical	Pass
1725.700	-53.15	1.15	-13.0	-40.15	5.00	Vertical	Vertical	N/A
2130.900	-44.00	2.71	-13.0	-31.00	-2.00	Vertical	Vertical	N/A
6766.600	-39.99	18.86	-13.0	-26.99	173.00	Vertical	Vertical	Pass
9946.013	-35.26	39.90	-13.0	-22.26	16.00	Vertical	Vertical	Pass
18268.088	-29.25	44.73	-13.0	-16.25	362.00	Vertical	Vertical	Pass

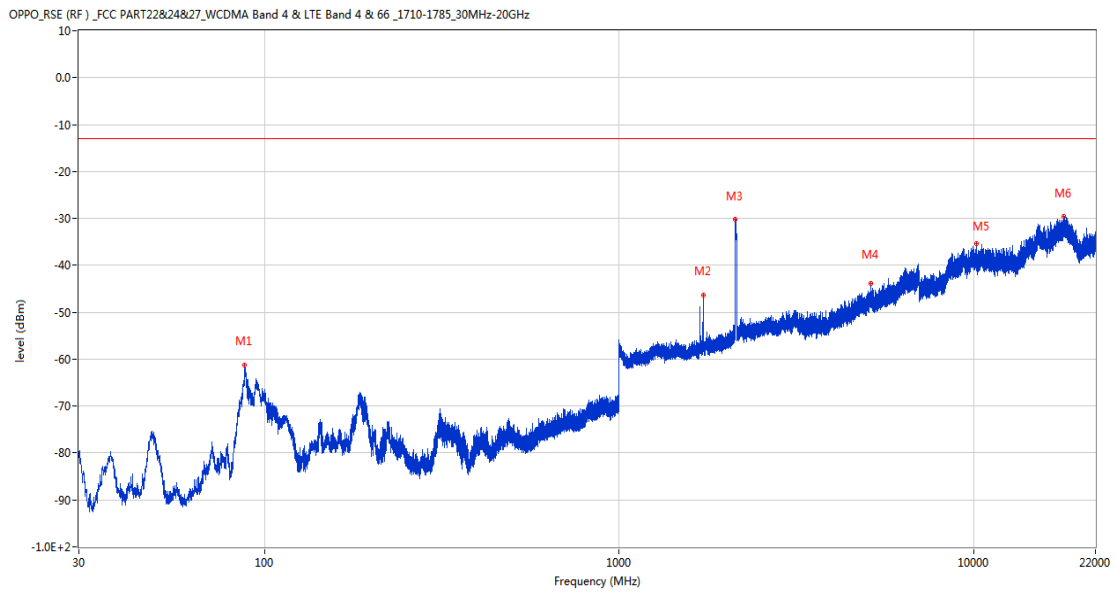
RSE-V&H LTE Band 4 BW15 CH20175



Frequency (MHz)	Result (dBm)	Factor (dB)	PK Limit (dBm)	Over Limit (dB)	Table (o)	ANT	EUT	Verdict
49.060	-61.76	-16.14	-13.0	-48.76	62.00	Vertical	Horizontal	Pass
1725.900	-51.11	1.15	-13.0	-38.11	100.00	Vertical	Horizontal	N/A
2134.200	-43.36	2.68	-13.0	-30.36	100.00	Vertical	Horizontal	N/A
6996.400	-39.99	19.09	-13.0	-26.99	78.00	Vertical	Horizontal	Pass
10952.549	-35.26	40.77	-13.0	-22.26	221.00	Vertical	Horizontal	Pass
17779.225	-29.69	43.60	-13.0	-16.69	311.00	Vertical	Horizontal	Pass

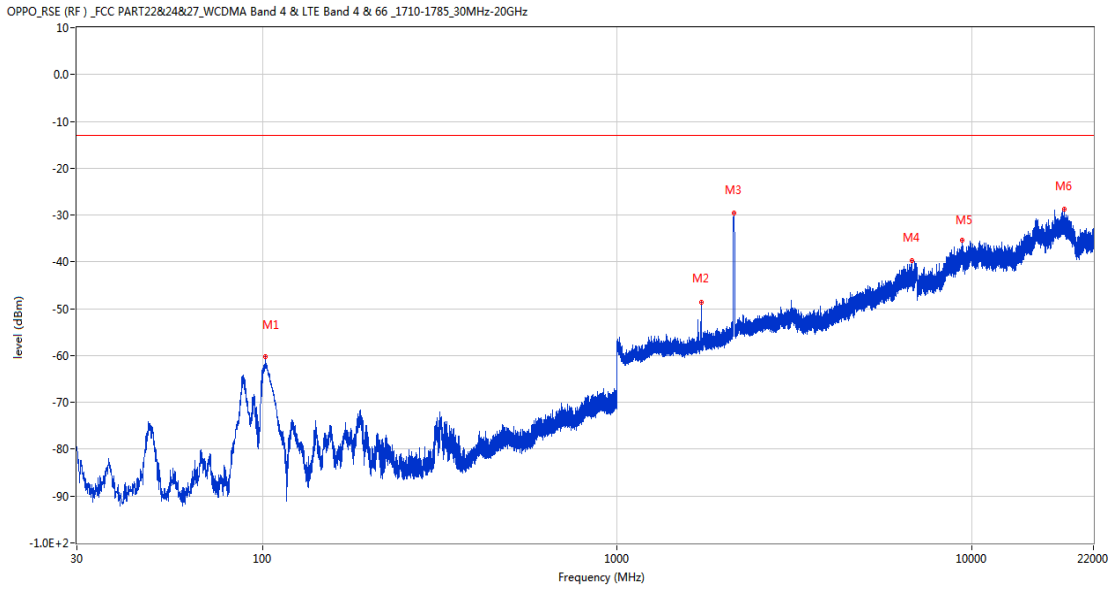
34.6 LTE Band 4 BW20, Middle Channel

RSE-H&H LTE Band 4 BW20 CH20175



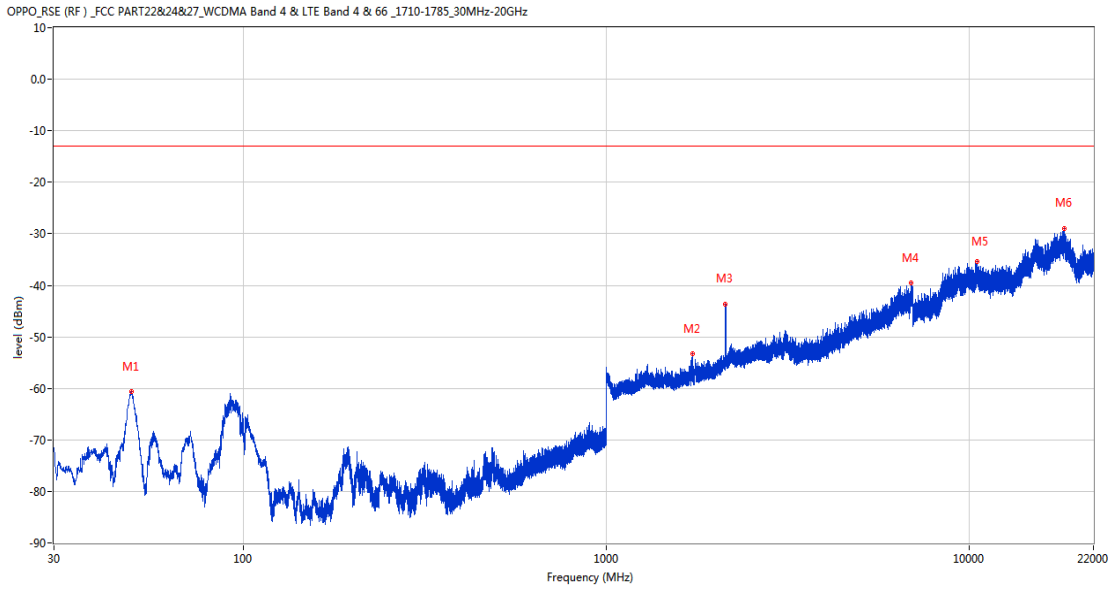
Frequency (MHz)	Result (dBm)	Factor (dB)	PK Limit (dBm)	Over Limit (dB)	Table (o)	ANT	EUT	Verdict
88.103	-61.32	-21.00	-13.0	-48.32	170.00	Horizontal	Horizontal	Pass
1723.600	-46.25	1.12	-13.0	-33.25	165.00	Horizontal	Horizontal	N/A
2124.900	-30.27	2.50	-13.0	-17.27	226.00	Horizontal	Horizontal	N/A
5107.000	-43.87	13.06	-13.0	-30.87	214.00	Horizontal	Horizontal	Pass
10196.138	-35.30	39.88	-13.0	-22.30	256.00	Horizontal	Horizontal	Pass
17886.063	-29.62	44.53	-13.0	-16.62	5.00	Horizontal	Horizontal	Pass

RSE-H&V LTE Band 4 BW20 CH20175



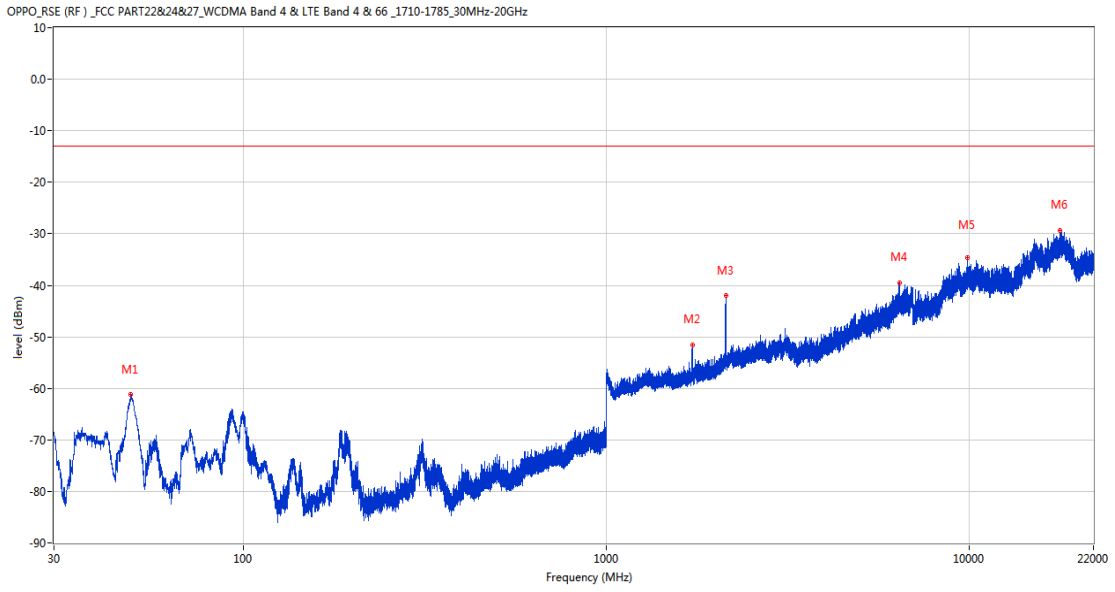
Frequency (MHz)	Result (dBm)	Factor (dB)	PK Limit (dBm)	Over Limit (dB)	Table (o)	ANT	EUT	Verdict
102.071	-60.23	-22.05	-13.0	-47.23	362.00	Horizontal	Vertical	Pass
1723.400	-48.67	1.11	-13.0	-35.67	361.00	Horizontal	Vertical	N/A
2139.600	-29.66	2.68	-13.0	-16.66	203.00	Horizontal	Vertical	N/A
6757.200	-39.68	19.32	-13.0	-26.68	360.00	Horizontal	Vertical	Pass
9409.537	-35.45	39.86	-13.0	-22.45	-2.00	Horizontal	Vertical	Pass
18268.551	-28.64	44.73	-13.0	-15.64	215.00	Horizontal	Vertical	Pass

RSE-V&V LTE Band 4 BW20 CH20175



Frequency (MHz)	Result (dBm)	Factor (dB)	PK Limit (dBm)	Over Limit (dB)	Table (o)	ANT	EUT	Verdict
49.157	-60.65	-16.35	-13.0	-47.65	360.00	Vertical	Vertical	Pass
1723.600	-53.34	1.12	-13.0	-40.34	90.00	Vertical	Vertical	N/A
2131.200	-43.68	2.72	-13.0	-30.68	246.00	Vertical	Vertical	N/A
6919.200	-39.49	19.31	-13.0	-26.49	72.00	Vertical	Vertical	Pass
10498.300	-35.47	40.43	-13.0	-22.47	362.00	Vertical	Vertical	Pass
18256.062	-28.99	44.83	-13.0	-15.99	15.00	Vertical	Vertical	Pass

RSE-V&H LTE Band 4 BW20 CH20175

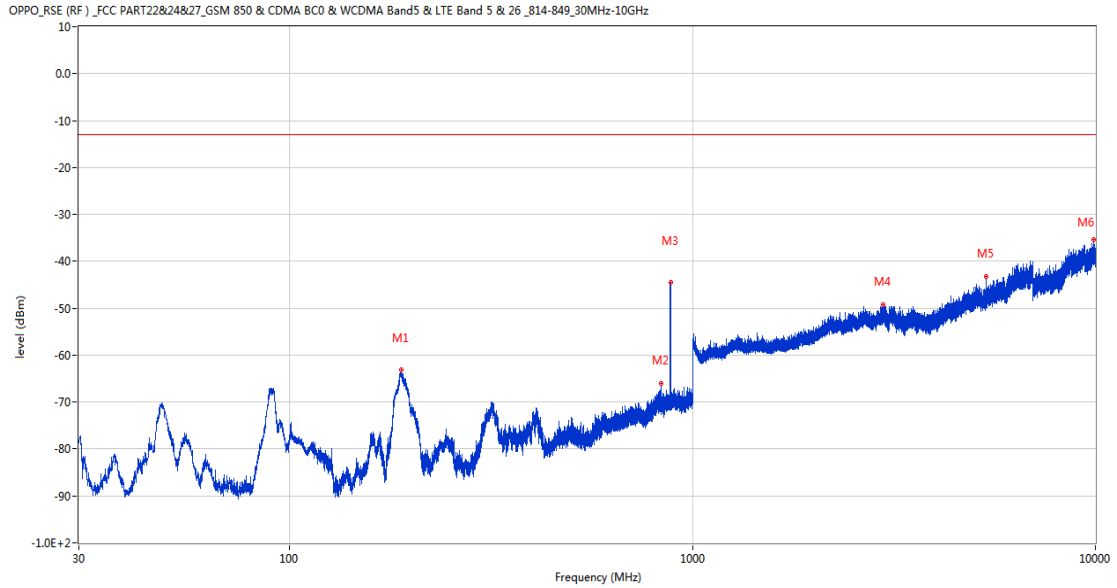


Frequency (MHz)	Result (dBm)	Factor (dB)	PK Limit (dBm)	Over Limit (dB)	Table (o)	ANT	EUT	Verdict
48.915	-61.23	-15.94	-13.0	-48.23	117.00	Vertical	Horizontal	Pass
1723.600	-51.63	1.12	-13.0	-38.63	84.00	Vertical	Horizontal	N/A
2131.600	-42.03	2.72	-13.0	-29.03	84.00	Vertical	Horizontal	N/A
6422.400	-39.61	18.70	-13.0	-26.61	281.00	Vertical	Horizontal	Pass
9899.437	-34.69	40.02	-13.0	-21.69	163.00	Vertical	Horizontal	Pass
17776.912	-29.36	43.61	-13.0	-16.36	254.00	Vertical	Horizontal	Pass

35 LTE Band 5

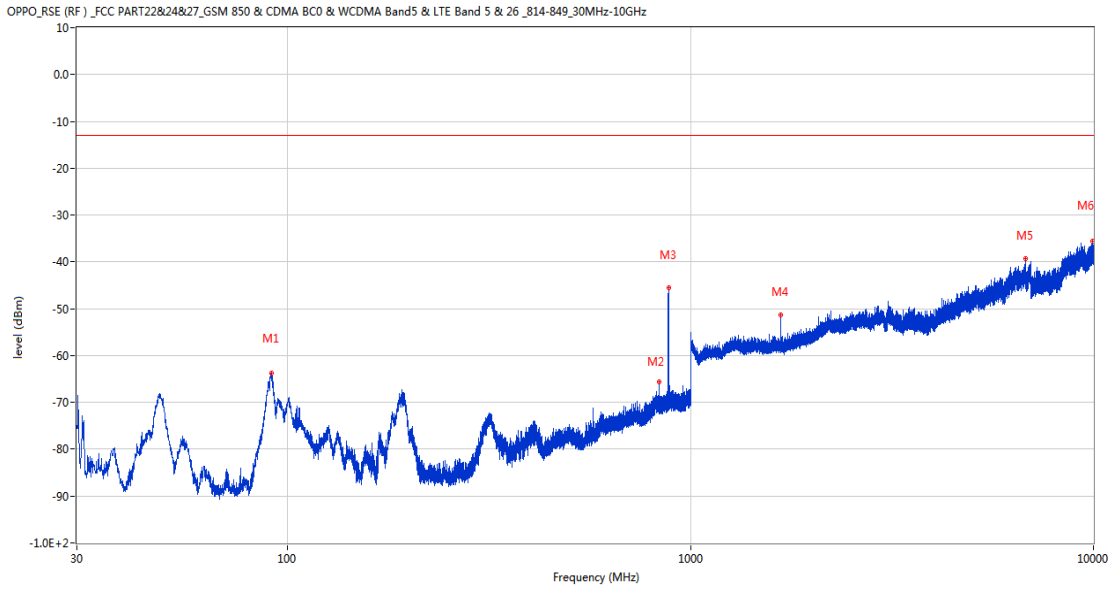
35.1 LTE Band 5 BW1.4, Middle Channel

RSE-H&H LTE Band 5 BW1.4 CH20525



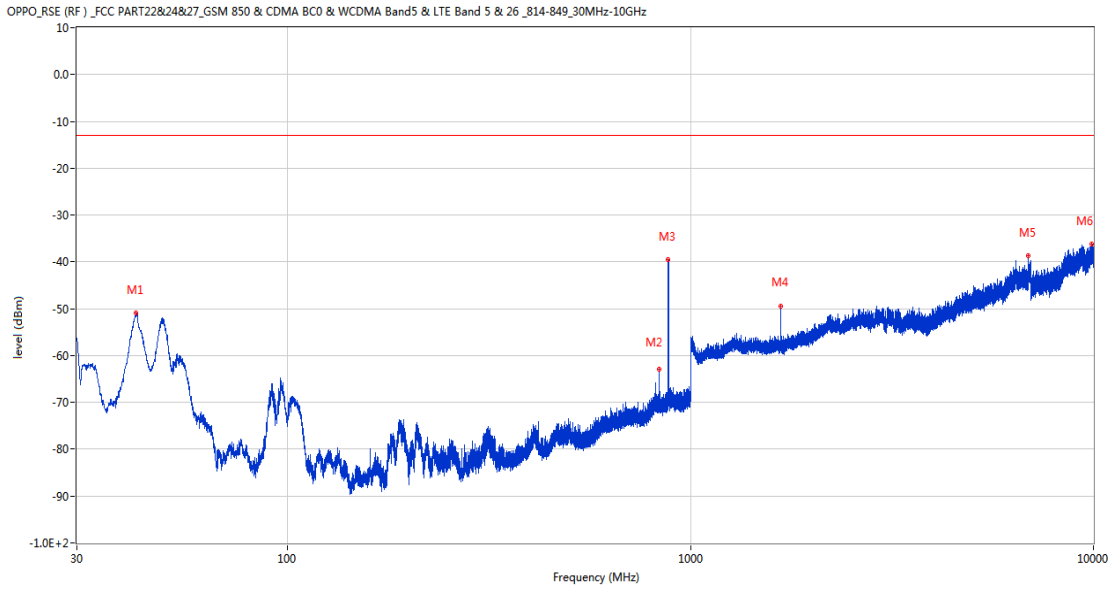
Frequency (MHz)	Result (dBm)	Factor (dB)	PK Limit (dBm)	Over Limit (dB)	Table (o)	ANT	EUT	Verdict
189.080	-63.21	-15.06	-13.0	-50.21	323.00	Horizontal	Horizontal	Pass
836.022	-65.99	0.59	-13.0	-52.99	32.00	Horizontal	Horizontal	N/A
881.417	-44.51	0.57	-13.0	-31.51	134.00	Horizontal	Horizontal	N/A
2966.300	-49.34	6.91	-13.0	-36.34	0.00	Horizontal	Horizontal	Pass
5362.400	-43.16	12.54	-13.0	-30.16	285.00	Horizontal	Horizontal	Pass
9893.800	-35.45	39.97	-13.0	-22.45	62.00	Horizontal	Horizontal	Pass

RSE-H&V LTE Band 5 BW1.4 CH20525



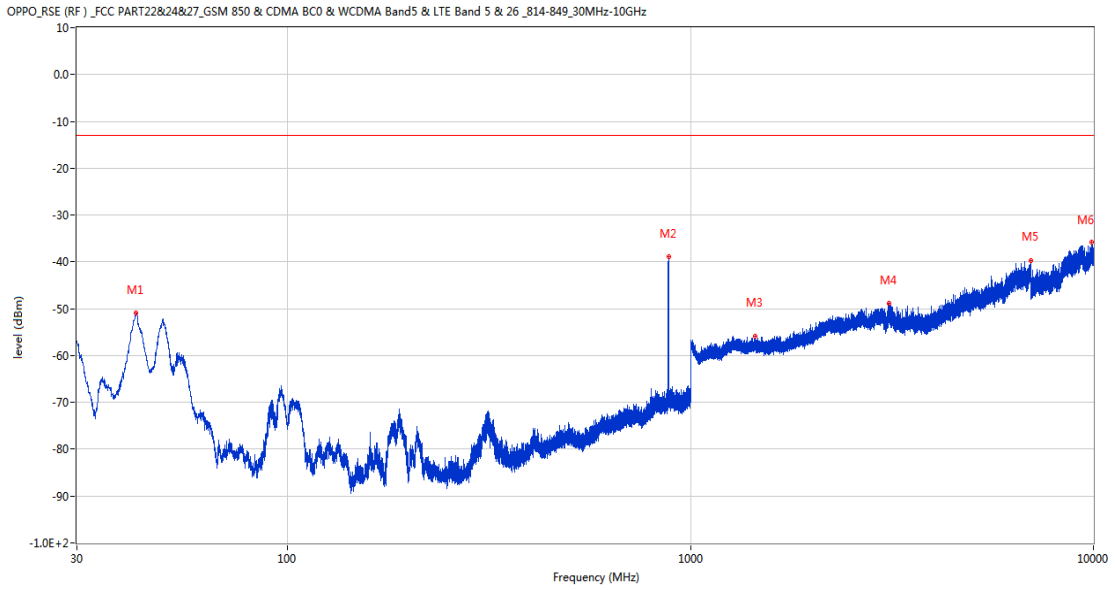
Frequency (MHz)	Result (dBm)	Factor (dB)	PK Limit (dBm)	Over Limit (dB)	Table (o)	ANT	EUT	Verdict
91.159	-63.83	-20.78	-13.0	-50.83	182.00	Horizontal	Vertical	Pass
836.119	-65.60	0.59	-13.0	-52.60	12.00	Horizontal	Vertical	N/A
881.854	-45.54	0.62	-13.0	-32.54	101.00	Horizontal	Vertical	N/A
1672.000	-51.33	-0.82	-13.0	-38.33	15.00	Horizontal	Vertical	Pass
6792.800	-39.34	18.09	-13.0	-26.34	177.00	Horizontal	Vertical	Pass
9925.300	-35.68	39.97	-13.0	-22.68	216.00	Horizontal	Vertical	Pass

RSE-V&V LTE Band 5 BW1.4 CH20525



Frequency (MHz)	Result (dBm)	Factor (dB)	PK Limit (dBm)	Over Limit (dB)	Table (o)	ANT	EUT	Verdict
41.980	-50.90	-17.45	-13.0	-37.90	23.00	Vertical	Vertical	Pass
836.022	-62.99	0.59	-13.0	-49.99	55.00	Vertical	Vertical	N/A
881.078	-39.45	0.53	-13.0	-26.45	242.00	Vertical	Vertical	N/A
1672.000	-49.55	-0.82	-13.0	-36.55	307.00	Vertical	Vertical	Pass
6900.200	-38.75	19.62	-13.0	-25.75	219.00	Vertical	Vertical	Pass
9923.200	-36.20	39.97	-13.0	-23.20	294.00	Vertical	Vertical	Pass

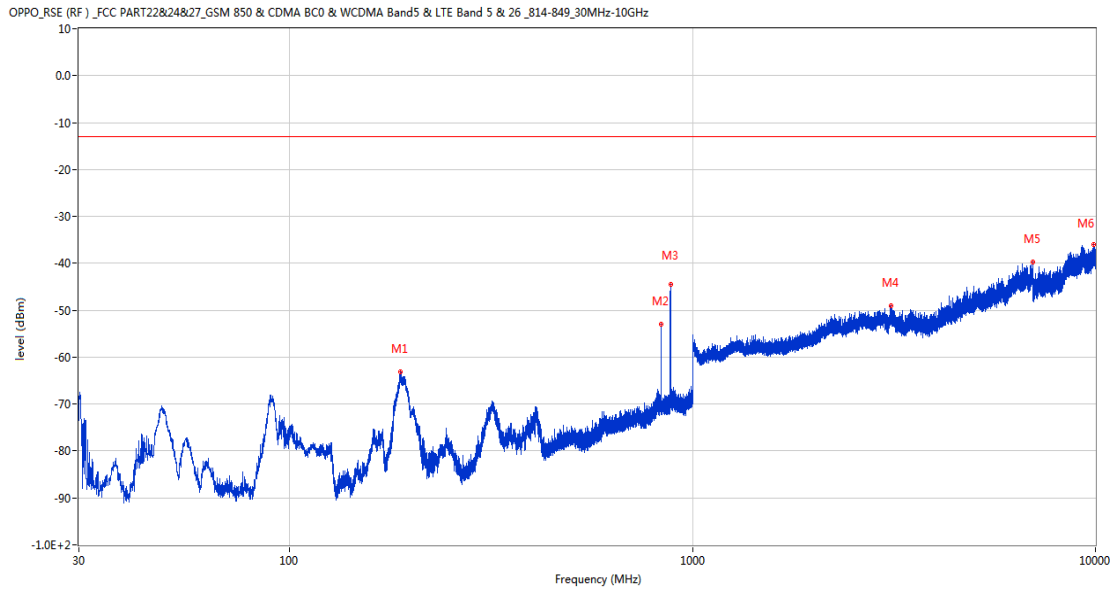
RSE-V&H LTE Band 5 BW1.4 CH20525



Frequency (MHz)	Result (dBm)	Factor (dB)	PK Limit (dBm)	Over Limit (dB)	Table (o)	ANT	EUT	Verdict
42.125	-50.85	-17.40	-13.0	-37.85	230.00	Vertical	Horizontal	Pass
881.951	-38.98	0.63	-13.0	-25.98	255.00	Vertical	Horizontal	N/A
1446.500	-55.95	-0.01	-13.0	-42.95	303.00	Vertical	Horizontal	Pass
3106.600	-48.88	8.12	-13.0	-35.88	275.00	Vertical	Horizontal	Pass
6992.800	-39.64	19.18	-13.0	-26.64	70.00	Vertical	Horizontal	Pass
9889.000	-35.87	39.93	-13.0	-22.87	29.00	Vertical	Horizontal	Pass

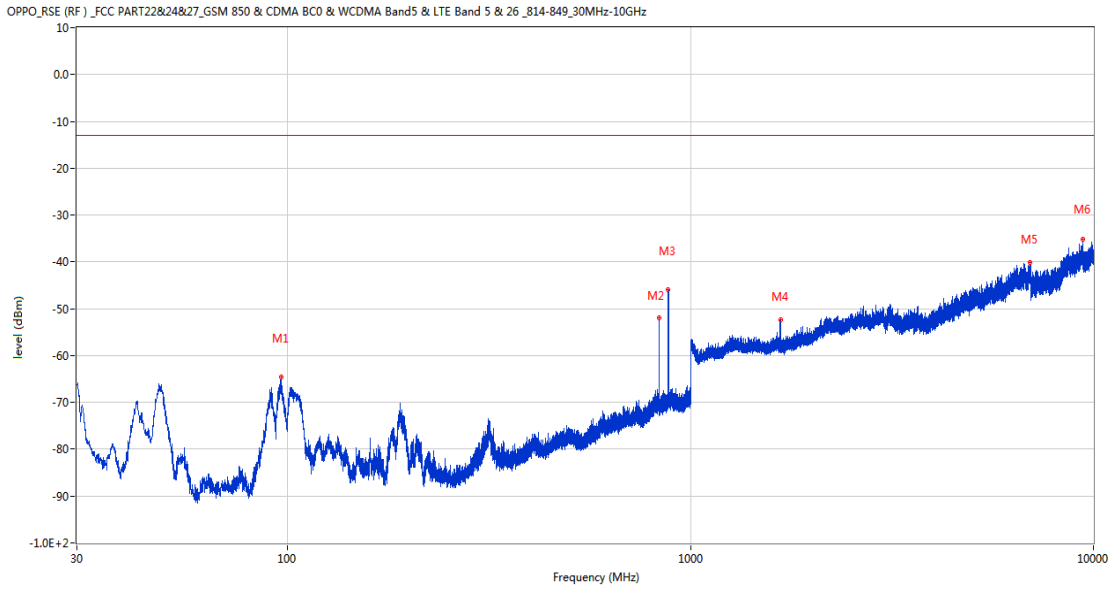
35.2 LTE Band 5 BW3, Middle Channel

RSE-H&H LTE Band 5 BW3 CH20525



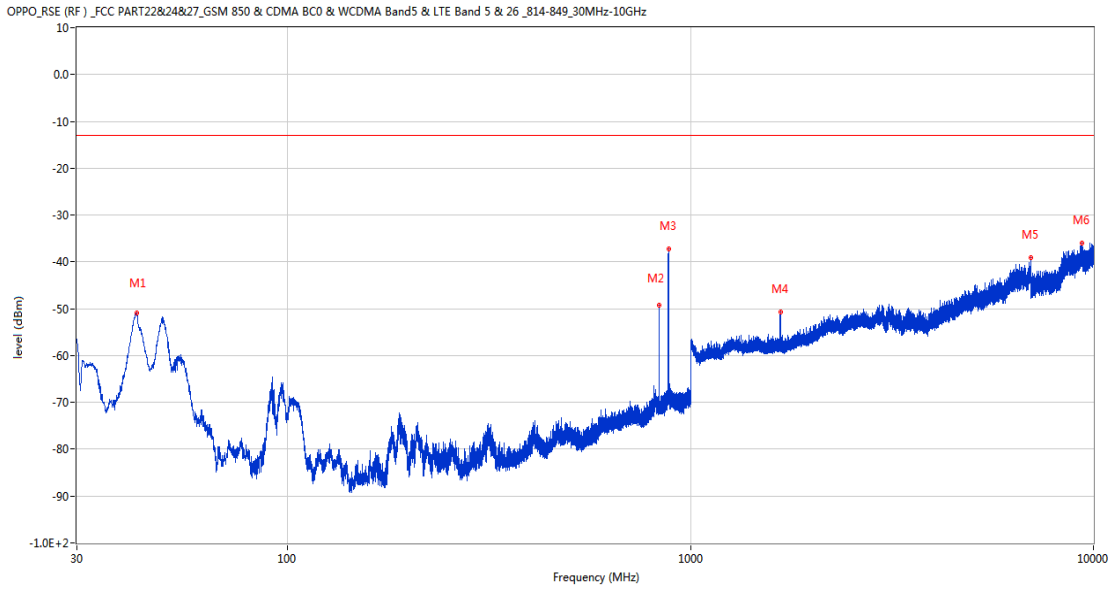
Frequency (MHz)	Result (dBm)	Factor (dB)	PK Limit (dBm)	Over Limit (dB)	Table (o)	ANT	EUT	Verdict
188.255	-63.08	-15.06	-13.0	-50.08	307.00	Horizontal	Horizontal	Pass
835.197	-53.00	0.60	-13.0	-40.00	189.00	Horizontal	Horizontal	N/A
881.999	-44.57	0.63	-13.0	-31.57	140.00	Horizontal	Horizontal	N/A
3104.400	-49.06	8.24	-13.0	-36.06	332.00	Horizontal	Horizontal	Pass
6991.400	-39.80	19.41	-13.0	-26.80	301.00	Horizontal	Horizontal	Pass
9921.100	-36.06	39.97	-13.0	-23.06	360.00	Horizontal	Horizontal	Pass

RSE-H&V LTE Band 5 BW3 CH20525



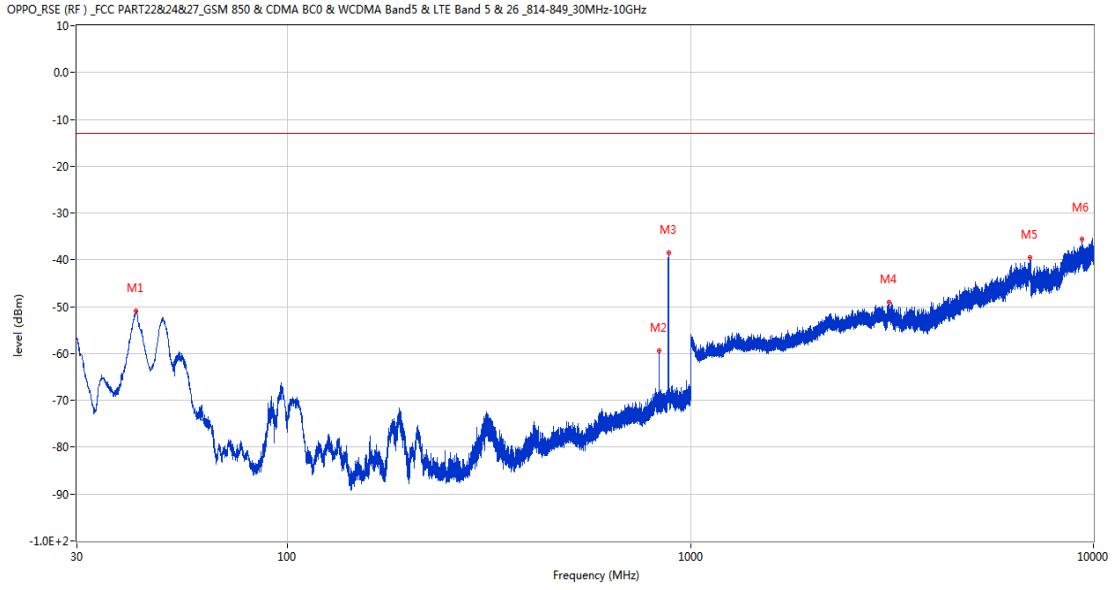
Frequency (MHz)	Result (dBm)	Factor (dB)	PK Limit (dBm)	Over Limit (dB)	Table (o)	ANT	EUT	Verdict
96.348	-64.57	-21.50	-13.0	-51.57	0.00	Horizontal	Vertical	Pass
835.197	-51.96	0.60	-13.0	-38.96	121.00	Horizontal	Vertical	N/A
881.272	-45.90	0.56	-13.0	-32.90	49.00	Horizontal	Vertical	N/A
1670.400	-52.38	-0.72	-13.0	-39.38	149.00	Horizontal	Vertical	Pass
6976.400	-40.20	20.10	-13.0	-27.20	299.00	Horizontal	Vertical	Pass
9399.099	-35.13	40.03	-13.0	-22.13	134.00	Horizontal	Vertical	Pass

RSE-V&V LTE Band 5 BW3 CH20525



Frequency (MHz)	Result (dBm)	Factor (dB)	PK Limit (dBm)	Over Limit (dB)	Table (o)	ANT	EUT	Verdict
42.222	-50.86	-17.36	-13.0	-37.86	271.00	Vertical	Vertical	Pass
835.197	-49.18	0.60	-13.0	-36.18	235.00	Vertical	Vertical	N/A
882.193	-37.20	0.64	-13.0	-24.20	251.00	Vertical	Vertical	N/A
1670.500	-50.69	-0.72	-13.0	-37.69	305.00	Vertical	Vertical	Pass
6997.800	-39.11	19.10	-13.0	-26.11	247.00	Vertical	Vertical	Pass
9375.250	-35.93	39.87	-13.0	-22.93	162.00	Vertical	Vertical	Pass

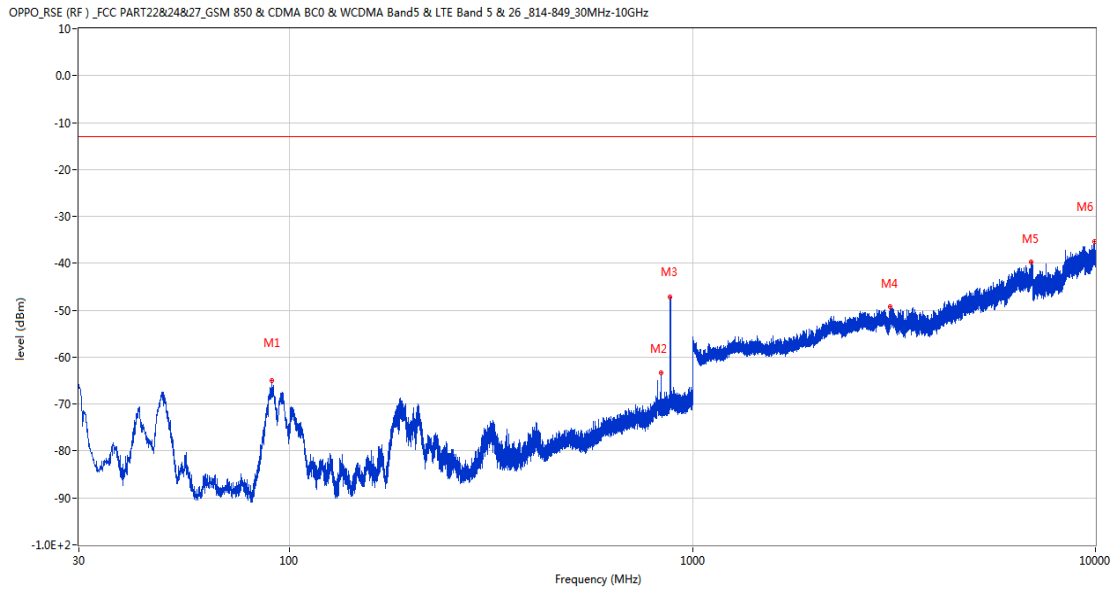
RSE-V&H LTE Band 5 BW3 CH20525



Frequency (MHz)	Result (dBm)	Factor (dB)	PK Limit (dBm)	Over Limit (dB)	Table (o)	ANT	EUT	Verdict
42.077	-50.83	-17.41	-13.0	-37.83	13.00	Vertical	Horizontal	Pass
835.197	-59.44	0.60	-13.0	-46.44	206.00	Vertical	Horizontal	N/A
882.242	-38.57	0.64	-13.0	-25.57	256.00	Vertical	Horizontal	N/A
3102.800	-49.03	8.45	-13.0	-36.03	78.00	Vertical	Horizontal	Pass
6969.400	-39.50	20.03	-13.0	-26.50	37.00	Vertical	Horizontal	Pass
9374.349	-35.58	39.87	-13.0	-22.58	3.00	Vertical	Horizontal	Pass

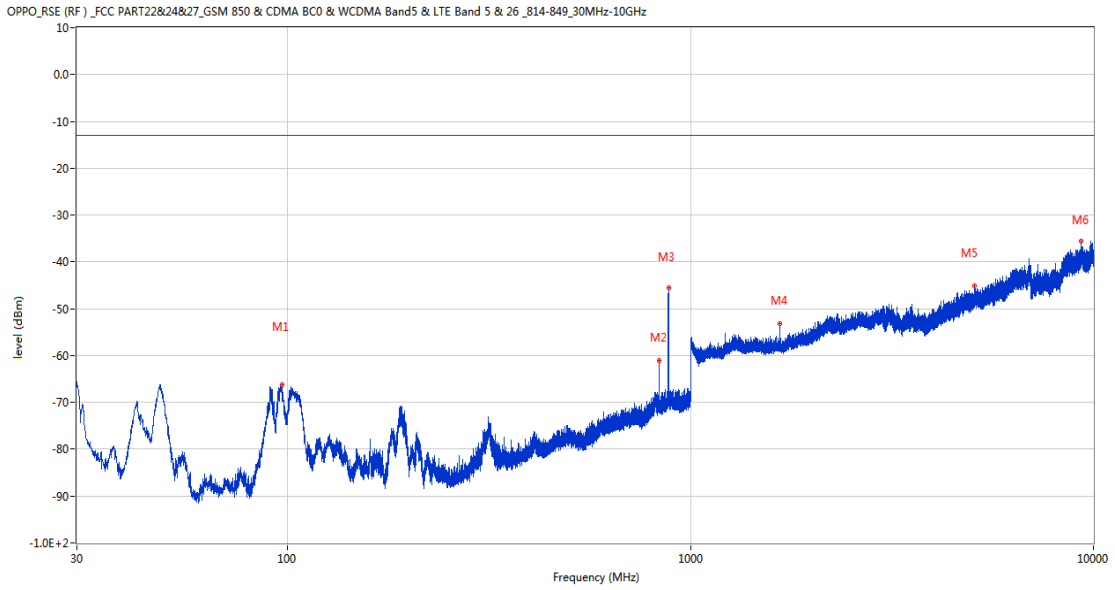
35.3 LTE Band 5 BW5, Middle Channel

RSE-H&H LTE Band 5 BW5 CH20525



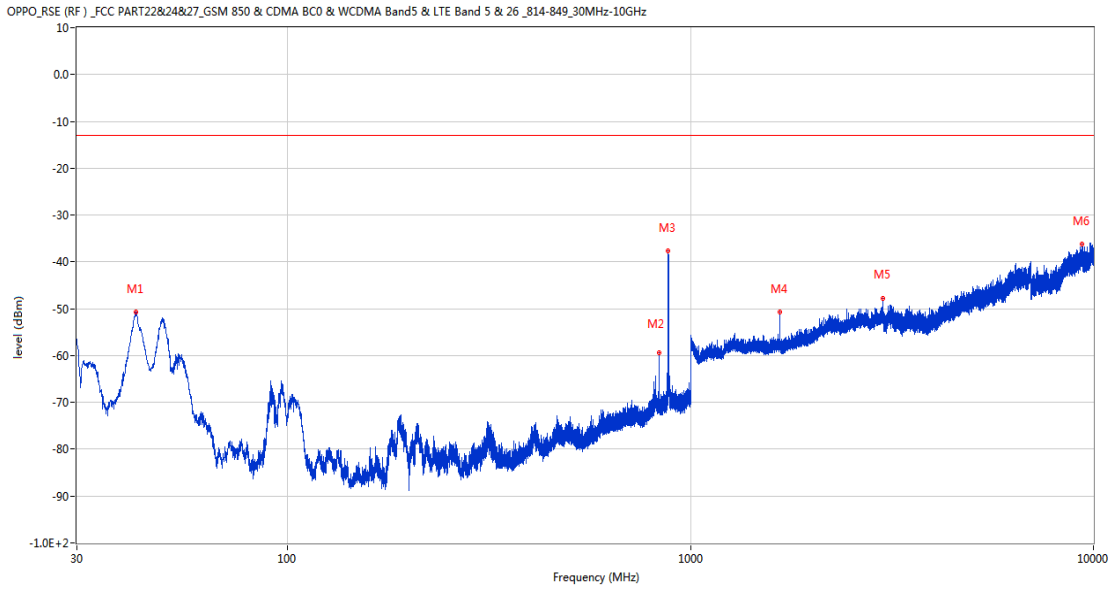
Frequency (MHz)	Result (dBm)	Factor (dB)	PK Limit (dBm)	Over Limit (dB)	Table (o)	ANT	EUT	Verdict
90.479	-65.00	-20.75	-13.0	-52.00	338.00	Horizontal	Horizontal	Pass
834.712	-63.32	0.60	-13.0	-50.32	174.00	Horizontal	Horizontal	N/A
880.496	-47.12	0.47	-13.0	-34.12	362.00	Horizontal	Horizontal	N/A
3088.400	-49.20	7.93	-13.0	-36.20	95.00	Horizontal	Horizontal	Pass
6910.000	-39.73	19.43	-13.0	-26.73	205.00	Horizontal	Horizontal	Pass
9936.850	-35.46	39.95	-13.0	-22.46	360.00	Horizontal	Horizontal	Pass

RSE-H&V LTE Band 5 BW5 CH20525



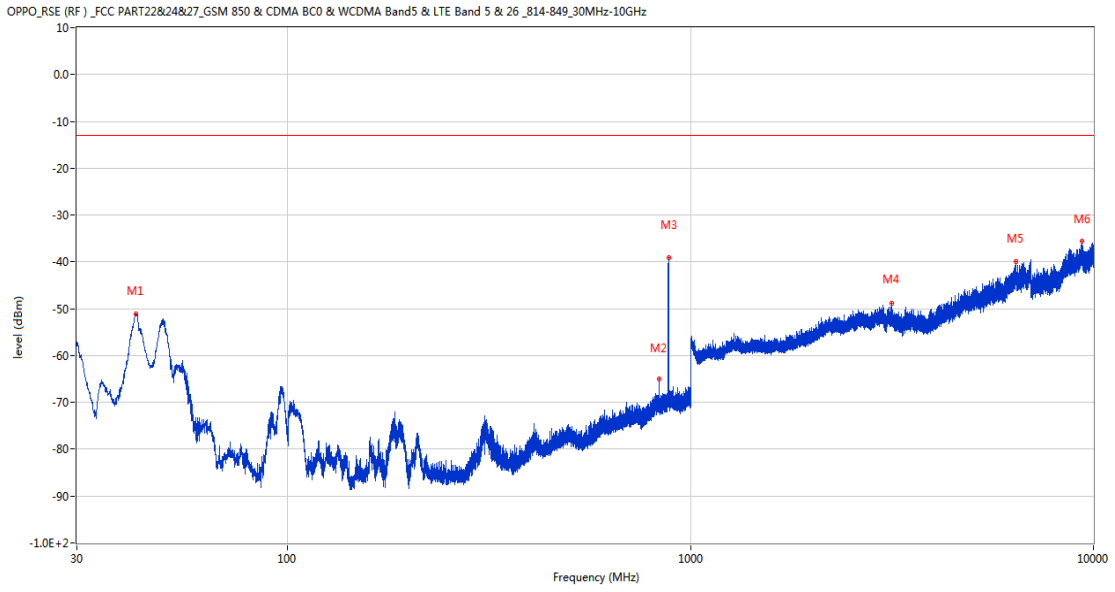
Frequency (MHz)	Result (dBm)	Factor (dB)	PK Limit (dBm)	Over Limit (dB)	Table (o)	ANT	EUT	Verdict
96.785	-66.25	-21.55	-13.0	-53.25	-1.00	Horizontal	Vertical	Pass
834.421	-61.02	0.61	-13.0	-48.02	111.00	Horizontal	Vertical	N/A
881.951	-45.55	0.63	-13.0	-32.55	111.00	Horizontal	Vertical	N/A
1668.500	-53.10	-0.73	-13.0	-40.10	155.00	Horizontal	Vertical	Pass
5070.600	-45.20	12.82	-13.0	-32.20	362.00	Horizontal	Vertical	Pass
9311.799	-35.61	39.64	-13.0	-22.61	73.00	Horizontal	Vertical	Pass

RSE-V&V LTE Band 5 BW5 CH20525



Frequency (MHz)	Result (dBm)	Factor (dB)	PK Limit (dBm)	Over Limit (dB)	Table (o)	ANT	EUT	Verdict
42.028	-50.77	-17.43	-13.0	-37.77	256.00	Vertical	Vertical	Pass
834.372	-59.38	0.61	-13.0	-46.38	256.00	Vertical	Vertical	N/A
879.526	-37.63	0.40	-13.0	-24.63	240.00	Vertical	Vertical	N/A
1668.600	-50.79	-0.73	-13.0	-37.79	312.00	Vertical	Vertical	Pass
3009.000	-47.82	7.81	-13.0	-34.82	0.00	Vertical	Vertical	Pass
9370.450	-36.16	39.87	-13.0	-23.16	158.00	Vertical	Vertical	Pass

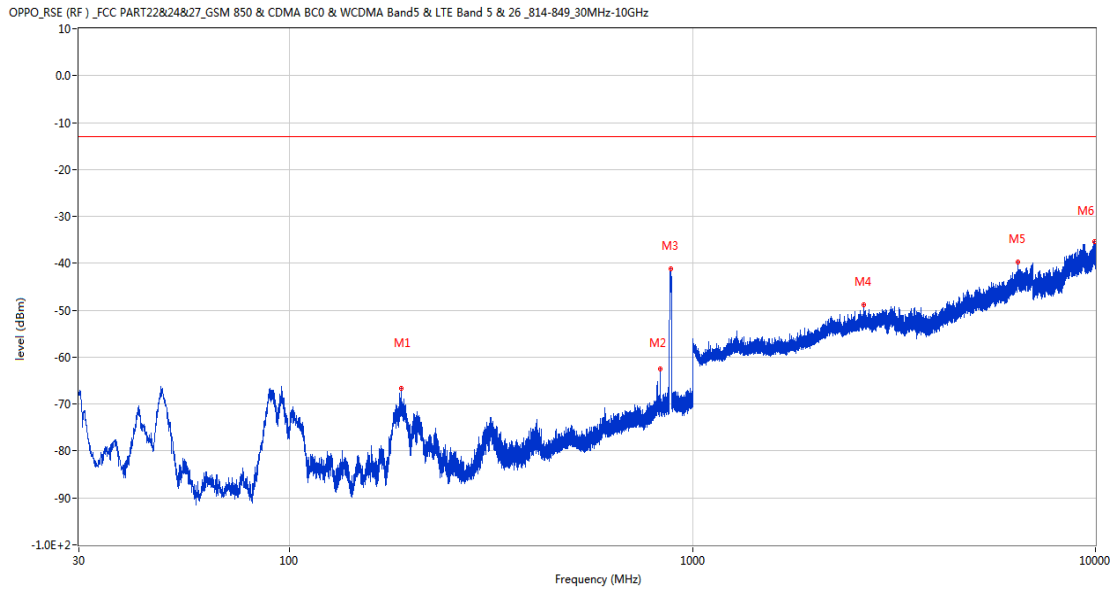
RSE-V&H LTE Band 5 BW5 CH20525



Frequency (MHz)	Result (dBm)	Factor (dB)	PK Limit (dBm)	Over Limit (dB)	Table (o)	ANT	EUT	Verdict
42.028	-51.10	-17.43	-13.0	-38.10	22.00	Vertical	Horizontal	Pass
834.809	-65.03	0.60	-13.0	-52.03	301.00	Vertical	Horizontal	N/A
881.757	-39.03	0.61	-13.0	-26.03	153.00	Vertical	Horizontal	N/A
3163.800	-48.93	7.98	-13.0	-35.93	175.00	Vertical	Horizontal	Pass
6412.200	-40.00	18.86	-13.0	-27.00	248.00	Vertical	Horizontal	Pass
9384.100	-35.62	39.91	-13.0	-22.62	69.00	Vertical	Horizontal	Pass

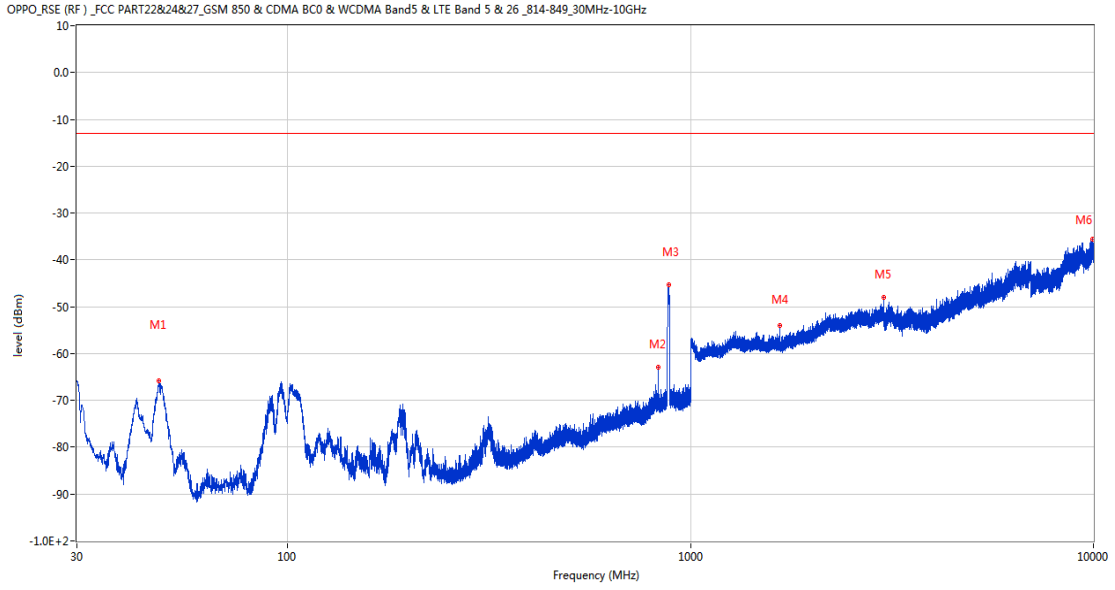
35.4 LTE Band 5 BW10, Middle Channel

RSE-H&H LTE Band 5 BW10 CH20525



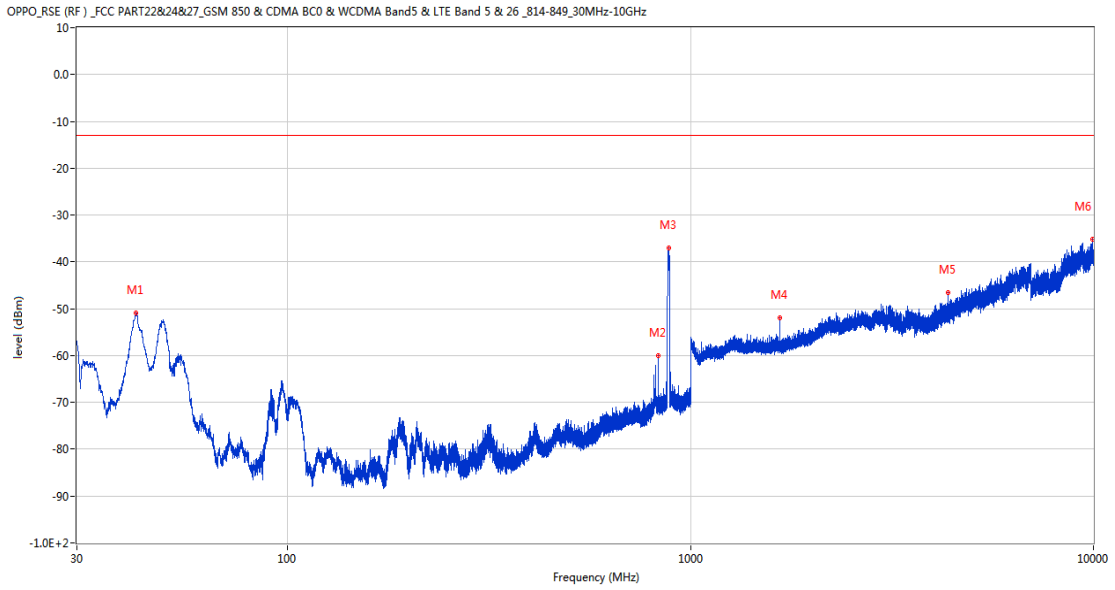
Frequency (MHz)	Result (dBm)	Factor (dB)	PK Limit (dBm)	Over Limit (dB)	Table (o)	ANT	EUT	Verdict
189.322	-66.68	-15.07	-13.0	-53.68	306.00	Horizontal	Horizontal	Pass
832.093	-62.48	0.63	-13.0	-49.48	321.00	Horizontal	Horizontal	N/A
883.697	-41.26	0.69	-13.0	-28.26	0.00	Horizontal	Horizontal	N/A
2667.400	-48.75	5.87	-13.0	-35.75	140.00	Horizontal	Horizontal	Pass
6413.000	-39.64	18.86	-13.0	-26.64	23.00	Horizontal	Horizontal	Pass
9960.849	-35.43	39.86	-13.0	-22.43	180.00	Horizontal	Horizontal	Pass

RSE-H&V LTE Band 5 BW10 CH20525



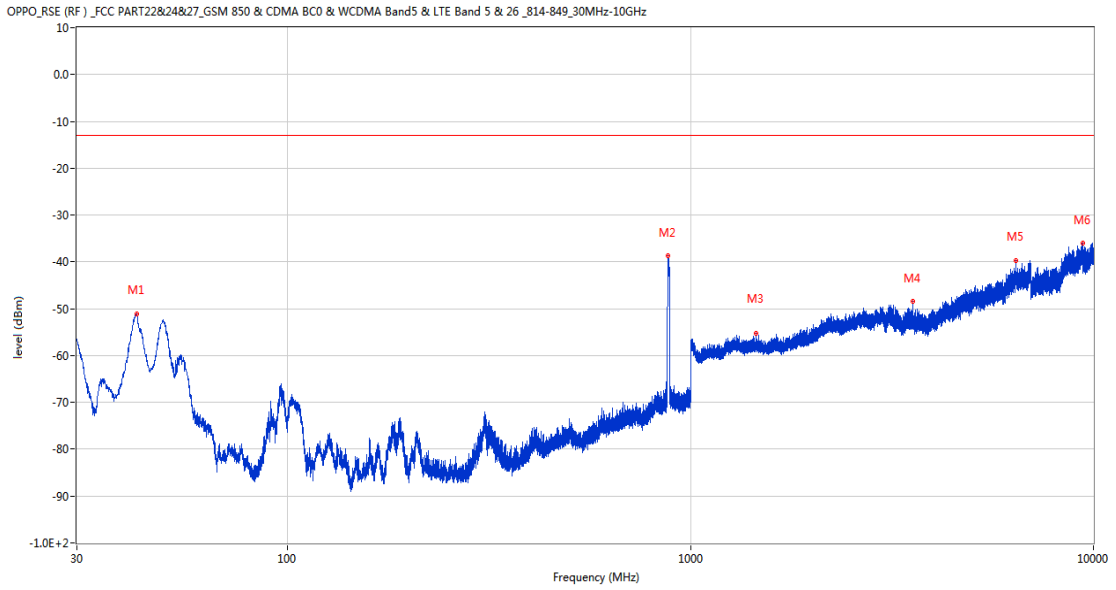
Frequency (MHz)	Result (dBm)	Factor (dB)	PK Limit (dBm)	Over Limit (dB)	Table (o)	ANT	EUT	Verdict
47.993	-65.74	-15.15	-13.0	-52.74	196.00	Horizontal	Vertical	Pass
832.093	-62.90	0.63	-13.0	-49.90	112.00	Horizontal	Vertical	N/A
885.394	-45.24	0.80	-13.0	-32.24	131.00	Horizontal	Vertical	N/A
1664.000	-54.01	-0.81	-13.0	-41.01	306.00	Horizontal	Vertical	Pass
3020.200	-48.10	7.51	-13.0	-35.10	0.00	Horizontal	Vertical	Pass
9932.500	-35.54	39.95	-13.0	-22.54	266.00	Horizontal	Vertical	Pass

RSE-V&V LTE Band 5 BW10 CH20525



Frequency (MHz)	Result (dBm)	Factor (dB)	PK Limit (dBm)	Over Limit (dB)	Table (o)	ANT	EUT	Verdict
42.125	-50.92	-17.40	-13.0	-37.92	233.00	Vertical	Vertical	Pass
832.044	-59.99	0.63	-13.0	-46.99	301.00	Vertical	Vertical	N/A
883.309	-37.12	0.68	-13.0	-24.12	247.00	Vertical	Vertical	N/A
1664.100	-51.90	-0.81	-13.0	-38.90	311.00	Vertical	Vertical	Pass
4360.400	-46.50	9.93	-13.0	-33.50	63.00	Vertical	Vertical	Pass
9960.700	-35.23	39.86	-13.0	-22.23	350.00	Vertical	Vertical	Pass

RSE-V&H LTE Band 5 BW10 CH20525

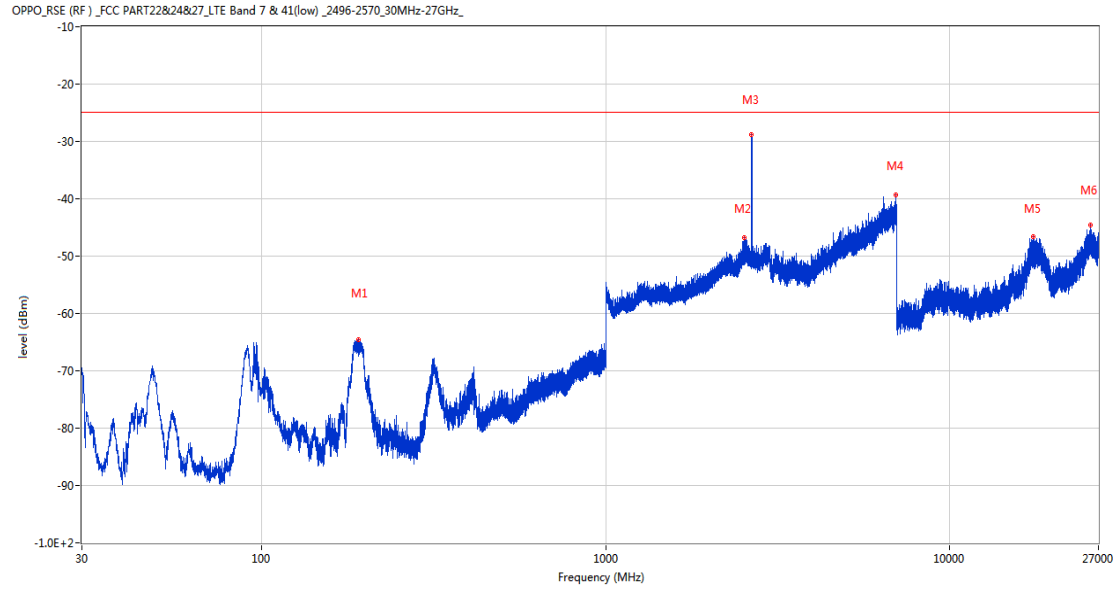


Frequency (MHz)	Result (dBm)	Factor (dB)	PK Limit (dBm)	Over Limit (dB)	Table (o)	ANT	EUT	Verdict
42.173	-51.15	-17.38	-13.0	-38.15	240.00	Vertical	Horizontal	Pass
878.944	-38.75	0.41	-13.0	-25.75	35.00	Vertical	Horizontal	N/A
1452.600	-55.35	-0.13	-13.0	-42.35	360.00	Vertical	Horizontal	Pass
3564.600	-48.44	6.99	-13.0	-35.44	127.00	Vertical	Horizontal	Pass
6408.200	-39.80	18.56	-13.0	-26.80	266.00	Vertical	Horizontal	Pass
9391.450	-35.95	39.97	-13.0	-22.95	360.00	Vertical	Horizontal	Pass

36 LTE Band 7

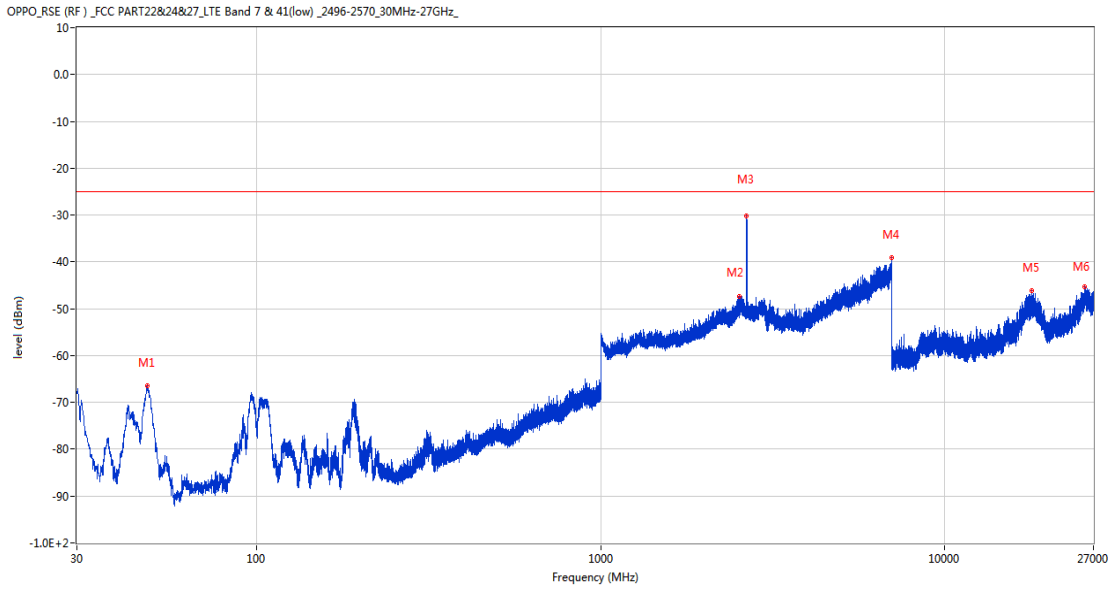
36.1 LTE Band 7 BW5, Middle Channel

RSE-H&H LTE Band 7 BW5 CH21100



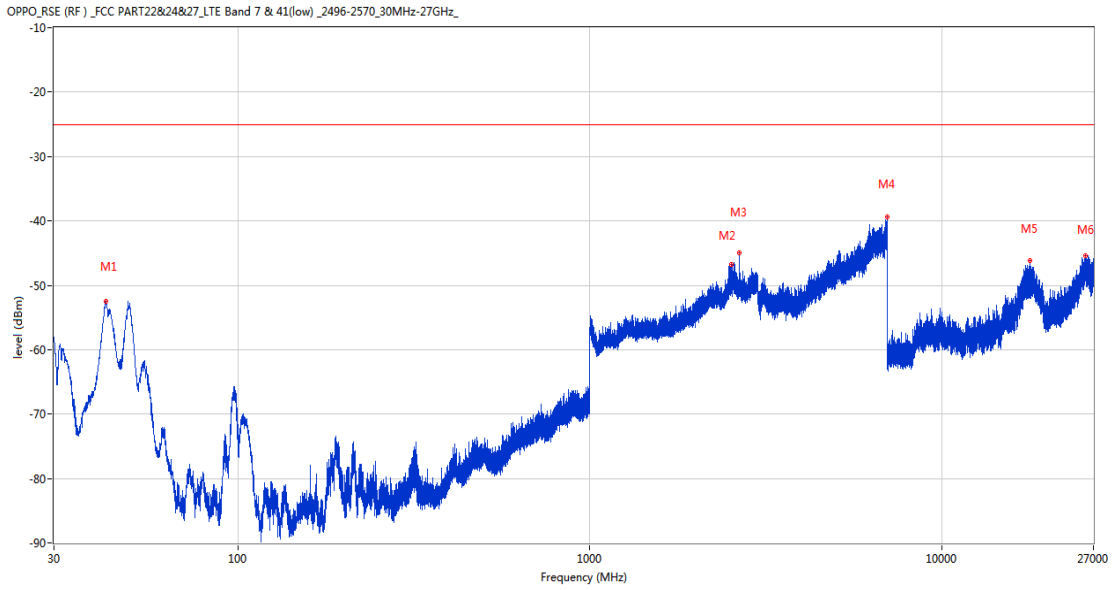
Frequency (MHz)	Result (dBm)	Factor (dB)	PK Limit (dBm)	Over Limit (dB)	Table (o)	ANT	EUT	Verdict
190.486	-64.50	-14.74	-25.0	-39.50	94.00	Horizontal	Horizontal	Pass
2530.800	-46.80	9.79	-25.0	-21.80	-2.00	Horizontal	Horizontal	N/A
2654.500	-28.87	7.95	-25.0	-3.87	150.00	Horizontal	Horizontal	N/A
6975.800	-39.30	20.10	-25.0	-14.30	278.00	Horizontal	Horizontal	Pass
17450.588	-46.62	27.70	-25.0	-21.62	17.00	Horizontal	Horizontal	Pass
25606.349	-44.56	24.23	-25.0	-19.56	283.00	Horizontal	Horizontal	Pass

RSE-H&V LTE Band 7 BW5 CH21100



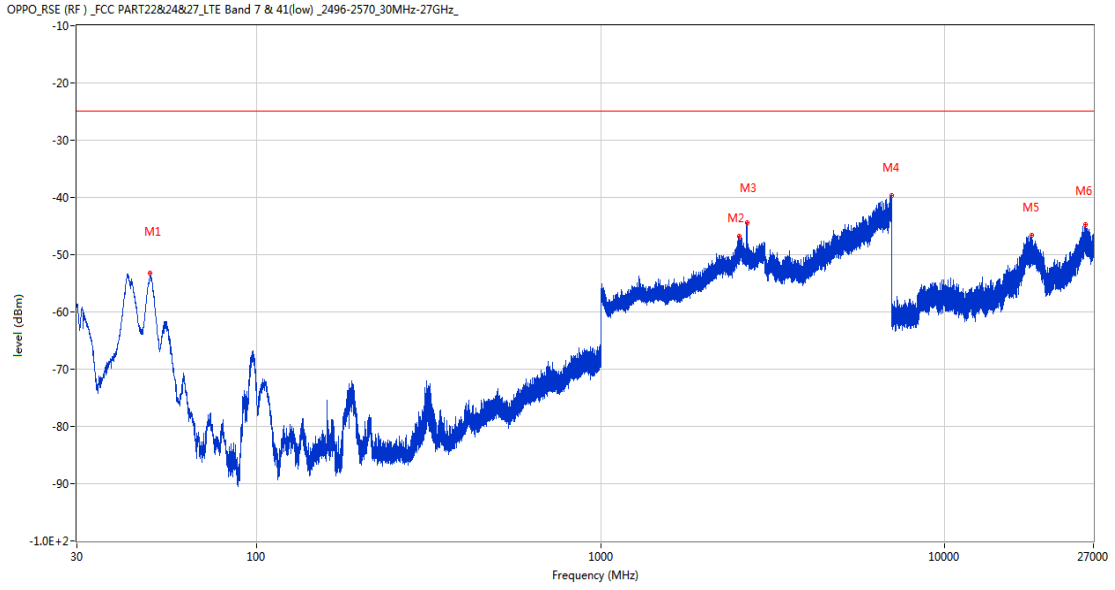
Frequency (MHz)	Result (dBm)	Factor (dB)	PK Limit (dBm)	Over Limit (dB)	Table (o)	ANT	EUT	Verdict
47.993	-66.44	-15.04	-25.0	-41.44	226.00	Horizontal	Vertical	Pass
2530.600	-47.29	9.79	-25.0	-22.29	206.00	Horizontal	Vertical	N/A
2654.000	-30.22	7.94	-25.0	-5.22	198.00	Horizontal	Vertical	N/A
6990.200	-39.05	19.54	-25.0	-14.05	-1.00	Horizontal	Vertical	Pass
17869.801	-46.17	27.63	-25.0	-21.17	362.00	Horizontal	Vertical	Pass
25500.150	-45.39	24.19	-25.0	-20.39	331.00	Horizontal	Vertical	Pass

RSE-V&V LTE Band 7 BW5 CH21100



Frequency (MHz)	Result (dBm)	Factor (dB)	PK Limit (dBm)	Over Limit (dB)	Table (o)	ANT	EUT	Verdict
42.173	-52.56	-17.26	-25.0	-27.56	239.00	Vertical	Vertical	Pass
2530.100	-46.82	9.79	-25.0	-21.82	28.00	Vertical	Vertical	N/A
2653.200	-44.93	7.95	-25.0	-19.93	269.00	Vertical	Vertical	N/A
7000.000	-39.34	18.83	-25.0	-14.34	29.00	Vertical	Vertical	Pass
17852.475	-46.10	27.74	-25.0	-21.10	301.00	Vertical	Vertical	Pass
25568.999	-45.37	24.22	-25.0	-20.37	24.00	Vertical	Vertical	Pass

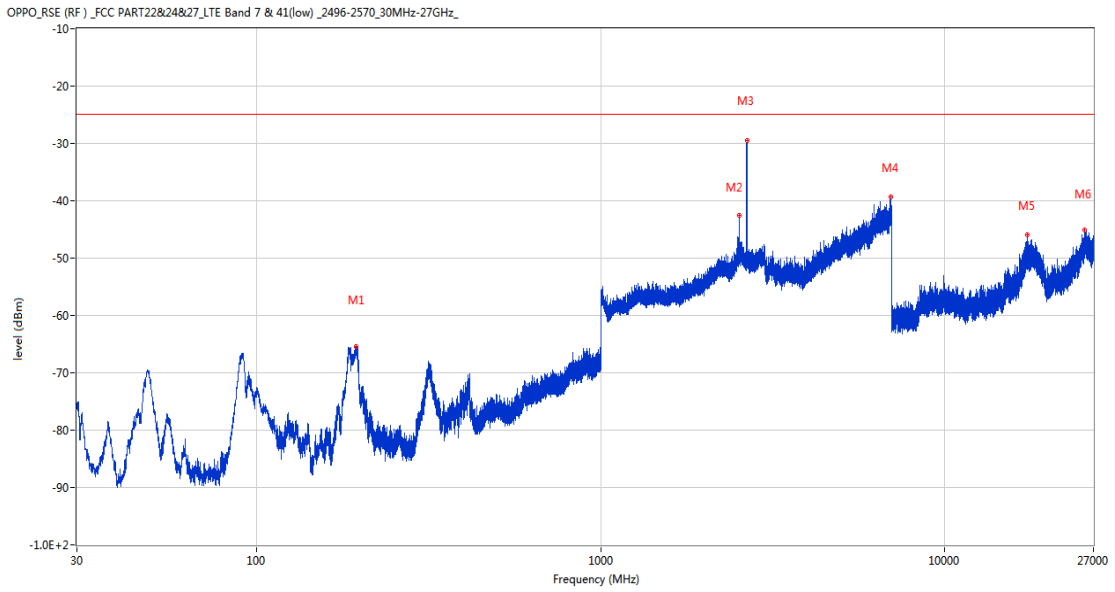
RSE-V&H LTE Band 7 BW5 CH21100



Frequency (MHz)	Result (dBm)	Factor (dB)	PK Limit (dBm)	Over Limit (dB)	Table (o)	ANT	EUT	Verdict
49.012	-53.18	-15.82	-25.0	-28.18	267.00	Vertical	Horizontal	Pass
2530.400	-46.80	9.79	-25.0	-21.80	73.00	Vertical	Horizontal	N/A
2655.600	-44.37	8.02	-25.0	-19.37	266.00	Vertical	Horizontal	N/A
6992.000	-39.60	19.31	-25.0	-14.60	207.00	Vertical	Horizontal	Pass
17881.874	-46.63	27.53	-25.0	-21.63	341.00	Vertical	Horizontal	Pass
25627.501	-44.70	24.24	-25.0	-19.70	255.00	Vertical	Horizontal	Pass

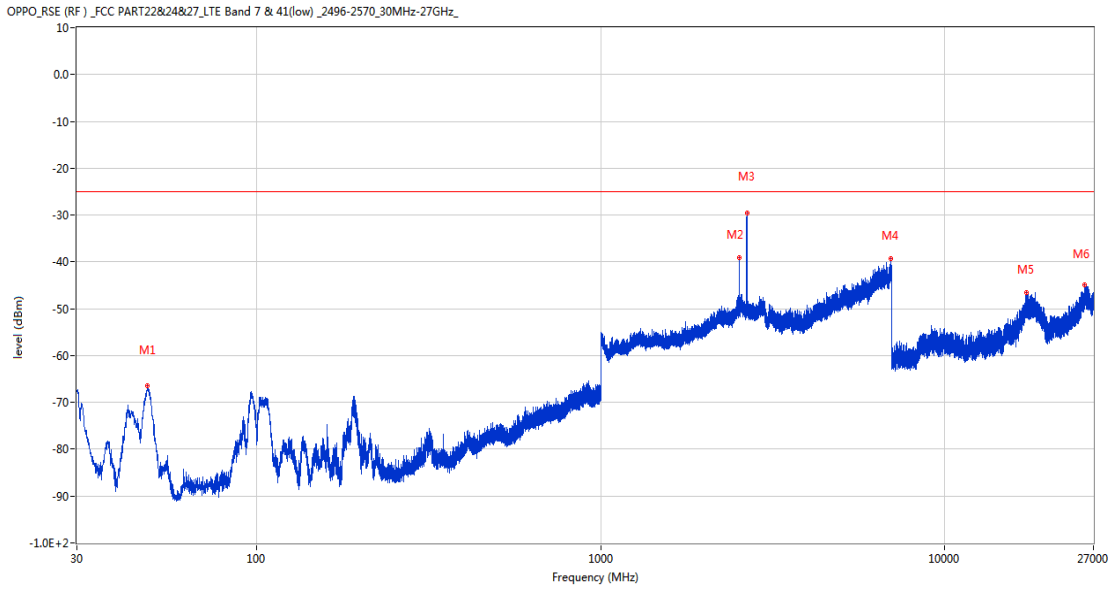
36.2 LTE Band 7 BW10, Middle Channel

RSE-H&H LTE Band 7 BW10 CH21100



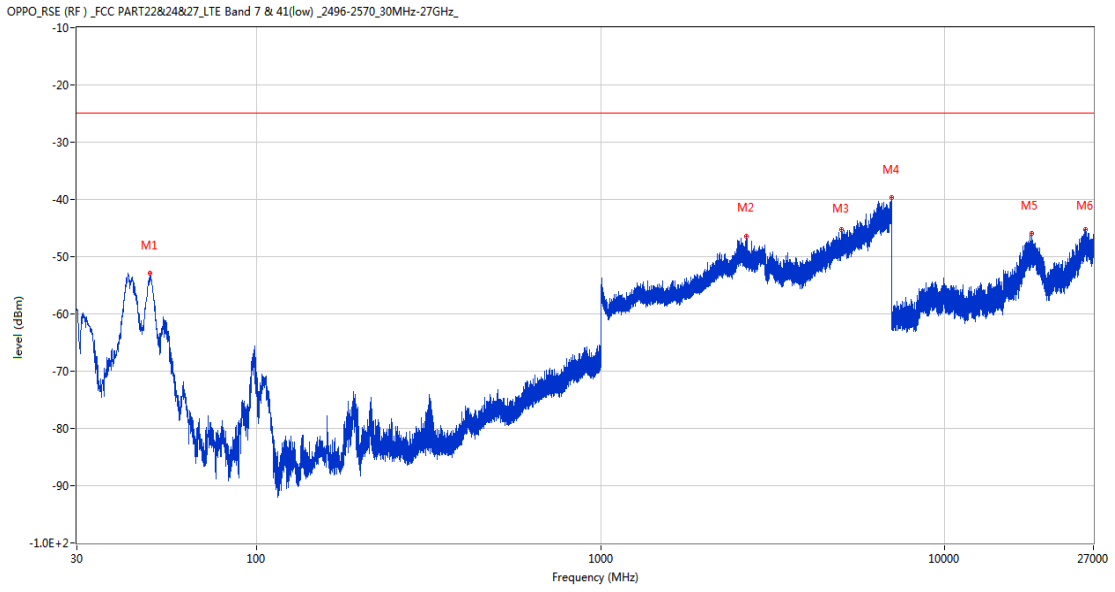
Frequency (MHz)	Result (dBm)	Factor (dB)	PK Limit (dBm)	Over Limit (dB)	Table (o)	ANT	EUT	Verdict
194.852	-65.47	-15.28	-25.0	-40.47	119.00	Horizontal	Horizontal	Pass
2530.600	-42.61	9.79	-25.0	-17.61	162.00	Horizontal	Horizontal	N/A
2656.500	-29.56	8.07	-25.0	-4.56	162.00	Horizontal	Horizontal	N/A
6974.400	-39.34	20.10	-25.0	-14.34	180.00	Horizontal	Horizontal	Pass
17339.025	-46.00	27.66	-25.0	-21.00	101.00	Horizontal	Horizontal	Pass
25525.350	-45.02	24.20	-25.0	-20.02	102.00	Horizontal	Horizontal	Pass

RSE-H&V LTE Band 7 BW10 CH21100



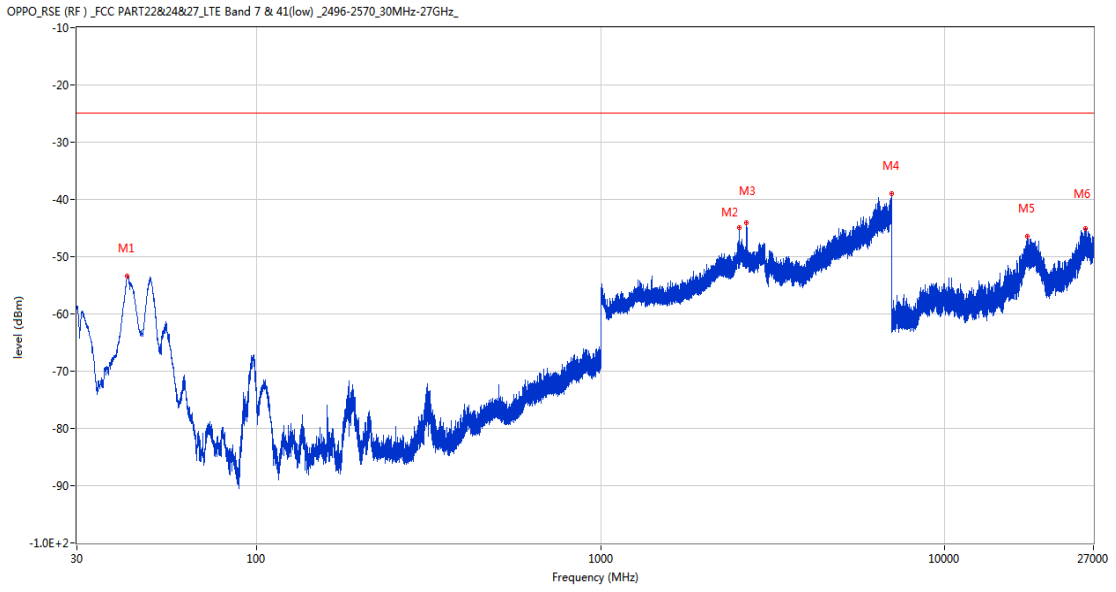
Frequency (MHz)	Result (dBm)	Factor (dB)	PK Limit (dBm)	Over Limit (dB)	Table (o)	ANT	EUT	Verdict
48.139	-66.45	-15.14	-25.0	-41.45	163.00	Horizontal	Vertical	Pass
2530.300	-39.12	9.80	-25.0	-14.12	232.00	Horizontal	Vertical	N/A
2656.700	-29.64	8.17	-25.0	-4.64	200.00	Horizontal	Vertical	N/A
6965.600	-39.39	19.74	-25.0	-14.39	310.00	Horizontal	Vertical	Pass
17243.738	-46.47	27.83	-25.0	-21.47	325.00	Horizontal	Vertical	Pass
25527.151	-44.96	24.20	-25.0	-19.96	4.00	Horizontal	Vertical	Pass

RSE-V&V LTE Band 7 BW10 CH21100



Frequency (MHz)	Result (dBm)	Factor (dB)	PK Limit (dBm)	Over Limit (dB)	Table (o)	ANT	EUT	Verdict
48.915	-52.89	-15.73	-25.0	-27.89	266.00	Vertical	Vertical	Pass
2650.600	-46.40	7.92	-25.0	-21.40	269.00	Vertical	Vertical	N/A
5001.600	-45.33	12.29	-25.0	-20.33	293.00	Vertical	Vertical	Pass
6996.600	-39.69	19.09	-25.0	-14.69	360.00	Vertical	Vertical	Pass
17843.288	-45.90	27.60	-25.0	-20.90	288.00	Vertical	Vertical	Pass
25606.349	-45.29	24.23	-25.0	-20.29	361.00	Vertical	Vertical	Pass

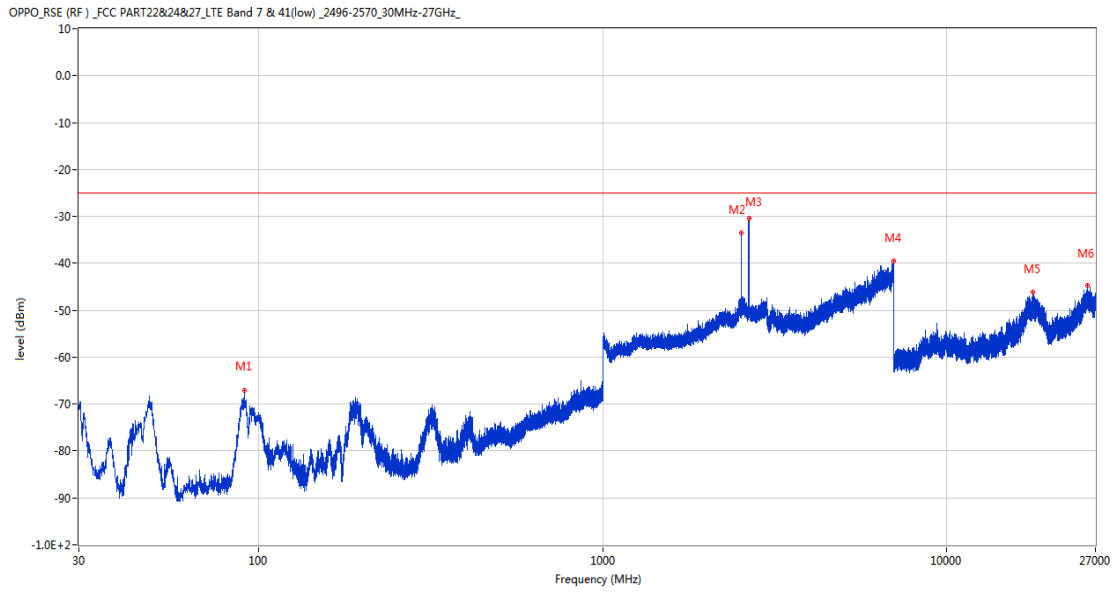
RSE-V&H LTE Band 7 BW10 CH21100



Frequency (MHz)	Result (dBm)	Factor (dB)	PK Limit (dBm)	Over Limit (dB)	Table (o)	ANT	EUT	Verdict
42.028	-53.40	-17.30	-25.0	-28.40	16.00	Vertical	Horizontal	Pass
2530.400	-44.85	9.79	-25.0	-19.85	-2.00	Vertical	Horizontal	N/A
2653.900	-44.12	7.95	-25.0	-19.12	261.00	Vertical	Horizontal	N/A
6981.800	-39.04	19.71	-25.0	-14.04	136.00	Vertical	Horizontal	Pass
17327.739	-46.44	27.58	-25.0	-21.44	145.00	Vertical	Horizontal	Pass
25600.500	-45.09	24.23	-25.0	-20.09	263.00	Vertical	Horizontal	Pass

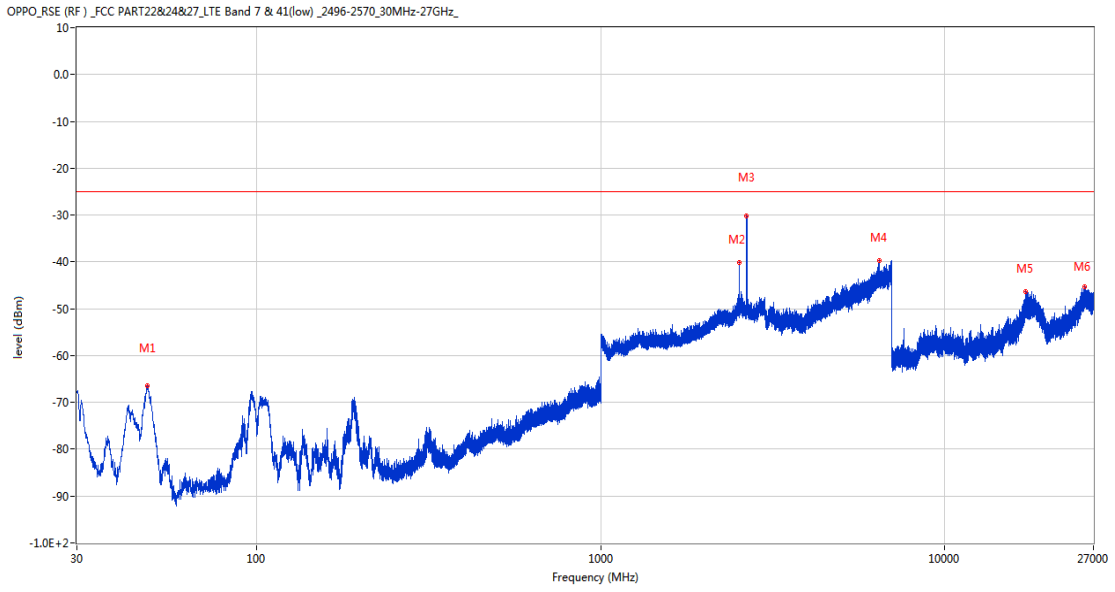
36.3 LTE Band 7 BW15, Middle Channel

RSE-H&H LTE Band 7 BW15 CH21100



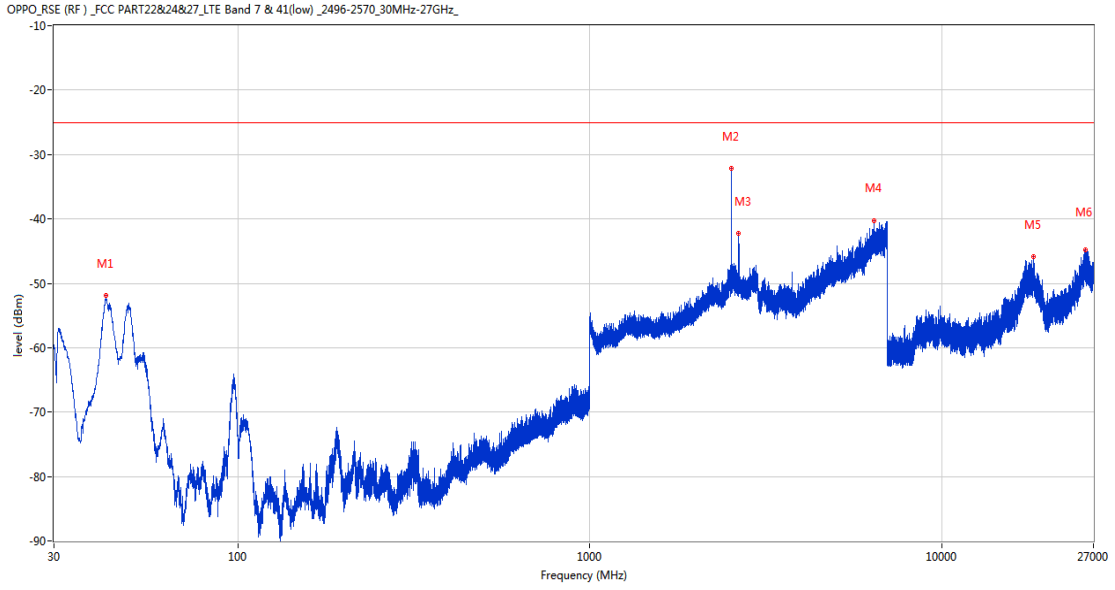
Frequency (MHz)	Result (dBm)	Factor (dB)	PK Limit (dBm)	Over Limit (dB)	Table (o)	ANT	EUT	Verdict
90.819	-67.09	-20.69	-25.0	-42.09	339.00	Horizontal	Horizontal	Pass
2528.200	-33.55	9.81	-25.0	-8.55	173.00	Horizontal	Horizontal	N/A
2659.900	-30.45	8.18	-25.0	-5.45	158.00	Horizontal	Horizontal	N/A
6990.000	-39.48	19.56	-25.0	-14.48	288.00	Horizontal	Horizontal	Pass
17751.937	-46.11	27.37	-25.0	-21.11	31.00	Horizontal	Horizontal	Pass
25674.750	-44.63	24.25	-25.0	-19.63	257.00	Horizontal	Horizontal	Pass

RSE-H&V LTE Band 7 BW15 CH21100



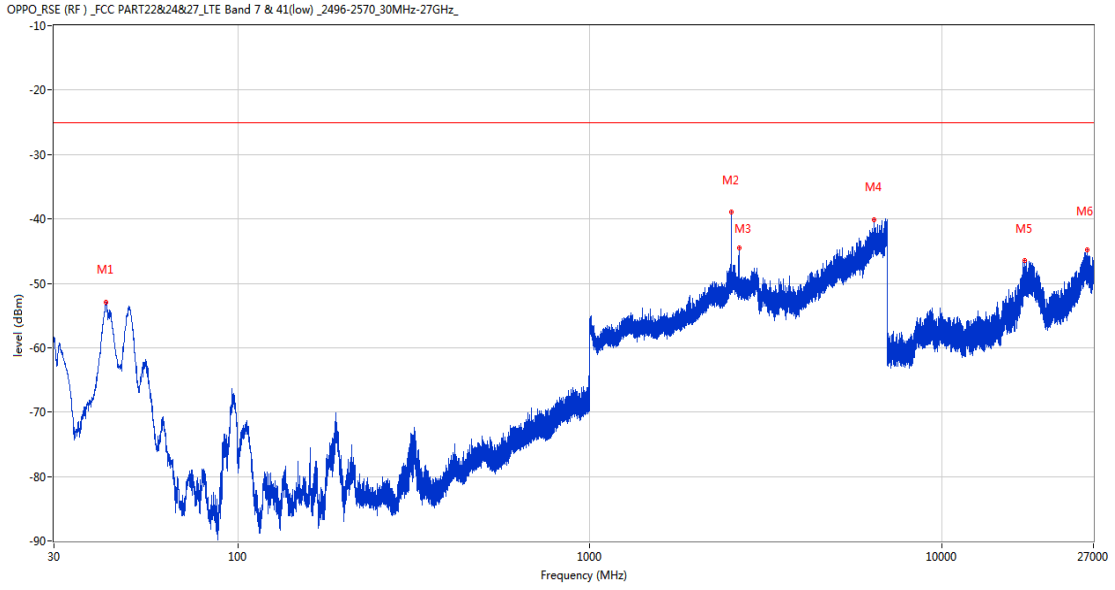
Frequency (MHz)	Result (dBm)	Factor (dB)	PK Limit (dBm)	Over Limit (dB)	Table (o)	ANT	EUT	Verdict
47.993	-66.34	-15.04	-25.0	-41.34	215.00	Horizontal	Vertical	Pass
2528.200	-40.19	9.81	-25.0	-15.19	235.00	Horizontal	Vertical	N/A
2649.900	-30.11	7.89	-25.0	-5.11	197.00	Horizontal	Vertical	N/A
6434.400	-39.72	18.12	-25.0	-14.72	122.00	Horizontal	Vertical	Pass
17164.463	-46.30	27.29	-25.0	-21.30	318.00	Horizontal	Vertical	Pass
25497.901	-45.35	24.19	-25.0	-20.35	218.00	Horizontal	Vertical	Pass

RSE-V&V LTE Band 7 BW15 CH21100



Frequency (MHz)	Result (dBm)	Factor (dB)	PK Limit (dBm)	Over Limit (dB)	Table (o)	ANT	EUT	Verdict
42.173	-51.93	-17.26	-25.0	-26.93	218.00	Vertical	Vertical	Pass
2528.300	-32.16	9.80	-25.0	-7.16	30.00	Vertical	Vertical	N/A
2649.400	-42.30	7.85	-25.0	-17.30	280.00	Vertical	Vertical	N/A
6419.200	-40.26	18.90	-25.0	-15.26	119.00	Vertical	Vertical	Pass
18216.450	-45.78	27.33	-25.0	-20.78	198.00	Vertical	Vertical	Pass
25660.350	-44.75	24.25	-25.0	-19.75	107.00	Vertical	Vertical	Pass

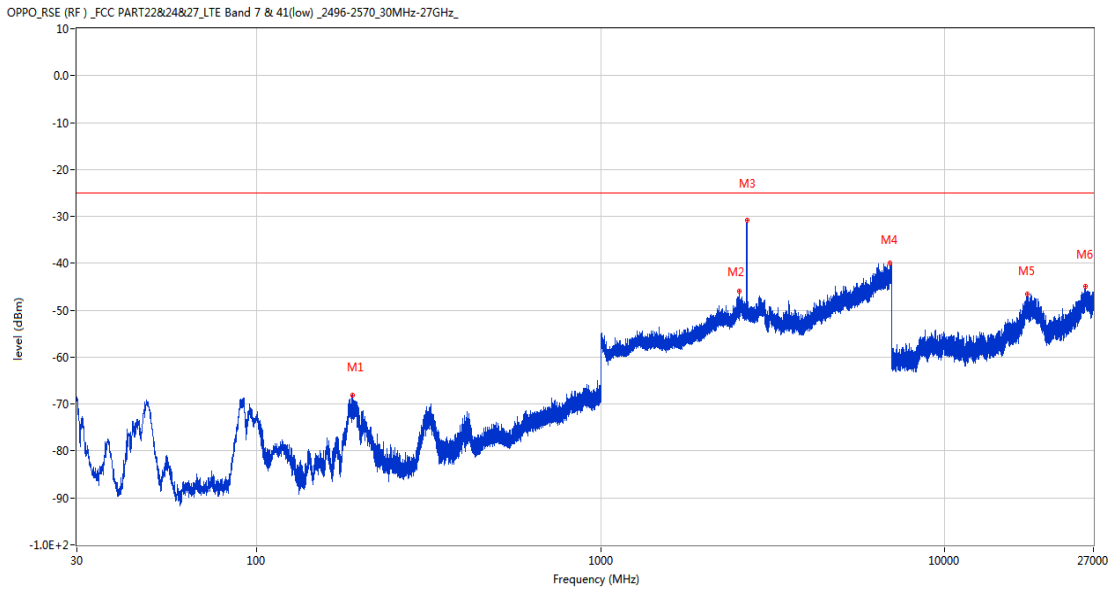
RSE-V&H LTE Band 7 BW15 CH21100



Frequency (MHz)	Result (dBm)	Factor (dB)	PK Limit (dBm)	Over Limit (dB)	Table (o)	ANT	EUT	Verdict
42.270	-52.88	-17.23	-25.0	-27.88	0.00	Vertical	Horizontal	Pass
2528.200	-38.95	9.81	-25.0	-13.95	257.00	Vertical	Horizontal	N/A
2654.300	-44.49	7.94	-25.0	-19.49	250.00	Vertical	Horizontal	N/A
6418.600	-40.20	18.88	-25.0	-15.20	37.00	Vertical	Horizontal	Pass
17222.214	-46.50	27.54	-25.0	-21.50	211.00	Vertical	Horizontal	Pass
25883.099	-44.87	24.32	-25.0	-19.87	361.00	Vertical	Horizontal	Pass

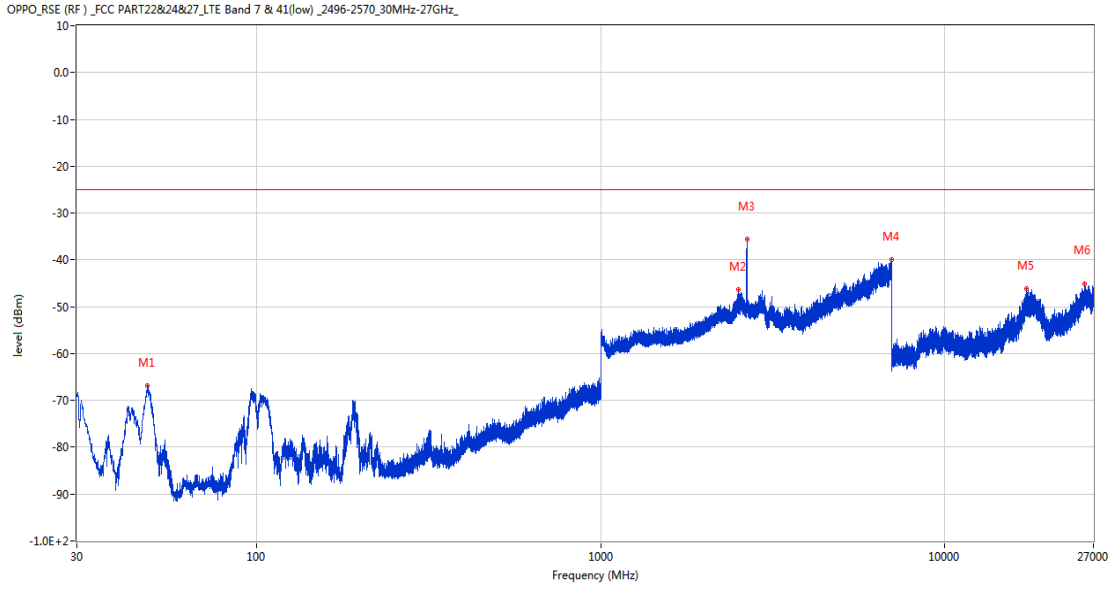
36.4 LTE Band 7 BW20, Middle Channel

RSE-H&H LTE Band 7 BW20 CH21100



Frequency (MHz)	Result (dBm)	Factor (dB)	PK Limit (dBm)	Over Limit (dB)	Table (o)	ANT	EUT	Verdict
190.050	-68.17	-14.67	-25.0	-43.17	308.00	Horizontal	Horizontal	Pass
2525.900	-45.89	9.82	-25.0	-20.89	174.00	Horizontal	Horizontal	N/A
2658.900	-30.90	8.16	-25.0	-5.90	160.00	Horizontal	Horizontal	N/A
6937.000	-39.84	19.14	-25.0	-14.84	191.00	Horizontal	Horizontal	Pass
17337.713	-46.62	27.65	-25.0	-21.62	362.00	Horizontal	Horizontal	Pass
25578.899	-44.99	24.22	-25.0	-19.99	9.00	Horizontal	Horizontal	Pass

RSE-H&V LTE Band 7 BW20 CH21100



Frequency (MHz)	Result (dBm)	Factor (dB)	PK Limit (dBm)	Over Limit (dB)	Table (o)	ANT	EUT	Verdict
48.090	-66.85	-15.10	-25.0	-41.85	190.00	Horizontal	Vertical	Pass
2505.900	-46.40	9.96	-25.0	-21.40	182.00	Horizontal	Vertical	N/A
2654.900	-35.65	7.98	-25.0	-10.65	362.00	Horizontal	Vertical	N/A
6990.400	-39.99	19.52	-25.0	-14.99	120.00	Horizontal	Vertical	Pass
17244.525	-46.15	27.83	-25.0	-21.15	206.00	Horizontal	Vertical	Pass
25454.250	-45.06	24.18	-25.0	-20.06	44.00	Horizontal	Vertical	Pass