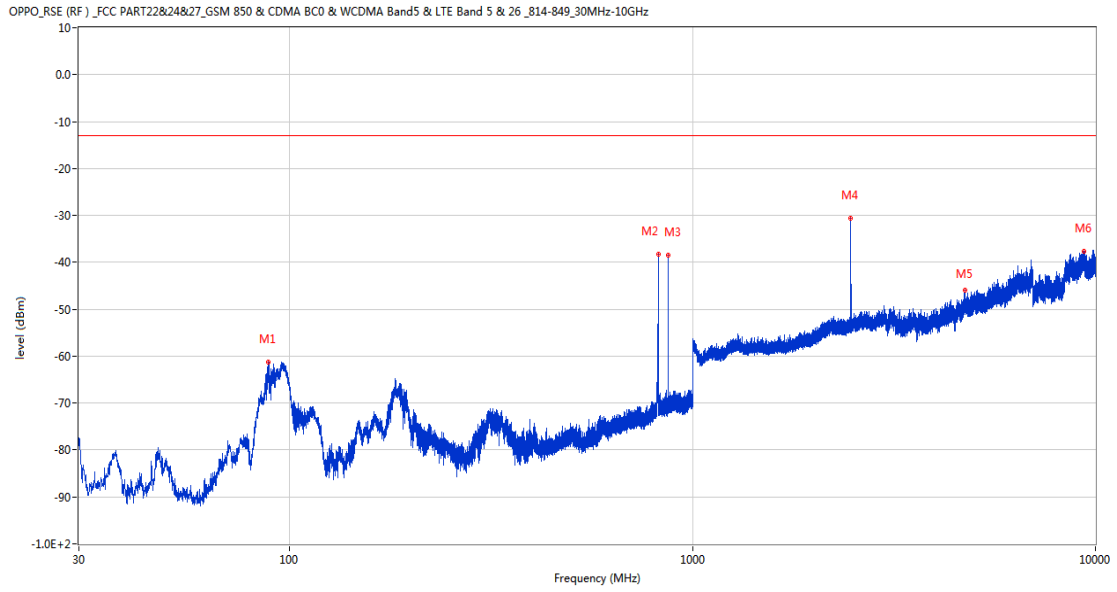


Annex A.7. Field Strength of Spurious Radiation

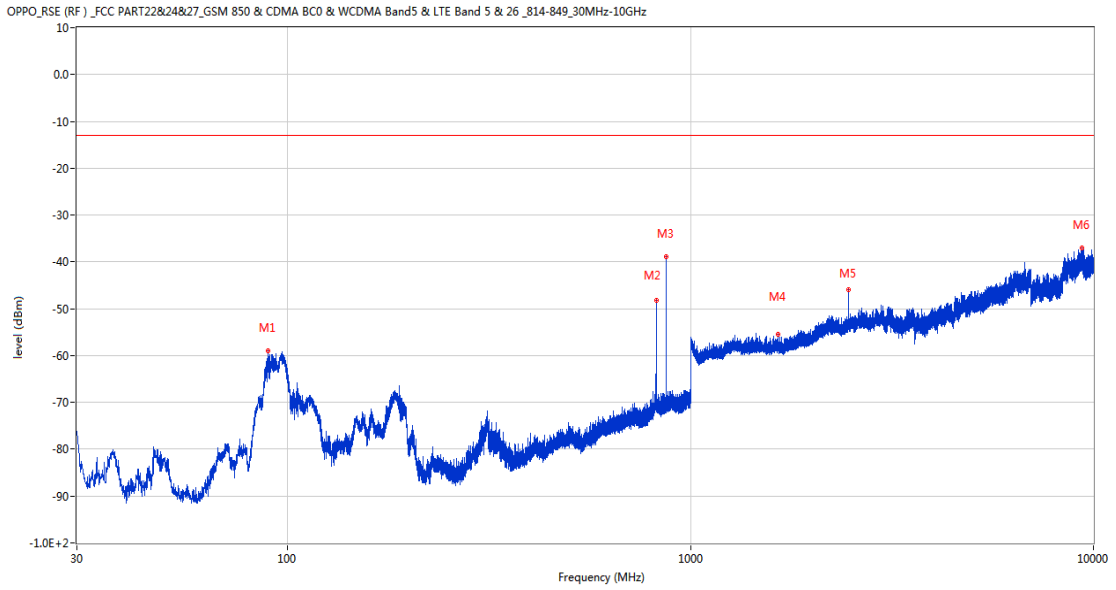
Up Antenna
 GSM
 1 GSM 850
 1.1 GSM 850 Low Channel

RSE-H&H GSM 850 CH128



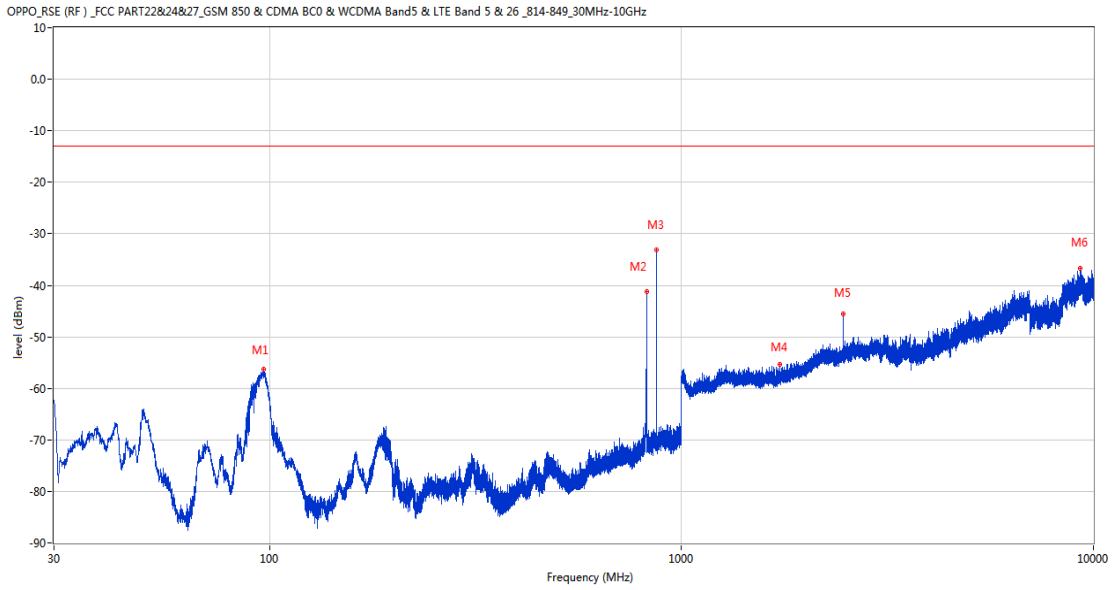
Frequency (MHz)	Result (dBm)	Factor (dB)	PK Limit (dBm)	Over Limit (dB)	Table (o)	ANT	EUT	Verdict
88.345	-61.28	-20.81	-13.0	-48.28	326.00	Horizontal	Horizontal	Pass
824.139	-38.24	0.71	-13.0	-25.24	300.00	Horizontal	Horizontal	N/A
869.147	-38.53	0.15	-13.0	-25.53	161.00	Horizontal	Horizontal	N/A
2472.300	-30.67	4.76	-13.0	-17.67	340.00	Horizontal	Horizontal	Pass
4758.400	-45.85	10.87	-13.0	-32.85	91.00	Horizontal	Horizontal	Pass
9351.550	-37.69	39.78	-13.0	-24.69	253.00	Horizontal	Horizontal	Pass

RSE-H&V GSM 850 CH128



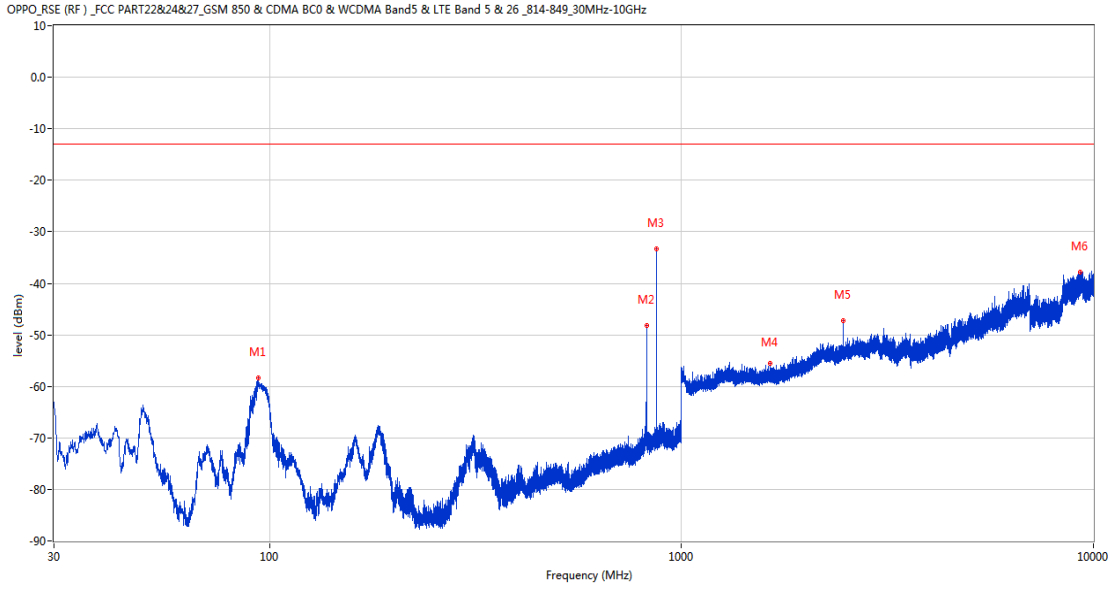
Frequency (MHz)	Result (dBm)	Factor (dB)	PK Limit (dBm)	Over Limit (dB)	Table (o)	ANT	EUT	Verdict
89.315	-58.93	-20.75	-13.0	-45.93	341.00	Horizontal	Vertical	Pass
824.139	-48.17	0.71	-13.0	-35.17	184.00	Horizontal	Vertical	N/A
869.196	-38.95	0.15	-13.0	-25.95	166.00	Horizontal	Vertical	N/A
1651.400	-55.51	-0.42	-13.0	-42.51	320.00	Horizontal	Vertical	Pass
2472.400	-46.04	4.76	-13.0	-33.04	296.00	Horizontal	Vertical	Pass
9367.300	-37.10	39.87	-13.0	-24.10	192.00	Horizontal	Vertical	Pass

RSE-V&V GSM 850 CH128



Frequency (MHz)	Result (dBm)	Factor (dB)	PK Limit (dBm)	Over Limit (dB)	Table (o)	ANT	EUT	Verdict
96.590	-56.33	-21.53	-13.0	-43.33	187.00	Vertical	Vertical	Pass
824.188	-41.31	0.71	-13.0	-28.31	269.00	Vertical	Vertical	N/A
869.196	-33.17	0.15	-13.0	-20.17	47.00	Vertical	Vertical	N/A
1735.700	-55.41	-0.37	-13.0	-42.41	124.00	Vertical	Vertical	Pass
2472.200	-45.54	4.76	-13.0	-32.54	290.00	Vertical	Vertical	Pass
9266.800	-36.76	39.24	-13.0	-23.76	-1.00	Vertical	Vertical	Pass

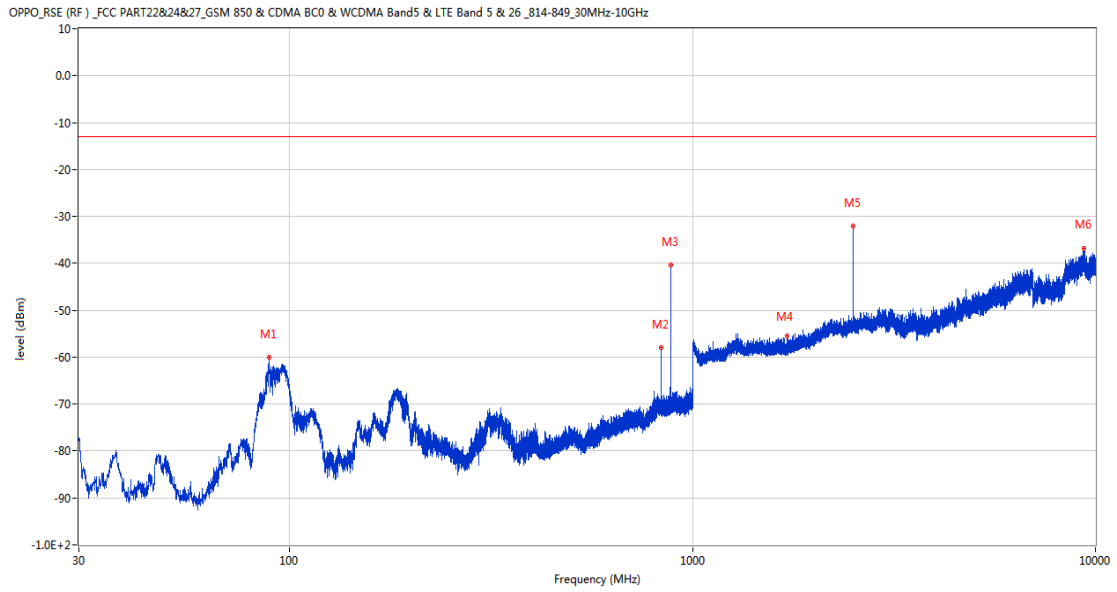
RSE-V&H GSM 850 CH128



Frequency (MHz)	Result (dBm)	Factor (dB)	PK Limit (dBm)	Over Limit (dB)	Table (o)	ANT	EUT	Verdict
93.874	-58.36	-21.16	-13.0	-45.36	207.00	Vertical	Horizontal	Pass
824.236	-48.15	0.71	-13.0	-35.15	188.00	Vertical	Horizontal	N/A
869.147	-33.26	0.15	-13.0	-20.26	43.00	Vertical	Horizontal	N/A
1639.700	-55.47	-0.29	-13.0	-42.47	292.00	Vertical	Horizontal	Pass
2472.700	-47.30	4.76	-13.0	-34.30	264.00	Vertical	Horizontal	Pass
9269.800	-37.92	39.26	-13.0	-24.92	254.00	Vertical	Horizontal	Pass

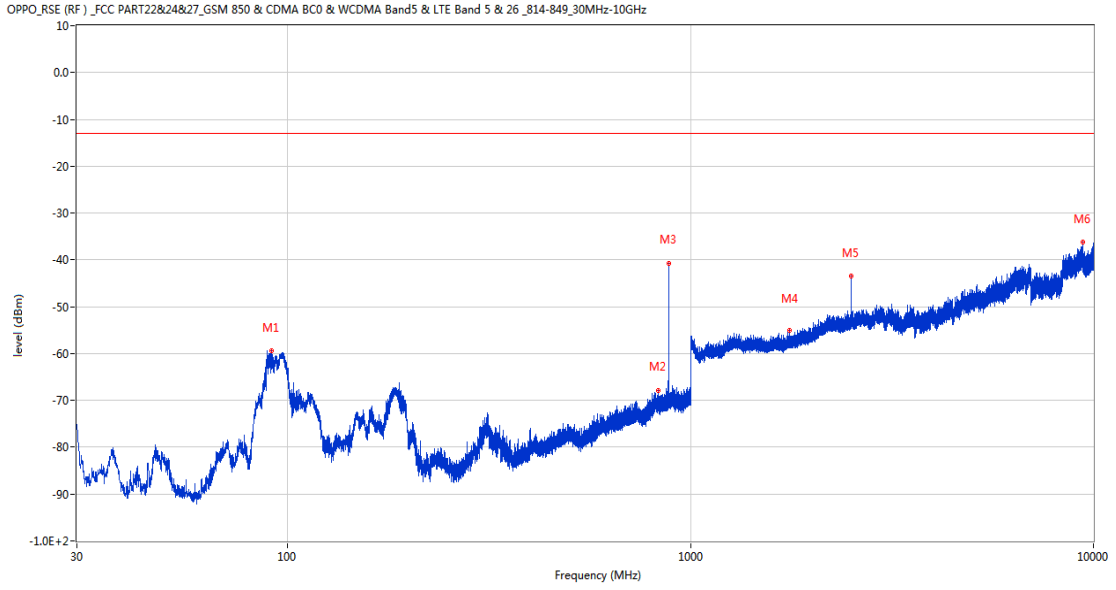
1.2 GSM 850 Middle Channel

RSE-H&H GSM 850 CH190



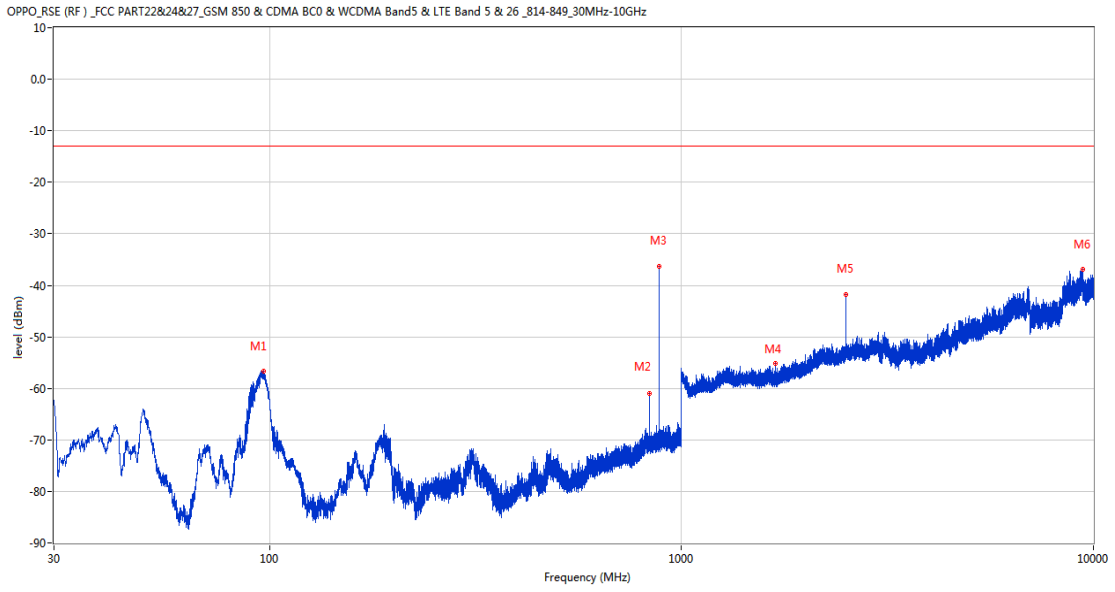
Frequency (MHz)	Result (dBm)	Factor (dB)	PK Limit (dBm)	Over Limit (dB)	Table (o)	ANT	EUT	Verdict
88.830	-60.08	-20.78	-13.0	-47.08	327.00	Horizontal	Horizontal	Pass
836.555	-57.85	0.59	-13.0	-44.85	304.00	Horizontal	Horizontal	N/A
881.514	-40.42	0.58	-13.0	-27.42	188.00	Horizontal	Horizontal	N/A
1716.800	-55.52	-0.58	-13.0	-42.52	312.00	Horizontal	Horizontal	Pass
2509.700	-32.12	6.21	-13.0	-19.12	340.00	Horizontal	Horizontal	Pass
9364.750	-36.77	39.87	-13.0	-23.77	190.00	Horizontal	Horizontal	Pass

RSE-H&V GSM 850 CH190



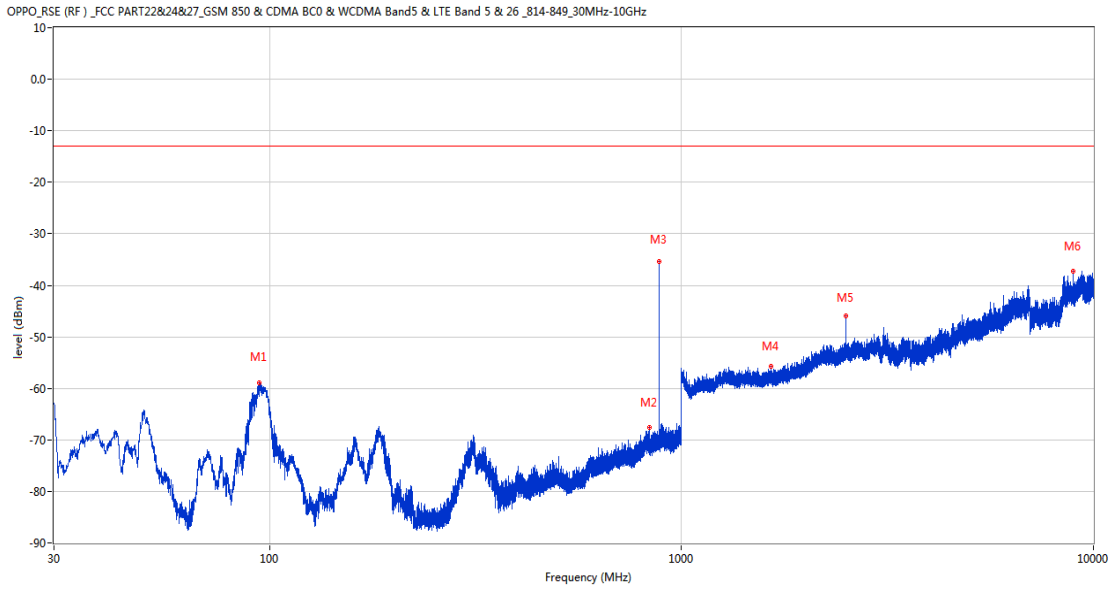
Frequency (MHz)	Result (dBm)	Factor (dB)	PK Limit (dBm)	Over Limit (dB)	Table (o)	ANT	EUT	Verdict
91.304	-59.47	-20.79	-13.0	-46.47	345.00	Horizontal	Vertical	Pass
831.414	-67.81	0.64	-13.0	-54.81	322.00	Horizontal	Vertical	Pass
881.612	-40.73	0.59	-13.0	-27.73	180.00	Horizontal	Vertical	N/A
1763.700	-55.12	-0.12	-13.0	-42.12	41.00	Horizontal	Vertical	Pass
2509.500	-43.48	6.20	-13.0	-30.48	311.00	Horizontal	Vertical	Pass
9406.300	-36.27	39.92	-13.0	-23.27	337.00	Horizontal	Vertical	Pass

RSE-V&V GSM 850 CH190



Frequency (MHz)	Result (dBm)	Factor (dB)	PK Limit (dBm)	Over Limit (dB)	Table (o)	ANT	EUT	Verdict
96.930	-56.73	-21.56	-13.0	-43.73	196.00	Vertical	Vertical	Pass
836.555	-61.01	0.59	-13.0	-48.01	310.00	Vertical	Vertical	N/A
881.660	-36.33	0.60	-13.0	-23.33	31.00	Vertical	Vertical	N/A
1692.400	-55.12	-0.89	-13.0	-42.12	88.00	Vertical	Vertical	Pass
2510.000	-41.81	6.24	-13.0	-28.81	255.00	Vertical	Vertical	Pass
9414.700	-36.88	39.76	-13.0	-23.88	124.00	Vertical	Vertical	Pass

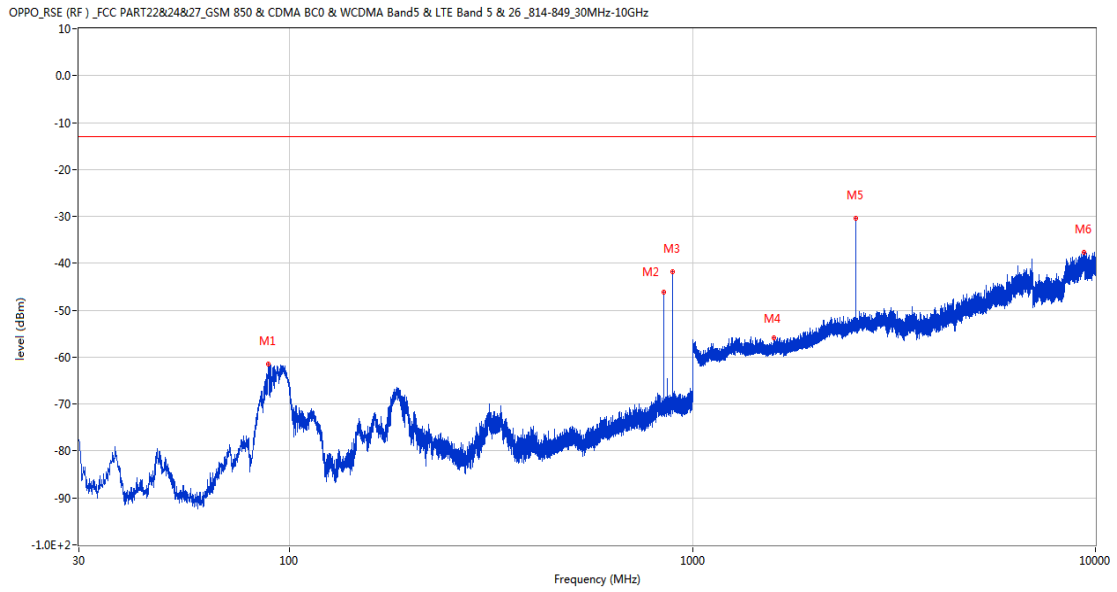
RSE-V&H GSM 850 CH190



Frequency (MHz)	Result (dBm)	Factor (dB)	PK Limit (dBm)	Over Limit (dB)	Table (o)	ANT	EUT	Verdict
94.262	-59.01	-21.22	-13.0	-46.01	199.00	Vertical	Horizontal	Pass
836.506	-67.59	0.59	-13.0	-54.59	363.00	Vertical	Horizontal	N/A
881.660	-35.31	0.60	-13.0	-22.31	37.00	Vertical	Horizontal	N/A
1646.300	-55.78	-0.41	-13.0	-42.78	159.00	Vertical	Horizontal	Pass
2509.500	-45.98	6.20	-13.0	-32.98	269.00	Vertical	Horizontal	Pass
8949.250	-37.18	38.99	-13.0	-24.18	-1.00	Vertical	Horizontal	Pass

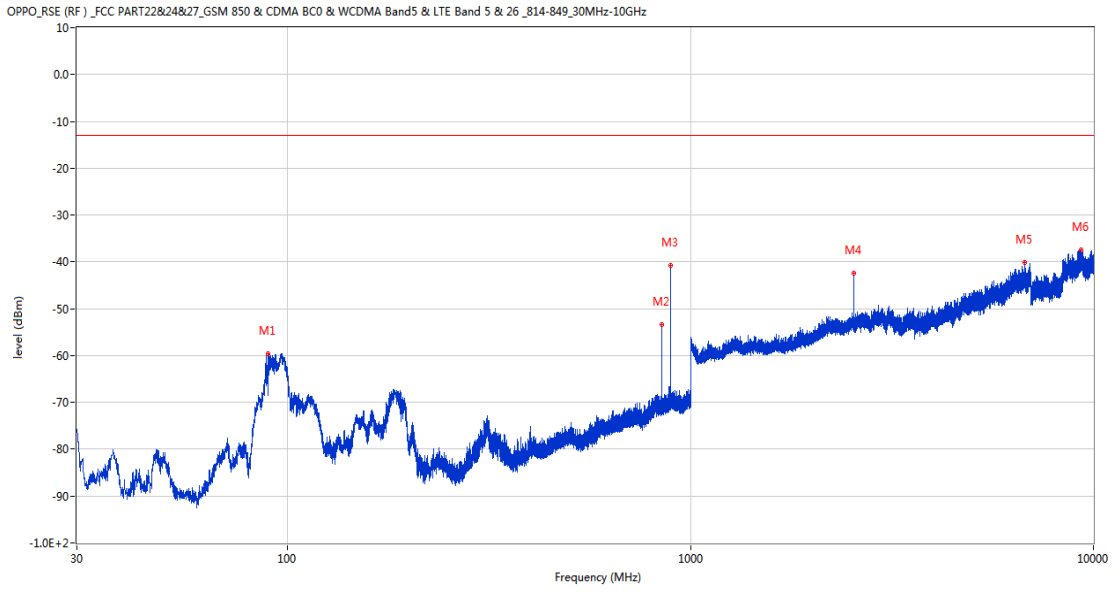
1.3 GSM 850 High Channel

RSE-H&H GSM 850 CH251



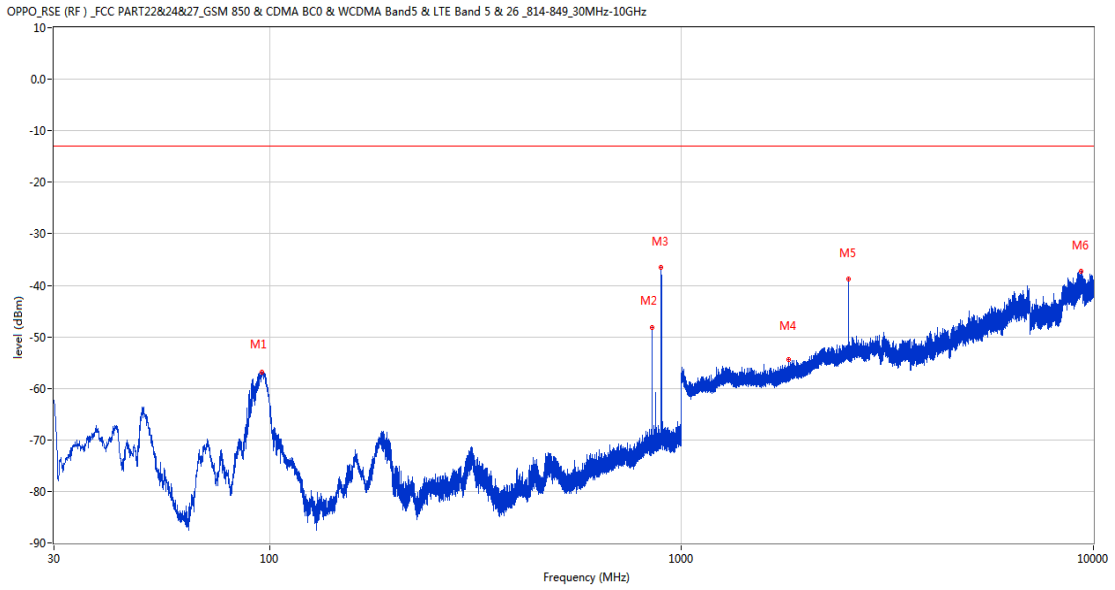
Frequency (MHz)	Result (dBm)	Factor (dB)	PK Limit (dBm)	Over Limit (dB)	Table (o)	ANT	EUT	Verdict
88.539	-61.43	-20.80	-13.0	-48.43	318.00	Horizontal	Horizontal	Pass
848.825	-46.23	0.46	-13.0	-33.23	308.00	Horizontal	Horizontal	N/A
893.737	-41.84	1.08	-13.0	-28.84	146.00	Horizontal	Horizontal	N/A
1595.500	-55.92	-0.85	-13.0	-42.92	253.00	Horizontal	Horizontal	Pass
2546.300	-30.50	4.93	-13.0	-17.50	342.00	Horizontal	Horizontal	Pass
9357.850	-37.71	39.84	-13.0	-24.71	318.00	Horizontal	Horizontal	Pass

RSE-H&V GSM 850 CH251



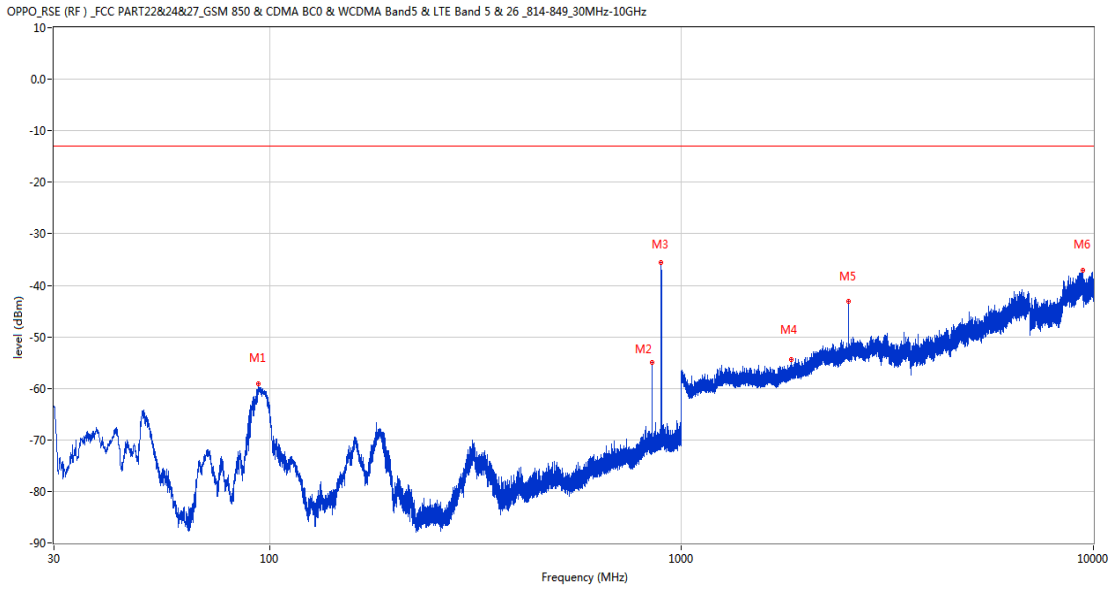
Frequency (MHz)	Result (dBm)	Factor (dB)	PK Limit (dBm)	Over Limit (dB)	Table (o)	ANT	EUT	Verdict
89.267	-59.64	-20.75	-13.0	-46.64	337.00	Horizontal	Vertical	Pass
848.729	-53.47	0.47	-13.0	-40.47	198.00	Horizontal	Vertical	N/A
893.785	-40.85	1.08	-13.0	-27.85	198.00	Horizontal	Vertical	N/A
2546.100	-42.40	4.94	-13.0	-29.40	205.00	Horizontal	Vertical	Pass
6764.200	-40.19	19.09	-13.0	-27.19	38.00	Horizontal	Vertical	Pass
9300.100	-37.52	39.58	-13.0	-24.52	347.00	Horizontal	Vertical	Pass

RSE-V&V GSM 850 CH251



Frequency (MHz)	Result (dBm)	Factor (dB)	PK Limit (dBm)	Over Limit (dB)	Table (o)	ANT	EUT	Verdict
95.960	-56.90	-21.46	-13.0	-43.90	208.00	Vertical	Vertical	Pass
848.777	-48.14	0.47	-13.0	-35.14	298.00	Vertical	Vertical	N/A
893.833	-36.48	1.09	-13.0	-23.48	40.00	Vertical	Vertical	N/A
1820.500	-54.43	-0.14	-13.0	-41.43	80.00	Vertical	Vertical	Pass
2546.200	-38.74	4.94	-13.0	-25.74	258.00	Vertical	Vertical	Pass
9346.750	-37.33	39.74	-13.0	-24.33	119.00	Vertical	Vertical	Pass

RSE-V&H GSM 850 CH251



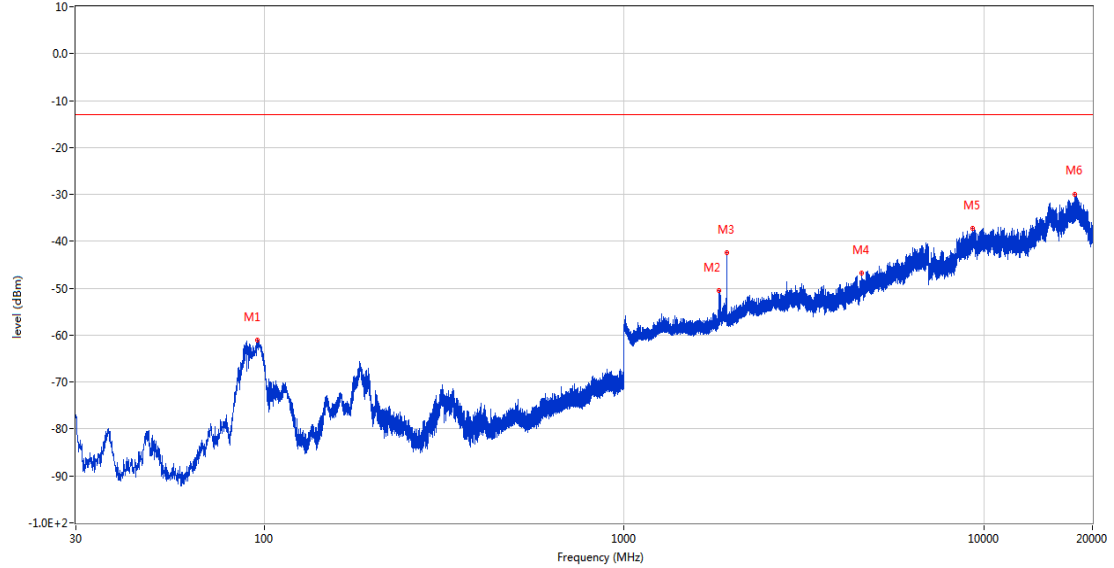
Frequency (MHz)	Result (dBm)	Factor (dB)	PK Limit (dBm)	Over Limit (dB)	Table (o)	ANT	EUT	Verdict
93.874	-59.05	-21.16	-13.0	-46.05	199.00	Vertical	Horizontal	Pass
848.729	-54.90	0.47	-13.0	-41.90	334.00	Vertical	Horizontal	N/A
893.833	-35.54	1.09	-13.0	-22.54	35.00	Vertical	Horizontal	N/A
1847.700	-54.50	0.68	-13.0	-41.50	320.00	Vertical	Horizontal	Pass
2546.400	-43.15	4.93	-13.0	-30.15	290.00	Vertical	Horizontal	Pass
9408.400	-37.14	39.88	-13.0	-24.14	348.00	Vertical	Horizontal	Pass

2 GSM 1900

2.1 GSM 1900 Low Channel

RSE-H&H GSM 1900 CH512

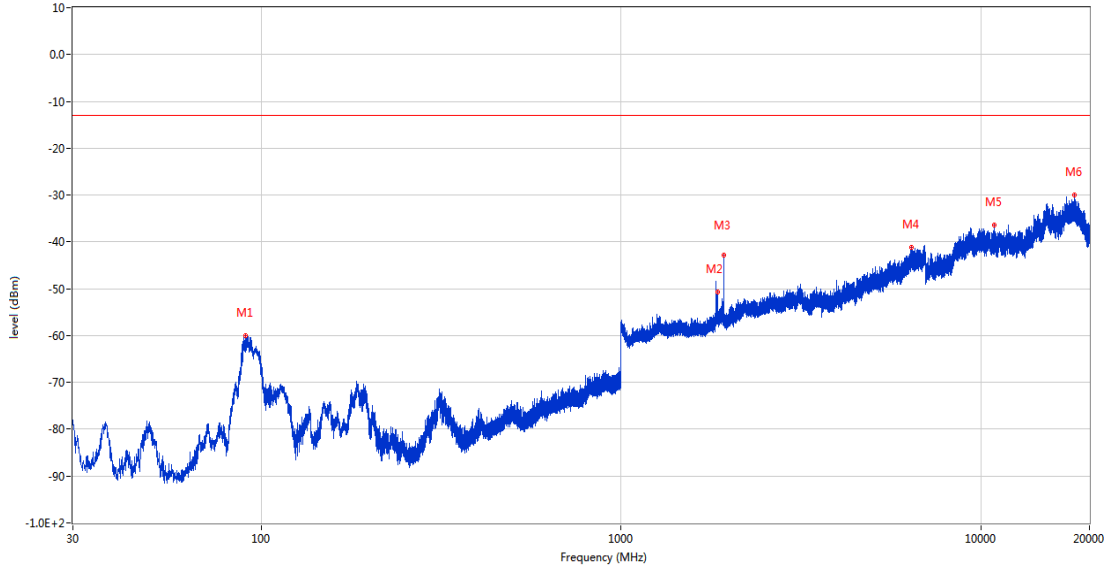
OPPO_RSE (RF) _FCC PART22&24&27_GSM 1900 & CDMA BC1 & WCDMA Band 2 & LTE Band 2 & 25_1830-1920_30MHz-20GHz



Frequency (MHz)	Result (dBm)	Factor (dB)	PK Limit (dBm)	Over Limit (dB)	Table (o)	ANT	EUT	Verdict
95.814	-60.98	-21.63	-13.0	-47.98	202.00	Horizontal	Horizontal	Pass
1836.000	-50.52	1.52	-13.0	-37.52	112.00	Horizontal	Horizontal	N/A
1930.100	-42.44	0.70	-13.0	-29.44	216.00	Horizontal	Horizontal	N/A
4569.800	-46.67	10.65	-13.0	-33.67	281.00	Horizontal	Horizontal	Pass
9294.537	-37.32	39.52	-13.0	-24.32	111.00	Horizontal	Horizontal	Pass
17881.911	-29.91	44.52	-13.0	-16.91	57.00	Horizontal	Horizontal	Pass

RSE-H&V GSM 1900 CH512

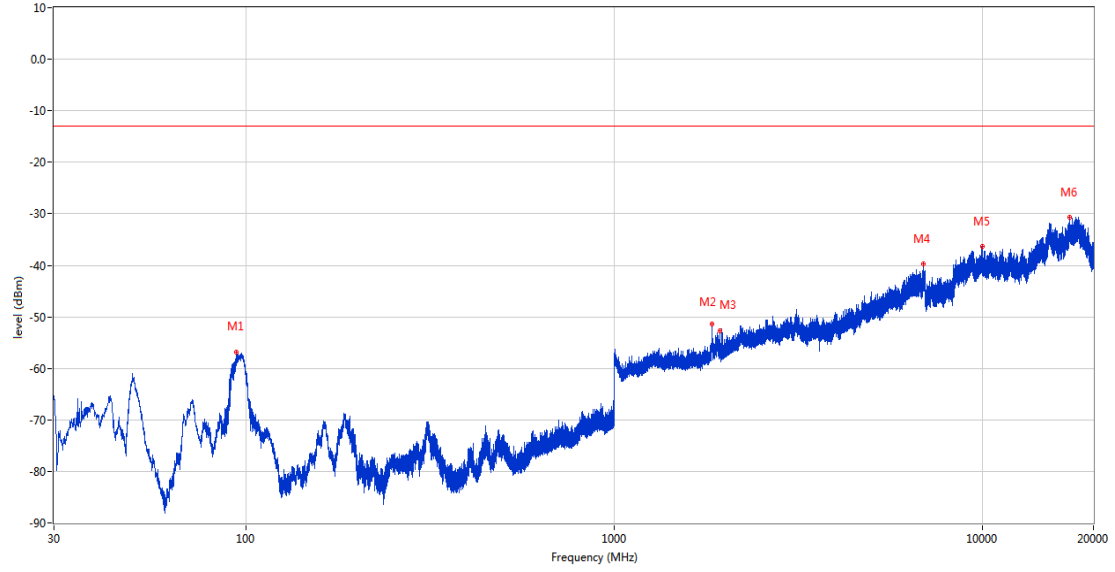
OPPO_RSE (RF) _FCC PART22&24&27_GSM 1900 & CDMA BC1 & WCDMA Band 2 & LTE Band 2 & 25_1830-1920_30MHz-20GHz



Frequency (MHz)	Result (dBm)	Factor (dB)	PK Limit (dBm)	Over Limit (dB)	Table (o)	ANT	EUT	Verdict
90.576	-59.99	-20.94	-13.0	-46.99	327.00	Horizontal	Vertical	Pass
1850.000	-50.72	2.24	-13.0	-37.72	46.00	Horizontal	Vertical	N/A
1930.000	-42.89	0.69	-13.0	-29.89	241.00	Horizontal	Vertical	N/A
6420.800	-41.18	18.84	-13.0	-28.18	317.00	Horizontal	Vertical	Pass
10894.763	-36.45	40.45	-13.0	-23.45	137.00	Horizontal	Vertical	Pass
18199.824	-30.00	45.00	-13.0	-17.00	119.00	Horizontal	Vertical	Pass

RSE-V&V GSM 1900 CH512

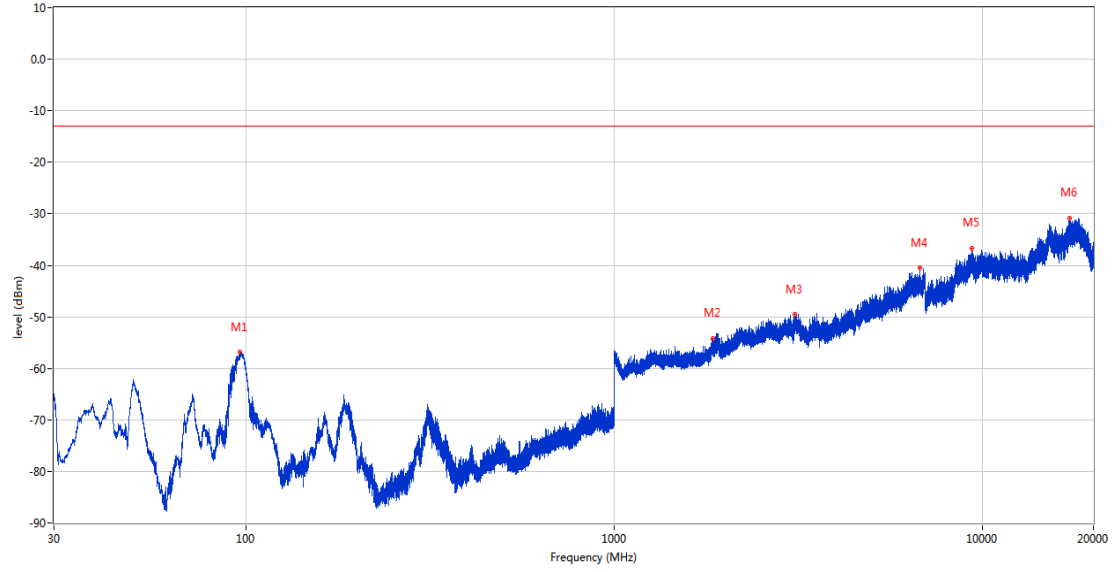
OPPO_RSE (RF) _FCC PART22&24&27_GSM 1900 & CDMA BC1 & WCDMA Band 2 & LTE Band 2 & 25_1830-1920_30MHz-20GHz



Frequency (MHz)	Result (dBm)	Factor (dB)	PK Limit (dBm)	Over Limit (dB)	Table (o)	ANT	EUT	Verdict
93.923	-56.91	-21.33	-13.0	-43.91	291.00	Vertical	Vertical	Pass
1836.100	-51.48	1.56	-13.0	-38.48	91.00	Vertical	Vertical	Pass
1930.200	-52.76	0.70	-13.0	-39.76	236.00	Vertical	Vertical	N/A
6908.400	-39.68	19.59	-13.0	-26.68	281.00	Vertical	Vertical	Pass
9960.963	-36.40	39.86	-13.0	-23.40	179.00	Vertical	Vertical	Pass
17211.288	-30.59	44.41	-13.0	-17.59	267.00	Vertical	Vertical	Pass

RSE-V&H GSM 1900 CH512

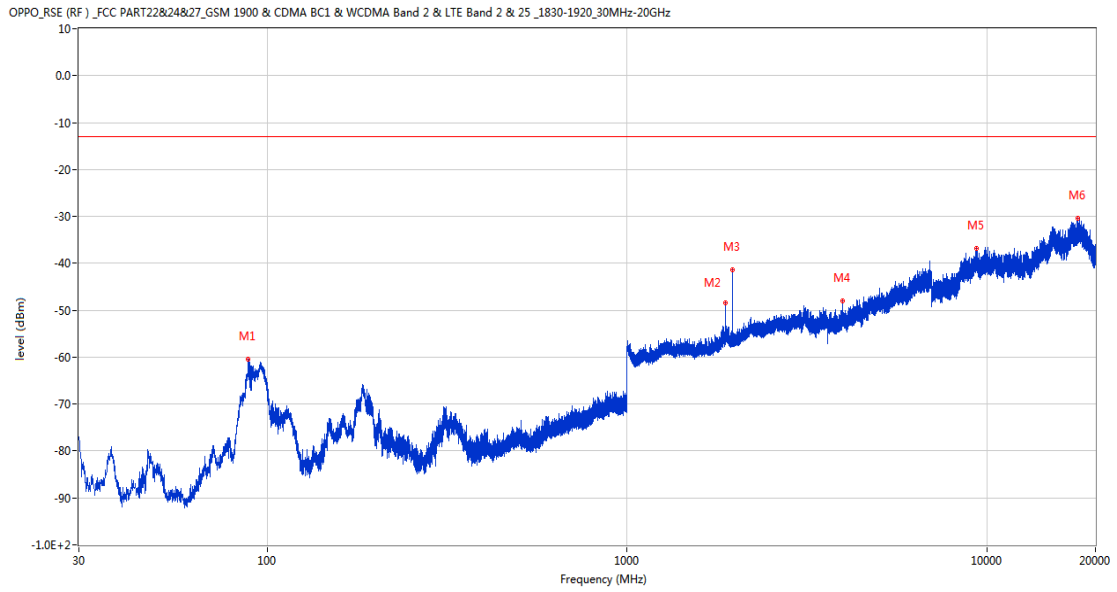
OPPO_RSE (RF) _FCC PART22&24&27_GSM 1900 & CDMA BC1 & WCDMA Band 2 & LTE Band 2 & 25_1830-1920_30MHz-20GHz



Frequency (MHz)	Result (dBm)	Factor (dB)	PK Limit (dBm)	Over Limit (dB)	Table (o)	ANT	EUT	Verdict
95.814	-56.88	-21.63	-13.0	-43.88	-1.00	Vertical	Horizontal	Pass
1851.100	-54.24	2.27	-13.0	-41.24	167.00	Vertical	Horizontal	N/A
3097.000	-49.51	8.41	-13.0	-36.51	271.00	Vertical	Horizontal	Pass
6750.400	-40.56	19.38	-13.0	-27.56	284.00	Vertical	Horizontal	Pass
9325.300	-36.72	39.69	-13.0	-23.72	174.00	Vertical	Horizontal	Pass
17245.725	-30.79	44.48	-13.0	-17.79	-2.00	Vertical	Horizontal	Pass

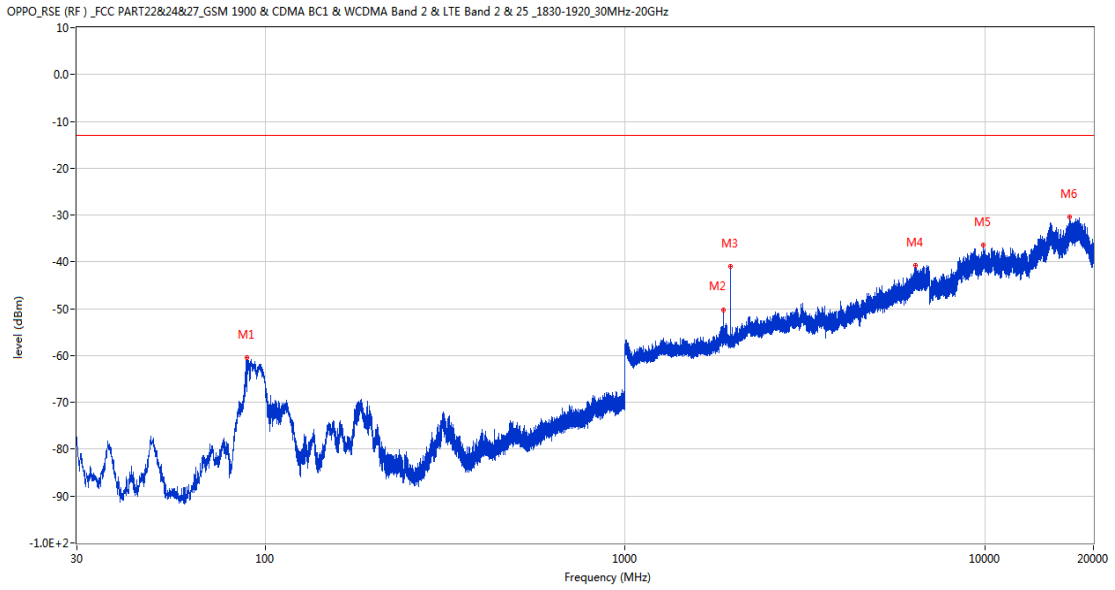
2.2 GSM 1900 Middle Channel

RSE-H&H GSM 1900 CH661



Frequency (MHz)	Result (dBm)	Factor (dB)	PK Limit (dBm)	Over Limit (dB)	Table (o)	ANT	EUT	Verdict
88.539	-60.33	-21.01	-13.0	-47.33	323.00	Horizontal	Horizontal	Pass
1880.100	-48.44	2.73	-13.0	-35.44	251.00	Horizontal	Horizontal	N/A
1959.900	-41.45	1.10	-13.0	-28.45	221.00	Horizontal	Horizontal	N/A
3968.800	-47.99	8.60	-13.0	-34.99	14.00	Horizontal	Horizontal	Pass
9348.875	-36.77	39.76	-13.0	-23.77	256.00	Horizontal	Horizontal	Pass
17881.911	-30.42	44.52	-13.0	-17.42	363.00	Horizontal	Horizontal	Pass

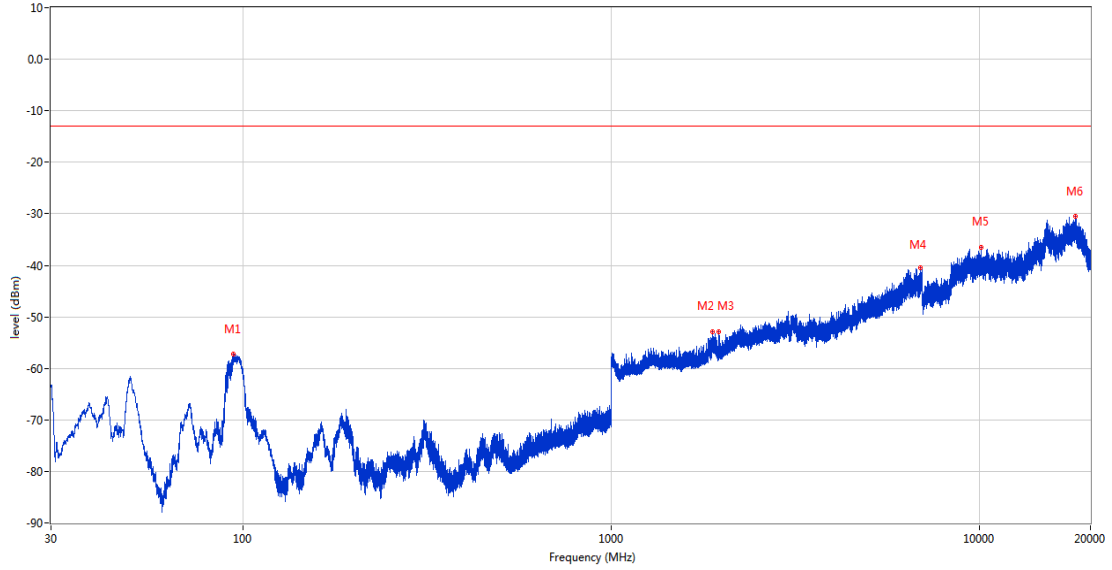
RSE-H&V GSM 1900 CH661



Frequency (MHz)	Result (dBm)	Factor (dB)	PK Limit (dBm)	Over Limit (dB)	Table (o)	ANT	EUT	Verdict
88.782	-60.51	-20.99	-13.0	-47.51	363.00	Horizontal	Vertical	Pass
1879.800	-50.23	2.72	-13.0	-37.23	210.00	Horizontal	Vertical	N/A
1959.900	-40.94	1.10	-13.0	-27.94	227.00	Horizontal	Vertical	N/A
6419.800	-40.79	18.91	-13.0	-27.79	-1.00	Horizontal	Vertical	Pass
9868.675	-36.47	39.80	-13.0	-23.47	360.00	Horizontal	Vertical	Pass
17200.413	-30.46	44.41	-13.0	-17.46	256.00	Horizontal	Vertical	Pass

RSE-V&V GSM 1900 CH661

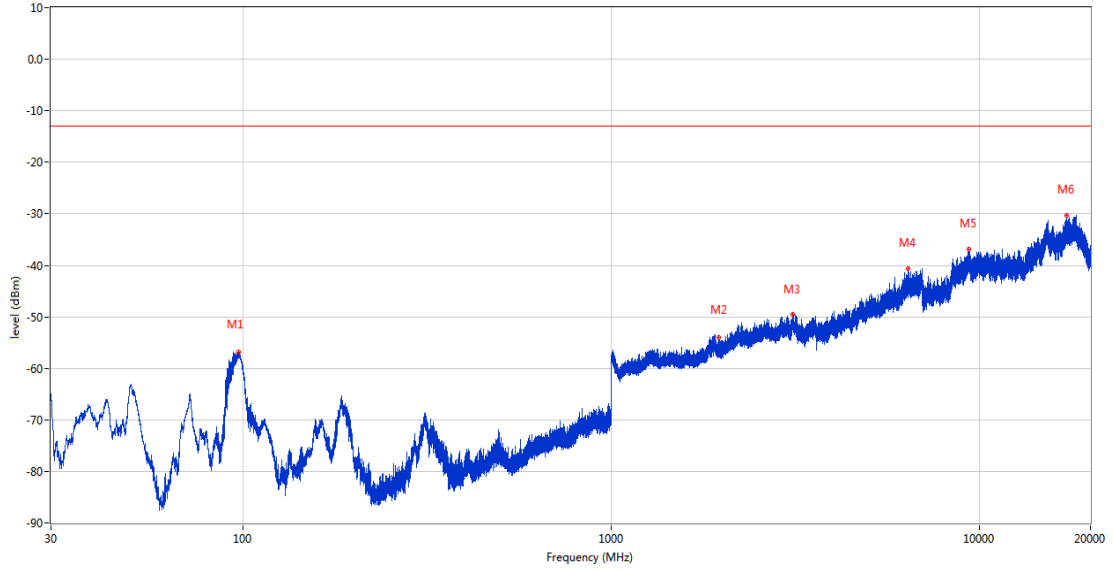
OPPO_RSE (RF) _FCC PART22&24&27_GSM 1900 & CDMA BC1 & WCDMA Band 2 & LTE Band 2 & 25_1830-1920_30MHz-20GHz



Frequency (MHz)	Result (dBm)	Factor (dB)	PK Limit (dBm)	Over Limit (dB)	Table (o)	ANT	EUT	Verdict
94.117	-57.30	-21.36	-13.0	-44.30	274.00	Vertical	Vertical	Pass
1880.000	-52.86	2.72	-13.0	-39.86	115.00	Vertical	Vertical	N/A
1959.800	-52.95	1.11	-13.0	-39.95	247.00	Vertical	Vertical	N/A
6912.800	-40.50	19.55	-13.0	-27.50	116.00	Vertical	Vertical	Pass
10104.713	-36.52	39.97	-13.0	-23.52	255.00	Vertical	Vertical	Pass
18259.636	-30.47	44.83	-13.0	-17.47	-3.00	Vertical	Vertical	Pass

RSE-V&H GSM 1900 CH661

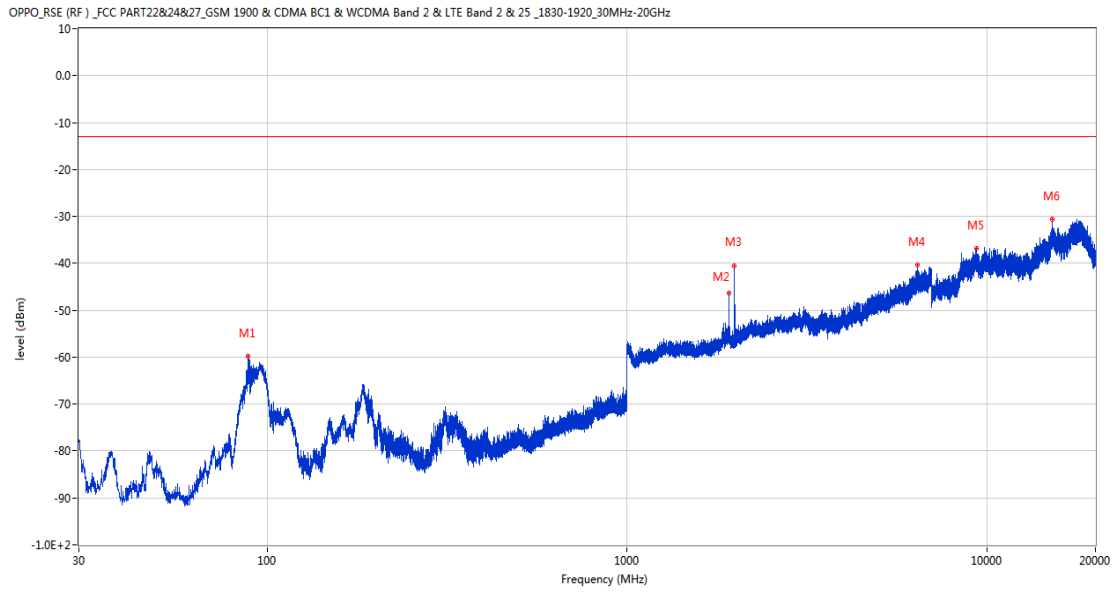
OPPO_RSE (RF) _FCC PART22&24&27_GSM 1900 & CDMA BC1 & WCDMA Band 2 & LTE Band 2 & 25_1830-1920_30MHz-20GHz



Frequency (MHz)	Result (dBm)	Factor (dB)	PK Limit (dBm)	Over Limit (dB)	Table (o)	ANT	EUT	Verdict
97.076	-56.91	-21.79	-13.0	-43.91	307.00	Vertical	Horizontal	Pass
1959.800	-54.06	1.11	-13.0	-41.06	73.00	Vertical	Horizontal	N/A
3106.400	-49.52	8.13	-13.0	-36.52	0.00	Vertical	Horizontal	Pass
6400.400	-40.65	17.96	-13.0	-27.65	117.00	Vertical	Horizontal	Pass
9352.037	-36.86	39.79	-13.0	-23.86	144.00	Vertical	Horizontal	Pass
17258.412	-30.26	44.30	-13.0	-17.26	27.00	Vertical	Horizontal	Pass

2.3 GSM 1900 High Channel

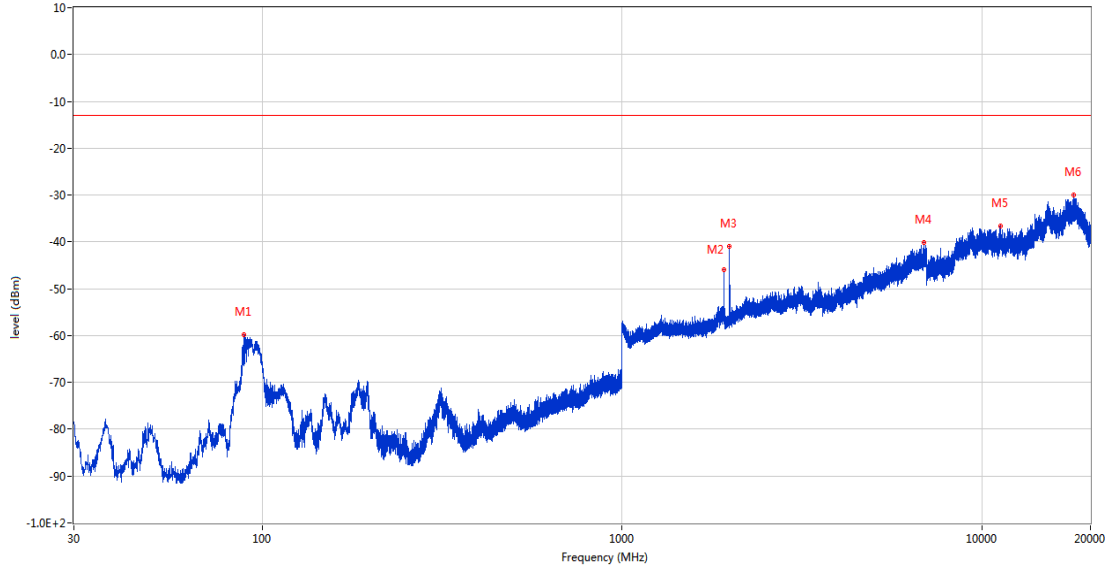
RSE-H&H GSM 1900 CH810



Frequency (MHz)	Result (dBm)	Factor (dB)	PK Limit (dBm)	Over Limit (dB)	Table (o)	ANT	EUT	Verdict
88.588	-59.78	-21.01	-13.0	-46.78	343.00	Horizontal	Horizontal	Pass
1917.000	-46.26	3.09	-13.0	-33.26	189.00	Horizontal	Horizontal	N/A
1989.800	-40.63	1.01	-13.0	-27.63	233.00	Horizontal	Horizontal	N/A
6424.000	-40.34	18.53	-13.0	-27.34	105.00	Horizontal	Horizontal	Pass
9371.875	-36.88	39.87	-13.0	-23.88	191.00	Horizontal	Horizontal	Pass
15213.912	-30.70	43.46	-13.0	-17.70	228.00	Horizontal	Horizontal	Pass

RSE-H&V GSM 1900 CH810

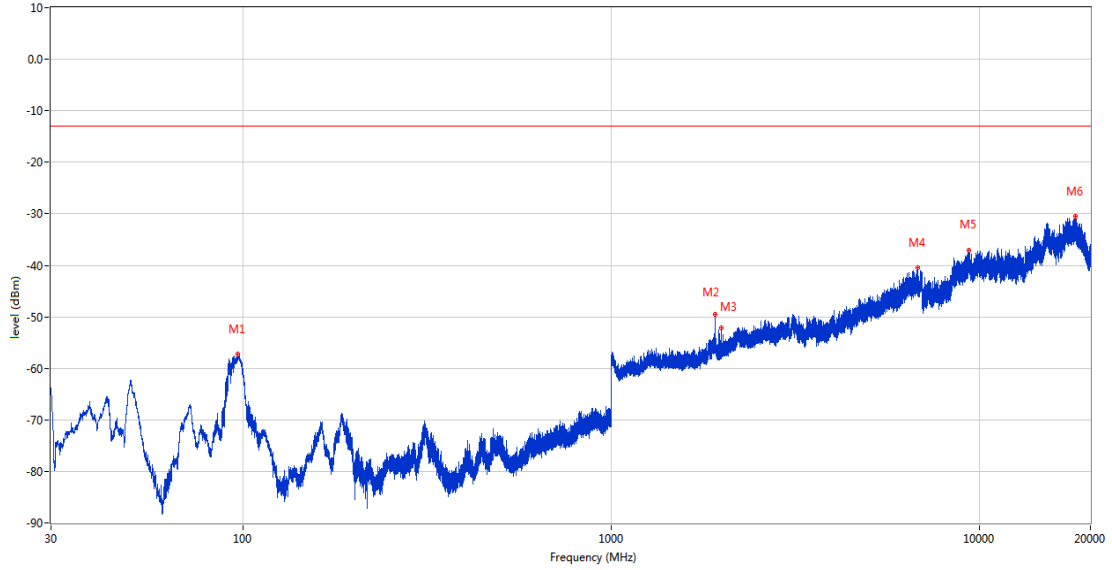
OPPO_RSE (RF) _FCC PART22&24&27_GSM 1900 & CDMA BC1 & WCDMA Band 2 & LTE Band 2 & 25_1830-1920_30MHz-20GHz



Frequency (MHz)	Result (dBm)	Factor (dB)	PK Limit (dBm)	Over Limit (dB)	Table (o)	ANT	EUT	Verdict
88.976	-59.80	-20.97	-13.0	-46.80	331.00	Horizontal	Vertical	Pass
1915.700	-45.94	3.10	-13.0	-32.94	230.00	Horizontal	Vertical	N/A
1989.800	-40.99	1.01	-13.0	-27.99	247.00	Horizontal	Vertical	N/A
6909.000	-40.22	19.54	-13.0	-27.22	172.00	Horizontal	Vertical	Pass
11263.912	-36.62	39.96	-13.0	-23.62	209.00	Horizontal	Vertical	Pass
17978.700	-29.96	44.89	-13.0	-16.96	0.00	Horizontal	Vertical	Pass

RSE-V&V GSM 1900 CH810

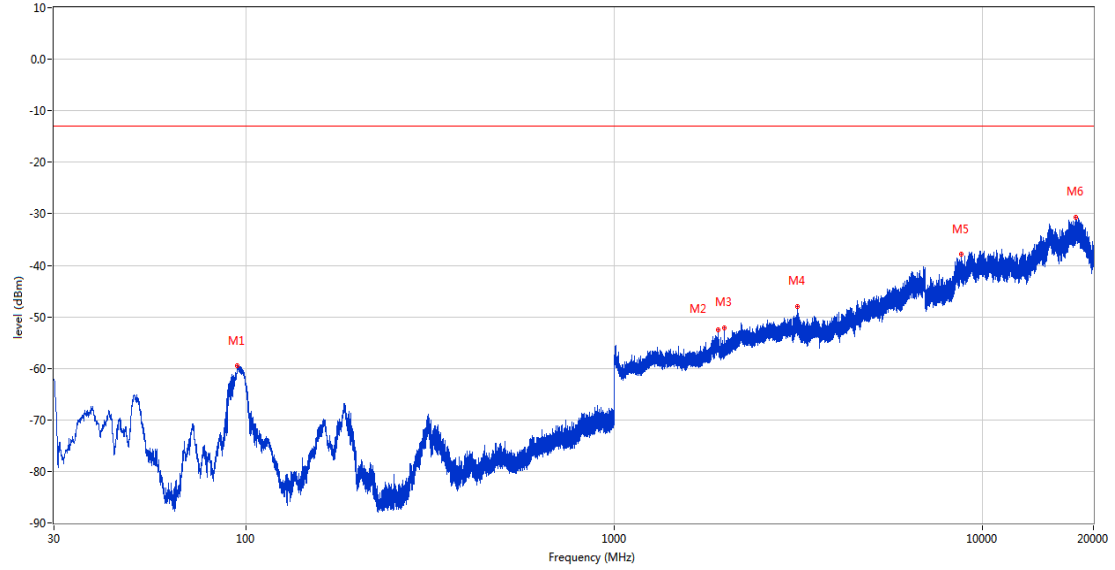
OPPO_RSE (RF)_FCC PART2&24&27_GSM 1900 & CDMA BC1 & WCDMA Band 2 & LTE Band 2 & 25_1830-1920_30MHz-20GHz



Frequency (MHz)	Result (dBm)	Factor (dB)	PK Limit (dBm)	Over Limit (dB)	Table (o)	ANT	EUT	Verdict
96.590	-57.17	-21.73	-13.0	-44.17	201.00	Vertical	Vertical	Pass
1915.000	-49.48	3.10	-13.0	-36.48	266.00	Vertical	Vertical	N/A
1989.600	-52.09	1.02	-13.0	-39.09	300.00	Vertical	Vertical	N/A
6793.200	-40.55	18.08	-13.0	-27.55	-1.00	Vertical	Vertical	Pass
9371.013	-37.01	39.87	-13.0	-24.01	98.00	Vertical	Vertical	Pass
18233.901	-30.52	44.88	-13.0	-17.52	244.00	Vertical	Vertical	Pass

RSE-V&H GSM 1900 CH810

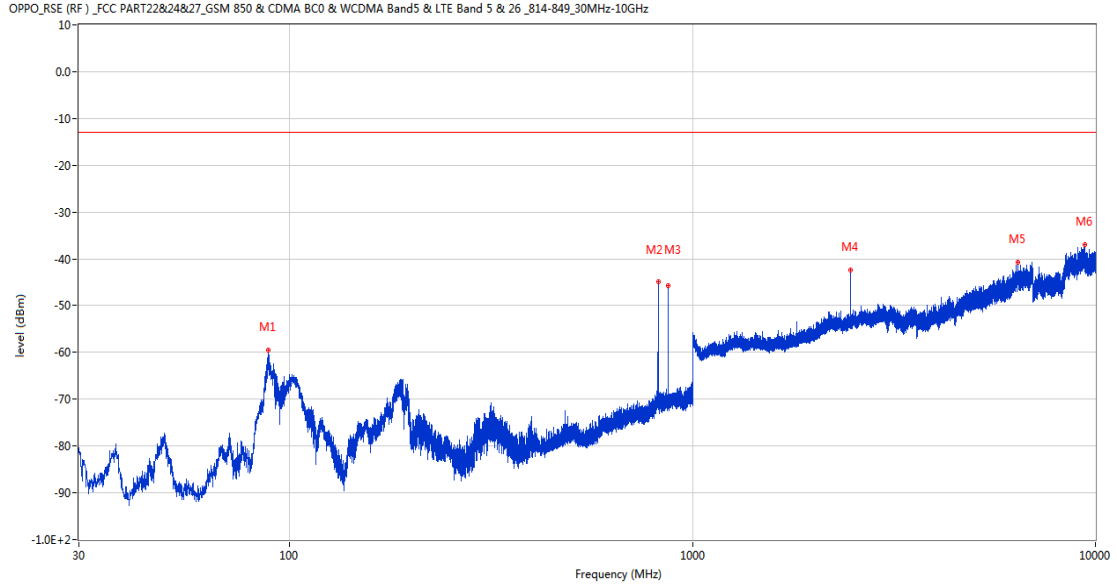
OPPO_RSE (RF) _FCC PART22&24&27_GSM 1900 & CDMA BC1 & WCDMA Band 2 & LTE Band 2 & 25_1830-1920_30MHz-20GHz



Frequency (MHz)	Result (dBm)	Factor (dB)	PK Limit (dBm)	Over Limit (dB)	Table (o)	ANT	EUT	Verdict
94.602	-59.46	-21.44	-13.0	-46.46	-3.00	Vertical	Horizontal	Pass
1916.500	-52.62	3.10	-13.0	-39.62	61.00	Vertical	Horizontal	N/A
1989.700	-52.08	1.01	-13.0	-39.08	267.00	Vertical	Horizontal	N/A
3144.400	-48.08	7.27	-13.0	-35.08	344.00	Vertical	Horizontal	Pass
8744.549	-37.80	37.98	-13.0	-24.80	67.00	Vertical	Horizontal	Pass
17956.950	-30.72	44.72	-13.0	-17.72	-3.00	Vertical	Horizontal	Pass

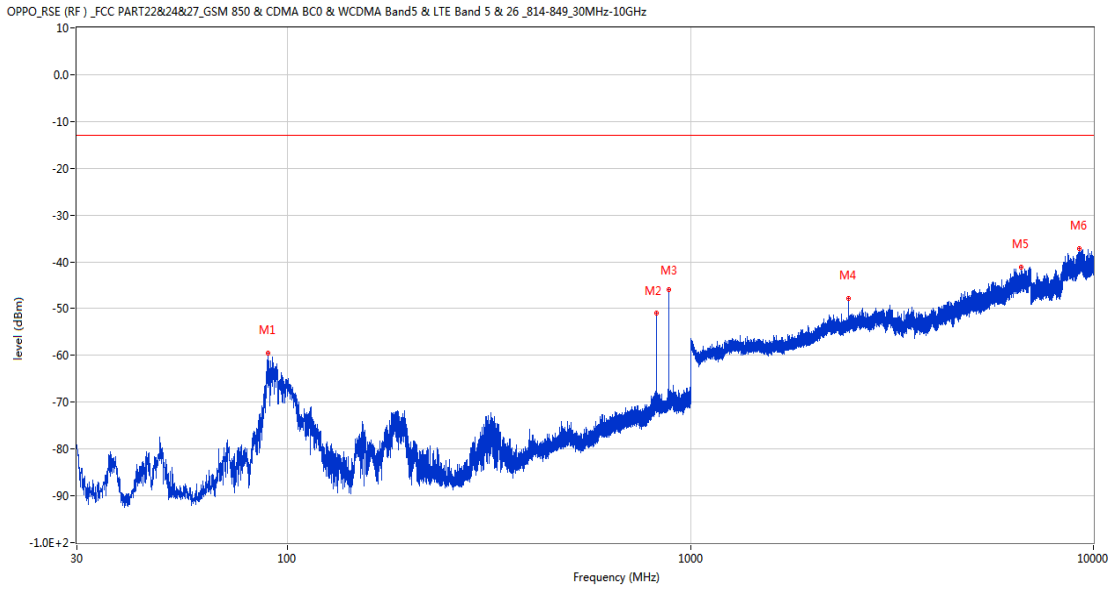
EGPRS
 3 EGPRS 850
 3.1 EGPRS 850 Low Channel

RSE-H&H EGPRS 850 CH128



Frequency (MHz)	Result (dBm)	Factor (dB)	PK Limit (dBm)	Over Limit (dB)	Table (o)	ANT	EUT	Verdict
88.733	-59.50	-20.78	-13.0	-46.50	355.00	Horizontal	Horizontal	Pass
824.236	-44.87	0.71	-13.0	-31.87	202.00	Horizontal	Horizontal	N/A
869.244	-45.71	0.15	-13.0	-32.71	151.00	Horizontal	Horizontal	N/A
2472.400	-42.45	4.76	-13.0	-29.45	321.00	Horizontal	Horizontal	Pass
6416.600	-40.66	18.87	-13.0	-27.66	0.00	Horizontal	Horizontal	Pass
9412.600	-36.93	39.80	-13.0	-23.93	317.00	Horizontal	Horizontal	Pass

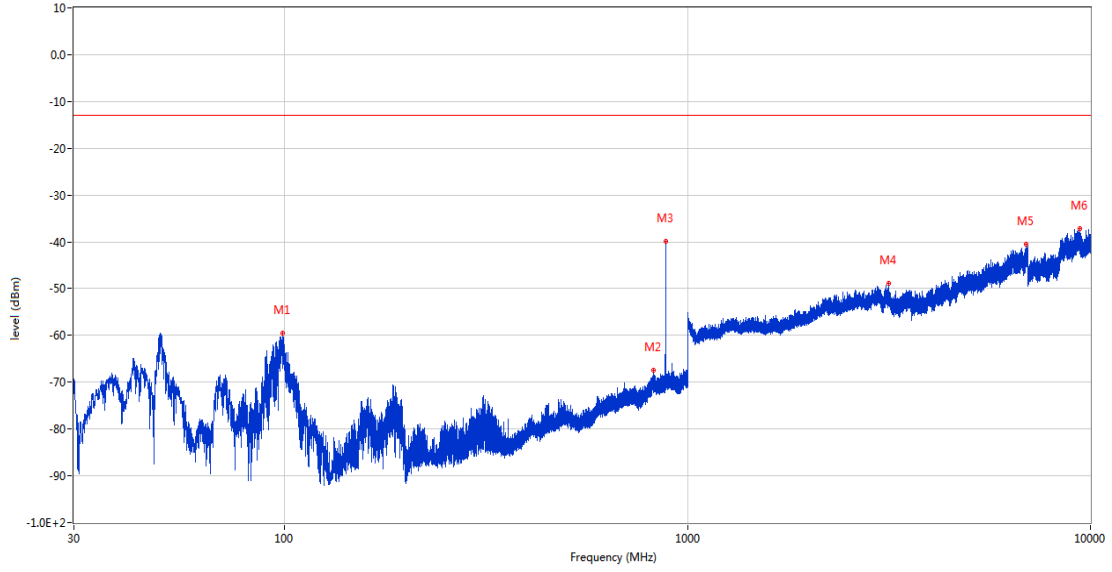
RSE-H&V EGPRS 850 CH128



Frequency (MHz)	Result (dBm)	Factor (dB)	PK Limit (dBm)	Over Limit (dB)	Table (o)	ANT	EUT	Verdict
89.655	-59.57	-20.74	-13.0	-46.57	344.00	Horizontal	Vertical	Pass
824.188	-50.94	0.71	-13.0	-37.94	182.00	Horizontal	Vertical	N/A
869.378	-45.96	0.58	-13.0	-32.96	209.00	Horizontal	Vertical	N/A
2472.400	-47.72	4.76	-13.0	-34.72	320.00	Horizontal	Vertical	Pass
6628.600	-41.18	17.88	-13.0	-28.18	362.00	Horizontal	Vertical	Pass
9235.750	-37.07	38.98	-13.0	-24.07	158.00	Horizontal	Vertical	Pass

RSE-V&V EGPRS 850 CH128

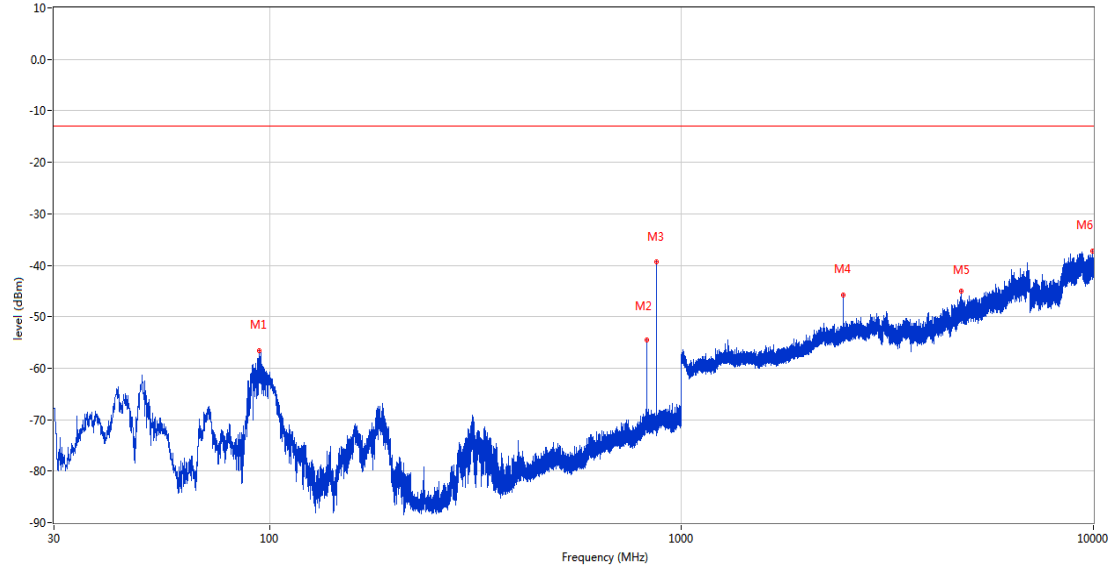
OPPO_RSE (RF) _FCC PART22&24&27_GSM 850 & CDMA BC0 & WCDMA Band5 & LTE Band 5 & 26_814-849_30MHz-10GHz



Frequency (MHz)	Result (dBm)	Factor (dB)	PK Limit (dBm)	Over Limit (dB)	Table (o)	ANT	EUT	Verdict
98.676	-59.48	-21.72	-13.0	-46.48	266.00	Vertical	Vertical	Pass
824.188	-67.49	0.71	-13.0	-54.49	243.00	Vertical	Vertical	N/A
869.660	-39.81	0.60	-13.0	-26.81	146.00	Vertical	Vertical	N/A
3153.800	-48.96	8.00	-13.0	-35.96	96.00	Vertical	Vertical	Pass
6912.000	-40.51	19.49	-13.0	-27.51	0.00	Vertical	Vertical	Pass
9418.599	-37.09	39.69	-13.0	-24.09	319.00	Vertical	Vertical	Pass

RSE-V&H EGPRS 850 CH128

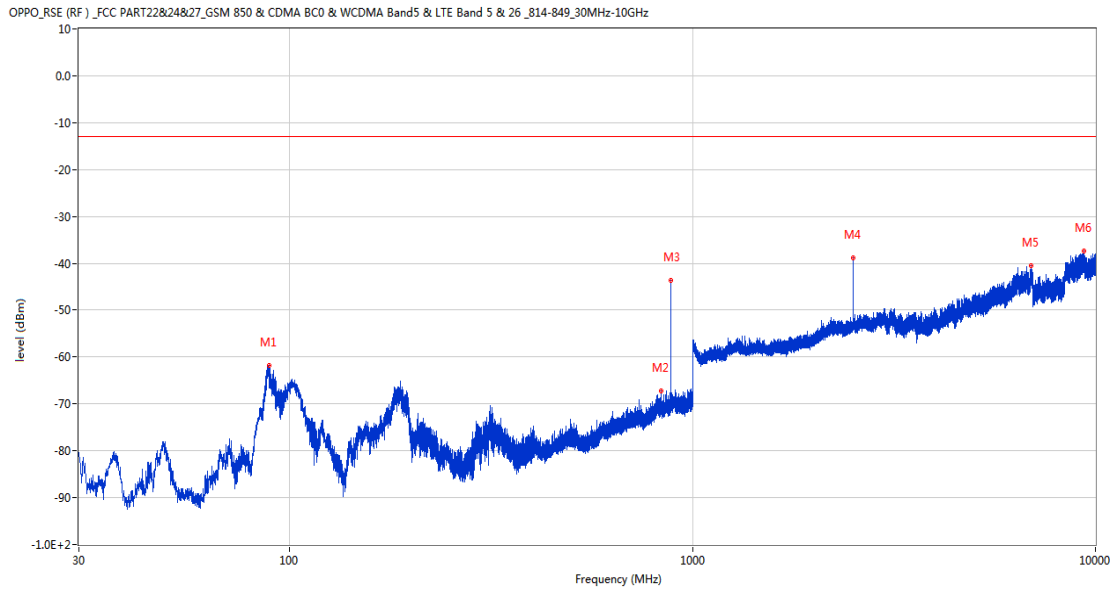
OPPO_RSE (RF) _FCC PART22&24&27_GSM 850 & CDMA BC0 & WCDMA Band5 & LTE Band 5 & 26 _814-849_30MHz-10GHz



Frequency (MHz)	Result (dBm)	Factor (dB)	PK Limit (dBm)	Over Limit (dB)	Table (o)	ANT	EUT	Verdict
94.553	-56.53	-21.27	-13.0	-43.53	265.00	Vertical	Horizontal	Pass
824.188	-54.46	0.71	-13.0	-41.46	169.00	Vertical	Horizontal	N/A
869.244	-39.38	0.15	-13.0	-26.38	48.00	Vertical	Horizontal	N/A
2472.400	-45.82	4.76	-13.0	-32.82	273.00	Vertical	Horizontal	Pass
4783.000	-44.99	10.86	-13.0	-31.99	263.00	Vertical	Horizontal	Pass
9927.850	-37.32	39.96	-13.0	-24.32	321.00	Vertical	Horizontal	Pass

3.2 EGPRS 850 Middle Channel

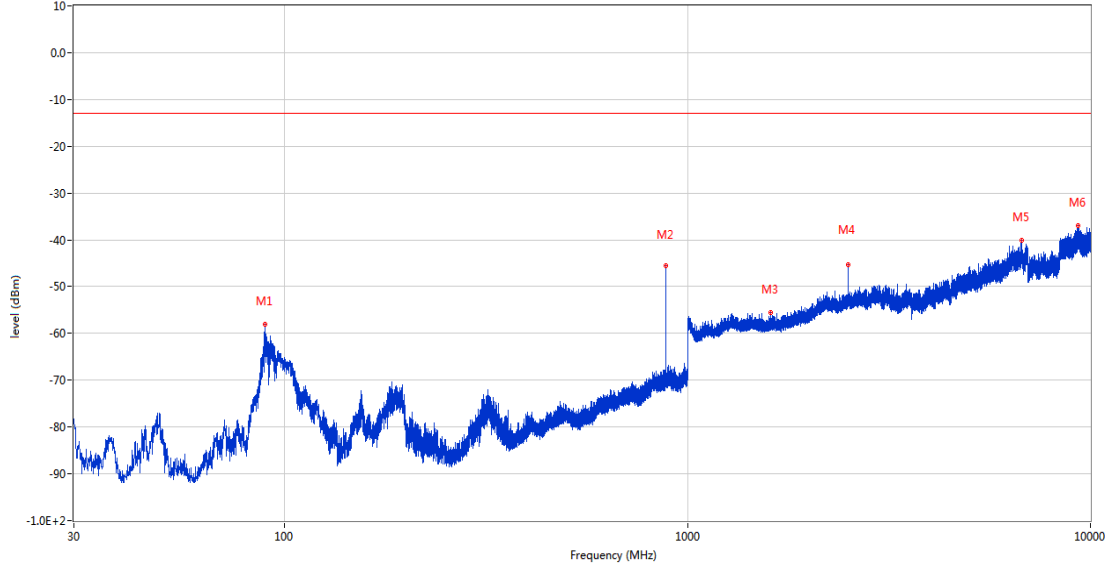
RSE-H&H EGPRS 850 CH190



Frequency (MHz)	Result (dBm)	Factor (dB)	PK Limit (dBm)	Over Limit (dB)	Table (o)	ANT	EUT	Verdict
88.782	-61.84	-20.78	-13.0	-48.84	362.00	Horizontal	Horizontal	Pass
836.652	-67.14	0.59	-13.0	-54.14	237.00	Horizontal	Horizontal	N/A
881.514	-43.74	0.58	-13.0	-30.74	158.00	Horizontal	Horizontal	N/A
2509.700	-38.90	6.21	-13.0	-25.90	360.00	Horizontal	Horizontal	Pass
6927.000	-40.49	19.12	-13.0	-27.49	339.00	Horizontal	Horizontal	Pass
9380.950	-37.36	39.88	-13.0	-24.36	15.00	Horizontal	Horizontal	Pass

RSE-H&V EGPRS 850 CH190

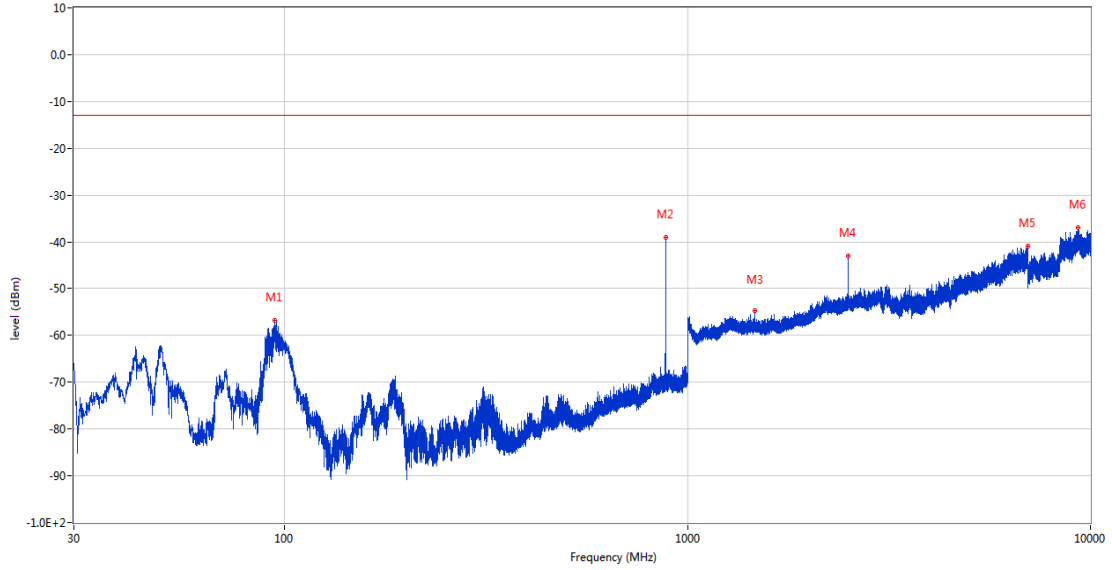
OPPO_RSE (RF) _FCC PART22&24&27_GSM 850 & CDMA BC0 & WCDMA Band5 & LTE Band 5 & 26_814-849_30MHz-10GHz



Frequency (MHz)	Result (dBm)	Factor (dB)	PK Limit (dBm)	Over Limit (dB)	Table (o)	ANT	EUT	Verdict
89.315	-57.97	-20.75	-13.0	-44.97	349.00	Horizontal	Vertical	Pass
881.660	-45.61	0.60	-13.0	-32.61	198.00	Horizontal	Vertical	N/A
1610.700	-55.49	-0.61	-13.0	-42.49	321.00	Horizontal	Vertical	Pass
2509.800	-45.26	6.22	-13.0	-32.26	188.00	Horizontal	Vertical	Pass
6752.000	-40.13	19.36	-13.0	-27.13	253.00	Horizontal	Vertical	Pass
9305.050	-36.90	39.61	-13.0	-23.90	205.00	Horizontal	Vertical	Pass

RSE-V&V EGPRS 850 CH190

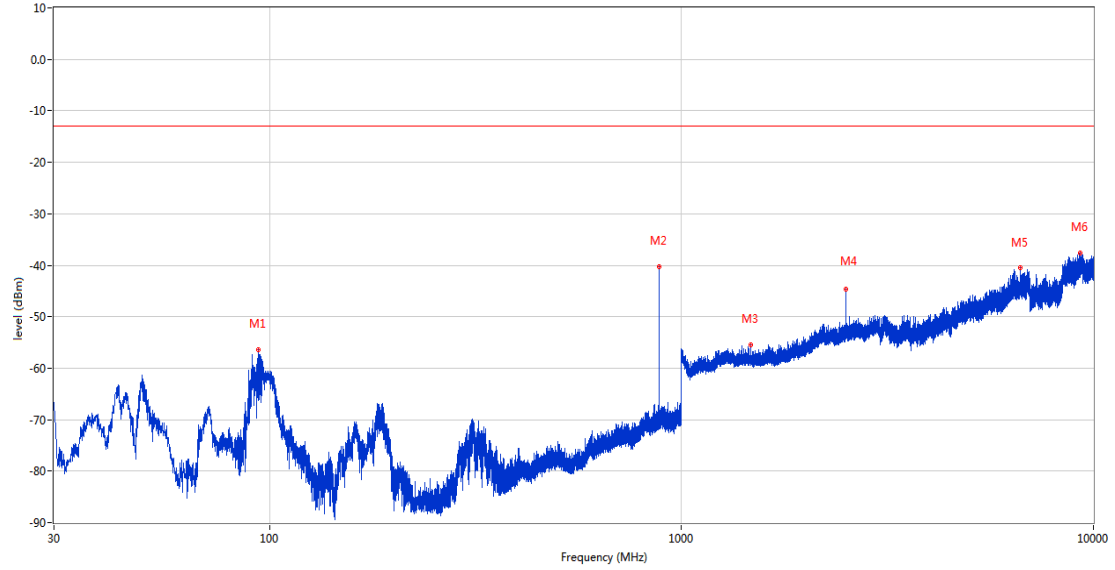
OPPO_RSE (RF)_FCC PART22&24&27_GSM 850 & CDMA BC0 & WCDMA Band5 & LTE Band 5 & 26_814-849_30MHz-10GHz



Frequency (MHz)	Result (dBm)	Factor (dB)	PK Limit (dBm)	Over Limit (dB)	Table (o)	ANT	EUT	Verdict
94.553	-56.86	-21.27	-13.0	-43.86	302.00	Vertical	Vertical	Pass
881.563	-39.09	0.59	-13.0	-26.09	53.00	Vertical	Vertical	N/A
1472.300	-54.72	-0.26	-13.0	-41.72	181.00	Vertical	Vertical	Pass
2509.800	-43.07	6.22	-13.0	-30.07	232.00	Vertical	Vertical	Pass
6993.600	-40.91	19.08	-13.0	-27.91	0.00	Vertical	Vertical	Pass
9307.150	-37.06	39.62	-13.0	-24.06	58.00	Vertical	Vertical	Pass

RSE-V&H EGPRS 850 CH190

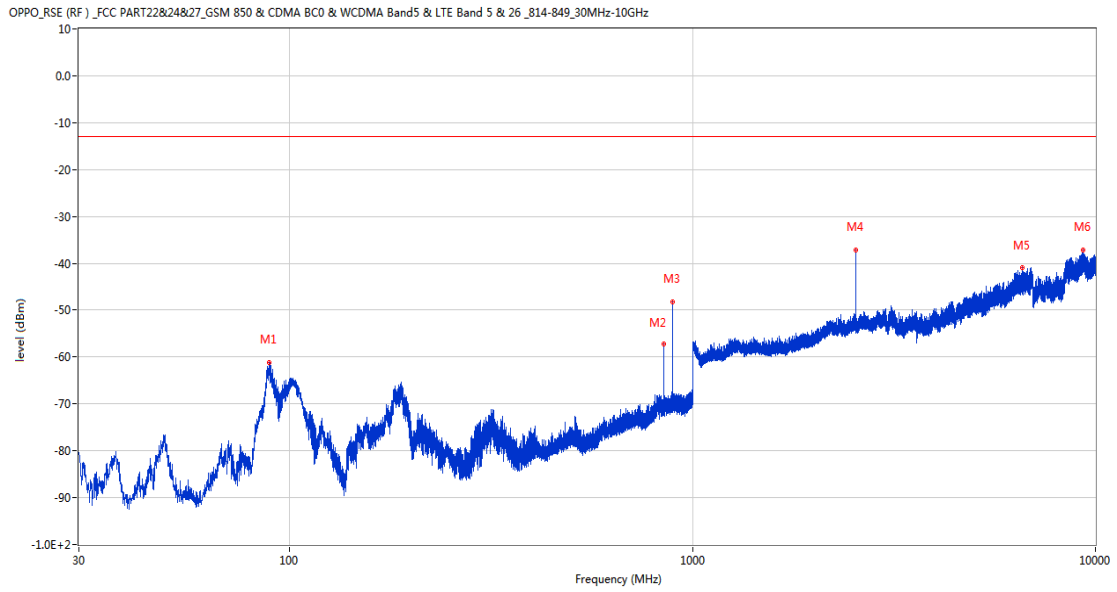
OPPO_RSE (RF) _FCC PART22&24&27_GSM 850 & CDMA BC0 & WCDMA Band5 & LTE Band 5 & 26 _814-849_30MHz-10GHz



Frequency (MHz)	Result (dBm)	Factor (dB)	PK Limit (dBm)	Over Limit (dB)	Table (o)	ANT	EUT	Verdict
94.020	-56.34	-21.19	-13.0	-43.34	290.00	Vertical	Horizontal	Pass
881.563	-40.38	0.59	-13.0	-27.38	47.00	Vertical	Horizontal	N/A
1471.900	-55.44	-0.28	-13.0	-42.44	175.00	Vertical	Horizontal	Pass
2509.700	-44.59	6.21	-13.0	-31.59	324.00	Vertical	Horizontal	Pass
6638.800	-40.43	18.35	-13.0	-27.43	21.00	Vertical	Horizontal	Pass
9308.650	-37.54	39.62	-13.0	-24.54	361.00	Vertical	Horizontal	Pass

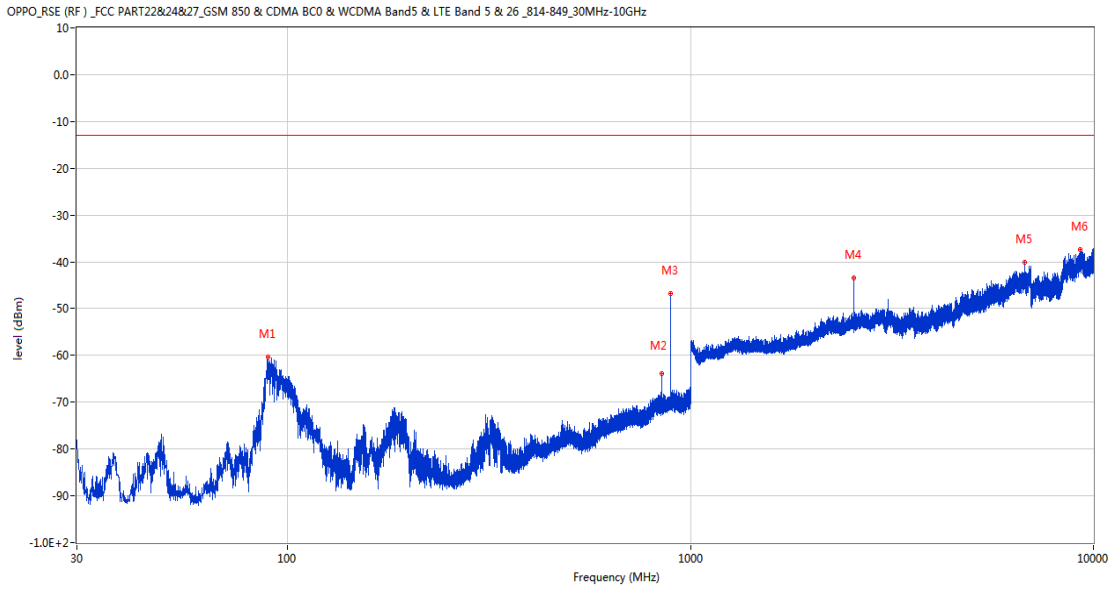
3.3 EGPRS 850 High Channel

RSE-H&H EGPRS 850 CH251



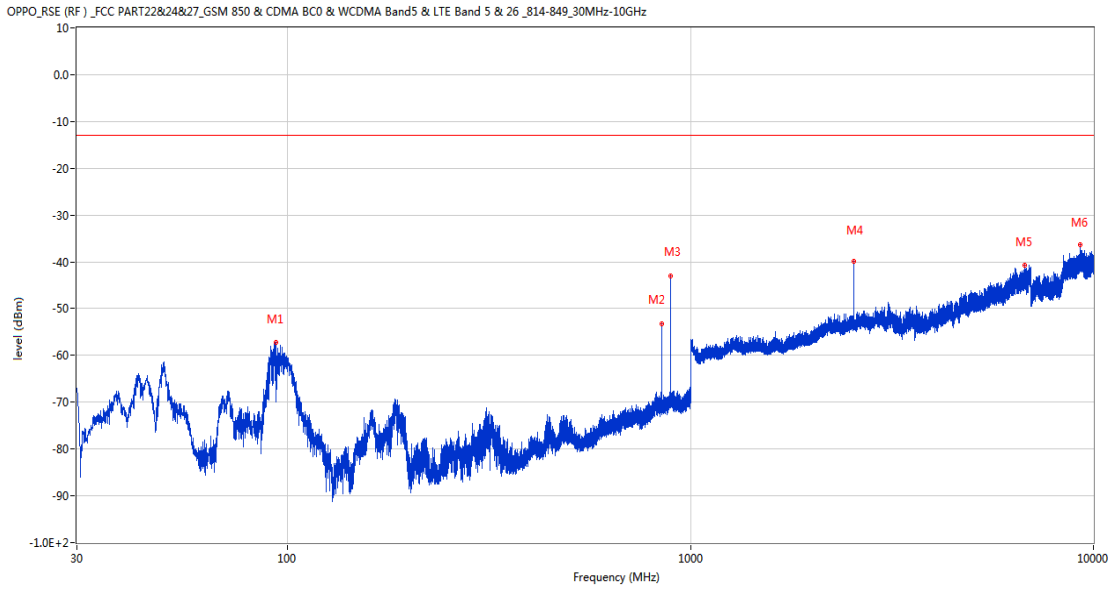
Frequency (MHz)	Result (dBm)	Factor (dB)	PK Limit (dBm)	Over Limit (dB)	Table (o)	ANT	EUT	Verdict
88.830	-61.09	-20.78	-13.0	-48.09	342.00	Horizontal	Horizontal	Pass
848.825	-57.19	0.46	-13.0	-44.19	184.00	Horizontal	Horizontal	N/A
893.833	-48.13	1.09	-13.0	-35.13	1.00	Horizontal	Horizontal	N/A
2546.400	-37.12	4.93	-13.0	-24.12	320.00	Horizontal	Horizontal	Pass
6579.400	-41.00	17.56	-13.0	-28.00	237.00	Horizontal	Horizontal	Pass
9307.150	-37.19	39.62	-13.0	-24.19	270.00	Horizontal	Horizontal	Pass

RSE-H&V EGPRS 850 CH251



Frequency (MHz)	Result (dBm)	Factor (dB)	PK Limit (dBm)	Over Limit (dB)	Table (o)	ANT	EUT	Verdict
89.315	-60.25	-20.75	-13.0	-47.25	362.00	Horizontal	Vertical	Pass
848.729	-63.88	0.47	-13.0	-50.88	197.00	Horizontal	Vertical	N/A
893.737	-46.83	1.08	-13.0	-33.83	197.00	Horizontal	Vertical	N/A
2546.300	-43.43	4.93	-13.0	-30.43	282.00	Horizontal	Vertical	Pass
6759.400	-40.11	19.23	-13.0	-27.11	352.00	Horizontal	Vertical	Pass
9251.800	-37.47	39.13	-13.0	-24.47	360.00	Horizontal	Vertical	Pass

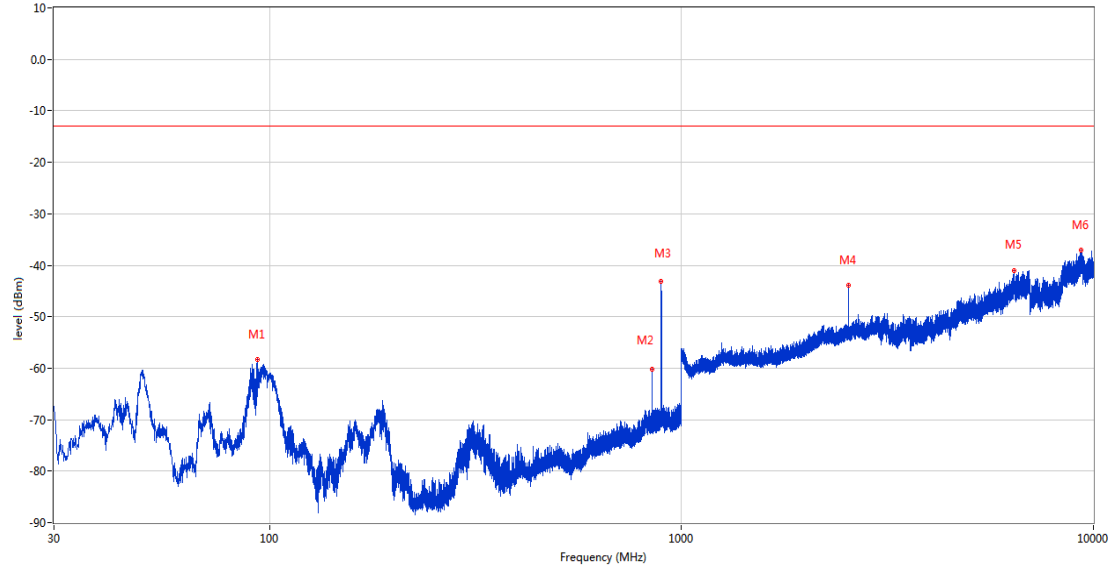
RSE-V&V EGPRS 850 CH251



Frequency (MHz)	Result (dBm)	Factor (dB)	PK Limit (dBm)	Over Limit (dB)	Table (o)	ANT	EUT	Verdict
93.390	-57.13	-21.06	-13.0	-44.13	266.00	Vertical	Vertical	Pass
848.777	-53.30	0.47	-13.0	-40.30	266.00	Vertical	Vertical	N/A
893.737	-43.11	1.08	-13.0	-30.11	46.00	Vertical	Vertical	N/A
2546.500	-39.90	4.92	-13.0	-26.90	231.00	Vertical	Vertical	Pass
6751.000	-40.77	19.33	-13.0	-27.77	362.00	Vertical	Vertical	Pass
9291.550	-36.40	39.48	-13.0	-23.40	-2.00	Vertical	Vertical	Pass

RSE-V&H EGPRS 850 CH251

OPPO_RSE (RF) _FCC PART22&24&27_GSM 850 & CDMA BC0 & WCDMA Band5 & LTE Band 5 & 26_814-849_30MHz-10GHz

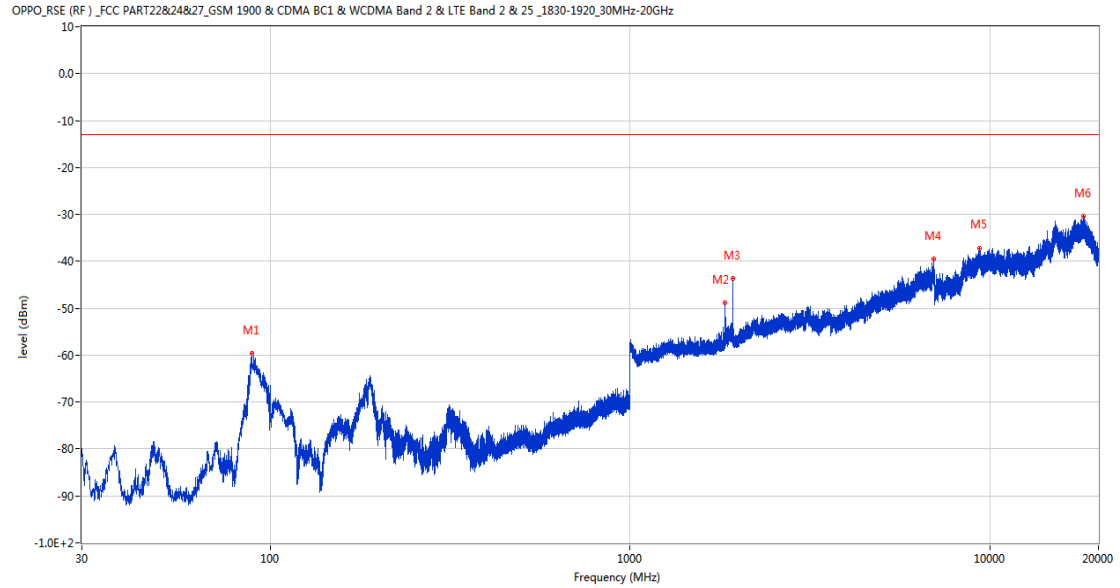


Frequency (MHz)	Result (dBm)	Factor (dB)	PK Limit (dBm)	Over Limit (dB)	Table (o)	ANT	EUT	Verdict
93.341	-58.32	-21.05	-13.0	-45.32	321.00	Vertical	Horizontal	Pass
848.777	-60.20	0.47	-13.0	-47.20	298.00	Vertical	Horizontal	N/A
893.882	-43.20	1.10	-13.0	-30.20	229.00	Vertical	Horizontal	N/A
2546.300	-43.82	4.93	-13.0	-30.82	312.00	Vertical	Horizontal	Pass
6415.200	-41.01	18.90	-13.0	-28.01	20.00	Vertical	Horizontal	Pass
9336.549	-36.98	39.70	-13.0	-23.98	95.00	Vertical	Horizontal	Pass

4 EGPRS 1900

4.1 EGPRS 1900 Low Channel

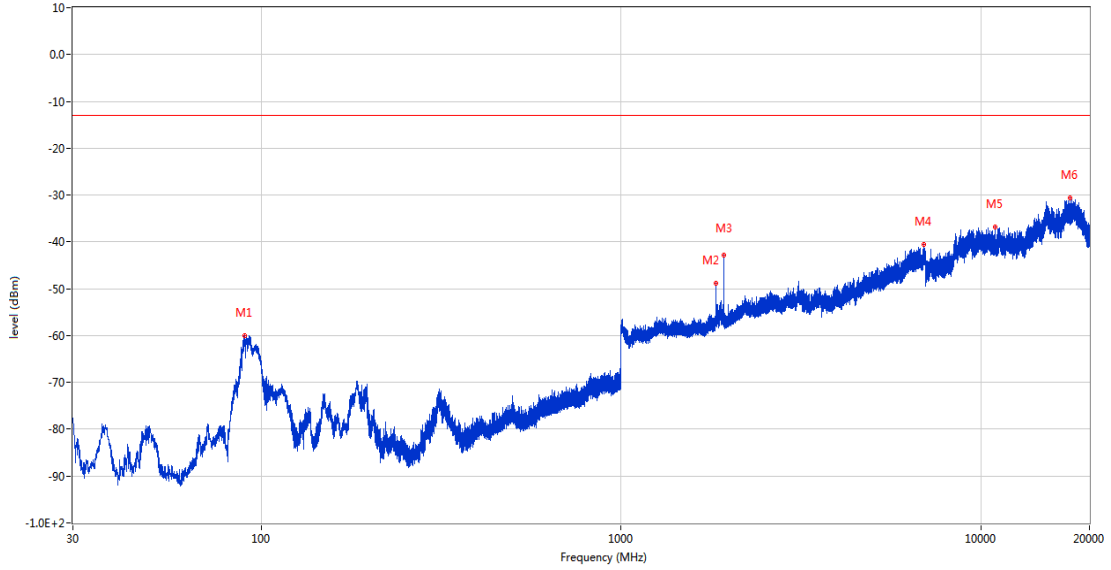
RSE-H&H EGPRS 1900 CH512



Frequency (MHz)	Result (dBm)	Factor (dB)	PK Limit (dBm)	Over Limit (dB)	Table (o)	ANT	EUT	Verdict
89.170	-59.51	-20.96	-13.0	-46.51	313.00	Horizontal	Horizontal	Pass
1836.000	-48.93	1.52	-13.0	-35.93	162.00	Horizontal	Horizontal	Pass
1930.300	-43.70	0.71	-13.0	-30.70	236.00	Horizontal	Horizontal	N/A
6965.600	-39.53	19.74	-13.0	-26.53	146.00	Horizontal	Horizontal	Pass
9352.612	-37.21	39.79	-13.0	-24.21	362.00	Horizontal	Horizontal	Pass
18216.137	-30.35	44.93	-13.0	-17.35	257.00	Horizontal	Horizontal	Pass

RSE-H&V EGPRS 1900 CH512

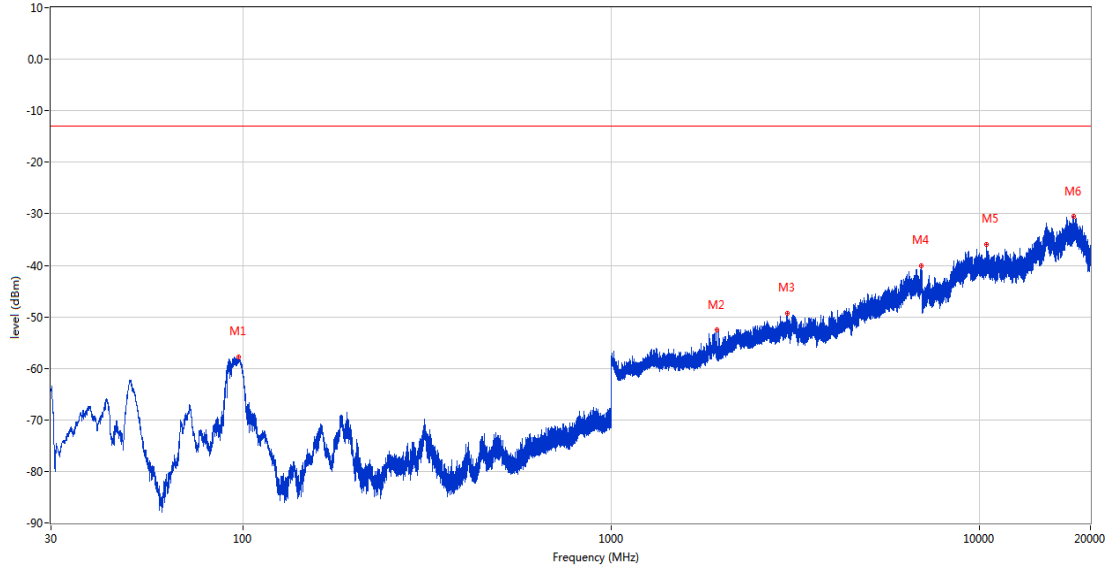
OPPO_RSE (RF) _FCC PART22&24&27_GSM 1900 & CDMA BC1 & WCDMA Band 2 & LTE Band 2 & 25_1830-1920_30MHz-20GHz



Frequency (MHz)	Result (dBm)	Factor (dB)	PK Limit (dBm)	Over Limit (dB)	Table (o)	ANT	EUT	Verdict
90.091	-60.06	-20.92	-13.0	-47.06	327.00	Horizontal	Vertical	Pass
1836.100	-48.84	1.56	-13.0	-35.84	362.00	Horizontal	Vertical	Pass
1930.200	-42.86	0.70	-13.0	-29.86	250.00	Horizontal	Vertical	N/A
6940.000	-40.63	19.36	-13.0	-27.63	200.00	Horizontal	Vertical	Pass
10957.725	-36.88	40.68	-13.0	-23.88	160.00	Horizontal	Vertical	Pass
17674.562	-30.68	44.09	-13.0	-17.68	275.00	Horizontal	Vertical	Pass

RSE-V&V EGPRS 1900 CH512

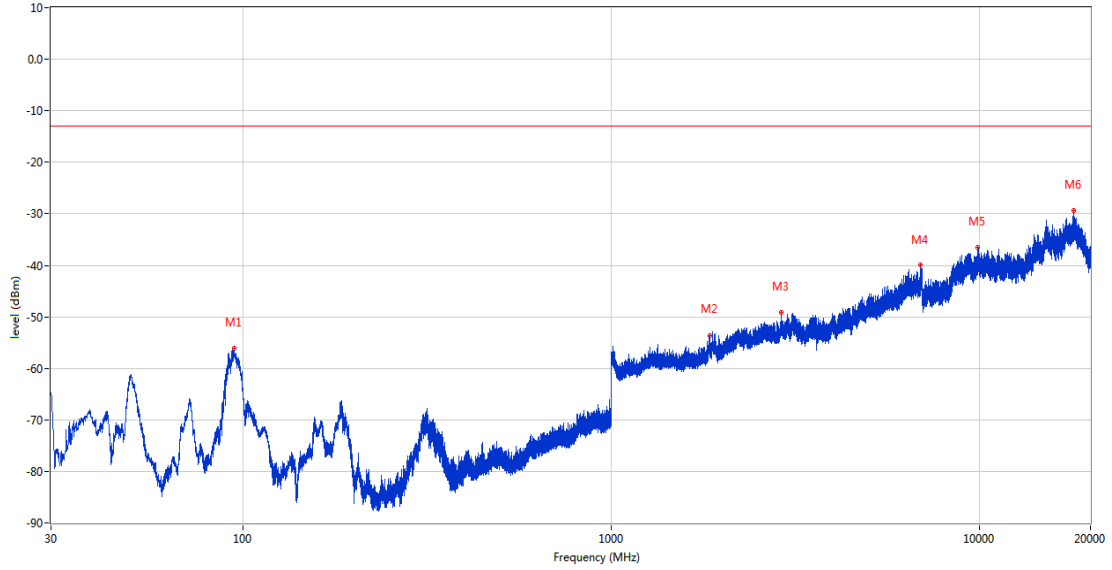
OPPO_RSE (RF) _FCC PART22&24&27_GSM 1900 & CDMA BC1 & WCDMA Band 2 & LTE Band 2 & 25_1830-1920_30MHz-20GHz



Frequency (MHz)	Result (dBm)	Factor (dB)	PK Limit (dBm)	Over Limit (dB)	Table (o)	ANT	EUT	Verdict
96.882	-57.79	-21.77	-13.0	-44.79	260.00	Vertical	Vertical	Pass
1930.000	-52.47	0.69	-13.0	-39.47	250.00	Vertical	Vertical	N/A
3002.800	-49.36	8.28	-13.0	-36.36	352.00	Vertical	Vertical	Pass
6929.400	-40.17	19.05	-13.0	-27.17	120.00	Vertical	Vertical	Pass
10445.975	-35.95	41.01	-13.0	-22.95	16.00	Vertical	Vertical	Pass
18020.026	-30.51	44.93	-13.0	-17.51	72.00	Vertical	Vertical	Pass

RSE-V&H EGPRS 1900 CH512

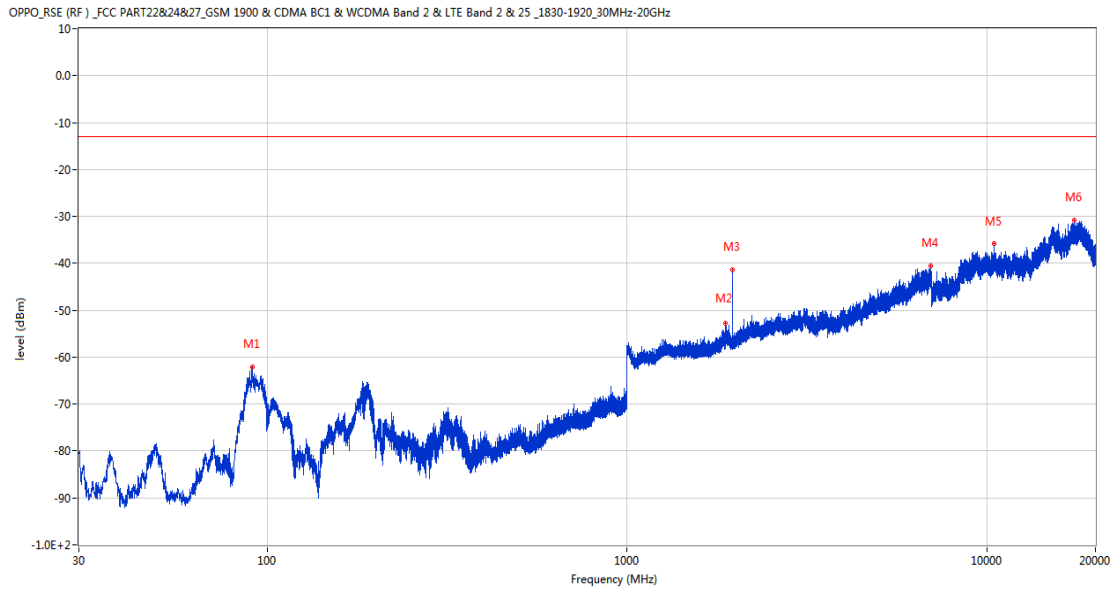
OPPO_RSE (RF) _FCC PART22&24&27_GSM 1900 & CDMA BC1 & WCDMA Band 2 & LTE Band 2 & 25_1830-1920_30MHz-20GHz



Frequency (MHz)	Result (dBm)	Factor (dB)	PK Limit (dBm)	Over Limit (dB)	Table (o)	ANT	EUT	Verdict
94.311	-56.18	-21.39	-13.0	-43.18	304.00	Vertical	Horizontal	Pass
1851.900	-53.70	2.29	-13.0	-40.70	166.00	Vertical	Horizontal	N/A
2891.000	-49.11	6.88	-13.0	-36.11	306.00	Vertical	Horizontal	Pass
6901.000	-39.98	19.54	-13.0	-26.98	277.00	Vertical	Horizontal	Pass
9892.537	-36.49	39.96	-13.0	-23.49	20.00	Vertical	Horizontal	Pass
18043.949	-29.45	44.93	-13.0	-16.45	363.00	Vertical	Horizontal	Pass

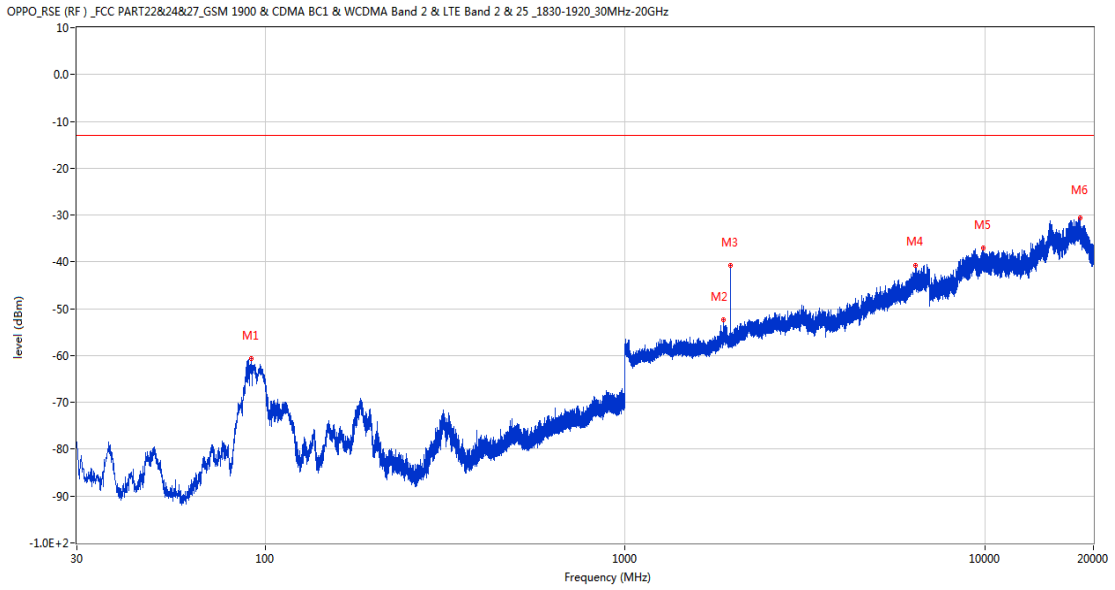
4.2 EGPRS 1900 Middle Channel

RSE-H&H EGPRS 1900 CH661



Frequency (MHz)	Result (dBm)	Factor (dB)	PK Limit (dBm)	Over Limit (dB)	Table (o)	ANT	EUT	Verdict
90.819	-62.10	-20.95	-13.0	-49.10	205.00	Horizontal	Horizontal	Pass
1880.000	-52.69	2.72	-13.0	-39.69	183.00	Horizontal	Horizontal	N/A
1959.900	-41.43	1.10	-13.0	-28.43	207.00	Horizontal	Horizontal	N/A
6962.200	-40.65	19.66	-13.0	-27.65	88.00	Horizontal	Horizontal	Pass
10456.037	-35.70	41.00	-13.0	-22.70	342.00	Horizontal	Horizontal	Pass
17502.738	-30.90	44.04	-13.0	-17.90	335.00	Horizontal	Horizontal	Pass

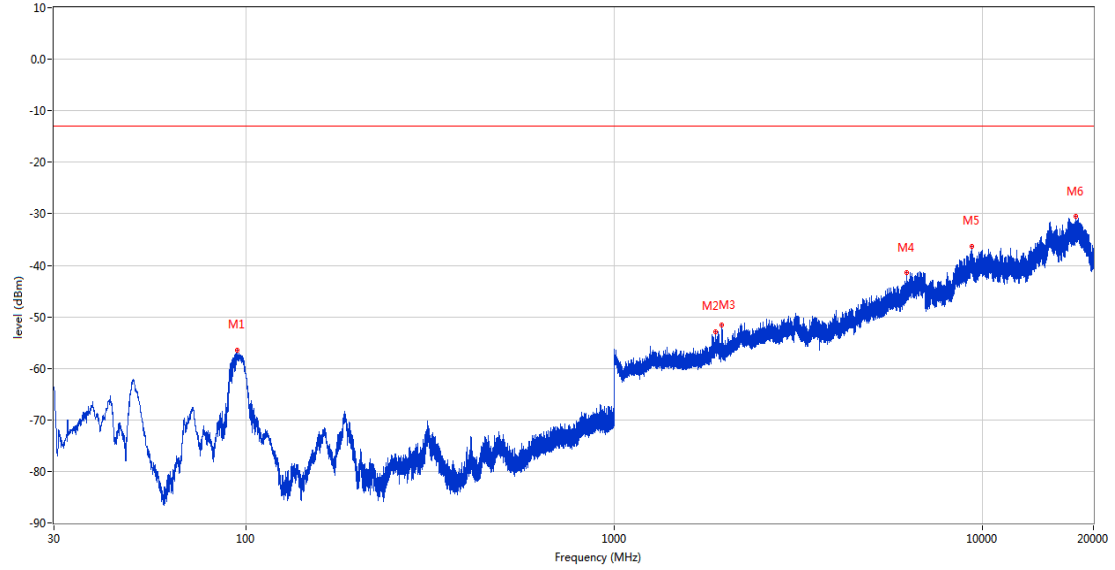
RSE-H&V EGPRS 1900 CH661



Frequency (MHz)	Result (dBm)	Factor (dB)	PK Limit (dBm)	Over Limit (dB)	Table (o)	ANT	EUT	Verdict
91.401	-60.55	-20.97	-13.0	-47.55	353.00	Horizontal	Vertical	Pass
1880.000	-52.43	2.72	-13.0	-39.43	25.00	Horizontal	Vertical	N/A
1959.900	-40.80	1.10	-13.0	-27.80	223.00	Horizontal	Vertical	N/A
6419.400	-40.83	18.91	-13.0	-27.83	71.00	Horizontal	Vertical	Pass
9895.987	-37.01	39.99	-13.0	-24.01	264.00	Horizontal	Vertical	Pass
18328.513	-30.51	44.30	-13.0	-17.51	226.00	Horizontal	Vertical	Pass

RSE-V&V EGPRS 1900 CH661

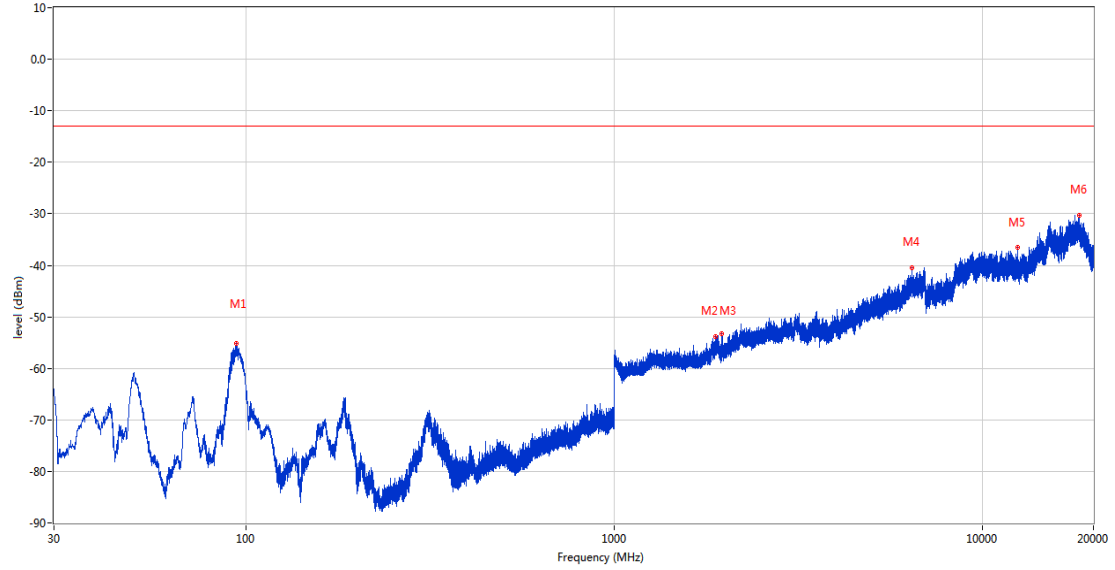
OPPO_RSE (RF)_FCC PART22&24&27_GSM 1900 & CDMA BC1 & WCDMA Band 2 & LTE Band 2 & 25_1830-1920_30MHz-20GHz



Frequency (MHz)	Result (dBm)	Factor (dB)	PK Limit (dBm)	Over Limit (dB)	Table (o)	ANT	EUT	Verdict
94.214	-56.56	-21.38	-13.0	-43.56	286.00	Vertical	Vertical	Pass
1881.500	-52.97	2.76	-13.0	-39.97	269.00	Vertical	Vertical	N/A
1960.100	-51.59	1.09	-13.0	-38.59	232.00	Vertical	Vertical	N/A
6219.000	-41.47	16.83	-13.0	-28.47	238.00	Vertical	Vertical	Pass
9363.826	-36.38	39.87	-13.0	-23.38	120.00	Vertical	Vertical	Pass
17912.363	-30.56	44.61	-13.0	-17.56	128.00	Vertical	Vertical	Pass

RSE-V&H EGPRS 1900 CH661

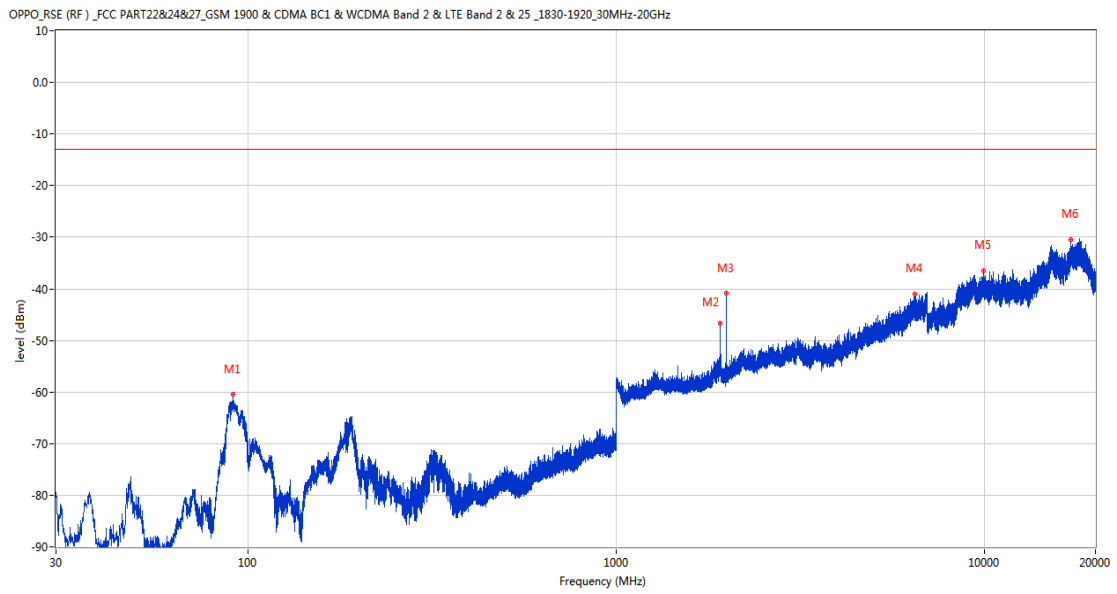
OPPO_RSE (RF) _FCC PART22&24&27_GSM 1900 & CDMA BC1 & WCDMA Band 2 & LTE Band 2 & 25_1830-1920_30MHz-20GHz



Frequency (MHz)	Result (dBm)	Factor (dB)	PK Limit (dBm)	Over Limit (dB)	Table (o)	ANT	EUT	Verdict
93.971	-55.16	-21.34	-13.0	-42.16	256.00	Vertical	Horizontal	Pass
1880.700	-53.83	2.74	-13.0	-40.83	15.00	Vertical	Horizontal	N/A
1960.200	-53.33	1.08	-13.0	-40.33	319.00	Vertical	Horizontal	N/A
6421.000	-40.50	18.82	-13.0	-27.50	267.00	Vertical	Horizontal	Pass
12456.463	-36.58	39.71	-13.0	-23.58	321.00	Vertical	Horizontal	Pass
18270.511	-30.38	44.71	-13.0	-17.38	80.00	Vertical	Horizontal	Pass

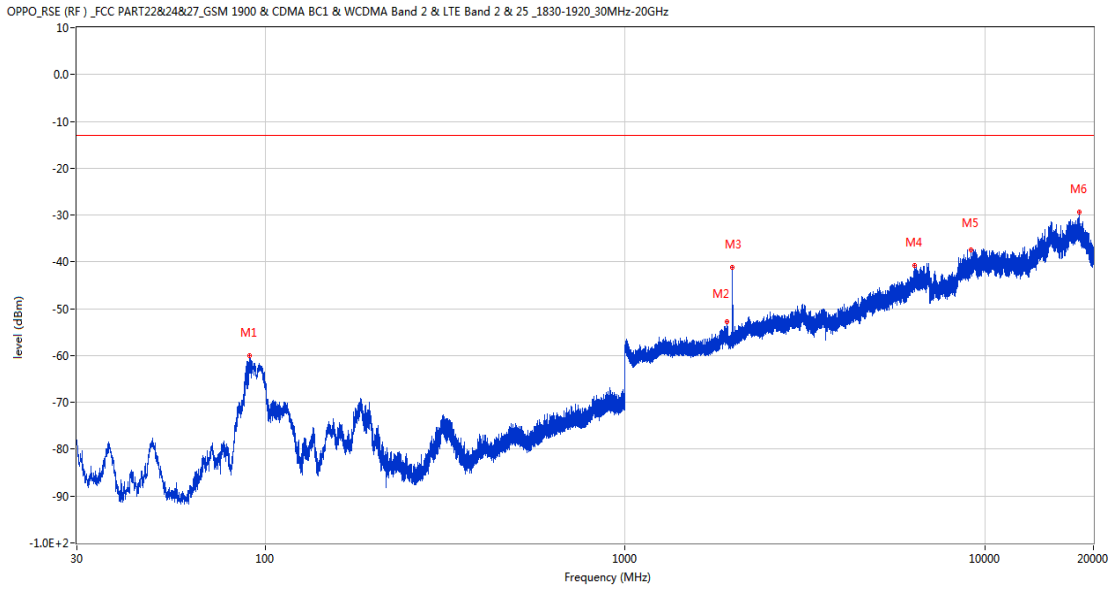
4.3 EGPRS 1900 High Channel

RSE-H&H EGPRS 1900 CH810



Frequency (MHz)	Result (dBm)	Factor (dB)	PK Limit (dBm)	Over Limit (dB)	Table (o)	ANT	EUT	Verdict
90.819	-60.40	-20.95	-13.0	-47.40	177.00	Horizontal	Horizontal	Pass
1915.100	-46.75	3.10	-13.0	-33.75	267.00	Horizontal	Horizontal	N/A
1989.700	-40.92	1.01	-13.0	-27.92	245.00	Horizontal	Horizontal	N/A
6480.000	-41.11	17.42	-13.0	-28.11	252.00	Horizontal	Horizontal	Pass
9920.425	-36.44	39.98	-13.0	-23.44	363.00	Horizontal	Horizontal	Pass
17107.250	-30.46	43.91	-13.0	-17.46	77.00	Horizontal	Horizontal	Pass

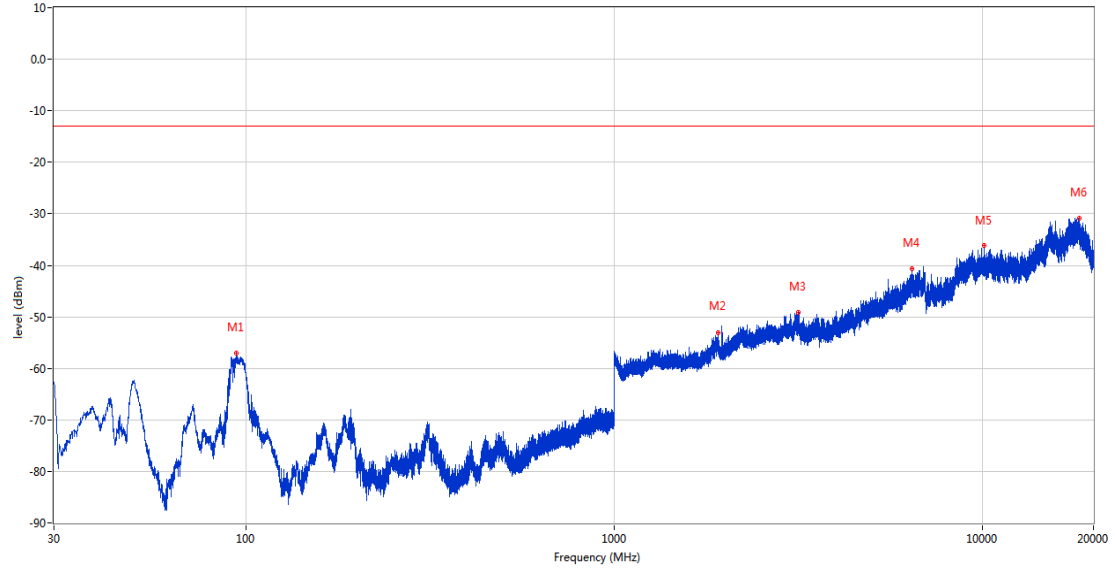
RSE-H&V EGPRS 1900 CH810



Frequency (MHz)	Result (dBm)	Factor (dB)	PK Limit (dBm)	Over Limit (dB)	Table (o)	ANT	EUT	Verdict
90.722	-59.94	-20.94	-13.0	-46.94	331.00	Horizontal	Vertical	Pass
1915.100	-49.81	3.10	-13.0	-36.81	-2.00	Horizontal	Vertical	N/A
1989.800	-41.14	1.01	-13.0	-28.14	236.00	Horizontal	Vertical	N/A
6364.000	-40.67	17.10	-13.0	-27.67	277.00	Horizontal	Vertical	Pass
9153.375	-37.47	38.76	-13.0	-24.47	83.00	Horizontal	Vertical	Pass
18302.050	-29.32	44.52	-13.0	-16.32	233.00	Horizontal	Vertical	Pass

RSE-V&V EGPRS 1900 CH810

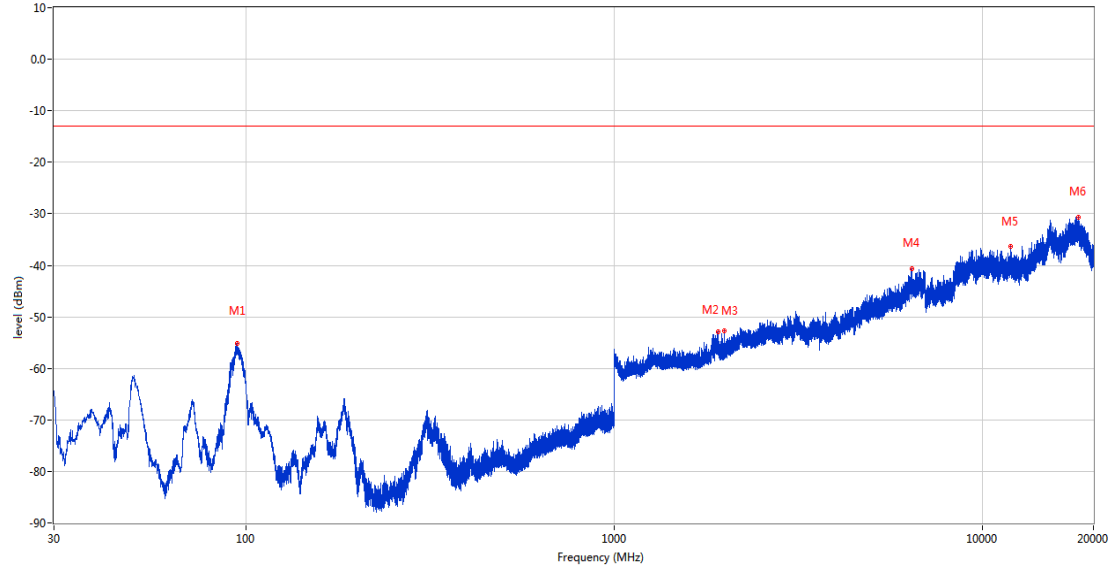
OPPO_RSE (RF) _FCC PART22&24&27_GSM 1900 & CDMA BC1 & WCDMA Band 2 & LTE Band 2 & 25_1830-1920_30MHz-20GHz



Frequency (MHz)	Result (dBm)	Factor (dB)	PK Limit (dBm)	Over Limit (dB)	Table (o)	ANT	EUT	Verdict
93.729	-57.10	-21.29	-13.0	-44.10	218.00	Vertical	Vertical	Pass
1916.000	-53.17	3.10	-13.0	-40.17	339.00	Vertical	Vertical	N/A
3166.000	-49.11	7.93	-13.0	-36.11	312.00	Vertical	Vertical	Pass
6415.000	-40.63	18.89	-13.0	-27.63	19.00	Vertical	Vertical	Pass
10075.675	-36.10	40.00	-13.0	-23.10	103.00	Vertical	Vertical	Pass
18274.136	-30.90	44.67	-13.0	-17.90	190.00	Vertical	Vertical	Pass

RSE-V&H EGPRS 1900 CH810

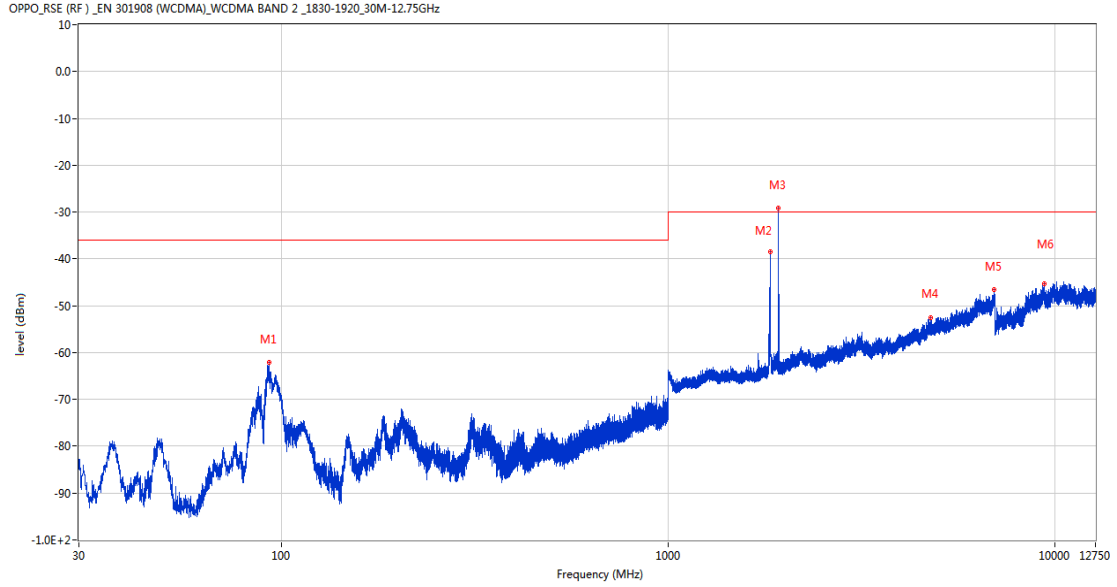
OPPO_RSE (RF) _FCC PART22&24&27_GSM 1900 & CDMA BC1 & WCDMA Band 2 & LTE Band 2 & 25_1830-1920_30MHz-20GHz



Frequency (MHz)	Result (dBm)	Factor (dB)	PK Limit (dBm)	Over Limit (dB)	Table (o)	ANT	EUT	Verdict
94.456	-55.21	-21.42	-13.0	-42.21	330.00	Vertical	Horizontal	Pass
1912.400	-52.93	3.09	-13.0	-39.93	-2.00	Vertical	Horizontal	N/A
1989.800	-52.68	1.01	-13.0	-39.68	284.00	Vertical	Horizontal	N/A
6418.400	-40.75	18.88	-13.0	-27.75	96.00	Vertical	Horizontal	Pass
11946.150	-36.39	39.95	-13.0	-23.39	153.00	Vertical	Horizontal	Pass
18255.286	-30.69	44.83	-13.0	-17.69	232.00	Vertical	Horizontal	Pass

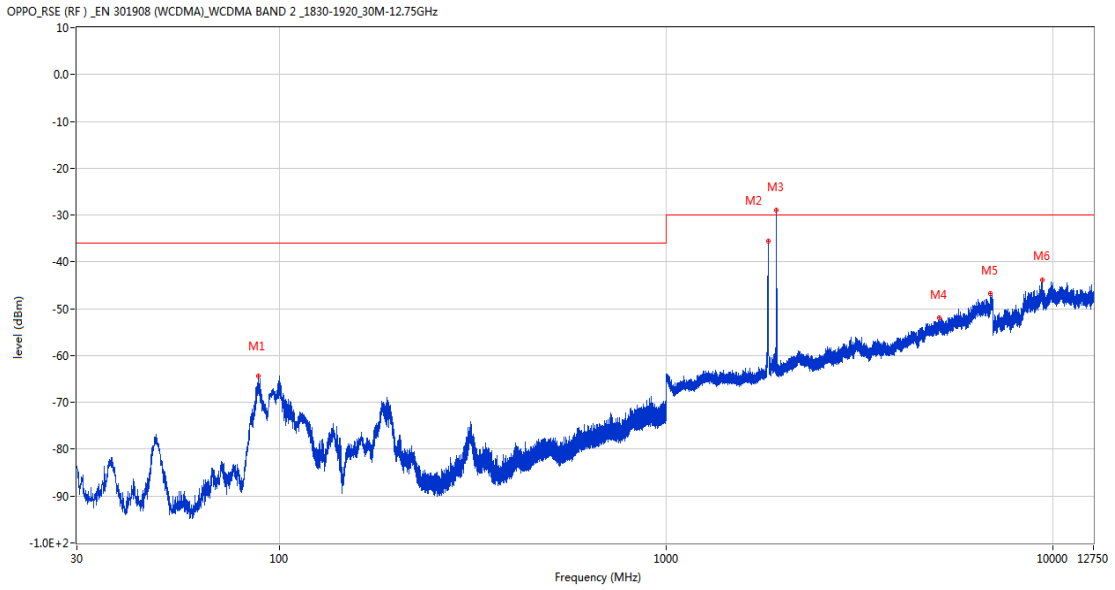
WCDMA
 5 WCDMA Band 2
 5.1 WCDMA Band 2 Low Channel

RSE-H&H WCDMA Band 2 CH9262



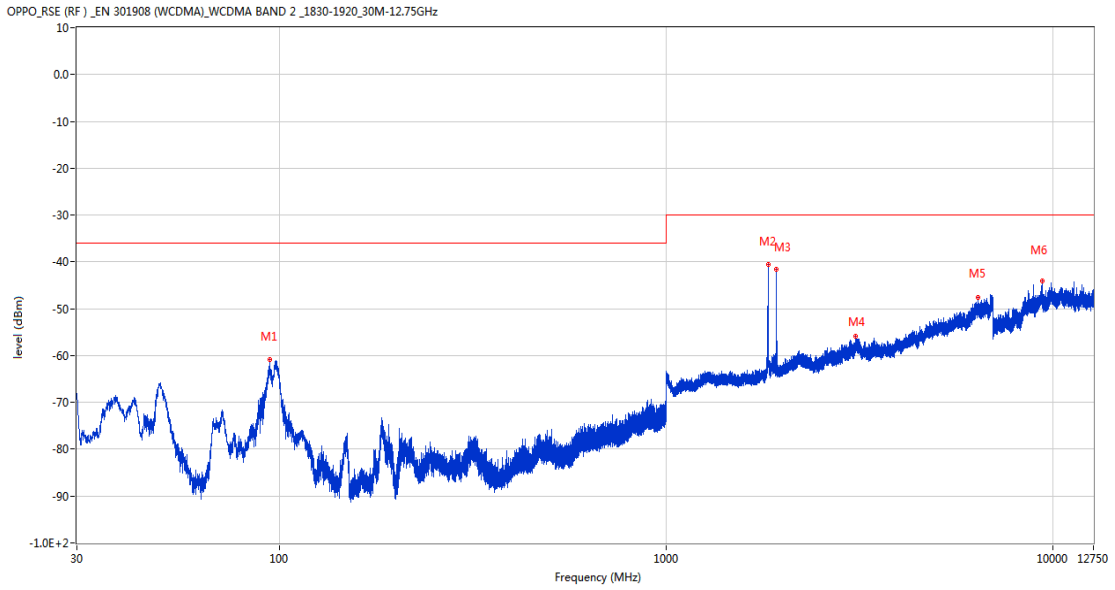
Frequency (MHz)	Result (dBm)	Factor (dB)	PK Limit (dBm)	Over Limit (dB)	Table (o)	ANT	EUT	Verdict
93.196	-62.00	-21.20	-36.0	-26.00	198.00	Horizontal	Horizontal	Pass
1839.400	-38.41	2.00	-30.0	-8.41	228.00	Horizontal	Horizontal	N/A
1931.600	-29.18	0.78	-30.0	0.82	165.00	Horizontal	Horizontal	N/A
4778.800	-52.66	10.82	-30.0	-22.66	132.00	Horizontal	Horizontal	Pass
6973.400	-46.55	20.05	-30.0	-16.55	76.00	Horizontal	Horizontal	Pass
9399.763	-45.35	40.04	-30.0	-15.35	324.00	Horizontal	Horizontal	Pass

RSE-H&V WCDMA Band 2 CH9262



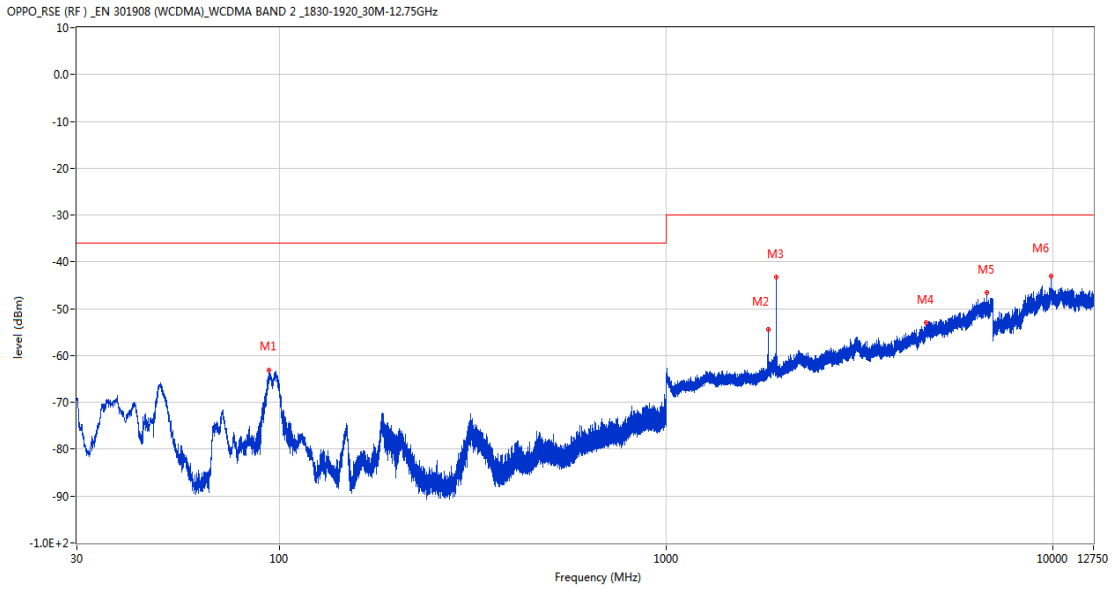
Frequency (MHz)	Result (dBm)	Factor (dB)	PK Limit (dBm)	Over Limit (dB)	Table (o)	ANT	EUT	Verdict
88.491	-64.37	-21.01	-36.0	-28.37	319.00	Horizontal	Vertical	Pass
1841.800	-35.62	2.12	-30.0	-5.62	16.00	Horizontal	Vertical	N/A
1931.900	-29.03	0.80	-30.0	0.97	231.00	Horizontal	Vertical	N/A
5095.800	-51.84	13.17	-30.0	-21.84	360.00	Horizontal	Vertical	Pass
6918.800	-46.79	19.33	-30.0	-16.79	271.00	Horizontal	Vertical	Pass
9388.262	-43.96	39.94	-30.0	-13.96	231.00	Horizontal	Vertical	Pass

RSE-V&V WCDMA Band 2 CH9262



Frequency (MHz)	Result (dBm)	Factor (dB)	PK Limit (dBm)	Over Limit (dB)	Table (o)	ANT	EUT	Verdict
94.650	-60.75	-21.45	-36.0	-24.75	77.00	Vertical	Vertical	Pass
1841.800	-40.49	2.12	-30.0	-10.49	97.00	Vertical	Vertical	N/A
1930.900	-41.58	0.74	-30.0	-11.58	342.00	Vertical	Vertical	N/A
3093.200	-55.95	8.20	-30.0	-25.95	147.00	Vertical	Vertical	Pass
6422.200	-47.68	18.72	-30.0	-17.68	251.00	Vertical	Vertical	Pass
9406.375	-44.12	39.92	-30.0	-14.12	-3.00	Vertical	Vertical	Pass

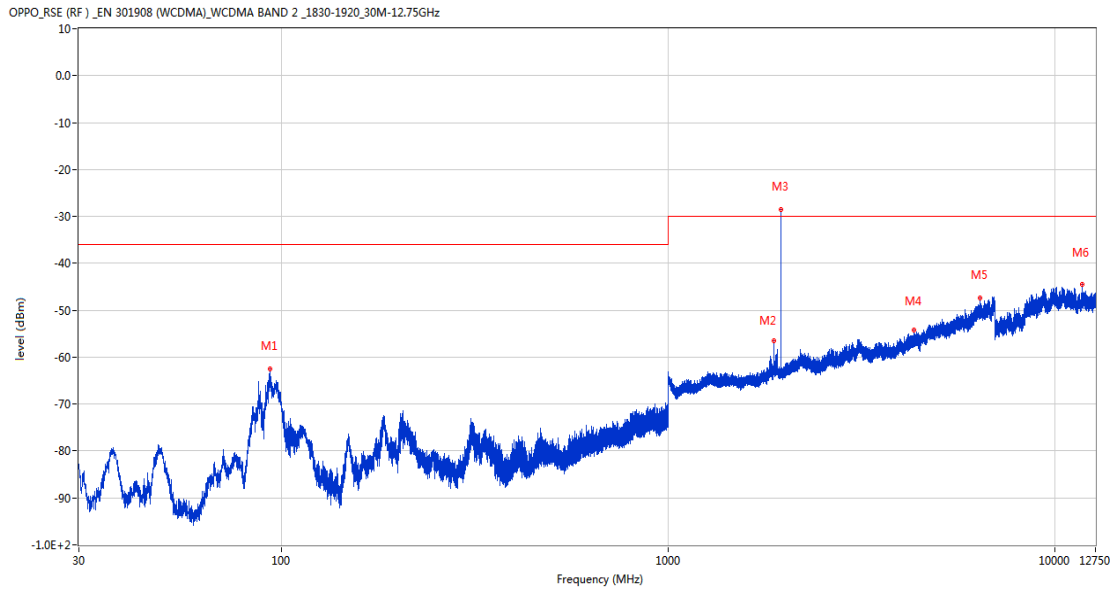
RSE-V&H WCDMA Band 2 CH9262



Frequency (MHz)	Result (dBm)	Factor (dB)	PK Limit (dBm)	Over Limit (dB)	Table (o)	ANT	EUT	Verdict
94.311	-63.05	-21.39	-36.0	-27.05	56.00	Vertical	Horizontal	Pass
1841.600	-54.40	2.11	-30.0	-24.40	221.00	Vertical	Horizontal	N/A
1931.100	-43.23	0.76	-30.0	-13.23	76.00	Vertical	Horizontal	N/A
4695.000	-52.90	10.75	-30.0	-22.90	0.00	Vertical	Horizontal	Pass
6765.000	-46.65	19.03	-30.0	-16.65	16.00	Vertical	Horizontal	Pass
9902.599	-43.13	40.01	-30.0	-13.13	13.00	Vertical	Horizontal	Pass

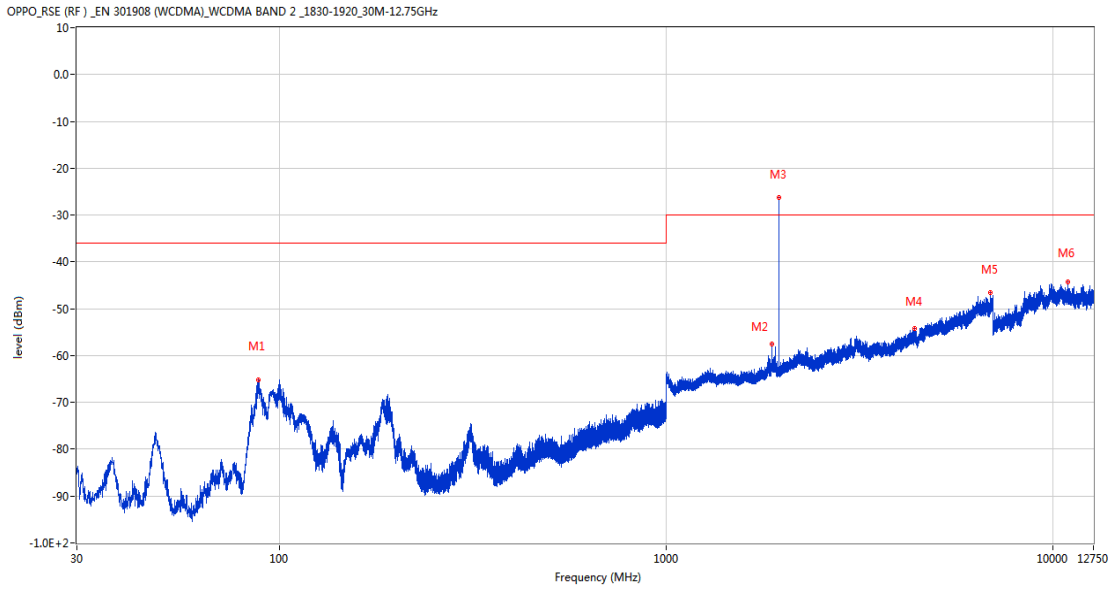
5.2 WCDMA Band 2 Middle Channel

RSE-H&H WCDMA Band 2 CH9400



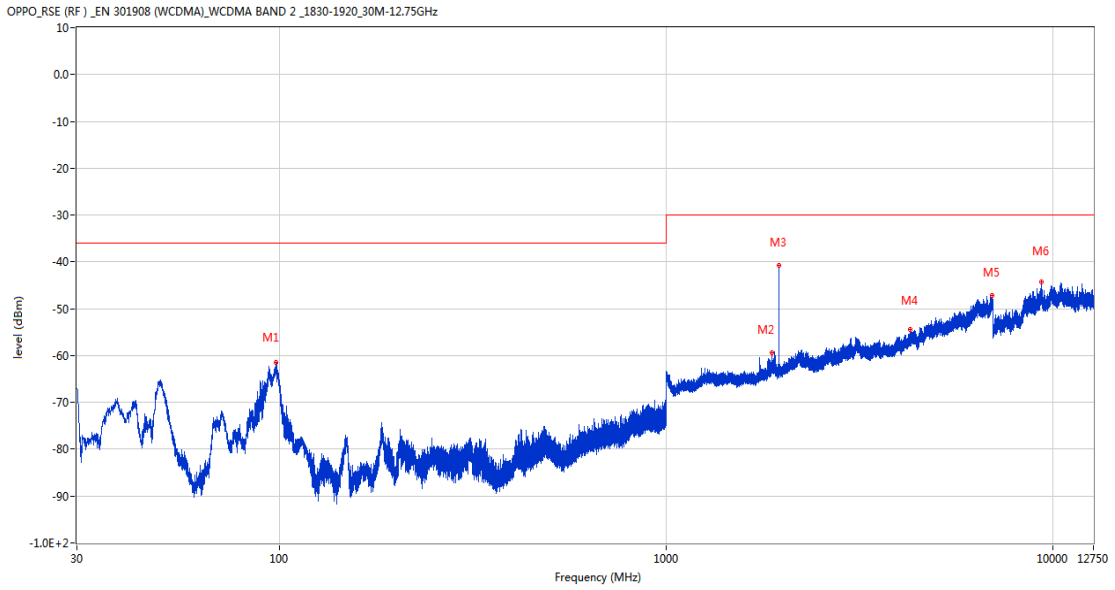
Frequency (MHz)	Result (dBm)	Factor (dB)	PK Limit (dBm)	Over Limit (dB)	Table (o)	ANT	EUT	Verdict
93.438	-62.44	-21.24	-36.0	-26.44	174.00	Horizontal	Horizontal	Pass
1881.000	-56.42	2.74	-30.0	-26.42	143.00	Horizontal	Horizontal	N/A
1960.400	-28.45	1.07	-30.0	1.55	160.00	Horizontal	Horizontal	N/A
4336.000	-54.25	10.27	-30.0	-24.25	215.00	Horizontal	Horizontal	Pass
6421.000	-47.39	18.82	-30.0	-17.39	322.00	Horizontal	Horizontal	Pass
11786.875	-44.41	39.47	-30.0	-14.41	167.00	Horizontal	Horizontal	Pass

RSE-H&V WCDMA Band 2 CH9400



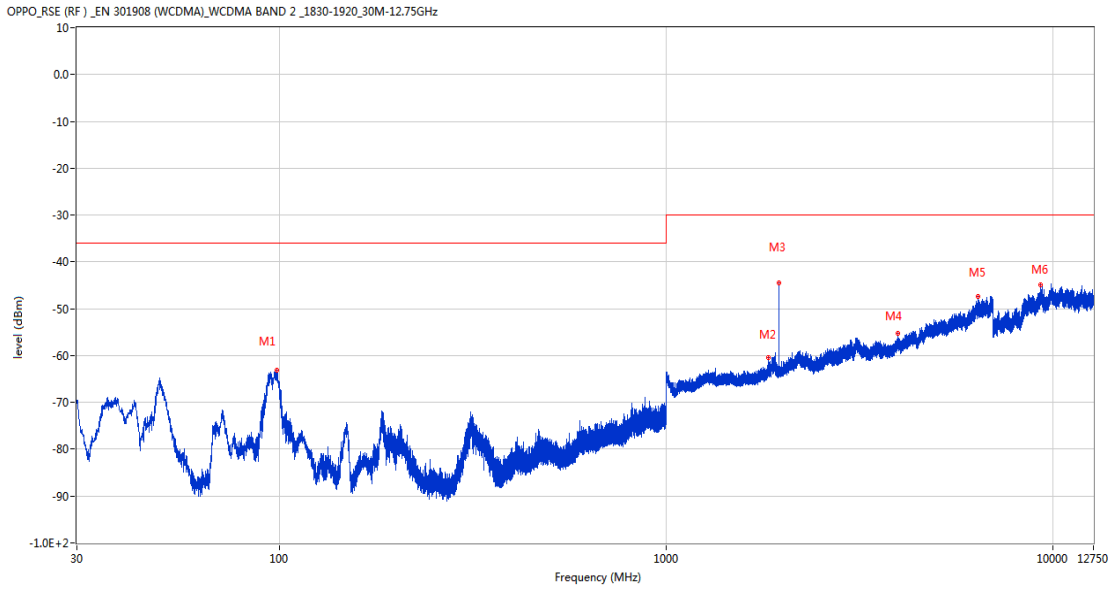
Frequency (MHz)	Result (dBm)	Factor (dB)	PK Limit (dBm)	Over Limit (dB)	Table (o)	ANT	EUT	Verdict
88.394	-65.23	-21.02	-36.0	-29.23	360.00	Horizontal	Vertical	Pass
1880.400	-57.60	2.73	-30.0	-27.60	195.00	Horizontal	Vertical	N/A
1961.500	-26.29	1.00	-30.0	3.71	224.00	Horizontal	Vertical	N/A
4404.600	-54.18	9.81	-30.0	-24.18	360.00	Horizontal	Vertical	Pass
6920.200	-46.62	19.31	-30.0	-16.62	360.00	Horizontal	Vertical	Pass
10938.750	-44.27	40.73	-30.0	-14.27	286.00	Horizontal	Vertical	Pass

RSE-V&V WCDMA Band 2 CH9400



Frequency (MHz)	Result (dBm)	Factor (dB)	PK Limit (dBm)	Over Limit (dB)	Table (o)	ANT	EUT	Verdict
98.046	-61.46	-21.92	-36.0	-25.46	229.00	Vertical	Vertical	Pass
1881.500	-59.35	2.75	-30.0	-29.35	109.00	Vertical	Vertical	N/A
1959.100	-40.78	1.13	-30.0	-10.78	221.00	Vertical	Vertical	N/A
4278.000	-54.49	9.35	-30.0	-24.49	49.00	Vertical	Vertical	Pass
6989.800	-47.25	19.58	-30.0	-17.25	285.00	Vertical	Vertical	Pass
9370.150	-44.37	39.87	-30.0	-14.37	178.00	Vertical	Vertical	Pass

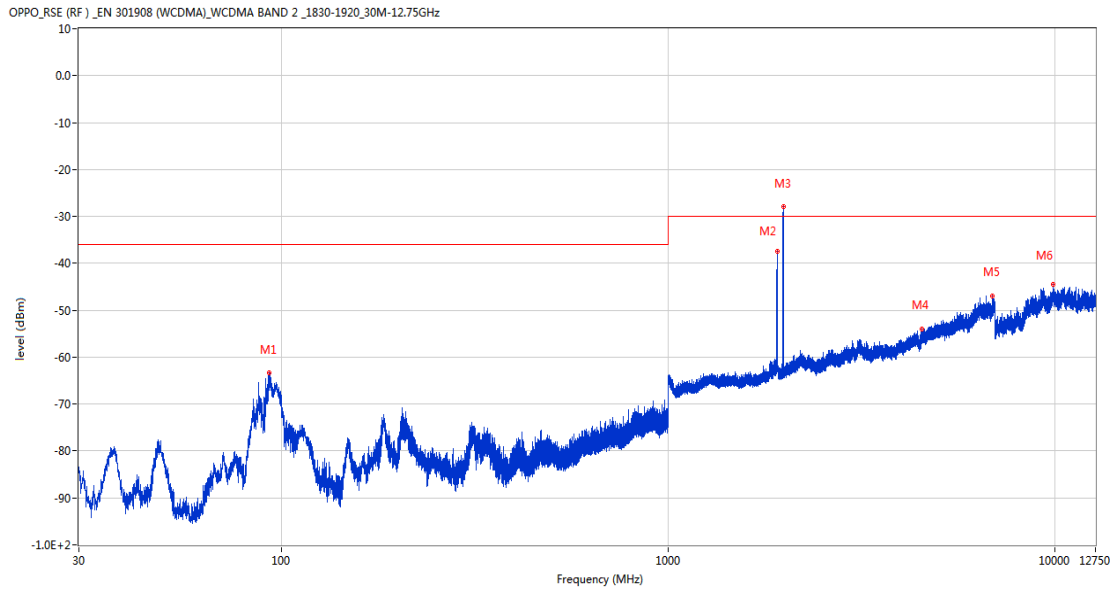
RSE-V&H WCDMA Band 2 CH9400



Frequency (MHz)	Result (dBm)	Factor (dB)	PK Limit (dBm)	Over Limit (dB)	Table (o)	ANT	EUT	Verdict
98.579	-63.15	-21.90	-36.0	-27.15	81.00	Vertical	Horizontal	Pass
1843.000	-60.51	2.13	-30.0	-30.51	0.00	Vertical	Horizontal	Pass
1961.300	-44.49	1.01	-30.0	-14.49	0.00	Vertical	Horizontal	N/A
3981.400	-55.33	8.56	-30.0	-25.33	357.00	Vertical	Horizontal	Pass
6417.800	-47.48	18.85	-30.0	-17.48	136.00	Vertical	Horizontal	Pass
9317.250	-44.99	39.67	-30.0	-14.99	64.00	Vertical	Horizontal	Pass

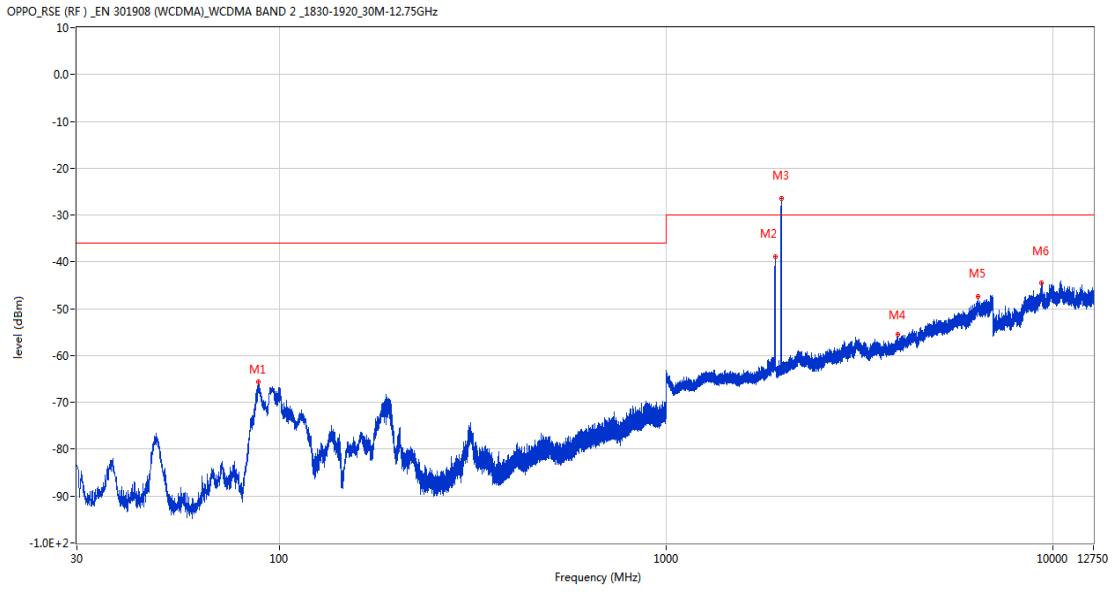
5.3 WCDMA Band 2 High Channel

RSE-H&H WCDMA Band 2 CH9538



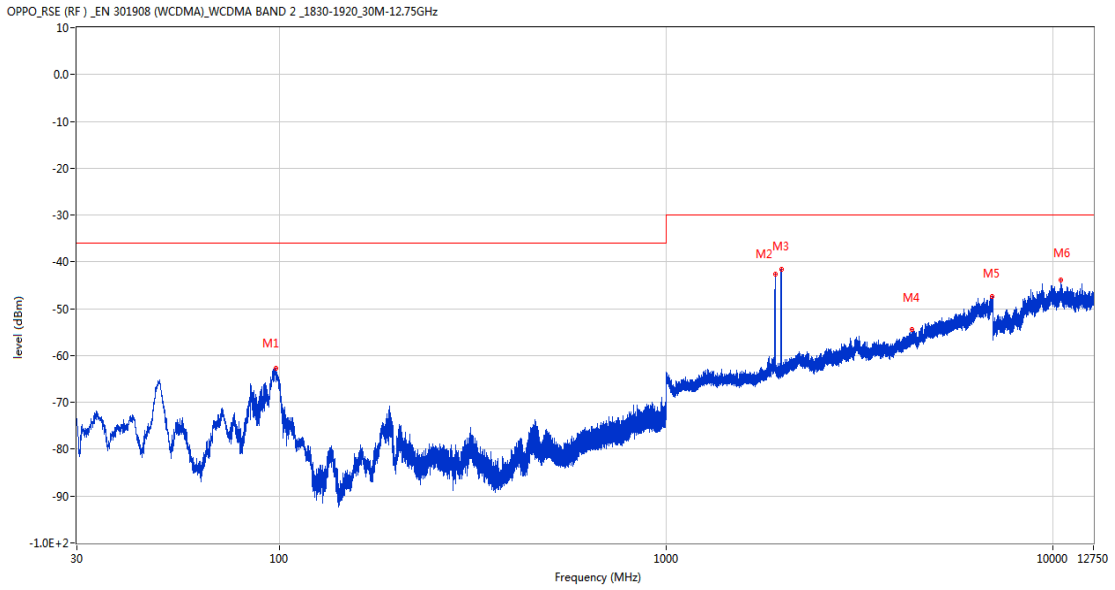
Frequency (MHz)	Result (dBm)	Factor (dB)	PK Limit (dBm)	Over Limit (dB)	Table (o)	ANT	EUT	Verdict
92.905	-63.38	-21.15	-36.0	-27.38	206.00	Horizontal	Horizontal	Pass
1915.700	-37.37	3.10	-30.0	-7.37	180.00	Horizontal	Horizontal	N/A
1987.700	-27.83	0.87	-30.0	2.17	160.00	Horizontal	Horizontal	N/A
4544.800	-54.11	10.32	-30.0	-24.11	359.00	Horizontal	Horizontal	Pass
6916.400	-46.97	19.53	-30.0	-16.97	112.00	Horizontal	Horizontal	Pass
9929.338	-44.54	39.96	-30.0	-14.54	97.00	Horizontal	Horizontal	Pass

RSE-H&V WCDMA Band 2 CH9538



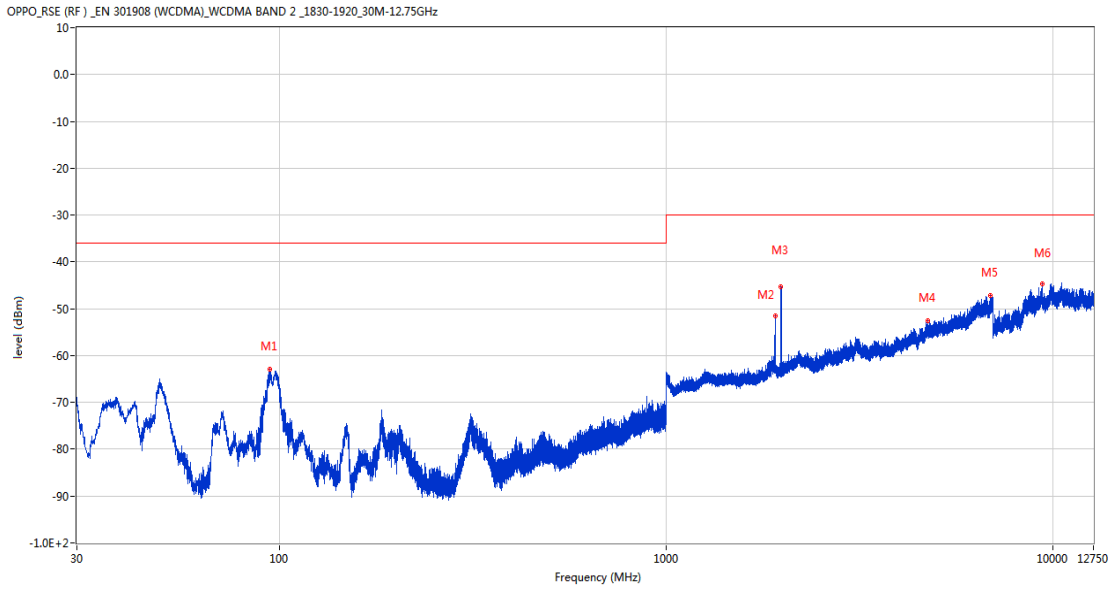
Frequency (MHz)	Result (dBm)	Factor (dB)	PK Limit (dBm)	Over Limit (dB)	Table (o)	ANT	EUT	Verdict
88.442	-65.68	-21.02	-36.0	-29.68	326.00	Horizontal	Vertical	Pass
1915.900	-38.88	3.10	-30.0	-8.88	188.00	Horizontal	Vertical	N/A
1988.900	-26.44	0.99	-30.0	3.56	228.00	Horizontal	Vertical	N/A
3971.200	-55.45	8.54	-30.0	-25.45	179.00	Horizontal	Vertical	Pass
6410.000	-47.30	18.74	-30.0	-17.30	324.00	Horizontal	Vertical	Pass
9371.300	-44.43	39.87	-30.0	-14.43	14.00	Horizontal	Vertical	Pass

RSE-V&V WCDMA Band 2 CH9538



Frequency (MHz)	Result (dBm)	Factor (dB)	PK Limit (dBm)	Over Limit (dB)	Table (o)	ANT	EUT	Verdict
97.997	-62.66	-21.91	-36.0	-26.66	224.00	Vertical	Vertical	Pass
1915.900	-42.64	3.10	-30.0	-12.64	77.00	Vertical	Vertical	N/A
1987.800	-41.65	0.88	-30.0	-11.65	96.00	Vertical	Vertical	N/A
4336.600	-54.40	10.30	-30.0	-24.40	332.00	Vertical	Vertical	Pass
6985.000	-47.34	19.66	-30.0	-17.34	238.00	Vertical	Vertical	Pass
10527.050	-43.89	40.57	-30.0	-13.89	122.00	Vertical	Vertical	Pass

RSE-V&H WCDMA Band 2 CH9538



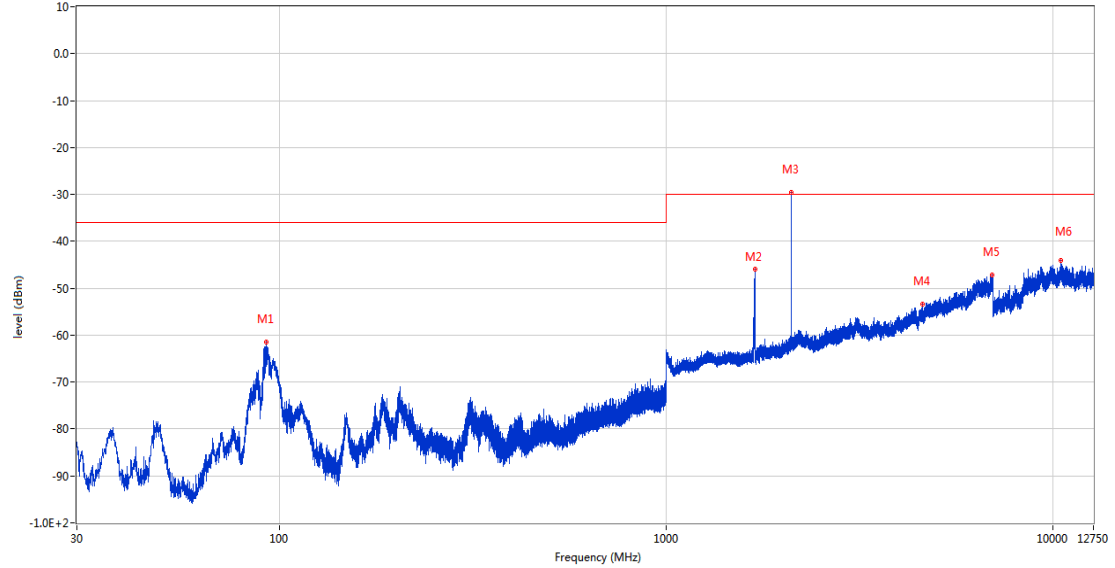
Frequency (MHz)	Result (dBm)	Factor (dB)	PK Limit (dBm)	Over Limit (dB)	Table (o)	ANT	EUT	Verdict
94.650	-62.84	-21.45	-36.0	-26.84	73.00	Vertical	Horizontal	Pass
1915.500	-51.56	3.10	-30.0	-21.56	87.00	Vertical	Horizontal	N/A
1986.100	-45.23	0.81	-30.0	-15.23	9.00	Vertical	Horizontal	N/A
4748.000	-52.66	11.27	-30.0	-22.66	360.00	Vertical	Horizontal	Pass
6909.800	-47.25	19.45	-30.0	-17.25	115.00	Vertical	Horizontal	Pass
9389.700	-44.66	39.95	-30.0	-14.66	46.00	Vertical	Horizontal	Pass

6 WCDMA Band 4

6.1 WCDMA Band 4 Low Channel

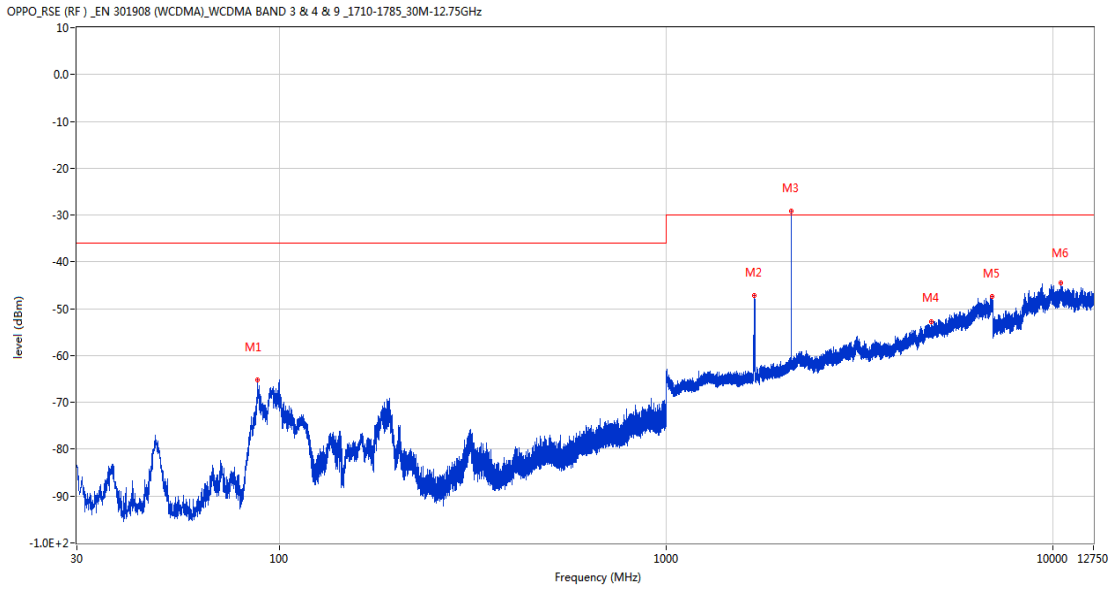
RSE-H&H WCDMA Band 4 CH1312

OPPO_RSE (RF)_EN 301908 (WCDMA)_WCDMA BAND 3 & 4 & 9_1710-1785_30M-12.75GHz



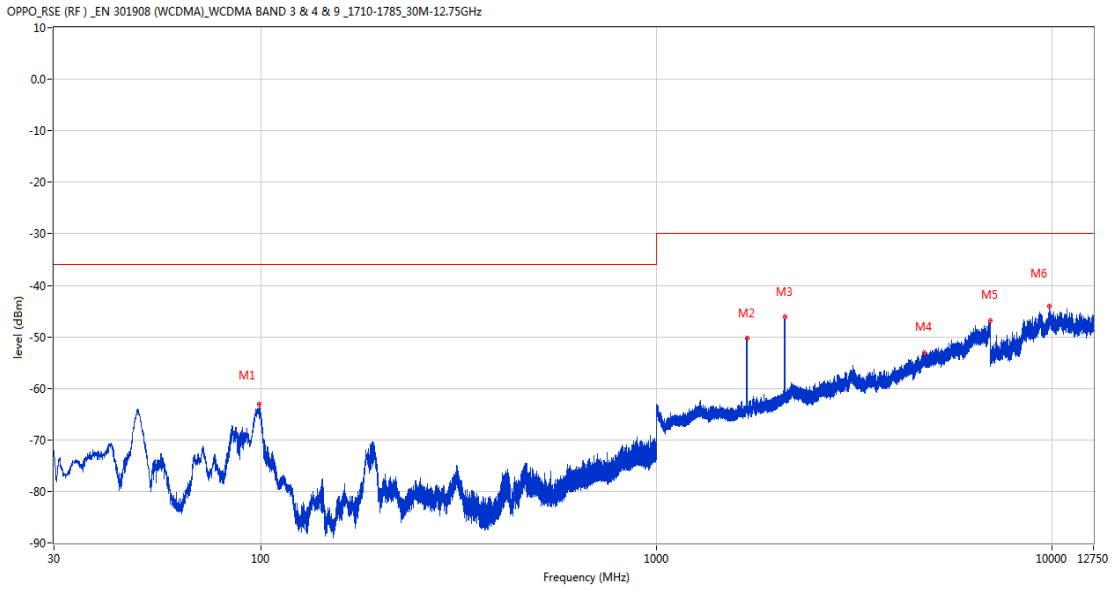
Frequency (MHz)	Result (dBm)	Factor (dB)	PK Limit (dBm)	Over Limit (dB)	Table (o)	ANT	EUT	Verdict
92.468	-61.56	-21.02	-36.0	-25.56	193.00	Horizontal	Horizontal	Pass
1697.800	-45.85	0.81	-30.0	-15.85	238.00	Horizontal	Horizontal	N/A
2111.500	-29.61	2.86	-30.0	0.39	142.00	Horizontal	Horizontal	N/A
4601.800	-53.46	10.17	-30.0	-23.46	89.00	Horizontal	Horizontal	Pass
6981.200	-47.10	19.76	-30.0	-17.10	319.00	Horizontal	Horizontal	Pass
10495.425	-44.00	40.48	-30.0	-14.00	-3.00	Horizontal	Horizontal	Pass

RSE-H&V WCDMA Band 4 CH1312



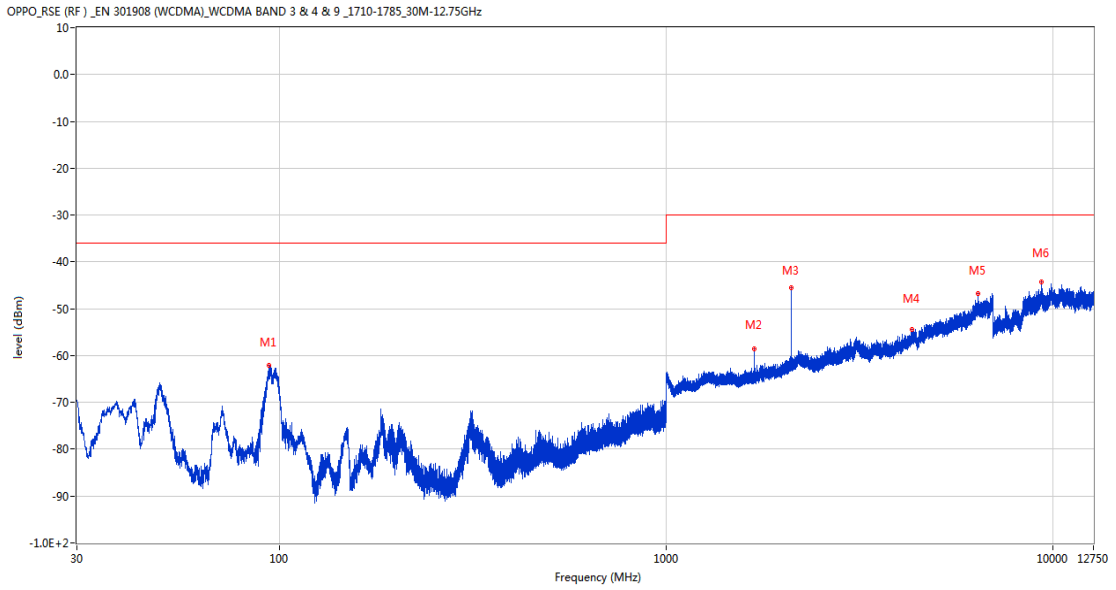
Frequency (MHz)	Result (dBm)	Factor (dB)	PK Limit (dBm)	Over Limit (dB)	Table (o)	ANT	EUT	Verdict
87.860	-65.30	-21.02	-36.0	-29.30	213.00	Horizontal	Vertical	Pass
1694.100	-47.22	0.85	-30.0	-17.22	360.00	Horizontal	Vertical	N/A
2113.000	-29.18	2.85	-30.0	0.82	218.00	Horizontal	Vertical	N/A
4845.200	-52.81	11.49	-30.0	-22.81	348.00	Horizontal	Vertical	Pass
6989.800	-47.43	19.58	-30.0	-17.43	360.00	Horizontal	Vertical	Pass
10516.987	-44.53	40.51	-30.0	-14.53	190.00	Horizontal	Vertical	Pass

RSE-V&V WCDMA Band 4 CH1312



Frequency (MHz)	Result (dBm)	Factor (dB)	PK Limit (dBm)	Over Limit (dB)	Table (o)	ANT	EUT	Verdict
99.016	-63.16	-21.83	-36.0	-27.16	334.00	Vertical	Vertical	Pass
1696.400	-50.19	0.83	-30.0	-20.19	282.00	Vertical	Vertical	N/A
2112.500	-46.13	2.85	-30.0	-16.13	239.00	Vertical	Vertical	N/A
4773.200	-53.15	10.78	-30.0	-23.15	84.00	Vertical	Vertical	Pass
6993.600	-46.96	19.08	-30.0	-16.96	119.00	Vertical	Vertical	Pass
9861.775	-44.05	39.77	-30.0	-14.05	186.00	Vertical	Vertical	Pass

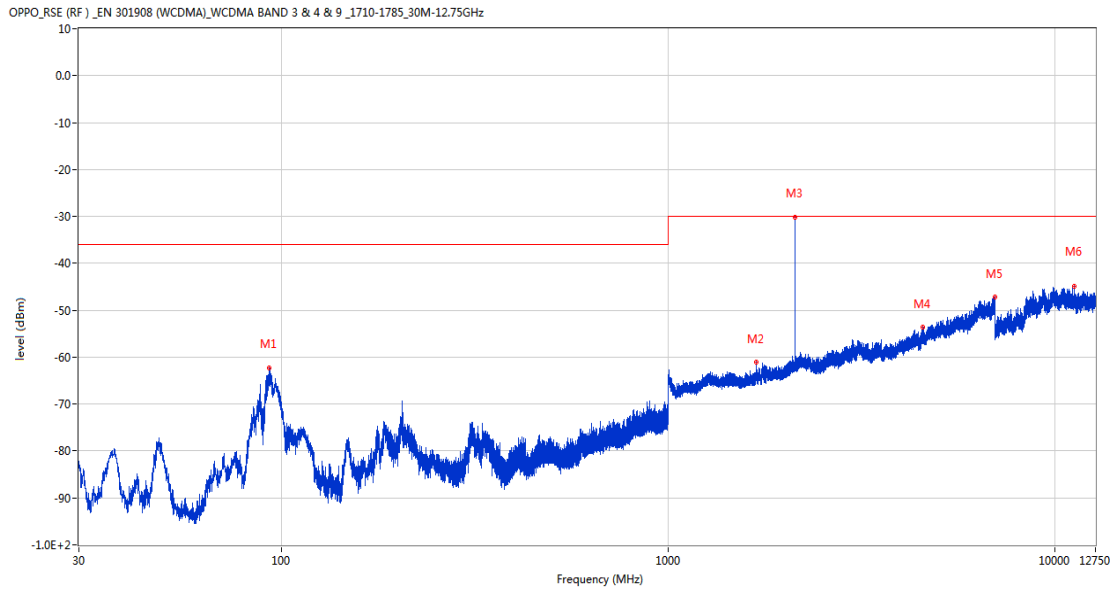
RSE-V&H WCDMA Band 4 CH1312



Frequency (MHz)	Result (dBm)	Factor (dB)	PK Limit (dBm)	Over Limit (dB)	Table (o)	ANT	EUT	Verdict
94.311	-62.12	-21.30	-36.0	-26.12	43.00	Vertical	Horizontal	Pass
1696.200	-58.58	0.83	-30.0	-28.58	309.00	Vertical	Horizontal	N/A
2113.700	-45.59	2.84	-30.0	-15.59	350.00	Vertical	Horizontal	N/A
4330.000	-54.51	10.28	-30.0	-24.51	351.00	Vertical	Horizontal	Pass
6424.000	-46.77	18.53	-30.0	-16.77	70.00	Vertical	Horizontal	Pass
9358.363	-44.20	39.85	-30.0	-14.20	267.00	Vertical	Horizontal	Pass

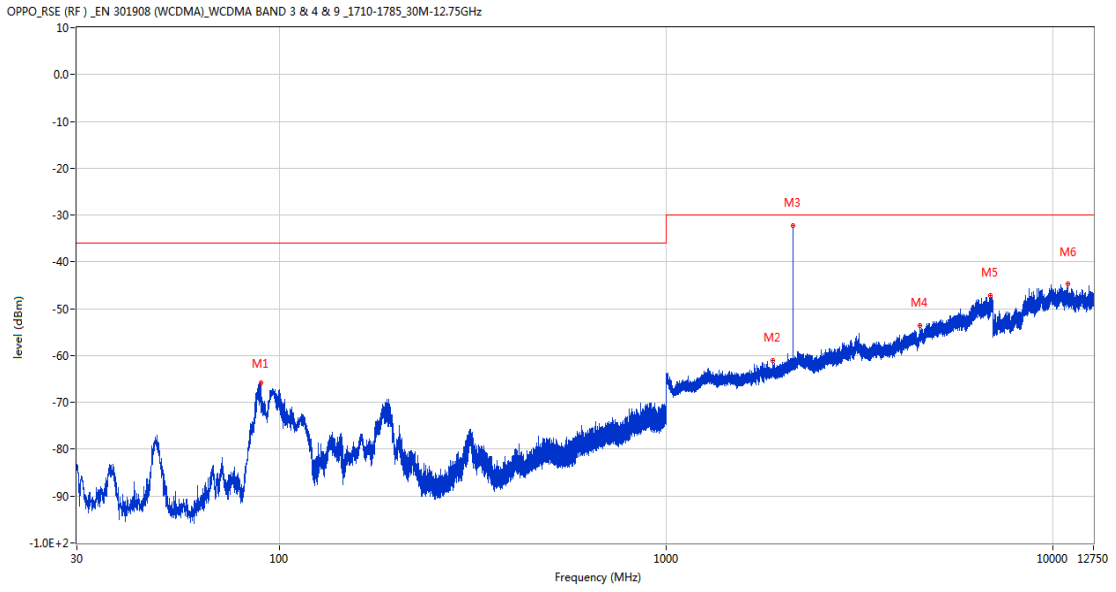
6.2 WCDMA Band 4 Middle Channel

RSE-H&H WCDMA Band 4 CH1413



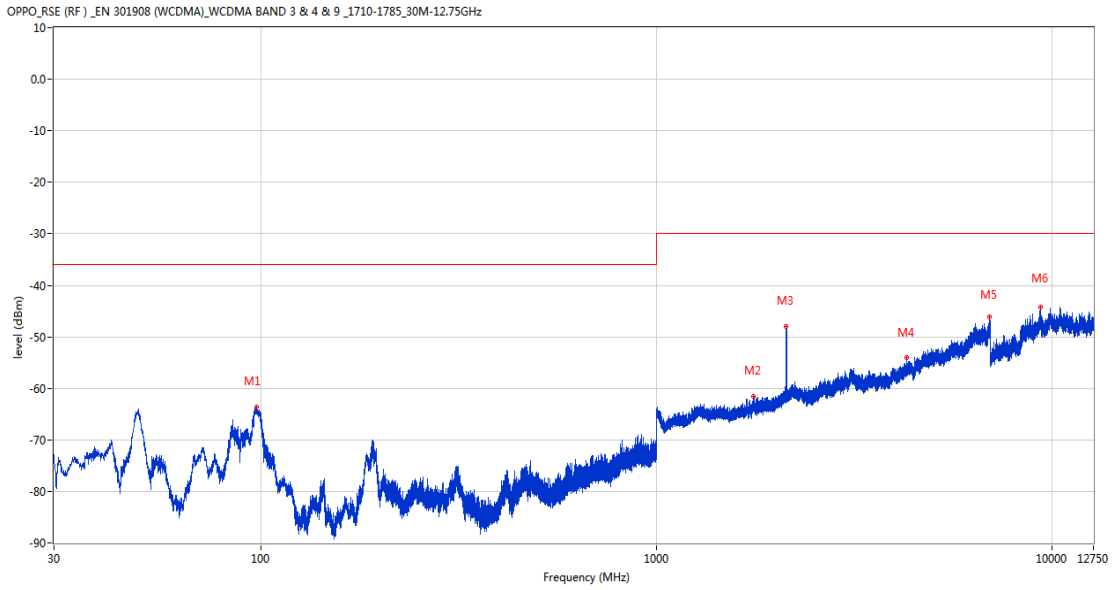
Frequency (MHz)	Result (dBm)	Factor (dB)	PK Limit (dBm)	Over Limit (dB)	Table (o)	ANT	EUT	Verdict
92.905	-62.28	-21.08	-36.0	-26.28	168.00	Horizontal	Horizontal	Pass
1694.100	-61.10	0.85	-30.0	-31.10	239.00	Horizontal	Horizontal	N/A
2132.000	-30.22	2.71	-30.0	-0.22	212.00	Horizontal	Horizontal	N/A
4570.600	-53.51	10.65	-30.0	-23.51	299.00	Horizontal	Horizontal	Pass
6999.200	-47.20	18.91	-30.0	-17.20	20.00	Horizontal	Horizontal	Pass
11268.225	-44.85	39.93	-30.0	-14.85	77.00	Horizontal	Horizontal	Pass

RSE-H&V WCDMA Band 4 CH1413



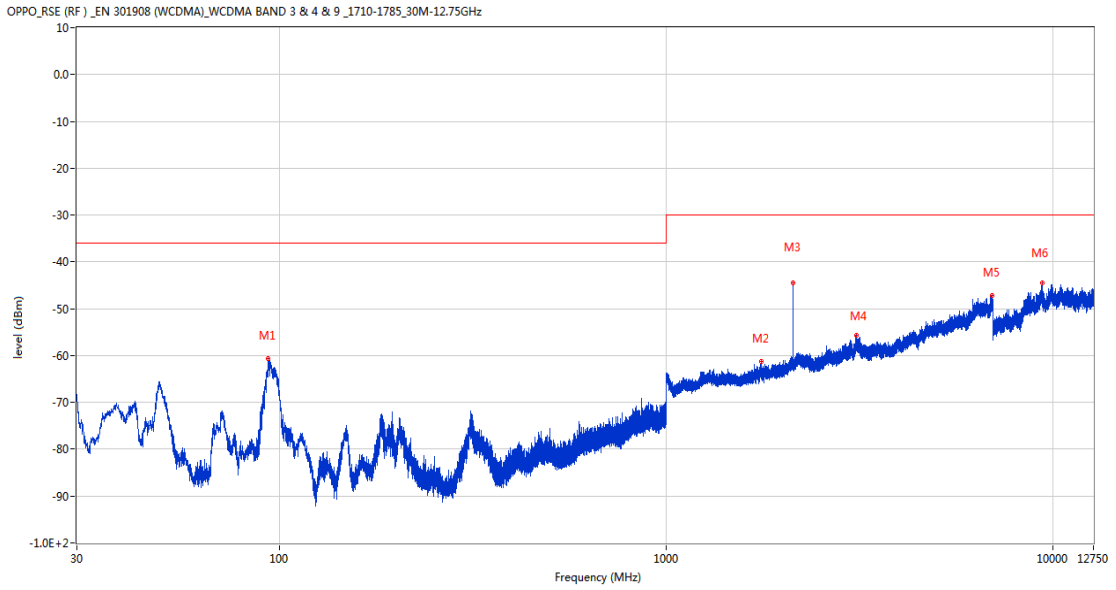
Frequency (MHz)	Result (dBm)	Factor (dB)	PK Limit (dBm)	Over Limit (dB)	Table (o)	ANT	EUT	Verdict
89.606	-65.86	-20.89	-36.0	-29.86	328.00	Horizontal	Vertical	Pass
1892.300	-61.05	0.91	-30.0	-31.05	253.00	Horizontal	Vertical	Pass
2131.400	-32.30	2.72	-30.0	-2.30	231.00	Horizontal	Vertical	N/A
4547.200	-53.63	10.36	-30.0	-23.63	34.00	Horizontal	Vertical	Pass
6910.000	-47.16	19.43	-30.0	-17.16	34.00	Horizontal	Vertical	Pass
10934.725	-44.61	40.72	-30.0	-14.61	350.00	Horizontal	Vertical	Pass

RSE-V&V WCDMA Band 4 CH1413



Frequency (MHz)	Result (dBm)	Factor (dB)	PK Limit (dBm)	Over Limit (dB)	Table (o)	ANT	EUT	Verdict
97.464	-63.64	-21.78	-36.0	-27.64	195.00	Vertical	Vertical	Pass
1756.900	-61.63	1.45	-30.0	-31.63	258.00	Vertical	Vertical	Pass
2133.100	-48.02	2.67	-30.0	-18.02	360.00	Vertical	Vertical	N/A
4299.400	-54.10	9.32	-30.0	-24.10	17.00	Vertical	Vertical	Pass
6966.000	-46.17	19.77	-30.0	-16.17	304.00	Vertical	Vertical	Pass
9354.338	-44.26	39.81	-30.0	-14.26	269.00	Vertical	Vertical	Pass

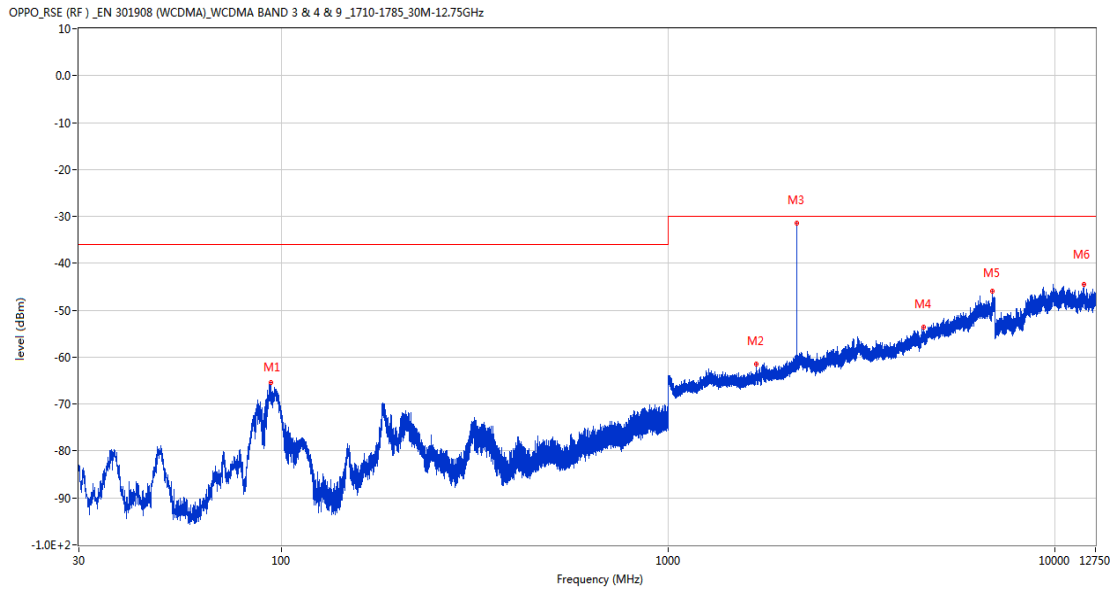
RSE-V&H WCDMA Band 4 CH1413



Frequency (MHz)	Result (dBm)	Factor (dB)	PK Limit (dBm)	Over Limit (dB)	Table (o)	ANT	EUT	Verdict
93.777	-60.71	-21.19	-36.0	-24.71	100.00	Vertical	Horizontal	Pass
1768.400	-61.28	1.41	-30.0	-31.28	243.00	Vertical	Horizontal	Pass
2133.700	-44.49	2.65	-30.0	-14.49	360.00	Vertical	Horizontal	N/A
3105.400	-55.72	8.16	-30.0	-25.72	90.00	Vertical	Horizontal	Pass
6961.200	-47.17	19.58	-30.0	-17.17	166.00	Vertical	Horizontal	Pass
9392.575	-44.46	39.98	-30.0	-14.46	269.00	Vertical	Horizontal	Pass

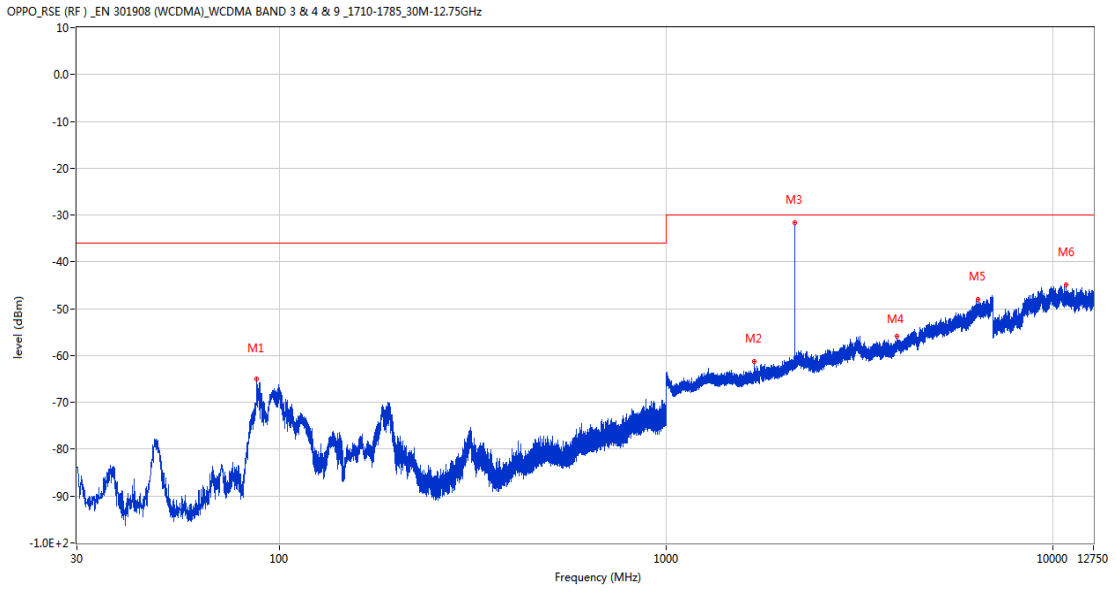
6.3 WCDMA Band 4 High Channel

RSE-H&H WCDMA Band 4 CH1513



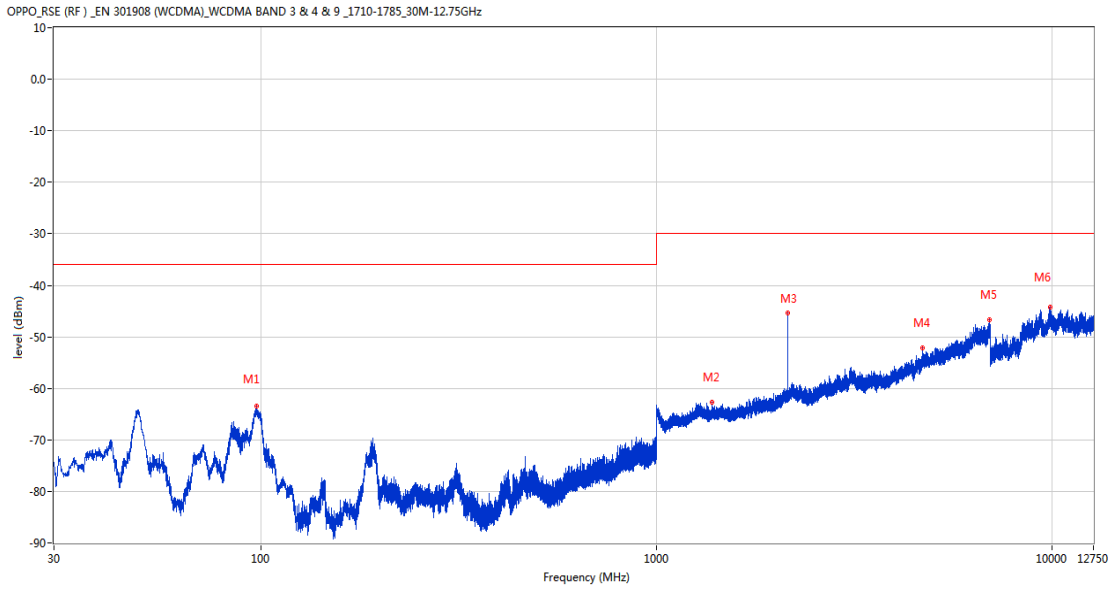
Frequency (MHz)	Result (dBm)	Factor (dB)	PK Limit (dBm)	Over Limit (dB)	Table (o)	ANT	EUT	Verdict
94.068	-65.38	-21.26	-36.0	-29.38	174.00	Horizontal	Horizontal	Pass
1694.100	-61.46	0.85	-30.0	-31.46	336.00	Horizontal	Horizontal	N/A
2152.700	-31.47	2.77	-30.0	-1.47	214.00	Horizontal	Horizontal	N/A
4580.200	-53.52	10.59	-30.0	-23.52	335.00	Horizontal	Horizontal	Pass
6914.200	-45.91	19.59	-30.0	-15.91	54.00	Horizontal	Horizontal	Pass
11892.675	-44.39	39.50	-30.0	-14.39	49.00	Horizontal	Horizontal	Pass

RSE-H&V WCDMA Band 4 CH1513



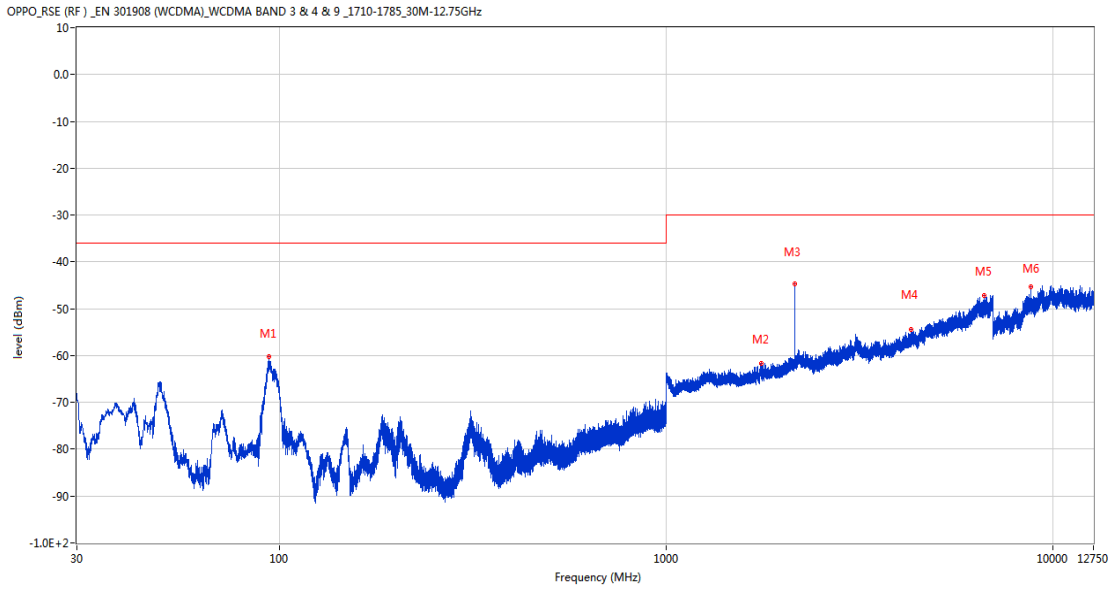
Frequency (MHz)	Result (dBm)	Factor (dB)	PK Limit (dBm)	Over Limit (dB)	Table (o)	ANT	EUT	Verdict
87.618	-64.89	-21.05	-36.0	-28.89	358.00	Horizontal	Vertical	Pass
1693.400	-61.35	0.58	-30.0	-31.35	0.00	Horizontal	Vertical	N/A
2151.600	-31.61	2.73	-30.0	-1.61	155.00	Horizontal	Vertical	N/A
3959.600	-55.94	8.30	-30.0	-25.94	277.00	Horizontal	Vertical	Pass
6424.800	-48.05	18.50	-30.0	-18.05	344.00	Horizontal	Vertical	Pass
10815.126	-44.83	40.46	-30.0	-14.83	-3.00	Horizontal	Vertical	Pass

RSE-V&V WCDMA Band 4 CH1513



Frequency (MHz)	Result (dBm)	Factor (dB)	PK Limit (dBm)	Over Limit (dB)	Table (o)	ANT	EUT	Verdict
97.609	-63.53	-21.79	-36.0	-27.53	169.00	Vertical	Vertical	Pass
1385.300	-62.68	-0.50	-30.0	-32.68	172.00	Vertical	Vertical	Pass
2153.400	-45.42	2.84	-30.0	-15.42	155.00	Vertical	Vertical	N/A
4725.000	-52.16	10.97	-30.0	-22.16	16.00	Vertical	Vertical	Pass
6969.200	-46.64	20.03	-30.0	-16.64	75.00	Vertical	Vertical	Pass
9914.675	-44.17	39.99	-30.0	-14.17	55.00	Vertical	Vertical	Pass

RSE-V&H WCDMA Band 4 CH1513

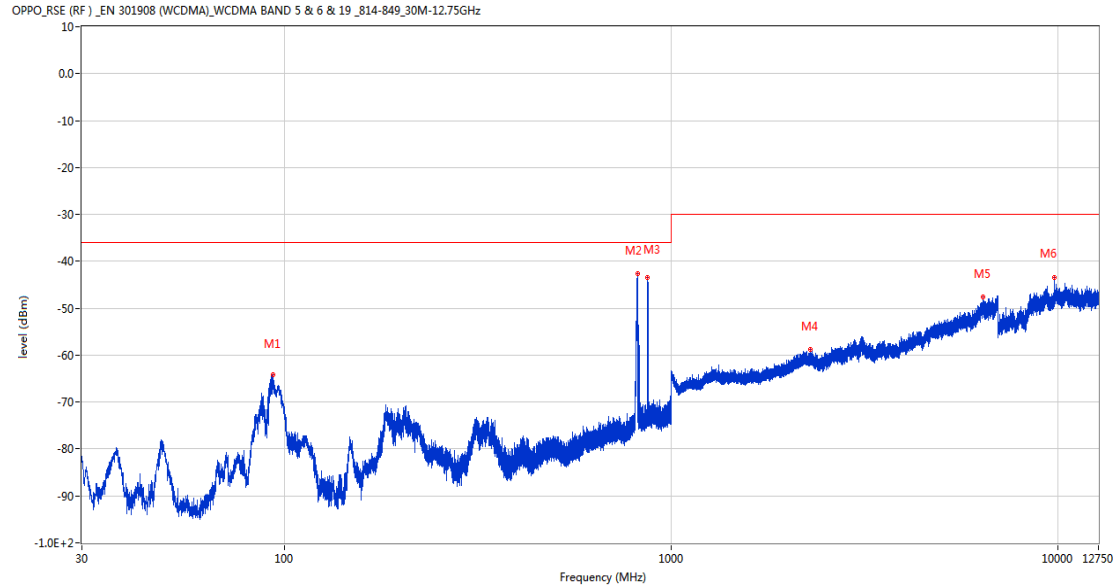


Frequency (MHz)	Result (dBm)	Factor (dB)	PK Limit (dBm)	Over Limit (dB)	Table (o)	ANT	EUT	Verdict
94.165	-60.28	-21.28	-36.0	-24.28	146.00	Vertical	Horizontal	Pass
1761.700	-61.74	1.43	-30.0	-31.74	298.00	Vertical	Horizontal	Pass
2152.400	-44.66	2.76	-30.0	-14.66	0.00	Vertical	Horizontal	N/A
4305.600	-54.38	9.59	-30.0	-24.38	360.00	Vertical	Horizontal	Pass
6660.200	-47.16	18.76	-30.0	-17.16	360.00	Vertical	Horizontal	Pass
8802.625	-45.34	38.77	-30.0	-15.34	220.00	Vertical	Horizontal	Pass

7 WCDMA Band 5

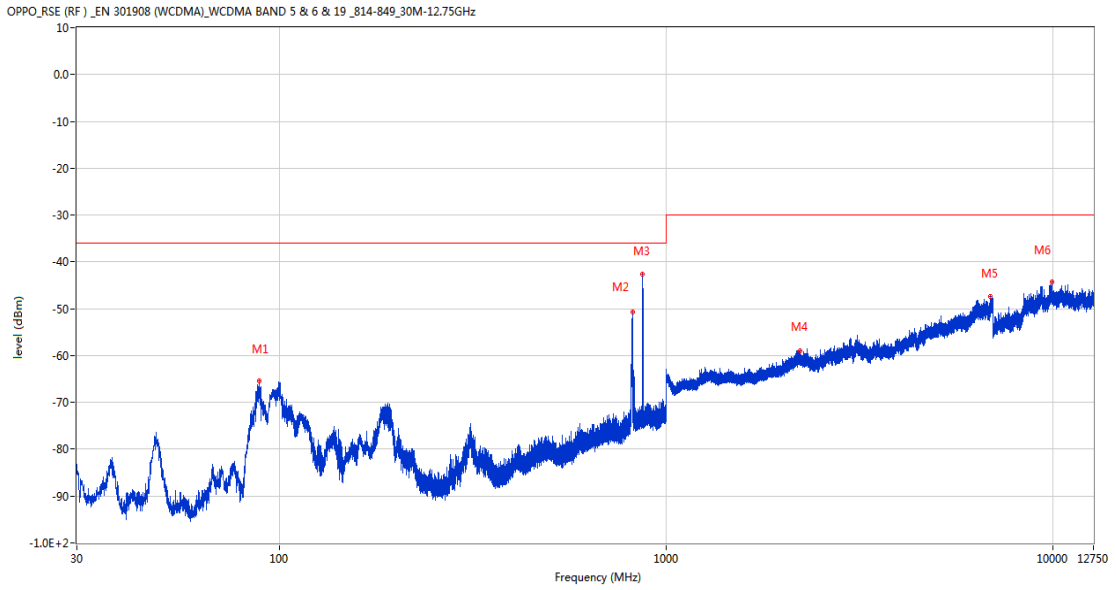
7.1 WCDMA Band 5 Low Channel

RSE-H&H WCDMA Band 5 CH4132



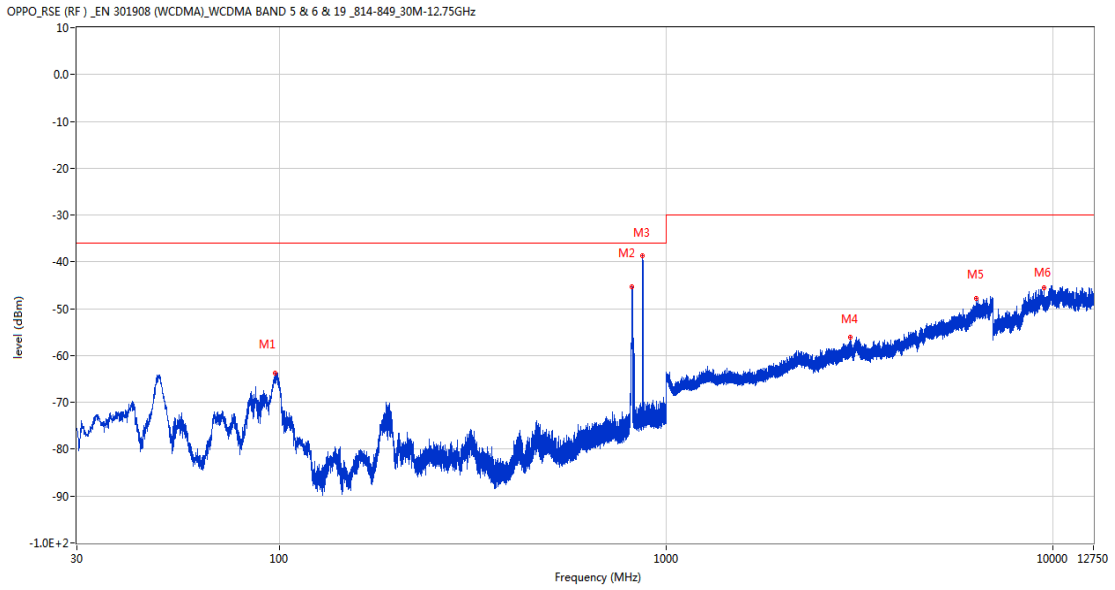
Frequency (MHz)	Result (dBm)	Factor (dB)	PK Limit (dBm)	Over Limit (dB)	Table (o)	ANT	EUT	Verdict
93.680	-64.09	-21.12	-36.0	-28.09	159.00	Horizontal	Horizontal	Pass
820.162	-42.70	0.74	-36.0	-6.70	280.00	Horizontal	Horizontal	N/A
870.796	-43.49	0.09	-36.0	-7.49	159.00	Horizontal	Horizontal	N/A
2294.400	-58.84	4.51	-30.0	-28.84	68.00	Horizontal	Horizontal	Pass
6420.400	-47.54	18.87	-30.0	-17.54	253.00	Horizontal	Horizontal	Pass
9813.188	-43.37	39.96	-30.0	-13.37	142.00	Horizontal	Horizontal	Pass

RSE-H&V WCDMA Band 5 CH4132



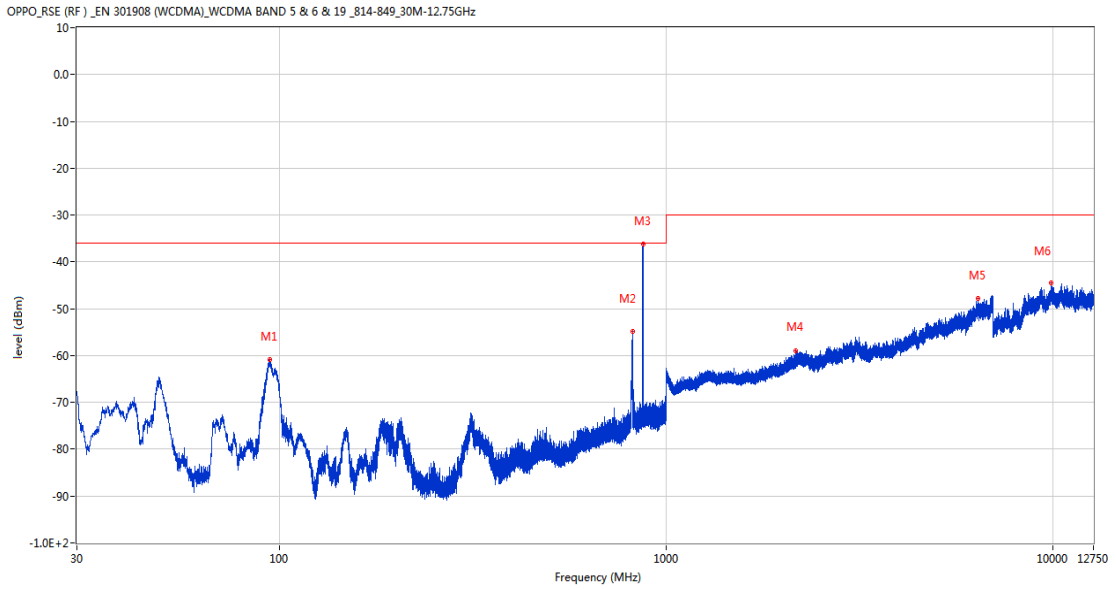
Frequency (MHz)	Result (dBm)	Factor (dB)	PK Limit (dBm)	Over Limit (dB)	Table (o)	ANT	EUT	Verdict
88.782	-65.35	-20.78	-36.0	-29.35	360.00	Horizontal	Vertical	Pass
819.871	-50.77	0.74	-36.0	-14.77	190.00	Horizontal	Vertical	N/A
869.923	-42.58	0.12	-36.0	-6.58	35.00	Horizontal	Vertical	N/A
2229.300	-59.01	3.79	-30.0	-29.01	96.00	Horizontal	Vertical	Pass
6911.200	-47.37	19.42	-30.0	-17.37	36.00	Horizontal	Vertical	Pass
9949.175	-44.20	39.89	-30.0	-14.20	175.00	Horizontal	Vertical	Pass

RSE-V&V WCDMA Band 5 CH4132



Frequency (MHz)	Result (dBm)	Factor (dB)	PK Limit (dBm)	Over Limit (dB)	Table (o)	ANT	EUT	Verdict
97.755	-63.67	-21.65	-36.0	-27.67	1.00	Vertical	Vertical	Pass
818.756	-45.39	0.67	-36.0	-9.39	229.00	Vertical	Vertical	N/A
870.117	-38.78	0.12	-36.0	-2.78	360.00	Vertical	Vertical	N/A
3001.400	-56.07	8.22	-30.0	-26.07	363.00	Vertical	Vertical	Pass
6353.800	-47.83	17.45	-30.0	-17.83	268.00	Vertical	Vertical	Pass
9497.513	-45.56	39.52	-30.0	-15.56	-3.00	Vertical	Vertical	Pass

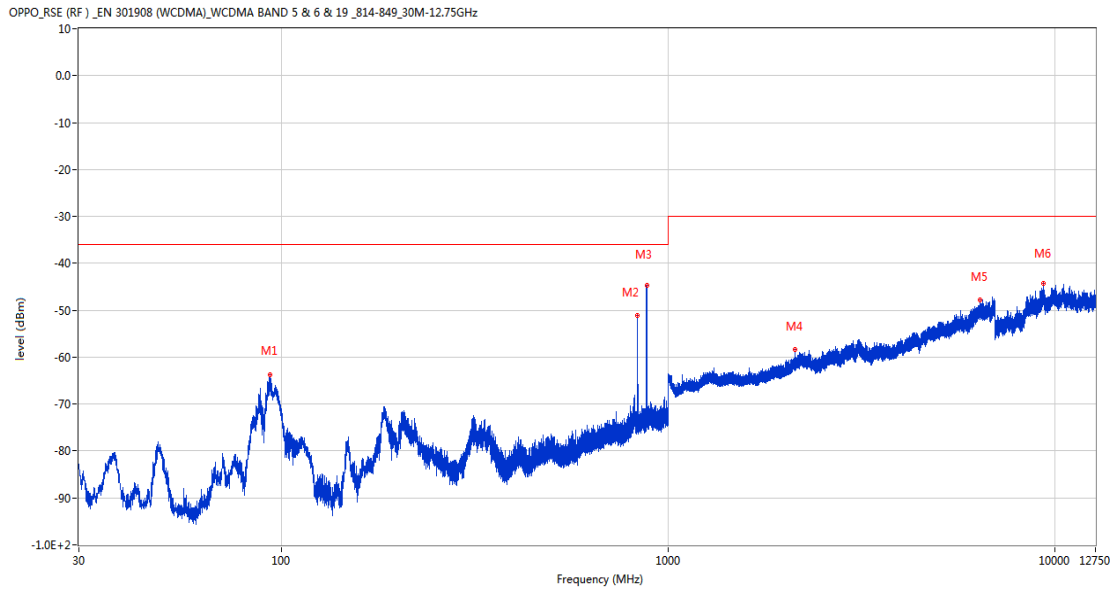
RSE-V&H WCDMA Band 5 CH4132



Frequency (MHz)	Result (dBm)	Factor (dB)	PK Limit (dBm)	Over Limit (dB)	Table (o)	ANT	EUT	Verdict
94.408	-60.91	-21.24	-36.0	-24.91	125.00	Vertical	Horizontal	Pass
819.871	-54.90	0.74	-36.0	-18.90	153.00	Vertical	Horizontal	N/A
872.930	-36.14	0.21	-36.0	-0.14	282.00	Vertical	Horizontal	N/A
2161.800	-59.07	3.86	-30.0	-29.07	332.00	Vertical	Horizontal	Pass
6420.400	-47.77	18.87	-30.0	-17.77	271.00	Vertical	Horizontal	Pass
9914.675	-44.58	39.99	-30.0	-14.58	120.00	Vertical	Horizontal	Pass

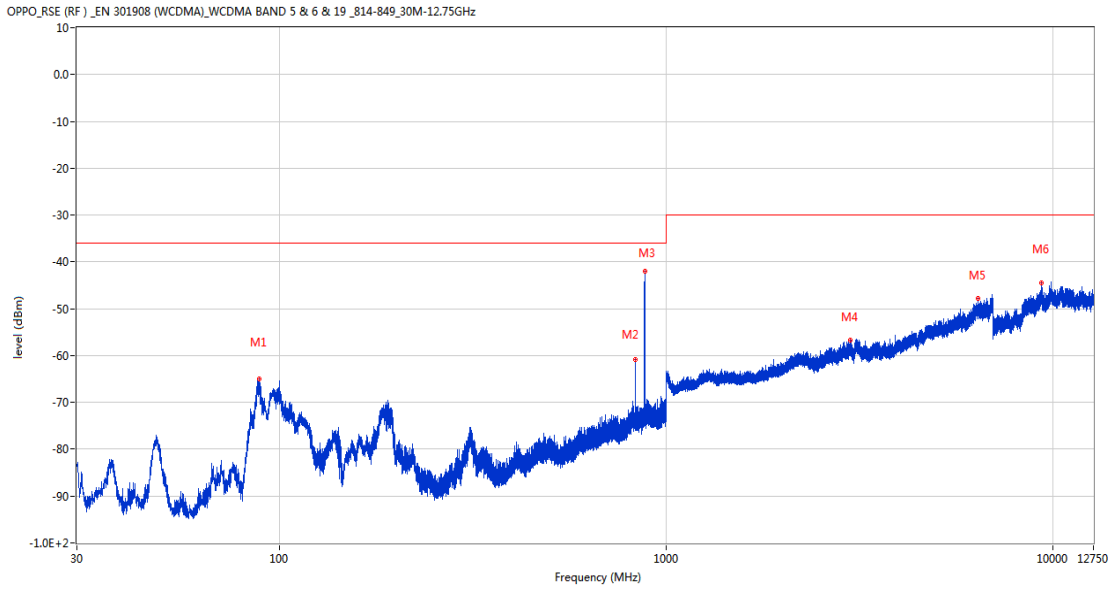
7.2 WCDMA Band 5 Middle Channel

RSE-H&H WCDMA Band 5 CH4183



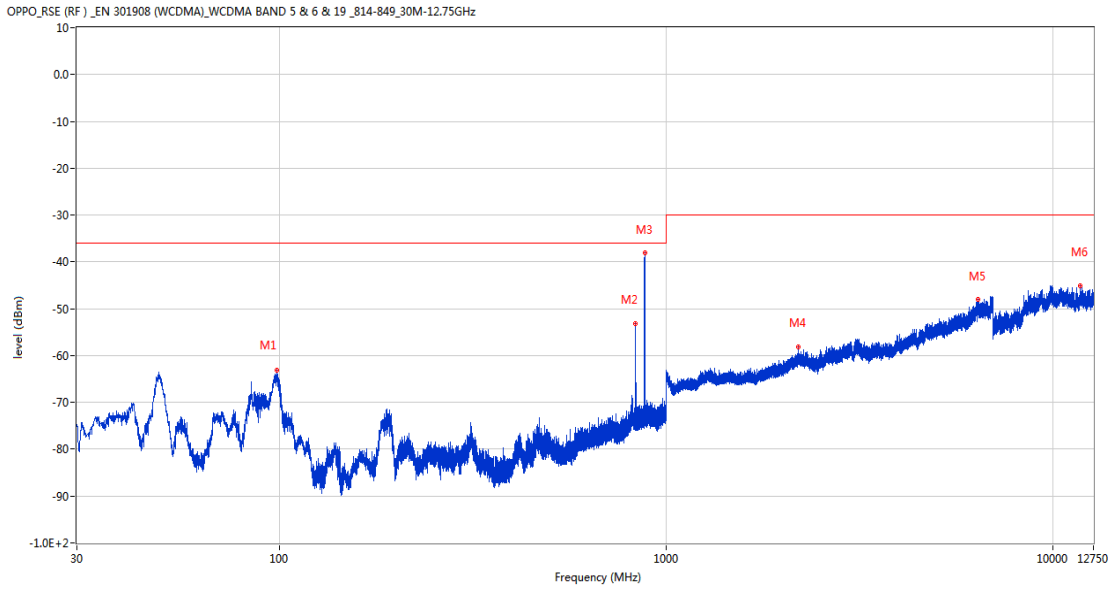
Frequency (MHz)	Result (dBm)	Factor (dB)	PK Limit (dBm)	Over Limit (dB)	Table (o)	ANT	EUT	Verdict
93.729	-63.70	-21.13	-36.0	-27.70	184.00	Horizontal	Horizontal	Pass
835.148	-51.12	0.60	-36.0	-15.12	271.00	Horizontal	Horizontal	N/A
881.223	-44.62	0.55	-36.0	-8.62	220.00	Horizontal	Horizontal	N/A
2134.900	-58.40	2.92	-30.0	-28.40	360.00	Horizontal	Horizontal	Pass
6422.800	-47.79	18.65	-30.0	-17.79	64.00	Horizontal	Horizontal	Pass
9358.363	-44.34	39.85	-30.0	-14.34	78.00	Horizontal	Horizontal	Pass

RSE-H&V WCDMA Band 5 CH4183



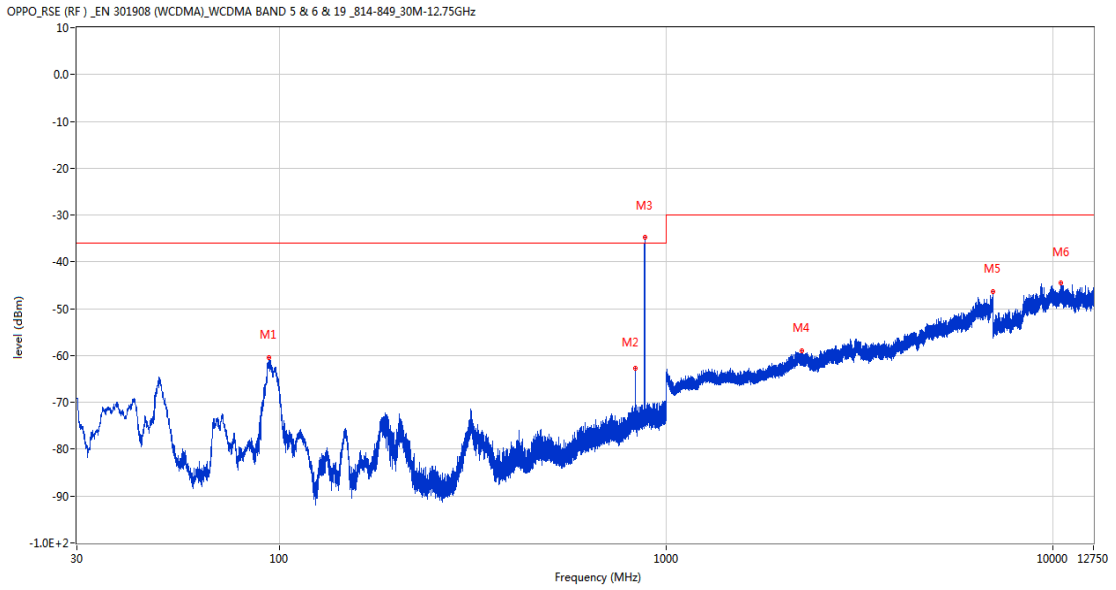
Frequency (MHz)	Result (dBm)	Factor (dB)	PK Limit (dBm)	Over Limit (dB)	Table (o)	ANT	EUT	Verdict
88.830	-64.95	-20.78	-36.0	-28.95	352.00	Horizontal	Vertical	Pass
835.197	-60.82	0.60	-36.0	-24.82	210.00	Horizontal	Vertical	N/A
882.873	-42.10	0.66	-36.0	-6.10	160.00	Horizontal	Vertical	N/A
3002.400	-56.73	8.27	-30.0	-26.73	109.00	Horizontal	Vertical	Pass
6420.200	-47.82	18.88	-30.0	-17.82	360.00	Horizontal	Vertical	Pass
9377.050	-44.57	39.87	-30.0	-14.57	124.00	Horizontal	Vertical	Pass

RSE-V&V WCDMA Band 5 CH4183



Frequency (MHz)	Result (dBm)	Factor (dB)	PK Limit (dBm)	Over Limit (dB)	Table (o)	ANT	EUT	Verdict
98.434	-63.06	-21.70	-36.0	-27.06	2.00	Vertical	Vertical	Pass
835.148	-53.20	0.60	-36.0	-17.20	251.00	Vertical	Vertical	N/A
882.679	-38.15	0.66	-36.0	-2.15	138.00	Vertical	Vertical	N/A
2204.400	-58.25	4.64	-30.0	-28.25	0.00	Vertical	Vertical	Pass
6418.800	-47.97	18.89	-30.0	-17.97	363.00	Vertical	Vertical	Pass
11756.687	-45.02	39.69	-30.0	-15.02	53.00	Vertical	Vertical	Pass

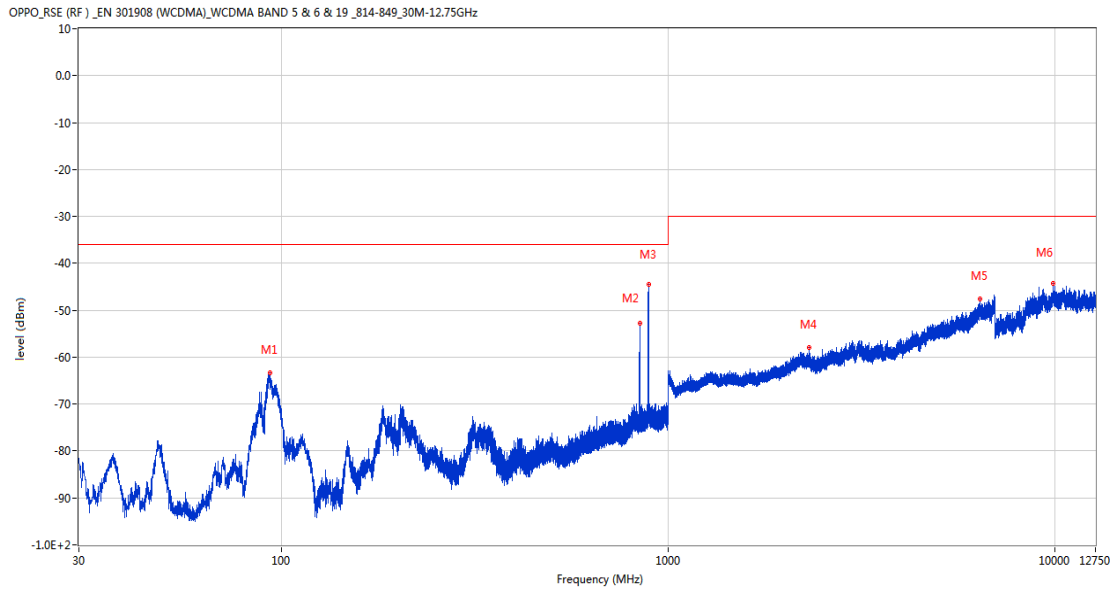
RSE-V&H WCDMA Band 5 CH4183



Frequency (MHz)	Result (dBm)	Factor (dB)	PK Limit (dBm)	Over Limit (dB)	Table (o)	ANT	EUT	Verdict
94.262	-60.35	-21.22	-36.0	-24.35	121.00	Vertical	Horizontal	Pass
835.052	-62.73	0.60	-36.0	-26.73	360.00	Vertical	Horizontal	N/A
882.242	-34.81	0.64	-36.0	1.19	360.00	Vertical	Horizontal	N/A
2242.000	-58.96	3.78	-30.0	-28.96	6.00	Vertical	Horizontal	Pass
6994.200	-46.36	19.08	-30.0	-16.36	360.00	Vertical	Horizontal	Pass
10505.775	-44.44	40.44	-30.0	-14.44	220.00	Vertical	Horizontal	Pass

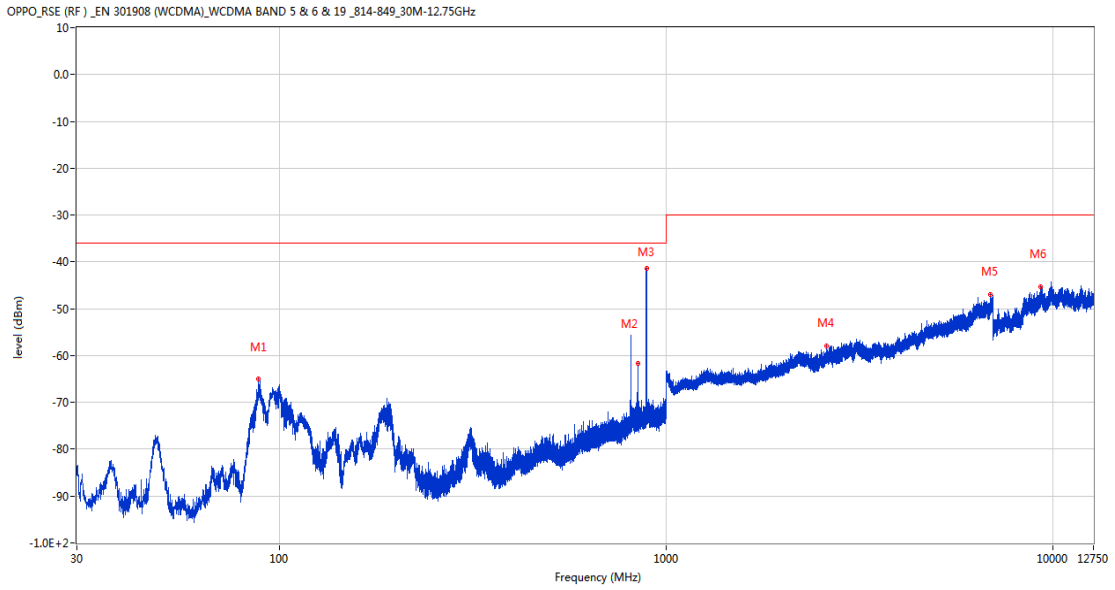
7.3 WCDMA Band 5 High Channel

RSE-H&H WCDMA Band 5 CH4233



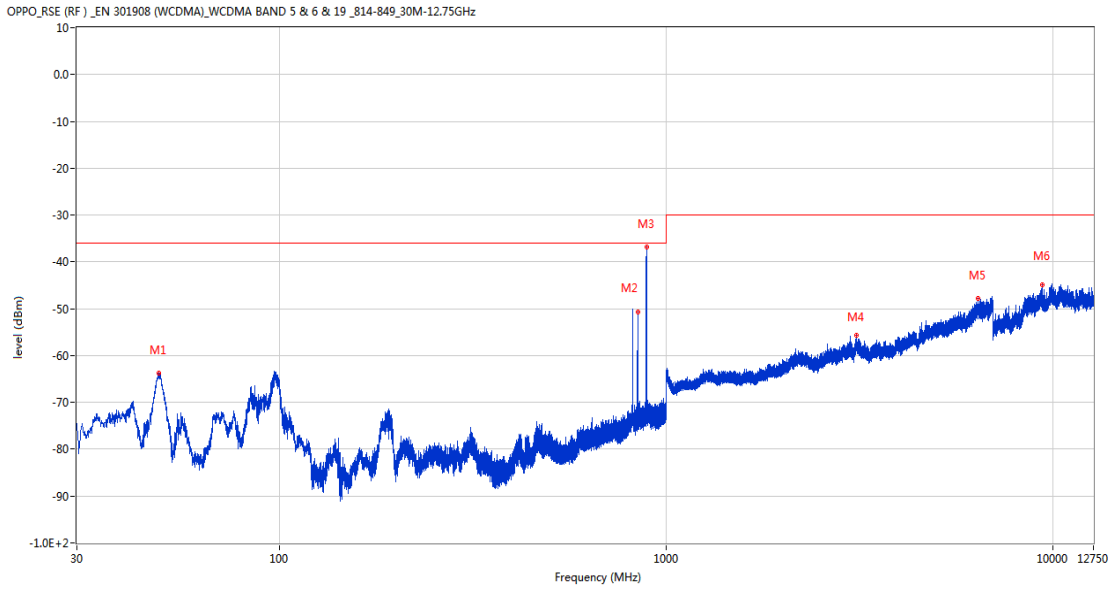
Frequency (MHz)	Result (dBm)	Factor (dB)	PK Limit (dBm)	Over Limit (dB)	Table (o)	ANT	EUT	Verdict
93.535	-63.43	-21.09	-36.0	-27.43	184.00	Horizontal	Horizontal	Pass
847.516	-52.79	0.48	-36.0	-16.79	306.00	Horizontal	Horizontal	N/A
891.360	-44.47	0.92	-36.0	-8.47	184.00	Horizontal	Horizontal	N/A
2316.500	-57.99	4.39	-30.0	-27.99	237.00	Horizontal	Horizontal	Pass
6421.000	-47.51	18.82	-30.0	-17.51	261.00	Horizontal	Horizontal	Pass
9933.938	-44.37	39.95	-30.0	-14.37	291.00	Horizontal	Horizontal	Pass

RSE-H&V WCDMA Band 5 CH4233



Frequency (MHz)	Result (dBm)	Factor (dB)	PK Limit (dBm)	Over Limit (dB)	Table (o)	ANT	EUT	Verdict
88.297	-65.05	-20.81	-36.0	-29.05	348.00	Horizontal	Vertical	Pass
847.080	-61.75	0.48	-36.0	-25.75	199.00	Horizontal	Vertical	N/A
892.427	-41.31	0.92	-36.0	-5.31	138.00	Horizontal	Vertical	N/A
2605.300	-57.88	6.67	-30.0	-27.88	316.00	Horizontal	Vertical	Pass
6914.200	-46.90	19.59	-30.0	-16.90	109.00	Horizontal	Vertical	Pass
9321.275	-45.40	39.68	-30.0	-15.40	119.00	Horizontal	Vertical	Pass

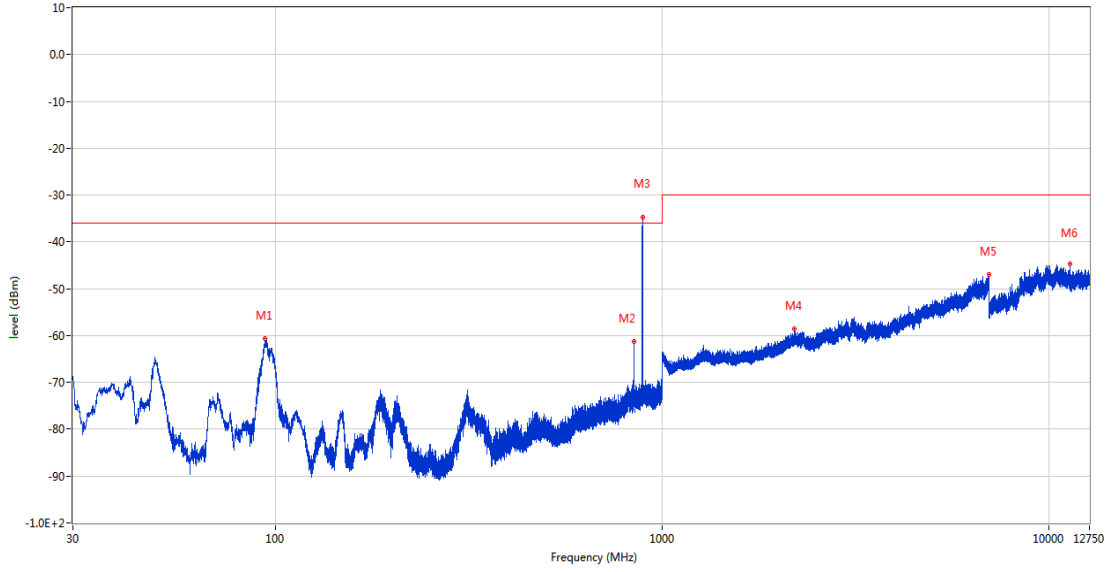
RSE-V&V WCDMA Band 5 CH4233



Frequency (MHz)	Result (dBm)	Factor (dB)	PK Limit (dBm)	Over Limit (dB)	Table (o)	ANT	EUT	Verdict
48.964	-63.72	-15.98	-36.0	-27.72	279.00	Vertical	Vertical	Pass
847.177	-50.66	0.48	-36.0	-14.66	215.00	Vertical	Vertical	N/A
891.700	-36.84	0.92	-36.0	-0.84	148.00	Vertical	Vertical	N/A
3103.800	-55.64	8.32	-30.0	-25.64	246.00	Vertical	Vertical	Pass
6415.600	-47.79	18.90	-30.0	-17.79	159.00	Vertical	Vertical	Pass
9383.663	-44.98	39.90	-30.0	-14.98	43.00	Vertical	Vertical	Pass

RSE-V&H WCDMA Band 5 CH4233

OPPO_RSE (RF)_EN 301908 (WCDMA)_WCDMA BAND 5 & 6 & 19_814-849_30M-12.75GHz



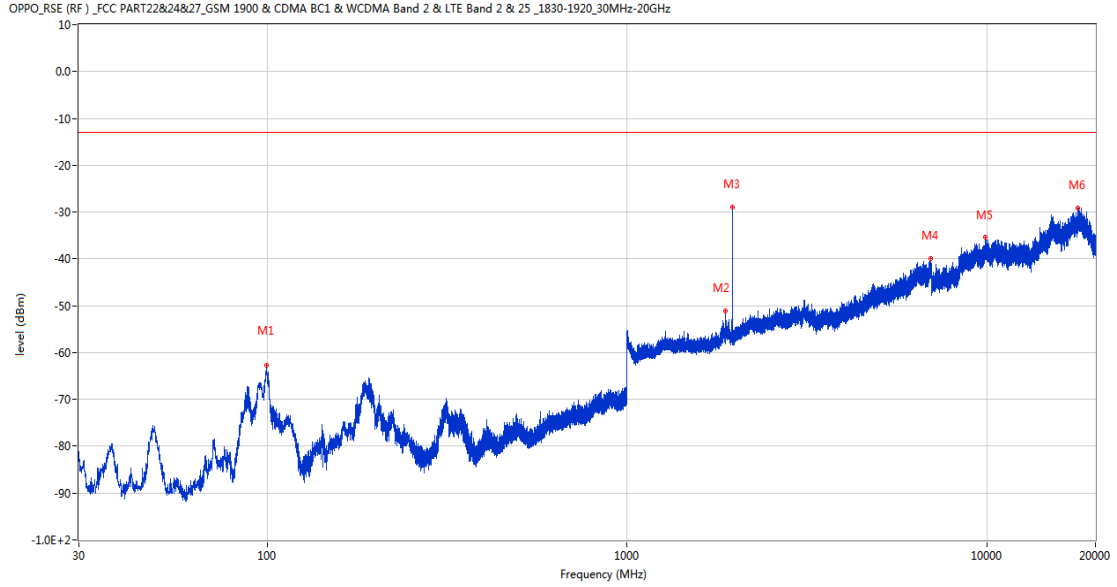
Frequency (MHz)	Result (dBm)	Factor (dB)	PK Limit (dBm)	Over Limit (dB)	Table (o)	ANT	EUT	Verdict
94.311	-60.58	-21.23	-36.0	-24.58	127.00	Vertical	Horizontal	Pass
847.468	-61.33	0.48	-36.0	-25.33	360.00	Vertical	Horizontal	N/A
892.621	-34.65	0.92	-36.0	1.35	303.00	Vertical	Horizontal	N/A
2202.800	-58.59	4.60	-30.0	-28.59	267.00	Vertical	Horizontal	Pass
6995.000	-46.92	19.07	-30.0	-16.92	0.00	Vertical	Horizontal	Pass
11355.625	-44.69	39.39	-30.0	-14.69	67.00	Vertical	Horizontal	Pass

LTE

8 LTE Band 2

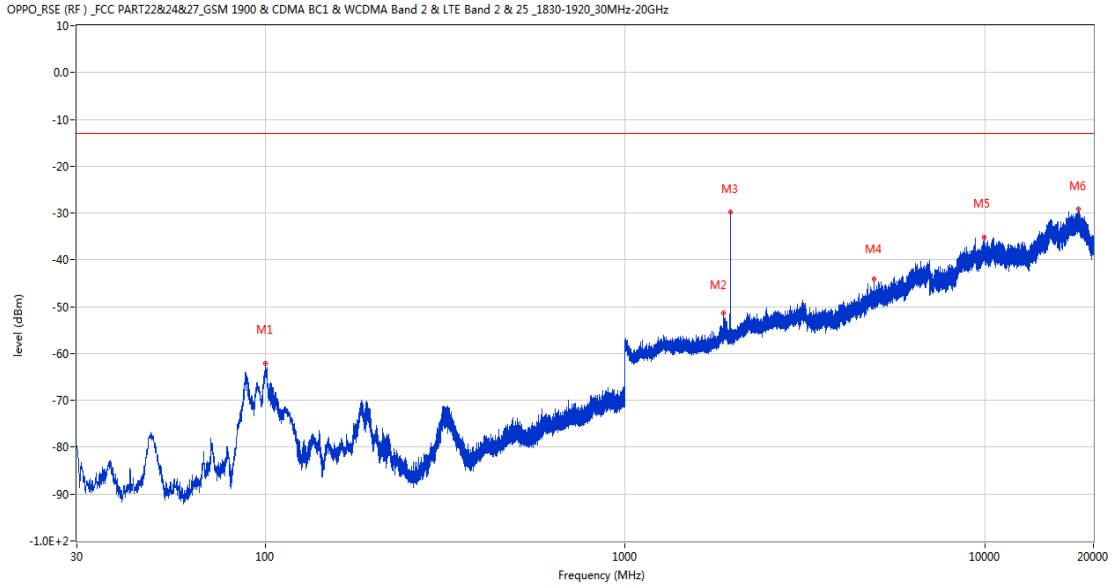
8.1 LTE Band 2 BW1.4, Middle Channel

RSE-H&H LTE Band 2 BW1.4 CH18900



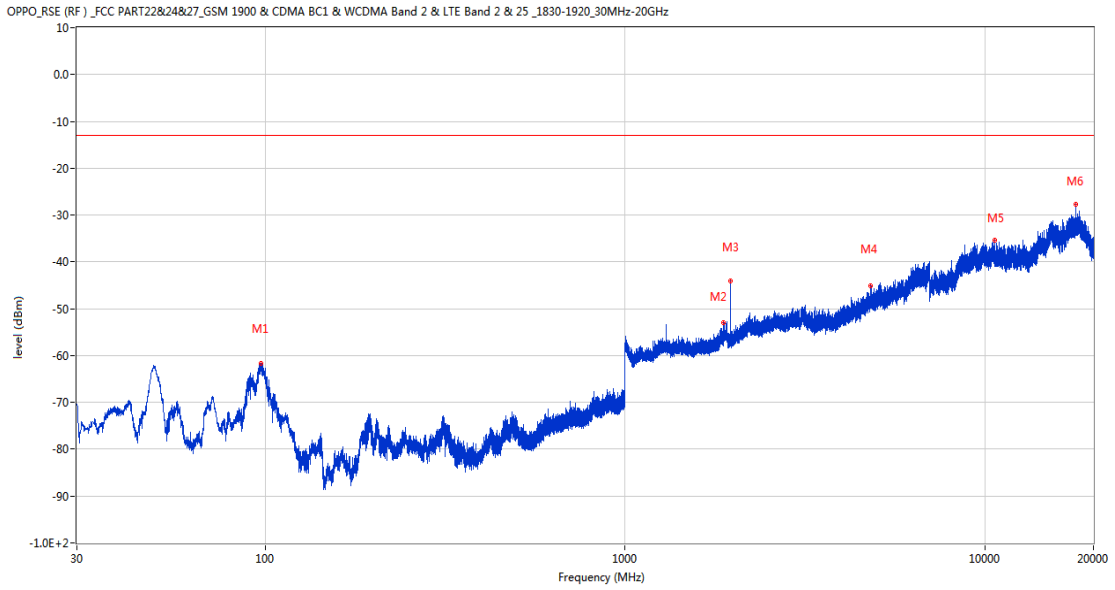
Frequency (MHz)	Result (dBm)	Factor (dB)	PK Limit (dBm)	Over Limit (dB)	Table (o)	ANT	EUT	Verdict
99.695	-62.64	-21.86	-13.0	-49.64	135.00	Horizontal	Horizontal	Pass
1879.600	-51.14	2.72	-13.0	-38.14	41.00	Horizontal	Horizontal	N/A
1960.000	-29.00	1.10	-13.0	-16.00	171.00	Horizontal	Horizontal	N/A
6988.600	-39.97	19.57	-13.0	-26.97	17.00	Horizontal	Horizontal	Pass
9896.275	-35.30	39.99	-13.0	-22.30	362.00	Horizontal	Horizontal	Pass
17876.113	-29.13	44.50	-13.0	-16.13	361.00	Horizontal	Horizontal	Pass

RSE-H&V LTE Band 2 BW1.4 CH18900



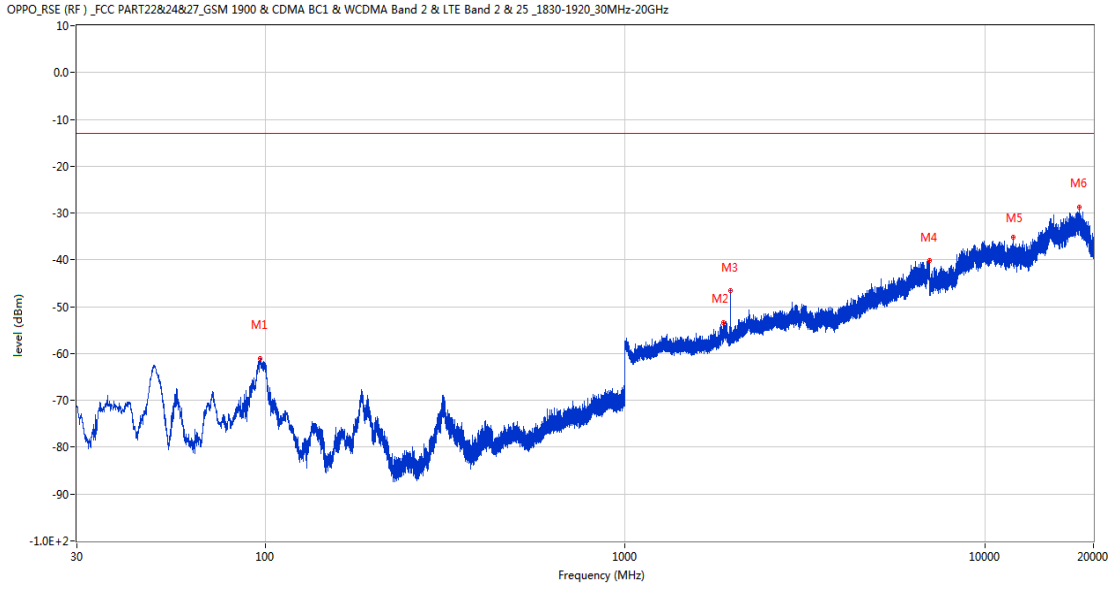
Frequency (MHz)	Result (dBm)	Factor (dB)	PK Limit (dBm)	Over Limit (dB)	Table (o)	ANT	EUT	Verdict
100.034	-62.19	-21.85	-13.0	-49.19	142.00	Horizontal	Vertical	Pass
1879.700	-51.34	2.72	-13.0	-38.34	55.00	Horizontal	Vertical	N/A
1959.600	-29.84	1.12	-13.0	-16.84	170.00	Horizontal	Vertical	N/A
4912.200	-44.02	11.67	-13.0	-31.02	360.00	Horizontal	Vertical	Pass
9937.675	-35.21	39.95	-13.0	-22.21	261.00	Horizontal	Vertical	Pass
18220.489	-29.13	44.91	-13.0	-16.13	31.00	Horizontal	Vertical	Pass

RSE-V&V LTE Band 2 BW1.4 CH18900



Frequency (MHz)	Result (dBm)	Factor (dB)	PK Limit (dBm)	Over Limit (dB)	Table (o)	ANT	EUT	Verdict
97.561	-61.72	-21.86	-13.0	-48.72	359.00	Vertical	Vertical	Pass
1879.400	-52.98	2.71	-13.0	-39.98	126.00	Vertical	Vertical	N/A
1959.900	-44.06	1.10	-13.0	-31.06	73.00	Vertical	Vertical	N/A
4815.600	-45.19	11.54	-13.0	-32.19	154.00	Vertical	Vertical	Pass
10611.287	-35.32	40.28	-13.0	-22.32	90.00	Vertical	Vertical	Pass
17875.751	-27.67	44.50	-13.0	-14.67	100.00	Vertical	Vertical	Pass

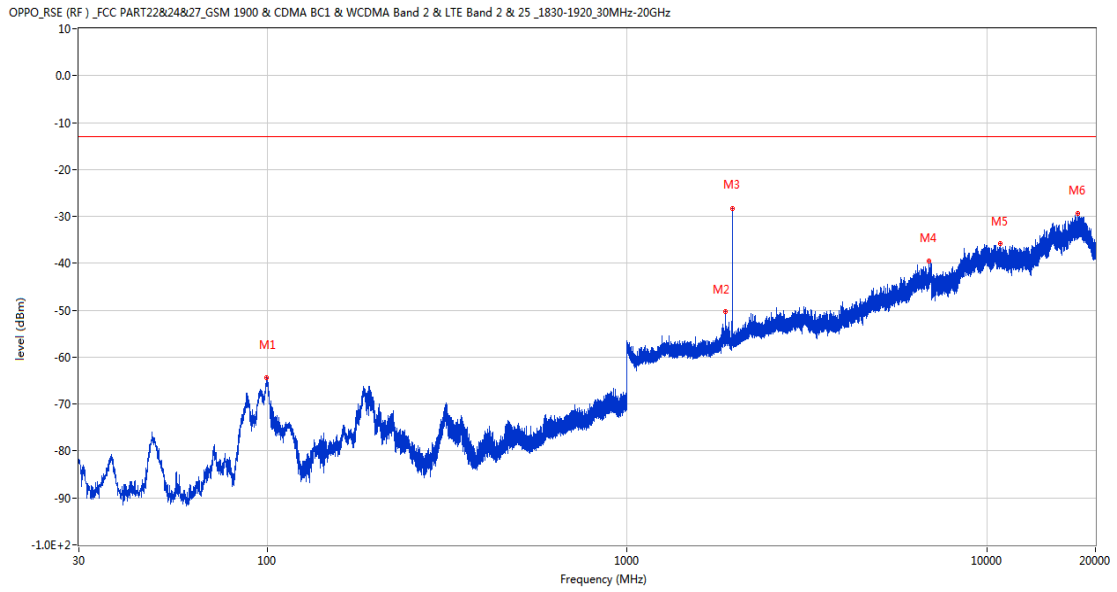
RSE-V&H LTE Band 2 BW1.4 CH18900



Frequency (MHz)	Result (dBm)	Factor (dB)	PK Limit (dBm)	Over Limit (dB)	Table (o)	ANT	EUT	Verdict
97.124	-61.08	-21.80	-13.0	-48.08	362.00	Vertical	Horizontal	Pass
1880.000	-53.40	2.72	-13.0	-40.40	313.00	Vertical	Horizontal	N/A
1960.100	-46.63	1.09	-13.0	-33.63	361.00	Vertical	Horizontal	N/A
6993.400	-40.10	19.08	-13.0	-27.10	360.00	Vertical	Horizontal	Pass
11968.000	-35.19	39.89	-13.0	-22.19	70.00	Vertical	Horizontal	Pass
18269.426	-28.82	44.72	-13.0	-15.82	181.00	Vertical	Horizontal	Pass

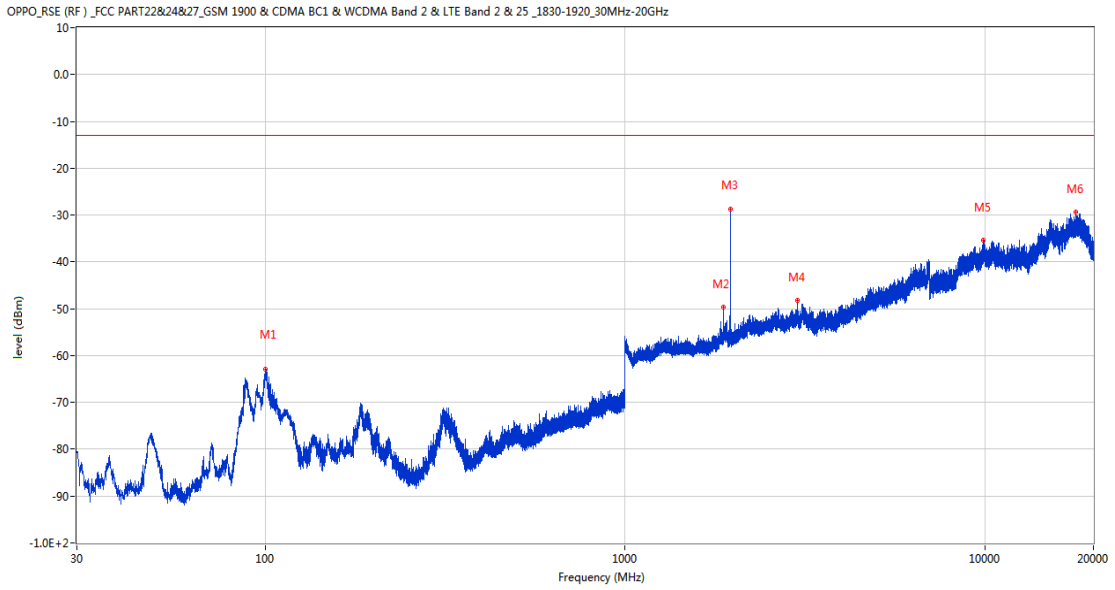
8.2 LTE Band 2 BW3, Middle Channel

RSE-H&H LTE Band 2 BW3 CH18900



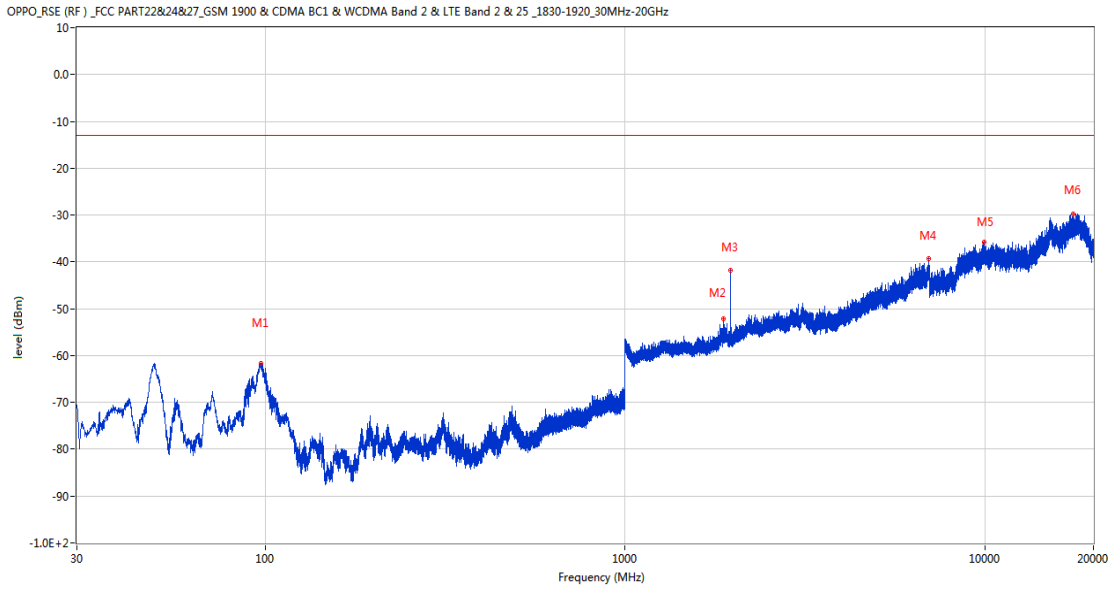
Frequency (MHz)	Result (dBm)	Factor (dB)	PK Limit (dBm)	Over Limit (dB)	Table (o)	ANT	EUT	Verdict
99.840	-64.46	-21.86	-13.0	-51.46	169.00	Horizontal	Horizontal	Pass
1878.500	-50.33	2.70	-13.0	-37.33	161.00	Horizontal	Horizontal	N/A
1960.500	-28.27	1.06	-13.0	-15.27	137.00	Horizontal	Horizontal	N/A
6912.000	-39.43	19.49	-13.0	-26.43	360.00	Horizontal	Horizontal	Pass
10911.438	-35.71	40.59	-13.0	-22.71	-2.00	Horizontal	Horizontal	Pass
17905.476	-29.30	44.58	-13.0	-16.30	-1.00	Horizontal	Horizontal	Pass

RSE-H&V LTE Band 2 BW3 CH18900



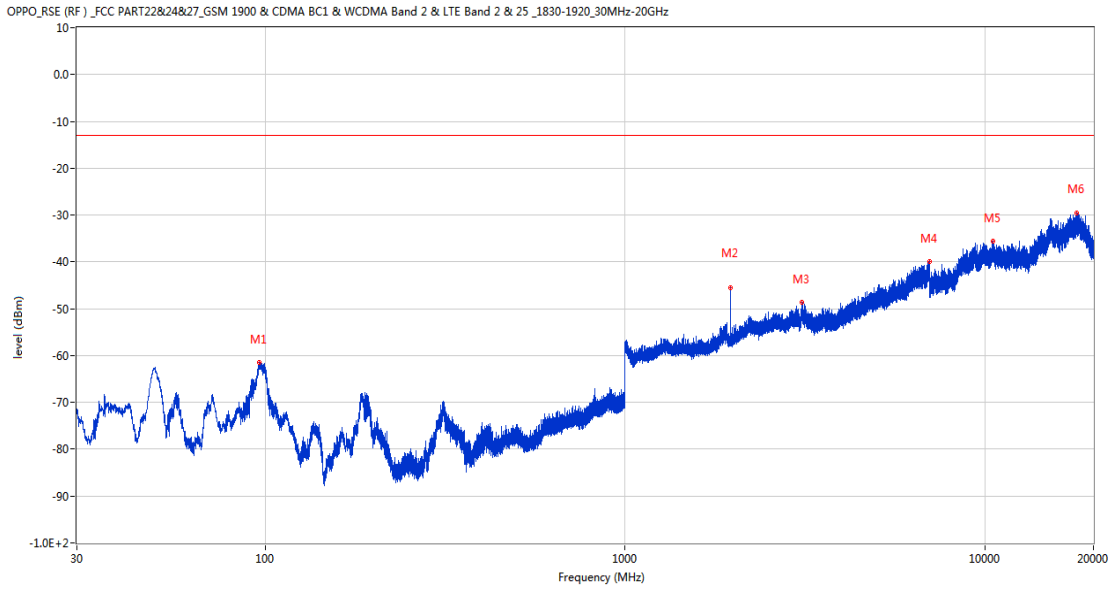
Frequency (MHz)	Result (dBm)	Factor (dB)	PK Limit (dBm)	Over Limit (dB)	Table (o)	ANT	EUT	Verdict
100.179	-62.90	-21.84	-13.0	-49.90	192.00	Horizontal	Vertical	Pass
1878.700	-49.72	2.70	-13.0	-36.72	164.00	Horizontal	Vertical	N/A
1960.800	-28.68	1.04	-13.0	-15.68	164.00	Horizontal	Vertical	N/A
3019.800	-48.21	7.58	-13.0	-35.21	269.00	Horizontal	Vertical	Pass
9898.287	-35.35	40.01	-13.0	-22.35	325.00	Horizontal	Vertical	Pass
17880.463	-29.45	44.52	-13.0	-16.45	231.00	Horizontal	Vertical	Pass

RSE-V&V LTE Band 2 BW3 CH18900



Frequency (MHz)	Result (dBm)	Factor (dB)	PK Limit (dBm)	Over Limit (dB)	Table (o)	ANT	EUT	Verdict
97.367	-61.68	-21.83	-13.0	-48.68	362.00	Vertical	Vertical	Pass
1878.700	-52.18	2.70	-13.0	-39.18	129.00	Vertical	Vertical	N/A
1960.300	-41.80	1.08	-13.0	-28.80	209.00	Vertical	Vertical	N/A
6956.800	-39.38	19.32	-13.0	-26.38	75.00	Vertical	Vertical	Pass
9927.612	-35.82	39.96	-13.0	-22.82	-2.00	Vertical	Vertical	Pass
17550.225	-29.87	44.77	-13.0	-16.87	317.00	Vertical	Vertical	Pass

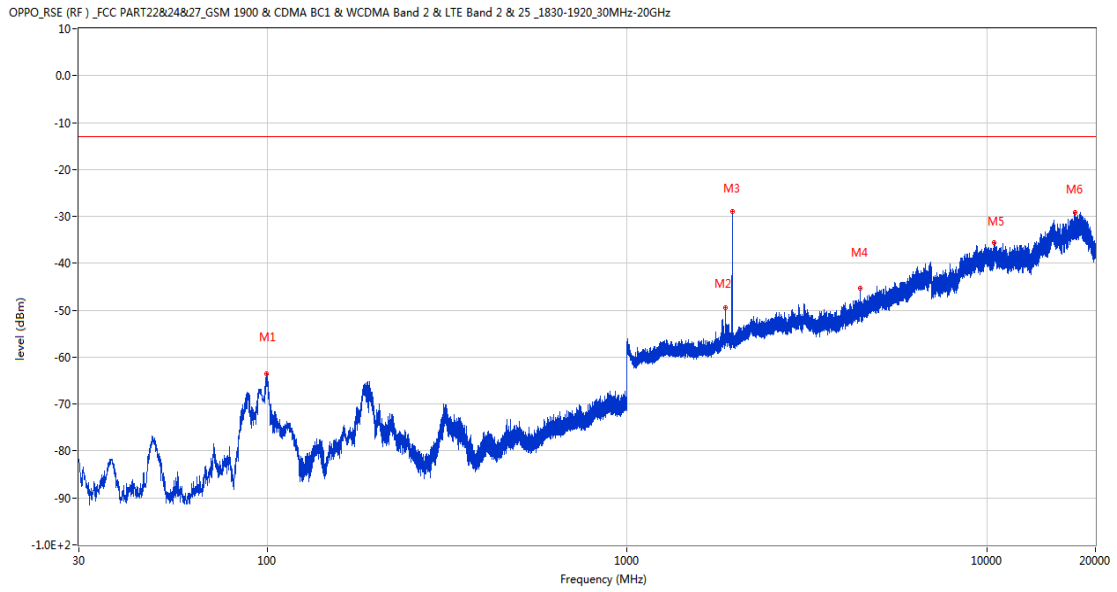
RSE-V&H LTE Band 2 BW3 CH18900



Frequency (MHz)	Result (dBm)	Factor (dB)	PK Limit (dBm)	Over Limit (dB)	Table (o)	ANT	EUT	Verdict
96.542	-61.42	-21.73	-13.0	-48.42	358.00	Vertical	Horizontal	Pass
1959.200	-45.45	1.13	-13.0	-32.45	362.00	Vertical	Horizontal	N/A
3095.200	-48.69	8.29	-13.0	-35.69	325.00	Vertical	Horizontal	Pass
6993.400	-39.97	19.08	-13.0	-26.97	48.00	Vertical	Horizontal	Pass
10529.637	-35.57	40.59	-13.0	-22.57	317.00	Vertical	Horizontal	Pass
18002.262	-29.58	44.93	-13.0	-16.58	75.00	Vertical	Horizontal	Pass

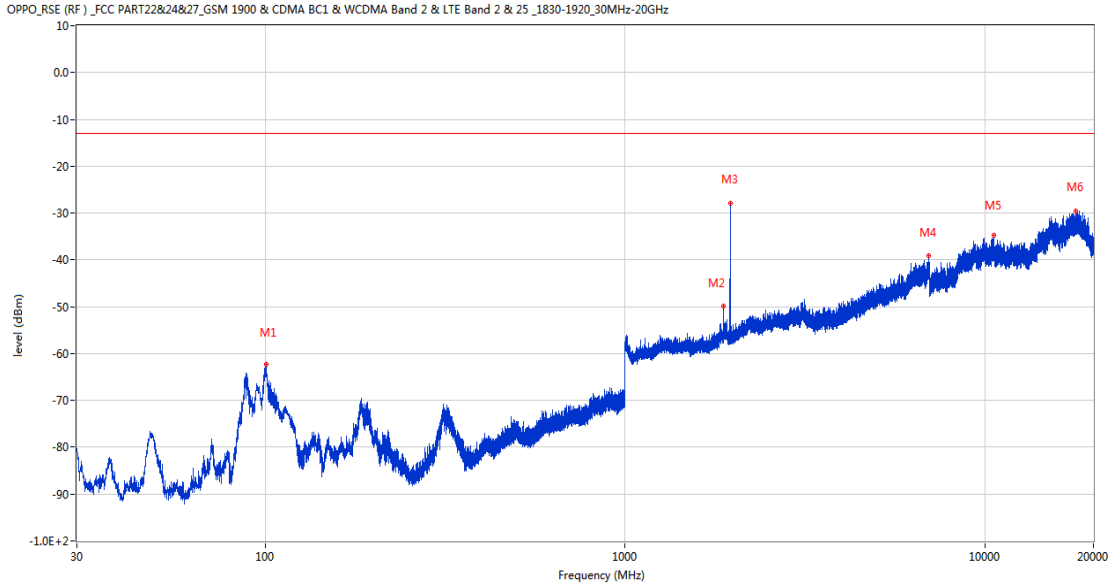
8.3 LTE Band 2 BW5, Middle Channel

RSE-H&H LTE Band 2 BW5 CH18900



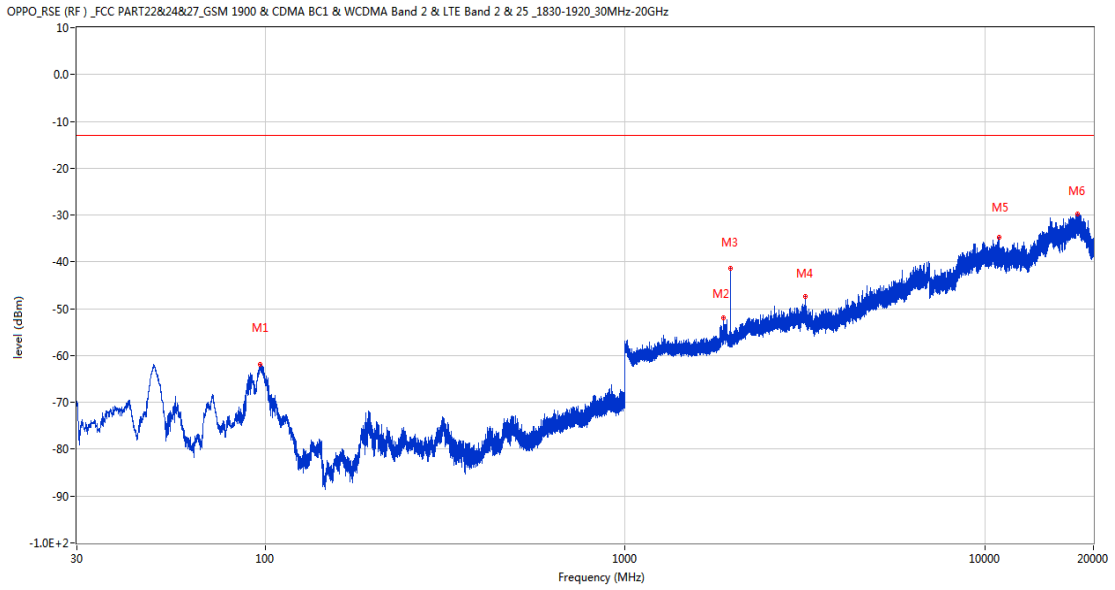
Frequency (MHz)	Result (dBm)	Factor (dB)	PK Limit (dBm)	Over Limit (dB)	Table (o)	ANT	EUT	Verdict
99.646	-63.61	-21.87	-13.0	-50.61	159.00	Horizontal	Horizontal	Pass
1877.700	-49.36	2.69	-13.0	-36.36	181.00	Horizontal	Horizontal	N/A
1959.000	-29.01	1.13	-13.0	-16.01	157.00	Horizontal	Horizontal	N/A
4433.200	-45.37	10.52	-13.0	-32.37	0.00	Horizontal	Horizontal	Pass
10468.688	-35.50	40.86	-13.0	-22.50	212.00	Horizontal	Horizontal	Pass
17569.800	-29.09	44.63	-13.0	-16.09	197.00	Horizontal	Horizontal	Pass

RSE-H&V LTE Band 2 BW5 CH18900



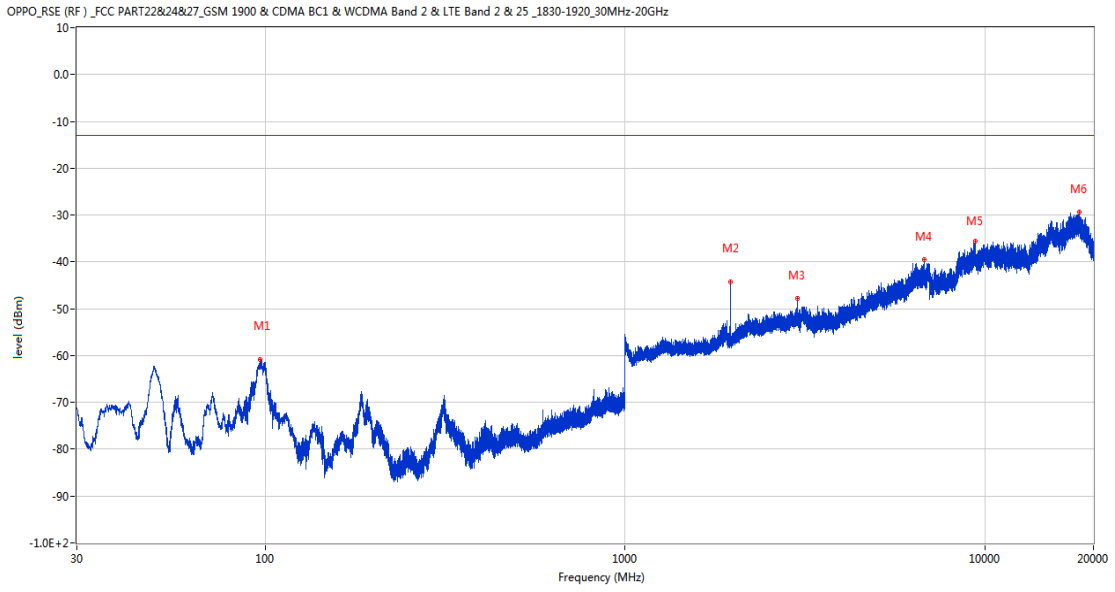
Frequency (MHz)	Result (dBm)	Factor (dB)	PK Limit (dBm)	Over Limit (dB)	Table (o)	ANT	EUT	Verdict
100.616	-62.29	-21.91	-13.0	-49.29	142.00	Horizontal	Vertical	Pass
1877.700	-49.91	2.69	-13.0	-36.91	25.00	Horizontal	Vertical	N/A
1960.800	-27.93	1.04	-13.0	-14.93	165.00	Horizontal	Vertical	N/A
6984.200	-39.11	19.65	-13.0	-26.11	112.00	Horizontal	Vertical	Pass
10566.725	-34.78	40.60	-13.0	-21.78	98.00	Horizontal	Vertical	Pass
17873.938	-29.56	44.50	-13.0	-16.56	104.00	Horizontal	Vertical	Pass

RSE-V&V LTE Band 2 BW5 CH18900



Frequency (MHz)	Result (dBm)	Factor (dB)	PK Limit (dBm)	Over Limit (dB)	Table (o)	ANT	EUT	Verdict
96.930	-61.85	-21.78	-13.0	-48.85	358.00	Vertical	Vertical	Pass
1877.700	-51.95	2.69	-13.0	-38.95	101.00	Vertical	Vertical	N/A
1960.300	-41.31	1.08	-13.0	-28.31	75.00	Vertical	Vertical	N/A
3167.000	-47.48	7.88	-13.0	-34.48	0.00	Vertical	Vertical	Pass
10913.738	-34.66	40.61	-13.0	-21.66	61.00	Vertical	Vertical	Pass
18057.724	-29.73	44.88	-13.0	-16.73	360.00	Vertical	Vertical	Pass

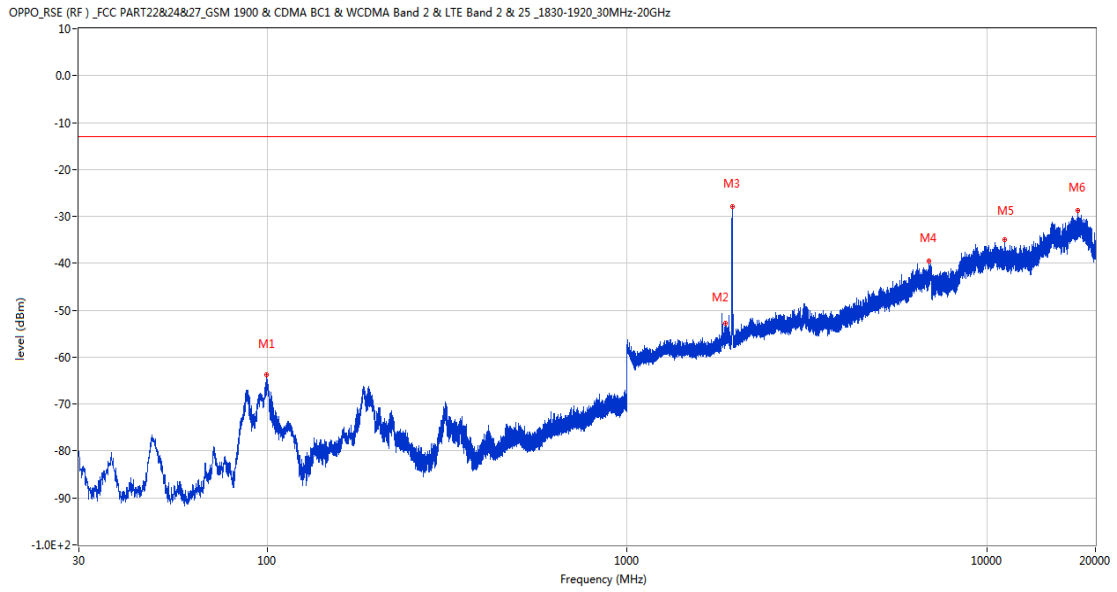
RSE-V&H LTE Band 2 BW5 CH18900



Frequency (MHz)	Result (dBm)	Factor (dB)	PK Limit (dBm)	Over Limit (dB)	Table (o)	ANT	EUT	Verdict
96.979	-60.93	-21.78	-13.0	-47.93	362.00	Vertical	Horizontal	Pass
1960.100	-44.29	1.09	-13.0	-31.29	141.00	Vertical	Horizontal	N/A
3007.400	-47.83	7.99	-13.0	-34.83	36.00	Vertical	Horizontal	Pass
6760.800	-39.44	19.18	-13.0	-26.44	360.00	Vertical	Horizontal	Pass
9383.663	-35.49	39.90	-13.0	-22.49	330.00	Vertical	Horizontal	Pass
18297.338	-29.37	44.55	-13.0	-16.37	362.00	Vertical	Horizontal	Pass

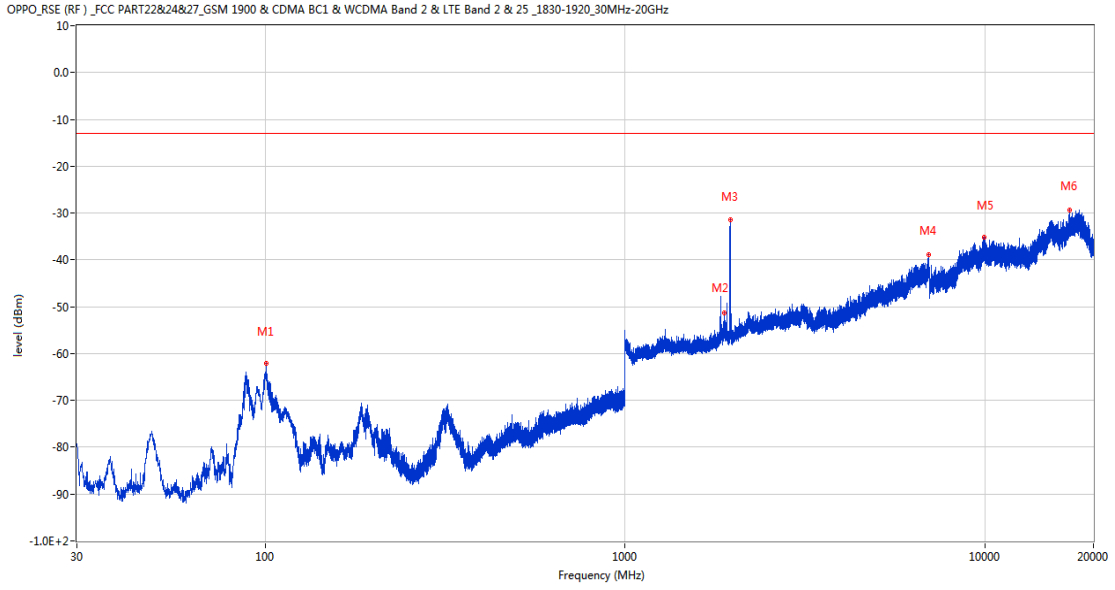
8.4 LTE Band 2 BW10, Middle Channel

RSE-H&H LTE Band 2 BW10 CH18900



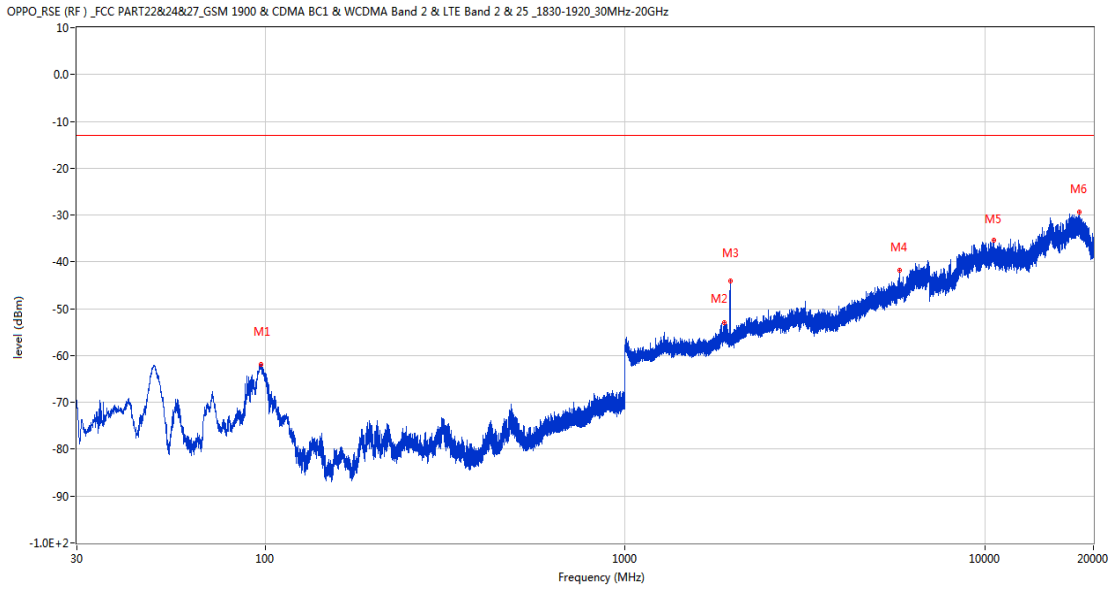
Frequency (MHz)	Result (dBm)	Factor (dB)	PK Limit (dBm)	Over Limit (dB)	Table (o)	ANT	EUT	Verdict
99.840	-63.68	-21.86	-13.0	-50.68	165.00	Horizontal	Horizontal	Pass
1875.700	-52.85	2.65	-13.0	-39.85	248.00	Horizontal	Horizontal	N/A
1960.900	-27.87	1.04	-13.0	-14.87	156.00	Horizontal	Horizontal	N/A
6912.200	-39.53	19.51	-13.0	-26.53	343.00	Horizontal	Horizontal	Pass
11192.901	-35.05	39.55	-13.0	-22.05	281.00	Horizontal	Horizontal	Pass
17863.786	-28.72	44.46	-13.0	-15.72	70.00	Horizontal	Horizontal	Pass

RSE-H&V LTE Band 2 BW10 CH18900



Frequency (MHz)	Result (dBm)	Factor (dB)	PK Limit (dBm)	Over Limit (dB)	Table (o)	ANT	EUT	Verdict
100.664	-62.08	-21.92	-13.0	-49.08	131.00	Horizontal	Vertical	Pass
1883.500	-51.28	2.78	-13.0	-38.28	52.00	Horizontal	Vertical	N/A
1960.200	-31.45	1.08	-13.0	-18.45	161.00	Horizontal	Vertical	N/A
6976.800	-38.88	20.07	-13.0	-25.88	158.00	Horizontal	Vertical	Pass
9947.450	-35.09	39.90	-13.0	-22.09	97.00	Horizontal	Vertical	Pass
17205.488	-29.39	44.41	-13.0	-16.39	335.00	Horizontal	Vertical	Pass

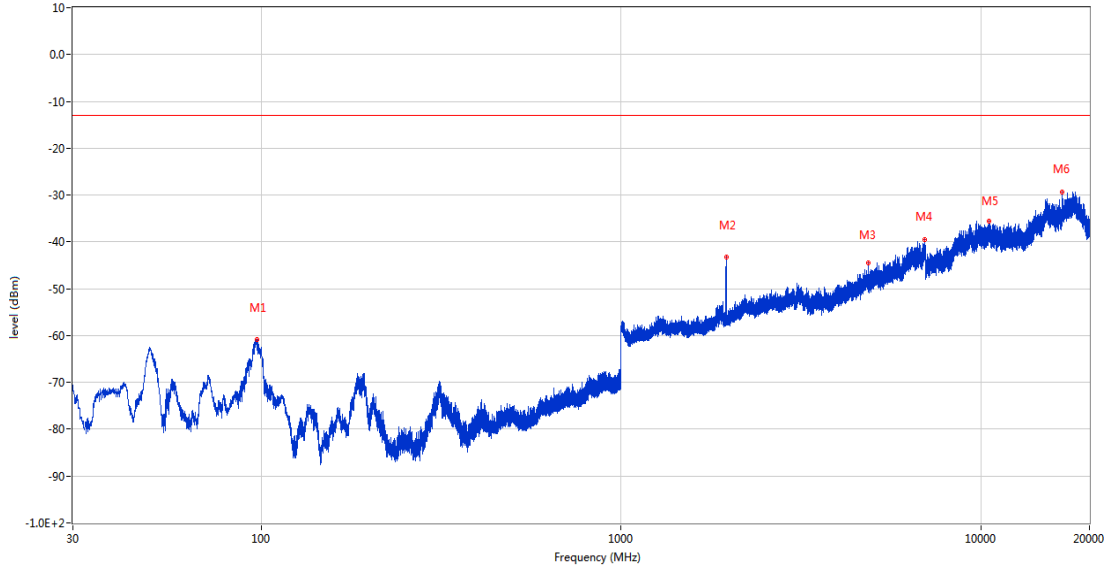
RSE-V&V LTE Band 2 BW10 CH18900



Frequency (MHz)	Result (dBm)	Factor (dB)	PK Limit (dBm)	Over Limit (dB)	Table (o)	ANT	EUT	Verdict
97.561	-61.95	-21.86	-13.0	-48.95	362.00	Vertical	Vertical	Pass
1881.900	-53.02	2.75	-13.0	-40.02	179.00	Vertical	Vertical	N/A
1961.500	-44.04	1.00	-13.0	-31.04	338.00	Vertical	Vertical	N/A
5781.800	-41.85	14.74	-13.0	-28.85	184.00	Vertical	Vertical	Pass
10560.687	-35.27	40.64	-13.0	-22.27	357.00	Vertical	Vertical	Pass
18296.250	-29.41	44.55	-13.0	-16.41	362.00	Vertical	Vertical	Pass

RSE-V&H LTE Band 2 BW10 CH18900

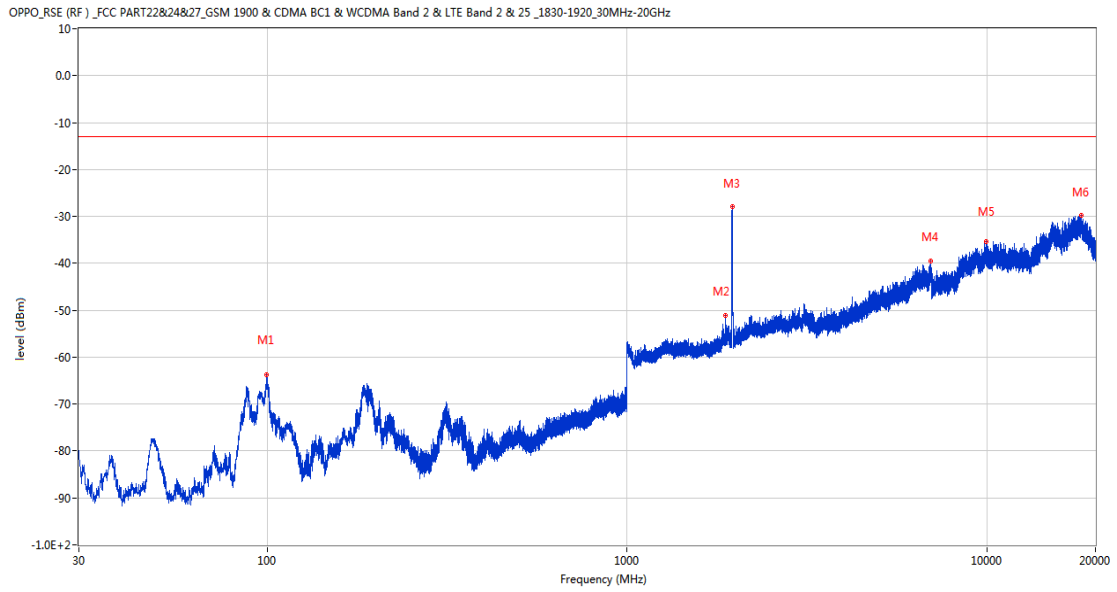
OPPO_RSE (RF) _FCC PART22&24&27_GSM 1900 & CDMA BC1 & WCDMA Band 2 & LTE Band 2 & 25_1830-1920_30MHz-20GHz



Frequency (MHz)	Result (dBm)	Factor (dB)	PK Limit (dBm)	Over Limit (dB)	Table (o)	ANT	EUT	Verdict
97.415	-60.88	-21.84	-13.0	-47.88	358.00	Vertical	Horizontal	Pass
1963.200	-43.31	0.92	-13.0	-30.31	362.00	Vertical	Horizontal	N/A
4849.600	-44.42	11.51	-13.0	-31.42	324.00	Vertical	Horizontal	Pass
6966.000	-39.59	19.77	-13.0	-26.59	79.00	Vertical	Horizontal	Pass
10550.050	-35.67	40.72	-13.0	-22.67	172.00	Vertical	Horizontal	Pass
16817.250	-29.38	43.86	-13.0	-16.38	157.00	Vertical	Horizontal	Pass

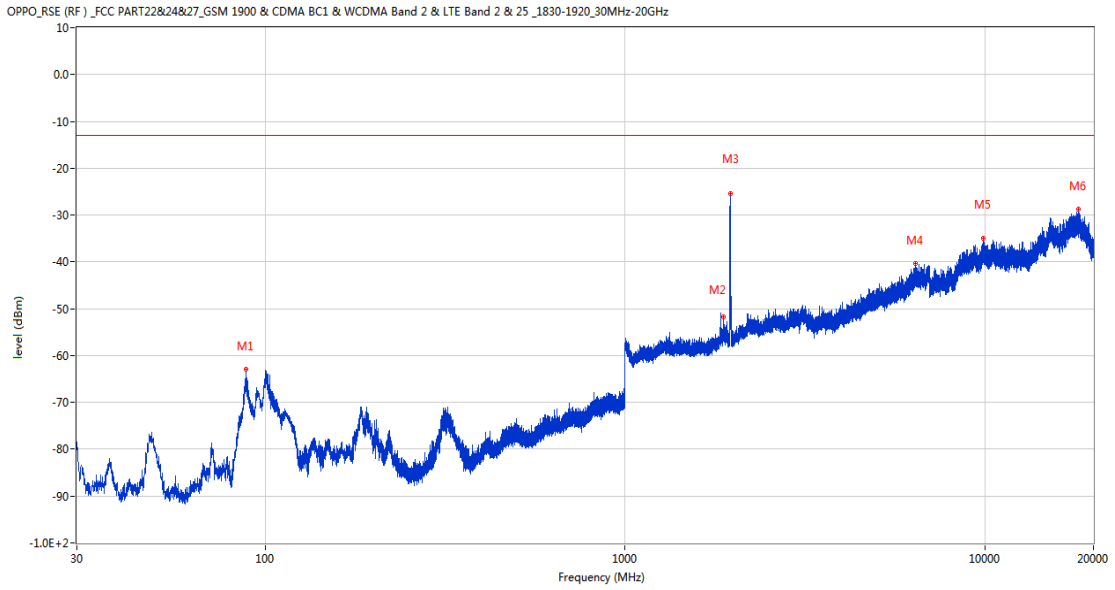
8.5 LTE Band 2 BW15, Middle Channel

RSE-H&H LTE Band 2 BW15 CH18900



Frequency (MHz)	Result (dBm)	Factor (dB)	PK Limit (dBm)	Over Limit (dB)	Table (o)	ANT	EUT	Verdict
99.598	-63.68	-21.87	-13.0	-50.68	139.00	Horizontal	Horizontal	Pass
1873.300	-51.18	2.62	-13.0	-38.18	188.00	Horizontal	Horizontal	N/A
1960.100	-27.86	1.09	-13.0	-14.86	165.00	Horizontal	Horizontal	N/A
6969.800	-39.47	20.04	-13.0	-26.47	345.00	Horizontal	Horizontal	Pass
9932.213	-35.28	39.96	-13.0	-22.28	171.00	Horizontal	Horizontal	Pass
18264.349	-29.85	44.78	-13.0	-16.85	-2.00	Horizontal	Horizontal	Pass

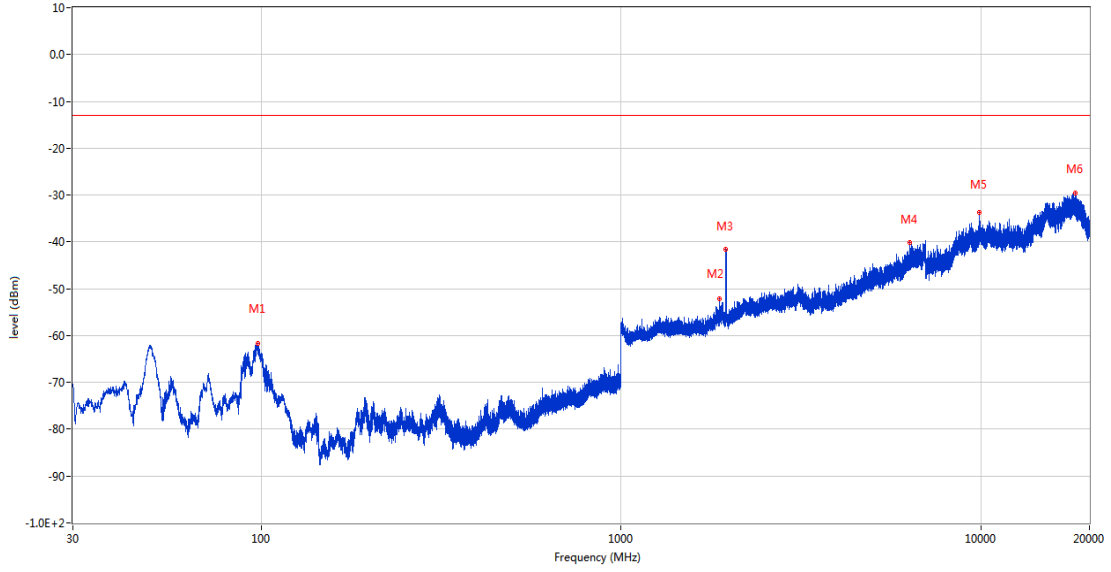
RSE-H&V LTE Band 2 BW15 CH18900



Frequency (MHz)	Result (dBm)	Factor (dB)	PK Limit (dBm)	Over Limit (dB)	Table (o)	ANT	EUT	Verdict
88.539	-62.94	-21.01	-13.0	-49.94	196.00	Horizontal	Vertical	Pass
1873.300	-51.71	2.62	-13.0	-38.71	6.00	Horizontal	Vertical	N/A
1961.200	-25.49	1.02	-13.0	-12.49	143.00	Horizontal	Vertical	N/A
6414.800	-40.38	18.89	-13.0	-27.38	203.00	Horizontal	Vertical	Pass
9906.338	-34.97	40.01	-13.0	-21.97	231.00	Horizontal	Vertical	Pass
18160.312	-28.81	44.93	-13.0	-15.81	328.00	Horizontal	Vertical	Pass

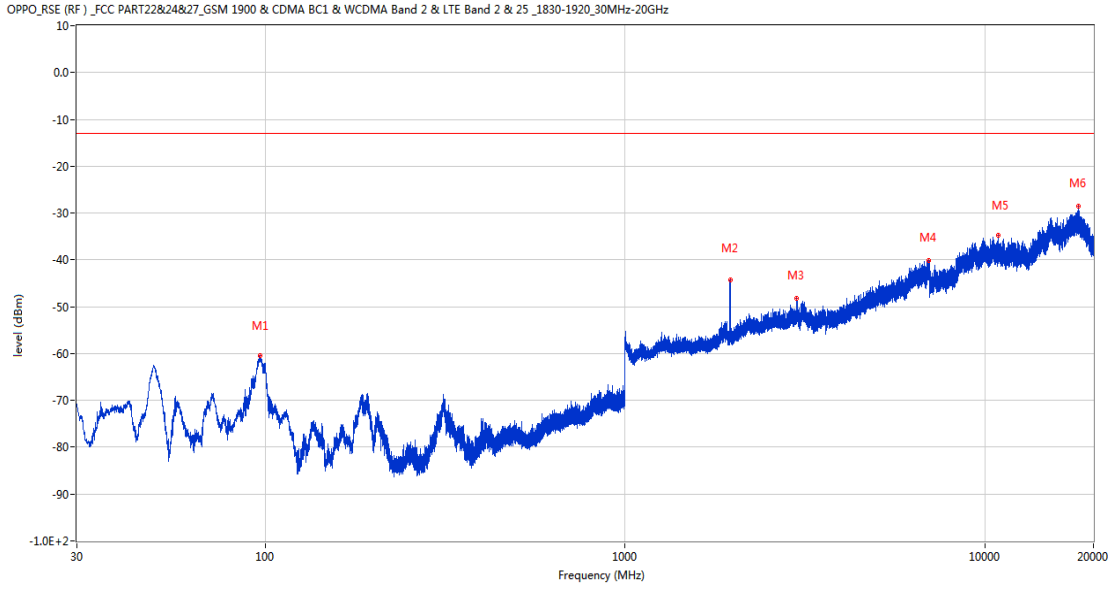
RSE-V&V LTE Band 2 BW15 CH18900

OPPO_RSE (RF) _FCC PART22&24&27_GSM 1900 & CDMA BC1 & WCDMA Band 2 & LTE Band 2 & 25_1830-1920_30MHz-20GHz



Frequency (MHz)	Result (dBm)	Factor (dB)	PK Limit (dBm)	Over Limit (dB)	Table (o)	ANT	EUT	Verdict
97.706	-61.65	-21.87	-13.0	-48.65	358.00	Vertical	Vertical	Pass
1873.300	-52.20	2.62	-13.0	-39.20	129.00	Vertical	Vertical	N/A
1954.800	-41.65	1.07	-13.0	-28.65	262.00	Vertical	Vertical	N/A
6346.000	-40.15	17.42	-13.0	-27.15	8.00	Vertical	Vertical	Pass
9909.213	-33.76	40.00	-13.0	-20.76	277.00	Vertical	Vertical	Pass
18239.338	-29.55	44.86	-13.0	-16.55	-2.00	Vertical	Vertical	Pass

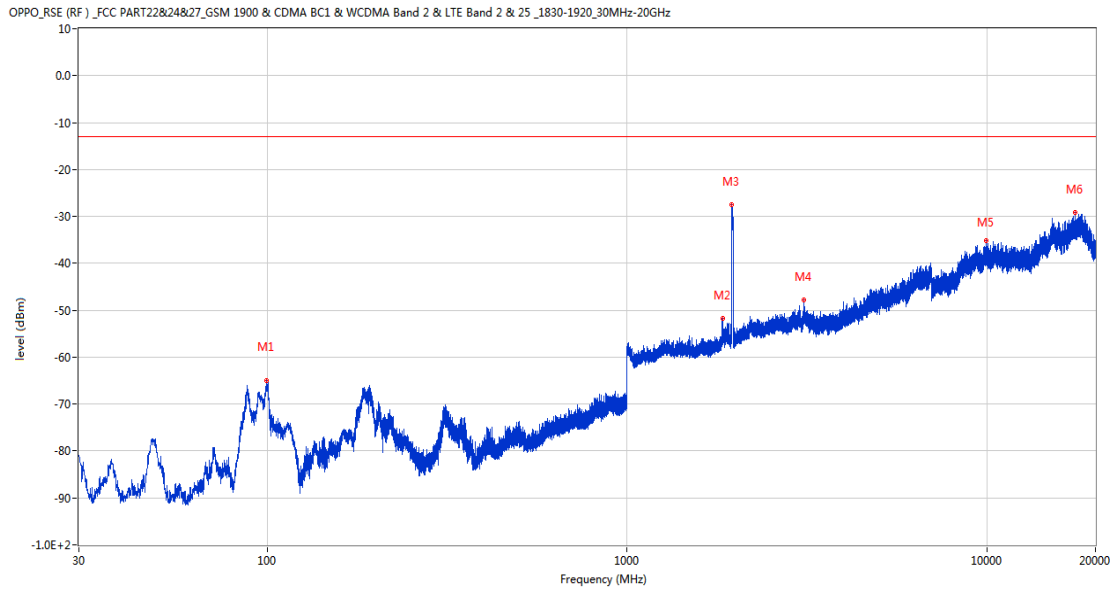
RSE-V&H LTE Band 2 BW15 CH18900



Frequency (MHz)	Result (dBm)	Factor (dB)	PK Limit (dBm)	Over Limit (dB)	Table (o)	ANT	EUT	Verdict
97.076	-60.35	-21.79	-13.0	-47.35	362.00	Vertical	Horizontal	Pass
1958.500	-44.26	1.13	-13.0	-31.26	360.00	Vertical	Horizontal	N/A
3003.200	-48.21	8.22	-13.0	-35.21	108.00	Vertical	Horizontal	Pass
6968.400	-40.23	20.01	-13.0	-27.23	126.00	Vertical	Horizontal	Pass
10896.775	-34.71	40.47	-13.0	-21.71	111.00	Vertical	Horizontal	Pass
18217.589	-28.59	44.92	-13.0	-15.59	246.00	Vertical	Horizontal	Pass

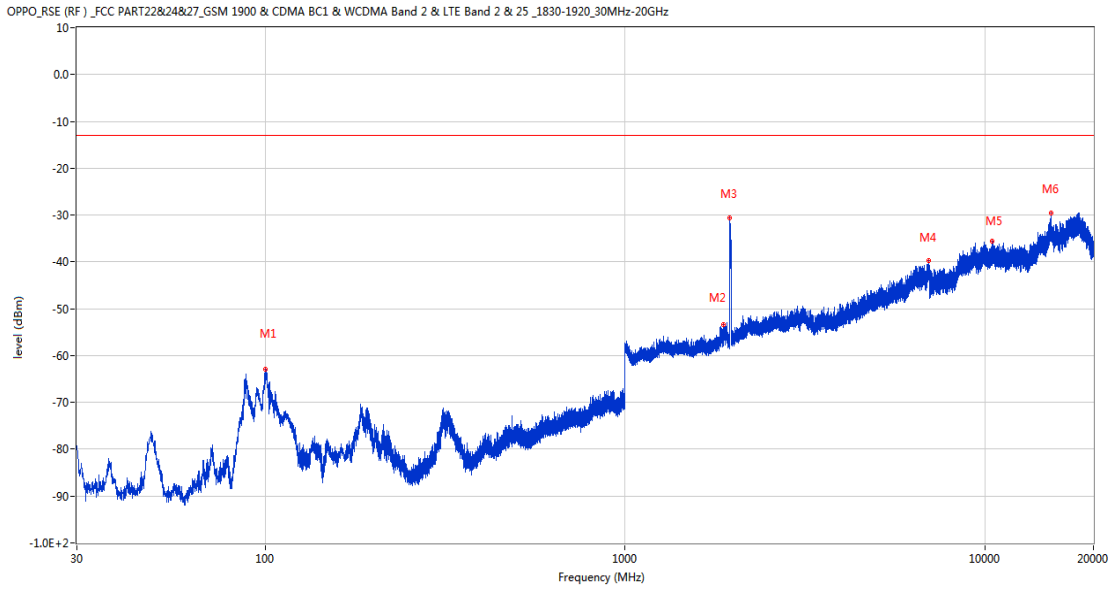
8.6 LTE Band 2 BW20, Middle Channel

RSE-H&H LTE Band 2 BW20 CH18900



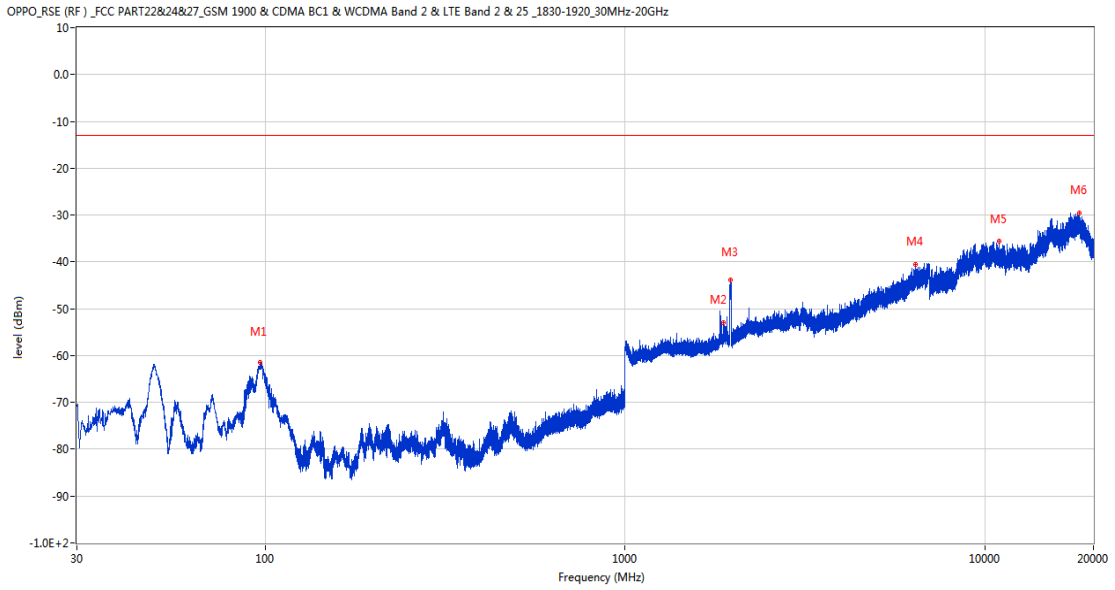
Frequency (MHz)	Result (dBm)	Factor (dB)	PK Limit (dBm)	Over Limit (dB)	Table (o)	ANT	EUT	Verdict
99.549	-64.92	-21.87	-13.0	-51.92	138.00	Horizontal	Horizontal	Pass
1839.500	-51.80	2.01	-13.0	-38.80	317.00	Horizontal	Horizontal	Pass
1952.800	-27.42	0.89	-13.0	-14.42	152.00	Horizontal	Horizontal	N/A
3092.600	-47.88	8.21	-13.0	-34.88	190.00	Horizontal	Horizontal	Pass
9920.137	-35.25	39.98	-13.0	-22.25	86.00	Horizontal	Horizontal	Pass
17591.550	-29.20	44.44	-13.0	-16.20	144.00	Horizontal	Horizontal	Pass

RSE-H&V LTE Band 2 BW20 CH18900



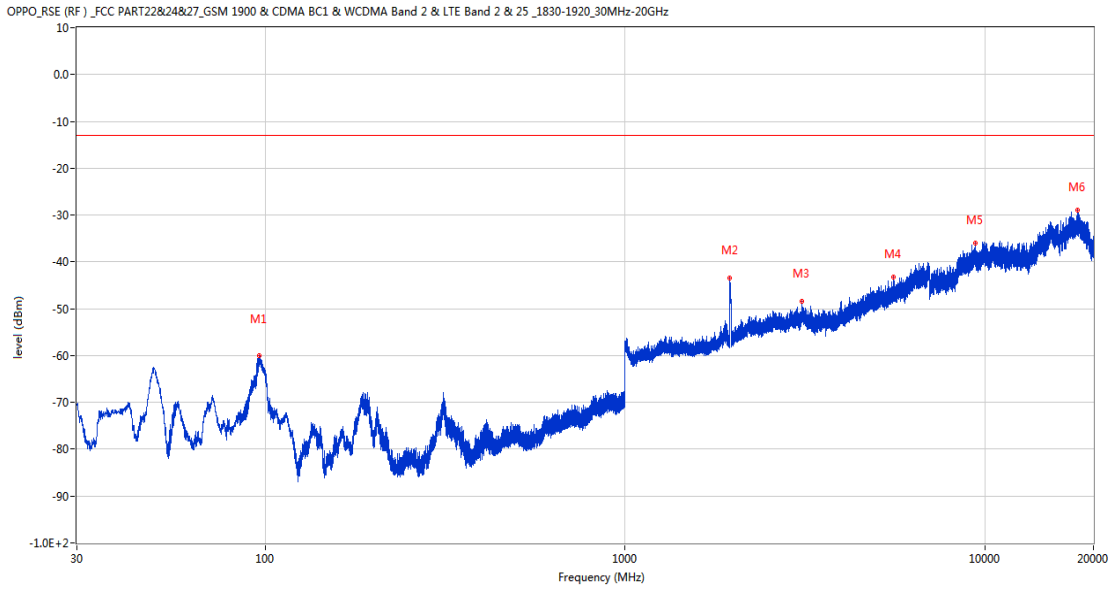
Frequency (MHz)	Result (dBm)	Factor (dB)	PK Limit (dBm)	Over Limit (dB)	Table (o)	ANT	EUT	Verdict
100.179	-62.84	-21.84	-13.0	-49.84	146.00	Horizontal	Vertical	Pass
1880.700	-53.42	2.74	-13.0	-40.42	106.00	Horizontal	Vertical	N/A
1951.300	-30.63	0.76	-13.0	-17.63	187.00	Horizontal	Vertical	N/A
6989.400	-39.79	19.62	-13.0	-26.79	282.00	Horizontal	Vertical	Pass
10483.637	-35.60	40.67	-13.0	-22.60	95.00	Horizontal	Vertical	Pass
15243.638	-29.48	43.32	-13.0	-16.48	140.00	Horizontal	Vertical	Pass

RSE-V&V LTE Band 2 BW20 CH18900



Frequency (MHz)	Result (dBm)	Factor (dB)	PK Limit (dBm)	Over Limit (dB)	Table (o)	ANT	EUT	Verdict
96.736	-61.56	-21.75	-13.0	-48.56	362.00	Vertical	Vertical	Pass
1880.000	-53.01	2.72	-13.0	-40.01	63.00	Vertical	Vertical	N/A
1961.000	-43.80	1.03	-13.0	-30.80	145.00	Vertical	Vertical	N/A
6422.600	-40.61	18.68	-13.0	-27.61	317.00	Vertical	Vertical	Pass
10961.750	-35.65	40.62	-13.0	-22.65	323.00	Vertical	Vertical	Pass
18290.088	-29.62	44.57	-13.0	-16.62	189.00	Vertical	Vertical	Pass

RSE-V&H LTE Band 2 BW20 CH18900

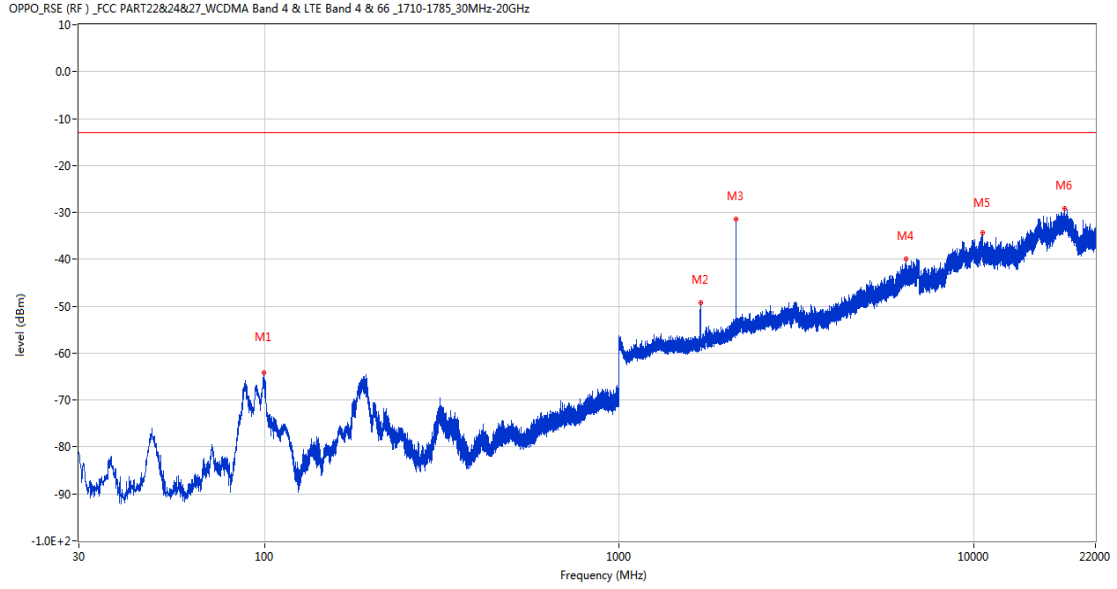


Frequency (MHz)	Result (dBm)	Factor (dB)	PK Limit (dBm)	Over Limit (dB)	Table (o)	ANT	EUT	Verdict
96.542	-59.92	-21.73	-13.0	-46.92	359.00	Vertical	Horizontal	Pass
1952.400	-43.44	0.86	-13.0	-30.44	362.00	Vertical	Horizontal	N/A
3090.200	-48.50	7.99	-13.0	-35.50	0.00	Vertical	Horizontal	Pass
5551.800	-43.29	13.64	-13.0	-30.29	291.00	Vertical	Horizontal	Pass
9387.975	-36.06	39.94	-13.0	-23.06	334.00	Vertical	Horizontal	Pass
18060.988	-28.97	44.88	-13.0	-15.97	15.00	Vertical	Horizontal	Pass

9 LTE Band 4

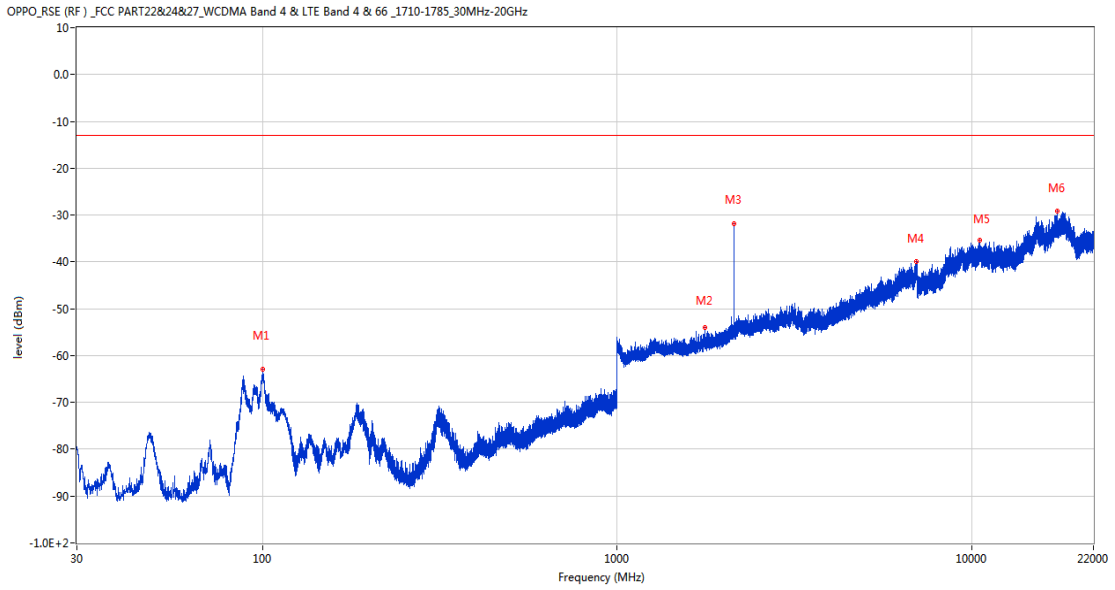
9.1 LTE Band 4 BW1.4, Middle Channel

RSE-H&H LTE Band 4 BW1.4 CH20175



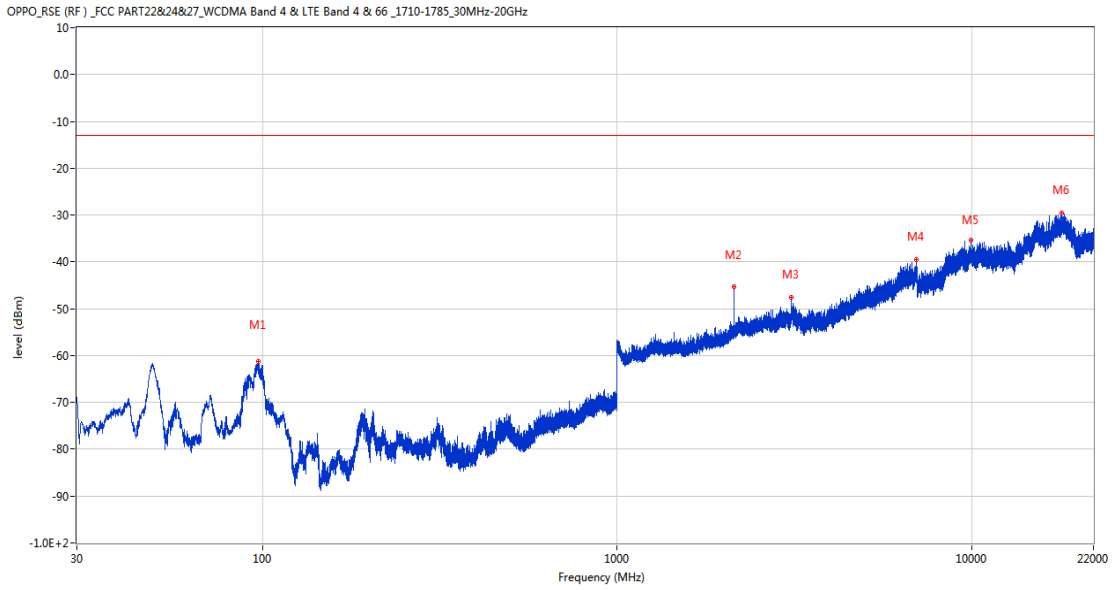
Frequency (MHz)	Result (dBm)	Factor (dB)	PK Limit (dBm)	Over Limit (dB)	Table (o)	ANT	EUT	Verdict
99.501	-64.19	-21.83	-13.0	-51.19	148.00	Horizontal	Horizontal	Pass
1693.800	-49.21	0.81	-13.0	-36.21	174.00	Horizontal	Horizontal	Pass
2132.200	-31.36	2.70	-13.0	-18.36	233.00	Horizontal	Horizontal	N/A
6421.600	-39.92	18.78	-13.0	-26.92	49.00	Horizontal	Horizontal	Pass
10554.075	-34.25	40.69	-13.0	-21.25	169.00	Horizontal	Horizontal	Pass
18055.338	-29.24	44.89	-13.0	-16.24	57.00	Horizontal	Horizontal	Pass

RSE-H&V LTE Band 4 BW1.4 CH20175



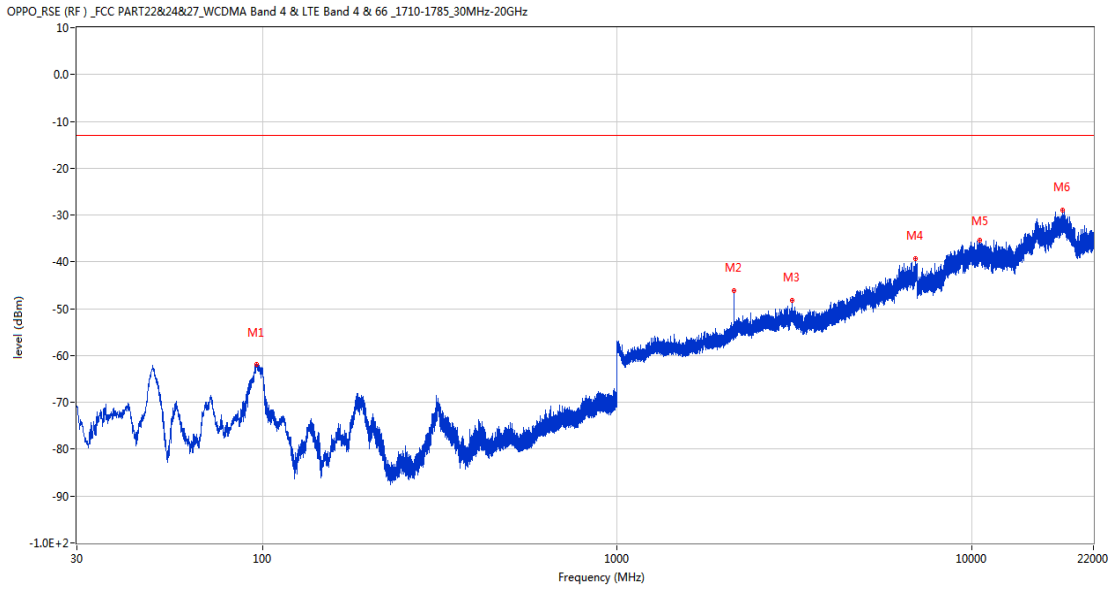
Frequency (MHz)	Result (dBm)	Factor (dB)	PK Limit (dBm)	Over Limit (dB)	Table (o)	ANT	EUT	Verdict
100.082	-62.86	-21.83	-13.0	-49.86	191.00	Horizontal	Vertical	Pass
1771.700	-54.01	1.39	-13.0	-41.01	81.00	Horizontal	Vertical	Pass
2132.200	-31.95	2.70	-13.0	-18.95	335.00	Horizontal	Vertical	N/A
6975.600	-39.99	20.10	-13.0	-26.99	360.00	Horizontal	Vertical	Pass
10523.025	-35.30	40.55	-13.0	-22.30	293.00	Horizontal	Vertical	Pass
17389.339	-29.06	44.22	-13.0	-16.06	200.00	Horizontal	Vertical	Pass

RSE-V&V LTE Band 4 BW1.4 CH20175



Frequency (MHz)	Result (dBm)	Factor (dB)	PK Limit (dBm)	Over Limit (dB)	Table (o)	ANT	EUT	Verdict
97.464	-61.36	-21.78	-13.0	-48.36	352.00	Vertical	Vertical	Pass
2132.500	-45.34	2.69	-13.0	-32.34	362.00	Vertical	Vertical	N/A
3101.000	-47.68	8.51	-13.0	-34.68	278.00	Vertical	Vertical	Pass
6975.600	-39.57	20.10	-13.0	-26.57	67.00	Vertical	Vertical	Pass
9921.287	-35.31	39.97	-13.0	-22.31	100.00	Vertical	Vertical	Pass
17925.376	-29.58	44.67	-13.0	-16.58	182.00	Vertical	Vertical	Pass

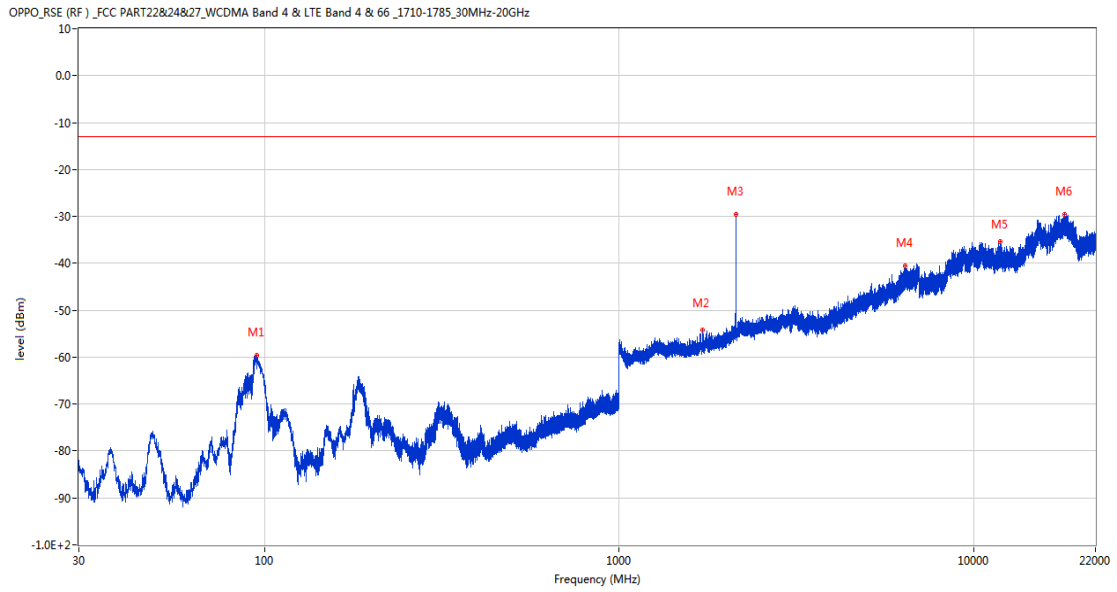
RSE-V&H LTE Band 4 BW1.4 CH20175



Frequency (MHz)	Result (dBm)	Factor (dB)	PK Limit (dBm)	Over Limit (dB)	Table (o)	ANT	EUT	Verdict
96.348	-61.96	-21.66	-13.0	-48.96	362.00	Vertical	Horizontal	Pass
2132.200	-46.24	2.70	-13.0	-33.24	217.00	Vertical	Horizontal	N/A
3109.800	-48.27	7.94	-13.0	-35.27	321.00	Vertical	Horizontal	Pass
6915.000	-39.38	19.60	-13.0	-26.38	360.00	Vertical	Horizontal	Pass
10493.125	-35.45	40.51	-13.0	-22.45	143.00	Vertical	Horizontal	Pass
17988.276	-29.05	44.91	-13.0	-16.05	226.00	Vertical	Horizontal	Pass

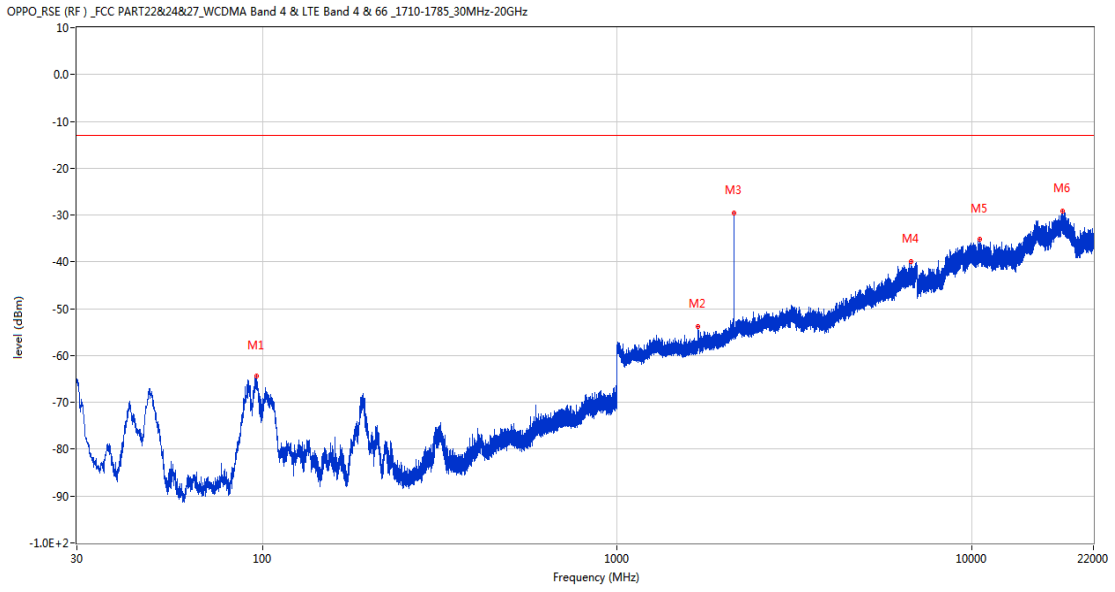
9.2 LTE Band 4 BW3, Middle Channel

RSE-H&H LTE Band 4 BW3 CH20175



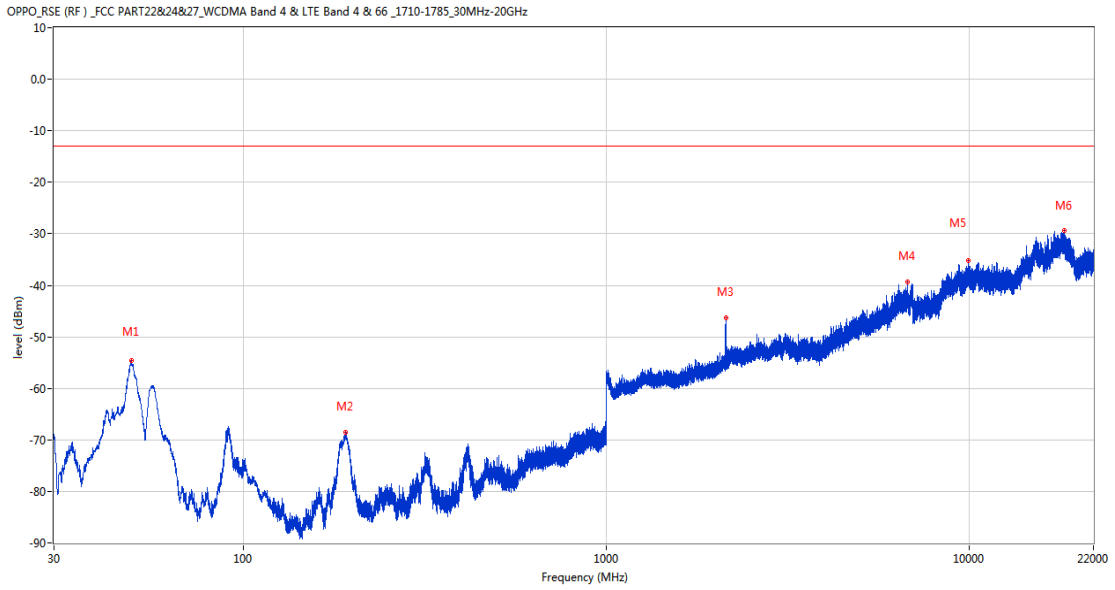
Frequency (MHz)	Result (dBm)	Factor (dB)	PK Limit (dBm)	Over Limit (dB)	Table (o)	ANT	EUT	Verdict
95.087	-59.63	-21.46	-13.0	-46.63	361.00	Horizontal	Horizontal	Pass
1722.200	-54.26	1.10	-13.0	-41.26	56.00	Horizontal	Horizontal	Pass
2131.800	-29.65	2.72	-13.0	-16.65	168.00	Horizontal	Horizontal	N/A
6411.400	-40.60	18.86	-13.0	-27.60	40.00	Horizontal	Horizontal	Pass
11889.512	-35.33	39.48	-13.0	-22.33	201.00	Horizontal	Horizontal	Pass
17988.276	-29.58	44.91	-13.0	-16.58	249.00	Horizontal	Horizontal	Pass

RSE-H&V LTE Band 4 BW3 CH20175



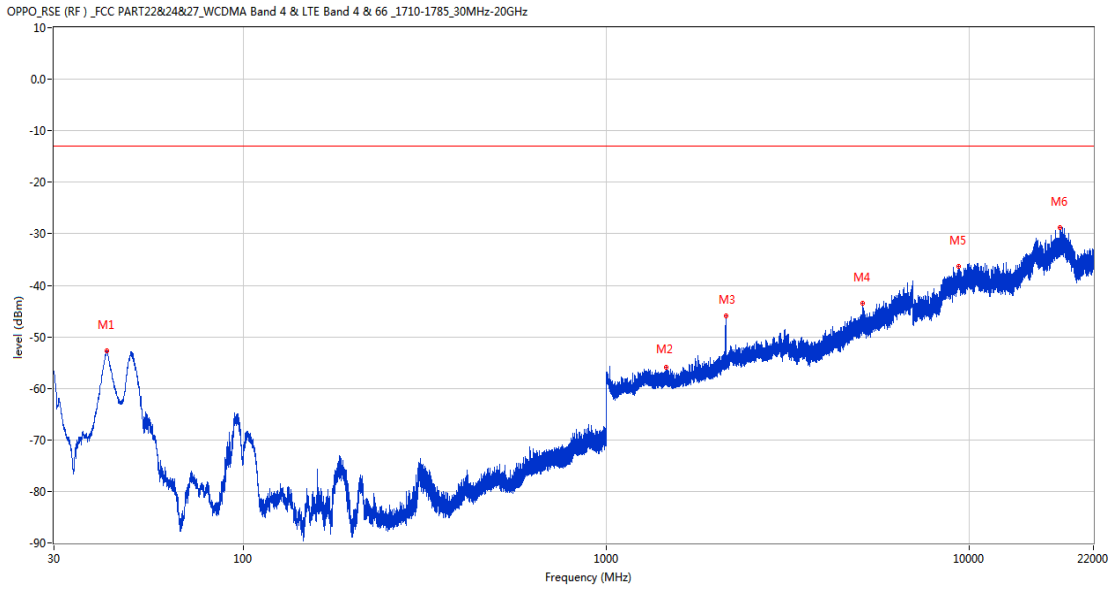
Frequency (MHz)	Result (dBm)	Factor (dB)	PK Limit (dBm)	Over Limit (dB)	Table (o)	ANT	EUT	Verdict
96.057	-64.32	-21.63	-13.0	-51.32	166.00	Horizontal	Vertical	Pass
1690.700	-53.83	-0.40	-13.0	-40.83	361.00	Horizontal	Vertical	Pass
2131.600	-29.62	2.72	-13.0	-16.62	153.00	Horizontal	Vertical	N/A
6755.600	-39.83	19.44	-13.0	-26.83	256.00	Horizontal	Vertical	Pass
10500.600	-35.06	40.40	-13.0	-22.06	231.00	Horizontal	Vertical	Pass
18011.863	-29.09	44.93	-13.0	-16.09	143.00	Horizontal	Vertical	Pass

RSE-V&V LTE Band 4 BW3 CH20175



Frequency (MHz)	Result (dBm)	Factor (dB)	PK Limit (dBm)	Over Limit (dB)	Table (o)	ANT	EUT	Verdict
49.012	-54.63	-16.04	-13.0	-41.63	252.00	Vertical	Vertical	Pass
190.874	-68.62	-15.43	-13.0	-55.62	230.00	Vertical	Vertical	Pass
2133.200	-46.27	2.67	-13.0	-33.27	168.00	Vertical	Vertical	N/A
6751.400	-39.42	19.32	-13.0	-26.42	346.00	Vertical	Vertical	Pass
9918.987	-35.18	39.98	-13.0	-22.18	150.00	Vertical	Vertical	Pass
18255.137	-29.37	44.83	-13.0	-16.37	93.00	Vertical	Vertical	Pass

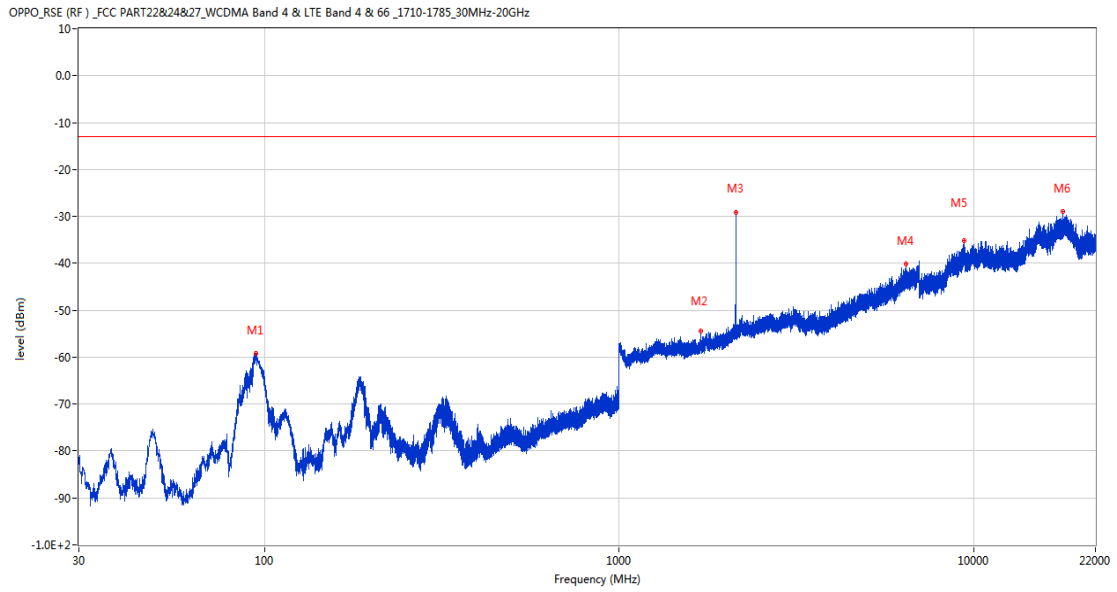
RSE-V&H LTE Band 4 BW3 CH20175



Frequency (MHz)	Result (dBm)	Factor (dB)	PK Limit (dBm)	Over Limit (dB)	Table (o)	ANT	EUT	Verdict
42.028	-52.70	-17.49	-13.0	-39.70	205.00	Vertical	Horizontal	Pass
1460.500	-55.85	-0.30	-13.0	-42.85	317.00	Vertical	Horizontal	Pass
2132.700	-45.89	2.69	-13.0	-32.89	145.00	Vertical	Horizontal	N/A
5076.800	-43.55	12.99	-13.0	-30.55	154.00	Vertical	Horizontal	Pass
9370.724	-36.34	39.87	-13.0	-23.34	127.00	Vertical	Horizontal	Pass
17831.948	-28.80	44.10	-13.0	-15.80	360.00	Vertical	Horizontal	Pass

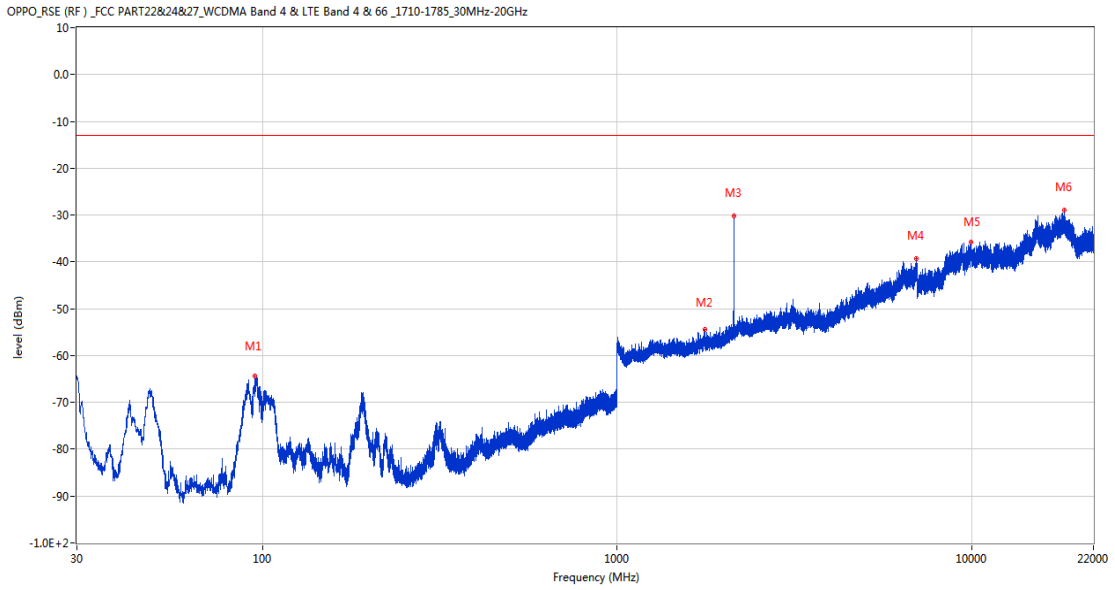
9.3 LTE Band 4 BW5, Middle Channel

RSE-H&H LTE Band 4 BW5 CH20175



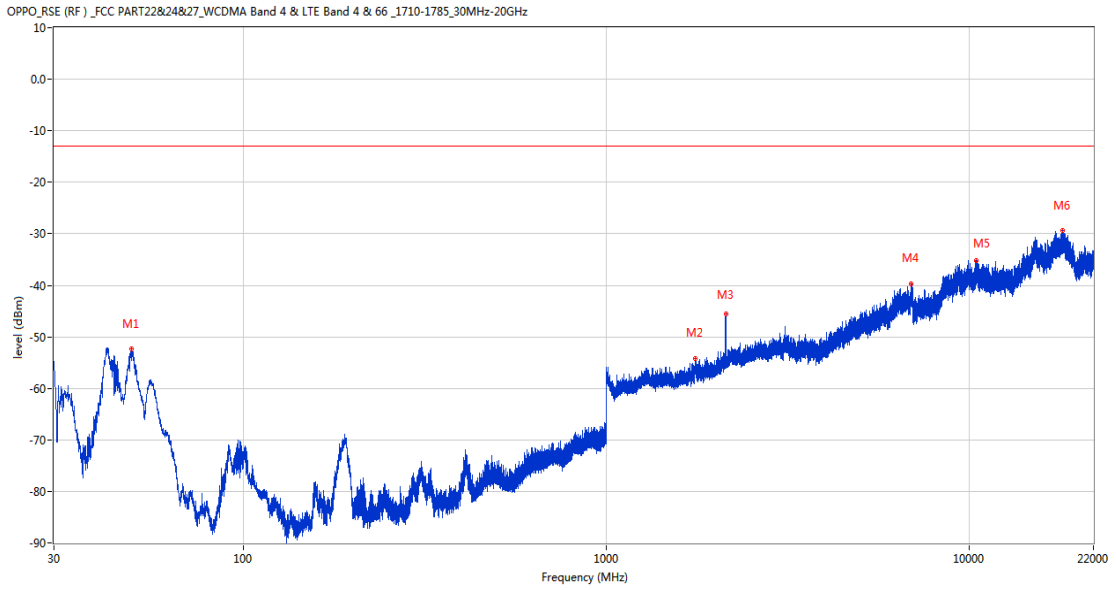
Frequency (MHz)	Result (dBm)	Factor (dB)	PK Limit (dBm)	Over Limit (dB)	Table (o)	ANT	EUT	Verdict
94.796	-59.28	-21.40	-13.0	-46.28	334.00	Horizontal	Horizontal	Pass
1694.100	-54.36	0.85	-13.0	-41.36	231.00	Horizontal	Horizontal	Pass
2132.800	-29.06	2.68	-13.0	-16.06	166.00	Horizontal	Horizontal	N/A
6426.200	-40.12	18.43	-13.0	-27.12	226.00	Horizontal	Horizontal	Pass
9396.888	-35.24	40.01	-13.0	-22.24	7.00	Horizontal	Horizontal	Pass
17849.989	-28.87	44.34	-13.0	-15.87	24.00	Horizontal	Horizontal	Pass

RSE-H&V LTE Band 4 BW5 CH20175



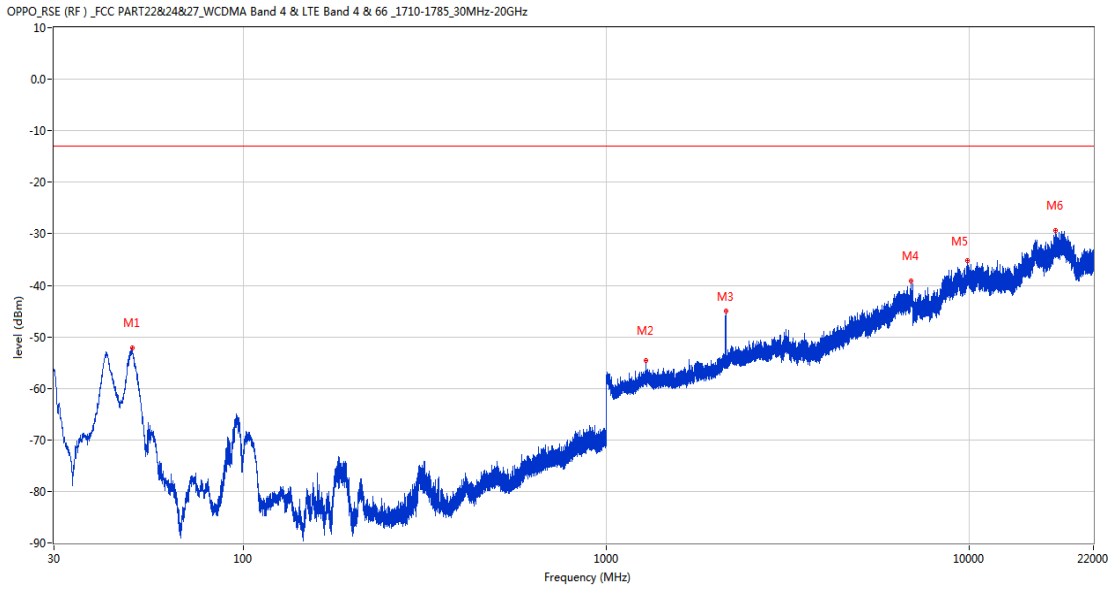
Frequency (MHz)	Result (dBm)	Factor (dB)	PK Limit (dBm)	Over Limit (dB)	Table (o)	ANT	EUT	Verdict
95.426	-64.43	-21.52	-13.0	-51.43	142.00	Horizontal	Vertical	Pass
1772.300	-54.51	1.39	-13.0	-41.51	125.00	Horizontal	Vertical	Pass
2133.400	-30.16	2.66	-13.0	-17.16	176.00	Horizontal	Vertical	N/A
6955.200	-39.39	19.46	-13.0	-26.39	206.00	Horizontal	Vertical	Pass
9918.412	-35.78	39.98	-13.0	-22.78	109.00	Horizontal	Vertical	Pass
18252.364	-28.92	44.84	-13.0	-15.92	360.00	Horizontal	Vertical	Pass

RSE-V&V LTE Band 4 BW5 CH20175



Frequency (MHz)	Result (dBm)	Factor (dB)	PK Limit (dBm)	Over Limit (dB)	Table (o)	ANT	EUT	Verdict
49.012	-52.38	-16.04	-13.0	-39.38	248.00	Vertical	Vertical	Pass
1761.700	-54.29	1.43	-13.0	-41.29	350.00	Vertical	Vertical	Pass
2131.300	-45.50	2.72	-13.0	-32.50	168.00	Vertical	Vertical	N/A
6913.400	-39.74	19.57	-13.0	-26.74	329.00	Vertical	Vertical	Pass
10483.063	-35.29	40.68	-13.0	-22.29	236.00	Vertical	Vertical	Pass
18053.489	-29.40	44.90	-13.0	-16.40	199.00	Vertical	Vertical	Pass

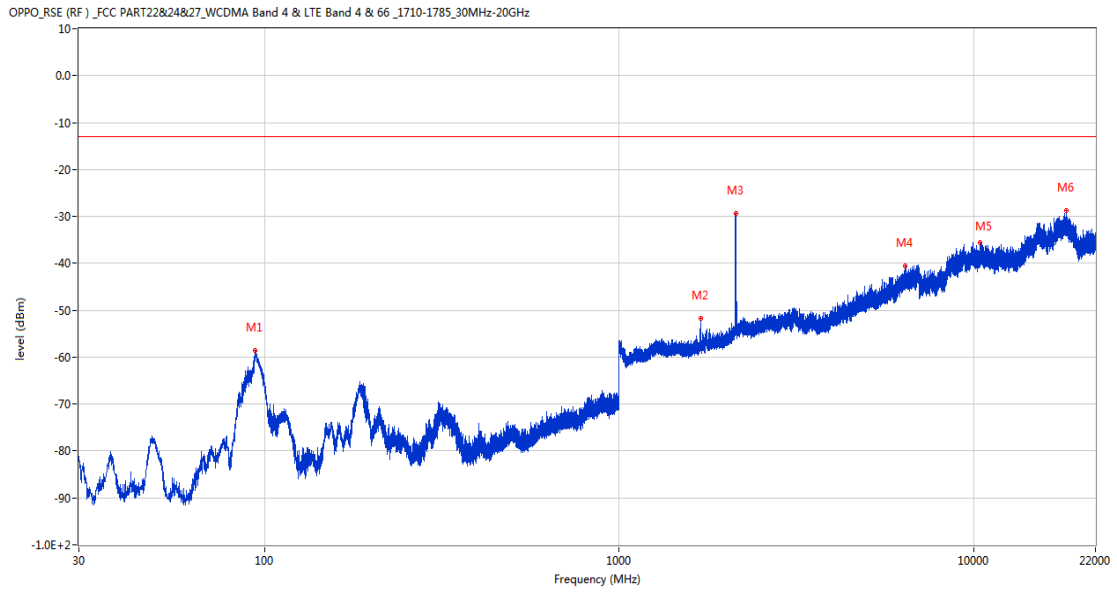
RSE-V&H LTE Band 4 BW5 CH20175



Frequency (MHz)	Result (dBm)	Factor (dB)	PK Limit (dBm)	Over Limit (dB)	Table (o)	ANT	EUT	Verdict
49.255	-52.21	-16.56	-13.0	-39.21	271.00	Vertical	Horizontal	Pass
1281.800	-54.63	0.12	-13.0	-41.63	310.00	Vertical	Horizontal	Pass
2131.700	-44.94	2.72	-13.0	-31.94	227.00	Vertical	Horizontal	N/A
6910.600	-39.16	19.37	-13.0	-26.16	218.00	Vertical	Horizontal	Pass
9873.275	-35.29	39.82	-13.0	-22.29	127.00	Vertical	Horizontal	Pass
17312.563	-29.39	43.97	-13.0	-16.39	195.00	Vertical	Horizontal	Pass

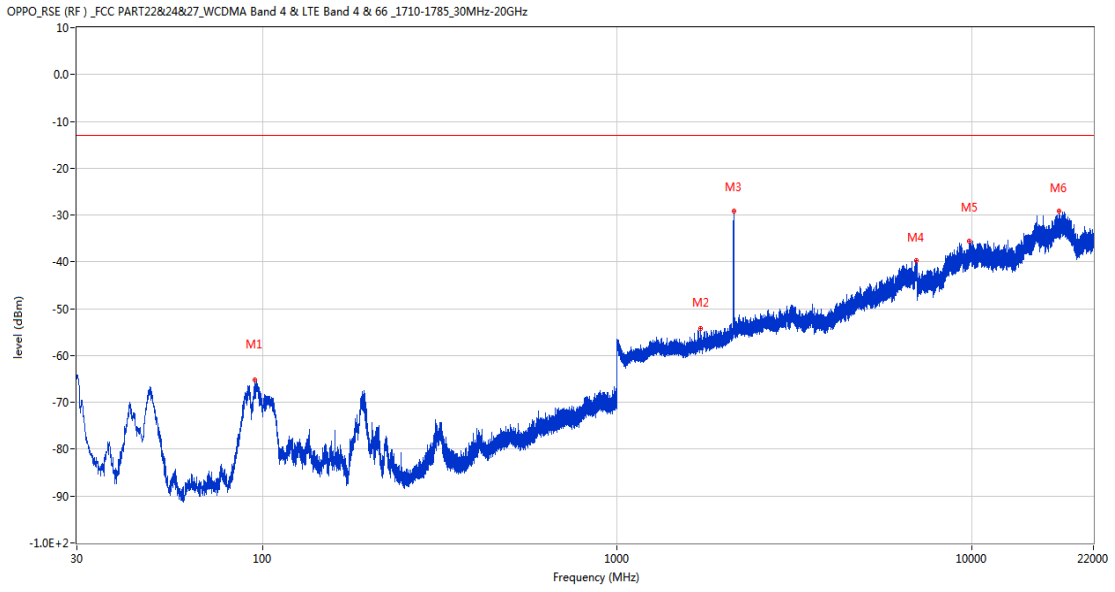
9.4 LTE Band 4 BW10, Middle Channel

RSE-H&H LTE Band 4 BW10 CH20175



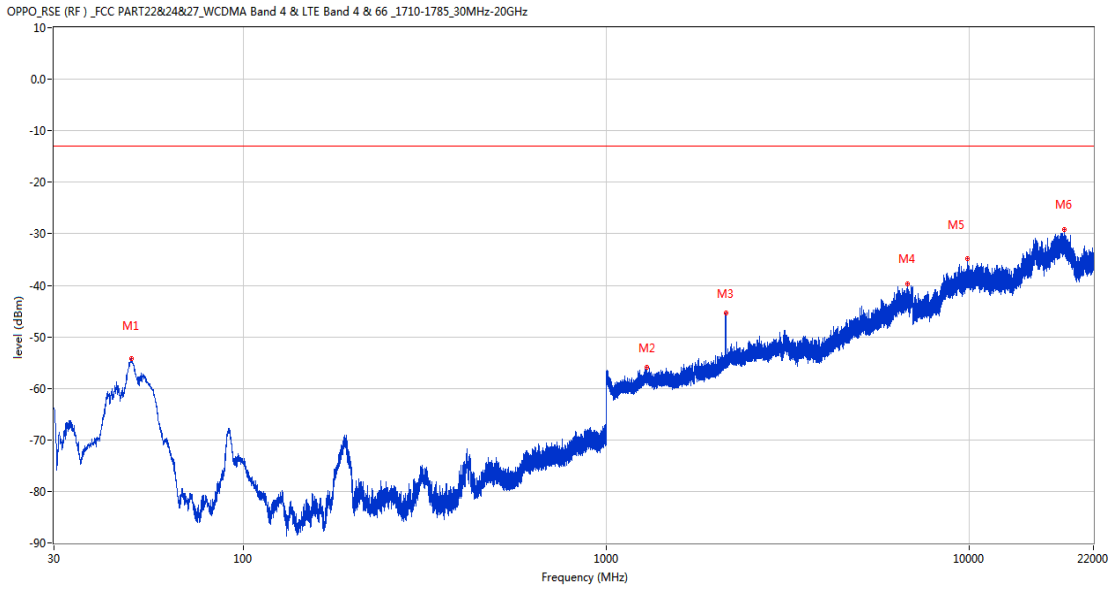
Frequency (MHz)	Result (dBm)	Factor (dB)	PK Limit (dBm)	Over Limit (dB)	Table (o)	ANT	EUT	Verdict
94.311	-58.61	-21.30	-13.0	-45.61	355.00	Horizontal	Horizontal	Pass
1696.600	-51.74	0.82	-13.0	-38.74	201.00	Horizontal	Horizontal	N/A
2128.900	-29.41	2.65	-13.0	-16.41	161.00	Horizontal	Horizontal	N/A
6382.000	-40.62	17.32	-13.0	-27.62	359.00	Horizontal	Horizontal	Pass
10418.375	-35.63	40.66	-13.0	-22.63	-1.00	Horizontal	Horizontal	Pass
18239.412	-28.80	44.86	-13.0	-15.80	257.00	Horizontal	Horizontal	Pass

RSE-H&V LTE Band 4 BW10 CH20175



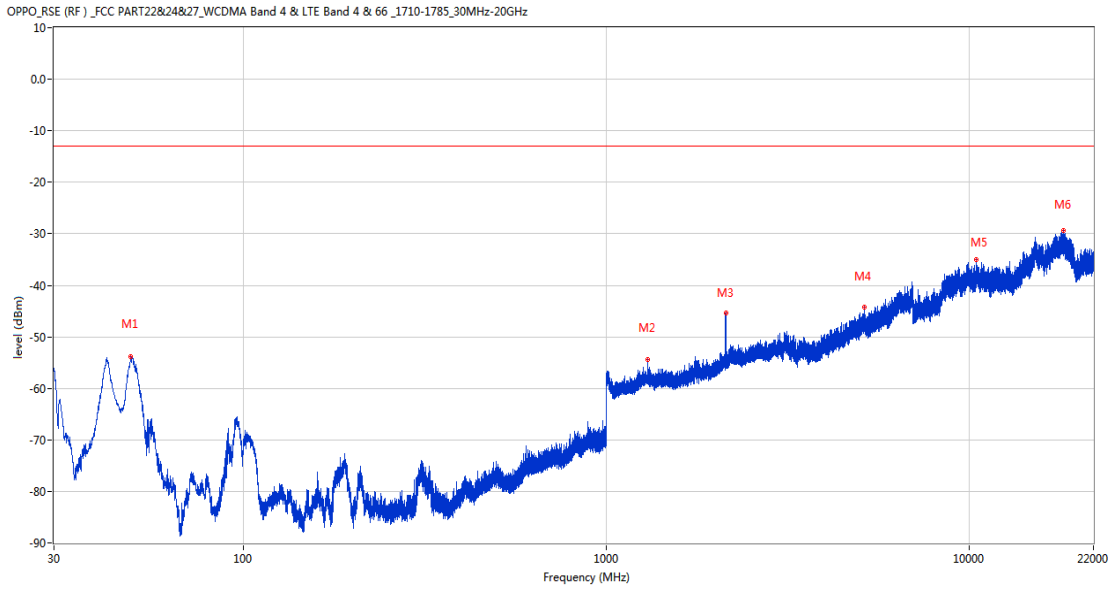
Frequency (MHz)	Result (dBm)	Factor (dB)	PK Limit (dBm)	Over Limit (dB)	Table (o)	ANT	EUT	Verdict
94.941	-65.25	-21.43	-13.0	-52.25	361.00	Horizontal	Vertical	Pass
1719.000	-54.32	1.05	-13.0	-41.32	298.00	Horizontal	Vertical	N/A
2131.500	-29.06	2.72	-13.0	-16.06	157.00	Horizontal	Vertical	N/A
6988.600	-39.76	19.57	-13.0	-26.76	320.00	Horizontal	Vertical	Pass
9824.975	-35.68	39.88	-13.0	-22.68	247.00	Horizontal	Vertical	Pass
17562.776	-29.20	44.66	-13.0	-16.20	60.00	Horizontal	Vertical	Pass

RSE-V&V LTE Band 4 BW10 CH20175



Frequency (MHz)	Result (dBm)	Factor (dB)	PK Limit (dBm)	Over Limit (dB)	Table (o)	ANT	EUT	Verdict
48.964	-54.26	-15.98	-13.0	-41.26	317.00	Vertical	Vertical	Pass
1295.300	-55.97	-0.01	-13.0	-42.97	243.00	Vertical	Vertical	Pass
2134.100	-45.41	2.68	-13.0	-32.41	93.00	Vertical	Vertical	N/A
6756.800	-39.65	19.35	-13.0	-26.65	162.00	Vertical	Vertical	Pass
9887.651	-34.78	39.92	-13.0	-21.78	351.00	Vertical	Vertical	Pass
18246.812	-29.08	44.85	-13.0	-16.08	34.00	Vertical	Vertical	Pass

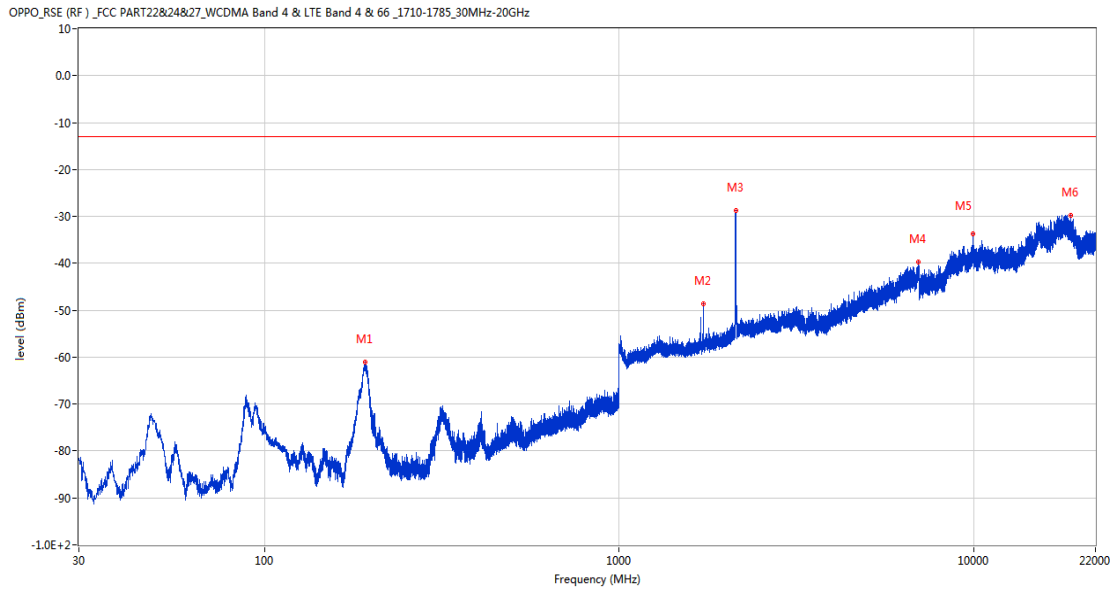
RSE-V&H LTE Band 4 BW10 CH20175



Frequency (MHz)	Result (dBm)	Factor (dB)	PK Limit (dBm)	Over Limit (dB)	Table (o)	ANT	EUT	Verdict
48.867	-53.92	-15.90	-13.0	-40.92	9.00	Vertical	Horizontal	Pass
1300.300	-54.46	0.17	-13.0	-41.46	316.00	Vertical	Horizontal	Pass
2135.900	-45.34	2.79	-13.0	-32.34	146.00	Vertical	Horizontal	N/A
5152.000	-44.28	12.70	-13.0	-31.28	51.00	Vertical	Horizontal	Pass
10480.763	-35.05	40.72	-13.0	-22.05	177.00	Vertical	Horizontal	Pass
18239.875	-29.28	44.86	-13.0	-16.28	325.00	Vertical	Horizontal	Pass

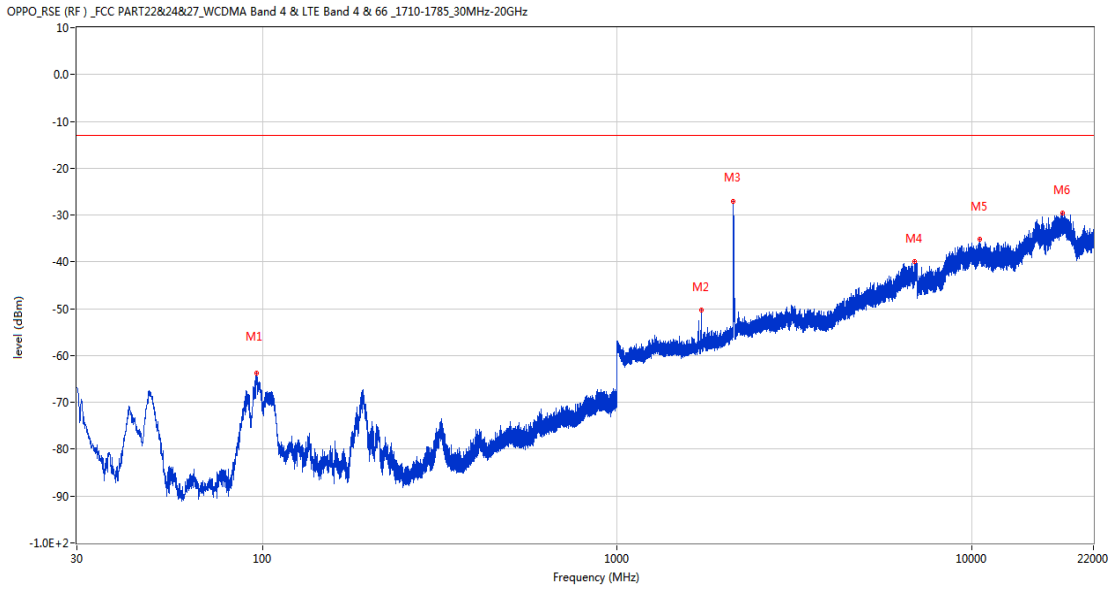
9.5 LTE Band 4 BW15, Middle Channel

RSE-H&H LTE Band 4 BW15 CH20175



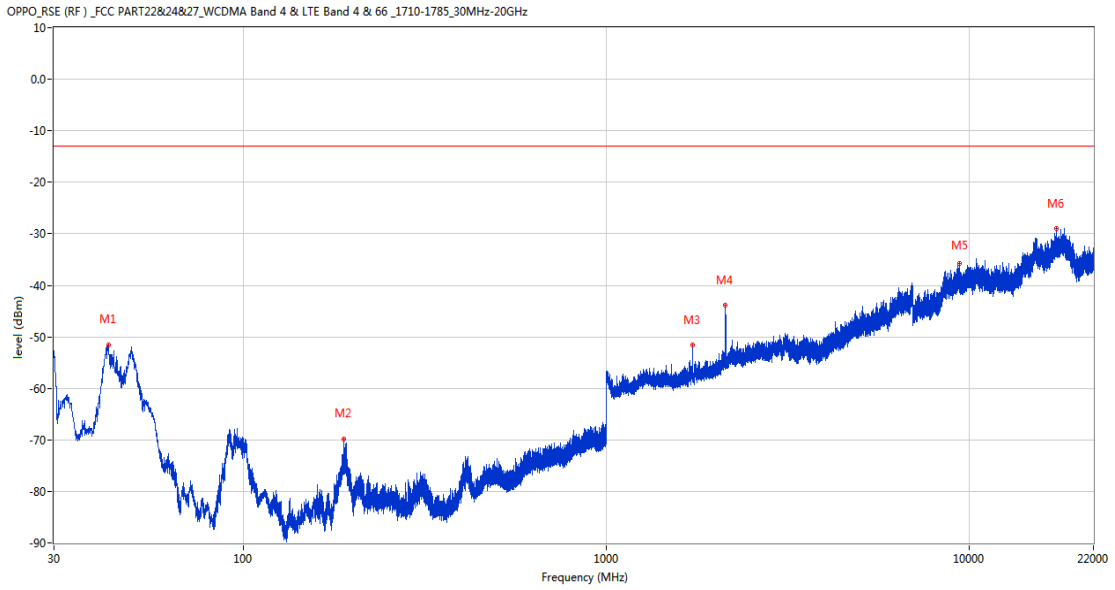
Frequency (MHz)	Result (dBm)	Factor (dB)	PK Limit (dBm)	Over Limit (dB)	Table (o)	ANT	EUT	Verdict
191.844	-61.15	-15.54	-13.0	-48.15	303.00	Horizontal	Horizontal	Pass
1725.600	-48.62	1.14	-13.0	-35.62	211.00	Horizontal	Horizontal	N/A
2131.800	-28.72	2.72	-13.0	-15.72	169.00	Horizontal	Horizontal	N/A
6972.600	-39.76	20.00	-13.0	-26.76	118.00	Horizontal	Horizontal	Pass
9945.725	-33.78	39.91	-13.0	-20.78	236.00	Horizontal	Horizontal	Pass
18718.099	-29.81	43.78	-13.0	-16.81	184.00	Horizontal	Horizontal	Pass

RSE-H&V LTE Band 4 BW15 CH20175



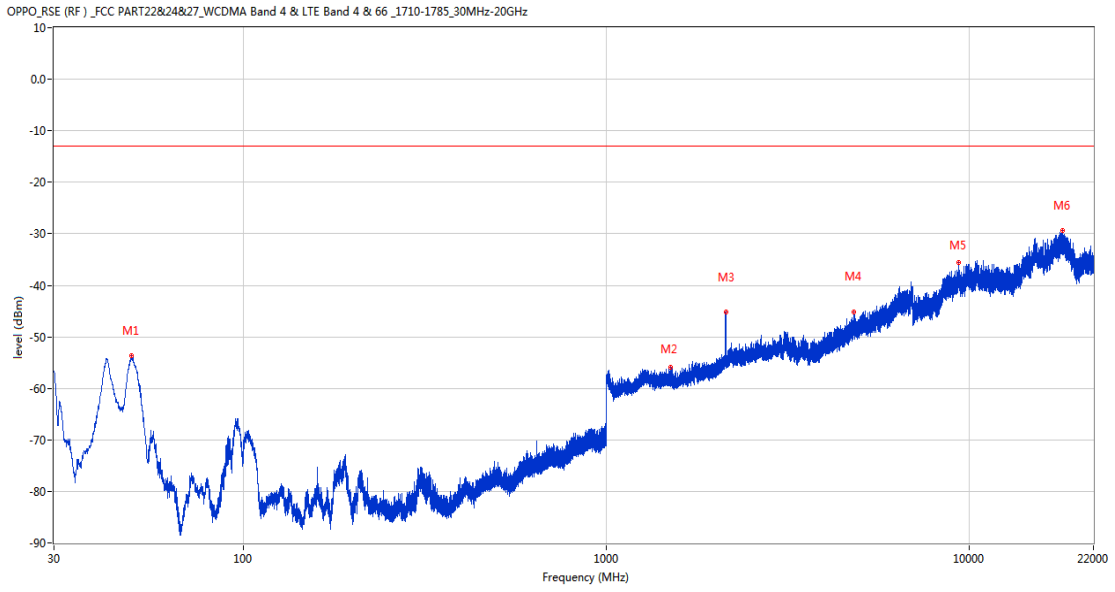
Frequency (MHz)	Result (dBm)	Factor (dB)	PK Limit (dBm)	Over Limit (dB)	Table (o)	ANT	EUT	Verdict
96.542	-63.74	-21.68	-13.0	-50.74	141.00	Horizontal	Vertical	Pass
1725.800	-50.22	1.15	-13.0	-37.22	212.00	Horizontal	Vertical	N/A
2128.300	-27.00	2.61	-13.0	-14.00	169.00	Horizontal	Vertical	N/A
6903.800	-39.98	19.34	-13.0	-26.98	48.00	Horizontal	Vertical	Pass
10544.588	-35.20	40.68	-13.0	-22.20	271.00	Horizontal	Vertical	Pass
18016.948	-29.58	44.93	-13.0	-16.58	330.00	Horizontal	Vertical	Pass

RSE-V&V LTE Band 4 BW15 CH20175



Frequency (MHz)	Result (dBm)	Factor (dB)	PK Limit (dBm)	Over Limit (dB)	Table (o)	ANT	EUT	Verdict
42.319	-51.51	-17.38	-13.0	-38.51	39.00	Vertical	Vertical	Pass
188.449	-69.81	-15.25	-13.0	-56.81	252.00	Vertical	Vertical	Pass
1725.700	-51.67	1.15	-13.0	-38.67	98.00	Vertical	Vertical	N/A
2130.400	-43.95	2.70	-13.0	-30.95	171.00	Vertical	Vertical	N/A
9380.213	-35.80	39.87	-13.0	-22.80	184.00	Vertical	Vertical	Pass
17361.125	-28.90	44.34	-13.0	-15.90	0.00	Vertical	Vertical	Pass

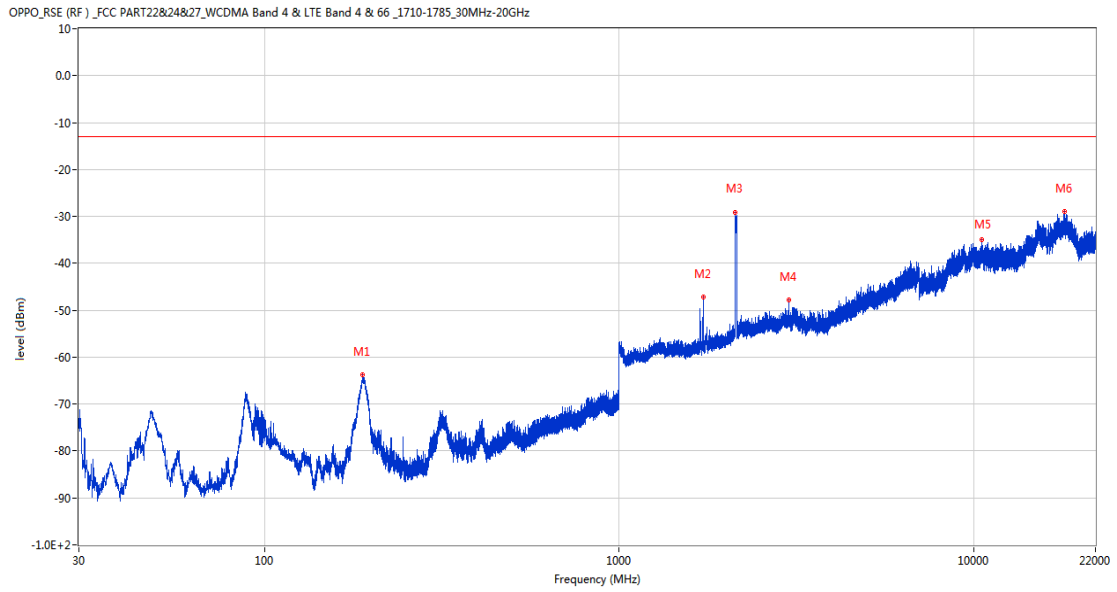
RSE-V&H LTE Band 4 BW15 CH20175



Frequency (MHz)	Result (dBm)	Factor (dB)	PK Limit (dBm)	Over Limit (dB)	Table (o)	ANT	EUT	Verdict
49.157	-53.69	-16.35	-13.0	-40.69	283.00	Vertical	Horizontal	Pass
1500.300	-55.91	-0.77	-13.0	-42.91	302.00	Vertical	Horizontal	Pass
2135.700	-45.12	2.78	-13.0	-32.12	165.00	Vertical	Horizontal	N/A
4801.800	-45.12	11.54	-13.0	-32.12	74.00	Vertical	Horizontal	Pass
9375.037	-35.65	39.87	-13.0	-22.65	309.00	Vertical	Horizontal	Pass
18055.801	-29.44	44.89	-13.0	-16.44	334.00	Vertical	Horizontal	Pass

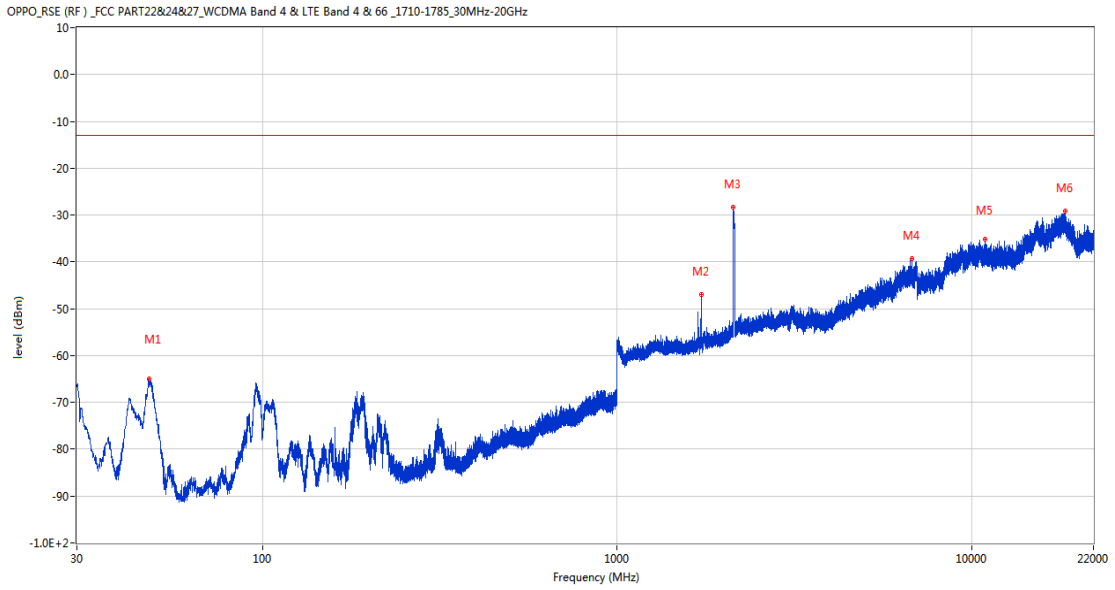
9.6 LTE Band 4 BW20, Middle Channel

RSE-H&H LTE Band 4 BW20 CH20175



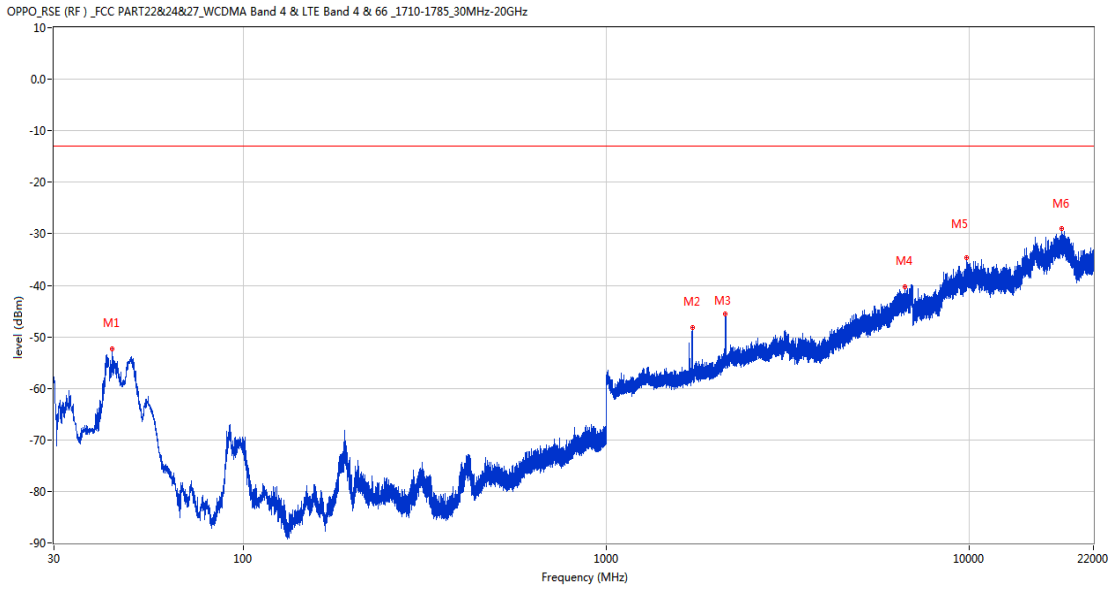
Frequency (MHz)	Result (dBm)	Factor (dB)	PK Limit (dBm)	Over Limit (dB)	Table (o)	ANT	EUT	Verdict
189.419	-63.72	-15.29	-13.0	-50.72	116.00	Horizontal	Horizontal	Pass
1723.500	-47.24	1.12	-13.0	-34.24	214.00	Horizontal	Horizontal	N/A
2126.300	-29.07	2.52	-13.0	-16.07	164.00	Horizontal	Horizontal	N/A
3002.200	-47.76	8.26	-13.0	-34.76	210.00	Horizontal	Horizontal	Pass
10510.088	-35.00	40.47	-13.0	-22.00	146.00	Horizontal	Horizontal	Pass
18010.474	-28.98	44.93	-13.0	-15.98	83.00	Horizontal	Horizontal	Pass

RSE-H&V LTE Band 4 BW20 CH20175



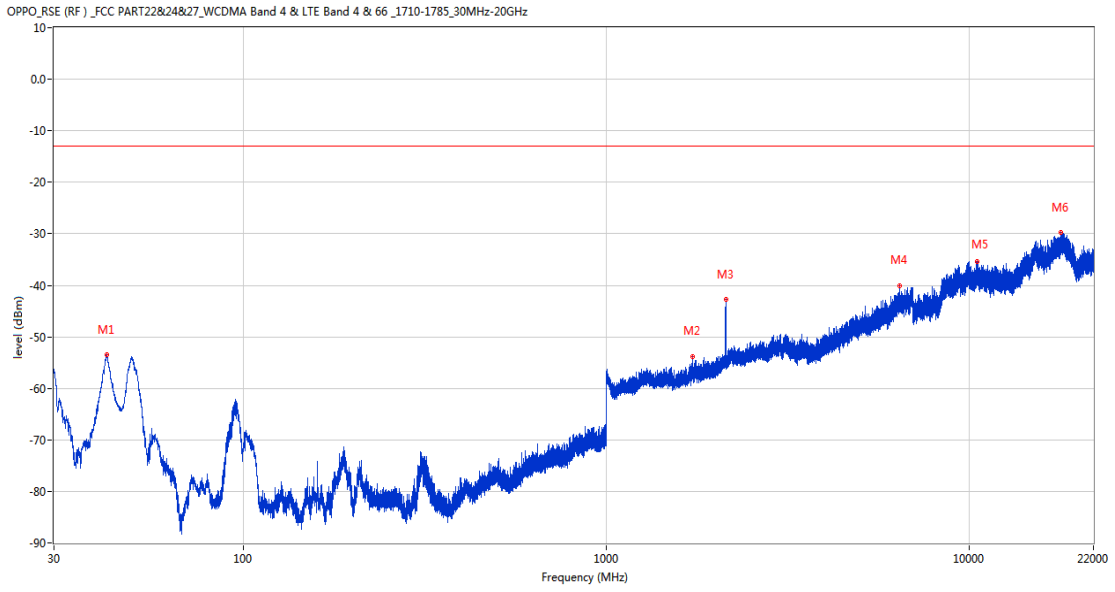
Frequency (MHz)	Result (dBm)	Factor (dB)	PK Limit (dBm)	Over Limit (dB)	Table (o)	ANT	EUT	Verdict
47.993	-64.93	-15.20	-13.0	-51.93	197.00	Horizontal	Vertical	Pass
1723.600	-46.93	1.12	-13.0	-33.93	200.00	Horizontal	Vertical	N/A
2126.300	-28.33	2.52	-13.0	-15.33	162.00	Horizontal	Vertical	N/A
6760.000	-39.29	19.21	-13.0	-26.29	186.00	Horizontal	Vertical	Pass
10884.700	-35.22	40.39	-13.0	-22.22	351.00	Horizontal	Vertical	Pass
18276.411	-29.15	44.64	-13.0	-16.15	97.00	Horizontal	Vertical	Pass

RSE-V&V LTE Band 4 BW20 CH20175



Frequency (MHz)	Result (dBm)	Factor (dB)	PK Limit (dBm)	Over Limit (dB)	Table (o)	ANT	EUT	Verdict
43.483	-52.38	-16.99	-13.0	-39.38	280.00	Vertical	Vertical	Pass
1723.500	-48.24	1.12	-13.0	-35.24	124.00	Vertical	Vertical	N/A
2124.400	-45.59	2.53	-13.0	-32.59	233.00	Vertical	Vertical	N/A
6666.200	-40.34	18.57	-13.0	-27.34	295.00	Vertical	Vertical	Pass
9811.174	-34.67	39.97	-13.0	-21.67	38.00	Vertical	Vertical	Pass
17990.588	-29.05	44.92	-13.0	-16.05	352.00	Vertical	Vertical	Pass

RSE-V&H LTE Band 4 BW20 CH20175

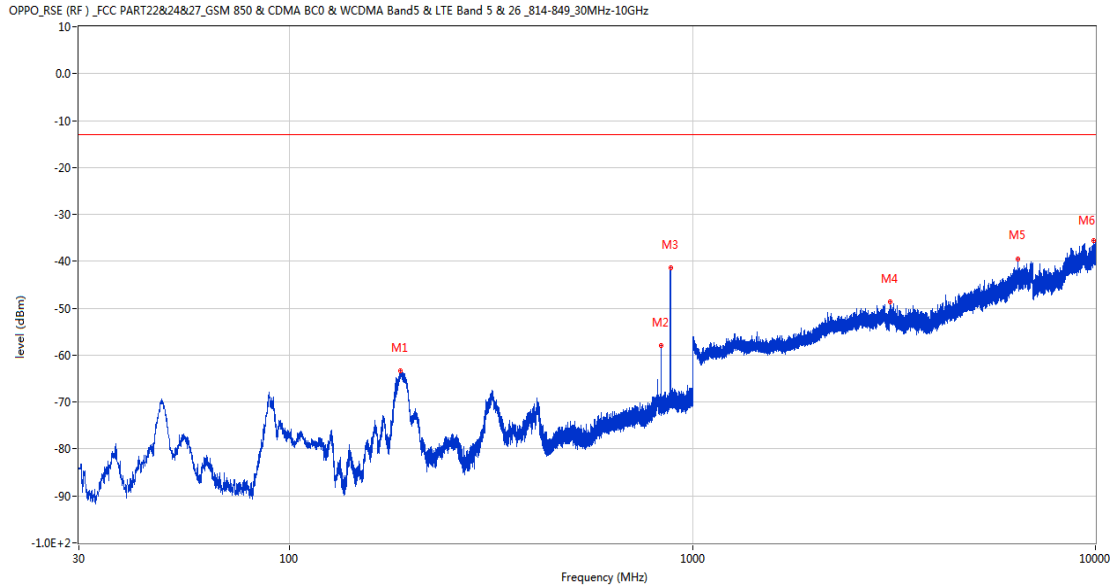


Frequency (MHz)	Result (dBm)	Factor (dB)	PK Limit (dBm)	Over Limit (dB)	Table (o)	ANT	EUT	Verdict
41.883	-53.49	-17.58	-13.0	-40.49	-1.00	Vertical	Horizontal	Pass
1723.700	-53.78	1.12	-13.0	-40.78	322.00	Vertical	Horizontal	Pass
2133.900	-42.68	2.66	-13.0	-29.68	287.00	Vertical	Horizontal	N/A
6417.000	-40.08	18.86	-13.0	-27.08	279.00	Vertical	Horizontal	Pass
10510.950	-35.35	40.47	-13.0	-22.35	171.00	Vertical	Horizontal	Pass
17917.512	-29.74	44.64	-13.0	-16.74	107.00	Vertical	Horizontal	Pass

10 LTE Band 5

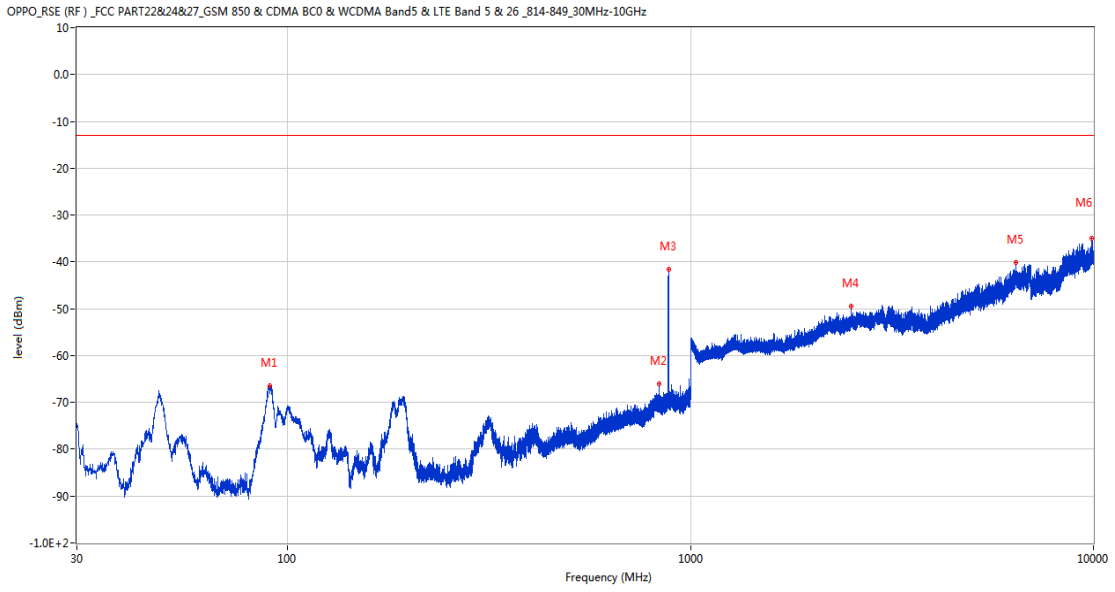
10.1 LTE Band 5 BW1.4, Middle Channel

RSE-H&H LTE Band 5 BW1.4 CH20525



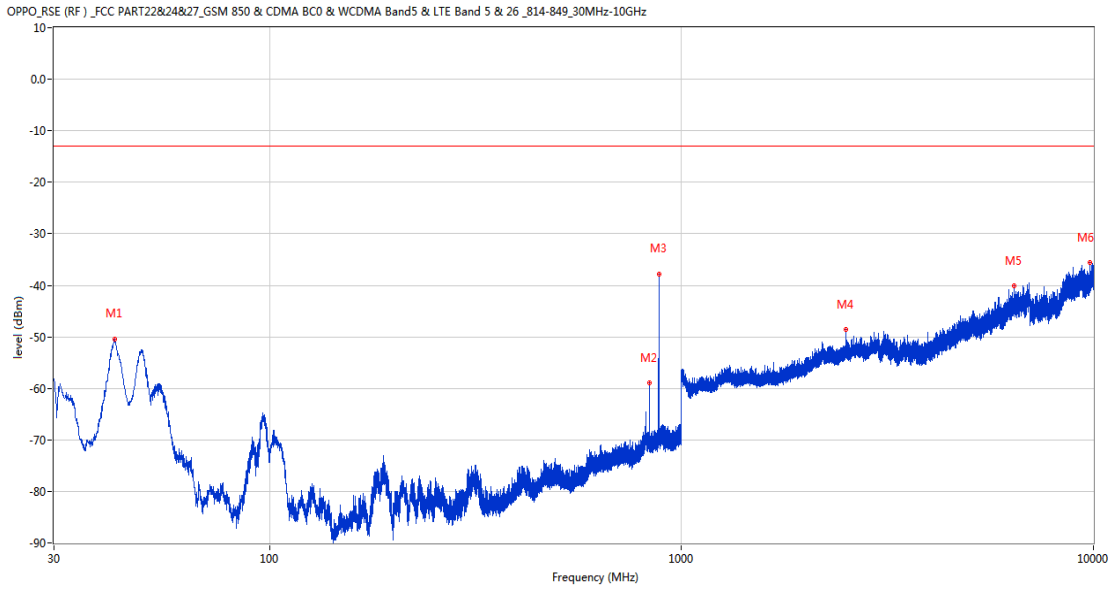
Frequency (MHz)	Result (dBm)	Factor (dB)	PK Limit (dBm)	Over Limit (dB)	Table (o)	ANT	EUT	Verdict
188.158	-63.31	-15.06	-13.0	-50.31	298.00	Horizontal	Horizontal	Pass
836.070	-57.95	0.59	-13.0	-44.95	298.00	Horizontal	Horizontal	N/A
881.708	-41.39	0.60	-13.0	-28.39	-2.00	Horizontal	Horizontal	N/A
3101.400	-48.73	8.50	-13.0	-35.73	329.00	Horizontal	Horizontal	Pass
6423.200	-39.61	18.61	-13.0	-26.61	53.00	Horizontal	Horizontal	Pass
9900.401	-35.64	40.02	-13.0	-22.64	0.00	Horizontal	Horizontal	Pass

RSE-H&V LTE Band 5 BW1.4 CH20525



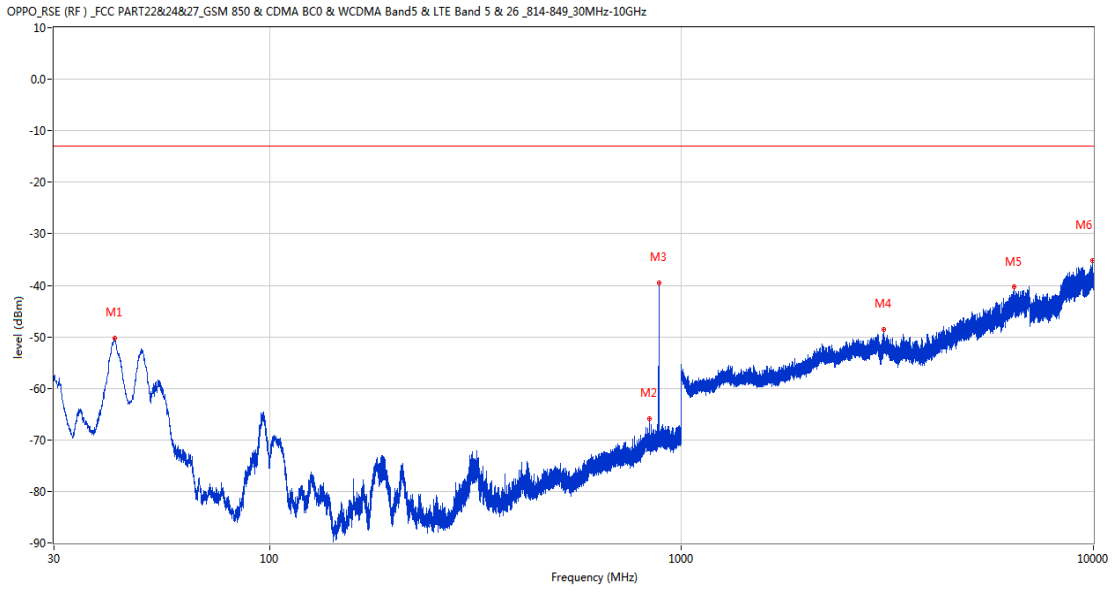
Frequency (MHz)	Result (dBm)	Factor (dB)	PK Limit (dBm)	Over Limit (dB)	Table (o)	ANT	EUT	Verdict
90.334	-66.40	-20.74	-13.0	-53.40	166.00	Horizontal	Vertical	Pass
836.022	-66.01	0.59	-13.0	-53.01	78.00	Horizontal	Vertical	N/A
881.466	-41.53	0.58	-13.0	-28.53	-2.00	Horizontal	Vertical	N/A
2508.200	-49.54	6.10	-13.0	-36.54	323.00	Horizontal	Vertical	Pass
6412.800	-40.18	18.86	-13.0	-27.18	106.00	Horizontal	Vertical	Pass
9893.950	-35.02	39.97	-13.0	-22.02	86.00	Horizontal	Vertical	Pass

RSE-V&V LTE Band 5 BW1.4 CH20525



Frequency (MHz)	Result (dBm)	Factor (dB)	PK Limit (dBm)	Over Limit (dB)	Table (o)	ANT	EUT	Verdict
42.077	-50.39	-17.41	-13.0	-37.39	260.00	Vertical	Vertical	Pass
835.973	-58.95	0.59	-13.0	-45.95	197.00	Vertical	Vertical	N/A
881.757	-37.91	0.61	-13.0	-24.91	134.00	Vertical	Vertical	N/A
2507.900	-48.49	6.08	-13.0	-35.49	10.00	Vertical	Vertical	Pass
6416.600	-40.06	18.87	-13.0	-27.06	80.00	Vertical	Vertical	Pass
9826.150	-35.61	39.87	-13.0	-22.61	139.00	Vertical	Vertical	Pass

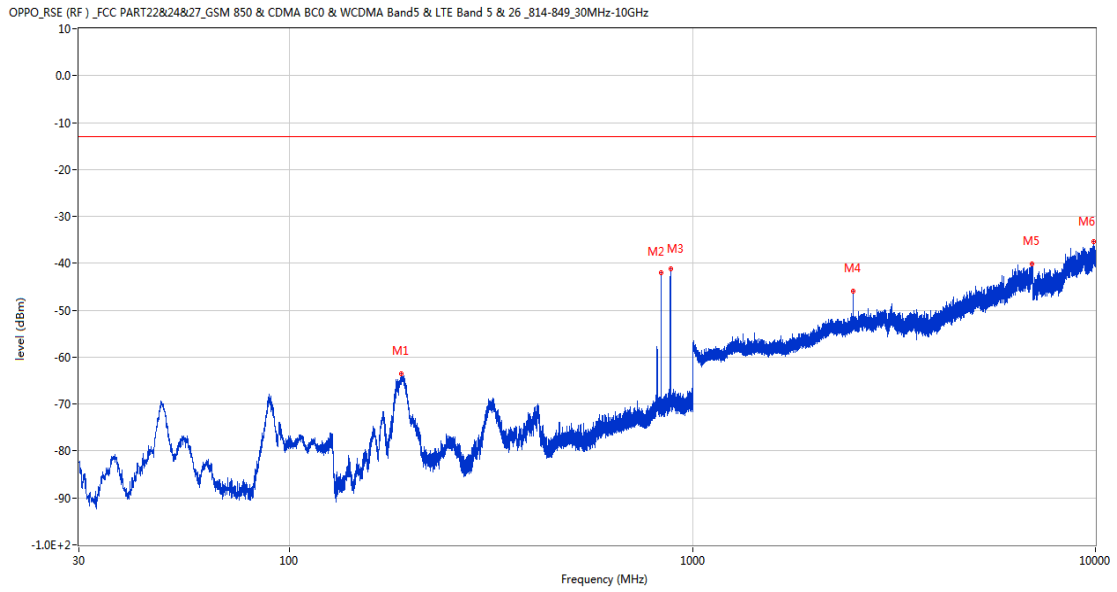
RSE-V&H LTE Band 5 BW1.4 CH20525



Frequency (MHz)	Result (dBm)	Factor (dB)	PK Limit (dBm)	Over Limit (dB)	Table (o)	ANT	EUT	Verdict
42.222	-50.23	-17.36	-13.0	-37.23	238.00	Vertical	Horizontal	Pass
836.022	-65.96	0.59	-13.0	-52.96	-2.00	Vertical	Horizontal	N/A
881.951	-39.59	0.63	-13.0	-26.59	133.00	Vertical	Horizontal	N/A
3105.200	-48.59	8.17	-13.0	-35.59	56.00	Vertical	Horizontal	Pass
6416.400	-40.38	18.88	-13.0	-27.38	-2.00	Vertical	Horizontal	Pass
9932.349	-35.18	39.96	-13.0	-22.18	178.00	Vertical	Horizontal	Pass

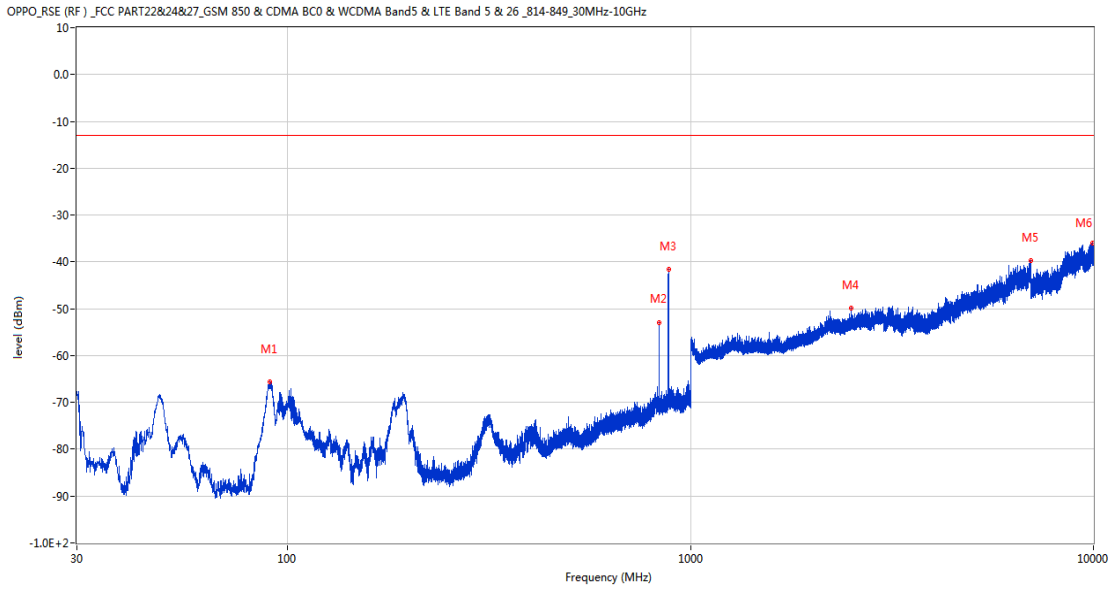
10.2 LTE Band 5 BW3, Middle Channel

RSE-H&H LTE Band 5 BW3 CH20525



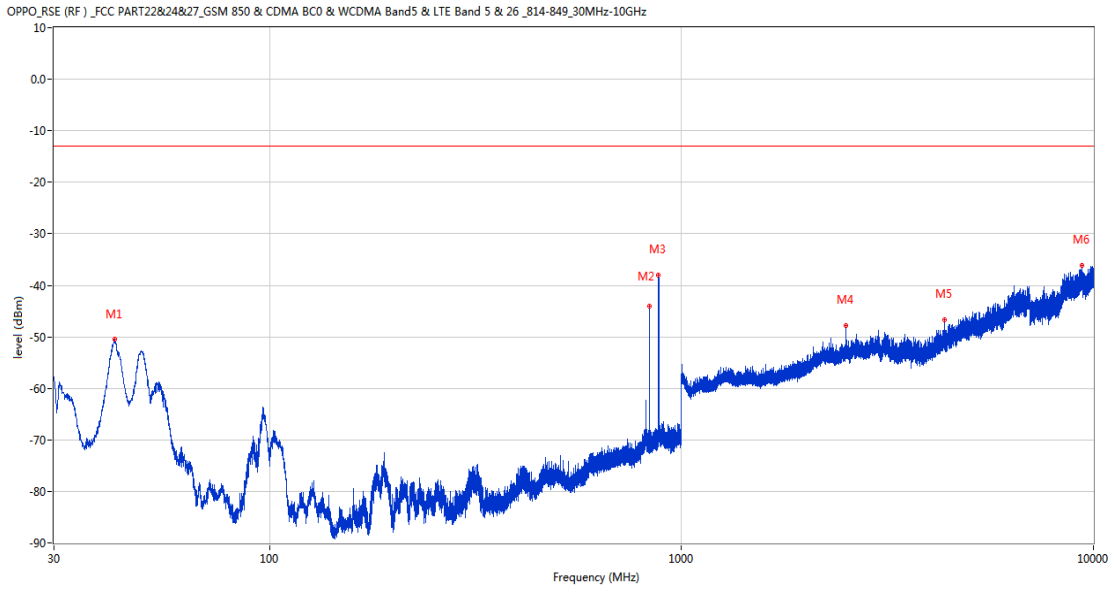
Frequency (MHz)	Result (dBm)	Factor (dB)	PK Limit (dBm)	Over Limit (dB)	Table (o)	ANT	EUT	Verdict
189.322	-63.46	-15.07	-13.0	-50.46	94.00	Horizontal	Horizontal	Pass
835.197	-41.98	0.60	-13.0	-28.98	294.00	Horizontal	Horizontal	N/A
881.951	-41.19	0.63	-13.0	-28.19	-2.00	Horizontal	Horizontal	N/A
2505.600	-45.97	5.79	-13.0	-32.97	0.00	Horizontal	Horizontal	Pass
6944.000	-40.18	19.18	-13.0	-27.18	34.00	Horizontal	Horizontal	Pass
9898.450	-35.45	40.01	-13.0	-22.45	0.00	Horizontal	Horizontal	Pass

RSE-H&V LTE Band 5 BW3 CH20525



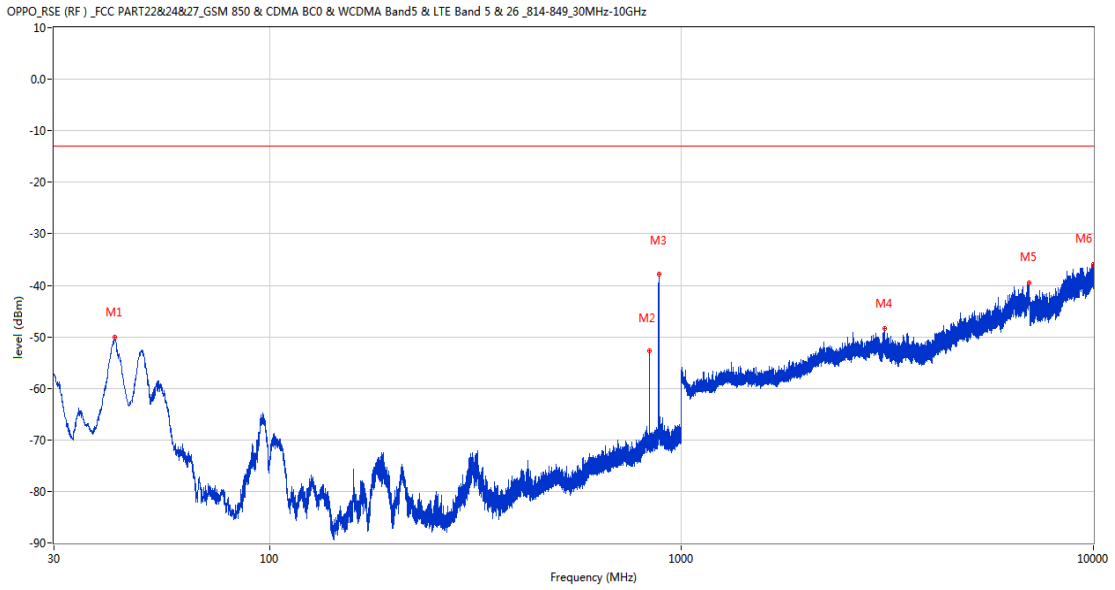
Frequency (MHz)	Result (dBm)	Factor (dB)	PK Limit (dBm)	Over Limit (dB)	Table (o)	ANT	EUT	Verdict
90.479	-65.71	-20.75	-13.0	-52.71	146.00	Horizontal	Vertical	Pass
835.197	-52.89	0.60	-13.0	-39.89	190.00	Horizontal	Vertical	N/A
882.582	-41.63	0.65	-13.0	-28.63	-2.00	Horizontal	Vertical	N/A
2505.700	-49.85	5.80	-13.0	-36.85	316.00	Horizontal	Vertical	Pass
6983.200	-39.64	19.63	-13.0	-26.64	134.00	Horizontal	Vertical	Pass
9939.100	-35.95	39.94	-13.0	-22.95	336.00	Horizontal	Vertical	Pass

RSE-V&V LTE Band 5 BW3 CH20525



Frequency (MHz)	Result (dBm)	Factor (dB)	PK Limit (dBm)	Over Limit (dB)	Table (o)	ANT	EUT	Verdict
42.077	-50.40	-17.41	-13.0	-37.40	-2.00	Vertical	Vertical	Pass
835.197	-44.11	0.60	-13.0	-31.11	194.00	Vertical	Vertical	N/A
880.738	-37.94	0.49	-13.0	-24.94	130.00	Vertical	Vertical	N/A
2505.600	-47.85	5.79	-13.0	-34.85	-1.00	Vertical	Vertical	Pass
4347.400	-46.75	10.08	-13.0	-33.75	218.00	Vertical	Vertical	Pass
9378.550	-36.16	39.87	-13.0	-23.16	324.00	Vertical	Vertical	Pass

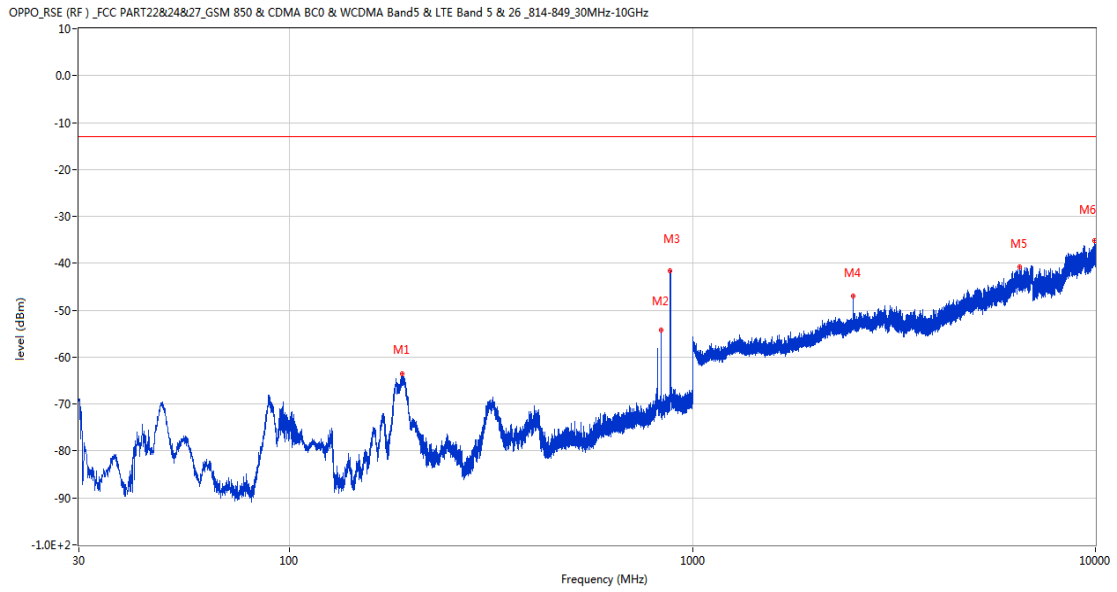
RSE-V&H LTE Band 5 BW3 CH20525



Frequency (MHz)	Result (dBm)	Factor (dB)	PK Limit (dBm)	Over Limit (dB)	Table (o)	ANT	EUT	Verdict
42.125	-50.16	-17.40	-13.0	-37.16	11.00	Vertical	Horizontal	Pass
835.246	-52.79	0.60	-13.0	-39.79	-2.00	Vertical	Horizontal	N/A
881.951	-37.86	0.63	-13.0	-24.86	130.00	Vertical	Horizontal	N/A
3111.800	-48.35	7.95	-13.0	-35.35	76.00	Vertical	Horizontal	Pass
6987.200	-39.45	19.38	-13.0	-26.45	360.00	Vertical	Horizontal	Pass
9989.049	-35.94	39.81	-13.0	-22.94	34.00	Vertical	Horizontal	Pass

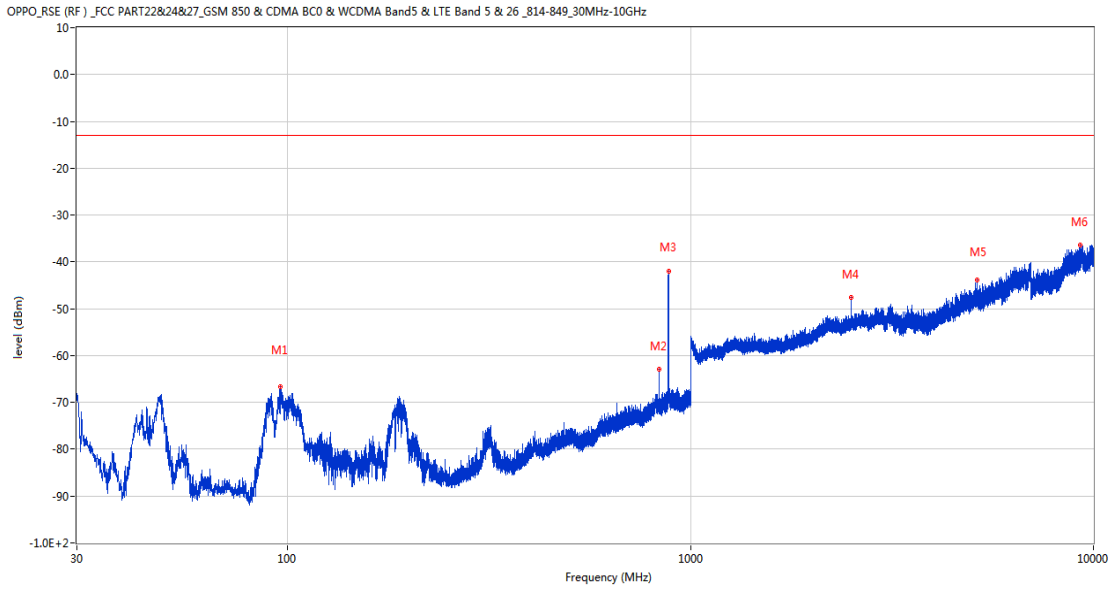
10.3 LTE Band 5 BW5, Middle Channel

RSE-H&H LTE Band 5 BW5 CH20525



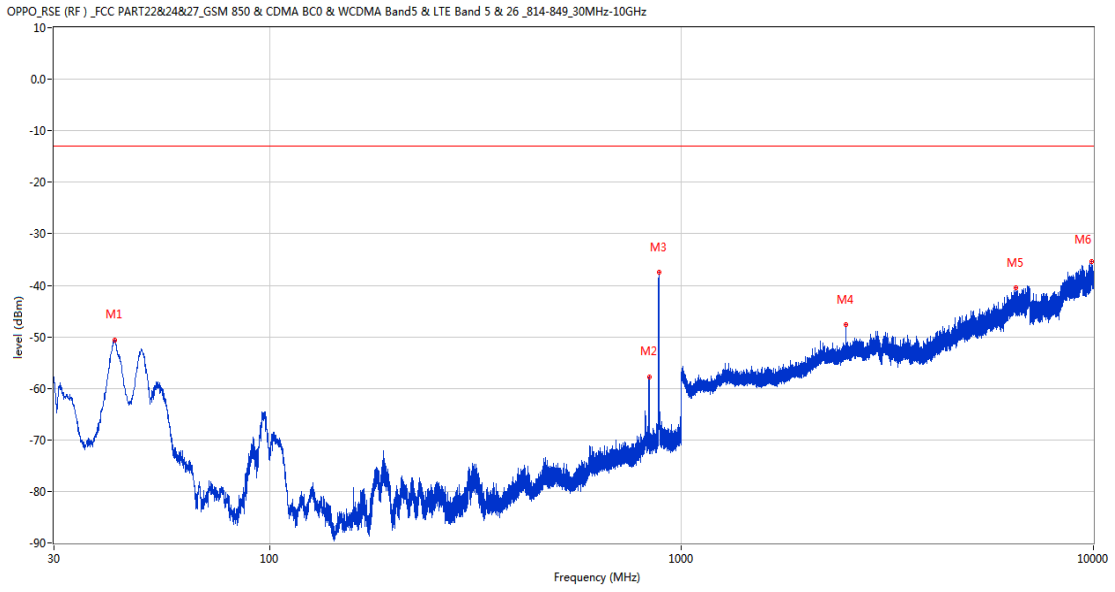
Frequency (MHz)	Result (dBm)	Factor (dB)	PK Limit (dBm)	Over Limit (dB)	Table (o)	ANT	EUT	Verdict
190.098	-63.52	-15.13	-13.0	-50.52	89.00	Horizontal	Horizontal	Pass
834.372	-54.23	0.61	-13.0	-41.23	294.00	Horizontal	Horizontal	N/A
881.175	-41.67	0.54	-13.0	-28.67	-2.00	Horizontal	Horizontal	N/A
2502.900	-47.02	5.68	-13.0	-34.02	360.00	Horizontal	Horizontal	Pass
6472.600	-40.73	17.68	-13.0	-27.73	291.00	Horizontal	Horizontal	Pass
9929.349	-35.22	39.96	-13.0	-22.22	333.00	Horizontal	Horizontal	Pass

RSE-H&V LTE Band 5 BW5 CH20525



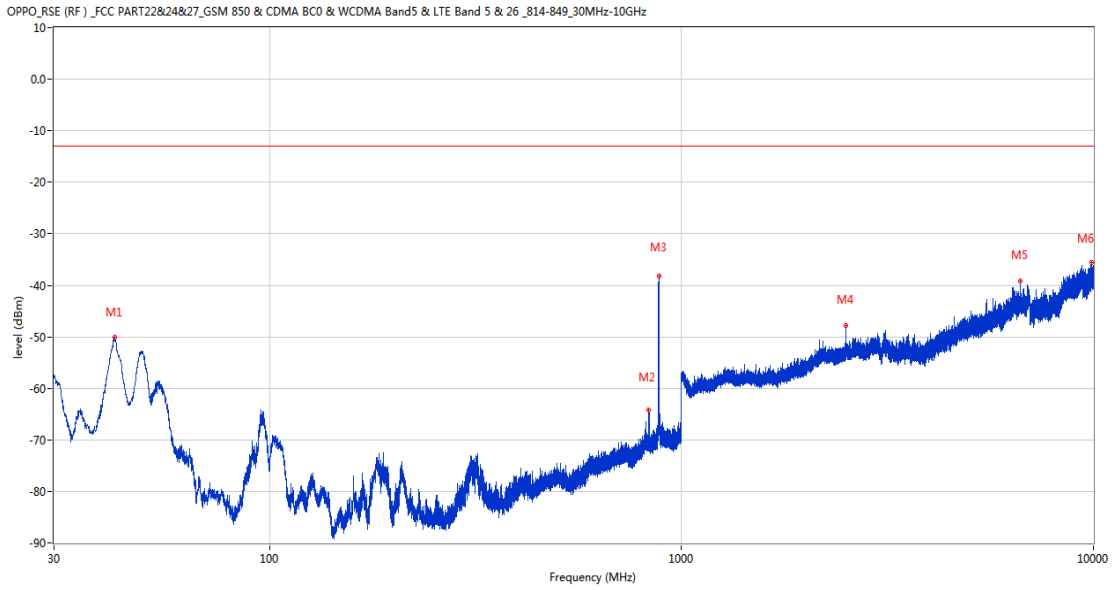
Frequency (MHz)	Result (dBm)	Factor (dB)	PK Limit (dBm)	Over Limit (dB)	Table (o)	ANT	EUT	Verdict
95.911	-66.66	-21.46	-13.0	-53.66	2.00	Horizontal	Vertical	Pass
835.100	-62.82	0.60	-13.0	-49.82	360.00	Horizontal	Vertical	N/A
882.775	-41.90	0.66	-13.0	-28.90	-2.00	Horizontal	Vertical	N/A
2503.000	-47.50	5.68	-13.0	-34.50	312.00	Horizontal	Vertical	Pass
5137.000	-43.88	12.86	-13.0	-30.88	147.00	Horizontal	Vertical	Pass
9269.650	-36.44	39.26	-13.0	-23.44	0.00	Horizontal	Vertical	Pass

RSE-V&V LTE Band 5 BW5 CH20525



Frequency (MHz)	Result (dBm)	Factor (dB)	PK Limit (dBm)	Over Limit (dB)	Table (o)	ANT	EUT	Verdict
42.173	-50.57	-17.38	-13.0	-37.57	281.00	Vertical	Vertical	Pass
834.421	-57.76	0.61	-13.0	-44.76	239.00	Vertical	Vertical	N/A
881.417	-37.43	0.57	-13.0	-24.43	135.00	Vertical	Vertical	N/A
2502.900	-47.64	5.68	-13.0	-34.64	360.00	Vertical	Vertical	Pass
6479.800	-40.49	17.43	-13.0	-27.49	323.00	Vertical	Vertical	Pass
9918.401	-35.45	39.98	-13.0	-22.45	166.00	Vertical	Vertical	Pass

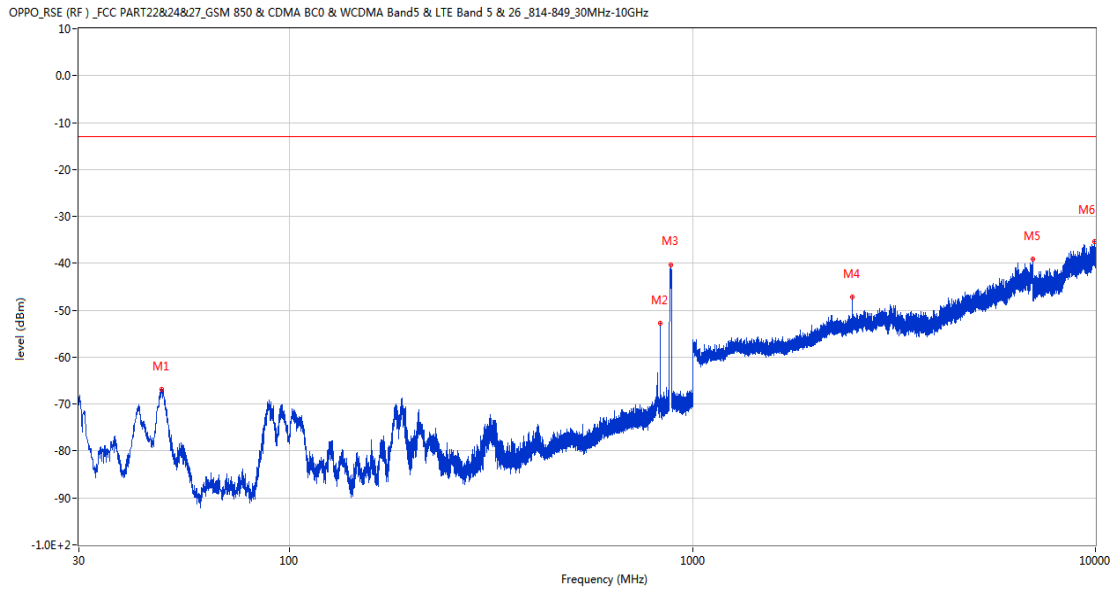
RSE-V&H LTE Band 5 BW5 CH20525



Frequency (MHz)	Result (dBm)	Factor (dB)	PK Limit (dBm)	Over Limit (dB)	Table (o)	ANT	EUT	Verdict
42.125	-50.13	-17.40	-13.0	-37.13	237.00	Vertical	Horizontal	Pass
834.372	-64.18	0.61	-13.0	-51.18	-2.00	Vertical	Horizontal	N/A
881.563	-38.30	0.59	-13.0	-25.30	134.00	Vertical	Horizontal	N/A
2502.800	-47.83	5.68	-13.0	-34.83	342.00	Vertical	Horizontal	Pass
6649.400	-39.24	19.02	-13.0	-26.24	110.00	Vertical	Horizontal	Pass
9919.000	-35.64	39.98	-13.0	-22.64	273.00	Vertical	Horizontal	Pass

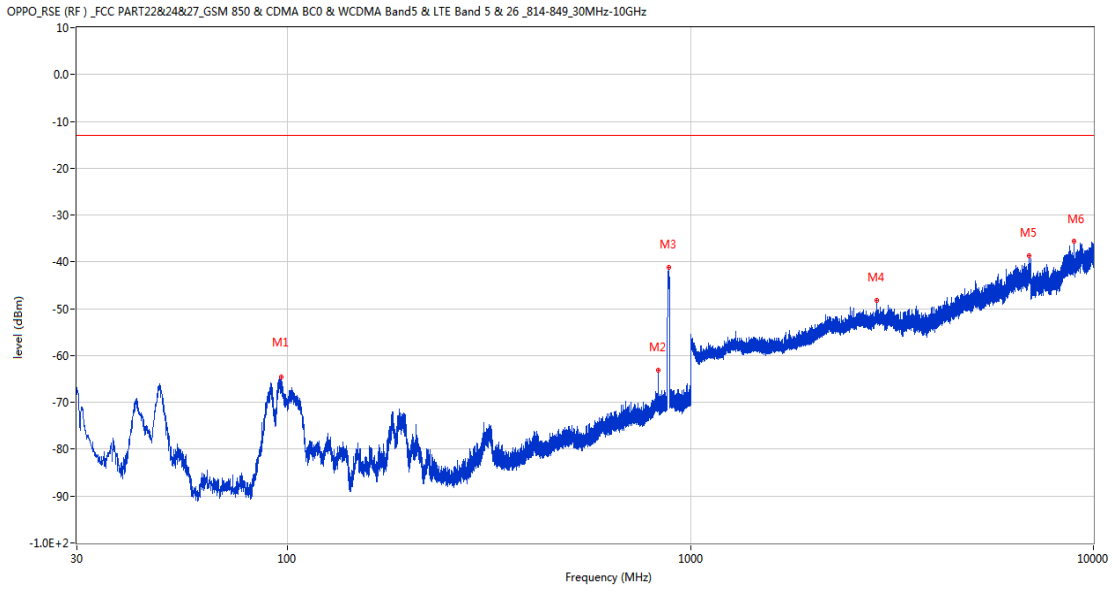
10.4 LTE Band 5 BW10, Middle Channel

RSE-H&H LTE Band 5 BW10 CH20525



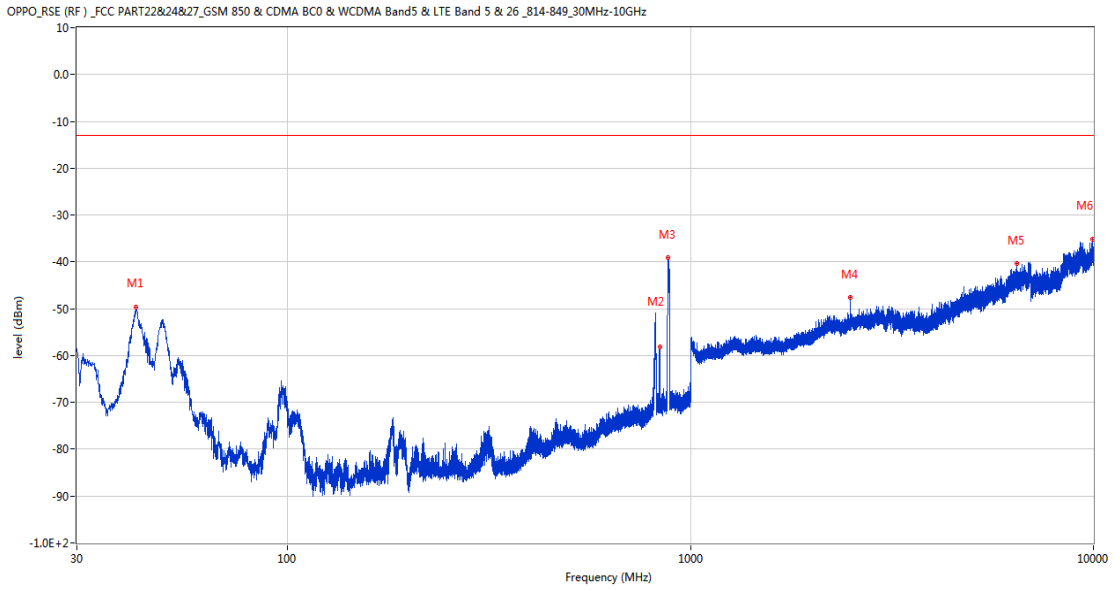
Frequency (MHz)	Result (dBm)	Factor (dB)	PK Limit (dBm)	Over Limit (dB)	Table (o)	ANT	EUT	Verdict
48.236	-66.88	-15.36	-13.0	-53.88	156.00	Horizontal	Horizontal	Pass
832.044	-52.87	0.63	-13.0	-39.87	289.00	Horizontal	Horizontal	N/A
885.006	-40.25	0.77	-13.0	-27.25	-2.00	Horizontal	Horizontal	N/A
2496.200	-47.17	5.30	-13.0	-34.17	360.00	Horizontal	Horizontal	Pass
6985.200	-39.18	19.63	-13.0	-26.18	346.00	Horizontal	Horizontal	Pass
9947.050	-35.36	39.90	-13.0	-22.36	0.00	Horizontal	Horizontal	Pass

RSE-H&V LTE Band 5 BW10 CH20525



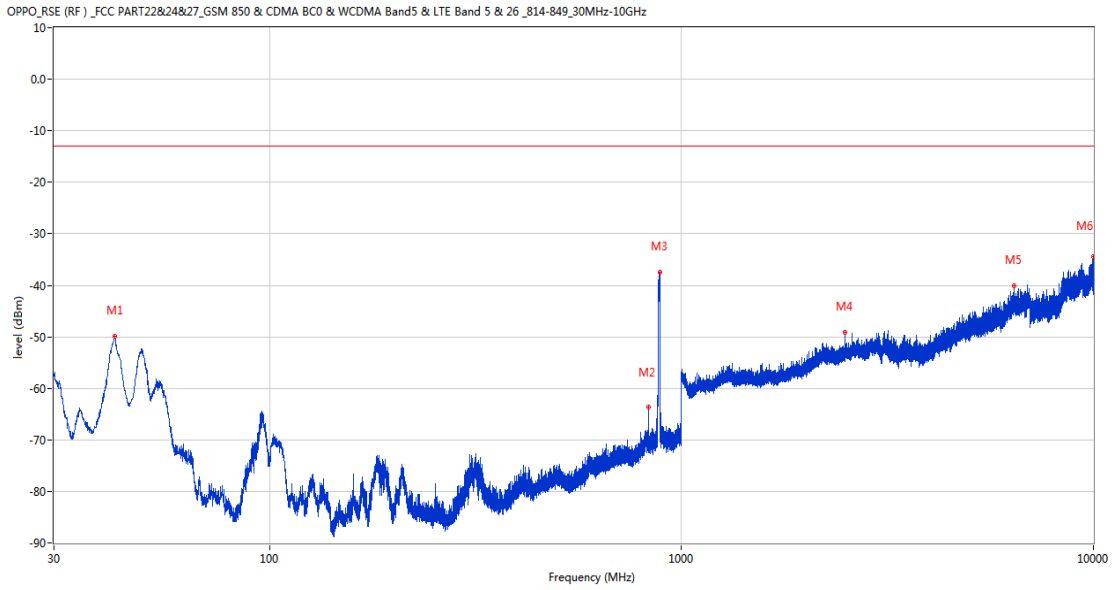
Frequency (MHz)	Result (dBm)	Factor (dB)	PK Limit (dBm)	Over Limit (dB)	Table (o)	ANT	EUT	Verdict
96.251	-64.59	-21.49	-13.0	-51.59	151.00	Horizontal	Vertical	Pass
832.093	-63.14	0.63	-13.0	-50.14	129.00	Horizontal	Vertical	N/A
885.201	-41.11	0.79	-13.0	-28.11	-2.00	Horizontal	Vertical	N/A
2897.900	-48.30	7.09	-13.0	-35.30	189.00	Horizontal	Vertical	Pass
6910.600	-38.64	19.37	-13.0	-25.64	99.00	Horizontal	Vertical	Pass
8937.099	-35.50	38.88	-13.0	-22.50	362.00	Horizontal	Vertical	Pass

RSE-V&V LTE Band 5 BW10 CH20525



Frequency (MHz)	Result (dBm)	Factor (dB)	PK Limit (dBm)	Over Limit (dB)	Table (o)	ANT	EUT	Verdict
42.125	-49.69	-17.40	-13.0	-36.69	11.00	Vertical	Vertical	Pass
839.659	-58.26	0.56	-13.0	-45.26	319.00	Vertical	Vertical	N/A
878.119	-39.17	0.43	-13.0	-26.17	342.00	Vertical	Vertical	N/A
2496.100	-47.65	5.29	-13.0	-34.65	20.00	Vertical	Vertical	Pass
6448.800	-40.42	17.79	-13.0	-27.42	26.00	Vertical	Vertical	Pass
9929.201	-35.12	39.96	-13.0	-22.12	359.00	Vertical	Vertical	Pass

RSE-V&H LTE Band 5 BW10 CH20525



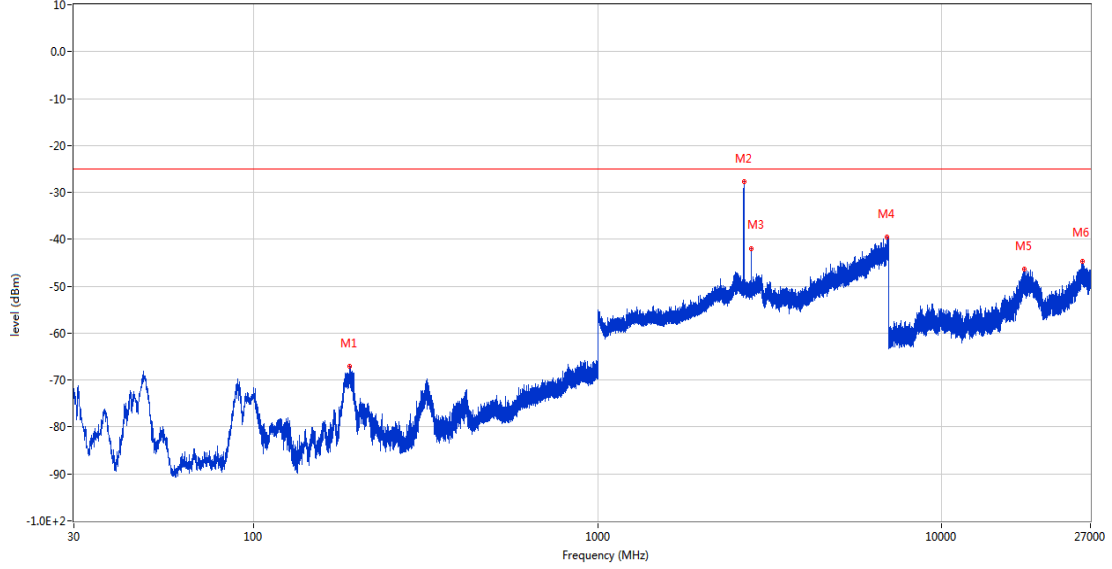
Frequency (MHz)	Result (dBm)	Factor (dB)	PK Limit (dBm)	Over Limit (dB)	Table (o)	ANT	EUT	Verdict
42.077	-49.97	-17.41	-13.0	-36.97	-2.00	Vertical	Horizontal	Pass
832.044	-63.61	0.63	-13.0	-50.61	-2.00	Vertical	Horizontal	N/A
885.394	-37.45	0.80	-13.0	-24.45	142.00	Vertical	Horizontal	N/A
2496.200	-49.21	5.30	-13.0	-36.21	339.00	Vertical	Horizontal	Pass
6412.200	-40.18	18.86	-13.0	-27.18	190.00	Vertical	Horizontal	Pass
9981.400	-34.52	39.81	-13.0	-21.52	13.00	Vertical	Horizontal	Pass

11 LTE Band 7

11.1 LTE Band 7 BW5, Middle Channel

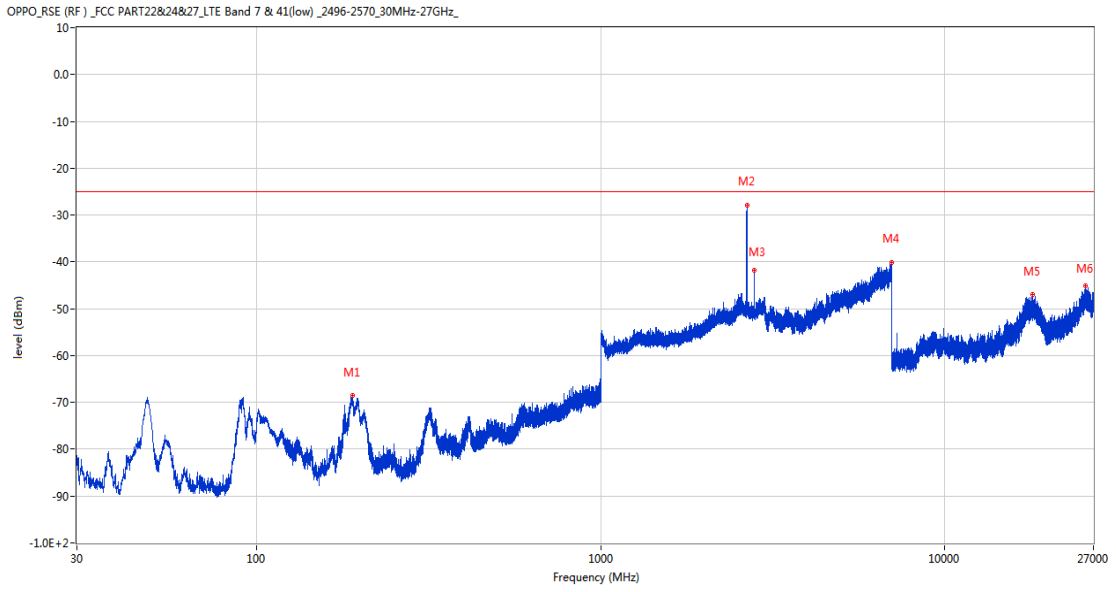
RSE-H&H LTE Band 7 BW5 CH21100

OPPO_RSE (RF) _FCC PART22&24&27_LTE Band 7 & 41(low) _2496-2570_30MHz-27GHz_



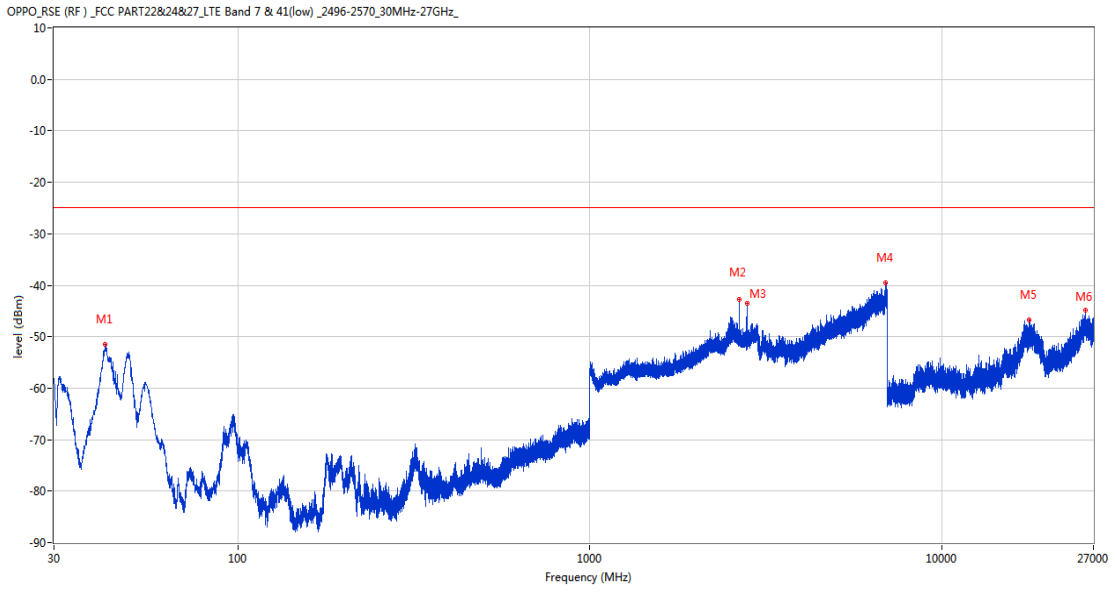
Frequency (MHz)	Result (dBm)	Factor (dB)	PK Limit (dBm)	Over Limit (dB)	Table (o)	ANT	EUT	Verdict
190.195	-67.10	-14.70	-25.0	-42.10	99.00	Horizontal	Horizontal	Pass
2655.400	-27.66	8.01	-25.0	-2.66	210.00	Horizontal	Horizontal	N/A
2795.100	-41.91	8.23	-25.0	-16.91	229.00	Horizontal	Horizontal	Pass
6915.800	-39.50	19.56	-25.0	-14.50	202.00	Horizontal	Horizontal	Pass
17334.825	-46.30	27.63	-25.0	-21.30	16.00	Horizontal	Horizontal	Pass
25549.650	-44.67	24.21	-25.0	-19.67	16.00	Horizontal	Horizontal	Pass

RSE-H&V LTE Band 7 BW5 CH21100



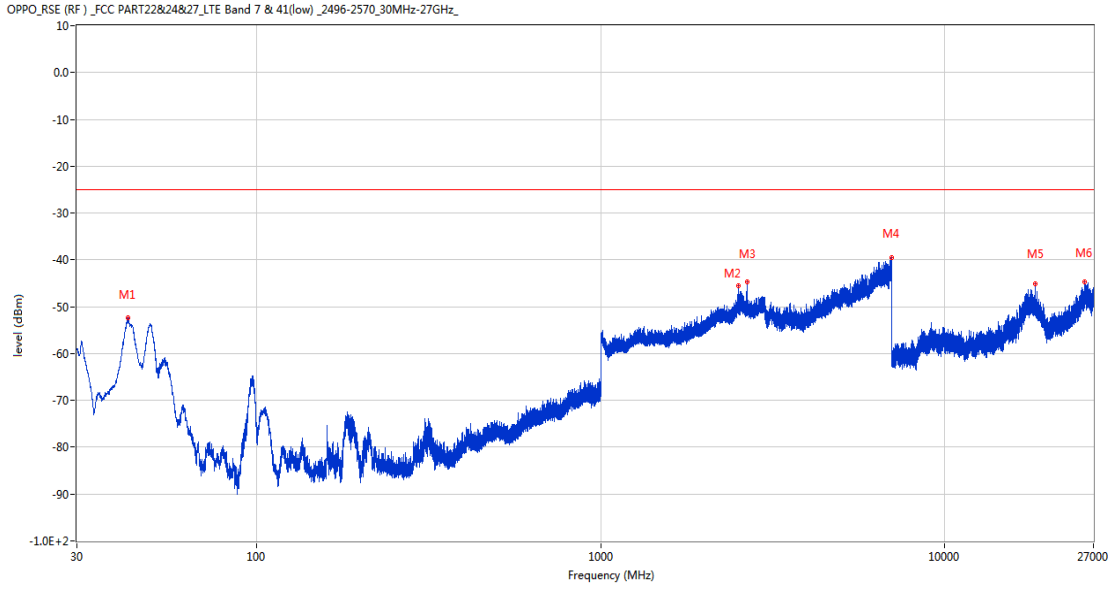
Frequency (MHz)	Result (dBm)	Factor (dB)	PK Limit (dBm)	Over Limit (dB)	Table (o)	ANT	EUT	Verdict
189.419	-68.60	-14.61	-25.0	-43.60	167.00	Horizontal	Vertical	Pass
2654.900	-27.92	7.98	-25.0	-2.92	359.00	Horizontal	Vertical	N/A
2794.700	-41.83	8.23	-25.0	-16.83	4.00	Horizontal	Vertical	Pass
6983.000	-40.10	19.63	-25.0	-15.10	65.00	Horizontal	Vertical	Pass
18000.900	-47.06	27.39	-25.0	-22.06	160.00	Horizontal	Vertical	Pass
25563.599	-45.01	24.22	-25.0	-20.01	54.00	Horizontal	Vertical	Pass

RSE-V&V LTE Band 7 BW5 CH21100



Frequency (MHz)	Result (dBm)	Factor (dB)	PK Limit (dBm)	Over Limit (dB)	Table (o)	ANT	EUT	Verdict
42.028	-51.40	-17.30	-25.0	-26.40	268.00	Vertical	Vertical	Pass
2653.500	-42.84	7.95	-25.0	-17.84	285.00	Vertical	Vertical	Pass
2794.500	-43.58	8.23	-25.0	-18.58	296.00	Vertical	Vertical	Pass
6930.800	-39.47	19.12	-25.0	-14.47	14.00	Vertical	Vertical	Pass
17749.574	-46.80	27.41	-25.0	-21.80	67.00	Vertical	Vertical	Pass
25584.751	-44.93	24.22	-25.0	-19.93	352.00	Vertical	Vertical	Pass

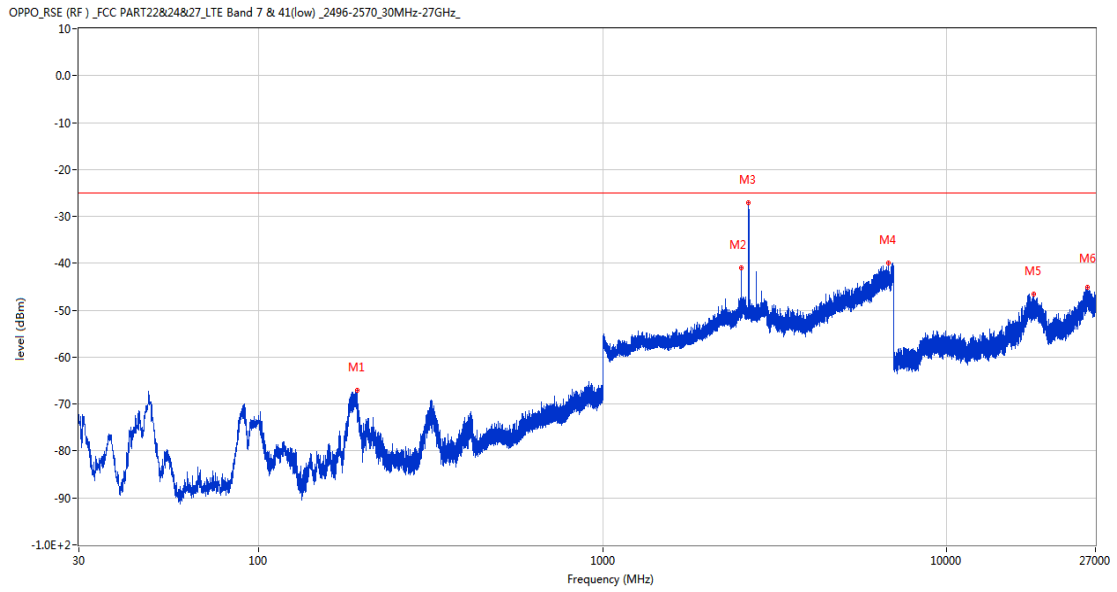
RSE-V&H LTE Band 7 BW5 CH21100



Frequency (MHz)	Result (dBm)	Factor (dB)	PK Limit (dBm)	Over Limit (dB)	Table (o)	ANT	EUT	Verdict
42.270	-52.39	-17.23	-25.0	-27.39	-2.00	Vertical	Horizontal	Pass
2503.800	-45.55	9.98	-25.0	-20.55	44.00	Vertical	Horizontal	N/A
2655.800	-44.59	8.03	-25.0	-19.59	360.00	Vertical	Horizontal	N/A
6995.800	-39.50	19.08	-25.0	-14.50	361.00	Vertical	Horizontal	Pass
18250.199	-45.14	27.23	-25.0	-20.14	159.00	Vertical	Horizontal	Pass
25519.950	-44.64	24.20	-25.0	-19.64	362.00	Vertical	Horizontal	Pass

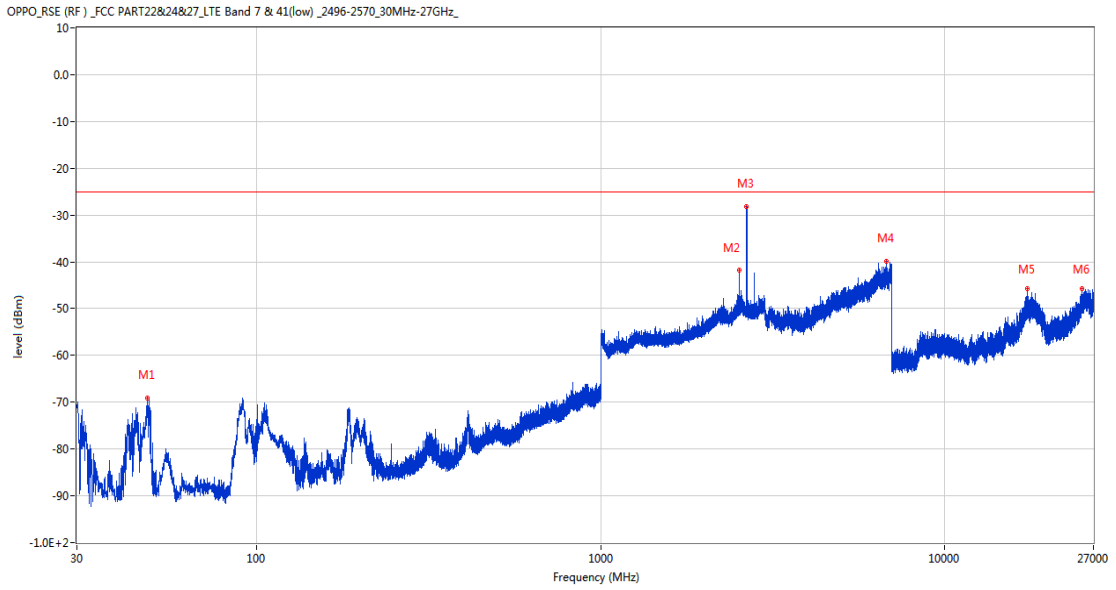
11.2 LTE Band 7 BW10, Middle Channel

RSE-H&H LTE Band 7 BW10 CH21100



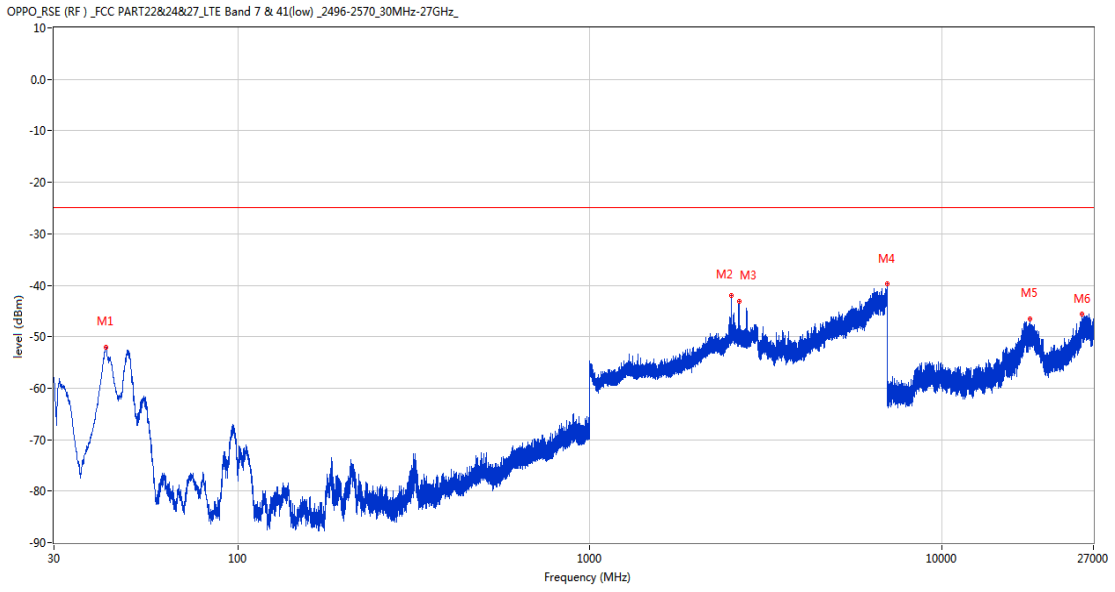
Frequency (MHz)	Result (dBm)	Factor (dB)	PK Limit (dBm)	Over Limit (dB)	Table (o)	ANT	EUT	Verdict
193.639	-67.09	-15.06	-25.0	-42.09	91.00	Horizontal	Horizontal	Pass
2530.500	-41.03	9.79	-25.0	-16.03	234.00	Horizontal	Horizontal	N/A
2651.200	-27.06	7.93	-25.0	-2.06	213.00	Horizontal	Horizontal	N/A
6741.400	-39.91	19.10	-25.0	-14.91	303.00	Horizontal	Horizontal	Pass
17842.500	-46.59	27.58	-25.0	-21.59	361.00	Horizontal	Horizontal	Pass
25586.100	-45.01	24.22	-25.0	-20.01	127.00	Horizontal	Horizontal	Pass

RSE-H&V LTE Band 7 BW10 CH21100



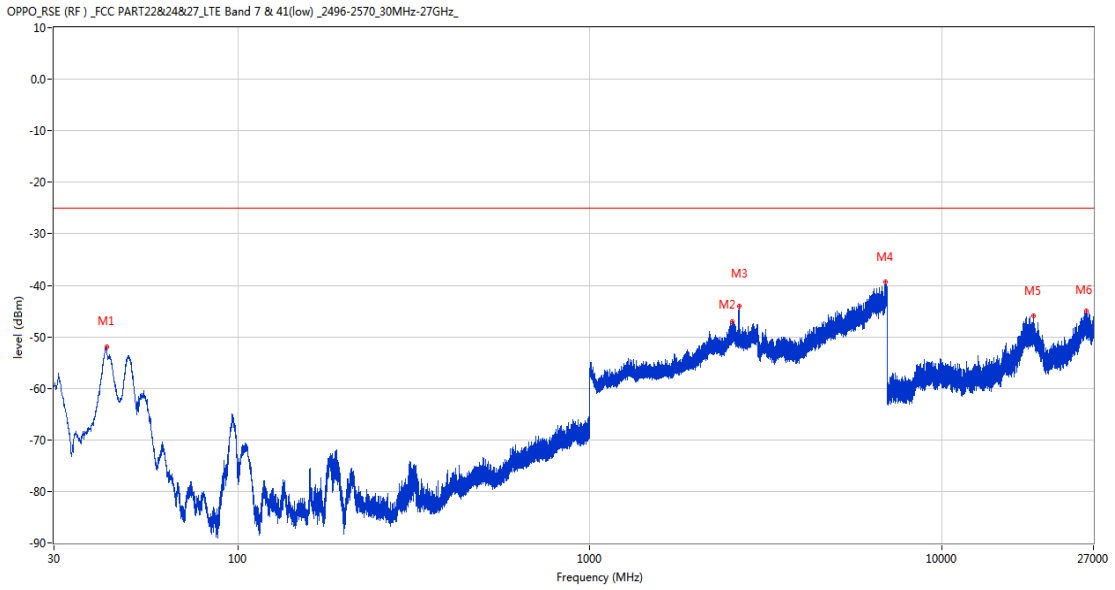
Frequency (MHz)	Result (dBm)	Factor (dB)	PK Limit (dBm)	Over Limit (dB)	Table (o)	ANT	EUT	Verdict
47.993	-69.09	-15.04	-25.0	-44.09	159.00	Horizontal	Vertical	Pass
2530.600	-41.77	9.79	-25.0	-16.77	184.00	Horizontal	Vertical	N/A
2654.500	-28.07	7.95	-25.0	-3.07	-1.00	Horizontal	Vertical	N/A
6756.000	-39.80	19.41	-25.0	-14.80	134.00	Horizontal	Vertical	Pass
17351.363	-45.77	27.70	-25.0	-20.77	263.00	Horizontal	Vertical	Pass
25034.400	-45.80	24.05	-25.0	-20.80	68.00	Horizontal	Vertical	Pass

RSE-V&V LTE Band 7 BW10 CH21100



Frequency (MHz)	Result (dBm)	Factor (dB)	PK Limit (dBm)	Over Limit (dB)	Table (o)	ANT	EUT	Verdict
42.270	-51.98	-17.23	-25.0	-26.98	-1.00	Vertical	Vertical	Pass
2530.500	-42.05	9.79	-25.0	-17.05	299.00	Vertical	Vertical	N/A
2655.400	-43.20	8.01	-25.0	-18.20	281.00	Vertical	Vertical	N/A
6997.400	-39.74	19.11	-25.0	-14.74	275.00	Vertical	Vertical	Pass
17848.801	-46.62	27.72	-25.0	-21.62	203.00	Vertical	Vertical	Pass
25072.650	-45.69	24.06	-25.0	-20.69	-1.00	Vertical	Vertical	Pass

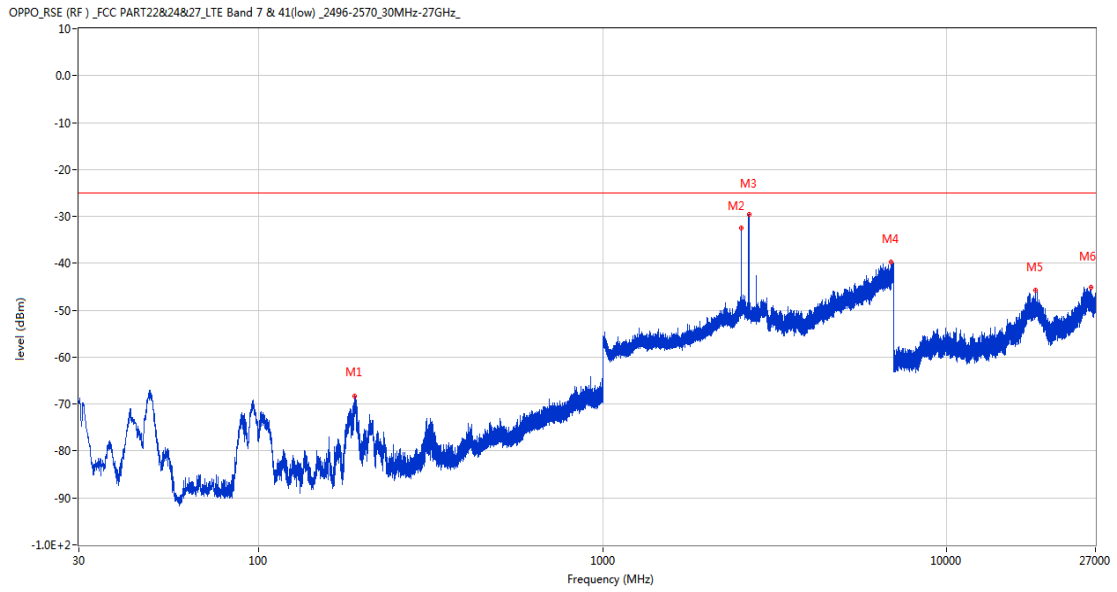
RSE-V&H LTE Band 7 BW10 CH21100



Frequency (MHz)	Result (dBm)	Factor (dB)	PK Limit (dBm)	Over Limit (dB)	Table (o)	ANT	EUT	Verdict
42.319	-51.91	-17.22	-25.0	-26.91	241.00	Vertical	Horizontal	Pass
2535.400	-47.09	9.76	-25.0	-22.09	148.00	Vertical	Horizontal	N/A
2657.800	-44.13	8.12	-25.0	-19.13	362.00	Vertical	Horizontal	N/A
6919.200	-39.38	19.31	-25.0	-14.38	29.00	Vertical	Horizontal	Pass
18214.650	-45.86	27.34	-25.0	-20.86	246.00	Vertical	Horizontal	Pass
25788.600	-44.97	24.29	-25.0	-19.97	202.00	Vertical	Horizontal	Pass

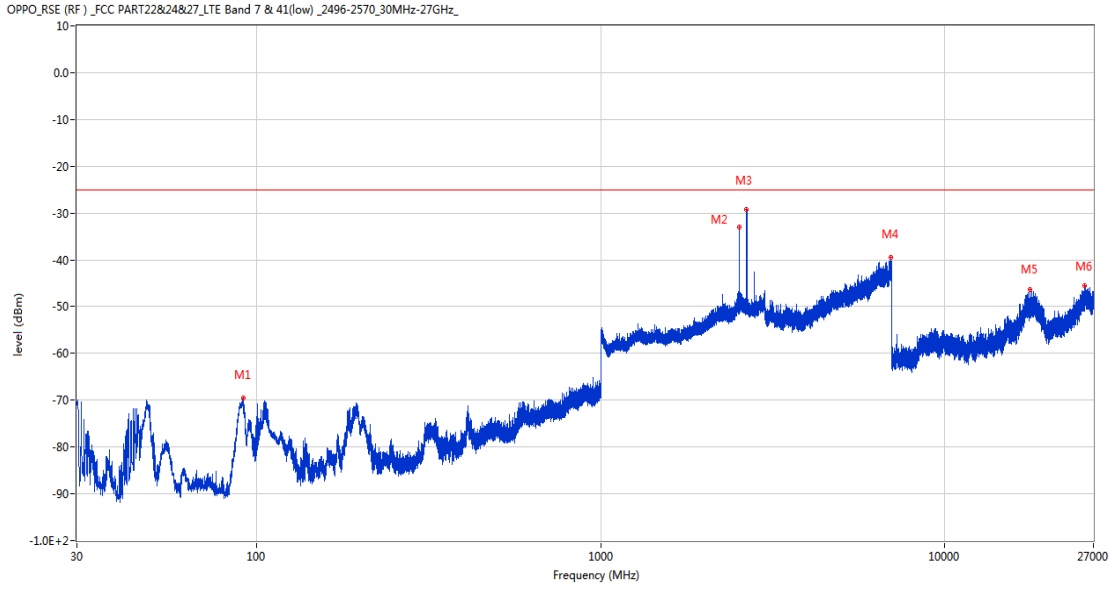
11.3 LTE Band 7 BW15, Middle Channel

RSE-H&H LTE Band 7 BW15 CH21100



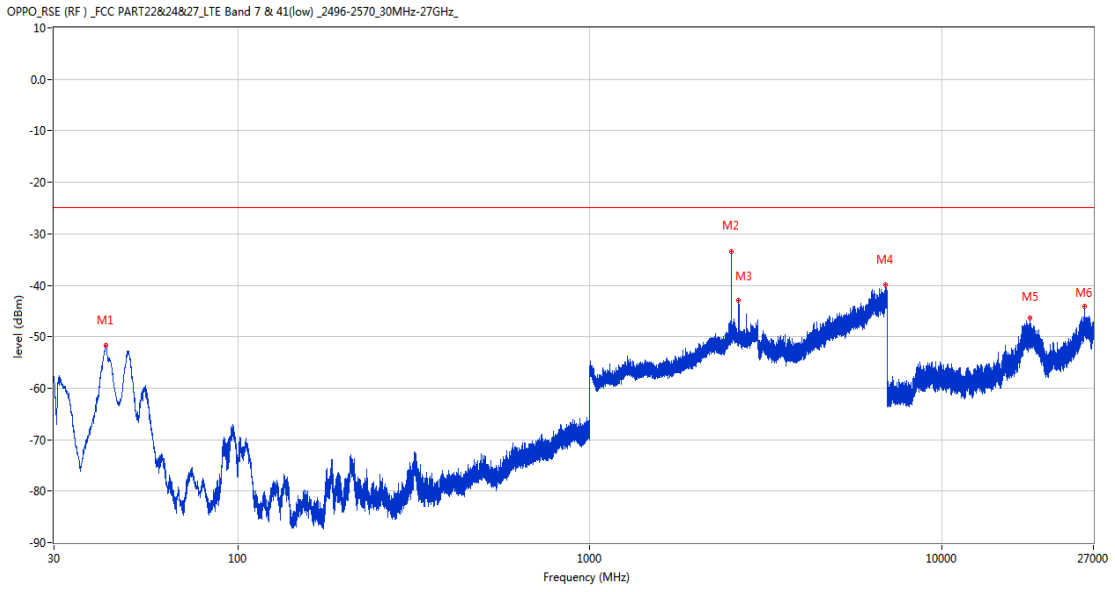
Frequency (MHz)	Result (dBm)	Factor (dB)	PK Limit (dBm)	Over Limit (dB)	Table (o)	ANT	EUT	Verdict
189.953	-68.35	-14.66	-25.0	-43.35	314.00	Horizontal	Horizontal	Pass
2528.200	-32.45	9.81	-25.0	-7.45	258.00	Horizontal	Horizontal	N/A
2657.700	-29.64	8.12	-25.0	-4.64	213.00	Horizontal	Horizontal	N/A
6895.800	-39.65	19.23	-25.0	-14.65	361.00	Horizontal	Horizontal	Pass
18123.301	-45.81	27.36	-25.0	-20.81	362.00	Horizontal	Horizontal	Pass
26150.851	-45.06	24.40	-25.0	-20.06	-1.00	Horizontal	Horizontal	Pass

RSE-H&V LTE Band 7 BW15 CH21100



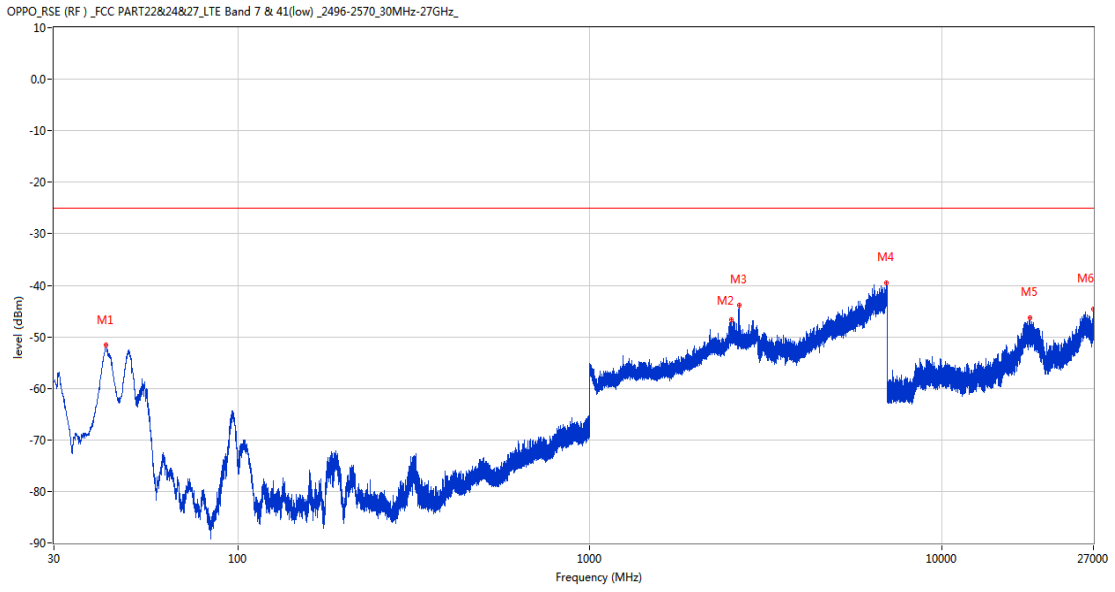
Frequency (MHz)	Result (dBm)	Factor (dB)	PK Limit (dBm)	Over Limit (dB)	Table (o)	ANT	EUT	Verdict
91.207	-69.57	-20.70	-25.0	-44.57	329.00	Horizontal	Vertical	Pass
2528.200	-33.03	9.81	-25.0	-8.03	166.00	Horizontal	Vertical	N/A
2652.400	-29.17	7.96	-25.0	-4.17	211.00	Horizontal	Vertical	N/A
6969.000	-39.52	20.02	-25.0	-14.52	25.00	Horizontal	Vertical	Pass
17689.199	-46.44	27.60	-25.0	-21.44	37.00	Horizontal	Vertical	Pass
25433.551	-45.46	24.17	-25.0	-20.46	191.00	Horizontal	Vertical	Pass

RSE-V&V LTE Band 7 BW15 CH21100



Frequency (MHz)	Result (dBm)	Factor (dB)	PK Limit (dBm)	Over Limit (dB)	Table (o)	ANT	EUT	Verdict
42.077	-51.62	-17.29	-25.0	-26.62	16.00	Vertical	Vertical	Pass
2528.200	-33.55	9.81	-25.0	-8.55	275.00	Vertical	Vertical	N/A
2650.400	-43.01	7.91	-25.0	-18.01	285.00	Vertical	Vertical	N/A
6915.800	-39.83	19.56	-25.0	-14.83	270.00	Vertical	Vertical	Pass
17873.476	-46.34	27.60	-25.0	-21.34	334.00	Vertical	Vertical	Pass
25500.150	-44.08	24.19	-25.0	-19.08	138.00	Vertical	Vertical	Pass

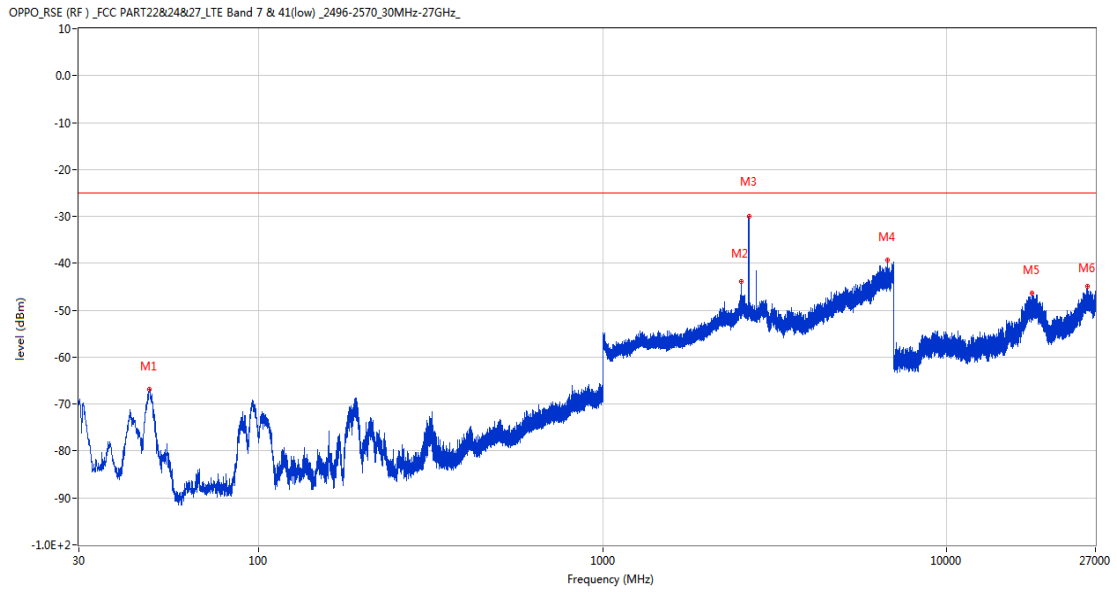
RSE-V&H LTE Band 7 BW15 CH21100



Frequency (MHz)	Result (dBm)	Factor (dB)	PK Limit (dBm)	Over Limit (dB)	Table (o)	ANT	EUT	Verdict
42.125	-51.49	-17.27	-25.0	-26.49	-2.00	Vertical	Horizontal	Pass
2528.100	-46.63	9.81	-25.0	-21.63	325.00	Vertical	Horizontal	N/A
2657.600	-43.81	8.11	-25.0	-18.81	362.00	Vertical	Horizontal	N/A
6969.000	-39.61	20.02	-25.0	-14.61	153.00	Vertical	Horizontal	Pass
17855.625	-46.23	27.73	-25.0	-21.23	360.00	Vertical	Horizontal	Pass
26988.751	-44.68	24.67	-25.0	-19.68	18.00	Vertical	Horizontal	Pass

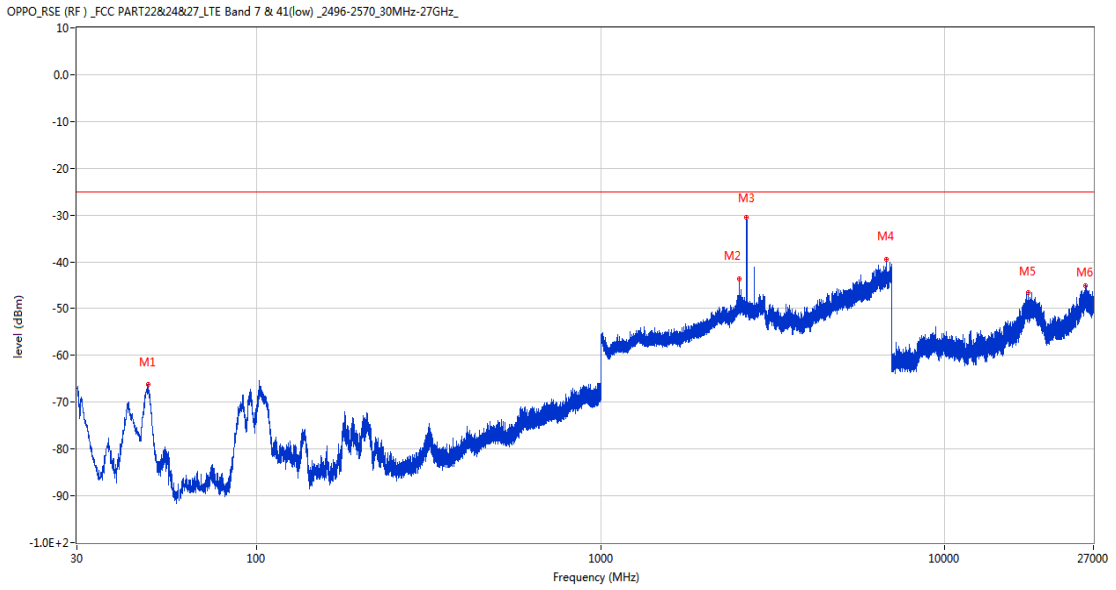
11.4 LTE Band 7 BW20, Middle Channel

RSE-H&H LTE Band 7 BW20 CH21100



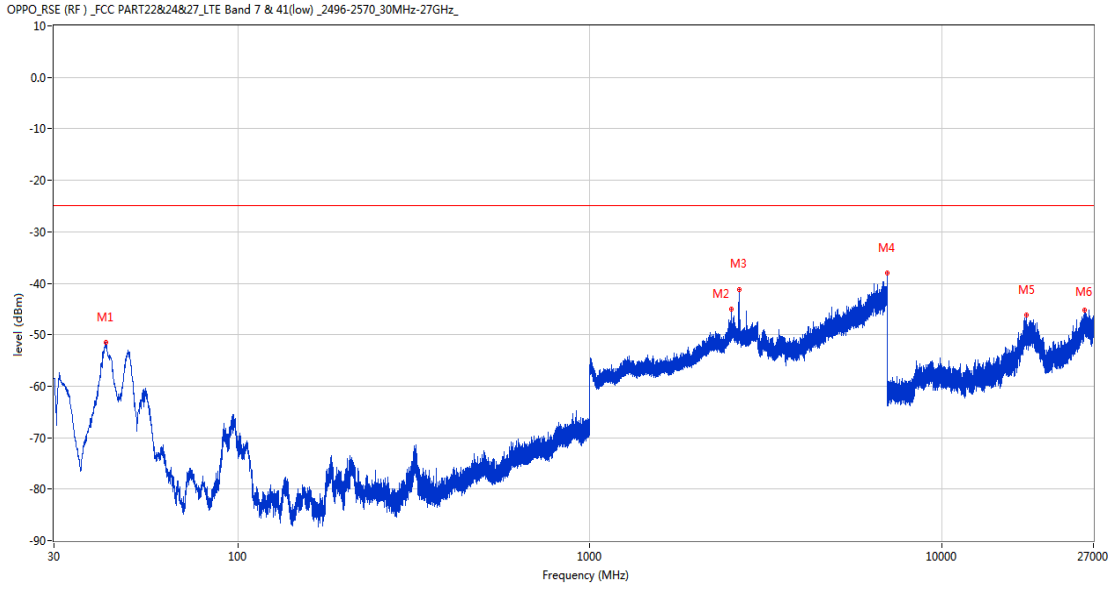
Frequency (MHz)	Result (dBm)	Factor (dB)	PK Limit (dBm)	Over Limit (dB)	Table (o)	ANT	EUT	Verdict
48.139	-66.84	-15.14	-25.0	-41.84	166.00	Horizontal	Horizontal	Pass
2526.300	-43.87	9.82	-25.0	-18.87	244.00	Horizontal	Horizontal	N/A
2661.100	-29.92	8.21	-25.0	-4.92	223.00	Horizontal	Horizontal	N/A
6725.600	-39.39	18.74	-25.0	-14.39	179.00	Horizontal	Horizontal	Pass
17665.313	-46.32	27.09	-25.0	-21.32	62.00	Horizontal	Horizontal	Pass
25597.350	-44.88	24.23	-25.0	-19.88	89.00	Horizontal	Horizontal	Pass

RSE-H&V LTE Band 7 BW20 CH21100



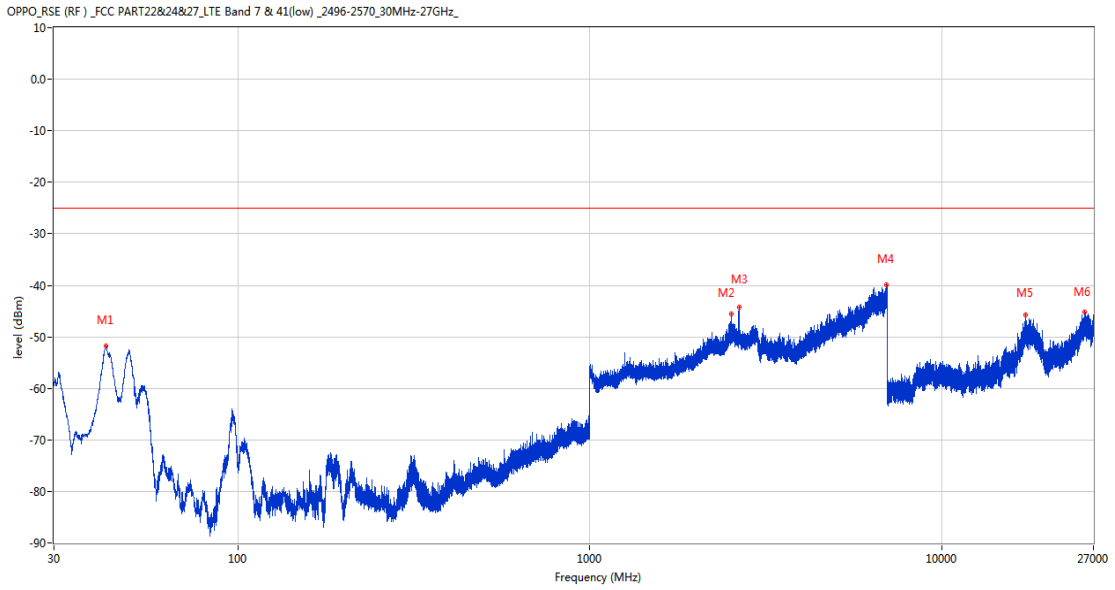
Frequency (MHz)	Result (dBm)	Factor (dB)	PK Limit (dBm)	Over Limit (dB)	Table (o)	ANT	EUT	Verdict
48.285	-66.24	-15.25	-25.0	-41.24	160.00	Horizontal	Vertical	Pass
2525.900	-43.65	9.82	-25.0	-18.65	179.00	Horizontal	Vertical	N/A
2648.100	-30.59	7.75	-25.0	-5.59	359.00	Horizontal	Vertical	N/A
6755.200	-39.44	19.45	-25.0	-14.44	85.00	Horizontal	Vertical	Pass
17468.699	-46.59	27.53	-25.0	-21.59	31.00	Horizontal	Vertical	Pass
25622.100	-45.18	24.23	-25.0	-20.18	347.00	Horizontal	Vertical	Pass

RSE-V&V LTE Band 7 BW20 CH21100



Frequency (MHz)	Result (dBm)	Factor (dB)	PK Limit (dBm)	Over Limit (dB)	Table (o)	ANT	EUT	Verdict
42.125	-51.54	-17.27	-25.0	-26.54	52.00	Vertical	Vertical	Pass
2525.900	-45.08	9.82	-25.0	-20.08	279.00	Vertical	Vertical	N/A
2658.600	-41.28	8.15	-25.0	-16.28	295.00	Vertical	Vertical	N/A
6999.000	-38.02	18.94	-25.0	-13.02	248.00	Vertical	Vertical	Pass
17436.412	-46.11	27.46	-25.0	-21.11	38.00	Vertical	Vertical	Pass
25547.850	-45.24	24.21	-25.0	-20.24	207.00	Vertical	Vertical	Pass

RSE-V&H LTE Band 7 BW20 CH21100



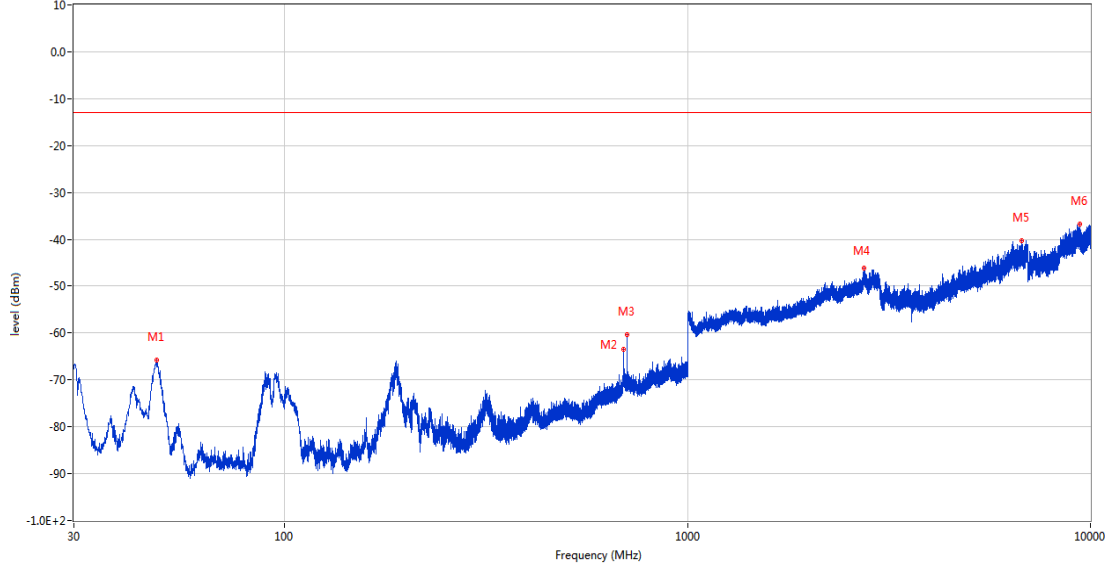
Frequency (MHz)	Result (dBm)	Factor (dB)	PK Limit (dBm)	Over Limit (dB)	Table (o)	ANT	EUT	Verdict
42.125	-51.72	-17.27	-25.0	-26.72	64.00	Vertical	Horizontal	Pass
2530.600	-45.49	9.79	-25.0	-20.49	17.00	Vertical	Horizontal	N/A
2659.500	-44.15	8.17	-25.0	-19.15	350.00	Vertical	Horizontal	N/A
6949.800	-40.00	19.06	-25.0	-15.00	99.00	Vertical	Horizontal	Pass
17335.613	-45.83	27.63	-25.0	-20.83	170.00	Vertical	Horizontal	Pass
25518.150	-45.19	24.20	-25.0	-20.19	18.00	Vertical	Horizontal	Pass

12 LTE Band 12

12.1 LTE Band 12 BW1.4, Middle Channel

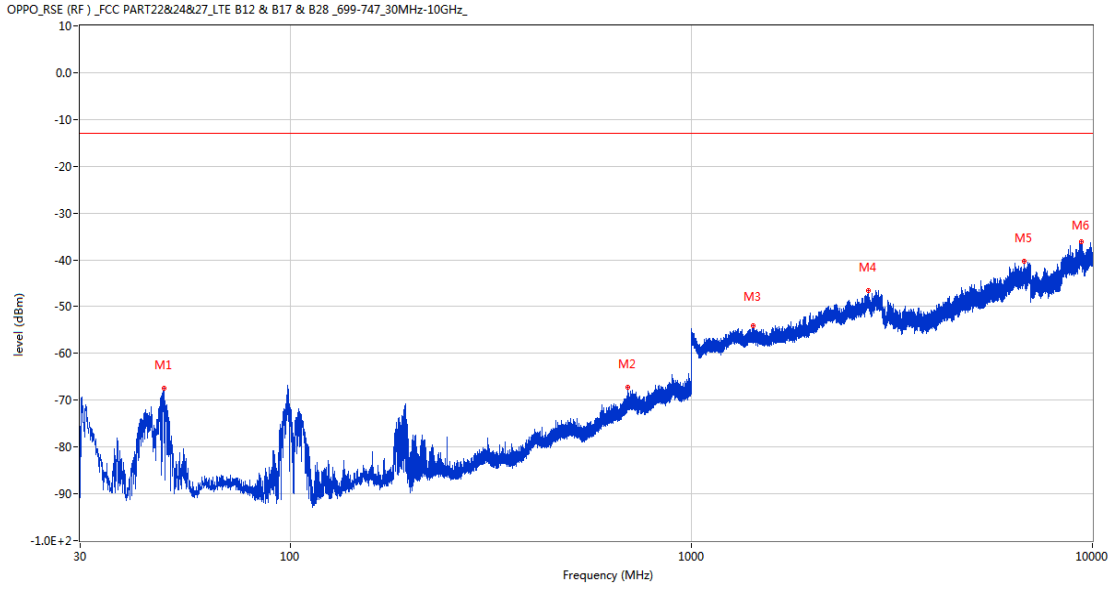
RSE-H&H LTE Band 12 BW1.4 CH23095

OPPO_RSE (RF) _FCC PART22&24&27_LTE B12 & B17 & B28 _699-747_30MHz-10GHz_



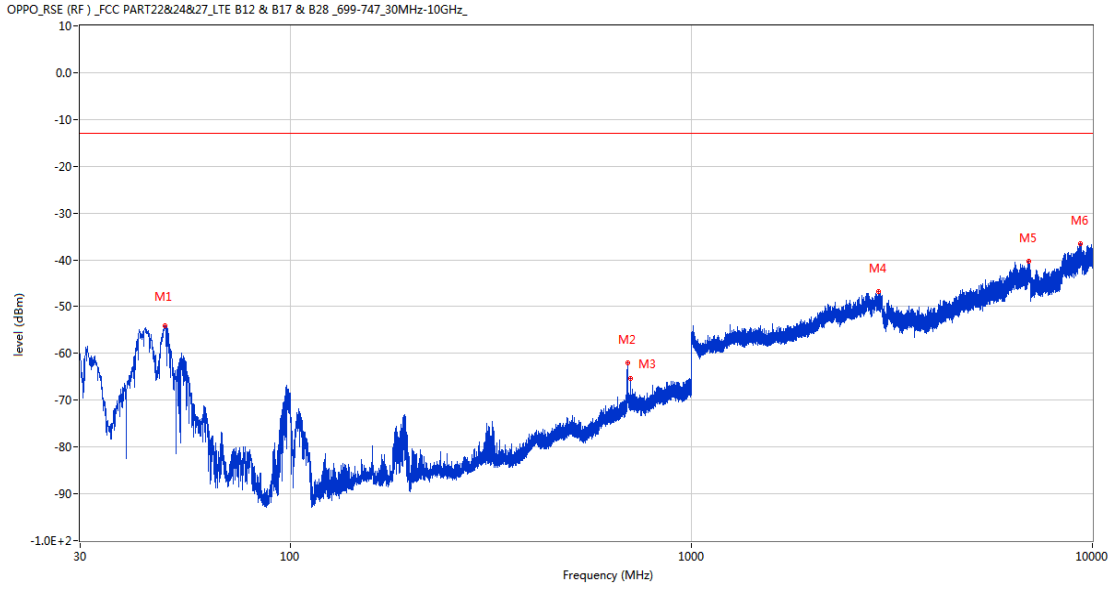
Frequency (MHz)	Result (dBm)	Factor (dB)	PK Limit (dBm)	Over Limit (dB)	Table (o)	ANT	EUT	Verdict
95.814	-64.52	-21.59	-13.0	-51.52	361.00	Horizontal	Horizontal	Pass
707.109	-39.82	0.60	-13.0	-26.82	361.00	Horizontal	Horizontal	N/A
1320.400	-55.35	-2.67	-13.0	-42.35	135.00	Horizontal	Horizontal	Pass
2719.600	-40.16	14.82	-13.0	-27.16	245.00	Horizontal	Horizontal	Pass
4317.800	-47.62	6.38	-13.0	-34.62	92.00	Horizontal	Horizontal	Pass
9299.651	-40.32	17.70	-13.0	-27.32	145.00	Horizontal	Horizontal	Pass

RSE-H&V LTE Band 12 BW1.4 CH23095



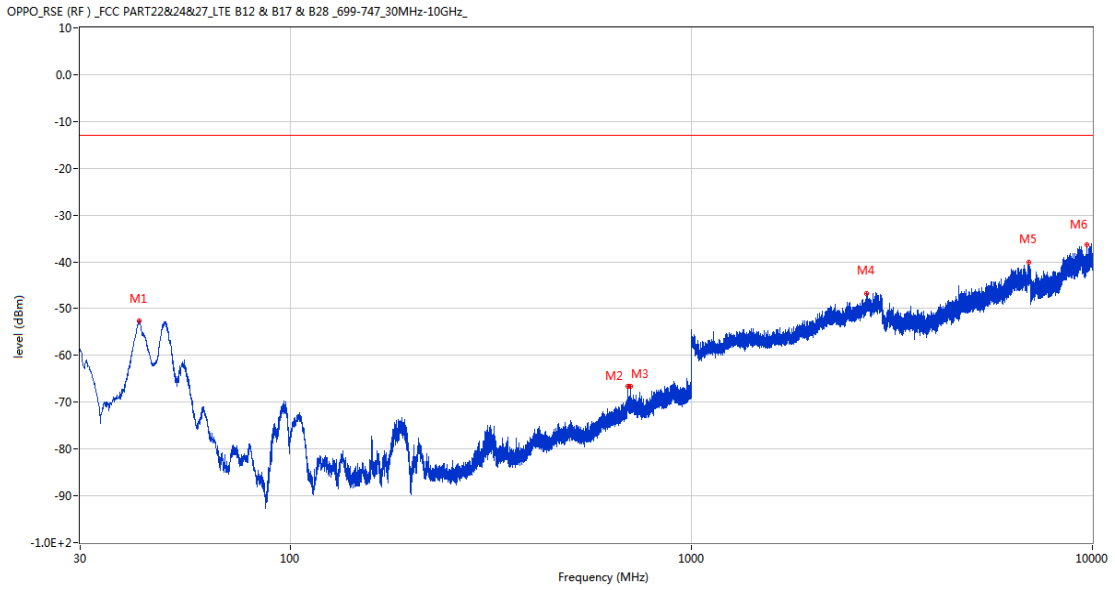
Frequency (MHz)	Result (dBm)	Factor (dB)	PK Limit (dBm)	Over Limit (dB)	Table (o)	ANT	EUT	Verdict
48.575	-67.43	-15.34	-13.0	-54.43	156.00	Horizontal	Vertical	Pass
693.722	-67.29	-0.35	-13.0	-54.29	16.00	Horizontal	Vertical	N/A
1424.800	-54.09	1.53	-13.0	-41.09	13.00	Horizontal	Vertical	Pass
2767.700	-46.63	11.02	-13.0	-33.63	328.00	Horizontal	Vertical	Pass
6765.400	-40.36	18.99	-13.0	-27.36	42.00	Horizontal	Vertical	Pass
9385.600	-36.21	39.92	-13.0	-23.21	162.00	Horizontal	Vertical	Pass

RSE-V&V LTE Band 12 BW1.4 CH23095



Frequency (MHz)	Result (dBm)	Factor (dB)	PK Limit (dBm)	Over Limit (dB)	Table (o)	ANT	EUT	Verdict
48.770	-54.00	-15.49	-13.0	-41.00	11.00	Vertical	Vertical	Pass
693.383	-62.10	-0.56	-13.0	-49.10	195.00	Vertical	Vertical	N/A
707.060	-65.27	0.41	-13.0	-52.27	201.00	Vertical	Vertical	Pass
2926.600	-46.71	10.71	-13.0	-33.71	362.00	Vertical	Vertical	Pass
6932.400	-40.38	19.18	-13.0	-27.38	59.00	Vertical	Vertical	Pass
9346.600	-36.62	39.74	-13.0	-23.62	27.00	Vertical	Vertical	Pass

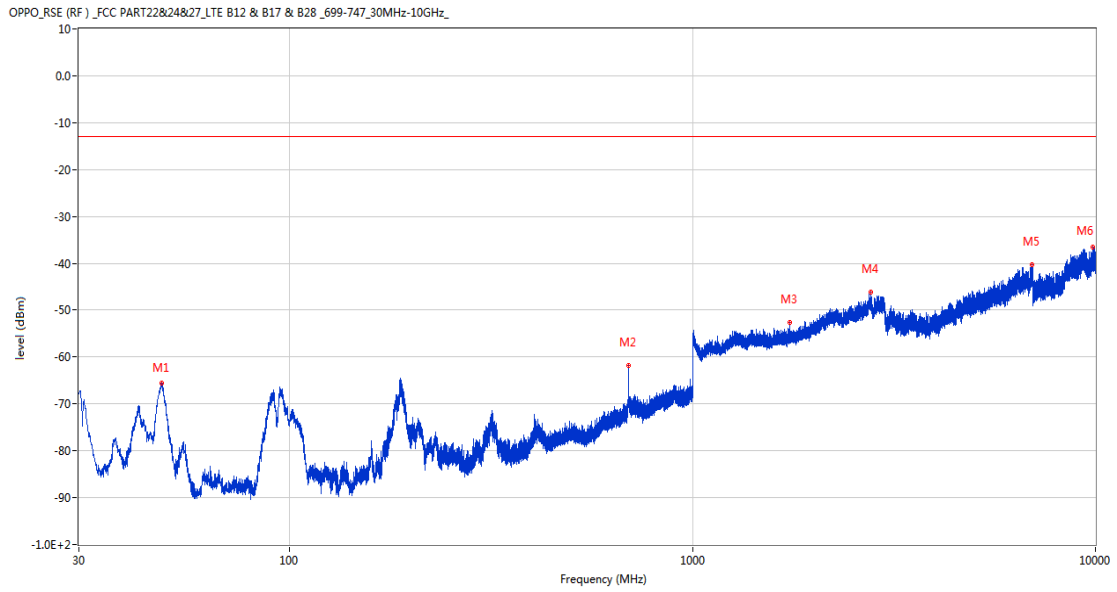
RSE-V&H LTE Band 12 BW1.4 CH23095



Frequency (MHz)	Result (dBm)	Factor (dB)	PK Limit (dBm)	Over Limit (dB)	Table (o)	ANT	EUT	Verdict
41.980	-52.67	-17.42	-13.0	-39.67	215.00	Vertical	Horizontal	Pass
694.014	-66.56	-0.16	-13.0	-53.56	161.00	Vertical	Horizontal	N/A
707.109	-66.68	0.41	-13.0	-53.68	151.00	Vertical	Horizontal	Pass
2728.600	-46.84	9.68	-13.0	-33.84	352.00	Vertical	Horizontal	Pass
6924.600	-40.16	19.02	-13.0	-27.16	205.00	Vertical	Horizontal	Pass
9672.849	-36.44	39.82	-13.0	-23.44	231.00	Vertical	Horizontal	Pass

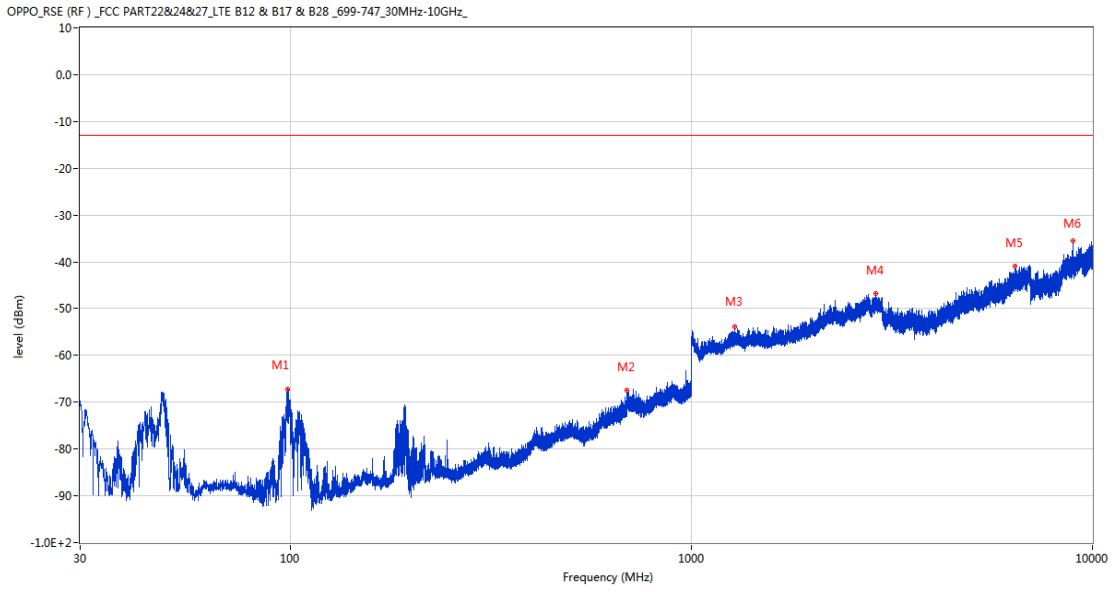
12.2 LTE Band 12 BW3, Middle Channel

RSE-H&H LTE Band 12 BW3 CH23095



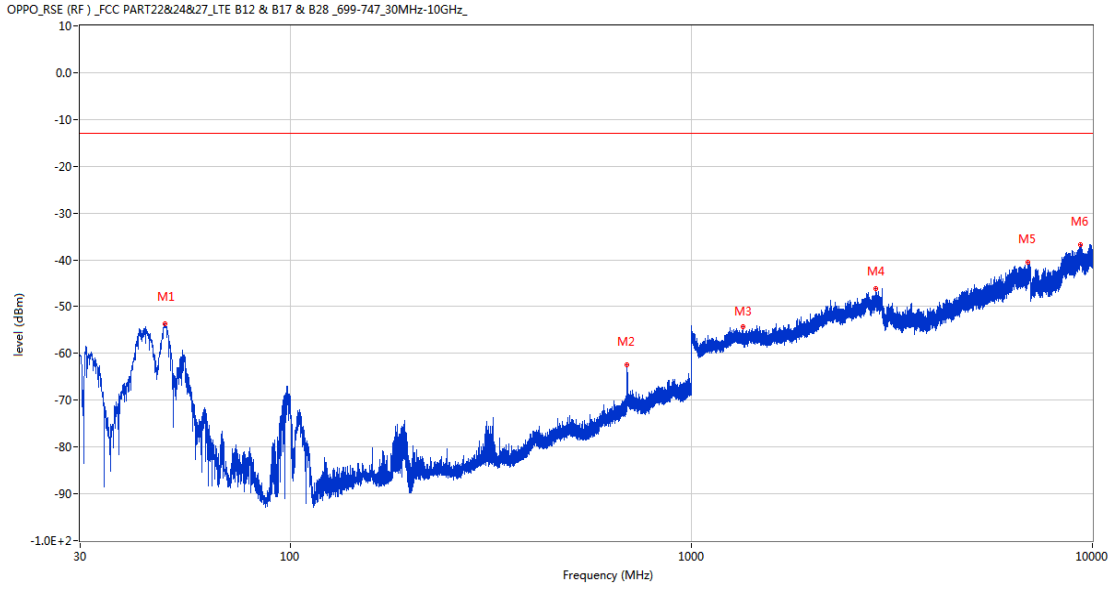
Frequency (MHz)	Result (dBm)	Factor (dB)	PK Limit (dBm)	Over Limit (dB)	Table (o)	ANT	EUT	Verdict
48.090	-65.47	-14.98	-13.0	-52.47	173.00	Horizontal	Horizontal	Pass
693.431	-61.87	-0.53	-13.0	-48.87	244.00	Horizontal	Horizontal	N/A
1742.900	-52.72	1.96	-13.0	-39.72	61.00	Horizontal	Horizontal	Pass
2769.500	-46.20	11.00	-13.0	-33.20	29.00	Horizontal	Horizontal	Pass
6973.400	-40.37	20.05	-13.0	-27.37	66.00	Horizontal	Horizontal	Pass
9872.050	-36.59	39.82	-13.0	-23.59	183.00	Horizontal	Horizontal	Pass

RSE-H&V LTE Band 12 BW3 CH23095



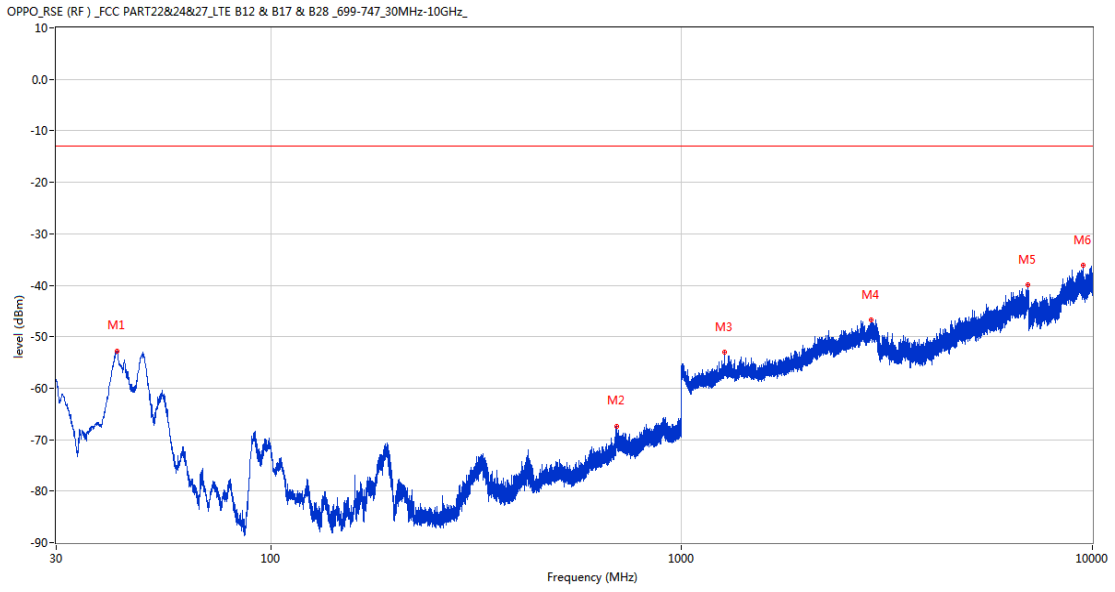
Frequency (MHz)	Result (dBm)	Factor (dB)	PK Limit (dBm)	Over Limit (dB)	Table (o)	ANT	EUT	Verdict
98.725	-67.19	-21.50	-13.0	-54.19	138.00	Horizontal	Vertical	Pass
692.122	-67.48	-0.93	-13.0	-54.48	138.00	Horizontal	Vertical	N/A
1286.300	-53.90	1.80	-13.0	-40.90	262.00	Horizontal	Vertical	Pass
2885.600	-46.75	10.27	-13.0	-33.75	205.00	Horizontal	Vertical	Pass
6403.400	-40.93	18.12	-13.0	-27.93	217.00	Horizontal	Vertical	Pass
8931.550	-35.51	38.85	-13.0	-22.51	-1.00	Horizontal	Vertical	Pass

RSE-V&V LTE Band 12 BW3 CH23095



Frequency (MHz)	Result (dBm)	Factor (dB)	PK Limit (dBm)	Over Limit (dB)	Table (o)	ANT	EUT	Verdict
48.818	-53.72	-15.52	-13.0	-40.72	42.00	Vertical	Vertical	Pass
692.558	-62.42	-0.91	-13.0	-49.42	196.00	Vertical	Vertical	N/A
1342.900	-54.25	1.21	-13.0	-41.25	61.00	Vertical	Vertical	Pass
2882.100	-46.15	10.06	-13.0	-33.15	219.00	Vertical	Vertical	Pass
6913.400	-40.59	19.57	-13.0	-27.59	318.00	Vertical	Vertical	Pass
9352.150	-36.80	39.79	-13.0	-23.80	306.00	Vertical	Vertical	Pass

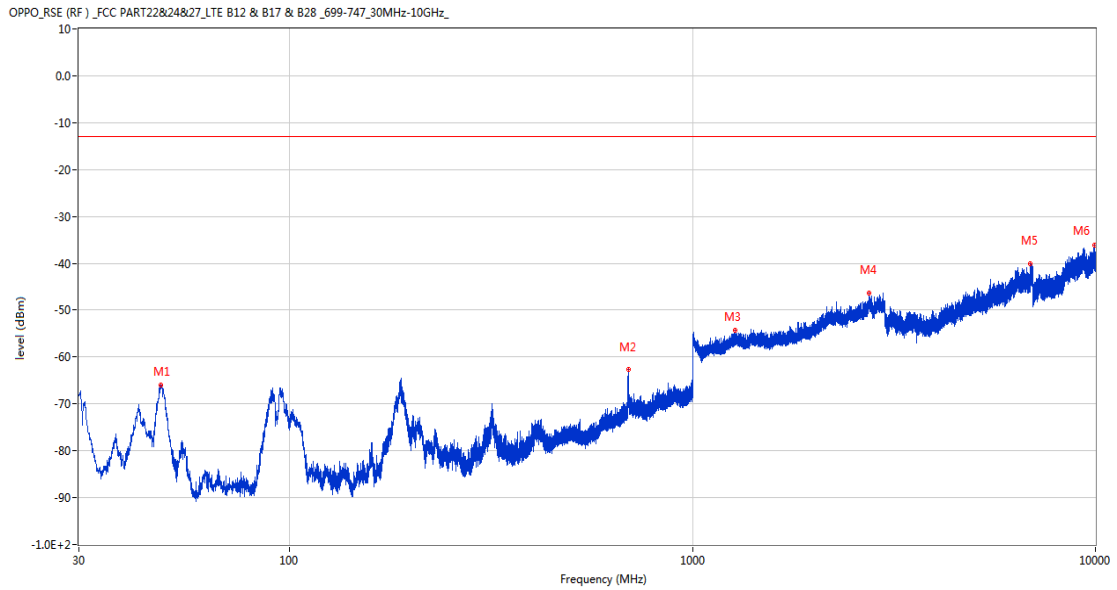
RSE-V&H LTE Band 12 BW3 CH23095



Frequency (MHz)	Result (dBm)	Factor (dB)	PK Limit (dBm)	Over Limit (dB)	Table (o)	ANT	EUT	Verdict
42.173	-52.75	-17.35	-13.0	-39.75	0.00	Vertical	Horizontal	Pass
692.946	-67.49	-0.83	-13.0	-54.49	160.00	Vertical	Horizontal	N/A
1269.100	-53.01	1.88	-13.0	-40.01	102.00	Vertical	Horizontal	Pass
2886.600	-46.77	10.36	-13.0	-33.77	87.00	Vertical	Horizontal	Pass
6970.200	-39.95	20.04	-13.0	-26.95	166.00	Vertical	Horizontal	Pass
9480.700	-36.17	39.48	-13.0	-23.17	17.00	Vertical	Horizontal	Pass

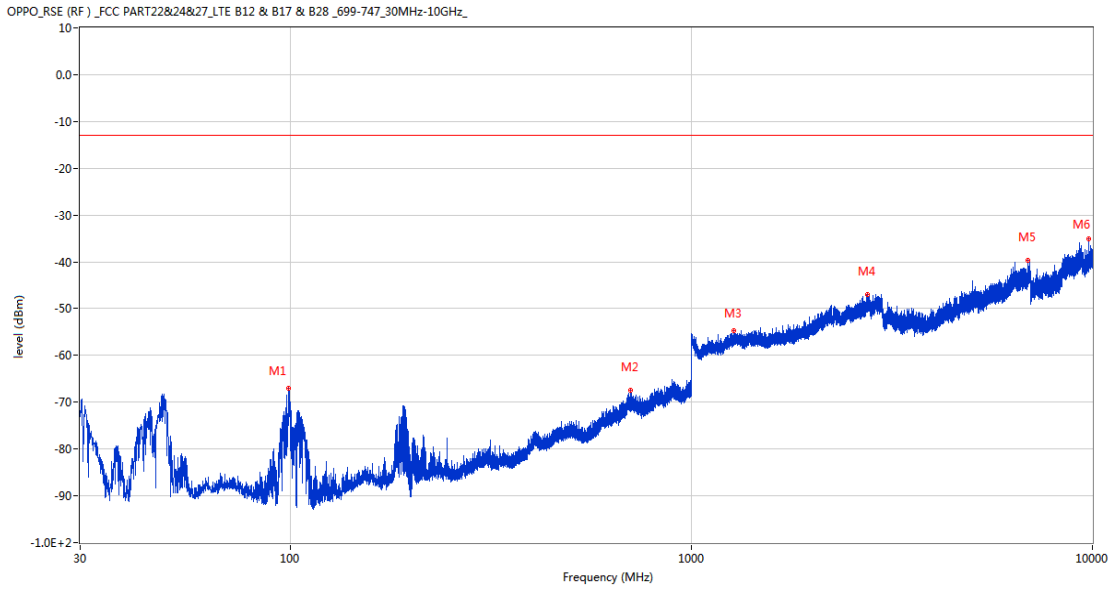
12.3 LTE Band 12 BW5, Middle Channel

RSE-H&H LTE Band 12 BW5 CH23095



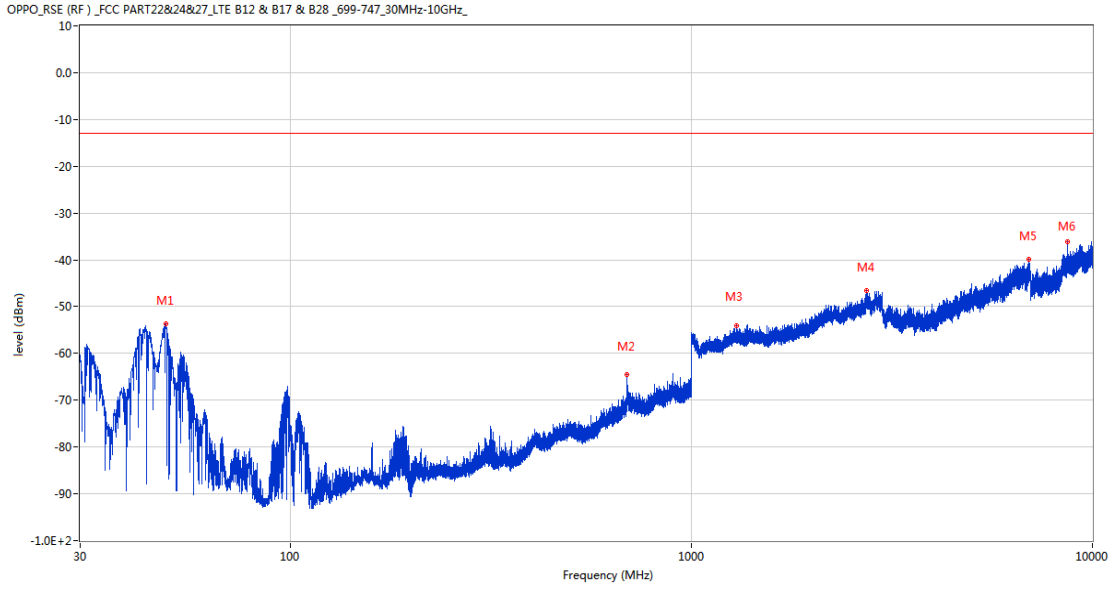
Frequency (MHz)	Result (dBm)	Factor (dB)	PK Limit (dBm)	Over Limit (dB)	Table (o)	ANT	EUT	Verdict
47.945	-65.95	-14.94	-13.0	-52.95	163.00	Horizontal	Horizontal	Pass
693.092	-62.74	-0.74	-13.0	-49.74	272.00	Horizontal	Horizontal	N/A
1275.200	-54.30	1.81	-13.0	-41.30	195.00	Horizontal	Horizontal	Pass
2742.000	-46.37	11.37	-13.0	-33.37	72.00	Horizontal	Horizontal	Pass
6905.000	-40.11	19.31	-13.0	-27.11	152.00	Horizontal	Horizontal	Pass
9926.050	-36.23	39.97	-13.0	-23.23	59.00	Horizontal	Horizontal	Pass

RSE-H&V LTE Band 12 BW5 CH23095



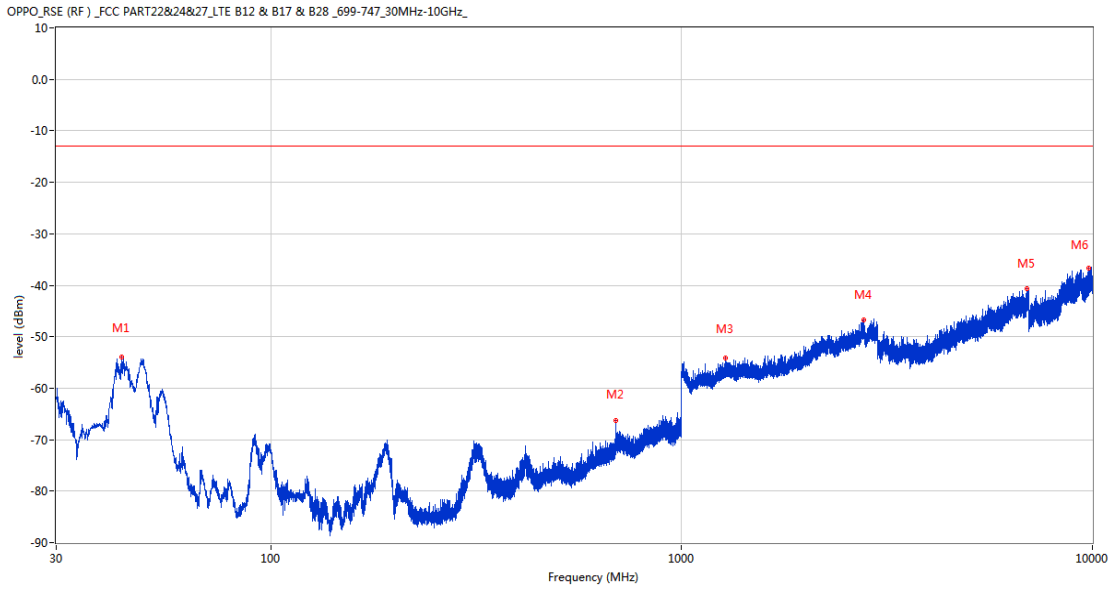
Frequency (MHz)	Result (dBm)	Factor (dB)	PK Limit (dBm)	Over Limit (dB)	Table (o)	ANT	EUT	Verdict
99.210	-67.10	-21.54	-13.0	-54.10	174.00	Horizontal	Vertical	Pass
705.071	-67.51	0.42	-13.0	-54.51	74.00	Horizontal	Vertical	Pass
1275.600	-54.80	1.80	-13.0	-41.80	171.00	Horizontal	Vertical	Pass
2750.800	-47.04	10.06	-13.0	-34.04	210.00	Horizontal	Vertical	Pass
6921.400	-39.77	19.29	-13.0	-26.77	360.00	Horizontal	Vertical	Pass
9799.000	-35.18	40.00	-13.0	-22.18	323.00	Horizontal	Vertical	Pass

RSE-V&V LTE Band 12 BW5 CH23095



Frequency (MHz)	Result (dBm)	Factor (dB)	PK Limit (dBm)	Over Limit (dB)	Table (o)	ANT	EUT	Verdict
48.964	-53.69	-15.63	-13.0	-40.69	188.00	Vertical	Vertical	Pass
691.734	-64.62	-0.94	-13.0	-51.62	197.00	Vertical	Vertical	N/A
1298.400	-54.18	1.83	-13.0	-41.18	63.00	Vertical	Vertical	Pass
2742.200	-46.66	11.37	-13.0	-33.66	270.00	Vertical	Vertical	Pass
6939.200	-39.97	19.30	-13.0	-26.97	277.00	Vertical	Vertical	Pass
8676.550	-36.10	38.78	-13.0	-23.10	97.00	Vertical	Vertical	Pass

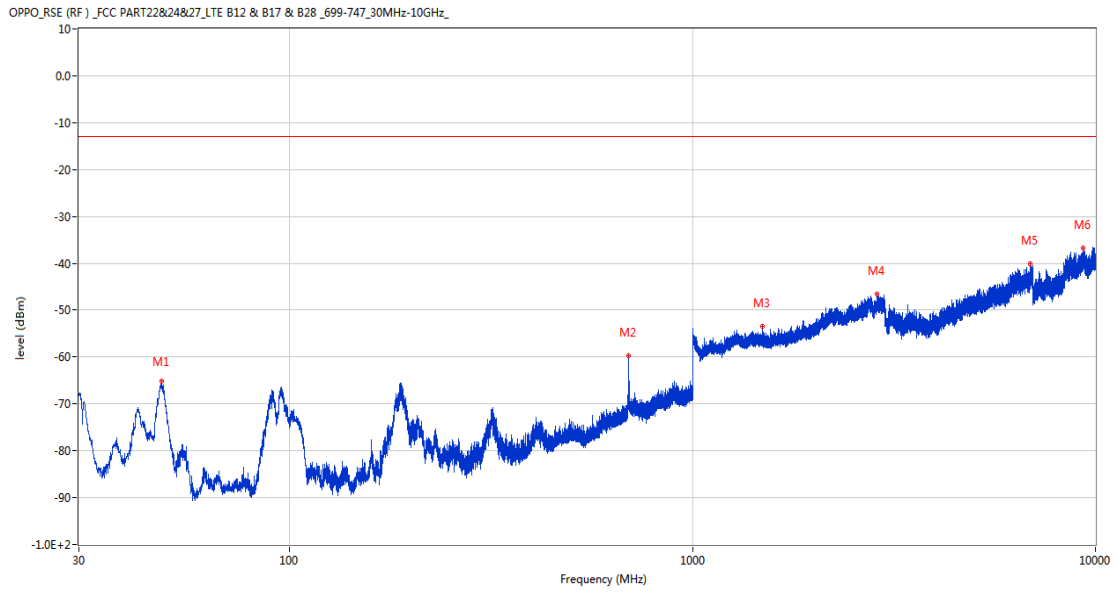
RSE-V&H LTE Band 12 BW5 CH23095



Frequency (MHz)	Result (dBm)	Factor (dB)	PK Limit (dBm)	Over Limit (dB)	Table (o)	ANT	EUT	Verdict
43.386	-54.00	-16.94	-13.0	-41.00	6.00	Vertical	Horizontal	Pass
691.928	-66.20	-0.94	-13.0	-53.20	327.00	Vertical	Horizontal	N/A
1279.500	-54.21	1.77	-13.0	-41.21	41.00	Vertical	Horizontal	Pass
2780.400	-46.82	10.30	-13.0	-33.82	-2.00	Vertical	Horizontal	Pass
6913.400	-40.62	19.57	-13.0	-27.62	-1.00	Vertical	Horizontal	Pass
9789.850	-36.60	39.86	-13.0	-23.60	336.00	Vertical	Horizontal	Pass

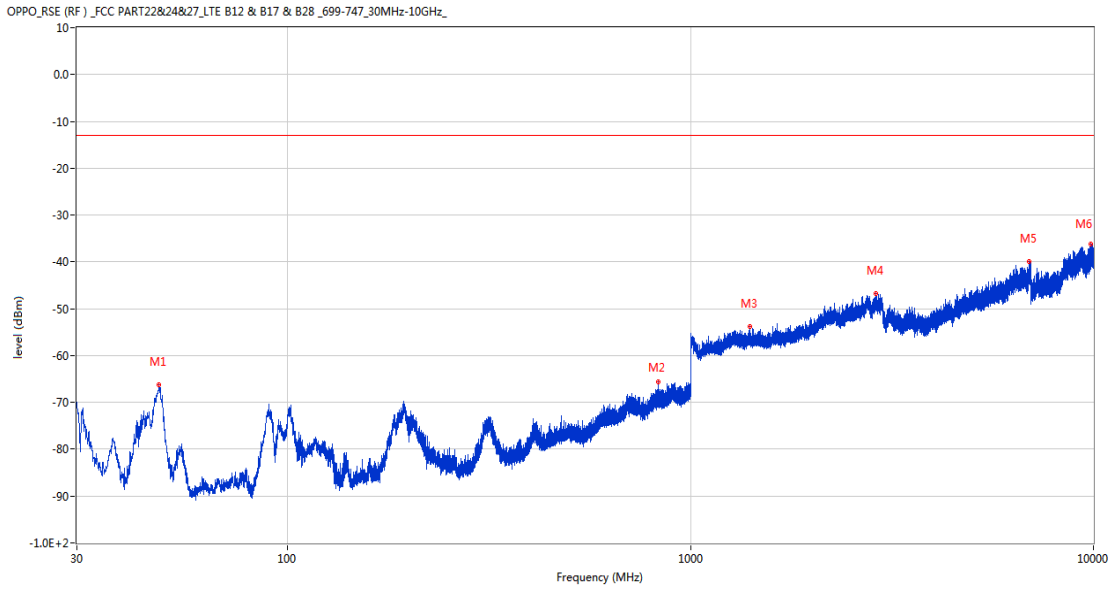
12.4 LTE Band 12 BW10, Middle Channel

RSE-H&H LTE Band 12 BW10 CH23095



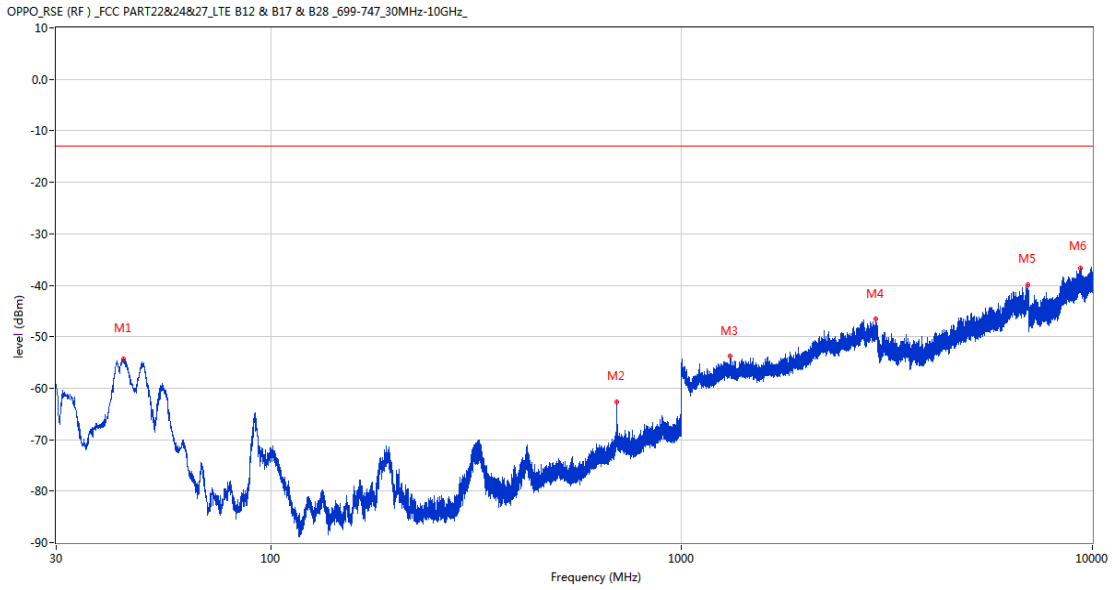
Frequency (MHz)	Result (dBm)	Factor (dB)	PK Limit (dBm)	Over Limit (dB)	Table (o)	ANT	EUT	Verdict
48.042	-65.20	-14.95	-13.0	-52.20	175.00	Horizontal	Horizontal	Pass
694.014	-59.81	-0.16	-13.0	-46.81	249.00	Horizontal	Horizontal	N/A
1488.000	-53.52	1.15	-13.0	-40.52	148.00	Horizontal	Horizontal	Pass
2868.000	-46.63	10.33	-13.0	-33.63	106.00	Horizontal	Horizontal	Pass
6901.400	-40.18	19.51	-13.0	-27.18	52.00	Horizontal	Horizontal	Pass
9334.750	-36.76	39.69	-13.0	-23.76	91.00	Horizontal	Horizontal	Pass

RSE-H&V LTE Band 12 BW10 CH23095



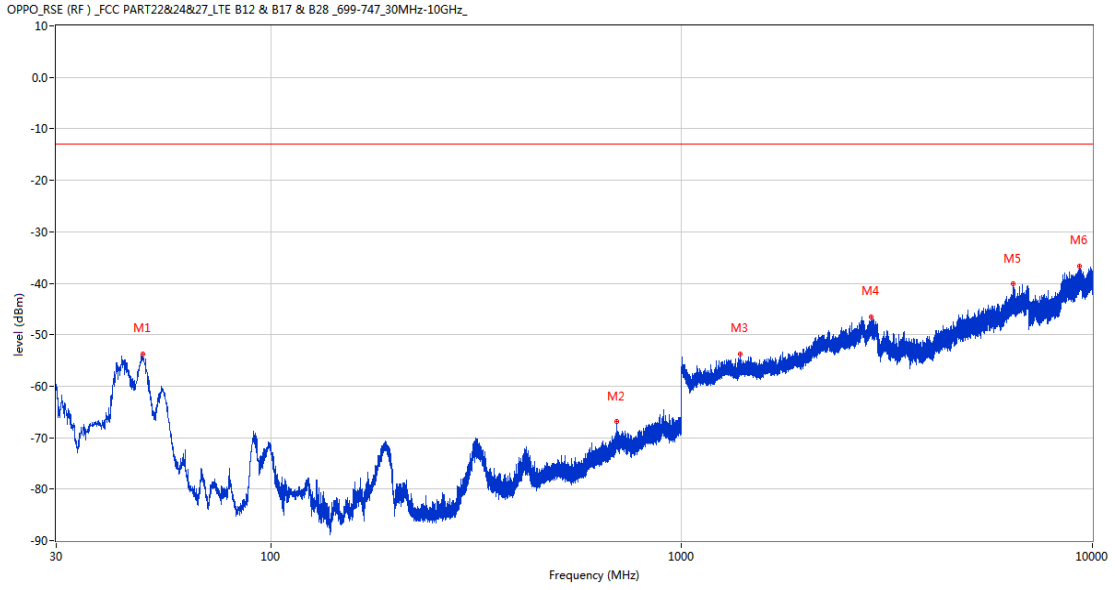
Frequency (MHz)	Result (dBm)	Factor (dB)	PK Limit (dBm)	Over Limit (dB)	Table (o)	ANT	EUT	Verdict
47.993	-66.14	-14.92	-13.0	-53.14	200.00	Horizontal	Vertical	Pass
830.201	-65.63	0.89	-13.0	-52.63	275.00	Horizontal	Vertical	Pass
1404.500	-53.85	1.58	-13.0	-40.85	290.00	Horizontal	Vertical	Pass
2878.900	-46.66	10.18	-13.0	-33.66	154.00	Horizontal	Vertical	Pass
6941.800	-39.97	19.13	-13.0	-26.97	90.00	Horizontal	Vertical	Pass
9847.300	-36.20	39.70	-13.0	-23.20	276.00	Horizontal	Vertical	Pass

RSE-V&V LTE Band 12 BW10 CH23095



Frequency (MHz)	Result (dBm)	Factor (dB)	PK Limit (dBm)	Over Limit (dB)	Table (o)	ANT	EUT	Verdict
43.725	-54.26	-16.83	-13.0	-41.26	265.00	Vertical	Vertical	Pass
694.062	-62.61	-0.13	-13.0	-49.61	7.00	Vertical	Vertical	N/A
1314.100	-53.81	1.74	-13.0	-40.81	280.00	Vertical	Vertical	Pass
2964.700	-46.55	10.12	-13.0	-33.55	65.00	Vertical	Vertical	Pass
6975.400	-39.86	20.10	-13.0	-26.86	195.00	Vertical	Vertical	Pass
9354.700	-36.67	39.81	-13.0	-23.67	361.00	Vertical	Vertical	Pass

RSE-V&H LTE Band 12 BW10 CH23095



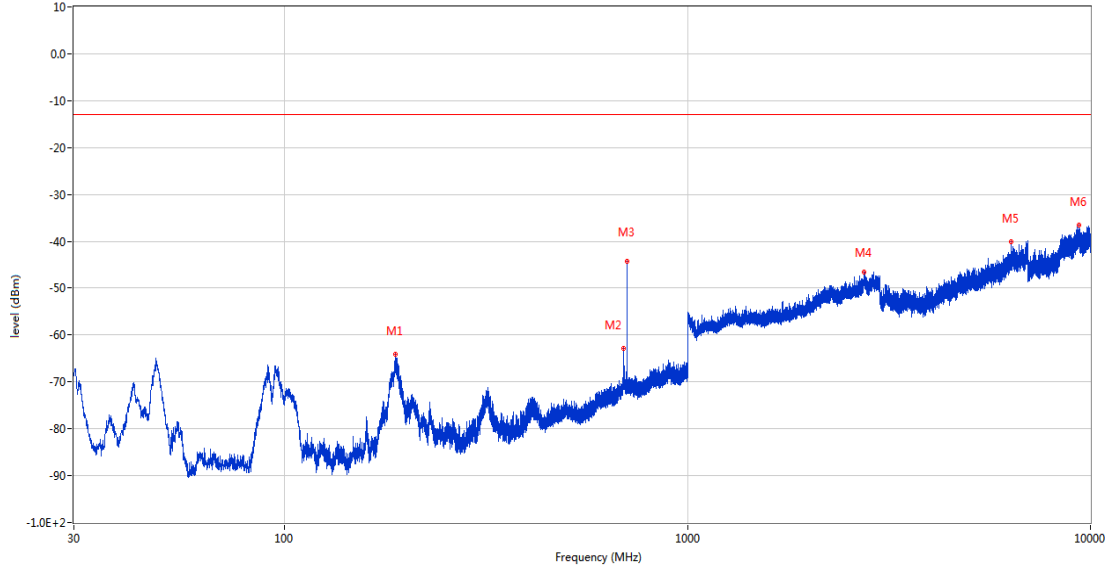
Frequency (MHz)	Result (dBm)	Factor (dB)	PK Limit (dBm)	Over Limit (dB)	Table (o)	ANT	EUT	Verdict
48.818	-53.69	-15.52	-13.0	-40.69	285.00	Vertical	Horizontal	Pass
694.159	-66.79	-0.07	-13.0	-53.79	335.00	Vertical	Horizontal	N/A
1389.200	-53.74	1.66	-13.0	-40.74	76.00	Vertical	Horizontal	Pass
2898.400	-46.58	10.56	-13.0	-33.58	255.00	Vertical	Horizontal	Pass
6421.200	-40.19	18.81	-13.0	-27.19	259.00	Vertical	Horizontal	Pass
9317.950	-36.73	39.67	-13.0	-23.73	195.00	Vertical	Horizontal	Pass

13 LTE Band 17

13.1 LTE Band 17 BW5, Middle Channel

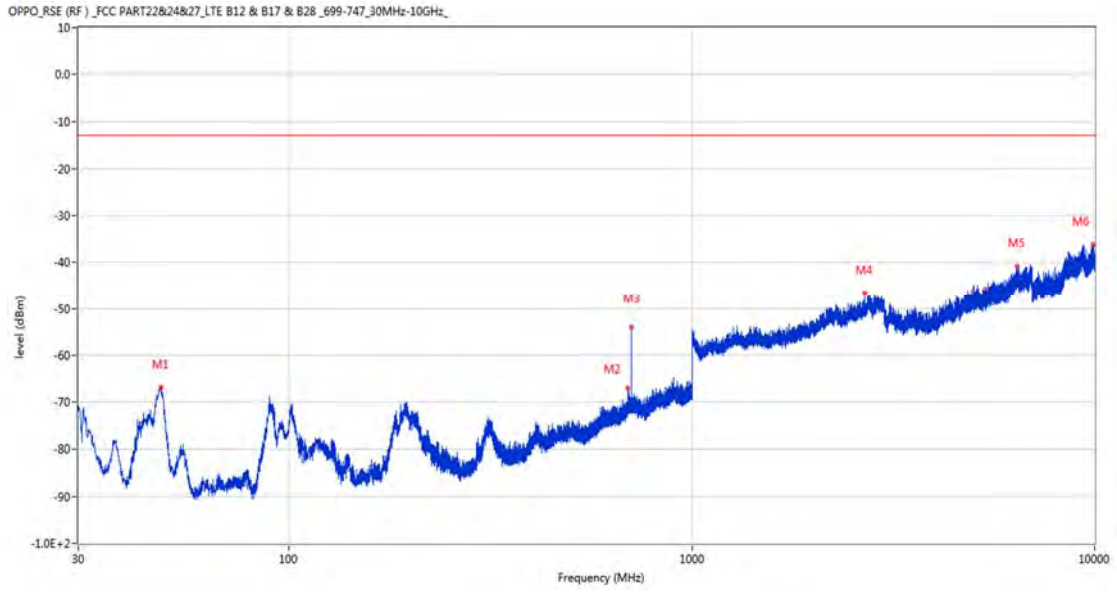
RSE-H&H LTE Band 17 BW5 CH23790

OPPO_RSE (RF) _FCC PART22&24&27_LTE B12 & B17 & B28 _699-747_30MHz-10GHz_



Frequency (MHz)	Result (dBm)	Factor (dB)	PK Limit (dBm)	Over Limit (dB)	Table (o)	ANT	EUT	Verdict
188.595	-64.16	-14.45	-13.0	-51.16	315.00	Horizontal	Horizontal	Pass
694.401	-62.94	0.08	-13.0	-49.94	267.00	Horizontal	Horizontal	N/A
707.885	-44.30	0.40	-13.0	-31.30	247.00	Horizontal	Horizontal	N/A
2742.800	-46.66	11.36	-13.0	-33.66	90.00	Horizontal	Horizontal	Pass
6355.600	-39.99	17.36	-13.0	-26.99	322.00	Horizontal	Horizontal	Pass
9364.150	-36.45	39.87	-13.0	-23.45	334.00	Horizontal	Horizontal	Pass

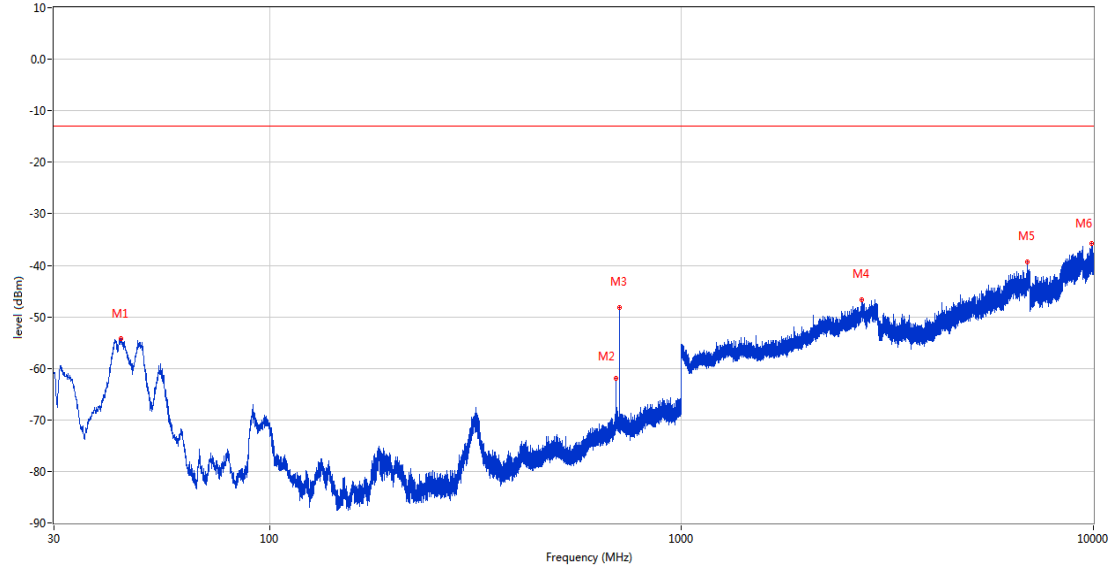
RSE-H&V LTE Band 17 BW5 CH23790



Frequency (MHz)	Result (dBm)	Factor (dB)	PK Limit (dBm)	Over Limit (dB)	Table (o)	ANT	EUT	Verdict
48.042	-66.80	-14.95	-13.0	-53.80	168.00	Horizontal	Vertical	Pass
694.207	-67.10	-0.04	-13.0	-54.10	0.00	Horizontal	Vertical	N/A
707.885	-54.11	0.40	-13.0	-41.11	4.00	Horizontal	Vertical	N/A
2682.200	-46.62	9.15	-13.0	-33.62	95.00	Horizontal	Vertical	Pass
6413.600	-40.76	18.87	-13.0	-27.76	89.00	Horizontal	Vertical	Pass
9886.000	-36.30	39.91	-13.0	-23.30	36.00	Horizontal	Vertical	Pass

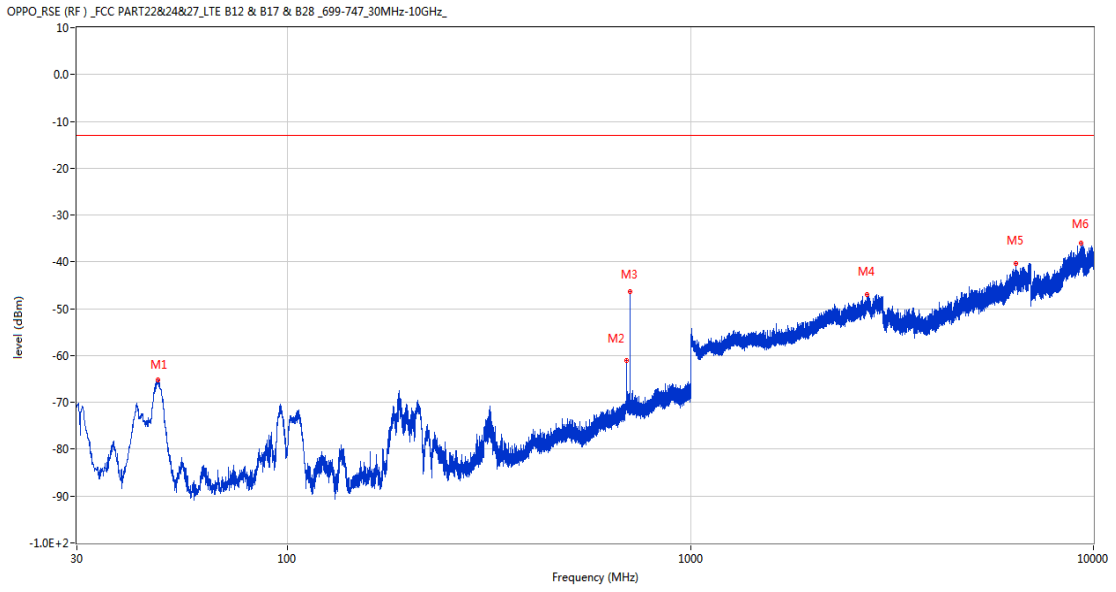
RSE-V&V LTE Band 17 BW5 CH23790

OPPO_RSE (RF) _FCC PART22&24&27_LTE B12 & B17 & B28 _699-747_30MHz-10GHz_



Frequency (MHz)	Result (dBm)	Factor (dB)	PK Limit (dBm)	Over Limit (dB)	Table (o)	ANT	EUT	Verdict
43.532	-54.21	-16.89	-13.0	-41.21	10.00	Vertical	Vertical	Pass
693.820	-62.03	-0.29	-13.0	-49.03	177.00	Vertical	Vertical	N/A
707.836	-48.24	0.40	-13.0	-35.24	206.00	Vertical	Vertical	N/A
2742.600	-46.73	11.36	-13.0	-33.73	50.00	Vertical	Vertical	Pass
6909.800	-39.42	19.45	-13.0	-26.42	233.00	Vertical	Vertical	Pass
9923.350	-35.72	39.97	-13.0	-22.72	320.00	Vertical	Vertical	Pass

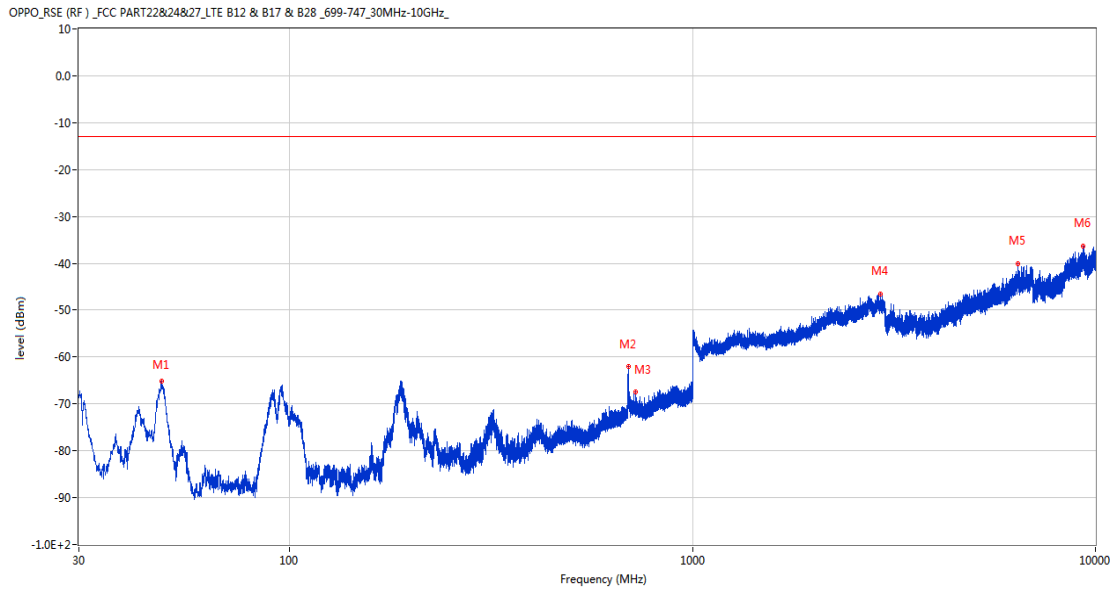
RSE-V&H LTE Band 17 BW5 CH23790



Frequency (MHz)	Result (dBm)	Factor (dB)	PK Limit (dBm)	Over Limit (dB)	Table (o)	ANT	EUT	Verdict
47.654	-65.12	-15.08	-13.0	-52.12	170.00	Vertical	Horizontal	Pass
693.868	-61.08	-0.26	-13.0	-48.08	277.00	Vertical	Horizontal	N/A
707.885	-46.33	0.40	-13.0	-33.33	245.00	Vertical	Horizontal	N/A
2742.000	-47.00	11.37	-13.0	-34.00	353.00	Vertical	Horizontal	Pass
6426.200	-40.28	18.43	-13.0	-27.28	150.00	Vertical	Horizontal	Pass
9325.300	-36.04	39.69	-13.0	-23.04	92.00	Vertical	Horizontal	Pass

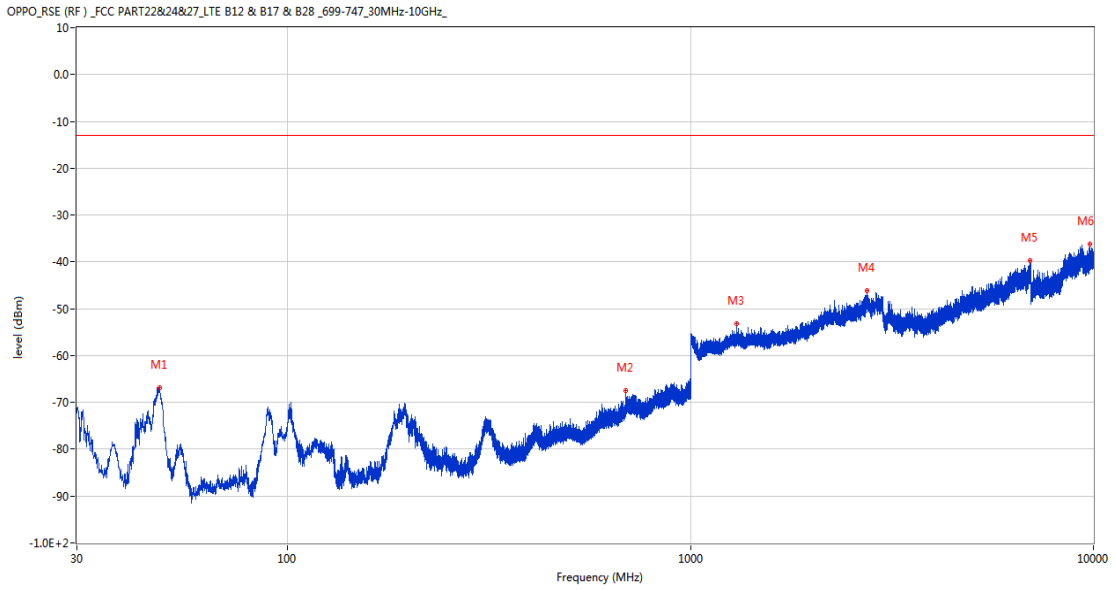
13.2 LTE Band 17 BW10, Middle Channel

RSE-H&H LTE Band 17 BW10 CH23790



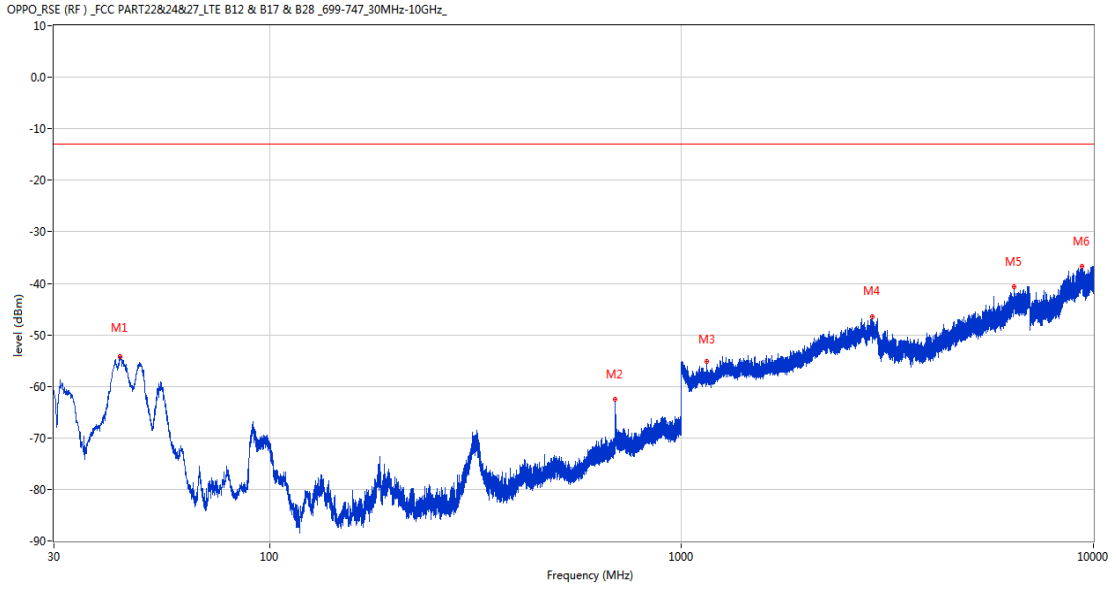
Frequency (MHz)	Result (dBm)	Factor (dB)	PK Limit (dBm)	Over Limit (dB)	Table (o)	ANT	EUT	Verdict
48.042	-65.23	-14.95	-13.0	-52.23	167.00	Horizontal	Horizontal	Pass
692.558	-62.09	-0.91	-13.0	-49.09	272.00	Horizontal	Horizontal	N/A
724.229	-67.53	0.18	-13.0	-54.53	148.00	Horizontal	Horizontal	Pass
2925.800	-46.66	10.63	-13.0	-33.66	77.00	Horizontal	Horizontal	Pass
6424.200	-40.07	18.52	-13.0	-27.07	51.00	Horizontal	Horizontal	Pass
9302.050	-36.27	39.59	-13.0	-23.27	43.00	Horizontal	Horizontal	Pass

RSE-H&V LTE Band 17 BW10 CH23790



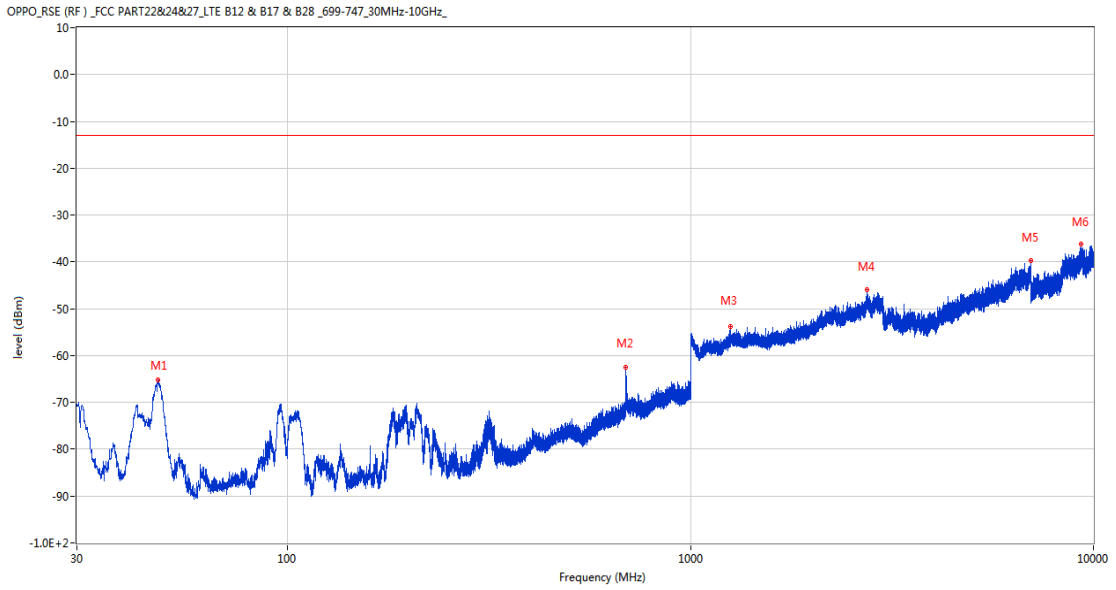
Frequency (MHz)	Result (dBm)	Factor (dB)	PK Limit (dBm)	Over Limit (dB)	Table (o)	ANT	EUT	Verdict
48.042	-66.91	-14.95	-13.0	-53.91	144.00	Horizontal	Vertical	Pass
691.928	-67.55	-0.94	-13.0	-54.55	337.00	Horizontal	Vertical	N/A
1302.900	-53.16	1.72	-13.0	-40.16	362.00	Horizontal	Vertical	Pass
2739.000	-46.04	11.50	-13.0	-33.04	132.00	Horizontal	Vertical	Pass
6975.800	-39.65	20.10	-13.0	-26.65	312.00	Horizontal	Vertical	Pass
9797.500	-36.17	39.98	-13.0	-23.17	-1.00	Horizontal	Vertical	Pass

RSE-V&V LTE Band 17 BW10 CH23790



Frequency (MHz)	Result (dBm)	Factor (dB)	PK Limit (dBm)	Over Limit (dB)	Table (o)	ANT	EUT	Verdict
43.434	-54.23	-16.92	-13.0	-41.23	188.00	Vertical	Vertical	Pass
691.588	-62.49	-0.95	-13.0	-49.49	188.00	Vertical	Vertical	N/A
1149.800	-55.15	0.63	-13.0	-42.15	110.00	Vertical	Vertical	Pass
2899.500	-46.57	10.40	-13.0	-33.57	16.00	Vertical	Vertical	Pass
6422.000	-40.58	18.74	-13.0	-27.58	7.00	Vertical	Vertical	Pass
9386.500	-36.62	39.93	-13.0	-23.62	341.00	Vertical	Vertical	Pass

RSE-V&H LTE Band 17 BW10 CH23790

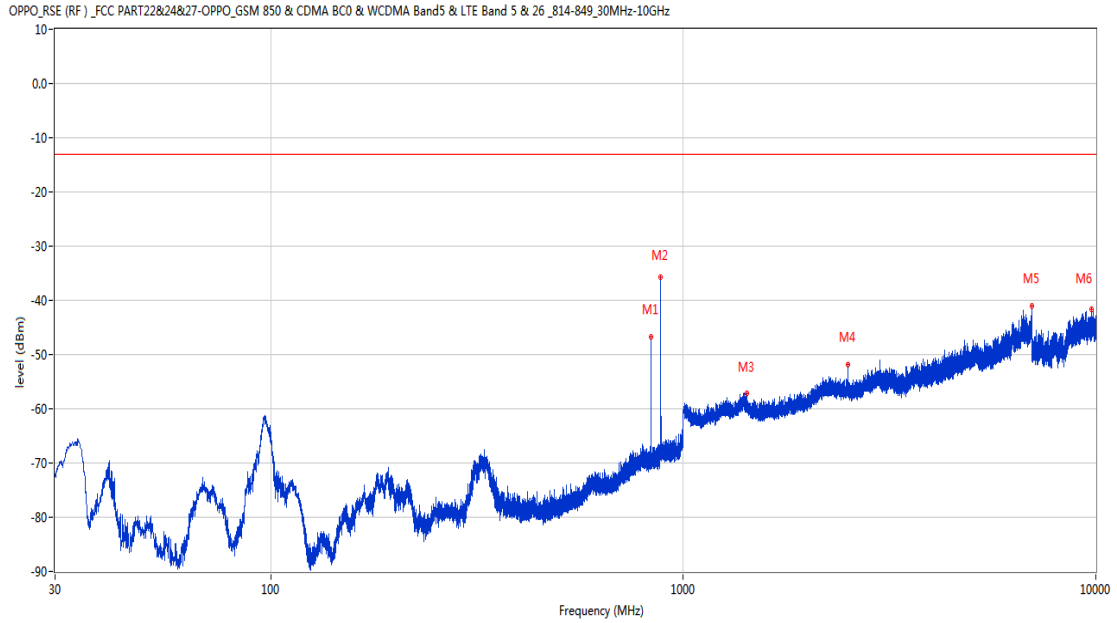


Frequency (MHz)	Result (dBm)	Factor (dB)	PK Limit (dBm)	Over Limit (dB)	Table (o)	ANT	EUT	Verdict
47.703	-65.29	-15.05	-13.0	-52.29	177.00	Vertical	Horizontal	Pass
692.122	-62.43	-0.93	-13.0	-49.43	211.00	Vertical	Horizontal	N/A
1257.600	-53.86	1.69	-13.0	-40.86	250.00	Vertical	Horizontal	Pass
2744.600	-45.96	11.18	-13.0	-32.96	284.00	Vertical	Horizontal	Pass
6986.800	-39.67	19.39	-13.0	-26.67	200.00	Vertical	Horizontal	Pass
9316.300	-36.13	39.66	-13.0	-23.13	146.00	Vertical	Horizontal	Pass

14 LTE Band 26 (Part22)

14.1 LTE Band 26 (Part22) BW1.4, Middle Channel

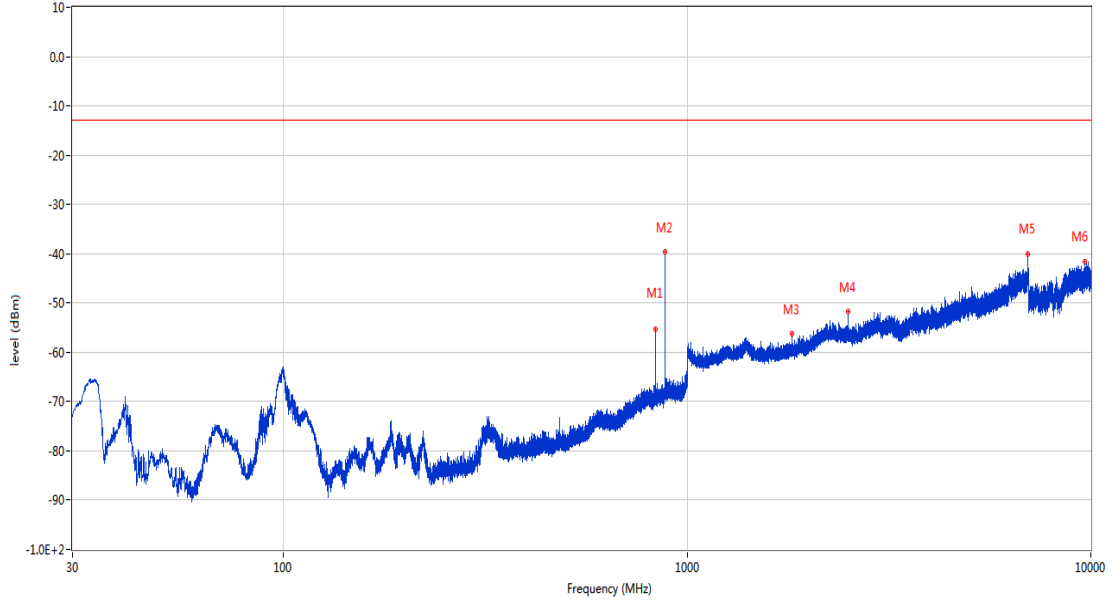
RSE-H&H LTE Band 26 (Part22) BW1.4 CH26915



Frequency (MHz)	Result (dBm)	Factor (dB)	PK Limit (dBm)	Over Limit (dB)	Table (o)	ANT	EUT	Verdict
836.119	-46.79	2.58	-13.0	-33.79	327.00	Horizontal	Horizontal	N/A
881.369	-35.62	2.78	-13.0	-22.62	273.00	Horizontal	Horizontal	N/A
1424.300	-57.15	-4.45	-13.0	-44.15	287.00	Horizontal	Horizontal	Pass
2508.100	-51.88	-0.99	-13.0	-38.88	275.00	Horizontal	Horizontal	Pass
6996.400	-40.96	13.58	-13.0	-27.96	217.00	Horizontal	Horizontal	Pass
9746.050	-41.71	16.12	-13.0	-28.71	302.00	Horizontal	Horizontal	Pass

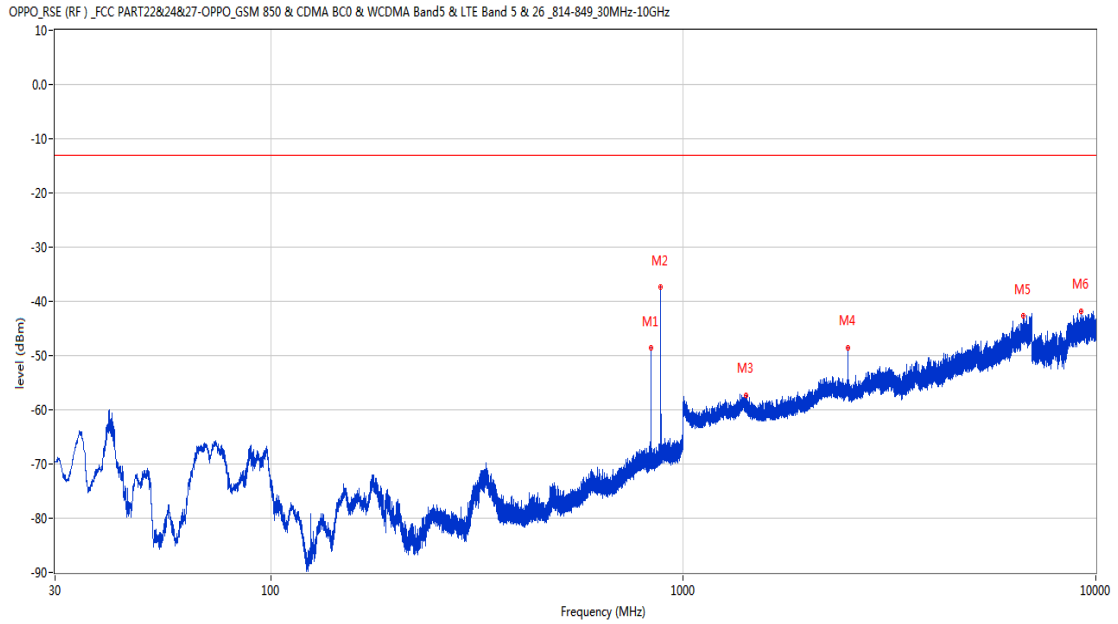
RSE-H&V LTE Band 26 (Part22) BW1.4 CH26915

OPPO_RSE (RF) _ FCC PART22&24&27-OPPO_GSM 850 & CDMA BC0 & WCDMA Band5 & LTE Band 5 & 26_814-849_30MHz-10GHz



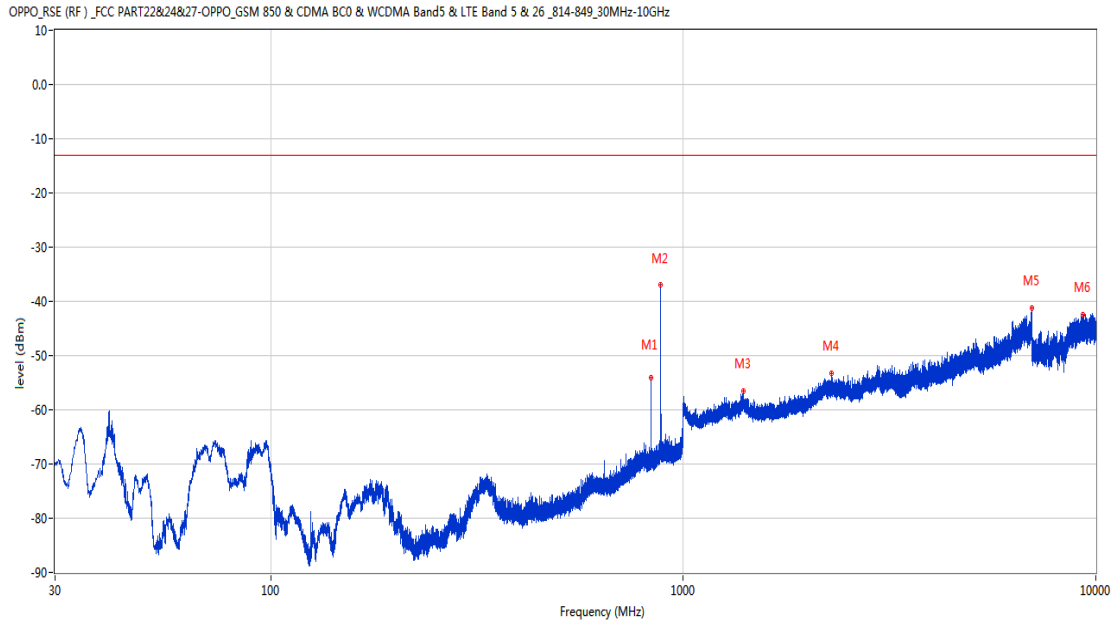
Frequency (MHz)	Result (dBm)	Factor (dB)	PK Limit (dBm)	Over Limit (dB)	Table (o)	ANT	EUT	Verdict
836.119	-55.32	2.58	-13.0	-42.32	174.00	Horizontal	Vertical	N/A
881.078	-39.68	2.75	-13.0	-26.68	68.00	Horizontal	Vertical	N/A
1817.000	-56.32	-4.74	-13.0	-43.32	27.00	Horizontal	Vertical	Pass
2508.000	-51.84	-0.99	-13.0	-38.84	126.00	Horizontal	Vertical	Pass
6994.400	-40.02	13.61	-13.0	-27.02	198.00	Horizontal	Vertical	Pass
9652.000	-41.67	16.43	-13.0	-28.67	313.00	Horizontal	Vertical	Pass

RSE-V&V LTE Band 26 (Part22) BW1.4 CH26915



Frequency (MHz)	Result (dBm)	Factor (dB)	PK Limit (dBm)	Over Limit (dB)	Table (o)	ANT	EUT	Verdict
836.070	-48.61	2.58	-13.0	-35.61	267.00	Vertical	Vertical	N/A
881.708	-37.28	2.82	-13.0	-24.28	333.00	Vertical	Vertical	N/A
1416.600	-57.43	-4.32	-13.0	-44.43	262.00	Vertical	Vertical	Pass
2508.000	-48.59	-0.99	-13.0	-35.59	318.00	Vertical	Vertical	Pass
6665.000	-42.61	11.58	-13.0	-29.61	235.00	Vertical	Vertical	Pass
9211.150	-41.92	15.34	-13.0	-28.92	249.00	Vertical	Vertical	Pass

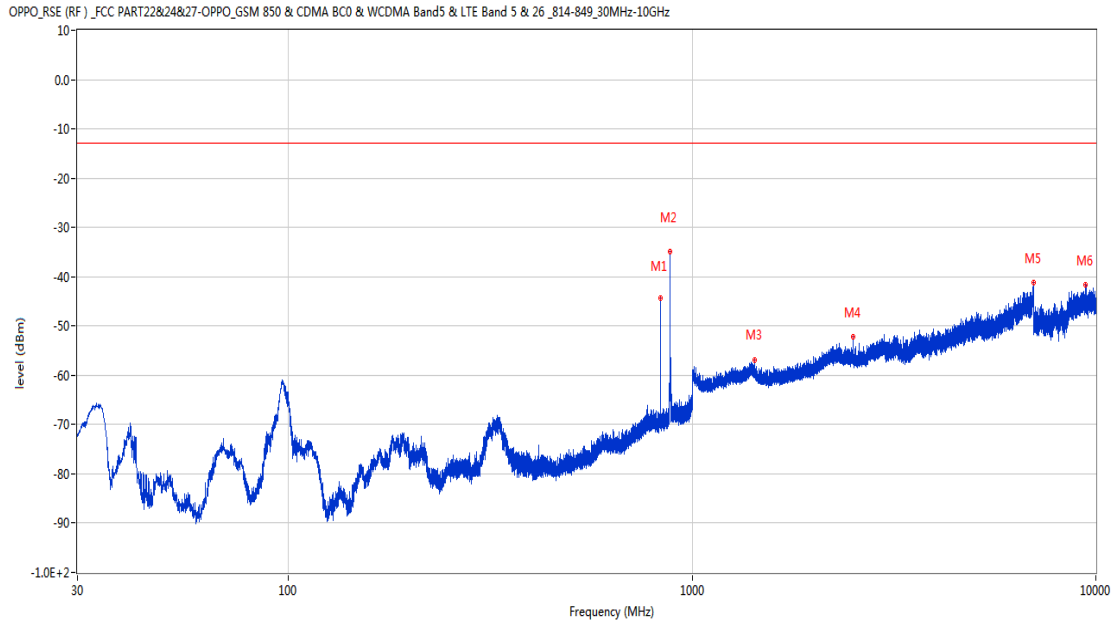
RSE-V&H LTE Band 26 (Part22) BW1.4 CH26915



Frequency (MHz)	Result (dBm)	Factor (dB)	PK Limit (dBm)	Over Limit (dB)	Table (o)	ANT	EUT	Verdict
836.119	-54.05	2.58	-13.0	-41.05	107.00	Vertical	Horizontal	N/A
881.175	-36.95	2.76	-13.0	-23.95	153.00	Vertical	Horizontal	N/A
1395.900	-56.47	-3.58	-13.0	-43.47	12.00	Vertical	Horizontal	Pass
2287.100	-53.21	-1.28	-13.0	-40.21	116.00	Vertical	Horizontal	Pass
6991.000	-41.26	13.49	-13.0	-28.26	265.00	Vertical	Horizontal	Pass
9317.650	-42.54	15.67	-13.0	-29.54	94.00	Vertical	Horizontal	Pass

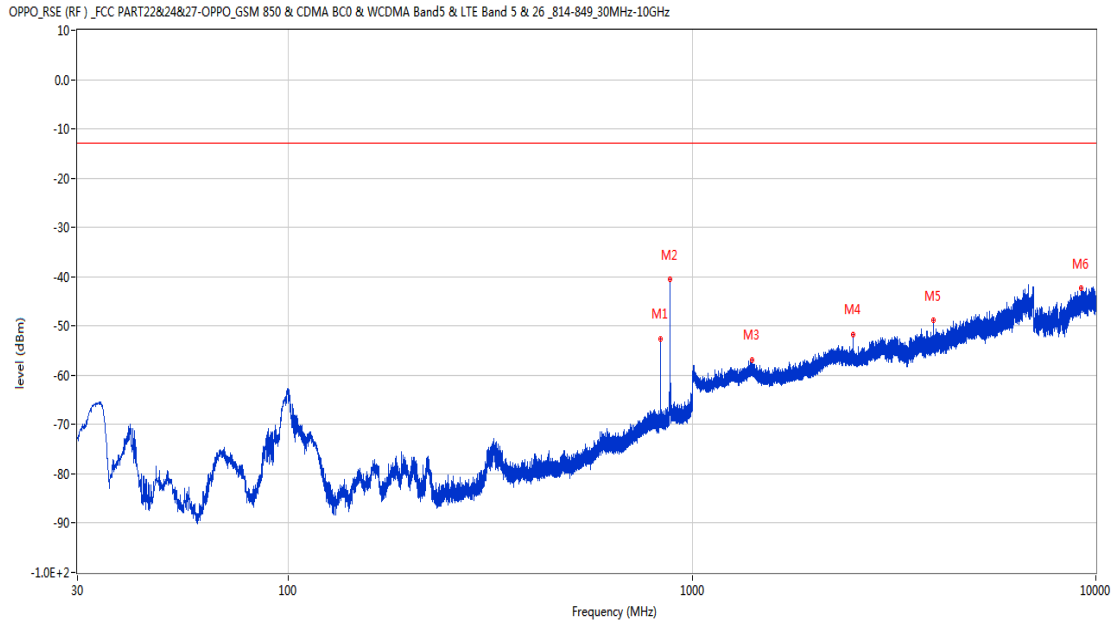
14.2 LTE Band 26 (Part22) BW3, Middle Channel

RSE-H&H LTE Band 26 (Part22) BW3 CH26915



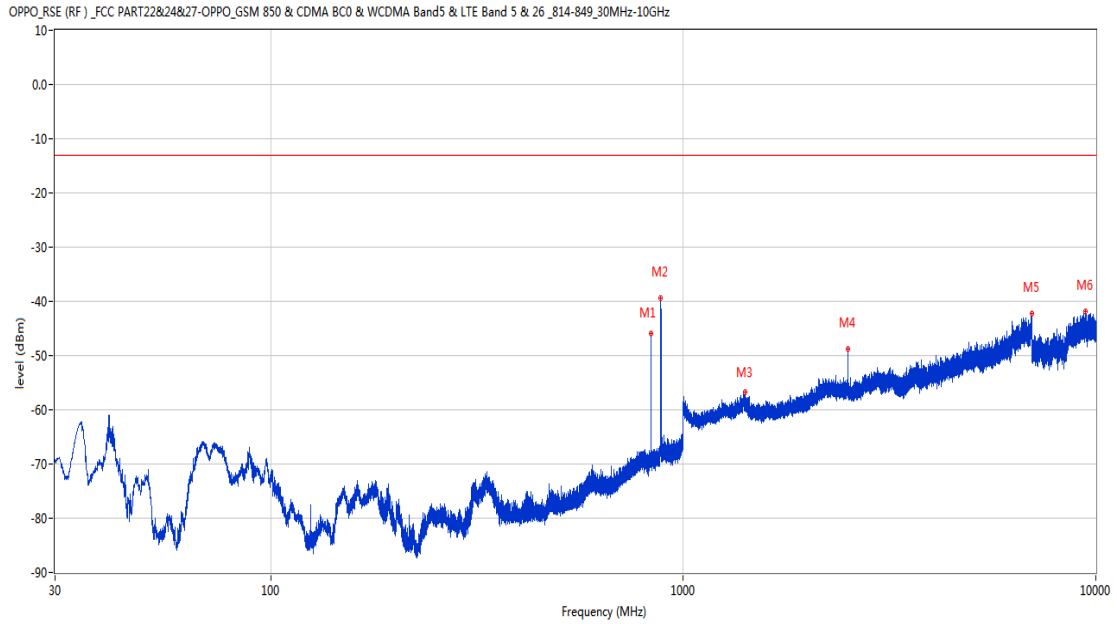
Frequency (MHz)	Result (dBm)	Factor (dB)	PK Limit (dBm)	Over Limit (dB)	Table (o)	ANT	EUT	Verdict
835.197	-44.41	2.55	-13.0	-31.41	311.00	Horizontal	Horizontal	N/A
880.787	-34.84	2.71	-13.0	-21.84	278.00	Horizontal	Horizontal	N/A
1425.500	-56.80	-4.43	-13.0	-43.80	360.00	Horizontal	Horizontal	Pass
2505.500	-52.18	-0.94	-13.0	-39.18	268.00	Horizontal	Horizontal	Pass
7000.000	-41.21	13.64	-13.0	-28.21	296.00	Horizontal	Horizontal	Pass
9443.800	-41.56	16.57	-13.0	-28.56	97.00	Horizontal	Horizontal	Pass

RSE-H&V LTE Band 26 (Part22) BW3 CH26915



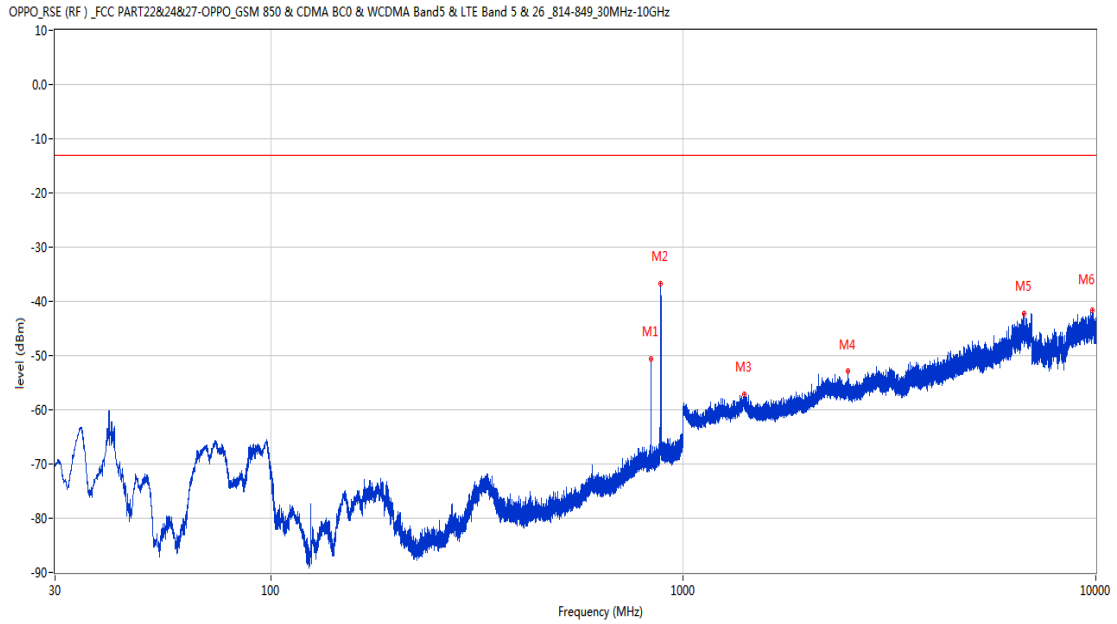
Frequency (MHz)	Result (dBm)	Factor (dB)	PK Limit (dBm)	Over Limit (dB)	Table (o)	ANT	EUT	Verdict
835.197	-52.67	2.55	-13.0	-39.67	154.00	Horizontal	Vertical	N/A
880.447	-40.47	2.67	-13.0	-27.47	154.00	Horizontal	Vertical	N/A
1410.200	-56.98	-4.04	-13.0	-43.98	275.00	Horizontal	Vertical	Pass
2505.400	-51.80	-0.93	-13.0	-38.80	341.00	Horizontal	Vertical	Pass
3952.400	-48.82	5.71	-13.0	-35.82	225.00	Horizontal	Vertical	Pass
9199.300	-42.33	15.33	-13.0	-29.33	-3.00	Horizontal	Vertical	Pass

RSE-V&V LTE Band 26 (Part22) BW3 CH26915



Frequency (MHz)	Result (dBm)	Factor (dB)	PK Limit (dBm)	Over Limit (dB)	Table (o)	ANT	EUT	Verdict
835.197	-45.91	2.55	-13.0	-32.91	260.00	Vertical	Vertical	N/A
882.582	-39.43	2.92	-13.0	-26.43	329.00	Vertical	Vertical	N/A
1410.100	-56.68	-4.04	-13.0	-43.68	109.00	Vertical	Vertical	Pass
2505.600	-48.74	-0.95	-13.0	-35.74	236.00	Vertical	Vertical	Pass
6987.600	-42.33	13.63	-13.0	-29.33	326.00	Vertical	Vertical	Pass
9441.100	-41.79	16.50	-13.0	-28.79	178.00	Vertical	Vertical	Pass

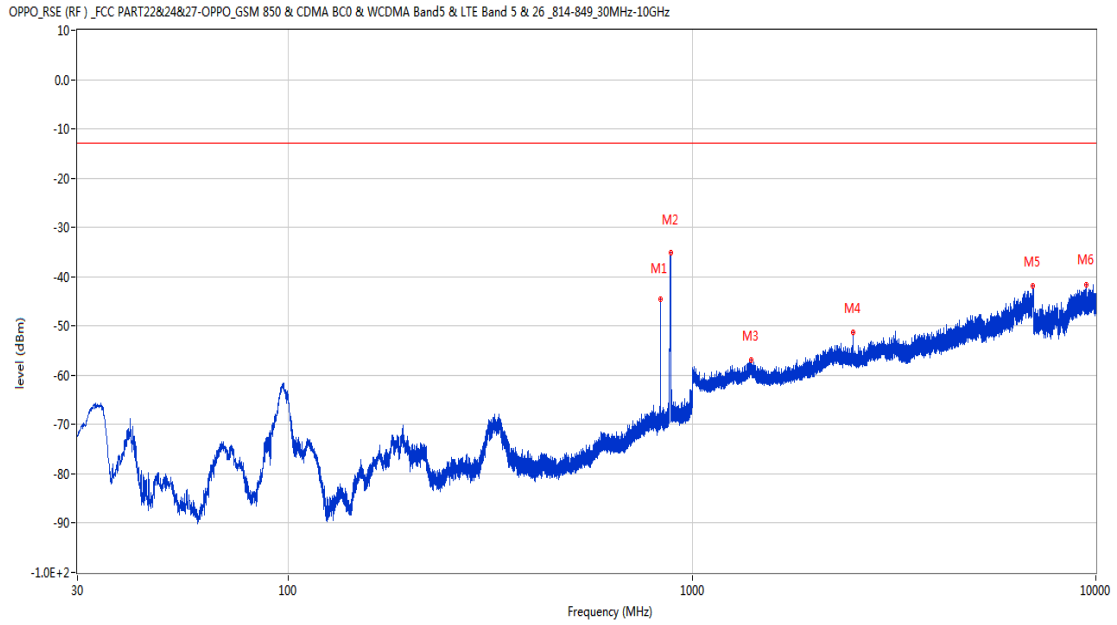
RSE-V&H LTE Band 26 (Part22) BW3 CH26915



Frequency (MHz)	Result (dBm)	Factor (dB)	PK Limit (dBm)	Over Limit (dB)	Table (o)	ANT	EUT	Verdict
835.246	-50.52	2.55	-13.0	-37.52	227.00	Vertical	Horizontal	N/A
882.388	-36.64	2.90	-13.0	-23.64	135.00	Vertical	Horizontal	N/A
1408.200	-57.16	-4.00	-13.0	-44.16	179.00	Vertical	Horizontal	Pass
2505.300	-52.84	-0.92	-13.0	-39.84	360.00	Vertical	Horizontal	Pass
6687.400	-42.34	11.94	-13.0	-29.34	50.00	Vertical	Horizontal	Pass
9791.050	-41.57	16.28	-13.0	-28.57	142.00	Vertical	Horizontal	Pass

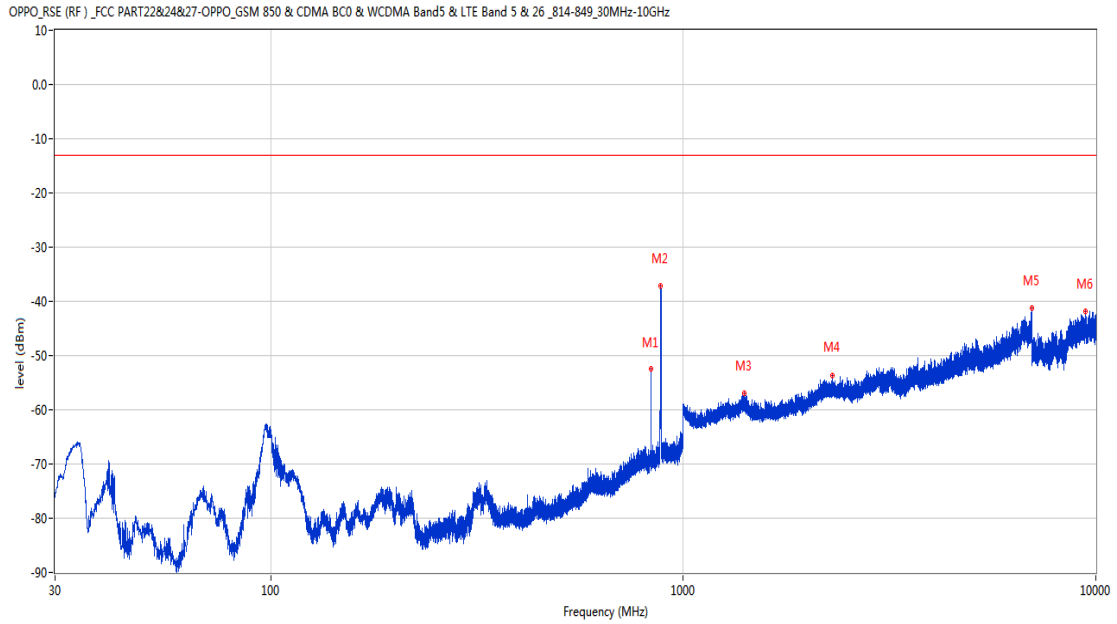
14.3 LTE Band 26 (Part22) BW5, Middle Channel

RSE-H&H LTE Band 26 (Part22) BW5 CH26915



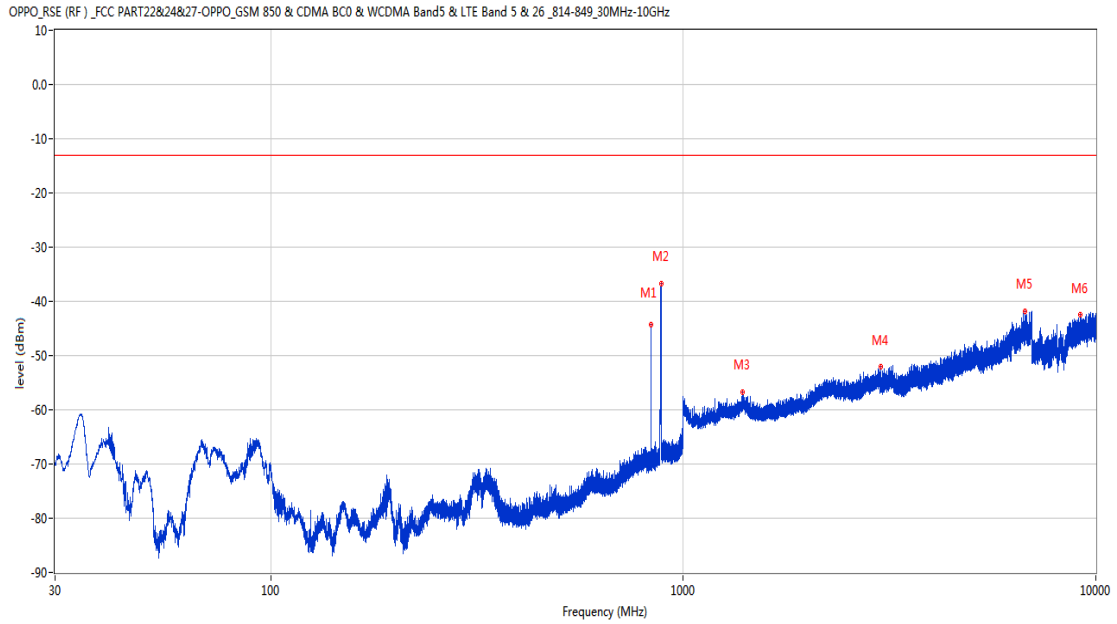
Frequency (MHz)	Result (dBm)	Factor (dB)	PK Limit (dBm)	Over Limit (dB)	Table (o)	ANT	EUT	Verdict
834.372	-44.64	2.53	-13.0	-31.64	324.00	Horizontal	Horizontal	N/A
883.455	-35.19	3.04	-13.0	-22.19	281.00	Horizontal	Horizontal	N/A
1399.500	-56.98	-3.45	-13.0	-43.98	276.00	Horizontal	Horizontal	Pass
2503.000	-51.37	-0.79	-13.0	-38.37	18.00	Horizontal	Horizontal	Pass
6986.200	-41.89	13.70	-13.0	-28.89	254.00	Horizontal	Horizontal	Pass
9470.349	-41.71	16.28	-13.0	-28.71	54.00	Horizontal	Horizontal	Pass

RSE-H&V LTE Band 26 (Part22) BW5 CH26915



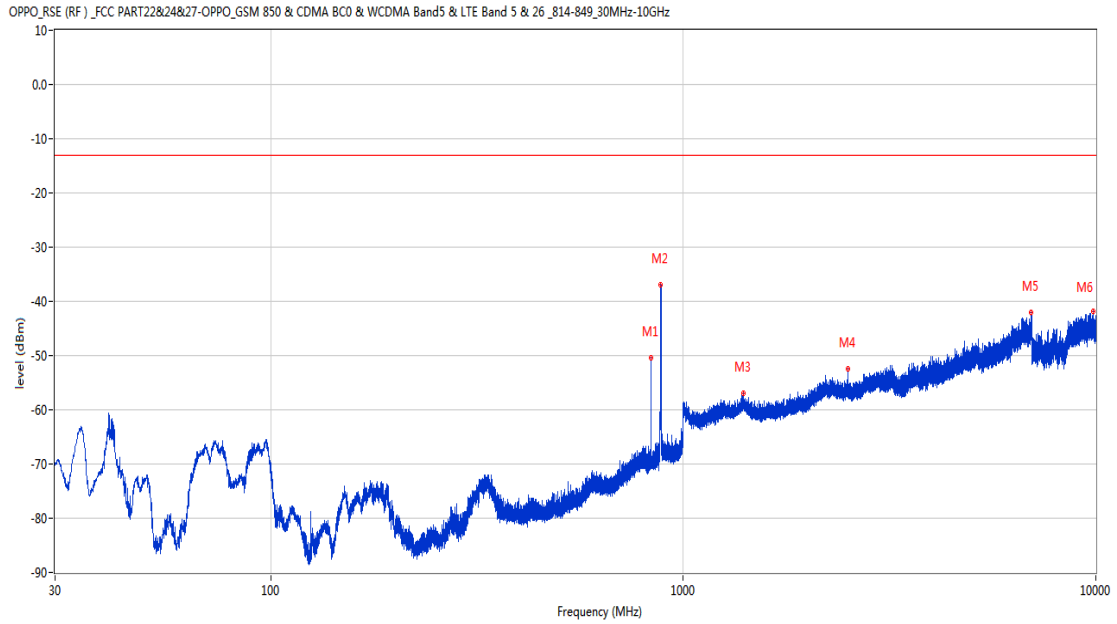
Frequency (MHz)	Result (dBm)	Factor (dB)	PK Limit (dBm)	Over Limit (dB)	Table (o)	ANT	EUT	Verdict
834.372	-52.54	2.53	-13.0	-39.54	206.00	Horizontal	Vertical	N/A
881.272	-37.07	2.77	-13.0	-24.07	276.00	Horizontal	Vertical	N/A
1402.600	-56.91	-3.66	-13.0	-43.91	360.00	Horizontal	Vertical	Pass
2297.400	-53.75	-1.09	-13.0	-40.75	1.00	Horizontal	Vertical	Pass
6993.200	-41.22	13.64	-13.0	-28.22	360.00	Horizontal	Vertical	Pass
9430.000	-41.90	16.27	-13.0	-28.90	-3.00	Horizontal	Vertical	Pass

RSE-V&V LTE Band 26 (Part22) BW5 CH26915



Frequency (MHz)	Result (dBm)	Factor (dB)	PK Limit (dBm)	Over Limit (dB)	Table (o)	ANT	EUT	Verdict
834.324	-44.33	2.53	-13.0	-31.33	249.00	Vertical	Vertical	N/A
883.503	-36.77	3.04	-13.0	-23.77	165.00	Vertical	Vertical	N/A
1390.700	-56.70	-3.69	-13.0	-43.70	16.00	Vertical	Vertical	Pass
3015.600	-52.09	2.43	-13.0	-39.09	296.00	Vertical	Vertical	Pass
6731.000	-41.90	11.64	-13.0	-28.90	363.00	Vertical	Vertical	Pass
9188.650	-42.46	15.15	-13.0	-29.46	344.00	Vertical	Vertical	Pass

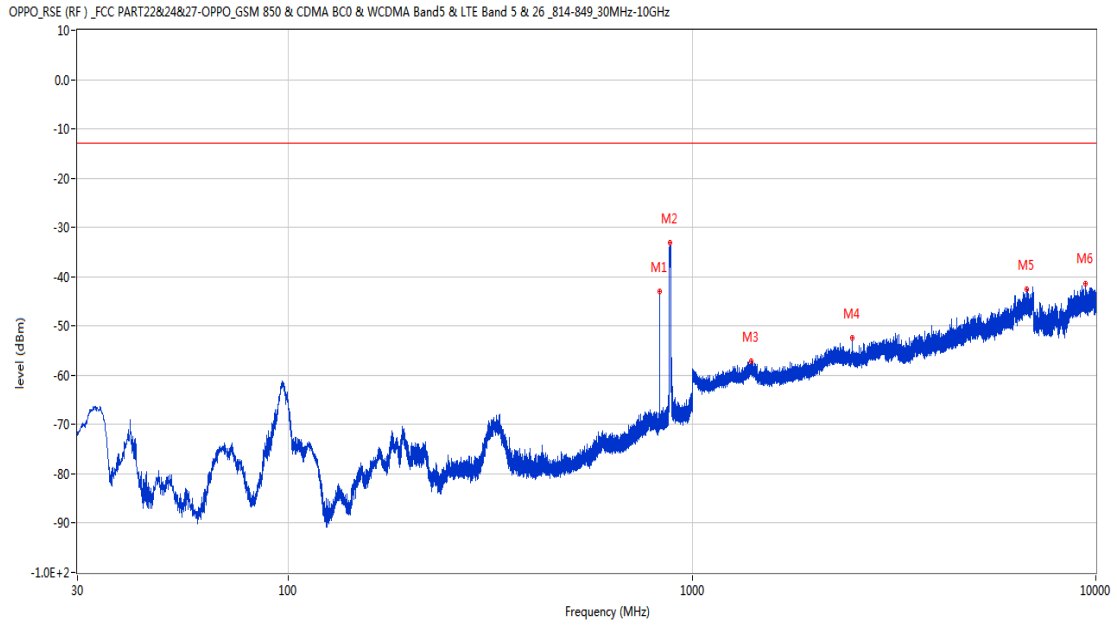
RSE-V&H LTE Band 26 (Part2) BW5 CH26915



Frequency (MHz)	Result (dBm)	Factor (dB)	PK Limit (dBm)	Over Limit (dB)	Table (o)	ANT	EUT	Verdict
834.276	-50.49	2.52	-13.0	-37.49	178.00	Vertical	Horizontal	N/A
879.962	-37.04	2.63	-13.0	-24.04	138.00	Vertical	Horizontal	N/A
1400.900	-56.95	-3.54	-13.0	-43.95	90.00	Vertical	Horizontal	Pass
2503.100	-52.53	-0.78	-13.0	-39.53	354.00	Vertical	Horizontal	Pass
6969.400	-42.11	13.41	-13.0	-29.11	269.00	Vertical	Horizontal	Pass
9836.049	-41.81	17.01	-13.0	-28.81	32.00	Vertical	Horizontal	Pass

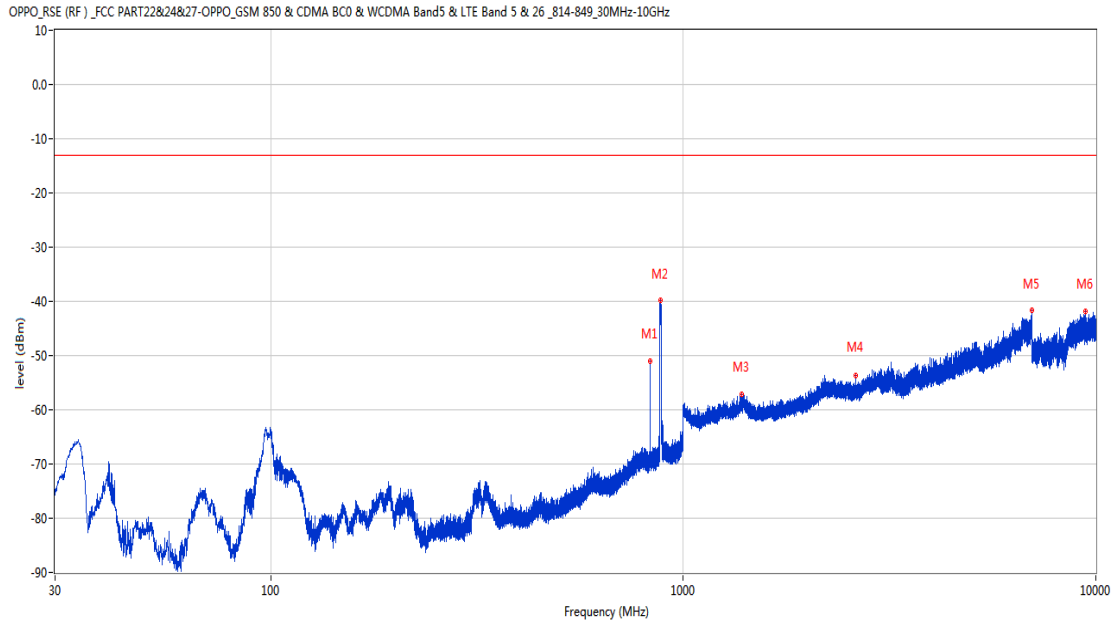
14.4 LTE Band 26 (Part22) BW10, Middle Channel

RSE-H&H LTE Band 26 (Part22) BW10 CH26915



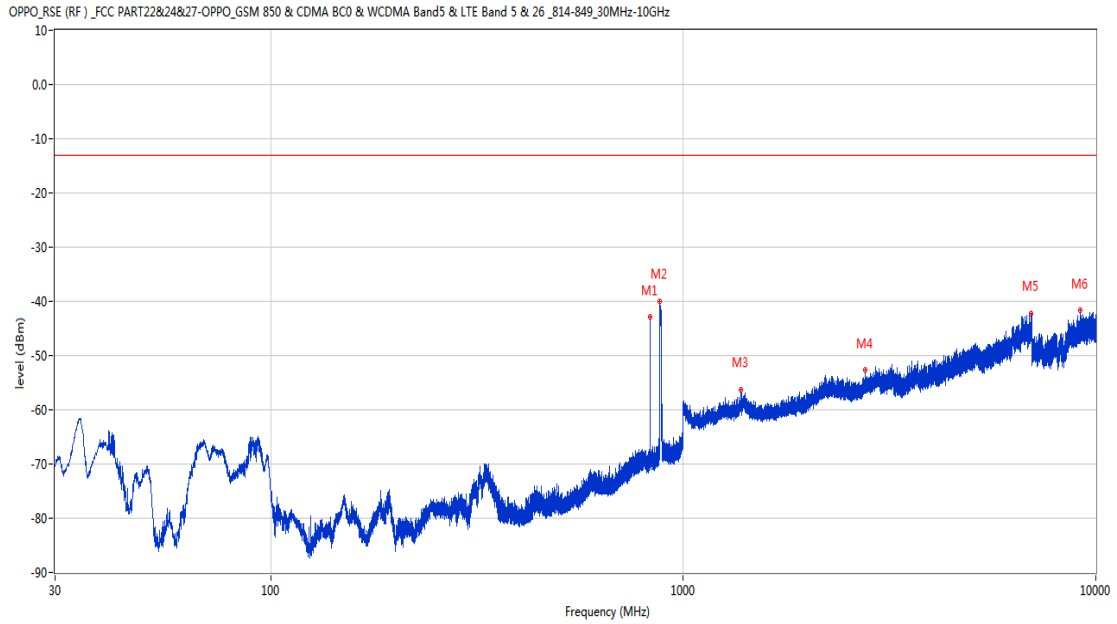
Frequency (MHz)	Result (dBm)	Factor (dB)	PK Limit (dBm)	Over Limit (dB)	Table (o)	ANT	EUT	Verdict
832.142	-43.04	2.46	-13.0	-30.04	295.00	Horizontal	Horizontal	N/A
879.914	-33.11	2.63	-13.0	-20.11	262.00	Horizontal	Horizontal	N/A
1398.400	-57.14	-3.44	-13.0	-44.14	197.00	Horizontal	Horizontal	Pass
2496.300	-52.30	-0.51	-13.0	-39.30	281.00	Horizontal	Horizontal	Pass
6737.400	-42.63	12.01	-13.0	-29.63	183.00	Horizontal	Horizontal	Pass
9448.600	-41.48	16.70	-13.0	-28.48	-3.00	Horizontal	Horizontal	Pass

RSE-H&V LTE Band 26 (Part22) BW10 CH26915



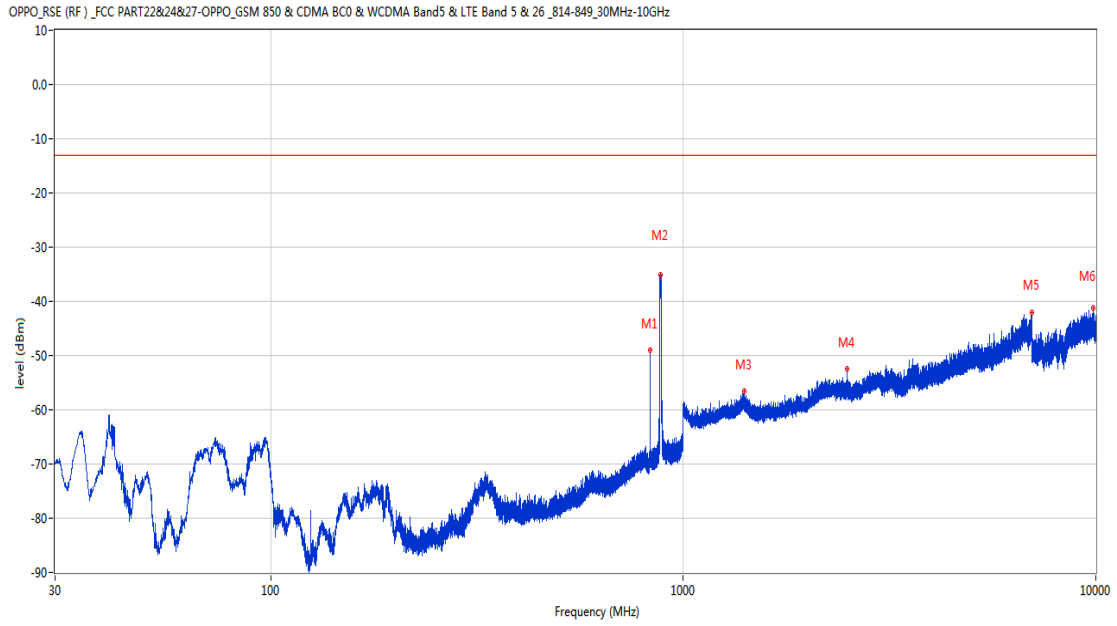
Frequency (MHz)	Result (dBm)	Factor (dB)	PK Limit (dBm)	Over Limit (dB)	Table (o)	ANT	EUT	Verdict
832.093	-51.10	2.46	-13.0	-38.10	206.00	Horizontal	Vertical	N/A
878.604	-39.85	2.65	-13.0	-26.85	259.00	Horizontal	Vertical	N/A
1383.000	-57.12	-4.12	-13.0	-44.12	278.00	Horizontal	Vertical	Pass
2619.300	-53.77	-1.09	-13.0	-40.77	119.00	Horizontal	Vertical	Pass
6985.000	-41.55	13.71	-13.0	-28.55	0.00	Horizontal	Vertical	Pass
9440.800	-41.94	16.49	-13.0	-28.94	271.00	Horizontal	Vertical	Pass

RSE-V&V LTE Band 26 (Part22) BW10 CH26915



Frequency (MHz)	Result (dBm)	Factor (dB)	PK Limit (dBm)	Over Limit (dB)	Table (o)	ANT	EUT	Verdict
832.142	-42.87	2.46	-13.0	-29.87	257.00	Vertical	Vertical	N/A
877.489	-39.95	2.65	-13.0	-26.95	146.00	Vertical	Vertical	N/A
1375.800	-56.28	-4.39	-13.0	-43.28	127.00	Vertical	Vertical	Pass
2756.000	-52.73	0.77	-13.0	-39.73	17.00	Vertical	Vertical	Pass
6981.800	-42.17	13.85	-13.0	-29.17	360.00	Vertical	Vertical	Pass
9165.100	-41.72	14.72	-13.0	-28.72	248.00	Vertical	Vertical	Pass

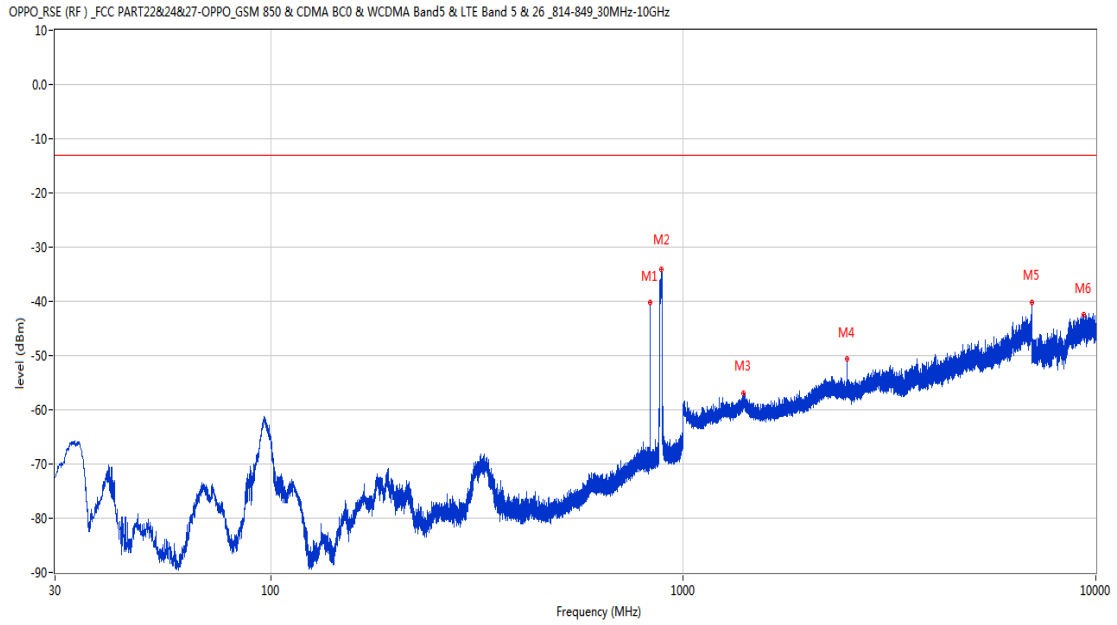
RSE-V&H LTE Band 26 (Part22) BW10 CH26915



Frequency (MHz)	Result (dBm)	Factor (dB)	PK Limit (dBm)	Over Limit (dB)	Table (o)	ANT	EUT	Verdict
832.142	-49.04	2.46	-13.0	-36.04	184.00	Vertical	Horizontal	N/A
881.903	-35.15	2.84	-13.0	-22.15	137.00	Vertical	Horizontal	N/A
1404.800	-56.55	-3.89	-13.0	-43.55	230.00	Vertical	Horizontal	Pass
2496.100	-52.52	-0.51	-13.0	-39.52	330.00	Vertical	Horizontal	Pass
6984.000	-42.06	13.80	-13.0	-29.06	144.00	Vertical	Horizontal	Pass
9849.850	-41.18	16.94	-13.0	-28.18	282.00	Vertical	Horizontal	Pass

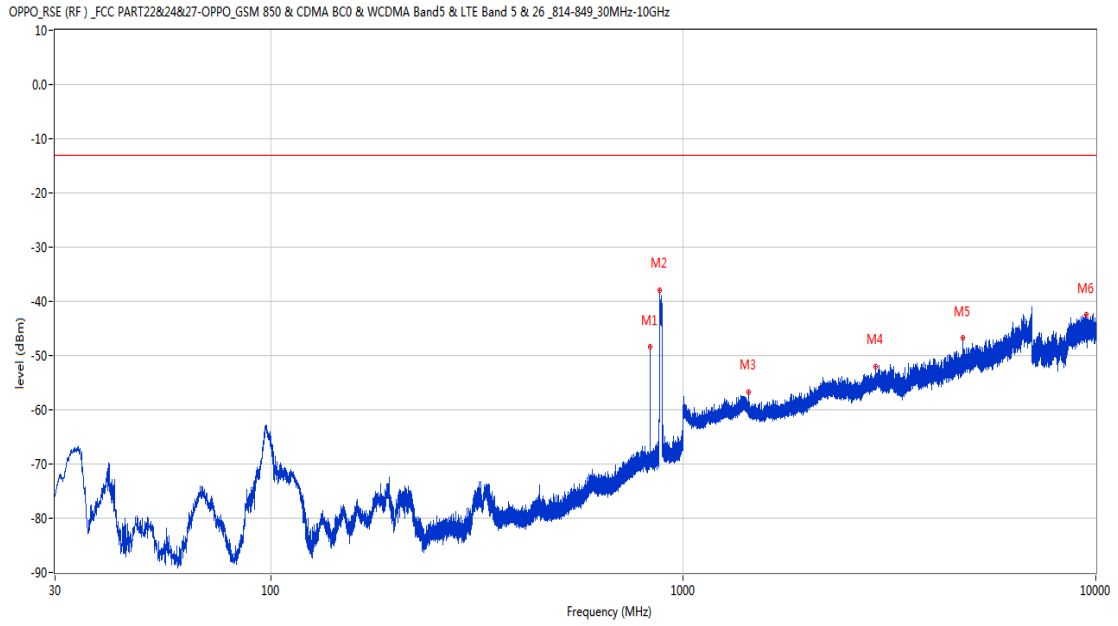
14.5 LTE Band 26 (Part22) BW15, Middle Channel

RSE-H&H LTE Band 26 (Part22) BW15 CH26915



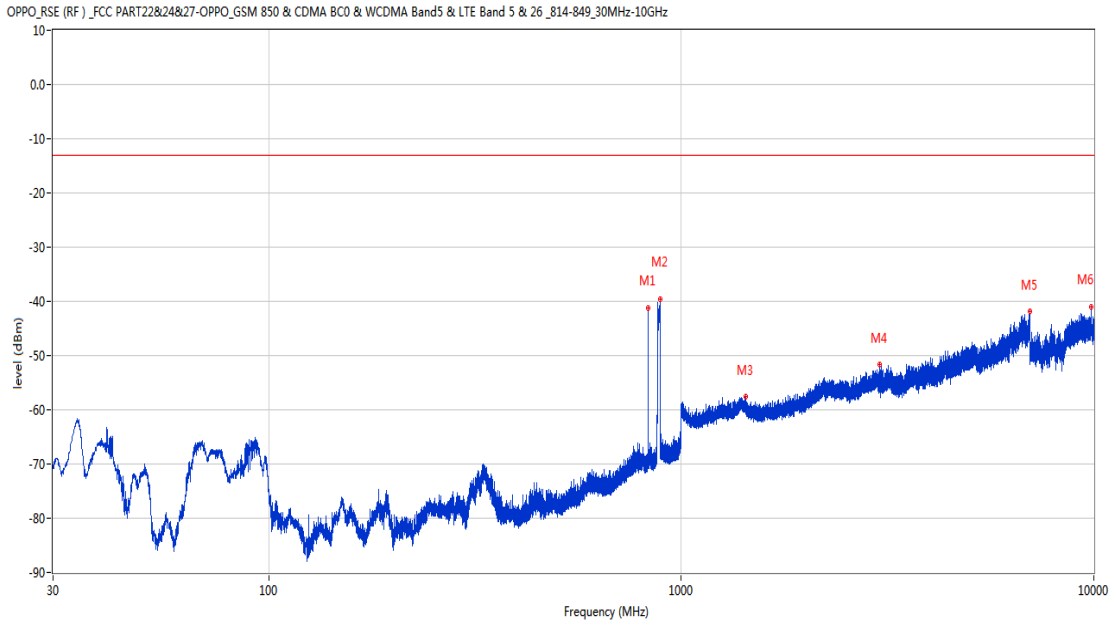
Frequency (MHz)	Result (dBm)	Factor (dB)	PK Limit (dBm)	Over Limit (dB)	Table (o)	ANT	EUT	Verdict
829.862	-40.11	2.39	-13.0	-27.11	316.00	Horizontal	Horizontal	N/A
886.268	-34.09	3.11	-13.0	-21.09	265.00	Horizontal	Horizontal	N/A
1398.200	-56.85	-3.45	-13.0	-43.85	51.00	Horizontal	Horizontal	Pass
2489.400	-50.69	-0.60	-13.0	-37.69	188.00	Horizontal	Horizontal	Pass
6997.400	-40.18	13.61	-13.0	-27.18	363.00	Horizontal	Horizontal	Pass
9338.800	-42.40	15.21	-13.0	-29.40	28.00	Horizontal	Horizontal	Pass

RSE-H&V LTE Band 26 (Part22) BW15 CH26915



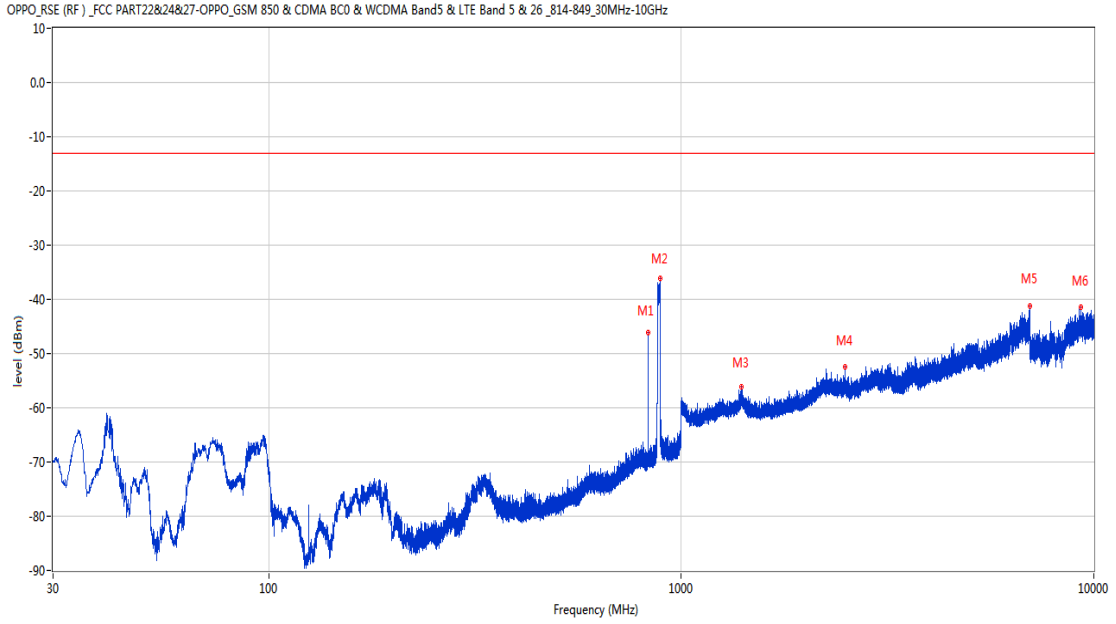
Frequency (MHz)	Result (dBm)	Factor (dB)	PK Limit (dBm)	Over Limit (dB)	Table (o)	ANT	EUT	Verdict
829.862	-48.44	2.39	-13.0	-35.44	223.00	Horizontal	Vertical	N/A
876.131	-37.96	2.60	-13.0	-24.96	267.00	Horizontal	Vertical	N/A
1437.200	-56.69	-4.84	-13.0	-43.69	232.00	Horizontal	Vertical	Pass
2926.000	-51.95	1.84	-13.0	-38.95	350.00	Horizontal	Vertical	Pass
4766.200	-46.74	6.78	-13.0	-33.74	334.00	Horizontal	Vertical	Pass
9478.300	-42.54	16.09	-13.0	-29.54	196.00	Horizontal	Vertical	Pass

RSE-V&V LTE Band 26 (Part22) BW15 CH26915



Frequency (MHz)	Result (dBm)	Factor (dB)	PK Limit (dBm)	Over Limit (dB)	Table (o)	ANT	EUT	Verdict
829.814	-41.27	2.39	-13.0	-28.27	288.00	Vertical	Vertical	N/A
888.014	-39.62	3.27	-13.0	-26.62	160.00	Vertical	Vertical	N/A
1435.200	-57.65	-4.83	-13.0	-44.65	1.00	Vertical	Vertical	Pass
3025.200	-51.70	2.16	-13.0	-38.70	0.00	Vertical	Vertical	Pass
6991.400	-41.74	13.50	-13.0	-28.74	350.00	Vertical	Vertical	Pass
9851.500	-41.07	16.85	-13.0	-28.07	87.00	Vertical	Vertical	Pass

RSE-V&H LTE Band 26 (Part22) BW15 CH26915

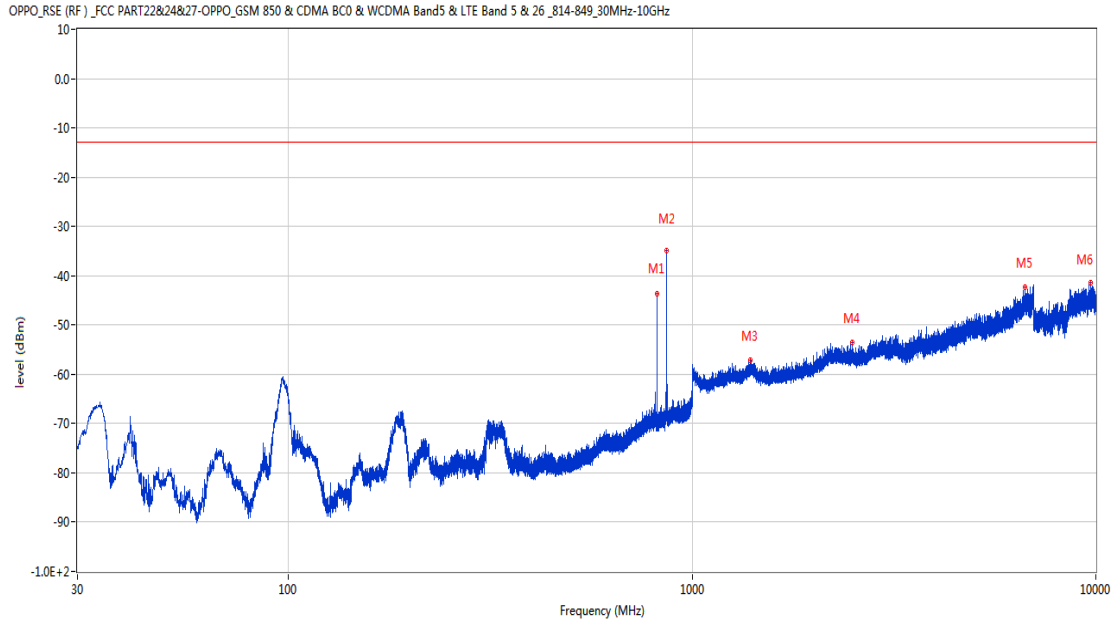


Frequency (MHz)	Result (dBm)	Factor (dB)	PK Limit (dBm)	Over Limit (dB)	Table (o)	ANT	EUT	Verdict
829.862	-46.15	2.39	-13.0	-33.15	353.00	Vertical	Horizontal	N/A
887.529	-36.03	3.22	-13.0	-23.03	132.00	Vertical	Horizontal	N/A
1398.500	-56.22	-3.44	-13.0	-43.22	32.00	Vertical	Horizontal	Pass
2489.500	-52.50	-0.59	-13.0	-39.50	341.00	Vertical	Horizontal	Pass
7000.000	-41.29	13.64	-13.0	-28.29	126.00	Vertical	Horizontal	Pass
9323.950	-41.51	15.59	-13.0	-28.51	120.00	Vertical	Horizontal	Pass

15 LTE Band 26 (Part90)

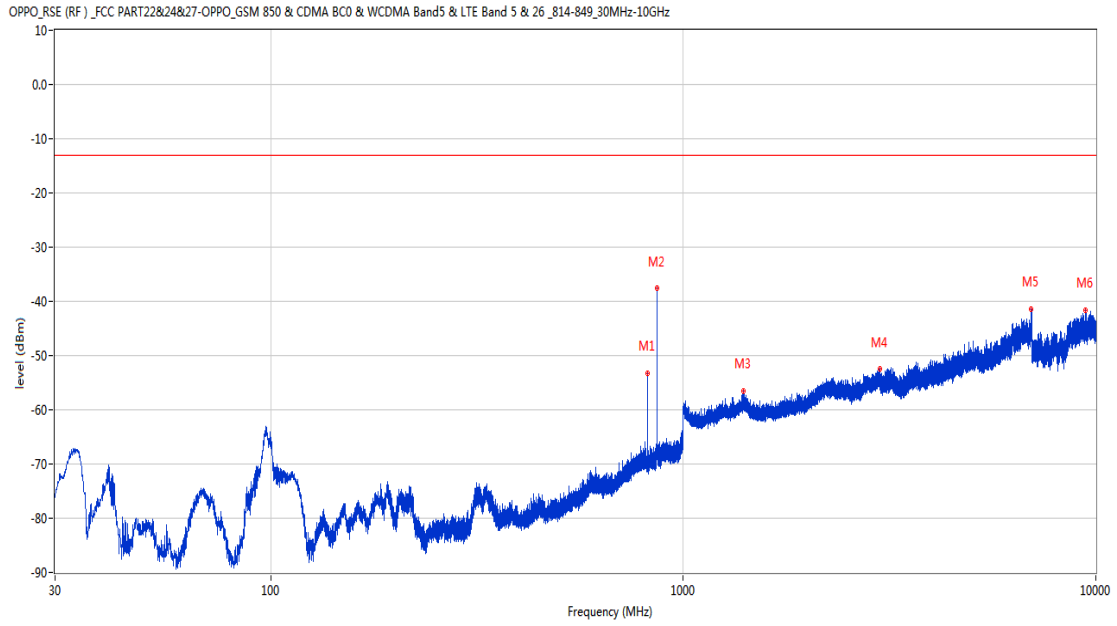
15.1 LTE Band 26 (Part90) BW1.4, Middle Channel

RSE-H&H LTE Band 26 (Part90) BW1.4 CH26740



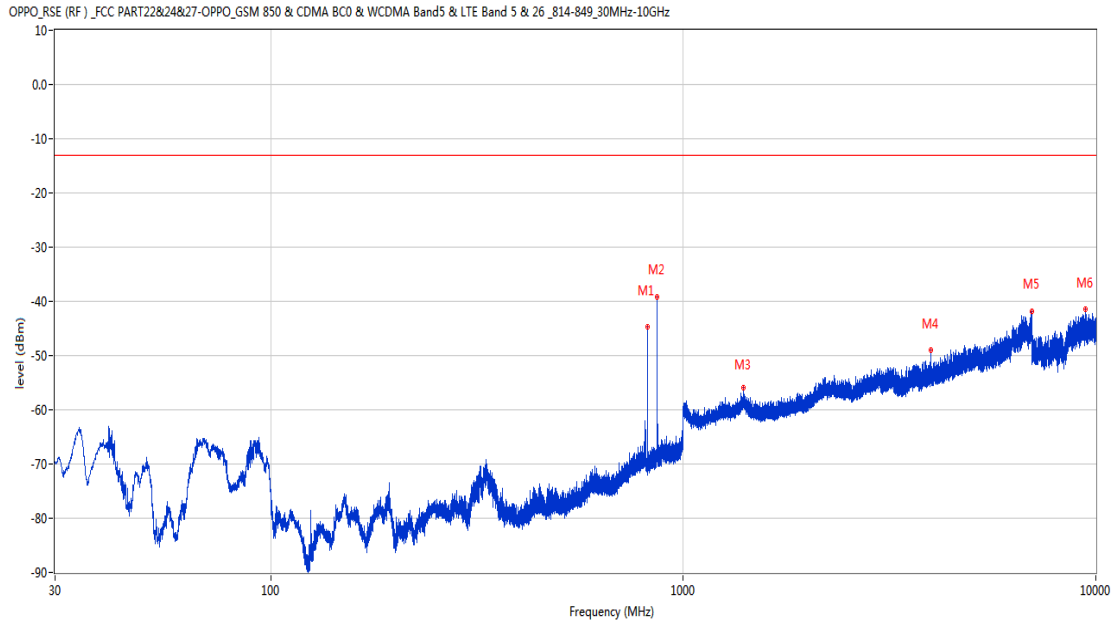
Frequency (MHz)	Result (dBm)	Factor (dB)	PK Limit (dBm)	Over Limit (dB)	Table (o)	ANT	EUT	Verdict
818.464	-43.74	2.10	-13.0	-30.74	321.00	Horizontal	Horizontal	N/A
863.618	-34.83	2.14	-13.0	-21.83	297.00	Horizontal	Horizontal	N/A
1393.700	-57.10	-3.67	-13.0	-44.10	300.00	Horizontal	Horizontal	Pass
2488.200	-53.48	-0.68	-13.0	-40.48	93.00	Horizontal	Horizontal	Pass
6684.800	-42.28	12.01	-13.0	-29.28	54.00	Horizontal	Horizontal	Pass
9729.700	-41.48	16.25	-13.0	-28.48	17.00	Horizontal	Horizontal	Pass

RSE-H&V LTE Band 26 (Part90) BW1.4 CH26740



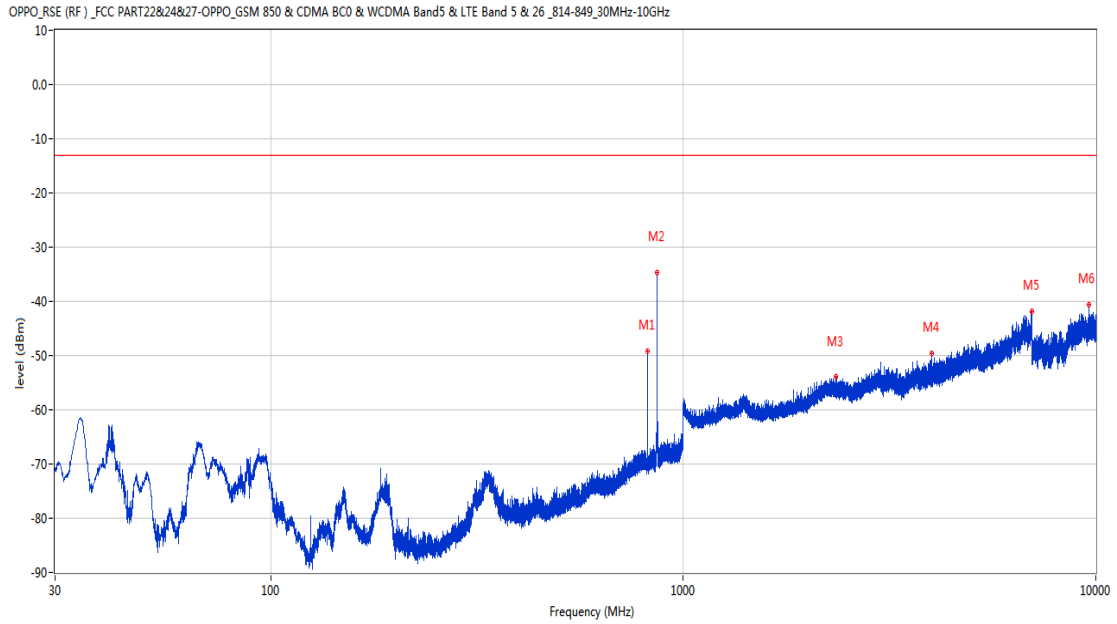
Frequency (MHz)	Result (dBm)	Factor (dB)	PK Limit (dBm)	Over Limit (dB)	Table (o)	ANT	EUT	Verdict
818.513	-53.21	2.10	-13.0	-40.21	174.00	Horizontal	Vertical	N/A
863.521	-37.61	2.13	-13.0	-24.61	278.00	Horizontal	Vertical	N/A
1397.900	-56.52	-3.47	-13.0	-43.52	220.00	Horizontal	Vertical	Pass
3000.000	-54.61	2.21	-13.0	-41.61	298.00	Horizontal	Vertical	Pass
6970.600	-41.46	13.47	-13.0	-28.46	118.00	Horizontal	Vertical	Pass
9444.100	-41.73	16.58	-13.0	-28.73	298.00	Horizontal	Vertical	Pass

RSE-V&V LTE Band 26 (Part90) BW1.4 CH26740



Frequency (MHz)	Result (dBm)	Factor (dB)	PK Limit (dBm)	Over Limit (dB)	Table (o)	ANT	EUT	Verdict
818.513	-44.63	2.10	-13.0	-31.63	254.00	Vertical	Vertical	N/A
863.958	-39.12	2.15	-13.0	-26.12	199.00	Vertical	Vertical	N/A
1398.500	-55.93	-3.44	-13.0	-42.93	324.00	Vertical	Vertical	Pass
3978.600	-49.07	4.76	-13.0	-36.07	0.00	Vertical	Vertical	Pass
6990.400	-41.86	13.47	-13.0	-28.86	42.00	Vertical	Vertical	Pass
9444.100	-41.44	16.58	-13.0	-28.44	214.00	Vertical	Vertical	Pass

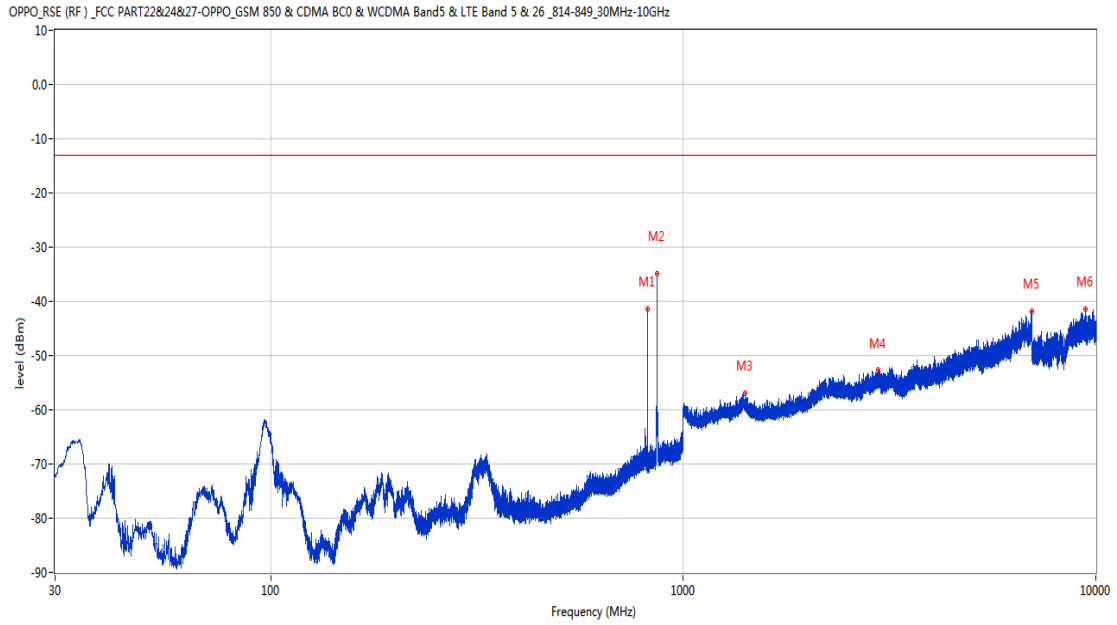
RSE-V&H LTE Band 26 (Part90) BW1.4 CH26740



Frequency (MHz)	Result (dBm)	Factor (dB)	PK Limit (dBm)	Over Limit (dB)	Table (o)	ANT	EUT	Verdict
818.562	-49.23	2.09	-13.0	-36.23	340.00	Vertical	Horizontal	N/A
863.570	-34.69	2.14	-13.0	-21.69	331.00	Vertical	Horizontal	N/A
2348.800	-53.89	-1.81	-13.0	-40.89	206.00	Vertical	Horizontal	Pass
4005.800	-49.60	5.05	-13.0	-36.60	212.00	Vertical	Horizontal	Pass
6994.400	-41.84	13.61	-13.0	-28.84	325.00	Vertical	Horizontal	Pass
9642.250	-40.69	16.28	-13.0	-27.69	321.00	Vertical	Horizontal	Pass

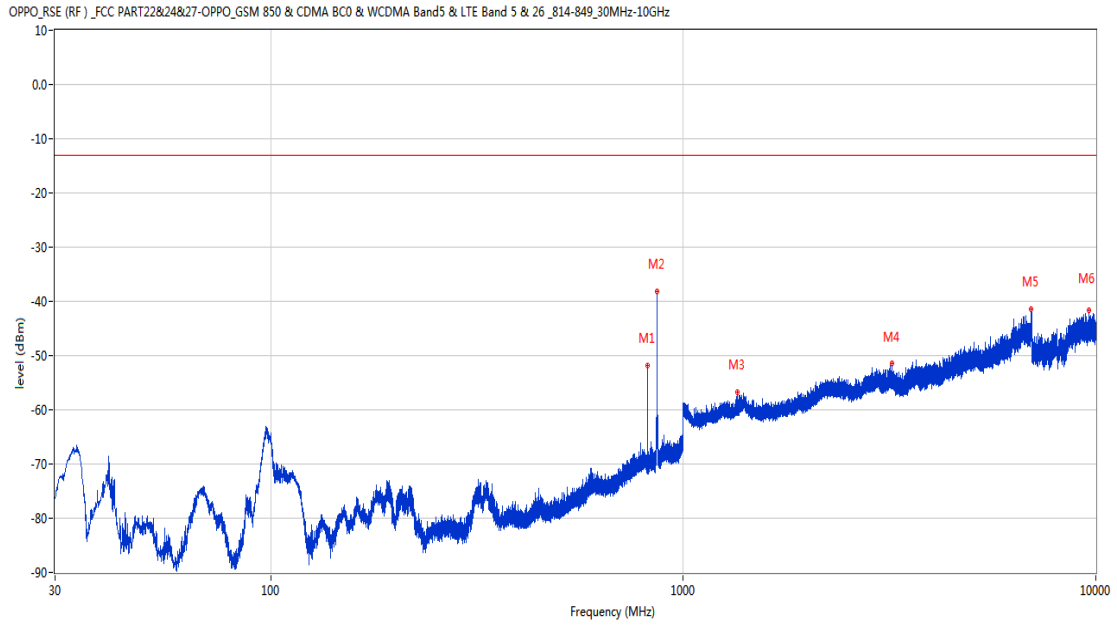
15.2 LTE Band 26 (Part90) BW3, Middle Channel

RSE-H&H LTE Band 26 (Part90) BW3 CH26740



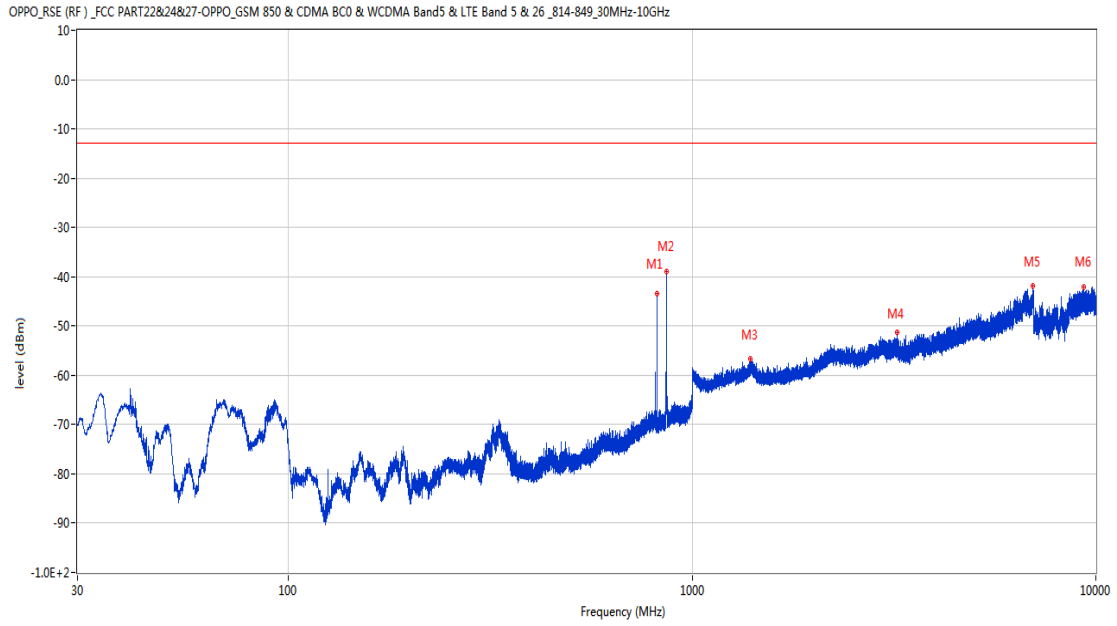
Frequency (MHz)	Result (dBm)	Factor (dB)	PK Limit (dBm)	Over Limit (dB)	Table (o)	ANT	EUT	Verdict
817.786	-41.51	2.10	-13.0	-28.51	308.00	Horizontal	Horizontal	N/A
864.248	-34.94	2.16	-13.0	-21.94	266.00	Horizontal	Horizontal	N/A
1410.100	-56.97	-4.04	-13.0	-43.97	126.00	Horizontal	Horizontal	Pass
2969.700	-52.73	1.82	-13.0	-39.73	1.00	Horizontal	Horizontal	Pass
6999.200	-41.87	13.65	-13.0	-28.87	292.00	Horizontal	Horizontal	Pass
9440.201	-41.52	16.47	-13.0	-28.52	41.00	Horizontal	Horizontal	Pass

RSE-H&V LTE Band 26 (Part90) BW3 CH26740



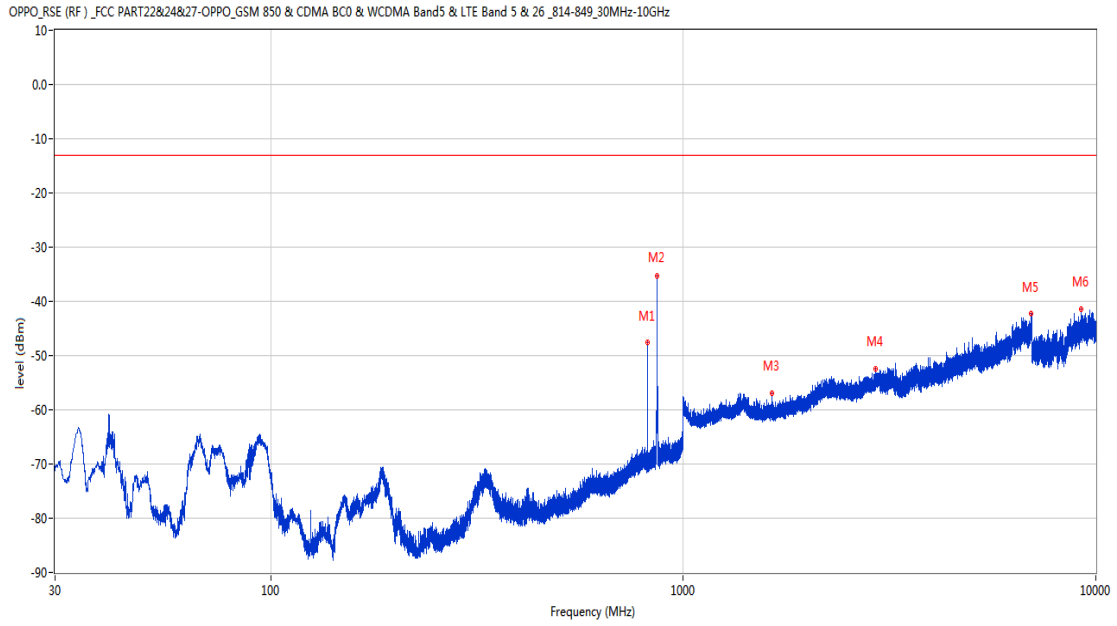
Frequency (MHz)	Result (dBm)	Factor (dB)	PK Limit (dBm)	Over Limit (dB)	Table (o)	ANT	EUT	Verdict
817.786	-51.91	2.10	-13.0	-38.91	185.00	Horizontal	Vertical	N/A
864.394	-38.10	2.16	-13.0	-25.10	265.00	Horizontal	Vertical	N/A
1352.200	-56.82	-4.92	-13.0	-43.82	80.00	Horizontal	Vertical	Pass
3212.800	-51.49	3.65	-13.0	-38.49	271.00	Horizontal	Vertical	Pass
6981.600	-41.49	13.84	-13.0	-28.49	246.00	Horizontal	Vertical	Pass
9605.049	-41.58	16.40	-13.0	-28.58	-3.00	Horizontal	Vertical	Pass

RSE-V&V LTE Band 26 (Part90) BW3 CH26740



Frequency (MHz)	Result (dBm)	Factor (dB)	PK Limit (dBm)	Over Limit (dB)	Table (o)	ANT	EUT	Verdict
817.786	-43.38	2.10	-13.0	-30.38	262.00	Vertical	Vertical	N/A
862.745	-38.98	2.13	-13.0	-25.98	196.00	Vertical	Vertical	N/A
1395.900	-56.76	-3.58	-13.0	-43.76	137.00	Vertical	Vertical	Pass
3218.000	-51.18	3.93	-13.0	-38.18	363.00	Vertical	Vertical	Pass
6974.200	-41.78	13.70	-13.0	-28.78	227.00	Vertical	Vertical	Pass
9321.099	-42.13	15.66	-13.0	-29.13	80.00	Vertical	Vertical	Pass

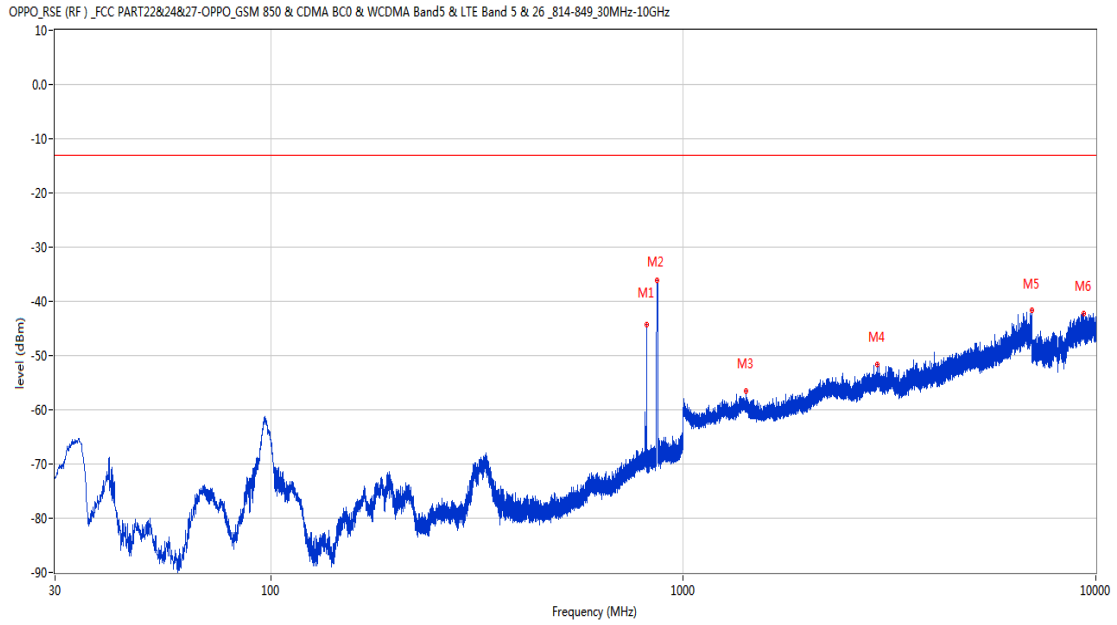
RSE-V&H LTE Band 26 (Part90) BW3 CH26740



Frequency (MHz)	Result (dBm)	Factor (dB)	PK Limit (dBm)	Over Limit (dB)	Table (o)	ANT	EUT	Verdict
817.737	-47.60	2.10	-13.0	-34.60	342.00	Vertical	Horizontal	N/A
863.375	-35.39	2.13	-13.0	-22.39	178.00	Vertical	Horizontal	N/A
1643.100	-56.92	-5.57	-13.0	-43.92	0.00	Vertical	Horizontal	Pass
2930.700	-52.49	1.70	-13.0	-39.49	50.00	Vertical	Horizontal	Pass
6968.800	-42.29	13.41	-13.0	-29.29	123.00	Vertical	Horizontal	Pass
9218.350	-41.35	15.34	-13.0	-28.35	94.00	Vertical	Horizontal	Pass

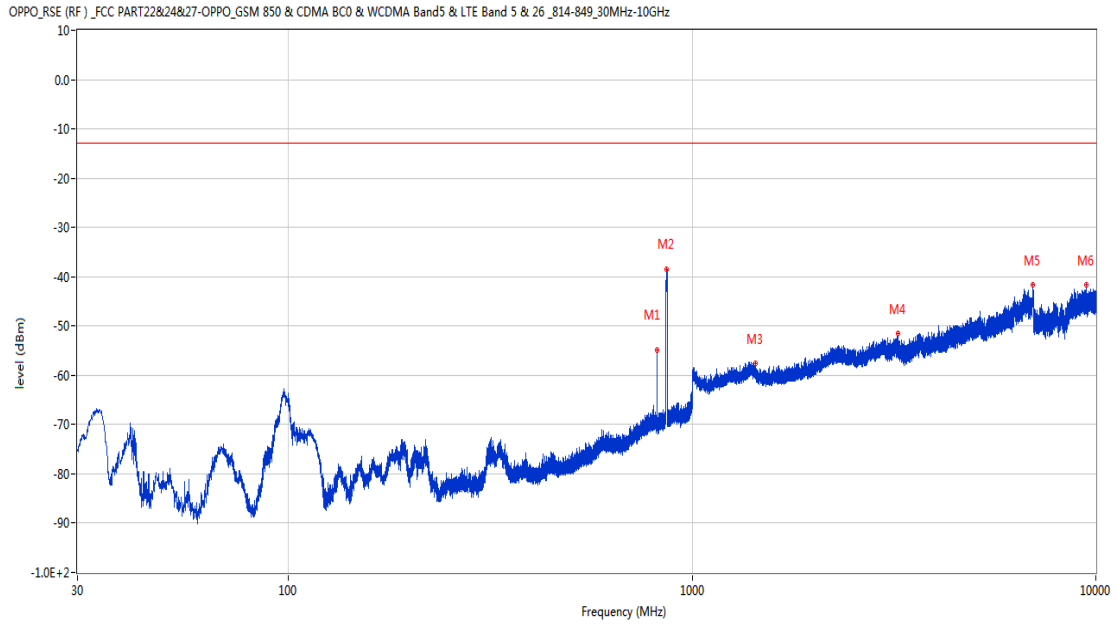
15.3 LTE Band 26 (Part90) BW5, Middle Channel

RSE-H&H LTE Band 26 (Part90) BW5 CH26740



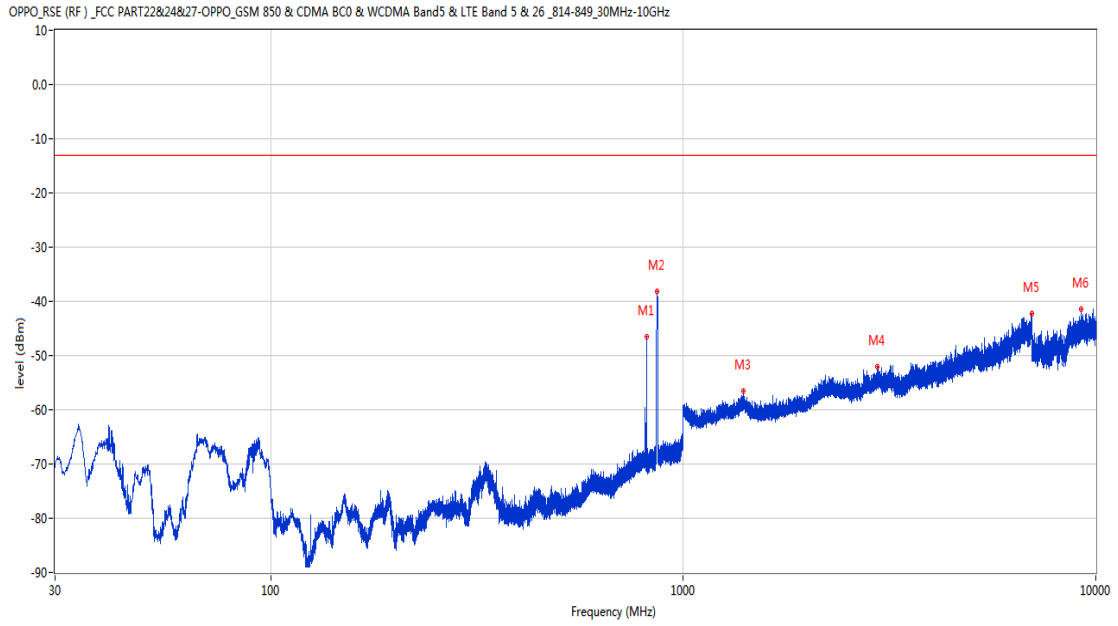
Frequency (MHz)	Result (dBm)	Factor (dB)	PK Limit (dBm)	Over Limit (dB)	Table (o)	ANT	EUT	Verdict
816.864	-44.24	2.10	-13.0	-31.24	307.00	Horizontal	Horizontal	N/A
864.491	-36.19	2.17	-13.0	-23.19	252.00	Horizontal	Horizontal	N/A
1416.500	-56.56	-4.32	-13.0	-43.56	259.00	Horizontal	Horizontal	Pass
2956.900	-51.72	2.53	-13.0	-38.72	311.00	Horizontal	Horizontal	Pass
6998.400	-41.63	13.63	-13.0	-28.63	310.00	Horizontal	Horizontal	Pass
9347.651	-42.22	15.10	-13.0	-29.22	85.00	Horizontal	Horizontal	Pass

RSE-H&V LTE Band 26 (Part90) BW5 CH26740



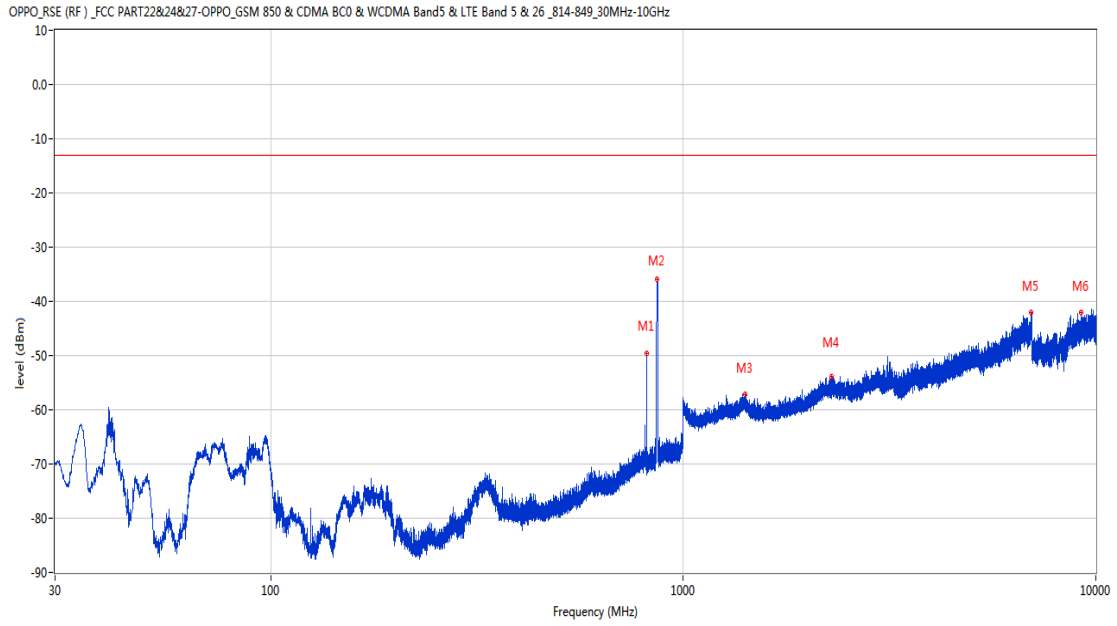
Frequency (MHz)	Result (dBm)	Factor (dB)	PK Limit (dBm)	Over Limit (dB)	Table (o)	ANT	EUT	Verdict
816.815	-54.94	2.10	-13.0	-41.94	232.00	Horizontal	Vertical	N/A
863.860	-38.38	2.15	-13.0	-25.38	280.00	Horizontal	Vertical	N/A
1435.000	-57.54	-4.83	-13.0	-44.54	21.00	Horizontal	Vertical	Pass
3228.000	-51.48	3.72	-13.0	-38.48	48.00	Horizontal	Vertical	Pass
6995.200	-41.57	13.56	-13.0	-28.57	48.00	Horizontal	Vertical	Pass
9458.201	-41.68	16.57	-13.0	-28.68	127.00	Horizontal	Vertical	Pass

RSE-V&V LTE Band 26 (Part90) BW5 CH26740



Frequency (MHz)	Result (dBm)	Factor (dB)	PK Limit (dBm)	Over Limit (dB)	Table (o)	ANT	EUT	Verdict
816.912	-46.55	2.10	-13.0	-33.55	199.00	Vertical	Vertical	N/A
861.775	-38.21	2.16	-13.0	-25.21	186.00	Vertical	Vertical	N/A
1397.200	-56.48	-3.50	-13.0	-43.48	252.00	Vertical	Vertical	Pass
2954.100	-52.13	2.55	-13.0	-39.13	237.00	Vertical	Vertical	Pass
6983.600	-42.24	13.84	-13.0	-29.24	363.00	Vertical	Vertical	Pass
9195.850	-41.49	15.27	-13.0	-28.49	0.00	Vertical	Vertical	Pass

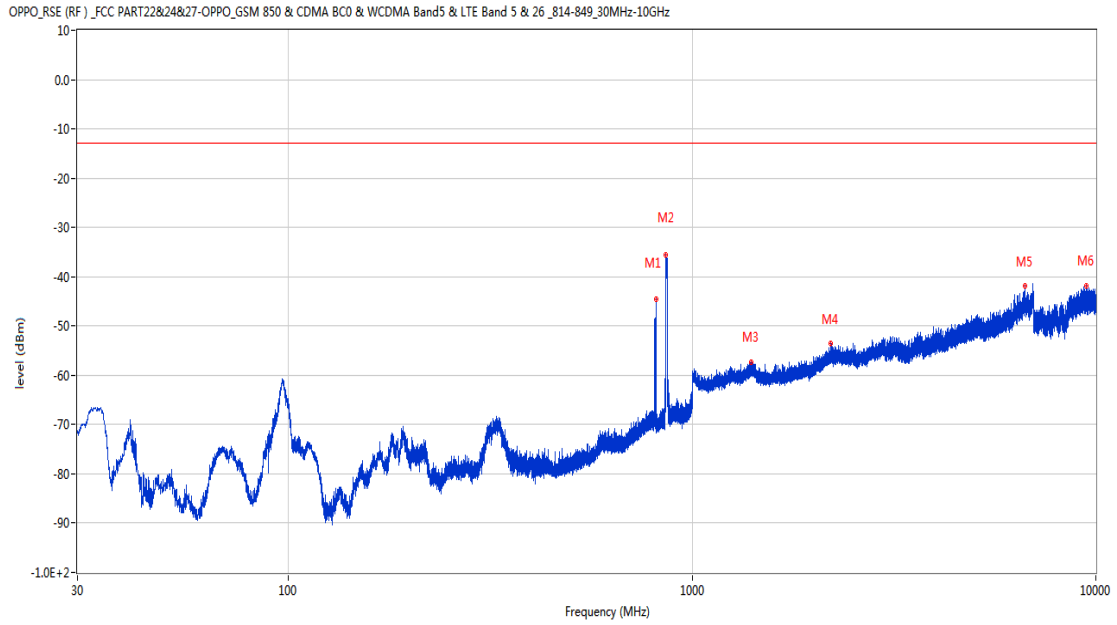
RSE-V&H LTE Band 26 (Part90) BW5 CH26740



Frequency (MHz)	Result (dBm)	Factor (dB)	PK Limit (dBm)	Over Limit (dB)	Table (o)	ANT	EUT	Verdict
816.815	-49.54	2.10	-13.0	-36.54	358.00	Vertical	Horizontal	N/A
863.618	-36.00	2.14	-13.0	-23.00	197.00	Vertical	Horizontal	N/A
1414.900	-57.22	-4.33	-13.0	-44.22	179.00	Vertical	Horizontal	Pass
2283.300	-53.87	-1.32	-13.0	-40.87	126.00	Vertical	Horizontal	Pass
6962.800	-42.10	13.03	-13.0	-29.10	9.00	Vertical	Horizontal	Pass
9195.400	-42.12	15.26	-13.0	-29.12	334.00	Vertical	Horizontal	Pass

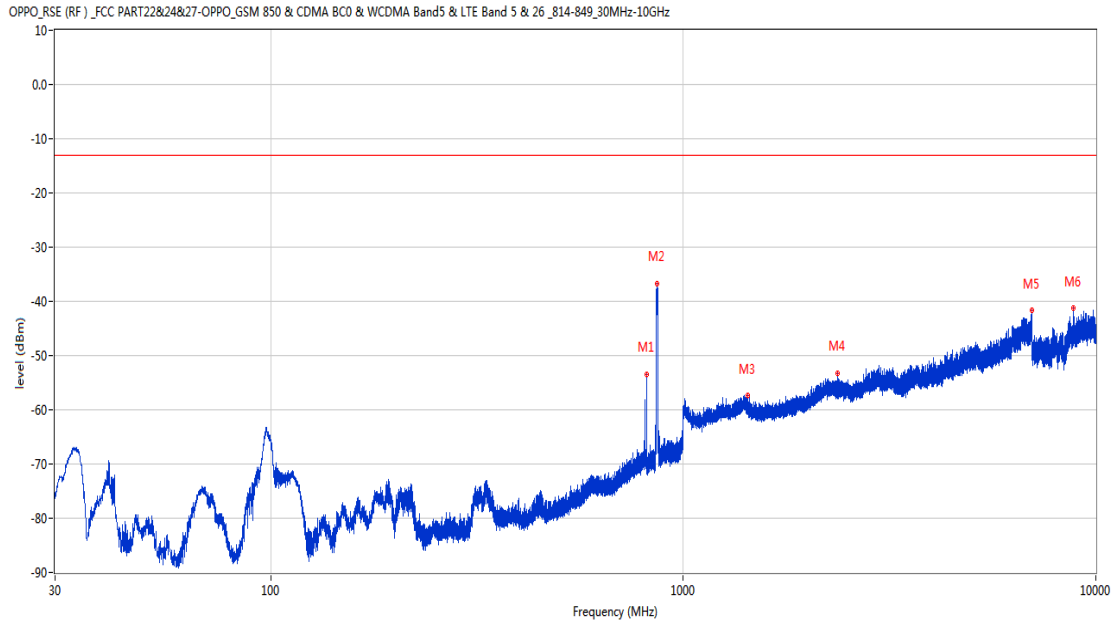
15.4 LTE Band 26 (Part90) BW10, Middle Channel

RSE-H&H LTE Band 26 (Part90) BW10 CH26740



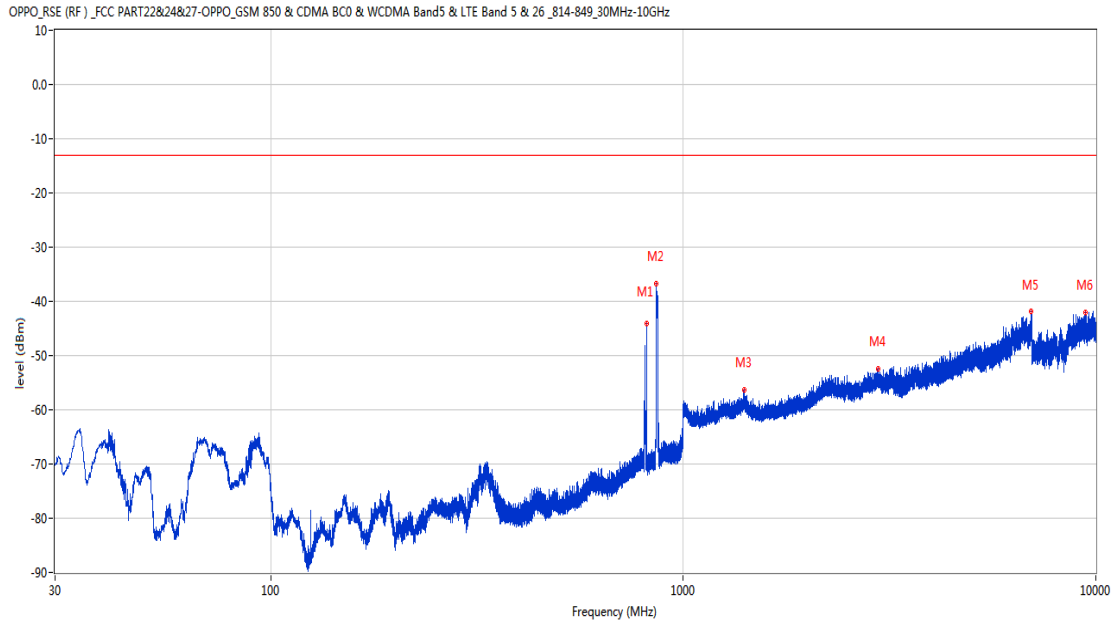
Frequency (MHz)	Result (dBm)	Factor (dB)	PK Limit (dBm)	Over Limit (dB)	Table (o)	ANT	EUT	Verdict
814.536	-44.49	2.10	-13.0	-31.49	315.00	Horizontal	Horizontal	N/A
860.029	-35.63	2.17	-13.0	-22.63	266.00	Horizontal	Horizontal	N/A
1402.900	-57.36	-3.69	-13.0	-44.36	292.00	Horizontal	Horizontal	Pass
2201.300	-53.59	-1.70	-13.0	-40.59	316.00	Horizontal	Horizontal	Pass
6688.200	-41.97	11.91	-13.0	-28.97	233.00	Horizontal	Horizontal	Pass
9464.800	-41.90	16.41	-13.0	-28.90	360.00	Horizontal	Horizontal	Pass

RSE-H&V LTE Band 26 (Part90) BW10 CH26740



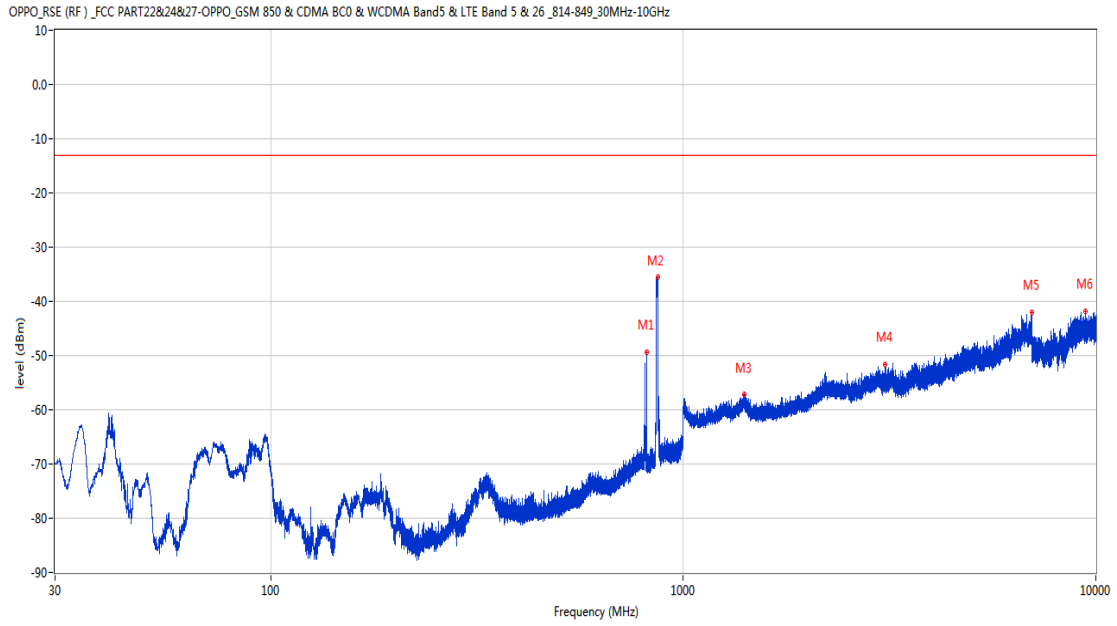
Frequency (MHz)	Result (dBm)	Factor (dB)	PK Limit (dBm)	Over Limit (dB)	Table (o)	ANT	EUT	Verdict
814.584	-53.55	2.10	-13.0	-40.55	237.00	Horizontal	Vertical	N/A
861.969	-36.77	2.15	-13.0	-23.77	277.00	Horizontal	Vertical	N/A
1435.700	-57.39	-4.82	-13.0	-44.39	279.00	Horizontal	Vertical	Pass
2370.000	-53.23	-0.60	-13.0	-40.23	109.00	Horizontal	Vertical	Pass
6999.400	-41.68	13.65	-13.0	-28.68	160.00	Horizontal	Vertical	Pass
8838.550	-41.30	15.26	-13.0	-28.30	231.00	Horizontal	Vertical	Pass

RSE-V&V LTE Band 26 (Part90) BW10 CH26740



Frequency (MHz)	Result (dBm)	Factor (dB)	PK Limit (dBm)	Over Limit (dB)	Table (o)	ANT	EUT	Verdict
814.536	-44.10	2.10	-13.0	-31.10	233.00	Vertical	Vertical	N/A
861.581	-36.75	2.16	-13.0	-23.75	205.00	Vertical	Vertical	N/A
1408.600	-56.43	-4.03	-13.0	-43.43	109.00	Vertical	Vertical	Pass
2966.400	-52.38	1.91	-13.0	-39.38	1.00	Vertical	Vertical	Pass
6973.800	-41.75	13.69	-13.0	-28.75	363.00	Vertical	Vertical	Pass
9441.700	-42.02	16.51	-13.0	-29.02	-3.00	Vertical	Vertical	Pass

RSE-V&H LTE Band 26 (Part90) BW10 CH26740



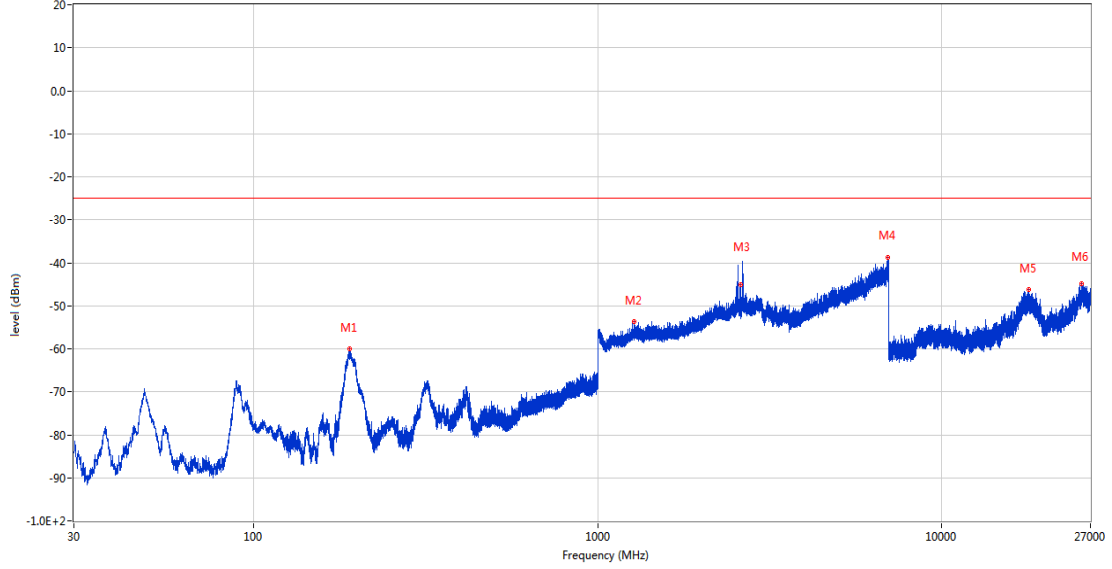
Frequency (MHz)	Result (dBm)	Factor (dB)	PK Limit (dBm)	Over Limit (dB)	Table (o)	ANT	EUT	Verdict
814.487	-49.47	2.10	-13.0	-36.47	360.00	Vertical	Horizontal	N/A
867.304	-35.54	2.33	-13.0	-22.54	149.00	Vertical	Horizontal	N/A
1403.700	-57.17	-3.77	-13.0	-44.17	57.00	Vertical	Horizontal	Pass
3078.200	-51.73	2.28	-13.0	-38.73	361.00	Vertical	Horizontal	Pass
6999.600	-41.99	13.65	-13.0	-28.99	169.00	Vertical	Horizontal	Pass
9440.800	-41.74	16.49	-13.0	-28.74	307.00	Vertical	Horizontal	Pass

16 LTE Band 38

16.1 LTE Band 38 BW5, Middle Channel

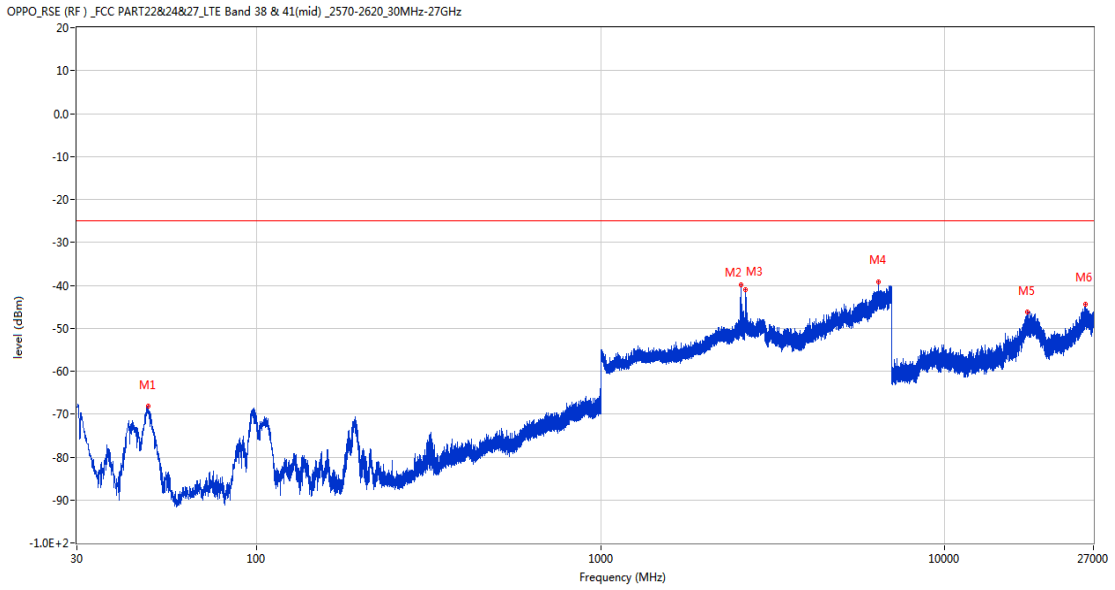
RSE-H&H LTE Band 38 BW5 CH38000

OPPO_RSE (RF) _FCC PART22&24&27_LTE Band 38 & 41(mid)_2570-2620_30MHz-27GHz



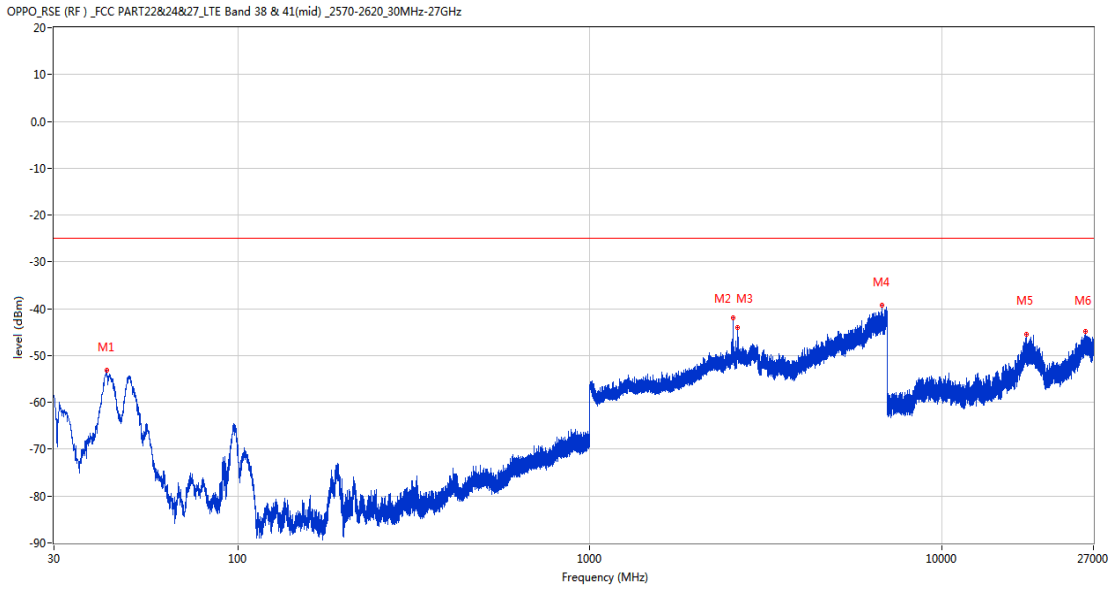
Frequency (MHz)	Result (dBm)	Factor (dB)	PK Limit (dBm)	Over Limit (dB)	Table (o)	ANT	EUT	Verdict
189.710	-60.08	-14.64	-25.0	-35.08	322.00	Horizontal	Horizontal	Pass
1273.400	-53.76	1.60	-25.0	-28.76	119.00	Horizontal	Horizontal	Pass
2592.900	-44.99	8.49	-25.0	-19.99	206.00	Horizontal	Horizontal	N/A
6977.400	-38.67	20.02	-25.0	-13.67	0.00	Horizontal	Horizontal	Pass
17849.850	-46.32	27.74	-25.0	-21.32	185.00	Horizontal	Horizontal	Pass
25435.349	-44.96	24.17	-25.0	-19.96	18.00	Horizontal	Horizontal	Pass

RSE-H&V LTE Band 38 BW5 CH38000



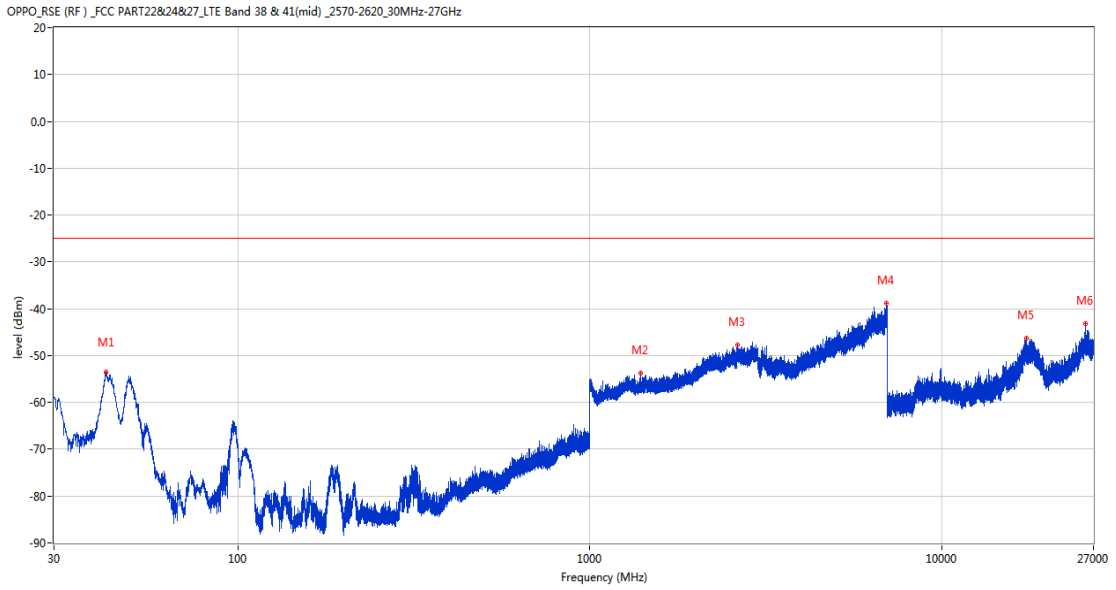
Frequency (MHz)	Result (dBm)	Factor (dB)	PK Limit (dBm)	Over Limit (dB)	Table (o)	ANT	EUT	Verdict
48.333	-68.22	-15.24	-25.0	-43.22	218.00	Horizontal	Vertical	Pass
2559.200	-39.79	8.10	-25.0	-14.79	138.00	Horizontal	Vertical	N/A
2637.600	-40.99	8.53	-25.0	-15.99	138.00	Horizontal	Vertical	N/A
6423.400	-39.13	18.59	-25.0	-14.13	284.00	Horizontal	Vertical	Pass
17331.151	-46.13	27.60	-25.0	-21.13	0.00	Horizontal	Vertical	Pass
25573.949	-44.50	24.22	-25.0	-19.50	101.00	Horizontal	Vertical	Pass

RSE-V&V LTE Band 38 BW5 CH38000



Frequency (MHz)	Result (dBm)	Factor (dB)	PK Limit (dBm)	Over Limit (dB)	Table (o)	ANT	EUT	Verdict
42.416	-53.09	-17.14	-25.0	-28.09	249.00	Vertical	Vertical	Pass
2557.800	-41.96	8.08	-25.0	-16.96	281.00	Vertical	Vertical	N/A
2629.600	-44.09	8.99	-25.0	-19.09	-2.00	Vertical	Vertical	N/A
6753.600	-39.30	19.44	-25.0	-14.30	227.00	Vertical	Vertical	Pass
17454.000	-45.41	27.65	-25.0	-20.41	362.00	Vertical	Vertical	Pass
25618.950	-44.93	24.23	-25.0	-19.93	216.00	Vertical	Vertical	Pass

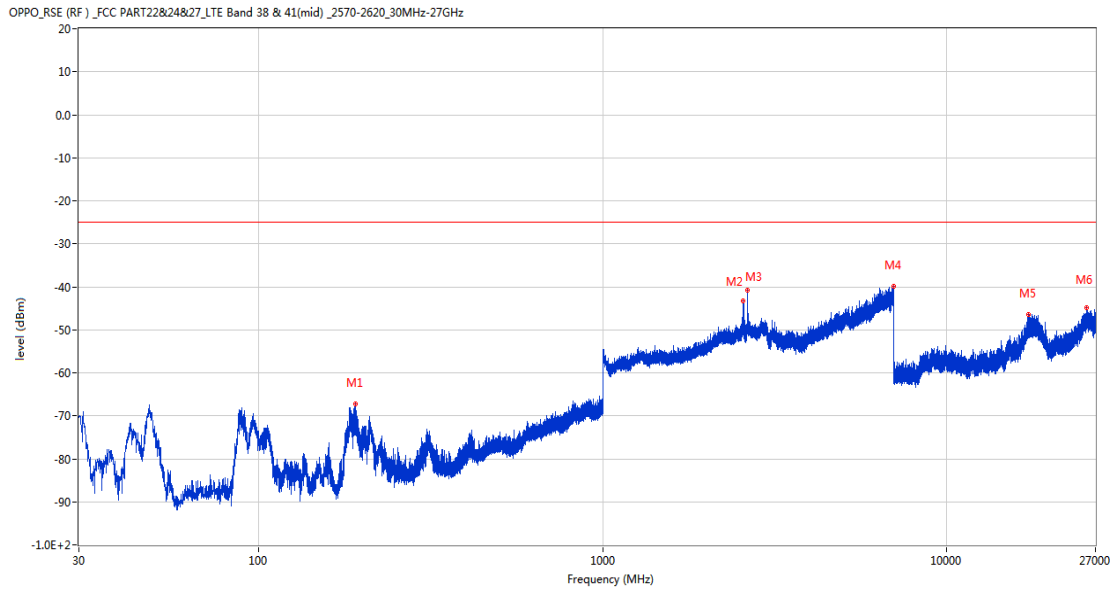
RSE-V&H LTE Band 38 BW5 CH38000



Frequency (MHz)	Result (dBm)	Factor (dB)	PK Limit (dBm)	Over Limit (dB)	Table (o)	ANT	EUT	Verdict
42.270	-53.53	-17.18	-25.0	-28.53	279.00	Vertical	Horizontal	Pass
1396.800	-53.83	1.20	-25.0	-28.83	61.00	Vertical	Horizontal	Pass
2626.800	-47.84	8.95	-25.0	-22.84	61.00	Vertical	Horizontal	N/A
6977.000	-38.89	20.05	-25.0	-13.89	41.00	Vertical	Horizontal	Pass
17373.151	-46.28	27.29	-25.0	-21.28	362.00	Vertical	Horizontal	Pass
25662.151	-43.23	24.25	-25.0	-18.23	104.00	Vertical	Horizontal	Pass

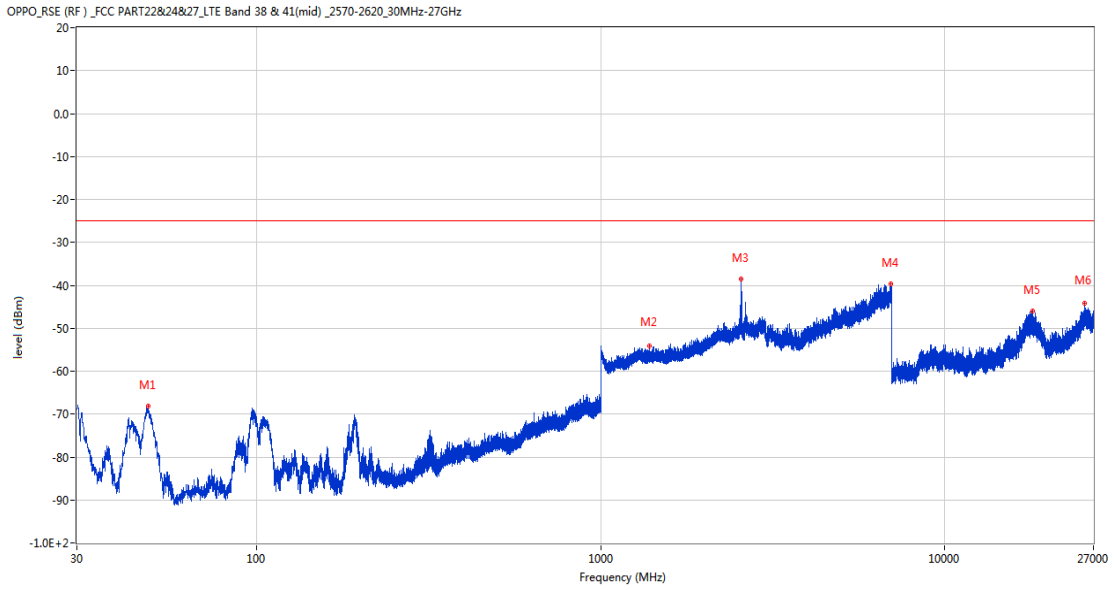
16.2 LTE Band 38 BW10, Middle Channel

RSE-H&H LTE Band 38 BW10 CH38000



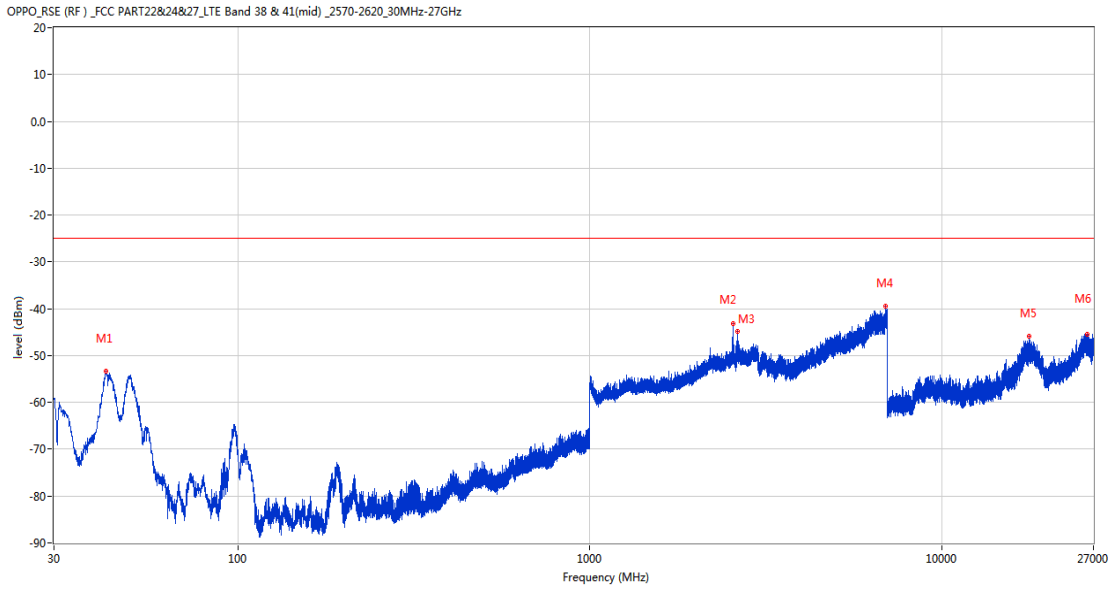
Frequency (MHz)	Result (dBm)	Factor (dB)	PK Limit (dBm)	Over Limit (dB)	Table (o)	ANT	EUT	Verdict
190.923	-67.23	-14.80	-25.0	-42.23	335.00	Horizontal	Horizontal	Pass
2556.800	-43.25	8.07	-25.0	-18.25	229.00	Horizontal	Horizontal	N/A
2630.000	-40.76	8.99	-25.0	-15.76	229.00	Horizontal	Horizontal	N/A
6985.200	-39.96	19.63	-25.0	-14.96	233.00	Horizontal	Horizontal	Pass
17258.177	-46.41	27.72	-25.0	-21.41	160.00	Horizontal	Horizontal	Pass
25526.700	-44.82	24.20	-25.0	-19.82	176.00	Horizontal	Horizontal	Pass

RSE-H&V LTE Band 38 BW10 CH38000



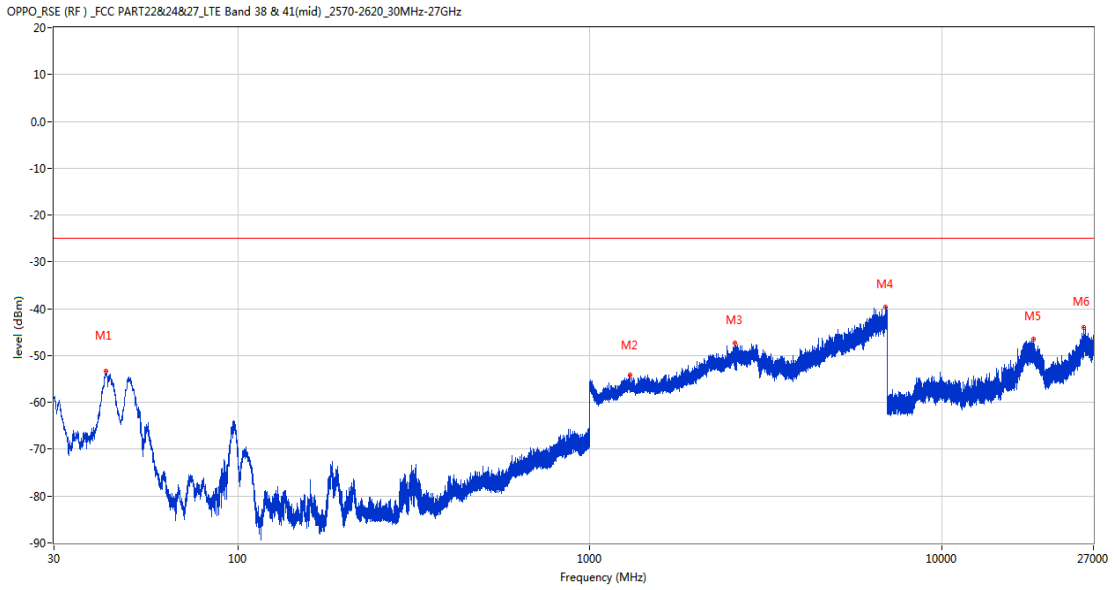
Frequency (MHz)	Result (dBm)	Factor (dB)	PK Limit (dBm)	Over Limit (dB)	Table (o)	ANT	EUT	Verdict
48.333	-68.21	-15.24	-25.0	-43.21	218.00	Horizontal	Vertical	Pass
1386.000	-54.19	1.21	-25.0	-29.19	361.00	Horizontal	Vertical	Pass
2561.000	-38.51	8.12	-25.0	-13.51	144.00	Horizontal	Vertical	N/A
6968.800	-39.61	20.02	-25.0	-14.61	93.00	Horizontal	Vertical	Pass
18017.550	-46.02	27.38	-25.0	-21.02	65.00	Horizontal	Vertical	Pass
25506.001	-44.27	24.20	-25.0	-19.27	98.00	Horizontal	Vertical	Pass

RSE-V&V LTE Band 38 BW10 CH38000



Frequency (MHz)	Result (dBm)	Factor (dB)	PK Limit (dBm)	Over Limit (dB)	Table (o)	ANT	EUT	Verdict
42.222	-53.42	-17.20	-25.0	-28.42	239.00	Vertical	Vertical	Pass
2557.800	-43.19	8.08	-25.0	-18.19	81.00	Vertical	Vertical	N/A
2630.700	-44.81	9.00	-25.0	-19.81	279.00	Vertical	Vertical	N/A
6911.800	-39.52	19.47	-25.0	-14.52	360.00	Vertical	Vertical	Pass
17695.762	-45.83	27.70	-25.0	-20.83	239.00	Vertical	Vertical	Pass
25915.949	-45.43	24.33	-25.0	-20.43	275.00	Vertical	Vertical	Pass

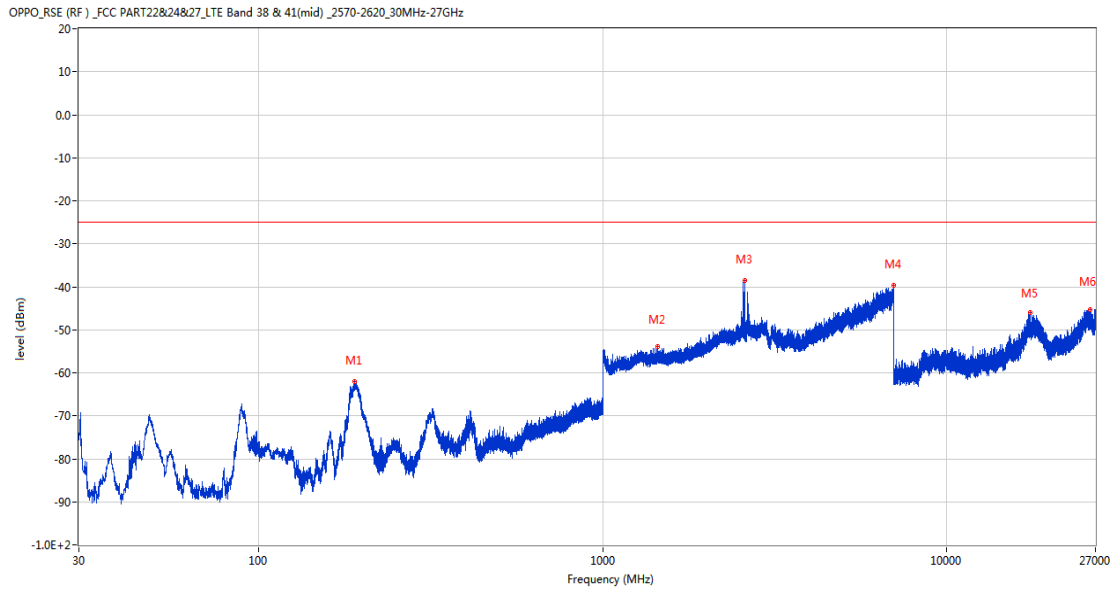
RSE-V&H LTE Band 38 BW10 CH38000



Frequency (MHz)	Result (dBm)	Factor (dB)	PK Limit (dBm)	Over Limit (dB)	Table (o)	ANT	EUT	Verdict
42.222	-53.41	-17.20	-25.0	-28.41	151.00	Vertical	Horizontal	Pass
1297.900	-54.20	1.78	-25.0	-29.20	338.00	Vertical	Horizontal	Pass
2591.200	-47.24	8.47	-25.0	-22.24	309.00	Vertical	Horizontal	N/A
6911.600	-39.72	19.46	-25.0	-14.72	313.00	Vertical	Horizontal	Pass
18270.450	-46.49	27.10	-25.0	-21.49	107.00	Vertical	Horizontal	Pass
25296.751	-44.10	24.13	-25.0	-19.10	335.00	Vertical	Horizontal	Pass

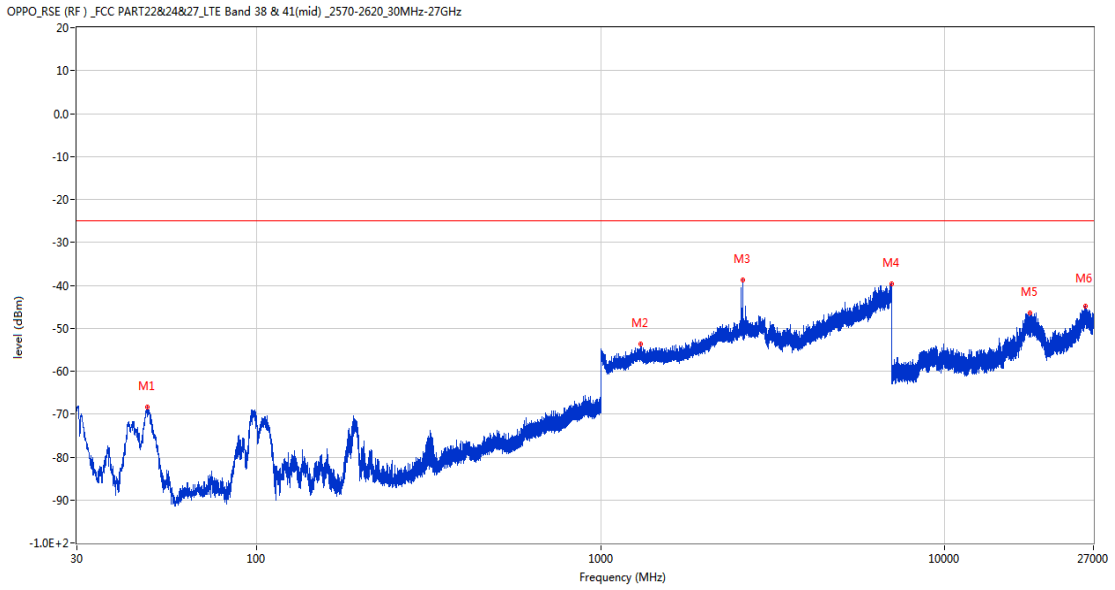
16.3 LTE Band 38 BW15, Middle Channel

RSE-H&H LTE Band 38 BW15 CH38000



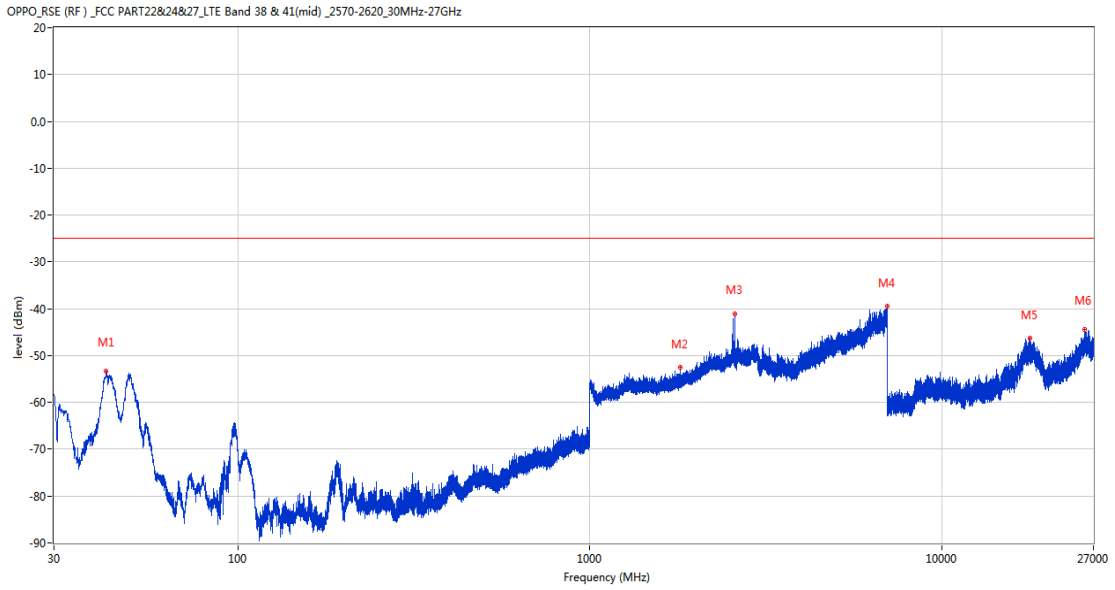
Frequency (MHz)	Result (dBm)	Factor (dB)	PK Limit (dBm)	Over Limit (dB)	Table (o)	ANT	EUT	Verdict
189.856	-62.03	-14.65	-25.0	-37.03	127.00	Horizontal	Horizontal	Pass
1446.400	-53.94	1.61	-25.0	-28.94	228.00	Horizontal	Horizontal	Pass
2588.200	-38.56	8.44	-25.0	-13.56	161.00	Horizontal	Horizontal	N/A
6984.400	-39.67	19.65	-25.0	-14.67	337.00	Horizontal	Horizontal	Pass
17459.511	-45.94	27.57	-25.0	-20.94	0.00	Horizontal	Horizontal	Pass
26030.250	-45.24	24.36	-25.0	-20.24	361.00	Horizontal	Horizontal	Pass

RSE-H&V LTE Band 38 BW15 CH38000



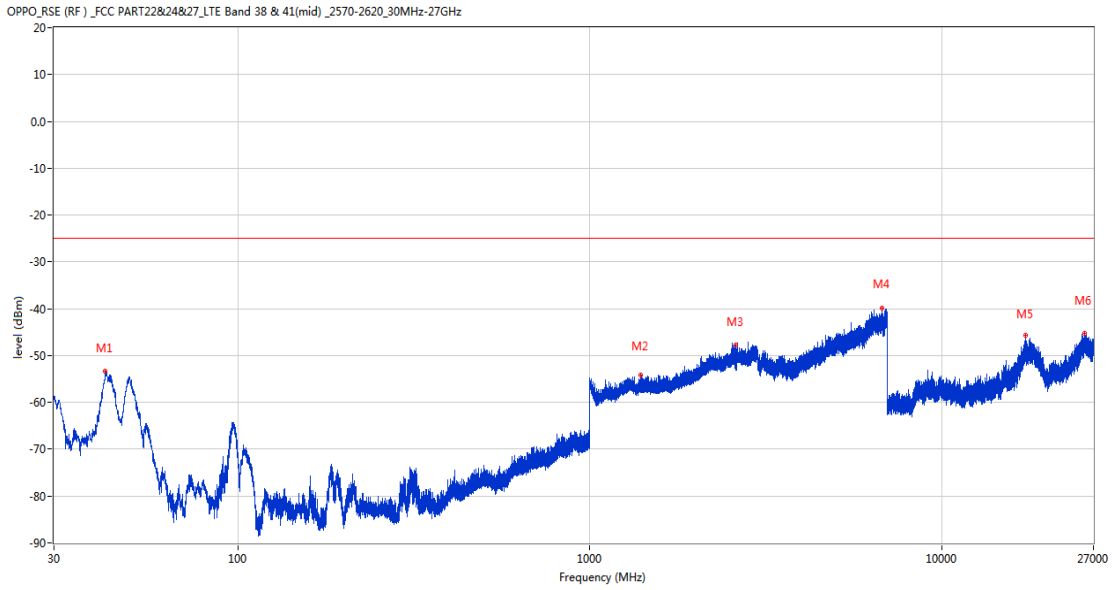
Frequency (MHz)	Result (dBm)	Factor (dB)	PK Limit (dBm)	Over Limit (dB)	Table (o)	ANT	EUT	Verdict
48.042	-68.36	-15.00	-25.0	-43.36	230.00	Horizontal	Vertical	Pass
1303.400	-53.57	1.66	-25.0	-28.57	-2.00	Horizontal	Vertical	Pass
2588.200	-38.85	8.44	-25.0	-13.85	144.00	Horizontal	Vertical	N/A
6999.200	-39.61	18.91	-25.0	-14.61	348.00	Horizontal	Vertical	Pass
17680.275	-46.45	27.46	-25.0	-21.45	223.00	Horizontal	Vertical	Pass
25538.400	-44.82	24.21	-25.0	-19.82	126.00	Horizontal	Vertical	Pass

RSE-V&V LTE Band 38 BW15 CH38000



Frequency (MHz)	Result (dBm)	Factor (dB)	PK Limit (dBm)	Over Limit (dB)	Table (o)	ANT	EUT	Verdict
42.270	-53.28	-17.18	-25.0	-28.28	233.00	Vertical	Vertical	Pass
1811.700	-52.44	1.54	-25.0	-27.44	47.00	Vertical	Vertical	Pass
2588.300	-41.20	8.44	-25.0	-16.20	248.00	Vertical	Vertical	N/A
6997.000	-39.54	19.10	-25.0	-14.54	360.00	Vertical	Vertical	Pass
17870.850	-46.31	27.62	-25.0	-21.31	120.00	Vertical	Vertical	Pass
25508.700	-44.48	24.20	-25.0	-19.48	244.00	Vertical	Vertical	Pass

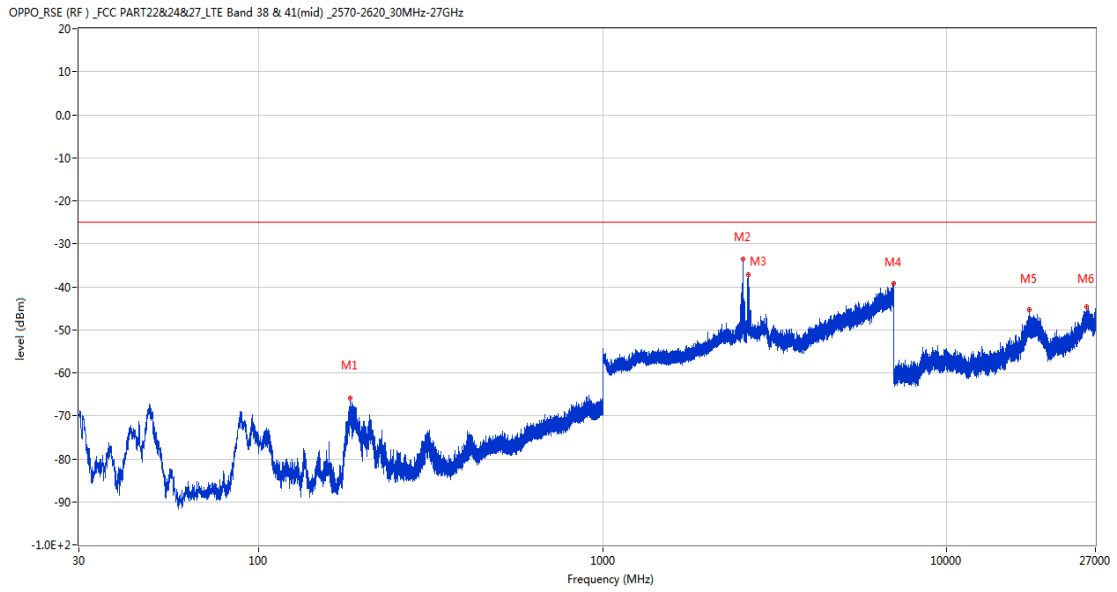
RSE-V&H LTE Band 38 BW15 CH38000



Frequency (MHz)	Result (dBm)	Factor (dB)	PK Limit (dBm)	Over Limit (dB)	Table (o)	ANT	EUT	Verdict
42.028	-53.27	-17.26	-25.0	-28.27	219.00	Vertical	Horizontal	Pass
1393.800	-54.10	1.23	-25.0	-29.10	177.00	Vertical	Horizontal	Pass
2592.200	-47.72	8.49	-25.0	-22.72	361.00	Vertical	Horizontal	N/A
6755.800	-39.97	19.43	-25.0	-14.97	204.00	Vertical	Horizontal	Pass
17338.761	-45.57	27.66	-25.0	-20.57	136.00	Vertical	Horizontal	Pass
25417.349	-45.29	24.17	-25.0	-20.29	309.00	Vertical	Horizontal	Pass

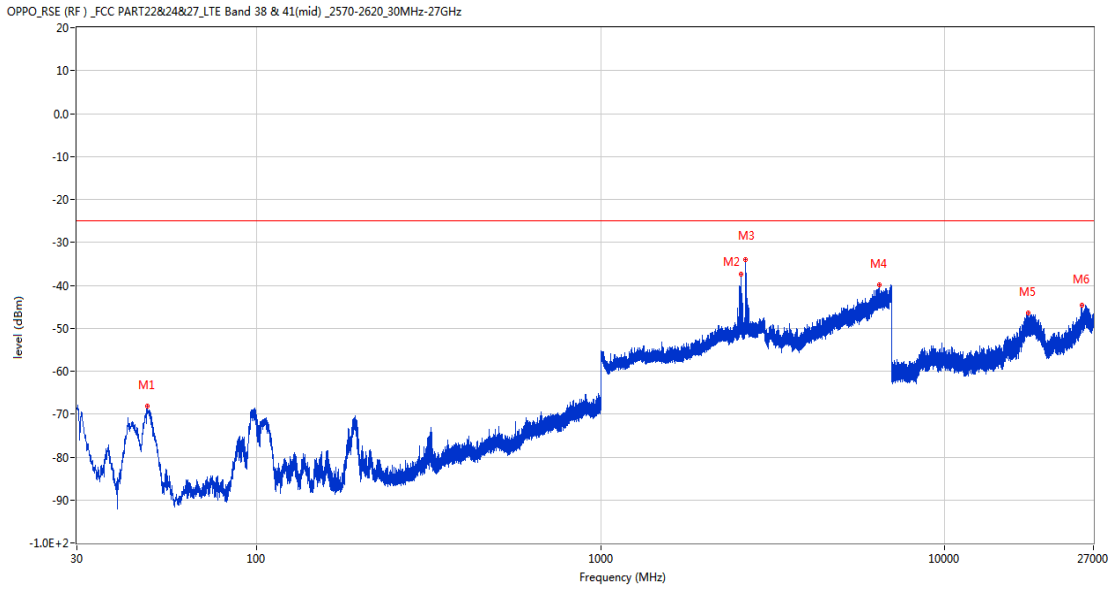
16.4 LTE Band 38 BW20, Middle Channel

RSE-H&H LTE Band 38 BW20 CH38000



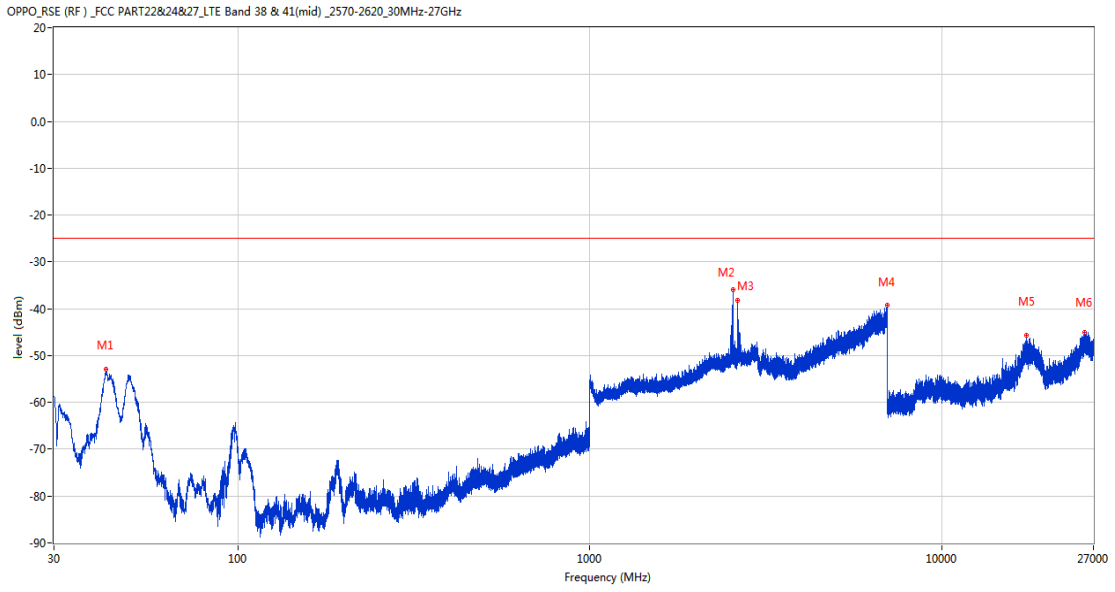
Frequency (MHz)	Result (dBm)	Factor (dB)	PK Limit (dBm)	Over Limit (dB)	Table (o)	ANT	EUT	Verdict
184.472	-65.81	-14.44	-25.0	-40.81	309.00	Horizontal	Horizontal	Pass
2559.000	-33.53	8.10	-25.0	-8.53	130.00	Horizontal	Horizontal	N/A
2642.100	-37.15	8.06	-25.0	-12.15	201.00	Horizontal	Horizontal	N/A
6994.800	-39.31	19.07	-25.0	-14.31	192.00	Horizontal	Horizontal	Pass
17321.699	-45.25	27.53	-25.0	-20.25	362.00	Horizontal	Horizontal	Pass
25455.600	-44.62	24.18	-25.0	-19.62	246.00	Horizontal	Horizontal	Pass

RSE-H&V LTE Band 38 BW20 CH38000



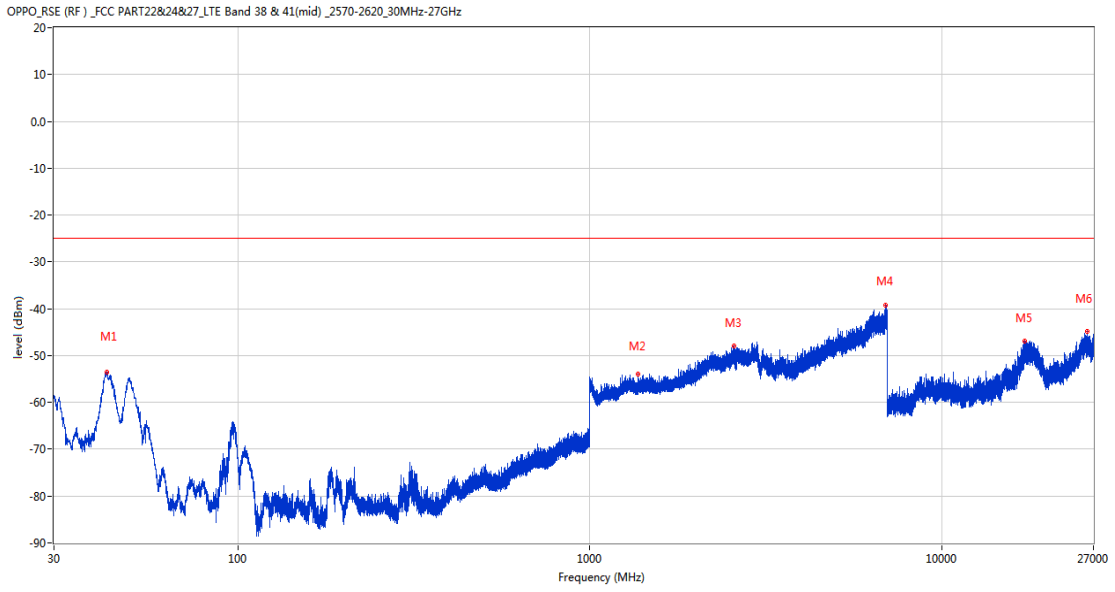
Frequency (MHz)	Result (dBm)	Factor (dB)	PK Limit (dBm)	Over Limit (dB)	Table (o)	ANT	EUT	Verdict
48.090	-68.04	-15.04	-25.0	-43.04	213.00	Horizontal	Vertical	Pass
2554.700	-37.49	8.05	-25.0	-12.49	144.00	Horizontal	Vertical	N/A
2629.000	-34.00	8.98	-25.0	-9.00	144.00	Horizontal	Vertical	N/A
6428.000	-39.88	18.20	-25.0	-14.88	151.00	Horizontal	Vertical	Pass
17460.300	-46.36	27.56	-25.0	-21.36	254.00	Horizontal	Vertical	Pass
25020.449	-44.58	24.04	-25.0	-19.58	299.00	Horizontal	Vertical	Pass

RSE-V&V LTE Band 38 BW20 CH38000



Frequency (MHz)	Result (dBm)	Factor (dB)	PK Limit (dBm)	Over Limit (dB)	Table (o)	ANT	EUT	Verdict
42.270	-53.00	-17.18	-25.0	-28.00	235.00	Vertical	Vertical	Pass
2561.500	-35.96	8.13	-25.0	-10.96	105.00	Vertical	Vertical	N/A
2631.800	-38.21	8.94	-25.0	-13.21	105.00	Vertical	Vertical	N/A
6992.200	-39.22	19.28	-25.0	-14.22	278.00	Vertical	Vertical	Pass
17434.313	-45.68	27.42	-25.0	-20.68	328.00	Vertical	Vertical	Pass
25530.751	-45.13	24.20	-25.0	-20.13	122.00	Vertical	Vertical	Pass

RSE-V&H LTE Band 38 BW20 CH38000



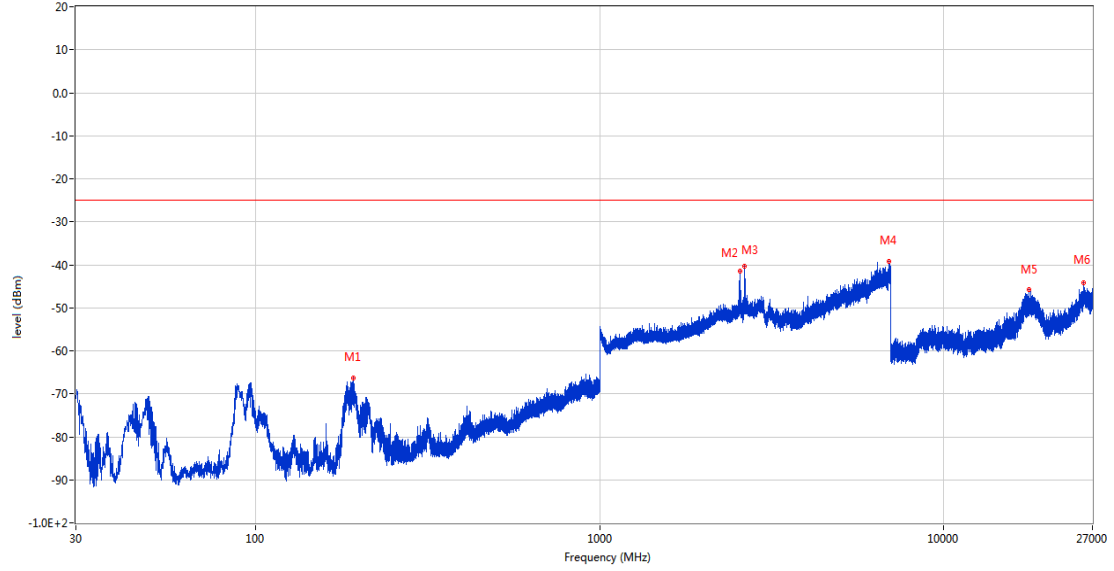
Frequency (MHz)	Result (dBm)	Factor (dB)	PK Limit (dBm)	Over Limit (dB)	Table (o)	ANT	EUT	Verdict
42.319	-53.58	-17.17	-25.0	-28.58	187.00	Vertical	Horizontal	Pass
1374.100	-54.04	1.27	-25.0	-29.04	143.00	Vertical	Horizontal	Pass
2571.800	-48.02	8.25	-25.0	-23.02	27.00	Vertical	Horizontal	N/A
6911.400	-39.34	19.44	-25.0	-14.34	276.00	Vertical	Horizontal	Pass
17215.912	-46.87	27.46	-25.0	-21.87	362.00	Vertical	Horizontal	Pass
25951.052	-44.87	24.34	-25.0	-19.87	30.00	Vertical	Horizontal	Pass

17 LTE Band 41

17.1 LTE Band 41 BW5, Middle Channel

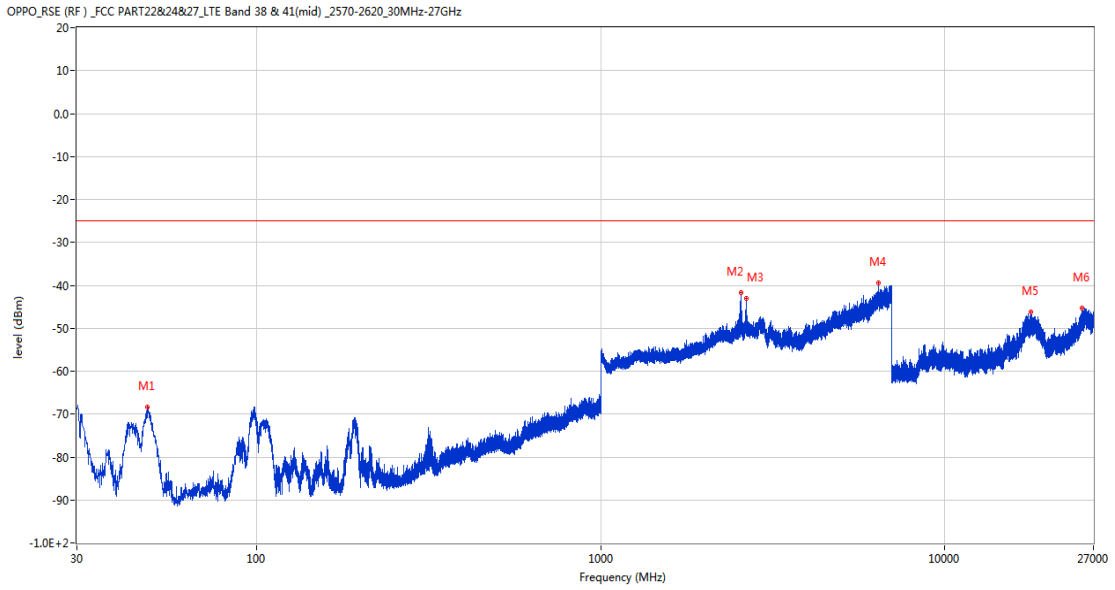
RSE-H&H LTE Band 41 BW5 CH40620

OPPO_RSE (RF) _FCC PART22&24&27_LTE Band 38 & 41(mid) _2570-2620_30MHz-27GHz



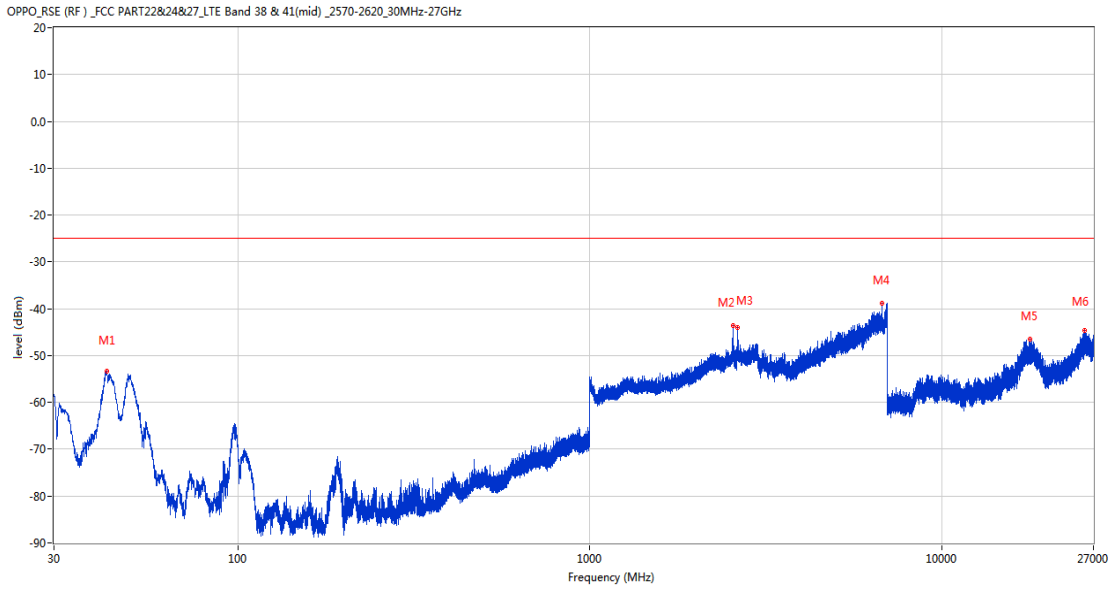
Frequency (MHz)	Result (dBm)	Factor (dB)	PK Limit (dBm)	Over Limit (dB)	Table (o)	ANT	EUT	Verdict
191.844	-66.25	-14.90	-25.0	-41.25	339.00	Horizontal	Horizontal	Pass
2561.400	-41.48	8.13	-25.0	-16.48	214.00	Horizontal	Horizontal	N/A
2631.800	-40.33	8.94	-25.0	-15.33	139.00	Horizontal	Horizontal	N/A
6930.400	-39.31	19.09	-25.0	-14.31	360.00	Horizontal	Horizontal	Pass
17699.176	-45.85	27.75	-25.0	-20.85	126.00	Horizontal	Horizontal	Pass
25513.650	-44.21	24.20	-25.0	-19.21	76.00	Horizontal	Horizontal	Pass

RSE-H&V LTE Band 41 BW5 CH40620



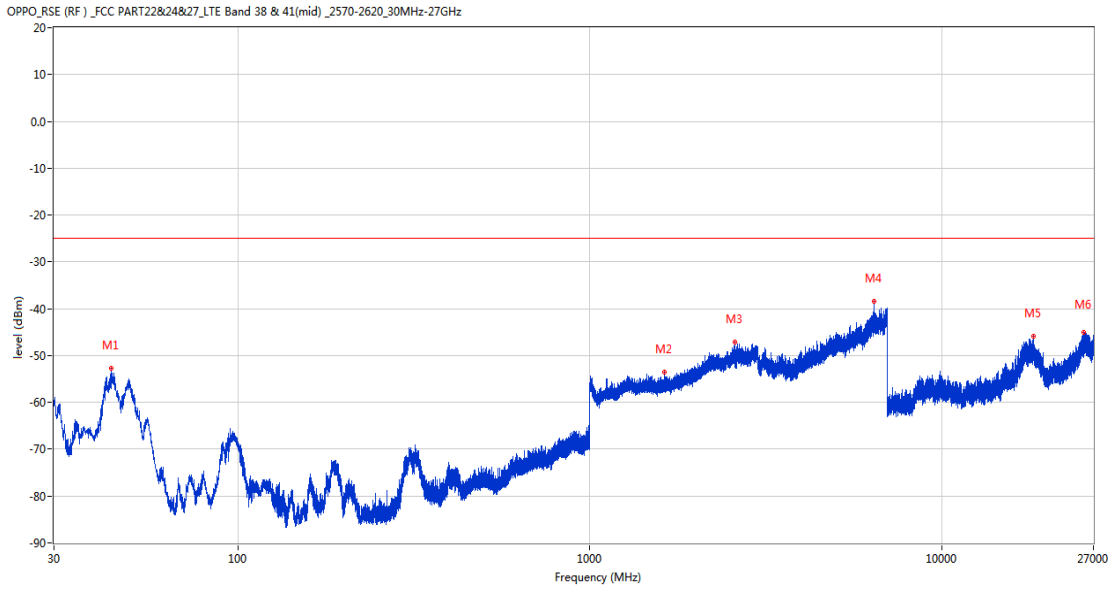
Frequency (MHz)	Result (dBm)	Factor (dB)	PK Limit (dBm)	Over Limit (dB)	Table (o)	ANT	EUT	Verdict
47.993	-68.47	-14.97	-25.0	-43.47	194.00	Horizontal	Vertical	Pass
2560.400	-41.61	8.12	-25.0	-16.61	37.00	Horizontal	Vertical	N/A
2645.700	-43.05	7.98	-25.0	-18.05	156.00	Horizontal	Vertical	N/A
6424.000	-39.43	18.53	-25.0	-14.43	87.00	Horizontal	Vertical	Pass
17746.162	-46.12	27.44	-25.0	-21.12	0.00	Horizontal	Vertical	Pass
25046.999	-45.39	24.05	-25.0	-20.39	138.00	Horizontal	Vertical	Pass

RSE-V&V LTE Band 41 BW5 CH40620



Frequency (MHz)	Result (dBm)	Factor (dB)	PK Limit (dBm)	Over Limit (dB)	Table (o)	ANT	EUT	Verdict
42.416	-53.41	-17.14	-25.0	-28.41	223.00	Vertical	Vertical	Pass
2561.500	-43.49	8.13	-25.0	-18.49	280.00	Vertical	Vertical	N/A
2635.200	-44.08	8.86	-25.0	-19.08	54.00	Vertical	Vertical	N/A
6752.200	-38.87	19.37	-25.0	-13.87	169.00	Vertical	Vertical	Pass
17848.801	-46.48	27.72	-25.0	-21.48	361.00	Vertical	Vertical	Pass
25488.900	-44.67	24.19	-25.0	-19.67	211.00	Vertical	Vertical	Pass

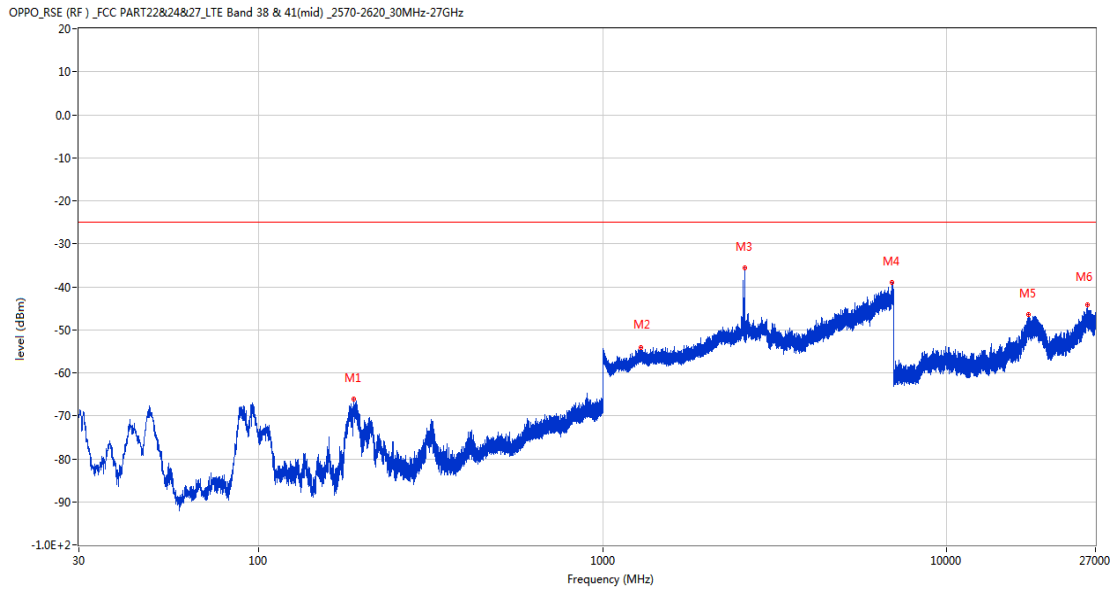
RSE-V&H LTE Band 41 BW5 CH40620



Frequency (MHz)	Result (dBm)	Factor (dB)	PK Limit (dBm)	Over Limit (dB)	Table (o)	ANT	EUT	Verdict
43.532	-52.81	-16.82	-25.0	-27.81	225.00	Vertical	Horizontal	Pass
1629.000	-53.64	1.01	-25.0	-28.64	213.00	Vertical	Horizontal	Pass
2591.200	-47.14	8.47	-25.0	-22.14	339.00	Vertical	Horizontal	N/A
6431.800	-38.48	18.17	-25.0	-13.48	54.00	Vertical	Horizontal	Pass
18266.401	-45.97	27.14	-25.0	-20.97	361.00	Vertical	Horizontal	Pass
25411.500	-44.95	24.17	-25.0	-19.95	167.00	Vertical	Horizontal	Pass

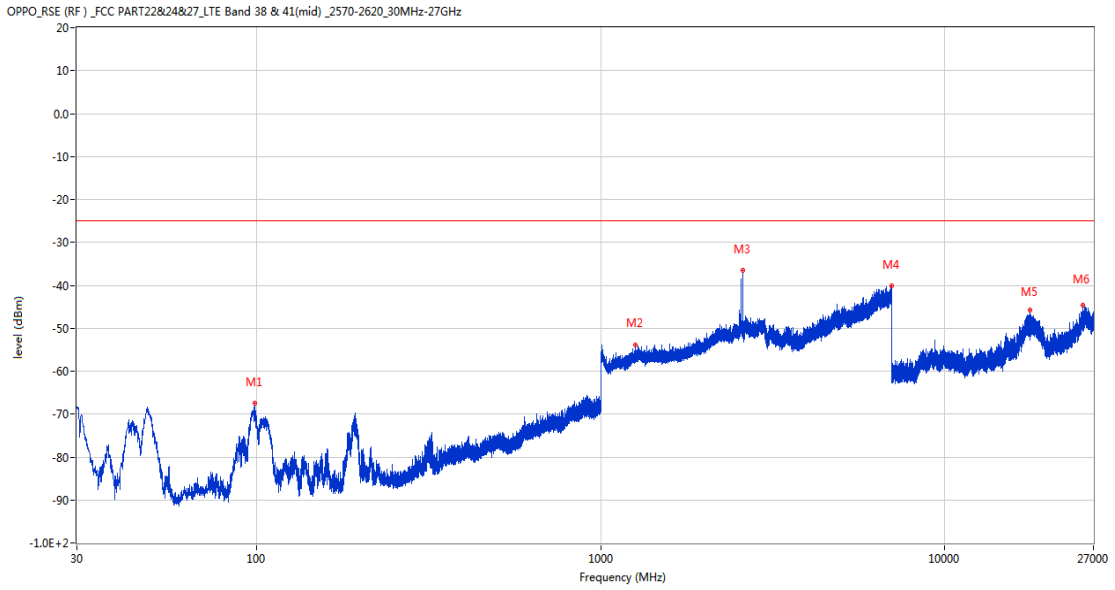
17.2 LTE Band 41 BW10, Middle Channel

RSE-H&H LTE Band 41 BW10 CH40620



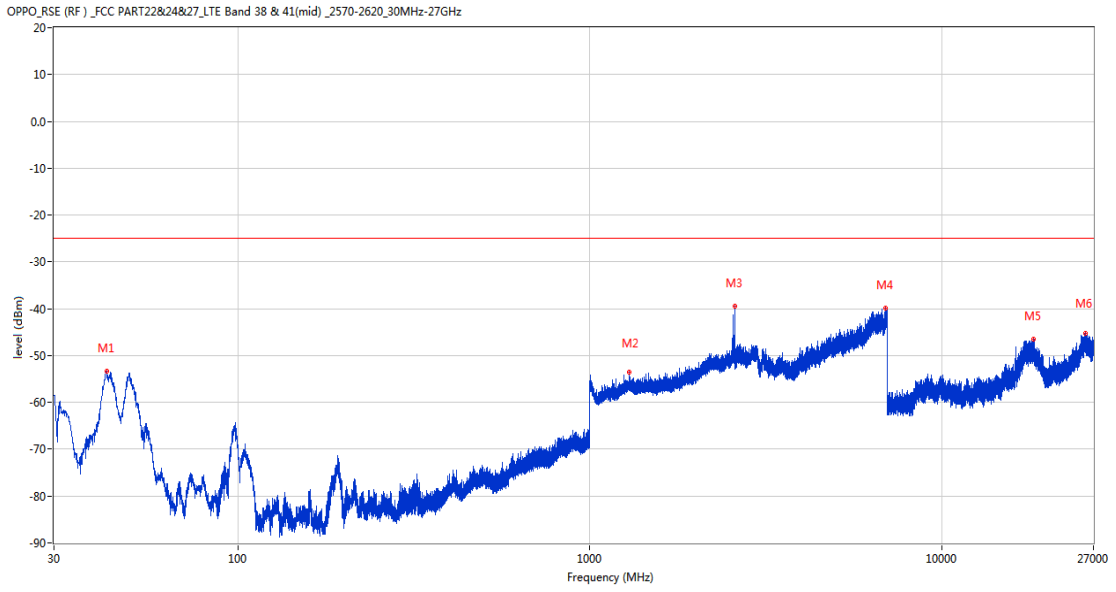
Frequency (MHz)	Result (dBm)	Factor (dB)	PK Limit (dBm)	Over Limit (dB)	Table (o)	ANT	EUT	Verdict
189.274	-66.13	-14.61	-25.0	-41.13	331.00	Horizontal	Horizontal	Pass
1288.900	-54.06	1.83	-25.0	-29.06	-2.00	Horizontal	Horizontal	Pass
2588.500	-35.63	8.44	-25.0	-10.63	168.00	Horizontal	Horizontal	N/A
6921.800	-38.88	19.25	-25.0	-13.88	329.00	Horizontal	Horizontal	Pass
17288.886	-46.44	27.44	-25.0	-21.44	23.00	Horizontal	Horizontal	Pass
25595.099	-44.15	24.23	-25.0	-19.15	1.00	Horizontal	Horizontal	Pass

RSE-H&V LTE Band 41 BW10 CH40620



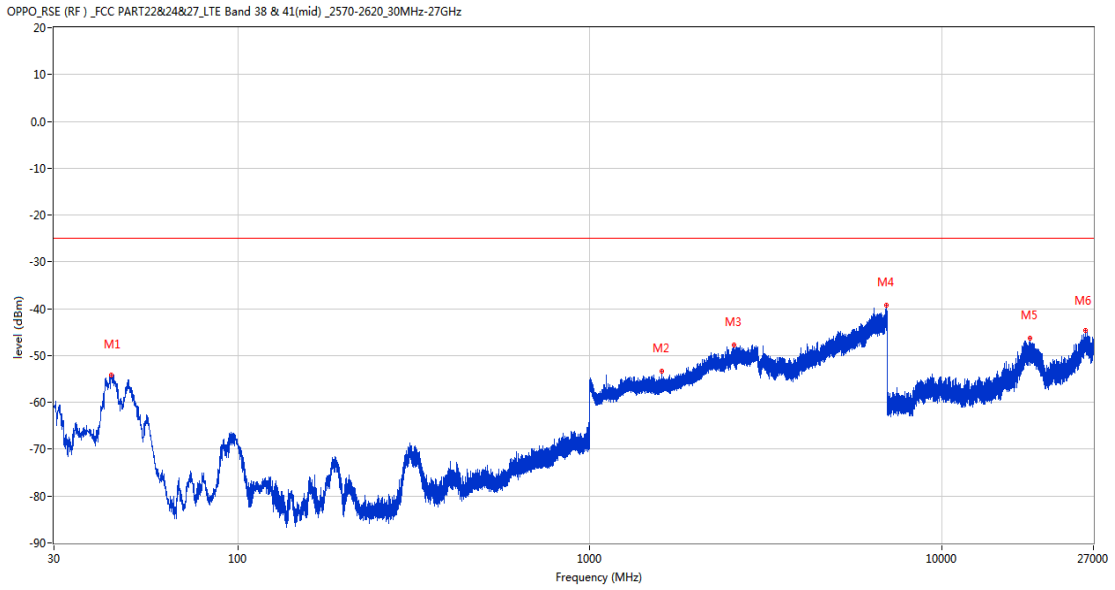
Frequency (MHz)	Result (dBm)	Factor (dB)	PK Limit (dBm)	Over Limit (dB)	Table (o)	ANT	EUT	Verdict
98.434	-67.45	-21.54	-25.0	-42.45	9.00	Horizontal	Vertical	Pass
1258.800	-53.89	1.51	-25.0	-28.89	65.00	Horizontal	Vertical	Pass
2588.600	-36.61	8.44	-25.0	-11.61	155.00	Horizontal	Vertical	N/A
6992.200	-40.10	19.28	-25.0	-15.10	20.00	Horizontal	Vertical	Pass
17689.725	-45.66	27.61	-25.0	-20.66	217.00	Horizontal	Vertical	Pass
25122.599	-44.64	24.07	-25.0	-19.64	208.00	Horizontal	Vertical	Pass

RSE-V&V LTE Band 41 BW10 CH40620



Frequency (MHz)	Result (dBm)	Factor (dB)	PK Limit (dBm)	Over Limit (dB)	Table (o)	ANT	EUT	Verdict
42.465	-53.38	-17.12	-25.0	-28.38	216.00	Vertical	Vertical	Pass
1296.800	-53.53	1.77	-25.0	-28.53	335.00	Vertical	Vertical	Pass
2588.500	-39.44	8.44	-25.0	-14.44	246.00	Vertical	Vertical	N/A
6915.800	-39.77	19.56	-25.0	-14.77	360.00	Vertical	Vertical	Pass
18250.199	-46.41	27.23	-25.0	-21.41	304.00	Vertical	Vertical	Pass
25610.850	-45.26	24.23	-25.0	-20.26	-2.00	Vertical	Vertical	Pass

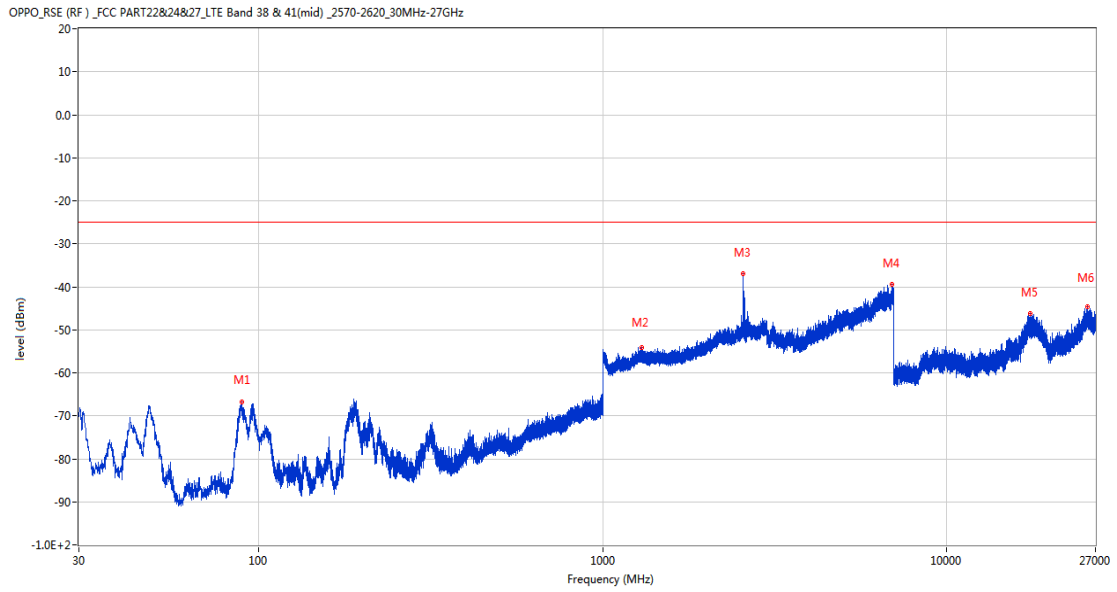
RSE-V&H LTE Band 41 BW10 CH40620



Frequency (MHz)	Result (dBm)	Factor (dB)	PK Limit (dBm)	Over Limit (dB)	Table (o)	ANT	EUT	Verdict
43.629	-54.23	-16.79	-25.0	-29.23	226.00	Vertical	Horizontal	Pass
1603.200	-53.30	0.88	-25.0	-28.30	-2.00	Vertical	Horizontal	Pass
2574.000	-47.78	8.27	-25.0	-22.78	361.00	Vertical	Horizontal	N/A
6976.000	-39.25	20.10	-25.0	-14.25	118.00	Vertical	Horizontal	Pass
17876.363	-46.28	27.58	-25.0	-21.28	77.00	Vertical	Horizontal	Pass
25580.249	-44.58	24.22	-25.0	-19.58	151.00	Vertical	Horizontal	Pass

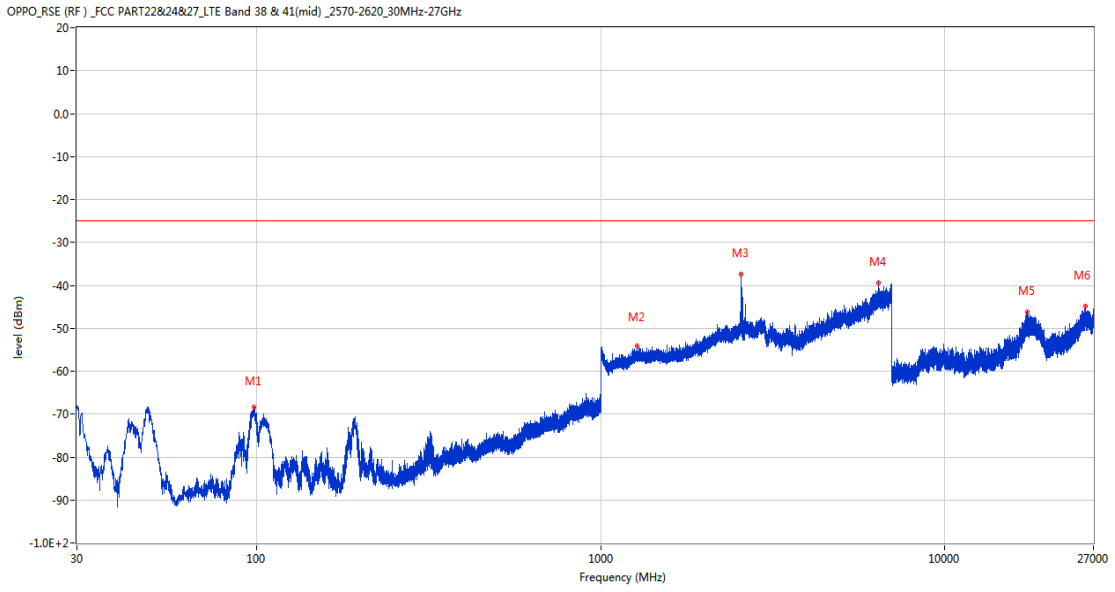
17.3 LTE Band 41 BW15, Middle Channel

RSE-H&H LTE Band 41 BW15 CH40620



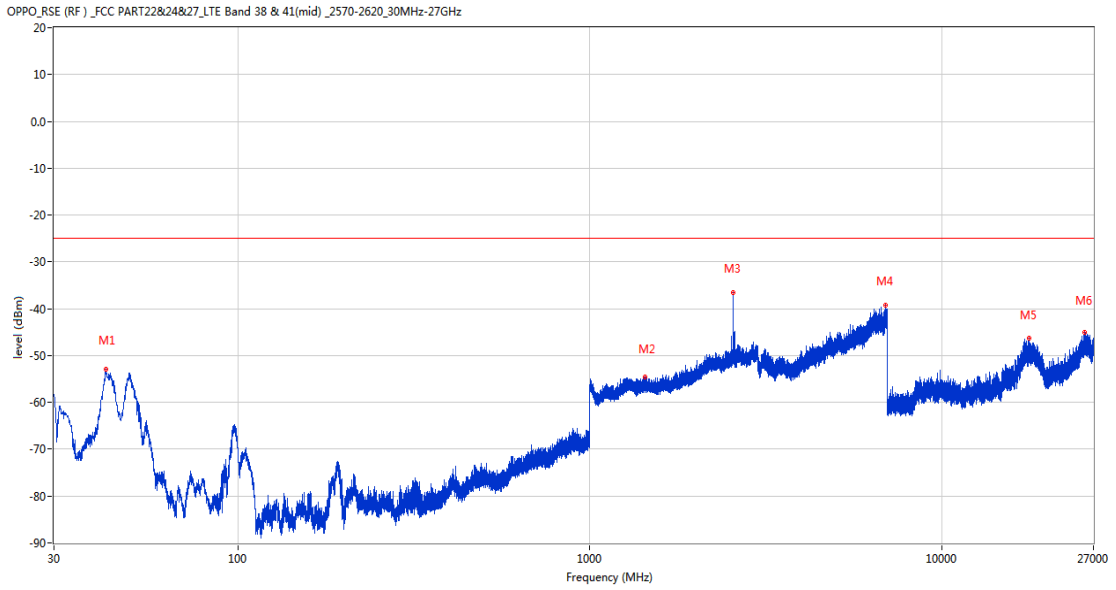
Frequency (MHz)	Result (dBm)	Factor (dB)	PK Limit (dBm)	Over Limit (dB)	Table (o)	ANT	EUT	Verdict
89.121	-66.88	-20.67	-25.0	-41.88	198.00	Horizontal	Horizontal	Pass
1297.100	-54.09	1.77	-25.0	-29.09	21.00	Horizontal	Horizontal	Pass
2560.100	-36.86	8.11	-25.0	-11.86	218.00	Horizontal	Horizontal	N/A
6915.200	-39.36	19.59	-25.0	-14.36	142.00	Horizontal	Horizontal	Pass
17445.863	-46.17	27.63	-25.0	-21.17	362.00	Horizontal	Horizontal	Pass
25608.151	-44.56	24.23	-25.0	-19.56	8.00	Horizontal	Horizontal	Pass

RSE-H&V LTE Band 41 BW15 CH40620



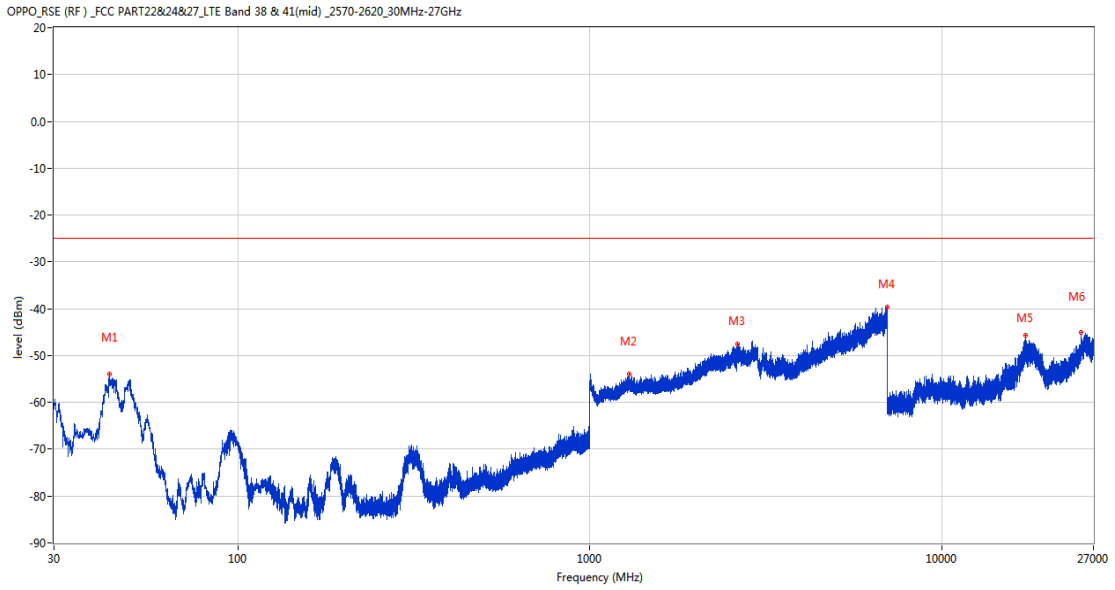
Frequency (MHz)	Result (dBm)	Factor (dB)	PK Limit (dBm)	Over Limit (dB)	Table (o)	ANT	EUT	Verdict
98.288	-68.47	-21.54	-25.0	-43.47	7.00	Horizontal	Vertical	Pass
1276.900	-54.16	1.68	-25.0	-29.16	200.00	Horizontal	Vertical	Pass
2559.100	-37.42	8.10	-25.0	-12.42	133.00	Horizontal	Vertical	N/A
6405.000	-39.45	18.35	-25.0	-14.45	315.00	Horizontal	Vertical	Pass
17338.499	-46.16	27.65	-25.0	-21.16	59.00	Horizontal	Vertical	Pass
25634.251	-44.95	24.24	-25.0	-19.95	44.00	Horizontal	Vertical	Pass

RSE-V&V LTE Band 41 BW15 CH40620



Frequency (MHz)	Result (dBm)	Factor (dB)	PK Limit (dBm)	Over Limit (dB)	Table (o)	ANT	EUT	Verdict
42.077	-52.88	-17.25	-25.0	-27.88	230.00	Vertical	Vertical	Pass
1436.300	-54.62	1.37	-25.0	-29.62	-2.00	Vertical	Vertical	Pass
2559.500	-36.51	8.10	-25.0	-11.51	276.00	Vertical	Vertical	N/A
6913.400	-39.23	19.57	-25.0	-14.23	19.00	Vertical	Vertical	Pass
17693.137	-46.39	27.66	-25.0	-21.39	234.00	Vertical	Vertical	Pass
25451.100	-45.02	24.18	-25.0	-20.02	-2.00	Vertical	Vertical	Pass

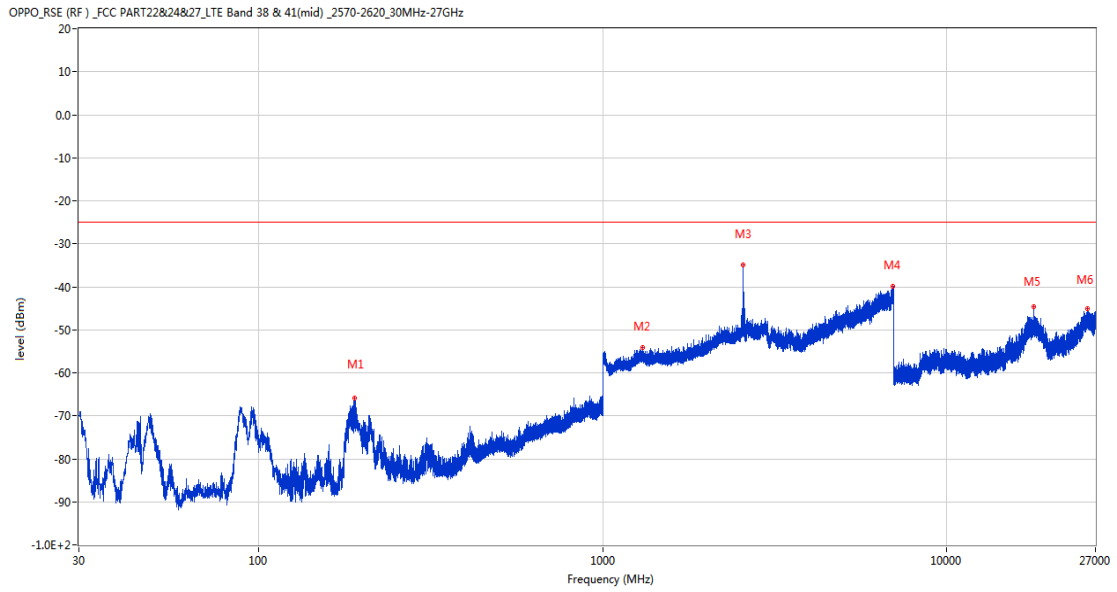
RSE-V&H LTE Band 41 BW15 CH40620



Frequency (MHz)	Result (dBm)	Factor (dB)	PK Limit (dBm)	Over Limit (dB)	Table (o)	ANT	EUT	Verdict
43.240	-54.00	-16.89	-25.0	-29.00	218.00	Vertical	Horizontal	Pass
1295.400	-53.97	1.74	-25.0	-28.97	285.00	Vertical	Horizontal	Pass
2635.200	-47.58	8.86	-25.0	-22.58	-2.00	Vertical	Horizontal	Pass
6988.200	-39.75	19.51	-25.0	-14.75	236.00	Vertical	Horizontal	Pass
17351.887	-45.67	27.69	-25.0	-20.67	323.00	Vertical	Horizontal	Pass
24964.651	-45.14	24.02	-25.0	-20.14	337.00	Vertical	Horizontal	Pass

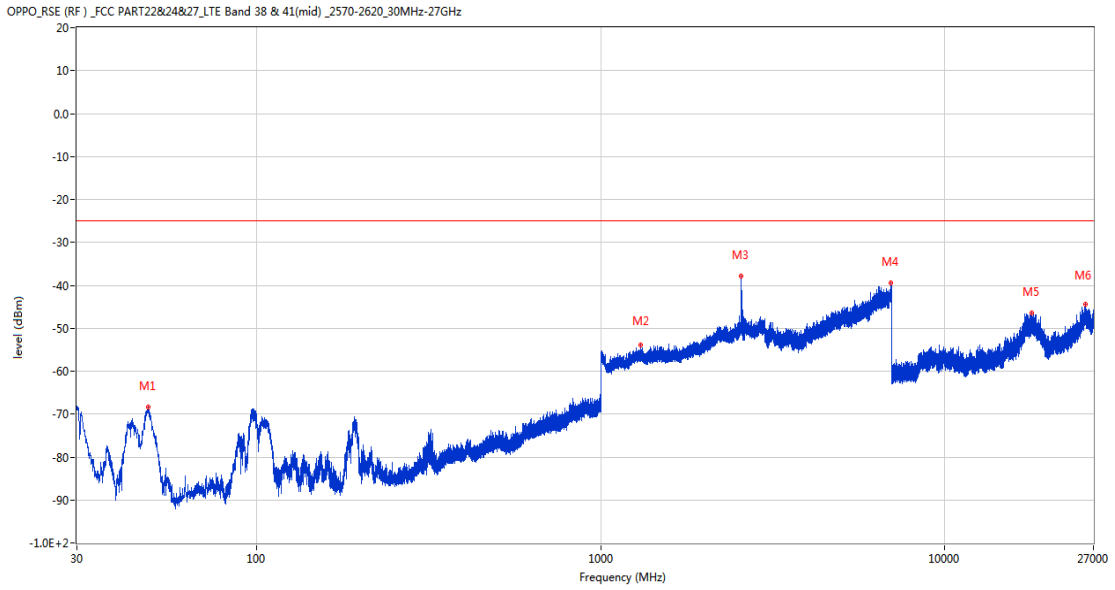
17.4 LTE Band 41 BW20, Middle Channel

RSE-H&H LTE Band 41 BW20 CH40620



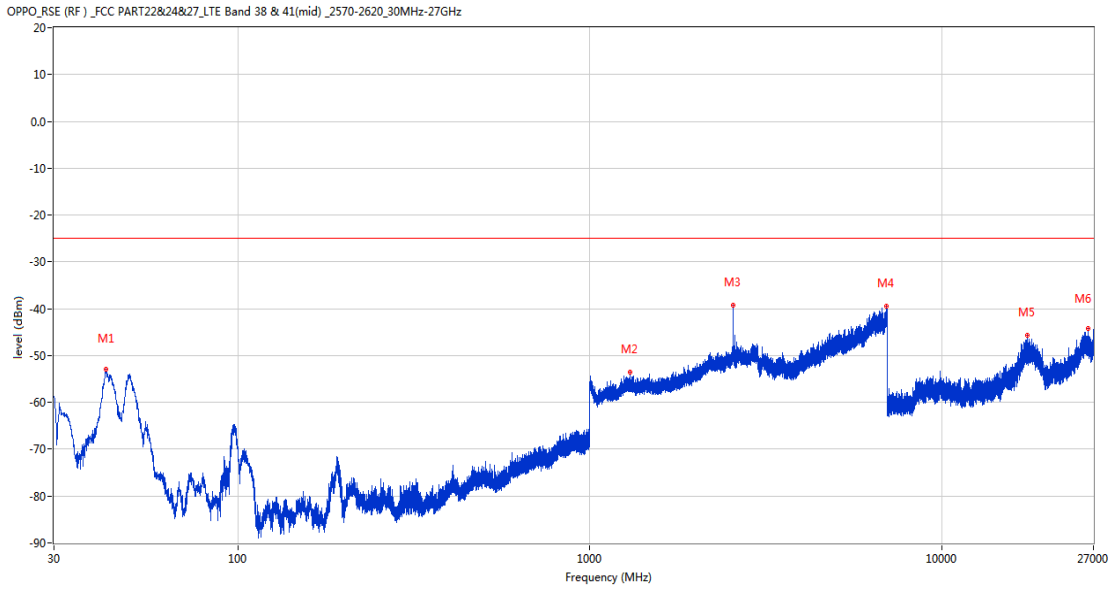
Frequency (MHz)	Result (dBm)	Factor (dB)	PK Limit (dBm)	Over Limit (dB)	Table (o)	ANT	EUT	Verdict
190.292	-65.88	-14.70	-25.0	-40.88	329.00	Horizontal	Horizontal	Pass
1302.800	-54.05	1.68	-25.0	-29.05	30.00	Horizontal	Horizontal	Pass
2559.600	-35.02	8.11	-25.0	-10.02	125.00	Horizontal	Horizontal	N/A
6975.600	-39.86	20.10	-25.0	-14.86	16.00	Horizontal	Horizontal	Pass
17855.887	-44.66	27.73	-25.0	-19.66	362.00	Horizontal	Horizontal	Pass
25613.552	-45.02	24.23	-25.0	-20.02	112.00	Horizontal	Horizontal	Pass

RSE-H&V LTE Band 41 BW20 CH40620



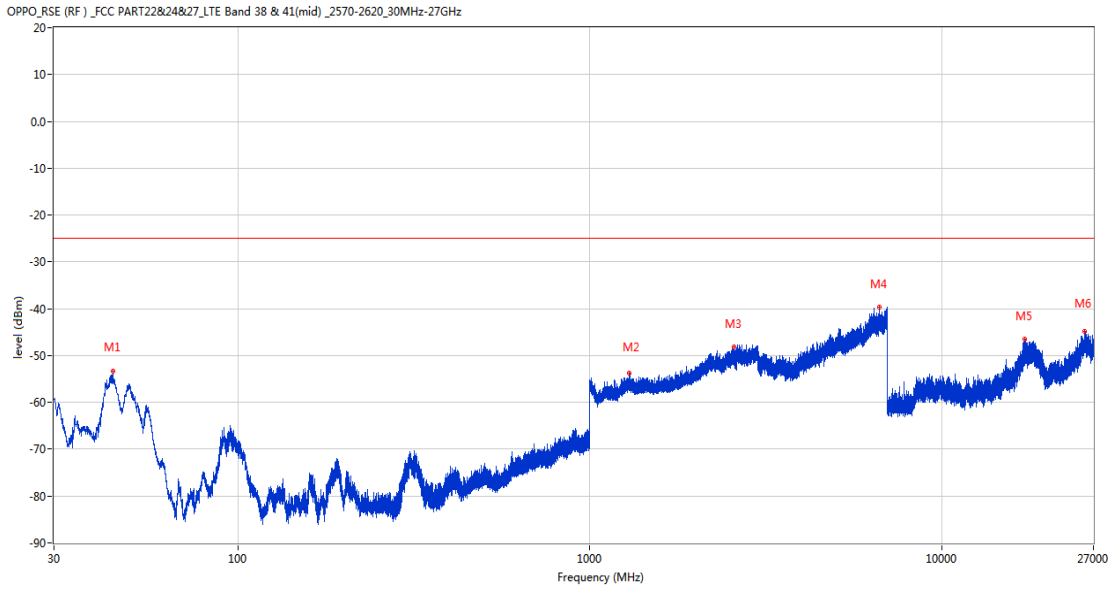
Frequency (MHz)	Result (dBm)	Factor (dB)	PK Limit (dBm)	Over Limit (dB)	Table (o)	ANT	EUT	Verdict
48.382	-68.26	-15.28	-25.0	-43.26	242.00	Horizontal	Vertical	Pass
1308.100	-53.97	1.42	-25.0	-28.97	-2.00	Horizontal	Vertical	Pass
2558.400	-37.86	8.09	-25.0	-12.86	21.00	Horizontal	Vertical	N/A
6979.000	-39.49	19.90	-25.0	-14.49	254.00	Horizontal	Vertical	Pass
17861.401	-46.46	27.70	-25.0	-21.46	227.00	Horizontal	Vertical	Pass
25583.401	-44.41	24.22	-25.0	-19.41	172.00	Horizontal	Vertical	Pass

RSE-V&V LTE Band 41 BW20 CH40620



Frequency (MHz)	Result (dBm)	Factor (dB)	PK Limit (dBm)	Over Limit (dB)	Table (o)	ANT	EUT	Verdict
42.173	-52.94	-17.21	-25.0	-27.94	231.00	Vertical	Vertical	Pass
1301.300	-53.64	1.69	-25.0	-28.64	191.00	Vertical	Vertical	Pass
2557.700	-39.30	8.08	-25.0	-14.30	105.00	Vertical	Vertical	N/A
6985.600	-39.38	19.57	-25.0	-14.38	0.00	Vertical	Vertical	Pass
17535.638	-45.76	27.58	-25.0	-20.76	239.00	Vertical	Vertical	Pass
26117.100	-44.21	24.39	-25.0	-19.21	246.00	Vertical	Vertical	Pass

RSE-V&H LTE Band 41 BW20 CH40620



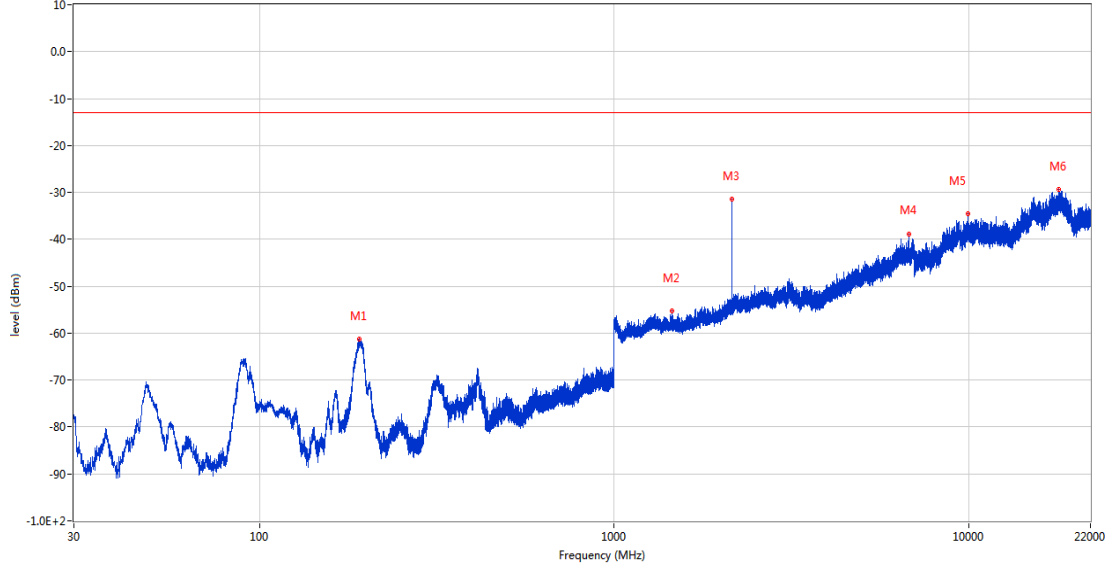
Frequency (MHz)	Result (dBm)	Factor (dB)	PK Limit (dBm)	Over Limit (dB)	Table (o)	ANT	EUT	Verdict
44.065	-53.38	-16.68	-25.0	-28.38	241.00	Vertical	Horizontal	Pass
1297.000	-53.73	1.77	-25.0	-28.73	-2.00	Vertical	Horizontal	Pass
2571.700	-48.21	8.25	-25.0	-23.21	338.00	Vertical	Horizontal	N/A
6647.400	-39.69	18.81	-25.0	-14.69	350.00	Vertical	Horizontal	Pass
17227.463	-46.52	27.62	-25.0	-21.52	362.00	Vertical	Horizontal	Pass
25507.351	-44.75	24.20	-25.0	-19.75	199.00	Vertical	Horizontal	Pass

18 LTE Band 66

18.1 LTE Band 66 BW1.4, Middle Channel

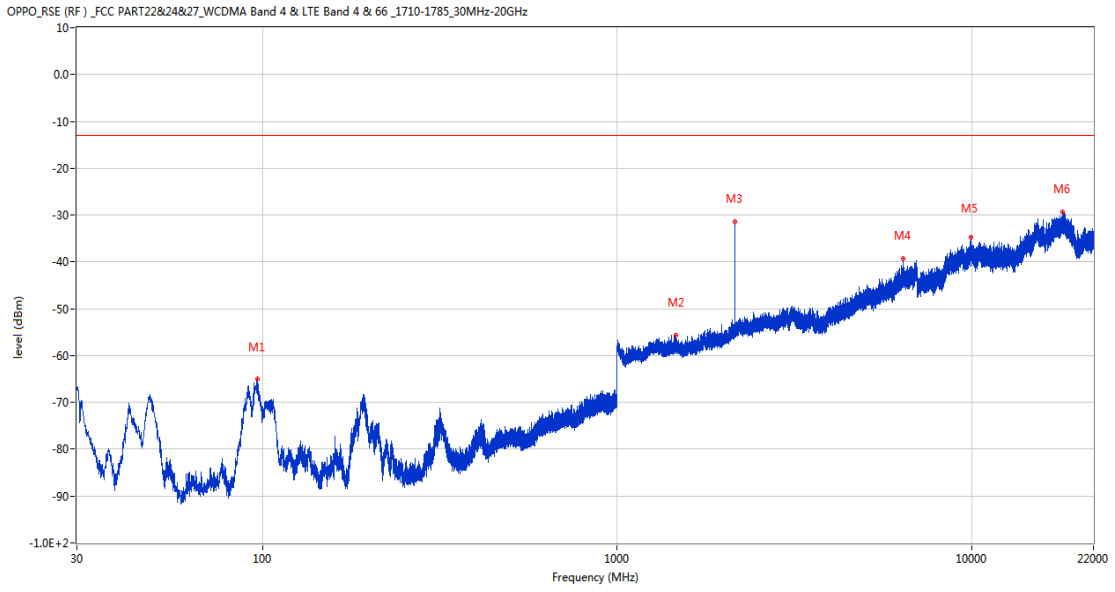
RSE-H&H LTE Band 66 BW1.4 CH132322

OPPO_RSE (RF) _FCC PART22&24&27_WCDMA Band 4 & LTE Band 4 & 66_1710-1785_30MHz-20GHz



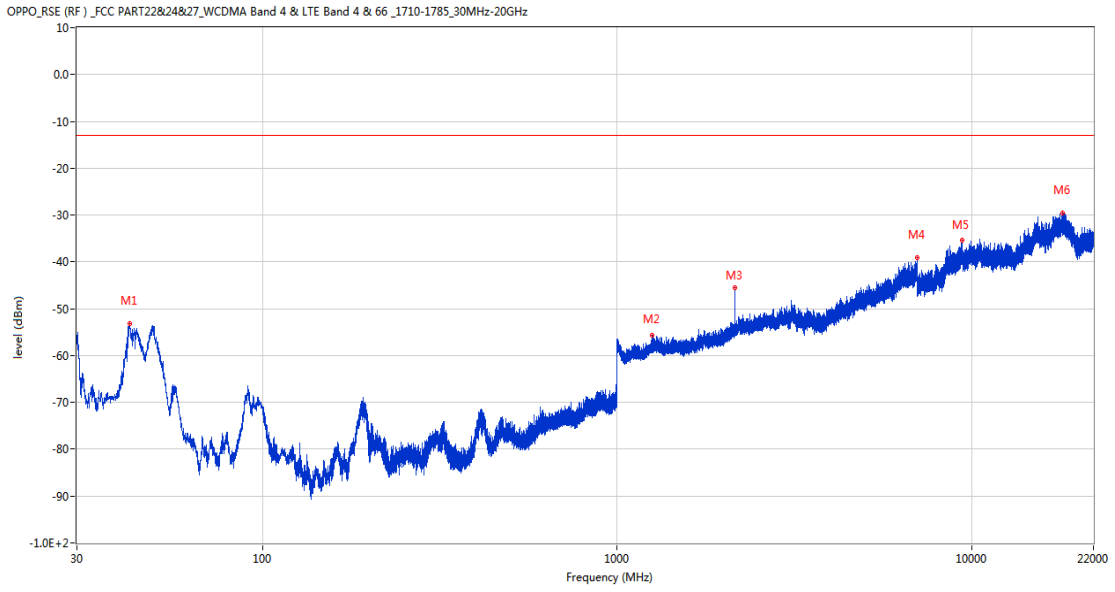
Frequency (MHz)	Result (dBm)	Factor (dB)	PK Limit (dBm)	Over Limit (dB)	Table (o)	ANT	EUT	Verdict
191.456	-61.29	-15.50	-13.0	-48.29	89.00	Horizontal	Horizontal	Pass
1456.300	-55.35	-0.11	-13.0	-42.35	147.00	Horizontal	Horizontal	Pass
2144.900	-31.52	2.75	-13.0	-18.52	165.00	Horizontal	Horizontal	N/A
6762.200	-38.89	19.13	-13.0	-25.89	233.00	Horizontal	Horizontal	Pass
9911.513	-34.59	39.99	-13.0	-21.59	360.00	Horizontal	Horizontal	Pass
17932.775	-29.38	44.69	-13.0	-16.38	229.00	Horizontal	Horizontal	Pass

RSE-H&V LTE Band 66 BW1.4 CH132322



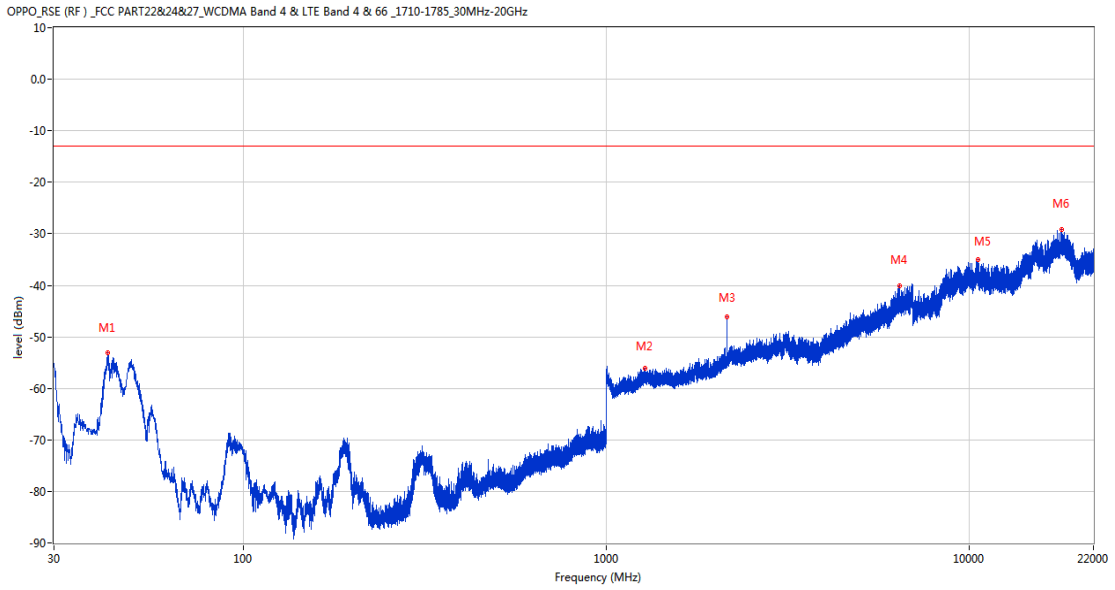
Frequency (MHz)	Result (dBm)	Factor (dB)	PK Limit (dBm)	Over Limit (dB)	Table (o)	ANT	EUT	Verdict
96.736	-64.95	-21.70	-13.0	-51.95	12.00	Horizontal	Vertical	Pass
1463.500	-55.58	-0.38	-13.0	-42.58	179.00	Horizontal	Vertical	Pass
2145.100	-31.39	2.74	-13.0	-18.39	172.00	Horizontal	Vertical	N/A
6408.800	-39.24	18.62	-13.0	-26.24	355.00	Horizontal	Vertical	Pass
9917.550	-34.77	39.98	-13.0	-21.77	250.00	Horizontal	Vertical	Pass
18024.350	-29.30	44.93	-13.0	-16.30	256.00	Horizontal	Vertical	Pass

RSE-V&V LTE Band 66 BW1.4 CH132322



Frequency (MHz)	Result (dBm)	Factor (dB)	PK Limit (dBm)	Over Limit (dB)	Table (o)	ANT	EUT	Verdict
42.367	-53.27	-17.37	-13.0	-40.27	267.00	Vertical	Vertical	Pass
1252.000	-55.72	-0.04	-13.0	-42.72	288.00	Vertical	Vertical	Pass
2145.200	-45.44	2.74	-13.0	-32.44	133.00	Vertical	Vertical	N/A
6998.800	-39.04	18.96	-13.0	-26.04	310.00	Vertical	Vertical	Pass
9374.175	-35.39	39.87	-13.0	-22.39	119.00	Vertical	Vertical	Pass
18031.286	-29.63	44.93	-13.0	-16.63	78.00	Vertical	Vertical	Pass

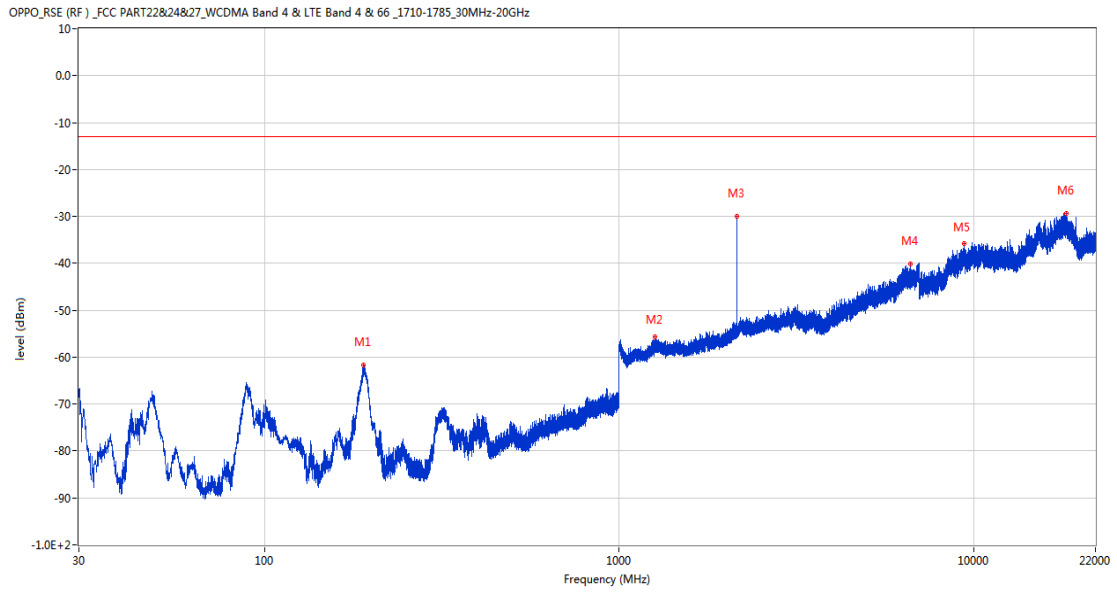
RSE-V&H LTE Band 66 BW1.4 CH132322



Frequency (MHz)	Result (dBm)	Factor (dB)	PK Limit (dBm)	Over Limit (dB)	Table (o)	ANT	EUT	Verdict
42.173	-53.17	-17.43	-13.0	-40.17	208.00	Vertical	Horizontal	Pass
1277.300	-56.16	0.06	-13.0	-43.16	71.00	Vertical	Horizontal	Pass
2144.700	-46.15	2.75	-13.0	-33.15	325.00	Vertical	Horizontal	N/A
6421.000	-40.16	18.82	-13.0	-27.16	28.00	Vertical	Horizontal	Pass
10558.963	-34.93	40.65	-13.0	-21.93	101.00	Vertical	Horizontal	Pass
17965.150	-29.09	44.77	-13.0	-16.09	202.00	Vertical	Horizontal	Pass

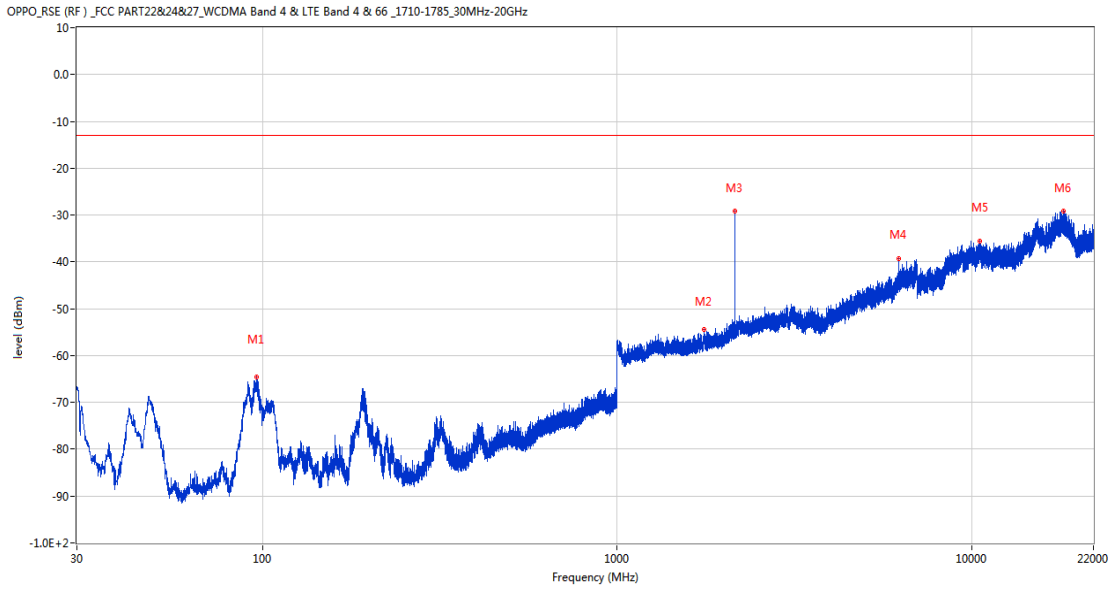
18.2 LTE Band 66 BW3, Middle Channel

RSE-H&H LTE Band 66 BW3 CH132322



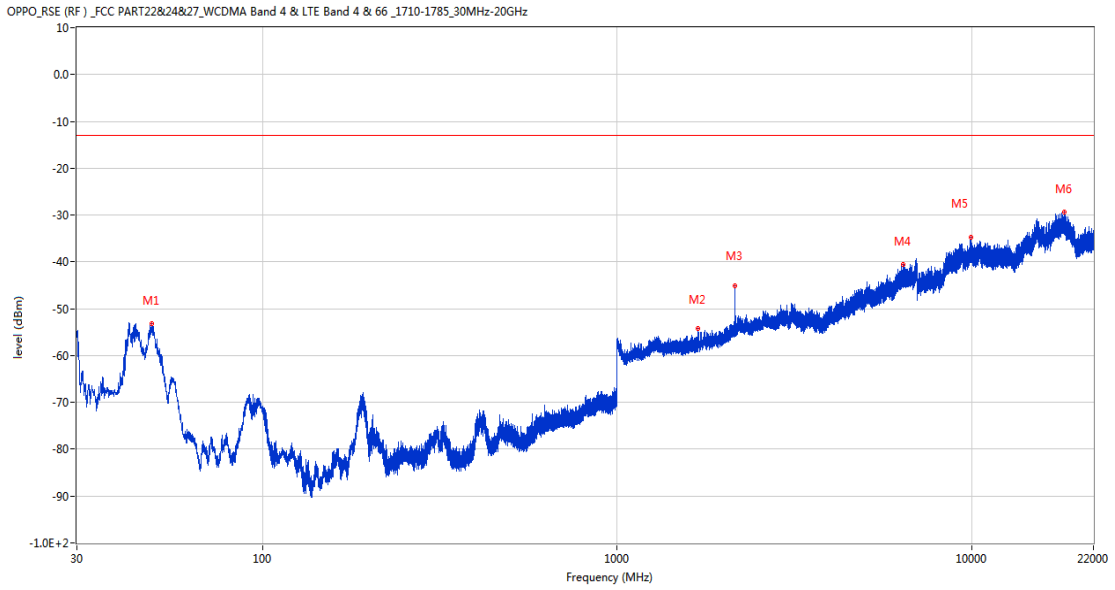
Frequency (MHz)	Result (dBm)	Factor (dB)	PK Limit (dBm)	Over Limit (dB)	Table (o)	ANT	EUT	Verdict
190.147	-61.59	-15.34	-13.0	-48.59	86.00	Horizontal	Horizontal	Pass
1260.100	-55.72	-0.07	-13.0	-42.72	108.00	Horizontal	Horizontal	Pass
2145.000	-30.00	2.74	-13.0	-17.00	183.00	Horizontal	Horizontal	N/A
6638.000	-40.22	18.28	-13.0	-27.22	87.00	Horizontal	Horizontal	Pass
9382.513	-35.84	39.89	-13.0	-22.84	265.00	Horizontal	Horizontal	Pass
18261.613	-29.32	44.81	-13.0	-16.32	253.00	Horizontal	Horizontal	Pass

RSE-H&V LTE Band 66 BW3 CH132322



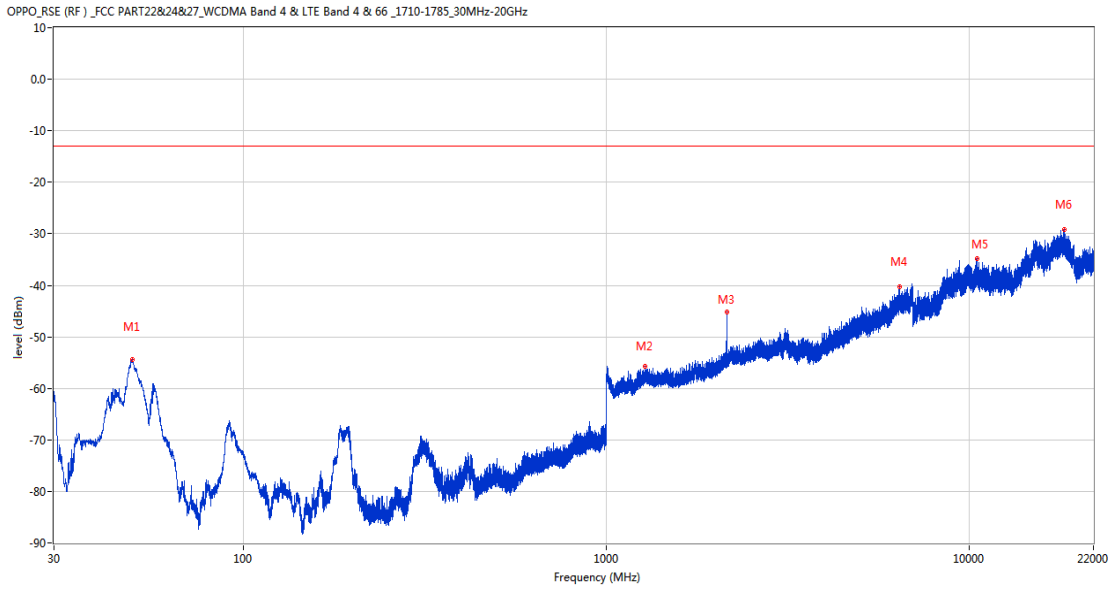
Frequency (MHz)	Result (dBm)	Factor (dB)	PK Limit (dBm)	Over Limit (dB)	Table (o)	ANT	EUT	Verdict
96.251	-64.54	-21.65	-13.0	-51.54	0.00	Horizontal	Vertical	Pass
1756.800	-54.46	1.45	-13.0	-41.46	-1.00	Horizontal	Vertical	Pass
2144.500	-29.22	2.76	-13.0	-16.22	173.00	Horizontal	Vertical	N/A
6221.200	-39.31	17.05	-13.0	-26.31	306.00	Horizontal	Vertical	Pass
10514.400	-35.57	40.49	-13.0	-22.57	311.00	Horizontal	Vertical	Pass
18084.475	-29.19	44.97	-13.0	-16.19	362.00	Horizontal	Vertical	Pass

RSE-V&V LTE Band 66 BW3 CH132322



Frequency (MHz)	Result (dBm)	Factor (dB)	PK Limit (dBm)	Over Limit (dB)	Table (o)	ANT	EUT	Verdict
48.721	-53.22	-15.78	-13.0	-40.22	191.00	Vertical	Vertical	Pass
1693.400	-54.26	0.58	-13.0	-41.26	251.00	Vertical	Vertical	Pass
2146.000	-45.18	2.71	-13.0	-32.18	251.00	Vertical	Vertical	N/A
6414.600	-40.45	18.89	-13.0	-27.45	52.00	Vertical	Vertical	Pass
9924.450	-34.75	39.97	-13.0	-21.75	358.00	Vertical	Vertical	Pass
18268.551	-29.31	44.73	-13.0	-16.31	213.00	Vertical	Vertical	Pass

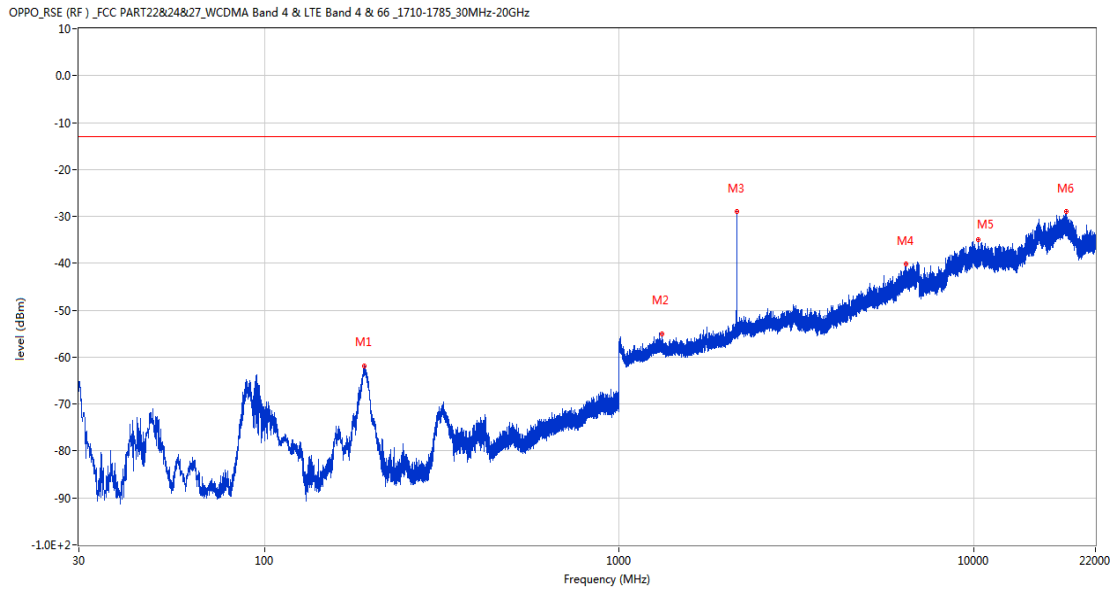
RSE-V&H LTE Band 66 BW3 CH132322



Frequency (MHz)	Result (dBm)	Factor (dB)	PK Limit (dBm)	Over Limit (dB)	Table (o)	ANT	EUT	Verdict
49.400	-54.45	-16.86	-13.0	-41.45	360.00	Vertical	Horizontal	Pass
1277.200	-55.82	0.06	-13.0	-42.82	229.00	Vertical	Horizontal	Pass
2144.900	-45.22	2.75	-13.0	-32.22	145.00	Vertical	Horizontal	N/A
6417.000	-40.23	18.86	-13.0	-27.23	301.00	Vertical	Horizontal	Pass
10544.588	-34.77	40.68	-13.0	-21.77	112.00	Vertical	Horizontal	Pass
18256.062	-29.23	44.83	-13.0	-16.23	360.00	Vertical	Horizontal	Pass

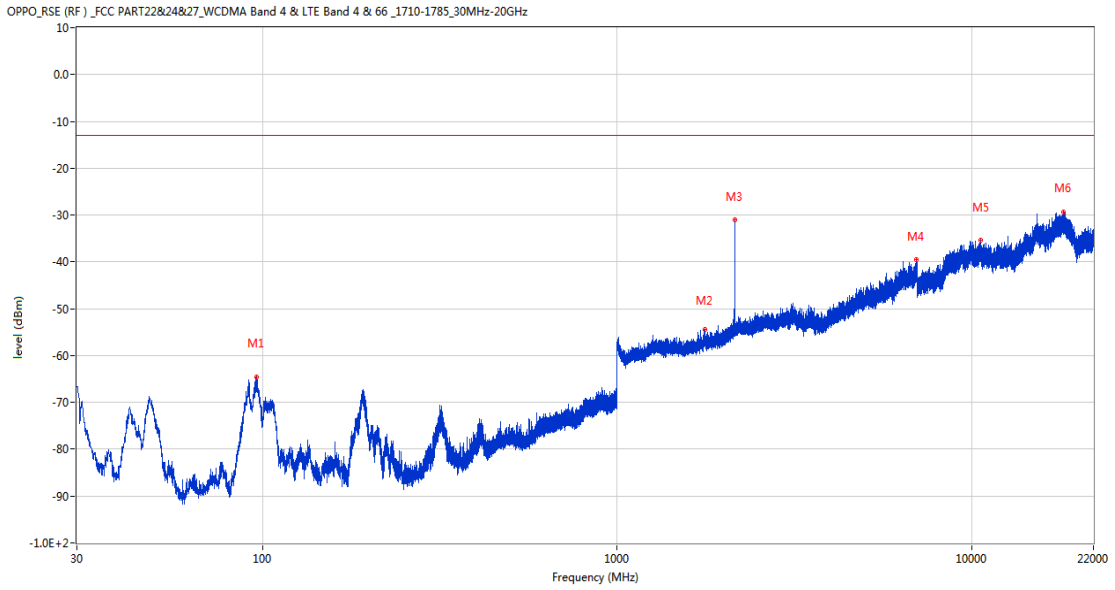
18.3 LTE Band 66 BW5, Middle Channel

RSE-H&H LTE Band 66 BW5 CH132322



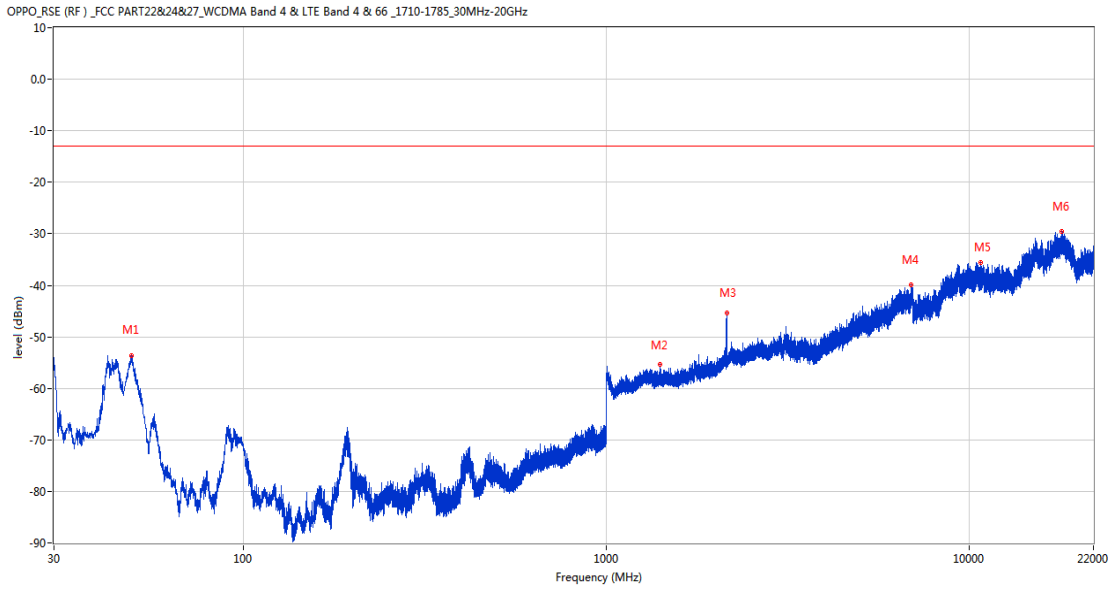
Frequency (MHz)	Result (dBm)	Factor (dB)	PK Limit (dBm)	Over Limit (dB)	Table (o)	ANT	EUT	Verdict
191.360	-61.92	-15.49	-13.0	-48.92	114.00	Horizontal	Horizontal	Pass
1317.800	-55.03	-0.25	-13.0	-42.03	213.00	Horizontal	Horizontal	Pass
2145.800	-28.99	2.72	-13.0	-15.99	171.00	Horizontal	Horizontal	N/A
6421.200	-40.03	18.81	-13.0	-27.03	253.00	Horizontal	Horizontal	Pass
10306.537	-34.87	40.21	-13.0	-21.87	0.00	Horizontal	Horizontal	Pass
18250.975	-28.93	44.84	-13.0	-15.93	319.00	Horizontal	Horizontal	Pass

RSE-H&V LTE Band 66 BW5 CH132322



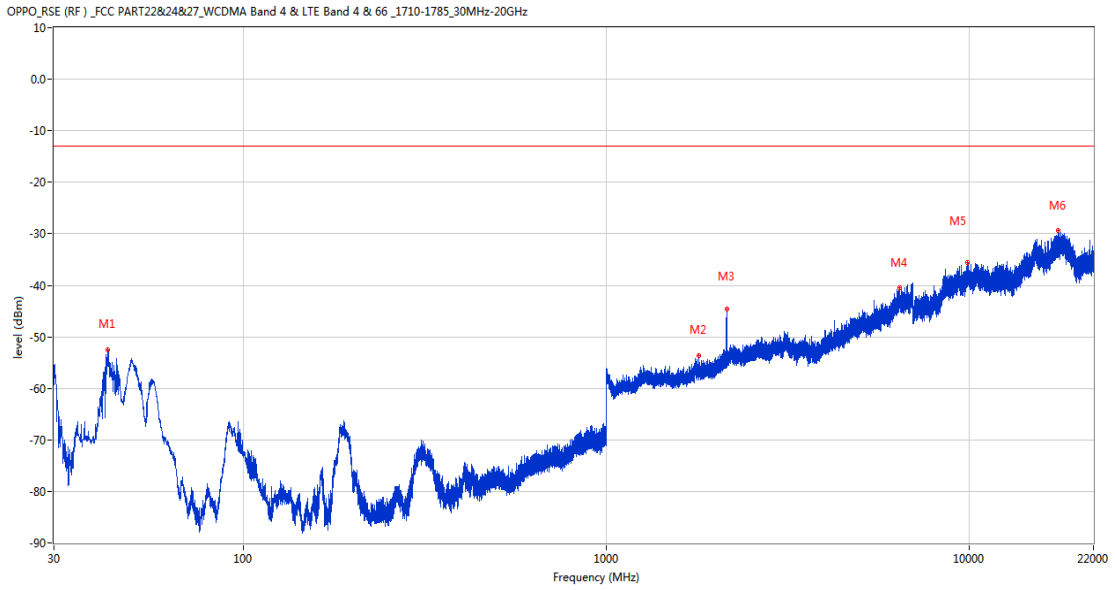
Frequency (MHz)	Result (dBm)	Factor (dB)	PK Limit (dBm)	Over Limit (dB)	Table (o)	ANT	EUT	Verdict
96.396	-64.55	-21.67	-13.0	-51.55	1.00	Horizontal	Vertical	Pass
1769.300	-54.51	1.40	-13.0	-41.51	78.00	Horizontal	Vertical	Pass
2145.700	-31.08	2.72	-13.0	-18.08	182.00	Horizontal	Vertical	N/A
6985.200	-39.47	19.63	-13.0	-26.47	200.00	Horizontal	Vertical	Pass
10581.387	-35.44	40.50	-13.0	-22.44	93.00	Horizontal	Vertical	Pass
18063.663	-29.38	44.89	-13.0	-16.38	95.00	Horizontal	Vertical	Pass

RSE-V&V LTE Band 66 BW5 CH132322



Frequency (MHz)	Result (dBm)	Factor (dB)	PK Limit (dBm)	Over Limit (dB)	Table (o)	ANT	EUT	Verdict
49.157	-53.58	-16.35	-13.0	-40.58	286.00	Vertical	Vertical	Pass
1402.200	-55.34	-0.54	-13.0	-42.34	326.00	Vertical	Vertical	Pass
2143.400	-45.41	2.72	-13.0	-32.41	147.00	Vertical	Vertical	N/A
6908.200	-39.93	19.56	-13.0	-26.93	360.00	Vertical	Vertical	Pass
10766.250	-35.55	40.37	-13.0	-22.55	0.00	Vertical	Vertical	Pass
18016.487	-29.61	44.93	-13.0	-16.61	274.00	Vertical	Vertical	Pass

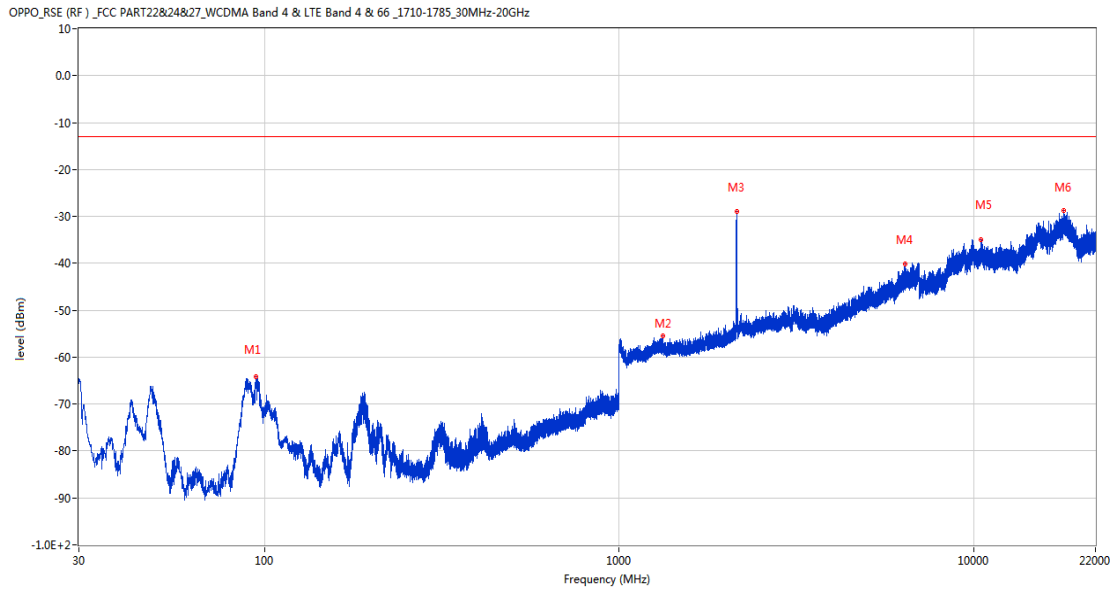
RSE-V&H LTE Band 66 BW5 CH132322



Frequency (MHz)	Result (dBm)	Factor (dB)	PK Limit (dBm)	Over Limit (dB)	Table (o)	ANT	EUT	Verdict
42.077	-52.46	-17.47	-13.0	-39.46	-1.00	Vertical	Horizontal	Pass
1799.300	-53.64	1.28	-13.0	-40.64	291.00	Vertical	Horizontal	Pass
2144.300	-44.57	2.76	-13.0	-31.57	321.00	Vertical	Horizontal	N/A
6420.800	-40.49	18.84	-13.0	-27.49	330.00	Vertical	Horizontal	Pass
9913.238	-35.57	39.99	-13.0	-22.57	30.00	Vertical	Horizontal	Pass
17609.949	-29.36	44.25	-13.0	-16.36	359.00	Vertical	Horizontal	Pass

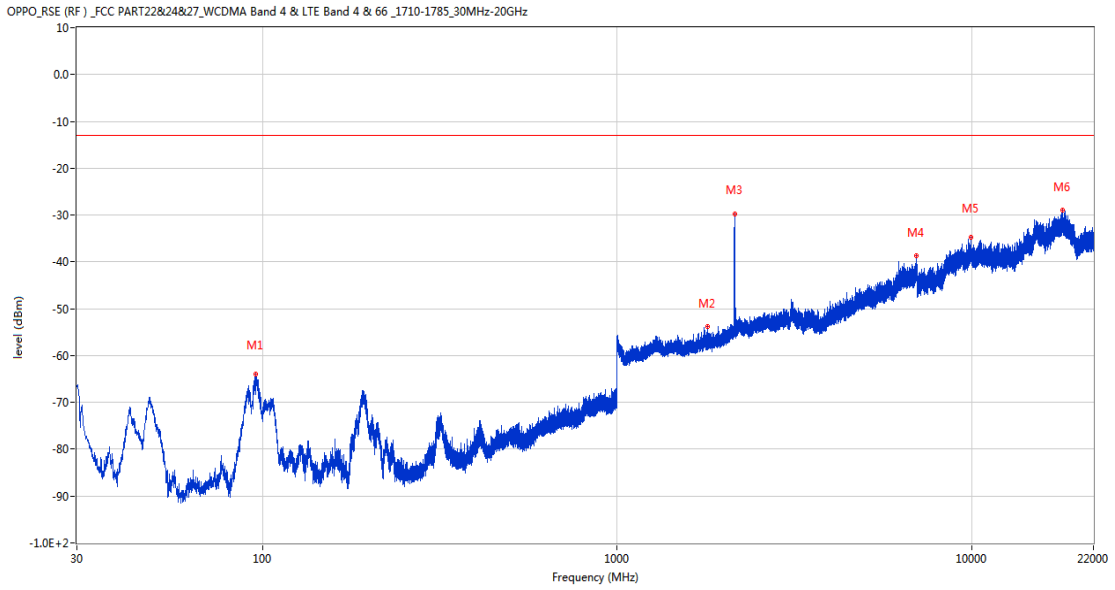
18.4 LTE Band 66 BW10, Middle Channel

RSE-H&H LTE Band 66 BW10 CH132322



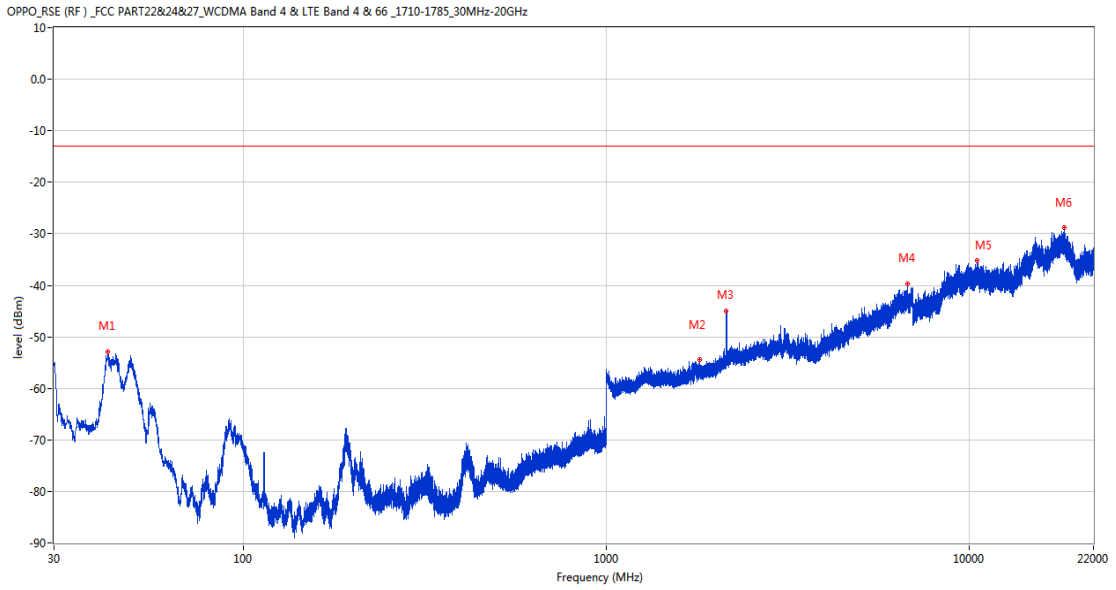
Frequency (MHz)	Result (dBm)	Factor (dB)	PK Limit (dBm)	Over Limit (dB)	Table (o)	ANT	EUT	Verdict
94.796	-64.22	-21.40	-13.0	-51.22	331.00	Horizontal	Horizontal	Pass
1329.300	-55.50	-0.39	-13.0	-42.50	169.00	Horizontal	Horizontal	Pass
2146.300	-29.03	2.71	-13.0	-16.03	185.00	Horizontal	Horizontal	N/A
6412.400	-40.12	18.86	-13.0	-27.12	240.00	Horizontal	Horizontal	Pass
10477.025	-35.03	40.77	-13.0	-22.03	48.00	Horizontal	Horizontal	Pass
17945.262	-28.66	44.72	-13.0	-15.66	360.00	Horizontal	Horizontal	Pass

RSE-H&V LTE Band 66 BW10 CH132322



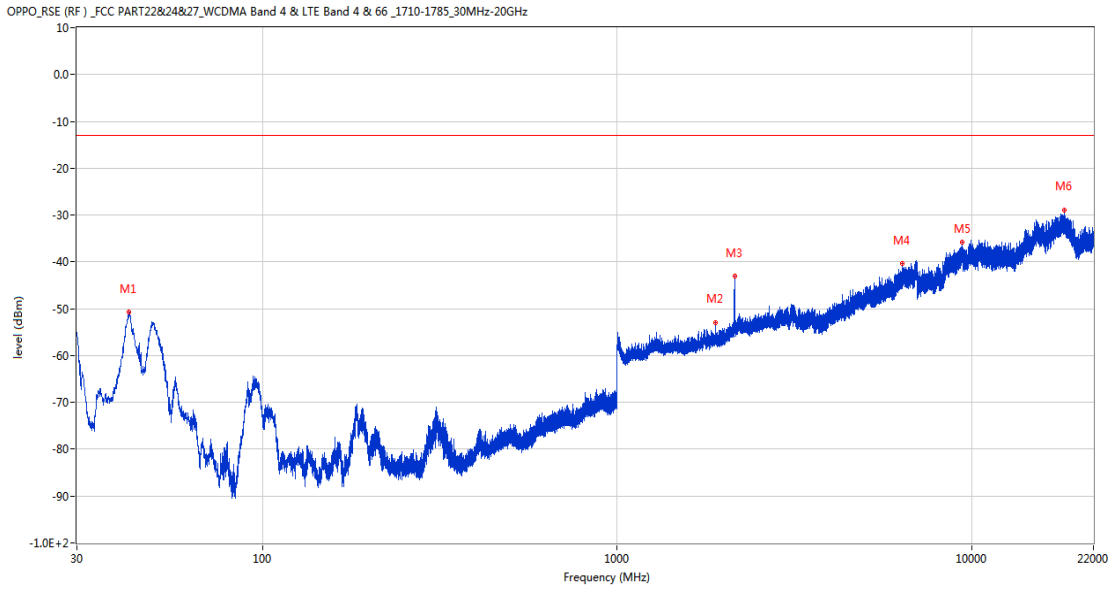
Frequency (MHz)	Result (dBm)	Factor (dB)	PK Limit (dBm)	Over Limit (dB)	Table (o)	ANT	EUT	Verdict
95.960	-64.03	-21.62	-13.0	-51.03	354.00	Horizontal	Vertical	Pass
1798.700	-53.84	1.29	-13.0	-40.84	68.00	Horizontal	Vertical	Pass
2147.100	-29.70	2.70	-13.0	-16.70	170.00	Horizontal	Vertical	N/A
6985.000	-38.74	19.66	-13.0	-25.74	147.00	Horizontal	Vertical	Pass
9930.776	-34.80	39.96	-13.0	-21.80	227.00	Horizontal	Vertical	Pass
18026.662	-28.95	44.93	-13.0	-15.95	284.00	Horizontal	Vertical	Pass

RSE-V&V LTE Band 66 BW10 CH132322



Frequency (MHz)	Result (dBm)	Factor (dB)	PK Limit (dBm)	Over Limit (dB)	Table (o)	ANT	EUT	Verdict
42.125	-52.82	-17.45	-13.0	-39.82	178.00	Vertical	Vertical	Pass
1806.800	-54.42	0.39	-13.0	-41.42	298.00	Vertical	Vertical	Pass
2141.700	-45.02	2.65	-13.0	-32.02	160.00	Vertical	Vertical	N/A
6761.800	-39.66	19.14	-13.0	-26.66	173.00	Vertical	Vertical	Pass
10538.838	-35.15	40.64	-13.0	-22.15	40.00	Vertical	Vertical	Pass
18273.636	-28.80	44.67	-13.0	-15.80	15.00	Vertical	Vertical	Pass

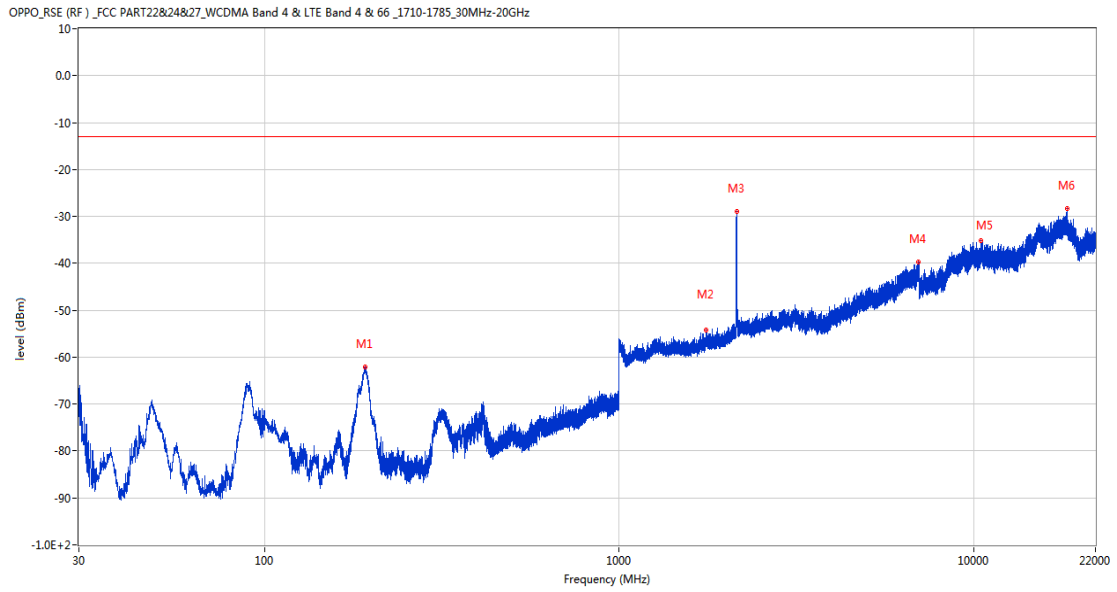
RSE-V&H LTE Band 66 BW10 CH132322



Frequency (MHz)	Result (dBm)	Factor (dB)	PK Limit (dBm)	Over Limit (dB)	Table (o)	ANT	EUT	Verdict
41.980	-50.67	-17.51	-13.0	-37.67	262.00	Vertical	Horizontal	Pass
1897.900	-52.88	1.03	-13.0	-39.88	166.00	Vertical	Horizontal	Pass
2145.700	-43.06	2.72	-13.0	-30.06	303.00	Vertical	Horizontal	N/A
6367.000	-40.44	17.28	-13.0	-27.44	217.00	Vertical	Horizontal	Pass
9388.838	-35.83	39.95	-13.0	-22.83	35.00	Vertical	Horizontal	Pass
18257.449	-28.88	44.83	-13.0	-15.88	345.00	Vertical	Horizontal	Pass

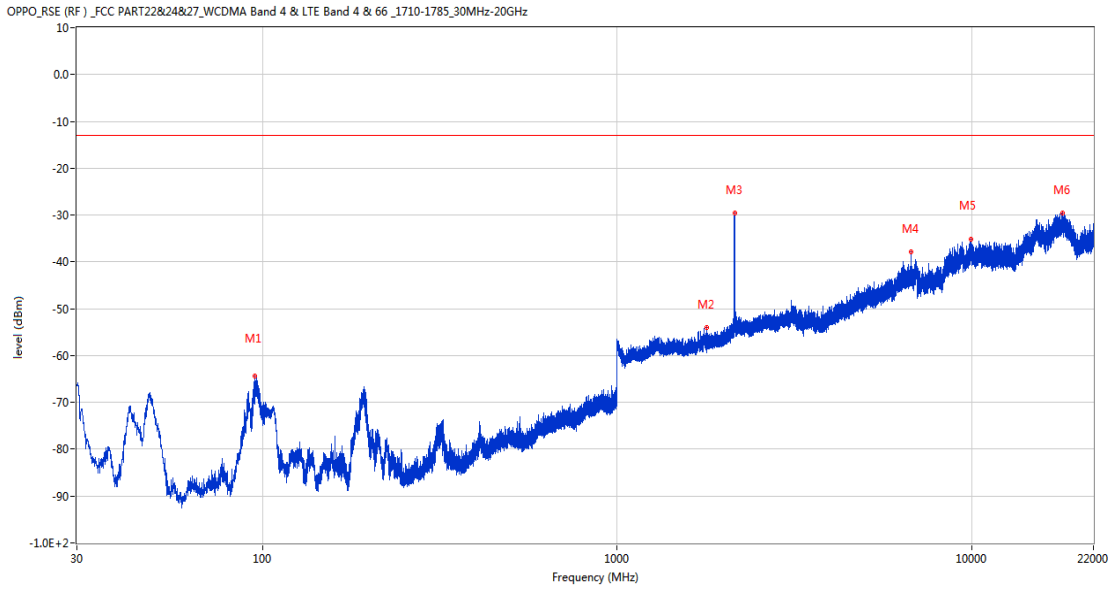
18.5 LTE Band 66 BW15, Middle Channel

RSE-H&H LTE Band 66 BW15 CH132322



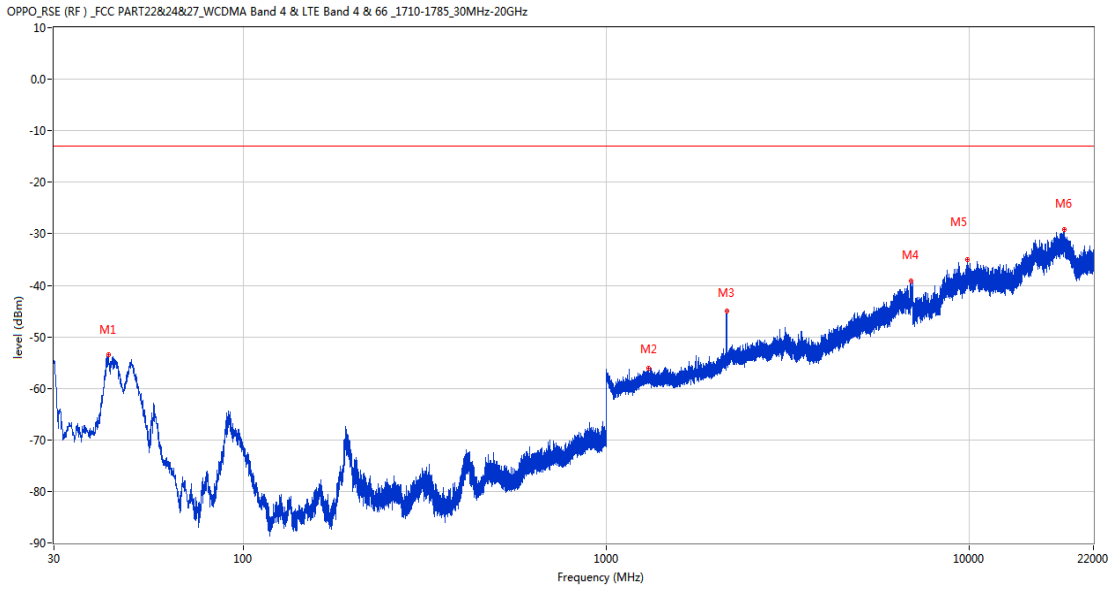
Frequency (MHz)	Result (dBm)	Factor (dB)	PK Limit (dBm)	Over Limit (dB)	Table (o)	ANT	EUT	Verdict
192.330	-62.04	-15.59	-13.0	-49.04	107.00	Horizontal	Horizontal	Pass
1760.800	-54.29	1.44	-13.0	-41.29	292.00	Horizontal	Horizontal	Pass
2147.400	-29.00	2.70	-13.0	-16.00	160.00	Horizontal	Horizontal	N/A
6968.800	-39.80	20.02	-13.0	-26.80	311.00	Horizontal	Horizontal	Pass
10490.825	-35.07	40.55	-13.0	-22.07	15.00	Horizontal	Horizontal	Pass
18311.100	-28.26	44.43	-13.0	-15.26	340.00	Horizontal	Horizontal	Pass

RSE-H&V LTE Band 66 BW15 CH132322



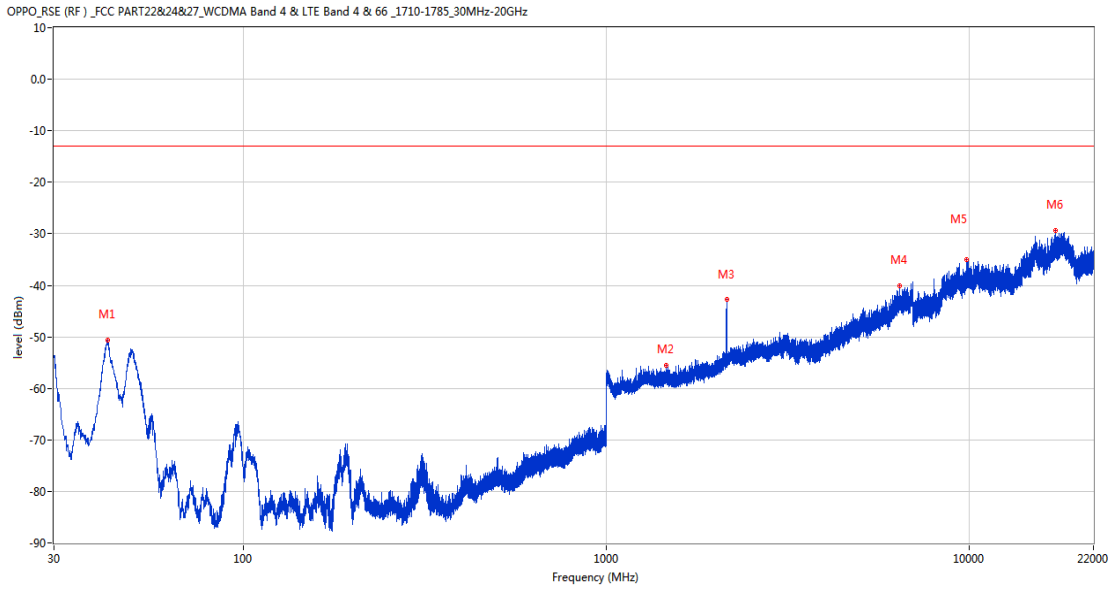
Frequency (MHz)	Result (dBm)	Factor (dB)	PK Limit (dBm)	Over Limit (dB)	Table (o)	ANT	EUT	Verdict
95.281	-64.43	-21.49	-13.0	-51.43	0.00	Horizontal	Vertical	Pass
1785.600	-54.07	1.34	-13.0	-41.07	189.00	Horizontal	Vertical	Pass
2143.800	-29.61	2.74	-13.0	-16.61	174.00	Horizontal	Vertical	N/A
6748.400	-37.95	19.45	-13.0	-24.95	93.00	Horizontal	Vertical	Pass
9916.975	-35.22	39.98	-13.0	-22.22	64.00	Horizontal	Vertical	Pass
18028.050	-29.50	44.93	-13.0	-16.50	322.00	Horizontal	Vertical	Pass

RSE-V&V LTE Band 66 BW15 CH132322



Frequency (MHz)	Result (dBm)	Factor (dB)	PK Limit (dBm)	Over Limit (dB)	Table (o)	ANT	EUT	Verdict
42.319	-53.54	-17.38	-13.0	-40.54	276.00	Vertical	Vertical	Pass
1305.500	-56.19	-0.10	-13.0	-43.19	359.00	Vertical	Vertical	Pass
2148.300	-45.06	2.70	-13.0	-32.06	307.00	Vertical	Vertical	N/A
6913.000	-39.21	19.56	-13.0	-26.21	203.00	Vertical	Vertical	Pass
9898.287	-35.06	40.01	-13.0	-22.06	-2.00	Vertical	Vertical	Pass
18312.026	-29.24	44.42	-13.0	-16.24	245.00	Vertical	Vertical	Pass

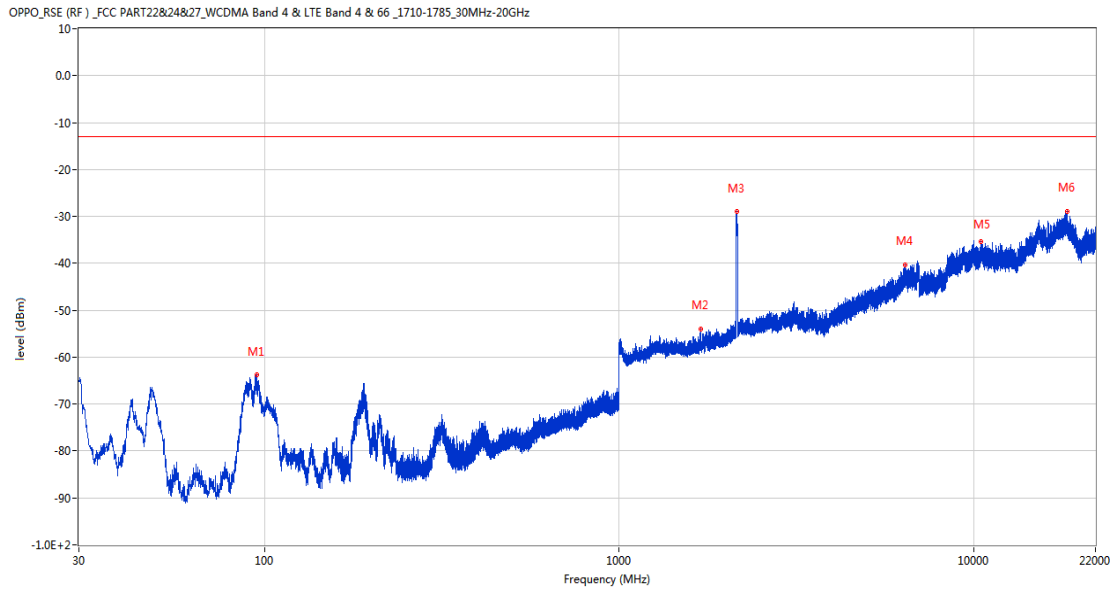
RSE-V&H LTE Band 66 BW15 CH132322



Frequency (MHz)	Result (dBm)	Factor (dB)	PK Limit (dBm)	Over Limit (dB)	Table (o)	ANT	EUT	Verdict
42.125	-50.55	-17.45	-13.0	-37.55	203.00	Vertical	Horizontal	Pass
1459.100	-55.45	-0.28	-13.0	-42.45	89.00	Vertical	Horizontal	Pass
2144.400	-42.77	2.76	-13.0	-29.77	321.00	Vertical	Horizontal	N/A
6421.200	-40.00	18.81	-13.0	-27.00	170.00	Vertical	Horizontal	Pass
9861.200	-34.94	39.77	-13.0	-21.94	95.00	Vertical	Horizontal	Pass
17343.551	-29.33	44.36	-13.0	-16.33	-3.00	Vertical	Horizontal	Pass

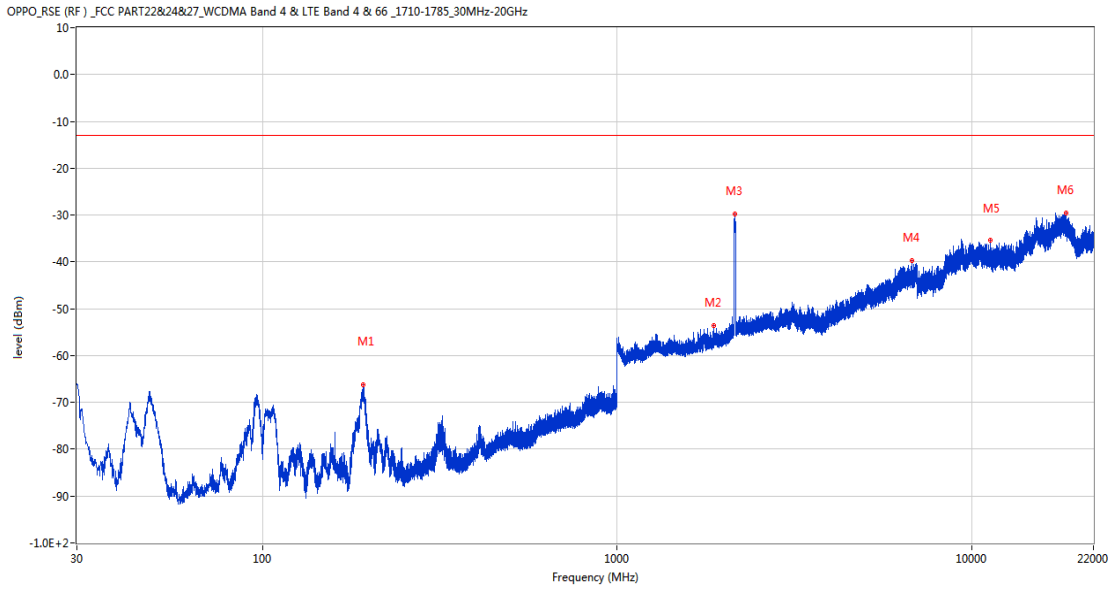
18.6 LTE Band 66 BW20, Middle Channel

RSE-H&H LTE Band 66 BW20 CH132322



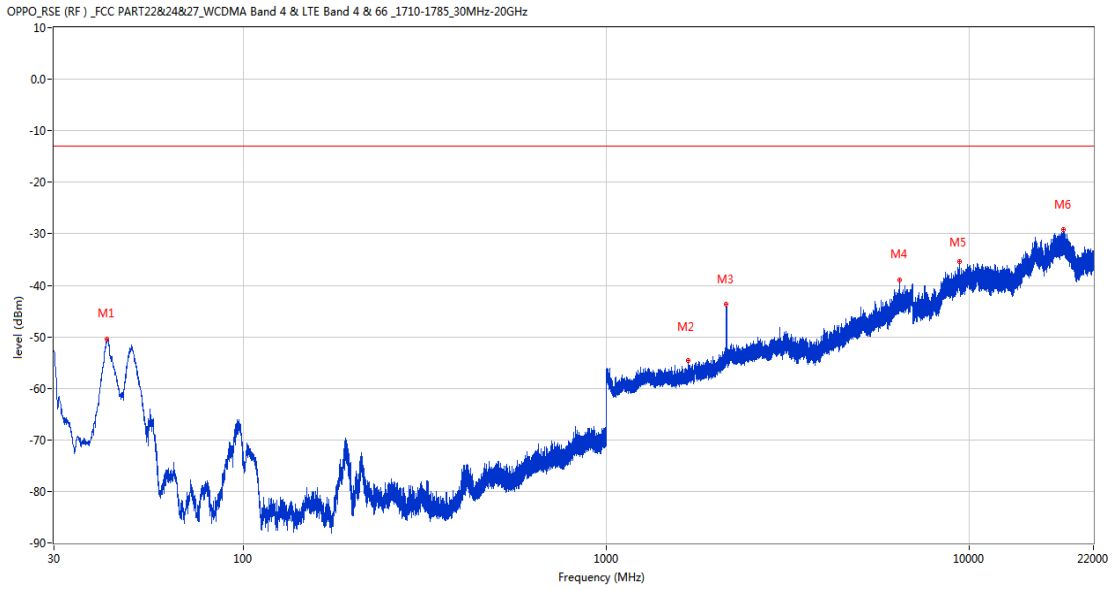
Frequency (MHz)	Result (dBm)	Factor (dB)	PK Limit (dBm)	Over Limit (dB)	Table (o)	ANT	EUT	Verdict
95.135	-63.76	-21.47	-13.0	-50.76	349.00	Horizontal	Horizontal	Pass
1695.400	-53.96	0.84	-13.0	-40.96	247.00	Horizontal	Horizontal	Pass
2143.700	-28.95	2.73	-13.0	-15.95	170.00	Horizontal	Horizontal	N/A
6410.600	-40.36	18.80	-13.0	-27.36	186.00	Horizontal	Horizontal	Pass
10487.375	-35.36	40.61	-13.0	-22.36	22.00	Horizontal	Horizontal	Pass
18312.026	-28.84	44.42	-13.0	-15.84	-3.00	Horizontal	Horizontal	Pass

RSE-H&V LTE Band 66 BW20 CH132322



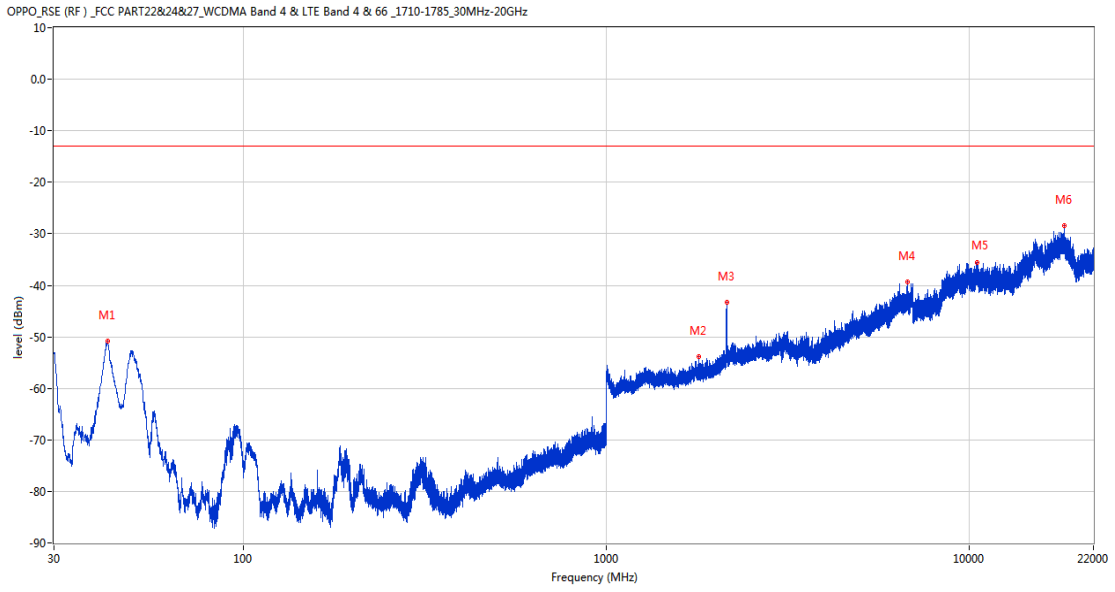
Frequency (MHz)	Result (dBm)	Factor (dB)	PK Limit (dBm)	Over Limit (dB)	Table (o)	ANT	EUT	Verdict
192.330	-66.27	-15.59	-13.0	-53.27	67.00	Horizontal	Vertical	Pass
1867.900	-53.69	0.54	-13.0	-40.69	14.00	Horizontal	Vertical	Pass
2143.300	-29.78	2.71	-13.0	-16.78	174.00	Horizontal	Vertical	N/A
6769.600	-39.63	18.54	-13.0	-26.63	190.00	Horizontal	Vertical	Pass
11271.388	-35.39	39.90	-13.0	-22.39	90.00	Horizontal	Vertical	Pass
18433.663	-29.55	44.19	-13.0	-16.55	206.00	Horizontal	Vertical	Pass

RSE-V&V LTE Band 66 BW20 CH132322



Frequency (MHz)	Result (dBm)	Factor (dB)	PK Limit (dBm)	Over Limit (dB)	Table (o)	ANT	EUT	Verdict
42.028	-50.49	-17.49	-13.0	-37.49	188.00	Vertical	Vertical	Pass
1680.500	-54.68	-0.84	-13.0	-41.68	150.00	Vertical	Vertical	Pass
2141.500	-43.73	2.65	-13.0	-30.73	250.00	Vertical	Vertical	N/A
6420.600	-38.87	18.85	-13.0	-25.87	203.00	Vertical	Vertical	Pass
9408.099	-35.46	39.89	-13.0	-22.46	338.00	Vertical	Vertical	Pass
18226.926	-29.24	44.90	-13.0	-16.24	-3.00	Vertical	Vertical	Pass

RSE-V&H LTE Band 66 BW20 CH132322



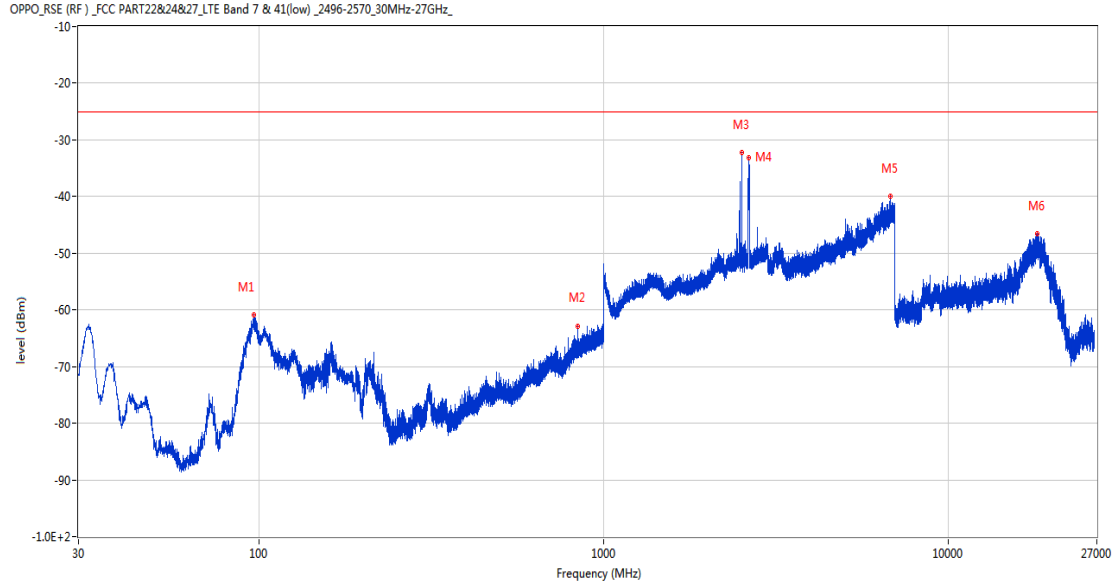
Frequency (MHz)	Result (dBm)	Factor (dB)	PK Limit (dBm)	Over Limit (dB)	Table (o)	ANT	EUT	Verdict
42.173	-50.76	-17.43	-13.0	-37.76	282.00	Vertical	Horizontal	Pass
1799.700	-53.79	1.28	-13.0	-40.79	204.00	Vertical	Horizontal	Pass
2149.500	-43.27	2.69	-13.0	-30.27	309.00	Vertical	Horizontal	N/A
6755.400	-39.35	19.45	-13.0	-26.35	126.00	Vertical	Horizontal	Pass
10533.088	-35.63	40.61	-13.0	-22.63	69.00	Vertical	Horizontal	Pass
18291.675	-28.43	44.56	-13.0	-15.43	360.00	Vertical	Horizontal	Pass

CA

19 CA_7C

19.1 CA_7C 20MHz+10MHz, QPSK, Low Channel

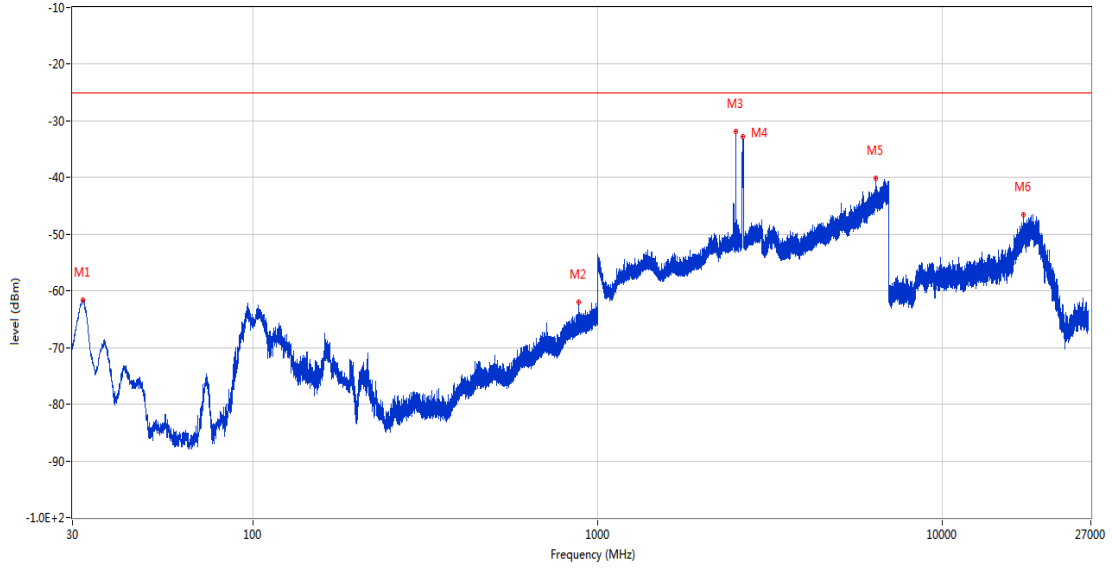
RSE-H&H PCC 20850 BW20 QPSK RB1 HIGH SCC 20994 BW10 QPSK RB2 LOW



Frequency (MHz)	Result (dBm)	Factor (dB)	PK Limit (dBm)	Over Limit (dB)	Table (o)	ANT	EUT	Verdict
96.736	-60.79	-20.24	-25.0	-35.79	324.00	Horizontal	Horizontal	Pass
841.648	-62.83	2.64	-25.0	-37.83	273.00	Horizontal	Horizontal	Pass
2519.200	-32.29	3.42	-25.0	-7.29	74.00	Horizontal	Horizontal	N/A
2642.600	-33.20	2.49	-25.0	-8.20	246.00	Horizontal	Horizontal	N/A
6806.800	-39.89	13.11	-25.0	-14.89	104.00	Horizontal	Horizontal	Pass
18087.975	-46.55	10.53	-25.0	-21.55	103.00	Horizontal	Horizontal	Pass

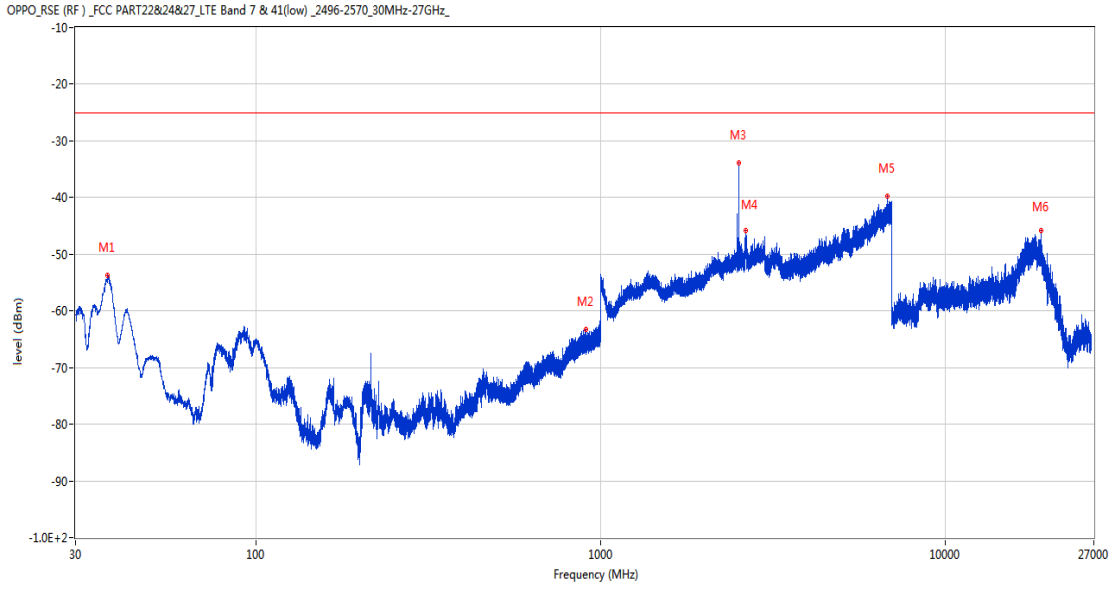
RSE-H&V PCC 20850 BW20 QPSK RB1 HIGH SCC 20994 BW10 QPSK RB2 LOW

OPPO_RSE (RF) _FCC PART22&24&27_LTE Band 7 & 41(low) _2496-2570_30MHz-27GHz_



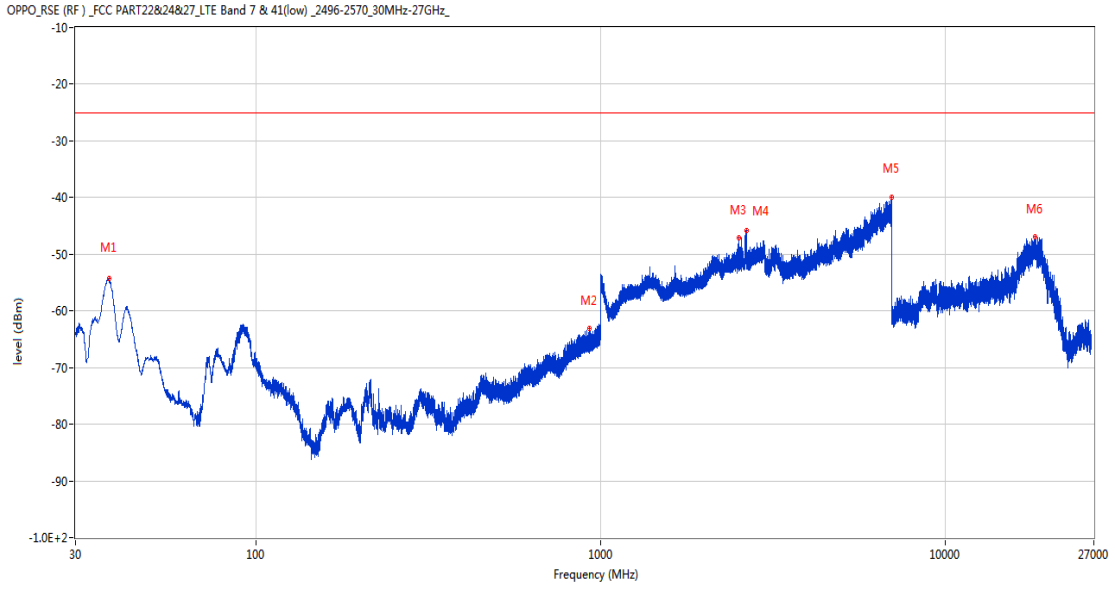
Frequency (MHz)	Result (dBm)	Factor (dB)	PK Limit (dBm)	Over Limit (dB)	Table (o)	ANT	EUT	Verdict
32.231	-61.70	-17.97	-25.0	-36.70	225.00	Horizontal	Vertical	Pass
880.690	-62.06	3.44	-25.0	-37.06	259.00	Horizontal	Vertical	Pass
2519.200	-31.88	3.42	-25.0	-6.88	173.00	Horizontal	Vertical	N/A
2642.300	-32.81	2.49	-25.0	-7.81	239.00	Horizontal	Vertical	N/A
6418.800	-40.17	11.70	-25.0	-15.17	289.00	Horizontal	Vertical	Pass
17254.762	-46.62	11.50	-25.0	-21.62	53.00	Horizontal	Vertical	Pass

RSE-V&V PCC 20850 BW20 QPSK RB1 HIGH SCC 20994 BW10 QPSK RB2 LOW



Frequency (MHz)	Result (dBm)	Factor (dB)	PK Limit (dBm)	Over Limit (dB)	Table (o)	ANT	EUT	Verdict
37.178	-53.71	-17.95	-25.0	-28.71	126.00	Vertical	Vertical	Pass
906.589	-63.32	3.71	-25.0	-38.32	284.00	Vertical	Vertical	Pass
2519.200	-33.96	3.42	-25.0	-8.96	299.00	Vertical	Vertical	N/A
2646.400	-45.78	2.68	-25.0	-20.78	16.00	Vertical	Vertical	N/A
6809.600	-39.75	13.11	-25.0	-14.75	39.00	Vertical	Vertical	Pass
18942.650	-45.81	8.83	-25.0	-20.81	267.00	Vertical	Vertical	Pass

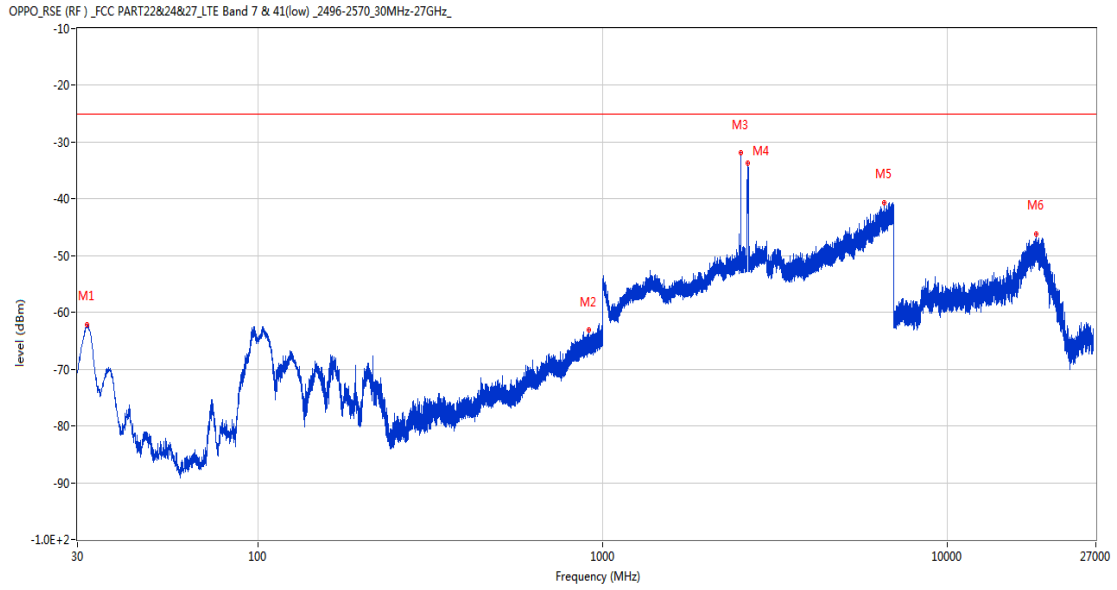
RSE-V&H PCC 20850 BW20 QPSK RB1 HIGH SCC 20994 BW10 QPSK RB2 LOW



Frequency (MHz)	Result (dBm)	Factor (dB)	PK Limit (dBm)	Over Limit (dB)	Table (o)	ANT	EUT	Verdict
37.469	-54.28	-17.92	-25.0	-29.28	272.00	Vertical	Horizontal	Pass
930.742	-63.05	3.74	-25.0	-38.05	293.00	Vertical	Horizontal	Pass
2519.100	-47.08	3.42	-25.0	-22.08	62.00	Vertical	Horizontal	N/A
2647.800	-45.87	2.70	-25.0	-20.87	201.00	Vertical	Horizontal	N/A
6988.400	-39.86	13.70	-25.0	-14.86	314.00	Vertical	Horizontal	Pass
18197.199	-46.89	10.31	-25.0	-21.89	118.00	Vertical	Horizontal	Pass

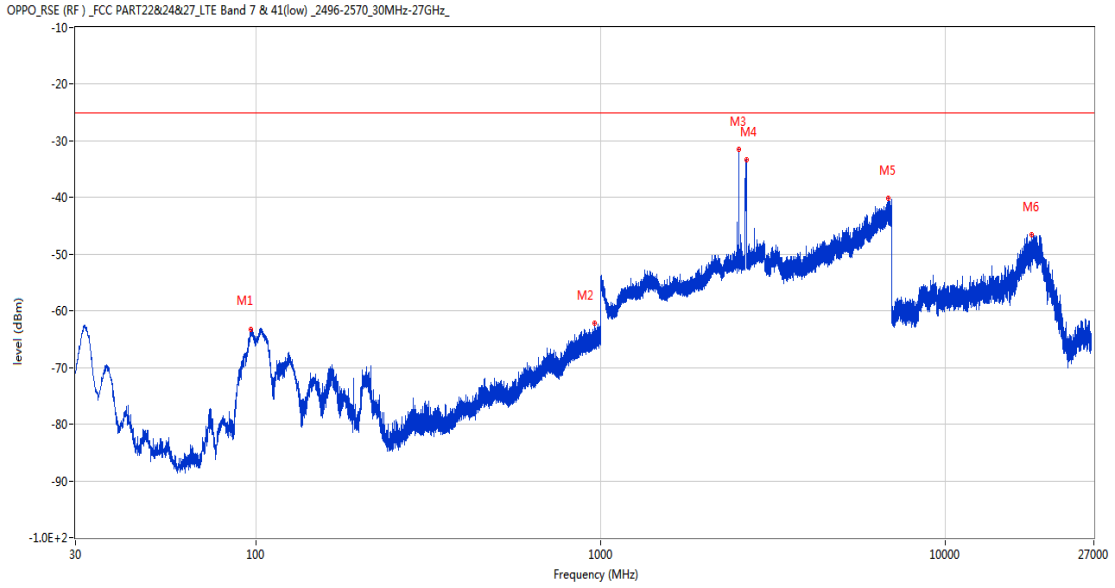
19.2 CA_7C 20MHz+10MHz, 16-QAM, Low Channel

RSE-H&H PCC 20850 BW20 16-QAM RB1 HIGH SCC 20994 BW10 16-QAM RB2 LOW



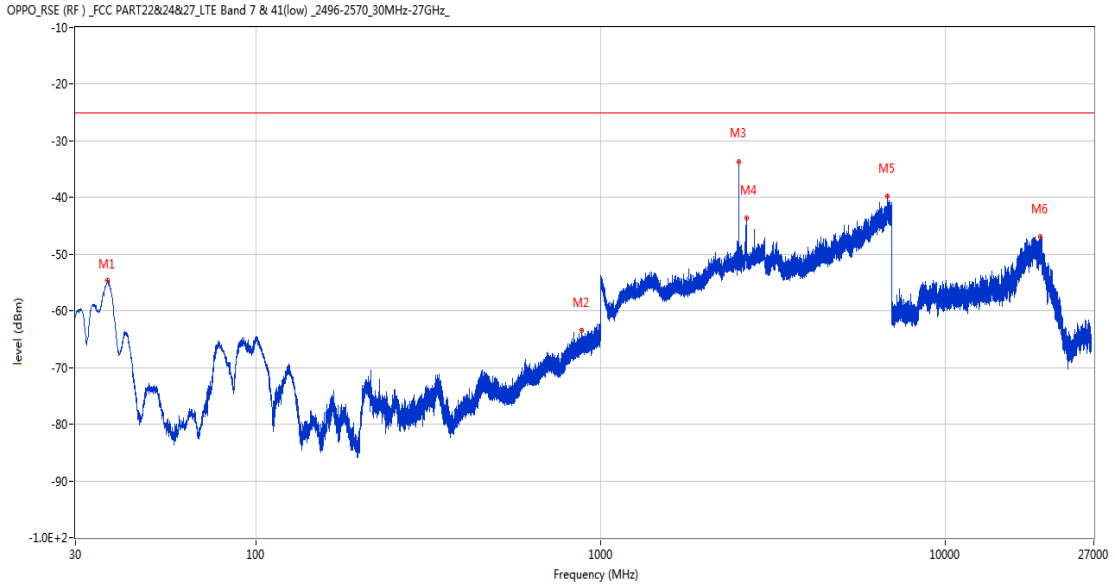
Frequency (MHz)	Result (dBm)	Factor (dB)	PK Limit (dBm)	Over Limit (dB)	Table (o)	ANT	EUT	Verdict
32.037	-62.13	-18.12	-25.0	-37.13	187.00	Horizontal	Horizontal	Pass
913.961	-63.10	3.79	-25.0	-38.10	66.00	Horizontal	Horizontal	Pass
2519.100	-31.83	3.42	-25.0	-6.83	151.00	Horizontal	Horizontal	N/A
2644.600	-33.78	2.58	-25.0	-8.78	241.00	Horizontal	Horizontal	N/A
6554.000	-40.66	10.81	-25.0	-15.66	341.00	Horizontal	Horizontal	Pass
18114.750	-46.13	10.47	-25.0	-21.13	279.00	Horizontal	Horizontal	Pass

RSE-H&V PCC 20850 BW20 16-QAM RB1 HIGH SCC 20994 BW10 16-QAM RB2 LOW



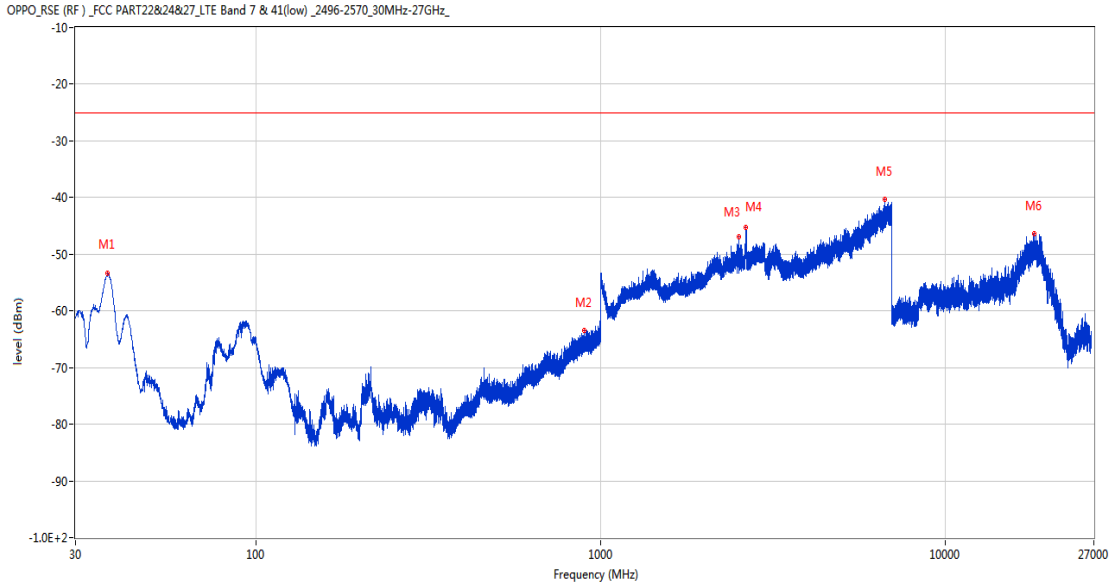
Frequency (MHz)	Result (dBm)	Factor (dB)	PK Limit (dBm)	Over Limit (dB)	Table (o)	ANT	EUT	Verdict
96.688	-63.20	-20.24	-25.0	-38.20	345.00	Horizontal	Vertical	Pass
961.588	-62.22	4.59	-25.0	-37.22	52.00	Horizontal	Vertical	Pass
2519.100	-31.48	3.42	-25.0	-6.48	171.00	Horizontal	Vertical	N/A
2648.100	-33.33	2.68	-25.0	-8.33	322.00	Horizontal	Vertical	N/A
6823.200	-40.14	13.01	-25.0	-15.14	0.00	Horizontal	Vertical	Pass
17821.762	-46.64	10.12	-25.0	-21.64	314.00	Horizontal	Vertical	Pass

RSE-V&V PCC 20850 BW20 16-QAM RB1 HIGH SCC 20994 BW10 16-QAM RB2 LOW



Frequency (MHz)	Result (dBm)	Factor (dB)	PK Limit (dBm)	Over Limit (dB)	Table (o)	ANT	EUT	Verdict
37.032	-54.70	-17.97	-25.0	-29.70	223.00	Vertical	Vertical	Pass
883.940	-63.52	3.61	-25.0	-38.52	262.00	Vertical	Vertical	Pass
2519.200	-33.64	3.42	-25.0	-8.64	288.00	Vertical	Vertical	N/A
2648.200	-43.68	2.68	-25.0	-18.68	178.00	Vertical	Vertical	N/A
6789.800	-39.82	12.82	-25.0	-14.82	288.00	Vertical	Vertical	Pass
18927.776	-46.87	8.86	-25.0	-21.87	202.00	Vertical	Vertical	Pass

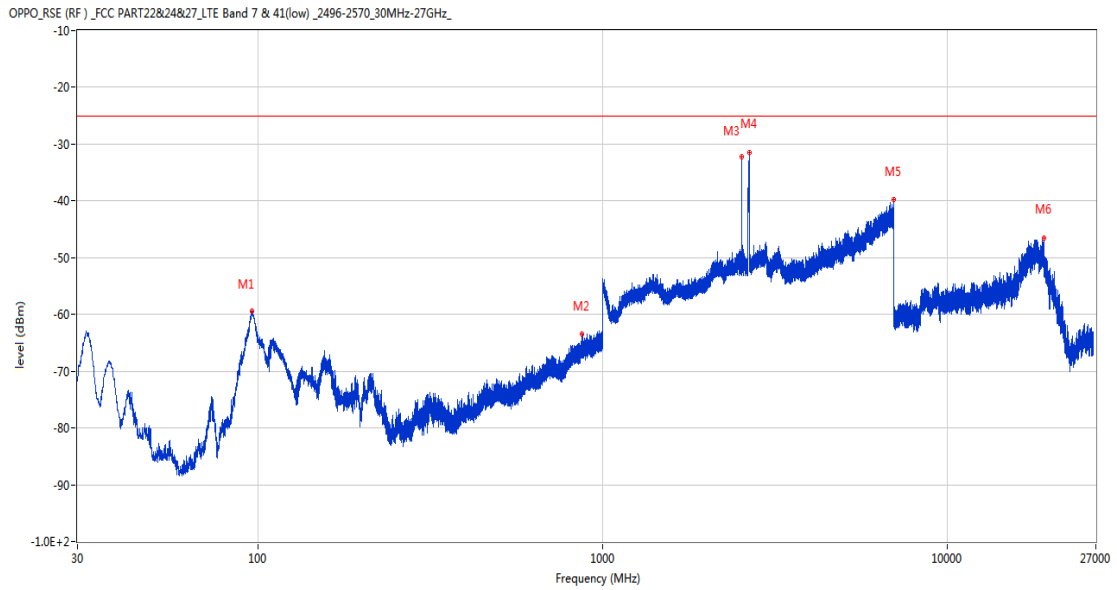
RSE-V&H PCC 20850 BW20 16-QAM RB1 HIGH SCC 20994 BW10 16-QAM RB2 LOW



Frequency (MHz)	Result (dBm)	Factor (dB)	PK Limit (dBm)	Over Limit (dB)	Table (o)	ANT	EUT	Verdict
37.178	-53.44	-17.95	-25.0	-28.44	275.00	Vertical	Horizontal	Pass
898.974	-63.44	3.65	-25.0	-38.44	92.00	Vertical	Horizontal	Pass
2518.900	-46.99	3.42	-25.0	-21.99	225.00	Vertical	Horizontal	N/A
2645.600	-45.22	2.65	-25.0	-20.22	234.00	Vertical	Horizontal	N/A
6680.800	-40.38	11.64	-25.0	-15.38	285.00	Vertical	Horizontal	Pass
18105.401	-46.44	10.49	-25.0	-21.44	1.00	Vertical	Horizontal	Pass

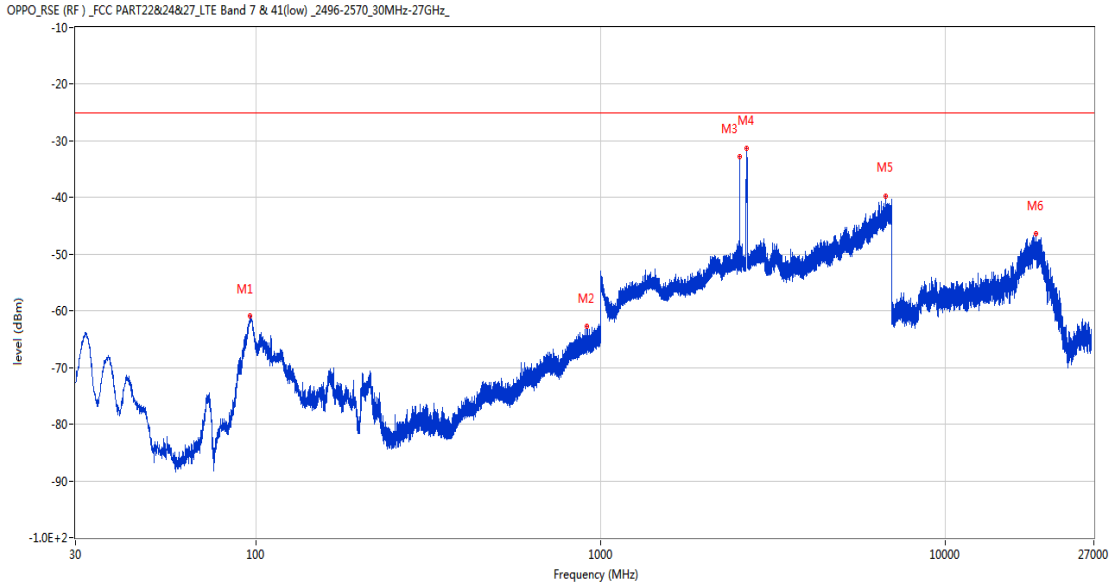
19.3 CA_7C 20MHz+10MHz, QPSK, Middle Channel

RSE-H&H PCC 21051 BW20 QPSK RB1 HIGH SCC 21195 BW10 QPSK RB2 LOW



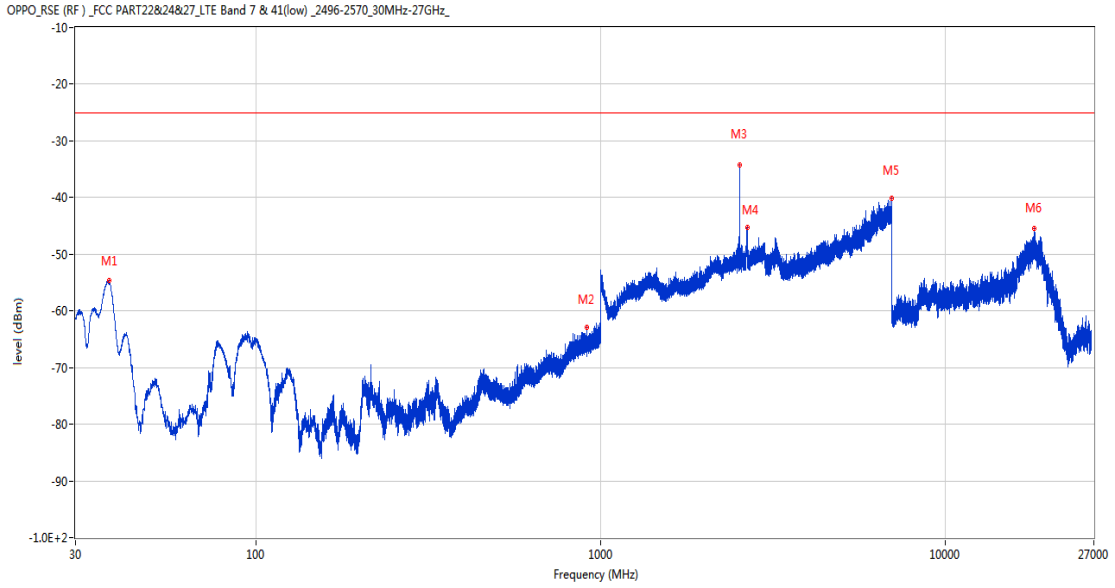
Frequency (MHz)	Result (dBm)	Factor (dB)	PK Limit (dBm)	Over Limit (dB)	Table (o)	ANT	EUT	Verdict
96.299	-59.47	-20.18	-25.0	-34.47	1.00	Horizontal	Horizontal	Pass
873.269	-63.42	3.27	-25.0	-38.42	81.00	Horizontal	Horizontal	Pass
2539.300	-32.15	3.63	-25.0	-7.15	80.00	Horizontal	Horizontal	N/A
2665.500	-31.54	2.62	-25.0	-6.54	247.00	Horizontal	Horizontal	N/A
6997.200	-39.68	13.92	-25.0	-14.68	314.00	Horizontal	Horizontal	Pass
19058.250	-46.62	8.61	-25.0	-21.62	290.00	Horizontal	Horizontal	Pass

RSE-H&V PCC 21051 BW20 QPSK RB1 HIGH SCC 21195 BW10 QPSK RB2 LOW



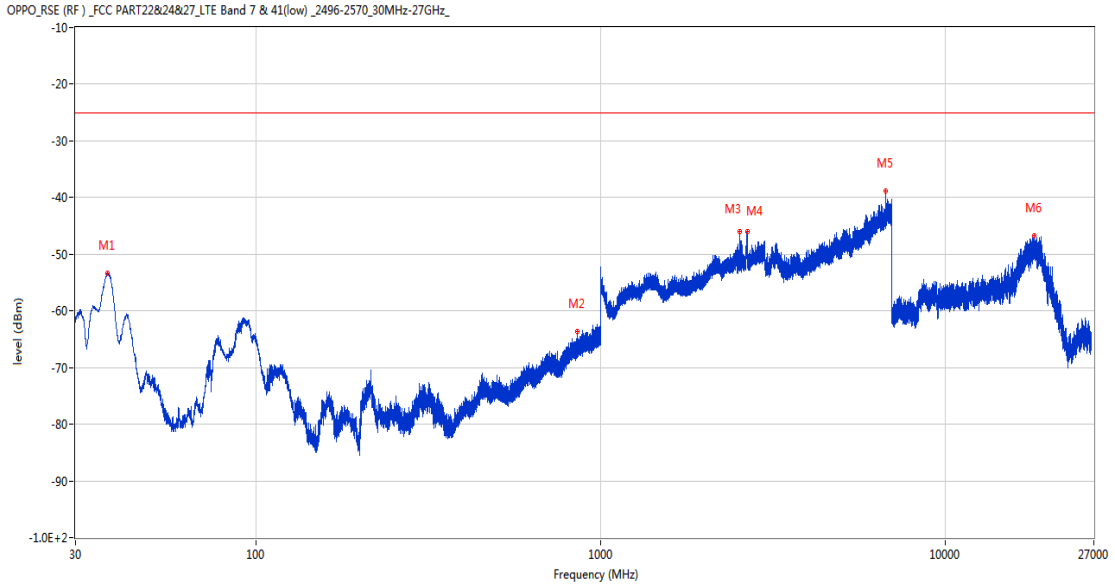
Frequency (MHz)	Result (dBm)	Factor (dB)	PK Limit (dBm)	Over Limit (dB)	Table (o)	ANT	EUT	Verdict
96.299	-60.83	-20.18	-25.0	-35.83	341.00	Horizontal	Vertical	Pass
914.398	-62.74	3.80	-25.0	-37.74	275.00	Horizontal	Vertical	Pass
2539.200	-32.72	3.63	-25.0	-7.72	172.00	Horizontal	Vertical	N/A
2661.000	-31.29	2.48	-25.0	-6.29	241.00	Horizontal	Vertical	N/A
6705.000	-39.85	11.27	-25.0	-14.85	170.00	Horizontal	Vertical	Pass
18310.250	-46.37	10.09	-25.0	-21.37	360.00	Horizontal	Vertical	Pass

RSE-V&V PCC 21051 BW20 QPSK RB1 HIGH SCC 21195 BW10 QPSK RB2 LOW



Frequency (MHz)	Result (dBm)	Factor (dB)	PK Limit (dBm)	Over Limit (dB)	Table (o)	ANT	EUT	Verdict
37.469	-54.69	-17.92	-25.0	-29.69	289.00	Vertical	Vertical	Pass
915.319	-62.98	3.81	-25.0	-37.98	221.00	Vertical	Vertical	Pass
2539.400	-34.19	3.63	-25.0	-9.19	285.00	Vertical	Vertical	N/A
2665.700	-45.31	2.66	-25.0	-20.31	239.00	Vertical	Vertical	N/A
6999.800	-40.16	13.91	-25.0	-15.16	62.00	Vertical	Vertical	Pass
18116.448	-45.53	10.47	-25.0	-20.53	132.00	Vertical	Vertical	Pass

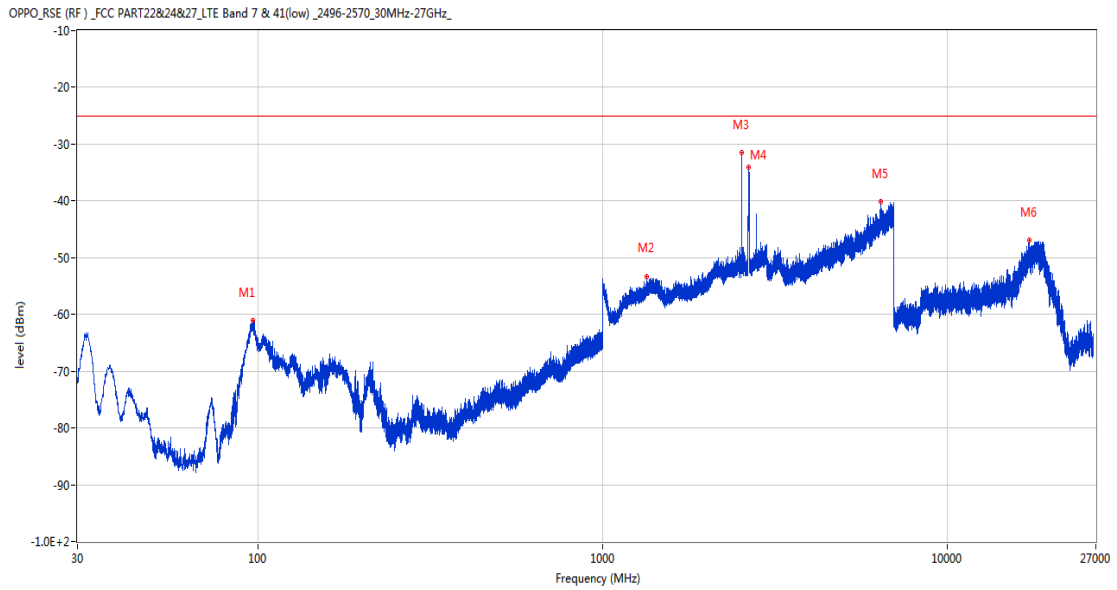
RSE-V&H PCC 21051 BW20 QPSK RB1 HIGH SCC 21195 BW10 QPSK RB2 LOW



Frequency (MHz)	Result (dBm)	Factor (dB)	PK Limit (dBm)	Over Limit (dB)	Table (o)	ANT	EUT	Verdict
37.130	-53.42	-17.96	-25.0	-28.42	283.00	Vertical	Horizontal	Pass
859.156	-63.64	2.79	-25.0	-38.64	258.00	Vertical	Horizontal	Pass
2539.300	-45.97	3.63	-25.0	-20.97	332.00	Vertical	Horizontal	N/A
2663.000	-46.05	2.51	-25.0	-21.05	353.00	Vertical	Horizontal	N/A
6719.200	-38.88	11.00	-25.0	-13.88	130.00	Vertical	Horizontal	Pass
18102.426	-46.65	10.50	-25.0	-21.65	285.00	Vertical	Horizontal	Pass

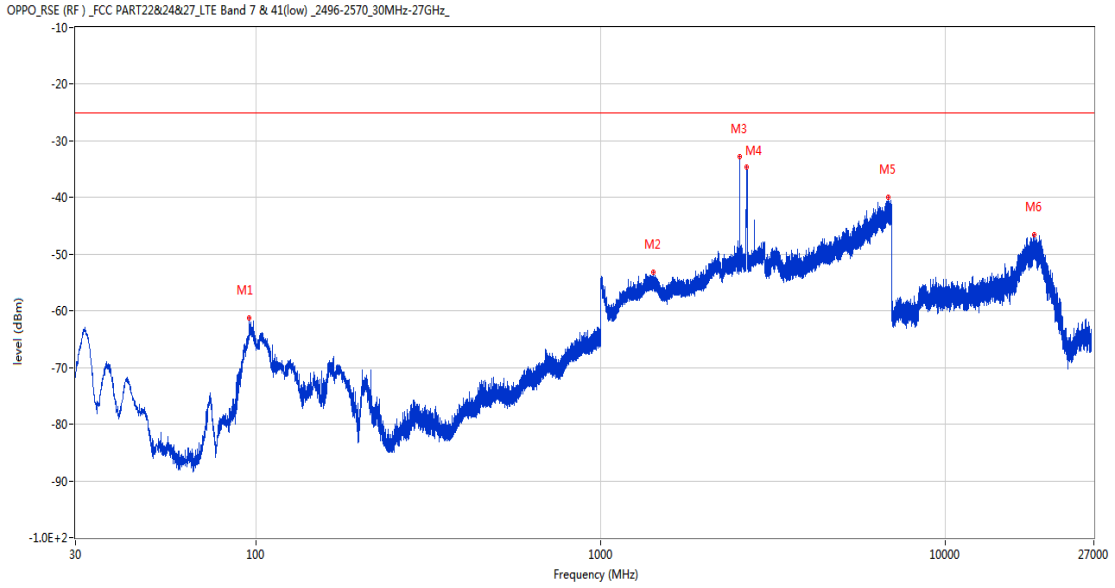
19.4 CA_7C 20MHz+10MHz, 16-QAM, Middle Channel

RSE-H&H PCC 21051 BW20 16-QAM RB1 HIGH SCC 21195 BW10 16-QAM RB2 LOW



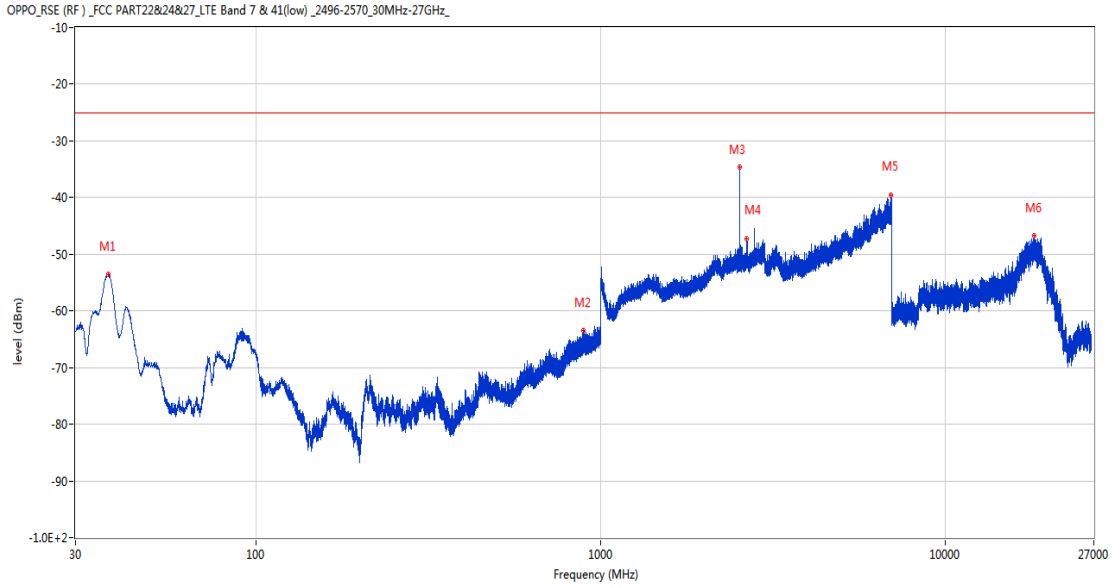
Frequency (MHz)	Result (dBm)	Factor (dB)	PK Limit (dBm)	Over Limit (dB)	Table (o)	ANT	EUT	Verdict
96.979	-61.02	-20.28	-25.0	-36.02	359.00	Horizontal	Horizontal	Pass
1343.400	-53.42	-2.48	-25.0	-28.42	0.00	Horizontal	Horizontal	Pass
2539.200	-31.57	3.63	-25.0	-6.57	84.00	Horizontal	Horizontal	N/A
2661.300	-34.13	2.48	-25.0	-9.13	236.00	Horizontal	Horizontal	N/A
6412.800	-40.09	11.67	-25.0	-15.09	224.00	Horizontal	Horizontal	Pass
17284.426	-46.96	10.67	-25.0	-21.96	189.00	Horizontal	Horizontal	Pass

RSE-H&V PCC 21051 BW20 16-QAM RB1 HIGH SCC 21195 BW10 16-QAM RB2 LOW



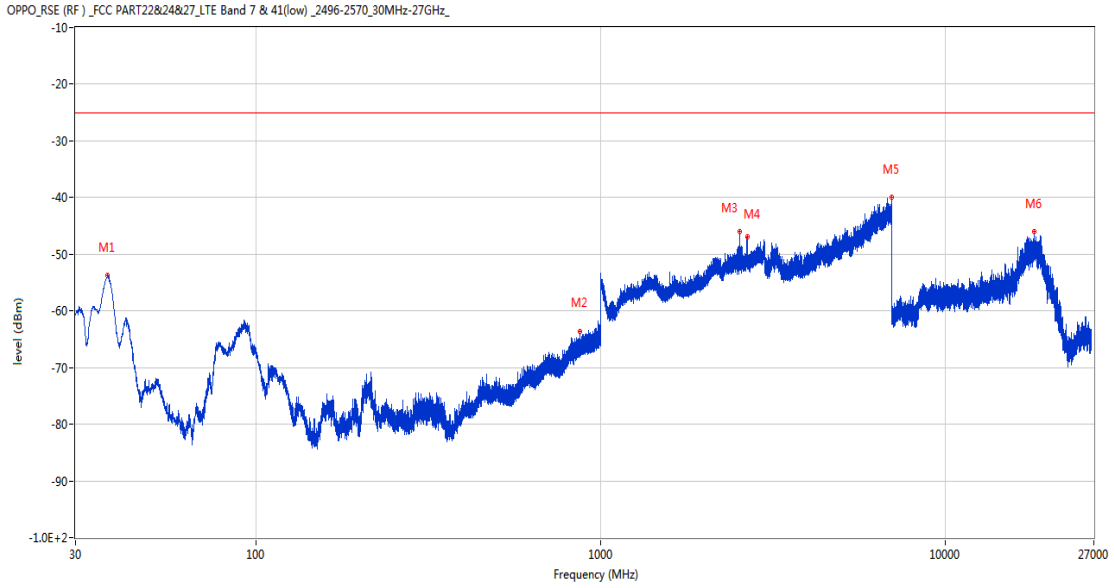
Frequency (MHz)	Result (dBm)	Factor (dB)	PK Limit (dBm)	Over Limit (dB)	Table (o)	ANT	EUT	Verdict
95.669	-61.17	-20.15	-25.0	-36.17	360.00	Horizontal	Vertical	Pass
1427.100	-53.25	-1.82	-25.0	-28.25	316.00	Horizontal	Vertical	Pass
2539.200	-32.83	3.63	-25.0	-7.83	171.00	Horizontal	Vertical	N/A
2661.800	-34.70	2.49	-25.0	-9.70	235.00	Horizontal	Vertical	N/A
6856.000	-39.99	12.52	-25.0	-14.99	175.00	Horizontal	Vertical	Pass
18110.925	-46.57	10.48	-25.0	-21.57	303.00	Horizontal	Vertical	Pass

RSE-V&V PCC 21051 BW20 16-QAM RB1 HIGH SCC 21195 BW10 16-QAM RB2 LOW



Frequency (MHz)	Result (dBm)	Factor (dB)	PK Limit (dBm)	Over Limit (dB)	Table (o)	ANT	EUT	Verdict
37.275	-53.60	-17.94	-25.0	-28.60	313.00	Vertical	Vertical	Pass
891.796	-63.48	3.53	-25.0	-38.48	28.00	Vertical	Vertical	Pass
2539.200	-34.60	3.63	-25.0	-9.60	271.00	Vertical	Vertical	N/A
2660.500	-47.37	2.48	-25.0	-22.37	211.00	Vertical	Vertical	N/A
6975.600	-39.61	13.36	-25.0	-14.61	135.00	Vertical	Vertical	Pass
18153.001	-46.80	10.40	-25.0	-21.80	127.00	Vertical	Vertical	Pass

RSE-V&H PCC 21051 BW20 16-QAM RB1 HIGH SCC 21195 BW10 16-QAM RB2 LOW

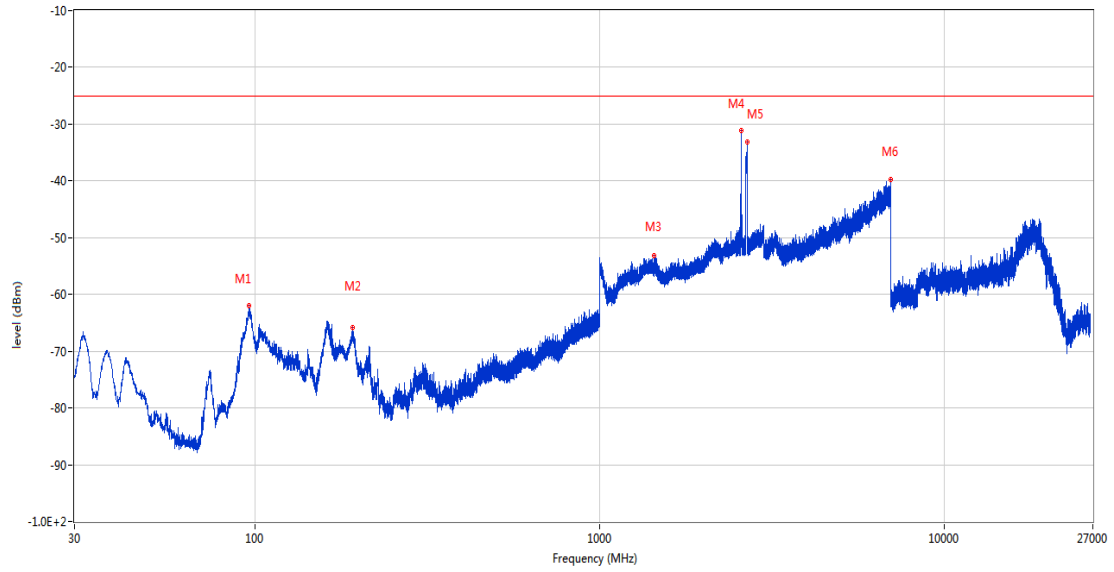


Frequency (MHz)	Result (dBm)	Factor (dB)	PK Limit (dBm)	Over Limit (dB)	Table (o)	ANT	EUT	Verdict
37.178	-53.79	-17.95	-25.0	-28.79	273.00	Vertical	Horizontal	Pass
873.609	-63.55	3.28	-25.0	-38.55	311.00	Vertical	Horizontal	Pass
2539.300	-46.08	3.63	-25.0	-21.08	330.00	Vertical	Horizontal	N/A
2666.300	-46.90	2.76	-25.0	-21.90	43.00	Vertical	Horizontal	N/A
6992.400	-39.94	13.92	-25.0	-14.94	260.00	Vertical	Horizontal	Pass
18111.775	-45.95	10.48	-25.0	-20.95	14.00	Vertical	Horizontal	Pass

19.5 CA_7C 20MHz+10MHz, QPSK, High Channel

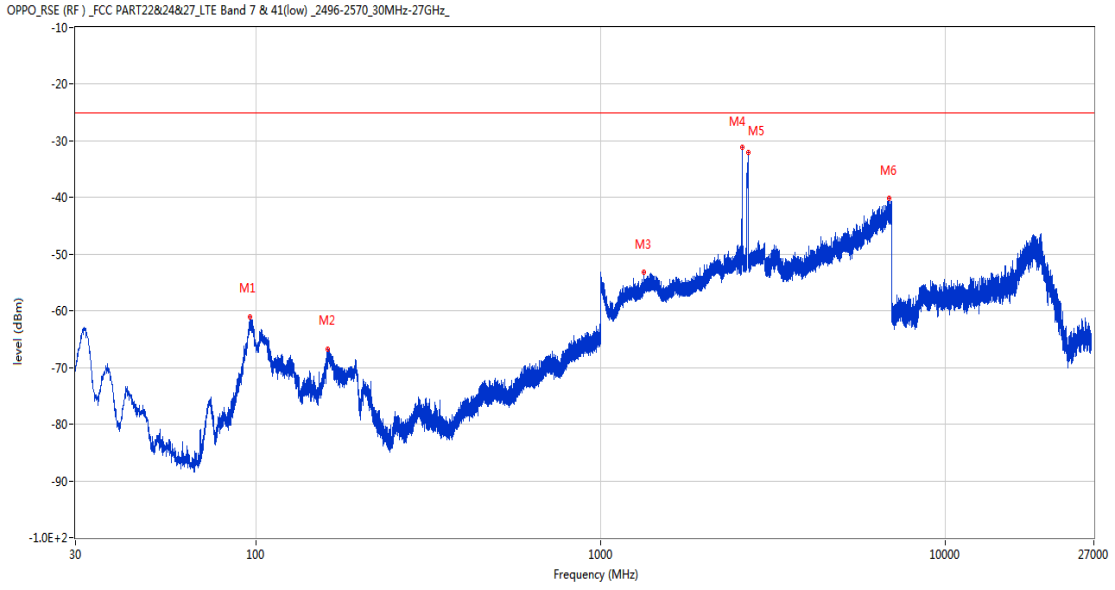
RSE-H&H PCC 21251 BW20 QPSK RB1 HIGH SCC 21395 BW10 QPSK RB2 LOW

OPPO_RSE (RF) _FCC PART22&24&27_LTE Band 7 & 41(low) _2496-2570_30MHz-27GHz_



Frequency (MHz)	Result (dBm)	Factor (dB)	PK Limit(dBm)	Over Limit (dB)	Table (o)	ANT	EUT	Verdict
95.960	-61.90	-20.14	-25.0	-36.90	334.00	Horizontal	Horizontal	Pass
191.893	-65.91	-14.70	-25.0	-40.91	1.00	Horizontal	Horizontal	Pass
1442.200	-53.20	-2.18	-25.0	-28.20	189.00	Horizontal	Horizontal	Pass
2576.700	-31.07	4.08	-25.0	-6.07	54.00	Horizontal	Horizontal	N/A
2687.400	-33.19	3.31	-25.0	-8.19	305.00	Horizontal	Horizontal	N/A
6995.800	-39.81	13.81	-25.0	-14.81	148.00	Horizontal	Horizontal	Pass

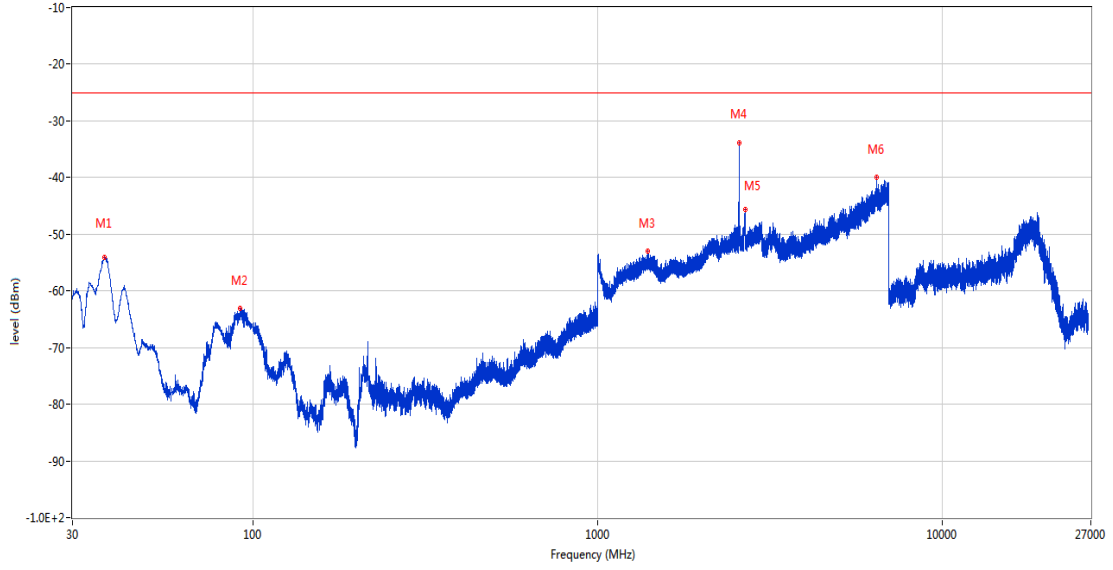
RSE-H&V PCC 21251 BW20 QPSK RB1 HIGH SCC 21395 BW10 QPSK RB2 LOW



Frequency (MHz)	Result (dBm)	Factor (dB)	PK Limit (dBm)	Over Limit (dB)	Table (o)	ANT	EUT	Verdict
96.008	-61.00	-20.14	-25.0	-36.00	17.00	Horizontal	Vertical	Pass
162.066	-66.82	-15.30	-25.0	-41.82	340.00	Horizontal	Vertical	Pass
1333.000	-53.09	-2.82	-25.0	-28.09	164.00	Horizontal	Vertical	Pass
2577.300	-31.20	4.08	-25.0	-6.20	42.00	Horizontal	Vertical	N/A
2683.000	-32.07	3.03	-25.0	-7.07	235.00	Horizontal	Vertical	N/A
6888.600	-40.15	12.19	-25.0	-15.15	13.00	Horizontal	Vertical	Pass

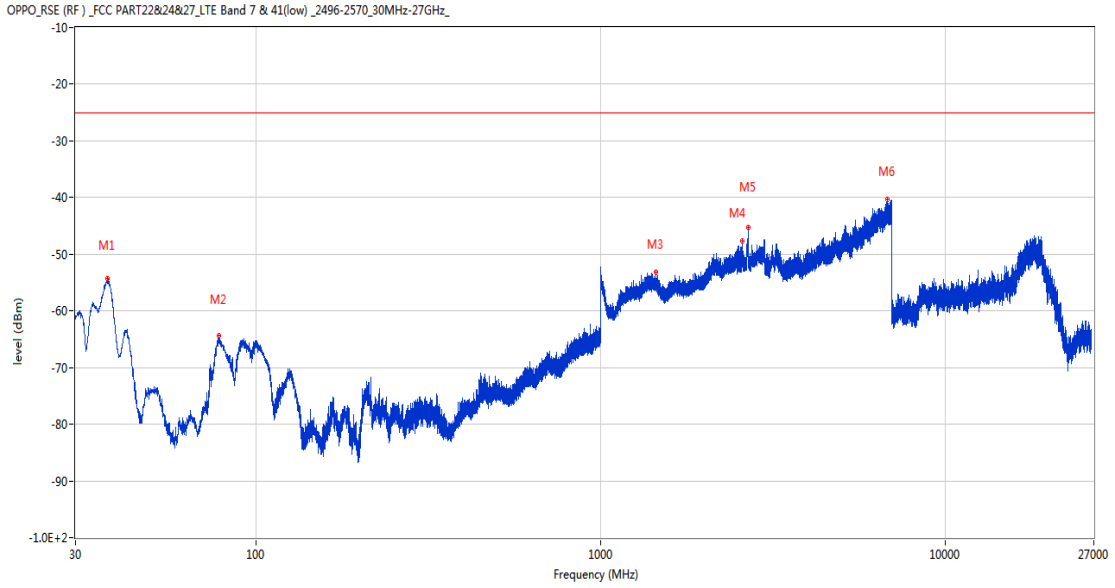
RSE-V&V PCC 21251 BW20 QPSK RB1 HIGH SCC 21395 BW10 QPSK RB2 LOW

OPPO_RSE (RF) _FCC PART22&24&27_LTE Band 7 & 41(low) _2496-2570_30MHz-27GHz_



Frequency (MHz)	Result (dBm)	Factor (dB)	PK Limit (dBm)	Over Limit (dB)	Table (o)	ANT	EUT	Verdict
37.130	-54.03	-17.96	-25.0	-29.03	213.00	Vertical	Vertical	Pass
91.886	-63.07	-19.73	-25.0	-38.07	138.00	Vertical	Vertical	Pass
1401.100	-52.99	-1.83	-25.0	-27.99	125.00	Vertical	Vertical	Pass
2576.000	-33.92	4.07	-25.0	-8.92	106.00	Vertical	Vertical	N/A
2684.900	-45.60	3.18	-25.0	-20.60	294.00	Vertical	Vertical	N/A
6440.000	-39.90	12.17	-25.0	-14.90	23.00	Vertical	Vertical	Pass

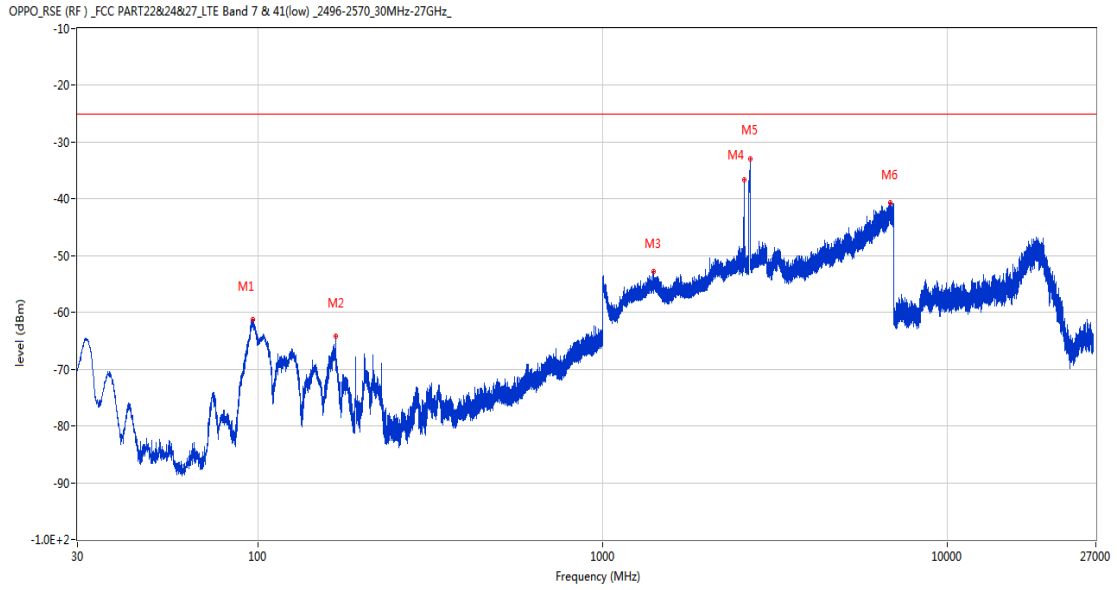
RSE-V&H PCC 21251 BW20 QPSK RB1 HIGH SCC 21395 BW10 QPSK RB2 LOW



Frequency (MHz)	Result (dBm)	Factor (dB)	PK Limit (dBm)	Over Limit (dB)	Table (o)	ANT	EUT	Verdict
37.081	-54.19	-17.96	-25.0	-29.19	297.00	Vertical	Horizontal	Pass
78.015	-64.29	-18.39	-25.0	-39.29	227.00	Vertical	Horizontal	Pass
1449.100	-53.18	-1.98	-25.0	-28.18	177.00	Vertical	Horizontal	Pass
2578.500	-47.57	4.01	-25.0	-22.57	93.00	Vertical	Horizontal	N/A
2683.700	-45.35	3.09	-25.0	-20.35	100.00	Vertical	Horizontal	N/A
6788.400	-40.39	12.84	-25.0	-15.39	258.00	Vertical	Horizontal	Pass

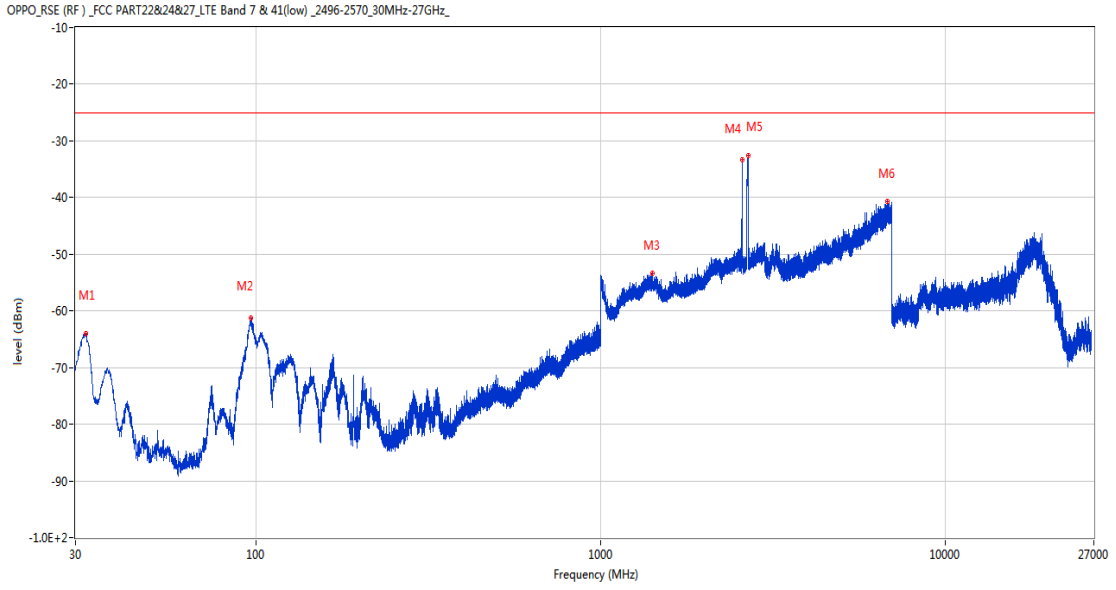
19.6 CA_7C 20MHz+10MHz, 16-QAM, High Channel

RSE-H&H PCC 21251 BW20 16-QAM RB1 HIGH SCC 21395 BW10 16-QAM RB2 LOW



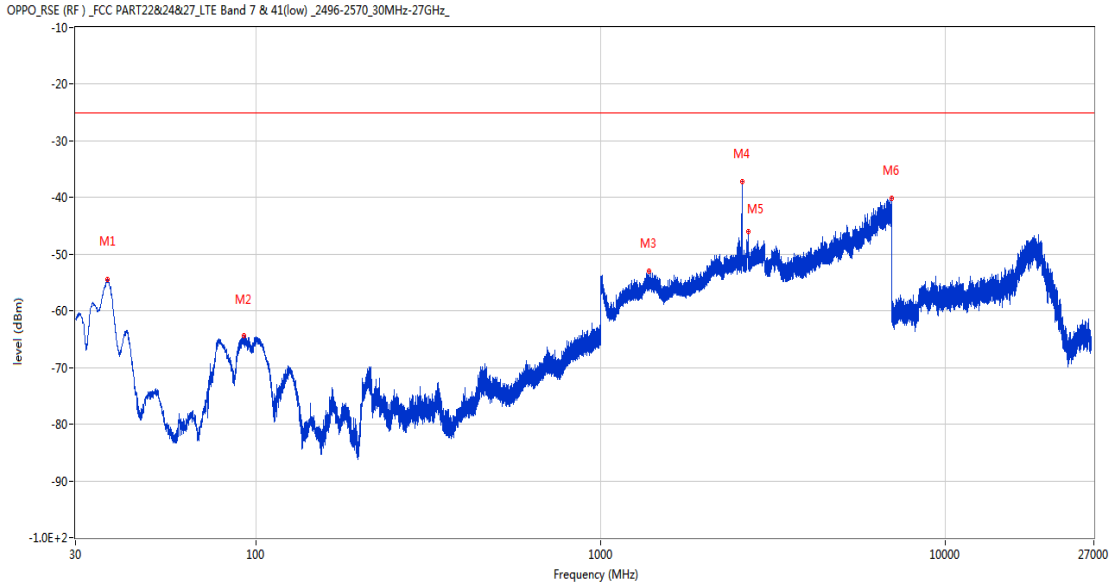
Frequency (MHz)	Result (dBm)	Factor (dB)	PK Limit(dBm)	Over Limit (dB)	Table (o)	ANT	EUT	Verdict
96.639	-61.29	-20.23	-25.0	-36.29	340.00	Horizontal	Horizontal	Pass
168.176	-64.25	-15.28	-25.0	-39.25	160.00	Horizontal	Horizontal	Pass
1408.500	-52.79	-1.85	-25.0	-27.79	124.00	Horizontal	Horizontal	Pass
2577.500	-36.70	4.09	-25.0	-11.70	360.00	Horizontal	Horizontal	N/A
2685.700	-32.99	3.22	-25.0	-7.99	303.00	Horizontal	Horizontal	N/A
6856.200	-40.69	12.51	-25.0	-15.69	271.00	Horizontal	Horizontal	Pass

RSE-H&V PCC 21251 BW20 16-QAM RB1 HIGH SCC 21395 BW10 16-QAM RB2 LOW



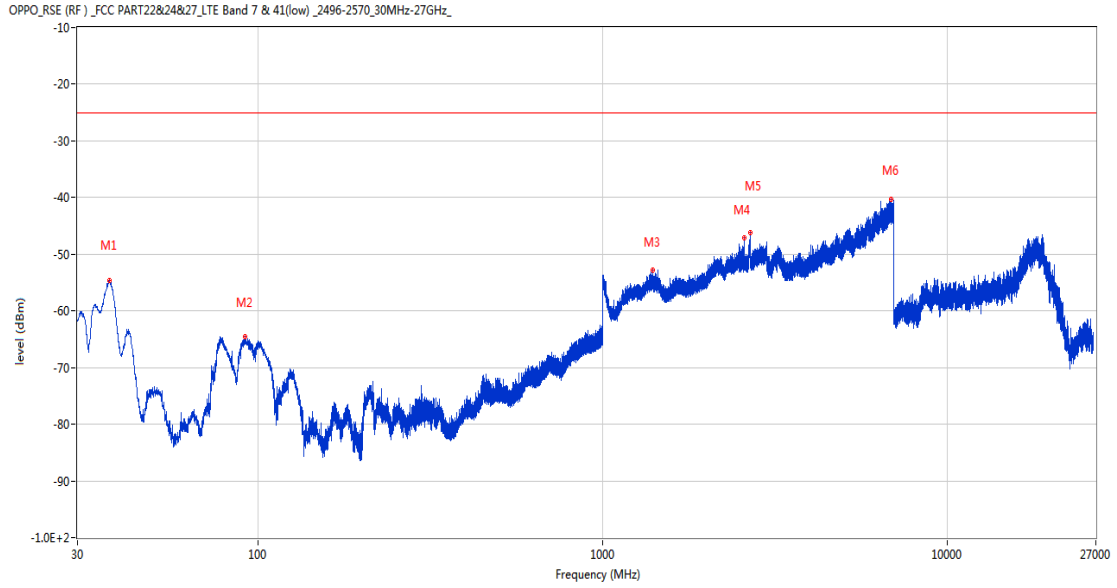
Frequency (MHz)	Result (dBm)	Factor (dB)	PK Limit (dBm)	Over Limit (dB)	Table (o)	ANT	EUT	Verdict
32.085	-64.06	-18.08	-25.0	-39.06	235.00	Horizontal	Vertical	Pass
96.688	-61.25	-20.24	-25.0	-36.25	340.00	Horizontal	Vertical	Pass
1415.600	-53.34	-1.82	-25.0	-28.34	282.00	Horizontal	Vertical	Pass
2576.600	-33.31	4.08	-25.0	-8.31	160.00	Horizontal	Vertical	N/A
2681.300	-32.65	2.93	-25.0	-7.65	230.00	Horizontal	Vertical	N/A
6804.200	-40.72	13.11	-25.0	-15.72	89.00	Horizontal	Vertical	Pass

RSE-V&V PCC 21251 BW20 16-QAM RB1 HIGH SCC 21395 BW10 16-QAM RB2 LOW



Frequency (MHz)	Result (dBm)	Factor (dB)	PK Limit (dBm)	Over Limit (dB)	Table (o)	ANT	EUT	Verdict
37.081	-54.52	-17.96	-25.0	-29.52	224.00	Vertical	Vertical	Pass
92.177	-64.33	-19.81	-25.0	-39.33	353.00	Vertical	Vertical	Pass
1386.800	-53.01	-1.82	-25.0	-28.01	216.00	Vertical	Vertical	Pass
2576.500	-37.24	4.07	-25.0	-12.24	96.00	Vertical	Vertical	N/A
2683.200	-45.98	3.05	-25.0	-20.98	264.00	Vertical	Vertical	N/A
6994.400	-40.11	13.86	-25.0	-15.11	130.00	Vertical	Vertical	Pass

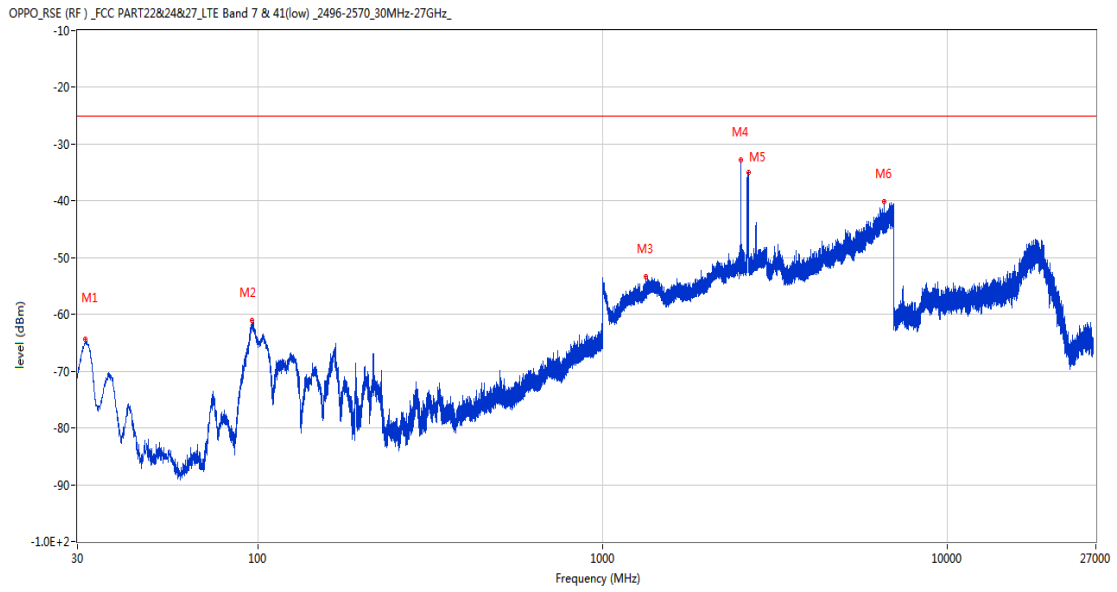
RSE-V&H PCC 21251 BW20 16-QAM RB1 HIGH SCC 21395 BW10 16-QAM RB2 LOW



Frequency (MHz)	Result (dBm)	Factor (dB)	PK Limit (dBm)	Over Limit (dB)	Table (o)	ANT	EUT	Verdict
37.032	-54.56	-17.97	-25.0	-29.56	205.00	Vertical	Horizontal	Pass
91.935	-64.64	-19.75	-25.0	-39.64	360.00	Vertical	Horizontal	Pass
1401.200	-52.86	-1.83	-25.0	-27.86	334.00	Vertical	Horizontal	Pass
2576.100	-47.09	4.07	-25.0	-22.09	0.00	Vertical	Horizontal	N/A
2683.000	-46.23	3.03	-25.0	-21.23	233.00	Vertical	Horizontal	N/A
6873.000	-40.24	12.18	-25.0	-15.24	328.00	Vertical	Horizontal	Pass

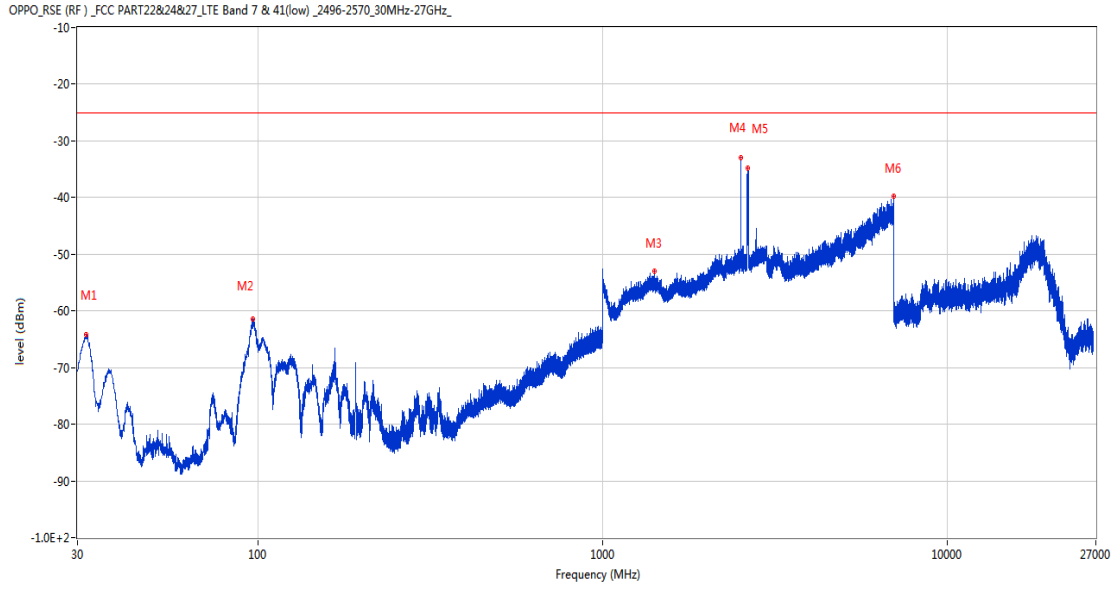
19.7 CA_7C 20MHz+20MHz, QPSK, Low Channel

RSE-H&H PCC 20850 BW20 QPSK RB1 HIGH SCC 21048 BW20 QPSK RB2 LOW



Frequency (MHz)	Result (dBm)	Factor (dB)	PK Limit(dBm)	Over Limit (dB)	Table (o)	ANT	EUT	Verdict
31.649	-64.38	-18.32	-25.0	-39.38	224.00	Horizontal	Horizontal	Pass
96.493	-61.12	-20.21	-25.0	-36.12	354.00	Horizontal	Horizontal	Pass
1334.400	-53.39	-2.79	-25.0	-28.39	35.00	Horizontal	Horizontal	Pass
2519.100	-32.81	3.42	-25.0	-7.81	56.00	Horizontal	Horizontal	N/A
2654.300	-34.91	2.53	-25.0	-9.91	228.00	Horizontal	Horizontal	N/A
6574.800	-40.13	10.86	-25.0	-15.13	156.00	Horizontal	Horizontal	Pass

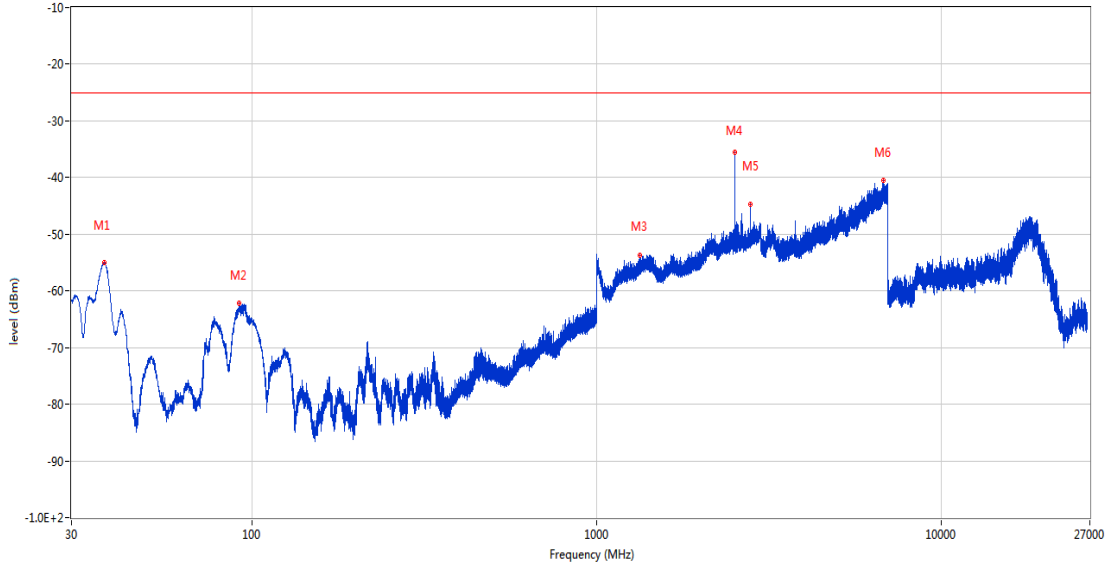
RSE-H&V PCC 20850 BW20 QPSK RB1 HIGH SCC 21048 BW20 QPSK RB2 LOW



Frequency (MHz)	Result (dBm)	Factor (dB)	PK Limit (dBm)	Over Limit (dB)	Table (o)	ANT	EUT	Verdict
31.698	-64.19	-18.30	-25.0	-39.19	248.00	Horizontal	Vertical	Pass
96.590	-61.42	-20.22	-25.0	-36.42	344.00	Horizontal	Vertical	Pass
1414.200	-53.07	-1.87	-25.0	-28.07	274.00	Horizontal	Vertical	Pass
2519.200	-33.04	3.42	-25.0	-8.04	38.00	Horizontal	Vertical	N/A
2635.800	-34.86	2.31	-25.0	-9.86	220.00	Horizontal	Vertical	N/A
6998.400	-39.70	13.95	-25.0	-14.70	295.00	Horizontal	Vertical	Pass

RSE-V&V PCC 20850 BW20 QPSK RB1 HIGH SCC 21048 BW20 QPSK RB2 LOW

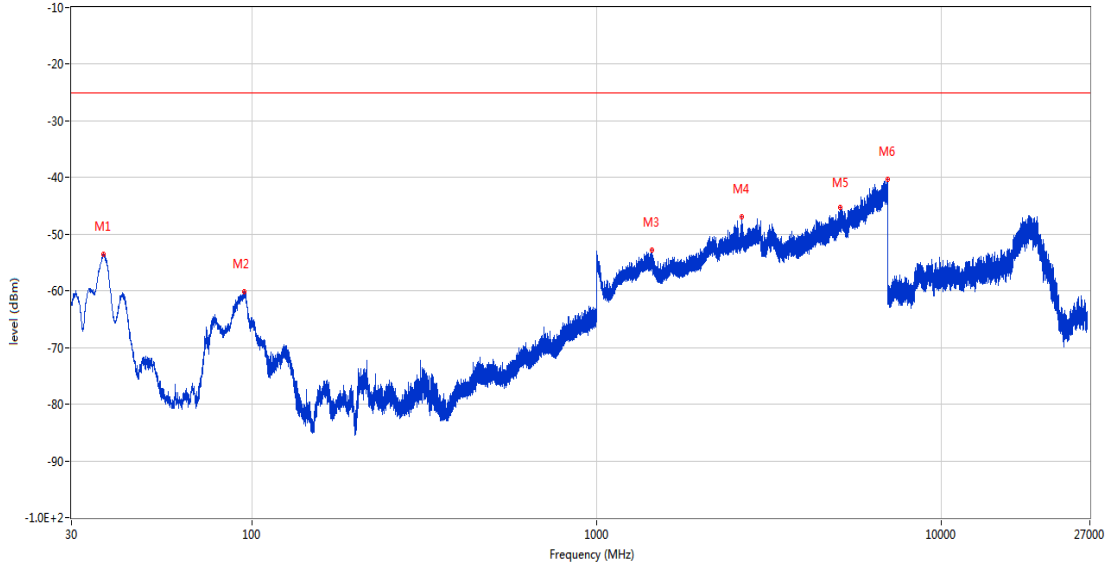
OPPO_RSE (RF)_FCC PART22&24&27_LTE Band 7 & 41(low)_2496-2570_30MHz-27GHz_



Frequency (MHz)	Result (dBm)	Factor (dB)	PK Limit (dBm)	Over Limit (dB)	Table (o)	ANT	EUT	Verdict
37.324	-55.05	-17.94	-25.0	-30.05	254.00	Vertical	Vertical	Pass
91.789	-62.15	-19.71	-25.0	-37.15	355.00	Vertical	Vertical	Pass
1337.300	-53.63	-2.68	-25.0	-28.63	109.00	Vertical	Vertical	Pass
2519.100	-35.55	3.42	-25.0	-10.55	268.00	Vertical	Vertical	N/A
2791.400	-44.76	3.81	-25.0	-19.76	302.00	Vertical	Vertical	N/A
6806.000	-40.49	13.12	-25.0	-15.49	163.00	Vertical	Vertical	Pass

RSE-V&H PCC 20850 BW20 QPSK RB1 HIGH SCC 21048 BW20 QPSK RB2 LOW

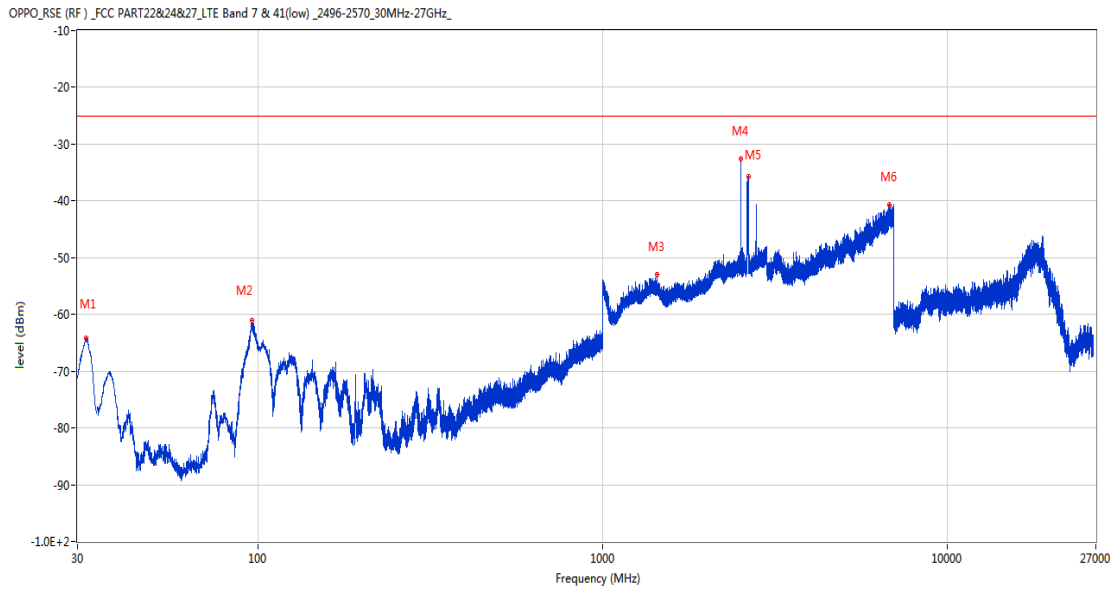
OPPO_RSE (RF)_FCC PART22&24&27_LTE Band 7 & 41(low)_2496-2570_30MHz-27GHz_



Frequency (MHz)	Result (dBm)	Factor (dB)	PK Limit (dBm)	Over Limit (dB)	Table (o)	ANT	EUT	Verdict
37.227	-53.53	-17.95	-25.0	-28.53	298.00	Vertical	Horizontal	Pass
94.990	-60.21	-20.20	-25.0	-35.21	345.00	Vertical	Horizontal	Pass
1452.300	-52.87	-2.14	-25.0	-27.87	275.00	Vertical	Horizontal	Pass
2633.800	-46.98	2.29	-25.0	-21.98	109.00	Vertical	Horizontal	N/A
5102.200	-45.22	7.61	-25.0	-20.22	291.00	Vertical	Horizontal	Pass
6987.600	-40.39	13.64	-25.0	-15.39	123.00	Vertical	Horizontal	Pass

19.8 CA_7C 20MHz+20MHz, 16-QAM, Low Channel

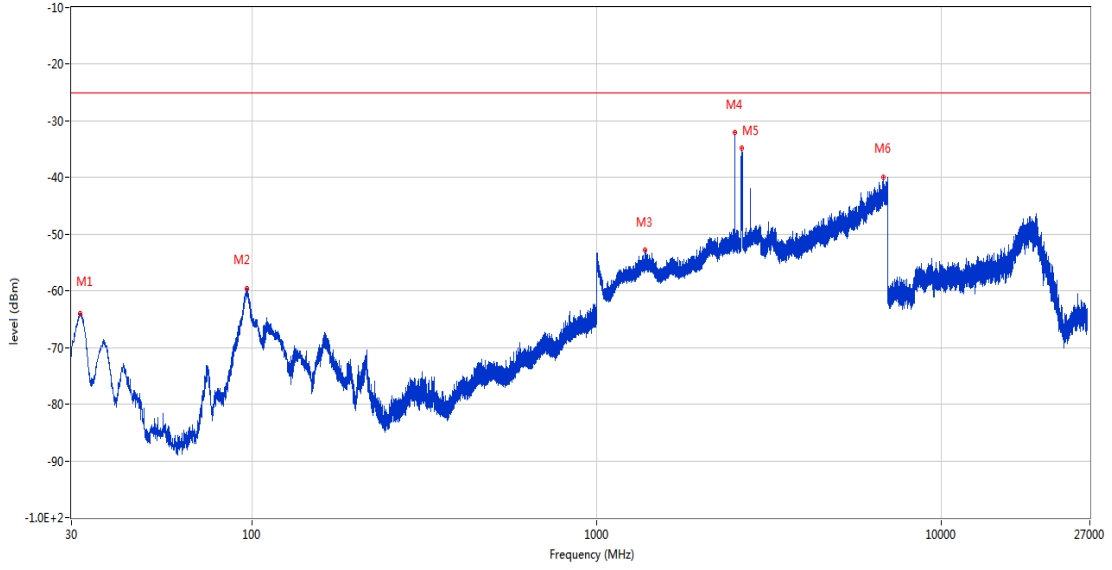
RSE-H&H PCC 20850 BW20 16QAM RB1 HIGH SCC 21048 BW20 16QAM RB2 LOW



Frequency (MHz)	Result (dBm)	Factor (dB)	PK Limit (dBm)	Over Limit(dB)	Table (o)	ANT	EUT	Verdict
31.698	-64.19	-18.30	-25.0	-39.19	202.00	Horizontal	Horizontal	Pass
96.445	-61.10	-20.20	-25.0	-36.10	327.00	Horizontal	Horizontal	Pass
1438.000	-53.04	-2.08	-25.0	-28.04	202.00	Horizontal	Horizontal	Pass
2519.100	-32.63	3.42	-25.0	-7.63	62.00	Horizontal	Horizontal	N/A
2655.500	-35.73	2.54	-25.0	-10.73	299.00	Horizontal	Horizontal	N/A
6792.400	-40.66	12.94	-25.0	-15.66	330.00	Horizontal	Horizontal	Pass

RSE-H&V PCC 20850 BW20 16QAM RB1 HIGH SCC 21048 BW20 16QAM RB2 LOW

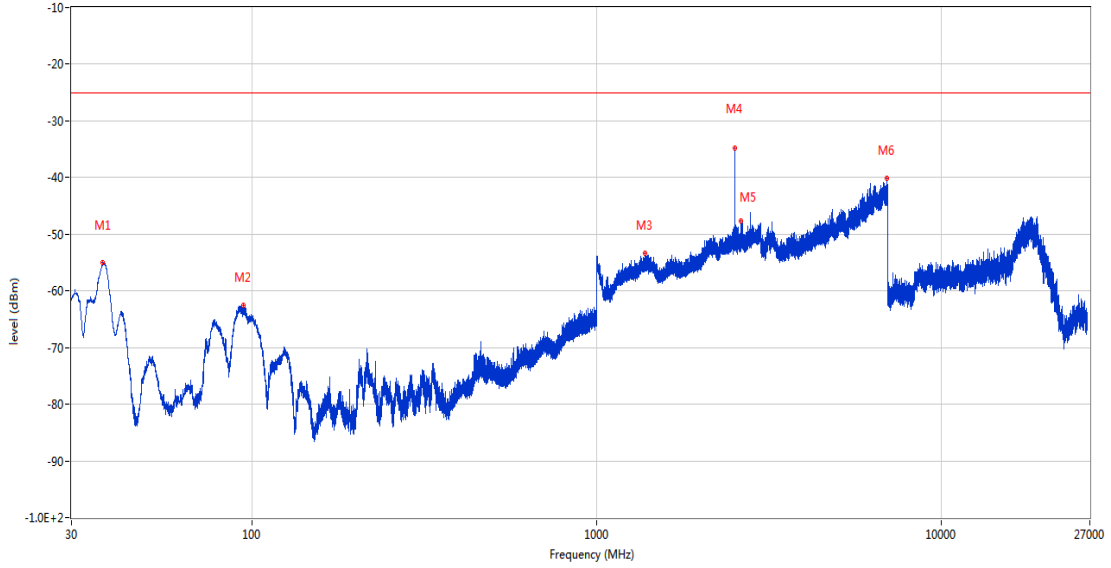
OPPO_RSE (RF)_FCC PART22&24&27_LTE Band 7 & 41(low)_2496-2570_30MHz-27GHz_



Frequency (MHz)	Result (dBm)	Factor (dB)	PK Limit (dBm)	Over Limit (dB)	Table (o)	ANT	EUT	Verdict
31.698	-63.95	-18.30	-25.0	-38.95	217.00	Horizontal	Vertical	Pass
96.639	-59.66	-20.23	-25.0	-34.66	351.00	Horizontal	Vertical	Pass
1380.700	-52.86	-1.92	-25.0	-27.86	116.00	Horizontal	Vertical	Pass
2519.100	-32.09	3.42	-25.0	-7.09	156.00	Horizontal	Vertical	N/A
2634.200	-34.81	2.29	-25.0	-9.81	222.00	Horizontal	Vertical	N/A
6796.800	-39.91	13.08	-25.0	-14.91	331.00	Horizontal	Vertical	Pass

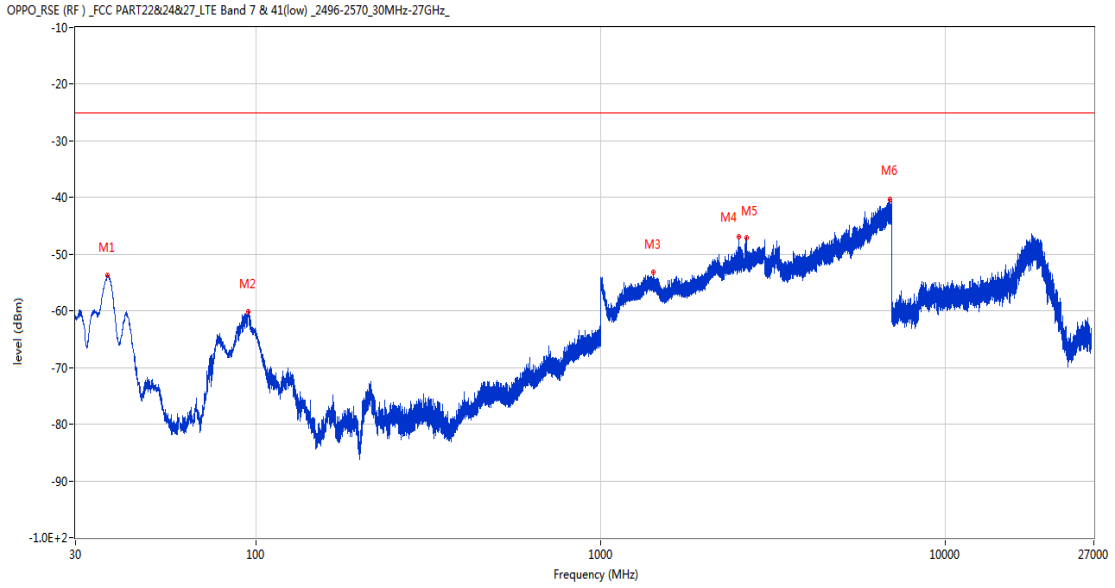
RSE-V&V PCC 20850 BW20 16QAM RB1 HIGH SCC 21048 BW20 16QAM RB2 LOW

OPPO_RSE (RF)_FCC PART22&24&27_LTE Band 7 & 41(low)_2496-2570_30MHz-27GHz_



Frequency (MHz)	Result (dBm)	Factor (dB)	PK Limit (dBm)	Over Limit (dB)	Table (o)	ANT	EUT	Verdict
36.935	-55.08	-18.03	-25.0	-30.08	269.00	Vertical	Vertical	Pass
94.844	-62.57	-20.21	-25.0	-37.57	346.00	Vertical	Vertical	Pass
1385.000	-53.35	-1.90	-25.0	-28.35	149.00	Vertical	Vertical	Pass
2519.100	-34.77	3.42	-25.0	-9.77	292.00	Vertical	Vertical	N/A
2623.400	-47.66	2.56	-25.0	-22.66	175.00	Vertical	Vertical	N/A
6947.000	-40.06	13.06	-25.0	-15.06	253.00	Vertical	Vertical	Pass

RSE-V&H PCC 20850 BW20 16QAM RB1 HIGH SCC 21048 BW20 16QAM RB2 LOW

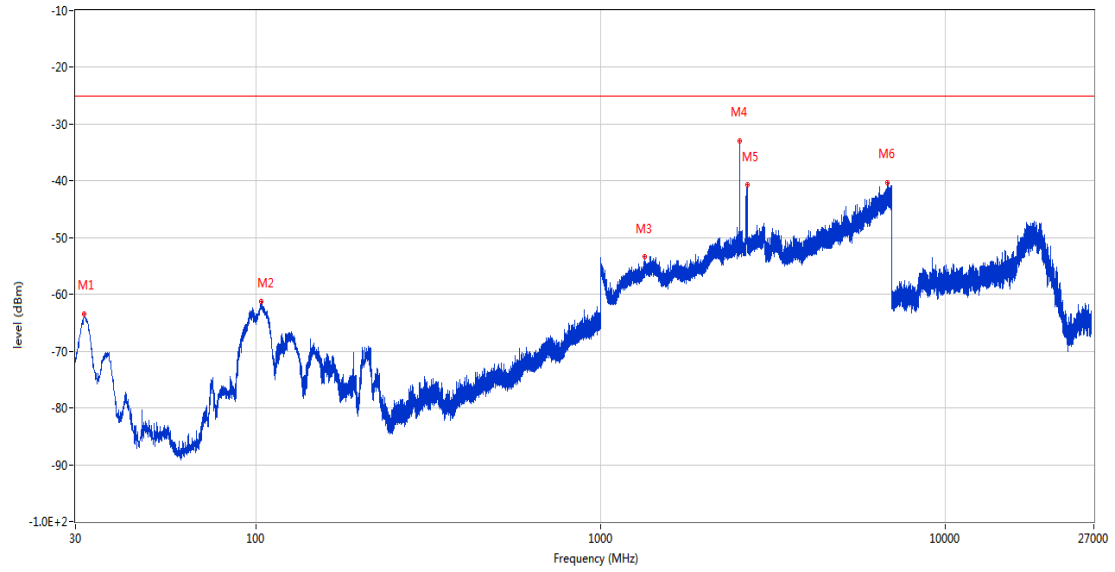


Frequency (MHz)	Result (dBm)	Factor (dB)	PK Limit (dBm)	Over Limit (dB)	Table (o)	ANT	EUT	Verdict
37.130	-53.79	-17.96	-25.0	-28.79	190.00	Vertical	Horizontal	Pass
94.990	-60.10	-20.20	-25.0	-35.10	360.00	Vertical	Horizontal	Pass
1426.200	-53.24	-1.87	-25.0	-28.24	320.00	Vertical	Horizontal	Pass
2519.200	-46.93	3.42	-25.0	-21.93	221.00	Vertical	Horizontal	N/A
2648.600	-47.06	2.64	-25.0	-22.06	270.00	Vertical	Horizontal	N/A
6913.000	-40.29	12.27	-25.0	-15.29	130.00	Vertical	Horizontal	Pass

19.9 CA_7C 20MHz+20MHz, QPSK, Middle Channel

RSE-H&H PCC 21001 BW20 QPSK RB1 HIGH SCC 21199 BW20 QPSK RB2 LOW

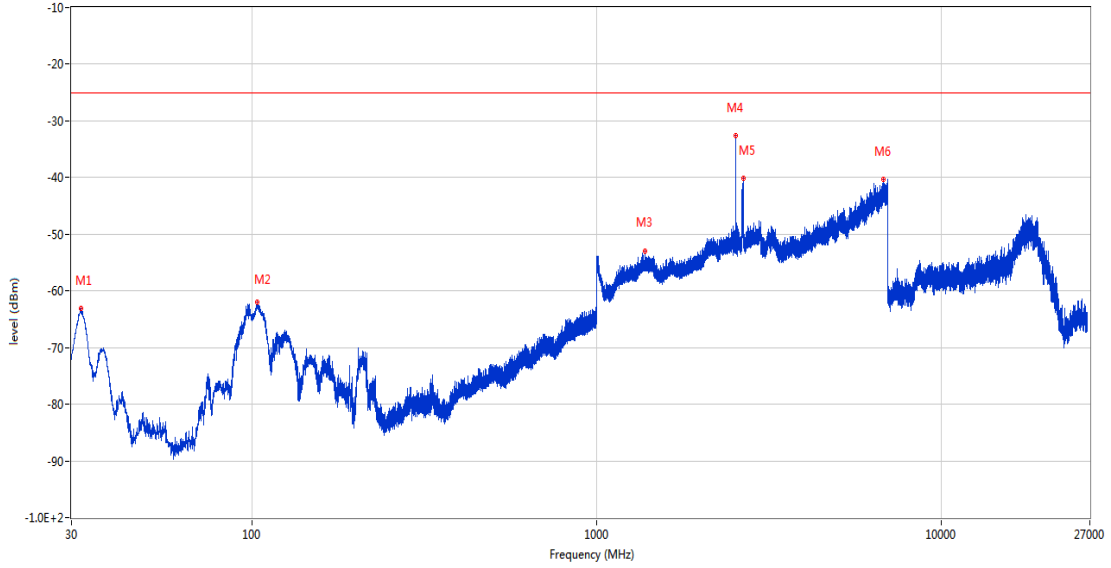
OPPO_RSE (RF) _FCC PART22&24&27_LTE Band 7 & 41(low) _2496-2570_30MHz-27GHz_



Frequency (MHz)	Result (dBm)	Factor (dB)	PK Limit (dBm)	Over Limit (dB)	Table (o)	ANT	EUT	Verdict
31.843	-63.54	-18.23	-25.0	-38.54	231.00	Horizontal	Horizontal	Pass
104.011	-61.32	-21.02	-25.0	-36.32	166.00	Horizontal	Horizontal	Pass
1345.100	-53.44	-2.31	-25.0	-28.44	288.00	Horizontal	Horizontal	Pass
2534.200	-32.89	3.58	-25.0	-7.89	54.00	Horizontal	Horizontal	N/A
2671.800	-40.65	2.94	-25.0	-15.65	246.00	Horizontal	Horizontal	N/A
6794.800	-40.38	13.01	-25.0	-15.38	65.00	Horizontal	Horizontal	Pass

RSE-H&V PCC 21001 BW20 QPSK RB1 HIGH SCC 21199 BW20 QPSK RB2 LOW

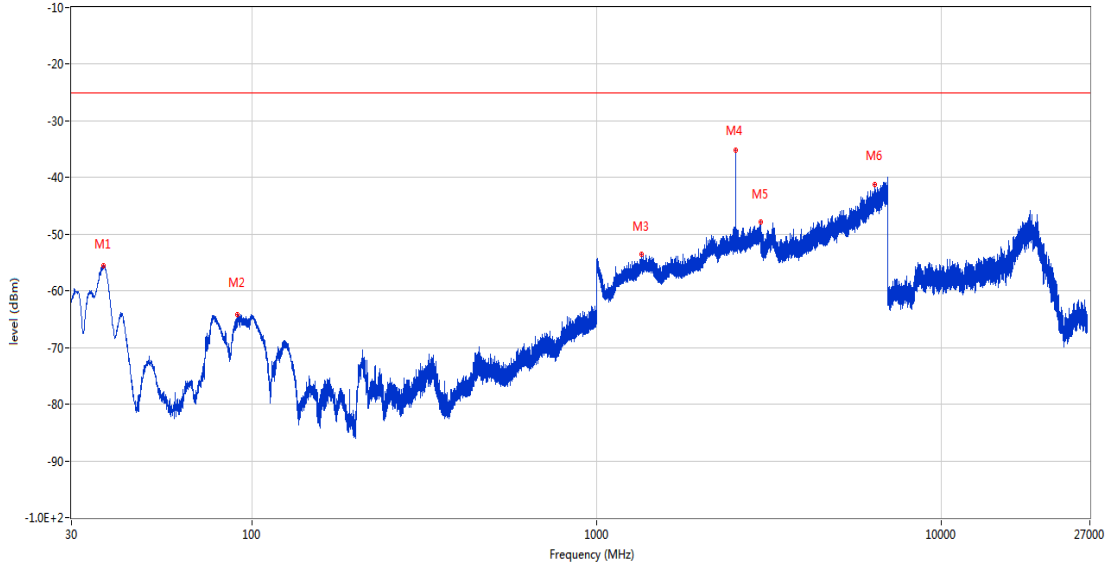
OPPO_RSE (RF)_FCC PART22&24&27_LTE Band 7 & 41(low)_2496-2570_30MHz-27GHz_



Frequency (MHz)	Result (dBm)	Factor (dB)	PK Limit (dBm)	Over Limit (dB)	Table (o)	ANT	EUT	Verdict
31.892	-63.10	-18.20	-25.0	-38.10	220.00	Horizontal	Vertical	Pass
103.866	-62.04	-21.01	-25.0	-37.04	179.00	Horizontal	Vertical	Pass
1380.400	-53.04	-1.93	-25.0	-28.04	360.00	Horizontal	Vertical	Pass
2534.200	-32.64	3.58	-25.0	-7.64	40.00	Horizontal	Vertical	N/A
2671.300	-40.12	2.92	-25.0	-15.12	250.00	Horizontal	Vertical	N/A
6795.400	-40.34	13.05	-25.0	-15.34	70.00	Horizontal	Vertical	Pass

RSE-V&V PCC 21001 BW20 QPSK RB1 HIGH SCC 21199 BW20 QPSK RB2 LOW

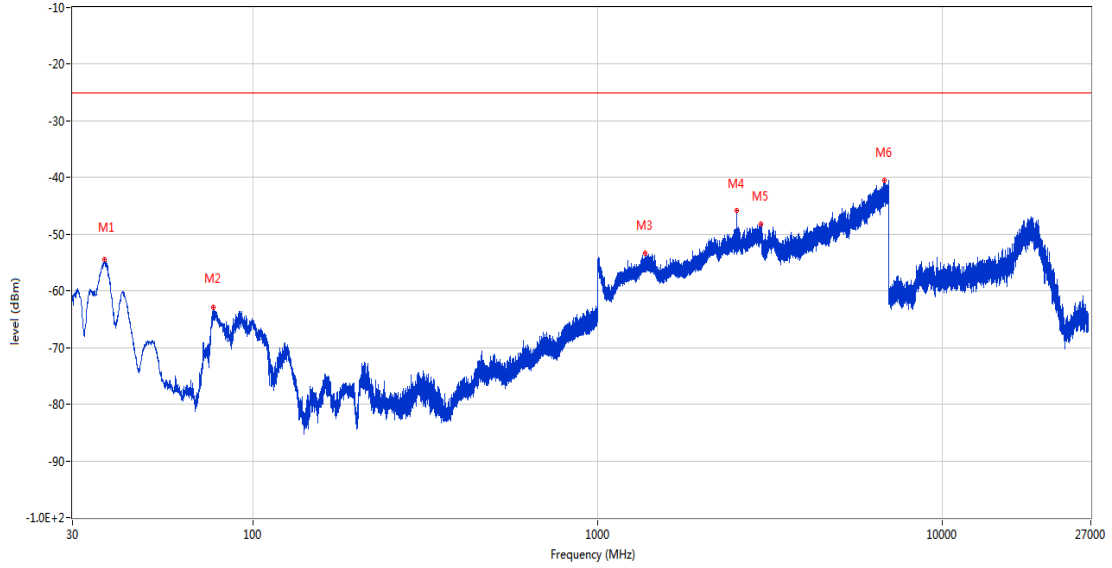
OPPO_RSE (RF)_FCC PART22&24&27_LTE Band 7 & 41(low)_2496-2570_30MHz-27GHz_



Frequency (MHz)	Result (dBm)	Factor (dB)	PK Limit (dBm)	Over Limit (dB)	Table (o)	ANT	EUT	Verdict
37.130	-55.64	-17.96	-25.0	-30.64	197.00	Vertical	Vertical	Pass
90.771	-64.27	-19.60	-25.0	-39.27	323.00	Vertical	Vertical	Pass
1354.400	-53.48	-2.19	-25.0	-28.48	73.00	Vertical	Vertical	Pass
2534.200	-35.19	3.58	-25.0	-10.19	268.00	Vertical	Vertical	N/A
2996.400	-47.79	4.80	-25.0	-22.79	221.00	Vertical	Vertical	Pass
6418.400	-41.20	11.71	-25.0	-16.20	97.00	Vertical	Vertical	Pass

RSE-V&H PCC 21001 BW20 QPSK RB1 HIGH SCC 21199 BW20 QPSK RB2 LOW

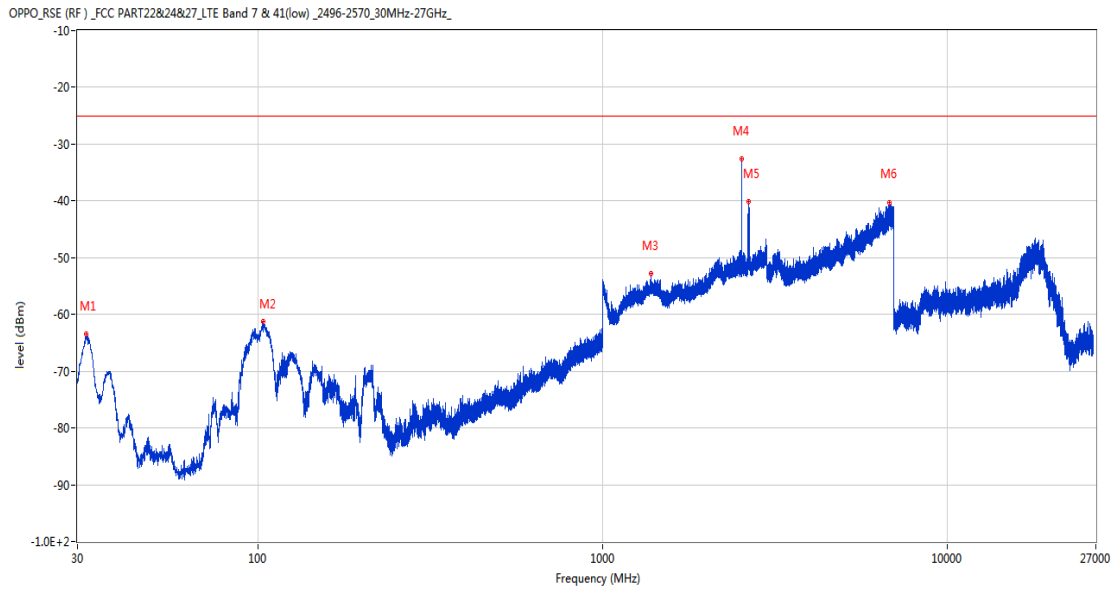
OPPO_RSE (RF)_FCC PART22&24&27_LTE Band 7 & 41(low)_2496-2570_30MHz-27GHz_



Frequency (MHz)	Result (dBm)	Factor (dB)	PK Limit (dBm)	Over Limit (dB)	Table (o)	ANT	EUT	Verdict
37.130	-54.41	-17.96	-25.0	-29.41	191.00	Vertical	Horizontal	Pass
76.899	-62.97	-18.09	-25.0	-37.97	201.00	Vertical	Horizontal	Pass
1377.700	-53.42	-2.00	-25.0	-28.42	229.00	Vertical	Horizontal	Pass
2534.300	-45.84	3.58	-25.0	-20.84	325.00	Vertical	Horizontal	N/A
2986.200	-48.29	5.03	-25.0	-23.29	360.00	Vertical	Horizontal	Pass
6811.000	-40.48	13.18	-25.0	-15.48	301.00	Vertical	Horizontal	Pass

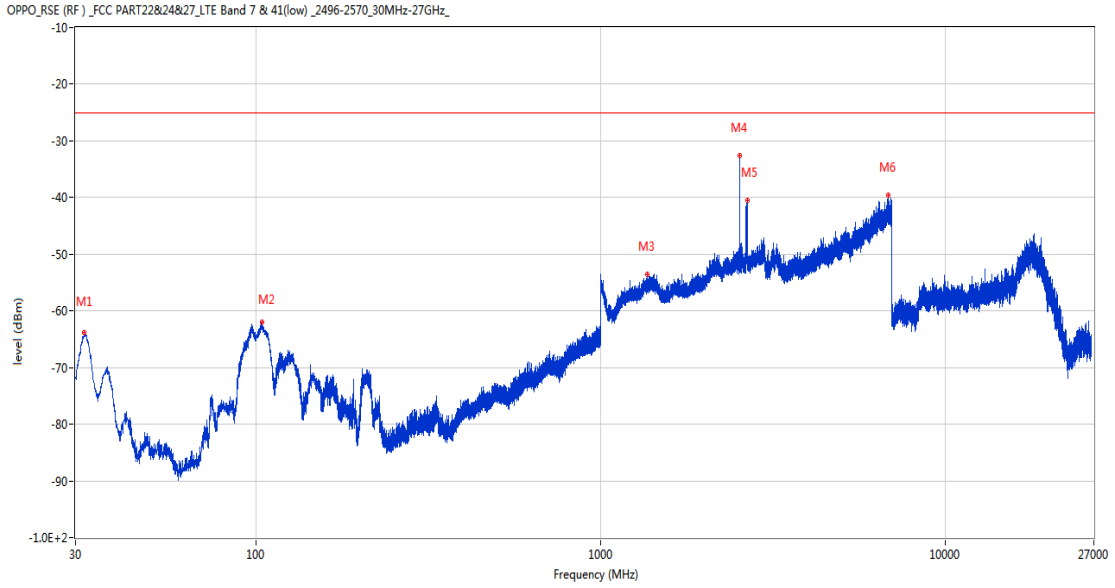
19.10 CA_7C 20MHz+20MHz, 16-QAM, Middle Channel

RSE-H&H PCC 21001 BW20 16QAM RB1 HIGH SCC 21199 BW20 16QAM RB2 LOW



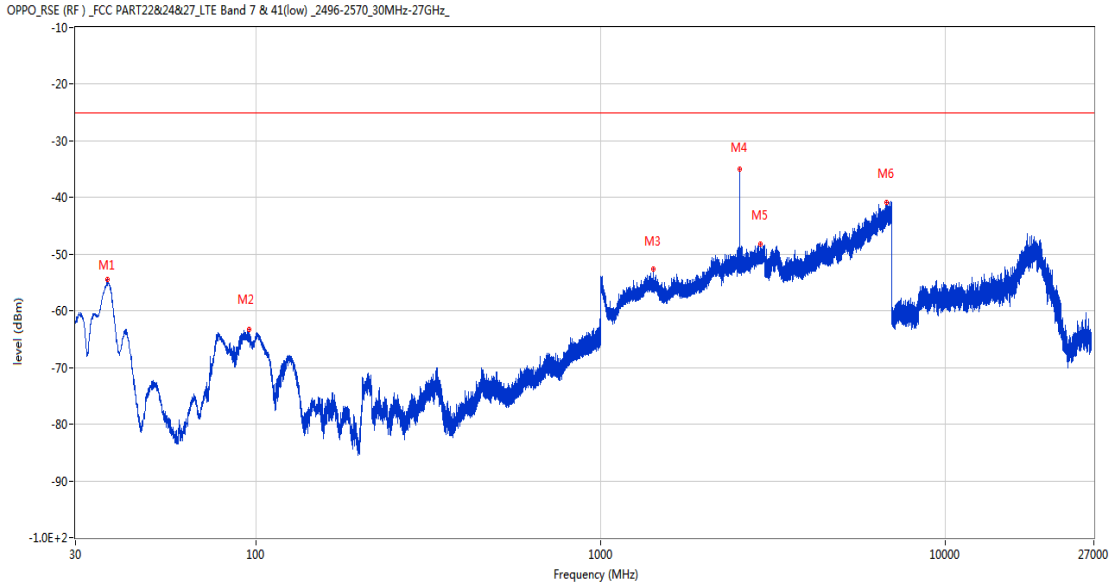
Frequency (MHz)	Result (dBm)	Factor (dB)	PK Limit (dBm)	Over Limit (dB)	Table (o)	ANT	EUT	Verdict
31.843	-63.43	-18.23	-25.0	-38.43	204.00	Horizontal	Horizontal	Pass
103.575	-61.29	-20.98	-25.0	-36.29	183.00	Horizontal	Horizontal	Pass
1382.100	-52.81	-1.93	-25.0	-27.81	294.00	Horizontal	Horizontal	Pass
2534.100	-32.55	3.57	-25.0	-7.55	78.00	Horizontal	Horizontal	N/A
2660.800	-40.11	2.48	-25.0	-15.11	248.00	Horizontal	Horizontal	N/A
6808.800	-40.27	13.06	-25.0	-15.27	232.00	Horizontal	Horizontal	Pass

RSE-H&V PCC 21001 BW20 16QAM RB1 HIGH SCC 21199 BW20 16QAM RB2 LOW



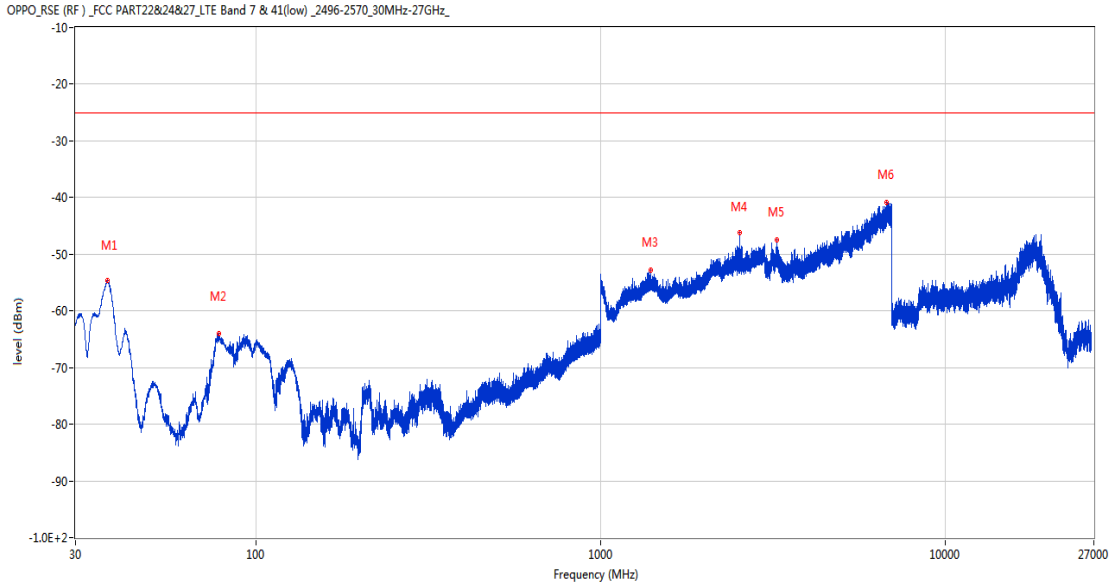
Frequency (MHz)	Result (dBm)	Factor (dB)	PK Limit (dBm)	Over Limit (dB)	Table (o)	ANT	EUT	Verdict
31.794	-63.84	-18.25	-25.0	-38.84	227.00	Horizontal	Vertical	Pass
104.399	-62.05	-21.06	-25.0	-37.05	179.00	Horizontal	Vertical	Pass
1367.600	-53.52	-2.03	-25.0	-28.52	322.00	Horizontal	Vertical	Pass
2534.100	-32.55	3.57	-25.0	-7.55	47.00	Horizontal	Vertical	N/A
2666.300	-40.51	2.76	-25.0	-15.51	322.00	Horizontal	Vertical	N/A
6844.800	-39.66	12.49	-25.0	-14.66	114.00	Horizontal	Vertical	Pass

RSE-V&V PCC 21001 BW20 16QAM RB1 HIGH SCC 21199 BW20 16QAM RB2 LOW



Frequency (MHz)	Result (dBm)	Factor (dB)	PK Limit (dBm)	Over Limit (dB)	Table (o)	ANT	EUT	Verdict
37.032	-54.52	-17.97	-25.0	-29.52	235.00	Vertical	Vertical	Pass
95.426	-63.34	-20.17	-25.0	-38.34	303.00	Vertical	Vertical	Pass
1420.800	-52.65	-1.90	-25.0	-27.65	43.00	Vertical	Vertical	Pass
2534.300	-34.99	3.58	-25.0	-9.99	279.00	Vertical	Vertical	N/A
2911.200	-48.18	4.80	-25.0	-23.18	25.00	Vertical	Vertical	Pass
6773.400	-40.90	12.79	-25.0	-15.90	144.00	Vertical	Vertical	Pass

RSE-V&H PCC 21001 BW20 16QAM RB1 HIGH SCC 21199 BW20 16QAM RB2 LOW



Frequency (MHz)	Result (dBm)	Factor (dB)	PK Limit (dBm)	Over Limit (dB)	Table (o)	ANT	EUT	Verdict
37.032	-54.65	-17.97	-25.0	-29.65	215.00	Vertical	Horizontal	Pass
78.112	-63.99	-18.42	-25.0	-38.99	360.00	Vertical	Horizontal	Pass
1397.900	-52.85	-1.90	-25.0	-27.85	345.00	Vertical	Horizontal	Pass
2534.300	-46.11	3.58	-25.0	-21.11	328.00	Vertical	Horizontal	N/A
3240.600	-47.51	6.40	-25.0	-22.51	350.00	Vertical	Horizontal	Pass
6774.200	-40.82	12.82	-25.0	-15.82	91.00	Vertical	Horizontal	Pass