

FCC Radio Test Report

FCC ID: R9C-CPH2185

This report concerns: Original Grant

Project No. : 2008C120
Equipment : Mobile Phone
Brand Name : OPPO
Test Model : CPH2185
Series Model : N/A
Applicant : Guangdong OPPO Mobile Telecommunications Corp., Ltd.
Address : NO.18 HaiBin Road, Wusha Village, Chang An Town, DongGuan City, Guangdong,China
Manufacturer : Guangdong OPPO Mobile Telecommunications Corp., Ltd.
Address : NO.18 HaiBin Road, Wusha Village, Chang An Town, DongGuan City, Guangdong,China
Factory : Guangdong OPPO Mobile Telecommunications Corp., Ltd.
Address : NO.18 HaiBin Road, Wusha Village, Chang An Town, DongGuan City, Guangdong,China
Date of Receipt : Aug. 26, 2020
Date of Test : Aug. 26, 2020 ~ Sep. 18, 2020
Issued Date : Sep. 23, 2020
Report Version : R00
Test Sample : Engineering Sample No.: DG2020083153 for conducted, DG2020083151 for radiated.
Standard(s) : 47 CFR FCC Part 27 Subpart L
47 CFR FCC Part 27 Subpart M
47 CFR FCC Part 2
ANSI/TIA/EIA-603-E-2016
FCC KDB 971168 D01 Power Meas License Digital Systems v03r01

The above equipment has been tested and found compliance with the requirement of the relative standards by BTL Inc.

Vegeta Li

Prepared by : Vegeta Li

Steven Lu

Approved by : Steven Lu



Certificate #5123.02

Add: No.3, Jinshagang 1st Road, Shixia, Dalang Town, Dongguan, Guangdong, China.

Tel: +86-769-8318-3000

Web: www.newbtl.com

Declaration

BTL represents to the client that testing is done in accordance with standard procedures as applicable and that test instruments used has been calibrated with standards traceable to international standard(s) and/or national standard(s).

BTL's reports apply only to the specific samples tested under conditions. It is manufacture's responsibility to ensure that additional production units of this model are manufactured with the identical electrical and mechanical components. **BTL** shall have no liability for any declarations, inferences or generalizations drawn by the client or others from **BTL** issued reports.

The report must not be used by the client to claim product certification, approval, or endorsement by NIST, A2LA, or any agency of the U.S. Government.

This report is the confidential property of the client. As a mutual protection to the clients, the public and ourselves, the test report shall not be reproduced, except in full, without our written approval.

BTL's laboratory quality assurance procedures are in compliance with the **ISO/IEC 17025** requirements, and accredited by the conformity assessment authorities listed in this test report.

BTL is not responsible for the sampling stage, so the results only apply to the sample as received.

The information, data and test plan are provided by manufacturer which may affect the validity of results, so it is manufacturer's responsibility to ensure that the apparatus meets the essential requirements of applied standards and in all the possible configurations as representative of its intended use.

Limitation

For the use of the authority's logo is limited unless the Test Standard(s)/Scope(s)/Item(s) mentioned in this test report is (are) included in the conformity assessment authorities acceptance respective.

Please note that the measurement uncertainty is provided for informational purpose only and is not use in determining the Pass/Fail results.

Table of Contents	Page
REPORT ISSUED HISTORY	5
1 . SUMMARY OF TEST RESULTS	6
1.1 TEST FACILITY	7
1.2 MEASUREMENT UNCERTAINTY	7
1.3 TEST ENVIRONMENT CONDITIONS	8
2 . GENERAL INFORMATION	9
2.1 GENERAL DESCRIPTION OF EUT	9
2.2 DESCRIPTION OF TEST MODES	14
2.3 BLOCK DIGRAM SHOWING THE CONFIGURATION OF SYSTEM TESTED	23
3.4 DESCRIPTION OF SUPPORT UNITS	23
3 . TEST RESULT	24
3.1 OUTPUT POWER MEASUREMENT	24
3.1.1 LIMIT	24
3.1.2 TEST PROCEDURE	24
3.1.3 TEST SETUP LAYOUT	24
3.1.4 TEST DEVIATION	24
3.1.5 TEST RESULTS	24
3.2 OCCUPIED BANDWIDTH MEASUREMENT	25
3.2.1 TEST PROCEDURE	25
3.2.2 TEST SETUP LAYOUT	25
3.2.3 TEST DEVIATION	25
3.2.4 TEST RESULTS	25
3.3 CONDUCTED SPURIOUS EMISSIONS MEASUREMENT	26
3.3.1 LIMIT	26
3.3.2 TEST PROCEDURES	26
3.3.3 TEST SETUP LAYOUT	26
3.3.4 TEST DEVIATION	26
3.3.5 TEST RESULTS	26
3.4 RADIATED SPURIOUS EMISSIONS MEASUREMENT	27
3.4.1 LIMIT	27
3.4.2 TEST PROCEDURES	27
3.4.3 TEST SETUP LAYOUT	28
3.4.4 TEST RESULTS (9KHZ TO 30MHZ)	29
3.4.5 TEST RESULTS (30MHZ TO 1000MHZ)	29
3.4.6 TEST RESULTS (ABOVE 1000MHZ)	29
3.5 BAND EDGE MEASUREMENT	30
3.5.1 LIMIT	30
3.5.2 TEST PROCEDURES	30
3.5.3 TEST SETUP LAYOUT	30

Table of Contents	Page
3.5.4 TEST DEVIATION	30
3.5.5 TEST RESULTS	30
3.6 PEAK TO AVERAGE RATIO MEASUREMENT	31
3.6.1 LIMIT	31
3.6.2 TEST PROCEDURES	31
3.6.3 TEST SETUP LAYOUT	31
3.6.4 TEST DEVIATION	31
3.6.5 TEST RESULTS	31
3.7 FREQUENCY STABILITY MEASUREMENT	32
3.7.1 LIMIT	32
3.7.2 TEST PROCEDURES	32
3.7.3 TEST SETUP LAYOUT	32
3.7.4 TEST DEVIATION	32
3.7.5 TEST RESULTS	32
4. LIST OF MEASUREMENT EQUIPMENTS	33
APPENDIX A - OUTPUT POWER	35
APPENDIX B - OCCUPIED BANDWIDTH	68
APPENDIX C - CONDUCTED SPURIOUS EMISSIONS	162
APPENDIX D - RADIATED SPURIOUS EMISSIONS (9KHZ TO 30MHZ)	181
APPENDIX E - RADIATED SPURIOUS EMISSIONS (30MHZ TO 1GHZ)	186
APPENDIX F - RADIATED SPURIOUS EMISSIONS (ABOVE 1GHZ)	255
APPENDIX G - BAND EDGE	324
APPENDIX H - PEAK TO AVERAGE RATIO	356
APPENDIX I - FREQUENCY STABILITY	420

REPORT ISSUED HISTORY

Report Version	Description	Issued Date
R00	Original Issue.	Sep. 23, 2020

1. SUMMARY OF TEST RESULTS

Test procedures according to the technical standard(s):

FCC Part 27 Subpart L, M & Part 2			
Standard(s) Section	Test Item	Judgment	Remark
2.1046 27.50(d)(4) 27.50(h)(2)	Equivalent Isotropic Radiated Power	PASS	-----
2.1049	Occupied Bandwidth	PASS	-----
2.1051 27.53(h) 27.53(m)(4)	Conducted Spurious Emissions	PASS	-----
2.1053 27.53(h) 27.53(m)(4)	Radiated Spurious Emissions	PASS	-----
2.1051 27.53(h) 27.53(m)(4)	Band Edge Measurements	PASS	-----
-	Peak To Average Ratio	PASS	Record Only
2.1055 27.54	Frequency Stability	PASS	-----

Note:

(1) "N/A" denotes test is not applicable in this test report.

1.1 TEST FACILITY

The test facilities used to collect the test data in this report is at the location of No.3, Jinshagang 1st Road, Shixia, Dalang Town, Dongguan, Guangdong, China.
 BTL's Test Firm Registration Number for FCC: 357015
 BTL's Designation Number for FCC: CN1240

1.2 MEASUREMENT UNCERTAINTY

The measurement uncertainty figures shall be calculated according the methods described in the ETSI TR 100 028 and shall correspond to an expansion factor (coverage factor) $k=1.96$ or $k=2$ (which provide confidence levels of respectively 90% and 95.45% in the case where the distributions characterizing the actual measurement uncertainties are normal (Gaussian)).
 Measurement Uncertainty for a Level of Confidence of 95 %, $U=2xUc(y)$.

The BTL measurement uncertainty as below table:

A. Radiated Measurement :

Test Site	Method	Measurement Frequency Range	Ant. H / V	U,(dB)
DG-CB03 (3m)	CISPR	9KHz ~ 30MHz	V	3.79
		9KHz ~ 30MHz	H	3.57
		30MHz ~ 200MHz	V	4.88
		30MHz ~ 200MHz	H	4.14
		200MHz ~ 1,000MHz	V	4.62
		200MHz ~ 1,000MHz	H	4.80

Test Site	Method	Measurement Frequency Range	U,(dB)
DG-CB03 (3m)	CISPR	1GHz ~ 6GHz	4.58
		6GHz ~ 18GHz	5.18

B. Other Measurement:

Parameter	Uncertainty
Spectrum Bandwidth	±3.8 %
Maximum Output Power	±0.95 dB
Power Spectral Density	±0.86 dB
Frequency Stability	±0.16 dB
Temperature	±0.08 °C
Time	±0.58 %
Supply voltages	±0.3 %

Note: Unless specifically mentioned, the uncertainty of measurement has not been taken into account to declare the compliance or non-compliance to the specification.

1.3 TEST ENVIRONMENT CONDITIONS

Test Item	Temperature	Humidity	Test Voltage	Tested By
Output Power & ERP	23.9°C	46%	DC 3.85V	Tate Liu
Occupied Bandwidth	23.9°C	46%	DC 3.85V	Tate Liu
Conducted Spurious Emissions	23.9°C	46%	DC 3.85V	Tim Yang
Radiated Spurious Emissions	26°C	52%	AC 120V/60Hz	Jakyri Wen
Band Edge	23.9°C	46%	DC 3.85V	Tate Liu
Peak to Average Ratio	23.9°C	46%	DC 3.85V	Tate Liu
Frequency Stability	Normal & Extreme	46%	Normal & Extreme	Tate Liu

2. GENERAL INFORMATION

2.1 GENERAL DESCRIPTION OF EUT

Equipment	Mobile Phone				
Brand Name	OPPO				
Test Model	CPH2185				
Series Model	N/A				
Model Difference(s)	N/A				
Hardware Version	11				
Software Version	Color OS V7.2				
Power Source	1. DC Voltage supplied from AC adapter. 1# Model: OP52YAUH 2# Model: OP52JAUH 3# Model: OP52KAUH 4# Model: OP52JBUH 2. Supplied from Li-ion Polymer battery. Model: BLP817 3. Supplied from USB port.				
Power Rating	1. I/P:100-240V~ 50/60Hz 0.4A O/P:5V --- 2A 2. 3.85Vdc, 4100mAh/15.78Wh 3. DC 5V				
IEMI No.	Radiated	866261050019950			
	Conducted	866261050019919			
Modulation Type	WCDMA/HSDPA/HSUPA	UL: QPSK DL: QPSK, 16QAM			
	LTE	UL: QPSK, 16QAM, 64QAM DL: QPSK, 16QAM, 64QAM			
Max. EIRP	WCDMA Band IV	QPSK	24.20	dBm	
	HSDPA Band IV	QPSK	23.19	dBm	
	HSUPA Band IV	QPSK	23.19	dBm	
	LTE	Channel Bandwidth (MHz)	QPSK (dBm)	16QAM (dBm)	64QAM (dBm)
	Band 4	1.4	24.22	23.50	22.63
		3	23.34	23.67	22.55
		5	24.21	23.68	22.50
		10	24.37	23.62	22.60
		15	24.18	23.62	22.78
	Band 7	20	24.32	23.82	22.96
		5	24.25	23.61	22.47
		10	24.31	23.61	22.66
		15	24.13	23.49	22.69
	Band 38	20	24.25	23.70	22.86
		5	23.72	23.12	22.32
		10	23.99	23.34	22.22
		15	23.75	23.08	22.19
	Band 41	20	23.95	23.23	22.47
		5	23.88	23.21	22.30
10		24.13	23.65	22.51	
15		23.92	23.33	22.13	
Band 66	20	24.18	23.44	22.70	
	1.4	24.25	23.56	22.63	
	3	24.36	23.68	22.61	
	5	23.31	23.70	22.49	
	10	24.33	23.63	22.60	
	15	24.20	23.57	22.71	
	20	24.34	23.77	22.83	

Max. ERP	LTE	Channel Bandwidth (MHz)	QPSK (dBm)	16QAM (dBm)	64QAM (dBm)
	Band 12	1.4	21.17	20.41	19.64
		3	21.21	20.60	19.48
		5	21.51	20.62	19.47
		10	21.22	20.25	19.54
	Band 17	5	21.17	20.61	19.49
		10	21.25	20.22	19.53

Note:

1. For a more detailed features description, please refer to the manufacturer's specifications or the user's manual.

2. Channel List:

WCDMA Band IV				
Test Frequency ID	UARFCN	Frequency of Uplink (MHz)	UARFCN	Frequency of Downlink (MHz)
Low Range	1312	1712.4	1537	2112.4
Mid Range	1413	1732.6	1638	2132.6
High Range	1513	1752.6	1738	2152.6

LTE Band 4					
Test Frequency ID	Bandwidth (MHz)	N _{UL}	Frequency of Uplink (MHz)	N _{DL}	Frequency of Downlink (MHz)
Low Range	1.4	19957	1710.7	1957	2110.7
	3	19965	1711.5	1965	2111.5
	5	19975	1712.5	1975	2112.5
	10	20000	1715	2000	2115
	15	20025	1717.5	2025	2117.5
	20	20050	1720	2050	2120
Mid Range	1.4/3/5/10/15/20	20175	1732.5	2175	2132.5
High Range	1.4	20393	1754.3	2393	2154.3
	3	20385	1753.5	2385	2153.5
	5	20375	1752.5	2375	2152.5
	10	20350	1750	2350	2150
	15	20325	1747.5	2325	2147.5
	20	20300	1740	2300	2145

LTE Band 7					
Test Frequency ID	Bandwidth (MHz)	N _{UL}	Frequency of Uplink (MHz)	N _{DL}	Frequency of Downlink (MHz)
Low Range	5	20775	2502.5	2775	2622.5
	10	20800	2505	2800	2625
	15	20825	2507.5	2825	2627.5
	20	20850	2510	2850	2630
Mid Range	5/10/15/20	21100	2535	3100	2655
High Range	5	21425	2567.5	3425	2687.5
	10	21400	2565	3400	2685
	15	21375	2562.5	3375	2682.5
	20	21350	2560	3350	2680

LTE Band 12			
Test Frequency ID	Bandwidth (MHz)	EARFCN	Frequency (UL and DL) (MHz)
Low Range	1.4	23017	699.7
	3	23025	700.5
	5	23035	701.5
	10	23060	704.0
Mid Range	1.4/3/5/10	23095	707.5
High Range	1.4	23173	715.3
	3	23165	714.5
	5	23155	713.5
	10	23130	711.0

LTE Band 17			
Test Frequency ID	Bandwidth (MHz)	EARFCN	Frequency (UL and DL) (MHz)
Low Range	5	23755	706.5
	10	23780	709
Mid Range	5/10	23790	710
High Range	5	23825	713.5
	10	23800	711

LTE Band 38			
Test Frequency ID	Bandwidth (MHz)	EARFCN	Frequency (UL and DL) (MHz)
Low Range	5	37775	2572.5
	10	37800	2575
	15	37825	2577.5
	20	37850	2580
Mid Range	5/10/15/20	38000	2595
High Range	5	38225	2617.5
	10	38200	2615
	15	38175	2612.5
	20	38150	2610

LTE Band 41			
Test Frequency ID	Bandwidth (MHz)	EARFCN	Frequency (UL and DL) (MHz)
Low Range	5	40065	2537.5
	10	40090	2540
	15	40115	2542.5
	20	40140	2545
Mid Range	5/10/15/20	40640	2595
High Range	5	41215	2652.5
	10	41190	2650
	15	41165	2647.5
	20	41140	2645

LTE Band 66					
Test Frequency ID	Bandwidth (MHz)	N _{UL}	Frequency of Uplink (MHz)	N _{DL}	Frequency of Downlink (MHz)
Low Range	1.4	131979	1710.7	66443	2110.7
	3	131987	1711.5	66451	2111.5
	5	131997	1712.5	66461	2112.5
	10	132022	1715	66486	2115
	15	132047	1717.5	66511	2117.5
	20	132072	1720	66536	2120
Mid Range	1.4/3/5/10/15/20	132272	1740	66786	2145
High Range	1.4	132565	1769.3	67129	2179.3
	3	132557	1768.5	67121	2178.5
	5	132547	1767.5	67111	2177.5
	10	132522	1765	67086	2175
	15	132497	1762.5	67061	2172.5
	20	132472	1760	67036	2170

3. Table for Filed Antenna:

Main Antenna

Brand	Model Name	Antenna Type	Connector	Gain (dBi)	Note
N/A	N/A	PIFA	N/A	1.1	WCDMA Band IV
N/A	N/A	PIFA	N/A	1.1	LTE Band 4
N/A	N/A	PIFA	N/A	1.1	LTE Band 7
N/A	N/A	PIFA	N/A	0.5	LTE Band 12
N/A	N/A	PIFA	N/A	0.5	LTE Band 17
N/A	N/A	PIFA	N/A	1.1	LTE Band 38
N/A	N/A	PIFA	N/A	1.1	LTE Band 41
N/A	N/A	PIFA	N/A	1.1	LTE Band 66

Second Antenna

Brand	Model Name	Antenna Type	Connector	Gain (dBi)	Note
N/A	N/A	PIFA	N/A	1.1	WCDMA Band IV
N/A	N/A	PIFA	N/A	1.1	LTE Band 4
N/A	N/A	PIFA	N/A	1.1	LTE Band 7
N/A	N/A	PIFA	N/A	0.5	LTE Band 12
N/A	N/A	PIFA	N/A	0.5	LTE Band 17
N/A	N/A	PIFA	N/A	1.1	LTE Band 38
N/A	N/A	PIFA	N/A	1.1	LTE Band 41
N/A	N/A	PIFA	N/A	1.1	LTE Band 66

2.2 DESCRIPTION OF TEST MODES

Following mode(s) is (were) found to be the worst case(s) and selected for the final test.

WCDMA BAND IV MODE			
Test Item	Available Channel	Tested Channel	Mode
Output Power & EIRP	1312 to 1513	1312, 1413, 1513	WCDMA,HSDPA, HSUPA
Occupied Bandwidth	1312 to 1513	1312, 1413, 1513	WCDMA,HSDPA, HSUPA
Conducted Spurious Emissions	1312 to 1513	1413	WCDMA
Radiated Spurious Emissions	1312 to 1513	1413	WCDMA
Band Edge	1312 to 1513	1312, 1513	WCDMA,HSDPA, HSUPA
Peak to Average Ratio	1312 to 1513	1312, 1413, 1513	WCDMA,HSDPA, HSUPA
Frequency Stability	1312 to 1513	1413	WCDMA

LTE BAND 4 MODE					
Test Item	Available Channel	Tested Channel	Channel Bandwidth	Modulation	Mode
Output Power & EIRP	19957 to 20393	19957, 20175, 20393	1.4MHz	QPSK, 16QAM, 64QAM	1RB/3RB/6RB
	19965 to 20385	19965, 20175, 20385	3MHz	QPSK, 16QAM, 64QAM	1RB/8RB/15RB
	19975 to 20375	19975, 20175, 20375	5MHz	QPSK, 16QAM, 64QAM	1RB/12RB/25RB
	20000 to 20350	20000, 20175, 20350	10MHz	QPSK, 16QAM, 64QAM	1RB/25RB/50RB
	20025 to 20325	20025, 20175, 20325	15MHz	QPSK, 16QAM, 64QAM	1RB/36RB/75RB
	20050 to 20300	20050, 20175, 20300	20MHz	QPSK, 16QAM, 64QAM	1RB/50RB/100RB
Occupied Bandwidth	19957 to 20393	19957, 20175, 20393	1.4MHz	QPSK, 16QAM, 64QAM	6RB
	19965 to 20385	19965, 20175, 20385	3MHz	QPSK, 16QAM, 64QAM	15RB
	19975 to 20375	19975, 20175, 20375	5MHz	QPSK, 16QAM, 64QAM	25RB
	20000 to 20350	20000, 20175, 20350	10MHz	QPSK, 16QAM, 64QAM	50RB
	20025 to 20325	20025, 20175, 20325	15MHz	QPSK, 16QAM, 64QAM	75 RB
	20050 to 20300	20050, 20175, 20300	20MHz	QPSK, 16QAM, 64QAM	100RB

LTE BAND 4 MODE					
Test Item	Available Channel	Tested Channel	Channel Bandwidth	Modulation	Mode
Conducted Spurious Emissions	19957 to 20393	20175	1.4MHz	QPSK	1RB
	19975 to 20375	20175	5MHz	QPSK	1RB
	20050 to 20300	20175	20MHz	QPSK	1RB
Radiated Spurious Emissions	19957 to 20393	20175	1.4MHz	QPSK	1RB
	19975 to 20375	20175	5MHz	QPSK	1RB
	20050 to 20300	20175	20MHz	QPSK	1RB
Band Edge	19957 to 20393	19957, 20393	1.4MHz	QPSK	1RB/6RB
	19965 to 20385	19965, 20385	3MHz	QPSK	1RB/15RB
	19975 to 20375	19975, 20375	5MHz	QPSK	1RB/25RB
	20000 to 20350	20000, 20350	10MHz	QPSK	1RB/50RB
	20025 to 20325	20025, 20325	15MHz	QPSK	1RB/75RB
	20050 to 20300	20050, 20300	20MHz	QPSK	1RB/100RB
Peak To Average Ratio	19957 to 20393	19957, 20175, 20393	1.4MHz	QPSK, 16QAM, 64QAM	1RB
	19965 to 20385	19965, 20175, 20385	3MHz	QPSK, 16QAM, 64QAM	1RB
	19975 to 20375	19975, 20175, 20375	5MHz	QPSK, 16QAM, 64QAM	1RB
	20000 to 20350	20000, 20175, 20350	10MHz	QPSK, 16QAM, 64QAM	1RB
	20025 to 20325	20025, 20175, 20325	15MHz	QPSK, 16QAM, 64QAM	1RB
	20050 to 20300	20050, 20175, 20300	20MHz	QPSK, 16QAM, 64QAM	1RB
Frequency Stability	19957 to 20393	20175	1.4MHz	QPSK	1RB
	19965 to 20385	20175	3MHz	QPSK	1RB
	19975 to 20375	20175	5MHz	QPSK	1RB
	20000 to 20350	20175	10MHz	QPSK	1RB
	20025 to 20325	20175	15MHz	QPSK	1RB
	20050 to 20300	20175	20MHz	QPSK	1RB

LTE BAND 7 MODE					
Test Item	Available Channel	Tested Channel	Channel Bandwidth	Modulation	Mode
Output Power & EIRP	20775 to 21425	20775, 21100, 21425	5MHz	QPSK, 16QAM, 64QAM	1RB/12RB/25RB
	20800 to 21400	20800, 21100, 21400	10MHz	QPSK, 16QAM, 64QAM	1RB/25RB/50RB
	20825 to 21375	20825, 21100, 21375	15MHz	QPSK, 16QAM, 64QAM	1RB/36RB/75RB
	20850 to 21350	20850, 21100, 21350	20MHz	QPSK, 16QAM, 64QAM	1RB/50RB/100RB
Occupied Bandwidth	20775 to 21425	20775, 21100, 21425	5MHz	QPSK, 16QAM, 64QAM	25RB
	20800 to 21400	20800, 21100, 21400	10MHz	QPSK, 16QAM, 64QAM	50RB
	20825 to 21375	20825, 21100, 21375	15MHz	QPSK, 16QAM, 64QAM	75RB
	20850 to 21350	20850, 21100, 21350	20MHz	QPSK, 16QAM, 64QAM	100RB
Conducted Spurious Emissions	20775 to 21425	21100	5MHz	QPSK	1RB
	20850 to 21350	21100	20MHz	QPSK	1RB
Radiated Spurious Emissions	20775 to 21425	21100	5MHz	QPSK	1RB
	20850 to 21350	21100	20MHz	QPSK	1RB
Band Edge	20775 to 21425	20775, 21425	5MHz	QPSK	1RB/25RB
	20800 to 21400	20800, 21400	10MHz	QPSK	1RB/50RB
	20825 to 21375	20825, 21375	15MHz	QPSK	1RB/75RB
	20850 to 21350	20850, 21350	20MHz	QPSK	1RB/100RB
Peak To Average Ratio	20775 to 21425	20775, 21100, 21425	5MHz	QPSK, 16QAM, 64QAM	1RB
	20800 to 21400	20800, 21100, 21400	10MHz	QPSK, 16QAM, 64QAM	1RB
	20825 to 21375	20825, 21100, 21375	15MHz	QPSK, 16QAM, 64QAM	1RB
	20850 to 21350	20850, 21100, 21350	20MHz	QPSK, 16QAM, 64QAM	1RB
Frequency Stability	20775 to 21425	21100	5MHz	QPSK	1RB
	20800 to 21400	21100	10MHz	QPSK	1RB
	20825 to 21375	21100	15MHz	QPSK	1RB
	20850 to 21350	21100	20MHz	QPSK	1RB

LTE BAND 12					
Test Item	Available Channel	Tested Channel	Channel Bandwidth	Modulation	Mode
ERP	23017 to 23173	23017, 23095, 23173	1.4MHz	QPSK, 16QAM, 64QAM	1RB/3RB/6RB
	23025 to 23165	23025, 23095, 23165	3MHz	QPSK, 16QAM, 64QAM	1RB/8RB/15RB
	23035 to 23155	23035, 23095, 23155	5MHz	QPSK, 16QAM, 64QAM	1RB/12RB/25RB
	23060 to 23130	23060, 23095, 23130	10MHz	QPSK, 16QAM, 64QAM	1RB/25RB/50RB
Frequency Stability	23017 to 23173	23095	1.4MHz	QPSK	1 RB
	23025 to 23165	23095	3MHz	QPSK	1 RB
	23035 to 23155	23095	5MHz	QPSK	1 RB
	23060 to 23130	23095	10MHz	QPSK	1 RB
Occupied Bandwidth	23017 to 23173	23017, 23095, 23173	1.4MHz	QPSK, 16QAM, 64QAM	6RB
	23025 to 23165	23025, 23095, 23165	3MHz	QPSK, 16QAM, 64QAM	15RB
	23035 to 23155	23035, 23095, 23155	5MHz	QPSK, 16QAM, 64QAM	25RB
	23060 to 23130	23060, 23095, 23130	10MHz	QPSK, 16QAM, 64QAM	50RB
Peak to Average Ratio	23017 to 23173	23017, 23095, 23173	1.4MHz	QPSK, 16QAM, 64QAM	1 RB
	23025 to 23165	23025, 23095, 23165	3MHz	QPSK, 16QAM, 64QAM	1 RB
	23035 to 23155	23035, 23095, 23155	5MHz	QPSK, 16QAM, 64QAM	1 RB
	23060 to 23130	23060, 23095, 23130	10MHz	QPSK, 16QAM, 64QAM	1 RB
Band Edge	23017 to 23173	23017,23173	1.4MHz	QPSK	1RB/6RB
	23025 to 23165	23025,23165	3MHz	QPSK	1RB/15RB
	23035 to 23155	23035,23155	5MHz	QPSK	1RB/25RB
	23060 to 23130	23060,23130	10MHz	QPSK	1RB/50RB
Conducted Emission	23017 to 23173	23095	1.4MHz	QPSK	1 RB
	23025 to 23165	23095	3MHz	QPSK	1 RB
	23035 to 23155	23095	5MHz	QPSK	1 RB
	23060 to 23130	23095	10MHz	QPSK	1 RB
Radiated Emission	23017 to 23173	23095	1.4MHz	QPSK	1 RB
	23017 to 23173	23095	5MHz	QPSK	1 RB
	23060 to 23130	23095	10MHz	QPSK	1 RB

LTE BAND 17 MODE					
Test Item	Available Channel	Tested Channel	Channel Bandwidth	Modulation	Mode
Output Power & EIRP	23755 to 23825	23755, 23790, 23825	5MHz	QPSK, 16QAM, 64QAM	1RB/12RB/25RB
	23780 to 23800	23780, 23790, 23800	10MHz	QPSK, 16QAM, 64QAM	1RB/25RB/50RB
Occupied Bandwidth	23755 to 23825	23755, 23790, 23825	5MHz	QPSK, 16QAM, 64QAM	25RB
	23780 to 23800	23780, 23790, 23800	10MHz	QPSK, 16QAM, 64QAM	50RB
Conducted Spurious Emissions	23755 to 23825	23790	5MHz	QPSK	1RB
	23780 to 23800	23790	20MHz	QPSK	1RB
Radiated Spurious Emissions	23755 to 23825	23790	5MHz	QPSK	1RB
	23780 to 23800	23790	20MHz	QPSK	1RB
Band Edge	23755 to 23825	23755, 23825	5MHz	QPSK	1RB/25RB
	23780 to 23800	23780, 23800	10MHz	QPSK	1RB/50RB
Peak to Average Ratio	23755 to 23825	23755, 23790, 23825	5MHz	QPSK, 16QAM, 64QAM	1RB
	23780 to 23800	23780, 23790, 23800	10MHz	QPSK, 16QAM, 64QAM	1RB
Frequency Stability	23755 to 23825	23790	5MHz	QPSK	1RB
	23780 to 23800	23790	10MHz	QPSK	1RB

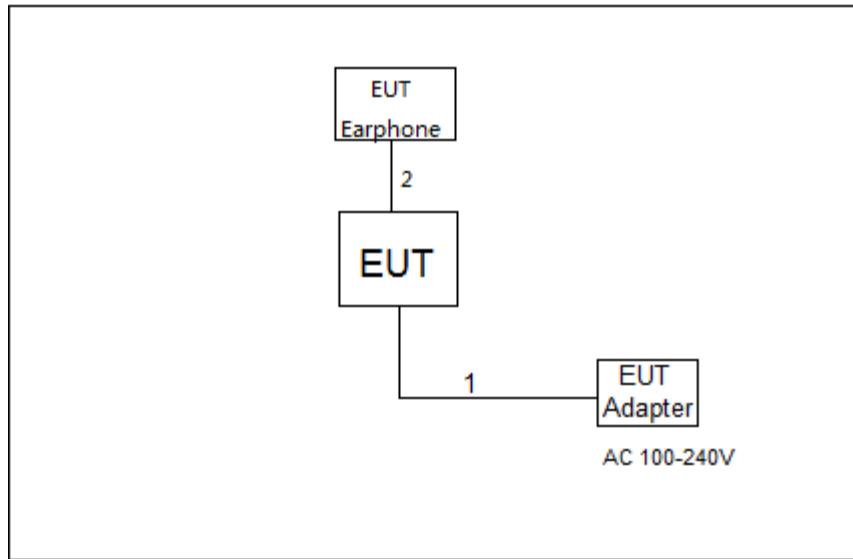
LTE BAND 38 MODE					
Test Item	Available Channel	Tested Channel	Channel Bandwidth	Modulation	Mode
Output Power & EIRP	37775 to 38225	37775, 38000, 38225	5MHz	QPSK, 16QAM, 64QAM	1RB/12RB/25RB
	37800 to 38200	37800, 38000, 38200	10MHz	QPSK, 16QAM, 64QAM	1RB/25RB/50RB
	37825 to 38175	37825, 38000, 38175	15MHz	QPSK, 16QAM, 64QAM	1RB/36RB/75RB
	37850 to 38150	37850, 38000, 38150	20MHz	QPSK, 16QAM, 64QAM	1RB/50RB/100RB
Occupied Bandwidth	37775 to 38225	37775, 38000, 38225	5MHz	QPSK, 16QAM, 64QAM	25RB
	37800 to 38200	37800, 38000, 38200	10MHz	QPSK, 16QAM, 64QAM	50RB
	37825 to 38175	37825, 38000, 38175	15MHz	QPSK, 16QAM, 64QAM	75RB
	37850 to 38150	37850, 38000, 38150	20MHz	QPSK, 16QAM, 64QAM	100RB
Conducted Spurious Emissions	37850 to 38150	38000	5MHz	QPSK	1RB
	37850 to 38150	38000	20MHz	QPSK	1RB
Radiated Spurious Emissions	37850 to 38150	38000	5MHz	QPSK	1RB
	37850 to 38150	38000	20MHz	QPSK	1RB
Band Edge	37775 to 38225	37775, 38225	5MHz	QPSK	1RB/25RB
	37800 to 38200	37800, 38200	10MHz	QPSK	1RB/50RB
	37825 to 38175	37825, 38175	15MHz	QPSK	1RB/75RB
	37850 to 38150	37850, 38150	20MHz	QPSK	1RB/100RB
Peak to Average Ratio	37775 to 38225	37775, 38000, 38225	5MHz	QPSK, 16QAM, 64QAM	1RB
	37800 to 38200	37800, 38000, 38200	10MHz	QPSK, 16QAM, 64QAM	1RB
	37825 to 38175	37825, 38000, 38175	15MHz	QPSK, 16QAM, 64QAM	1RB
	37850 to 38150	37850, 38000, 38150	20MHz	QPSK, 16QAM, 64QAM	1RB
Frequency Stability	37775 to 38225	38000	5MHz	QPSK	1RB
	37800 to 38200	38000	10MHz	QPSK	1RB
	37825 to 38175	38000	15MHz	QPSK	1RB
	37850 to 38150	38000	20MHz	QPSK	1RB

LTE BAND 41 MODE					
Test Item	Available Channel	Tested Channel	Channel Bandwidth	Modulation	Mode
Output Power & EIRP	40065 to 41215	40065, 40640, 41215	5MHz	QPSK, 16QAM, 64QAM	1RB/12RB/25RB
	40090 to 41190	40090, 40640, 41190	10MHz	QPSK, 16QAM, 64QAM	1RB/25RB/50RB
	40115 to 41165	40115, 40640, 41545	15MHz	QPSK, 16QAM, 64QAM	1RB/36RB/75RB
	40140 to 41140	40140, 40640, 41140	20MHz	QPSK, 16QAM, 64QAM	1RB/50RB/100RB
Occupied Bandwidth	40065 to 41215	40065, 40640, 41215	5MHz	QPSK, 16QAM, 64QAM	25RB
	40090 to 41190	40090, 40640, 41190	10MHz	QPSK, 16QAM, 64QAM	50RB
	40115 to 41165	40115, 40640, 41545	15MHz	QPSK, 16QAM, 64QAM	75RB
	40140 to 41140	40140, 40640, 41140	20MHz	QPSK, 16QAM, 64QAM	100RB
Conducted Spurious Emissions	40065 to 41215	40640	5MHz	QPSK	1RB
	40140 to 41140	40640	20MHz	QPSK	1RB
Radiated Spurious Emissions	40065 to 41215	40640	5MHz	QPSK	1RB
	40140 to 41140	40640	20MHz	QPSK	1RB
Band Edge	40065 to 41215	40065, 41215	5MHz	QPSK	1RB/25RB
	40090 to 41190	40090, 41190	10MHz	QPSK	1RB/50RB
	40115 to 41165	40115, 41545	15MHz	QPSK	1RB/75RB
	40140 to 41140	40140, 41140	20MHz	QPSK	1RB/100RB
Peak to Average Ratio	40065 to 41215	40065, 40640, 41215	5MHz	QPSK, 16QAM, 64QAM	1RB
	40090 to 41190	40090, 40640, 41190	10MHz	QPSK, 16QAM, 64QAM	1RB
	40115 to 41165	40115, 40640, 41545	15MHz	QPSK, 16QAM, 64QAM	1RB
	40140 to 41140	40140, 40640, 41140	20MHz	QPSK, 16QAM, 64QAM	1RB
Frequency Stability	40065 to 41215	40640	5MHz	QPSK	1RB
	40090 to 41190	40640	10MHz	QPSK	1RB
	40115 to 41165	40640	15MHz	QPSK	1RB
	40140 to 41140	40640	20MHz	QPSK	1RB

LTE BAND 66 MODE					
Test Item	Available Channel	Tested Channel	Channel Bandwidth	Modulation	Mode
Output Power & EIRP	131979 to 132565	131979, 132272, 132565	1.4MHz	QPSK, 16QAM, 64QAM	1RB/3RB/6RB
	131987 to 132557	131987, 132272, 132557	3MHz	QPSK, 16QAM, 64QAM	1RB/8RB/15RB
	131997 to 132547	131997, 132272, 132547	5MHz	QPSK, 16QAM, 64QAM	1RB/12RB/25RB
	132022 to 132522	132022, 132272, 132522	10MHz	QPSK, 16QAM, 64QAM	1RB/25RB/50RB
	132047 to 132497	132047, 132272, 132497	15MHz	QPSK, 16QAM, 64QAM	1RB/36RB/75RB
	132072 to 132472	132072, 132272, 132472	20MHz	QPSK, 16QAM, 64QAM	1RB/50RB/100RB
Occupied Bandwidth	131979 to 132565	131979, 132272, 132565	1.4MHz	QPSK, 16QAM, 64QAM	6RB
	131987 to 132557	131987, 132272, 132557	3MHz	QPSK, 16QAM, 64QAM	15RB
	131997 to 132547	131997, 132272, 132547	5MHz	QPSK, 16QAM, 64QAM	25RB
	132022 to 132522	132022, 132272, 132522	10MHz	QPSK, 16QAM, 64QAM	50RB
	132047 to 132497	132047, 132272, 132497	15MHz	QPSK, 16QAM, 64QAM	75 RB
	132072 to 132472	132072, 132272, 132472	20MHz	QPSK, 16QAM, 64QAM	100RB
Conducted Spurious Emissions	131979 to 132565	132272	1.4MHz	QPSK	1RB
	131997 to 132547	132272	5MHz	QPSK	1RB
	132072 to 132472	132272	20MHz	QPSK	1RB
Radiated Spurious Emissions	131979 to 132565	132272	1.4MHz	QPSK	1RB
	131997 to 132547	132272	5MHz	QPSK	1RB
	132072 to 132472	132272	20MHz	QPSK	1RB
Band Edge	131979 to 132565	131979, 132565	1.4MHz	QPSK	1RB/6RB
	131987 to 132557	131987, 132557	3MHz	QPSK	1RB/15RB
	131997 to 132547	131997, 132547	5MHz	QPSK	1RB/25RB
	132022 to 132522	132022, 132522	10MHz	QPSK	1RB/50RB
	132047 to 132497	132047, 132497	15MHz	QPSK	1RB/75RB
	132072 to 132472	132072, 132472	20MHz	QPSK	1RB/100RB

LTE BAND 66 MODE					
Test Item	Available Channel	Tested Channel	Channel Bandwidth	Modulation	Mode
Peak to Average Ratio	131979 to 132565	131979, 132272, 132565	1.4MHz	QPSK, 16QAM, 64QAM	1RB/3RB/6RB
	131987 to 132557	131987, 132272, 132557	3MHz	QPSK, 16QAM, 64QAM	1RB/8RB/15RB
	131997 to 132547	131997, 132272, 132547	5MHz	QPSK, 16QAM, 64QAM	1RB/12RB/25RB
	132022 to 132522	132022, 132272, 132522	10MHz	QPSK, 16QAM, 64QAM	1RB/25RB/50RB
	132047 to 132497	132047, 132272, 132497	15MHz	QPSK, 16QAM, 64QAM	1RB/36RB/75RB
	132072 to 132472	132072, 132272, 132472	20MHz	QPSK, 16QAM, 64QAM	1RB/50RB/100RB
Frequency Stability	131979 to 132565	132272	1.4MHz	QPSK	1RB
	131987 to 132557	132272	3MHz	QPSK	1RB
	131997 to 132547	132272	5MHz	QPSK	1RB
	132022 to 132522	132272	10MHz	QPSK	1RB
	132047 to 132497	132272	15MHz	QPSK	1RB
	132072 to 132472	132272	20MHz	QPSK	1RB

2.3 BLOCK DIGRAM SHOWING THE CONFIGURATION OF SYSTEM TESTED



3.4 DESCRIPTION OF SUPPORT UNITS

The EUT has been tested as an independent unit together with other necessary accessories or support units. The following support units or accessories were used to form a representative test configuration during the tests.

Item	Equipment	Mfr/Brand	Model/Type No.	Series No.
-	-	-	-	-

Item	Cable Type	Shielded Type	Ferrite Core	Length
1	USB Cable	YES	NO	1m
2	Audio Cable	NO	NO	1m

3. TEST RESULT

3.1 OUTPUT POWER MEASUREMENT

3.1.1 LIMIT

Mobile / Portable station are limited to 1 watts e.i.r.p. (Part 27 Subpart L)

Mobile / Portable station are limited to 2 watts e.i.r.p. (Part 27 Subpart M)

3.1.2 TEST PROCEDURE

The testing follows FCC KDB 971168 v03r01 Section 5.

EIRP:

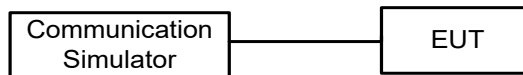
$EIRP = \text{Output Power} + \text{Antenan gain}$

Output Power:

The EUT was set up for the maximum power with WCDMA and LTE link data modulation and link up with simulator. Set the EUT to transmit under low, middle and high channel and record the power level shown on simulator.

3.1.3 TEST SETUP LAYOUT

Output Power Measurement



3.1.4 TEST DEVIATION

No deviation

3.1.5 TEST RESULTS

Please refer to the APPENDIX A.

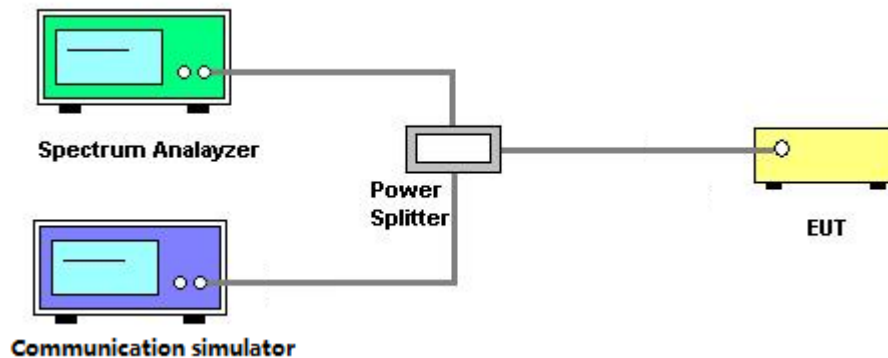
3.2 OCCUPIED BANDWIDTH MEASUREMENT

3.2.1 TEST PROCEDURE

The testing follows FCC KDB 971168 v03r01 Section 4.

1. The EUT makes a call to the communication simulator. All measurements were done at low, middle and high operational frequency range. The communication simulator station system controlled a EUT to export maximum output power under transmission mode and specific channel frequency. Use OBW measurement function of Spectrum analyzer to measure 99 % occupied bandwidth and 26dB bandwidth.
2. The EUT was connected to spectrum analyzer and system simulator via a power divider.
3. $RBW=(1\% \sim 5\%)*EBW$
 $VBW \geq 3* RBW$
4. Set spectrum analyzer with Peak detector.

3.2.2 TEST SETUP LAYOUT



3.2.3 TEST DEVIATION

No deviation

3.2.4 TEST RESULTS

Please refer to the APPENDIX B.

3.3 CONDUCTED SPURIOUS EMISSIONS MEASUREMENT

3.3.1 LIMIT

The power of any emission outside of the authorized operating frequency ranges must be attenuated below the transmitting power (P) by a factor of at least $43 + 10 \log(P)$ dB. The emission limit equal to -13dBm. (Part 27 Subpart L)

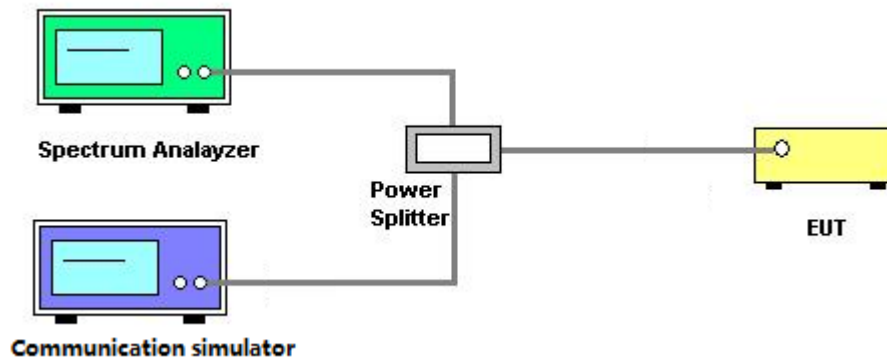
The power of any emission outside of the authorized operating frequency ranges must be attenuated below the transmitting power (P) by a factor of at least $55 + 10 \log(P)$ dB. The emission limit equal to -25dBm. (Part 27 Subpart M)

3.3.2 TEST PROCEDURES

The testing follows FCC KDB 971168 v03r01 Section 6.

1. The EUT was connected to spectrum analyzer and system simulator via a power divider.
2. The band edges of low and high channels for the highest RF powers were measured. Set RBW \geq 1% EBW in the 1MHz band immediately outside and adjacent to the band edge.
3. Set spectrum analyzer with Peak detector.
4. The RF fundamental frequency should be excluded against the limit line in the operating frequency band.

3.3.3 TEST SETUP LAYOUT



3.3.4 TEST DEVIATION

No deviation

3.3.5 TEST RESULTS

Please refer to the APPENDIX C.

3.4 RADIATED SPURIOUS EMISSIONS MEASUREMENT

3.4.1 LIMIT

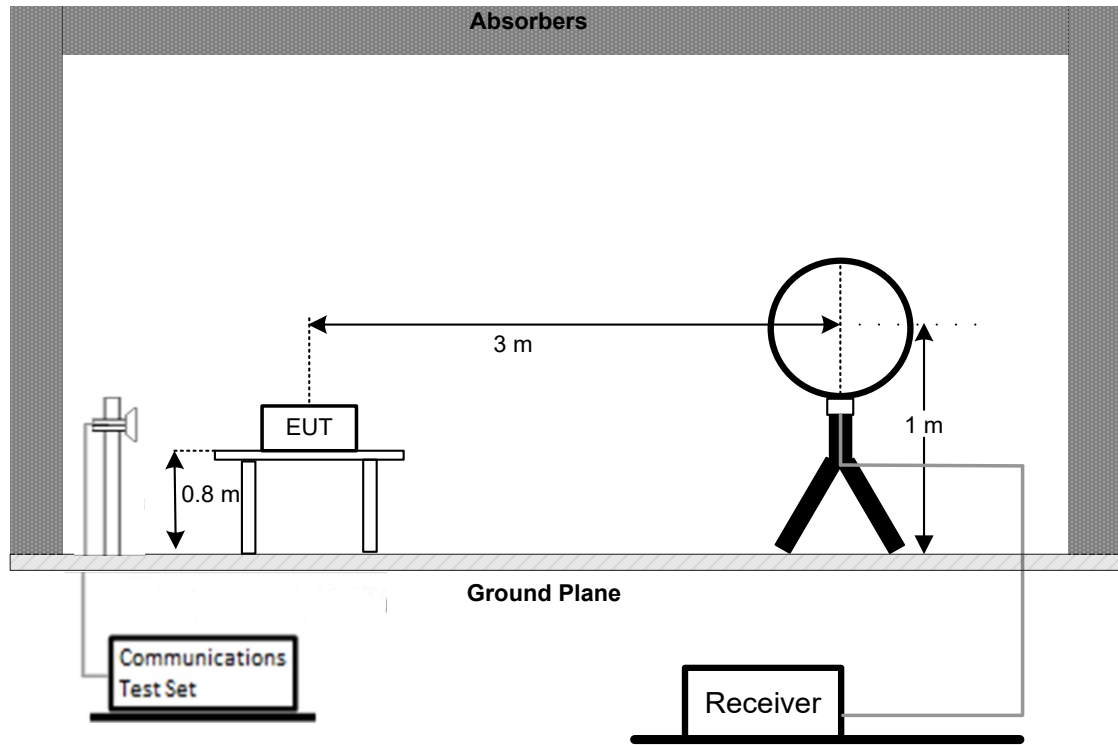
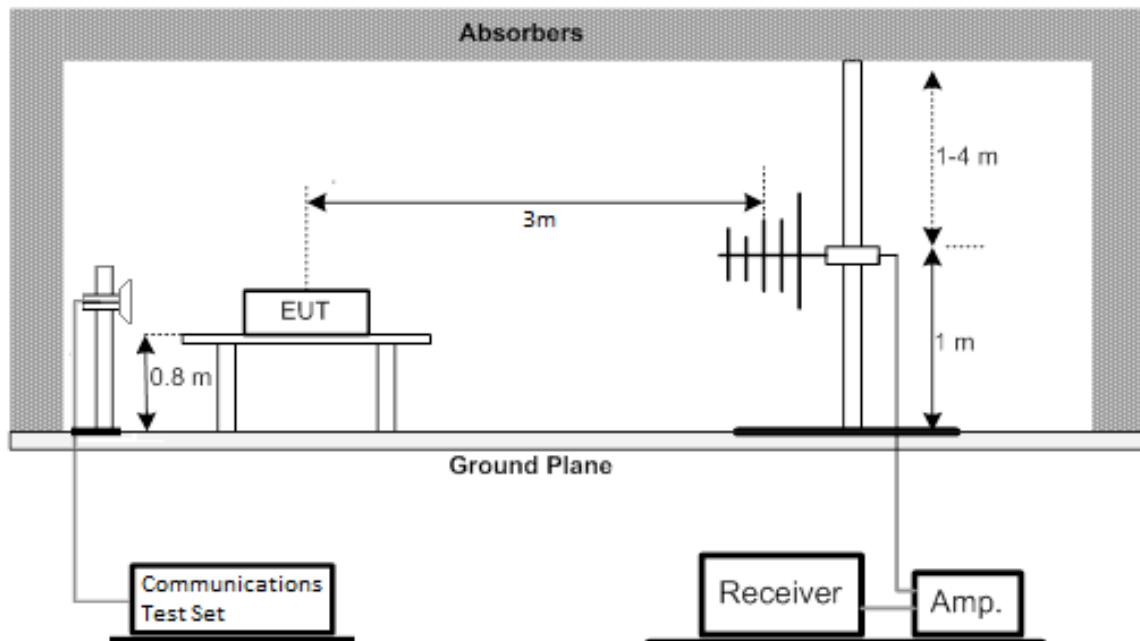
The power of any emission outside of the authorized operating frequency ranges must be attenuated below the transmitting power (P) by a factor of at least $43 + 10 \log(P)$ dB. The emission limit equal to -13dBm. (Part 27 Subpart L)

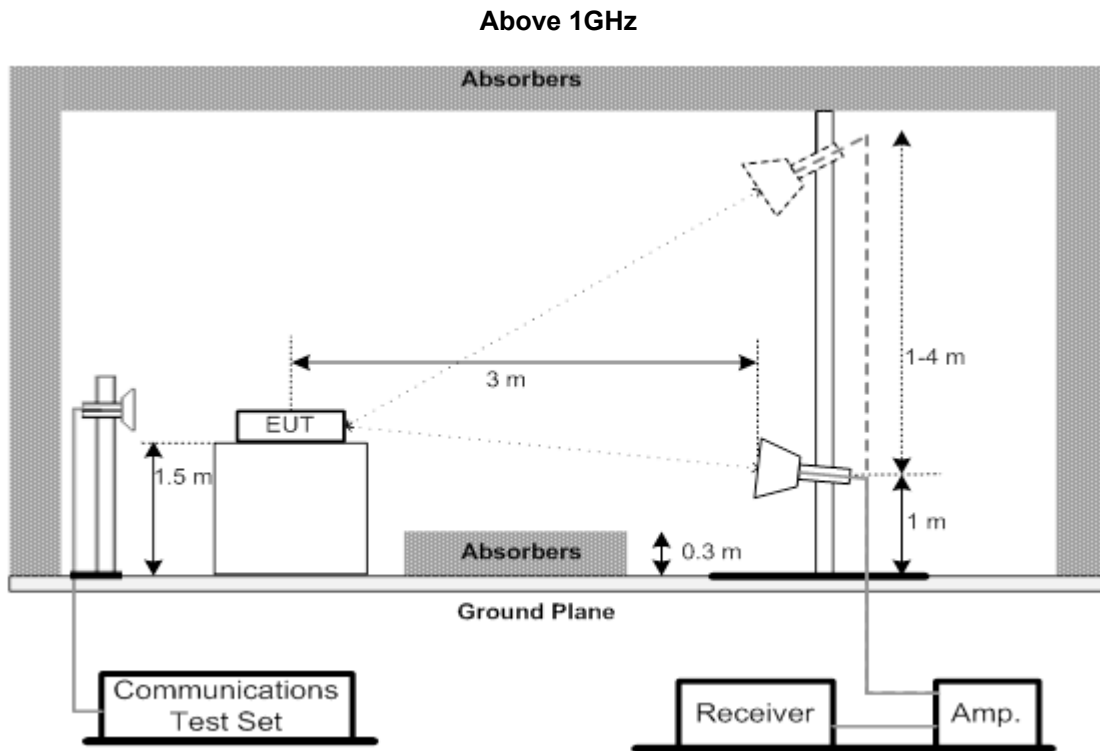
The power of any emission outside of the authorized operating frequency ranges must be attenuated below the transmitting power (P) by a factor of at least $55 + 10 \log(P)$ dB. The emission limit equal to -25dBm. (Part 27 Subpart M)

3.4.2 TEST PROCEDURES

The testing follows FCC KDB 971168 v03r01 Section 6.2.

1. In the semi-anechoic chamber, EUT placed on the 0.8m height of Turn Table, rotated the table around 360 degrees to search the maximum radiation power and receiver antenna shall be rotated vertical and horizontal polarization and moved height from 1m to 4m to find the maximum polar radiated power. The "Read Value" is the spectrum reading the maximum power value.
2. The substitution horn antenna is substituted for EUT at the same position and signals generator export the CW signal to the substitution antenna via a TX cable. Rotated the Turn Table and moved receiving antenna to find the maximum radiation power. Adjust output power level of S.G to get a Value of spectrum reading equal to "Read Value " of step a. Record the power level of S.G
3. $EIRP = \text{Output power level of S.G} - \text{TX cable loss} + \text{Antenna gain of substitution horn.}$
4. ERP can be calculated form EIRP by subtracting the gain of dipole, $ERP = EIPR - 2.15\text{dBi.}$
5. The resolution bandwidth and video bandwidth of test receiver/spectrum analyzer is 1MHz/3MHz.

3.4.3 TEST SETUP LAYOUT**Below 30MHz****30MHz to 1GHz**



3.4.4 TEST RESULTS (9KHZ TO 30MHZ)

Please refer to the APPENDIX D.

3.4.5 TEST RESULTS (30MHZ TO 1000MHZ)

Please refer to the APPENDIX E.

3.4.6 TEST RESULTS (ABOVE 1000MHZ)

Please refer to the APPENDIX F.

3.5 BAND EDGE MEASUREMENT

3.5.1 LIMIT

The power of any emission outside a licensee's frequency band(s) of operation shall be attenuated below the transmitter power (P) within the licensed band(s) of operation, measured in watts, by at least $43 + 10 \log (P)$ dB. Compliance with this provision is based on the use of measurement instrumentation employing a resolution bandwidth of 100 kilohertz or greater. However, in the 100 kilohertz bands immediately outside and adjacent to a licensee's frequency block, a resolution bandwidth of at least 30 kHz may be employed. (Part 27 Subpart L)

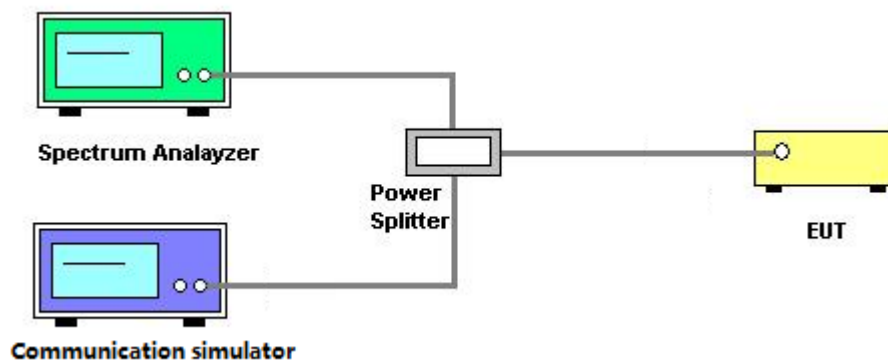
For mobile digital stations, the attenuation factor shall be not less than $40 + 10 \log (P)$ dB on all frequencies between the channel edge and 5 megahertz from the channel edge, $43 + 10 \log (P)$ dB on all frequencies between 5 megahertz and X megahertz from the channel edge, and $55 + 10 \log (P)$ dB on all frequencies more than X megahertz from the channel edge, where X is the greater of 6 megahertz or the actual emission bandwidth as defined in paragraph (m)(6) of this section. In addition, the attenuation factor shall not be less that $43 + 10 \log (P)$ dB on all frequencies between 2490.5 MHz and 2496 MHz and $55 + 10 \log (P)$ dB at or below 2490.5 MHz. Mobile Satellite Service licensees operating on frequencies below 2495 MHz may also submit a documented interference complaint against BRS licensees operating on channel BRS Channel 1 on the same terms and conditions as adjacent channel BRS or EBS licensees. (Part 27 Subpart M)

3.5.2 TEST PROCEDURES

The testing follows FCC KDB 971168 v03r01 Section 6.

1. All measurements were done at low and high operational frequency range.
2. Record the max trace plot into the test report.

3.5.3 TEST SETUP LAYOUT



3.5.4 TEST DEVIATION

No deviation

3.5.5 TEST RESULTS

Please refer to the APPENDIX G.

3.6 PEAK TO AVERAGE RATIO MEASUREMENT

3.6.1 LIMIT

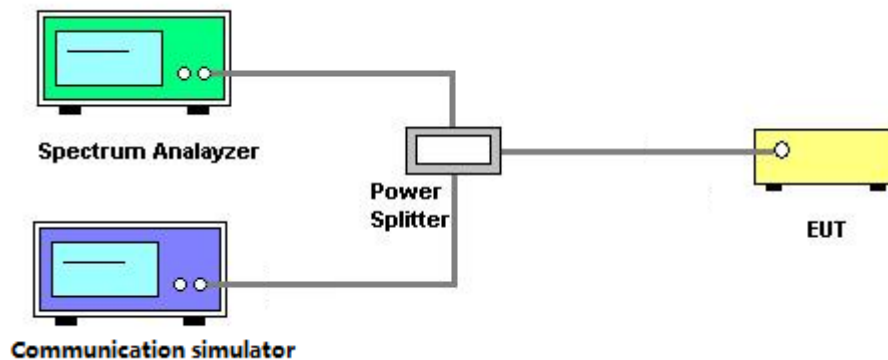
In measuring transmissions in this band using an average power technique, the peak to-average ratio (PAR) of the transmission may not exceed 13 dB.

3.6.2 TEST PROCEDURES

The testing follows FCC KDB 971168 v03r01 Section 5.7.

1. Set resolution/measurement bandwidth \geq signal's occupied bandwidth;
2. Set the number of counts to a value that stabilizes the measured CCDF curve;
3. Record the maximum PAPR level associated with a probability of 0.1%.

3.6.3 TEST SETUP LAYOUT



3.6.4 TEST DEVIATION

No deviation

3.6.5 TEST RESULTS

Please refer to the APPENDIX H.

3.7 FREQUENCY STABILITY MEASUREMENT

3.7.1 LIMIT

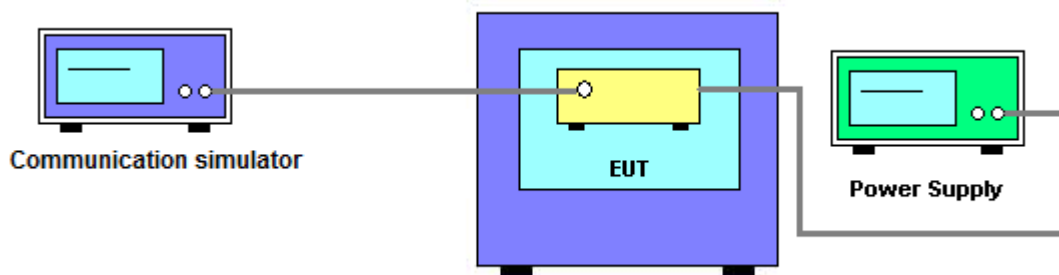
± 1.5 ppm is for base and fixed station. ± 2.5 ppm is for mobile station.

3.7.2 TEST PROCEDURES

The testing follows FCC KDB 971168 v03r01 Section 9.

1. Device is placed at the oven room. The oven room could control the temperatures and humidity. Power warm up is at least 15 min and power applied should perform before recording frequency error.
2. EUT is connected the external power supply to control the DC input power. The test voltage range is from minimum to maximum working voltage. Each step shall be record the frequency error rate.
3. The temperature range step is 10 degrees in this test items. All temperature levels shall be hold the $\pm 0.5^{\circ}\text{C}$ during the measurement testing. The each temperature step shall be at least 0.5 hours, consider the EUT could be test under the stability condition.
4. The frequency error was recorded frequency error from the communication simulator.

3.7.3 TEST SETUP LAYOUT



3.7.4 TEST DEVIATION

No deviation

3.7.5 TEST RESULTS

Please refer to the APPENDIX I.

4. LIST OF MEASUREMENT EQUIPMENTS

Radiated Spurious Emission Measurement					
Item	Kind of Equipment	Manufacturer	Type No.	Serial No.	Calibrated until
1	Antenna	Schwarzbeck	VULB9160	9160-3232	Mar. 09, 2021
2	Amplifier	Agilent	8449B	3008A02334	Mar. 01, 2021
3	HighPass Filter	Wairwright Instruments Gmbh	WHK 1.5/15G-10ST	11	Feb. 28, 2021
4	Band Reject Filter	Wairwright Instruments Gmbh	WRCG 1710/1785-1690/1805-60/ 12SS	38	Feb. 28, 2021
5	Band Reject Filter	Wairwright Instruments Gmbh	WRCG 824/849-810/863-60/9SS	7	Feb. 28, 2021
6	Band Reject Filter	Wairwright Instruments Gmbh	WRCG 880/915-860/935-60/9SS	14	Feb. 28, 2021
7	Band Reject Filter	Wairwright Instruments Gmbh	WRCG 1850/1910-1830/1930-60/ 10SS	17	Feb. 28, 2021
8	HighPass Filter	Wairwright Instruments Gmbh	WHK3.1/18G-10SS	24	Feb. 28, 2021
9	Wireless Communication Test SET	Agilent	E5515C	MY48364183	Mar. 01, 2021
10	Microwave Preamplifier With Adaptor	EMC INSTRUMENT	EMC2654045	980039 & HA01	Mar. 07, 2021
11	Receiver	Agilent	N9038A	MY52130039	Jul. 25, 2021
12	wideband radio communication tester	R&S	CMW500	152372	Feb. 28, 2021
13	High pass filter	KANGMAIWEI	ZHPF-M3-12.75G-3869	B2015073763	Feb. 11, 2021
14	High pass filter	KANGMAIWEI	ZHPF-M1000-4000-1	B2015073762	Feb. 11, 2021
15	High pass filter	KANGMAIWEI	ZHPF-M6-186-1727	B2015073764	Feb. 11, 2021
16	Cable	emci	LMR-400(30MHz-1GHz)(8m+5m)	N/A	May. 22, 2021
17	Cable	mitron	B10-01-01-12M	18072744	Jun. 28, 2021
18	Controller	ETS-Lindgren	2090	N/A	N/A
19	Measurement Software	Farad	EZ-EMC Ver.NB-03A1-01	N/A	N/A
20	Loop Antenna	EM	EM-6876-1	230	Apr. 16, 2021
21	Double Ridged Guide Antenna	ETS	3115	75846	Mar. 19, 2021
22	Broad-Band Horn Antenna	Schwarzbeck	BBHA 9170	9170319	Jul. 07, 2021

Conducted Measurement					
Item	Kind of Equipment	Manufacturer	Type No.	Serial No.	Calibrated until
1	Wireless Communication Test SET	Agilent	E5515C	MY48364183	Mar. 01, 2021
2	EXA Spectrum Analyzer	Agilent	N9010A	MY50520044	Mar. 01, 2021
3	POWER SPLITTER	Mini-Circuits	ZFRSC-123-S+	331000910-1	Feb. 28, 2021
4	wideband radio communication tester	R&S	CMW500	152372	Feb. 28, 2021

Frequency Stability Measurement					
Item	Kind of Equipment	Manufacturer	Type No.	Serial No.	Calibrated until
1	Wireless Communication Test SET	Agilent	E5515C	MY48364183	Mar. 01, 2021
2	Multi-output DC Power Supply	GW Instek	GPC-3030DN	EK880675	Sep. 26, 2020
3	POWER SPLITTER	Mini-Circuits	ZFRSC-123-S+	331000910-1	Feb. 28, 2021
4	wideband radio communication tester	R&S	CMW500	152372	Feb. 28, 2021
5	Const Temp, & Humidity Chamber	Bell	BTH-50C	20170306001	Feb. 28, 2021

Remark: "N/A" denotes no model name, serial no. or calibration specified.
 All calibration period of equipment list is one year.

APPENDIX A - OUTPUT POWER

Output Power (dBm):

Modulation	Band	WCDMA Band IV		
	Tx Channel	1312CH	1413CH	1513CH
	Frequency	1712.4MHz	1732.6MHz	1752.6MHz
QPSK	RMC 12.2K	23.07	23.03	23.00
	RMC 64K	23.10	23.04	23.02
	RMC 144K	23.10	23.05	23.02
	RMC 384K	23.09	23.04	23.01
	HSDPA Subtest-1	22.09	22.07	22.02
	HSDPA Subtest-2	22.05	21.99	21.99
	HSDPA Subtest-3	21.57	21.54	21.54
	HSDPA Subtest-4	21.58	21.53	21.52
	HSUPA Subtest-1	21.08	21.05	21.03
	HSUPA Subtest-2	21.11	21.06	21.06
	HSUPA Subtest-3	22.09	22.05	22.02
	HSUPA Subtest-4	20.63	20.54	20.55
	HSUPA Subtest-5	22.05	22.00	22.01

LTE Band / BW	Modulation	RB Size	RB Offset	Low CH	Mid CH	High CH
				19957CH	20175CH	20393CH
				1710.7MHz	1732.5MHz	1754.3MHz
4 / 1.4M	QPSK	1	0	22.92	23.04	22.90
		1	2	23.00	23.12	23.01
		1	5	22.90	22.99	22.90
		3	0	23.01	23.05	22.99
		3	1	23.07	23.11	23.04
		3	2	23.04	23.07	22.99
		6	0	21.96	22.03	21.88
	16QAM	1	0	21.95	22.09	22.30
		1	2	22.04	22.18	22.40
		1	5	21.96	22.08	22.32
		3	0	22.20	22.08	22.24
		3	1	22.27	22.13	22.29
		3	2	22.22	22.09	22.24
		6	0	21.14	21.17	20.86
	64QAM	1	0	21.09	21.38	21.07
		1	2	21.21	21.53	21.21
		1	5	21.10	21.38	21.04
		3	0	20.99	21.36	21.13
		3	1	21.04	21.42	21.20
		3	2	21.02	21.37	21.17
		6	0	20.05	19.99	20.21

LTE Band / BW	Modulation	RB Size	RB Offset	Low CH	Mid CH	High CH
				19965CH	20175CH	20385CH
				1711.5MHz	1732.5MHz	1753.5MHz
4 / 3M	QPSK	1	0	22.98	23.08	22.94
		1	7	23.11	23.24	23.04
		1	14	23.02	23.10	22.90
		8	0	21.98	22.04	21.93
		8	4	22.00	22.08	21.94
		8	7	21.97	22.02	21.91
		15	0	22.00	22.01	21.94
	16QAM	1	0	21.94	22.40	21.93
		1	7	22.03	22.57	22.03
		1	14	21.90	22.43	21.91
		8	0	21.12	21.15	21.09
		8	4	21.15	21.18	21.11
		8	7	21.10	21.12	21.04
		15	0	21.04	21.07	21.04
	64QAM	1	0	21.31	21.17	21.19
		1	7	21.45	21.32	21.34
		1	14	21.33	21.23	21.08
		8	0	20.05	20.06	19.91
		8	4	20.08	20.11	19.93
		8	7	20.01	20.09	19.89
		15	0	19.96	20.03	19.99

LTE Band / BW	Modulation	RB Size	RB Offset	Low CH	Mid CH	High CH
				19975CH	20175CH	20375CH
				1712.5MHz	1732.5MHz	1752.5MHz
4 / 5M	QPSK	1	0	23.03	22.98	22.93
		1	13	23.11	23.10	23.01
		1	24	23.00	22.97	22.93
		12	0	21.97	22.02	21.96
		12	6	22.05	22.07	22.01
		12	11	22.05	22.06	21.99
		25	0	21.99	22.01	21.96
	16QAM	1	0	22.11	22.50	22.02
		1	13	22.23	22.58	22.11
		1	24	22.13	22.48	22.02
		12	0	21.07	21.19	21.06
		12	6	21.13	21.23	21.09
		12	11	21.15	21.23	21.11
		25	0	21.09	21.12	20.98
	64QAM	1	0	20.89	21.33	21.15
		1	13	21.00	21.40	21.24
		1	24	20.90	21.30	21.14
		12	0	19.99	19.96	19.98
		12	6	20.05	19.99	20.03
		12	11	20.06	19.99	20.04
		25	0	19.96	19.96	20.00

LTE Band / BW	Modulation	RB Size	RB Offset	Low CH	Mid CH	High CH
				20000CH	20175CH	20350CH
				1715MHz	1732.5MHz	1750MHz
4 / 10M	QPSK	1	0	22.99	23.09	22.94
		1	25	23.13	23.27	23.07
		1	49	22.99	23.08	22.90
		25	0	22.03	22.12	22.04
		25	13	22.04	22.10	22.01
		25	25	22.10	22.07	22.02
		50	0	22.08	22.13	22.06
	16QAM	1	0	22.04	22.01	22.37
		1	25	22.20	22.16	22.52
		1	49	22.03	22.00	22.34
		25	0	21.19	21.19	21.13
		25	13	21.20	21.17	21.08
		25	25	21.23	21.14	21.13
		50	0	21.19	21.15	21.12
	64QAM	1	0	21.17	21.23	21.31
		1	25	21.33	21.42	21.50
		1	49	21.20	21.22	21.28
		25	0	20.10	20.18	20.10
		25	13	20.12	20.14	20.06
		25	25	20.16	20.12	20.10
		50	0	20.13	20.07	20.08

LTE Band / BW	Modulation	RB Size	RB Offset	Low CH	Mid CH	High CH
				20025CH	20175CH	20325CH
				1717.5MHz	1732.5MHz	1747.5MHz
4 / 15M	QPSK	1	0	22.99	22.97	22.98
		1	38	23.07	23.08	23.05
		1	74	22.96	22.92	22.86
		36	0	22.08	22.15	22.05
		36	18	22.06	22.14	22.03
		36	39	22.13	22.10	22.01
		75	0	22.05	22.13	22.02
	16QAM	1	0	21.88	22.35	22.42
		1	38	21.99	22.46	22.52
		1	74	21.85	22.33	22.35
		36	0	21.05	21.20	21.06
		36	18	21.07	21.20	21.04
		36	39	21.09	21.15	21.02
		75	0	21.07	21.14	21.07
	64QAM	1	0	21.28	21.14	21.58
		1	38	21.35	21.24	21.68
		1	74	21.25	21.08	21.52
		36	0	20.08	20.19	20.05
		36	18	20.09	20.18	20.05
		36	39	20.13	20.14	20.01
		75	0	20.07	20.13	20.07

LTE Band / BW	Modulation	RB Size	RB Offset	Low CH	Mid CH	High CH
				20050CH	20175CH	20300CH
				1720MHz	1732.5MHz	1740MHz
4 / 20M	QPSK	1	0	22.76	22.75	22.77
		1	50	23.18	23.22	23.12
		1	99	22.79	22.72	22.63
		50	0	22.05	22.14	22.09
		50	25	22.10	22.08	22.07
		50	50	22.04	22.01	21.96
		100	0	22.04	22.11	22.02
	16QAM	1	0	22.27	22.23	22.20
		1	50	22.72	22.68	22.55
		1	99	22.29	22.24	22.15
		50	0	21.10	21.19	21.08
		50	25	21.16	21.15	21.07
		50	50	21.11	21.11	20.99
		100	0	21.12	21.14	21.07
	64QAM	1	0	21.11	21.41	21.00
		1	50	21.54	21.86	21.40
		1	99	21.13	21.40	20.95
		50	0	20.06	20.12	20.09
		50	25	20.14	20.09	20.05
		50	50	20.07	20.04	19.99
		100	0	20.06	20.07	20.06

LTE Band / BW	Modulation	RB Size	RB Offset	Low CH	Mid CH	High CH
				20775CH	21100CH	21425CH
				2502.5MHz	2535MHz	2567.5MHz
7 / 5M	QPSK	1	0	23.01	22.99	22.86
		1	13	23.15	23.08	23.01
		1	24	23.04	22.95	22.91
		12	0	22.07	21.98	22.01
		12	6	22.14	22.01	22.05
		12	11	22.16	22.02	22.05
		25	0	22.09	21.97	21.99
	16QAM	1	0	22.03	22.02	22.38
		1	13	22.17	22.13	22.51
		1	24	22.06	22.02	22.41
		12	0	21.14	21.06	21.16
		12	6	21.21	21.11	21.20
		12	11	21.20	21.08	21.19
		25	0	21.10	21.02	21.10
	64QAM	1	0	21.22	20.90	21.26
		1	2	21.35	21.00	21.37
		1	5	21.29	20.85	21.28
		3	0	20.02	19.96	19.93
		3	1	20.09	19.98	19.97
		3	2	20.10	19.98	19.98
		6	0	20.00	19.91	19.93

LTE Band / BW	Modulation	RB Size	RB Offset	Low CH	Mid CH	High CH
				20800CH	21100CH	21400CH
				2505MHz	2535MHz	2565MHz
7 / 10M	QPSK	1	0	22.98	23.08	22.92
		1	25	23.21	23.14	23.07
		1	49	23.01	22.99	22.97
		25	0	22.06	22.11	22.03
		25	13	22.11	22.02	22.05
		25	25	22.14	22.03	22.03
		50	0	22.15	22.09	22.05
	16QAM	1	0	22.02	21.90	22.31
		1	25	22.19	22.01	22.51
		1	49	22.04	21.86	22.36
		25	0	21.21	21.11	21.11
		25	13	21.28	21.08	21.14
		25	25	21.32	21.06	21.15
		50	0	21.24	21.11	21.13
	64QAM	1	0	21.35	21.17	21.16
		1	25	21.56	21.23	21.29
		1	49	21.40	21.09	21.15
		25	0	20.01	20.06	20.11
		25	13	20.07	20.01	20.09
		25	25	20.11	20.00	20.11
		50	0	20.04	20.01	20.02

LTE Band / BW	Modulation	RB Size	RB Offset	Low CH	Mid CH	High CH
				20825CH	21100CH	21375CH
				2507.5MHz	2535MHz	2562.5MHz
7 / 15M	QPSK	1	0	22.93	22.95	22.84
		1	38	23.03	22.96	22.97
		1	74	22.89	22.78	22.92
		36	0	22.10	22.08	21.98
		36	18	22.13	22.06	22.00
		36	39	22.12	22.01	22.00
		75	0	22.12	22.02	22.03
	16QAM	1	0	21.85	22.29	22.25
		1	38	21.97	22.33	22.39
		1	74	21.83	22.19	22.28
		36	0	21.06	21.11	20.95
		36	18	21.10	21.10	20.97
		36	39	21.11	21.05	20.99
		75	0	21.14	21.06	21.00
	64QAM	1	0	21.29	21.15	21.47
		1	38	21.41	21.15	21.59
		1	74	21.28	21.01	21.48
		36	0	20.07	20.10	19.97
		36	18	20.12	20.13	19.98
		36	39	20.11	20.03	19.98
		75	0	20.08	20.00	20.04

LTE Band / BW	Modulation	RB Size	RB Offset	Low CH	Mid CH	High CH
				20850CH	21100CH	21350CH
				2510MHz	2535MHz	2560MHz
7 / 20M	QPSK	1	0	22.77	22.72	22.63
		1	50	23.15	23.09	23.07
		1	99	22.71	22.59	22.70
		50	0	22.00	22.03	21.96
		50	25	22.09	22.07	22.02
		50	50	22.06	21.92	21.95
		100	0	22.01	21.97	21.96
	16QAM	1	0	22.16	22.23	22.11
		1	50	22.51	22.60	22.49
		1	99	22.18	22.14	22.07
		50	0	21.05	21.09	21.03
		50	25	21.15	21.13	21.10
		50	50	21.12	21.02	20.99
		100	0	21.11	21.05	21.05
	64QAM	1	0	21.13	21.42	20.90
		1	50	21.58	21.76	21.30
		1	99	21.14	21.34	20.98
		50	0	19.97	20.00	19.96
		50	25	20.04	20.04	20.01
		50	50	20.04	19.92	19.93
		100	0	19.95	19.91	19.95

LTE Band / BW	Modulation	RB Size	RB Offset	Low CH	Mid CH	High CH
				23017CH	23095CH	23173CH
				699.7MHz	707.5MHz	715.3MHz
12 / 1.4M	QPSK	1	0	22.60	22.70	22.68
		1	2	22.74	22.79	22.82
		1	5	22.64	22.68	22.68
		3	0	22.66	22.71	22.77
		3	1	22.70	22.76	22.80
		3	2	22.72	22.70	22.73
		6	0	21.83	21.83	21.80
	16QAM	1	0	21.99	21.77	21.81
		1	2	22.06	21.81	21.92
		1	5	22.01	21.77	21.87
		3	0	21.83	21.92	21.81
		3	1	21.85	21.98	21.86
		3	2	21.88	21.99	21.82
		6	0	20.66	20.98	20.93
	64QAM	1	0	20.79	20.89	21.12
		1	2	20.90	20.98	21.29
		1	5	20.80	20.93	21.17
		3	0	20.80	20.72	21.09
		3	1	20.86	20.76	21.14
		3	2	20.84	20.81	21.09
		6	0	20.02	19.91	19.80

LTE Band / BW	Modulation	RB Size	RB Offset	Low CH	Mid CH	High CH
				23025CH	23095CH	23165CH
				700.5MHz	707.5MHz	714.5MHz
12 / 3M	QPSK	1	0	22.66	22.72	22.70
		1	7	22.86	22.85	22.81
		1	14	22.72	22.74	22.68
		8	0	21.78	21.75	21.78
		8	4	21.81	21.81	21.80
		8	7	21.76	21.79	21.77
		15	0	21.75	21.73	21.75
	16QAM	1	0	21.56	22.11	21.74
		1	7	21.71	22.25	21.88
		1	14	21.57	22.09	21.75
		8	0	20.79	20.85	20.81
		8	4	20.84	20.91	20.84
		8	7	20.79	20.85	20.79
		15	0	20.72	20.80	20.70
	64QAM	1	0	20.96	20.85	20.91
		1	7	21.13	21.03	21.06
		1	14	21.00	20.92	20.86
		8	0	19.79	19.76	19.73
		8	4	19.84	19.86	19.73
		8	7	19.78	19.83	19.71
		15	0	19.71	19.78	19.77

LTE Band / BW	Modulation	RB Size	RB Offset	Low CH	Mid CH	High CH
				23035CH	23095CH	23155CH
				701.5MHz	707.5MHz	713.5MHz
12 / 5M	QPSK	1	0	22.67	22.62	22.58
		1	13	22.80	22.73	22.78
		1	24	22.69	22.59	22.67
		12	0	21.75	21.65	21.82
		12	6	21.76	21.80	21.79
		12	11	21.73	21.80	21.69
		25	0	21.74	21.72	21.74
	16QAM	1	0	21.76	22.16	21.68
		1	13	21.88	22.27	21.81
		1	24	21.82	22.12	21.77
		12	0	20.78	20.79	20.82
		12	6	20.79	20.93	20.83
		12	11	20.77	20.93	20.73
		25	0	20.71	20.79	20.68
	64QAM	1	0	20.55	20.98	20.81
		1	13	20.69	21.12	20.99
		1	24	20.62	20.94	20.89
		12	0	19.78	19.62	19.86
		12	6	19.80	19.73	19.82
		12	11	19.76	19.73	19.72
		25	0	19.71	19.70	19.76

LTE Band / BW	Modulation	RB Size	RB Offset	Low CH	Mid CH	High CH
				23060CH	23095CH	23130CH
				704MHz	707.5MHz	711MHz
12 / 10M	QPSK	1	0	22.63	22.68	22.62
		1	25	22.81	22.87	22.76
		1	49	22.68	22.71	22.67
		25	0	21.76	21.61	21.77
		25	13	21.80	21.81	21.74
		25	25	21.97	21.70	21.57
		50	0	21.88	21.68	21.68
	16QAM	1	0	21.53	21.66	21.67
		1	25	21.77	21.90	21.74
		1	49	21.64	21.67	21.70
		25	0	20.76	20.72	20.80
		25	13	20.78	20.90	20.75
		25	25	20.96	20.82	20.59
		50	0	20.84	20.71	20.67
	64QAM	1	0	20.82	20.94	20.87
		1	25	21.01	21.19	20.96
		1	49	20.87	20.97	20.90
		25	0	19.88	19.65	19.85
		25	13	19.85	19.85	19.83
		25	25	20.03	19.79	19.67
		50	0	19.92	19.72	19.74

LTE Band / BW	Modulation	RB Size	RB Offset	Low CH	Mid CH	High CH
				23755CH	23790CH	23825CH
				706.5MHz	710MHz	713.5MHz
17 / 5M	QPSK	1	0	22.67	22.61	22.63
		1	13	22.82	22.72	22.77
		1	24	22.70	22.64	22.64
		12	0	21.65	21.74	21.86
		12	6	21.78	21.78	21.80
		12	11	21.81	21.71	21.72
		25	0	21.74	21.70	21.76
	16QAM	1	0	21.71	21.88	22.10
		1	13	21.90	21.92	22.26
		1	24	21.77	21.81	22.18
		12	0	20.63	20.80	20.92
		12	6	20.82	20.85	20.90
		12	11	20.84	20.78	20.82
		25	0	20.70	20.74	20.82
	64QAM	1	0	20.96	20.90	20.55
		1	13	21.14	20.98	20.70
		1	24	21.01	20.87	20.61
		12	0	19.59	19.76	19.85
		12	6	19.72	19.81	19.82
		12	11	19.75	19.74	19.73
		25	0	19.76	19.71	19.74

LTE Band / BW	Modulation	RB Size	RB Offset	Low CH	Mid CH	High CH
				23780CH	23790CH	23800CH
				709MHz	710MHz	711MHz
17 / 10M	QPSK	1	0	22.62	22.68	22.65
		1	25	22.88	22.90	22.83
		1	49	22.69	22.70	22.67
		25	0	21.66	21.72	21.78
		25	13	21.78	21.77	21.74
		25	25	21.64	21.63	21.57
		50	0	21.66	21.64	21.68
	16QAM	1	0	21.61	21.76	21.71
		1	25	21.79	21.87	21.77
		1	49	21.62	21.73	21.69
		25	0	20.66	20.80	20.82
		25	13	20.78	20.85	20.78
		25	25	20.66	20.71	20.64
		50	0	20.66	20.69	20.73
	64QAM	1	0	20.95	20.83	20.87
		1	25	21.18	21.00	21.04
		1	49	20.97	20.85	20.85
		25	0	19.65	19.75	19.81
		25	13	19.83	19.81	19.82
		25	25	19.63	19.73	19.67
		50	0	19.64	19.64	19.65

LTE Band / BW	Modulation	RB Sizer	RB Offset	Low CH	Mid CH	High CH
				37775CH	38000CH	38225CH
				2572.5MHz	2595MHz	2617.5MHz
38 / 5M	QPSK	1	0	22.41	22.45	22.49
		1	13	22.53	22.56	22.62
		1	24	22.41	22.40	22.48
		12	0	21.55	21.54	21.62
		12	6	21.60	21.58	21.67
		12	11	21.61	21.57	21.66
		25	0	21.60	21.50	21.64
	16QAM	1	0	21.88	21.63	21.79
		1	13	22.02	21.78	21.96
		1	24	21.84	21.62	21.83
		12	0	20.72	20.59	20.64
		12	6	20.74	20.63	20.69
		12	11	20.74	20.61	20.69
		25	0	20.64	20.52	20.71
	64QAM	1	0	20.82	20.54	21.04
		1	13	20.97	20.68	21.22
		1	24	20.80	20.48	21.09
		12	0	19.43	19.38	19.60
		12	6	19.47	19.41	19.65
		12	11	19.44	19.38	19.68
		25	0	19.40	19.39	19.49

LTE Band / BW	Modulation	RB Sizer	RB Offset	Low CH	Mid CH	High CH
				37800CH	38000CH	38200CH
				2575MHz	2595MHz	2615MHz
38 / 10M	QPSK	1	0	22.56	22.52	22.58
		1	25	22.81	22.76	22.89
		1	49	22.56	22.42	22.64
		25	0	21.63	21.59	21.59
		25	13	21.62	21.55	21.60
		25	25	21.64	21.51	21.63
		50	0	21.63	21.54	21.63
	16QAM	1	0	21.89	21.92	21.93
		1	25	22.09	22.17	22.24
		1	49	21.83	21.87	22.03
		25	0	20.70	20.63	20.68
		25	13	20.65	20.58	20.69
		25	25	20.67	20.57	20.71
		50	0	20.68	20.59	20.70
	64QAM	1	0	20.87	20.38	20.75
		1	25	21.12	20.64	21.10
		1	49	20.83	20.34	20.87
		25	0	19.48	19.49	19.44
		25	13	19.45	19.42	19.49
		25	25	19.48	19.39	19.51
		50	0	19.51	19.39	19.53

LTE Band / BW	Modulation	RB Sizer	RB Offset	Low CH	Mid CH	High CH
				37825CH	38000CH	38175CH
				2577.5MHz	2595MHz	2612.5MHz
38 / 15M	QPSK	1	0	22.44	22.56	22.49
		1	38	22.49	22.65	22.63
		1	74	22.38	22.46	22.48
		36	0	21.60	21.62	21.61
		36	18	21.64	21.63	21.62
		36	39	21.65	21.55	21.63
		75	0	21.62	21.58	21.63
	16QAM	1	0	21.80	21.87	21.68
		1	38	21.86	21.98	21.86
		1	74	21.72	21.83	21.77
		36	0	20.60	20.58	20.56
		36	18	20.64	20.58	20.60
		36	39	20.65	20.51	20.59
		75	0	20.67	20.57	20.60
	64QAM	1	0	20.67	20.30	20.92
		1	38	20.70	20.38	21.09
		1	74	20.59	20.26	21.04
		36	0	19.53	19.54	19.64
		36	18	19.59	19.58	19.63
		36	39	19.56	19.48	19.62
		75	0	19.61	19.47	19.55

LTE Band / BW	Modulation	RB Sizer	RB Offset	Low CH	Mid CH	High CH
				37850CH	38000CH	38150CH
				2580MHz	2595MHz	2610MHz
38 / 20M	QPSK	1	0	22.31	22.41	22.34
		1	50	22.83	22.85	22.81
		1	99	22.24	22.24	22.31
		50	0	21.60	21.59	21.53
		50	25	21.63	21.54	21.56
		50	50	21.49	21.45	21.53
		100	0	21.56	21.54	21.51
	16QAM	1	0	21.65	21.48	21.60
		1	50	22.13	21.92	22.13
		1	99	21.53	21.38	21.70
		50	0	20.60	20.61	20.56
		50	25	20.64	20.58	20.59
		50	50	20.54	20.47	20.56
		100	0	20.60	20.56	20.53
	64QAM	1	0	20.92	20.44	20.61
		1	50	21.37	20.91	21.13
		1	99	20.77	20.38	20.77
		50	0	19.51	19.45	19.47
		50	25	19.53	19.41	19.49
		50	50	19.43	19.30	19.48
		100	0	19.46	19.39	19.46

LTE Band / BW	Modulation	RB Sizer	RB Offset	Low CH	Mid CH	High CH
				40065CH	40640CH	41215CH
				2537.5MHz	2595MHz	2652.5MHz
41 / 5M	QPSK	1	0	22.44	22.49	22.72
		1	13	22.55	22.62	22.78
		1	24	22.41	22.52	22.63
		12	0	21.54	21.54	21.82
		12	6	21.58	21.58	21.85
		12	11	21.59	21.58	21.86
		25	0	21.54	21.50	21.81
	16QAM	1	0	21.91	21.61	22.06
		1	13	22.03	21.75	22.11
		1	24	21.87	21.62	21.98
		12	0	20.66	20.52	20.83
		12	6	20.72	20.58	20.86
		12	11	20.70	20.57	20.89
		25	0	20.60	20.50	20.91
	64QAM	1	0	21.08	20.68	20.92
		1	13	21.20	20.82	21.00
		1	24	21.05	20.68	20.84
		12	0	19.59	19.36	19.73
		12	6	19.61	19.37	19.75
		12	11	19.59	19.37	19.76
		25	0	19.39	19.32	19.76

LTE Band / BW	Modulation	RB Sizer	RB Offset	Low CH	Mid CH	High CH
				40090CH	40640CH	41190CH
				2540MHz	2595MHz	2650MHz
41 / 10M	QPSK	1	0	22.50	22.67	22.77
		1	25	22.73	22.94	23.03
		1	49	22.42	22.64	22.69
		25	0	21.56	21.59	21.91
		25	13	21.57	21.58	21.90
		25	25	21.59	21.56	21.86
		50	0	21.58	21.55	21.91
	16QAM	1	0	21.85	21.88	22.31
		1	25	22.09	22.18	22.55
		1	49	21.80	21.88	22.18
		25	0	20.60	20.58	21.02
		25	13	20.65	20.56	21.02
		25	25	20.67	20.53	20.95
		50	0	20.61	20.55	21.00
	64QAM	1	0	20.45	20.97	21.15
		1	25	20.68	21.26	21.41
		1	49	20.39	20.96	21.03
		25	0	19.49	19.44	19.72
		25	13	19.50	19.42	19.72
		25	25	19.52	19.39	19.67
		50	0	19.45	19.40	19.77

LTE Band / BW	Modulation	RB Sizer	RB Offset	Low CH	Mid CH	High CH
				40115CH	40640CH	41165CH
				2542.5MHz	2595MHz	2647.5MHz
41 / 15M	QPSK	1	0	22.45	22.63	22.75
		1	38	22.49	22.69	22.82
		1	74	22.30	22.54	22.62
		36	0	21.55	21.68	21.79
		36	18	21.56	21.68	21.79
		36	39	21.52	21.63	21.78
		75	0	21.56	21.65	21.84
	16QAM	1	0	21.80	21.84	22.17
		1	38	21.87	21.93	22.23
		1	74	21.70	21.81	22.01
		36	0	20.56	20.58	20.86
		36	18	20.58	20.58	20.89
		36	39	20.56	20.54	20.85
		75	0	20.59	20.61	20.88
	64QAM	1	0	20.37	20.92	20.98
		1	38	20.42	20.97	21.03
		1	74	20.23	20.86	20.83
		36	0	19.51	19.59	19.72
		36	18	19.54	19.54	19.75
		36	39	19.51	19.51	19.71
		75	0	19.47	19.51	19.79

LTE Band / BW	Modulation	RB Sizer	RB Offset	Low CH	Mid CH	High CH
				40140CH	40640CH	41140CH
				2545MHz	2595MHz	2645MHz
41 / 20M	QPSK	1	0	22.29	22.46	22.57
		1	50	22.77	22.90	23.08
		1	99	22.21	22.36	22.52
		50	0	21.48	21.60	21.89
		50	25	21.53	21.57	21.94
		50	50	21.54	21.46	21.87
		100	0	21.49	21.52	21.86
	16QAM	1	0	21.64	21.58	21.86
		1	50	22.10	22.03	22.34
		1	99	21.56	21.55	21.77
		50	0	20.51	20.54	20.99
		50	25	20.56	20.54	21.03
		50	50	20.54	20.46	20.95
		100	0	20.54	20.51	20.98
	64QAM	1	0	20.91	20.41	21.10
		1	50	21.38	20.85	21.60
		1	99	20.84	20.37	20.99
		50	0	19.41	19.51	19.88
		50	25	19.47	19.48	19.91
		50	50	19.49	19.36	19.84
		100	0	19.44	19.42	19.85

LTE Band / BW	Modulation	RB Sizat	RB Offset	Low CH	Mid CH	High CH
				131979CH	132272CH	132565CH
				1710.7MHz	1740MHz	1769.3MHz
66 / 1.4M	QPSK	1	0	23.05	23.03	22.94
		1	2	23.15	23.14	23.04
		1	5	23.03	23.03	22.93
		3	0	23.07	23.09	23.07
		3	1	23.12	23.13	23.12
		3	2	23.11	23.07	23.08
		6	0	22.07	22.05	22.03
	16QAM	1	0	22.01	22.04	22.32
		1	2	22.09	22.17	22.46
		1	5	22.00	22.06	22.33
		3	0	22.22	22.05	22.28
		3	1	22.29	22.09	22.29
		3	2	22.28	22.06	22.26
		6	0	21.21	21.18	20.93
	64QAM	1	0	21.13	21.14	21.40
		1	2	21.26	21.24	21.53
		1	5	21.09	21.15	21.40
		3	0	21.20	20.97	21.39
		3	1	21.23	21.03	21.42
		3	2	21.23	21.00	21.40
		6	0	20.30	20.12	20.00

LTE Band / BW	Modulation	RB Sizat	RB Offset	Low CH	Mid CH	High CH
				131987CH	132272CH	132557CH
				1711.5MHz	1740MHz	1768.5MHz
66 / 3M	QPSK	1	0	23.06	23.11	22.98
		1	7	23.25	23.26	23.16
		1	14	23.10	23.07	22.98
		8	0	22.10	22.08	22.00
		8	4	22.12	22.11	22.09
		8	7	22.08	22.03	22.04
		15	0	22.09	22.05	22.00
	16QAM	1	0	21.97	22.41	22.06
		1	7	22.11	22.58	22.24
		1	14	21.92	22.41	22.02
		8	0	21.17	21.17	21.05
		8	4	21.21	21.17	21.15
		8	7	21.16	21.11	21.09
		15	0	21.10	21.10	21.01
	64QAM	1	0	21.32	21.15	21.20
		1	7	21.51	21.30	21.40
		1	14	21.32	21.17	21.14
		8	0	20.13	20.10	19.95
		8	4	20.14	20.12	20.01
		8	7	20.07	20.08	19.97
		15	0	20.04	20.07	20.04

LTE Band / BW	Modulation	RB Sizer	RB Offset	Low CH	Mid CH	High CH
				131997CH	132272CH	132547CH
				1712.5MHz	1740MHz	1767.5MHz
66 / 5M	QPSK	1	0	23.10	22.99	22.96
		1	13	23.21	23.12	23.13
		1	24	23.08	22.95	23.01
		12	0	22.04	22.09	22.04
		12	6	22.08	22.13	22.08
		12	11	22.11	22.08	22.11
		25	0	22.07	22.06	22.04
	16QAM	1	0	22.11	22.46	22.02
		1	13	22.27	22.60	22.20
		1	24	22.11	22.44	22.06
		12	0	21.10	21.19	21.12
		12	6	21.17	21.25	21.14
		12	11	21.20	21.21	21.18
		25	0	21.08	21.14	21.02
	64QAM	1	0	20.88	21.29	21.14
		1	13	21.04	21.39	21.32
		1	24	20.90	21.25	21.19
		12	0	20.05	20.00	20.05
		12	6	20.10	20.03	20.09
		12	11	20.08	19.99	20.10
		25	0	20.01	20.00	20.02

LTE Band / BW	Modulation	RB Sizer	RB Offset	Low CH	Mid CH	High CH
				132022CH	132272CH	132522CH
				1715MHz	1740MHz	1765MHz
66 / 10M	QPSK	1	0	23.07	23.15	22.97
		1	25	23.21	23.23	23.13
		1	49	23.04	23.06	22.97
		25	0	22.06	22.13	22.05
		25	13	22.10	22.10	22.02
		25	25	22.14	22.05	22.02
		50	0	22.13	22.12	22.07
	16QAM	1	0	21.96	22.42	22.01
		1	25	22.12	22.53	22.17
		1	49	21.93	22.38	22.01
		25	0	21.12	21.17	21.20
		25	13	21.13	21.14	21.15
		25	25	21.16	21.10	21.14
		50	0	21.13	21.15	21.12
	64QAM	1	0	21.34	21.19	21.18
		1	25	21.50	21.31	21.32
		1	49	21.32	21.16	21.16
		25	0	20.10	20.17	20.14
		25	13	20.14	20.14	20.11
		25	25	20.17	20.10	20.08
		50	0	20.14	20.14	20.07

LTE Band / BW	Modulation	RB Siset	RB Offset	Low CH	Mid CH	High CH
				132047CH	132272CH	132497CH
				1717.5MHz	1740MHz	1762.5MHz
66 / 15M	QPSK	1	0	22.99	23.07	22.97
		1	38	23.07	23.10	23.07
		1	74	22.97	22.93	22.95
		36	0	22.13	22.18	22.08
		36	18	22.14	22.15	22.09
		36	39	22.18	22.09	22.02
		75	0	22.14	22.13	22.05
	16QAM	1	0	21.88	22.35	22.36
		1	38	21.94	22.42	22.47
		1	74	21.84	22.28	22.34
		36	0	21.04	21.17	21.02
		36	18	21.08	21.16	21.01
		36	39	21.11	21.14	20.98
		75	0	21.09	21.15	21.05
	64QAM	1	0	21.27	21.09	21.56
		1	38	21.34	21.15	21.61
		1	74	21.24	21.04	21.55
		36	0	20.11	20.18	20.05
		36	18	20.11	20.17	20.06
		36	39	20.15	20.11	20.02
		75	0	20.10	20.13	20.07

LTE Band / BW	Modulation	RB Siset	RB Offset	Low CH	Mid CH	High CH
				132072CH	132272CH	132472CH
				1720MHz	1740MHz	1760MHz
66 / 20M	QPSK	1	0	22.84	22.79	22.76
		1	50	23.24	23.18	23.14
		1	99	22.82	22.71	22.73
		50	0	22.06	22.12	22.04
		50	25	22.09	22.09	22.07
		50	50	22.08	22.01	21.96
		100	0	22.06	22.09	21.97
	16QAM	1	0	22.28	22.26	22.24
		1	50	22.67	22.65	22.61
		1	99	22.28	22.26	22.22
		50	0	21.09	21.13	21.09
		50	25	21.12	21.10	21.12
		50	50	21.09	21.01	21.04
		100	0	21.09	21.11	21.06
	64QAM	1	0	21.07	21.36	21.00
		1	50	21.49	21.73	21.43
		1	99	21.09	21.38	20.98
		50	0	20.07	20.12	20.05
		50	25	20.09	20.09	20.08
		50	50	20.07	20.03	20.00
		100	0	20.02	20.07	20.04

EIRP (dBm):

Modulation	Band	WCDMA Band IV		
	Tx Channel	1312CH	1413CH	1513CH
	Frequency	1712.4MHz	1732.6MHz	1752.6MHz
QPSK	RMC 12.2K	24.17	24.13	24.10
	RMC 64K	24.20	24.14	24.12
	RMC 144K	24.20	24.15	24.12
	RMC 384K	24.19	24.14	24.11
	HSDPA Subtest-1	23.19	23.17	23.12
	HSDPA Subtest-2	23.15	23.09	23.09
	HSDPA Subtest-3	22.67	22.64	22.64
	HSDPA Subtest-4	22.68	22.63	22.62
	HSUPA Subtest-1	22.18	22.15	22.13
	HSUPA Subtest-2	22.21	22.16	22.16
	HSUPA Subtest-3	23.19	23.15	23.12
	HSUPA Subtest-4	21.73	21.64	21.65
	HSUPA Subtest-5	23.15	23.10	23.11

LTE Band / BW	Modulation	RB Size	RB Offset	Low CH	Mid CH	High CH
				19957CH	20175CH	20393CH
				1710.7MHz	1732.5MHz	1754.3MHz
4 / 1.4M	QPSK	1	0	24.02	24.14	24.00
		1	2	24.10	24.22	24.11
		1	5	24.00	24.09	24.00
		3	0	24.11	24.15	24.09
		3	1	24.17	24.21	24.14
		3	2	24.14	24.17	24.09
	16QAM	6	0	23.06	23.13	22.98
		1	0	23.05	23.19	23.40
		1	2	23.14	23.28	23.50
		1	5	23.06	23.18	23.42
		3	0	23.30	23.18	23.34
		3	1	23.37	23.23	23.39
	64QAM	3	2	23.32	23.19	23.34
		6	0	22.24	22.27	21.96
		1	0	22.19	22.48	22.17
		1	2	22.31	22.63	22.31
		1	5	22.20	22.48	22.14
		3	0	22.09	22.46	22.23
		3	1	22.14	22.52	22.30
		3	2	22.12	22.47	22.27
	6	0	21.15	21.09	21.31	

LTE Band / BW	Modulation	RB Size	RB Offset	Low CH	Mid CH	High CH
				19965CH	20175CH	20385CH
				1711.5MHz	1732.5MHz	1753.5MHz
4 / 3M	QPSK	1	0	24.08	24.18	24.04
		1	7	24.21	24.34	24.14
		1	14	24.12	24.20	24.00
		8	0	23.08	23.14	23.03
		8	4	23.10	23.18	23.04
		8	7	23.07	23.12	23.01
		15	0	23.10	23.11	23.04
	16QAM	1	0	23.04	23.50	23.03
		1	7	23.13	23.67	23.13
		1	14	23.00	23.53	23.01
		8	0	22.22	22.25	22.19
		8	4	22.25	22.28	22.21
		8	7	22.20	22.22	22.14
		15	0	22.14	22.17	22.14
	64QAM	1	0	22.41	22.27	22.29
		1	7	22.55	22.42	22.44
		1	14	22.43	22.33	22.18
		8	0	21.15	21.16	21.01
		8	4	21.18	21.21	21.03
		8	7	21.11	21.19	20.99
		15	0	21.06	21.13	21.09

LTE Band / BW	Modulation	RB Size	RB Offset	Low CH	Mid CH	High CH
				19975CH	20175CH	20375CH
				1712.5MHz	1732.5MHz	1752.5MHz
4 / 5M	QPSK	1	0	24.13	24.08	24.03
		1	13	24.21	24.20	24.11
		1	24	24.10	24.07	24.03
		12	0	23.07	23.12	23.06
		12	6	23.15	23.17	23.11
		12	11	23.15	23.16	23.09
		25	0	23.09	23.11	23.06
	16QAM	1	0	23.21	23.60	23.12
		1	13	23.33	23.68	23.21
		1	24	23.23	23.58	23.12
		12	0	22.17	22.29	22.16
		12	6	22.23	22.33	22.19
		12	11	22.25	22.33	22.21
		25	0	22.19	22.22	22.08
	64QAM	1	0	21.99	22.43	22.25
		1	13	22.10	22.50	22.34
		1	24	22.00	22.40	22.24
		12	0	21.09	21.06	21.08
		12	6	21.15	21.09	21.13
		12	11	21.16	21.09	21.14
		25	0	21.06	21.06	21.10

LTE Band / BW	Modulation	RB Size	RB Offset	Low CH	Mid CH	High CH
				20000CH	20175CH	20350CH
				1715MHz	1732.5MHz	1750MHz
4 / 10M	QPSK	1	0	24.09	24.19	24.04
		1	25	24.23	24.37	24.17
		1	49	24.09	24.18	24.00
		25	0	23.13	23.22	23.14
		25	13	23.14	23.20	23.11
		25	25	23.20	23.17	23.12
		50	0	23.18	23.23	23.16
	16QAM	1	0	23.14	23.11	23.47
		1	25	23.30	23.26	23.62
		1	49	23.13	23.10	23.44
		25	0	22.29	22.29	22.23
		25	13	22.30	22.27	22.18
		25	25	22.33	22.24	22.23
		50	0	22.29	22.25	22.22
	64QAM	1	0	22.27	22.33	22.41
		1	25	22.43	22.52	22.60
		1	49	22.30	22.32	22.38
		25	0	21.20	21.28	21.20
		25	13	21.22	21.24	21.16
		25	25	21.26	21.22	21.20
		50	0	21.23	21.17	21.18

LTE Band / BW	Modulation	RB Size	RB Offset	Low CH	Mid CH	High CH
				20025CH	20175CH	20325CH
				1717.5MHz	1732.5MHz	1747.5MHz
4 / 15M	QPSK	1	0	24.09	24.07	24.08
		1	38	24.17	24.18	24.15
		1	74	24.06	24.02	23.96
		36	0	23.18	23.25	23.15
		36	18	23.16	23.24	23.13
		36	39	23.23	23.20	23.11
		75	0	23.15	23.23	23.12
	16QAM	1	0	22.98	23.45	23.52
		1	38	23.09	23.56	23.62
		1	74	22.95	23.43	23.45
		36	0	22.15	22.30	22.16
		36	18	22.17	22.30	22.14
		36	39	22.19	22.25	22.12
		75	0	22.17	22.24	22.17
	64QAM	1	0	22.38	22.24	22.68
		1	38	22.45	22.34	22.78
		1	74	22.35	22.18	22.62
		36	0	21.18	21.29	21.15
		36	18	21.19	21.28	21.15
		36	39	21.23	21.24	21.11
		75	0	21.17	21.23	21.17

LTE Band / BW	Modulation	RB Size	RB Offset	Low CH	Mid CH	High CH
				20050CH	20175CH	20300CH
				1720MHz	1732.5MHz	1740MHz
4 / 20M	QPSK	1	0	23.86	23.85	23.87
		1	50	24.28	24.32	24.22
		1	99	23.89	23.82	23.73
		50	0	23.15	23.24	23.19
		50	25	23.20	23.18	23.17
		50	50	23.14	23.11	23.06
		100	0	23.14	23.21	23.12
	16QAM	1	0	23.37	23.33	23.30
		1	50	23.82	23.78	23.65
		1	99	23.39	23.34	23.25
		50	0	22.20	22.29	22.18
		50	25	22.26	22.25	22.17
		50	50	22.21	22.21	22.09
		100	0	22.22	22.24	22.17
	64QAM	1	0	22.21	22.51	22.10
		1	50	22.64	22.96	22.50
		1	99	22.23	22.50	22.05
		50	0	21.16	21.22	21.19
		50	25	21.24	21.19	21.15
		50	50	21.17	21.14	21.09
		100	0	21.16	21.17	21.16

LTE Band / BW	Modulation	RB Size	RB Offset	Low CH	Mid CH	High CH
				20775CH	21100CH	21425CH
				2502.5MHz	2535MHz	2567.5MHz
7 / 5M	QPSK	1	0	24.11	24.09	23.96
		1	13	24.25	24.18	24.11
		1	24	24.14	24.05	24.01
		12	0	23.17	23.08	23.11
		12	6	23.24	23.11	23.15
		12	11	23.26	23.12	23.15
		25	0	23.19	23.07	23.09
	16QAM	1	0	23.13	23.12	23.48
		1	13	23.27	23.23	23.61
		1	24	23.16	23.12	23.51
		12	0	22.24	22.16	22.26
		12	6	22.31	22.21	22.30
		12	11	22.30	22.18	22.29
		25	0	22.20	22.12	22.20
	64QAM	1	0	22.32	22.00	22.36
		1	2	22.45	22.10	22.47
		1	5	22.39	21.95	22.38
		3	0	21.12	21.06	21.03
		3	1	21.19	21.08	21.07
		3	2	21.20	21.08	21.08
		6	0	21.10	21.01	21.03

LTE Band / BW	Modulation	RB Size	RB Offset	Low CH	Mid CH	High CH
				20800CH	21100CH	21400CH
				2505MHz	2535MHz	2565MHz
7 / 10M	QPSK	1	0	24.08	24.18	24.02
		1	25	24.31	24.24	24.17
		1	49	24.11	24.09	24.07
		25	0	23.16	23.21	23.13
		25	13	23.21	23.12	23.15
		25	25	23.24	23.13	23.13
		50	0	23.25	23.19	23.15
	16QAM	1	0	23.12	23.00	23.41
		1	25	23.29	23.11	23.61
		1	49	23.14	22.96	23.46
		25	0	22.31	22.21	22.21
		25	13	22.38	22.18	22.24
		25	25	22.42	22.16	22.25
		50	0	22.34	22.21	22.23
	64QAM	1	0	22.45	22.27	22.26
		1	25	22.66	22.33	22.39
		1	49	22.50	22.19	22.25
		25	0	21.11	21.16	21.21
		25	13	21.17	21.11	21.19
		25	25	21.21	21.10	21.21
		50	0	21.14	21.11	21.12

LTE Band / BW	Modulation	RB Size	RB Offset	Low CH	Mid CH	High CH
				20825CH	21100CH	21375CH
				2507.5MHz	2535MHz	2562.5MHz
7 / 15M	QPSK	1	0	24.03	24.05	23.94
		1	38	24.13	24.06	24.07
		1	74	23.99	23.88	24.02
		36	0	23.20	23.18	23.08
		36	18	23.23	23.16	23.10
		36	39	23.22	23.11	23.10
		75	0	23.22	23.12	23.13
	16QAM	1	0	22.95	23.39	23.35
		1	38	23.07	23.43	23.49
		1	74	22.93	23.29	23.38
		36	0	22.16	22.21	22.05
		36	18	22.20	22.20	22.07
		36	39	22.21	22.15	22.09
		75	0	22.24	22.16	22.10
	64QAM	1	0	22.39	22.25	22.57
		1	38	22.51	22.25	22.69
		1	74	22.38	22.11	22.58
		36	0	21.17	21.20	21.07
		36	18	21.22	21.23	21.08
		36	39	21.21	21.13	21.08
		75	0	21.18	21.10	21.14

LTE Band / BW	Modulation	RB Size	RB Offset	Low CH	Mid CH	High CH
				20850CH	21100CH	21350CH
				2510MHz	2535MHz	2560MHz
7 / 20M	QPSK	1	0	23.87	23.82	23.73
		1	50	24.25	24.19	24.17
		1	99	23.81	23.69	23.80
		50	0	23.10	23.13	23.06
		50	25	23.19	23.17	23.12
		50	50	23.16	23.02	23.05
		100	0	23.11	23.07	23.06
	16QAM	1	0	23.26	23.33	23.21
		1	50	23.61	23.70	23.59
		1	99	23.28	23.24	23.17
		50	0	22.15	22.19	22.13
		50	25	22.25	22.23	22.20
		50	50	22.22	22.12	22.09
		100	0	22.21	22.15	22.15
	64QAM	1	0	22.23	22.52	22.00
		1	50	22.68	22.86	22.40
		1	99	22.24	22.44	22.08
		50	0	21.07	21.10	21.06
		50	25	21.14	21.14	21.11
		50	50	21.14	21.02	21.03
		100	0	21.05	21.01	21.05

LTE Band / BW	Modulation	RB Size	RB Offset	Low CH	Mid CH	High CH
				37775CH	38000CH	38225CH
				2572.5MHz	2595MHz	2617.5MHz
38 / 5M	QPSK	1	0	23.51	23.55	23.59
		1	13	23.63	23.66	23.72
		1	24	23.51	23.50	23.58
		12	0	22.65	22.64	22.72
		12	6	22.70	22.68	22.77
		12	11	22.71	22.67	22.76
		25	0	22.70	22.60	22.74
	16QAM	1	0	22.98	22.73	22.89
		1	13	23.12	22.88	23.06
		1	24	22.94	22.72	22.93
		12	0	21.82	21.69	21.74
		12	6	21.84	21.73	21.79
		12	11	21.84	21.71	21.79
		25	0	21.74	21.62	21.81
	64QAM	1	0	21.92	21.64	22.14
		1	13	22.07	21.78	22.32
		1	24	21.90	21.58	22.19
		12	0	20.53	20.48	20.70
		12	6	20.57	20.51	20.75
		12	11	20.54	20.48	20.78
		25	0	20.50	20.49	20.59

LTE Band / BW	Modulation	RB Size	RB Offset	Low CH	Mid CH	High CH
				37800CH	38000CH	38200CH
				2575MHz	2595MHz	2615MHz
38 / 10M	QPSK	1	0	23.66	23.62	23.68
		1	25	23.91	23.86	23.99
		1	49	23.66	23.52	23.74
		25	0	22.73	22.69	22.69
		25	13	22.72	22.65	22.70
		25	25	22.74	22.61	22.73
		50	0	22.73	22.64	22.73
	16QAM	1	0	22.99	23.02	23.03
		1	25	23.19	23.27	23.34
		1	49	22.93	22.97	23.13
		25	0	21.80	21.73	21.78
		25	13	21.75	21.68	21.79
		25	25	21.77	21.67	21.81
		50	0	21.78	21.69	21.80
	64QAM	1	0	21.97	21.48	21.85
		1	25	22.22	21.74	22.20
		1	49	21.93	21.44	21.97
		25	0	20.58	20.59	20.54
		25	13	20.55	20.52	20.59
		25	25	20.58	20.49	20.61
		50	0	20.61	20.49	20.63

LTE Band / BW	Modulation	RB Size	RB Offset	Low CH	Mid CH	High CH
				37825CH	38000CH	38175CH
				2577.5MHz	2595MHz	2612.5MHz
38 / 15M	QPSK	1	0	23.54	23.66	23.59
		1	38	23.59	23.75	23.73
		1	74	23.48	23.56	23.58
		36	0	22.70	22.72	22.71
		36	18	22.74	22.73	22.72
		36	39	22.75	22.65	22.73
		75	0	22.72	22.68	22.73
	16QAM	1	0	22.90	22.97	22.78
		1	38	22.96	23.08	22.96
		1	74	22.82	22.93	22.87
		36	0	21.70	21.68	21.66
		36	18	21.74	21.68	21.70
		36	39	21.75	21.61	21.69
		75	0	21.77	21.67	21.70
	64QAM	1	0	21.77	21.40	22.02
		1	38	21.80	21.48	22.19
		1	74	21.69	21.36	22.14
		36	0	20.63	20.64	20.74
		36	18	20.69	20.68	20.73
		36	39	20.66	20.58	20.72
		75	0	20.71	20.57	20.65

LTE Band / BW	Modulation	RB Size	RB Offset	Low CH	Mid CH	High CH
				37850CH	38000CH	38150CH
				2580MHz	2595MHz	2610MHz
38 / 20M	QPSK	1	0	23.41	23.51	23.44
		1	50	23.93	23.95	23.91
		1	99	23.34	23.34	23.41
		50	0	22.70	22.69	22.63
		50	25	22.73	22.64	22.66
		50	50	22.59	22.55	22.63
		100	0	22.66	22.64	22.61
	16QAM	1	0	22.75	22.58	22.70
		1	50	23.23	23.02	23.23
		1	99	22.63	22.48	22.80
		50	0	21.70	21.71	21.66
		50	25	21.74	21.68	21.69
		50	50	21.64	21.57	21.66
		100	0	21.70	21.66	21.63
	64QAM	1	0	22.02	21.54	21.71
		1	50	22.47	22.01	22.23
		1	99	21.87	21.48	21.87
		50	0	20.61	20.55	20.57
		50	25	20.63	20.51	20.59
		50	50	20.53	20.40	20.58
		100	0	20.56	20.49	20.56

LTE Band / BW	Modulation	RB Size	RB Offset	Low CH	Mid CH	High CH
				40065CH	40640CH	41215CH
				2537.5MHz	2595MHz	2652.5MHz
41 / 5M	QPSK	1	0	23.54	23.59	23.82
		1	13	23.65	23.72	23.88
		1	24	23.51	23.62	23.73
		12	0	22.64	22.64	22.92
		12	6	22.68	22.68	22.95
		12	11	22.69	22.68	22.96
		25	0	22.64	22.60	22.91
	16QAM	1	0	23.01	22.71	23.16
		1	13	23.13	22.85	23.21
		1	24	22.97	22.72	23.08
		12	0	21.76	21.62	21.93
		12	6	21.82	21.68	21.96
		12	11	21.80	21.67	21.99
		25	0	21.70	21.60	22.01
	64QAM	1	0	22.18	21.78	22.02
		1	13	22.30	21.92	22.10
		1	24	22.15	21.78	21.94
		12	0	20.69	20.46	20.83
		12	6	20.71	20.47	20.85
		12	11	20.69	20.47	20.86
		25	0	20.49	20.42	20.86

LTE Band / BW	Modulation	RB Size	RB Offset	Low CH	Mid CH	High CH
				40090CH	40640CH	41190CH
				2540MHz	2595MHz	2650MHz
41 / 10M	QPSK	1	0	23.60	23.77	23.87
		1	25	23.83	24.04	24.13
		1	49	23.52	23.74	23.79
		25	0	22.66	22.69	23.01
		25	13	22.67	22.68	23.00
		25	25	22.69	22.66	22.96
		50	0	22.68	22.65	23.01
	16QAM	1	0	22.95	22.98	23.41
		1	25	23.19	23.28	23.65
		1	49	22.90	22.98	23.28
		25	0	21.70	21.68	22.12
		25	13	21.75	21.66	22.12
		25	25	21.77	21.63	22.05
		50	0	21.71	21.65	22.10
	64QAM	1	0	21.55	22.07	22.25
		1	25	21.78	22.36	22.51
		1	49	21.49	22.06	22.13
		25	0	20.59	20.54	20.82
		25	13	20.60	20.52	20.82
		25	25	20.62	20.49	20.77
		50	0	20.55	20.50	20.87

LTE Band / BW	Modulation	RB Size	RB Offset	Low CH	Mid CH	High CH
				40115CH	40640CH	41165CH
				2542.5MHz	2595MHz	2647.5MHz
41 / 15M	QPSK	1	0	23.55	23.73	23.85
		1	38	23.59	23.79	23.92
		1	74	23.40	23.64	23.72
		36	0	22.65	22.78	22.89
		36	18	22.66	22.78	22.89
		36	39	22.62	22.73	22.88
		75	0	22.66	22.75	22.94
	16QAM	1	0	22.90	22.94	23.27
		1	38	22.97	23.03	23.33
		1	74	22.80	22.91	23.11
		36	0	21.66	21.68	21.96
		36	18	21.68	21.68	21.99
		36	39	21.66	21.64	21.95
		75	0	21.69	21.71	21.98
	64QAM	1	0	21.47	22.02	22.08
		1	38	21.52	22.07	22.13
		1	74	21.33	21.96	21.93
		36	0	20.61	20.69	20.82
		36	18	20.64	20.64	20.85
		36	39	20.61	20.61	20.81
		75	0	20.57	20.61	20.89

LTE Band / BW	Modulation	RB Size	RB Offset	Low CH	Mid CH	High CH
				40140CH	40640CH	41140CH
				2545MHz	2595MHz	2645MHz
41 / 20M	QPSK	1	0	23.39	23.56	23.67
		1	50	23.87	24.00	24.18
		1	99	23.31	23.46	23.62
		50	0	22.58	22.70	22.99
		50	25	22.63	22.67	23.04
		50	50	22.64	22.56	22.97
		100	0	22.59	22.62	22.96
	16QAM	1	0	22.74	22.68	22.96
		1	50	23.20	23.13	23.44
		1	99	22.66	22.65	22.87
		50	0	21.61	21.64	22.09
		50	25	21.66	21.64	22.13
		50	50	21.64	21.56	22.05
		100	0	21.64	21.61	22.08
	64QAM	1	0	22.01	21.51	22.20
		1	50	22.48	21.95	22.70
		1	99	21.94	21.47	22.09
		50	0	20.51	20.61	20.98
		50	25	20.57	20.58	21.01
		50	50	20.59	20.46	20.94
		100	0	20.54	20.52	20.95

LTE Band / BW	Modulation	RB Sizer	RB Offset	Low CH	Mid CH	High CH
				131979CH	132272CH	132565CH
				1710.7MHz	1740MHz	1769.3MHz
66 / 1.4M	QPSK	1	0	24.15	24.13	24.04
		1	2	24.25	24.24	24.14
		1	5	24.13	24.13	24.03
		3	0	24.17	24.19	24.17
		3	1	24.22	24.23	24.22
		3	2	24.21	24.17	24.18
		6	0	23.17	23.15	23.13
	16QAM	1	0	23.11	23.14	23.42
		1	2	23.19	23.27	23.56
		1	5	23.10	23.16	23.43
		3	0	23.32	23.15	23.38
		3	1	23.39	23.19	23.39
		3	2	23.38	23.16	23.36
		6	0	22.31	22.28	22.03
	64QAM	1	0	22.23	22.24	22.50
		1	2	22.36	22.34	22.63
		1	5	22.19	22.25	22.50
		3	0	22.30	22.07	22.49
		3	1	22.33	22.13	22.52
		3	2	22.33	22.10	22.50
		6	0	21.40	21.22	21.10

LTE Band / BW	Modulation	RB Sizer	RB Offset	Low CH	Mid CH	High CH
				131987CH	132272CH	132557CH
				1711.5MHz	1740MHz	1768.5MHz
66 / 3M	QPSK	1	0	24.16	24.21	24.08
		1	7	24.35	24.36	24.26
		1	14	24.20	24.17	24.08
		8	0	23.20	23.18	23.10
		8	4	23.22	23.21	23.19
		8	7	23.18	23.13	23.14
		15	0	23.19	23.15	23.10
	16QAM	1	0	23.07	23.51	23.16
		1	7	23.21	23.68	23.34
		1	14	23.02	23.51	23.12
		8	0	22.27	22.27	22.15
		8	4	22.31	22.27	22.25
		8	7	22.26	22.21	22.19
		15	0	22.20	22.20	22.11
	64QAM	1	0	22.42	22.25	22.30
		1	7	22.61	22.40	22.50
		1	14	22.42	22.27	22.24
		8	0	21.23	21.20	21.05
		8	4	21.24	21.22	21.11
		8	7	21.17	21.18	21.07
		15	0	21.14	21.17	21.14

LTE Band / BW	Modulation	RB Sizing	RB Offset	Low CH	Mid CH	High CH
				131997CH	132272CH	132547CH
				1712.5MHz	1740MHz	1767.5MHz
66 / 5M	QPSK	1	0	24.20	24.09	24.06
		1	13	24.31	24.22	24.23
		1	24	24.18	24.05	24.11
		12	0	23.14	23.19	23.14
		12	6	23.18	23.23	23.18
		12	11	23.21	23.18	23.21
		25	0	23.17	23.16	23.14
	16QAM	1	0	23.21	23.56	23.12
		1	13	23.37	23.70	23.30
		1	24	23.21	23.54	23.16
		12	0	22.20	22.29	22.22
		12	6	22.27	22.35	22.24
		12	11	22.30	22.31	22.28
		25	0	22.18	22.24	22.12
	64QAM	1	0	21.98	22.39	22.24
		1	13	22.14	22.49	22.42
		1	24	22.00	22.35	22.29
		12	0	21.15	21.10	21.15
		12	6	21.20	21.13	21.19
		12	11	21.18	21.09	21.20
		25	0	21.11	21.10	21.12

LTE Band / BW	Modulation	RB Sizing	RB Offset	Low CH	Mid CH	High CH
				132022CH	132272CH	132522CH
				1715MHz	1740MHz	1765MHz
66 / 10M	QPSK	1	0	24.17	24.25	24.07
		1	25	24.31	24.33	24.23
		1	49	24.14	24.16	24.07
		25	0	23.16	23.23	23.15
		25	13	23.20	23.20	23.12
		25	25	23.24	23.15	23.12
		50	0	23.23	23.22	23.17
	16QAM	1	0	23.06	23.52	23.11
		1	25	23.22	23.63	23.27
		1	49	23.03	23.48	23.11
		25	0	22.22	22.27	22.30
		25	13	22.23	22.24	22.25
		25	25	22.26	22.20	22.24
		50	0	22.23	22.25	22.22
	64QAM	1	0	22.44	22.29	22.28
		1	25	22.60	22.41	22.42
		1	49	22.42	22.26	22.26
		25	0	21.20	21.27	21.24
		25	13	21.24	21.24	21.21
		25	25	21.27	21.20	21.18
		50	0	21.24	21.24	21.17

LTE Band / BW	Modulation	RB Siset	RB Offset	Low CH	Mid CH	High CH
				132047CH	132272CH	132497CH
				1717.5MHz	1740MHz	1762.5MHz
66 / 15M	QPSK	1	0	24.09	24.17	24.07
		1	38	24.17	24.20	24.17
		1	74	24.07	24.03	24.05
		36	0	23.23	23.28	23.18
		36	18	23.24	23.25	23.19
		36	39	23.28	23.19	23.12
		75	0	23.24	23.23	23.15
	16QAM	1	0	22.98	23.45	23.46
		1	38	23.04	23.52	23.57
		1	74	22.94	23.38	23.44
		36	0	22.14	22.27	22.12
		36	18	22.18	22.26	22.11
		36	39	22.21	22.24	22.08
		75	0	22.19	22.25	22.15
	64QAM	1	0	22.37	22.19	22.66
		1	38	22.44	22.25	22.71
		1	74	22.34	22.14	22.65
		36	0	21.21	21.28	21.15
		36	18	21.21	21.27	21.16
		36	39	21.25	21.21	21.12
		75	0	21.20	21.23	21.17

LTE Band / BW	Modulation	RB Siset	RB Offset	Low CH	Mid CH	High CH
				132072CH	132272CH	132472CH
				1720MHz	1740MHz	1760MHz
66 / 20M	QPSK	1	0	23.94	23.89	23.86
		1	50	24.34	24.28	24.24
		1	99	23.92	23.81	23.83
		50	0	23.16	23.22	23.14
		50	25	23.19	23.19	23.17
		50	50	23.18	23.11	23.06
		100	0	23.16	23.19	23.07
	16QAM	1	0	23.38	23.36	23.34
		1	50	23.77	23.75	23.71
		1	99	23.38	23.36	23.32
		50	0	22.19	22.23	22.19
		50	25	22.22	22.20	22.22
		50	50	22.19	22.11	22.14
		100	0	22.19	22.21	22.16
	64QAM	1	0	22.17	22.46	22.10
		1	50	22.59	22.83	22.53
		1	99	22.19	22.48	22.08
		50	0	21.17	21.22	21.15
		50	25	21.19	21.19	21.18
		50	50	21.17	21.13	21.10
		100	0	21.12	21.17	21.14

ERP (dBm):

LTE Band / BW	Modulation	RB Size	RB Offset	Low CH	Mid CH	High CH
				23017CH	23095CH	23173CH
				699.7MHz	707.5MHz	715.3MHz
12 / 1.4M	QPSK	1	0	20.95	21.05	21.03
		1	2	21.09	21.14	21.17
		1	5	20.99	21.03	21.03
		3	0	21.01	21.06	21.12
		3	1	21.05	21.11	21.15
		3	2	21.07	21.05	21.08
		6	0	20.18	20.18	20.15
	16QAM	1	0	20.34	20.12	20.16
		1	2	20.41	20.16	20.27
		1	5	20.36	20.12	20.22
		3	0	20.18	20.27	20.16
		3	1	20.20	20.33	20.21
		3	2	20.23	20.34	20.17
		6	0	19.01	19.33	19.28
	64QAM	1	0	19.14	19.24	19.47
		1	2	19.25	19.33	19.64
		1	5	19.15	19.28	19.52
		3	0	19.15	19.07	19.44
		3	1	19.21	19.11	19.49
		3	2	19.19	19.16	19.44
		6	0	18.37	18.26	18.15

LTE Band / BW	Modulation	RB Size	RB Offset	Low CH	Mid CH	High CH
				23025CH	23095CH	23165CH
				700.5MHz	707.5MHz	714.5MHz
12 / 3M	QPSK	1	0	21.01	21.07	21.05
		1	7	21.21	21.20	21.16
		1	14	21.07	21.09	21.03
		8	0	20.13	20.10	20.13
		8	4	20.16	20.16	20.15
		8	7	20.11	20.14	20.12
		15	0	20.10	20.08	20.10
	16QAM	1	0	19.91	20.46	20.09
		1	7	20.06	20.60	20.23
		1	14	19.92	20.44	20.10
		8	0	19.14	19.20	19.16
		8	4	19.19	19.26	19.19
		8	7	19.14	19.20	19.14
		15	0	19.07	19.15	19.05
	64QAM	1	0	19.31	19.20	19.26
		1	7	19.48	19.38	19.41
		1	14	19.35	19.27	19.21
		8	0	18.14	18.11	18.08
		8	4	18.19	18.21	18.08
		8	7	18.13	18.18	18.06
		15	0	18.06	18.13	18.12

LTE Band / BW	Modulation	RB Size	RB Offset	Low CH	Mid CH	High CH
				23035CH	23095CH	23155CH
				701.5MHz	707.5MHz	713.5MHz
12 / 5M	QPSK	1	0	21.02	20.97	20.93
		1	13	21.15	21.08	21.13
		1	24	21.04	20.94	21.02
		12	0	20.10	20.00	20.17
		12	6	20.11	20.15	20.14
		12	11	20.08	20.15	20.04
		25	0	20.09	20.07	20.09
	16QAM	1	0	20.11	20.51	20.03
		1	13	20.23	20.62	20.16
		1	24	20.17	20.47	20.12
		12	0	19.13	19.14	19.17
		12	6	19.14	19.28	19.18
		12	11	19.12	19.28	19.08
		25	0	19.06	19.14	19.03
	64QAM	1	0	18.90	19.33	19.16
		1	13	19.04	19.47	19.34
		1	24	18.97	19.29	19.24
		12	0	18.13	17.97	18.21
		12	6	18.15	18.08	18.17
		12	11	18.11	18.08	18.07
		25	0	18.06	18.05	18.11

LTE Band / BW	Modulation	RB Size	RB Offset	Low CH	Mid CH	High CH
				23060CH	23095CH	23130CH
				704MHz	707.5MHz	711MHz
12 / 10M	QPSK	1	0	20.98	21.03	20.97
		1	25	21.16	21.22	21.11
		1	49	21.03	21.06	21.02
		25	0	20.11	19.96	20.12
		25	13	20.15	20.16	20.09
		25	25	20.32	20.05	19.92
		50	0	20.23	20.03	20.03
	16QAM	1	0	19.88	20.01	20.02
		1	25	20.12	20.25	20.09
		1	49	19.99	20.02	20.05
		25	0	19.11	19.07	19.15
		25	13	19.13	19.25	19.10
		25	25	19.31	19.17	18.94
		50	0	19.19	19.06	19.02
	64QAM	1	0	19.17	19.29	19.22
		1	25	19.36	19.54	19.31
		1	49	19.22	19.32	19.25
		25	0	18.23	18.00	18.20
		25	13	18.20	18.20	18.18
		25	25	18.38	18.14	18.02
		50	0	18.27	18.07	18.09

LTE Band / BW	Modulation	RB Size	RB Offset	Low CH	Mid CH	High CH
				23755CH	23790CH	23825CH
				706.5MHz	710MHz	713.5MHz
17 / 5M	QPSK	1	0	21.02	20.96	20.98
		1	13	21.17	21.07	21.12
		1	24	21.05	20.99	20.99
		12	0	20.00	20.09	20.21
		12	6	20.13	20.13	20.15
		12	11	20.16	20.06	20.07
		25	0	20.09	20.05	20.11
	16QAM	1	0	20.06	20.23	20.45
		1	13	20.25	20.27	20.61
		1	24	20.12	20.16	20.53
		12	0	18.98	19.15	19.27
		12	6	19.17	19.20	19.25
		12	11	19.19	19.13	19.17
		25	0	19.05	19.09	19.17
	64QAM	1	0	19.31	19.25	18.90
		1	13	19.49	19.33	19.05
		1	24	19.36	19.22	18.96
		12	0	17.94	18.11	18.20
		12	6	18.07	18.16	18.17
		12	11	18.10	18.09	18.08
		25	0	18.11	18.06	18.09

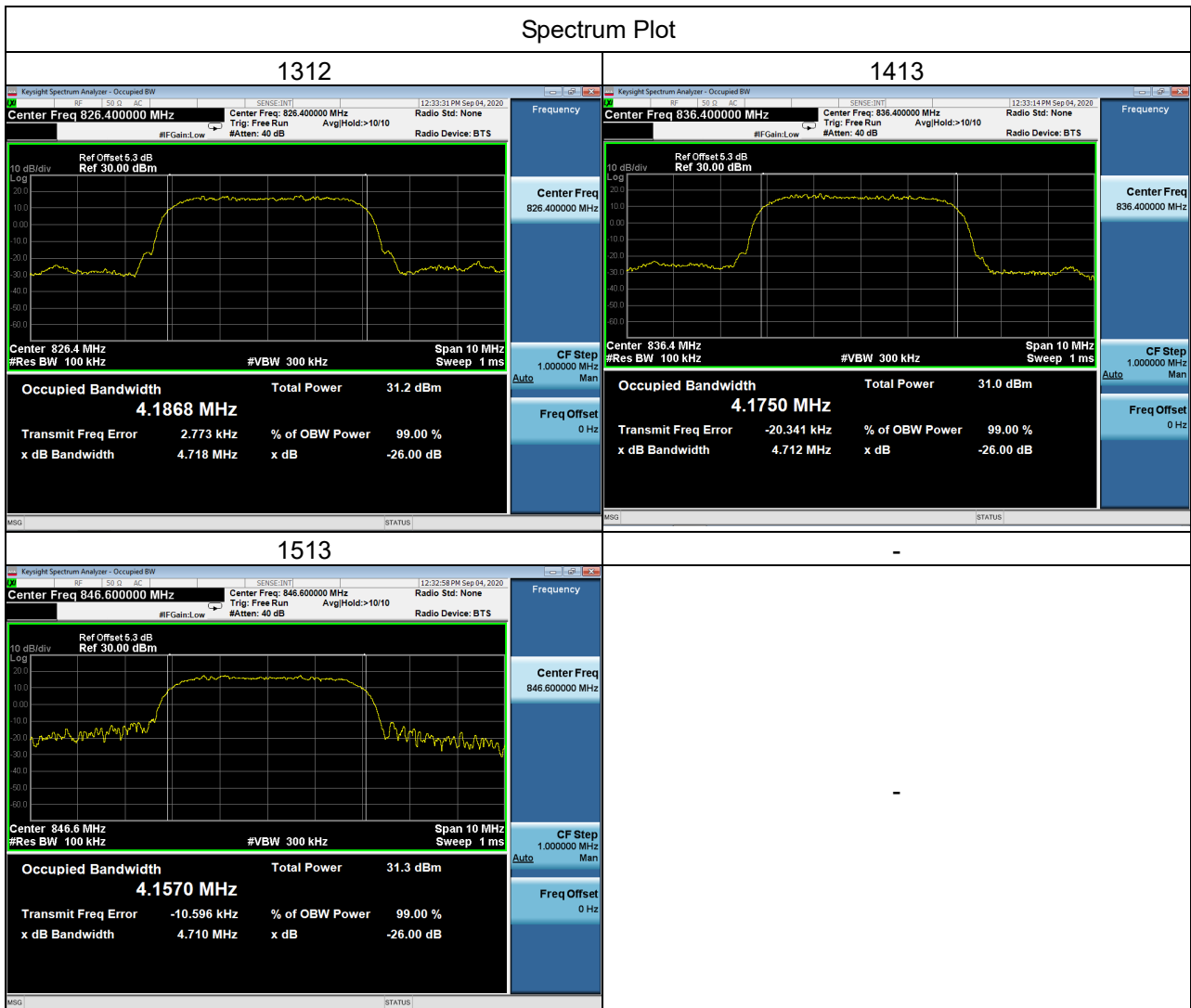
LTE Band / BW	Modulation	RB Size	RB Offset	Low CH	Mid CH	High CH
				23780CH	23790CH	23800CH
				709MHz	710MHz	711MHz
17 / 10M	QPSK	1	0	20.97	21.03	21.00
		1	25	21.23	21.25	21.18
		1	49	21.04	21.05	21.02
		25	0	20.01	20.07	20.13
		25	13	20.13	20.12	20.09
		25	25	19.99	19.98	19.92
		50	0	20.01	19.99	20.03
	16QAM	1	0	19.96	20.11	20.06
		1	25	20.14	20.22	20.12
		1	49	19.97	20.08	20.04
		25	0	19.01	19.15	19.17
		25	13	19.13	19.20	19.13
		25	25	19.01	19.06	18.99
		50	0	19.01	19.04	19.08
	64QAM	1	0	19.30	19.18	19.22
		1	25	19.53	19.35	19.39
		1	49	19.32	19.20	19.20
		25	0	18.00	18.10	18.16
		25	13	18.18	18.16	18.17
		25	25	17.98	18.08	18.02
		50	0	17.99	17.99	18.00

APPENDIX B - OCCUPIED BANDWIDTH

WCDMA Band IV_WCDMA					
QPSK					
Channel	Frequency (MHz)	99% Occupied Bandwidth (MHz)	Channel	Frequency (MHz)	26dB Bandwidth (MHz)
1312	1712.4	4.2012	1312	1712.4	5.044
1413	1732.6	4.1664	1413	1732.6	4.720
1513	1752.6	4.1316	1513	1752.6	4.711



WCDMA Band IV_HSDPA					
QPSK					
Channel	Frequency (MHz)	99% Occupied Bandwidth (MHz)	Channel	Frequency (MHz)	26dB Bandwidth (MHz)
1312	1712.4	4.1868	1312	1712.4	4.718
1413	1732.6	4.1750	1413	1732.6	4.712
1513	1752.6	4.1570	1513	1752.6	4.710

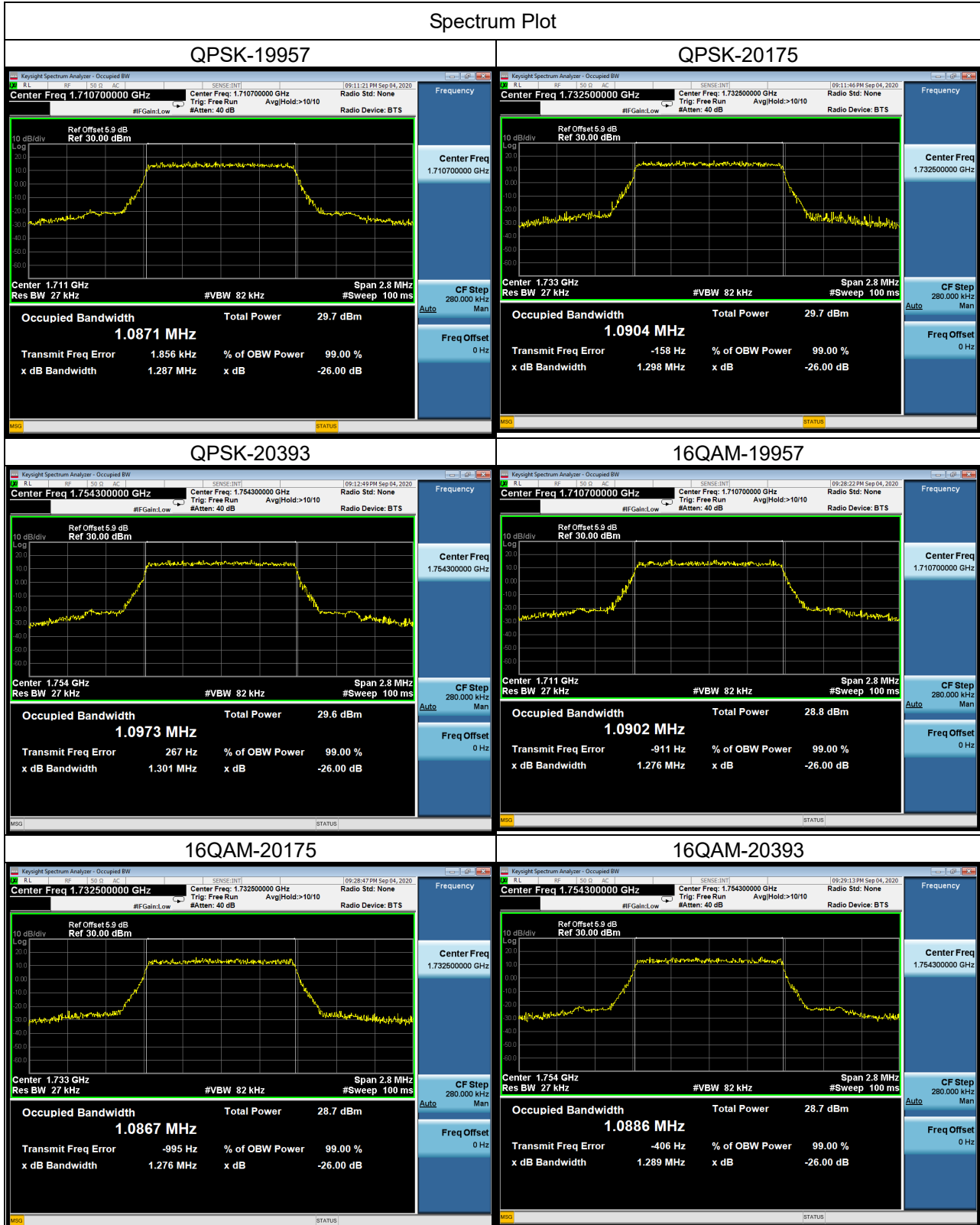


WCDMA Band IV_HSUPA					
QPSK					
Channel	Frequency (MHz)	99% Occupied Bandwidth (MHz)	Channel	Frequency (MHz)	26dB Bandwidth (MHz)
1312	1712.4	4.1944	1312	1712.4	4.726
1413	1732.6	4.1851	1413	1732.6	4.710
1513	1752.6	4.1547	1513	1752.6	4.700

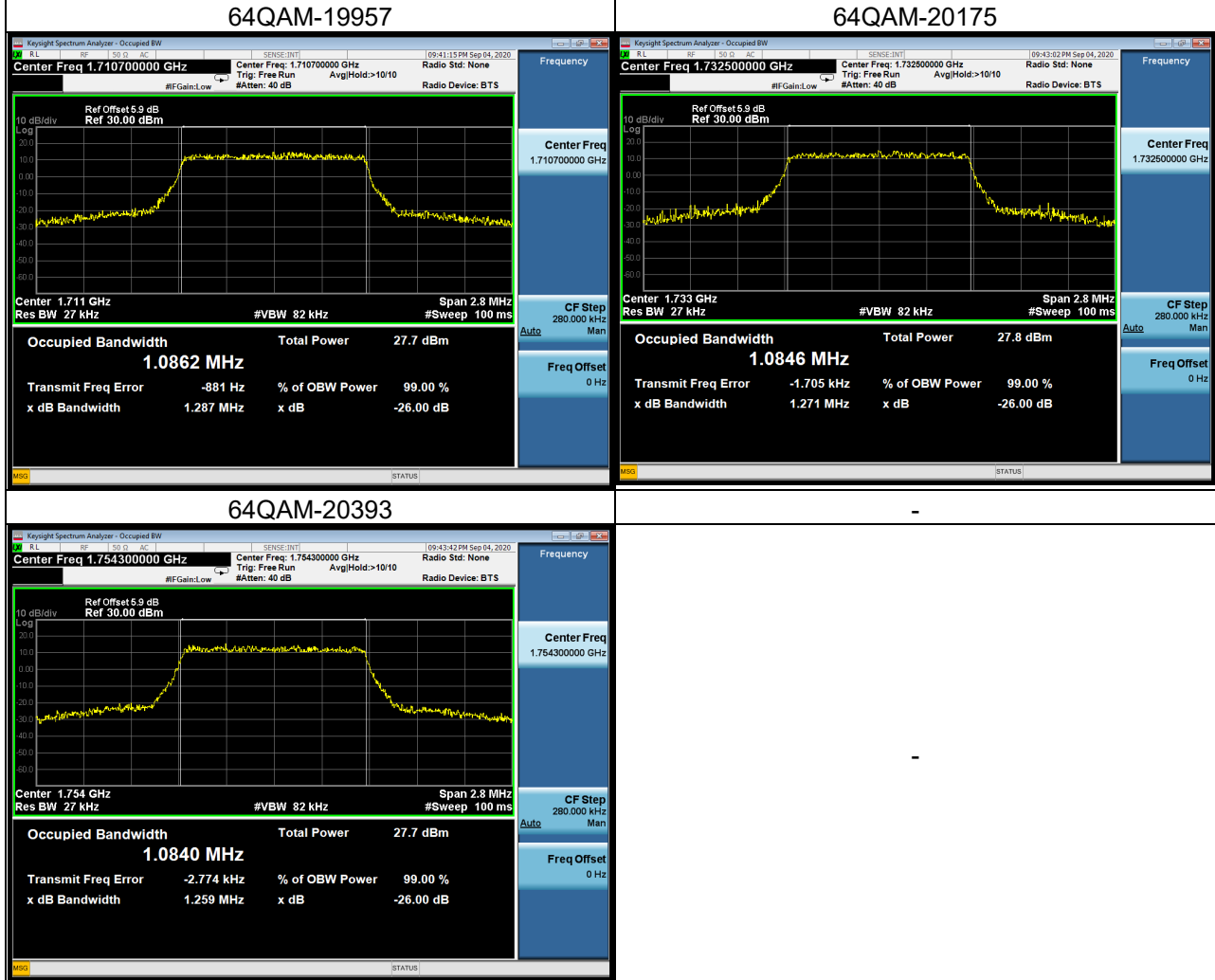


LTE Band 4_1.4M					
QPSK					
Channel	Frequency (MHz)	99% Occupied Bandwidth (MHz)	Channel	Frequency (MHz)	26dB Bandwidth (MHz)
19957	1710.7	1.0871	19957	1710.7	1.287
20175	1732.5	1.0904	20175	1732.5	1.298
20393	1754.3	1.0973	20393	1754.3	1.301
16QAM					
Channel	Frequency (MHz)	99% Occupied Bandwidth (MHz)	Channel	Frequency (MHz)	26dB Bandwidth (MHz)
19957	1710.7	1.0902	19957	1710.7	1.276
20175	1732.5	1.0867	20175	1732.5	1.276
20393	1754.3	1.0886	20393	1754.3	1.289
64QAM					
Channel	Frequency (MHz)	99% Occupied Bandwidth (MHz)	Channel	Frequency (MHz)	26dB Bandwidth (MHz)
19957	1710.7	1.0862	19957	1710.7	1.287
20175	1732.5	1.0846	20175	1732.5	1.271
20393	1754.3	1.0840	20393	1754.3	1.259

Spectrum Plot

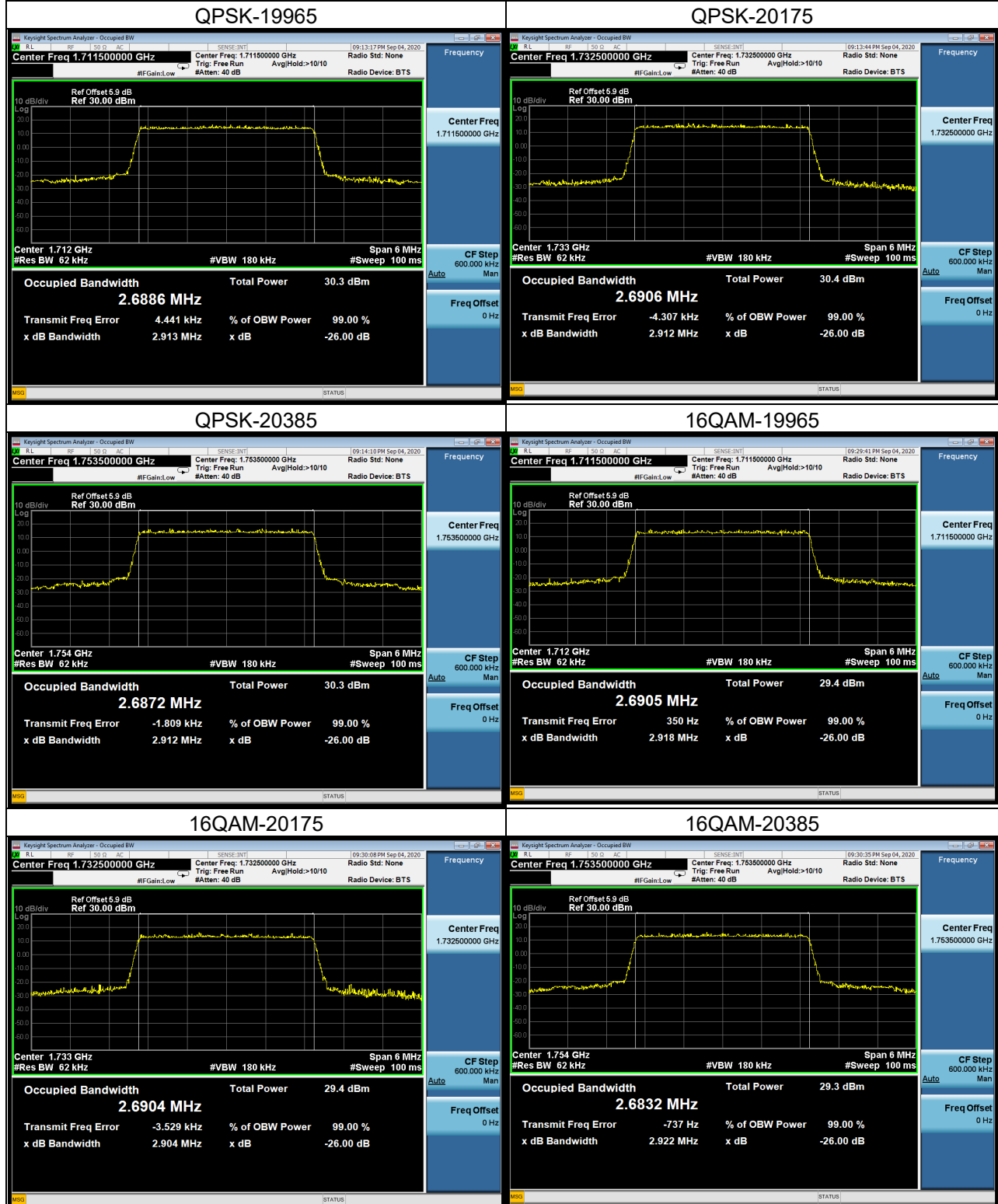


Spectrum Plot

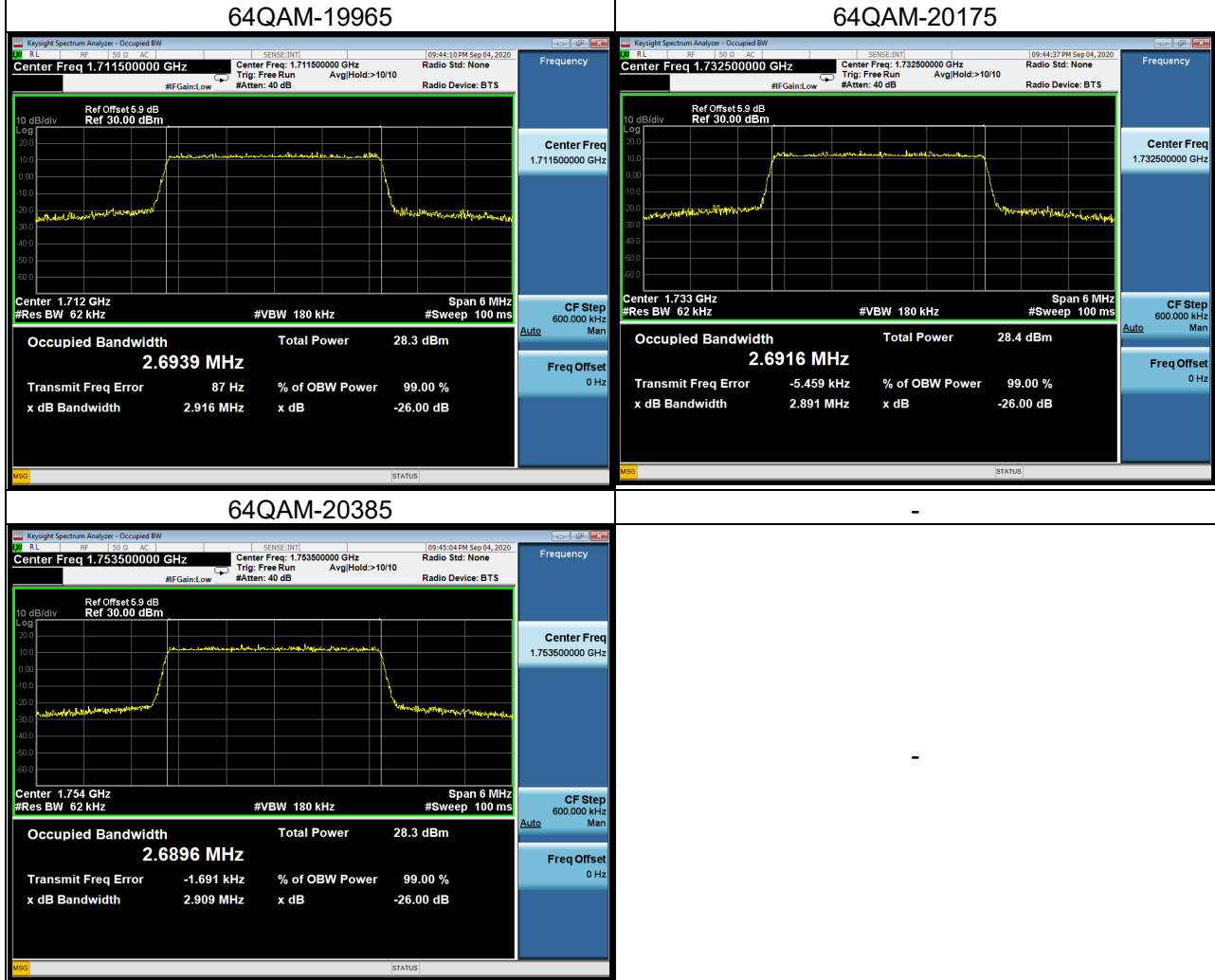


LTE Band 4_3M					
QPSK					
Channel	Frequency (MHz)	99% Occupied Bandwidth (MHz)	Channel	Frequency (MHz)	26dB Bandwidth (MHz)
19965	1711.5	2.6886	19965	1711.5	2.913
20175	1732.5	2.6906	20175	1732.5	2.912
20385	1753.5	2.6872	20385	1753.5	2.912
16QAM					
Channel	Frequency (MHz)	99% Occupied Bandwidth (MHz)	Channel	Frequency (MHz)	26dB Bandwidth (MHz)
19965	1711.5	2.6905	19965	1711.5	2.918
20175	1732.5	2.6904	20175	1732.5	2.904
20385	1753.5	2.6832	20385	1753.5	2.922
64QAM					
Channel	Frequency (MHz)	99% Occupied Bandwidth (MHz)	Channel	Frequency (MHz)	26dB Bandwidth (MHz)
19965	1711.5	2.6939	19965	1711.5	2.916
20175	1732.5	2.6916	20175	1732.5	2.891
20385	1753.5	2.6896	20385	1753.5	2.909

Spectrum Plot

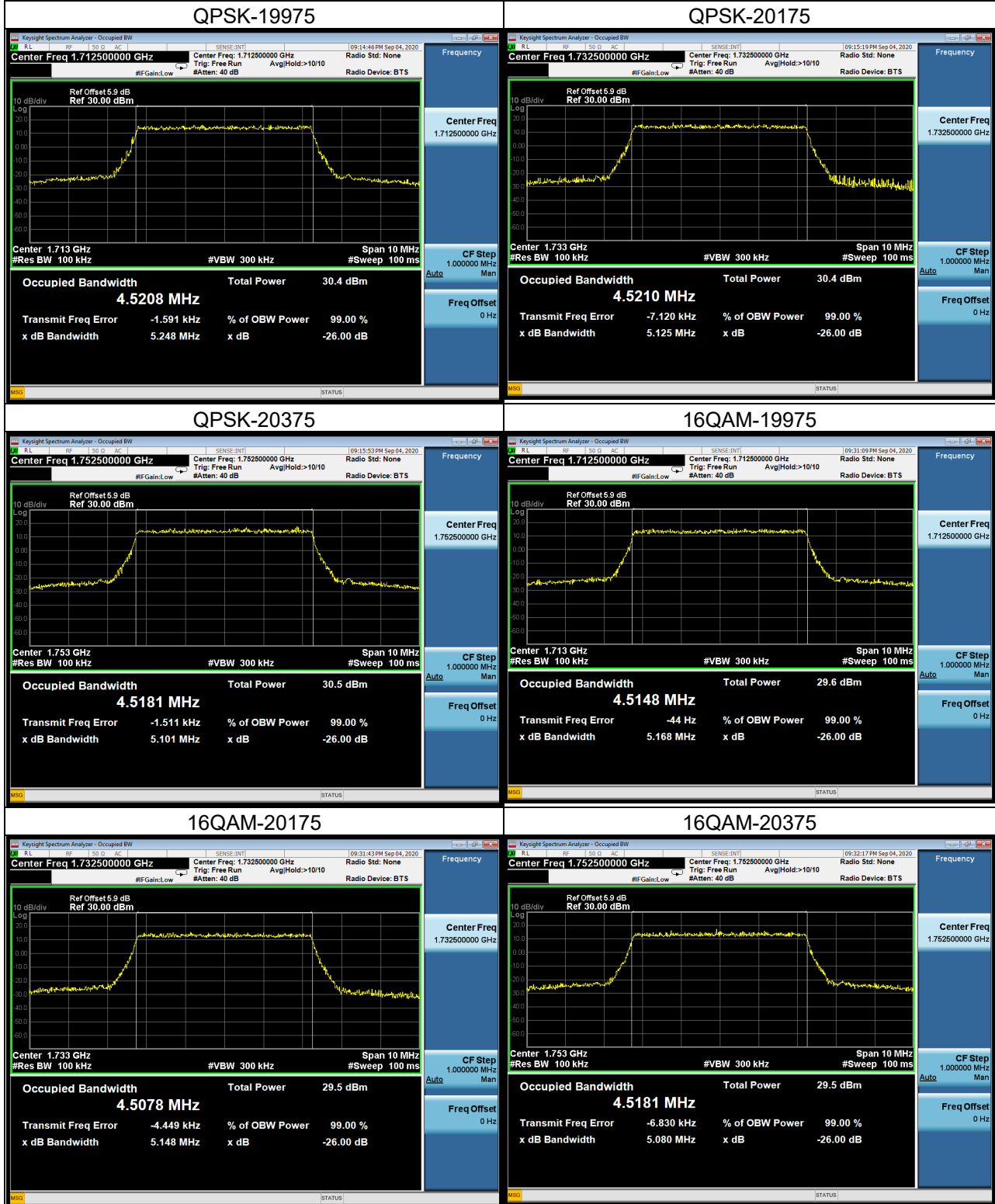


Spectrum Plot

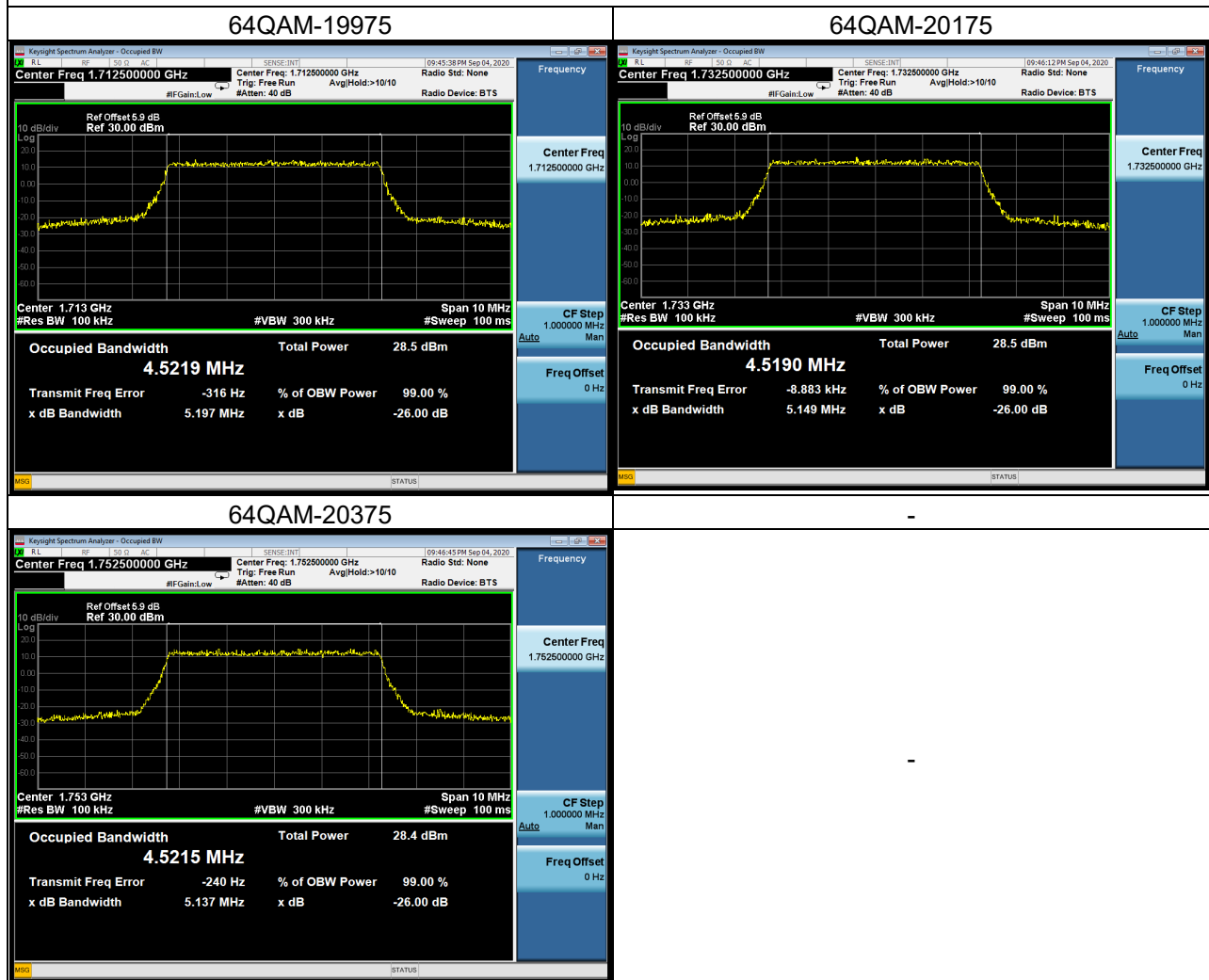


LTE Band 4_5M					
QPSK					
Channel	Frequency (MHz)	99% Occupied Bandwidth (MHz)	Channel	Frequency (MHz)	26dB Bandwidth (MHz)
19975	1712.5	4.5208	19975	1712.5	5.248
20175	1732.5	4.5210	20175	1732.5	5.125
20375	1752.5	4.5181	20375	1752.5	5.101
16QAM					
Channel	Frequency (MHz)	99% Occupied Bandwidth (MHz)	Channel	Frequency (MHz)	26dB Bandwidth (MHz)
19975	1712.5	4.5148	19975	1712.5	5.168
20175	1732.5	4.5078	20175	1732.5	5.148
20375	1752.5	4.5181	20375	1752.5	5.080
64QAM					
Channel	Frequency (MHz)	99% Occupied Bandwidth (MHz)	Channel	Frequency (MHz)	26dB Bandwidth (MHz)
19975	1712.5	4.5219	19975	1712.5	5.197
20175	1732.5	4.5190	20175	1732.5	5.149
20375	1752.5	4.5215	20375	1752.5	5.137

Spectrum Plot

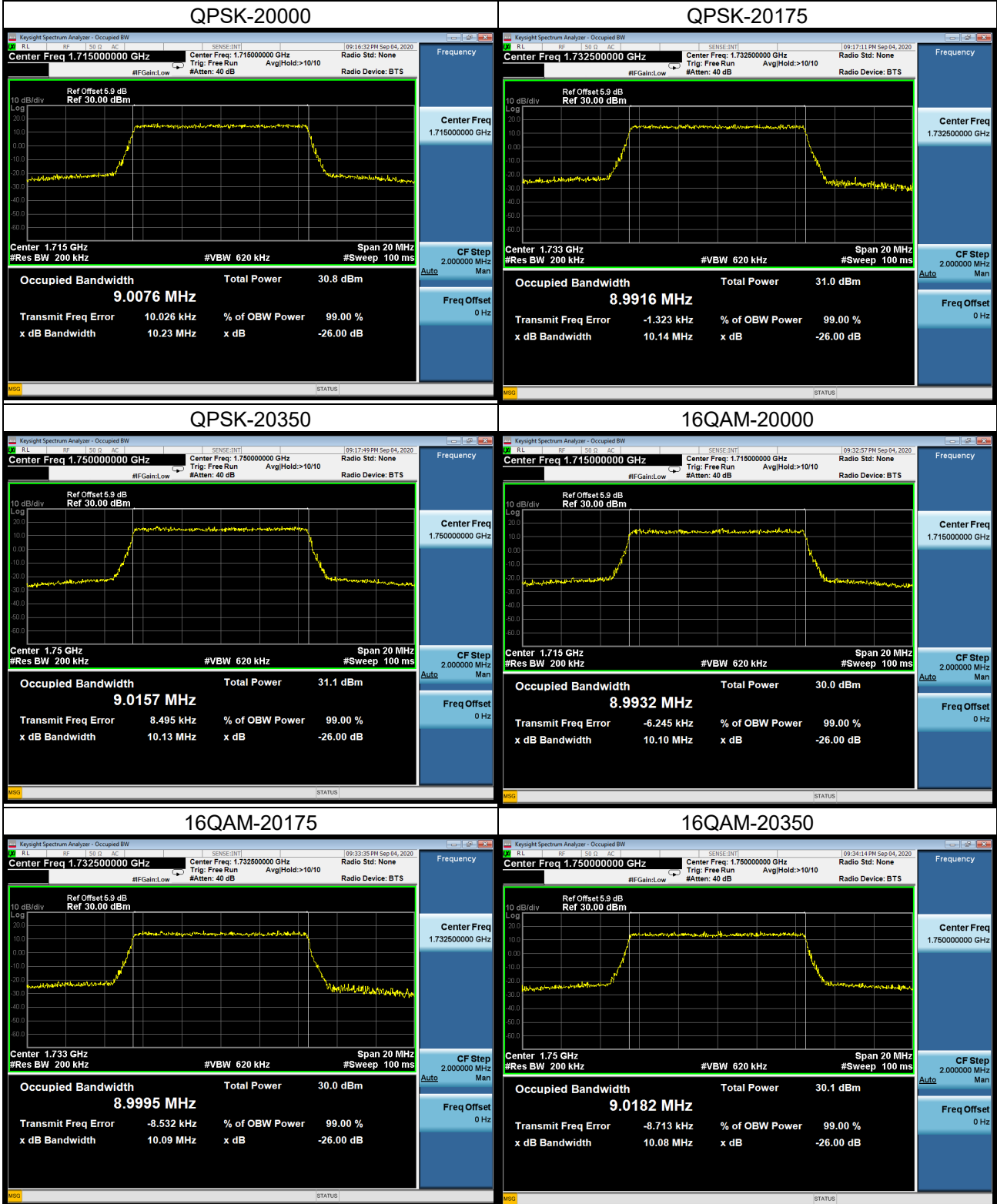


Spectrum Plot



LTE Band 4_10M					
QPSK					
Channel	Frequency (MHz)	99% Occupied Bandwidth (MHz)	Channel	Frequency (MHz)	26dB Bandwidth (MHz)
20000	1715	9.0076	20000	1715	10.23
20175	1732.5	8.9916	20175	1732.5	10.14
20350	1750	9.0157	20350	1750	10.13
16QAM					
Channel	Frequency (MHz)	99% Occupied Bandwidth (MHz)	Channel	Frequency (MHz)	26dB Bandwidth (MHz)
20000	1715	8.9932	20000	1715	10.10
20175	1732.5	8.9995	20175	1732.5	10.09
20350	1750	9.0182	20350	1750	10.08
64QAM					
Channel	Frequency (MHz)	99% Occupied Bandwidth (MHz)	Channel	Frequency (MHz)	26dB Bandwidth (MHz)
20000	1715	8.9876	20000	1715	9.959
20175	1732.5	9.0051	20175	1732.5	10.05
20350	1750	9.0097	20350	1750	10.00

Spectrum Plot

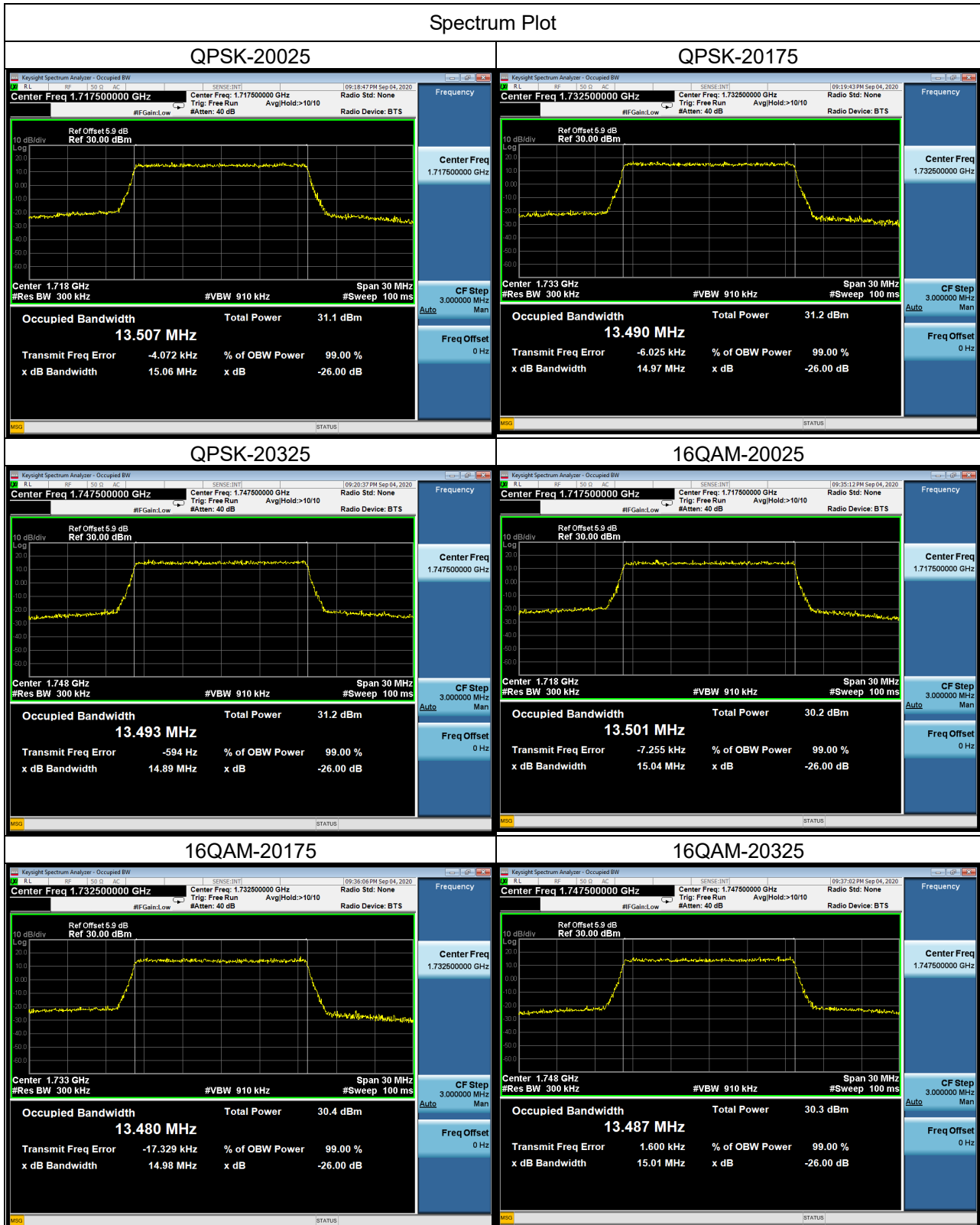


Spectrum Plot



LTE Band 4_15M					
QPSK					
Channel	Frequency (MHz)	99% Occupied Bandwidth (MHz)	Channel	Frequency (MHz)	26dB Bandwidth (MHz)
20025	1717.5	13.507	20025	1717.5	15.06
20175	1732.5	13.490	20175	1732.5	14.97
20325	1747.5	13.493	20325	1747.5	14.89
16QAM					
Channel	Frequency (MHz)	99% Occupied Bandwidth (MHz)	Channel	Frequency (MHz)	26dB Bandwidth (MHz)
20025	1717.5	13.501	20025	1717.5	15.04
20175	1732.5	13.480	20175	1732.5	14.98
20325	1747.5	13.487	20325	1747.5	15.01
64QAM					
Channel	Frequency (MHz)	99% Occupied Bandwidth (MHz)	Channel	Frequency (MHz)	26dB Bandwidth (MHz)
20025	1717.5	13.479	20025	1717.5	15.13
20175	1732.5	13.492	20175	1732.5	15.12
20325	1747.5	13.498	20325	1747.5	15.03

Spectrum Plot

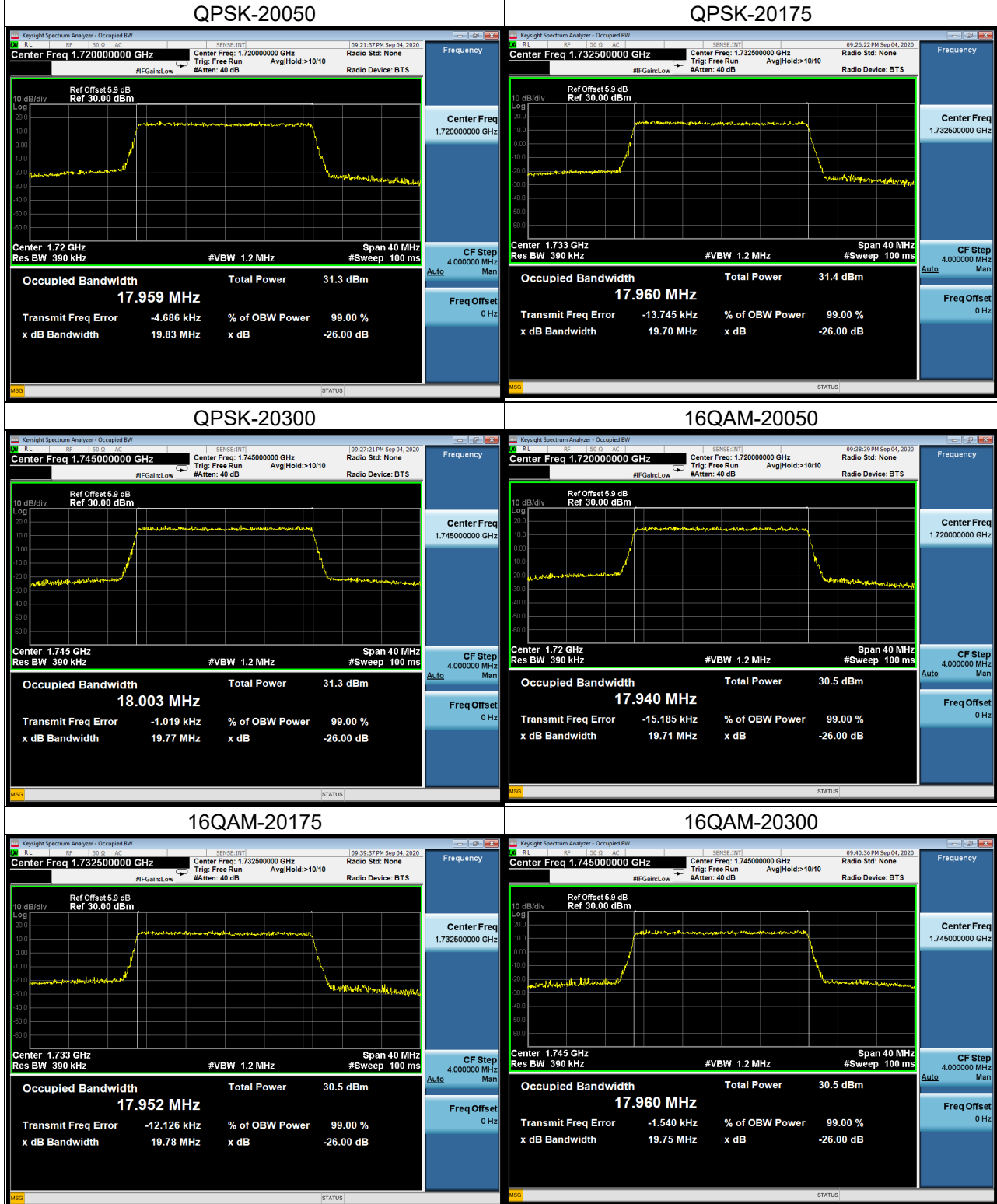


Spectrum Plot

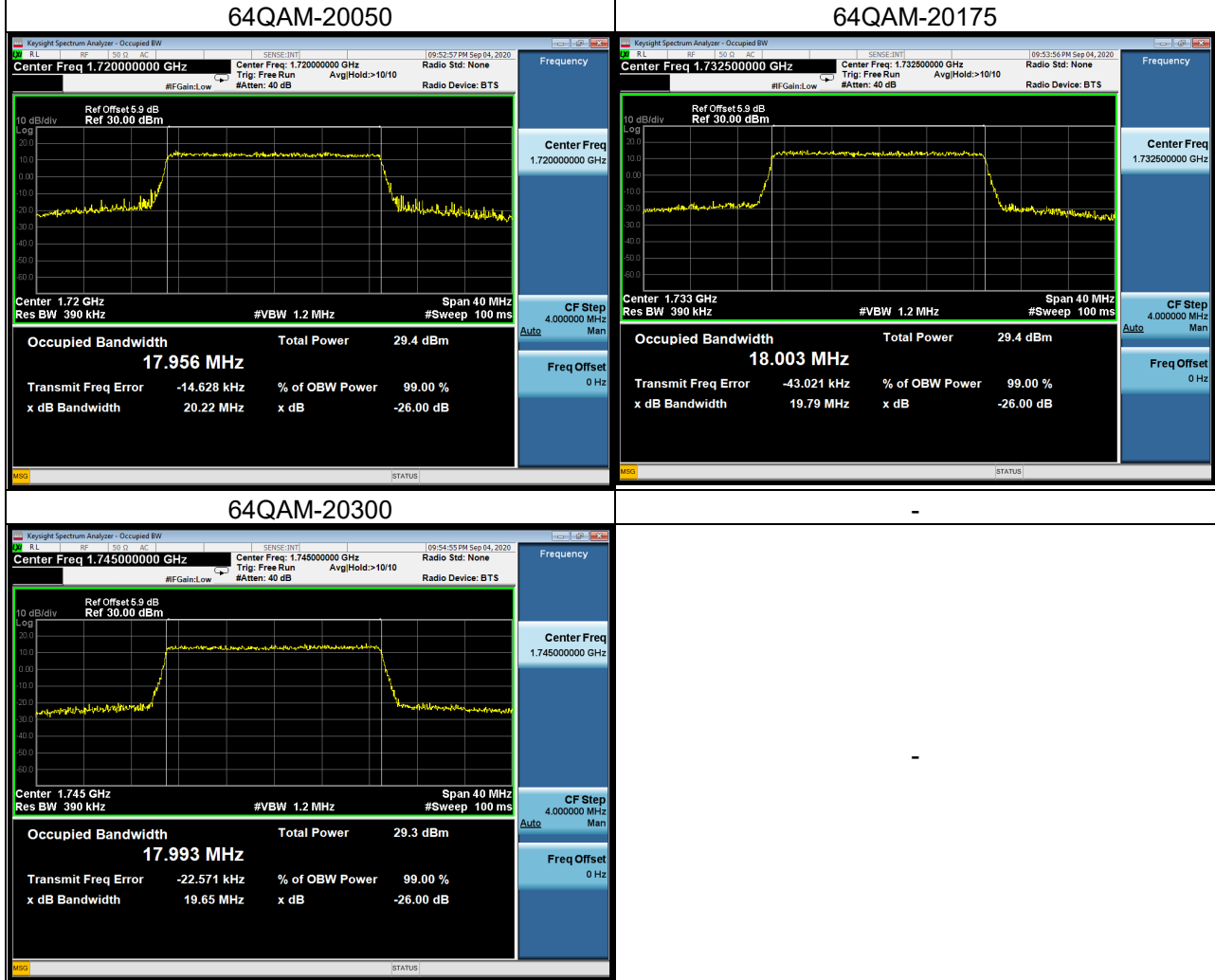


LTE Band 4_20M					
QPSK					
Channel	Frequency (MHz)	99% Occupied Bandwidth (MHz)	Channel	Frequency (MHz)	26dB Bandwidth (MHz)
20050	1720	17.959	20050	1720	19.83
20175	1732.5	17.960	20175	1732.5	19.70
20300	1740	18.003	20300	1740	19.77
16QAM					
Channel	Frequency (MHz)	99% Occupied Bandwidth (MHz)	Channel	Frequency (MHz)	26dB Bandwidth (MHz)
20050	1720	17.940	20050	1720	19.71
20175	1732.5	17.952	20175	1732.5	19.78
20300	1740	17.960	20300	1740	19.75
64QAM					
Channel	Frequency (MHz)	99% Occupied Bandwidth (MHz)	Channel	Frequency (MHz)	26dB Bandwidth (MHz)
20050	1720	17.956	20050	1720	20.22
20175	1732.5	18.003	20175	1732.5	19.79
20300	1740	17.993	20300	1740	19.65

Spectrum Plot

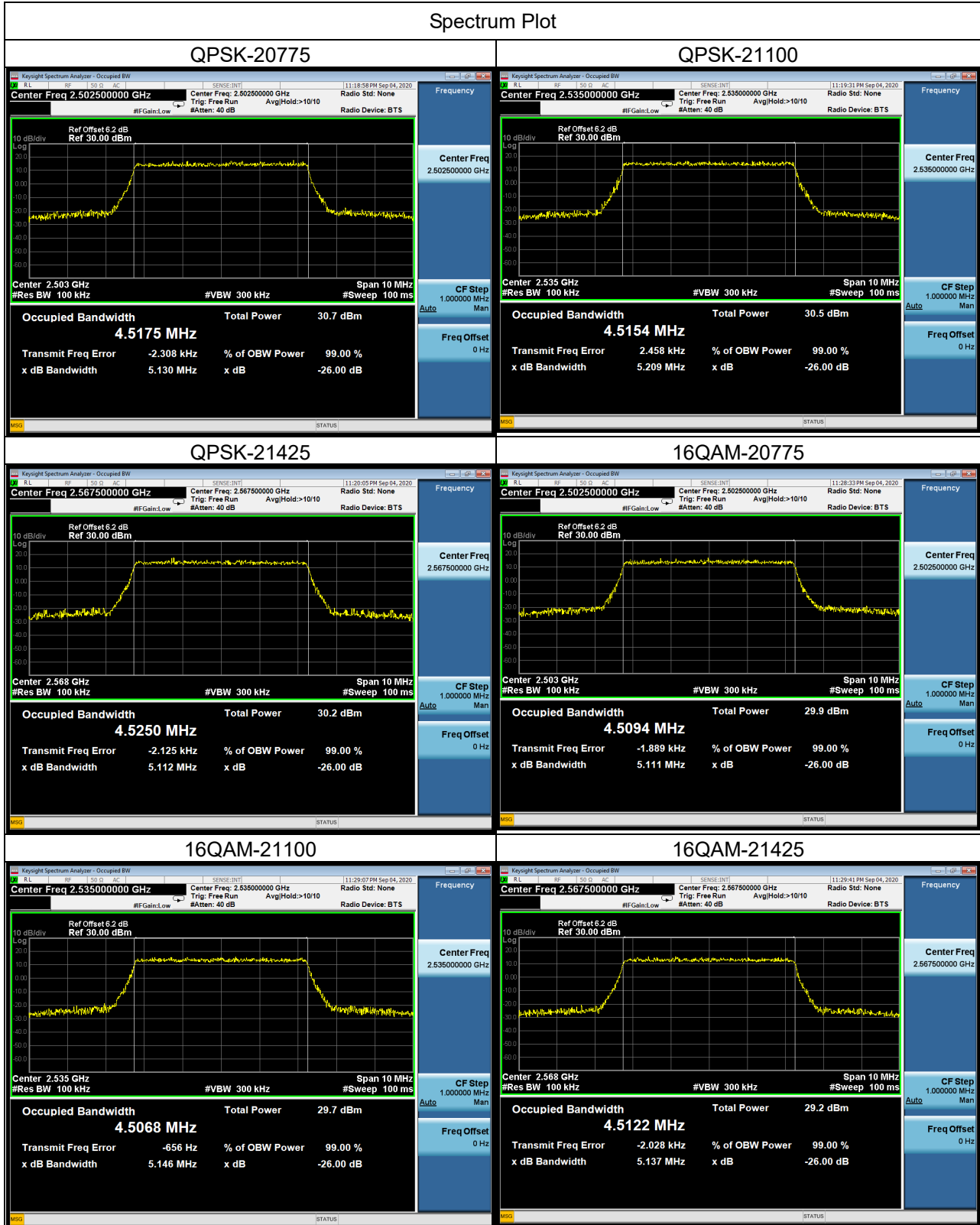


Spectrum Plot

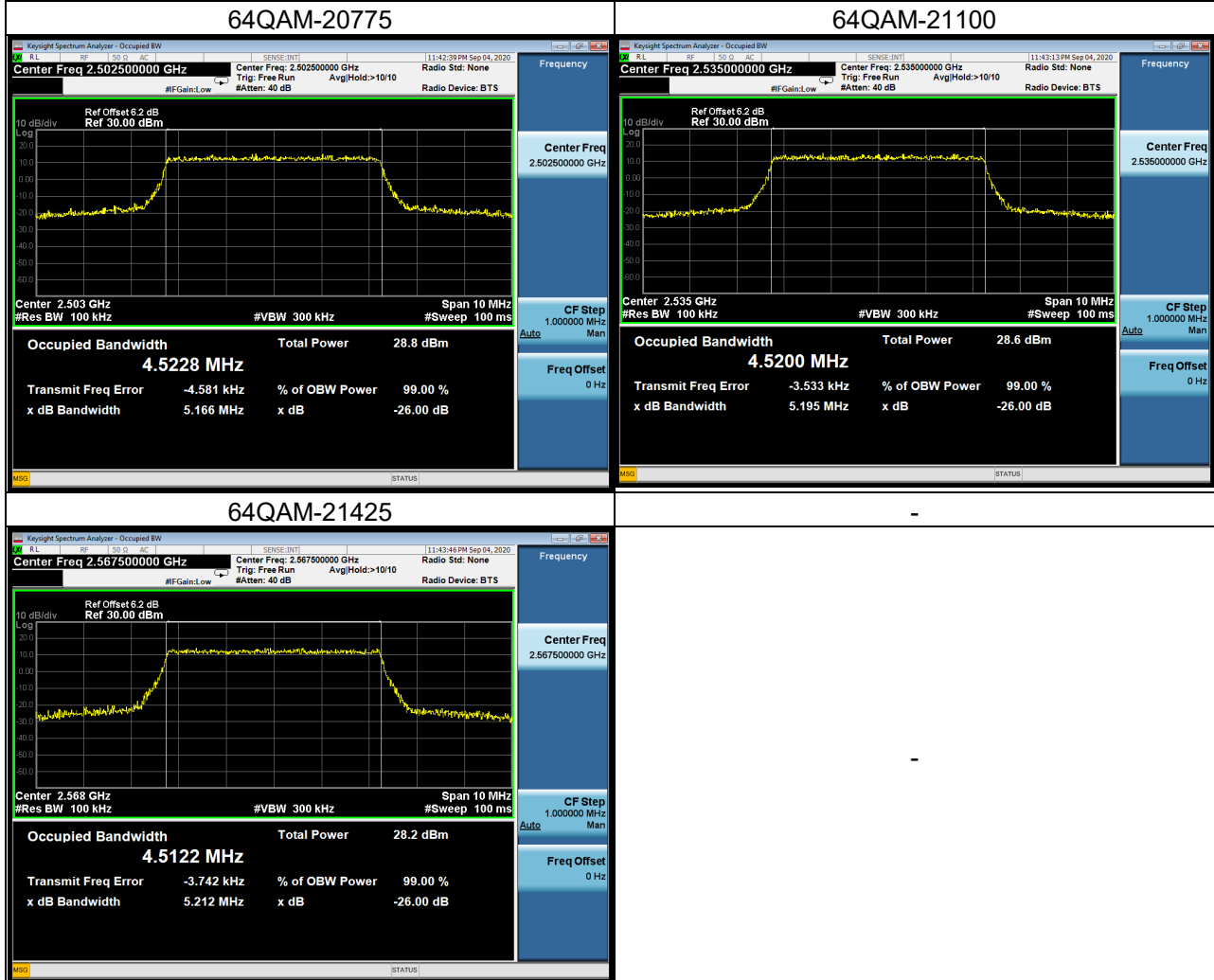


LTE Band 7_5M					
QPSK					
Channel	Frequency (MHz)	99% Occupied Bandwidth (MHz)	Channel	Frequency (MHz)	26dB Bandwidth (MHz)
20775	2502.5	4.5175	20775	2502.5	5.130
21100	2535	4.5154	21100	2535	5.209
21425	2567.5	4.5250	21425	2567.5	5.112
16QAM					
Channel	Frequency (MHz)	99% Occupied Bandwidth (MHz)	Channel	Frequency (MHz)	26dB Bandwidth (MHz)
20775	2502.5	4.5094	20775	2502.5	5.111
21100	2535	4.5068	21100	2535	5.146
21425	2567.5	4.5122	21425	2567.5	5.137
64QAM					
Channel	Frequency (MHz)	99% Occupied Bandwidth (MHz)	Channel	Frequency (MHz)	26dB Bandwidth (MHz)
20775	2502.5	4.5228	20775	2502.5	5.166
21100	2535	4.5200	21100	2535	5.195
21425	2567.5	4.5122	21425	2567.5	5.212

Spectrum Plot

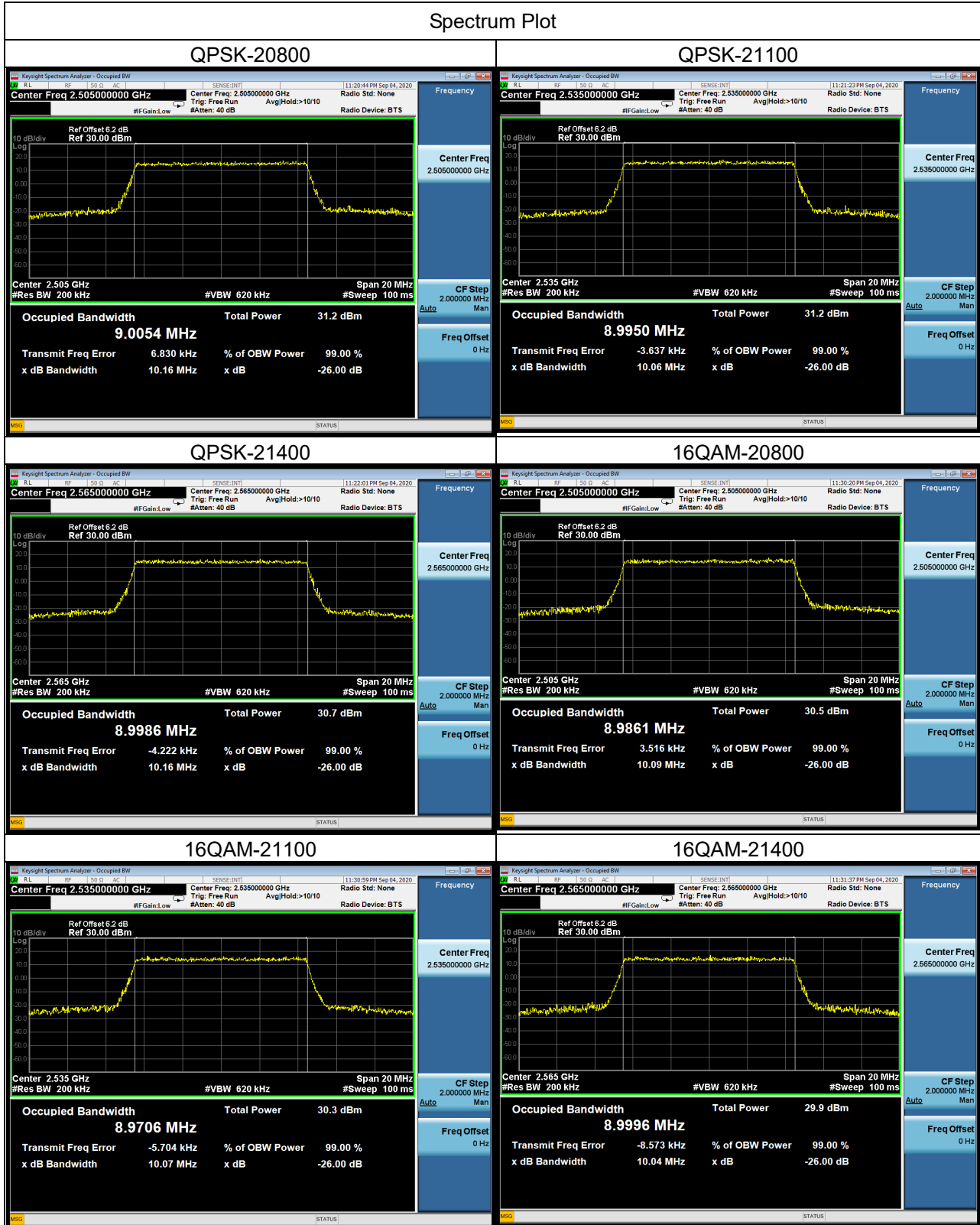


Spectrum Plot

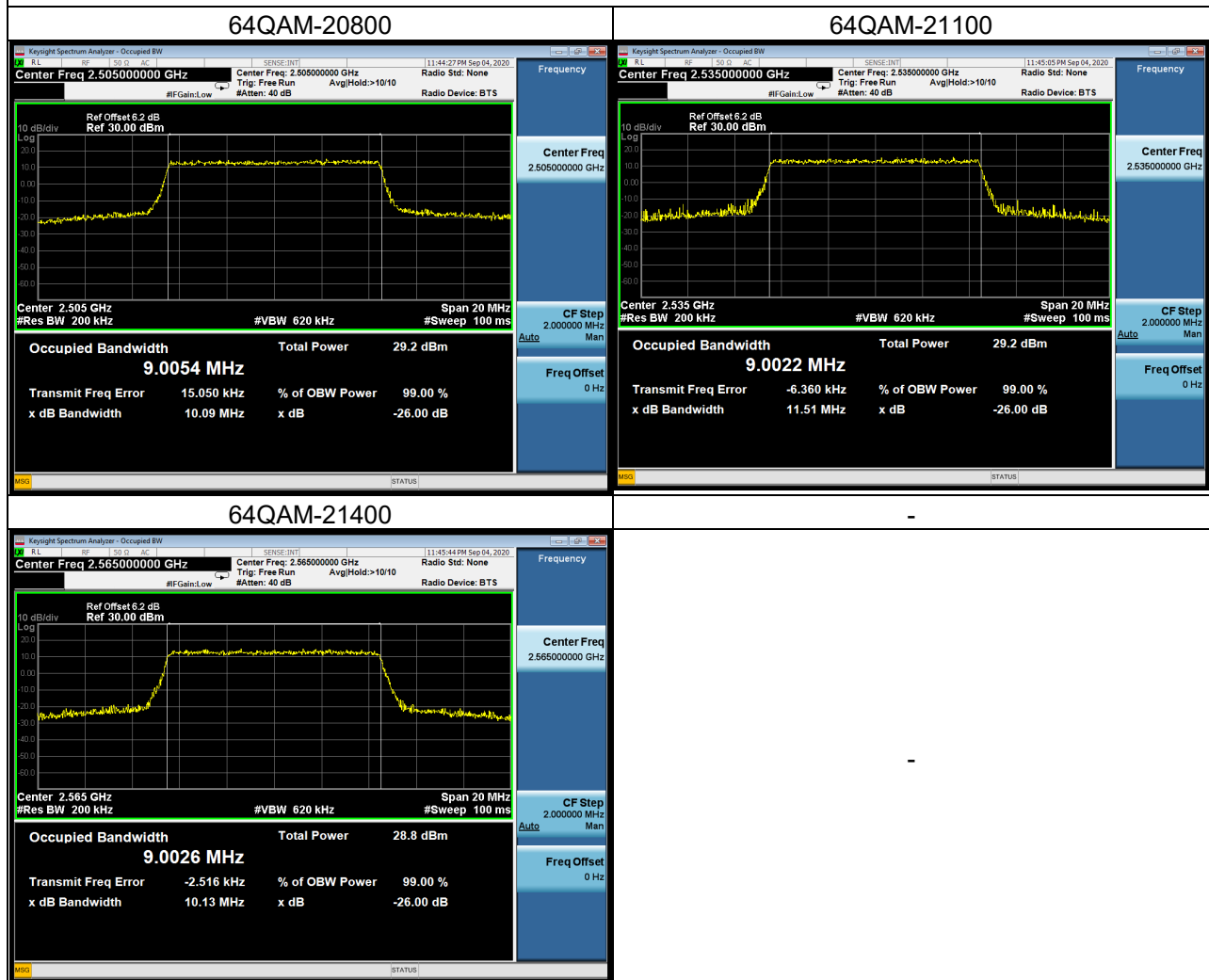


LTE Band 7_10M					
QPSK					
Channel	Frequency (MHz)	99% Occupied Bandwidth (MHz)	Channel	Frequency (MHz)	26dB Bandwidth (MHz)
20800	2505	9.0054	20800	2505	10.16
21100	2535	8.9950	21100	2535	10.06
21400	2565	8.9986	21400	2565	10.16
16QAM					
Channel	Frequency (MHz)	99% Occupied Bandwidth (MHz)	Channel	Frequency (MHz)	26dB Bandwidth (MHz)
20800	2505	8.9861	20800	2505	10.09
21100	2535	8.9706	21100	2535	10.07
21400	2565	8.9996	21400	2565	10.04
64QAM					
Channel	Frequency (MHz)	99% Occupied Bandwidth (MHz)	Channel	Frequency (MHz)	26dB Bandwidth (MHz)
20800	2505	9.0054	20800	2505	10.09
21100	2535	9.0022	21100	2535	11.51
21400	2565	9.0026	21400	2565	10.13

Spectrum Plot

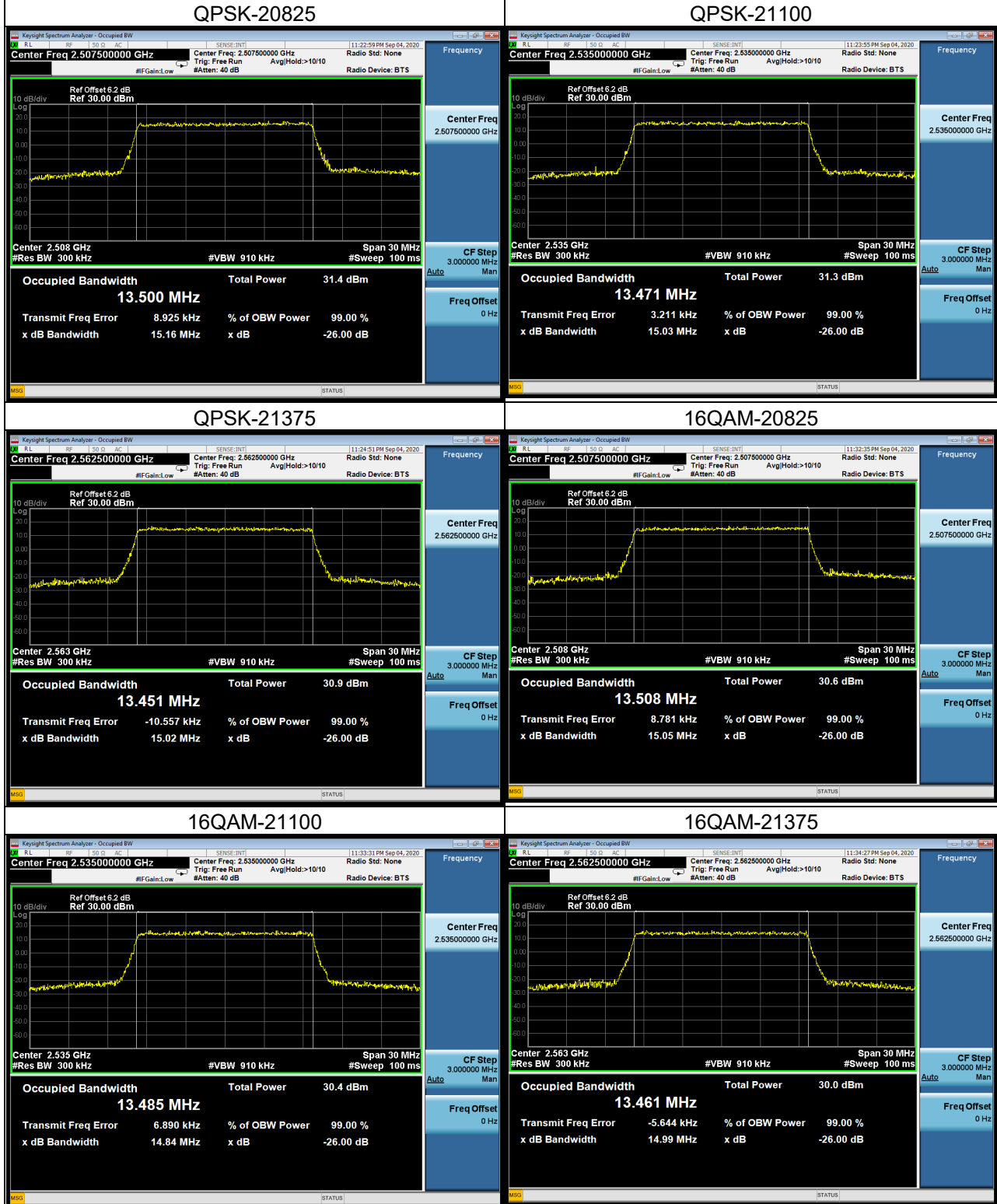


Spectrum Plot



LTE Band 7_15M					
QPSK					
Channel	Frequency (MHz)	99% Occupied Bandwidth (MHz)	Channel	Frequency (MHz)	26dB Bandwidth (MHz)
20825	2507.5	13.500	20825	2507.5	15.16
21100	2535	13.471	21100	2535	15.03
21375	2562.5	13.451	21375	2562.5	15.02
16QAM					
Channel	Frequency (MHz)	99% Occupied Bandwidth (MHz)	Channel	Frequency (MHz)	26dB Bandwidth (MHz)
20825	2507.5	13.508	20825	2507.5	15.05
21100	2535	13.485	21100	2535	14.84
21375	2562.5	13.461	21375	2562.5	14.99
64QAM					
Channel	Frequency (MHz)	99% Occupied Bandwidth (MHz)	Channel	Frequency (MHz)	26dB Bandwidth (MHz)
20825	2507.5	13.484	20825	2507.5	14.96
21100	2535	13.514	21100	2535	15.10
21375	2562.5	13.487	21375	2562.5	14.88

Spectrum Plot

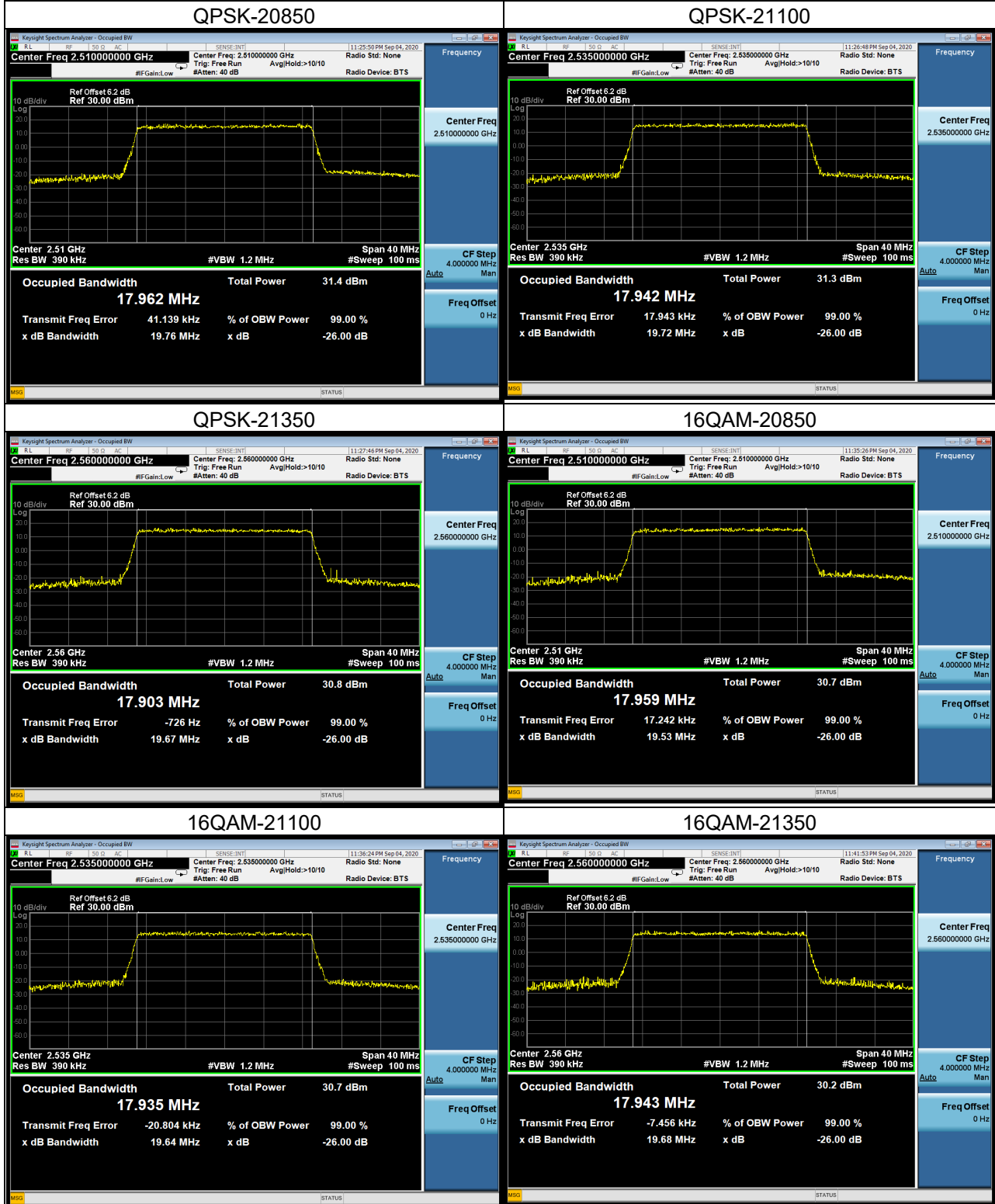


Spectrum Plot



LTE Band 7_20M					
QPSK					
Channel	Frequency (MHz)	99% Occupied Bandwidth (MHz)	Channel	Frequency (MHz)	26dB Bandwidth (MHz)
20850	2510	17.962	20850	2510	19.76
21100	2535	17.942	21100	2535	19.72
21350	2560	17.903	21350	2560	19.67
16QAM					
Channel	Frequency (MHz)	99% Occupied Bandwidth (MHz)	Channel	Frequency (MHz)	26dB Bandwidth (MHz)
20850	2510	17.959	20850	2510	19.53
21100	2535	17.935	21100	2535	19.64
21350	2560	17.943	21350	2560	19.68
64QAM					
Channel	Frequency (MHz)	99% Occupied Bandwidth (MHz)	Channel	Frequency (MHz)	26dB Bandwidth (MHz)
20850	2510	17.975	20850	2510	19.71
21100	2535	17.975	21100	2535	19.82
21350	2560	17.947	21350	2560	19.66

Spectrum Plot

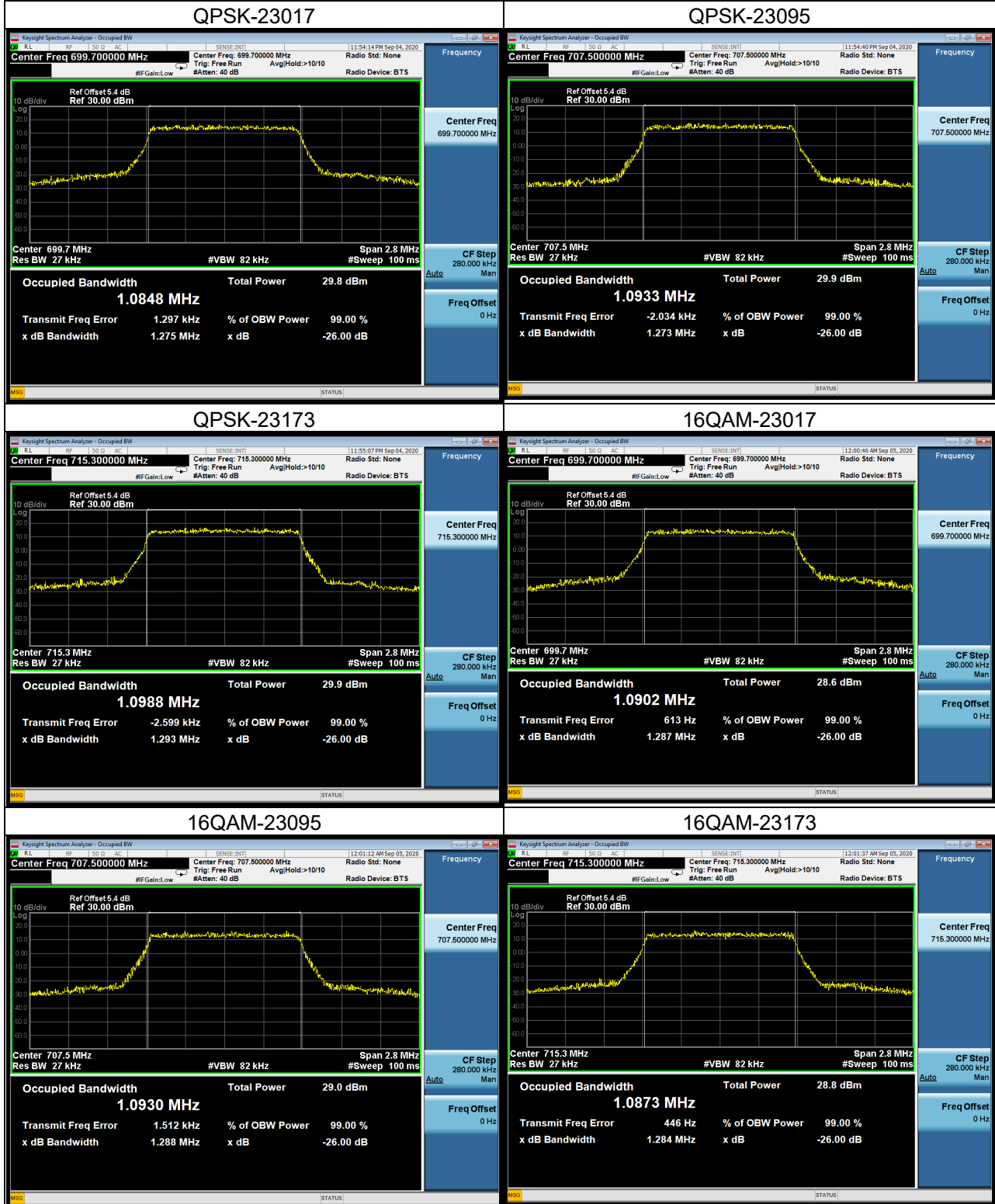


Spectrum Plot

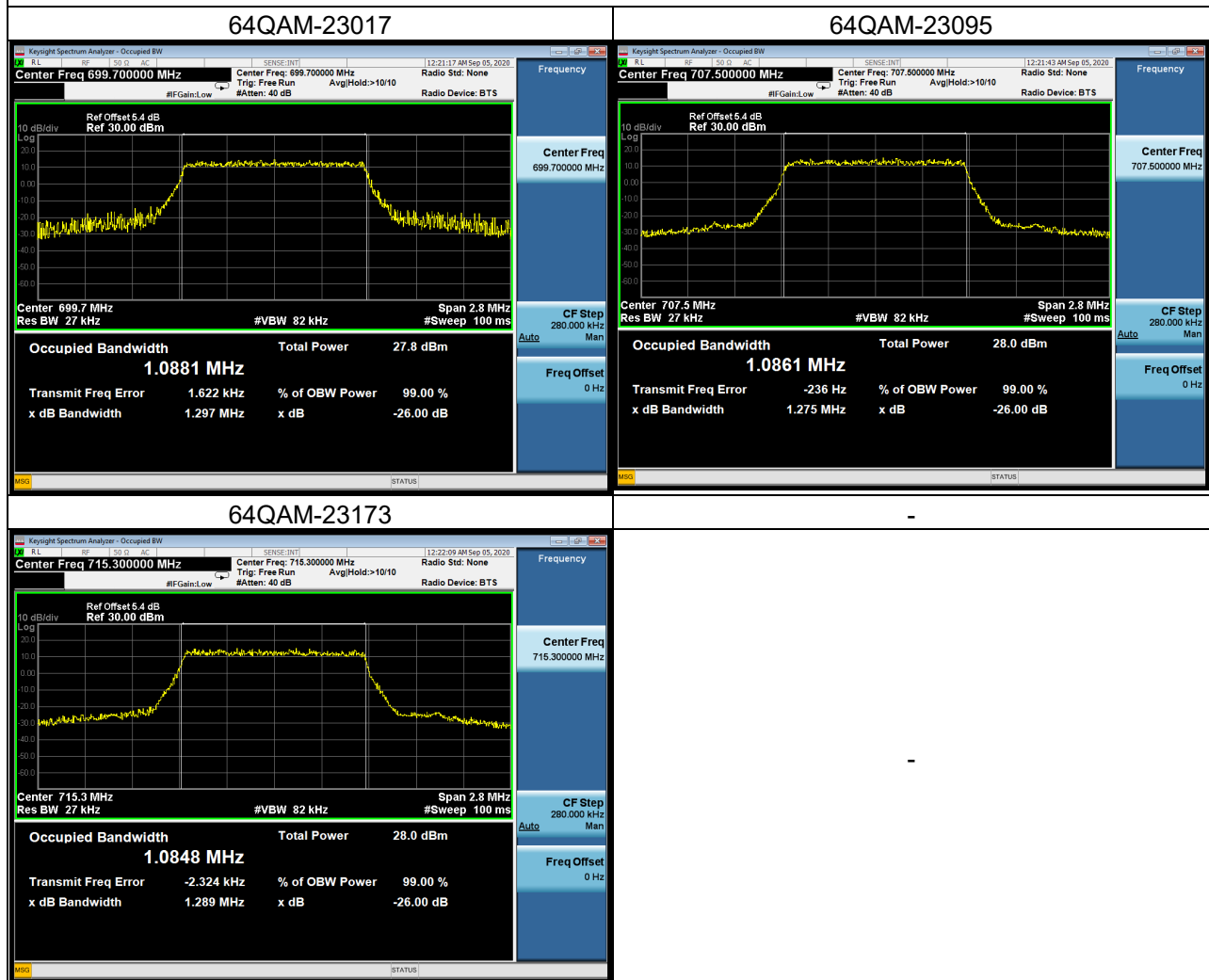


LTE Band 12_1.4M					
QPSK					
Channel	Frequency (MHz)	99% Occupied Bandwidth (MHz)	Channel	Frequency (MHz)	26dB Bandwidth (MHz)
23017	699.7	1.0848	23017	699.7	1.275
23095	707.5	1.0933	23095	707.5	1.273
23173	715.3	1.0988	23173	715.3	1.293
16QAM					
Channel	Frequency (MHz)	99% Occupied Bandwidth (MHz)	Channel	Frequency (MHz)	26dB Bandwidth (MHz)
23017	699.7	1.0902	23017	699.7	1.287
23095	707.5	1.0930	23095	707.5	1.288
23173	715.3	1.0873	23173	715.3	1.284
64QAM					
Channel	Frequency (MHz)	99% Occupied Bandwidth (MHz)	Channel	Frequency (MHz)	26dB Bandwidth (MHz)
23017	699.7	1.0881	23017	699.7	1.297
23095	707.5	1.0861	23095	707.5	1.275
23173	715.3	1.0848	23173	715.3	1.289

Spectrum Plot

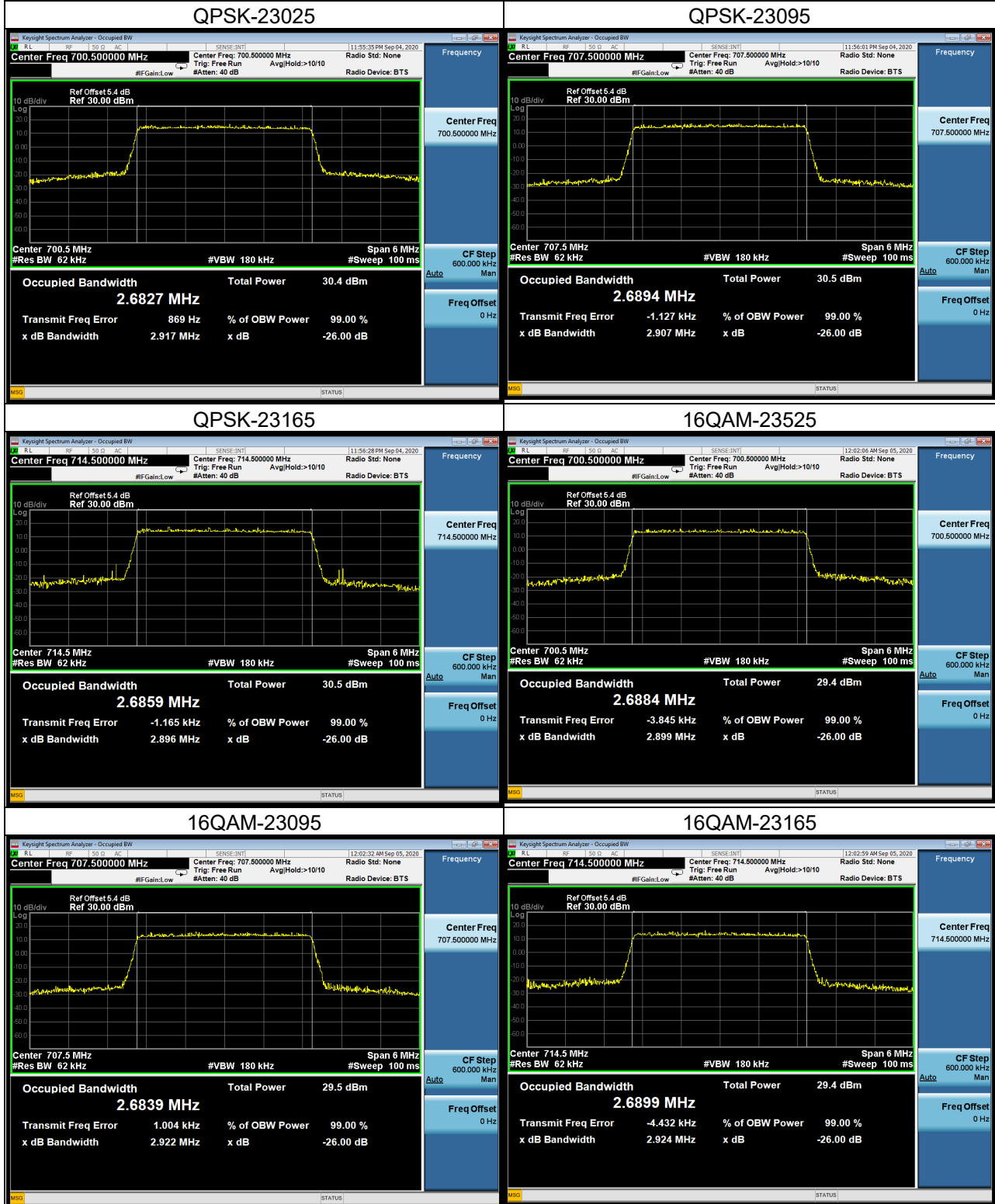


Spectrum Plot

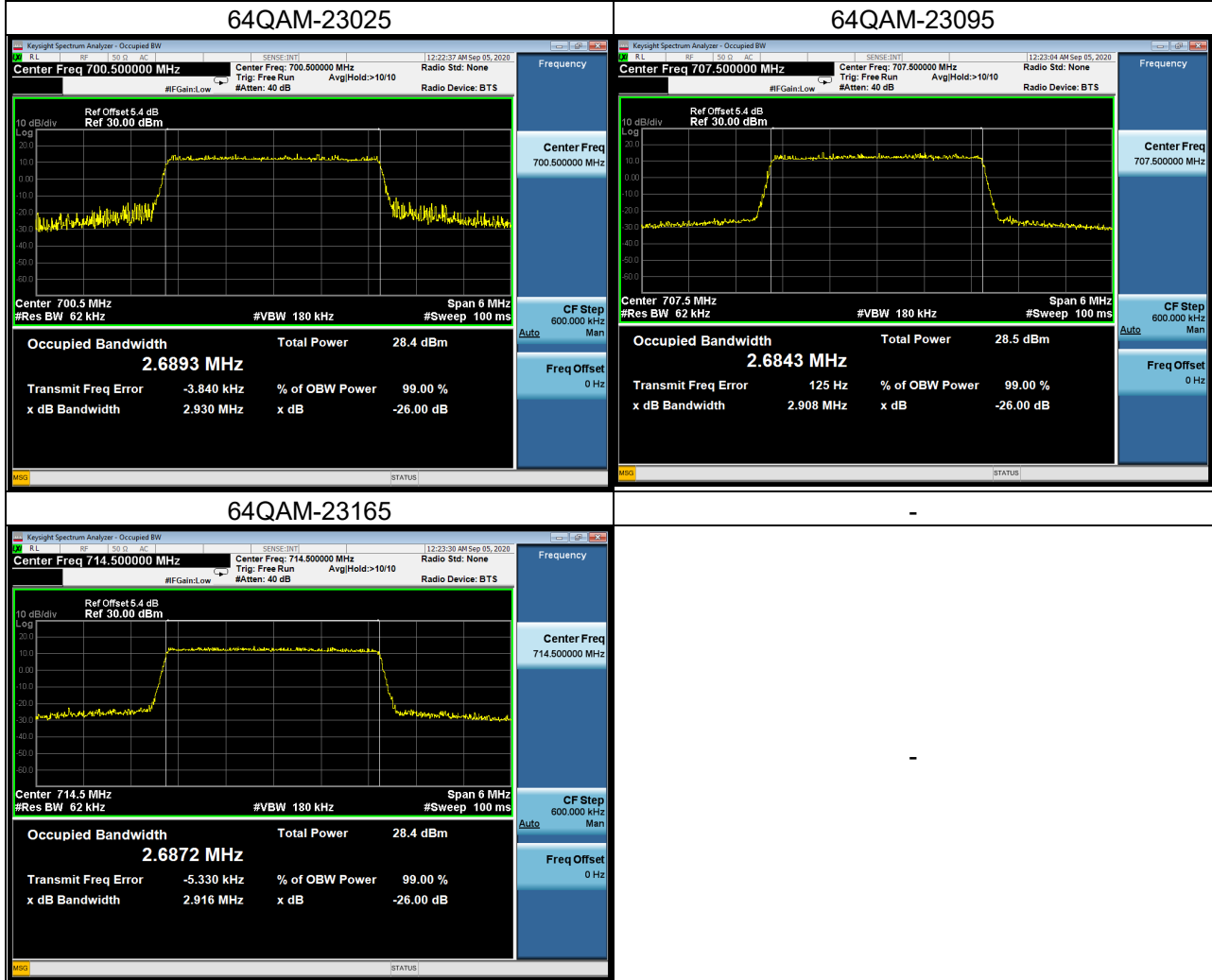


LTE Band 12_3M					
QPSK					
Channel	Frequency (MHz)	99% Occupied Bandwidth (MHz)	Channel	Frequency (MHz)	26dB Bandwidth (MHz)
23025	700.5	2.6827	23025	700.5	2.917
23095	707.5	2.6894	23095	707.5	2.907
23165	714.5	2.6859	23165	714.5	2.896
16QAM					
Channel	Frequency (MHz)	99% Occupied Bandwidth (MHz)	Channel	Frequency (MHz)	26dB Bandwidth (MHz)
23025	700.5	2.6884	23025	700.5	2.899
23095	707.5	2.6839	23095	707.5	2.922
23165	714.5	2.6899	23165	714.5	2.924
64QAM					
Channel	Frequency (MHz)	99% Occupied Bandwidth (MHz)	Channel	Frequency (MHz)	26dB Bandwidth (MHz)
23025	700.5	2.6893	23025	700.5	2.930
23095	707.5	2.6843	23095	707.5	2.908
23165	714.5	2.6872	23165	714.5	2.916

Spectrum Plot



Spectrum Plot



LTE Band 12_5M					
QPSK					
Channel	Frequency (MHz)	99% Occupied Bandwidth (MHz)	Channel	Frequency (MHz)	26dB Bandwidth (MHz)
23035	701.5	4.5471	23035	701.5	5.221
23095	707.5	4.5101	23095	707.5	5.122
23155	713.5	4.5253	23155	713.5	5.159
16QAM					
Channel	Frequency (MHz)	99% Occupied Bandwidth (MHz)	Channel	Frequency (MHz)	26dB Bandwidth (MHz)
23035	701.5	4.5135	23035	701.5	5.225
23095	707.5	4.5039	23095	707.5	5.110
23155	713.5	4.5171	23155	713.5	5.074
64QAM					
Channel	Frequency (MHz)	99% Occupied Bandwidth (MHz)	Channel	Frequency (MHz)	26dB Bandwidth (MHz)
23035	701.5	4.5226	23035	701.5	5.200
23095	707.5	4.5123	23095	707.5	5.125
23155	713.5	4.5230	23155	713.5	5.156