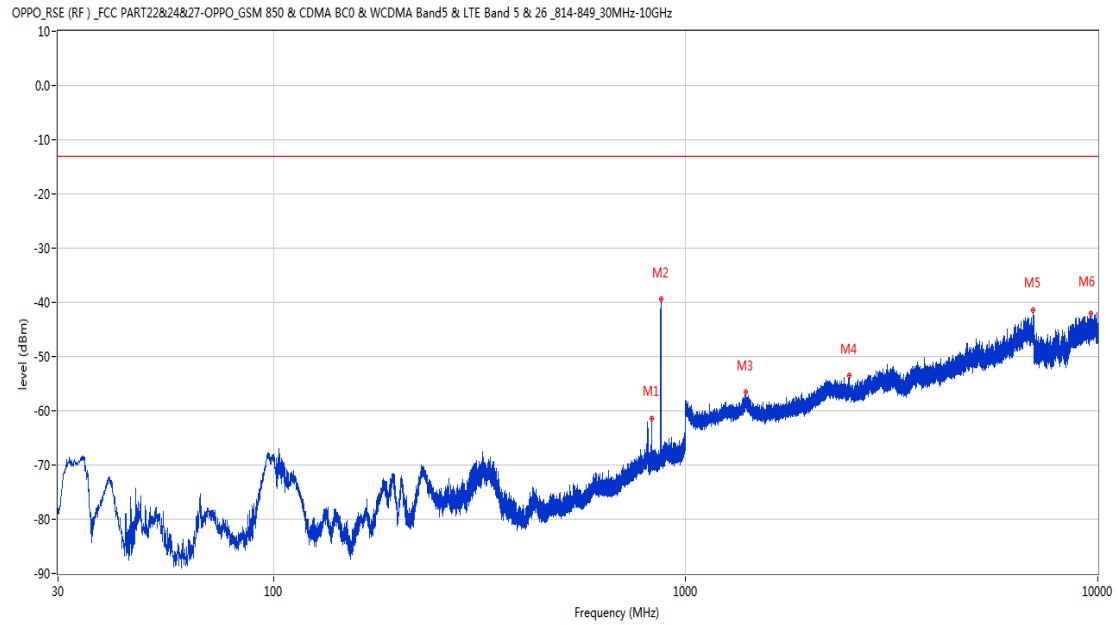


## 31 WCDMA Band 5

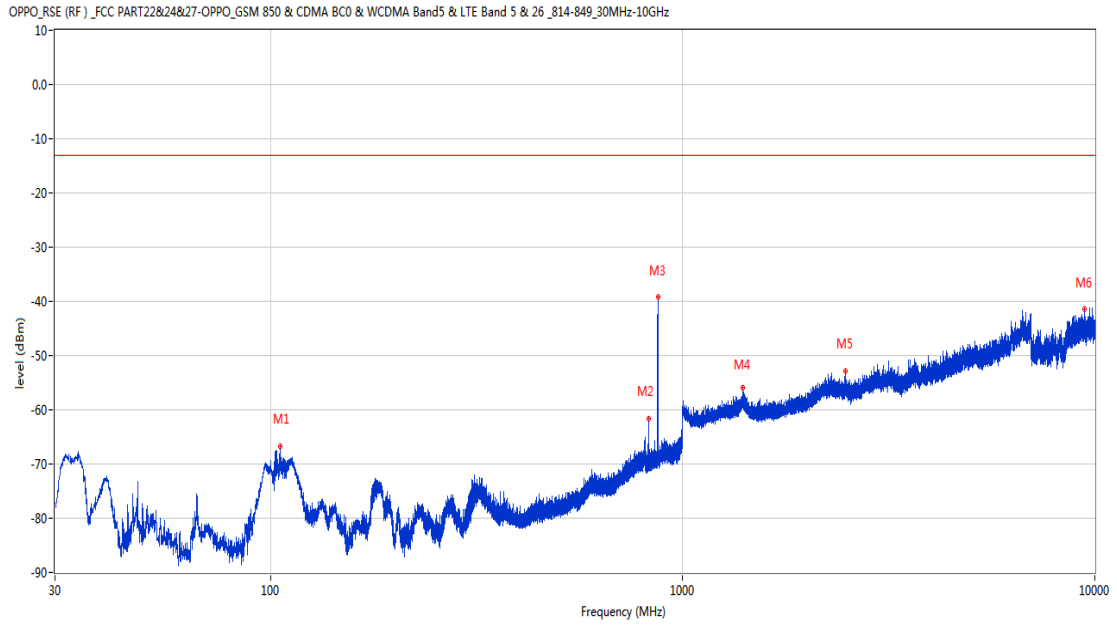
### 31.1 WCDMA Band 5 Low Channel

RSE-H&H WCDMA Band 5 CH4132



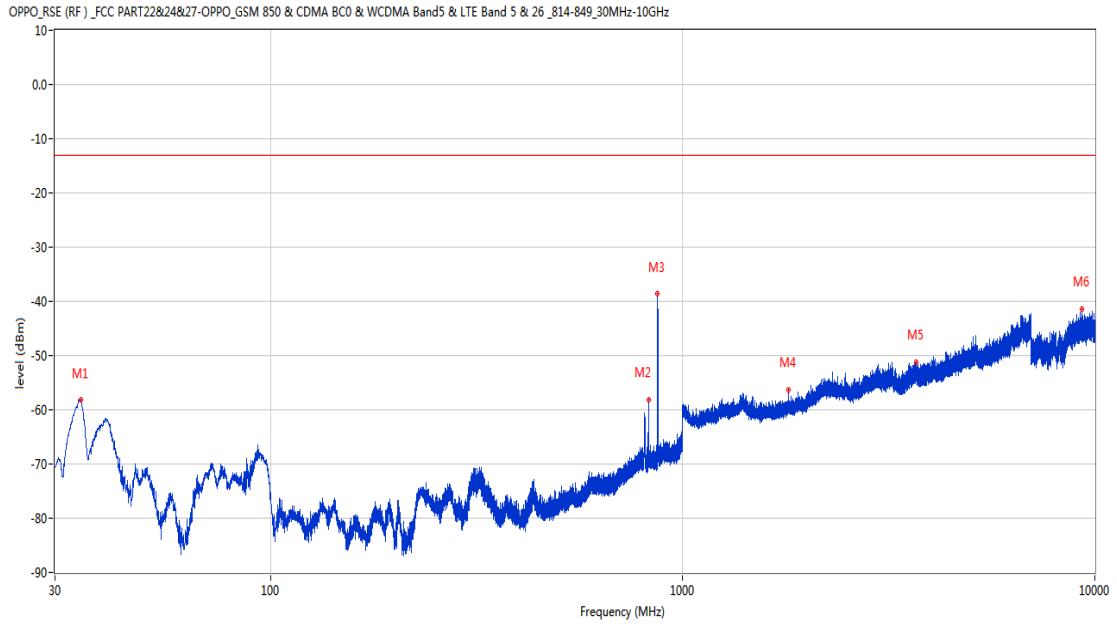
Frequency (MHz)	Result (dBm)	Factor (dB)	PK Limit (dBm)	Over Limit (dB)	Table (o)	ANT	EUT	Verdict
825.400	-61.45	2.26	-13.0	-48.45	360.00	Horizontal	Horizontal	N/A
873.172	-39.36	2.37	-13.0	-26.36	61.00	Horizontal	Horizontal	N/A
1399.000	-56.62	-3.45	-13.0	-43.62	131.00	Horizontal	Horizontal	Pass
2500.300	-53.52	-0.83	-13.0	-40.52	105.00	Horizontal	Horizontal	Pass
6979.200	-41.46	13.90	-13.0	-28.46	323.00	Horizontal	Horizontal	Pass
9601.299	-41.99	16.42	-13.0	-28.99	0.00	Horizontal	Horizontal	Pass

RSE-H&V WCDMA Band 5 CH4132



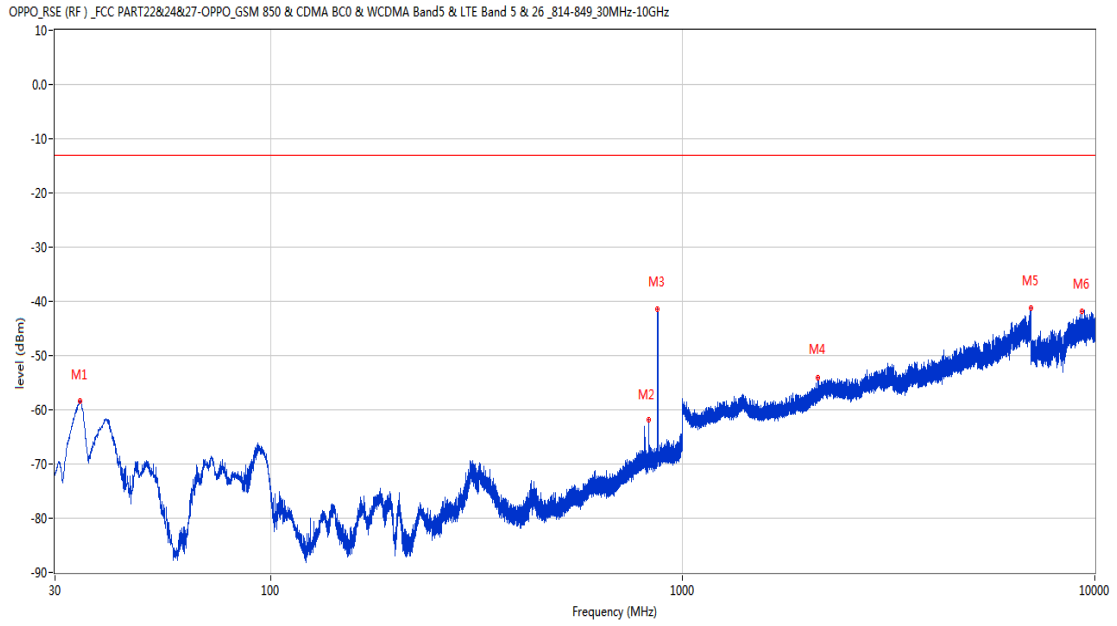
Frequency (MHz)	Result (dBm)	Factor (dB)	PK Limit (dBm)	Over Limit (dB)	Table (o)	ANT	EUT	Verdict
105.612	-66.81	-21.62	-13.0	-53.81	1.00	Horizontal	Vertical	Pass
825.497	-61.53	2.26	-13.0	-48.53	209.00	Horizontal	Vertical	N/A
871.135	-39.21	2.37	-13.0	-26.21	164.00	Horizontal	Vertical	N/A
1395.800	-55.85	-3.58	-13.0	-42.85	60.00	Horizontal	Vertical	Pass
2482.600	-52.94	-0.73	-13.0	-39.94	212.00	Horizontal	Vertical	Pass
9444.100	-41.40	16.58	-13.0	-28.40	362.00	Horizontal	Vertical	Pass

RSE-V&V WCDMA Band 5 CH4132



Frequency (MHz)	Result (dBm)	Factor (dB)	PK Limit (dBm)	Over Limit (dB)	Table (o)	ANT	EUT	Verdict
34.656	-58.20	-18.39	-13.0	-45.20	336.00	Vertical	Vertical	Pass
825.449	-58.11	2.26	-13.0	-45.11	220.00	Vertical	Vertical	N/A
869.874	-38.56	2.38	-13.0	-25.56	103.00	Vertical	Vertical	N/A
1802.400	-56.41	-5.03	-13.0	-43.41	103.00	Vertical	Vertical	Pass
3690.800	-51.25	5.06	-13.0	-38.25	227.00	Vertical	Vertical	Pass
9319.151	-41.45	15.68	-13.0	-28.45	328.00	Vertical	Vertical	Pass

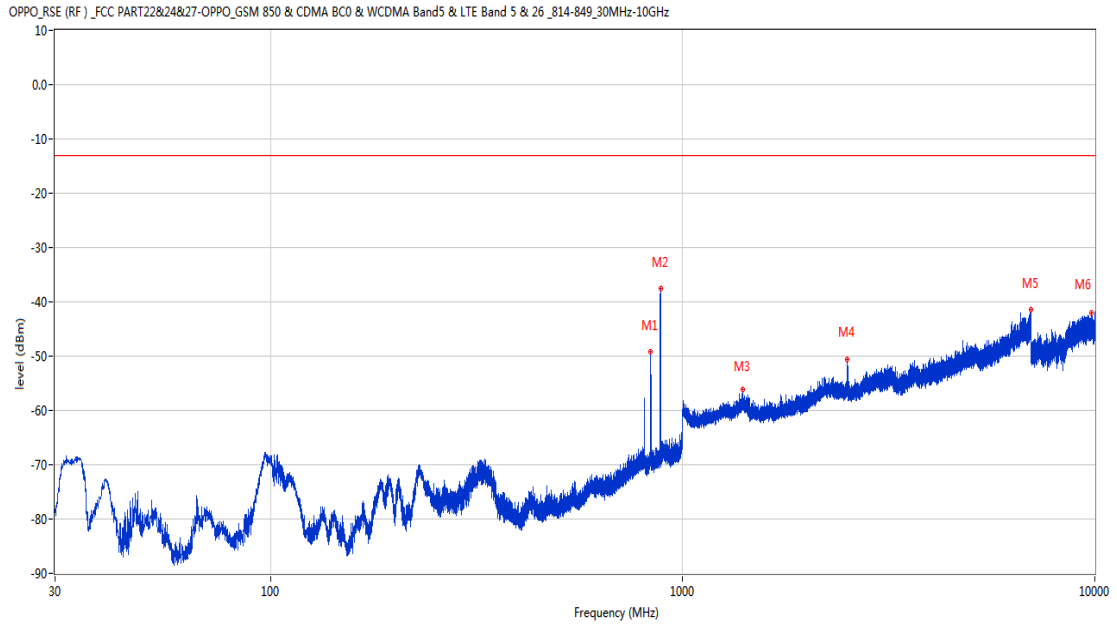
RSE-V&H WCDMA Band 5 CH4132



Frequency (MHz)	Result (dBm)	Factor (dB)	PK Limit (dBm)	Over Limit (dB)	Table (o)	ANT	EUT	Verdict
34.511	-58.41	-18.34	-13.0	-45.41	349.00	Vertical	Horizontal	Pass
825.497	-61.92	2.26	-13.0	-48.92	349.00	Vertical	Horizontal	N/A
869.681	-41.46	2.38	-13.0	-28.46	146.00	Vertical	Horizontal	N/A
2129.500	-54.15	-2.58	-13.0	-41.15	285.00	Vertical	Horizontal	Pass
6996.200	-41.32	13.57	-13.0	-28.32	40.00	Vertical	Horizontal	Pass
9286.000	-41.90	15.24	-13.0	-28.90	306.00	Vertical	Horizontal	Pass

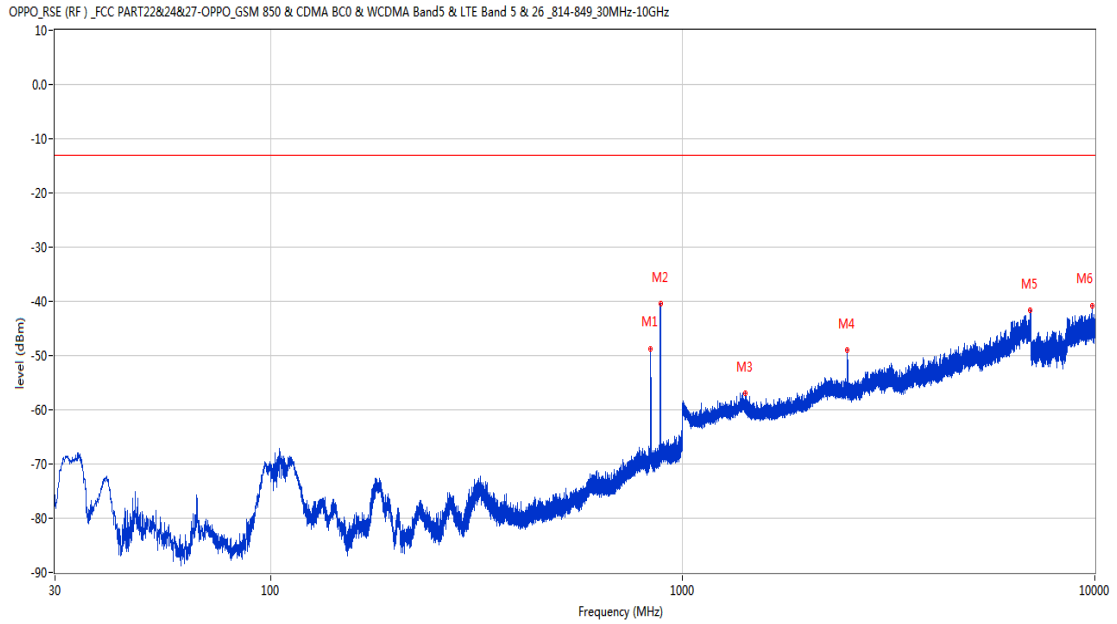
## 31.2 WCDMA Band 5 Middle Channel

RSE-H&H WCDMA Band 5 CH4182



Frequency (MHz)	Result (dBm)	Factor (dB)	PK Limit (dBm)	Over Limit (dB)	Table (o)	ANT	EUT	Verdict
836.604	-49.11	2.59	-13.0	-36.11	133.00	Horizontal	Horizontal	N/A
882.824	-37.63	2.96	-13.0	-24.63	48.00	Horizontal	Horizontal	N/A
1398.000	-56.20	-3.46	-13.0	-43.20	327.00	Horizontal	Horizontal	Pass
2507.900	-50.62	-0.99	-13.0	-37.62	98.00	Horizontal	Horizontal	Pass
6983.600	-41.38	13.84	-13.0	-28.38	348.00	Horizontal	Horizontal	Pass
9798.100	-42.05	16.33	-13.0	-29.05	266.00	Horizontal	Horizontal	Pass

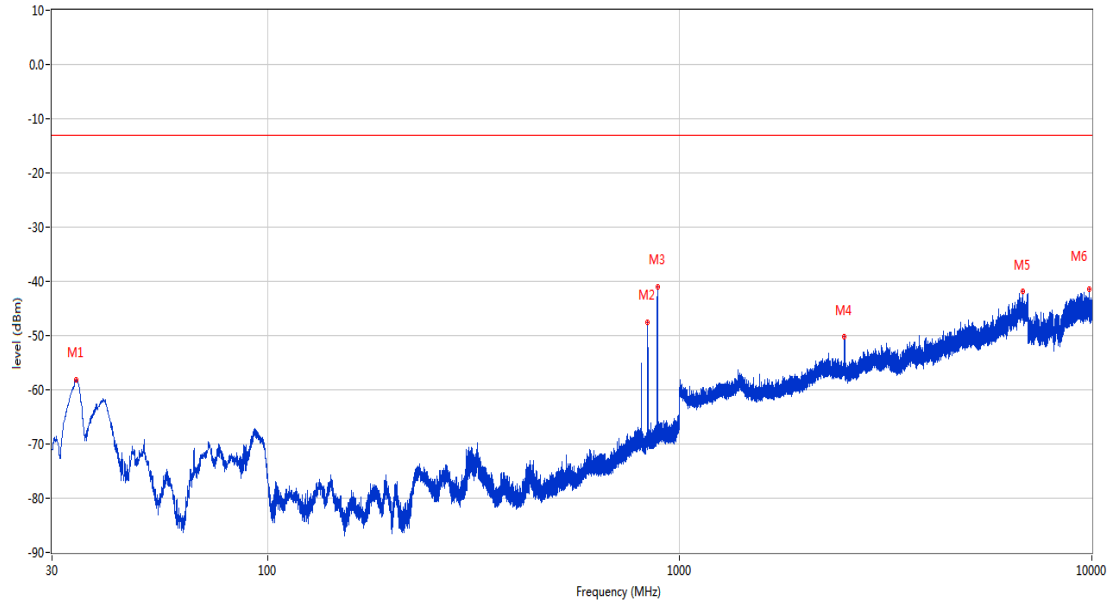
RSE-H&V WCDMA Band 5 CH4182



Frequency (MHz)	Result (dBm)	Factor (dB)	PK Limit (dBm)	Over Limit (dB)	Table (o)	ANT	EUT	Verdict
836.604	-48.75	2.59	-13.0	-35.75	217.00	Horizontal	Vertical	N/A
883.309	-40.35	3.02	-13.0	-27.35	0.00	Horizontal	Vertical	N/A
1421.100	-57.04	-4.39	-13.0	-44.04	346.00	Horizontal	Vertical	Pass
2506.900	-48.88	-0.98	-13.0	-35.88	316.00	Horizontal	Vertical	Pass
6979.000	-41.73	13.92	-13.0	-28.73	272.00	Horizontal	Vertical	Pass
9855.700	-40.77	16.62	-13.0	-27.77	74.00	Horizontal	Vertical	Pass

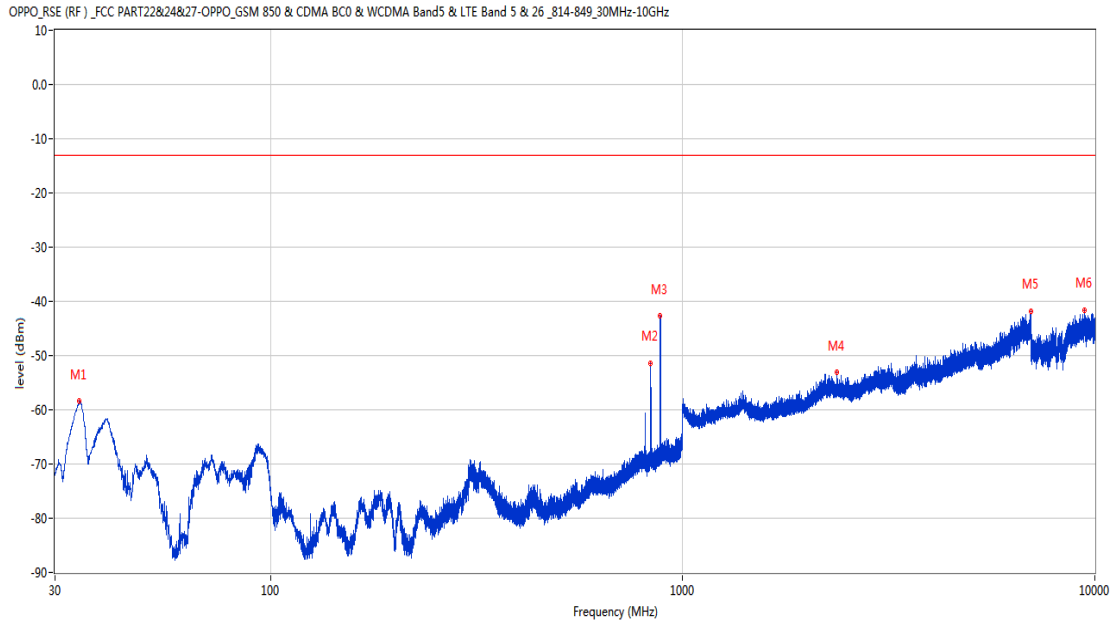
RSE-V&V WCDMA Band 5 CH4182

OPPO\_RSE (RF) \_FCC PART2&24&27-OPPO\_GSM 850 & CDMA BC0 & WCDMA Band5 & LTE Band 5 & 26\_814-849\_30MHz-10GHz



Frequency (MHz)	Result (dBm)	Factor (dB)	PK Limit (dBm)	Over Limit (dB)	Table (o)	ANT	EUT	Verdict
34.316	-58.13	-18.28	-13.0	-45.13	347.00	Vertical	Vertical	Pass
836.604	-47.49	2.59	-13.0	-34.49	214.00	Vertical	Vertical	N/A
883.115	-40.94	2.99	-13.0	-27.94	49.00	Vertical	Vertical	N/A
2512.700	-50.30	-1.28	-13.0	-37.30	339.00	Vertical	Vertical	Pass
6787.000	-41.90	12.26	-13.0	-28.90	6.00	Vertical	Vertical	Pass
9847.151	-41.53	16.95	-13.0	-28.53	245.00	Vertical	Vertical	Pass

RSE-V&H WCDMA Band 5 CH4182

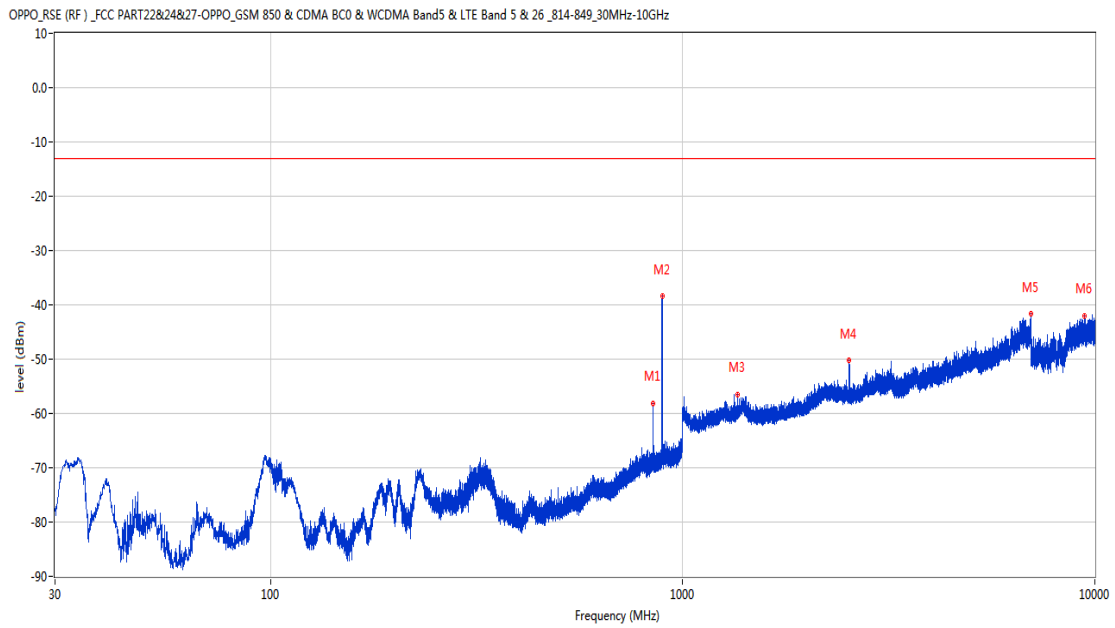


Frequency (MHz)	Result (dBm)	Factor (dB)	PK Limit (dBm)	Over Limit (dB)	Table (o)	ANT	EUT	Verdict
34.316	-58.44	-18.28	-13.0	-45.44	328.00	Vertical	Horizontal	Pass
836.506	-51.34	2.59	-13.0	-38.34	305.00	Vertical	Horizontal	N/A
882.290	-42.73	2.89	-13.0	-29.73	61.00	Vertical	Horizontal	N/A
2371.200	-52.99	-0.60	-13.0	-39.99	51.00	Vertical	Horizontal	Pass
6990.600	-41.88	13.48	-13.0	-28.88	279.00	Vertical	Horizontal	Pass
9447.400	-41.65	16.67	-13.0	-28.65	161.00	Vertical	Horizontal	Pass



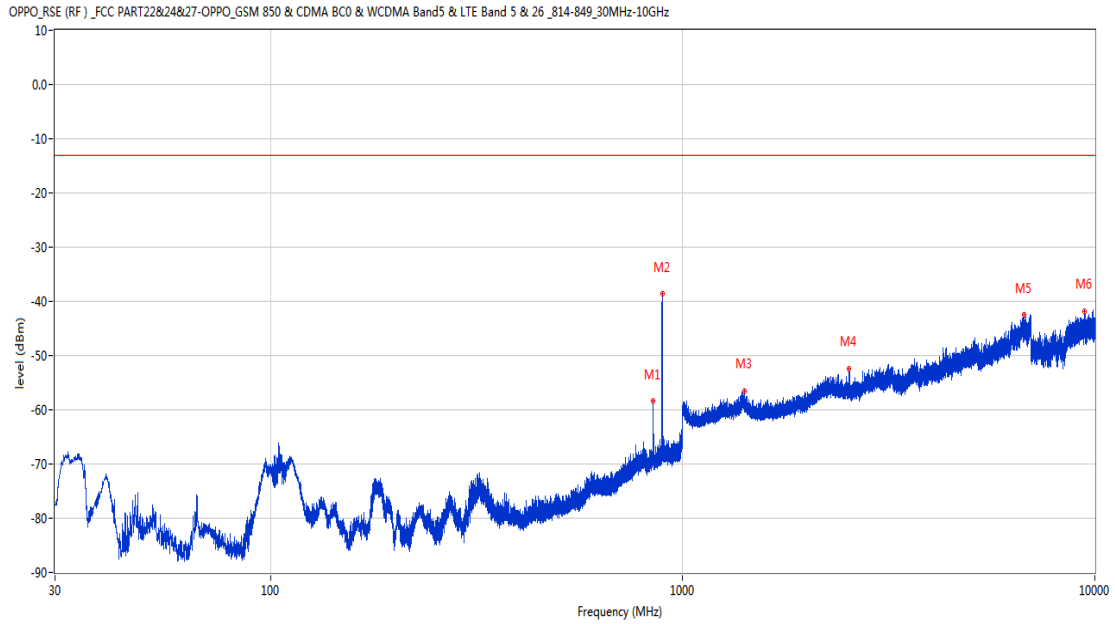
### 31.3 WCDMA Band 5 High Channel

RSE-H&H WCDMA Band 5 CH4233



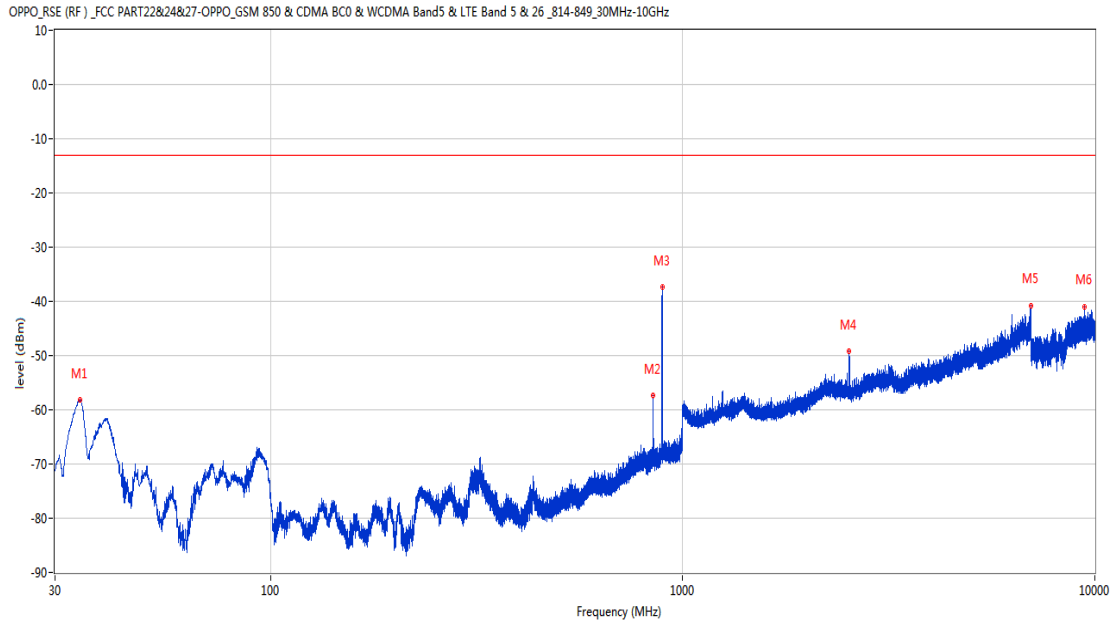
Frequency (MHz)	Result (dBm)	Factor (dB)	PK Limit (dBm)	Over Limit (dB)	Table (o)	ANT	EUT	Verdict
846.352	-58.19	2.53	-13.0	-45.19	122.00	Horizontal	Horizontal	N/A
891.796	-38.30	3.50	-13.0	-25.30	51.00	Horizontal	Horizontal	N/A
1361.200	-56.56	-4.93	-13.0	-43.56	234.00	Horizontal	Horizontal	Pass
2536.700	-50.23	-1.07	-13.0	-37.23	95.00	Horizontal	Horizontal	Pass
6990.600	-41.68	13.48	-13.0	-28.68	164.00	Horizontal	Horizontal	Pass
9429.100	-42.01	16.25	-13.0	-29.01	287.00	Horizontal	Horizontal	Pass

RSE-H&V WCDMA Band 5 CH4233



Frequency (MHz)	Result (dBm)	Factor (dB)	PK Limit (dBm)	Over Limit (dB)	Table (o)	ANT	EUT	Verdict
846.837	-58.46	2.52	-13.0	-45.46	216.00	Horizontal	Vertical	N/A
892.621	-38.59	3.54	-13.0	-25.59	0.00	Horizontal	Vertical	N/A
1414.400	-56.49	-4.30	-13.0	-43.49	171.00	Horizontal	Vertical	Pass
2536.900	-52.48	-1.06	-13.0	-39.48	215.00	Horizontal	Vertical	Pass
6735.800	-42.46	11.92	-13.0	-29.46	73.00	Horizontal	Vertical	Pass
9423.100	-41.84	16.13	-13.0	-28.84	23.00	Horizontal	Vertical	Pass

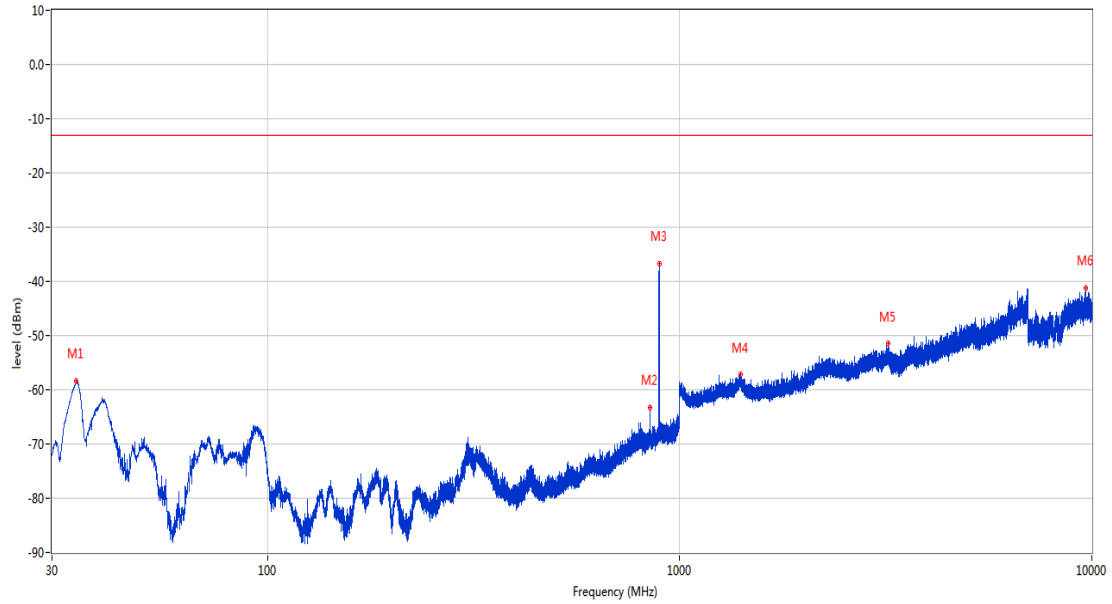
RSE-V&V WCDMA Band 5 CH4233



Frequency (MHz)	Result (dBm)	Factor (dB)	PK Limit (dBm)	Over Limit (dB)	Table (o)	ANT	EUT	Verdict
34.462	-58.23	-18.33	-13.0	-45.23	360.00	Vertical	Vertical	Pass
846.352	-57.27	2.53	-13.0	-44.27	214.00	Vertical	Vertical	N/A
891.312	-37.25	3.48	-13.0	-24.25	76.00	Vertical	Vertical	N/A
2536.700	-49.20	-1.07	-13.0	-36.20	114.00	Vertical	Vertical	Pass
6995.400	-40.77	13.55	-13.0	-27.77	2.00	Vertical	Vertical	Pass
9432.549	-41.12	16.32	-13.0	-28.12	319.00	Vertical	Vertical	Pass

RSE-V&H WCDMA Band 5 CH4233

OPPO\_RSE (RF) \_FCC PART22&24&27-OPPO\_GSM 850 & CDMA BC0 & WCDMA Band5 & LTE Band 5 & 26\_814-849\_30MHz-10GHz



Frequency (MHz)	Result (dBm)	Factor (dB)	PK Limit (dBm)	Over Limit (dB)	Table (o)	ANT	EUT	Verdict
34.413	-58.40	-18.31	-13.0	-45.40	360.00	Vertical	Horizontal	Pass
846.449	-63.29	2.53	-13.0	-50.29	245.00	Vertical	Horizontal	N/A
892.670	-36.73	3.55	-13.0	-23.73	72.00	Vertical	Horizontal	N/A
1404.600	-57.18	-3.87	-13.0	-44.18	126.00	Vertical	Horizontal	Pass
3205.600	-51.47	3.12	-13.0	-38.47	229.00	Vertical	Horizontal	Pass
9650.800	-41.24	16.40	-13.0	-28.24	361.00	Vertical	Horizontal	Pass

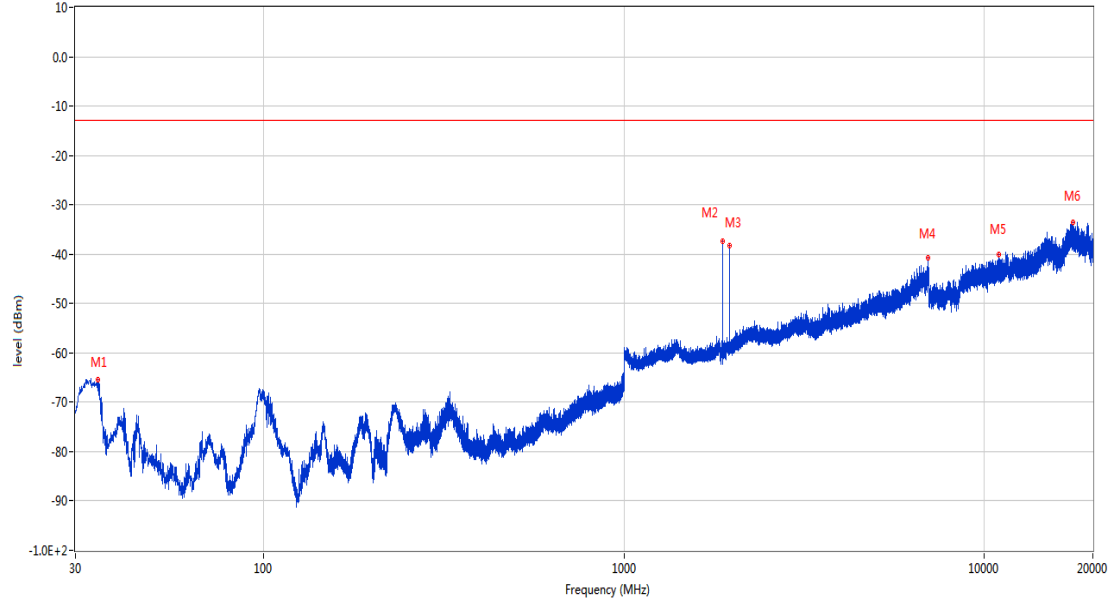
# LTE

## 32 LTE Band 2

### 32.1 LTE Band 2 BW1.4, Middle Channel

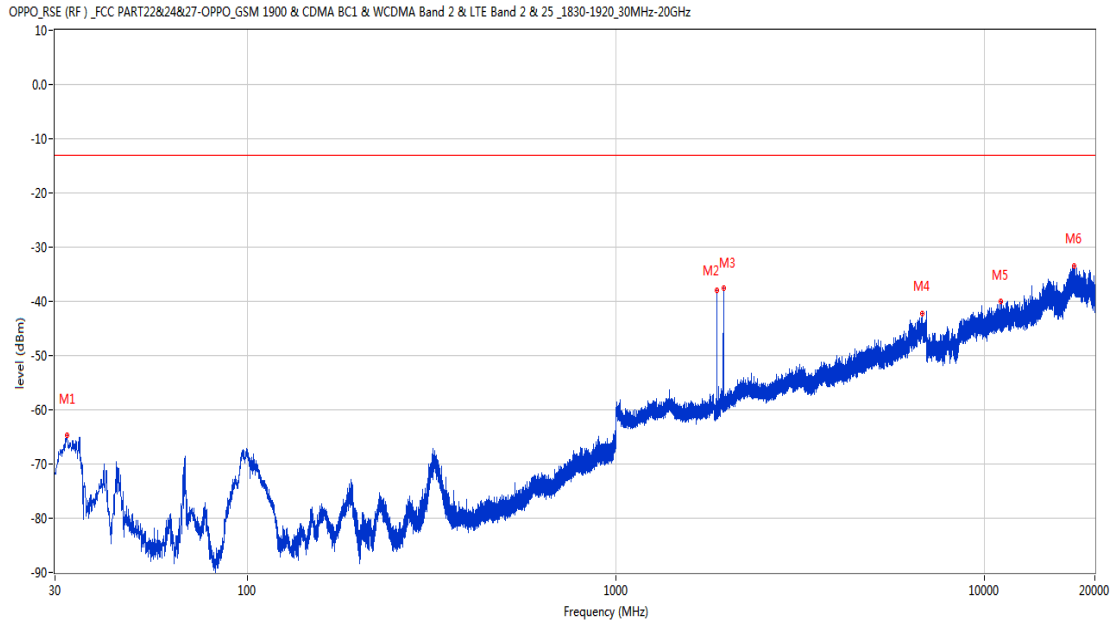
RSE-H&H LTE Band 2 BW1.4 CH18900

OPPO\_RSE (RF) \_FCC PART22&24&27-OPPO\_GSM 1900 & CDMA BC1 & WCDMA Band 2 & LTE Band 2 & 25 \_1830-1920\_30MHz-20GHz



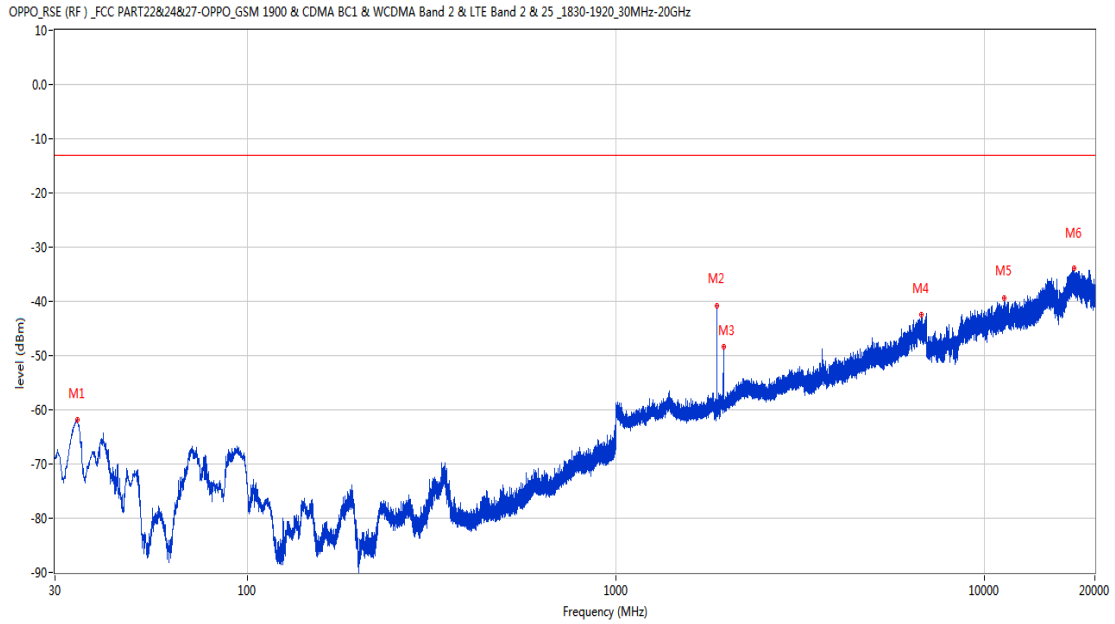
Frequency (MHz)	Result (dBm)	Factor (dB)	PK Limit (dBm)	Over Limit (dB)	Table (o)	ANT	EUT	Verdict
34.705	-65.41	-18.41	-13.0	-52.41	249.00	Horizontal	Horizontal	Pass
1879.900	-37.45	-4.03	-13.0	-24.45	137.00	Horizontal	Horizontal	N/A
1960.300	-38.18	-4.69	-13.0	-25.18	2.00	Horizontal	Horizontal	N/A
6993.800	-40.64	13.64	-13.0	-27.64	194.00	Horizontal	Horizontal	Pass
10945.362	-40.03	16.62	-13.0	-27.03	145.00	Horizontal	Horizontal	Pass
17591.187	-33.47	22.07	-13.0	-20.47	200.00	Horizontal	Horizontal	Pass

RSE-H&V LTE Band 2 BW1.4 CH18900



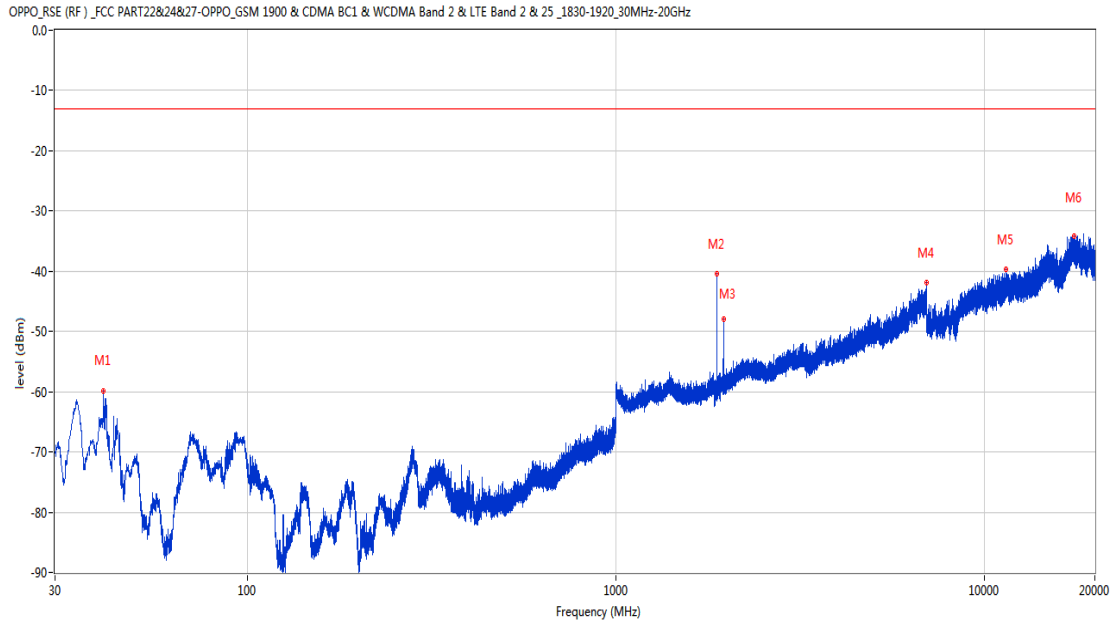
Frequency (MHz)	Result (dBm)	Factor (dB)	PK Limit (dBm)	Over Limit (dB)	Table (o)	ANT	EUT	Verdict
32.377	-64.72	-16.83	-13.0	-51.72	211.00	Horizontal	Vertical	Pass
1880.000	-38.05	-4.03	-13.0	-25.05	158.00	Horizontal	Vertical	N/A
1960.300	-37.65	-4.69	-13.0	-24.65	133.00	Horizontal	Vertical	N/A
6791.600	-42.25	12.38	-13.0	-29.25	261.00	Horizontal	Vertical	Pass
11077.613	-40.04	15.77	-13.0	-27.04	0.00	Horizontal	Vertical	Pass
17610.037	-33.54	21.88	-13.0	-20.54	363.00	Horizontal	Vertical	Pass

RSE-V&V LTE Band 2 BW1.4 CH18900



Frequency (MHz)	Result (dBm)	Factor (dB)	PK Limit (dBm)	Over Limit (dB)	Table (o)	ANT	EUT	Verdict
34.511	-61.85	-18.35	-13.0	-48.85	202.00	Vertical	Vertical	Pass
1880.000	-40.78	-4.03	-13.0	-27.78	129.00	Vertical	Vertical	N/A
1960.400	-48.33	-4.69	-13.0	-35.33	295.00	Vertical	Vertical	N/A
6759.800	-42.41	11.57	-13.0	-29.41	293.00	Vertical	Vertical	Pass
11355.912	-39.49	17.14	-13.0	-26.49	360.00	Vertical	Vertical	Pass
17590.462	-33.98	22.07	-13.0	-20.98	0.00	Vertical	Vertical	Pass

RSE-V&H LTE Band 2 BW1.4 CH18900

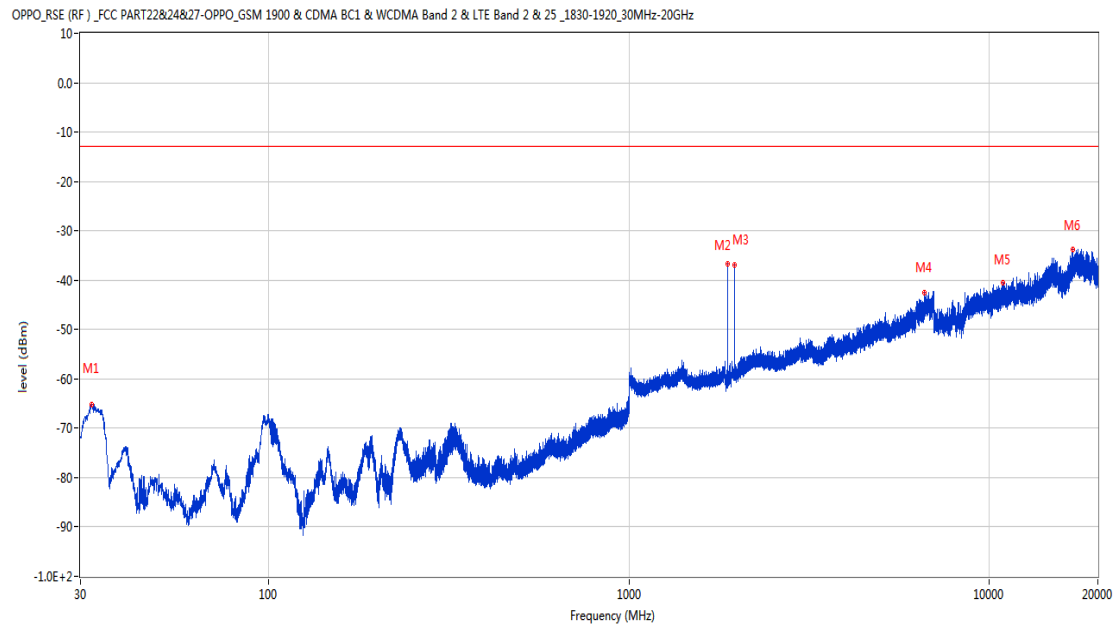


Frequency (MHz)	Result (dBm)	Factor (dB)	PK Limit (dBm)	Over Limit (dB)	Table (o)	ANT	EUT	Verdict
40.621	-59.83	-18.15	-13.0	-46.83	108.00	Vertical	Horizontal	Pass
1880.000	-40.45	-4.03	-13.0	-27.45	35.00	Vertical	Horizontal	N/A
1960.300	-48.01	-4.69	-13.0	-35.01	290.00	Vertical	Horizontal	N/A
6979.400	-41.92	13.89	-13.0	-28.92	19.00	Vertical	Horizontal	Pass
11475.225	-39.68	17.60	-13.0	-26.68	1.00	Vertical	Horizontal	Pass
17600.975	-34.22	21.96	-13.0	-21.22	259.00	Vertical	Horizontal	Pass



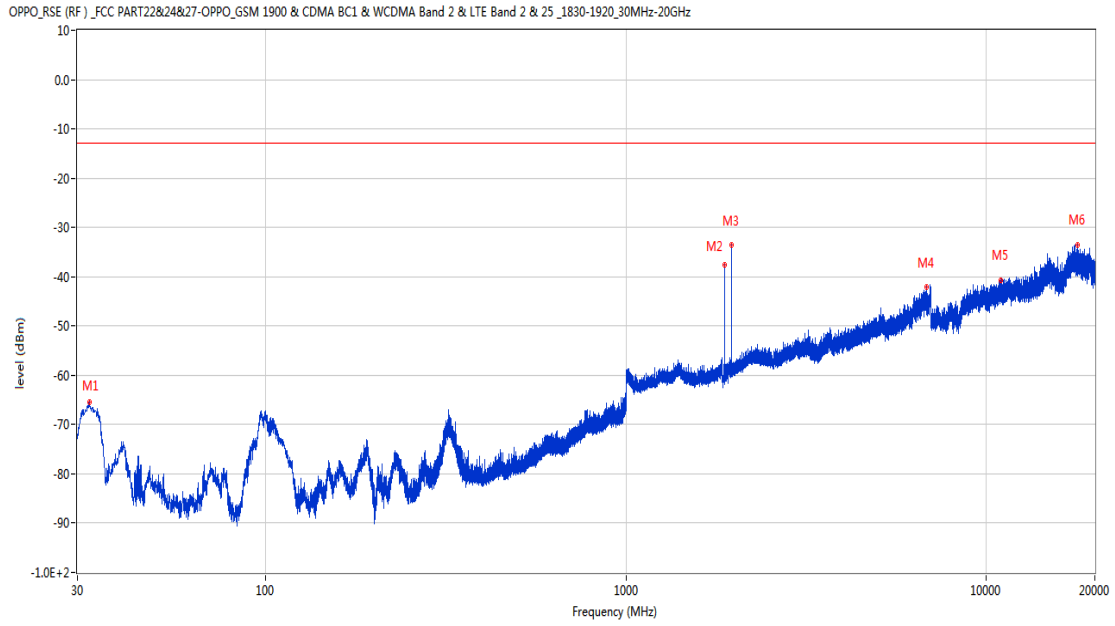
## 32.2 LTE Band 2 BW3, Middle Channel

RSE-H&H LTE Band 2 BW3 CH18900



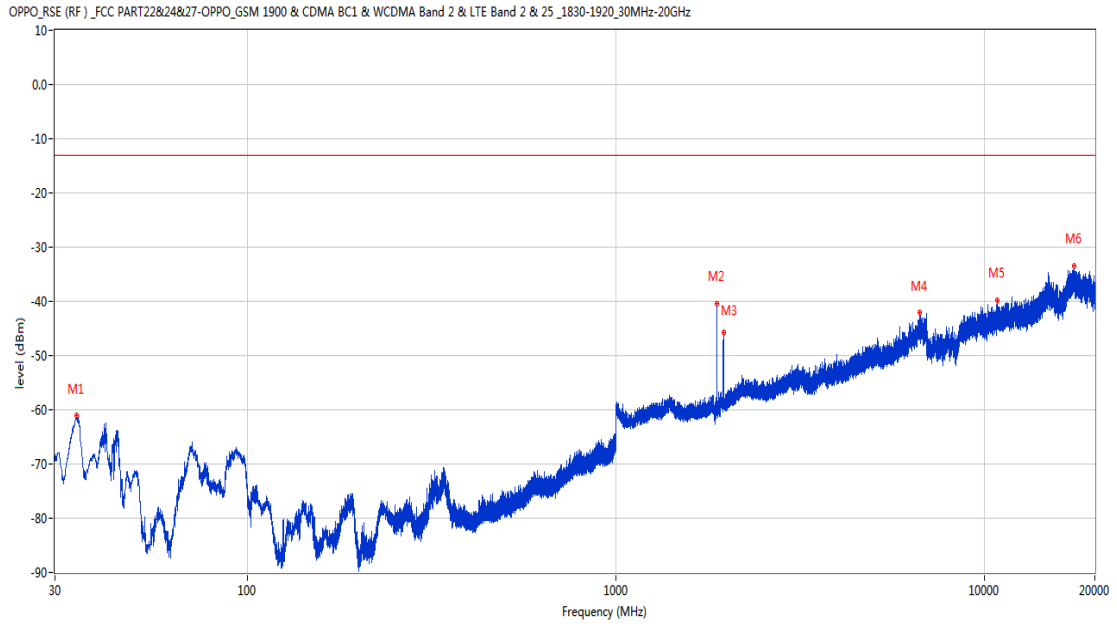
Frequency (MHz)	Result (dBm)	Factor (dB)	PK Limit (dBm)	Over Limit (dB)	Table (o)	ANT	EUT	Verdict
32.279	-65.11	-16.83	-13.0	-52.11	215.00	Horizontal	Horizontal	Pass
1879.200	-36.75	-4.04	-13.0	-23.75	142.00	Horizontal	Horizontal	N/A
1960.400	-36.91	-4.69	-13.0	-23.91	142.00	Horizontal	Horizontal	N/A
6604.800	-42.61	12.09	-13.0	-29.61	36.00	Horizontal	Horizontal	Pass
10901.375	-40.45	17.71	-13.0	-27.45	322.00	Horizontal	Horizontal	Pass
17057.950	-33.78	20.40	-13.0	-20.78	363.00	Horizontal	Horizontal	Pass

RSE-H&V LTE Band 2 BW3 CH18900



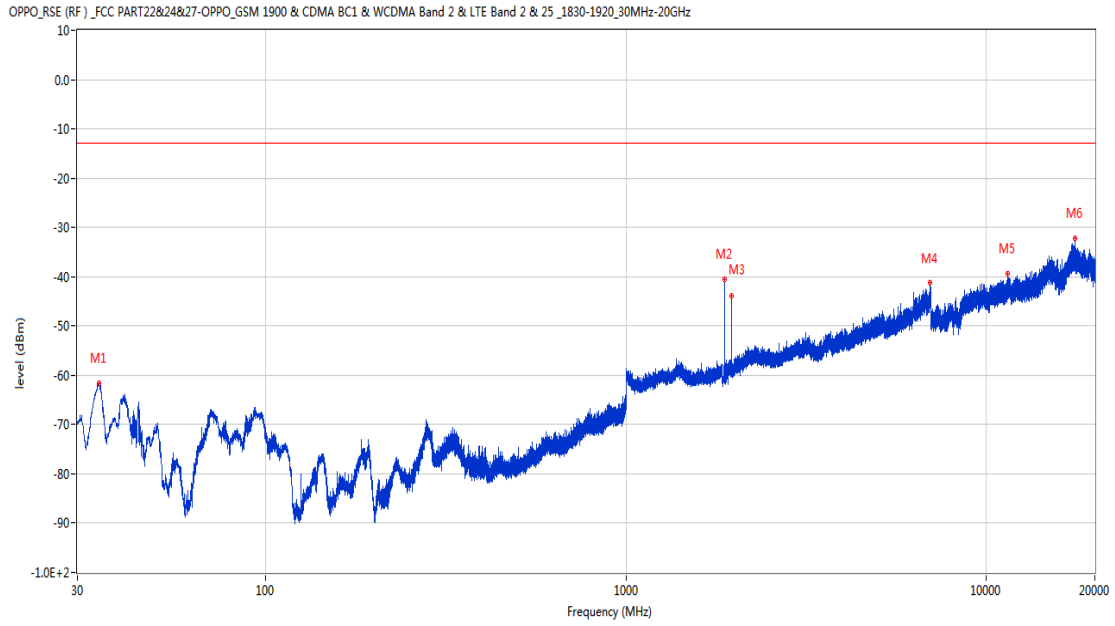
Frequency (MHz)	Result (dBm)	Factor (dB)	PK Limit (dBm)	Over Limit (dB)	Table (o)	ANT	EUT	Verdict
32.377	-65.40	-16.83	-13.0	-52.40	176.00	Horizontal	Vertical	Pass
1879.100	-37.63	-4.04	-13.0	-24.63	169.00	Horizontal	Vertical	N/A
1961.300	-33.59	-4.70	-13.0	-20.59	169.00	Horizontal	Vertical	N/A
6806.400	-42.17	12.16	-13.0	-29.17	84.00	Horizontal	Vertical	Pass
10947.662	-40.63	16.56	-13.0	-27.63	360.00	Horizontal	Vertical	Pass
17883.724	-33.59	22.69	-13.0	-20.59	243.00	Horizontal	Vertical	Pass

RSE-V&V LTE Band 2 BW3 CH18900



Frequency (MHz)	Result (dBm)	Factor (dB)	PK Limit (dBm)	Over Limit (dB)	Table (o)	ANT	EUT	Verdict
34.316	-61.11	-18.30	-13.0	-48.11	205.00	Vertical	Vertical	Pass
1879.100	-40.44	-4.04	-13.0	-27.44	118.00	Vertical	Vertical	N/A
1961.000	-45.78	-4.70	-13.0	-32.78	288.00	Vertical	Vertical	N/A
6690.000	-42.00	11.85	-13.0	-29.00	89.00	Vertical	Vertical	Pass
10858.537	-39.78	17.54	-13.0	-26.78	312.00	Vertical	Vertical	Pass
17589.012	-33.44	22.09	-13.0	-20.44	360.00	Vertical	Vertical	Pass

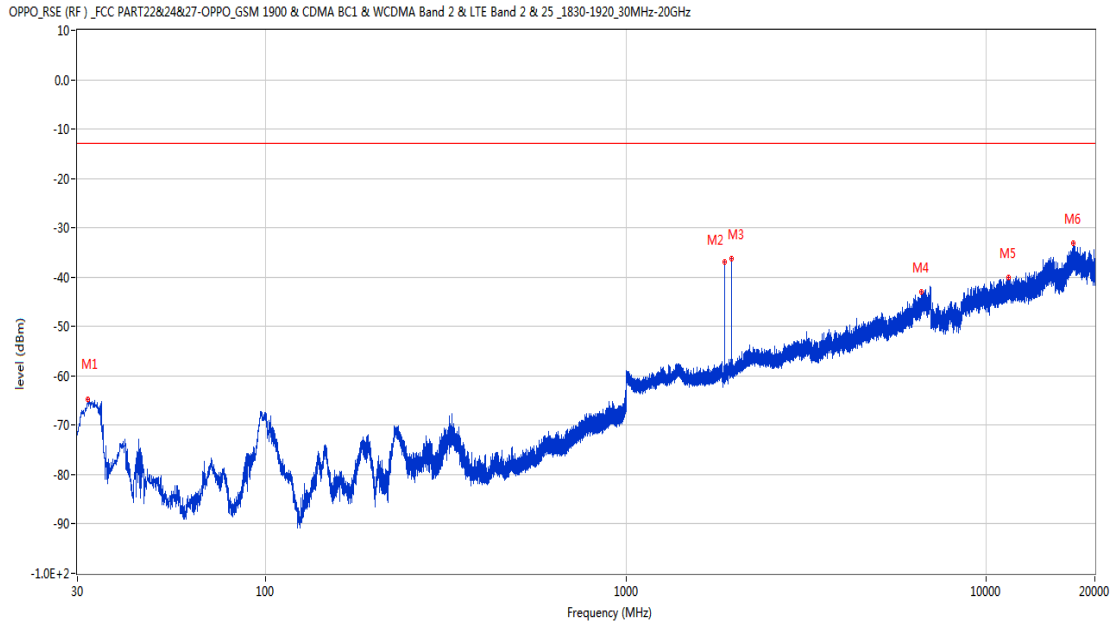
RSE-V&H LTE Band 2 BW3 CH18900



Frequency (MHz)	Result (dBm)	Factor (dB)	PK Limit (dBm)	Over Limit (dB)	Table (o)	ANT	EUT	Verdict
34.511	-61.56	-18.35	-13.0	-48.56	233.00	Vertical	Horizontal	Pass
1879.200	-40.41	-4.04	-13.0	-27.41	37.00	Vertical	Horizontal	N/A
1960.600	-43.96	-4.69	-13.0	-30.96	305.00	Vertical	Horizontal	N/A
6977.200	-41.26	13.82	-13.0	-28.26	19.00	Vertical	Horizontal	Pass
11429.224	-39.49	17.24	-13.0	-26.49	295.00	Vertical	Horizontal	Pass
17593.362	-32.19	22.04	-13.0	-19.19	119.00	Vertical	Horizontal	Pass

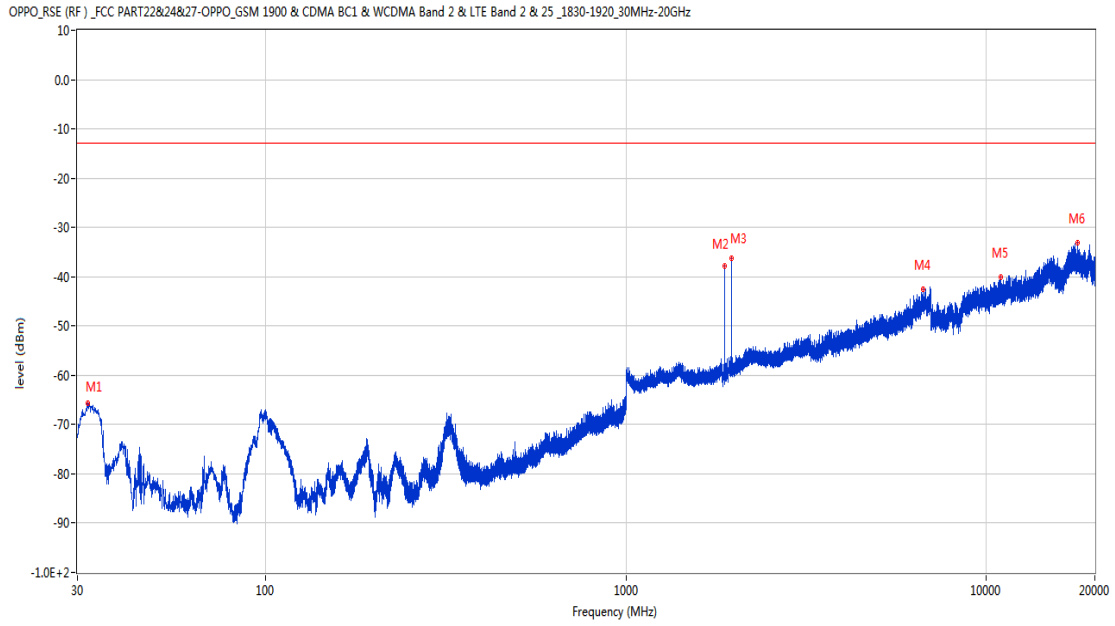
### 32.3 LTE Band 2 BW5, Middle Channel

RSE-H&H LTE Band 2 BW5 CH18900



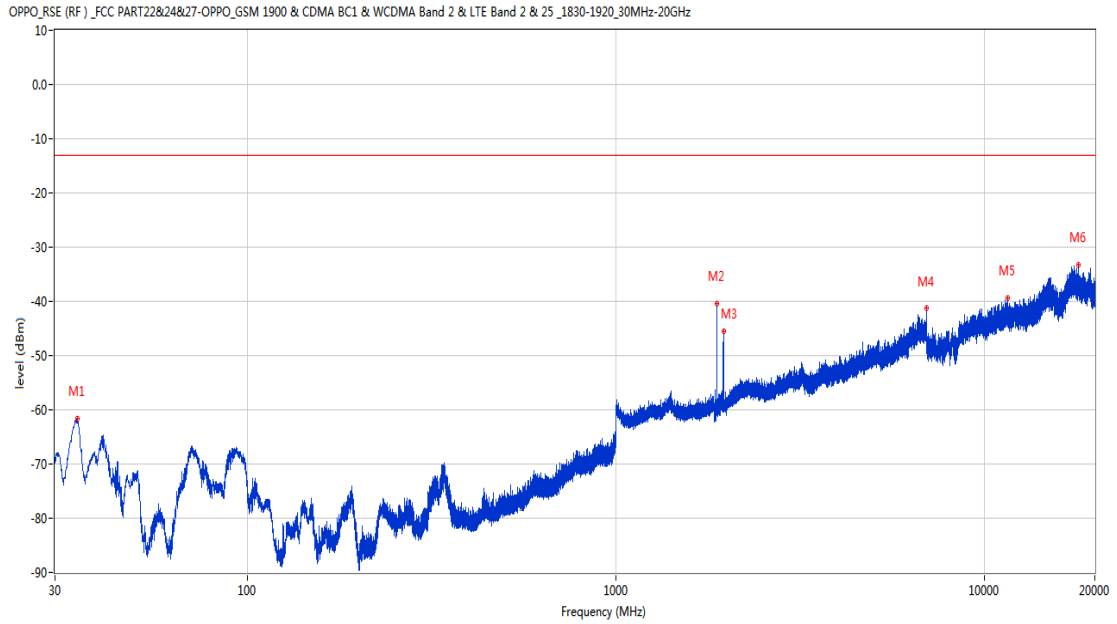
Frequency (MHz)	Result (dBm)	Factor (dB)	PK Limit (dBm)	Over Limit (dB)	Table (o)	ANT	EUT	Verdict
32.134	-64.81	-16.84	-13.0	-51.81	218.00	Horizontal	Horizontal	Pass
1878.200	-36.83	-4.05	-13.0	-23.83	163.00	Horizontal	Horizontal	N/A
1960.800	-36.30	-4.69	-13.0	-23.30	145.00	Horizontal	Horizontal	N/A
6610.200	-42.96	12.31	-13.0	-29.96	105.00	Horizontal	Horizontal	Pass
11516.338	-40.05	17.55	-13.0	-27.05	132.00	Horizontal	Horizontal	Pass
17461.412	-33.21	21.74	-13.0	-20.21	115.00	Horizontal	Horizontal	Pass

RSE-H&V LTE Band 2 BW5 CH18900



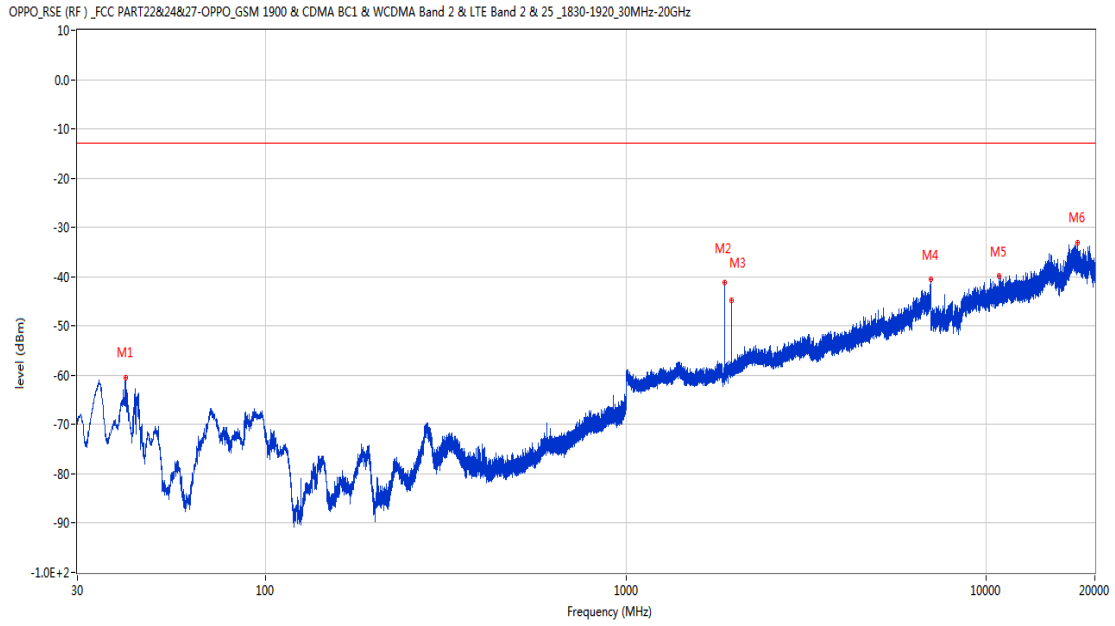
Frequency (MHz)	Result (dBm)	Factor (dB)	PK Limit (dBm)	Over Limit (dB)	Table (o)	ANT	EUT	Verdict
31.988	-65.68	-16.87	-13.0	-52.68	194.00	Horizontal	Vertical	Pass
1878.300	-37.74	-4.05	-13.0	-24.74	173.00	Horizontal	Vertical	N/A
1959.500	-36.17	-4.67	-13.0	-23.17	133.00	Horizontal	Vertical	N/A
6690.000	-42.45	11.85	-13.0	-29.45	333.00	Horizontal	Vertical	Pass
10986.474	-40.05	17.29	-13.0	-27.05	0.00	Horizontal	Vertical	Pass
17879.011	-33.00	22.62	-13.0	-20.00	245.00	Horizontal	Vertical	Pass

RSE-V&V LTE Band 2 BW5 CH18900



Frequency (MHz)	Result (dBm)	Factor (dB)	PK Limit (dBm)	Over Limit (dB)	Table (o)	ANT	EUT	Verdict
34.559	-61.60	-18.37	-13.0	-48.60	214.00	Vertical	Vertical	Pass
1878.300	-40.33	-4.05	-13.0	-27.33	128.00	Vertical	Vertical	N/A
1960.000	-45.55	-4.68	-13.0	-32.55	295.00	Vertical	Vertical	N/A
6999.800	-41.27	13.65	-13.0	-28.27	152.00	Vertical	Vertical	Pass
11591.375	-39.43	17.83	-13.0	-26.43	233.00	Vertical	Vertical	Pass
18044.312	-33.19	22.95	-13.0	-20.19	5.00	Vertical	Vertical	Pass

RSE-V&H LTE Band 2 BW5 CH18900

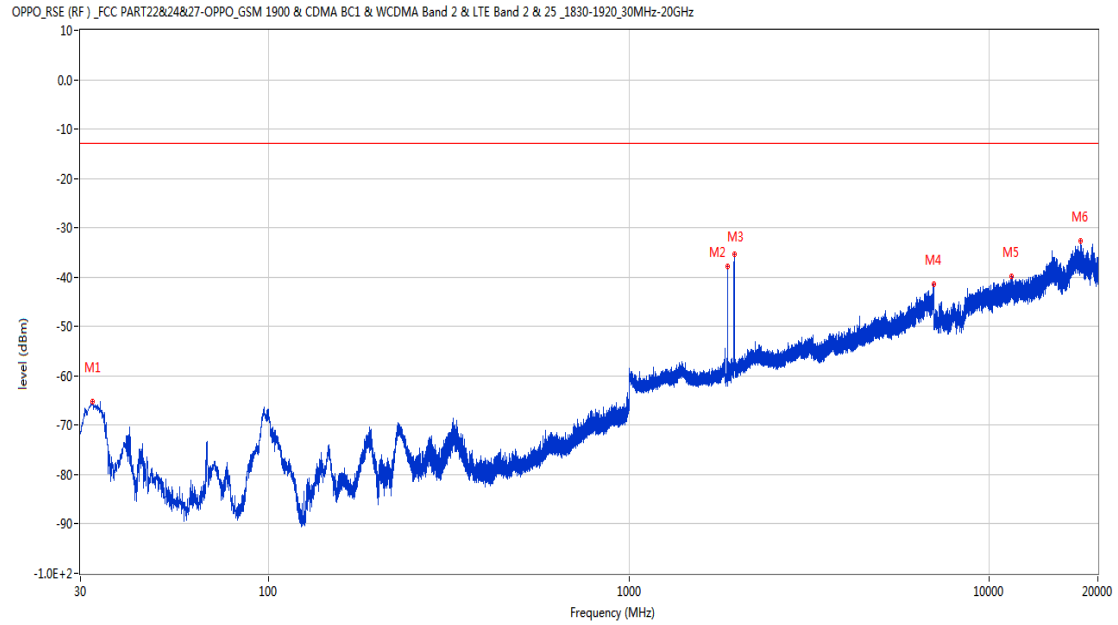


Frequency (MHz)	Result (dBm)	Factor (dB)	PK Limit (dBm)	Over Limit (dB)	Table (o)	ANT	EUT	Verdict
40.767	-60.41	-18.04	-13.0	-47.41	89.00	Vertical	Horizontal	Pass
1878.300	-41.21	-4.05	-13.0	-28.21	19.00	Vertical	Horizontal	N/A
1959.400	-44.88	-4.67	-13.0	-31.88	285.00	Vertical	Horizontal	N/A
6999.200	-40.50	13.65	-13.0	-27.50	224.00	Vertical	Horizontal	Pass
10870.038	-39.79	17.33	-13.0	-26.79	167.00	Vertical	Horizontal	Pass
17884.088	-33.21	22.69	-13.0	-20.21	282.00	Vertical	Horizontal	Pass



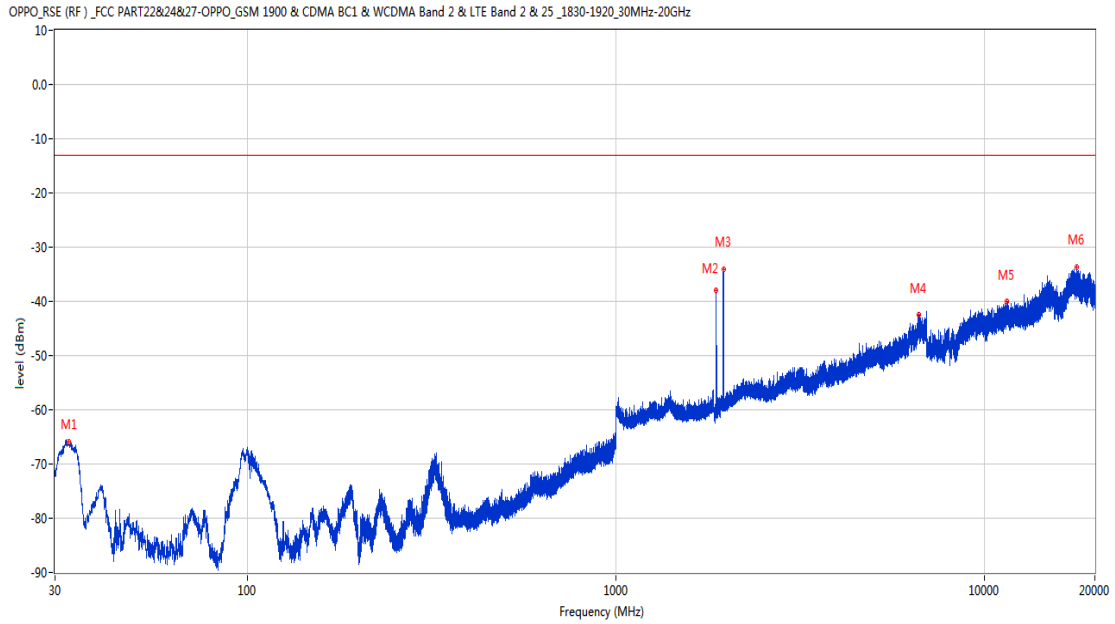
### 32.4 LTE Band 2 BW10, Middle Channel

RSE-H&H LTE Band 2 BW10 CH18900



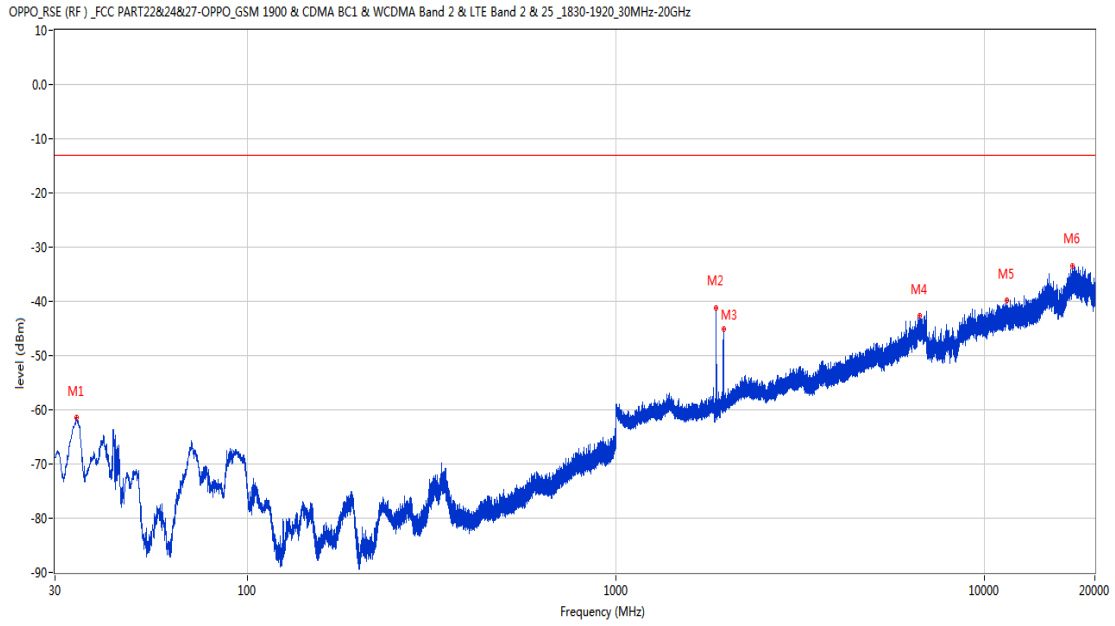
Frequency (MHz)	Result (dBm)	Factor (dB)	PK Limit (dBm)	Over Limit (dB)	Table (o)	ANT	EUT	Verdict
32.377	-65.25	-16.83	-13.0	-52.25	151.00	Horizontal	Horizontal	Pass
1876.000	-37.77	-4.08	-13.0	-24.77	1.00	Horizontal	Horizontal	N/A
1961.700	-35.29	-4.70	-13.0	-22.29	142.00	Horizontal	Horizontal	N/A
6994.600	-41.37	13.60	-13.0	-28.37	114.00	Horizontal	Horizontal	Pass
11512.887	-39.84	17.60	-13.0	-26.84	340.00	Horizontal	Horizontal	Pass
17931.938	-32.74	22.17	-13.0	-19.74	250.00	Horizontal	Horizontal	Pass

RSE-H&V LTE Band 2 BW10 CH18900



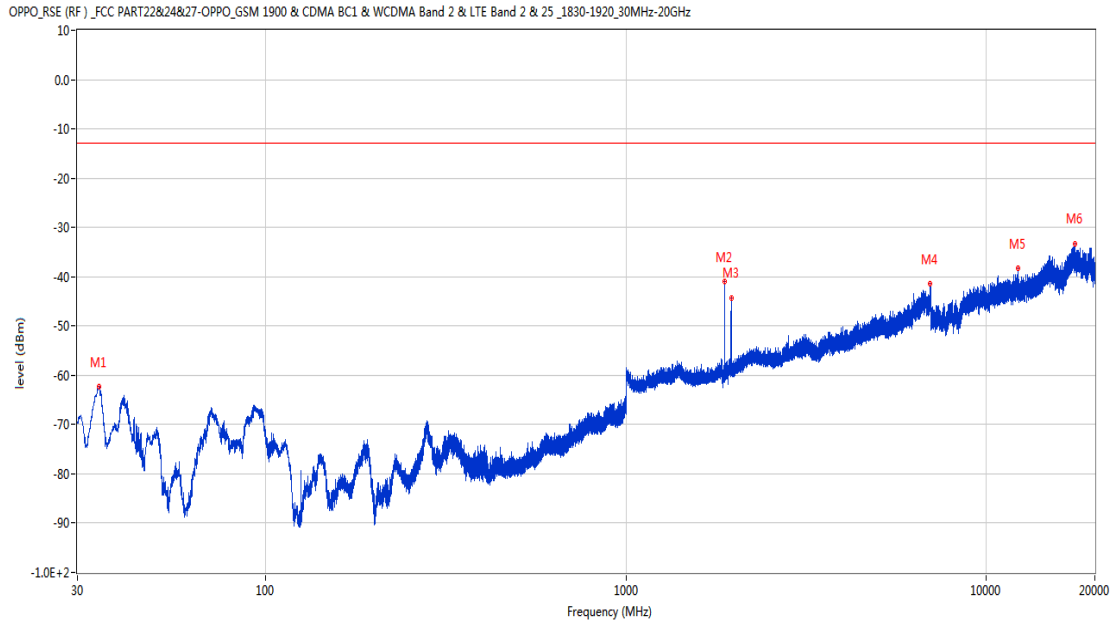
Frequency (MHz)	Result (dBm)	Factor (dB)	PK Limit (dBm)	Over Limit (dB)	Table (o)	ANT	EUT	Verdict
32.764	-65.83	-16.81	-13.0	-52.83	149.00	Horizontal	Vertical	Pass
1876.000	-37.98	-4.08	-13.0	-24.98	149.00	Horizontal	Vertical	N/A
1961.000	-33.98	-4.70	-13.0	-20.98	149.00	Horizontal	Vertical	N/A
6664.000	-42.38	11.60	-13.0	-29.38	302.00	Horizontal	Vertical	Pass
11549.400	-40.10	17.08	-13.0	-27.10	107.00	Horizontal	Vertical	Pass
17890.974	-33.58	22.77	-13.0	-20.58	202.00	Horizontal	Vertical	Pass

RSE-V&V LTE Band 2 BW10 CH18900



Frequency (MHz)	Result (dBm)	Factor (dB)	PK Limit (dBm)	Over Limit (dB)	Table (o)	ANT	EUT	Verdict
34.316	-61.52	-18.30	-13.0	-48.52	196.00	Vertical	Vertical	Pass
1876.000	-41.16	-4.08	-13.0	-28.16	117.00	Vertical	Vertical	N/A
1963.300	-45.06	-4.64	-13.0	-32.06	276.00	Vertical	Vertical	N/A
6677.200	-42.74	11.74	-13.0	-29.74	360.00	Vertical	Vertical	Pass
11540.487	-39.78	17.11	-13.0	-26.78	67.00	Vertical	Vertical	Pass
17338.886	-33.49	21.08	-13.0	-20.49	236.00	Vertical	Vertical	Pass

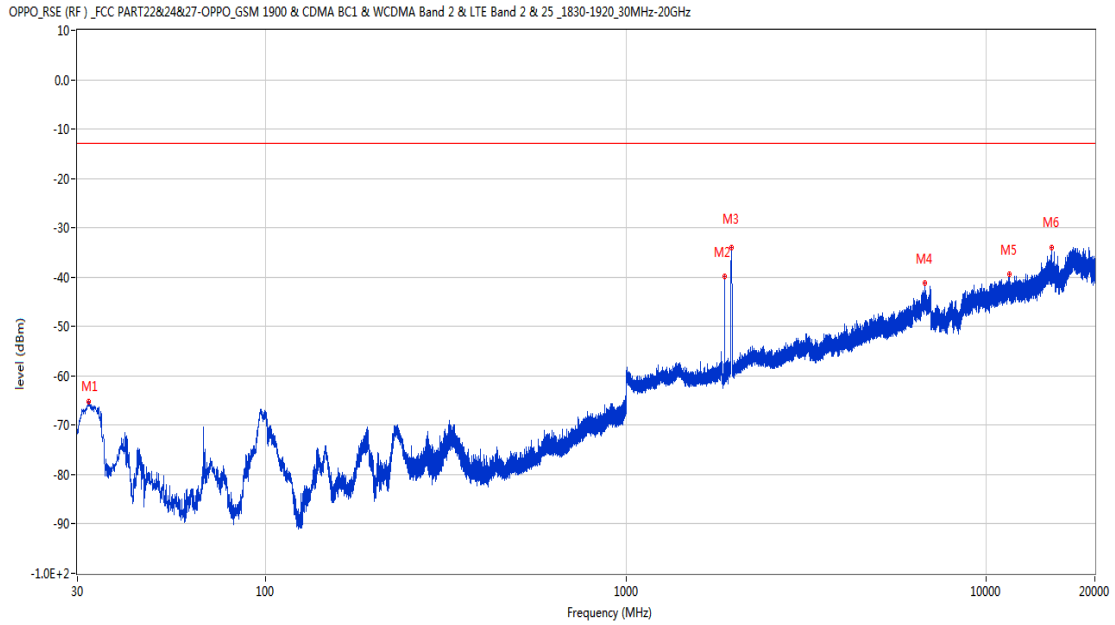
RSE-V&H LTE Band 2 BW10 CH18900



Frequency (MHz)	Result (dBm)	Factor (dB)	PK Limit (dBm)	Over Limit (dB)	Table (o)	ANT	EUT	Verdict
34.511	-62.33	-18.35	-13.0	-49.33	176.00	Vertical	Horizontal	Pass
1876.000	-41.03	-4.08	-13.0	-28.03	37.00	Vertical	Horizontal	N/A
1958.100	-44.22	-4.67	-13.0	-31.22	299.00	Vertical	Horizontal	N/A
6988.200	-41.52	13.56	-13.0	-28.52	357.00	Vertical	Horizontal	Pass
12243.138	-38.36	18.01	-13.0	-25.36	21.00	Vertical	Horizontal	Pass
17591.187	-33.43	22.07	-13.0	-20.43	4.00	Vertical	Horizontal	Pass

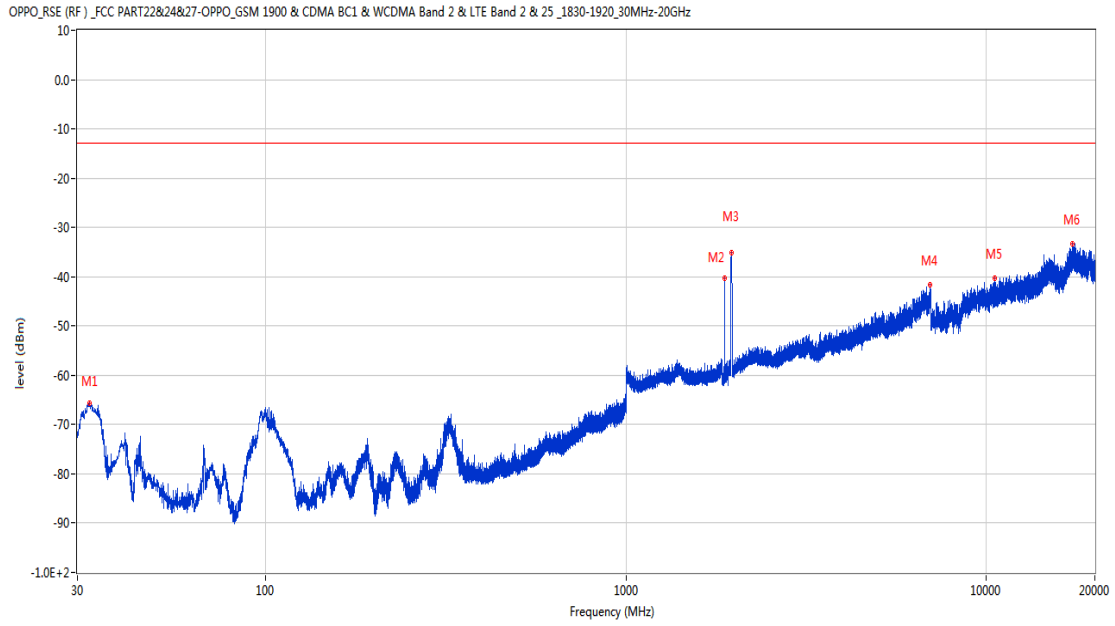
## 32.5 LTE Band 2 BW15, Middle Channel

RSE-H&H LTE Band 2 BW15 CH18900



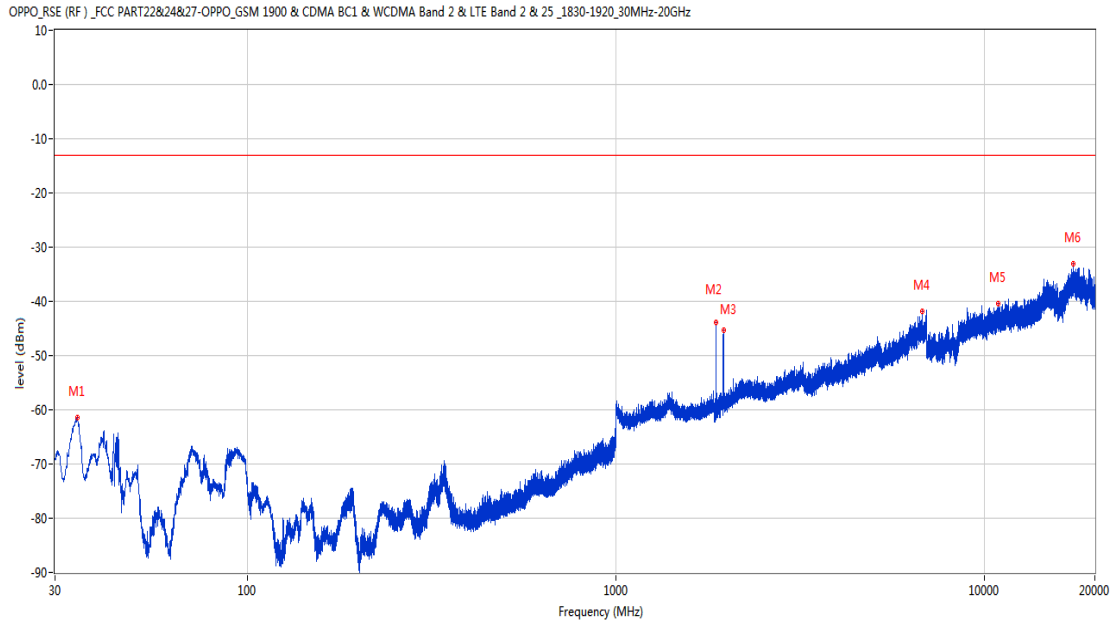
Frequency (MHz)	Result (dBm)	Factor (dB)	PK Limit (dBm)	Over Limit (dB)	Table (o)	ANT	EUT	Verdict
32.182	-65.26	-16.84	-13.0	-52.26	206.00	Horizontal	Horizontal	Pass
1873.700	-39.83	-4.11	-13.0	-26.83	159.00	Horizontal	Horizontal	N/A
1956.700	-34.01	-4.67	-13.0	-21.01	141.00	Horizontal	Horizontal	N/A
6738.000	-41.30	12.06	-13.0	-28.30	265.00	Horizontal	Horizontal	Pass
11600.287	-39.47	18.00	-13.0	-26.47	128.00	Horizontal	Horizontal	Pass
15179.112	-34.07	19.50	-13.0	-21.07	0.00	Horizontal	Horizontal	Pass

RSE-H&V LTE Band 2 BW15 CH18900



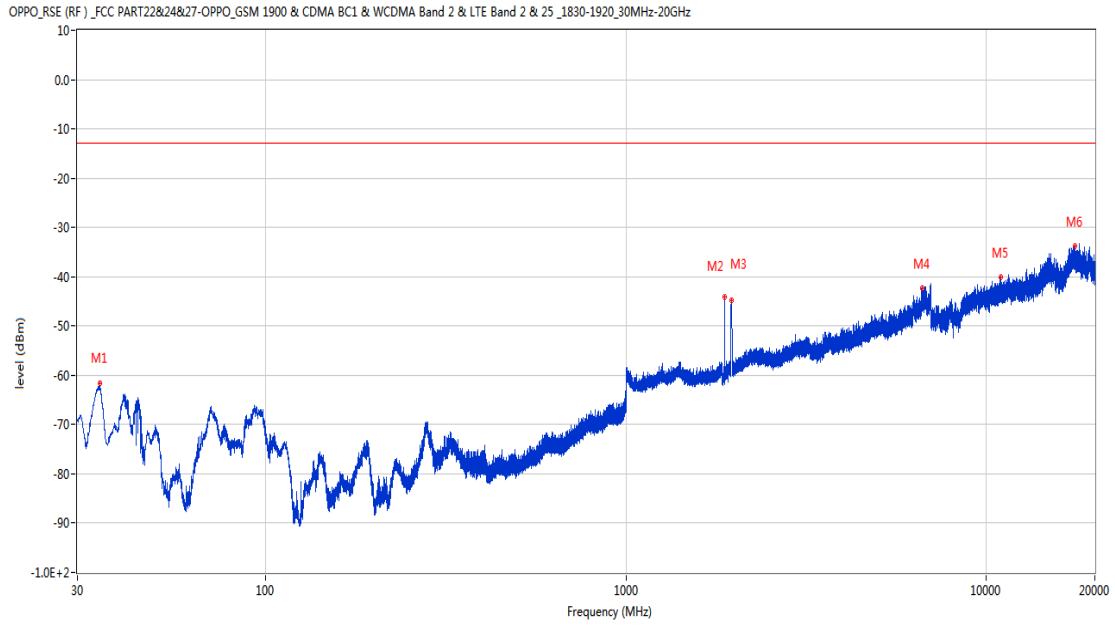
Frequency (MHz)	Result (dBm)	Factor (dB)	PK Limit (dBm)	Over Limit (dB)	Table (o)	ANT	EUT	Verdict
32.377	-65.70	-16.83	-13.0	-52.70	258.00	Horizontal	Vertical	Pass
1873.800	-40.36	-4.11	-13.0	-27.36	159.00	Horizontal	Vertical	N/A
1959.800	-35.21	-4.68	-13.0	-22.21	140.00	Horizontal	Vertical	N/A
6979.400	-41.65	13.89	-13.0	-28.65	260.00	Horizontal	Vertical	Pass
10534.813	-40.32	16.27	-13.0	-27.32	115.00	Horizontal	Vertical	Pass
17297.199	-33.31	21.13	-13.0	-20.31	363.00	Horizontal	Vertical	Pass

RSE-V&V LTE Band 2 BW15 CH18900



Frequency (MHz)	Result (dBm)	Factor (dB)	PK Limit (dBm)	Over Limit (dB)	Table (o)	ANT	EUT	Verdict
34.511	-61.42	-18.35	-13.0	-48.42	184.00	Vertical	Vertical	Pass
1873.800	-43.88	-4.11	-13.0	-30.88	142.00	Vertical	Vertical	N/A
1959.900	-45.37	-4.68	-13.0	-32.37	300.00	Vertical	Vertical	N/A
6809.200	-41.92	12.03	-13.0	-28.92	356.00	Vertical	Vertical	Pass
10906.263	-40.48	17.67	-13.0	-27.48	64.00	Vertical	Vertical	Pass
17476.637	-33.04	21.71	-13.0	-20.04	52.00	Vertical	Vertical	Pass

RSE-V&H LTE Band 2 BW15 CH18900

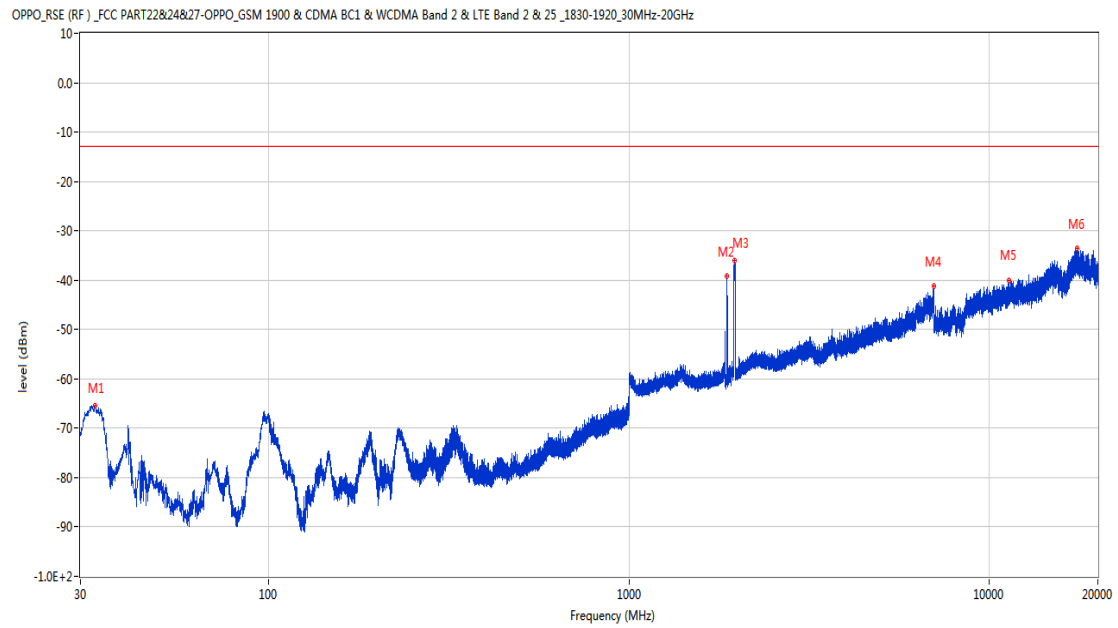


Frequency (MHz)	Result (dBm)	Factor (dB)	PK Limit (dBm)	Over Limit (dB)	Table (o)	ANT	EUT	Verdict
34.656	-61.54	-18.40	-13.0	-48.54	287.00	Vertical	Horizontal	Pass
1873.800	-44.07	-4.11	-13.0	-31.07	15.00	Vertical	Horizontal	N/A
1958.900	-44.67	-4.67	-13.0	-31.67	273.00	Vertical	Horizontal	N/A
6644.400	-42.26	11.91	-13.0	-29.26	158.00	Vertical	Horizontal	Pass
10989.062	-40.14	17.32	-13.0	-27.14	0.00	Vertical	Horizontal	Pass
17588.287	-33.73	22.10	-13.0	-20.73	215.00	Vertical	Horizontal	Pass



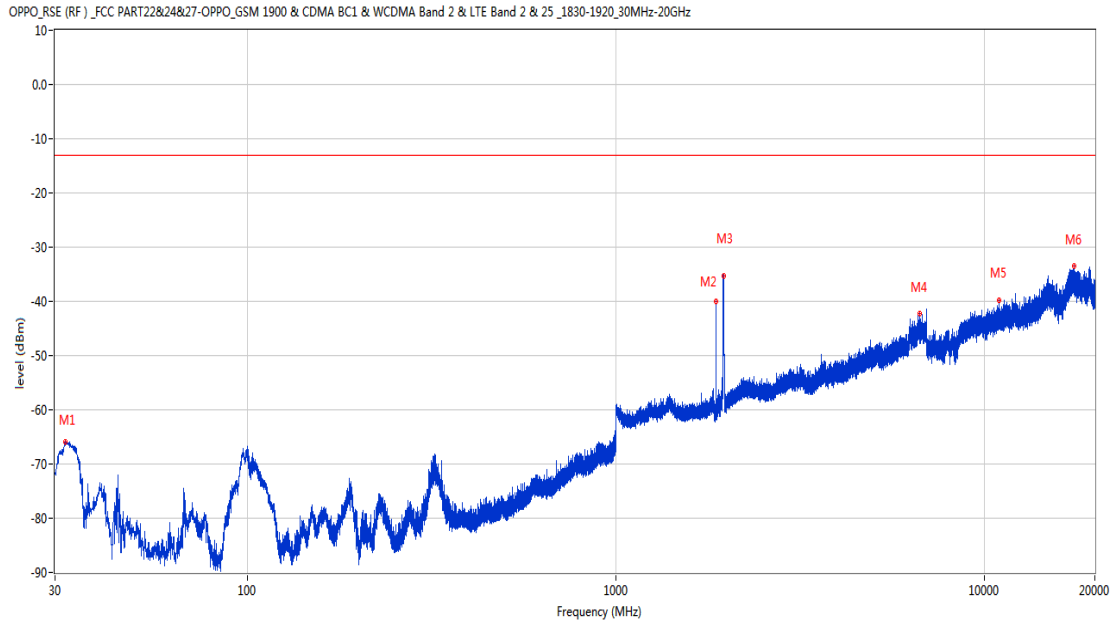
## 32.6 LTE Band 2 BW20, Middle Channel

RSE-H&H LTE Band 2 BW20 CH18900



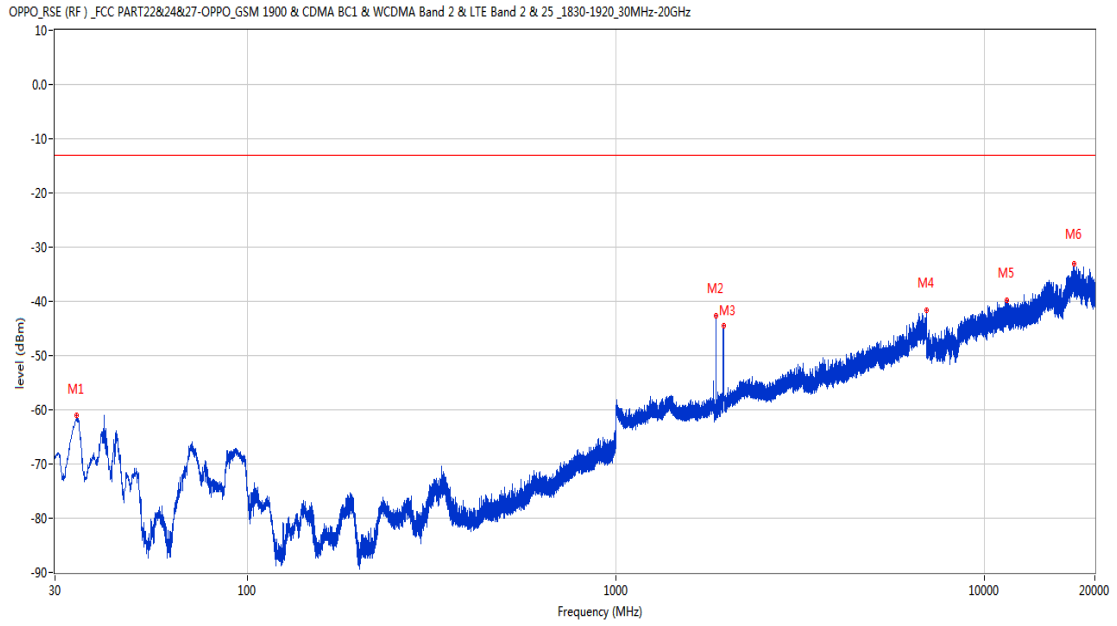
Frequency (MHz)	Result (dBm)	Factor (dB)	PK Limit (dBm)	Over Limit (dB)	Table (o)	ANT	EUT	Verdict
32.861	-65.42	-16.81	-13.0	-52.42	183.00	Horizontal	Horizontal	Pass
1871.400	-39.24	-4.14	-13.0	-26.24	1.00	Horizontal	Horizontal	N/A
1963.400	-36.10	-4.63	-13.0	-23.10	149.00	Horizontal	Horizontal	N/A
6995.600	-41.27	13.55	-13.0	-28.27	360.00	Horizontal	Horizontal	Pass
11309.912	-40.04	17.47	-13.0	-27.04	296.00	Horizontal	Horizontal	Pass
17552.038	-33.66	22.51	-13.0	-20.66	223.00	Horizontal	Horizontal	Pass

RSE-H&V LTE Band 2 BW20 CH18900



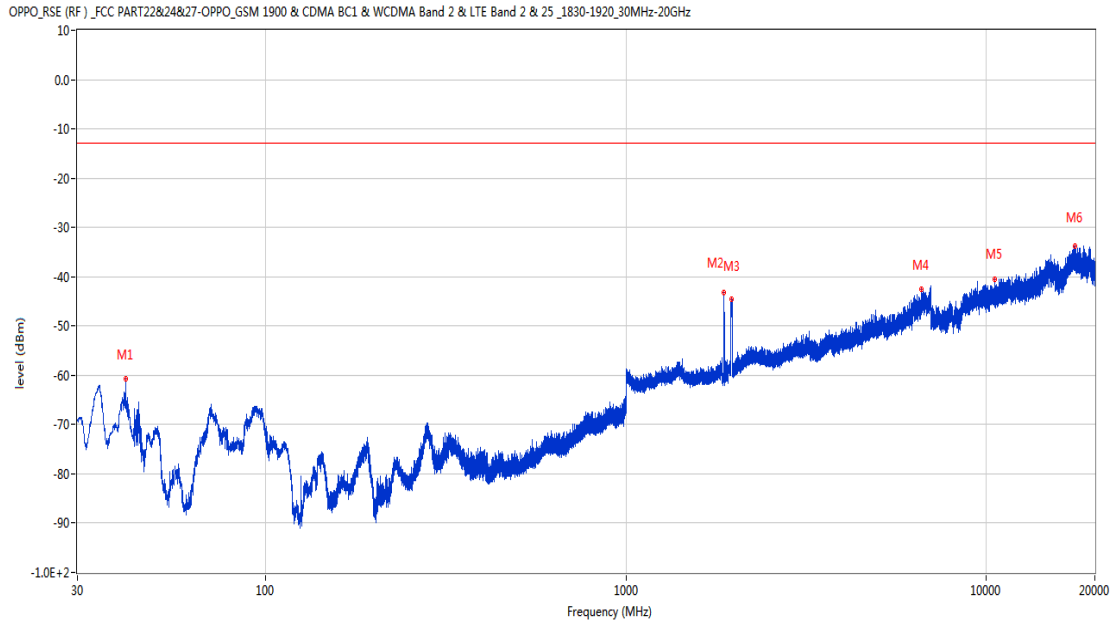
Frequency (MHz)	Result (dBm)	Factor (dB)	PK Limit (dBm)	Over Limit (dB)	Table (o)	ANT	EUT	Verdict
31.940	-65.88	-16.99	-13.0	-52.88	179.00	Horizontal	Vertical	Pass
1871.500	-39.91	-4.14	-13.0	-26.91	179.00	Horizontal	Vertical	N/A
1965.100	-35.37	-4.59	-13.0	-22.37	160.00	Horizontal	Vertical	N/A
6688.800	-42.15	11.89	-13.0	-29.15	71.00	Horizontal	Vertical	Pass
10980.150	-39.73	17.19	-13.0	-26.73	223.00	Horizontal	Vertical	Pass
17593.000	-33.57	22.05	-13.0	-20.57	51.00	Horizontal	Vertical	Pass

RSE-V&V LTE Band 2 BW20 CH18900



Frequency (MHz)	Result (dBm)	Factor (dB)	PK Limit (dBm)	Over Limit (dB)	Table (o)	ANT	EUT	Verdict
34.365	-61.08	-18.31	-13.0	-48.08	289.00	Vertical	Vertical	Pass
1871.500	-42.71	-4.14	-13.0	-29.71	1.00	Vertical	Vertical	N/A
1962.100	-44.53	-4.69	-13.0	-31.53	290.00	Vertical	Vertical	N/A
6997.000	-41.65	13.60	-13.0	-28.65	103.00	Vertical	Vertical	Pass
11505.988	-39.80	17.71	-13.0	-26.80	236.00	Vertical	Vertical	Pass
17594.812	-33.04	22.03	-13.0	-20.04	117.00	Vertical	Vertical	Pass

RSE-V&H LTE Band 2 BW20 CH18900

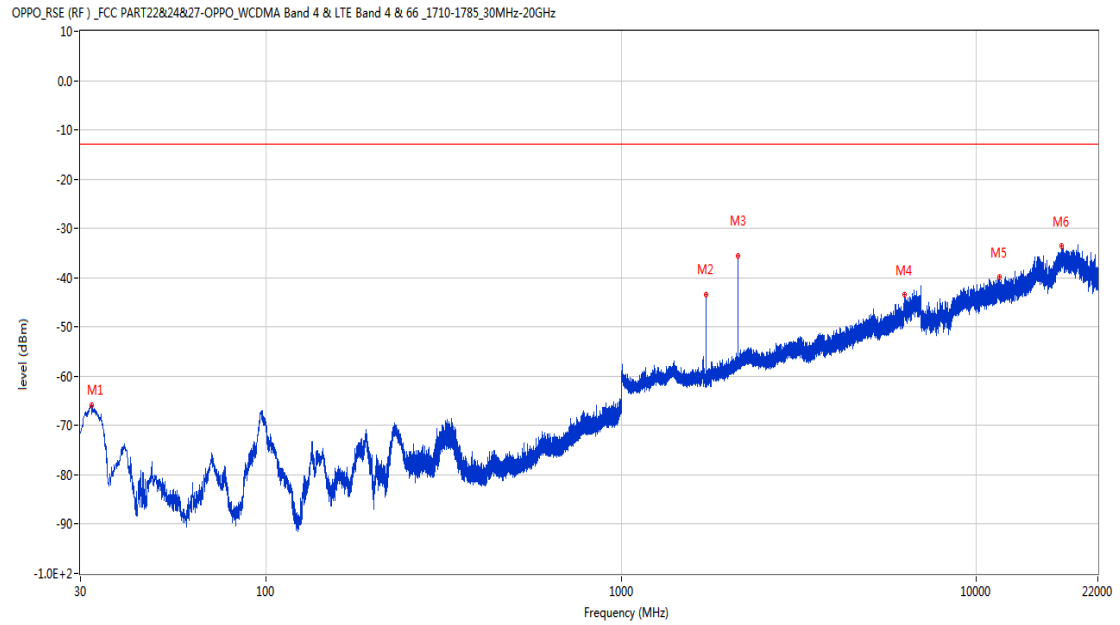


Frequency (MHz)	Result (dBm)	Factor (dB)	PK Limit (dBm)	Over Limit (dB)	Table (o)	ANT	EUT	Verdict
40.816	-60.75	-18.00	-13.0	-47.75	131.00	Vertical	Horizontal	Pass
1871.400	-43.31	-4.14	-13.0	-30.31	41.00	Vertical	Horizontal	N/A
1967.100	-44.60	-4.49	-13.0	-31.60	300.00	Vertical	Horizontal	N/A
6607.200	-42.54	12.24	-13.0	-29.54	50.00	Vertical	Horizontal	Pass
10528.201	-40.62	16.29	-13.0	-27.62	274.00	Vertical	Horizontal	Pass
17590.100	-33.88	22.08	-13.0	-20.88	0.00	Vertical	Horizontal	Pass

### 33 LTE Band 4

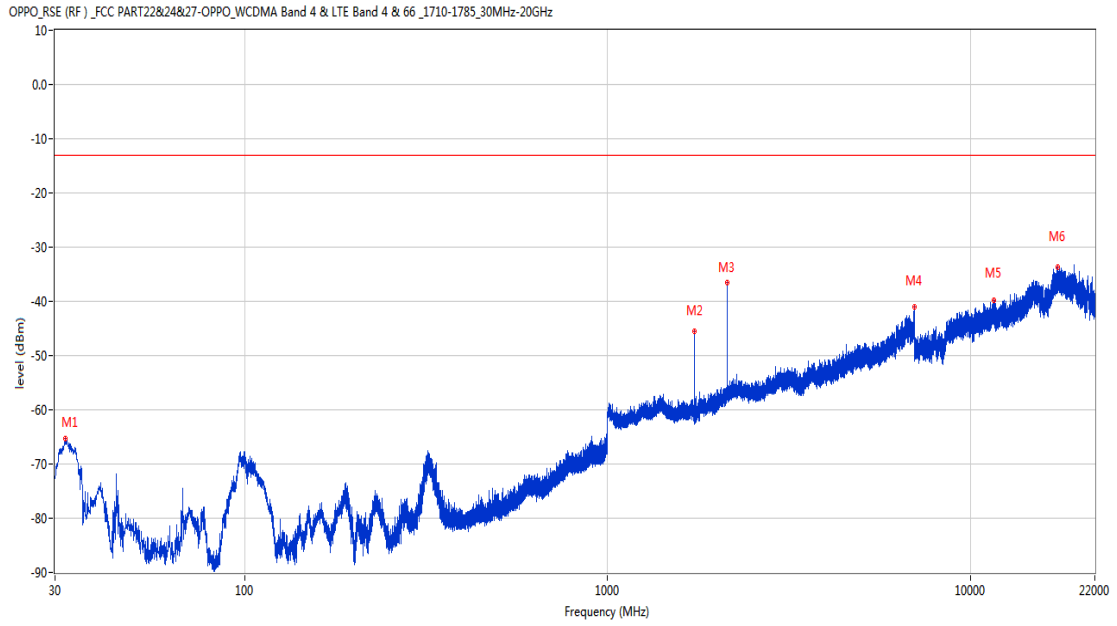
#### 33.1 LTE Band 4 BW1.4, Middle Channel

RSE-H&H LTE Band 4 BW1.4 CH20175



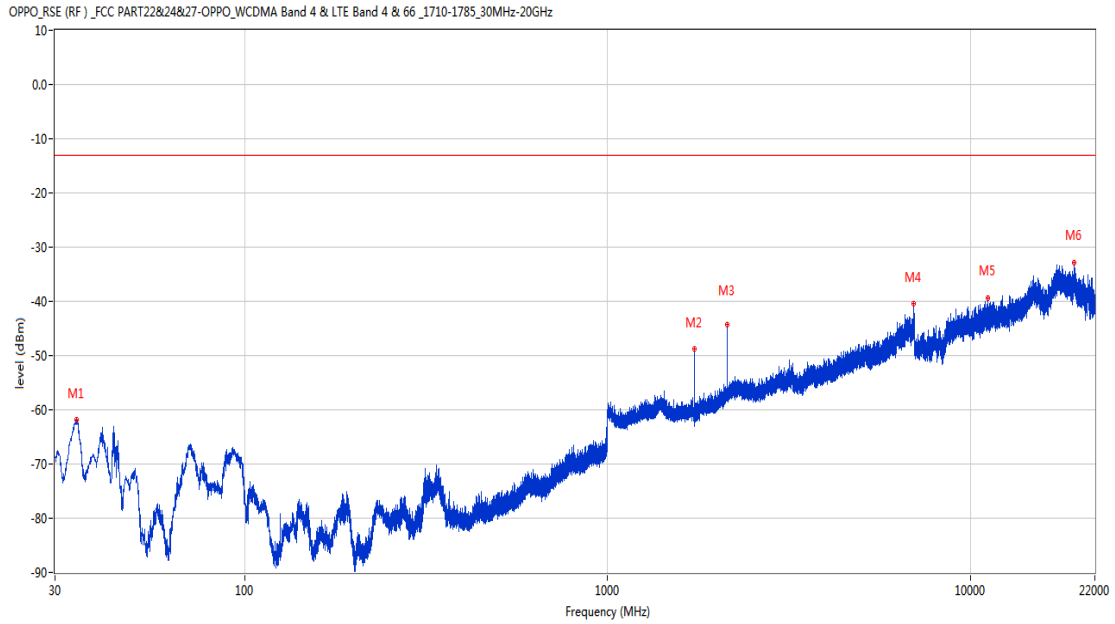
Frequency (MHz)	Result (dBm)	Factor (dB)	PK Limit (dBm)	Over Limit (dB)	Table (o)	ANT	EUT	Verdict
32.182	-65.79	-16.80	-13.0	-52.79	186.00	Horizontal	Horizontal	Pass
1732.500	-43.36	-4.53	-13.0	-30.36	146.00	Horizontal	Horizontal	N/A
2133.200	-35.52	-2.60	-13.0	-22.52	146.00	Horizontal	Horizontal	N/A
6289.600	-43.50	11.35	-13.0	-30.50	330.00	Horizontal	Horizontal	Pass
11606.901	-39.76	17.87	-13.0	-26.76	292.00	Horizontal	Horizontal	Pass
17388.876	-33.65	22.44	-13.0	-20.65	1.00	Horizontal	Horizontal	Pass

RSE-H&V LTE Band 4 BW1.4 CH20175



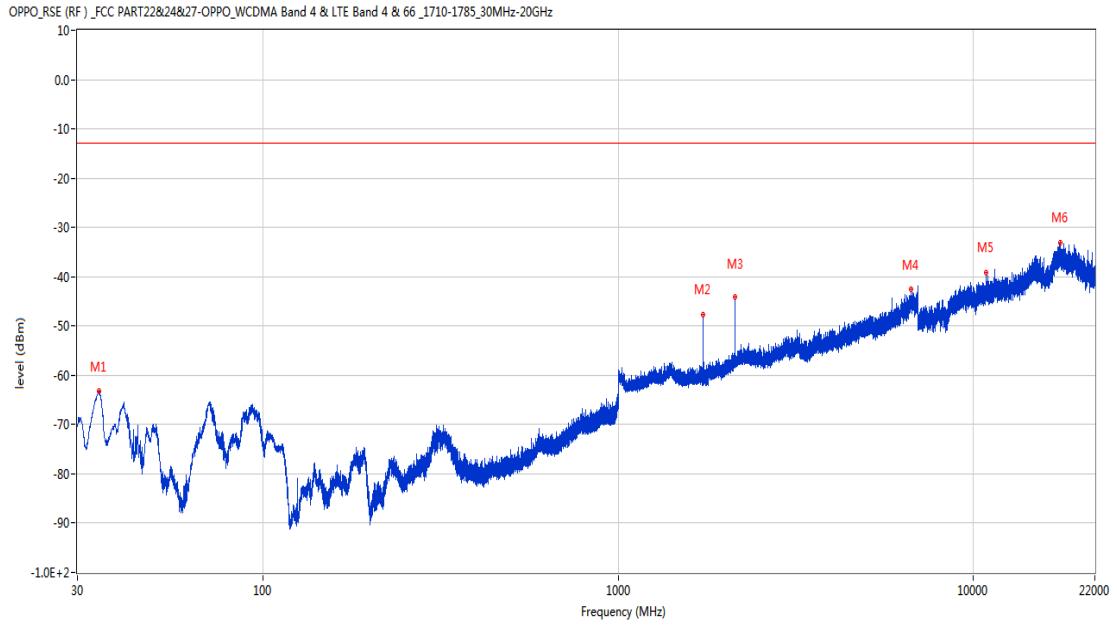
Frequency (MHz)	Result (dBm)	Factor (dB)	PK Limit (dBm)	Over Limit (dB)	Table (o)	ANT	EUT	Verdict
31.988	-65.34	-16.84	-13.0	-52.34	190.00	Horizontal	Vertical	Pass
1732.400	-45.56	-4.53	-13.0	-32.56	177.00	Horizontal	Vertical	N/A
2132.700	-36.51	-2.61	-13.0	-23.51	135.00	Horizontal	Vertical	N/A
7000.000	-41.12	13.64	-13.0	-28.12	226.00	Horizontal	Vertical	Pass
11587.350	-39.82	17.75	-13.0	-26.82	6.00	Horizontal	Vertical	Pass
17386.562	-33.77	22.39	-13.0	-20.77	289.00	Horizontal	Vertical	Pass

RSE-V&V LTE Band 4 BW1.4 CH20175



Frequency (MHz)	Result (dBm)	Factor (dB)	PK Limit (dBm)	Over Limit (dB)	Table (o)	ANT	EUT	Verdict
34.365	-61.84	-18.31	-13.0	-48.84	250.00	Vertical	Vertical	Pass
1732.500	-48.83	-4.53	-13.0	-35.83	142.00	Vertical	Vertical	N/A
2133.000	-44.29	-2.61	-13.0	-31.29	289.00	Vertical	Vertical	N/A
6959.200	-40.46	12.87	-13.0	-27.46	5.00	Vertical	Vertical	Pass
11139.713	-39.36	16.71	-13.0	-26.36	67.00	Vertical	Vertical	Pass
19302.699	-32.95	27.18	-13.0	-19.95	292.00	Vertical	Vertical	Pass

RSE-V&H LTE Band 4 BW1.4 CH20175

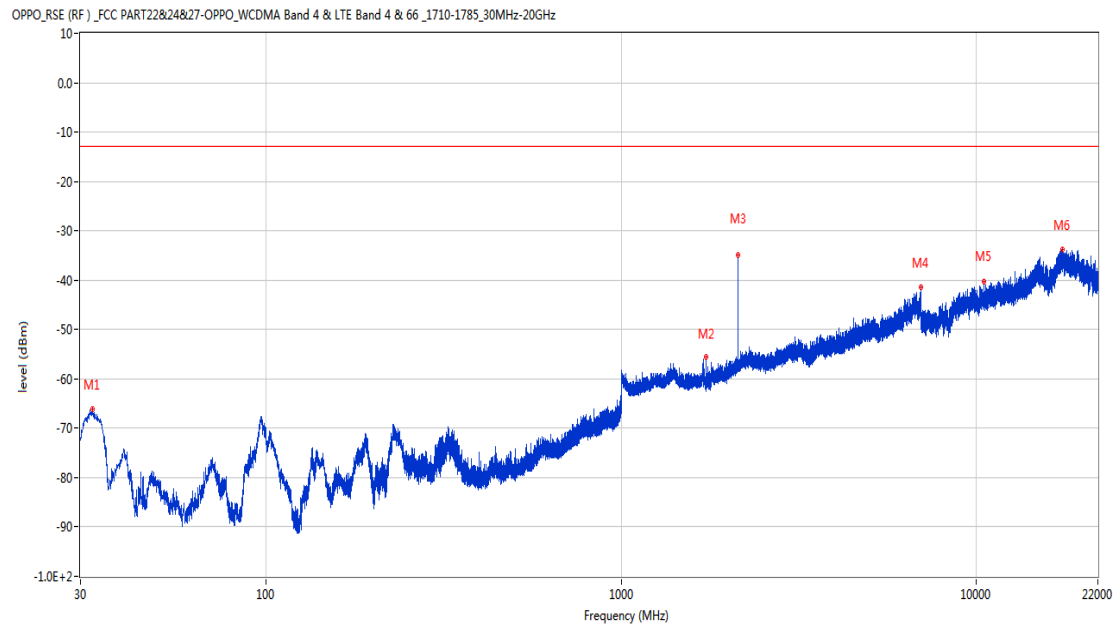


Frequency (MHz)	Result (dBm)	Factor (dB)	PK Limit (dBm)	Over Limit (dB)	Table (o)	ANT	EUT	Verdict
34.462	-63.20	-18.34	-13.0	-50.20	222.00	Vertical	Horizontal	Pass
1732.600	-47.58	-4.53	-13.0	-34.58	11.00	Vertical	Horizontal	N/A
2132.900	-44.08	-2.61	-13.0	-31.08	285.00	Vertical	Horizontal	N/A
6694.600	-42.61	11.62	-13.0	-29.61	168.00	Vertical	Horizontal	Pass
10899.075	-39.25	17.69	-13.0	-26.25	97.00	Vertical	Horizontal	Pass
17583.124	-33.03	22.16	-13.0	-20.03	167.00	Vertical	Horizontal	Pass



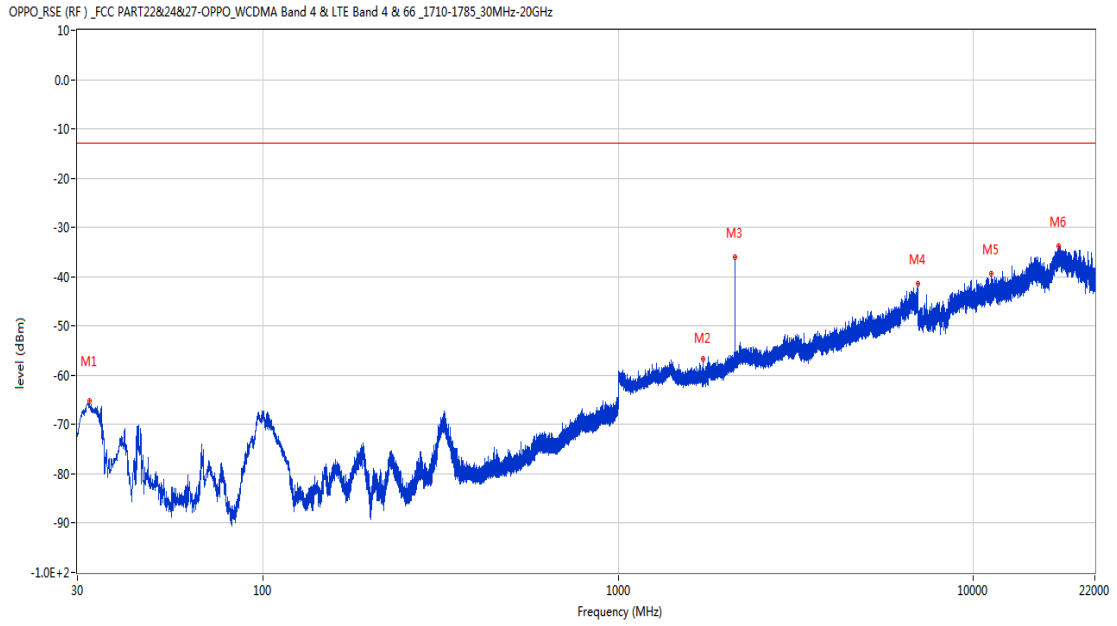
### 33.2 LTE Band 4 BW3, Middle Channel

RSE-H&H LTE Band 4 BW3 CH20175



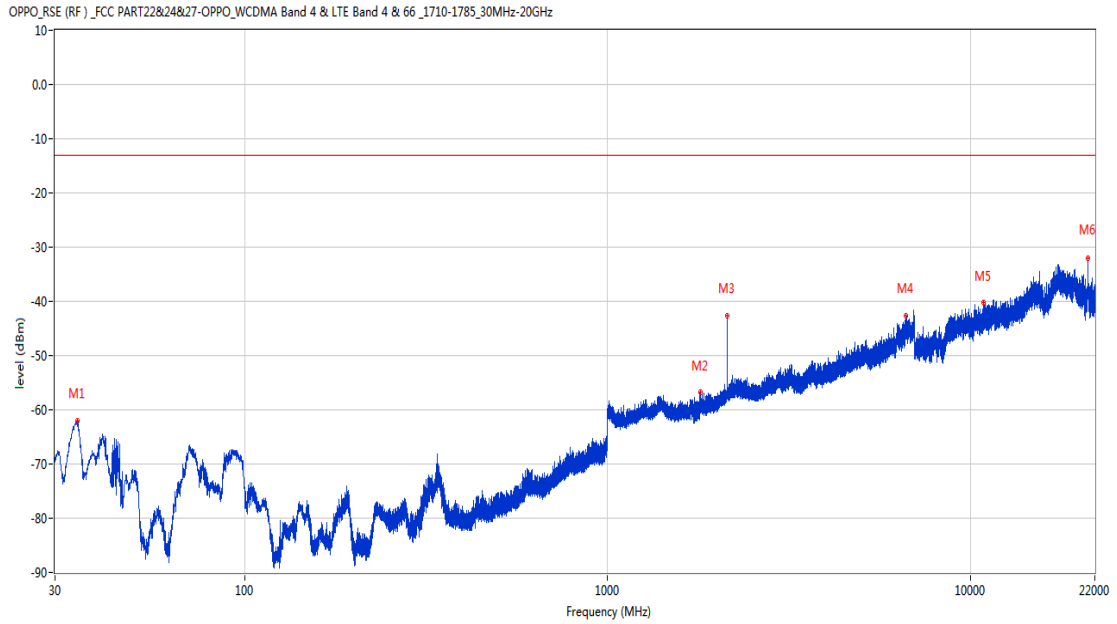
Frequency (MHz)	Result (dBm)	Factor (dB)	PK Limit (dBm)	Over Limit (dB)	Table (o)	ANT	EUT	Verdict
32.425	-66.09	-16.80	-13.0	-53.09	170.00	Horizontal	Horizontal	Pass
1731.700	-55.59	-4.53	-13.0	-42.59	146.00	Horizontal	Horizontal	N/A
2133.600	-34.93	-2.59	-13.0	-21.93	146.00	Horizontal	Horizontal	N/A
6999.400	-41.43	13.65	-13.0	-28.43	101.00	Horizontal	Horizontal	Pass
10529.925	-40.37	16.28	-13.0	-27.37	124.00	Horizontal	Horizontal	Pass
17468.426	-33.78	21.73	-13.0	-20.78	95.00	Horizontal	Horizontal	Pass

RSE-H&V LTE Band 4 BW3 CH20175



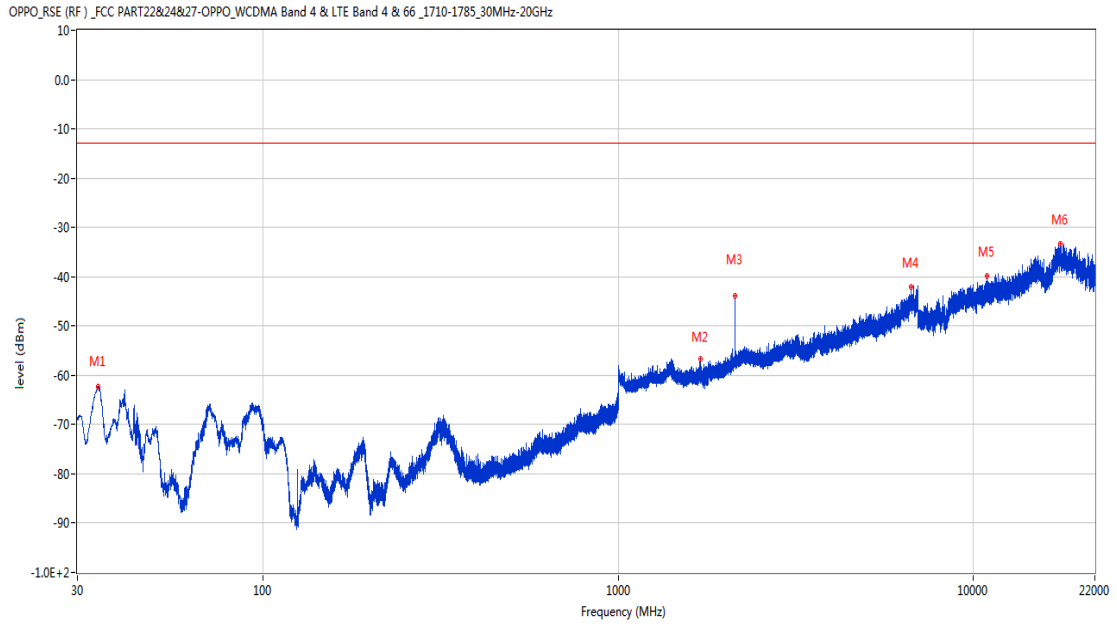
Frequency (MHz)	Result (dBm)	Factor (dB)	PK Limit (dBm)	Over Limit (dB)	Table (o)	ANT	EUT	Verdict
32.377	-65.24	-16.80	-13.0	-52.24	287.00	Horizontal	Vertical	Pass
1731.600	-56.65	-4.53	-13.0	-43.65	157.00	Horizontal	Vertical	N/A
2131.900	-36.01	-2.64	-13.0	-23.01	135.00	Horizontal	Vertical	N/A
7000.000	-41.49	13.64	-13.0	-28.49	271.00	Horizontal	Vertical	Pass
11253.276	-39.28	16.84	-13.0	-26.28	243.00	Horizontal	Vertical	Pass
17388.413	-33.78	22.43	-13.0	-20.78	95.00	Horizontal	Vertical	Pass

RSE-V&V LTE Band 4 BW3 CH20175



Frequency (MHz)	Result (dBm)	Factor (dB)	PK Limit (dBm)	Over Limit (dB)	Table (o)	ANT	EUT	Verdict
34.511	-62.01	-18.35	-13.0	-49.01	197.00	Vertical	Vertical	Pass
1803.300	-56.79	-4.53	-13.0	-43.79	28.00	Vertical	Vertical	N/A
2132.500	-42.60	-2.62	-13.0	-29.60	311.00	Vertical	Vertical	N/A
6630.400	-42.64	12.14	-13.0	-29.64	87.00	Vertical	Vertical	Pass
10854.799	-40.22	17.60	-13.0	-27.22	359.00	Vertical	Vertical	Pass
21027.363	-32.04	25.42	-13.0	-19.04	212.00	Vertical	Vertical	Pass

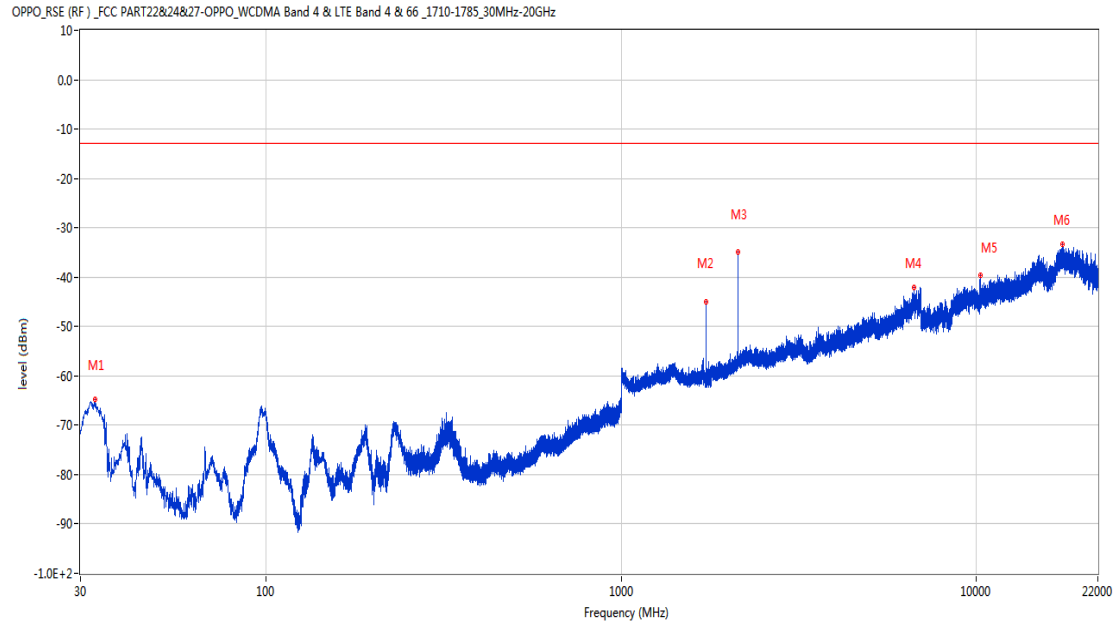
RSE-V&H LTE Band 4 BW3 CH20175



Frequency (MHz)	Result (dBm)	Factor (dB)	PK Limit (dBm)	Over Limit (dB)	Table (o)	ANT	EUT	Verdict
34.365	-62.20	-18.31	-13.0	-49.20	234.00	Vertical	Horizontal	Pass
1701.100	-56.68	-4.53	-13.0	-43.68	35.00	Vertical	Horizontal	Pass
2133.000	-43.77	-2.61	-13.0	-30.77	313.00	Vertical	Horizontal	N/A
6677.000	-42.15	11.74	-13.0	-29.15	101.00	Vertical	Horizontal	Pass
10901.662	-39.81	17.71	-13.0	-26.81	30.00	Vertical	Horizontal	Pass
17590.989	-33.40	22.07	-13.0	-20.40	233.00	Vertical	Horizontal	Pass

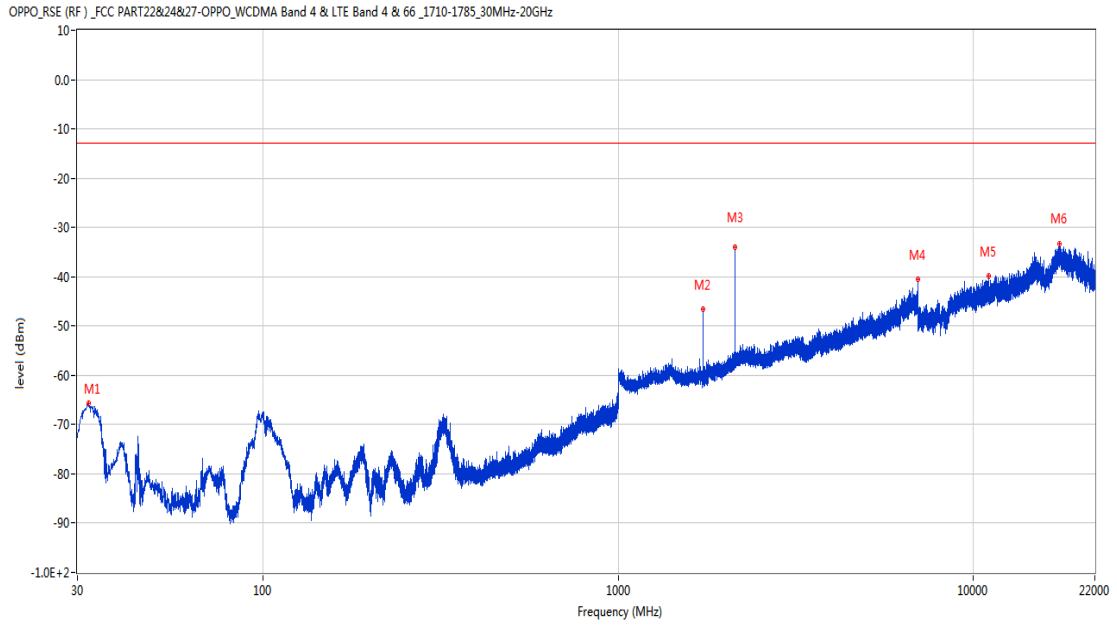
### 33.3 LTE Band 4 BW5, Middle Channel

RSE-H&H LTE Band 4 BW5 CH20175



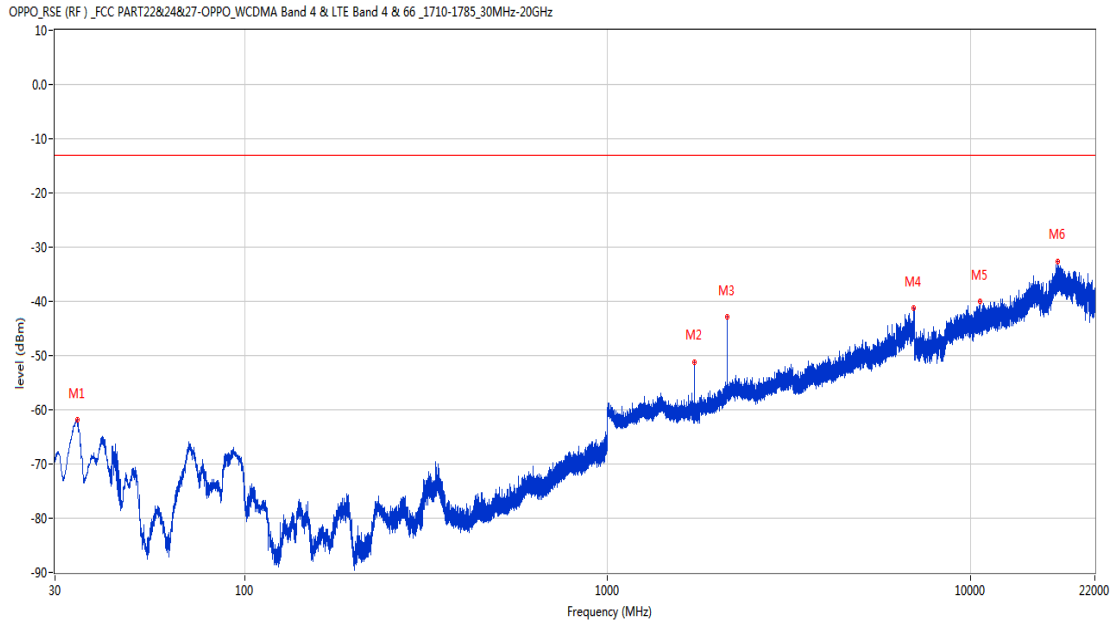
Frequency (MHz)	Result (dBm)	Factor (dB)	PK Limit (dBm)	Over Limit (dB)	Table (o)	ANT	EUT	Verdict
33.056	-64.74	-16.86	-13.0	-51.74	197.00	Horizontal	Horizontal	Pass
1730.700	-45.07	-4.53	-13.0	-32.07	133.00	Horizontal	Horizontal	N/A
2133.300	-34.81	-2.60	-13.0	-21.81	158.00	Horizontal	Horizontal	N/A
6689.200	-42.00	11.88	-13.0	-29.00	72.00	Horizontal	Horizontal	Pass
10260.250	-39.71	17.65	-13.0	-26.71	360.00	Horizontal	Horizontal	Pass
17469.813	-33.41	21.72	-13.0	-20.41	0.00	Horizontal	Horizontal	Pass

RSE-H&V LTE Band 4 BW5 CH20175



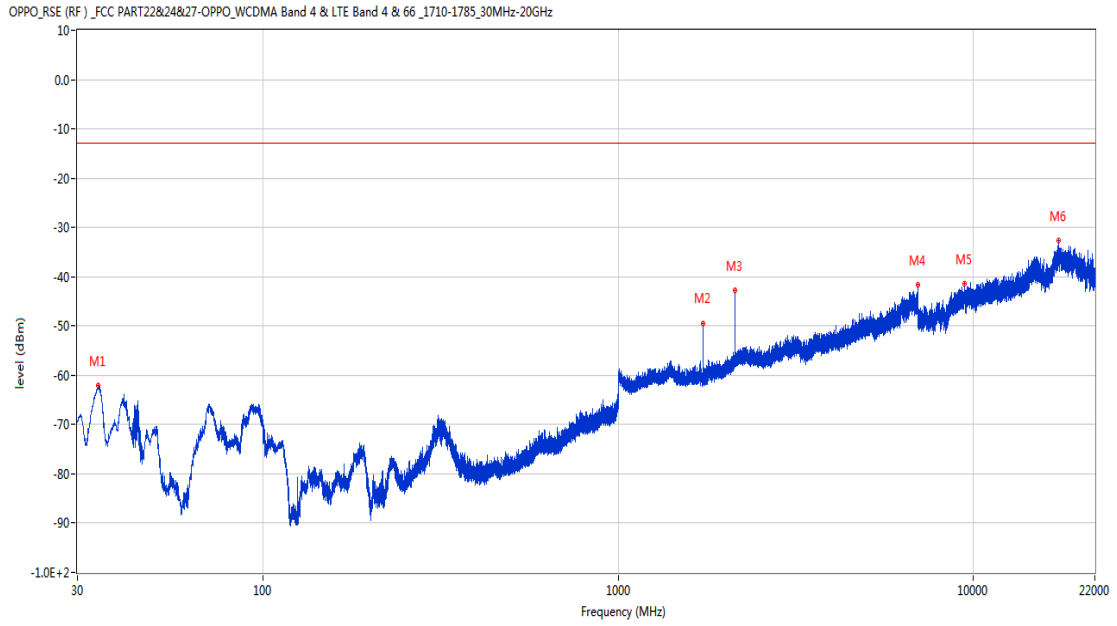
Frequency (MHz)	Result (dBm)	Factor (dB)	PK Limit (dBm)	Over Limit (dB)	Table (o)	ANT	EUT	Verdict
32.182	-65.60	-16.80	-13.0	-52.60	178.00	Horizontal	Vertical	Pass
1730.800	-46.66	-4.53	-13.0	-33.66	182.00	Horizontal	Vertical	N/A
2133.900	-34.06	-2.58	-13.0	-21.06	138.00	Horizontal	Vertical	N/A
6997.000	-40.57	13.60	-13.0	-27.57	108.00	Horizontal	Vertical	Pass
11029.599	-39.95	16.85	-13.0	-26.95	280.00	Horizontal	Vertical	Pass
17466.575	-33.37	21.73	-13.0	-20.37	193.00	Horizontal	Vertical	Pass

RSE-V&V LTE Band 4 BW5 CH20175



Frequency (MHz)	Result (dBm)	Factor (dB)	PK Limit (dBm)	Over Limit (dB)	Table (o)	ANT	EUT	Verdict
34.559	-61.86	-18.37	-13.0	-48.86	215.00	Vertical	Vertical	Pass
1730.800	-51.12	-4.53	-13.0	-38.12	156.00	Vertical	Vertical	N/A
2132.000	-42.89	-2.64	-13.0	-29.89	288.00	Vertical	Vertical	N/A
6975.200	-41.14	13.72	-13.0	-28.14	66.00	Vertical	Vertical	Pass
10641.762	-40.01	16.31	-13.0	-27.01	105.00	Vertical	Vertical	Pass
17379.625	-32.75	22.21	-13.0	-19.75	284.00	Vertical	Vertical	Pass

RSE-V&H LTE Band 4 BW5 CH20175

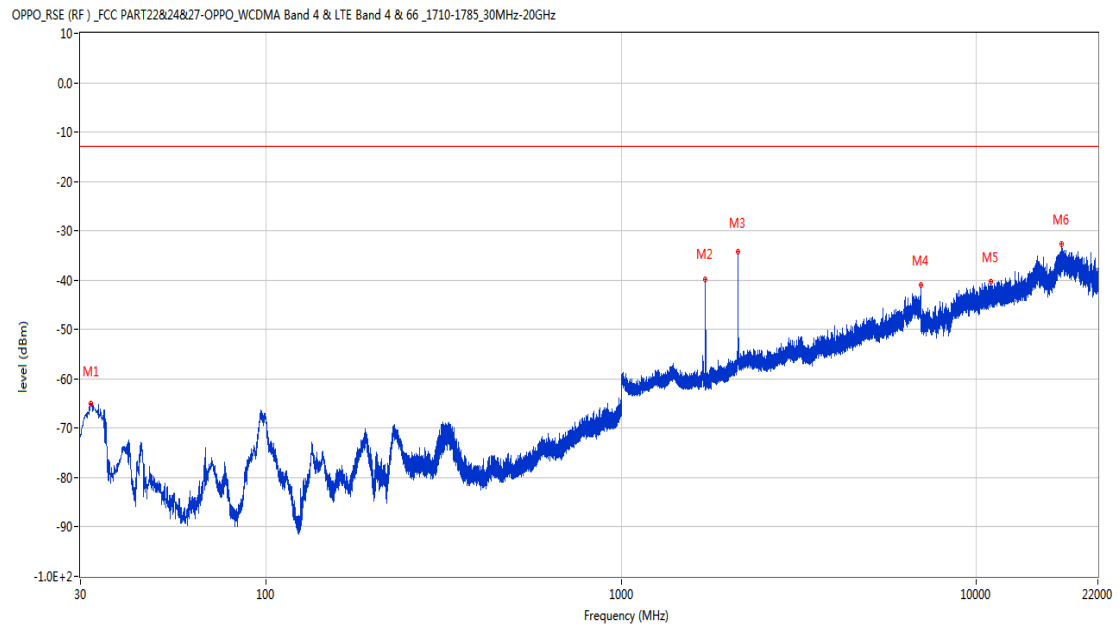


Frequency (MHz)	Result (dBm)	Factor (dB)	PK Limit (dBm)	Over Limit (dB)	Table (o)	ANT	EUT	Verdict
34.316	-62.15	-18.30	-13.0	-49.15	266.00	Vertical	Horizontal	Pass
1730.700	-49.41	-4.53	-13.0	-36.41	1.00	Vertical	Horizontal	N/A
2133.600	-42.81	-2.59	-13.0	-29.81	299.00	Vertical	Horizontal	N/A
6998.000	-41.54	13.63	-13.0	-28.54	162.00	Vertical	Horizontal	Pass
9433.113	-41.40	16.33	-13.0	-28.40	148.00	Vertical	Horizontal	Pass
17386.562	-32.65	22.39	-13.0	-19.65	189.00	Vertical	Horizontal	Pass



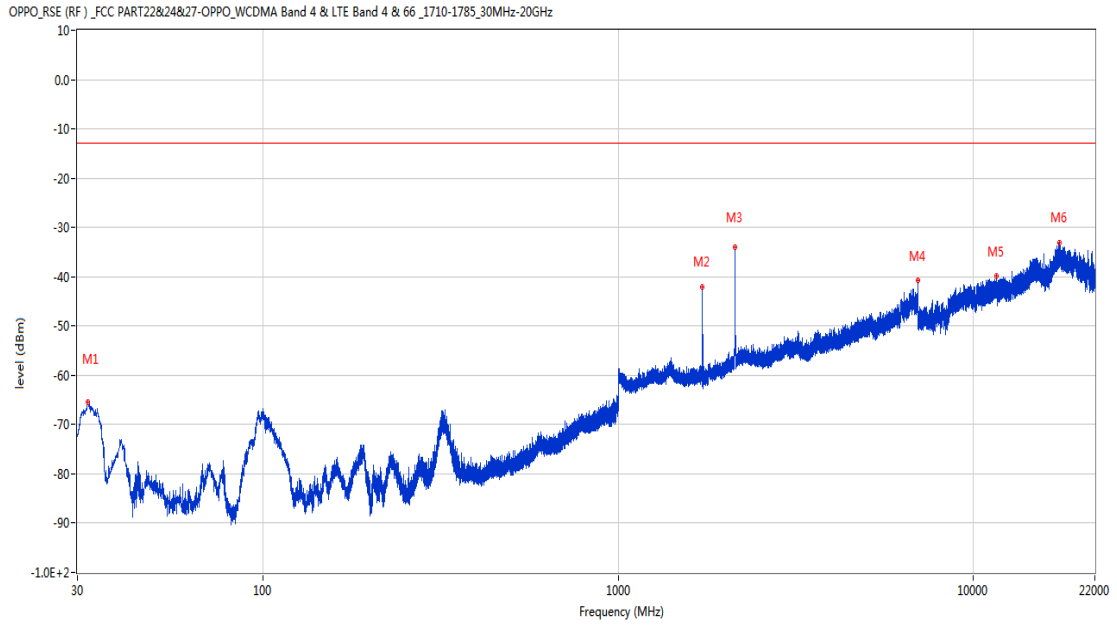
### 33.4 LTE Band 4 BW10, Middle Channel

RSE-H&H LTE Band 4 BW10 CH20175



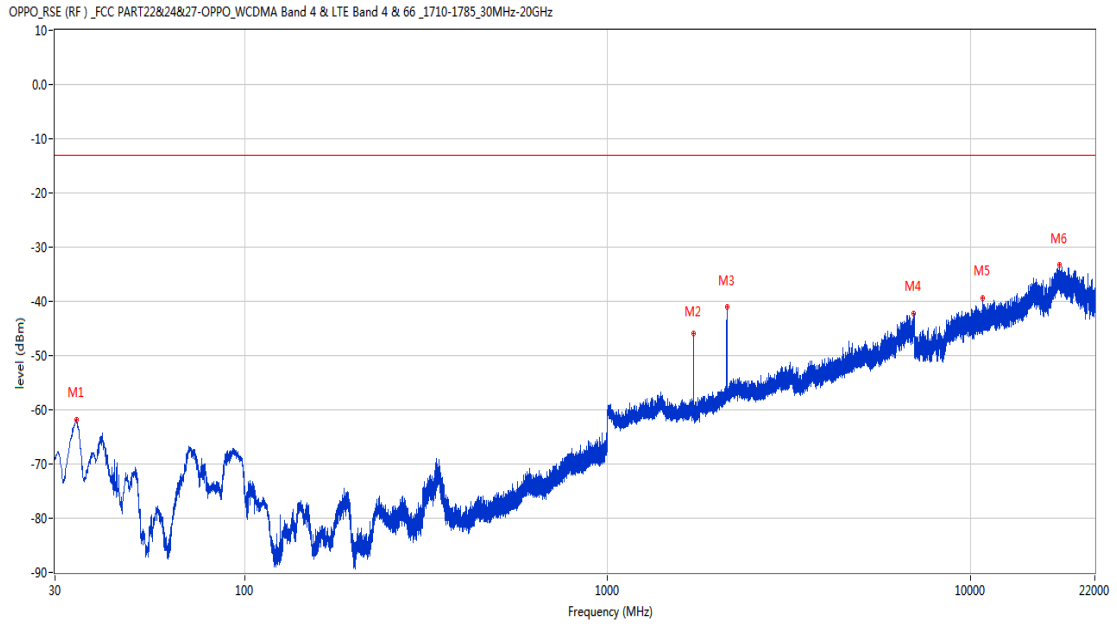
Frequency (MHz)	Result (dBm)	Factor (dB)	PK Limit (dBm)	Over Limit (dB)	Table (o)	ANT	EUT	Verdict
32.134	-64.92	-16.80	-13.0	-51.92	240.00	Horizontal	Horizontal	Pass
1728.500	-39.76	-4.53	-13.0	-26.76	132.00	Horizontal	Horizontal	N/A
2130.000	-34.34	-2.67	-13.0	-21.34	132.00	Horizontal	Horizontal	N/A
6988.600	-40.98	13.51	-13.0	-27.98	257.00	Horizontal	Horizontal	Pass
11020.687	-40.23	17.00	-13.0	-27.23	150.00	Horizontal	Horizontal	Pass
17379.162	-32.72	22.19	-13.0	-19.72	10.00	Horizontal	Horizontal	Pass

RSE-H&V LTE Band 4 BW10 CH20175



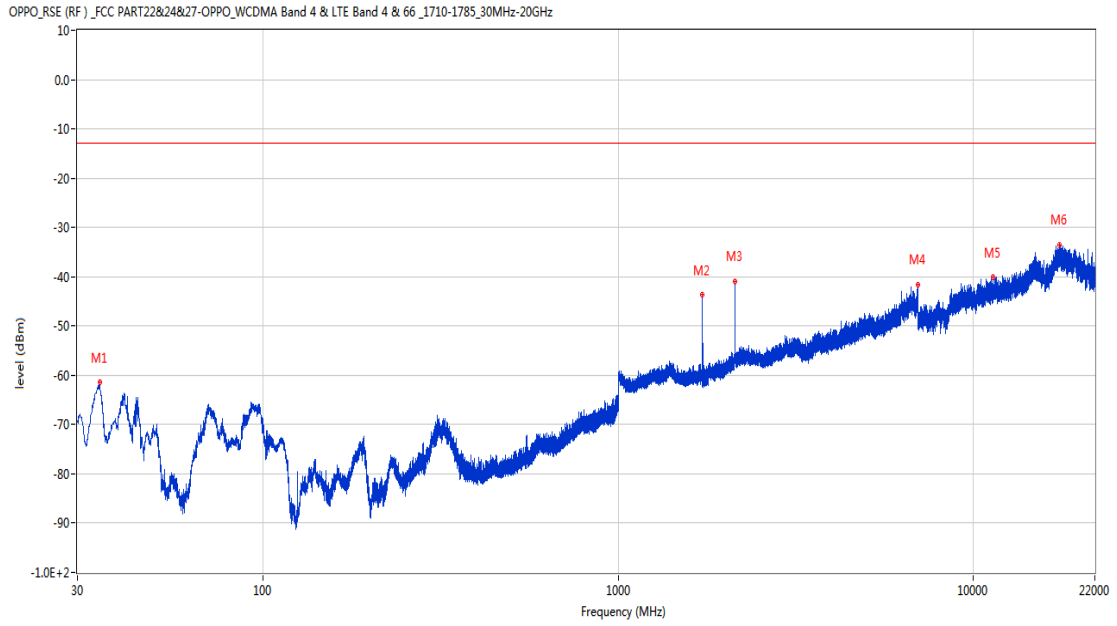
Frequency (MHz)	Result (dBm)	Factor (dB)	PK Limit (dBm)	Over Limit (dB)	Table (o)	ANT	EUT	Verdict
32.085	-65.48	-16.81	-13.0	-52.48	243.00	Horizontal	Vertical	Pass
1728.600	-41.98	-4.53	-13.0	-28.98	166.00	Horizontal	Vertical	N/A
2136.100	-34.02	-2.55	-13.0	-21.02	121.00	Horizontal	Vertical	N/A
6996.400	-40.71	13.58	-13.0	-27.71	332.00	Horizontal	Vertical	Pass
11612.937	-39.88	17.76	-13.0	-26.88	53.00	Horizontal	Vertical	Pass
17481.376	-33.05	21.66	-13.0	-20.05	147.00	Horizontal	Vertical	Pass

RSE-V&V LTE Band 4 BW10 CH20175



Frequency (MHz)	Result (dBm)	Factor (dB)	PK Limit (dBm)	Over Limit (dB)	Table (o)	ANT	EUT	Verdict
34.316	-61.83	-18.30	-13.0	-48.83	170.00	Vertical	Vertical	Pass
1728.500	-45.89	-4.53	-13.0	-32.89	167.00	Vertical	Vertical	N/A
2133.100	-41.11	-2.60	-13.0	-28.11	347.00	Vertical	Vertical	N/A
6974.200	-42.30	13.70	-13.0	-29.30	285.00	Vertical	Vertical	Pass
10815.412	-39.49	16.95	-13.0	-26.49	355.00	Vertical	Vertical	Pass
17593.301	-33.37	22.04	-13.0	-20.37	259.00	Vertical	Vertical	Pass

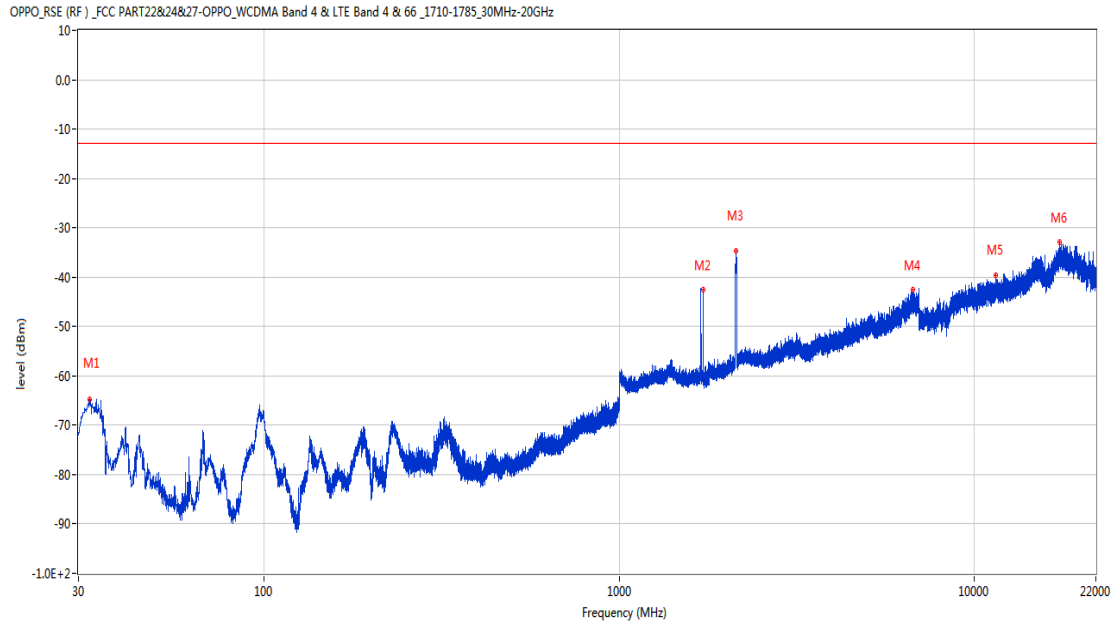
RSE-V&H LTE Band 4 BW10 CH20175



Frequency (MHz)	Result (dBm)	Factor (dB)	PK Limit (dBm)	Over Limit (dB)	Table (o)	ANT	EUT	Verdict
34.705	-61.47	-18.41	-13.0	-48.47	202.00	Vertical	Horizontal	Pass
1728.500	-43.76	-4.53	-13.0	-30.76	34.00	Vertical	Horizontal	N/A
2135.800	-40.89	-2.56	-13.0	-27.89	323.00	Vertical	Horizontal	N/A
6998.600	-41.63	13.64	-13.0	-28.63	0.00	Vertical	Horizontal	Pass
11390.412	-39.98	16.99	-13.0	-26.98	339.00	Vertical	Horizontal	Pass
17462.874	-33.62	21.74	-13.0	-20.62	22.00	Vertical	Horizontal	Pass

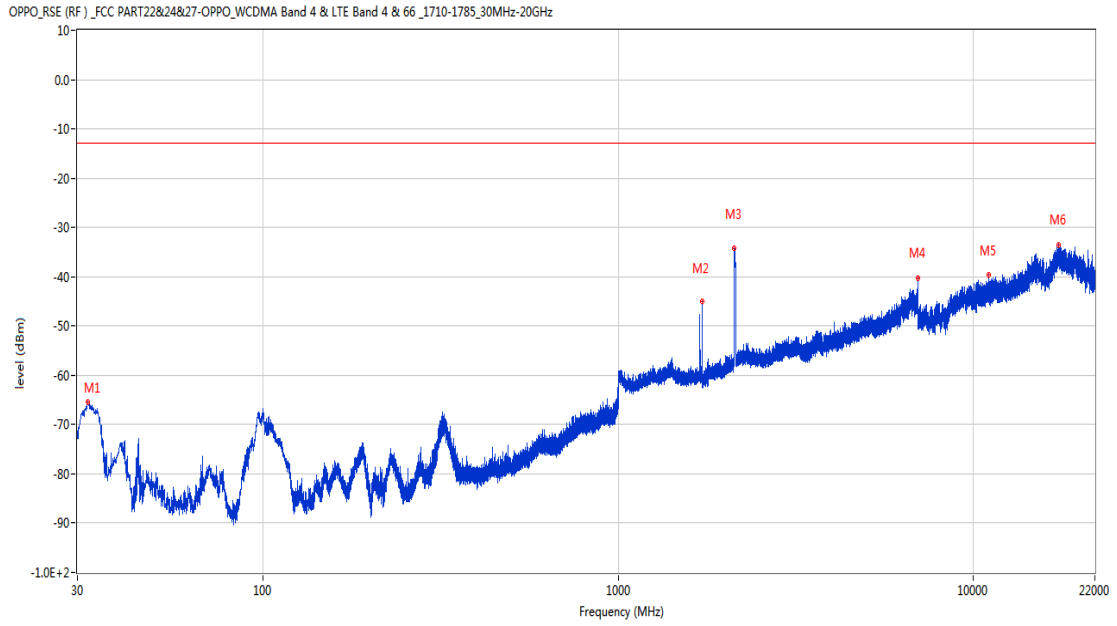
### 33.5 LTE Band 4 BW15, Middle Channel

RSE-H&H LTE Band 4 BW15 CH20175



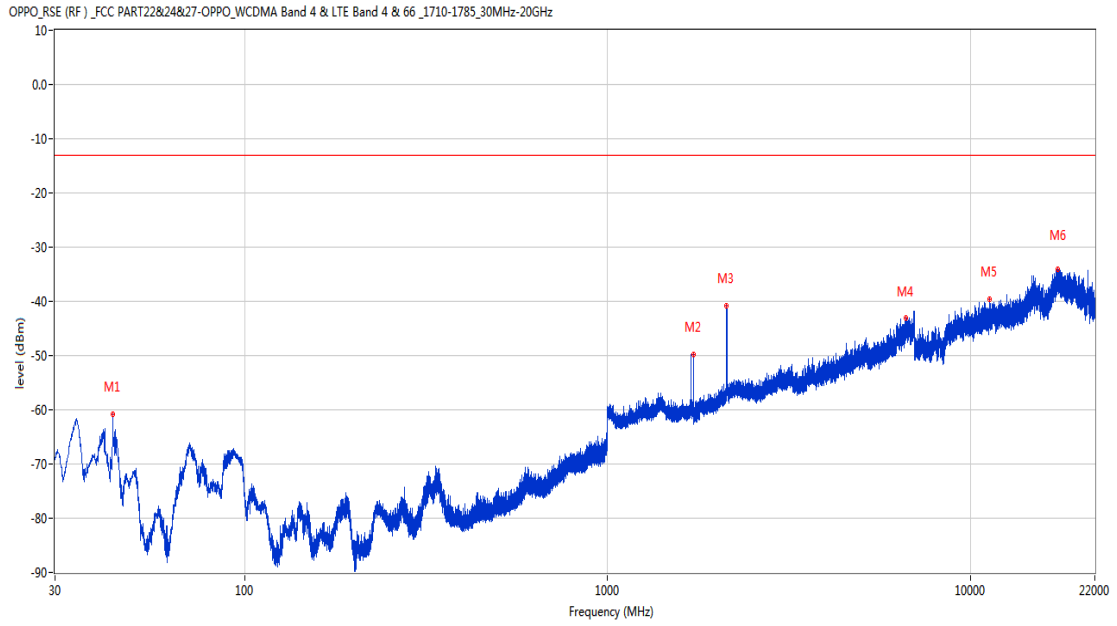
Frequency (MHz)	Result (dBm)	Factor (dB)	PK Limit (dBm)	Over Limit (dB)	Table (o)	ANT	EUT	Verdict
32.182	-64.74	-16.80	-13.0	-51.74	245.00	Horizontal	Horizontal	Pass
1726.200	-42.53	-4.53	-13.0	-29.53	113.00	Horizontal	Horizontal	N/A
2134.700	-34.61	-2.57	-13.0	-21.61	136.00	Horizontal	Horizontal	N/A
6736.200	-42.61	11.93	-13.0	-29.61	360.00	Horizontal	Horizontal	Pass
11501.388	-39.61	17.78	-13.0	-26.61	105.00	Horizontal	Horizontal	Pass
17421.713	-32.88	22.61	-13.0	-19.88	351.00	Horizontal	Horizontal	Pass

RSE-H&V LTE Band 4 BW15 CH20175



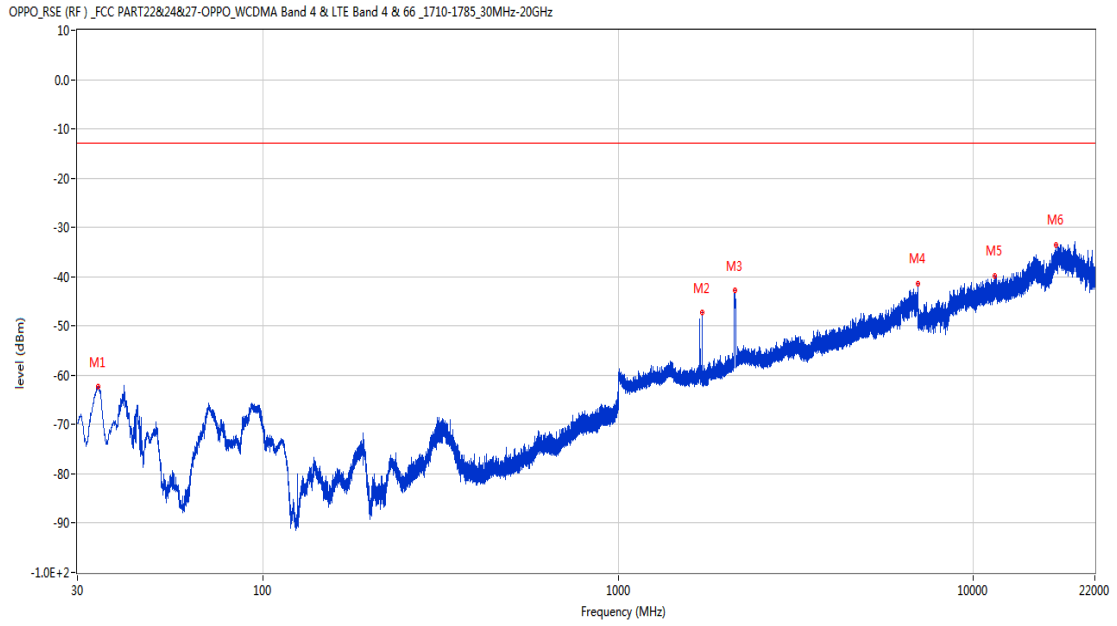
Frequency (MHz)	Result (dBm)	Factor (dB)	PK Limit (dBm)	Over Limit (dB)	Table (o)	ANT	EUT	Verdict
32.037	-65.34	-16.81	-13.0	-52.34	186.00	Horizontal	Vertical	Pass
1726.300	-45.06	-4.53	-13.0	-32.06	181.00	Horizontal	Vertical	N/A
2127.000	-34.17	-2.82	-13.0	-21.17	159.00	Horizontal	Vertical	N/A
6998.000	-40.32	13.63	-13.0	-27.32	260.00	Horizontal	Vertical	Pass
11031.612	-39.70	16.82	-13.0	-26.70	356.00	Horizontal	Vertical	Pass
17372.688	-33.50	21.97	-13.0	-20.50	98.00	Horizontal	Vertical	Pass

RSE-V&V LTE Band 4 BW15 CH20175



Frequency (MHz)	Result (dBm)	Factor (dB)	PK Limit (dBm)	Over Limit (dB)	Table (o)	ANT	EUT	Verdict
43.289	-60.80	-15.82	-13.0	-47.80	344.00	Vertical	Vertical	Pass
1726.400	-49.76	-4.53	-13.0	-36.76	147.00	Vertical	Vertical	N/A
2127.800	-40.80	-2.81	-13.0	-27.80	284.00	Vertical	Vertical	N/A
6624.400	-43.10	12.03	-13.0	-30.10	143.00	Vertical	Vertical	Pass
11269.950	-39.56	16.93	-13.0	-26.56	236.00	Vertical	Vertical	Pass
17429.574	-34.10	22.41	-13.0	-21.10	131.00	Vertical	Vertical	Pass

RSE-V&H LTE Band 4 BW15 CH20175

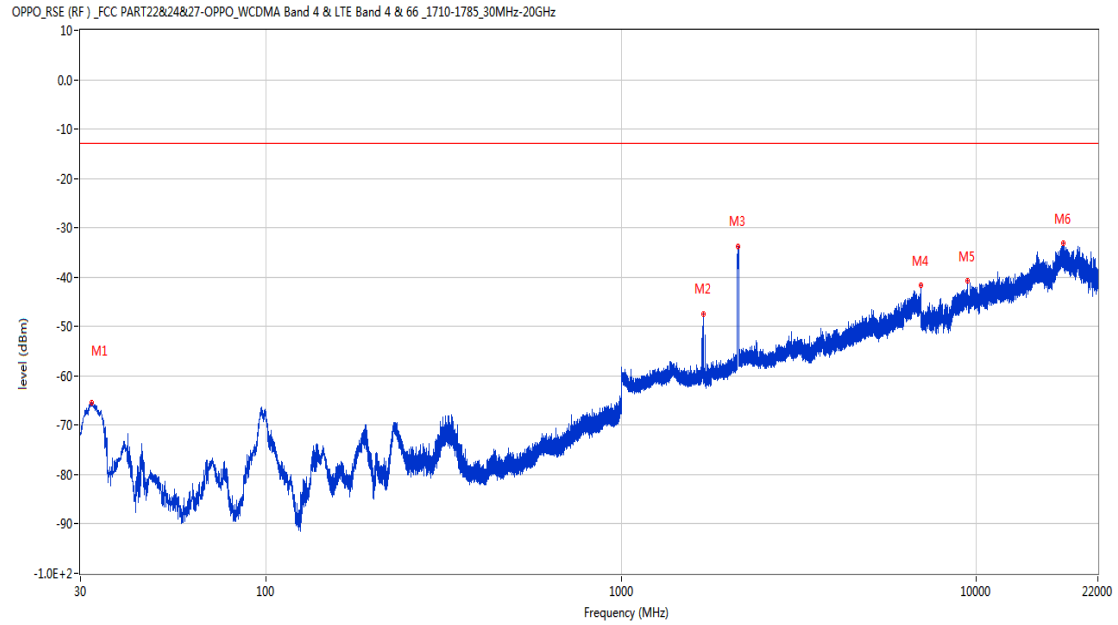


Frequency (MHz)	Result (dBm)	Factor (dB)	PK Limit (dBm)	Over Limit (dB)	Table (o)	ANT	EUT	Verdict
34.316	-62.29	-18.30	-13.0	-49.29	224.00	Vertical	Horizontal	Pass
1726.300	-47.25	-4.53	-13.0	-34.25	55.00	Vertical	Horizontal	N/A
2127.200	-42.86	-2.84	-13.0	-29.86	315.00	Vertical	Horizontal	N/A
6996.800	-41.46	13.59	-13.0	-28.46	39.00	Vertical	Horizontal	Pass
11487.588	-39.92	17.73	-13.0	-26.92	215.00	Vertical	Horizontal	Pass
17056.801	-33.66	20.42	-13.0	-20.66	180.00	Vertical	Horizontal	Pass



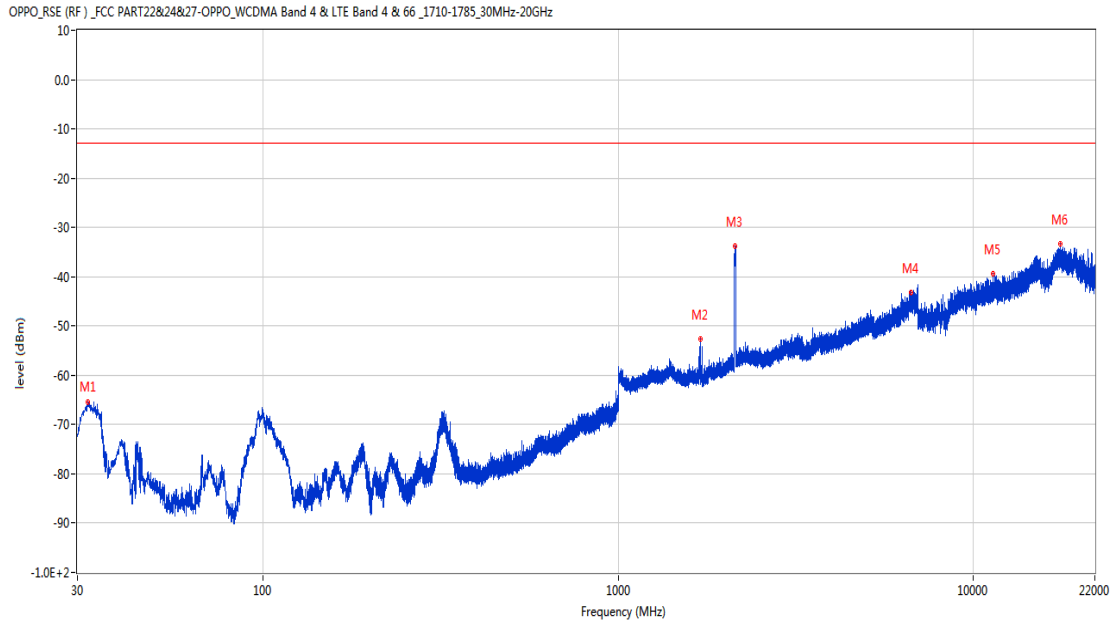
### 33.6 LTE Band 4 BW20, Middle Channel

RSE-H&H LTE Band 4 BW20 CH20175



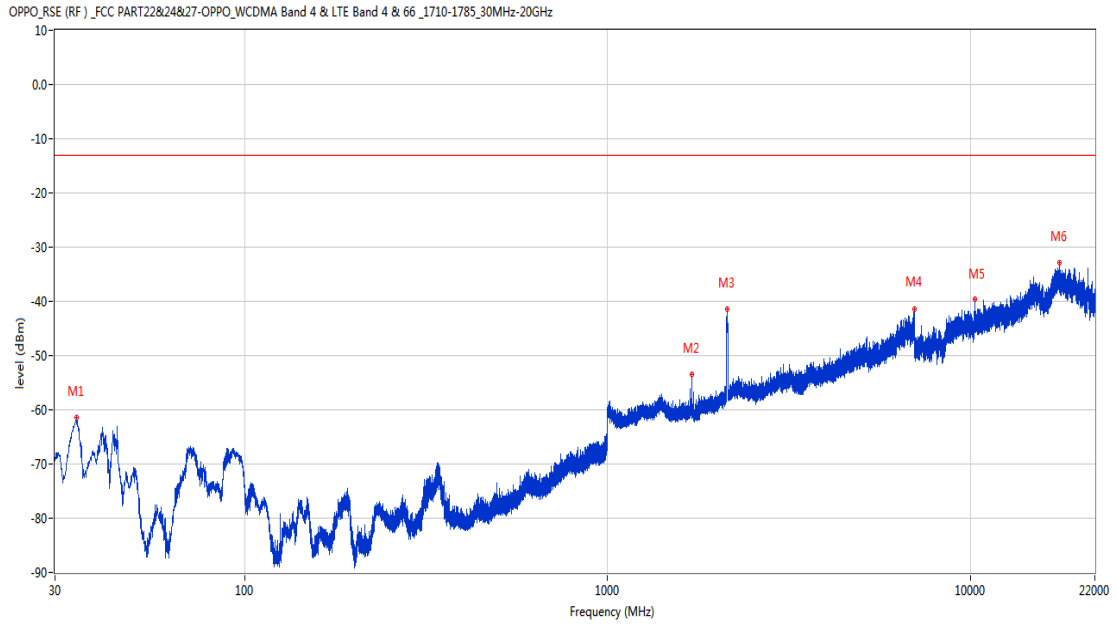
Frequency (MHz)	Result (dBm)	Factor (dB)	PK Limit (dBm)	Over Limit (dB)	Table (o)	ANT	EUT	Verdict
32.182	-65.34	-16.80	-13.0	-52.34	176.00	Horizontal	Horizontal	Pass
1706.000	-47.48	-4.53	-13.0	-34.48	148.00	Horizontal	Horizontal	N/A
2138.900	-33.72	-2.47	-13.0	-20.72	148.00	Horizontal	Horizontal	N/A
6977.000	-41.72	13.80	-13.0	-28.72	48.00	Horizontal	Horizontal	Pass
9447.487	-40.80	16.67	-13.0	-27.80	175.00	Horizontal	Horizontal	Pass
17566.937	-33.16	22.37	-13.0	-20.16	198.00	Horizontal	Horizontal	Pass

RSE-H&V LTE Band 4 BW20 CH20175



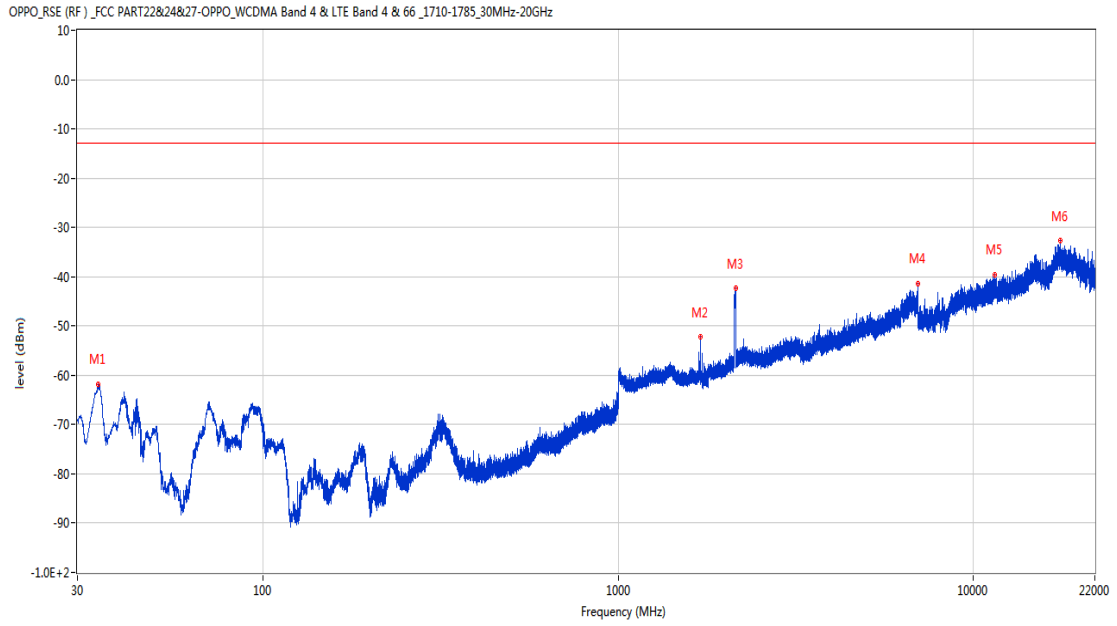
Frequency (MHz)	Result (dBm)	Factor (dB)	PK Limit (dBm)	Over Limit (dB)	Table (o)	ANT	EUT	Verdict
32.134	-65.46	-16.80	-13.0	-52.46	217.00	Horizontal	Vertical	Pass
1706.200	-52.59	-4.53	-13.0	-39.59	167.00	Horizontal	Vertical	N/A
2138.900	-33.78	-2.47	-13.0	-20.78	121.00	Horizontal	Vertical	N/A
6686.000	-43.31	12.02	-13.0	-30.31	335.00	Horizontal	Vertical	Pass
11346.138	-39.42	17.32	-13.0	-26.42	159.00	Horizontal	Vertical	Pass
17593.301	-33.38	22.04	-13.0	-20.38	32.00	Horizontal	Vertical	Pass

RSE-V&V LTE Band 4 BW20 CH20175



Frequency (MHz)	Result (dBm)	Factor (dB)	PK Limit (dBm)	Over Limit (dB)	Table (o)	ANT	EUT	Verdict
34.365	-61.53	-18.31	-13.0	-48.53	232.00	Vertical	Vertical	Pass
1705.900	-53.50	-4.53	-13.0	-40.50	168.00	Vertical	Vertical	N/A
2133.800	-41.36	-2.58	-13.0	-28.36	317.00	Vertical	Vertical	N/A
6998.800	-41.37	13.64	-13.0	-28.37	71.00	Vertical	Vertical	Pass
10253.638	-39.59	17.63	-13.0	-26.59	319.00	Vertical	Vertical	Pass
17598.386	-32.92	21.99	-13.0	-19.92	181.00	Vertical	Vertical	Pass

RSE-V&H LTE Band 4 BW20 CH20175

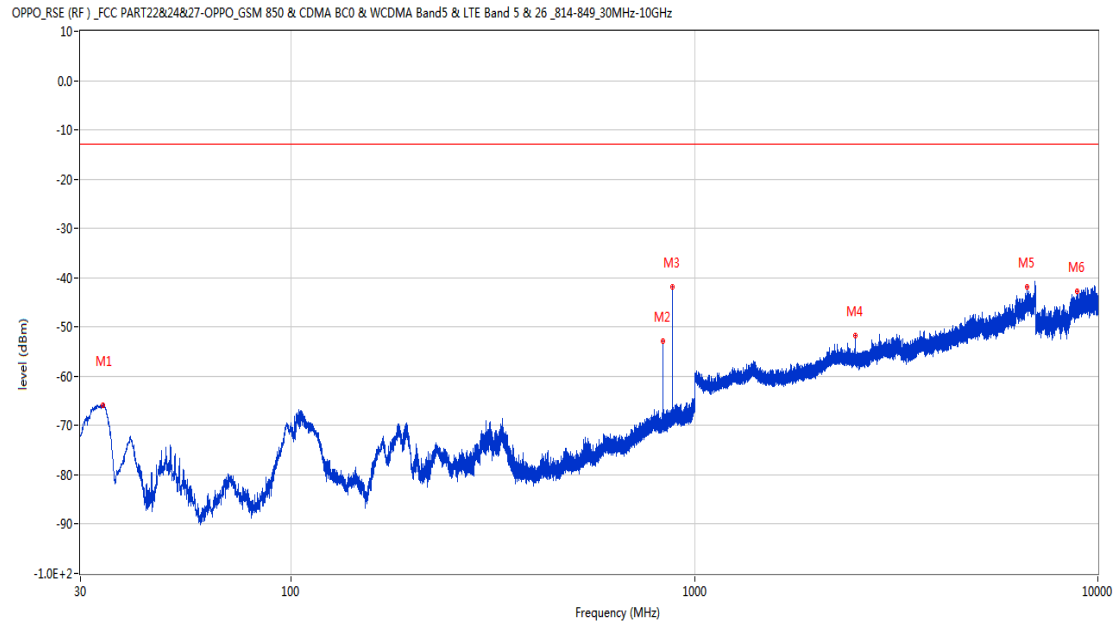


Frequency (MHz)	Result (dBm)	Factor (dB)	PK Limit (dBm)	Over Limit (dB)	Table (o)	ANT	EUT	Verdict
34.365	-61.75	-18.31	-13.0	-48.75	277.00	Vertical	Horizontal	Pass
1706.100	-52.09	-4.53	-13.0	-39.09	328.00	Vertical	Horizontal	N/A
2141.500	-42.32	-2.48	-13.0	-29.32	304.00	Vertical	Horizontal	N/A
6990.800	-41.33	13.48	-13.0	-28.33	55.00	Vertical	Horizontal	Pass
11515.763	-39.70	17.56	-13.0	-26.70	114.00	Vertical	Horizontal	Pass
17588.214	-32.72	22.10	-13.0	-19.72	86.00	Vertical	Horizontal	Pass

## 34 LTE Band 5

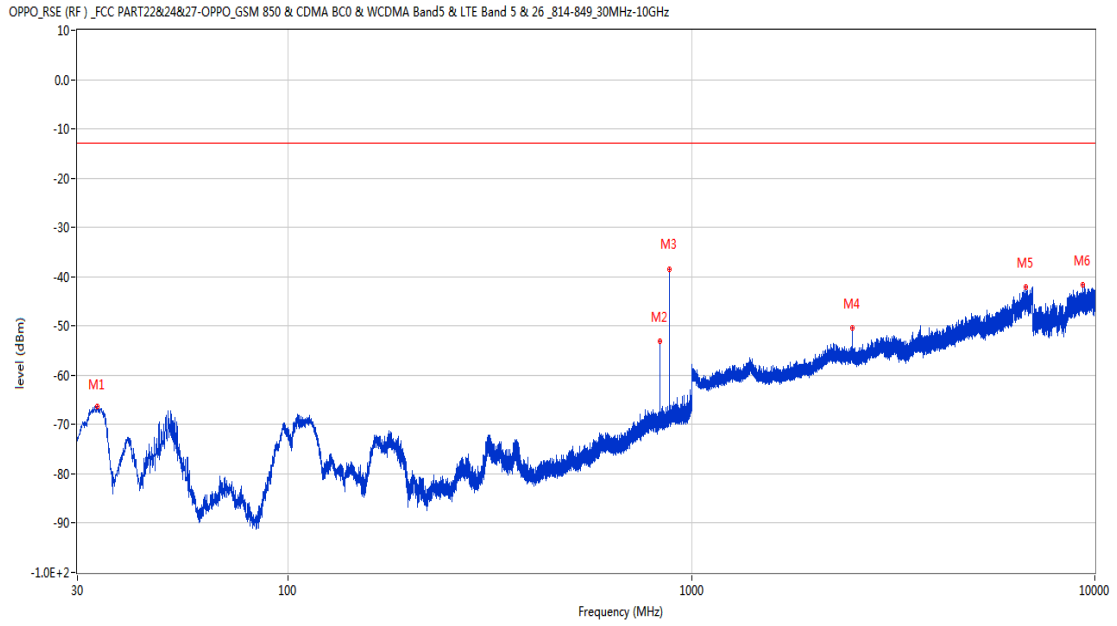
### 34.1 LTE Band 5 BW1.4, Middle Channel

RSE-H&H LTE Band 5 BW1.4 CH20525



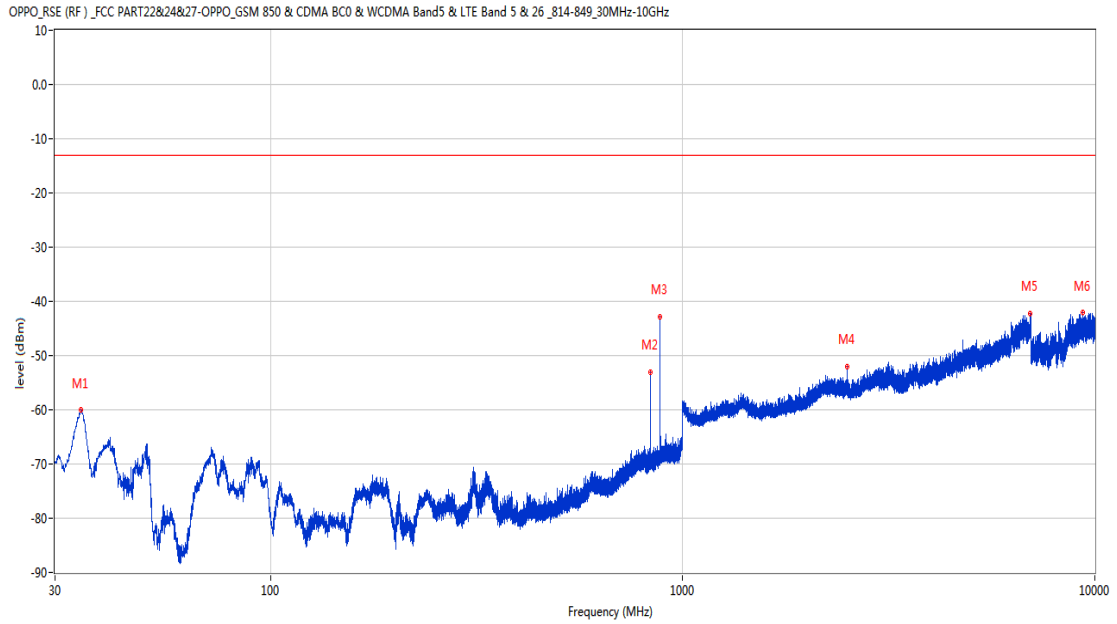
Frequency (MHz)	Result (dBm)	Factor (dB)	PK Limit (dBm)	Over Limit (dB)	Table (o)	ANT	EUT	Verdict
34.171	-65.79	-18.25	-13.0	-52.79	124.00	Horizontal	Horizontal	Pass
836.119	-52.90	2.58	-13.0	-39.90	359.00	Horizontal	Horizontal	N/A
881.030	-41.85	2.74	-13.0	-28.85	286.00	Horizontal	Horizontal	N/A
2508.500	-51.71	-0.98	-13.0	-38.71	98.00	Horizontal	Horizontal	Pass
6680.400	-41.75	11.78	-13.0	-28.75	5.00	Horizontal	Horizontal	Pass
8869.000	-42.70	14.93	-13.0	-29.70	26.00	Horizontal	Horizontal	Pass

RSE-H&V LTE Band 5 BW1.4 CH20525



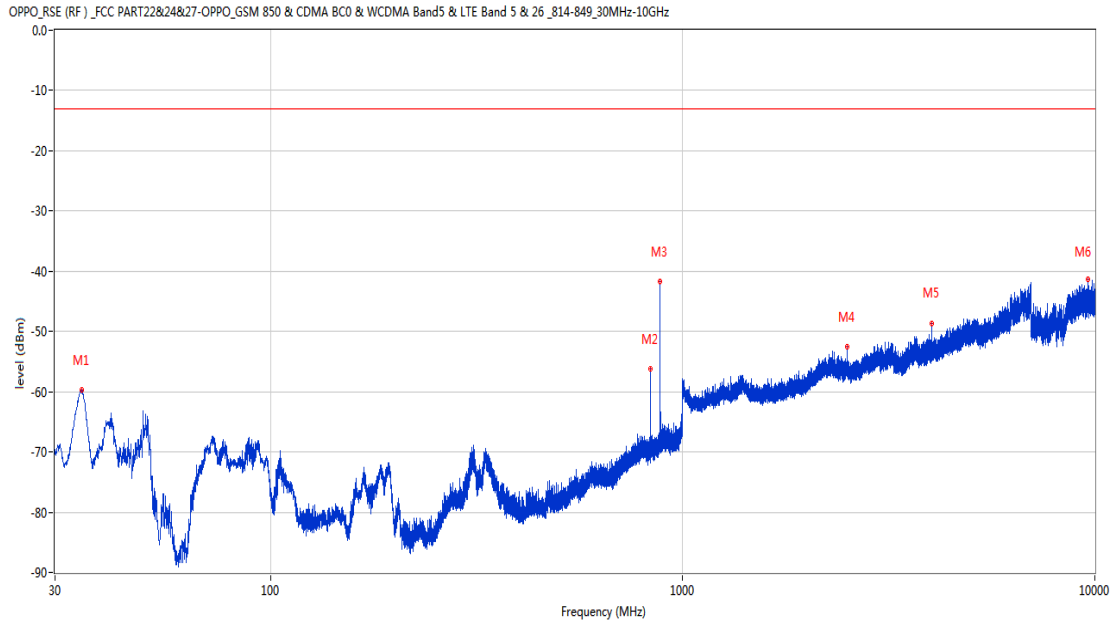
Frequency (MHz)	Result (dBm)	Factor (dB)	PK Limit (dBm)	Over Limit (dB)	Table (o)	ANT	EUT	Verdict
33.638	-66.39	-17.70	-13.0	-53.39	219.00	Horizontal	Vertical	Pass
836.070	-53.05	2.58	-13.0	-40.05	126.00	Horizontal	Vertical	N/A
881.854	-38.42	2.83	-13.0	-25.42	290.00	Horizontal	Vertical	N/A
2508.600	-50.36	-0.97	-13.0	-37.36	288.00	Horizontal	Vertical	Pass
6758.600	-42.08	11.52	-13.0	-29.08	153.00	Horizontal	Vertical	Pass
9316.901	-41.68	15.66	-13.0	-28.68	32.00	Horizontal	Vertical	Pass

RSE-V&V LTE Band 5 BW1.4 CH20525



Frequency (MHz)	Result (dBm)	Factor (dB)	PK Limit (dBm)	Over Limit (dB)	Table (o)	ANT	EUT	Verdict
34.656	-60.09	-18.39	-13.0	-47.09	354.00	Vertical	Vertical	Pass
836.070	-53.13	2.58	-13.0	-40.13	206.00	Vertical	Vertical	N/A
881.321	-42.82	2.77	-13.0	-29.82	354.00	Vertical	Vertical	N/A
2508.600	-52.02	-0.97	-13.0	-39.02	103.00	Vertical	Vertical	Pass
6980.800	-42.31	13.79	-13.0	-29.31	284.00	Vertical	Vertical	Pass
9331.000	-42.07	15.41	-13.0	-29.07	231.00	Vertical	Vertical	Pass

RSE-V&H LTE Band 5 BW1.4 CH20525

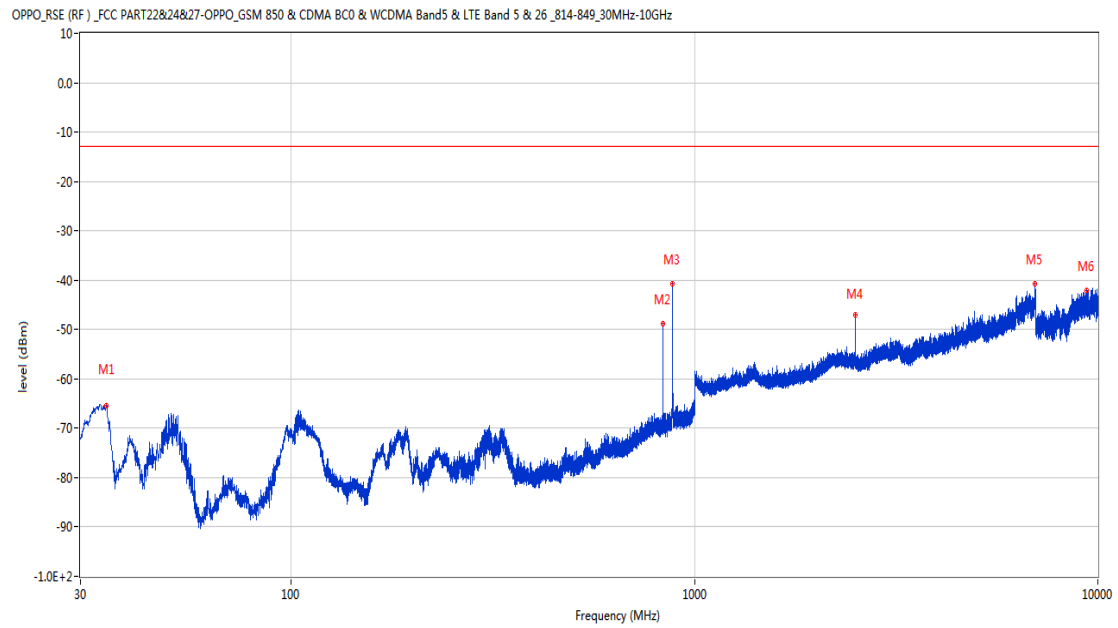


Frequency (MHz)	Result (dBm)	Factor (dB)	PK Limit (dBm)	Over Limit (dB)	Table (o)	ANT	EUT	Verdict
34.850	-59.75	-18.45	-13.0	-46.75	360.00	Vertical	Horizontal	Pass
836.119	-56.23	2.58	-13.0	-43.23	49.00	Vertical	Horizontal	N/A
881.757	-41.76	2.82	-13.0	-28.76	360.00	Vertical	Horizontal	N/A
2508.500	-52.57	-0.98	-13.0	-39.57	122.00	Vertical	Horizontal	Pass
4020.600	-48.60	5.11	-13.0	-35.60	164.00	Vertical	Horizontal	Pass
9643.900	-41.39	16.30	-13.0	-28.39	349.00	Vertical	Horizontal	Pass



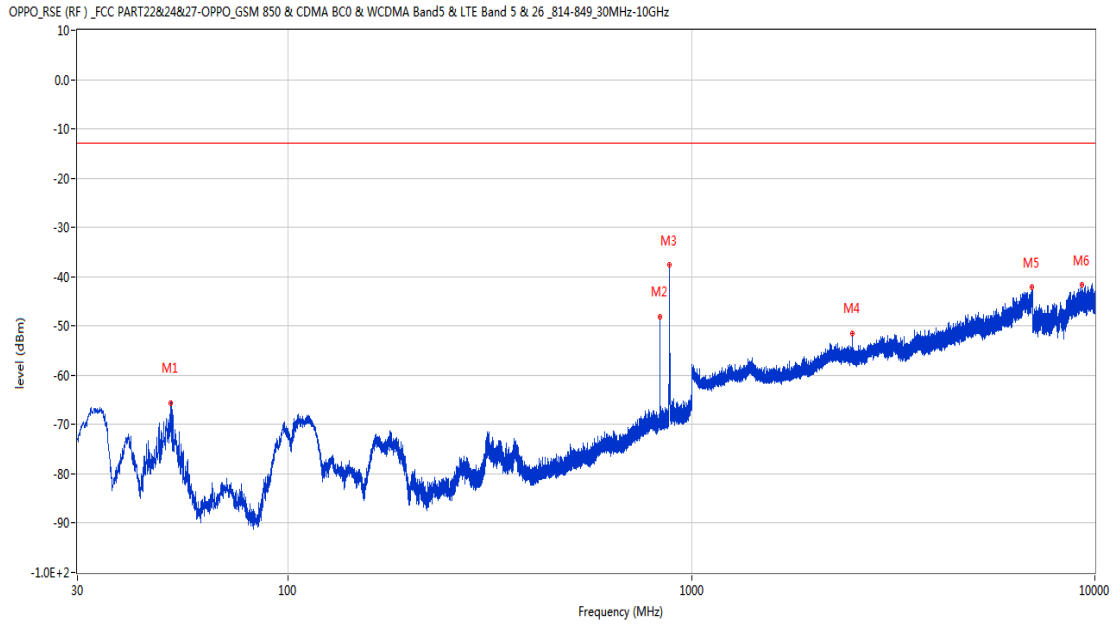
### 34.2 LTE Band 5 BW3, Middle Channel

RSE-H&H LTE Band 5 BW3 CH20525



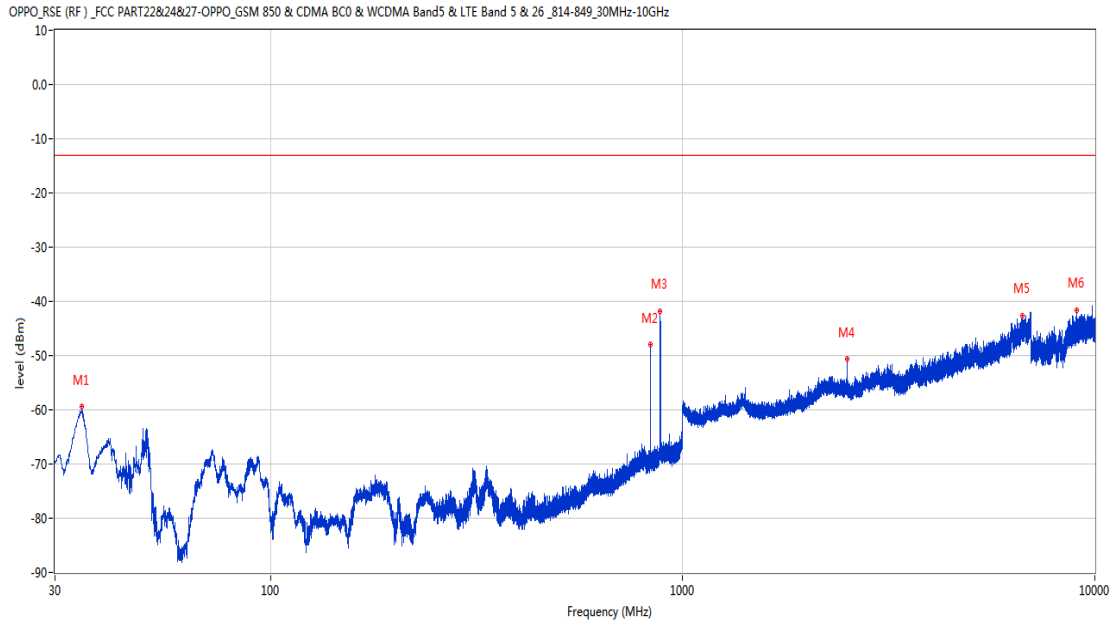
Frequency (MHz)	Result (dBm)	Factor (dB)	PK Limit (dBm)	Over Limit (dB)	Table (o)	ANT	EUT	Verdict
34.850	-65.43	-18.45	-13.0	-52.43	69.00	Horizontal	Horizontal	Pass
835.294	-48.77	2.56	-13.0	-35.77	360.00	Horizontal	Horizontal	N/A
882.145	-40.74	2.87	-13.0	-27.74	284.00	Horizontal	Horizontal	N/A
2506.200	-46.94	-0.96	-13.0	-33.94	24.00	Horizontal	Horizontal	Pass
6985.200	-40.71	13.70	-13.0	-27.71	140.00	Horizontal	Horizontal	Pass
9389.650	-42.13	15.58	-13.0	-29.13	0.00	Horizontal	Horizontal	Pass

RSE-H&V LTE Band 5 BW3 CH20525



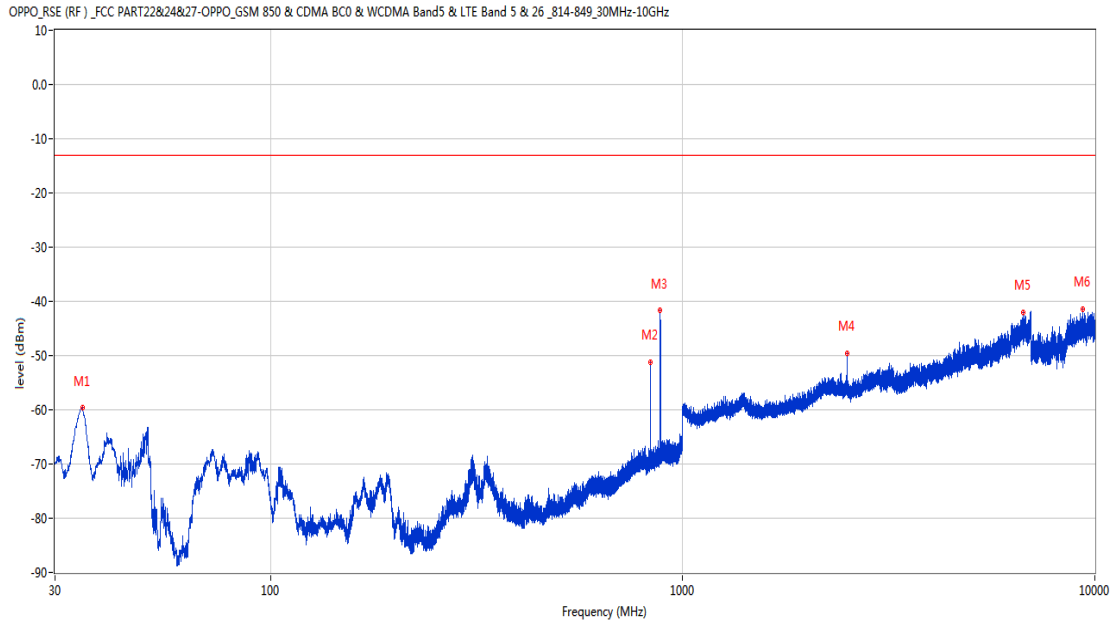
Frequency (MHz)	Result (dBm)	Factor (dB)	PK Limit (dBm)	Over Limit (dB)	Table (o)	ANT	EUT	Verdict
51.001	-65.66	-15.84	-13.0	-52.66	6.00	Horizontal	Vertical	Pass
835.246	-48.08	2.55	-13.0	-35.08	145.00	Horizontal	Vertical	N/A
881.757	-37.60	2.82	-13.0	-24.60	283.00	Horizontal	Vertical	N/A
2505.900	-51.62	-0.95	-13.0	-38.62	287.00	Horizontal	Vertical	Pass
6977.800	-42.08	13.88	-13.0	-29.08	151.00	Horizontal	Vertical	Pass
9287.349	-41.74	15.27	-13.0	-28.74	0.00	Horizontal	Vertical	Pass

RSE-V&V LTE Band 5 BW3 CH20525



Frequency (MHz)	Result (dBm)	Factor (dB)	PK Limit (dBm)	Over Limit (dB)	Table (o)	ANT	EUT	Verdict
34.898	-59.33	-18.47	-13.0	-46.33	320.00	Vertical	Vertical	Pass
835.246	-47.97	2.55	-13.0	-34.97	211.00	Vertical	Vertical	N/A
881.660	-41.82	2.81	-13.0	-28.82	190.00	Vertical	Vertical	N/A
2506.200	-50.58	-0.96	-13.0	-37.58	95.00	Vertical	Vertical	Pass
6664.800	-42.70	11.59	-13.0	-29.70	360.00	Vertical	Vertical	Pass
9037.901	-41.59	15.06	-13.0	-28.59	216.00	Vertical	Vertical	Pass

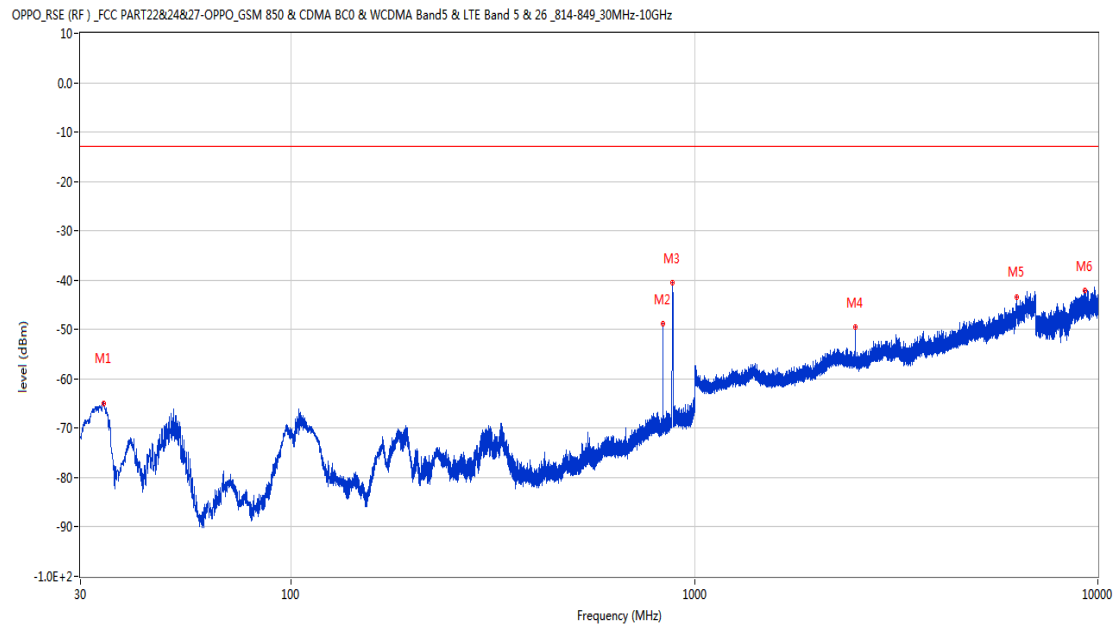
RSE-V&H LTE Band 5 BW3 CH20525



Frequency (MHz)	Result (dBm)	Factor (dB)	PK Limit (dBm)	Over Limit (dB)	Table (o)	ANT	EUT	Verdict
34.947	-59.60	-18.48	-13.0	-46.60	284.00	Vertical	Horizontal	Pass
835.197	-51.14	2.55	-13.0	-38.14	50.00	Vertical	Horizontal	N/A
881.660	-41.67	2.81	-13.0	-28.67	214.00	Vertical	Horizontal	N/A
2506.200	-49.58	-0.96	-13.0	-36.58	119.00	Vertical	Horizontal	Pass
6696.200	-41.97	11.46	-13.0	-28.97	360.00	Vertical	Horizontal	Pass
9333.850	-41.48	15.34	-13.0	-28.48	1.00	Vertical	Horizontal	Pass

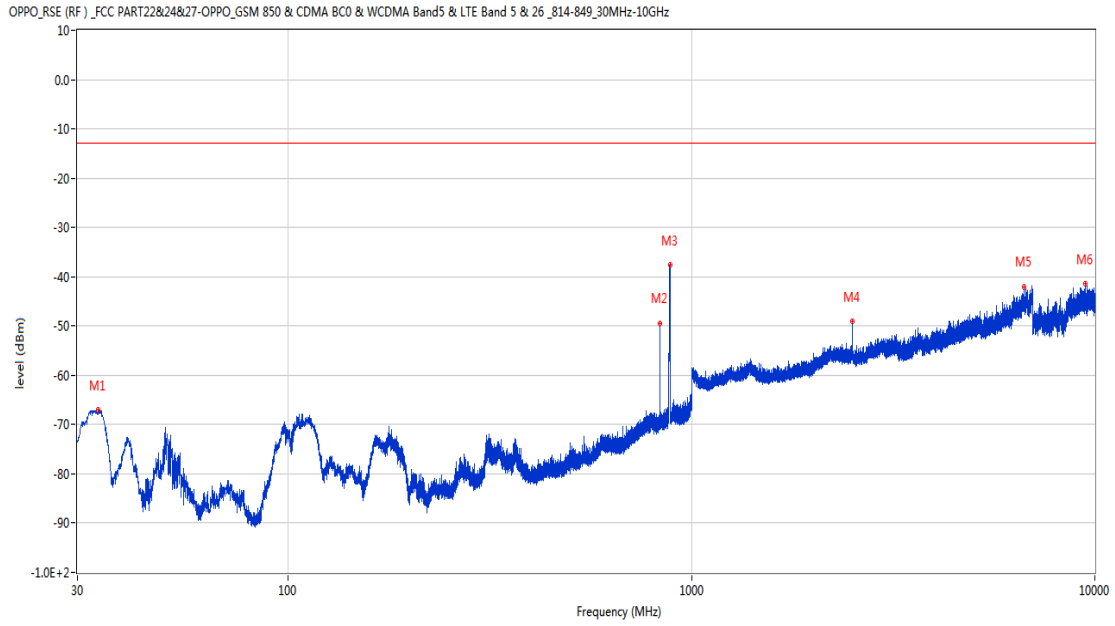
### 34.3 LTE Band 5 BW5, Middle Channel

RSE-H&H LTE Band 5 BW5 CH20525



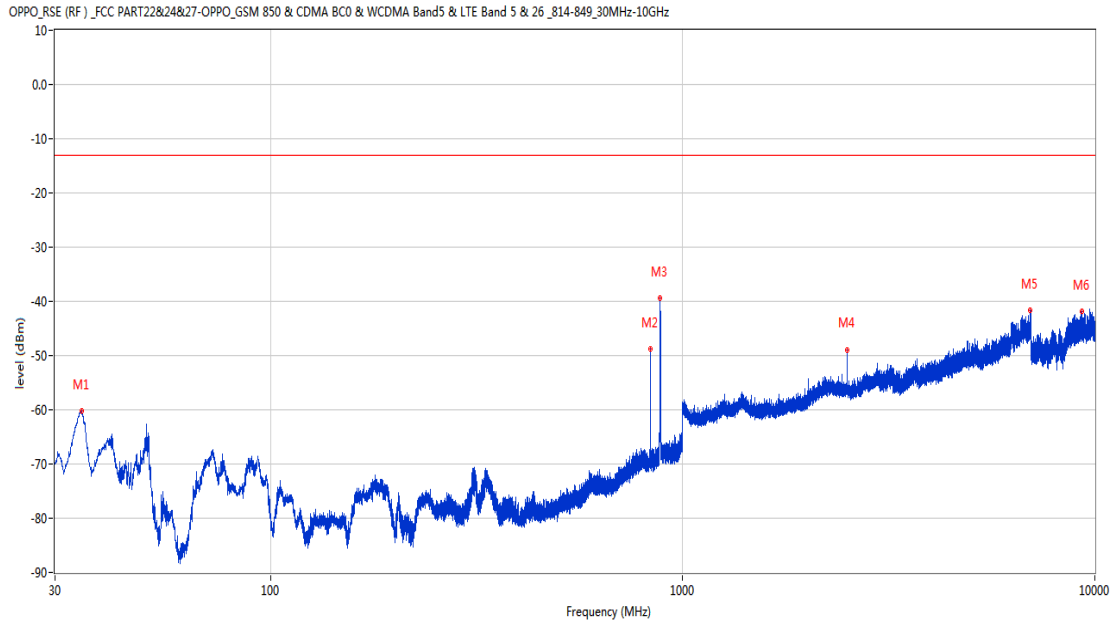
Frequency (MHz)	Result (dBm)	Factor (dB)	PK Limit (dBm)	Over Limit (dB)	Table (o)	ANT	EUT	Verdict
34.316	-65.07	-18.28	-13.0	-52.07	135.00	Horizontal	Horizontal	Pass
834.372	-48.71	2.53	-13.0	-35.71	344.00	Horizontal	Horizontal	N/A
880.496	-40.44	2.68	-13.0	-27.44	299.00	Horizontal	Horizontal	N/A
2503.700	-49.42	-0.77	-13.0	-36.42	150.00	Horizontal	Horizontal	Pass
6291.000	-43.49	11.28	-13.0	-30.49	154.00	Horizontal	Horizontal	Pass
9298.900	-42.13	15.52	-13.0	-29.13	-3.00	Horizontal	Horizontal	Pass

RSE-H&V LTE Band 5 BW5 CH20525



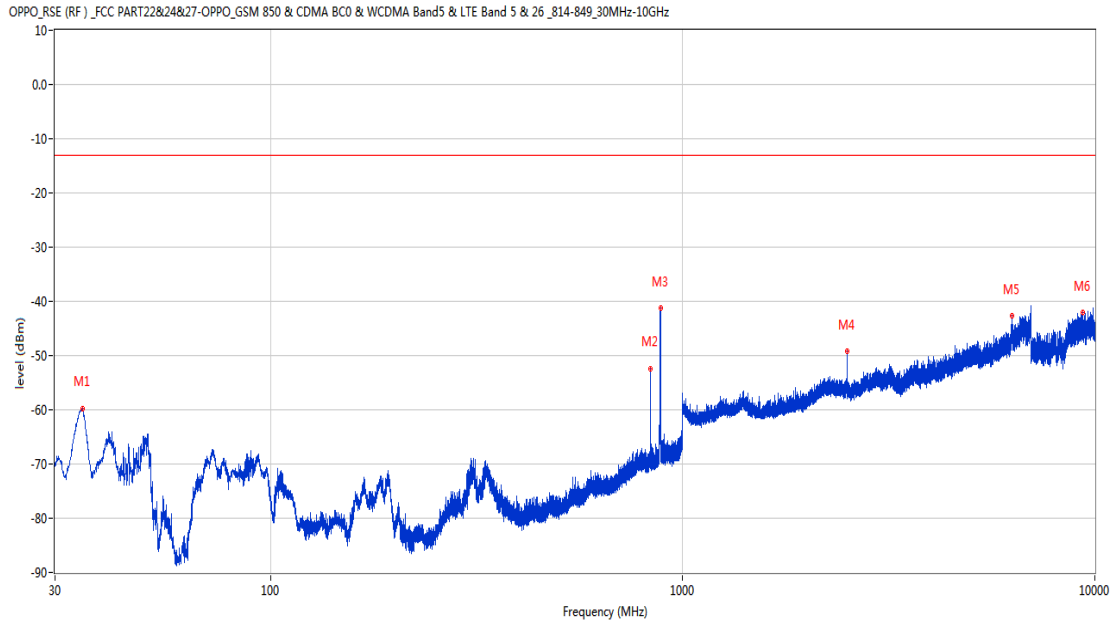
Frequency (MHz)	Result (dBm)	Factor (dB)	PK Limit (dBm)	Over Limit (dB)	Table (o)	ANT	EUT	Verdict
33.831	-67.11	-17.97	-13.0	-54.11	153.00	Horizontal	Vertical	Pass
834.372	-49.39	2.53	-13.0	-36.39	153.00	Horizontal	Vertical	N/A
883.503	-37.69	3.04	-13.0	-24.69	301.00	Horizontal	Vertical	N/A
2503.400	-49.08	-0.76	-13.0	-36.08	291.00	Horizontal	Vertical	Pass
6671.000	-42.06	11.64	-13.0	-29.06	157.00	Horizontal	Vertical	Pass
9457.901	-41.46	16.57	-13.0	-28.46	78.00	Horizontal	Vertical	Pass

RSE-V&V LTE Band 5 BW5 CH20525



Frequency (MHz)	Result (dBm)	Factor (dB)	PK Limit (dBm)	Over Limit (dB)	Table (o)	ANT	EUT	Verdict
34.801	-60.26	-18.44	-13.0	-47.26	360.00	Vertical	Vertical	Pass
834.372	-48.85	2.53	-13.0	-35.85	212.00	Vertical	Vertical	N/A
880.496	-39.32	2.68	-13.0	-26.32	190.00	Vertical	Vertical	N/A
2503.400	-48.94	-0.76	-13.0	-35.94	1.00	Vertical	Vertical	Pass
6969.000	-41.69	13.41	-13.0	-28.69	360.00	Vertical	Vertical	Pass
9312.850	-41.81	15.63	-13.0	-28.81	0.00	Vertical	Vertical	Pass

RSE-V&H LTE Band 5 BW5 CH20525

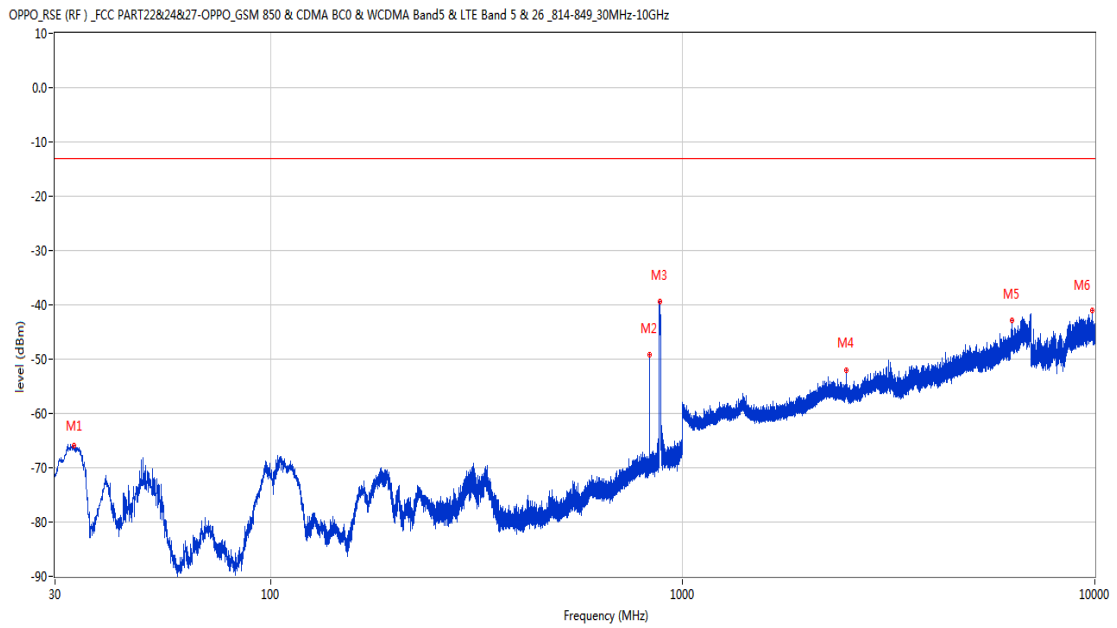


Frequency (MHz)	Result (dBm)	Factor (dB)	PK Limit (dBm)	Over Limit (dB)	Table (o)	ANT	EUT	Verdict
34.995	-59.76	-18.50	-13.0	-46.76	318.00	Vertical	Horizontal	Pass
834.372	-52.39	2.53	-13.0	-39.39	342.00	Vertical	Horizontal	N/A
883.260	-41.28	3.01	-13.0	-28.28	360.00	Vertical	Horizontal	N/A
2503.600	-49.24	-0.76	-13.0	-36.24	151.00	Vertical	Horizontal	Pass
6291.400	-42.60	11.27	-13.0	-29.60	321.00	Vertical	Horizontal	Pass
9337.300	-41.97	15.25	-13.0	-28.97	69.00	Vertical	Horizontal	Pass



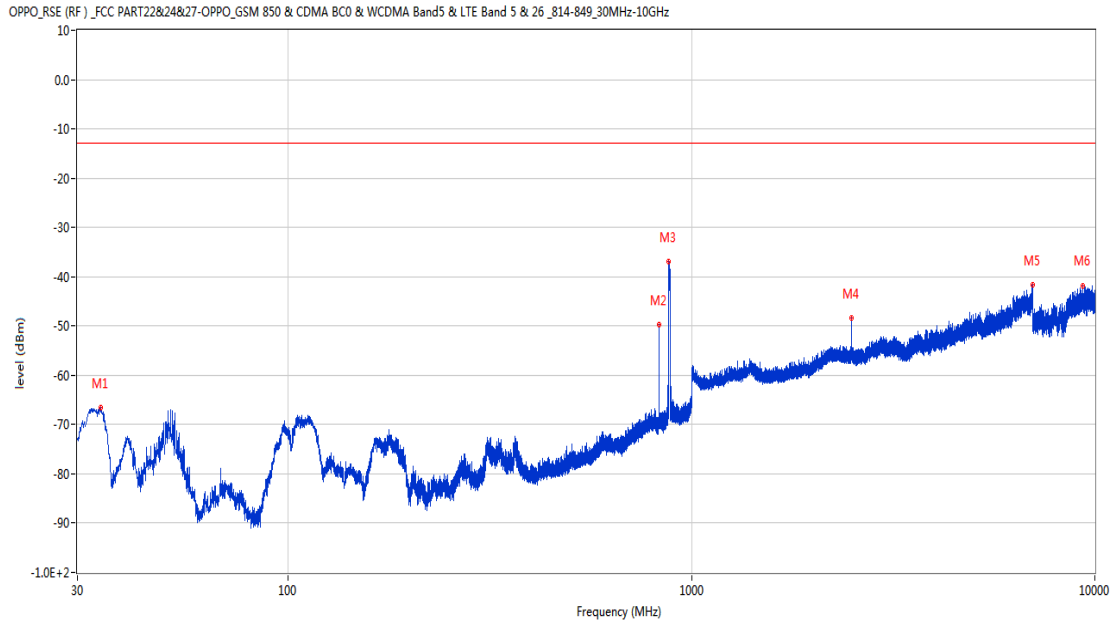
### 34.4 LTE Band 5 BW10, Middle Channel

RSE-H&H LTE Band 5 BW10 CH20525



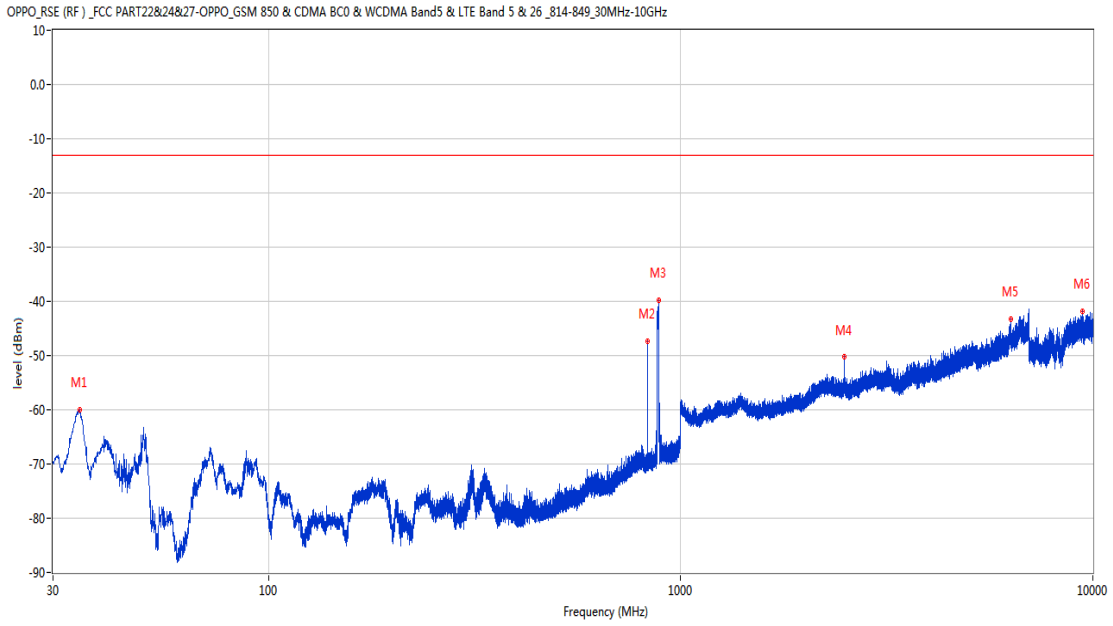
Frequency (MHz)	Result (dBm)	Factor (dB)	PK Limit (dBm)	Over Limit (dB)	Table (o)	ANT	EUT	Verdict
33.298	-65.91	-17.22	-13.0	-52.91	132.00	Horizontal	Horizontal	Pass
832.142	-49.21	2.46	-13.0	-36.21	346.00	Horizontal	Horizontal	N/A
878.653	-39.39	2.65	-13.0	-26.39	299.00	Horizontal	Horizontal	N/A
2496.200	-52.09	-0.51	-13.0	-39.09	80.00	Horizontal	Horizontal	Pass
6296.000	-42.83	11.22	-13.0	-29.83	344.00	Horizontal	Horizontal	Pass
9848.950	-41.11	16.94	-13.0	-28.11	218.00	Horizontal	Horizontal	Pass

RSE-H&V LTE Band 5 BW10 CH20525



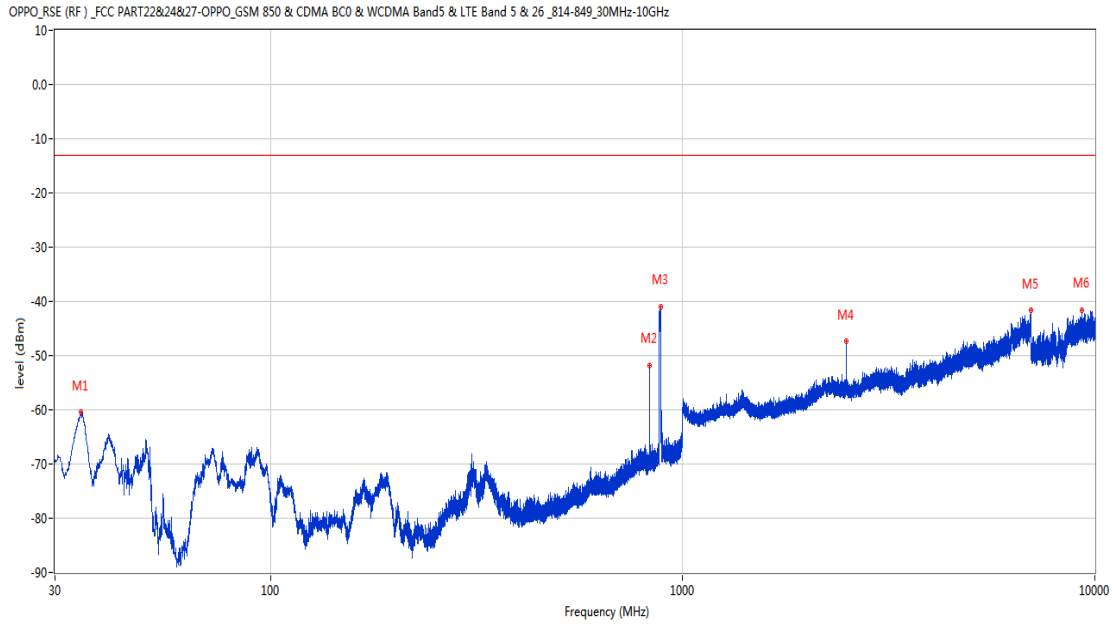
Frequency (MHz)	Result (dBm)	Factor (dB)	PK Limit (dBm)	Over Limit (dB)	Table (o)	ANT	EUT	Verdict
34.219	-66.52	-18.26	-13.0	-53.52	118.00	Horizontal	Vertical	Pass
832.142	-49.69	2.46	-13.0	-36.69	163.00	Horizontal	Vertical	N/A
877.198	-37.01	2.64	-13.0	-24.01	278.00	Horizontal	Vertical	N/A
2496.700	-48.33	-0.51	-13.0	-35.33	120.00	Horizontal	Vertical	Pass
6997.000	-41.64	13.60	-13.0	-28.64	360.00	Horizontal	Vertical	Pass
9353.349	-41.84	15.06	-13.0	-28.84	347.00	Horizontal	Vertical	Pass

RSE-V&V LTE Band 5 BW10 CH20525



Frequency (MHz)	Result (dBm)	Factor (dB)	PK Limit (dBm)	Over Limit (dB)	Table (o)	ANT	EUT	Verdict
34.753	-59.91	-18.42	-13.0	-46.91	345.00	Vertical	Vertical	Pass
832.142	-47.34	2.46	-13.0	-34.34	30.00	Vertical	Vertical	N/A
885.201	-39.86	3.13	-13.0	-26.86	185.00	Vertical	Vertical	N/A
2496.800	-50.26	-0.51	-13.0	-37.26	1.00	Vertical	Vertical	Pass
6311.200	-43.28	10.32	-13.0	-30.28	360.00	Vertical	Vertical	Pass
9449.050	-41.75	16.71	-13.0	-28.75	213.00	Vertical	Vertical	Pass

RSE-V&H LTE Band 5 BW10 CH20525

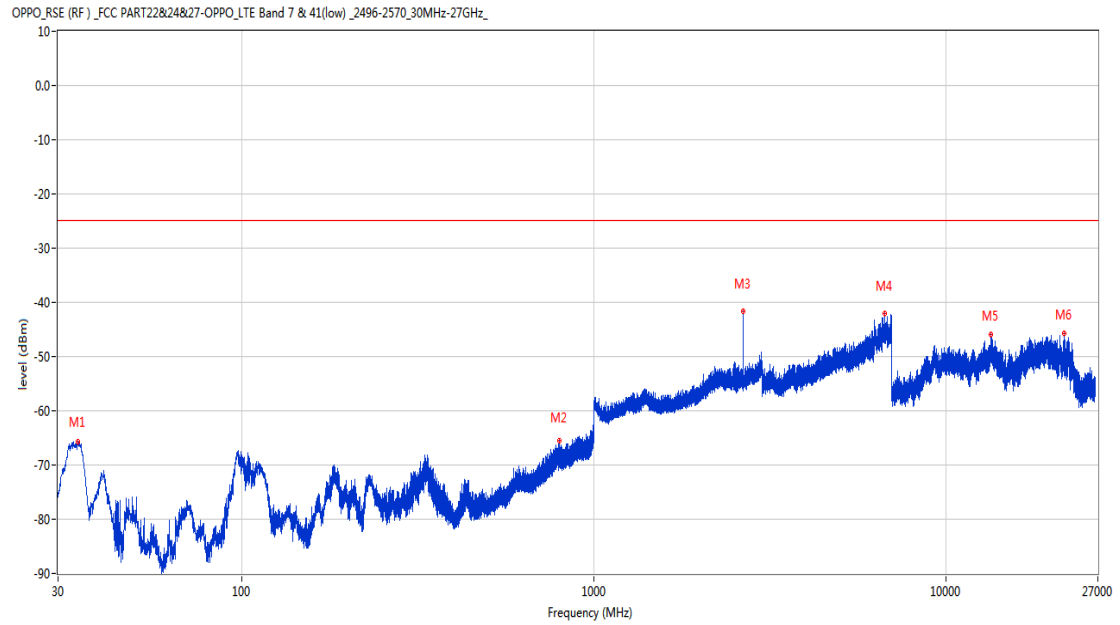


Frequency (MHz)	Result (dBm)	Factor (dB)	PK Limit (dBm)	Over Limit (dB)	Table (o)	ANT	EUT	Verdict
34.656	-60.50	-18.39	-13.0	-47.50	360.00	Vertical	Horizontal	Pass
832.142	-51.81	2.46	-13.0	-38.81	50.00	Vertical	Horizontal	N/A
884.085	-41.11	3.12	-13.0	-28.11	360.00	Vertical	Horizontal	N/A
2496.800	-47.38	-0.51	-13.0	-34.38	144.00	Vertical	Horizontal	Pass
6991.000	-41.65	13.49	-13.0	-28.65	255.00	Vertical	Horizontal	Pass
9318.100	-41.73	15.67	-13.0	-28.73	308.00	Vertical	Horizontal	Pass

### 35 LTE Band 7

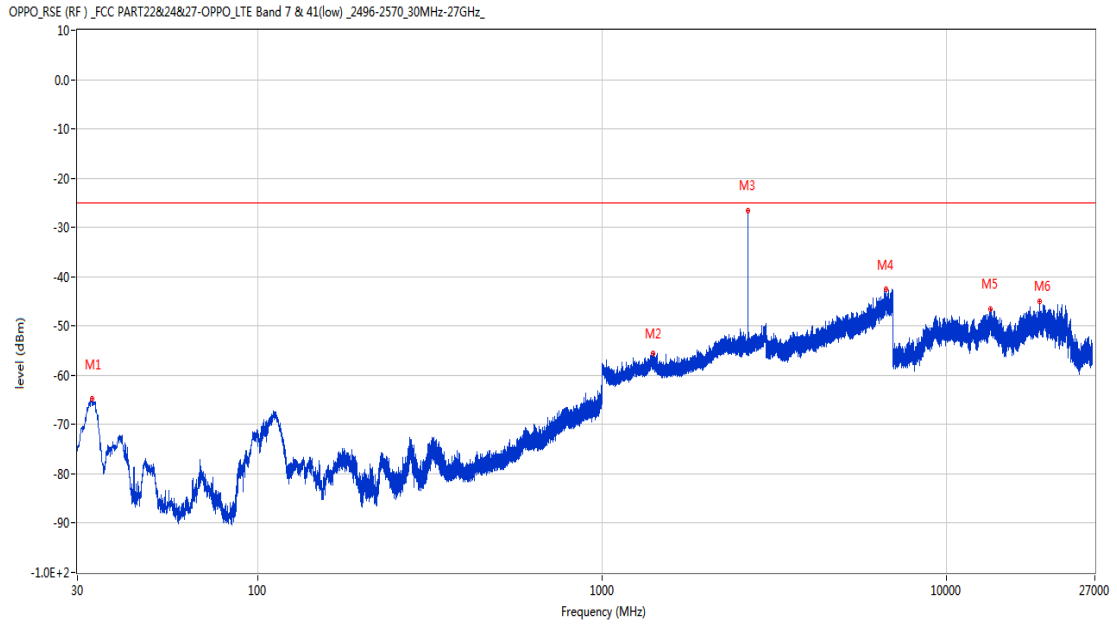
#### 35.1 LTE Band 7 BW5, Middle Channel

RSE-H&H LTE Band 7 BW5 CH21100



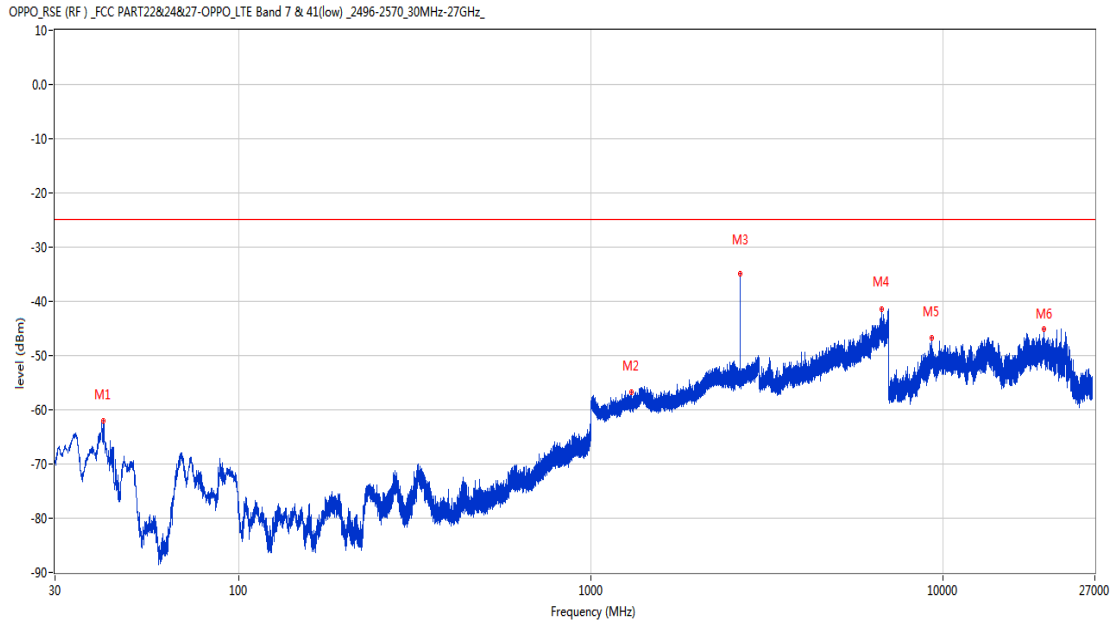
Frequency (MHz)	Result (dBm)	Factor (dB)	PK Limit (dBm)	Over Limit (dB)	Table (o)	ANT	EUT	Verdict
34.219	-65.68	-18.09	-25.0	-40.68	157.00	Horizontal	Horizontal	Pass
797.173	-65.58	3.03	-25.0	-40.58	342.00	Horizontal	Horizontal	Pass
2657.300	-41.66	1.39	-25.0	-16.66	115.00	Horizontal	Horizontal	N/A
6686.000	-42.09	12.02	-25.0	-17.09	177.00	Horizontal	Horizontal	Pass
13428.037	-46.02	11.11	-25.0	-21.02	139.00	Horizontal	Horizontal	Pass
21623.126	-45.78	14.70	-25.0	-20.78	149.00	Horizontal	Horizontal	Pass

RSE-H&V LTE Band 7 BW5 CH21100



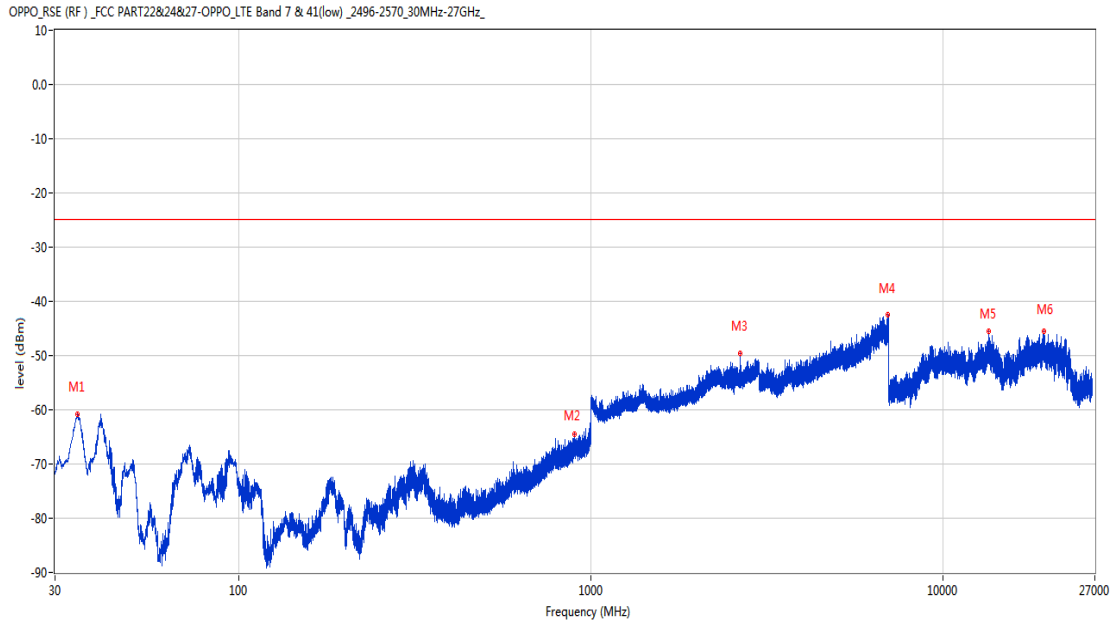
Frequency (MHz)	Result (dBm)	Factor (dB)	PK Limit (dBm)	Over Limit (dB)	Table (o)	ANT	EUT	Verdict
33.056	-64.66	-16.67	-25.0	-39.66	165.00	Horizontal	Vertical	Pass
1406.800	-55.65	-2.41	-25.0	-30.65	166.00	Horizontal	Vertical	Pass
2654.400	-26.50	1.43	-25.0	-1.50	106.00	Horizontal	Vertical	N/A
6686.000	-42.60	12.02	-25.0	-17.60	307.00	Horizontal	Vertical	Pass
13466.100	-46.67	11.34	-25.0	-21.67	360.00	Horizontal	Vertical	Pass
18648.551	-44.99	11.94	-25.0	-19.99	38.00	Horizontal	Vertical	Pass

RSE-V&V LTE Band 7 BW5 CH21100



Frequency (MHz)	Result (dBm)	Factor (dB)	PK Limit (dBm)	Over Limit (dB)	Table (o)	ANT	EUT	Verdict
41.155	-62.08	-17.52	-25.0	-37.08	123.00	Vertical	Vertical	Pass
1300.800	-56.81	-3.77	-25.0	-31.81	117.00	Vertical	Vertical	Pass
2656.400	-34.94	1.31	-25.0	-9.94	348.00	Vertical	Vertical	N/A
6689.200	-41.43	11.88	-25.0	-16.43	109.00	Vertical	Vertical	Pass
9289.938	-46.67	9.86	-25.0	-21.67	132.00	Vertical	Vertical	Pass
19317.074	-45.03	16.11	-25.0	-20.03	13.00	Vertical	Vertical	Pass

RSE-V&H LTE Band 7 BW5 CH21100

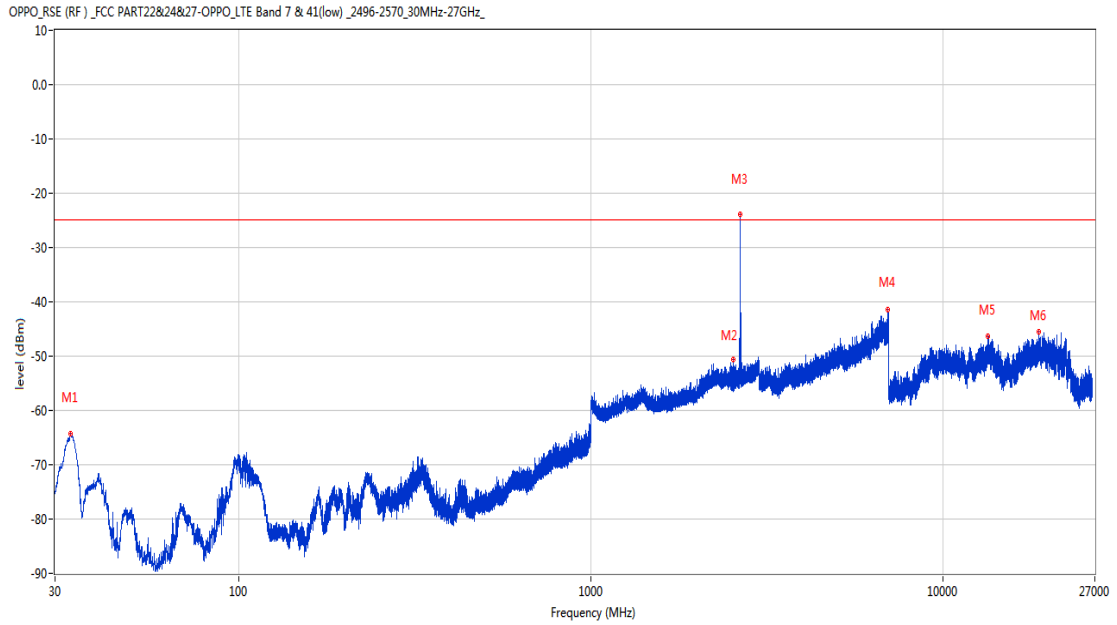


Frequency (MHz)	Result (dBm)	Factor (dB)	PK Limit (dBm)	Over Limit (dB)	Table (o)	ANT	EUT	Verdict
34.705	-60.74	-18.21	-25.0	-35.74	332.00	Vertical	Horizontal	Pass
899.023	-64.44	4.87	-25.0	-39.44	284.00	Vertical	Horizontal	Pass
2653.500	-49.58	1.42	-25.0	-24.58	267.00	Vertical	Horizontal	N/A
6982.800	-42.54	13.92	-25.0	-17.54	76.00	Vertical	Horizontal	Pass
13463.213	-45.59	11.39	-25.0	-20.59	363.00	Vertical	Horizontal	Pass
19351.075	-45.56	15.66	-25.0	-20.56	116.00	Vertical	Horizontal	Pass



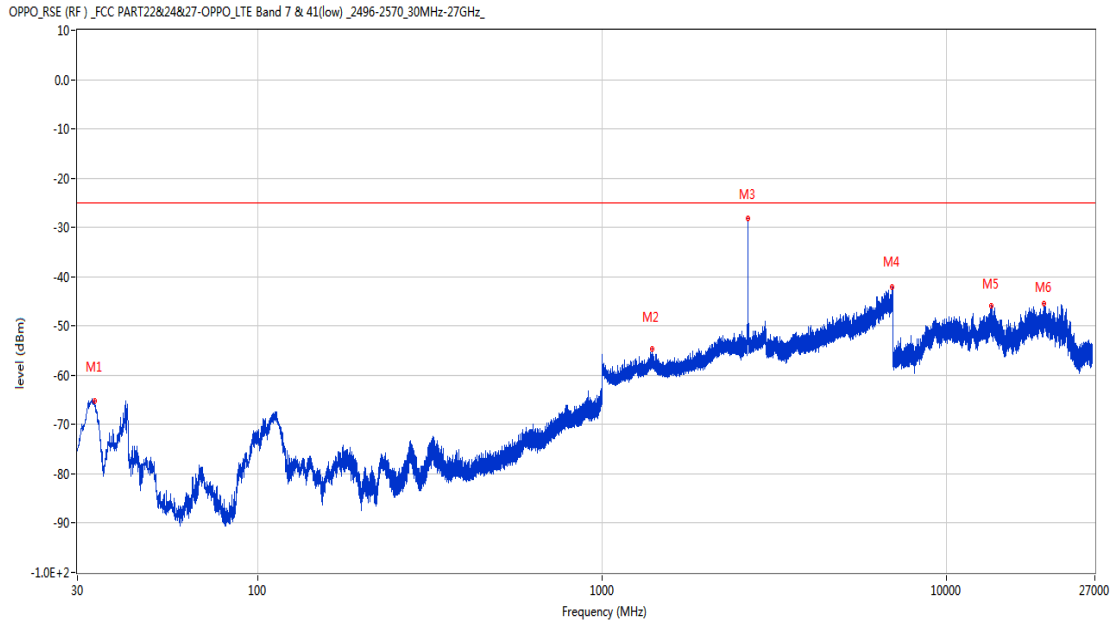
## 35.2 LTE Band 7 BW10, Middle Channel

RSE-H&H LTE Band 7 BW10 CH21100



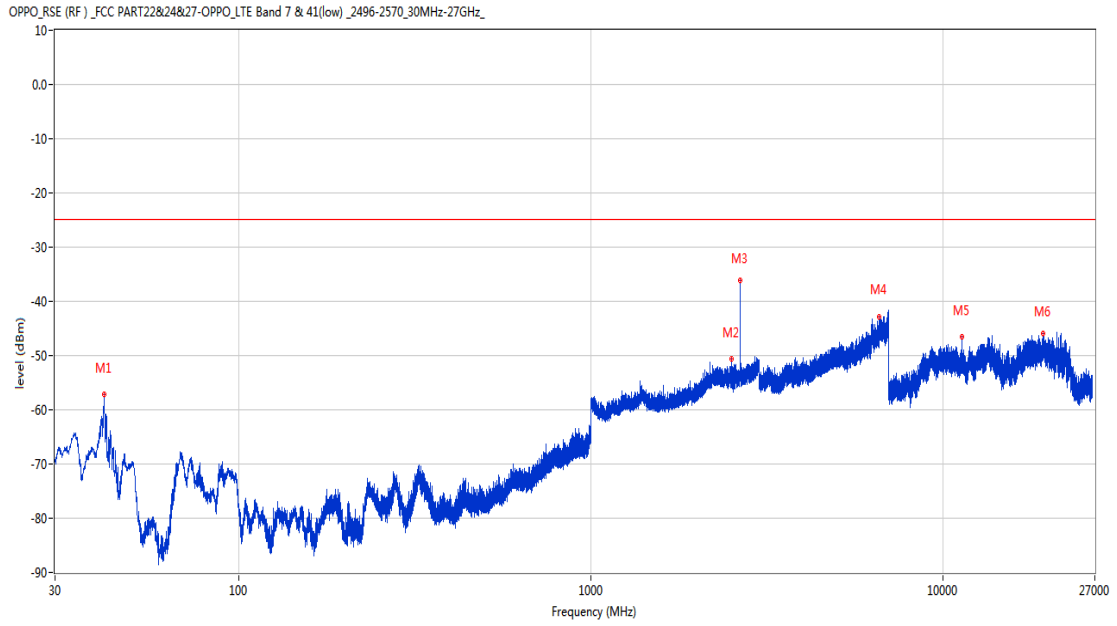
Frequency (MHz)	Result (dBm)	Factor (dB)	PK Limit (dBm)	Over Limit (dB)	Table (o)	ANT	EUT	Verdict
33.249	-64.34	-16.95	-25.0	-39.34	180.00	Horizontal	Horizontal	Pass
2530.400	-50.63	1.94	-25.0	-25.63	144.00	Horizontal	Horizontal	N/A
2656.300	-23.83	1.32	-25.0	1.17	111.00	Horizontal	Horizontal	N/A
6977.600	-41.50	13.86	-25.0	-16.50	344.00	Horizontal	Horizontal	Pass
13388.662	-46.42	10.78	-25.0	-21.42	333.00	Horizontal	Horizontal	Pass
18670.651	-45.46	12.33	-25.0	-20.46	242.00	Horizontal	Horizontal	Pass

RSE-H&V LTE Band 7 BW10 CH21100



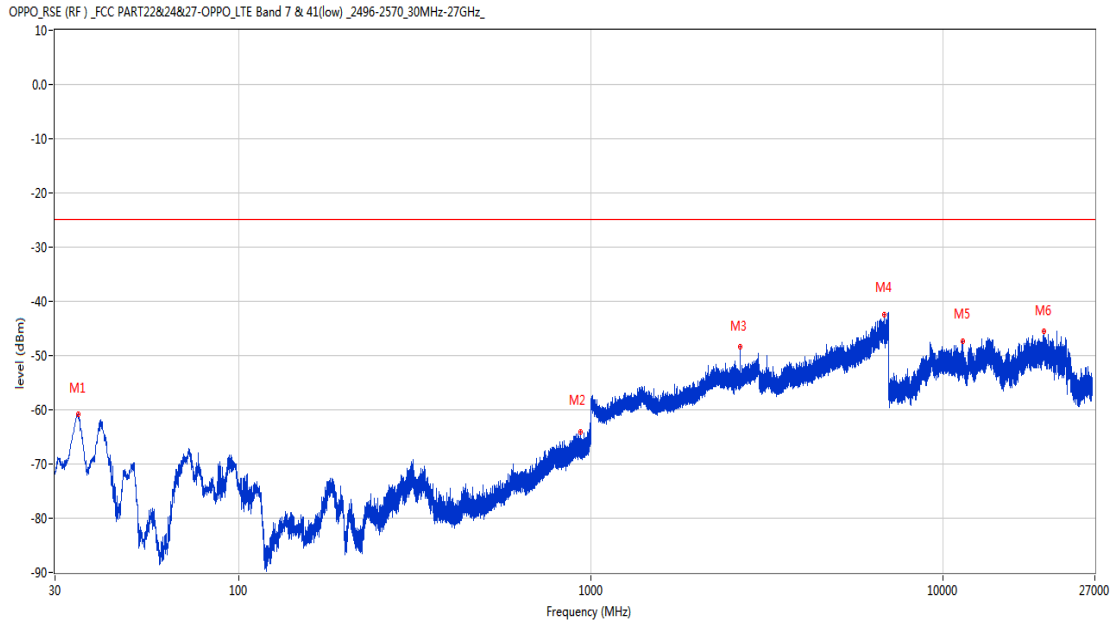
Frequency (MHz)	Result (dBm)	Factor (dB)	PK Limit (dBm)	Over Limit (dB)	Table (o)	ANT	EUT	Verdict
33.638	-65.18	-17.51	-25.0	-40.18	192.00	Horizontal	Vertical	Pass
1399.700	-54.66	-2.18	-25.0	-29.66	136.00	Horizontal	Vertical	Pass
2651.500	-28.28	1.39	-25.0	-3.28	110.00	Horizontal	Vertical	N/A
6973.000	-42.16	13.67	-25.0	-17.16	287.00	Horizontal	Vertical	Pass
13546.424	-45.92	10.54	-25.0	-20.92	176.00	Horizontal	Vertical	Pass
19222.725	-45.45	13.91	-25.0	-20.45	153.00	Horizontal	Vertical	Pass

RSE-V&V LTE Band 7 BW10 CH21100



Frequency (MHz)	Result (dBm)	Factor (dB)	PK Limit (dBm)	Over Limit (dB)	Table (o)	ANT	EUT	Verdict
41.349	-57.23	-17.43	-25.0	-32.23	94.00	Vertical	Vertical	Pass
2507.500	-50.51	1.83	-25.0	-25.51	281.00	Vertical	Vertical	N/A
2658.500	-36.19	1.51	-25.0	-11.19	105.00	Vertical	Vertical	N/A
6602.000	-42.78	11.83	-25.0	-17.78	236.00	Vertical	Vertical	Pass
11310.200	-46.44	9.74	-25.0	-21.44	218.00	Vertical	Vertical	Pass
19260.975	-45.87	14.54	-25.0	-20.87	201.00	Vertical	Vertical	Pass

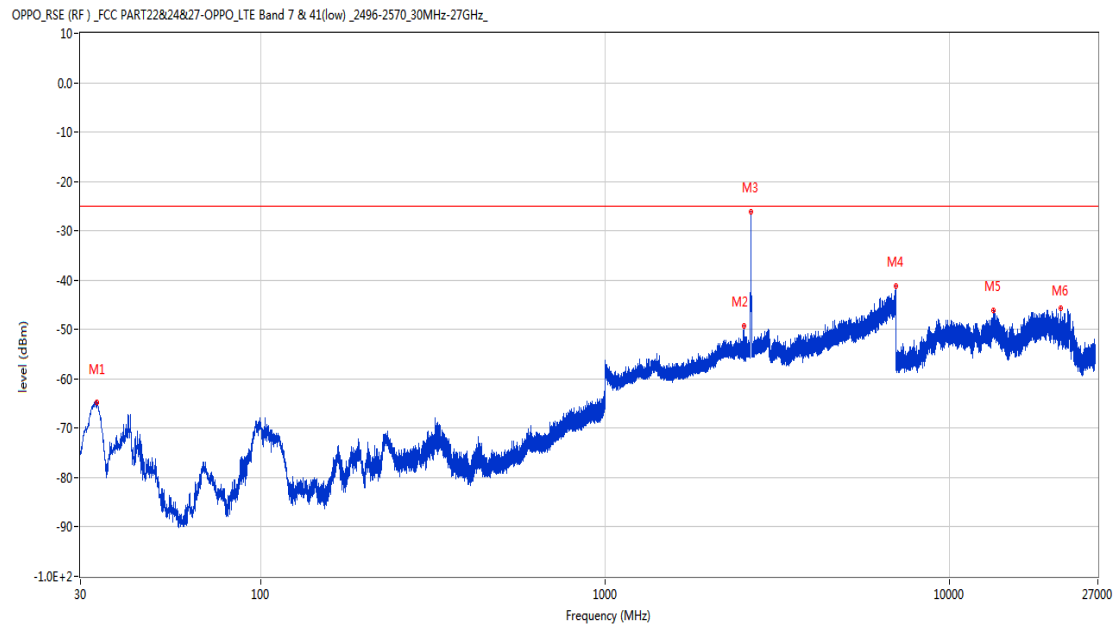
RSE-V&H LTE Band 7 BW10 CH21100



Frequency (MHz)	Result (dBm)	Factor (dB)	PK Limit (dBm)	Over Limit (dB)	Table (o)	ANT	EUT	Verdict
34.850	-60.89	-18.24	-25.0	-35.89	296.00	Vertical	Horizontal	Pass
935.641	-64.18	4.64	-25.0	-39.18	194.00	Vertical	Horizontal	Pass
2653.800	-48.43	1.42	-25.0	-23.43	319.00	Vertical	Horizontal	N/A
6792.200	-42.38	12.33	-25.0	-17.38	283.00	Vertical	Horizontal	Pass
11351.026	-47.40	9.13	-25.0	-22.40	77.00	Vertical	Horizontal	Pass
19298.802	-45.51	15.36	-25.0	-20.51	283.00	Vertical	Horizontal	Pass

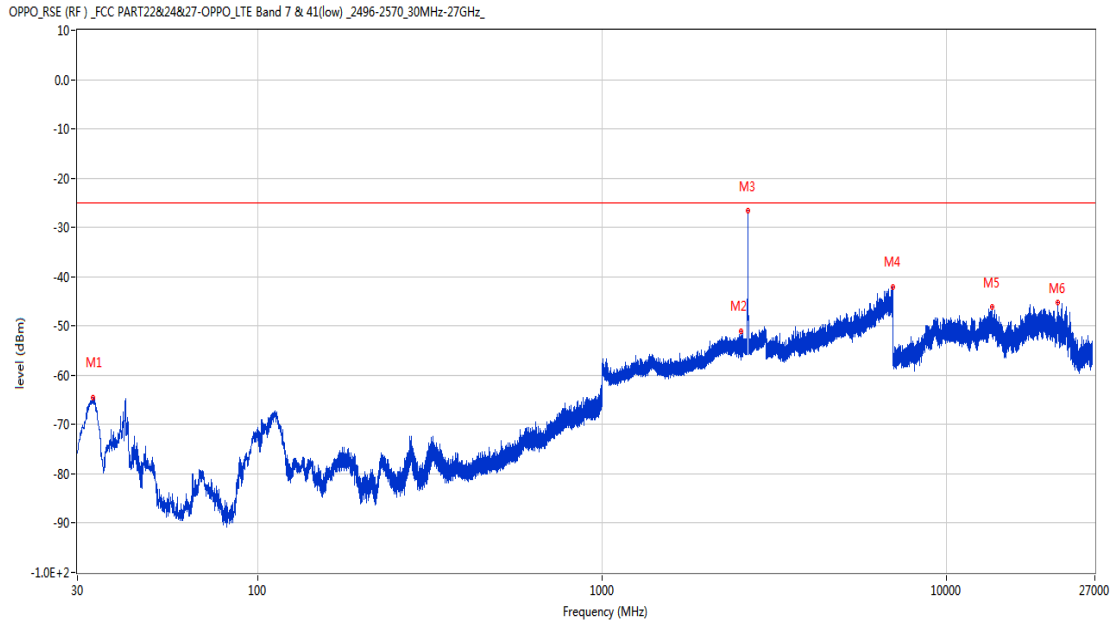
### 35.3 LTE Band 7 BW15, Middle Channel

RSE-H&H LTE Band 7 BW15 CH21100



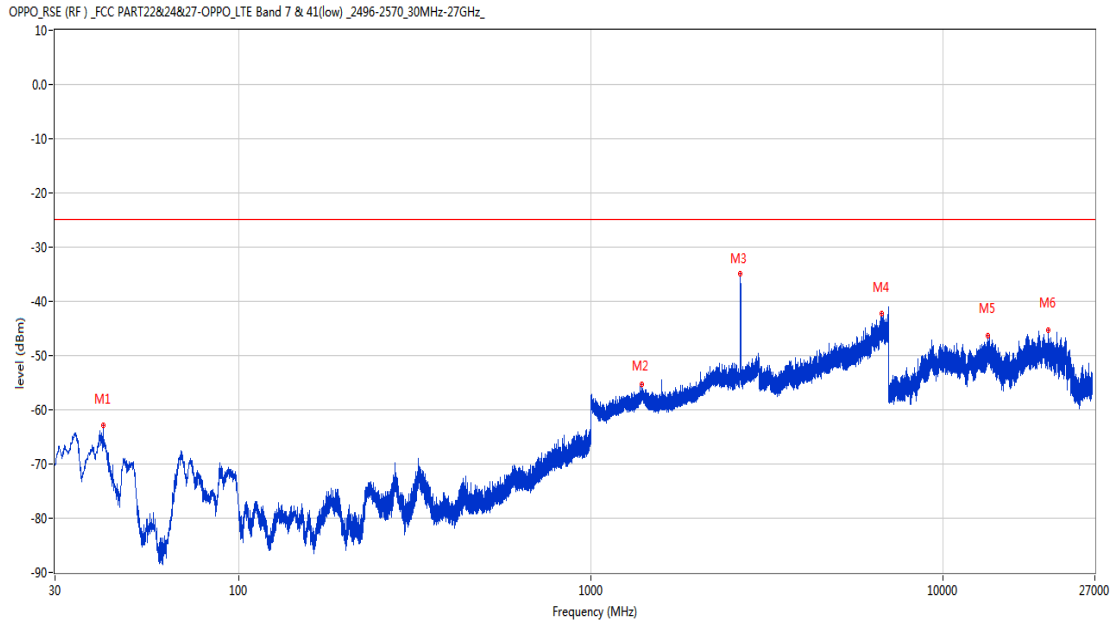
Frequency (MHz)	Result (dBm)	Factor (dB)	PK Limit (dBm)	Over Limit (dB)	Table (o)	ANT	EUT	Verdict
33.395	-64.84	-17.16	-25.0	-39.84	170.00	Horizontal	Horizontal	Pass
2528.500	-49.18	1.93	-25.0	-24.18	138.00	Horizontal	Horizontal	N/A
2653.000	-26.21	1.40	-25.0	-1.21	116.00	Horizontal	Horizontal	N/A
6999.600	-41.19	13.65	-25.0	-16.19	289.00	Horizontal	Horizontal	Pass
13459.276	-46.11	11.45	-25.0	-21.11	349.00	Horizontal	Horizontal	Pass
21057.876	-45.78	14.52	-25.0	-20.78	-1.00	Horizontal	Horizontal	Pass

RSE-H&V LTE Band 7 BW15 CH21100



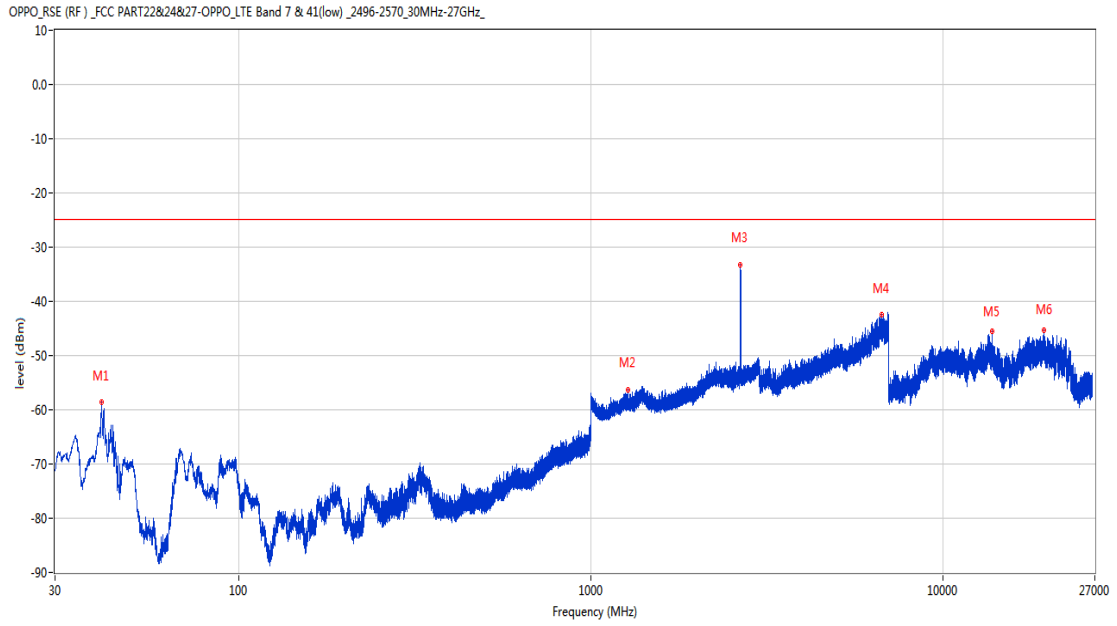
Frequency (MHz)	Result (dBm)	Factor (dB)	PK Limit (dBm)	Over Limit (dB)	Table (o)	ANT	EUT	Verdict
33.346	-64.44	-17.09	-25.0	-39.44	160.00	Horizontal	Vertical	Pass
2528.500	-50.98	1.93	-25.0	-25.98	193.00	Horizontal	Vertical	N/A
2658.300	-26.67	1.49	-25.0	-1.67	115.00	Horizontal	Vertical	N/A
6988.200	-42.03	13.56	-25.0	-17.03	238.00	Horizontal	Vertical	Pass
13578.450	-46.09	10.67	-25.0	-21.09	363.00	Horizontal	Vertical	Pass
21031.948	-45.16	14.51	-25.0	-20.16	178.00	Horizontal	Vertical	Pass

RSE-V&V LTE Band 7 BW15 CH21100



Frequency (MHz)	Result (dBm)	Factor (dB)	PK Limit (dBm)	Over Limit (dB)	Table (o)	ANT	EUT	Verdict
41.155	-62.92	-17.52	-25.0	-37.92	96.00	Vertical	Vertical	Pass
1391.000	-55.32	-2.35	-25.0	-30.32	3.00	Vertical	Vertical	Pass
2658.500	-34.87	1.51	-25.0	-9.87	349.00	Vertical	Vertical	N/A
6686.600	-42.24	11.98	-25.0	-17.24	77.00	Vertical	Vertical	Pass
13426.463	-46.28	11.08	-25.0	-21.28	363.00	Vertical	Vertical	Pass
19918.875	-45.30	16.42	-25.0	-20.30	208.00	Vertical	Vertical	Pass

RSE-V&H LTE Band 7 BW15 CH21100

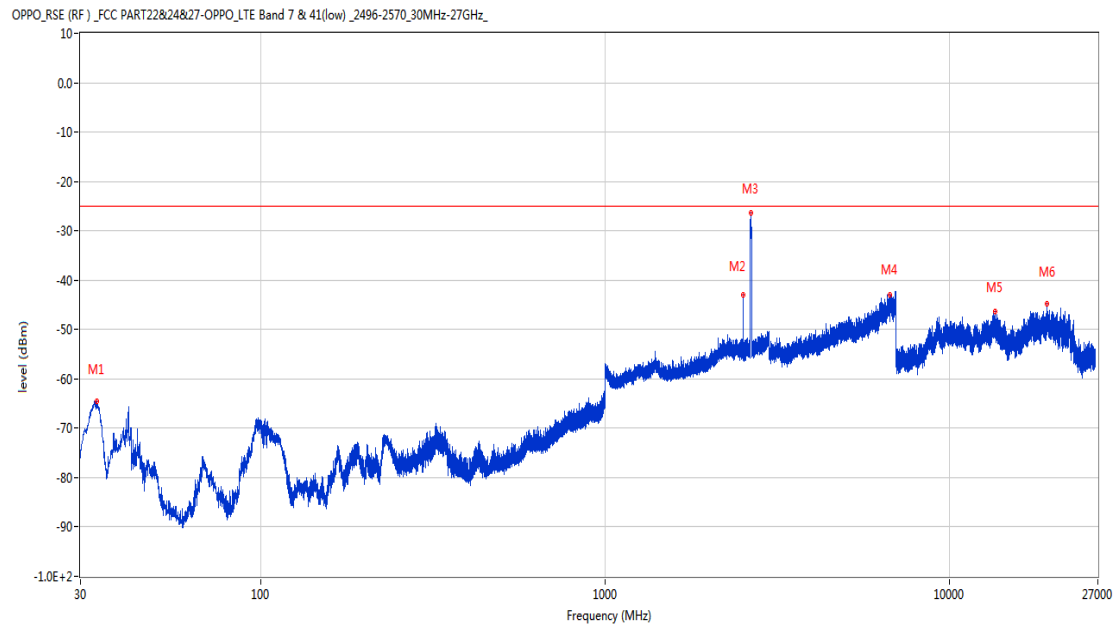


Frequency (MHz)	Result (dBm)	Factor (dB)	PK Limit (dBm)	Over Limit (dB)	Table (o)	ANT	EUT	Verdict
40.621	-58.63	-17.89	-25.0	-33.63	60.00	Vertical	Horizontal	Pass
1272.600	-56.27	-3.58	-25.0	-31.27	193.00	Vertical	Horizontal	Pass
2654.300	-33.20	1.44	-25.0	-8.20	342.00	Vertical	Horizontal	N/A
6682.800	-42.53	11.87	-25.0	-17.53	91.00	Vertical	Horizontal	Pass
13796.850	-45.57	11.74	-25.0	-20.57	131.00	Vertical	Horizontal	Pass
19343.426	-45.24	15.87	-25.0	-20.24	360.00	Vertical	Horizontal	Pass



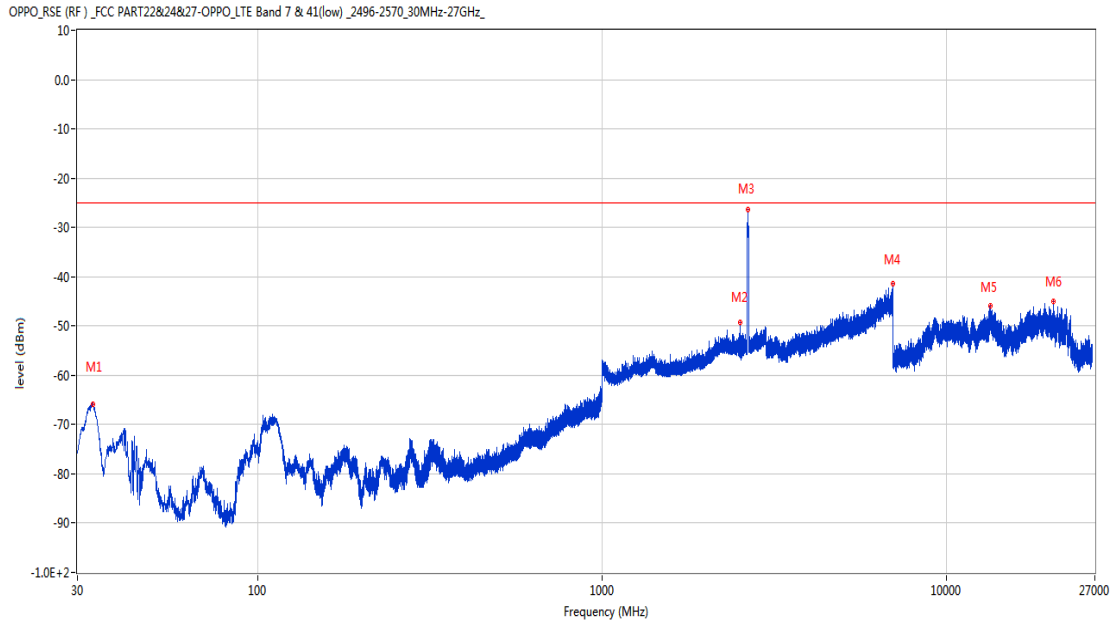
### 35.4 LTE Band 7 BW20, Middle Channel

RSE-H&H LTE Band 7 BW20 CH21100



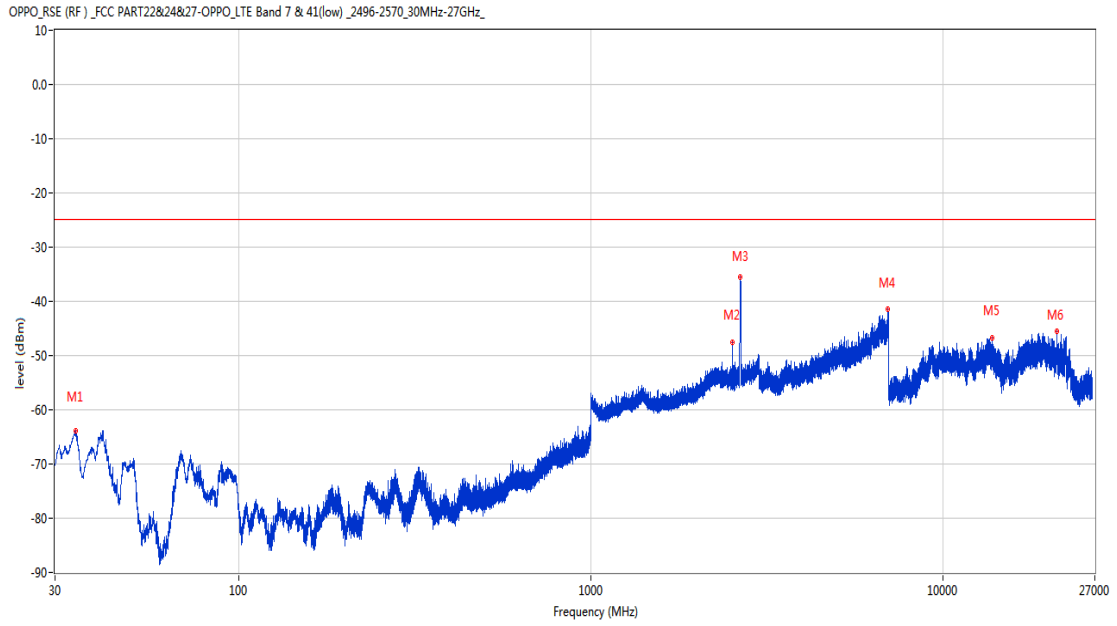
Frequency (MHz)	Result (dBm)	Factor (dB)	PK Limit (dBm)	Over Limit (dB)	Table (o)	ANT	EUT	Verdict
33.395	-64.44	-17.16	-25.0	-39.44	153.00	Horizontal	Horizontal	Pass
2526.200	-42.88	1.92	-25.0	-17.88	139.00	Horizontal	Horizontal	N/A
2656.500	-26.44	1.31	-25.0	-1.44	109.00	Horizontal	Horizontal	N/A
6732.200	-42.90	11.74	-25.0	-17.90	60.00	Horizontal	Horizontal	Pass
13590.787	-46.36	10.51	-25.0	-21.36	214.00	Horizontal	Horizontal	Pass
19181.500	-44.71	13.44	-25.0	-19.71	-1.00	Horizontal	Horizontal	Pass

RSE-H&V LTE Band 7 BW20 CH21100



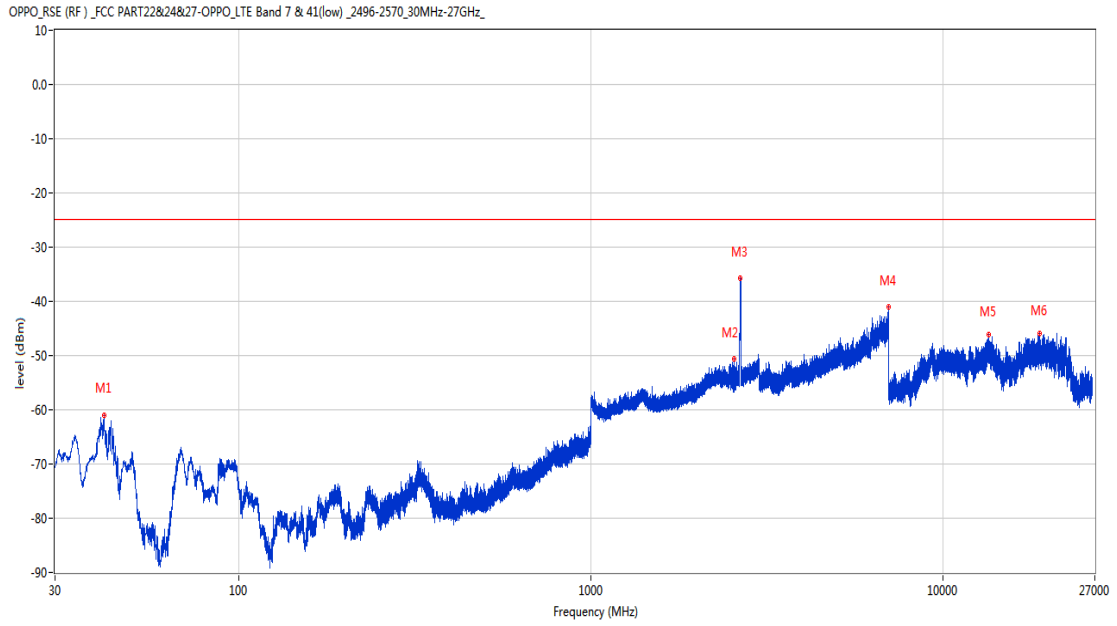
Frequency (MHz)	Result (dBm)	Factor (dB)	PK Limit (dBm)	Over Limit (dB)	Table (o)	ANT	EUT	Verdict
33.249	-65.87	-16.95	-25.0	-40.87	191.00	Horizontal	Vertical	Pass
2525.800	-49.26	1.92	-25.0	-24.26	183.00	Horizontal	Vertical	N/A
2651.500	-26.31	1.39	-25.0	-1.31	108.00	Horizontal	Vertical	N/A
6983.200	-41.35	13.88	-25.0	-16.35	251.00	Horizontal	Vertical	Pass
13465.575	-45.87	11.35	-25.0	-20.87	242.00	Horizontal	Vertical	Pass
20453.949	-45.09	14.32	-25.0	-20.09	223.00	Horizontal	Vertical	Pass

RSE-V&V LTE Band 7 BW20 CH21100



Frequency (MHz)	Result (dBm)	Factor (dB)	PK Limit (dBm)	Over Limit (dB)	Table (o)	ANT	EUT	Verdict
34.316	-63.88	-18.11	-25.0	-38.88	302.00	Vertical	Vertical	Pass
2526.100	-47.51	1.92	-25.0	-22.51	163.00	Vertical	Vertical	N/A
2653.600	-35.60	1.42	-25.0	-10.60	284.00	Vertical	Vertical	N/A
6982.400	-41.49	13.89	-25.0	-16.49	320.00	Vertical	Vertical	Pass
13786.613	-46.80	11.70	-25.0	-21.80	321.00	Vertical	Vertical	Pass
21041.302	-45.54	14.51	-25.0	-20.54	8.00	Vertical	Vertical	Pass

RSE-V&H LTE Band 7 BW20 CH21100

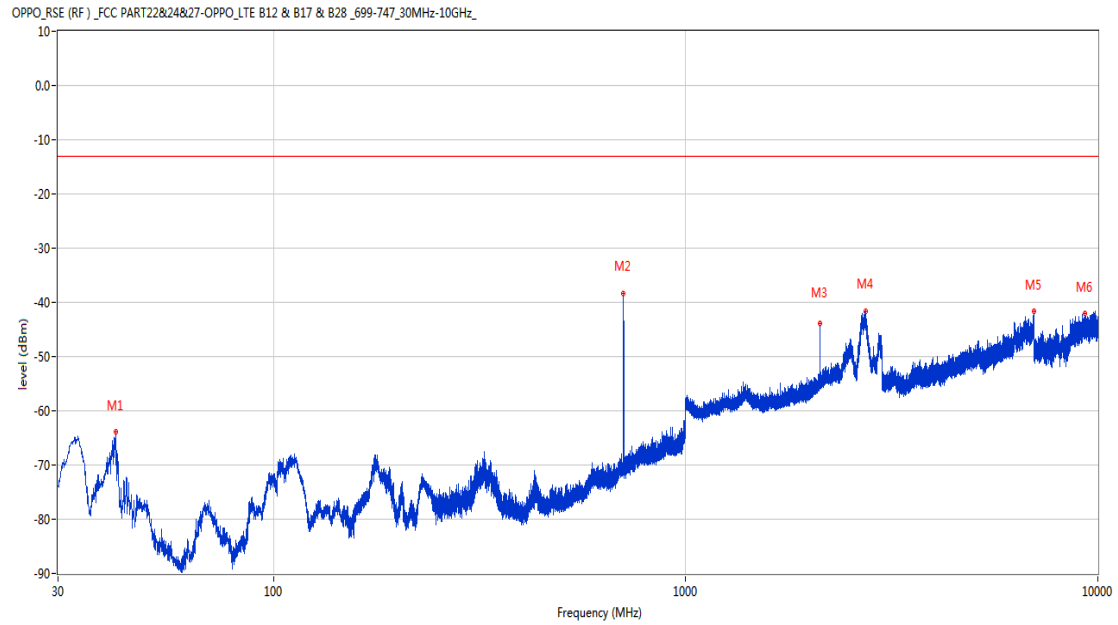


Frequency (MHz)	Result (dBm)	Factor (dB)	PK Limit (dBm)	Over Limit (dB)	Table (o)	ANT	EUT	Verdict
41.349	-60.97	-17.43	-25.0	-35.97	65.00	Vertical	Horizontal	Pass
2556.600	-50.67	2.13	-25.0	-25.67	271.00	Vertical	Horizontal	N/A
2658.000	-35.75	1.46	-25.0	-10.75	342.00	Vertical	Horizontal	N/A
6999.400	-41.11	13.65	-25.0	-16.11	70.00	Vertical	Horizontal	Pass
13463.474	-46.12	11.39	-25.0	-21.12	13.00	Vertical	Horizontal	Pass
18800.699	-45.93	12.41	-25.0	-20.93	193.00	Vertical	Horizontal	Pass

## 36 LTE Band 12

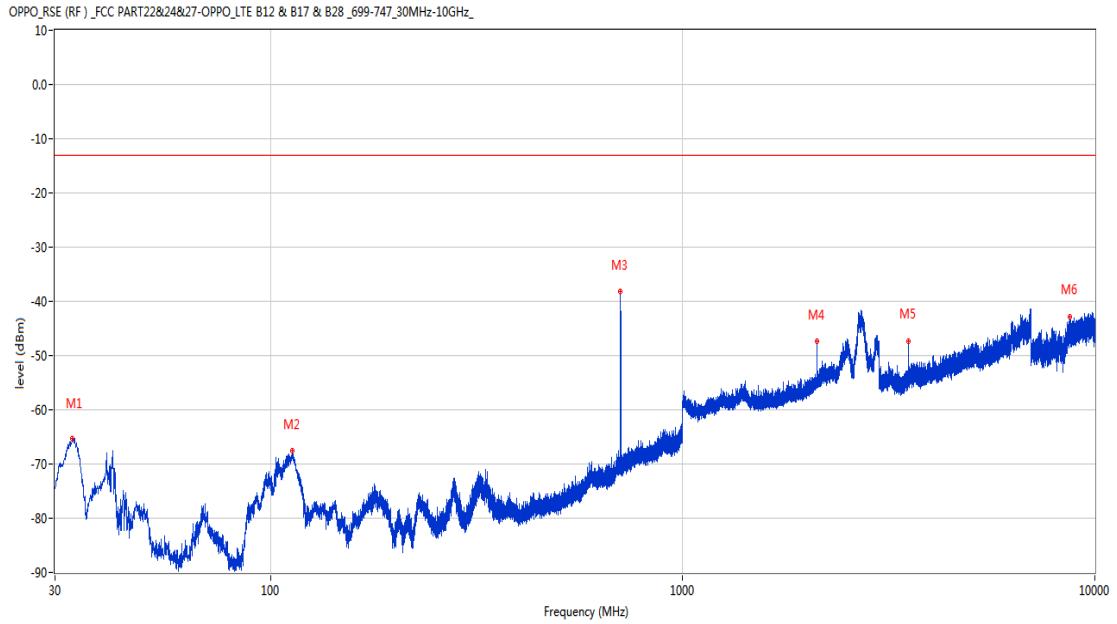
### 36.1 LTE Band 12 BW1.4, Middle Channel

RSE-H&H LTE Band 12 BW1.4 CH23095



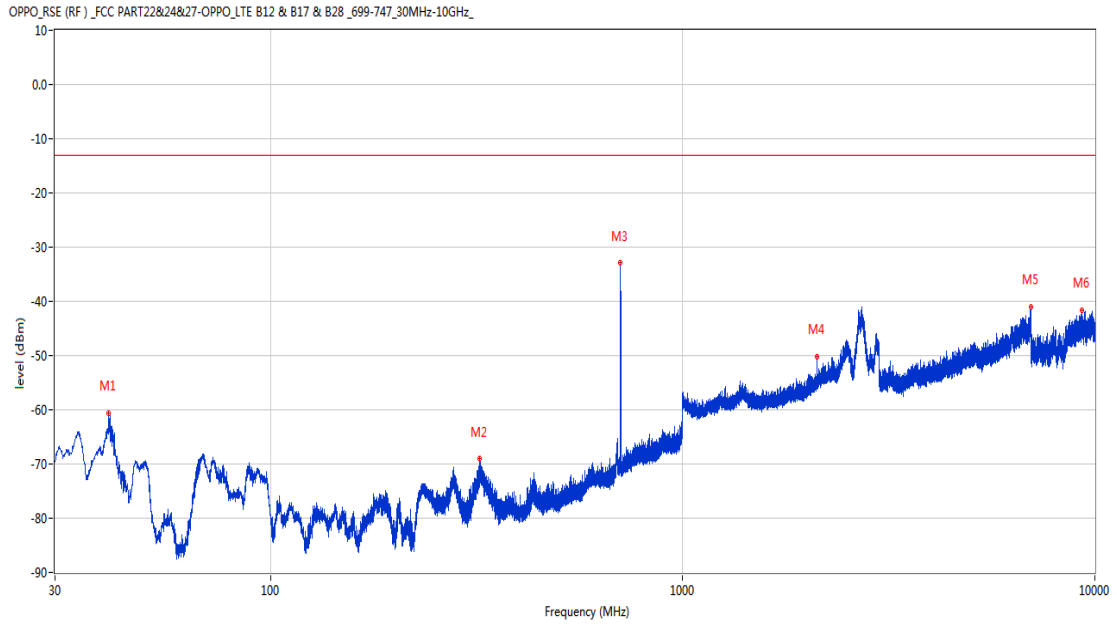
Frequency (MHz)	Result (dBm)	Factor (dB)	PK Limit (dBm)	Over Limit (dB)	Table (o)	ANT	EUT	Verdict
41.398	-63.91	-17.34	-13.0	-50.91	360.00	Horizontal	Horizontal	Pass
707.060	-38.37	1.15	-13.0	-25.37	168.00	Horizontal	Horizontal	N/A
2121.100	-43.79	-0.49	-13.0	-30.79	347.00	Horizontal	Horizontal	Pass
2737.300	-41.60	12.96	-13.0	-28.60	244.00	Horizontal	Horizontal	Pass
7000.000	-41.63	13.64	-13.0	-28.63	37.00	Horizontal	Horizontal	Pass
9322.900	-42.06	15.61	-13.0	-29.06	110.00	Horizontal	Horizontal	Pass

RSE-H&V LTE Band 12 BW1.4 CH23095



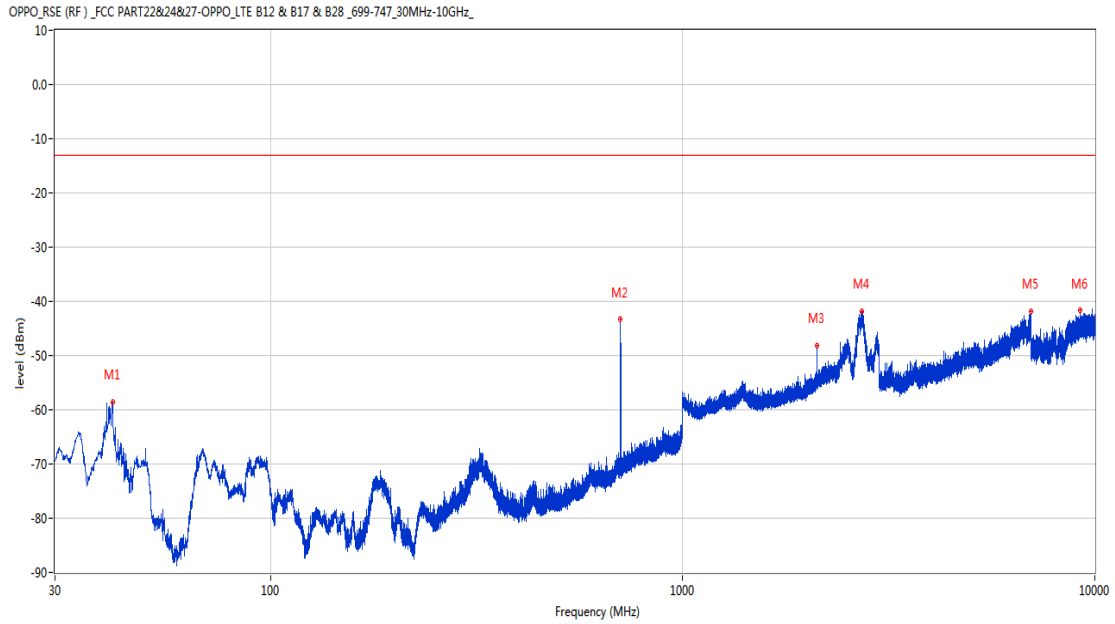
Frequency (MHz)	Result (dBm)	Factor (dB)	PK Limit (dBm)	Over Limit (dB)	Table (o)	ANT	EUT	Verdict
33.104	-65.34	-16.73	-13.0	-52.34	189.00	Horizontal	Vertical	Pass
113.177	-67.63	-20.36	-13.0	-54.63	359.00	Horizontal	Vertical	Pass
707.109	-38.26	1.15	-13.0	-25.26	229.00	Horizontal	Vertical	N/A
2121.000	-47.38	-0.49	-13.0	-34.38	89.00	Horizontal	Vertical	Pass
3535.200	-47.30	3.72	-13.0	-34.30	126.00	Horizontal	Vertical	Pass
8700.701	-42.78	13.79	-13.0	-29.78	185.00	Horizontal	Vertical	Pass

RSE-V&V LTE Band 12 BW1.4 CH23095



Frequency (MHz)	Result (dBm)	Factor (dB)	PK Limit (dBm)	Over Limit (dB)	Table (o)	ANT	EUT	Verdict
40.525	-60.71	-17.95	-13.0	-47.71	140.00	Vertical	Vertical	Pass
321.728	-69.04	-10.61	-13.0	-56.04	34.00	Vertical	Vertical	Pass
707.060	-32.91	1.15	-13.0	-19.91	27.00	Vertical	Vertical	N/A
2121.100	-50.26	-0.49	-13.0	-37.26	265.00	Vertical	Vertical	Pass
6997.800	-41.12	13.63	-13.0	-28.12	3.00	Vertical	Vertical	Pass
9310.451	-41.57	15.62	-13.0	-28.57	90.00	Vertical	Vertical	Pass

RSE-V&H LTE Band 12 BW1.4 CH23095

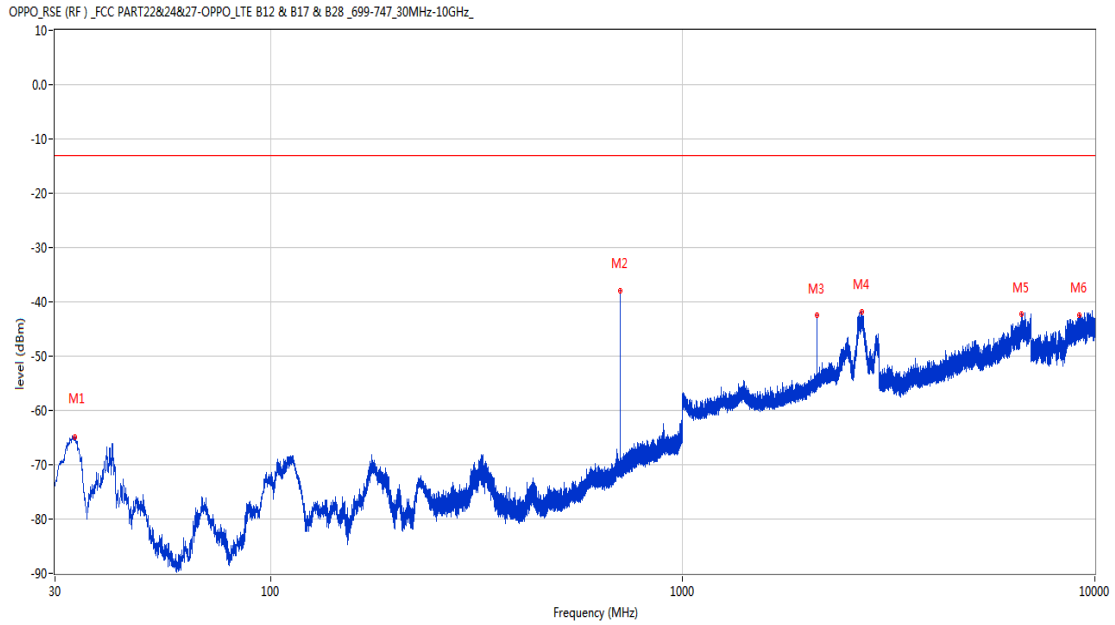


Frequency (MHz)	Result (dBm)	Factor (dB)	PK Limit (dBm)	Over Limit (dB)	Table (o)	ANT	EUT	Verdict
41.398	-58.48	-17.34	-13.0	-45.48	89.00	Vertical	Horizontal	Pass
707.060	-43.31	1.15	-13.0	-30.31	200.00	Vertical	Horizontal	N/A
2121.100	-48.06	-0.49	-13.0	-35.06	22.00	Vertical	Horizontal	Pass
2727.000	-41.82	13.86	-13.0	-28.82	360.00	Vertical	Horizontal	Pass
6993.800	-41.89	13.64	-13.0	-28.89	71.00	Vertical	Horizontal	Pass
9220.901	-41.66	15.34	-13.0	-28.66	68.00	Vertical	Horizontal	Pass



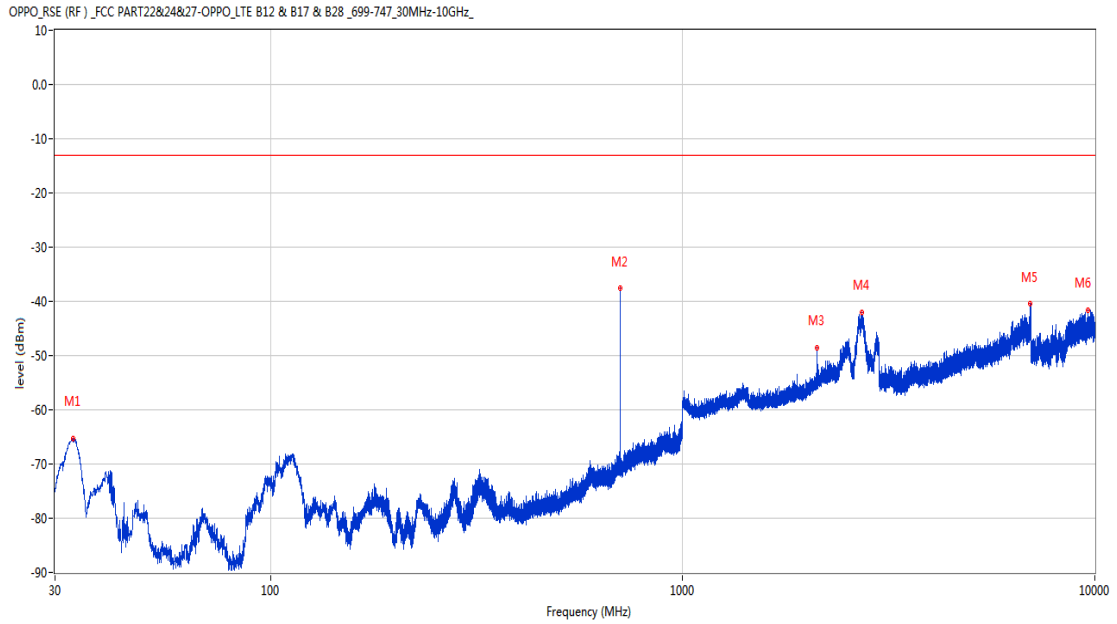
### 36.2 LTE Band 12 BW3, Middle Channel

RSE-H&H LTE Band 12 BW3 CH23095



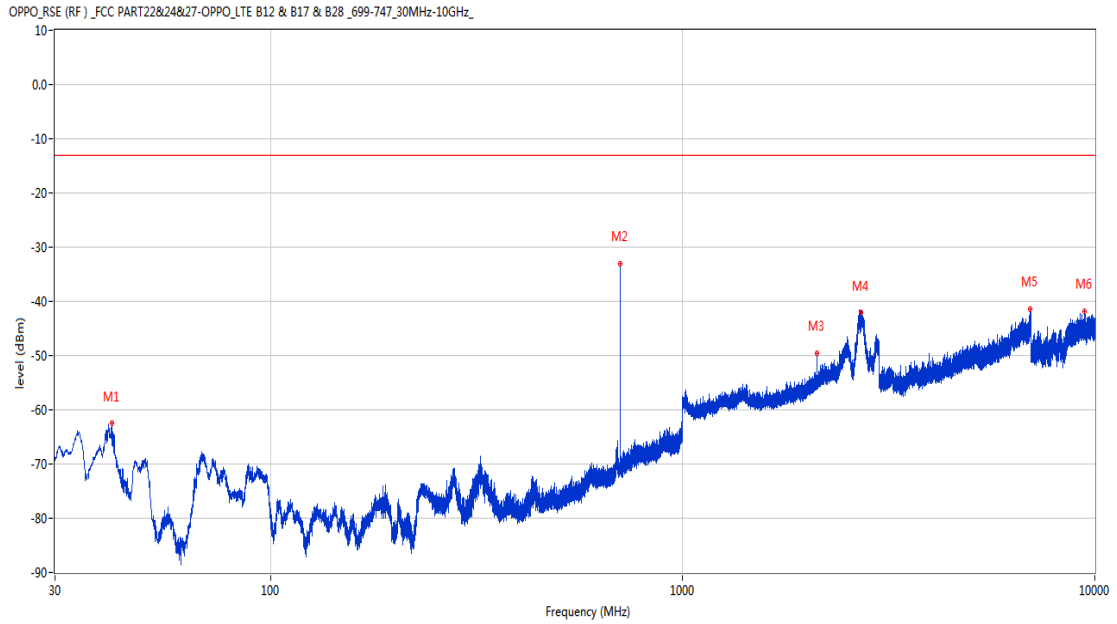
Frequency (MHz)	Result (dBm)	Factor (dB)	PK Limit (dBm)	Over Limit (dB)	Table (o)	ANT	EUT	Verdict
33.589	-64.99	-17.40	-13.0	-51.99	139.00	Horizontal	Horizontal	Pass
706.284	-37.88	1.12	-13.0	-24.88	163.00	Horizontal	Horizontal	N/A
2118.800	-42.53	-0.31	-13.0	-29.53	4.00	Horizontal	Horizontal	Pass
2723.600	-41.85	13.80	-13.0	-28.85	225.00	Horizontal	Horizontal	Pass
6627.400	-42.30	12.07	-13.0	-29.30	39.00	Horizontal	Horizontal	Pass
9187.000	-42.53	15.13	-13.0	-29.53	230.00	Horizontal	Horizontal	Pass

RSE-H&V LTE Band 12 BW3 CH23095



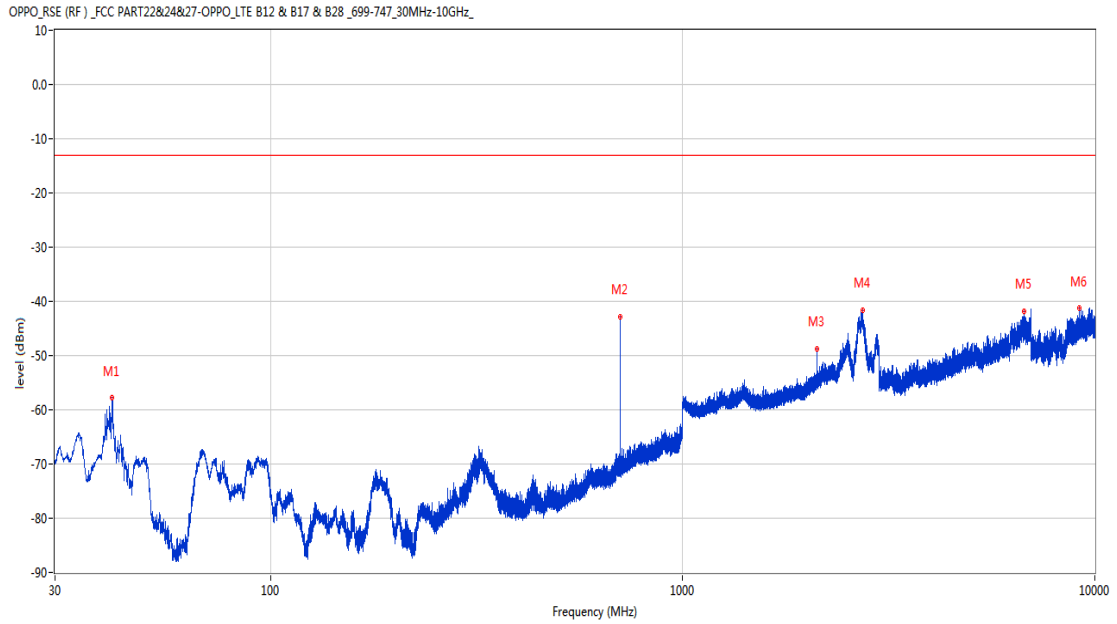
Frequency (MHz)	Result (dBm)	Factor (dB)	PK Limit (dBm)	Over Limit (dB)	Table (o)	ANT	EUT	Verdict
33.201	-65.24	-16.87	-13.0	-52.24	122.00	Horizontal	Vertical	Pass
706.187	-37.48	1.12	-13.0	-24.48	224.00	Horizontal	Vertical	N/A
2118.500	-48.56	-0.31	-13.0	-35.56	303.00	Horizontal	Vertical	Pass
2716.500	-42.07	12.74	-13.0	-29.07	250.00	Horizontal	Vertical	Pass
6982.600	-40.42	13.91	-13.0	-27.42	265.00	Horizontal	Vertical	Pass
9621.401	-41.70	16.35	-13.0	-28.70	13.00	Horizontal	Vertical	Pass

RSE-V&V LTE Band 12 BW3 CH23095



Frequency (MHz)	Result (dBm)	Factor (dB)	PK Limit (dBm)	Over Limit (dB)	Table (o)	ANT	EUT	Verdict
41.155	-62.45	-17.47	-13.0	-49.45	100.00	Vertical	Vertical	Pass
706.284	-33.06	1.12	-13.0	-20.06	24.00	Vertical	Vertical	N/A
2118.700	-49.50	-0.31	-13.0	-36.50	253.00	Vertical	Vertical	Pass
2712.000	-42.12	11.79	-13.0	-29.12	198.00	Vertical	Vertical	Pass
6980.400	-41.46	13.80	-13.0	-28.46	76.00	Vertical	Vertical	Pass
9447.250	-41.87	16.67	-13.0	-28.87	-3.00	Vertical	Vertical	Pass

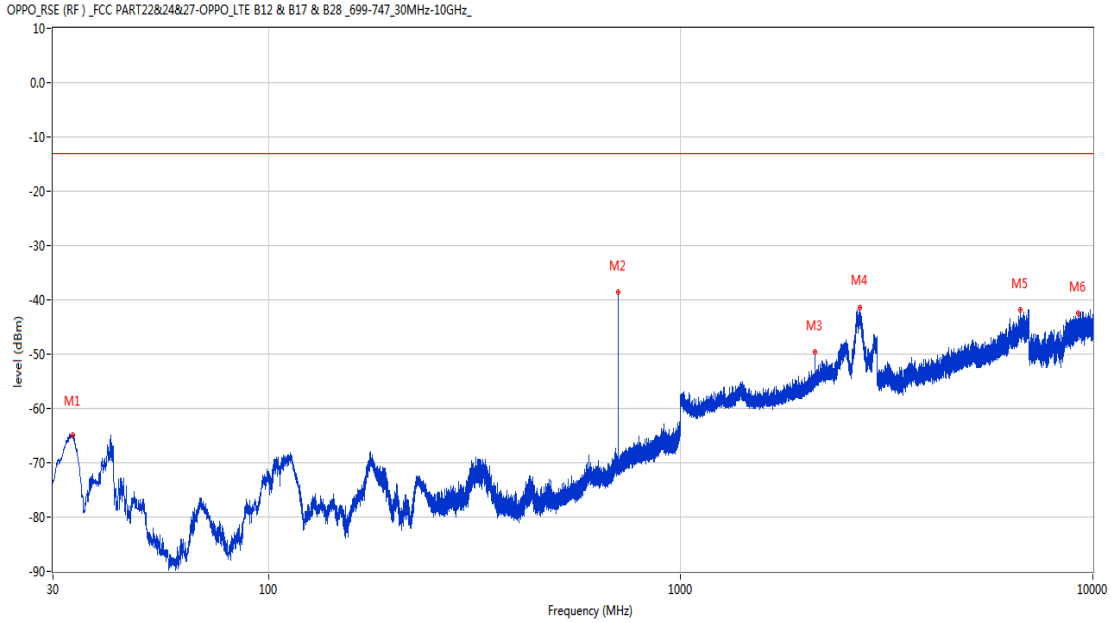
RSE-V&H LTE Band 12 BW3 CH23095



Frequency (MHz)	Result (dBm)	Factor (dB)	PK Limit (dBm)	Over Limit (dB)	Table (o)	ANT	EUT	Verdict
41.300	-57.80	-17.39	-13.0	-44.80	139.00	Vertical	Horizontal	Pass
706.235	-42.82	1.12	-13.0	-29.82	205.00	Vertical	Horizontal	N/A
2118.600	-48.68	-0.31	-13.0	-35.68	27.00	Vertical	Horizontal	Pass
2730.500	-41.60	13.78	-13.0	-28.60	1.00	Vertical	Horizontal	Pass
6735.800	-41.88	11.92	-13.0	-28.88	33.00	Vertical	Horizontal	Pass
9154.600	-41.27	14.57	-13.0	-28.27	129.00	Vertical	Horizontal	Pass

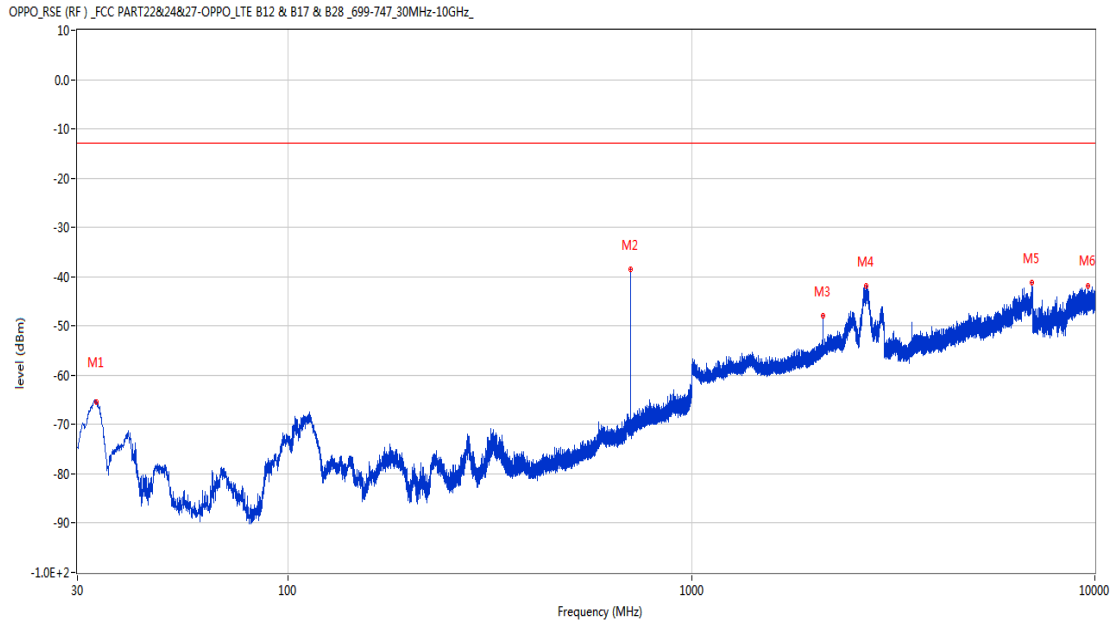
### 36.3 LTE Band 12 BW5, Middle Channel

RSE-H&H LTE Band 12 BW5 CH23095



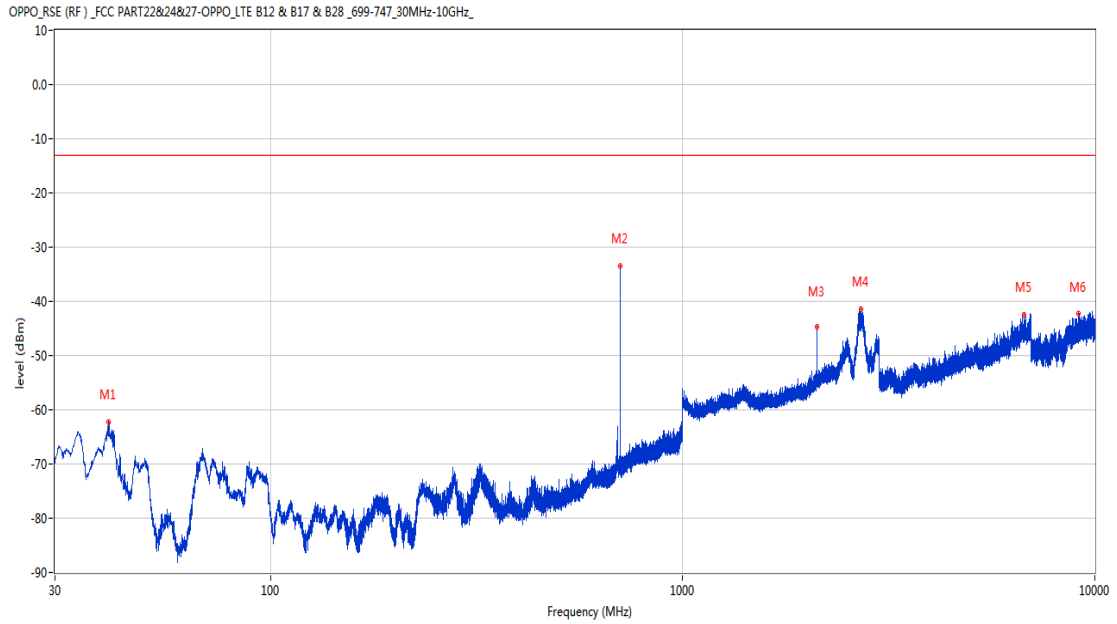
Frequency (MHz)	Result (dBm)	Factor (dB)	PK Limit (dBm)	Over Limit (dB)	Table (o)	ANT	EUT	Verdict
33.589	-64.91	-17.40	-13.0	-51.91	132.00	Horizontal	Horizontal	Pass
705.362	-38.61	1.09	-13.0	-25.61	153.00	Horizontal	Horizontal	N/A
2115.900	-49.60	-0.24	-13.0	-36.60	350.00	Horizontal	Horizontal	Pass
2718.700	-41.36	13.31	-13.0	-28.36	182.00	Horizontal	Horizontal	Pass
6662.000	-41.93	11.60	-13.0	-28.93	345.00	Horizontal	Horizontal	Pass
9198.850	-42.42	15.32	-13.0	-29.42	137.00	Horizontal	Horizontal	Pass

RSE-H&V LTE Band 12 BW5 CH23095



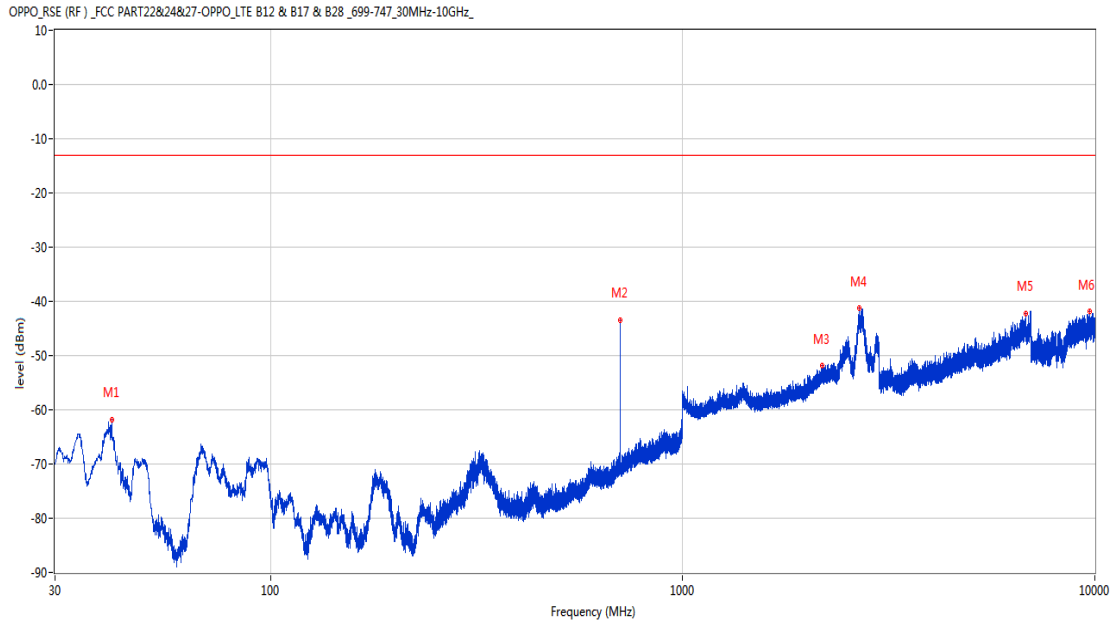
Frequency (MHz)	Result (dBm)	Factor (dB)	PK Limit (dBm)	Over Limit (dB)	Table (o)	ANT	EUT	Verdict
33.492	-65.40	-17.27	-13.0	-52.40	170.00	Horizontal	Vertical	Pass
705.314	-38.57	1.09	-13.0	-25.57	231.00	Horizontal	Vertical	N/A
2116.100	-47.86	-0.25	-13.0	-34.86	188.00	Horizontal	Vertical	Pass
2707.500	-41.91	11.11	-13.0	-28.91	42.00	Horizontal	Vertical	Pass
6992.400	-41.18	13.58	-13.0	-28.18	256.00	Horizontal	Vertical	Pass
9629.500	-41.92	16.31	-13.0	-28.92	136.00	Horizontal	Vertical	Pass

RSE-V&V LTE Band 12 BW5 CH23095



Frequency (MHz)	Result (dBm)	Factor (dB)	PK Limit (dBm)	Over Limit (dB)	Table (o)	ANT	EUT	Verdict
40.525	-62.22	-17.95	-13.0	-49.22	96.00	Vertical	Vertical	Pass
705.314	-33.43	1.09	-13.0	-20.43	36.00	Vertical	Vertical	N/A
2115.900	-44.74	-0.24	-13.0	-31.74	249.00	Vertical	Vertical	Pass
2711.300	-41.42	11.65	-13.0	-28.42	233.00	Vertical	Vertical	Pass
6743.200	-42.42	11.97	-13.0	-29.42	25.00	Vertical	Vertical	Pass
9127.900	-42.15	14.81	-13.0	-29.15	360.00	Vertical	Vertical	Pass

RSE-V&H LTE Band 12 BW5 CH23095

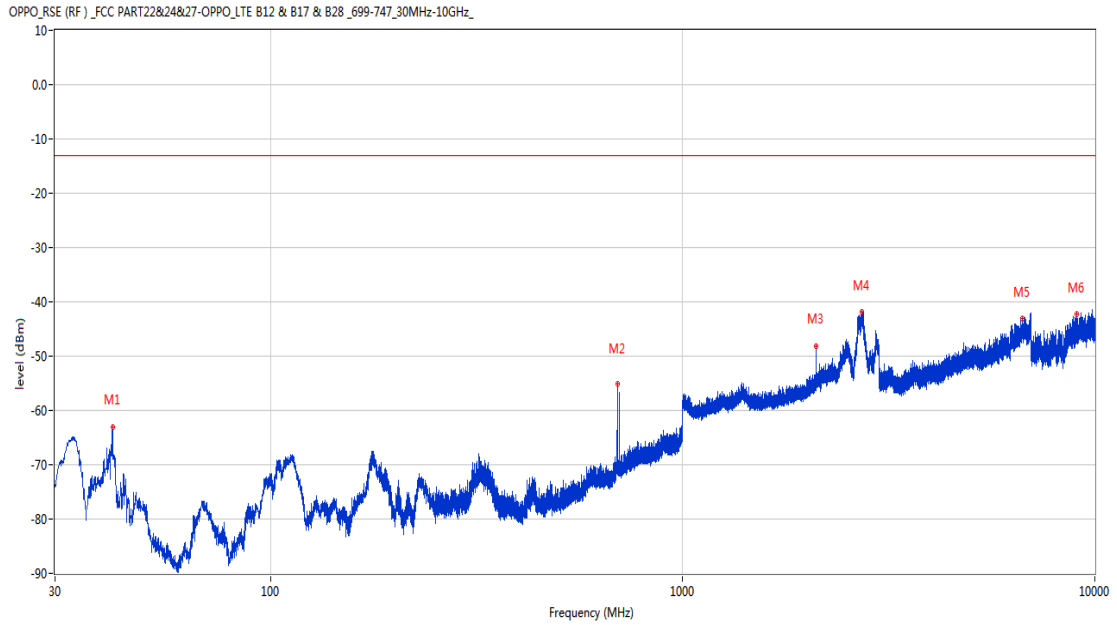


Frequency (MHz)	Result (dBm)	Factor (dB)	PK Limit (dBm)	Over Limit (dB)	Table (o)	ANT	EUT	Verdict
41.203	-61.82	-17.44	-13.0	-48.82	137.00	Vertical	Horizontal	Pass
705.314	-43.49	1.09	-13.0	-30.49	205.00	Vertical	Horizontal	N/A
2182.000	-51.77	1.05	-13.0	-38.77	360.00	Vertical	Horizontal	Pass
2683.200	-41.20	12.48	-13.0	-28.20	185.00	Vertical	Horizontal	Pass
6796.800	-42.31	12.24	-13.0	-29.31	73.00	Vertical	Horizontal	Pass
9722.951	-41.86	16.33	-13.0	-28.86	108.00	Vertical	Horizontal	Pass



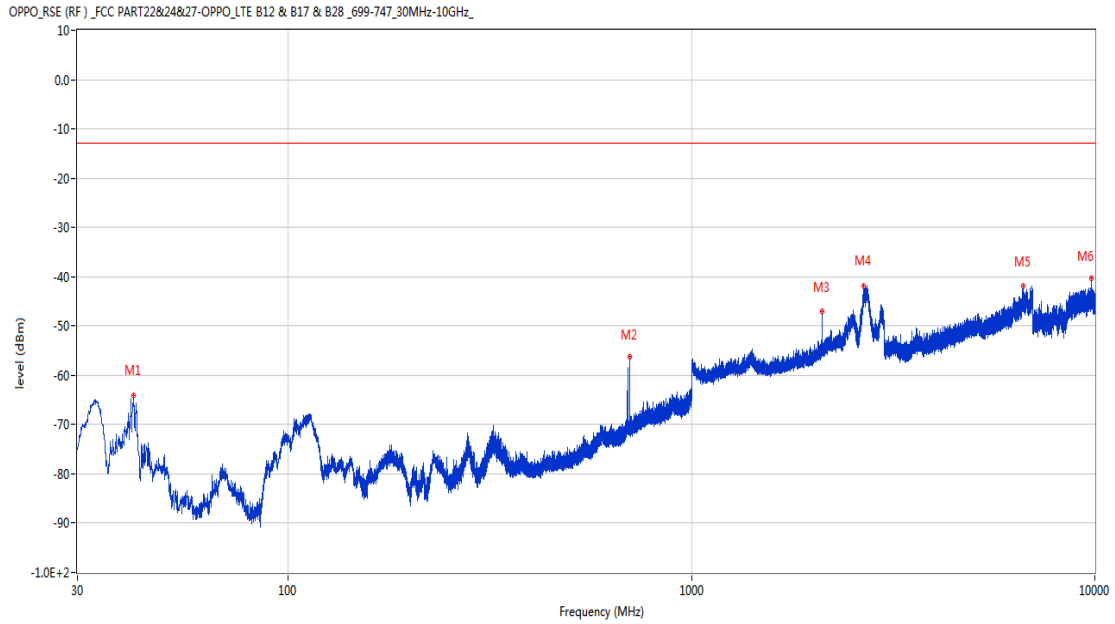
### 36.4 LTE Band 12 BW10, Middle Channel

RSE-H&H LTE Band 12 BW10 CH23095



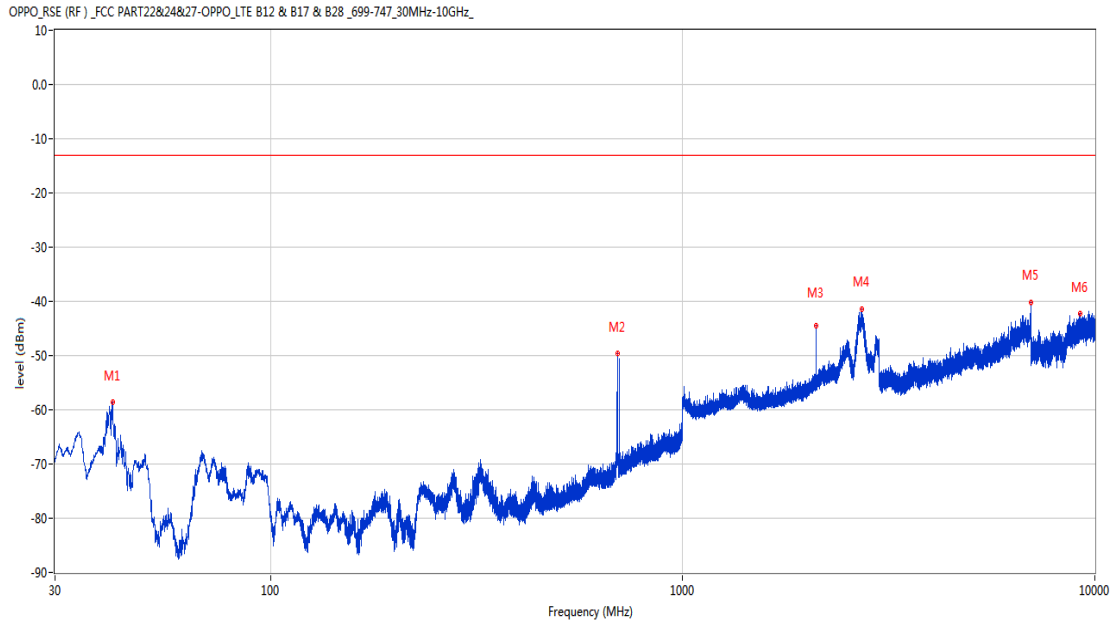
Frequency (MHz)	Result (dBm)	Factor (dB)	PK Limit (dBm)	Over Limit (dB)	Table (o)	ANT	EUT	Verdict
41.349	-63.06	-17.36	-13.0	-50.06	79.00	Horizontal	Horizontal	Pass
694.014	-55.06	0.56	-13.0	-42.06	155.00	Horizontal	Horizontal	N/A
2109.000	-48.14	0.18	-13.0	-35.14	352.00	Horizontal	Horizontal	Pass
2714.800	-41.87	12.28	-13.0	-28.87	182.00	Horizontal	Horizontal	Pass
6662.200	-43.10	11.60	-13.0	-30.10	90.00	Horizontal	Horizontal	Pass
9036.701	-42.28	15.08	-13.0	-29.28	210.00	Horizontal	Horizontal	Pass

RSE-H&V LTE Band 12 BW10 CH23095



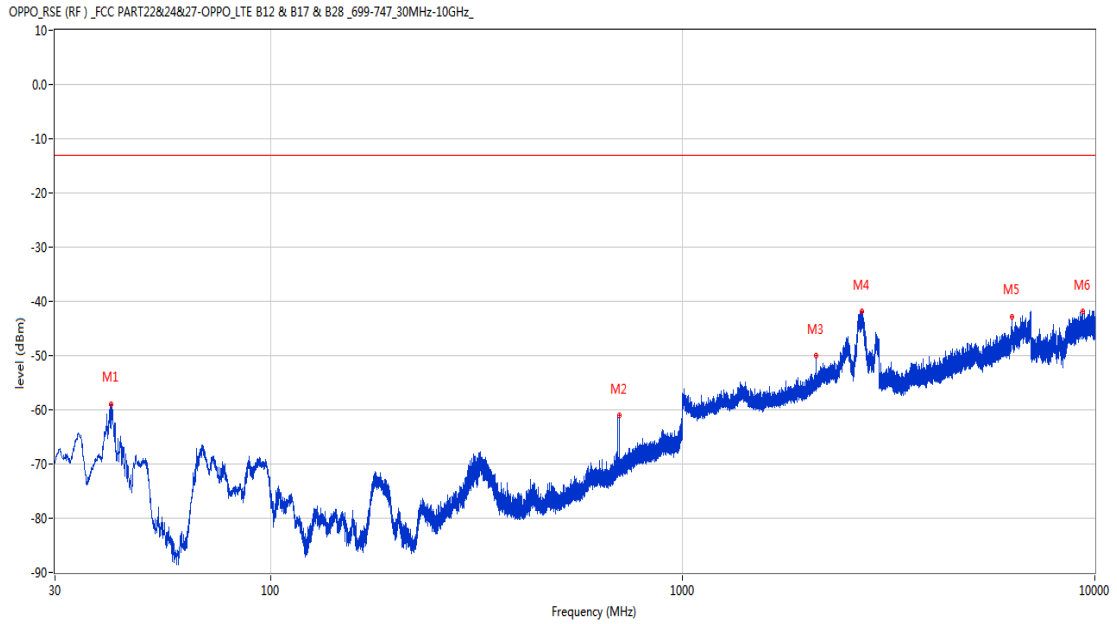
Frequency (MHz)	Result (dBm)	Factor (dB)	PK Limit (dBm)	Over Limit (dB)	Table (o)	ANT	EUT	Verdict
41.349	-63.98	-17.36	-13.0	-50.98	120.00	Horizontal	Vertical	Pass
703.131	-56.23	1.02	-13.0	-43.23	234.00	Horizontal	Vertical	N/A
2109.300	-47.11	0.17	-13.0	-34.11	126.00	Horizontal	Vertical	Pass
2674.300	-41.92	11.48	-13.0	-28.92	52.00	Horizontal	Vertical	Pass
6642.400	-41.81	11.89	-13.0	-28.81	4.00	Horizontal	Vertical	Pass
9790.300	-40.39	16.27	-13.0	-27.39	135.00	Horizontal	Vertical	Pass

RSE-V&V LTE Band 12 BW10 CH23095



Frequency (MHz)	Result (dBm)	Factor (dB)	PK Limit (dBm)	Over Limit (dB)	Table (o)	ANT	EUT	Verdict
41.398	-58.67	-17.34	-13.0	-45.67	56.00	Vertical	Vertical	Pass
694.014	-49.68	0.56	-13.0	-36.68	24.00	Vertical	Vertical	N/A
2109.200	-44.41	0.17	-13.0	-31.41	248.00	Vertical	Vertical	Pass
2715.900	-41.47	12.56	-13.0	-28.47	44.00	Vertical	Vertical	Pass
6997.000	-40.25	13.60	-13.0	-27.25	211.00	Vertical	Vertical	Pass
9195.250	-42.17	15.26	-13.0	-29.17	201.00	Vertical	Vertical	Pass

RSE-V&H LTE Band 12 BW10 CH23095



Frequency (MHz)	Result (dBm)	Factor (dB)	PK Limit (dBm)	Over Limit (dB)	Table (o)	ANT	EUT	Verdict
41.106	-58.88	-17.50	-13.0	-45.88	88.00	Vertical	Horizontal	Pass
703.131	-60.96	1.02	-13.0	-47.96	300.00	Vertical	Horizontal	N/A
2109.000	-50.05	0.18	-13.0	-37.05	135.00	Vertical	Horizontal	Pass
2724.500	-41.91	13.83	-13.0	-28.91	106.00	Vertical	Horizontal	Pass
6286.600	-42.83	11.35	-13.0	-29.83	0.00	Vertical	Horizontal	Pass
9324.849	-41.81	15.56	-13.0	-28.81	354.00	Vertical	Horizontal	Pass