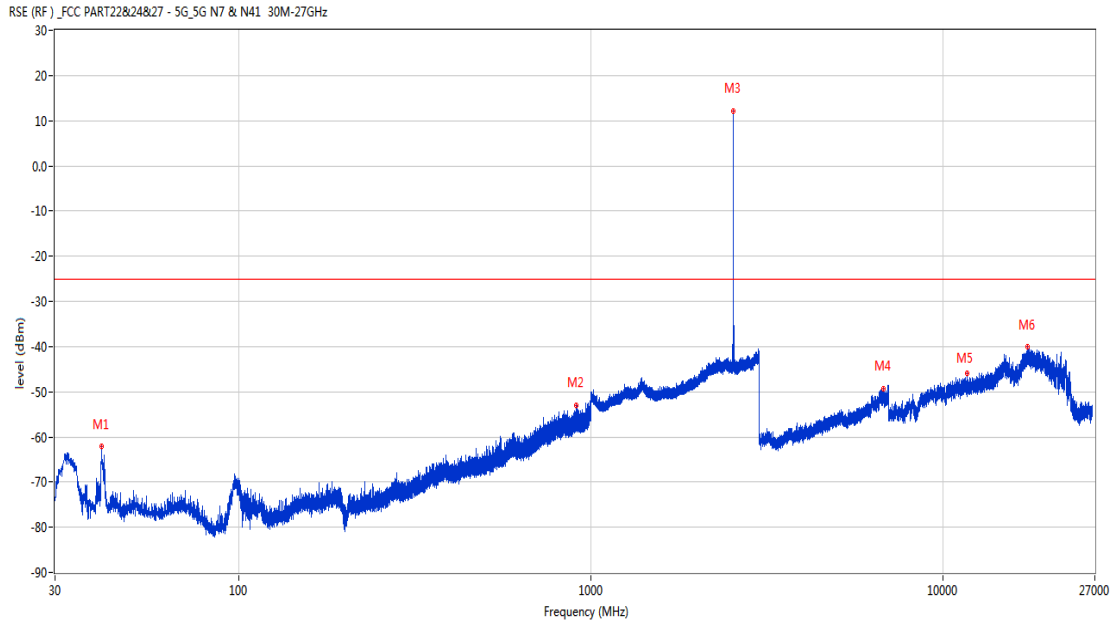
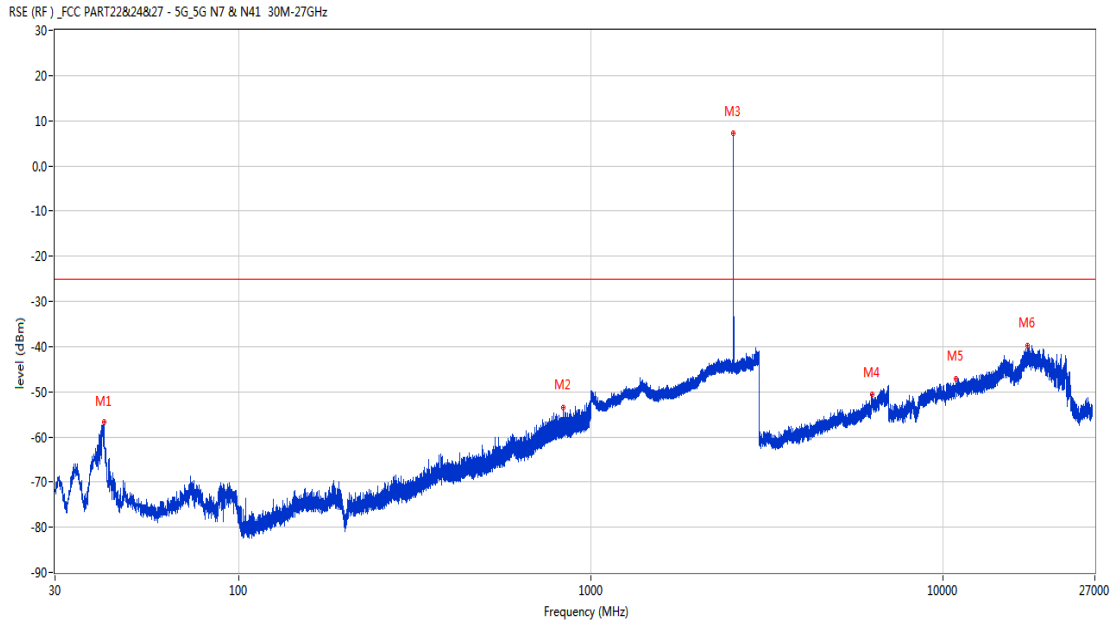


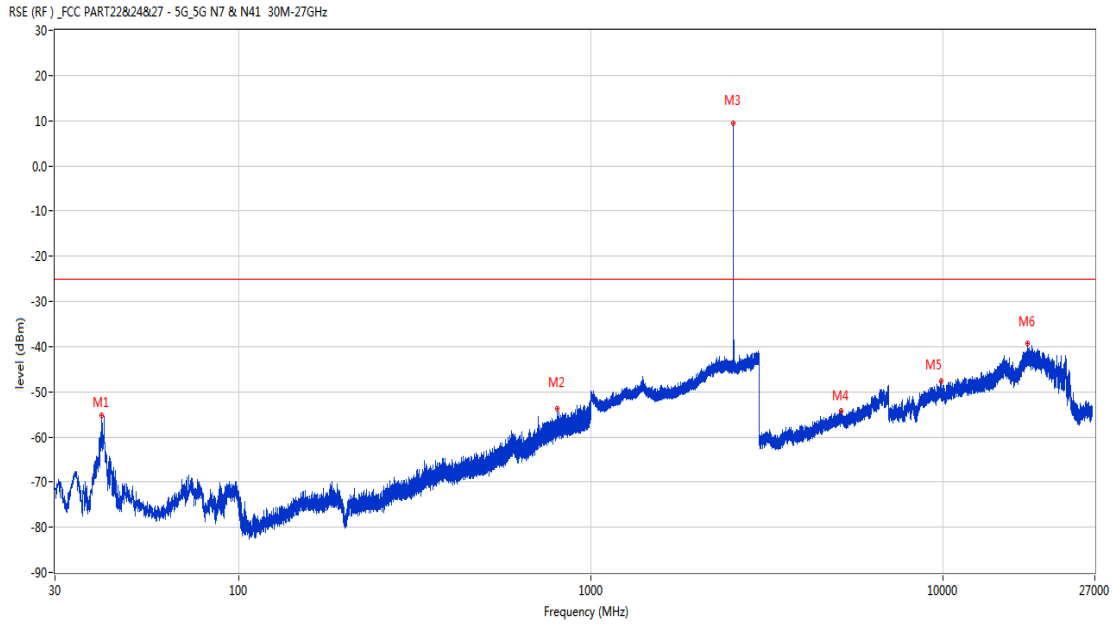
RSE-H&V n7 BW5 CH531000



Frequency (MHz)	Result (dBm)	Factor (dB)	PK Limit (dBm)	Over Limit (dB)	Table (o)	ANT	EUT	Verdict
40.718	-62.17	22.39	-25.0	-37.17	9.00	Horizontal	Vertical	Pass
907.171	-52.93	41.16	-25.0	-27.93	205.00	Horizontal	Vertical	Pass
2535.500	12.18	45.73	-25.0	37.18	355.00	Horizontal	Vertical	N/A
6790.200	-49.36	12.39	-25.0	-24.36	136.00	Horizontal	Vertical	Pass
11677.625	-45.98	16.81	-25.0	-20.98	197.00	Horizontal	Vertical	Pass
17341.651	-39.94	21.11	-25.0	-14.94	158.00	Horizontal	Vertical	Pass



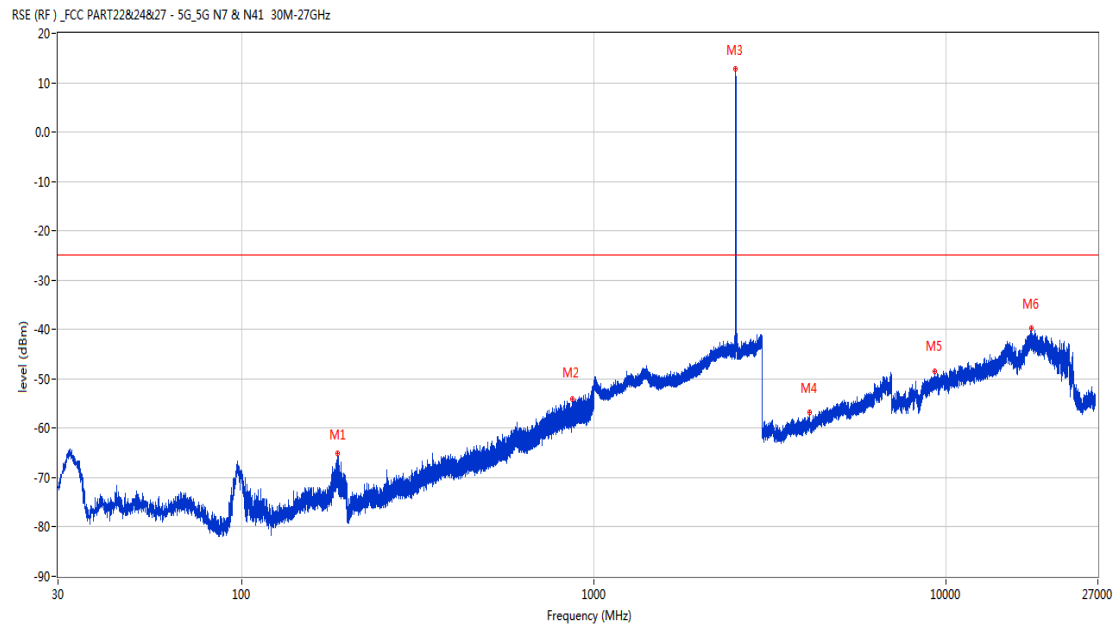
Frequency (MHz)	Result (dBm)	Factor (dB)	PK Limit (dBm)	Over Limit (dB)	Table (o)	ANT	EUT	Verdict
41.398	-56.59	22.81	-25.0	-31.59	359.00	Vertical	Vertical	Pass
832.044	-53.46	40.37	-25.0	-28.46	36.00	Vertical	Vertical	Pass
2532.800	7.34	45.81	-25.0	32.34	316.00	Vertical	Vertical	N/A
6290.400	-50.69	11.30	-25.0	-25.69	0.00	Vertical	Vertical	Pass
10903.388	-47.15	17.69	-25.0	-22.15	215.00	Vertical	Vertical	Pass
17427.225	-39.82	22.47	-25.0	-14.82	250.00	Vertical	Vertical	Pass



Frequency (MHz)	Result (dBm)	Factor (dB)	PK Limit (dBm)	Over Limit (dB)	Table (o)	ANT	EUT	Verdict
40.767	-55.24	22.43	-25.0	-30.24	24.00	Vertical	Horizontal	Pass
799.598	-53.83	40.04	-25.0	-28.83	40.00	Vertical	Horizontal	Pass
2535.200	9.48	45.71	-25.0	34.48	33.00	Vertical	Horizontal	N/A
5126.200	-54.26	7.93	-25.0	-29.26	101.00	Vertical	Horizontal	Pass
9874.138	-47.56	15.95	-25.0	-22.56	115.00	Vertical	Horizontal	Pass
17421.976	-39.37	22.60	-25.0	-14.37	352.00	Vertical	Horizontal	Pass

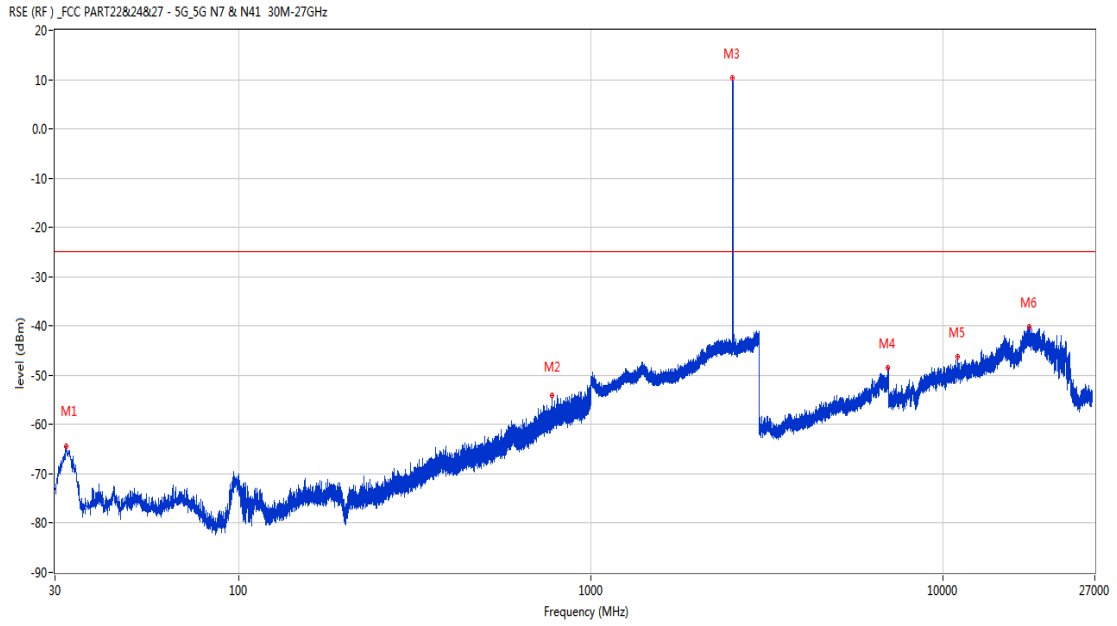
22.2 n7 BW15, Middle Channel

RSE-H&H n7 BW15 CH531000



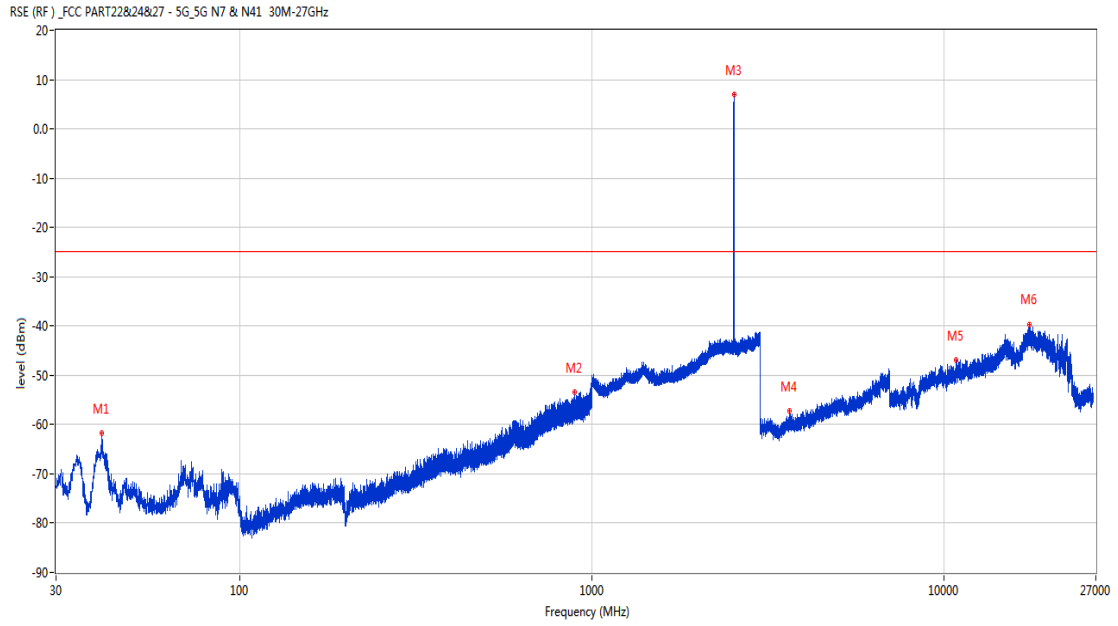
Frequency (MHz)	Result (dBm)	Factor (dB)	PK Limit (dBm)	Over Limit (dB)	Table (o)	ANT	EUT	Verdict
187.043	-64.98	25.67	-25.0	-39.98	73.00	Horizontal	Horizontal	Pass
868.274	-54.05	40.17	-25.0	-29.05	260.00	Horizontal	Horizontal	Pass
2527.900	12.90	46.12	-25.0	37.90	288.00	Horizontal	Horizontal	N/A
4104.800	-56.81	4.66	-25.0	-31.81	107.00	Horizontal	Horizontal	Pass
9290.800	-48.48	15.34	-25.0	-23.48	281.00	Horizontal	Horizontal	Pass
17438.251	-39.79	22.20	-25.0	-14.79	190.00	Horizontal	Horizontal	Pass

RSE-H&V n7 BW15 CH531000



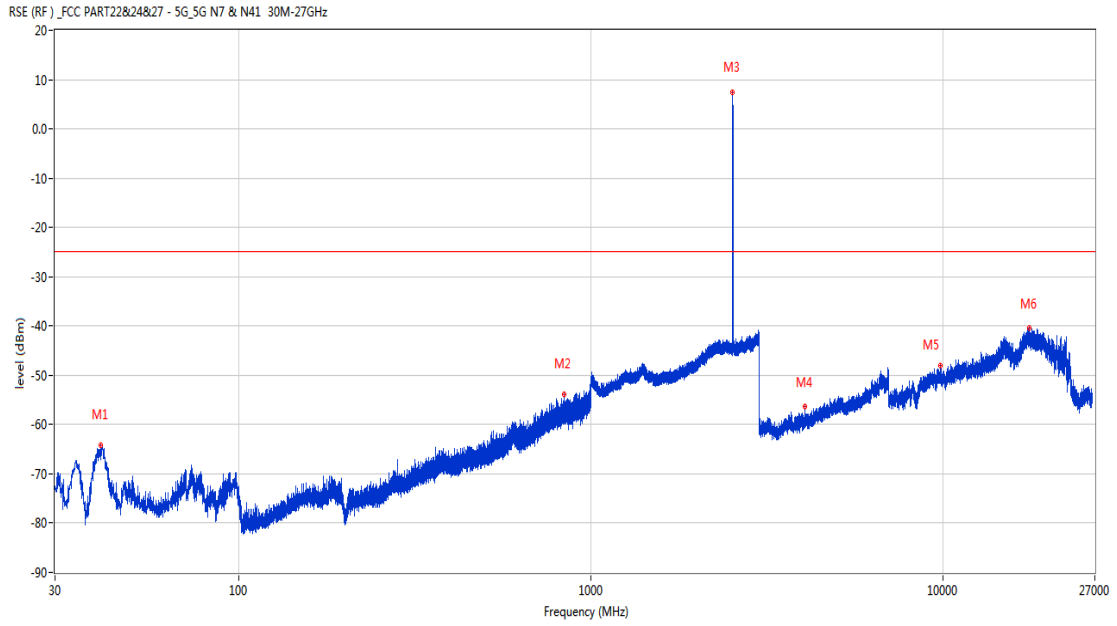
Frequency (MHz)	Result (dBm)	Factor (dB)	PK Limit (dBm)	Over Limit (dB)	Table (o)	ANT	EUT	Verdict
32.328	-64.52	23.79	-25.0	-39.52	152.00	Horizontal	Vertical	Pass
773.457	-54.17	39.22	-25.0	-29.17	166.00	Horizontal	Vertical	Pass
2528.200	10.34	46.11	-25.0	35.34	20.00	Horizontal	Vertical	N/A
6981.800	-48.53	13.85	-25.0	-23.53	182.00	Horizontal	Vertical	Pass
11028.737	-46.23	16.86	-25.0	-21.23	14.00	Horizontal	Vertical	Pass
17626.989	-40.10	21.65	-25.0	-15.10	351.00	Horizontal	Vertical	Pass

RSE-V&V n7 BW15 CH531000



Frequency (MHz)	Result (dBm)	Factor (dB)	PK Limit (dBm)	Over Limit (dB)	Table (o)	ANT	EUT	Verdict
40.573	-61.71	22.29	-25.0	-36.71	53.00	Vertical	Vertical	Pass
891.166	-53.51	40.77	-25.0	-28.51	91.00	Vertical	Vertical	Pass
2532.200	6.88	45.84	-25.0	31.88	68.00	Vertical	Vertical	N/A
3637.200	-57.27	3.92	-25.0	-32.27	182.00	Vertical	Vertical	Pass
10849.338	-46.99	17.68	-25.0	-21.99	82.00	Vertical	Vertical	Pass
17465.551	-39.67	21.73	-25.0	-14.67	137.00	Vertical	Vertical	Pass

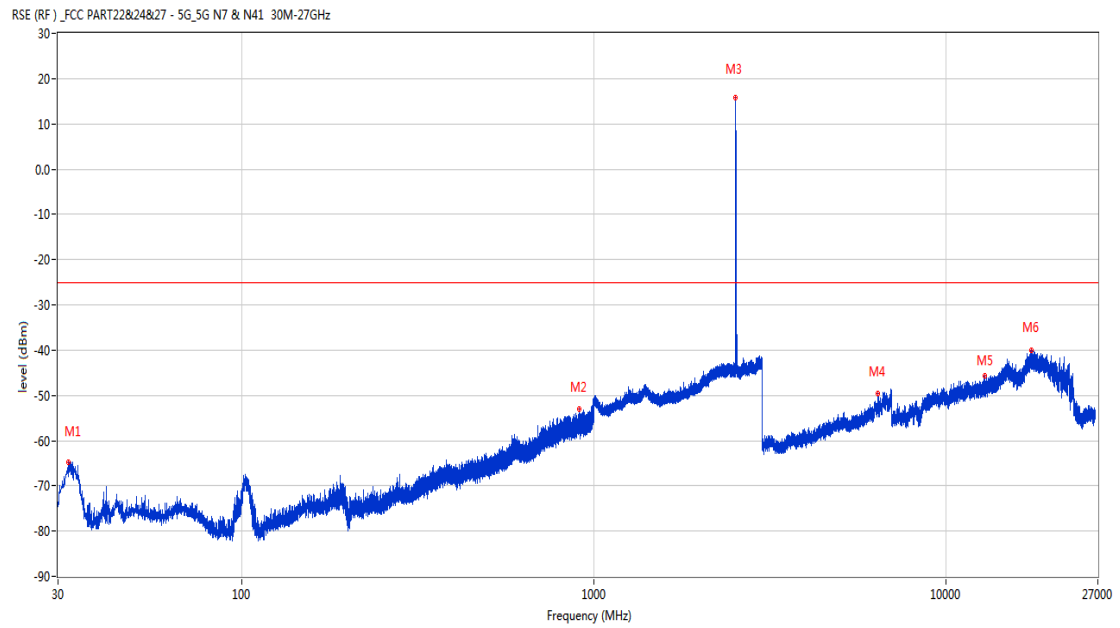
RSE-V&H n7 BW15 CH531000



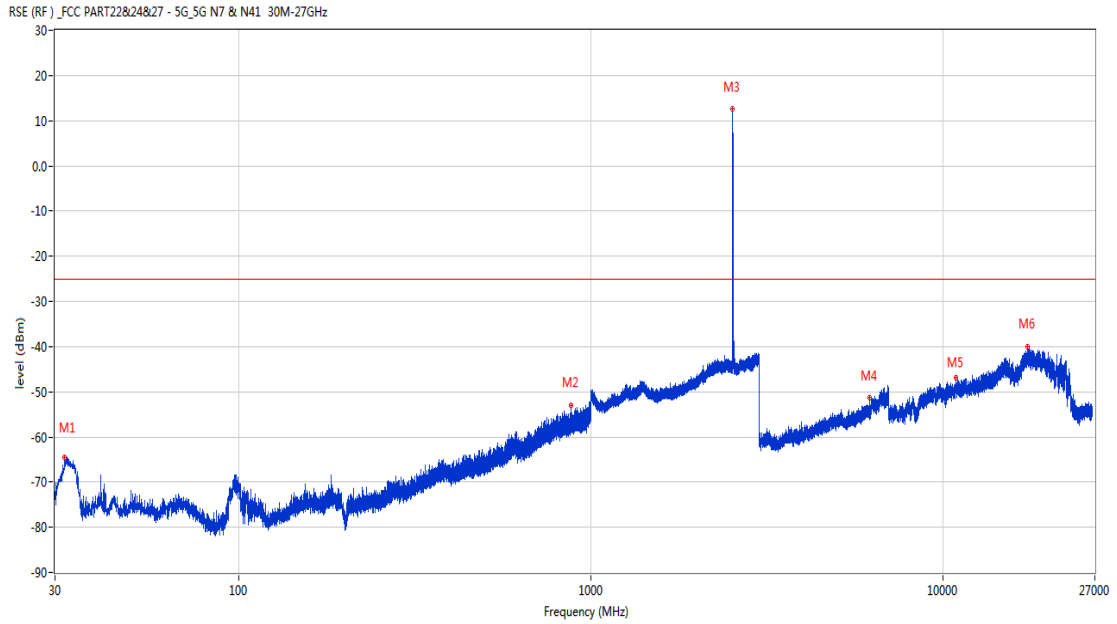
Frequency (MHz)	Result (dBm)	Factor (dB)	PK Limit (dBm)	Over Limit (dB)	Table (o)	ANT	EUT	Verdict
40.476	-64.15	22.22	-25.0	-39.15	55.00	Vertical	Horizontal	Pass
840.338	-53.78	40.60	-25.0	-28.78	306.00	Vertical	Horizontal	Pass
2527.900	7.36	46.12	-25.0	32.36	274.00	Vertical	Horizontal	N/A
4051.800	-56.42	5.34	-25.0	-31.42	85.00	Vertical	Horizontal	Pass
9832.738	-48.12	17.02	-25.0	-23.12	83.00	Vertical	Horizontal	Pass
17624.363	-40.38	21.70	-25.0	-15.38	298.00	Vertical	Horizontal	Pass

22.3 n7 BW20, Middle Channel

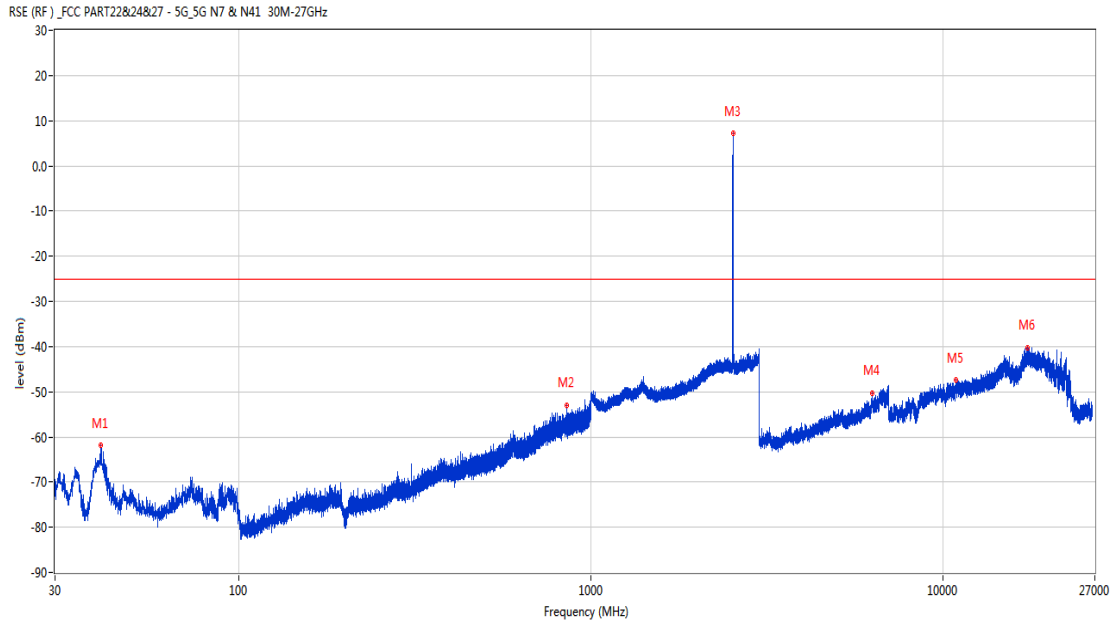
RSE-H&H n7 BW20 CH531000



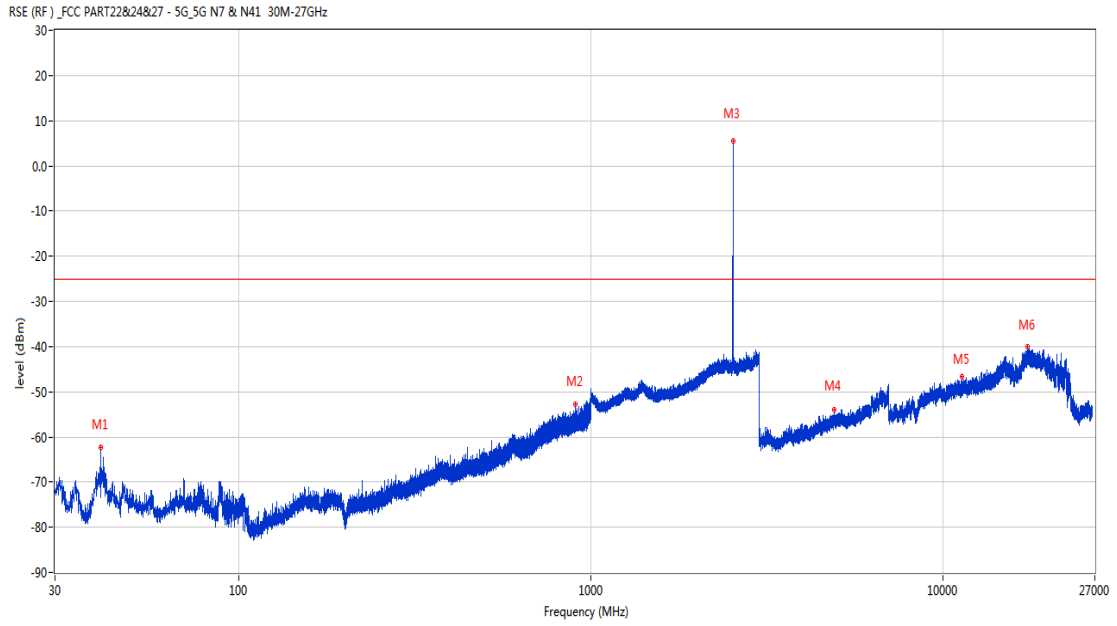
Frequency (MHz)	Result (dBm)	Factor (dB)	PK Limit (dBm)	Over Limit (dB)	Table (o)	ANT	EUT	Verdict
32.182	-64.71	23.79	-25.0	-39.71	146.00	Horizontal	Horizontal	Pass
909.547	-53.02	41.13	-25.0	-28.02	262.00	Horizontal	Horizontal	Pass
2525.600	15.87	46.08	-25.0	40.87	310.00	Horizontal	Horizontal	N/A
6412.000	-49.65	10.85	-25.0	-24.65	0.00	Horizontal	Horizontal	Pass
12856.313	-45.72	19.47	-25.0	-20.72	10.00	Horizontal	Horizontal	Pass
17478.937	-40.12	21.70	-25.0	-15.12	187.00	Horizontal	Horizontal	Pass



Frequency (MHz)	Result (dBm)	Factor (dB)	PK Limit (dBm)	Over Limit (dB)	Table (o)	ANT	EUT	Verdict
31.892	-64.51	23.52	-25.0	-39.51	126.00	Horizontal	Vertical	Pass
875.452	-53.00	40.34	-25.0	-28.00	126.00	Horizontal	Vertical	Pass
2525.900	12.71	46.10	-25.0	37.71	-1.00	Horizontal	Vertical	N/A
6172.400	-51.21	8.86	-25.0	-26.21	201.00	Horizontal	Vertical	Pass
10861.125	-46.99	17.49	-25.0	-21.99	348.00	Horizontal	Vertical	Pass
17378.662	-40.15	22.18	-25.0	-15.15	51.00	Horizontal	Vertical	Pass



Frequency (MHz)	Result (dBm)	Factor (dB)	PK Limit (dBm)	Over Limit (dB)	Table (o)	ANT	EUT	Verdict
40.525	-61.88	22.25	-25.0	-36.88	31.00	Vertical	Vertical	Pass
852.221	-53.00	40.44	-25.0	-28.00	141.00	Vertical	Vertical	Pass
2529.700	7.28	46.02	-25.0	32.28	-1.00	Vertical	Vertical	N/A
6288.600	-50.38	11.42	-25.0	-25.38	361.00	Vertical	Vertical	Pass
10860.550	-47.33	17.51	-25.0	-22.33	231.00	Vertical	Vertical	Pass
17427.489	-40.37	22.47	-25.0	-15.37	169.00	Vertical	Vertical	Pass

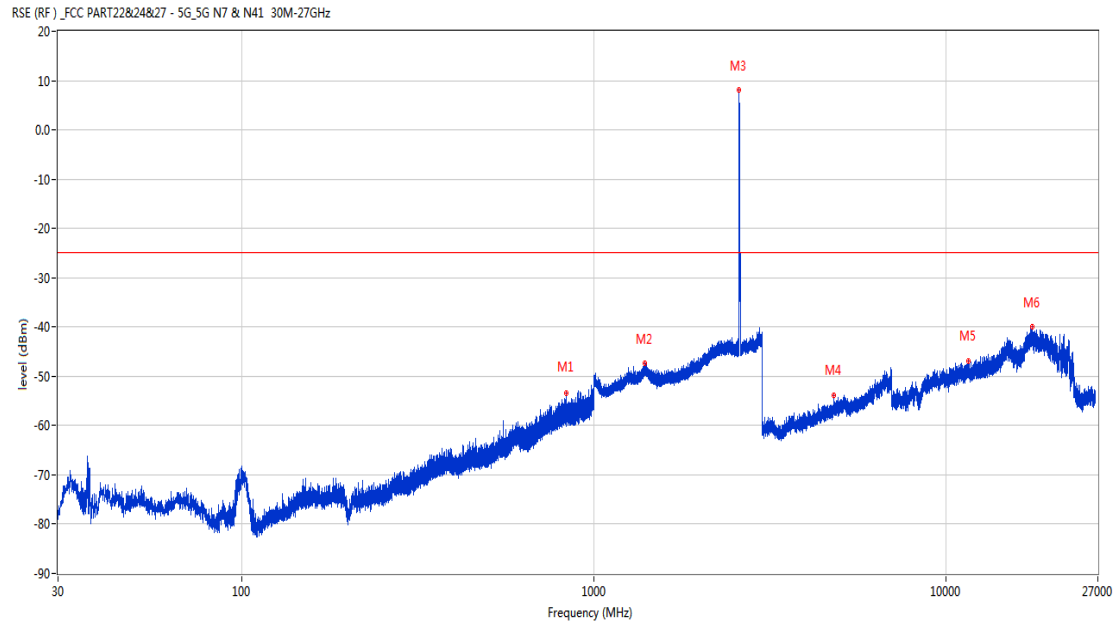


Frequency (MHz)	Result (dBm)	Factor (dB)	PK Limit (dBm)	Over Limit (dB)	Table (o)	ANT	EUT	Verdict
40.525	-62.41	22.25	-25.0	-37.41	13.00	Vertical	Horizontal	Pass
902.903	-52.72	40.98	-25.0	-27.72	361.00	Vertical	Horizontal	Pass
2535.400	5.59	45.71	-25.0	30.59	22.00	Vertical	Horizontal	N/A
4914.200	-54.08	7.91	-25.0	-29.08	292.00	Vertical	Horizontal	Pass
11306.174	-46.77	17.41	-25.0	-21.77	347.00	Vertical	Horizontal	Pass
17423.026	-40.04	22.58	-25.0	-15.04	0.00	Vertical	Horizontal	Pass

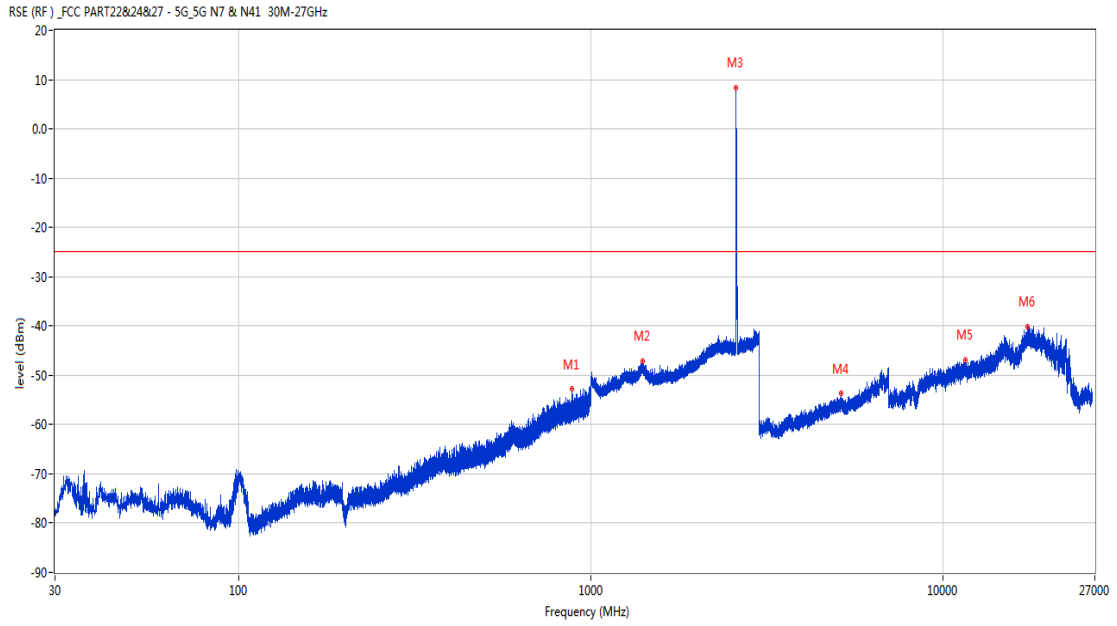
23 n41

23.1 n41 BW20, Middle Channel

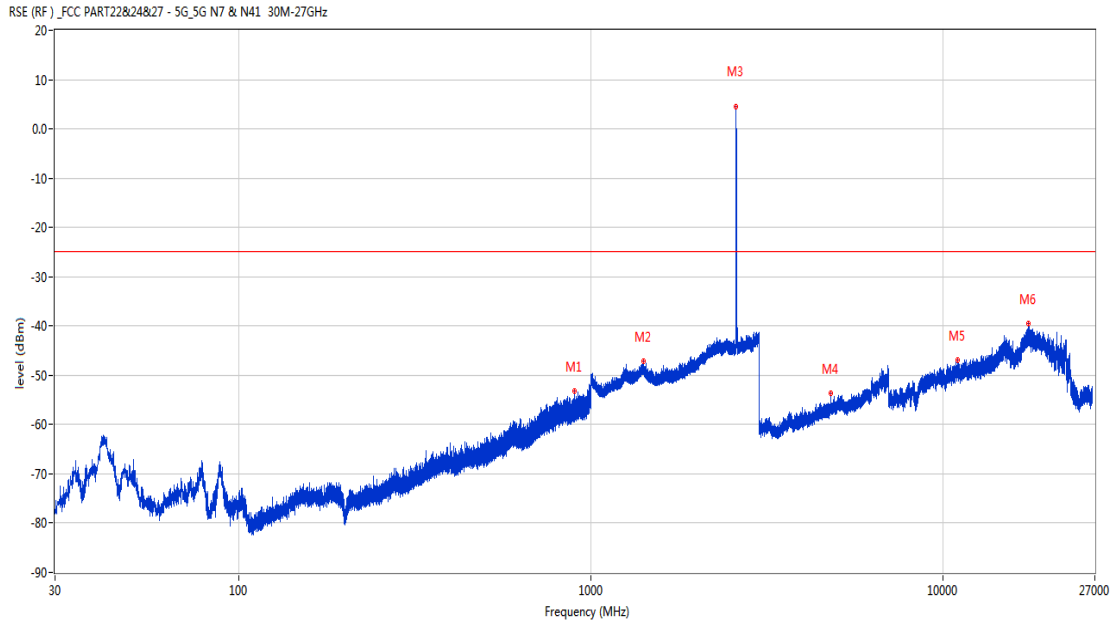
RSE-H&H n41 BW20 CH518598



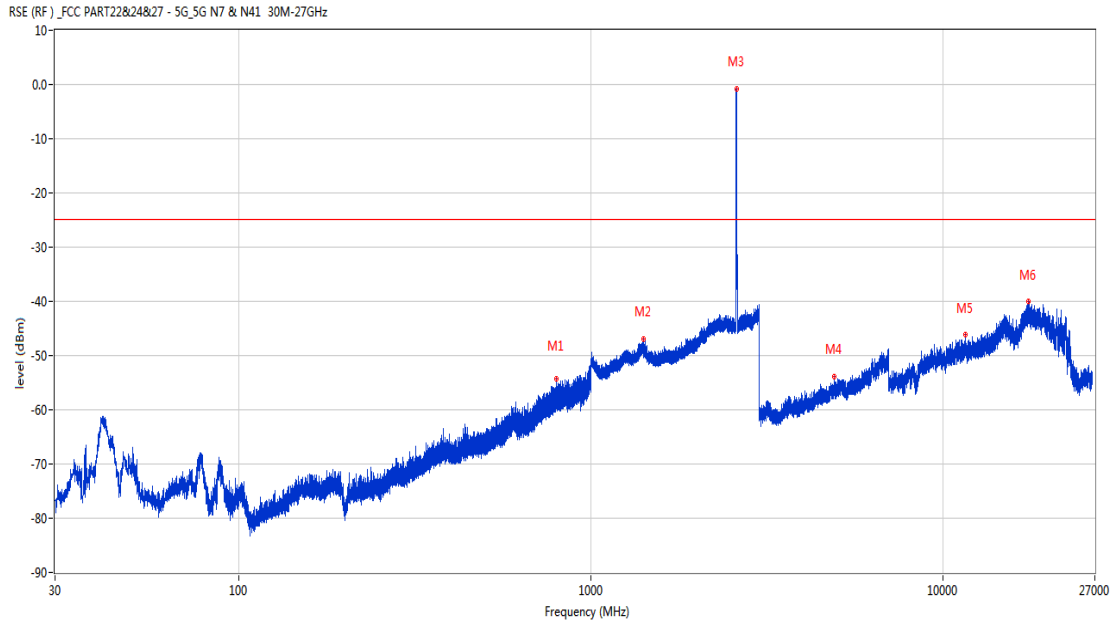
Frequency (MHz)	Result (dBm)	Factor (dB)	PK Limit (dBm)	Over Limit (dB)	Table (o)	ANT	EUT	Verdict
832.772	-53.49	40.38	-25.0	-28.49	118.00	Horizontal	Horizontal	Pass
1392.400	-47.31	45.00	-25.0	-22.31	313.00	Horizontal	Horizontal	Pass
2584.300	8.04	45.80	-25.0	33.04	1.00	Horizontal	Horizontal	N/A
4804.200	-53.76	7.44	-25.0	-28.76	315.00	Horizontal	Horizontal	Pass
11594.250	-46.82	17.89	-25.0	-21.82	-1.00	Horizontal	Horizontal	Pass
17593.651	-39.84	22.04	-25.0	-14.84	114.00	Horizontal	Horizontal	Pass



Frequency (MHz)	Result (dBm)	Factor (dB)	PK Limit (dBm)	Over Limit (dB)	Table (o)	ANT	EUT	Verdict
881.999	-52.74	40.31	-25.0	-27.74	23.00	Horizontal	Vertical	Pass
1403.400	-47.21	45.08	-25.0	-22.21	0.00	Horizontal	Vertical	Pass
2583.700	8.34	45.83	-25.0	33.34	119.00	Horizontal	Vertical	N/A
5132.000	-53.69	7.79	-25.0	-28.69	195.00	Horizontal	Vertical	Pass
11559.463	-46.89	17.21	-25.0	-21.89	134.00	Horizontal	Vertical	Pass
17388.374	-40.14	22.43	-25.0	-15.14	213.00	Horizontal	Vertical	Pass



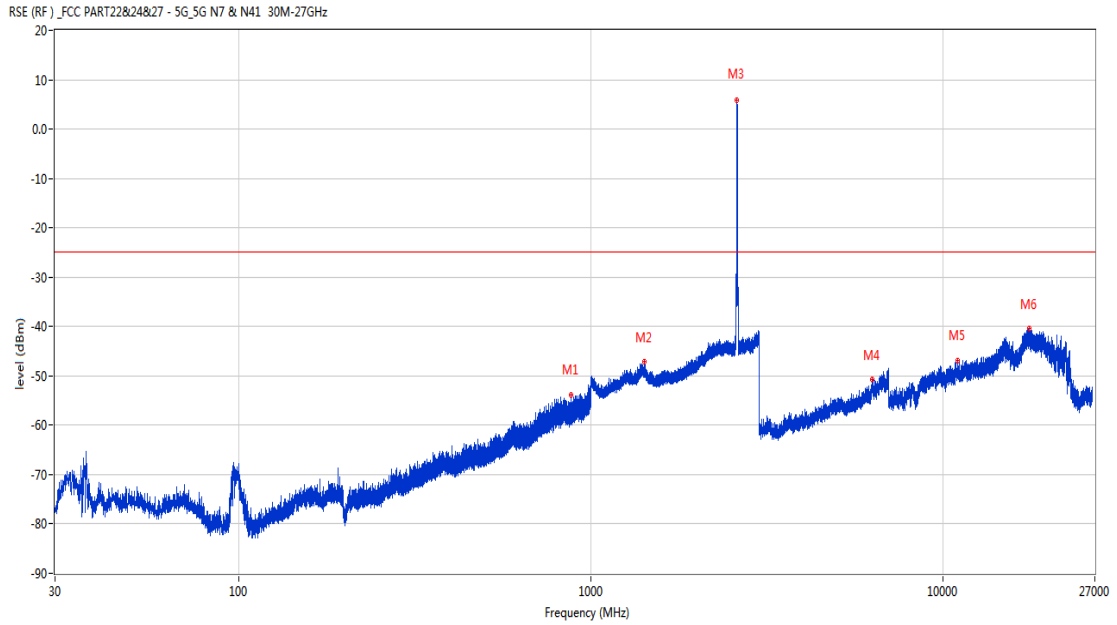
Frequency (MHz)	Result (dBm)	Factor (dB)	PK Limit (dBm)	Over Limit (dB)	Table (o)	ANT	EUT	Verdict
897.374	-53.24	40.94	-25.0	-28.24	177.00	Vertical	Vertical	Pass
1406.900	-47.22	44.95	-25.0	-22.22	292.00	Vertical	Vertical	Pass
2583.800	4.62	45.82	-25.0	29.62	213.00	Vertical	Vertical	N/A
4800.600	-53.73	7.66	-25.0	-28.73	310.00	Vertical	Vertical	Pass
10991.938	-46.90	17.37	-25.0	-21.90	348.00	Vertical	Vertical	Pass
17468.963	-39.53	21.72	-25.0	-14.53	120.00	Vertical	Vertical	Pass



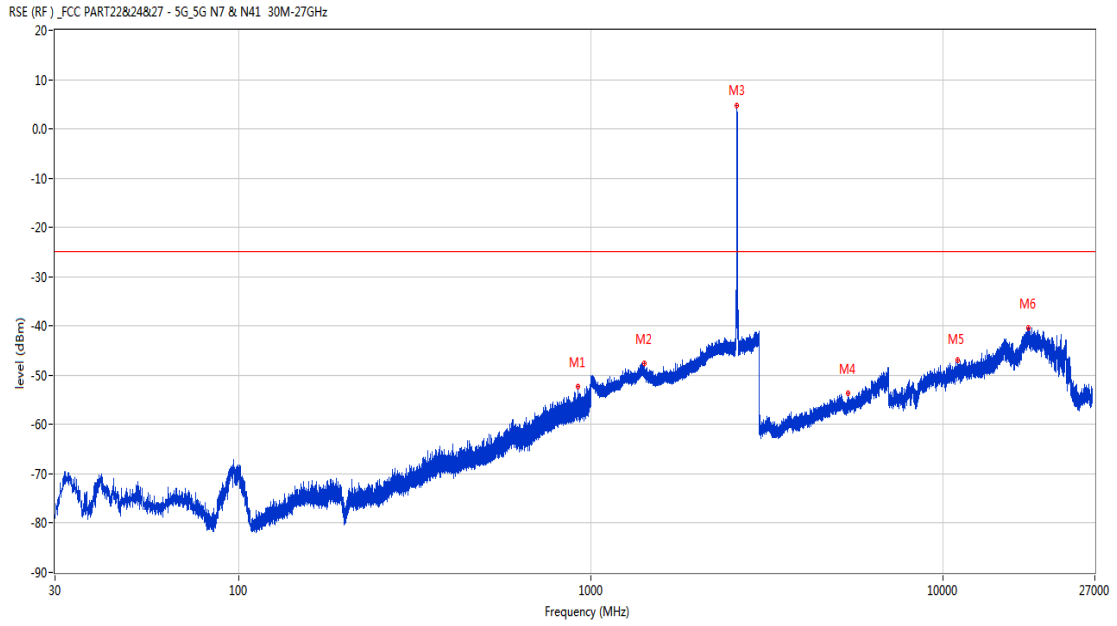
Frequency (MHz)	Result (dBm)	Factor (dB)	PK Limit (dBm)	Over Limit (dB)	Table (o)	ANT	EUT	Verdict
794.894	-54.24	39.76	-25.0	-29.24	82.00	Vertical	Horizontal	Pass
1410.500	-47.04	44.83	-25.0	-22.04	115.00	Vertical	Horizontal	Pass
2592.400	-0.89	45.87	-25.0	24.11	125.00	Vertical	Horizontal	N/A
4916.800	-53.83	7.93	-25.0	-28.83	140.00	Vertical	Horizontal	Pass
11597.700	-46.07	17.96	-25.0	-21.07	360.00	Vertical	Horizontal	Pass
17473.425	-40.06	21.71	-25.0	-15.06	236.00	Vertical	Horizontal	Pass

23.2 n41 BW60, Middle Channel

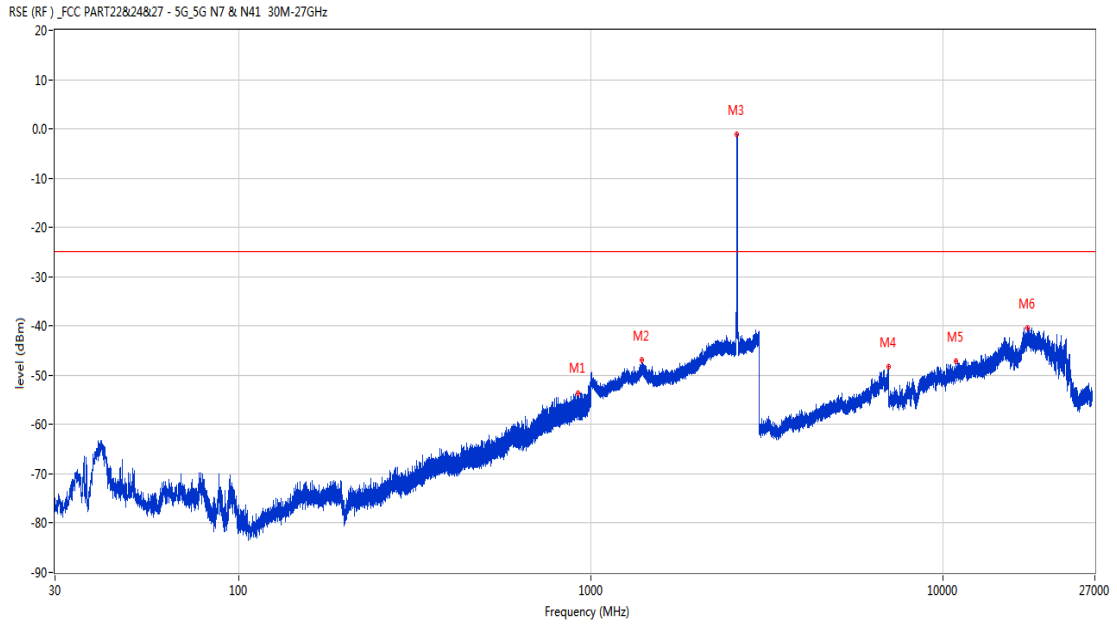
RSE-H&H n41 BW60 CH518598



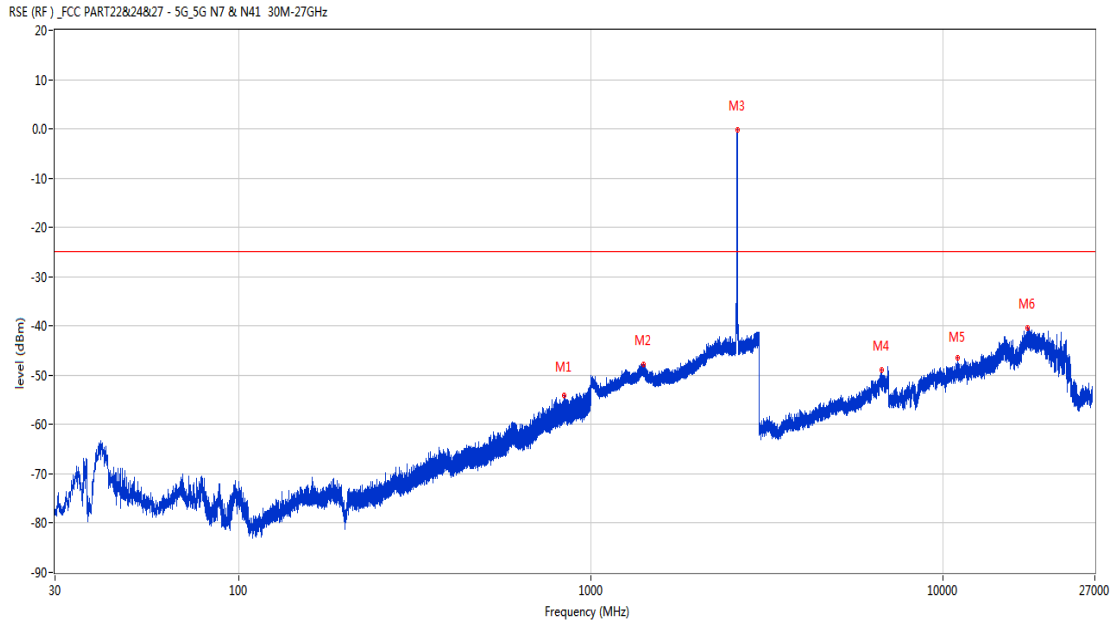
Frequency (MHz)	Result (dBm)	Factor (dB)	PK Limit (dBm)	Over Limit (dB)	Table (o)	ANT	EUT	Verdict
876.616	-53.78	40.36	-25.0	-28.78	39.00	Horizontal	Horizontal	Pass
1415.100	-47.23	44.71	-25.0	-22.23	352.00	Horizontal	Horizontal	Pass
2593.900	5.96	46.05	-25.0	30.96	337.00	Horizontal	Horizontal	N/A
6303.600	-50.81	10.78	-25.0	-25.81	257.00	Horizontal	Horizontal	Pass
10988.488	-46.83	17.32	-25.0	-21.83	328.00	Horizontal	Horizontal	Pass
17600.475	-40.44	21.97	-25.0	-15.44	310.00	Horizontal	Horizontal	Pass



Frequency (MHz)	Result (dBm)	Factor (dB)	PK Limit (dBm)	Over Limit (dB)	Table (o)	ANT	EUT	Verdict
919.296	-52.27	41.33	-25.0	-27.27	36.00	Horizontal	Vertical	Pass
1417.600	-47.58	44.82	-25.0	-22.58	112.00	Horizontal	Vertical	Pass
2599.400	4.65	45.96	-25.0	29.65	353.00	Horizontal	Vertical	N/A
5384.400	-53.55	7.28	-25.0	-28.55	147.00	Horizontal	Vertical	Pass
11035.062	-46.87	16.76	-25.0	-21.87	314.00	Horizontal	Vertical	Pass
17461.875	-40.47	21.74	-25.0	-15.47	139.00	Horizontal	Vertical	Pass



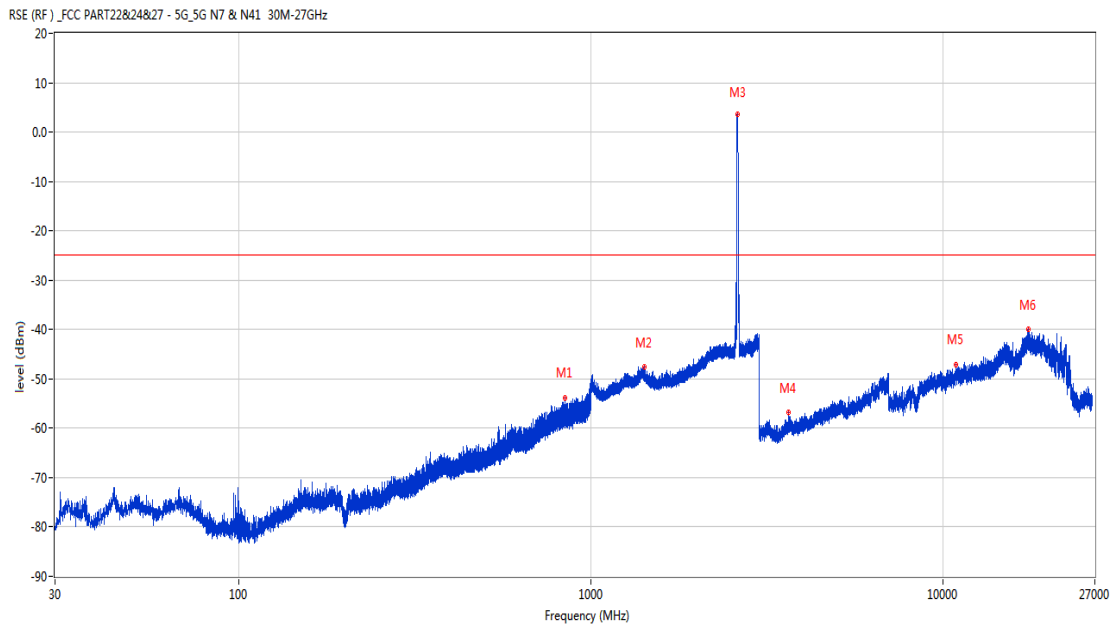
Frequency (MHz)	Result (dBm)	Factor (dB)	PK Limit (dBm)	Over Limit (dB)	Table (o)	ANT	EUT	Verdict
915.562	-53.73	41.33	-25.0	-28.73	270.00	Vertical	Vertical	Pass
1394.500	-46.95	45.10	-25.0	-21.95	35.00	Vertical	Vertical	Pass
2599.600	-1.06	45.93	-25.0	23.94	60.00	Vertical	Vertical	N/A
6994.000	-48.33	13.63	-25.0	-23.33	336.00	Vertical	Vertical	Pass
10858.537	-47.22	17.54	-25.0	-22.22	13.00	Vertical	Vertical	Pass
17384.176	-40.46	22.33	-25.0	-15.46	357.00	Vertical	Vertical	Pass



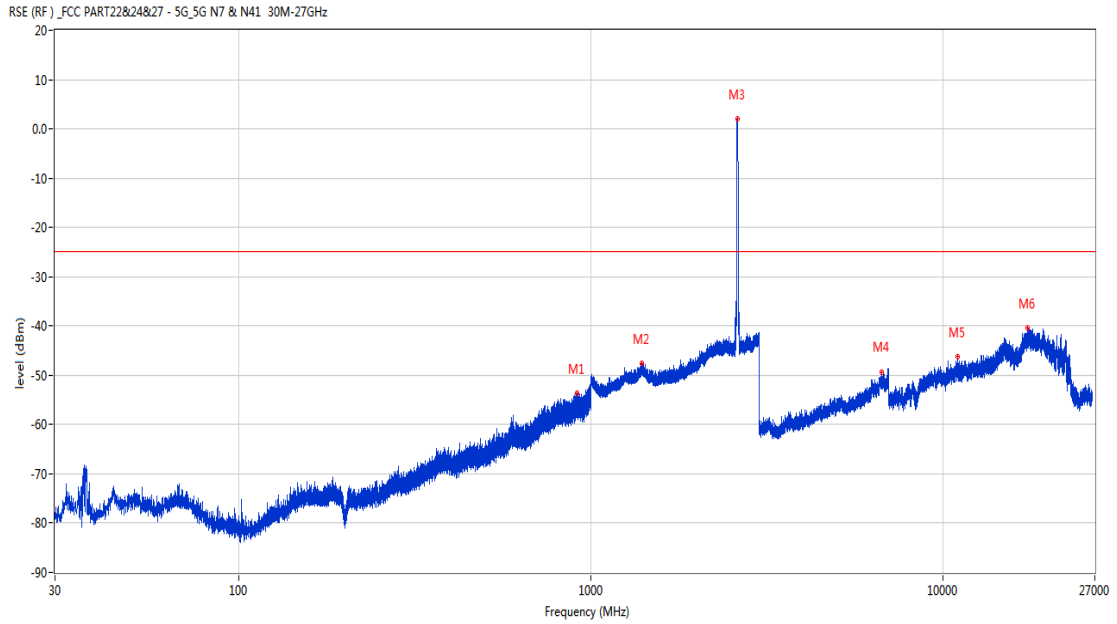
Frequency (MHz)	Result (dBm)	Factor (dB)	PK Limit (dBm)	Over Limit (dB)	Table (o)	ANT	EUT	Verdict
837.525	-54.07	40.54	-25.0	-29.07	359.00	Vertical	Horizontal	Pass
1412.600	-47.75	44.81	-25.0	-22.75	140.00	Vertical	Horizontal	Pass
2603.900	-0.28	45.93	-25.0	24.72	34.00	Vertical	Horizontal	N/A
6681.800	-48.99	11.82	-25.0	-23.99	221.00	Vertical	Horizontal	Pass
10981.588	-46.55	17.21	-25.0	-21.55	279.00	Vertical	Horizontal	Pass
17418.562	-40.29	22.66	-25.0	-15.29	50.00	Vertical	Horizontal	Pass

23.3 n41 BW100, Middle Channel

RSE-H&H n41 BW100 CH518598

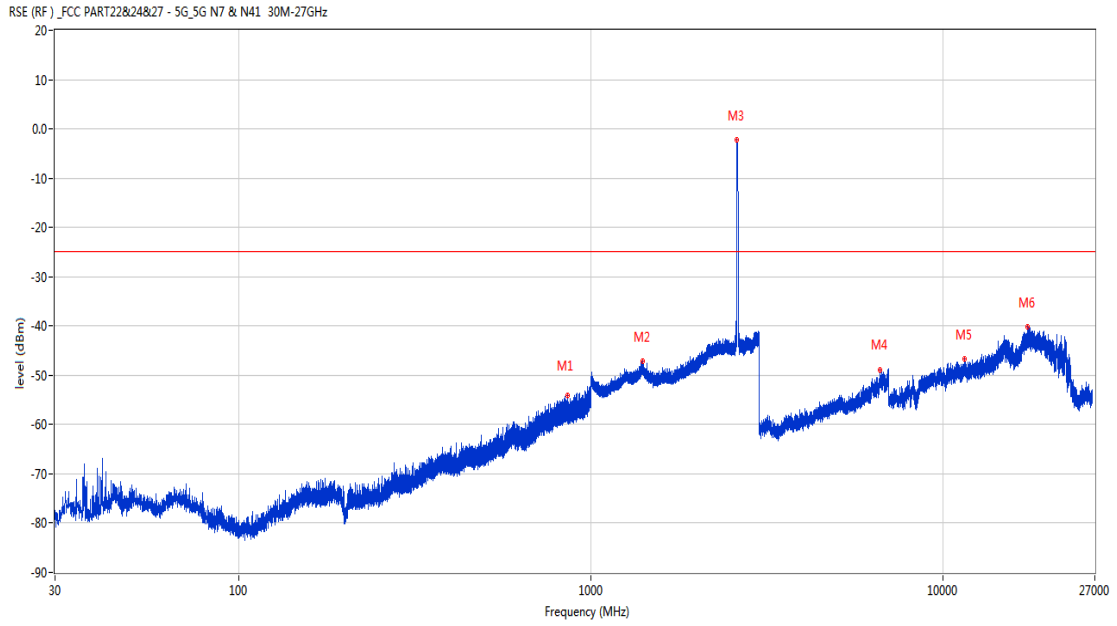


Frequency (MHz)	Result (dBm)	Factor (dB)	PK Limit (dBm)	Over Limit (dB)	Table (o)	ANT	EUT	Verdict
843.878	-53.92	40.48	-25.0	-28.92	62.00	Horizontal	Horizontal	Pass
1416.100	-47.64	44.73	-25.0	-22.64	362.00	Horizontal	Horizontal	Pass
2612.100	3.50	46.35	-25.0	28.50	344.00	Horizontal	Horizontal	N/A
3647.600	-56.88	4.48	-25.0	-31.88	342.00	Horizontal	Horizontal	Pass
10903.963	-47.22	17.69	-25.0	-22.22	142.00	Horizontal	Horizontal	Pass
17478.150	-39.85	21.70	-25.0	-14.85	-1.00	Horizontal	Horizontal	Pass

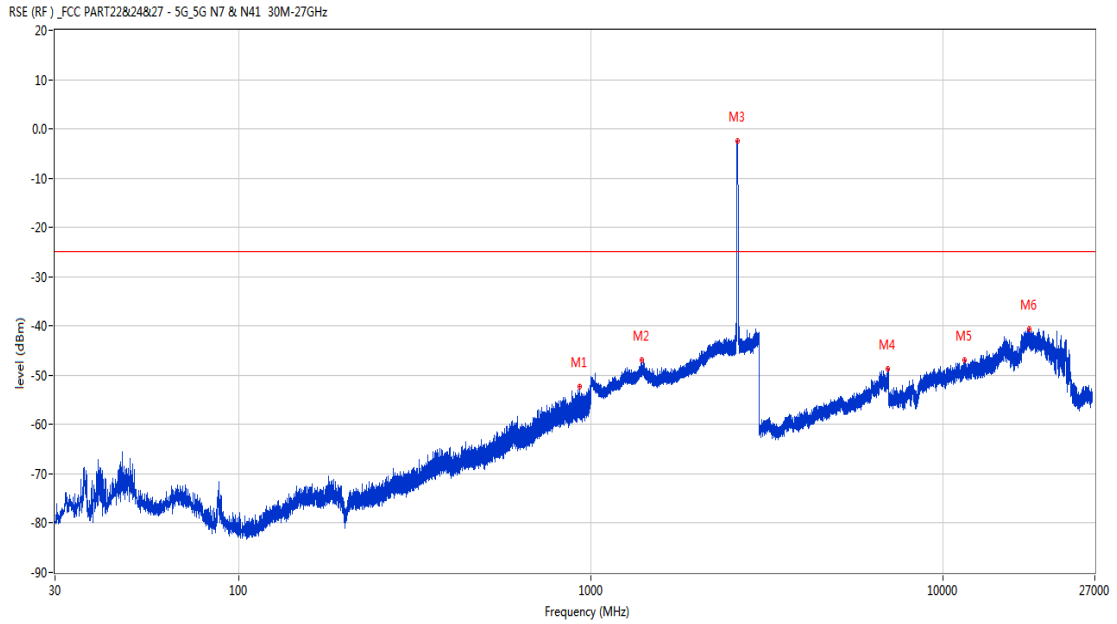


Frequency (MHz)	Result (dBm)	Factor (dB)	PK Limit (dBm)	Over Limit (dB)	Table (o)	ANT	EUT	Verdict
910.275	-53.57	41.15	-25.0	-28.57	70.00	Horizontal	Vertical	Pass
1393.500	-47.60	45.05	-25.0	-22.60	218.00	Horizontal	Vertical	Pass
2604.000	2.04	45.94	-25.0	27.04	-1.00	Horizontal	Vertical	N/A
6688.000	-49.41	11.92	-25.0	-24.41	56.00	Horizontal	Vertical	Pass
11030.175	-46.26	16.84	-25.0	-21.26	58.00	Horizontal	Vertical	Pass
17427.225	-40.30	22.47	-25.0	-15.30	211.00	Horizontal	Vertical	Pass

RSE-V&V n41 BW100 CH518598



Frequency (MHz)	Result (dBm)	Factor (dB)	PK Limit (dBm)	Over Limit (dB)	Table (o)	ANT	EUT	Verdict
857.992	-54.13	40.24	-25.0	-29.13	38.00	Vertical	Vertical	Pass
1402.800	-47.14	45.14	-25.0	-22.14	198.00	Vertical	Vertical	Pass
2594.000	-2.31	46.06	-25.0	22.69	89.00	Vertical	Vertical	N/A
6607.200	-48.86	12.24	-25.0	-23.86	77.00	Vertical	Vertical	Pass
11528.700	-46.76	17.32	-25.0	-21.76	11.00	Vertical	Vertical	Pass
17431.425	-40.16	22.37	-25.0	-15.16	190.00	Vertical	Vertical	Pass

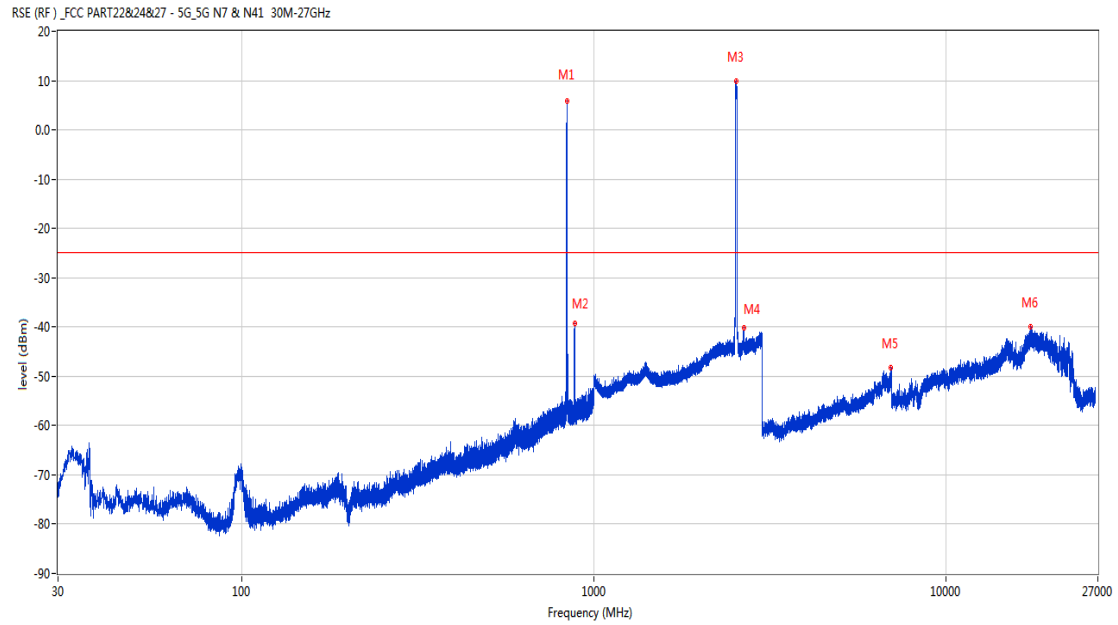


Frequency (MHz)	Result (dBm)	Factor (dB)	PK Limit (dBm)	Over Limit (dB)	Table (o)	ANT	EUT	Verdict
930.305	-52.21	41.41	-25.0	-27.21	348.00	Vertical	Horizontal	Pass
1397.800	-46.94	45.16	-25.0	-21.94	143.00	Vertical	Horizontal	Pass
2602.200	-2.56	45.79	-25.0	22.44	46.00	Vertical	Horizontal	N/A
6970.000	-48.70	13.41	-25.0	-23.70	212.00	Vertical	Horizontal	Pass
11485.862	-46.92	17.72	-25.0	-21.92	246.00	Vertical	Horizontal	Pass
17604.938	-40.65	21.93	-25.0	-15.65	216.00	Vertical	Horizontal	Pass

24 DC_7A_n5A

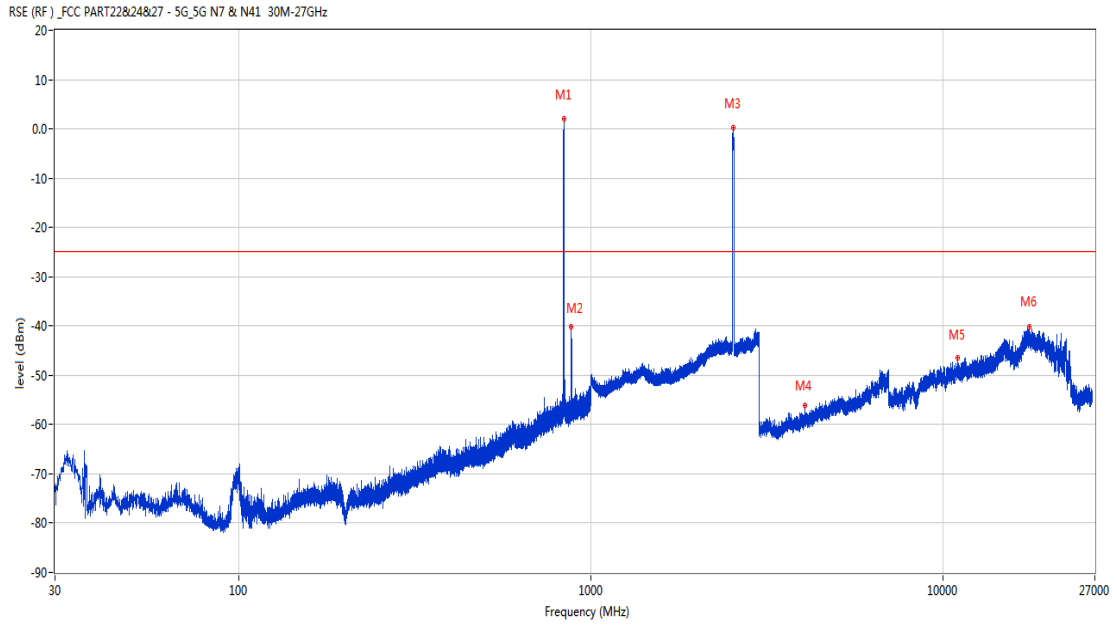
24.1 DC_7A_n5A BW20(LTE)+BW5(NR)

RSE-H&H DC_7A_n5A BW20(LTE)+BW5(NR)



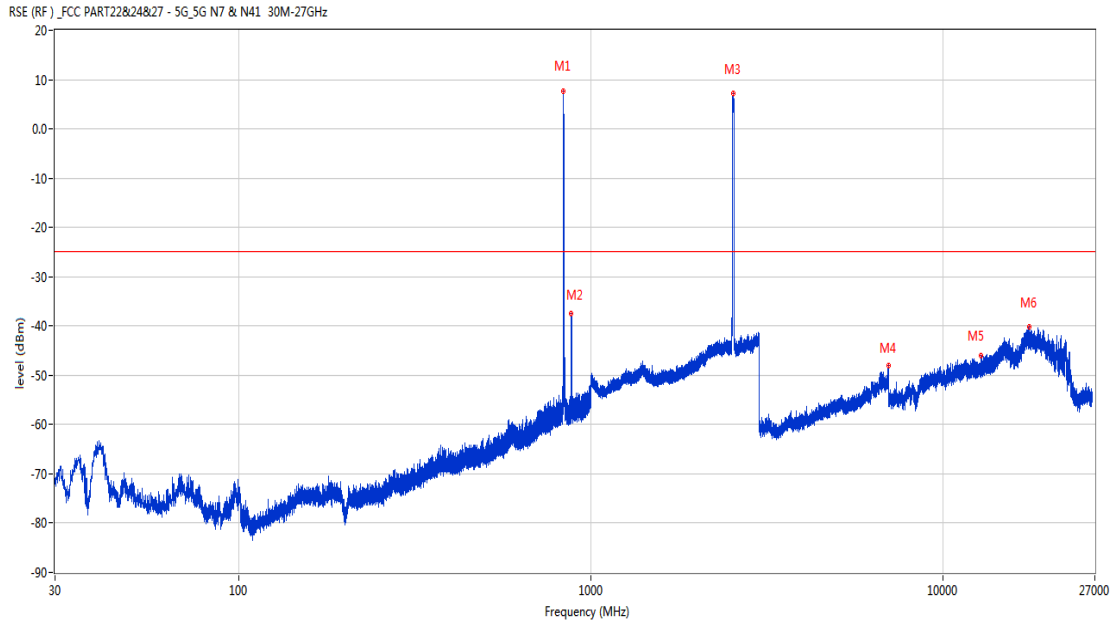
Frequency (MHz)	Result (dBm)	Factor (dB)	PK Limit (dBm)	Over Limit (dB)	Table (o)	ANT	EUT	Verdict
838.446	5.86	40.52	-25.0	30.86	45.00	Horizontal	Horizontal	N/A
883.115	-39.20	40.45	-25.0	-14.20	90.00	Horizontal	Horizontal	N/A
2532.500	9.92	45.83	-25.0	34.92	155.00	Horizontal	Horizontal	N/A
2662.600	-40.16	46.11	-25.0	-15.16	195.00	Horizontal	Horizontal	N/A
6972.000	-48.16	13.63	-25.0	-23.16	239.00	Horizontal	Horizontal	Pass
17424.337	-40.04	22.54	-25.0	-15.04	0.00	Horizontal	Horizontal	Pass

RSE-H&V DC_7A_n5A BW20(LTE)+BW5(NR)



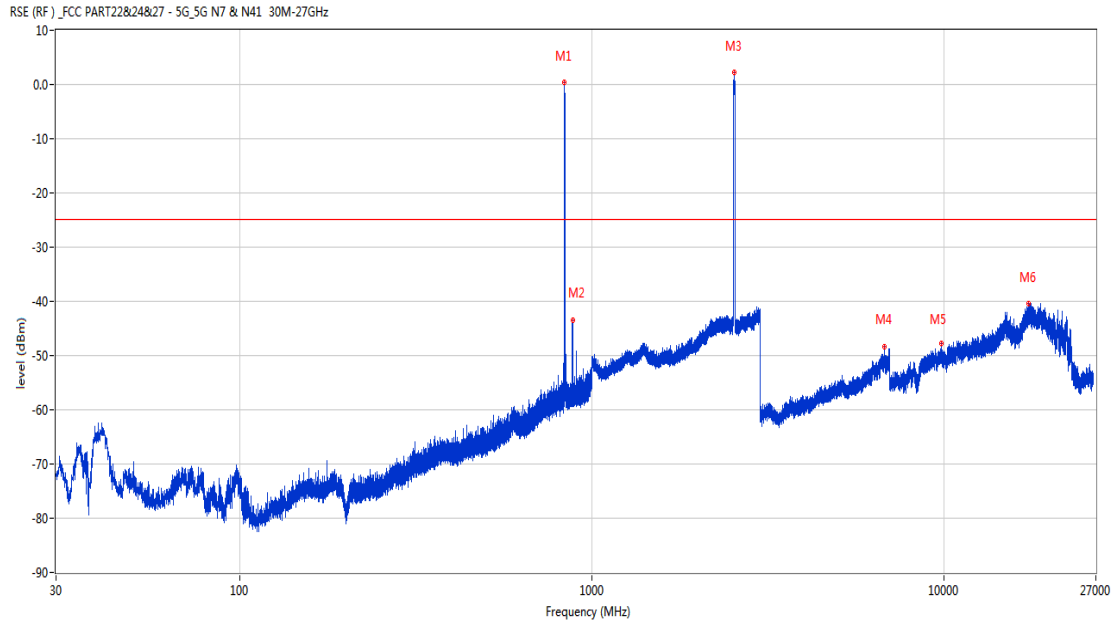
Frequency (MHz)	Result (dBm)	Factor (dB)	PK Limit (dBm)	Over Limit (dB)	Table (o)	ANT	EUT	Verdict
838.495	2.00	40.52	-25.0	27.00	305.00	Horizontal	Vertical	N/A
879.817	-40.16	40.23	-25.0	-15.16	128.00	Horizontal	Vertical	N/A
2530.500	0.29	45.95	-25.0	25.29	199.00	Horizontal	Vertical	N/A
4052.600	-56.11	5.31	-25.0	-31.11	0.00	Horizontal	Vertical	Pass
10985.612	-46.55	17.27	-25.0	-21.55	213.00	Horizontal	Vertical	Pass
17600.737	-40.09	21.96	-25.0	-15.09	13.00	Horizontal	Vertical	Pass

RSE-V&V DC_7A_n5A BW20(LTE)+BW5(NR)



Frequency (MHz)	Result (dBm)	Factor (dB)	PK Limit (dBm)	Over Limit (dB)	Table (o)	ANT	EUT	Verdict
834.324	7.57	40.46	-25.0	32.57	87.00	Vertical	Vertical	N/A
879.623	-37.42	40.24	-25.0	-12.42	121.00	Vertical	Vertical	N/A
2536.500	7.32	45.89	-25.0	32.32	315.00	Vertical	Vertical	N/A
6997.800	-48.00	13.63	-25.0	-23.00	182.00	Vertical	Vertical	Pass
12851.063	-46.05	19.45	-25.0	-21.05	258.00	Vertical	Vertical	Pass
17592.074	-40.14	22.06	-25.0	-15.14	330.00	Vertical	Vertical	Pass

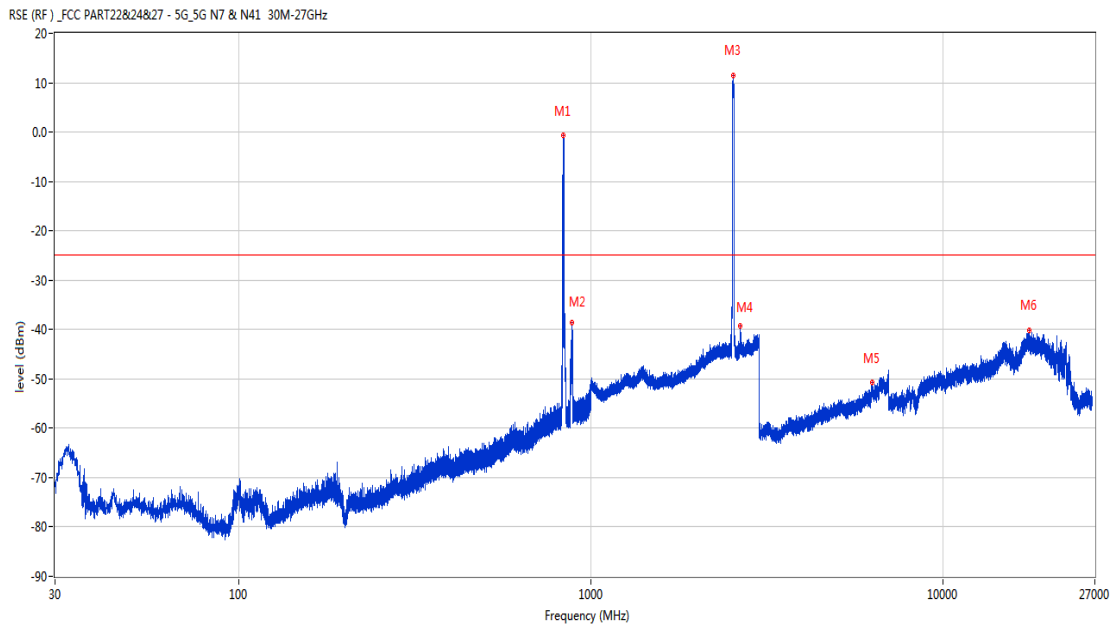
RSE-V&H DC_7A_n5A BW20(LTE)+BW5(NR)



Frequency (MHz)	Result (dBm)	Factor (dB)	PK Limit (dBm)	Over Limit (dB)	Table (o)	ANT	EUT	Verdict
834.276	0.50	40.45	-25.0	25.50	2.00	Vertical	Horizontal	N/A
880.981	-43.56	40.27	-25.0	-18.56	360.00	Vertical	Horizontal	N/A
2532.200	2.22	45.84	-25.0	27.22	29.00	Vertical	Horizontal	N/A
6765.000	-48.37	11.44	-25.0	-23.37	216.00	Vertical	Horizontal	Pass
9845.100	-47.69	16.96	-25.0	-22.69	6.00	Vertical	Horizontal	Pass
17379.713	-40.46	22.21	-25.0	-15.46	181.00	Vertical	Horizontal	Pass

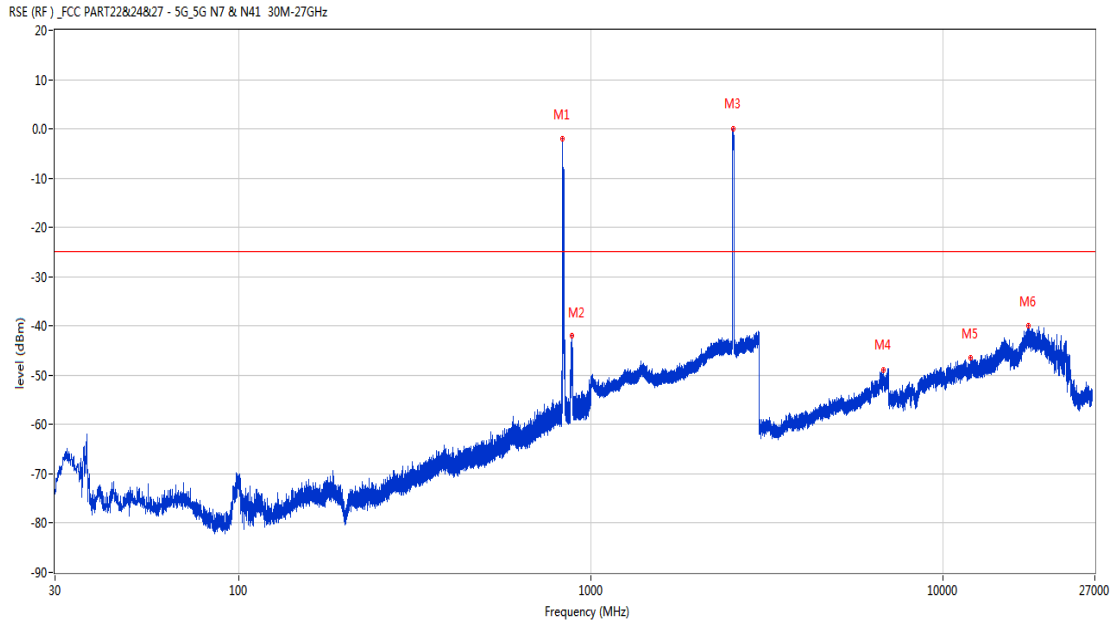
24.2 DC_7A_n5A BW20(LTE)+BW15(NR)

RSE-H&H DC_7A_n5A BW20(LTE)+BW15(NR)



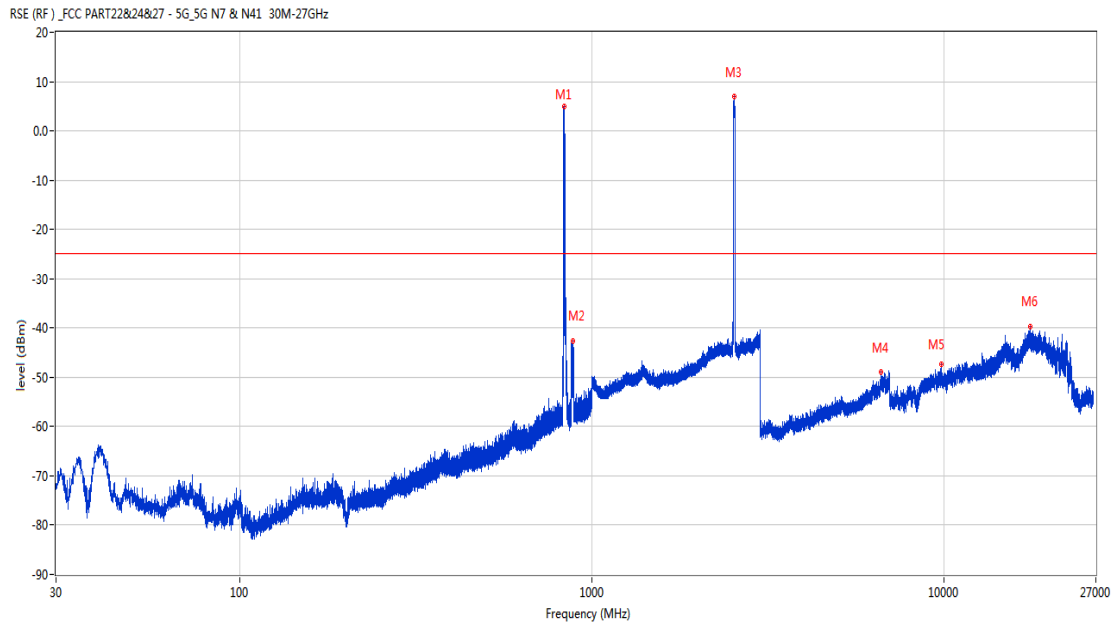
Frequency (MHz)	Result (dBm)	Factor (dB)	PK Limit (dBm)	Over Limit (dB)	Table (o)	ANT	EUT	Verdict
833.645	-0.60	40.41	-25.0	24.40	178.00	Horizontal	Horizontal	N/A
883.697	-38.65	40.52	-25.0	-13.65	253.00	Horizontal	Horizontal	N/A
2530.000	11.51	46.00	-25.0	36.51	144.00	Horizontal	Horizontal	N/A
2659.600	-39.35	46.27	-25.0	-14.35	199.00	Horizontal	Horizontal	N/A
6277.600	-50.78	11.24	-25.0	-25.78	47.00	Horizontal	Horizontal	Pass
17583.938	-40.09	22.15	-25.0	-15.09	183.00	Horizontal	Horizontal	Pass

RSE-H&V DC_7A_n5A BW20(LTE)+BW15(NR)



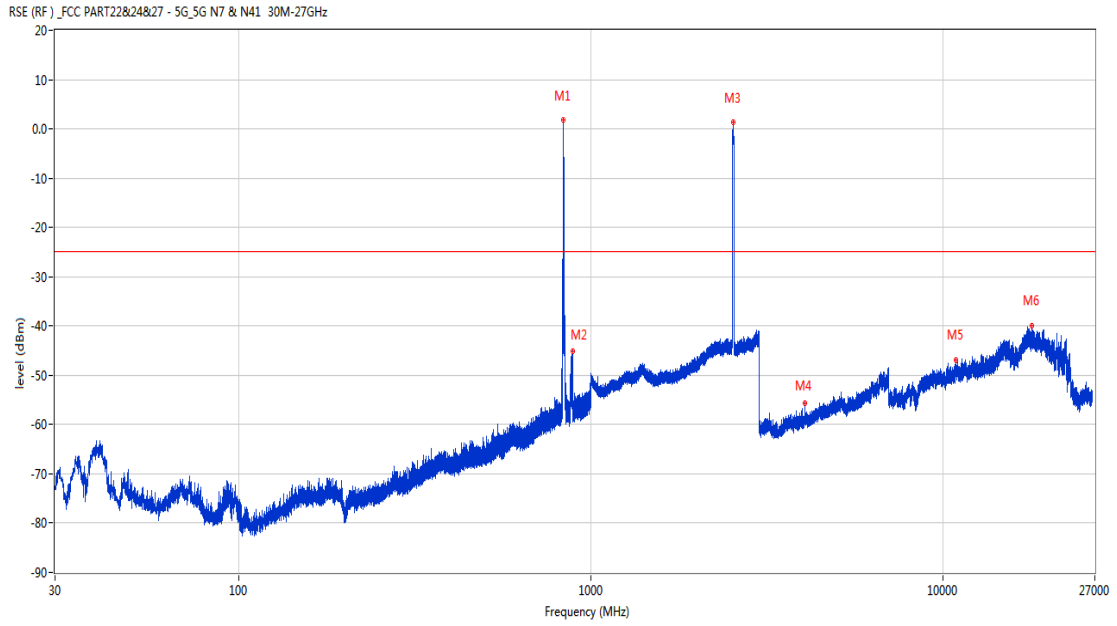
Frequency (MHz)	Result (dBm)	Factor (dB)	PK Limit (dBm)	Over Limit (dB)	Table (o)	ANT	EUT	Verdict
829.425	-2.08	40.30	-25.0	22.92	340.00	Horizontal	Vertical	N/A
880.447	-41.90	40.24	-25.0	-16.90	135.00	Horizontal	Vertical	N/A
2538.500	-0.06	46.01	-25.0	24.94	117.00	Horizontal	Vertical	N/A
6782.600	-48.92	12.10	-25.0	-23.92	119.00	Horizontal	Vertical	Pass
12007.099	-46.52	17.92	-25.0	-21.52	181.00	Horizontal	Vertical	Pass
17472.375	-39.96	21.72	-25.0	-14.96	89.00	Horizontal	Vertical	Pass

RSE-V&V DC_7A_n5A BW20(LTE)+BW15(NR)



Frequency (MHz)	Result (dBm)	Factor (dB)	PK Limit (dBm)	Over Limit (dB)	Table (o)	ANT	EUT	Verdict
833.645	4.92	40.41	-25.0	29.92	240.00	Vertical	Vertical	N/A
880.496	-42.57	40.24	-25.0	-17.57	112.00	Vertical	Vertical	N/A
2534.100	6.89	45.75	-25.0	31.89	331.00	Vertical	Vertical	N/A
6626.400	-48.97	12.10	-25.0	-23.97	81.00	Vertical	Vertical	Pass
9845.100	-47.44	16.96	-25.0	-22.44	335.00	Vertical	Vertical	Pass
17595.224	-39.69	22.02	-25.0	-14.69	-1.00	Vertical	Vertical	Pass

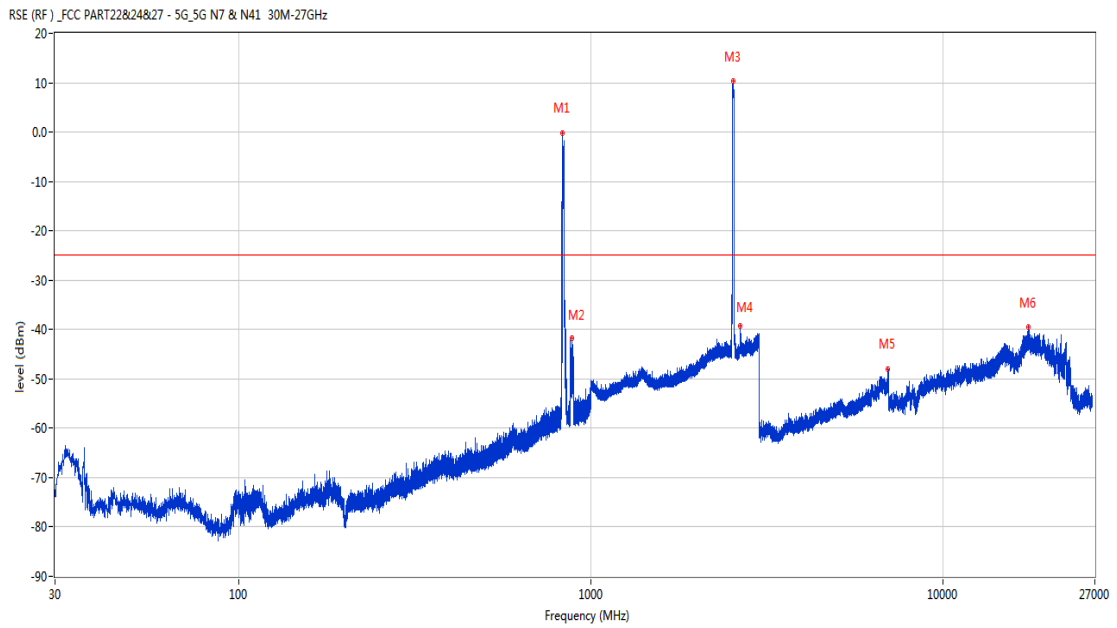
RSE-V&H DC_7A_n5A BW20(LTE)+BW15(NR)



Frequency (MHz)	Result (dBm)	Factor (dB)	PK Limit (dBm)	Over Limit (dB)	Table (o)	ANT	EUT	Verdict
833.645	1.80	40.41	-25.0	26.80	25.00	Vertical	Horizontal	N/A
888.401	-45.20	40.54	-25.0	-20.20	244.00	Vertical	Horizontal	N/A
2537.700	1.46	46.03	-25.0	26.46	80.00	Vertical	Horizontal	N/A
4054.400	-55.66	5.29	-25.0	-30.66	81.00	Vertical	Horizontal	Pass
10890.162	-46.98	17.43	-25.0	-21.98	358.00	Vertical	Horizontal	Pass
17881.088	-40.03	22.66	-25.0	-15.03	230.00	Vertical	Horizontal	Pass

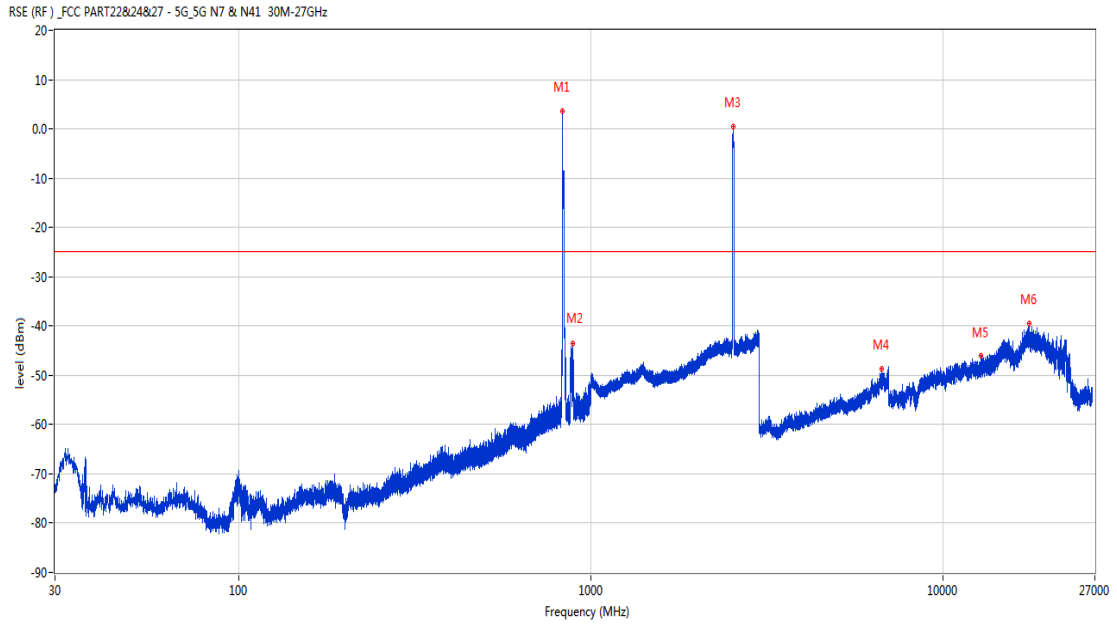
24.3 DC_7A_n5A BW20(LTE)+BW20(NR)

RSE-H&H DC_7A_n5A BW20(LTE)+BW20(NR)



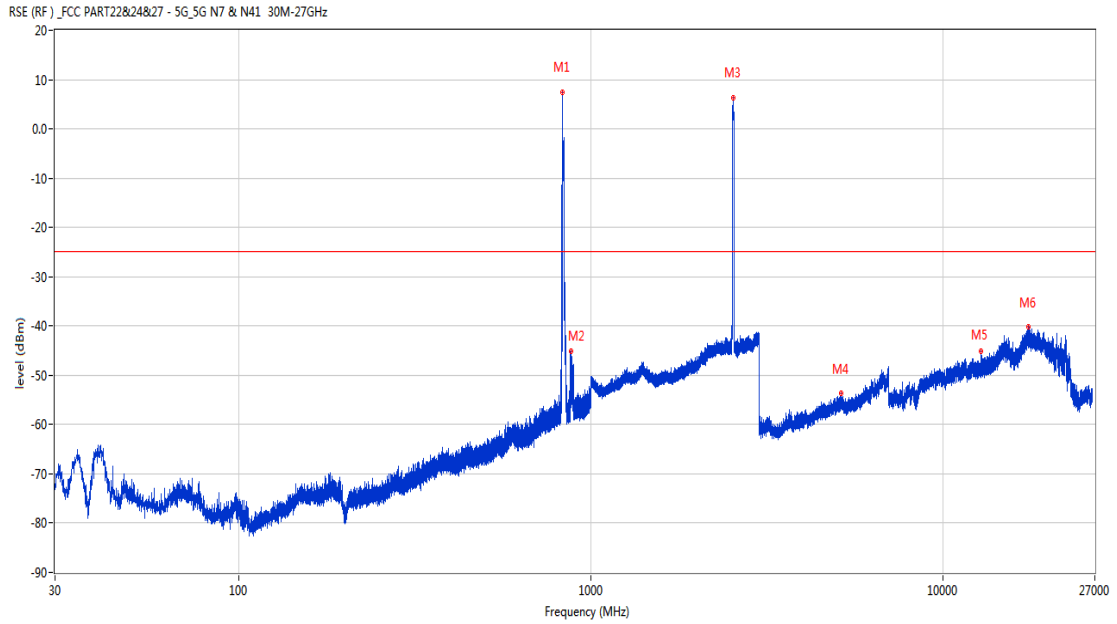
Frequency (MHz)	Result (dBm)	Factor (dB)	PK Limit (dBm)	Over Limit (dB)	Table (o)	ANT	EUT	Verdict
827.097	-0.10	40.17	-25.0	24.90	-3.00	Horizontal	Horizontal	N/A
882.436	-41.68	40.36	-25.0	-16.68	101.00	Horizontal	Horizontal	N/A
2533.400	10.30	45.78	-25.0	35.30	147.00	Horizontal	Horizontal	N/A
2659.400	-39.22	46.27	-25.0	-14.22	208.00	Horizontal	Horizontal	N/A
6976.000	-47.98	13.74	-25.0	-22.98	169.00	Horizontal	Horizontal	Pass
17440.088	-39.39	22.15	-25.0	-14.39	77.00	Horizontal	Horizontal	Pass

RSE-H&V DC_7A_n5A BW20(LTE)+BW20(NR)



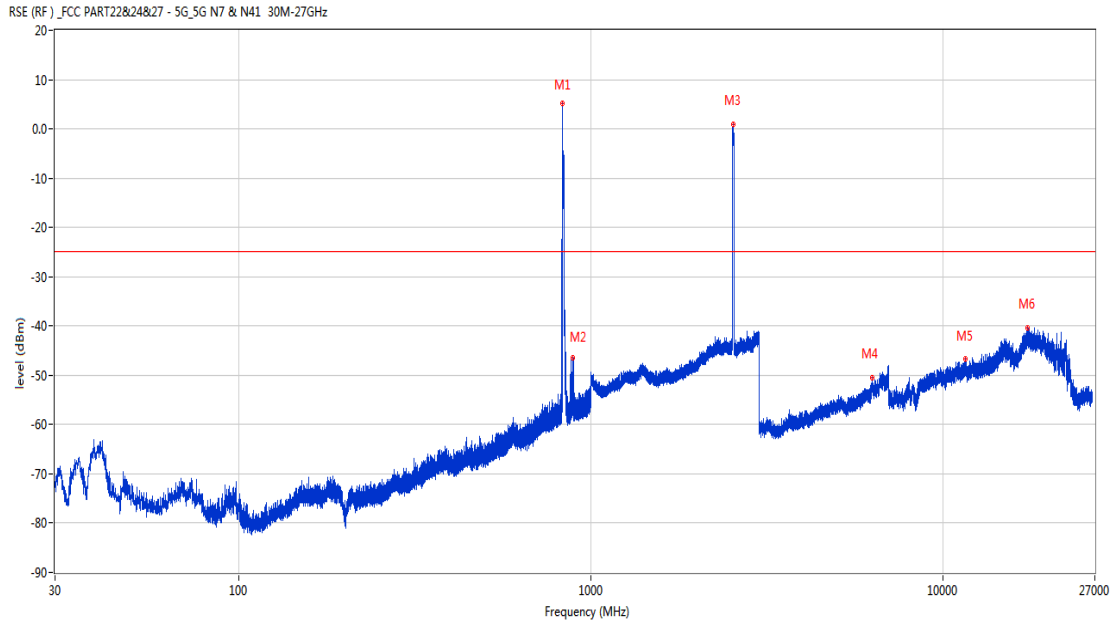
Frequency (MHz)	Result (dBm)	Factor (dB)	PK Limit (dBm)	Over Limit (dB)	Table (o)	ANT	EUT	Verdict
831.172	3.59	40.36	-25.0	28.59	-3.00	Horizontal	Vertical	N/A
887.044	-43.50	40.46	-25.0	-18.50	348.00	Horizontal	Vertical	N/A
2532.700	0.55	45.82	-25.0	25.55	197.00	Horizontal	Vertical	N/A
6688.800	-48.71	11.89	-25.0	-23.71	89.00	Horizontal	Vertical	Pass
12837.412	-45.91	18.73	-25.0	-20.91	-3.00	Horizontal	Vertical	Pass
17600.475	-39.59	21.97	-25.0	-14.59	75.00	Horizontal	Vertical	Pass

RSE-V&V DC_7A_n5A BW20(LTE)+BW20(NR)



Frequency (MHz)	Result (dBm)	Factor (dB)	PK Limit (dBm)	Over Limit (dB)	Table (o)	ANT	EUT	Verdict
831.123	7.51	40.36	-25.0	32.51	174.00	Vertical	Vertical	N/A
875.113	-45.20	40.30	-25.0	-20.20	51.00	Vertical	Vertical	N/A
2538.000	6.27	46.02	-25.0	31.27	333.00	Vertical	Vertical	N/A
5123.000	-53.62	7.93	-25.0	-28.62	361.00	Vertical	Vertical	Pass
12851.849	-45.04	19.45	-25.0	-20.04	-1.00	Vertical	Vertical	Pass
17466.337	-40.17	21.73	-25.0	-15.17	10.00	Vertical	Vertical	Pass

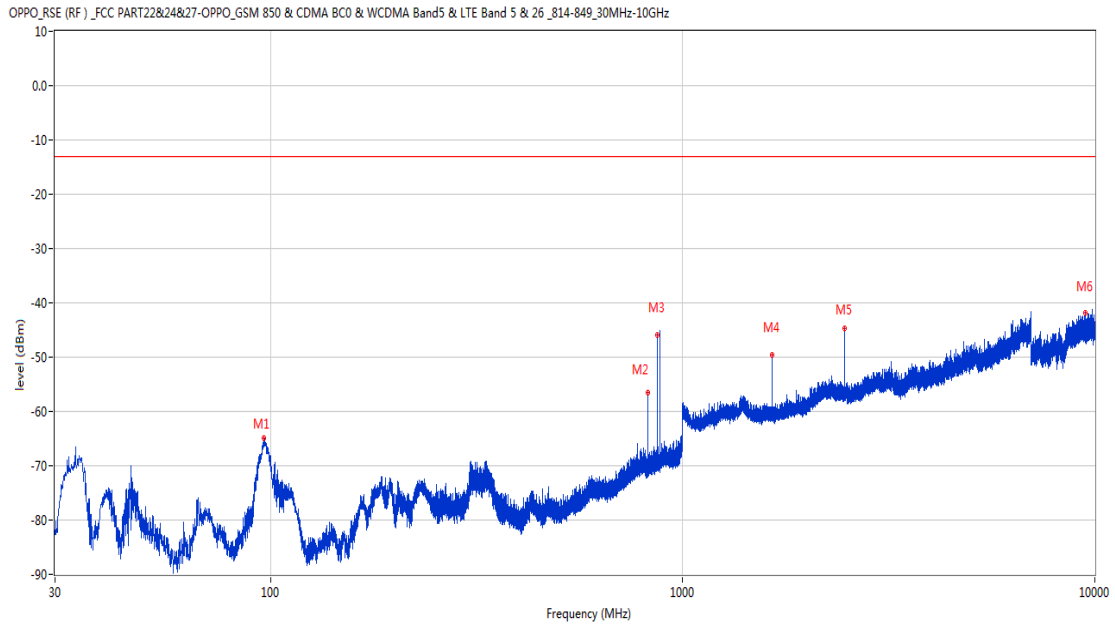
RSE-V&H DC_7A_n5A BW20(LTE)+BW20(NR)



Frequency (MHz)	Result (dBm)	Factor (dB)	PK Limit (dBm)	Over Limit (dB)	Table (o)	ANT	EUT	Verdict
831.220	5.08	40.36	-25.0	30.08	106.00	Vertical	Horizontal	N/A
886.655	-46.39	40.43	-25.0	-21.39	215.00	Vertical	Horizontal	N/A
2533.100	0.94	45.79	-25.0	25.94	68.00	Vertical	Horizontal	N/A
6287.800	-50.46	11.45	-25.0	-25.46	361.00	Vertical	Horizontal	Pass
11598.850	-46.59	17.99	-25.0	-21.59	43.00	Vertical	Horizontal	Pass
17378.136	-40.38	22.16	-25.0	-15.38	266.00	Vertical	Horizontal	Pass

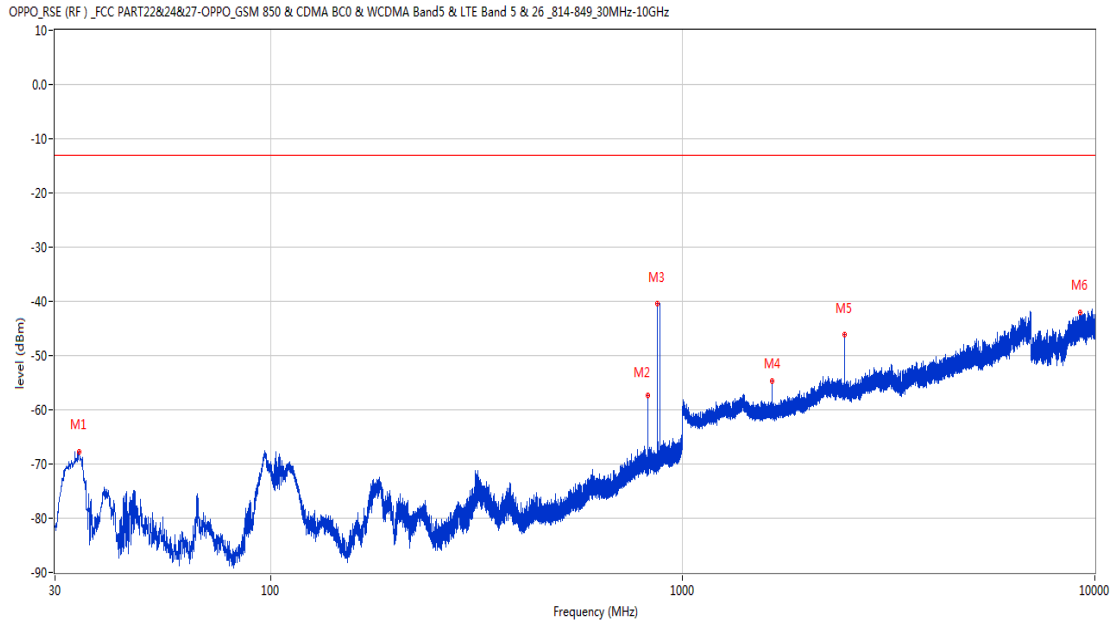
Down Antenna
 GSM
 25 GSM 850
 25.1 GSM 850 Low Channel

RSE-H&H GSM 850 CH128



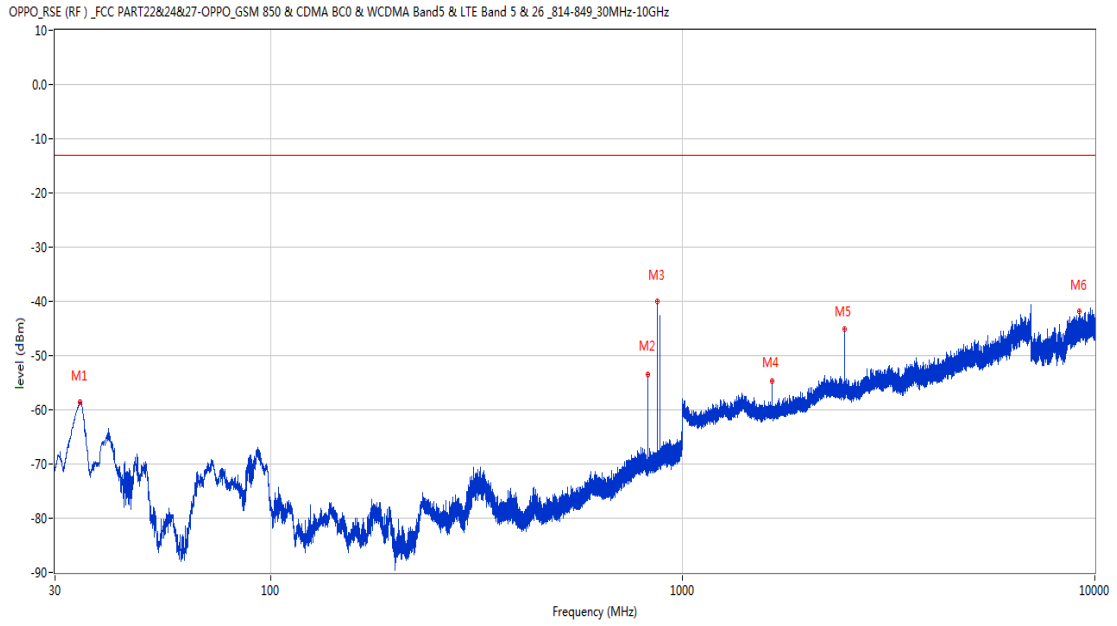
Frequency (MHz)	Result (dBm)	Factor (dB)	PK Limit (dBm)	Over Limit (dB)	Table (o)	ANT	EUT	Verdict
96.348	-64.89	-21.25	-13.0	-51.89	24.00	Horizontal	Horizontal	Pass
824.139	-56.58	2.22	-13.0	-43.58	257.00	Horizontal	Horizontal	N/A
869.147	-45.85	2.38	-13.0	-32.85	54.00	Horizontal	Horizontal	N/A
1648.900	-49.58	-5.86	-13.0	-36.58	70.00	Horizontal	Horizontal	Pass
2472.800	-44.62	-1.28	-13.0	-31.62	325.00	Horizontal	Horizontal	Pass
9467.050	-41.83	16.36	-13.0	-28.83	152.00	Horizontal	Horizontal	Pass

RSE-H&V GSM 850 CH128



Frequency (MHz)	Result (dBm)	Factor (dB)	PK Limit (dBm)	Over Limit (dB)	Table (o)	ANT	EUT	Verdict
34.413	-67.69	-18.31	-13.0	-54.69	163.00	Horizontal	Vertical	Pass
824.139	-57.30	2.22	-13.0	-44.30	163.00	Horizontal	Vertical	N/A
869.292	-40.49	2.38	-13.0	-27.49	178.00	Horizontal	Vertical	N/A
1648.600	-54.67	-5.85	-13.0	-41.67	335.00	Horizontal	Vertical	Pass
2472.800	-46.21	-1.28	-13.0	-33.21	297.00	Horizontal	Vertical	Pass
9194.200	-42.08	15.24	-13.0	-29.08	280.00	Horizontal	Vertical	Pass

RSE-V&V GSM 850 CH128



Frequency (MHz)	Result (dBm)	Factor (dB)	PK Limit (dBm)	Over Limit (dB)	Table (o)	ANT	EUT	Verdict
34.462	-58.50	-18.33	-13.0	-45.50	144.00	Vertical	Vertical	Pass
824.139	-53.44	2.22	-13.0	-40.44	121.00	Vertical	Vertical	N/A
869.147	-40.04	2.38	-13.0	-27.04	363.00	Vertical	Vertical	N/A
1648.800	-54.71	-5.85	-13.0	-41.71	130.00	Vertical	Vertical	Pass
2473.000	-45.15	-1.27	-13.0	-32.15	10.00	Vertical	Vertical	Pass
9173.200	-41.83	14.88	-13.0	-28.83	80.00	Vertical	Vertical	Pass

RSE-V&H GSM 850 CH128

OPPO_RSE (RF) _ FCC PART22&24&27-OPPO_GSM 850 & CDMA BC0 & WCDMA Band5 & LTE Band 5 & 26_814-849_30MHz-10GHz

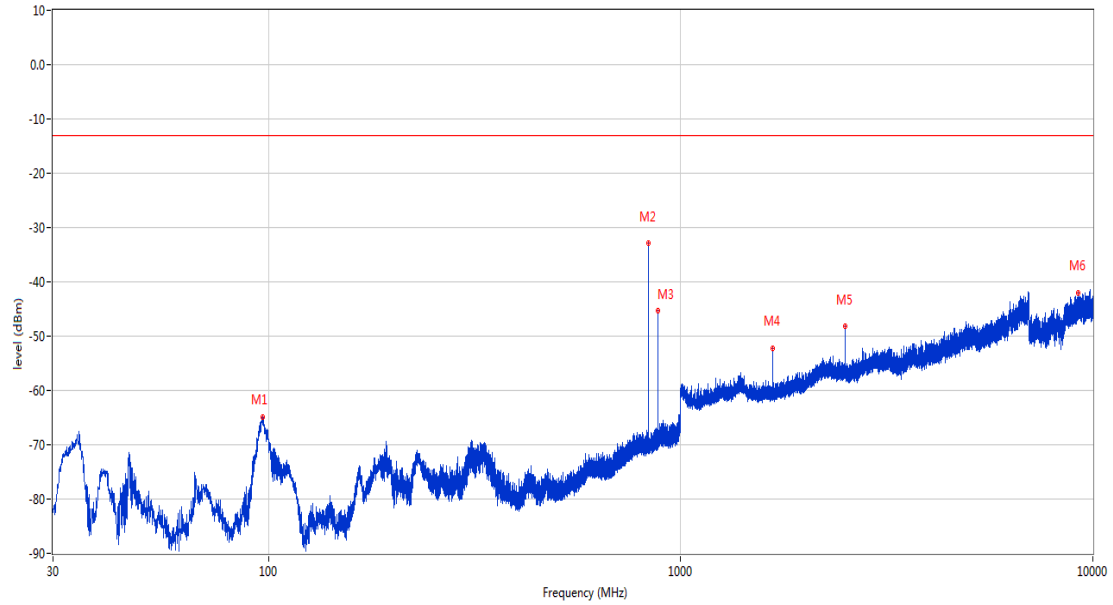


Frequency (MHz)	Result (dBm)	Factor (dB)	PK Limit (dBm)	Over Limit (dB)	Table (o)	ANT	EUT	Verdict
34.705	-59.10	-18.41	-13.0	-46.10	193.00	Vertical	Horizontal	Pass
824.139	-58.72	2.22	-13.0	-45.72	354.00	Vertical	Horizontal	N/A
869.147	-46.67	2.38	-13.0	-33.67	363.00	Vertical	Horizontal	N/A
1648.700	-52.12	-5.85	-13.0	-39.12	183.00	Vertical	Horizontal	Pass
2473.100	-49.34	-1.26	-13.0	-36.34	328.00	Vertical	Horizontal	Pass
9470.349	-41.93	16.28	-13.0	-28.93	61.00	Vertical	Horizontal	Pass

25.2 GSM 850 Middle Channel

RSE-H&H GSM 850 CH190

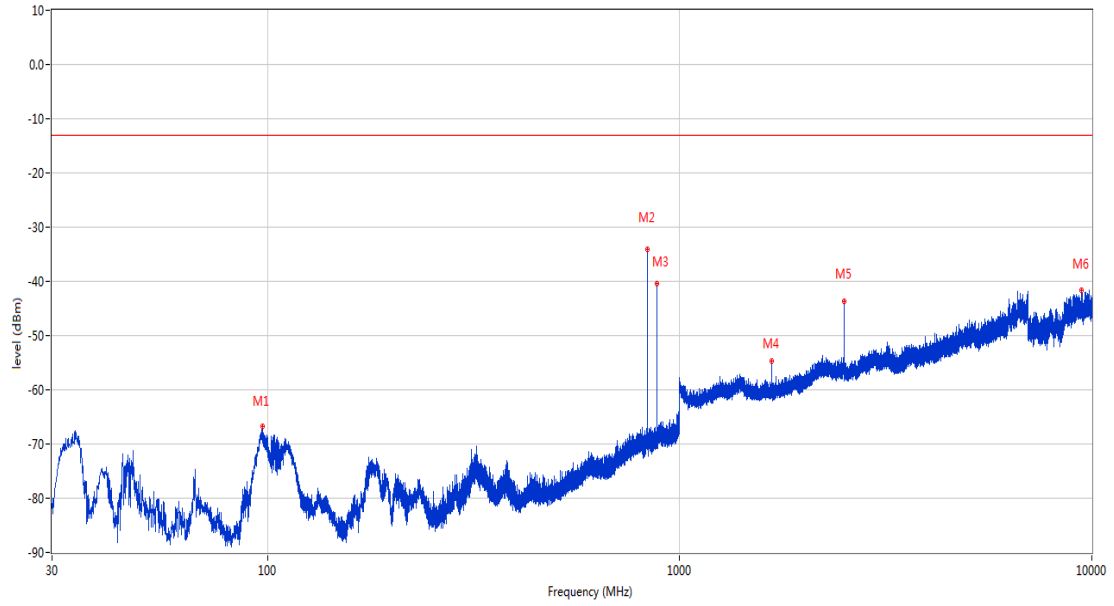
OPPO_RSE (RF) _FCC PART22&24&27-OPPO_GSM 850 & CDMA BC0 & WCDMA Band5 & LTE Band 5 & 26_814-849_30MHz-10GHz



Frequency (MHz)	Result (dBm)	Factor (dB)	PK Limit (dBm)	Over Limit (dB)	Table (o)	ANT	EUT	Verdict
96.882	-64.97	-21.28	-13.0	-51.97	30.00	Horizontal	Horizontal	Pass
836.604	-32.81	2.59	-13.0	-19.81	138.00	Horizontal	Horizontal	N/A
881.660	-45.35	2.81	-13.0	-32.35	174.00	Horizontal	Horizontal	N/A
1673.400	-52.16	-5.85	-13.0	-39.16	25.00	Horizontal	Horizontal	Pass
2510.000	-48.22	-0.97	-13.0	-35.22	333.00	Horizontal	Horizontal	Pass
9221.200	-42.09	15.34	-13.0	-29.09	349.00	Horizontal	Horizontal	Pass

RSE-H&V GSM 850 CH190

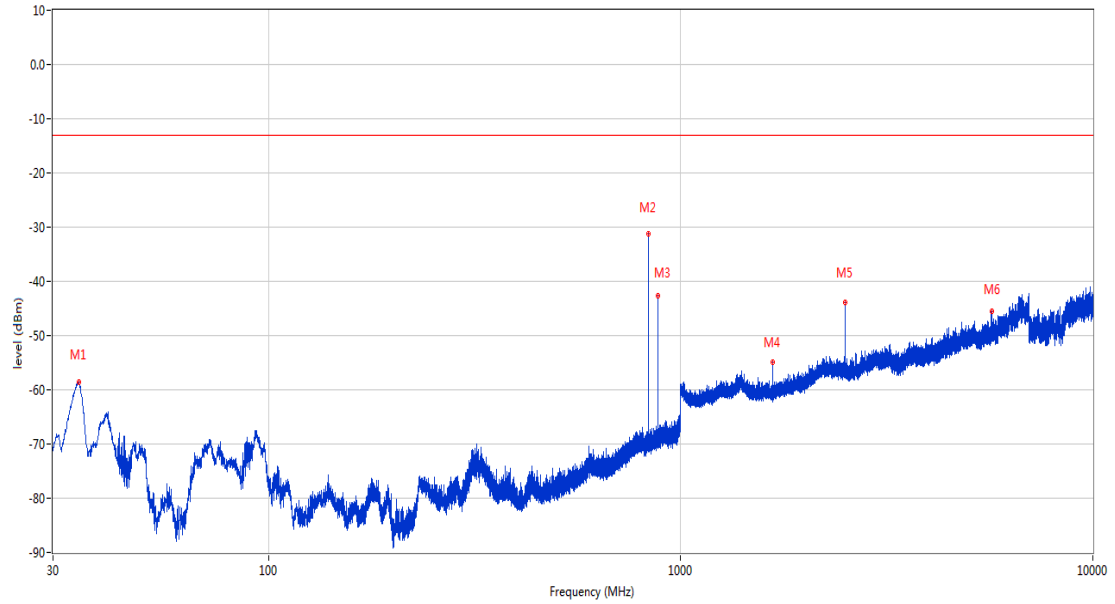
OPPO_RSE (RF) _ FCC PART22&24&27-OPPO_GSM 850 & CDMA BC0 & WCDMA Band5 & LTE Band 5 & 26_814-849_30MHz-10GHz



Frequency (MHz)	Result (dBm)	Factor (dB)	PK Limit (dBm)	Over Limit (dB)	Table (o)	ANT	EUT	Verdict
97.270	-66.81	-21.31	-13.0	-53.81	40.00	Horizontal	Vertical	Pass
836.555	-34.05	2.59	-13.0	-21.05	236.00	Horizontal	Vertical	N/A
881.514	-40.46	2.80	-13.0	-27.46	175.00	Horizontal	Vertical	N/A
1673.700	-54.77	-5.82	-13.0	-41.77	49.00	Horizontal	Vertical	Pass
2510.000	-43.63	-0.97	-13.0	-30.63	303.00	Horizontal	Vertical	Pass
9440.650	-41.71	16.49	-13.0	-28.71	136.00	Horizontal	Vertical	Pass

RSE-V&V GSM 850 CH190

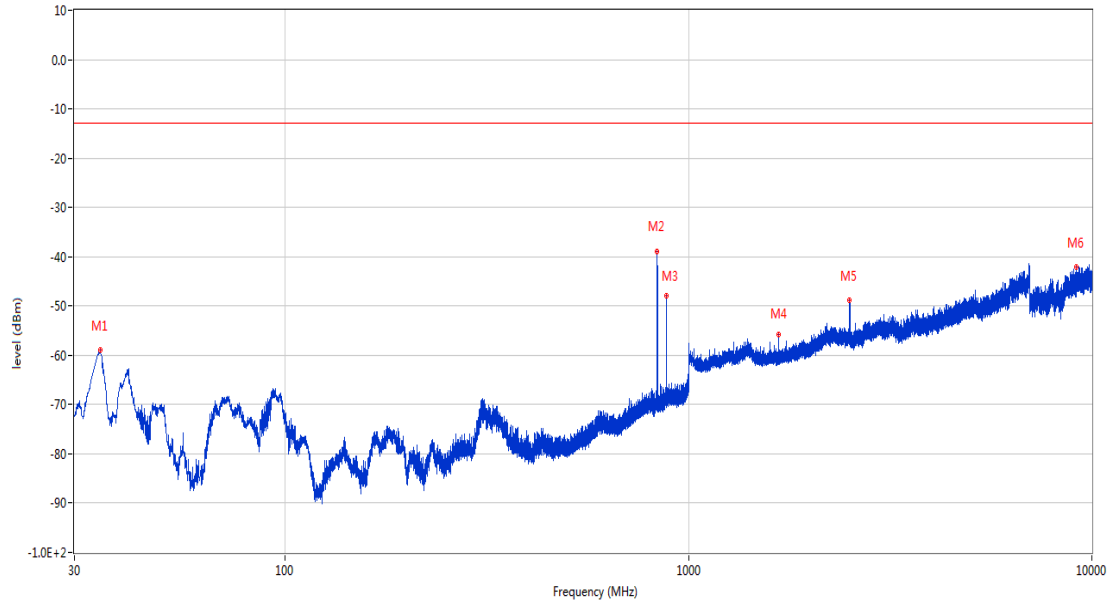
OPPO_RSE (RF) _ FCC PART22&24&27-OPPO_GSM 850 & CDMA BC0 & WCDMA Band5 & LTE Band 5 & 26_814-849_30MHz-10GHz



Frequency (MHz)	Result (dBm)	Factor (dB)	PK Limit (dBm)	Over Limit (dB)	Table (o)	ANT	EUT	Verdict
34.656	-58.49	-18.39	-13.0	-45.49	177.00	Vertical	Vertical	Pass
836.555	-31.18	2.59	-13.0	-18.18	234.00	Vertical	Vertical	N/A
881.563	-42.70	2.80	-13.0	-29.70	185.00	Vertical	Vertical	N/A
1673.600	-54.91	-5.83	-13.0	-41.91	126.00	Vertical	Vertical	Pass
2510.200	-43.93	-0.99	-13.0	-30.93	10.00	Vertical	Vertical	Pass
5687.800	-45.45	7.86	-13.0	-32.45	113.00	Vertical	Vertical	Pass

RSE-V&H GSM 850 CH190

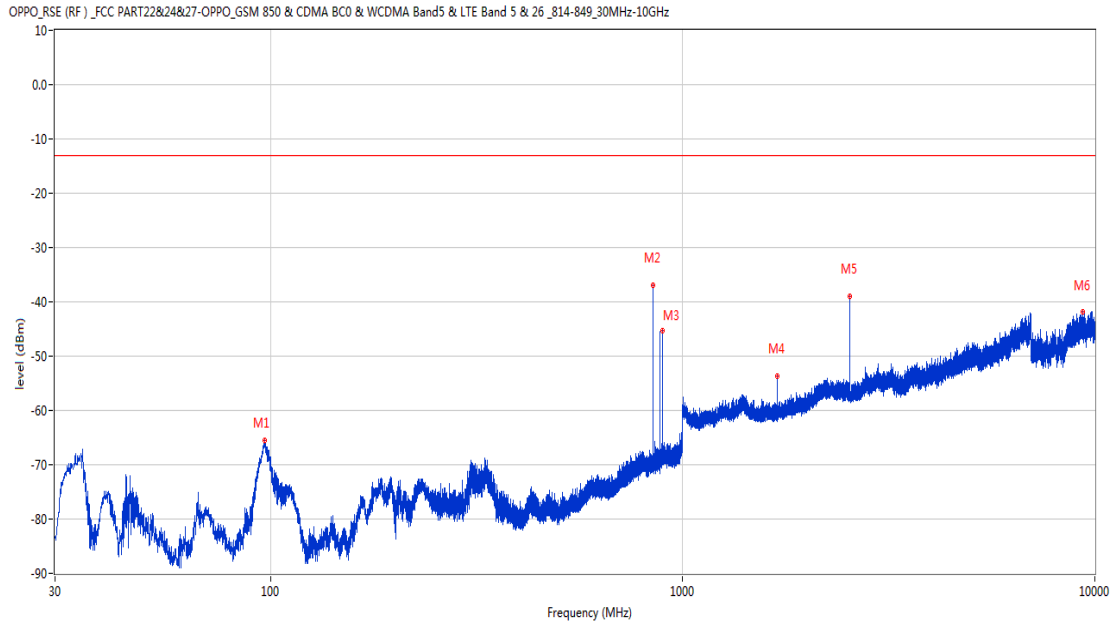
OPPO_RSE (RF) _ FCC PART22&24&27-OPPO_GSM 850 & CDMA BC0 & WCDMA Band5 & LTE Band 5 & 26_814-849_30MHz-10GHz



Frequency (MHz)	Result (dBm)	Factor (dB)	PK Limit (dBm)	Over Limit (dB)	Table (o)	ANT	EUT	Verdict
34.705	-59.00	-18.41	-13.0	-46.00	163.00	Vertical	Horizontal	Pass
836.555	-38.84	2.59	-13.0	-25.84	328.00	Vertical	Horizontal	N/A
881.612	-47.84	2.81	-13.0	-34.84	179.00	Vertical	Horizontal	N/A
1673.400	-55.83	-5.85	-13.0	-42.83	189.00	Vertical	Horizontal	Pass
2510.200	-48.78	-0.99	-13.0	-35.78	336.00	Vertical	Horizontal	Pass
9155.651	-42.13	14.58	-13.0	-29.13	360.00	Vertical	Horizontal	Pass

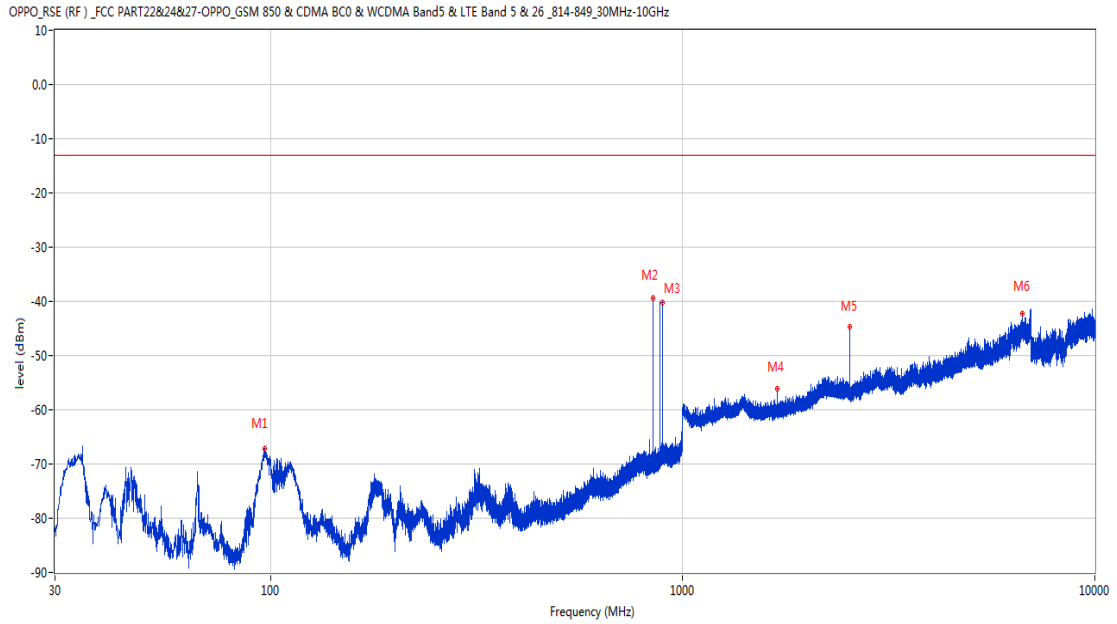
25.3 GSM 850 High Channel

RSE-H&H GSM 850 CH251



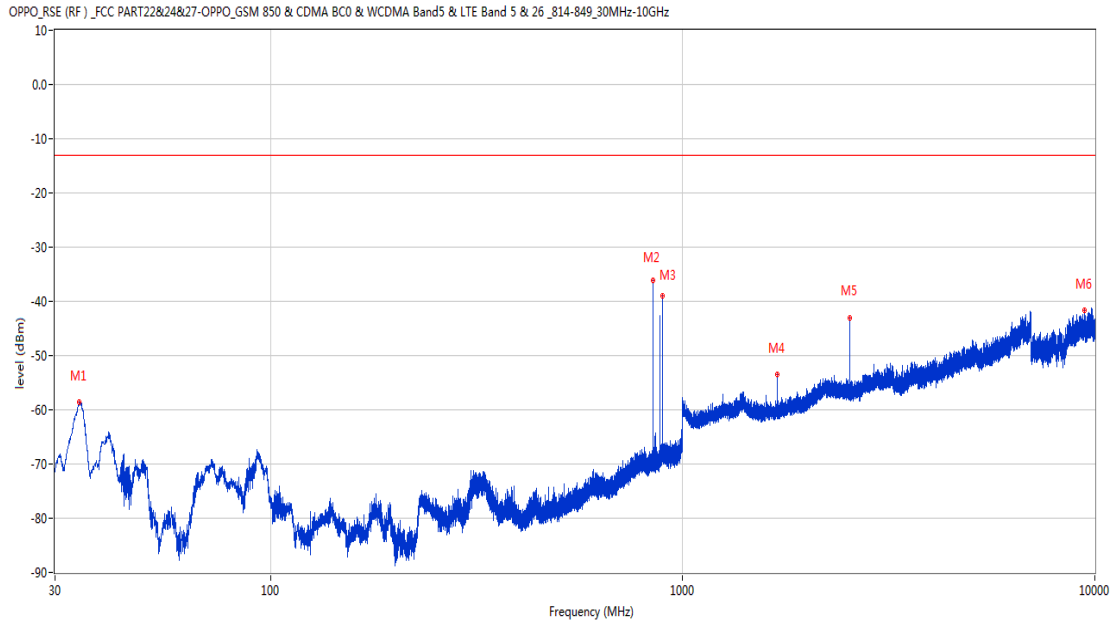
Frequency (MHz)	Result (dBm)	Factor (dB)	PK Limit (dBm)	Over Limit (dB)	Table (o)	ANT	EUT	Verdict
96.639	-65.55	-21.27	-13.0	-52.55	27.00	Horizontal	Horizontal	Pass
848.825	-37.03	2.47	-13.0	-24.03	118.00	Horizontal	Horizontal	N/A
893.785	-45.34	3.53	-13.0	-32.34	11.00	Horizontal	Horizontal	N/A
1698.000	-53.73	-5.63	-13.0	-40.73	92.00	Horizontal	Horizontal	Pass
2547.000	-38.94	-1.29	-13.0	-25.94	339.00	Horizontal	Horizontal	Pass
9340.450	-41.89	15.18	-13.0	-28.89	336.00	Horizontal	Horizontal	Pass

RSE-H&V GSM 850 CH251



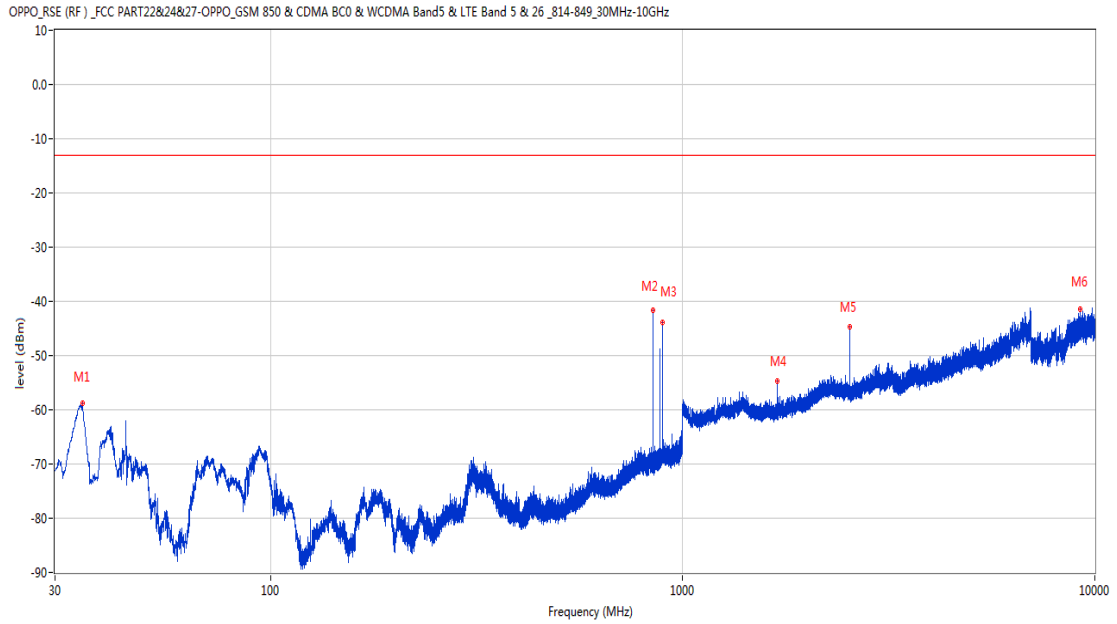
Frequency (MHz)	Result (dBm)	Factor (dB)	PK Limit (dBm)	Over Limit (dB)	Table (o)	ANT	EUT	Verdict
96.639	-67.22	-21.27	-13.0	-54.22	44.00	Horizontal	Vertical	Pass
848.777	-39.47	2.47	-13.0	-26.47	137.00	Horizontal	Vertical	N/A
893.737	-40.21	3.53	-13.0	-27.21	65.00	Horizontal	Vertical	N/A
1698.000	-56.12	-5.63	-13.0	-43.12	46.00	Horizontal	Vertical	Pass
2546.600	-44.79	-1.29	-13.0	-31.79	308.00	Horizontal	Vertical	Pass
6678.800	-42.31	11.77	-13.0	-29.31	45.00	Horizontal	Vertical	Pass

RSE-V&V GSM 850 CH251



Frequency (MHz)	Result (dBm)	Factor (dB)	PK Limit (dBm)	Over Limit (dB)	Table (o)	ANT	EUT	Verdict
34.365	-58.61	-18.30	-13.0	-45.61	199.00	Vertical	Vertical	Pass
848.874	-36.14	2.46	-13.0	-23.14	228.00	Vertical	Vertical	N/A
893.785	-38.96	3.53	-13.0	-25.96	341.00	Vertical	Vertical	N/A
1697.900	-53.49	-5.63	-13.0	-40.49	340.00	Vertical	Vertical	Pass
2546.700	-43.15	-1.29	-13.0	-30.15	24.00	Vertical	Vertical	Pass
9444.400	-41.70	16.59	-13.0	-28.70	6.00	Vertical	Vertical	Pass

RSE-V&H GSM 850 CH251

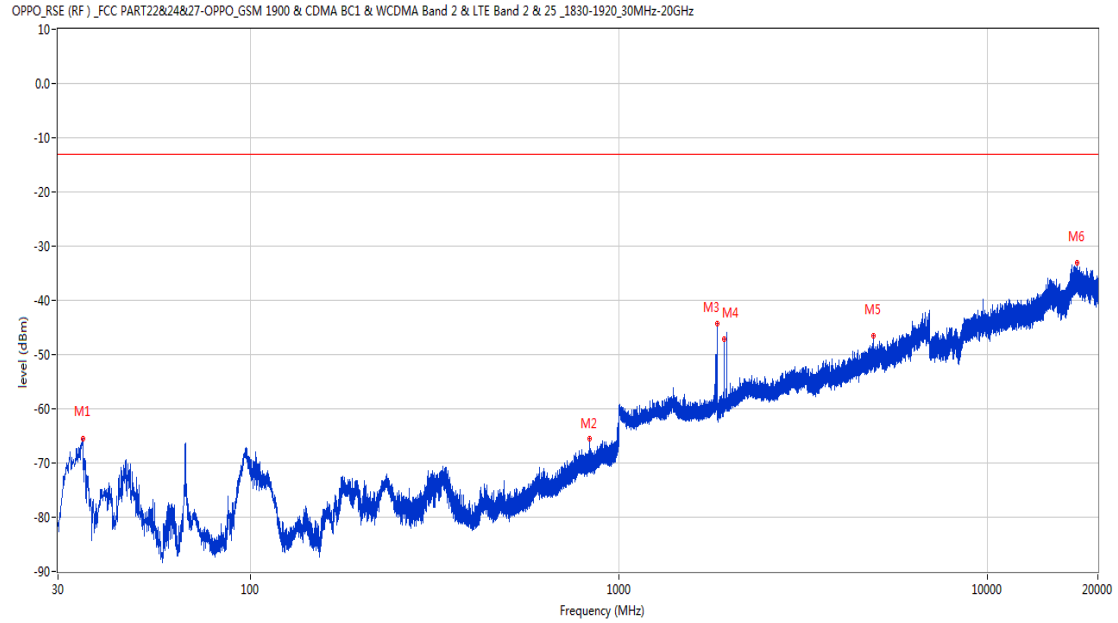


Frequency (MHz)	Result (dBm)	Factor (dB)	PK Limit (dBm)	Over Limit (dB)	Table (o)	ANT	EUT	Verdict
34.947	-58.85	-18.48	-13.0	-45.85	168.00	Vertical	Horizontal	Pass
848.874	-41.66	2.46	-13.0	-28.66	64.00	Vertical	Horizontal	N/A
893.833	-43.88	3.53	-13.0	-30.88	346.00	Vertical	Horizontal	N/A
1697.900	-54.72	-5.63	-13.0	-41.72	133.00	Vertical	Horizontal	Pass
2546.700	-44.69	-1.29	-13.0	-31.69	334.00	Vertical	Horizontal	Pass
9233.500	-41.43	15.29	-13.0	-28.43	97.00	Vertical	Horizontal	Pass

26 GSM 1900

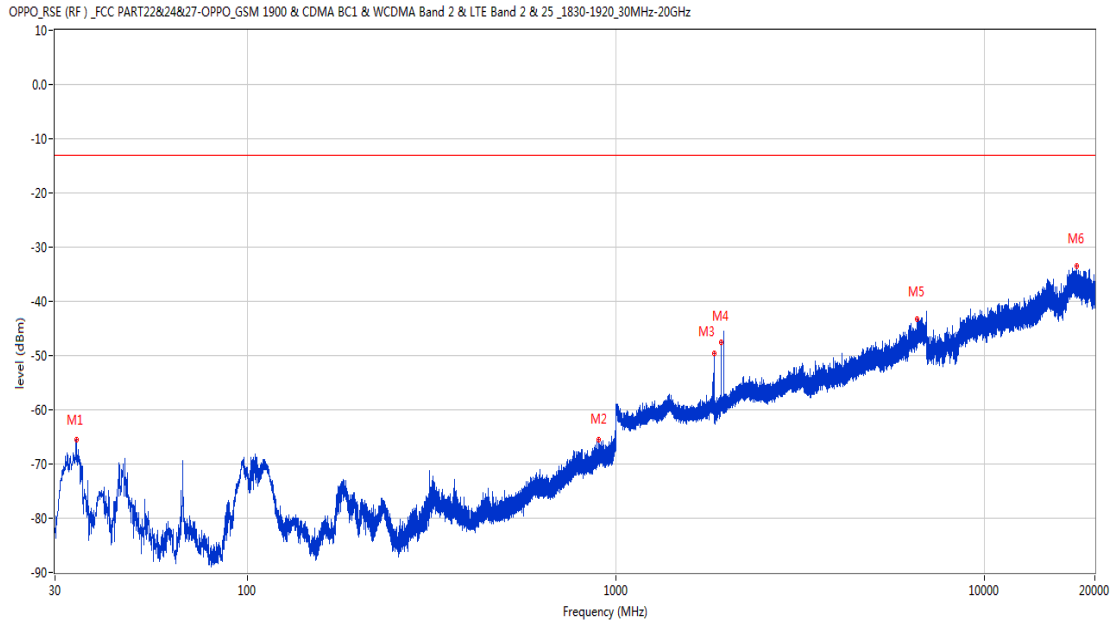
26.1 GSM 1900 Low Channel

RSE-H&H GSM 1900 CH512



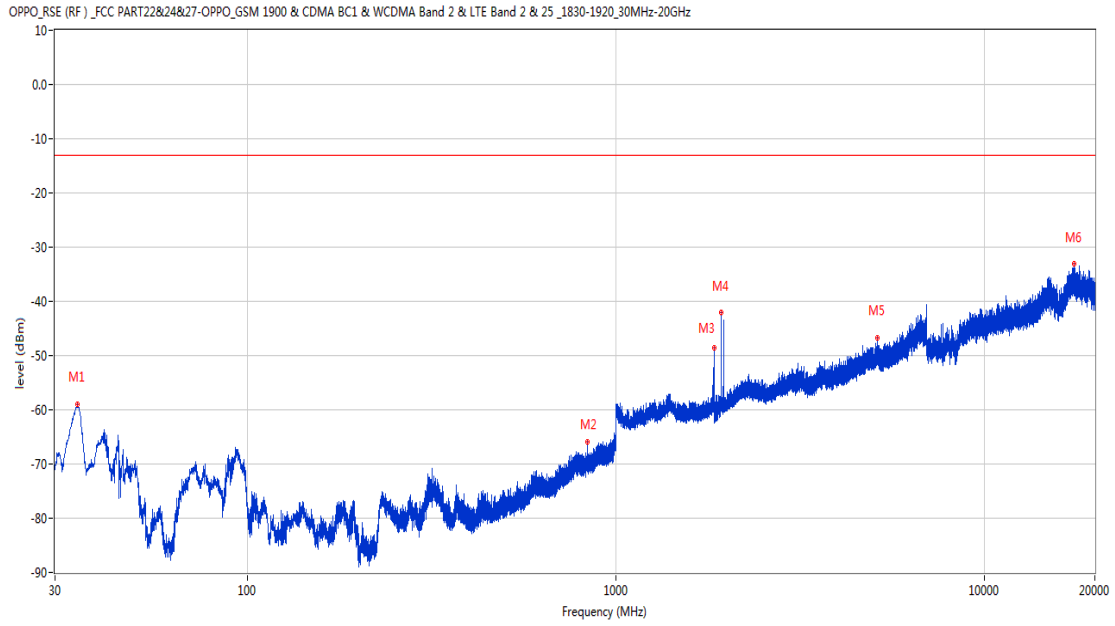
Frequency (MHz)	Result (dBm)	Factor (dB)	PK Limit (dBm)	Over Limit (dB)	Table (o)	ANT	EUT	Verdict
34.995	-65.54	-18.50	-13.0	-52.54	-1.00	Horizontal	Horizontal	Pass
833.936	-65.50	1.58	-13.0	-52.50	118.00	Horizontal	Horizontal	Pass
1850.500	-44.35	-4.40	-13.0	-31.35	135.00	Horizontal	Horizontal	N/A
1930.400	-47.17	-3.80	-13.0	-34.17	147.00	Horizontal	Horizontal	N/A
4910.800	-46.46	7.76	-13.0	-33.46	116.00	Horizontal	Horizontal	Pass
17584.663	-33.11	22.14	-13.0	-20.11	35.00	Horizontal	Horizontal	Pass

RSE-H&V GSM 1900 CH512



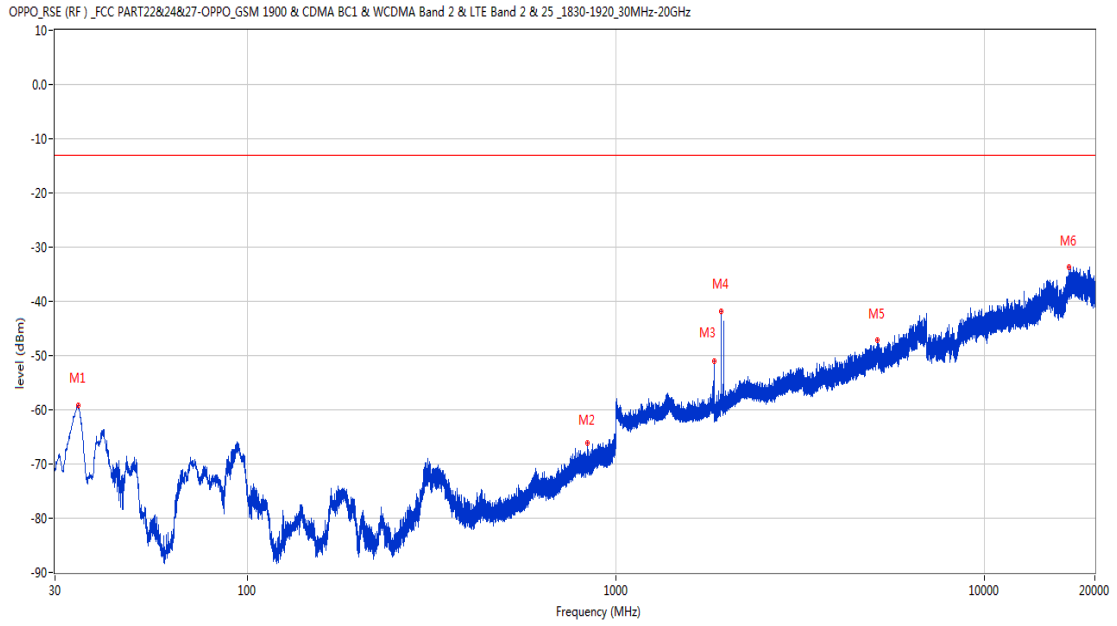
Frequency (MHz)	Result (dBm)	Factor (dB)	PK Limit (dBm)	Over Limit (dB)	Table (o)	ANT	EUT	Verdict
34.268	-65.47	-18.28	-13.0	-52.47	-3.00	Horizontal	Vertical	Pass
899.799	-65.54	3.61	-13.0	-52.54	350.00	Horizontal	Vertical	Pass
1850.500	-49.61	-4.40	-13.0	-36.61	143.00	Horizontal	Vertical	N/A
1930.500	-47.50	-3.80	-13.0	-34.50	158.00	Horizontal	Vertical	N/A
6569.400	-43.34	10.12	-13.0	-30.34	273.00	Horizontal	Vertical	Pass
17880.099	-33.44	22.65	-13.0	-20.44	179.00	Horizontal	Vertical	Pass

RSE-V&V GSM 1900 CH512



Frequency (MHz)	Result (dBm)	Factor (dB)	PK Limit (dBm)	Over Limit (dB)	Table (o)	ANT	EUT	Verdict
34.511	-58.97	-18.35	-13.0	-45.97	189.00	Vertical	Vertical	Pass
839.804	-65.97	1.62	-13.0	-52.97	0.00	Vertical	Vertical	Pass
1850.600	-48.67	-4.40	-13.0	-35.67	314.00	Vertical	Vertical	N/A
1930.500	-42.02	-3.80	-13.0	-29.02	161.00	Vertical	Vertical	N/A
5137.400	-46.67	7.55	-13.0	-33.67	361.00	Vertical	Vertical	Pass
17590.462	-33.11	22.07	-13.0	-20.11	172.00	Vertical	Vertical	Pass

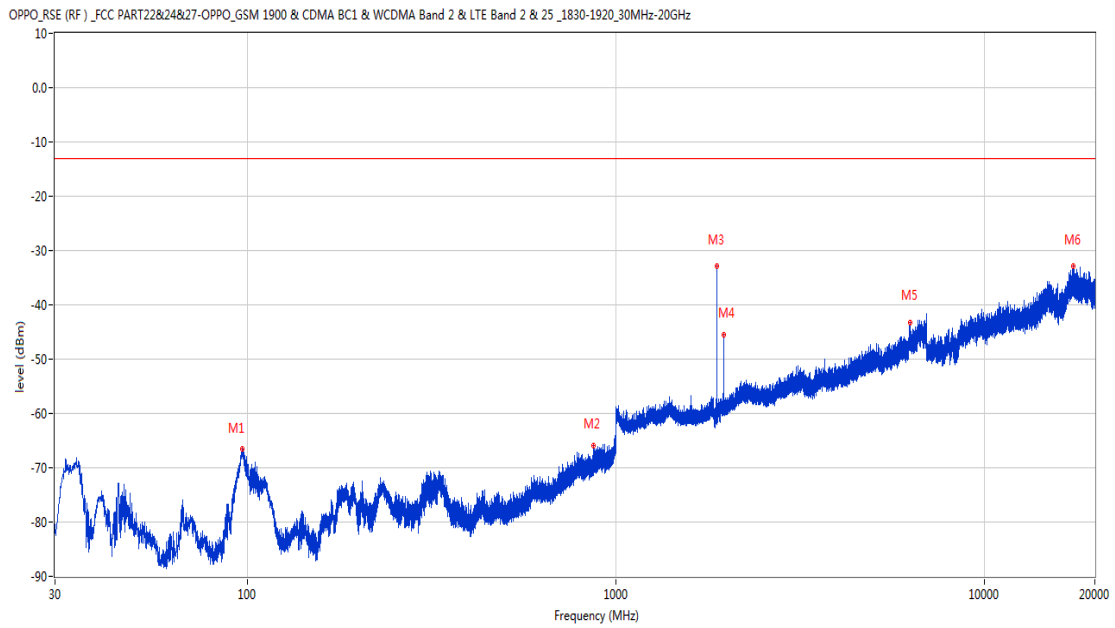
RSE-V&H GSM 1900 CH512



Frequency (MHz)	Result (dBm)	Factor (dB)	PK Limit (dBm)	Over Limit (dB)	Table (o)	ANT	EUT	Verdict
34.656	-59.18	-18.40	-13.0	-46.18	231.00	Vertical	Horizontal	Pass
837.913	-66.07	1.67	-13.0	-53.07	351.00	Vertical	Horizontal	Pass
1850.500	-51.03	-4.40	-13.0	-38.03	46.00	Vertical	Horizontal	N/A
1930.600	-41.78	-3.80	-13.0	-28.78	166.00	Vertical	Horizontal	N/A
5133.600	-47.09	7.79	-13.0	-34.09	277.00	Vertical	Horizontal	Pass
16995.963	-33.61	21.02	-13.0	-20.61	141.00	Vertical	Horizontal	Pass

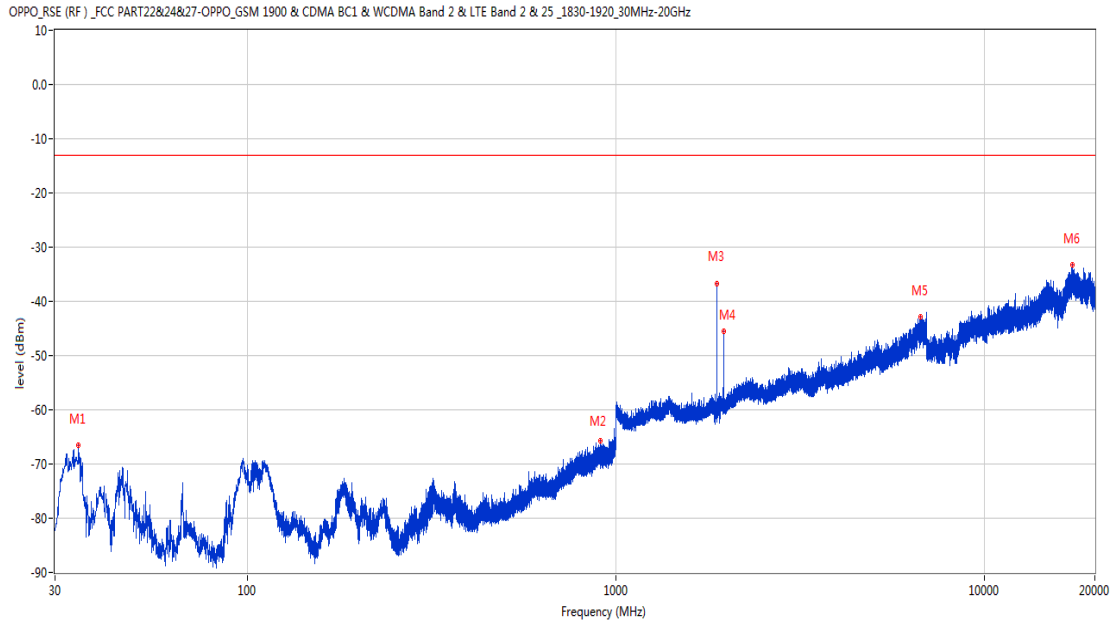
26.2 GSM 1900 Middle Channel

RSE-H&H GSM 1900 CH661



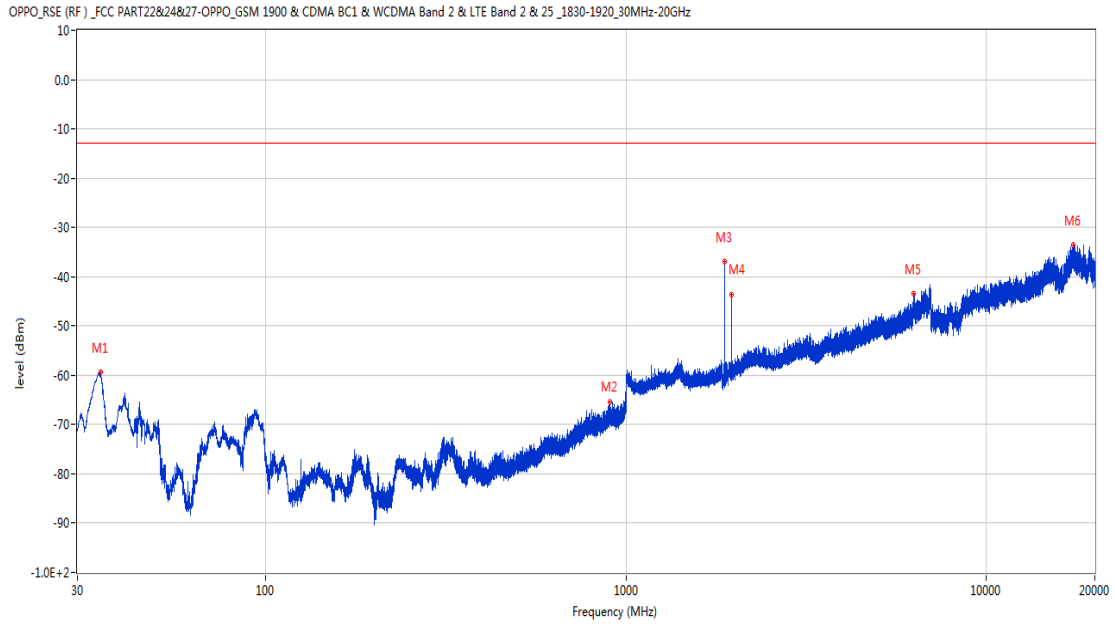
Frequency (MHz)	Result (dBm)	Factor (dB)	PK Limit (dBm)	Over Limit (dB)	Table (o)	ANT	EUT	Verdict
96.930	-66.60	-21.29	-13.0	-53.60	33.00	Horizontal	Horizontal	Pass
872.154	-65.84	2.31	-13.0	-52.84	292.00	Horizontal	Horizontal	Pass
1880.300	-32.86	-4.03	-13.0	-19.86	119.00	Horizontal	Horizontal	N/A
1960.300	-45.42	-4.69	-13.0	-32.42	155.00	Horizontal	Horizontal	N/A
6310.200	-43.20	10.39	-13.0	-30.20	44.00	Horizontal	Horizontal	Pass
17434.950	-32.91	22.28	-13.0	-19.91	104.00	Horizontal	Horizontal	Pass

RSE-H&V GSM 1900 CH661



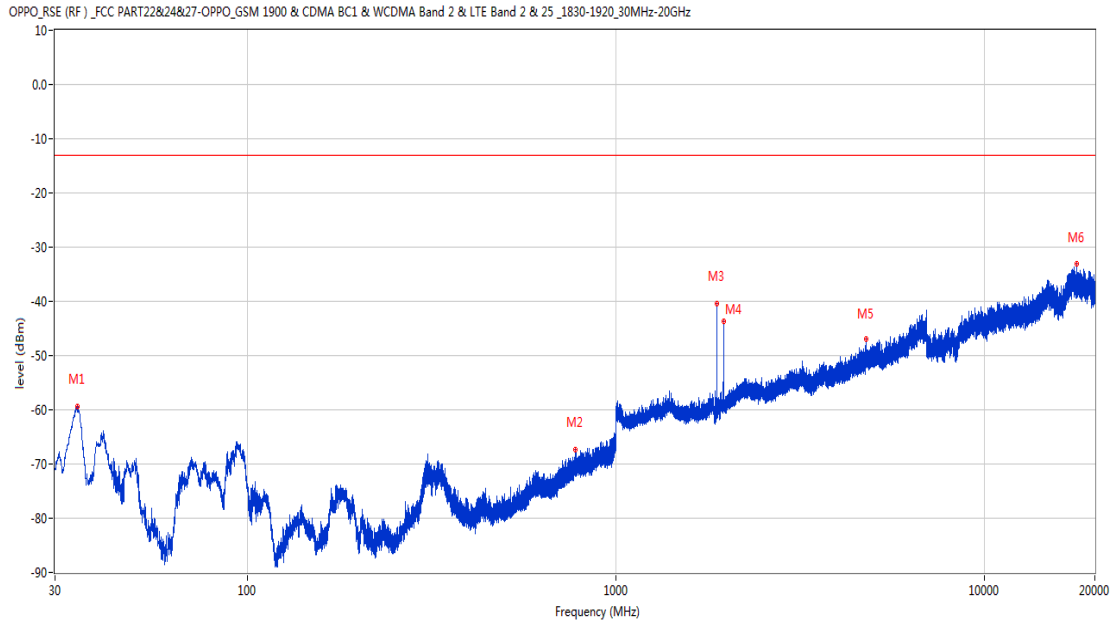
Frequency (MHz)	Result (dBm)	Factor (dB)	PK Limit (dBm)	Over Limit (dB)	Table (o)	ANT	EUT	Verdict
34.705	-66.57	-18.41	-13.0	-53.57	227.00	Horizontal	Vertical	Pass
907.414	-65.74	3.55	-13.0	-52.74	100.00	Horizontal	Vertical	Pass
1880.300	-36.79	-4.03	-13.0	-23.79	128.00	Horizontal	Vertical	N/A
1960.300	-45.59	-4.69	-13.0	-32.59	155.00	Horizontal	Vertical	N/A
6735.600	-42.94	11.92	-13.0	-29.94	-1.00	Horizontal	Vertical	Pass
17415.012	-33.29	22.67	-13.0	-20.29	299.00	Horizontal	Vertical	Pass

RSE-V&V GSM 1900 CH661



Frequency (MHz)	Result (dBm)	Factor (dB)	PK Limit (dBm)	Over Limit (dB)	Table (o)	ANT	EUT	Verdict
34.801	-59.34	-18.44	-13.0	-46.34	158.00	Vertical	Vertical	Pass
900.430	-65.52	3.57	-13.0	-52.52	195.00	Vertical	Vertical	Pass
1880.400	-37.01	-4.03	-13.0	-24.01	151.00	Vertical	Vertical	N/A
1960.200	-43.74	-4.68	-13.0	-30.74	361.00	Vertical	Vertical	N/A
6294.000	-43.47	11.24	-13.0	-30.47	262.00	Vertical	Vertical	Pass
17470.839	-33.58	21.72	-13.0	-20.58	133.00	Vertical	Vertical	Pass

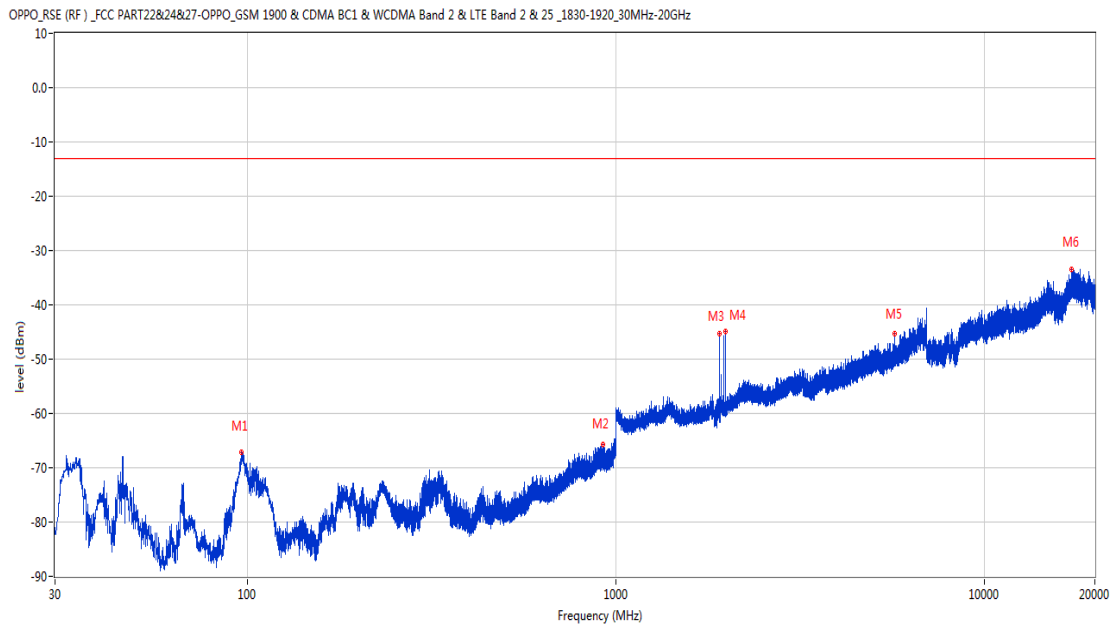
RSE-V&H GSM 1900 CH661



Frequency (MHz)	Result (dBm)	Factor (dB)	PK Limit (dBm)	Over Limit (dB)	Table (o)	ANT	EUT	Verdict
34.559	-59.38	-18.37	-13.0	-46.38	185.00	Vertical	Horizontal	Pass
775.833	-67.33	1.53	-13.0	-54.33	316.00	Vertical	Horizontal	Pass
1880.300	-40.42	-4.03	-13.0	-27.42	81.00	Vertical	Horizontal	N/A
1960.400	-43.73	-4.69	-13.0	-30.73	45.00	Vertical	Horizontal	N/A
4795.200	-46.97	7.56	-13.0	-33.97	60.00	Vertical	Horizontal	Pass
17842.401	-33.10	21.91	-13.0	-20.10	-1.00	Vertical	Horizontal	Pass

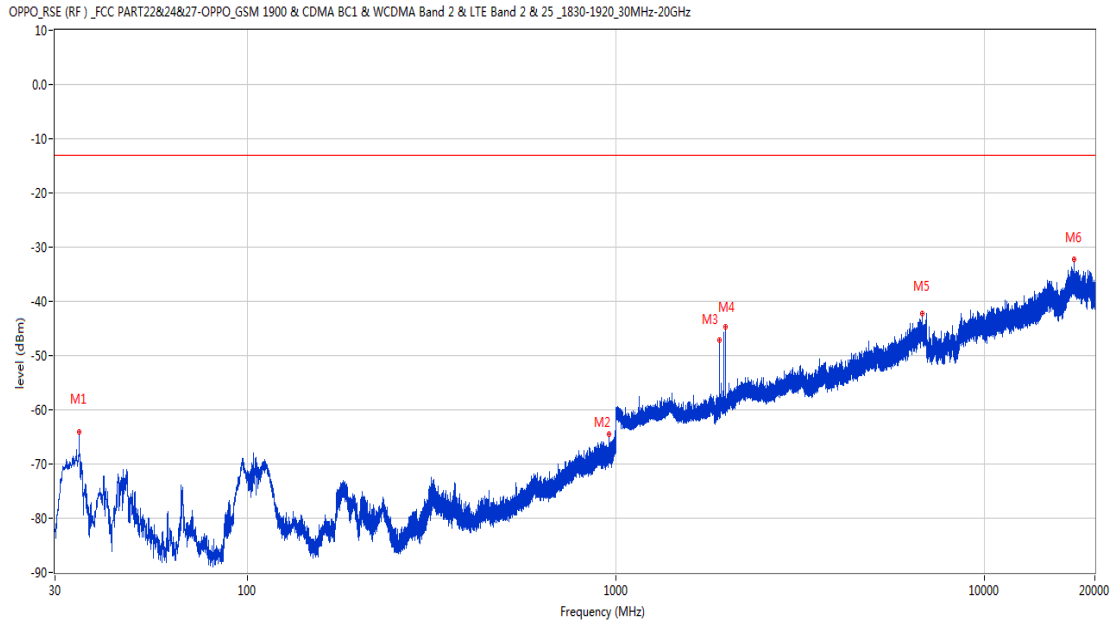
26.3 GSM 1900 High Channel

RSE-H&H GSM 1900 CH810



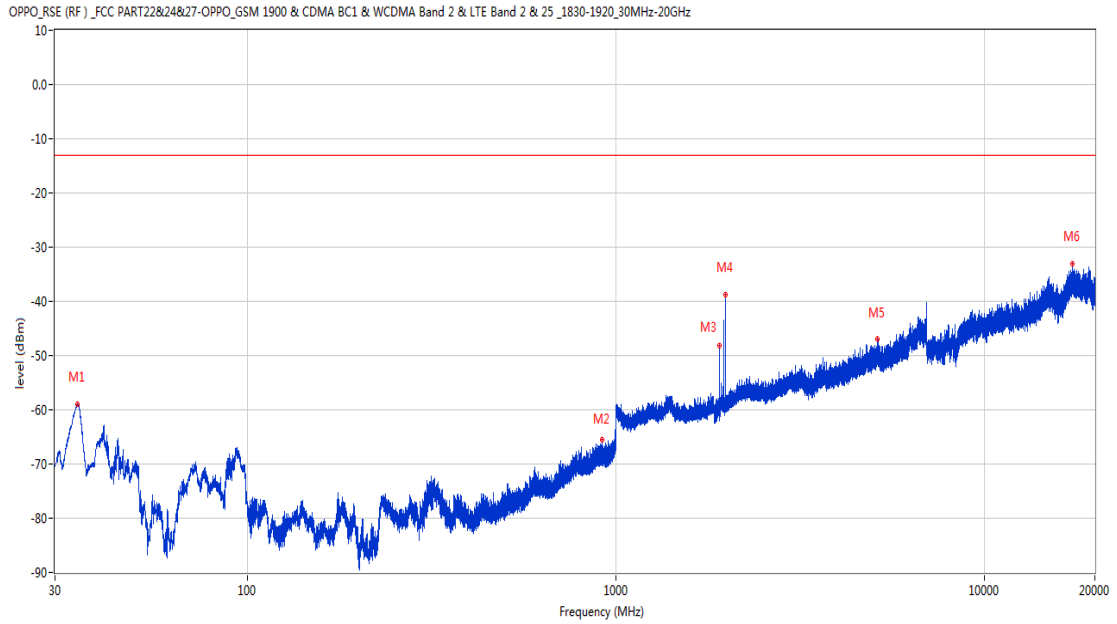
Frequency (MHz)	Result (dBm)	Factor (dB)	PK Limit (dBm)	Over Limit (dB)	Table (o)	ANT	EUT	Verdict
96.445	-67.15	-21.24	-13.0	-54.15	30.00	Horizontal	Horizontal	Pass
923.321	-65.68	3.49	-13.0	-52.68	363.00	Horizontal	Horizontal	Pass
1910.200	-45.31	-3.79	-13.0	-32.31	112.00	Horizontal	Horizontal	N/A
1990.200	-44.89	-4.42	-13.0	-31.89	342.00	Horizontal	Horizontal	N/A
5729.400	-45.33	7.39	-13.0	-32.33	160.00	Horizontal	Horizontal	Pass
17325.474	-33.41	21.08	-13.0	-20.41	33.00	Horizontal	Horizontal	Pass

RSE-H&V GSM 1900 CH810



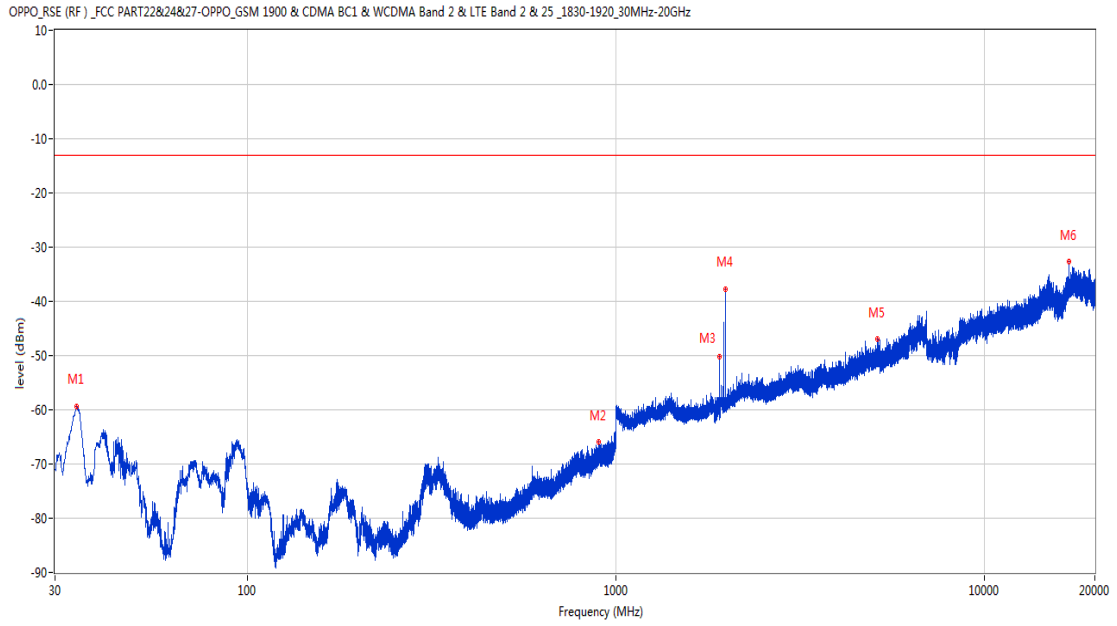
Frequency (MHz)	Result (dBm)	Factor (dB)	PK Limit (dBm)	Over Limit (dB)	Table (o)	ANT	EUT	Verdict
34.850	-64.06	-18.45	-13.0	-51.06	-3.00	Horizontal	Vertical	Pass
956.156	-64.50	3.31	-13.0	-51.50	225.00	Horizontal	Vertical	Pass
1910.200	-47.12	-3.79	-13.0	-34.12	143.00	Horizontal	Vertical	N/A
1990.100	-44.79	-4.42	-13.0	-31.79	130.00	Horizontal	Vertical	N/A
6801.800	-42.27	12.33	-13.0	-29.27	69.00	Horizontal	Vertical	Pass
17597.712	-32.19	22.00	-13.0	-19.19	318.00	Horizontal	Vertical	Pass

RSE-V&V GSM 1900 CH810



Frequency (MHz)	Result (dBm)	Factor (dB)	PK Limit (dBm)	Over Limit (dB)	Table (o)	ANT	EUT	Verdict
34.559	-58.96	-18.37	-13.0	-45.96	242.00	Vertical	Vertical	Pass
919.830	-65.54	3.46	-13.0	-52.54	328.00	Vertical	Vertical	Pass
1910.300	-48.20	-3.79	-13.0	-35.20	142.00	Vertical	Vertical	N/A
1990.100	-38.72	-4.42	-13.0	-25.72	351.00	Vertical	Vertical	N/A
5143.800	-46.92	7.48	-13.0	-33.92	52.00	Vertical	Vertical	Pass
17414.650	-32.98	22.67	-13.0	-19.98	361.00	Vertical	Vertical	Pass

RSE-V&H GSM 1900 CH810

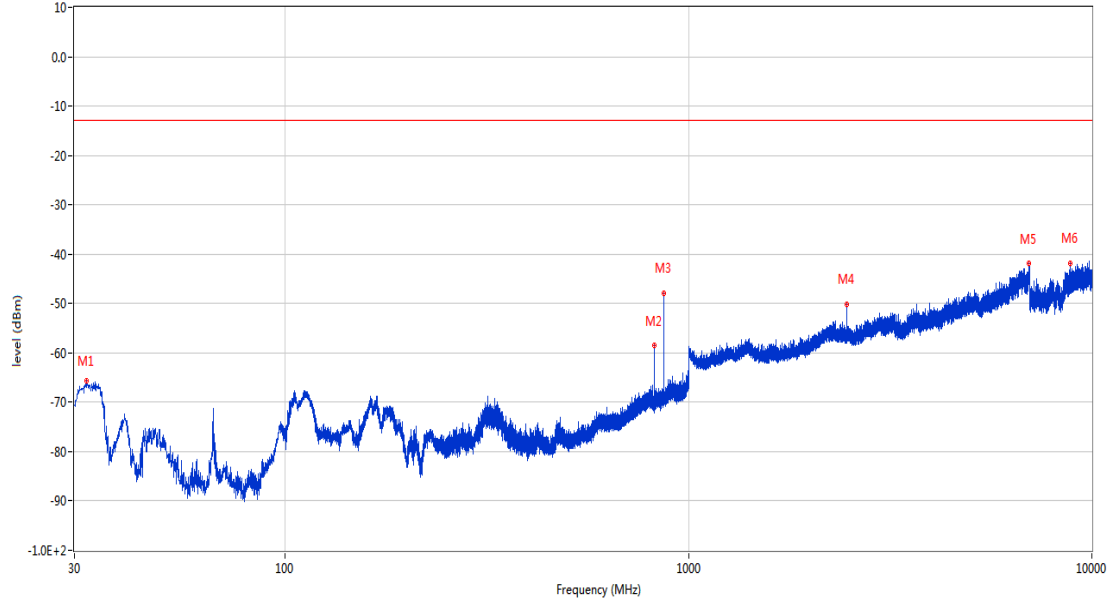


Frequency (MHz)	Result (dBm)	Factor (dB)	PK Limit (dBm)	Over Limit (dB)	Table (o)	ANT	EUT	Verdict
34.316	-59.44	-18.30	-13.0	-46.44	126.00	Vertical	Horizontal	Pass
898.538	-65.98	3.58	-13.0	-52.98	204.00	Vertical	Horizontal	Pass
1910.400	-50.26	-3.79	-13.0	-37.26	59.00	Vertical	Horizontal	N/A
1990.300	-37.72	-4.41	-13.0	-24.72	345.00	Vertical	Horizontal	N/A
5141.000	-46.99	7.53	-13.0	-33.99	340.00	Vertical	Horizontal	Pass
17003.938	-32.59	20.94	-13.0	-19.59	106.00	Vertical	Horizontal	Pass

EGPRS
 27 EGPRS 850
 27.1 EGPRS 850 Low Channel

RSE-H&H EGPRS 850 CH128

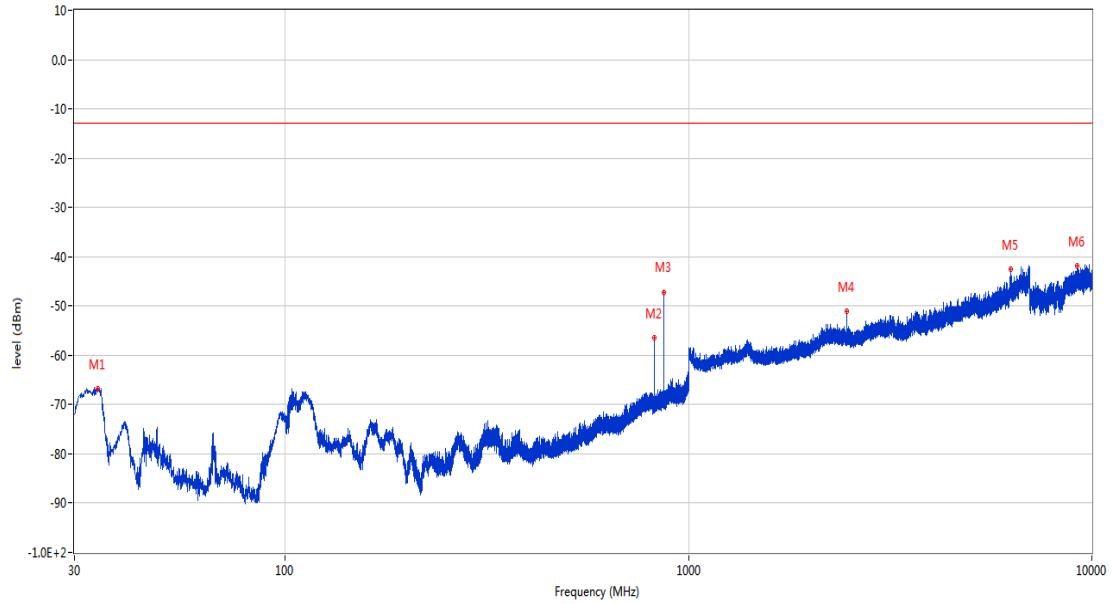
OPPO_RSE (RF) _FCC PART22&24&27-OPPO_GSM 850 & CDMA BC0 & WCDMA Band5 & LTE Band 5 & 26_814-849_30MHz-10GHz



Frequency (MHz)	Result (dBm)	Factor (dB)	PK Limit (dBm)	Over Limit (dB)	Table (o)	ANT	EUT	Verdict
32.182	-65.60	-16.86	-13.0	-52.60	143.00	Horizontal	Horizontal	Pass
824.188	-58.36	2.22	-13.0	-45.36	273.00	Horizontal	Horizontal	N/A
869.244	-48.01	2.38	-13.0	-35.01	95.00	Horizontal	Horizontal	N/A
2473.100	-50.20	-1.26	-13.0	-37.20	144.00	Horizontal	Horizontal	Pass
6983.600	-41.79	13.84	-13.0	-28.79	112.00	Horizontal	Horizontal	Pass
8835.401	-41.88	15.21	-13.0	-28.88	315.00	Horizontal	Horizontal	Pass

RSE-H&V EGPRS 850 CH128

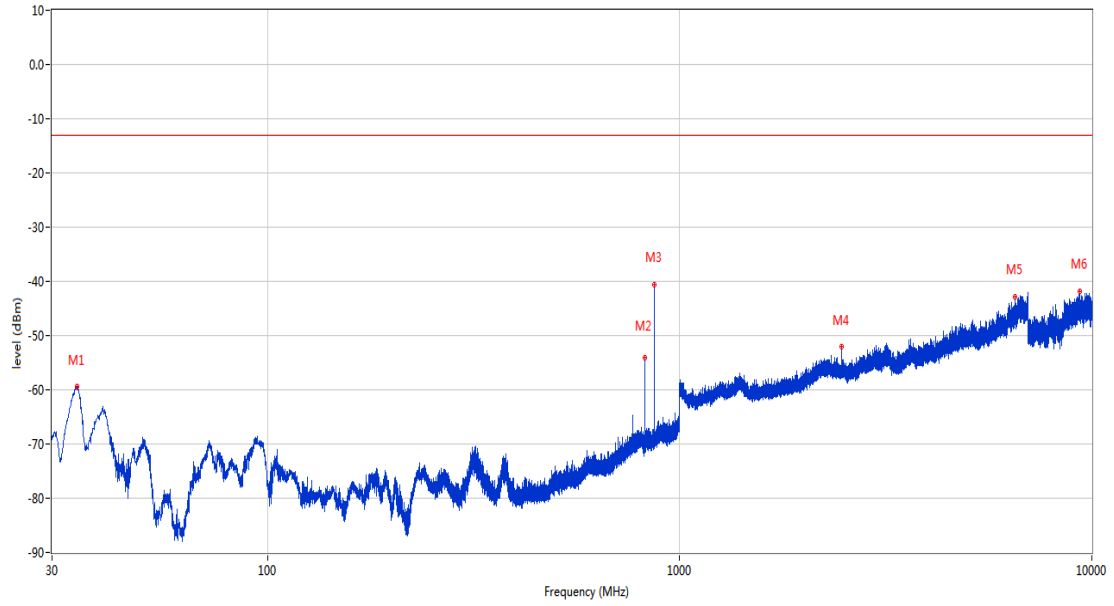
OPPO_RSE (RF) _FCC PART22&24&27-OPPO_GSM 850 & CDMA BC0 & WCDMA Band5 & LTE Band 5 & 26_814-849_30MHz-10GHz



Frequency (MHz)	Result (dBm)	Factor (dB)	PK Limit (dBm)	Over Limit (dB)	Table (o)	ANT	EUT	Verdict
34.316	-66.73	-18.28	-13.0	-53.73	77.00	Horizontal	Vertical	Pass
824.139	-56.46	2.22	-13.0	-43.46	63.00	Horizontal	Vertical	N/A
869.196	-47.15	2.38	-13.0	-34.15	115.00	Horizontal	Vertical	N/A
2472.900	-51.08	-1.27	-13.0	-38.08	134.00	Horizontal	Vertical	Pass
6282.000	-42.45	11.30	-13.0	-29.45	70.00	Horizontal	Vertical	Pass
9191.050	-41.97	15.19	-13.0	-28.97	45.00	Horizontal	Vertical	Pass

RSE-V&V EGPRS 850 CH128

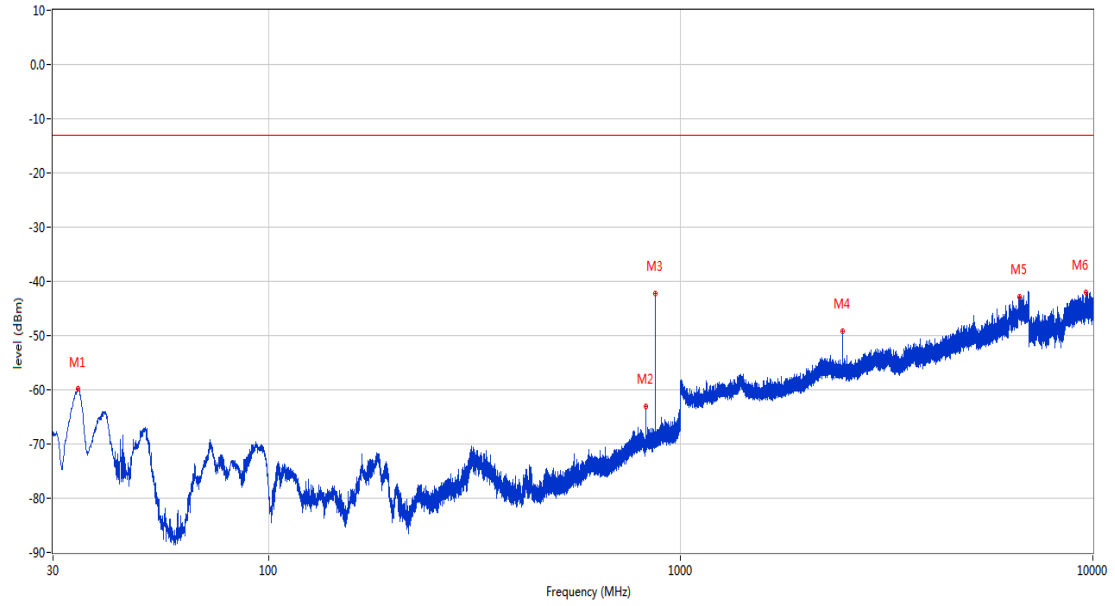
OPPO_RSE (RF) _ FCC PART22&24&27-OPPO_GSM 850 & CDMA BC0 & WCDMA Band5 & LTE Band 5 & 26_814-849_30MHz-10GHz



Frequency (MHz)	Result (dBm)	Factor (dB)	PK Limit (dBm)	Over Limit (dB)	Table (o)	ANT	EUT	Verdict
34.511	-59.46	-18.34	-13.0	-46.46	80.00	Vertical	Vertical	Pass
824.188	-54.10	2.22	-13.0	-41.10	218.00	Vertical	Vertical	N/A
869.244	-40.52	2.38	-13.0	-27.52	187.00	Vertical	Vertical	N/A
2473.100	-52.13	-1.26	-13.0	-39.13	128.00	Vertical	Vertical	Pass
6511.200	-42.76	10.68	-13.0	-29.76	107.00	Vertical	Vertical	Pass
9329.800	-41.87	15.44	-13.0	-28.87	96.00	Vertical	Vertical	Pass

RSE-V&H EGPRS 850 CH128

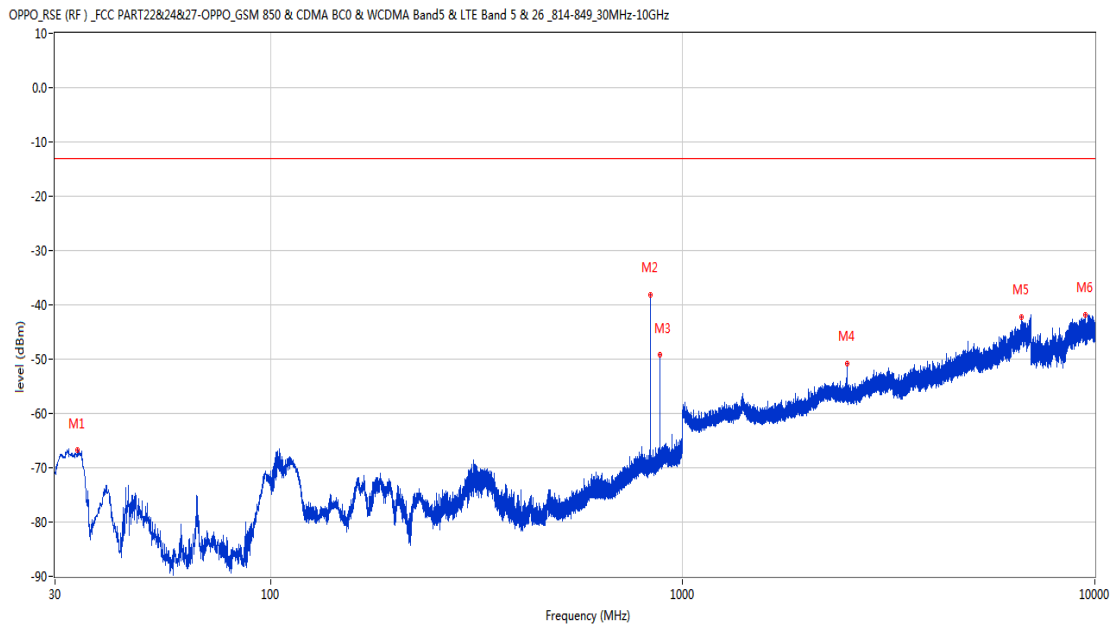
OPPO_RSE (RF) _ FCC PART22&24&27-OPPO_GSM 850 & CDMA BC0 & WCDMA Band5 & LTE Band 5 & 26_814-849_30MHz-10GHz



Frequency (MHz)	Result (dBm)	Factor (dB)	PK Limit (dBm)	Over Limit (dB)	Table (o)	ANT	EUT	Verdict
34.511	-59.89	-18.34	-13.0	-46.89	219.00	Vertical	Horizontal	Pass
824.139	-62.99	2.22	-13.0	-49.99	58.00	Vertical	Horizontal	N/A
869.244	-42.24	2.38	-13.0	-29.24	186.00	Vertical	Horizontal	N/A
2473.000	-49.09	-1.27	-13.0	-36.09	44.00	Vertical	Horizontal	Pass
6645.800	-42.96	11.92	-13.0	-29.96	89.00	Vertical	Horizontal	Pass
9640.450	-41.98	16.26	-13.0	-28.98	331.00	Vertical	Horizontal	Pass

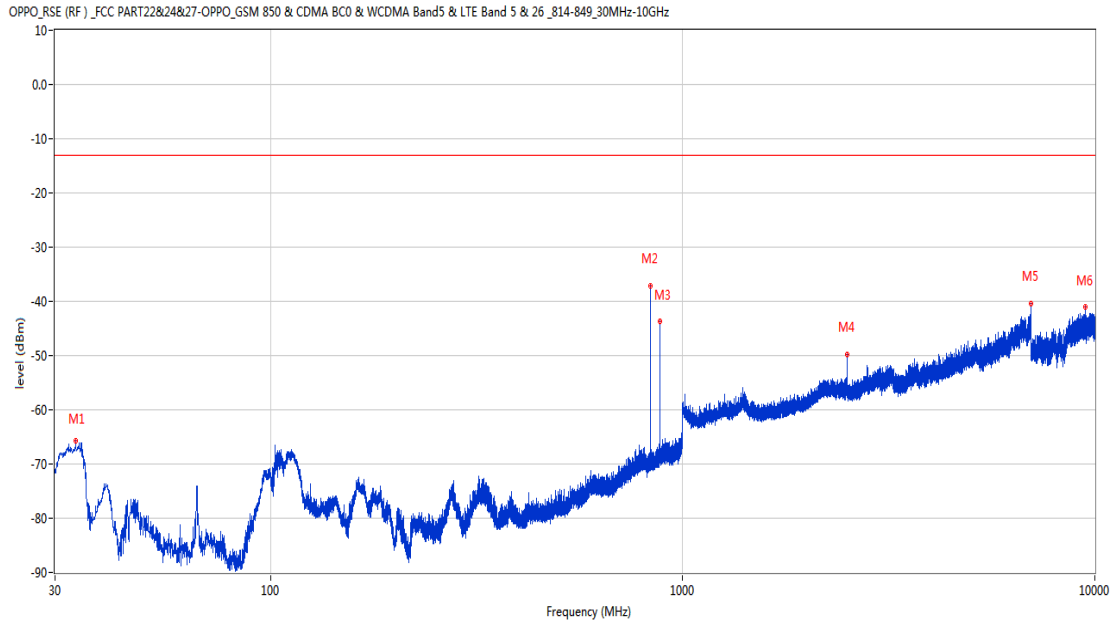
27.2 EGPRS 850 Middle Channel

RSE-H&H EGPRS 850 CH190



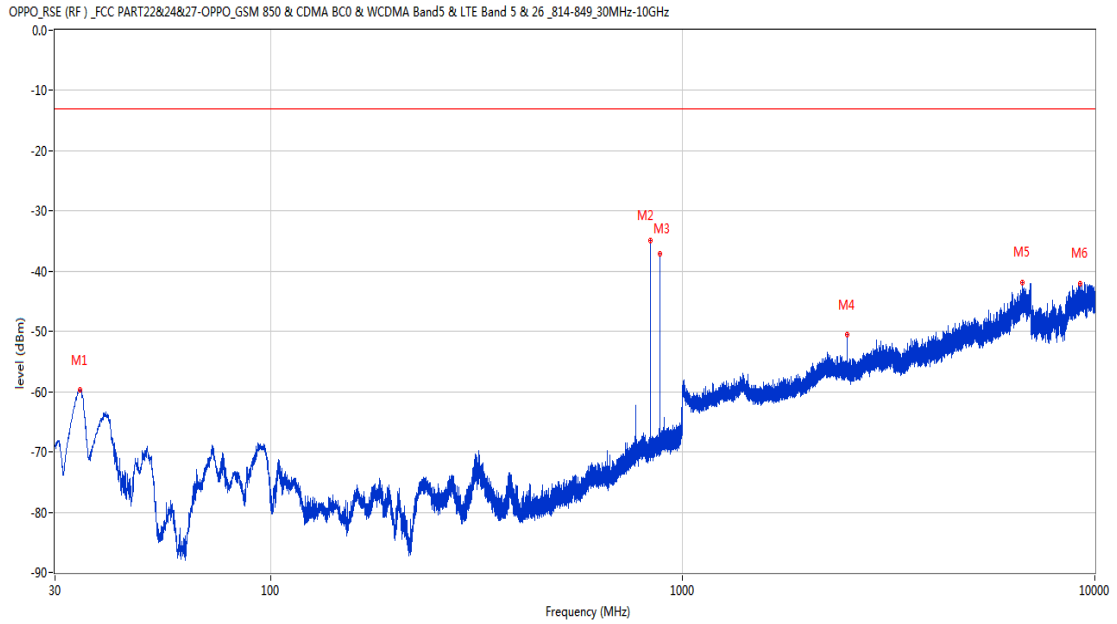
Frequency (MHz)	Result (dBm)	Factor (dB)	PK Limit (dBm)	Over Limit (dB)	Table (o)	ANT	EUT	Verdict
34.074	-66.75	-18.22	-13.0	-53.75	338.00	Horizontal	Horizontal	Pass
836.555	-38.16	2.59	-13.0	-25.16	149.00	Horizontal	Horizontal	N/A
881.660	-49.29	2.81	-13.0	-36.29	98.00	Horizontal	Horizontal	N/A
2510.400	-50.76	-1.02	-13.0	-37.76	14.00	Horizontal	Horizontal	Pass
6643.000	-42.16	11.86	-13.0	-29.16	128.00	Horizontal	Horizontal	Pass
9464.350	-41.84	16.42	-13.0	-28.84	43.00	Horizontal	Horizontal	Pass

RSE-H&V EGPRS 850 CH190



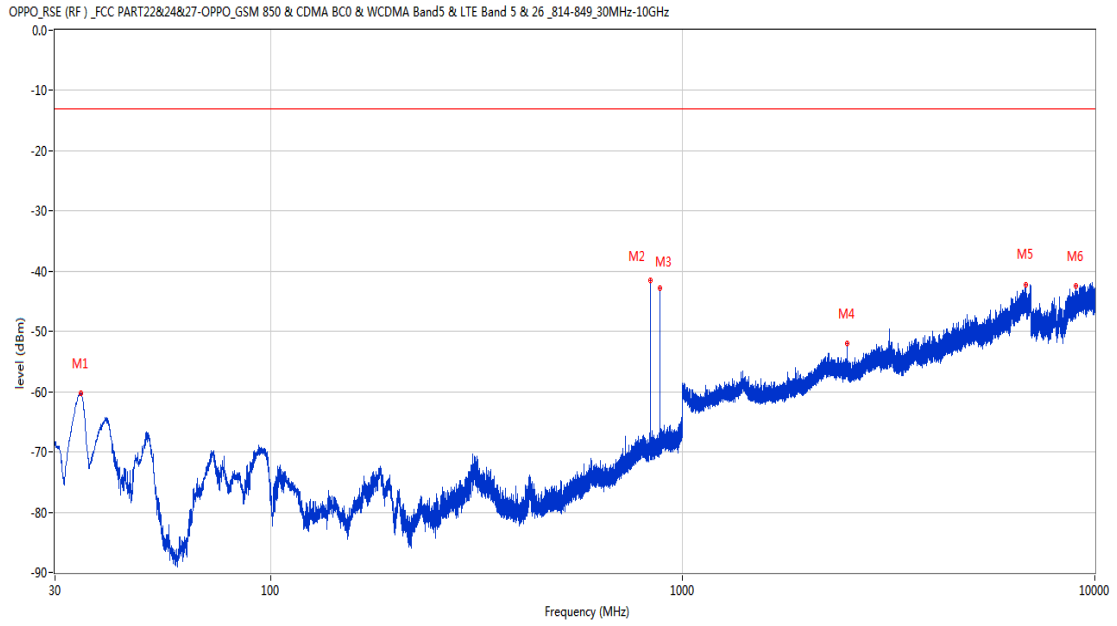
Frequency (MHz)	Result (dBm)	Factor (dB)	PK Limit (dBm)	Over Limit (dB)	Table (o)	ANT	EUT	Verdict
33.686	-65.81	-17.77	-13.0	-52.81	183.00	Horizontal	Vertical	Pass
836.555	-37.10	2.59	-13.0	-24.10	70.00	Horizontal	Vertical	N/A
881.563	-43.66	2.80	-13.0	-30.66	113.00	Horizontal	Vertical	N/A
2510.400	-49.71	-1.02	-13.0	-36.71	134.00	Horizontal	Vertical	Pass
6996.000	-40.44	13.56	-13.0	-27.44	240.00	Horizontal	Vertical	Pass
9466.000	-40.97	16.39	-13.0	-27.97	320.00	Horizontal	Vertical	Pass

RSE-V&V EGPRS 850 CH190



Frequency (MHz)	Result (dBm)	Factor (dB)	PK Limit (dBm)	Over Limit (dB)	Table (o)	ANT	EUT	Verdict
34.511	-59.72	-18.34	-13.0	-46.72	196.00	Vertical	Vertical	Pass
836.555	-34.84	2.59	-13.0	-21.84	217.00	Vertical	Vertical	N/A
881.514	-37.17	2.80	-13.0	-24.17	176.00	Vertical	Vertical	N/A
2510.200	-50.48	-0.99	-13.0	-37.48	92.00	Vertical	Vertical	Pass
6677.000	-41.91	11.74	-13.0	-28.91	124.00	Vertical	Vertical	Pass
9195.250	-42.00	15.26	-13.0	-29.00	60.00	Vertical	Vertical	Pass

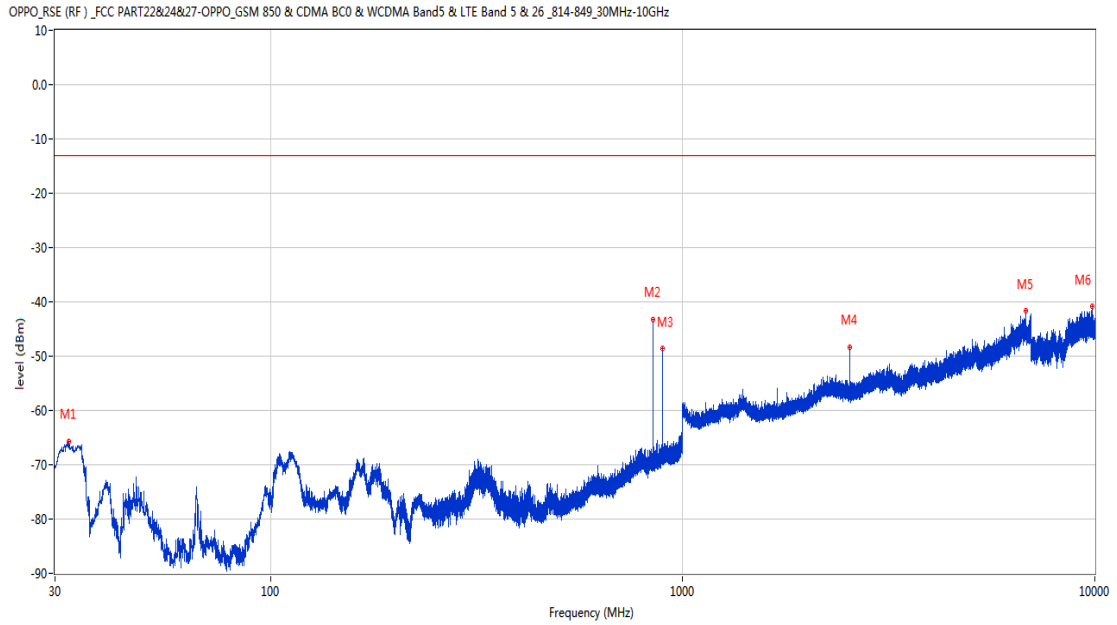
RSE-V&H EGPRS 850 CH190



Frequency (MHz)	Result (dBm)	Factor (dB)	PK Limit (dBm)	Over Limit (dB)	Table (o)	ANT	EUT	Verdict
34.656	-60.23	-18.39	-13.0	-47.23	159.00	Vertical	Horizontal	Pass
836.604	-41.56	2.59	-13.0	-28.56	334.00	Vertical	Horizontal	N/A
881.563	-42.74	2.80	-13.0	-29.74	360.00	Vertical	Horizontal	N/A
2510.300	-52.02	-1.00	-13.0	-39.02	36.00	Vertical	Horizontal	Pass
6787.200	-42.17	12.28	-13.0	-29.17	14.00	Vertical	Horizontal	Pass
9007.150	-42.48	15.28	-13.0	-29.48	118.00	Vertical	Horizontal	Pass

27.3 EGPRS 850 High Channel

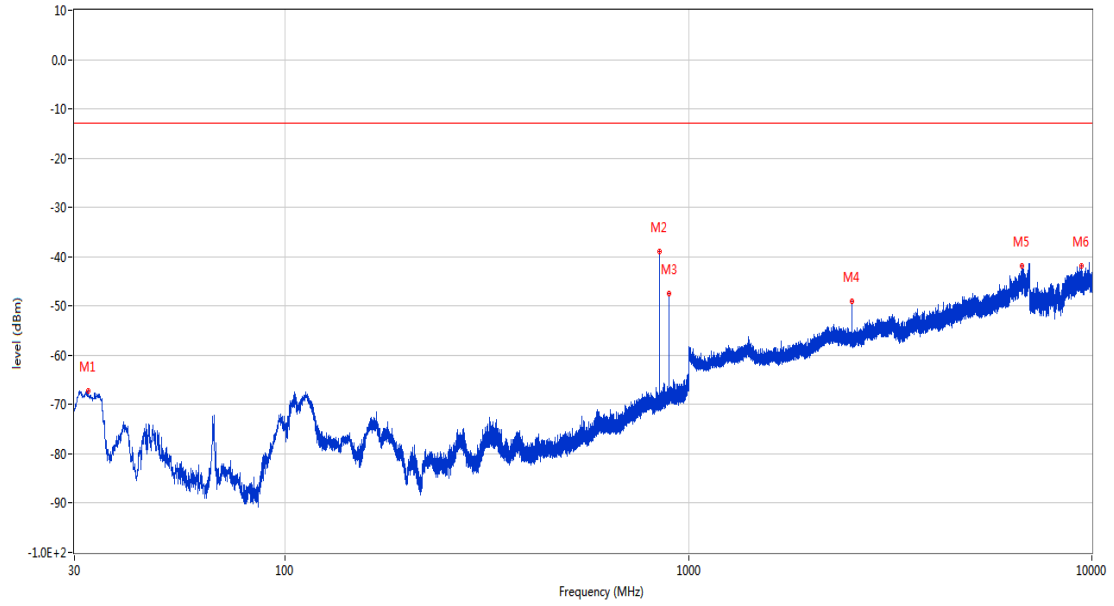
RSE-H&H EGPRS 850 CH251



Frequency (MHz)	Result (dBm)	Factor (dB)	PK Limit (dBm)	Over Limit (dB)	Table (o)	ANT	EUT	Verdict
32.377	-65.79	-16.84	-13.0	-52.79	233.00	Horizontal	Horizontal	Pass
848.874	-43.35	2.46	-13.0	-30.35	120.00	Horizontal	Horizontal	N/A
893.737	-48.63	3.53	-13.0	-35.63	93.00	Horizontal	Horizontal	N/A
2546.600	-48.32	-1.29	-13.0	-35.32	19.00	Horizontal	Horizontal	Pass
6791.000	-41.69	12.39	-13.0	-28.69	278.00	Horizontal	Horizontal	Pass
9848.200	-40.90	16.94	-13.0	-27.90	85.00	Horizontal	Horizontal	Pass

RSE-H&V EGPRS 850 CH251

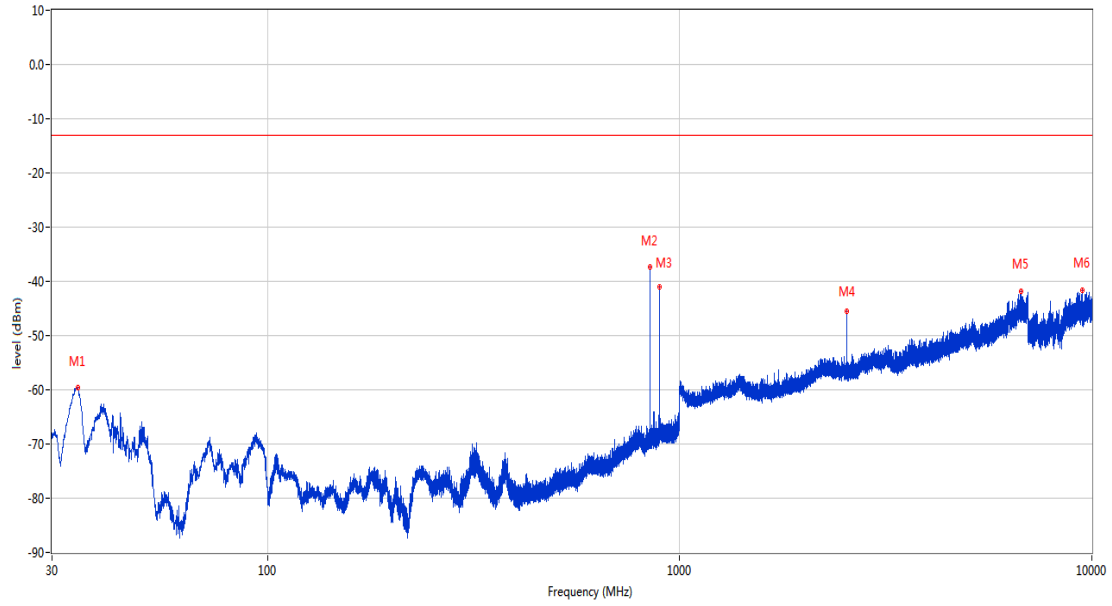
OPPO_RSE (RF) _FCC PART22&24&27-OPPO_GSM 850 & CDMA BC0 & WCDMA Band5 & LTE Band 5 & 26_814-849_30MHz-10GHz



Frequency (MHz)	Result (dBm)	Factor (dB)	PK Limit (dBm)	Over Limit (dB)	Table (o)	ANT	EUT	Verdict
32.425	-67.24	-16.84	-13.0	-54.24	128.00	Horizontal	Vertical	Pass
848.874	-38.83	2.46	-13.0	-25.83	220.00	Horizontal	Vertical	N/A
893.833	-47.42	3.53	-13.0	-34.42	92.00	Horizontal	Vertical	N/A
2546.600	-49.15	-1.29	-13.0	-36.15	95.00	Horizontal	Vertical	Pass
6696.200	-41.93	11.46	-13.0	-28.93	294.00	Horizontal	Vertical	Pass
9426.850	-41.89	16.20	-13.0	-28.89	344.00	Horizontal	Vertical	Pass

RSE-V&V EGPRS 850 CH251

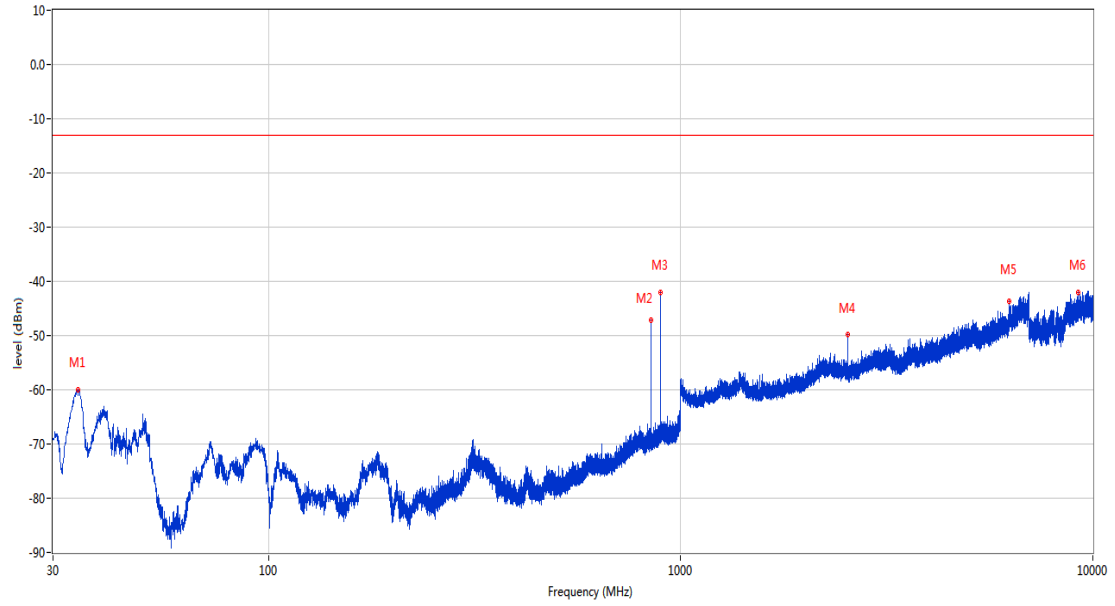
OPPO_RSE (RF)_FCC PART22&24&27-OPPO_GSM 850 & CDMA BC0 & WCDMA Band5 & LTE Band 5 & 26_814-849_30MHz-10GHz



Frequency (MHz)	Result (dBm)	Factor (dB)	PK Limit (dBm)	Over Limit (dB)	Table (o)	ANT	EUT	Verdict
34.656	-59.63	-18.39	-13.0	-46.63	90.00	Vertical	Vertical	Pass
848.874	-37.44	2.46	-13.0	-24.44	209.00	Vertical	Vertical	N/A
893.737	-41.06	3.53	-13.0	-28.06	360.00	Vertical	Vertical	N/A
2547.000	-45.51	-1.29	-13.0	-32.51	96.00	Vertical	Vertical	Pass
6742.400	-41.80	12.00	-13.0	-28.80	168.00	Vertical	Vertical	Pass
9469.000	-41.69	16.31	-13.0	-28.69	313.00	Vertical	Vertical	Pass

RSE-V&H EGPRS 850 CH251

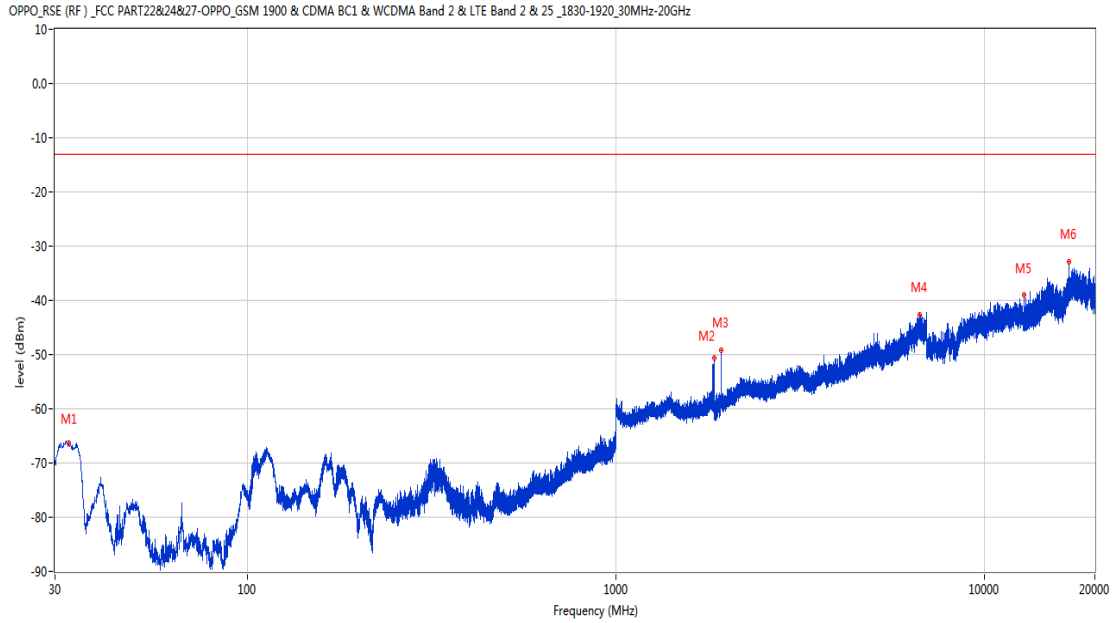
OPPO_RSE (RF) _FCC PART22&24&27-OPPO_GSM 850 & CDMA BC0 & WCDMA Band5 & LTE Band 5 & 26_814-849_30MHz-10GHz



Frequency (MHz)	Result (dBm)	Factor (dB)	PK Limit (dBm)	Over Limit (dB)	Table (o)	ANT	EUT	Verdict
34.462	-59.91	-18.33	-13.0	-46.91	241.00	Vertical	Horizontal	Pass
848.874	-47.04	2.46	-13.0	-34.04	336.00	Vertical	Horizontal	N/A
893.882	-42.04	3.53	-13.0	-29.04	360.00	Vertical	Horizontal	N/A
2546.900	-49.82	-1.29	-13.0	-36.82	45.00	Vertical	Horizontal	Pass
6273.000	-43.75	11.13	-13.0	-30.75	79.00	Vertical	Horizontal	Pass
9215.200	-41.99	15.34	-13.0	-28.99	201.00	Vertical	Horizontal	Pass

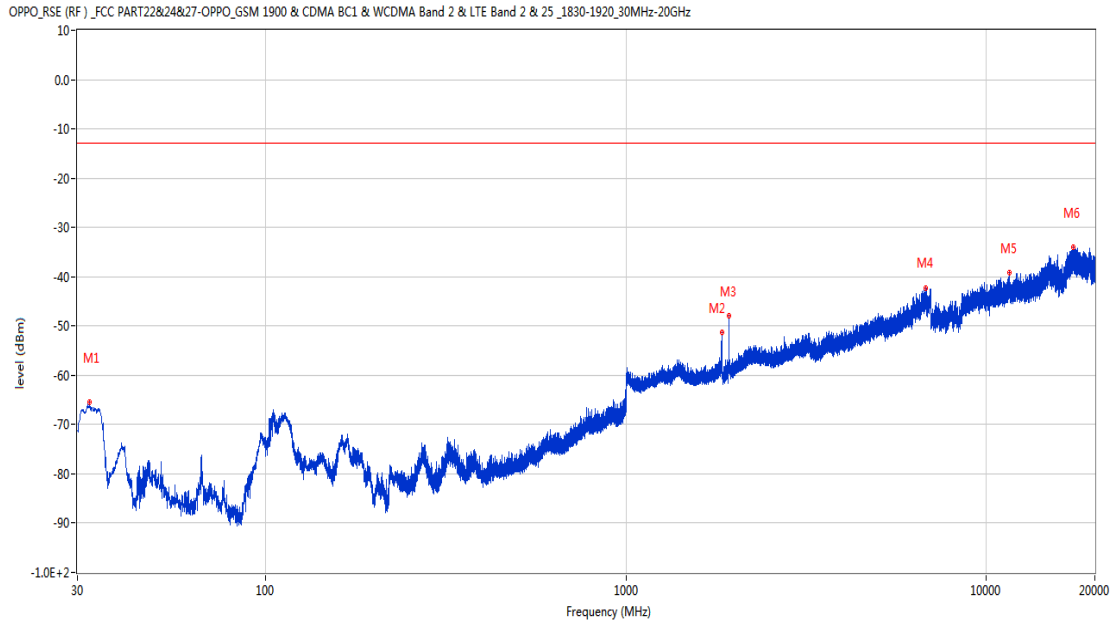
28 EGPRS 1900
28.1 EGPRS 1900 Low Channel

RSE-H&H EGPRS 1900 CH512



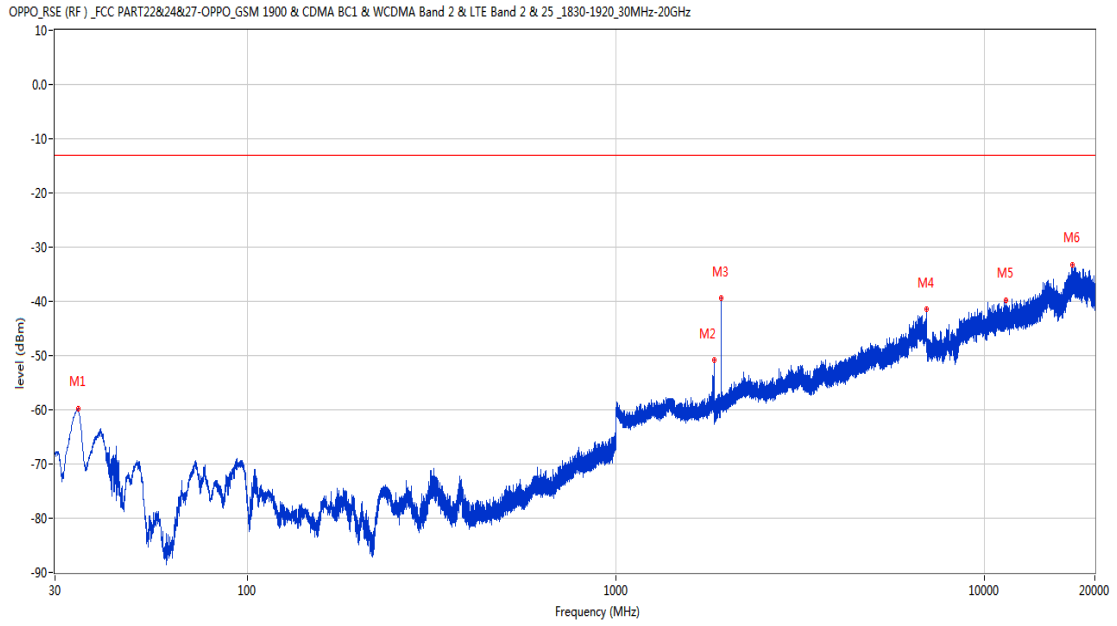
Frequency (MHz)	Result (dBm)	Factor (dB)	PK Limit (dBm)	Over Limit (dB)	Table (o)	ANT	EUT	Verdict
32.667	-66.39	-16.82	-13.0	-53.39	149.00	Horizontal	Horizontal	Pass
1850.600	-50.60	-4.40	-13.0	-37.60	129.00	Horizontal	Horizontal	N/A
1930.600	-49.14	-3.80	-13.0	-36.14	11.00	Horizontal	Horizontal	N/A
6675.400	-42.57	11.70	-13.0	-29.57	64.00	Horizontal	Horizontal	Pass
12850.413	-39.06	19.45	-13.0	-26.06	31.00	Horizontal	Horizontal	Pass
17018.801	-32.91	20.69	-13.0	-19.91	119.00	Horizontal	Horizontal	Pass

RSE-H&V EGPRS 1900 CH512



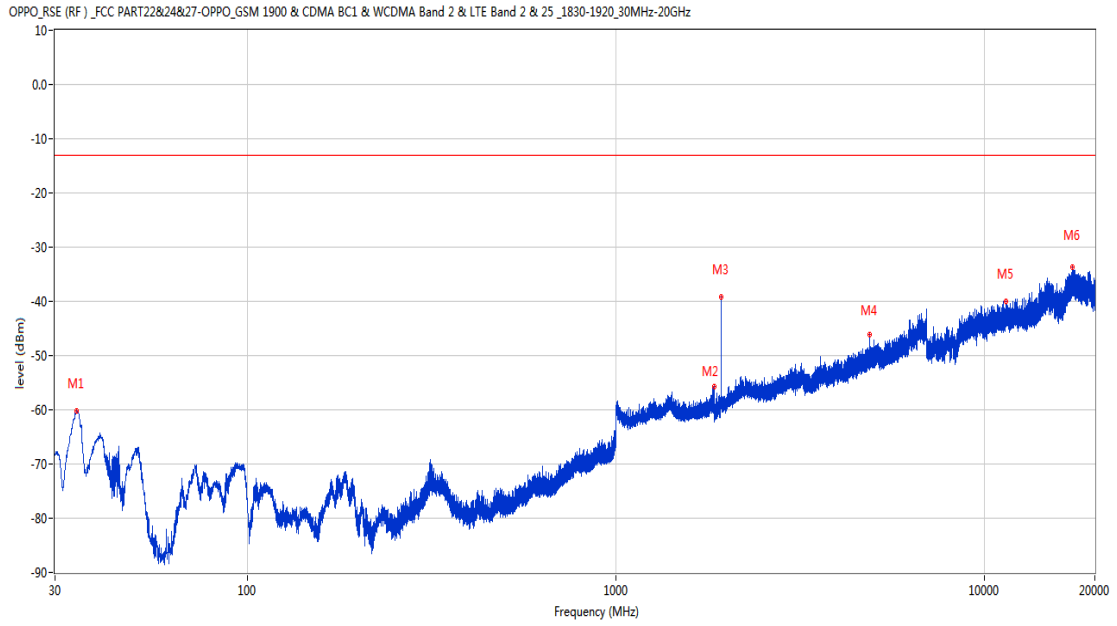
Frequency (MHz)	Result (dBm)	Factor (dB)	PK Limit (dBm)	Over Limit (dB)	Table (o)	ANT	EUT	Verdict
32.425	-65.41	-16.83	-13.0	-52.41	183.00	Horizontal	Vertical	Pass
1850.500	-51.25	-4.40	-13.0	-38.25	139.00	Horizontal	Vertical	N/A
1930.700	-47.93	-3.80	-13.0	-34.93	6.00	Horizontal	Vertical	N/A
6772.400	-42.39	11.68	-13.0	-29.39	22.00	Horizontal	Vertical	Pass
11600.575	-39.10	18.00	-13.0	-26.10	0.00	Horizontal	Vertical	Pass
17470.474	-33.89	21.72	-13.0	-20.89	133.00	Horizontal	Vertical	Pass

RSE-V&V EGPRS 1900 CH512



Frequency (MHz)	Result (dBm)	Factor (dB)	PK Limit (dBm)	Over Limit (dB)	Table (o)	ANT	EUT	Verdict
34.656	-59.78	-18.40	-13.0	-46.78	92.00	Vertical	Vertical	Pass
1850.500	-50.79	-4.40	-13.0	-37.79	140.00	Vertical	Vertical	N/A
1930.500	-39.44	-3.80	-13.0	-26.44	218.00	Vertical	Vertical	N/A
6978.200	-41.44	13.92	-13.0	-28.44	75.00	Vertical	Vertical	Pass
11500.237	-39.73	17.80	-13.0	-26.73	209.00	Vertical	Vertical	Pass
17424.075	-33.24	22.55	-13.0	-20.24	33.00	Vertical	Vertical	Pass

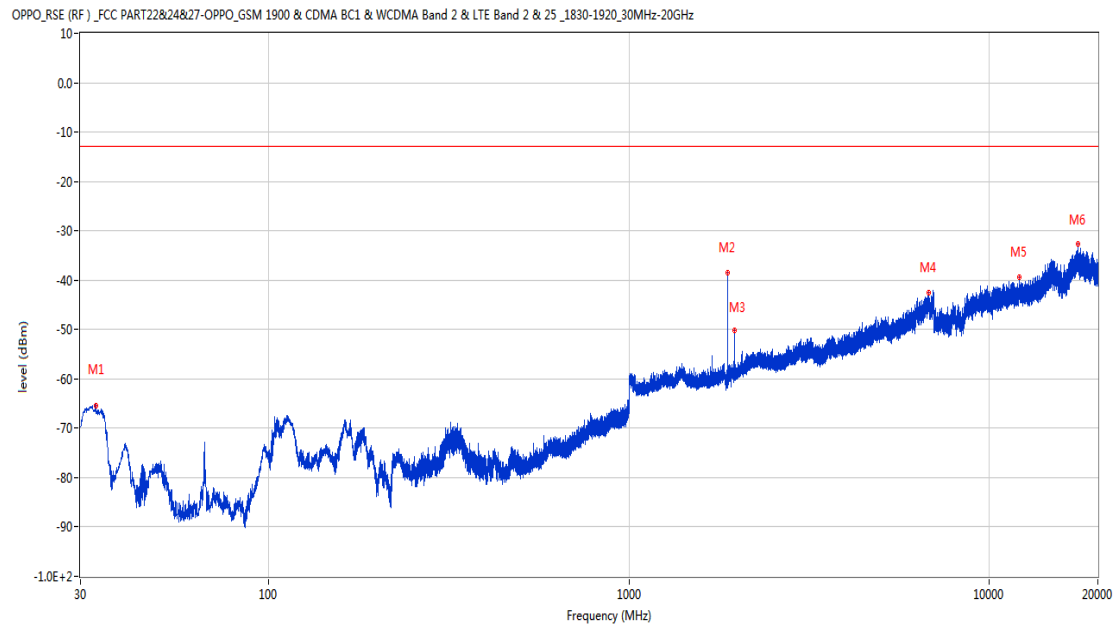
RSE-V&H EGPRS 1900 CH512



Frequency (MHz)	Result (dBm)	Factor (dB)	PK Limit (dBm)	Over Limit (dB)	Table (o)	ANT	EUT	Verdict
34.413	-60.20	-18.32	-13.0	-47.20	30.00	Vertical	Horizontal	Pass
1850.800	-55.72	-4.39	-13.0	-42.72	203.00	Vertical	Horizontal	N/A
1930.700	-39.14	-3.80	-13.0	-26.14	156.00	Vertical	Horizontal	N/A
4888.600	-46.17	7.11	-13.0	-33.17	323.00	Vertical	Horizontal	Pass
11469.763	-40.02	17.50	-13.0	-27.02	189.00	Vertical	Horizontal	Pass
17416.462	-33.67	22.66	-13.0	-20.67	141.00	Vertical	Horizontal	Pass

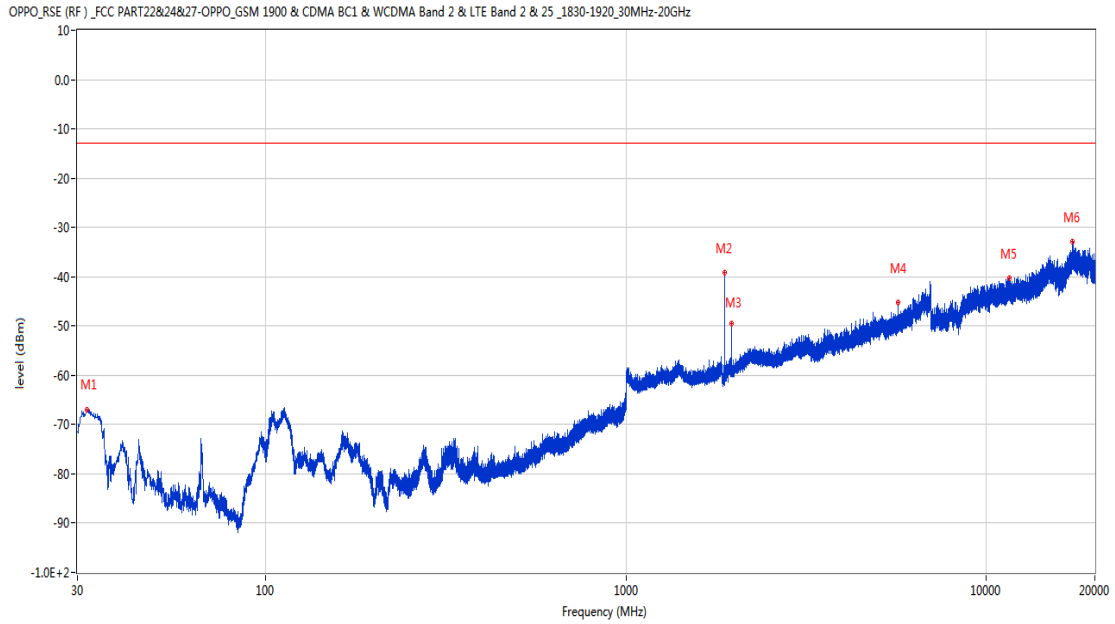
28.2 EGPRS 1900 Middle Channel

RSE-H&H EGPRS 1900 CH661



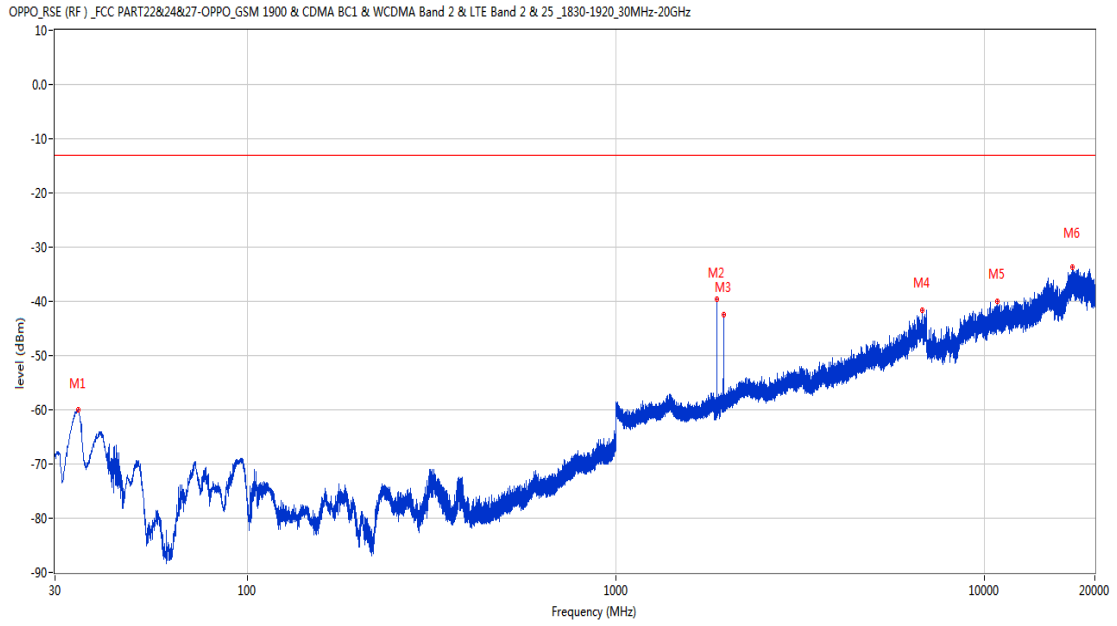
Frequency (MHz)	Result (dBm)	Factor (dB)	PK Limit (dBm)	Over Limit (dB)	Table (o)	ANT	EUT	Verdict
33.056	-65.52	-16.88	-13.0	-52.52	197.00	Horizontal	Horizontal	Pass
1880.400	-38.39	-4.03	-13.0	-25.39	137.00	Horizontal	Horizontal	Pass
1960.300	-50.22	-4.69	-13.0	-37.22	14.00	Horizontal	Horizontal	Pass
6790.200	-42.45	12.39	-13.0	-29.45	125.00	Horizontal	Horizontal	Pass
12076.387	-39.39	17.79	-13.0	-26.39	103.00	Horizontal	Horizontal	Pass
17571.613	-32.75	22.31	-13.0	-19.75	210.00	Horizontal	Horizontal	Pass

RSE-H&V EGPRS 1900 CH661



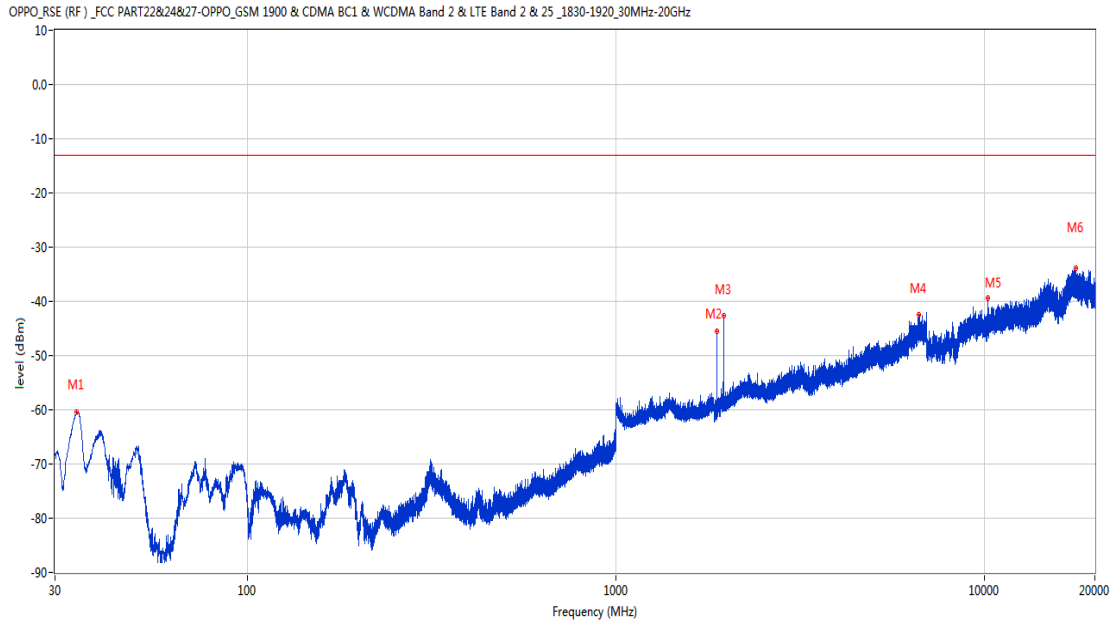
Frequency (MHz)	Result (dBm)	Factor (dB)	PK Limit (dBm)	Over Limit (dB)	Table (o)	ANT	EUT	Verdict
31.940	-66.93	-16.99	-13.0	-53.93	223.00	Horizontal	Vertical	Pass
1880.400	-39.18	-4.03	-13.0	-26.18	122.00	Horizontal	Vertical	N/A
1960.400	-49.54	-4.69	-13.0	-36.54	5.00	Horizontal	Vertical	N/A
5687.600	-45.31	7.87	-13.0	-32.31	302.00	Horizontal	Vertical	Pass
11568.088	-40.36	17.37	-13.0	-27.36	211.00	Horizontal	Vertical	Pass
17343.963	-32.97	21.15	-13.0	-19.97	84.00	Horizontal	Vertical	Pass

RSE-V&V EGPRS 1900 CH661



Frequency (MHz)	Result (dBm)	Factor (dB)	PK Limit (dBm)	Over Limit (dB)	Table (o)	ANT	EUT	Verdict
34.656	-60.04	-18.40	-13.0	-47.04	144.00	Vertical	Vertical	Pass
1880.400	-39.60	-4.03	-13.0	-26.60	155.00	Vertical	Vertical	N/A
1960.400	-42.41	-4.69	-13.0	-29.41	312.00	Vertical	Vertical	N/A
6791.000	-41.55	12.39	-13.0	-28.55	276.00	Vertical	Vertical	Pass
10856.813	-40.02	17.57	-13.0	-27.02	306.00	Vertical	Vertical	Pass
17421.900	-33.58	22.60	-13.0	-20.58	93.00	Vertical	Vertical	Pass

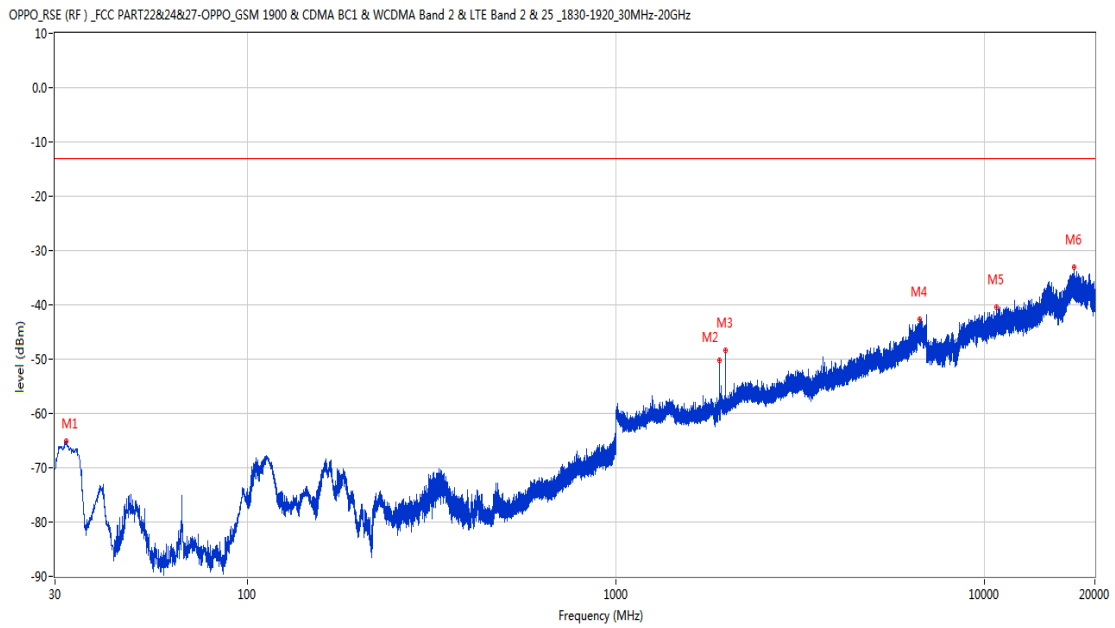
RSE-V&H EGPRS 1900 CH661



Frequency (MHz)	Result (dBm)	Factor (dB)	PK Limit (dBm)	Over Limit (dB)	Table (o)	ANT	EUT	Verdict
34.413	-60.33	-18.32	-13.0	-47.33	255.00	Vertical	Horizontal	Pass
1880.400	-45.42	-4.03	-13.0	-32.42	41.00	Vertical	Horizontal	N/A
1960.300	-42.71	-4.69	-13.0	-29.71	312.00	Vertical	Horizontal	N/A
6670.000	-42.54	11.64	-13.0	-29.54	182.00	Vertical	Horizontal	Pass
10249.612	-39.46	17.59	-13.0	-26.46	127.00	Vertical	Horizontal	Pass
17801.075	-33.83	21.24	-13.0	-20.83	149.00	Vertical	Horizontal	Pass

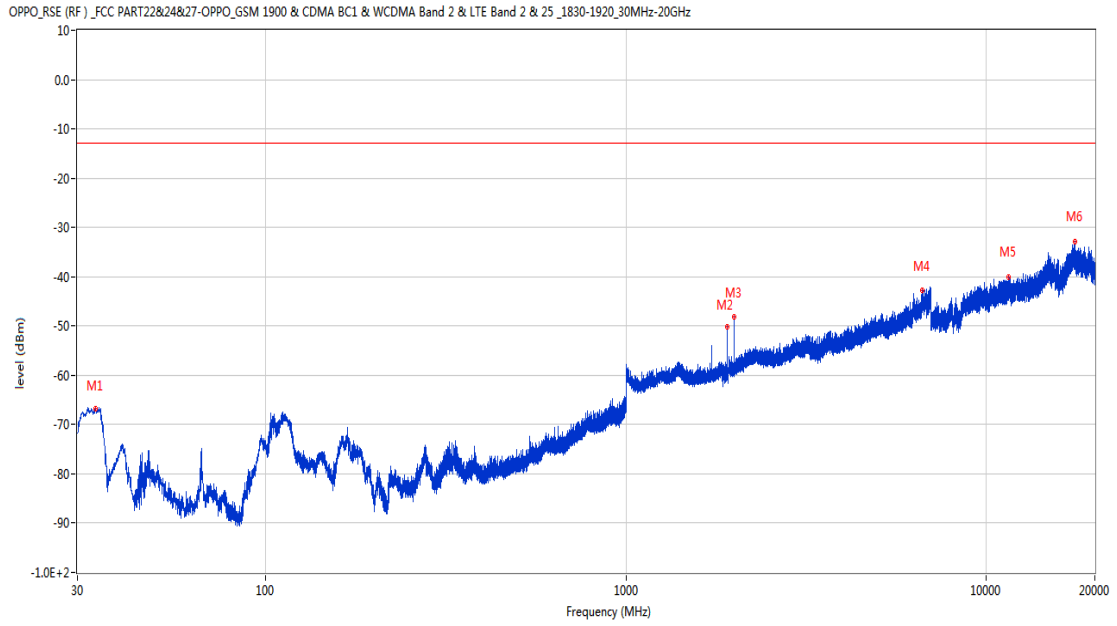
28.3 EGPRS 1900 High Channel

RSE-H&H EGPRS 1900 CH810



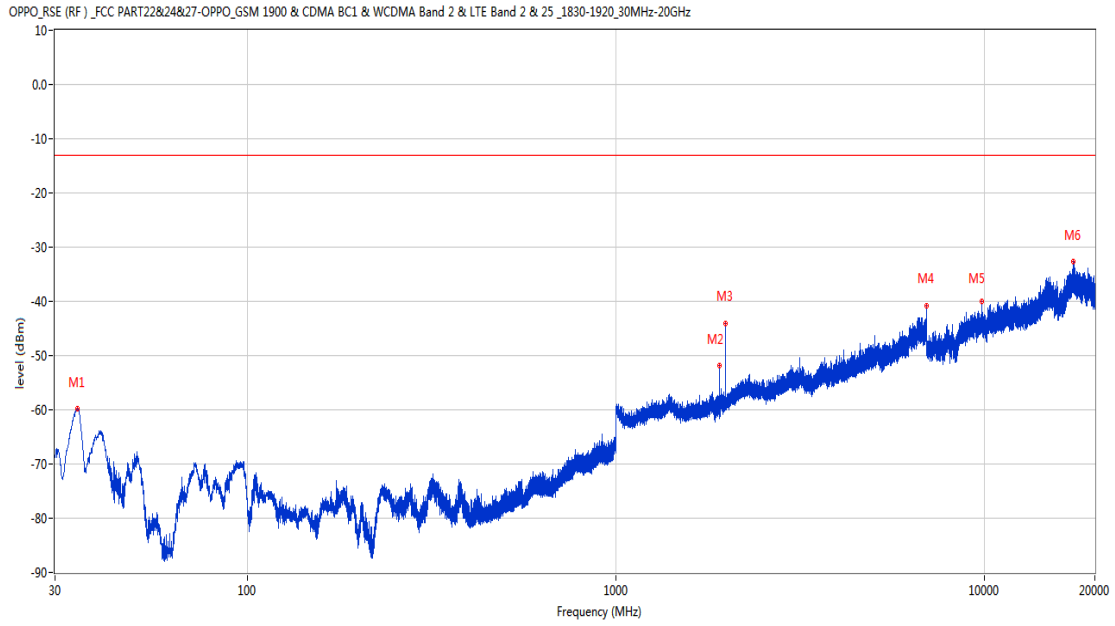
Frequency (MHz)	Result (dBm)	Factor (dB)	PK Limit (dBm)	Over Limit (dB)	Table (o)	ANT	EUT	Verdict
32.134	-65.16	-16.84	-13.0	-52.16	225.00	Horizontal	Horizontal	Pass
1910.100	-50.16	-3.79	-13.0	-37.16	136.00	Horizontal	Horizontal	N/A
1990.300	-48.28	-4.41	-13.0	-35.28	19.00	Horizontal	Horizontal	N/A
6681.400	-42.65	11.80	-13.0	-29.65	167.00	Horizontal	Horizontal	Pass
10819.151	-40.31	17.11	-13.0	-27.31	109.00	Horizontal	Horizontal	Pass
17599.525	-33.06	21.98	-13.0	-20.06	96.00	Horizontal	Horizontal	Pass

RSE-H&V EGPRS 1900 CH810



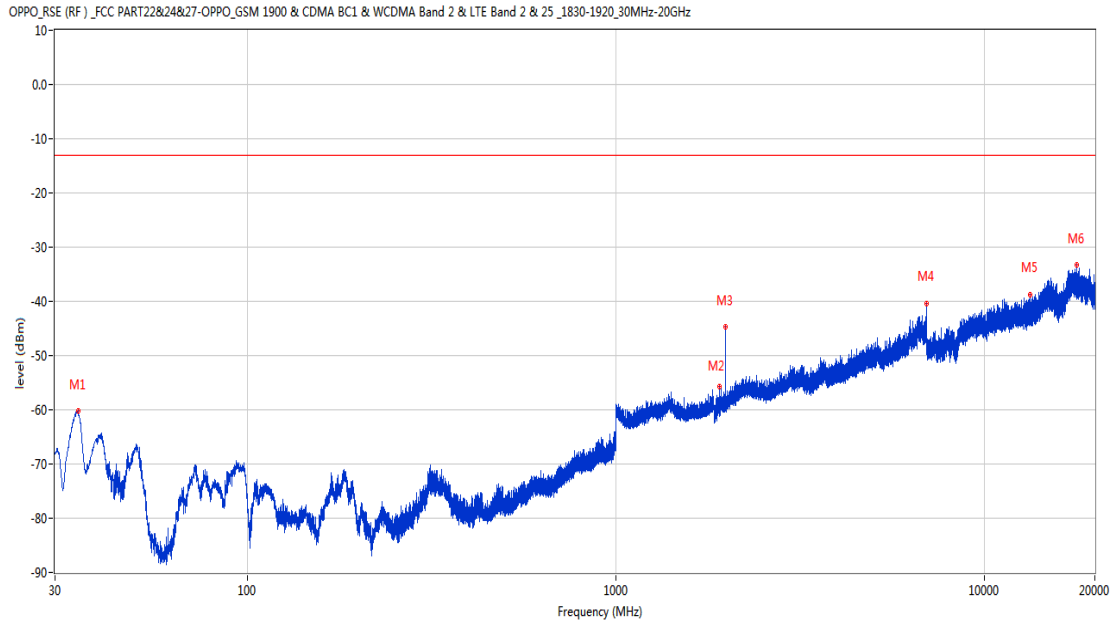
Frequency (MHz)	Result (dBm)	Factor (dB)	PK Limit (dBm)	Over Limit (dB)	Table (o)	ANT	EUT	Verdict
33.734	-66.73	-17.84	-13.0	-53.73	206.00	Horizontal	Vertical	Pass
1910.200	-50.18	-3.79	-13.0	-37.18	123.00	Horizontal	Vertical	N/A
1990.200	-48.16	-4.42	-13.0	-35.16	11.00	Horizontal	Vertical	N/A
6654.400	-42.82	11.51	-13.0	-29.82	142.00	Horizontal	Vertical	Pass
11522.662	-39.98	17.44	-13.0	-26.98	139.00	Horizontal	Vertical	Pass
17595.900	-32.80	22.02	-13.0	-19.80	176.00	Horizontal	Vertical	Pass

RSE-V&V EGPRS 1900 CH810



Frequency (MHz)	Result (dBm)	Factor (dB)	PK Limit (dBm)	Over Limit (dB)	Table (o)	ANT	EUT	Verdict
34.559	-59.85	-18.37	-13.0	-46.85	209.00	Vertical	Vertical	Pass
1910.100	-51.89	-3.79	-13.0	-38.89	321.00	Vertical	Vertical	N/A
1990.100	-44.07	-4.42	-13.0	-31.07	342.00	Vertical	Vertical	N/A
6998.200	-40.73	13.63	-13.0	-27.73	0.00	Vertical	Vertical	Pass
9837.912	-40.06	17.00	-13.0	-27.06	228.00	Vertical	Vertical	Pass
17432.412	-32.65	22.34	-13.0	-19.65	363.00	Vertical	Vertical	Pass

RSE-V&H EGPRS 1900 CH810

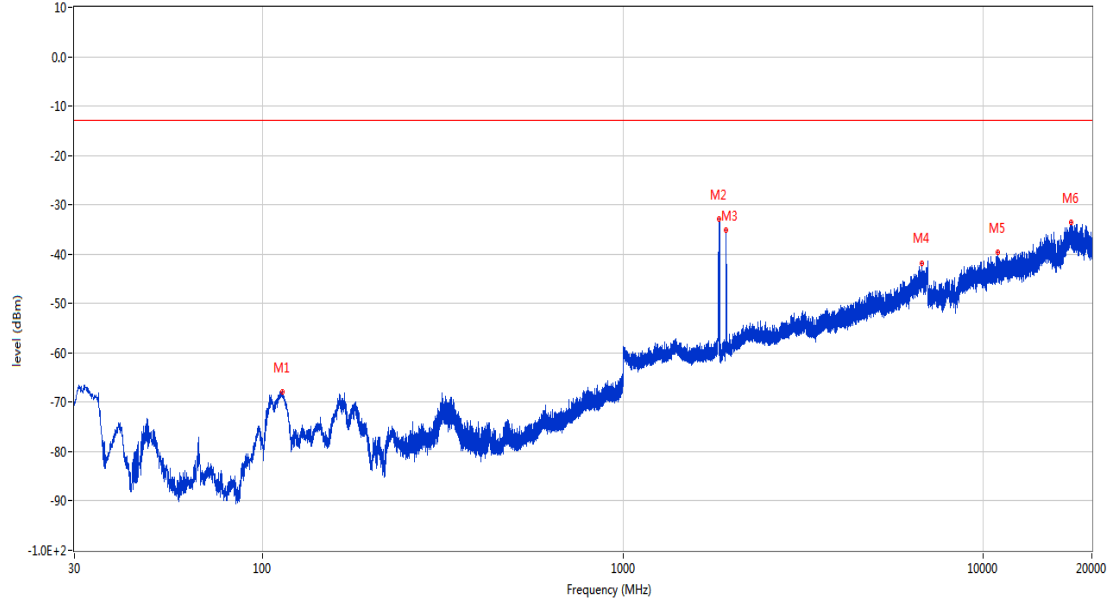


Frequency (MHz)	Result (dBm)	Factor (dB)	PK Limit (dBm)	Over Limit (dB)	Table (o)	ANT	EUT	Verdict
34.656	-60.21	-18.40	-13.0	-47.21	187.00	Vertical	Horizontal	Pass
1910.100	-55.67	-3.79	-13.0	-42.67	61.00	Vertical	Horizontal	N/A
1990.100	-44.71	-4.42	-13.0	-31.71	271.00	Vertical	Horizontal	N/A
6997.400	-40.41	13.61	-13.0	-27.41	218.00	Vertical	Horizontal	Pass
13348.850	-38.85	19.04	-13.0	-25.85	-3.00	Vertical	Horizontal	Pass
17883.001	-33.30	22.68	-13.0	-20.30	343.00	Vertical	Horizontal	Pass

WCDMA
 29 WCDMA Band 2
 29.1 WCDMA Band 2 Low Channel

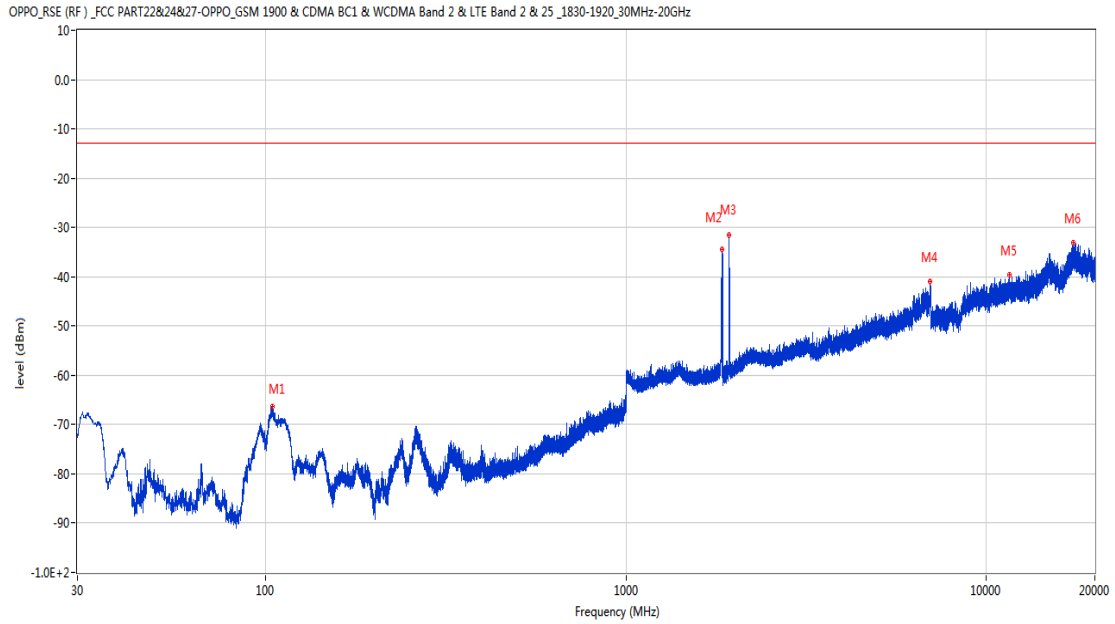
RSE-H&H WCDMA Band 2 CH9262

OPPO_RSE (RF) _FCC PART22&24&27-OPPO_GSM 1900 & CDMA BC1 & WCDMA Band 2 & LTE Band 2 & 25 _1830-1920_30MHz-20GHz



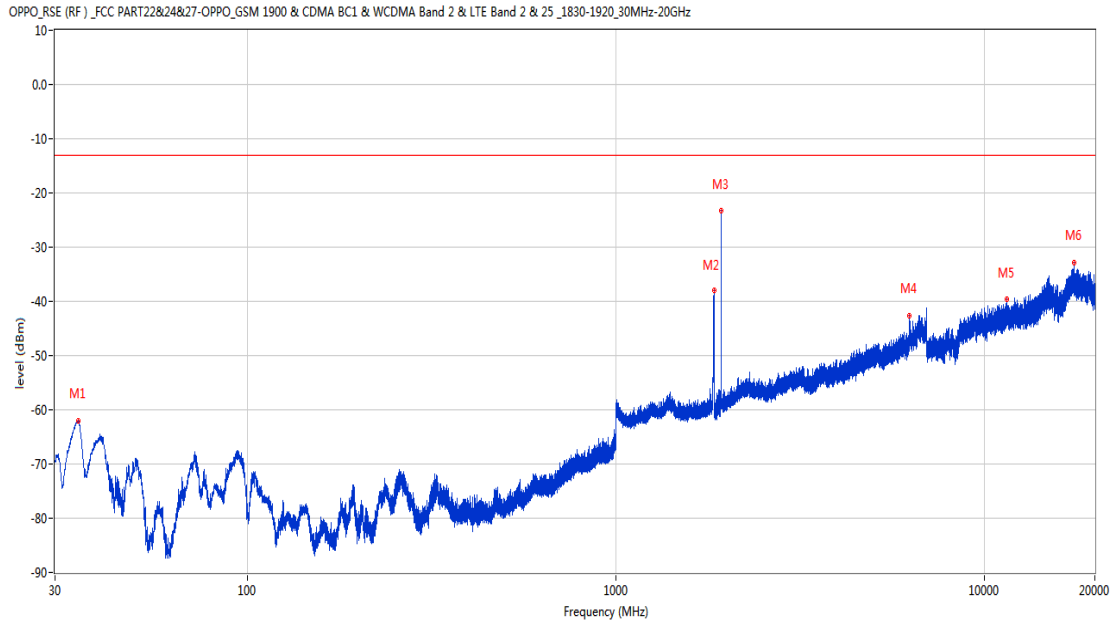
Frequency (MHz)	Result (dBm)	Factor (dB)	PK Limit (dBm)	Over Limit (dB)	Table (o)	ANT	EUT	Verdict
113.226	-67.98	-20.76	-13.0	-54.98	360.00	Horizontal	Horizontal	Pass
1842.600	-32.94	-4.43	-13.0	-19.94	125.00	Horizontal	Horizontal	N/A
1932.600	-35.13	-3.80	-13.0	-22.13	114.00	Horizontal	Horizontal	N/A
6740.600	-41.89	12.00	-13.0	-28.89	360.00	Horizontal	Horizontal	Pass
10981.875	-39.57	17.22	-13.0	-26.57	125.00	Horizontal	Horizontal	Pass
17474.824	-33.54	21.71	-13.0	-20.54	214.00	Horizontal	Horizontal	Pass

RSE-H&V WCDMA Band 2 CH9262



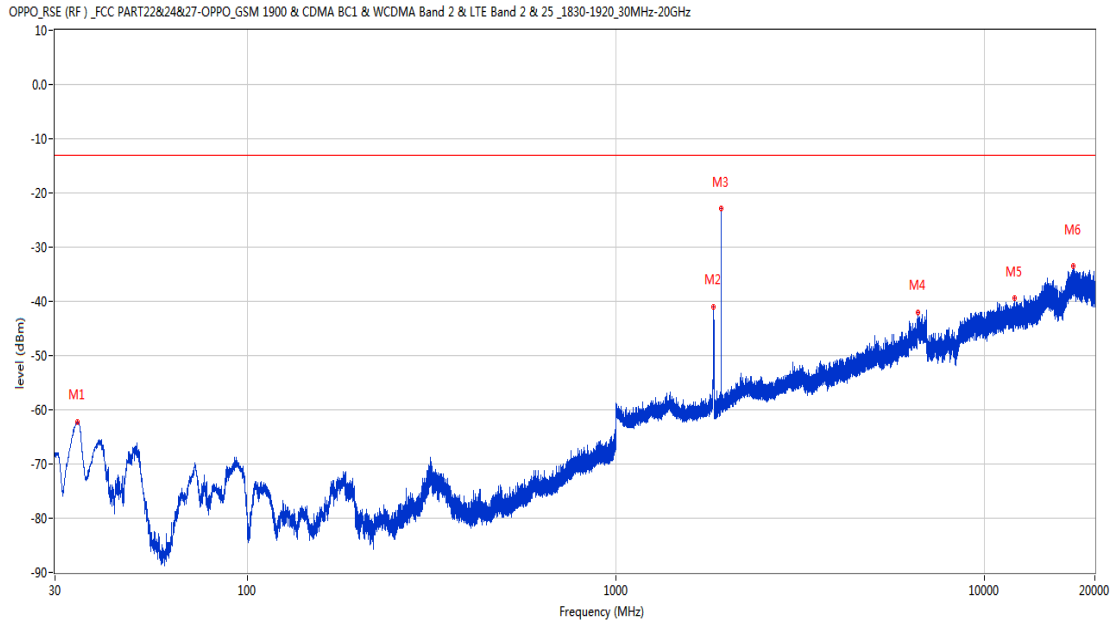
Frequency (MHz)	Result (dBm)	Factor (dB)	PK Limit (dBm)	Over Limit (dB)	Table (o)	ANT	EUT	Verdict
104.496	-66.41	-21.74	-13.0	-53.41	1.00	Horizontal	Vertical	Pass
1842.900	-34.53	-4.43	-13.0	-21.53	151.00	Horizontal	Vertical	N/A
1932.200	-31.44	-3.80	-13.0	-18.44	0.00	Horizontal	Vertical	N/A
6987.800	-40.95	13.60	-13.0	-27.95	124.00	Horizontal	Vertical	Pass
11604.312	-39.66	17.93	-13.0	-26.66	244.00	Horizontal	Vertical	Pass
17421.900	-33.16	22.60	-13.0	-20.16	112.00	Horizontal	Vertical	Pass

RSE-V&V WCDMA Band 2 CH9262



Frequency (MHz)	Result (dBm)	Factor (dB)	PK Limit (dBm)	Over Limit (dB)	Table (o)	ANT	EUT	Verdict
34.656	-61.98	-18.40	-13.0	-48.98	171.00	Vertical	Vertical	Pass
1853.900	-37.95	-4.36	-13.0	-24.95	151.00	Vertical	Vertical	N/A
1933.100	-23.34	-3.80	-13.0	-10.34	310.00	Vertical	Vertical	N/A
6282.800	-42.63	11.31	-13.0	-29.63	253.00	Vertical	Vertical	Pass
11558.600	-39.56	17.20	-13.0	-26.56	118.00	Vertical	Vertical	Pass
17602.425	-32.91	21.95	-13.0	-19.91	349.00	Vertical	Vertical	Pass

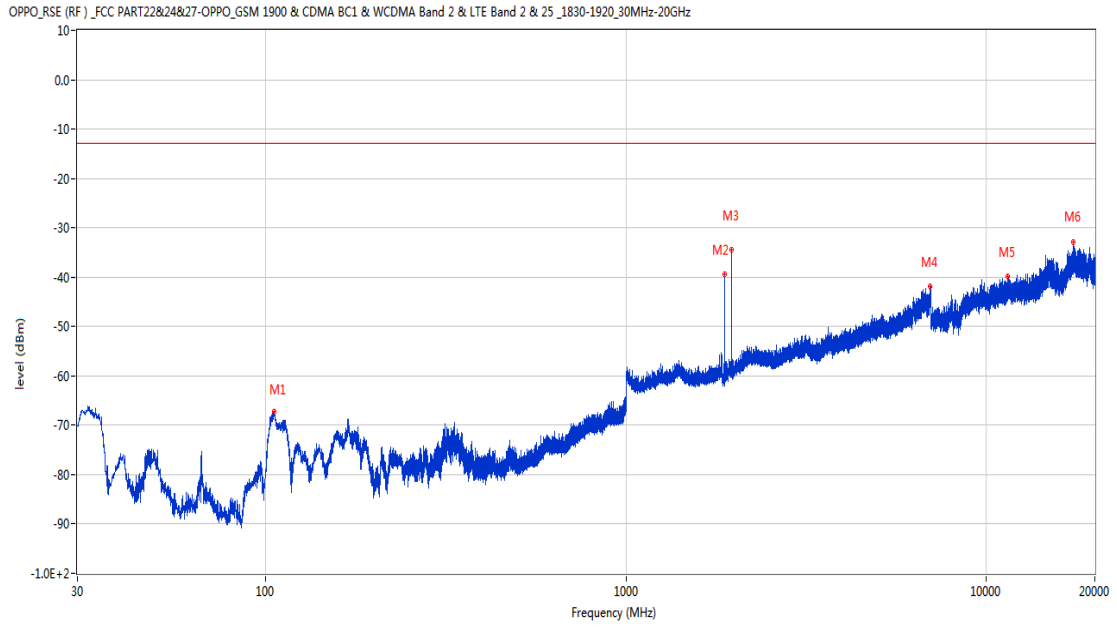
RSE-V&H WCDMA Band 2 CH9262



Frequency (MHz)	Result (dBm)	Factor (dB)	PK Limit (dBm)	Over Limit (dB)	Table (o)	ANT	EUT	Verdict
34.608	-62.19	-18.38	-13.0	-49.19	247.00	Vertical	Horizontal	Pass
1843.800	-41.00	-4.42	-13.0	-28.00	352.00	Vertical	Horizontal	N/A
1934.100	-22.93	-3.81	-13.0	-9.93	158.00	Vertical	Horizontal	N/A
6624.400	-42.02	12.03	-13.0	-29.02	267.00	Vertical	Horizontal	Pass
12081.275	-39.37	17.89	-13.0	-26.37	58.00	Vertical	Horizontal	Pass
17462.137	-33.54	21.74	-13.0	-20.54	73.00	Vertical	Horizontal	Pass

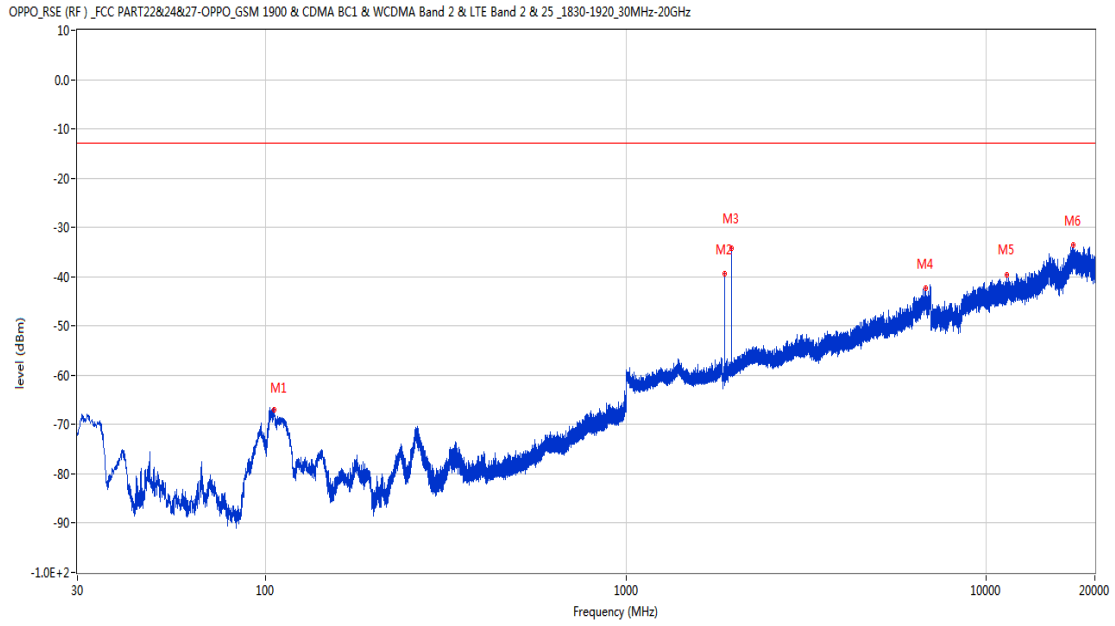
29.2 WCDMA Band 2 Middle Channel

RSE-H&H WCDMA Band 2 CH9400



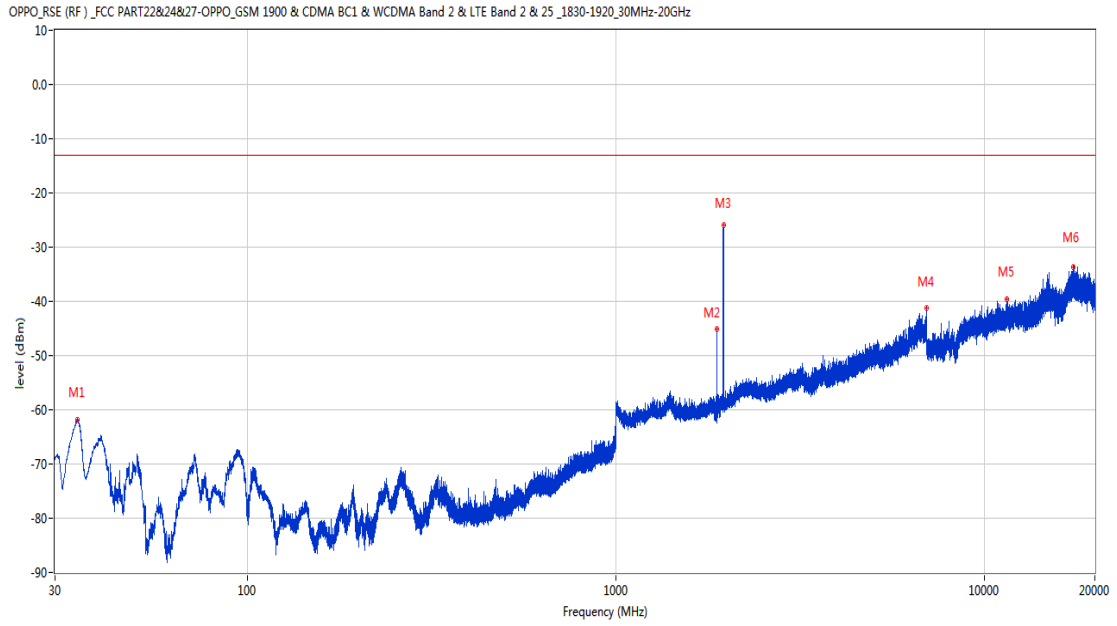
Frequency (MHz)	Result (dBm)	Factor (dB)	PK Limit (dBm)	Over Limit (dB)	Table (o)	ANT	EUT	Verdict
105.466	-67.26	-21.71	-13.0	-54.26	19.00	Horizontal	Horizontal	Pass
1879.700	-39.33	-4.04	-13.0	-26.33	136.00	Horizontal	Horizontal	N/A
1961.500	-34.55	-4.70	-13.0	-21.55	9.00	Horizontal	Horizontal	N/A
6983.200	-41.88	13.88	-13.0	-28.88	298.00	Horizontal	Horizontal	Pass
11488.162	-39.74	17.73	-13.0	-26.74	348.00	Horizontal	Horizontal	Pass
17432.412	-32.91	22.34	-13.0	-19.91	360.00	Horizontal	Horizontal	Pass

RSE-H&V WCDMA Band 2 CH9400



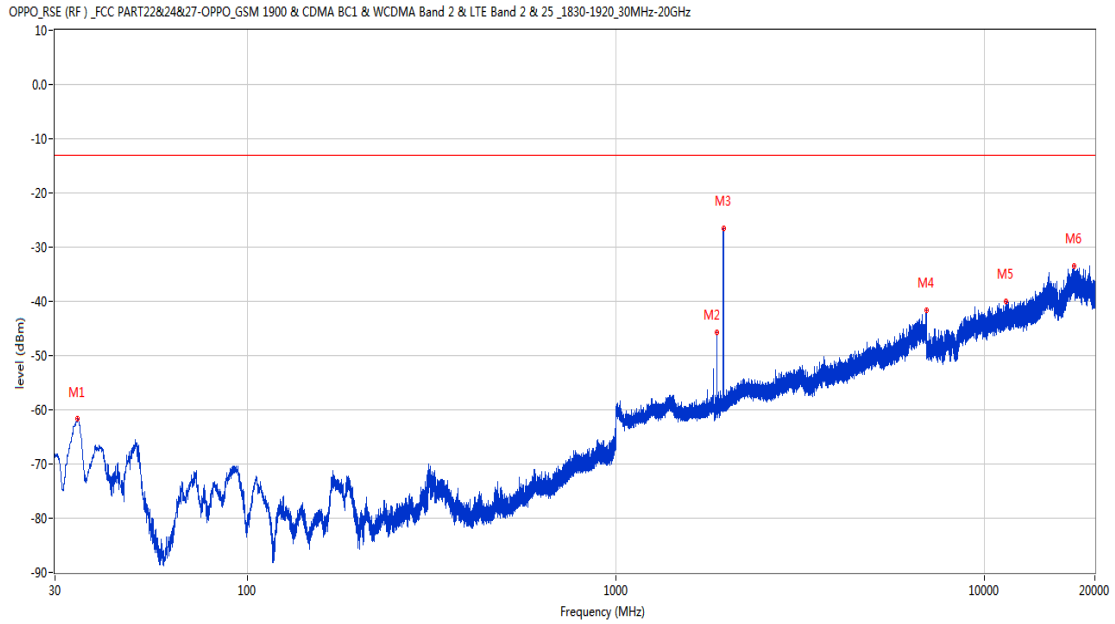
Frequency (MHz)	Result (dBm)	Factor (dB)	PK Limit (dBm)	Over Limit (dB)	Table (o)	ANT	EUT	Verdict
105.515	-66.93	-21.70	-13.0	-53.93	10.00	Horizontal	Vertical	Pass
1879.400	-39.38	-4.04	-13.0	-26.38	175.00	Horizontal	Vertical	N/A
1959.200	-34.20	-4.67	-13.0	-21.20	1.00	Horizontal	Vertical	N/A
6774.800	-42.40	11.73	-13.0	-29.40	36.00	Horizontal	Vertical	Pass
11399.900	-39.50	17.04	-13.0	-26.50	310.00	Horizontal	Vertical	Pass
17467.214	-33.55	21.73	-13.0	-20.55	270.00	Horizontal	Vertical	Pass

RSE-V&V WCDMA Band 2 CH9400



Frequency (MHz)	Result (dBm)	Factor (dB)	PK Limit (dBm)	Over Limit (dB)	Table (o)	ANT	EUT	Verdict
34.559	-61.83	-18.37	-13.0	-48.83	118.00	Vertical	Vertical	Pass
1879.400	-45.03	-4.04	-13.0	-32.03	152.00	Vertical	Vertical	N/A
1960.400	-25.95	-4.69	-13.0	-12.95	307.00	Vertical	Vertical	N/A
6993.400	-41.18	13.66	-13.0	-28.18	245.00	Vertical	Vertical	Pass
11507.425	-39.68	17.68	-13.0	-26.68	275.00	Vertical	Vertical	Pass
17430.239	-33.68	22.40	-13.0	-20.68	289.00	Vertical	Vertical	Pass

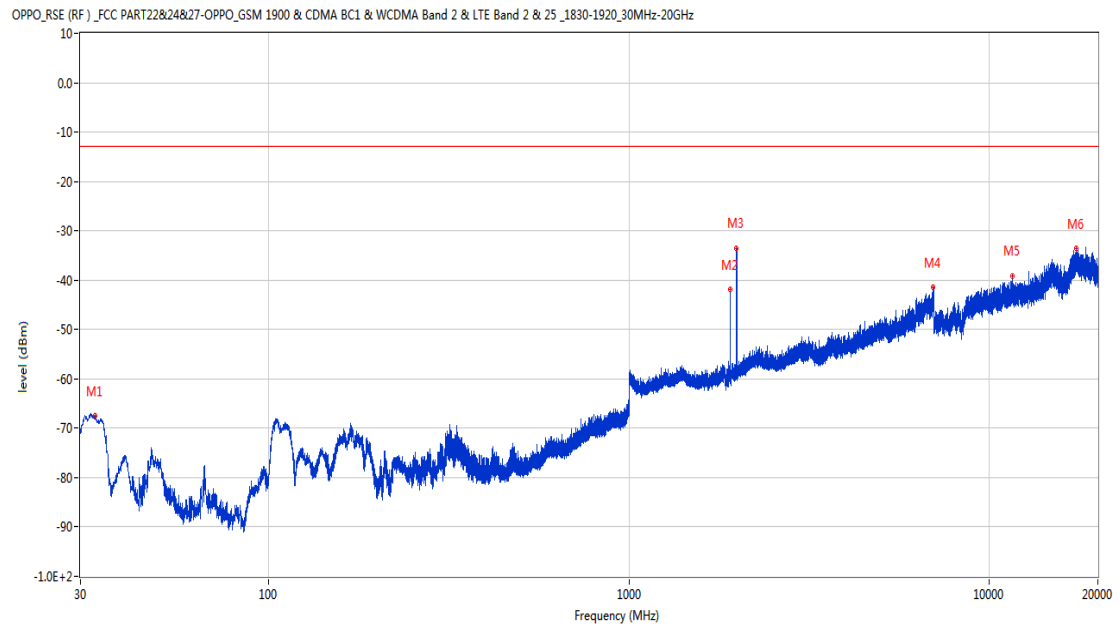
RSE-V&H WCDMA Band 2 CH9400



Frequency (MHz)	Result (dBm)	Factor (dB)	PK Limit (dBm)	Over Limit (dB)	Table (o)	ANT	EUT	Verdict
34.608	-61.73	-18.38	-13.0	-48.73	244.00	Vertical	Horizontal	Pass
1879.400	-45.81	-4.04	-13.0	-32.81	18.00	Vertical	Horizontal	N/A
1960.800	-26.43	-4.69	-13.0	-13.43	314.00	Vertical	Horizontal	N/A
6992.200	-41.59	13.56	-13.0	-28.59	330.00	Vertical	Horizontal	Pass
11495.349	-40.10	17.77	-13.0	-27.10	91.00	Vertical	Horizontal	Pass
17596.625	-33.41	22.01	-13.0	-20.41	162.00	Vertical	Horizontal	Pass

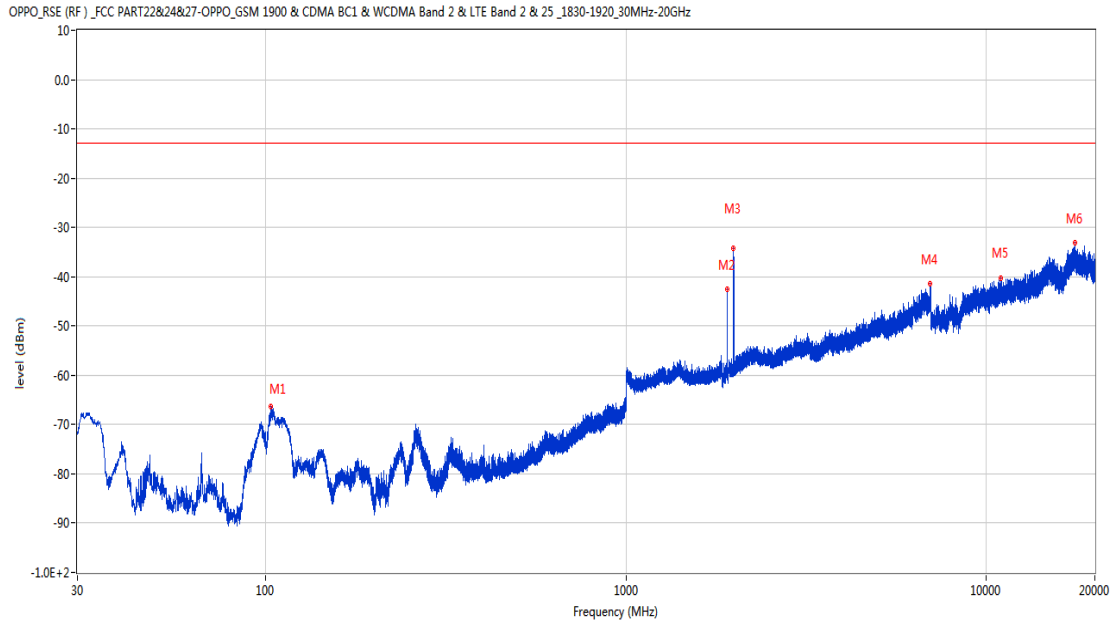
29.3 WCDMA Band 2 High Channel

RSE-H&H WCDMA Band 2 CH9538



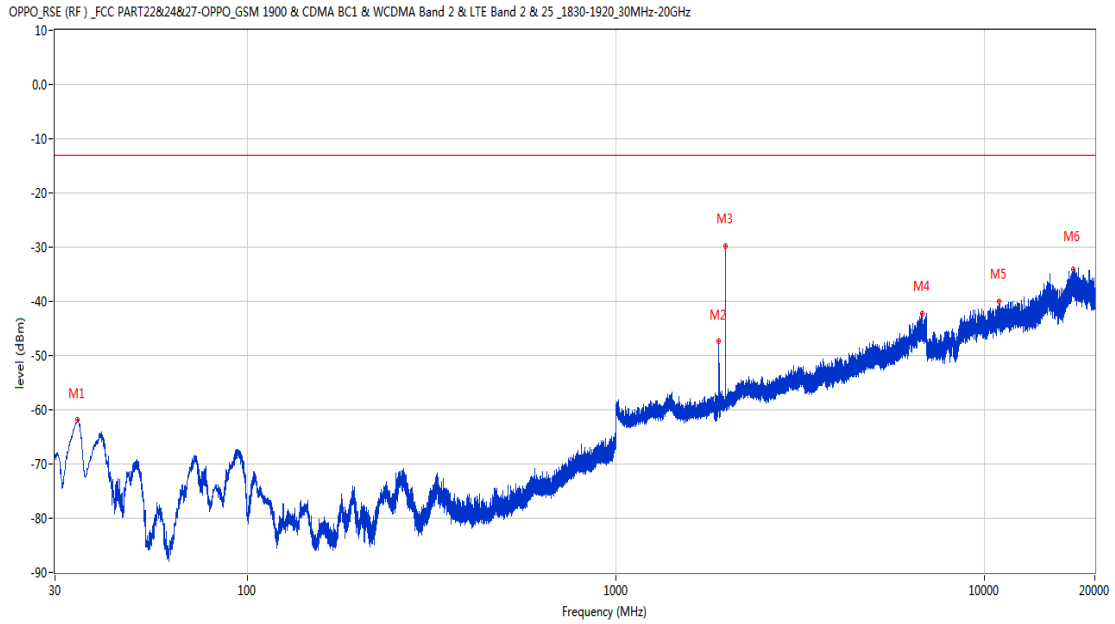
Frequency (MHz)	Result (dBm)	Factor (dB)	PK Limit (dBm)	Over Limit (dB)	Table (o)	ANT	EUT	Verdict
32.861	-67.52	-16.81	-13.0	-54.52	187.00	Horizontal	Horizontal	Pass
1906.700	-41.88	-3.79	-13.0	-28.88	126.00	Horizontal	Horizontal	N/A
1987.900	-33.66	-4.47	-13.0	-20.66	175.00	Horizontal	Horizontal	N/A
6971.600	-41.48	13.59	-13.0	-28.48	22.00	Horizontal	Horizontal	Pass
11604.025	-39.19	17.93	-13.0	-26.19	109.00	Horizontal	Horizontal	Pass
17437.489	-33.48	22.22	-13.0	-20.48	20.00	Horizontal	Horizontal	Pass

RSE-H&V WCDMA Band 2 CH9538



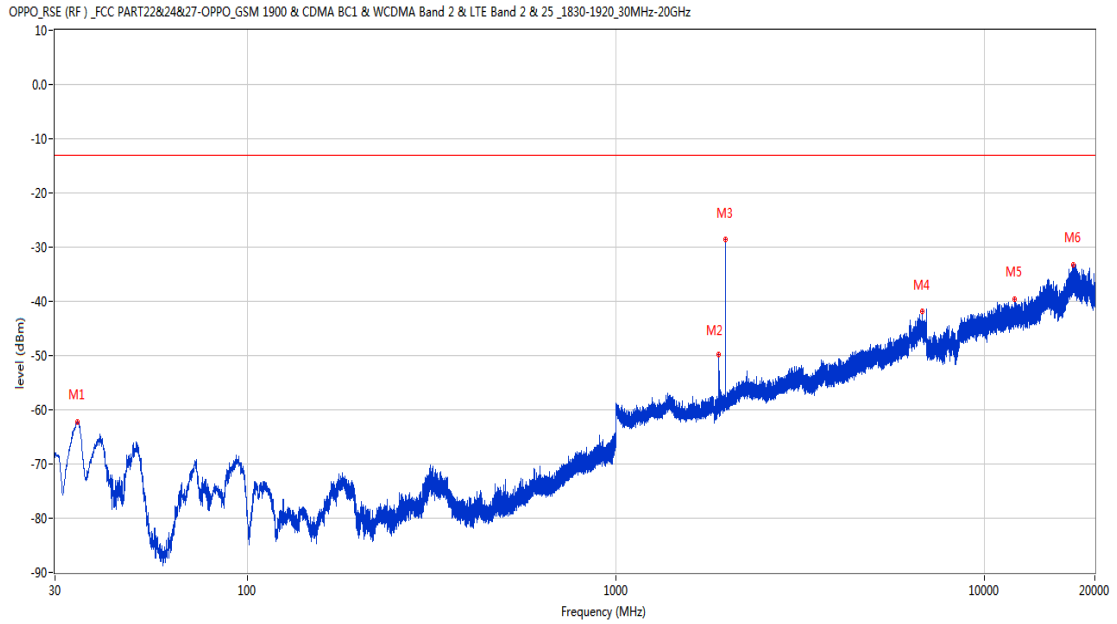
Frequency (MHz)	Result (dBm)	Factor (dB)	PK Limit (dBm)	Over Limit (dB)	Table (o)	ANT	EUT	Verdict
103.381	-66.22	-21.71	-13.0	-53.22	30.00	Horizontal	Vertical	Pass
1906.300	-42.57	-3.79	-13.0	-29.57	186.00	Horizontal	Vertical	N/A
1987.500	-34.28	-4.47	-13.0	-21.28	10.00	Horizontal	Vertical	N/A
6985.000	-41.48	13.71	-13.0	-28.48	1.00	Horizontal	Vertical	Pass
10939.612	-40.25	16.79	-13.0	-27.25	349.00	Horizontal	Vertical	Pass
17612.937	-33.14	21.85	-13.0	-20.14	198.00	Horizontal	Vertical	Pass

RSE-V&V WCDMA Band 2 CH9538



Frequency (MHz)	Result (dBm)	Factor (dB)	PK Limit (dBm)	Over Limit (dB)	Table (o)	ANT	EUT	Verdict
34.511	-61.84	-18.35	-13.0	-48.84	217.00	Vertical	Vertical	Pass
1906.300	-47.40	-3.79	-13.0	-34.40	143.00	Vertical	Vertical	N/A
1987.900	-29.71	-4.47	-13.0	-16.71	339.00	Vertical	Vertical	N/A
6793.600	-42.19	12.22	-13.0	-29.19	260.00	Vertical	Vertical	Pass
10991.938	-39.97	17.37	-13.0	-26.97	134.00	Vertical	Vertical	Pass
17465.037	-34.12	21.73	-13.0	-21.12	91.00	Vertical	Vertical	Pass

RSE-V&H WCDMA Band 2 CH9538

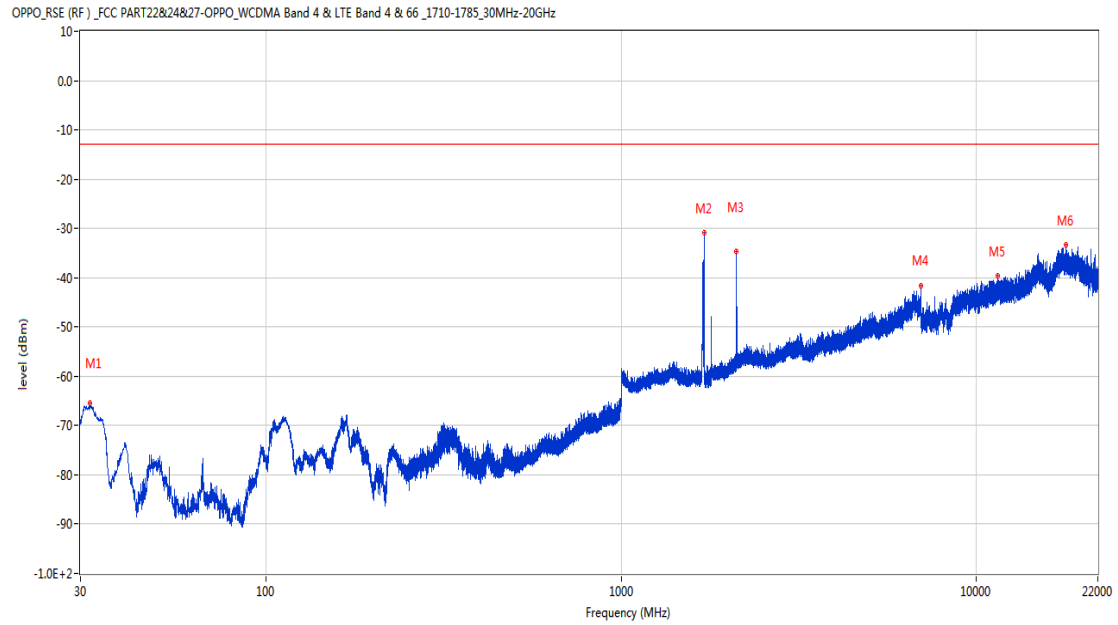


Frequency (MHz)	Result (dBm)	Factor (dB)	PK Limit (dBm)	Over Limit (dB)	Table (o)	ANT	EUT	Verdict
34.559	-62.19	-18.37	-13.0	-49.19	152.00	Vertical	Horizontal	Pass
1906.800	-49.81	-3.79	-13.0	-36.81	22.00	Vertical	Horizontal	N/A
1989.000	-28.59	-4.48	-13.0	-15.59	360.00	Vertical	Horizontal	N/A
6798.200	-41.80	12.29	-13.0	-28.80	149.00	Vertical	Horizontal	Pass
12090.188	-39.59	18.03	-13.0	-26.59	304.00	Vertical	Horizontal	Pass
17483.162	-33.36	21.60	-13.0	-20.36	42.00	Vertical	Horizontal	Pass

30 WCDMA Band 4

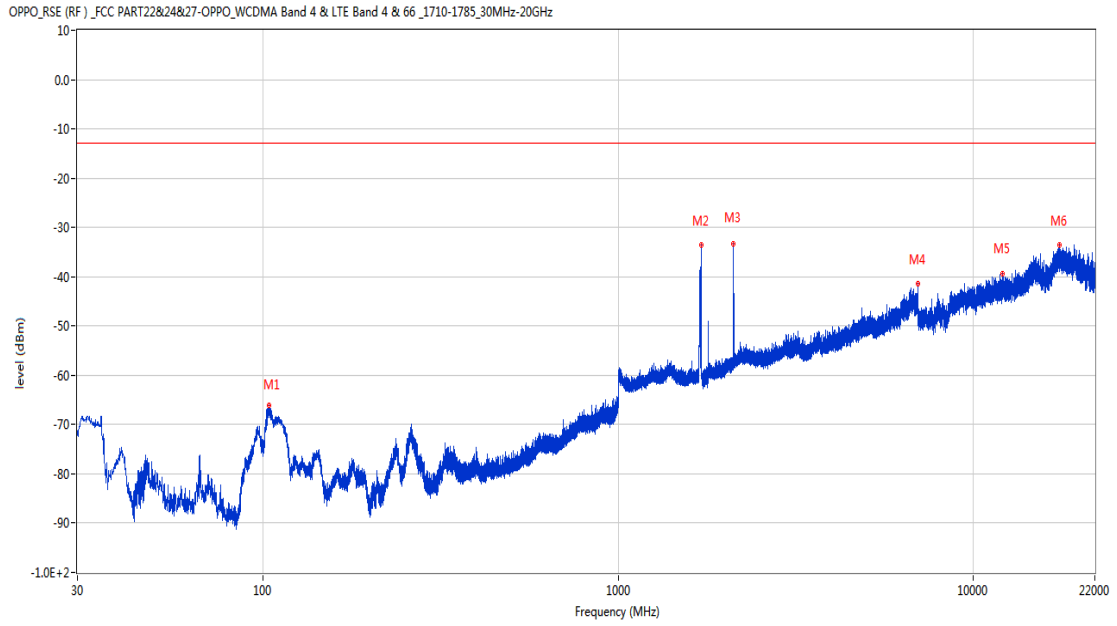
30.1 WCDMA Band 4 Low Channel

RSE-H&H WCDMA Band 4 CH1312



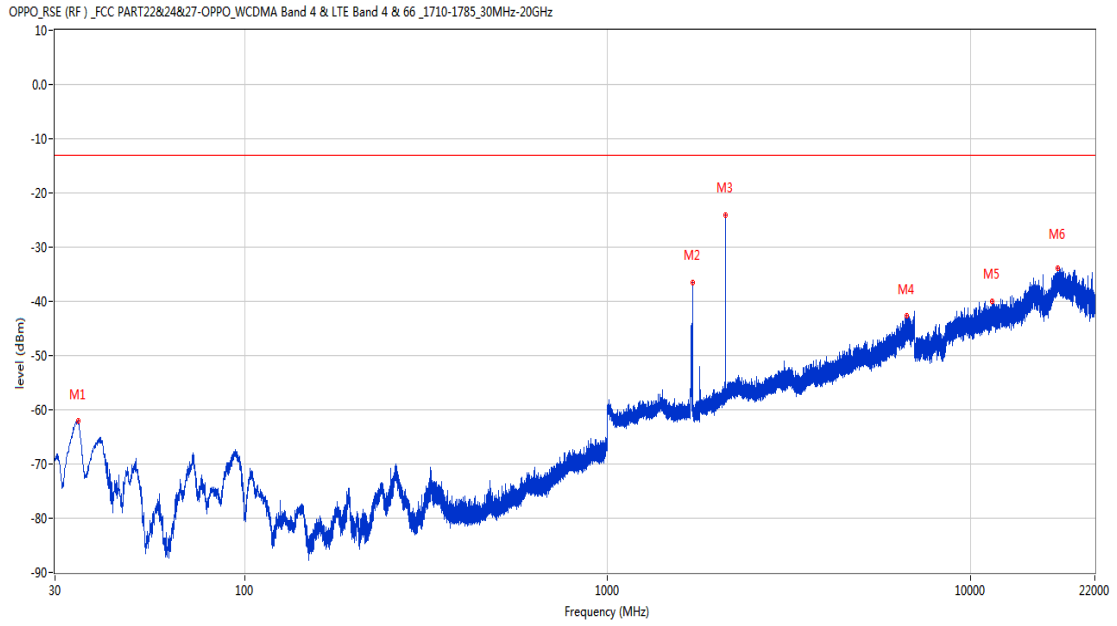
Frequency (MHz)	Result (dBm)	Factor (dB)	PK Limit (dBm)	Over Limit (dB)	Table (o)	ANT	EUT	Verdict
31.988	-65.52	-16.84	-13.0	-52.52	203.00	Horizontal	Horizontal	Pass
1713.500	-30.95	-4.53	-13.0	-17.95	124.00	Horizontal	Horizontal	N/A
2112.600	-34.71	-2.88	-13.0	-21.71	101.00	Horizontal	Horizontal	N/A
6982.600	-41.54	13.91	-13.0	-28.54	83.00	Horizontal	Horizontal	Pass
11503.400	-39.56	17.75	-13.0	-26.56	141.00	Horizontal	Horizontal	Pass
17890.687	-33.42	22.76	-13.0	-20.42	78.00	Horizontal	Horizontal	Pass

RSE-H&V WCDMA Band 4 CH1312



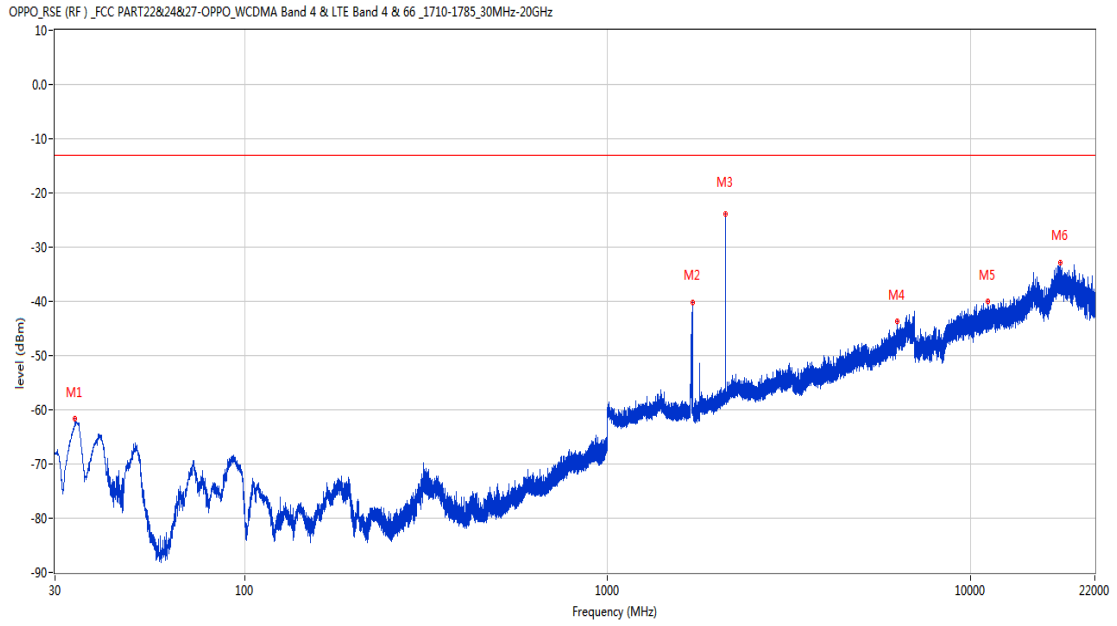
Frequency (MHz)	Result (dBm)	Factor (dB)	PK Limit (dBm)	Over Limit (dB)	Table (o)	ANT	EUT	Verdict
103.672	-66.13	-21.70	-13.0	-53.13	38.00	Horizontal	Vertical	Pass
1713.600	-33.53	-4.53	-13.0	-20.53	177.00	Horizontal	Vertical	N/A
2113.500	-33.41	-2.88	-13.0	-20.41	32.00	Horizontal	Vertical	N/A
6982.600	-41.36	13.91	-13.0	-28.36	14.00	Horizontal	Vertical	Pass
12090.188	-39.49	18.03	-13.0	-26.49	360.00	Horizontal	Vertical	Pass
17479.062	-33.64	21.70	-13.0	-20.64	296.00	Horizontal	Vertical	Pass

RSE-V&V WCDMA Band 4 CH1312



Frequency (MHz)	Result (dBm)	Factor (dB)	PK Limit (dBm)	Over Limit (dB)	Table (o)	ANT	EUT	Verdict
34.753	-62.03	-18.43	-13.0	-49.03	129.00	Vertical	Vertical	Pass
1713.600	-36.58	-4.53	-13.0	-23.58	186.00	Vertical	Vertical	N/A
2111.600	-24.08	-2.81	-13.0	-11.08	258.00	Vertical	Vertical	N/A
6683.200	-42.70	11.88	-13.0	-29.70	305.00	Vertical	Vertical	Pass
11474.076	-39.93	17.58	-13.0	-26.93	153.00	Vertical	Vertical	Pass
17418.013	-33.90	22.66	-13.0	-20.90	35.00	Vertical	Vertical	Pass

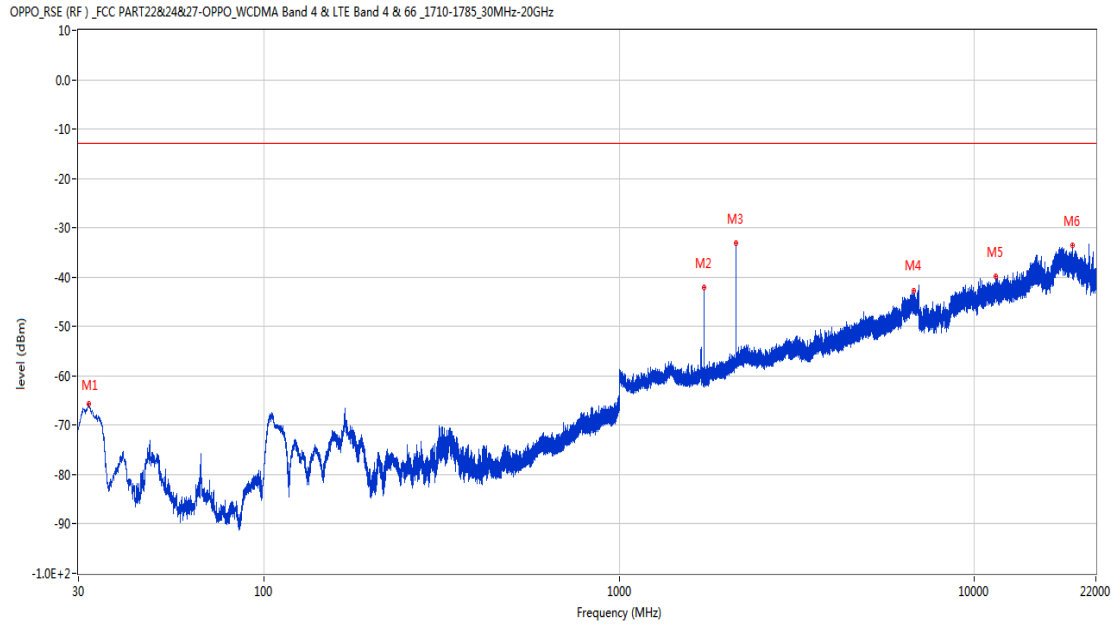
RSE-V&H WCDMA Band 4 CH1312



Frequency (MHz)	Result (dBm)	Factor (dB)	PK Limit (dBm)	Over Limit (dB)	Table (o)	ANT	EUT	Verdict
34.074	-61.73	-18.23	-13.0	-48.73	0.00	Vertical	Horizontal	Pass
1713.500	-40.20	-4.53	-13.0	-27.20	26.00	Vertical	Horizontal	N/A
2112.600	-23.86	-2.88	-13.0	-10.86	160.00	Vertical	Horizontal	N/A
6294.200	-43.77	11.24	-13.0	-30.77	24.00	Vertical	Horizontal	Pass
11154.662	-39.99	16.67	-13.0	-26.99	224.00	Vertical	Horizontal	Pass
17707.536	-32.91	21.48	-13.0	-19.91	254.00	Vertical	Horizontal	Pass

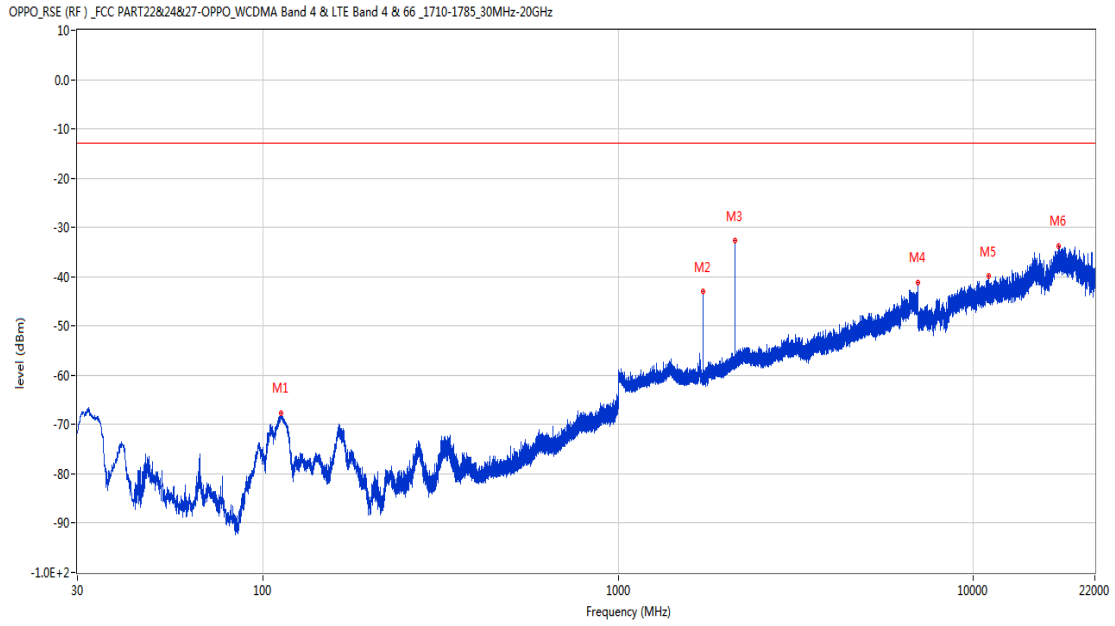
30.2 WCDMA Band 4 Middle Channel

RSE-H&H WCDMA Band 4 CH1413



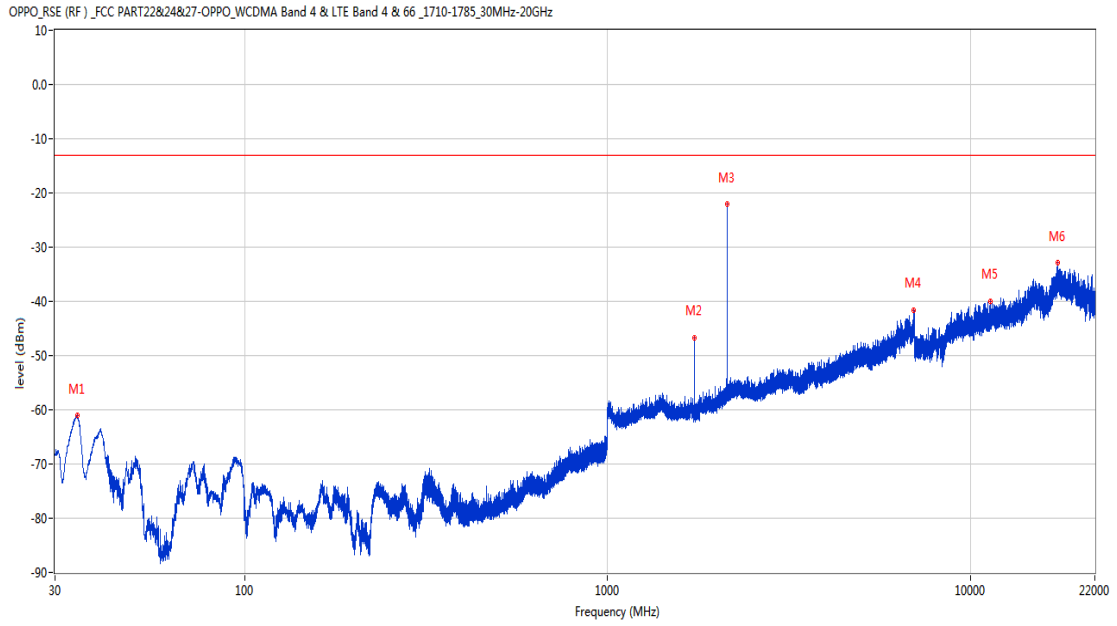
Frequency (MHz)	Result (dBm)	Factor (dB)	PK Limit (dBm)	Over Limit (dB)	Table (o)	ANT	EUT	Verdict
32.037	-65.76	-16.81	-13.0	-52.76	178.00	Horizontal	Horizontal	Pass
1733.800	-42.06	-4.53	-13.0	-29.06	150.00	Horizontal	Horizontal	N/A
2132.900	-33.08	-2.61	-13.0	-20.08	51.00	Horizontal	Horizontal	N/A
6759.200	-42.75	11.55	-13.0	-29.75	0.00	Horizontal	Horizontal	Pass
11523.526	-39.94	17.42	-13.0	-26.94	215.00	Horizontal	Horizontal	Pass
18950.275	-33.55	23.22	-13.0	-20.55	126.00	Horizontal	Horizontal	Pass

RSE-H&V WCDMA Band 4 CH1413



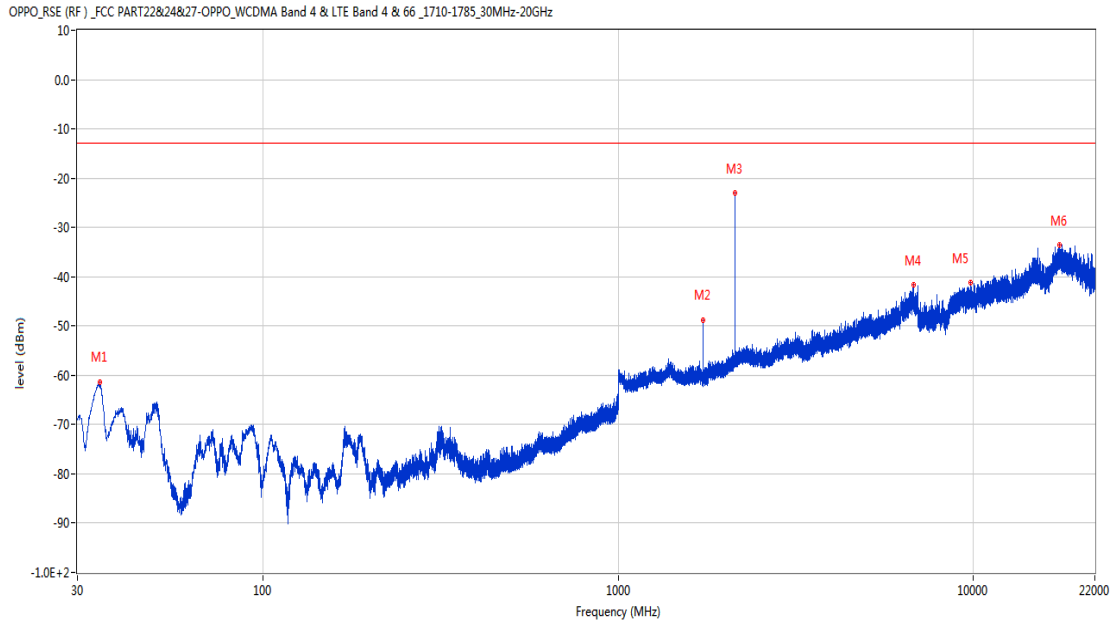
Frequency (MHz)	Result (dBm)	Factor (dB)	PK Limit (dBm)	Over Limit (dB)	Table (o)	ANT	EUT	Verdict
112.353	-67.78	-21.03	-13.0	-54.78	34.00	Horizontal	Vertical	Pass
1734.000	-43.01	-4.53	-13.0	-30.01	162.00	Horizontal	Vertical	N/A
2133.100	-32.76	-2.60	-13.0	-19.76	26.00	Horizontal	Vertical	N/A
6996.200	-41.29	13.57	-13.0	-28.29	280.00	Horizontal	Vertical	Pass
11031.612	-39.83	16.82	-13.0	-26.83	137.00	Horizontal	Vertical	Pass
17439.750	-33.73	22.16	-13.0	-20.73	7.00	Horizontal	Vertical	Pass

RSE-V&V WCDMA Band 4 CH1413



Frequency (MHz)	Result (dBm)	Factor (dB)	PK Limit (dBm)	Over Limit (dB)	Table (o)	ANT	EUT	Verdict
34.608	-61.10	-18.38	-13.0	-48.10	236.00	Vertical	Vertical	Pass
1733.700	-46.67	-4.53	-13.0	-33.67	167.00	Vertical	Vertical	N/A
2133.700	-22.11	-2.58	-13.0	-9.11	289.00	Vertical	Vertical	N/A
6980.000	-41.64	13.84	-13.0	-28.64	273.00	Vertical	Vertical	Pass
11321.413	-40.01	17.61	-13.0	-27.01	360.00	Vertical	Vertical	Pass
17378.699	-32.89	22.18	-13.0	-19.89	-3.00	Vertical	Vertical	Pass

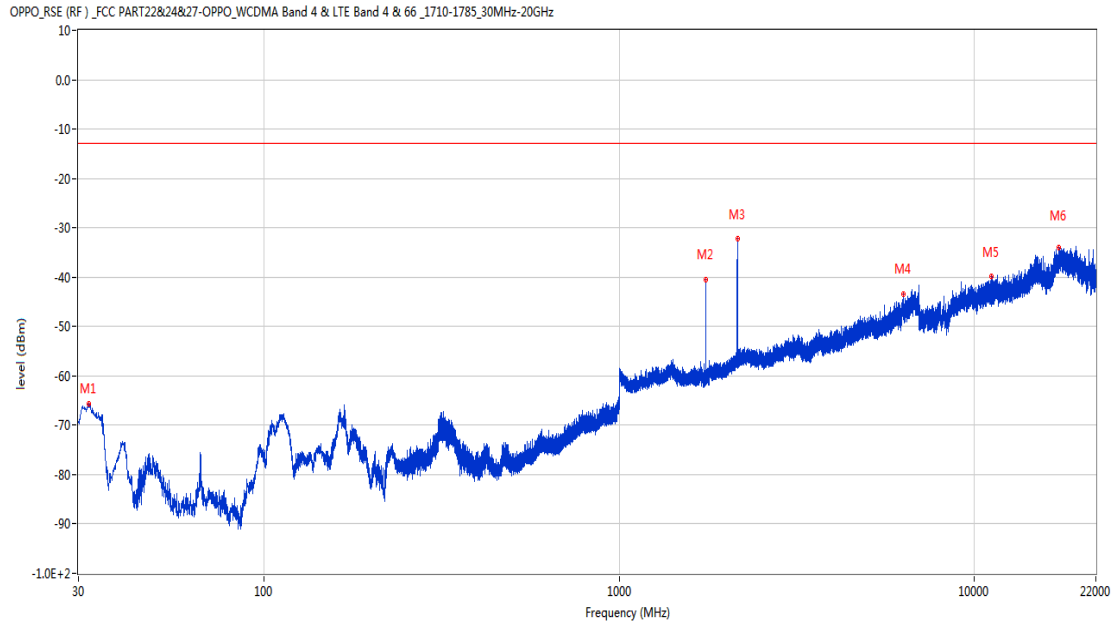
RSE-V&H WCDMA Band 4 CH1413



Frequency (MHz)	Result (dBm)	Factor (dB)	PK Limit (dBm)	Over Limit (dB)	Table (o)	ANT	EUT	Verdict
34.656	-61.33	-18.40	-13.0	-48.33	220.00	Vertical	Horizontal	Pass
1733.700	-48.75	-4.53	-13.0	-35.75	151.00	Vertical	Horizontal	N/A
2133.800	-22.91	-2.58	-13.0	-9.91	193.00	Vertical	Horizontal	N/A
6780.400	-41.59	11.91	-13.0	-28.59	136.00	Vertical	Horizontal	Pass
9845.387	-41.18	16.96	-13.0	-28.18	30.00	Vertical	Horizontal	Pass
17480.913	-33.59	21.67	-13.0	-20.59	363.00	Vertical	Horizontal	Pass

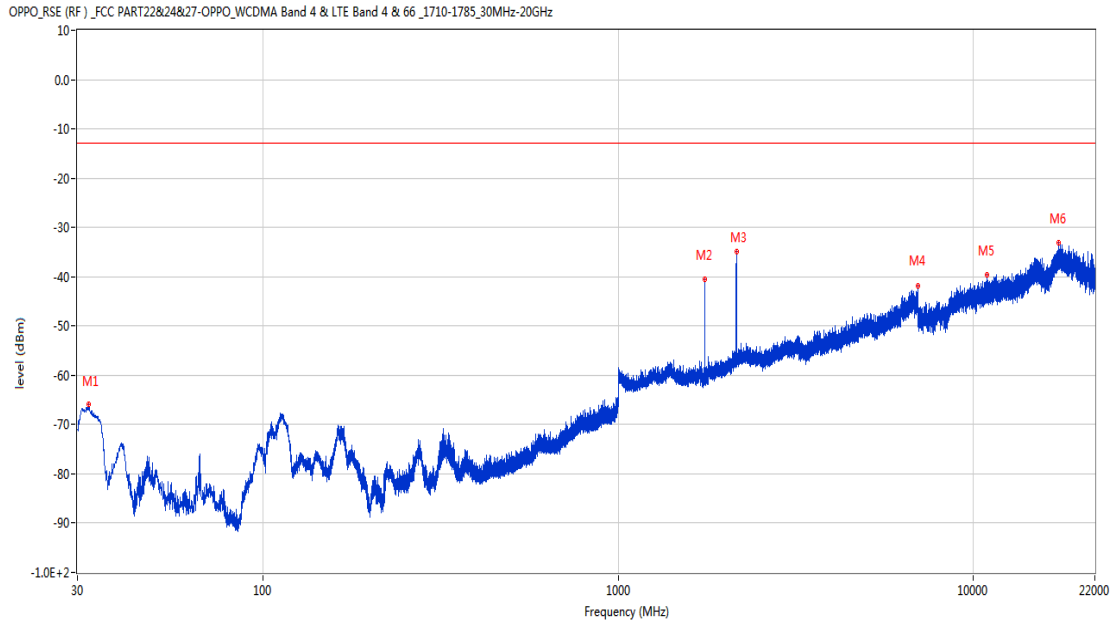
30.3 WCDMA Band 4 High Channel

RSE-H&H WCDMA Band 4 CH1513



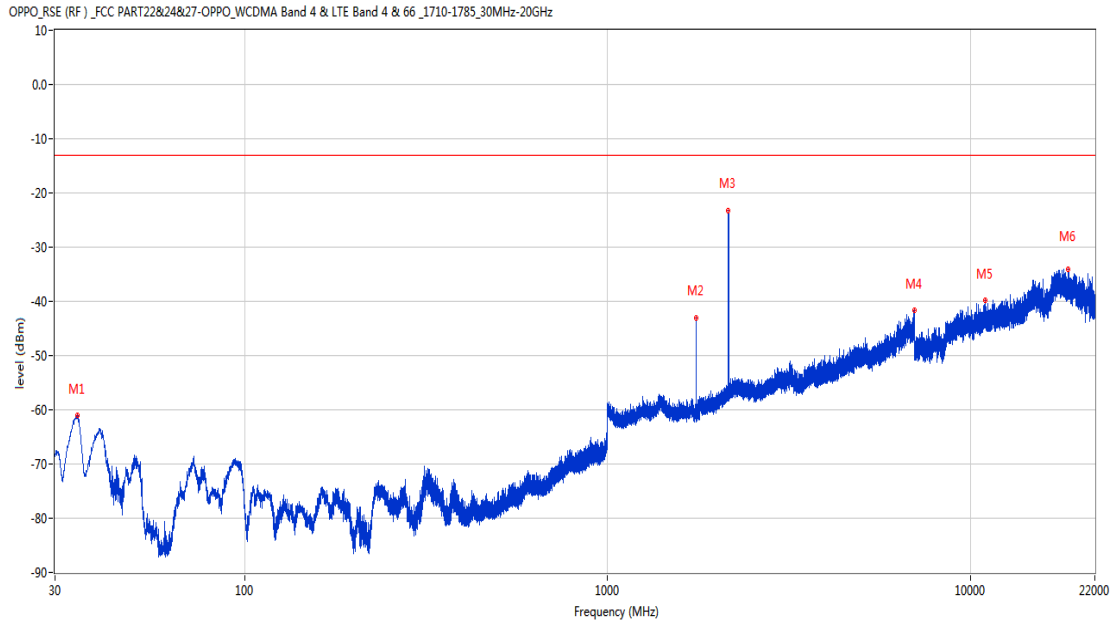
Frequency (MHz)	Result (dBm)	Factor (dB)	PK Limit (dBm)	Over Limit (dB)	Table (o)	ANT	EUT	Verdict
32.134	-65.61	-16.80	-13.0	-52.61	191.00	Horizontal	Horizontal	Pass
1751.400	-40.44	-4.52	-13.0	-27.44	151.00	Horizontal	Horizontal	N/A
2152.500	-32.19	-2.35	-13.0	-19.19	37.00	Horizontal	Horizontal	N/A
6299.800	-43.50	10.88	-13.0	-30.50	211.00	Horizontal	Horizontal	Pass
11147.475	-39.87	16.77	-13.0	-26.87	261.00	Horizontal	Horizontal	Pass
17338.925	-33.99	21.08	-13.0	-20.99	5.00	Horizontal	Horizontal	Pass

RSE-H&V WCDMA Band 4 CH1513



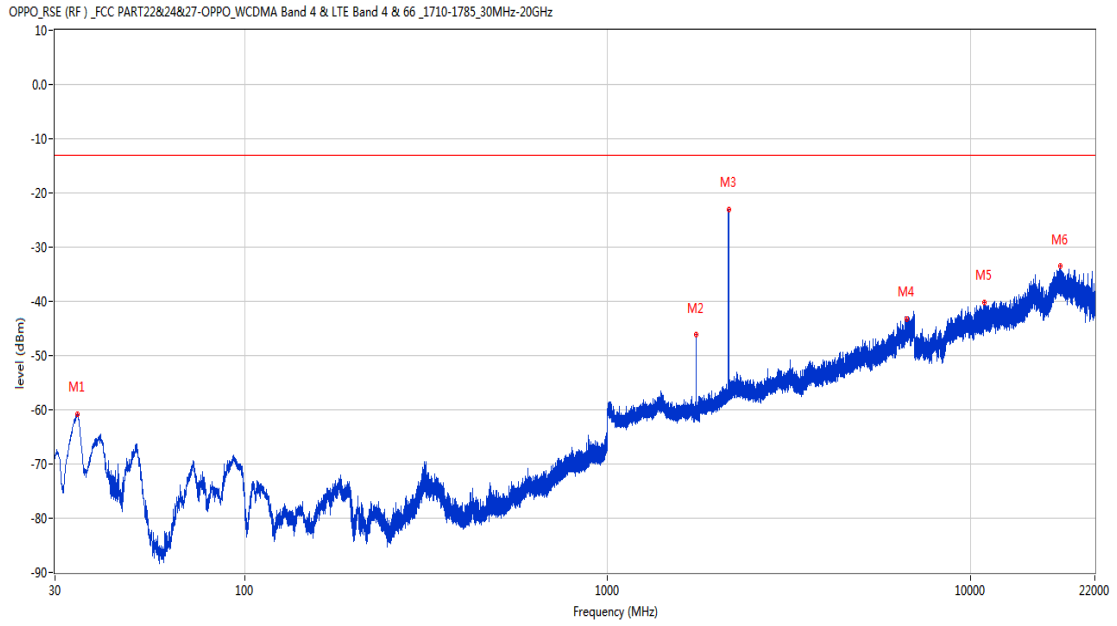
Frequency (MHz)	Result (dBm)	Factor (dB)	PK Limit (dBm)	Over Limit (dB)	Table (o)	ANT	EUT	Verdict
32.182	-65.97	-16.80	-13.0	-52.97	163.00	Horizontal	Vertical	Pass
1751.700	-40.54	-4.52	-13.0	-27.54	179.00	Horizontal	Vertical	N/A
2152.600	-34.91	-2.35	-13.0	-21.91	102.00	Horizontal	Vertical	N/A
6977.200	-41.92	13.82	-13.0	-28.92	201.00	Horizontal	Vertical	Pass
10944.787	-39.64	16.64	-13.0	-26.64	4.00	Horizontal	Vertical	Pass
17378.238	-33.12	22.16	-13.0	-20.12	66.00	Horizontal	Vertical	Pass

RSE-V&V WCDMA Band 4 CH1513



Frequency (MHz)	Result (dBm)	Factor (dB)	PK Limit (dBm)	Over Limit (dB)	Table (o)	ANT	EUT	Verdict
34.559	-61.10	-18.37	-13.0	-48.10	79.00	Vertical	Vertical	Pass
1751.500	-42.96	-4.52	-13.0	-29.96	143.00	Vertical	Vertical	N/A
2152.300	-23.25	-2.35	-13.0	-10.25	241.00	Vertical	Vertical	N/A
6999.800	-41.61	13.65	-13.0	-28.61	257.00	Vertical	Vertical	Pass
10986.188	-39.82	17.28	-13.0	-26.82	276.00	Vertical	Vertical	Pass
18597.849	-33.98	23.67	-13.0	-20.98	335.00	Vertical	Vertical	Pass

RSE-V&H WCDMA Band 4 CH1513



Frequency (MHz)	Result (dBm)	Factor (dB)	PK Limit (dBm)	Over Limit (dB)	Table (o)	ANT	EUT	Verdict
34.608	-60.81	-18.38	-13.0	-47.81	271.00	Vertical	Horizontal	Pass
1751.900	-46.15	-4.52	-13.0	-33.15	21.00	Vertical	Horizontal	N/A
2153.000	-23.05	-2.35	-13.0	-10.05	248.00	Vertical	Horizontal	N/A
6678.800	-43.17	11.77	-13.0	-30.17	266.00	Vertical	Horizontal	Pass
10901.662	-40.12	17.71	-13.0	-27.12	98.00	Vertical	Horizontal	Pass
17627.525	-33.54	21.64	-13.0	-20.54	251.00	Vertical	Horizontal	Pass