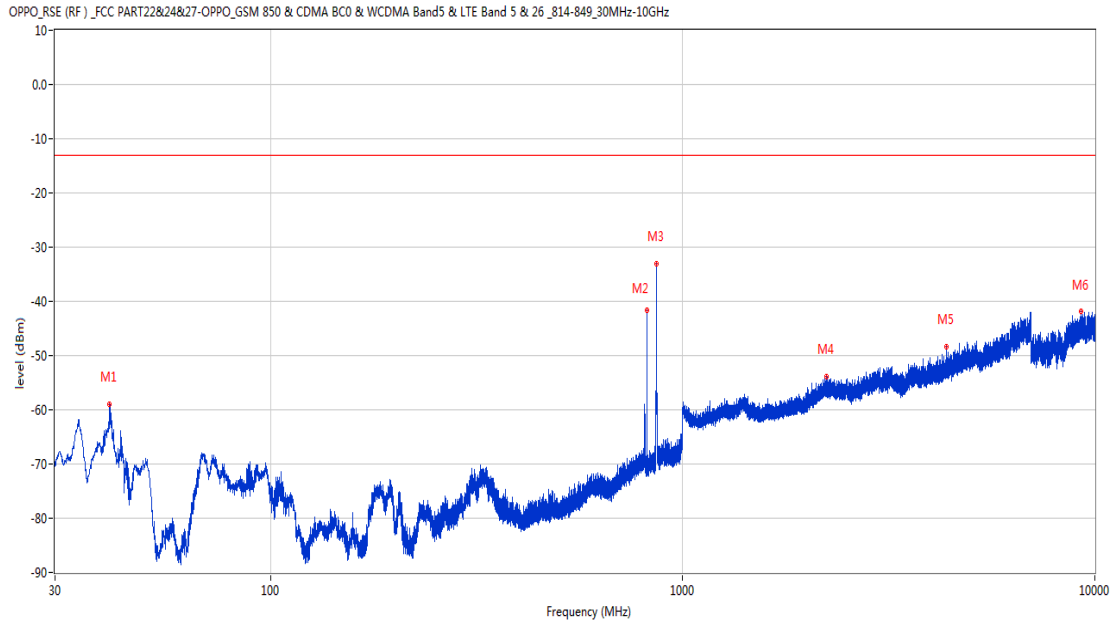


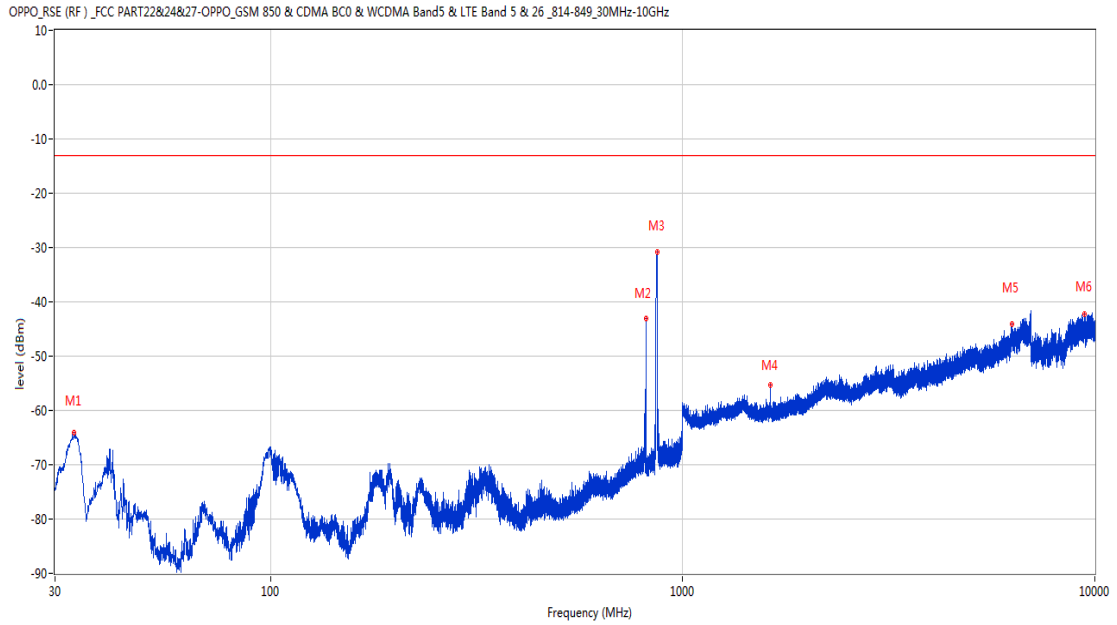
RSE-V&H LTE Band 26 (Part90) BW3 CH26740



Frequency (MHz)	Result (dBm)	Factor (dB)	PK Limit (dBm)	Over Limit (dB)	Table (o)	ANT	EUT	Verdict
40.718	-58.91	-18.05	-13.0	-45.91	101.00	Vertical	Horizontal	Pass
817.688	-41.59	2.10	-13.0	-28.59	343.00	Vertical	Horizontal	N/A
864.831	-32.98	2.18	-13.0	-19.98	45.00	Vertical	Horizontal	N/A
2228.400	-53.87	-1.12	-13.0	-40.87	203.00	Vertical	Horizontal	Pass
4368.400	-48.39	6.29	-13.0	-35.39	253.00	Vertical	Horizontal	Pass
9243.550	-41.87	15.24	-13.0	-28.87	26.00	Vertical	Horizontal	Pass

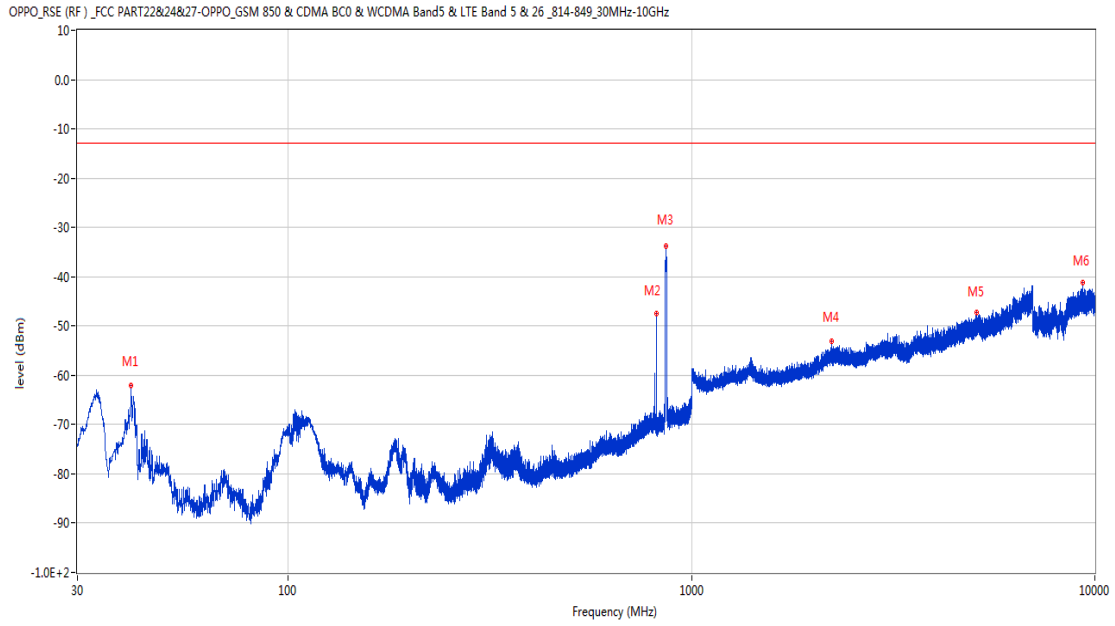
15.3 LTE Band 26 (Part90) BW5, Middle Channel

RSE-H&H LTE Band 26 (Part90) BW5 CH26740



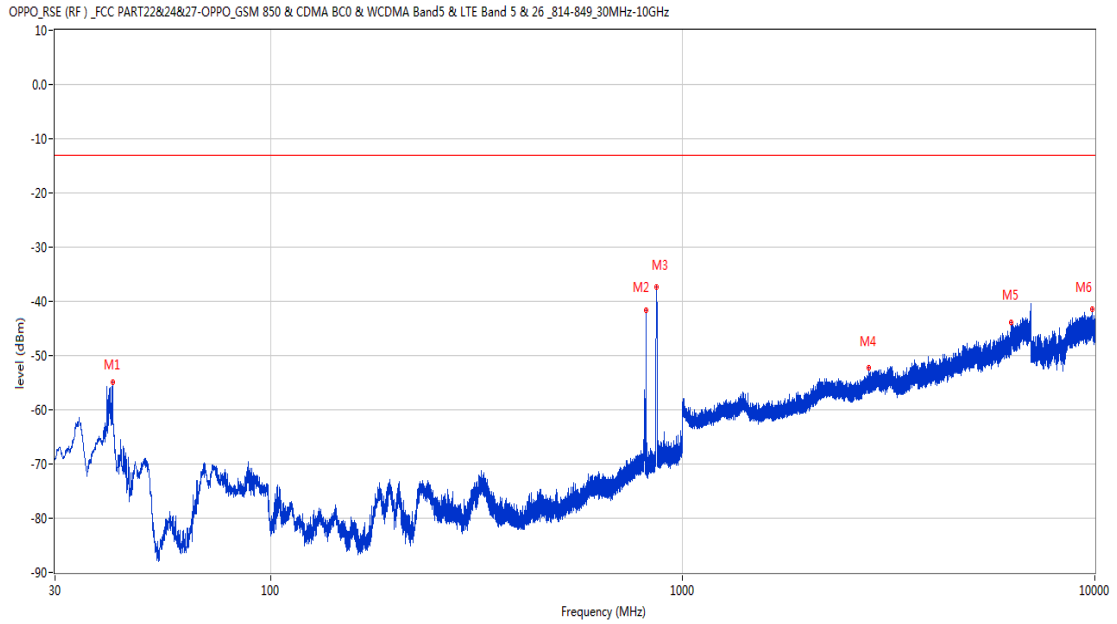
Frequency (MHz)	Result (dBm)	Factor (dB)	PK Limit (dBm)	Over Limit (dB)	Table (o)	ANT	EUT	Verdict
33.346	-64.11	-17.29	-13.0	-51.11	124.00	Horizontal	Horizontal	Pass
816.864	-42.97	2.10	-13.0	-29.97	83.00	Horizontal	Horizontal	N/A
866.043	-30.85	2.25	-13.0	-17.85	209.00	Horizontal	Horizontal	N/A
1634.100	-55.40	-5.53	-13.0	-42.40	293.00	Horizontal	Horizontal	Pass
6288.800	-44.00	11.41	-13.0	-31.00	159.00	Horizontal	Horizontal	Pass
9439.000	-42.26	16.45	-13.0	-29.26	33.00	Horizontal	Horizontal	Pass

RSE-H&V LTE Band 26 (Part90) BW5 CH26740



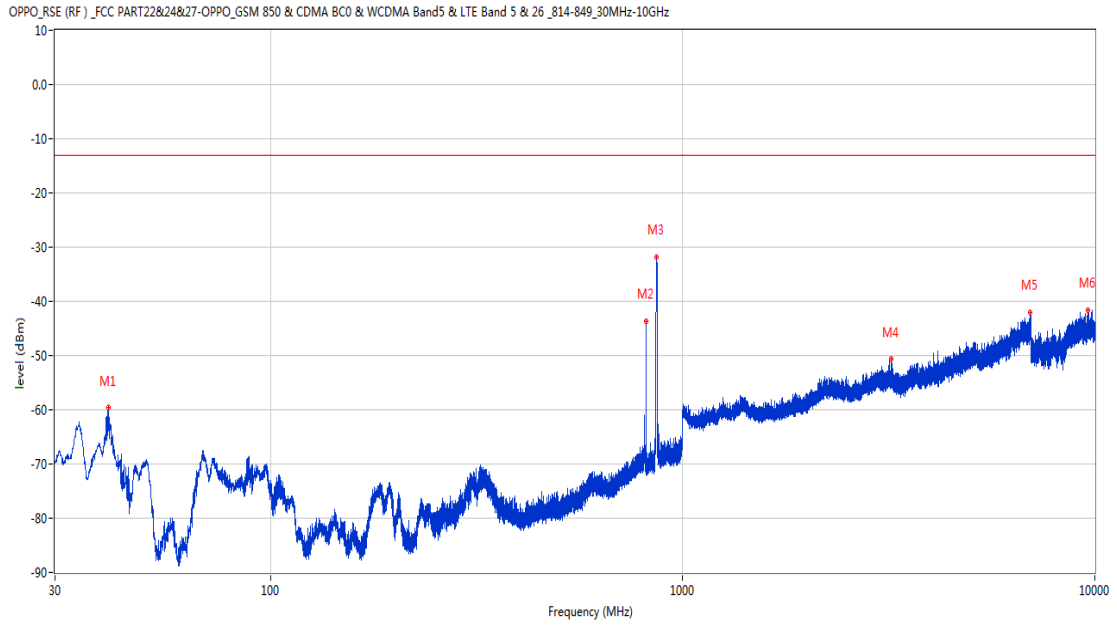
Frequency (MHz)	Result (dBm)	Factor (dB)	PK Limit (dBm)	Over Limit (dB)	Table (o)	ANT	EUT	Verdict
40.767	-62.17	-18.02	-13.0	-49.17	182.00	Horizontal	Vertical	Pass
816.864	-47.39	2.10	-13.0	-34.39	361.00	Horizontal	Vertical	N/A
865.703	-33.84	2.23	-13.0	-20.84	218.00	Horizontal	Vertical	N/A
2220.600	-53.16	-0.98	-13.0	-40.16	0.00	Horizontal	Vertical	Pass
5103.600	-47.19	7.62	-13.0	-34.19	80.00	Horizontal	Vertical	Pass
9316.901	-41.29	15.66	-13.0	-28.29	260.00	Horizontal	Vertical	Pass

RSE-V&V LTE Band 26 (Part90) BW5 CH26740



Frequency (MHz)	Result (dBm)	Factor (dB)	PK Limit (dBm)	Over Limit (dB)	Table (o)	ANT	EUT	Verdict
41.349	-54.90	-17.66	-13.0	-41.90	89.00	Vertical	Vertical	Pass
816.912	-41.70	2.10	-13.0	-28.70	0.00	Vertical	Vertical	N/A
862.939	-37.37	2.12	-13.0	-24.37	55.00	Vertical	Vertical	N/A
2828.400	-52.25	0.26	-13.0	-39.25	242.00	Vertical	Vertical	Pass
6273.600	-43.91	11.14	-13.0	-30.91	259.00	Vertical	Vertical	Pass
9842.500	-41.38	16.97	-13.0	-28.38	-3.00	Vertical	Vertical	Pass

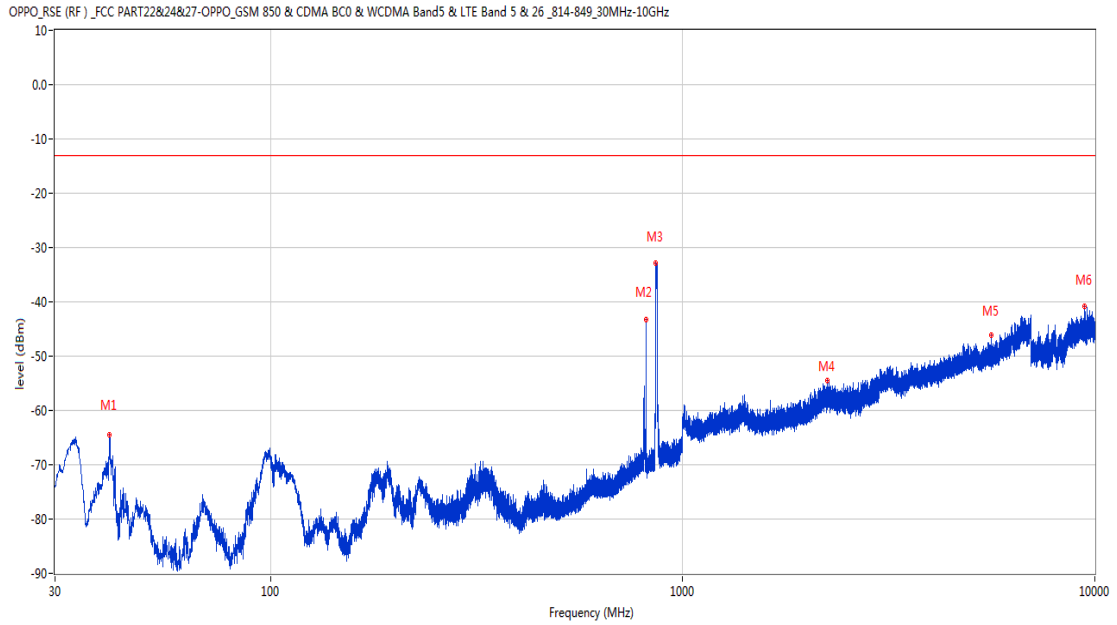
RSE-V&H LTE Band 26 (Part90) BW5 CH26740



Frequency (MHz)	Result (dBm)	Factor (dB)	PK Limit (dBm)	Over Limit (dB)	Table (o)	ANT	EUT	Verdict
40.476	-59.65	-18.24	-13.0	-46.65	27.00	Vertical	Horizontal	Pass
816.815	-43.77	2.10	-13.0	-30.77	352.00	Vertical	Horizontal	N/A
862.890	-31.78	2.12	-13.0	-18.78	51.00	Vertical	Horizontal	N/A
3198.000	-50.70	2.92	-13.0	-37.70	13.00	Vertical	Horizontal	Pass
6975.200	-42.10	13.72	-13.0	-29.10	296.00	Vertical	Horizontal	Pass
9619.000	-41.64	16.36	-13.0	-28.64	258.00	Vertical	Horizontal	Pass

15.4 LTE Band 26 (Part90) BW10, Middle Channel

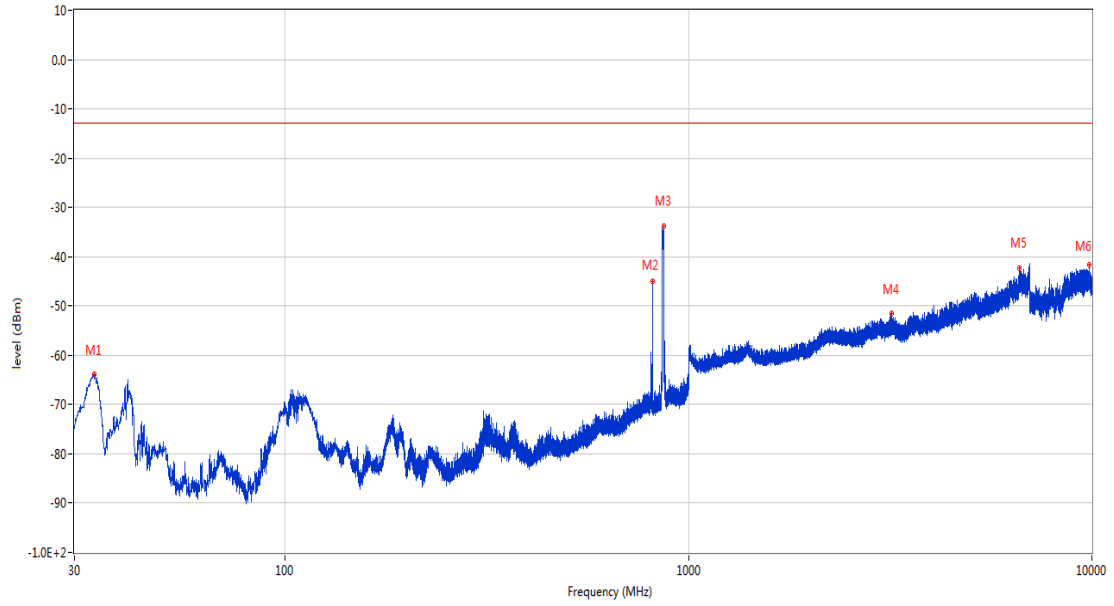
RSE-H&H LTE Band 26 (Part90) BW10 CH26740



Frequency (MHz)	Result (dBm)	Factor (dB)	PK Limit (dBm)	Over Limit (dB)	Table (o)	ANT	EUT	Verdict
40.718	-64.49	-18.05	-13.0	-51.49	16.00	Horizontal	Horizontal	Pass
814.536	-43.22	2.10	-13.0	-30.22	92.00	Horizontal	Horizontal	N/A
861.581	-32.94	2.16	-13.0	-19.94	207.00	Horizontal	Horizontal	N/A
2246.800	-54.57	-1.53	-13.0	-41.57	355.00	Horizontal	Horizontal	Pass
5602.400	-46.06	6.87	-13.0	-33.06	355.00	Horizontal	Horizontal	Pass
9458.201	-40.81	16.57	-13.0	-27.81	329.00	Horizontal	Horizontal	Pass

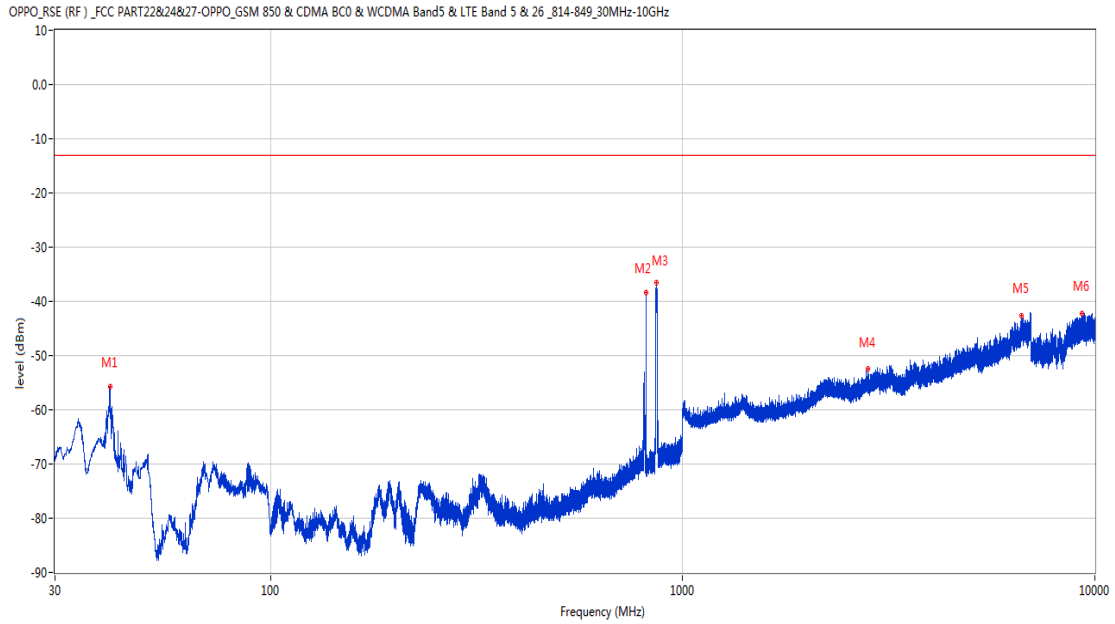
RSE-H&V LTE Band 26 (Part90) BW10 CH26740

OPPO_RSE (RF) _FCC PART22&24&27-OPPO_GSM 850 & CDMA BC0 & WCDMA Band5 & LTE Band 5 & 26_814-849_30MHz-10GHz



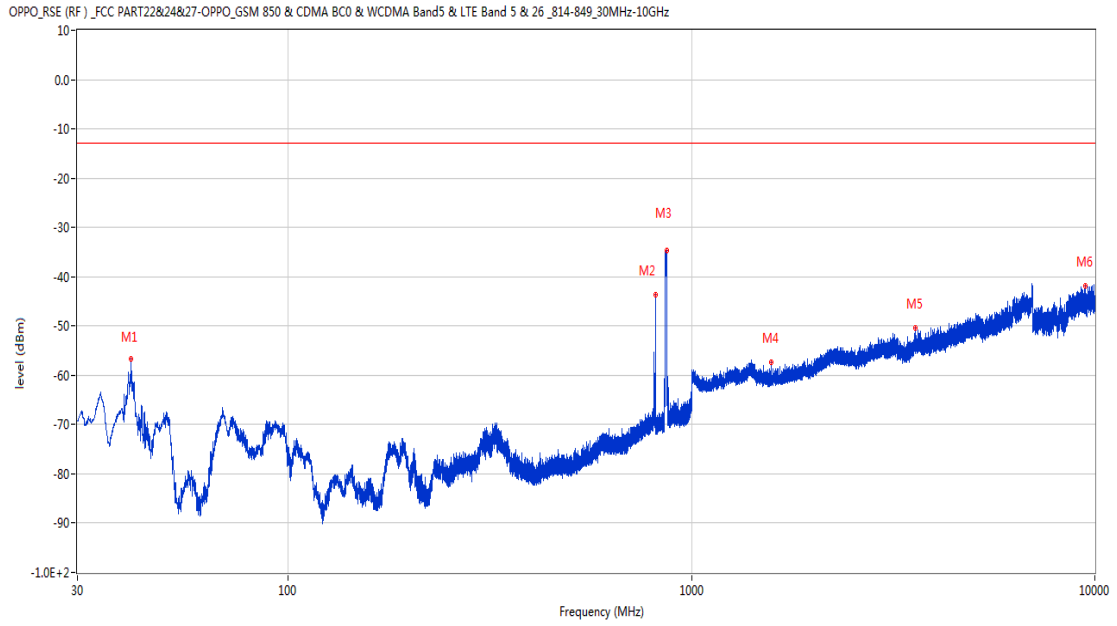
Frequency (MHz)	Result (dBm)	Factor (dB)	PK Limit (dBm)	Over Limit (dB)	Table (o)	ANT	EUT	Verdict
33.541	-63.93	-17.56	-13.0	-50.93	148.00	Horizontal	Vertical	Pass
814.536	-44.95	2.10	-13.0	-31.95	12.00	Horizontal	Vertical	N/A
866.528	-33.71	2.28	-13.0	-20.71	230.00	Horizontal	Vertical	N/A
3193.000	-51.41	2.77	-13.0	-38.41	88.00	Horizontal	Vertical	Pass
6626.800	-42.35	12.09	-13.0	-29.35	326.00	Horizontal	Vertical	Pass
9830.500	-41.63	17.04	-13.0	-28.63	203.00	Horizontal	Vertical	Pass

RSE-V&V LTE Band 26 (Part90) BW10 CH26740



Frequency (MHz)	Result (dBm)	Factor (dB)	PK Limit (dBm)	Over Limit (dB)	Table (o)	ANT	EUT	Verdict
40.767	-55.67	-18.02	-13.0	-42.67	144.00	Vertical	Vertical	Pass
814.536	-38.41	2.10	-13.0	-25.41	363.00	Vertical	Vertical	N/A
865.752	-36.61	2.23	-13.0	-23.61	61.00	Vertical	Vertical	N/A
2811.500	-52.43	1.28	-13.0	-39.43	161.00	Vertical	Vertical	Pass
6644.400	-42.61	11.91	-13.0	-29.61	131.00	Vertical	Vertical	Pass
9318.700	-42.26	15.68	-13.0	-29.26	360.00	Vertical	Vertical	Pass

RSE-V&H LTE Band 26 (Part90) BW10 CH26740

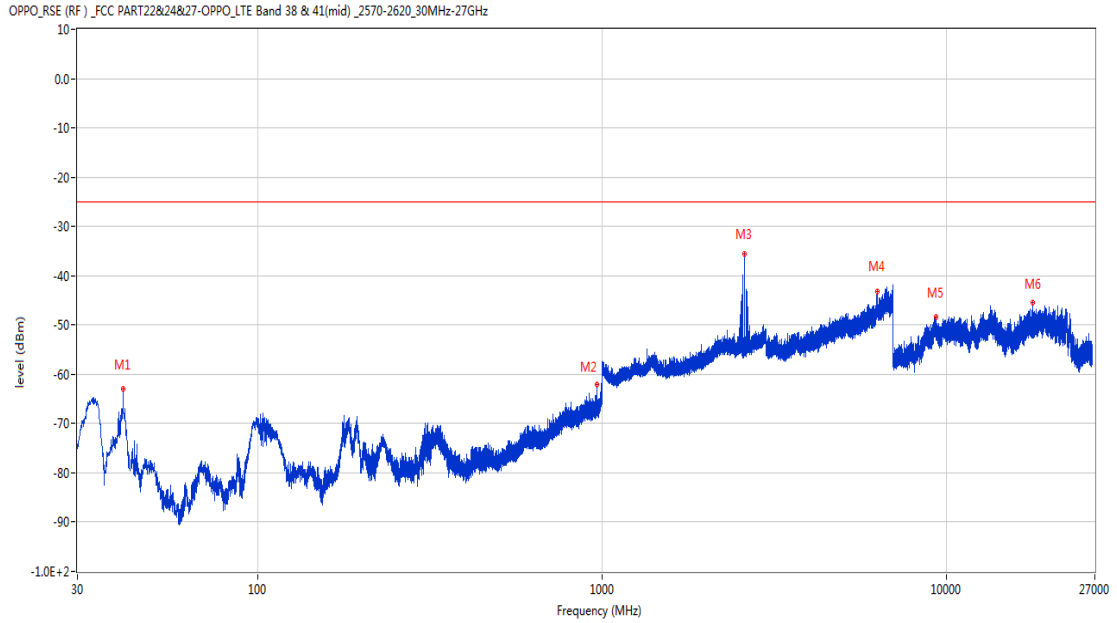


Frequency (MHz)	Result (dBm)	Factor (dB)	PK Limit (dBm)	Over Limit (dB)	Table (o)	ANT	EUT	Verdict
40.767	-56.58	-18.02	-13.0	-43.58	51.00	Vertical	Horizontal	Pass
814.584	-43.74	2.10	-13.0	-30.74	349.00	Vertical	Horizontal	N/A
866.334	-34.74	2.27	-13.0	-21.74	62.00	Vertical	Horizontal	N/A
1576.600	-57.41	-5.80	-13.0	-44.41	7.00	Vertical	Horizontal	Pass
3581.400	-50.34	3.41	-13.0	-37.34	280.00	Vertical	Horizontal	Pass
9451.900	-41.85	16.70	-13.0	-28.85	136.00	Vertical	Horizontal	Pass

16 LTE Band 38

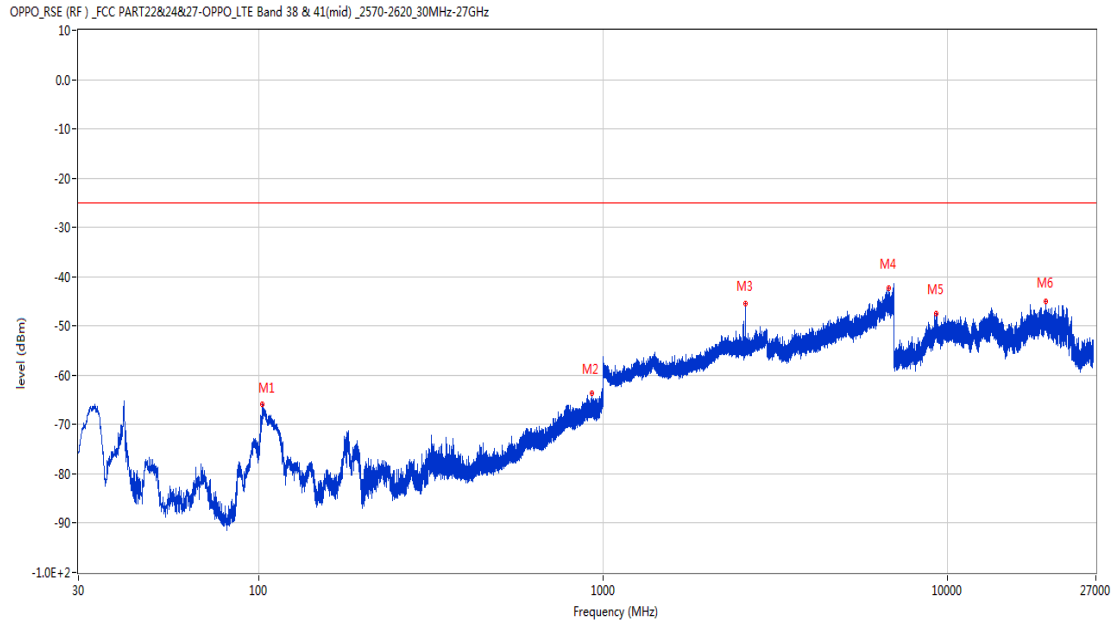
16.1 LTE Band 38 BW5, Middle Channel

RSE-H&H LTE Band 38 BW5 CH38000



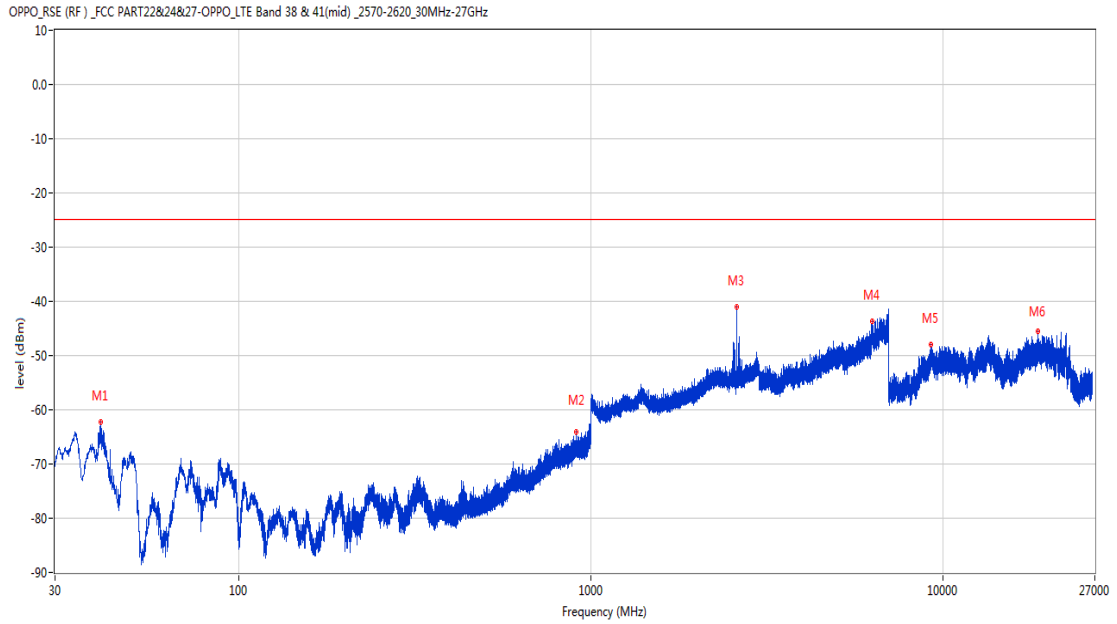
Frequency (MHz)	Result (dBm)	Factor (dB)	PK Limit (dBm)	Over Limit (dB)	Table (o)	ANT	EUT	Verdict
40.718	-62.93	-17.87	-25.0	-37.93	62.00	Horizontal	Horizontal	Pass
965.031	-62.00	5.10	-25.0	-37.00	283.00	Horizontal	Horizontal	Pass
2592.700	-35.65	1.71	-25.0	-10.65	329.00	Horizontal	Horizontal	N/A
6296.200	-43.15	11.21	-25.0	-18.15	341.00	Horizontal	Horizontal	Pass
9325.013	-48.36	9.66	-25.0	-23.36	75.00	Horizontal	Horizontal	Pass
17836.724	-45.56	9.29	-25.0	-20.56	333.00	Horizontal	Horizontal	Pass

RSE-H&V LTE Band 38 BW5 CH38000



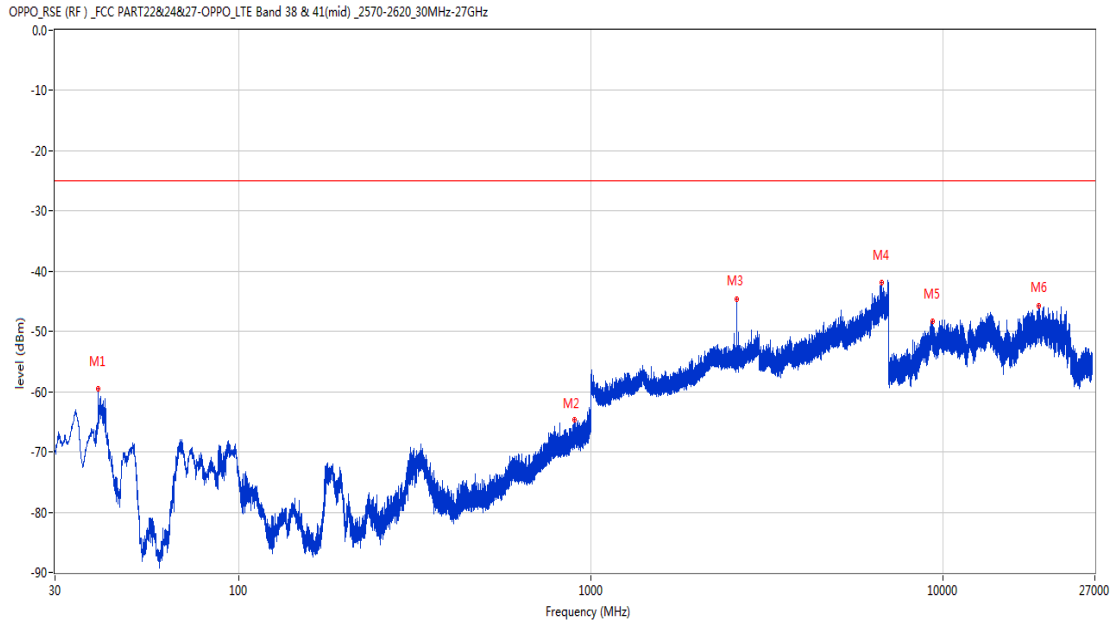
Frequency (MHz)	Result (dBm)	Factor (dB)	PK Limit (dBm)	Over Limit (dB)	Table (o)	ANT	EUT	Verdict
102.799	-65.94	-21.30	-25.0	-40.94	360.00	Horizontal	Vertical	Pass
927.056	-63.62	4.62	-25.0	-38.62	-3.00	Horizontal	Vertical	Pass
2593.200	-45.56	1.72	-25.0	-20.56	115.00	Horizontal	Vertical	N/A
6772.600	-42.28	11.68	-25.0	-17.28	294.00	Horizontal	Vertical	Pass
9287.925	-47.44	9.79	-25.0	-22.44	117.00	Horizontal	Vertical	Pass
19301.349	-45.08	15.43	-25.0	-20.08	361.00	Horizontal	Vertical	Pass

RSE-V&V LTE Band 38 BW5 CH38000



Frequency (MHz)	Result (dBm)	Factor (dB)	PK Limit (dBm)	Over Limit (dB)	Table (o)	ANT	EUT	Verdict
40.573	-62.33	-17.98	-25.0	-37.33	18.00	Vertical	Vertical	Pass
909.402	-64.04	4.74	-25.0	-39.04	169.00	Vertical	Vertical	Pass
2593.300	-41.11	1.72	-25.0	-16.11	353.00	Vertical	Vertical	N/A
6285.000	-43.75	11.30	-25.0	-18.75	334.00	Vertical	Vertical	Pass
9246.525	-47.96	9.17	-25.0	-22.96	360.00	Vertical	Vertical	Pass
18650.249	-45.61	11.98	-25.0	-20.61	363.00	Vertical	Vertical	Pass

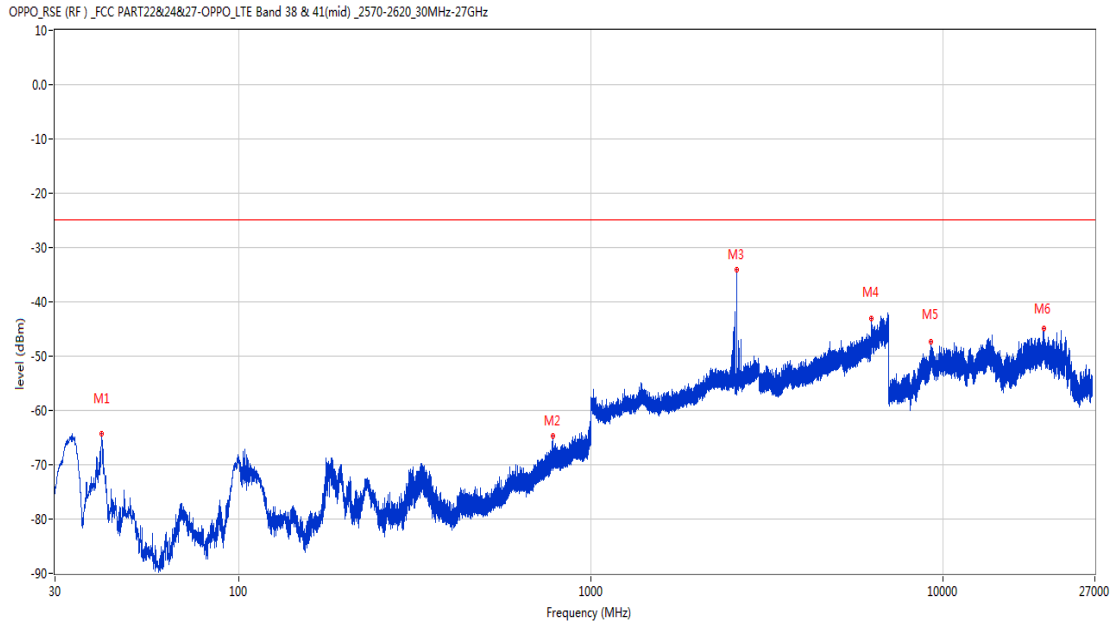
RSE-V&H LTE Band 38 BW5 CH38000



Frequency (MHz)	Result (dBm)	Factor (dB)	PK Limit (dBm)	Over Limit (dB)	Table (o)	ANT	EUT	Verdict
39.846	-59.58	-18.51	-25.0	-34.58	93.00	Vertical	Horizontal	Pass
897.034	-64.56	4.85	-25.0	-39.56	165.00	Vertical	Horizontal	Pass
2592.900	-44.69	1.71	-25.0	-19.69	60.00	Vertical	Horizontal	N/A
6677.000	-41.85	11.74	-25.0	-16.85	246.00	Vertical	Horizontal	Pass
9316.963	-48.27	9.95	-25.0	-23.27	274.00	Vertical	Horizontal	Pass
18672.349	-45.74	12.35	-25.0	-20.74	254.00	Vertical	Horizontal	Pass

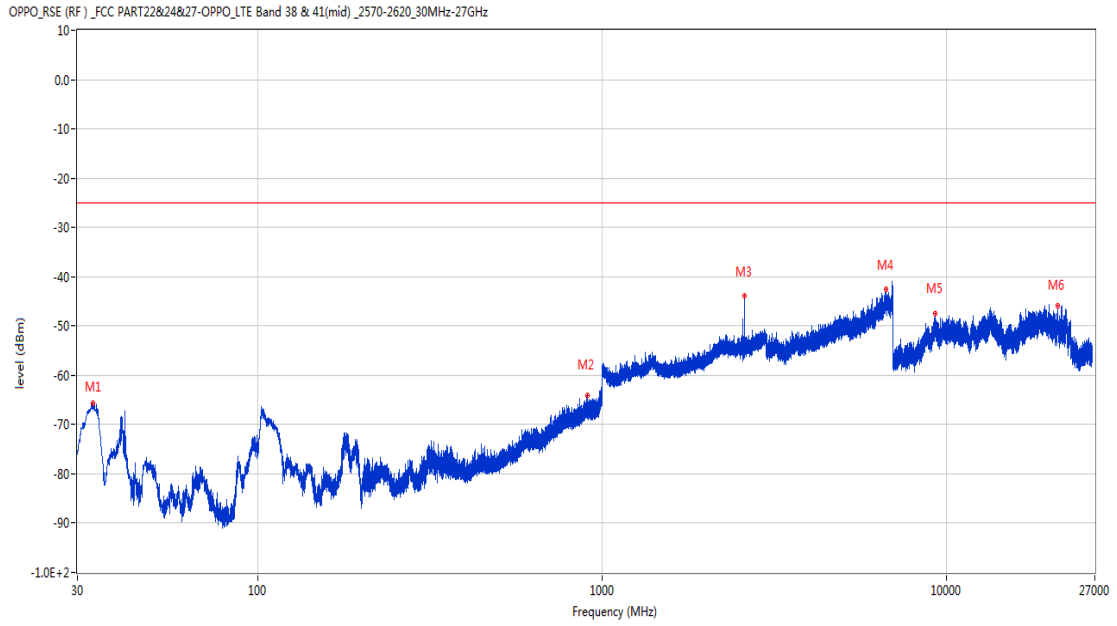
16.2 LTE Band 38 BW10, Middle Channel

RSE-H&H LTE Band 38 BW10 CH38000



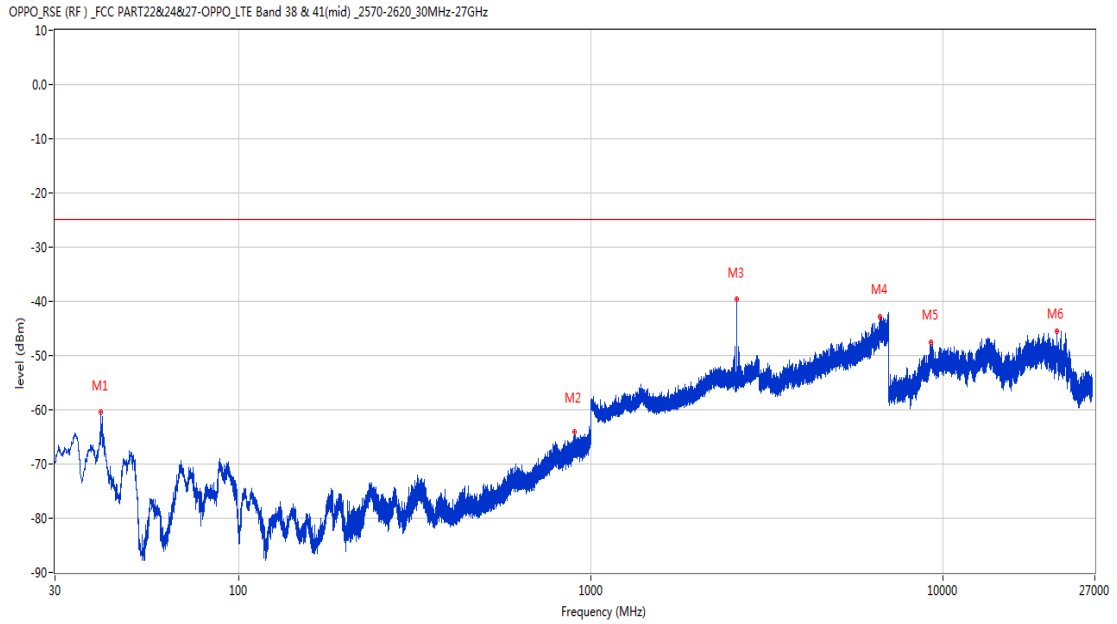
Frequency (MHz)	Result (dBm)	Factor (dB)	PK Limit (dBm)	Over Limit (dB)	Table (o)	ANT	EUT	Verdict
40.670	-64.31	-17.91	-25.0	-39.31	42.00	Horizontal	Horizontal	Pass
779.907	-64.79	2.83	-25.0	-39.79	248.00	Horizontal	Horizontal	Pass
2590.500	-34.02	1.69	-25.0	-9.02	332.00	Horizontal	Horizontal	N/A
6271.200	-43.10	10.95	-25.0	-18.10	58.00	Horizontal	Horizontal	Pass
9237.613	-47.27	9.20	-25.0	-22.27	346.00	Horizontal	Horizontal	Pass
19300.925	-44.90	15.42	-25.0	-19.90	335.00	Horizontal	Horizontal	Pass

RSE-H&V LTE Band 38 BW10 CH38000



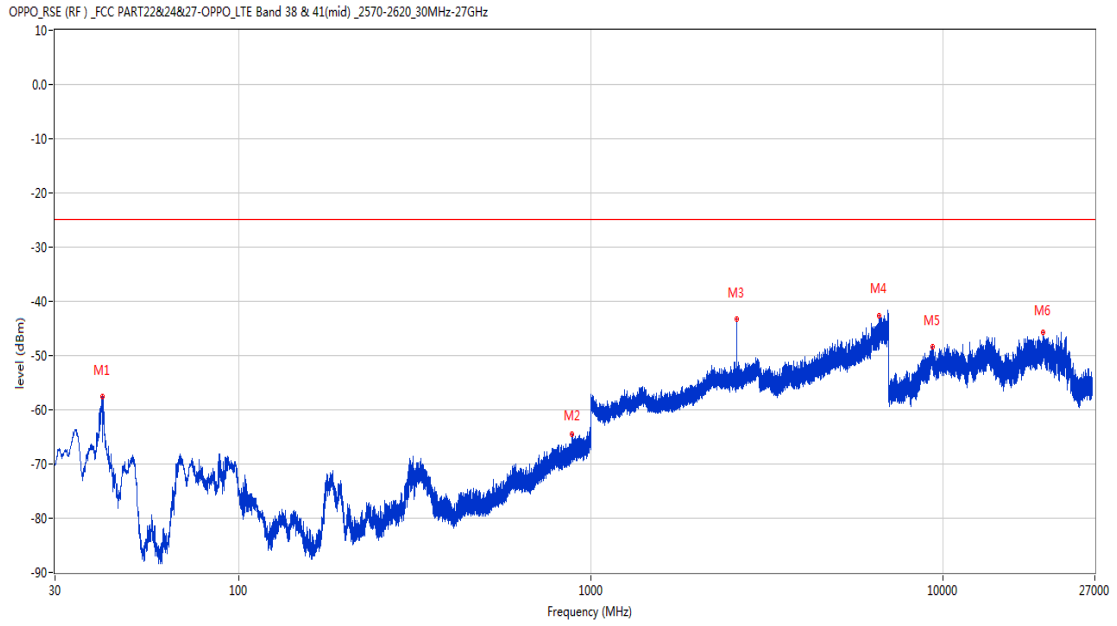
Frequency (MHz)	Result (dBm)	Factor (dB)	PK Limit (dBm)	Over Limit (dB)	Table (o)	ANT	EUT	Verdict
33.201	-65.60	-16.93	-25.0	-40.60	154.00	Horizontal	Vertical	Pass
908.044	-64.14	4.85	-25.0	-39.14	344.00	Horizontal	Vertical	Pass
2591.000	-43.93	1.69	-25.0	-18.93	126.00	Horizontal	Vertical	N/A
6673.000	-42.62	11.59	-25.0	-17.62	139.00	Horizontal	Vertical	Pass
9269.526	-47.55	9.38	-25.0	-22.55	316.00	Horizontal	Vertical	Pass
21030.676	-45.98	14.51	-25.0	-20.98	145.00	Horizontal	Vertical	Pass

RSE-V&V LTE Band 38 BW10 CH38000



Frequency (MHz)	Result (dBm)	Factor (dB)	PK Limit (dBm)	Over Limit (dB)	Table (o)	ANT	EUT	Verdict
40.476	-60.38	-18.05	-25.0	-35.38	-1.00	Vertical	Vertical	Pass
896.453	-64.17	4.79	-25.0	-39.17	-3.00	Vertical	Vertical	Pass
2591.000	-39.64	1.69	-25.0	-14.64	319.00	Vertical	Vertical	N/A
6612.400	-42.95	12.34	-25.0	-17.95	268.00	Vertical	Vertical	Pass
9256.013	-47.65	9.22	-25.0	-22.65	166.00	Vertical	Vertical	Pass
21032.800	-45.60	14.51	-25.0	-20.60	217.00	Vertical	Vertical	Pass

RSE-V&H LTE Band 38 BW10 CH38000



Frequency (MHz)	Result (dBm)	Factor (dB)	PK Limit (dBm)	Over Limit (dB)	Table (o)	ANT	EUT	Verdict
40.816	-57.64	-17.78	-25.0	-32.64	-1.00	Vertical	Horizontal	Pass
882.727	-64.42	4.11	-25.0	-39.42	-1.00	Vertical	Horizontal	Pass
2590.400	-43.28	1.69	-25.0	-18.28	89.00	Vertical	Horizontal	N/A
6600.000	-42.64	11.53	-25.0	-17.64	143.00	Vertical	Horizontal	Pass
9319.262	-48.33	9.92	-25.0	-23.33	126.00	Vertical	Horizontal	Pass
19255.026	-45.81	14.32	-25.0	-20.81	250.00	Vertical	Horizontal	Pass

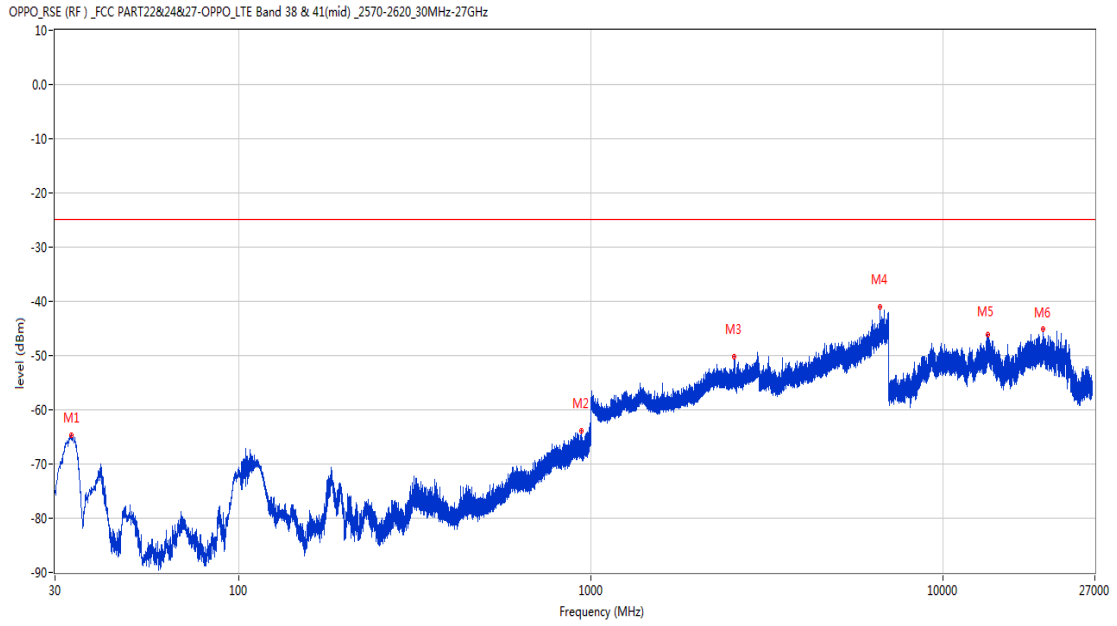
16.3 LTE Band 38 BW15, Middle Channel

RSE-H&H LTE Band 38 BW15 CH38000



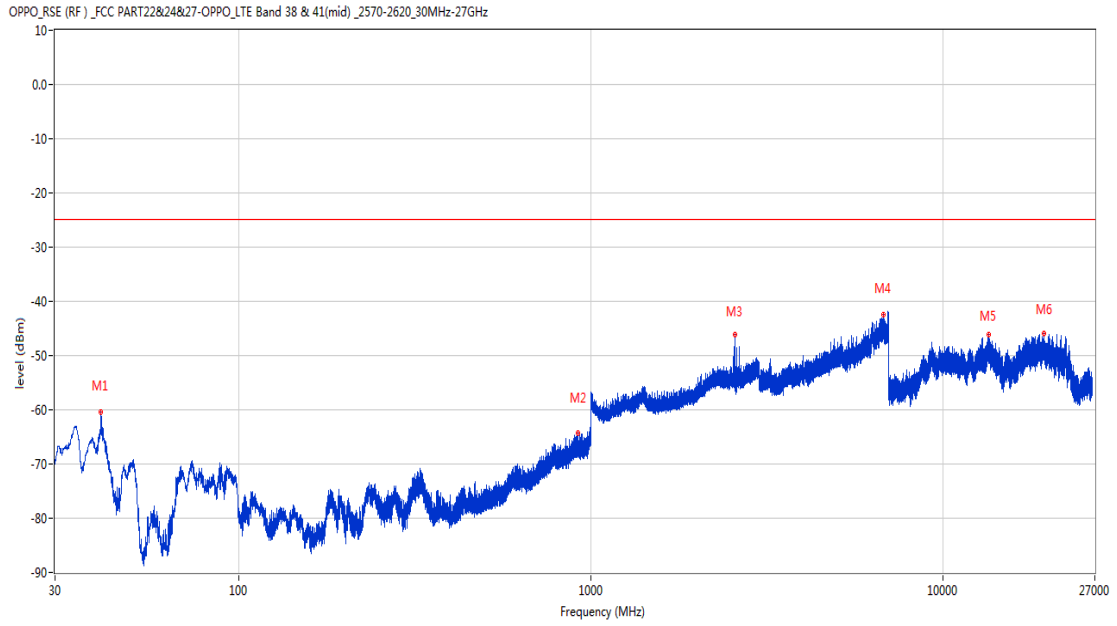
Frequency (MHz)	Result (dBm)	Factor (dB)	PK Limit (dBm)	Over Limit (dB)	Table (o)	ANT	EUT	Verdict
40.718	-63.20	-17.87	-25.0	-38.20	-2.00	Horizontal	Horizontal	Pass
896.792	-63.84	4.83	-25.0	-38.84	206.00	Horizontal	Horizontal	Pass
2558.200	-39.58	1.34	-25.0	-14.58	311.00	Horizontal	Horizontal	N/A
6664.800	-42.93	11.59	-25.0	-17.93	31.00	Horizontal	Horizontal	Pass
9299.138	-47.53	10.20	-25.0	-22.53	176.00	Horizontal	Horizontal	Pass
17429.062	-45.44	9.51	-25.0	-20.44	73.00	Horizontal	Horizontal	Pass

RSE-H&V LTE Band 38 BW15 CH38000



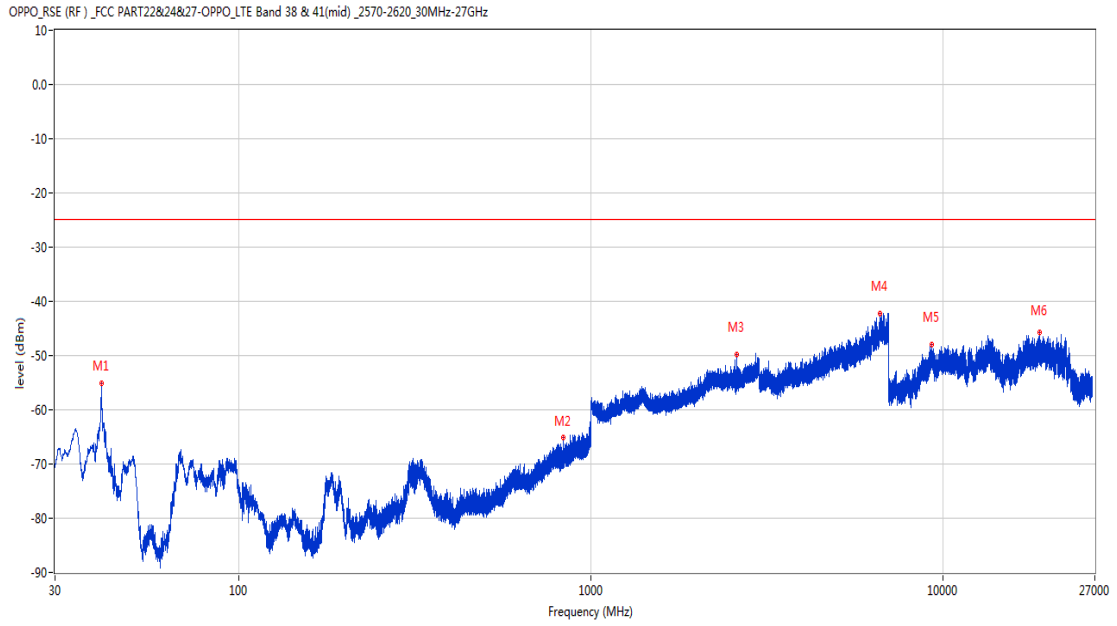
Frequency (MHz)	Result (dBm)	Factor (dB)	PK Limit (dBm)	Over Limit (dB)	Table (o)	ANT	EUT	Verdict
33.395	-64.60	-17.20	-25.0	-39.60	131.00	Horizontal	Vertical	Pass
940.782	-63.96	4.80	-25.0	-38.96	190.00	Horizontal	Vertical	Pass
2544.300	-50.26	1.07	-25.0	-25.26	171.00	Horizontal	Vertical	N/A
6623.600	-41.04	11.99	-25.0	-16.04	190.00	Horizontal	Vertical	Pass
13429.875	-46.17	11.14	-25.0	-21.17	196.00	Horizontal	Vertical	Pass
19257.573	-45.07	14.42	-25.0	-20.07	161.00	Horizontal	Vertical	Pass

RSE-V&V LTE Band 38 BW15 CH38000



Frequency (MHz)	Result (dBm)	Factor (dB)	PK Limit (dBm)	Over Limit (dB)	Table (o)	ANT	EUT	Verdict
40.525	-60.41	-18.02	-25.0	-35.41	86.00	Vertical	Vertical	Pass
920.314	-64.27	4.74	-25.0	-39.27	-3.00	Vertical	Vertical	Pass
2564.200	-46.18	1.43	-25.0	-21.18	342.00	Vertical	Vertical	N/A
6769.200	-42.53	11.48	-25.0	-17.53	74.00	Vertical	Vertical	Pass
13466.888	-46.19	11.33	-25.0	-21.19	26.00	Vertical	Vertical	Pass
19343.426	-45.89	15.87	-25.0	-20.89	338.00	Vertical	Vertical	Pass

RSE-V&H LTE Band 38 BW15 CH38000

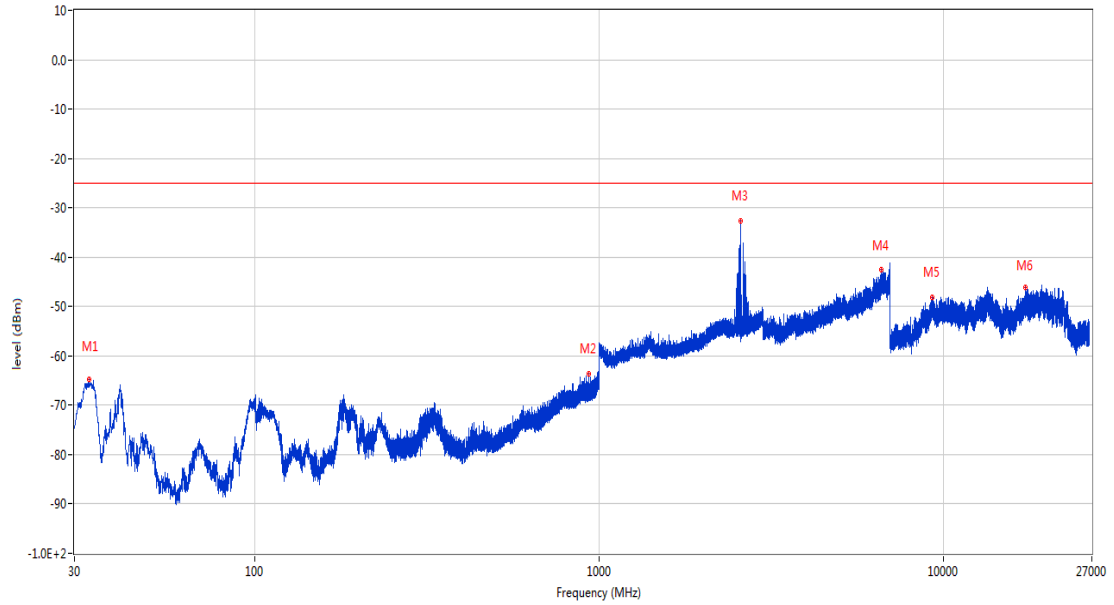


Frequency (MHz)	Result (dBm)	Factor (dB)	PK Limit (dBm)	Over Limit (dB)	Table (o)	ANT	EUT	Verdict
40.670	-55.16	-17.91	-25.0	-30.16	116.00	Vertical	Horizontal	Pass
836.167	-65.11	2.89	-25.0	-40.11	124.00	Vertical	Horizontal	Pass
2588.000	-49.84	1.66	-25.0	-24.84	361.00	Vertical	Horizontal	N/A
6607.400	-42.30	12.25	-25.0	-17.30	116.00	Vertical	Horizontal	Pass
9315.526	-47.97	9.98	-25.0	-22.97	349.00	Vertical	Horizontal	Pass
18806.651	-45.76	12.35	-25.0	-20.76	202.00	Vertical	Horizontal	Pass

16.4 LTE Band 38 BW20, Middle Channel

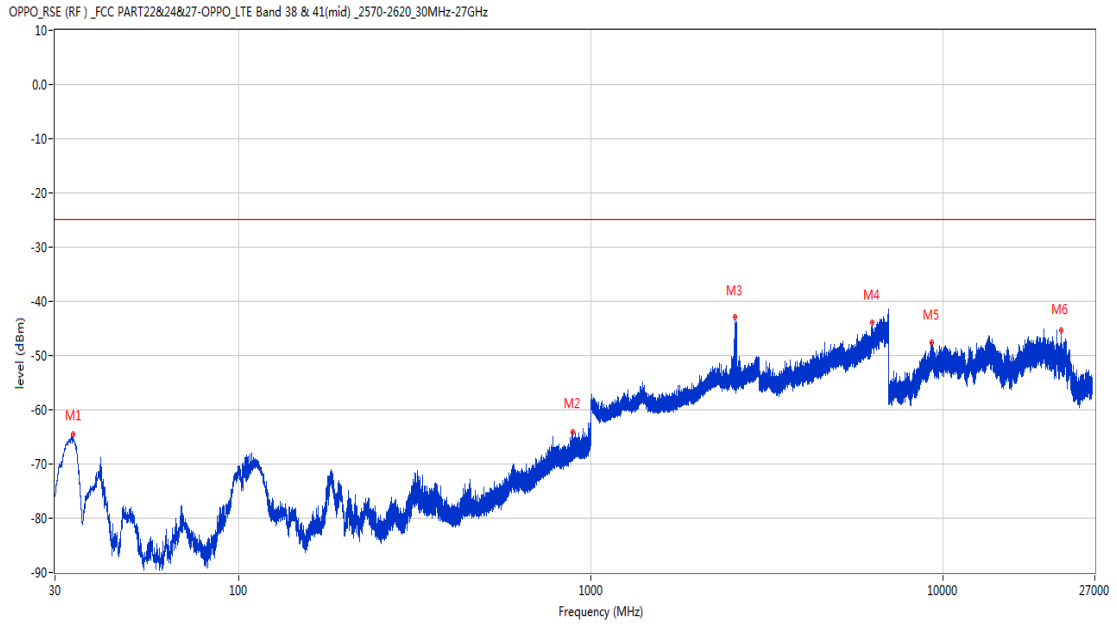
RSE-H&H LTE Band 38 BW20 CH38000

OPPO_RSE (RF)_FCC PART22&24&27-OPPO_LTE Band 38 & 41(mid) _2570-2620_30MHz-27GHz



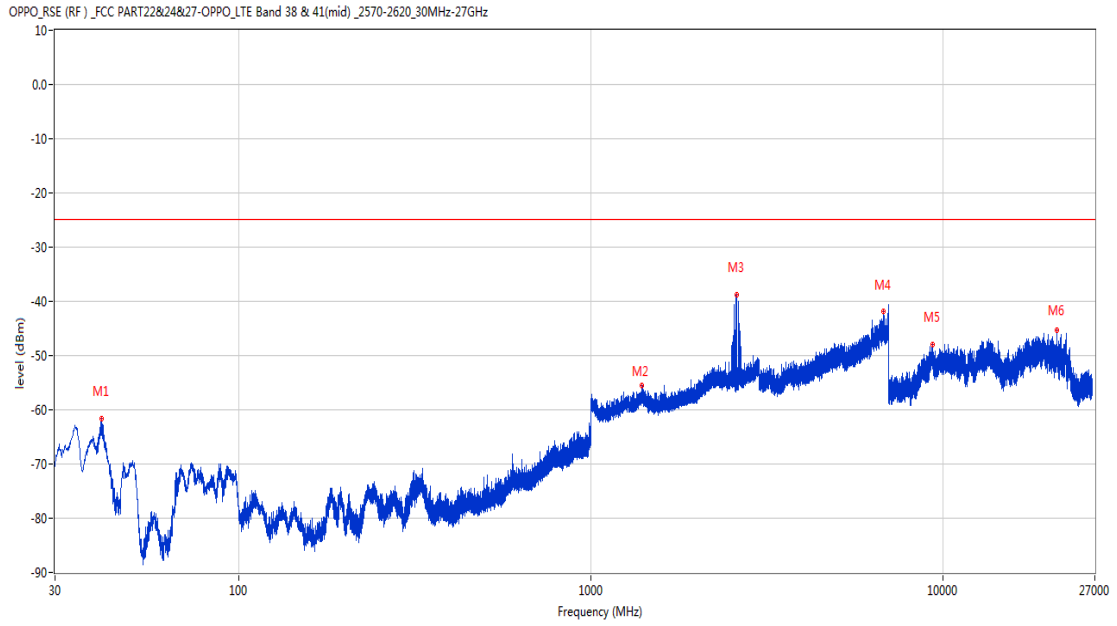
Frequency (MHz)	Result (dBm)	Factor (dB)	PK Limit (dBm)	Over Limit (dB)	Table (o)	ANT	EUT	Verdict
33.104	-64.67	-16.79	-25.0	-39.67	130.00	Horizontal	Horizontal	Pass
934.137	-63.71	4.64	-25.0	-38.71	275.00	Horizontal	Horizontal	Pass
2586.000	-32.74	1.65	-25.0	-7.74	330.00	Horizontal	Horizontal	N/A
6613.800	-42.60	12.34	-25.0	-17.60	39.00	Horizontal	Horizontal	Pass
9283.037	-48.20	9.61	-25.0	-23.20	360.00	Horizontal	Horizontal	Pass
17302.276	-46.22	8.47	-25.0	-21.22	245.00	Horizontal	Horizontal	Pass

RSE-H&V LTE Band 38 BW20 CH38000



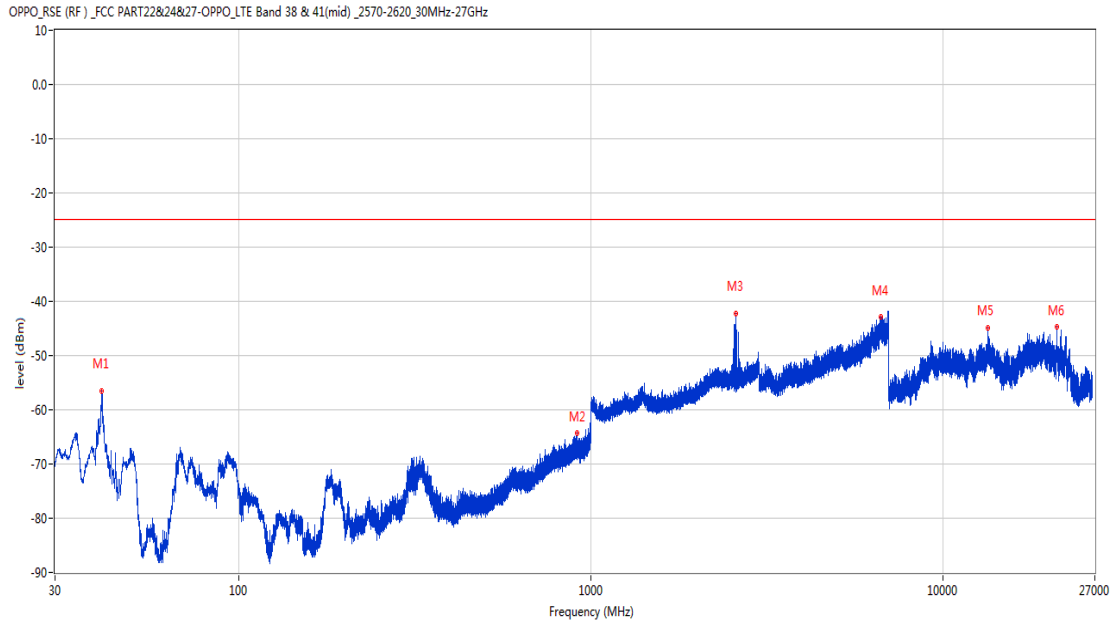
Frequency (MHz)	Result (dBm)	Factor (dB)	PK Limit (dBm)	Over Limit (dB)	Table (o)	ANT	EUT	Verdict
33.686	-64.57	-17.61	-25.0	-39.57	101.00	Horizontal	Vertical	Pass
888.692	-64.17	4.42	-25.0	-39.17	216.00	Horizontal	Vertical	Pass
2559.000	-42.91	1.38	-25.0	-17.91	169.00	Horizontal	Vertical	N/A
6285.400	-43.79	11.29	-25.0	-18.79	26.00	Horizontal	Vertical	Pass
9268.950	-47.52	9.37	-25.0	-22.52	-1.00	Horizontal	Vertical	Pass
21627.802	-45.34	14.70	-25.0	-20.34	54.00	Horizontal	Vertical	Pass

RSE-V&V LTE Band 38 BW20 CH38000



Frequency (MHz)	Result (dBm)	Factor (dB)	PK Limit (dBm)	Over Limit (dB)	Table (o)	ANT	EUT	Verdict
40.621	-61.60	-17.94	-25.0	-36.60	67.00	Vertical	Vertical	Pass
1396.800	-55.50	-2.13	-25.0	-30.50	363.00	Vertical	Vertical	Pass
2586.500	-38.70	1.65	-25.0	-13.70	322.00	Vertical	Vertical	N/A
6787.400	-41.80	12.29	-25.0	-16.80	115.00	Vertical	Vertical	Pass
9316.388	-47.92	9.96	-25.0	-22.92	127.00	Vertical	Vertical	Pass
21026.001	-45.25	14.51	-25.0	-20.25	235.00	Vertical	Vertical	Pass

RSE-V&H LTE Band 38 BW20 CH38000

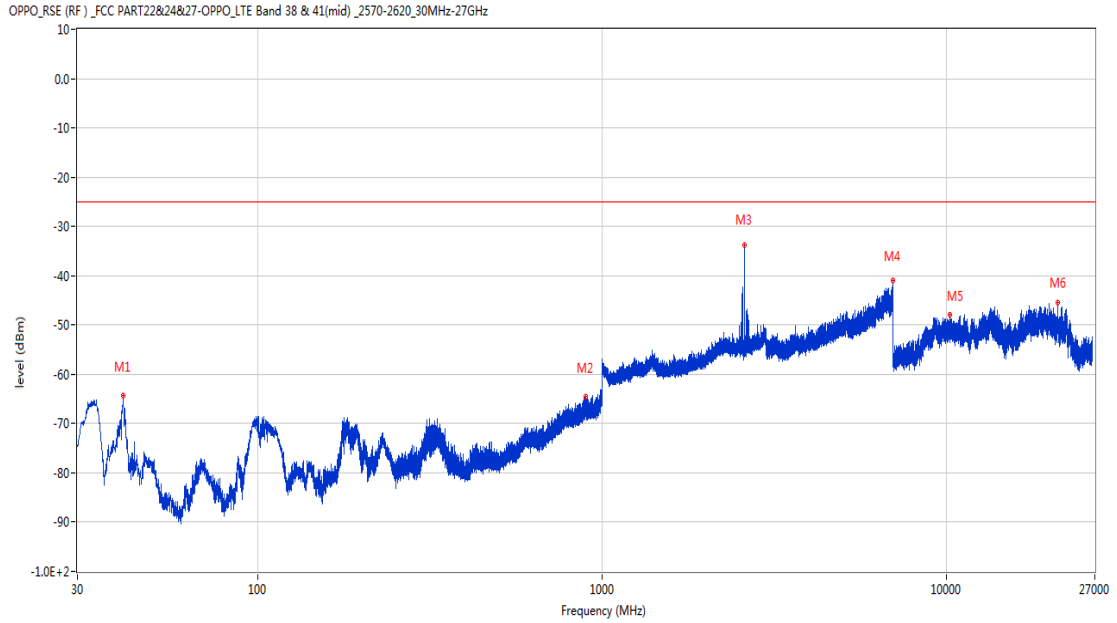


Frequency (MHz)	Result (dBm)	Factor (dB)	PK Limit (dBm)	Over Limit (dB)	Table (o)	ANT	EUT	Verdict
40.718	-56.52	-17.87	-25.0	-31.52	197.00	Vertical	Horizontal	Pass
914.300	-64.37	4.86	-25.0	-39.37	165.00	Vertical	Horizontal	Pass
2586.100	-42.16	1.65	-25.0	-17.16	99.00	Vertical	Horizontal	N/A
6669.000	-42.87	11.59	-25.0	-17.87	169.00	Vertical	Horizontal	Pass
13429.875	-44.91	11.14	-25.0	-19.91	293.00	Vertical	Horizontal	Pass
21021.749	-44.64	14.50	-25.0	-19.64	85.00	Vertical	Horizontal	Pass

17 LTE Band 41

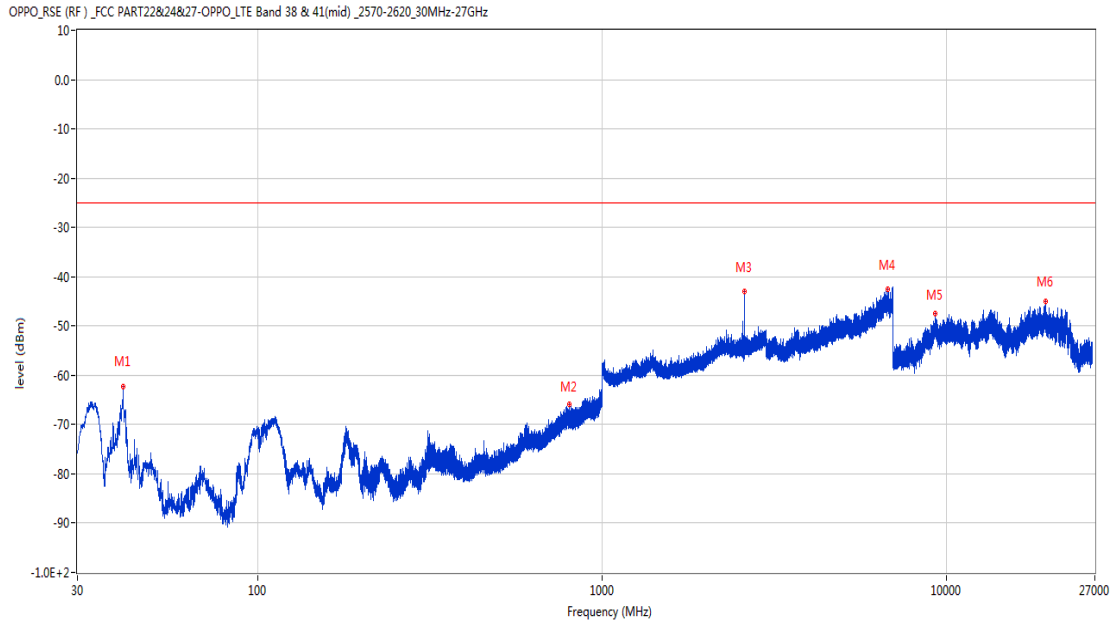
17.1 LTE Band 41 BW5, Middle Channel

RSE-H&H LTE Band 41 BW5 CH40620



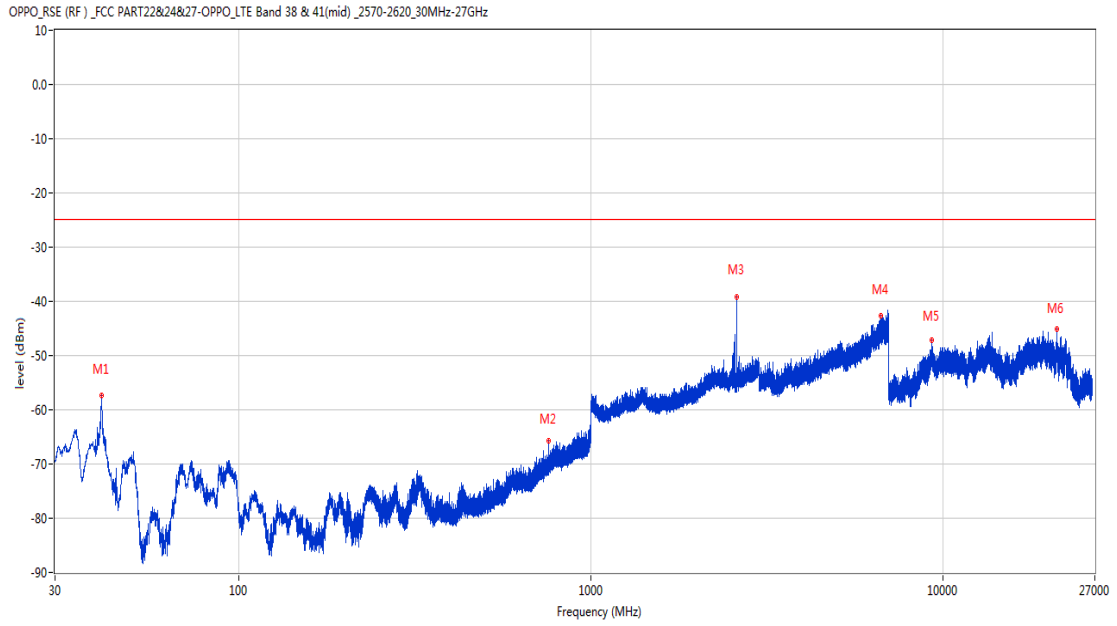
Frequency (MHz)	Result (dBm)	Factor (dB)	PK Limit (dBm)	Over Limit (dB)	Table (o)	ANT	EUT	Verdict
40.670	-64.23	-17.91	-25.0	-39.23	128.00	Horizontal	Horizontal	Pass
899.411	-64.43	4.87	-25.0	-39.43	309.00	Horizontal	Horizontal	Pass
2590.700	-33.74	1.69	-25.0	-8.74	318.00	Horizontal	Horizontal	N/A
6983.800	-41.03	13.82	-25.0	-16.03	360.00	Horizontal	Horizontal	Pass
10270.599	-47.92	9.92	-25.0	-22.92	287.00	Horizontal	Horizontal	Pass
21037.050	-45.39	14.51	-25.0	-20.39	187.00	Horizontal	Horizontal	Pass

RSE-H&V LTE Band 41 BW5 CH40620



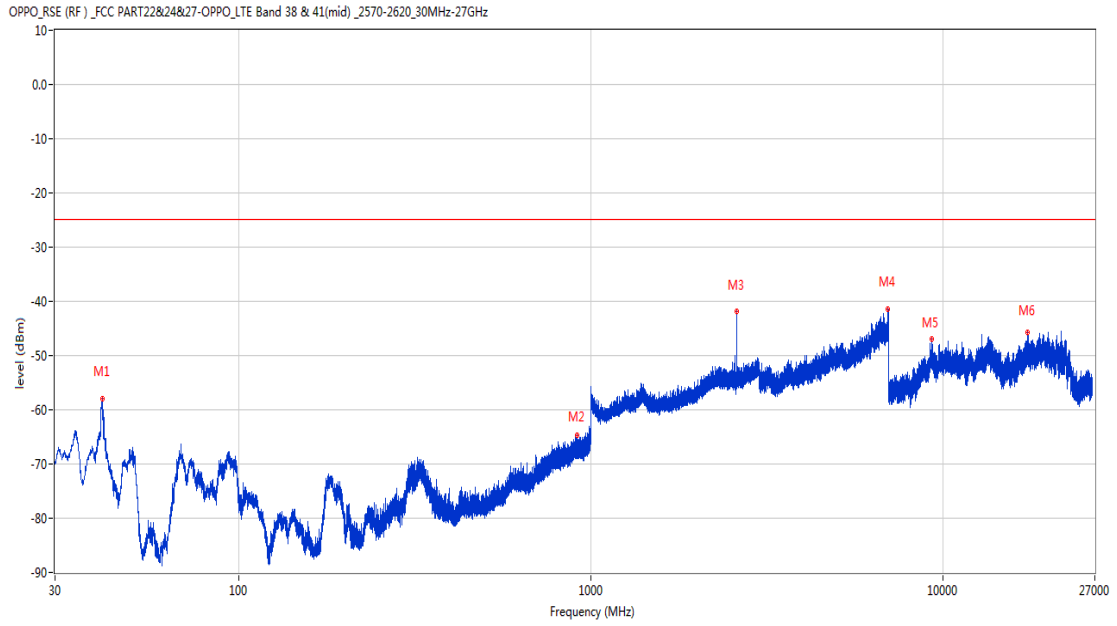
Frequency (MHz)	Result (dBm)	Factor (dB)	PK Limit (dBm)	Over Limit (dB)	Table (o)	ANT	EUT	Verdict
40.718	-62.23	-17.87	-25.0	-37.23	360.00	Horizontal	Vertical	Pass
802.896	-65.95	2.82	-25.0	-40.95	11.00	Horizontal	Vertical	Pass
2590.800	-42.99	1.69	-25.0	-17.99	118.00	Horizontal	Vertical	N/A
6777.400	-42.50	11.87	-25.0	-17.50	199.00	Horizontal	Vertical	Pass
9300.287	-47.45	10.23	-25.0	-22.45	210.00	Horizontal	Vertical	Pass
19388.901	-44.93	14.82	-25.0	-19.93	361.00	Horizontal	Vertical	Pass

RSE-V&V LTE Band 41 BW5 CH40620



Frequency (MHz)	Result (dBm)	Factor (dB)	PK Limit (dBm)	Over Limit (dB)	Table (o)	ANT	EUT	Verdict
40.670	-57.39	-17.91	-25.0	-32.39	-3.00	Vertical	Vertical	Pass
759.682	-65.81	1.74	-25.0	-40.81	84.00	Vertical	Vertical	Pass
2590.700	-39.25	1.69	-25.0	-14.25	344.00	Vertical	Vertical	N/A
6675.400	-42.70	11.70	-25.0	-17.70	103.00	Vertical	Vertical	Pass
9271.250	-47.23	9.40	-25.0	-22.23	69.00	Vertical	Vertical	Pass
21051.501	-45.15	14.51	-25.0	-20.15	43.00	Vertical	Vertical	Pass

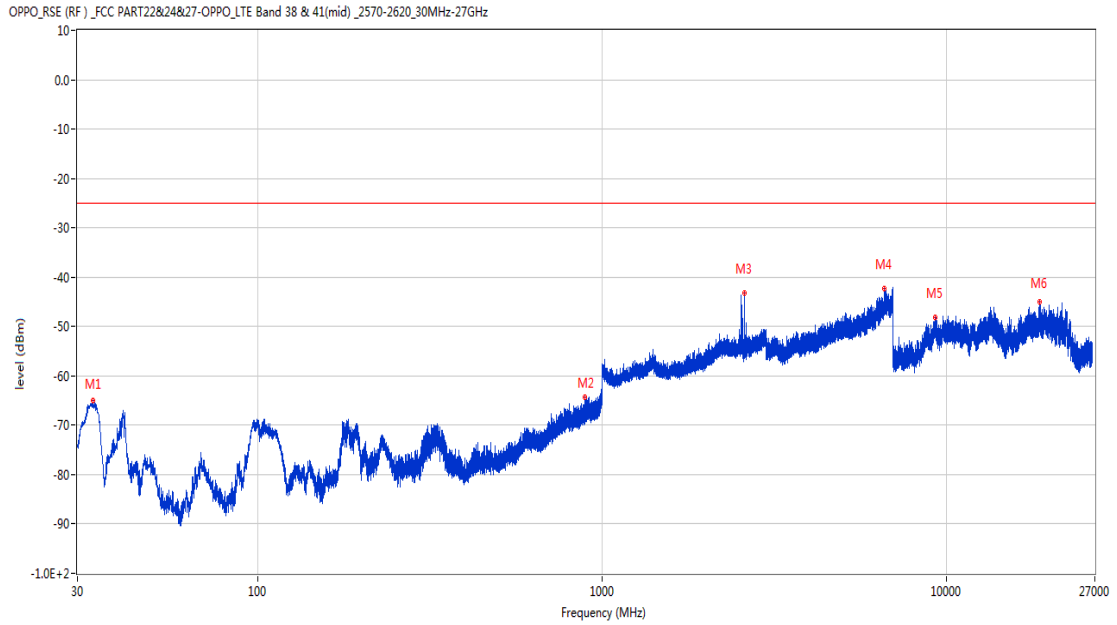
RSE-V&H LTE Band 41 BW5 CH40620



Frequency (MHz)	Result (dBm)	Factor (dB)	PK Limit (dBm)	Over Limit (dB)	Table (o)	ANT	EUT	Verdict
40.913	-57.96	-17.70	-25.0	-32.96	110.00	Vertical	Horizontal	Pass
912.263	-64.75	4.71	-25.0	-39.75	-2.00	Vertical	Horizontal	Pass
2590.700	-41.83	1.69	-25.0	-16.83	91.00	Vertical	Horizontal	N/A
6984.400	-41.51	13.76	-25.0	-16.51	288.00	Vertical	Horizontal	Pass
9305.175	-47.03	10.15	-25.0	-22.03	210.00	Vertical	Horizontal	Pass
17428.802	-45.62	9.51	-25.0	-20.62	235.00	Vertical	Horizontal	Pass

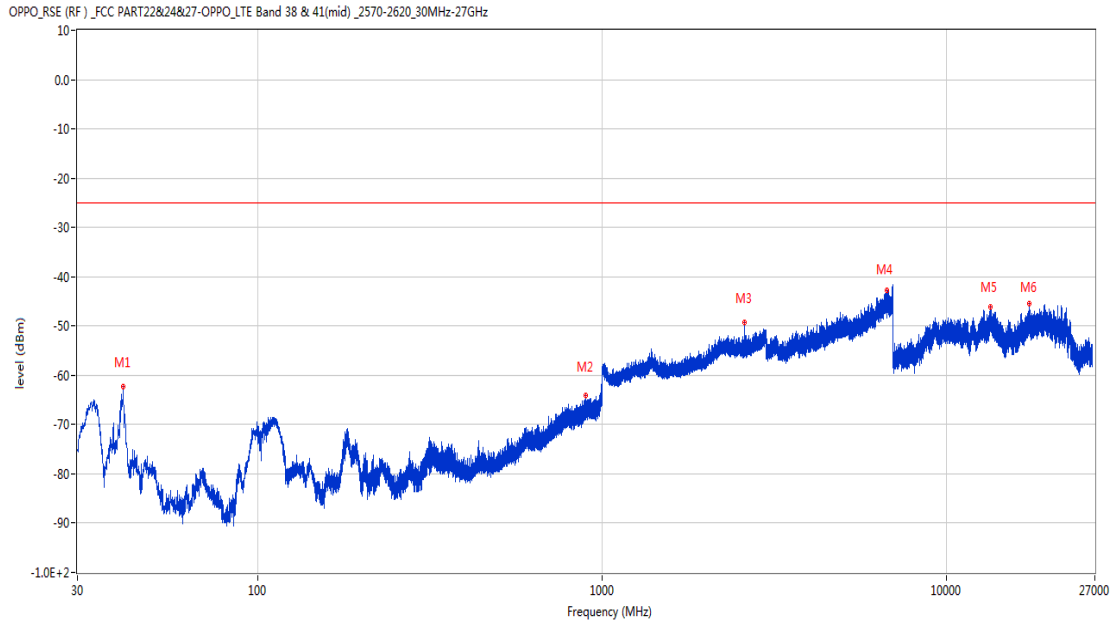
17.2 LTE Band 41 BW10, Middle Channel

RSE-H&H LTE Band 41 BW10 CH40620



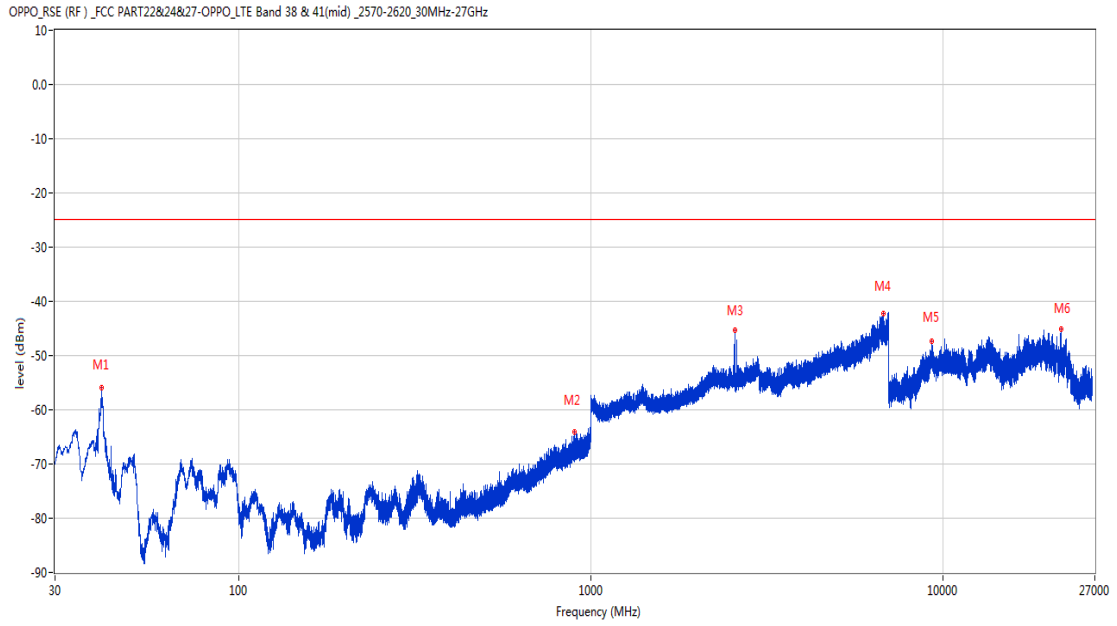
Frequency (MHz)	Result (dBm)	Factor (dB)	PK Limit (dBm)	Over Limit (dB)	Table (o)	ANT	EUT	Verdict
33.249	-65.07	-17.00	-25.0	-40.07	123.00	Horizontal	Horizontal	Pass
892.766	-64.21	4.66	-25.0	-39.21	360.00	Horizontal	Horizontal	Pass
2588.400	-43.11	1.67	-25.0	-18.11	334.00	Horizontal	Horizontal	N/A
6618.600	-42.33	12.07	-25.0	-17.33	144.00	Horizontal	Horizontal	Pass
9264.638	-48.23	9.32	-25.0	-23.23	164.00	Horizontal	Horizontal	Pass
18703.374	-45.06	12.37	-25.0	-20.06	275.00	Horizontal	Horizontal	Pass

RSE-H&V LTE Band 41 BW10 CH40620



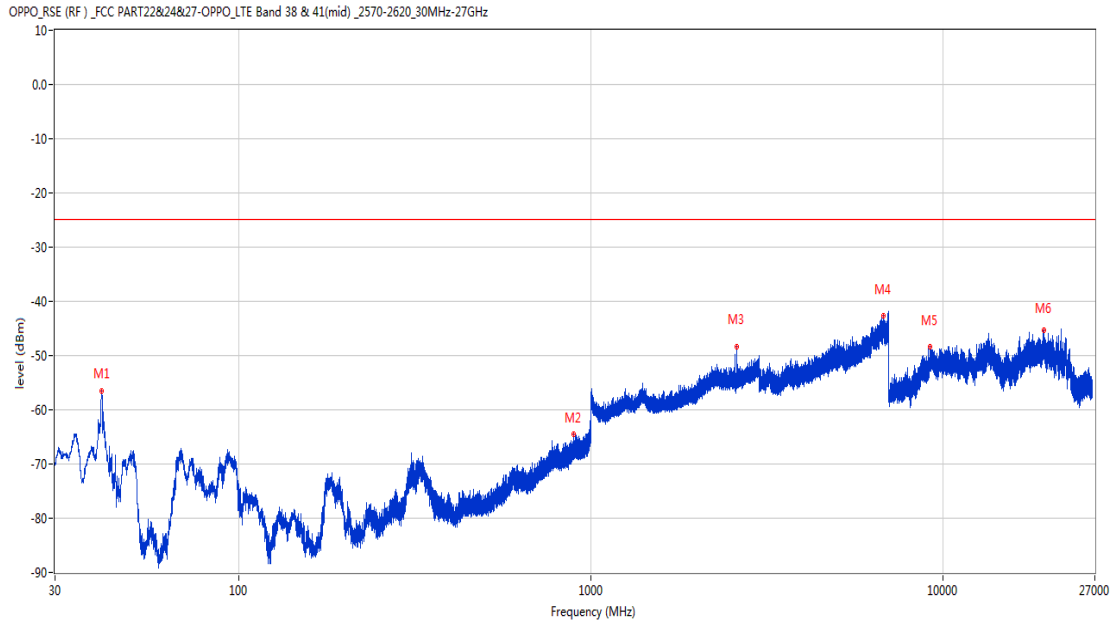
Frequency (MHz)	Result (dBm)	Factor (dB)	PK Limit (dBm)	Over Limit (dB)	Table (o)	ANT	EUT	Verdict
40.718	-62.37	-17.87	-25.0	-37.37	120.00	Horizontal	Vertical	Pass
899.702	-64.10	4.87	-25.0	-39.10	-1.00	Horizontal	Vertical	Pass
2588.400	-49.29	1.67	-25.0	-24.29	115.00	Horizontal	Vertical	N/A
6738.000	-42.74	12.06	-25.0	-17.74	119.00	Horizontal	Vertical	Pass
13451.924	-46.06	11.50	-25.0	-21.06	105.00	Horizontal	Vertical	Pass
17424.863	-45.47	9.57	-25.0	-20.47	218.00	Horizontal	Vertical	Pass

RSE-V&V LTE Band 41 BW10 CH40620



Frequency (MHz)	Result (dBm)	Factor (dB)	PK Limit (dBm)	Over Limit (dB)	Table (o)	ANT	EUT	Verdict
40.718	-55.89	-17.87	-25.0	-30.89	46.00	Vertical	Vertical	Pass
898.295	-64.16	4.87	-25.0	-39.16	28.00	Vertical	Vertical	Pass
2558.300	-45.40	1.35	-25.0	-20.40	343.00	Vertical	Vertical	N/A
6761.200	-42.31	11.47	-25.0	-17.31	260.00	Vertical	Vertical	Pass
9298.850	-47.41	10.19	-25.0	-22.41	25.00	Vertical	Vertical	Pass
21631.199	-45.04	14.70	-25.0	-20.04	361.00	Vertical	Vertical	Pass

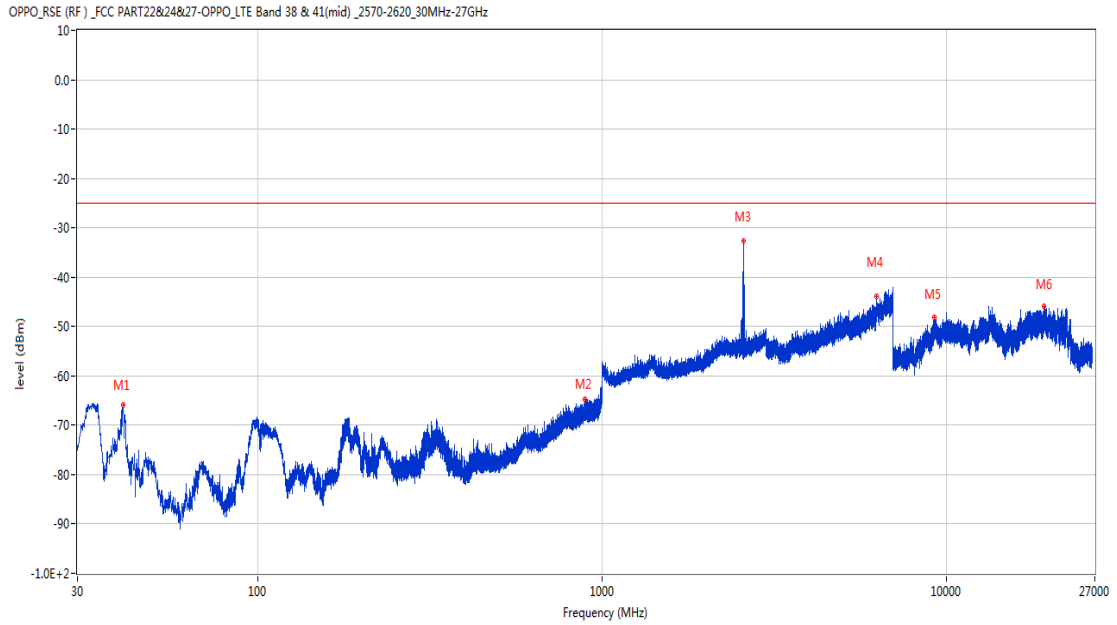
RSE-V&H LTE Band 41 BW10 CH40620



Frequency (MHz)	Result (dBm)	Factor (dB)	PK Limit (dBm)	Over Limit (dB)	Table (o)	ANT	EUT	Verdict
40.718	-56.63	-17.87	-25.0	-31.63	360.00	Vertical	Horizontal	Pass
891.360	-64.43	4.58	-25.0	-39.43	-3.00	Vertical	Horizontal	Pass
2588.400	-48.40	1.67	-25.0	-23.40	107.00	Vertical	Horizontal	N/A
6788.800	-42.74	12.36	-25.0	-17.74	125.00	Vertical	Horizontal	Pass
9165.162	-48.41	8.08	-25.0	-23.41	242.00	Vertical	Horizontal	Pass
19347.249	-45.24	15.76	-25.0	-20.24	312.00	Vertical	Horizontal	Pass

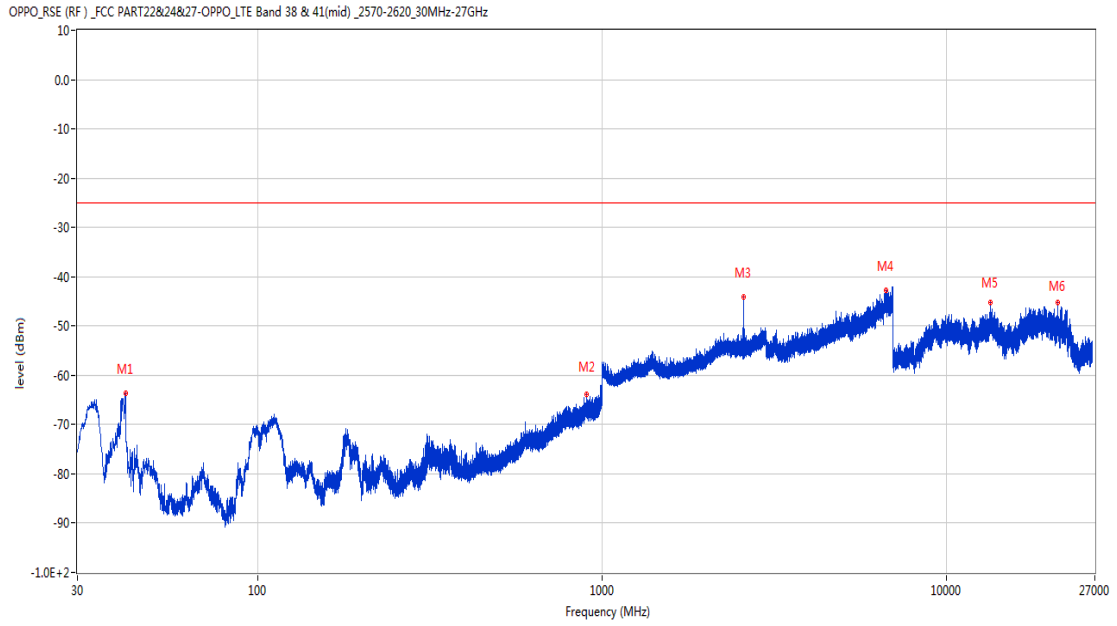
17.3 LTE Band 41 BW15, Middle Channel

RSE-H&H LTE Band 41 BW15 CH40620



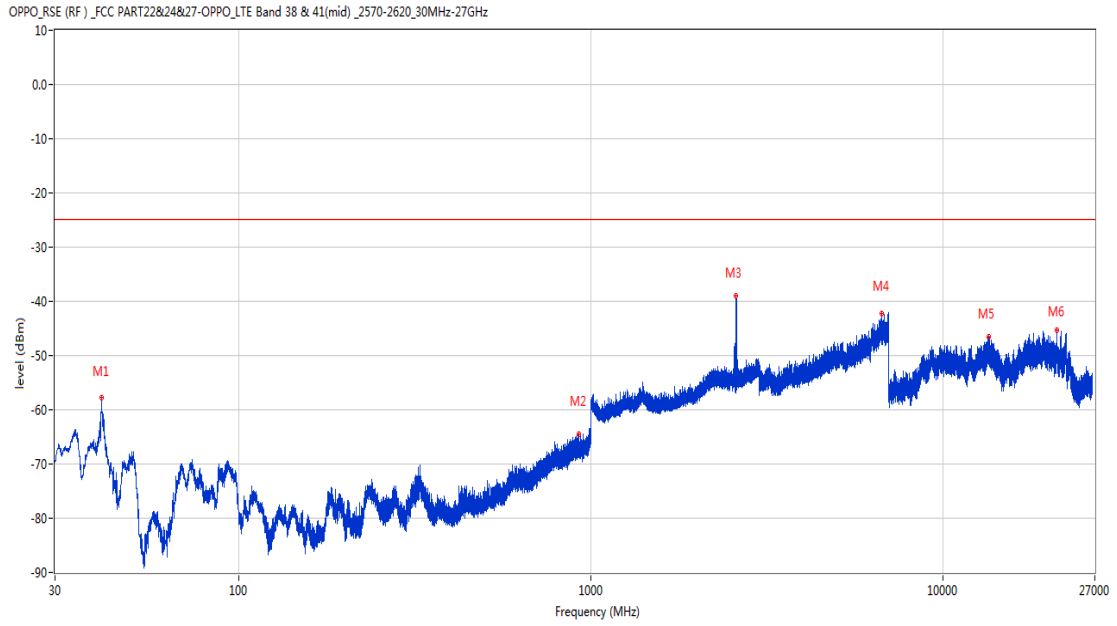
Frequency (MHz)	Result (dBm)	Factor (dB)	PK Limit (dBm)	Over Limit (dB)	Table (o)	ANT	EUT	Verdict
40.718	-65.94	-17.87	-25.0	-40.94	-1.00	Horizontal	Horizontal	Pass
892.088	-64.85	4.62	-25.0	-39.85	241.00	Horizontal	Horizontal	Pass
2586.300	-32.69	1.65	-25.0	-7.69	332.00	Horizontal	Horizontal	N/A
6267.000	-43.97	10.59	-25.0	-18.97	80.00	Horizontal	Horizontal	Pass
9207.137	-48.21	9.22	-25.0	-23.21	243.00	Horizontal	Horizontal	Pass
19225.274	-45.87	13.89	-25.0	-20.87	115.00	Horizontal	Horizontal	Pass

RSE-H&V LTE Band 41 BW15 CH40620



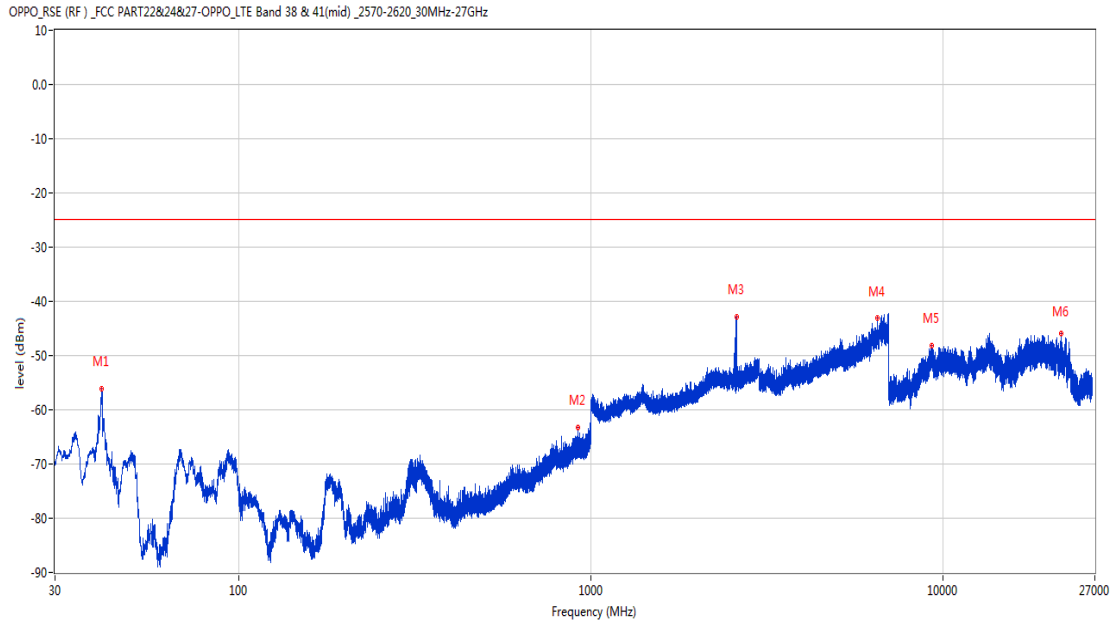
Frequency (MHz)	Result (dBm)	Factor (dB)	PK Limit (dBm)	Over Limit (dB)	Table (o)	ANT	EUT	Verdict
41.349	-63.72	-17.43	-25.0	-38.72	4.00	Horizontal	Vertical	Pass
903.291	-63.94	4.87	-25.0	-38.94	200.00	Horizontal	Vertical	Pass
2586.300	-44.04	1.65	-25.0	-19.04	97.00	Horizontal	Vertical	N/A
6692.400	-42.78	11.76	-25.0	-17.78	67.00	Horizontal	Vertical	Pass
13459.276	-45.29	11.45	-25.0	-20.29	56.00	Horizontal	Vertical	Pass
21023.449	-45.26	14.50	-25.0	-20.26	268.00	Horizontal	Vertical	Pass

RSE-V&V LTE Band 41 BW15 CH40620



Frequency (MHz)	Result (dBm)	Factor (dB)	PK Limit (dBm)	Over Limit (dB)	Table (o)	ANT	EUT	Verdict
40.718	-57.80	-17.87	-25.0	-32.80	305.00	Vertical	Vertical	Pass
924.388	-64.45	4.73	-25.0	-39.45	4.00	Vertical	Vertical	Pass
2586.200	-39.05	1.65	-25.0	-14.05	325.00	Vertical	Vertical	N/A
6684.400	-42.32	11.98	-25.0	-17.32	53.00	Vertical	Vertical	Pass
13464.001	-46.63	11.38	-25.0	-21.63	118.00	Vertical	Vertical	Pass
21036.626	-45.28	14.51	-25.0	-20.28	327.00	Vertical	Vertical	Pass

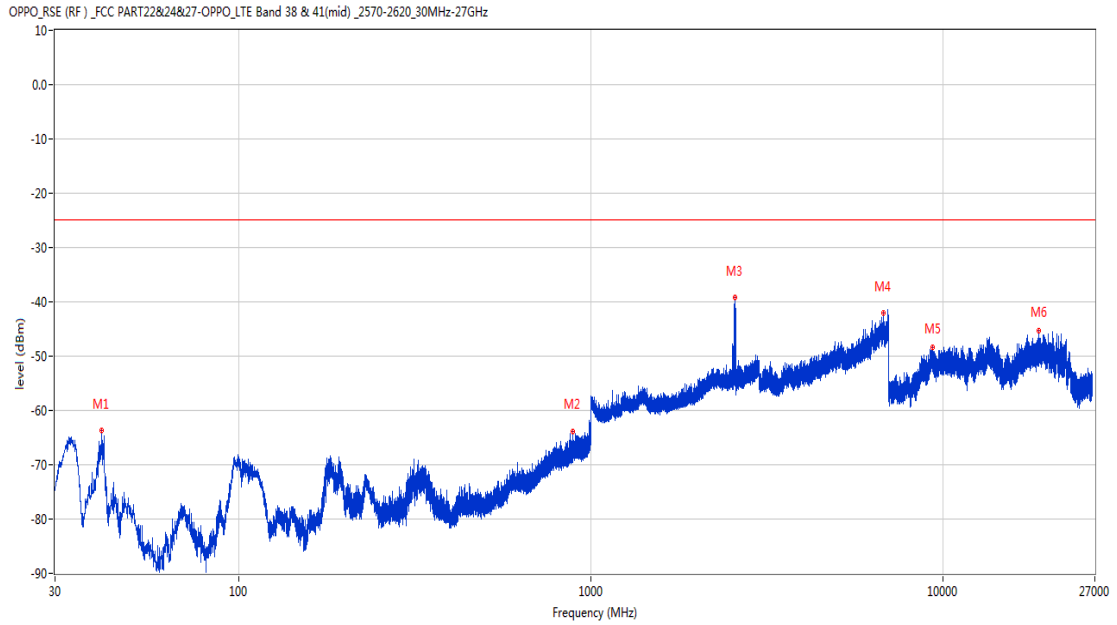
RSE-V&H LTE Band 41 BW15 CH40620



Frequency (MHz)	Result (dBm)	Factor (dB)	PK Limit (dBm)	Over Limit (dB)	Table (o)	ANT	EUT	Verdict
40.767	-56.02	-17.83	-25.0	-31.02	82.00	Vertical	Horizontal	Pass
917.550	-63.26	4.87	-25.0	-38.26	184.00	Vertical	Horizontal	Pass
2586.500	-42.82	1.65	-25.0	-17.82	66.00	Vertical	Horizontal	N/A
6511.800	-43.13	10.69	-25.0	-18.13	61.00	Vertical	Horizontal	Pass
9299.713	-48.11	10.22	-25.0	-23.11	176.00	Vertical	Horizontal	Pass
21624.400	-46.01	14.70	-25.0	-21.01	97.00	Vertical	Horizontal	Pass

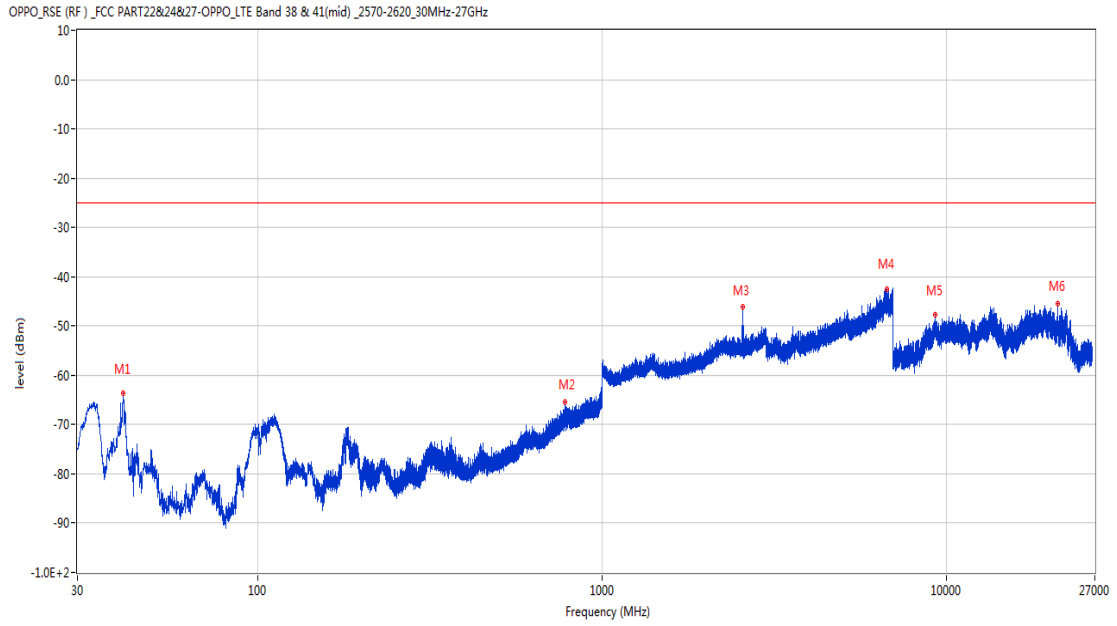
17.4 LTE Band 41 BW20, Middle Channel

RSE-H&H LTE Band 41 BW20 CH40620



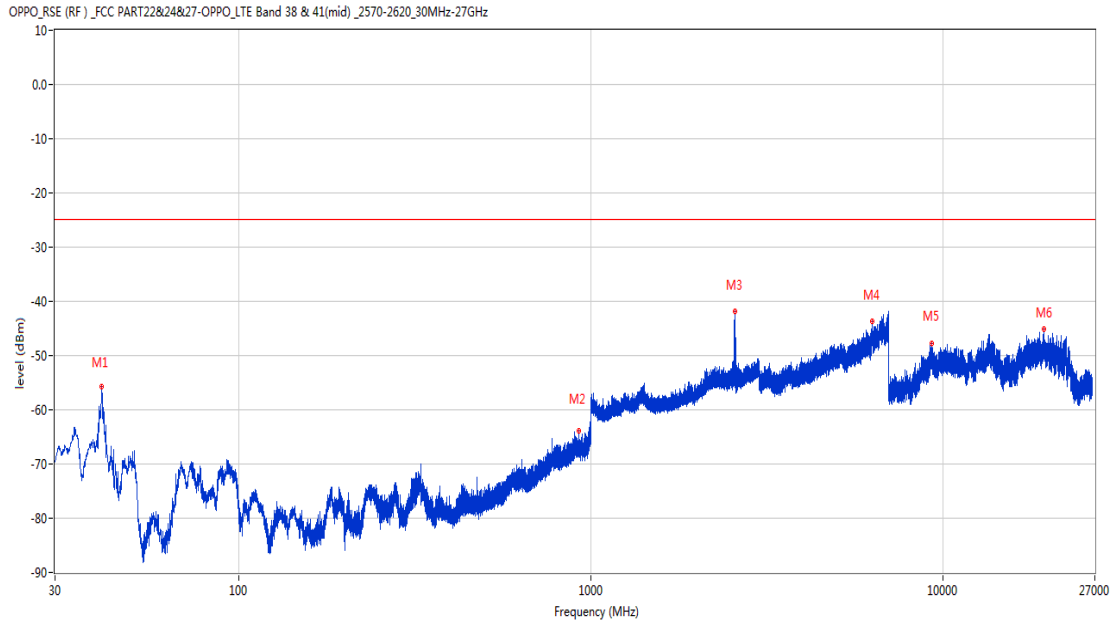
Frequency (MHz)	Result (dBm)	Factor (dB)	PK Limit (dBm)	Over Limit (dB)	Table (o)	ANT	EUT	Verdict
40.718	-63.77	-17.87	-25.0	-38.77	60.00	Horizontal	Horizontal	Pass
889.323	-63.89	4.46	-25.0	-38.89	122.00	Horizontal	Horizontal	Pass
2559.100	-39.20	1.38	-25.0	-14.20	186.00	Horizontal	Horizontal	N/A
6766.000	-42.00	11.42	-25.0	-17.00	156.00	Horizontal	Horizontal	Pass
9321.850	-48.31	9.81	-25.0	-23.31	0.00	Horizontal	Horizontal	Pass
18659.176	-45.38	12.15	-25.0	-20.38	363.00	Horizontal	Horizontal	Pass

RSE-H&V LTE Band 41 BW20 CH40620



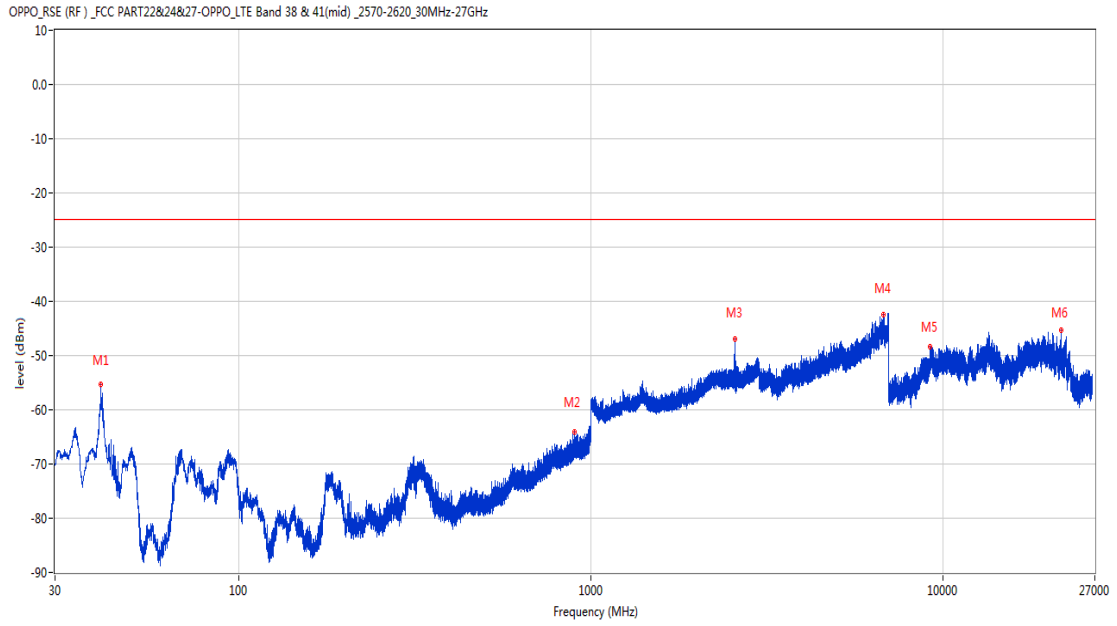
Frequency (MHz)	Result (dBm)	Factor (dB)	PK Limit (dBm)	Over Limit (dB)	Table (o)	ANT	EUT	Verdict
40.767	-63.60	-17.83	-25.0	-38.60	-3.00	Horizontal	Vertical	Pass
781.702	-65.53	2.78	-25.0	-40.53	-3.00	Horizontal	Vertical	Pass
2558.900	-46.22	1.38	-25.0	-21.22	198.00	Horizontal	Vertical	N/A
6739.600	-42.59	12.04	-25.0	-17.59	179.00	Horizontal	Vertical	Pass
9301.724	-47.80	10.20	-25.0	-22.80	288.00	Horizontal	Vertical	Pass
21032.374	-45.49	14.51	-25.0	-20.49	284.00	Horizontal	Vertical	Pass

RSE-V&V LTE Band 41 BW20 CH40620



Frequency (MHz)	Result (dBm)	Factor (dB)	PK Limit (dBm)	Over Limit (dB)	Table (o)	ANT	EUT	Verdict
40.718	-55.72	-17.87	-25.0	-30.72	99.00	Vertical	Vertical	Pass
924.631	-63.96	4.71	-25.0	-38.96	135.00	Vertical	Vertical	Pass
2561.800	-41.77	1.41	-25.0	-16.77	281.00	Vertical	Vertical	N/A
6287.600	-43.63	11.43	-25.0	-18.63	262.00	Vertical	Vertical	Pass
9296.550	-47.84	10.10	-25.0	-22.84	137.00	Vertical	Vertical	Pass
19310.698	-45.08	15.84	-25.0	-20.08	251.00	Vertical	Vertical	Pass

RSE-V&H LTE Band 41 BW20 CH40620

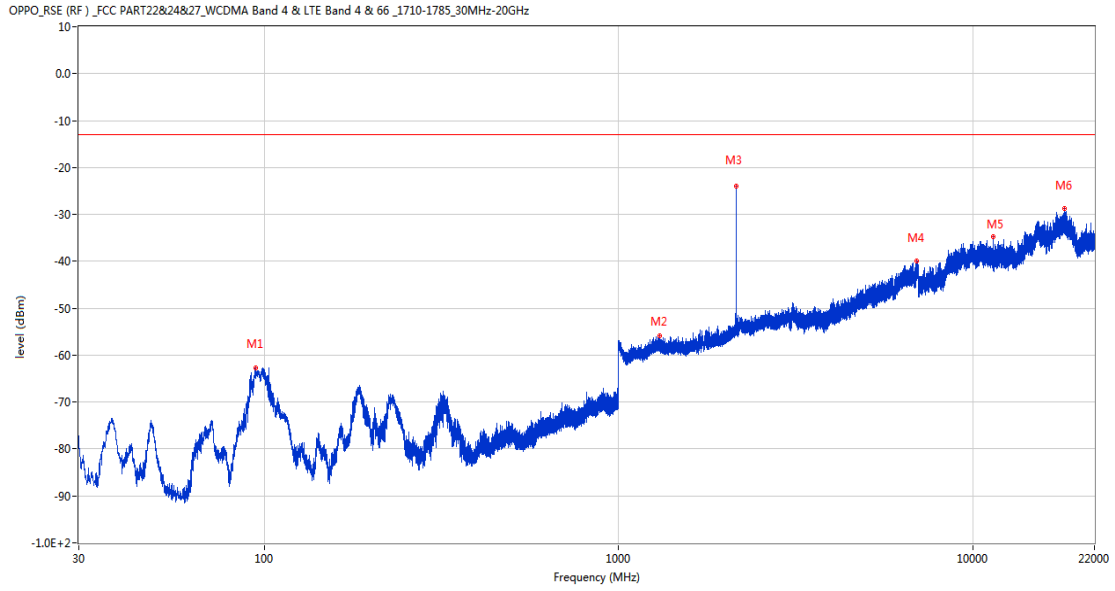


Frequency (MHz)	Result (dBm)	Factor (dB)	PK Limit (dBm)	Over Limit (dB)	Table (o)	ANT	EUT	Verdict
40.476	-55.34	-18.05	-25.0	-30.34	55.00	Vertical	Horizontal	Pass
899.654	-64.13	4.87	-25.0	-39.13	188.00	Vertical	Horizontal	Pass
2563.100	-46.95	1.42	-25.0	-21.95	361.00	Vertical	Horizontal	N/A
6790.400	-42.42	12.39	-25.0	-17.42	274.00	Vertical	Horizontal	Pass
9211.162	-48.37	9.23	-25.0	-23.37	84.00	Vertical	Horizontal	Pass
21631.625	-45.33	14.70	-25.0	-20.33	175.00	Vertical	Horizontal	Pass

18 LTE Band 66

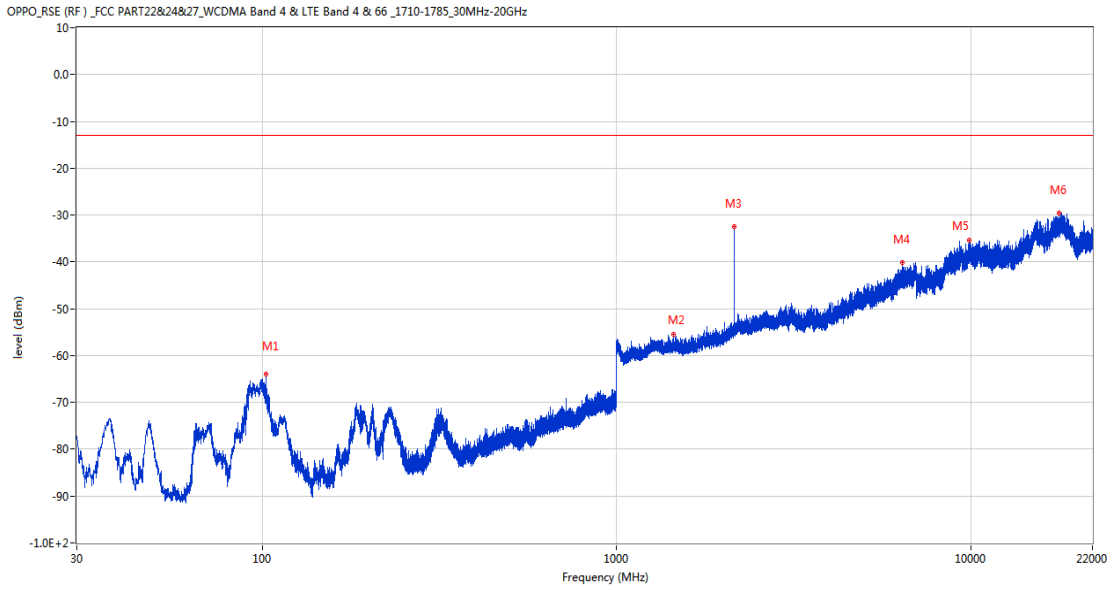
18.1 LTE Band 66 BW1.4, Middle Channel

RSE-H&H LTE Band 66 BW1.4 CH132322



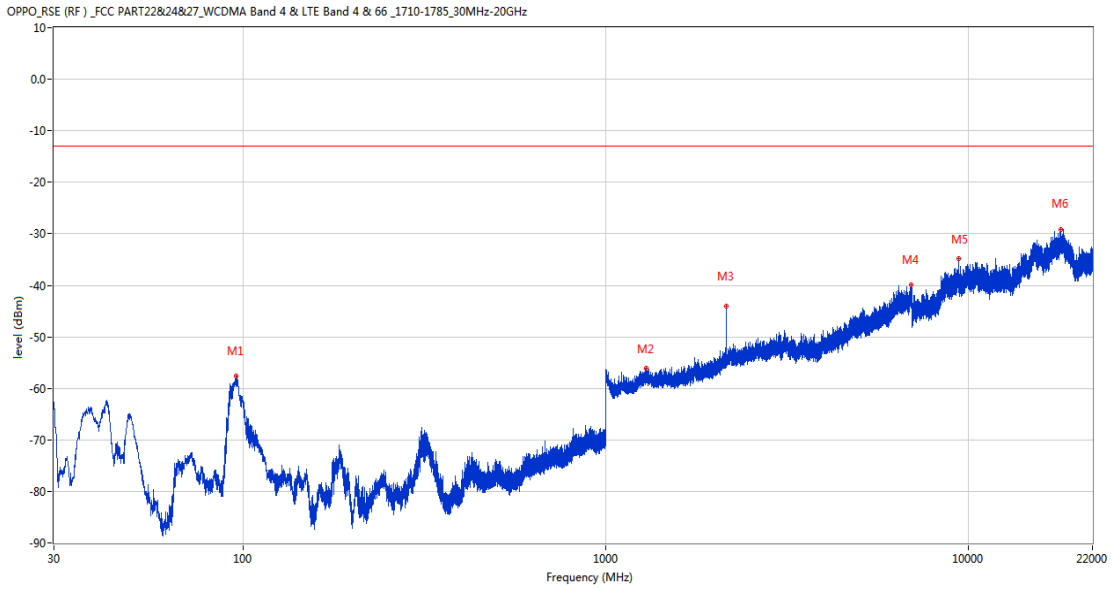
Frequency (MHz)	Result (dBm)	Factor (dB)	PK Limit (dBm)	Over Limit (dB)	Table (o)	ANT	EUT	Verdict
94.408	-62.78	-21.32	-13.0	-49.78	321.00	Horizontal	Horizontal	Pass
1305.000	-55.97	-0.10	-13.0	-42.97	80.00	Horizontal	Horizontal	Pass
2144.800	-23.94	2.75	-13.0	-10.94	156.00	Horizontal	Horizontal	N/A
6920.600	-39.87	19.31	-13.0	-26.87	355.00	Horizontal	Horizontal	Pass
11421.175	-34.75	39.58	-13.0	-21.75	88.00	Horizontal	Horizontal	Pass
18121.011	-28.76	44.92	-13.0	-15.76	129.00	Horizontal	Horizontal	Pass

RSE-H&V LTE Band 66 BW1.4 CH132322



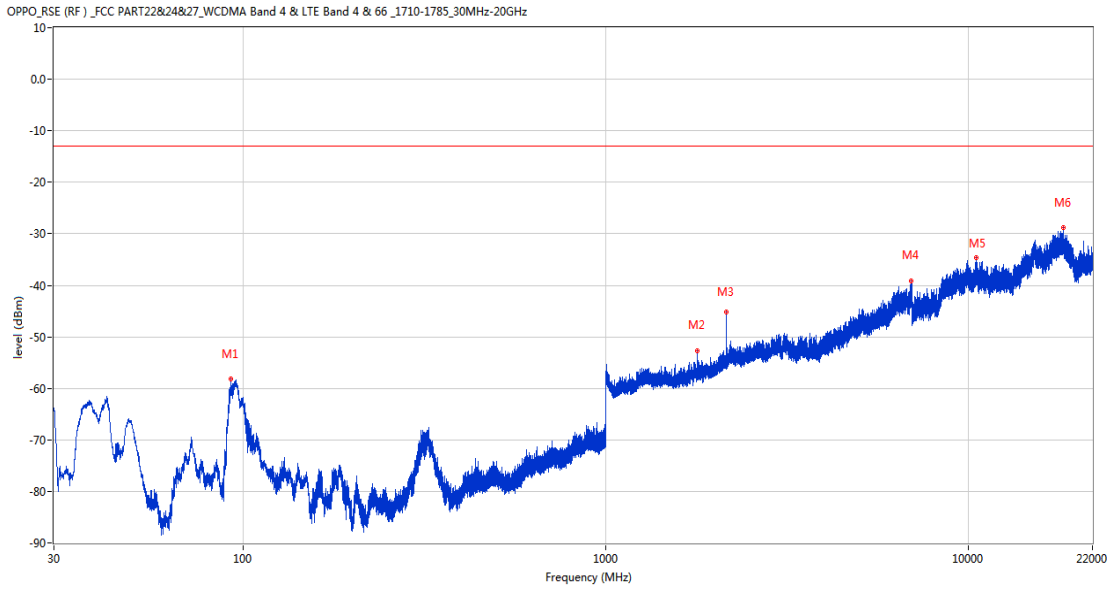
Frequency (MHz)	Result (dBm)	Factor (dB)	PK Limit (dBm)	Over Limit (dB)	Table (o)	ANT	EUT	Verdict
102.410	-63.99	-22.07	-13.0	-50.99	297.00	Horizontal	Vertical	Pass
1450.700	-55.38	-0.26	-13.0	-42.38	360.00	Horizontal	Vertical	Pass
2145.100	-32.56	2.74	-13.0	-19.56	166.00	Horizontal	Vertical	N/A
6408.600	-40.18	18.60	-13.0	-27.18	173.00	Horizontal	Vertical	Pass
9892.537	-35.46	39.96	-13.0	-22.46	81.00	Horizontal	Vertical	Pass
17689.037	-29.56	44.14	-13.0	-16.56	180.00	Horizontal	Vertical	Pass

RSE-V&V LTE Band 66 BW1.4 CH132322



Frequency (MHz)	Result (dBm)	Factor (dB)	PK Limit (dBm)	Over Limit (dB)	Table (o)	ANT	EUT	Verdict
95.329	-57.56	-21.50	-13.0	-44.56	323.00	Vertical	Vertical	Pass
1294.800	-56.17	0.02	-13.0	-43.17	29.00	Vertical	Vertical	Pass
2144.700	-44.03	2.75	-13.0	-31.03	238.00	Vertical	Vertical	N/A
6971.400	-39.93	20.00	-13.0	-26.93	213.00	Vertical	Vertical	Pass
9401.487	-34.83	40.01	-13.0	-21.83	181.00	Vertical	Vertical	Pass
17959.600	-29.25	44.72	-13.0	-16.25	-1.00	Vertical	Vertical	Pass

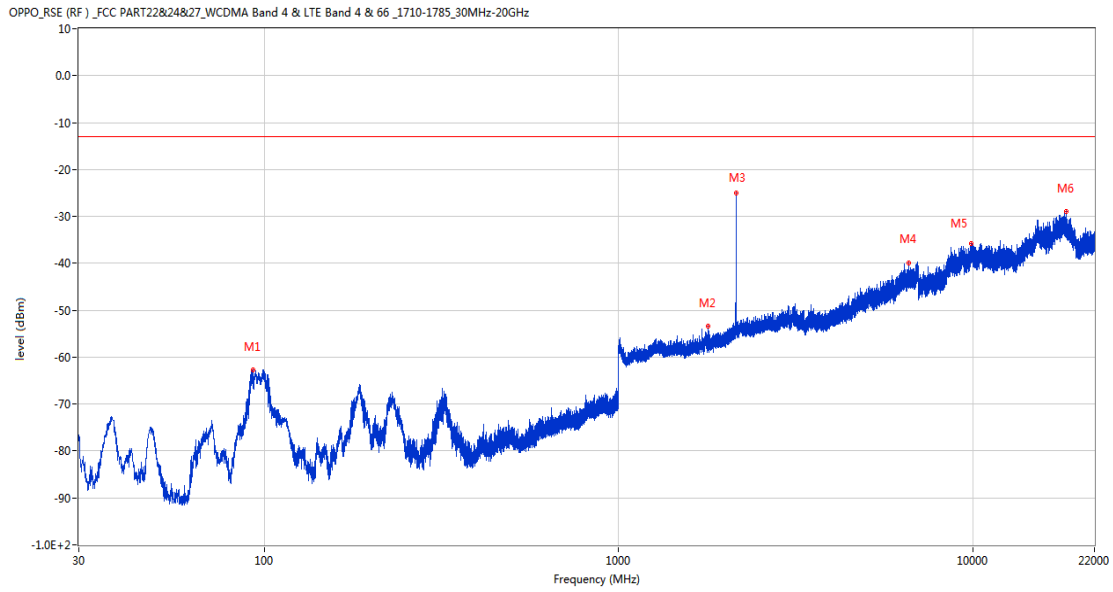
RSE-V&H LTE Band 66 BW1.4 CH132322



Frequency (MHz)	Result (dBm)	Factor (dB)	PK Limit (dBm)	Over Limit (dB)	Table (o)	ANT	EUT	Verdict
92.177	-58.16	-20.98	-13.0	-45.16	341.00	Vertical	Horizontal	Pass
1785.500	-52.76	1.34	-13.0	-39.76	17.00	Vertical	Horizontal	Pass
2145.300	-45.10	2.74	-13.0	-32.10	86.00	Vertical	Horizontal	N/A
6962.800	-39.09	19.65	-13.0	-26.09	274.00	Vertical	Horizontal	Pass
10520.438	-34.59	40.53	-13.0	-21.59	215.00	Vertical	Horizontal	Pass
18311.563	-28.75	44.42	-13.0	-15.75	112.00	Vertical	Horizontal	Pass

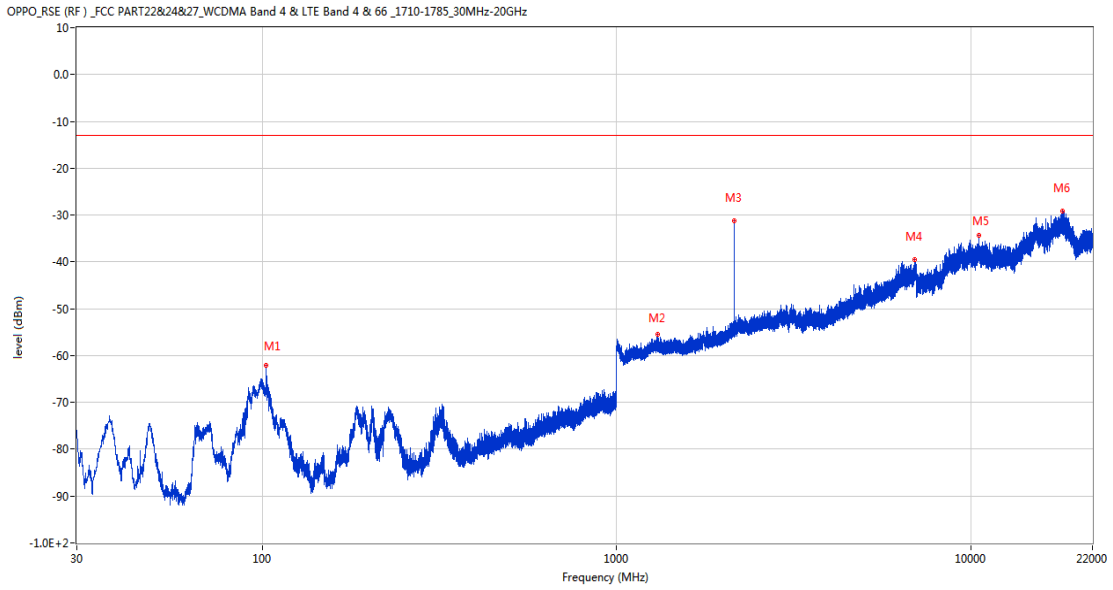
18.2 LTE Band 66 BW3, Middle Channel

RSE-H&H LTE Band 66 BW3 CH132322



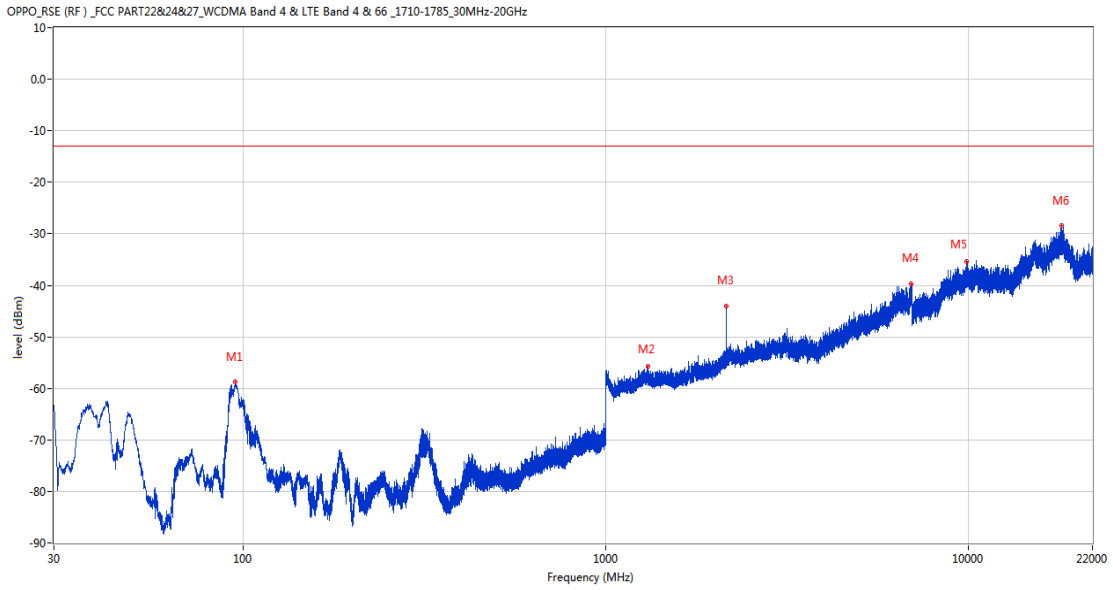
Frequency (MHz)	Result (dBm)	Factor (dB)	PK Limit (dBm)	Over Limit (dB)	Table (o)	ANT	EUT	Verdict
92.953	-62.68	-21.08	-13.0	-49.68	269.00	Horizontal	Horizontal	Pass
1785.600	-53.45	1.34	-13.0	-40.45	137.00	Horizontal	Horizontal	Pass
2144.200	-25.01	2.76	-13.0	-12.01	160.00	Horizontal	Horizontal	N/A
6569.600	-39.97	17.56	-13.0	-26.97	238.00	Horizontal	Horizontal	Pass
9895.125	-35.73	39.98	-13.0	-22.73	121.00	Horizontal	Horizontal	Pass
18278.726	-28.94	44.62	-13.0	-15.94	279.00	Horizontal	Horizontal	Pass

RSE-H&V LTE Band 66 BW3 CH132322



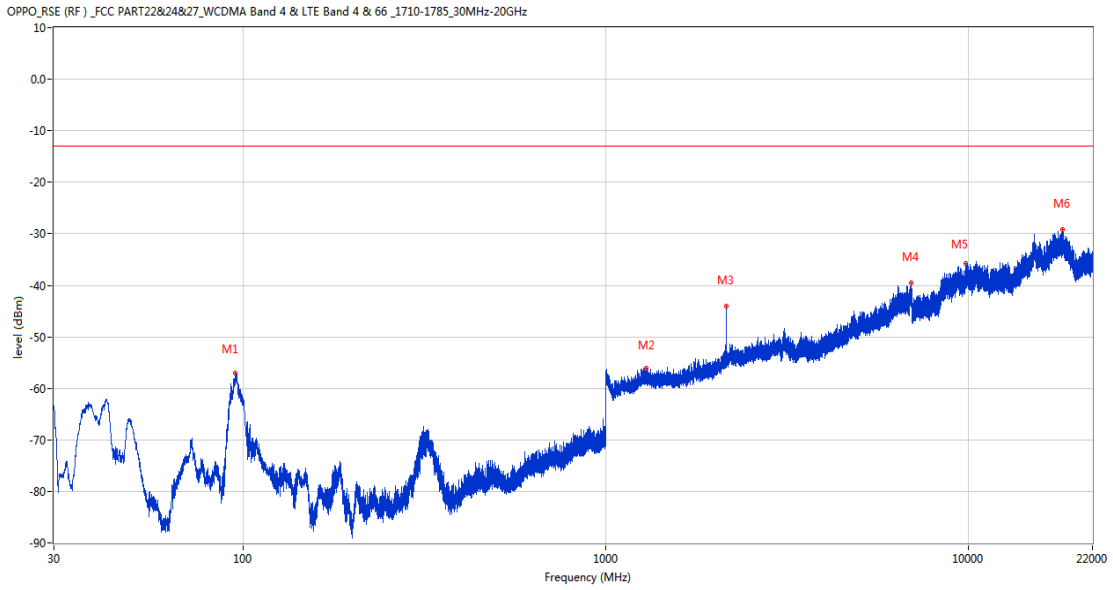
Frequency (MHz)	Result (dBm)	Factor (dB)	PK Limit (dBm)	Over Limit (dB)	Table (o)	ANT	EUT	Verdict
102.410	-61.99	-22.07	-13.0	-48.99	282.00	Horizontal	Vertical	Pass
1304.500	-55.39	-0.05	-13.0	-42.39	88.00	Horizontal	Vertical	Pass
2145.400	-31.30	2.73	-13.0	-18.30	164.00	Horizontal	Vertical	N/A
6917.200	-39.48	19.47	-13.0	-26.48	167.00	Horizontal	Vertical	Pass
10537.113	-34.29	40.63	-13.0	-21.29	293.00	Horizontal	Vertical	Pass
18074.761	-29.25	44.95	-13.0	-16.25	128.00	Horizontal	Vertical	Pass

RSE-V&V LTE Band 66 BW3 CH132322



Frequency (MHz)	Result (dBm)	Factor (dB)	PK Limit (dBm)	Over Limit (dB)	Table (o)	ANT	EUT	Verdict
94.699	-58.69	-21.38	-13.0	-45.69	290.00	Vertical	Vertical	Pass
1305.900	-55.78	-0.09	-13.0	-42.78	145.00	Vertical	Vertical	Pass
2145.500	-44.11	2.73	-13.0	-31.11	84.00	Vertical	Vertical	N/A
6941.000	-39.74	19.27	-13.0	-26.74	236.00	Vertical	Vertical	Pass
9891.387	-35.30	39.95	-13.0	-22.30	204.00	Vertical	Vertical	Pass
18131.651	-28.48	44.99	-13.0	-15.48	193.00	Vertical	Vertical	Pass

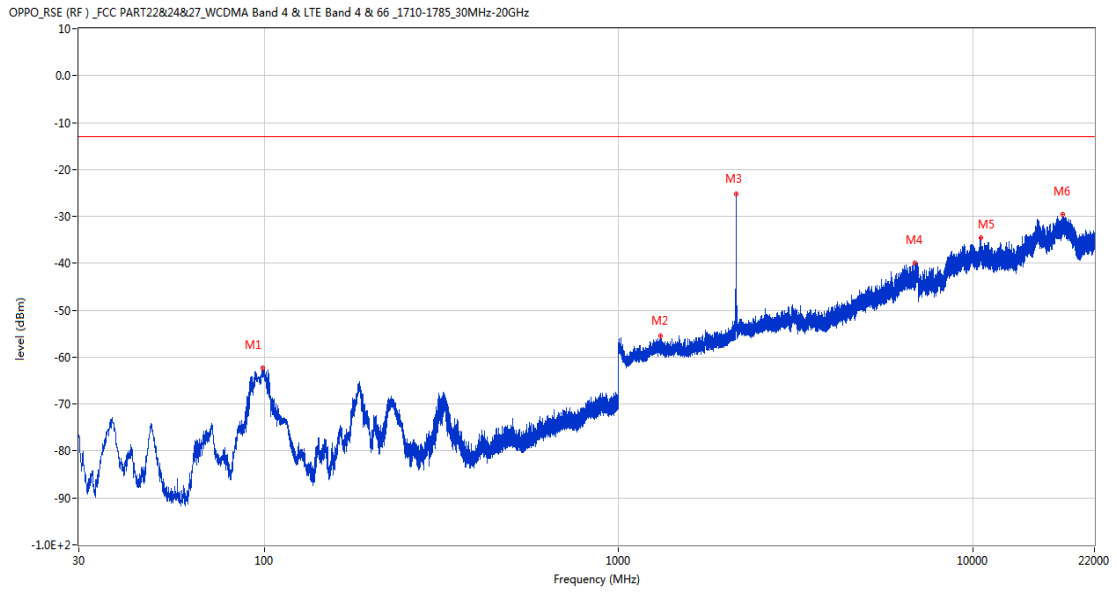
RSE-V&H LTE Band 66 BW3 CH132322



Frequency (MHz)	Result (dBm)	Factor (dB)	PK Limit (dBm)	Over Limit (dB)	Table (o)	ANT	EUT	Verdict
95.038	-57.14	-21.45	-13.0	-44.14	328.00	Vertical	Horizontal	Pass
1290.800	-56.08	0.08	-13.0	-43.08	13.00	Vertical	Horizontal	Pass
2144.000	-44.00	2.75	-13.0	-31.00	153.00	Vertical	Horizontal	N/A
6953.400	-39.57	19.16	-13.0	-26.57	103.00	Vertical	Horizontal	Pass
9857.175	-35.85	39.74	-13.0	-22.85	252.00	Vertical	Horizontal	Pass
18148.301	-29.20	44.99	-13.0	-16.20	0.00	Vertical	Horizontal	Pass

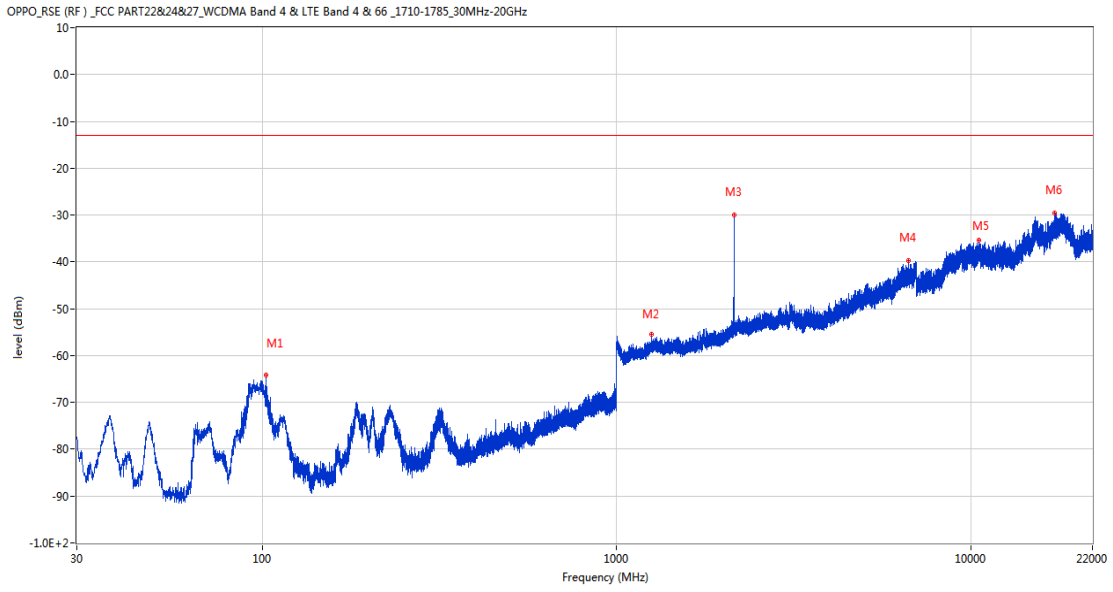
18.3 LTE Band 66 BW5, Middle Channel

RSE-H&H LTE Band 66 BW5 CH132322



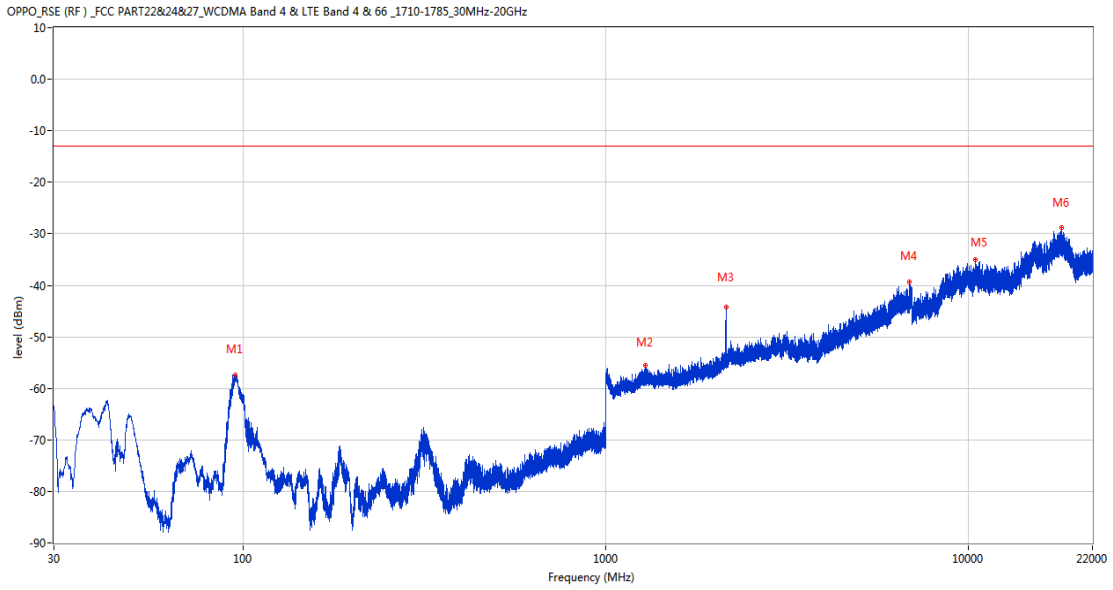
Frequency (MHz)	Result (dBm)	Factor (dB)	PK Limit (dBm)	Over Limit (dB)	Table (o)	ANT	EUT	Verdict
98.967	-62.34	-21.83	-13.0	-49.34	312.00	Horizontal	Horizontal	Pass
1310.900	-55.54	-0.25	-13.0	-42.54	39.00	Horizontal	Horizontal	Pass
2143.700	-25.15	2.73	-13.0	-12.15	164.00	Horizontal	Horizontal	N/A
6842.400	-39.83	17.89	-13.0	-26.83	78.00	Horizontal	Horizontal	Pass
10531.075	-34.61	40.60	-13.0	-21.61	222.00	Horizontal	Horizontal	Pass
17938.323	-29.56	44.70	-13.0	-16.56	0.00	Horizontal	Horizontal	Pass

RSE-H&V LTE Band 66 BW5 CH132322



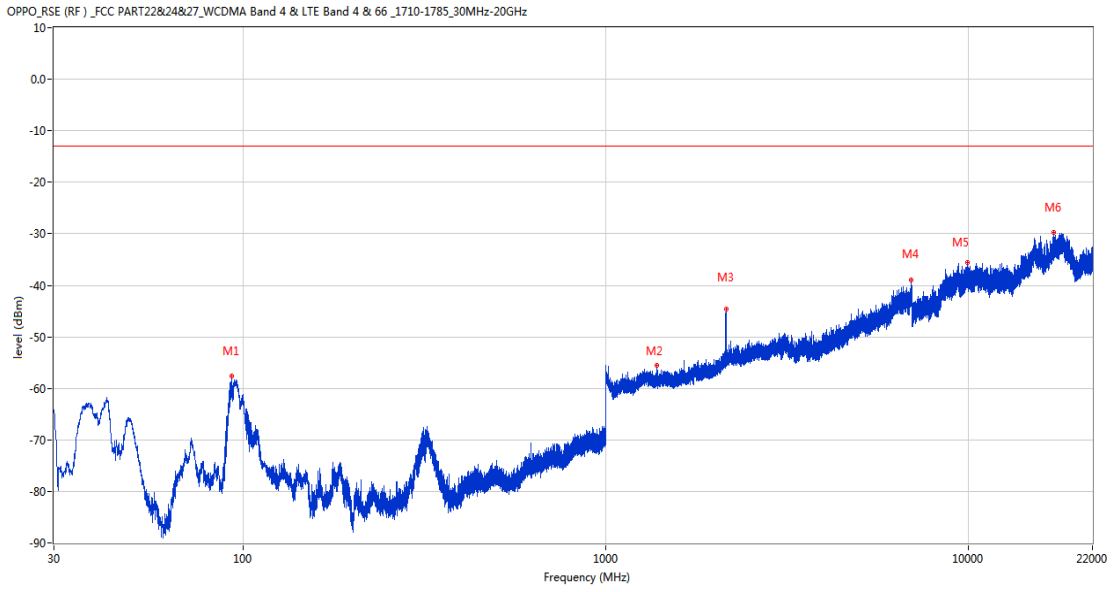
Frequency (MHz)	Result (dBm)	Factor (dB)	PK Limit (dBm)	Over Limit (dB)	Table (o)	ANT	EUT	Verdict
102.799	-64.23	-22.07	-13.0	-51.23	263.00	Horizontal	Vertical	Pass
1252.100	-55.41	-0.05	-13.0	-42.41	268.00	Horizontal	Vertical	Pass
2143.800	-29.96	2.74	-13.0	-16.96	169.00	Horizontal	Vertical	N/A
6644.600	-39.80	18.61	-13.0	-26.80	229.00	Horizontal	Vertical	Pass
10504.625	-35.31	40.43	-13.0	-22.31	325.00	Horizontal	Vertical	Pass
17254.287	-29.53	44.37	-13.0	-16.53	17.00	Horizontal	Vertical	Pass

RSE-V&V LTE Band 66 BW5 CH132322



Frequency (MHz)	Result (dBm)	Factor (dB)	PK Limit (dBm)	Over Limit (dB)	Table (o)	ANT	EUT	Verdict
95.038	-57.46	-21.45	-13.0	-44.46	359.00	Vertical	Vertical	Pass
1283.300	-55.51	0.15	-13.0	-42.51	67.00	Vertical	Vertical	Pass
2144.100	-44.23	2.75	-13.0	-31.23	241.00	Vertical	Vertical	N/A
6894.000	-39.28	19.14	-13.0	-26.28	227.00	Vertical	Vertical	Pass
10437.925	-35.06	40.90	-13.0	-22.06	75.00	Vertical	Vertical	Pass
18051.176	-28.72	44.91	-13.0	-15.72	211.00	Vertical	Vertical	Pass

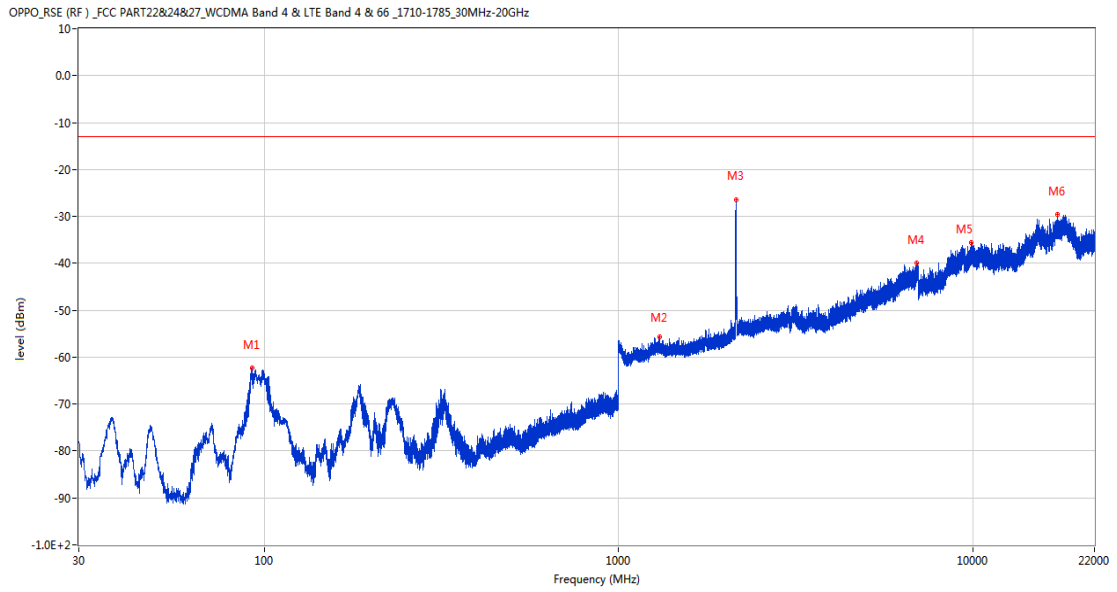
RSE-V&H LTE Band 66 BW5 CH132322



Frequency (MHz)	Result (dBm)	Factor (dB)	PK Limit (dBm)	Over Limit (dB)	Table (o)	ANT	EUT	Verdict
92.662	-57.63	-21.05	-13.0	-44.63	287.00	Vertical	Horizontal	Pass
1380.900	-55.48	-0.59	-13.0	-42.48	245.00	Vertical	Horizontal	Pass
2143.600	-44.57	2.73	-13.0	-31.57	236.00	Vertical	Horizontal	N/A
6972.800	-39.04	20.01	-13.0	-26.04	275.00	Vertical	Horizontal	Pass
9957.800	-35.55	39.87	-13.0	-22.55	258.00	Vertical	Horizontal	Pass
17206.651	-29.71	44.41	-13.0	-16.71	126.00	Vertical	Horizontal	Pass

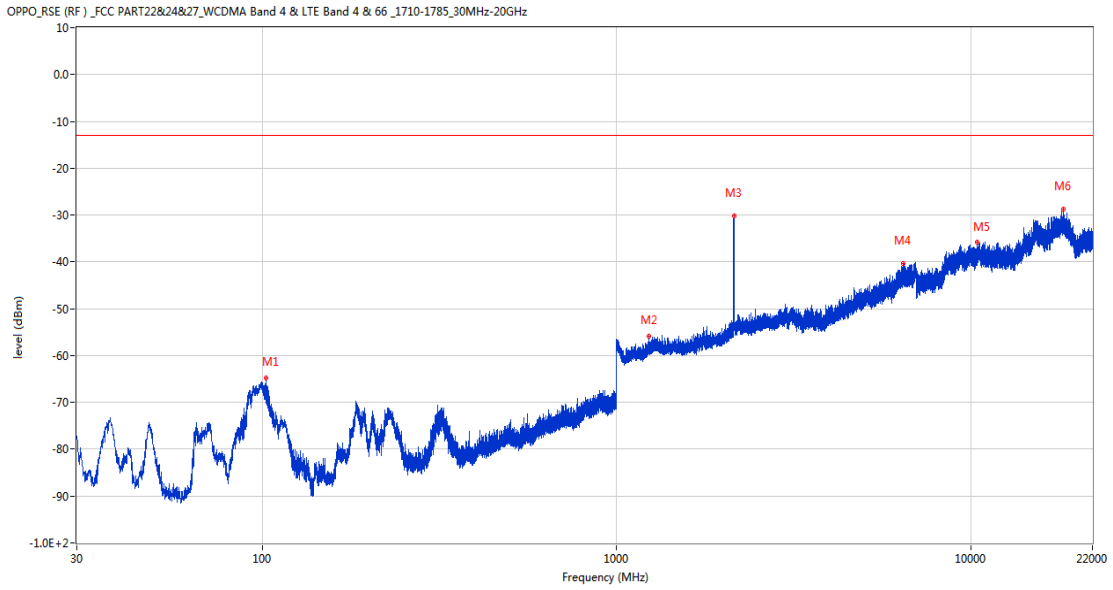
18.4 LTE Band 66 BW10, Middle Channel

RSE-H&H LTE Band 66 BW10 CH132322



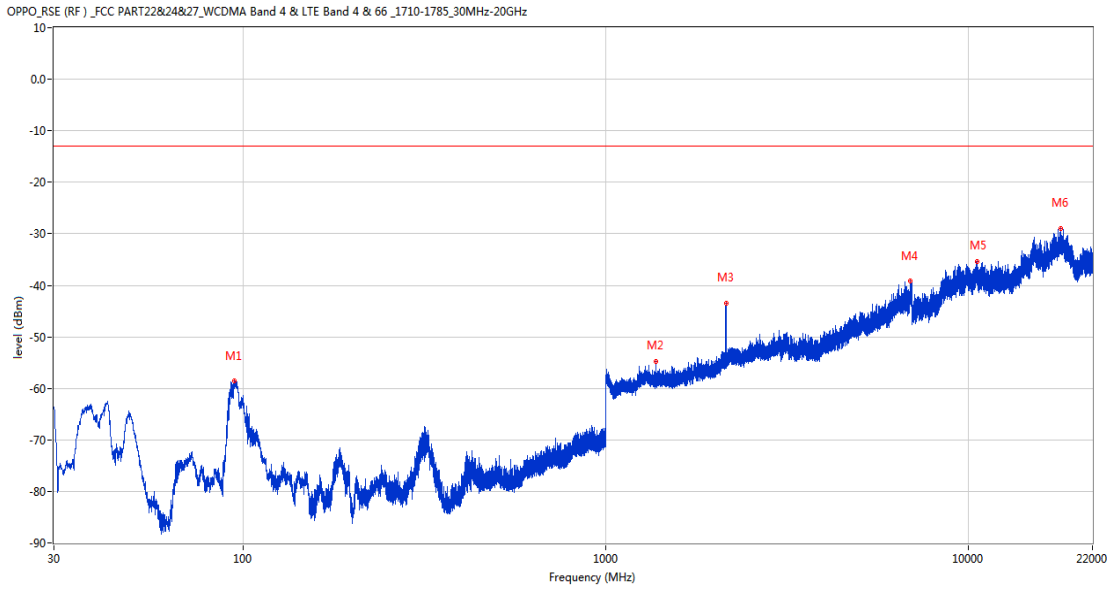
Frequency (MHz)	Result (dBm)	Factor (dB)	PK Limit (dBm)	Over Limit (dB)	Table (o)	ANT	EUT	Verdict
92.274	-62.30	-21.00	-13.0	-49.30	290.00	Horizontal	Horizontal	Pass
1303.200	-55.69	0.07	-13.0	-42.69	-1.00	Horizontal	Horizontal	Pass
2148.500	-26.54	2.70	-13.0	-13.54	164.00	Horizontal	Horizontal	N/A
6915.200	-40.01	19.59	-13.0	-27.01	239.00	Horizontal	Horizontal	Pass
9898.287	-35.62	40.01	-13.0	-22.62	118.00	Horizontal	Horizontal	Pass
17344.475	-29.66	44.37	-13.0	-16.66	244.00	Horizontal	Horizontal	Pass

RSE-H&V LTE Band 66 BW10 CH132322



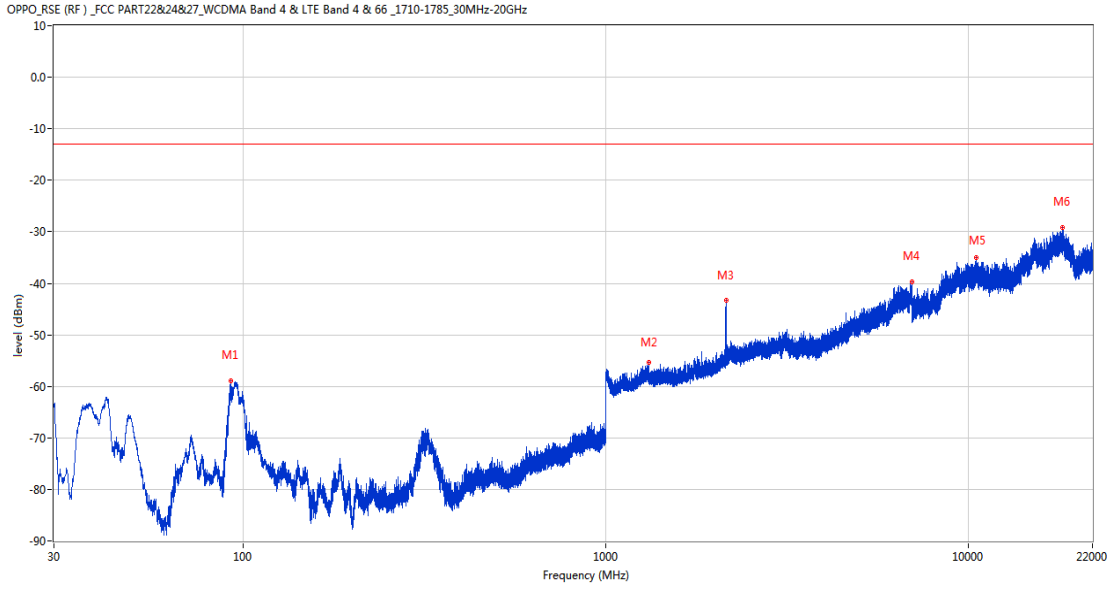
Frequency (MHz)	Result (dBm)	Factor (dB)	PK Limit (dBm)	Over Limit (dB)	Table (o)	ANT	EUT	Verdict
102.653	-64.81	-22.07	-13.0	-51.81	286.00	Horizontal	Vertical	Pass
1234.700	-55.94	-0.23	-13.0	-42.94	169.00	Horizontal	Vertical	Pass
2142.900	-30.24	2.69	-13.0	-17.24	153.00	Horizontal	Vertical	N/A
6419.400	-40.41	18.91	-13.0	-27.41	234.00	Horizontal	Vertical	Pass
10419.526	-35.70	40.67	-13.0	-22.70	115.00	Horizontal	Vertical	Pass
18177.438	-28.74	45.04	-13.0	-15.74	176.00	Horizontal	Vertical	Pass

RSE-V&V LTE Band 66 BW10 CH132322



Frequency (MHz)	Result (dBm)	Factor (dB)	PK Limit (dBm)	Over Limit (dB)	Table (o)	ANT	EUT	Verdict
94.165	-58.55	-21.28	-13.0	-45.55	268.00	Vertical	Vertical	Pass
1371.200	-54.80	-0.63	-13.0	-41.80	299.00	Vertical	Vertical	Pass
2143.400	-43.58	2.72	-13.0	-30.58	85.00	Vertical	Vertical	N/A
6911.400	-39.22	19.44	-13.0	-26.22	346.00	Vertical	Vertical	Pass
10571.900	-35.35	40.56	-13.0	-22.35	289.00	Vertical	Vertical	Pass
17993.363	-29.02	44.92	-13.0	-16.02	85.00	Vertical	Vertical	Pass

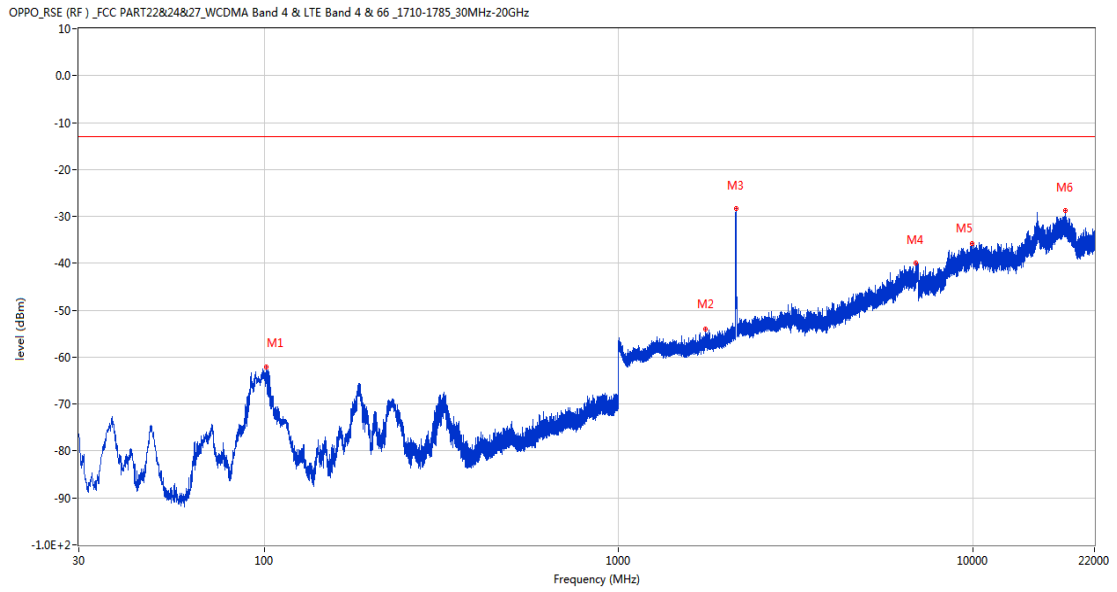
RSE-V&H LTE Band 66 BW10 CH132322



Frequency (MHz)	Result (dBm)	Factor (dB)	PK Limit (dBm)	Over Limit (dB)	Table (o)	ANT	EUT	Verdict
92.468	-59.00	-21.02	-13.0	-46.00	362.00	Vertical	Horizontal	Pass
1312.100	-55.34	-0.24	-13.0	-42.34	173.00	Vertical	Horizontal	Pass
2147.300	-43.33	2.70	-13.0	-30.33	159.00	Vertical	Horizontal	N/A
6999.800	-39.78	18.83	-13.0	-26.78	44.00	Vertical	Horizontal	Pass
10537.975	-34.96	40.64	-13.0	-21.96	35.00	Vertical	Horizontal	Pass
18143.676	-29.15	45.02	-13.0	-16.15	281.00	Vertical	Horizontal	Pass

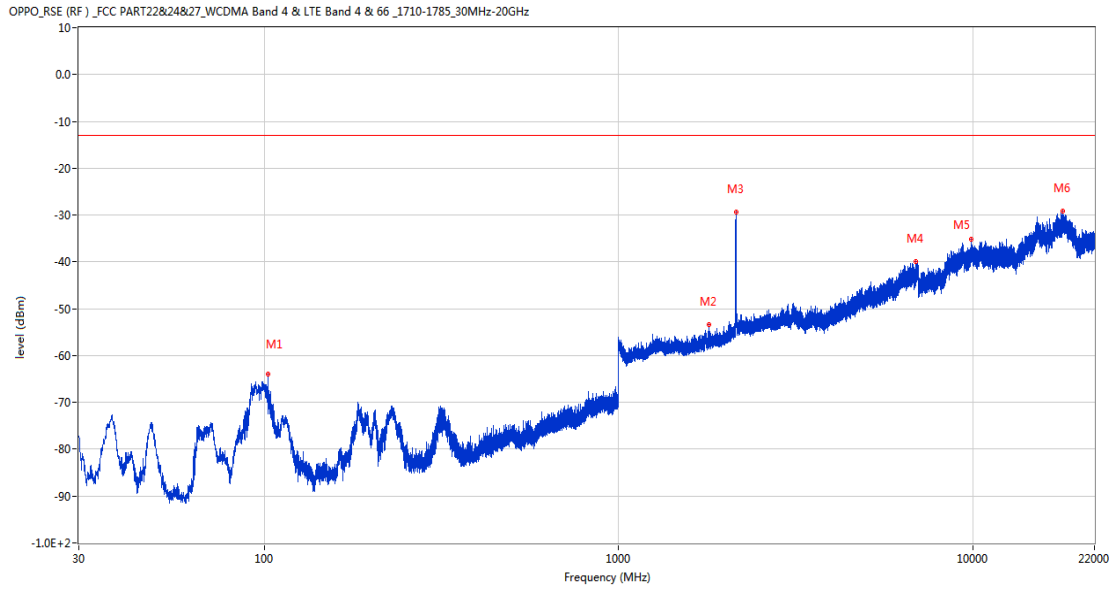
18.5 LTE Band 66 BW15, Middle Channel

RSE-H&H LTE Band 66 BW15 CH132322



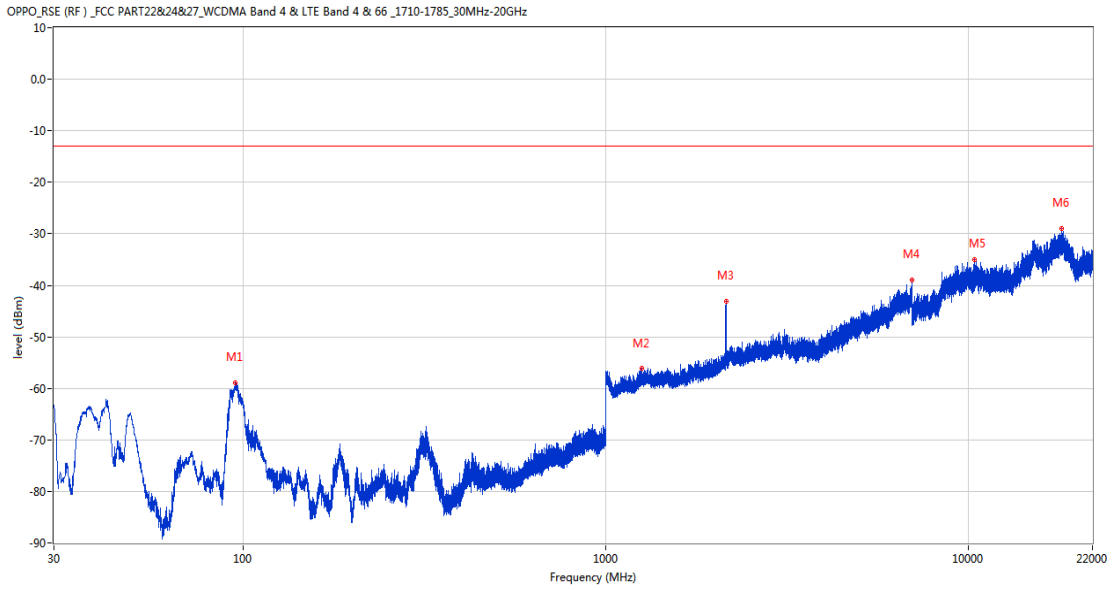
Frequency (MHz)	Result (dBm)	Factor (dB)	PK Limit (dBm)	Over Limit (dB)	Table (o)	ANT	EUT	Verdict
101.634	-62.18	-21.99	-13.0	-49.18	305.00	Horizontal	Horizontal	Pass
1757.000	-54.07	1.45	-13.0	-41.07	106.00	Horizontal	Horizontal	Pass
2142.000	-28.41	2.65	-13.0	-15.41	163.00	Horizontal	Horizontal	N/A
6906.600	-39.94	19.34	-13.0	-26.94	47.00	Horizontal	Horizontal	Pass
9926.175	-35.88	39.97	-13.0	-22.88	125.00	Horizontal	Horizontal	Pass
18244.962	-28.65	44.85	-13.0	-15.65	73.00	Horizontal	Horizontal	Pass

RSE-H&V LTE Band 66 BW15 CH132322



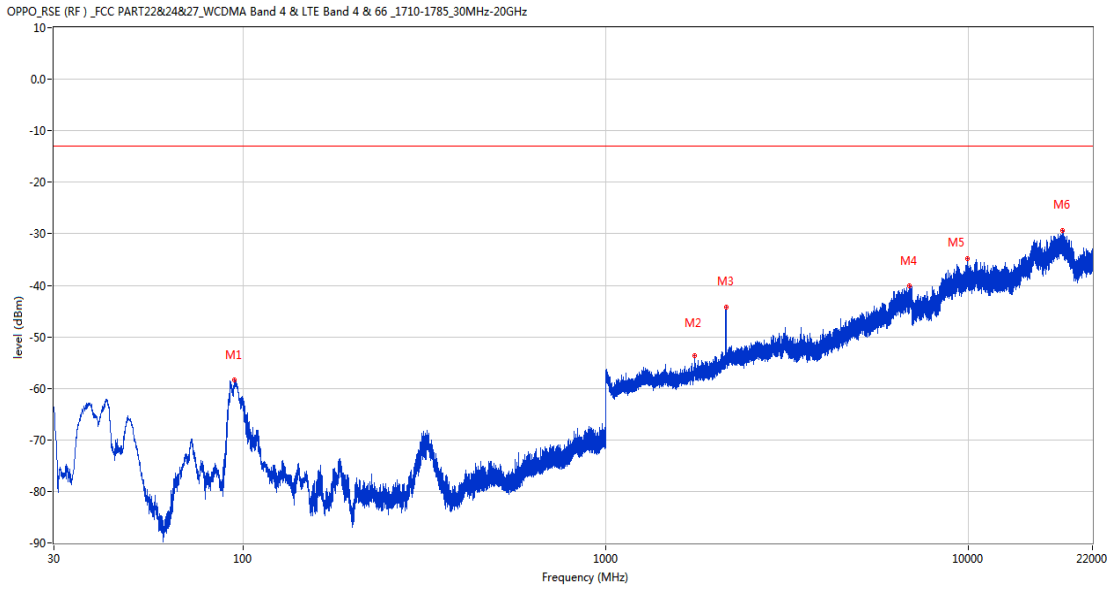
Frequency (MHz)	Result (dBm)	Factor (dB)	PK Limit (dBm)	Over Limit (dB)	Table (o)	ANT	EUT	Verdict
102.507	-64.05	-22.07	-13.0	-51.05	271.00	Horizontal	Vertical	Pass
1800.100	-53.48	1.28	-13.0	-40.48	335.00	Horizontal	Vertical	Pass
2144.100	-29.42	2.75	-13.0	-16.42	171.00	Horizontal	Vertical	N/A
6909.600	-39.83	19.47	-13.0	-26.83	345.00	Horizontal	Vertical	Pass
9906.625	-35.17	40.01	-13.0	-22.17	256.00	Horizontal	Vertical	Pass
17919.363	-29.15	44.65	-13.0	-16.15	196.00	Horizontal	Vertical	Pass

RSE-V&V LTE Band 66 BW15 CH132322



Frequency (MHz)	Result (dBm)	Factor (dB)	PK Limit (dBm)	Over Limit (dB)	Table (o)	ANT	EUT	Verdict
94.844	-58.85	-21.41	-13.0	-45.85	330.00	Vertical	Vertical	Pass
1256.700	-56.18	-0.12	-13.0	-43.18	108.00	Vertical	Vertical	Pass
2145.500	-43.15	2.73	-13.0	-30.15	242.00	Vertical	Vertical	N/A
6985.600	-39.03	19.57	-13.0	-26.03	59.00	Vertical	Vertical	Pass
10425.562	-34.94	40.75	-13.0	-21.94	105.00	Vertical	Vertical	Pass
18056.262	-28.99	44.89	-13.0	-15.99	31.00	Vertical	Vertical	Pass

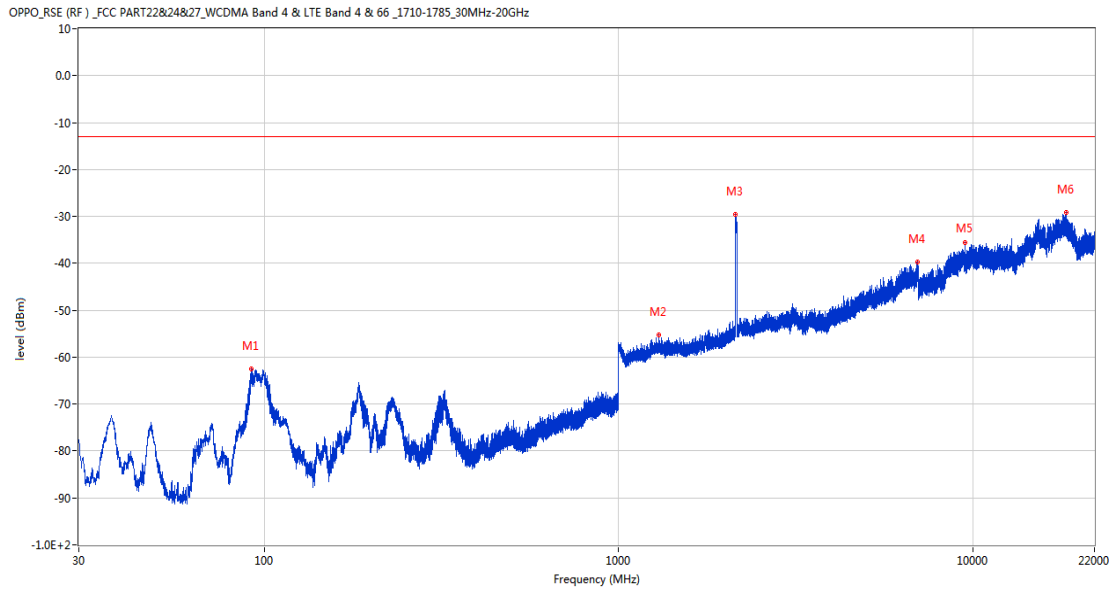
RSE-V&H LTE Band 66 BW15 CH132322



Frequency (MHz)	Result (dBm)	Factor (dB)	PK Limit (dBm)	Over Limit (dB)	Table (o)	ANT	EUT	Verdict
94.602	-58.40	-21.36	-13.0	-45.40	270.00	Vertical	Horizontal	Pass
1756.200	-53.74	1.45	-13.0	-40.74	90.00	Vertical	Horizontal	Pass
2148.900	-44.24	2.70	-13.0	-31.24	167.00	Vertical	Horizontal	N/A
6892.800	-40.05	19.06	-13.0	-27.05	133.00	Vertical	Horizontal	Pass
9945.437	-34.89	39.91	-13.0	-21.89	343.00	Vertical	Horizontal	Pass
18200.562	-29.43	45.00	-13.0	-16.43	333.00	Vertical	Horizontal	Pass

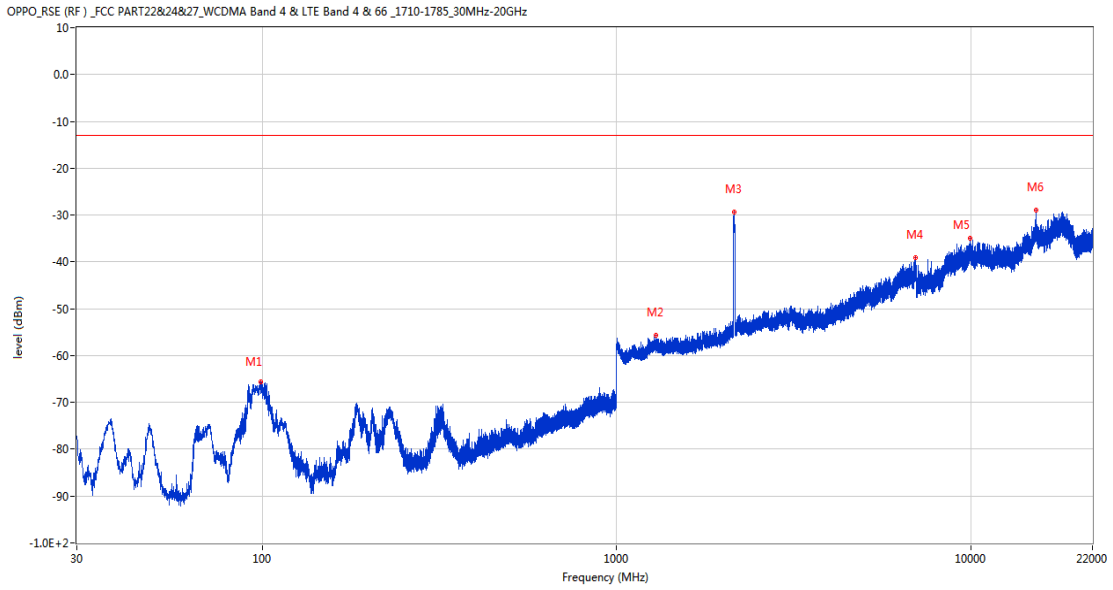
18.6 LTE Band 66 BW20, Middle Channel

RSE-H&H LTE Band 66 BW20 CH132322



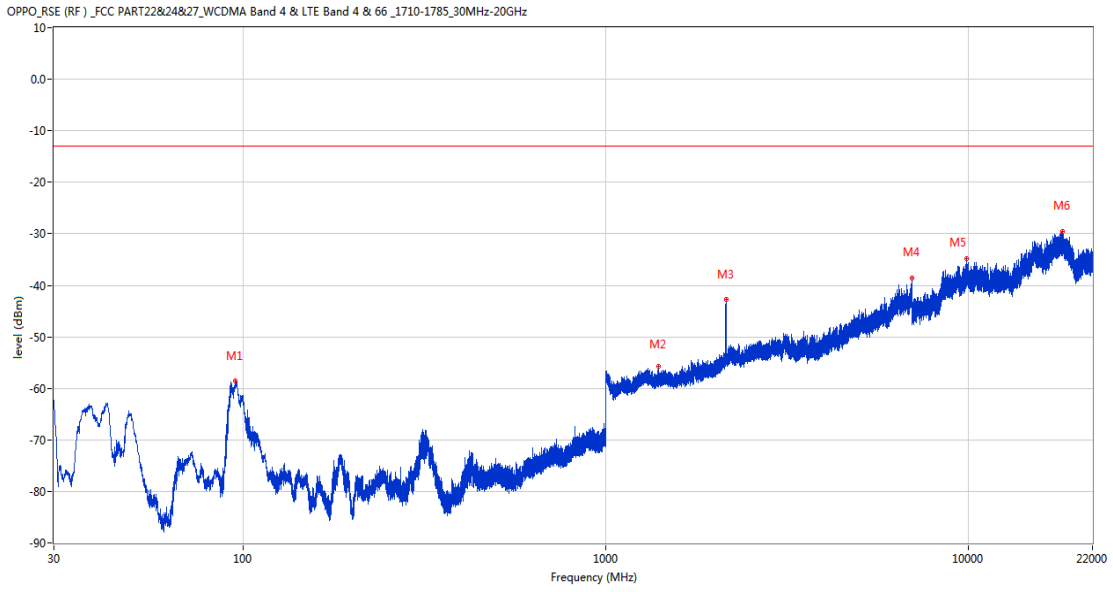
Frequency (MHz)	Result (dBm)	Factor (dB)	PK Limit (dBm)	Over Limit (dB)	Table (o)	ANT	EUT	Verdict
92.080	-62.59	-20.97	-13.0	-49.59	257.00	Horizontal	Horizontal	Pass
1300.300	-55.17	0.17	-13.0	-42.17	150.00	Horizontal	Horizontal	Pass
2139.300	-29.63	2.69	-13.0	-16.63	166.00	Horizontal	Horizontal	N/A
6979.200	-39.80	19.89	-13.0	-26.80	243.00	Horizontal	Horizontal	Pass
9510.737	-35.63	39.46	-13.0	-22.63	362.00	Horizontal	Horizontal	Pass
18272.713	-29.20	44.68	-13.0	-16.20	133.00	Horizontal	Horizontal	Pass

RSE-H&V LTE Band 66 BW20 CH132322



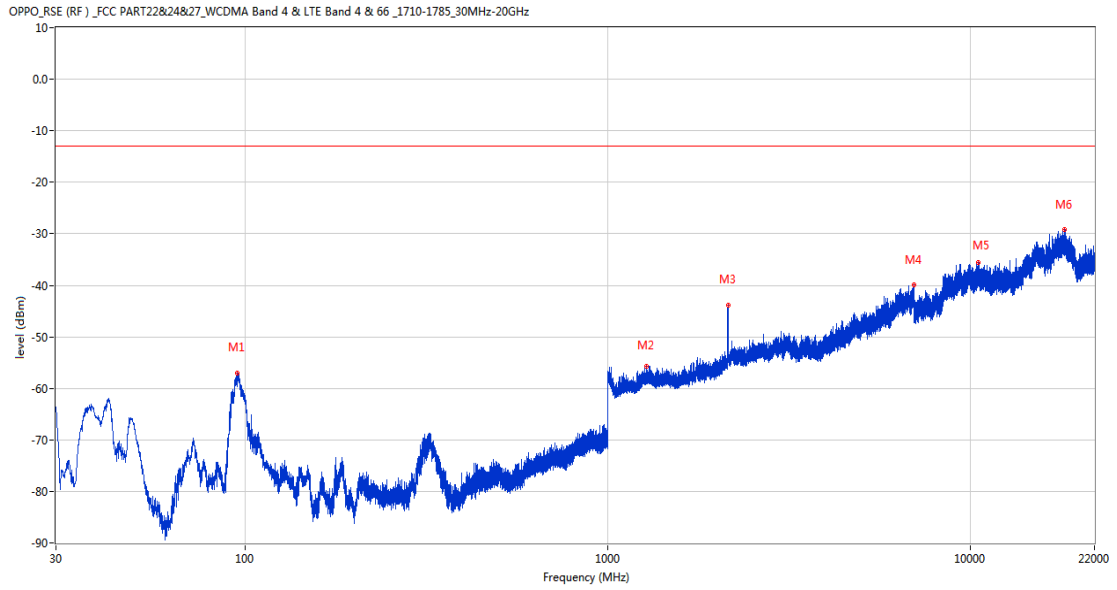
Frequency (MHz)	Result (dBm)	Factor (dB)	PK Limit (dBm)	Over Limit (dB)	Table (o)	ANT	EUT	Verdict
99.064	-65.62	-21.83	-13.0	-52.62	265.00	Horizontal	Vertical	Pass
1290.600	-55.73	0.08	-13.0	-42.73	260.00	Horizontal	Vertical	Pass
2153.100	-29.36	2.81	-13.0	-16.36	166.00	Horizontal	Vertical	N/A
6978.000	-39.10	19.97	-13.0	-26.10	174.00	Horizontal	Vertical	Pass
9963.550	-34.94	39.85	-13.0	-21.94	351.00	Horizontal	Vertical	Pass
15223.451	-29.04	43.42	-13.0	-16.04	238.00	Horizontal	Vertical	Pass

RSE-V&V LTE Band 66 BW20 CH132322



Frequency (MHz)	Result (dBm)	Factor (dB)	PK Limit (dBm)	Over Limit (dB)	Table (o)	ANT	EUT	Verdict
94.699	-58.53	-21.38	-13.0	-45.53	308.00	Vertical	Vertical	Pass
1399.100	-55.79	-0.61	-13.0	-42.79	311.00	Vertical	Vertical	Pass
2149.400	-42.78	2.70	-13.0	-29.78	247.00	Vertical	Vertical	N/A
6999.000	-38.59	18.94	-13.0	-25.59	0.00	Vertical	Vertical	Pass
9890.525	-34.85	39.94	-13.0	-21.85	118.00	Vertical	Vertical	Pass
18170.499	-29.63	44.99	-13.0	-16.63	78.00	Vertical	Vertical	Pass

RSE-V&H LTE Band 66 BW20 CH132322



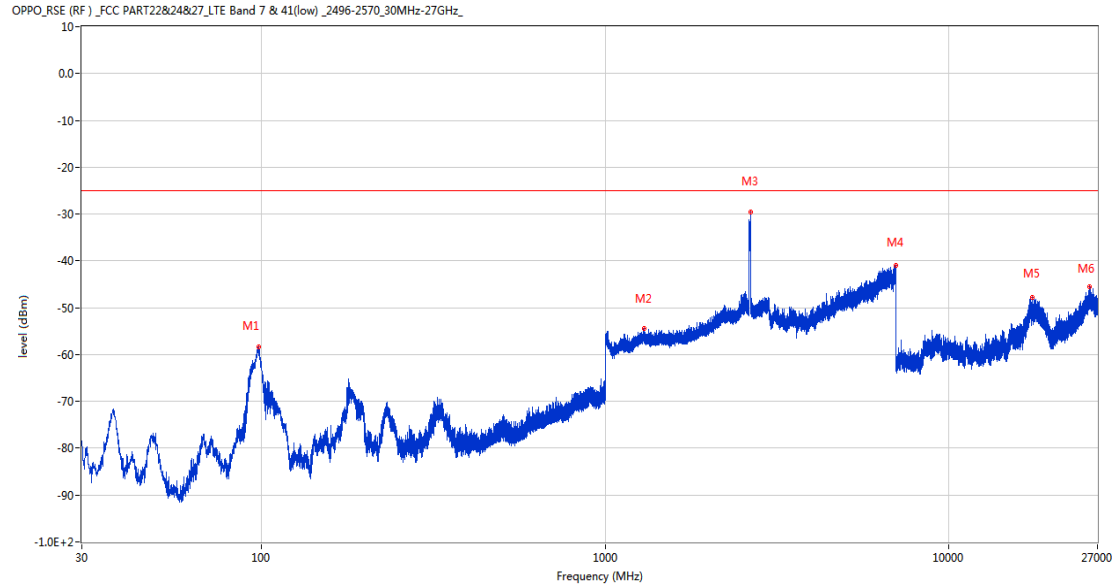
Frequency (MHz)	Result (dBm)	Factor (dB)	PK Limit (dBm)	Over Limit (dB)	Table (o)	ANT	EUT	Verdict
94.893	-57.10	-21.42	-13.0	-44.10	354.00	Vertical	Horizontal	Pass
1278.000	-55.66	0.06	-13.0	-42.66	129.00	Vertical	Horizontal	Pass
2147.200	-43.86	2.70	-13.0	-30.86	158.00	Vertical	Horizontal	N/A
6992.000	-39.93	19.31	-13.0	-26.93	22.00	Vertical	Horizontal	Pass
10520.438	-35.63	40.53	-13.0	-22.63	195.00	Vertical	Horizontal	Pass
18242.187	-29.08	44.86	-13.0	-16.08	0.00	Vertical	Horizontal	Pass

CA

19 CA_7C

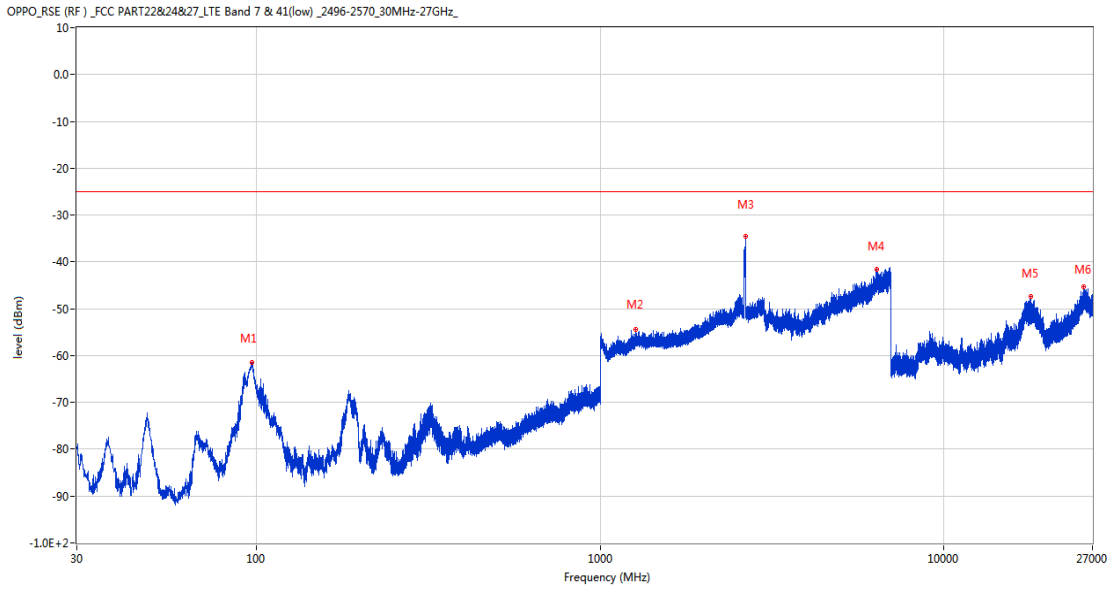
19.1 CA_7C 20MHz+10MHz, QPSK, Low Channel

RSE-H&H PCC CH20850 RB1 QPSK HIGH SCC CH20994 RB2 QPSK LOW



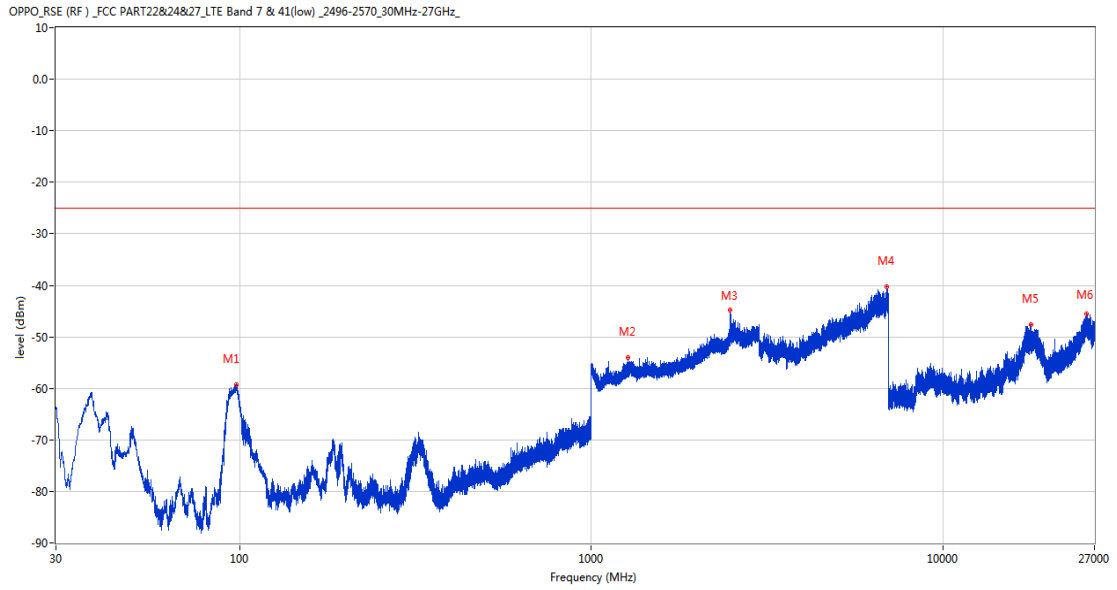
Frequency (MHz)	Result (dBm)	Factor (dB)	PK Limit (dBm)	Over Limit (dB)	Table (o)	ANT	EUT	Verdict
97.949	-58.32	-21.49	-25.0	-33.32	300.00	Horizontal	Horizontal	Pass
1300.300	-54.41	1.83	-25.0	-29.41	163.00	Horizontal	Horizontal	Pass
2646.500	-29.60	7.76	-25.0	-4.60	0.00	Horizontal	Horizontal	N/A
6998.800	-40.92	18.96	-25.0	-15.92	334.00	Horizontal	Horizontal	Pass
17474.214	-47.85	27.51	-25.0	-22.85	144.00	Horizontal	Horizontal	Pass
25622.551	-45.57	24.23	-25.0	-20.57	305.00	Horizontal	Horizontal	Pass

RSE-H&V PCC CH20850 RB1 QPSK HIGH SCC CH20994 RB2 QPSK LOW



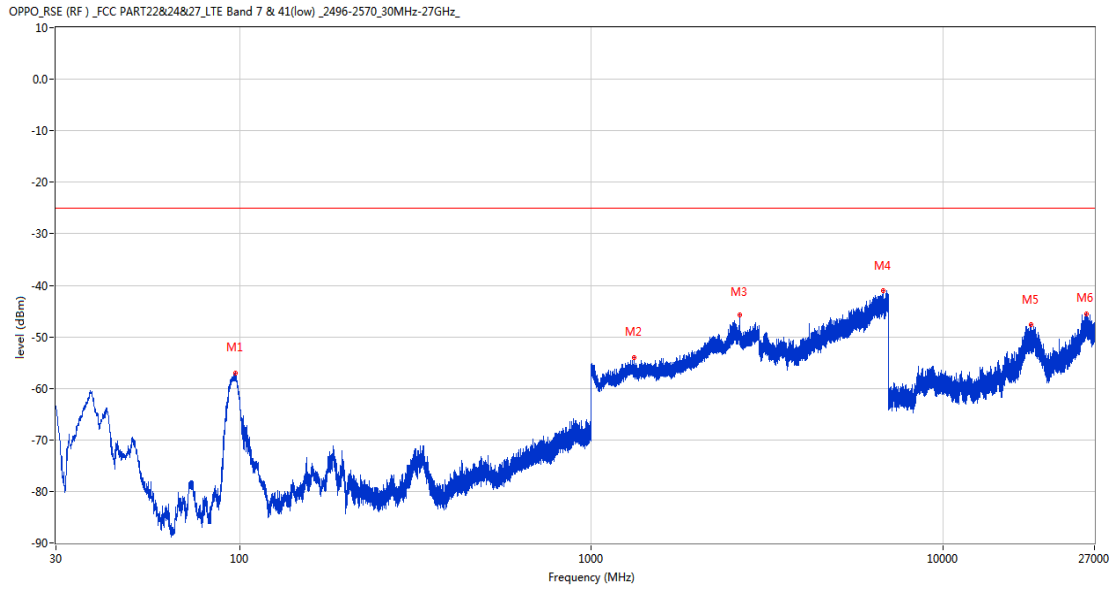
Frequency (MHz)	Result (dBm)	Factor (dB)	PK Limit (dBm)	Over Limit (dB)	Table (o)	ANT	EUT	Verdict
97.027	-61.56	-21.43	-25.0	-36.56	299.00	Horizontal	Vertical	Pass
1265.400	-54.49	1.51	-25.0	-29.49	89.00	Horizontal	Vertical	Pass
2647.500	-34.51	7.74	-25.0	-9.51	351.00	Horizontal	Vertical	N/A
6357.800	-41.61	17.51	-25.0	-16.61	359.00	Horizontal	Vertical	Pass
17859.824	-47.41	27.72	-25.0	-22.41	222.00	Horizontal	Vertical	Pass
25469.551	-45.38	24.18	-25.0	-20.38	52.00	Horizontal	Vertical	Pass

RSE-V&V PCC CH20850 RB1 QPSK HIGH SCC CH20994 RB2 QPSK LOW



Frequency (MHz)	Result (dBm)	Factor (dB)	PK Limit (dBm)	Over Limit (dB)	Table (o)	ANT	EUT	Verdict
97.658	-59.32	-21.47	-25.0	-34.32	350.00	Vertical	Vertical	Pass
1273.100	-53.97	1.63	-25.0	-28.97	338.00	Vertical	Vertical	Pass
2489.400	-44.83	10.01	-25.0	-19.83	289.00	Vertical	Vertical	N/A
6915.400	-40.24	19.58	-25.0	-15.24	180.00	Vertical	Vertical	Pass
17857.724	-47.70	27.72	-25.0	-22.70	79.00	Vertical	Vertical	Pass
25633.800	-45.55	24.24	-25.0	-20.55	324.00	Vertical	Vertical	Pass

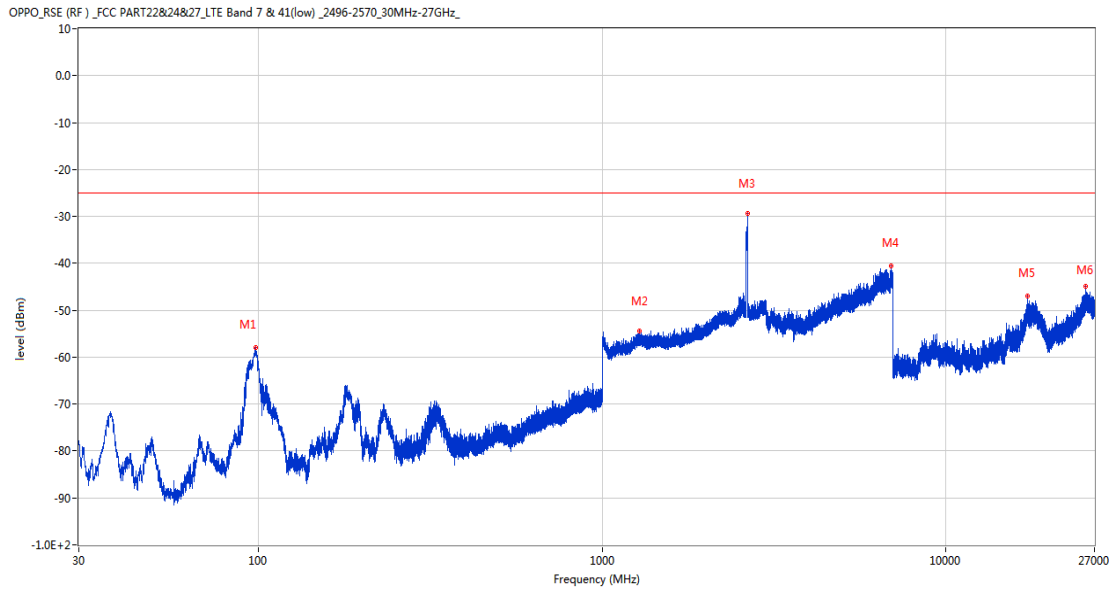
RSE-V&H PCC CH20850 RB1 QPSK HIGH SCC CH20994 RB2 QPSK LOW



Frequency (MHz)	Result (dBm)	Factor (dB)	PK Limit (dBm)	Over Limit (dB)	Table (o)	ANT	EUT	Verdict
96.979	-57.10	-21.43	-25.0	-32.10	362.00	Vertical	Horizontal	Pass
1326.500	-54.04	1.28	-25.0	-29.04	201.00	Vertical	Horizontal	Pass
2648.300	-45.74	7.77	-25.0	-20.74	82.00	Vertical	Horizontal	N/A
6757.000	-40.95	19.34	-25.0	-15.95	151.00	Vertical	Horizontal	Pass
17855.363	-47.71	27.73	-25.0	-22.71	180.00	Vertical	Horizontal	Pass
25704.901	-45.53	24.26	-25.0	-20.53	55.00	Vertical	Horizontal	Pass

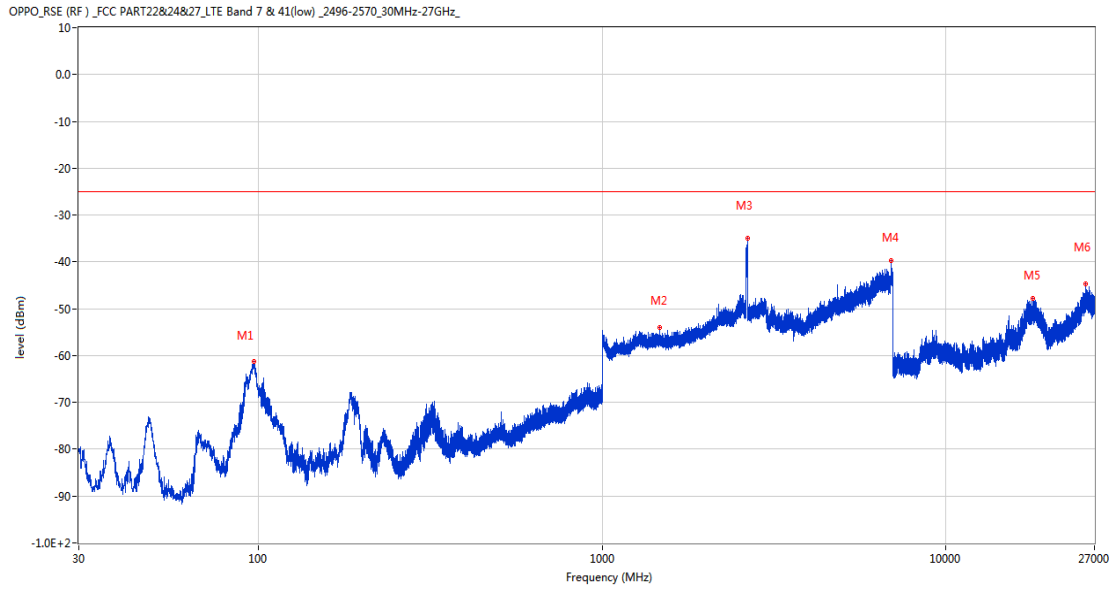
19.2 CA_7C 20MHz+10MHz, 16-QAM, Low Channel

RSE-H&H PCC CH20850 RB1 16QAM HIGH SCC CH20994 RB2 16QAM LOW



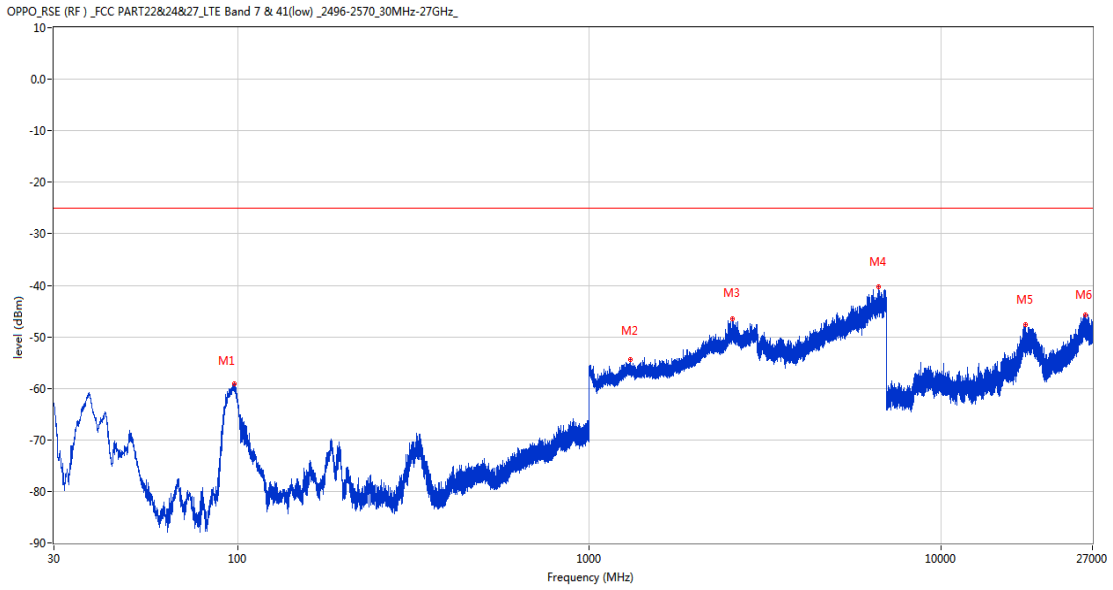
Frequency (MHz)	Result (dBm)	Factor (dB)	PK Limit (dBm)	Over Limit (dB)	Table (o)	ANT	EUT	Verdict
98.094	-57.94	-21.50	-25.0	-32.94	283.00	Horizontal	Horizontal	Pass
1280.200	-54.48	1.77	-25.0	-29.48	67.00	Horizontal	Horizontal	Pass
2646.400	-29.36	7.76	-25.0	-4.36	0.00	Horizontal	Horizontal	N/A
6930.400	-40.61	19.09	-25.0	-15.61	360.00	Horizontal	Horizontal	Pass
17271.562	-47.04	27.62	-25.0	-22.04	2.00	Horizontal	Horizontal	Pass
25487.550	-44.95	24.19	-25.0	-19.95	117.00	Horizontal	Horizontal	Pass

RSE-H&V PCC CH20850 RB1 16QAM HIGH SCC CH20994 RB2 16QAM LOW



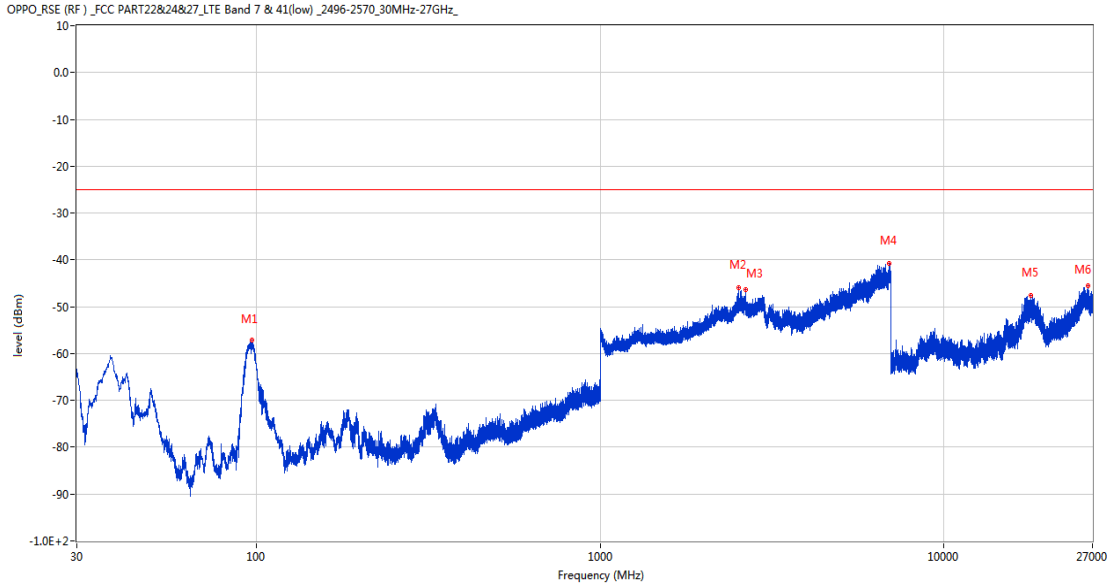
Frequency (MHz)	Result (dBm)	Factor (dB)	PK Limit (dBm)	Over Limit (dB)	Table (o)	ANT	EUT	Verdict
96.688	-61.25	-21.41	-25.0	-36.25	319.00	Horizontal	Vertical	Pass
1470.800	-54.05	1.05	-25.0	-29.05	173.00	Horizontal	Vertical	Pass
2641.200	-34.94	7.84	-25.0	-9.94	360.00	Horizontal	Vertical	N/A
6911.400	-39.79	19.44	-25.0	-14.79	211.00	Horizontal	Vertical	Pass
17832.262	-47.89	27.32	-25.0	-22.89	216.00	Horizontal	Vertical	Pass
25456.501	-44.79	24.18	-25.0	-19.79	233.00	Horizontal	Vertical	Pass

RSE-V&V PCC CH20850 RB1 16QAM HIGH SCC CH20994 RB2 16QAM LOW



Frequency (MHz)	Result (dBm)	Factor (dB)	PK Limit (dBm)	Over Limit (dB)	Table (o)	ANT	EUT	Verdict
97.949	-59.20	-21.49	-25.0	-34.20	358.00	Vertical	Vertical	Pass
1305.700	-54.35	1.49	-25.0	-29.35	352.00	Vertical	Vertical	Pass
2558.900	-46.53	9.63	-25.0	-21.53	25.00	Vertical	Vertical	N/A
6663.800	-40.33	18.65	-25.0	-15.33	94.00	Vertical	Vertical	Pass
17457.150	-47.59	27.61	-25.0	-22.59	251.00	Vertical	Vertical	Pass
25821.901	-45.72	24.30	-25.0	-20.72	154.00	Vertical	Vertical	Pass

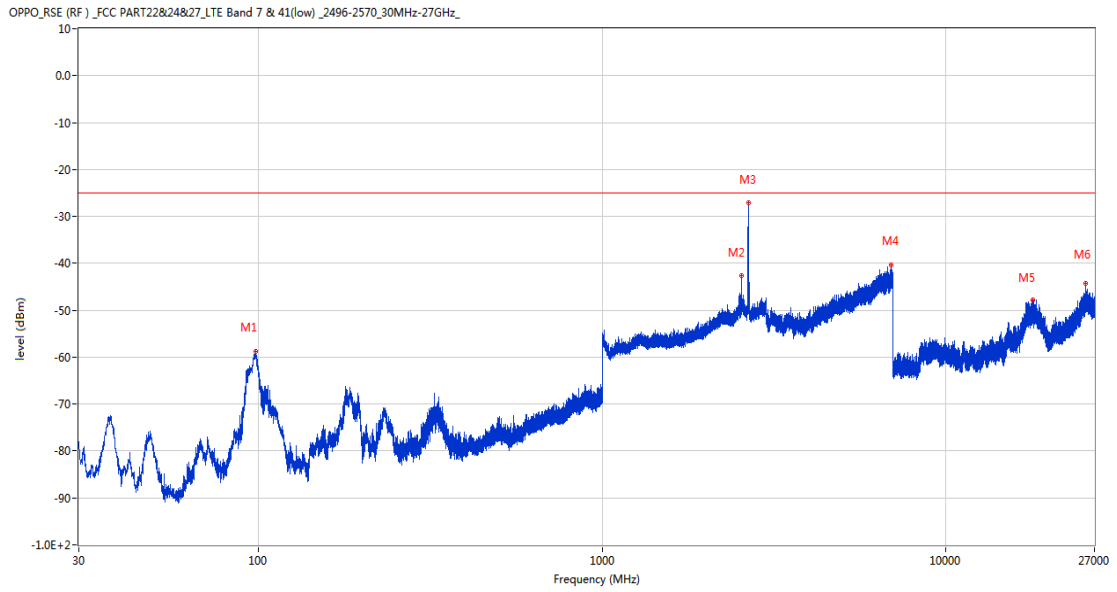
RSE-V&H PCC CH20850 RB1 16QAM HIGH SCC CH20994 RB2 16QAM LOW



Frequency (MHz)	Result (dBm)	Factor (dB)	PK Limit (dBm)	Over Limit (dB)	Table (o)	ANT	EUT	Verdict
97.221	-57.13	-21.44	-25.0	-32.13	362.00	Vertical	Horizontal	Pass
2530.600	-46.02	9.79	-25.0	-21.02	151.00	Vertical	Horizontal	Pass
2643.600	-46.44	7.64	-25.0	-21.44	74.00	Vertical	Horizontal	N/A
6922.400	-40.66	19.18	-25.0	-15.66	165.00	Vertical	Horizontal	Pass
17879.775	-47.67	27.55	-25.0	-22.67	106.00	Vertical	Horizontal	Pass
26208.000	-45.43	24.42	-25.0	-20.43	191.00	Vertical	Horizontal	Pass

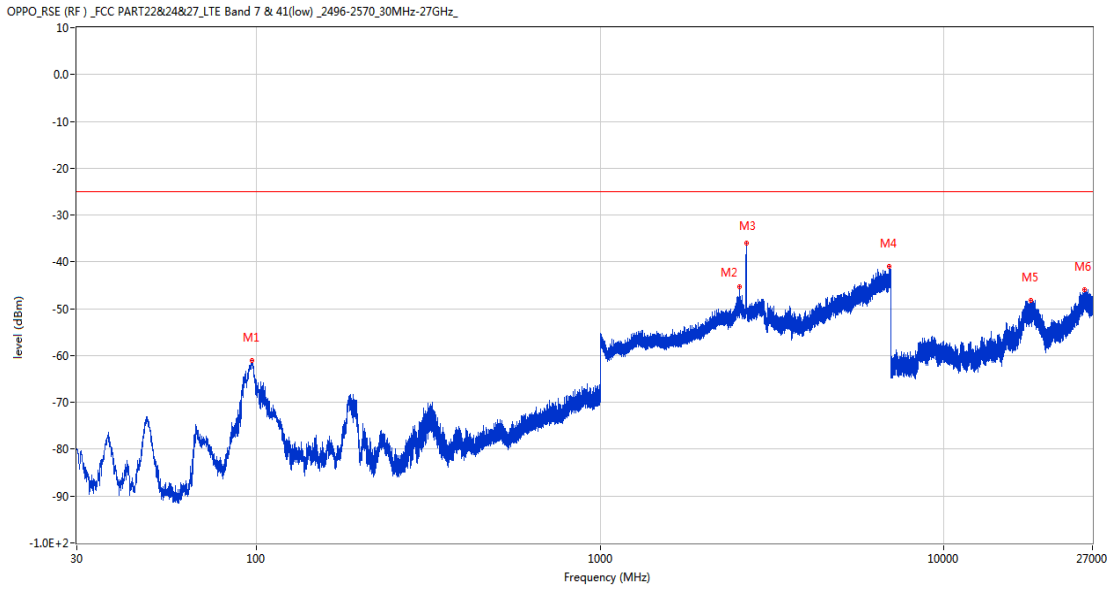
19.3 CA_7C 20MHz+10MHz, QPSK, Middle Channel

RSE-H&H PCC CH21051 RB1 QPSK HIGH SCC CH21195 RB2 QPSK LOW



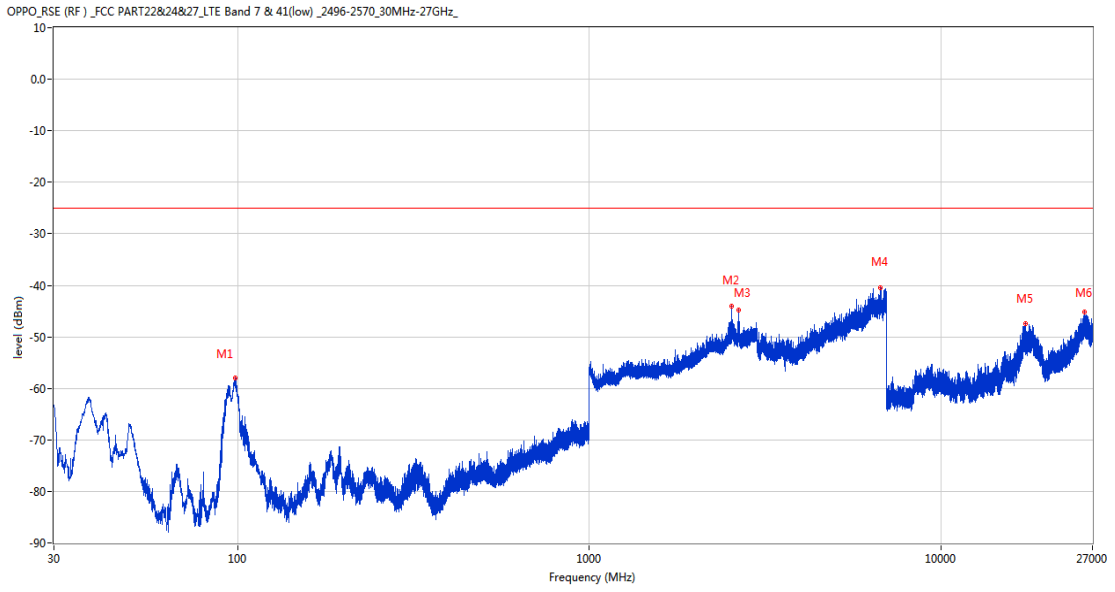
Frequency (MHz)	Result (dBm)	Factor (dB)	PK Limit (dBm)	Over Limit (dB)	Table (o)	ANT	EUT	Verdict
97.900	-58.84	-21.49	-25.0	-33.84	291.00	Horizontal	Horizontal	Pass
2538.900	-42.58	9.73	-25.0	-17.58	356.00	Horizontal	Horizontal	N/A
2663.800	-27.12	8.32	-25.0	-2.12	356.00	Horizontal	Horizontal	N/A
6906.800	-40.25	19.37	-25.0	-15.25	3.00	Horizontal	Horizontal	Pass
17882.401	-47.87	27.52	-25.0	-22.87	219.00	Horizontal	Horizontal	Pass
25466.849	-44.26	24.18	-25.0	-19.26	197.00	Horizontal	Horizontal	Pass

RSE-H&V PCC CH21051 RB1 QPSK HIGH SCC CH21195 RB2 QPSK LOW



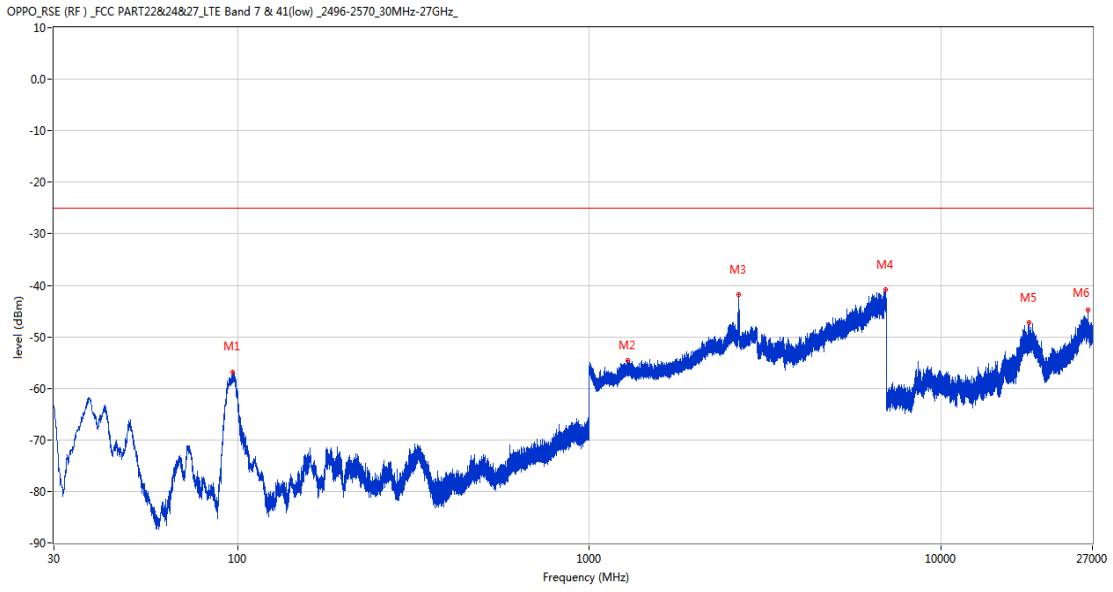
Frequency (MHz)	Result (dBm)	Factor (dB)	PK Limit (dBm)	Over Limit (dB)	Table (o)	ANT	EUT	Verdict
97.221	-61.11	-21.44	-25.0	-36.11	329.00	Horizontal	Vertical	Pass
2538.800	-45.38	9.73	-25.0	-20.38	235.00	Horizontal	Vertical	N/A
2667.000	-36.06	8.26	-25.0	-11.06	201.00	Horizontal	Vertical	N/A
6923.200	-41.04	19.09	-25.0	-16.04	77.00	Horizontal	Vertical	Pass
17875.837	-48.21	27.58	-25.0	-23.21	66.00	Horizontal	Vertical	Pass
25628.850	-45.83	24.24	-25.0	-20.83	139.00	Horizontal	Vertical	Pass

RSE-V&V PCC CH21051 RB1 QPSK HIGH SCC CH21195 RB2 QPSK LOW



Frequency (MHz)	Result (dBm)	Factor (dB)	PK Limit (dBm)	Over Limit (dB)	Table (o)	ANT	EUT	Verdict
98.288	-57.90	-21.50	-25.0	-32.90	197.00	Vertical	Vertical	Pass
2538.900	-44.07	9.73	-25.0	-19.07	242.00	Vertical	Vertical	N/A
2661.400	-44.87	8.22	-25.0	-19.87	279.00	Vertical	Vertical	N/A
6727.400	-40.40	18.73	-25.0	-15.40	68.00	Vertical	Vertical	Pass
17456.099	-47.37	27.62	-25.0	-22.37	10.00	Vertical	Vertical	Pass
25624.801	-45.27	24.23	-25.0	-20.27	-2.00	Vertical	Vertical	Pass

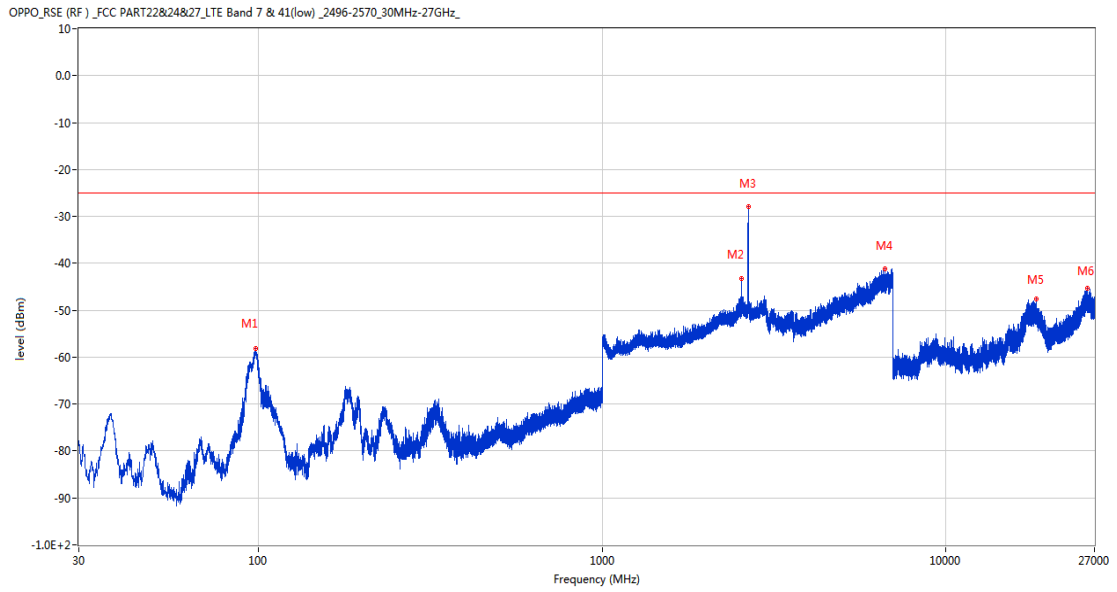
RSE-V&H PCC CH21051 RB1 QPSK HIGH SCC CH21195 RB2 QPSK LOW



Frequency (MHz)	Result (dBm)	Factor (dB)	PK Limit (dBm)	Over Limit (dB)	Table (o)	ANT	EUT	Verdict
96.493	-56.81	-21.40	-25.0	-31.81	360.00	Vertical	Horizontal	Pass
1287.900	-54.61	1.84	-25.0	-29.61	245.00	Vertical	Horizontal	Pass
2666.100	-41.84	8.30	-25.0	-16.84	232.00	Vertical	Horizontal	N/A
6967.200	-40.91	19.92	-25.0	-15.91	57.00	Vertical	Horizontal	Pass
17846.700	-47.34	27.67	-25.0	-22.34	333.00	Vertical	Horizontal	Pass
26191.800	-44.82	24.42	-25.0	-19.82	53.00	Vertical	Horizontal	Pass

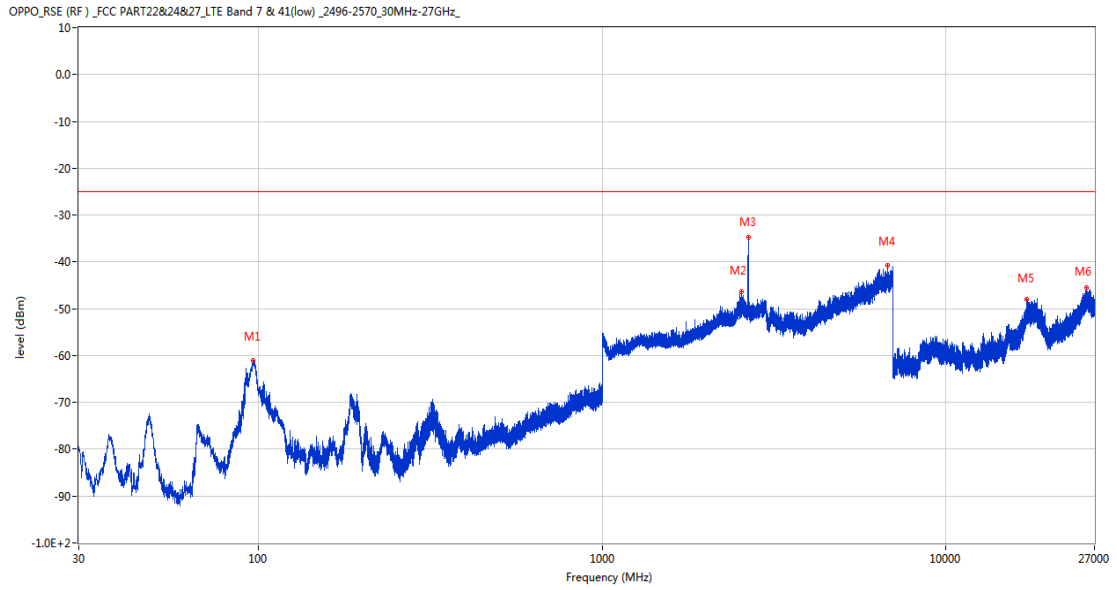
19.4 CA_7C 20MHz+10MHz, 16-QAM, Middle Channel

RSE-H&H PCC CH21051 RB1 16QAM HIGH SCC CH21195 RB2 16QAM LOW



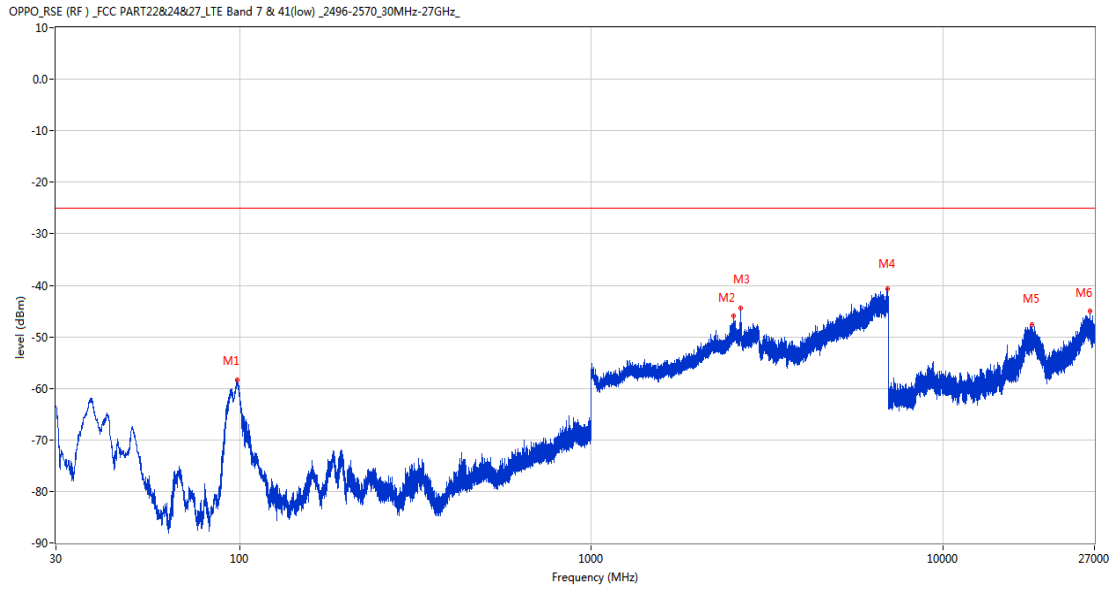
Frequency (MHz)	Result (dBm)	Factor (dB)	PK Limit (dBm)	Over Limit (dB)	Table (o)	ANT	EUT	Verdict
97.949	-58.20	-21.49	-25.0	-33.20	291.00	Horizontal	Horizontal	Pass
2539.000	-43.29	9.73	-25.0	-18.29	339.00	Horizontal	Horizontal	N/A
2666.800	-27.99	8.27	-25.0	-2.99	354.00	Horizontal	Horizontal	N/A
6639.400	-41.14	18.32	-25.0	-16.14	238.00	Horizontal	Horizontal	Pass
18300.150	-47.61	26.91	-25.0	-22.61	153.00	Horizontal	Horizontal	Pass
25740.450	-45.34	24.27	-25.0	-20.34	25.00	Horizontal	Horizontal	Pass

RSE-H&V PCC CH21051 RB1 16QAM HIGH SCC CH21195 RB2 16QAM LOW



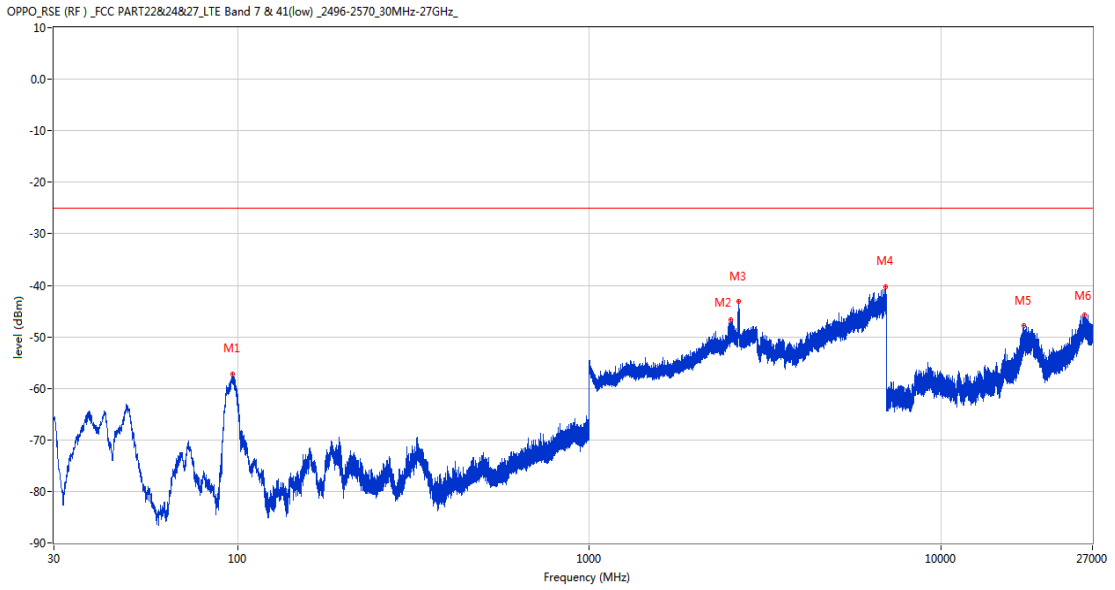
Frequency (MHz)	Result (dBm)	Factor (dB)	PK Limit (dBm)	Over Limit (dB)	Table (o)	ANT	EUT	Verdict
96.493	-61.11	-21.40	-25.0	-36.11	314.00	Horizontal	Vertical	Pass
2538.900	-46.44	9.73	-25.0	-21.44	239.00	Horizontal	Vertical	N/A
2666.700	-34.76	8.28	-25.0	-9.76	207.00	Horizontal	Vertical	N/A
6769.600	-40.66	18.54	-25.0	-15.66	311.00	Horizontal	Vertical	Pass
17105.662	-47.97	26.70	-25.0	-22.97	323.00	Horizontal	Vertical	Pass
25586.100	-45.46	24.22	-25.0	-20.46	236.00	Horizontal	Vertical	Pass

RSE-V&V PCC CH21051 RB1 16QAM HIGH SCC CH21195 RB2 16QAM LOW



Frequency (MHz)	Result (dBm)	Factor (dB)	PK Limit (dBm)	Over Limit (dB)	Table (o)	ANT	EUT	Verdict
98.094	-58.32	-21.50	-25.0	-33.32	197.00	Vertical	Vertical	Pass
2539.000	-46.02	9.73	-25.0	-21.02	215.00	Vertical	Vertical	N/A
2661.600	-44.34	8.23	-25.0	-19.34	276.00	Vertical	Vertical	N/A
6968.000	-40.61	20.00	-25.0	-15.61	188.00	Vertical	Vertical	Pass
17946.450	-47.70	27.12	-25.0	-22.70	101.00	Vertical	Vertical	Pass
26220.151	-44.90	24.43	-25.0	-19.90	306.00	Vertical	Vertical	Pass

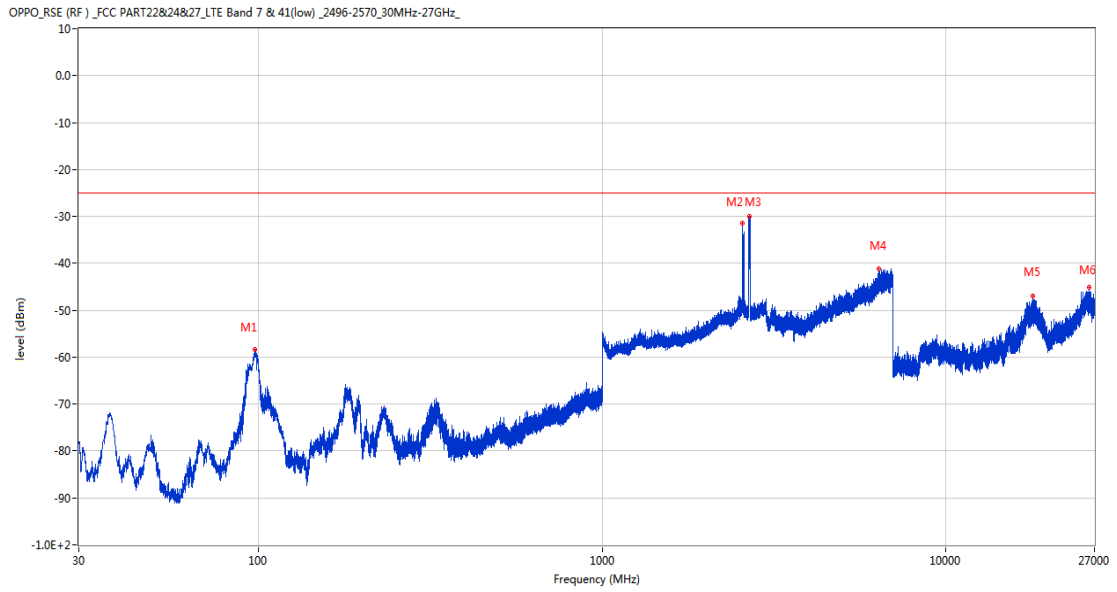
RSE-V&H PCC CH21051 RB1 16QAM HIGH SCC CH21195 RB2 16QAM LOW



Frequency (MHz)	Result (dBm)	Factor (dB)	PK Limit (dBm)	Over Limit (dB)	Table (o)	ANT	EUT	Verdict
96.493	-57.28	-21.40	-25.0	-32.28	353.00	Vertical	Horizontal	Pass
2528.200	-46.71	9.81	-25.0	-21.71	257.00	Vertical	Horizontal	N/A
2666.000	-43.05	8.31	-25.0	-18.05	342.00	Vertical	Horizontal	N/A
6986.400	-40.32	19.45	-25.0	-15.32	165.00	Vertical	Horizontal	Pass
17263.426	-47.87	27.67	-25.0	-22.87	88.00	Vertical	Horizontal	Pass
25595.099	-45.76	24.23	-25.0	-20.76	45.00	Vertical	Horizontal	Pass

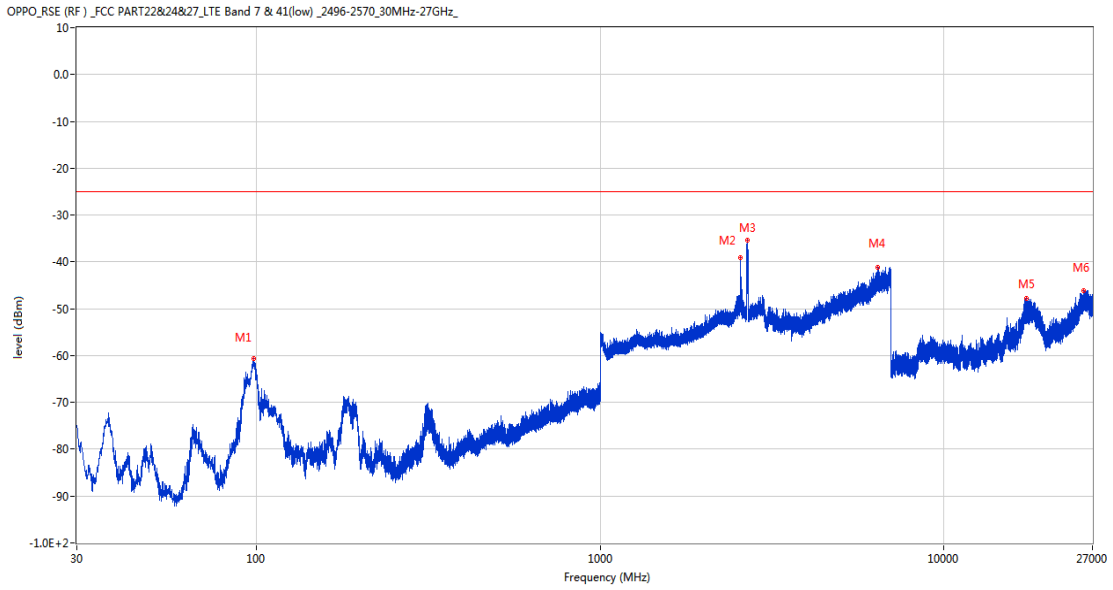
19.5 CA_7C 20MHz+10MHz, QPSK, High Channel

RSE-H&H PCC CH21251 RB1 QPSK HIGH SCC CH21395 RB2 QPSK LOW



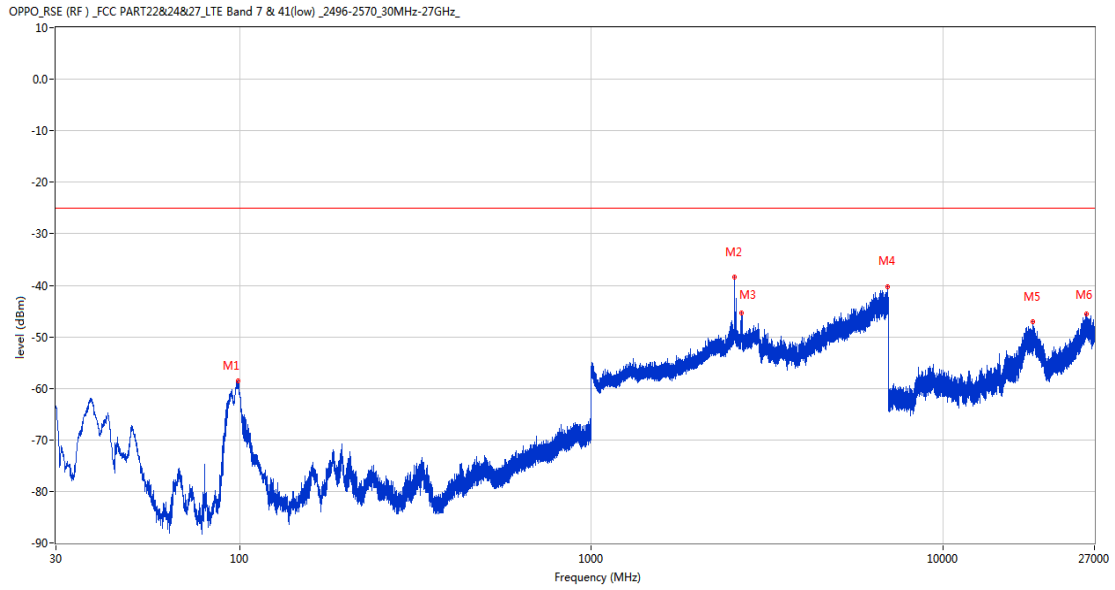
Frequency (MHz)	Result (dBm)	Factor (dB)	PK Limit (dBm)	Over Limit (dB)	Table (o)	ANT	EUT	Verdict
97.755	-58.44	-21.48	-25.0	-33.44	285.00	Horizontal	Horizontal	Pass
2558.900	-31.48	9.63	-25.0	-6.48	354.00	Horizontal	Horizontal	N/A
2685.300	-30.08	8.55	-25.0	-5.08	351.00	Horizontal	Horizontal	N/A
6368.600	-41.18	17.21	-25.0	-16.18	333.00	Horizontal	Horizontal	Pass
17849.850	-46.91	27.74	-25.0	-21.91	120.00	Horizontal	Horizontal	Pass
26071.650	-45.01	24.38	-25.0	-20.01	329.00	Horizontal	Horizontal	Pass

RSE-H&V PCC CH21251 RB1 QPSK HIGH SCC CH21395 RB2 QPSK LOW



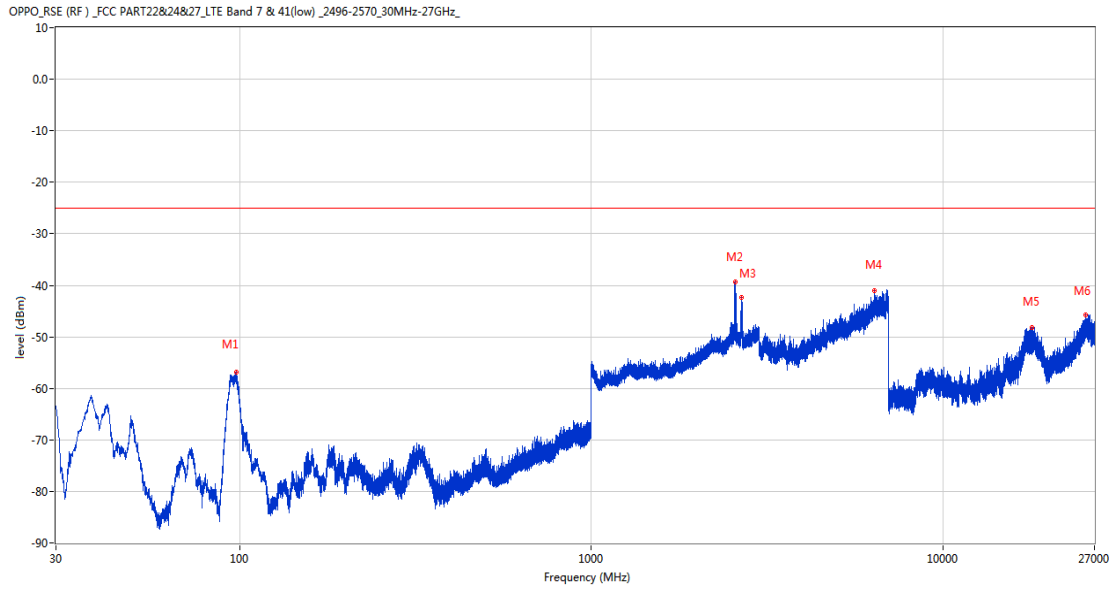
Frequency (MHz)	Result (dBm)	Factor (dB)	PK Limit (dBm)	Over Limit (dB)	Table (o)	ANT	EUT	Verdict
98.191	-60.72	-21.50	-25.0	-35.72	147.00	Horizontal	Vertical	Pass
2560.100	-39.07	9.62	-25.0	-14.07	231.00	Horizontal	Vertical	N/A
2683.700	-35.45	8.56	-25.0	-10.45	342.00	Horizontal	Vertical	N/A
6409.800	-41.19	18.72	-25.0	-16.19	360.00	Horizontal	Vertical	Pass
17335.876	-47.90	27.63	-25.0	-22.90	171.00	Horizontal	Vertical	Pass
25381.800	-46.10	24.16	-25.0	-21.10	142.00	Horizontal	Vertical	Pass

RSE-V&V PCC CH21251 RB1 QPSK HIGH SCC CH21395 RB2 QPSK LOW



Frequency (MHz)	Result (dBm)	Factor (dB)	PK Limit (dBm)	Over Limit (dB)	Table (o)	ANT	EUT	Verdict
98.725	-58.47	-21.50	-25.0	-33.47	211.00	Vertical	Vertical	Pass
2560.100	-38.43	9.62	-25.0	-13.43	295.00	Vertical	Vertical	N/A
2682.500	-45.32	8.57	-25.0	-20.32	275.00	Vertical	Vertical	N/A
6973.800	-40.35	20.07	-25.0	-15.35	342.00	Vertical	Vertical	Pass
18040.052	-47.15	27.39	-25.0	-22.15	49.00	Vertical	Vertical	Pass
25607.250	-45.64	24.23	-25.0	-20.64	90.00	Vertical	Vertical	Pass

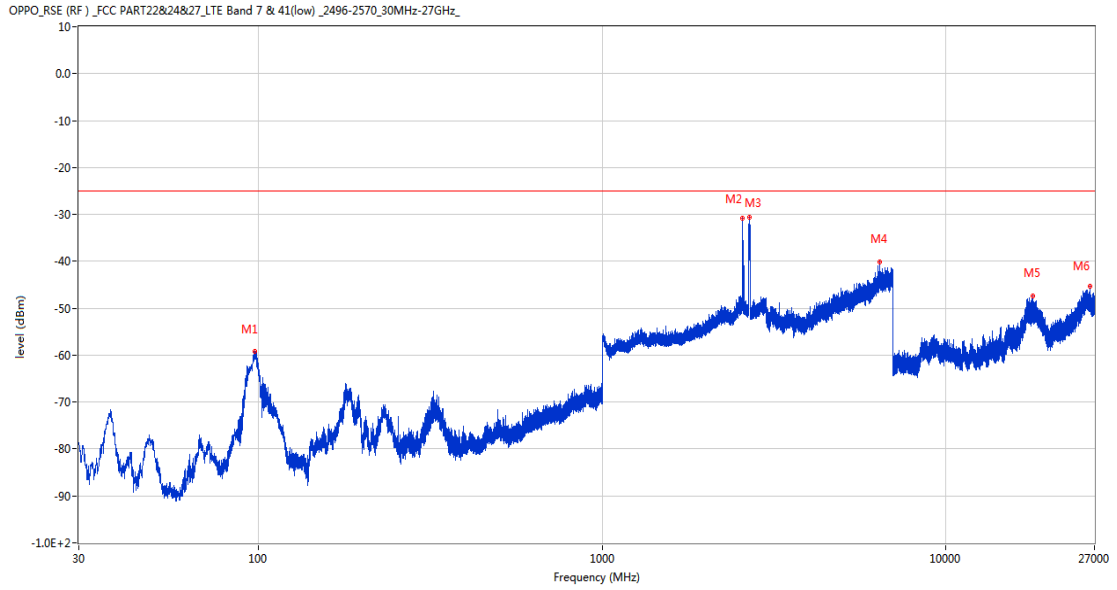
RSE-V&H PCC CH21251 RB1 QPSK HIGH SCC CH21395 RB2 QPSK LOW



Frequency (MHz)	Result (dBm)	Factor (dB)	PK Limit (dBm)	Over Limit (dB)	Table (o)	ANT	EUT	Verdict
97.900	-56.89	-21.49	-25.0	-31.89	360.00	Vertical	Horizontal	Pass
2576.000	-39.41	9.57	-25.0	-14.41	30.00	Vertical	Horizontal	N/A
2680.500	-42.40	8.47	-25.0	-17.40	285.00	Vertical	Horizontal	N/A
6401.000	-40.95	17.99	-25.0	-15.95	0.00	Vertical	Horizontal	Pass
17886.337	-48.25	27.48	-25.0	-23.25	112.00	Vertical	Horizontal	Pass
25541.550	-45.82	24.21	-25.0	-20.82	250.00	Vertical	Horizontal	Pass

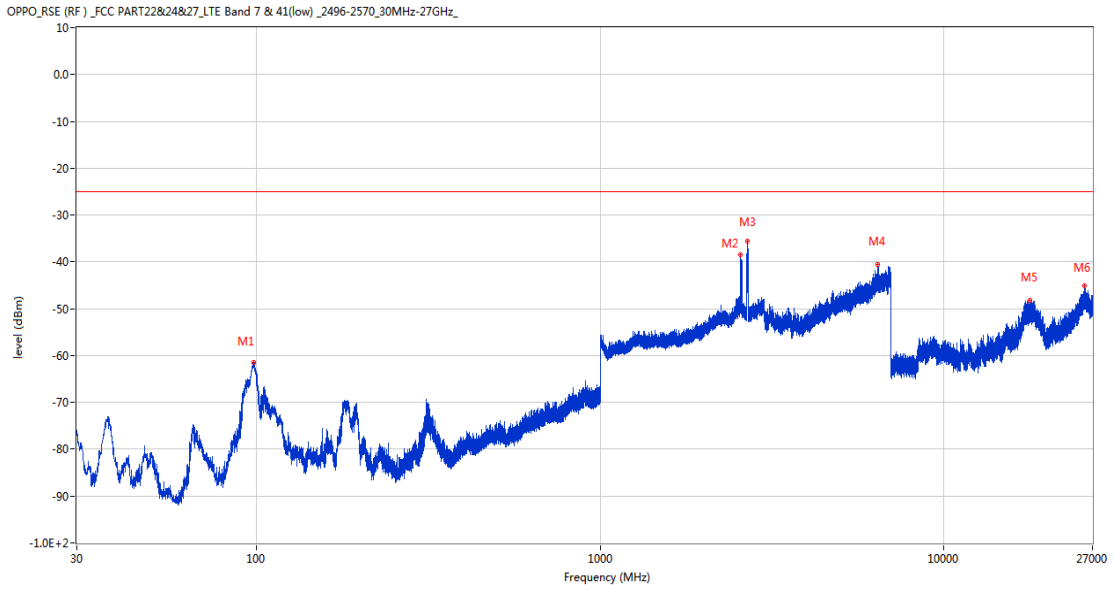
19.6 CA_7C 20MHz+10MHz, 16-QAM, High Channel

RSE-H&H PCC CH21251 RB1 16QAM HIGH SCC CH21395 RB2 16QAM LOW



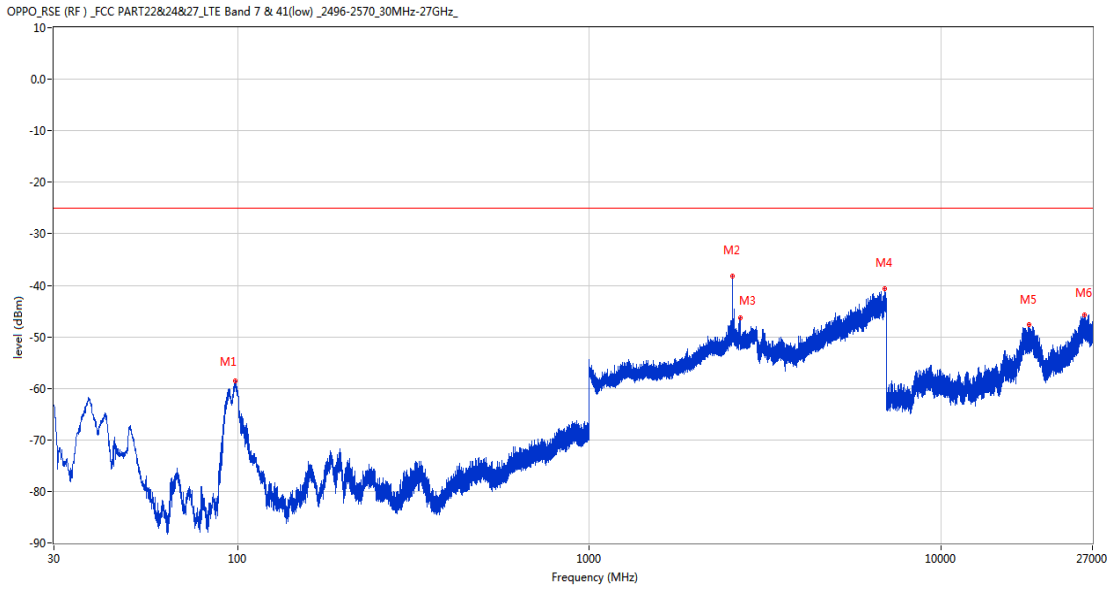
Frequency (MHz)	Result (dBm)	Factor (dB)	PK Limit (dBm)	Over Limit (dB)	Table (o)	ANT	EUT	Verdict
97.609	-59.27	-21.47	-25.0	-34.27	296.00	Horizontal	Horizontal	Pass
2558.900	-30.77	9.63	-25.0	-5.77	349.00	Horizontal	Horizontal	N/A
2680.600	-30.68	8.48	-25.0	-5.68	352.00	Horizontal	Horizontal	N/A
6420.600	-40.17	18.85	-25.0	-15.17	140.00	Horizontal	Horizontal	Pass
17837.251	-47.37	27.45	-25.0	-22.37	90.00	Horizontal	Horizontal	Pass
26206.650	-45.34	24.42	-25.0	-20.34	328.00	Horizontal	Horizontal	Pass

RSE-H&V PCC CH21251 RB1 16QAM HIGH SCC CH21395 RB2 16QAM LOW



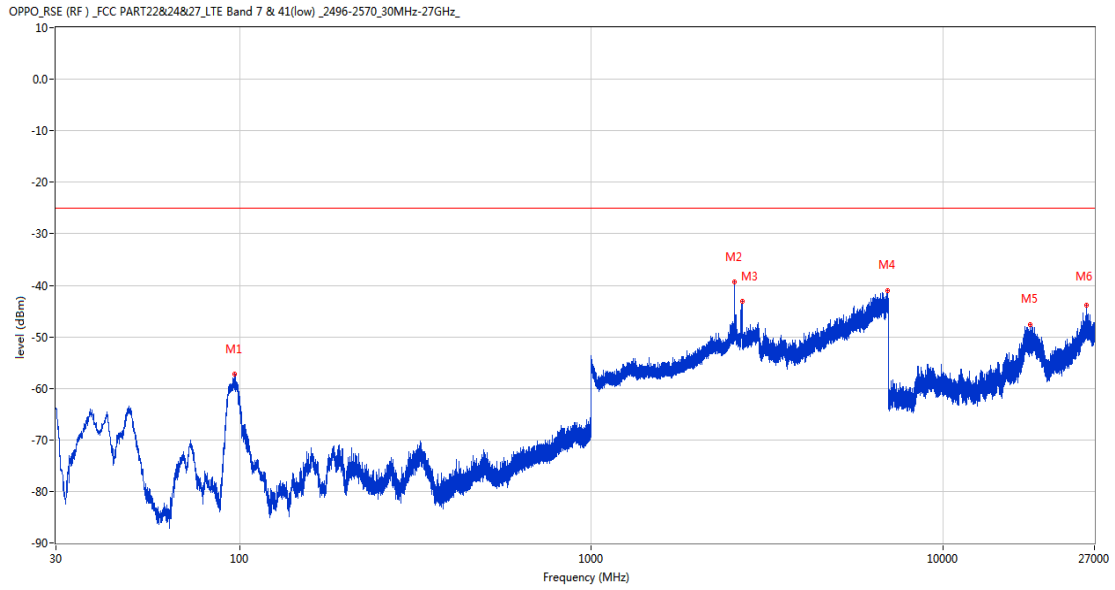
Frequency (MHz)	Result (dBm)	Factor (dB)	PK Limit (dBm)	Over Limit (dB)	Table (o)	ANT	EUT	Verdict
98.094	-61.56	-21.50	-25.0	-36.56	146.00	Horizontal	Vertical	Pass
2560.100	-38.56	9.62	-25.0	-13.56	228.00	Horizontal	Vertical	N/A
2680.900	-35.56	8.50	-25.0	-10.56	342.00	Horizontal	Vertical	N/A
6423.200	-40.52	18.61	-25.0	-15.52	141.00	Horizontal	Vertical	Pass
17773.988	-48.26	26.92	-25.0	-23.26	64.00	Horizontal	Vertical	Pass
25569.450	-45.11	24.22	-25.0	-20.11	360.00	Horizontal	Vertical	Pass

RSE-V&V PCC CH21251 RB1 16QAM HIGH SCC CH21395 RB2 16QAM LOW



Frequency (MHz)	Result (dBm)	Factor (dB)	PK Limit (dBm)	Over Limit (dB)	Table (o)	ANT	EUT	Verdict
98.094	-58.47	-21.50	-25.0	-33.47	219.00	Vertical	Vertical	Pass
2560.100	-38.13	9.62	-25.0	-13.13	291.00	Vertical	Vertical	N/A
2686.600	-46.37	8.53	-25.0	-21.37	274.00	Vertical	Vertical	N/A
6909.400	-40.60	19.49	-25.0	-15.60	134.00	Vertical	Vertical	Pass
17871.636	-47.64	27.62	-25.0	-22.64	362.00	Vertical	Vertical	Pass
25636.051	-45.69	24.24	-25.0	-20.69	265.00	Vertical	Vertical	Pass

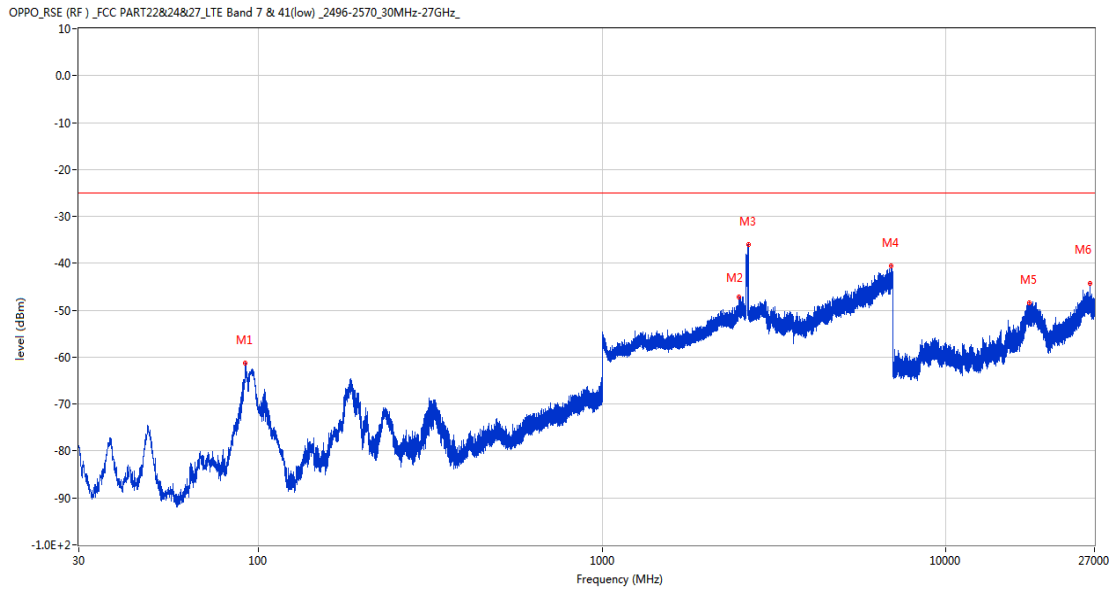
RSE-V&H PCC CH21251 RB1 16QAM HIGH SCC CH21395 RB2 16QAM LOW



Frequency (MHz)	Result (dBm)	Factor (dB)	PK Limit (dBm)	Over Limit (dB)	Table (o)	ANT	EUT	Verdict
96.785	-57.24	-21.42	-25.0	-32.24	346.00	Vertical	Horizontal	Pass
2559.000	-39.35	9.63	-25.0	-14.35	256.00	Vertical	Horizontal	N/A
2683.400	-43.10	8.57	-25.0	-18.10	279.00	Vertical	Horizontal	N/A
6984.400	-40.99	19.65	-25.0	-15.99	331.00	Vertical	Horizontal	Pass
17704.161	-47.67	27.72	-25.0	-22.67	320.00	Vertical	Horizontal	Pass
25657.199	-43.87	24.25	-25.0	-18.87	21.00	Vertical	Horizontal	Pass

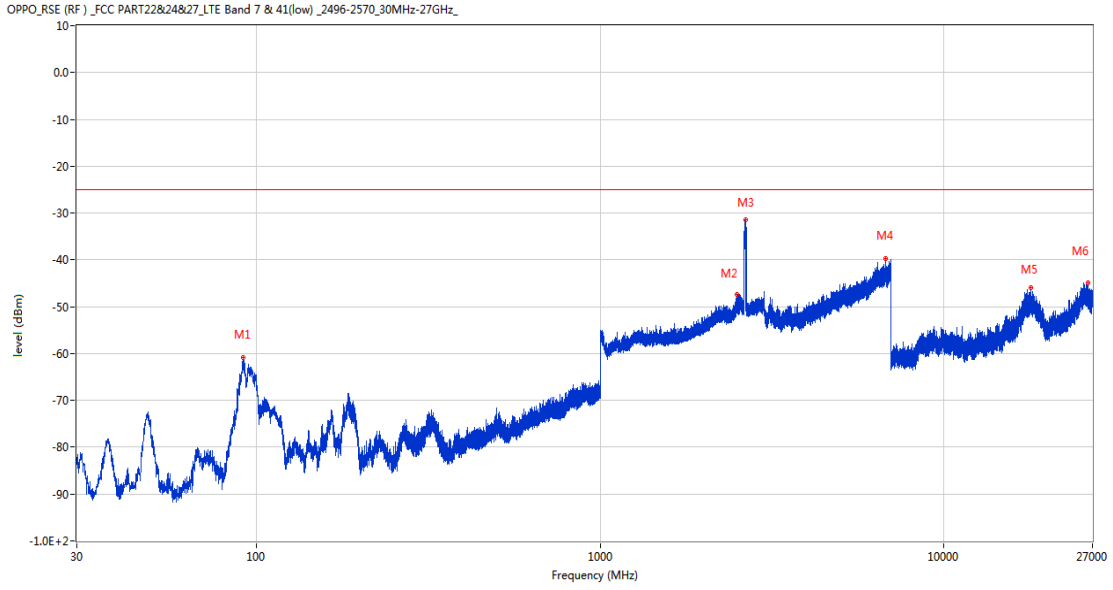
19.7 CA_7C 20MHz+20MHz, QPSK, Low Channel

RSE-H&H PCC CH20850 RB1 QPSK HIGH SCC CH21048 RB2 QPSK LOW



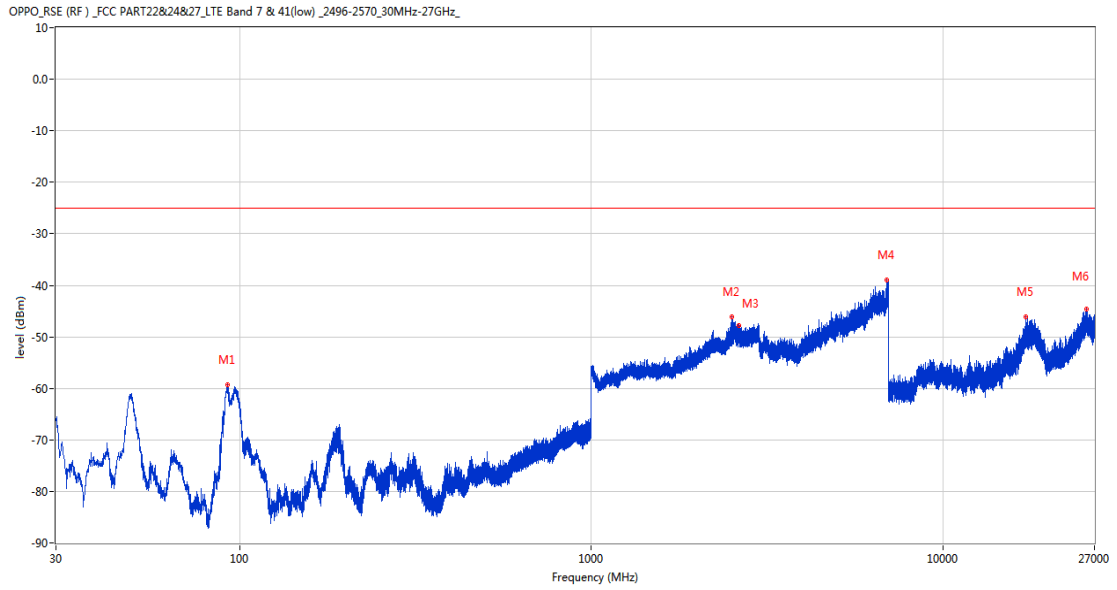
Frequency (MHz)	Result (dBm)	Factor (dB)	PK Limit (dBm)	Over Limit (dB)	Table (o)	ANT	EUT	Verdict
91.304	-61.26	-20.70	-25.0	-36.26	333.00	Horizontal	Horizontal	Pass
2501.100	-47.20	10.00	-25.0	-22.20	147.00	Horizontal	Horizontal	N/A
2657.600	-36.08	8.11	-25.0	-11.08	180.00	Horizontal	Horizontal	N/A
6921.200	-40.46	19.31	-25.0	-15.46	298.00	Horizontal	Horizontal	Pass
17449.802	-48.49	27.71	-25.0	-23.49	352.00	Horizontal	Horizontal	Pass
26233.651	-44.32	24.43	-25.0	-19.32	361.00	Horizontal	Horizontal	Pass

RSE-H&V PCC CH20850 RB1 QPSK HIGH SCC CH21048 RB2 QPSK LOW



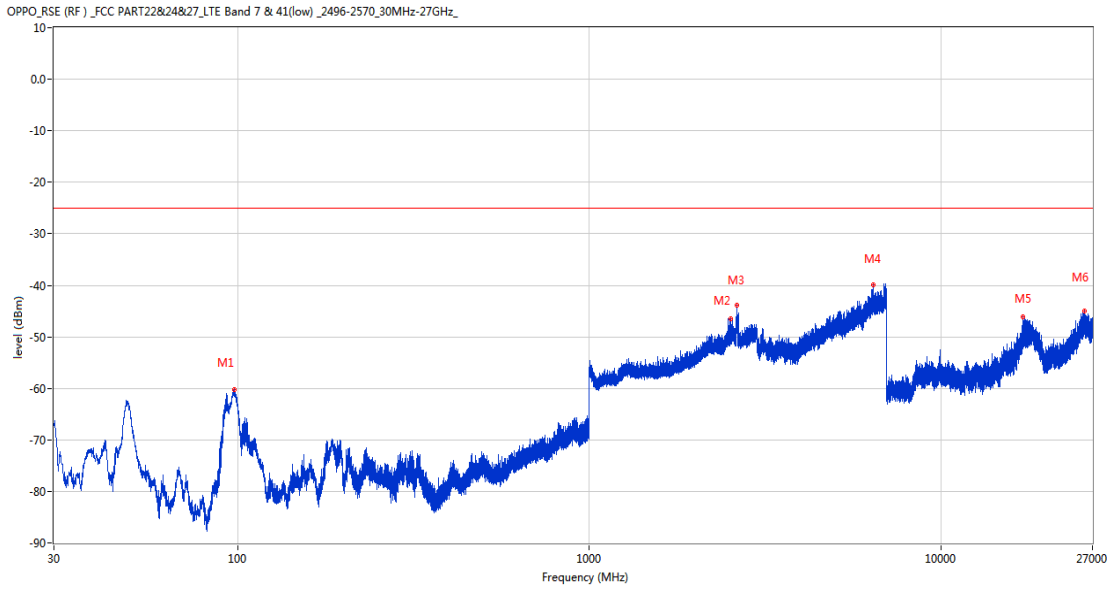
Frequency (MHz)	Result (dBm)	Factor (dB)	PK Limit (dBm)	Over Limit (dB)	Table (o)	ANT	EUT	Verdict
91.353	-60.92	-20.70	-25.0	-35.92	338.00	Horizontal	Vertical	Pass
2489.200	-47.47	10.01	-25.0	-22.47	0.00	Horizontal	Vertical	Pass
2650.200	-31.45	7.91	-25.0	-6.45	113.00	Horizontal	Vertical	N/A
6765.000	-39.74	19.03	-25.0	-14.74	211.00	Horizontal	Vertical	Pass
17839.088	-45.89	27.50	-25.0	-20.89	305.00	Horizontal	Vertical	Pass
26160.751	-44.83	24.41	-25.0	-19.83	298.00	Horizontal	Vertical	Pass

RSE-V&V PCC CH20850 RB1 QPSK HIGH SCC CH21048 RB2 QPSK LOW



Frequency (MHz)	Result (dBm)	Factor (dB)	PK Limit (dBm)	Over Limit (dB)	Table (o)	ANT	EUT	Verdict
92.226	-59.36	-20.76	-25.0	-34.36	217.00	Vertical	Vertical	Pass
2505.600	-46.19	9.96	-25.0	-21.19	172.00	Vertical	Vertical	Pass
2633.800	-47.82	8.12	-25.0	-22.82	284.00	Vertical	Vertical	N/A
6911.600	-38.95	19.46	-25.0	-13.95	219.00	Vertical	Vertical	Pass
17253.712	-46.10	27.79	-25.0	-21.10	-2.00	Vertical	Vertical	Pass
25590.600	-44.65	24.22	-25.0	-19.65	121.00	Vertical	Vertical	Pass

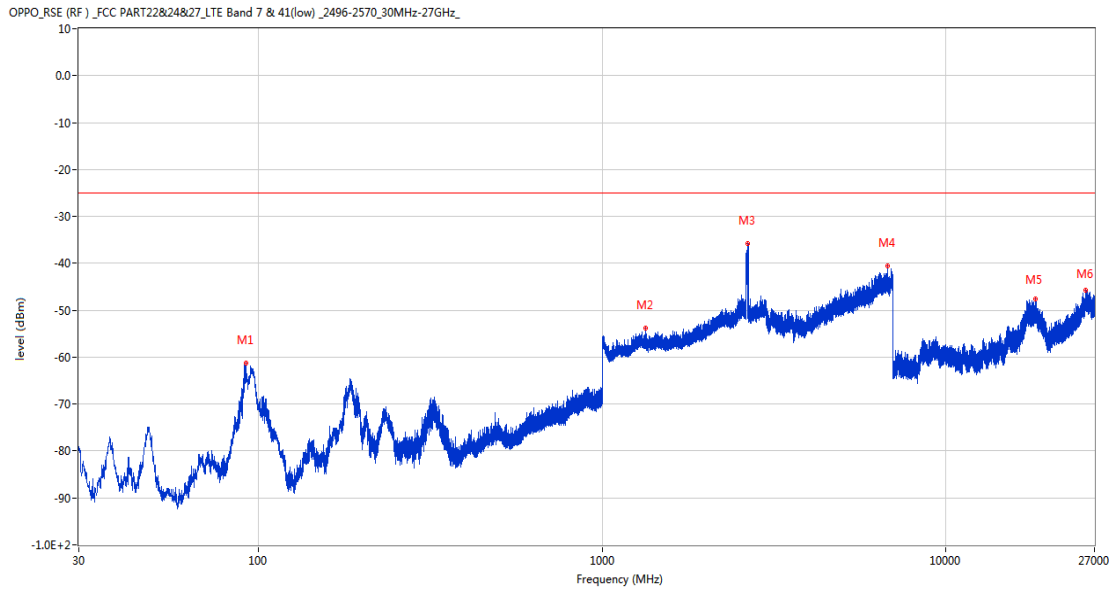
RSE-V&H PCC CH20850 RB1 QPSK HIGH SCC CH21048 RB2 QPSK LOW



Frequency (MHz)	Result (dBm)	Factor (dB)	PK Limit (dBm)	Over Limit (dB)	Table (o)	ANT	EUT	Verdict
97.803	-60.27	-21.48	-25.0	-35.27	271.00	Vertical	Horizontal	Pass
2531.600	-46.52	9.78	-25.0	-21.52	340.00	Vertical	Horizontal	N/A
2627.100	-43.93	8.42	-25.0	-18.93	60.00	Vertical	Horizontal	N/A
6414.800	-39.83	18.89	-25.0	-14.83	92.00	Vertical	Horizontal	Pass
17126.925	-46.18	27.07	-25.0	-21.18	247.00	Vertical	Horizontal	Pass
25616.251	-45.08	24.23	-25.0	-20.08	236.00	Vertical	Horizontal	Pass

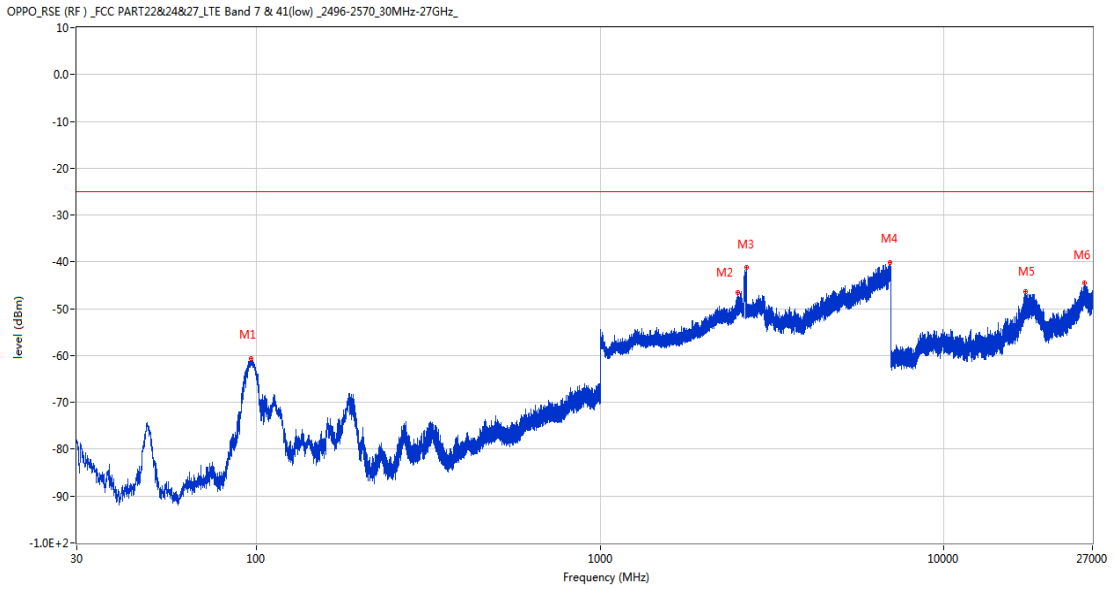
19.8 CA_7C 20MHz+20MHz, 16-QAM, Low Channel

RSE-H&H PCC CH20850 RB1 16QAM HIGH SCC CH21048 RB2 16QAM LOW



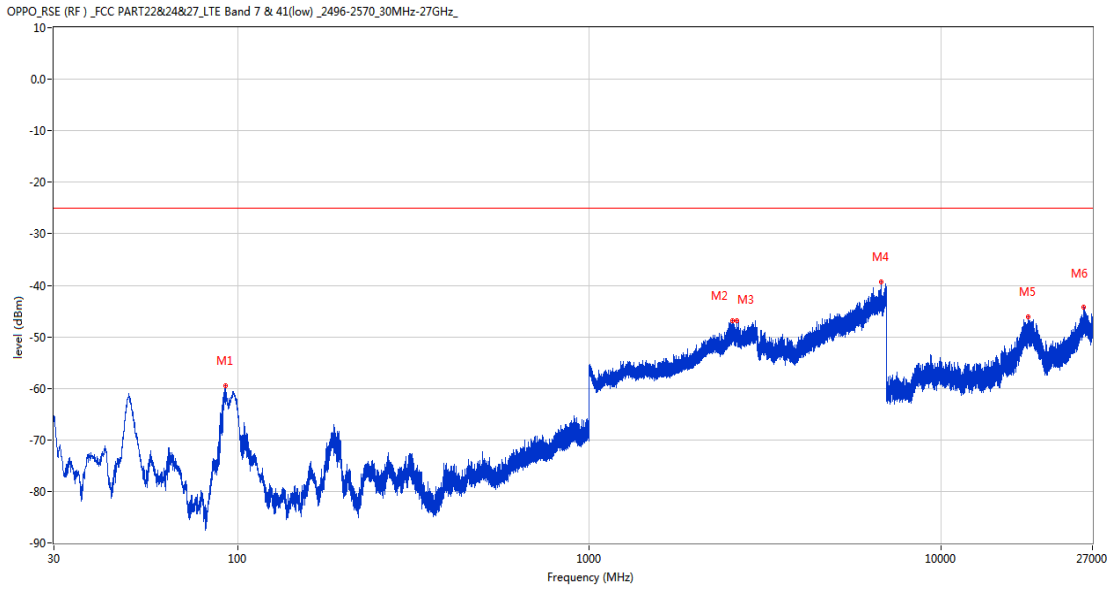
Frequency (MHz)	Result (dBm)	Factor (dB)	PK Limit (dBm)	Over Limit (dB)	Table (o)	ANT	EUT	Verdict
92.080	-61.26	-20.74	-25.0	-36.26	304.00	Horizontal	Horizontal	Pass
1336.300	-53.90	1.26	-25.0	-28.90	296.00	Horizontal	Horizontal	Pass
2642.800	-35.76	7.72	-25.0	-10.76	181.00	Horizontal	Horizontal	N/A
6758.400	-40.59	19.27	-25.0	-15.59	264.00	Horizontal	Horizontal	Pass
18172.801	-47.56	27.42	-25.0	-22.56	0.00	Horizontal	Horizontal	Pass
25481.699	-45.66	24.19	-25.0	-20.66	2.00	Horizontal	Horizontal	Pass

RSE-H&V PCC CH20850 RB1 16QAM HIGH SCC CH21048 RB2 16QAM LOW



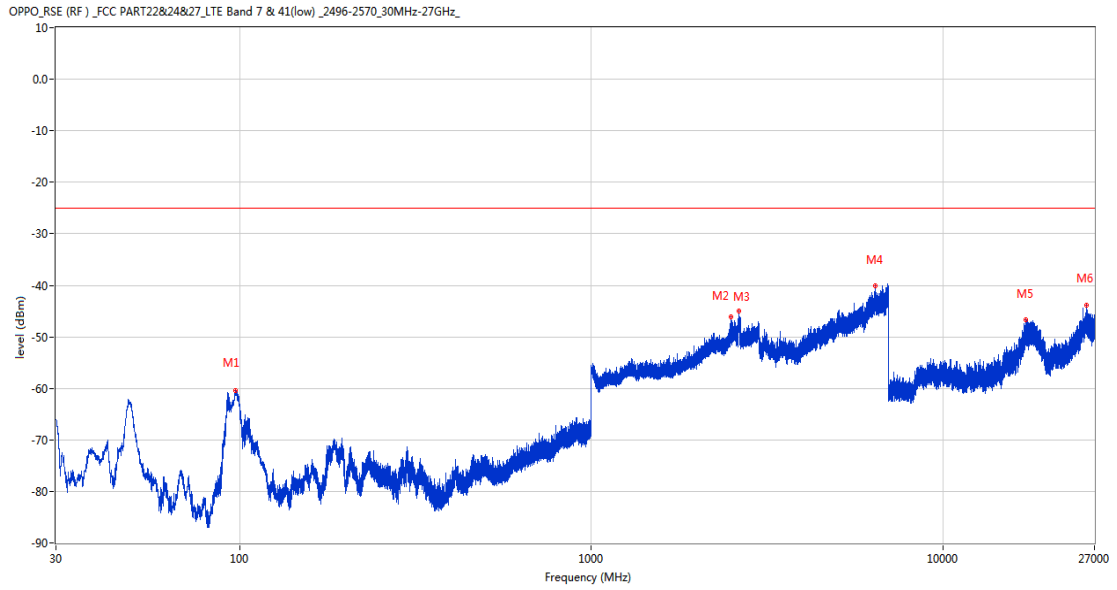
Frequency (MHz)	Result (dBm)	Factor (dB)	PK Limit (dBm)	Over Limit (dB)	Table (o)	ANT	EUT	Verdict
96.396	-60.63	-21.39	-25.0	-35.63	315.00	Horizontal	Vertical	Pass
2504.400	-46.57	9.97	-25.0	-21.57	49.00	Horizontal	Vertical	N/A
2657.000	-41.11	8.09	-25.0	-16.11	123.00	Horizontal	Vertical	N/A
6954.200	-40.18	19.29	-25.0	-15.18	127.00	Horizontal	Vertical	Pass
17245.575	-46.44	27.84	-25.0	-21.44	259.00	Horizontal	Vertical	Pass
25645.050	-44.47	24.24	-25.0	-19.47	359.00	Horizontal	Vertical	Pass

RSE-V&V PCC CH20850 RB1 16QAM HIGH SCC CH21048 RB2 16QAM LOW



Frequency (MHz)	Result (dBm)	Factor (dB)	PK Limit (dBm)	Over Limit (dB)	Table (o)	ANT	EUT	Verdict
92.517	-59.50	-20.82	-25.0	-34.50	269.00	Vertical	Vertical	Pass
2560.100	-46.84	9.62	-25.0	-21.84	40.00	Vertical	Vertical	Pass
2633.700	-46.82	8.12	-25.0	-21.82	59.00	Vertical	Vertical	N/A
6764.800	-39.40	19.04	-25.0	-14.40	152.00	Vertical	Vertical	Pass
17686.575	-46.09	27.56	-25.0	-21.09	244.00	Vertical	Vertical	Pass
25478.552	-44.16	24.19	-25.0	-19.16	174.00	Vertical	Vertical	Pass

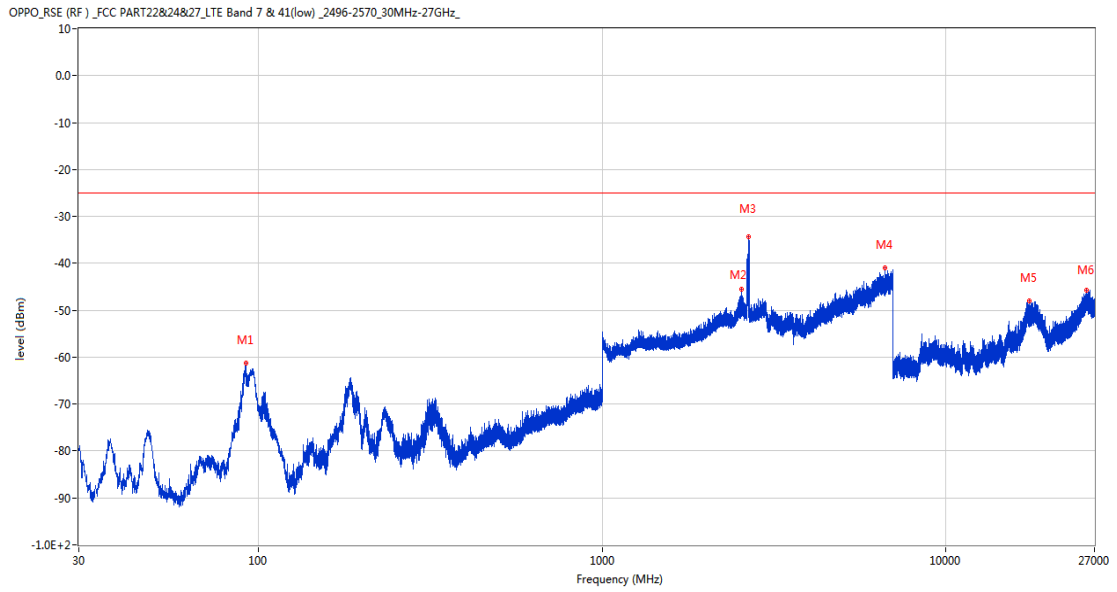
RSE-V&H PCC CH20850 RB1 16QAM HIGH SCC CH21048 RB2 16QAM LOW



Frequency (MHz)	Result (dBm)	Factor (dB)	PK Limit (dBm)	Over Limit (dB)	Table (o)	ANT	EUT	Verdict
97.367	-60.40	-21.45	-25.0	-35.40	303.00	Vertical	Horizontal	Pass
2503.600	-46.19	9.98	-25.0	-21.19	216.00	Vertical	Horizontal	N/A
2629.400	-45.00	8.36	-25.0	-20.00	73.00	Vertical	Horizontal	N/A
6427.200	-40.09	18.30	-25.0	-15.09	15.00	Vertical	Horizontal	Pass
17247.676	-46.67	27.84	-25.0	-21.67	347.00	Vertical	Horizontal	Pass
25687.800	-43.87	24.25	-25.0	-18.87	362.00	Vertical	Horizontal	Pass

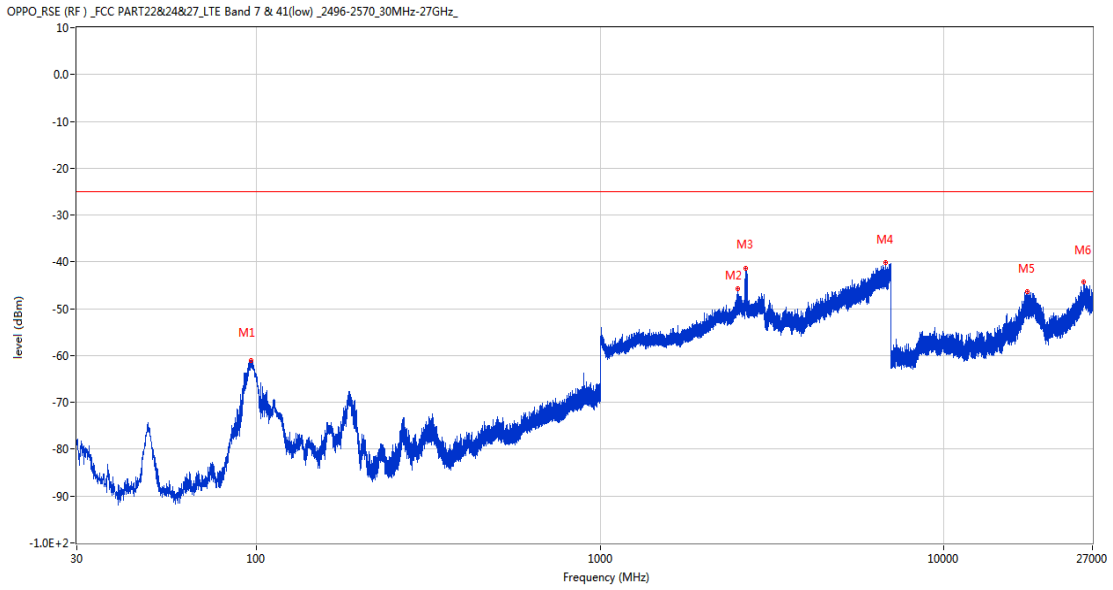
19.9 CA_7C 20MHz+20MHz, QPSK, Middle Channel

RSE-H&H PCC CH21001 RB1 QPSK HIGH SCC CH21199 RB2 QPSK LOW



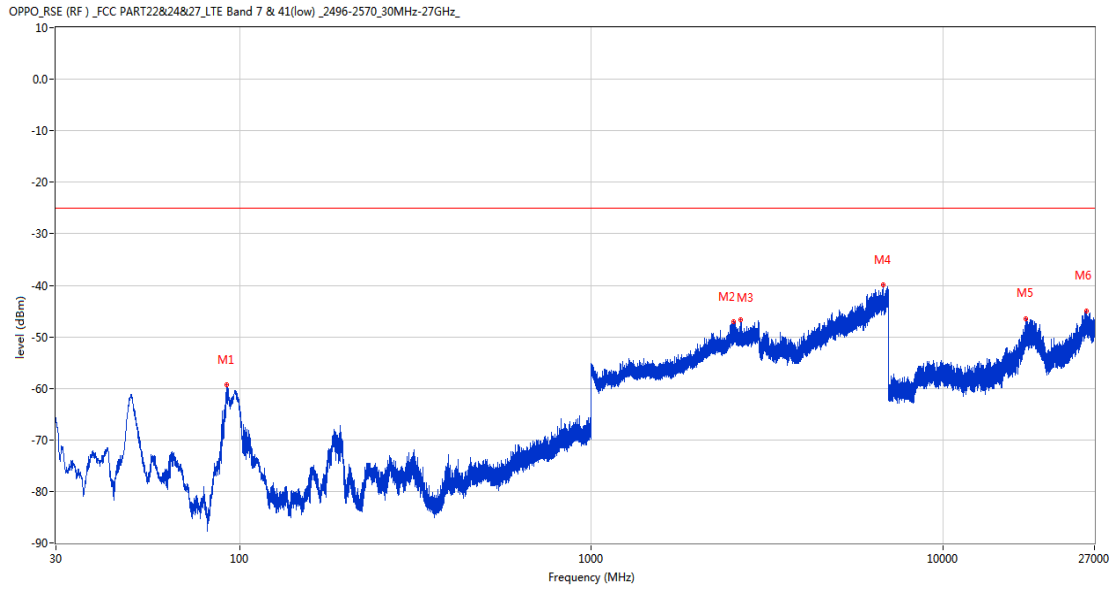
Frequency (MHz)	Result (dBm)	Factor (dB)	PK Limit (dBm)	Over Limit (dB)	Table (o)	ANT	EUT	Verdict
91.741	-61.34	-20.71	-25.0	-36.34	306.00	Horizontal	Horizontal	Pass
2535.900	-45.48	9.75	-25.0	-20.48	295.00	Horizontal	Horizontal	N/A
2664.700	-34.40	8.35	-25.0	-9.40	179.00	Horizontal	Horizontal	N/A
6644.800	-41.02	18.63	-25.0	-16.02	283.00	Horizontal	Horizontal	Pass
17464.500	-48.08	27.55	-25.0	-23.08	335.00	Horizontal	Horizontal	Pass
25638.750	-45.80	24.24	-25.0	-20.80	21.00	Horizontal	Horizontal	Pass

RSE-H&V PCC CH21001 RB1 QPSK HIGH SCC CH21199 RB2 QPSK LOW



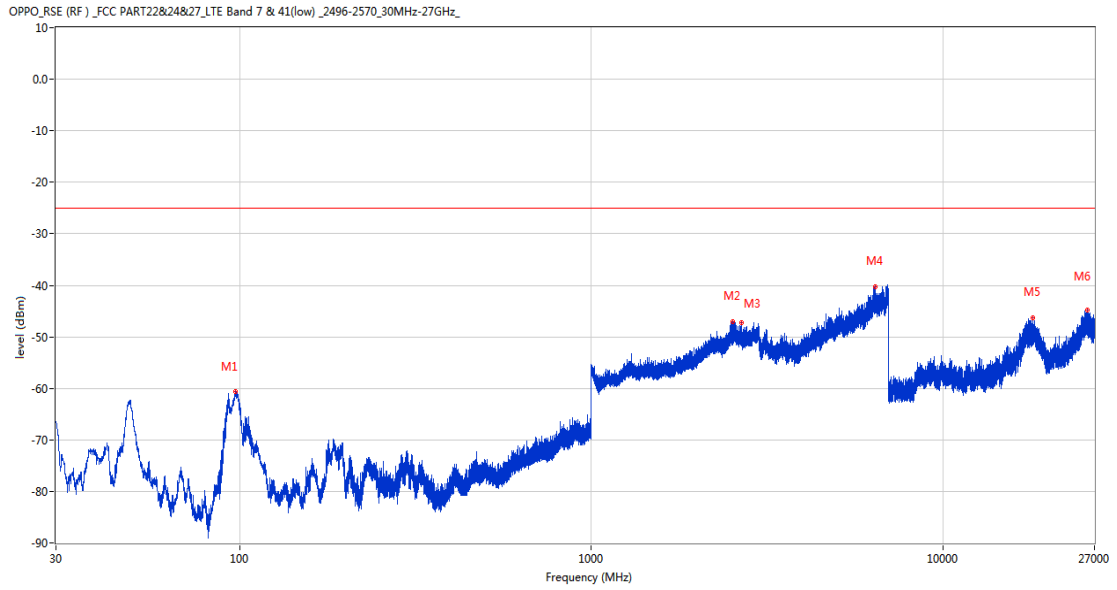
Frequency (MHz)	Result (dBm)	Factor (dB)	PK Limit (dBm)	Over Limit (dB)	Table (o)	ANT	EUT	Verdict
96.542	-60.97	-21.40	-25.0	-35.97	335.00	Horizontal	Vertical	Pass
2504.000	-45.77	9.98	-25.0	-20.77	240.00	Horizontal	Vertical	N/A
2643.300	-41.44	7.67	-25.0	-16.44	267.00	Horizontal	Vertical	N/A
6762.400	-40.21	19.13	-25.0	-15.21	21.00	Horizontal	Vertical	Pass
17487.600	-46.34	27.33	-25.0	-21.34	315.00	Horizontal	Vertical	Pass
25450.650	-44.23	24.18	-25.0	-19.23	340.00	Horizontal	Vertical	Pass

RSE-V&V PCC CH21001 RB1 QPSK HIGH SCC CH21199 RB2 QPSK LOW



Frequency (MHz)	Result (dBm)	Factor (dB)	PK Limit (dBm)	Over Limit (dB)	Table (o)	ANT	EUT	Verdict
91.935	-59.32	-20.72	-25.0	-34.32	265.00	Vertical	Vertical	Pass
2535.600	-47.06	9.75	-25.0	-22.06	76.00	Vertical	Vertical	N/A
2656.900	-46.63	8.09	-25.0	-21.63	282.00	Vertical	Vertical	N/A
6764.600	-39.83	19.06	-25.0	-14.83	360.00	Vertical	Vertical	Pass
17255.025	-46.57	27.77	-25.0	-21.57	171.00	Vertical	Vertical	Pass
25603.650	-45.07	24.23	-25.0	-20.07	206.00	Vertical	Vertical	Pass

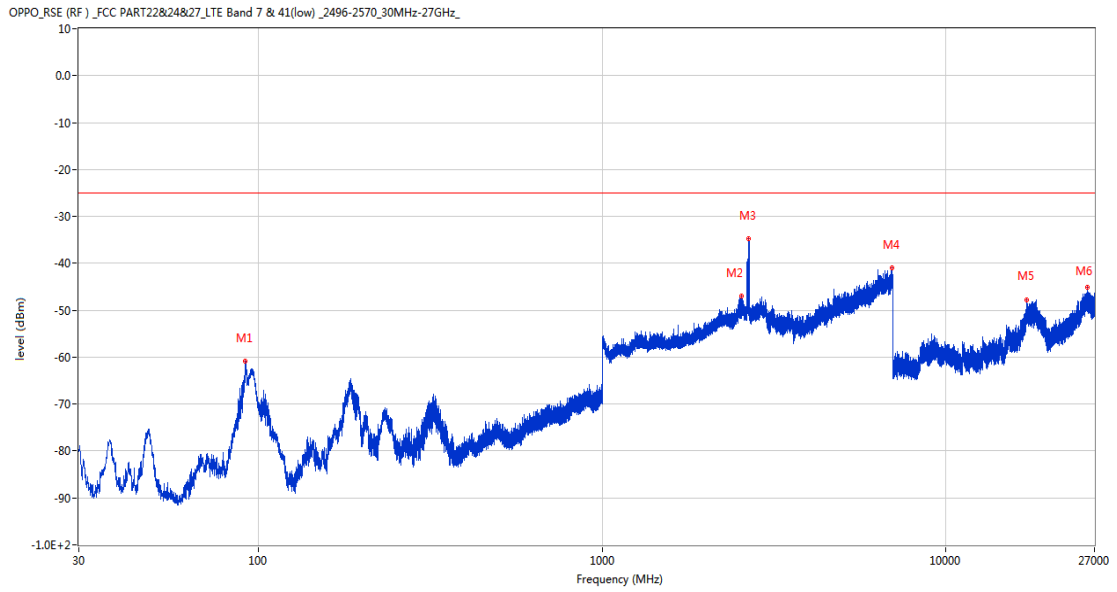
RSE-V&H PCC CH21001 RB1 QPSK HIGH SCC CH21199 RB2 QPSK LOW



Frequency (MHz)	Result (dBm)	Factor (dB)	PK Limit (dBm)	Over Limit (dB)	Table (o)	ANT	EUT	Verdict
97.415	-60.65	-21.46	-25.0	-35.65	303.00	Vertical	Horizontal	Pass
2524.300	-47.10	9.83	-25.0	-22.10	73.00	Vertical	Horizontal	N/A
2668.400	-47.21	8.34	-25.0	-22.21	340.00	Vertical	Horizontal	N/A
6423.400	-40.34	18.59	-25.0	-15.34	0.00	Vertical	Horizontal	Pass
17998.948	-46.28	27.39	-25.0	-21.28	168.00	Vertical	Horizontal	Pass
25795.801	-44.73	24.29	-25.0	-19.73	326.00	Vertical	Horizontal	Pass

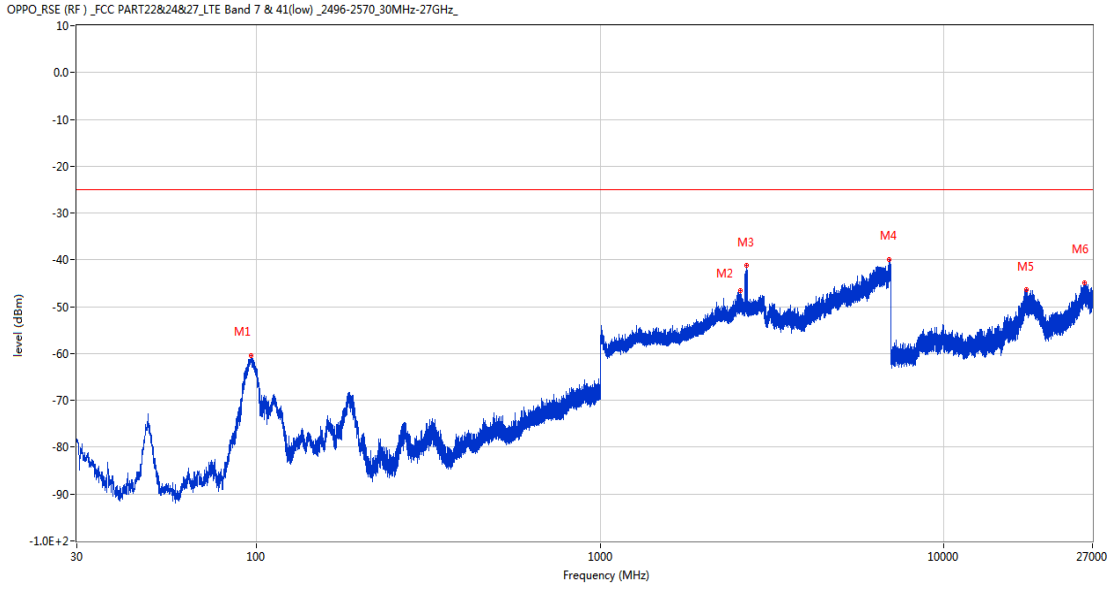
19.10 CA_7C 20MHz+20MHz, 16-QAM, Middle Channel

RSE-H&H PCC CH21001 RB1 16QAM HIGH SCC CH21199 RB2 16QAM LOW



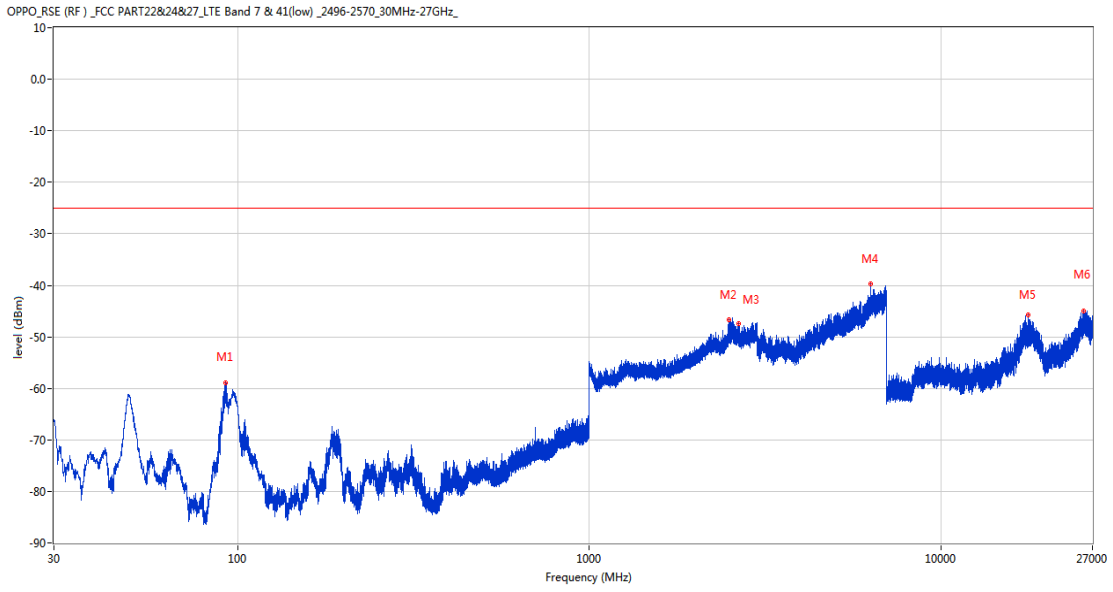
Frequency (MHz)	Result (dBm)	Factor (dB)	PK Limit (dBm)	Over Limit (dB)	Table (o)	ANT	EUT	Verdict
91.595	-60.87	-20.71	-25.0	-35.87	315.00	Horizontal	Horizontal	Pass
2535.500	-47.06	9.75	-25.0	-22.06	5.00	Horizontal	Horizontal	N/A
2662.000	-34.67	8.25	-25.0	-9.67	192.00	Horizontal	Horizontal	N/A
6961.800	-40.93	19.66	-25.0	-15.93	244.00	Horizontal	Horizontal	Pass
17134.011	-47.81	27.17	-25.0	-22.81	199.00	Horizontal	Horizontal	Pass
25787.251	-45.14	24.29	-25.0	-20.14	360.00	Horizontal	Horizontal	Pass

RSE-H&V PCC CH21001 RB1 16QAM HIGH SCC CH21199 RB2 16QAM LOW



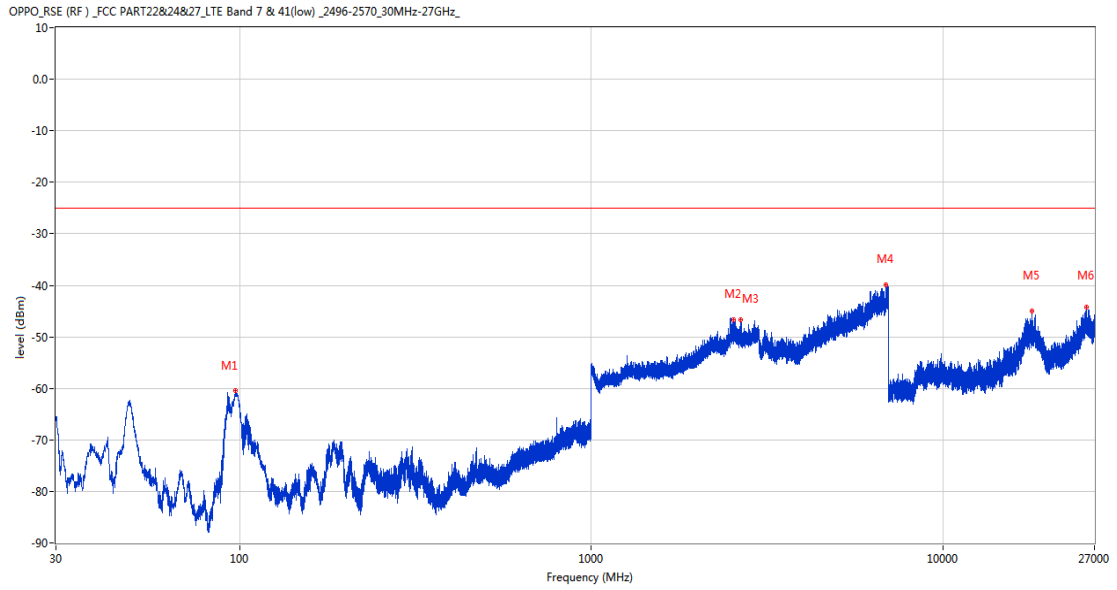
Frequency (MHz)	Result (dBm)	Factor (dB)	PK Limit (dBm)	Over Limit (dB)	Table (o)	ANT	EUT	Verdict
96.105	-60.51	-21.37	-25.0	-35.51	319.00	Horizontal	Vertical	Pass
2556.800	-46.65	9.63	-25.0	-21.65	90.00	Horizontal	Vertical	N/A
2666.100	-41.22	8.30	-25.0	-16.22	126.00	Horizontal	Vertical	N/A
6932.400	-39.88	19.18	-25.0	-14.88	153.00	Horizontal	Vertical	Pass
17345.849	-46.44	27.70	-25.0	-21.44	297.00	Horizontal	Vertical	Pass
25565.401	-44.84	24.22	-25.0	-19.84	82.00	Horizontal	Vertical	Pass

RSE-V&V PCC CH21001 RB1 16QAM HIGH SCC CH21199 RB2 16QAM LOW



Frequency (MHz)	Result (dBm)	Factor (dB)	PK Limit (dBm)	Over Limit (dB)	Table (o)	ANT	EUT	Verdict
92.177	-58.99	-20.75	-25.0	-33.99	245.00	Vertical	Vertical	Pass
2503.900	-46.70	9.98	-25.0	-21.70	360.00	Vertical	Vertical	N/A
2664.600	-47.45	8.34	-25.0	-22.45	275.00	Vertical	Vertical	N/A
6334.200	-39.80	17.45	-25.0	-14.80	86.00	Vertical	Vertical	Pass
17767.948	-45.66	27.04	-25.0	-20.66	50.00	Vertical	Vertical	Pass
25494.749	-45.00	24.19	-25.0	-20.00	363.00	Vertical	Vertical	Pass

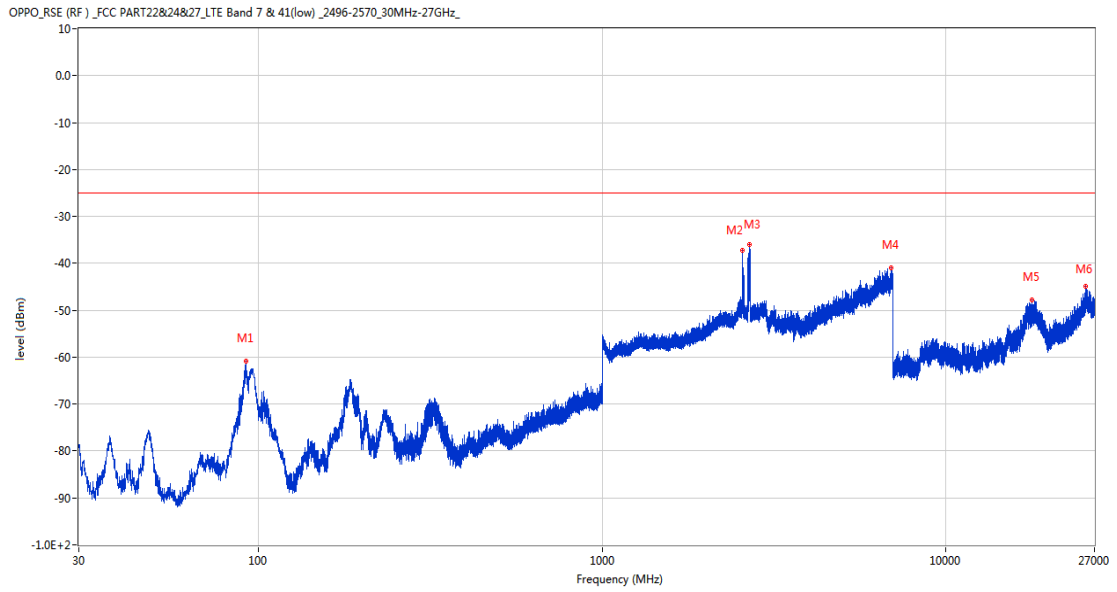
RSE-V&H PCC CH21001 RB1 16QAM HIGH SCC CH21199 RB2 16QAM LOW



Frequency (MHz)	Result (dBm)	Factor (dB)	PK Limit (dBm)	Over Limit (dB)	Table (o)	ANT	EUT	Verdict
97.464	-60.39	-21.46	-25.0	-35.39	297.00	Vertical	Horizontal	Pass
2538.300	-46.78	9.73	-25.0	-21.78	291.00	Vertical	Horizontal	N/A
2664.600	-46.76	8.34	-25.0	-21.76	340.00	Vertical	Horizontal	N/A
6879.200	-39.88	18.25	-25.0	-14.88	222.00	Vertical	Horizontal	Pass
17918.626	-44.95	27.27	-25.0	-19.95	116.00	Vertical	Horizontal	Pass
25649.099	-44.23	24.24	-25.0	-19.23	360.00	Vertical	Horizontal	Pass

19.11 CA_7C 20MHz+20MHz, QPSK, High Channel

RSE-H&H PCC CH21152 RB1 QPSK HIGH SCC CH21350 RB2 QPSK LOW



Frequency (MHz)	Result (dBm)	Factor (dB)	PK Limit (dBm)	Over Limit (dB)	Table (o)	ANT	EUT	Verdict
91.886	-60.84	-20.72	-25.0	-35.84	346.00	Horizontal	Horizontal	Pass
2551.000	-37.27	9.65	-25.0	-12.27	344.00	Horizontal	Horizontal	N/A
2684.600	-35.95	8.56	-25.0	-10.95	190.00	Horizontal	Horizontal	N/A
6923.200	-40.96	19.09	-25.0	-15.96	360.00	Horizontal	Horizontal	Pass
17719.126	-47.75	27.58	-25.0	-22.75	288.00	Horizontal	Horizontal	Pass
25483.950	-44.82	24.19	-25.0	-19.82	270.00	Horizontal	Horizontal	Pass