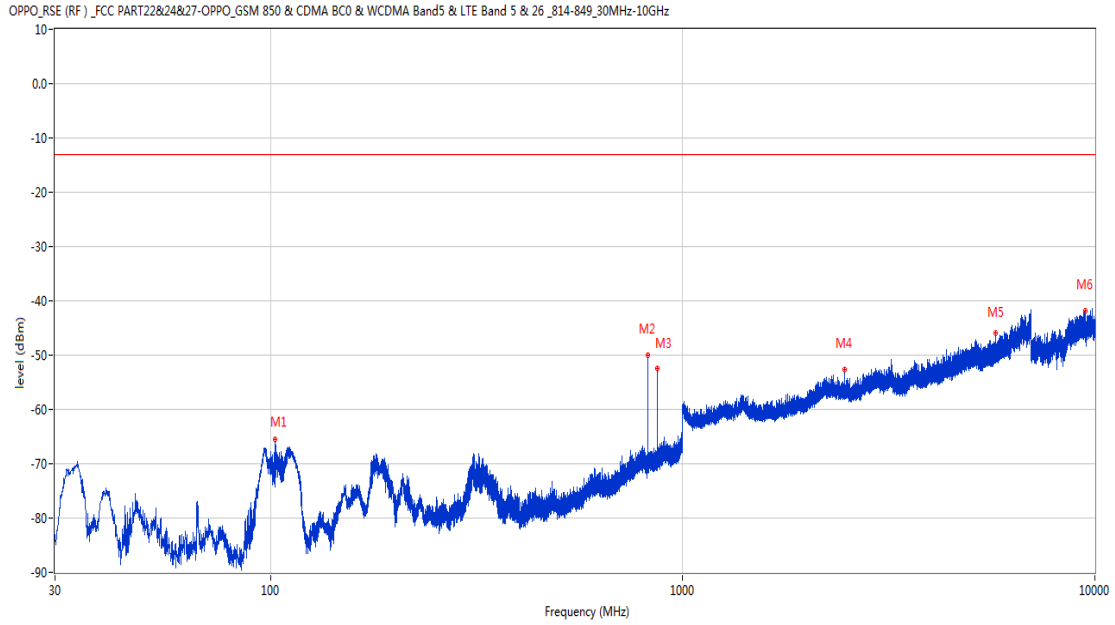


## **Annex A.7. Field Strength of Spurious Radiation**

Up Antenna  
 GSM  
 1 GSM 850  
 1.1 GSM 850 Low Channel

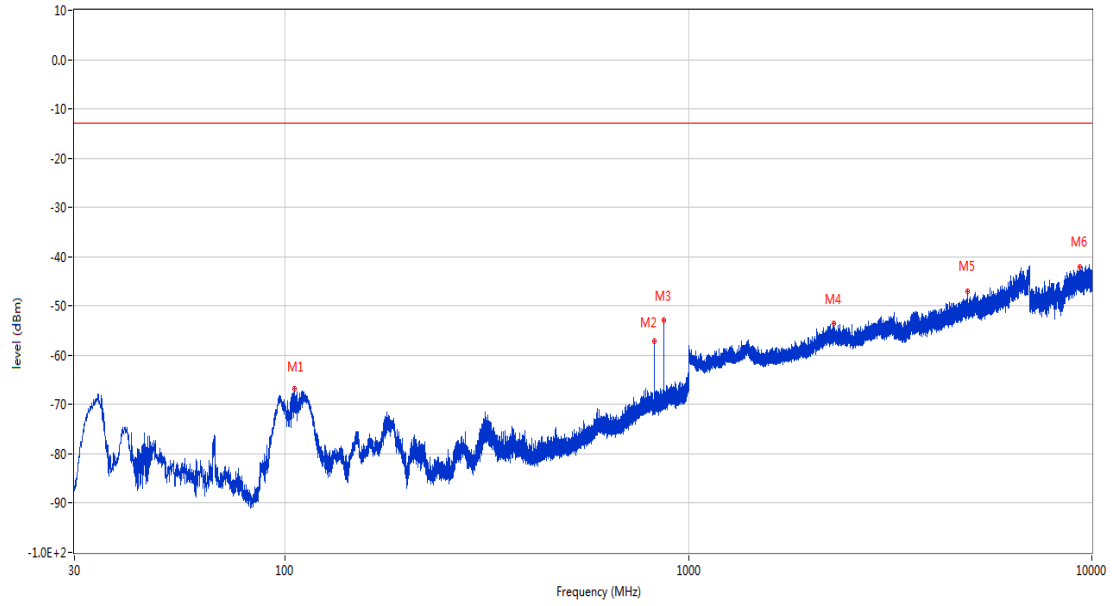
RSE-H&H GSM 850 CH128



Frequency (MHz)	Result (dBm)	Factor (dB)	PK Limit (dBm)	Over Limit (dB)	Table (o)	ANT	EUT	Verdict
102.653	-65.44	-21.65	-13.0	-52.44	0.00	Horizontal	Horizontal	Pass
824.139	-49.99	2.22	-13.0	-36.99	88.00	Horizontal	Horizontal	N/A
869.196	-52.45	2.38	-13.0	-39.45	173.00	Horizontal	Horizontal	N/A
2472.900	-52.71	-1.27	-13.0	-39.71	337.00	Horizontal	Horizontal	Pass
5734.200	-45.94	7.38	-13.0	-32.94	309.00	Horizontal	Horizontal	Pass
9484.750	-41.78	15.96	-13.0	-28.78	141.00	Horizontal	Horizontal	Pass

RSE-H&V GSM 850 CH128

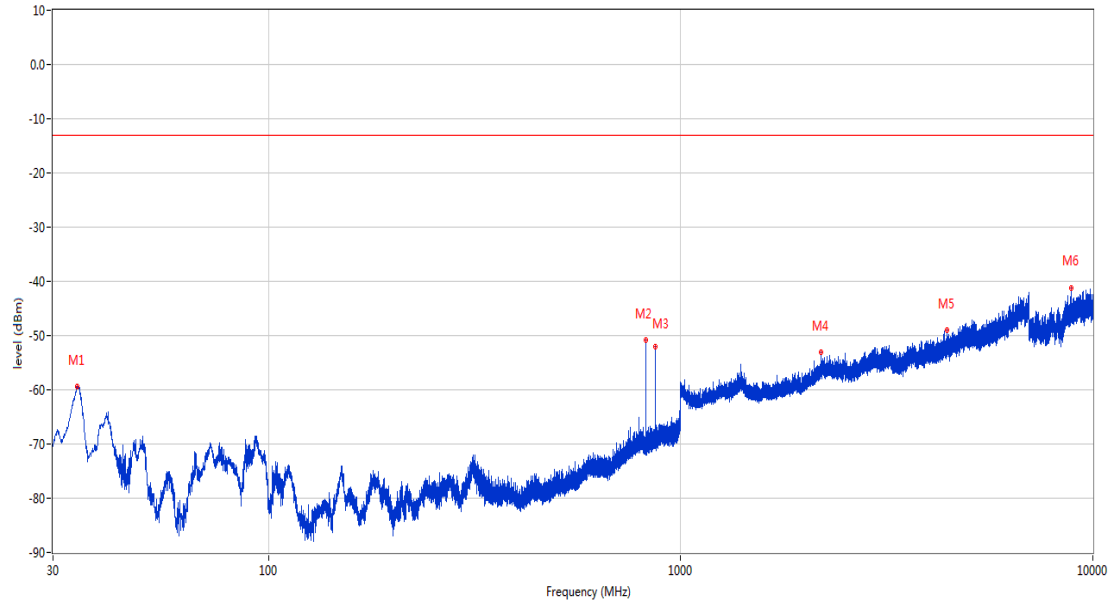
OPPO\_RSE (RF) \_FCC PART22&24&27-OPPO\_GSM 850 & CDMA BC0 & WCDMA Band5 & LTE Band 5 & 26\_814-849\_30MHz-10GHz



Frequency (MHz)	Result (dBm)	Factor (dB)	PK Limit (dBm)	Over Limit (dB)	Table (o)	ANT	EUT	Verdict
105.515	-66.84	-21.63	-13.0	-53.84	11.00	Horizontal	Vertical	Pass
824.139	-57.08	2.22	-13.0	-44.08	340.00	Horizontal	Vertical	N/A
869.147	-52.81	2.38	-13.0	-39.81	163.00	Horizontal	Vertical	N/A
2296.100	-53.49	-1.13	-13.0	-40.49	283.00	Horizontal	Vertical	Pass
4920.400	-47.01	7.72	-13.0	-34.01	205.00	Horizontal	Vertical	Pass
9323.950	-42.12	15.59	-13.0	-29.12	74.00	Horizontal	Vertical	Pass

RSE-V&V GSM 850 CH128

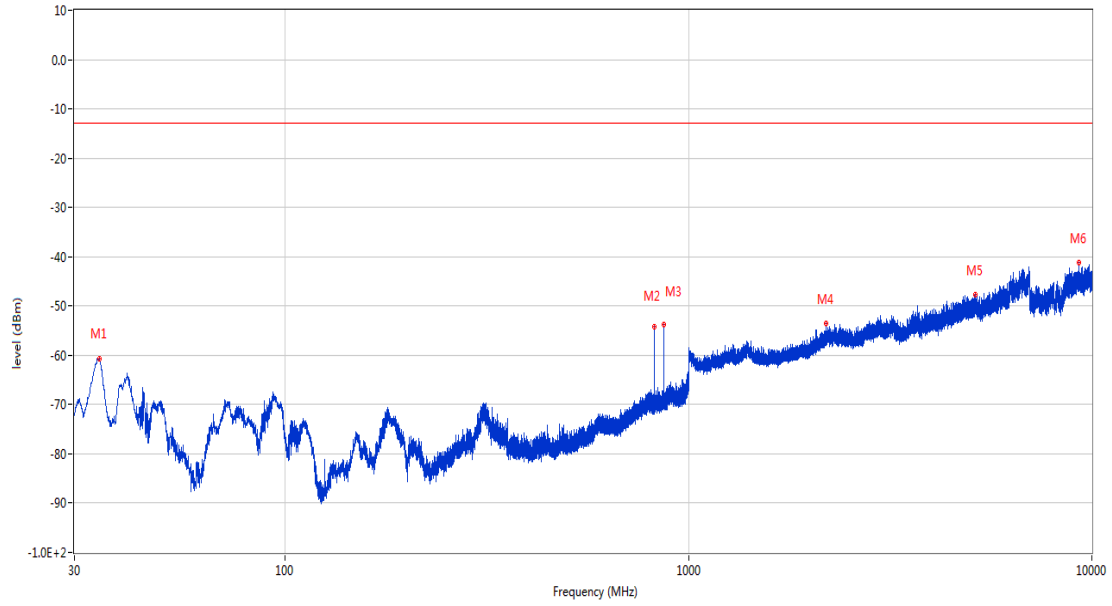
OPPO\_RSE (RF) \_ FCC PART22&24&27-OPPO\_GSM 850 & CDMA BC0 & WCDMA Band5 & LTE Band 5 & 26\_814-849\_30MHz-10GHz



Frequency (MHz)	Result (dBm)	Factor (dB)	PK Limit (dBm)	Over Limit (dB)	Table (o)	ANT	EUT	Verdict
34.268	-59.40	-18.27	-13.0	-46.40	-1.00	Vertical	Vertical	Pass
824.139	-50.89	2.22	-13.0	-37.89	352.00	Vertical	Vertical	N/A
869.196	-52.12	2.38	-13.0	-39.12	331.00	Vertical	Vertical	N/A
2189.100	-53.12	-1.93	-13.0	-40.12	118.00	Vertical	Vertical	Pass
4437.600	-48.89	6.34	-13.0	-35.89	40.00	Vertical	Vertical	Pass
8867.951	-41.17	14.94	-13.0	-28.17	57.00	Vertical	Vertical	Pass

RSE-V&H GSM 850 CH128

OPPO\_RSE (RF) \_ FCC PART22&24&27-OPPO\_GSM 850 & CDMA BC0 & WCDMA Band5 & LTE Band 5 & 26\_814-849\_30MHz-10GHz

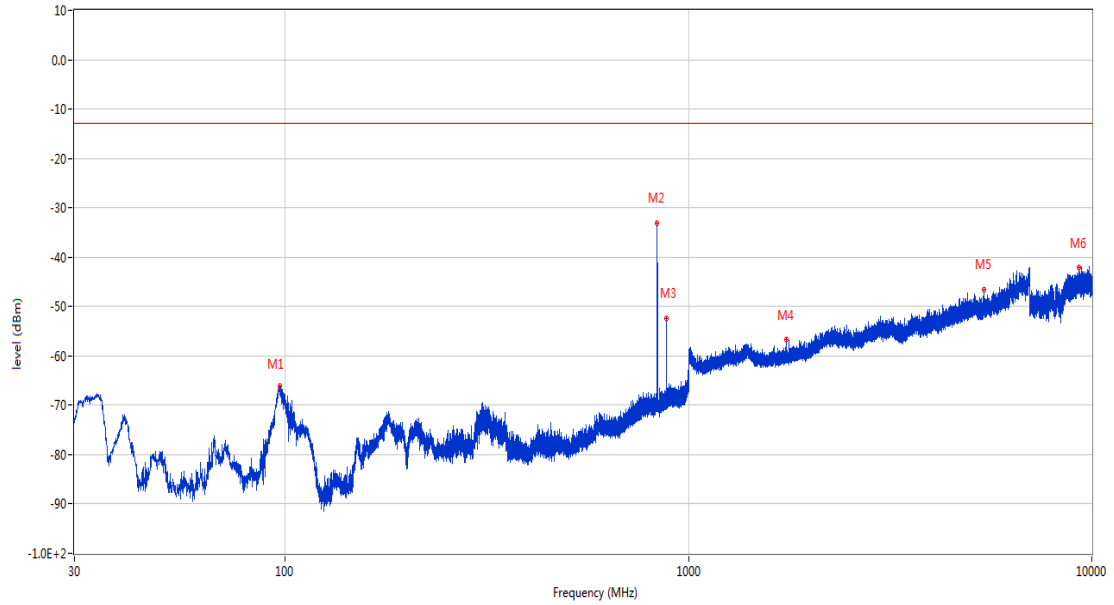


Frequency (MHz)	Result (dBm)	Factor (dB)	PK Limit (dBm)	Over Limit (dB)	Table (o)	ANT	EUT	Verdict
34.559	-60.77	-18.36	-13.0	-47.77	267.00	Vertical	Horizontal	Pass
824.139	-54.28	2.22	-13.0	-41.28	-1.00	Vertical	Horizontal	N/A
869.244	-53.83	2.38	-13.0	-40.83	3.00	Vertical	Horizontal	N/A
2190.200	-53.57	-1.95	-13.0	-40.57	285.00	Vertical	Horizontal	Pass
5138.800	-47.70	7.54	-13.0	-34.70	282.00	Vertical	Horizontal	Pass
9308.349	-41.20	15.60	-13.0	-28.20	276.00	Vertical	Horizontal	Pass

## 1.2 GSM 850 Middle Channel

RSE-H&H GSM 850 CH190

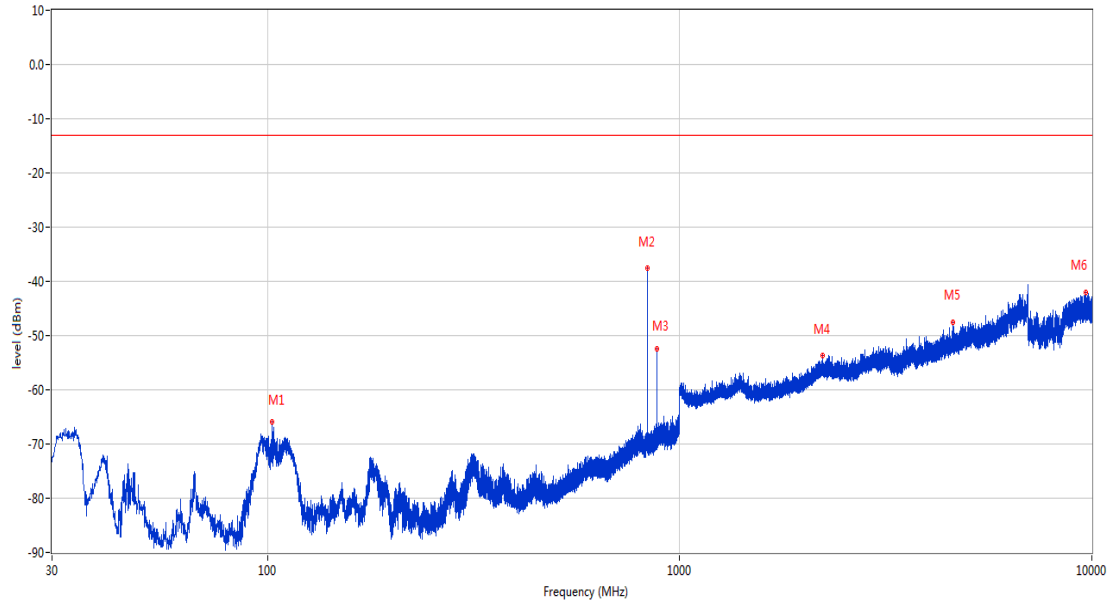
OPPO\_RSE (RF) \_FCC PART22&24&27-OPPO\_GSM 850 & CDMA BC0 & WCDMA Band5 & LTE Band 5 & 26\_814-849\_30MHz-10GHz



Frequency (MHz)	Result (dBm)	Factor (dB)	PK Limit (dBm)	Over Limit (dB)	Table (o)	ANT	EUT	Verdict
96.736	-66.09	-21.27	-13.0	-53.09	363.00	Horizontal	Horizontal	Pass
836.555	-33.20	2.59	-13.0	-20.20	86.00	Horizontal	Horizontal	N/A
881.514	-52.38	2.80	-13.0	-39.38	205.00	Horizontal	Horizontal	N/A
1744.200	-56.74	-5.20	-13.0	-43.74	3.00	Horizontal	Horizontal	Pass
5392.400	-46.68	7.29	-13.0	-33.68	68.00	Horizontal	Horizontal	Pass
9281.800	-42.19	15.15	-13.0	-29.19	84.00	Horizontal	Horizontal	Pass

RSE-H&V GSM 850 CH190

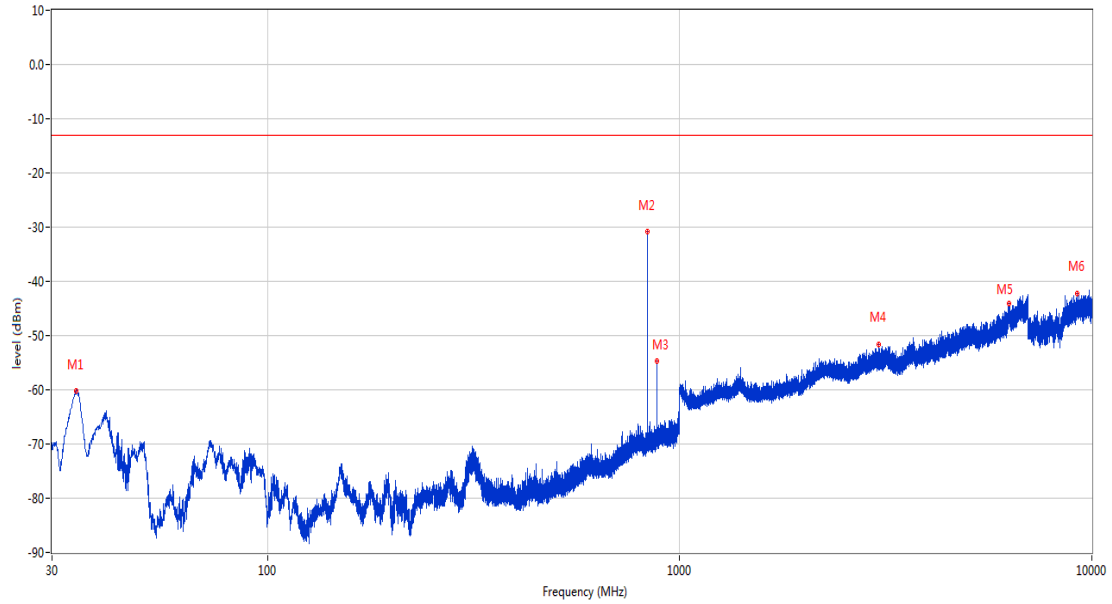
OPPO\_RSE (RF) \_ FCC PART22&24&27-OPPO\_GSM 850 & CDMA BC0 & WCDMA Band5 & LTE Band 5 & 26\_814-849\_30MHz-10GHz



Frequency (MHz)	Result (dBm)	Factor (dB)	PK Limit (dBm)	Over Limit (dB)	Table (o)	ANT	EUT	Verdict
102.410	-65.89	-21.65	-13.0	-52.89	361.00	Horizontal	Vertical	Pass
836.652	-37.57	2.60	-13.0	-24.57	32.00	Horizontal	Vertical	N/A
881.612	-52.55	2.81	-13.0	-39.55	362.00	Horizontal	Vertical	N/A
2218.400	-53.77	-0.98	-13.0	-40.77	184.00	Horizontal	Vertical	Pass
4603.800	-47.57	6.04	-13.0	-34.57	192.00	Horizontal	Vertical	Pass
9653.650	-42.02	16.46	-13.0	-29.02	97.00	Horizontal	Vertical	Pass

RSE-V&V GSM 850 CH190

OPPO\_RSE (RF) \_ FCC PART22&24&27-OPPO\_GSM 850 & CDMA BC0 & WCDMA Band5 & LTE Band 5 & 26\_814-849\_30MHz-10GHz

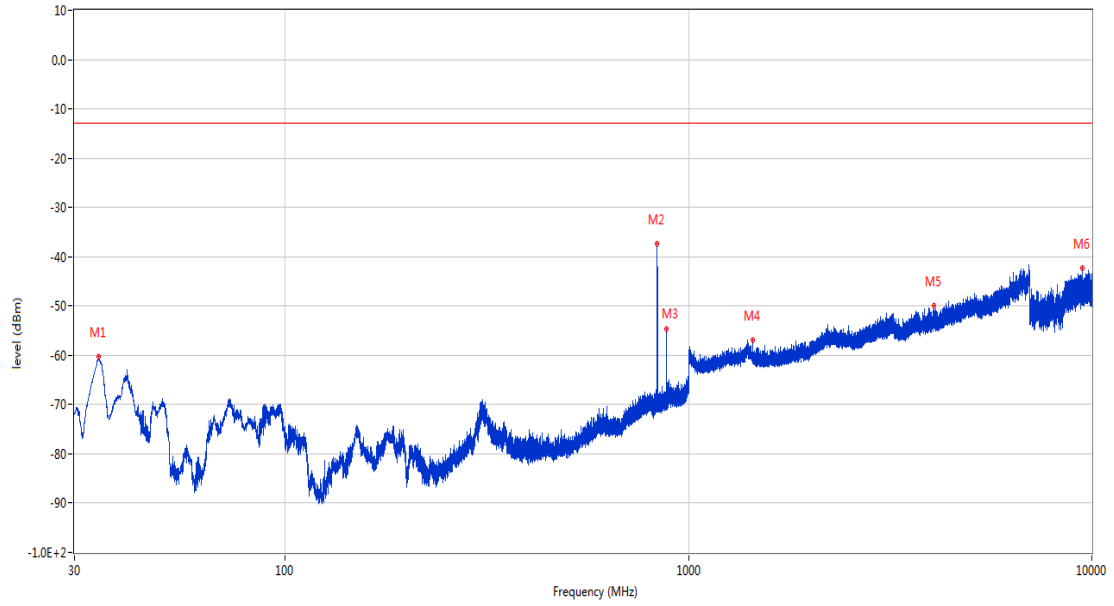


Frequency (MHz)	Result (dBm)	Factor (dB)	PK Limit (dBm)	Over Limit (dB)	Table (o)	ANT	EUT	Verdict
34.316	-60.21	-18.28	-13.0	-47.21	202.00	Vertical	Vertical	Pass
836.604	-30.90	2.59	-13.0	-17.90	38.00	Vertical	Vertical	N/A
881.708	-54.62	2.82	-13.0	-41.62	235.00	Vertical	Vertical	N/A
3043.400	-51.70	2.59	-13.0	-38.70	0.00	Vertical	Vertical	Pass
6300.800	-44.09	10.81	-13.0	-31.09	145.00	Vertical	Vertical	Pass
9227.500	-42.28	15.31	-13.0	-29.28	326.00	Vertical	Vertical	Pass



RSE-V&H GSM 850 CH190

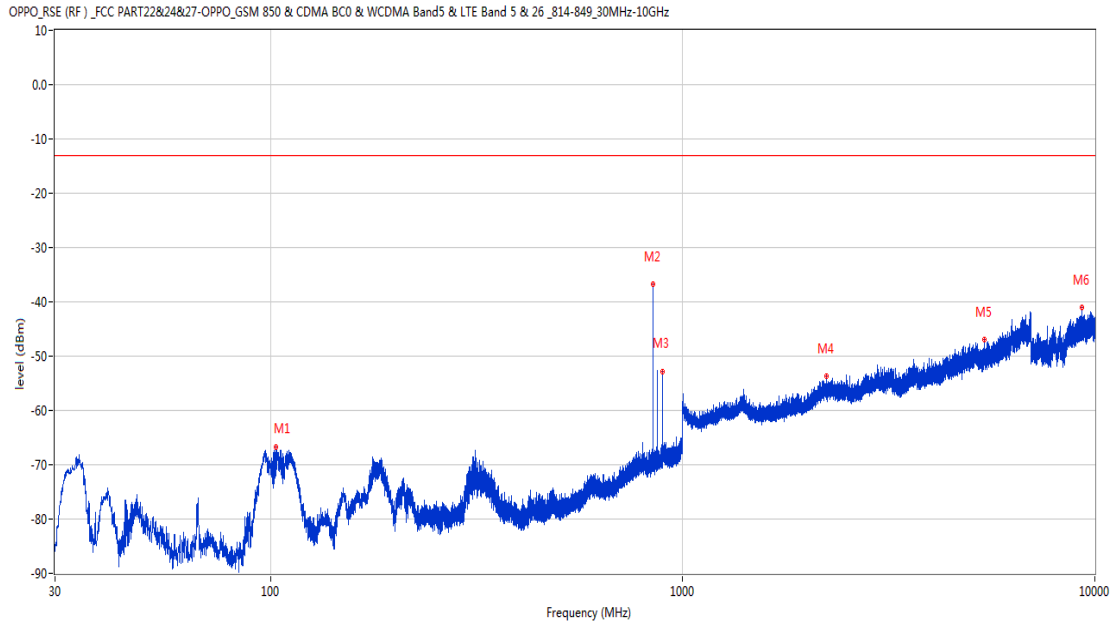
OPPO\_RSE (RF) \_ FCC PART22&24&27-OPPO\_GSM 850 & CDMA BC0 & WCDMA Band5 & LTE Band 5 & 26\_814-849\_30MHz-10GHz



Frequency (MHz)	Result (dBm)	Factor (dB)	PK Limit (dBm)	Over Limit (dB)	Table (o)	ANT	EUT	Verdict
34.462	-60.37	-18.33	-13.0	-47.37	224.00	Vertical	Horizontal	Pass
836.604	-37.34	2.59	-13.0	-24.34	349.00	Vertical	Horizontal	N/A
881.660	-54.69	2.81	-13.0	-41.69	224.00	Vertical	Horizontal	N/A
1439.900	-56.89	-4.99	-13.0	-43.89	105.00	Vertical	Horizontal	Pass
4062.800	-49.90	5.04	-13.0	-36.90	71.00	Vertical	Horizontal	Pass
9468.701	-42.36	16.32	-13.0	-29.36	360.00	Vertical	Horizontal	Pass

### 1.3 GSM 850 High Channel

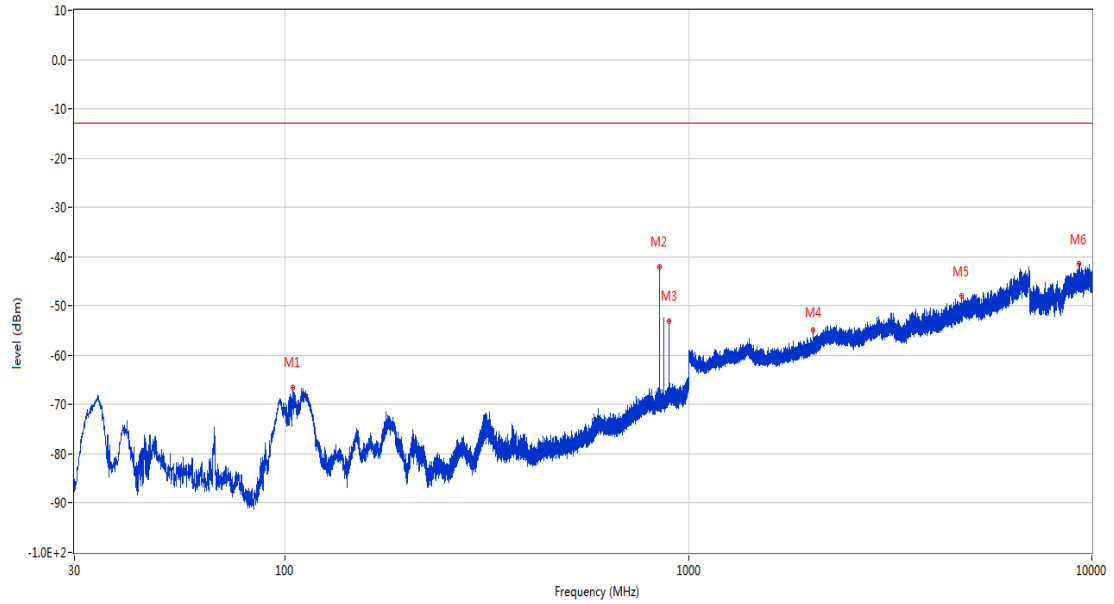
RSE-H&H GSM 850 CH251



Frequency (MHz)	Result (dBm)	Factor (dB)	PK Limit (dBm)	Over Limit (dB)	Table (o)	ANT	EUT	Verdict
102.896	-66.80	-21.66	-13.0	-53.80	37.00	Horizontal	Horizontal	Pass
848.777	-36.68	2.47	-13.0	-23.68	78.00	Horizontal	Horizontal	N/A
893.833	-52.95	3.53	-13.0	-39.95	58.00	Horizontal	Horizontal	N/A
2230.600	-53.62	-1.16	-13.0	-40.62	251.00	Horizontal	Horizontal	Pass
5393.200	-46.98	7.32	-13.0	-33.98	178.00	Horizontal	Horizontal	Pass
9322.299	-41.09	15.63	-13.0	-28.09	252.00	Horizontal	Horizontal	Pass

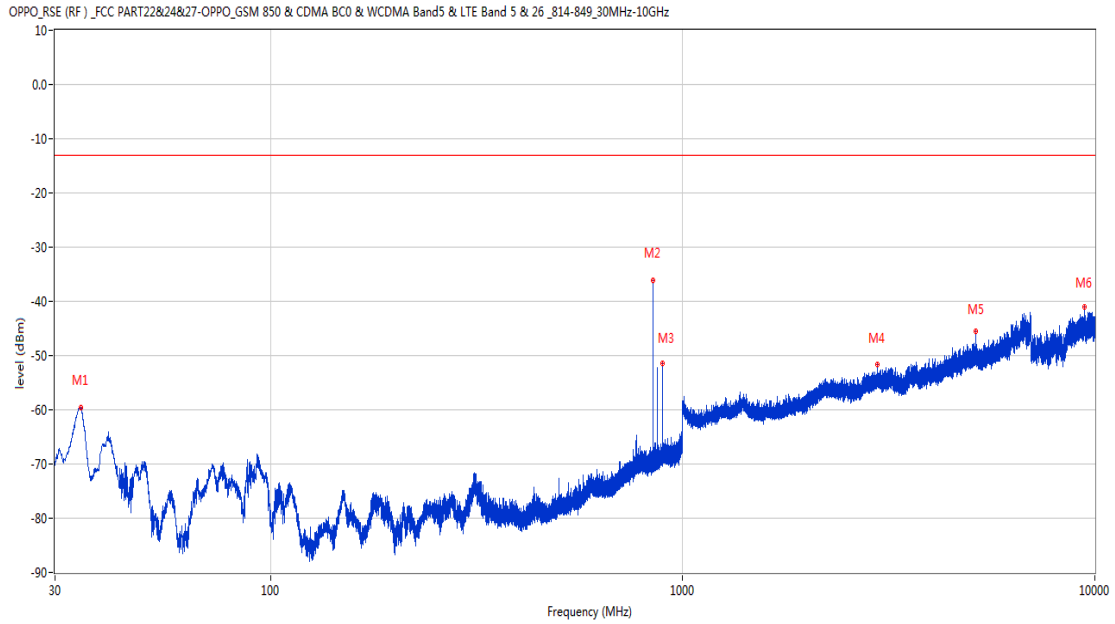
RSE-H&V GSM 850 CH251

OPPO\_RSE (RF) \_FCC PART22&24&27-OPPO\_GSM 850 & CDMA BC0 & WCDMA Band5 & LTE Band 5 & 26\_814-849\_30MHz-10GHz



Frequency (MHz)	Result (dBm)	Factor (dB)	PK Limit (dBm)	Over Limit (dB)	Table (o)	ANT	EUT	Verdict
104.545	-66.61	-21.71	-13.0	-53.61	26.00	Horizontal	Vertical	Pass
848.777	-41.97	2.47	-13.0	-28.97	37.00	Horizontal	Vertical	N/A
893.833	-53.18	3.53	-13.0	-40.18	267.00	Horizontal	Vertical	N/A
2034.100	-54.83	-3.90	-13.0	-41.83	251.00	Horizontal	Vertical	Pass
4755.600	-48.03	6.51	-13.0	-35.03	257.00	Horizontal	Vertical	Pass
9269.349	-41.44	15.14	-13.0	-28.44	109.00	Horizontal	Vertical	Pass

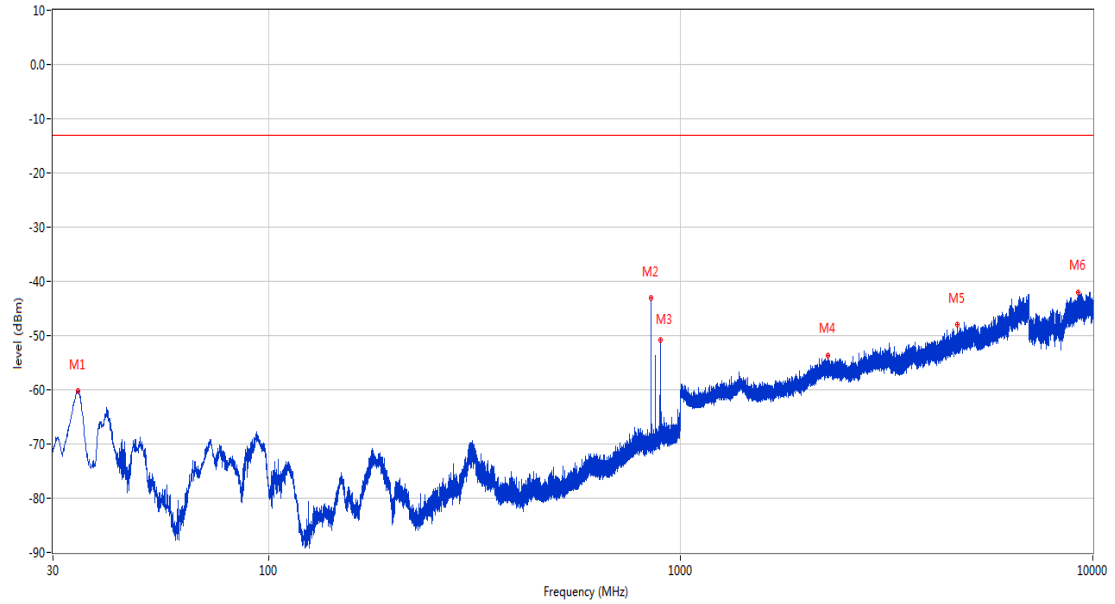
RSE-V&V GSM 850 CH251



Frequency (MHz)	Result (dBm)	Factor (dB)	PK Limit (dBm)	Over Limit (dB)	Table (o)	ANT	EUT	Verdict
34.608	-59.50	-18.37	-13.0	-46.50	200.00	Vertical	Vertical	Pass
848.777	-36.19	2.47	-13.0	-23.19	200.00	Vertical	Vertical	N/A
893.785	-51.46	3.53	-13.0	-38.46	176.00	Vertical	Vertical	N/A
2961.100	-51.57	2.16	-13.0	-38.57	317.00	Vertical	Vertical	Pass
5149.400	-45.54	7.44	-13.0	-32.54	6.00	Vertical	Vertical	Pass
9441.549	-40.96	16.51	-13.0	-27.96	259.00	Vertical	Vertical	Pass

RSE-V&H GSM 850 CH251

OPPO\_RSE (RF)\_FCC PART22&24&27-OPPO\_GSM 850 & CDMA BC0 & WCDMA Band5 & LTE Band 5 & 26\_814-849\_30MHz-10GHz

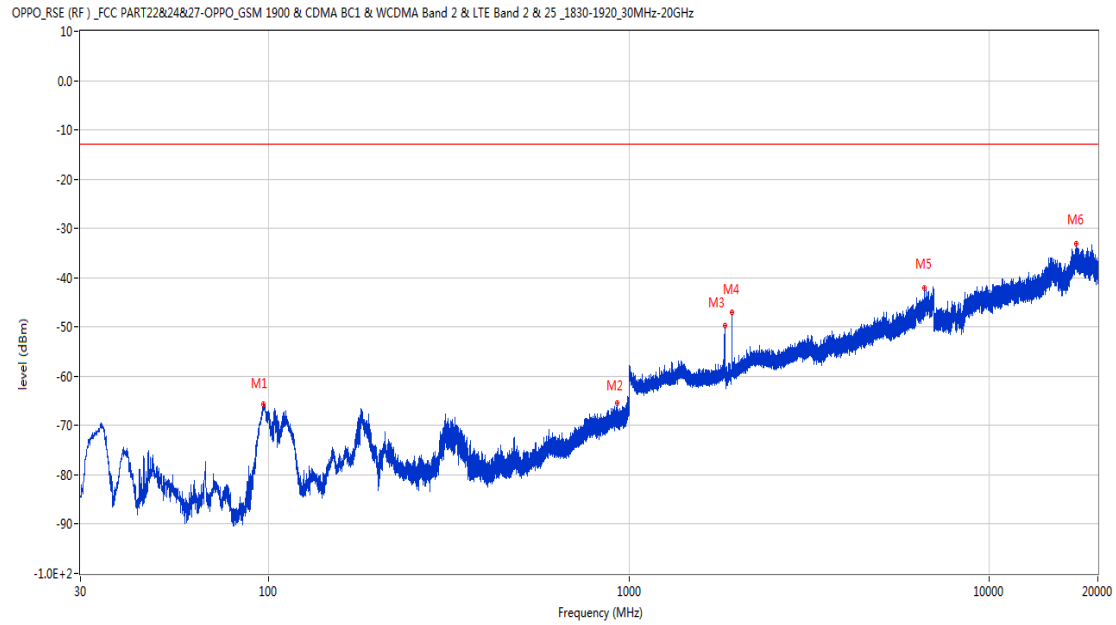


Frequency (MHz)	Result (dBm)	Factor (dB)	PK Limit (dBm)	Over Limit (dB)	Table (o)	ANT	EUT	Verdict
34.462	-60.19	-18.33	-13.0	-47.19	188.00	Vertical	Horizontal	Pass
848.777	-43.09	2.47	-13.0	-30.09	345.00	Vertical	Horizontal	N/A
893.882	-50.83	3.53	-13.0	-37.83	178.00	Vertical	Horizontal	N/A
2277.200	-53.61	-1.45	-13.0	-40.61	253.00	Vertical	Horizontal	Pass
4690.200	-47.95	6.37	-13.0	-34.95	120.00	Vertical	Horizontal	Pass
9220.300	-42.13	15.34	-13.0	-29.13	361.00	Vertical	Horizontal	Pass

## 2 GSM 1900

### 2.1 GSM 1900 Low Channel

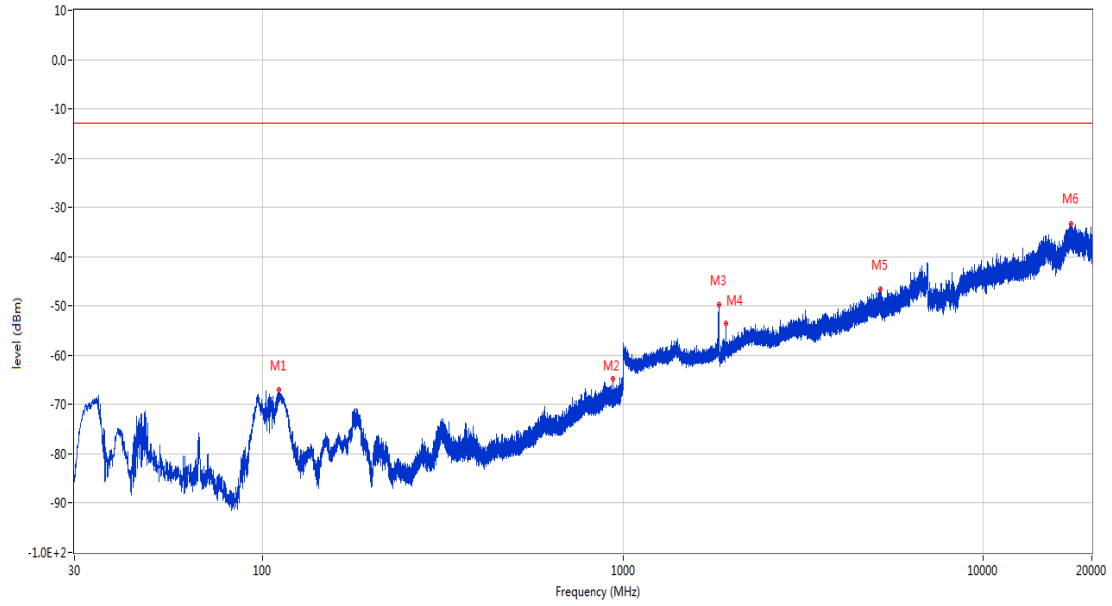
RSE-H&H GSM 1900 CH512



Frequency (MHz)	Result (dBm)	Factor (dB)	PK Limit (dBm)	Over Limit (dB)	Table (o)	ANT	EUT	Verdict
96.833	-65.68	-21.28	-13.0	-52.68	6.00	Horizontal	Horizontal	Pass
924.534	-65.42	3.51	-13.0	-52.42	-3.00	Horizontal	Horizontal	Pass
1850.500	-49.79	-4.40	-13.0	-36.79	120.00	Horizontal	Horizontal	N/A
1930.700	-46.96	-3.80	-13.0	-33.96	149.00	Horizontal	Horizontal	N/A
6601.800	-42.14	11.80	-13.0	-29.14	292.00	Horizontal	Horizontal	Pass
17471.562	-33.05	21.72	-13.0	-20.05	44.00	Horizontal	Horizontal	Pass

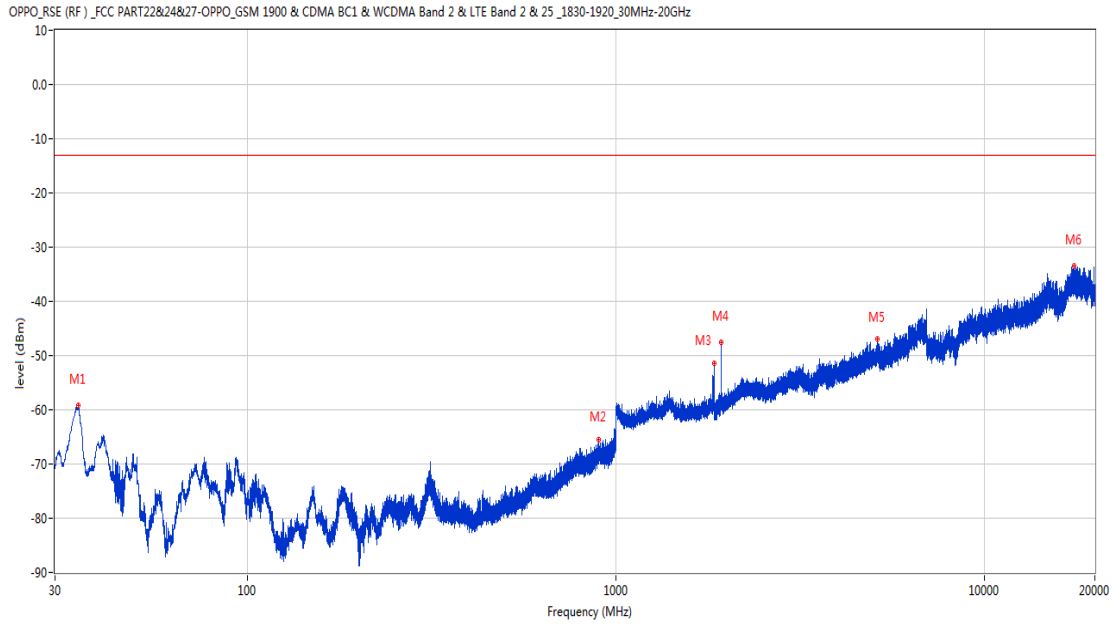
RSE-H&V GSM 1900 CH512

OPPO\_RSE (RF) \_FCC PART22&24&27-OPPO\_GSM 1900 & CDMA BC1 & WCDMA Band 2 & LTE Band 2 & 25\_1830-1920\_30MHz-20GHz



Frequency (MHz)	Result (dBm)	Factor (dB)	PK Limit (dBm)	Over Limit (dB)	Table (o)	ANT	EUT	Verdict
110.850	-66.94	-21.31	-13.0	-53.94	14.00	Horizontal	Vertical	Pass
935.252	-64.86	3.08	-13.0	-51.86	82.00	Horizontal	Vertical	Pass
1850.500	-49.73	-4.40	-13.0	-36.73	143.00	Horizontal	Vertical	N/A
1930.600	-53.58	-3.80	-13.0	-40.58	4.00	Horizontal	Vertical	N/A
5174.400	-46.50	7.29	-13.0	-33.50	202.00	Horizontal	Vertical	Pass
17482.437	-33.36	21.62	-13.0	-20.36	263.00	Horizontal	Vertical	Pass

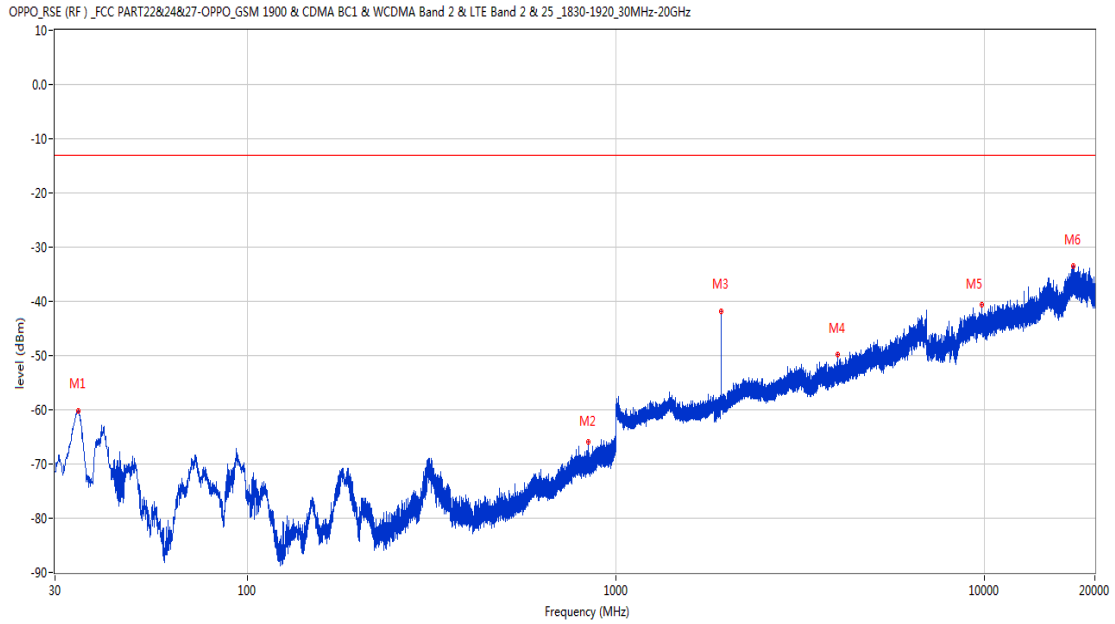
RSE-V&V GSM 1900 CH512



Frequency (MHz)	Result (dBm)	Factor (dB)	PK Limit (dBm)	Over Limit (dB)	Table (o)	ANT	EUT	Verdict
34.705	-59.26	-18.41	-13.0	-46.26	230.00	Vertical	Vertical	Pass
898.781	-65.56	3.60	-13.0	-52.56	-1.00	Vertical	Vertical	Pass
1850.500	-51.49	-4.40	-13.0	-38.49	252.00	Vertical	Vertical	N/A
1930.600	-47.58	-3.80	-13.0	-34.58	155.00	Vertical	Vertical	N/A
5146.200	-46.89	7.48	-13.0	-33.89	311.00	Vertical	Vertical	Pass
17591.912	-33.43	22.06	-13.0	-20.43	144.00	Vertical	Vertical	Pass



RSE-V&H GSM 1900 CH512

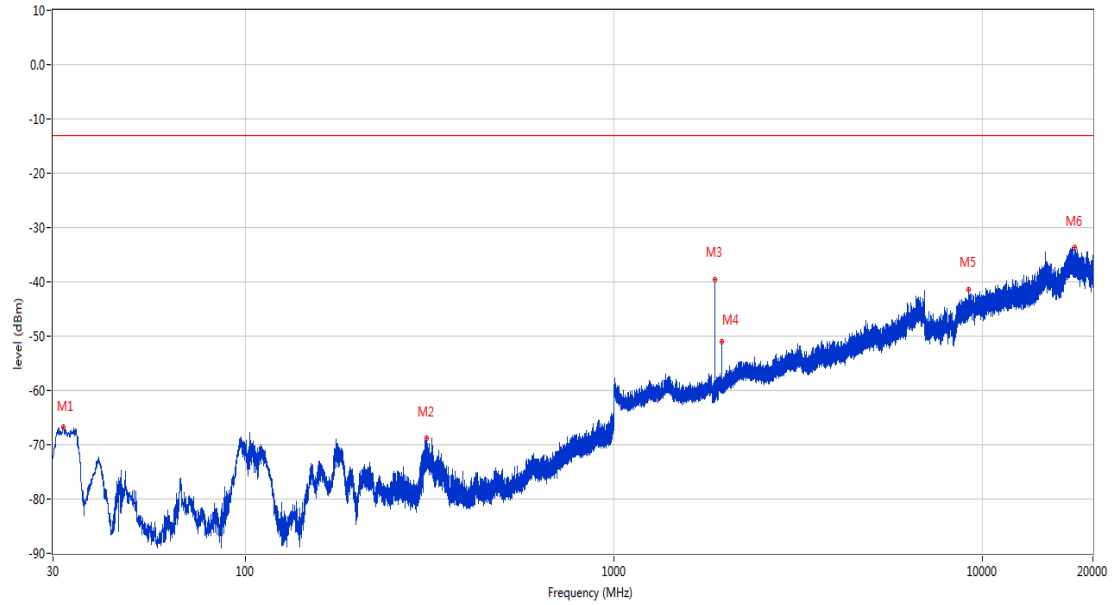


Frequency (MHz)	Result (dBm)	Factor (dB)	PK Limit (dBm)	Over Limit (dB)	Table (o)	ANT	EUT	Verdict
34.656	-60.26	-18.40	-13.0	-47.26	169.00	Vertical	Horizontal	Pass
843.297	-65.86	1.62	-13.0	-52.86	115.00	Vertical	Horizontal	Pass
1930.600	-41.83	-3.80	-13.0	-28.83	341.00	Vertical	Horizontal	N/A
4013.400	-49.84	5.00	-13.0	-36.84	266.00	Vertical	Horizontal	Pass
9852.287	-40.54	16.81	-13.0	-27.54	296.00	Vertical	Horizontal	Pass
17477.364	-33.44	21.70	-13.0	-20.44	143.00	Vertical	Horizontal	Pass

## 2.2 GSM 1900 Middle Channel

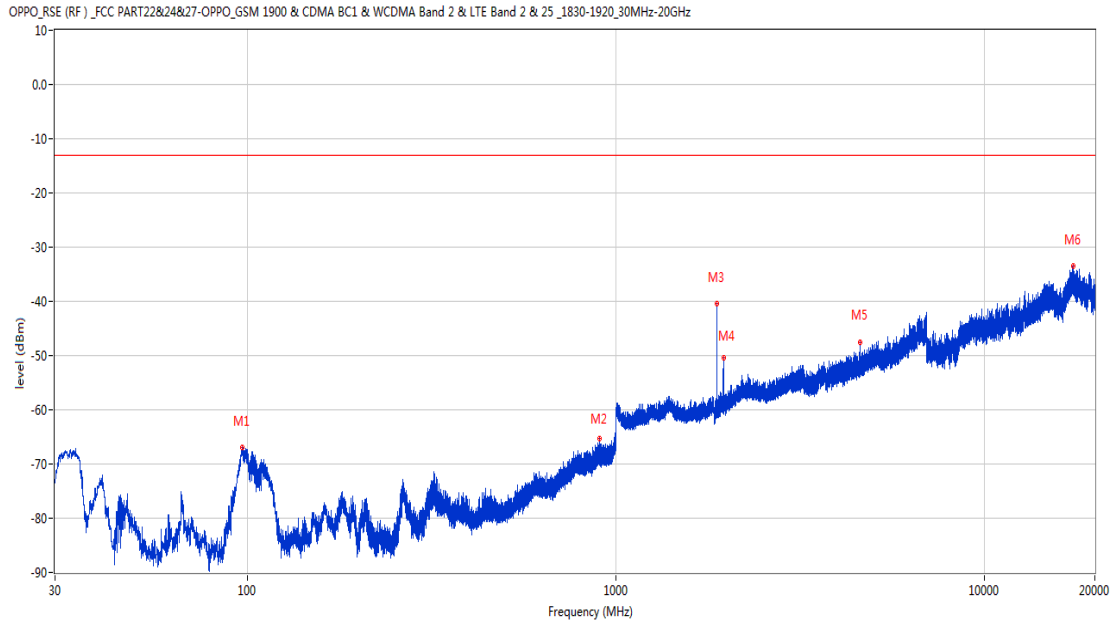
RSE-H&H GSM 1900 CH661

OPPO\_RSE (RF) \_FCC PART22&24&27-OPPO\_GSM 1900 & CDMA BC1 & WCDMA Band 2 & LTE Band 2 & 25 \_1830-1920\_30MHz-20GHz



Frequency (MHz)	Result (dBm)	Factor (dB)	PK Limit (dBm)	Over Limit (dB)	Table (o)	ANT	EUT	Verdict
32.037	-66.66	-16.84	-13.0	-53.66	136.00	Horizontal	Horizontal	Pass
309.554	-68.81	-12.16	-13.0	-55.81	275.00	Horizontal	Horizontal	Pass
1880.300	-39.65	-4.03	-13.0	-26.65	113.00	Horizontal	Horizontal	N/A
1960.400	-51.06	-4.69	-13.0	-38.06	143.00	Horizontal	Horizontal	N/A
9197.362	-41.50	15.30	-13.0	-28.50	252.00	Horizontal	Horizontal	Pass
17904.026	-33.65	22.76	-13.0	-20.65	110.00	Horizontal	Horizontal	Pass

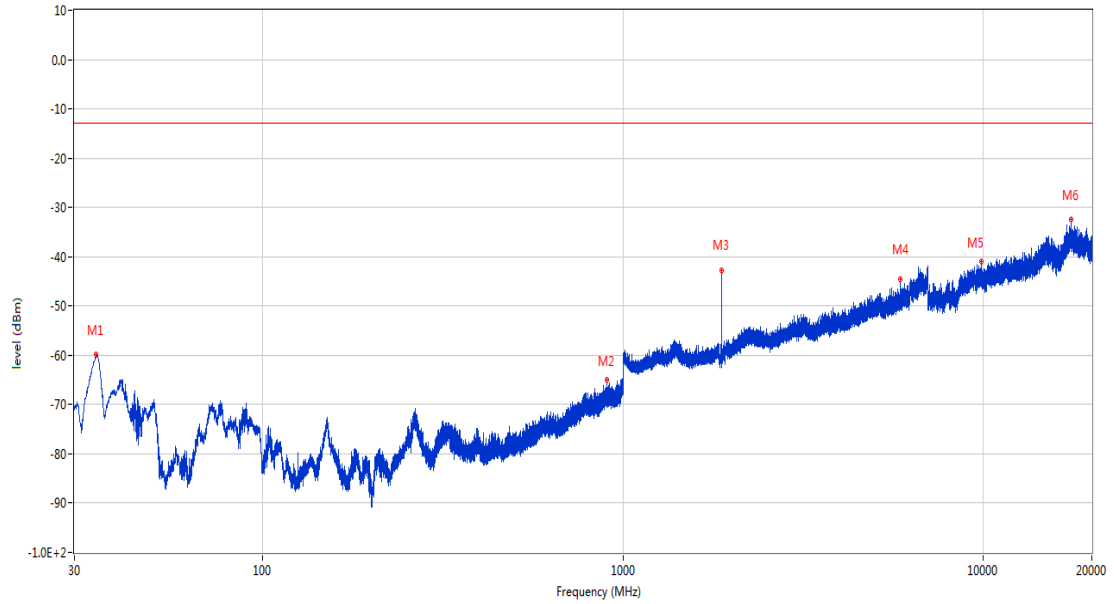
RSE-H&V GSM 1900 CH661



Frequency (MHz)	Result (dBm)	Factor (dB)	PK Limit (dBm)	Over Limit (dB)	Table (o)	ANT	EUT	Verdict
96.493	-67.00	-21.24	-13.0	-54.00	360.00	Horizontal	Vertical	Pass
901.448	-65.31	3.52	-13.0	-52.31	0.00	Horizontal	Vertical	Pass
1879.800	-40.35	-4.03	-13.0	-27.35	155.00	Horizontal	Vertical	N/A
1959.900	-50.45	-4.68	-13.0	-37.45	140.00	Horizontal	Vertical	N/A
4597.400	-47.54	6.33	-13.0	-34.54	40.00	Horizontal	Vertical	Pass
17495.849	-33.49	21.22	-13.0	-20.49	87.00	Horizontal	Vertical	Pass

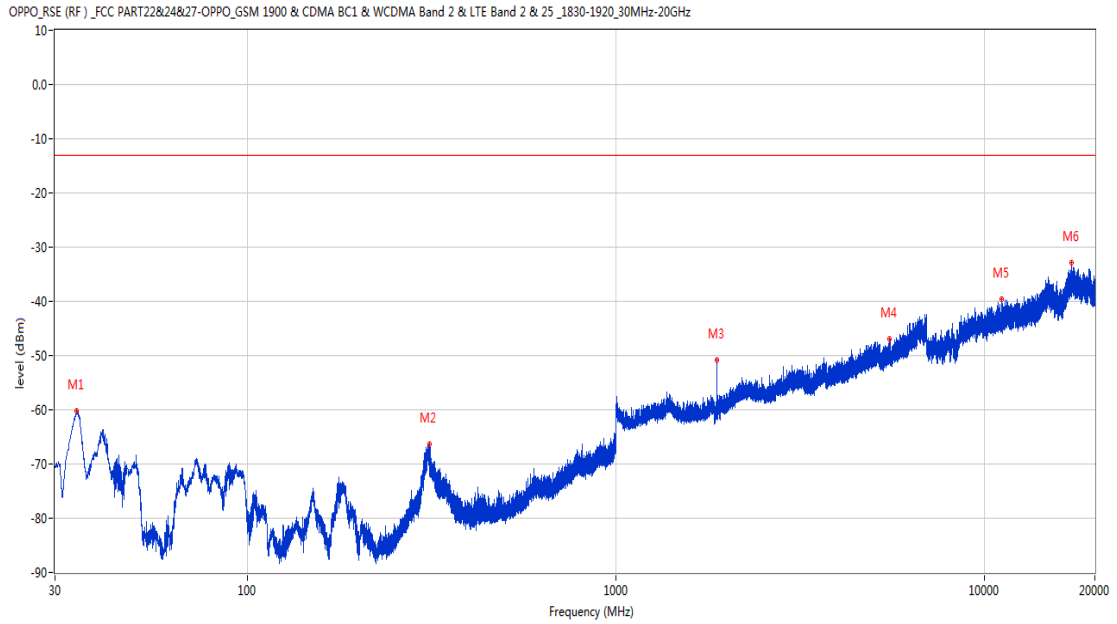
RSE-V&V GSM 1900 CH661

OPPO\_RSE (RF) \_ FCC PART22&24&27-OPPO\_GSM 1900 & CDMA BC1 & WCDMA Band 2 & LTE Band 2 & 25 \_1830-1920\_30MHz-20GHz



Frequency (MHz)	Result (dBm)	Factor (dB)	PK Limit (dBm)	Over Limit (dB)	Table (o)	ANT	EUT	Verdict
34.462	-59.93	-18.34	-13.0	-46.93	159.00	Vertical	Vertical	Pass
900.721	-65.03	3.55	-13.0	-52.03	19.00	Vertical	Vertical	Pass
1880.300	-42.84	-4.03	-13.0	-29.84	274.00	Vertical	Vertical	N/A
5893.800	-44.63	8.65	-13.0	-31.63	170.00	Vertical	Vertical	Pass
9855.450	-40.96	16.63	-13.0	-27.96	166.00	Vertical	Vertical	Pass
17483.162	-32.39	21.60	-13.0	-19.39	43.00	Vertical	Vertical	Pass

RSE-V&H GSM 1900 CH661

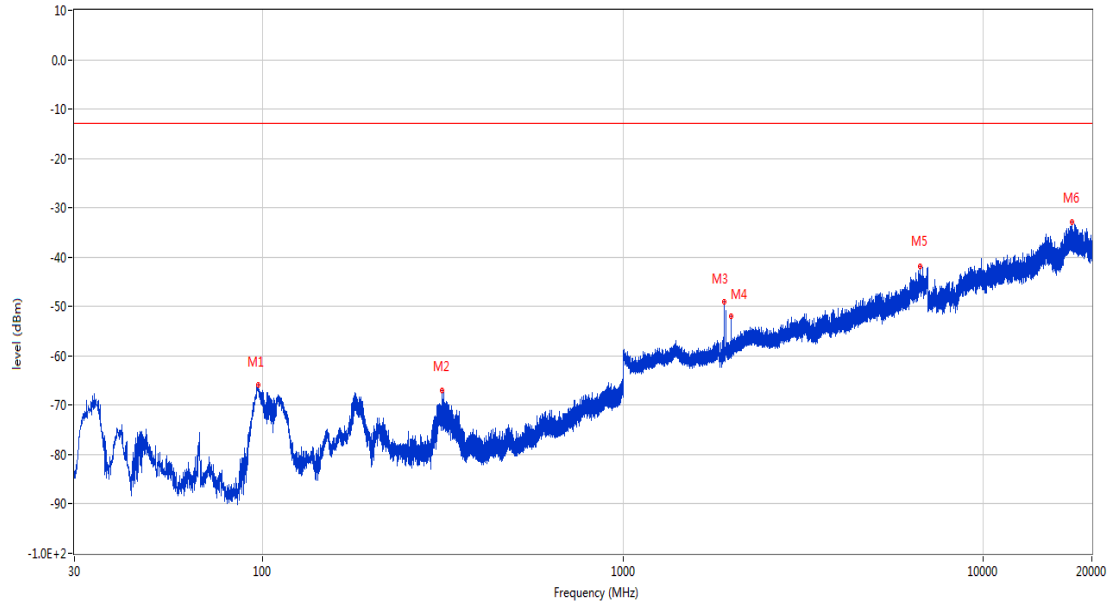


Frequency (MHz)	Result (dBm)	Factor (dB)	PK Limit (dBm)	Over Limit (dB)	Table (o)	ANT	EUT	Verdict
34.365	-60.30	-18.31	-13.0	-47.30	208.00	Vertical	Horizontal	Pass
311.203	-66.40	-12.01	-13.0	-53.40	327.00	Vertical	Horizontal	Pass
1880.200	-50.81	-4.03	-13.0	-37.81	131.00	Vertical	Horizontal	N/A
5522.800	-47.01	7.63	-13.0	-34.01	325.00	Vertical	Horizontal	Pass
11152.362	-39.69	16.73	-13.0	-26.69	8.00	Vertical	Horizontal	Pass
17312.063	-32.88	21.10	-13.0	-19.88	241.00	Vertical	Horizontal	Pass

## 2.3 GSM 1900 High Channel

RSE-H&H GSM 1900 CH810

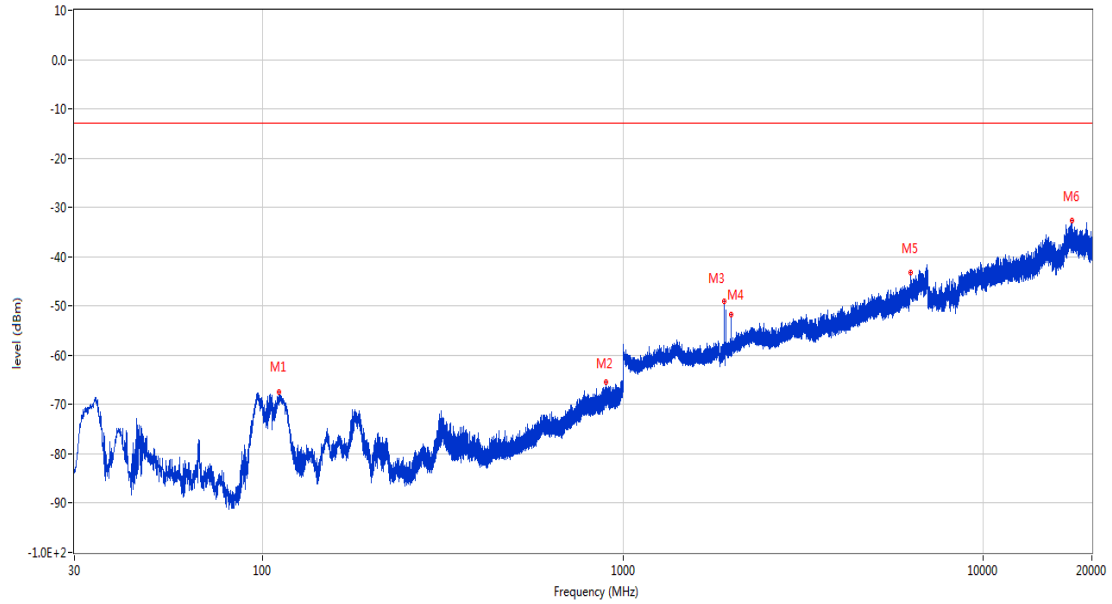
OPPO\_RSE (RF) \_FCC PART22&24&27-OPPO\_GSM 1900 & CDMA BC1 & WCDMA Band 2 & LTE Band 2 & 25 \_1830-1920\_30MHz-20GHz



Frequency (MHz)	Result (dBm)	Factor (dB)	PK Limit (dBm)	Over Limit (dB)	Table (o)	ANT	EUT	Verdict
96.979	-65.93	-21.29	-13.0	-52.93	16.00	Horizontal	Horizontal	Pass
314.501	-66.94	-11.87	-13.0	-53.94	102.00	Horizontal	Horizontal	Pass
1910.200	-49.01	-3.79	-13.0	-36.01	326.00	Horizontal	Horizontal	N/A
1990.300	-51.92	-4.41	-13.0	-38.92	173.00	Horizontal	Horizontal	N/A
6684.200	-41.86	11.96	-13.0	-28.86	31.00	Horizontal	Horizontal	Pass
17586.838	-32.90	22.11	-13.0	-19.90	91.00	Horizontal	Horizontal	Pass

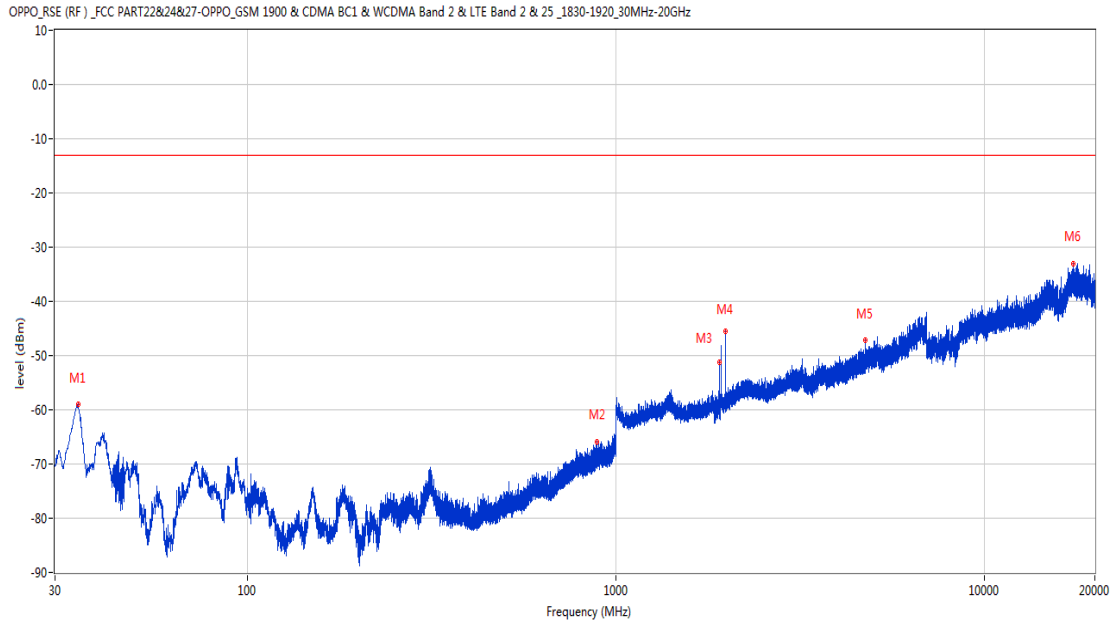
RSE-H&V GSM 1900 CH810

OPPO\_RSE (RF) \_ FCC PART22&24&27-OPPO\_GSM 1900 & CDMA BC1 & WCDMA Band 2 & LTE Band 2 & 25 \_1830-1920\_30MHz-20GHz



Frequency (MHz)	Result (dBm)	Factor (dB)	PK Limit (dBm)	Over Limit (dB)	Table (o)	ANT	EUT	Verdict
110.898	-67.44	-21.30	-13.0	-54.44	-3.00	Horizontal	Vertical	Pass
896.937	-65.40	3.43	-13.0	-52.40	71.00	Horizontal	Vertical	Pass
1910.200	-49.03	-3.79	-13.0	-36.03	184.00	Horizontal	Vertical	N/A
1990.200	-51.78	-4.42	-13.0	-38.78	127.00	Horizontal	Vertical	N/A
6289.000	-43.14	11.39	-13.0	-30.14	275.00	Horizontal	Vertical	Pass
17630.337	-32.66	21.58	-13.0	-19.66	43.00	Horizontal	Vertical	Pass

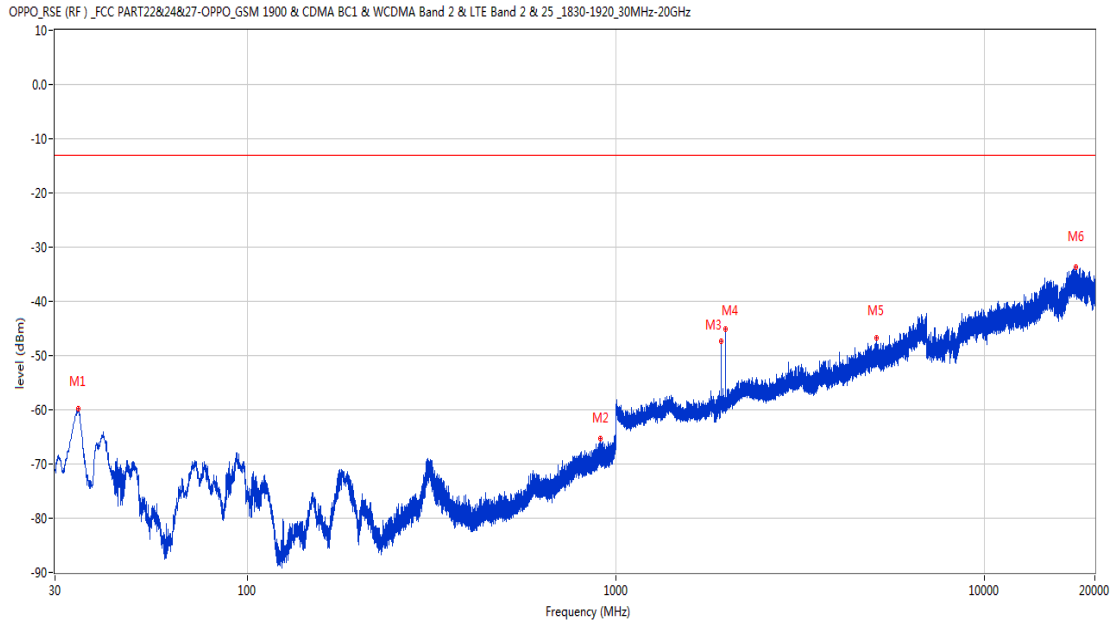
RSE-V&V GSM 1900 CH810



Frequency (MHz)	Result (dBm)	Factor (dB)	PK Limit (dBm)	Over Limit (dB)	Table (o)	ANT	EUT	Verdict
34.656	-58.88	-18.40	-13.0	-45.88	210.00	Vertical	Vertical	Pass
889.226	-65.86	3.14	-13.0	-52.86	161.00	Vertical	Vertical	Pass
1910.100	-51.28	-3.79	-13.0	-38.28	245.00	Vertical	Vertical	N/A
1990.300	-45.47	-4.41	-13.0	-32.47	339.00	Vertical	Vertical	N/A
4769.600	-47.24	6.96	-13.0	-34.24	193.00	Vertical	Vertical	Pass
17434.225	-33.10	22.30	-13.0	-20.10	37.00	Vertical	Vertical	Pass



RSE-V&H GSM 1900 CH810



Frequency (MHz)	Result (dBm)	Factor (dB)	PK Limit (dBm)	Over Limit (dB)	Table (o)	ANT	EUT	Verdict
34.656	-59.89	-18.40	-13.0	-46.89	192.00	Vertical	Horizontal	Pass
909.887	-65.40	3.31	-13.0	-52.40	-1.00	Vertical	Horizontal	Pass
1930.600	-47.40	-3.80	-13.0	-34.40	150.00	Vertical	Horizontal	Pass
1990.300	-45.16	-4.41	-13.0	-32.16	360.00	Vertical	Horizontal	N/A
5108.400	-46.78	7.56	-13.0	-33.78	261.00	Vertical	Horizontal	Pass
17752.863	-33.66	21.48	-13.0	-20.66	-1.00	Vertical	Horizontal	Pass

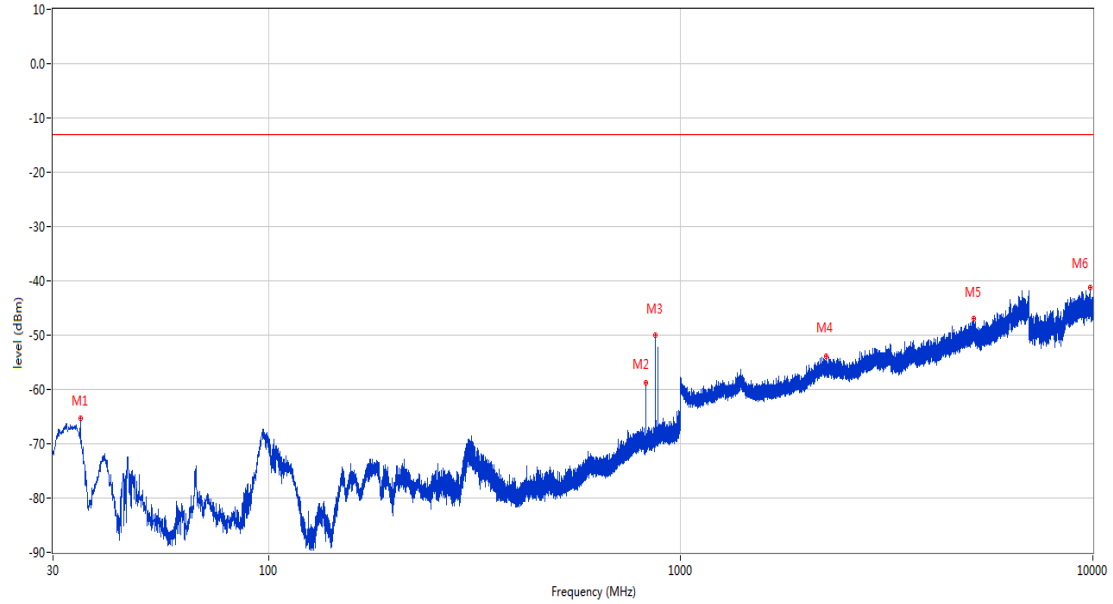
## EGPRS

### 3 EGPRS 850

#### 3.1 EGPRS 850 Low Channel

RSE-H&H EGPRS 850 CH128

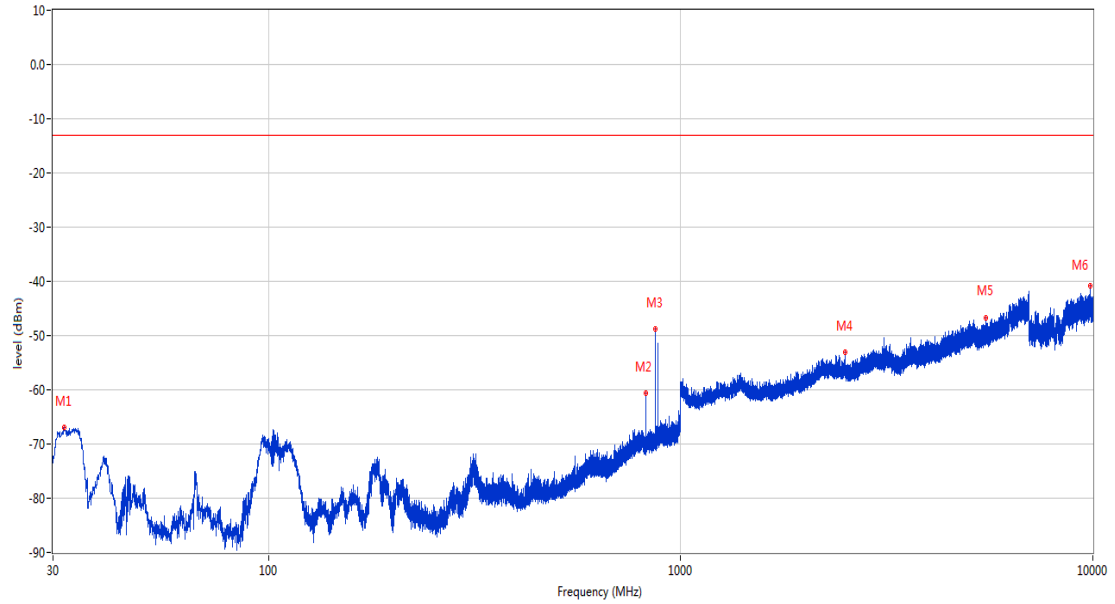
OPPO\_RSE (RF) \_FCC PART22&24&27-OPPO\_GSM 850 & CDMA BC0 & WCDMA Band5 & LTE Band 5 & 26\_814-849\_30MHz-10GHz



Frequency (MHz)	Result (dBm)	Factor (dB)	PK Limit (dBm)	Over Limit (dB)	Table (o)	ANT	EUT	Verdict
34.947	-65.24	-18.48	-13.0	-52.24	360.00	Horizontal	Horizontal	Pass
824.284	-58.85	2.22	-13.0	-45.85	329.00	Horizontal	Horizontal	N/A
869.292	-50.02	2.38	-13.0	-37.02	217.00	Horizontal	Horizontal	N/A
2249.700	-53.98	-1.39	-13.0	-40.98	66.00	Horizontal	Horizontal	Pass
5133.800	-46.85	7.79	-13.0	-33.85	5.00	Horizontal	Horizontal	Pass
9833.349	-41.30	17.02	-13.0	-28.30	266.00	Horizontal	Horizontal	Pass

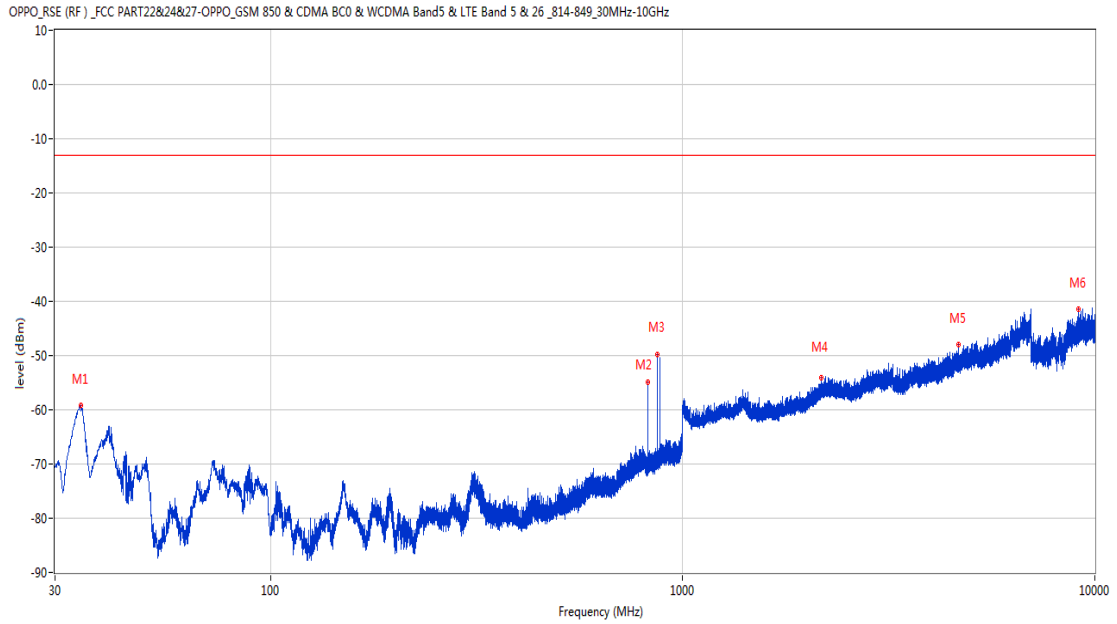
RSE-H&V EGPRS 850 CH128

OPPO\_RSE (RF) \_ FCC PART22&24&27-OPPO\_GSM 850 & CDMA BC0 & WCDMA Band5 & LTE Band 5 & 26\_814-849\_30MHz-10GHz



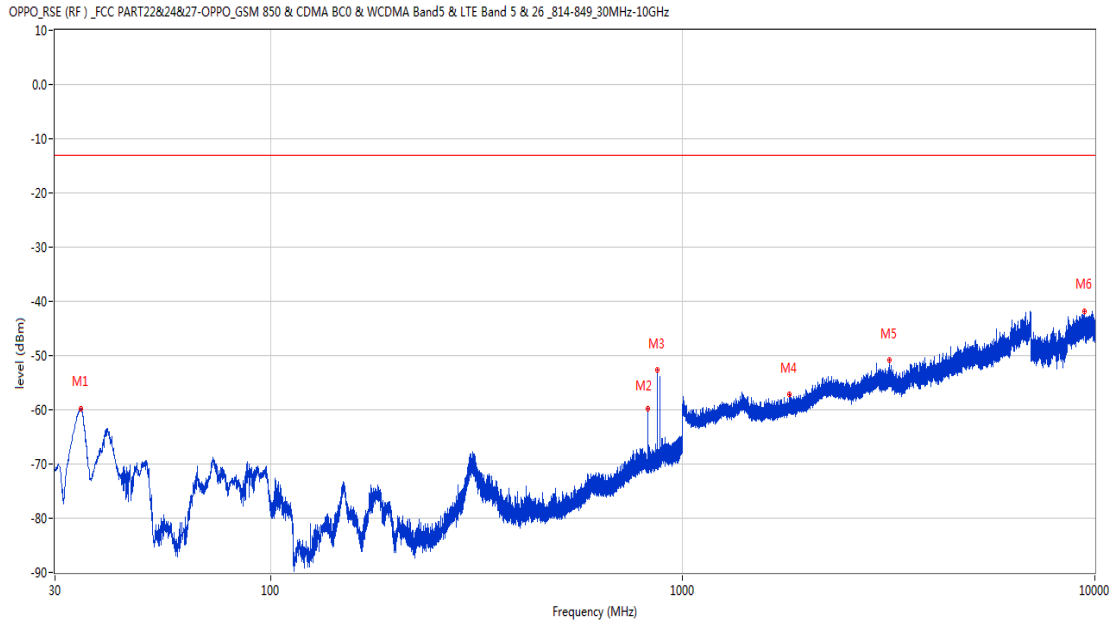
Frequency (MHz)	Result (dBm)	Factor (dB)	PK Limit (dBm)	Over Limit (dB)	Table (o)	ANT	EUT	Verdict
31.988	-66.97	-16.89	-13.0	-53.97	100.00	Horizontal	Vertical	Pass
824.188	-60.60	2.22	-13.0	-47.60	44.00	Horizontal	Vertical	N/A
869.147	-48.86	2.38	-13.0	-35.86	207.00	Horizontal	Vertical	N/A
2510.400	-53.10	-1.02	-13.0	-40.10	304.00	Horizontal	Vertical	Pass
5513.000	-46.72	7.47	-13.0	-33.72	299.00	Horizontal	Vertical	Pass
9836.349	-40.87	17.00	-13.0	-27.87	275.00	Horizontal	Vertical	Pass

RSE-V&V EGPRS 850 CH128



Frequency (MHz)	Result (dBm)	Factor (dB)	PK Limit (dBm)	Over Limit (dB)	Table (o)	ANT	EUT	Verdict
34.608	-59.25	-18.37	-13.0	-46.25	361.00	Vertical	Vertical	Pass
824.188	-54.83	2.22	-13.0	-41.83	361.00	Vertical	Vertical	N/A
869.196	-49.74	2.38	-13.0	-36.74	111.00	Vertical	Vertical	N/A
2174.100	-54.10	-1.59	-13.0	-41.10	97.00	Vertical	Vertical	Pass
4675.400	-47.91	6.60	-13.0	-34.91	214.00	Vertical	Vertical	Pass
9112.150	-41.38	14.98	-13.0	-28.38	360.00	Vertical	Vertical	Pass

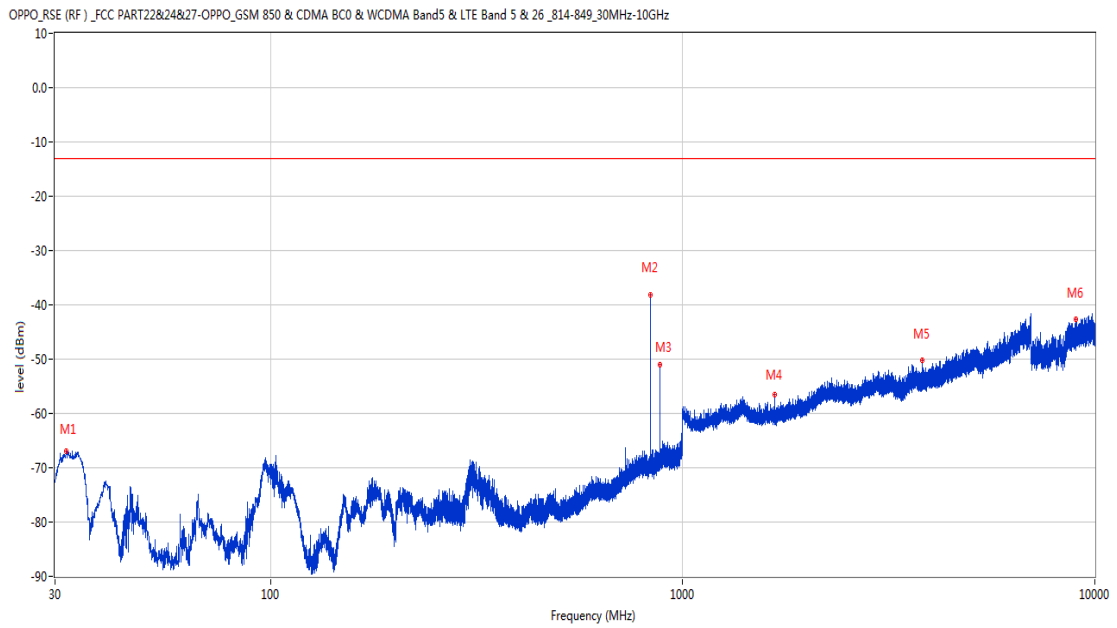
RSE-V&H EGPRS 850 CH128



Frequency (MHz)	Result (dBm)	Factor (dB)	PK Limit (dBm)	Over Limit (dB)	Table (o)	ANT	EUT	Verdict
34.608	-59.75	-18.37	-13.0	-46.75	361.00	Vertical	Horizontal	Pass
824.188	-59.73	2.22	-13.0	-46.73	0.00	Vertical	Horizontal	N/A
869.292	-52.70	2.38	-13.0	-39.70	98.00	Vertical	Horizontal	N/A
1817.600	-57.11	-4.78	-13.0	-44.11	347.00	Vertical	Horizontal	Pass
3178.800	-50.86	2.61	-13.0	-37.86	70.00	Vertical	Horizontal	Pass
9452.951	-41.80	16.68	-13.0	-28.80	245.00	Vertical	Horizontal	Pass

### 3.2 EGPRS 850 Middle Channel

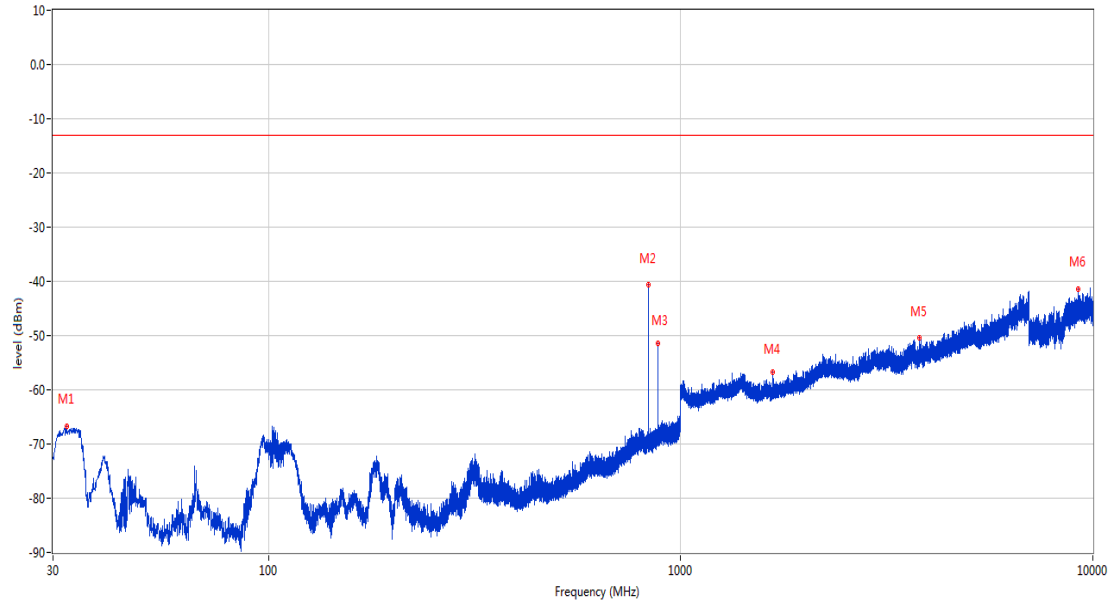
#### RSE-H&H EGPRS 850 CH190



Frequency (MHz)	Result (dBm)	Factor (dB)	PK Limit (dBm)	Over Limit (dB)	Table (o)	ANT	EUT	Verdict
31.940	-66.94	-17.01	-13.0	-53.94	128.00	Horizontal	Horizontal	Pass
836.604	-38.09	2.59	-13.0	-25.09	297.00	Horizontal	Horizontal	N/A
881.563	-50.98	2.80	-13.0	-37.98	206.00	Horizontal	Horizontal	N/A
1674.000	-56.55	-5.80	-13.0	-43.55	4.00	Horizontal	Horizontal	Pass
3820.800	-50.27	5.03	-13.0	-37.27	22.00	Horizontal	Horizontal	Pass
9007.450	-42.73	15.28	-13.0	-29.73	-1.00	Horizontal	Horizontal	Pass

RSE-H&V EGPRS 850 CH190

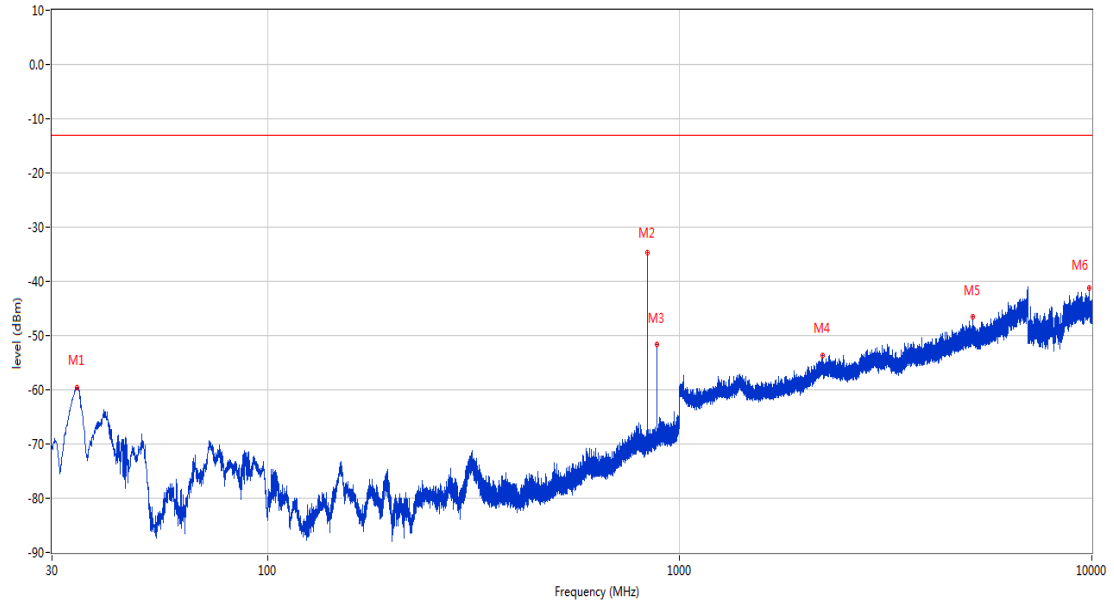
OPPO\_RSE (RF) \_FCC PART22&24&27-OPPO\_GSM 850 & CDMA BC0 & WCDMA Band5 & LTE Band 5 & 26\_814-849\_30MHz-10GHz



Frequency (MHz)	Result (dBm)	Factor (dB)	PK Limit (dBm)	Over Limit (dB)	Table (o)	ANT	EUT	Verdict
32.377	-66.79	-16.84	-13.0	-53.79	113.00	Horizontal	Vertical	Pass
836.555	-40.63	2.59	-13.0	-27.63	12.00	Horizontal	Vertical	N/A
881.563	-51.39	2.80	-13.0	-38.39	201.00	Horizontal	Vertical	N/A
1673.800	-56.74	-5.82	-13.0	-43.74	119.00	Horizontal	Vertical	Pass
3801.400	-50.41	4.90	-13.0	-37.41	223.00	Horizontal	Vertical	Pass
9203.500	-41.52	15.34	-13.0	-28.52	286.00	Horizontal	Vertical	Pass

RSE-V&V EGPRS 850 CH190

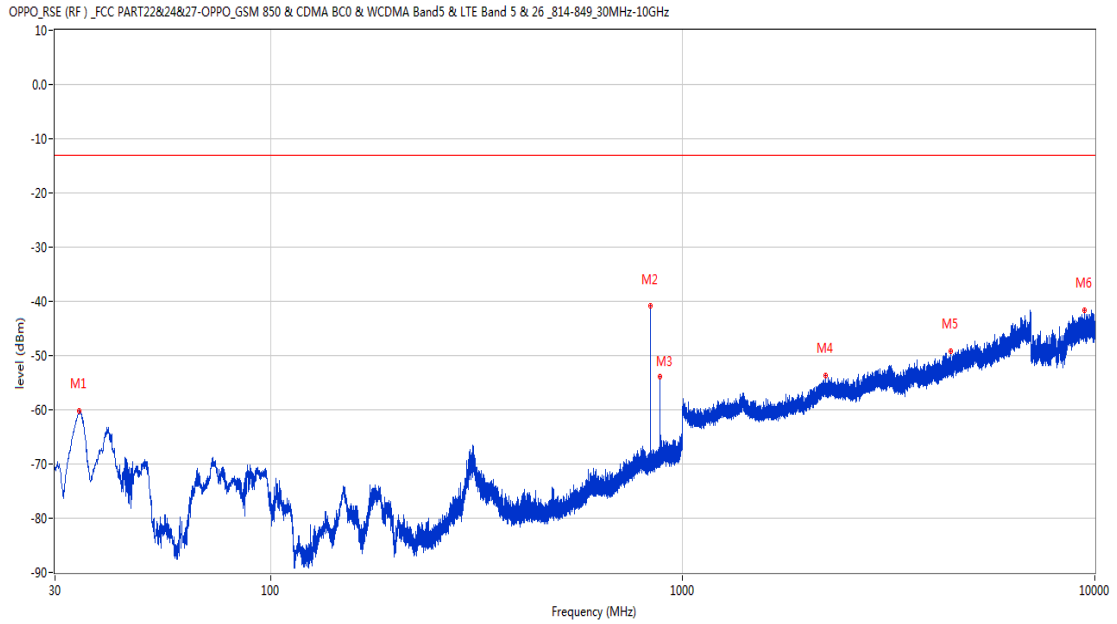
OPPO\_RSE (RF)\_FCC PART22&24&27-OPPO\_GSM 850 & CDMA BC0 & WCDMA Band5 & LTE Band 5 & 26\_814-849\_30MHz-10GHz



Frequency (MHz)	Result (dBm)	Factor (dB)	PK Limit (dBm)	Over Limit (dB)	Table (o)	ANT	EUT	Verdict
34.462	-59.60	-18.33	-13.0	-46.60	360.00	Vertical	Vertical	Pass
836.555	-34.73	2.59	-13.0	-21.73	0.00	Vertical	Vertical	N/A
881.612	-51.54	2.81	-13.0	-38.54	153.00	Vertical	Vertical	N/A
2224.600	-53.75	-0.93	-13.0	-40.75	106.00	Vertical	Vertical	Pass
5138.000	-46.56	7.55	-13.0	-33.56	360.00	Vertical	Vertical	Pass
9854.050	-41.24	16.71	-13.0	-28.24	10.00	Vertical	Vertical	Pass



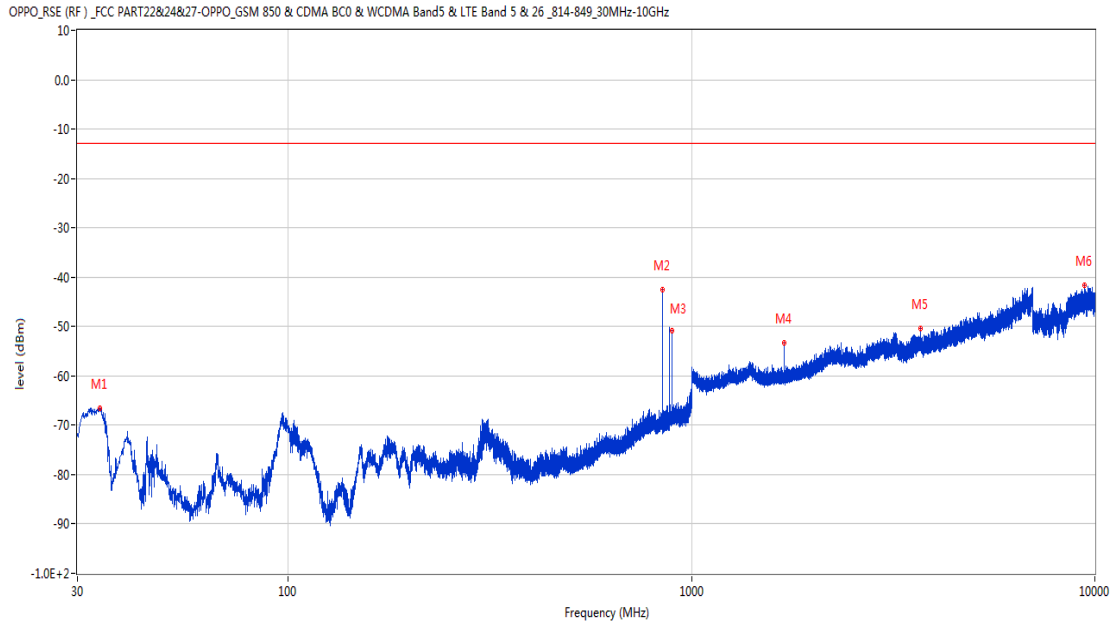
RSE-V&H EGPRS 850 CH190



Frequency (MHz)	Result (dBm)	Factor (dB)	PK Limit (dBm)	Over Limit (dB)	Table (o)	ANT	EUT	Verdict
34.413	-60.24	-18.31	-13.0	-47.24	224.00	Vertical	Horizontal	Pass
836.604	-40.91	2.59	-13.0	-27.91	340.00	Vertical	Horizontal	N/A
881.514	-53.84	2.80	-13.0	-40.84	155.00	Vertical	Horizontal	N/A
2224.200	-53.75	-0.96	-13.0	-40.75	181.00	Vertical	Horizontal	Pass
4461.800	-49.19	6.82	-13.0	-36.19	154.00	Vertical	Horizontal	Pass
9447.099	-41.68	16.66	-13.0	-28.68	165.00	Vertical	Horizontal	Pass

### 3.3 EGPRS 850 High Channel

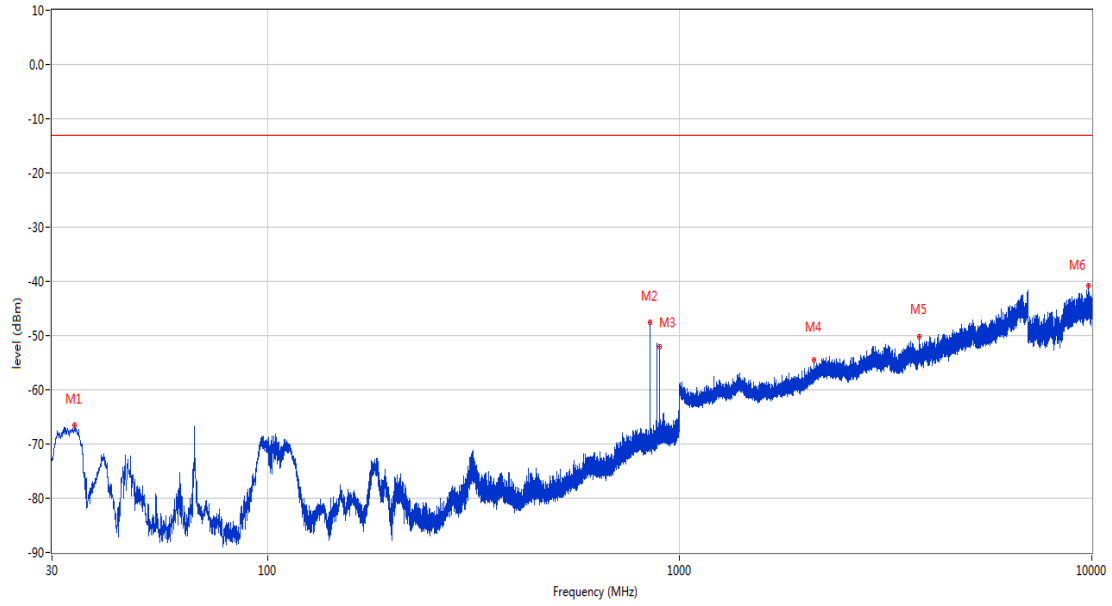
RSE-H&H EGPRS 850 CH251



Frequency (MHz)	Result (dBm)	Factor (dB)	PK Limit (dBm)	Over Limit (dB)	Table (o)	ANT	EUT	Verdict
34.026	-66.59	-18.21	-13.0	-53.59	153.00	Horizontal	Horizontal	Pass
848.825	-42.58	2.47	-13.0	-29.58	63.00	Horizontal	Horizontal	N/A
893.785	-50.86	3.53	-13.0	-37.86	194.00	Horizontal	Horizontal	N/A
1697.900	-53.38	-5.63	-13.0	-40.38	296.00	Horizontal	Horizontal	Pass
3688.600	-50.46	4.96	-13.0	-37.46	168.00	Horizontal	Horizontal	Pass
9436.750	-41.69	16.40	-13.0	-28.69	290.00	Horizontal	Horizontal	Pass

RSE-H&V EGPRS 850 CH251

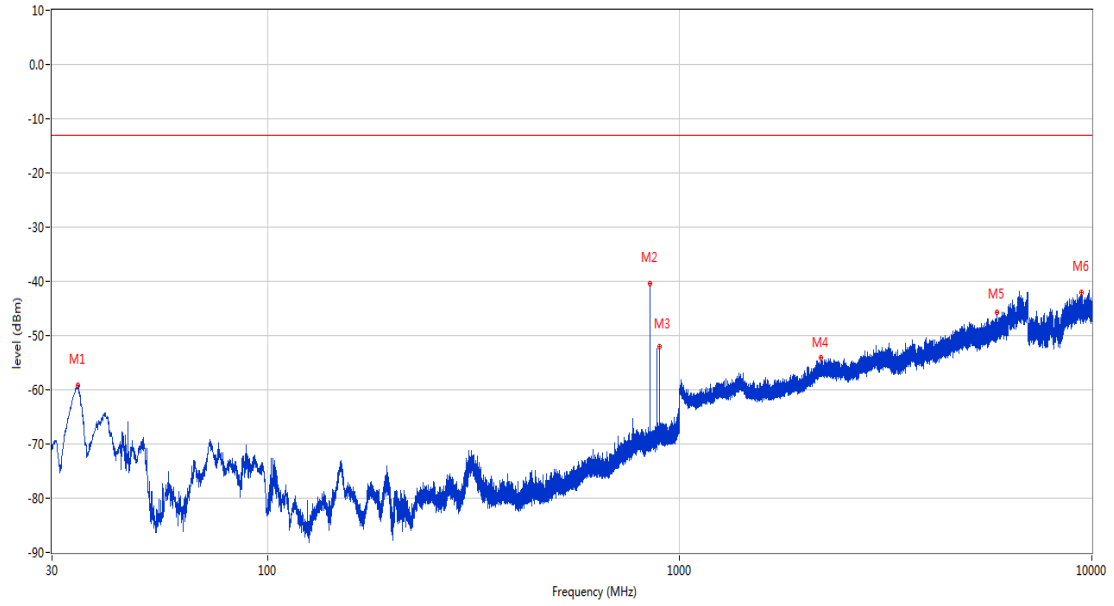
OPPO\_RSE (RF) \_FCC PART22&24&27-OPPO\_GSM 850 & CDMA BC0 & WCDMA Band5 & LTE Band 5 & 26\_814-849\_30MHz-10GHz



Frequency (MHz)	Result (dBm)	Factor (dB)	PK Limit (dBm)	Over Limit (dB)	Table (o)	ANT	EUT	Verdict
33.977	-66.59	-18.17	-13.0	-53.59	363.00	Horizontal	Vertical	Pass
848.777	-47.62	2.47	-13.0	-34.62	22.00	Horizontal	Vertical	N/A
893.785	-51.99	3.53	-13.0	-38.99	22.00	Horizontal	Vertical	N/A
2114.200	-54.49	-2.76	-13.0	-41.49	48.00	Horizontal	Vertical	Pass
3809.200	-50.30	5.01	-13.0	-37.30	65.00	Horizontal	Vertical	Pass
9793.299	-40.81	16.30	-13.0	-27.81	330.00	Horizontal	Vertical	Pass

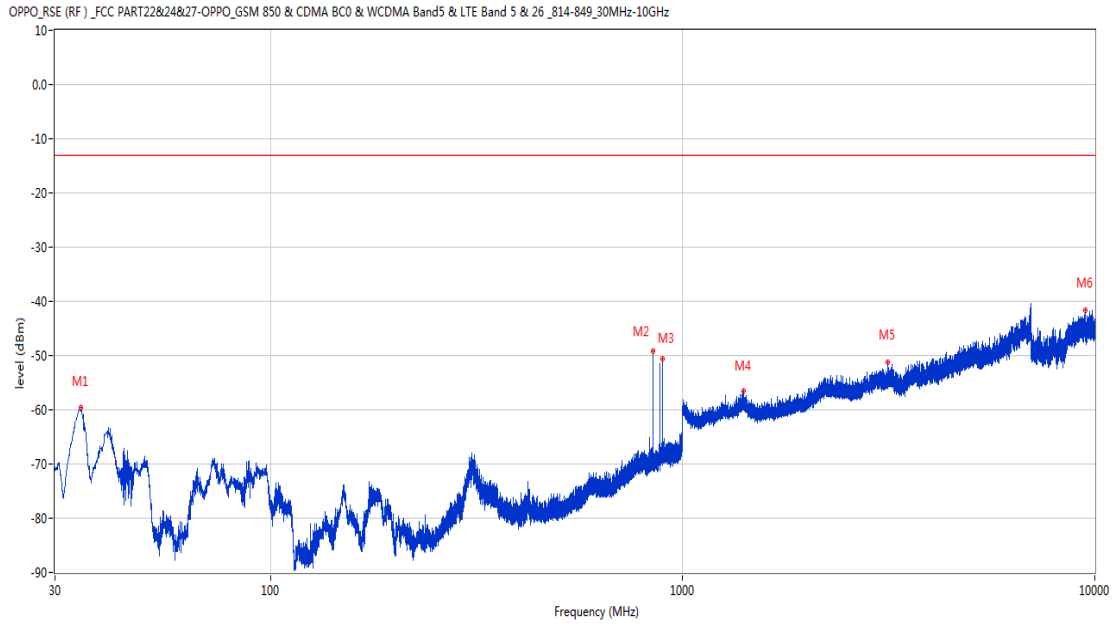
RSE-V&V EGPRS 850 CH251

OPPO\_RSE (RF) \_FCC PART22&24&27-OPPO\_GSM 850 & CDMA BC0 & WCDMA Band5 & LTE Band 5 & 26\_814-849\_30MHz-10GHz



Frequency (MHz)	Result (dBm)	Factor (dB)	PK Limit (dBm)	Over Limit (dB)	Table (o)	ANT	EUT	Verdict
34.705	-59.20	-18.41	-13.0	-46.20	361.00	Vertical	Vertical	Pass
848.825	-40.46	2.47	-13.0	-27.46	35.00	Vertical	Vertical	N/A
893.882	-52.09	3.53	-13.0	-39.09	197.00	Vertical	Vertical	N/A
2205.500	-54.13	-1.31	-13.0	-41.13	214.00	Vertical	Vertical	Pass
5885.800	-45.77	8.40	-13.0	-32.77	10.00	Vertical	Vertical	Pass
9444.700	-41.99	16.60	-13.0	-28.99	22.00	Vertical	Vertical	Pass

RSE-V&H EGPRS 850 CH251



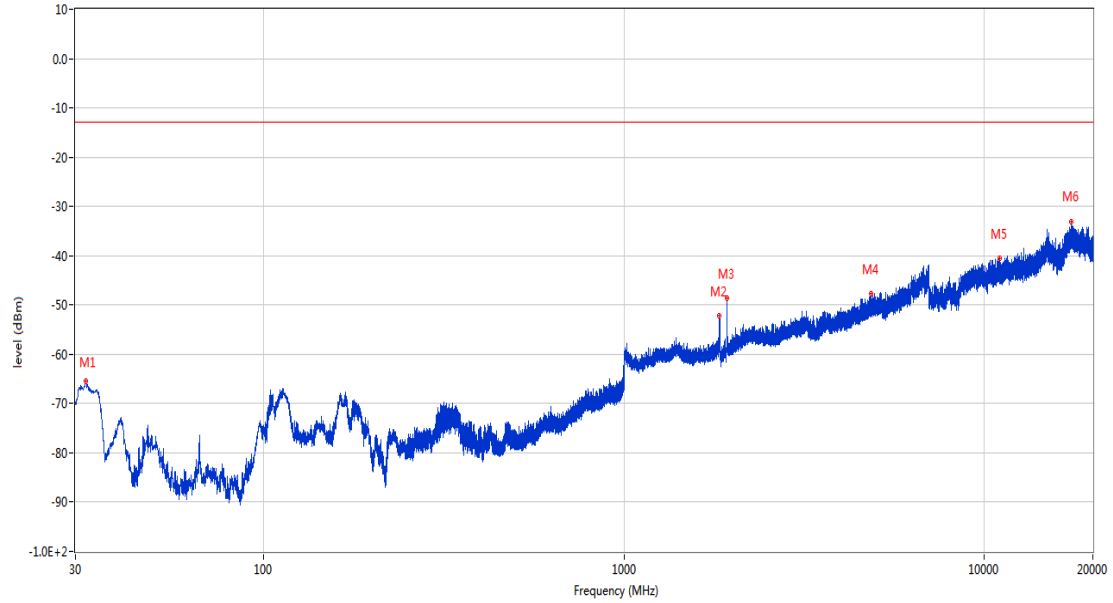
Frequency (MHz)	Result (dBm)	Factor (dB)	PK Limit (dBm)	Over Limit (dB)	Table (o)	ANT	EUT	Verdict
34.656	-59.63	-18.39	-13.0	-46.63	361.00	Vertical	Horizontal	Pass
848.874	-49.14	2.46	-13.0	-36.14	361.00	Vertical	Horizontal	N/A
893.882	-50.52	3.53	-13.0	-37.52	150.00	Vertical	Horizontal	N/A
1407.500	-56.55	-3.96	-13.0	-43.55	1.00	Vertical	Horizontal	Pass
3146.400	-51.19	2.23	-13.0	-38.19	168.00	Vertical	Horizontal	Pass
9465.700	-41.55	16.39	-13.0	-28.55	78.00	Vertical	Horizontal	Pass

## 4 EGPRS 1900

### 4.1 EGPRS 1900 Low Channel

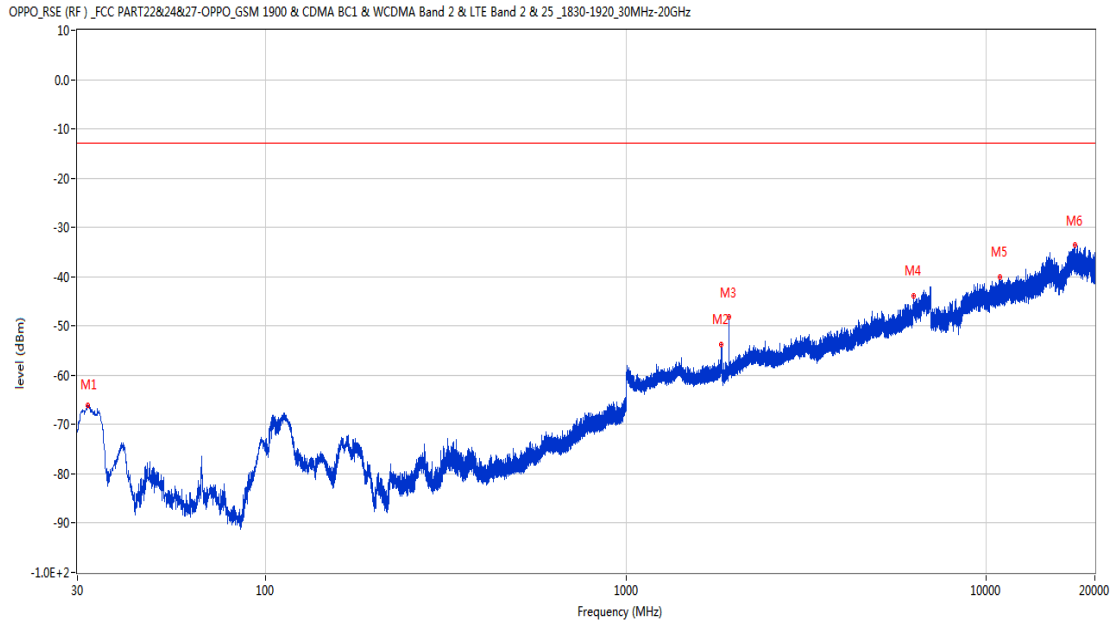
RSE-H&H EGPRS 1900 CH512

OPPO\_RSE (RF) \_FCC PART22&24&27-OPPO\_GSM 1900 & CDMA BC1 & WCDMA Band 2 & LTE Band 2 & 25 \_1830-1920\_30MHz-20GHz



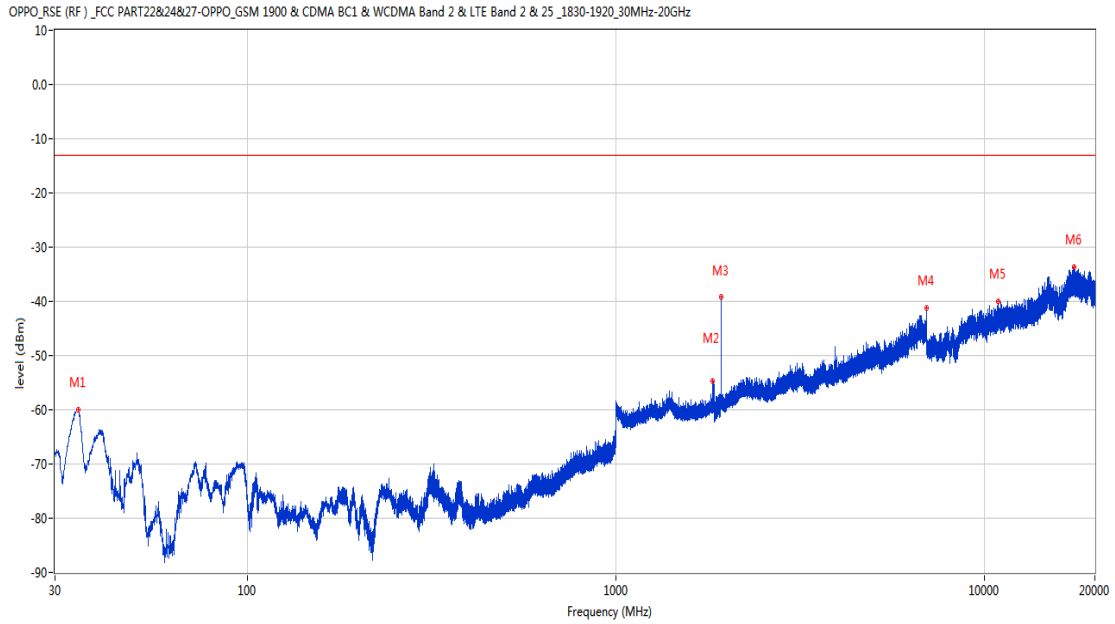
Frequency (MHz)	Result (dBm)	Factor (dB)	PK Limit (dBm)	Over Limit (dB)	Table (o)	ANT	EUT	Verdict
32.085	-65.46	-16.84	-13.0	-52.46	219.00	Horizontal	Horizontal	Pass
1836.600	-52.18	-4.47	-13.0	-39.18	103.00	Horizontal	Horizontal	N/A
1930.600	-48.63	-3.80	-13.0	-35.63	2.00	Horizontal	Horizontal	N/A
4834.000	-47.68	6.90	-13.0	-34.68	360.00	Horizontal	Horizontal	Pass
11039.950	-40.53	16.68	-13.0	-27.53	292.00	Horizontal	Horizontal	Pass
17421.900	-33.07	22.60	-13.0	-20.07	157.00	Horizontal	Horizontal	Pass

RSE-H&V EGPRS 1900 CH512



Frequency (MHz)	Result (dBm)	Factor (dB)	PK Limit (dBm)	Over Limit (dB)	Table (o)	ANT	EUT	Verdict
31.988	-66.05	-16.87	-13.0	-53.05	187.00	Horizontal	Vertical	Pass
1836.600	-53.65	-4.47	-13.0	-40.65	178.00	Horizontal	Vertical	N/A
1930.700	-48.10	-3.80	-13.0	-35.10	14.00	Horizontal	Vertical	N/A
6277.400	-43.78	11.24	-13.0	-30.78	346.00	Horizontal	Vertical	Pass
10875.213	-39.97	17.23	-13.0	-26.97	138.00	Horizontal	Vertical	Pass
17581.400	-33.53	22.17	-13.0	-20.53	129.00	Horizontal	Vertical	Pass

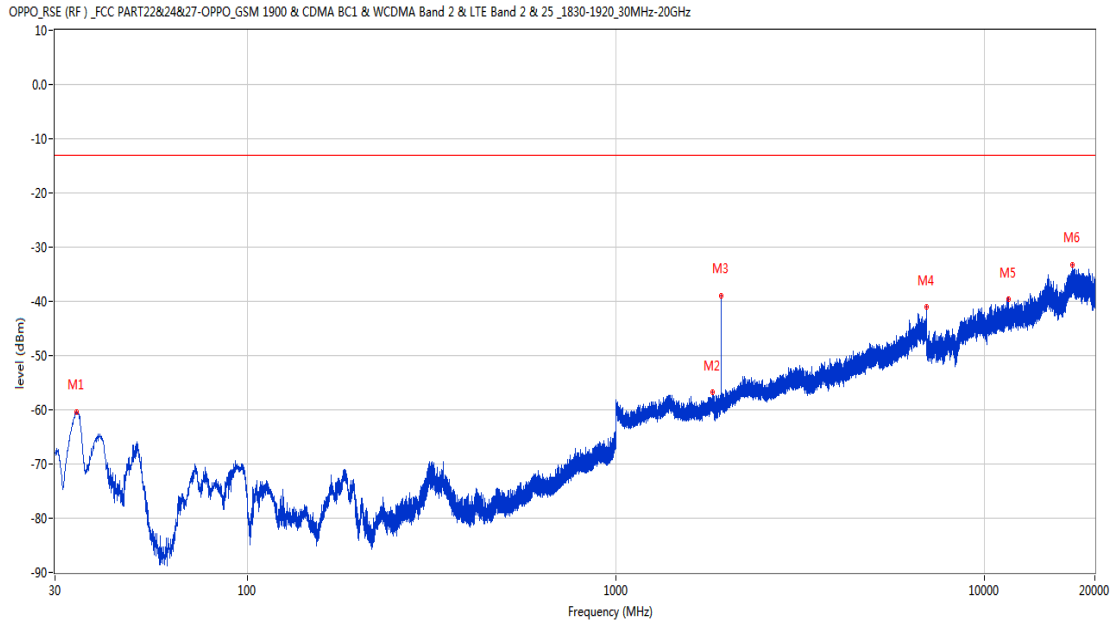
RSE-V&V EGPRS 1900 CH512



Frequency (MHz)	Result (dBm)	Factor (dB)	PK Limit (dBm)	Over Limit (dB)	Table (o)	ANT	EUT	Verdict
34.656	-59.96	-18.40	-13.0	-46.96	212.00	Vertical	Vertical	Pass
1836.500	-54.63	-4.47	-13.0	-41.63	240.00	Vertical	Vertical	N/A
1930.600	-39.25	-3.80	-13.0	-26.25	315.00	Vertical	Vertical	N/A
6999.600	-41.31	13.65	-13.0	-28.31	122.00	Vertical	Vertical	Pass
10901.662	-39.90	17.71	-13.0	-26.90	239.00	Vertical	Vertical	Pass
17577.050	-33.76	22.23	-13.0	-20.76	360.00	Vertical	Vertical	Pass



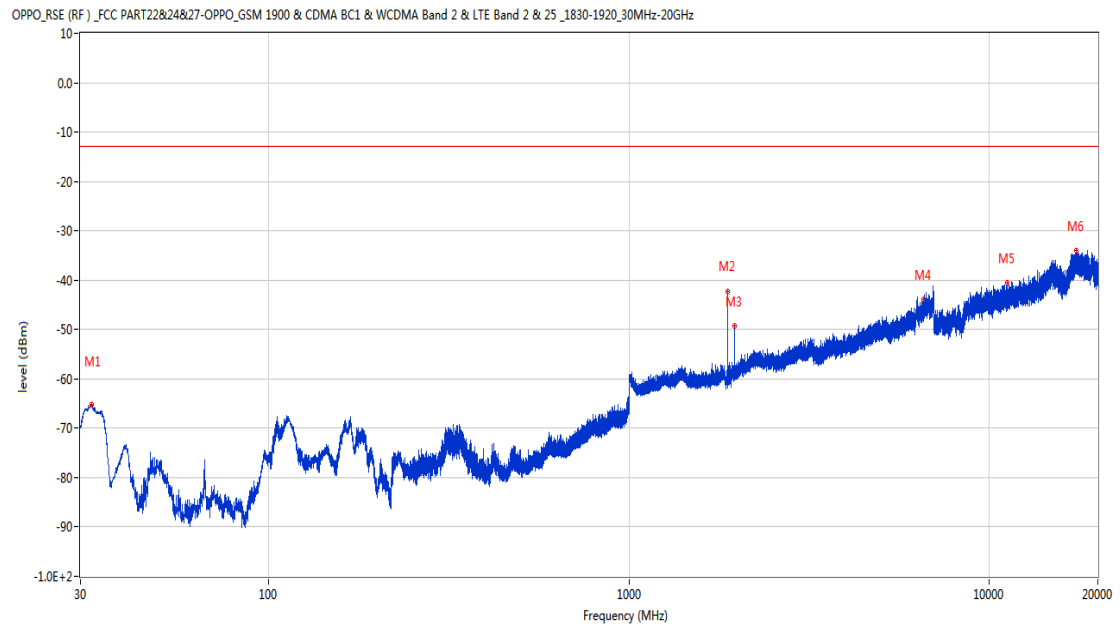
RSE-V&H EGPRS 1900 CH512



Frequency (MHz)	Result (dBm)	Factor (dB)	PK Limit (dBm)	Over Limit (dB)	Table (o)	ANT	EUT	Verdict
34.365	-60.33	-18.31	-13.0	-47.33	142.00	Vertical	Horizontal	Pass
1836.600	-56.83	-4.47	-13.0	-43.83	32.00	Vertical	Horizontal	N/A
1930.600	-38.94	-3.80	-13.0	-25.94	233.00	Vertical	Horizontal	N/A
6995.600	-40.95	13.55	-13.0	-27.95	292.00	Vertical	Horizontal	Pass
11643.412	-39.68	17.08	-13.0	-26.68	217.00	Vertical	Horizontal	Pass
17417.187	-33.24	22.66	-13.0	-20.24	93.00	Vertical	Horizontal	Pass

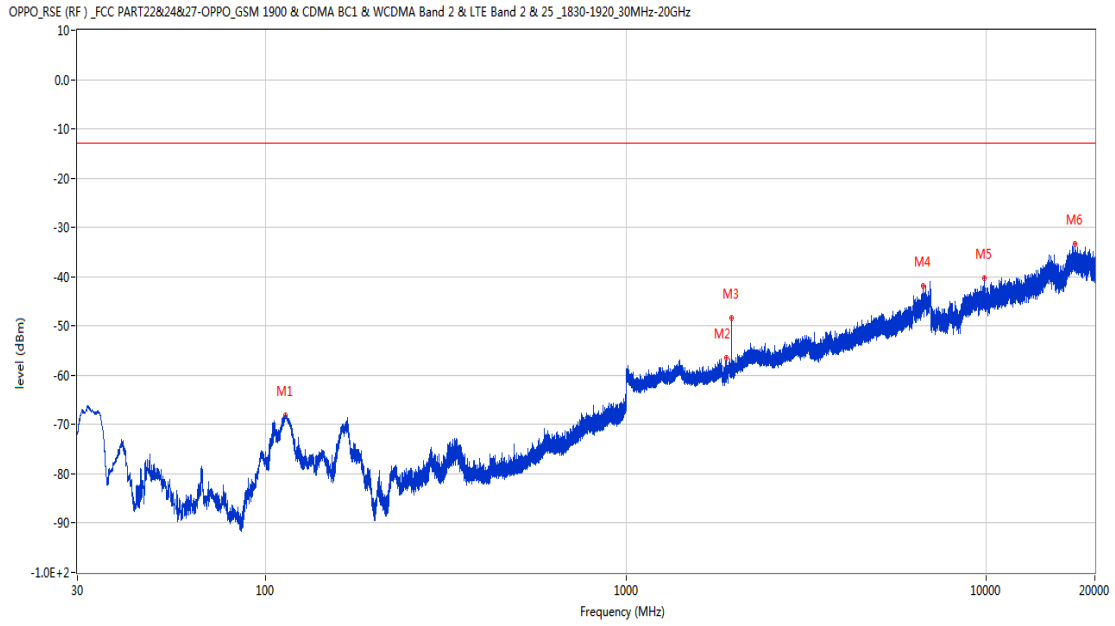
## 4.2 EGPRS 1900 Middle Channel

### RSE-H&H EGPRS 1900 CH661



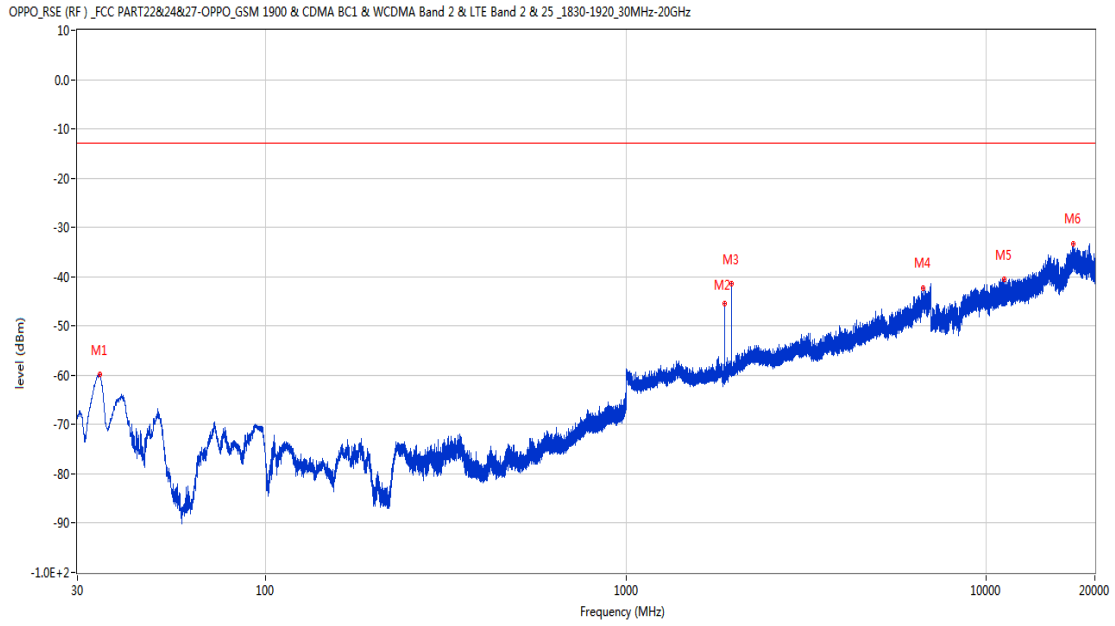
Frequency (MHz)	Result (dBm)	Factor (dB)	PK Limit (dBm)	Over Limit (dB)	Table (o)	ANT	EUT	Verdict
32.279	-65.19	-16.83	-13.0	-52.19	243.00	Horizontal	Horizontal	Pass
1880.400	-42.21	-4.03	-13.0	-29.21	48.00	Horizontal	Horizontal	N/A
1960.500	-49.32	-4.69	-13.0	-36.32	16.00	Horizontal	Horizontal	N/A
6572.200	-43.85	10.03	-13.0	-30.85	8.00	Horizontal	Horizontal	Pass
11207.276	-40.59	16.29	-13.0	-27.59	243.00	Horizontal	Horizontal	Pass
17429.150	-34.08	22.42	-13.0	-21.08	91.00	Horizontal	Horizontal	Pass

RSE-H&V EGPRS 1900 CH661



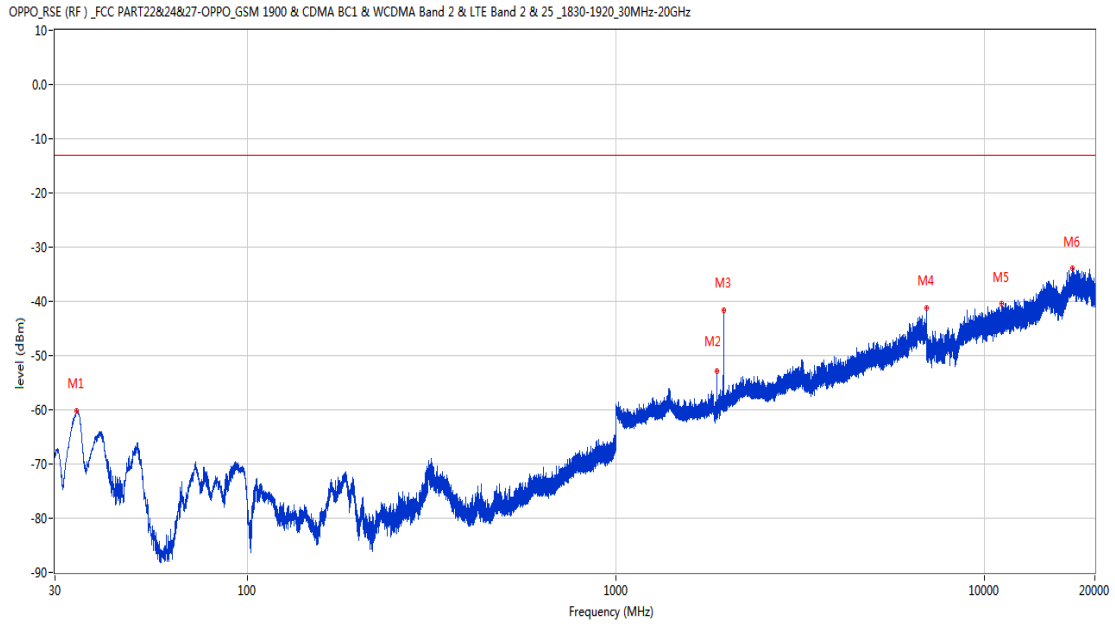
Frequency (MHz)	Result (dBm)	Factor (dB)	PK Limit (dBm)	Over Limit (dB)	Table (o)	ANT	EUT	Verdict
113.274	-68.09	-20.76	-13.0	-55.09	32.00	Horizontal	Vertical	Pass
1901.800	-56.34	-3.79	-13.0	-43.34	232.00	Horizontal	Vertical	N/A
1960.300	-48.33	-4.69	-13.0	-35.33	1.00	Horizontal	Vertical	N/A
6690.800	-41.96	11.82	-13.0	-28.96	211.00	Horizontal	Vertical	Pass
9848.263	-40.32	16.94	-13.0	-27.32	119.00	Horizontal	Vertical	Pass
17586.838	-33.41	22.11	-13.0	-20.41	333.00	Horizontal	Vertical	Pass

RSE-V&V EGPRS 1900 CH661



Frequency (MHz)	Result (dBm)	Factor (dB)	PK Limit (dBm)	Over Limit (dB)	Table (o)	ANT	EUT	Verdict
34.559	-59.93	-18.37	-13.0	-46.93	117.00	Vertical	Vertical	Pass
1880.200	-45.56	-4.03	-13.0	-32.56	262.00	Vertical	Vertical	N/A
1960.400	-41.50	-4.69	-13.0	-28.50	310.00	Vertical	Vertical	N/A
6679.600	-42.41	11.77	-13.0	-29.41	299.00	Vertical	Vertical	Pass
11230.276	-40.41	16.56	-13.0	-27.41	363.00	Vertical	Vertical	Pass
17471.562	-33.26	21.72	-13.0	-20.26	145.00	Vertical	Vertical	Pass

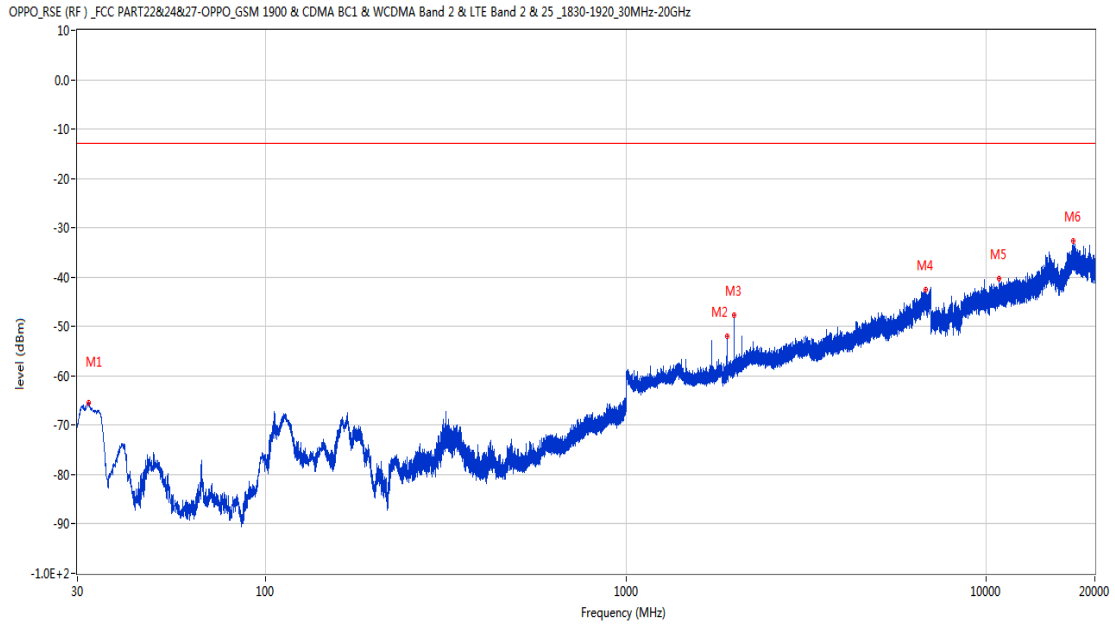
RSE-V&H EGPRS 1900 CH661



Frequency (MHz)	Result (dBm)	Factor (dB)	PK Limit (dBm)	Over Limit (dB)	Table (o)	ANT	EUT	Verdict
34.413	-60.19	-18.32	-13.0	-47.19	173.00	Vertical	Horizontal	Pass
1880.400	-52.78	-4.03	-13.0	-39.78	330.00	Vertical	Horizontal	N/A
1960.400	-41.58	-4.69	-13.0	-28.58	314.00	Vertical	Horizontal	N/A
6981.200	-41.28	13.81	-13.0	-28.28	94.00	Vertical	Horizontal	Pass
11155.812	-40.39	16.64	-13.0	-27.39	95.00	Vertical	Horizontal	Pass
17425.162	-33.91	22.52	-13.0	-20.91	107.00	Vertical	Horizontal	Pass

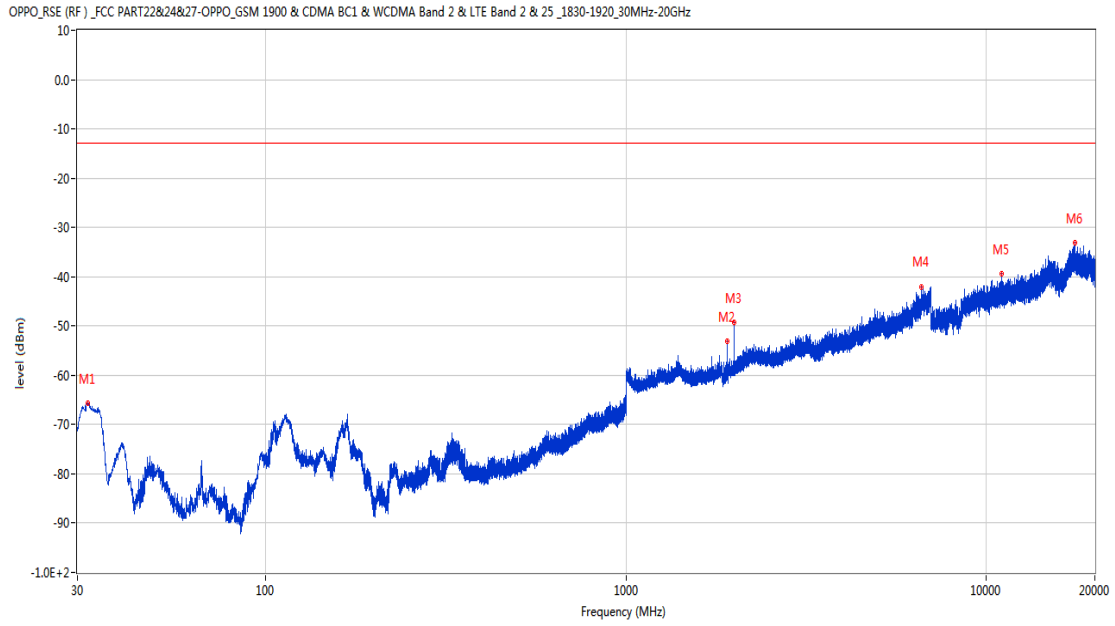
### 4.3 EGPRS 1900 High Channel

#### RSE-H&H EGPRS 1900 CH810



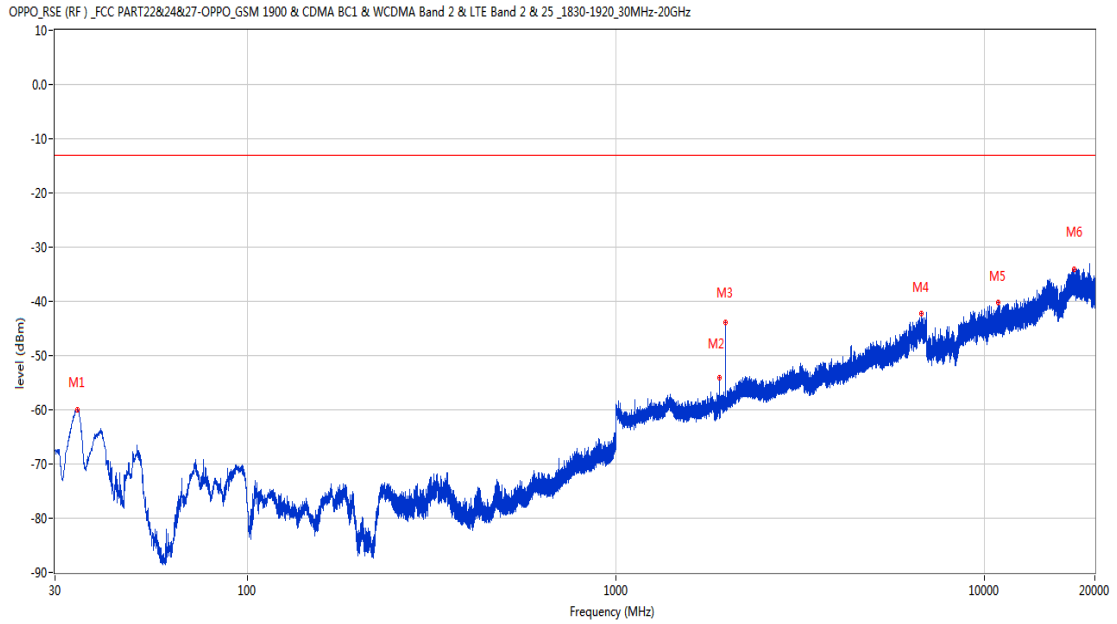
Frequency (MHz)	Result (dBm)	Factor (dB)	PK Limit (dBm)	Over Limit (dB)	Table (o)	ANT	EUT	Verdict
32.182	-65.38	-16.84	-13.0	-52.38	183.00	Horizontal	Horizontal	Pass
1910.200	-51.87	-3.79	-13.0	-38.87	195.00	Horizontal	Horizontal	N/A
1990.100	-47.78	-4.42	-13.0	-34.78	2.00	Horizontal	Horizontal	N/A
6780.800	-42.48	11.91	-13.0	-29.48	170.00	Horizontal	Horizontal	Pass
10862.850	-40.35	17.46	-13.0	-27.35	202.00	Horizontal	Horizontal	Pass
17422.262	-32.58	22.60	-13.0	-19.58	60.00	Horizontal	Horizontal	Pass

RSE-H&V EGPRS 1900 CH810



Frequency (MHz)	Result (dBm)	Factor (dB)	PK Limit (dBm)	Over Limit (dB)	Table (o)	ANT	EUT	Verdict
32.134	-65.70	-16.84	-13.0	-52.70	225.00	Horizontal	Vertical	Pass
1910.300	-53.06	-3.79	-13.0	-40.06	315.00	Horizontal	Vertical	N/A
1990.200	-49.32	-4.42	-13.0	-36.32	17.00	Horizontal	Vertical	N/A
6588.600	-42.17	10.43	-13.0	-29.17	0.00	Horizontal	Vertical	Pass
10998.550	-39.32	17.47	-13.0	-26.32	91.00	Horizontal	Vertical	Pass
17597.712	-33.17	22.00	-13.0	-20.17	300.00	Horizontal	Vertical	Pass

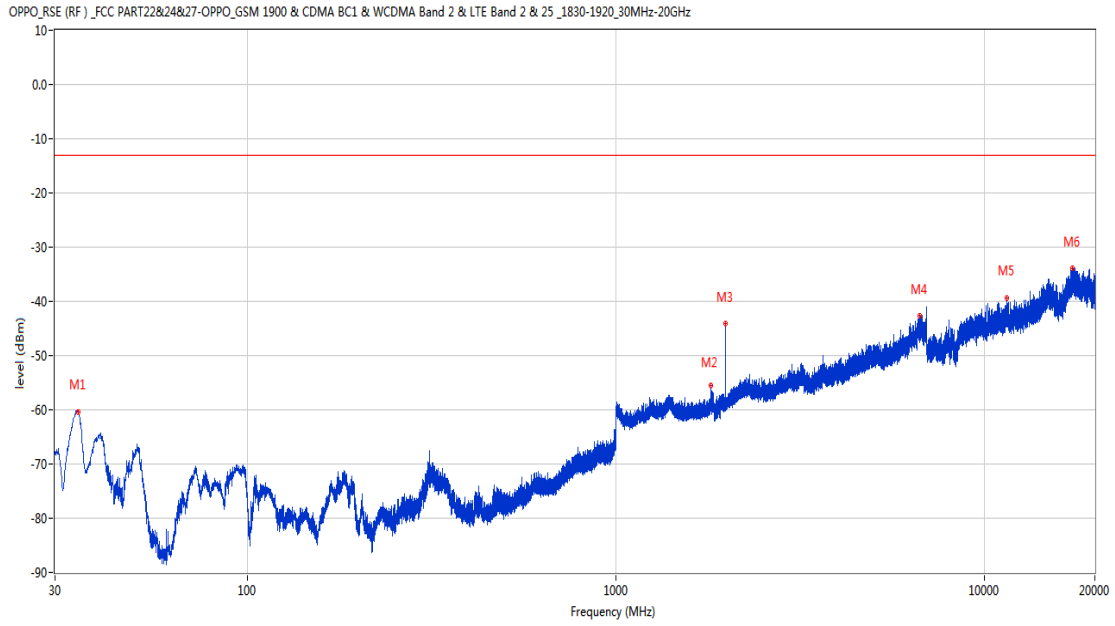
RSE-V&V EGPRS 1900 CH810



Frequency (MHz)	Result (dBm)	Factor (dB)	PK Limit (dBm)	Over Limit (dB)	Table (o)	ANT	EUT	Verdict
34.511	-59.91	-18.35	-13.0	-46.91	81.00	Vertical	Vertical	Pass
1910.200	-54.10	-3.79	-13.0	-41.10	245.00	Vertical	Vertical	N/A
1990.300	-43.96	-4.41	-13.0	-30.96	343.00	Vertical	Vertical	N/A
6750.400	-42.30	11.71	-13.0	-29.30	243.00	Vertical	Vertical	Pass
10909.138	-40.29	17.65	-13.0	-27.29	36.00	Vertical	Vertical	Pass
17590.825	-34.12	22.07	-13.0	-21.12	186.00	Vertical	Vertical	Pass



RSE-V&H EGPRS 1900 CH810

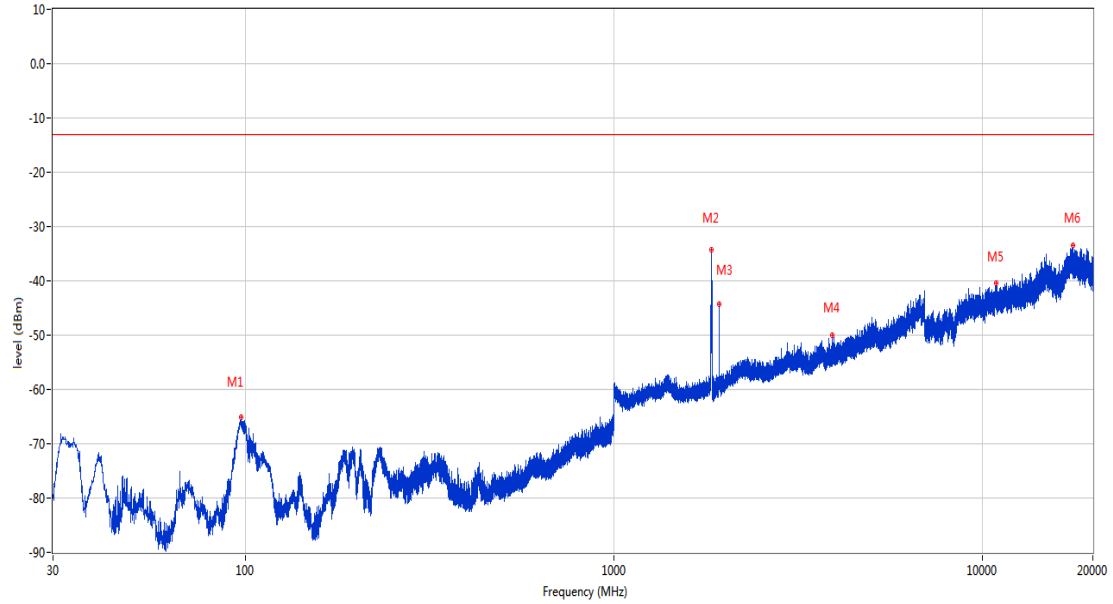


Frequency (MHz)	Result (dBm)	Factor (dB)	PK Limit (dBm)	Over Limit (dB)	Table (o)	ANT	EUT	Verdict
34.656	-60.39	-18.40	-13.0	-47.39	181.00	Vertical	Horizontal	Pass
1816.000	-55.42	-4.31	-13.0	-42.42	19.00	Vertical	Horizontal	N/A
1990.200	-44.16	-4.42	-13.0	-31.16	357.00	Vertical	Horizontal	N/A
6671.600	-42.62	11.61	-13.0	-29.62	282.00	Vertical	Horizontal	Pass
11524.100	-39.37	17.41	-13.0	-26.37	363.00	Vertical	Horizontal	Pass
17426.975	-33.84	22.48	-13.0	-20.84	71.00	Vertical	Horizontal	Pass

WCDMA  
 5 WCDMA Band 2  
 5.1 WCDMA Band 2 Low Channel

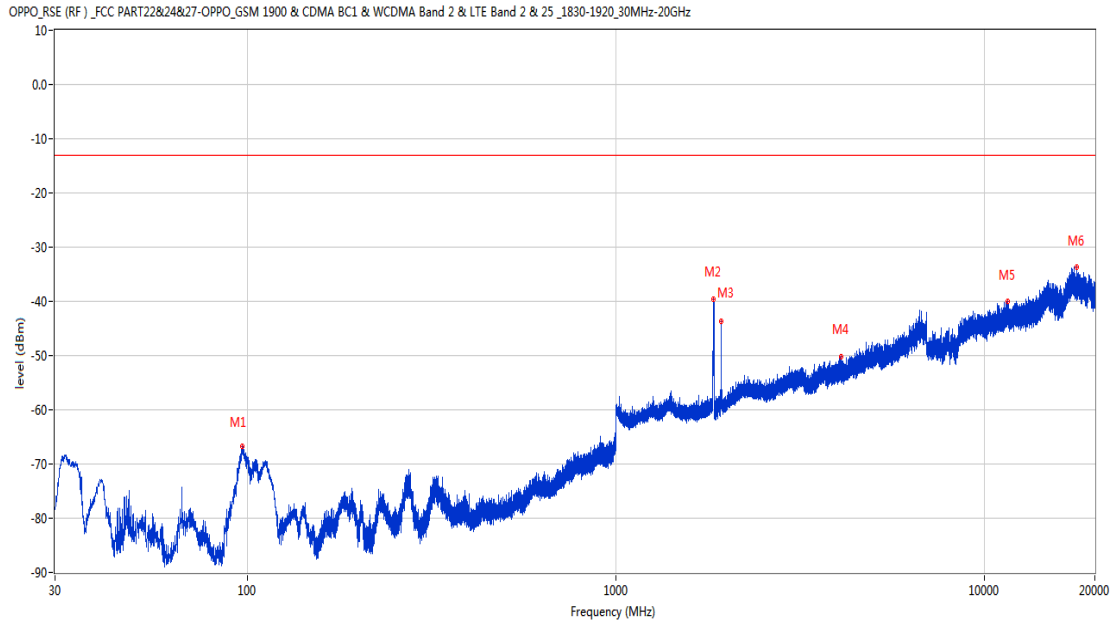
RSE-H&H WCDMA Band 2 CH9262

OPPO\_RSE (RF) \_FCC PART22&24&27-OPPO\_GSM 1900 & CDMA BC1 & WCDMA Band 2 & LTE Band 2 & 25 \_1830-1920\_30MHz-20GHz



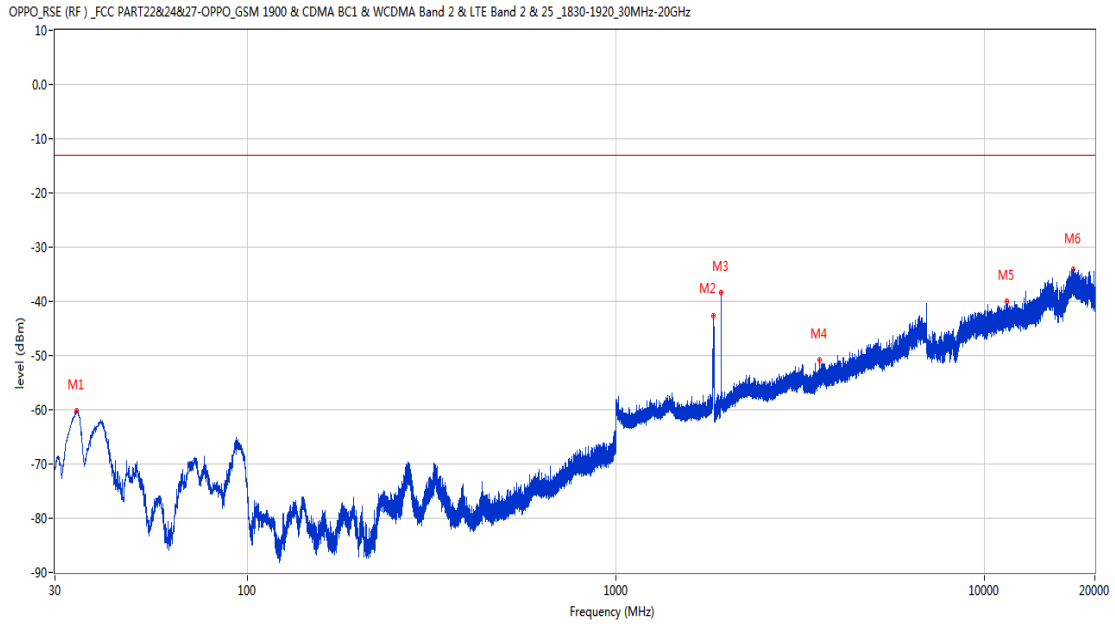
Frequency (MHz)	Result (dBm)	Factor (dB)	PK Limit (dBm)	Over Limit (dB)	Table (o)	ANT	EUT	Verdict
97.318	-65.03	-21.33	-13.0	-52.03	31.00	Horizontal	Horizontal	Pass
1841.600	-34.29	-4.43	-13.0	-21.29	104.00	Horizontal	Horizontal	N/A
1934.200	-44.19	-3.81	-13.0	-31.19	153.00	Horizontal	Horizontal	N/A
3923.600	-50.09	4.96	-13.0	-37.09	235.00	Horizontal	Horizontal	Pass
10902.813	-40.33	17.70	-13.0	-27.33	96.00	Horizontal	Horizontal	Pass
17619.462	-33.42	21.79	-13.0	-20.42	0.00	Horizontal	Horizontal	Pass

RSE-H&V WCDMA Band 2 CH9262



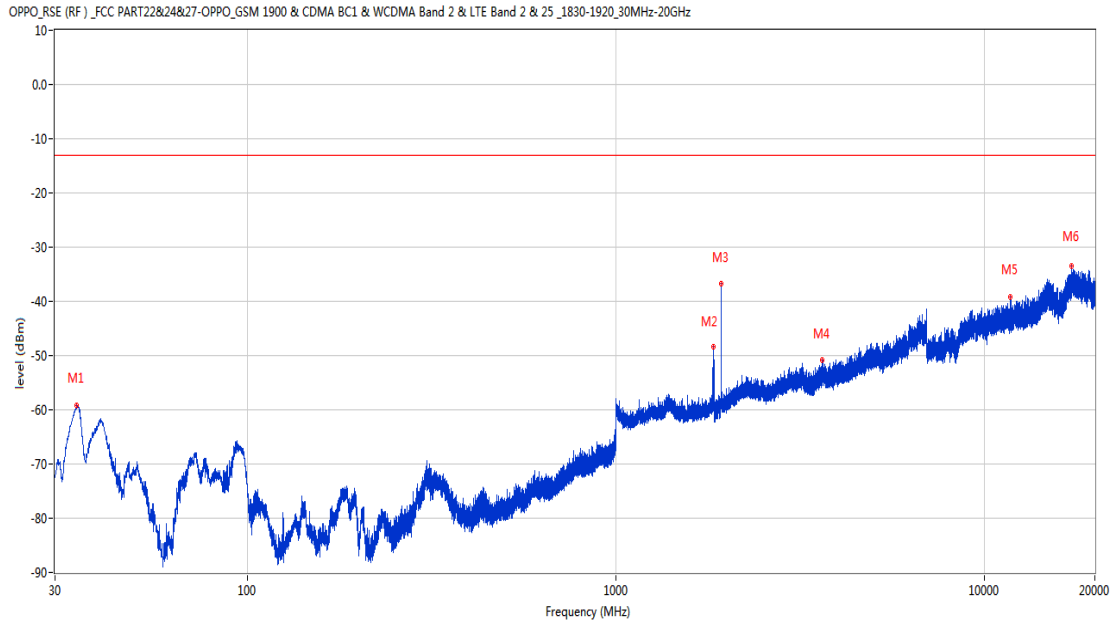
Frequency (MHz)	Result (dBm)	Factor (dB)	PK Limit (dBm)	Over Limit (dB)	Table (o)	ANT	EUT	Verdict
96.979	-66.77	-21.29	-13.0	-53.77	363.00	Horizontal	Vertical	Pass
1842.400	-39.69	-4.43	-13.0	-26.69	167.00	Horizontal	Vertical	N/A
1933.400	-43.74	-3.81	-13.0	-30.74	141.00	Horizontal	Vertical	N/A
4084.200	-50.24	5.00	-13.0	-37.24	106.00	Horizontal	Vertical	Pass
11598.562	-40.10	17.98	-13.0	-27.10	140.00	Horizontal	Vertical	Pass
17867.776	-33.74	22.29	-13.0	-20.74	145.00	Horizontal	Vertical	Pass

RSE-V&V WCDMA Band 2 CH9262



Frequency (MHz)	Result (dBm)	Factor (dB)	PK Limit (dBm)	Over Limit (dB)	Table (o)	ANT	EUT	Verdict
34.365	-60.23	-18.31	-13.0	-47.23	360.00	Vertical	Vertical	Pass
1838.100	-42.68	-4.44	-13.0	-29.68	217.00	Vertical	Vertical	N/A
1934.300	-38.39	-3.81	-13.0	-25.39	166.00	Vertical	Vertical	N/A
3572.800	-50.90	3.88	-13.0	-37.90	350.00	Vertical	Vertical	Pass
11508.575	-39.95	17.67	-13.0	-26.95	145.00	Vertical	Vertical	Pass
17468.301	-34.13	21.73	-13.0	-21.13	315.00	Vertical	Vertical	Pass

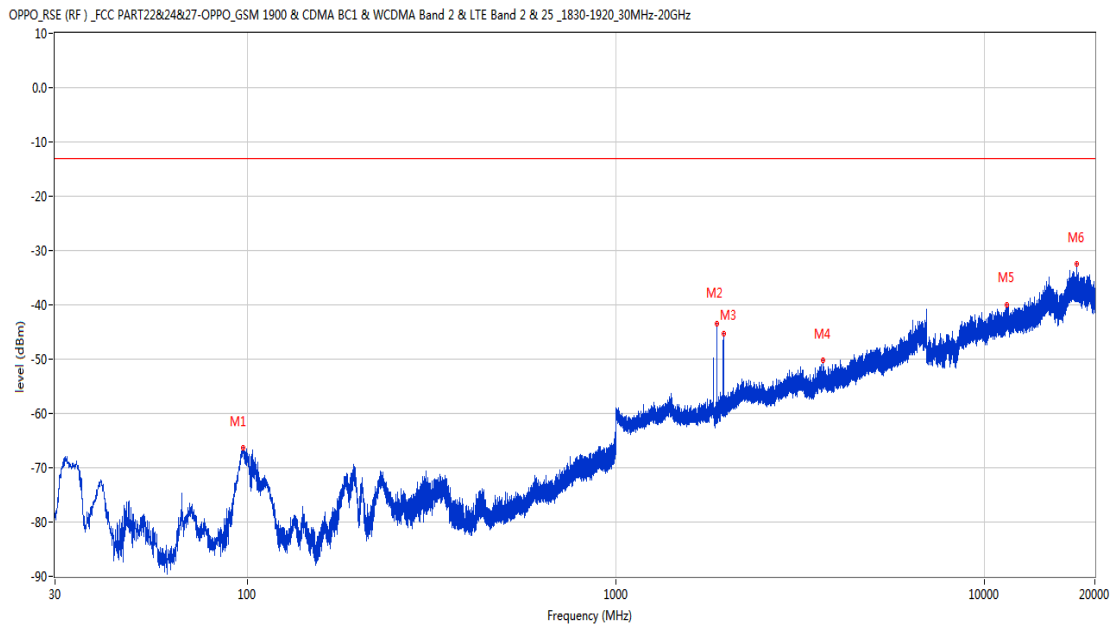
RSE-V&H WCDMA Band 2 CH9262



Frequency (MHz)	Result (dBm)	Factor (dB)	PK Limit (dBm)	Over Limit (dB)	Table (o)	ANT	EUT	Verdict
34.365	-59.27	-18.31	-13.0	-46.27	172.00	Vertical	Horizontal	Pass
1841.600	-48.42	-4.43	-13.0	-35.42	329.00	Vertical	Horizontal	N/A
1932.300	-36.81	-3.80	-13.0	-23.81	153.00	Vertical	Horizontal	N/A
3638.600	-50.83	4.05	-13.0	-37.83	325.00	Vertical	Horizontal	Pass
11758.412	-39.19	18.34	-13.0	-26.19	313.00	Vertical	Horizontal	Pass
17311.338	-33.42	21.10	-13.0	-20.42	291.00	Vertical	Horizontal	Pass

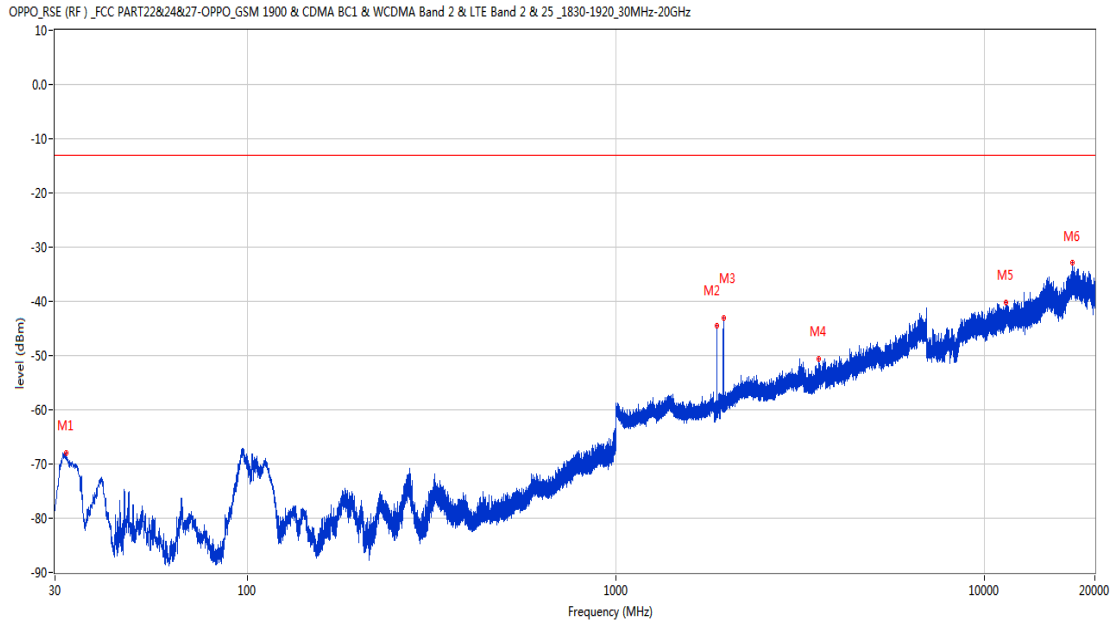
## 5.2 WCDMA Band 2 Middle Channel

RSE-H&H WCDMA Band 2 CH9400



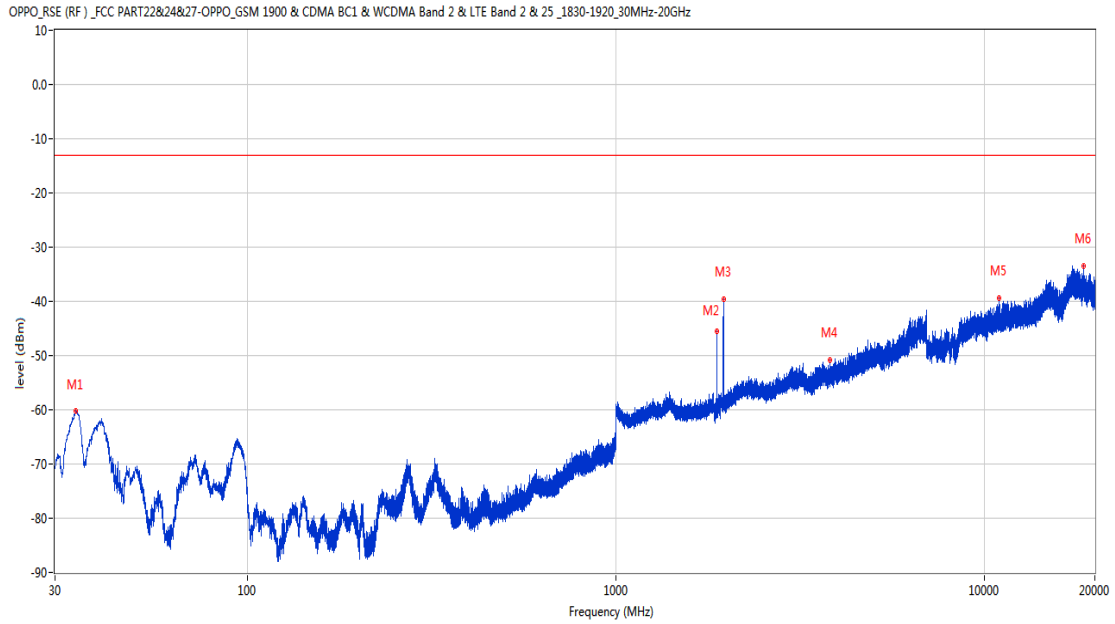
Frequency (MHz)	Result (dBm)	Factor (dB)	PK Limit (dBm)	Over Limit (dB)	Table (o)	ANT	EUT	Verdict
97.318	-66.39	-21.33	-13.0	-53.39	47.00	Horizontal	Horizontal	Pass
1879.600	-43.48	-4.04	-13.0	-30.48	50.00	Horizontal	Horizontal	N/A
1960.200	-45.36	-4.68	-13.0	-32.36	69.00	Horizontal	Horizontal	N/A
3651.800	-50.29	4.39	-13.0	-37.29	360.00	Horizontal	Horizontal	Pass
11503.400	-39.97	17.75	-13.0	-26.97	106.00	Horizontal	Horizontal	Pass
17888.074	-32.46	22.74	-13.0	-19.46	61.00	Horizontal	Horizontal	Pass

RSE-H&V WCDMA Band 2 CH9400



Frequency (MHz)	Result (dBm)	Factor (dB)	PK Limit (dBm)	Over Limit (dB)	Table (o)	ANT	EUT	Verdict
32.134	-67.90	-16.84	-13.0	-54.90	93.00	Horizontal	Vertical	Pass
1879.100	-44.51	-4.04	-13.0	-31.51	182.00	Horizontal	Vertical	N/A
1961.400	-43.16	-4.70	-13.0	-30.16	71.00	Horizontal	Vertical	N/A
3557.200	-50.60	3.70	-13.0	-37.60	91.00	Horizontal	Vertical	Pass
11477.812	-40.24	17.64	-13.0	-27.24	61.00	Horizontal	Vertical	Pass
17376.225	-32.76	22.09	-13.0	-19.76	130.00	Horizontal	Vertical	Pass

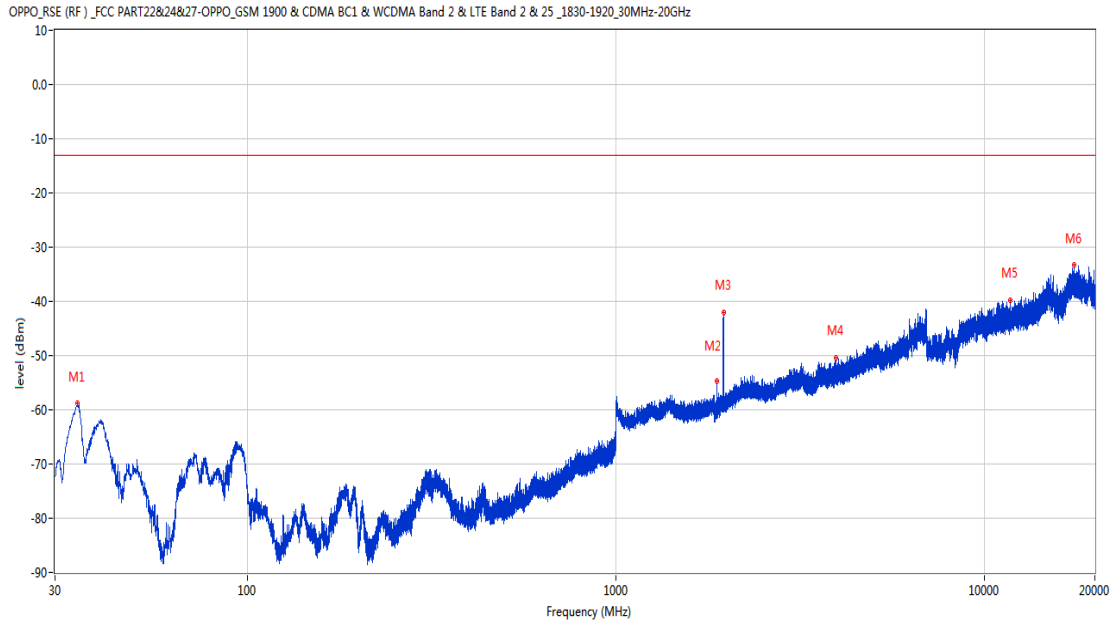
RSE-V&V WCDMA Band 2 CH9400



Frequency (MHz)	Result (dBm)	Factor (dB)	PK Limit (dBm)	Over Limit (dB)	Table (o)	ANT	EUT	Verdict
34.123	-60.30	-18.25	-13.0	-47.30	361.00	Vertical	Vertical	Pass
1879.200	-45.59	-4.04	-13.0	-32.59	247.00	Vertical	Vertical	N/A
1960.500	-39.63	-4.69	-13.0	-26.63	32.00	Vertical	Vertical	N/A
3823.000	-50.85	5.02	-13.0	-37.85	48.00	Vertical	Vertical	Pass
10993.662	-39.46	17.39	-13.0	-26.46	350.00	Vertical	Vertical	Pass
18666.363	-33.42	24.55	-13.0	-20.42	93.00	Vertical	Vertical	Pass



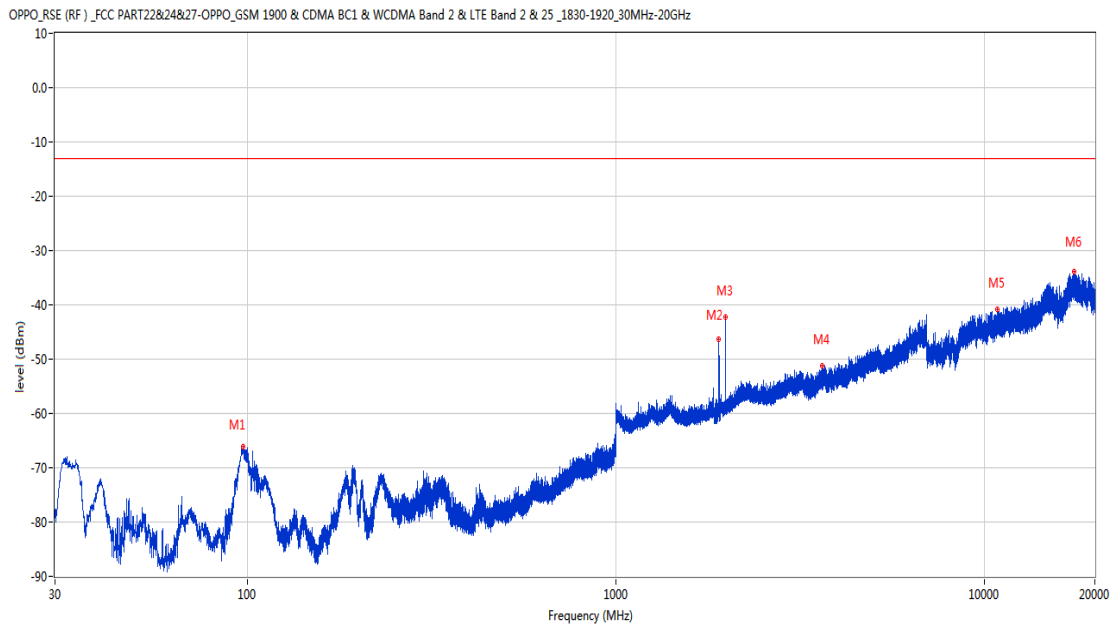
RSE-V&H WCDMA Band 2 CH9400



Frequency (MHz)	Result (dBm)	Factor (dB)	PK Limit (dBm)	Over Limit (dB)	Table (o)	ANT	EUT	Verdict
34.511	-58.86	-18.35	-13.0	-45.86	175.00	Vertical	Horizontal	Pass
1879.300	-54.75	-4.04	-13.0	-41.75	234.00	Vertical	Horizontal	N/A
1960.200	-41.94	-4.68	-13.0	-28.94	155.00	Vertical	Horizontal	N/A
3970.800	-50.40	5.19	-13.0	-37.40	262.00	Vertical	Horizontal	Pass
11776.238	-39.81	18.27	-13.0	-26.81	326.00	Vertical	Horizontal	Pass
17598.437	-33.33	21.99	-13.0	-20.33	-1.00	Vertical	Horizontal	Pass

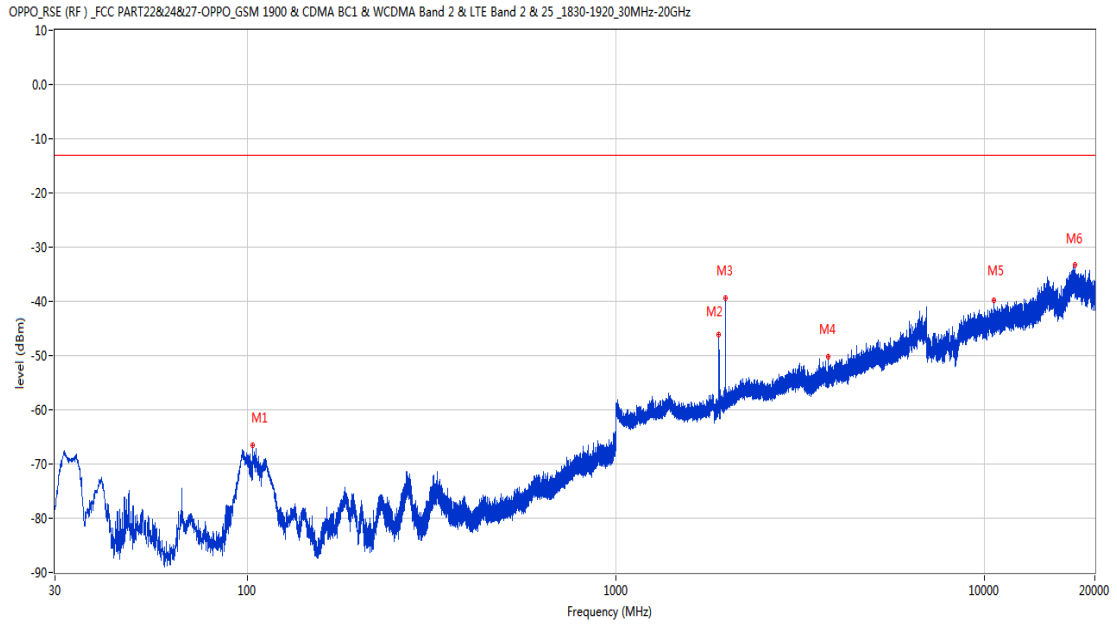
### 5.3 WCDMA Band 2 High Channel

RSE-H&H WCDMA Band 2 CH9538



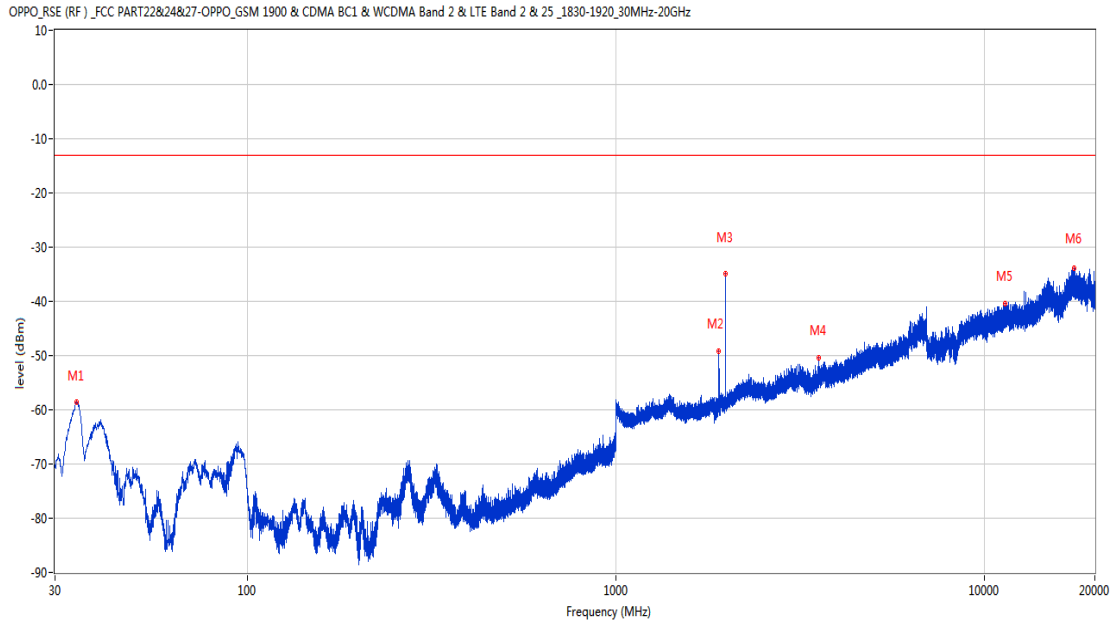
Frequency (MHz)	Result (dBm)	Factor (dB)	PK Limit (dBm)	Over Limit (dB)	Table (o)	ANT	EUT	Verdict
97.173	-66.06	-21.31	-13.0	-53.06	32.00	Horizontal	Horizontal	Pass
1906.300	-46.39	-3.79	-13.0	-33.39	221.00	Horizontal	Horizontal	N/A
1986.600	-42.26	-4.47	-13.0	-29.26	170.00	Horizontal	Horizontal	N/A
3640.800	-51.29	4.12	-13.0	-38.29	340.00	Horizontal	Horizontal	Pass
10878.375	-40.88	17.17	-13.0	-27.88	57.00	Horizontal	Horizontal	Pass
17570.525	-33.79	22.32	-13.0	-20.79	234.00	Horizontal	Horizontal	Pass

RSE-H&V WCDMA Band 2 CH9538



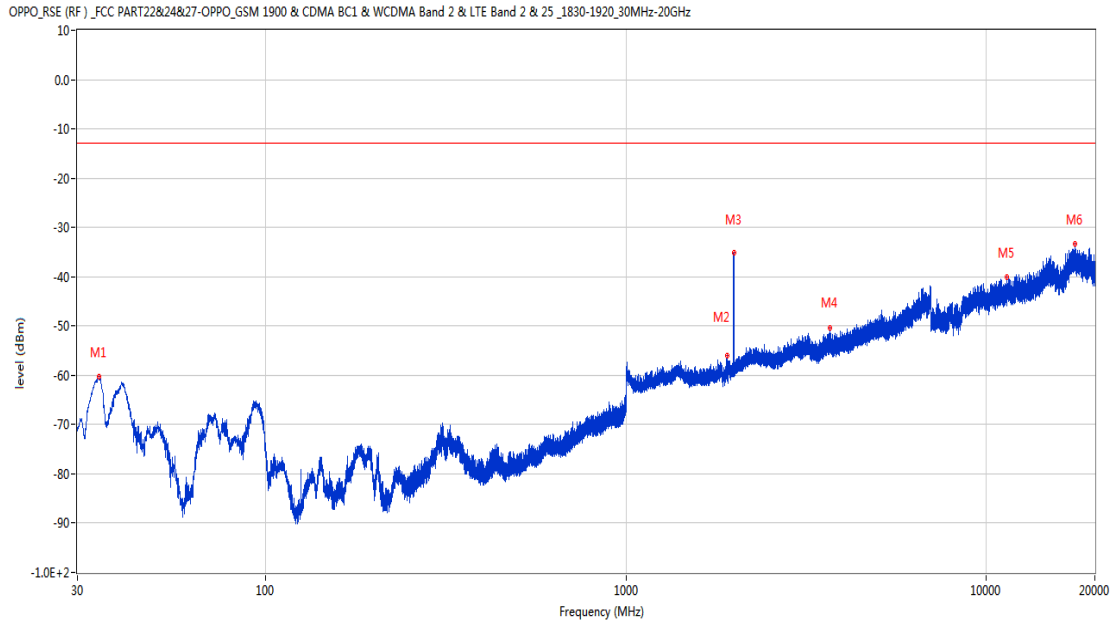
Frequency (MHz)	Result (dBm)	Factor (dB)	PK Limit (dBm)	Over Limit (dB)	Table (o)	ANT	EUT	Verdict
103.381	-66.46	-21.71	-13.0	-53.46	36.00	Horizontal	Vertical	Pass
1906.700	-46.16	-3.79	-13.0	-33.16	327.00	Horizontal	Vertical	N/A
1988.100	-39.49	-4.47	-13.0	-26.49	168.00	Horizontal	Vertical	N/A
3769.000	-50.23	3.98	-13.0	-37.23	46.00	Horizontal	Vertical	Pass
10661.599	-39.75	16.36	-13.0	-26.75	313.00	Horizontal	Vertical	Pass
17633.599	-33.27	21.51	-13.0	-20.27	180.00	Horizontal	Vertical	Pass

RSE-V&V WCDMA Band 2 CH9538



Frequency (MHz)	Result (dBm)	Factor (dB)	PK Limit (dBm)	Over Limit (dB)	Table (o)	ANT	EUT	Verdict
34.413	-58.59	-18.32	-13.0	-45.59	176.00	Vertical	Vertical	Pass
1906.300	-49.27	-3.79	-13.0	-36.27	203.00	Vertical	Vertical	N/A
1987.200	-34.83	-4.47	-13.0	-21.83	166.00	Vertical	Vertical	N/A
3550.400	-50.37	3.30	-13.0	-37.37	194.00	Vertical	Vertical	Pass
11433.250	-40.51	17.22	-13.0	-27.51	0.00	Vertical	Vertical	Pass
17596.987	-33.98	22.00	-13.0	-20.98	43.00	Vertical	Vertical	Pass

RSE-V&H WCDMA Band 2 CH9538

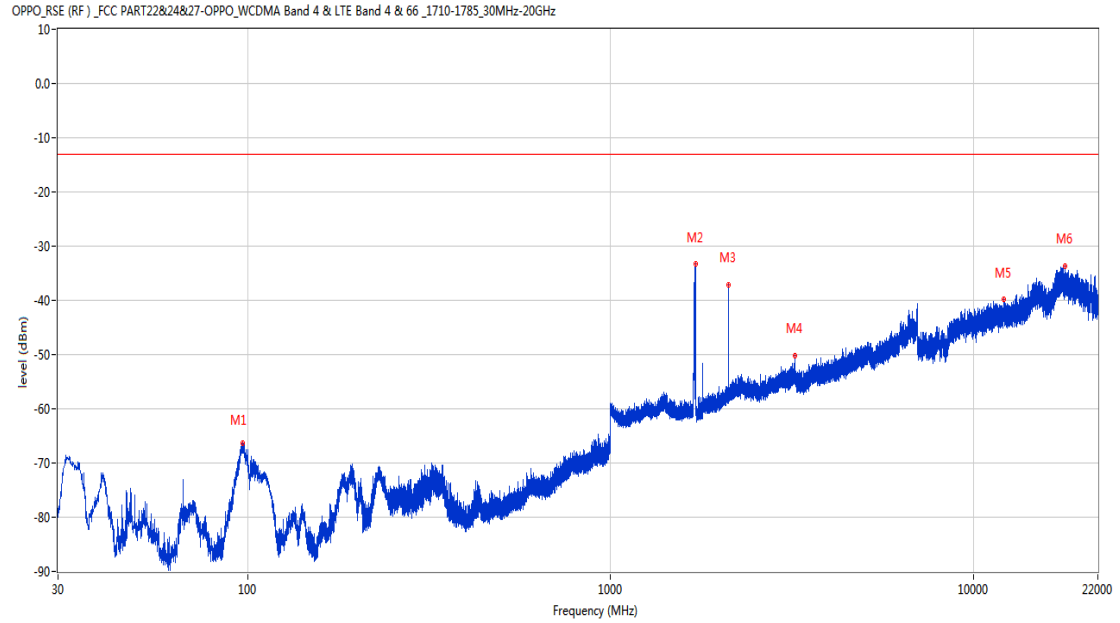


Frequency (MHz)	Result (dBm)	Factor (dB)	PK Limit (dBm)	Over Limit (dB)	Table (o)	ANT	EUT	Verdict
34.413	-60.32	-18.32	-13.0	-47.32	186.00	Vertical	Horizontal	Pass
1906.900	-56.10	-3.79	-13.0	-43.10	331.00	Vertical	Horizontal	N/A
1989.100	-35.18	-4.48	-13.0	-22.18	154.00	Vertical	Horizontal	N/A
3685.000	-50.36	4.75	-13.0	-37.36	208.00	Vertical	Horizontal	Pass
11392.137	-40.07	17.00	-13.0	-27.07	172.00	Vertical	Horizontal	Pass
17603.875	-33.28	21.94	-13.0	-20.28	363.00	Vertical	Horizontal	Pass

## 6 WCDMA Band 4

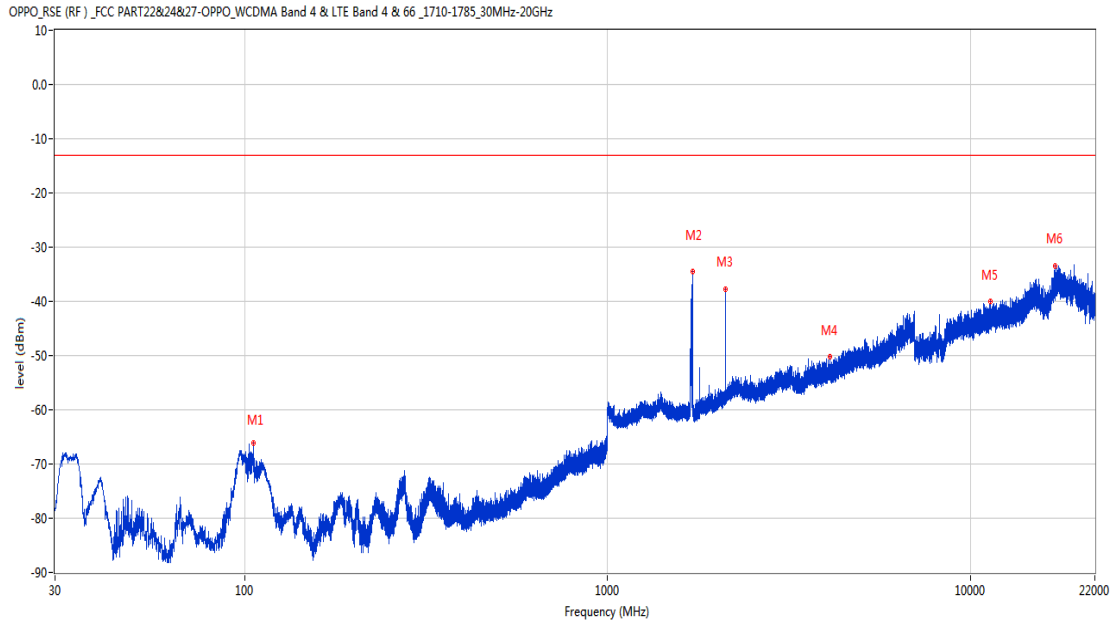
### 6.1 WCDMA Band 4 Low Channel

RSE-H&H WCDMA Band 4 CH1312



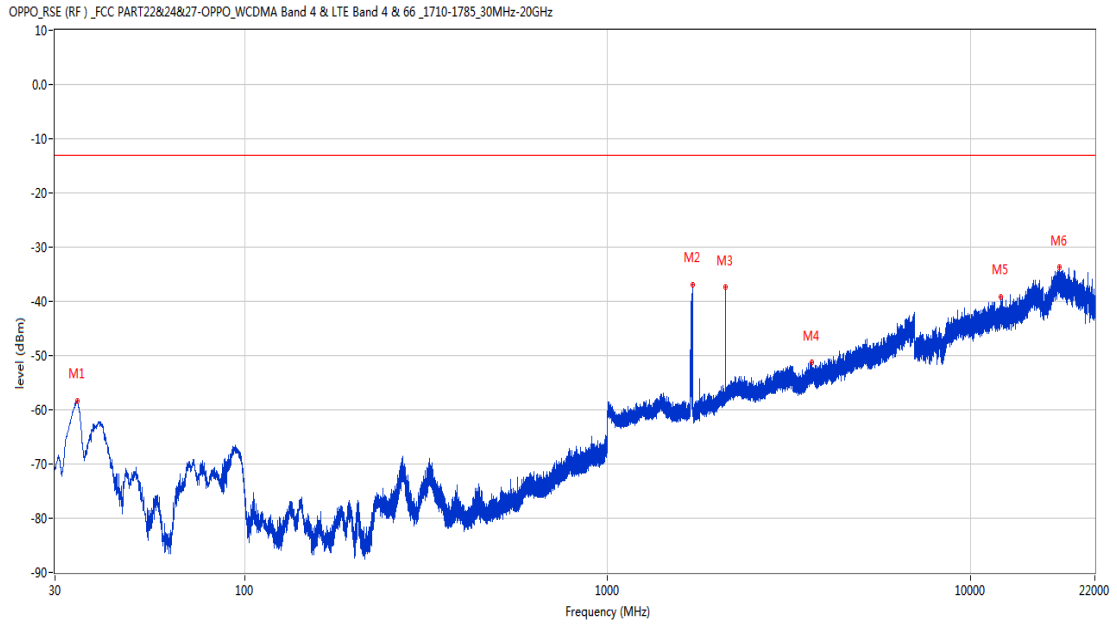
Frequency (MHz)	Result (dBm)	Factor (dB)	PK Limit (dBm)	Over Limit (dB)	Table (o)	ANT	EUT	Verdict
97.027	-66.26	-21.36	-13.0	-53.26	19.00	Horizontal	Horizontal	Pass
1713.500	-33.25	-4.53	-13.0	-20.25	55.00	Horizontal	Horizontal	N/A
2111.700	-37.06	-2.82	-13.0	-24.06	156.00	Horizontal	Horizontal	N/A
3218.200	-50.18	3.94	-13.0	-37.18	17.00	Horizontal	Horizontal	Pass
12135.900	-39.78	18.16	-13.0	-26.78	233.00	Horizontal	Horizontal	Pass
17902.250	-33.70	22.80	-13.0	-20.70	65.00	Horizontal	Horizontal	Pass

RSE-H&V WCDMA Band 4 CH1312



Frequency (MHz)	Result (dBm)	Factor (dB)	PK Limit (dBm)	Over Limit (dB)	Table (o)	ANT	EUT	Verdict
105.757	-66.13	-21.71	-13.0	-53.13	30.00	Horizontal	Vertical	Pass
1713.400	-34.52	-4.53	-13.0	-21.52	169.00	Horizontal	Vertical	N/A
2113.300	-37.78	-2.88	-13.0	-24.78	101.00	Horizontal	Vertical	N/A
4086.000	-50.16	4.93	-13.0	-37.16	146.00	Horizontal	Vertical	Pass
11360.800	-39.93	17.05	-13.0	-26.93	269.00	Horizontal	Vertical	Pass
17059.113	-33.49	20.38	-13.0	-20.49	347.00	Horizontal	Vertical	Pass

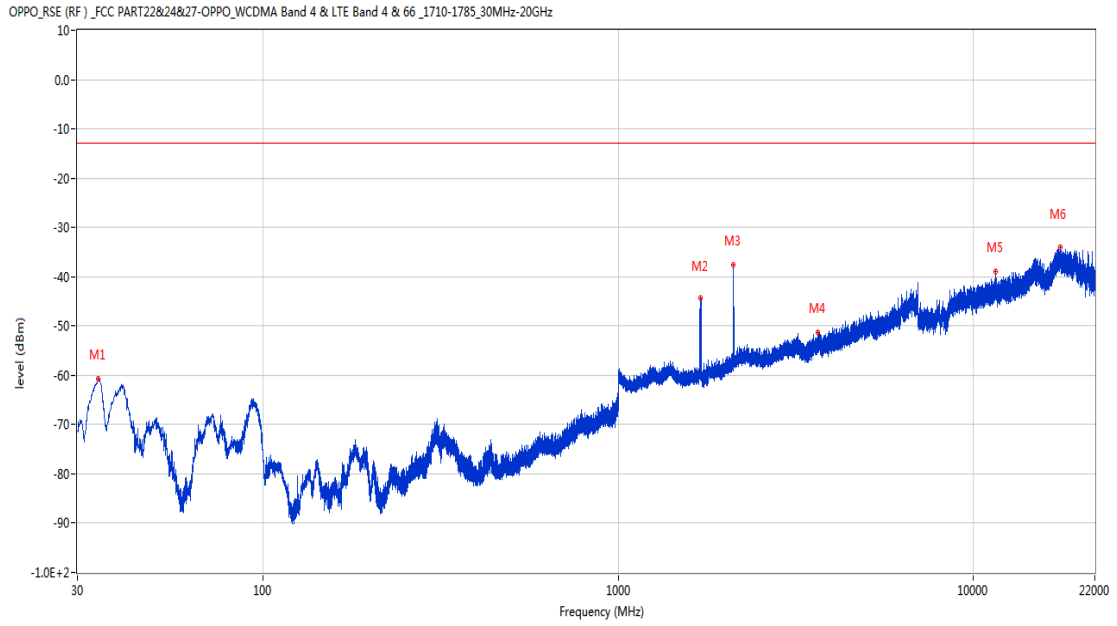
RSE-V&V WCDMA Band 4 CH1312



Frequency (MHz)	Result (dBm)	Factor (dB)	PK Limit (dBm)	Over Limit (dB)	Table (o)	ANT	EUT	Verdict
34.511	-58.47	-18.35	-13.0	-45.47	209.00	Vertical	Vertical	Pass
1712.000	-36.89	-4.53	-13.0	-23.89	215.00	Vertical	Vertical	N/A
2111.300	-37.33	-2.79	-13.0	-24.33	18.00	Vertical	Vertical	N/A
3647.400	-51.30	4.48	-13.0	-38.30	295.00	Vertical	Vertical	Pass
12132.450	-39.27	18.16	-13.0	-26.27	131.00	Vertical	Vertical	Pass
17549.824	-33.64	22.52	-13.0	-20.64	64.00	Vertical	Vertical	Pass



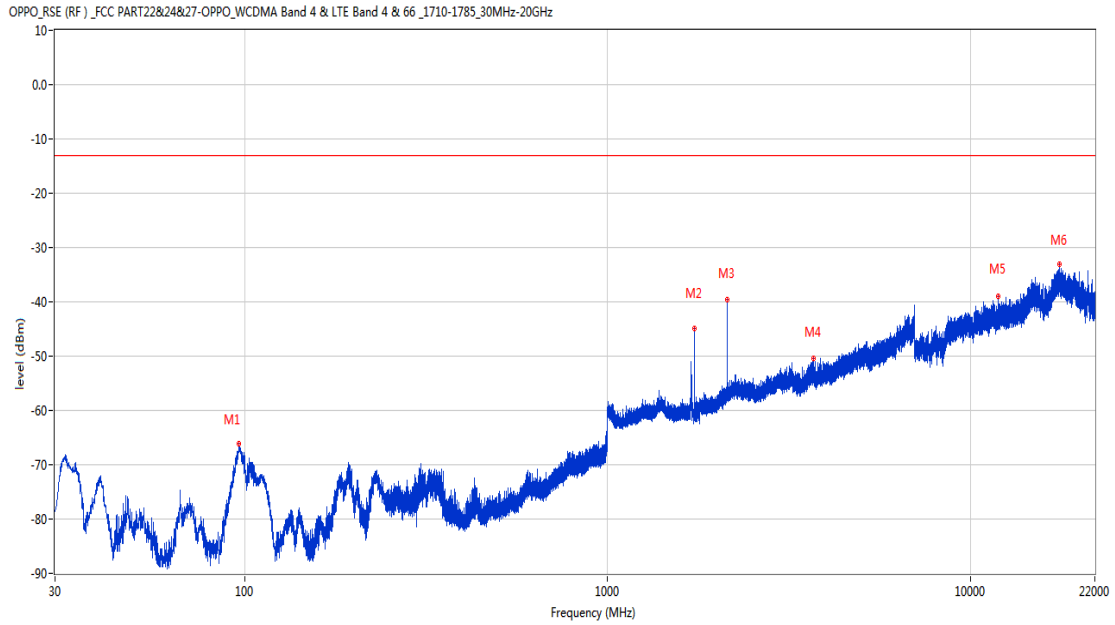
RSE-V&H WCDMA Band 4 CH1312



Frequency (MHz)	Result (dBm)	Factor (dB)	PK Limit (dBm)	Over Limit (dB)	Table (o)	ANT	EUT	Verdict
34.316	-60.64	-18.30	-13.0	-47.64	198.00	Vertical	Horizontal	Pass
1702.500	-44.27	-4.53	-13.0	-31.27	77.00	Vertical	Horizontal	N/A
2111.700	-37.62	-2.82	-13.0	-24.62	157.00	Vertical	Horizontal	N/A
3650.600	-51.29	4.46	-13.0	-38.29	143.00	Vertical	Horizontal	Pass
11589.075	-38.95	17.79	-13.0	-25.95	195.00	Vertical	Horizontal	Pass
17589.137	-34.02	22.09	-13.0	-21.02	198.00	Vertical	Horizontal	Pass

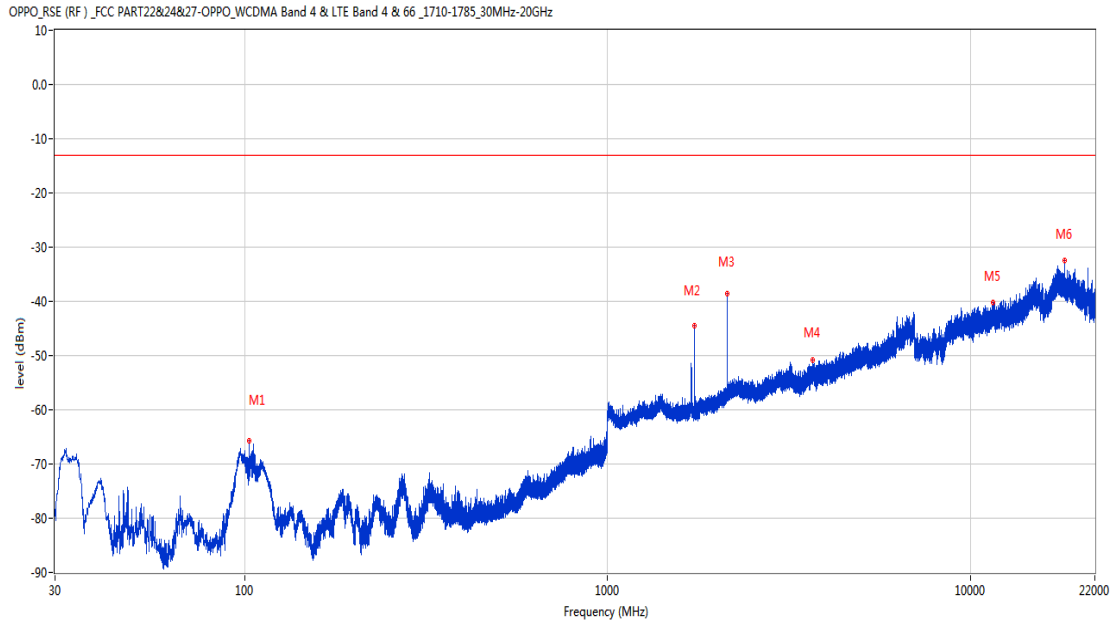
## 6.2 WCDMA Band 4 Middle Channel

RSE-H&H WCDMA Band 4 CH1413



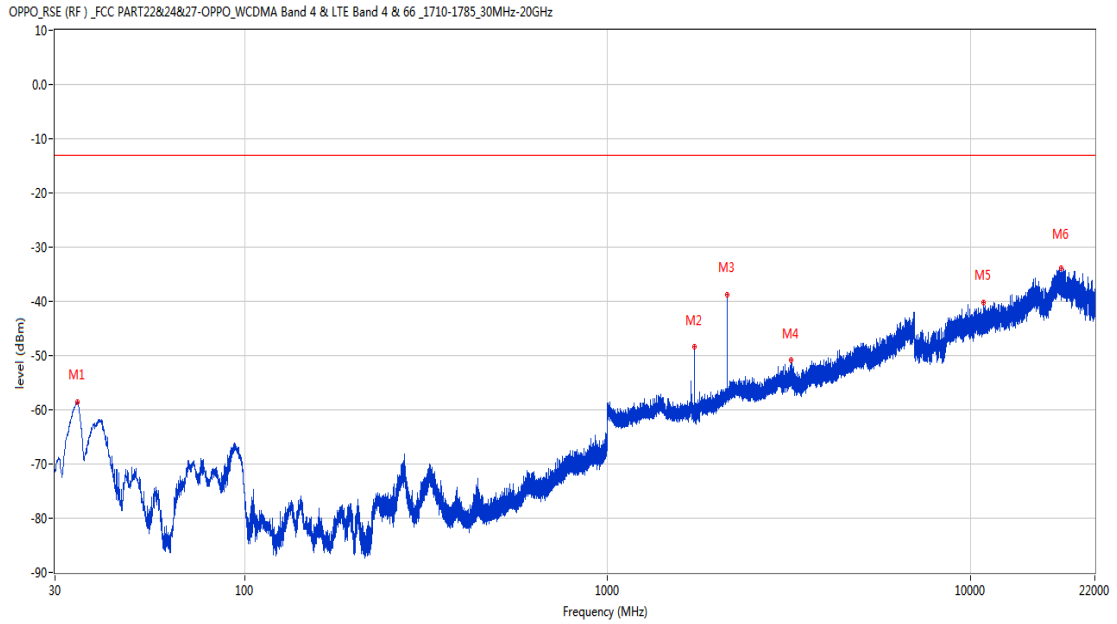
Frequency (MHz)	Result (dBm)	Factor (dB)	PK Limit (dBm)	Over Limit (dB)	Table (o)	ANT	EUT	Verdict
96.493	-66.20	-21.30	-13.0	-53.20	48.00	Horizontal	Horizontal	Pass
1734.000	-44.91	-4.53	-13.0	-31.91	113.00	Horizontal	Horizontal	N/A
2132.800	-39.58	-2.61	-13.0	-26.58	361.00	Horizontal	Horizontal	N/A
3691.000	-50.49	5.07	-13.0	-37.49	164.00	Horizontal	Horizontal	Pass
11928.612	-38.93	18.24	-13.0	-25.93	311.00	Horizontal	Horizontal	Pass
17574.801	-32.99	22.26	-13.0	-19.99	349.00	Horizontal	Horizontal	Pass

RSE-H&V WCDMA Band 4 CH1413



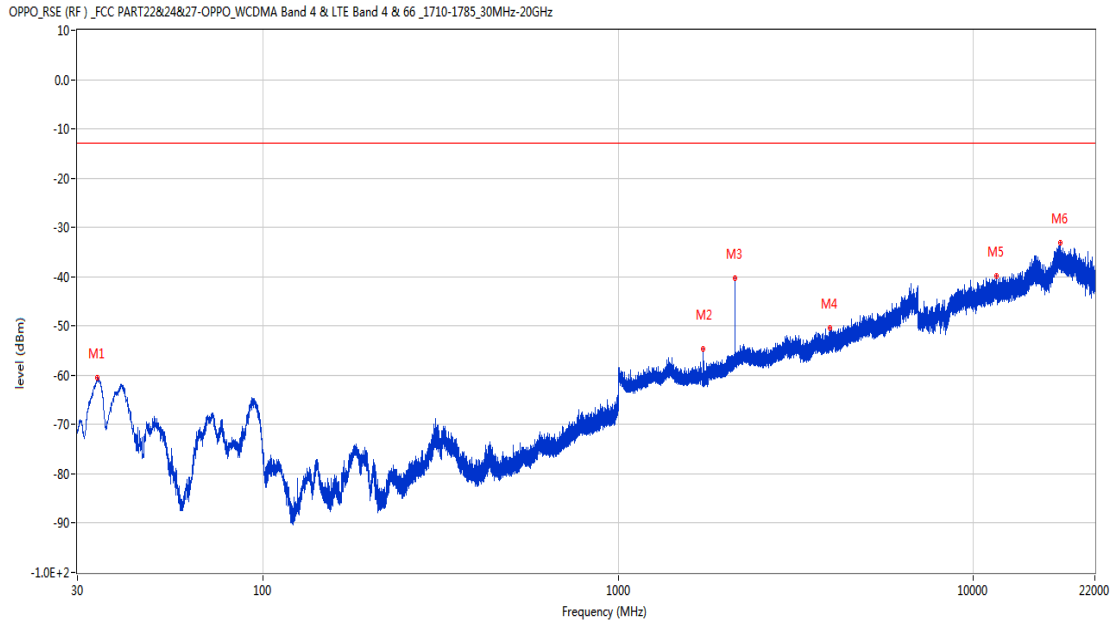
Frequency (MHz)	Result (dBm)	Factor (dB)	PK Limit (dBm)	Over Limit (dB)	Table (o)	ANT	EUT	Verdict
102.799	-65.70	-21.68	-13.0	-52.70	39.00	Horizontal	Vertical	Pass
1734.000	-44.54	-4.53	-13.0	-31.54	177.00	Horizontal	Vertical	N/A
2133.100	-38.56	-2.60	-13.0	-25.56	154.00	Horizontal	Vertical	N/A
3672.600	-50.88	4.16	-13.0	-37.88	191.00	Horizontal	Vertical	Pass
11558.887	-40.22	17.20	-13.0	-27.22	280.00	Horizontal	Vertical	Pass
18128.413	-32.49	22.01	-13.0	-19.49	30.00	Horizontal	Vertical	Pass

RSE-V&V WCDMA Band 4 CH1413



Frequency (MHz)	Result (dBm)	Factor (dB)	PK Limit (dBm)	Over Limit (dB)	Table (o)	ANT	EUT	Verdict
34.608	-58.47	-18.38	-13.0	-45.47	214.00	Vertical	Vertical	Pass
1733.900	-48.43	-4.53	-13.0	-35.43	217.00	Vertical	Vertical	N/A
2132.200	-38.71	-2.63	-13.0	-25.71	163.00	Vertical	Vertical	N/A
3195.200	-50.88	2.81	-13.0	-37.88	8.00	Vertical	Vertical	Pass
10871.763	-40.15	17.29	-13.0	-27.15	217.00	Vertical	Vertical	Pass
17730.662	-33.88	21.44	-13.0	-20.88	357.00	Vertical	Vertical	Pass

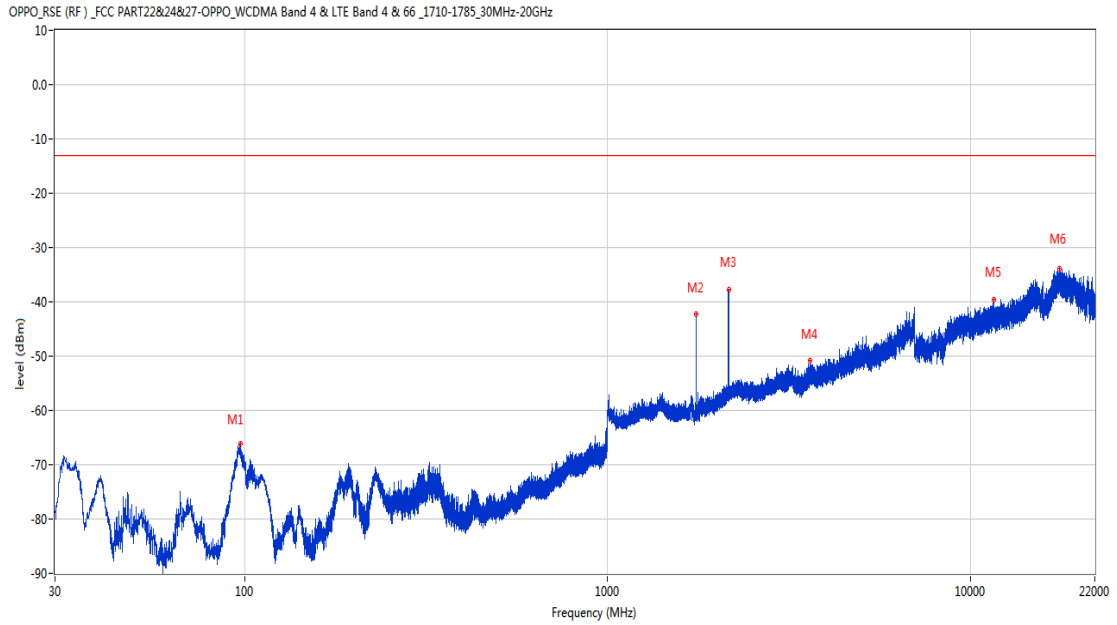
RSE-V&H WCDMA Band 4 CH1413



Frequency (MHz)	Result (dBm)	Factor (dB)	PK Limit (dBm)	Over Limit (dB)	Table (o)	ANT	EUT	Verdict
34.026	-60.57	-18.22	-13.0	-47.57	360.00	Vertical	Horizontal	Pass
1733.700	-54.76	-4.53	-13.0	-41.76	251.00	Vertical	Horizontal	N/A
2132.400	-40.35	-2.62	-13.0	-27.35	10.00	Vertical	Horizontal	N/A
3955.400	-50.49	5.64	-13.0	-37.49	155.00	Vertical	Horizontal	Pass
11597.700	-39.80	17.96	-13.0	-26.80	148.00	Vertical	Horizontal	Pass
17591.912	-33.11	22.06	-13.0	-20.11	165.00	Vertical	Horizontal	Pass

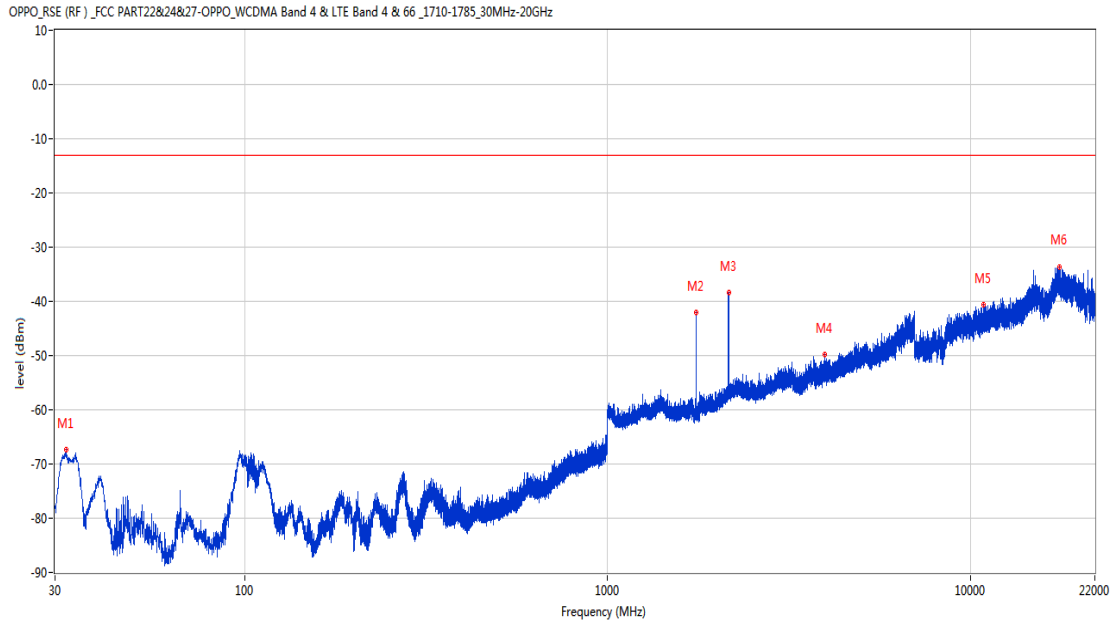
### 6.3 WCDMA Band 4 High Channel

RSE-H&H WCDMA Band 4 CH1513



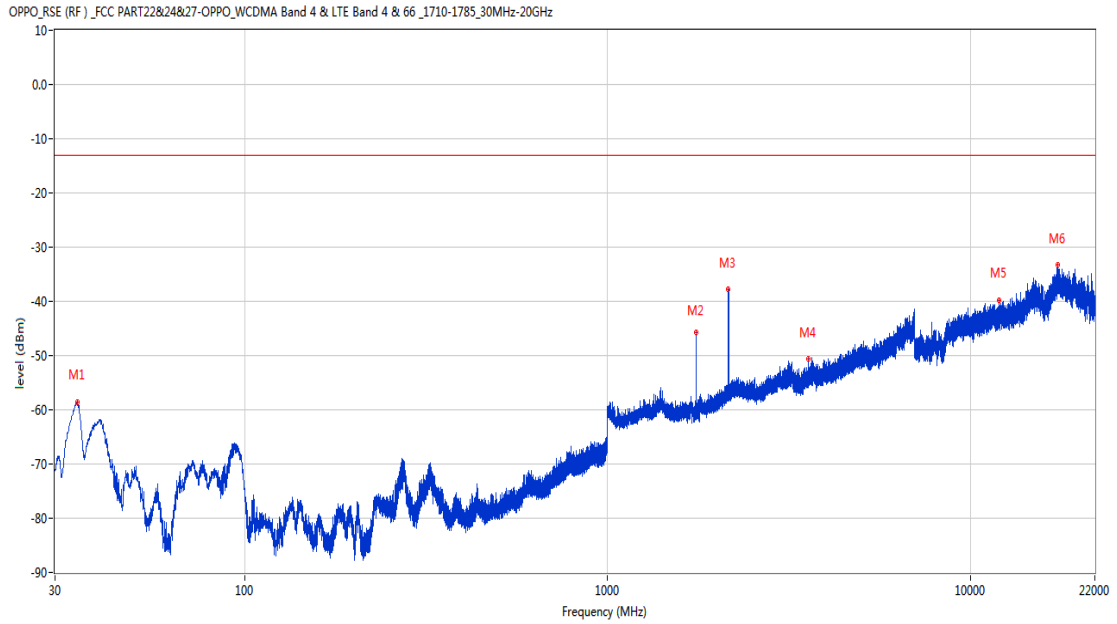
Frequency (MHz)	Result (dBm)	Factor (dB)	PK Limit (dBm)	Over Limit (dB)	Table (o)	ANT	EUT	Verdict
97.221	-66.16	-21.38	-13.0	-53.16	31.00	Horizontal	Horizontal	Pass
1751.800	-42.20	-4.52	-13.0	-29.20	205.00	Horizontal	Horizontal	N/A
2153.700	-37.85	-2.35	-13.0	-24.85	359.00	Horizontal	Horizontal	N/A
3619.400	-50.76	3.23	-13.0	-37.76	205.00	Horizontal	Horizontal	Pass
11591.088	-39.66	17.83	-13.0	-26.66	165.00	Horizontal	Horizontal	Pass
17566.937	-33.86	22.37	-13.0	-20.86	300.00	Horizontal	Horizontal	Pass

RSE-H&V WCDMA Band 4 CH1513



Frequency (MHz)	Result (dBm)	Factor (dB)	PK Limit (dBm)	Over Limit (dB)	Table (o)	ANT	EUT	Verdict
32.182	-67.40	-16.80	-13.0	-54.40	88.00	Horizontal	Vertical	Pass
1751.700	-42.05	-4.52	-13.0	-29.05	322.00	Horizontal	Vertical	N/A
2153.100	-38.33	-2.35	-13.0	-25.33	70.00	Horizontal	Vertical	N/A
3968.600	-49.88	5.35	-13.0	-36.88	29.00	Horizontal	Vertical	Pass
10870.612	-40.69	17.32	-13.0	-27.69	39.00	Horizontal	Vertical	Pass
17593.762	-33.67	22.04	-13.0	-20.67	362.00	Horizontal	Vertical	Pass

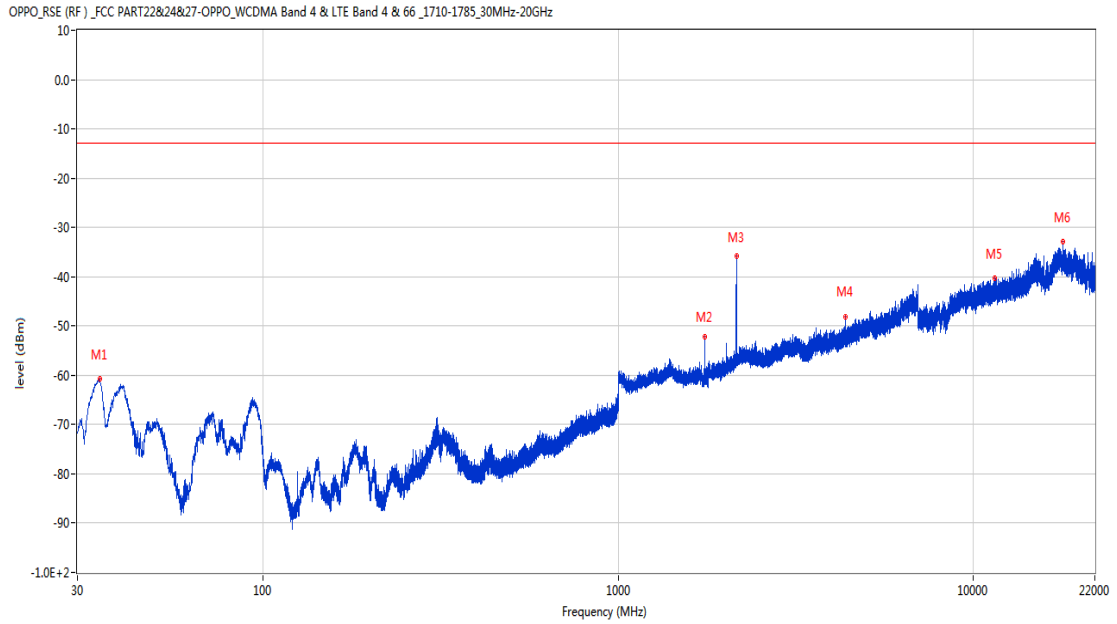
RSE-V&V WCDMA Band 4 CH1513



Frequency (MHz)	Result (dBm)	Factor (dB)	PK Limit (dBm)	Over Limit (dB)	Table (o)	ANT	EUT	Verdict
34.559	-58.54	-18.37	-13.0	-45.54	198.00	Vertical	Vertical	Pass
1751.700	-45.68	-4.52	-13.0	-32.68	222.00	Vertical	Vertical	N/A
2152.800	-37.75	-2.35	-13.0	-24.75	29.00	Vertical	Vertical	N/A
3581.400	-50.60	3.41	-13.0	-37.60	336.00	Vertical	Vertical	Pass
11998.188	-39.87	17.99	-13.0	-26.87	307.00	Vertical	Vertical	Pass
17387.024	-33.27	22.40	-13.0	-20.27	197.00	Vertical	Vertical	Pass



RSE-V&H WCDMA Band 4 CH1513

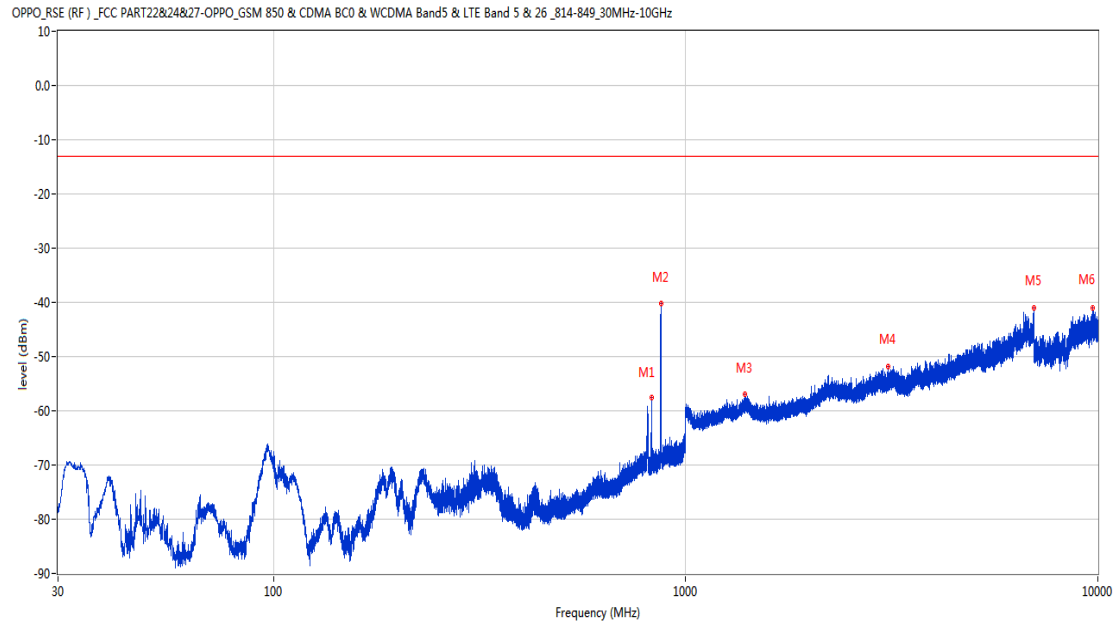


Frequency (MHz)	Result (dBm)	Factor (dB)	PK Limit (dBm)	Over Limit (dB)	Table (o)	ANT	EUT	Verdict
34.705	-60.81	-18.41	-13.0	-47.81	127.00	Vertical	Horizontal	Pass
1751.800	-52.28	-4.52	-13.0	-39.28	2.00	Vertical	Horizontal	N/A
2153.600	-35.72	-2.35	-13.0	-22.72	23.00	Vertical	Horizontal	N/A
4357.200	-48.17	6.92	-13.0	-35.17	117.00	Vertical	Horizontal	Pass
11477.526	-40.34	17.64	-13.0	-27.34	68.00	Vertical	Horizontal	Pass
17860.162	-32.94	22.06	-13.0	-19.94	79.00	Vertical	Horizontal	Pass

## 7 WCDMA Band 5

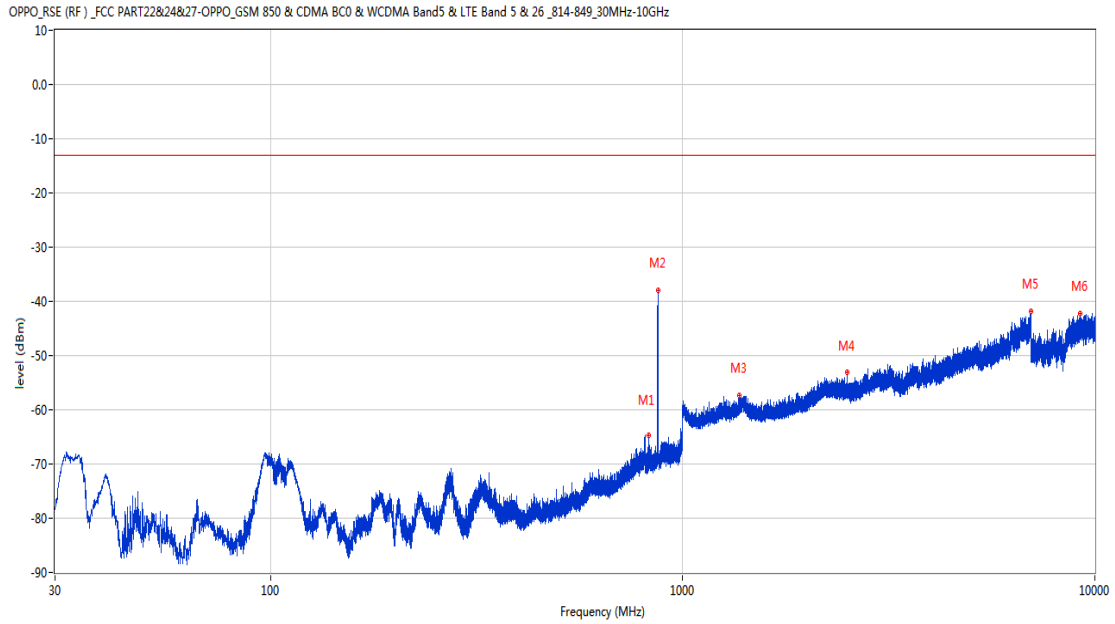
### 7.1 WCDMA Band 5 Low Channel

RSE-H&H WCDMA Band 5 CH4132



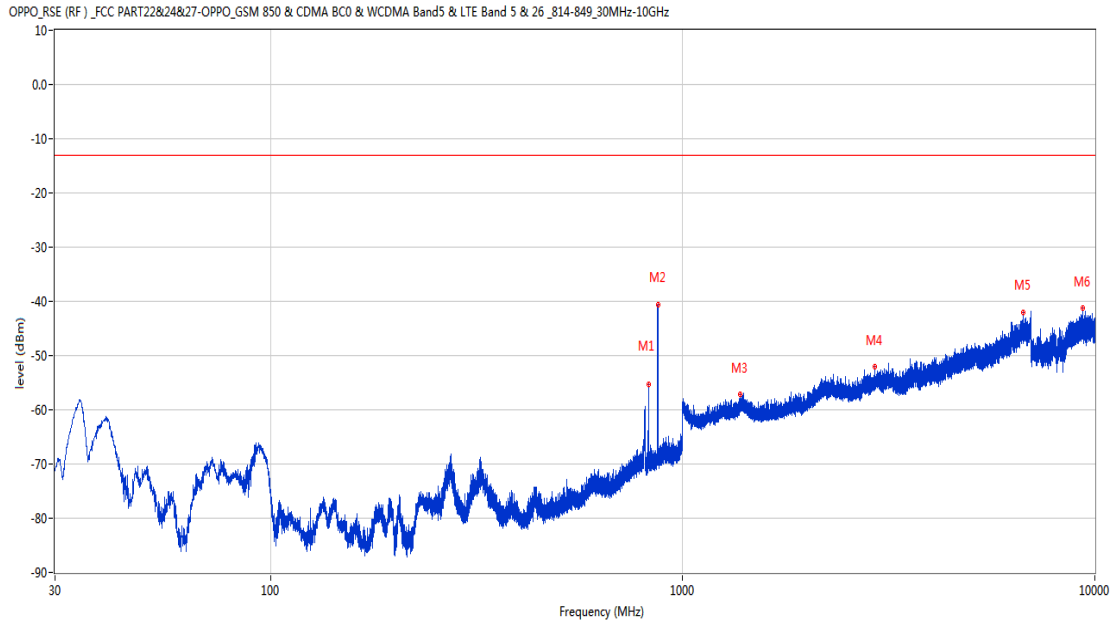
Frequency (MHz)	Result (dBm)	Factor (dB)	PK Limit (dBm)	Over Limit (dB)	Table (o)	ANT	EUT	Verdict
825.449	-57.51	2.26	-13.0	-44.51	119.00	Horizontal	Horizontal	N/A
870.554	-40.22	2.38	-13.0	-27.22	137.00	Horizontal	Horizontal	N/A
1394.500	-57.03	-3.67	-13.0	-44.03	0.00	Horizontal	Horizontal	Pass
3095.600	-51.84	2.36	-13.0	-38.84	134.00	Horizontal	Horizontal	Pass
6989.400	-40.95	13.45	-13.0	-27.95	352.00	Horizontal	Horizontal	Pass
9732.550	-40.95	16.21	-13.0	-27.95	349.00	Horizontal	Horizontal	Pass

RSE-H&V WCDMA Band 5 CH4132



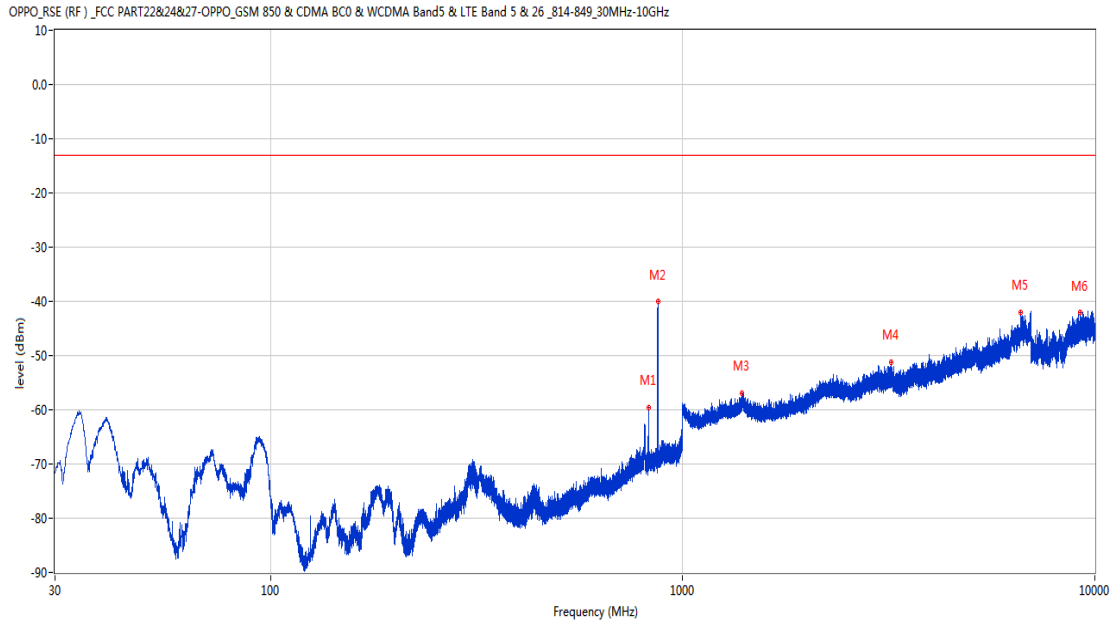
Frequency (MHz)	Result (dBm)	Factor (dB)	PK Limit (dBm)	Over Limit (dB)	Table (o)	ANT	EUT	Verdict
825.497	-64.73	2.26	-13.0	-51.73	156.00	Horizontal	Vertical	N/A
872.348	-38.05	2.37	-13.0	-25.05	280.00	Horizontal	Vertical	N/A
1370.400	-57.37	-4.58	-13.0	-44.37	54.00	Horizontal	Vertical	Pass
2501.200	-53.12	-0.93	-13.0	-40.12	190.00	Horizontal	Vertical	Pass
6999.200	-41.88	13.65	-13.0	-28.88	34.00	Horizontal	Vertical	Pass
9201.849	-42.33	15.34	-13.0	-29.33	309.00	Horizontal	Vertical	Pass

RSE-V&V WCDMA Band 5 CH4132



Frequency (MHz)	Result (dBm)	Factor (dB)	PK Limit (dBm)	Over Limit (dB)	Table (o)	ANT	EUT	Verdict
825.449	-55.28	2.26	-13.0	-42.28	225.00	Vertical	Vertical	N/A
870.117	-40.63	2.38	-13.0	-27.63	57.00	Vertical	Vertical	N/A
1375.600	-57.17	-4.41	-13.0	-44.17	157.00	Vertical	Vertical	Pass
2924.100	-52.10	1.81	-13.0	-39.10	73.00	Vertical	Vertical	Pass
6686.400	-42.01	12.00	-13.0	-29.01	97.00	Vertical	Vertical	Pass
9345.250	-41.27	15.13	-13.0	-28.27	35.00	Vertical	Vertical	Pass

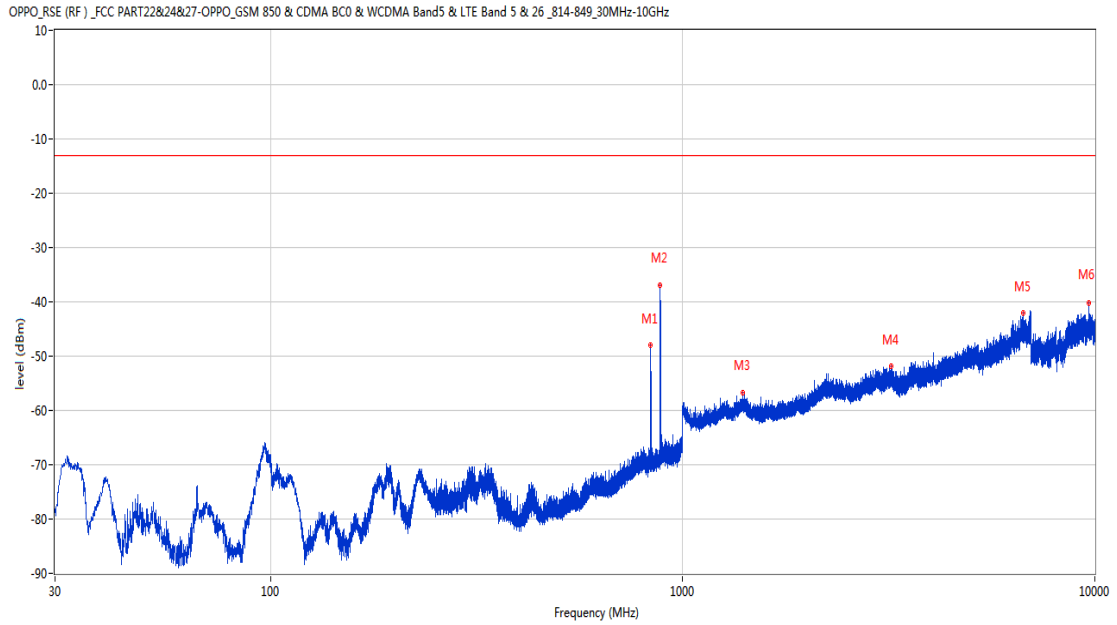
RSE-V&H WCDMA Band 5 CH4132



Frequency (MHz)	Result (dBm)	Factor (dB)	PK Limit (dBm)	Over Limit (dB)	Table (o)	ANT	EUT	Verdict
825.449	-59.56	2.26	-13.0	-46.56	54.00	Vertical	Horizontal	N/A
870.214	-40.04	2.38	-13.0	-27.04	54.00	Vertical	Horizontal	N/A
1394.800	-56.99	-3.65	-13.0	-43.99	0.00	Vertical	Horizontal	Pass
3200.600	-51.13	3.04	-13.0	-38.13	0.00	Vertical	Horizontal	Pass
6621.600	-42.12	12.00	-13.0	-29.12	236.00	Vertical	Horizontal	Pass
9197.799	-41.96	15.30	-13.0	-28.96	64.00	Vertical	Horizontal	Pass

## 7.2 WCDMA Band 5 Middle Channel

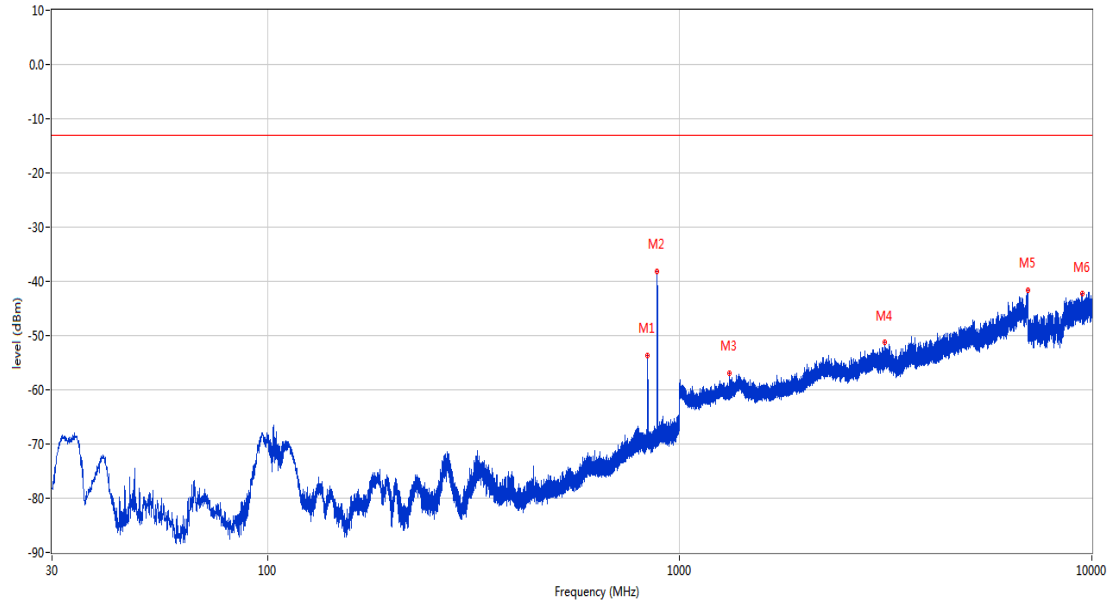
RSE-H&H WCDMA Band 5 CH4182



Frequency (MHz)	Result (dBm)	Factor (dB)	PK Limit (dBm)	Over Limit (dB)	Table (o)	ANT	EUT	Verdict
836.458	-47.97	2.59	-13.0	-34.97	325.00	Horizontal	Horizontal	N/A
882.388	-36.87	2.90	-13.0	-23.87	67.00	Horizontal	Horizontal	N/A
1397.400	-56.75	-3.49	-13.0	-43.75	40.00	Horizontal	Horizontal	Pass
3207.200	-51.85	3.16	-13.0	-38.85	316.00	Horizontal	Horizontal	Pass
6693.200	-42.12	11.73	-13.0	-29.12	188.00	Horizontal	Horizontal	Pass
9662.500	-40.26	16.62	-13.0	-27.26	1.00	Horizontal	Horizontal	Pass

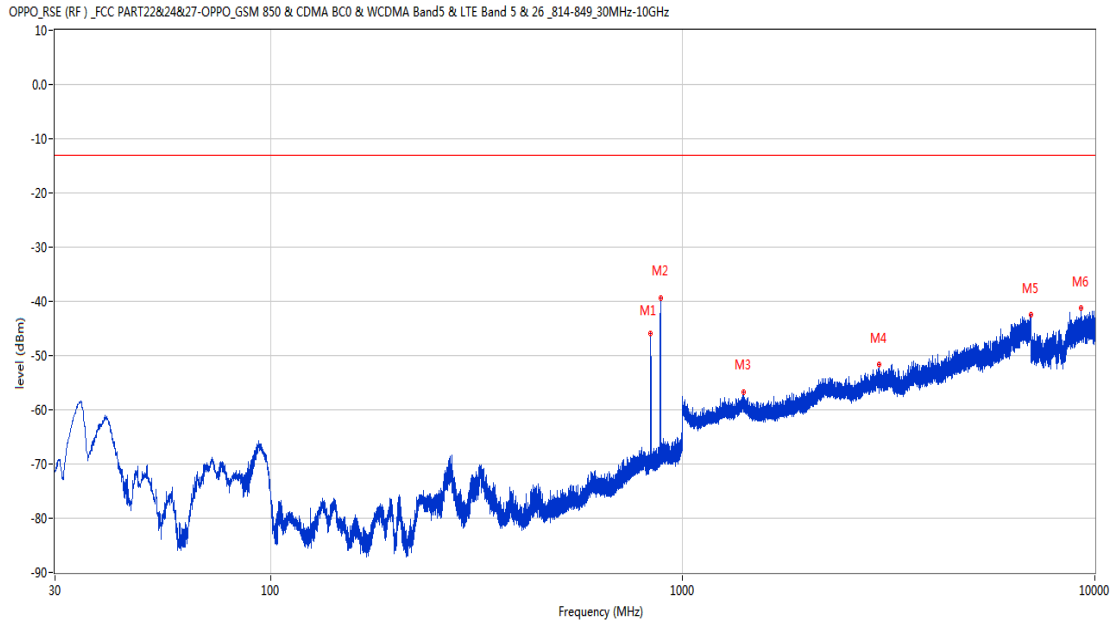
RSE-H&V WCDMA Band 5 CH4182

OPPO\_RSE (RF) \_FCC PART22&24&27-OPPO\_GSM 850 & CDMA BC0 & WCDMA Band5 & LTE Band 5 & 26\_814-849\_30MHz-10GHz



Frequency (MHz)	Result (dBm)	Factor (dB)	PK Limit (dBm)	Over Limit (dB)	Table (o)	ANT	EUT	Verdict
836.555	-53.61	2.59	-13.0	-40.61	345.00	Horizontal	Vertical	N/A
881.708	-38.24	2.82	-13.0	-25.24	100.00	Horizontal	Vertical	N/A
1323.100	-57.02	-5.03	-13.0	-44.02	25.00	Horizontal	Vertical	Pass
3150.400	-51.22	2.50	-13.0	-38.22	116.00	Horizontal	Vertical	Pass
6998.600	-41.64	13.64	-13.0	-28.64	128.00	Horizontal	Vertical	Pass
9461.200	-42.27	16.50	-13.0	-29.27	38.00	Horizontal	Vertical	Pass

RSE-V&V WCDMA Band 5 CH4182

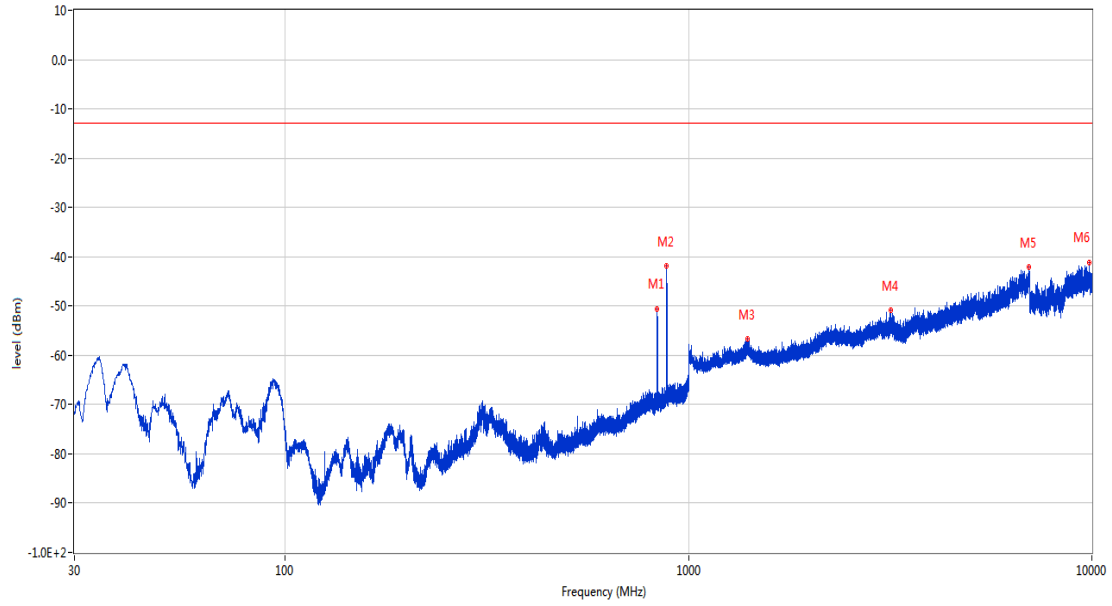


Frequency (MHz)	Result (dBm)	Factor (dB)	PK Limit (dBm)	Over Limit (dB)	Table (o)	ANT	EUT	Verdict
836.555	-45.87	2.59	-13.0	-32.87	213.00	Vertical	Vertical	N/A
882.873	-39.32	2.96	-13.0	-26.32	343.00	Vertical	Vertical	N/A
1408.600	-56.83	-4.03	-13.0	-43.83	100.00	Vertical	Vertical	Pass
2996.600	-51.70	2.04	-13.0	-38.70	360.00	Vertical	Vertical	Pass
6988.400	-42.53	13.53	-13.0	-29.53	16.00	Vertical	Vertical	Pass
9255.700	-41.31	15.18	-13.0	-28.31	199.00	Vertical	Vertical	Pass



RSE-V&H WCDMA Band 5 CH4182

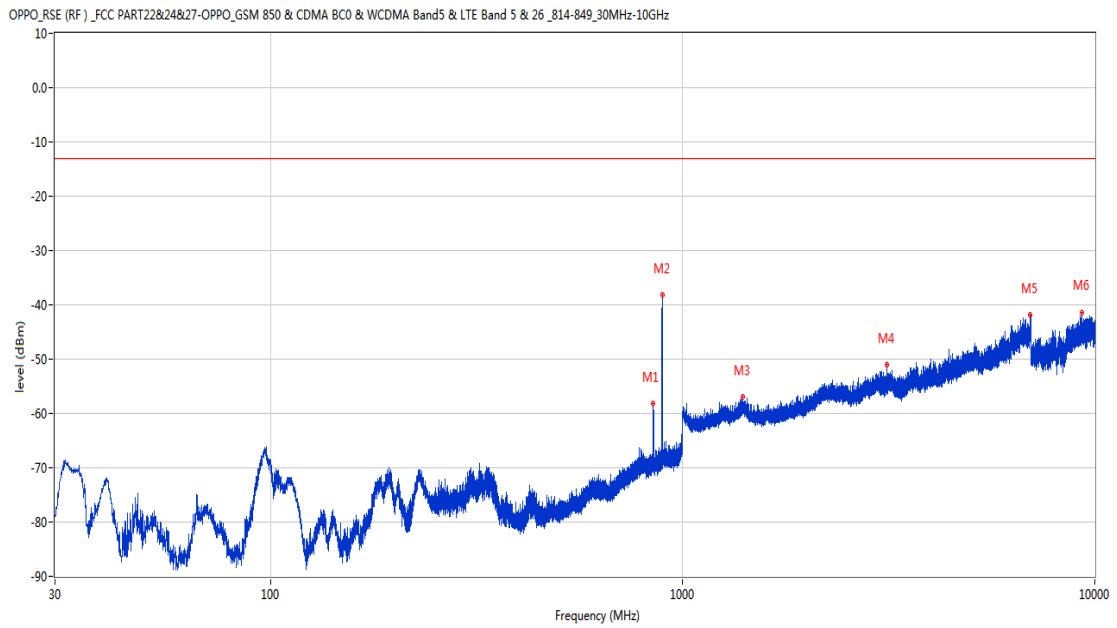
OPPO\_RSE (RF)\_FCC PART22&24&27-OPPO\_GSM 850 & CDMA BC0 & WCDMA Band5 & LTE Band 5 & 26\_814-849\_30MHz-10GHz



Frequency (MHz)	Result (dBm)	Factor (dB)	PK Limit (dBm)	Over Limit (dB)	Table (o)	ANT	EUT	Verdict
836.506	-50.58	2.59	-13.0	-37.58	0.00	Vertical	Horizontal	N/A
881.369	-41.82	2.78	-13.0	-28.82	68.00	Vertical	Horizontal	N/A
1399.700	-56.68	-3.46	-13.0	-43.68	221.00	Vertical	Horizontal	Pass
3174.200	-50.94	2.98	-13.0	-37.94	206.00	Vertical	Horizontal	Pass
6985.600	-42.05	13.70	-13.0	-29.05	81.00	Vertical	Horizontal	Pass
9853.000	-41.13	16.77	-13.0	-28.13	0.00	Vertical	Horizontal	Pass

### 7.3 WCDMA Band 5 High Channel

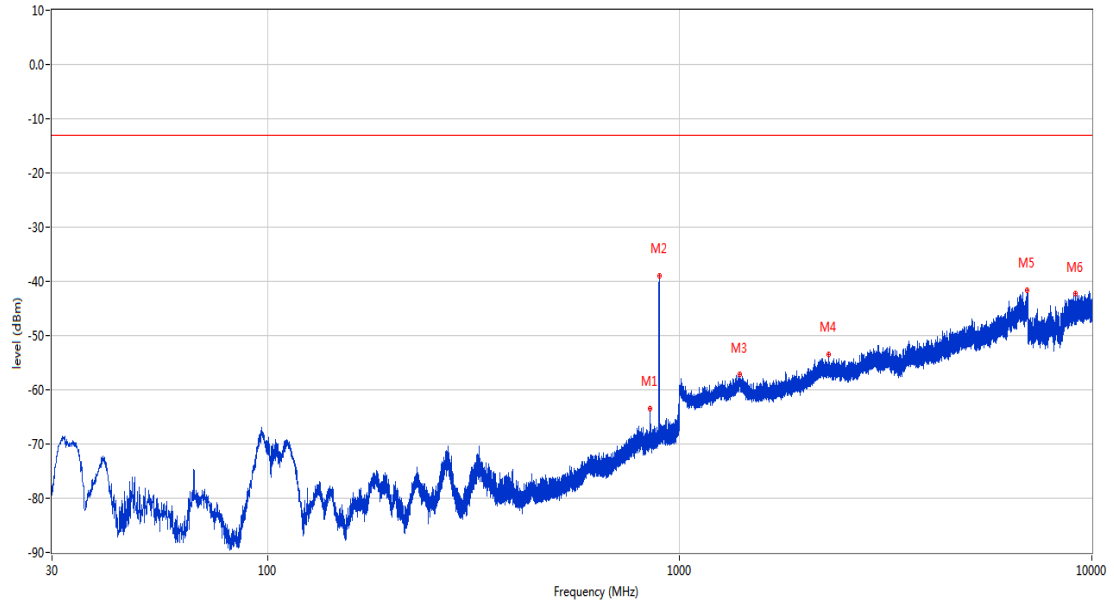
RSE-H&H WCDMA Band 5 CH4233



Frequency (MHz)	Result (dBm)	Factor (dB)	PK Limit (dBm)	Over Limit (dB)	Table (o)	ANT	EUT	Verdict
846.206	-58.17	2.53	-13.0	-45.17	79.00	Horizontal	Horizontal	N/A
891.700	-38.25	3.50	-13.0	-25.25	62.00	Horizontal	Horizontal	N/A
1395.800	-57.00	-3.58	-13.0	-44.00	44.00	Horizontal	Horizontal	Pass
3130.600	-51.08	2.30	-13.0	-38.08	360.00	Horizontal	Horizontal	Pass
6981.200	-41.89	13.81	-13.0	-28.89	31.00	Horizontal	Horizontal	Pass
9317.500	-41.42	15.67	-13.0	-28.42	199.00	Horizontal	Horizontal	Pass

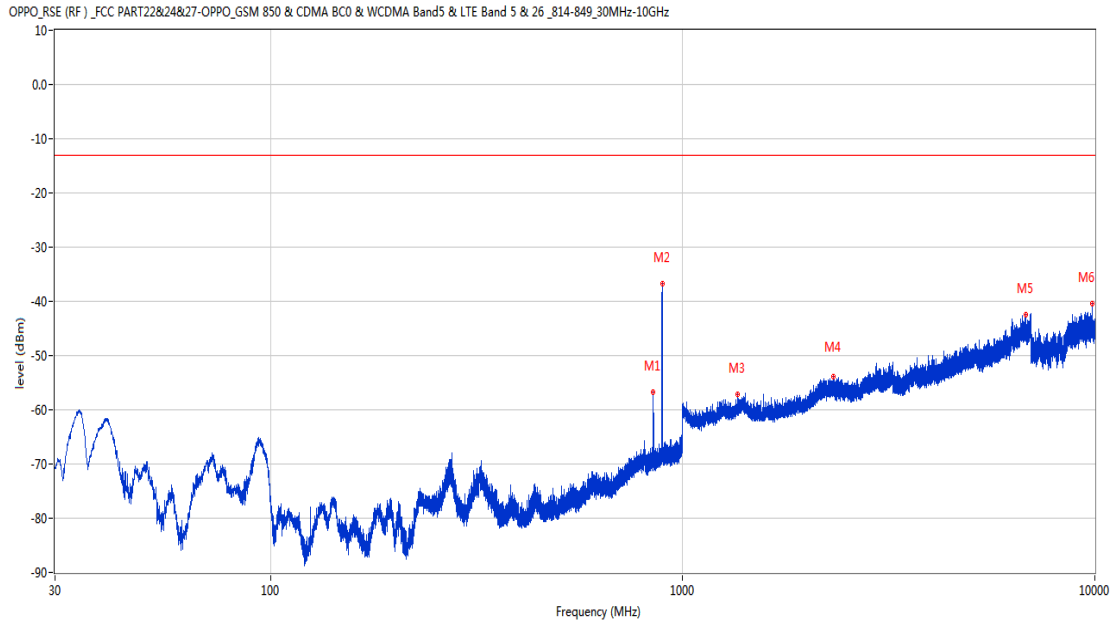
RSE-H&V WCDMA Band 5 CH4233

OPPO\_RSE (RF) \_ FCC PART22&24&27-OPPO\_GSM 850 & CDMA BC0 & WCDMA Band5 & LTE Band 5 & 26\_814-849\_30MHz-10GHz



Frequency (MHz)	Result (dBm)	Factor (dB)	PK Limit (dBm)	Over Limit (dB)	Table (o)	ANT	EUT	Verdict
847.177	-63.40	2.51	-13.0	-50.40	360.00	Horizontal	Vertical	N/A
892.670	-38.90	3.55	-13.0	-25.90	0.00	Horizontal	Vertical	N/A
1397.600	-57.20	-3.48	-13.0	-44.20	360.00	Horizontal	Vertical	Pass
2303.700	-53.47	-1.00	-13.0	-40.47	248.00	Horizontal	Vertical	Pass
6979.000	-41.64	13.92	-13.0	-28.64	68.00	Horizontal	Vertical	Pass
9119.950	-42.34	14.94	-13.0	-29.34	-3.00	Horizontal	Vertical	Pass

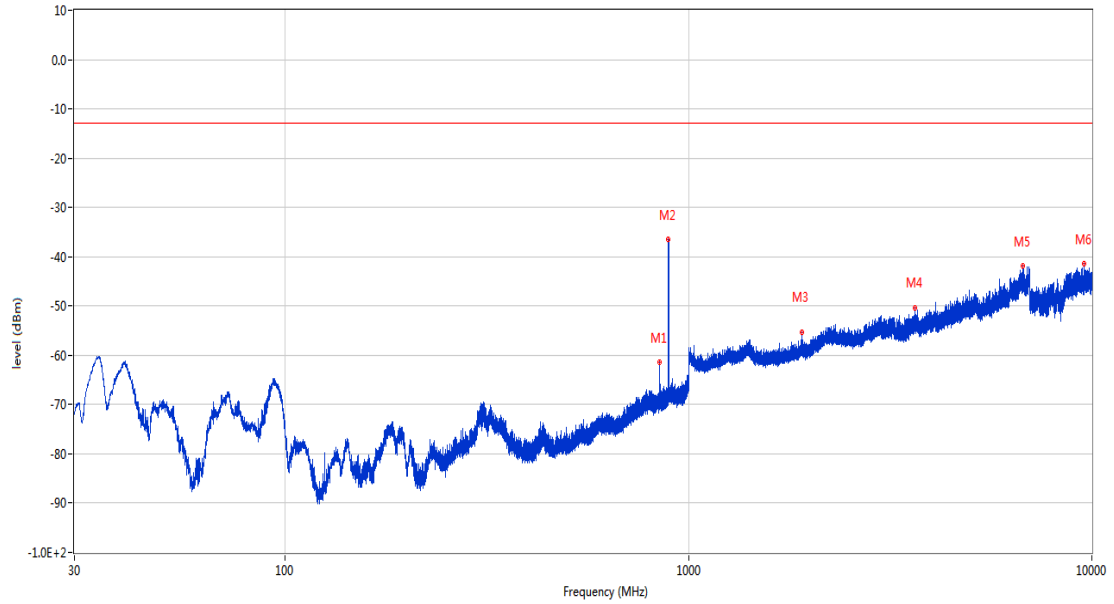
RSE-V&V WCDMA Band 5 CH4233



Frequency (MHz)	Result (dBm)	Factor (dB)	PK Limit (dBm)	Over Limit (dB)	Table (o)	ANT	EUT	Verdict
846.449	-56.71	2.53	-13.0	-43.71	209.00	Vertical	Vertical	N/A
893.009	-36.77	3.55	-13.0	-23.77	74.00	Vertical	Vertical	N/A
1356.400	-57.22	-4.92	-13.0	-44.22	294.00	Vertical	Vertical	Pass
2318.400	-53.87	-1.29	-13.0	-40.87	341.00	Vertical	Vertical	Pass
6795.000	-42.48	12.21	-13.0	-29.48	299.00	Vertical	Vertical	Pass
9849.850	-40.37	16.94	-13.0	-27.37	254.00	Vertical	Vertical	Pass

RSE-V&H WCDMA Band 5 CH4233

OPPO\_RSE (RF) \_ FCC PART22&24&27-OPPO\_GSM 850 & CDMA BC0 & WCDMA Band5 & LTE Band 5 & 26\_814-849\_30MHz-10GHz



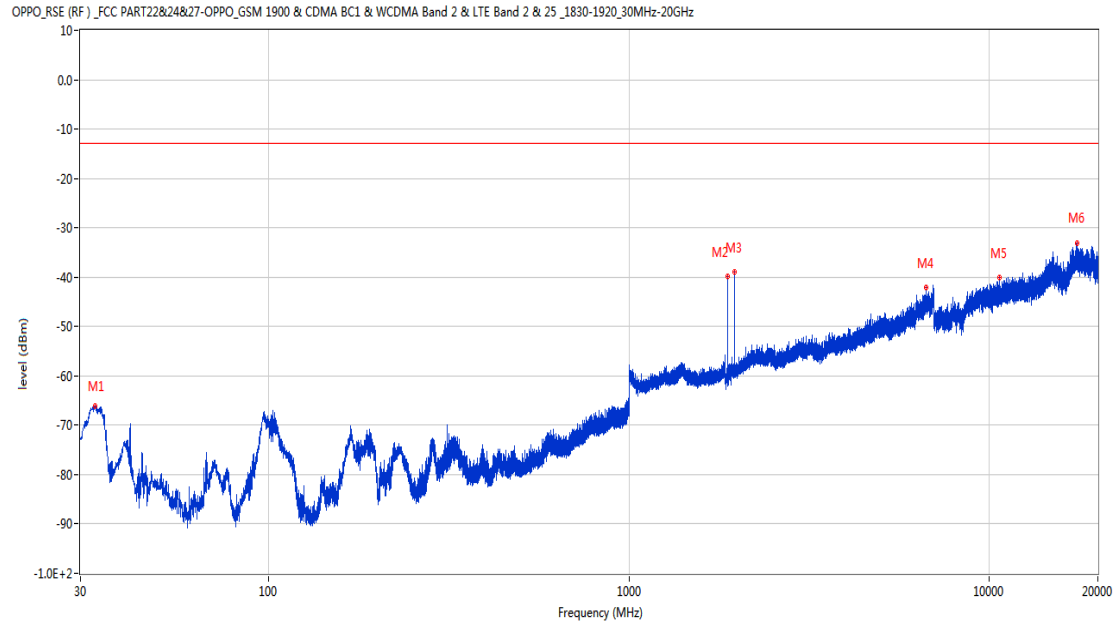
Frequency (MHz)	Result (dBm)	Factor (dB)	PK Limit (dBm)	Over Limit (dB)	Table (o)	ANT	EUT	Verdict
846.643	-61.41	2.52	-13.0	-48.41	360.00	Vertical	Horizontal	N/A
891.845	-36.39	3.50	-13.0	-23.39	64.00	Vertical	Horizontal	N/A
1909.200	-55.43	-4.14	-13.0	-42.43	237.00	Vertical	Horizontal	Pass
3640.400	-50.28	4.08	-13.0	-37.28	127.00	Vertical	Horizontal	Pass
6738.400	-41.94	12.09	-13.0	-28.94	333.00	Vertical	Horizontal	Pass
9589.450	-41.44	16.06	-13.0	-28.44	119.00	Vertical	Horizontal	Pass

# LTE

## 8 LTE Band 2

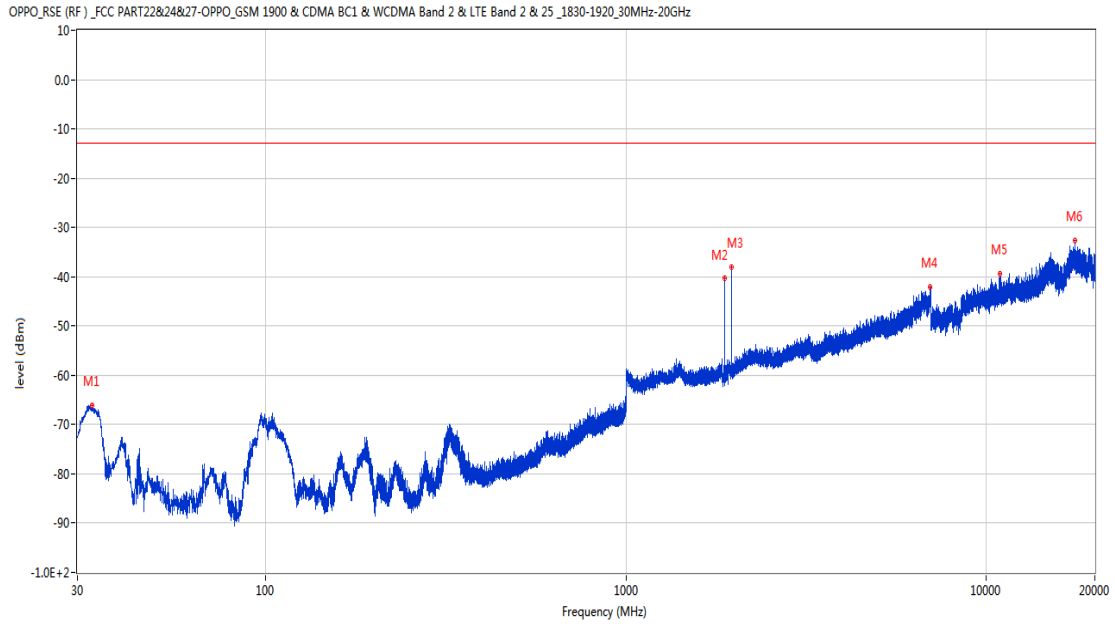
### 8.1 LTE Band 2 BW1.4, Middle Channel

RSE-H&H LTE Band 2 BW1.4 CH18900



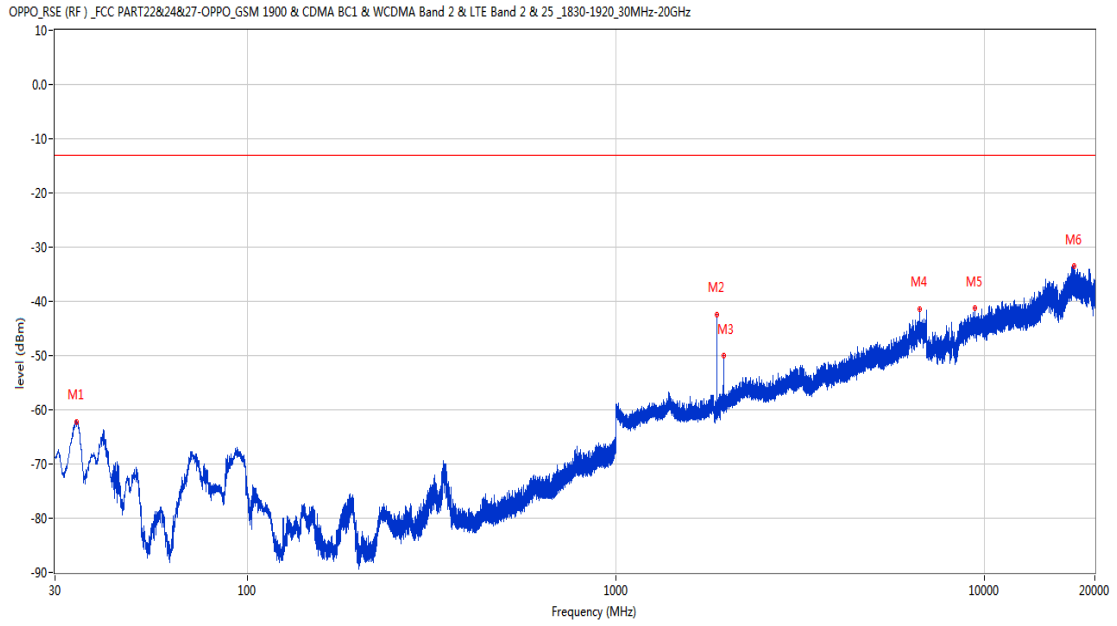
Frequency (MHz)	Result (dBm)	Factor (dB)	PK Limit (dBm)	Over Limit (dB)	Table (o)	ANT	EUT	Verdict
32.959	-66.21	-16.80	-13.0	-53.21	206.00	Horizontal	Horizontal	Pass
1880.000	-39.85	-4.03	-13.0	-26.85	326.00	Horizontal	Horizontal	N/A
1960.500	-38.90	-4.69	-13.0	-25.90	146.00	Horizontal	Horizontal	N/A
6691.800	-42.02	11.78	-13.0	-29.02	53.00	Horizontal	Horizontal	Pass
10659.875	-40.15	16.37	-13.0	-27.15	265.00	Horizontal	Horizontal	Pass
17480.624	-33.08	21.68	-13.0	-20.08	264.00	Horizontal	Horizontal	Pass

RSE-H&V LTE Band 2 BW1.4 CH18900



Frequency (MHz)	Result (dBm)	Factor (dB)	PK Limit (dBm)	Over Limit (dB)	Table (o)	ANT	EUT	Verdict
32.861	-66.06	-16.81	-13.0	-53.06	196.00	Horizontal	Vertical	Pass
1879.900	-40.26	-4.03	-13.0	-27.26	173.00	Horizontal	Vertical	N/A
1960.400	-38.15	-4.69	-13.0	-25.15	151.00	Horizontal	Vertical	N/A
6989.600	-42.02	13.45	-13.0	-29.02	234.00	Horizontal	Vertical	Pass
10873.487	-39.46	17.26	-13.0	-26.46	112.00	Horizontal	Vertical	Pass
17600.612	-32.72	21.96	-13.0	-19.72	343.00	Horizontal	Vertical	Pass

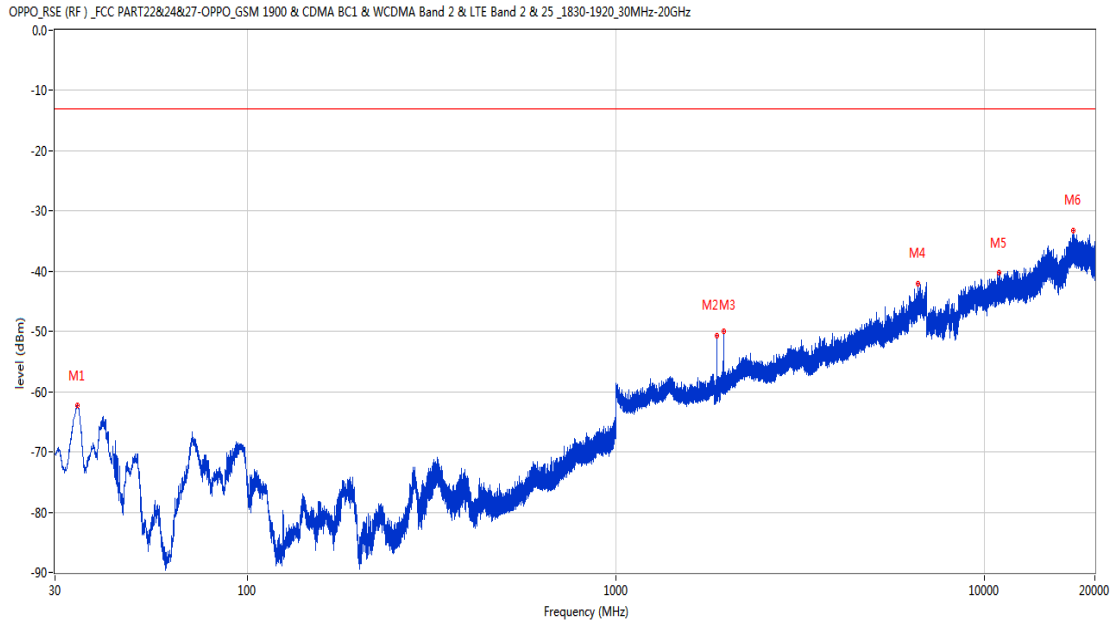
RSE-V&V LTE Band 2 BW1.4 CH18900



Frequency (MHz)	Result (dBm)	Factor (dB)	PK Limit (dBm)	Over Limit (dB)	Table (o)	ANT	EUT	Verdict
34.413	-62.18	-18.32	-13.0	-49.18	206.00	Vertical	Vertical	Pass
1880.000	-42.35	-4.03	-13.0	-29.35	250.00	Vertical	Vertical	N/A
1960.400	-50.02	-4.69	-13.0	-37.02	172.00	Vertical	Vertical	N/A
6692.800	-41.45	11.74	-13.0	-28.45	182.00	Vertical	Vertical	Pass
9454.387	-41.13	16.65	-13.0	-28.13	360.00	Vertical	Vertical	Pass
17568.713	-33.38	22.35	-13.0	-20.38	-3.00	Vertical	Vertical	Pass



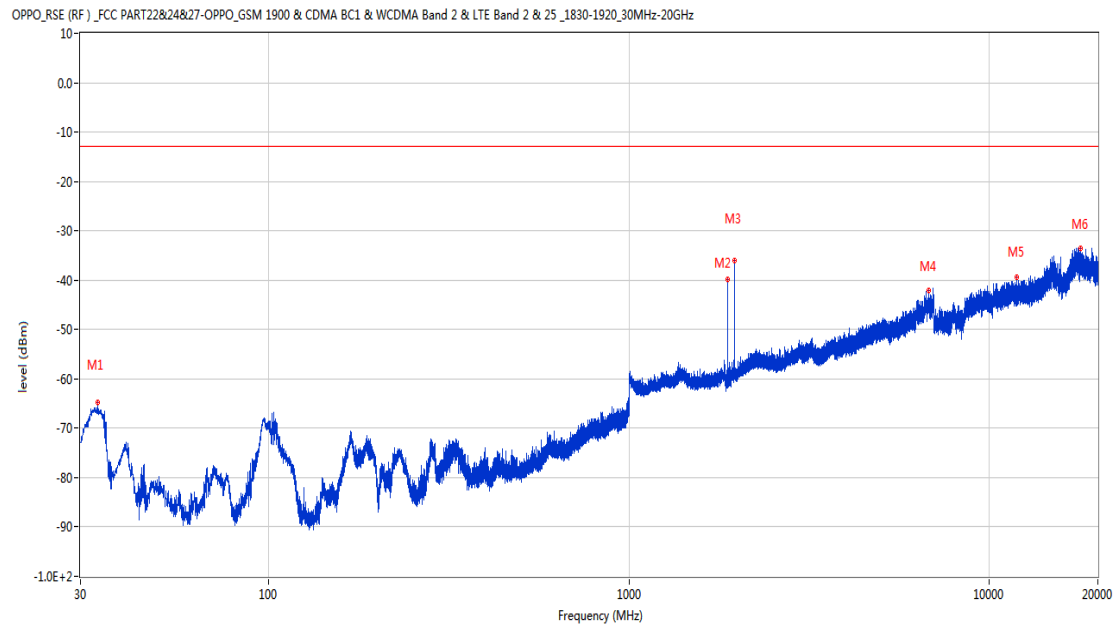
RSE-V&H LTE Band 2 BW1.4 CH18900



Frequency (MHz)	Result (dBm)	Factor (dB)	PK Limit (dBm)	Over Limit (dB)	Table (o)	ANT	EUT	Verdict
34.511	-62.29	-18.35	-13.0	-49.29	-2.00	Vertical	Horizontal	Pass
1879.800	-50.65	-4.03	-13.0	-37.65	289.00	Vertical	Horizontal	N/A
1960.300	-50.04	-4.69	-13.0	-37.04	169.00	Vertical	Horizontal	N/A
6625.600	-42.11	12.11	-13.0	-29.11	2.00	Vertical	Horizontal	Pass
10996.250	-40.30	17.43	-13.0	-27.30	118.00	Vertical	Horizontal	Pass
17433.864	-33.18	22.31	-13.0	-20.18	229.00	Vertical	Horizontal	Pass

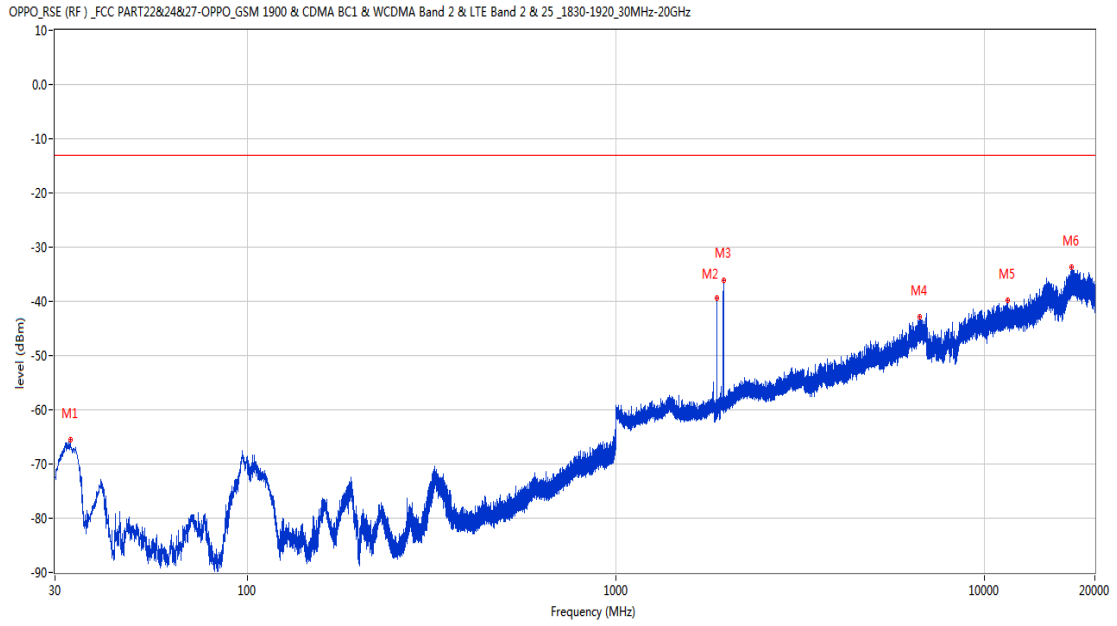
## 8.2 LTE Band 2 BW3, Middle Channel

RSE-H&H LTE Band 2 BW3 CH18900



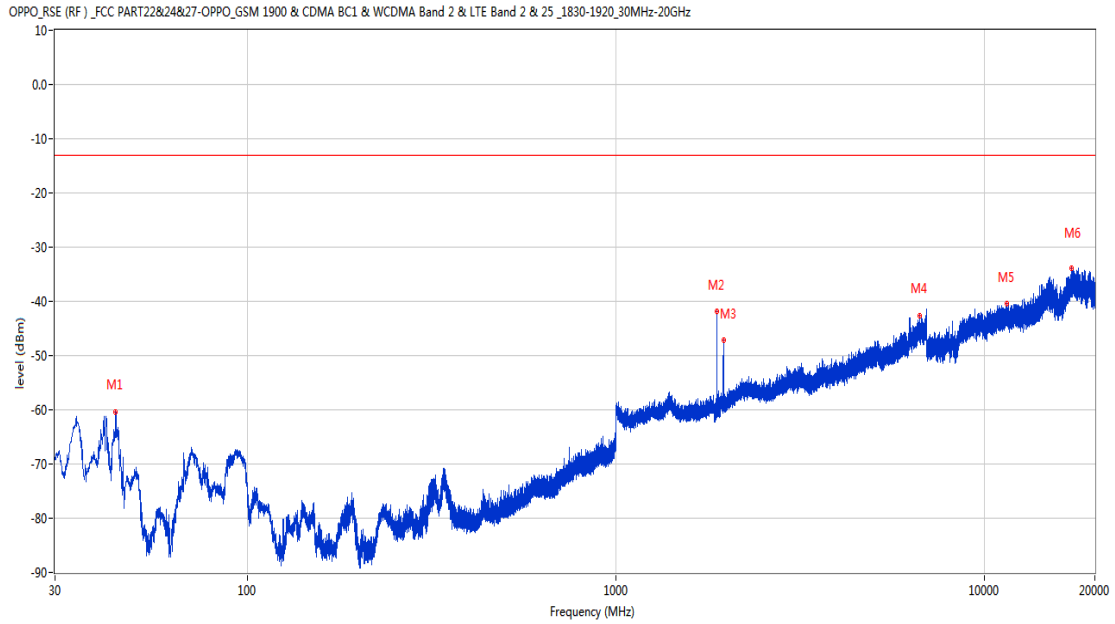
Frequency (MHz)	Result (dBm)	Factor (dB)	PK Limit (dBm)	Over Limit (dB)	Table (o)	ANT	EUT	Verdict
33.444	-64.84	-17.43	-13.0	-51.84	175.00	Horizontal	Horizontal	Pass
1879.100	-39.80	-4.04	-13.0	-26.80	332.00	Horizontal	Horizontal	N/A
1960.500	-36.13	-4.69	-13.0	-23.13	152.00	Horizontal	Horizontal	N/A
6773.400	-42.16	11.70	-13.0	-29.16	344.00	Horizontal	Horizontal	Pass
11916.826	-39.43	18.36	-13.0	-26.43	137.00	Horizontal	Horizontal	Pass
17873.938	-33.45	22.47	-13.0	-20.45	315.00	Horizontal	Horizontal	Pass

RSE-H&V LTE Band 2 BW3 CH18900



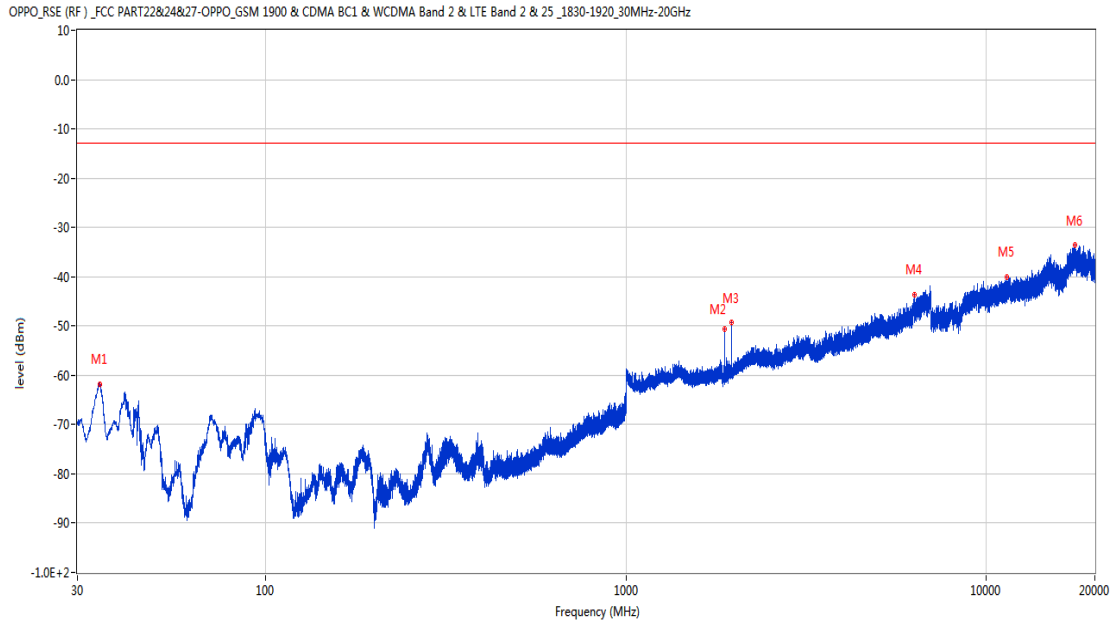
Frequency (MHz)	Result (dBm)	Factor (dB)	PK Limit (dBm)	Over Limit (dB)	Table (o)	ANT	EUT	Verdict
33.056	-65.57	-16.88	-13.0	-52.57	145.00	Horizontal	Vertical	Pass
1879.200	-39.33	-4.04	-13.0	-26.33	172.00	Horizontal	Vertical	N/A
1960.800	-36.05	-4.69	-13.0	-23.05	151.00	Horizontal	Vertical	N/A
6682.600	-42.88	11.86	-13.0	-29.88	12.00	Horizontal	Vertical	Pass
11594.537	-39.85	17.90	-13.0	-26.85	31.00	Horizontal	Vertical	Pass
17330.551	-33.64	21.08	-13.0	-20.64	-3.00	Horizontal	Vertical	Pass

RSE-V&V LTE Band 2 BW3 CH18900



Frequency (MHz)	Result (dBm)	Factor (dB)	PK Limit (dBm)	Over Limit (dB)	Table (o)	ANT	EUT	Verdict
43.871	-60.39	-14.75	-13.0	-47.39	362.00	Vertical	Vertical	Pass
1879.100	-41.94	-4.04	-13.0	-28.94	236.00	Vertical	Vertical	N/A
1960.600	-47.20	-4.69	-13.0	-34.20	159.00	Vertical	Vertical	N/A
6691.400	-42.69	11.79	-13.0	-29.69	360.00	Vertical	Vertical	Pass
11516.625	-40.46	17.54	-13.0	-27.46	140.00	Vertical	Vertical	Pass
17320.761	-33.96	21.08	-13.0	-20.96	265.00	Vertical	Vertical	Pass

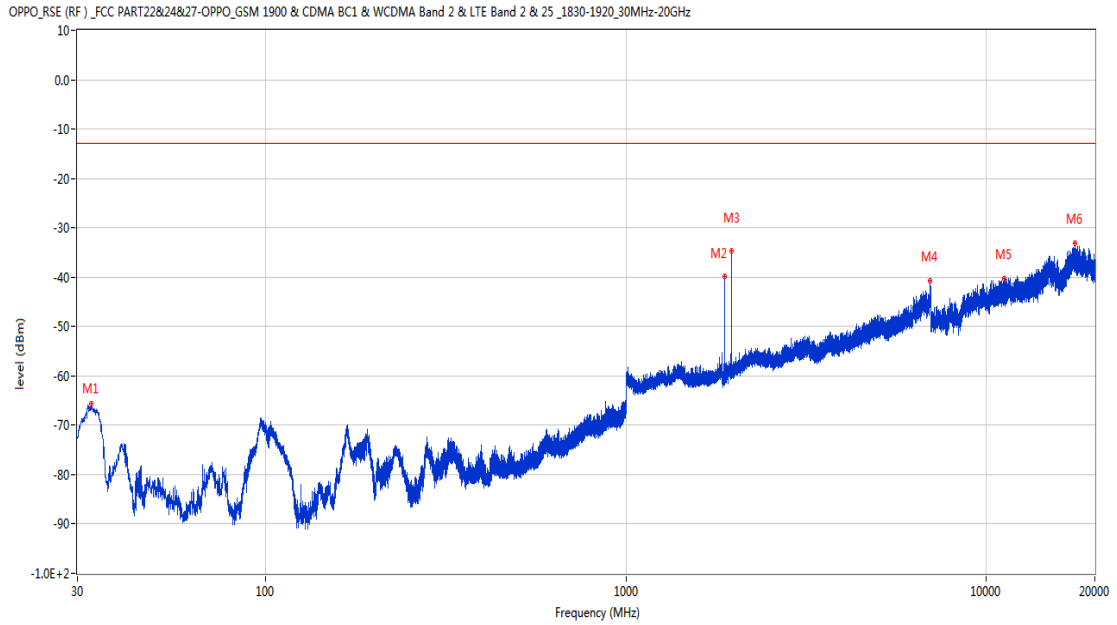
RSE-V&H LTE Band 2 BW3 CH18900



Frequency (MHz)	Result (dBm)	Factor (dB)	PK Limit (dBm)	Over Limit (dB)	Table (o)	ANT	EUT	Verdict
34.656	-61.78	-18.40	-13.0	-48.78	221.00	Vertical	Horizontal	Pass
1878.900	-50.69	-4.05	-13.0	-37.69	291.00	Vertical	Horizontal	N/A
1959.600	-49.25	-4.68	-13.0	-36.25	162.00	Vertical	Horizontal	N/A
6304.800	-43.65	10.72	-13.0	-30.65	118.00	Vertical	Horizontal	Pass
11395.013	-40.12	17.01	-13.0	-27.12	249.00	Vertical	Horizontal	Pass
17611.489	-33.49	21.87	-13.0	-20.49	278.00	Vertical	Horizontal	Pass

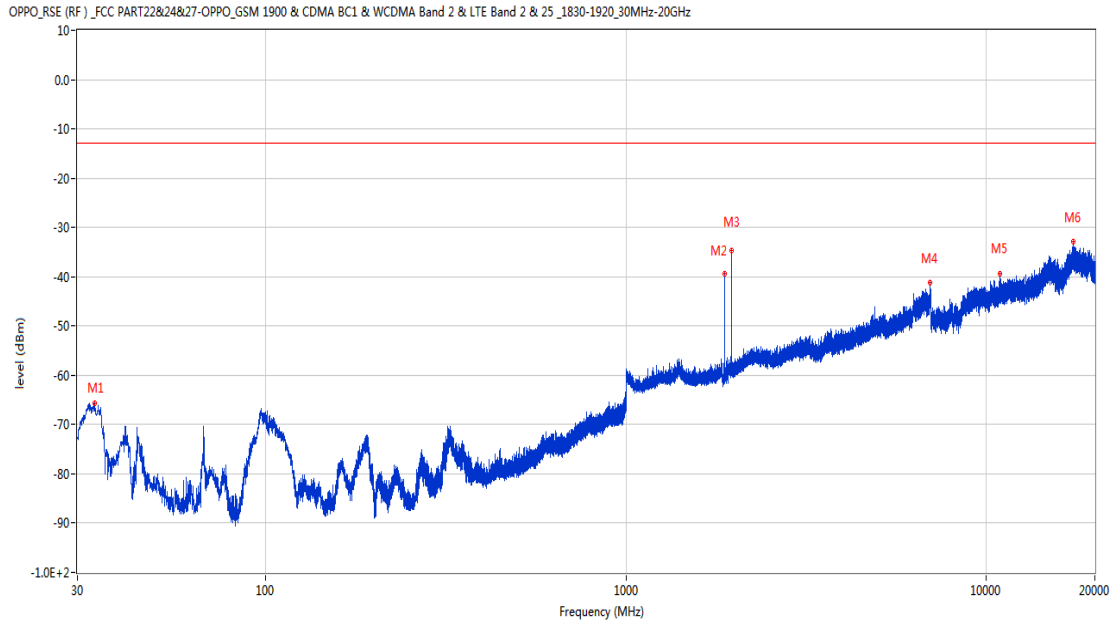
### 8.3 LTE Band 2 BW5, Middle Channel

RSE-H&H LTE Band 2 BW5 CH18900



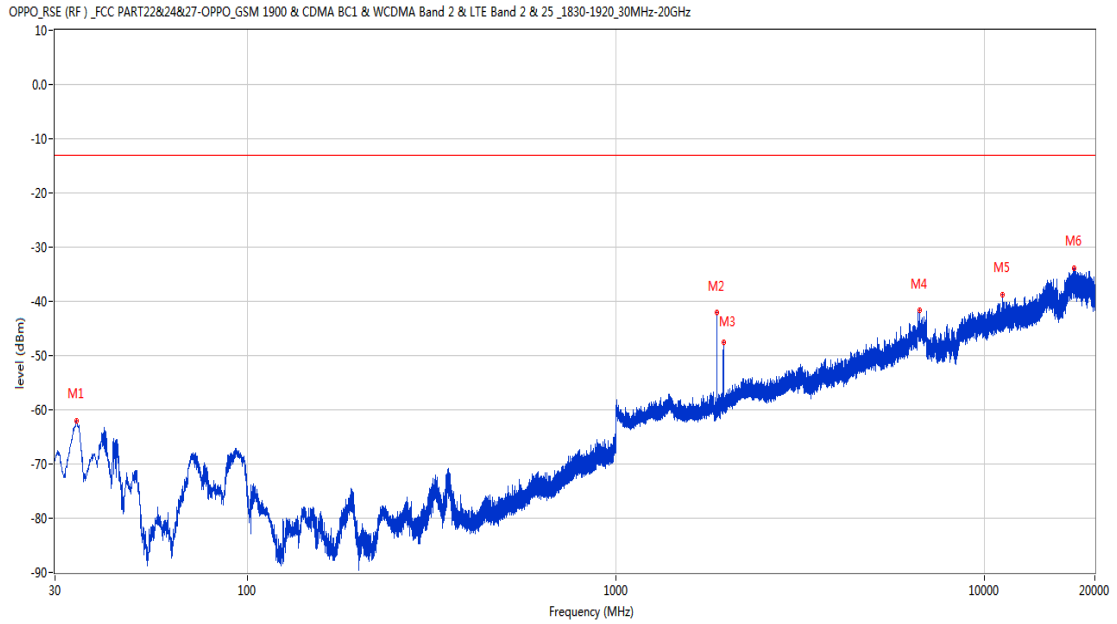
Frequency (MHz)	Result (dBm)	Factor (dB)	PK Limit (dBm)	Over Limit (dB)	Table (o)	ANT	EUT	Verdict
32.813	-65.76	-16.81	-13.0	-52.76	200.00	Horizontal	Horizontal	Pass
1878.200	-39.93	-4.05	-13.0	-26.93	321.00	Horizontal	Horizontal	N/A
1962.000	-34.78	-4.69	-13.0	-21.78	141.00	Horizontal	Horizontal	N/A
6984.400	-40.74	13.76	-13.0	-27.74	147.00	Horizontal	Horizontal	Pass
11232.287	-40.30	16.58	-13.0	-27.30	69.00	Horizontal	Horizontal	Pass
17591.187	-33.06	22.07	-13.0	-20.06	83.00	Horizontal	Horizontal	Pass

RSE-H&V LTE Band 2 BW5 CH18900



Frequency (MHz)	Result (dBm)	Factor (dB)	PK Limit (dBm)	Over Limit (dB)	Table (o)	ANT	EUT	Verdict
33.492	-65.64	-17.50	-13.0	-52.64	196.00	Horizontal	Vertical	Pass
1878.200	-39.34	-4.05	-13.0	-26.34	155.00	Horizontal	Vertical	N/A
1961.800	-34.57	-4.70	-13.0	-21.57	145.00	Horizontal	Vertical	N/A
6989.200	-41.25	13.44	-13.0	-28.25	275.00	Horizontal	Vertical	Pass
10887.862	-39.40	17.37	-13.0	-26.40	340.00	Horizontal	Vertical	Pass
17428.787	-32.90	22.43	-13.0	-19.90	288.00	Horizontal	Vertical	Pass

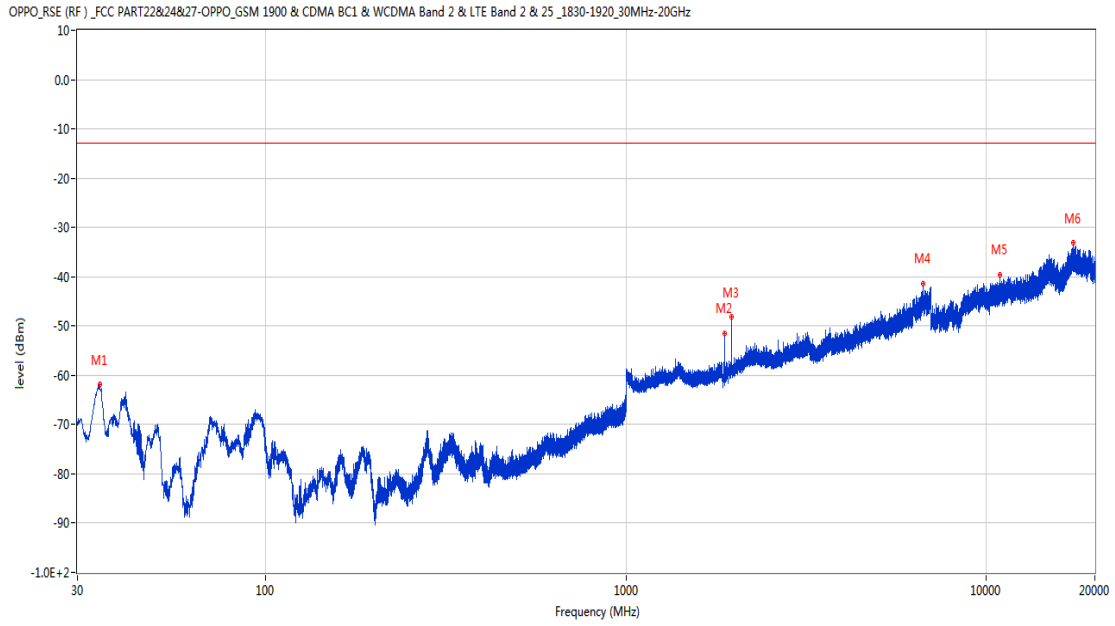
RSE-V&V LTE Band 2 BW5 CH18900



Frequency (MHz)	Result (dBm)	Factor (dB)	PK Limit (dBm)	Over Limit (dB)	Table (o)	ANT	EUT	Verdict
34.268	-62.03	-18.28	-13.0	-49.03	214.00	Vertical	Vertical	Pass
1878.200	-42.01	-4.05	-13.0	-29.01	241.00	Vertical	Vertical	N/A
1961.600	-47.63	-4.71	-13.0	-34.63	230.00	Vertical	Vertical	N/A
6672.400	-41.73	11.57	-13.0	-28.73	0.00	Vertical	Vertical	Pass
11226.825	-38.81	16.54	-13.0	-25.81	235.00	Vertical	Vertical	Pass
17584.663	-33.92	22.14	-13.0	-20.92	299.00	Vertical	Vertical	Pass



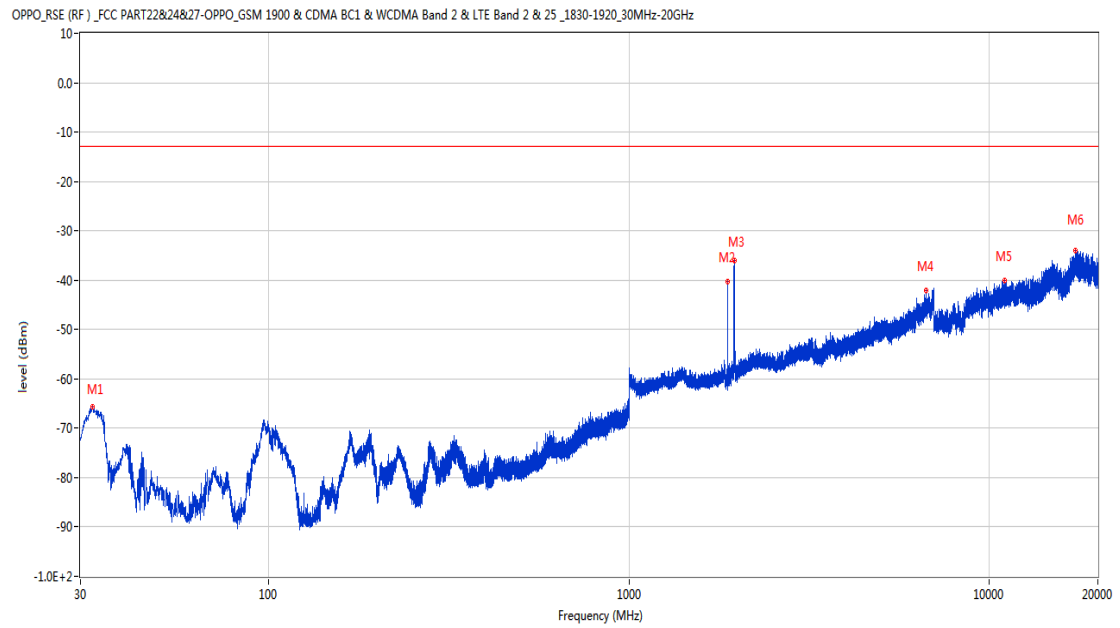
RSE-V&H LTE Band 2 BW5 CH18900



Frequency (MHz)	Result (dBm)	Factor (dB)	PK Limit (dBm)	Over Limit (dB)	Table (o)	ANT	EUT	Verdict
34.559	-61.83	-18.37	-13.0	-48.83	222.00	Vertical	Horizontal	Pass
1878.200	-51.41	-4.05	-13.0	-38.41	297.00	Vertical	Horizontal	N/A
1961.200	-48.21	-4.70	-13.0	-35.21	169.00	Vertical	Horizontal	N/A
6684.200	-41.48	11.96	-13.0	-28.48	258.00	Vertical	Horizontal	Pass
10896.487	-39.51	17.62	-13.0	-26.51	264.00	Vertical	Horizontal	Pass
17469.387	-33.19	21.72	-13.0	-20.19	67.00	Vertical	Horizontal	Pass

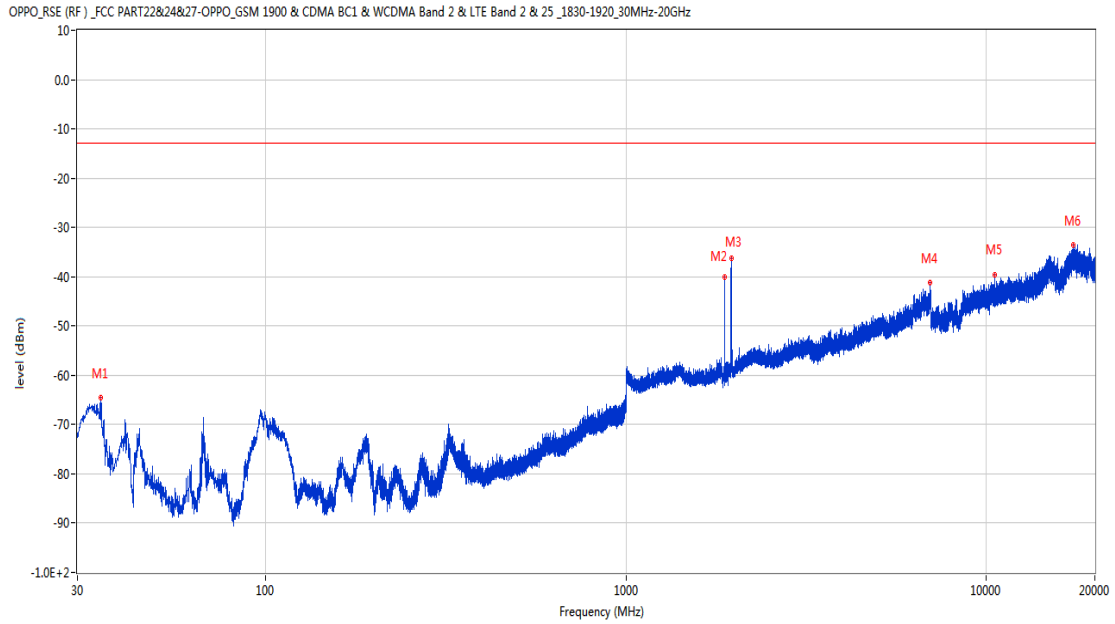
## 8.4 LTE Band 2 BW10, Middle Channel

RSE-H&H LTE Band 2 BW10 CH18900



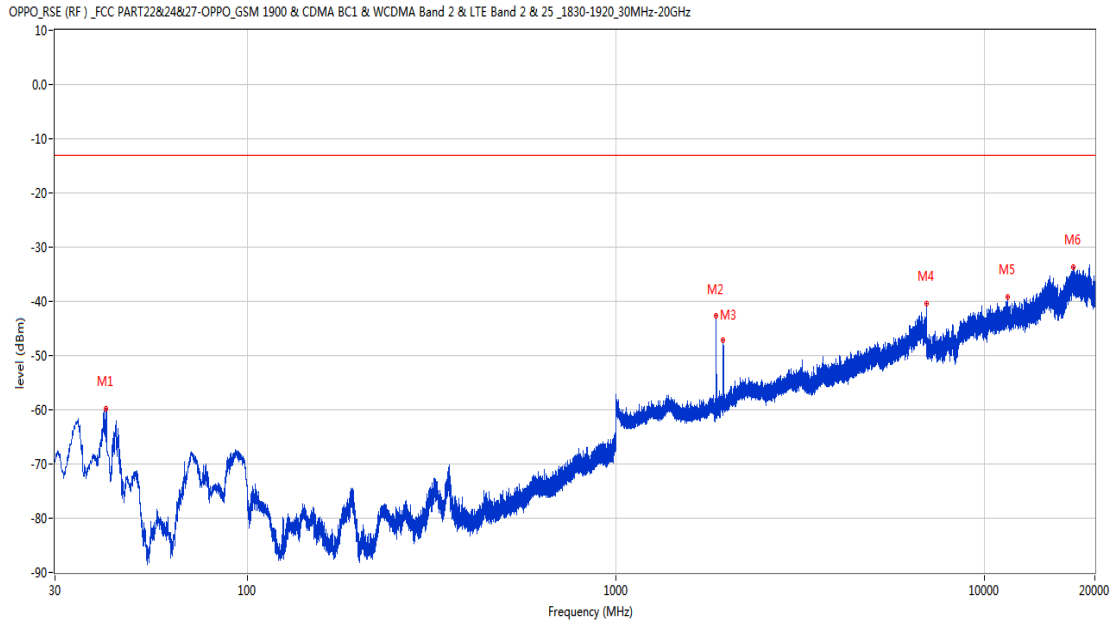
Frequency (MHz)	Result (dBm)	Factor (dB)	PK Limit (dBm)	Over Limit (dB)	Table (o)	ANT	EUT	Verdict
32.474	-65.70	-16.83	-13.0	-52.70	186.00	Horizontal	Horizontal	Pass
1875.900	-40.26	-4.08	-13.0	-27.26	327.00	Horizontal	Horizontal	N/A
1961.000	-36.07	-4.70	-13.0	-23.07	152.00	Horizontal	Horizontal	N/A
6658.600	-42.09	11.48	-13.0	-29.09	71.00	Horizontal	Horizontal	Pass
11041.675	-40.13	16.59	-13.0	-27.13	51.00	Horizontal	Horizontal	Pass
17374.413	-34.03	22.03	-13.0	-21.03	156.00	Horizontal	Horizontal	Pass

RSE-H&V LTE Band 2 BW10 CH18900



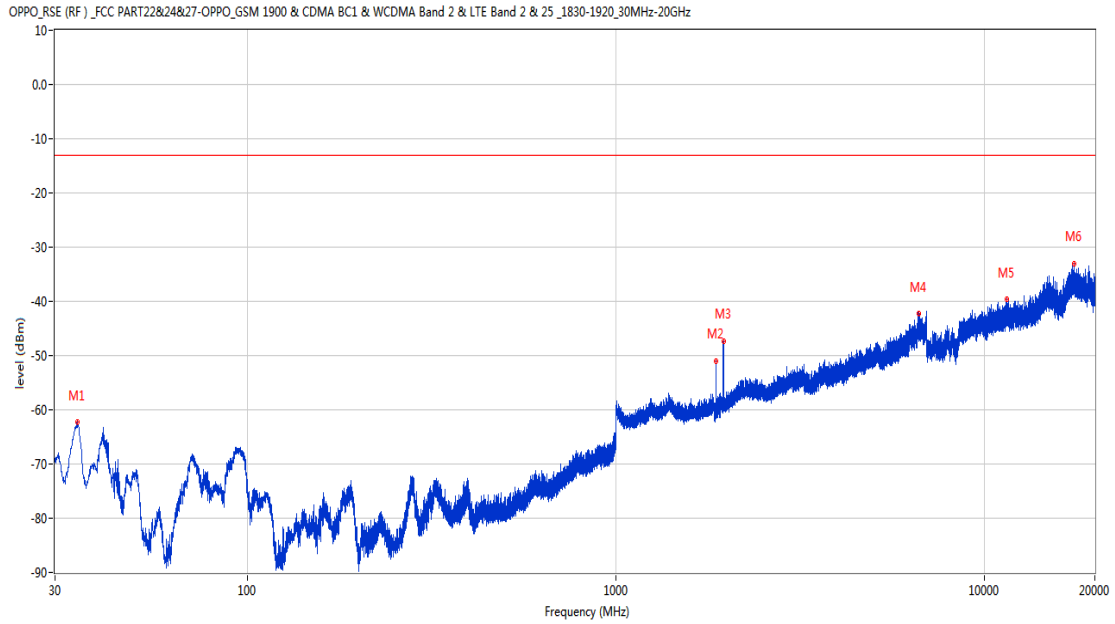
Frequency (MHz)	Result (dBm)	Factor (dB)	PK Limit (dBm)	Over Limit (dB)	Table (o)	ANT	EUT	Verdict
34.898	-64.58	-18.47	-13.0	-51.58	33.00	Horizontal	Vertical	Pass
1875.900	-40.07	-4.08	-13.0	-27.07	166.00	Horizontal	Vertical	N/A
1960.200	-36.14	-4.68	-13.0	-23.14	157.00	Horizontal	Vertical	N/A
6980.600	-41.21	13.78	-13.0	-28.21	231.00	Horizontal	Vertical	Pass
10540.849	-39.65	16.23	-13.0	-26.65	267.00	Horizontal	Vertical	Pass
17439.302	-33.44	22.17	-13.0	-20.44	300.00	Horizontal	Vertical	Pass

RSE-V&V LTE Band 2 BW10 CH18900



Frequency (MHz)	Result (dBm)	Factor (dB)	PK Limit (dBm)	Over Limit (dB)	Table (o)	ANT	EUT	Verdict
41.349	-59.79	-17.67	-13.0	-46.79	170.00	Vertical	Vertical	Pass
1876.100	-42.69	-4.08	-13.0	-29.69	223.00	Vertical	Vertical	N/A
1958.000	-47.09	-4.67	-13.0	-34.09	155.00	Vertical	Vertical	N/A
6984.600	-40.44	13.74	-13.0	-27.44	167.00	Vertical	Vertical	Pass
11610.063	-39.23	17.81	-13.0	-26.23	217.00	Vertical	Vertical	Pass
17469.749	-33.76	21.72	-13.0	-20.76	327.00	Vertical	Vertical	Pass

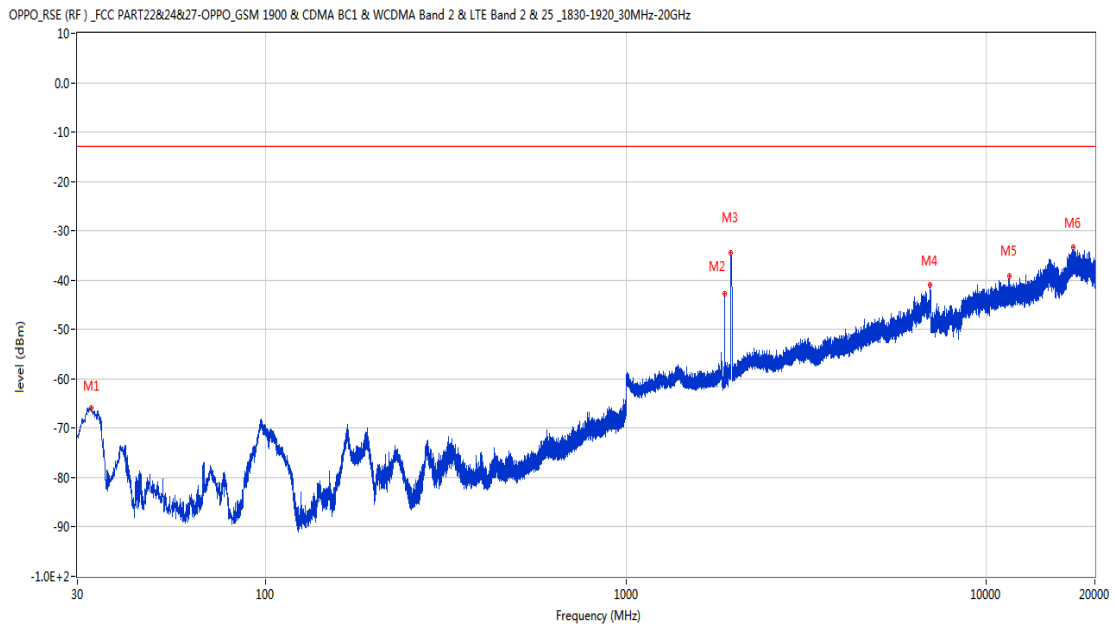
RSE-V&H LTE Band 2 BW10 CH18900



Frequency (MHz)	Result (dBm)	Factor (dB)	PK Limit (dBm)	Over Limit (dB)	Table (o)	ANT	EUT	Verdict
34.462	-62.30	-18.34	-13.0	-49.30	183.00	Vertical	Horizontal	Pass
1876.000	-50.92	-4.08	-13.0	-37.92	297.00	Vertical	Horizontal	N/A
1964.000	-47.31	-4.61	-13.0	-34.31	163.00	Vertical	Horizontal	N/A
6668.000	-42.27	11.56	-13.0	-29.27	251.00	Vertical	Horizontal	Pass
11515.187	-39.68	17.56	-13.0	-26.68	19.00	Vertical	Horizontal	Pass
17605.325	-33.11	21.92	-13.0	-20.11	123.00	Vertical	Horizontal	Pass

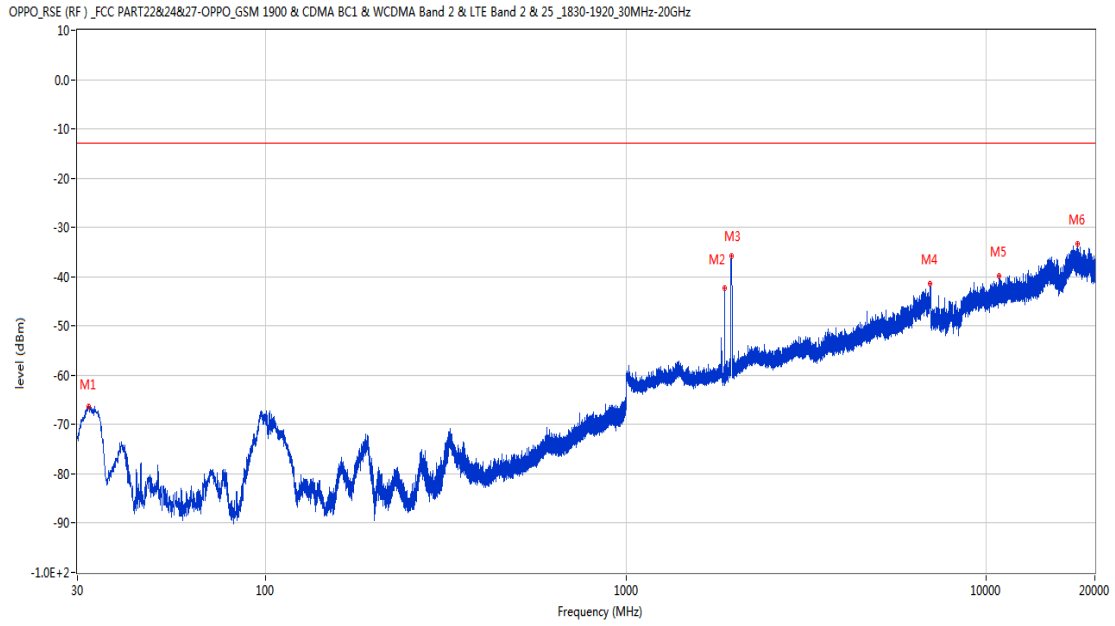
## 8.5 LTE Band 2 BW15, Middle Channel

RSE-H&H LTE Band 2 BW15 CH18900



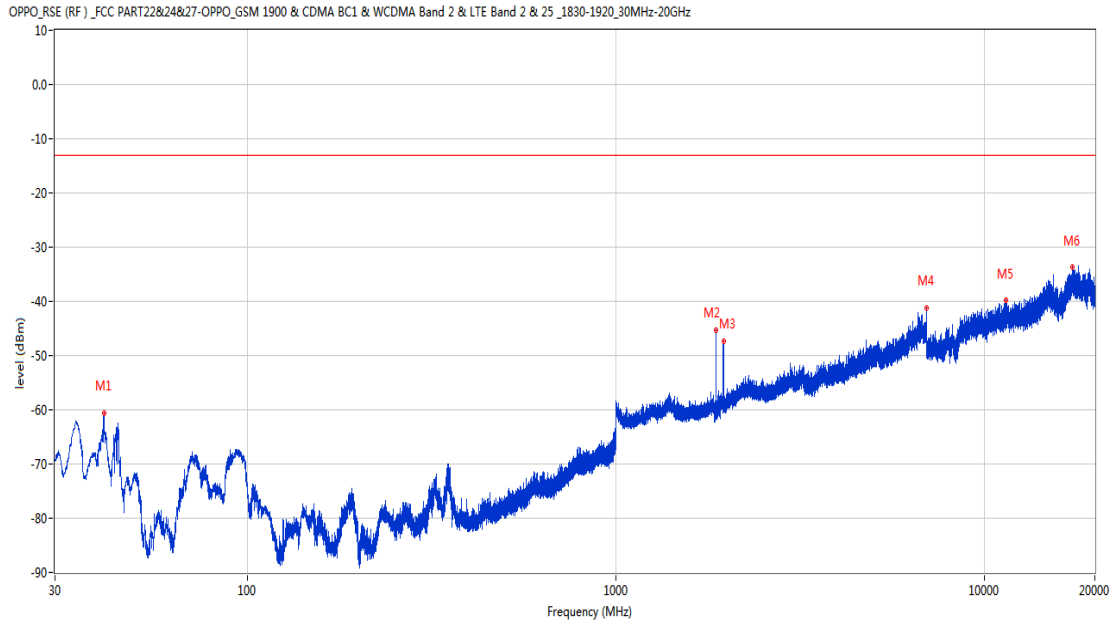
Frequency (MHz)	Result (dBm)	Factor (dB)	PK Limit (dBm)	Over Limit (dB)	Table (o)	ANT	EUT	Verdict
32.813	-65.81	-16.81	-13.0	-52.81	162.00	Horizontal	Horizontal	Pass
1873.800	-42.68	-4.11	-13.0	-29.68	111.00	Horizontal	Horizontal	N/A
1954.800	-34.35	-4.65	-13.0	-21.35	146.00	Horizontal	Horizontal	N/A
6988.600	-40.86	13.51	-13.0	-27.86	172.00	Horizontal	Horizontal	Pass
11594.537	-39.27	17.90	-13.0	-26.27	254.00	Horizontal	Horizontal	Pass
17423.712	-33.35	22.56	-13.0	-20.35	242.00	Horizontal	Horizontal	Pass

RSE-H&V LTE Band 2 BW15 CH18900



Frequency (MHz)	Result (dBm)	Factor (dB)	PK Limit (dBm)	Over Limit (dB)	Table (o)	ANT	EUT	Verdict
32.182	-66.29	-16.84	-13.0	-53.29	218.00	Horizontal	Vertical	Pass
1873.700	-42.35	-4.11	-13.0	-29.35	163.00	Horizontal	Vertical	N/A
1961.400	-35.81	-4.70	-13.0	-22.81	145.00	Horizontal	Vertical	N/A
6985.600	-41.46	13.70	-13.0	-28.46	128.00	Horizontal	Vertical	Pass
10859.688	-39.94	17.52	-13.0	-26.94	221.00	Horizontal	Vertical	Pass
17878.286	-33.34	22.60	-13.0	-20.34	76.00	Horizontal	Vertical	Pass

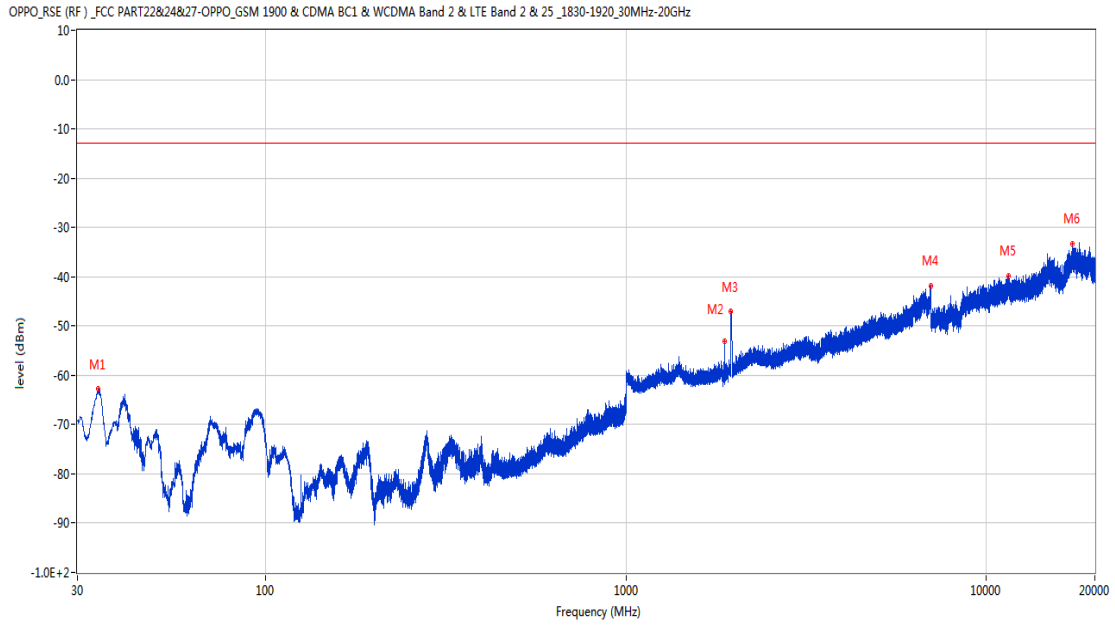
RSE-V&V LTE Band 2 BW15 CH18900



Frequency (MHz)	Result (dBm)	Factor (dB)	PK Limit (dBm)	Over Limit (dB)	Table (o)	ANT	EUT	Verdict
40.718	-60.53	-18.08	-13.0	-47.53	115.00	Vertical	Vertical	Pass
1873.700	-45.37	-4.11	-13.0	-32.37	237.00	Vertical	Vertical	N/A
1966.200	-47.35	-4.55	-13.0	-34.35	172.00	Vertical	Vertical	N/A
6998.000	-41.24	13.63	-13.0	-28.24	187.00	Vertical	Vertical	Pass
11489.599	-39.86	17.74	-13.0	-26.86	356.00	Vertical	Vertical	Pass
17341.063	-33.75	21.10	-13.0	-20.75	0.00	Vertical	Vertical	Pass



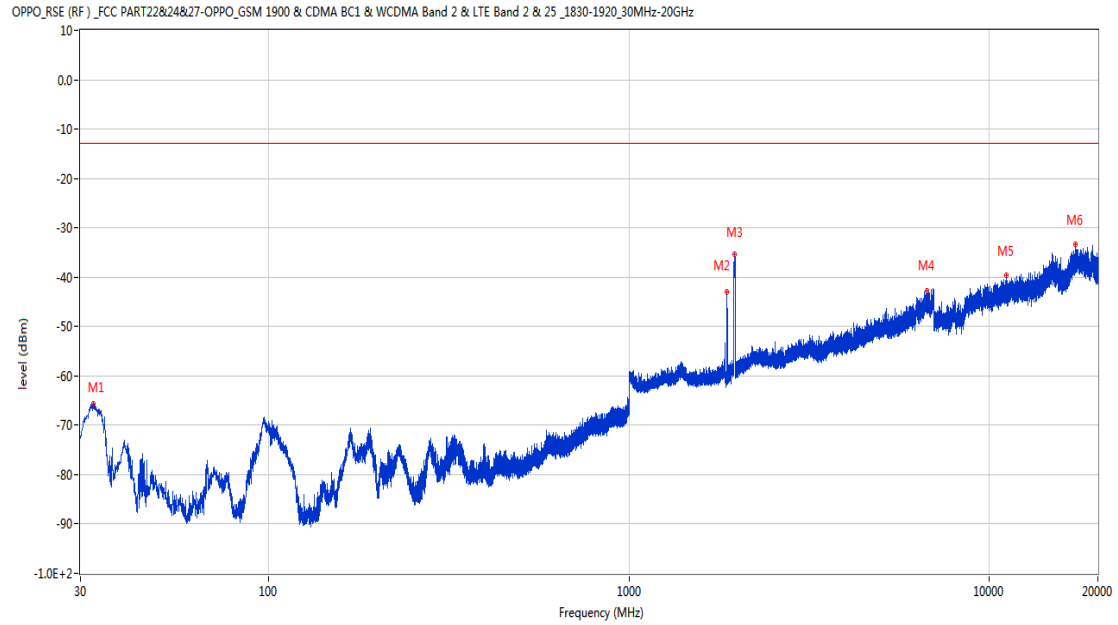
RSE-V&H LTE Band 2 BW15 CH18900



Frequency (MHz)	Result (dBm)	Factor (dB)	PK Limit (dBm)	Over Limit (dB)	Table (o)	ANT	EUT	Verdict
34.219	-62.80	-18.27	-13.0	-49.80	240.00	Vertical	Horizontal	Pass
1873.800	-53.16	-4.11	-13.0	-40.16	308.00	Vertical	Horizontal	N/A
1955.300	-47.01	-4.66	-13.0	-34.01	172.00	Vertical	Horizontal	N/A
6998.200	-41.84	13.63	-13.0	-28.84	243.00	Vertical	Horizontal	Pass
11522.375	-39.87	17.44	-13.0	-26.87	316.00	Vertical	Horizontal	Pass
17301.912	-33.44	21.13	-13.0	-20.44	72.00	Vertical	Horizontal	Pass

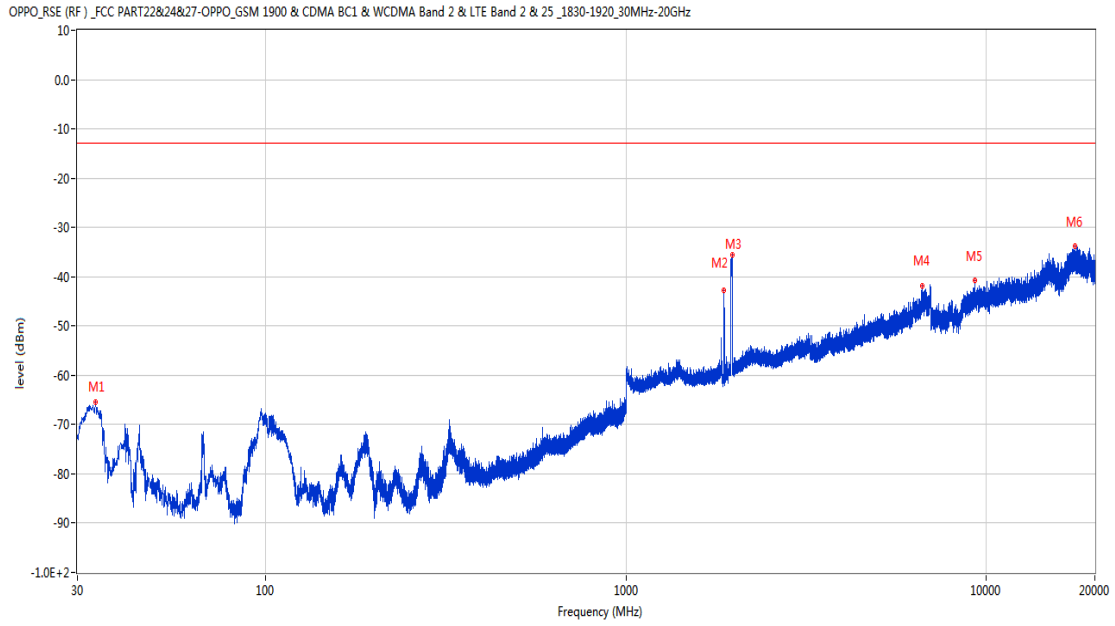
## 8.6 LTE Band 2 BW20, Middle Channel

RSE-H&H LTE Band 2 BW20 CH18900



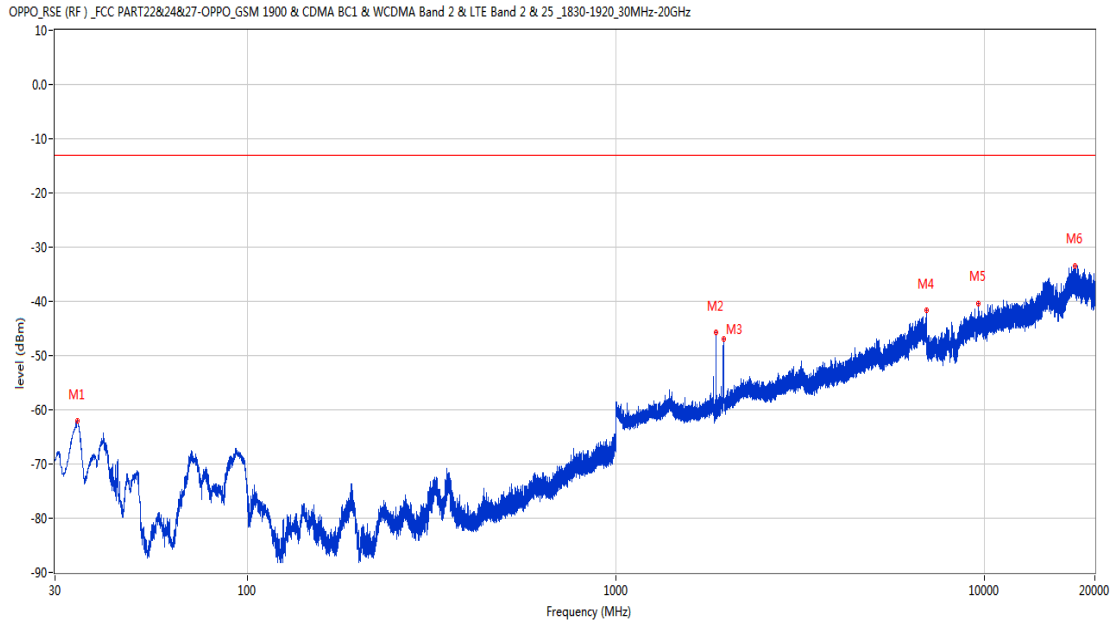
Frequency (MHz)	Result (dBm)	Factor (dB)	PK Limit (dBm)	Over Limit (dB)	Table (o)	ANT	EUT	Verdict
32.522	-65.74	-16.82	-13.0	-52.74	186.00	Horizontal	Horizontal	Pass
1871.400	-43.06	-4.14	-13.0	-30.06	118.00	Horizontal	Horizontal	N/A
1964.600	-35.27	-4.60	-13.0	-22.27	146.00	Horizontal	Horizontal	N/A
6713.600	-42.81	10.87	-13.0	-29.81	40.00	Horizontal	Horizontal	Pass
11140.862	-39.71	16.72	-13.0	-26.71	311.00	Horizontal	Horizontal	Pass
17339.974	-33.32	21.08	-13.0	-20.32	360.00	Horizontal	Horizontal	Pass

RSE-H&V LTE Band 2 BW20 CH18900



Frequency (MHz)	Result (dBm)	Factor (dB)	PK Limit (dBm)	Over Limit (dB)	Table (o)	ANT	EUT	Verdict
33.686	-65.48	-17.77	-13.0	-52.48	87.00	Horizontal	Vertical	Pass
1871.500	-42.81	-4.14	-13.0	-29.81	169.00	Horizontal	Vertical	N/A
1968.600	-35.47	-4.45	-13.0	-22.47	152.00	Horizontal	Vertical	N/A
6652.600	-41.95	11.64	-13.0	-28.95	106.00	Horizontal	Vertical	Pass
9292.526	-40.81	15.38	-13.0	-27.81	281.00	Horizontal	Vertical	Pass
17598.437	-33.88	21.99	-13.0	-20.88	44.00	Horizontal	Vertical	Pass

RSE-V&V LTE Band 2 BW20 CH18900



Frequency (MHz)	Result (dBm)	Factor (dB)	PK Limit (dBm)	Over Limit (dB)	Table (o)	ANT	EUT	Verdict
34.608	-62.04	-18.38	-13.0	-49.04	183.00	Vertical	Vertical	Pass
1871.500	-45.73	-4.14	-13.0	-32.73	226.00	Vertical	Vertical	N/A
1964.300	-46.91	-4.61	-13.0	-33.91	157.00	Vertical	Vertical	N/A
6981.200	-41.58	13.81	-13.0	-28.58	213.00	Vertical	Vertical	Pass
9646.437	-40.34	16.34	-13.0	-27.34	242.00	Vertical	Vertical	Pass
17659.339	-33.50	21.16	-13.0	-20.50	256.00	Vertical	Vertical	Pass