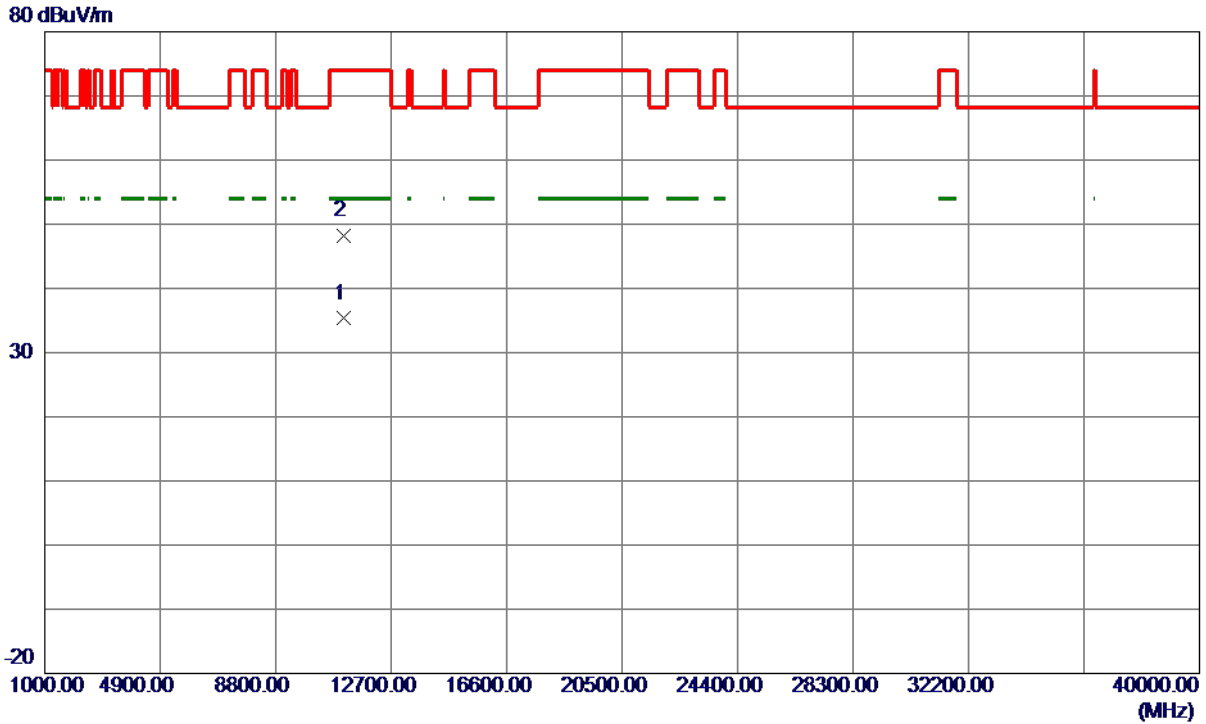


Orthogonal Axis	X
Test Mode	UNII-2C_TX AC (VHT40) Mode 5550 MHz

Horizontal



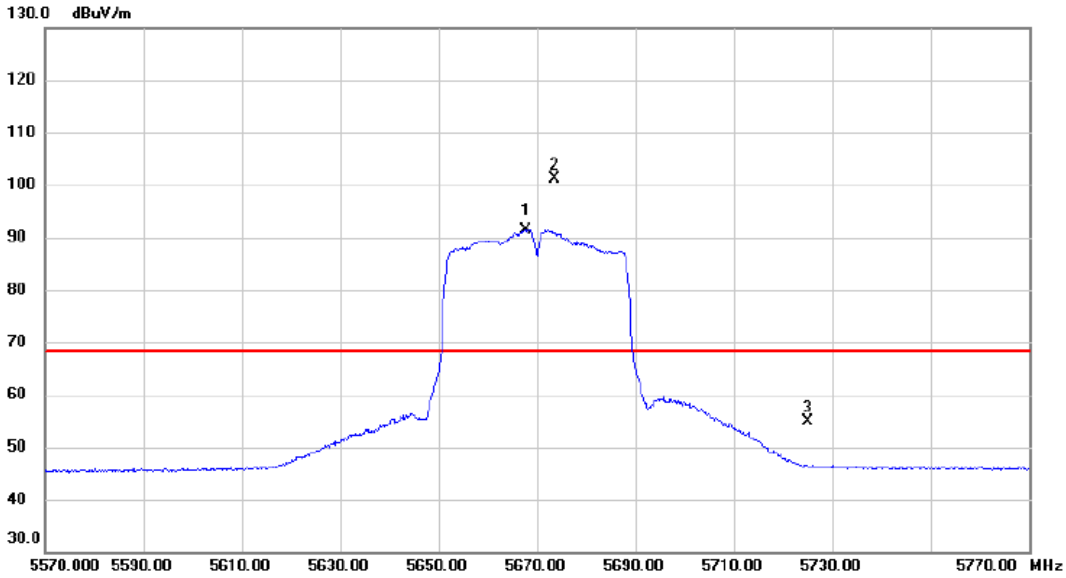
No.	Freq. MHz	Reading Level dBuV/m	Correct Factor dB	Measure ment dBuV/m	Limit dBuV/m	Margin dB	Detector	Comment
1 *	11099.3120	19.07	16.23	35.30	54.00	-18.70	AVG	
2	11099.4640	31.96	16.23	48.19	74.00	-25.81	Peak	

REMARKS:

- (1) Measurement Value = Reading Level + Correct Factor.
- (2) Margin Level = Measurement Value - Limit Value.

Orthogonal Axis	X
Test Mode	UNII-2C_TX AC (VHT40) Mode 5670 MHz

Vertical



No.	Mk.	Freq. MHz	Reading Level dBuV	Correct Factor dB	Measure- ment dBuV/m	Limit dBuV/m	Margin dB	Detector	Comment
1	X	5667.800	72.91	18.49	91.40	68.30	23.10	AVG	
2	*	5673.600	82.49	18.52	101.01	68.30	32.71	peak	
3		5725.000	36.19	18.69	54.88	68.30	-13.42	peak	

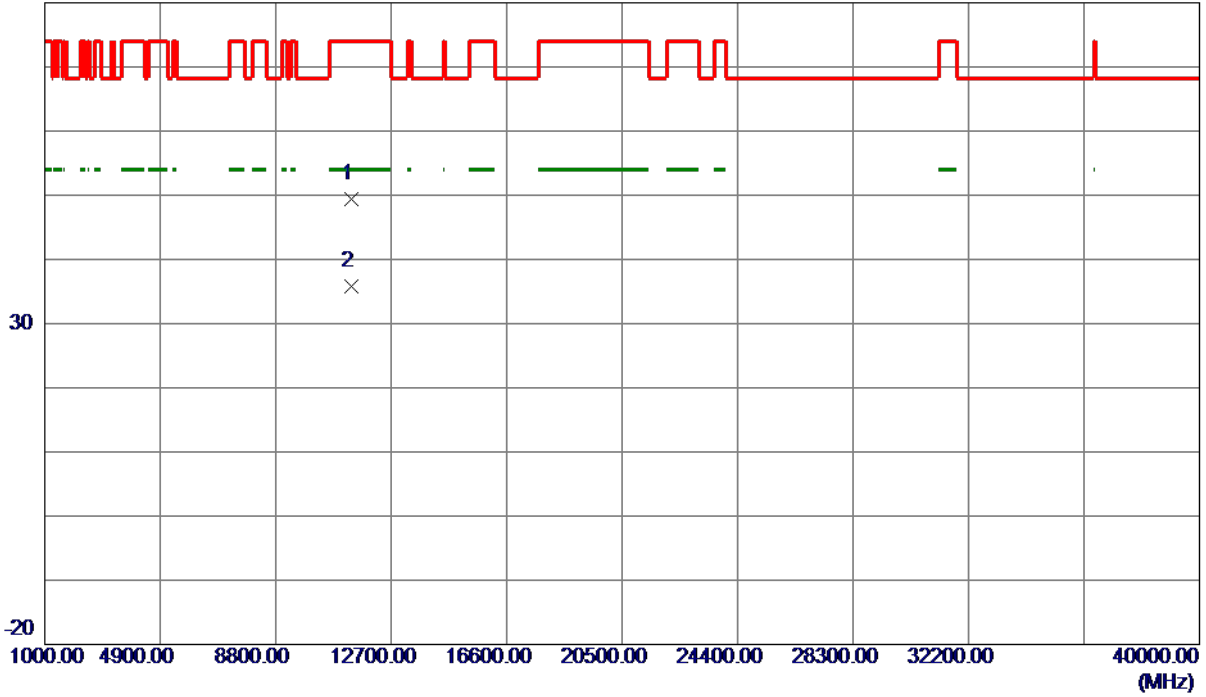
REMARKS:

- (1) Measurement Value = Reading Level + Correct Factor.
- (2) Margin Level = Measurement Value - Limit Value.

Orthogonal Axis	X
Test Mode	UNII-2C_TX AC (VHT40) Mode 5670 MHz

Vertical

80 dBuV/m



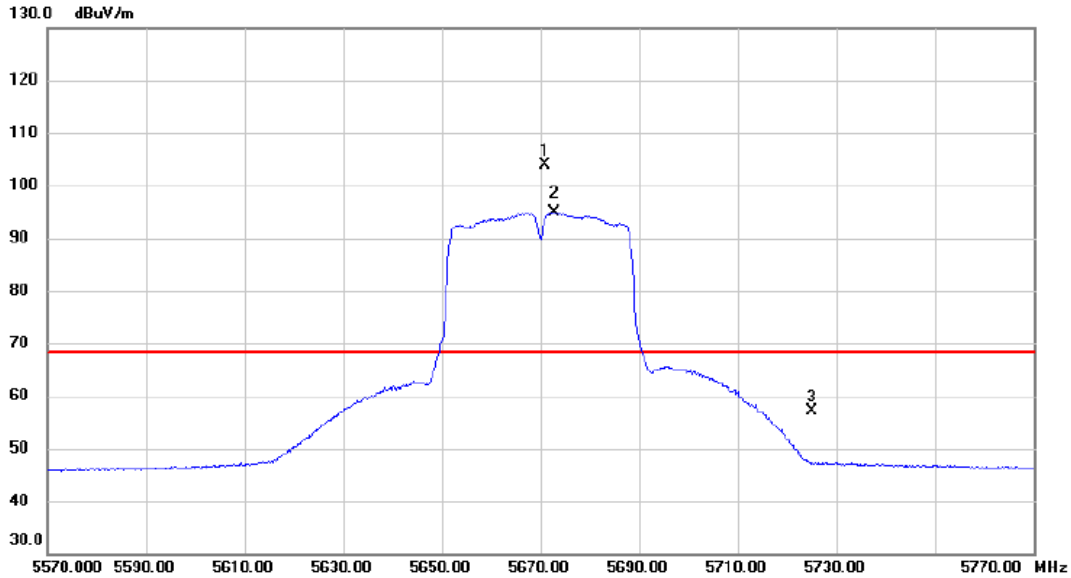
No.	Freq. MHz	Reading Level dBuV/m	Correct Factor dB	Measure ment dBuV/m	Limit dBuV/m	Margin dB	Detector	Comment
1	11339.2080	32.51	16.80	49.31	74.00	-24.69	Peak	
2 *	11340.8740	19.01	16.80	35.81	54.00	-18.19	AVG	

REMARKS:

- (1) Measurement Value = Reading Level + Correct Factor.
- (2) Margin Level = Measurement Value - Limit Value.

Orthogonal Axis	X
Test Mode	UNII-2C_TX AC (VHT40) Mode 5670 MHz

Horizontal



No.	Mk.	Freq. MHz	Reading Level dBuV	Correct Factor dB	Measure- ment dBuV/m	Limit dBuV/m	Margin dB	Detector	Comment
1	*	5671.000	85.32	18.51	103.83	68.30	35.53	peak	
2	X	5672.800	76.28	18.51	94.79	68.30	26.49	AVG	
3		5725.000	38.47	18.69	57.16	68.30	-11.14	peak	

REMARKS:

- (1) Measurement Value = Reading Level + Correct Factor.
- (2) Margin Level = Measurement Value - Limit Value.

Orthogonal Axis	X
Test Mode	UNII-2C_TX AC (VHT40) Mode 5670 MHz

Horizontal

80 dBuV/m



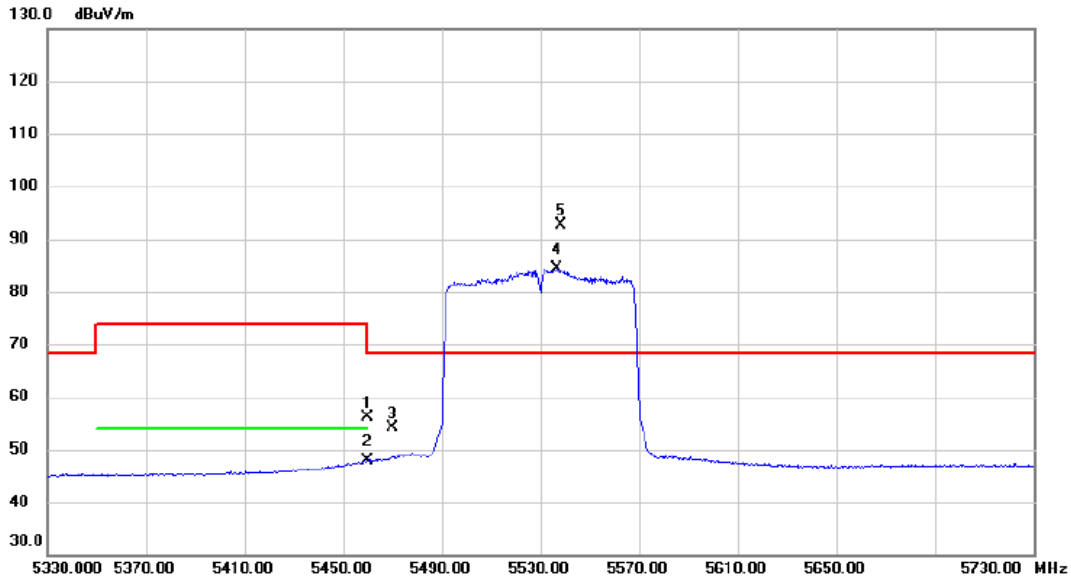
No.	Freq. MHz	Reading Level dBuV/m	Correct Factor dB	Measure ment dBuV/m	Limit dBuV/m	Margin dB	Detector	Comment
1 *	11340.4440	19.13	16.80	35.93	54.00	-18.07	AVG	
2	11340.4560	32.94	16.80	49.74	74.00	-24.26	Peak	

REMARKS:

- (1) Measurement Value = Reading Level + Correct Factor.
- (2) Margin Level = Measurement Value - Limit Value.

Orthogonal Axis	X
Test Mode	UNII-2C_TX AC (VHT80) Mode 5530 MHz

Vertical



No.	Mk.	Freq. MHz	Reading Level dBuV	Correct Factor dB	Measure- ment dBuV/m	Limit dBuV/m	Margin dB	Detector	Comment
1		5460.000	38.32	17.87	56.19	74.00	-17.81	peak	
2		5460.000	29.99	17.87	47.86	54.00	-6.14	AVG	
3		5470.000	36.35	17.89	54.24	68.30	-14.06	peak	
4	X	5536.800	66.30	18.08	84.38	68.30	16.08	AVG	
5	*	5538.400	74.46	18.08	92.54	68.30	24.24	peak	

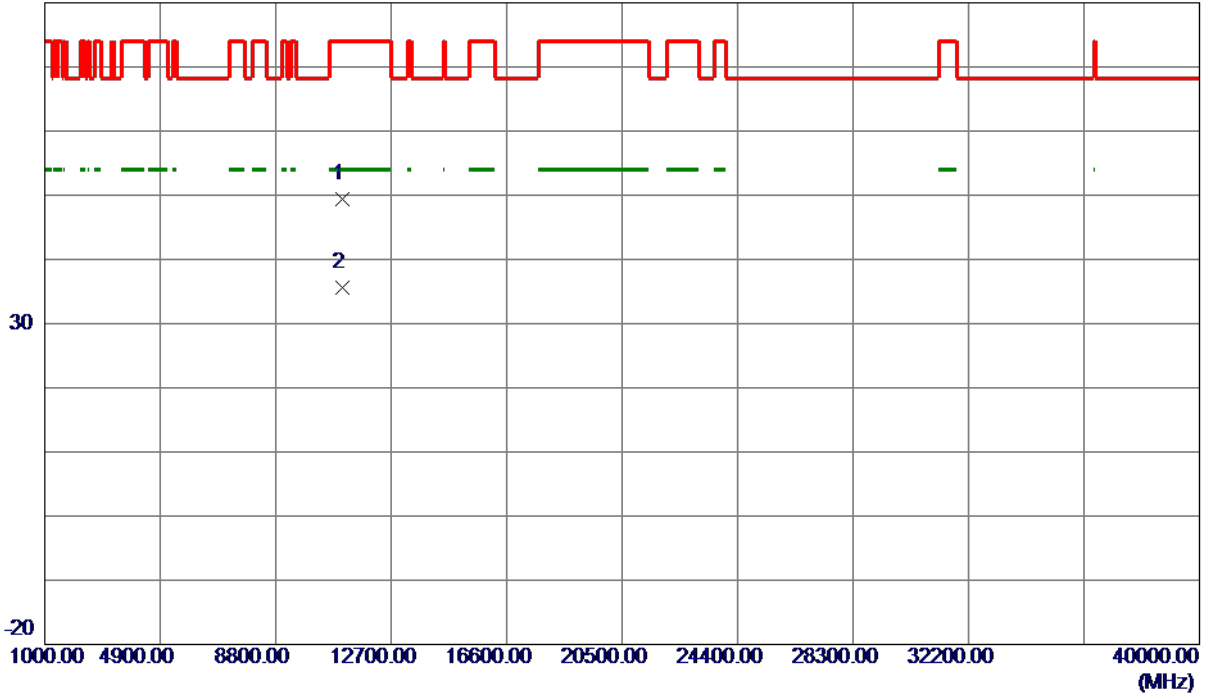
REMARKS:

- (1) Measurement Value = Reading Level + Correct Factor.
- (2) Margin Level = Measurement Value - Limit Value.

Orthogonal Axis	X
Test Mode	UNII-2C_TX AC (VHT80) Mode 5530 MHz

Vertical

80 dBuV/m



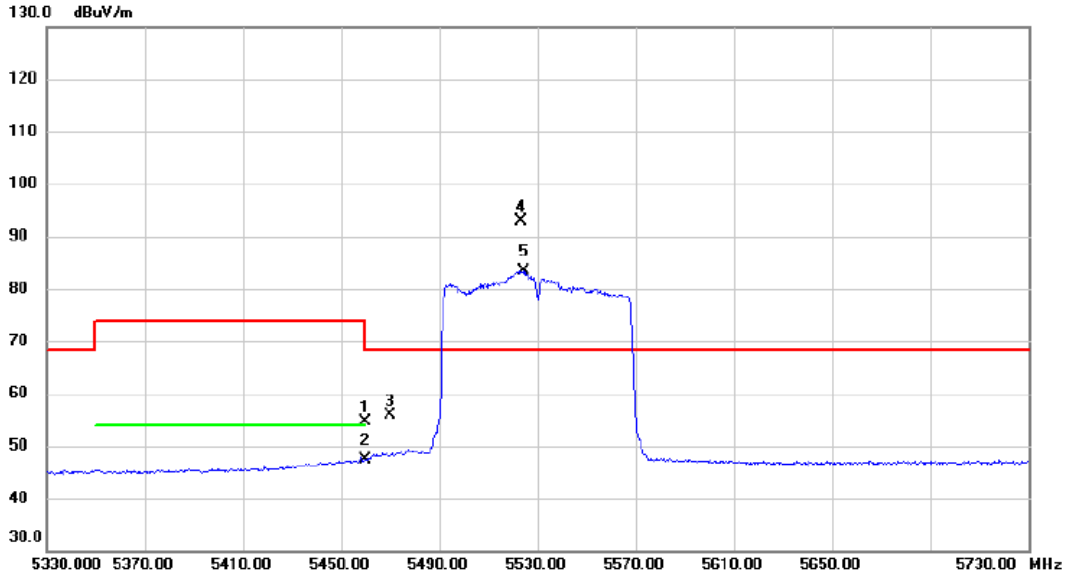
No.	Freq. MHz	Reading Level dBuV/m	Correct Factor dB	Measure ment dBuV/m	Limit dBuV/m	Margin dB	Detector	Comment
1	11059.9020	33.18	16.13	49.31	74.00	-24.69	Peak	
2 *	11060.2180	19.43	16.13	35.56	54.00	-18.44	AVG	

REMARKS:

- (1) Measurement Value = Reading Level + Correct Factor.
- (2) Margin Level = Measurement Value - Limit Value.

Orthogonal Axis	X
Test Mode	UNII-2C_TX AC (VHT80) Mode 5530 MHz

Horizontal



No. Mk.	Freq. MHz	Reading Level dBuV	Correct Factor dB	Measure- ment dBuV/m	Limit dBuV/m	Margin dB	Detector	Comment
1	5460.000	36.80	17.87	54.67	74.00	-19.33	peak	
2	5460.000	29.52	17.87	47.39	54.00	-6.61	AVG	
3	5470.000	38.05	17.89	55.94	68.30	-12.36	peak	
4 *	5523.400	74.91	18.04	92.95	68.30	24.65	peak	
5 X	5524.200	65.30	18.04	83.34	68.30	15.04	AVG	

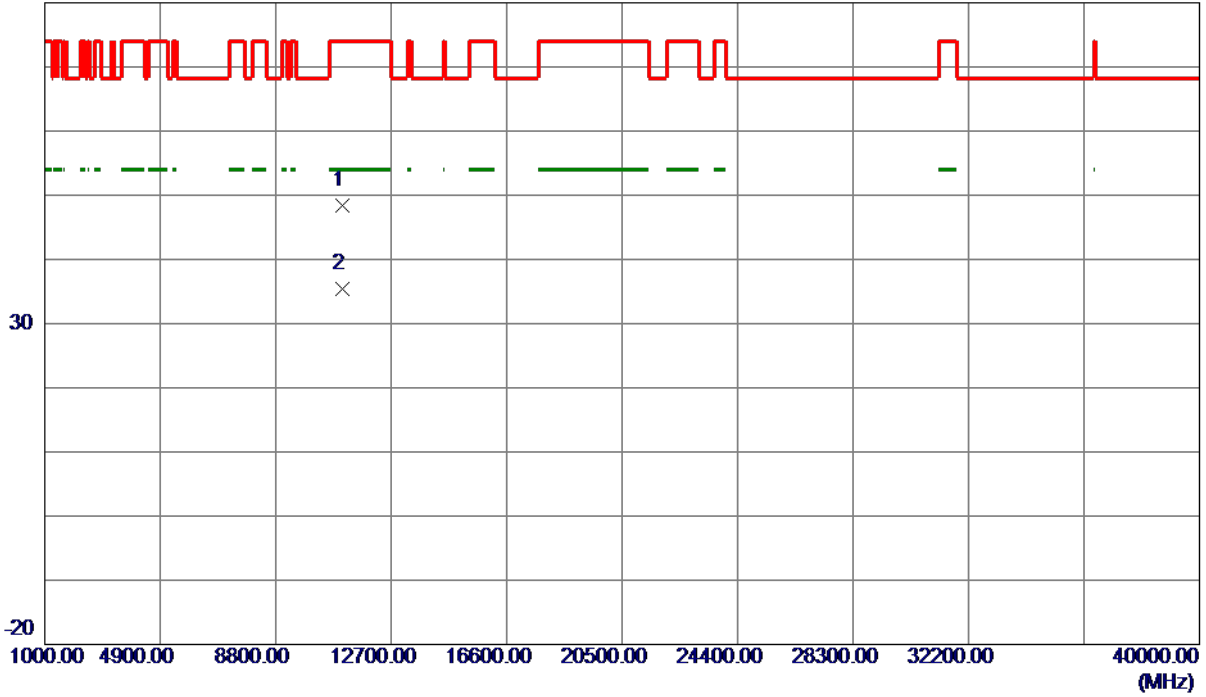
REMARKS:

- (1) Measurement Value = Reading Level + Correct Factor.
- (2) Margin Level = Measurement Value - Limit Value.

Orthogonal Axis	X
Test Mode	UNII-2C_TX AC (VHT80) Mode 5530 MHz

Horizontal

80 dBuV/m



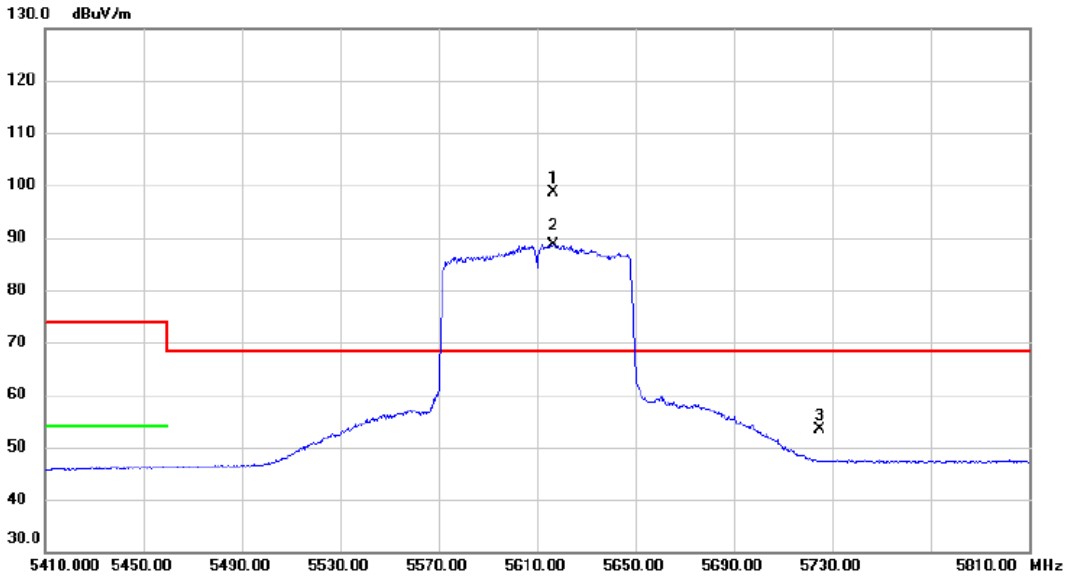
No.	Freq. MHz	Reading Level dBuV/m	Correct Factor dB	Measure ment dBuV/m	Limit dBuV/m	Margin dB	Detector	Comment
1	11059.4820	32.36	16.13	48.49	74.00	-25.51	Peak	
2 *	11060.2000	19.36	16.13	35.49	54.00	-18.51	AVG	

REMARKS:

- (1) Measurement Value = Reading Level + Correct Factor.
- (2) Margin Level = Measurement Value - Limit Value.

Orthogonal Axis	X
Test Mode	UNII-2C_TX AC (VHT80) Mode 5610 MHz

Vertical



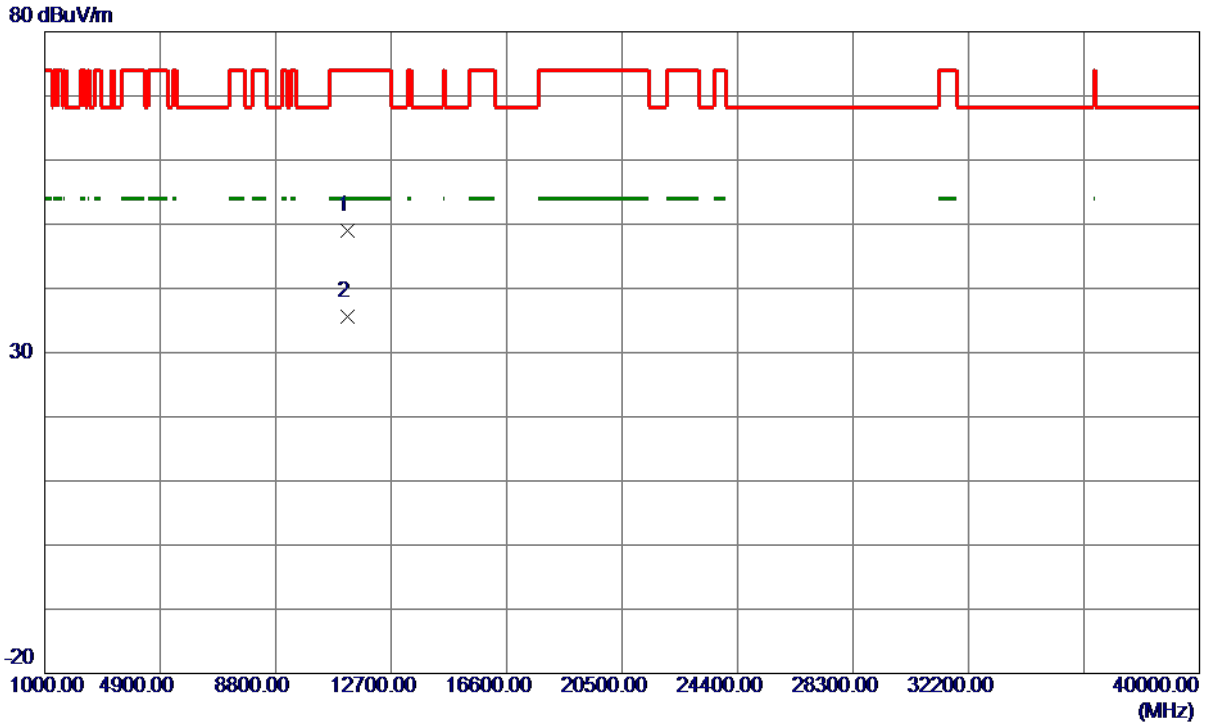
No.	Mk.	Freq. MHz	Reading Level dBuV	Correct Factor dB	Measure- ment dBuV/m	Limit dBuV/m	Margin dB	Detector	Comment
1	*	5616.800	80.36	18.33	98.69	68.30	30.39	peak	
2	X	5616.800	70.33	18.33	88.66	68.30	20.36	AVG	
3		5725.000	34.66	18.69	53.35	68.30	-14.95	peak	

REMARKS:

- (1) Measurement Value = Reading Level + Correct Factor.
- (2) Margin Level = Measurement Value - Limit Value.

Orthogonal Axis	X
Test Mode	UNII-2C_TX AC (VHT80) Mode 5610 MHz

Vertical



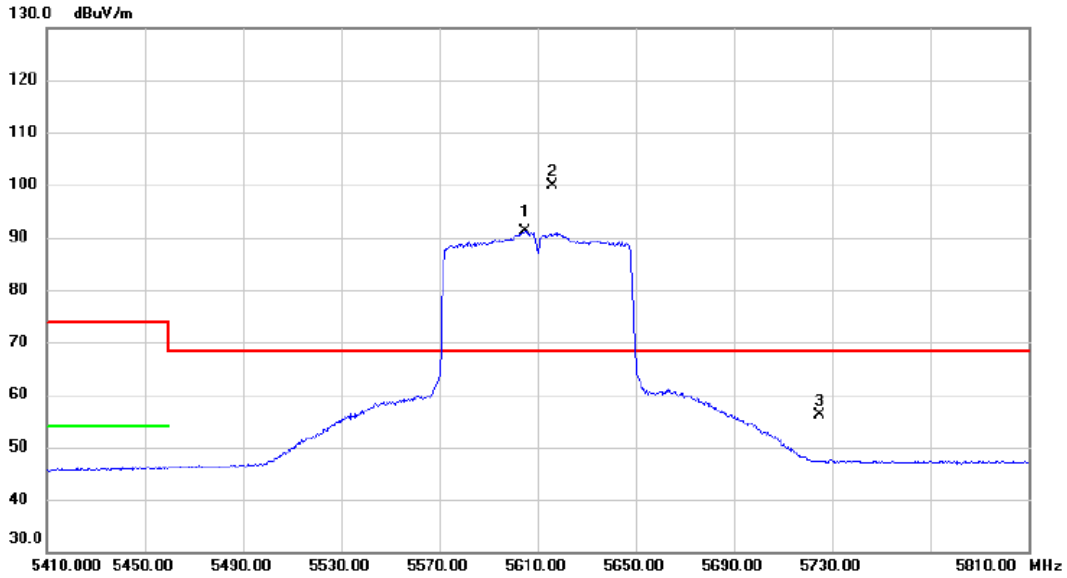
No.	Freq. MHz	Reading Level dBuV/m	Correct Factor dB	Measure ment dBuV/m	Limit dBuV/m	Margin dB	Detector	Comment
1	11220.6080	32.57	16.51	49.08	74.00	-24.92	Peak	
2 *	11220.9620	19.13	16.52	35.65	54.00	-18.35	AVG	

REMARKS:

- (1) Measurement Value = Reading Level + Correct Factor.
- (2) Margin Level = Measurement Value - Limit Value.

Orthogonal Axis	X
Test Mode	UNII-2C_TX AC (VHT80) Mode 5610 MHz

Horizontal



No.	Mk.	Freq. MHz	Reading Level dBuV	Correct Factor dB	Measure- ment dBuV/m	Limit dBuV/m	Margin dB	Detector	Comment
1	X	5605.000	72.74	18.29	91.03	68.30	22.73	AVG	
2	*	5616.000	81.61	18.33	99.94	68.30	31.64	peak	
3		5725.000	37.39	18.69	56.08	68.30	-12.22	peak	

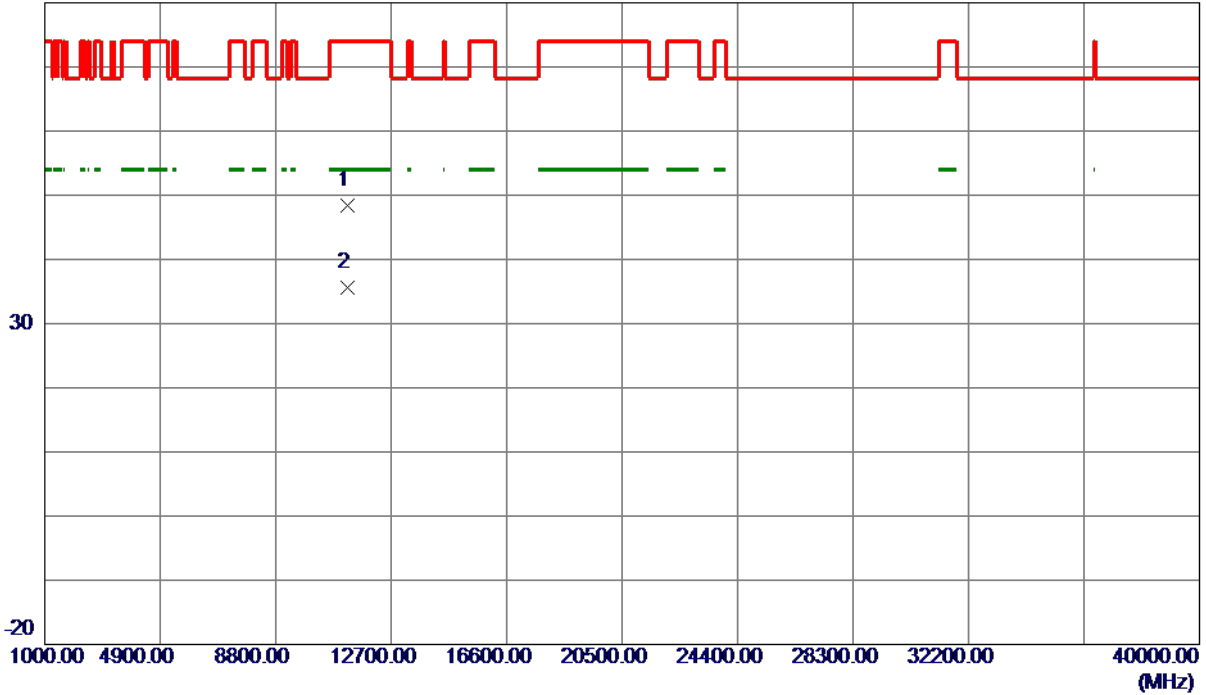
REMARKS:

- (1) Measurement Value = Reading Level + Correct Factor.
- (2) Margin Level = Measurement Value - Limit Value.

Orthogonal Axis	X
Test Mode	UNII-2C_TX AC (VHT80) Mode 5610 MHz

Horizontal

80 dBuV/m



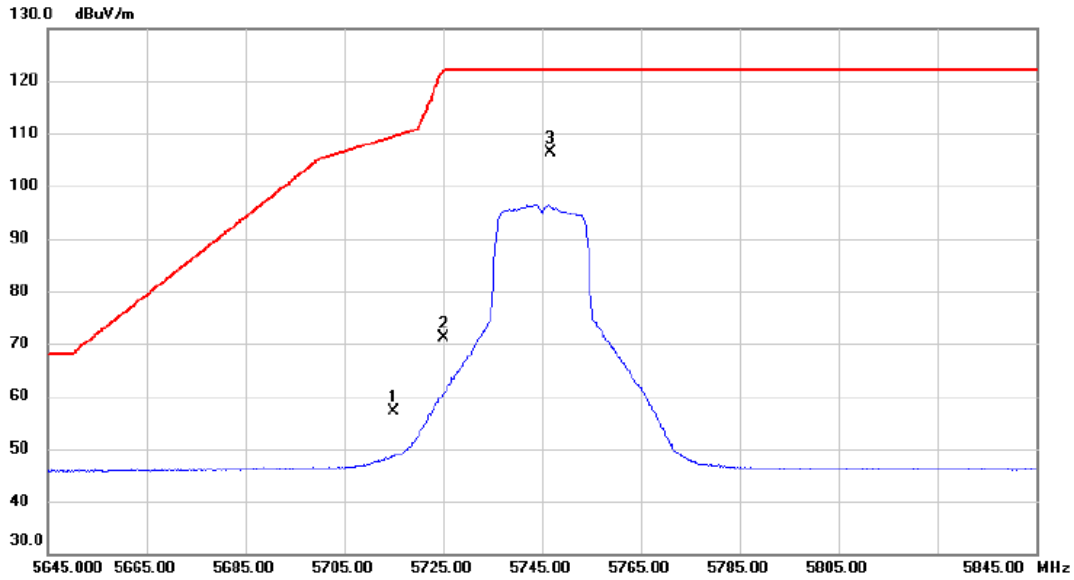
No.	Freq. MHz	Reading Level dBuV/m	Correct Factor dB	Measure ment dBuV/m	Limit dBuV/m	Margin dB	Detector	Comment
1	11220.4060	31.94	16.51	48.45	74.00	-25.55	Peak	
2 *	11220.9380	19.11	16.52	35.63	54.00	-18.37	AVG	

REMARKS:

- (1) Measurement Value = Reading Level + Correct Factor.
- (2) Margin Level = Measurement Value - Limit Value.

Orthogonal Axis	X
Test Mode	UNII-3_TX AC (VHT20) Mode 5745 MHz

Vertical



No.	Mk.	Freq. MHz	Reading Level dBuV	Correct Factor dB	Measure- ment dBuV/m	Limit dBuV/m	Margin dB	Detector	Comment
1		5715.000	38.42	18.66	57.08	109.40	-52.32	peak	
2		5725.000	52.54	18.69	71.23	122.20	-50.97	peak	
3	*	5746.800	87.70	18.76	106.46	122.20	-15.74	peak	

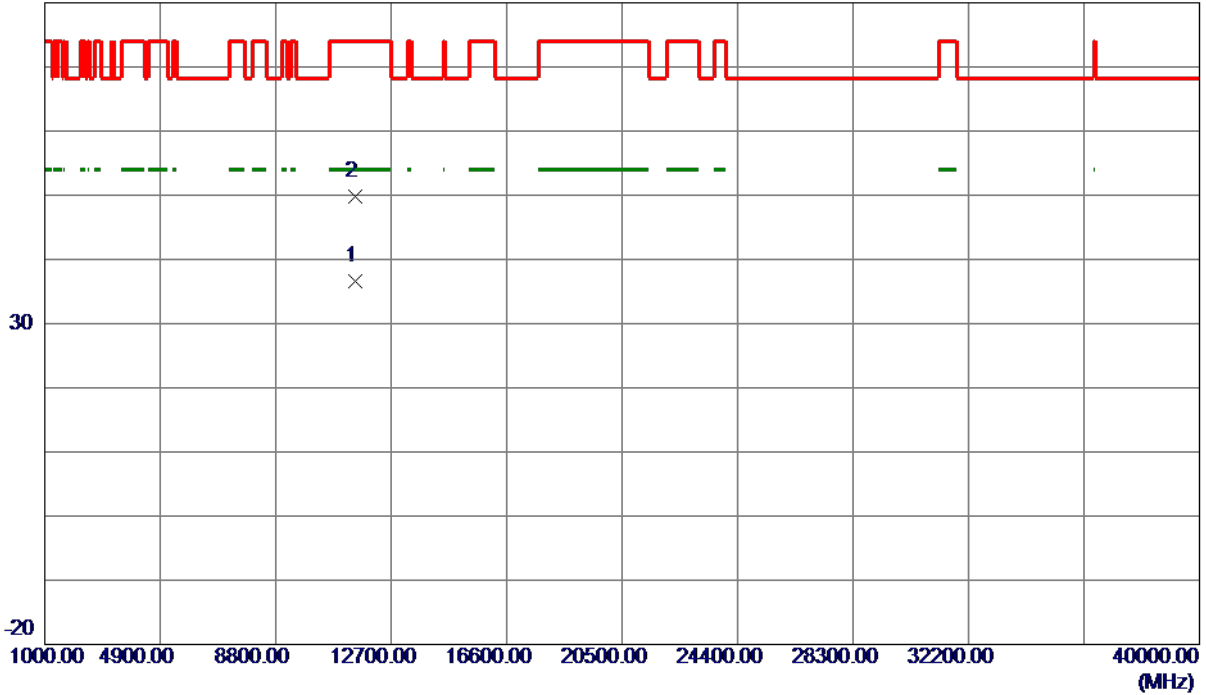
REMARKS:

- (1) Measurement Value = Reading Level + Correct Factor.
- (2) Margin Level = Measurement Value - Limit Value.

Orthogonal Axis	X
Test Mode	UNII-3_TX AC (VHT20) Mode 5745 MHz

Vertical

80 dBuV/m



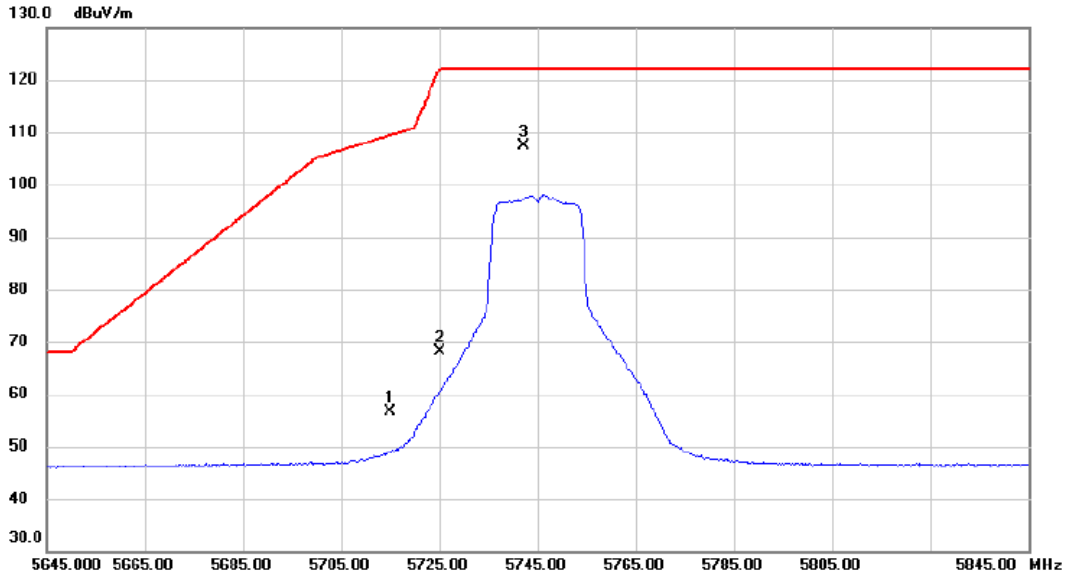
No.	Freq. MHz	Reading Level dBuV/m	Correct Factor dB	Measure ment dBuV/m	Limit dBuV/m	Margin dB	Detector	Comment
1 *	11489.4200	19.39	17.15	36.54	54.00	-17.46	AVG	
2	11489.8740	32.58	17.16	49.74	74.00	-24.26	Peak	

REMARKS:

- (1) Measurement Value = Reading Level + Correct Factor.
- (2) Margin Level = Measurement Value - Limit Value.

Orthogonal Axis	X
Test Mode	UNII-3_TX AC (VHT20) Mode 5745 MHz

Horizontal



No.	Mk.	Freq. MHz	Reading Level dBuV	Correct Factor dB	Measure- ment dBuV/m	Limit dBuV/m	Margin dB	Detector	Comment
1		5715.000	38.04	18.66	56.70	109.40	-52.70	peak	
2		5725.000	49.35	18.69	68.04	122.20	-54.16	peak	
3	*	5742.100	88.72	18.74	107.46	122.20	-14.74	peak	

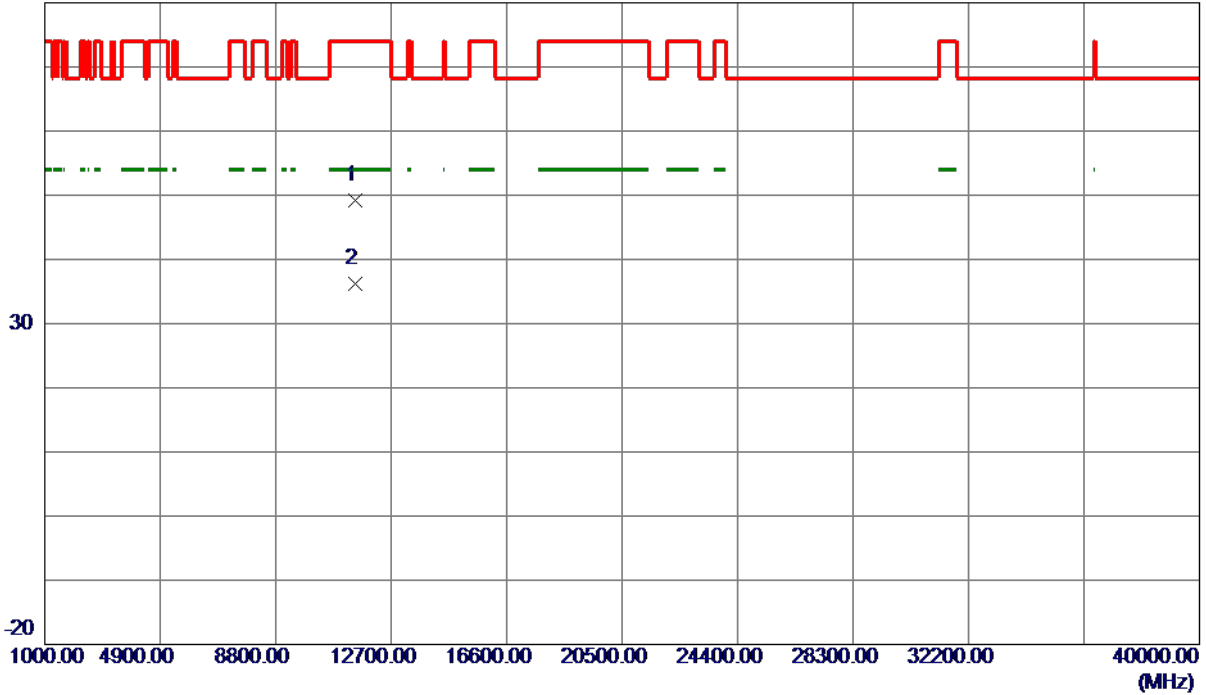
REMARKS:

- (1) Measurement Value = Reading Level + Correct Factor.
- (2) Margin Level = Measurement Value - Limit Value.

Orthogonal Axis	X
Test Mode	UNII-3_TX AC (VHT20) Mode 5745 MHz

Horizontal

80 dBuV/m



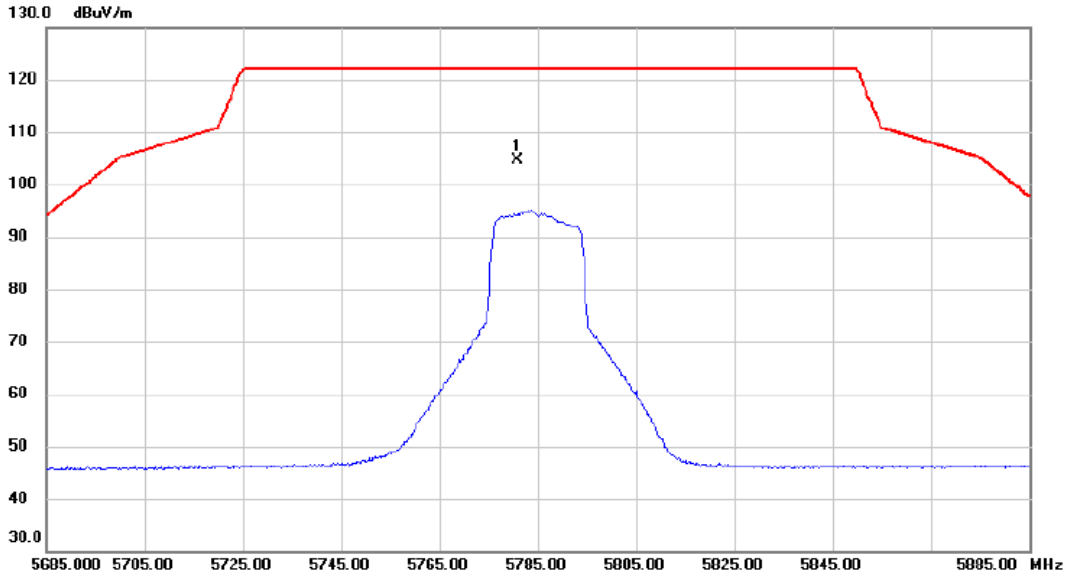
No.	Freq. MHz	Reading Level dBuV/m	Correct Factor dB	Measure ment dBuV/m	Limit dBuV/m	Margin dB	Detector	Comment
1	11489.0580	32.01	17.15	49.16	74.00	-24.84	Peak	
2 *	11489.7900	19.04	17.16	36.20	54.00	-17.80	AVG	

REMARKS:

- (1) Measurement Value = Reading Level + Correct Factor.
- (2) Margin Level = Measurement Value - Limit Value.

Orthogonal Axis	X
Test Mode	UNII-3_TX AC (VHT20) Mode 5785 MHz

Vertical



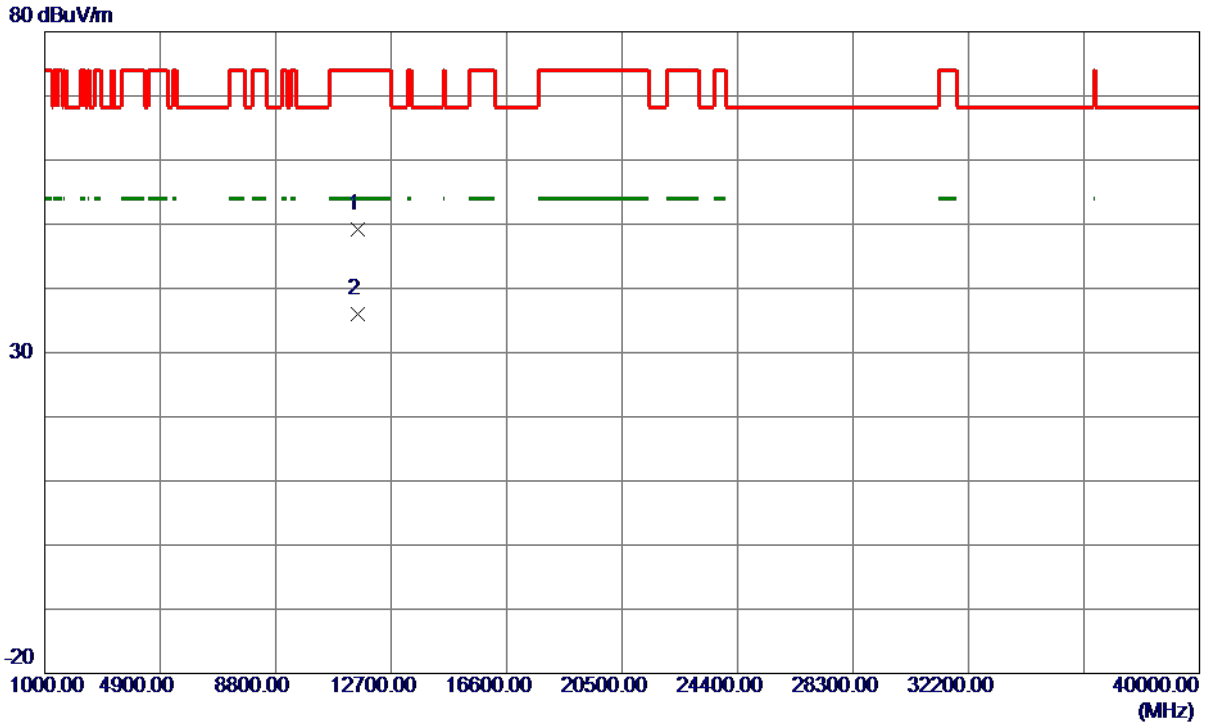
No. Mk.	Freq. MHz	Reading Level dBuV	Correct Factor dB	Measurement dBuV/m	Limit dBuV/m	Margin dB	Detector	Comment
1 *	5780.800	85.70	18.86	104.56	122.20	-17.64	peak	

REMARKS:

- (1) Measurement Value = Reading Level + Correct Factor.
- (2) Margin Level = Measurement Value - Limit Value.

Orthogonal Axis	X
Test Mode	UNII-3_TX AC (VHT20) Mode 5785 MHz

Vertical



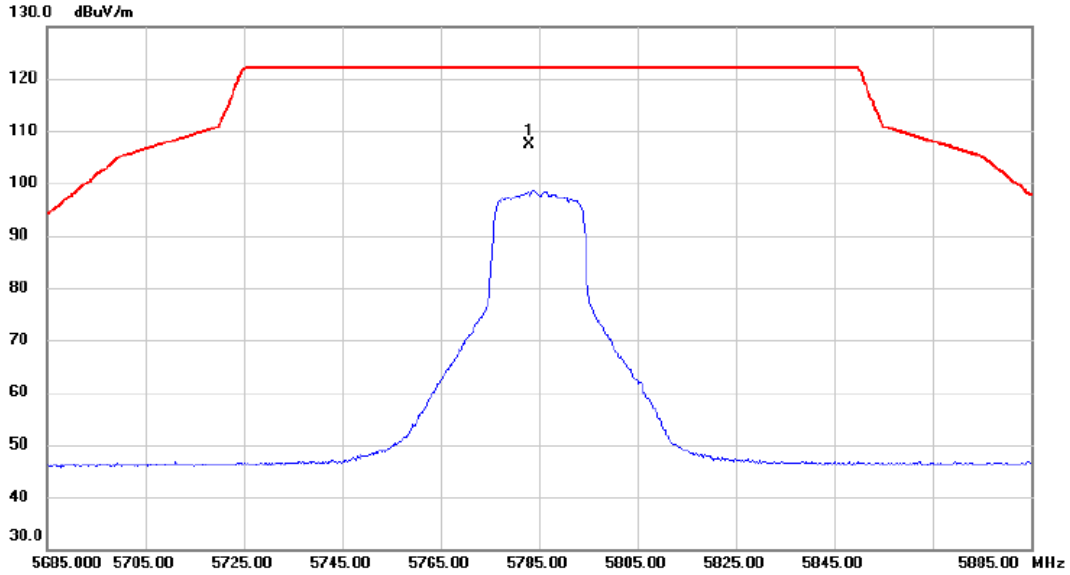
No.	Freq. MHz	Reading Level dBuV/m	Correct Factor dB	Measure ment dBuV/m	Limit dBuV/m	Margin dB	Detector	Comment
1	11569.2960	31.98	17.20	49.18	74.00	-24.82	Peak	
2 *	11570.8880	18.82	17.20	36.02	54.00	-17.98	AVG	

REMARKS:

- (1) Measurement Value = Reading Level + Correct Factor.
- (2) Margin Level = Measurement Value - Limit Value.

Orthogonal Axis	X
Test Mode	UNII-3_TX AC (VHT20) Mode 5785 MHz

Horizontal



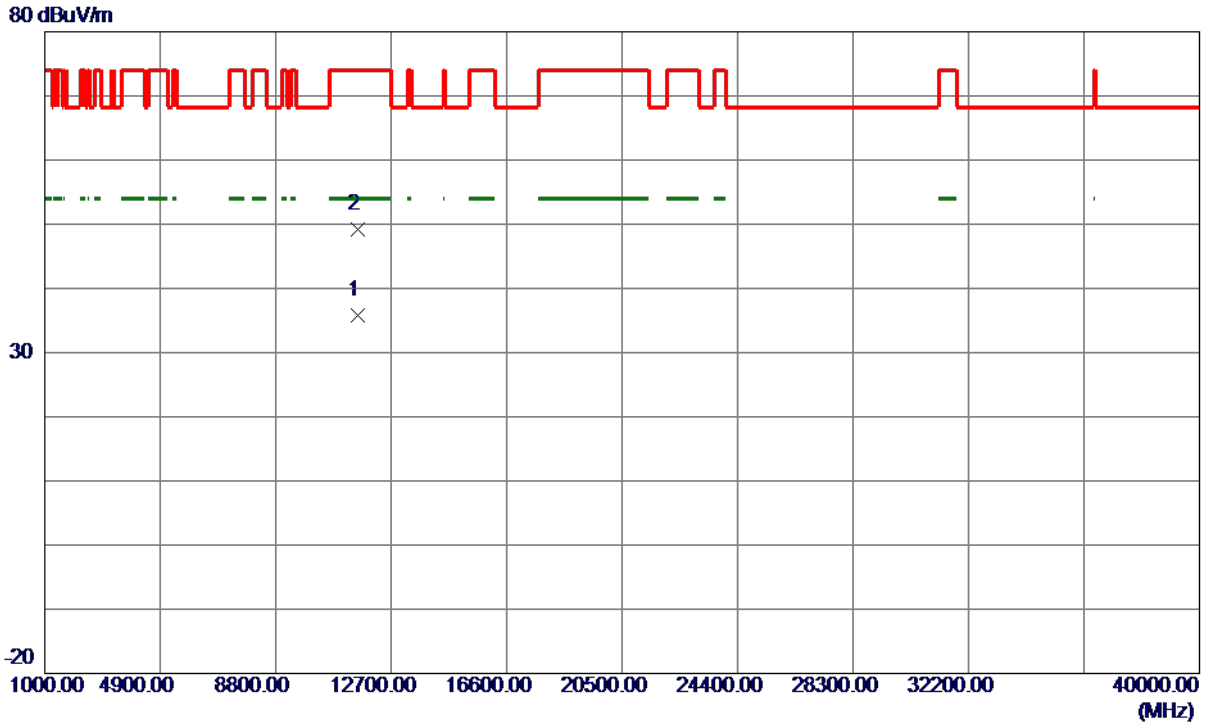
No.	Mk.	Freq.	Reading Level	Correct Factor	Measurement	Limit	Margin	Detector	Comment
		MHz	dBuV	dB	dBuV/m	dBuV/m	dB		
1	*	5783.100	88.44	18.88	107.32	122.20	-14.88	peak	

REMARKS:

- (1) Measurement Value = Reading Level + Correct Factor.
- (2) Margin Level = Measurement Value - Limit Value.

Orthogonal Axis	X
Test Mode	UNII-3_TX AC (VHT20) Mode 5785 MHz

Horizontal



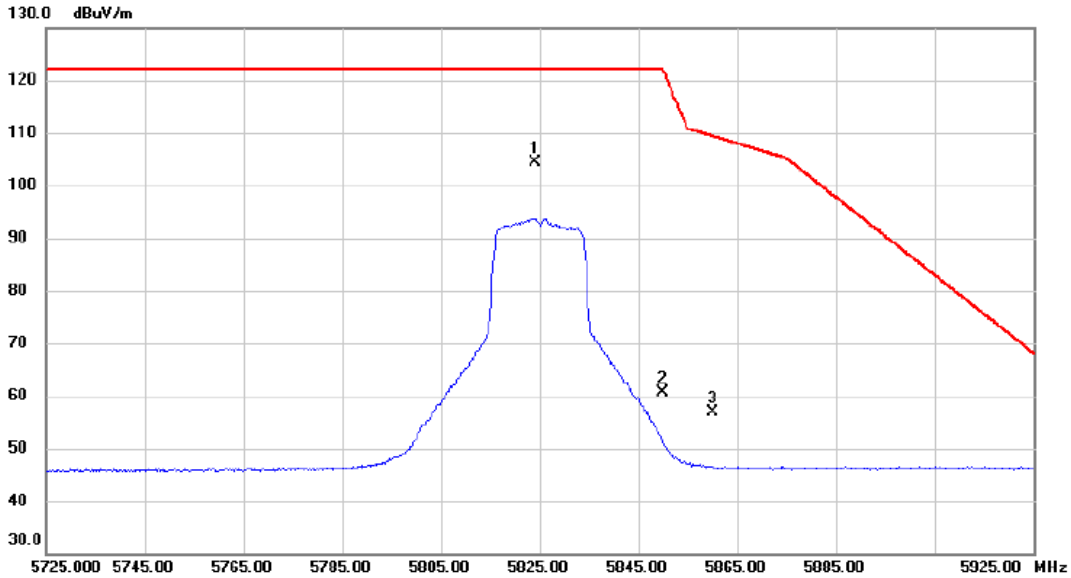
No.	Freq. MHz	Reading Level dBuV/m	Correct Factor dB	Measure ment dBuV/m	Limit dBuV/m	Margin dB	Detector	Comment
1 *	11569.7440	18.60	17.20	35.80	54.00	-18.20	AVG	
2	11569.9980	31.92	17.20	49.12	74.00	-24.88	Peak	

REMARKS:

- (1) Measurement Value = Reading Level + Correct Factor.
- (2) Margin Level = Measurement Value - Limit Value.

Orthogonal Axis	X
Test Mode	UNII-3_TX AC (VHT20) Mode 5825 MHz

Vertical



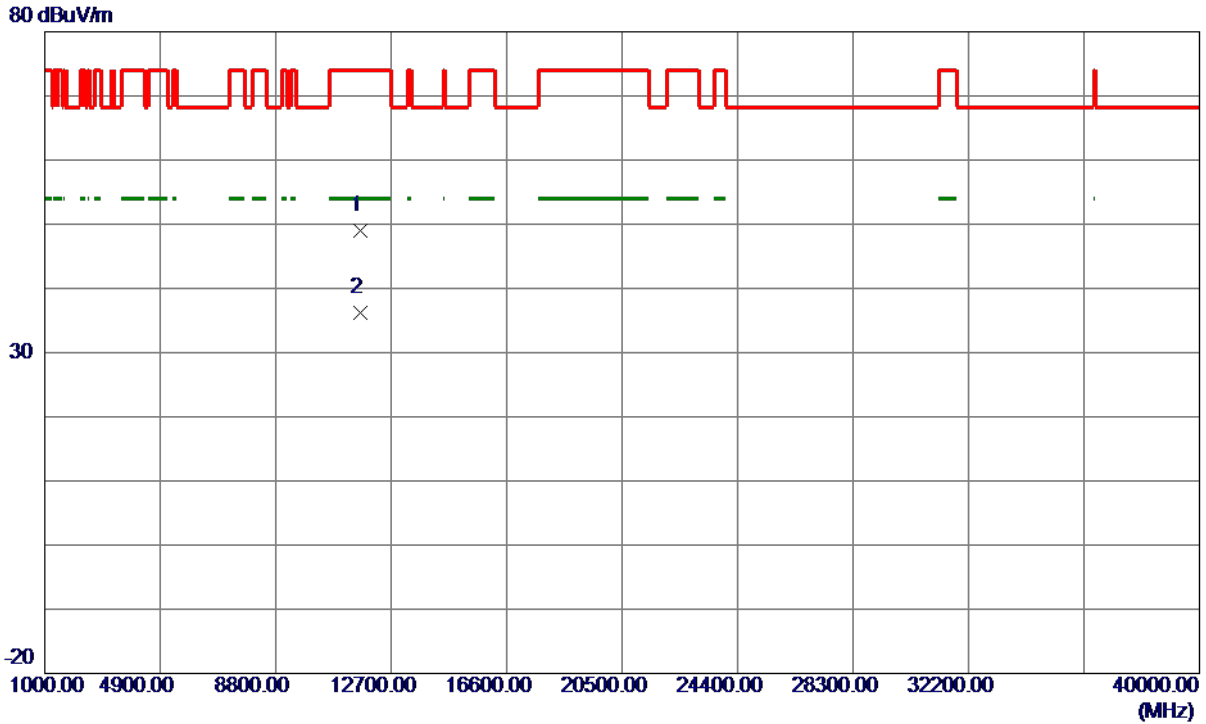
No.	Mk.	Freq.	Reading Level	Correct Factor	Measurement	Limit	Margin	Detector	Comment
		MHz	dBuV	dB	dBuV/m	dBuV/m	dB		
1	*	5824.200	85.34	19.01	104.35	122.20	-17.85	peak	
2		5850.000	41.62	19.09	60.71	122.20	-61.49	peak	
3		5860.000	37.87	19.12	56.99	109.40	-52.41	peak	

REMARKS:

- (1) Measurement Value = Reading Level + Correct Factor.
- (2) Margin Level = Measurement Value - Limit Value.

Orthogonal Axis	X
Test Mode	UNII-3_TX AC (VHT20) Mode 5825 MHz

Vertical



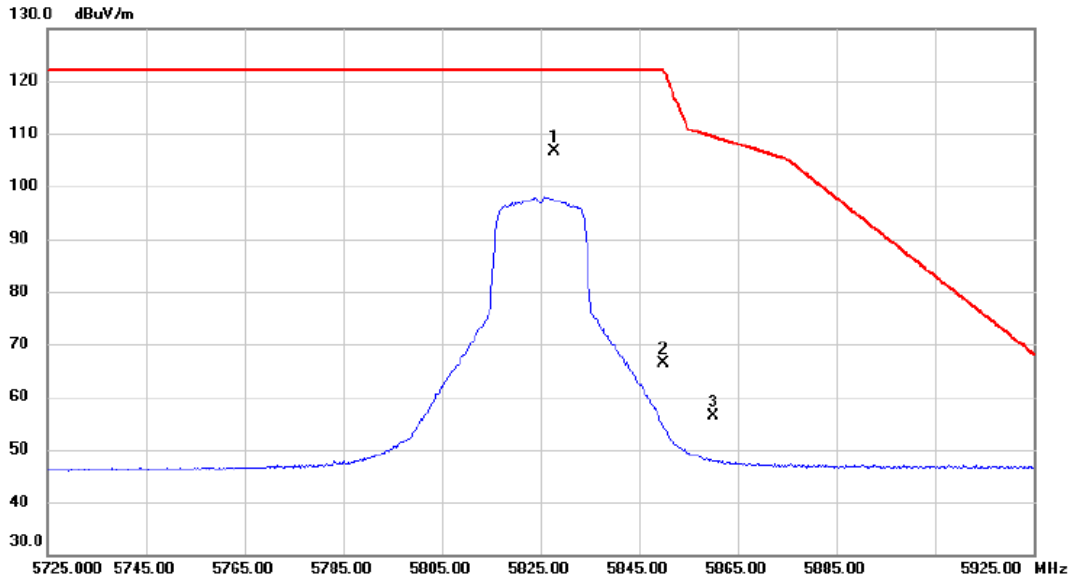
No.	Freq. MHz	Reading Level dBuV/m	Correct Factor dB	Measure ment dBuV/m	Limit dBuV/m	Margin dB	Detector	Comment
1	11649.8400	31.77	17.23	49.00	74.00	-25.00	Peak	
2 *	11650.5860	18.91	17.23	36.14	54.00	-17.86	AVG	

REMARKS:

- (1) Measurement Value = Reading Level + Correct Factor.
- (2) Margin Level = Measurement Value - Limit Value.

Orthogonal Axis	X
Test Mode	UNII-3_TX AC (VHT20) Mode 5825 MHz

Horizontal



No.	Mk.	Freq. MHz	Reading Level dBuV	Correct Factor dB	Measure- ment dBuV/m	Limit dBuV/m	Margin dB	Detector	Comment
1	*	5827.700	87.70	19.02	106.72	122.20	-15.48	peak	
2		5850.000	47.23	19.09	66.32	122.20	-55.88	peak	
3		5860.000	37.19	19.12	56.31	109.40	-53.09	peak	

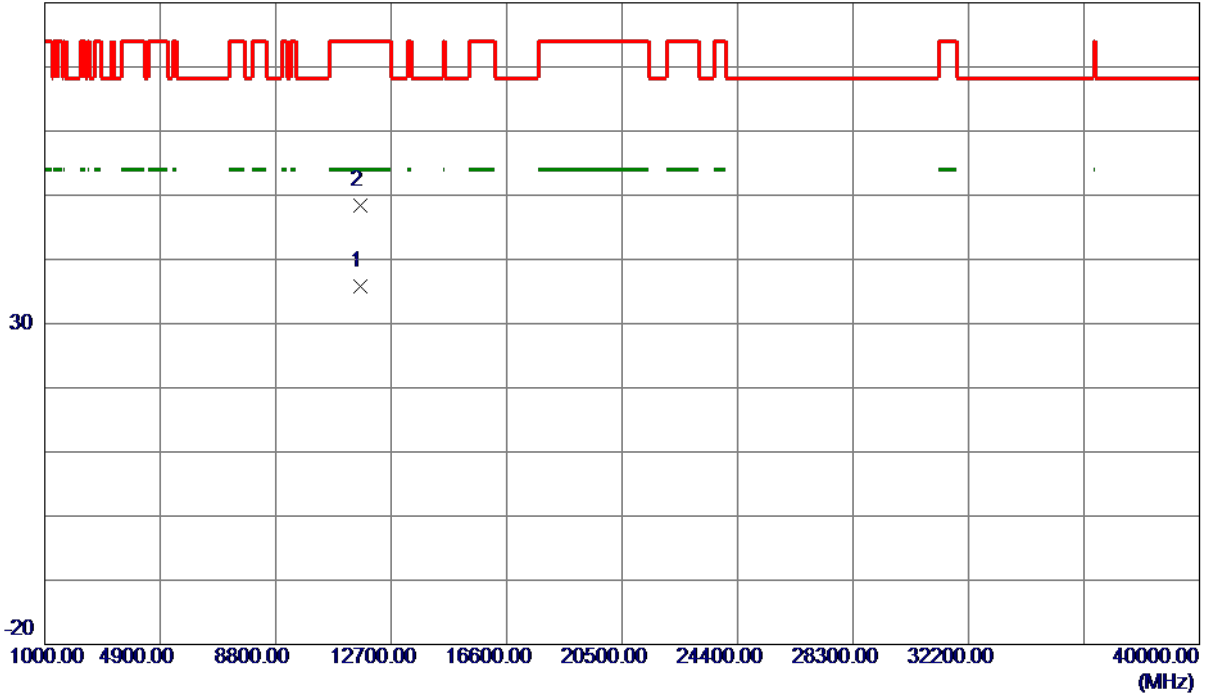
REMARKS:

- (1) Measurement Value = Reading Level + Correct Factor.
- (2) Margin Level = Measurement Value - Limit Value.

Orthogonal Axis	X
Test Mode	UNII-3_TX AC (VHT20) Mode 5825 MHz

Horizontal

80 dBuV/m



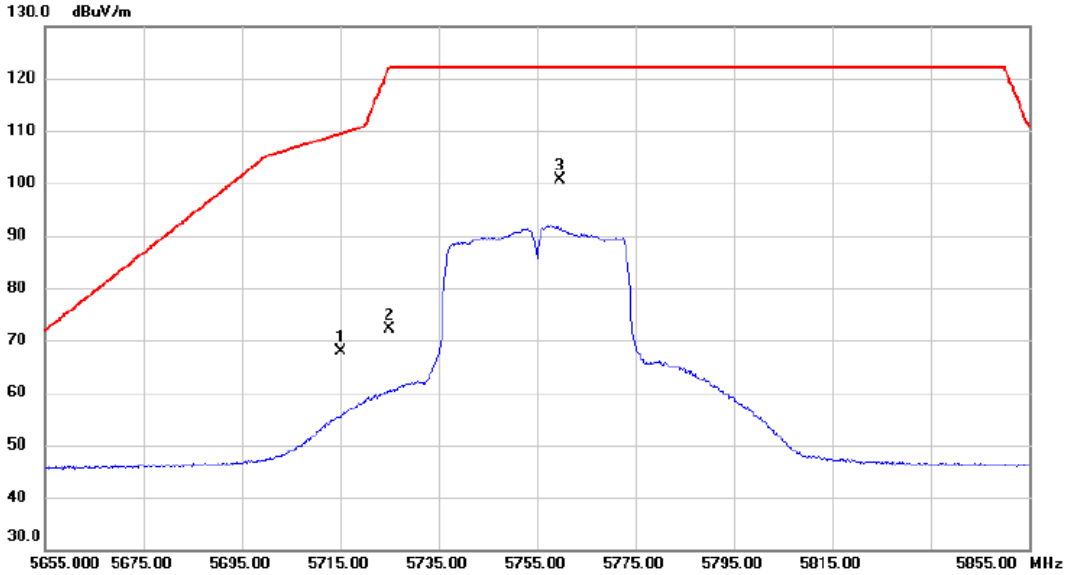
No.	Freq. MHz	Reading Level dBuV/m	Correct Factor dB	Measure ment dBuV/m	Limit dBuV/m	Margin dB	Detector	Comment
1 *	11649.8860	18.59	17.23	35.82	54.00	-18.18	AVG	
2	11650.3360	31.19	17.23	48.42	74.00	-25.58	Peak	

REMARKS:

- (1) Measurement Value = Reading Level + Correct Factor.
- (2) Margin Level = Measurement Value - Limit Value.

Orthogonal Axis	X
Test Mode	UNII-3_TX AC (VHT40) Mode 5755 MHz

Vertical



No.	Mk.	Freq. MHz	Reading Level dBuV	Correct Factor dB	Measure- ment dBuV/m	Limit dBuV/m	Margin dB	Detector	Comment
1		5715.000	49.14	18.66	67.80	109.40	-41.60	peak	
2		5725.000	53.47	18.69	72.16	122.20	-50.04	peak	
3	*	5759.600	81.84	18.80	100.64	122.20	-21.56	peak	

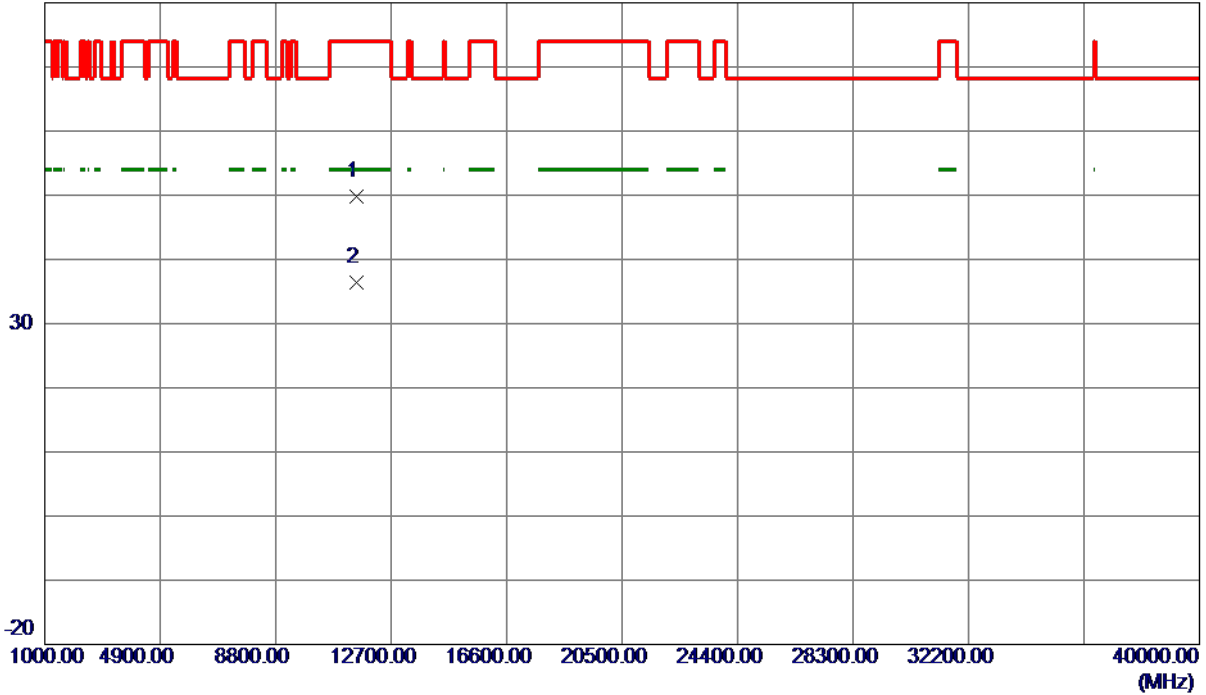
REMARKS:

- (1) Measurement Value = Reading Level + Correct Factor.
- (2) Margin Level = Measurement Value - Limit Value.

Orthogonal Axis	X
Test Mode	UNII-3_TX AC (VHT40) Mode 5755 MHz

Vertical

80 dBuV/m



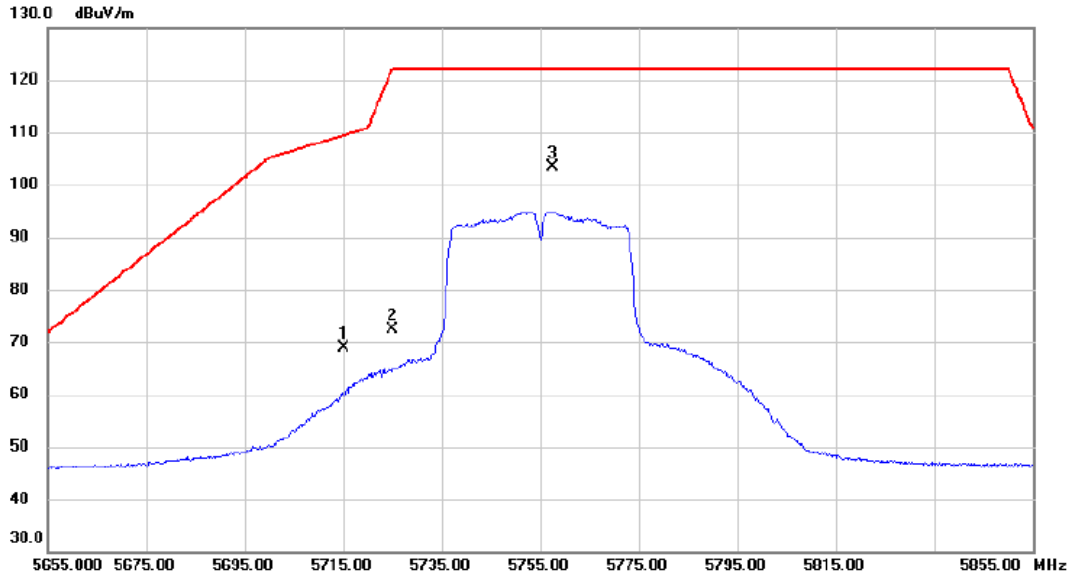
No.	Freq. MHz	Reading Level dBuV/m	Correct Factor dB	Measure ment dBuV/m	Limit dBuV/m	Margin dB	Detector	Comment
1	11509.5720	32.67	17.18	49.85	74.00	-24.15	Peak	
2 *	11509.6780	19.18	17.18	36.36	54.00	-17.64	AVG	

REMARKS:

- (1) Measurement Value = Reading Level + Correct Factor.
- (2) Margin Level = Measurement Value - Limit Value.

Orthogonal Axis	X
Test Mode	UNII-3_TX AC (VHT40) Mode 5755 MHz

Horizontal



No.	Mk.	Freq. MHz	Reading Level dBuV	Correct Factor dB	Measure- ment dBuV/m	Limit dBuV/m	Margin dB	Detector	Comment
1		5715.000	50.26	18.66	68.92	109.40	-40.48	peak	
2		5725.000	53.67	18.69	72.36	122.20	-49.84	peak	
3	*	5757.600	84.63	18.80	103.43	122.20	-18.77	peak	

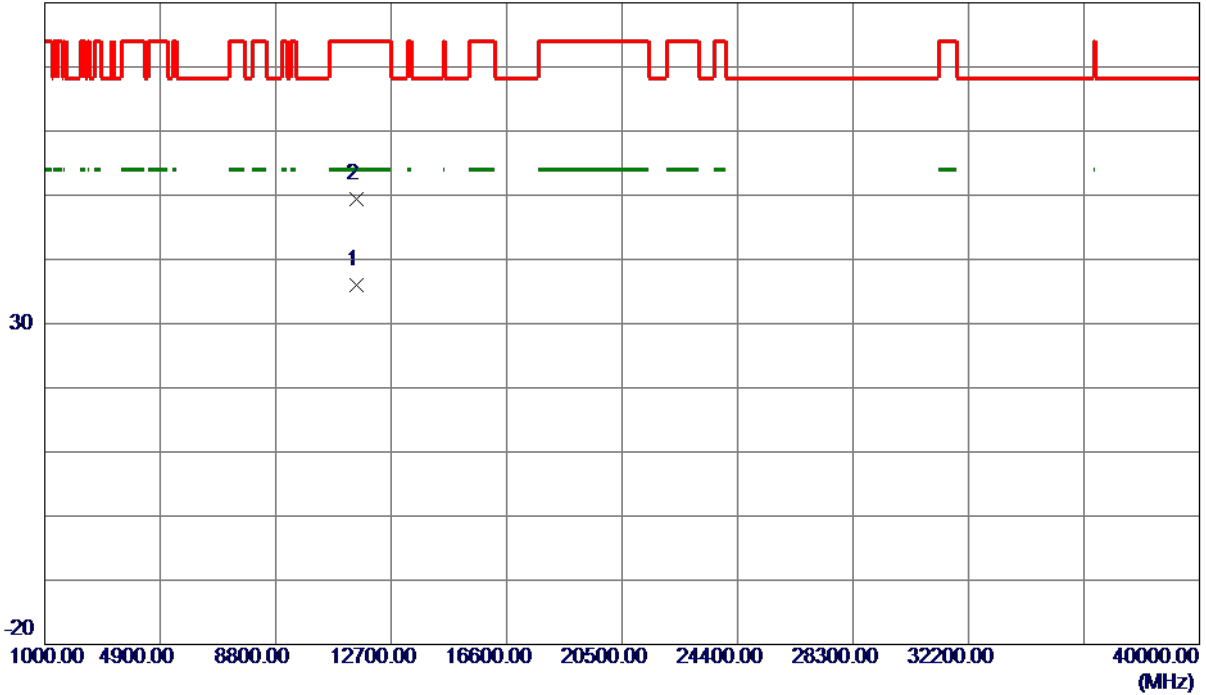
REMARKS:

- (1) Measurement Value = Reading Level + Correct Factor.
- (2) Margin Level = Measurement Value - Limit Value.

Orthogonal Axis	X
Test Mode	UNII-3_TX AC (VHT40) Mode 5755 MHz

Horizontal

80 dBuV/m



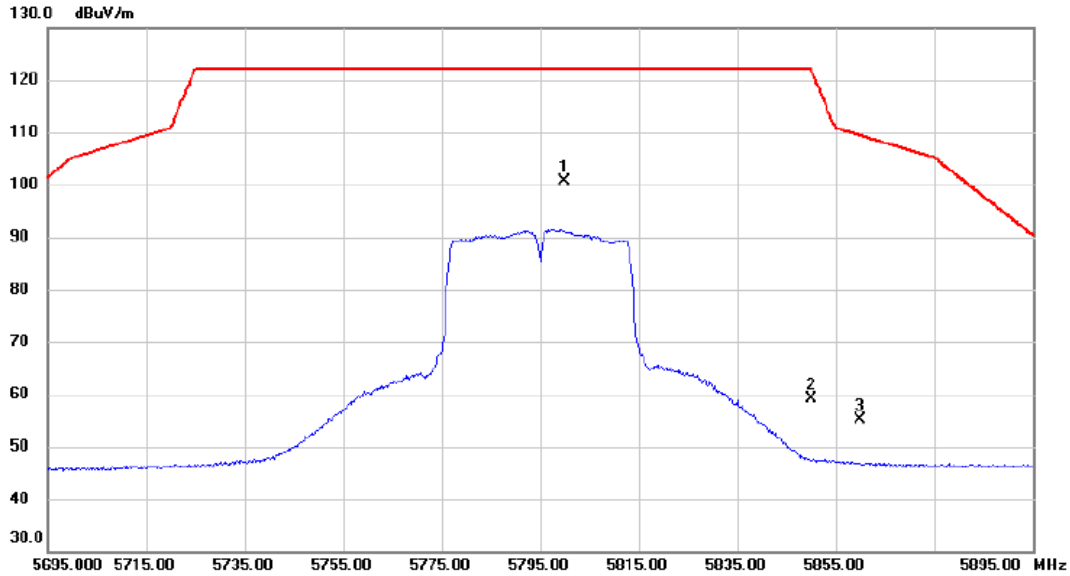
No.	Freq. MHz	Reading Level dBuV/m	Correct Factor dB	Measure ment dBuV/m	Limit dBuV/m	Margin dB	Detector	Comment
1 *	11509.8000	18.87	17.18	36.05	54.00	-17.95	AVG	
2	11510.3400	32.18	17.18	49.36	74.00	-24.64	Peak	

REMARKS:

- (1) Measurement Value = Reading Level + Correct Factor.
- (2) Margin Level = Measurement Value - Limit Value.

Orthogonal Axis	X
Test Mode	UNII-3_TX AC (VHT40) Mode 5795 MHz

Vertical



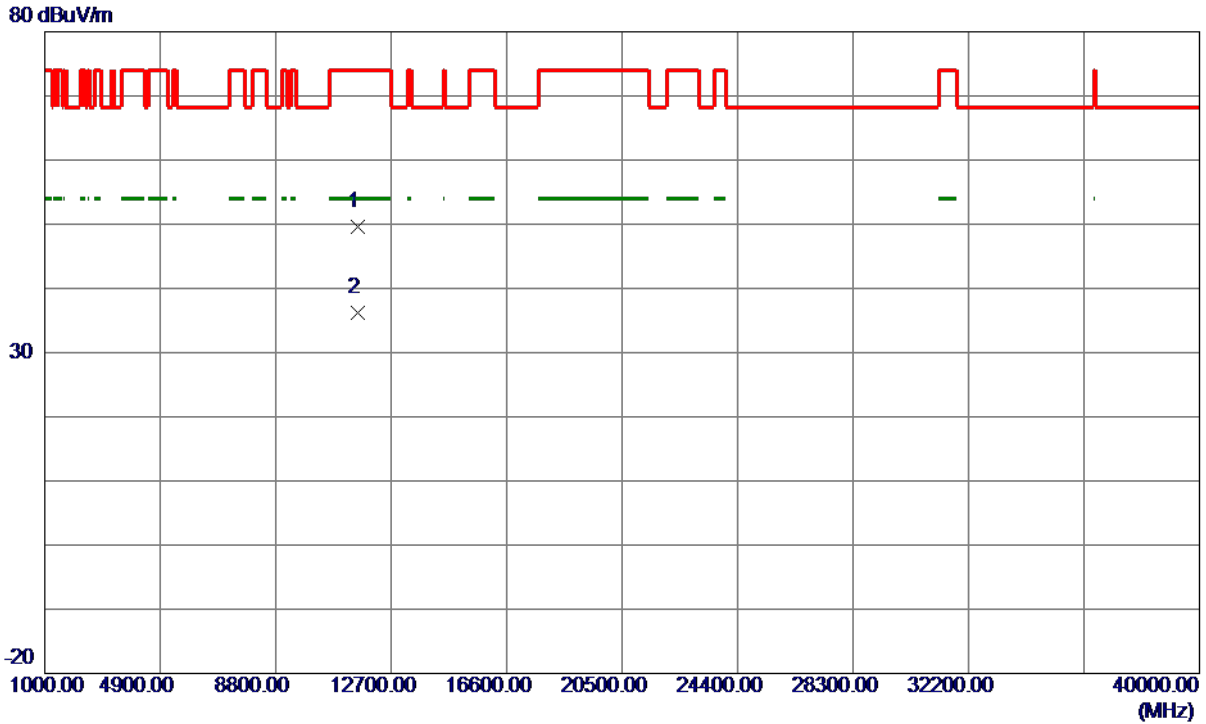
No.	Mk.	Freq.	Reading Level	Correct Factor	Measurement	Limit	Margin	Detector	Comment
		MHz	dBuV	dB	dBuV/m	dBuV/m	dB		
1	*	5800.000	81.79	18.93	100.72	122.20	-21.48	peak	
2		5850.000	40.05	19.09	59.14	122.20	-63.06	peak	
3		5860.000	36.01	19.12	55.13	109.40	-54.27	peak	

REMARKS:

- (1) Measurement Value = Reading Level + Correct Factor.
- (2) Margin Level = Measurement Value - Limit Value.

Orthogonal Axis	X
Test Mode	UNII-3_TX AC (VHT40) Mode 5795 MHz

Vertical



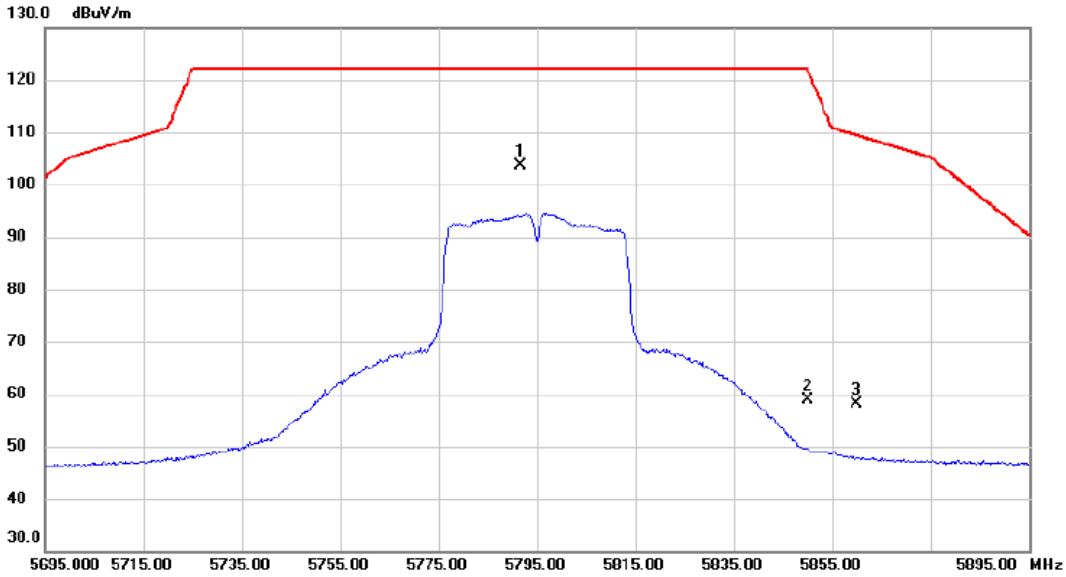
No.	Freq. MHz	Reading Level dBuV/m	Correct Factor dB	Measure ment dBuV/m	Limit dBuV/m	Margin dB	Detector	Comment
1	11589.8620	32.48	17.21	49.69	74.00	-24.31	Peak	
2 *	11590.8680	18.99	17.21	36.20	54.00	-17.80	AVG	

REMARKS:

- (1) Measurement Value = Reading Level + Correct Factor.
- (2) Margin Level = Measurement Value - Limit Value.

Orthogonal Axis	X
Test Mode	UNII-3_TX AC (VHT40) Mode 5795 MHz

Horizontal



No.	Mk.	Freq. MHz	Reading Level dBuV	Correct Factor dB	Measure- ment dBuV/m	Limit dBuV/m	Margin dB	Detector	Comment
1	*	5791.700	84.82	18.90	103.72	122.20	-18.48	peak	
2		5850.000	39.83	19.09	58.92	122.20	-63.28	peak	
3		5860.000	39.04	19.12	58.16	109.40	-51.24	peak	

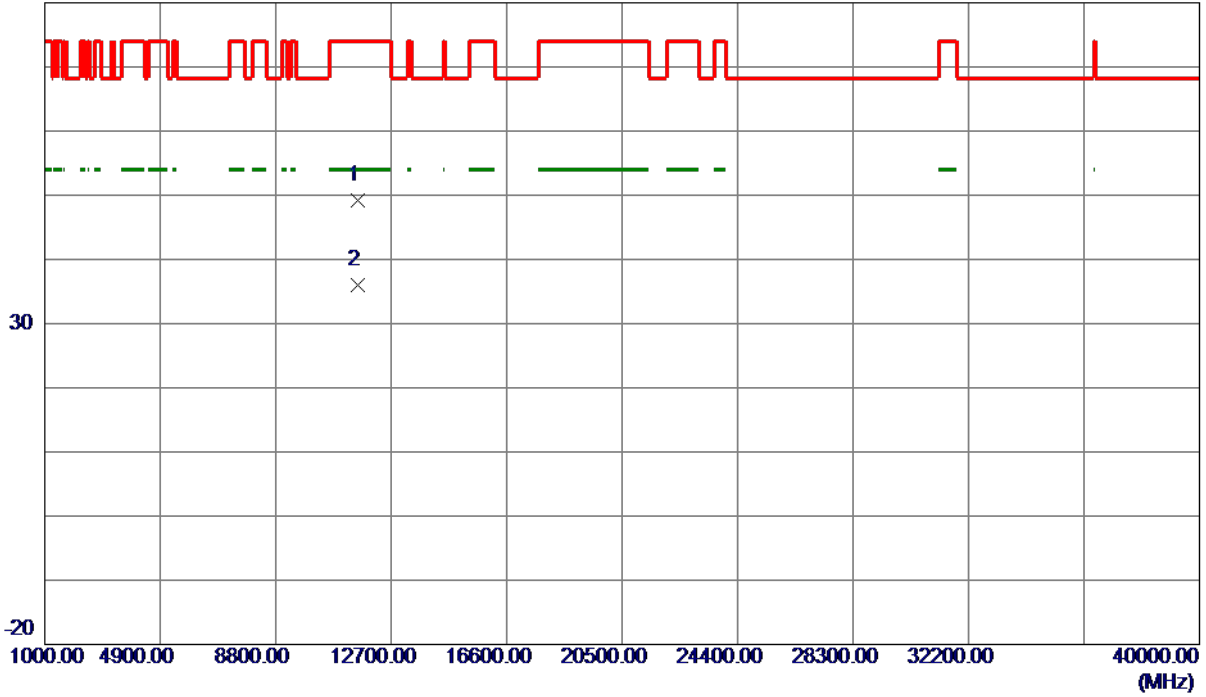
REMARKS:

- (1) Measurement Value = Reading Level + Correct Factor.
- (2) Margin Level = Measurement Value - Limit Value.

Orthogonal Axis	X
Test Mode	UNII-3_TX AC (VHT40) Mode 5795 MHz

Horizontal

80 dBuV/m



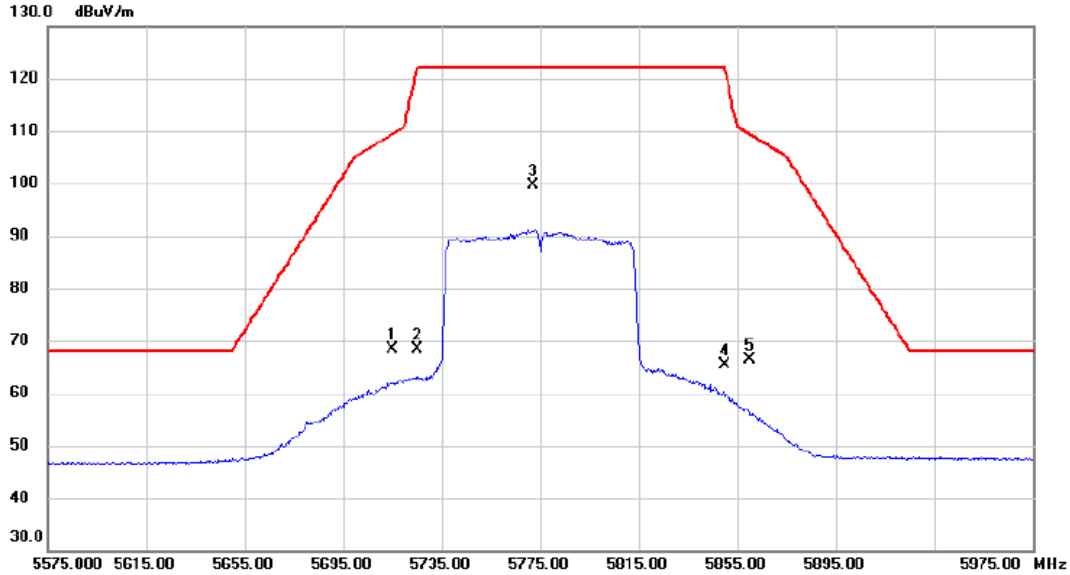
No.	Freq. MHz	Reading Level dBuV/m	Correct Factor dB	Measure ment dBuV/m	Limit dBuV/m	Margin dB	Detector	Comment
1	11589.5420	31.93	17.21	49.14	74.00	-24.86	Peak	
2 *	11589.9300	18.70	17.21	35.91	54.00	-18.09	AVG	

REMARKS:

- (1) Measurement Value = Reading Level + Correct Factor.
- (2) Margin Level = Measurement Value - Limit Value.

Orthogonal Axis	X
Test Mode	UNII-3_TX AC (VHT80) Mode 5775 MHz

Vertical



No.	Mk.	Freq. MHz	Reading Level dBuV	Correct Factor dB	Measure- ment dBuV/m	Limit dBuV/m	Margin dB	Detector	Comment
1		5715.000	49.82	18.66	68.48	109.40	-40.92	peak	
2		5725.000	49.73	18.69	68.42	122.20	-53.78	peak	
3	*	5771.800	80.88	18.84	99.72	122.20	-22.48	peak	
4		5850.000	46.33	19.09	65.42	122.20	-56.78	peak	
5		5860.000	47.14	19.12	66.26	109.40	-43.14	peak	

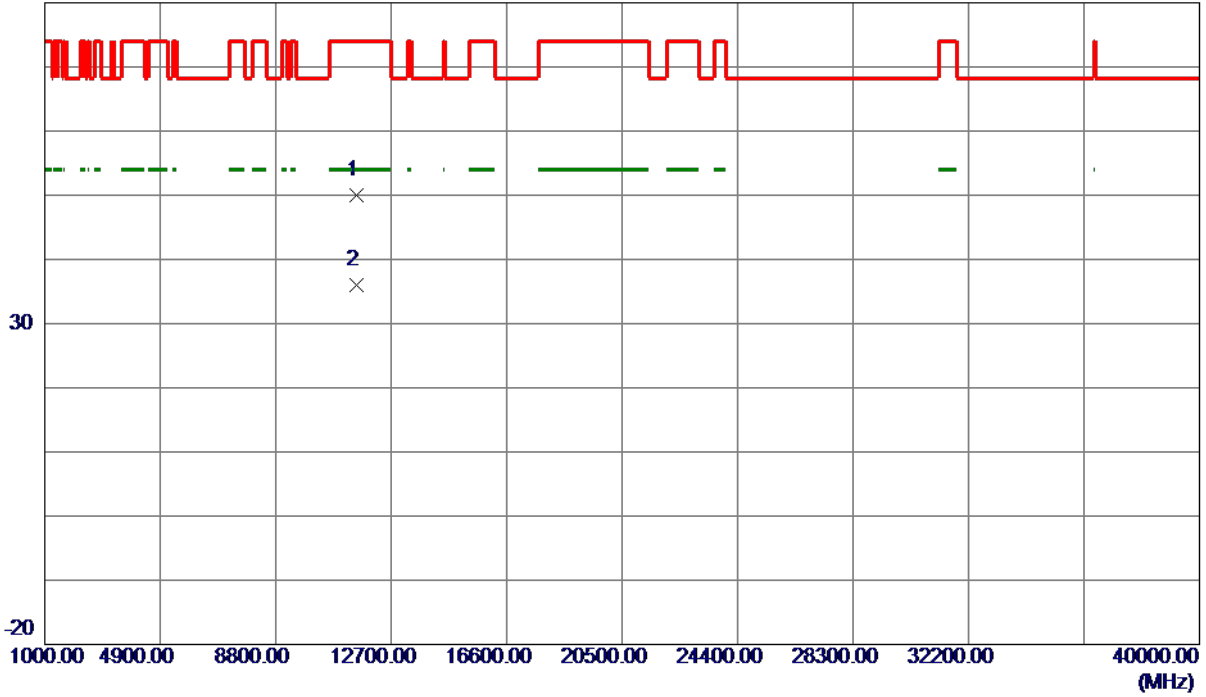
REMARKS:

- (1) Measurement Value = Reading Level + Correct Factor.
- (2) Margin Level = Measurement Value - Limit Value.

Orthogonal Axis	X
Test Mode	UNII-3_TX AC (VHT80) Mode 5775 MHz

Vertical

80 dBuV/m



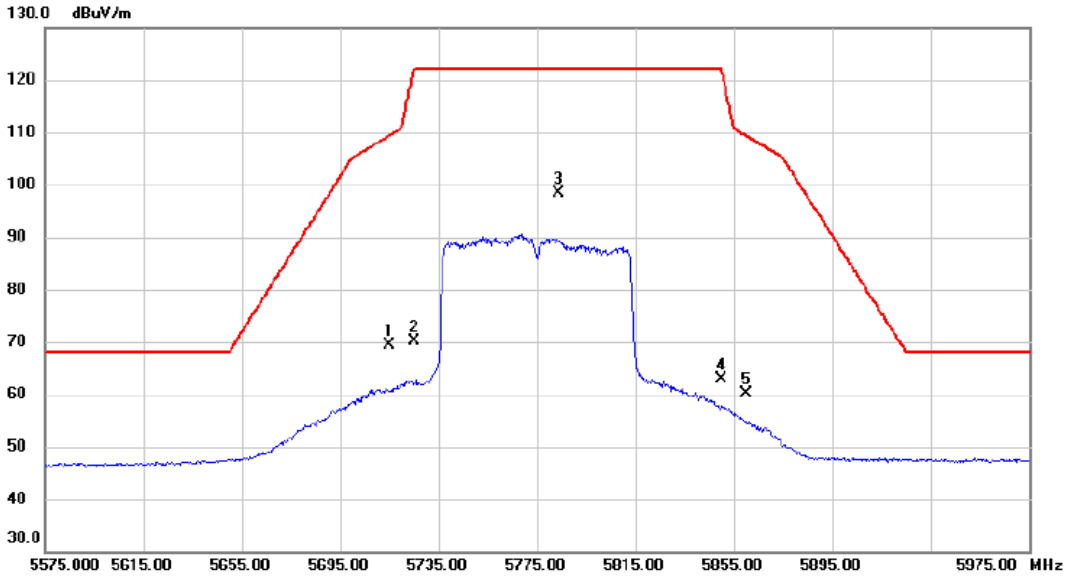
No.	Freq. MHz	Reading Level dBuV/m	Correct Factor dB	Measure ment dBuV/m	Limit dBuV/m	Margin dB	Detector	Comment
1	11549.2120	32.88	17.20	50.08	74.00	-23.92	Peak	
2 *	11550.4100	18.89	17.20	36.09	54.00	-17.91	AVG	

REMARKS:

- (1) Measurement Value = Reading Level + Correct Factor.
- (2) Margin Level = Measurement Value - Limit Value.

Orthogonal Axis	X
Test Mode	UNII-3_TX AC (VHT80) Mode 5775 MHz

Horizontal



No.	Mk.	Freq. MHz	Reading Level dBuV	Correct Factor dB	Measure- ment dBuV/m	Limit dBuV/m	Margin dB	Detector	Comment
1		5715.000	50.77	18.66	69.43	109.40	-39.97	peak	
2		5725.000	51.40	18.69	70.09	122.20	-52.11	peak	
3	*	5783.600	79.60	18.88	98.48	122.20	-23.72	peak	
4		5850.000	43.87	19.09	62.96	122.20	-59.24	peak	
5		5860.000	41.11	19.12	60.23	109.40	-49.17	peak	

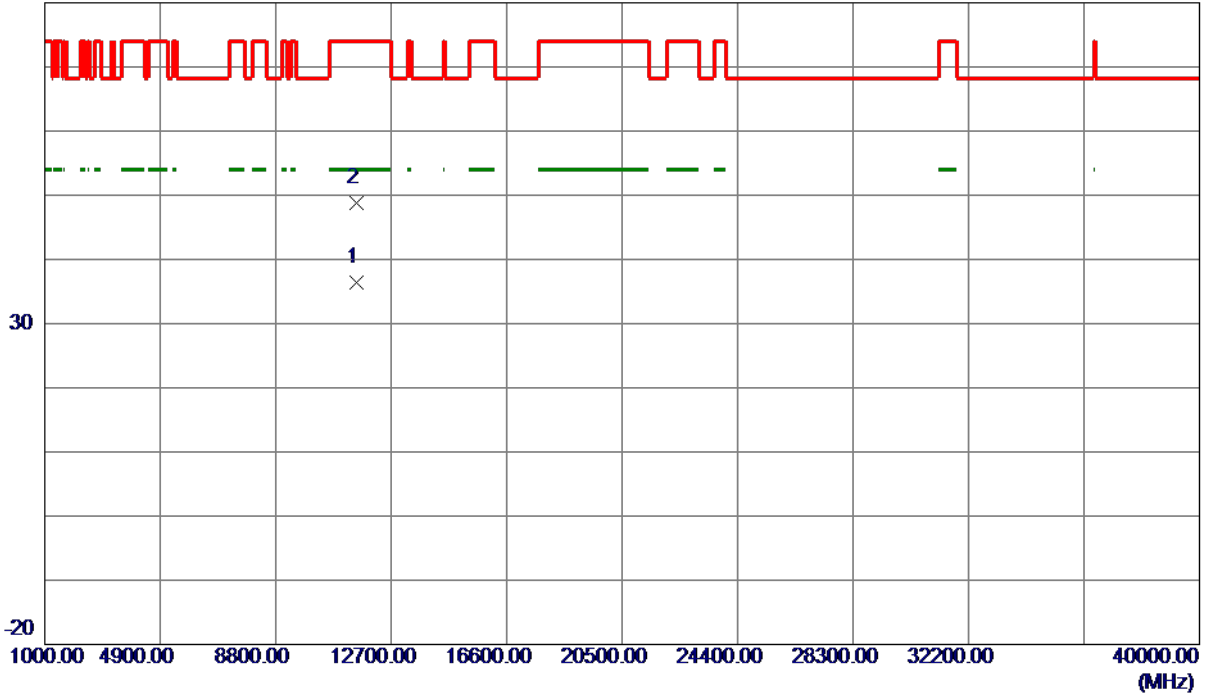
REMARKS:

- (1) Measurement Value = Reading Level + Correct Factor.
- (2) Margin Level = Measurement Value - Limit Value.

Orthogonal Axis	X
Test Mode	UNII-3_TX AC (VHT80) Mode 5775 MHz

Horizontal

80 dBuV/m



No.	Freq. MHz	Reading Level dBuV/m	Correct Factor dB	Measure ment dBuV/m	Limit dBuV/m	Margin dB	Detector	Comment
1 *	11549.5839	19.11	17.20	36.31	54.00	-17.69	AVG	
2	11550.0960	31.67	17.20	48.87	74.00	-25.13	Peak	

REMARKS:

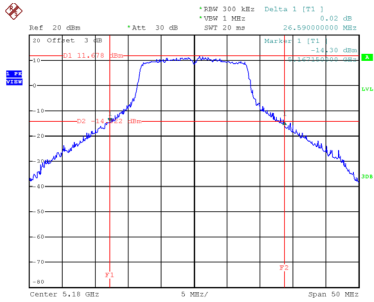
- (1) Measurement Value = Reading Level + Correct Factor.
- (2) Margin Level = Measurement Value - Limit Value.

APPENDIX E - BANDWIDTH

Test Mode	UNII-1_TX A Mode
-----------	------------------

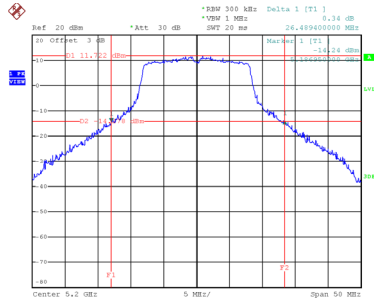
Channel	Frequency (MHz)	26 dB Bandwidth (MHz)	99 % Emission Bandwidth (MHz)
36	5180	26.59	17.20
40	5200	26.49	17.10
48	5240	27.35	17.10

CH36



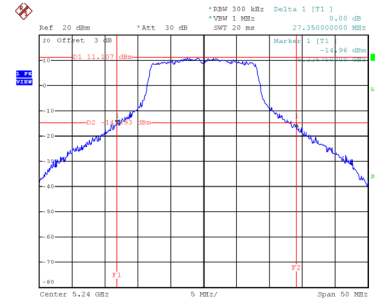
Date: 28 JUN 2020 10:52:25

CH40
26 dB Bandwidth



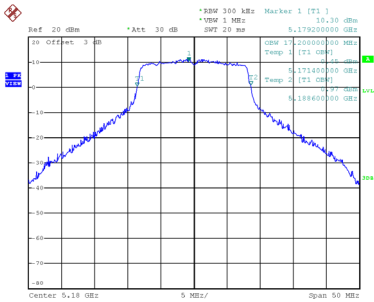
Date: 28 JUN 2020 10:54:45

CH48

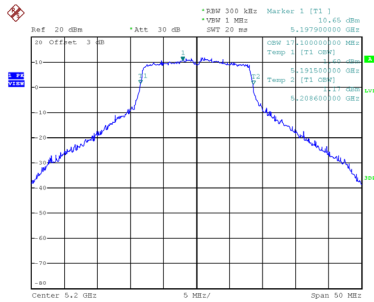


Date: 28 JUN 2020 10:55:32

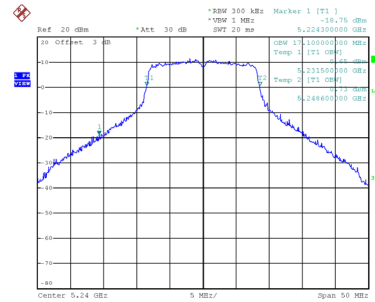
99 % Emission Bandwidth



Date: 28 JUN 2020 10:52:05



Date: 28 JUN 2020 10:54:25

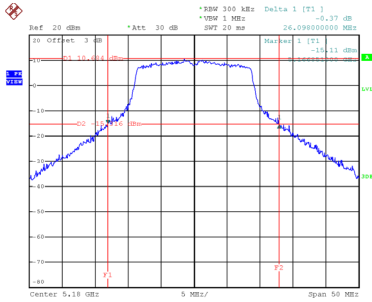


Date: 28 JUN 2020 10:55:13

Test Mode	UNII-1_TX N (HT20) Mode
-----------	-------------------------

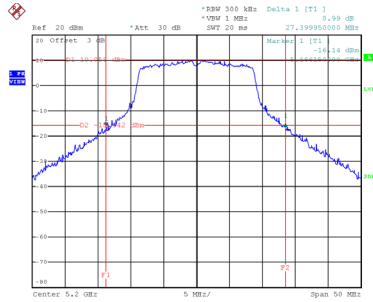
Channel	Frequency (MHz)	26 dB Bandwidth (MHz)	99 % Emission Bandwidth (MHz)
36	5180	26.10	18.20
40	5200	27.40	18.20
48	5240	26.00	18.20

CH36



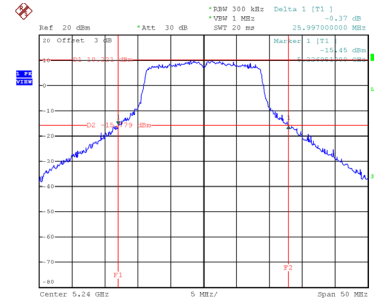
Date: 28_JUN_2020 11:09:27

CH40
26 dB Bandwidth



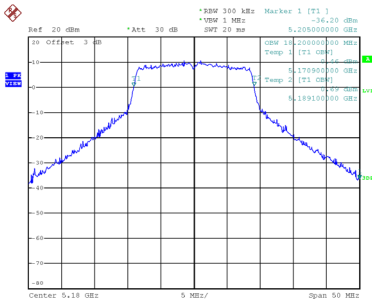
Date: 28_JUN_2020 11:11:26

CH48

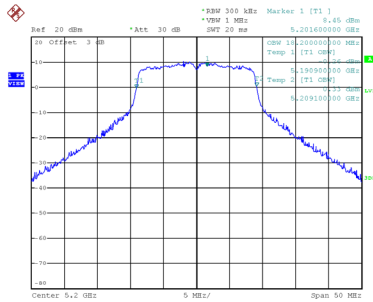


Date: 28_JUN_2020 11:13:28

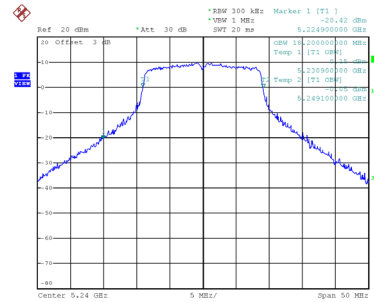
99 % Emission Bandwidth



Date: 28_JUN_2020 11:09:05



Date: 28_JUN_2020 11:11:08

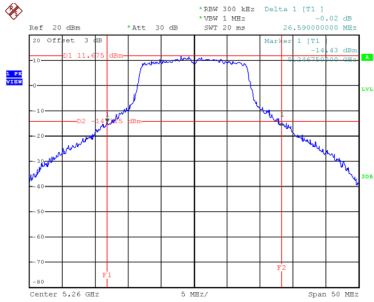


Date: 28_JUN_2020 11:13:08

Test Mode	UNII-2A_TX A Mode
-----------	-------------------

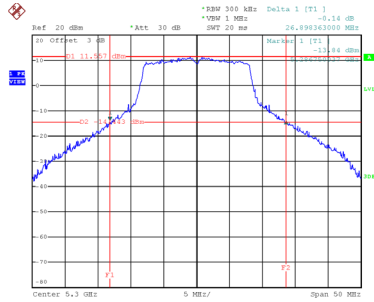
Channel	Frequency (MHz)	26 dB Bandwidth (MHz)	99 % Emission Bandwidth (MHz)
52	5260	26.59	17.20
60	5300	26.90	17.30
64	5320	28.00	17.50

CH52



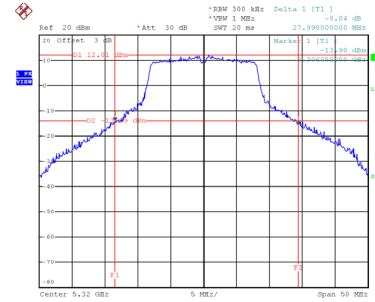
Date: 28 JUN 2020 10:56:51

CH60
26 dB Bandwidth



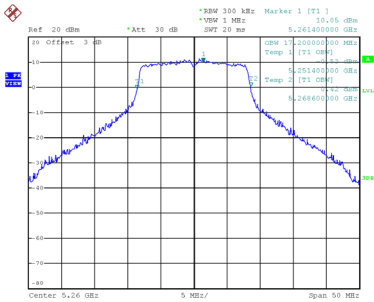
Date: 28 JUN 2020 10:57:55

CH64

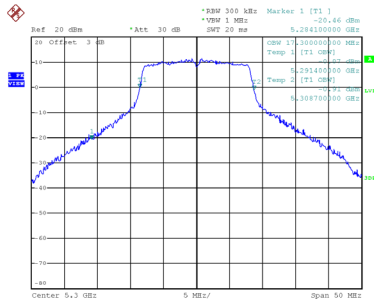


Date: 28 JUN 2020 10:59:48

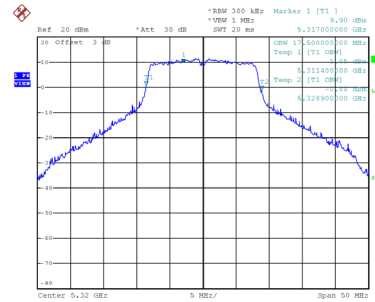
99 % Emission Bandwidth



Date: 28 JUN 2020 10:56:32



Date: 28 JUN 2020 10:57:37

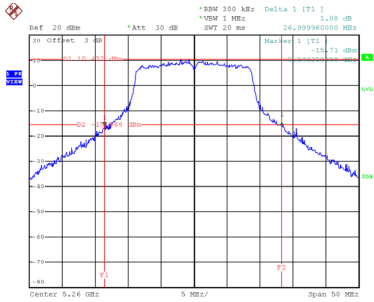


Date: 28 JUN 2020 10:59:30

Test Mode	UNII-2A_TX N (HT20) Mode
-----------	--------------------------

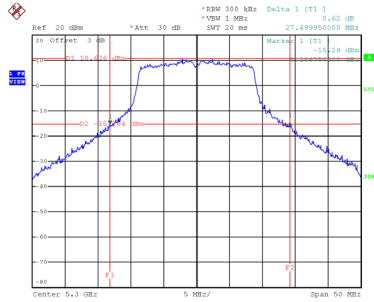
Channel	Frequency (MHz)	26 dB Bandwidth (MHz)	99 % Emission Bandwidth (MHz)
52	5260	27.00	18.20
60	5300	27.50	18.30
64	5320	27.99	18.30

CH52



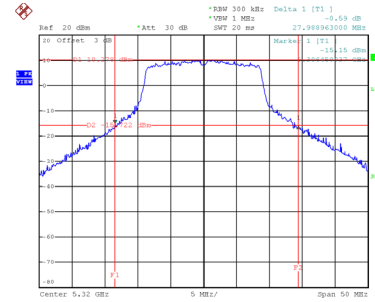
Date: 28_JUN_2020 11:15:07

CH60
26 dB Bandwidth



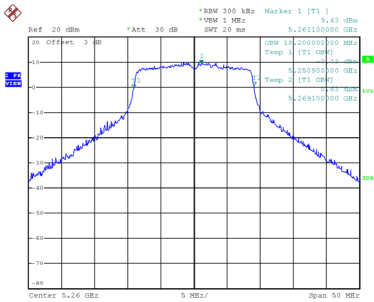
Date: 28_JUN_2020 11:16:23

CH64

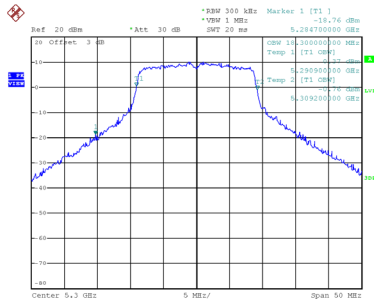


Date: 28_JUN_2020 11:18:17

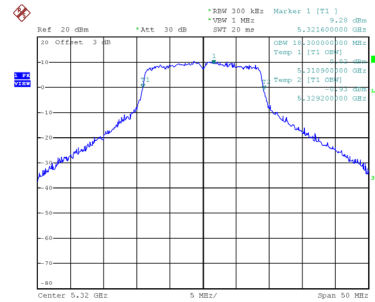
99 % Emission Bandwidth



Date: 28_JUN_2020 11:14:49



Date: 28_JUN_2020 11:16:06

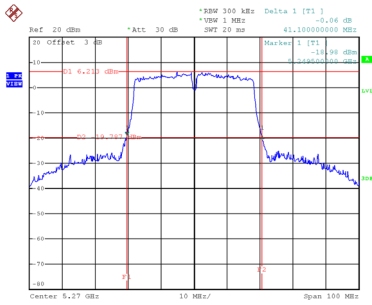


Date: 28_JUN_2020 11:18:00

Test Mode	UNII-2A_TX N (HT40) Mode
-----------	--------------------------

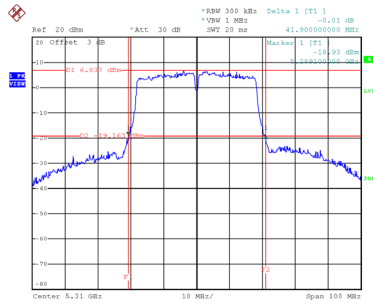
Channel	Frequency (MHz)	26 dB Bandwidth (MHz)	99 % Emission Bandwidth (MHz)
54	5270	41.10	36.80
62	5310	41.90	36.80

CH54



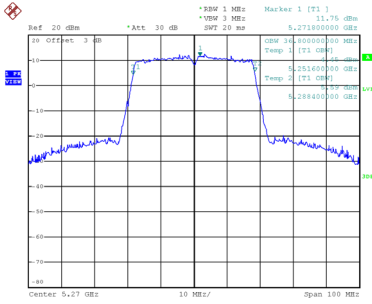
Date: 28 JUN 2020 14:52:21

CH62
26 dB Bandwidth



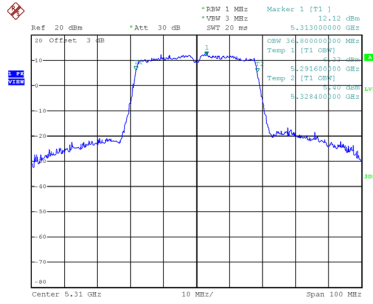
Date: 28 JUN 2020 14:54:45

CH54



Date: 28 JUN 2020 14:51:55

CH62
99 % Emission Bandwidth

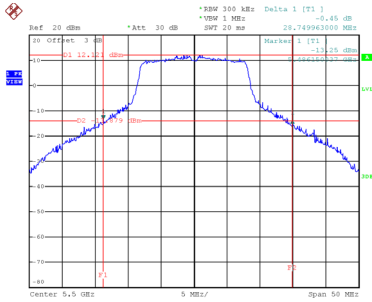


Date: 28 JUN 2020 14:54:19

Test Mode	UNII-2C_TX A Mode
-----------	-------------------

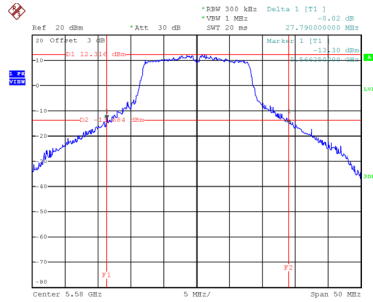
Channel	Frequency (MHz)	26 dB Bandwidth (MHz)	99 % Emission Bandwidth (MHz)
100	5500	28.75	17.30
116	5580	27.79	17.40
140	5700	28.09	17.20

CH100



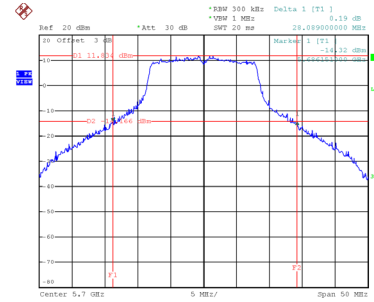
Date: 28 JUN 2020 11:01:03

CH116 26 dB Bandwidth



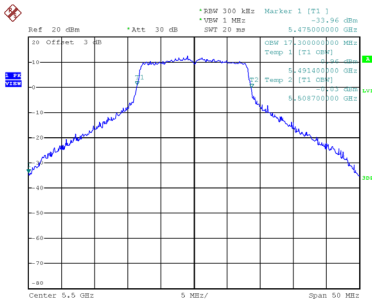
Date: 28 JUN 2020 11:01:53

CH140

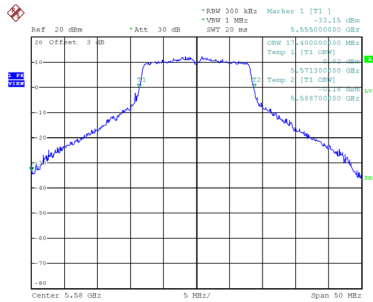


Date: 28 JUN 2020 11:02:42

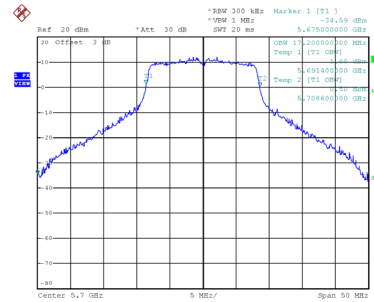
99 % Emission Bandwidth



Date: 28 JUN 2020 11:00:46



Date: 28 JUN 2020 11:01:35

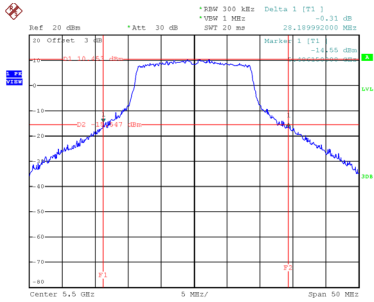


Date: 28 JUN 2020 11:02:24

Test Mode	UNII-2C_TX N (HT20) Mode
-----------	--------------------------

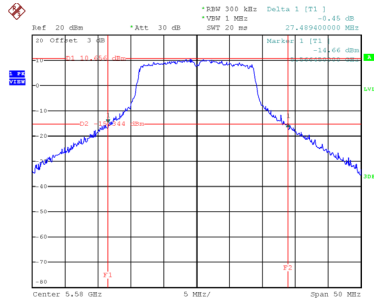
Channel	Frequency (MHz)	26 dB Bandwidth (MHz)	99 % Emission Bandwidth (MHz)
100	5500	28.19	18.30
116	5580	27.49	18.30
140	5700	27.95	18.30

CH100



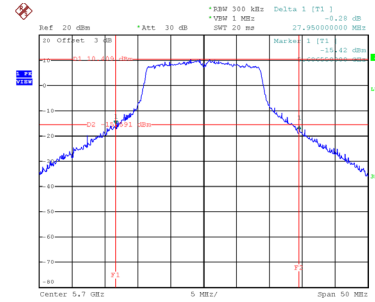
Date: 28 JUN 2020 14:15:14

CH116
26 dB Bandwidth



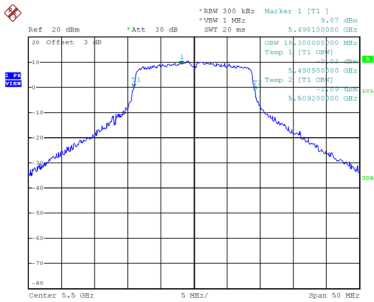
Date: 28 JUN 2020 14:16:48

CH140

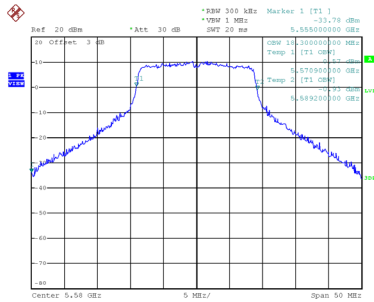


Date: 28 JUN 2020 14:18:26

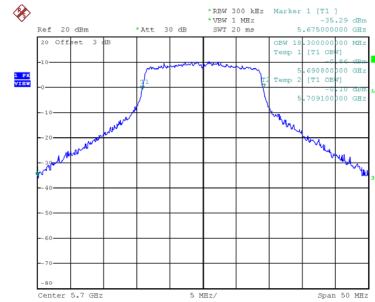
99 % Emission Bandwidth



Date: 28 JUN 2020 14:14:57



Date: 28 JUN 2020 14:16:30

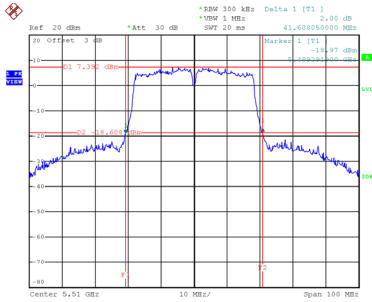


Date: 28 JUN 2020 14:18:08

Test Mode	UNII-2C_TX N (HT40) Mode
-----------	--------------------------

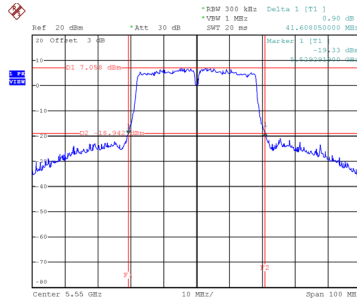
Channel	Frequency (MHz)	26 dB Bandwidth (MHz)	99 % Emission Bandwidth (MHz)
102	5510	41.61	36.80
110	5550	41.61	36.80
134	5670	41.59	36.80

CH102



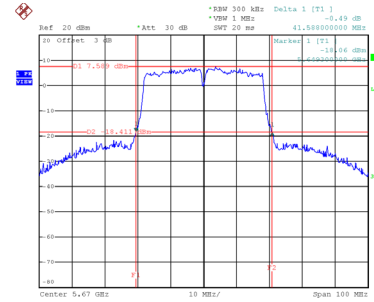
Date: 28 JUN 2020 14:57:32

CH110 26 dB Bandwidth



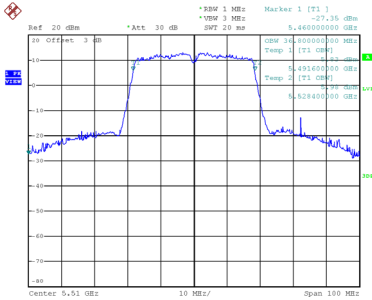
Date: 28 JUN 2020 14:59:09

CH134

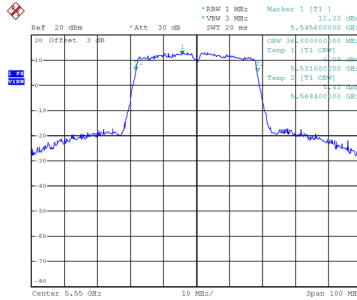


Date: 28 JUN 2020 15:03:34

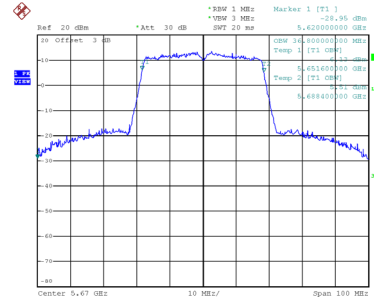
99 % Emission Bandwidth



Date: 28 JUN 2020 14:57:03



Date: 28 JUN 2020 14:58:41

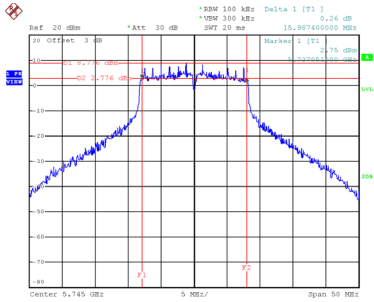


Date: 28 JUN 2020 15:03:05

Test Mode	UNII-3_TX A Mode
-----------	------------------

Channel	Frequency (MHz)	6 dB Bandwidth (MHz)	99 % Emission Bandwidth (MHz)	6 dB Bandwidth Min. Limit (kHz)	Result
149	5745	15.99	17.20	500	Complies
157	5785	15.30	17.20	500	Complies
165	5825	16.09	17.20	500	Complies

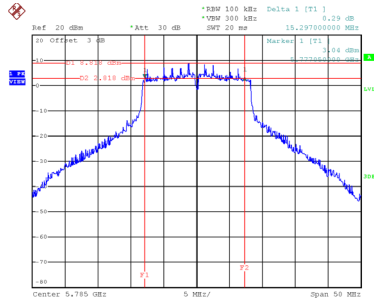
CH149



Date: 28_JUN.2020 11:06:03

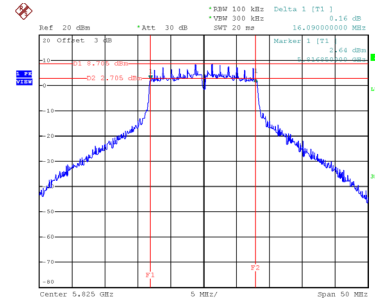
CH157

6 dB Bandwidth



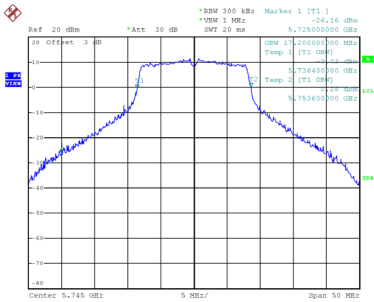
Date: 28_JUN.2020 11:07:00

CH165

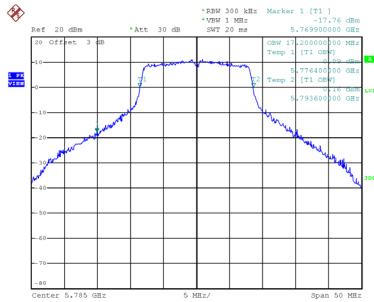


Date: 28_JUN.2020 11:08:26

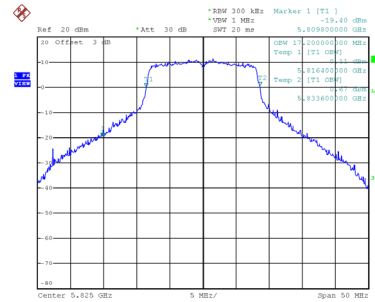
99 % Emission Bandwidth



Date: 28_JUN.2020 11:05:41



Date: 28_JUN.2020 11:06:35

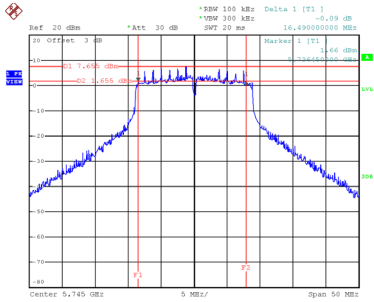


Date: 28_JUN.2020 11:08:04

Test Mode	UNII-3_TX N (HT20) Mode
-----------	-------------------------

Channel	Frequency (MHz)	6 dB Bandwidth (MHz)	99 % Emission Bandwidth (MHz)	6 dB Bandwidth Min. Limit (kHz)	Result
149	5745	16.49	18.20	500	Complies
157	5785	15.80	18.20	500	Complies
165	5825	15.80	18.20	500	Complies

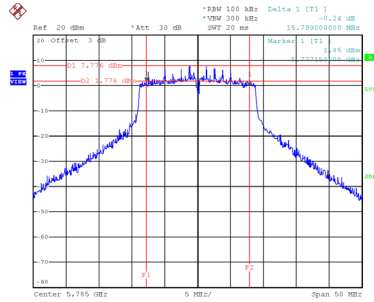
CH149



Date: 28_JUN.2020 14:21:12

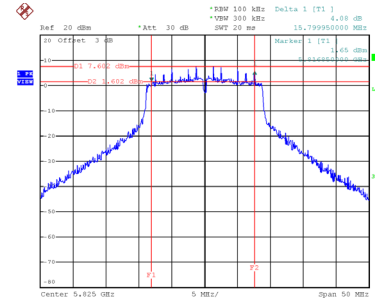
CH157

6 dB Bandwidth



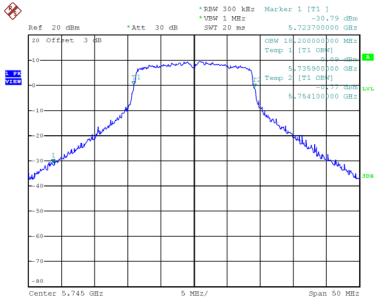
Date: 28_JUN.2020 14:24:10

CH165

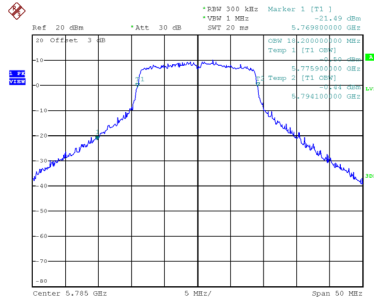


Date: 28_JUN.2020 14:26:47

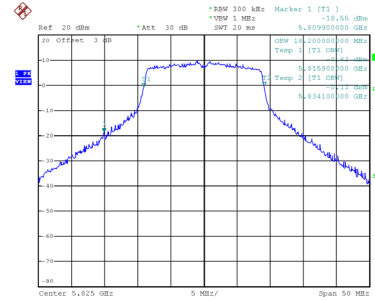
99 % Emission Bandwidth



Date: 28_JUN.2020 14:20:48



Date: 28_JUN.2020 14:23:44

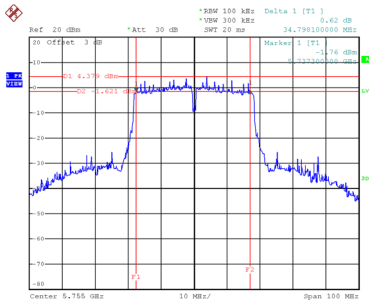


Date: 28_JUN.2020 14:26:23

Test Mode	UNII-3_TX N (HT40) Mode
-----------	-------------------------

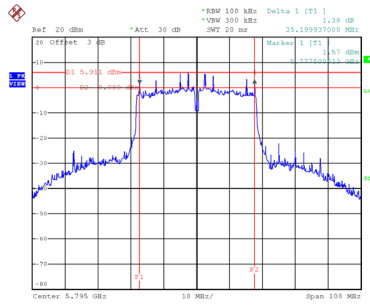
Channel	Frequency (MHz)	6 dB Bandwidth (MHz)	99 % Emission Bandwidth (MHz)	6 dB Bandwidth Min. Limit (kHz)	Result
151	5755	34.80	36.80	500	Complies
159	5795	35.20	36.80	500	Complies

CH151



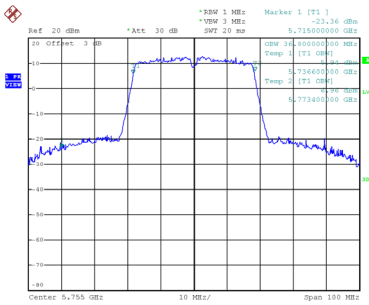
Date: 28 JUN 2020 15:06:09

CH159 6 dB Bandwidth

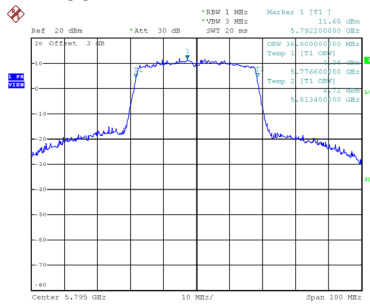


Date: 28 JUN 2020 15:09:02

99 % Emission Bandwidth



Date: 28 JUN 2020 15:05:35

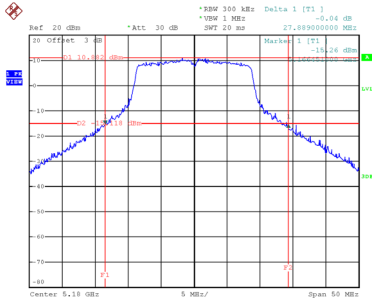


Date: 28 JUN 2020 15:08:33

Test Mode UNII-1_TX AC (VHT20) Mode

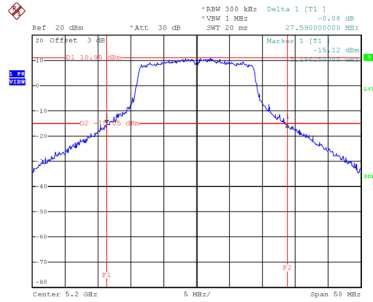
Channel	Frequency (MHz)	26 dB Bandwidth (MHz)	99 % Emission Bandwidth (MHz)
36	5180	27.89	18.30
40	5200	27.59	18.30
48	5240	29.35	18.30

CH36



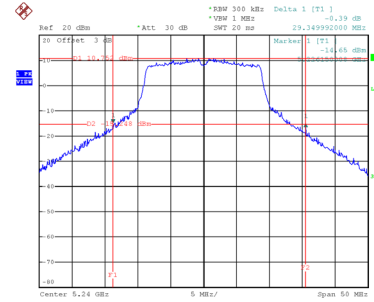
Date: 28 JUN 2020 14:30:07

CH40
26 dB Bandwidth



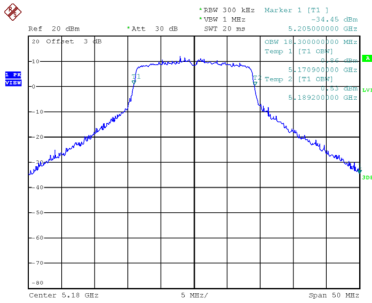
Date: 28 JUN 2020 14:33:22

CH48

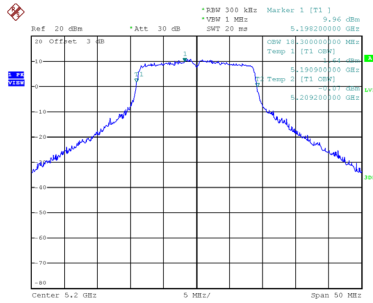


Date: 28 JUN 2020 14:34:10

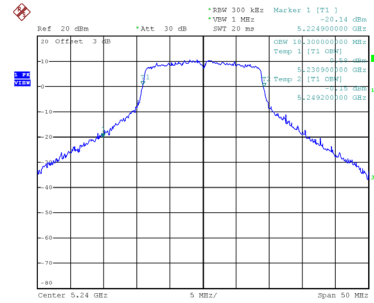
99 % Emission Bandwidth



Date: 28 JUN 2020 14:29:47



Date: 28 JUN 2020 14:33:02

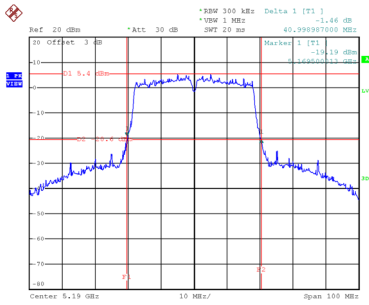


Date: 28 JUN 2020 14:33:54

Test Mode	UNII-1_TX AC (VHT40) Mode
-----------	---------------------------

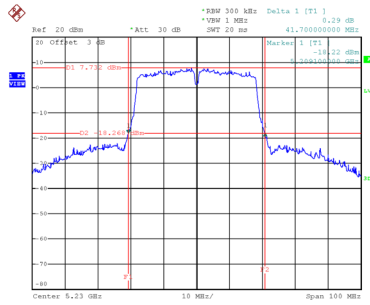
Channel	Frequency (MHz)	26 dB Bandwidth (MHz)	99 % Emission Bandwidth (MHz)
38	5190	41.00	36.80
46	5230	41.70	37.00

CH38



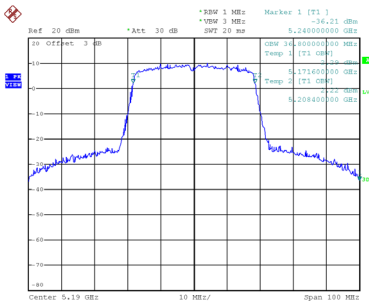
Date: 28 JUN 2020 15:11:54

CH46
26 dB Bandwidth

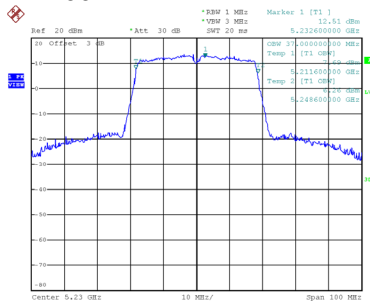


Date: 28 JUN 2020 15:13:42

99 % Emission Bandwidth



Date: 28 JUN 2020 15:11:27

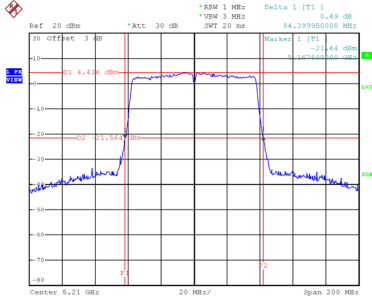


Date: 28 JUN 2020 15:13:21

Test Mode	UNII-1_TX AC (VHT80) Mode
-----------	---------------------------

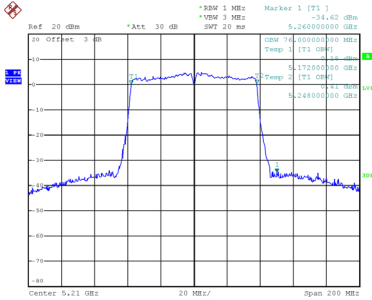
Channel	Frequency (MHz)	26 dB Bandwidth (MHz)	99 % Emission Bandwidth (MHz)
42	5210	84.40	76.00

CH42 26 dB Bandwidth



Date: 28 JUN 2020 15:31:39

99 % Emission Bandwidth

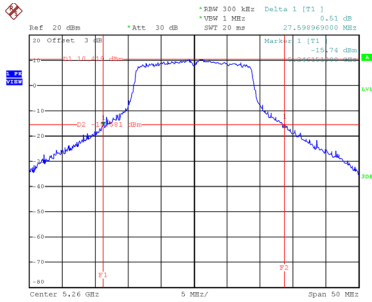


Date: 28 JUN 2020 15:31:14

Test Mode	UNII-2A_TX AC (VHT20) Mode
-----------	----------------------------

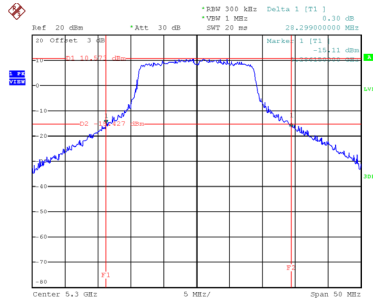
Channel	Frequency (MHz)	26 dB Bandwidth (MHz)	99 % Emission Bandwidth (MHz)
52	5260	27.60	18.30
60	5300	28.30	18.30
64	5320	29.19	18.50

CH52



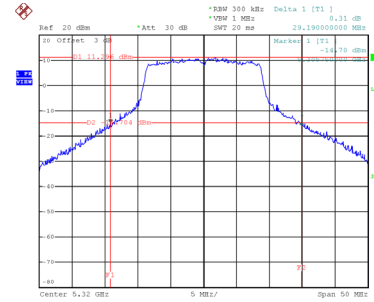
Date: 28_JUN.2020 14:35:16

CH60
26 dB Bandwidth



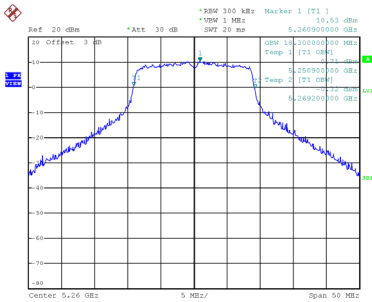
Date: 28_JUN.2020 14:36:26

CH64

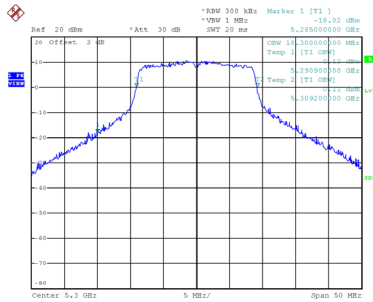


Date: 28_JUN.2020 14:39:22

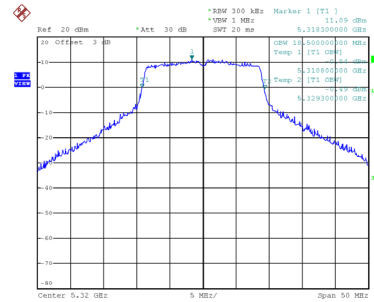
99 % Emission Bandwidth



Date: 28_JUN.2020 14:35:18



Date: 28_JUN.2020 14:36:04

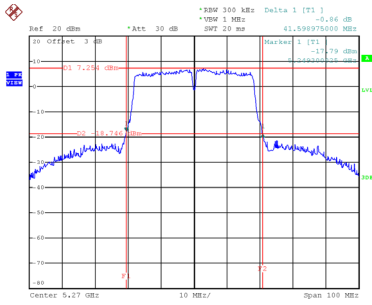


Date: 28_JUN.2020 14:39:06

Test Mode	UNII-2A_TX AC (VHT40) Mode
-----------	----------------------------

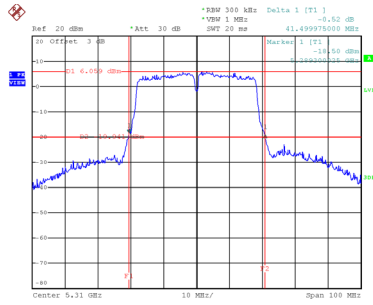
Channel	Frequency (MHz)	26 dB Bandwidth (MHz)	99 % Emission Bandwidth (MHz)
54	5270	41.60	37.00
62	5310	41.50	36.80

CH54



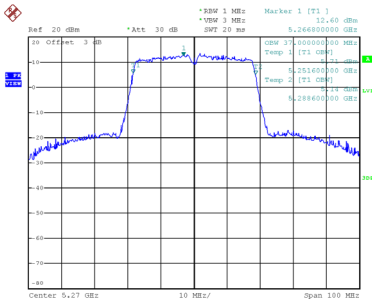
Date: 28 JUN 2020 15:17:46

CH62
26 dB Bandwidth



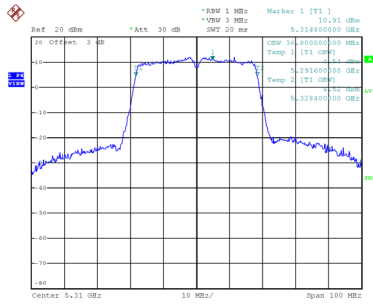
Date: 28 JUN 2020 15:19:22

CH54



Date: 28 JUN 2020 15:17:19

CH62
99 % Emission Bandwidth

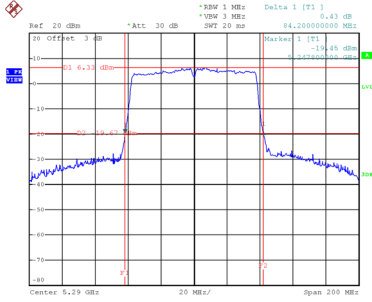


Date: 28 JUN 2020 15:18:55

Test Mode	UNII-2A_TX AC (VHT80) Mode
-----------	----------------------------

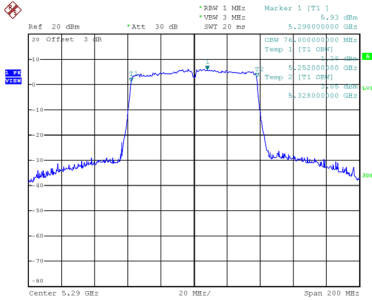
Channel	Frequency (MHz)	26 dB Bandwidth (MHz)	99 % Emission Bandwidth (MHz)
58	5290	84.20	76.00

CH58 26 dB Bandwidth



Date: 28 JUN 2020 15:33:49

99 % Emission Bandwidth



Date: 28 JUN 2020 15:33:24