

FCC

RF

TEST REPORT

ISSUED BY
Shenzhen BALUN Technology Co., Ltd.



FOR
Mobile Phone

ISSUED TO
Guangdong OPPO Mobile Telecommunications Corp., Ltd.

NO.18 HaiBin Road, Wusha village, Chang An Town, DongGuan City,
GuangDong, China



Tested by: Lu Jianmin
 Date: Sep. 14, 2020

Approved by: Wei Yanqian
 (Chief Engineer)
 Date: Sep. 14, 2020



Report No.: BL-SZ2080110-501
 EUT Name: Mobile Phone
 Model Name: CPH2125
 Brand Name: OPPO
 Test Standard: 47 CFR Part 2 (10-1-18 Edition)
 47 CFR Part 22 (10-1-18 Edition)
 47 CFR Part 24 (10-1-18 Edition)
 47 CFR Part 27 (10-1-18 Edition)
 47 CFR Part 90 (10-1-18 Edition)

FCC ID: R9C-CPH2125
 Test Conclusion: Pass
 Test Date: Aug. 06, 2020 ~ Aug. 24, 2020
 Date of Issue: Sep. 14, 2020

NOTE: This test report of test results only related to testing samples, which can be duplicated completely for the legal use with the approval of the applicant; it shall not be reproduced except in full, without the written approval of Shenzhen BALUN Technology Co., Ltd. Any objections should be raised within thirty days from the date of issue. To validate the report, please contact us.

Revision History

<u>Version</u>	<u>Issue Date</u>	<u>Revisions Content</u>
<u>Rev. 01</u>	<u>Sep. 14, 2020</u>	<u>Initial Issue</u>

TABLE OF CONTENTS

1	ADMINISTRATIVE DATA (GENERAL INFORMATION)	4
1.1	Identification of the Testing Laboratory	4
1.2	Identification of the Responsible Testing Location	4
1.3	Laboratory Condition	4
1.4	Announce	5
2	PRODUCT INFORMATION	6
2.1	Applicant Information	6
2.2	Manufacturer Information	6
2.3	Factory Information	6
2.4	General Description for Equipment under Test (EUT)	6
2.5	Technical Information	7
3	SUMMARY OF TEST RESULTS	10
3.1	Test Standards	10
3.2	Test Verdict	11
4	GENERAL TEST CONFIGURATIONS	13
4.1	Test Environments	13
4.2	Test Equipment List	13
4.3	Test Configurations	15
4.4	Test Setup	24
5	TEST ITEMS	26
5.1	Transmitter Radiated Power (EIRP/ERP)	26
5.2	Peak to Average Ratio	29
5.3	Occupied Bandwidth	31
5.4	Frequency Stability	33
5.5	Spurious Emission at Antenna Terminals	35
5.6	Band Edge	39

5.7	Field Strength of Spurious Radiation	43
ANNEX A	TEST RESULTS.....	47
A.1	Transmitter Radiated Power (EIRP/ERP)	47
A.2	Peak to Average Ratio	113
A.3	Occupied Bandwidth	119
A.4	Frequency Stability.....	133
A.5	Spurious Emission at Antenna Terminals	155
A.6	Band Edge	168
A.7	Field Strength of Spurious Radiation	186
ANNEX B	TEST SETUP PHOTOS	194
ANNEX C	EUT EXTERNAL PHOTOS.....	194
ANNEX D	EUT INTERNAL PHOTOS	194

1 ADMINISTRATIVE DATA (GENERAL INFORMATION)

1.1 Identification of the Testing Laboratory

Company Name	Shenzhen BALUN Technology Co., Ltd.
Address	Block B, 1st FL, Baisha Science and Technology Park, Shahe Xi Road, Nanshan District, Shenzhen, Guangdong Province, P. R. China.
Phone Number	+86 755 6685 0100

1.2 Identification of the Responsible Testing Location

Test Location	Shenzhen BALUN Technology Co., Ltd.
Address	Block B, 1st FL, Baisha Science and Technology Park, Shahe Xi Road, Nanshan District, Shenzhen, Guangdong Province, P. R. China.
Accreditation Certificate	<p>The laboratory has been listed by Industry Canada to perform electromagnetic emission measurements. The recognition numbers of test site are 11524A-1.</p> <p>The laboratory is a testing organization accredited by FCC as an accredited testing laboratory. The designation number is CN1196.</p> <p>The laboratory is a testing organization accredited by American Association for Laboratory Accreditation(A2LA) according to ISO/IEC 17025. The accreditation certificate number is 4344.01.</p> <p>The laboratory is a testing organization accredited by China National Accreditation Service for Conformity Assessment (CNAS) according to ISO/IEC 17025. The accreditation certificate number is L6791.</p>
Description	All measurement facilities used to collect the measurement data are located at Block B, FL 1, Baisha Science and Technology Park, Shahe Xi Road, Nanshan District, Shenzhen, Guangdong Province, P. R. China 518055

1.3 Laboratory Condition

Ambient Temperature	20 °C to 35 °C
Ambient Relative Humidity	30 % to 60 %
Ambient Pressure	98 kPa to 102 kPa

1.4 Announce

- (1) The test report reference to the report template version v5.9.
- (2) The test report is invalid if not marked with the signatures of the persons responsible for preparing and approving the test report.
- (3) The test report is invalid if there is any evidence and/or falsification.
- (4) The results documented in this report apply only to the tested sample, under the conditions and modes of operation as described herein.
- (5) This document may not be altered or revised in any way unless done so by BALUN and all revisions are duly noted in the revisions section.
- (6) Content of the test report, in part or in full, cannot be used for publicity and/or promotional purposes without prior written approval from the laboratory.

2 PRODUCT INFORMATION

2.1 Applicant Information

Applicant	Guangdong OPPO Mobile Telecommunications Corp., Ltd.
Address	NO.18 HaiBin Road, Wusha village, Chang An Town, DongGuan City, GuangDong, China

2.2 Manufacturer Information

Manufacturer	Guangdong OPPO Mobile Telecommunications Corp., Ltd.
Address	NO.18 HaiBin Road, Wusha village, Chang An Town, DongGuan City, GuangDong, China

2.3 Factory Information

Factory	Guangdong OPPO Mobile Telecommunications Corp., Ltd.
Address	NO.18 HaiBin Road, Wusha village, Chang An Town, DongGuan City, GuangDong, China

2.4 General Description for Equipment under Test (EUT)

EUT Name	Mobile Phone
Model Name Under Test	CPH2125
Series Model Name	N/A
Description of Model name differentiation	N/A
Hardware Version	11
Software Version	ColorOS 7.2
Dimensions (Approx.)	160.1x73.8x7.5mm
Weight (Approx.)	164g(with battery)

2.5 Technical Information

Network and Wireless connectivity	2G Network GSM/GPRS/EDGE 850/1900 MHz 3G Network WCDMA/HSDPA/HSUPA/HSPA+ Band 2/4/5 4G Network FDD LTE Band 2/4/5/7/12/17/26/66 TDD LTE Band 38/41 LTE CA Uplink (UL): CA_7C, CA_38C, CA_41C Bluetooth 5.1 (BR+EDR+BLE) 2.4G WIFI 802.11b, 802.11g, 802.11n(HT20) 5G WIFI 802.11a, 802.11n(HT20/40) and 802.11ac(VHT20/40/80) Band 1/2A/2C/3, GPS, GLONASS, BDS, SBAS, Galileo, FM receiver, NFC
About the Product	The equipment is Mobile Phone, intended for used with information technology equipment.
Note 1: The EUT is a mobile phone, supporting dual SIM card slots under the same transceiver. Both SIM card slots support GSM, WCDMA and LTE. And both SIM card slots share the same transceiver, so only SIM1 is tested in this report.	

The requirement for the following technical information of the EUT was tested in this report:

Operating Bands	GSM/GPRS/EDGE 850/1900 MHz WCDMA/HSDPA/HSUPA Band 2/4/5 FDD LTE Band 2/4/5/7/12/17/26/66 TDD LTE Band 38/41 CA_7C, CA_38C, CA_41C	
Modulation Type	GSM/GPRS	GMSK
	EGPRS	8PSK
	WCDMA	QPSK
	HSDPA /HSUPA	QPSK 16QAM
	LTE	QPSK 16QAM
TX Frequency Range	GSM/GPRS/EGPRS 850: 824 MHz ~ 849 MHz GSM/GPRS/EGPRS 1900: 1850 MHz ~ 1910 MHz WCDMA/HSDPA/HSUPA Band 2: 1850 MHz ~ 1910 MHz WCDMA/HSDPA/HSUPA Band 4: 1710 MHz ~ 1755 MHz WCDMA/HSDPA/HSUPA Band 5: 824 MHz ~ 849 MHz FDD LTE Band 2: 1850 MHz ~ 1910 MHz FDD LTE Band 4: 1710 MHz ~ 1755 MHz FDD LTE Band 5: 824 MHz ~ 849 MHz FDD LTE Band 7: 2500 MHz ~ 2570 MHz FDD LTE Band 12: 699 MHz ~ 716 MHz FDD LTE Band 17: 704 MHz ~ 716 MHz FDD LTE Band 26: 814 MHz ~ 849 MHz	

	TDD LTE Band 38: 2570 MHz ~ 2620 MHz TDD LTE Band 41: 2496 MHz ~ 2690 MHz FDD LTE Band 66: 1710 MHz ~ 1780 MHz
Rx Frequency Range	GSM/GPRS/EGPRS 850: 869 MHz ~ 894 MHz GSM/GPRS/EGPRS 1900: 1930 MHz ~ 1990 MHz WCDMA/HSDPA/HSUPA Band 2: 1930 MHz ~ 1990 MHz WCDMA/HSDPA/HSUPA Band 4: 2110 MHz ~ 2155 MHz WCDMA/HSDPA/HSUPA Band 5: 869 MHz ~ 894 MHz FDD LTE Band 2: 1930 MHz ~ 1990 MHz FDD LTE Band 4: 2110 MHz ~ 2155 MHz FDD LTE Band 5: 869 MHz ~ 894 MHz FDD LTE Band 7: 2620 MHz ~ 2690 MHz FDD LTE Band 12: 729 MHz ~ 746 MHz FDD LTE Band 17: 734 MHz ~ 746 MHz FDD LTE Band 26: 859 MHz ~ 894 MHz TDD LTE Band 38: 2570 MHz ~ 2620 MHz TDD LTE Band 41: 2496 MHz ~ 2690 MHz FDD LTE Band 66: 2110 MHz ~ 2200 MHz
Power Class	GSM/GPRS 850: 4 GSM/GPRS 1900: 1 EGPRS 850/1900: E2 WCDMA/HSDPA/HSUPA Band 2: 3 WCDMA/HSDPA/HSUPA Band 4: 3 WCDMA/HSDPA/HSUPA Band 5: 3 FDD LTE Band 2: 3 FDD LTE Band 4: 3 FDD LTE Band 5: 3 FDD LTE Band 7: 3 FDD LTE Band 12: 3 FDD LTE Band 17: 3 FDD LTE Band 26: 3 TDD LTE Band 38: 3 TDD LTE Band 41: 3 FDD LTE Band 66: 3
Multislot Class	GPRS/EGPRS: 12
Antenna Type	PIFA Antenna
Antenna Gain	GSM/GPRS/EGPRS 850: -4.5 dBi GSM/GPRS/EGPRS 1900: -2.1 dBi WCDMA/HSDPA/HSUPA Band 2: -2.1 dBi WCDMA/HSDPA/HSUPA Band 4: -2.1 dBi WCDMA/HSDPA/HSUPA Band 5: -4.5 dBi FDD LTE Band 2: -2.1 dBi FDD LTE Band 4: -2.1 dBi FDD LTE Band 5: -4.5 dBi FDD LTE Band 7: -4.5 dBi

	FDD LTE Band 12: -4.5 dBi FDD LTE Band 17: -4.5 dBi FDD LTE Band 26: -4.5 dBi TDD LTE Band 38: -4.5 dBi TDD LTE Band 41: -4.5 dBi FDD LTE Band 66: -2.1 dBi CA_7C: -4.5 dBi CA_38C: -4.5 dBi CA_41C: -4.5 dBi
The Max RF Output Power (EIRP/ERP)	GSM/GPRS/EGPRS 850: 25.92 dBm GSM/GPRS/EGPRS 1900: 27.19 dBm WCDMA/HSDPA/HSUPA Band 2: 20.89 dBm WCDMA/HSDPA/HSUPA Band 4: 20.90 dBm WCDMA/HSDPA/HSUPA Band 5: 16.26 dBm FDD LTE Band 2: 21.42 dBm FDD LTE Band 4: 21.40 dBm FDD LTE Band 5: 17.08 dBm FDD LTE Band 7: 18.72 dBm FDD LTE Band 12: 16.34 dBm FDD LTE Band 17: 16.39 dBm FDD LTE Band 26 (part22): 17.00 dBm FDD LTE Band 26 (part90): 16.94 dBm TDD LTE Band 38: 18.80 dBm TDD LTE Band 41: 19.18 dBm FDD LTE Band 66: 21.80 dBm CA_7C: 18.76 dBm CA_38C: 17.38 dBm CA_41C: 18.43 dBm

Note 1: The EUT information are declared by manufacturer. For more detailed features description, please refer to the manufacturer's specifications or user's manual.

3 SUMMARY OF TEST RESULTS

3.1 Test Standards

No.	Identity	Document Title
1	47 CFR Part 2 (10-1-18 Edition)	Frequency Allocations and Radio Treaty Matters; General Rules and Regulations
2	47 CFR Part 22 Subpart H (10-1-18 Edition)	Cellular Radiotelephone Service
3	47 CFR Part 24 Subpart E (10-1-18 Edition)	Broadband PCS
4	47 CFR Part 27 (10-1-18 Edition)	Miscellaneous Wireless Communications Services
5	47 CFR Part 90 Subpart S (10-1-18 Edition)	Regulations Governing Licensing and Use of Frequencies in the 806-824, 851-869, 896-901, and 935-940 MHz Bands
6	ANSI/TIA-603-E-2016	Land Mobile FM or PM Communications Equipment Measurement and Performance Standards
7	KDB 971168 D01 v03r01	Measurement Guidance for Certification of Licensed Digital Transmitters

3.2 Test Verdict

No.	Test Description	FCC Part No.	Test Result	Test Verdict
1	Conducted RF Output Power	2.1046	Reporting only (ANNEX A.1)	Pass
2	Effective (Isotropic) Radiated Power	2.1046 22.913 24.232 27.50 90.635(b)	ANNEX A.1	Pass
3	Peak to Average Ratio	2.1046 24.232(d) 27.50(d)	ANNEX A.2	Pass
4	Occupied Bandwidth	2.1049 22.917 24.238 27.53 90.209	ANNEX A.3	Pass
5	Frequency Stability	2.1055 22.355 24.235 27.54 90.213	ANNEX A.4	Pass
6	Spurious Emission at Antenna Terminals	2.1051 22.917 24.238 27.53 90.691	ANNEX A.5	Pass
7	Band Edge	2.1051 22.917 24.238 27.53 90.691	ANNEX A.6	Pass
8	Field Strength of Spurious Radiation	2.1053 22.917 24.238 27.53 90.691	ANNEX A.7	Pass

Note: The only difference between the EUT (test samples in this report) and testing sample of report BL-SZ2060102-501, which was issued by Shenzhen BALUN Technology Co., Ltd. on Jul. 15, 2020 are:

1. Original grant FCC ID: R9C-CPH2123, Under application FCC ID: R9C-CPH2125
2. Circuit, Electrical Parts, and Software are identical to the original FCC ID, except adjust WWAN antenna, but antenna gain still same as original;
3. Reference the RF conducted test data;
4. spot-check the RF conducted power, re-testing the radiated emission.

And others hardware circuit and software were all the same. Therefore, only Conducted RF Output Power, Field Strength of Spurious Radiation and spot-check data was performed, all others test data originate from the report BL-SZ2060102-501, which was issued by Shenzhen BALUN Technology Co., Ltd. on Jul. 15, 2020.

4 GENERAL TEST CONFIGURATIONS

4.1 Test Environments

During the measurement, the environmental conditions were within the listed ranges:

Test Voltage of the EUT	NV (Normal Voltage)	3.85 V
	LV (Low Voltage)	3.6 V
	HV (High Voltage)	4.4 V
Test Temperature of the EUT	NT (Normal Temperature)	+25 °C
	LT (Low Temperature)	-30 °C
	HT (High Temperature)	+50 °C

4.2 Test Equipment List

Description	Manufacturer	Model	Serial No.	Software /Firmware Version	Cal. Date	Cal. Due
Conducted Test System						
Test Software 1	R&S	CMUgo	N/A	V2.0.1	N/A	N/A
Test Software 2	R&S	CMWRun	N/A	V1.9.8	N/A	N/A
Test Software 3	BALUN	BL410R	N/A	V2.1.1.44 7	N/A	N/A
Universal Radio Communication Tester	R&S	CMU 200	119280	V5.13	2020.02.19	2021.02.18
Wideband Radio Communication Tester	R&S	CMW 500	127794	V3.5.137	2020.06.08	2021.06.07
Wideband Radio Communication Tester	R&S	CMW 500	120598	V3.5.137	2020.02.19	2021.02.18
Spectrum Analyzer	R&S	FSV-30	103118	2.30.SP1	2020.06.08	2021.06.07
Spectrum Analyzer	Agilent	E4440A	MY45304434	A.11.21	2019.10.30	2020.10.29
Spectrum Analyzer	Agilent	E4440A	MY46181663	A.11.21	2019.10.30	2020.10.29
Temperature Chamber	AHK	SP20	1412	N/A	2020.06.10	2021.06.09
DC Power Supply	ITECH	IT6863A	6000140106 87210020	N/A	2020.06.12	2021.06.11
Power Sensor	Agilent	E9304A H18	MY41497164	N/A	2019.10.30	2020.10.29
Power Splitter	KMW	DCPD- LDC	1305003215	N/A	N/A	N/A
Attenuator (20 dB)	KMW	ZA-S1-201	110617091	N/A	N/A	N/A

Description	Manufacturer	Model	Serial No.	Software /Firmware Version	Cal. Date	Cal. Due
Attenuator (6 dB)	KMW	ZA-S1-61	1305003189	N/A	N/A	N/A
Radiated Test System						
Test Software	BALUN	BL410_E	N/A	V16.921	N/A	N/A
Test Antenna- Bi-Log(30 MHz-3 GHz)	Schwarzbeck	VULB 9163	9163-624	N/A	2019.07.02	2021.07.01
Test Antenna- Horn(1-18 GHz)	Schwarzbeck	BBHA 9120D	9120D-1148	N/A	2019.07.02	2021.07.01
Test Antenna- Horn(18-40 GHz)	A-INFO	LB- 180400KF	J211060273	N/A	2019.01.05	2021.01.04
Anechoic Chamber	YIHENG	9m*6m*6m	#3	N/A	2018.07.18	2021.07.17
Shielded Enclosure	ChangNing	CN- 130701	130703	N/A	N/A	N/A
EMI Receiver	KEYSIGHT	N9038A	MY53220118	A.14.16	2019.10.29	2020.10.28
Spectrum Analyzer	R&S	FSV-30	103118	2.30.SP1	2020.06.08	2021.06.07
Wideband Radio Communication Tester	R&S	CMW 500	127794	V3.2.73	2020.06.08	2021.06.07

4.3 Test Configurations

Test Items	Test Mode	Test Channel		
		LCH	MCH	HCH
Effective (Isotropic) Radiated Power	GSM 850	v	v	v
	GSM 1900	v	v	v
	GPRS 850	v	v	v
	GPRS 1900	v	v	v
	EGPRS 850	v	v	v
	EGPRS 1900	v	v	v
	WCDMA Band 2	v	v	v
	WCDMA Band 4	v	v	v
	WCDMA Band 5	v	v	v
	HSDPA Band 2	v	v	v
	HSDPA Band 4	v	v	v
	HSDPA Band 5	v	v	v
	HSUPA Band 2	v	v	v
	HSUPA Band 4	v	v	v
	HSUPA Band 5	v	v	v
Peak to Average Ratio	WCDMA Band 2	v	v	v
	WCDMA Band 4	v	v	v
	WCDMA Band 5	v	v	v
Occupied Bandwidth	GSM 850	v	v	v
	GSM 1900	v	v	v
	EGPRS 850	v	v	v
	EGPRS 1900	v	v	v
	WCDMA Band 2	v	v	v
	WCDMA Band 4	v	v	v
	WCDMA Band 5	v	v	v
Frequency Stability	GSM 850	v	v	v
	GSM 1900	v	v	v
	GPRS 850	v	v	v
	GPRS 1900	v	v	v
	EGPRS 850	v	v	v
	EGPRS 1900	v	v	v
	WCDMA Band 2	v	v	v
	WCDMA Band 4	v	v	v
	WCDMA Band 5	v	v	v
Spurious Emission at Antenna Terminals	GSM 850	v	v	v
	GSM 1900	v	v	v
	EGPRS 850	v	v	v
	EGPRS 1900	v	v	v
	WCDMA Band 2	v	v	v
	WCDMA Band 4	v	v	v
	WCDMA Band 5	v	v	v

Test Items	Test Mode	Test Channel		
		LCH	MCH	HCH
Band Edge	GSM 850	v	--	v
	GSM 1900	v	--	v
	EGPRS 850	v	--	v
	EGPRS 1900	v	--	v
	WCDMA Band 2	v	--	v
	WCDMA Band 4	v	--	v
	WCDMA Band 5	v	--	v
Field Strength of Spurious Radiation	GSM 850	v	v	v
	GSM 1900	v	v	v
	EGPRS 850	v	v	v
	EGPRS 1900	v	v	v
	WCDMA Band 2	v	v	v
	WCDMA Band 4	v	v	v
	WCDMA Band 5	v	v	v

Note 1: The mark "v" means that this configuration is chosen for testing.

Test Mode	UL Channel	UL Channel No.	UL Frequency (MHz)
GSM/GPRS/EGPRS 850	Low Channel	128	824.2
	Middle Channel	190	836.6
	High Channel	251	848.8
GSM/GPRS/EGPRS 1900	Low Channel	512	1850.2
	Middle Channel	661	1880.0
	High Channel	810	1909.8
WCDMA Band 2	Low Channel	9262	1852.4
	Middle Channel	9400	1880.0
	High Channel	9538	1907.6
WCDMA Band 4	Low Channel	1312	1712.4
	Middle Channel	1412	1732.4
	High Channel	1513	1752.6
WCDMA Band 5	Low Channel	4132	826.4
	Middle Channel	4182	836.4
	High Channel	4233	846.6

LTE Band	Bandwidth (MHz)						Modulation Type		RB#			Test Channel		
	1.4	3	5	10	15	20	QPSK	16-QAM	1	Half	Full	LCH	MCH	HCH
Effective (Isotropic) Radiated Power														
2	v	v	v	v	v	v	v	v	v	v	v	v	v	v
4	v	v	v	v	v	v	v	v	v	v	v	v	v	v
5	v	v	v	v	n	n	v	v	v	v	v	v	v	v
7	n	n	v	v	v	v	v	v	v	v	v	v	v	v
12	v	v	v	v	n	n	v	v	v	v	v	v	v	v
17	n	n	v	v	n	n	v	v	v	v	v	v	v	v
26(Part22)	v	v	v	v	v	n	v	v	v	v	v	v	v	v
26(Part90)	v	v	v	v	n	n	v	v	v	v	v	v	v	v
38	n	n	v	v	v	v	v	v	v	v	v	v	v	v
41	n	n	v	v	v	v	v	v	v	v	v	v	v	v
66	v	v	v	v	v	v	v	v	v	v	v	v	v	v
Peak to Average Ratio														
2	--	--	--	--	--	v	v	v	v	--	v	v	v	v
4	--	--	--	--	--	v	v	v	v	--	v	v	v	v
5	--	--	--	v	n	n	v	v	v	--	v	v	v	v
7	n	n	--	--	--	v	v	v	v	--	v	v	v	v
12	--	--	--	v	n	n	v	v	v	--	v	v	v	v
17	n	n	--	v	n	n	v	v	v	--	v	v	v	v
26(Part22)	--	--	--	--	v	n	v	v	v	--	v	v	v	v
26(Part90)	--	--	--	v	n	n	v	v	v	--	v	--	v	--
38	n	n	--	--	--	v	v	v	v	--	v	v	v	v
41	n	n	--	--	--	v	v	v	v	--	v	v	v	v
66	--	--	--	--	--	v	v	v	v	--	v	v	v	v
Occupied Bandwidth														
2	v	v	v	v	v	v	v	v	--	--	v	v	v	v
4	v	v	v	v	v	v	v	v	--	--	v	v	v	v
5	v	v	v	v	n	n	v	v	--	--	v	v	v	v
7	n	n	v	v	v	v	v	v	--	--	v	v	v	v
12	v	v	v	v	n	n	v	v	--	--	v	v	v	v
17	n	n	v	v	n	n	v	v	--	--	v	v	v	v
26(Part22)	v	v	v	v	v	n	v	v	--	--	v	v	v	v
26(Part90)	v	v	v	v	n	n	v	v	--	--	v	v	v	v
38	n	n	v	v	v	v	v	v	--	--	v	v	v	v
41	n	n	v	v	v	v	v	v	--	--	v	v	v	v
66	v	v	v	v	v	v	v	v	--	--	v	v	v	v
Frequency Stability														
2	--	--	--	v	--	--	v	v	--	--	v	--	v	--
4	--	--	--	v	--	--	v	v	--	--	v	--	v	--
5	--	--	--	v	n	n	v	v	--	--	v	--	v	--
7	n	n	--	v	--	--	v	v	--	--	v	--	v	--
12	--	--	--	v	n	n	v	v	--	--	v	--	v	--

LTE Band	Bandwidth (MHz)						Modulation Type		RB#			Test Channel		
	1.4	3	5	10	15	20	QPSK	16-QAM	1	Half	Full	LCH	MCH	HCH
17	n	n	--	v	n	n	v	v	--	--	v	--	v	--
26(Part22)	--	--	--	v	--	n	v	v	--	--	v	--	v	--
26(Part90)	--	--	--	v	n	n	v	v	--	--	v	--	v	--
38	n	n	--	v	--	--	v	v	--	--	v	--	v	--
41	n	n	--	v	--	--	v	v	--	--	v	--	v	--
66	--	--	--	v	--	--	v	v	--	--	v	--	v	--
Spurious Emission at Antenna Terminals														
2	v	v	v	v	v	v	v	v	v	--	--	v	v	v
4	v	v	v	v	v	v	v	v	v	--	--	v	v	v
5	v	v	v	v	n	n	v	v	v	--	--	v	v	v
7	n	n	v	v	v	v	v	v	v	--	--	v	v	v
12	v	v	v	v	n	n	v	v	v	--	--	v	v	v
17	n	n	v	v	n	n	v	v	v	--	--	v	v	v
26(Part22)	v	v	v	v	v	n	v	v	v	--	--	v	v	v
26(Part90)	v	v	v	v	n	n	v	v	v	--	--	v	v	v
38	n	n	v	v	v	v	v	v	v	--	--	v	v	v
41	n	n	v	v	v	v	v	v	v	--	--	v	v	v
66	v	v	v	v	v	v	v	v	v	--	--	v	v	v
Band Edge														
2	v	v	v	v	v	v	v	v	v	--	v	v	--	v
4	v	v	v	v	v	v	v	v	v	--	v	v	--	v
5	v	v	v	v	n	n	v	v	v	--	v	v	--	v
7	n	n	v	v	v	v	v	v	v	--	v	v	--	v
12	v	v	v	v	n	n	v	v	v	--	v	v	--	v
17	n	n	v	v	n	n	v	v	v	--	v	v	--	v
26(Part22)	v	v	v	v	v	n	v	v	v	--	v	v	--	v
26(Part90)	v	v	v	v	n	n	v	v	v	--	v	v	--	v
38	n	n	v	v	v	v	v	v	v	--	v	v	--	v
41	n	n	v	v	v	v	v	v	v	--	v	v	--	v
66	v	v	v	v	v	v	v	v	v	--	v	v	--	v
Field Strength of Spurious Radiation														
2	v	v	v	v	v	v	v	--	v	--	--	--	v	--
4	v	v	v	v	v	v	v	--	v	--	--	--	v	--
5	v	v	v	v	n	n	v	--	v	--	--	--	v	--
7	n	n	v	v	v	v	v	--	v	--	--	--	v	--
12	v	v	v	v	n	n	v	--	v	--	--	--	v	--
17	n	n	v	v	n	n	v	--	v	--	--	--	v	--
26(Part22)	v	v	v	v	v	n	v	--	v	--	--	--	v	--
26(Part90)	v	v	v	v	n	n	v	--	v	--	--	--	v	--
38	n	n	v	v	v	v	v	--	v	--	--	--	v	--
41	n	n	v	v	v	v	v	--	v	--	--	--	v	--
66	v	v	v	v	v	v	v	--	v	--	--	--	v	--

LTE Band	Bandwidth (MHz)						Modulation Type		RB#			Test Channel		
	1.4	3	5	10	15	20	QPSK	16-QAM	1	Half	Full	LCH	MCH	HCH

Note 1: The mark "v" means that this configuration is chosen for testing.

Note 2: The mark "n" means that this bandwidth is not supported.

Test Mode	UL Channel	Channel Bandwidth (MHz)	UL Channel No.	UL Frequency (MHz)
LTE Band 2	Low Range	1.4	18607	1850.7
		3	18615	1851.5
		5	18625	1852.5
		10	18650	1855
		15	18675	1857.5
		20	18700	1860
	Middle Range	1.4/3/5/10/15/20	18900	1880
	High Range	1.4	19193	1909.3
		3	19185	1908.5
		5	19175	1907.5
		10	19150	1905
		15	19125	1902.5
20		19100	1900	
LTE Band 4	Low Range	1.4	19957	1710.7
		3	19965	1711.5
		5	19975	1712.5
		10	20000	1715
		15	20025	1717.5
		20	20050	1720
	Middle Range	1.4/3/5/10/15/20	20175	1732.5
	High Range	1.4	20393	1754.3
		3	20385	1753.5
		5	20375	1752.5
		10	20350	1750
		15	20325	1747.5
20		20300	1745	
LTE Band 5	Low Range	1.4	20407	824.7
		3	20415	825.5
		5	20425	826.5
		10	20450	829
	Middle Range	1.4/3/5/10	20525	836.5
	High Range	1.4	20643	848.3
		3	20635	847.5
		5	20625	846.5
10		20600	844	
LTE Band 7	Low Range	5	20775	2502.5

Test Mode	UL Channel	Channel Bandwidth (MHz)	UL Channel No.	UL Frequency (MHz)
		10	20800	2505
		15	20825	2507.5
		20	20850	2510
	Middle Range	5/10/15/20	21100	2535
	High Range	5	21425	2567.5
		10	21400	2565
		15	21375	2562.5
20		21350	2560	
LTE Band 12	Low Range	1.4	23017	699.7
		3	23025	700.5
		5	23035	701.5
		10	23060	704
	Middle Range	1.4/3/5/10	23095	707.5
	High Range	1.4	23173	715.3
		3	23165	714.5
5		23155	713.5	
10		23130	711	
LTE Band 17	Low Range	5	23755	706.5
		10	23780	709
	Middle Range	5/10	23790	710
	High Range	5	23825	713.5
		10	23800	711
LTE Band 26 (Part22)	Low Range	1.4	26797	824.7
		3	26805	825.5
		5	26815	826.5
		10	26840	829
		15	26865	831.5
	Middle Range	1.4/3/5/10/15	26915	836.5
	High Range	1.4	27033	848.3
		3	27025	847.5
		5	27015	846.5
10		26990	844	
LTE Band 26 (Part90)	Low Range	1.4	26697	814.7
		3	26705	815.5
		5	26715	816.5
		10	---	---
	Middle Range	1.4/3/5/10	26740	819
	High Range	1.4	26783	823.3
		3	26775	822.5
		5	26765	821.5
		10	---	---

Test Mode	UL Channel	Channel Bandwidth (MHz)	UL Channel No.	UL Frequency (MHz)
LTE Band 38	Low Range	5	37775	2572.5
		10	37800	2575
		15	37825	2577.5
		20	37850	2580
	Middle Range	5/10/15/20	38000	2595
	High Range	5	38225	2617.5
		10	38200	2615
		15	38175	2612.5
		20	38150	2610
	LTE Band 41	Low Range	5	39675
10			39700	2501
15			39725	2503.5
20			39750	2506
Middle Range		5/10/15/20	40620	2593
High Range		5	41565	2687.5
		10	41540	2685
		15	41515	2682.5
		20	41490	2680
LTE Band 66		Low Range	1.4	131979
	3		131987	1711.5
	5		131997	1712.5
	10		132022	1715
	15		132047	1717.5
	20		132072	1720
	Middle Range	1.4/3/5/10/15/20	132322	1745
	High Range	1.4	132665	1779.3
		3	132657	1778.5
		5	132647	1777.5
		10	132622	1775
		15	132597	1772.5
		20	132572	1770

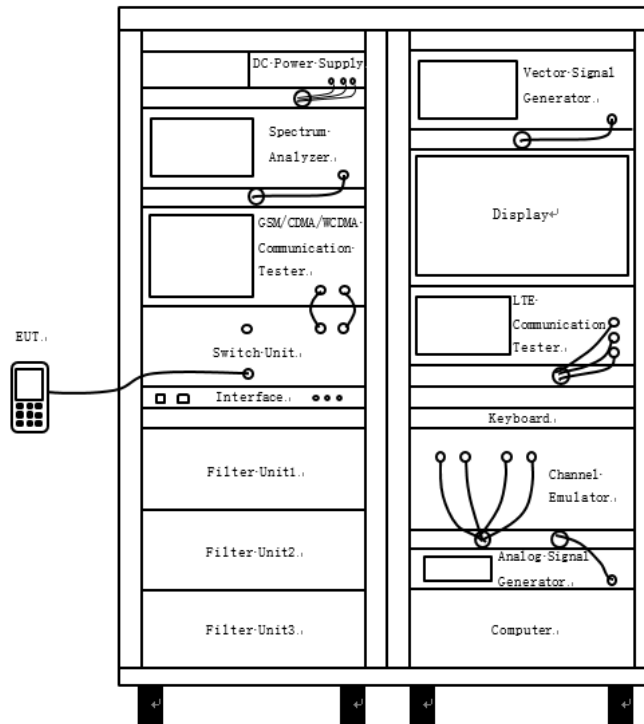
Test frequencies for CA_7C											
Range	CC-Combo / NRB_agg [RB]	CC1					CC2				
		BW [RB]	N _{UL}	f _{UL} [MHz]	N _{DL}	f _{DL} [MHz]	BW [RB]	N _{UL}	f _{UL} [MHz]	N _{DL}	f _{DL} [MHz]
Low	50+100	50	20805	2505.5	2805	2625.5	100	20949	2519.9	2949	2639.9
		100	20850	2510	2850	2630	50	20994	2524.4	2994	2644.4
	75+50	75	20825	2507.5	2825	2627.5	50	20945	2519.5	2945	2639.5
	75+75	75	20825	2507.5	2825	2627.5	75	20975	2522.5	2975	2642.5
	75+100	75	20828	2507.8	2828	2627.8	100	20999	2524.9	2999	2644.9
		100	20850	2510	2850	2630	75	21021	2527.1	3021	2647.1
	100+100	100	20850	2510	2850	2630	100	21048	2529.8	3048	2649.8
Mid	50+100	50	21006	2525.6	3006	2645.6	100	21150	2540	3150	2660
		100	21051	2530.1	3051	2650.1	50	21195	2544.5	3195	2664.5
	75+50	75	21051	2530.1	3051	2650.1	50	21171	2542.1	3171	2662.1
	75+75	75	21025	2527.5	3025	2647.5	75	21175	2542.5	3175	2662.5
	75+100	75	21003	2525.3	3003	2645.3	100	21174	2542.4	3174	2662.4
		100	21026	2527.6	3026	2647.6	75	21197	2544.7	3197	2664.7
	100+100	100	21001	2525.1	3001	2645.1	100	21199	2544.9	3199	2664.9
High	50+100	50	21206	2545.6	3206	2665.6	100	21350	2560	3350	2680
		100	21251	2550.1	3251	2670.1	50	21395	2564.5	3395	2684.5
	75+50	75	21277	2552.7	3277	2672.7	50	21397	2564.7	3397	2684.7
	75+75	75	21225	2547.5	3225	2667.5	75	21375	2562.5	3375	2682.5
	75+100	75	21179	2542.9	3179	2662.9	100	21350	2560	3350	2680
		100	21201	2545.1	3201	2665.1	75	21372	2562.2	3372	2682.2
	100+100	100	21152	2540.2	3152	2660.2	100	21350	2560	3350	2680

Test frequencies for CA_38C							
Range	CC-Combo / NRB_agg [RB]	CC1			CC2		
		BW [RB]	N _{UL/DL}	f _{UL/DL} [MHz]	BW [RB]	N _{UL/DL}	f _{UL/DL} [MHz]
Low	75+75	75	37825	2577.5	75	37975	2592.5
	100+100	100	37850	2580	100	38048	2599.8
Mid	75+75	75	37925	2587.5	75	38075	2602.5
	100+100	100	37901	2585.1	100	38099	2604.9
High	75+75	75	38025	2597.5	75	38175	2612.5
	100+100	100	37952	2590.2	100	38150	2610

Test frequencies for CA_41C (2496-2690MHz)							
Range	CC-Combo / NRB_agg [RB]	CC1			CC2		
		BW [RB]	N _{UL/DL}	f _{UL/DL} [MHz]	BW [RB]	N _{UL/DL}	f _{UL/DL} [MHz]
Low	25+100	25	39683	2499.3	100	39800	2511
		100	39750	2506	25	39867	2517.7
	50+75	50	39703	2501.3	75	39823	2513.3
		75	39725	2503.5	50	39845	2515.5
	50+100	50	39705	2501.5	100	39849	2515.9
		100	39750	2506	50	39894	2520.4
	75+75	75	39725	2503.5	75	39875	2518.5
	75+100	75	39728	2503.8	100	39899	2520.9
		100	39750	2506	75	39921	2523.1
	100+100	100	39750	2506	100	39948	2525.8
Mid	25+100	25	40528	2583.8	100	40645	2595.5
		100	40595	2590.5	25	40712	2602.2
	50+75	50	40549	2585.9	75	40669	2597.9
		75	40571	2588.1	50	40691	2600.1
	50+100	50	40526	2583.6	100	40670	2598.0
		100	40571	2588.1	50	40715	2602.5
	75+75	75	40545	2585.5	75	40695	2600.5
	75+100	75	40523	2583.3	100	40694	2600.4
		100	40546	2585.6	75	40717	2602.7
	100+100	100	40521	2583.1	100	40719	2602.9
High	25+100	25	41373	2668.3	100	41490	2680
		100	41440	2675	25	41557	2686.7
	50+75	50	41395	2670.5	75	41515	2682.5
		75	41417	2672.7	50	41537	2684.7
	50+100	50	41346	2665.6	100	41490	2680
		100	41391	2670.1	50	41535	2684.5
	75+75	75	41365	2667.5	75	41515	2682.5
	75+100	75	41319	2662.9	100	41490	2680
		100	41341	2665.1	75	41512	2682.2
	100+100	100	41292	2660.2	100	41490	2680

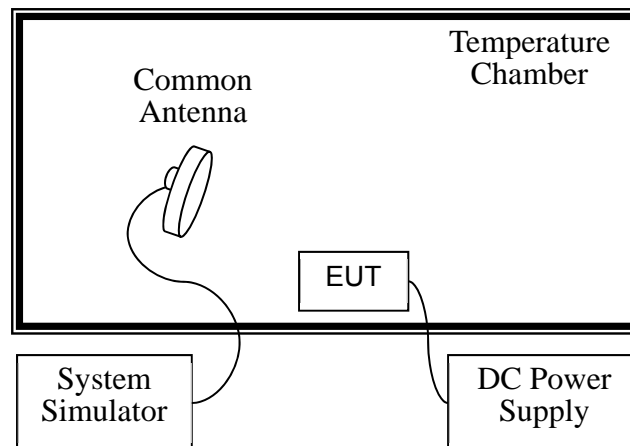
4.4 Test Setup

4.4.1 For Antenna Port Test



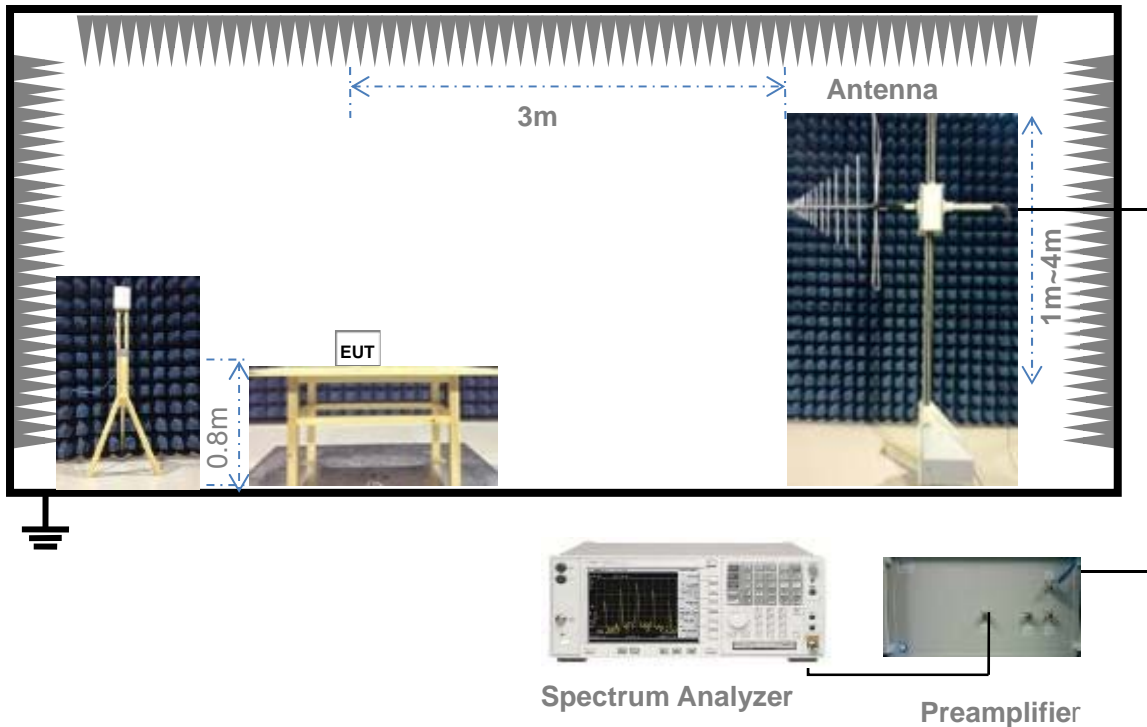
(Diagram 1)

4.4.2 For Frequency Stability Test



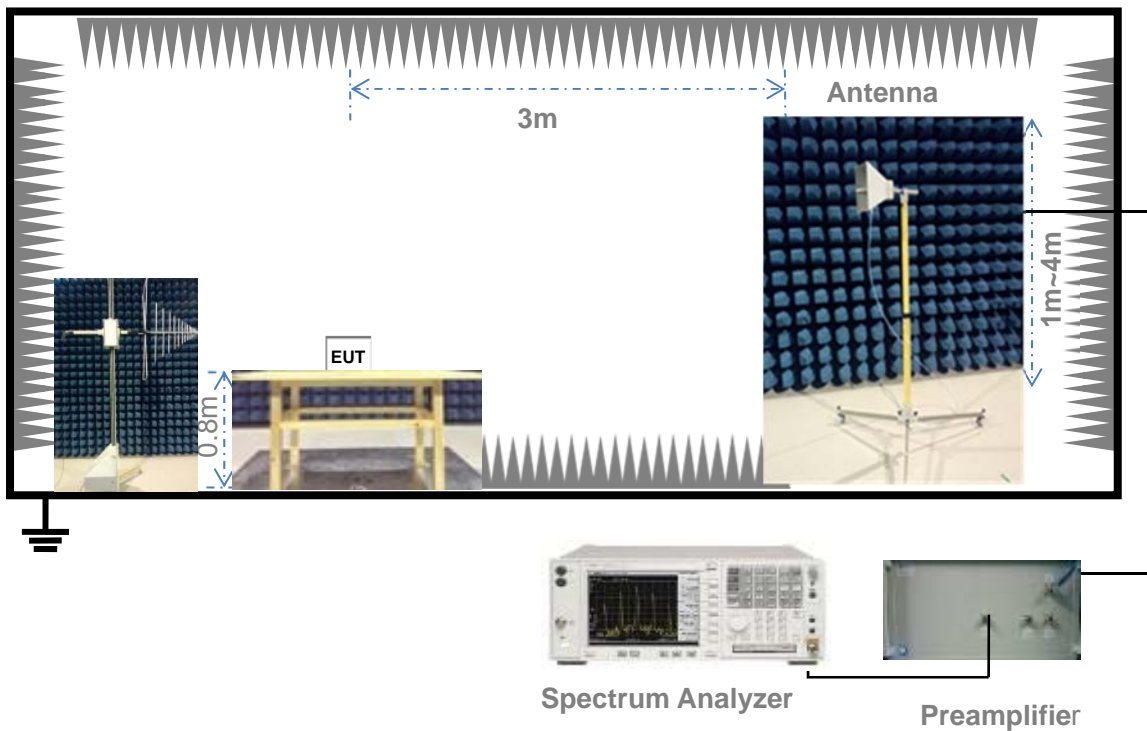
(Diagram 2)

4.4.3 For Radiated Test (30 MHz ~ 1 GHz)



(Diagram 3)

4.4.4 For Radiated Test (Above 1 GHz)



(Diagram 4)

5 TEST ITEMS

5.1 Transmitter Radiated Power (EIRP/ERP)

5.1.1 Limit

FCC § 2.1046 & 22.913(a) & 24.232(c) & 27.50(a) & 27.50(b) & 27.50(c) & 27.50(d) & 27.50(h) & 90.635(b)

According to FCC section 22.913(a) (5), the Effective Radiated Power (ERP) of mobile transmitters and auxiliary test transmitters must not exceed 7 watts.

According to FCC section 24.232(c), mobile and portable stations are limited to 2 watts EIRP and the equipment must employ a means for limiting power to the minimum necessary for successful communications.

According to FCC section 27.50(a) (3), for mobile and portable stations transmitting in the 2305-2315MHz band or the 2350-2360MHz band, the average EIRP must not exceed 50 milliwatts within any 1 megahertz of authorized bandwidth, except that for mobile and portable stations compliant with 3GPP LTE standards.

FCC section 27.50(b) (10), portable stations (hand-held devices) transmitting in the 746-757MHz, 776-788MHz, and 805-806MHz bands are limited to 3 watts ERP.

FCC section 27.50(c) (10), portable stations (hand-held devices) in the 600MHz uplink band and the 698-746MHz band, and fixed and mobile stations in the 600MHz uplink band are limited to 3 watts ERP.

FCC section 27.50(d) (4), fixed, mobile, and portable (hand-held) stations operating in the 1710-1755 MHz band and mobile and portable stations operating in the 1695-1710 MHz and 1755-1780 MHz bands are limited to 1 watt EIRP. Fixed stations operating in the 1710-1755 MHz band are limited to a maximum antenna height of 10 meters above ground. Mobile and portable stations operating in these bands must employ a means for limiting power to the minimum necessary for successful communications.

(7) Fixed, mobile, and portable (hand-held) stations operating in the 2000-2020 MHz band are limited to 2 watts EIRP.

And FCC section 27.50(h) (2), for mobile and other user stations, mobile stations are limited to 2.0 watts EIRP. All user stations are limited to 2.0 watts transmitter output power.

According to FCC section 90.635(b), the maximum output power of the transmitter for mobile stations is 100 watts (20dBW).

5.1.2 Test Setup

The section 4.4.1 (Diagram 1) test setup description is used for conducted test, and the section 4.4.3 and 4.4.4 (Diagram 3, 4) test setup description is used for radiated test. The photo of test setup please refer to ANNEX B.

5.1.3 Test Procedure

Description of the Conducted Output Power Measurement

The EUT is coupled to the SS with attenuator through power splitter; the RF load attached to EUT antenna terminal is 50Ohm; the path loss as the factor is calibrated to correct the reading. A system simulator is used to establish

communication with the EUT, and its parameters are set to force the EUT transmitting at maximum output power. The measured power in the radio frequency on the transmitter output terminals shall be reported.

The relevant equation for determining the conducted measured value is:

$$\text{Conducted Output Power Value (dBm)} = \text{Measured Value (dBm)} + \text{Path Loss (dB)}$$

where:

Conducted Output Power Value = final conducted measured value in the conducted power test, in dBm;

Measured Value = measured conducted power received by spectrum analyzer or power meter, in dBm;

Path Loss = signal attenuation in the connecting cable between the transmitter and spectrum analyzer or power meter, including external cable loss, in dB;

During the test, the data of Path Loss (dB) is added in the spectrum analyzer or power meter, so Measured Value (dBm) is the final values which contains the data of Path Loss (dB).

For example:

In the conducted output power test, when measured value for GSM850 is 24.7 dBm, and path loss is 8.5 dB, then final conducted output power value is:

$$\text{Conducted Output Power Value (dBm)} = 24.7 \text{ dBm} + 8.5 \text{ dB} = 33.2 \text{ dBm}$$

Description of the Transmitter Radiated Power Measurement

In many cases, the RF output power limits for licensed digital transmission devices is specified in terms of effective radiated power (ERP) or equivalent isotropic radiated power (EIRP). Typically, ERP is specified when the operating frequency is less than or equal to 1 GHz and EIRP is specified when the operating frequency is greater than 1 GHz. Both are determined by adding the transmit antenna gain to the conducted RF output power with the primary difference between the two being that when determining the ERP, the transmit antenna gain is referenced to a dipole antenna (i.e., dBd) whereas when determining the EIRP, the transmit antenna gain is referenced to an isotropic antenna (dBi).

Final measurement calculation as below:

The relevant equation for determining the ERP or EIRP from the conducted RF output power measured using the guidance provided above is:

$$\text{ERP/EIRP} = P_{\text{Meas}} + \text{GT} - \text{LC}$$

where:

ERP/EIRP = effective or equivalent radiated power, respectively (expressed in the same units as P_{Meas} , typically dBW or dBm);

P_{Meas} = measured transmitter output power or PSD, in dBm or dBW;

GT = gain of the transmitting antenna, in dBd (ERP) or dBi (EIRP);

dBd (ERP)=dBi (EIRP) -2.15 dB

LC = signal attenuation in the connecting cable between the transmitter and antenna, in dB.

For devices utilizing multiple antennas, KDB 662911 provides guidance for determining the effective array transmit antenna gain term to be used in the above equation.

For example:

In the EIRP test, when P_{Meas} value for GSM1900 is 30.2 dBm, LC is 0.6 dB, and GT is -3.4 dB, then final EIRP value is:

EIRP for GSM1900 = 30.2 dBm - 3.4 dBi - 0.6 dB = 26.2 dBm

The relevant equation for determining the ERP/EIRP from the radiated RF output power is:

ERP/EIRP (dBm) = SA Read Value (dBm) + Correction Factor (dB)

where:

ERP/EIRP = effective or equivalent radiated power, in dBm;

SA Read Value = measured transmitter power received by EMI receiver or spectrum analyzer, in dBm;

Correction Factor = total correction factor including cable loss, in dB;

During the test, the data of Correction Factor (dB) is added in the EMI receiver or spectrum analyzer, so SA Read Value (dBm) is the final values which contains the data of Correction Factor (dB).

For example:

In the ERP test, when SA read value for GSM850 is 21dBm, and correction factor is 8dB, then final ERP value for GSM850 is:

ERP (dBm) = 21dBm + 8dB = 29dBm

5.1.4 Test Result

Please refer to ANNEX A.1.

5.2 Peak to Average Ratio

5.2.1 Limit

FCC § 2.1046 & 24.232(d) & 27.50(d)

In addition, when the transmitter power is measured in terms of average value, the peak-to-average power ratio (PAPR) of the transmitter shall not exceed 13 dB for more than 0.1% of the time using a signal corresponding to the highest PAPR during periods of continuous transmission.

According to FCC section 24.232(d), power measurements for transmissions by stations authorized under this section may be made either in accordance with a Commission-approved average power technique or in compliance with 24.232 (e) of this section. In both instances, equipment employed must be authorized in accordance with the provisions of § 24.51. In measuring transmissions in this band using an average power technique, the peak-to-average ratio (PAR) of the transmission may not exceed 13 dB.

FCC section 24.232(e), peak transmit power must be measured over any interval of continuous transmission using instrumentation calibrated in terms of an rms equivalent voltage. The measurement results shall be properly adjusted for any instrument limitations, such as detector response times, limited resolution bandwidth capability when compared to the emission bandwidth, sensitivity, etc., so as to obtain a true peak measurement for the emission in question over the full bandwidth of the channel.

According to FCC section 27.50(d) (5), in measuring transmissions in this band using an average power technique, the peak-to-average ratio (PAR) of the transmission may not exceed 13dB.

5.2.2 Test Setup

The section 4.4.1 (Diagram 1) test setup description is used for this test. The photo of test setup please refer to ANNEX B.

5.2.3 Test Procedure

Here the lowest, middle and highest channels are selected to perform testing to verify the peak-to-average ratio.

According to KDB 971168 D01, there is CCDF procedure for PAPR:

- a) Refer to instrument's analyzer instruction manual for details on how to use the power statistics/CCDF function;
- b) Set resolution/measurement bandwidth \geq signal's occupied bandwidth;
- c) Set the number of counts to a value that stabilizes the measured CCDF curve;
- d) Set the measurement interval as follows:
 - 1) for continuous transmissions, set to 1 ms,
 - 2) for burst transmissions, employ an external trigger that is synchronized with the EUT burst timing sequence, or use the internal burst trigger with a trigger level that allows the burst to stabilize and set the measurement interval to a time that is less than or equal to the burst duration.
- e) Record the maximum PAPR level associated with a probability of 0.1%.

Alternate procedure for PAPR:

Use one of the procedures presented in 4.1 to measure the total peak power and record as P_{Pk} . Use one of the applicable procedures presented 4.2 to measure the total average power and record as P_{Avg} . Both the peak and average power levels must be expressed in the same logarithmic units (e.g., dBm). Determine the PAPR from:

$$PAPR (dB) = P_{Pk} (dBm) - P_{Avg} (dBm).$$

5.2.4 Test Result

Please refer to ANNEX A.2.

5.3 Occupied Bandwidth

5.3.1 Limit

FCC § 2.1049

The occupied bandwidth is the frequency bandwidth such that, below its lower and above its upper frequency limits, the mean powers radiated are each equal to 0.5 percent of the total mean power radiated by a given emission.

Many of the individual rule parts specify a relative OBW in lieu of the 99% OBW. In such cases, the OBW is defined as the width of the signal between two points, one below the carrier center frequency and on above the carrier center frequency, outside of which all emissions are attenuated by at least X dB below the transmitter power, where the value of X is typically specified as 26.

5.3.2 Test Setup

The section 4.4.1 (Diagram 1) test setup description is used for this test. The photo of test setup please refer to ANNEX B.

5.3.3 Test Procedure

The following procedure shall be used for measuring power bandwidth.

- a) The spectrum analyzer center frequency is set to the nominal EUT channel center frequency. The frequency span for the spectrum analyzer shall be set wide enough to capture all modulation products including the emission skirts (i.e., two to five times the anticipated OBW).
- b) The nominal IF filter bandwidth (3 dB RBW) shall be in the range of 1 to 5 % of the anticipated OBW, and the VBW shall be at least 3 times the RBW.
- c) Set the reference level of the instrument as required to keep the signal from exceeding the maximum input mixer level for linear operation. In general, the peak of the spectral envelope must be at least $10\log(\text{OBW} / \text{RBW})$ below the reference level.
- d) NOTE—Steps a) through c) may require iteration to adjust within the specified tolerances.
- e) For -26 dB OBW, the dynamic range of the spectrum analyzer at the selected RBW shall be at least 10dB below the target “-X dB down” requirement, e.g. -26 dB OBW, the spectrum analyzer noise floor at the selected RBW shall be 36dB below the reference value.
- f) Set the detection mode to peak, and the trace mode to max hold.
- g) For 99% OBW, use the 99 % power bandwidth function of the spectrum analyzer (if available) and report the measured bandwidth.

If the instrument does not have a 99 % power bandwidth function, the trace data points are to be recovered and directly summed in linear power terms. The recovered amplitude data points, beginning at the lowest frequency, are placed in a running sum until 0.5 % of the total is reached; that frequency is recorded as the lower frequency. The process is repeated until 99.5 % of the total is reached; that frequency is recorded as the upper frequency. The 99 % power bandwidth is the difference between these two frequencies.

h) For -26 dB OBW, determine the reference value: Set the EUT to transmit a modulated signal. Allow the trace to stabilize. Set the spectrum analyzer marker to the highest level of the displayed trace (this is the reference value).

Determine the “-X dB down amplitude” as equal to (reference value -X). Alternatively, this calculation can be performed by the analyzer by using the marker-delta function.

Place two markers, one at the lowest and the other at the highest frequency of the envelope of the spectral display such that each marker is at or slightly below “-X dB down amplitude” determined in step g). If a marker is below this “-X dB down amplitude” value it shall be placed as close as possible to this value. The OBW is the positive frequency difference between the two markers.

i) The OBW shall be reported by providing plot(s) of the measuring instrument display. The frequency and amplitude axes and scale shall be clearly labeled. Tabular data may be reported in addition to the plot(s).

j) Change variable modulations, coding, or channel bandwidth settings, then repeat above test procedures.

5.3.4 Test Result

Please refer to ANNEX A.3.

5.4 Frequency Stability

5.4.1 Limit

FCC § 2.1055 & 22.355 & 24.235 & 27.54 & 90.213

FCC § 2.1055

The frequency stability shall be measured with variation of ambient temperature as follows:

- (1) The temperature is varied from -30°C to +50°C.
- (2) Frequency measurements shall be made at the extremes of the specified temperature range and at intervals of not more than 10°C through the range.

The frequency stability shall be measured with variation of primary supply voltage as follows:

- (1) Vary primary supply voltage from 85 to 115 percent of the nominal value for other than carried battery equipment.
- (2) For hand carried, battery powered equipment, reduce primary supply voltage to the battery operating and point which shall be specified by the manufacture.
- (3) The supply voltage shall be measured at the input to the cable normally provided with the equipment, or at the power supply terminals if cables are not normally provided.

FCC § 22.355

Except as otherwise provided in this part, the carrier frequency of each transmitter in the Public Mobile Services must be maintained within the tolerances given in Table C-1 of this section.

Table C-1—Frequency Tolerance for Transmitters in the Public Mobile Services

Frequency range (MHz)	Base, fixed (ppm)	Mobile > 3 watts (ppm)	Mobile ≤ 3 watts (ppm)
25 to 50	20.0	20.0	50.0
50 to 450	5.0	5.0	50.0
450 to 512	2.5	5.0	5.0
821 to 896	1.5	2.5	2.5
928 to 929	5.0	n/a	n/a
929 to 960	1.5	n/a	n/a
2110 to 2220	10.0	n/a	n/a

FCC § 24.235

The frequency stability shall be sufficient to ensure that the fundamental emission stays within the authorized frequency block.

FCC § 27.54

The frequency stability shall be sufficient to ensure that the fundamental emissions stay within the authorized bands of operation.

FCC § 90.213

The frequency stability shall not depart from the reference frequency in excess of ± 2.5 ppm for mobile stations.

5.4.2 Test Setup

The section 4.4.2 (Diagram 2) test setup description is used for this test. The photo of test setup please refer to ANNEX B.

5.4.3 Test Procedure

1. The EUT is placed in a temperature chamber.
2. The temperature is set to 25°C and allowed to stabilize. After sufficient soak time, the transmitting frequency error is measured.
3. The temperature is increased by not more than 10 degrees, allowed to stabilize and soak, and then repeat the frequency error measurement.
4. Repeat procedure 3 until +50°C and -30°C is reached.
5. Change supply voltage, and repeat measurement until extreme voltage is reached.

5.4.4 Test Result

Please refer to ANNEX A.4.

5.5 Spurious Emission at Antenna Terminals

5.5.1 Limit

FCC § 2.1051 & 22.917(a) & 24.238(a) & 27.53(a) & 27.53(c) & 27.53(f) & 27.53(g) & 27.53(h) & 27.53(m) & 90.691

In the 1 MHz bands immediately outside and adjacent to the frequency block, a resolution bandwidth of at least one percent of the emission bandwidth of the fundamental emission of the transmitter may be employed.

The emission bandwidth is defined as the width of the signal between two points, one below the carrier center frequency and one above the carrier center frequency, outside of which all emissions are attenuated at least 26 dB below the transmitter power.

FCC § 22.917(a) & 24.238(a)

The power of any emission outside of the authorized operating frequency ranges must be attenuated below the transmitting power (P) by a factor of at least $43 + 10 \log(P)$ dB. This is calculated to be -13 dBm.

FCC § 27.53(a) (4)

For mobile and portable stations operating in the 2305-2315MHz and 2350-2360MHz bands:

(1) By a factor of not less than: $43 + 10 \log(P)$ dB on all frequencies between 2305 and 2320MHz and on all frequencies between 2345 and 2360MHz that are outside the licensed band(s) of operation, not less than $55 + 10 \log(P)$ dB on all frequencies between 2320 and 2324MHz and on all frequencies between 2341 and 2345MHz, not less than $61 + 10 \log(P)$ dB on all frequencies between 2324 and 2328MHz and on all frequencies between 2337 and 2341MHz, and not less than $67 + 10 \log(P)$ dB on all frequencies between 2328 and 2337MHz.

(2) By a factor of not less than $43 + 10 \log(P)$ dB on all frequencies between 2300 and 2305MHz, $55 + 10 \log(P)$ dB on all frequencies between 2296 and 2300MHz, $61 + 10 \log(P)$ dB on all frequencies between 2292 and 2296MHz, $67 + 10 \log(P)$ dB on all frequencies between 2288 and 2292MHz, and $70 + 10 \log(P)$ dB below 2288MHz.

(3) By a factor of not less than $43 + 10 \log(P)$ dB on all frequencies between 2360 and 2365MHz, and not less than $70 + 10 \log(P)$ dB above 2365MHz.

FCC § 27.53(c)

For operations in the 746–758 MHz band and the 776–788 MHz band, the power of any emission outside the licensee's frequency band(s) of operation shall be attenuated below the transmitter power (P) within the licensed band(s) of operation, measured in watts, in accordance with the following:

(1) On any frequency outside the 746–758 MHz band, the power of any emission shall be attenuated outside the band below the transmitter power (P) by at least $43 + 10 \log(P)$ dB;

(2) On any frequency outside the 776–788 MHz band, the power of any emission shall be attenuated outside the band below the transmitter power (P) by at least $43 + 10 \log(P)$ dB;

(3) On all frequencies between 763–775 MHz and 793–805 MHz, by a factor not less than $76 + 10 \log(P)$ dB in

a 6.25 kHz band segment, for base and fixed stations;

(4) On all frequencies between 763–775 MHz and 793–805 MHz, by a factor not less than $65 + 10 \log (P)$ dB in a 6.25 kHz band segment, for mobile and portable stations;

(5) Compliance with the provisions of paragraphs (c)(1) and (c)(2) of this section is based on the use of measurement instrumentation employing a resolution bandwidth of 100 kHz or greater.

However, in the 100 kHz bands immediately outside and adjacent to the frequency block, a resolution bandwidth of at least 30 kHz may be employed;

(6) Compliance with the provisions of paragraphs (c)(3) and (c)(4) of this section is based on the use of measurement instrumentation such that the reading taken with any resolution bandwidth setting should be adjusted to indicate spectral energy in a 6.25 kHz segment.

FCC § 27.53(f)

For operations in the 746–758 MHz, 775–788 MHz, and 805–806 MHz bands, emissions in the band 1559–1610 MHz shall be limited to - 70 dBW/MHz equivalent isotropically radiated power (EIRP) for wideband signals, and - 80 dBW EIRP for discrete emissions of less than 700 Hz bandwidth. For the purpose of equipment authorization, a transmitter shall be tested with an antenna that is representative of the type that will be used with the equipment in normal operation.

FCC § 27.53(g)

For operations in the 600MHz band and the 698-746MHz band, the power of any emission outside a licensee's frequency band(s) of operation shall be attenuated below the transmitter power (P) within the licensed band(s) of operation, measured in watts, by at least $43+10*\log(P)$ dB. Compliance with this provision is based on the use of measurement instrumentation employing a resolution bandwidth of 100 kHz bands immediately outside and adjacent to a licensee's frequency block, a resolution bandwidth of at least 30 kHz may be employed.

FCC § 27.53(h) (1)

Except as otherwise specified below, for operations in the 1695-1710 MHz, 1710-1755 MHz, 1755-1780 MHz, 1915-1920 MHz, 1995-2000 MHz, 2000-2020 MHz, 2110-2155 MHz, 2155-2180 MHz, and 2180-2200 bands, the power of any emission outside a licensee's frequency block shall be attenuated below the transmitter power (P) in watts by at least $43 + 10 \log_{10} (P)$ dB.

FCC § 27.53(m) (4)

For mobile digital stations (BRS and EBS stations), the attenuation factor shall be not less than:

- $40+10\log P$ dB (-10 dBm, 100 nW) on all frequencies between the channel edge and 5 MHz from the channel edge.
- $43+10\log P$ dB (-13 dBm, 50 nW) on all frequencies between 5 MHz and X MHz from the channel edge,
- $55+10\log P$ dB (-25 dBm, 3 nW) on all frequencies more than X MHz from the channel edge, where X is the greater of 6 MHz or the actual emission bandwidth (26 dB).

In addition, the attenuation factor shall not be less that $43 + 10 \log (P)$ dB on all frequencies between 2490.5 MHz and 2496 MHz and $55 + 10 \log (P)$ dB at or below 2490.5 MHz. Mobile Satellite Service licensees operating on frequencies below 2495 MHz may also submit a documented interference complaint against BRS licensees

operating on channel BRS Channel 1 on the same terms and conditions as adjacent channel BRS or EBS licensees.

FCC § 90.691

(a) Out-of-band emission requirement shall apply only to the “outer” channels included in an EA license and to spectrum adjacent to interior channels used by incumbent licensees. The emission limits are as follows:

(1) For any frequency removed from the EA licensee's frequency block by up to and including 37.5 kHz, the power of any emission shall be attenuated below the transmitter power (P) in watts by at least $116 \text{ Log}_{10}(f/6.1)$ decibels or $50 + 10 \text{ Log}_{10}(P)$ decibels or 80 decibels, whichever is the lesser attenuation, where f is the frequency removed from the center of the outer channel in the block in kilohertz and where f is greater than 12.5 kHz.

(2) For any frequency removed from the EA licensee's frequency block greater than 37.5 kHz, the power of any emission shall be attenuated below the transmitter power (P) in watts by at least $43 + 10 \text{ Log}_{10}(P)$ decibels or 80 decibels, whichever is the lesser attenuation, where f is the frequency removed from the center of the outer channel in the block in kilohertz and where f is greater than 37.5 kHz.

(b) When an emission outside of the authorized bandwidth causes harmful interference, the Commission may, at its discretion, require greater attenuation than specified in this section.

5.5.2 Test Setup

The section 4.4.1 (Diagram 1) test setup description was used for this test. The photo of test setup please refer to ANNEX B.

5.5.3 Test Procedure

The level of the carrier and the various conducted spurious and harmonic frequencies is measured by means of a calibrated spectrum analyzer. The spectrum is scanned from the lowest frequency generated in the equipment up to a frequency including its 10th harmonic. On any frequency outside a licensee's frequency block, the power of any emission shall be attenuated below the transmitter power (P) by at least $43 + 10 \text{ log}(P)$ dB. Compliance with these provisions is based on the use of measurement instrumentation employing a resolution bandwidth of 1 MHz or greater. However, in the 1 MHz bands immediately outside and adjacent to the frequency blocks a resolution bandwidth of at least one percent of the emission bandwidth of the fundamental emission of the transmitter may be employed. The emission bandwidth is defined as the width of the signal between two points, one below the carrier center frequency and one above the carrier center frequency, outside of which all emissions are attenuated at least 26 dB below the transmitter power.

1. The EUT is coupled to the system simulator and spectrum analyzer; the RF load attached to EUT antenna terminal is 50Ohm; the path loss as the factor is calibrated to correct the reading.
2. CMW500 is used to establish communication with the EUT, and its parameters are set to force the EUT transmitting at maximum output power.
3. The RF output of the transmitter is connected to the input of the spectrum analyzer through sufficient attenuation.
4. Spurious emissions are tested with 0.001MHz RBW for frequency less than 150kHz, 0.01MHz RBW for

frequency less than 30MHz, 0.1MHz RBW for frequency less than 1GHz, and 1MHz RBW for frequency above 1GHz. And sweep point number are at least 401, referring to following formula.

Sweep point number = Span/RBW

VBW=3*RBW

Detector Mode=mean or average power

5. Record the frequencies and levels of spurious emissions.

5.5.4 Test Result

Please refer to ANNEX A.5.

5.6 Band Edge

5.6.1 Limit

FCC § 2.1051 & 22.917(a) & 24.238(a) & 27.53(a) & 27.53(c) & 27.53(g) & 27.53(h) & 27.53(m) & 90.691

In the 1 MHz bands immediately outside and adjacent to the frequency block, a resolution bandwidth of at least one percent of the emission bandwidth of the fundamental emission of the transmitter may be employed.

The emission bandwidth is defined as the width of the signal between two points, one below the carrier center frequency and one above the carrier center frequency, outside of which all emissions are attenuated at least 26 dB below the transmitter power.

FCC § 22.917(a) & 24.238(a)

The power of any emission outside of the authorized operating frequency ranges must be attenuated below the transmitting power (P) by a factor of at least $43 + 10 \log(P)$ dB. This is calculated to be -13 dBm.

FCC § 27.53(a) (4)

For mobile and portable stations operating in the 2305-2315MHz and 2350-2360MHz bands:

(1) By a factor of not less than: $43 + 10 \log(P)$ dB on all frequencies between 2305 and 2320MHz and on all frequencies between 2345 and 2360MHz that are outside the licensed band(s) of operation, not less than $55 + 10 \log(P)$ dB on all frequencies between 2320 and 2324MHz and on all frequencies between 2341 and 2345MHz, not less than $61 + 10 \log(P)$ dB on all frequencies between 2324 and 2328MHz and on all frequencies between 2337 and 2341MHz, and not less than $67 + 10 \log(P)$ dB on all frequencies between 2328 and 2337MHz.

(2) By a factor of not less than $43 + 10 \log(P)$ dB on all frequencies between 2300 and 2305MHz, $55 + 10 \log(P)$ dB on all frequencies between 2296 and 2300MHz, $61 + 10 \log(P)$ dB on all frequencies between 2292 and 2296MHz, $67 + 10 \log(P)$ dB on all frequencies between 2288 and 2292MHz, and $70 + 10 \log(P)$ dB below 2288MHz.

(3) By a factor of not less than $43 + 10 \log(P)$ dB on all frequencies between 2360 and 2365MHz, and not less than $70 + 10 \log(P)$ dB above 2365MHz.

FCC § 27.53(c)

For operations in the 746–758 MHz band and the 776–788 MHz band, the power of any emission outside the licensee's frequency band(s) of operation shall be attenuated below the transmitter power (P) within the licensed band(s) of operation, measured in watts, in accordance with the following:

(1) On any frequency outside the 746–758 MHz band, the power of any emission shall be attenuated outside the band below the transmitter power (P) by at least $43 + 10 \log(P)$ dB;

(2) On any frequency outside the 776–788 MHz band, the power of any emission shall be attenuated outside the band below the transmitter power (P) by at least $43 + 10 \log(P)$ dB;

(3) On all frequencies between 763–775 MHz and 793–805 MHz, by a factor not less than $76 + 10 \log(P)$ dB in a 6.25 kHz band segment, for base and fixed stations;

(4) On all frequencies between 763–775 MHz and 793–805 MHz, by a factor not less than $65 + 10 \log (P)$ dB in a 6.25 kHz band segment, for mobile and portable stations;

(5) Compliance with the provisions of paragraphs (c)(1) and (c)(2) of this section is based on the use of measurement instrumentation employing a resolution bandwidth of 100 kHz or greater.

However, in the 100 kHz bands immediately outside and adjacent to the frequency block, a resolution bandwidth of at least 30 kHz may be employed;

(6) Compliance with the provisions of paragraphs (c)(3) and (c)(4) of this section is based on the use of measurement instrumentation such that the reading taken with any resolution bandwidth setting should be adjusted to indicate spectral energy in a 6.25 kHz segment.

FCC § 27.53(g)

For operations in the 600MHz band and the 698-746MHz band, the power of any emission outside a licensee's frequency band(s) of operation shall be attenuated below the transmitter power (P) within the licensed band(s) of operation, measured in watts, by at least $43+10*\log(P)$ dB. Compliance with this provision is based on the use of measurement instrumentation employing a resolution bandwidth of 100 kHz bands immediately outside and adjacent to a licensee's frequency block, a resolution bandwidth of at least 30 kHz may be employed.

FCC § 27.53(h) (1)

Except as otherwise specified below, for operations in the 1695-1710 MHz, 1710-1755 MHz, 1755-1780 MHz, 1915-1920 MHz, 1995-2000 MHz, 2000-2020 MHz, 2110-2155 MHz, 2155-2180 MHz, and 2180-2200 bands, the power of any emission outside a licensee's frequency block shall be attenuated below the transmitter power (P) in watts by at least $43 + 10 \log_{10} (P)$ dB.

FCC § 27.53(m) (4)

For mobile digital stations (BRS and EBS stations), the attenuation factor shall be not less than:

- $40+10\log P$ dB (-10 dBm, 100 nW) on all frequencies between the channel edge and 5 MHz from the channel edge.
- $43+10\log P$ dB (-13 dBm, 50 nW) on all frequencies between 5 MHz and X MHz from the channel edge,
- $55+10\log P$ dB (-25 dBm, 3 nW) on all frequencies more than X MHz from the channel edge, where X is the greater of 6 MHz or the actual emission bandwidth (26 dB).

In addition, the attenuation factor shall not be less that $43 + 10 \log (P)$ dB on all frequencies between 2490.5 MHz and 2496 MHz and $55 + 10 \log (P)$ dB at or below 2490.5 MHz. Mobile Satellite Service licensees operating on frequencies below 2495 MHz may also submit a documented interference complaint against BRS licensees operating on channel BRS Channel 1 on the same terms and conditions as adjacent channel BRS or EBS licensees.

FCC § 90.691

(a) Out-of-band emission requirement shall apply only to the “outer” channels included in an EA license and to spectrum adjacent to interior channels used by incumbent licensees. The emission limits are as follows:

(1) For any frequency removed from the EA licensee's frequency block by up to and including 37.5 kHz, the power of any emission shall be attenuated below the transmitter power (P) in watts by at least $116 \text{ Log}_{10}(f/6.1)$ decibels or $50 + 10 \text{ Log}_{10}(P)$ decibels or 80 decibels, whichever is the lesser attenuation, where f is the frequency removed from the center of the outer channel in the block in kilohertz and where f is greater than 12.5 kHz.

(2) For any frequency removed from the EA licensee's frequency block greater than 37.5 kHz, the power of any emission shall be attenuated below the transmitter power (P) in watts by at least $43 + 10 \text{ Log}_{10}(P)$ decibels or 80 decibels, whichever is the lesser attenuation, where f is the frequency removed from the center of the outer channel in the block in kilohertz and where f is greater than 37.5 kHz.

(b) When an emission outside of the authorized bandwidth causes harmful interference, the Commission may, at its discretion, require greater attenuation than specified in this section.

5.6.2 Test Setup

The section 4.4.1 (Diagram 1) test setup description was used for this test. The photo of test setup please refer to ANNEX B.

5.6.3 Test Procedure

The EUT, which is powered by the Battery, is coupled to the Spectrum Analyzer (SA) and the System Simulator (SS) with attenuators through the Power Splitter; the RF load attached to the EUT antenna terminal is 50 Ohm; the path loss as the factor is calibrated to correct the reading.

1. The EUT is coupled to the system simulator and spectrum analyzer; the RF load attached to EUT antenna terminal is 50 Ohm; the path loss as the factor is calibrated to correct the reading.

2. CMW500 is used to establish communication with the EUT, and its parameters are set to force the EUT transmitting at maximum output power.

3. The RF output of the transmitter is connected to the input of the spectrum analyzer through sufficient attenuation.

4. The center of the spectrum analyzer was set to block edge frequency.

5. Band edge are tested with $1\% \cdot \text{cBW}$ (RBW), and sweep point number referred to following formula.

$$\text{Sweep point number} = 2 \cdot \text{Span} / \text{RBW}$$

$$\text{VBW} = 3 \text{RBW}$$

6. Record the frequencies and levels of spurious emissions.

For mobile and portable stations, on all frequencies between 763–775 MHz and 793–805 MHz, by a factor not less than $65 + 10 \log (P)$ dB in a 6.25 kHz band segment. Since it was not possible to set the resolution

bandwidth to 6.25 kHz with the available equipment, a bandwidth of 10 kHz was used instead to show compliance. By using a 10 kHz bandwidth on the spectrum analyzer.

$$10 \cdot \log(10 \text{ kHz} / 6.25 \text{ kHz}) = 2.04 \text{ dB}$$

$$\text{Limit Line} = -35 \text{ dBm} + 2.04 \text{ dB} = -32.96 \text{ dBm}$$

5.6.4 Test Result

Please refer to ANNEX A.6.

5.7 Field Strength of Spurious Radiation

5.7.1 Limit

FCC § 2.1053 & 22.917(a) & 24.238(a) & 27.53(a) & 27.53(c) & 27.53(f) & 27.53(g) & 27.53(h) & 27.53(m) & 90.691

FCC § 22.917(a) & 24.238(a)

The power of any emission outside of the authorized operating frequency ranges must be attenuated below the transmitting power (P) by a factor of at least $43 + 10 \log(P)$ dB. This is calculated to be -13 dBm.

FCC § 27.53(a) (4)

For mobile and portable stations operating in the 2305-2315MHz and 2350-2360MHz bands:

(1) By a factor of not less than: $43 + 10 \log(P)$ dB on all frequencies between 2305 and 2320MHz and on all frequencies between 2345 and 2360MHz that are outside the licensed band(s) of operation, not less than $55 + 10 \log(P)$ dB on all frequencies between 2320 and 2324MHz and on all frequencies between 2341 and 2345MHz, not less than $61 + 10 \log(P)$ dB on all frequencies between 2324 and 2328MHz and on all frequencies between 2337 and 2341MHz, and not less than $67 + 10 \log(P)$ dB on all frequencies between 2328 and 2337MHz.

(2) By a factor of not less than $43 + 10 \log(P)$ dB on all frequencies between 2300 and 2305MHz, $55 + 10 \log(P)$ dB on all frequencies between 2296 and 2300MHz, $61 + 10 \log(P)$ dB on all frequencies between 2292 and 2296MHz, $67 + 10 \log(P)$ dB on all frequencies between 2288 and 2292MHz, and $70 + 10 \log(P)$ dB below 2288MHz.

(3) By a factor of not less than $43 + 10 \log(P)$ dB on all frequencies between 2360 and 2365MHz, and not less than $70 + 10 \log(P)$ dB above 2365MHz.

FCC § 27.53(c)

For operations in the 746–758 MHz band and the 776–788 MHz band, the power of any emission outside the licensee's frequency band(s) of operation shall be attenuated below the transmitter power (P) within the licensed band(s) of operation, measured in watts, in accordance with the following:

(1) On any frequency outside the 746–758 MHz band, the power of any emission shall be attenuated outside the band below the transmitter power (P) by at least $43 + 10 \log(P)$ dB;

(2) On any frequency outside the 776–788 MHz band, the power of any emission shall be attenuated outside the band below the transmitter power (P) by at least $43 + 10 \log(P)$ dB;

(3) On all frequencies between 763–775 MHz and 793–805 MHz, by a factor not less than $76 + 10 \log(P)$ dB in a 6.25 kHz band segment, for base and fixed stations;

(4) On all frequencies between 763–775 MHz and 793–805 MHz, by a factor not less than $65 + 10 \log(P)$ dB in a 6.25 kHz band segment, for mobile and portable stations;

(5) Compliance with the provisions of paragraphs (c)(1) and (c)(2) of this section is based on the use of measurement instrumentation employing a resolution bandwidth of 100 kHz or greater.

However, in the 100 kHz bands immediately outside and adjacent to the frequency block, a resolution bandwidth of at least 30 kHz may be employed;

(6) Compliance with the provisions of paragraphs (c)(3) and (c)(4) of this section is based on the use of

measurement instrumentation such that the reading taken with any resolution bandwidth setting should be adjusted to indicate spectral energy in a 6.25 kHz segment.

FCC § 27.53(f)

For operations in the 746–758 MHz, 775–788 MHz, and 805–806 MHz bands, emissions in the band 1559–1610 MHz shall be limited to - 70 dBW/MHz equivalent isotropically radiated power (EIRP) for wideband signals, and - 80 dBW EIRP for discrete emissions of less than 700 Hz bandwidth. For the purpose of equipment authorization, a transmitter shall be tested with an antenna that is representative of the type that will be used with the equipment in normal operation.

FCC § 27.53(g)

For operations in the 600MHz band and the 698-746MHz band, the power of any emission outside a licensee's frequency band(s) of operation shall be attenuated below the transmitter power (P) within the licensed band(s) of operation, measured in watts, by at least $43+10\log(P)$ dB. Compliance with this provision is based on the use of measurement instrumentation employing a resolution bandwidth of 100 kHz bands immediately outside and adjacent to a licensee's frequency block, a resolution bandwidth of at least 30 kHz may be employed.

FCC § 27.53(h) (1)

Except as otherwise specified below, for operations in the 1695-1710 MHz, 1710-1755 MHz, 1755-1780 MHz, 1915-1920 MHz, 1995-2000 MHz, 2000-2020 MHz, 2110-2155 MHz, 2155-2180 MHz, and 2180-2200 bands, the power of any emission outside a licensee's frequency block shall be attenuated below the transmitter power (P) in watts by at least $43 + 10 \log_{10}(P)$ dB.

FCC § 27.53(m) (4)

For mobile digital stations (BRS and EBS stations), the attenuation factor shall be not less than:

- $40+10\log P$ dB (-10 dBm, 100 nW) on all frequencies between the channel edge and 5 MHz from the channel edge.
- $43+10\log P$ dB (-13 dBm, 50 nW) on all frequencies between 5 MHz and X MHz from the channel edge,
- $55+10\log P$ dB (-25 dBm, 3 nW) on all frequencies more than X MHz from the channel edge, where X is the greater of 6 MHz or the actual emission bandwidth (26 dB).

In addition, the attenuation factor shall not be less that $43 + 10 \log (P)$ dB on all frequencies between 2490.5 MHz and 2496 MHz and $55 + 10 \log (P)$ dB at or below 2490.5 MHz. Mobile Satellite Service licensees operating on frequencies below 2495 MHz may also submit a documented interference complaint against BRS licensees operating on channel BRS Channel 1 on the same terms and conditions as adjacent channel BRS or EBS licensees.

FCC § 90.691

(a) Out-of-band emission requirement shall apply only to the “outer” channels included in an EA license and to spectrum adjacent to interior channels used by incumbent licensees. The emission limits are as follows:

(1) For any frequency removed from the EA licensee's frequency block by up to and including 37.5 kHz, the power of any emission shall be attenuated below the transmitter power (P) in watts by at least $116 \text{Log}_{10}(f/6.1)$ decibels or $50 + 10 \text{Log}_{10}(P)$ decibels or 80 decibels, whichever is the lesser attenuation, where f is the

frequency removed from the center of the outer channel in the block in kilohertz and where f is greater than 12.5 kHz.

(2) For any frequency removed from the EA licensee's frequency block greater than 37.5 kHz, the power of any emission shall be attenuated below the transmitter power (P) in watts by at least $43 + 10\text{Log}_{10}(P)$ decibels or 80 decibels, whichever is the lesser attenuation, where f is the frequency removed from the center of the outer channel in the block in kilohertz and where f is greater than 37.5 kHz.

(b) When an emission outside of the authorized bandwidth causes harmful interference, the Commission may, at its discretion, require greater attenuation than specified in this section.

5.7.2 Test Setup

The section 4.4.3 and 4.4.4 (Diagram 3, 4) test setup description was used for this test. The photo of test setup please refer to ANNEX B.

5.7.3 Test Procedure

1. On a test site, the EUT shall be placed at 80cm height on a turn table, and in the position close to normal use as declared by the applicant.
2. The test antenna shall be oriented initially for vertical polarization located 3 m from EUT to correspond to the fundamental frequency of the transmitter.
3. The output of the test antenna shall be connected to the measuring receiver and the peak detector is used for the measurement.
4. During the measurement of the EUT, the resolution bandwidth was to 1 MHz and the average bandwidth was set to 1 MHz.
5. The transmitter shall be switched on; the measuring receiver shall be tuned to the frequency of the transmitter under test.
6. The test antenna shall be raised and lowered through the specified range of height until the maximum signal level is detected by the measuring receiver.
7. The transmitter shall be rotated through 360° in the horizontal plane, until the maximum signal level is detected by the measuring receiver.
8. The test antenna shall be raised and lowered again through the specified range of height until the maximum signal level is detected by the measuring receiver.
9. The maximum signal level detected by the measuring receiver shall be noted.
10. The EUT was replaced by half-wave dipole (824 ~ 849 MHz) or horn antenna (1 850 ~ 1 910 MHz) connected to a signal generator.
11. In necessary, the input attenuator setting on the measuring receiver shall be adjusted in order to increase

the sensitivity of the measuring receiver.

12. The test antenna shall be raised and lowered through the specified range of height to ensure that the maximum signal is received.

13. The input signal to the substitution antenna shall be adjusted to the level that produces a level detected by the measuring receiver, which is equal to the level noted while the transmitter radiated power was measured, corrected for the change of input attenuator setting of the measuring receiver.

14. The input level to the substitution antenna shall be recorded as power level in dBm, corrected for any change of input attenuator setting of the measuring receiver.

15. The measurement shall be repeated with the test antenna and the substitution antenna orientated for horizontal polarization.

Final measurement calculation as below:

The relevant equation for determining the ERP/EIRP from the radiated RF output power is:

$$\text{ERP/EIRP (dBm)} = \text{SA Read Value (dBm)} + \text{Correction Factor (dB)}$$

where:

ERP/EIRP = effective or equivalent radiated power, in dBm;

SA Read Value = measured transmitter power received by EMI receiver or spectrum analyzer, in dBm;

Correction Factor = total correction factor including cable loss, in dB;

During the test, the data of Correction Factor (dB) is added in the EMI receiver or spectrum analyzer, so SA Read Value (dBm) is the final values which contains the data of Correction Factor (dB).

For example:

In the ERP test, when SA read value for GSM850 is 21dBm, and correction factor is 8dB, then final ERP value for GSM850 is:

$$\text{ERP (dBm)} = 21\text{dBm} + 8\text{dB} = 29\text{dBm}$$

5.7.4 Test Result

Please refer to ANNEX A.7.

ANNEX A TEST RESULTS

A.1 Transmitter Radiated Power (EIRP/ERP)

GSM Mode Test Data

Test Band	Test Channel	Conducted Output Peak Power (dBm)	Antenna Gain (dBi)	Antenna Gain (dBd)	ERP (dBm)	ERP (W)	Limit (W)	Verdict
GSM 850	LCH	31.90	-4.5	-6.65	25.25	0.335	7.00	Pass
	MCH	32.24	-4.5	-6.65	25.59	0.362	7.00	Pass
	HCH	32.24	-4.5	-6.65	25.59	0.362	7.00	Pass
GPRS 850	LCH	31.98	-4.5	-6.65	25.33	0.341	7.00	Pass
	MCH	32.33	-4.5	-6.65	25.68	0.370	7.00	Pass
	HCH	32.57	-4.5	-6.65	25.92	0.391	7.00	Pass
EGPRS 850	LCH	29.21	-4.5	-6.65	22.56	0.180	7.00	Pass
	MCH	29.68	-4.5	-6.65	23.03	0.201	7.00	Pass
	HCH	29.77	-4.5	-6.65	23.12	0.205	7.00	Pass

Test Band	Test Channel	Conducted Output Peak Power (dBm)	Antenna Gain (dBi)	EIRP (dBm)	EIRP (W)	Limit (W)	Verdict
GSM 1900	LCH	29.28	-2.1	27.18	0.522	2.00	Pass
	MCH	29.22	-2.1	27.12	0.515	2.00	Pass
	HCH	29.19	-2.1	27.09	0.512	2.00	Pass
GPRS 1900	LCH	29.29	-2.1	27.19	0.524	2.00	Pass
	MCH	29.21	-2.1	27.11	0.514	2.00	Pass
	HCH	29.21	-2.1	27.11	0.514	2.00	Pass
EGPRS 1900	LCH	27.64	-2.1	25.54	0.358	2.00	Pass
	MCH	27.54	-2.1	25.44	0.350	2.00	Pass
	HCH	27.41	-2.1	25.31	0.340	2.00	Pass

Note 1: For the GPRS and EGPRS mode, all slots were tested and just the worst data were recorded in this table.

Note 2: $ERP/EIRP = P_{Meas} + GT - LC$

ERP/EIRP = effective or equivalent radiated power, respectively (expressed in the same units as P_{Meas} , typically dBW or dBm);

P_{Meas} = measured transmitter output power or PSD, in dBm or dBW;

GT = gain of the transmitting antenna, in dBd (ERP) or dBi (EIRP);

LC = signal attenuation in the connecting cable between the transmitter and antenna, in dB.

$ERP = EIRP - 2.15$; where ERP and EIRP are expressed in consistent units.

Note 3: Set PCL to 5 for GSM/GPRS 850 (power class 4) and 0 for GSM/GPRS 1900 (power class 1).

Set PCL to 8 for EGPRS850 (power class E2) and 2 for EGPRS1900 (power class E2).

GPRS Conducted Output Power

Band	Channel	Conducted Output Peak Power							
		1 Slot (dBm)	1 Slot (W)	2 Slots (dBm)	2 Slots (W)	3 Slots (dBm)	3 Slots (W)	4 Slots (dBm)	4 Slots (W)
GPRS 850	LCH	31.98	1.578	29.56	0.904	28.51	0.710	27.51	0.564
	MCH	32.33	1.710	29.91	0.979	28.89	0.775	27.93	0.621
	HCH	32.57	1.807	30.20	1.047	29.19	0.830	28.19	0.659
GPRS 1900	LCH	29.29	0.849	27.07	0.509	26.07	0.405	25.05	0.320
	MCH	29.21	0.834	26.97	0.497	25.95	0.394	24.93	0.311
	HCH	29.21	0.834	26.92	0.492	25.90	0.389	24.88	0.308

EGPRS Conducted Output Power

Band	Channel	Conducted Output Peak Power							
		1 Slot (dBm)	1 Slot (W)	2 Slots (dBm)	2 Slots (W)	3 Slots (dBm)	3 Slots (W)	4 Slots (dBm)	4 Slots (W)
EGPRS 850	LCH	29.21	0.834	26.46	0.442	25.35	0.343	24.06	0.255
	MCH	29.68	0.929	26.71	0.469	25.58	0.362	24.37	0.274
	HCH	29.77	0.948	27.24	0.529	26.10	0.407	24.74	0.298
EGPRS 1900	LCH	27.64	0.581	26.01	0.399	24.84	0.305	23.87	0.244
	MCH	27.54	0.568	25.96	0.395	24.80	0.302	23.77	0.238
	HCH	27.41	0.551	25.99	0.398	24.71	0.296	23.57	0.227

WCDMA Mode Test Data

Test Band	Test Channel	Conducted Output AV Power (dBm)	Antenna Gain (dBi)	EIRP (dBm)	EIRP (W)	Limit (W)	Verdict
WCDMA Band 2	LCH	22.99	-2.1	20.89	0.123	2.00	Pass
	MCH	22.80	-2.1	20.70	0.117	2.00	Pass
	HCH	22.96	-2.1	20.86	0.122	2.00	Pass
HSDPA Band 2	LCH	21.98	-2.1	19.88	0.097	2.00	Pass
	MCH	21.85	-2.1	19.75	0.094	2.00	Pass
	HCH	22.01	-2.1	19.91	0.098	2.00	Pass
HSUPA Band 2	LCH	21.92	-2.1	19.82	0.096	2.00	Pass
	MCH	21.72	-2.1	19.62	0.092	2.00	Pass
	HCH	21.86	-2.1	19.76	0.095	2.00	Pass

Test Band	Test Channel	Conducted Output AV Power (dBm)	Antenna Gain (dBi)	EIRP (dBm)	EIRP (W)	Limit (W)	Verdict
WCDMA Band 4	LCH	22.83	-2.1	20.73	0.118	1.00	Pass
	MCH	22.96	-2.1	20.86	0.122	1.00	Pass
	HCH	23.00	-2.1	20.90	0.123	1.00	Pass
HSDPA Band 4	LCH	20.86	-2.1	18.76	0.075	1.00	Pass
	MCH	21.04	-2.1	18.94	0.078	1.00	Pass
	HCH	21.03	-2.1	18.93	0.078	1.00	Pass
HSUPA Band 4	LCH	22.11	-2.1	20.01	0.100	1.00	Pass
	MCH	22.14	-2.1	20.04	0.101	1.00	Pass
	HCH	22.19	-2.1	20.09	0.102	1.00	Pass

Test Band	Test Channel	Conducted Output AV Power (dBm)	Antenna Gain (dBi)	Antenna Gain (dBd)	ERP (dBm)	ERP (W)	Limit (W)	Verdict
WCDMA Band 5	LCH	22.81	-4.5	-6.65	16.16	0.041	7.00	Pass
	MCH	22.79	-4.5	-6.65	16.14	0.041	7.00	Pass
	HCH	22.87	-4.5	-6.65	16.22	0.042	7.00	Pass
HSDPA Band 5	LCH	22.80	-4.5	-6.65	16.15	0.041	7.00	Pass
	MCH	22.84	-4.5	-6.65	16.19	0.042	7.00	Pass
	HCH	22.91	-4.5	-6.65	16.26	0.042	7.00	Pass
HSUPA Band 5	LCH	22.29	-4.5	-6.65	15.64	0.037	7.00	Pass
	MCH	22.18	-4.5	-6.65	15.53	0.036	7.00	Pass
	HCH	22.19	-4.5	-6.65	15.54	0.036	7.00	Pass

Note 1: For the HSDPA and HSUPA mode, all subtests were tested and just the worst data were recorded in this table.

Note 2: $ERP/EIRP = P_{Meas} + GT - LC$

ERP/EIRP = effective or equivalent radiated power, respectively (expressed in the same units as P_{Meas} , typically dBW or dBm);

P_{Meas} = measured transmitter output power or PSD, in dBm or dBW;

GT = gain of the transmitting antenna, in dBd (ERP) or dBi (EIRP);

LC = signal attenuation in the connecting cable between the transmitter and antenna, in dB.

ERP = EIRP – 2.15; where ERP and EIRP are expressed in consistent units.

HSDPA Conducted Output Power

Band	Channel	Conducted Output Average Power							
		Subtest1		Subtest2		Subtest3		Subtest4	
		(dBm)	(W)	(dBm)	(W)	(dBm)	(W)	(dBm)	(W)
HSDPA Band 2	LCH	21.98	0.158	21.96	0.157	21.52	0.142	21.52	0.142
	MCH	21.85	0.153	21.84	0.153	21.32	0.136	21.32	0.136
	HCH	22.01	0.159	21.94	0.156	21.45	0.140	21.44	0.139
HSDPA Band 4	LCH	20.86	0.122	20.81	0.121	20.34	0.108	20.28	0.107
	MCH	21.04	0.127	20.98	0.125	20.50	0.112	20.51	0.112
	HCH	21.03	0.127	21.02	0.126	20.49	0.112	20.52	0.113
HSDPA Band 5	LCH	22.80	0.191	22.80	0.191	22.27	0.169	22.30	0.170
	MCH	22.84	0.192	22.75	0.188	22.26	0.168	22.28	0.169
	HCH	22.91	0.195	22.84	0.192	22.34	0.171	22.29	0.169

HSUPA Conducted Output Power

Band	Channel	Conducted Output Average Power									
		Subtest1		Subtest2		Subtest3		Subtest4		Subtest5	
		(dBm)	(W)	(dBm)	(W)	(dBm)	(W)	(dBm)	(W)	(dBm)	(W)
HSUPA Band 2	LCH	20.91	0.123	19.97	0.099	20.95	0.124	19.44	0.088	21.92	0.156
	MCH	20.78	0.120	19.73	0.094	20.75	0.119	19.23	0.084	21.72	0.149
	HCH	20.87	0.122	19.89	0.097	20.89	0.123	19.36	0.086	21.86	0.153
HSUPA Band 4	LCH	21.10	0.129	21.06	0.128	22.11	0.163	20.59	0.115	22.08	0.161
	MCH	21.14	0.130	21.15	0.130	22.13	0.163	20.63	0.116	22.14	0.164
	HCH	21.21	0.132	21.19	0.132	22.18	0.165	20.72	0.118	22.19	0.166
HSUPA Band 5	LCH	21.19	0.132	21.09	0.129	22.11	0.163	20.81	0.121	22.29	0.169
	MCH	21.12	0.129	21.08	0.128	22.18	0.165	20.82	0.121	22.03	0.160
	HCH	21.07	0.128	21.11	0.129	22.08	0.161	20.83	0.121	22.19	0.166

LTE Mode Test Data

Test BW	Test Channel	Test Mode	Test RB (Size#Offset)	Conducted Output AV Power (dBm)	Antenna Gain (dBi)	EIRP (dBm)	EIRP (W)	Limit (W)	Verdict
LTE BAND2									
1.4 MHz	LCH	QPSK	RB1#0	22.91	-2.1	20.81	0.121	2.00	Pass
			RB1#3	22.99	-2.1	20.89	0.123	2.00	Pass
			RB1#5	22.97	-2.1	20.87	0.122	2.00	Pass
			RB3#0	23.09	-2.1	20.99	0.126	2.00	Pass
			RB3#2	23.15	-2.1	21.05	0.127	2.00	Pass
			RB3#3	23.11	-2.1	21.01	0.126	2.00	Pass
		RB6#0	22.67	-2.1	20.57	0.114	2.00	Pass	
		16-QAM	RB1#0	22.6	-2.1	20.50	0.112	2.00	Pass
			RB1#3	22.72	-2.1	20.62	0.115	2.00	Pass
			RB1#5	22.64	-2.1	20.54	0.113	2.00	Pass
			RB3#0	22.7	-2.1	20.60	0.115	2.00	Pass
			RB3#2	22.7	-2.1	20.60	0.115	2.00	Pass
	RB3#3		22.75	-2.1	20.65	0.116	2.00	Pass	
	RB6#0	21.8	-2.1	19.70	0.093	2.00	Pass		
	MCH	QPSK	RB1#0	22.94	-2.1	20.84	0.121	2.00	Pass
			RB1#3	23.02	-2.1	20.92	0.124	2.00	Pass
			RB1#5	22.96	-2.1	20.86	0.122	2.00	Pass
			RB3#0	23.1	-2.1	21.00	0.126	2.00	Pass
			RB3#2	23.12	-2.1	21.02	0.126	2.00	Pass
			RB3#3	23.1	-2.1	21.00	0.126	2.00	Pass
		RB6#0	22.62	-2.1	20.52	0.113	2.00	Pass	
		16-QAM	RB1#0	22.89	-2.1	20.79	0.120	2.00	Pass
			RB1#3	22.91	-2.1	20.81	0.121	2.00	Pass
			RB1#5	22.92	-2.1	20.82	0.121	2.00	Pass
			RB3#0	22.87	-2.1	20.77	0.119	2.00	Pass
			RB3#2	22.82	-2.1	20.72	0.118	2.00	Pass
	RB3#3		22.82	-2.1	20.72	0.118	2.00	Pass	
	RB6#0	21.59	-2.1	19.49	0.089	2.00	Pass		
	HCH	QPSK	RB1#0	22.87	-2.1	20.77	0.119	2.00	Pass
			RB1#3	22.92	-2.1	20.82	0.121	2.00	Pass
RB1#5			22.93	-2.1	20.83	0.121	2.00	Pass	
RB3#0			23.05	-2.1	20.95	0.124	2.00	Pass	
RB3#2			23.08	-2.1	20.98	0.125	2.00	Pass	
RB3#3			23.09	-2.1	20.99	0.126	2.00	Pass	
RB6#0		22.59	-2.1	20.49	0.112	2.00	Pass		
16-QAM		RB1#0	22.49	-2.1	20.39	0.109	2.00	Pass	
		RB1#3	22.56	-2.1	20.46	0.111	2.00	Pass	
	RB1#5	22.48	-2.1	20.38	0.109	2.00	Pass		

Test BW	Test Channel	Test Mode	Test RB (Size#Offset)	Conducted Output AV Power (dBm)	Antenna Gain (dBi)	EIRP (dBm)	EIRP (W)	Limit (W)	Verdict	
LTE BAND2										
3 MHz			RB3#0	22.76	-2.1	20.66	0.116	2.00	Pass	
			RB3#2	22.79	-2.1	20.69	0.117	2.00	Pass	
			RB3#3	22.79	-2.1	20.69	0.117	2.00	Pass	
			RB6#0	21.82	-2.1	19.72	0.094	2.00	Pass	
	LCH	QPSK	RB1#0	22.92	-2.1	20.82	0.121	2.00	Pass	
			RB1#7	23.02	-2.1	20.92	0.124	2.00	Pass	
			RB1#14	21.9	-2.1	19.80	0.095	2.00	Pass	
			RB8#0	22.72	-2.1	20.62	0.115	2.00	Pass	
			RB8#4	22.72	-2.1	20.62	0.115	2.00	Pass	
			RB8#7	22.64	-2.1	20.54	0.113	2.00	Pass	
			RB15#0	22.66	-2.1	20.56	0.114	2.00	Pass	
		16-QAM	RB1#0	22.46	-2.1	20.36	0.109	2.00	Pass	
			RB1#7	22.54	-2.1	20.44	0.111	2.00	Pass	
			RB1#14	21.41	-2.1	19.31	0.085	2.00	Pass	
			RB8#0	21.81	-2.1	19.71	0.094	2.00	Pass	
			RB8#4	21.92	-2.1	19.82	0.096	2.00	Pass	
			RB8#7	21.82	-2.1	19.72	0.094	2.00	Pass	
		MCH	QPSK	RB1#0	22.93	-2.1	20.83	0.121	2.00	Pass
				RB1#7	23.04	-2.1	20.94	0.124	2.00	Pass
				RB1#14	21.9	-2.1	19.80	0.095	2.00	Pass
	RB8#0			22.68	-2.1	20.58	0.114	2.00	Pass	
	RB8#4			22.67	-2.1	20.57	0.114	2.00	Pass	
	RB8#7			22.64	-2.1	20.54	0.113	2.00	Pass	
	RB15#0			22.63	-2.1	20.53	0.113	2.00	Pass	
	16-QAM		RB1#0	22.85	-2.1	20.75	0.119	2.00	Pass	
			RB1#7	22.92	-2.1	20.82	0.121	2.00	Pass	
			RB1#14	21.86	-2.1	19.76	0.095	2.00	Pass	
			RB8#0	21.79	-2.1	19.69	0.093	2.00	Pass	
			RB8#4	21.83	-2.1	19.73	0.094	2.00	Pass	
			RB8#7	21.76	-2.1	19.66	0.092	2.00	Pass	
RB15#0			21.64	-2.1	19.54	0.090	2.00	Pass		
HCH	QPSK		RB1#0	22.85	-2.1	20.75	0.119	2.00	Pass	
			RB1#7	22.94	-2.1	20.84	0.121	2.00	Pass	
		RB1#14	21.84	-2.1	19.74	0.094	2.00	Pass		
		RB8#0	22.61	-2.1	20.51	0.112	2.00	Pass		
		RB8#4	22.66	-2.1	20.56	0.114	2.00	Pass		
		RB8#7	22.56	-2.1	20.46	0.111	2.00	Pass		
		RB15#0	22.6	-2.1	20.50	0.112	2.00	Pass		

Test BW	Test Channel	Test Mode	Test RB (Size#Offset)	Conducted Output AV Power (dBm)	Antenna Gain (dBi)	EIRP (dBm)	EIRP (W)	Limit (W)	Verdict
LTE BAND2									
5 MHz		16-QAM	RB1#0	22.49	-2.1	20.39	0.109	2.00	Pass
			RB1#7	22.49	-2.1	20.39	0.109	2.00	Pass
			RB1#14	21.42	-2.1	19.32	0.086	2.00	Pass
			RB8#0	21.69	-2.1	19.59	0.091	2.00	Pass
			RB8#4	21.69	-2.1	19.59	0.091	2.00	Pass
			RB8#7	21.67	-2.1	19.57	0.091	2.00	Pass
			RB15#0	21.58	-2.1	19.48	0.089	2.00	Pass
	LCH	QPSK	RB1#0	23.3	-2.1	21.20	0.132	2.00	Pass
			RB1#13	23.39	-2.1	21.29	0.135	2.00	Pass
			RB1#24	23.25	-2.1	21.15	0.130	2.00	Pass
			RB12#0	22.77	-2.1	20.67	0.117	2.00	Pass
			RB12#6	22.84	-2.1	20.74	0.119	2.00	Pass
			RB12#13	22.77	-2.1	20.67	0.117	2.00	Pass
			RB25#0	22.85	-2.1	20.75	0.119	2.00	Pass
		16-QAM	RB1#0	22.97	-2.1	20.87	0.122	2.00	Pass
			RB1#13	23.08	-2.1	20.98	0.125	2.00	Pass
			RB1#24	22.99	-2.1	20.89	0.123	2.00	Pass
			RB12#0	21.94	-2.1	19.84	0.096	2.00	Pass
			RB12#6	22	-2.1	19.90	0.098	2.00	Pass
			RB12#13	21.88	-2.1	19.78	0.095	2.00	Pass
			RB25#0	21.92	-2.1	19.82	0.096	2.00	Pass
MCH	QPSK	RB1#0	23.17	-2.1	21.07	0.128	2.00	Pass	
		RB1#13	23.33	-2.1	21.23	0.133	2.00	Pass	
		RB1#24	23.22	-2.1	21.12	0.129	2.00	Pass	
		RB12#0	22.76	-2.1	20.66	0.116	2.00	Pass	
		RB12#6	22.79	-2.1	20.69	0.117	2.00	Pass	
		RB12#13	22.72	-2.1	20.62	0.115	2.00	Pass	
		RB25#0	22.79	-2.1	20.69	0.117	2.00	Pass	
	16-QAM	RB1#0	23.27	-2.1	21.17	0.131	2.00	Pass	
		RB1#13	23.38	-2.1	21.28	0.134	2.00	Pass	
		RB1#24	23.27	-2.1	21.17	0.131	2.00	Pass	
		RB12#0	21.94	-2.1	19.84	0.096	2.00	Pass	
		RB12#6	21.98	-2.1	19.88	0.097	2.00	Pass	
		RB12#13	21.92	-2.1	19.82	0.096	2.00	Pass	
		RB25#0	21.87	-2.1	19.77	0.095	2.00	Pass	
HCH	QPSK	RB1#0	23.15	-2.1	21.05	0.127	2.00	Pass	
		RB1#13	23.31	-2.1	21.21	0.132	2.00	Pass	
		RB1#24	23.14	-2.1	21.04	0.127	2.00	Pass	
		RB12#0	22.67	-2.1	20.57	0.114	2.00	Pass	

Test BW	Test Channel	Test Mode	Test RB (Size#Offset)	Conducted Output AV Power (dBm)	Antenna Gain (dBi)	EIRP (dBm)	EIRP (W)	Limit (W)	Verdict		
LTE BAND2											
		16-QAM	RB12#6	22.72	-2.1	20.62	0.115	2.00	Pass		
			RB12#13	22.66	-2.1	20.56	0.114	2.00	Pass		
			RB25#0	22.74	-2.1	20.64	0.116	2.00	Pass		
			RB1#0	22.81	-2.1	20.71	0.118	2.00	Pass		
			RB1#13	22.87	-2.1	20.77	0.119	2.00	Pass		
			RB1#24	22.82	-2.1	20.72	0.118	2.00	Pass		
			RB12#0	21.76	-2.1	19.66	0.092	2.00	Pass		
			RB12#6	21.84	-2.1	19.74	0.094	2.00	Pass		
			RB12#13	21.78	-2.1	19.68	0.093	2.00	Pass		
		RB25#0	21.76	-2.1	19.66	0.092	2.00	Pass			
		10 MHz	LCH	QPSK	RB1#0	23.34	-2.1	21.24	0.133	2.00	Pass
					RB1#25	23.36	-2.1	21.26	0.134	2.00	Pass
					RB1#49	23.34	-2.1	21.24	0.133	2.00	Pass
					RB25#0	22.86	-2.1	20.76	0.119	2.00	Pass
					RB25#13	22.87	-2.1	20.77	0.119	2.00	Pass
					RB25#25	22.93	-2.1	20.83	0.121	2.00	Pass
				RB50#0	22.91	-2.1	20.81	0.121	2.00	Pass	
				16-QAM	RB1#0	22.88	-2.1	20.78	0.120	2.00	Pass
RB1#25	22.87				-2.1	20.77	0.119	2.00	Pass		
RB1#49	22.89				-2.1	20.79	0.120	2.00	Pass		
RB25#0	21.93				-2.1	19.83	0.096	2.00	Pass		
RB25#13	21.98				-2.1	19.88	0.097	2.00	Pass		
RB25#25	21.97				-2.1	19.87	0.097	2.00	Pass		
RB50#0	21.87			-2.1	19.77	0.095	2.00	Pass			
MCH	QPSK			RB1#0	23.37	-2.1	21.27	0.134	2.00	Pass	
				RB1#25	23.34	-2.1	21.24	0.133	2.00	Pass	
				RB1#49	23.32	-2.1	21.22	0.132	2.00	Pass	
				RB25#0	22.79	-2.1	20.69	0.117	2.00	Pass	
		RB25#13	22.83	-2.1	20.73	0.118	2.00	Pass			
		RB25#25	22.8	-2.1	20.70	0.117	2.00	Pass			
	RB50#0	22.85	-2.1	20.75	0.119	2.00	Pass				
	16-QAM	RB1#0	23.29	-2.1	21.19	0.132	2.00	Pass			
		RB1#25	23.27	-2.1	21.17	0.131	2.00	Pass			
		RB1#49	23.29	-2.1	21.19	0.132	2.00	Pass			
		RB25#0	21.91	-2.1	19.81	0.096	2.00	Pass			
		RB25#13	21.92	-2.1	19.82	0.096	2.00	Pass			
RB25#25		21.87	-2.1	19.77	0.095	2.00	Pass				
RB50#0	21.92	-2.1	19.82	0.096	2.00	Pass					
HCH	QPSK	RB1#0	23.28	-2.1	21.18	0.131	2.00	Pass			

Test BW	Test Channel	Test Mode	Test RB (Size#Offset)	Conducted Output AV Power (dBm)	Antenna Gain (dBi)	EIRP (dBm)	EIRP (W)	Limit (W)	Verdict		
LTE BAND2											
			RB1#25	23.27	-2.1	21.17	0.131	2.00	Pass		
			RB1#49	23.21	-2.1	21.11	0.129	2.00	Pass		
			RB25#0	22.75	-2.1	20.65	0.116	2.00	Pass		
			RB25#13	22.78	-2.1	20.68	0.117	2.00	Pass		
			RB25#25	22.77	-2.1	20.67	0.117	2.00	Pass		
			RB50#0	22.78	-2.1	20.68	0.117	2.00	Pass		
		16-QAM	RB1#0	22.84	-2.1	20.74	0.119	2.00	Pass		
			RB1#25	22.84	-2.1	20.74	0.119	2.00	Pass		
			RB1#49	22.82	-2.1	20.72	0.118	2.00	Pass		
			RB25#0	21.88	-2.1	19.78	0.095	2.00	Pass		
			RB25#13	21.92	-2.1	19.82	0.096	2.00	Pass		
			RB25#25	21.89	-2.1	19.79	0.095	2.00	Pass		
		15 MHz	LCH	QPSK	RB1#0	23.31	-2.1	21.21	0.132	2.00	Pass
					RB1#38	23.38	-2.1	21.28	0.134	2.00	Pass
RB1#74	23.33				-2.1	21.23	0.133	2.00	Pass		
RB36#0	22.83				-2.1	20.73	0.118	2.00	Pass		
RB36#19	22.87				-2.1	20.77	0.119	2.00	Pass		
RB36#39	22.88				-2.1	20.78	0.120	2.00	Pass		
16-QAM	RB75#0			22.91	-2.1	20.81	0.121	2.00	Pass		
	RB1#0			22.82	-2.1	20.72	0.118	2.00	Pass		
	RB1#38			22.94	-2.1	20.84	0.121	2.00	Pass		
	RB1#74			22.81	-2.1	20.71	0.118	2.00	Pass		
	RB36#0			21.91	-2.1	19.81	0.096	2.00	Pass		
	RB36#19			21.91	-2.1	19.81	0.096	2.00	Pass		
MCH	QPSK			RB36#39	21.94	-2.1	19.84	0.096	2.00	Pass	
				RB75#0	21.9	-2.1	19.80	0.095	2.00	Pass	
		RB1#0	23.35	-2.1	21.25	0.133	2.00	Pass			
		RB1#38	23.4	-2.1	21.30	0.135	2.00	Pass			
		RB1#74	23.32	-2.1	21.22	0.132	2.00	Pass			
		RB36#0	22.85	-2.1	20.75	0.119	2.00	Pass			
	16-QAM	RB36#19	22.84	-2.1	20.74	0.119	2.00	Pass			
		RB36#39	22.8	-2.1	20.70	0.117	2.00	Pass			
		RB75#0	22.81	-2.1	20.71	0.118	2.00	Pass			
		RB1#0	23.26	-2.1	21.16	0.131	2.00	Pass			
			RB1#38	23.31	-2.1	21.21	0.132	2.00	Pass		
			RB1#74	23.17	-2.1	21.07	0.128	2.00	Pass		
			RB36#0	21.9	-2.1	19.80	0.095	2.00	Pass		
			RB36#19	21.85	-2.1	19.75	0.094	2.00	Pass		

Test BW	Test Channel	Test Mode	Test RB (Size#Offset)	Conducted Output AV Power (dBm)	Antenna Gain (dBi)	EIRP (dBm)	EIRP (W)	Limit (W)	Verdict				
LTE BAND2													
			RB36#39	21.88	-2.1	19.78	0.095	2.00	Pass				
			RB75#0	21.86	-2.1	19.76	0.095	2.00	Pass				
		HCH	QPSK	RB1#0	23.23	-2.1	21.13	0.130	2.00	Pass			
				RB1#38	23.24	-2.1	21.14	0.130	2.00	Pass			
				RB1#74	23.21	-2.1	21.11	0.129	2.00	Pass			
				RB36#0	22.76	-2.1	20.66	0.116	2.00	Pass			
				RB36#19	22.77	-2.1	20.67	0.117	2.00	Pass			
				RB36#39	22.71	-2.1	20.61	0.115	2.00	Pass			
				RB75#0	22.79	-2.1	20.69	0.117	2.00	Pass			
				16-QAM	RB1#0	23.23	-2.1	21.13	0.130	2.00	Pass		
			RB1#38		23.29	-2.1	21.19	0.132	2.00	Pass			
			RB1#74		23.17	-2.1	21.07	0.128	2.00	Pass			
			RB36#0		21.81	-2.1	19.71	0.094	2.00	Pass			
			RB36#19		21.74	-2.1	19.64	0.092	2.00	Pass			
			RB36#39		21.72	-2.1	19.62	0.092	2.00	Pass			
			RB75#0		21.79	-2.1	19.69	0.093	2.00	Pass			
			20 MHz			LCH	QPSK	RB1#0	23.3	-2.1	21.20	0.132	2.00
				RB1#50				23.44	-2.1	21.34	0.136	2.00	Pass
RB1#99	23.34	-2.1		21.24				0.133	2.00	Pass			
RB50#0	22.83	-2.1		20.73				0.118	2.00	Pass			
RB50#25	22.94	-2.1		20.84				0.121	2.00	Pass			
RB50#50	22.97	-2.1		20.87				0.122	2.00	Pass			
16-QAM	RB100#0	22.91		-2.1			20.81	0.121	2.00	Pass			
	RB1#0	23.33		-2.1			21.23	0.133	2.00	Pass			
	RB1#50	23.52		-2.1			21.42	0.139	2.00	Pass			
	RB1#99	23.31		-2.1			21.21	0.132	2.00	Pass			
	RB50#0	21.89		-2.1			19.79	0.095	2.00	Pass			
	RB50#25	22		-2.1			19.90	0.098	2.00	Pass			
MCH	QPSK	RB50#50		22.03		-2.1	19.93	0.098	2.00	Pass			
		RB100#0		21.94		-2.1	19.84	0.096	2.00	Pass			
		RB1#0		23.36		-2.1	21.26	0.134	2.00	Pass			
		RB1#50		23.41		-2.1	21.31	0.135	2.00	Pass			
		RB1#99		23.3		-2.1	21.20	0.132	2.00	Pass			
		RB50#0		22.88		-2.1	20.78	0.120	2.00	Pass			
16-QAM	RB50#25	22.94	-2.1	20.84	0.121	2.00	Pass						
	RB50#50	22.85	-2.1	20.75	0.119	2.00	Pass						
			RB100#0	22.88	-2.1	20.78	0.120	2.00	Pass				
			RB1#0	23.32	-2.1	21.22	0.132	2.00	Pass				
			RB1#50	23.39	-2.1	21.29	0.135	2.00	Pass				

Test BW	Test Channel	Test Mode	Test RB (Size#Offset)	Conducted Output AV Power (dBm)	Antenna Gain (dBi)	EIRP (dBm)	EIRP (W)	Limit (W)	Verdict
LTE BAND2									
			RB1#99	23.26	-2.1	21.16	0.131	2.00	Pass
			RB50#0	21.94	-2.1	19.84	0.096	2.00	Pass
			RB50#25	22	-2.1	19.90	0.098	2.00	Pass
			RB50#50	21.89	-2.1	19.79	0.095	2.00	Pass
			RB100#0	21.91	-2.1	19.81	0.096	2.00	Pass
		QPSK	RB1#0	23.12	-2.1	21.02	0.126	2.00	Pass
			RB1#50	23.24	-2.1	21.14	0.130	2.00	Pass
			RB1#99	23.13	-2.1	21.03	0.127	2.00	Pass
			RB50#0	22.79	-2.1	20.69	0.117	2.00	Pass
			RB50#25	22.86	-2.1	20.76	0.119	2.00	Pass
	16-QAM	RB50#50	22.78	-2.1	20.68	0.117	2.00	Pass	
		RB100#0	22.75	-2.1	20.65	0.116	2.00	Pass	
		RB1#0	23.15	-2.1	21.05	0.127	2.00	Pass	
		RB1#50	23.26	-2.1	21.16	0.131	2.00	Pass	
		RB1#99	23.08	-2.1	20.98	0.125	2.00	Pass	
		RB50#0	21.83	-2.1	19.73	0.094	2.00	Pass	
		RB50#25	21.82	-2.1	19.72	0.094	2.00	Pass	
	RB50#50	21.75	-2.1	19.65	0.092	2.00	Pass		
RB100#0	21.8	-2.1	19.70	0.093	2.00	Pass			

Test BW	Test Channel	Test Mode	Test RB (Size#Offset)	Conducted Output AV Power (dBm)	Antenna Gain (dBi)	EIRP (dBm)	EIRP (W)	Limit (W)	Verdict
LTE BAND4									
1.4 MHz	LCH	QPSK	RB1#0	22.51	-2.1	20.41	0.110	1.00	Pass
			RB1#3	22.52	-2.1	20.42	0.110	1.00	Pass
			RB1#5	22.52	-2.1	20.42	0.110	1.00	Pass
			RB3#0	22.63	-2.1	20.53	0.113	1.00	Pass
			RB3#2	22.64	-2.1	20.54	0.113	1.00	Pass
			RB3#3	22.65	-2.1	20.55	0.114	1.00	Pass
			RB6#0	22.67	-2.1	20.57	0.114	1.00	Pass
		16-QAM	RB1#0	22.64	-2.1	20.54	0.113	1.00	Pass
			RB1#3	22.71	-2.1	20.61	0.115	1.00	Pass
			RB1#5	22.65	-2.1	20.55	0.114	1.00	Pass
			RB3#0	22.67	-2.1	20.57	0.114	1.00	Pass
			RB3#2	22.69	-2.1	20.59	0.115	1.00	Pass
			RB3#3	22.71	-2.1	20.61	0.115	1.00	Pass
			RB6#0	21.91	-2.1	19.81	0.096	1.00	Pass
	MCH	QPSK	RB1#0	22.64	-2.1	20.54	0.113	1.00	Pass
			RB1#3	22.72	-2.1	20.62	0.115	1.00	Pass
			RB1#5	22.69	-2.1	20.59	0.115	1.00	Pass
			RB3#0	22.8	-2.1	20.70	0.117	1.00	Pass
			RB3#2	22.85	-2.1	20.75	0.119	1.00	Pass
			RB3#3	22.82	-2.1	20.72	0.118	1.00	Pass
			RB6#0	22.86	-2.1	20.76	0.119	1.00	Pass
		16-QAM	RB1#0	23.05	-2.1	20.95	0.124	1.00	Pass
			RB1#3	23.13	-2.1	21.03	0.127	1.00	Pass
			RB1#5	23.1	-2.1	21.00	0.126	1.00	Pass
			RB3#0	23.03	-2.1	20.93	0.124	1.00	Pass
			RB3#2	23.03	-2.1	20.93	0.124	1.00	Pass
			RB3#3	23.03	-2.1	20.93	0.124	1.00	Pass
			RB6#0	21.8	-2.1	19.70	0.093	1.00	Pass
	HCH	QPSK	RB1#0	22.64	-2.1	20.54	0.113	1.00	Pass
			RB1#3	22.7	-2.1	20.60	0.115	1.00	Pass
			RB1#5	22.59	-2.1	20.49	0.112	1.00	Pass
			RB3#0	22.81	-2.1	20.71	0.118	1.00	Pass
			RB3#2	22.83	-2.1	20.73	0.118	1.00	Pass
			RB3#3	22.82	-2.1	20.72	0.118	1.00	Pass
			RB6#0	22.88	-2.1	20.78	0.120	1.00	Pass
		16-QAM	RB1#0	22.65	-2.1	20.55	0.114	1.00	Pass
RB1#3			22.79	-2.1	20.69	0.117	1.00	Pass	
RB1#5			22.71	-2.1	20.61	0.115	1.00	Pass	
RB3#0			23.02	-2.1	20.92	0.124	1.00	Pass	

Test BW	Test Channel	Test Mode	Test RB (Size#Offset)	Conducted Output AV Power (dBm)	Antenna Gain (dBi)	EIRP (dBm)	EIRP (W)	Limit (W)	Verdict	
LTE BAND4										
3 MHz			RB3#2	23.03	-2.1	20.93	0.124	1.00	Pass	
			RB3#3	23.02	-2.1	20.92	0.124	1.00	Pass	
			RB6#0	22.07	-2.1	19.97	0.099	1.00	Pass	
	LCH	QPSK	RB1#0	22.31	-2.1	20.21	0.105	1.00	Pass	
			RB1#7	22.41	-2.1	20.31	0.107	1.00	Pass	
			RB1#14	22.36	-2.1	20.26	0.106	1.00	Pass	
			RB8#0	22.62	-2.1	20.52	0.113	1.00	Pass	
			RB8#4	22.69	-2.1	20.59	0.115	1.00	Pass	
			RB8#7	22.57	-2.1	20.47	0.111	1.00	Pass	
			RB15#0	22.58	-2.1	20.48	0.112	1.00	Pass	
			16-QAM	RB1#0	22.34	-2.1	20.24	0.106	1.00	Pass
				RB1#7	22.42	-2.1	20.32	0.108	1.00	Pass
		RB1#14		22.33	-2.1	20.23	0.105	1.00	Pass	
		RB8#0		21.79	-2.1	19.69	0.093	1.00	Pass	
		RB8#4		21.77	-2.1	19.67	0.093	1.00	Pass	
		RB8#7		21.72	-2.1	19.62	0.092	1.00	Pass	
		MCH	QPSK	RB1#0	22.58	-2.1	20.48	0.112	1.00	Pass
				RB1#7	22.66	-2.1	20.56	0.114	1.00	Pass
				RB1#14	22.53	-2.1	20.43	0.110	1.00	Pass
				RB8#0	22.76	-2.1	20.66	0.116	1.00	Pass
				RB8#4	22.87	-2.1	20.77	0.119	1.00	Pass
	RB8#7			22.81	-2.1	20.71	0.118	1.00	Pass	
	16-QAM		RB15#0	22.75	-2.1	20.65	0.116	1.00	Pass	
			RB1#0	22.95	-2.1	20.85	0.122	1.00	Pass	
			RB1#7	23.02	-2.1	20.92	0.124	1.00	Pass	
			RB1#14	22.96	-2.1	20.86	0.122	1.00	Pass	
			RB8#0	21.93	-2.1	19.83	0.096	1.00	Pass	
			RB8#4	21.95	-2.1	19.85	0.097	1.00	Pass	
	HCH	QPSK	RB8#7	21.9	-2.1	19.80	0.095	1.00	Pass	
			RB15#0	21.82	-2.1	19.72	0.094	1.00	Pass	
RB1#0			22.58	-2.1	20.48	0.112	1.00	Pass		
RB1#7			22.63	-2.1	20.53	0.113	1.00	Pass		
RB1#14			22.57	-2.1	20.47	0.111	1.00	Pass		
RB8#0			22.8	-2.1	20.70	0.117	1.00	Pass		
RB8#4			22.85	-2.1	20.75	0.119	1.00	Pass		
RB8#7		22.78	-2.1	20.68	0.117	1.00	Pass			
16-QAM	RB15#0	22.8	-2.1	20.70	0.117	1.00	Pass			
			RB1#0	22.69	-2.1	20.59	0.115	1.00	Pass	

Test BW	Test Channel	Test Mode	Test RB (Size#Offset)	Conducted Output AV Power (dBm)	Antenna Gain (dBi)	EIRP (dBm)	EIRP (W)	Limit (W)	Verdict	
LTE BAND4										
5 MHz			RB1#7	22.74	-2.1	20.64	0.116	1.00	Pass	
			RB1#14	22.62	-2.1	20.52	0.113	1.00	Pass	
			RB8#0	21.87	-2.1	19.77	0.095	1.00	Pass	
			RB8#4	21.91	-2.1	19.81	0.096	1.00	Pass	
			RB8#7	21.9	-2.1	19.80	0.095	1.00	Pass	
			RB15#0	21.76	-2.1	19.66	0.092	1.00	Pass	
	LCH	QPSK	RB1#0	22.7	-2.1	20.60	0.115	1.00	Pass	
			RB1#13	22.8	-2.1	20.70	0.117	1.00	Pass	
			RB1#24	22.68	-2.1	20.58	0.114	1.00	Pass	
			RB12#0	22.7	-2.1	20.60	0.115	1.00	Pass	
			RB12#6	22.74	-2.1	20.64	0.116	1.00	Pass	
			RB12#13	22.66	-2.1	20.56	0.114	1.00	Pass	
		RB25#0	22.77	-2.1	20.67	0.117	1.00	Pass		
		16-QAM	RB1#0	22.83	-2.1	20.73	0.118	1.00	Pass	
			RB1#13	22.99	-2.1	20.89	0.123	1.00	Pass	
			RB1#24	22.88	-2.1	20.78	0.120	1.00	Pass	
			RB12#0	21.8	-2.1	19.70	0.093	1.00	Pass	
			RB12#6	21.85	-2.1	19.75	0.094	1.00	Pass	
			RB12#13	21.77	-2.1	19.67	0.093	1.00	Pass	
		RB25#0	21.82	-2.1	19.72	0.094	1.00	Pass		
		MCH	QPSK	RB1#0	22.84	-2.1	20.74	0.119	1.00	Pass
				RB1#13	22.97	-2.1	20.87	0.122	1.00	Pass
				RB1#24	22.88	-2.1	20.78	0.120	1.00	Pass
				RB12#0	22.84	-2.1	20.74	0.119	1.00	Pass
	RB12#6			22.97	-2.1	20.87	0.122	1.00	Pass	
	RB12#13			22.86	-2.1	20.76	0.119	1.00	Pass	
	RB25#0		22.92	-2.1	20.82	0.121	1.00	Pass		
	16-QAM		RB1#0	23.38	-2.1	21.28	0.134	1.00	Pass	
			RB1#13	23.46	-2.1	21.36	0.137	1.00	Pass	
			RB1#24	23.35	-2.1	21.25	0.133	1.00	Pass	
RB12#0			21.99	-2.1	19.89	0.097	1.00	Pass		
RB12#6			22.07	-2.1	19.97	0.099	1.00	Pass		
RB12#13		22.05	-2.1	19.95	0.099	1.00	Pass			
RB25#0	22.03	-2.1	19.93	0.098	1.00	Pass				
HCH	QPSK	RB1#0	22.86	-2.1	20.76	0.119	1.00	Pass		
		RB1#13	22.93	-2.1	20.83	0.121	1.00	Pass		
		RB1#24	22.8	-2.1	20.70	0.117	1.00	Pass		
		RB12#0	22.89	-2.1	20.79	0.120	1.00	Pass		
		RB12#6	22.92	-2.1	20.82	0.121	1.00	Pass		

Test BW	Test Channel	Test Mode	Test RB (Size#Offset)	Conducted Output AV Power (dBm)	Antenna Gain (dBi)	EIRP (dBm)	EIRP (W)	Limit (W)	Verdict		
LTE BAND4											
		16-QAM	RB12#13	22.86	-2.1	20.76	0.119	1.00	Pass		
			RB25#0	22.9	-2.1	20.80	0.120	1.00	Pass		
			RB1#0	22.97	-2.1	20.87	0.122	1.00	Pass		
			RB1#13	23.19	-2.1	21.09	0.129	1.00	Pass		
			RB1#24	22.99	-2.1	20.89	0.123	1.00	Pass		
			RB12#0	21.97	-2.1	19.87	0.097	1.00	Pass		
			RB12#6	22	-2.1	19.90	0.098	1.00	Pass		
			RB12#13	21.92	-2.1	19.82	0.096	1.00	Pass		
		10 MHz	LCH	QPSK	RB1#0	22.72	-2.1	20.62	0.115	1.00	Pass
					RB1#25	22.73	-2.1	20.63	0.116	1.00	Pass
					RB1#49	22.72	-2.1	20.62	0.115	1.00	Pass
					RB25#0	22.75	-2.1	20.65	0.116	1.00	Pass
					RB25#13	22.85	-2.1	20.75	0.119	1.00	Pass
					RB25#25	22.75	-2.1	20.65	0.116	1.00	Pass
					RB50#0	22.84	-2.1	20.74	0.119	1.00	Pass
				16-QAM	RB1#0	22.72	-2.1	20.62	0.115	1.00	Pass
RB1#25	22.75	-2.1	20.65		0.116	1.00	Pass				
RB1#49	22.74	-2.1	20.64		0.116	1.00	Pass				
RB25#0	21.87	-2.1	19.77		0.095	1.00	Pass				
RB25#13	21.85	-2.1	19.75		0.094	1.00	Pass				
RB25#25	21.82	-2.1	19.72		0.094	1.00	Pass				
RB50#0	21.8	-2.1	19.70		0.093	1.00	Pass				
MCH	QPSK	RB1#0	22.9	-2.1	20.80	0.120	1.00	Pass			
		RB1#25	22.95	-2.1	20.85	0.122	1.00	Pass			
		RB1#49	22.98	-2.1	20.88	0.122	1.00	Pass			
		RB25#0	22.82	-2.1	20.72	0.118	1.00	Pass			
		RB25#13	22.99	-2.1	20.89	0.123	1.00	Pass			
		RB25#25	22.92	-2.1	20.82	0.121	1.00	Pass			
		RB50#0	22.93	-2.1	20.83	0.121	1.00	Pass			
	16-QAM	RB1#0	23.3	-2.1	21.20	0.132	1.00	Pass			
		RB1#25	23.32	-2.1	21.22	0.132	1.00	Pass			
		RB1#49	23.31	-2.1	21.21	0.132	1.00	Pass			
		RB25#0	21.89	-2.1	19.79	0.095	1.00	Pass			
		RB25#13	22.04	-2.1	19.94	0.099	1.00	Pass			
		RB25#25	22.04	-2.1	19.94	0.099	1.00	Pass			
HCH	QPSK	RB1#0	22.92	-2.1	20.82	0.121	1.00	Pass			
		RB1#25	22.99	-2.1	20.89	0.123	1.00	Pass			

Test BW	Test Channel	Test Mode	Test RB (Size#Offset)	Conducted Output AV Power (dBm)	Antenna Gain (dBi)	EIRP (dBm)	EIRP (W)	Limit (W)	Verdict			
LTE BAND4												
			RB1#49	22.95	-2.1	20.85	0.122	1.00	Pass			
			RB25#0	22.95	-2.1	20.85	0.122	1.00	Pass			
			RB25#13	23.02	-2.1	20.92	0.124	1.00	Pass			
			RB25#25	22.89	-2.1	20.79	0.120	1.00	Pass			
			RB50#0	22.92	-2.1	20.82	0.121	1.00	Pass			
		16-QAM	RB1#0	22.99	-2.1	20.89	0.123	1.00	Pass			
			RB1#25	23.05	-2.1	20.95	0.124	1.00	Pass			
			RB1#49	22.97	-2.1	20.87	0.122	1.00	Pass			
			RB25#0	22.09	-2.1	19.99	0.100	1.00	Pass			
			RB25#13	22.11	-2.1	20.01	0.100	1.00	Pass			
			RB25#25	21.99	-2.1	19.89	0.097	1.00	Pass			
			RB50#0	22.01	-2.1	19.91	0.098	1.00	Pass			
			15 MHz	LCH	QPSK	RB1#0	22.66	-2.1	20.56	0.114	1.00	Pass
						RB1#38	22.77	-2.1	20.67	0.117	1.00	Pass
RB1#74	22.76	-2.1				20.66	0.116	1.00	Pass			
RB36#0	22.8	-2.1				20.70	0.117	1.00	Pass			
RB36#19	22.77	-2.1				20.67	0.117	1.00	Pass			
RB36#39	22.78	-2.1				20.68	0.117	1.00	Pass			
RB75#0	22.85	-2.1				20.75	0.119	1.00	Pass			
16-QAM	RB1#0	22.7			-2.1	20.60	0.115	1.00	Pass			
	RB1#38	22.79			-2.1	20.69	0.117	1.00	Pass			
	RB1#74	22.75			-2.1	20.65	0.116	1.00	Pass			
	RB36#0	21.82			-2.1	19.72	0.094	1.00	Pass			
	RB36#19	21.8			-2.1	19.70	0.093	1.00	Pass			
	RB36#39	21.82			-2.1	19.72	0.094	1.00	Pass			
	RB75#0	21.83			-2.1	19.73	0.094	1.00	Pass			
MCH	QPSK	RB1#0	22.9	-2.1	20.80	0.120	1.00	Pass				
		RB1#38	23.04	-2.1	20.94	0.124	1.00	Pass				
		RB1#74	22.91	-2.1	20.81	0.121	1.00	Pass				
		RB36#0	22.81	-2.1	20.71	0.118	1.00	Pass				
		RB36#19	22.98	-2.1	20.88	0.122	1.00	Pass				
		RB36#39	22.99	-2.1	20.89	0.123	1.00	Pass				
		RB75#0	22.96	-2.1	20.86	0.122	1.00	Pass				
	16-QAM	RB1#0	23.27	-2.1	21.17	0.131	1.00	Pass				
		RB1#38	23.37	-2.1	21.27	0.134	1.00	Pass				
		RB1#74	23.33	-2.1	21.23	0.133	1.00	Pass				
		RB36#0	21.94	-2.1	19.84	0.096	1.00	Pass				
		RB36#19	22.05	-2.1	19.95	0.099	1.00	Pass				
		RB36#39	22.04	-2.1	19.94	0.099	1.00	Pass				

Test BW	Test Channel	Test Mode	Test RB (Size#Offset)	Conducted Output AV Power (dBm)	Antenna Gain (dBi)	EIRP (dBm)	EIRP (W)	Limit (W)	Verdict
LTE BAND4									
	HCH	QPSK	RB75#0	21.95	-2.1	19.85	0.097	1.00	Pass
			RB1#0	22.87	-2.1	20.77	0.119	1.00	Pass
			RB1#38	23.02	-2.1	20.92	0.124	1.00	Pass
			RB1#74	22.93	-2.1	20.83	0.121	1.00	Pass
			RB36#0	23	-2.1	20.90	0.123	1.00	Pass
			RB36#19	22.99	-2.1	20.89	0.123	1.00	Pass
			RB36#39	22.93	-2.1	20.83	0.121	1.00	Pass
		16-QAM	RB75#0	23.01	-2.1	20.91	0.123	1.00	Pass
			RB1#0	23.4	-2.1	21.30	0.135	1.00	Pass
			RB1#38	23.5	-2.1	21.40	0.138	1.00	Pass
			RB1#74	23.41	-2.1	21.31	0.135	1.00	Pass
			RB36#0	21.98	-2.1	19.88	0.097	1.00	Pass
			RB36#19	21.96	-2.1	19.86	0.097	1.00	Pass
			RB36#39	21.92	-2.1	19.82	0.096	1.00	Pass
			RB75#0	21.98	-2.1	19.88	0.097	1.00	Pass
			20 MHz	LCH	QPSK	RB1#0	22.65	-2.1	20.55
RB1#50	22.87	-2.1				20.77	0.119	1.00	Pass
RB1#99	22.83	-2.1				20.73	0.118	1.00	Pass
RB50#0	22.8	-2.1				20.70	0.117	1.00	Pass
RB50#25	22.89	-2.1				20.79	0.120	1.00	Pass
RB50#50	22.99	-2.1				20.89	0.123	1.00	Pass
RB100#0	22.91	-2.1				20.81	0.121	1.00	Pass
16-QAM	RB1#0	23.22			-2.1	21.12	0.129	1.00	Pass
	RB1#50	23.39			-2.1	21.29	0.135	1.00	Pass
	RB1#99	23.36			-2.1	21.26	0.134	1.00	Pass
	RB50#0	21.96			-2.1	19.86	0.097	1.00	Pass
	RB50#25	21.92			-2.1	19.82	0.096	1.00	Pass
	RB50#50	22.02			-2.1	19.92	0.098	1.00	Pass
	RB100#0	21.99			-2.1	19.89	0.097	1.00	Pass
MCH	QPSK	RB1#0		22.86	-2.1	20.76	0.119	1.00	Pass
		RB1#50		23.04	-2.1	20.94	0.124	1.00	Pass
		RB1#99		22.96	-2.1	20.86	0.122	1.00	Pass
		RB50#0		22.83	-2.1	20.73	0.118	1.00	Pass
		RB50#25		23.01	-2.1	20.91	0.123	1.00	Pass
		RB50#50		23.05	-2.1	20.95	0.124	1.00	Pass
		RB100#0		22.9	-2.1	20.80	0.120	1.00	Pass
	16-QAM	RB1#0		23.28	-2.1	21.18	0.131	1.00	Pass
		RB1#50		23.47	-2.1	21.37	0.137	1.00	Pass
		RB1#99		23.43	-2.1	21.33	0.136	1.00	Pass

Test BW	Test Channel	Test Mode	Test RB (Size#Offset)	Conducted Output AV Power (dBm)	Antenna Gain (dBi)	EIRP (dBm)	EIRP (W)	Limit (W)	Verdict	
LTE BAND4										
			RB50#0	21.88	-2.1	19.78	0.095	1.00	Pass	
			RB50#25	22.05	-2.1	19.95	0.099	1.00	Pass	
			RB50#50	22.08	-2.1	19.98	0.100	1.00	Pass	
			RB100#0	21.93	-2.1	19.83	0.096	1.00	Pass	
	HCH	QPSK	RB1#0	22.79	-2.1	20.69	0.117	1.00	Pass	
			RB1#50	23	-2.1	20.90	0.123	1.00	Pass	
			RB1#99	22.85	-2.1	20.75	0.119	1.00	Pass	
			RB50#0	22.97	-2.1	20.87	0.122	1.00	Pass	
			RB50#25	23.04	-2.1	20.94	0.124	1.00	Pass	
			RB50#50	22.96	-2.1	20.86	0.122	1.00	Pass	
			RB100#0	22.94	-2.1	20.84	0.121	1.00	Pass	
			16-QAM	RB1#0	23.23	-2.1	21.13	0.130	1.00	Pass
				RB1#50	23.47	-2.1	21.37	0.137	1.00	Pass
				RB1#99	23.37	-2.1	21.27	0.134	1.00	Pass
				RB50#0	22	-2.1	19.90	0.098	1.00	Pass
				RB50#25	22.02	-2.1	19.92	0.098	1.00	Pass
				RB50#50	21.94	-2.1	19.84	0.096	1.00	Pass
				RB100#0	21.93	-2.1	19.83	0.096	1.00	Pass

Test BW	Test Channel	Test Mode	Test RB (Size#Off set)	Conducted Output AV Power (dBm)	Antenn a Gain (dBi)	Antenn a Gain (dBd)	ERP (dBm)	ERP (W)	Limit (W)	Verdict
LTE BAND5										
1.4 MHz	LCH	QPSK	RB1#0	23.32	-4.5	-6.65	16.67	0.046	7.00	Pass
			RB1#3	23.27	-4.5	-6.65	16.62	0.046	7.00	Pass
			RB1#5	23.26	-4.5	-6.65	16.61	0.046	7.00	Pass
			RB3#0	23.44	-4.5	-6.65	16.79	0.048	7.00	Pass
			RB3#2	23.43	-4.5	-6.65	16.78	0.048	7.00	Pass
			RB3#3	23.31	-4.5	-6.65	16.66	0.046	7.00	Pass
		RB6#0	21.93	-4.5	-6.65	15.28	0.034	7.00	Pass	
		16-QAM	RB1#0	21.94	-4.5	-6.65	15.29	0.034	7.00	Pass
			RB1#3	21.97	-4.5	-6.65	15.32	0.034	7.00	Pass
			RB1#5	21.9	-4.5	-6.65	15.25	0.033	7.00	Pass
			RB3#0	21.96	-4.5	-6.65	15.31	0.034	7.00	Pass
			RB3#2	21.99	-4.5	-6.65	15.34	0.034	7.00	Pass
	RB3#3		21.99	-4.5	-6.65	15.34	0.034	7.00	Pass	
	RB6#0	21.14	-4.5	-6.65	14.49	0.028	7.00	Pass		
	MCH	QPSK	RB1#0	23.4	-4.5	-6.65	16.75	0.047	7.00	Pass
			RB1#3	23.46	-4.5	-6.65	16.81	0.048	7.00	Pass
			RB1#5	23.45	-4.5	-6.65	16.80	0.048	7.00	Pass
			RB3#0	23.52	-4.5	-6.65	16.87	0.049	7.00	Pass
			RB3#2	23.57	-4.5	-6.65	16.92	0.049	7.00	Pass
			RB3#3	23.54	-4.5	-6.65	16.89	0.049	7.00	Pass
		RB6#0	22.07	-4.5	-6.65	15.42	0.035	7.00	Pass	
		16-QAM	RB1#0	22.39	-4.5	-6.65	15.74	0.037	7.00	Pass
			RB1#3	22.29	-4.5	-6.65	15.64	0.037	7.00	Pass
			RB1#5	22.26	-4.5	-6.65	15.61	0.036	7.00	Pass
			RB3#0	22.27	-4.5	-6.65	15.62	0.036	7.00	Pass
			RB3#2	22.24	-4.5	-6.65	15.59	0.036	7.00	Pass
	RB3#3		22.26	-4.5	-6.65	15.61	0.036	7.00	Pass	
	RB6#0	20.97	-4.5	-6.65	14.32	0.027	7.00	Pass		
	HCH	QPSK	RB1#0	23.37	-4.5	-6.65	16.72	0.047	7.00	Pass
			RB1#3	23.42	-4.5	-6.65	16.77	0.048	7.00	Pass
			RB1#5	23.37	-4.5	-6.65	16.72	0.047	7.00	Pass
			RB3#0	23.46	-4.5	-6.65	16.81	0.048	7.00	Pass
			RB3#2	23.51	-4.5	-6.65	16.86	0.049	7.00	Pass
			RB3#3	23.42	-4.5	-6.65	16.77	0.048	7.00	Pass
		RB6#0	22.02	-4.5	-6.65	15.37	0.034	7.00	Pass	
		16-QAM	RB1#0	21.91	-4.5	-6.65	15.26	0.034	7.00	Pass
RB1#3			21.95	-4.5	-6.65	15.30	0.034	7.00	Pass	
RB1#5			21.9	-4.5	-6.65	15.25	0.033	7.00	Pass	
RB3#0			22.16	-4.5	-6.65	15.51	0.036	7.00	Pass	

Test BW	Test Channel	Test Mode	Test RB (Size#Offset)	Conducted Output AV Power (dBm)	Antenna Gain (dBi)	Antenna Gain (dBd)	ERP (dBm)	ERP (W)	Limit (W)	Verdict	
LTE BAND5											
3 MHz			RB3#2	22.2	-4.5	-6.65	15.55	0.036	7.00	Pass	
			RB3#3	22.17	-4.5	-6.65	15.52	0.036	7.00	Pass	
			RB6#0	21.23	-4.5	-6.65	14.58	0.029	7.00	Pass	
	LCH	QPSK	RB1#0	22.63	-4.5	-6.65	15.98	0.040	7.00	Pass	
			RB1#7	23.22	-4.5	-6.65	16.57	0.045	7.00	Pass	
			RB1#14	22.46	-4.5	-6.65	15.81	0.038	7.00	Pass	
			RB8#0	21.92	-4.5	-6.65	15.27	0.034	7.00	Pass	
			RB8#4	21.9	-4.5	-6.65	15.25	0.033	7.00	Pass	
			RB8#7	21.8	-4.5	-6.65	15.15	0.033	7.00	Pass	
			RB15#0	21.83	-4.5	-6.65	15.18	0.033	7.00	Pass	
			16-QAM	RB1#0	21.68	-4.5	-6.65	15.03	0.032	7.00	Pass
				RB1#7	21.68	-4.5	-6.65	15.03	0.032	7.00	Pass
		RB1#14		21.55	-4.5	-6.65	14.90	0.031	7.00	Pass	
		RB8#0		21.05	-4.5	-6.65	14.40	0.028	7.00	Pass	
		RB8#4		21.01	-4.5	-6.65	14.36	0.027	7.00	Pass	
		RB8#7		20.94	-4.5	-6.65	14.29	0.027	7.00	Pass	
		MCH	QPSK	RB1#0	23.34	-4.5	-6.65	16.69	0.047	7.00	Pass
				RB1#7	23.39	-4.5	-6.65	16.74	0.047	7.00	Pass
				RB1#14	23.16	-4.5	-6.65	16.51	0.045	7.00	Pass
				RB8#0	22.03	-4.5	-6.65	15.38	0.035	7.00	Pass
				RB8#4	22.13	-4.5	-6.65	15.48	0.035	7.00	Pass
	RB8#7			22.01	-4.5	-6.65	15.36	0.034	7.00	Pass	
	16-QAM		RB15#0	21.99	-4.5	-6.65	15.34	0.034	7.00	Pass	
			RB1#0	22.26	-4.5	-6.65	15.61	0.036	7.00	Pass	
			RB1#7	22.36	-4.5	-6.65	15.71	0.037	7.00	Pass	
			RB1#14	22.24	-4.5	-6.65	15.59	0.036	7.00	Pass	
			RB8#0	21.2	-4.5	-6.65	14.55	0.029	7.00	Pass	
			RB8#4	21.21	-4.5	-6.65	14.56	0.029	7.00	Pass	
	HCH	QPSK	RB8#7	21.12	-4.5	-6.65	14.47	0.028	7.00	Pass	
			RB15#0	21.08	-4.5	-6.65	14.43	0.028	7.00	Pass	
RB1#0			23.11	-4.5	-6.65	16.46	0.044	7.00	Pass		
RB1#7			23.36	-4.5	-6.65	16.71	0.047	7.00	Pass		
RB1#14			22.72	-4.5	-6.65	16.07	0.040	7.00	Pass		
RB8#0			22.02	-4.5	-6.65	15.37	0.034	7.00	Pass		
RB8#4			22.01	-4.5	-6.65	15.36	0.034	7.00	Pass		
16-QAM		RB8#7	21.96	-4.5	-6.65	15.31	0.034	7.00	Pass		
RB15#0	22.03	-4.5	-6.65	15.38	0.035	7.00	Pass				
RB1#0	21.87	-4.5	-6.65	15.22	0.033	7.00	Pass				

Test BW	Test Channel	Test Mode	Test RB (Size#Off set)	Conducted Output AV Power (dBm)	Antenn a Gain (dBi)	Antenn a Gain (dBd)	ERP (dBm)	ERP (W)	Limit (W)	Verdict	
LTE BAND5											
5 MHz		QAM	RB1#7	21.93	-4.5	-6.65	15.28	0.034	7.00	Pass	
			RB1#14	21.8	-4.5	-6.65	15.15	0.033	7.00	Pass	
			RB8#0	21.04	-4.5	-6.65	14.39	0.027	7.00	Pass	
			RB8#4	21.12	-4.5	-6.65	14.47	0.028	7.00	Pass	
			RB8#7	20.99	-4.5	-6.65	14.34	0.027	7.00	Pass	
			RB15#0	20.94	-4.5	-6.65	14.29	0.027	7.00	Pass	
	LCH	QPSK	RB1#0	23.44	-4.5	-6.65	16.79	0.048	7.00	Pass	
			RB1#13	23.55	-4.5	-6.65	16.90	0.049	7.00	Pass	
			RB1#24	23.48	-4.5	-6.65	16.83	0.048	7.00	Pass	
			RB12#0	21.97	-4.5	-6.65	15.32	0.034	7.00	Pass	
			RB12#6	21.97	-4.5	-6.65	15.32	0.034	7.00	Pass	
			RB12#13	21.95	-4.5	-6.65	15.30	0.034	7.00	Pass	
		16-QAM	RB25#0	21.97	-4.5	-6.65	15.32	0.034	7.00	Pass	
			RB1#0	22.11	-4.5	-6.65	15.46	0.035	7.00	Pass	
			RB1#13	22.18	-4.5	-6.65	15.53	0.036	7.00	Pass	
			RB1#24	22.12	-4.5	-6.65	15.47	0.035	7.00	Pass	
			RB12#0	21.09	-4.5	-6.65	14.44	0.028	7.00	Pass	
			RB12#6	21.15	-4.5	-6.65	14.50	0.028	7.00	Pass	
		MCH	QPSK	RB12#13	21.1	-4.5	-6.65	14.45	0.028	7.00	Pass
				RB25#0	21.07	-4.5	-6.65	14.42	0.028	7.00	Pass
				RB1#0	23.61	-4.5	-6.65	16.96	0.050	7.00	Pass
				RB1#13	23.73	-4.5	-6.65	17.08	0.051	7.00	Pass
				RB1#24	23.63	-4.5	-6.65	16.98	0.050	7.00	Pass
				RB12#0	22.1	-4.5	-6.65	15.45	0.035	7.00	Pass
	16-QAM		RB12#6	22.16	-4.5	-6.65	15.51	0.036	7.00	Pass	
			RB12#13	22.07	-4.5	-6.65	15.42	0.035	7.00	Pass	
			RB25#0	22.12	-4.5	-6.65	15.47	0.035	7.00	Pass	
			RB1#0	22.61	-4.5	-6.65	15.96	0.039	7.00	Pass	
			RB1#13	22.72	-4.5	-6.65	16.07	0.040	7.00	Pass	
			RB1#24	22.59	-4.5	-6.65	15.94	0.039	7.00	Pass	
HCH	QPSK	RB12#0	21.29	-4.5	-6.65	14.64	0.029	7.00	Pass		
		RB12#6	21.36	-4.5	-6.65	14.71	0.030	7.00	Pass		
		RB12#13	21.29	-4.5	-6.65	14.64	0.029	7.00	Pass		
		RB25#0	21.26	-4.5	-6.65	14.61	0.029	7.00	Pass		
		RB1#0	23.55	-4.5	-6.65	16.90	0.049	7.00	Pass		
			RB1#13	23.64	-4.5	-6.65	16.99	0.050	7.00	Pass	
			RB1#24	23.5	-4.5	-6.65	16.85	0.048	7.00	Pass	
			RB12#0	22.08	-4.5	-6.65	15.43	0.035	7.00	Pass	
			RB12#6	22.1	-4.5	-6.65	15.45	0.035	7.00	Pass	

Test BW	Test Channel	Test Mode	Test RB (Size#Off set)	Conducted Output AV Power (dBm)	Antenn a Gain (dBi)	Antenn a Gain (dBd)	ERP (dBm)	ERP (W)	Limit (W)	Verdict		
LTE BAND5												
		16-QAM	RB12#13	22.01	-4.5	-6.65	15.36	0.034	7.00	Pass		
			RB25#0	22.07	-4.5	-6.65	15.42	0.035	7.00	Pass		
			RB1#0	22.26	-4.5	-6.65	15.61	0.036	7.00	Pass		
			RB1#13	22.26	-4.5	-6.65	15.61	0.036	7.00	Pass		
			RB1#24	22.18	-4.5	-6.65	15.53	0.036	7.00	Pass		
			RB12#0	21.18	-4.5	-6.65	14.53	0.028	7.00	Pass		
			RB12#6	21.21	-4.5	-6.65	14.56	0.029	7.00	Pass		
			RB12#13	21.04	-4.5	-6.65	14.39	0.027	7.00	Pass		
					RB25#0	21.08	-4.5	-6.65	14.43	0.028	7.00	Pass
		10 MHz	LCH	QPSK	RB1#0	23.23	-4.5	-6.65	16.58	0.045	7.00	Pass
					RB1#25	23.51	-4.5	-6.65	16.86	0.049	7.00	Pass
					RB1#49	23.64	-4.5	-6.65	16.99	0.050	7.00	Pass
					RB25#0	21.87	-4.5	-6.65	15.22	0.033	7.00	Pass
					RB25#13	22.09	-4.5	-6.65	15.44	0.035	7.00	Pass
					RB25#25	22.18	-4.5	-6.65	15.53	0.036	7.00	Pass
							RB50#0	22.13	-4.5	-6.65	15.48	0.035
				16-QAM	RB1#0	22	-4.5	-6.65	15.35	0.034	7.00	Pass
					RB1#25	21.99	-4.5	-6.65	15.34	0.034	7.00	Pass
					RB1#49	22.1	-4.5	-6.65	15.45	0.035	7.00	Pass
					RB25#0	20.97	-4.5	-6.65	14.32	0.027	7.00	Pass
					RB25#13	21.2	-4.5	-6.65	14.55	0.029	7.00	Pass
			RB25#25		21.29	-4.5	-6.65	14.64	0.029	7.00	Pass	
	MCH		QPSK	RB1#0	23.66	-4.5	-6.65	17.01	0.050	7.00	Pass	
					RB1#25	23.65	-4.5	-6.65	17.00	0.050	7.00	Pass
					RB1#49	23.69	-4.5	-6.65	17.04	0.051	7.00	Pass
					RB25#0	22.06	-4.5	-6.65	15.41	0.035	7.00	Pass
					RB25#13	22.22	-4.5	-6.65	15.57	0.036	7.00	Pass
					RB25#25	22.13	-4.5	-6.65	15.48	0.035	7.00	Pass
					RB50#0	22.03	-4.5	-6.65	15.38	0.035	7.00	Pass
				16-QAM	RB1#0	22.6	-4.5	-6.65	15.95	0.039	7.00	Pass
					RB1#25	22.55	-4.5	-6.65	15.90	0.039	7.00	Pass
					RB1#49	22.61	-4.5	-6.65	15.96	0.039	7.00	Pass
					RB25#0	21.16	-4.5	-6.65	14.51	0.028	7.00	Pass
			RB25#13		21.28	-4.5	-6.65	14.63	0.029	7.00	Pass	
		RB25#25	21.2		-4.5	-6.65	14.55	0.029	7.00	Pass		
	HCH	QPSK	RB1#0	23.64	-4.5	-6.65	16.99	0.050	7.00	Pass		
				RB1#25	23.67	-4.5	-6.65	17.02	0.050	7.00	Pass	

Test BW	Test Channel	Test Mode	Test RB (Size#Offset)	Conducted Output AV Power (dBm)	Antenna Gain (dBi)	Antenna Gain (dBd)	ERP (dBm)	ERP (W)	Limit (W)	Verdict
LTE BAND5										
			RB1#49	23.53	-4.5	-6.65	16.88	0.049	7.00	Pass
			RB25#0	22.14	-4.5	-6.65	15.49	0.035	7.00	Pass
			RB25#13	22.2	-4.5	-6.65	15.55	0.036	7.00	Pass
			RB25#25	21.99	-4.5	-6.65	15.34	0.034	7.00	Pass
			RB50#0	22.11	-4.5	-6.65	15.46	0.035	7.00	Pass
		16-QAM	RB1#0	22.18	-4.5	-6.65	15.53	0.036	7.00	Pass
			RB1#25	22.26	-4.5	-6.65	15.61	0.036	7.00	Pass
			RB1#49	22.15	-4.5	-6.65	15.50	0.035	7.00	Pass
			RB25#0	21.3	-4.5	-6.65	14.65	0.029	7.00	Pass
			RB25#13	21.32	-4.5	-6.65	14.67	0.029	7.00	Pass
			RB25#25	21.19	-4.5	-6.65	14.54	0.028	7.00	Pass
			RB50#0	21.16	-4.5	-6.65	14.51	0.028	7.00	Pass

Test BW	Test Channel	Test Mode	Test RB (Size#Offset)	Conducted Output AV Power (dBm)	Antenna Gain (dBi)	EIRP (dBm)	EIRP (W)	Limit (W)	Verdict
LTE BAND7									
5 MHz	LCH	QPSK	RB1#0	22.75	-4.5	18.25	0.067	2.00	Pass
			RB1#13	22.85	-4.5	18.35	0.068	2.00	Pass
			RB1#24	22.6	-4.5	18.10	0.065	2.00	Pass
			RB12#0	22.76	-4.5	18.26	0.067	2.00	Pass
			RB12#6	22.77	-4.5	18.27	0.067	2.00	Pass
			RB12#13	22.66	-4.5	18.16	0.065	2.00	Pass
			RB25#0	22.72	-4.5	18.22	0.066	2.00	Pass
		16-QAM	RB1#0	22.91	-4.5	18.41	0.069	2.00	Pass
			RB1#13	22.98	-4.5	18.48	0.070	2.00	Pass
			RB1#24	22.8	-4.5	18.30	0.068	2.00	Pass
			RB12#0	22.33	-4.5	17.83	0.061	2.00	Pass
			RB12#6	22.27	-4.5	17.77	0.060	2.00	Pass
			RB12#13	22.24	-4.5	17.74	0.059	2.00	Pass
			RB25#0	22.29	-4.5	17.79	0.060	2.00	Pass
	MCH	QPSK	RB1#0	22.4	-4.5	17.90	0.062	2.00	Pass
			RB1#13	22.61	-4.5	18.11	0.065	2.00	Pass
			RB1#24	22.53	-4.5	18.03	0.064	2.00	Pass
			RB12#0	22.42	-4.5	17.92	0.062	2.00	Pass
			RB12#6	22.5	-4.5	18.00	0.063	2.00	Pass
			RB12#13	22.5	-4.5	18.00	0.063	2.00	Pass
			RB25#0	22.49	-4.5	17.99	0.063	2.00	Pass
		16-QAM	RB1#0	22.86	-4.5	18.36	0.069	2.00	Pass
			RB1#13	23.02	-4.5	18.52	0.071	2.00	Pass
			RB1#24	22.97	-4.5	18.47	0.070	2.00	Pass
			RB12#0	22.1	-4.5	17.60	0.058	2.00	Pass
			RB12#6	22.14	-4.5	17.64	0.058	2.00	Pass
			RB12#13	22.1	-4.5	17.60	0.058	2.00	Pass
			RB25#0	22.06	-4.5	17.56	0.057	2.00	Pass
	HCH	QPSK	RB1#0	22.61	-4.5	18.11	0.065	2.00	Pass
			RB1#13	22.72	-4.5	18.22	0.066	2.00	Pass
			RB1#24	22.56	-4.5	18.06	0.064	2.00	Pass
			RB12#0	22.63	-4.5	18.13	0.065	2.00	Pass
			RB12#6	22.66	-4.5	18.16	0.065	2.00	Pass
			RB12#13	22.62	-4.5	18.12	0.065	2.00	Pass
			RB25#0	22.59	-4.5	18.09	0.064	2.00	Pass
		16-QAM	RB1#0	22.66	-4.5	18.16	0.065	2.00	Pass
RB1#13			22.81	-4.5	18.31	0.068	2.00	Pass	
RB1#24			22.67	-4.5	18.17	0.066	2.00	Pass	
RB12#0			22.19	-4.5	17.69	0.059	2.00	Pass	

Test BW	Test Channel	Test Mode	Test RB (Size#Offset)	Conducted Output AV Power (dBm)	Antenna Gain (dBi)	EIRP (dBm)	EIRP (W)	Limit (W)	Verdict	
LTE BAND7										
10 MHz			RB12#6	22.21	-4.5	17.71	0.059	2.00	Pass	
			RB12#13	22.11	-4.5	17.61	0.058	2.00	Pass	
			RB25#0	22.1	-4.5	17.60	0.058	2.00	Pass	
	LCH	QPSK	RB1#0	22.82	-4.5	18.32	0.068	2.00	Pass	
			RB1#25	22.7	-4.5	18.20	0.066	2.00	Pass	
			RB1#49	22.61	-4.5	18.11	0.065	2.00	Pass	
			RB25#0	22.77	-4.5	18.27	0.067	2.00	Pass	
			RB25#13	22.65	-4.5	18.15	0.065	2.00	Pass	
			RB25#25	22.62	-4.5	18.12	0.065	2.00	Pass	
			RB50#0	22.69	-4.5	18.19	0.066	2.00	Pass	
			16-QAM	RB1#0	22.72	-4.5	18.22	0.066	2.00	Pass
				RB1#25	22.63	-4.5	18.13	0.065	2.00	Pass
		RB1#49		22.52	-4.5	18.02	0.063	2.00	Pass	
		RB25#0		22.3	-4.5	17.80	0.060	2.00	Pass	
		RB25#13		22.21	-4.5	17.71	0.059	2.00	Pass	
		RB25#25		22.12	-4.5	17.62	0.058	2.00	Pass	
		MCH	QPSK	RB1#0	22.44	-4.5	17.94	0.062	2.00	Pass
				RB1#25	22.56	-4.5	18.06	0.064	2.00	Pass
				RB1#49	22.63	-4.5	18.13	0.065	2.00	Pass
				RB25#0	22.46	-4.5	17.96	0.063	2.00	Pass
				RB25#13	22.58	-4.5	18.08	0.064	2.00	Pass
	RB25#25			22.53	-4.5	18.03	0.064	2.00	Pass	
	RB50#0			22.51	-4.5	18.01	0.063	2.00	Pass	
	16-QAM		RB1#0	22.8	-4.5	18.30	0.068	2.00	Pass	
			RB1#25	22.89	-4.5	18.39	0.069	2.00	Pass	
			RB1#49	22.97	-4.5	18.47	0.070	2.00	Pass	
			RB25#0	21.98	-4.5	17.48	0.056	2.00	Pass	
RB25#13			22.07	-4.5	17.57	0.057	2.00	Pass		
RB25#25			22.09	-4.5	17.59	0.057	2.00	Pass		
RB50#0			22.01	-4.5	17.51	0.056	2.00	Pass		
HCH			QPSK	RB1#0	22.83	-4.5	18.33	0.068	2.00	Pass
	RB1#25	22.77		-4.5	18.27	0.067	2.00	Pass		
	RB1#49	22.68		-4.5	18.18	0.066	2.00	Pass		
	RB25#0	22.78		-4.5	18.28	0.067	2.00	Pass		
	RB25#13	22.65		-4.5	18.15	0.065	2.00	Pass		
	RB25#25	22.58		-4.5	18.08	0.064	2.00	Pass		
	RB50#0	22.69		-4.5	18.19	0.066	2.00	Pass		
	16-QAM	RB1#0	22.77	-4.5	18.27	0.067	2.00	Pass		

Test BW	Test Channel	Test Mode	Test RB (Size#Offset)	Conducted Output AV Power (dBm)	Antenna Gain (dBi)	EIRP (dBm)	EIRP (W)	Limit (W)	Verdict	
LTE BAND7										
15 MHz			RB1#25	22.7	-4.5	18.20	0.066	2.00	Pass	
			RB1#49	22.64	-4.5	18.14	0.065	2.00	Pass	
			RB25#0	22.37	-4.5	17.87	0.061	2.00	Pass	
			RB25#13	22.3	-4.5	17.80	0.060	2.00	Pass	
			RB25#25	22.17	-4.5	17.67	0.058	2.00	Pass	
			RB50#0	22.22	-4.5	17.72	0.059	2.00	Pass	
	LCH	QPSK	RB1#0	22.79	-4.5	18.29	0.067	2.00	Pass	
			RB1#38	22.63	-4.5	18.13	0.065	2.00	Pass	
			RB1#74	22.45	-4.5	17.95	0.062	2.00	Pass	
			RB36#0	22.77	-4.5	18.27	0.067	2.00	Pass	
			RB36#19	22.68	-4.5	18.18	0.066	2.00	Pass	
			RB36#39	22.63	-4.5	18.13	0.065	2.00	Pass	
		16-QAM	RB75#0	22.68	-4.5	18.18	0.066	2.00	Pass	
			RB1#0	22.66	-4.5	18.16	0.065	2.00	Pass	
			RB1#38	22.63	-4.5	18.13	0.065	2.00	Pass	
			RB1#74	22.43	-4.5	17.93	0.062	2.00	Pass	
			RB36#0	22.24	-4.5	17.74	0.059	2.00	Pass	
			RB36#19	22.18	-4.5	17.68	0.059	2.00	Pass	
		MCH	QPSK	RB36#39	22.11	-4.5	17.61	0.058	2.00	Pass
				RB75#0	22.15	-4.5	17.65	0.058	2.00	Pass
				RB1#0	22.42	-4.5	17.92	0.062	2.00	Pass
				RB1#38	22.57	-4.5	18.07	0.064	2.00	Pass
				RB1#74	22.65	-4.5	18.15	0.065	2.00	Pass
				RB36#0	22.49	-4.5	17.99	0.063	2.00	Pass
	16-QAM		RB36#19	22.59	-4.5	18.09	0.064	2.00	Pass	
			RB36#39	22.66	-4.5	18.16	0.065	2.00	Pass	
			RB75#0	22.59	-4.5	18.09	0.064	2.00	Pass	
			RB1#0	22.73	-4.5	18.23	0.067	2.00	Pass	
			RB1#38	22.9	-4.5	18.40	0.069	2.00	Pass	
			RB1#74	22.98	-4.5	18.48	0.070	2.00	Pass	
HCH	QPSK	RB36#0	22	-4.5	17.50	0.056	2.00	Pass		
		RB36#19	22.1	-4.5	17.60	0.058	2.00	Pass		
		RB36#39	22.17	-4.5	17.67	0.058	2.00	Pass		
		RB75#0	22.06	-4.5	17.56	0.057	2.00	Pass		
		RB1#0	22.78	-4.5	18.28	0.067	2.00	Pass		
			RB1#38	22.84	-4.5	18.34	0.068	2.00	Pass	
			RB1#74	22.66	-4.5	18.16	0.065	2.00	Pass	
			RB36#0	22.84	-4.5	18.34	0.068	2.00	Pass	
			RB36#19	22.85	-4.5	18.35	0.068	2.00	Pass	

Test BW	Test Channel	Test Mode	Test RB (Size#Offset)	Conducted Output AV Power (dBm)	Antenna Gain (dBi)	EIRP (dBm)	EIRP (W)	Limit (W)	Verdict		
LTE BAND7											
		16-QAM	RB36#39	22.74	-4.5	18.24	0.067	2.00	Pass		
			RB75#0	22.79	-4.5	18.29	0.067	2.00	Pass		
			RB1#0	23.13	-4.5	18.63	0.073	2.00	Pass		
			RB1#38	23.13	-4.5	18.63	0.073	2.00	Pass		
			RB1#74	22.97	-4.5	18.47	0.070	2.00	Pass		
			RB36#0	22.3	-4.5	17.80	0.060	2.00	Pass		
			RB36#19	22.26	-4.5	17.76	0.060	2.00	Pass		
			RB36#39	22.17	-4.5	17.67	0.058	2.00	Pass		
					RB75#0	22.21	-4.5	17.71	0.059	2.00	Pass
		20 MHz	LCH	QPSK	RB1#0	22.73	-4.5	18.23	0.067	2.00	Pass
					RB1#50	22.64	-4.5	18.14	0.065	2.00	Pass
					RB1#99	22.42	-4.5	17.92	0.062	2.00	Pass
					RB50#0	22.69	-4.5	18.19	0.066	2.00	Pass
					RB50#25	22.63	-4.5	18.13	0.065	2.00	Pass
					RB50#50	22.61	-4.5	18.11	0.065	2.00	Pass
							RB100#0	22.63	-4.5	18.13	0.065
				16-QAM	RB1#0	23.22	-4.5	18.72	0.074	2.00	Pass
					RB1#50	23.1	-4.5	18.60	0.072	2.00	Pass
					RB1#99	22.89	-4.5	18.39	0.069	2.00	Pass
					RB50#0	22.16	-4.5	17.66	0.058	2.00	Pass
					RB50#25	22.12	-4.5	17.62	0.058	2.00	Pass
			RB50#50		22.12	-4.5	17.62	0.058	2.00	Pass	
				RB100#0	22.13	-4.5	17.63	0.058	2.00	Pass	
	MCH		QPSK	RB1#0	22.34	-4.5	17.84	0.061	2.00	Pass	
					RB1#50	22.61	-4.5	18.11	0.065	2.00	Pass
					RB1#99	22.73	-4.5	18.23	0.067	2.00	Pass
					RB50#0	22.39	-4.5	17.89	0.062	2.00	Pass
					RB50#25	22.56	-4.5	18.06	0.064	2.00	Pass
					RB50#50	22.61	-4.5	18.11	0.065	2.00	Pass
					RB100#0	22.43	-4.5	17.93	0.062	2.00	Pass
				16-QAM	RB1#0	22.74	-4.5	18.24	0.067	2.00	Pass
					RB1#50	23.02	-4.5	18.52	0.071	2.00	Pass
					RB1#99	23.13	-4.5	18.63	0.073	2.00	Pass
			RB50#0		21.89	-4.5	17.39	0.055	2.00	Pass	
			RB50#25		22.09	-4.5	17.59	0.057	2.00	Pass	
		RB50#50	22.09		-4.5	17.59	0.057	2.00	Pass		
			RB100#0	21.94	-4.5	17.44	0.055	2.00	Pass		
	HCH	QPSK	RB1#0	22.71	-4.5	18.21	0.066	2.00	Pass		
				RB1#50	22.86	-4.5	18.36	0.069	2.00	Pass	

Test BW	Test Channel	Test Mode	Test RB (Size#Offset)	Conducted Output AV Power (dBm)	Antenna Gain (dBi)	EIRP (dBm)	EIRP (W)	Limit (W)	Verdict
LTE BAND7									
			RB1#99	22.65	-4.5	18.15	0.065	2.00	Pass
			RB50#0	22.81	-4.5	18.31	0.068	2.00	Pass
			RB50#25	22.75	-4.5	18.25	0.067	2.00	Pass
			RB50#50	22.62	-4.5	18.12	0.065	2.00	Pass
			RB100#0	22.68	-4.5	18.18	0.066	2.00	Pass
		16-QAM	RB1#0	23.07	-4.5	18.57	0.072	2.00	Pass
			RB1#50	23.19	-4.5	18.69	0.074	2.00	Pass
			RB1#99	22.99	-4.5	18.49	0.071	2.00	Pass
			RB50#0	22.25	-4.5	17.75	0.060	2.00	Pass
			RB50#25	22.24	-4.5	17.74	0.059	2.00	Pass
			RB50#50	22.08	-4.5	17.58	0.057	2.00	Pass
			RB100#0	22.18	-4.5	17.68	0.059	2.00	Pass

Test BW	Test Channel	Test Mode	Test RB (Size#Offset)	Conducted Output AV Power (dBm)	Antenna Gain (dBi)	Antenna Gain (dBd)	ERP (dBm)	ERP (W)	Limit (W)	Verdict
LTE BAND12										
1.4 MHz	LCH	QPSK	RB1#0	22.75	-4.5	-6.65	16.10	0.041	3.00	Pass
			RB1#3	22.76	-4.5	-6.65	16.11	0.041	3.00	Pass
			RB1#5	22.71	-4.5	-6.65	16.06	0.040	3.00	Pass
			RB3#0	22.85	-4.5	-6.65	16.20	0.042	3.00	Pass
			RB3#2	22.91	-4.5	-6.65	16.26	0.042	3.00	Pass
			RB3#3	22.88	-4.5	-6.65	16.23	0.042	3.00	Pass
		RB6#0	21.41	-4.5	-6.65	14.76	0.030	3.00	Pass	
		16-QAM	RB1#0	21.4	-4.5	-6.65	14.75	0.030	3.00	Pass
			RB1#3	21.44	-4.5	-6.65	14.79	0.030	3.00	Pass
			RB1#5	21.34	-4.5	-6.65	14.69	0.029	3.00	Pass
			RB3#0	21.44	-4.5	-6.65	14.79	0.030	3.00	Pass
			RB3#2	21.45	-4.5	-6.65	14.80	0.030	3.00	Pass
	RB3#3		21.47	-4.5	-6.65	14.82	0.030	3.00	Pass	
	RB6#0	20.62	-4.5	-6.65	13.97	0.025	3.00	Pass		
	MCH	QPSK	RB1#0	22.65	-4.5	-6.65	16.00	0.040	3.00	Pass
			RB1#3	22.72	-4.5	-6.65	16.07	0.040	3.00	Pass
			RB1#5	22.69	-4.5	-6.65	16.04	0.040	3.00	Pass
			RB3#0	22.81	-4.5	-6.65	16.16	0.041	3.00	Pass
			RB3#2	22.84	-4.5	-6.65	16.19	0.042	3.00	Pass
			RB3#3	22.84	-4.5	-6.65	16.19	0.042	3.00	Pass
		RB6#0	21.39	-4.5	-6.65	14.74	0.030	3.00	Pass	
		16-QAM	RB1#0	21.63	-4.5	-6.65	14.98	0.031	3.00	Pass
			RB1#3	21.61	-4.5	-6.65	14.96	0.031	3.00	Pass
			RB1#5	21.61	-4.5	-6.65	14.96	0.031	3.00	Pass
			RB3#0	21.56	-4.5	-6.65	14.91	0.031	3.00	Pass
			RB3#2	21.52	-4.5	-6.65	14.87	0.031	3.00	Pass
	RB3#3		21.55	-4.5	-6.65	14.90	0.031	3.00	Pass	
	RB6#0	20.31	-4.5	-6.65	13.66	0.023	3.00	Pass		
	HCH	QPSK	RB1#0	22.62	-4.5	-6.65	15.97	0.040	3.00	Pass
			RB1#3	22.79	-4.5	-6.65	16.14	0.041	3.00	Pass
			RB1#5	22.69	-4.5	-6.65	16.04	0.040	3.00	Pass
			RB3#0	22.85	-4.5	-6.65	16.20	0.042	3.00	Pass
			RB3#2	22.88	-4.5	-6.65	16.23	0.042	3.00	Pass
			RB3#3	22.86	-4.5	-6.65	16.21	0.042	3.00	Pass
		RB6#0	21.35	-4.5	-6.65	14.70	0.030	3.00	Pass	
		16-QAM	RB1#0	21.23	-4.5	-6.65	14.58	0.029	3.00	Pass
RB1#3			21.3	-4.5	-6.65	14.65	0.029	3.00	Pass	
RB1#5			21.25	-4.5	-6.65	14.60	0.029	3.00	Pass	
RB3#0			21.51	-4.5	-6.65	14.86	0.031	3.00	Pass	

Test BW	Test Channel	Test Mode	Test RB (Size#Offset)	Conducted Output AV Power (dBm)	Antenna Gain (dBi)	Antenna Gain (dBd)	ERP (dBm)	ERP (W)	Limit (W)	Verdict	
LTE BAND12											
3 MHz			RB3#2	21.57	-4.5	-6.65	14.92	0.031	3.00	Pass	
			RB3#3	21.56	-4.5	-6.65	14.91	0.031	3.00	Pass	
			RB6#0	20.54	-4.5	-6.65	13.89	0.024	3.00	Pass	
	LCH	QPSK	RB1#0	22.56	-4.5	-6.65	15.91	0.039	3.00	Pass	
			RB1#7	22.64	-4.5	-6.65	15.99	0.040	3.00	Pass	
			RB1#14	22.6	-4.5	-6.65	15.95	0.039	3.00	Pass	
			RB8#0	21.34	-4.5	-6.65	14.69	0.029	3.00	Pass	
			RB8#4	21.4	-4.5	-6.65	14.75	0.030	3.00	Pass	
			RB8#7	21.26	-4.5	-6.65	14.61	0.029	3.00	Pass	
			RB15#0	21.26	-4.5	-6.65	14.61	0.029	3.00	Pass	
			16-QAM	RB1#0	21.07	-4.5	-6.65	14.42	0.028	3.00	Pass
				RB1#7	21.12	-4.5	-6.65	14.47	0.028	3.00	Pass
		RB1#14		21.02	-4.5	-6.65	14.37	0.027	3.00	Pass	
		RB8#0		20.47	-4.5	-6.65	13.82	0.024	3.00	Pass	
		RB8#4		20.51	-4.5	-6.65	13.86	0.024	3.00	Pass	
		RB8#7		20.43	-4.5	-6.65	13.78	0.024	3.00	Pass	
		MCH	QPSK	RB1#0	22.55	-4.5	-6.65	15.90	0.039	3.00	Pass
				RB1#7	22.63	-4.5	-6.65	15.98	0.040	3.00	Pass
				RB1#14	22.52	-4.5	-6.65	15.87	0.039	3.00	Pass
				RB8#0	21.24	-4.5	-6.65	14.59	0.029	3.00	Pass
				RB8#4	21.36	-4.5	-6.65	14.71	0.030	3.00	Pass
	RB8#7			21.23	-4.5	-6.65	14.58	0.029	3.00	Pass	
	16-QAM		RB15#0	21.23	-4.5	-6.65	14.58	0.029	3.00	Pass	
			RB1#0	21.5	-4.5	-6.65	14.85	0.031	3.00	Pass	
			RB1#7	21.54	-4.5	-6.65	14.89	0.031	3.00	Pass	
			RB1#14	21.44	-4.5	-6.65	14.79	0.030	3.00	Pass	
			RB8#0	20.4	-4.5	-6.65	13.75	0.024	3.00	Pass	
			RB8#4	20.51	-4.5	-6.65	13.86	0.024	3.00	Pass	
	HCH	QPSK	RB8#7	20.37	-4.5	-6.65	13.72	0.024	3.00	Pass	
			RB15#0	20.32	-4.5	-6.65	13.67	0.023	3.00	Pass	
RB1#0			22.55	-4.5	-6.65	15.90	0.039	3.00	Pass		
RB1#7			22.67	-4.5	-6.65	16.02	0.040	3.00	Pass		
RB1#14			22.58	-4.5	-6.65	15.93	0.039	3.00	Pass		
RB8#0			21.32	-4.5	-6.65	14.67	0.029	3.00	Pass		
RB8#4			21.36	-4.5	-6.65	14.71	0.030	3.00	Pass		
16-QAM		RB8#7	21.3	-4.5	-6.65	14.65	0.029	3.00	Pass		
RB15#0	21.28	-4.5	-6.65	14.63	0.029	3.00	Pass				
RB1#0	21.18	-4.5	-6.65	14.53	0.028	3.00	Pass				

Test BW	Test Channel	Test Mode	Test RB (Size#Offset)	Conducted Output AV Power (dBm)	Antenna Gain (dBi)	Antenna Gain (dBd)	ERP (dBm)	ERP (W)	Limit (W)	Verdict	
LTE BAND12											
5 MHz		QAM	RB1#7	21.19	-4.5	-6.65	14.54	0.028	3.00	Pass	
			RB1#14	21.06	-4.5	-6.65	14.41	0.028	3.00	Pass	
			RB8#0	20.36	-4.5	-6.65	13.71	0.023	3.00	Pass	
			RB8#4	20.44	-4.5	-6.65	13.79	0.024	3.00	Pass	
			RB8#7	20.35	-4.5	-6.65	13.70	0.023	3.00	Pass	
			RB15#0	20.28	-4.5	-6.65	13.63	0.023	3.00	Pass	
	LCH	QPSK	RB1#0	22.86	-4.5	-6.65	16.21	0.042	3.00	Pass	
			RB1#13	22.99	-4.5	-6.65	16.34	0.043	3.00	Pass	
			RB1#24	22.86	-4.5	-6.65	16.21	0.042	3.00	Pass	
			RB12#0	21.34	-4.5	-6.65	14.69	0.029	3.00	Pass	
			RB12#6	21.44	-4.5	-6.65	14.79	0.030	3.00	Pass	
			RB12#13	21.39	-4.5	-6.65	14.74	0.030	3.00	Pass	
		RB25#0	21.4	-4.5	-6.65	14.75	0.030	3.00	Pass		
		16-QAM	RB1#0	21.53	-4.5	-6.65	14.88	0.031	3.00	Pass	
			RB1#13	21.68	-4.5	-6.65	15.03	0.032	3.00	Pass	
			RB1#24	21.59	-4.5	-6.65	14.94	0.031	3.00	Pass	
			RB12#0	20.44	-4.5	-6.65	13.79	0.024	3.00	Pass	
			RB12#6	20.56	-4.5	-6.65	13.91	0.025	3.00	Pass	
			RB12#13	20.46	-4.5	-6.65	13.81	0.024	3.00	Pass	
		RB25#0	20.51	-4.5	-6.65	13.86	0.024	3.00	Pass		
		MCH	QPSK	RB1#0	22.88	-4.5	-6.65	16.23	0.042	3.00	Pass
				RB1#13	22.94	-4.5	-6.65	16.29	0.043	3.00	Pass
				RB1#24	22.81	-4.5	-6.65	16.16	0.041	3.00	Pass
				RB12#0	21.34	-4.5	-6.65	14.69	0.029	3.00	Pass
	RB12#6			21.41	-4.5	-6.65	14.76	0.030	3.00	Pass	
	RB12#13			21.31	-4.5	-6.65	14.66	0.029	3.00	Pass	
	RB25#0		21.42	-4.5	-6.65	14.77	0.030	3.00	Pass		
	16-QAM		RB1#0	21.91	-4.5	-6.65	15.26	0.034	3.00	Pass	
			RB1#13	22.02	-4.5	-6.65	15.37	0.034	3.00	Pass	
			RB1#24	21.87	-4.5	-6.65	15.22	0.033	3.00	Pass	
RB12#0			20.52	-4.5	-6.65	13.87	0.024	3.00	Pass		
RB12#6			20.58	-4.5	-6.65	13.93	0.025	3.00	Pass		
RB12#13		20.56	-4.5	-6.65	13.91	0.025	3.00	Pass			
RB25#0	20.48	-4.5	-6.65	13.83	0.024	3.00	Pass				
HCH	QPSK	RB1#0	22.77	-4.5	-6.65	16.12	0.041	3.00	Pass		
		RB1#13	22.86	-4.5	-6.65	16.21	0.042	3.00	Pass		
		RB1#24	22.82	-4.5	-6.65	16.17	0.041	3.00	Pass		
		RB12#0	21.32	-4.5	-6.65	14.67	0.029	3.00	Pass		
		RB12#6	21.4	-4.5	-6.65	14.75	0.030	3.00	Pass		

Test BW	Test Channel	Test Mode	Test RB (Size#Off set)	Conducted Output AV Power (dBm)	Antenn a Gain (dBi)	Antenn a Gain (dBd)	ERP (dBm)	ERP (W)	Limit (W)	Verdict		
LTE BAND12												
		16-QAM	RB12#13	21.27	-4.5	-6.65	14.62	0.029	3.00	Pass		
			RB25#0	21.34	-4.5	-6.65	14.69	0.029	3.00	Pass		
			RB1#0	21.43	-4.5	-6.65	14.78	0.030	3.00	Pass		
			RB1#13	21.57	-4.5	-6.65	14.92	0.031	3.00	Pass		
			RB1#24	21.49	-4.5	-6.65	14.84	0.030	3.00	Pass		
			RB12#0	20.38	-4.5	-6.65	13.73	0.024	3.00	Pass		
			RB12#6	20.51	-4.5	-6.65	13.86	0.024	3.00	Pass		
			RB12#13	20.39	-4.5	-6.65	13.74	0.024	3.00	Pass		
		10 MHz	LCH	QPSK	RB1#0	22.93	-4.5	-6.65	16.28	0.042	3.00	Pass
					RB1#25	22.93	-4.5	-6.65	16.28	0.042	3.00	Pass
					RB1#49	22.86	-4.5	-6.65	16.21	0.042	3.00	Pass
					RB25#0	21.34	-4.5	-6.65	14.69	0.029	3.00	Pass
					RB25#13	21.46	-4.5	-6.65	14.81	0.030	3.00	Pass
					RB25#25	21.42	-4.5	-6.65	14.77	0.030	3.00	Pass
					RB50#0	21.42	-4.5	-6.65	14.77	0.030	3.00	Pass
				16-QAM	RB1#0	21.43	-4.5	-6.65	14.78	0.030	3.00	Pass
RB1#25	21.4				-4.5	-6.65	14.75	0.030	3.00	Pass		
RB1#49	21.37				-4.5	-6.65	14.72	0.030	3.00	Pass		
RB25#0	20.41				-4.5	-6.65	13.76	0.024	3.00	Pass		
RB25#13	20.53				-4.5	-6.65	13.88	0.024	3.00	Pass		
RB25#25	20.48				-4.5	-6.65	13.83	0.024	3.00	Pass		
RB50#0	20.4				-4.5	-6.65	13.75	0.024	3.00	Pass		
QPSK	RB1#0				22.92	-4.5	-6.65	16.27	0.042	3.00	Pass	
	RB1#25				22.92	-4.5	-6.65	16.27	0.042	3.00	Pass	
	RB1#49	22.89	-4.5	-6.65	16.24	0.042	3.00	Pass				
	RB25#0	21.38	-4.5	-6.65	14.73	0.030	3.00	Pass				
	RB25#13	21.43	-4.5	-6.65	14.78	0.030	3.00	Pass				
	RB25#25	21.45	-4.5	-6.65	14.80	0.030	3.00	Pass				
	RB50#0	21.43	-4.5	-6.65	14.78	0.030	3.00	Pass				
16-QAM	RB1#0	21.86	-4.5	-6.65	15.21	0.033	3.00	Pass				
	RB1#25	21.82	-4.5	-6.65	15.17	0.033	3.00	Pass				
	RB1#49	21.79	-4.5	-6.65	15.14	0.033	3.00	Pass				
	RB25#0	20.46	-4.5	-6.65	13.81	0.024	3.00	Pass				
	RB25#13	20.59	-4.5	-6.65	13.94	0.025	3.00	Pass				
	RB25#25	20.48	-4.5	-6.65	13.83	0.024	3.00	Pass				
	RB50#0	20.46	-4.5	-6.65	13.81	0.024	3.00	Pass				
HCH	QPSK	RB1#0	22.93	-4.5	-6.65	16.28	0.042	3.00	Pass			
		RB1#25	22.92	-4.5	-6.65	16.27	0.042	3.00	Pass			

Test BW	Test Channel	Test Mode	Test RB (Size#Offset)	Conducted Output AV Power (dBm)	Antenna Gain (dBi)	Antenna Gain (dBd)	ERP (dBm)	ERP (W)	Limit (W)	Verdict
LTE BAND12										
			RB1#49	22.99	-4.5	-6.65	16.34	0.043	3.00	Pass
			RB25#0	21.34	-4.5	-6.65	14.69	0.029	3.00	Pass
			RB25#13	21.4	-4.5	-6.65	14.75	0.030	3.00	Pass
			RB25#25	21.36	-4.5	-6.65	14.71	0.030	3.00	Pass
			RB50#0	21.35	-4.5	-6.65	14.70	0.030	3.00	Pass
		16-QAM	RB1#0	21.46	-4.5	-6.65	14.81	0.030	3.00	Pass
			RB1#25	21.48	-4.5	-6.65	14.83	0.030	3.00	Pass
			RB1#49	21.45	-4.5	-6.65	14.80	0.030	3.00	Pass
			RB25#0	20.49	-4.5	-6.65	13.84	0.024	3.00	Pass
			RB25#13	20.57	-4.5	-6.65	13.92	0.025	3.00	Pass
			RB25#25	20.43	-4.5	-6.65	13.78	0.024	3.00	Pass
			RB50#0	20.41	-4.5	-6.65	13.76	0.024	3.00	Pass

Test BW	Test Channel	Test Mode	Test RB (Size#Off set)	Conducted Output AV Power (dBm)	Antenn a Gain (dBi)	Antenn a Gain (dBd)	ERP (dBm)	ERP (W)	Limit (W)	Verdict
LTE BAND17										
5 MHz	LCH	QPSK	RB1#0	22.89	-4.5	-6.65	16.24	0.042	3.00	Pass
			RB1#13	23.03	-4.5	-6.65	16.38	0.043	3.00	Pass
			RB1#24	22.91	-4.5	-6.65	16.26	0.042	3.00	Pass
			RB12#0	21.42	-4.5	-6.65	14.77	0.030	3.00	Pass
			RB12#6	21.47	-4.5	-6.65	14.82	0.030	3.00	Pass
			RB12#13	21.44	-4.5	-6.65	14.79	0.030	3.00	Pass
			RB25#0	21.45	-4.5	-6.65	14.80	0.030	3.00	Pass
		16-QAM	RB1#0	21.65	-4.5	-6.65	15.00	0.032	3.00	Pass
			RB1#13	21.73	-4.5	-6.65	15.08	0.032	3.00	Pass
			RB1#24	21.6	-4.5	-6.65	14.95	0.031	3.00	Pass
			RB12#0	20.57	-4.5	-6.65	13.92	0.025	3.00	Pass
			RB12#6	20.57	-4.5	-6.65	13.92	0.025	3.00	Pass
			RB12#13	20.53	-4.5	-6.65	13.88	0.024	3.00	Pass
			RB25#0	20.54	-4.5	-6.65	13.89	0.024	3.00	Pass
	MCH	QPSK	RB1#0	22.9	-4.5	-6.65	16.25	0.042	3.00	Pass
			RB1#13	23.04	-4.5	-6.65	16.39	0.044	3.00	Pass
			RB1#24	22.85	-4.5	-6.65	16.20	0.042	3.00	Pass
			RB12#0	21.39	-4.5	-6.65	14.74	0.030	3.00	Pass
			RB12#6	21.43	-4.5	-6.65	14.78	0.030	3.00	Pass
			RB12#13	21.43	-4.5	-6.65	14.78	0.030	3.00	Pass
			RB25#0	21.44	-4.5	-6.65	14.79	0.030	3.00	Pass
		16-QAM	RB1#0	21.97	-4.5	-6.65	15.32	0.034	3.00	Pass
			RB1#13	22.02	-4.5	-6.65	15.37	0.034	3.00	Pass
			RB1#24	21.88	-4.5	-6.65	15.23	0.033	3.00	Pass
			RB12#0	20.57	-4.5	-6.65	13.92	0.025	3.00	Pass
			RB12#6	20.62	-4.5	-6.65	13.97	0.025	3.00	Pass
			RB12#13	20.63	-4.5	-6.65	13.98	0.025	3.00	Pass
			RB25#0	20.59	-4.5	-6.65	13.94	0.025	3.00	Pass
	HCH	QPSK	RB1#0	22.92	-4.5	-6.65	16.27	0.042	3.00	Pass
			RB1#13	23.04	-4.5	-6.65	16.39	0.044	3.00	Pass
			RB1#24	22.88	-4.5	-6.65	16.23	0.042	3.00	Pass
			RB12#0	21.43	-4.5	-6.65	14.78	0.030	3.00	Pass
			RB12#6	21.47	-4.5	-6.65	14.82	0.030	3.00	Pass
			RB12#13	21.35	-4.5	-6.65	14.70	0.030	3.00	Pass
			RB25#0	21.41	-4.5	-6.65	14.76	0.030	3.00	Pass
		16-QAM	RB1#0	21.52	-4.5	-6.65	14.87	0.031	3.00	Pass
RB1#13			21.65	-4.5	-6.65	15.00	0.032	3.00	Pass	
RB1#24			21.59	-4.5	-6.65	14.94	0.031	3.00	Pass	
RB12#0			20.51	-4.5	-6.65	13.86	0.024	3.00	Pass	

Test BW	Test Channel	Test Mode	Test RB (Size#Off set)	Conducted Output AV Power (dBm)	Antenn a Gain (dBi)	Antenn a Gain (dBd)	ERP (dBm)	ERP (W)	Limit (W)	Verdict		
LTE BAND17												
10 MHz			RB12#6	20.56	-4.5	-6.65	13.91	0.025	3.00	Pass		
			RB12#13	20.45	-4.5	-6.65	13.80	0.024	3.00	Pass		
			RB25#0	20.46	-4.5	-6.65	13.81	0.024	3.00	Pass		
	LCH	QPSK	RB1#0	22.96	-4.5	-6.65	16.31	0.043	3.00	Pass		
			RB1#25	22.93	-4.5	-6.65	16.28	0.042	3.00	Pass		
			RB1#49	22.91	-4.5	-6.65	16.26	0.042	3.00	Pass		
			RB25#0	21.37	-4.5	-6.65	14.72	0.030	3.00	Pass		
			RB25#13	21.47	-4.5	-6.65	14.82	0.030	3.00	Pass		
			RB25#25	21.47	-4.5	-6.65	14.82	0.030	3.00	Pass		
			RB50#0	21.45	-4.5	-6.65	14.80	0.030	3.00	Pass		
			16-QAM	RB1#0	21.44	-4.5	-6.65	14.79	0.030	3.00	Pass	
				RB1#25	21.45	-4.5	-6.65	14.80	0.030	3.00	Pass	
		RB1#49		21.38	-4.5	-6.65	14.73	0.030	3.00	Pass		
		RB25#0		20.44	-4.5	-6.65	13.79	0.024	3.00	Pass		
		RB25#13		20.58	-4.5	-6.65	13.93	0.025	3.00	Pass		
		RB25#25		20.53	-4.5	-6.65	13.88	0.024	3.00	Pass		
		RB50#0		20.46	-4.5	-6.65	13.81	0.024	3.00	Pass		
		MCH		QPSK	RB1#0	22.94	-4.5	-6.65	16.29	0.043	3.00	Pass
					RB1#25	22.99	-4.5	-6.65	16.34	0.043	3.00	Pass
			RB1#49		22.97	-4.5	-6.65	16.32	0.043	3.00	Pass	
			RB25#0		21.38	-4.5	-6.65	14.73	0.030	3.00	Pass	
	RB25#13		21.49		-4.5	-6.65	14.84	0.030	3.00	Pass		
	RB25#25		21.43		-4.5	-6.65	14.78	0.030	3.00	Pass		
	16-QAM		RB50#0	21.42	-4.5	-6.65	14.77	0.030	3.00	Pass		
			RB1#0	21.86	-4.5	-6.65	15.21	0.033	3.00	Pass		
			RB1#25	21.85	-4.5	-6.65	15.20	0.033	3.00	Pass		
			RB1#49	21.81	-4.5	-6.65	15.16	0.033	3.00	Pass		
			RB25#0	20.46	-4.5	-6.65	13.81	0.024	3.00	Pass		
			RB25#13	20.59	-4.5	-6.65	13.94	0.025	3.00	Pass		
	HCH	QPSK	RB25#25	20.51	-4.5	-6.65	13.86	0.024	3.00	Pass		
RB50#0			20.47	-4.5	-6.65	13.82	0.024	3.00	Pass			
RB1#0			23.01	-4.5	-6.65	16.36	0.043	3.00	Pass			
RB1#25			23	-4.5	-6.65	16.35	0.043	3.00	Pass			
RB1#49			23	-4.5	-6.65	16.35	0.043	3.00	Pass			
RB25#0			21.36	-4.5	-6.65	14.71	0.030	3.00	Pass			
RB25#13			21.52	-4.5	-6.65	14.87	0.031	3.00	Pass			
16-		RB25#25	21.43	-4.5	-6.65	14.78	0.030	3.00	Pass			
	RB50#0	21.44	-4.5	-6.65	14.79	0.030	3.00	Pass				
	16-	RB1#0	21.56	-4.5	-6.65	14.91	0.031	3.00	Pass			

Test BW	Test Channel	Test Mode	Test RB (Size#Offset)	Conducted Output AV Power (dBm)	Antenna Gain (dBi)	Antenna Gain (dBd)	ERP (dBm)	ERP (W)	Limit (W)	Verdict
LTE BAND17										
		QAM	RB1#25	21.57	-4.5	-6.65	14.92	0.031	3.00	Pass
			RB1#49	21.54	-4.5	-6.65	14.89	0.031	3.00	Pass
			RB25#0	20.54	-4.5	-6.65	13.89	0.024	3.00	Pass
			RB25#13	20.7	-4.5	-6.65	14.05	0.025	3.00	Pass
			RB25#25	20.53	-4.5	-6.65	13.88	0.024	3.00	Pass
			RB50#0	20.48	-4.5	-6.65	13.83	0.024	3.00	Pass

Test BW	Test Channel	Test Mode	Test RB (Size#Off set)	Conducted Output AV Power (dBm)	Antenn a Gain (dBi)	Antenn a Gain (dBd)	ERP (dBm)	ERP (W)	Limit (W)	Verdict
LTE BAND26 (Part22)										
1.4 MHz	LCH	QPSK	RB1#0	23.26	-4.5	-6.65	16.61	0.046	7.00	Pass
			RB1#3	23.25	-4.5	-6.65	16.60	0.046	7.00	Pass
			RB1#5	23.28	-4.5	-6.65	16.63	0.046	7.00	Pass
			RB3#0	23.38	-4.5	-6.65	16.73	0.047	7.00	Pass
			RB3#2	23.39	-4.5	-6.65	16.74	0.047	7.00	Pass
			RB3#3	23.36	-4.5	-6.65	16.71	0.047	7.00	Pass
		RB6#0	21.9	-4.5	-6.65	15.25	0.033	7.00	Pass	
		16-QAM	RB1#0	21.89	-4.5	-6.65	15.24	0.033	7.00	Pass
			RB1#3	21.98	-4.5	-6.65	15.33	0.034	7.00	Pass
			RB1#5	21.89	-4.5	-6.65	15.24	0.033	7.00	Pass
			RB3#0	21.96	-4.5	-6.65	15.31	0.034	7.00	Pass
			RB3#2	21.97	-4.5	-6.65	15.32	0.034	7.00	Pass
	RB3#3		21.94	-4.5	-6.65	15.29	0.034	7.00	Pass	
	RB6#0	21.1	-4.5	-6.65	14.45	0.028	7.00	Pass		
	MCH	QPSK	RB1#0	23.28	-4.5	-6.65	16.63	0.046	7.00	Pass
			RB1#3	23.32	-4.5	-6.65	16.67	0.046	7.00	Pass
			RB1#5	23.34	-4.5	-6.65	16.69	0.047	7.00	Pass
			RB3#0	23.39	-4.5	-6.65	16.74	0.047	7.00	Pass
			RB3#2	23.47	-4.5	-6.65	16.82	0.048	7.00	Pass
			RB3#3	23.46	-4.5	-6.65	16.81	0.048	7.00	Pass
		RB6#0	21.99	-4.5	-6.65	15.34	0.034	7.00	Pass	
		16-QAM	RB1#0	22.23	-4.5	-6.65	15.58	0.036	7.00	Pass
			RB1#3	22.19	-4.5	-6.65	15.54	0.036	7.00	Pass
			RB1#5	22.19	-4.5	-6.65	15.54	0.036	7.00	Pass
			RB3#0	22.14	-4.5	-6.65	15.49	0.035	7.00	Pass
			RB3#2	22.14	-4.5	-6.65	15.49	0.035	7.00	Pass
	RB3#3		22.17	-4.5	-6.65	15.52	0.036	7.00	Pass	
	RB6#0	20.9	-4.5	-6.65	14.25	0.027	7.00	Pass		
	HCH	QPSK	RB1#0	23.26	-4.5	-6.65	16.61	0.046	7.00	Pass
			RB1#3	23.34	-4.5	-6.65	16.69	0.047	7.00	Pass
			RB1#5	23.3	-4.5	-6.65	16.65	0.046	7.00	Pass
			RB3#0	23.42	-4.5	-6.65	16.77	0.048	7.00	Pass
			RB3#2	23.47	-4.5	-6.65	16.82	0.048	7.00	Pass
			RB3#3	23.45	-4.5	-6.65	16.80	0.048	7.00	Pass
		RB6#0	21.95	-4.5	-6.65	15.30	0.034	7.00	Pass	
		16-QAM	RB1#0	21.87	-4.5	-6.65	15.22	0.033	7.00	Pass
RB1#3			21.87	-4.5	-6.65	15.22	0.033	7.00	Pass	
RB1#5			21.82	-4.5	-6.65	15.17	0.033	7.00	Pass	
RB3#0			22.12	-4.5	-6.65	15.47	0.035	7.00	Pass	

Test BW	Test Channel	Test Mode	Test RB (Size#Off set)	Conducted Output AV Power (dBm)	Antenn a Gain (dBi)	Antenn a Gain (dBd)	ERP (dBm)	ERP (W)	Limit (W)	Verdict	
LTE BAND26 (Part22)											
3 MHz			RB3#2	22.15	-4.5	-6.65	15.50	0.035	7.00	Pass	
			RB3#3	22.12	-4.5	-6.65	15.47	0.035	7.00	Pass	
			RB6#0	21.16	-4.5	-6.65	14.51	0.028	7.00	Pass	
	LCH	QPSK	RB1#0	22.36	-4.5	-6.65	15.71	0.037	7.00	Pass	
			RB1#7	23.19	-4.5	-6.65	16.54	0.045	7.00	Pass	
			RB1#14	23.03	-4.5	-6.65	16.38	0.043	7.00	Pass	
			RB8#0	21.91	-4.5	-6.65	15.26	0.034	7.00	Pass	
			RB8#4	21.88	-4.5	-6.65	15.23	0.033	7.00	Pass	
			RB8#7	21.8	-4.5	-6.65	15.15	0.033	7.00	Pass	
			RB15#0	21.84	-4.5	-6.65	15.19	0.033	7.00	Pass	
			16-QAM	RB1#0	20.85	-4.5	-6.65	14.20	0.026	7.00	Pass
				RB1#7	21.62	-4.5	-6.65	14.97	0.031	7.00	Pass
		RB1#14		21.52	-4.5	-6.65	14.87	0.031	7.00	Pass	
		RB8#0		20.98	-4.5	-6.65	14.33	0.027	7.00	Pass	
		RB8#4		21.02	-4.5	-6.65	14.37	0.027	7.00	Pass	
		RB8#7		20.91	-4.5	-6.65	14.26	0.027	7.00	Pass	
		RB15#0	20.89	-4.5	-6.65	14.24	0.027	7.00	Pass		
		MCH	QPSK	RB1#0	22.43	-4.5	-6.65	15.78	0.038	7.00	Pass
				RB1#7	23.36	-4.5	-6.65	16.71	0.047	7.00	Pass
				RB1#14	23.25	-4.5	-6.65	16.60	0.046	7.00	Pass
				RB8#0	21.89	-4.5	-6.65	15.24	0.033	7.00	Pass
	RB8#4			21.96	-4.5	-6.65	15.31	0.034	7.00	Pass	
	RB8#7			21.91	-4.5	-6.65	15.26	0.034	7.00	Pass	
	RB15#0		21.89	-4.5	-6.65	15.24	0.033	7.00	Pass		
	16-QAM		RB1#0	21.36	-4.5	-6.65	14.71	0.030	7.00	Pass	
			RB1#7	22.21	-4.5	-6.65	15.56	0.036	7.00	Pass	
			RB1#14	22.09	-4.5	-6.65	15.44	0.035	7.00	Pass	
			RB8#0	21.01	-4.5	-6.65	14.36	0.027	7.00	Pass	
			RB8#4	21.09	-4.5	-6.65	14.44	0.028	7.00	Pass	
		RB8#7	20.99	-4.5	-6.65	14.34	0.027	7.00	Pass		
RB15#0	20.97	-4.5	-6.65	14.32	0.027	7.00	Pass				
HCH	QPSK	RB1#0	22.42	-4.5	-6.65	15.77	0.038	7.00	Pass		
		RB1#7	23.3	-4.5	-6.65	16.65	0.046	7.00	Pass		
		RB1#14	23.19	-4.5	-6.65	16.54	0.045	7.00	Pass		
		RB8#0	21.96	-4.5	-6.65	15.31	0.034	7.00	Pass		
		RB8#4	22.01	-4.5	-6.65	15.36	0.034	7.00	Pass		
		RB8#7	21.9	-4.5	-6.65	15.25	0.033	7.00	Pass		
		RB15#0	21.93	-4.5	-6.65	15.28	0.034	7.00	Pass		
	16-	RB1#0	21.05	-4.5	-6.65	14.40	0.028	7.00	Pass		

Test BW	Test Channel	Test Mode	Test RB (Size#Off set)	Conducted Output AV Power (dBm)	Antenn a Gain (dBi)	Antenn a Gain (dBd)	ERP (dBm)	ERP (W)	Limit (W)	Verdict	
LTE BAND26 (Part22)											
5 MHz		QAM	RB1#7	21.86	-4.5	-6.65	15.21	0.033	7.00	Pass	
			RB1#14	21.73	-4.5	-6.65	15.08	0.032	7.00	Pass	
			RB8#0	20.97	-4.5	-6.65	14.32	0.027	7.00	Pass	
			RB8#4	21.06	-4.5	-6.65	14.41	0.028	7.00	Pass	
			RB8#7	20.97	-4.5	-6.65	14.32	0.027	7.00	Pass	
			RB15#0	20.9	-4.5	-6.65	14.25	0.027	7.00	Pass	
	LCH	QPSK	RB1#0	23.44	-4.5	-6.65	16.79	0.048	7.00	Pass	
			RB1#13	23.47	-4.5	-6.65	16.82	0.048	7.00	Pass	
			RB1#24	23.45	-4.5	-6.65	16.80	0.048	7.00	Pass	
			RB12#0	21.94	-4.5	-6.65	15.29	0.034	7.00	Pass	
			RB12#6	21.95	-4.5	-6.65	15.30	0.034	7.00	Pass	
			RB12#13	21.93	-4.5	-6.65	15.28	0.034	7.00	Pass	
		16-QAM	RB25#0	21.95	-4.5	-6.65	15.30	0.034	7.00	Pass	
			RB1#0	22.16	-4.5	-6.65	15.51	0.036	7.00	Pass	
			RB1#13	22.22	-4.5	-6.65	15.57	0.036	7.00	Pass	
			RB1#24	22.09	-4.5	-6.65	15.44	0.035	7.00	Pass	
			RB12#0	21.02	-4.5	-6.65	14.37	0.027	7.00	Pass	
			RB12#6	21.08	-4.5	-6.65	14.43	0.028	7.00	Pass	
		MCH	QPSK	RB12#13	21.07	-4.5	-6.65	14.42	0.028	7.00	Pass
				RB25#0	21	-4.5	-6.65	14.35	0.027	7.00	Pass
				RB1#0	23.48	-4.5	-6.65	16.83	0.048	7.00	Pass
				RB1#13	23.54	-4.5	-6.65	16.89	0.049	7.00	Pass
				RB1#24	23.48	-4.5	-6.65	16.83	0.048	7.00	Pass
				RB12#0	22.02	-4.5	-6.65	15.37	0.034	7.00	Pass
	16-QAM		RB12#6	22.1	-4.5	-6.65	15.45	0.035	7.00	Pass	
			RB12#13	22	-4.5	-6.65	15.35	0.034	7.00	Pass	
			RB25#0	22.04	-4.5	-6.65	15.39	0.035	7.00	Pass	
			RB1#0	22.51	-4.5	-6.65	15.86	0.039	7.00	Pass	
			RB1#13	22.61	-4.5	-6.65	15.96	0.039	7.00	Pass	
			RB1#24	22.55	-4.5	-6.65	15.90	0.039	7.00	Pass	
	HCH	QPSK	RB12#0	21.16	-4.5	-6.65	14.51	0.028	7.00	Pass	
			RB12#6	21.25	-4.5	-6.65	14.60	0.029	7.00	Pass	
			RB12#13	21.15	-4.5	-6.65	14.50	0.028	7.00	Pass	
RB25#0			21.12	-4.5	-6.65	14.47	0.028	7.00	Pass		
RB1#0			23.51	-4.5	-6.65	16.86	0.049	7.00	Pass		
			RB1#13	23.58	-4.5	-6.65	16.93	0.049	7.00	Pass	
			RB1#24	23.44	-4.5	-6.65	16.79	0.048	7.00	Pass	
			RB12#0	22.09	-4.5	-6.65	15.44	0.035	7.00	Pass	
			RB12#6	22.08	-4.5	-6.65	15.43	0.035	7.00	Pass	

Test BW	Test Channel	Test Mode	Test RB (Size#Off set)	Conducted Output AV Power (dBm)	Antenn a Gain (dBi)	Antenn a Gain (dBd)	ERP (dBm)	ERP (W)	Limit (W)	Verdict		
LTE BAND26 (Part22)												
		16-QAM	RB12#13	21.94	-4.5	-6.65	15.29	0.034	7.00	Pass		
			RB25#0	22.04	-4.5	-6.65	15.39	0.035	7.00	Pass		
			RB1#0	22.11	-4.5	-6.65	15.46	0.035	7.00	Pass		
			RB1#13	22.2	-4.5	-6.65	15.55	0.036	7.00	Pass		
			RB1#24	22.16	-4.5	-6.65	15.51	0.036	7.00	Pass		
			RB12#0	21.16	-4.5	-6.65	14.51	0.028	7.00	Pass		
			RB12#6	21.21	-4.5	-6.65	14.56	0.029	7.00	Pass		
			RB12#13	21.06	-4.5	-6.65	14.41	0.028	7.00	Pass		
		RB25#0	21.06	-4.5	-6.65	14.41	0.028	7.00	Pass			
		10 MHz	LCH	QPSK	RB1#0	23.49	-4.5	-6.65	16.84	0.048	7.00	Pass
					RB1#25	23.54	-4.5	-6.65	16.89	0.049	7.00	Pass
					RB1#49	23.58	-4.5	-6.65	16.93	0.049	7.00	Pass
					RB25#0	21.91	-4.5	-6.65	15.26	0.034	7.00	Pass
					RB25#13	22.03	-4.5	-6.65	15.38	0.035	7.00	Pass
					RB25#25	22.13	-4.5	-6.65	15.48	0.035	7.00	Pass
RB50#0	22.02				-4.5	-6.65	15.37	0.034	7.00	Pass		
16-QAM	RB1#0			21.96	-4.5	-6.65	15.31	0.034	7.00	Pass		
	RB1#25			22.04	-4.5	-6.65	15.39	0.035	7.00	Pass		
	RB1#49			22.06	-4.5	-6.65	15.41	0.035	7.00	Pass		
	RB25#0			20.97	-4.5	-6.65	14.32	0.027	7.00	Pass		
	RB25#13			21.08	-4.5	-6.65	14.43	0.028	7.00	Pass		
	RB25#25			21.21	-4.5	-6.65	14.56	0.029	7.00	Pass		
	RB50#0			21.02	-4.5	-6.65	14.37	0.027	7.00	Pass		
	MCH			QPSK	RB1#0	23.57	-4.5	-6.65	16.92	0.049	7.00	Pass
RB1#25		23.58	-4.5		-6.65	16.93	0.049	7.00	Pass			
RB1#49		23.65	-4.5		-6.65	17.00	0.050	7.00	Pass			
RB25#0		21.91	-4.5		-6.65	15.26	0.034	7.00	Pass			
RB25#13		22.06	-4.5		-6.65	15.41	0.035	7.00	Pass			
RB25#25		22.03	-4.5		-6.65	15.38	0.035	7.00	Pass			
RB50#0		21.98	-4.5		-6.65	15.33	0.034	7.00	Pass			
16-QAM		RB1#0	22.43	-4.5	-6.65	15.78	0.038	7.00	Pass			
		RB1#25	22.46	-4.5	-6.65	15.81	0.038	7.00	Pass			
		RB1#49	22.55	-4.5	-6.65	15.90	0.039	7.00	Pass			
		RB25#0	21.04	-4.5	-6.65	14.39	0.027	7.00	Pass			
		RB25#13	21.18	-4.5	-6.65	14.53	0.028	7.00	Pass			
		RB25#25	21.16	-4.5	-6.65	14.51	0.028	7.00	Pass			
		RB50#0	21.03	-4.5	-6.65	14.38	0.027	7.00	Pass			
		HCH	QPSK	RB1#0	23.6	-4.5	-6.65	16.95	0.050	7.00	Pass	
RB1#25	23.63			-4.5	-6.65	16.98	0.050	7.00	Pass			

Test BW	Test Channel	Test Mode	Test RB (Size#Off set)	Conducted Output AV Power (dBm)	Antenn a Gain (dBi)	Antenn a Gain (dBd)	ERP (dBm)	ERP (W)	Limit (W)	Verdict		
LTE BAND26 (Part22)												
			RB1#49	23.5	-4.5	-6.65	16.85	0.048	7.00	Pass		
			RB25#0	22.11	-4.5	-6.65	15.46	0.035	7.00	Pass		
			RB25#13	22.13	-4.5	-6.65	15.48	0.035	7.00	Pass		
			RB25#25	21.95	-4.5	-6.65	15.30	0.034	7.00	Pass		
			RB50#0	22.02	-4.5	-6.65	15.37	0.034	7.00	Pass		
		16-QAM	RB1#0	22.13	-4.5	-6.65	15.48	0.035	7.00	Pass		
			RB1#25	22.17	-4.5	-6.65	15.52	0.036	7.00	Pass		
			RB1#49	22.1	-4.5	-6.65	15.45	0.035	7.00	Pass		
			RB25#0	21.28	-4.5	-6.65	14.63	0.029	7.00	Pass		
			RB25#13	21.25	-4.5	-6.65	14.60	0.029	7.00	Pass		
			RB25#25	21.1	-4.5	-6.65	14.45	0.028	7.00	Pass		
			RB50#0	21.11	-4.5	-6.65	14.46	0.028	7.00	Pass		
		15 MHz	LCH	QPSK	RB1#0	23.38	-4.5	-6.65	16.73	0.047	7.00	Pass
					RB1#38	23.56	-4.5	-6.65	16.91	0.049	7.00	Pass
RB1#74	23.59				-4.5	-6.65	16.94	0.049	7.00	Pass		
RB36#0	21.91				-4.5	-6.65	15.26	0.034	7.00	Pass		
RB36#19	22.04				-4.5	-6.65	15.39	0.035	7.00	Pass		
RB36#39	22.13				-4.5	-6.65	15.48	0.035	7.00	Pass		
RB75#0	22.05				-4.5	-6.65	15.40	0.035	7.00	Pass		
16-QAM	RB1#0			21.9	-4.5	-6.65	15.25	0.033	7.00	Pass		
	RB1#38			22.02	-4.5	-6.65	15.37	0.034	7.00	Pass		
	RB1#74			22.07	-4.5	-6.65	15.42	0.035	7.00	Pass		
	RB36#0			20.98	-4.5	-6.65	14.33	0.027	7.00	Pass		
	RB36#19			21.09	-4.5	-6.65	14.44	0.028	7.00	Pass		
	RB36#39			21.13	-4.5	-6.65	14.48	0.028	7.00	Pass		
	RB75#0			21.02	-4.5	-6.65	14.37	0.027	7.00	Pass		
MCH	QPSK		RB1#0	23.47	-4.5	-6.65	16.82	0.048	7.00	Pass		
			RB1#38	23.61	-4.5	-6.65	16.96	0.050	7.00	Pass		
			RB1#74	23.62	-4.5	-6.65	16.97	0.050	7.00	Pass		
			RB36#0	21.93	-4.5	-6.65	15.28	0.034	7.00	Pass		
			RB36#19	22.06	-4.5	-6.65	15.41	0.035	7.00	Pass		
			RB36#39	22.08	-4.5	-6.65	15.43	0.035	7.00	Pass		
			RB75#0	21.97	-4.5	-6.65	15.32	0.034	7.00	Pass		
	16-QAM	RB1#0	22.38	-4.5	-6.65	15.73	0.037	7.00	Pass			
		RB1#38	22.5	-4.5	-6.65	15.85	0.038	7.00	Pass			
		RB1#74	22.5	-4.5	-6.65	15.85	0.038	7.00	Pass			
			RB36#0	21.01	-4.5	-6.65	14.36	0.027	7.00	Pass		
			RB36#19	21.14	-4.5	-6.65	14.49	0.028	7.00	Pass		
			RB36#39	21.13	-4.5	-6.65	14.48	0.028	7.00	Pass		

Test BW	Test Channel	Test Mode	Test RB (Size#Offset)	Conducted Output AV Power (dBm)	Antenna Gain (dBi)	Antenna Gain (dBd)	ERP (dBm)	ERP (W)	Limit (W)	Verdict
LTE BAND26 (Part22)										
		QPSK	RB75#0	21.05	-4.5	-6.65	14.40	0.028	7.00	Pass
			RB1#0	23.48	-4.5	-6.65	16.83	0.048	7.00	Pass
			RB1#38	23.65	-4.5	-6.65	17.00	0.050	7.00	Pass
			RB1#74	23.57	-4.5	-6.65	16.92	0.049	7.00	Pass
			RB36#0	22.06	-4.5	-6.65	15.41	0.035	7.00	Pass
			RB36#19	22.07	-4.5	-6.65	15.42	0.035	7.00	Pass
			RB36#39	22.06	-4.5	-6.65	15.41	0.035	7.00	Pass
			RB75#0	22.07	-4.5	-6.65	15.42	0.035	7.00	Pass
		16-QAM	RB1#0	22.46	-4.5	-6.65	15.81	0.038	7.00	Pass
			RB1#38	22.64	-4.5	-6.65	15.99	0.040	7.00	Pass
			RB1#74	22.49	-4.5	-6.65	15.84	0.038	7.00	Pass
			RB36#0	21.05	-4.5	-6.65	14.40	0.028	7.00	Pass
			RB36#19	21.06	-4.5	-6.65	14.41	0.028	7.00	Pass
			RB36#39	21.03	-4.5	-6.65	14.38	0.027	7.00	Pass
			RB75#0	21.05	-4.5	-6.65	14.40	0.028	7.00	Pass

Test BW	Test Channel	Test Mode	Test RB (Size#Off set)	Conducted Output AV Power (dBm)	Antenn a Gain (dBi)	Antenn a Gain (dBd)	ERP (dBm)	ERP (W)	Limit (W)	Verdict
LTE BAND26 (Part90)										
1.4 MHz	LCH	QPSK	RB1#0	23.15	-4.5	-6.65	16.50	0.045	100.0	Pass
			RB1#3	23.22	-4.5	-6.65	16.57	0.045	100.0	Pass
			RB1#5	23.18	-4.5	-6.65	16.53	0.045	100.0	Pass
			RB3#0	23.32	-4.5	-6.65	16.67	0.046	100.0	Pass
			RB3#2	23.35	-4.5	-6.65	16.70	0.047	100.0	Pass
			RB3#3	23.33	-4.5	-6.65	16.68	0.047	100.0	Pass
		RB6#0	21.85	-4.5	-6.65	15.20	0.033	100.0	Pass	
		16-QAM	RB1#0	21.82	-4.5	-6.65	15.17	0.033	100.0	Pass
			RB1#3	21.9	-4.5	-6.65	15.25	0.033	100.0	Pass
			RB1#5	21.8	-4.5	-6.65	15.15	0.033	100.0	Pass
			RB3#0	21.89	-4.5	-6.65	15.24	0.033	100.0	Pass
			RB3#2	21.89	-4.5	-6.65	15.24	0.033	100.0	Pass
	RB3#3		21.92	-4.5	-6.65	15.27	0.034	100.0	Pass	
	RB6#0	21.02	-4.5	-6.65	14.37	0.027	100.0	Pass		
	MCH	QPSK	RB1#0	23.28	-4.5	-6.65	16.63	0.046	100.0	Pass
			RB1#3	23.31	-4.5	-6.65	16.66	0.046	100.0	Pass
			RB1#5	23.28	-4.5	-6.65	16.63	0.046	100.0	Pass
			RB3#0	23.35	-4.5	-6.65	16.70	0.047	100.0	Pass
			RB3#2	23.42	-4.5	-6.65	16.77	0.048	100.0	Pass
			RB3#3	23.4	-4.5	-6.65	16.75	0.047	100.0	Pass
		RB6#0	21.91	-4.5	-6.65	15.26	0.034	100.0	Pass	
		16-QAM	RB1#0	22.1	-4.5	-6.65	15.45	0.035	100.0	Pass
			RB1#3	22.18	-4.5	-6.65	15.53	0.036	100.0	Pass
			RB1#5	22.11	-4.5	-6.65	15.46	0.035	100.0	Pass
			RB3#0	22.08	-4.5	-6.65	15.43	0.035	100.0	Pass
			RB3#2	22.1	-4.5	-6.65	15.45	0.035	100.0	Pass
	RB3#3		22.12	-4.5	-6.65	15.47	0.035	100.0	Pass	
	RB6#0	20.83	-4.5	-6.65	14.18	0.026	100.0	Pass		
	HCH	QPSK	RB1#0	23.35	-4.5	-6.65	16.70	0.047	100.0	Pass
			RB1#3	23.36	-4.5	-6.65	16.71	0.047	100.0	Pass
			RB1#5	23.29	-4.5	-6.65	16.64	0.046	100.0	Pass
			RB3#0	23.45	-4.5	-6.65	16.80	0.048	100.0	Pass
			RB3#2	23.48	-4.5	-6.65	16.83	0.048	100.0	Pass
			RB3#3	23.48	-4.5	-6.65	16.83	0.048	100.0	Pass
		RB6#0	21.97	-4.5	-6.65	15.32	0.034	100.0	Pass	
		16-QAM	RB1#0	21.88	-4.5	-6.65	15.23	0.033	100.0	Pass
RB1#3			21.96	-4.5	-6.65	15.31	0.034	100.0	Pass	
RB1#5			21.88	-4.5	-6.65	15.23	0.033	100.0	Pass	
RB3#0			22.14	-4.5	-6.65	15.49	0.035	100.0	Pass	

Test BW	Test Channel	Test Mode	Test RB (Size#Offset)	Conducted Output AV Power (dBm)	Antenna Gain (dBi)	Antenna Gain (dBd)	ERP (dBm)	ERP (W)	Limit (W)	Verdict	
LTE BAND26 (Part90)											
3 MHz			RB3#2	22.18	-4.5	-6.65	15.53	0.036	100.0	Pass	
			RB3#3	22.16	-4.5	-6.65	15.51	0.036	100.0	Pass	
			RB6#0	21.2	-4.5	-6.65	14.55	0.029	100.0	Pass	
	LCH	QPSK	RB1#0	22.31	-4.5	-6.65	15.66	0.037	100.0	Pass	
			RB1#7	23.19	-4.5	-6.65	16.54	0.045	100.0	Pass	
			RB1#14	23.06	-4.5	-6.65	16.41	0.044	100.0	Pass	
			RB8#0	21.87	-4.5	-6.65	15.22	0.033	100.0	Pass	
			RB8#4	21.91	-4.5	-6.65	15.26	0.034	100.0	Pass	
			RB8#7	21.83	-4.5	-6.65	15.18	0.033	100.0	Pass	
			RB15#0	21.82	-4.5	-6.65	15.17	0.033	100.0	Pass	
			16-QAM	RB1#0	20.83	-4.5	-6.65	14.18	0.026	100.0	Pass
				RB1#7	21.65	-4.5	-6.65	15.00	0.032	100.0	Pass
		RB1#14		21.56	-4.5	-6.65	14.91	0.031	100.0	Pass	
		RB8#0		20.99	-4.5	-6.65	14.34	0.027	100.0	Pass	
		RB8#4		21.02	-4.5	-6.65	14.37	0.027	100.0	Pass	
		RB8#7		20.96	-4.5	-6.65	14.31	0.027	100.0	Pass	
		MCH	QPSK	RB1#0	22.36	-4.5	-6.65	15.71	0.037	100.0	Pass
				RB1#7	23.3	-4.5	-6.65	16.65	0.046	100.0	Pass
	RB1#14			23.16	-4.5	-6.65	16.51	0.045	100.0	Pass	
	RB8#0			21.85	-4.5	-6.65	15.20	0.033	100.0	Pass	
	RB8#4			21.92	-4.5	-6.65	15.27	0.034	100.0	Pass	
	RB8#7			21.83	-4.5	-6.65	15.18	0.033	100.0	Pass	
	RB15#0			21.83	-4.5	-6.65	15.18	0.033	100.0	Pass	
	16-QAM		RB1#0	21.33	-4.5	-6.65	14.68	0.029	100.0	Pass	
			RB1#7	22.17	-4.5	-6.65	15.52	0.036	100.0	Pass	
			RB1#14	22.03	-4.5	-6.65	15.38	0.035	100.0	Pass	
			RB8#0	20.96	-4.5	-6.65	14.31	0.027	100.0	Pass	
			RB8#4	21	-4.5	-6.65	14.35	0.027	100.0	Pass	
			RB8#7	20.92	-4.5	-6.65	14.27	0.027	100.0	Pass	
			RB15#0	20.88	-4.5	-6.65	14.23	0.026	100.0	Pass	
HCH			QPSK	RB1#0	22.38	-4.5	-6.65	15.73	0.037	100.0	Pass
	RB1#7	23.25		-4.5	-6.65	16.60	0.046	100.0	Pass		
	RB1#14	23.11		-4.5	-6.65	16.46	0.044	100.0	Pass		
	RB8#0	21.84		-4.5	-6.65	15.19	0.033	100.0	Pass		
	RB8#4	21.95		-4.5	-6.65	15.30	0.034	100.0	Pass		
	RB8#7	21.85		-4.5	-6.65	15.20	0.033	100.0	Pass		
	RB15#0	21.88		-4.5	-6.65	15.23	0.033	100.0	Pass		
	16-	RB1#0	21.03	-4.5	-6.65	14.38	0.027	100.0	Pass		

Test BW	Test Channel	Test Mode	Test RB (Size#Off set)	Conducted Output AV Power (dBm)	Antenn a Gain (dBi)	Antenn a Gain (dBd)	ERP (dBm)	ERP (W)	Limit (W)	Verdict	
LTE BAND26 (Part90)											
5 MHz		QAM	RB1#7	21.85	-4.5	-6.65	15.20	0.033	100.0	Pass	
			RB1#14	21.81	-4.5	-6.65	15.16	0.033	100.0	Pass	
			RB8#0	20.91	-4.5	-6.65	14.26	0.027	100.0	Pass	
			RB8#4	21.02	-4.5	-6.65	14.37	0.027	100.0	Pass	
			RB8#7	20.95	-4.5	-6.65	14.30	0.027	100.0	Pass	
			RB15#0	20.85	-4.5	-6.65	14.20	0.026	100.0	Pass	
	LCH	QPSK	RB1#0	23.36	-4.5	-6.65	16.71	0.047	100.0	Pass	
			RB1#13	23.49	-4.5	-6.65	16.84	0.048	100.0	Pass	
			RB1#24	23.47	-4.5	-6.65	16.82	0.048	100.0	Pass	
			RB12#0	21.81	-4.5	-6.65	15.16	0.033	100.0	Pass	
			RB12#6	21.96	-4.5	-6.65	15.31	0.034	100.0	Pass	
			RB12#13	21.98	-4.5	-6.65	15.33	0.034	100.0	Pass	
		16-QAM	RB25#0	21.93	-4.5	-6.65	15.28	0.034	100.0	Pass	
			RB1#0	22.09	-4.5	-6.65	15.44	0.035	100.0	Pass	
			RB1#13	22.15	-4.5	-6.65	15.50	0.035	100.0	Pass	
			RB1#24	22.14	-4.5	-6.65	15.49	0.035	100.0	Pass	
			RB12#0	20.96	-4.5	-6.65	14.31	0.027	100.0	Pass	
			RB12#6	21.08	-4.5	-6.65	14.43	0.028	100.0	Pass	
		MCH	QPSK	RB12#13	21.06	-4.5	-6.65	14.41	0.028	100.0	Pass
				RB25#0	20.98	-4.5	-6.65	14.33	0.027	100.0	Pass
				RB1#0	23.36	-4.5	-6.65	16.71	0.047	100.0	Pass
				RB1#13	23.59	-4.5	-6.65	16.94	0.049	100.0	Pass
				RB1#24	23.43	-4.5	-6.65	16.78	0.048	100.0	Pass
				RB12#0	21.86	-4.5	-6.65	15.21	0.033	100.0	Pass
	16-QAM		RB12#6	21.97	-4.5	-6.65	15.32	0.034	100.0	Pass	
			RB12#13	21.91	-4.5	-6.65	15.26	0.034	100.0	Pass	
			RB25#0	21.98	-4.5	-6.65	15.33	0.034	100.0	Pass	
			RB1#0	22.36	-4.5	-6.65	15.71	0.037	100.0	Pass	
			RB1#13	22.59	-4.5	-6.65	15.94	0.039	100.0	Pass	
			RB1#24	22.52	-4.5	-6.65	15.87	0.039	100.0	Pass	
HCH	QPSK	RB12#0	21.02	-4.5	-6.65	14.37	0.027	100.0	Pass		
		RB12#6	21.14	-4.5	-6.65	14.49	0.028	100.0	Pass		
		RB12#13	21.13	-4.5	-6.65	14.48	0.028	100.0	Pass		
		RB25#0	21.08	-4.5	-6.65	14.43	0.028	100.0	Pass		
		RB1#0	23.4	-4.5	-6.65	16.75	0.047	100.0	Pass		
			RB1#13	23.54	-4.5	-6.65	16.89	0.049	100.0	Pass	
			RB1#24	23.54	-4.5	-6.65	16.89	0.049	100.0	Pass	
			RB12#0	21.94	-4.5	-6.65	15.29	0.034	100.0	Pass	
			RB12#6	22.02	-4.5	-6.65	15.37	0.034	100.0	Pass	

Test BW	Test Channel	Test Mode	Test RB (Size#Offset)	Conducted Output AV Power (dBm)	Antenna Gain (dBi)	Antenna Gain (dBd)	ERP (dBm)	ERP (W)	Limit (W)	Verdict		
LTE BAND26 (Part90)												
		16-QAM	RB12#13	22	-4.5	-6.65	15.35	0.034	100.0	Pass		
			RB25#0	22.03	-4.5	-6.65	15.38	0.035	100.0	Pass		
			RB1#0	22.07	-4.5	-6.65	15.42	0.035	100.0	Pass		
			RB1#13	22.22	-4.5	-6.65	15.57	0.036	100.0	Pass		
			RB1#24	22.18	-4.5	-6.65	15.53	0.036	100.0	Pass		
			RB12#0	21.06	-4.5	-6.65	14.41	0.028	100.0	Pass		
			RB12#6	21.1	-4.5	-6.65	14.45	0.028	100.0	Pass		
			RB12#13	21.05	-4.5	-6.65	14.40	0.028	100.0	Pass		
					RB25#0	20.98	-4.5	-6.65	14.33	0.027	100.0	Pass
		10 MHz	MCH	QPSK	RB1#0	23.45	-4.5	-6.65	16.80	0.048	100.0	Pass
					RB1#25	23.51	-4.5	-6.65	16.86	0.049	100.0	Pass
					RB1#49	23.54	-4.5	-6.65	16.89	0.049	100.0	Pass
					RB25#0	21.84	-4.5	-6.65	15.19	0.033	100.0	Pass
					RB25#13	22.01	-4.5	-6.65	15.36	0.034	100.0	Pass
					RB25#25	22	-4.5	-6.65	15.35	0.034	100.0	Pass
					RB50#0	21.91	-4.5	-6.65	15.26	0.034	100.0	Pass
						RB1#0	21.92	-4.5	-6.65	15.27	0.034	100.0
16-QAM	RB1#25			21.95	-4.5	-6.65	15.30	0.034	100.0	Pass		
	RB1#49			22	-4.5	-6.65	15.35	0.034	100.0	Pass		
	RB25#0			20.91	-4.5	-6.65	14.26	0.027	100.0	Pass		
	RB25#13			21.09	-4.5	-6.65	14.44	0.028	100.0	Pass		
	RB25#25			21.08	-4.5	-6.65	14.43	0.028	100.0	Pass		
	RB50#0			20.95	-4.5	-6.65	14.30	0.027	100.0	Pass		

Test BW	Test Channel	Test Mode	Test RB (Size#Offset)	Conducted Output AV Power (dBm)	Antenna Gain (dBi)	EIRP (dBm)	EIRP (W)	Limit (W)	Verdict
LTE BAND38									
5 MHz	LCH	QPSK	RB1#0	22.77	-4.5	18.27	0.067	2.00	Pass
			RB1#13	22.88	-4.5	18.38	0.069	2.00	Pass
			RB1#24	22.79	-4.5	18.29	0.067	2.00	Pass
			RB12#0	21.23	-4.5	16.73	0.047	2.00	Pass
			RB12#6	21.31	-4.5	16.81	0.048	2.00	Pass
			RB12#13	21.25	-4.5	16.75	0.047	2.00	Pass
			RB25#0	20.73	-4.5	16.23	0.042	2.00	Pass
		16-QAM	RB1#0	21.43	-4.5	16.93	0.049	2.00	Pass
			RB1#13	21.59	-4.5	17.09	0.051	2.00	Pass
			RB1#24	21.48	-4.5	16.98	0.050	2.00	Pass
			RB12#0	20.25	-4.5	15.75	0.038	2.00	Pass
			RB12#6	20.33	-4.5	15.83	0.038	2.00	Pass
			RB12#13	20.27	-4.5	15.77	0.038	2.00	Pass
			RB25#0	19.75	-4.5	15.25	0.033	2.00	Pass
	MCH	QPSK	RB1#0	23.04	-4.5	18.54	0.071	2.00	Pass
			RB1#13	23.15	-4.5	18.65	0.073	2.00	Pass
			RB1#24	23.09	-4.5	18.59	0.072	2.00	Pass
			RB12#0	21.49	-4.5	16.99	0.050	2.00	Pass
			RB12#6	21.51	-4.5	17.01	0.050	2.00	Pass
			RB12#13	21.51	-4.5	17.01	0.050	2.00	Pass
			RB25#0	20.99	-4.5	16.49	0.045	2.00	Pass
		16-QAM	RB1#0	21.76	-4.5	17.26	0.053	2.00	Pass
			RB1#13	21.87	-4.5	17.37	0.055	2.00	Pass
			RB1#24	21.78	-4.5	17.28	0.053	2.00	Pass
			RB12#0	20.45	-4.5	15.95	0.039	2.00	Pass
			RB12#6	20.46	-4.5	15.96	0.039	2.00	Pass
			RB12#13	20.48	-4.5	15.98	0.040	2.00	Pass
			RB25#0	20.03	-4.5	15.53	0.036	2.00	Pass
	HCH	QPSK	RB1#0	23.06	-4.5	18.56	0.072	2.00	Pass
			RB1#13	23.18	-4.5	18.68	0.074	2.00	Pass
			RB1#24	23.04	-4.5	18.54	0.071	2.00	Pass
			RB12#0	21.52	-4.5	17.02	0.050	2.00	Pass
			RB12#6	21.52	-4.5	17.02	0.050	2.00	Pass
			RB12#13	21.52	-4.5	17.02	0.050	2.00	Pass
			RB25#0	21.01	-4.5	16.51	0.045	2.00	Pass
		16-QAM	RB1#0	21.87	-4.5	17.37	0.055	2.00	Pass
RB1#13			21.98	-4.5	17.48	0.056	2.00	Pass	
RB1#24			21.87	-4.5	17.37	0.055	2.00	Pass	
RB12#0			20.57	-4.5	16.07	0.040	2.00	Pass	

Test BW	Test Channel	Test Mode	Test RB (Size#Offset)	Conducted Output AV Power (dBm)	Antenna Gain (dBi)	EIRP (dBm)	EIRP (W)	Limit (W)	Verdict	
LTE BAND38										
10 MHz			RB12#6	20.59	-4.5	16.09	0.041	2.00	Pass	
			RB12#13	20.58	-4.5	16.08	0.041	2.00	Pass	
			RB25#0	19.99	-4.5	15.49	0.035	2.00	Pass	
	LCH	QPSK	RB1#0	22.84	-4.5	18.34	0.068	2.00	Pass	
			RB1#25	22.88	-4.5	18.38	0.069	2.00	Pass	
			RB1#49	22.87	-4.5	18.37	0.069	2.00	Pass	
			RB25#0	21.29	-4.5	16.79	0.048	2.00	Pass	
			RB25#13	21.28	-4.5	16.78	0.048	2.00	Pass	
			RB25#25	21.24	-4.5	16.74	0.047	2.00	Pass	
			RB50#0	21.26	-4.5	16.76	0.047	2.00	Pass	
		16-QAM	RB1#0	21.58	-4.5	17.08	0.051	2.00	Pass	
			RB1#25	21.61	-4.5	17.11	0.051	2.00	Pass	
			RB1#49	21.61	-4.5	17.11	0.051	2.00	Pass	
			RB25#0	20.3	-4.5	15.80	0.038	2.00	Pass	
			RB25#13	20.26	-4.5	15.76	0.038	2.00	Pass	
			RB25#25	20.27	-4.5	15.77	0.038	2.00	Pass	
			RB50#0	20.26	-4.5	15.76	0.038	2.00	Pass	
		MCH	QPSK	RB1#0	23.1	-4.5	18.60	0.072	2.00	Pass
				RB1#25	23.17	-4.5	18.67	0.074	2.00	Pass
				RB1#49	23.17	-4.5	18.67	0.074	2.00	Pass
				RB25#0	21.5	-4.5	17.00	0.050	2.00	Pass
	RB25#13			21.57	-4.5	17.07	0.051	2.00	Pass	
	RB25#25			21.57	-4.5	17.07	0.051	2.00	Pass	
	16-QAM		RB50#0	21.54	-4.5	17.04	0.051	2.00	Pass	
			RB1#0	21.95	-4.5	17.45	0.056	2.00	Pass	
			RB1#25	22.02	-4.5	17.52	0.056	2.00	Pass	
			RB1#49	22	-4.5	17.50	0.056	2.00	Pass	
			RB25#0	20.52	-4.5	16.02	0.040	2.00	Pass	
			RB25#13	20.58	-4.5	16.08	0.041	2.00	Pass	
	HCH	QPSK	RB25#25	20.54	-4.5	16.04	0.040	2.00	Pass	
RB50#0			20.5	-4.5	16.00	0.040	2.00	Pass		
RB1#0			23.22	-4.5	18.72	0.074	2.00	Pass		
RB1#25			23.19	-4.5	18.69	0.074	2.00	Pass		
RB1#49			23.14	-4.5	18.64	0.073	2.00	Pass		
RB25#0			21.57	-4.5	17.07	0.051	2.00	Pass		
RB25#13			21.6	-4.5	17.10	0.051	2.00	Pass		
RB25#25		21.57	-4.5	17.07	0.051	2.00	Pass			
16-QAM	RB50#0	21.61	-4.5	17.11	0.051	2.00	Pass			
			RB1#0	22.03	-4.5	17.53	0.057	2.00	Pass	

Test BW	Test Channel	Test Mode	Test RB (Size#Offset)	Conducted Output AV Power (dBm)	Antenna Gain (dBi)	EIRP (dBm)	EIRP (W)	Limit (W)	Verdict	
LTE BAND38										
15 MHz			RB1#25	21.99	-4.5	17.49	0.056	2.00	Pass	
			RB1#49	21.95	-4.5	17.45	0.056	2.00	Pass	
			RB25#0	20.57	-4.5	16.07	0.040	2.00	Pass	
			RB25#13	20.63	-4.5	16.13	0.041	2.00	Pass	
			RB25#25	20.57	-4.5	16.07	0.040	2.00	Pass	
			RB50#0	20.64	-4.5	16.14	0.041	2.00	Pass	
	LCH	QPSK	RB1#0	22.82	-4.5	18.32	0.068	2.00	Pass	
			RB1#38	22.88	-4.5	18.38	0.069	2.00	Pass	
			RB1#74	22.87	-4.5	18.37	0.069	2.00	Pass	
			RB36#0	21.28	-4.5	16.78	0.048	2.00	Pass	
			RB36#19	21.34	-4.5	16.84	0.048	2.00	Pass	
			RB36#39	21.33	-4.5	16.83	0.048	2.00	Pass	
		RB75#0	21.28	-4.5	16.78	0.048	2.00	Pass		
		16-QAM	RB1#0	21.55	-4.5	17.05	0.051	2.00	Pass	
			RB1#38	21.6	-4.5	17.10	0.051	2.00	Pass	
			RB1#74	21.59	-4.5	17.09	0.051	2.00	Pass	
			RB36#0	20.23	-4.5	15.73	0.037	2.00	Pass	
			RB36#19	20.29	-4.5	15.79	0.038	2.00	Pass	
			RB36#39	20.26	-4.5	15.76	0.038	2.00	Pass	
		RB75#0	20.26	-4.5	15.76	0.038	2.00	Pass		
		MCH	QPSK	RB1#0	22.98	-4.5	18.48	0.070	2.00	Pass
				RB1#38	23.17	-4.5	18.67	0.074	2.00	Pass
				RB1#74	23.15	-4.5	18.65	0.073	2.00	Pass
				RB36#0	21.48	-4.5	16.98	0.050	2.00	Pass
	RB36#19			21.58	-4.5	17.08	0.051	2.00	Pass	
	RB36#39			21.54	-4.5	17.04	0.051	2.00	Pass	
	RB75#0		21.55	-4.5	17.05	0.051	2.00	Pass		
	16-QAM		RB1#0	21.88	-4.5	17.38	0.055	2.00	Pass	
			RB1#38	22.03	-4.5	17.53	0.057	2.00	Pass	
			RB1#74	21.99	-4.5	17.49	0.056	2.00	Pass	
			RB36#0	20.43	-4.5	15.93	0.039	2.00	Pass	
			RB36#19	20.56	-4.5	16.06	0.040	2.00	Pass	
		RB36#39	20.51	-4.5	16.01	0.040	2.00	Pass		
RB75#0	20.51	-4.5	16.01	0.040	2.00	Pass				
HCH	QPSK	RB1#0	23.17	-4.5	18.67	0.074	2.00	Pass		
		RB1#38	23.24	-4.5	18.74	0.075	2.00	Pass		
		RB1#74	23.09	-4.5	18.59	0.072	2.00	Pass		
		RB36#0	21.6	-4.5	17.10	0.051	2.00	Pass		
		RB36#19	21.63	-4.5	17.13	0.052	2.00	Pass		

Test BW	Test Channel	Test Mode	Test RB (Size#Offset)	Conducted Output AV Power (dBm)	Antenna Gain (dBi)	EIRP (dBm)	EIRP (W)	Limit (W)	Verdict		
LTE BAND38											
		16-QAM	RB36#39	21.61	-4.5	17.11	0.051	2.00	Pass		
			RB75#0	21.61	-4.5	17.11	0.051	2.00	Pass		
			RB1#0	21.91	-4.5	17.41	0.055	2.00	Pass		
			RB1#38	21.97	-4.5	17.47	0.056	2.00	Pass		
			RB1#74	21.81	-4.5	17.31	0.054	2.00	Pass		
			RB36#0	20.6	-4.5	16.10	0.041	2.00	Pass		
			RB36#19	20.63	-4.5	16.13	0.041	2.00	Pass		
			RB36#39	20.62	-4.5	16.12	0.041	2.00	Pass		
					RB75#0	20.58	-4.5	16.08	0.041	2.00	Pass
		20 MHz	LCH	QPSK	RB1#0	22.77	-4.5	18.27	0.067	2.00	Pass
					RB1#50	22.91	-4.5	18.41	0.069	2.00	Pass
					RB1#99	22.9	-4.5	18.40	0.069	2.00	Pass
					RB50#0	21.25	-4.5	16.75	0.047	2.00	Pass
					RB50#25	21.33	-4.5	16.83	0.048	2.00	Pass
					RB50#50	21.34	-4.5	16.84	0.048	2.00	Pass
				RB100#0	20.77	-4.5	16.27	0.042	2.00	Pass	
16-QAM	RB1#0			21.51	-4.5	17.01	0.050	2.00	Pass		
	RB1#50			21.69	-4.5	17.19	0.052	2.00	Pass		
	RB1#99			21.64	-4.5	17.14	0.052	2.00	Pass		
	RB50#0			20.2	-4.5	15.70	0.037	2.00	Pass		
	RB50#25			20.29	-4.5	15.79	0.038	2.00	Pass		
	RB50#50		20.29	-4.5	15.79	0.038	2.00	Pass			
RB100#0	19.76		-4.5	15.26	0.034	2.00	Pass				
MCH	QPSK		RB1#0	22.91	-4.5	18.41	0.069	2.00	Pass		
			RB1#50	23.1	-4.5	18.60	0.072	2.00	Pass		
			RB1#99	23.02	-4.5	18.52	0.071	2.00	Pass		
			RB50#0	21.49	-4.5	16.99	0.050	2.00	Pass		
			RB50#25	21.55	-4.5	17.05	0.051	2.00	Pass		
			RB50#50	21.57	-4.5	17.07	0.051	2.00	Pass		
	RB100#0		21	-4.5	16.50	0.045	2.00	Pass			
	16-QAM		RB1#0	21.54	-4.5	17.04	0.051	2.00	Pass		
			RB1#50	21.77	-4.5	17.27	0.053	2.00	Pass		
			RB1#99	21.7	-4.5	17.20	0.052	2.00	Pass		
		RB50#0	20.46	-4.5	15.96	0.039	2.00	Pass			
		RB50#25	20.54	-4.5	16.04	0.040	2.00	Pass			
RB50#50		20.51	-4.5	16.01	0.040	2.00	Pass				
RB100#0	19.96	-4.5	15.46	0.035	2.00	Pass					
HCH	QPSK	RB1#0	23.18	-4.5	18.68	0.074	2.00	Pass			
		RB1#50	23.3	-4.5	18.80	0.076	2.00	Pass			

Test BW	Test Channel	Test Mode	Test RB (Size#Offset)	Conducted Output AV Power (dBm)	Antenna Gain (dBi)	EIRP (dBm)	EIRP (W)	Limit (W)	Verdict
LTE BAND38									
			RB1#99	23.07	-4.5	18.57	0.072	2.00	Pass
			RB50#0	21.56	-4.5	17.06	0.051	2.00	Pass
			RB50#25	21.64	-4.5	17.14	0.052	2.00	Pass
			RB50#50	21.58	-4.5	17.08	0.051	2.00	Pass
			RB100#0	21.04	-4.5	16.54	0.045	2.00	Pass
		16-QAM	RB1#0	21.96	-4.5	17.46	0.056	2.00	Pass
			RB1#50	22.05	-4.5	17.55	0.057	2.00	Pass
			RB1#99	21.89	-4.5	17.39	0.055	2.00	Pass
			RB50#0	20.61	-4.5	16.11	0.041	2.00	Pass
			RB50#25	20.63	-4.5	16.13	0.041	2.00	Pass
			RB50#50	20.61	-4.5	16.11	0.041	2.00	Pass
			RB100#0	20.09	-4.5	15.59	0.036	2.00	Pass

Test BW	Test Channel	Test Mode	Test RB (Size#Offset)	Conducted Output AV Power (dBm)	Antenna Gain (dBi)	EIRP (dBm)	EIRP (W)	Limit (W)	Verdict
LTE BAND41									
5 MHz	LCH	QPSK	RB1#0	23.47	-4.5	18.97	0.079	2.00	Pass
			RB1#13	23.56	-4.5	19.06	0.081	2.00	Pass
			RB1#24	23.43	-4.5	18.93	0.078	2.00	Pass
			RB12#0	21.88	-4.5	17.38	0.055	2.00	Pass
			RB12#6	21.97	-4.5	17.47	0.056	2.00	Pass
			RB12#13	21.95	-4.5	17.45	0.056	2.00	Pass
			RB25#0	21.9	-4.5	17.40	0.055	2.00	Pass
		16-QAM	RB1#0	22.14	-4.5	17.64	0.058	2.00	Pass
			RB1#13	22.23	-4.5	17.73	0.059	2.00	Pass
			RB1#24	22.11	-4.5	17.61	0.058	2.00	Pass
			RB12#0	20.9	-4.5	16.40	0.044	2.00	Pass
			RB12#6	20.98	-4.5	16.48	0.044	2.00	Pass
			RB12#13	20.94	-4.5	16.44	0.044	2.00	Pass
			RB25#0	20.93	-4.5	16.43	0.044	2.00	Pass
	MCH	QPSK	RB1#0	23.51	-4.5	19.01	0.080	2.00	Pass
			RB1#13	23.64	-4.5	19.14	0.082	2.00	Pass
			RB1#24	23.55	-4.5	19.05	0.080	2.00	Pass
			RB12#0	21.98	-4.5	17.48	0.056	2.00	Pass
			RB12#6	22.08	-4.5	17.58	0.057	2.00	Pass
			RB12#13	22.04	-4.5	17.54	0.057	2.00	Pass
			RB25#0	21.99	-4.5	17.49	0.056	2.00	Pass
		16-QAM	RB1#0	22.24	-4.5	17.74	0.059	2.00	Pass
			RB1#13	22.38	-4.5	17.88	0.061	2.00	Pass
			RB1#24	22.29	-4.5	17.79	0.060	2.00	Pass
			RB12#0	20.94	-4.5	16.44	0.044	2.00	Pass
			RB12#6	21.02	-4.5	16.52	0.045	2.00	Pass
			RB12#13	21.01	-4.5	16.51	0.045	2.00	Pass
			RB25#0	21.02	-4.5	16.52	0.045	2.00	Pass
	HCH	QPSK	RB1#0	23.21	-4.5	18.71	0.074	2.00	Pass
			RB1#13	23.34	-4.5	18.84	0.077	2.00	Pass
			RB1#24	23.22	-4.5	18.72	0.074	2.00	Pass
			RB12#0	21.69	-4.5	17.19	0.052	2.00	Pass
			RB12#6	21.73	-4.5	17.23	0.053	2.00	Pass
			RB12#13	21.65	-4.5	17.15	0.052	2.00	Pass
			RB25#0	21.66	-4.5	17.16	0.052	2.00	Pass
		16-QAM	RB1#0	22.08	-4.5	17.58	0.057	2.00	Pass
RB1#13			22.17	-4.5	17.67	0.058	2.00	Pass	
RB1#24			22.03	-4.5	17.53	0.057	2.00	Pass	
RB12#0			20.79	-4.5	16.29	0.043	2.00	Pass	
RB12#0			20.79	-4.5	16.29	0.043	2.00	Pass	

Test BW	Test Channel	Test Mode	Test RB (Size#Offset)	Conducted Output AV Power (dBm)	Antenna Gain (dBi)	EIRP (dBm)	EIRP (W)	Limit (W)	Verdict	
LTE BAND41										
10 MHz			RB12#6	20.81	-4.5	16.31	0.043	2.00	Pass	
			RB12#13	20.76	-4.5	16.26	0.042	2.00	Pass	
			RB25#0	20.72	-4.5	16.22	0.042	2.00	Pass	
	LCH	QPSK	RB1#0	23.6	-4.5	19.10	0.081	2.00	Pass	
			RB1#25	23.55	-4.5	19.05	0.080	2.00	Pass	
			RB1#49	23.48	-4.5	18.98	0.079	2.00	Pass	
			RB25#0	21.93	-4.5	17.43	0.055	2.00	Pass	
			RB25#13	21.92	-4.5	17.42	0.055	2.00	Pass	
			RB25#25	21.94	-4.5	17.44	0.055	2.00	Pass	
			RB50#0	21.97	-4.5	17.47	0.056	2.00	Pass	
		16-QAM	RB1#0	22.28	-4.5	17.78	0.060	2.00	Pass	
			RB1#25	22.3	-4.5	17.80	0.060	2.00	Pass	
			RB1#49	22.22	-4.5	17.72	0.059	2.00	Pass	
			RB25#0	20.9	-4.5	16.40	0.044	2.00	Pass	
			RB25#13	20.95	-4.5	16.45	0.044	2.00	Pass	
			RB25#25	20.96	-4.5	16.46	0.044	2.00	Pass	
			RB50#0	20.95	-4.5	16.45	0.044	2.00	Pass	
		MCH	QPSK	RB1#0	23.57	-4.5	19.07	0.081	2.00	Pass
				RB1#25	23.67	-4.5	19.17	0.083	2.00	Pass
				RB1#49	23.68	-4.5	19.18	0.083	2.00	Pass
				RB25#0	22	-4.5	17.50	0.056	2.00	Pass
	RB25#13			22.06	-4.5	17.56	0.057	2.00	Pass	
	RB25#25			22.08	-4.5	17.58	0.057	2.00	Pass	
	16-QAM		RB50#0	22.06	-4.5	17.56	0.057	2.00	Pass	
			RB1#0	22.44	-4.5	17.94	0.062	2.00	Pass	
			RB1#25	22.56	-4.5	18.06	0.064	2.00	Pass	
			RB1#49	22.52	-4.5	18.02	0.063	2.00	Pass	
			RB25#0	21	-4.5	16.50	0.045	2.00	Pass	
			RB25#13	21.07	-4.5	16.57	0.045	2.00	Pass	
	HCH	QPSK	RB25#25	21.09	-4.5	16.59	0.046	2.00	Pass	
RB50#0			21.03	-4.5	16.53	0.045	2.00	Pass		
RB1#0			23.37	-4.5	18.87	0.077	2.00	Pass		
RB1#25			23.36	-4.5	18.86	0.077	2.00	Pass		
RB1#49			23.31	-4.5	18.81	0.076	2.00	Pass		
RB25#0			21.78	-4.5	17.28	0.053	2.00	Pass		
RB25#13			21.82	-4.5	17.32	0.054	2.00	Pass		
RB25#25		21.72	-4.5	17.22	0.053	2.00	Pass			
16-QAM	RB50#0	21.78	-4.5	17.28	0.053	2.00	Pass			
			RB1#0	22.24	-4.5	17.74	0.059	2.00	Pass	

Test BW	Test Channel	Test Mode	Test RB (Size#Offset)	Conducted Output AV Power (dBm)	Antenna Gain (dBi)	EIRP (dBm)	EIRP (W)	Limit (W)	Verdict	
LTE BAND41										
15 MHz			RB1#25	22.2	-4.5	17.70	0.059	2.00	Pass	
			RB1#49	22.15	-4.5	17.65	0.058	2.00	Pass	
			RB25#0	20.86	-4.5	16.36	0.043	2.00	Pass	
			RB25#13	20.8	-4.5	16.30	0.043	2.00	Pass	
			RB25#25	20.74	-4.5	16.24	0.042	2.00	Pass	
			RB50#0	20.8	-4.5	16.30	0.043	2.00	Pass	
	LCH	QPSK	RB1#0	23.48	-4.5	18.98	0.079	2.00	Pass	
			RB1#38	23.52	-4.5	19.02	0.080	2.00	Pass	
			RB1#74	23.36	-4.5	18.86	0.077	2.00	Pass	
			RB36#0	21.97	-4.5	17.47	0.056	2.00	Pass	
			RB36#19	21.96	-4.5	17.46	0.056	2.00	Pass	
			RB36#39	21.93	-4.5	17.43	0.055	2.00	Pass	
		RB75#0	21.97	-4.5	17.47	0.056	2.00	Pass		
		16-QAM	RB1#0	22.25	-4.5	17.75	0.060	2.00	Pass	
			RB1#38	22.24	-4.5	17.74	0.059	2.00	Pass	
			RB1#74	22.11	-4.5	17.61	0.058	2.00	Pass	
			RB36#0	20.91	-4.5	16.41	0.044	2.00	Pass	
			RB36#19	20.93	-4.5	16.43	0.044	2.00	Pass	
			RB36#39	20.87	-4.5	16.37	0.043	2.00	Pass	
		RB75#0	20.91	-4.5	16.41	0.044	2.00	Pass		
		MCH	QPSK	RB1#0	23.54	-4.5	19.04	0.080	2.00	Pass
				RB1#38	23.68	-4.5	19.18	0.083	2.00	Pass
				RB1#74	23.65	-4.5	19.15	0.082	2.00	Pass
				RB36#0	22.02	-4.5	17.52	0.056	2.00	Pass
	RB36#19			22.07	-4.5	17.57	0.057	2.00	Pass	
	RB36#39			22.09	-4.5	17.59	0.057	2.00	Pass	
	RB75#0		22.07	-4.5	17.57	0.057	2.00	Pass		
	16-QAM		RB1#0	22.43	-4.5	17.93	0.062	2.00	Pass	
			RB1#38	22.58	-4.5	18.08	0.064	2.00	Pass	
			RB1#74	22.51	-4.5	18.01	0.063	2.00	Pass	
			RB36#0	20.97	-4.5	16.47	0.044	2.00	Pass	
			RB36#19	21.03	-4.5	16.53	0.045	2.00	Pass	
		RB36#39	21.04	-4.5	16.54	0.045	2.00	Pass		
RB75#0	21.05	-4.5	16.55	0.045	2.00	Pass				
HCH	QPSK	RB1#0	23.33	-4.5	18.83	0.076	2.00	Pass		
		RB1#38	23.37	-4.5	18.87	0.077	2.00	Pass		
		RB1#74	23.23	-4.5	18.73	0.075	2.00	Pass		
		RB36#0	21.82	-4.5	17.32	0.054	2.00	Pass		
		RB36#19	21.79	-4.5	17.29	0.054	2.00	Pass		

Test BW	Test Channel	Test Mode	Test RB (Size#Offset)	Conducted Output AV Power (dBm)	Antenna Gain (dBi)	EIRP (dBm)	EIRP (W)	Limit (W)	Verdict	
LTE BAND41										
20 MHz		16-QAM	RB36#39	21.72	-4.5	17.22	0.053	2.00	Pass	
			RB75#0	21.78	-4.5	17.28	0.053	2.00	Pass	
			RB1#0	22.13	-4.5	17.63	0.058	2.00	Pass	
			RB1#38	22.16	-4.5	17.66	0.058	2.00	Pass	
			RB1#74	22	-4.5	17.50	0.056	2.00	Pass	
			RB36#0	20.82	-4.5	16.32	0.043	2.00	Pass	
			RB36#19	20.81	-4.5	16.31	0.043	2.00	Pass	
			RB36#39	20.7	-4.5	16.20	0.042	2.00	Pass	
	20 MHz	LCH	QPSK	RB1#0	23.47	-4.5	18.97	0.079	2.00	Pass
				RB1#50	23.51	-4.5	19.01	0.080	2.00	Pass
				RB1#99	23.34	-4.5	18.84	0.077	2.00	Pass
				RB50#0	21.87	-4.5	17.37	0.055	2.00	Pass
				RB50#25	21.98	-4.5	17.48	0.056	2.00	Pass
				RB50#50	21.93	-4.5	17.43	0.055	2.00	Pass
				RB100#0	21.87	-4.5	17.37	0.055	2.00	Pass
			16-QAM	RB1#0	22.24	-4.5	17.74	0.059	2.00	Pass
RB1#50				22.27	-4.5	17.77	0.060	2.00	Pass	
RB1#99				22.07	-4.5	17.57	0.057	2.00	Pass	
RB50#0				20.84	-4.5	16.34	0.043	2.00	Pass	
RB50#25				20.89	-4.5	16.39	0.044	2.00	Pass	
RB50#50				20.86	-4.5	16.36	0.043	2.00	Pass	
RB100#0				20.84	-4.5	16.34	0.043	2.00	Pass	
MCH		QPSK	RB1#0	23.41	-4.5	18.91	0.078	2.00	Pass	
			RB1#50	23.64	-4.5	19.14	0.082	2.00	Pass	
	RB1#99		23.57	-4.5	19.07	0.081	2.00	Pass		
	RB50#0		21.96	-4.5	17.46	0.056	2.00	Pass		
	RB50#25		22.08	-4.5	17.58	0.057	2.00	Pass		
	RB50#50		22.11	-4.5	17.61	0.058	2.00	Pass		
	RB100#0		22.01	-4.5	17.51	0.056	2.00	Pass		
	16-QAM	RB1#0	22.11	-4.5	17.61	0.058	2.00	Pass		
		RB1#50	22.3	-4.5	17.80	0.060	2.00	Pass		
		RB1#99	22.25	-4.5	17.75	0.060	2.00	Pass		
		RB50#0	20.98	-4.5	16.48	0.044	2.00	Pass		
		RB50#25	21.06	-4.5	16.56	0.045	2.00	Pass		
		RB50#50	21.09	-4.5	16.59	0.046	2.00	Pass		
		RB100#0	21.02	-4.5	16.52	0.045	2.00	Pass		
HCH	QPSK	RB1#0	23.37	-4.5	18.87	0.077	2.00	Pass		
		RB1#50	23.45	-4.5	18.95	0.079	2.00	Pass		

Test BW	Test Channel	Test Mode	Test RB (Size#Offset)	Conducted Output AV Power (dBm)	Antenna Gain (dBi)	EIRP (dBm)	EIRP (W)	Limit (W)	Verdict
LTE BAND41									
			RB1#99	23.21	-4.5	18.71	0.074	2.00	Pass
			RB50#0	21.8	-4.5	17.30	0.054	2.00	Pass
			RB50#25	21.82	-4.5	17.32	0.054	2.00	Pass
			RB50#50	21.66	-4.5	17.16	0.052	2.00	Pass
			RB100#0	21.75	-4.5	17.25	0.053	2.00	Pass
		16-QAM	RB1#0	22.15	-4.5	17.65	0.058	2.00	Pass
			RB1#50	22.25	-4.5	17.75	0.060	2.00	Pass
			RB1#99	22.03	-4.5	17.53	0.057	2.00	Pass
			RB50#0	20.84	-4.5	16.34	0.043	2.00	Pass
			RB50#25	20.84	-4.5	16.34	0.043	2.00	Pass
			RB50#50	20.69	-4.5	16.19	0.042	2.00	Pass
			RB100#0	20.73	-4.5	16.23	0.042	2.00	Pass

Test BW	Test Channel	Test Mode	Test RB (Size#Offset)	Conducted Output AV Power (dBm)	Antenna Gain (dBi)	EIRP (dBm)	EIRP (W)	Limit (W)	Verdict
LTE BAND66									
1.4 MHz	LCH	QPSK	RB1#0	23.37	-2.1	21.27	0.134	2.00	Pass
			RB1#3	23.43	-2.1	21.33	0.136	2.00	Pass
			RB1#5	23.34	-2.1	21.24	0.133	2.00	Pass
			RB3#0	23.47	-2.1	21.37	0.137	2.00	Pass
			RB3#2	23.55	-2.1	21.45	0.140	2.00	Pass
			RB3#3	23.51	-2.1	21.41	0.138	2.00	Pass
			RB6#0	23.06	-2.1	20.96	0.125	2.00	Pass
		16-QAM	RB1#0	23.05	-2.1	20.95	0.124	2.00	Pass
			RB1#3	23.07	-2.1	20.97	0.125	2.00	Pass
			RB1#5	22.99	-2.1	20.89	0.123	2.00	Pass
			RB3#0	23.04	-2.1	20.94	0.124	2.00	Pass
			RB3#2	23.07	-2.1	20.97	0.125	2.00	Pass
			RB3#3	23.07	-2.1	20.97	0.125	2.00	Pass
			RB6#0	22.22	-2.1	20.12	0.103	2.00	Pass
	MCH	QPSK	RB1#0	23.57	-2.1	21.47	0.140	2.00	Pass
			RB1#3	23.65	-2.1	21.55	0.143	2.00	Pass
			RB1#5	23.57	-2.1	21.47	0.140	2.00	Pass
			RB3#0	23.72	-2.1	21.62	0.145	2.00	Pass
			RB3#2	23.77	-2.1	21.67	0.147	2.00	Pass
			RB3#3	23.71	-2.1	21.61	0.145	2.00	Pass
			RB6#0	23.26	-2.1	21.16	0.131	2.00	Pass
		16-QAM	RB1#0	23.49	-2.1	21.39	0.138	2.00	Pass
			RB1#3	23.54	-2.1	21.44	0.139	2.00	Pass
			RB1#5	23.45	-2.1	21.35	0.136	2.00	Pass
			RB3#0	23.42	-2.1	21.32	0.136	2.00	Pass
			RB3#2	23.45	-2.1	21.35	0.136	2.00	Pass
			RB3#3	23.42	-2.1	21.32	0.136	2.00	Pass
			RB6#0	22.19	-2.1	20.09	0.102	2.00	Pass
	HCH	QPSK	RB1#0	23.48	-2.1	21.38	0.137	2.00	Pass
			RB1#3	23.6	-2.1	21.50	0.141	2.00	Pass
			RB1#5	23.6	-2.1	21.50	0.141	2.00	Pass
			RB3#0	23.63	-2.1	21.53	0.142	2.00	Pass
			RB3#2	23.69	-2.1	21.59	0.144	2.00	Pass
			RB3#3	23.68	-2.1	21.58	0.144	2.00	Pass
			RB6#0	23.18	-2.1	21.08	0.128	2.00	Pass
		16-QAM	RB1#0	23.07	-2.1	20.97	0.125	2.00	Pass
RB1#3			23.11	-2.1	21.01	0.126	2.00	Pass	
RB1#5			23.07	-2.1	20.97	0.125	2.00	Pass	
RB3#0			23.3	-2.1	21.20	0.132	2.00	Pass	
RB3#0			23.3	-2.1	21.20	0.132	2.00	Pass	

Test BW	Test Channel	Test Mode	Test RB (Size#Offset)	Conducted Output AV Power (dBm)	Antenna Gain (dBi)	EIRP (dBm)	EIRP (W)	Limit (W)	Verdict	
LTE BAND66										
3 MHz			RB3#2	23.35	-2.1	21.25	0.133	2.00	Pass	
			RB3#3	23.32	-2.1	21.22	0.132	2.00	Pass	
			RB6#0	22.39	-2.1	20.29	0.107	2.00	Pass	
	LCH	QPSK	RB1#0	22.44	-2.1	20.34	0.108	2.00	Pass	
			RB1#7	23.27	-2.1	21.17	0.131	2.00	Pass	
			RB1#14	22.45	-2.1	20.35	0.108	2.00	Pass	
			RB8#0	23.01	-2.1	20.91	0.123	2.00	Pass	
			RB8#4	23	-2.1	20.90	0.123	2.00	Pass	
			RB8#7	22.97	-2.1	20.87	0.122	2.00	Pass	
			RB15#0	22.94	-2.1	20.84	0.121	2.00	Pass	
			16-QAM	RB1#0	21.94	-2.1	19.84	0.096	2.00	Pass
				RB1#7	22.77	-2.1	20.67	0.117	2.00	Pass
		RB1#14		21.95	-2.1	19.85	0.097	2.00	Pass	
		RB8#0		22.13	-2.1	20.03	0.101	2.00	Pass	
		RB8#4		22.15	-2.1	20.05	0.101	2.00	Pass	
		RB8#7		22.09	-2.1	19.99	0.100	2.00	Pass	
		MCH	QPSK	RB1#0	22.71	-2.1	20.61	0.115	2.00	Pass
				RB1#7	23.59	-2.1	21.49	0.141	2.00	Pass
				RB1#14	22.75	-2.1	20.65	0.116	2.00	Pass
				RB8#0	23.19	-2.1	21.09	0.129	2.00	Pass
				RB8#4	23.27	-2.1	21.17	0.131	2.00	Pass
	RB8#7			23.18	-2.1	21.08	0.128	2.00	Pass	
	16-QAM		RB15#0	23.18	-2.1	21.08	0.128	2.00	Pass	
			RB1#0	22.63	-2.1	20.53	0.113	2.00	Pass	
			RB1#7	23.45	-2.1	21.35	0.136	2.00	Pass	
			RB1#14	22.63	-2.1	20.53	0.113	2.00	Pass	
			RB8#0	22.3	-2.1	20.20	0.105	2.00	Pass	
			RB8#4	22.34	-2.1	20.24	0.106	2.00	Pass	
	HCH	QPSK	RB8#7	22.27	-2.1	20.17	0.104	2.00	Pass	
			RB15#0	22.2	-2.1	20.10	0.102	2.00	Pass	
RB1#0			22.58	-2.1	20.48	0.112	2.00	Pass		
RB1#7			23.5	-2.1	21.40	0.138	2.00	Pass		
RB1#14			22.65	-2.1	20.55	0.114	2.00	Pass		
RB8#0			23.13	-2.1	21.03	0.127	2.00	Pass		
RB8#4			23.21	-2.1	21.11	0.129	2.00	Pass		
RB8#7		23.11	-2.1	21.01	0.126	2.00	Pass			
16-QAM	RB15#0	23.13	-2.1	21.03	0.127	2.00	Pass			
			RB1#0	22.19	-2.1	20.09	0.102	2.00	Pass	

Test BW	Test Channel	Test Mode	Test RB (Size#Offset)	Conducted Output AV Power (dBm)	Antenna Gain (dBi)	EIRP (dBm)	EIRP (W)	Limit (W)	Verdict	
LTE BAND66										
5 MHz			RB1#7	23.02	-2.1	20.92	0.124	2.00	Pass	
			RB1#14	22.23	-2.1	20.13	0.103	2.00	Pass	
			RB8#0	22.19	-2.1	20.09	0.102	2.00	Pass	
			RB8#4	22.25	-2.1	20.15	0.104	2.00	Pass	
			RB8#7	22.13	-2.1	20.03	0.101	2.00	Pass	
			RB15#0	22.07	-2.1	19.97	0.099	2.00	Pass	
	LCH	QPSK	RB1#0	23.52	-2.1	21.42	0.139	2.00	Pass	
			RB1#13	23.71	-2.1	21.61	0.145	2.00	Pass	
			RB1#24	23.55	-2.1	21.45	0.140	2.00	Pass	
			RB12#0	23.06	-2.1	20.96	0.125	2.00	Pass	
			RB12#6	23.09	-2.1	20.99	0.126	2.00	Pass	
			RB12#13	23.01	-2.1	20.91	0.123	2.00	Pass	
		16-QAM	RB25#0	23.07	-2.1	20.97	0.125	2.00	Pass	
			RB1#0	23.19	-2.1	21.09	0.129	2.00	Pass	
			RB1#13	23.35	-2.1	21.25	0.133	2.00	Pass	
			RB1#24	23.24	-2.1	21.14	0.130	2.00	Pass	
			RB12#0	22.13	-2.1	20.03	0.101	2.00	Pass	
			RB12#6	22.19	-2.1	20.09	0.102	2.00	Pass	
		MCH	QPSK	RB12#13	22.13	-2.1	20.03	0.101	2.00	Pass
				RB25#0	22.12	-2.1	20.02	0.100	2.00	Pass
				RB1#0	23.78	-2.1	21.68	0.147	2.00	Pass
				RB1#13	23.87	-2.1	21.77	0.150	2.00	Pass
				RB1#24	23.75	-2.1	21.65	0.146	2.00	Pass
				RB12#0	23.3	-2.1	21.20	0.132	2.00	Pass
	16-QAM		RB12#6	23.3	-2.1	21.20	0.132	2.00	Pass	
			RB12#13	23.25	-2.1	21.15	0.130	2.00	Pass	
			RB25#0	23.28	-2.1	21.18	0.131	2.00	Pass	
RB1#0			23.73	-2.1	21.63	0.146	2.00	Pass		
RB1#13			23.89	-2.1	21.79	0.151	2.00	Pass		
RB1#24			23.75	-2.1	21.65	0.146	2.00	Pass		
HCH	QPSK	RB12#0	22.43	-2.1	20.33	0.108	2.00	Pass		
		RB12#6	22.49	-2.1	20.39	0.109	2.00	Pass		
		RB12#13	22.41	-2.1	20.31	0.107	2.00	Pass		
		RB25#0	22.37	-2.1	20.27	0.106	2.00	Pass		
		RB1#0	23.63	-2.1	21.53	0.142	2.00	Pass		
			RB1#13	23.8	-2.1	21.70	0.148	2.00	Pass	
			RB1#24	23.69	-2.1	21.59	0.144	2.00	Pass	
			RB12#0	23.21	-2.1	21.11	0.129	2.00	Pass	
			RB12#6	23.18	-2.1	21.08	0.128	2.00	Pass	

Test BW	Test Channel	Test Mode	Test RB (Size#Offset)	Conducted Output AV Power (dBm)	Antenna Gain (dBi)	EIRP (dBm)	EIRP (W)	Limit (W)	Verdict
LTE BAND66									
10 MHz			RB12#13	23.14	-2.1	21.04	0.127	2.00	Pass
			RB25#0	23.17	-2.1	21.07	0.128	2.00	Pass
		16-QAM	RB1#0	23.28	-2.1	21.18	0.131	2.00	Pass
			RB1#13	23.44	-2.1	21.34	0.136	2.00	Pass
			RB1#24	23.29	-2.1	21.19	0.132	2.00	Pass
			RB12#0	22.27	-2.1	20.17	0.104	2.00	Pass
			RB12#6	22.31	-2.1	20.21	0.105	2.00	Pass
			RB12#13	22.21	-2.1	20.11	0.103	2.00	Pass
			RB25#0	22.22	-2.1	20.12	0.103	2.00	Pass
			QPSK	RB1#0	23.58	-2.1	21.48	0.141	2.00
		RB1#25		23.58	-2.1	21.48	0.141	2.00	Pass
		RB1#49		23.65	-2.1	21.55	0.143	2.00	Pass
		RB25#0		23.1	-2.1	21.00	0.126	2.00	Pass
		RB25#13		23.16	-2.1	21.06	0.128	2.00	Pass
	RB25#25	23.13		-2.1	21.03	0.127	2.00	Pass	
	RB50#0	23.14		-2.1	21.04	0.127	2.00	Pass	
	16-QAM	RB1#0	23.09	-2.1	20.99	0.126	2.00	Pass	
		RB1#25	23.09	-2.1	20.99	0.126	2.00	Pass	
		RB1#49	23.13	-2.1	21.03	0.127	2.00	Pass	
		RB25#0	22.19	-2.1	20.09	0.102	2.00	Pass	
		RB25#13	22.24	-2.1	20.14	0.103	2.00	Pass	
		RB25#25	22.22	-2.1	20.12	0.103	2.00	Pass	
		RB50#0	22.15	-2.1	20.05	0.101	2.00	Pass	
	MCH	QPSK	RB1#0	23.75	-2.1	21.65	0.146	2.00	Pass
			RB1#25	23.83	-2.1	21.73	0.149	2.00	Pass
			RB1#49	23.83	-2.1	21.73	0.149	2.00	Pass
			RB25#0	23.3	-2.1	21.20	0.132	2.00	Pass
			RB25#13	23.32	-2.1	21.22	0.132	2.00	Pass
RB25#25			23.25	-2.1	21.15	0.130	2.00	Pass	
RB50#0			23.3	-2.1	21.20	0.132	2.00	Pass	
16-QAM		RB1#0	23.66	-2.1	21.56	0.143	2.00	Pass	
		RB1#25	23.72	-2.1	21.62	0.145	2.00	Pass	
		RB1#49	23.73	-2.1	21.63	0.146	2.00	Pass	
		RB25#0	22.36	-2.1	20.26	0.106	2.00	Pass	
		RB25#13	22.38	-2.1	20.28	0.107	2.00	Pass	
		RB25#25	22.27	-2.1	20.17	0.104	2.00	Pass	
		RB50#0	22.3	-2.1	20.20	0.105	2.00	Pass	
HCH	QPSK	RB1#0	23.72	-2.1	21.62	0.145	2.00	Pass	
		RB1#25	23.73	-2.1	21.63	0.146	2.00	Pass	

Test BW	Test Channel	Test Mode	Test RB (Size#Offset)	Conducted Output AV Power (dBm)	Antenna Gain (dBi)	EIRP (dBm)	EIRP (W)	Limit (W)	Verdict			
LTE BAND66												
			RB1#49	23.74	-2.1	21.64	0.146	2.00	Pass			
			RB25#0	23.2	-2.1	21.10	0.129	2.00	Pass			
			RB25#13	23.21	-2.1	21.11	0.129	2.00	Pass			
			RB25#25	23.08	-2.1	20.98	0.125	2.00	Pass			
			RB50#0	23.14	-2.1	21.04	0.127	2.00	Pass			
		16-QAM	RB1#0	23.23	-2.1	21.13	0.130	2.00	Pass			
			RB1#25	23.28	-2.1	21.18	0.131	2.00	Pass			
			RB1#49	23.27	-2.1	21.17	0.131	2.00	Pass			
			RB25#0	22.34	-2.1	20.24	0.106	2.00	Pass			
			RB25#13	22.39	-2.1	20.29	0.107	2.00	Pass			
			RB25#25	22.22	-2.1	20.12	0.103	2.00	Pass			
			RB50#0	22.22	-2.1	20.12	0.103	2.00	Pass			
			15 MHz	LCH	QPSK	RB1#0	23.52	-2.1	21.42	0.139	2.00	Pass
						RB1#38	23.66	-2.1	21.56	0.143	2.00	Pass
RB1#74	23.6	-2.1				21.50	0.141	2.00	Pass			
RB36#0	23.18	-2.1				21.08	0.128	2.00	Pass			
RB36#19	23.19	-2.1				21.09	0.129	2.00	Pass			
RB36#39	23.22	-2.1				21.12	0.129	2.00	Pass			
RB75#0	23.21	-2.1				21.11	0.129	2.00	Pass			
16-QAM	RB1#0	23.06			-2.1	20.96	0.125	2.00	Pass			
	RB1#38	23.19			-2.1	21.09	0.129	2.00	Pass			
	RB1#74	23.09			-2.1	20.99	0.126	2.00	Pass			
	RB36#0	22.19			-2.1	20.09	0.102	2.00	Pass			
	RB36#19	22.17			-2.1	20.07	0.102	2.00	Pass			
	RB36#39	22.23			-2.1	20.13	0.103	2.00	Pass			
	RB75#0	22.22			-2.1	20.12	0.103	2.00	Pass			
MCH	QPSK	RB1#0	23.75	-2.1	21.65	0.146	2.00	Pass				
		RB1#38	23.9	-2.1	21.80	0.151	2.00	Pass				
		RB1#74	23.81	-2.1	21.71	0.148	2.00	Pass				
		RB36#0	23.29	-2.1	21.19	0.132	2.00	Pass				
		RB36#19	23.33	-2.1	21.23	0.133	2.00	Pass				
		RB36#39	23.21	-2.1	21.11	0.129	2.00	Pass				
		RB75#0	23.31	-2.1	21.21	0.132	2.00	Pass				
	16-QAM	RB1#0	23.65	-2.1	21.55	0.143	2.00	Pass				
		RB1#38	23.77	-2.1	21.67	0.147	2.00	Pass				
		RB1#74	23.69	-2.1	21.59	0.144	2.00	Pass				
		RB36#0	22.36	-2.1	20.26	0.106	2.00	Pass				
		RB36#19	22.37	-2.1	20.27	0.106	2.00	Pass				
		RB36#39	22.35	-2.1	20.25	0.106	2.00	Pass				

Test BW	Test Channel	Test Mode	Test RB (Size#Offset)	Conducted Output AV Power (dBm)	Antenna Gain (dBi)	EIRP (dBm)	EIRP (W)	Limit (W)	Verdict
LTE BAND66									
	HCH	QPSK	RB75#0	22.34	-2.1	20.24	0.106	2.00	Pass
			RB1#0	23.69	-2.1	21.59	0.144	2.00	Pass
			RB1#38	23.77	-2.1	21.67	0.147	2.00	Pass
			RB1#74	23.73	-2.1	21.63	0.146	2.00	Pass
			RB36#0	23.18	-2.1	21.08	0.128	2.00	Pass
			RB36#19	23.23	-2.1	21.13	0.130	2.00	Pass
			RB36#39	23.13	-2.1	21.03	0.127	2.00	Pass
			RB75#0	23.17	-2.1	21.07	0.128	2.00	Pass
		16-QAM	RB1#0	23.61	-2.1	21.51	0.142	2.00	Pass
			RB1#38	23.67	-2.1	21.57	0.144	2.00	Pass
			RB1#74	23.68	-2.1	21.58	0.144	2.00	Pass
			RB36#0	22.11	-2.1	20.01	0.100	2.00	Pass
			RB36#19	22.22	-2.1	20.12	0.103	2.00	Pass
			RB36#39	22.11	-2.1	20.01	0.100	2.00	Pass
			RB75#0	22.18	-2.1	20.08	0.102	2.00	Pass
			20 MHz	LCH	QPSK	RB1#0	23.55	-2.1	21.45
RB1#50	23.72	-2.1				21.62	0.145	2.00	Pass
RB1#99	23.73	-2.1				21.63	0.146	2.00	Pass
RB50#0	23.25	-2.1				21.15	0.130	2.00	Pass
RB50#25	23.25	-2.1				21.15	0.130	2.00	Pass
RB50#50	23.36	-2.1				21.26	0.134	2.00	Pass
RB100#0	23.31	-2.1				21.21	0.132	2.00	Pass
16-QAM	RB1#0	23.56			-2.1	21.46	0.140	2.00	Pass
	RB1#50	23.77			-2.1	21.67	0.147	2.00	Pass
	RB1#99	23.68			-2.1	21.58	0.144	2.00	Pass
	RB50#0	22.26			-2.1	20.16	0.104	2.00	Pass
	RB50#25	22.3			-2.1	20.20	0.105	2.00	Pass
	RB50#50	22.41			-2.1	20.31	0.107	2.00	Pass
	RB100#0	22.33			-2.1	20.23	0.105	2.00	Pass
MCH	QPSK	RB1#0		23.77	-2.1	21.67	0.147	2.00	Pass
		RB1#50		23.88	-2.1	21.78	0.151	2.00	Pass
		RB1#99		23.82	-2.1	21.72	0.149	2.00	Pass
		RB50#0		23.34	-2.1	21.24	0.133	2.00	Pass
		RB50#25		23.4	-2.1	21.30	0.135	2.00	Pass
		RB50#50		23.29	-2.1	21.19	0.132	2.00	Pass
		RB100#0		23.29	-2.1	21.19	0.132	2.00	Pass
	16-QAM	RB1#0		23.66	-2.1	21.56	0.143	2.00	Pass
		RB1#50		23.86	-2.1	21.76	0.150	2.00	Pass
		RB1#99		23.8	-2.1	21.70	0.148	2.00	Pass

Test BW	Test Channel	Test Mode	Test RB (Size#Offset)	Conducted Output AV Power (dBm)	Antenna Gain (dBi)	EIRP (dBm)	EIRP (W)	Limit (W)	Verdict
LTE BAND66									
			RB50#0	22.37	-2.1	20.27	0.106	2.00	Pass
			RB50#25	22.38	-2.1	20.28	0.107	2.00	Pass
			RB50#50	22.27	-2.1	20.17	0.104	2.00	Pass
			RB100#0	22.29	-2.1	20.19	0.104	2.00	Pass
	HCH	QPSK	RB1#0	23.56	-2.1	21.46	0.140	2.00	Pass
			RB1#50	23.71	-2.1	21.61	0.145	2.00	Pass
			RB1#99	23.66	-2.1	21.56	0.143	2.00	Pass
			RB50#0	23.11	-2.1	21.01	0.126	2.00	Pass
			RB50#25	23.26	-2.1	21.16	0.131	2.00	Pass
			RB50#50	23.13	-2.1	21.03	0.127	2.00	Pass
			RB100#0	23.11	-2.1	21.01	0.126	2.00	Pass
		16-QAM	RB1#0	23.53	-2.1	21.43	0.139	2.00	Pass
			RB1#50	23.64	-2.1	21.54	0.143	2.00	Pass
			RB1#99	23.59	-2.1	21.49	0.141	2.00	Pass
			RB50#0	22.11	-2.1	20.01	0.100	2.00	Pass
			RB50#25	22.23	-2.1	20.13	0.103	2.00	Pass
			RB50#50	22.1	-2.1	20.00	0.100	2.00	Pass
			RB100#0	22.09	-2.1	19.99	0.100	2.00	Pass

Modulation	PCC RB		SCC RB		Conducted Output AV Power (dBm)			Antenna Gain (dBi)	EIRP (W)			Limit (W)
	Size	Offset	Size	Offset	LCH	MCH	HCH		LCH	MCH	HCH	
CA_7C												
10MHz+20MHz												
QPSK	1	49	1	0	22.28	22.25	22.54	-4.5	0.060	0.060	0.064	2.000
	50	0	100	0	19.3	1.3	19.38	-4.5	0.030	0.000	0.031	2.000
16-QAM	1	49	1	0	21.13	20.9	22.04	-4.5	0.046	0.044	0.057	2.000
	50	0	100	0	18.32	18.24	18.45	-4.5	0.024	0.024	0.025	2.000
20MHz+10MHz												
QPSK	1	99	1	0	22.17	22.5	22.7	-4.5	0.058	0.063	0.066	2.000
	100	0	50	0	19.27	19.34	19.5	-4.5	0.030	0.030	0.032	2.000
16-QAM	1	99	1	0	21.32	21.35	21.98	-4.5	0.048	0.048	0.056	2.000
	100	0	50	0	18.3	18.26	18.54	-4.5	0.024	0.024	0.025	2.000
15MHz+15MHz												
QPSK	1	74	1	0	22.28	22.44	22.58	-4.5	0.060	0.062	0.064	2.000
	75	0	75	0	19.28	19.3	19.49	-4.5	0.030	0.030	0.032	2.000
16-QAM	1	74	1	0	21.24	21.05	21.56	-4.5	0.047	0.045	0.051	2.000
	75	0	75	0	18.31	18.27	18.5	-4.5	0.024	0.024	0.025	2.000
15MHz+20MHz												
QPSK	1	74	1	0	23.26	22.25	22.64	-4.5	0.075	0.060	0.065	2.000
	75	0	100	0	19.31	19.22	19.37	-4.5	0.030	0.030	0.031	2.000
16-QAM	1	74	1	0	21.64	20.98	22.07	-4.5	0.052	0.044	0.057	2.000
	75	0	100	0	18.36	18.18	18.46	-4.5	0.024	0.023	0.025	2.000
20MHz+15MHz												
QPSK	1	99	1	0	22.23	22.5	22.84	-4.5	0.059	0.063	0.068	2.000
	100	0	75	0	19.2	19.14	19.44	-4.5	0.030	0.029	0.031	2.000
16-QAM	1	99	1	0	21.35	21.3	22.02	-4.5	0.048	0.048	0.056	2.000
	100	0	75	0	18.23	18.11	18.43	-4.5	0.024	0.023	0.025	2.000
20MHz+20MHz												
QPSK	1	99	1	0	22.18	22.38	22.23	-4.5	0.059	0.061	0.059	2.000
	100	0	100	0	19.17	19.11	19.2	-4.5	0.029	0.029	0.030	2.000
16-QAM	1	99	1	0	21.26	21.34	21.01	-4.5	0.047	0.048	0.045	2.000
	100	0	100	0	18.2	18.13	18.22	-4.5	0.023	0.023	0.024	2.000

Modulation	PCC RB		SCC RB		Conducted Output AV Power (dBm)			Antenna Gain (dBi)	EIRP (W)			Limit (W)
	Size	Offset	Size	Offset	LCH	MCH	HCH		LCH	MCH	HCH	
CA_38C												
15MHz+15MHz												
QPSK	1	74	1	0	18.6	18.77	18.77	-4.5	0.026	0.027	0.027	2.000
	1	74	2	0	21.66	21.74	21.88	-4.5	0.052	0.053	0.055	2.000
	75	0	75	0	19.56	19.66	19.66	-4.5	0.032	0.033	0.033	2.000
16-QAM	1	74	1	0	17.6	17.92	17.82	-4.5	0.020	0.022	0.021	2.000
	1	74	2	0	20.66	20.97	21.1	-4.5	0.041	0.044	0.046	2.000
	75	0	75	0	18.54	18.61	18.66	-4.5	0.025	0.026	0.026	2.000
20MHz+20MHz												
QPSK	1	99	1	0	21.74	21.86	21.82	-4.5	0.053	0.054	0.054	2.000
	1	99	2	0	21.5	21.6	21.62	-4.5	0.050	0.051	0.052	2.000
	100	0	100	0	19.52	19.58	19.62	-4.5	0.032	0.032	0.033	2.000
16-QAM	1	99	1	0	20.7	20.65	20.55	-4.5	0.042	0.041	0.040	2.000
	1	99	2	0	20.5	20.51	20.59	-4.5	0.040	0.040	0.041	2.000
	100	0	100	0	18.55	18.52	18.64	-4.5	0.025	0.025	0.026	2.000

Modulation	PCC RB		SCC RB		Conducted Output AV Power (dBm)			Antenna Gain (dBi)	EIRP (W)			Limit (W)
	Size	Offset	Size	Offset	LCH	MCH	HCH		LCH	MCH	HCH	
CA_41C												
5MHz+20MHz												
QPSK	1	24	1	0	22.41	22.45	22.54	-4.5	0.062	0.062	0.064	2.000
	25	0	100	0	20.52	20.6	20.54	-4.5	0.040	0.041	0.040	2.000
16-QAM	1	24	1	0	21.46	21.62	21.52	-4.5	0.050	0.052	0.050	2.000
	25	0	100	0	19.53	19.62	19.52	-4.5	0.032	0.033	0.032	2.000
20MHz+5MHz												
QPSK	1	99	1	0	22.6	22.9	22.48	-4.5	0.065	0.069	0.063	2.000
	100	0	25	0	20.6	20.68	20.58	-4.5	0.041	0.041	0.041	2.000
16-QAM	1	99	1	0	21.54	21.85	21.06	-4.5	0.051	0.054	0.045	2.000
	100	0	25	0	19.56	19.7	19.56	-4.5	0.032	0.033	0.032	2.000
10MHz+20MHz												
QPSK	1	49	1	0	22.67	22.61	22.57	-4.5	0.066	0.065	0.064	2.000
	50	0	100	0	20.6	20.65	20.48	-4.5	0.041	0.041	0.040	2.000
16-QAM	1	49	1	0	21.47	21.59	21.5	-4.5	0.050	0.051	0.050	2.000
	50	0	100	0	19.56	19.64	19.48	-4.5	0.032	0.033	0.031	2.000
20MHz+10MHz												
QPSK	1	99	1	0	22.7	22.84	22.65	-4.5	0.066	0.068	0.065	2.000
	100	0	50	0	20.53	20.65	20.6	-4.5	0.040	0.041	0.041	2.000
16-QAM	1	99	1	0	21.42	21.88	21.37	-4.5	0.049	0.055	0.049	2.000
	100	0	50	0	19.54	19.59	19.59	-4.5	0.032	0.032	0.032	2.000
15MHz+15MHz												
QPSK	1	74	1	0	22.66	22.82	22.71	-4.5	0.065	0.068	0.066	2.000
	75	0	75	0	20.54	20.64	20.6	-4.5	0.040	0.041	0.041	2.000
16-QAM	1	74	1	0	21.79	21.76	21.71	-4.5	0.054	0.053	0.053	2.000
	75	0	75	0	19.5	19.6	19.6	-4.5	0.032	0.032	0.032	2.000
15MHz+20MHz												
QPSK	1	74	1	0	22.58	22.83	22.62	-4.5	0.064	0.068	0.065	2.000
	75	0	100	0	20.52	20.63	20.52	-4.5	0.040	0.041	0.040	2.000
16-QAM	1	74	1	0	21.71	21.8	21.6	-4.5	0.053	0.054	0.051	2.000
	75	0	100	0	19.48	19.6	19.52	-4.5	0.031	0.032	0.032	2.000
20MHz+15MHz												
QPSK	1	99	1	0	22.66	22.93	22.8	-4.5	0.065	0.070	0.068	2.000
	100	0	75	0	20.5	20.59	20.58	-4.5	0.040	0.041	0.041	2.000
16-QAM	1	99	1	0	21.42	21.69	21.7	-4.5	0.049	0.052	0.052	2.000
	100	0	75	0	19.49	19.52	19.5	-4.5	0.032	0.032	0.032	2.000
20MHz+20MHz												
QPSK	1	99	1	0	22.66	22.82	22.66	-4.5	0.065	0.068	0.065	2.000
	100	0	100	0	20.49	20.58	20.53	-4.5	0.040	0.041	0.040	2.000
16-QAM	1	99	1	0	21.55	21.75	21.63	-4.5	0.051	0.053	0.052	2.000
	100	0	100	0	19.45	19.55	19.47	-4.5	0.031	0.032	0.031	2.000

A.2 Peak to Average Ratio

Note 1: For average power technique, the peak-to-average ratio (PAR) of the transmission may not exceed 13 dB. For GSM, GPRS and EGPRS, there are peak power to demonstrate compliance, PAR measurements are not required.

Note 2: Test plots please refer to the document "Annex No.: BL-SZ2080110-501 Data Part 1.pdf".

WCDMA Mode Test Data

Test Band	Test Channel	Peak to Average Ratio (dB)	Limit (dB)	Refer to Plot ^{Note2}	Verdict
Band 2	LCH	3.37	13	1.1	Pass
	MCH	3.38	13	1.2	Pass
	HCH	3.09	13	1.3	Pass
Band 4	LCH	3.3	13	2.1	Pass
	MCH	3.36	13	2.2	Pass
	HCH	3.4	13	2.3	Pass
Band 5	LCH	3.42	13	3.1	Pass
	MCH	3.42	13	3.2	Pass
	HCH	3.39	13	3.3	Pass

LTE Mode Test Data

Test Band	Test Bandwidth	Test Channel	Test Mode	Test RB (Size#Offset)	Peak to Average Ratio (dB)	Limit (dB)	Refer to Plot ^{Note2}	Verdict
LTE Band 2	20 MHz	LCH	QPSK	RB1#0	4.17	13	4.1	Pass
				RB100#0	5.52	13	4.2	Pass
			16-QAM	RB1#0	5.29	13	4.3	Pass
				RB100#0	6.38	13	4.4	Pass
		MCH	QPSK	RB1#0	4.44	13	4.5	Pass
				RB100#0	5.57	13	4.6	Pass
			16-QAM	RB1#0	5.71	13	4.7	Pass
				RB100#0	6.38	13	4.8	Pass
		HCH	QPSK	RB1#0	4.27	13	4.9	Pass
				RB100#0	5.56	13	4.10	Pass
			16-QAM	RB1#0	5.7	13	4.11	Pass
				RB100#0	6.37	13	4.12	Pass
LTE Band 4	20 MHz	LCH	QPSK	RB1#0	3.73	13	5.1	Pass
				RB100#0	5.45	13	5.2	Pass
			16-QAM	RB1#0	5.08	13	5.3	Pass
				RB100#0	6.2	13	5.4	Pass
		MCH	QPSK	RB1#0	4.08	13	5.5	Pass
				RB100#0	5.32	13	5.6	Pass
			16-QAM	RB1#0	5.2	13	5.7	Pass
				RB100#0	6.1	13	5.8	Pass

Test Band	Test Bandwidth	Test Channel	Test Mode	Test RB (Size#Offset)	Peak to Average Ratio (dB)	Limit (dB)	Refer to Plot ^{Note2}	Verdict
		HCH	QPSK	RB1#0	3.94	13	5.9	Pass
				RB100#0	5.37	13	5.10	Pass
			16-QAM	RB1#0	5.27	13	5.11	Pass
				RB100#0	6.19	13	5.12	Pass
LTE Band 5	10 MHz	LCH	QPSK	RB1#0	3.33	13	6.1	Pass
				RB50#0	4.75	13	6.2	Pass
			16-QAM	RB1#0	4.5	13	6.3	Pass
				RB50#0	5.55	13	6.4	Pass
		MCH	QPSK	RB1#0	3.34	13	6.5	Pass
				RB50#0	4.78	13	6.6	Pass
			16-QAM	RB1#0	4.65	13	6.7	Pass
				RB50#0	5.6	13	6.8	Pass
		HCH	QPSK	RB1#0	3.33	13	6.9	Pass
				RB50#0	4.77	13	6.10	Pass
			16-QAM	RB1#0	4.5	13	6.11	Pass
				RB50#0	5.59	13	6.12	Pass
LTE Band 7	20 MHz	LCH	QPSK	RB1#0	3.43	13	7.1	Pass
				RB100#0	5.46	13	7.2	Pass
			16-QAM	RB1#0	4.72	13	7.3	Pass
				RB100#0	6.26	13	7.4	Pass
		MCH	QPSK	RB1#0	3.99	13	7.5	Pass
				RB100#0	5.34	13	7.6	Pass
			16-QAM	RB1#0	5.26	13	7.7	Pass
				RB100#0	6.15	13	7.8	Pass
		HCH	QPSK	RB1#0	4.25	13	7.9	Pass
				RB100#0	5.29	13	7.10	Pass
			16-QAM	RB1#0	5.68	13	7.11	Pass
				RB100#0	6.05	13	7.12	Pass
LTE Band 12	10 MHz	LCH	QPSK	RB1#0	3.33	13	8.1	Pass
				RB50#0	4.87	13	8.2	Pass
			16-QAM	RB1#0	4.52	13	8.3	Pass
				RB50#0	5.68	13	8.4	Pass
		MCH	QPSK	RB1#0	3.45	13	8.5	Pass
				RB50#0	4.86	13	8.6	Pass
			16-QAM	RB1#0	4.75	13	8.7	Pass
				RB50#0	5.69	13	8.8	Pass
		HCH	QPSK	RB1#0	3.46	13	8.9	Pass
				RB50#0	4.84	13	8.10	Pass
			16-QAM	RB1#0	4.68	13	8.11	Pass
				RB50#0	5.67	13	8.12	Pass

Test Band	Test Bandwidth	Test Channel	Test Mode	Test RB (Size#Offset)	Peak to Average Ratio (dB)	Limit (dB)	Refer to Plot ^{Note2}	Verdict
LTE Band 17	10 MHz	LCH	QPSK	RB1#0	3.45	13	9.1	Pass
				RB50#0	4.84	13	9.2	Pass
			16-QAM	RB1#0	4.64	13	9.3	Pass
				RB50#0	5.65	13	9.4	Pass
		MCH	QPSK	RB1#0	3.47	13	9.5	Pass
				RB50#0	4.85	13	9.6	Pass
			16-QAM	RB1#0	4.65	13	9.7	Pass
				RB50#0	5.64	13	9.8	Pass
		HCH	QPSK	RB1#0	3.49	13	9.9	Pass
				RB50#0	4.82	13	9.10	Pass
			16-QAM	RB1#0	4.75	13	9.11	Pass
				RB50#0	5.65	13	9.12	Pass
LTE Band 26 (Part22)	15 MHz	LCH	QPSK	RB1#0	3.3	13	10.1	Pass
				RB75#0	4.94	13	10.2	Pass
			16-QAM	RB1#0	4.41	13	10.3	Pass
				RB75#0	5.65	13	10.4	Pass
		MCH	QPSK	RB1#0	3.33	13	10.5	Pass
				RB75#0	4.92	13	10.6	Pass
			16-QAM	RB1#0	4.59	13	10.7	Pass
				RB75#0	5.64	13	10.8	Pass
		HCH	QPSK	RB1#0	3.35	13	10.9	Pass
				RB75#0	4.92	13	10.10	Pass
			16-QAM	RB1#0	4.55	13	10.11	Pass
				RB75#0	5.64	13	10.12	Pass
LTE Band 26 (Part90)	10 MHz	MCH	QPSK	RB1#0	3.14	13	11.1	Pass
				RB50#0	4.66	13	11.2	Pass
			16-QAM	RB1#0	4.28	13	11.3	Pass
				RB50#0	5.46	13	11.4	Pass
LTE Band 38	20 MHz	LCH	QPSK	RB1#0	8.6	13	12.1	Pass
				RB100#0	8.76	13	12.2	Pass
			16-QAM	RB1#0	11.02	13	12.3	Pass
				RB100#0	10.1	13	12.4	Pass
		MCH	QPSK	RB1#0	7.32	13	12.5	Pass
				RB100#0	9.79	13	12.6	Pass
			16-QAM	RB1#0	9.05	13	12.7	Pass
				RB100#0	9.91	13	12.8	Pass
		HCH	QPSK	RB1#0	8.16	13	12.9	Pass
				RB100#0	9.77	13	12.10	Pass
			16-QAM	RB1#0	9.91	13	12.11	Pass
				RB100#0	10.46	13	12.12	Pass

Test Band	Test Bandwidth	Test Channel	Test Mode	Test RB (Size#Offset)	Peak to Average Ratio (dB)	Limit (dB)	Refer to Plot ^{Note2}	Verdict
LTE Band 41	20 MHz	LCH	QPSK	RB1#0	8.56	13	13.1	Pass
				RB100#0	9.08	13	13.2	Pass
			16-QAM	RB1#0	9.47	13	13.3	Pass
				RB100#0	8.2	13	13.4	Pass
		MCH	QPSK	RB1#0	8.49	13	13.5	Pass
				RB100#0	8.32	13	13.6	Pass
			16-QAM	RB1#0	9.8	13	13.7	Pass
				RB100#0	8.98	13	13.8	Pass
		HCH	QPSK	RB1#0	7.86	13	13.9	Pass
				RB100#0	9.47	13	13.10	Pass
			16-QAM	RB1#0	9.75	13	13.11	Pass
				RB100#0	8.62	13	13.12	Pass
LTE Band 66	20 MHz	LCH	QPSK	RB1#0	3.74	13	14.1	Pass
				RB100#0	5.43	13	14.2	Pass
			16-QAM	RB1#0	4.91	13	14.3	Pass
				RB100#0	6.26	13	14.4	Pass
		MCH	QPSK	RB1#0	4.03	13	14.5	Pass
				RB100#0	5.43	13	14.6	Pass
			16-QAM	RB1#0	5.3	13	14.7	Pass
				RB100#0	6.24	13	14.8	Pass
		HCH	QPSK	RB1#0	4.03	13	14.9	Pass
				RB100#0	5.31	13	14.10	Pass
			16-QAM	RB1#0	5.41	13	14.11	Pass
				RB100#0	6.12	13	14.12	Pass

Test Channel	Modulation	PCC RB		SCC RB		Peak to Average Ratio (dB)	Limit (dB)	Refer to Plot ^{Note2}	Verdict
		Size	Offset	Size	Offset				
CA_7C									
10MHz+20MHz									
Mid	QPSK	50	0	100	0	6.23	13	15.1	Pass
	16-QAM	50	0	100	0	6.91	13	15.2	Pass
20MHz+10MHz									
Mid	QPSK	100	0	50	0	6.23	13	15.3	Pass
	16-QAM	100	0	50	0	6.85	13	15.4	Pass
15MHz+15MHz									
Mid	QPSK	75	0	75	0	6.42	13	15.5	Pass
	16-QAM	75	0	75	0	7	13	15.6	Pass
15MHz+20MHz									
Mid	QPSK	75	0	100	0	6.27	13	15.7	Pass
	16-QAM	75	0	100	0	6.9	13	15.8	Pass
20MHz+15MHz									
Mid	QPSK	100	0	75	0	6.22	13	15.9	Pass
	16-QAM	100	0	75	0	6.88	13	15.10	Pass
20MHz+20MHz									
Mid	QPSK	100	0	100	0	6.38	13	15.11	Pass
	16-QAM	100	0	100	0	6.99	13	15.12	Pass

Test Channel	Modulation	PCC RB		SCC RB		Peak to Average Ratio (dB)	Limit (dB)	Refer to Plot ^{Note2}	Verdict
		Size	Offset	Size	Offset				
CA_38C									
15MHz+15MHz									
Mid	QPSK	75	0	75	0	10.69	13	16.1	Pass
	16-QAM	75	0	75	0	11.53	13	16.2	Pass
20MHz+20MHz									
Mid	QPSK	100	0	100	0	9.7	13	16.3	Pass
	16-QAM	100	0	100	0	9.64	13	16.4	Pass

Test Channel	Modulation	PCC RB		SCC RB		Peak to Average Ratio (dB)	Limit (dB)	Refer to Plot ^{Note2}	Verdict
		Size	Offset	Size	Offset				
CA_41C									
5MHz+20MHz									
Mid	QPSK	25	0	100	0	9.85	13	17.1	Pass
	16-QAM	25	0	100	0	11.18	13	17.2	Pass
20MHz+5MHz									
Mid	QPSK	100	0	25	0	9.81	13	17.3	Pass
	16-QAM	100	0	25	0	11.51	13	17.4	Pass
10MHz+20MHz									
Mid	QPSK	50	0	100	0	9.42	13	17.5	Pass
	16-QAM	50	0	100	0	10.65	13	17.6	Pass
20MHz+10MHz									
Mid	QPSK	100	0	50	0	10.92	13	17.7	Pass
	16-QAM	100	0	50	0	10.51	13	17.8	Pass
15MHz+15MHz									
Mid	QPSK	75	0	75	0	10.24	13	17.9	Pass
	16-QAM	75	0	75	0	12.17	13	17.10	Pass
15MHz+20MHz									
Mid	QPSK	75	0	100	0	9.75	13	17.11	Pass
	16-QAM	75	0	100	0	9.44	13	17.12	Pass
20MHz+15MHz									
Mid	QPSK	100	0	75	0	10.96	13	17.13	Pass
	16-QAM	100	0	75	0	10	13	17.14	Pass
20MHz+20MHz									
Mid	QPSK	100	0	100	0	9.87	13	17.15	Pass
	16-QAM	100	0	100	0	8.88	13	17.16	Pass

A.3 Occupied Bandwidth

Note 1: All modes were tested, but only the typical data were reported in this report.

Note 2: Test plots please refer to the document “Annex No.: BL-SZ2080110-501 Data Part 2.pdf”.

GSM and WCDMA Mode Test Data

Test Band	Test Channel	Measured 99% Occupied Bandwidth (MHz)	Measured -26 dB Occupied Bandwidth (MHz)	Refer to Plot ^{Note2}
GSM 850	LCH	0.24	0.31	1.1
	MCH	0.25	0.31	1.2
	HCH	0.25	0.32	1.3
GSM 1900	LCH	0.24	0.31	2.1
	MCH	0.24	0.3	2.2
	HCH	0.24	0.31	2.3
EGPRS 850	LCH	0.25	0.31	3.1
	MCH	0.24	0.31	3.2
	HCH	0.25	0.31	3.3
EGPRS 1900	LCH	0.25	0.31	4.1
	MCH	0.25	0.31	4.2
	HCH	0.25	0.31	4.3
WCDMA Band 2	LCH	4.16	4.69	5.1
	MCH	4.15	4.7	5.2
	HCH	4.15	4.71	5.3
WCDMA Band 4	LCH	4.15	4.7	6.1
	MCH	4.15	4.7	6.2
	HCH	4.15	4.69	6.3
WCDMA Band 5	LCH	4.14	4.68	7.1
	MCH	4.14	4.69	7.2
	HCH	4.15	4.68	7.3

LTE Mode Test Data

Test Band	Test Bandwidth	Test Channel	Test Mode	Test RB (Size#Offset)	Measured 99% Occupied Bandwidth (MHz)	Measured -26 dB Occupied Bandwidth (MHz)	Refer to Plot ^{Note2}
Band 2	1.4 MHz	LCH	QPSK	RB6#0	1.09	1.27	8.1
			16-QAM	RB6#0	1.09	1.28	8.2
		MCH	QPSK	RB6#0	1.09	1.29	8.3
			16-QAM	RB6#0	1.09	1.27	8.4
		HCH	QPSK	RB6#0	1.09	1.26	8.5
			16-QAM	RB6#0	1.09	1.26	8.6
	3 MHz	LCH	QPSK	RB15#0	2.69	2.99	8.7
			16-QAM	RB15#0	2.69	3	8.8
		MCH	QPSK	RB15#0	2.69	2.97	8.9
			16-QAM	RB15#0	2.69	2.98	8.10
		HCH	QPSK	RB15#0	2.69	2.97	8.11
			16-QAM	RB15#0	2.68	2.97	8.12
	5 MHz	LCH	QPSK	RB25#0	4.51	4.91	8.13
			16-QAM	RB25#0	4.49	4.88	8.14
		MCH	QPSK	RB25#0	4.49	4.89	8.15
			16-QAM	RB25#0	4.5	4.9	8.16
		HCH	QPSK	RB25#0	4.49	4.92	8.17
			16-QAM	RB25#0	4.49	4.91	8.18
	10 MHz	LCH	QPSK	RB50#0	8.96	9.74	8.19
			16-QAM	RB50#0	8.96	9.73	8.20
		MCH	QPSK	RB50#0	8.94	9.77	8.21
			16-QAM	RB50#0	8.97	9.75	8.22
		HCH	QPSK	RB50#0	8.97	9.8	8.23
			16-QAM	RB50#0	8.97	9.77	8.24
	15 MHz	LCH	QPSK	RB75#0	13.45	14.54	8.25
			16-QAM	RB75#0	13.45	14.55	8.26
		MCH	QPSK	RB75#0	13.43	14.63	8.27
			16-QAM	RB75#0	13.47	14.62	8.28
		HCH	QPSK	RB75#0	13.46	14.61	8.29
			16-QAM	RB75#0	13.47	14.64	8.30
	20 MHz	LCH	QPSK	RB100#0	17.89	19.29	8.31
			16-QAM	RB100#0	17.88	19.34	8.32
		MCH	QPSK	RB100#0	17.9	19.37	8.33
			16-QAM	RB100#0	17.93	19.49	8.34
		HCH	QPSK	RB100#0	17.94	19.53	8.35
			16-QAM	RB100#0	17.93	19.31	8.36

Test Band	Test Bandwidth	Test Channel	Test Mode	Test RB (Size#Offset)	Measured 99% Occupied Bandwidth (MHz)	Measured -26 dB Occupied Bandwidth (MHz)	Refer to Plot ^{Note2}
Band 4	1.4 MHz	LCH	QPSK	RB6#0	1.08	1.27	9.1
			16-QAM	RB6#0	1.09	1.28	9.2
		MCH	QPSK	RB6#0	1.09	1.28	9.3
			16-QAM	RB6#0	1.08	1.26	9.4
		HCH	QPSK	RB6#0	1.09	1.27	9.5
			16-QAM	RB6#0	1.09	1.26	9.6
	3 MHz	LCH	QPSK	RB15#0	2.69	2.98	9.7
			16-QAM	RB15#0	2.69	2.97	9.8
		MCH	QPSK	RB15#0	2.68	2.95	9.9
			16-QAM	RB15#0	2.69	2.98	9.10
		HCH	QPSK	RB15#0	2.69	2.98	9.11
			16-QAM	RB15#0	2.69	2.98	9.12
	5 MHz	LCH	QPSK	RB25#0	4.49	4.9	9.13
			16-QAM	RB25#0	4.49	4.89	9.14
		MCH	QPSK	RB25#0	4.49	4.89	9.15
			16-QAM	RB25#0	4.5	4.9	9.16
		HCH	QPSK	RB25#0	4.49	4.86	9.17
			16-QAM	RB25#0	4.49	4.92	9.18
	10 MHz	LCH	QPSK	RB50#0	8.96	9.79	9.19
			16-QAM	RB50#0	8.95	9.74	9.20
		MCH	QPSK	RB50#0	8.94	9.75	9.21
			16-QAM	RB50#0	8.95	9.75	9.22
		HCH	QPSK	RB50#0	8.97	9.77	9.23
			16-QAM	RB50#0	8.96	9.75	9.24
	15 MHz	LCH	QPSK	RB75#0	13.45	14.6	9.25
			16-QAM	RB75#0	13.44	14.61	9.26
		MCH	QPSK	RB75#0	13.43	14.6	9.27
			16-QAM	RB75#0	13.44	14.58	9.28
		HCH	QPSK	RB75#0	13.43	14.55	9.29
			16-QAM	RB75#0	13.44	14.63	9.30
	20 MHz	LCH	QPSK	RB100#0	17.94	19.36	9.31
			16-QAM	RB100#0	17.92	19.41	9.32
		MCH	QPSK	RB100#0	17.89	19.28	9.33
			16-QAM	RB100#0	17.89	19.37	9.34
		HCH	QPSK	RB100#0	17.9	19.41	9.35
			16-QAM	RB100#0	17.88	19.36	9.36

Test Band	Test Bandwidth	Test Channel	Test Mode	Test RB (Size#Offset)	Measured 99% Occupied Bandwidth (MHz)	Measured -26 dB Occupied Bandwidth (MHz)	Refer to Plot ^{Note2}
Band 5	1.4 MHz	LCH	QPSK	RB6#0	1.09	1.27	10.1
			16-QAM	RB6#0	1.1	1.28	10.2
		MCH	QPSK	RB6#0	1.09	1.29	10.3
			16-QAM	RB6#0	1.09	1.26	10.4
		HCH	QPSK	RB6#0	1.1	1.26	10.5
			16-QAM	RB6#0	1.09	1.27	10.6
	3 MHz	LCH	QPSK	RB15#0	2.69	2.96	10.7
			16-QAM	RB15#0	2.69	2.97	10.8
		MCH	QPSK	RB15#0	2.69	2.97	10.9
			16-QAM	RB15#0	2.68	2.99	10.10
		HCH	QPSK	RB15#0	2.69	2.97	10.11
			16-QAM	RB15#0	2.69	2.98	10.12
	5 MHz	LCH	QPSK	RB25#0	4.5	4.89	10.13
			16-QAM	RB25#0	4.49	4.88	10.14
		MCH	QPSK	RB25#0	4.5	4.91	10.15
			16-QAM	RB25#0	4.5	4.91	10.16
		HCH	QPSK	RB25#0	4.49	4.86	10.17
			16-QAM	RB25#0	4.49	4.92	10.18
	10 MHz	LCH	QPSK	RB50#0	8.96	9.75	10.19
			16-QAM	RB50#0	8.97	9.74	10.20
		MCH	QPSK	RB50#0	8.95	9.72	10.21
			16-QAM	RB50#0	8.96	9.74	10.22
		HCH	QPSK	RB50#0	8.95	9.75	10.23
			16-QAM	RB50#0	8.94	9.72	10.24

Test Band	Test Bandwidth	Test Channel	Test Mode	Test RB (Size#Offset)	Measured 99% Occupied Bandwidth (MHz)	Measured -26 dB Occupied Bandwidth (MHz)	Refer to Plot ^{Note2}
Band 7	5 MHz	LCH	QPSK	RB25#0	4.5	4.9	11.1
			16-QAM	RB25#0	4.49	4.89	11.2
		MCH	QPSK	RB25#0	4.49	4.91	11.3
			16-QAM	RB25#0	4.51	4.92	11.4
		HCH	QPSK	RB25#0	4.49	4.9	11.5
			16-QAM	RB25#0	4.5	4.93	11.6
	10 MHz	LCH	QPSK	RB50#0	8.97	9.83	11.7
			16-QAM	RB50#0	8.96	9.72	11.8
		MCH	QPSK	RB50#0	8.95	9.71	11.9
			16-QAM	RB50#0	8.96	9.73	11.10
		HCH	QPSK	RB50#0	8.96	9.78	11.11
			16-QAM	RB50#0	8.96	9.78	11.12
	15 MHz	LCH	QPSK	RB75#0	13.46	14.62	11.13
			16-QAM	RB75#0	13.47	14.58	11.14
		MCH	QPSK	RB75#0	13.41	14.6	11.15
			16-QAM	RB75#0	13.43	14.58	11.16
		HCH	QPSK	RB75#0	13.44	14.6	11.17
			16-QAM	RB75#0	13.44	14.61	11.18
	20 MHz	LCH	QPSK	RB100#0	17.95	19.35	11.19
			16-QAM	RB100#0	17.99	19.45	11.20
		MCH	QPSK	RB100#0	17.9	19.32	11.21
			16-QAM	RB100#0	17.9	19.47	11.22
		HCH	QPSK	RB100#0	17.9	19.41	11.23
			16-QAM	RB100#0	17.88	19.34	11.24

Test Band	Test Bandwidth	Test Channel	Test Mode	Test RB (Size#Offset)	Measured 99% Occupied Bandwidth (MHz)	Measured -26 dB Occupied Bandwidth (MHz)	Refer to Plot ^{Note2}
Band 12	1.4 MHz	LCH	QPSK	RB6#0	1.08	1.26	12.1
			16-QAM	RB6#0	1.09	1.29	12.2
		MCH	QPSK	RB6#0	1.09	1.28	12.3
			16-QAM	RB6#0	1.09	1.26	12.4
		HCH	QPSK	RB6#0	1.09	1.26	12.5
			16-QAM	RB6#0	1.09	1.26	12.6
	3 MHz	LCH	QPSK	RB15#0	2.69	2.99	12.7
			16-QAM	RB15#0	2.69	3	12.8
		MCH	QPSK	RB15#0	2.69	2.97	12.9
			16-QAM	RB15#0	2.69	2.98	12.10
		HCH	QPSK	RB15#0	2.69	2.98	12.11
			16-QAM	RB15#0	2.68	2.97	12.12
	5 MHz	LCH	QPSK	RB25#0	4.5	4.89	12.13
			16-QAM	RB25#0	4.49	4.9	12.14
		MCH	QPSK	RB25#0	4.49	4.89	12.15
			16-QAM	RB25#0	4.49	4.91	12.16
		HCH	QPSK	RB25#0	4.48	4.86	12.17
			16-QAM	RB25#0	4.5	4.92	12.18
	10 MHz	LCH	QPSK	RB50#0	8.95	9.72	12.19
			16-QAM	RB50#0	8.96	9.72	12.20
		MCH	QPSK	RB50#0	8.95	9.69	12.21
			16-QAM	RB50#0	8.96	9.75	12.22
		HCH	QPSK	RB50#0	8.95	9.74	12.23
			16-QAM	RB50#0	8.95	9.72	12.24

Test Band	Test Bandwidth	Test Channel	Test Mode	Test RB (Size#Offset)	Measured 99% Occupied Bandwidth (MHz)	Measured -26 dB Occupied Bandwidth (MHz)	Refer to Plot ^{Note2}
Band 17	5 MHz	LCH	QPSK	RB25#0	4.5	4.92	13.1
			16-QAM	RB25#0	4.5	4.87	13.2
		MCH	QPSK	RB25#0	4.49	4.89	13.3
			16-QAM	RB25#0	4.49	4.9	13.4
		HCH	QPSK	RB25#0	4.49	4.89	13.5
			16-QAM	RB25#0	4.49	4.92	13.6
	10 MHz	LCH	QPSK	RB50#0	8.97	9.81	13.7
			16-QAM	RB50#0	8.97	9.75	13.8
		MCH	QPSK	RB50#0	8.94	9.72	13.9
			16-QAM	RB50#0	8.96	9.74	13.10
		HCH	QPSK	RB50#0	8.96	9.74	13.11
			16-QAM	RB50#0	8.95	9.74	13.12

Test Band	Test Bandwidth	Test Channel	Test Mode	Test RB (Size#Offset)	Measured 99% Occupied Bandwidth (MHz)	Measured -26 dB Occupied Bandwidth (MHz)	Refer to Plot ^{Note2}
Band 26 (Part22)	1.4 MHz	LCH	QPSK	RB6#0	1.08	1.27	14.1
			16-QAM	RB6#0	1.1	1.29	14.2
		MCH	QPSK	RB6#0	1.09	1.29	14.3
			16-QAM	RB6#0	1.09	1.26	14.4
		HCH	QPSK	RB6#0	1.09	1.26	14.5
			16-QAM	RB6#0	1.09	1.26	14.6
	3 MHz	LCH	QPSK	RB15#0	2.69	2.96	14.7
			16-QAM	RB15#0	2.69	2.99	14.8
		MCH	QPSK	RB15#0	2.69	2.95	14.9
			16-QAM	RB15#0	2.69	2.99	14.10
		HCH	QPSK	RB15#0	2.69	2.98	14.11
			16-QAM	RB15#0	2.68	2.98	14.12
	5 MHz	LCH	QPSK	RB25#0	4.5	4.92	14.13
			16-QAM	RB25#0	4.49	4.91	14.14
		MCH	QPSK	RB25#0	4.49	4.88	14.15
			16-QAM	RB25#0	4.5	4.91	14.16
		HCH	QPSK	RB25#0	4.49	4.87	14.17
			16-QAM	RB25#0	4.5	4.92	14.18
	10 MHz	LCH	QPSK	RB50#0	8.97	9.75	14.19
			16-QAM	RB50#0	8.96	9.76	14.20
		MCH	QPSK	RB50#0	8.94	9.71	14.21
			16-QAM	RB50#0	8.95	9.72	14.22
		HCH	QPSK	RB50#0	8.96	9.78	14.23
			16-QAM	RB50#0	8.96	9.76	14.24
	15 MHz	LCH	QPSK	RB75#0	13.43	14.6	14.25
			16-QAM	RB75#0	13.43	14.59	14.26
		MCH	QPSK	RB75#0	13.41	14.63	14.27
			16-QAM	RB75#0	13.45	14.6	14.28
		HCH	QPSK	RB75#0	13.42	14.62	14.29
			16-QAM	RB75#0	13.45	14.58	14.30

Test Band	Test Bandwidth	Test Channel	Test Mode	Test RB (Size#Offset)	Measured 99% Occupied Bandwidth (MHz)	Measured -26 dB Occupied Bandwidth (MHz)	Refer to Plot ^{Note2}
Band 26 (Part90)	1.4 MHz	LCH	QPSK	RB6#0	1.09	1.26	15.1
			16-QAM	RB6#0	1.09	1.28	15.2
		MCH	QPSK	RB6#0	1.09	1.27	15.3
			16-QAM	RB6#0	1.09	1.26	15.4
		HCH	QPSK	RB6#0	1.09	1.26	15.5
			16-QAM	RB6#0	1.09	1.27	15.6
	3 MHz	LCH	QPSK	RB15#0	2.68	2.99	15.7
			16-QAM	RB15#0	2.69	2.97	15.8
		MCH	QPSK	RB15#0	2.69	2.96	15.9
			16-QAM	RB15#0	2.69	2.99	15.10
		HCH	QPSK	RB15#0	2.7	2.97	15.11
			16-QAM	RB15#0	2.69	2.96	15.12
	5 MHz	LCH	QPSK	RB25#0	4.5	4.89	15.13
			16-QAM	RB25#0	4.49	4.9	15.14
		MCH	QPSK	RB25#0	4.49	4.89	15.15
			16-QAM	RB25#0	4.49	4.9	15.16
		HCH	QPSK	RB25#0	4.49	4.87	15.17
			16-QAM	RB25#0	4.5	4.93	15.18
	10 MHz	MCH	QPSK	RB50#0	8.95	9.73	15.19
			16-QAM	RB50#0	8.96	9.72	15.20

Test Band	Test Bandwidth	Test Channel	Test Mode	Test RB (Size#Offset)	Measured 99% Occupied Bandwidth (MHz)	Measured -26 dB Occupied Bandwidth (MHz)	Refer to Plot ^{Note2}
Band 38	5 MHz	LCH	QPSK	RB25#0	4.49	4.94	16.1
			16-QAM	RB25#0	4.5	4.94	16.2
		MCH	QPSK	RB25#0	4.5	4.95	16.3
			16-QAM	RB25#0	4.49	5.02	16.4
		HCH	QPSK	RB25#0	4.5	5.05	16.5
			16-QAM	RB25#0	4.5	4.94	16.6
	10 MHz	LCH	QPSK	RB50#0	8.98	9.81	16.7
			16-QAM	RB50#0	8.97	9.93	16.8
		MCH	QPSK	RB50#0	8.98	9.83	16.9
			16-QAM	RB50#0	8.95	9.78	16.10
		HCH	QPSK	RB50#0	8.98	9.78	16.11
			16-QAM	RB50#0	8.98	10.35	16.12
	15 MHz	LCH	QPSK	RB75#0	13.5	14.7	16.13
			16-QAM	RB75#0	13.47	15.07	16.14
		MCH	QPSK	RB75#0	13.43	14.95	16.15
			16-QAM	RB75#0	13.52	15.18	16.16
		HCH	QPSK	RB75#0	13.43	15.02	16.17
			16-QAM	RB75#0	13.5	15.3	16.18
	20 MHz	LCH	QPSK	RB100#0	17.97	19.53	16.19
			16-QAM	RB100#0	17.94	19.62	16.20
		MCH	QPSK	RB100#0	17.92	19.52	16.21
			16-QAM	RB100#0	17.96	20.23	16.22
		HCH	QPSK	RB100#0	17.92	19.65	16.23
			16-QAM	RB100#0	17.92	19.81	16.24

Test Band	Test Bandwidth	Test Channel	Test Mode	Test RB (Size#Offset)	Measured 99% Occupied Bandwidth (MHz)	Measured -26 dB Occupied Bandwidth (MHz)	Refer to Plot ^{Note2}
Band 41	5 MHz	LCH	QPSK	RB25#0	4.49	4.93	17.1
			16-QAM	RB25#0	4.51	4.98	17.2
		MCH	QPSK	RB25#0	4.5	5.08	17.3
			16-QAM	RB25#0	4.49	4.99	17.4
		HCH	QPSK	RB25#0	4.5	5.08	17.5
			16-QAM	RB25#0	4.5	4.94	17.6
	10 MHz	LCH	QPSK	RB50#0	8.98	9.8	17.7
			16-QAM	RB50#0	8.98	10.03	17.8
		MCH	QPSK	RB50#0	8.98	9.84	17.9
			16-QAM	RB50#0	8.96	9.87	17.10
		HCH	QPSK	RB50#0	8.99	9.76	17.11
			16-QAM	RB50#0	8.98	10.39	17.12
	15 MHz	LCH	QPSK	RB75#0	13.47	15.01	17.13
			16-QAM	RB75#0	13.47	14.99	17.14
		MCH	QPSK	RB75#0	13.45	14.98	17.15
			16-QAM	RB75#0	13.52	14.78	17.16
		HCH	QPSK	RB75#0	13.42	15.02	17.17
			16-QAM	RB75#0	13.51	15.12	17.18
	20 MHz	LCH	QPSK	RB100#0	17.95	19.42	17.19
			16-QAM	RB100#0	17.91	19.42	17.20
		MCH	QPSK	RB100#0	17.91	19.49	17.21
			16-QAM	RB100#0	17.96	20.27	17.22
		HCH	QPSK	RB100#0	17.93	19.76	17.23
			16-QAM	RB100#0	17.91	19.47	17.24

Test Band	Test Bandwidth	Test Channel	Test Mode	Test RB (Size#Offset)	Measured 99% Occupied Bandwidth (MHz)	Measured -26 dB Occupied Bandwidth (MHz)	Refer to Plot ^{Note2}
Band 66	1.4 MHz	LCH	QPSK	RB6#0	1.09	1.26	18.1
			16-QAM	RB6#0	1.09	1.27	18.2
		MCH	QPSK	RB6#0	1.09	1.27	18.3
			16-QAM	RB6#0	1.09	1.25	18.4
		HCH	QPSK	RB6#0	1.09	1.26	18.5
			16-QAM	RB6#0	1.09	1.27	18.6
	3 MHz	LCH	QPSK	RB15#0	2.69	2.97	18.7
			16-QAM	RB15#0	2.69	3	18.8
		MCH	QPSK	RB15#0	2.69	2.96	18.9
			16-QAM	RB15#0	2.69	2.99	18.10
		HCH	QPSK	RB15#0	2.69	2.95	18.11
			16-QAM	RB15#0	2.68	2.97	18.12
	5 MHz	LCH	QPSK	RB25#0	4.51	4.89	18.13
			16-QAM	RB25#0	4.49	4.89	18.14
		MCH	QPSK	RB25#0	4.49	4.89	18.15
			16-QAM	RB25#0	4.5	4.89	18.16
		HCH	QPSK	RB25#0	4.49	4.86	18.17
			16-QAM	RB25#0	4.5	4.94	18.18
	10 MHz	LCH	QPSK	RB50#0	8.96	9.76	18.19
			16-QAM	RB50#0	8.95	9.74	18.20
		MCH	QPSK	RB50#0	8.95	9.72	18.21
			16-QAM	RB50#0	8.96	9.73	18.22
		HCH	QPSK	RB50#0	8.94	9.69	18.23
			16-QAM	RB50#0	8.95	9.8	18.24
	15 MHz	LCH	QPSK	RB75#0	13.44	14.62	18.25
			16-QAM	RB75#0	13.44	14.62	18.26
		MCH	QPSK	RB75#0	13.41	14.54	18.27
			16-QAM	RB75#0	13.44	14.62	18.28
		HCH	QPSK	RB75#0	13.4	14.56	18.29
			16-QAM	RB75#0	13.44	14.56	18.30
	20 MHz	LCH	QPSK	RB100#0	17.94	19.32	18.31
			16-QAM	RB100#0	17.92	19.4	18.32
		MCH	QPSK	RB100#0	17.92	19.33	18.33
			16-QAM	RB100#0	17.88	19.34	18.34
		HCH	QPSK	RB100#0	17.86	19.41	18.35
			16-QAM	RB100#0	17.89	19.3	18.36

Test Channel	Modulation	PCC RB		SCC RB		Measured 99% Occupied Bandwidth (MHz)	Measured - 26 dB Occupied Bandwidth (MHz)	Refer to Plot ^{Note2}
		Size	Offset	Size	Offset			
CA_7C								
10MHz+20MHz								
Mid	QPSK	50	0	100	0	27.81	29.58	19.1
	16-QAM	50	0	100	0	27.72	29.46	19.2
20MHz+10MHz								
Mid	QPSK	100	0	50	0	27.79	29.6	19.3
	16-QAM	100	0	50	0	27.85	29.52	19.4
15MHz+15MHz								
Mid	QPSK	75	0	75	0	28.36	30.23	19.5
	16-QAM	75	0	75	0	28.4	30.25	19.6
15MHz+20MHz								
Mid	QPSK	75	0	100	0	32.68	34.78	19.7
	16-QAM	75	0	100	0	32.56	34.71	19.8
20MHz+15MHz								
Mid	QPSK	100	0	75	0	32.69	34.76	19.9
	16-QAM	100	0	75	0	32.74	34.67	19.10
20MHz+20MHz								
Mid	QPSK	100	0	100	0	37.57	40	19.11
	16-QAM	100	0	100	0	37.58	39.91	19.12

Test Channel	Modulation	PCC RB		SCC RB		Measured 99% Occupied Bandwidth (MHz)	Measured - 26 dB Occupied Bandwidth (MHz)	Refer to Plot ^{Note2}
		Size	Offset	Size	Offset			
CA_38C								
15MHz+15MHz								
Mid	QPSK	75	0	75	0	28.41	31.06	20.1
	16-QAM	75	0	75	0	28.49	35.8	20.2
20MHz+20MHz								
Mid	QPSK	100	0	100	0	37.8	45.81	20.3
	16-QAM	100	0	100	0	37.67	42.49	20.4

Test Channel	Modulation	PCC RB		SCC RB		Measured 99% Occupied Bandwidth (MHz)	Measured - 26 dB Occupied Bandwidth (MHz)	Refer to Plot ^{Note2}
		Size	Offset	Size	Offset			
CA_41C								
5MHz+20MHz								
Mid	QPSK	25	0	100	0	23	24.74	21.1
	16-QAM	25	0	100	0	22.97	24.48	21.2
20MHz+5MHz								
Mid	QPSK	100	0	25	0	23.03	24.71	21.3
	16-QAM	100	0	25	0	22.93	24.53	21.4
10MHz+20MHz								
Mid	QPSK	50	0	100	0	27.88	31.62	21.5
	16-QAM	50	0	100	0	27.85	29.72	21.6
20MHz+10MHz								
Mid	QPSK	100	0	50	0	27.89	30.19	21.7
	16-QAM	100	0	50	0	27.97	32.45	21.8
15MHz+15MHz								
Mid	QPSK	75	0	75	0	28.49	33.94	21.9
	16-QAM	75	0	75	0	28.53	30.82	21.10
15MHz+20MHz								
Mid	QPSK	75	0	100	0	32.84	38.34	21.11
	16-QAM	75	0	100	0	32.76	38.48	21.12
20MHz+15MHz								
Mid	QPSK	100	0	75	0	32.83	40.63	21.13
	16-QAM	100	0	75	0	32.79	35.05	21.14
20MHz+20MHz								
Mid	QPSK	100	0	100	0	37.76	52.8	21.15
	16-QAM	100	0	100	0	37.7	49.84	21.16

A.4 Frequency Stability

GSM 850

Test Conditions		Frequency Deviation						Verdict
Power (VDC)	Temperature (°C)	LCH 824.2 MHz		MCH 836.6 MHz		HCH 848.8 MHz		
		Value (Hz)	Limits (Hz)	Value (Hz)	Limits (Hz)	Value (Hz)	Limits (Hz)	
3.85	-30	-21.24	±2060.5	-19.27	±2091.5	-21.99	±2122	Pass
	-20	-22.73		-24.02		-20.34		
	-10	-23.67		-20.92		-17.98		
	0	-22.86		-21.89		-20.6		
	+10	-22.57		-22.54		-21.41		
	+20	-23.25		-22.6		-20.28		
	+25	-18.66		-20.76		-19.37		
	+30	-21.47		-21.05		-19.37		
	+40	-21.86		-18.6		-21.34		
	+50	-21.83		-25.89		-18.89		
3.6	+25	-23.34		-20.24		-20.6		
4.4	+25	-25.05		-22.18		-21.95		

GSM 1900

Test Conditions		Frequency Deviation						Verdict
Power (VDC)	Temperature (°C)	LCH 1850.2 MHz		MCH 1880 MHz		HCH 1909.8 MHz		
		Value (Hz)	Limits (Hz)	Value (Hz)	Limits (Hz)	Value (Hz)	Limits (Hz)	
3.85	-30	-17.6	±4625.5	-24.89	±4700.0	-16.76	±4774.5	Pass
	-20	-18.89		-19.44		-12.49		
	-10	-15.88		-16.3		-17.27		
	0	-18.44		-24.21		-21.89		
	+10	-23.83		-19.69		-16.79		
	+20	-20.73		-24.12		-20.76		
	+25	-19.11		-21.53		-15.85		
	+30	-21.28		-14.75		-14.53		
	+40	-14.75		-16.56		-23.6		
	+50	-26.28		-17.08		-24.7		
3.6	+25	-14.92		-16.89		-22.18		
4.4	+25	-18.63		-18.21		-17.92		

GPRS 850

Test Conditions		Frequency Deviation						Verdict
Power (VDC)	Temperature (°C)	LCH 824.2 MHz		MCH 836.6 MHz		HCH 848.8 MHz		
		Value (Hz)	Limits (Hz)	Value (Hz)	Limits (Hz)	Value (Hz)	Limits (Hz)	
3.85	-30	-20.44	±2060.5	-22.86	±2091.5	-22.31	±2122	Pass
	-20	-21.08		-22.57		-22.63		
	-10	-27.54		-25.51		-21.76		
	0	-25.99		-26.51		-21.73		
	+10	-22.44		-21.63		-17.05		
	+20	-20.82		-26.35		-20.57		
	+25	-29.28		-22.89		-23.73		
	+30	-21.05		-23.05		-20.5		
	+40	-23.57		-24.8		-27.38		
	+50	-22.86		-23.02		-20.57		
3.6	+25	-23.31		-23.79		-20.11		
4.4	+25	-23.5		-23.89		-22.05		

GPRS 1900

Test Conditions		Frequency Deviation						Verdict
Power (VDC)	Temperature (°C)	LCH 1850.2 MHz		MCH 1880 MHz		HCH 1909.8 MHz		
		Value (Hz)	Limits (Hz)	Value (Hz)	Limits (Hz)	Value (Hz)	Limits (Hz)	
3.85	-30	-6.78	±4625.5	-16.95	±4700.0	-23.89	±4774.5	Pass
	-20	-19.27		-18.02		-23.96		
	-10	-24.21		-28.64		-23.31		
	0	-19.69		-20.66		-17.95		
	+10	-19.31		-21.57		-21.73		
	+20	-24.76		-17.92		-21.41		
	+25	-17.14		-26.8		-22.6		
	+30	-20.86		-25.83		-19.89		
	+40	-25.96		-18.37		-20.76		
	+50	-17.89		-14.3		-24.31		
3.6	+25	-21.83		-18.18		-14.79		
4.4	+25	-21.15		-25.47		-18.24		

EGPRS 850

Test Conditions		Frequency Deviation						Verdict
Power (VDC)	Temperature (°C)	LCH 824.2 MHz		MCH 836.6 MHz		HCH 848.8 MHz		
		Value (Hz)	Limits (Hz)	Value (Hz)	Limits (Hz)	Value (Hz)	Limits (Hz)	
3.85	-30	8.59	±2060.5	9.14	±2091.5	8.27	±2122	Pass
	-20	-5.1		-6.13		10.59		
	-10	-5.2		4.91		9.78		
	0	-6.62		-6.81		5.42		
	+10	-9.46		-13.37		-10.4		
	+20	7.55		-6.94		5.68		
	+25	-12.69		8.85		-7.46		
	+30	-6.68		-11.53		-12.33		
	+40	-8.27		9.36		-6.33		
	+50	-6.39		-5.52		-15.21		
3.6	+25	6.13		6.17		-5.52		
4.4	+25	-10.33		-11.62		5.88		

EGPRS 1900

Test Conditions		Frequency Deviation						Verdict
Power (VDC)	Temperature (°C)	LCH 1850.2 MHz		MCH 1880 MHz		HCH 1909.8 MHz		
		Value (Hz)	Limits (Hz)	Value (Hz)	Limits (Hz)	Value (Hz)	Limits (Hz)	
3.85	-30	-19.15	±4625.5	-17.72	±4700.0	-26.47	±4774.5	Pass
	-20	-18.34		-25.7		-20.5		
	-10	-17.95		-29.9		-24.54		
	0	-17.47		-27.28		-21.86		
	+10	-17.31		-22.54		-25.12		
	+20	-16.47		-19.89		-18.47		
	+25	-17.31		-25.89		-26.22		
	+30	-23.54		-28.48		-25.99		
	+40	-19.69		-24.96		-23.89		
	+50	-20.02		-21.28		-18.18		
3.6	+25	-22.99		-24.47		-26.28		
4.4	+25	-20.92		-25.15		-26.6		

WCDMA Band 2

Test Conditions		Frequency Deviation						Verdict
Power (VDC)	Temperature (°C)	LCH 1852.4 MHz		MCH 1880 MHz		HCH 1907.6 MHz		
		Value (Hz)	Limits (Hz)	Value (Hz)	Limits (Hz)	Value (Hz)	Limits (Hz)	
3.85	-30	-2.74	±4631	-11.82	±4700	-12.64	±4769	Pass
	-20	-5.23		-14.03		-13.6		
	-10	-2.81		-13.09		-12.41		
	0	-3.14		-13.18		-15.39		
	+10	-2.7		-10.24		-15.38		
	+20	-5.4		-14.64		-12.85		
	+25	-5.46		-11.83		-16.11		
	+30	-3.1		-13.62		-10.96		
	+40	-2		-13.6		-10.71		
	+50	-4.81		-9.43		-12.57		
3.6	+25	-2.95	-11.96	-14.36				
4.4	+25	-4.46	-9.53	-13.72				

WCDMA Band 4

Test Conditions		Frequency Deviation						Verdict
Power (VDC)	Temperature (°C)	LCH 1712.4 MHz		MCH 1732.4 MHz		HCH 1752.6 MHz		
		Value (Hz)	Limits (Hz)	Value (Hz)	Limits (Hz)	Value (Hz)	Limits (Hz)	
3.85	-30	4.65	±4281	-8.66	±4331	-7.37	±4381.5	Pass
	-20	2.3		-10.57		-11.79		
	-10	-2.6		-10.76		-9.88		
	0	-3.12		-11.76		-10.71		
	+10	2.35		-10.88		-14.22		
	+20	-3.55		-11.37		-10.09		
	+25	-0.54		-12.73		-11.52		
	+30	-2.83		-13.07		-10.12		
	+40	-3.96		-12.82		-9.71		
	+50	-2.97		-13.05		-10.56		
3.6	+25	-2.9	-12.22	-12.96				
4.4	+25	-2.75	-13.97	-12.77				

WCDMA Band B5

Test Conditions		Frequency Deviation						Verdict
Power (VDC)	Temperature (°C)	LCH 826.4 MHz		MCH 836.4 MHz		HCH 846.6 MHz		
		Value (Hz)	Limits (Hz)	Value (Hz)	Limits (Hz)	Value (Hz)	Limits (Hz)	
3.85	-30	-1.17	±2066	-6.8	±2091	-6.97	±2116.5	Pass
	-20	-2.16		-7.61		-7.26		
	-10	-0.7		-6.7		-8.73		
	0	-2.07		-8.27		-7.02		
	+10	-0.66		-7.63		-7.8		
	+20	-5.25		-6.44		-7.77		
	+25	-0.83		-8.09		-7.92		
	+30	-2.98		-7.8		-7.84		
	+40	0.79		-6.59		-7.12		
	+50	-0.27		-6.08		-7.27		
3.6	+25	-1.17	-6.6	-7.47				
4.4	+25	-4.41	-7.37	-8.02				

LTE Band 2 QPSK 10 MHz

Test Conditions		Frequency Deviation		Verdict
Power (VDC)	Temperature (°C)	MCH 1880 MHz		
		Value (Hz)	Limits (Hz)	
3.85	-30	-5.42	±4700	Pass
	-20	-0.99		
	-10	-1.52		
	0	-1.32		
	+10	-0.62		
	+20	0.63		
	+25	-0.2		
	+30	-5.58		
	+40	-1.34		
	+50	-1.54		
3.6	+25	0.34		
4.4	+25	3.58		

LTE Band 2 16QAM 10 MHz

Test Conditions		Frequency Deviation		Verdict
Power (VDC)	Temperature (°C)	MCH 1880 MHz		
		Value (Hz)	Limits (Hz)	
3.85	-30	-2.16	±4700	Pass
	-20	-0.7		
	-10	-3.66		
	0	-0.62		
	+10	-1.8		
	+20	-2.03		
	+25	-3.4		
	+30	-4.45		
	+40	-0.27		
	+50	-3.16		
3.6	+25	0.62		
4.4	+25	-0.53		

LTE Band 4 QPSK 10 MHz

Test Conditions		Frequency Deviation		Verdict
Power (VDC)	Temperature (°C)	MCH 1732.5 MHz		
		Value (Hz)	Limits (Hz)	
3.85	-30	0.73	±4331.25	Pass
	-20	-3.92		
	-10	-3.85		
	0	-1		
	+10	-4.31		
	+20	-5.74		
	+25	-1.92		
	+30	-1.87		
	+40	-3.46		
	+50	-2.68		
3.6	+25	1.06		
4.4	+25	-3.96		

LTE Band 4 16QAM 10 MHz

Test Conditions		Frequency Deviation		Verdict
Power (VDC)	Temperature (°C)	MCH 1732.5 MHz		
		Value (Hz)	Limits (Hz)	
3.85	-30	-1.24	±4331.25	Pass
	-20	-3.08		
	-10	-1.82		
	0	-2.55		
	+10	-2.57		
	+20	-4.05		
	+25	-1.73		
	+30	0.07		
	+40	2.23		
	+50	-6.51		
3.6	+25	-0.87		
4.4	+25	-3.49		

LTE Band 5 QPSK 10 MHz

Test Conditions		Frequency Deviation		Verdict
Power (VDC)	Temperature (°C)	MCH 836.5 MHz		
		Value (Hz)	Limits (Hz)	
3.85	-30	-4.79	±2091.25	Pass
	-20	-5.28		
	-10	-3.75		
	0	-6.54		
	+10	-4.41		
	+20	-4.45		
	+25	-2.76		
	+30	-0.23		
	+40	-0.72		
	+50	-1.6		
3.6	+25	-1.83		
4.4	+25	-3.59		

LTE Band 5 16QAM 10 MHz

Test Conditions		Frequency Deviation		Verdict
Power (VDC)	Temperature (°C)	MCH 836.5 MHz		
		Value (Hz)	Limits (Hz)	
3.85	-30	-1.4	±2091.25	Pass
	-20	-2.2		
	-10	-3.3		
	0	-4.18		
	+10	-1.24		
	+20	-2.79		
	+25	-4.76		
	+30	-1		
	+40	-0.57		
	+50	-5.34		
3.6	+25	-0.47		
4.4	+25	-6.11		

LTE Band 7 QPSK 10 MHz

Test Conditions		Frequency Deviation		Verdict
Power (VDC)	Temperature (°C)	MCH 2535 MHz		
		Value (Hz)	Limits (Hz)	
3.85	-30	-0.66	±6337.5	Pass
	-20	-2.07		
	-10	1.36		
	0	-2.42		
	+10	-0.59		
	+20	-0.01		
	+25	-3.08		
	+30	-1.62		
	+40	-5.36		
	+50	-6.24		
3.6	+25	0.97		
4.4	+25	-5.26		

LTE Band 7 16-QAM 10 MHz

Test Conditions		Frequency Deviation		Verdict
Power (VDC)	Temperature (°C)	MCH 2535 MHz		
		Value (Hz)	Limits (Hz)	
3.85	-30	1.7	±6337.5	Pass
	-20	-1.17		
	-10	-7.01		
	0	-6.64		
	+10	2.95		
	+20	1.87		
	+25	-2.86		
	+30	-3.38		
	+40	-5.56		
	+50	-1.3		
3.6	+25	-4.09		
4.4	+25	3.71		

LTE Band 12 QPSK 10 MHz

Test Conditions		Frequency Deviation		Verdict
Power (VDC)	Temperature (°C)	MCH 707.5 MHz		
		Value (Hz)	Limits (Hz)	
3.85	-30	0.51	±1768.75	Pass
	-20	-4.01		
	-10	-2.33		
	0	-4.33		
	+10	-3.95		
	+20	-3.95		
	+25	-2.07		
	+30	-2.89		
	+40	-1.3		
	+50	-1.99		
3.6	+25	-2.35		
4.4	+25	-2.53		

LTE Band 12 16QAM10 MHz

Test Conditions		Frequency Deviation		Verdict
Power (VDC)	Temperature (°C)	MCH 707.5 MHz		
		Value (Hz)	Limits (Hz)	
3.85	-30	-2.56	±1768.75	Pass
	-20	-4.78		
	-10	-4.09		
	0	-1.02		
	+10	-4.28		
	+20	-1.06		
	+25	-2.3		
	+30	0.6		
	+40	-2.63		
	+50	-3.86		
3.6	+25	-4.58		
4.4	+25	-3.36		

LTE Band 17 QPSK 10 MHz

Test Conditions		Frequency Deviation		Verdict
Power (VDC)	Temperature (°C)	MCH 710 MHz		
		Value (Hz)	Limits (Hz)	
3.85	-30	-2.25	±1775	Pass
	-20	-1.85		
	-10	-1.17		
	0	-2.42		
	+10	-4.52		
	+20	-1.36		
	+25	-3.02		
	+30	-3.48		
	+40	-4.09		
	+50	-3.71		
3.6	+25	-1.3		
4.4	+25	-2.42		

LTE Band 17 16QAM10 MHz

Test Conditions		Frequency Deviation		Verdict
Power (VDC)	Temperature (°C)	MCH 710 MHz		
		Value (Hz)	Limits (Hz)	
3.85	-30	-1.5	±1775	Pass
	-20	-5.39		
	-10	-3.96		
	0	-2.3		
	+10	-5.02		
	+20	-1.69		
	+25	0.11		
	+30	-0.79		
	+40	-1.69		
	+50	-2.45		
3.6	+25	-0.59		
4.4	+25	-1.99		

LTE Band 26 (Part22) QPSK 10 MHz

Test Conditions		Frequency Deviation		Verdict
Power (VDC)	Temperature (°C)	MCH 836.5 MHz		
		Value (Hz)	Limits (Hz)	
3.85	-30	-5.51	±2091.25	Pass
	-20	-4.71		
	-10	-2.1		
	0	-4.48		
	+10	-3.53		
	+20	-7.41		
	+25	-5.64		
	+30	-3.12		
	+40	-5.18		
+50	-0.49			
3.6	+25	-4.46		
4.4	+25	-3.09		

LTE Band 26 (Part22) 16QAM 10 MHz

Test Conditions		Frequency Deviation		Verdict
Power (VDC)	Temperature (°C)	MCH 836.5 MHz		
		Value (Hz)	Limits (Hz)	
3.85	-30	-2.92	±2091.25	Pass
	-20	-3.39		
	-10	-2.59		
	0	-3.26		
	+10	-1.77		
	+20	-4.32		
	+25	-4.84		
	+30	-4.65		
	+40	-4.31		
+50	-3.43			
3.6	+25	-3.75		
4.4	+25	-2.07		

LTE Band 26 (Part90) QPSK 10 MHz

Test Conditions		Frequency Deviation		Verdict
Power (VDC)	Temperature (°C)	MCH 819 MHz		
		Value (Hz)	Limits (Hz)	
3.85	-30	-3.17	±2047.5	Pass
	-20	-2.18		
	-10	-2.67		
	0	-4.17		
	+10	-2.19		
	+20	-2.56		
	+25	-3.52		
	+30	-2.45		
	+40	-1.88		
	+50	-3.22		
3.6	+25	1.67		
4.4	+25	2.17		

LTE Band 26 (Part90) 16QAM 10 MHz

Test Conditions		Frequency Deviation		Verdict
Power (VDC)	Temperature (°C)	MCH 819 MHz		
		Value (Hz)	Limits (Hz)	
3.85	-30	-4.21	±2047.5	Pass
	-20	-1.75		
	-10	-1.86		
	0	-3.21		
	+10	1.83		
	+20	-5.01		
	+25	-1.93		
	+30	-2.44		
	+40	1.27		
	+50	2.14		
3.6	+25	3.15		
4.4	+25	-3.16		

LTE Band 38 QPSK 10 MHz

Test Conditions		Frequency Deviation		Verdict
Power (VDC)	Temperature (°C)	MCH 2595 MHz		
		Value (Hz)	Limits (Hz)	
3.85	-30	-8.57	±6487.5	Pass
	-20	-4.85		
	-10	-2.37		
	0	-7.68		
	+10	0.11		
	+20	-8.05		
	+25	-6.01		
	+30	-4.81		
	+40	-6.58		
	+50	-4.91		
3.6	+25	-1.14		
4.4	+25	-7.9		

LTE Band 38 16QAM10 MHz

Test Conditions		Frequency Deviation		Verdict
Power (VDC)	Temperature (°C)	MCH 2595 MHz		
		Value (Hz)	Limits (Hz)	
3.85	-30	-2.46	±6487.5	Pass
	-20	-5.56		
	-10	-6.67		
	0	-5.82		
	+10	-0.57		
	+20	-5.02		
	+25	-7.57		
	+30	-7.31		
	+40	-4.29		
	+50	-2.78		
3.6	+25	-3.29		
4.4	+25	-7.71		

LTE Band 41 QPSK 10 MHz

Test Conditions		Frequency Deviation		Verdict
Power (VDC)	Temperature (°C)	MCH 2593 MHz		
		Value (Hz)	Limits (Hz)	
3.85	-30	-6.78	±6482.5	Pass
	-20	-5.71		
	-10	-8.75		
	0	-4.22		
	+10	-5.94		
	+20	-4.08		
	+25	-3.38		
	+30	-3.83		
	+40	-0.19		
	+50	-2.33		
3.6	+25	-7.77		
4.4	+25	-5.55		

LTE Band 41 16QAM10 MHz

Test Conditions		Frequency Deviation		Verdict
Power (VDC)	Temperature (°C)	MCH 2593 MHz		
		Value (Hz)	Limits (Hz)	
3.85	-30	-5.56	±6482.5	Pass
	-20	-6.02		
	-10	-11.86		
	0	-10.04		
	+10	-5.88		
	+20	-3.75		
	+25	-4.01		
	+30	-7.22		
	+40	-3.32		
	+50	-4.53		
3.6	+25	-6.88		
4.4	+25	-9.71		

LTE Band 66 QPSK 10 MHz

Test Conditions		Frequency Deviation		Verdict
Power (VDC)	Temperature (°C)	MCH 1745 MHz		
		Value (Hz)	Limits (Hz)	
3.85	-30	-3.26	±4362.5	Pass
	-20	2.16		
	-10	0.56		
	0	-2.78		
	+10	-2.19		
	+20	-1.89		
	+25	-2.52		
	+30	-3.91		
	+40	-0.7		
	+50	-3.76		
3.6	+25	-4.66		
4.4	+25	-3.22		

LTE Band 66 16QAM10 MHz

Test Conditions		Frequency Deviation		Verdict
Power (VDC)	Temperature (°C)	MCH 1745 MHz		
		Value (Hz)	Limits (Hz)	
3.85	-30	-0.76	±4362.5	Pass
	-20	2.52		
	-10	3.4		
	0	-5.59		
	+10	-1.37		
	+20	1		
	+25	-1		
	+30	-5.19		
	+40	-4.28		
	+50	-5.25		
3.6	+25	2.75		
4.4	+25	-5.41		

CA_7C QPSK 20MHz+10MHz

Test Conditions		Frequency Deviation		Verdict
Power (VDC)	Temperature (°C)	MCH 2534.8 MHz		
		Value (Hz)	Limits (Hz)	
3.85	-30	-5.89	±6337	Pass
	-20	-7.86		
	-10	-13.71		
	0	0.68		
	+10	5.67		
	+20	-7.41		
	+25	-9.53		
	+30	4.39		
	+40	-2.78		
3.6	+25	-9.39		
4.4	+25	-6.82		

CA_7C 16QAM 20MHz+10MHz

Test Conditions		Frequency Deviation		Verdict
Power (VDC)	Temperature (°C)	MCH 2534.8 MHz		
		Value (Hz)	Limits (Hz)	
3.85	-30	-6.93	±6337	Pass
	-20	-7.72		
	-10	-11.84		
	0	3.67		
	+10	8.62		
	+20	2.69		
	+25	-1.62		
	+30	4.98		
	+40	-3.15		
3.6	+25	-3.29		
4.4	+25	-2.83		

CA_7C QPSK 20MHz+20MHz

Test Conditions		Frequency Deviation		Verdict
Power (VDC)	Temperature (°C)	MCH 2535 MHz		
		Value (Hz)	Limits (Hz)	
3.85	-30	6.7	±6337.5	Pass
	-20	3.41		
	-10	-2.25		
	0	7.35		
	+10	0.69		
	+20	6.46		
	+25	5.81		
	+30	7.64		
	+40	-4.31		
3.6	+50	-1.69		
	+25	-3.01		
4.4	+25	6.32		

CA_7C 16QAM 20MHz+20MHz

Test Conditions		Frequency Deviation		Verdict
Power (VDC)	Temperature (°C)	MCH 2535 MHz		
		Value (Hz)	Limits (Hz)	
3.85	-30	5.37	±6337.5	Pass
	-20	4.61		
	-10	-3.62		
	0	5.63		
	+10	1.84		
	+20	3.51		
	+25	6.62		
	+30	8.49		
	+40	-5.11		
3.6	+50	-1.65		
	+25	-2.66		
4.4	+25	7.74		

CA_38C QPSK 15MHz+15MHz

Test Conditions		Frequency Deviation		Verdict
Power (VDC)	Temperature (°C)	MCH 2595 MHz		
		Value (Hz)	Limits (Hz)	
3.85	-30	-2.41	±6487.5	Pass
	-20	-12.12		
	-10	-1.64		
	0	-3.19		
	+10	4.51		
	+20	2.38		
	+25	-4.76		
	+30	-3.59		
	+40	0.18		
3.6	+25	-11.99		
4.4	+25	3.34		

CA_38C 16QAM 15MHz+15MHz

Test Conditions		Frequency Deviation		Verdict
Power (VDC)	Temperature (°C)	MCH 2595 MHz		
		Value (Hz)	Limits (Hz)	
3.85	-30	3.42	±6487.5	Pass
	-20	4.63		
	-10	-10.14		
	0	11.78		
	+10	4.69		
	+20	2.67		
	+25	-6.13		
	+30	5.83		
	+40	2.14		
3.6	+25	8.63		
4.4	+25	5.61		

CA_38C QPSK 20MHz+20MHz

Test Conditions		Frequency Deviation		Verdict
Power (VDC)	Temperature (°C)	MCH 2595 MHz		
		Value (Hz)	Limits (Hz)	
3.85	-30	2.15	±6487.5	Pass
	-20	7.29		
	-10	-1.56		
	0	2.36		
	+10	4.17		
	+20	-3.19		
	+25	-10.13		
	+30	6.92		
	+40	4.72		
3.6	+25	4.74		
4.4	+25	-2.84		

CA_38C 16QAM 20MHz+20MHz

Test Conditions		Frequency Deviation		Verdict
Power (VDC)	Temperature (°C)	MCH 2595 MHz		
		Value (Hz)	Limits (Hz)	
3.85	-30	3.16	±6487.5	Pass
	-20	4.27		
	-10	-4.21		
	0	3.62		
	+10	1.78		
	+20	7.63		
	+25	-6.4		
	+30	-5.42		
	+40	1.97		
3.6	+25	7.65		
4.4	+25	4.05		

CA_41C QPSK 20MHz+5MHz

Test Conditions		Frequency Deviation		Verdict
Power (VDC)	Temperature (°C)	MCH 2592.6 MHz		
		Value (Hz)	Limits (Hz)	
3.85	-30	12.11	±6481.5	Pass
	-20	7.51		
	-10	-3.12		
	0	4.79		
	+10	-13.17		
	+20	6.23		
	+25	-4.29		
	+30	3.47		
	+40	-6.75		
3.6	+25	3.79		
4.4	+25	-2.89		

CA_41C 16QAM 20MHz+5MHz

Test Conditions		Frequency Deviation		Verdict
Power (VDC)	Temperature (°C)	MCH 2592.6 MHz		
		Value (Hz)	Limits (Hz)	
3.85	-30	9.64	±6481.5	Pass
	-20	-2.67		
	-10	6.42		
	0	3.67		
	+10	2.84		
	+20	4.78		
	+25	-3.82		
	+30	1.48		
	+40	-4.19		
3.6	+25	2.83		
4.4	+25	5.61		

CA_41C QPSK 20MHz+20MHz

Test Conditions		Frequency Deviation		Verdict
Power (VDC)	Temperature (°C)	MCH 2593 MHz		
		Value (Hz)	Limits (Hz)	
3.85	-30	2.56	±6482.5	Pass
	-20	-3.15		
	-10	-4.62		
	0	4.78		
	+10	3.93		
	+20	5.82		
	+25	-10.23		
	+30	1.26		
	+40	4.18		
3.6	+25	-2.29		
4.4	+25	4.83		

CA_41C 16QAM 20MHz+20MHz

Test Conditions		Frequency Deviation		Verdict
Power (VDC)	Temperature (°C)	MCH 2593 MHz		
		Value (Hz)	Limits (Hz)	
3.85	-30	-3.61	±6482.5	Pass
	-20	5.42		
	-10	-3.17		
	0	-6.25		
	+10	-0.14		
	+20	-7.43		
	+25	-1.34		
	+30	2.93		
	+40	5.32		
3.6	+25	-1.69		
4.4	+25	4.15		

A.5 Spurious Emission at Antenna Terminals

Note 1: GSM and EGPRS modes have been verified, and only the worst data with different bandwidth for LTE are shown here.

Note 2: The frequencies of verdict which are marked by "N/A" should be ignored because they are UE carrier frequency.

Note 3: Test plots please refer to the document "Annex No.: BL-SZ2080110-501 Data Part 3.pdf".

GSM and WCDMA Mode Test Verdict

Test Band	Test Channel	Refer to Plot ^{Note3}	Verdict
GSM 850	LCH	1.1	Pass
	MCH	1.2	Pass
	HCH	1.3	Pass
GSM 1900	LCH	2.1	Pass
	MCH	2.2	Pass
	HCH	2.3	Pass
EGPRS 850	LCH	3.1	Pass
	MCH	3.2	Pass
	HCH	3.3	Pass
EGPRS 1900	LCH	4.1	Pass
	MCH	4.2	Pass
	HCH	4.3	Pass
WCDMA Band 2	LCH	5.1	Pass
	MCH	5.2	Pass
	HCH	5.3	Pass
WCDMA Band 4	LCH	6.1	Pass
	MCH	6.2	Pass
	HCH	6.3	Pass
WCDMA Band 5	LCH	7.1	Pass
	MCH	7.2	Pass
	HCH	7.3	Pass

LTE Mode Test Verdict

Test Band	Test Bandwidth	Test Channel	Test Mode	Test RB (Size#Offset)	Refer to Plot ^{Note3}	Verdict
Band 2	1.4 MHz	LCH	QPSK	RB1#0	8.1	Pass
			16-QAM	RB1#0	8.2	Pass
		MCH	QPSK	RB1#0	8.3	Pass
			16-QAM	RB1#0	8.4	Pass
		HCH	QPSK	RB1#0	8.5	Pass
			16-QAM	RB1#0	8.6	Pass
	3 MHz	LCH	QPSK	RB1#0	8.7	Pass
			16-QAM	RB1#0	8.8	Pass
		MCH	QPSK	RB1#0	8.9	Pass
			16-QAM	RB1#0	8.10	Pass
		HCH	QPSK	RB1#0	8.11	Pass
			16-QAM	RB1#0	8.12	Pass
	5 MHz	LCH	QPSK	RB1#0	8.13	Pass
			16-QAM	RB1#0	8.14	Pass
		MCH	QPSK	RB1#0	8.15	Pass
			16-QAM	RB1#0	8.16	Pass
		HCH	QPSK	RB1#0	8.17	Pass
			16-QAM	RB1#0	8.18	Pass
	10 MHz	LCH	QPSK	RB1#0	8.19	Pass
			16-QAM	RB1#0	8.20	Pass
		MCH	QPSK	RB1#0	8.21	Pass
			16-QAM	RB1#0	8.22	Pass
		HCH	QPSK	RB1#0	8.23	Pass
			16-QAM	RB1#0	8.24	Pass
	15 MHz	LCH	QPSK	RB1#0	8.25	Pass
			16-QAM	RB1#0	8.26	Pass
		MCH	QPSK	RB1#0	8.27	Pass
			16-QAM	RB1#0	8.28	Pass
		HCH	QPSK	RB1#0	8.29	Pass
			16-QAM	RB1#0	8.30	Pass
	20 MHz	LCH	QPSK	RB1#0	8.31	Pass
			16-QAM	RB1#0	8.32	Pass
		MCH	QPSK	RB1#0	8.33	Pass
			16-QAM	RB1#0	8.34	Pass
		HCH	QPSK	RB1#0	8.35	Pass
			16-QAM	RB1#0	8.36	Pass

Test Band	Test Bandwidth	Test Channel	Test Mode	Test RB (Size#Offset)	Refer to Plot ^{Note3}	Verdict
Band 4	1.4 MHz	LCH	QPSK	RB1#0	9.1	Pass
			16-QAM	RB1#0	9.2	Pass
		MCH	QPSK	RB1#0	9.3	Pass
			16-QAM	RB1#0	9.4	Pass
		HCH	QPSK	RB1#0	9.5	Pass
			16-QAM	RB1#0	9.6	Pass
	3 MHz	LCH	QPSK	RB1#0	9.7	Pass
			16-QAM	RB1#0	9.8	Pass
		MCH	QPSK	RB1#0	9.9	Pass
			16-QAM	RB1#0	9.10	Pass
		HCH	QPSK	RB1#0	9.11	Pass
			16-QAM	RB1#0	9.12	Pass
	5 MHz	LCH	QPSK	RB1#0	9.13	Pass
			16-QAM	RB1#0	9.14	Pass
		MCH	QPSK	RB1#0	9.15	Pass
			16-QAM	RB1#0	9.16	Pass
		HCH	QPSK	RB1#0	9.17	Pass
			16-QAM	RB1#0	9.18	Pass
	10 MHz	LCH	QPSK	RB1#0	9.19	Pass
			16-QAM	RB1#0	9.20	Pass
		MCH	QPSK	RB1#0	9.21	Pass
			16-QAM	RB1#0	9.22	Pass
		HCH	QPSK	RB1#0	9.23	Pass
			16-QAM	RB1#0	9.24	Pass
	15 MHz	LCH	QPSK	RB1#0	9.25	Pass
			16-QAM	RB1#0	9.26	Pass
		MCH	QPSK	RB1#0	9.27	Pass
			16-QAM	RB1#0	9.28	Pass
		HCH	QPSK	RB1#0	9.29	Pass
			16-QAM	RB1#0	9.30	Pass
	20 MHz	LCH	QPSK	RB1#0	9.31	Pass
			16-QAM	RB1#0	9.32	Pass
		MCH	QPSK	RB1#0	9.33	Pass
			16-QAM	RB1#0	9.34	Pass
		HCH	QPSK	RB1#0	9.35	Pass
			16-QAM	RB1#0	9.36	Pass

Test Band	Test Bandwidth	Test Channel	Test Mode	Test RB (Size#Offset)	Refer to Plot ^{Note3}	Verdict
Band 5	1.4 MHz	LCH	QPSK	RB1#0	10.1	Pass
			16-QAM	RB1#0	10.2	Pass
		MCH	QPSK	RB1#0	10.3	Pass
			16-QAM	RB1#0	10.4	Pass
		HCH	QPSK	RB1#0	10.5	Pass
			16-QAM	RB1#0	10.6	Pass
	3 MHz	LCH	QPSK	RB1#0	10.7	Pass
			16-QAM	RB1#0	10.8	Pass
		MCH	QPSK	RB1#0	10.9	Pass
			16-QAM	RB1#0	10.10	Pass
		HCH	QPSK	RB1#0	10.11	Pass
			16-QAM	RB1#0	10.12	Pass
	5 MHz	LCH	QPSK	RB1#0	10.13	Pass
			16-QAM	RB1#0	10.14	Pass
		MCH	QPSK	RB1#0	10.15	Pass
			16-QAM	RB1#0	10.16	Pass
		HCH	QPSK	RB1#0	10.17	Pass
			16-QAM	RB1#0	10.18	Pass
	10 MHz	LCH	QPSK	RB1#0	10.19	Pass
			16-QAM	RB1#0	10.20	Pass
		MCH	QPSK	RB1#0	10.21	Pass
			16-QAM	RB1#0	10.22	Pass
		HCH	QPSK	RB1#0	10.23	Pass
			16-QAM	RB1#0	10.24	Pass

Test Band	Test Bandwidth	Test Channel	Test Mode	Test RB (Size#Offset)	Refer to Plot ^{Note3}	Verdict
Band 7	5 MHz	LCH	QPSK	RB1#0	11.1	Pass
			16-QAM	RB1#0	11.2	Pass
		MCH	QPSK	RB1#0	11.3	Pass
			16-QAM	RB1#0	11.4	Pass
		HCH	QPSK	RB1#0	11.5	Pass
			16-QAM	RB1#0	11.6	Pass
	10 MHz	LCH	QPSK	RB1#0	11.7	Pass
			16-QAM	RB1#0	11.8	Pass
		MCH	QPSK	RB1#0	11.9	Pass
			16-QAM	RB1#0	11.10	Pass
		HCH	QPSK	RB1#0	11.11	Pass
			16-QAM	RB1#0	11.12	Pass
	15 MHz	LCH	QPSK	RB1#0	11.13	Pass
			16-QAM	RB1#0	11.14	Pass
		MCH	QPSK	RB1#0	11.15	Pass
			16-QAM	RB1#0	11.16	Pass
		HCH	QPSK	RB1#0	11.17	Pass
			16-QAM	RB1#0	11.18	Pass
	20 MHz	LCH	QPSK	RB1#0	11.19	Pass
			16-QAM	RB1#0	11.20	Pass
		MCH	QPSK	RB1#0	11.21	Pass
			16-QAM	RB1#0	11.22	Pass
		HCH	QPSK	RB1#0	11.23	Pass
			16-QAM	RB1#0	11.24	Pass

Test Band	Test Bandwidth	Test Channel	Test Mode	Test RB (Size#Offset)	Refer to Plot ^{Note3}	Verdict
Band 12	1.4 MHz	LCH	QPSK	RB1#0	12.1	Pass
			16-QAM	RB1#0	12.2	Pass
		MCH	QPSK	RB1#0	12.3	Pass
			16-QAM	RB1#0	12.4	Pass
		HCH	QPSK	RB1#0	12.5	Pass
			16-QAM	RB1#0	12.6	Pass
	3 MHz	LCH	QPSK	RB1#0	12.7	Pass
			16-QAM	RB1#0	12.8	Pass
		MCH	QPSK	RB1#0	12.9	Pass
			16-QAM	RB1#0	12.10	Pass
		HCH	QPSK	RB1#0	12.11	Pass
			16-QAM	RB1#0	12.12	Pass
	5 MHz	LCH	QPSK	RB1#0	12.13	Pass
			16-QAM	RB1#0	12.14	Pass
		MCH	QPSK	RB1#0	12.15	Pass
			16-QAM	RB1#0	12.16	Pass
		HCH	QPSK	RB1#0	12.17	Pass
			16-QAM	RB1#0	12.18	Pass
	10 MHz	LCH	QPSK	RB1#0	12.19	Pass
			16-QAM	RB1#0	12.20	Pass
		MCH	QPSK	RB1#0	12.21	Pass
			16-QAM	RB1#0	12.22	Pass
		HCH	QPSK	RB1#0	12.23	Pass
			16-QAM	RB1#0	12.24	Pass

Test Band	Test Bandwidth	Test Channel	Test Mode	Test RB (Size#Offset)	Refer to Plot ^{Note3}	Verdict
Band 17	5 MHz	LCH	QPSK	RB1#0	13.1	Pass
			16-QAM	RB1#0	13.2	Pass
		MCH	QPSK	RB1#0	13.3	Pass
			16-QAM	RB1#0	13.4	Pass
		HCH	QPSK	RB1#0	13.5	Pass
			16-QAM	RB1#0	13.6	Pass
	10 MHz	LCH	QPSK	RB1#0	13.7	Pass
			16-QAM	RB1#0	13.8	Pass
		MCH	QPSK	RB1#0	13.9	Pass
			16-QAM	RB1#0	13.10	Pass
		HCH	QPSK	RB1#0	13.11	Pass
			16-QAM	RB1#0	13.12	Pass

Test Band	Test Bandwidth	Test Channel	Test Mode	Test RB (Size#Offset)	Refer to Plot ^{Note3}	Verdict
Band 26 (Part22)	1.4 MHz	LCH	QPSK	RB1#0	14.1	Pass
			16-QAM	RB1#0	14.2	Pass
		MCH	QPSK	RB1#0	14.3	Pass
			16-QAM	RB1#0	14.4	Pass
		HCH	QPSK	RB1#0	14.5	Pass
			16-QAM	RB1#0	14.6	Pass
	3 MHz	LCH	QPSK	RB1#0	14.7	Pass
			16-QAM	RB1#0	14.8	Pass
		MCH	QPSK	RB1#0	14.9	Pass
			16-QAM	RB1#0	14.10	Pass
		HCH	QPSK	RB1#0	14.11	Pass
			16-QAM	RB1#0	14.12	Pass
	5 MHz	LCH	QPSK	RB1#0	14.13	Pass
			16-QAM	RB1#0	14.14	Pass
		MCH	QPSK	RB1#0	14.15	Pass
			16-QAM	RB1#0	14.16	Pass
		HCH	QPSK	RB1#0	14.17	Pass
			16-QAM	RB1#0	14.18	Pass
	10 MHz	LCH	QPSK	RB1#0	14.19	Pass
			16-QAM	RB1#0	14.20	Pass
		MCH	QPSK	RB1#0	14.21	Pass
			16-QAM	RB1#0	14.22	Pass
		HCH	QPSK	RB1#0	14.23	Pass
			16-QAM	RB1#0	14.24	Pass
	15 MHz	LCH	QPSK	RB1#0	14.25	Pass
			16-QAM	RB1#0	14.26	Pass
		MCH	QPSK	RB1#0	14.27	Pass
			16-QAM	RB1#0	14.28	Pass
		HCH	QPSK	RB1#0	14.29	Pass
			16-QAM	RB1#0	14.30	Pass

Test Band	Test Bandwidth	Test Channel	Test Mode	Test RB (Size#Offset)	Refer to Plot ^{Note3}	Verdict
Band 26 (Part90)	1.4 MHz	LCH	QPSK	RB1#0	15.1	Pass
			16-QAM	RB1#0	15.2	Pass
		MCH	QPSK	RB1#0	15.3	Pass
			16-QAM	RB1#0	15.4	Pass
		HCH	QPSK	RB1#0	15.5	Pass
			16-QAM	RB1#0	15.6	Pass
	3 MHz	LCH	QPSK	RB1#0	15.7	Pass
			16-QAM	RB1#0	15.8	Pass
		MCH	QPSK	RB1#0	15.9	Pass
			16-QAM	RB1#0	15.10	Pass
		HCH	QPSK	RB1#0	15.11	Pass
			16-QAM	RB1#0	15.12	Pass
	5 MHz	LCH	QPSK	RB1#0	15.13	Pass
			16-QAM	RB1#0	15.14	Pass
		MCH	QPSK	RB1#0	15.15	Pass
			16-QAM	RB1#0	15.16	Pass
		HCH	QPSK	RB1#0	15.17	Pass
			16-QAM	RB1#0	15.18	Pass
	10 MHz	MCH	QPSK	RB1#0	15.19	Pass
			16-QAM	RB1#0	15.20	Pass

Test Band	Test Bandwidth	Test Channel	Test Mode	Test RB (Size#Offset)	Refer to Plot ^{Note3}	Verdict
Band 38	5 MHz	LCH	QPSK	RB1#0	16.1	Pass
			16-QAM	RB1#0	16.2	Pass
		MCH	QPSK	RB1#0	16.3	Pass
			16-QAM	RB1#0	16.4	Pass
		HCH	QPSK	RB1#0	16.5	Pass
			16-QAM	RB1#0	16.6	Pass
	10 MHz	LCH	QPSK	RB1#0	16.7	Pass
			16-QAM	RB1#0	16.8	Pass
		MCH	QPSK	RB1#0	16.9	Pass
			16-QAM	RB1#0	16.10	Pass
		HCH	QPSK	RB1#0	16.11	Pass
			16-QAM	RB1#0	16.12	Pass
	15 MHz	LCH	QPSK	RB1#0	16.13	Pass
			16-QAM	RB1#0	16.14	Pass
		MCH	QPSK	RB1#0	16.15	Pass
			16-QAM	RB1#0	16.16	Pass
		HCH	QPSK	RB1#0	16.17	Pass
			16-QAM	RB1#0	16.18	Pass
	20 MHz	LCH	QPSK	RB1#0	16.19	Pass
			16-QAM	RB1#0	16.20	Pass
		MCH	QPSK	RB1#0	16.21	Pass
			16-QAM	RB1#0	16.22	Pass
		HCH	QPSK	RB1#0	16.23	Pass
			16-QAM	RB1#0	16.24	Pass

Test Band	Test Bandwidth	Test Channel	Test Mode	Test RB (Size#Offset)	Refer to Plot ^{Note3}	Verdict
Band 41	5 MHz	LCH	QPSK	RB1#0	17.1	Pass
			16-QAM	RB1#0	17.2	Pass
		MCH	QPSK	RB1#0	17.3	Pass
			16-QAM	RB1#0	17.4	Pass
		HCH	QPSK	RB1#0	17.5	Pass
			16-QAM	RB1#0	17.6	Pass
	10 MHz	LCH	QPSK	RB1#0	17.7	Pass
			16-QAM	RB1#0	17.8	Pass
		MCH	QPSK	RB1#0	17.9	Pass
			16-QAM	RB1#0	17.10	Pass
		HCH	QPSK	RB1#0	17.11	Pass
			16-QAM	RB1#0	17.12	Pass
	15 MHz	LCH	QPSK	RB1#0	17.13	Pass
			16-QAM	RB1#0	17.14	Pass
		MCH	QPSK	RB1#0	17.15	Pass
			16-QAM	RB1#0	17.16	Pass
		HCH	QPSK	RB1#0	17.17	Pass
			16-QAM	RB1#0	17.18	Pass
	20 MHz	LCH	QPSK	RB1#0	17.19	Pass
			16-QAM	RB1#0	17.20	Pass
		MCH	QPSK	RB1#0	17.21	Pass
			16-QAM	RB1#0	17.22	Pass
		HCH	QPSK	RB1#0	17.23	Pass
			16-QAM	RB1#0	17.24	Pass

Test Band	Test Bandwidth	Test Channel	Test Mode	Test RB (Size#Offset)	Refer to Plot ^{Note3}	Verdict
Band 66	1.4 MHz	LCH	QPSK	RB1#0	18.1	Pass
			16-QAM	RB1#0	18.2	Pass
		MCH	QPSK	RB1#0	18.3	Pass
			16-QAM	RB1#0	18.4	Pass
		HCH	QPSK	RB1#0	18.5	Pass
			16-QAM	RB1#0	18.6	Pass
	3 MHz	LCH	QPSK	RB1#0	18.7	Pass
			16-QAM	RB1#0	18.8	Pass
		MCH	QPSK	RB1#0	18.9	Pass
			16-QAM	RB1#0	18.10	Pass
		HCH	QPSK	RB1#0	18.11	Pass
			16-QAM	RB1#0	18.12	Pass
	5 MHz	LCH	QPSK	RB1#0	18.13	Pass
			16-QAM	RB1#0	18.14	Pass
		MCH	QPSK	RB1#0	18.15	Pass
			16-QAM	RB1#0	18.16	Pass
		HCH	QPSK	RB1#0	18.17	Pass
			16-QAM	RB1#0	18.18	Pass
	10 MHz	LCH	QPSK	RB1#0	18.19	Pass
			16-QAM	RB1#0	18.20	Pass
		MCH	QPSK	RB1#0	18.21	Pass
			16-QAM	RB1#0	18.22	Pass
		HCH	QPSK	RB1#0	18.23	Pass
			16-QAM	RB1#0	18.24	Pass
	15 MHz	LCH	QPSK	RB1#0	18.25	Pass
			16-QAM	RB1#0	18.26	Pass
		MCH	QPSK	RB1#0	18.27	Pass
			16-QAM	RB1#0	18.28	Pass
		HCH	QPSK	RB1#0	18.29	Pass
			16-QAM	RB1#0	18.30	Pass
	20 MHz	LCH	QPSK	RB1#0	18.31	Pass
			16-QAM	RB1#0	18.32	Pass
		MCH	QPSK	RB1#0	18.33	Pass
			16-QAM	RB1#0	18.34	Pass
		HCH	QPSK	RB1#0	18.35	Pass
			16-QAM	RB1#0	18.36	Pass

Test Channel	Modulation	PCC RB		SCC RB		Refer to Plot ^{Note2}	Verdict
		Size	Offset	Size	Offset		
CA_7C							
20MHz+10MHz							
Low	QPSK	1	99	1	0	19.1	Pass
	16-QAM	1	99	1	0	19.2	Pass
Mid	QPSK	1	99	1	0	19.3	Pass
	16-QAM	1	99	1	0	19.4	Pass
High	QPSK	1	99	1	0	19.4	Pass
	16-QAM	1	99	1	0	19.6	Pass
20MHz+20MHz							
Low	QPSK	1	99	1	0	19.7	Pass
	16-QAM	1	99	1	0	19.8	Pass
Mid	QPSK	1	99	1	0	19.9	Pass
	16-QAM	1	99	1	0	19.10	Pass
High	QPSK	1	99	1	0	19.11	Pass
	16-QAM	1	99	1	0	19.12	Pass

Test Channel	Modulation	PCC RB		SCC RB		Refer to Plot ^{Note2}	Verdict
		Size	Offset	Size	Offset		
CA_38C							
15MHz+15MHz							
Low	QPSK	1	74	2	0	20.1	Pass
	16-QAM	1	74	2	0	20.2	Pass
Mid	QPSK	1	74	2	0	20.3	Pass
	16-QAM	1	74	2	0	20.4	Pass
High	QPSK	1	74	2	0	20.5	Pass
	16-QAM	1	74	2	0	20.6	Pass
20MHz+20MHz							
Low	QPSK	1	99	1	0	20.7	Pass
	16-QAM	1	99	1	0	20.8	Pass
Mid	QPSK	1	99	1	0	20.9	Pass
	16-QAM	1	99	1	0	20.10	Pass
High	QPSK	1	99	1	0	20.11	Pass
	16-QAM	1	99	1	0	20.12	Pass

Test Channel	Modulation	PCC RB		SCC RB		Refer to Plot ^{Note2}	Verdict
		Size	Offset	Size	Offset		
CA_41C							
20MHz+5MHz							
Low	QPSK	1	99	1	0	21.1	Pass
	16-QAM	1	99	1	0	21.2	Pass
Mid	QPSK	1	99	1	0	21.3	Pass
	16-QAM	1	99	1	0	21.4	Pass
High	QPSK	1	99	1	0	21.5	Pass
	16-QAM	1	99	1	0	21.6	Pass
20MHz+20MHz							
Low	QPSK	1	99	1	0	21.7	Pass
	16-QAM	1	99	1	0	21.8	Pass
Mid	QPSK	1	99	1	0	21.9	Pass
	16-QAM	1	99	1	0	21.10	Pass
High	QPSK	1	99	1	0	21.11	Pass
	16-QAM	1	99	1	0	21.12	Pass

A.6 Band Edge

Note 1: Test plots please refer to the document "Annex No.: BL-SZ2080110-501 Data Part 4.pdf".

GSM and WCDMA Mode Test Verdict

Test Band	Test Channel	Refer to Plot ^{Note1}	Verdict
GSM 850	LCH	1.1	Pass
	HCH	1.2	Pass
GSM 1900	LCH	2.1	Pass
	HCH	2.2	Pass
EGPRS 850	LCH	3.1	Pass
	HCH	3.2	Pass
EGPRS 1900	LCH	4.1	Pass
	HCH	4.2	Pass
WCDMA Band 2	LCH	5.1	Pass
	HCH	5.2	Pass
WCDMA Band 4	LCH	6.1	Pass
	HCH	6.2	Pass
WCDMA Band 5	LCH	7.1	Pass
	HCH	7.2	Pass

LTE Mode Test Verdict

Test Band	Test Bandwidth	Test Channel	Test Mode	Test RB (Size#Offset)	Refer to Plot ^{Note1}	Verdict
Band 2	1.4 MHz	LCH	QPSK	RB1#0	8.1	Pass
				RB6#0	8.2	Pass
			16-QAM	RB1#0	8.3	Pass
				RB6#0	8.4	Pass
		HCH	QPSK	RB1#5	8.5	Pass
				RB6#0	8.6	Pass
			16-QAM	RB1#5	8.7	Pass
				RB6#0	8.8	Pass
	3 MHz	LCH	QPSK	RB1#0	8.9	Pass
				RB15#0	8.10	Pass
			16-QAM	RB1#0	8.11	Pass
				RB15#0	8.12	Pass
		HCH	QPSK	RB1#14	8.13	Pass
				RB15#0	8.14	Pass
			16-QAM	RB1#14	8.15	Pass
				RB15#0	8.16	Pass
	5 MHz	LCH	QPSK	RB1#0	8.17	Pass
				RB25#0	8.18	Pass
			16-QAM	RB1#0	8.19	Pass
				RB25#0	8.20	Pass
		HCH	QPSK	RB1#24	8.21	Pass
				RB25#0	8.22	Pass
			16-QAM	RB1#24	8.23	Pass
				RB25#0	8.24	Pass
	10 MHz	LCH	QPSK	RB1#0	8.25	Pass
				RB50#0	8.26	Pass
			16-QAM	RB1#0	8.27	Pass
				RB50#0	8.28	Pass
		HCH	QPSK	RB1#49	8.29	Pass
				RB50#0	8.30	Pass
			16-QAM	RB1#49	8.31	Pass
				RB50#0	8.32	Pass
15 MHz	LCH	QPSK	RB1#0	8.33	Pass	
			RB75#0	8.34	Pass	
		16-QAM	RB1#0	8.35	Pass	
			RB75#0	8.36	Pass	
	HCH	QPSK	RB1#74	8.37	Pass	
			RB75#0	8.38	Pass	
		16-QAM	RB1#74	8.39	Pass	
			RB75#0	8.40	Pass	
20 MHz	LCH	QPSK	RB1#0	8.41	Pass	

Test Band	Test Bandwidth	Test Channel	Test Mode	Test RB (Size#Offset)	Refer to Plot ^{Note1}	Verdict
				RB100#0	8.42	Pass
			16-QAM	RB1#0	8.43	Pass
				RB100#0	8.44	Pass
		HCH	QPSK	RB1#99	8.45	Pass
				RB100#0	8.46	Pass
			16-QAM	RB1#99	8.47	Pass
				RB100#0	8.48	Pass

Test Band	Test Bandwidth	Test Channel	Test Mode	Test RB (Size#Offset)	Refer to Plot ^{Note1}	Verdict
Band 4	1.4 MHz	LCH	QPSK	RB1#0	9.1	Pass
				RB6#0	9.2	Pass
			16-QAM	RB1#0	9.3	Pass
				RB6#0	9.4	Pass
		HCH	QPSK	RB1#5	9.5	Pass
				RB6#0	9.6	Pass
			16-QAM	RB1#5	9.7	Pass
				RB6#0	9.8	Pass
	3 MHz	LCH	QPSK	RB1#0	9.9	Pass
				RB15#0	9.10	Pass
			16-QAM	RB1#0	9.11	Pass
				RB15#0	9.12	Pass
		HCH	QPSK	RB1#14	9.13	Pass
				RB15#0	9.14	Pass
			16-QAM	RB1#14	9.15	Pass
				RB15#0	9.16	Pass
	5 MHz	LCH	QPSK	RB1#0	9.17	Pass
				RB25#0	9.18	Pass
			16-QAM	RB1#0	9.19	Pass
				RB25#0	9.20	Pass
		HCH	QPSK	RB1#24	9.21	Pass
				RB25#0	9.22	Pass
			16-QAM	RB1#24	9.23	Pass
				RB25#0	9.24	Pass
	10 MHz	LCH	QPSK	RB1#0	9.25	Pass
				RB50#0	9.26	Pass
			16-QAM	RB1#0	9.27	Pass
				RB50#0	9.28	Pass
		HCH	QPSK	RB1#49	9.29	Pass
				RB50#0	9.30	Pass
			16-QAM	RB1#49	9.31	Pass
				RB50#0	9.32	Pass
15 MHz	LCH	QPSK	RB1#0	9.33	Pass	
			RB75#0	9.34	Pass	
		16-QAM	RB1#0	9.35	Pass	
			RB75#0	9.36	Pass	
	HCH	QPSK	RB1#74	9.37	Pass	
			RB75#0	9.38	Pass	
		16-QAM	RB1#74	9.39	Pass	
			RB75#0	9.40	Pass	
20 MHz	LCH	QPSK	RB1#0	9.41	Pass	
			RB100#0	9.42	Pass	

Test Band	Test Bandwidth	Test Channel	Test Mode	Test RB (Size#Offset)	Refer to Plot ^{Note1}	Verdict
			16-QAM	RB1#0	9.43	Pass
				RB100#0	9.44	Pass
		HCH	QPSK	RB1#99	9.45	Pass
				RB100#0	9.46	Pass
			16-QAM	RB1#99	9.47	Pass
				RB100#0	9.48	Pass

Test Band	Test Bandwidth	Test Channel	Test Mode	Test RB (Size#Offset)	Refer to Plot ^{Note1}	Verdict
Band 5	1.4 MHz	LCH	QPSK	RB1#0	10.1	Pass
				RB6#0	10.2	Pass
			16-QAM	RB1#0	10.3	Pass
				RB6#0	10.4	Pass
		HCH	QPSK	RB1#5	10.5	Pass
				RB6#0	10.6	Pass
			16-QAM	RB1#5	10.7	Pass
				RB6#0	10.8	Pass
	3 MHz	LCH	QPSK	RB1#0	10.9	Pass
				RB15#0	10.10	Pass
			16-QAM	RB1#0	10.11	Pass
				RB15#0	10.12	Pass
		HCH	QPSK	RB1#14	10.13	Pass
				RB15#0	10.14	Pass
			16-QAM	RB1#14	10.15	Pass
				RB15#0	10.16	Pass
	5 MHz	LCH	QPSK	RB1#0	10.17	Pass
				RB25#0	10.18	Pass
			16-QAM	RB1#0	10.19	Pass
				RB25#0	10.20	Pass
		HCH	QPSK	RB1#24	10.21	Pass
				RB25#0	10.22	Pass
			16-QAM	RB1#24	10.23	Pass
				RB25#0	10.24	Pass
	10 MHz	LCH	QPSK	RB1#0	10.25	Pass
				RB50#0	10.26	Pass
			16-QAM	RB1#0	10.27	Pass
				RB50#0	10.28	Pass
		HCH	QPSK	RB1#49	10.29	Pass
				RB50#0	10.30	Pass
			16-QAM	RB1#49	10.31	Pass
				RB50#0	10.32	Pass

Test Band	Test Bandwidth	Test Channel	Test Mode	Test RB (Size#Offset)	Refer to Plot ^{Note1}	Verdict
Band 7	5 MHz	LCH	QPSK	RB1#0	11.1	Pass
				RB25#0	11.2	Pass
			16-QAM	RB1#0	11.3	Pass
				RB25#0	11.4	Pass
		HCH	QPSK	RB1#24	11.5	Pass
				RB25#0	11.6	Pass
			16-QAM	RB1#24	11.7	Pass
				RB25#0	11.8	Pass
	10 MHz	LCH	QPSK	RB1#0	11.9	Pass
				RB50#0	11.10	Pass
			16-QAM	RB1#0	11.11	Pass
				RB50#0	11.12	Pass
		HCH	QPSK	RB1#49	11.13	Pass
				RB50#0	11.14	Pass
			16-QAM	RB1#49	11.15	Pass
				RB50#0	11.16	Pass
	15 MHz	LCH	QPSK	RB1#0	11.17	Pass
				RB75#0	11.18	Pass
			16-QAM	RB1#0	11.19	Pass
				RB75#0	11.20	Pass
		HCH	QPSK	RB1#74	11.21	Pass
				RB75#0	11.22	Pass
			16-QAM	RB1#74	11.23	Pass
				RB75#0	11.24	Pass
	20 MHz	LCH	QPSK	RB1#0	11.25	Pass
				RB100#0	11.26	Pass
			16-QAM	RB1#0	11.27	Pass
				RB100#0	11.28	Pass
		HCH	QPSK	RB1#99	11.29	Pass
				RB100#0	11.30	Pass
			16-QAM	RB1#99	11.31	Pass
				RB100#0	11.32	Pass

Test Band	Test Bandwidth	Test Channel	Test Mode	Test RB (Size#Offset)	Refer to Plot ^{Note1}	Verdict
Band 12	1.4 MHz	LCH	QPSK	RB1#0	12.1	Pass
				RB6#0	12.2	Pass
			16-QAM	RB1#0	12.3	Pass
				RB6#0	12.4	Pass
		HCH	QPSK	RB1#5	12.5	Pass
				RB6#0	12.6	Pass
			16-QAM	RB1#5	12.7	Pass
				RB6#0	12.8	Pass
	3 MHz	LCH	QPSK	RB1#0	12.9	Pass
				RB15#0	12.10	Pass
			16-QAM	RB1#0	12.11	Pass
				RB15#0	12.12	Pass
		HCH	QPSK	RB1#14	12.13	Pass
				RB15#0	12.14	Pass
			16-QAM	RB1#14	12.15	Pass
				RB15#0	12.16	Pass
	5 MHz	LCH	QPSK	RB1#0	12.17	Pass
				RB25#0	12.18	Pass
			16-QAM	RB1#0	12.19	Pass
				RB25#0	12.20	Pass
		HCH	QPSK	RB1#24	12.21	Pass
				RB25#0	12.22	Pass
			16-QAM	RB1#24	12.23	Pass
				RB25#0	12.24	Pass
10 MHz	LCH	QPSK	RB1#0	12.25	Pass	
			RB50#0	12.26	Pass	
		16-QAM	RB1#0	12.27	Pass	
			RB50#0	12.28	Pass	
	HCH	QPSK	RB1#49	12.29	Pass	
			RB50#0	12.30	Pass	
		16-QAM	RB1#49	12.31	Pass	
			RB50#0	12.32	Pass	

Test Band	Test Bandwidth	Test Channel	Test Mode	Test RB (Size#Offset)	Refer to Plot ^{Note1}	Verdict
Band 17	5 MHz	LCH	QPSK	RB1#0	13.1	Pass
				RB25#0	13.2	Pass
			16-QAM	RB1#0	13.3	Pass
				RB25#0	13.4	Pass
		HCH	QPSK	RB1#24	13.5	Pass
				RB25#0	13.6	Pass
			16-QAM	RB1#24	13.7	Pass
				RB25#0	13.8	Pass
	10 MHz	LCH	QPSK	RB1#0	13.9	Pass
				RB50#0	13.10	Pass
			16-QAM	RB1#0	13.11	Pass
				RB50#0	13.12	Pass
		HCH	QPSK	RB1#49	13.13	Pass
				RB50#0	13.14	Pass
			16-QAM	RB1#49	13.15	Pass
				RB50#0	13.16	Pass

Test Band	Test Bandwidth	Test Channel	Test Mode	Test RB (Size#Offset)	Refer to Plot ^{Note1}	Verdict
Band 26 (Part22)	1.4 MHz	LCH	QPSK	RB1#0	14.1	Pass
				RB6#0	14.2	Pass
			16-QAM	RB1#0	14.3	Pass
				RB6#0	14.4	Pass
		HCH	QPSK	RB1#5	14.5	Pass
				RB6#0	14.6	Pass
			16-QAM	RB1#5	14.7	Pass
				RB6#0	14.8	Pass
	3 MHz	LCH	QPSK	RB1#0	14.9	Pass
				RB15#0	14.10	Pass
			16-QAM	RB1#0	14.11	Pass
				RB15#0	14.12	Pass
		HCH	QPSK	RB1#14	14.13	Pass
				RB15#0	14.14	Pass
			16-QAM	RB1#14	14.15	Pass
				RB15#0	14.16	Pass
	5 MHz	LCH	QPSK	RB1#0	14.17	Pass
				RB25#0	14.18	Pass
			16-QAM	RB1#0	14.19	Pass
				RB25#0	14.20	Pass
		HCH	QPSK	RB1#24	14.21	Pass
				RB25#0	14.22	Pass
			16-QAM	RB1#24	14.23	Pass
				RB25#0	14.24	Pass
	10 MHz	LCH	QPSK	RB1#0	14.25	Pass
				RB50#0	14.26	Pass
			16-QAM	RB1#0	14.27	Pass
				RB50#0	14.28	Pass
		HCH	QPSK	RB1#49	14.29	Pass
				RB50#0	14.30	Pass
			16-QAM	RB1#49	14.31	Pass
				RB50#0	14.32	Pass
15 MHz	LCH	QPSK	RB1#0	14.33	Pass	
			RB75#0	14.34	Pass	
		16-QAM	RB1#0	14.35	Pass	
			RB75#0	14.36	Pass	
	HCH	QPSK	RB1#74	14.37	Pass	
			RB75#0	14.38	Pass	
		16-QAM	RB1#74	14.39	Pass	
			RB75#0	14.40	Pass	

Test Band	Test Bandwidth	Test Channel	Test Mode	Test RB (Size#Offset)	Refer to Plot ^{Note1}		Verdict
					In-band	Out-of-band	
Band 26 (Part90)	1.4 MHz	LCH	QPSK	RB1#0	15.1	16.1	Pass
				RB6#0	15.2	16.2	Pass
		16-QAM	RB1#0	15.3	16.3	Pass	
			RB6#0	15.4	16.4	Pass	
		HCH	QPSK	RB1#5	15.5	16.5	Pass
				RB6#0	15.6	16.6	Pass
	16-QAM	RB1#5	15.7	16.7	Pass		
		RB6#0	15.8	16.8	Pass		
	3 MHz	LCH	QPSK	RB1#0	15.9	16.9	Pass
				RB15#0	15.10	16.10	Pass
		16-QAM	RB1#0	15.11	16.11	Pass	
			RB15#0	15.12	16.12	Pass	
		HCH	QPSK	RB1#14	15.13	16.13	Pass
				RB15#0	15.14	16.14	Pass
	16-QAM	RB1#14	15.15	16.15	Pass		
		RB15#0	15.16	16.16	Pass		
	5 MHz	LCH	QPSK	RB1#0	15.17	16.17	Pass
				RB25#0	15.18	16.18	Pass
		16-QAM	RB1#0	15.19	16.19	Pass	
			RB25#0	15.20	16.20	Pass	
		HCH	QPSK	RB1#24	15.21	16.21	Pass
				RB25#0	15.22	16.22	Pass
	16-QAM	RB1#24	15.23	16.23	Pass		
		RB25#0	15.24	16.24	Pass		
	10 MHz	MCH	QPSK	RB1#0	15.25	16.25	Pass
				RB50#0	15.26	16.26	Pass
		16-QAM	RB1#0	15.27	16.27	Pass	
			RB50#0	15.28	16.28	Pass	
		MCH	QPSK	RB1#49	15.29	16.29	Pass
				RB50#0	15.30	16.30	Pass
	16-QAM	RB1#49	15.31	16.31	Pass		
		RB50#0	15.32	16.32	Pass		

Test Band	Test Bandwidth	Test Channel	Test Mode	Test RB (Size#Offset)	Refer to Plot ^{Note1}	Verdict
Band 38	5 MHz	LCH	QPSK	RB1#0	17.1	Pass
				RB25#0	17.2	Pass
			16-QAM	RB1#0	17.3	Pass
				RB25#0	17.4	Pass
		HCH	QPSK	RB1#24	17.5	Pass
				RB25#0	17.6	Pass
			16-QAM	RB1#24	17.7	Pass
				RB25#0	17.8	Pass
	10 MHz	LCH	QPSK	RB1#0	17.9	Pass
				RB50#0	17.10	Pass
			16-QAM	RB1#0	17.11	Pass
				RB50#0	17.12	Pass
		HCH	QPSK	RB1#49	17.13	Pass
				RB50#0	17.14	Pass
			16-QAM	RB1#49	17.15	Pass
				RB50#0	17.16	Pass
	15 MHz	LCH	QPSK	RB1#0	17.17	Pass
				RB75#0	17.18	Pass
			16-QAM	RB1#0	17.19	Pass
				RB75#0	17.20	Pass
		HCH	QPSK	RB1#74	17.21	Pass
				RB75#0	17.22	Pass
			16-QAM	RB1#74	17.23	Pass
				RB75#0	17.24	Pass
	20 MHz	LCH	QPSK	RB1#0	17.25	Pass
				RB100#0	17.26	Pass
			16-QAM	RB1#0	17.27	Pass
				RB100#0	17.28	Pass
		HCH	QPSK	RB1#99	17.29	Pass
				RB100#0	17.30	Pass
			16-QAM	RB1#99	17.31	Pass
				RB100#0	17.32	Pass

Test Band	Test Bandwidth	Test Channel	Test Mode	Test RB (Size#Offset)	Refer to Plot ^{Note1}	Verdict
Band 41	5 MHz	LCH	QPSK	RB1#0	18.1	Pass
				RB25#0	18.2	Pass
		16-QAM	RB1#0	18.3	Pass	
			RB25#0	18.4	Pass	
		HCH	QPSK	RB1#24	18.5	Pass
				RB25#0	18.6	Pass
	16-QAM	RB1#24	18.7	Pass		
		RB25#0	18.8	Pass		
	10 MHz	LCH	QPSK	RB1#0	18.9	Pass
				RB50#0	18.10	Pass
			16-QAM	RB1#0	18.11	Pass
		HCH	QPSK	RB1#49	18.13	Pass
				RB50#0	18.14	Pass
			16-QAM	RB1#49	18.15	Pass
	RB50#0	18.16	Pass			
	15 MHz	LCH	QPSK	RB1#0	18.17	Pass
				RB75#0	18.18	Pass
			16-QAM	RB1#0	18.19	Pass
		HCH	QPSK	RB75#0	18.20	Pass
				RB1#74	18.21	Pass
			16-QAM	RB75#0	18.22	Pass
	RB1#74	18.23	Pass			
	RB75#0	18.24	Pass			
	20 MHz	LCH	QPSK	RB1#0	18.25	Pass
RB100#0				18.26	Pass	
16-QAM			RB1#0	18.27	Pass	
HCH		QPSK	RB100#0	18.28	Pass	
			RB1#99	18.29	Pass	
		16-QAM	RB100#0	18.30	Pass	
RB1#99	18.31	Pass				
RB100#0	18.32	Pass				

Test Band	Test Bandwidth	Test Channel	Test Mode	Test RB (Size#Offset)	Refer to Plot ^{Note1}	Verdict
Band 66	1.4 MHz	LCH	QPSK	RB1#0	19.1	Pass
				RB6#0	19.2	Pass
			16-QAM	RB1#0	19.3	Pass
				RB6#0	19.4	Pass
		HCH	QPSK	RB1#5	19.5	Pass
				RB6#0	19.6	Pass
			16-QAM	RB1#5	19.7	Pass
				RB6#0	19.8	Pass
	3 MHz	LCH	QPSK	RB1#0	19.9	Pass
				RB15#0	19.10	Pass
			16-QAM	RB1#0	19.11	Pass
				RB15#0	19.12	Pass
		HCH	QPSK	RB1#14	19.13	Pass
				RB15#0	19.14	Pass
			16-QAM	RB1#14	19.15	Pass
				RB15#0	19.16	Pass
	5 MHz	LCH	QPSK	RB1#0	19.17	Pass
				RB25#0	19.18	Pass
			16-QAM	RB1#0	19.19	Pass
				RB25#0	19.20	Pass
		HCH	QPSK	RB1#24	19.21	Pass
				RB25#0	19.22	Pass
			16-QAM	RB1#24	19.23	Pass
				RB25#0	19.24	Pass
	10 MHz	LCH	QPSK	RB1#0	19.25	Pass
				RB50#0	19.26	Pass
			16-QAM	RB1#0	19.27	Pass
				RB50#0	19.28	Pass
		HCH	QPSK	RB1#49	19.29	Pass
				RB50#0	19.30	Pass
			16-QAM	RB1#49	19.31	Pass
				RB50#0	19.32	Pass
15 MHz	LCH	QPSK	RB1#0	19.33	Pass	
			RB75#0	19.34	Pass	
		16-QAM	RB1#0	19.35	Pass	
			RB75#0	19.36	Pass	
	HCH	QPSK	RB1#74	19.37	Pass	
			RB75#0	19.38	Pass	
		16-QAM	RB1#74	19.39	Pass	
			RB75#0	19.40	Pass	
20 MHz	LCH	QPSK	RB1#0	19.41	Pass	
			RB100#0	19.42	Pass	

Test Band	Test Bandwidth	Test Channel	Test Mode	Test RB (Size#Offset)	Refer to Plot ^{Note1}	Verdict
			16-QAM	RB1#0	19.43	Pass
				RB100#0	19.44	Pass
		HCH	QPSK	RB1#99	19.45	Pass
				RB100#0	19.46	Pass
			16-QAM	RB1#99	19.47	Pass
				RB100#0	19.48	Pass

Test Channel	Modulation	PCC RB		SCC RB		Refer to Plot ^{Note2}	Verdict
		Size	Offset	Size	Offset		
CA_7C							
20MHz+10MHz							
Low	QPSK	1	0	1	0	20.1	Pass
		1	0	1	49	20.2	Pass
		100	0	50	0	20.3	Pass
	16-QAM	1	0	1	0	20.4	Pass
		1	0	1	49	20.5	Pass
		100	0	50	0	20.6	Pass
High	QPSK	1	0	1	49	20.7	Pass
		1	99	1	49	20.8	Pass
		100	0	50	0	20.9	Pass
	16-QAM	1	0	1	49	20.10	Pass
		1	99	1	49	20.11	Pass
		100	0	50	0	20.12	Pass
20MHz+20MHz							
Low	QPSK	1	0	1	0	20.13	Pass
		1	0	1	99	20.14	Pass
		100	0	100	0	20.15	Pass
	16-QAM	1	0	1	0	20.16	Pass
		1	0	1	99	20.17	Pass
		100	0	100	0	20.18	Pass
High	QPSK	1	0	1	99	20.19	Pass
		1	99	1	99	20.20	Pass
		100	0	100	0	20.21	Pass
	16-QAM	1	0	1	99	20.22	Pass
		1	99	1	99	20.23	Pass
		100	0	100	0	20.24	Pass

Test Channel	Modulation	PCC RB		SCC RB		Refer to Plot ^{Note2}	Verdict
		Size	Offset	Size	Offset		
CA_38C							
15MHz+15MHz							
Low	QPSK	1	0	2	0	21.1	Pass
		1	0	2	73	21.2	Pass
		2	0	1	0	21.3	Pass
		2	0	1	74	21.4	Pass
		75	0	75	0	21.5	Pass
	16-QAM	1	0	2	0	21.6	Pass
		1	0	2	73	21.7	Pass
		2	0	1	0	21.8	Pass
		2	0	1	74	21.9	Pass
		75	0	75	0	21.10	Pass
High	QPSK	1	0	2	73	21.11	Pass
		1	74	2	73	21.12	Pass
		2	0	1	74	21.13	Pass
		2	73	1	74	21.14	Pass
		75	0	75	0	21.15	Pass
	16-QAM	1	0	2	73	21.16	Pass
		1	74	2	73	21.17	Pass
		2	0	1	74	21.18	Pass
		2	73	1	74	21.19	Pass
		75	0	75	0	21.20	Pass
20MHz+20MHz							
Low	QPSK	1	0	1	0	21.21	Pass
		1	0	1	99	21.22	Pass
		100	0	100	0	21.23	Pass
	16-QAM	1	0	1	0	21.24	Pass
		1	0	1	99	21.25	Pass
		100	0	100	0	21.26	Pass
High	QPSK	1	0	1	99	21.27	Pass
		1	99	1	99	21.28	Pass
		100	0	100	0	21.29	Pass
	16-QAM	1	0	1	99	21.30	Pass
		1	99	1	99	21.31	Pass
		100	0	100	0	21.32	Pass

Test Channel	Modulation	PCC RB		SCC RB		Refer to Plot ^{Note2}	Verdict
		Size	Offset	Size	Offset		
CA_41C							
20MHz+5MHz							
Low	QPSK	1	0	1	0	22.1	Pass
		1	0	1	24	22.2	Pass
		100	0	25	0	22.3	Pass
	16-QAM	1	0	1	0	22.4	Pass
		1	0	1	24	22.5	Pass
		100	0	25	0	22.6	Pass
High	QPSK	1	0	1	24	22.7	Pass
		1	99	1	24	22.8	Pass
		100	0	25	0	22.9	Pass
	16-QAM	1	0	1	24	22.10	Pass
		1	99	1	24	22.11	Pass
		100	0	25	0	22.12	Pass
20MHz+20MHz							
Low	QPSK	1	0	1	0	22.13	Pass
		1	0	1	99	22.14	Pass
		100	0	100	0	22.15	Pass
	16-QAM	1	0	1	0	22.16	Pass
		1	0	1	99	22.17	Pass
		100	0	100	0	22.18	Pass
High	QPSK	1	0	1	99	22.19	Pass
		1	99	1	99	22.20	Pass
		100	0	100	0	22.21	Pass
	16-QAM	1	0	1	99	22.22	Pass
		1	99	1	99	22.23	Pass
		100	0	100	0	22.24	Pass

A.7 Field Strength of Spurious Radiation

Note 1: GSM and EGPRS modes have been verified, only the worst data with different transmit bandwidth for LTE are shown here.

Note 2: The frequencies of verdict which are marked by "N/A" should be ignored because they are UE carrier frequency.

Note 3: Test plots please refer to the document "Annex No.: BL-SZ2080110-501 Data Part 5.pdf".

Up Antenna

GSM and WCDMA Mode Test Verdict

Test Band	Test Channel	Refer to Plot ^{Note3}	Verdict
GSM 850	LCH	1.1	Pass
	MCH	1.2	Pass
	HCH	1.3	Pass
GSM 1900	LCH	2.1	Pass
	MCH	2.2	Pass
	HCH	2.3	Pass
EGPRS 850	LCH	3.1	Pass
	MCH	3.2	Pass
	HCH	3.3	Pass
EGPRS 1900	LCH	4.1	Pass
	MCH	4.2	Pass
	HCH	4.3	Pass
WCDMA Band 2	LCH	5.1	Pass
	MCH	5.2	Pass
	HCH	5.3	Pass
WCDMA Band 4	LCH	6.1	Pass
	MCH	6.2	Pass
	HCH	6.3	Pass
WCDMA Band 5	LCH	7.1	Pass
	MCH	7.2	Pass
	HCH	7.3	Pass

LTE Mode Test Verdict

Test Band	Test Bandwidth	Test Channel	Test Mode	Test RB (Size#Offset)	Refer to Plot ^{Note3}	Verdict
Band 2	1.4 MHz	MCH	QPSK	RB1#0	8.1	Pass
	3 MHz	MCH	QPSK	RB1#0	8.2	Pass
	5 MHz	MCH	QPSK	RB1#0	8.3	Pass
	10 MHz	MCH	QPSK	RB1#0	8.4	Pass
	15 MHz	MCH	QPSK	RB1#0	8.5	Pass
	20 MHz	MCH	QPSK	RB1#0	8.6	Pass
Band 4	1.4 MHz	MCH	QPSK	RB1#0	9.1	Pass
	3 MHz	MCH	QPSK	RB1#0	9.2	Pass
	5 MHz	MCH	QPSK	RB1#0	9.3	Pass
	10 MHz	MCH	QPSK	RB1#0	9.4	Pass
	15 MHz	MCH	QPSK	RB1#0	9.5	Pass
	20 MHz	MCH	QPSK	RB1#0	9.6	Pass
Band 5	1.4 MHz	MCH	QPSK	RB1#0	10.1	Pass
	3 MHz	MCH	QPSK	RB1#0	10.2	Pass
	5 MHz	MCH	QPSK	RB1#0	10.3	Pass
	10 MHz	MCH	QPSK	RB1#0	10.4	Pass
Band 7	5 MHz	MCH	QPSK	RB1#0	11.1	Pass
	10 MHz	MCH	QPSK	RB1#0	11.2	Pass
	15 MHz	MCH	QPSK	RB1#0	11.3	Pass
	20 MHz	MCH	QPSK	RB1#0	11.4	Pass
Band 12	1.4 MHz	MCH	QPSK	RB1#0	12.1	Pass
	3 MHz	MCH	QPSK	RB1#0	12.2	Pass
	5 MHz	MCH	QPSK	RB1#0	12.3	Pass
	10 MHz	MCH	QPSK	RB1#0	12.4	Pass
Band 17	5 MHz	MCH	QPSK	RB1#0	13.1	Pass
	10 MHz	MCH	QPSK	RB1#0	13.2	Pass
Band 26 (Part22)	1.4 MHz	MCH	QPSK	RB1#0	14.1	Pass
	3 MHz	MCH	QPSK	RB1#0	14.2	Pass
	5 MHz	MCH	QPSK	RB1#0	14.3	Pass
	10 MHz	MCH	QPSK	RB1#0	14.4	Pass
	15 MHz	MCH	QPSK	RB1#0	14.5	Pass
Band 26 (Part90)	1.4 MHz	MCH	QPSK	RB1#0	15.1	Pass
	3 MHz	MCH	QPSK	RB1#0	15.2	Pass
	5 MHz	MCH	QPSK	RB1#0	15.3	Pass
	10 MHz	MCH	QPSK	RB1#0	15.4	Pass
Band 38	5 MHz	MCH	QPSK	RB1#0	16.1	Pass
	10 MHz	MCH	QPSK	RB1#0	16.2	Pass
	15 MHz	MCH	QPSK	RB1#0	16.3	Pass
	20 MHz	MCH	QPSK	RB1#0	16.4	Pass
Band 41	5 MHz	MCH	QPSK	RB1#0	17.1	Pass
	10 MHz	MCH	QPSK	RB1#0	17.2	Pass

Test Band	Test Bandwidth	Test Channel	Test Mode	Test RB (Size#Offset)	Refer to Plot ^{Note3}	Verdict
	15 MHz	MCH	QPSK	RB1#0	17.3	Pass
	20 MHz	MCH	QPSK	RB1#0	17.4	Pass
Band 66	1.4 MHz	MCH	QPSK	RB1#0	18.1	Pass
	3 MHz	MCH	QPSK	RB1#0	18.2	Pass
	5 MHz	MCH	QPSK	RB1#0	18.3	Pass
	10 MHz	MCH	QPSK	RB1#0	18.4	Pass
	15 MHz	MCH	QPSK	RB1#0	18.5	Pass
	20 MHz	MCH	QPSK	RB1#0	18.6	Pass

Test Channel	Modulation	PCC RB		SCC RB		Refer to Plot ^{Note2}	Verdict
		Size	Offset	Size	Offset		
CA_7C							
20MHz+10MHz							
Low	QPSK	1	99	1	0	19.1	Pass
	16-QAM	1	99	1	0	19.2	Pass
Mid	QPSK	1	99	1	0	19.3	Pass
	16-QAM	1	99	1	0	19.4	Pass
High	QPSK	1	99	1	0	19.4	Pass
	16-QAM	1	99	1	0	19.6	Pass
20MHz+20MHz							
Low	QPSK	1	99	1	0	19.7	Pass
	16-QAM	1	99	1	0	19.8	Pass
Mid	QPSK	1	99	1	0	19.9	Pass
	16-QAM	1	99	1	0	19.10	Pass
High	QPSK	1	99	1	0	19.11	Pass
	16-QAM	1	99	1	0	19.12	Pass

Test Channel	Modulation	PCC RB		SCC RB		Refer to Plot ^{Note2}	Verdict
		Size	Offset	Size	Offset		
CA_38C							
15MHz+15MHz							
Low	QPSK	1	74	2	0	20.1	Pass
	16-QAM	1	74	2	0	20.2	Pass
Mid	QPSK	1	74	2	0	20.3	Pass
	16-QAM	1	74	2	0	20.4	Pass
High	QPSK	1	74	2	0	20.5	Pass
	16-QAM	1	74	2	0	20.6	Pass
20MHz+20MHz							
Low	QPSK	1	99	1	0	20.7	Pass
	16-QAM	1	99	1	0	20.8	Pass
Mid	QPSK	1	99	1	0	20.9	Pass
	16-QAM	1	99	1	0	20.10	Pass
High	QPSK	1	99	1	0	20.11	Pass
	16-QAM	1	99	1	0	20.12	Pass

Test Channel	Modulation	PCC RB		SCC RB		Refer to Plot ^{Note2}	Verdict
		Size	Offset	Size	Offset		
CA_41C							
20MHz+5MHz							
Low	QPSK	1	99	1	0	21.1	Pass
	16-QAM	1	99	1	0	21.2	Pass
Mid	QPSK	1	99	1	0	21.3	Pass
	16-QAM	1	99	1	0	21.4	Pass
High	QPSK	1	99	1	0	21.5	Pass
	16-QAM	1	99	1	0	21.6	Pass
20MHz+20MHz							
Low	QPSK	1	99	1	0	21.7	Pass
	16-QAM	1	99	1	0	21.8	Pass
Mid	QPSK	1	99	1	0	21.9	Pass
	16-QAM	1	99	1	0	21.10	Pass
High	QPSK	1	99	1	0	21.11	Pass
	16-QAM	1	99	1	0	21.12	Pass

Down AntennaGSM and WCDMA Mode Test Verdict

Test Band	Test Channel	Refer to Plot ^{Note3}	Verdict
GSM 850	LCH	22.1	Pass
	MCH	22.2	Pass
	HCH	22.3	Pass
GSM 1900	LCH	23.1	Pass
	MCH	23.2	Pass
	HCH	23.3	Pass
EGPRS 850	LCH	24.1	Pass
	MCH	24.2	Pass
	HCH	24.3	Pass
EGPRS 1900	LCH	25.1	Pass
	MCH	25.2	Pass
	HCH	25.3	Pass
WCDMA Band 2	LCH	26.1	Pass
	MCH	26.2	Pass
	HCH	26.3	Pass
WCDMA Band 4	LCH	27.1	Pass
	MCH	27.2	Pass
	HCH	27.3	Pass
WCDMA Band 5	LCH	28.1	Pass
	MCH	28.2	Pass
	HCH	28.3	Pass

LTE Mode Test Verdict

Test Band	Test Bandwidth	Test Channel	Test Mode	Test RB (Size#Offset)	Refer to Plot ^{Note3}	Verdict
Band 2	1.4 MHz	MCH	QPSK	RB1#0	29.1	Pass
	3 MHz	MCH	QPSK	RB1#0	29.2	Pass
	5 MHz	MCH	QPSK	RB1#0	29.3	Pass
	10 MHz	MCH	QPSK	RB1#0	29.4	Pass
	15 MHz	MCH	QPSK	RB1#0	29.5	Pass
	20 MHz	MCH	QPSK	RB1#0	29.6	Pass
Band 4	1.4 MHz	MCH	QPSK	RB1#0	30.1	Pass
	3 MHz	MCH	QPSK	RB1#0	30.2	Pass
	5 MHz	MCH	QPSK	RB1#0	30.3	Pass
	10 MHz	MCH	QPSK	RB1#0	30.4	Pass
	15 MHz	MCH	QPSK	RB1#0	30.5	Pass
	20 MHz	MCH	QPSK	RB1#0	30.6	Pass
Band 5	1.4 MHz	MCH	QPSK	RB1#0	31.1	Pass
	3 MHz	MCH	QPSK	RB1#0	31.2	Pass
	5 MHz	MCH	QPSK	RB1#0	31.3	Pass
	10 MHz	MCH	QPSK	RB1#0	31.4	Pass
Band 7	5 MHz	MCH	QPSK	RB1#0	32.1	Pass
	10 MHz	MCH	QPSK	RB1#0	32.2	Pass
	15 MHz	MCH	QPSK	RB1#0	32.3	Pass
	20 MHz	MCH	QPSK	RB1#0	32.4	Pass
Band 12	1.4 MHz	MCH	QPSK	RB1#0	33.1	Pass
	3 MHz	MCH	QPSK	RB1#0	33.2	Pass
	5 MHz	MCH	QPSK	RB1#0	33.3	Pass
	10 MHz	MCH	QPSK	RB1#0	33.4	Pass
Band 17	5 MHz	MCH	QPSK	RB1#0	34.1	Pass
	10 MHz	MCH	QPSK	RB1#0	34.2	Pass
Band 26 (Part22)	1.4 MHz	MCH	QPSK	RB1#0	35.1	Pass
	3 MHz	MCH	QPSK	RB1#0	35.2	Pass
	5 MHz	MCH	QPSK	RB1#0	35.3	Pass
	10 MHz	MCH	QPSK	RB1#0	35.4	Pass
	15 MHz	MCH	QPSK	RB1#0	35.5	Pass
Band 26 (Part90)	1.4 MHz	MCH	QPSK	RB1#0	36.1	Pass
	3 MHz	MCH	QPSK	RB1#0	36.2	Pass
	5 MHz	MCH	QPSK	RB1#0	36.3	Pass
	10 MHz	MCH	QPSK	RB1#0	36.4	Pass
Band 38	5 MHz	MCH	QPSK	RB1#0	37.1	Pass
	10 MHz	MCH	QPSK	RB1#0	37.2	Pass
	15 MHz	MCH	QPSK	RB1#0	37.3	Pass
	20 MHz	MCH	QPSK	RB1#0	37.4	Pass
Band 41	5 MHz	MCH	QPSK	RB1#0	38.1	Pass
	10 MHz	MCH	QPSK	RB1#0	38.2	Pass

Test Band	Test Bandwidth	Test Channel	Test Mode	Test RB (Size#Offset)	Refer to Plot ^{Note3}	Verdict
	15 MHz	MCH	QPSK	RB1#0	38.3	Pass
	20 MHz	MCH	QPSK	RB1#0	38.4	Pass
Band 66	1.4 MHz	MCH	QPSK	RB1#0	39.1	Pass
	3 MHz	MCH	QPSK	RB1#0	39.2	Pass
	5 MHz	MCH	QPSK	RB1#0	39.3	Pass
	10 MHz	MCH	QPSK	RB1#0	39.4	Pass
	15 MHz	MCH	QPSK	RB1#0	39.5	Pass
	20 MHz	MCH	QPSK	RB1#0	39.6	Pass

Test Channel	Modulation	PCC RB		SCC RB		Refer to Plot ^{Note2}	Verdict
		Size	Offset	Size	Offset		
CA_7C							
20MHz+10MHz							
Low	QPSK	1	99	1	0	40.1	Pass
	16-QAM	1	99	1	0	40.2	Pass
Mid	QPSK	1	99	1	0	40.3	Pass
	16-QAM	1	99	1	0	40.4	Pass
High	QPSK	1	99	1	0	40.5	Pass
	16-QAM	1	99	1	0	40.6	Pass
20MHz+20MHz							
Low	QPSK	1	99	1	0	40.7	Pass
	16-QAM	1	99	1	0	40.8	Pass
Mid	QPSK	1	99	1	0	40.9	Pass
	16-QAM	1	99	1	0	40.10	Pass
High	QPSK	1	99	1	0	40.11	Pass
	16-QAM	1	99	1	0	40.12	Pass

Test Channel	Modulation	PCC RB		SCC RB		Refer to Plot ^{Note2}	Verdict
		Size	Offset	Size	Offset		
CA_38C							
15MHz+15MHz							
Low	QPSK	1	74	2	0	41.1	Pass
	16-QAM	1	74	2	0	41.2	Pass
Mid	QPSK	1	74	2	0	41.3	Pass
	16-QAM	1	74	2	0	41.4	Pass
High	QPSK	1	74	2	0	41.5	Pass
	16-QAM	1	74	2	0	41.6	Pass
20MHz+20MHz							
Low	QPSK	1	99	1	0	41.7	Pass
	16-QAM	1	99	1	0	41.8	Pass
Mid	QPSK	1	99	1	0	41.9	Pass
	16-QAM	1	99	1	0	41.10	Pass
High	QPSK	1	99	1	0	41.11	Pass
	16-QAM	1	99	1	0	41.12	Pass

Test Channel	Modulation	PCC RB		SCC RB		Refer to Plot ^{Note2}	Verdict
		Size	Offset	Size	Offset		
CA_41C							
20MHz+5MHz							
Low	QPSK	1	99	1	0	42.1	Pass
	16-QAM	1	99	1	0	42.2	Pass
Mid	QPSK	1	99	1	0	42.3	Pass
	16-QAM	1	99	1	0	42.4	Pass
High	QPSK	1	99	1	0	42.5	Pass
	16-QAM	1	99	1	0	42.6	Pass
20MHz+20MHz							
Low	QPSK	1	99	1	0	42.7	Pass
	16-QAM	1	99	1	0	42.8	Pass
Mid	QPSK	1	99	1	0	42.9	Pass
	16-QAM	1	99	1	0	42.10	Pass
High	QPSK	1	99	1	0	42.11	Pass
	16-QAM	1	99	1	0	42.12	Pass

ANNEX B TEST SETUP PHOTOS

Please refer to the document "BL-SZ2080110-AR.PDF".

ANNEX C EUT EXTERNAL PHOTOS

Please refer to the document "BL-SZ2080110-AW.PDF".

ANNEX D EUT INTERNAL PHOTOS

Please refer to the document "BL-SZ2080110-AI.PDF".

--END OF REPORT--