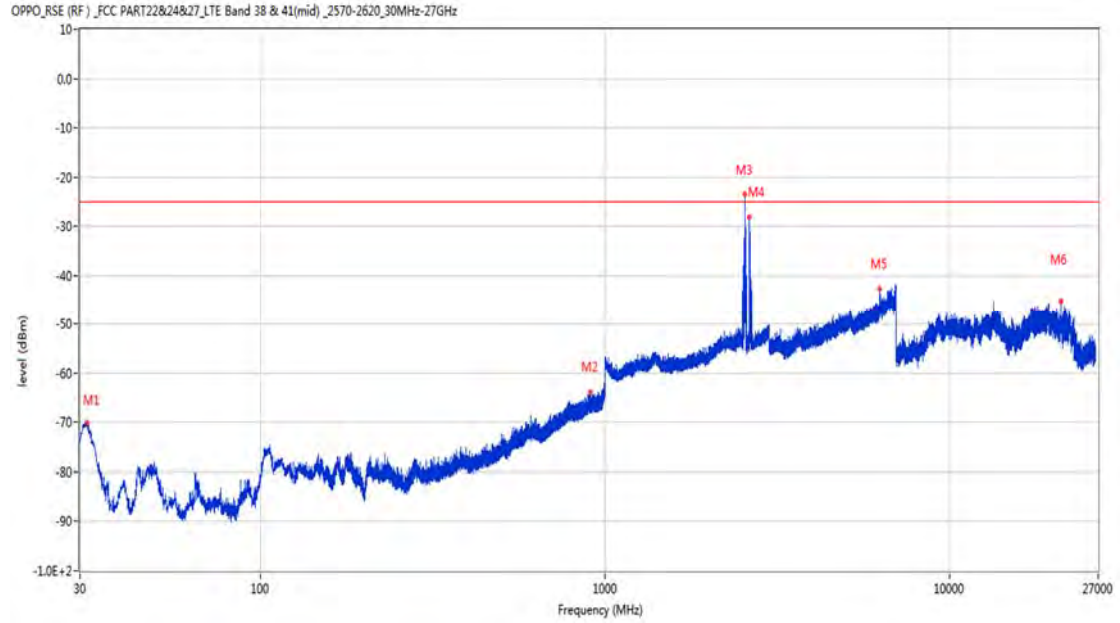


20 CA\_38C

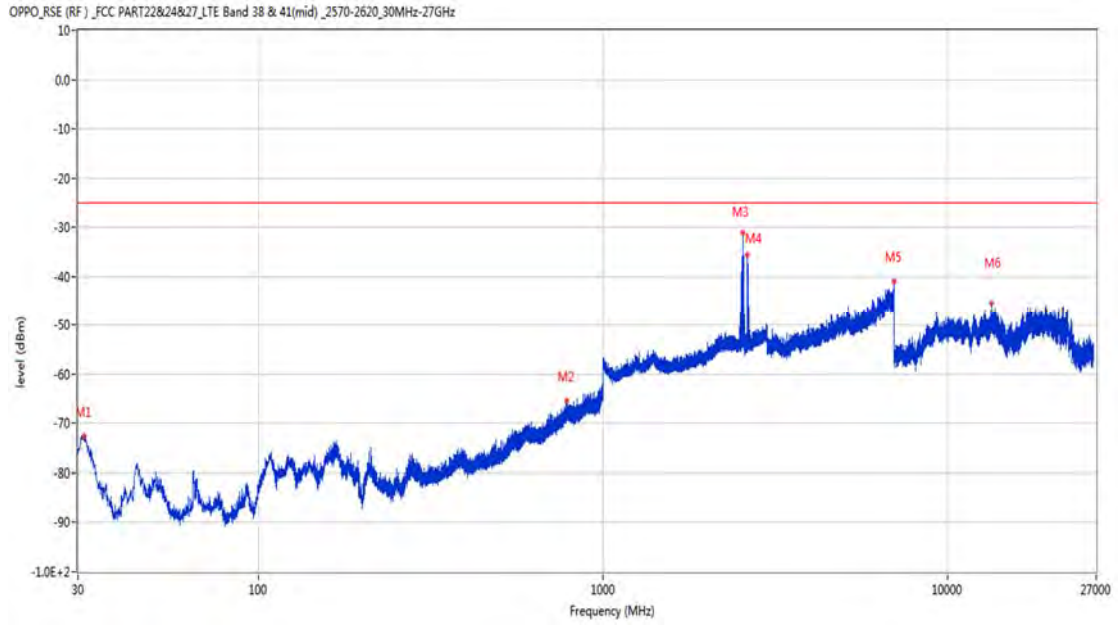
20.1 CA\_38C 15MHz+15MHz, QPSK, Low Channel

RSE-H&H PCC 37825 BW15 QPSK RB1 HIGH SCC 37975 BW15 QPSK RB2 LOW



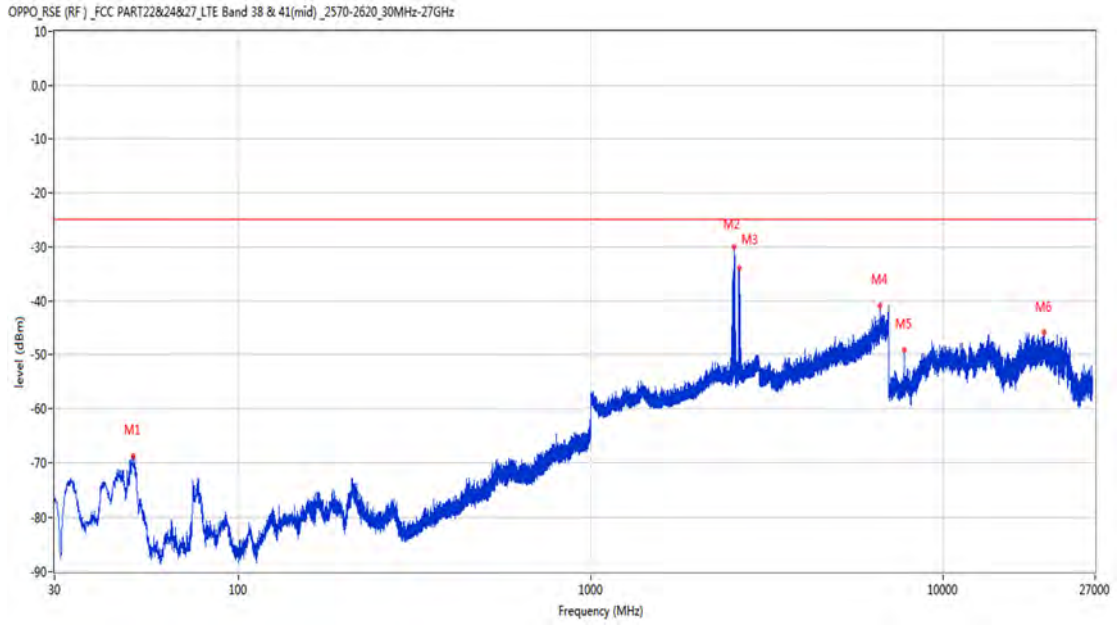
Frequency (MHz)	Result (dBm)	Factor (dB)	PK Limit (dBm)	Over Limit (dB)	Table (o)	ANT	EUT	Verdict
31.407	-70.22	-18.16	-25.0	-45.22	122.00	Horizontal	Horizontal	Pass
910.372	-63.95	4.70	-25.0	-38.95	201.00	Horizontal	Horizontal	Pass
2553.900	-23.56	1.34	-25.0	1.44	50.00	Horizontal	Horizontal	N/A
2626.400	-28.12	2.01	-25.0	-3.12	52.00	Horizontal	Horizontal	N/A
6265.000	-42.83	10.38	-25.0	-17.83	12.00	Horizontal	Horizontal	Pass
21044.699	-45.24	14.51	-25.0	-20.24	150.00	Horizontal	Horizontal	Pass

RSE-H&V PCC 37825 BW15 QPSK RB1 HIGH SCC 37975 BW15 QPSK RB2 LOW



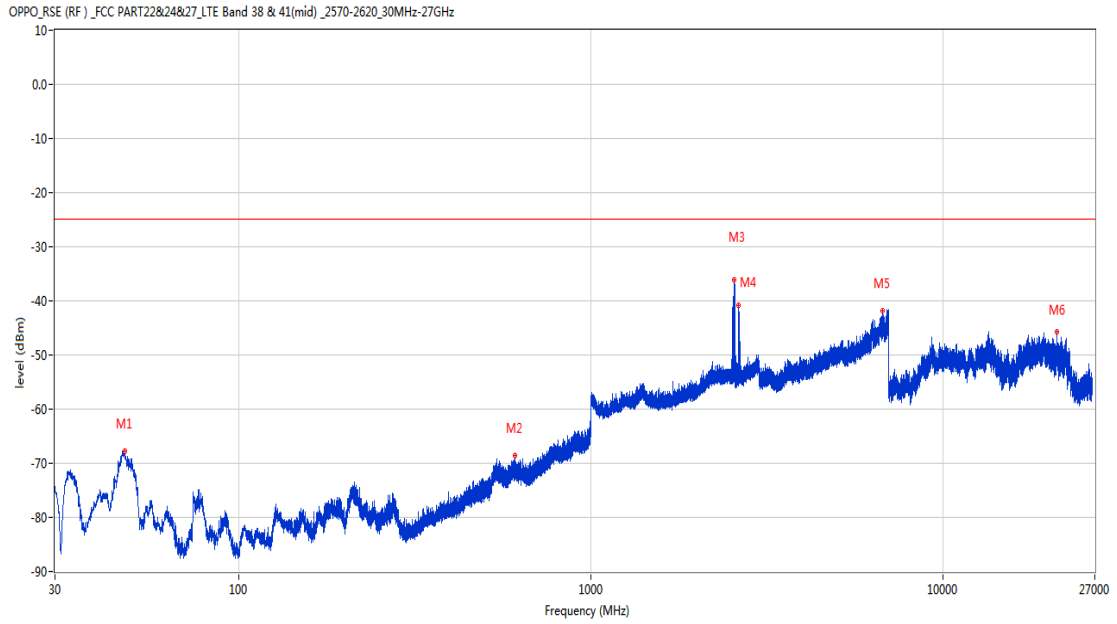
Frequency (MHz)	Result (dBm)	Factor (dB)	PK Limit (dBm)	Over Limit (dB)	Table (o)	ANT	EUT	Verdict
31.212	-72.64	-18.65	-25.0	-47.64	59.00	Horizontal	Vertical	Pass
787.425	-65.47	3.04	-25.0	-40.47	195.00	Horizontal	Vertical	Pass
2555.200	-31.11	1.29	-25.0	-6.11	310.00	Horizontal	Vertical	N/A
2627.500	-35.55	2.02	-25.0	-10.55	40.00	Horizontal	Vertical	N/A
6999.800	-40.92	13.65	-25.0	-15.92	89.00	Horizontal	Vertical	Pass
13424.099	-45.43	11.05	-25.0	-20.43	181.00	Horizontal	Vertical	Pass

RSE-V&V PCC 37825 BW15 QPSK RB1 HIGH SCC 37975 BW15 QPSK RB2 LOW



Frequency (MHz)	Result (dBm)	Factor (dB)	PK Limit (dBm)	Over Limit (dB)	Table (o)	ANT	EUT	Verdict
50.224	-68.80	-15.57	-25.0	-43.80	291.00	Vertical	Vertical	Pass
2556.200	-30.02	1.23	-25.0	-5.02	92.00	Vertical	Vertical	N/A
2633.300	-33.84	1.87	-25.0	-8.84	105.00	Vertical	Vertical	N/A
6610.000	-40.91	12.30	-25.0	-15.91	44.00	Vertical	Vertical	Pass
7752.963	-49.28	3.01	-25.0	-24.28	360.00	Vertical	Vertical	Pass
19309.851	-45.98	15.80	-25.0	-20.98	25.00	Vertical	Vertical	Pass

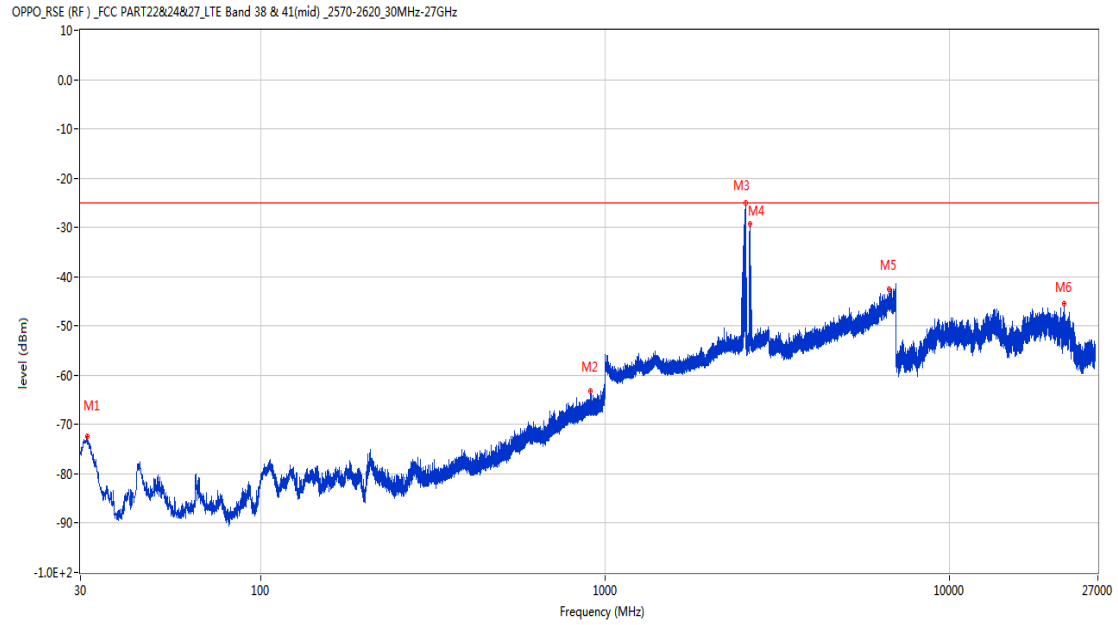
RSE-V&H PCC 37825 BW15 QPSK RB1 HIGH SCC 37975 BW15 QPSK RB2 LOW



Frequency (MHz)	Result (dBm)	Factor (dB)	PK Limit (dBm)	Over Limit (dB)	Table (o)	ANT	EUT	Verdict
47.363	-67.67	-16.88	-25.0	-42.67	14.00	Vertical	Horizontal	Pass
606.617	-68.52	-1.49	-25.0	-43.52	163.00	Vertical	Horizontal	Pass
2553.300	-36.09	1.34	-25.0	-11.09	65.00	Vertical	Horizontal	N/A
2626.600	-40.89	2.01	-25.0	-15.89	112.00	Vertical	Horizontal	N/A
6751.400	-41.79	11.69	-25.0	-16.79	90.00	Vertical	Horizontal	Pass
21065.099	-45.76	14.52	-25.0	-20.76	147.00	Vertical	Horizontal	Pass

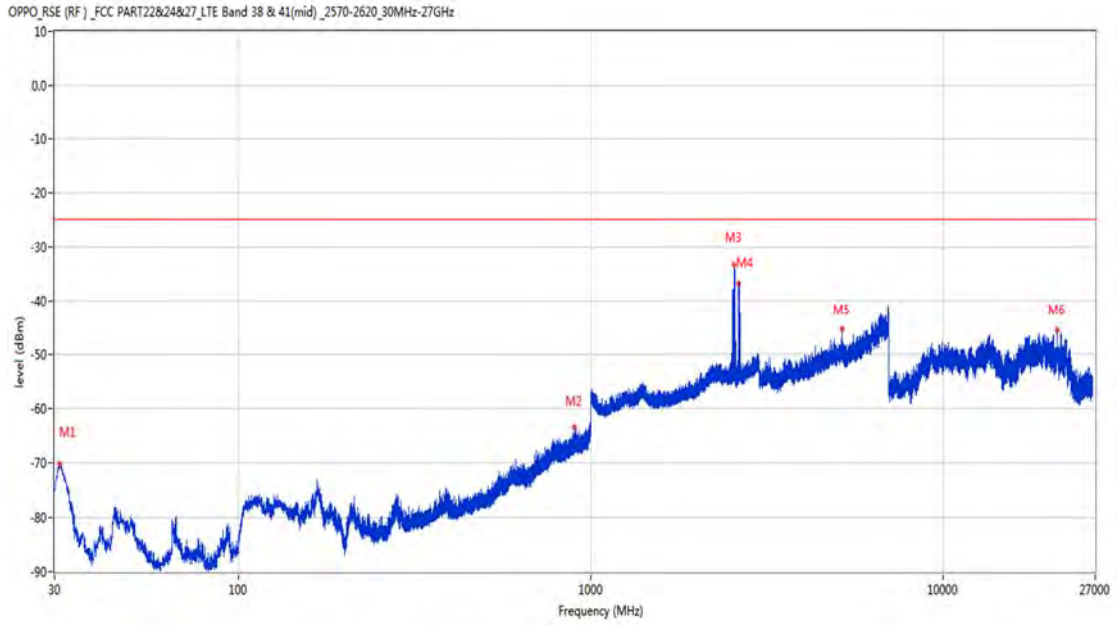
## 20.2 CA\_38C 15MHz+15MHz, 16-QAM, Low Channel

RSE-H&H PCC 37825 BW15 16QAM RB1 HIGH SCC 37975 BW15 16QAM RB2 LOW



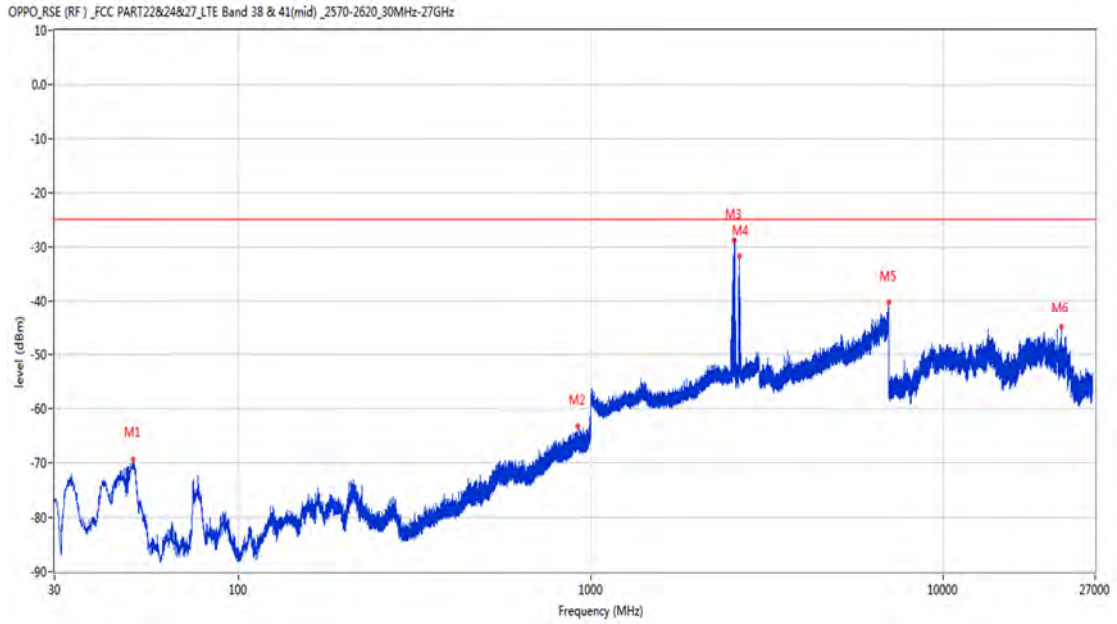
Frequency (MHz)	Result (dBm)	Factor (dB)	PK Limit (dBm)	Over Limit (dB)	Table (o)	ANT	EUT	Verdict
31.503	-72.46	-17.92	-25.0	-47.46	100.00	Horizontal	Horizontal	Pass
907.171	-63.17	4.87	-25.0	-38.17	337.00	Horizontal	Horizontal	Pass
2557.900	-25.09	1.31	-25.0	-0.09	23.00	Horizontal	Horizontal	N/A
2635.300	-29.18	1.85	-25.0	-4.18	27.00	Horizontal	Horizontal	N/A
6685.000	-42.58	12.03	-25.0	-17.58	34.00	Horizontal	Horizontal	Pass
21614.625	-45.52	14.70	-25.0	-20.52	114.00	Horizontal	Horizontal	Pass

RSE-H&V PCC 37825 BW15 16QAM RB1 HIGH SCC 37975 BW15 16QAM RB2 LOW



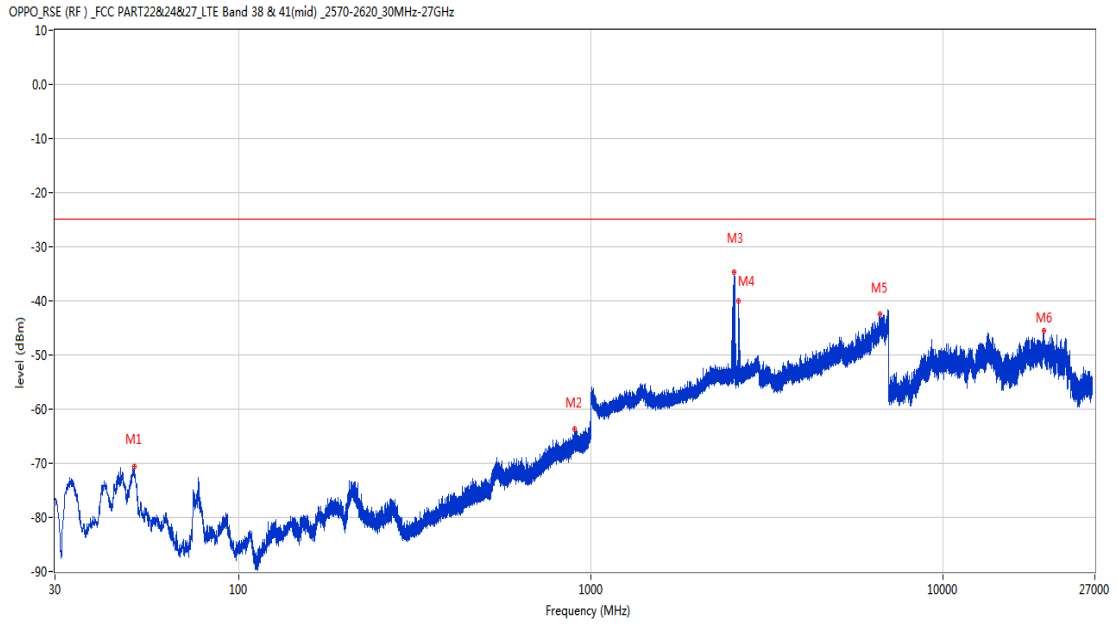
Frequency (MHz)	Result (dBm)	Factor (dB)	PK Limit (dBm)	Over Limit (dB)	Table (o)	ANT	EUT	Verdict
31.067	-70.15	-19.01	-25.0	-45.15	169.00	Horizontal	Vertical	Pass
898.683	-63.53	4.87	-25.0	-38.53	69.00	Horizontal	Vertical	Pass
2553.000	-33.20	1.34	-25.0	-8.20	294.00	Horizontal	Vertical	N/A
2626.700	-36.81	2.01	-25.0	-11.81	59.00	Horizontal	Vertical	N/A
5168.600	-45.26	7.45	-25.0	-20.26	353.00	Horizontal	Vertical	Pass
21051.927	-45.52	14.51	-25.0	-20.52	127.00	Horizontal	Vertical	Pass

RSE-V&V PCC 37825 BW15 16QAM RB1 HIGH SCC 37975 BW15 16QAM RB2 LOW



Frequency (MHz)	Result (dBm)	Factor (dB)	PK Limit (dBm)	Over Limit (dB)	Table (o)	ANT	EUT	Verdict
50.031	-69.38	-15.56	-25.0	-44.38	266.00	Vertical	Vertical	Pass
919.975	-63.30	4.76	-25.0	-38.30	0.00	Vertical	Vertical	Pass
2556.900	-28.78	1.23	-25.0	-3.78	95.00	Vertical	Vertical	N/A
2634.500	-31.70	1.86	-25.0	-6.70	78.00	Vertical	Vertical	N/A
6989.400	-40.28	13.45	-25.0	-15.28	300.00	Vertical	Vertical	Pass
21613.775	-44.99	14.70	-25.0	-19.99	299.00	Vertical	Vertical	Pass

RSE-V&H PCC 37825 BW15 16QAM RB1 HIGH SCC 37975 BW15 16QAM RB2 LOW

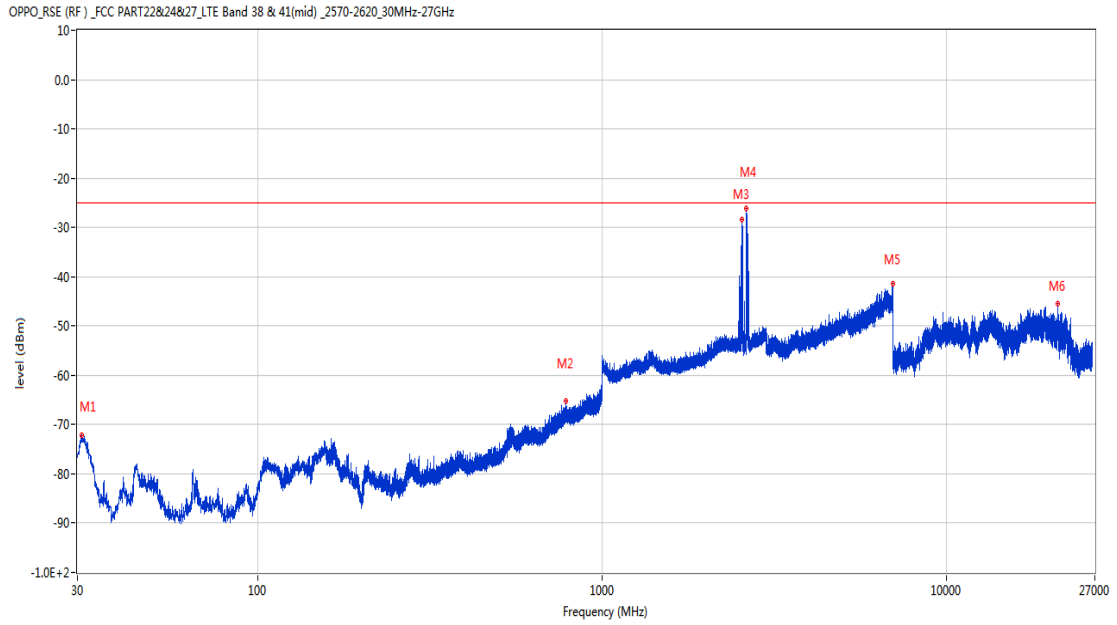


Frequency (MHz)	Result (dBm)	Factor (dB)	PK Limit (dBm)	Over Limit (dB)	Table (o)	ANT	EUT	Verdict
50.370	-70.52	-15.57	-25.0	-45.52	306.00	Vertical	Horizontal	Pass
895.774	-63.77	4.72	-25.0	-38.77	273.00	Vertical	Horizontal	Pass
2555.600	-34.71	1.27	-25.0	-9.71	18.00	Vertical	Horizontal	N/A
2625.800	-40.09	2.00	-25.0	-15.09	30.00	Vertical	Horizontal	N/A
6615.600	-42.51	12.29	-25.0	-17.51	185.00	Vertical	Horizontal	Pass
19367.225	-45.59	15.32	-25.0	-20.59	282.00	Vertical	Horizontal	Pass



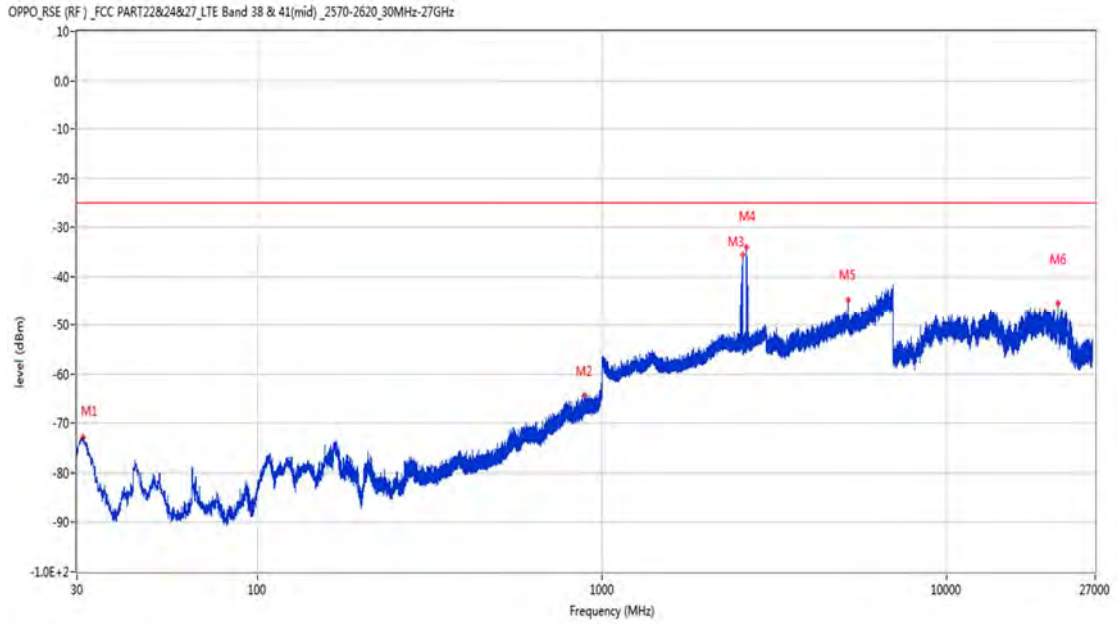
### 20.3 CA\_38C 15MHz+15MHz, QPSK, Middle Channel

RSE-H&H PCC 37925 BW15 QPSK RB1 HIGH SCC 38075 BW15 QPSK RB2 LOW



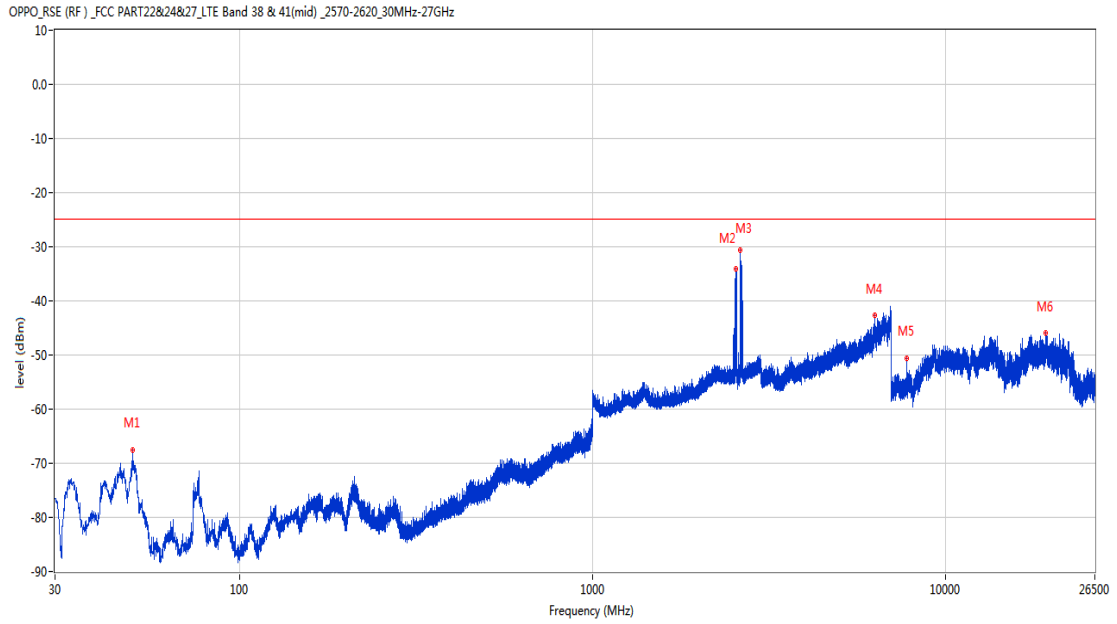
Frequency (MHz)	Result (dBm)	Factor (dB)	PK Limit (dBm)	Over Limit (dB)	Table (o)	ANT	EUT	Verdict
30.873	-72.26	-19.20	-25.0	-47.26	115.00	Horizontal	Horizontal	Pass
786.745	-65.27	3.01	-25.0	-40.27	206.00	Horizontal	Horizontal	Pass
2554.600	-28.33	1.33	-25.0	-3.33	61.00	Horizontal	Horizontal	N/A
2624.600	-26.19	1.99	-25.0	-1.19	54.00	Horizontal	Horizontal	N/A
6993.400	-41.48	13.66	-25.0	-16.48	13.00	Horizontal	Horizontal	Pass
21054.900	-45.50	14.52	-25.0	-20.50	316.00	Horizontal	Horizontal	Pass

RSE-H&V PCC 37925 BW15 QPSK RB1 HIGH SCC 38075 BW15 QPSK RB2 LOW



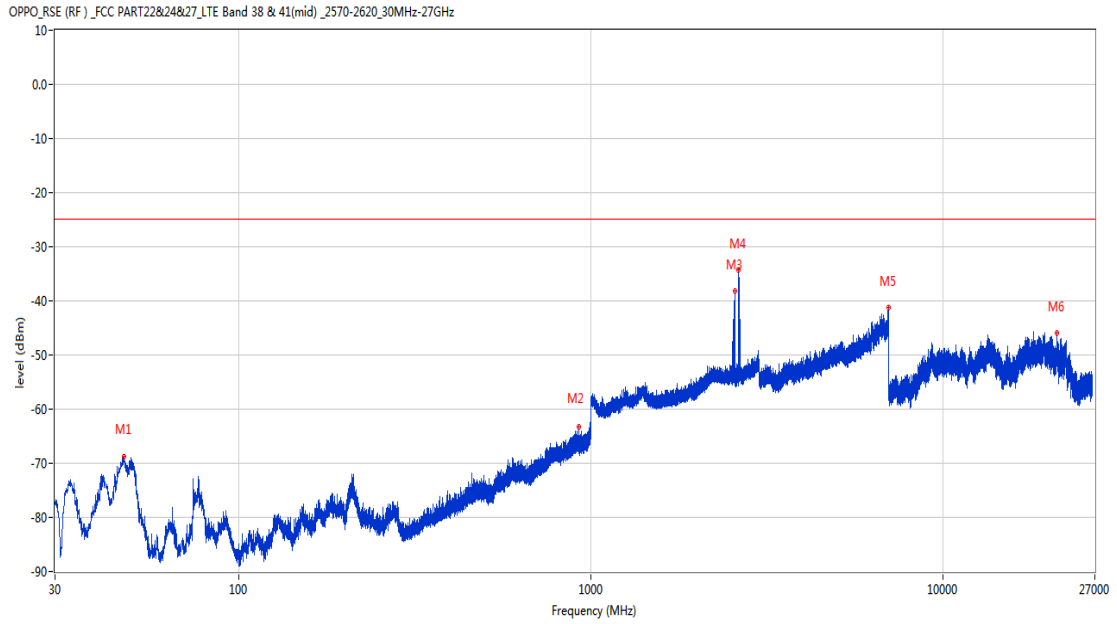
Frequency (MHz)	Result (dBm)	Factor (dB)	PK Limit (dBm)	Over Limit (dB)	Table (o)	ANT	EUT	Verdict
31.164	-72.84	-18.77	-25.0	-47.84	166.00	Horizontal	Vertical	Pass
890.293	-64.27	4.51	-25.0	-39.27	359.00	Horizontal	Vertical	Pass
2563.400	-35.65	1.43	-25.0	-10.65	332.00	Horizontal	Vertical	N/A
2625.300	-34.07	2.00	-25.0	-9.07	55.00	Horizontal	Vertical	N/A
5188.600	-44.67	7.39	-25.0	-19.67	347.00	Horizontal	Vertical	Pass
21067.225	-45.47	14.52	-25.0	-20.47	350.00	Horizontal	Vertical	Pass

RSE-V&V PCC 37925 BW15 QPSK RB1 HIGH SCC 38075 BW15 QPSK RB2 LOW



Frequency (MHz)	Result (dBm)	Factor (dB)	PK Limit (dBm)	Over Limit (dB)	Table (o)	ANT	EUT	Verdict
49.788	-67.48	-15.66	-25.0	-42.48	242.00	Vertical	Vertical	Pass
2546.000	-34.01	1.17	-25.0	-9.01	42.00	Vertical	Vertical	N/A
2625.000	-30.69	2.00	-25.0	-5.69	79.00	Vertical	Vertical	N/A
6293.200	-42.62	11.24	-25.0	-17.62	0.00	Vertical	Vertical	Pass
7782.862	-50.60	2.96	-25.0	-25.60	351.00	Vertical	Vertical	Pass
19277.126	-45.92	15.08	-25.0	-20.92	256.00	Vertical	Vertical	Pass

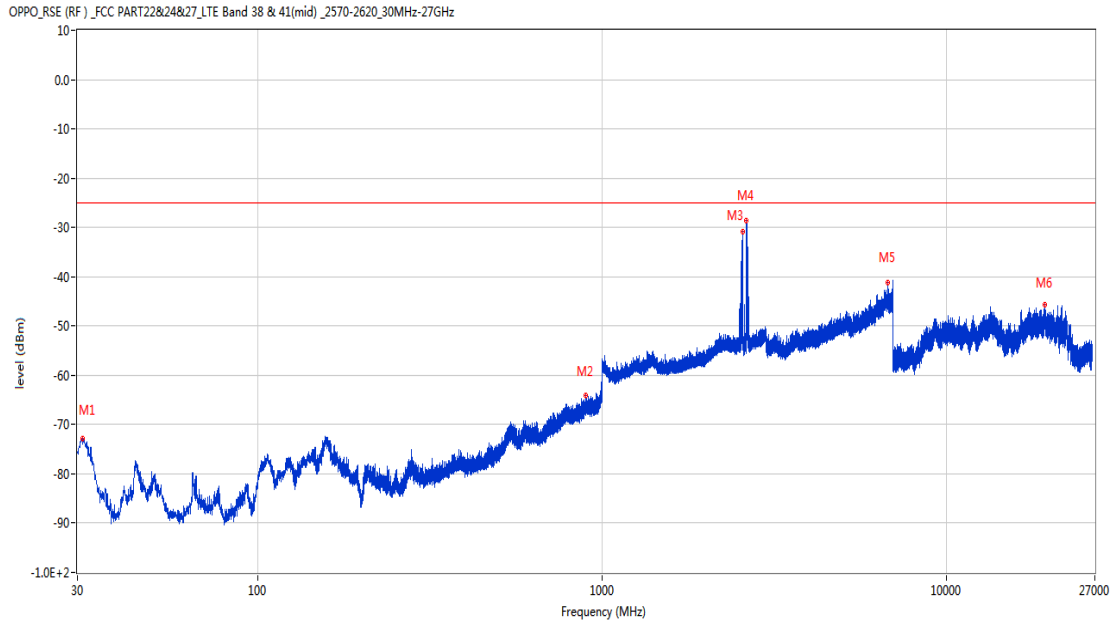
RSE-V&H PCC 37925 BW15 QPSK RB1 HIGH SCC 38075 BW15 QPSK RB2 LOW



Frequency (MHz)	Result (dBm)	Factor (dB)	PK Limit (dBm)	Over Limit (dB)	Table (o)	ANT	EUT	Verdict
47.120	-68.74	-17.00	-25.0	-43.74	36.00	Vertical	Horizontal	Pass
921.090	-63.34	4.78	-25.0	-38.34	88.00	Vertical	Horizontal	Pass
2563.500	-38.23	1.43	-25.0	-13.23	89.00	Vertical	Horizontal	N/A
2625.900	-34.34	2.00	-25.0	-9.34	110.00	Vertical	Horizontal	N/A
6993.800	-41.24	13.64	-25.0	-16.24	5.00	Vertical	Horizontal	Pass
21016.650	-45.90	14.50	-25.0	-20.90	152.00	Vertical	Horizontal	Pass

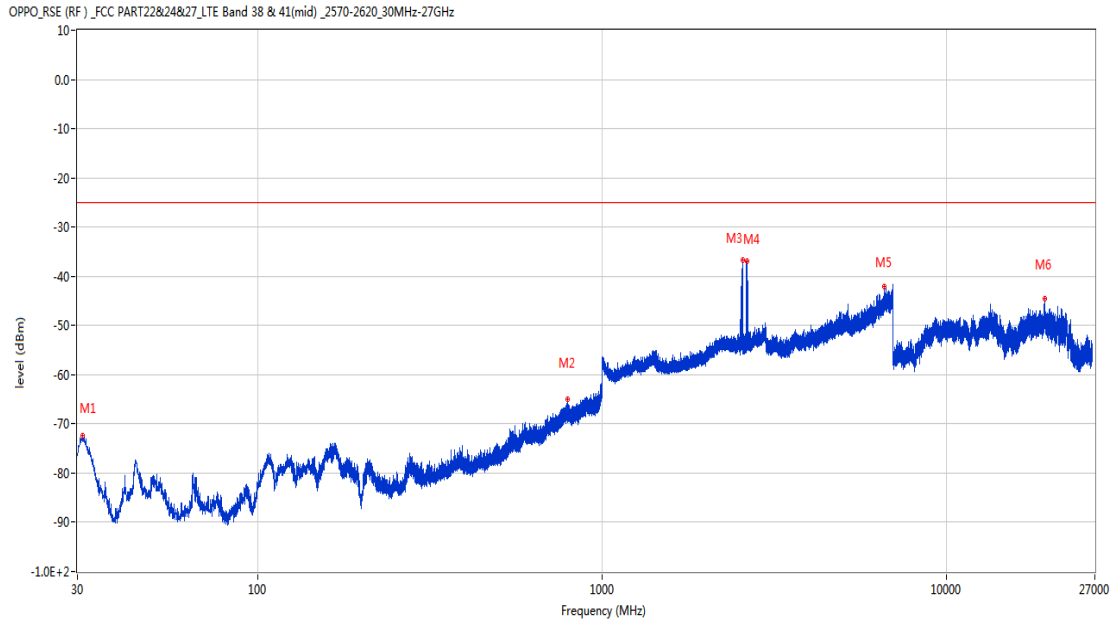
## 20.4 CA\_38C 15MHz+15MHz, 16-QAM, Middle Channel

RSE-H&H PCC 37925 BW15 16QAM RB1 HIGH SCC 38075 BW15 16QAM RB2 LOW



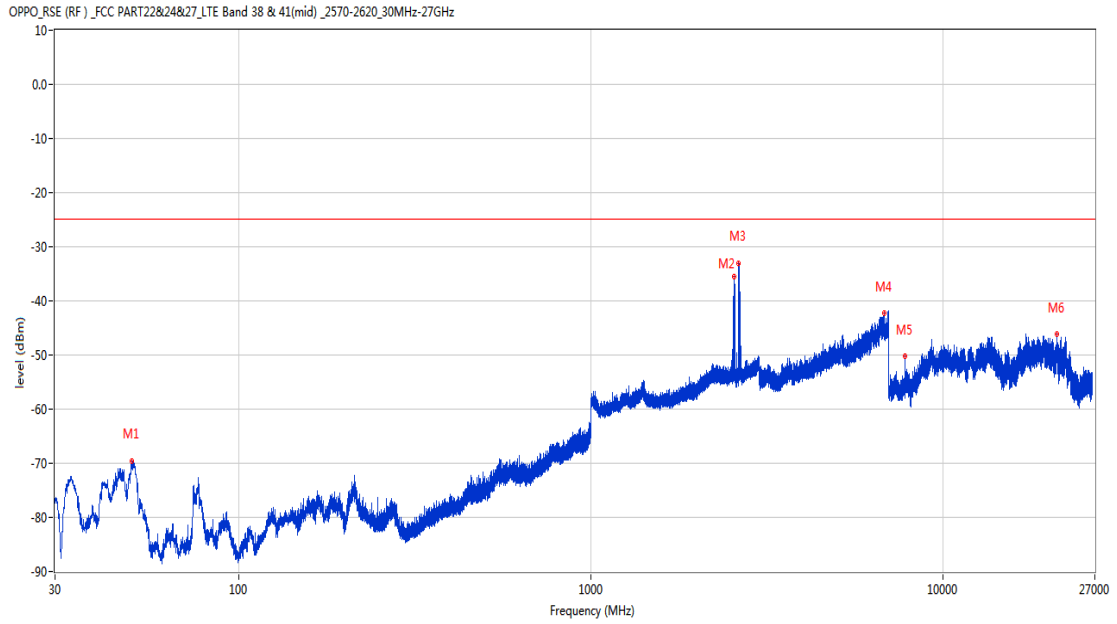
Frequency (MHz)	Result (dBm)	Factor (dB)	PK Limit (dBm)	Over Limit (dB)	Table (o)	ANT	EUT	Verdict
30.970	-72.93	-19.19	-25.0	-47.93	90.00	Horizontal	Horizontal	Pass
896.065	-63.99	4.75	-25.0	-38.99	229.00	Horizontal	Horizontal	Pass
2563.600	-30.91	1.43	-25.0	-5.91	64.00	Horizontal	Horizontal	N/A
2625.900	-28.56	2.00	-25.0	-3.56	33.00	Horizontal	Horizontal	N/A
6772.000	-41.13	11.65	-25.0	-16.13	257.00	Horizontal	Horizontal	Pass
19347.249	-45.67	15.76	-25.0	-20.67	320.00	Horizontal	Horizontal	Pass

RSE-H&V PCC 37925 BW15 16QAM RB1 HIGH SCC 38075 BW15 16QAM RB2 LOW



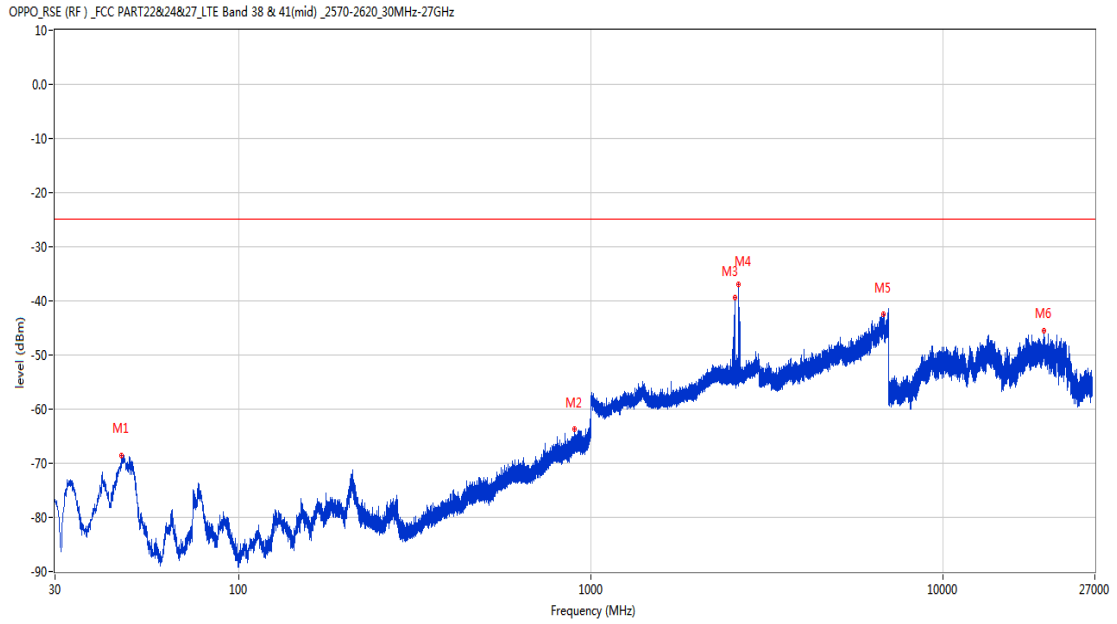
Frequency (MHz)	Result (dBm)	Factor (dB)	PK Limit (dBm)	Over Limit (dB)	Table (o)	ANT	EUT	Verdict
30.970	-72.30	-19.19	-25.0	-47.30	153.00	Horizontal	Vertical	Pass
794.312	-65.03	2.99	-25.0	-40.03	206.00	Horizontal	Vertical	Pass
2563.900	-36.64	1.43	-25.0	-11.64	302.00	Horizontal	Vertical	N/A
2634.200	-36.87	1.86	-25.0	-11.87	21.00	Horizontal	Vertical	N/A
6613.000	-42.08	12.34	-25.0	-17.08	169.00	Horizontal	Vertical	Pass
19323.875	-44.60	16.18	-25.0	-19.60	323.00	Horizontal	Vertical	Pass

RSE-V&V PCC 37925 BW15 16QAM RB1 HIGH SCC 38075 BW15 16QAM RB2 LOW



Frequency (MHz)	Result (dBm)	Factor (dB)	PK Limit (dBm)	Over Limit (dB)	Table (o)	ANT	EUT	Verdict
49.691	-69.51	-15.70	-25.0	-44.51	248.00	Vertical	Vertical	Pass
2548.600	-35.49	1.35	-25.0	-10.49	61.00	Vertical	Vertical	N/A
2624.900	-32.99	1.99	-25.0	-7.99	340.00	Vertical	Vertical	N/A
6801.800	-42.28	12.33	-25.0	-17.28	83.00	Vertical	Vertical	Pass
7782.862	-50.14	2.96	-25.0	-25.14	360.00	Vertical	Vertical	Pass
21033.224	-46.14	14.51	-25.0	-21.14	150.00	Vertical	Vertical	Pass

RSE-V&H PCC 37925 BW15 16QAM RB1 HIGH SCC 38075 BW15 16QAM RB2 LOW

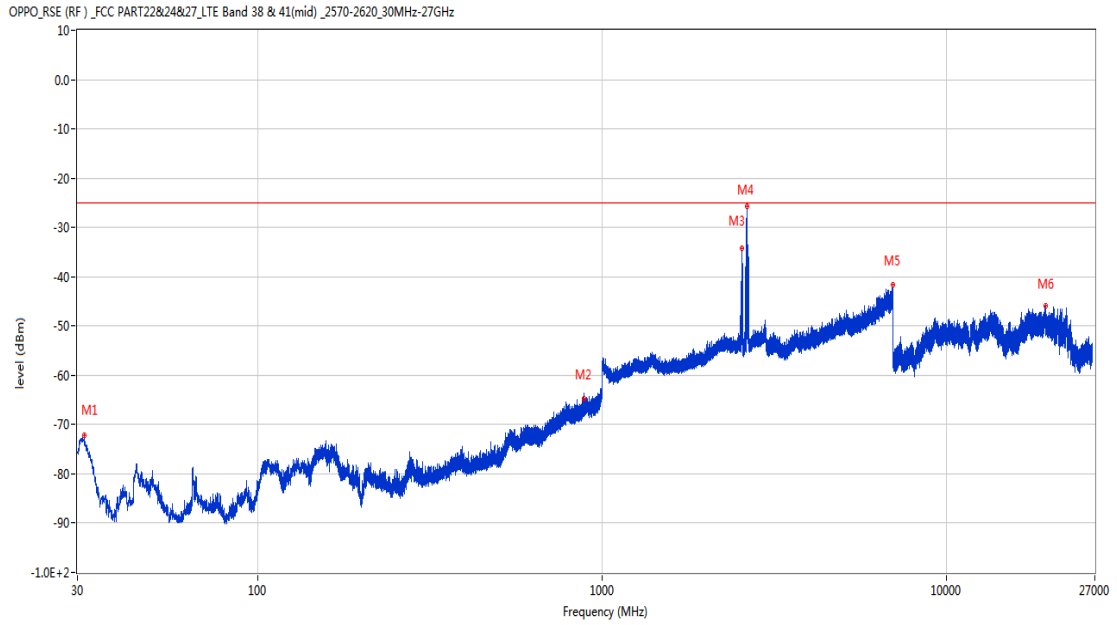


Frequency (MHz)	Result (dBm)	Factor (dB)	PK Limit (dBm)	Over Limit (dB)	Table (o)	ANT	EUT	Verdict
46.393	-68.57	-17.17	-25.0	-43.57	43.00	Vertical	Horizontal	Pass
899.217	-63.60	4.88	-25.0	-38.60	114.00	Vertical	Horizontal	Pass
2562.300	-39.45	1.41	-25.0	-14.45	113.00	Vertical	Horizontal	N/A
2625.700	-37.03	2.00	-25.0	-12.03	113.00	Vertical	Horizontal	N/A
6788.800	-42.35	12.36	-25.0	-17.35	248.00	Vertical	Horizontal	Pass
19330.251	-45.58	16.09	-25.0	-20.58	145.00	Vertical	Horizontal	Pass



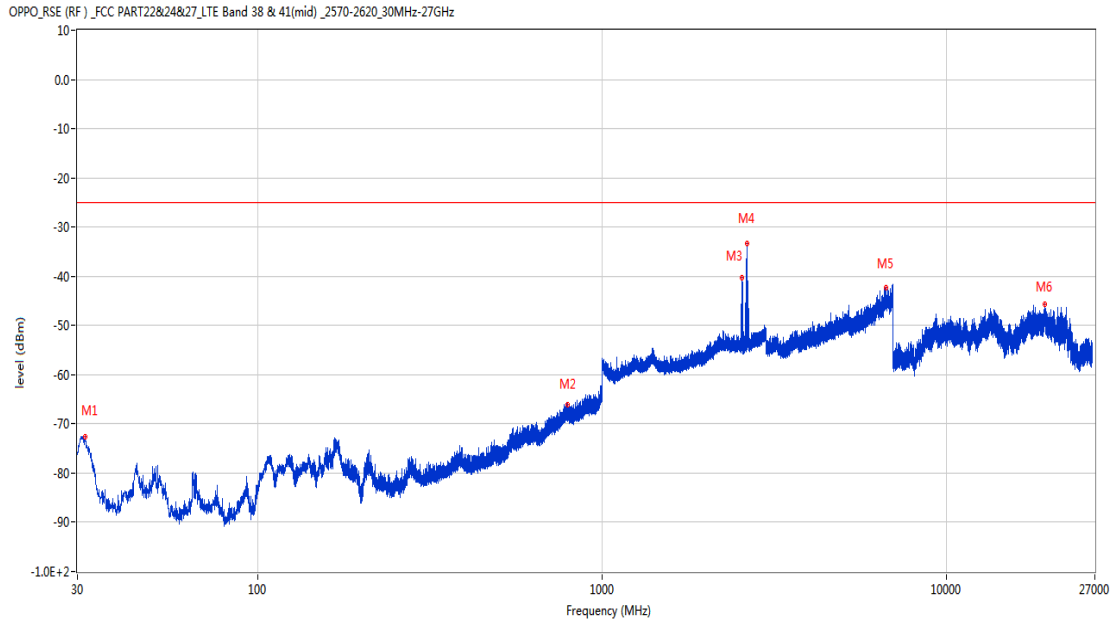
## 20.5 CA\_38C 15MHz+15MHz, QPSK, High Channel

RSE-H&H PCC 38025 BW15 QPSK RB1 HIGH SCC 38175 BW15 QPSK RB2 LOW



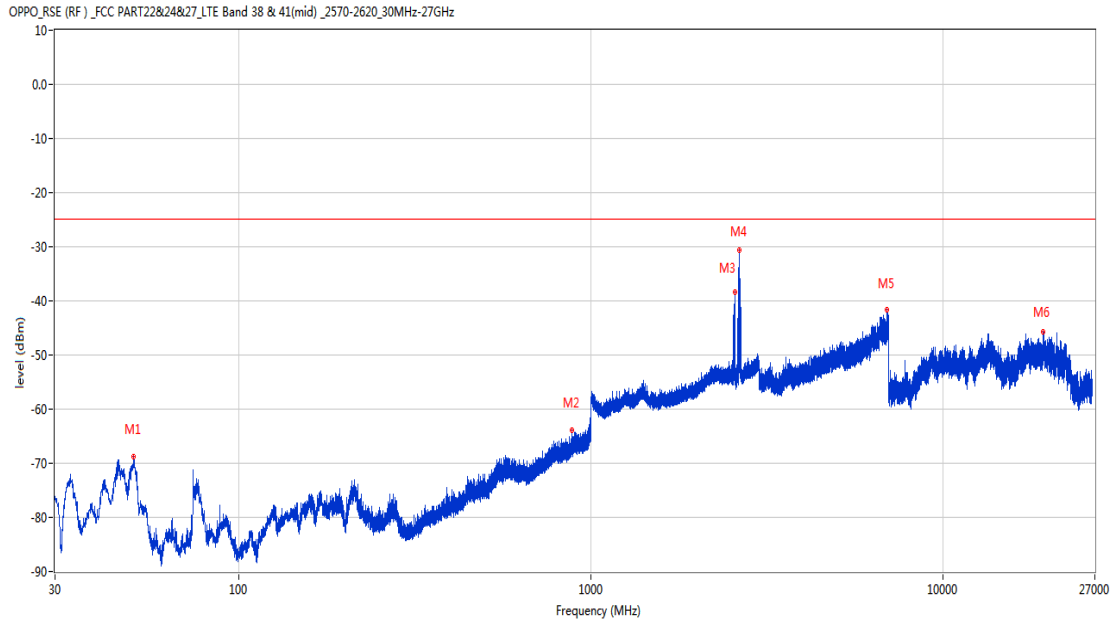
Frequency (MHz)	Result (dBm)	Factor (dB)	PK Limit (dBm)	Over Limit (dB)	Table (o)	ANT	EUT	Verdict
31.455	-72.06	-18.04	-25.0	-47.06	161.00	Horizontal	Horizontal	Pass
884.861	-64.65	4.29	-25.0	-39.65	91.00	Horizontal	Horizontal	Pass
2551.800	-34.13	1.36	-25.0	-9.13	22.00	Horizontal	Horizontal	N/A
2634.000	-25.71	1.86	-25.0	-0.71	52.00	Horizontal	Horizontal	N/A
6994.800	-41.74	13.59	-25.0	-16.74	158.00	Horizontal	Horizontal	Pass
19388.051	-45.98	14.85	-25.0	-20.98	182.00	Horizontal	Horizontal	Pass

RSE-H&V PCC 38025 BW15 QPSK RB1 HIGH SCC 38175 BW15 QPSK RB2 LOW



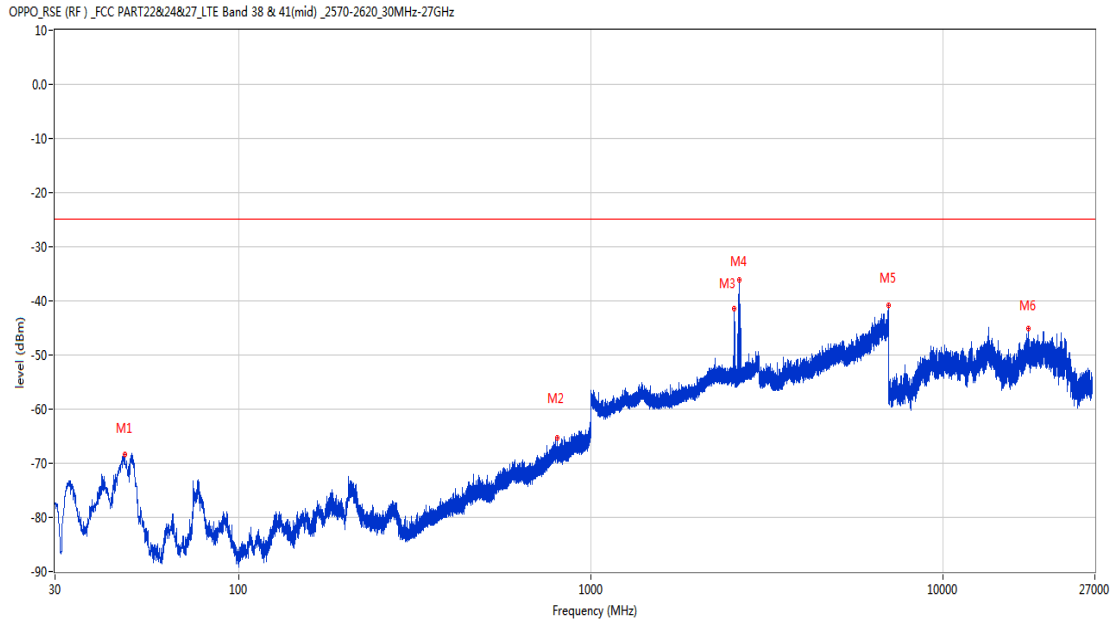
Frequency (MHz)	Result (dBm)	Factor (dB)	PK Limit (dBm)	Over Limit (dB)	Table (o)	ANT	EUT	Verdict
31.649	-72.50	-17.56	-25.0	-47.50	89.00	Horizontal	Vertical	Pass
796.397	-66.02	2.97	-25.0	-41.02	232.00	Horizontal	Vertical	Pass
2555.000	-40.37	1.31	-25.0	-15.37	309.00	Horizontal	Vertical	N/A
2634.100	-33.27	1.86	-25.0	-8.27	309.00	Horizontal	Vertical	N/A
6675.600	-42.30	11.71	-25.0	-17.30	110.00	Horizontal	Vertical	Pass
19301.775	-45.78	15.45	-25.0	-20.78	122.00	Horizontal	Vertical	Pass

RSE-V&V PCC 38025 BW15 QPSK RB1 HIGH SCC 38175 BW15 QPSK RB2 LOW



Frequency (MHz)	Result (dBm)	Factor (dB)	PK Limit (dBm)	Over Limit (dB)	Table (o)	ANT	EUT	Verdict
50.273	-68.77	-15.57	-25.0	-43.77	292.00	Vertical	Vertical	Pass
882.484	-63.97	4.09	-25.0	-38.97	162.00	Vertical	Vertical	Pass
2562.200	-38.30	1.41	-25.0	-13.30	77.00	Vertical	Vertical	N/A
2633.000	-30.56	1.88	-25.0	-5.56	144.00	Vertical	Vertical	N/A
6927.000	-41.65	11.90	-25.0	-16.65	189.00	Vertical	Vertical	Pass
19289.025	-45.78	15.26	-25.0	-20.78	308.00	Vertical	Vertical	Pass

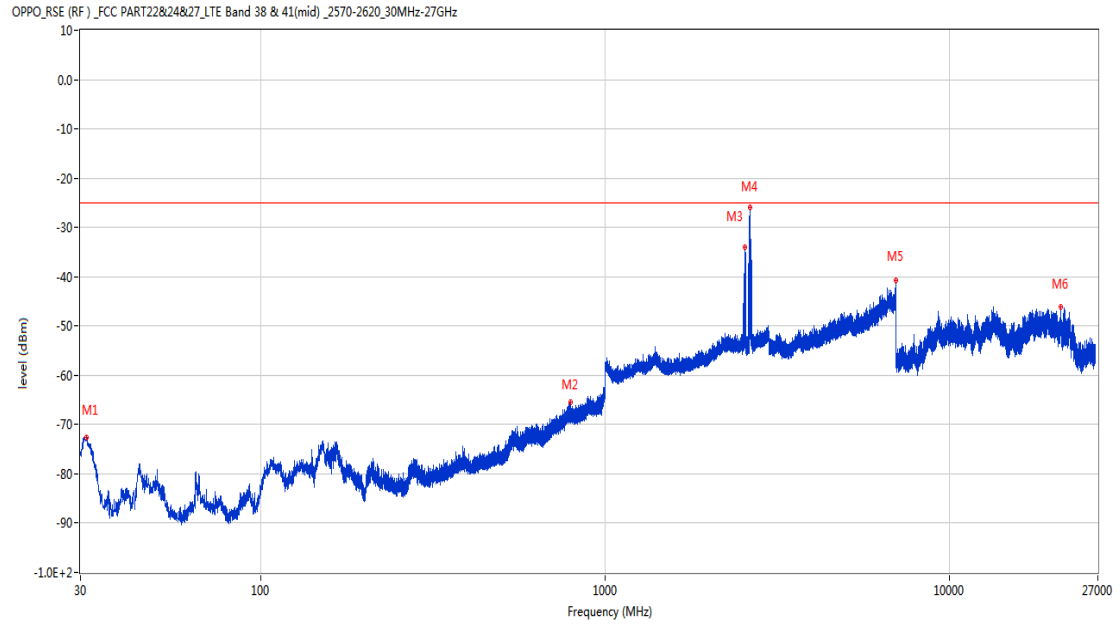
RSE-V&H PCC 38025 BW15 QPSK RB1 HIGH SCC 38175 BW15 QPSK RB2 LOW



Frequency (MHz)	Result (dBm)	Factor (dB)	PK Limit (dBm)	Over Limit (dB)	Table (o)	ANT	EUT	Verdict
47.411	-68.35	-16.86	-25.0	-43.35	29.00	Vertical	Horizontal	Pass
803.333	-65.27	2.82	-25.0	-40.27	29.00	Vertical	Horizontal	Pass
2554.100	-41.38	1.34	-25.0	-16.38	24.00	Vertical	Horizontal	N/A
2635.400	-36.19	1.85	-25.0	-11.19	83.00	Vertical	Horizontal	N/A
6992.800	-40.80	13.61	-25.0	-15.80	302.00	Vertical	Horizontal	Pass
17462.401	-45.18	9.02	-25.0	-20.18	329.00	Vertical	Horizontal	Pass

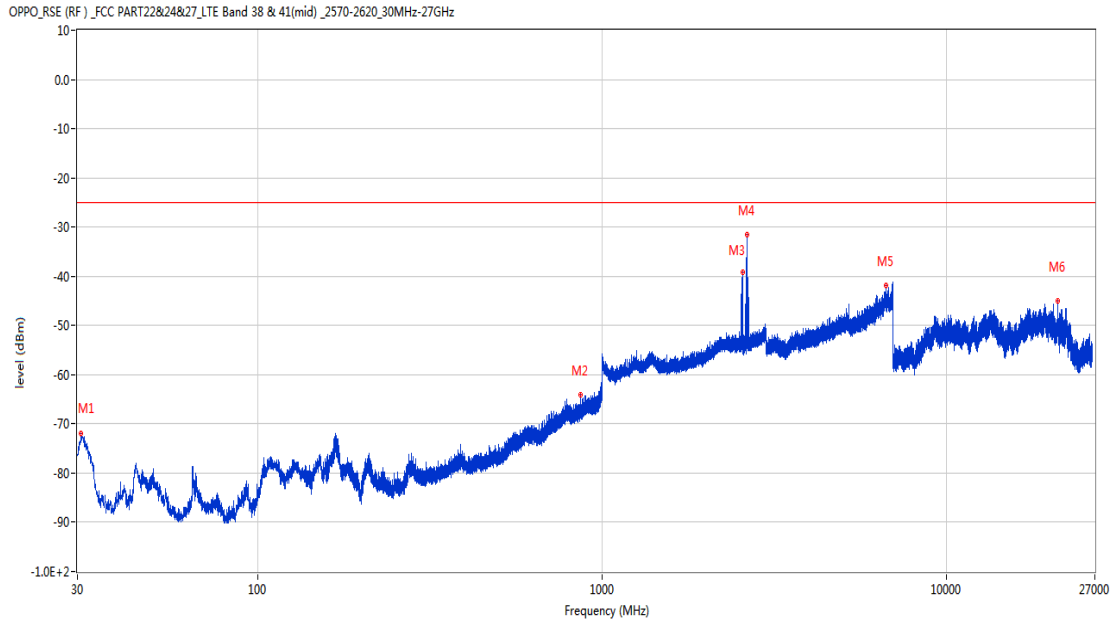
## 20.6 CA\_38C 15MHz+15MHz, 16-QAM, High Channel

RSE-H&H PCC 38025 BW15 16QAM RB1 HIGH SCC 38175 BW15 16QAM RB2 LOW



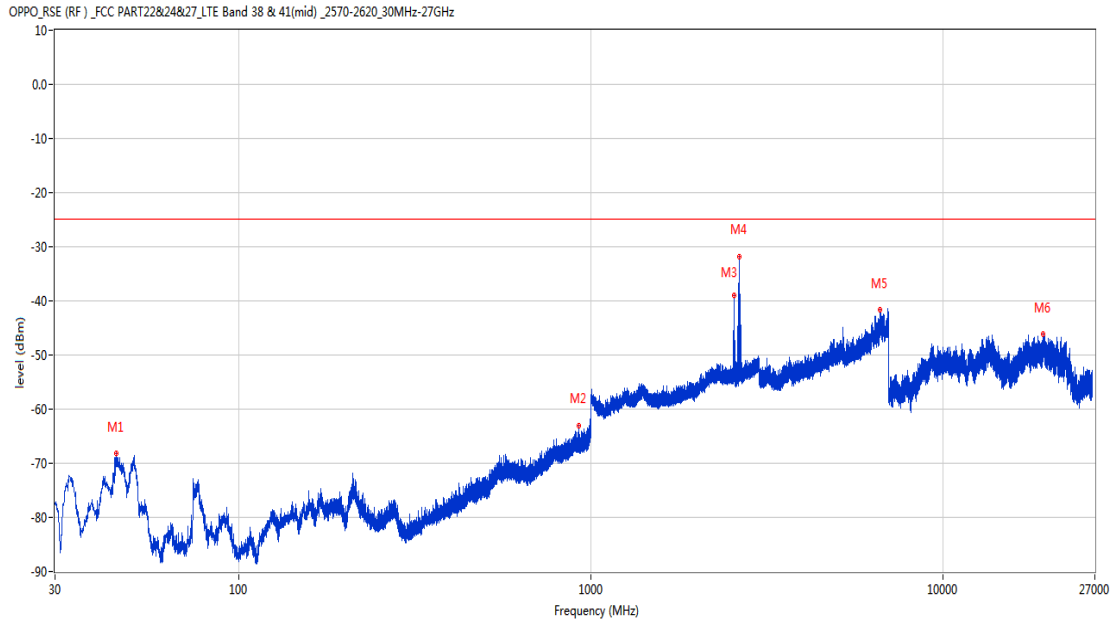
Frequency (MHz)	Result (dBm)	Factor (dB)	PK Limit (dBm)	Over Limit (dB)	Table (o)	ANT	EUT	Verdict
31.212	-72.69	-18.65	-25.0	-47.69	127.00	Horizontal	Horizontal	Pass
793.826	-65.47	2.99	-25.0	-40.47	201.00	Horizontal	Horizontal	Pass
2555.000	-34.03	1.31	-25.0	-9.03	255.00	Horizontal	Horizontal	N/A
2632.900	-25.89	1.89	-25.0	-0.89	45.00	Horizontal	Horizontal	N/A
6990.000	-40.84	13.46	-25.0	-15.84	292.00	Horizontal	Horizontal	Pass
21045.551	-46.02	14.51	-25.0	-21.02	360.00	Horizontal	Horizontal	Pass

RSE-H&V PCC 38025 BW15 16QAM RB1 HIGH SCC 38175 BW15 16QAM RB2 LOW



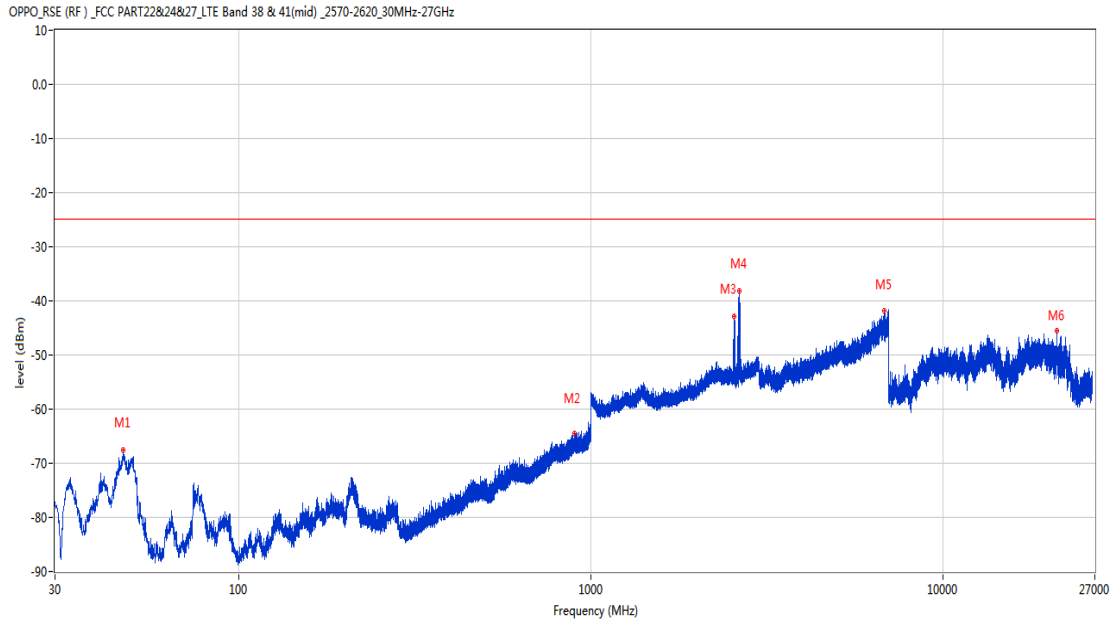
Frequency (MHz)	Result (dBm)	Factor (dB)	PK Limit (dBm)	Over Limit (dB)	Table (o)	ANT	EUT	Verdict
30.679	-71.92	-19.23	-25.0	-46.92	78.00	Horizontal	Vertical	Pass
869.050	-64.02	3.44	-25.0	-39.02	210.00	Horizontal	Vertical	Pass
2561.800	-39.22	1.41	-25.0	-14.22	314.00	Horizontal	Vertical	N/A
2634.700	-31.56	1.86	-25.0	-6.56	306.00	Horizontal	Vertical	N/A
6689.800	-41.94	11.86	-25.0	-16.94	286.00	Horizontal	Vertical	Pass
21026.001	-45.00	14.51	-25.0	-20.00	201.00	Horizontal	Vertical	Pass

RSE-V&V PCC 38025 BW15 16QAM RB1 HIGH SCC 38175 BW15 16QAM RB2 LOW



Frequency (MHz)	Result (dBm)	Factor (dB)	PK Limit (dBm)	Over Limit (dB)	Table (o)	ANT	EUT	Verdict
44.696	-68.20	-15.52	-25.0	-43.20	6.00	Vertical	Vertical	Pass
921.236	-63.09	4.79	-25.0	-38.09	247.00	Vertical	Vertical	Pass
2554.400	-38.97	1.34	-25.0	-13.97	307.00	Vertical	Vertical	N/A
2633.400	-31.83	1.87	-25.0	-6.83	307.00	Vertical	Vertical	N/A
6604.400	-41.73	12.05	-25.0	-16.73	294.00	Vertical	Vertical	Pass
19285.199	-46.06	15.23	-25.0	-21.06	146.00	Vertical	Vertical	Pass

RSE-V&H PCC 38025 BW15 16QAM RB1 HIGH SCC 38175 BW15 16QAM RB2 LOW

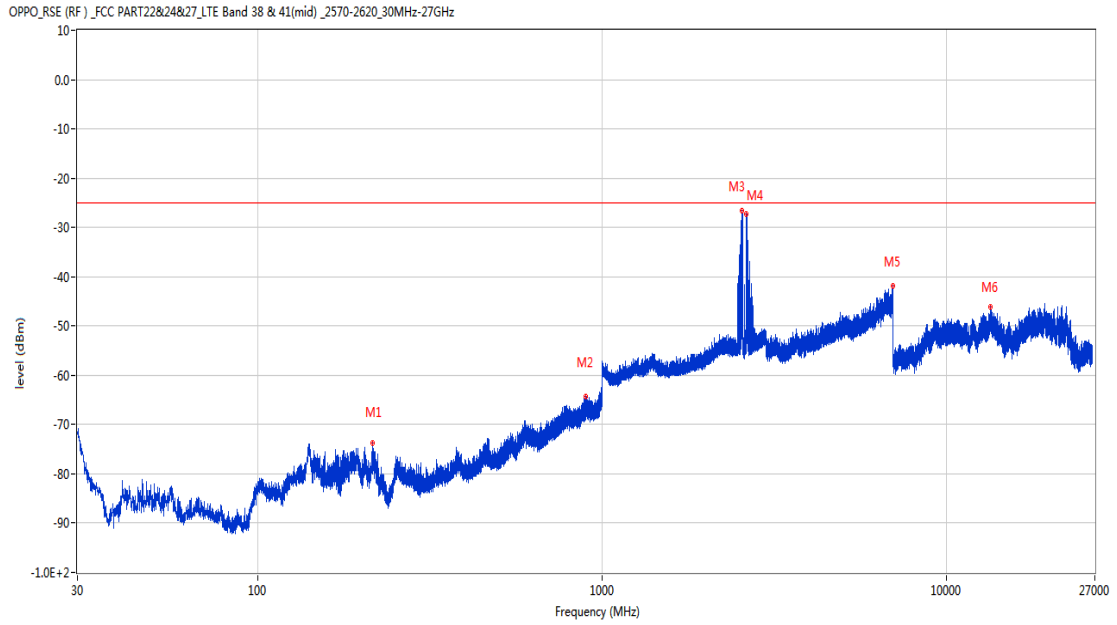


Frequency (MHz)	Result (dBm)	Factor (dB)	PK Limit (dBm)	Over Limit (dB)	Table (o)	ANT	EUT	Verdict
46.975	-67.52	-17.07	-25.0	-42.52	42.00	Vertical	Horizontal	Pass
895.434	-64.42	4.68	-25.0	-39.42	178.00	Vertical	Horizontal	Pass
2556.600	-42.77	1.20	-25.0	-17.77	66.00	Vertical	Horizontal	N/A
2635.700	-38.20	1.85	-25.0	-13.20	138.00	Vertical	Horizontal	N/A
6796.800	-41.75	12.24	-25.0	-16.75	122.00	Vertical	Horizontal	Pass
21026.001	-45.48	14.51	-25.0	-20.48	61.00	Vertical	Horizontal	Pass



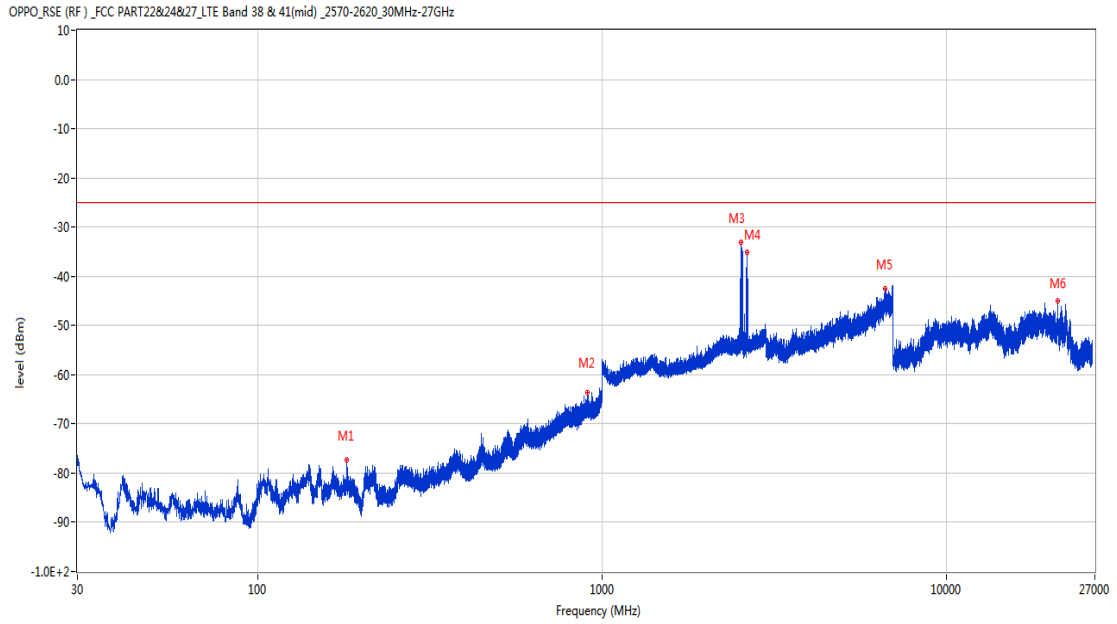
## 20.7 CA\_38C 20MHz+20MHz, QPSK, Low Channel

RSE-H&H PCC 37850 BW20 QPSK RB1 HIGH SCC 38048 BW20 QPSK RB1 LOW



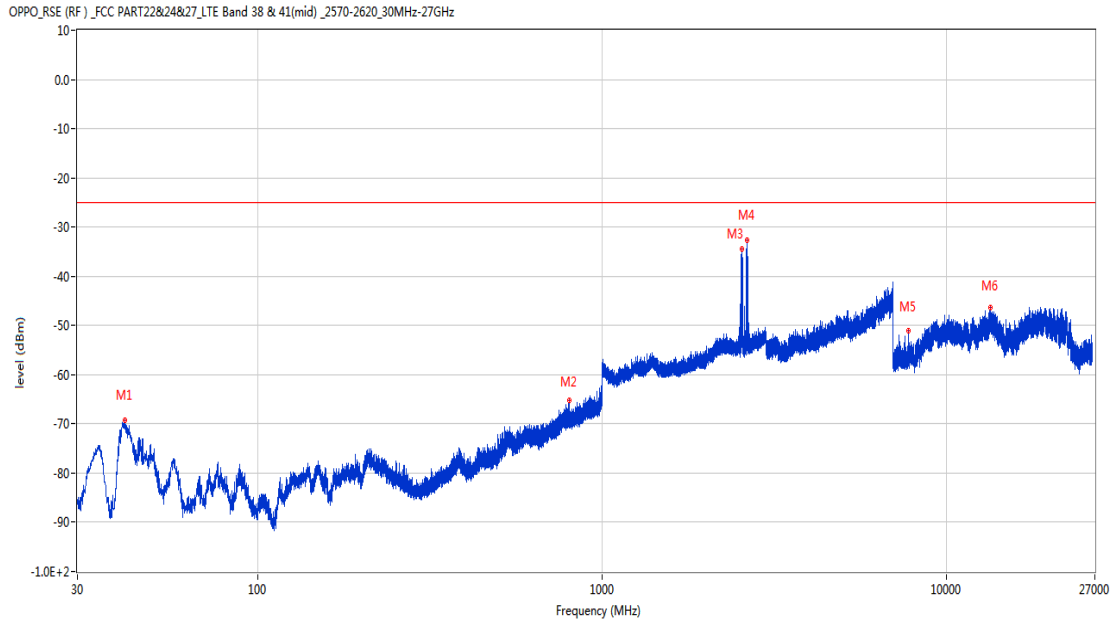
Frequency (MHz)	Result (dBm)	Factor (dB)	PK Limit (dBm)	Over Limit (dB)	Table (o)	ANT	EUT	Verdict
215.222	-73.74	-15.32	-25.0	-48.74	221.00	Horizontal	Horizontal	Pass
898.441	-64.41	4.87	-25.0	-39.41	315.00	Horizontal	Horizontal	Pass
2544.500	-26.69	1.08	-25.0	-1.69	325.00	Horizontal	Horizontal	N/A
2628.100	-27.34	2.02	-25.0	-2.34	338.00	Horizontal	Horizontal	N/A
6995.000	-41.93	13.57	-25.0	-16.93	361.00	Horizontal	Horizontal	Pass
13453.237	-46.17	11.49	-25.0	-21.17	222.00	Horizontal	Horizontal	Pass

RSE-H&V PCC 37850 BW20 QPSK RB1 HIGH SCC 38048 BW20 QPSK RB1 LOW



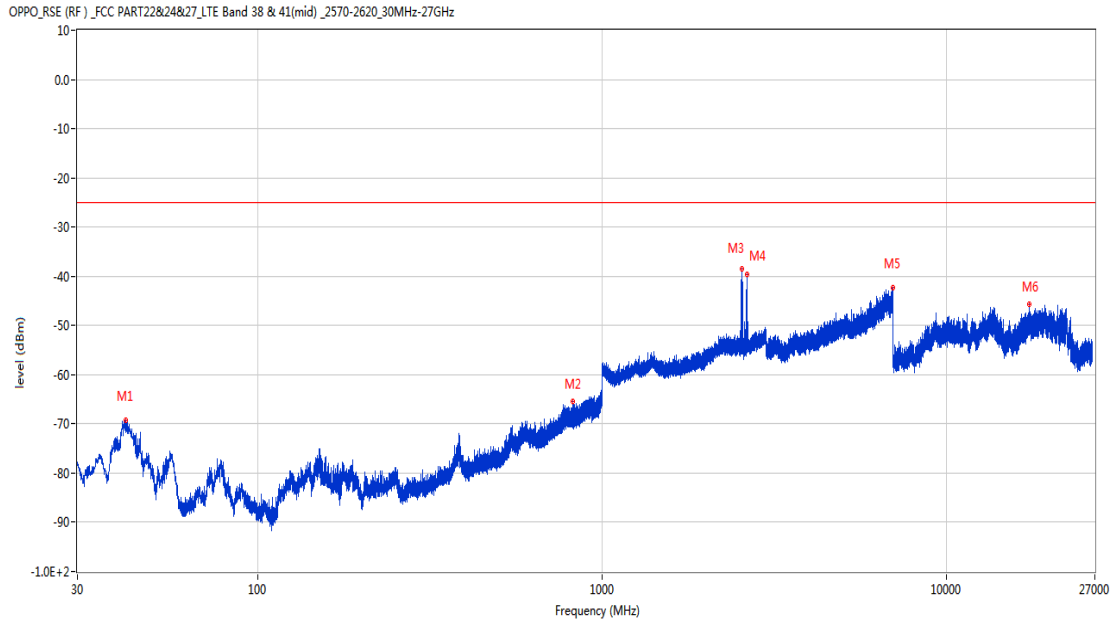
Frequency (MHz)	Result (dBm)	Factor (dB)	PK Limit (dBm)	Over Limit (dB)	Table (o)	ANT	EUT	Verdict
181.950	-77.44	-13.92	-25.0	-52.44	58.00	Horizontal	Vertical	Pass
905.522	-63.66	4.79	-25.0	-38.66	39.00	Horizontal	Vertical	Pass
2542.500	-33.17	0.94	-25.0	-8.17	125.00	Horizontal	Vertical	N/A
2634.700	-35.18	1.86	-25.0	-10.18	9.00	Horizontal	Vertical	N/A
6648.800	-42.43	11.79	-25.0	-17.43	159.00	Horizontal	Vertical	Pass
21043.425	-45.06	14.51	-25.0	-20.06	199.00	Horizontal	Vertical	Pass

RSE-V&V PCC 37850 BW20 QPSK RB1 HIGH SCC 38048 BW20 QPSK RB1 LOW



Frequency (MHz)	Result (dBm)	Factor (dB)	PK Limit (dBm)	Over Limit (dB)	Table (o)	ANT	EUT	Verdict
41.155	-69.35	-17.54	-25.0	-44.35	116.00	Vertical	Vertical	Pass
804.206	-65.24	2.81	-25.0	-40.24	214.00	Vertical	Vertical	Pass
2554.200	-34.40	1.34	-25.0	-9.40	204.00	Vertical	Vertical	N/A
2637.800	-32.73	1.81	-25.0	-7.73	274.00	Vertical	Vertical	N/A
7767.337	-50.99	3.01	-25.0	-25.99	173.00	Vertical	Vertical	Pass
13450.875	-46.40	11.51	-25.0	-21.40	243.00	Vertical	Vertical	Pass

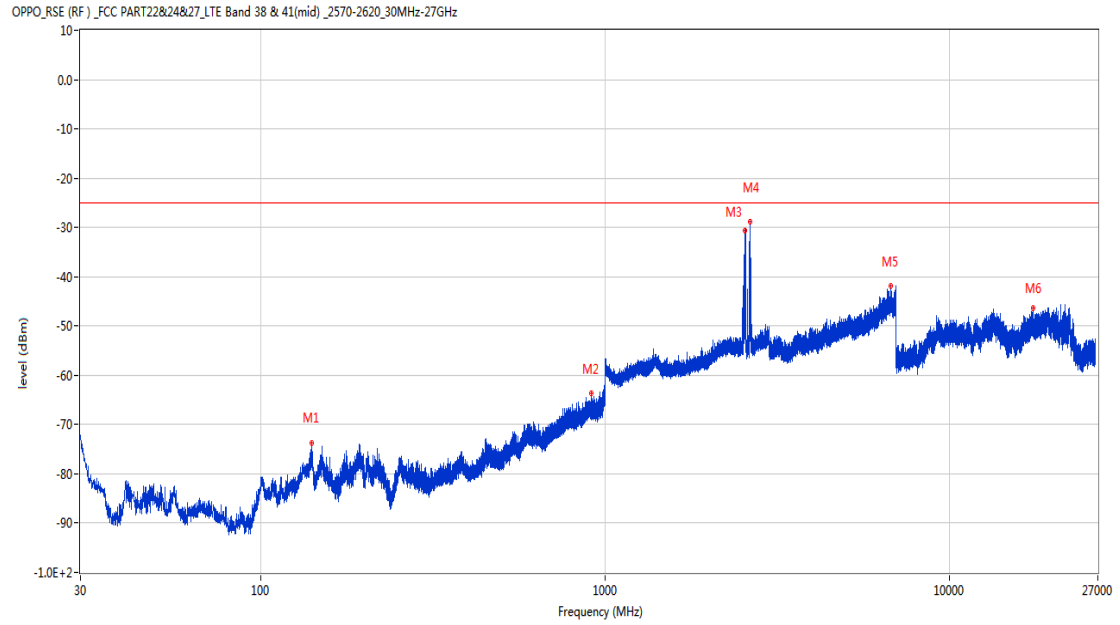
RSE-V&H PCC 37850 BW20 QPSK RB1 HIGH SCC 38048 BW20 QPSK RB1 LOW



Frequency (MHz)	Result (dBm)	Factor (dB)	PK Limit (dBm)	Over Limit (dB)	Table (o)	ANT	EUT	Verdict
41.495	-69.21	-17.35	-25.0	-44.21	126.00	Vertical	Horizontal	Pass
825.351	-65.38	2.66	-25.0	-40.38	344.00	Vertical	Horizontal	Pass
2544.200	-38.45	1.06	-25.0	-13.45	2.00	Vertical	Horizontal	N/A
2637.100	-39.63	1.82	-25.0	-14.63	310.00	Vertical	Horizontal	N/A
6979.600	-42.36	13.87	-25.0	-17.36	20.00	Vertical	Horizontal	Pass
17435.099	-45.74	9.42	-25.0	-20.74	286.00	Vertical	Horizontal	Pass

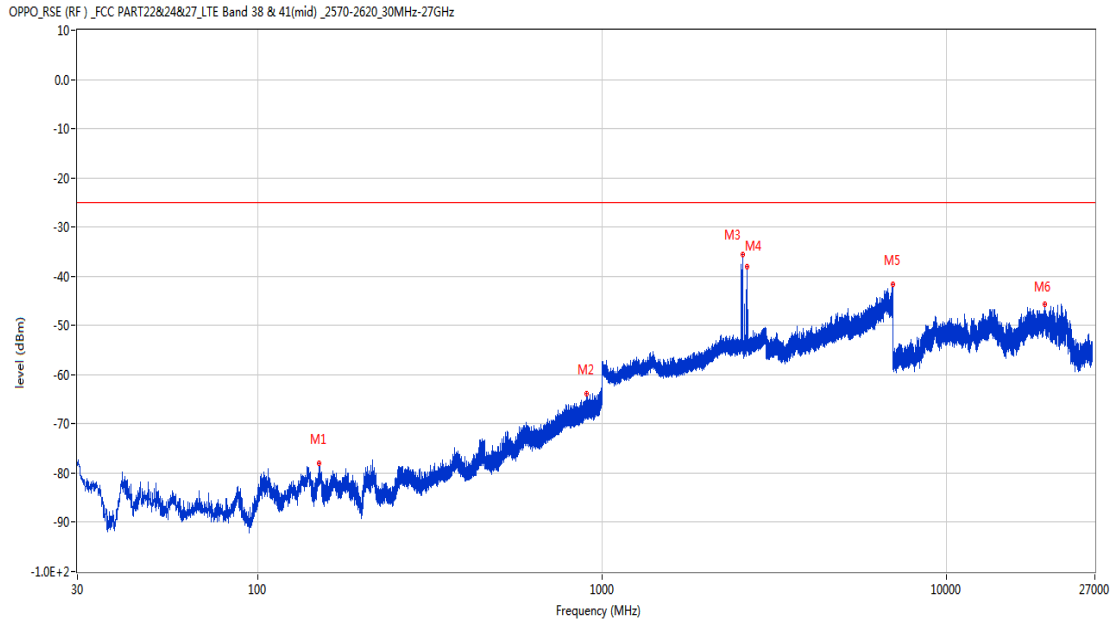
## 20.8 CA\_38C 20MHz+20MHz, 16-QAM, Low Channel

RSE-H&H PCC 37850 BW20 16QAM RB1 HIGH SCC 38048 BW20 16QAM RB1 LOW



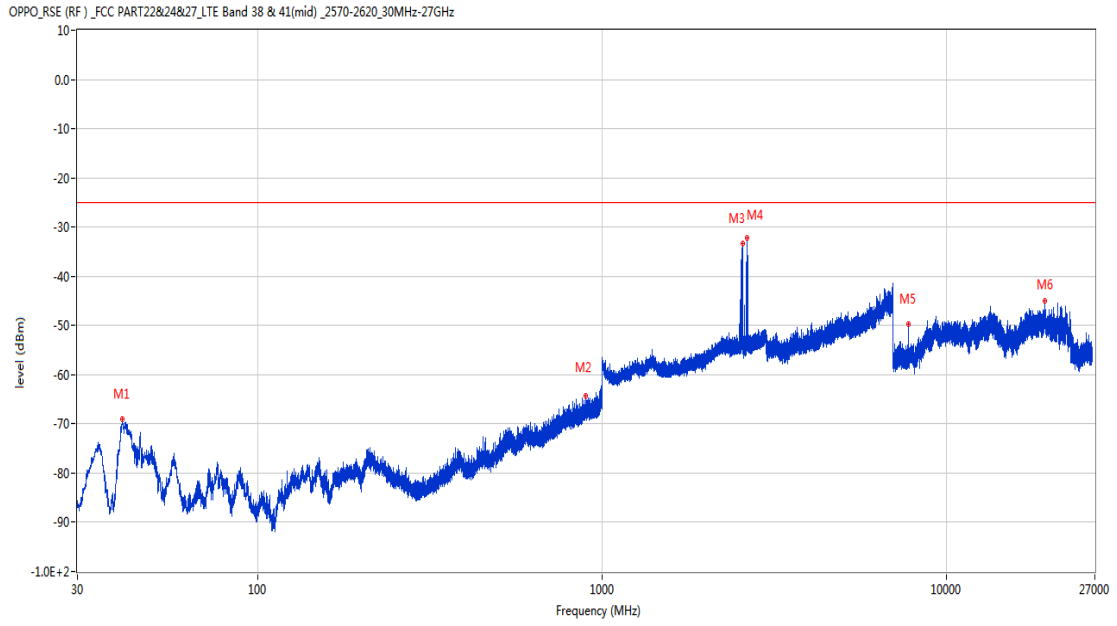
Frequency (MHz)	Result (dBm)	Factor (dB)	PK Limit (dBm)	Over Limit (dB)	Table (o)	ANT	EUT	Verdict
140.628	-73.72	-16.19	-25.0	-48.72	50.00	Horizontal	Horizontal	Pass
912.894	-63.73	4.76	-25.0	-38.73	353.00	Horizontal	Horizontal	Pass
2543.400	-30.68	1.01	-25.0	-5.68	174.00	Horizontal	Horizontal	N/A
2634.900	-28.88	1.86	-25.0	-3.88	15.00	Horizontal	Horizontal	N/A
6764.200	-41.95	11.45	-25.0	-16.95	109.00	Horizontal	Horizontal	Pass
17503.349	-46.36	8.39	-25.0	-21.36	301.00	Horizontal	Horizontal	Pass

RSE-H&V PCC 37850 BW20 16QAM RB1 HIGH SCC 38048 BW20 16QAM RB1 LOW



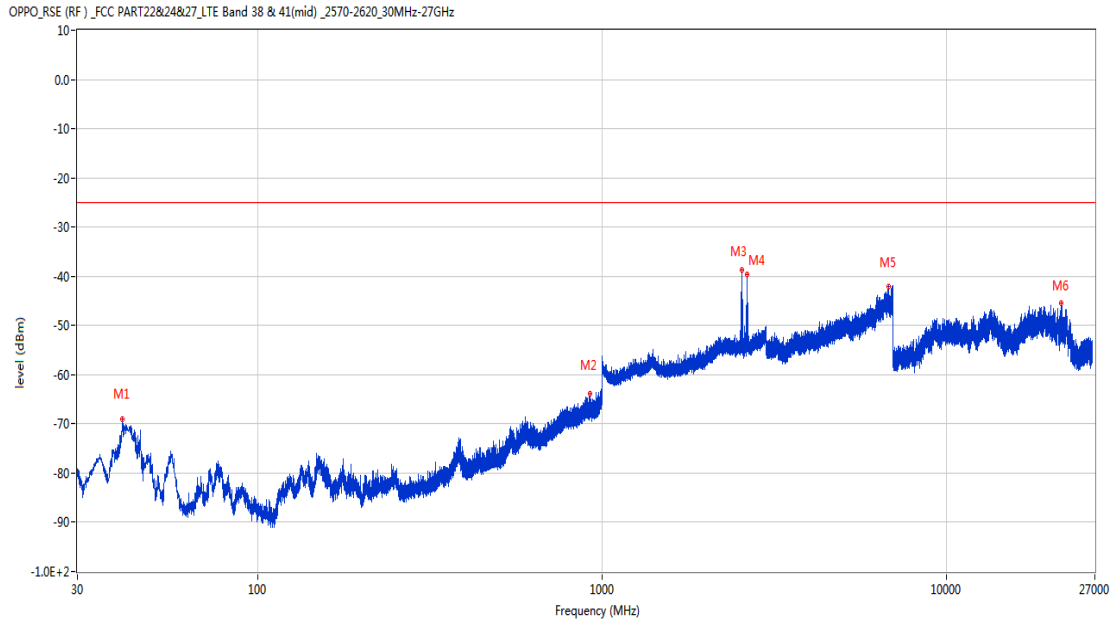
Frequency (MHz)	Result (dBm)	Factor (dB)	PK Limit (dBm)	Over Limit (dB)	Table (o)	ANT	EUT	Verdict
150.959	-78.02	-14.46	-25.0	-53.02	33.00	Horizontal	Vertical	Pass
904.940	-63.85	4.81	-25.0	-38.85	-1.00	Horizontal	Vertical	Pass
2564.400	-35.50	1.44	-25.0	-10.50	150.00	Horizontal	Vertical	N/A
2638.400	-38.14	1.79	-25.0	-13.14	322.00	Horizontal	Vertical	N/A
6986.600	-41.65	13.70	-25.0	-16.65	240.00	Horizontal	Vertical	Pass
19336.200	-45.74	16.01	-25.0	-20.74	85.00	Horizontal	Vertical	Pass

RSE-V&V PCC 37850 BW20 16QAM RB1 HIGH SCC 38048 BW20 16QAM RB1 LOW



Frequency (MHz)	Result (dBm)	Factor (dB)	PK Limit (dBm)	Over Limit (dB)	Table (o)	ANT	EUT	Verdict
40.428	-68.93	-18.09	-25.0	-43.93	53.00	Vertical	Vertical	Pass
896.744	-64.37	4.82	-25.0	-39.37	232.00	Vertical	Vertical	Pass
2562.500	-33.44	1.42	-25.0	-8.44	259.00	Vertical	Vertical	N/A
2635.600	-32.18	1.85	-25.0	-7.18	182.00	Vertical	Vertical	N/A
7767.337	-49.77	3.01	-25.0	-24.77	180.00	Vertical	Vertical	Pass
19338.750	-44.91	15.98	-25.0	-19.91	225.00	Vertical	Vertical	Pass

RSE-V&H PCC 37850 BW20 16QAM RB1 HIGH SCC 38048 BW20 16QAM RB1 LOW

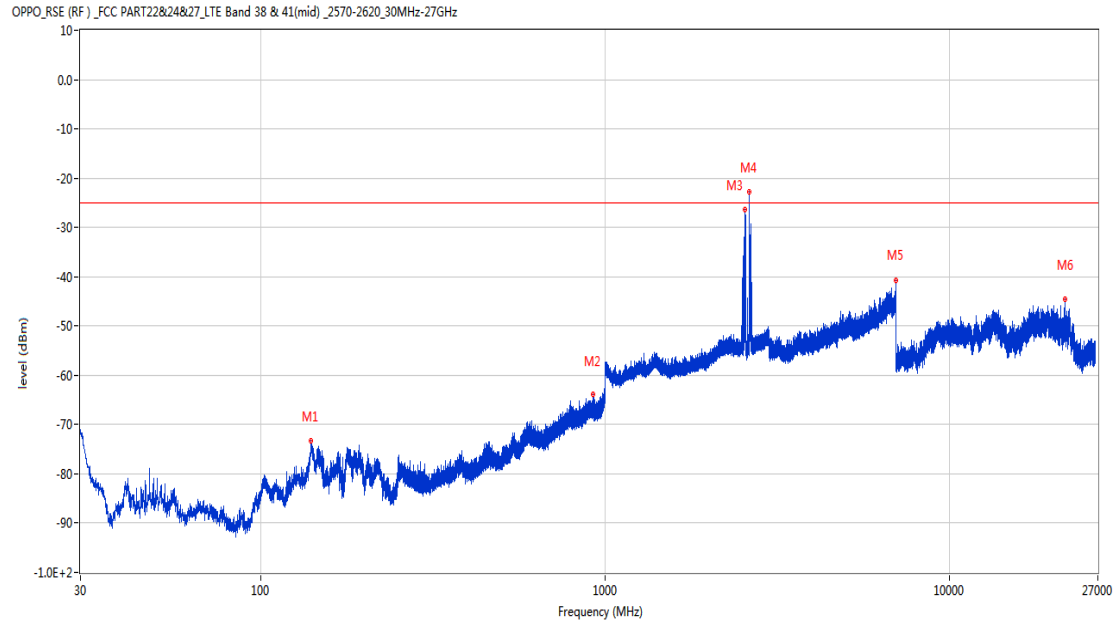


Frequency (MHz)	Result (dBm)	Factor (dB)	PK Limit (dBm)	Over Limit (dB)	Table (o)	ANT	EUT	Verdict
40.525	-69.13	-18.02	-25.0	-44.13	121.00	Vertical	Horizontal	Pass
923.467	-63.84	4.80	-25.0	-38.84	331.00	Vertical	Horizontal	Pass
2555.600	-38.65	1.27	-25.0	-13.65	2.00	Vertical	Horizontal	N/A
2635.300	-39.58	1.85	-25.0	-14.58	0.00	Vertical	Horizontal	N/A
6792.200	-42.19	12.33	-25.0	-17.19	180.00	Vertical	Horizontal	Pass
21615.051	-45.36	14.70	-25.0	-20.36	129.00	Vertical	Horizontal	Pass



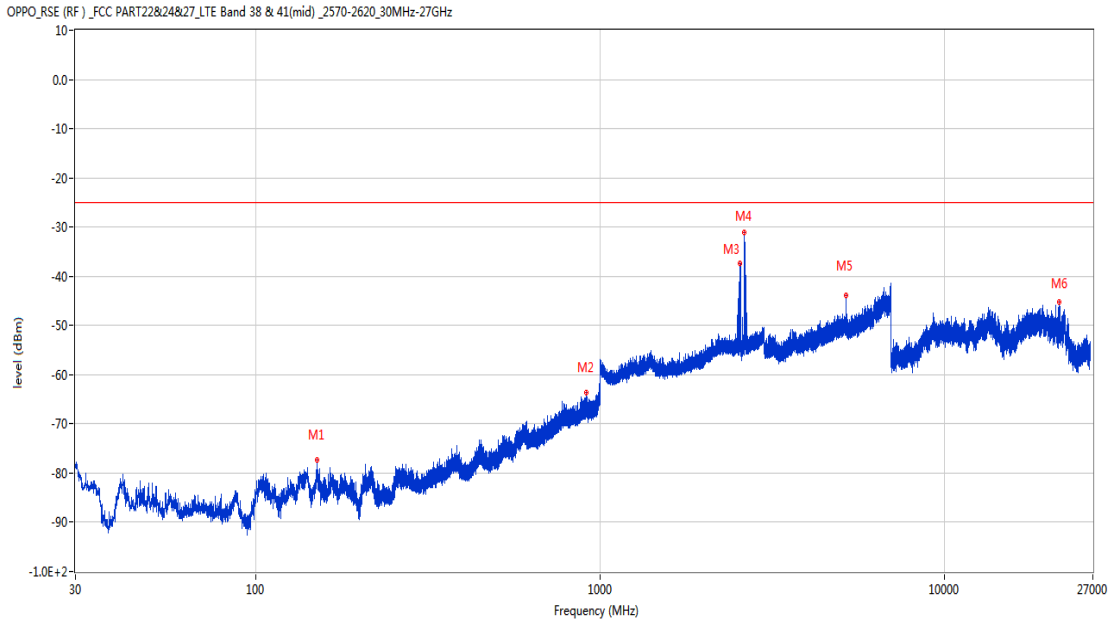
## 20.9 CA\_38C 20MHz+20MHz, QPSK, Middle Channel

RSE-H&H PCC 37901 BW20 QPSK RB1 HIGH SCC 38099 BW20 QPSK RB1 LOW



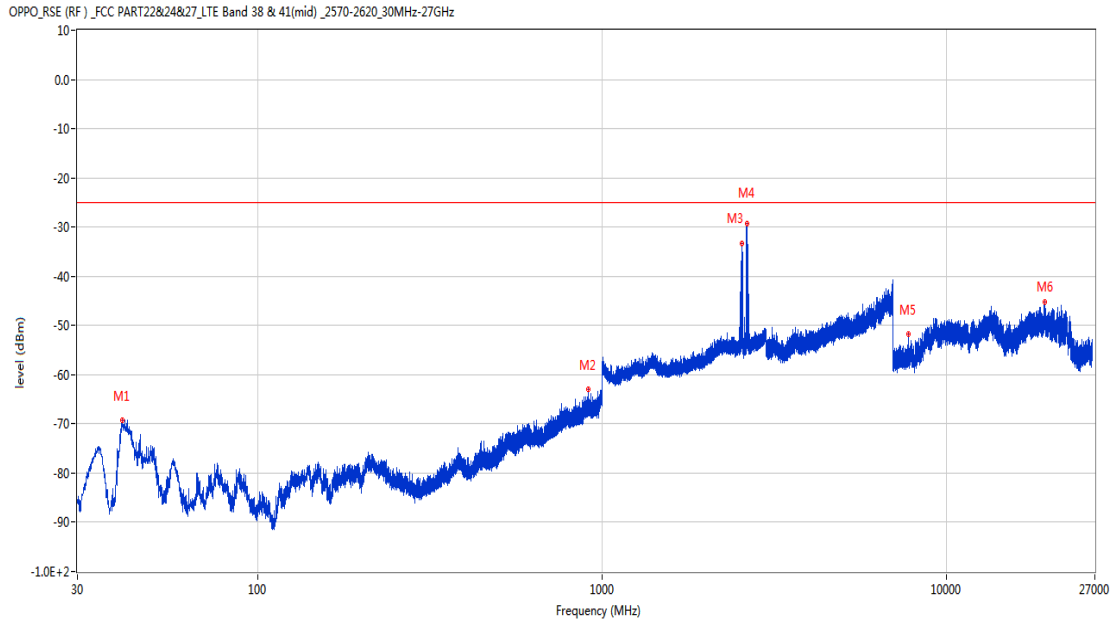
Frequency (MHz)	Result (dBm)	Factor (dB)	PK Limit (dBm)	Over Limit (dB)	Table (o)	ANT	EUT	Verdict
140.143	-73.39	-16.28	-25.0	-48.39	33.00	Horizontal	Horizontal	Pass
922.545	-63.93	4.87	-25.0	-38.93	277.00	Horizontal	Horizontal	Pass
2547.100	-26.45	1.26	-25.0	-1.45	12.00	Horizontal	Horizontal	N/A
2628.700	-22.89	2.03	-25.0	2.11	327.00	Horizontal	Horizontal	N/A
6998.200	-40.83	13.63	-25.0	-15.83	36.00	Horizontal	Horizontal	Pass
21632.901	-44.64	14.70	-25.0	-19.64	179.00	Horizontal	Horizontal	Pass

RSE-H&V PCC 37901 BW20 QPSK RB1 HIGH SCC 38099 BW20 QPSK RB1 LOW



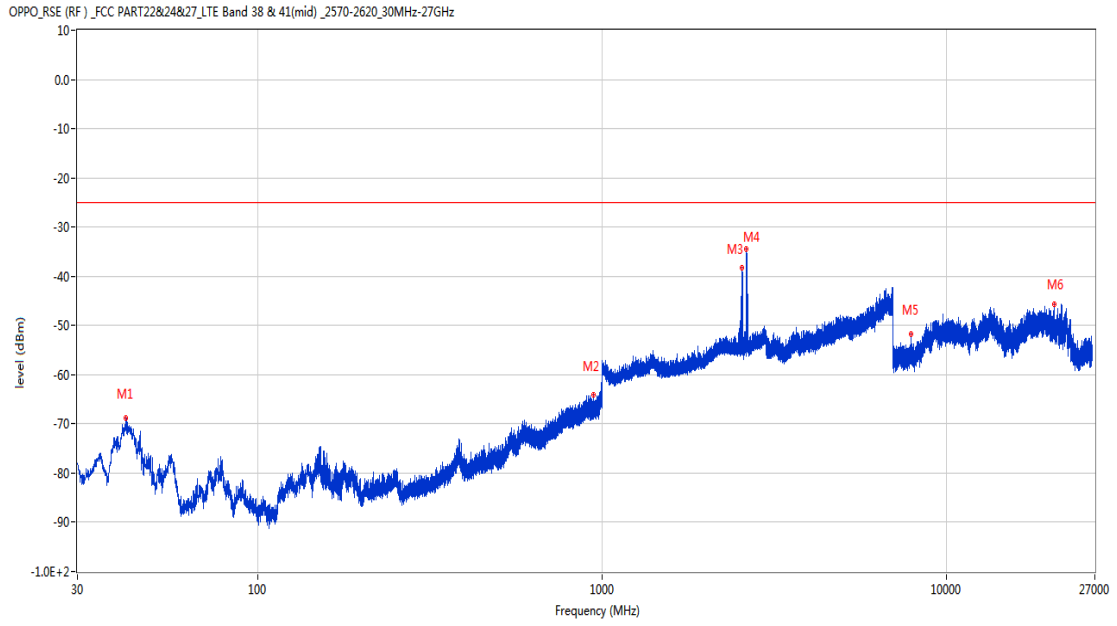
Frequency (MHz)	Result (dBm)	Factor (dB)	PK Limit (dBm)	Over Limit (dB)	Table (o)	ANT	EUT	Verdict
150.959	-77.34	-14.46	-25.0	-52.34	44.00	Horizontal	Vertical	Pass
915.076	-63.61	4.88	-25.0	-38.61	360.00	Horizontal	Vertical	Pass
2550.800	-37.40	1.40	-25.0	-12.40	0.00	Horizontal	Vertical	N/A
2630.700	-31.03	2.04	-25.0	-6.03	122.00	Horizontal	Vertical	N/A
5188.400	-43.81	7.39	-25.0	-18.81	152.00	Horizontal	Vertical	Pass
21618.024	-45.24	14.70	-25.0	-20.24	16.00	Horizontal	Vertical	Pass

RSE-V&V PCC 37901 BW20 QPSK RB1 HIGH SCC 38099 BW20 QPSK RB1 LOW



Frequency (MHz)	Result (dBm)	Factor (dB)	PK Limit (dBm)	Over Limit (dB)	Table (o)	ANT	EUT	Verdict
40.573	-69.22	-17.98	-25.0	-44.22	-1.00	Vertical	Vertical	Pass
915.562	-63.06	4.90	-25.0	-38.06	31.00	Vertical	Vertical	Pass
2546.200	-33.41	1.18	-25.0	-8.41	191.00	Vertical	Vertical	N/A
2641.100	-29.20	1.69	-25.0	-4.20	257.00	Vertical	Vertical	N/A
7782.575	-51.79	2.97	-25.0	-26.79	191.00	Vertical	Vertical	Pass
19340.876	-45.23	15.93	-25.0	-20.23	284.00	Vertical	Vertical	Pass

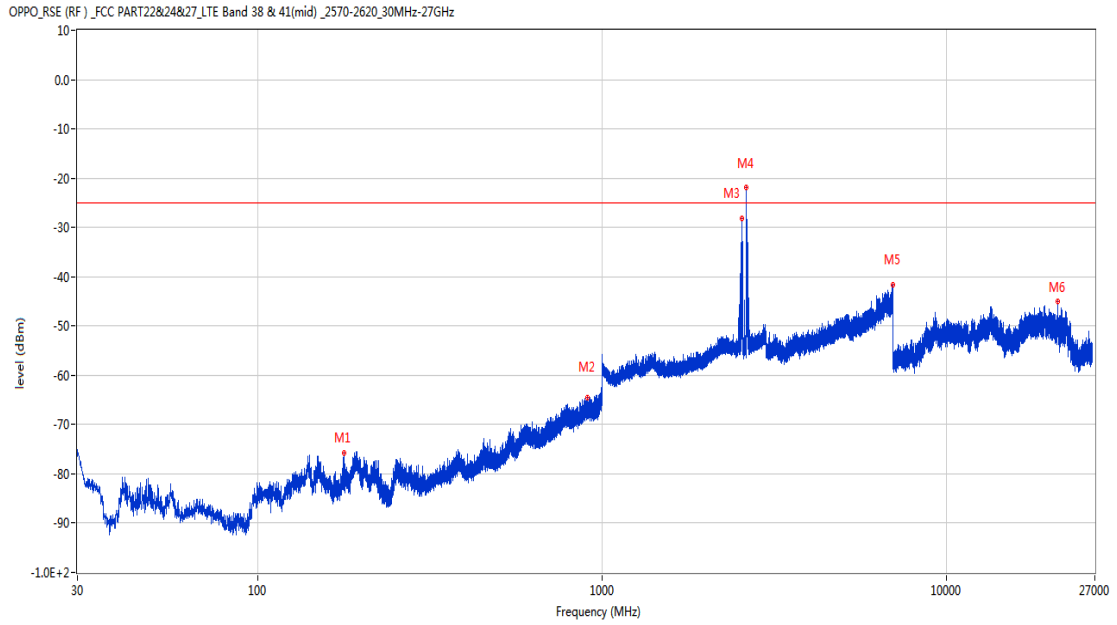
RSE-V&H PCC 37901 BW20 QPSK RB1 HIGH SCC 38099 BW20 QPSK RB1 LOW



Frequency (MHz)	Result (dBm)	Factor (dB)	PK Limit (dBm)	Over Limit (dB)	Table (o)	ANT	EUT	Verdict
41.495	-68.79	-17.35	-25.0	-43.79	62.00	Vertical	Horizontal	Pass
946.990	-64.08	4.63	-25.0	-39.08	186.00	Vertical	Horizontal	Pass
2548.200	-38.31	1.34	-25.0	-13.31	358.00	Vertical	Horizontal	N/A
2627.900	-34.37	2.02	-25.0	-9.37	247.00	Vertical	Horizontal	N/A
7914.537	-51.75	4.49	-25.0	-26.75	289.00	Vertical	Horizontal	Pass
20538.526	-45.72	14.35	-25.0	-20.72	127.00	Vertical	Horizontal	Pass

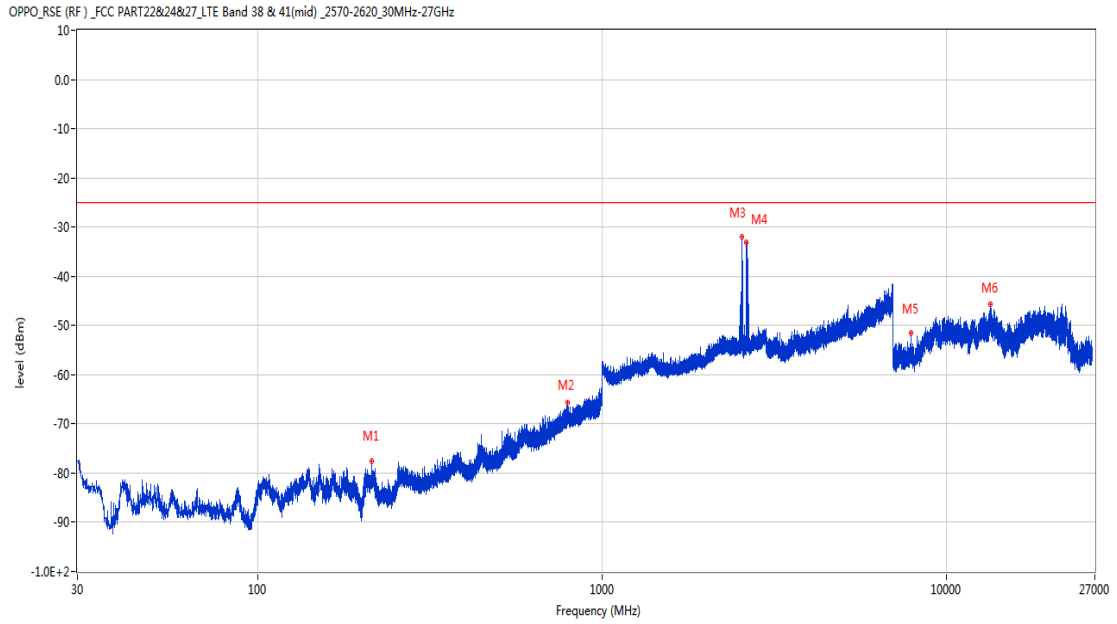
## 20.10 CA\_38C 20MHz+20MHz, 16-QAM, Middle Channel

RSE-H&H PCC 37901 BW20 16QAM RB1 HIGH SCC 38099 BW20 16QAM RB1 LOW



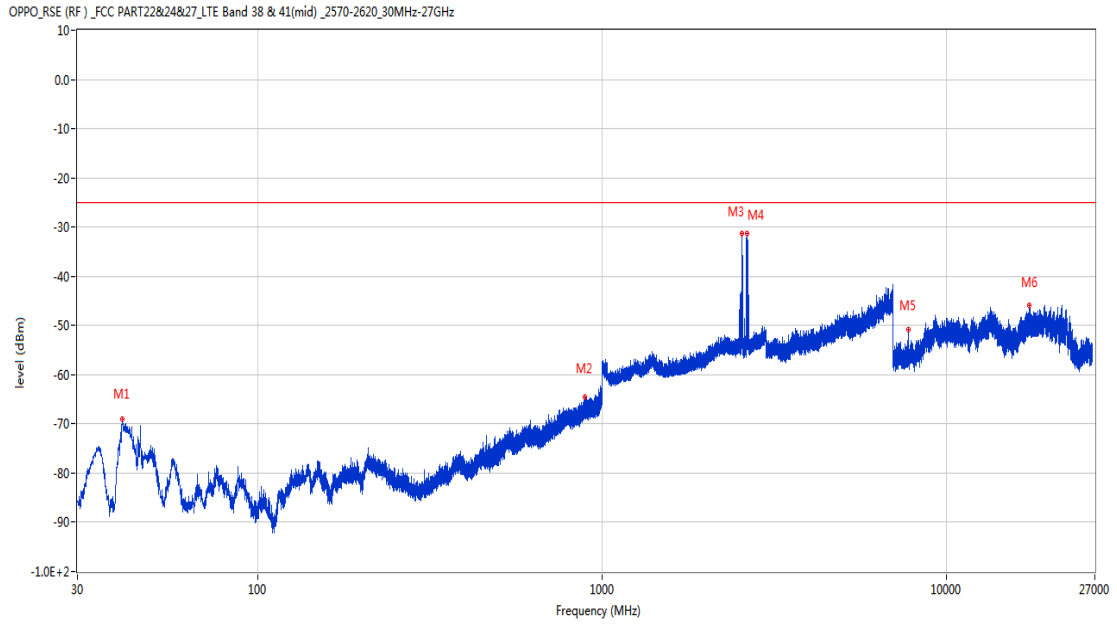
Frequency (MHz)	Result (dBm)	Factor (dB)	PK Limit (dBm)	Over Limit (dB)	Table (o)	ANT	EUT	Verdict
178.313	-75.84	-14.26	-25.0	-50.84	33.00	Horizontal	Horizontal	Pass
908.578	-64.56	4.81	-25.0	-39.56	-1.00	Horizontal	Horizontal	Pass
2545.100	-28.11	1.11	-25.0	-3.11	304.00	Horizontal	Horizontal	N/A
2628.600	-21.89	2.03	-25.0	3.11	321.00	Horizontal	Horizontal	N/A
6982.200	-41.70	13.88	-25.0	-16.70	279.00	Horizontal	Horizontal	Pass
21038.324	-44.93	14.51	-25.0	-19.93	280.00	Horizontal	Horizontal	Pass

RSE-H&V PCC 37901 BW20 16QAM RB1 HIGH SCC 38099 BW20 16QAM RB1 LOW



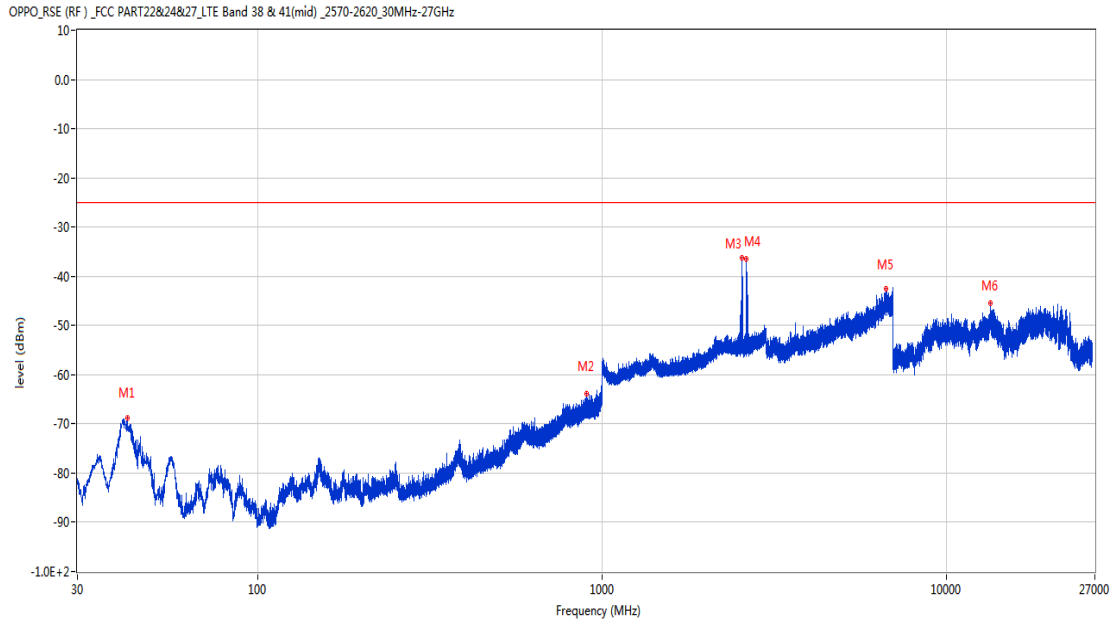
Frequency (MHz)	Result (dBm)	Factor (dB)	PK Limit (dBm)	Over Limit (dB)	Table (o)	ANT	EUT	Verdict
215.076	-77.61	-15.33	-25.0	-52.61	252.00	Horizontal	Vertical	Pass
796.930	-65.66	2.96	-25.0	-40.66	-1.00	Horizontal	Vertical	Pass
2549.500	-32.04	1.39	-25.0	-7.04	129.00	Horizontal	Vertical	N/A
2627.100	-33.13	2.01	-25.0	-8.13	28.00	Horizontal	Vertical	N/A
7919.712	-51.59	4.32	-25.0	-26.59	15.00	Horizontal	Vertical	Pass
13455.863	-45.61	11.48	-25.0	-20.61	297.00	Horizontal	Vertical	Pass

RSE-V&V PCC 37901 BW20 16QAM RB1 HIGH SCC 38099 BW20 16QAM RB1 LOW



Frequency (MHz)	Result (dBm)	Factor (dB)	PK Limit (dBm)	Over Limit (dB)	Table (o)	ANT	EUT	Verdict
40.428	-68.92	-18.09	-25.0	-43.92	62.00	Vertical	Vertical	Pass
891.409	-64.63	4.58	-25.0	-39.63	-1.00	Vertical	Vertical	Pass
2547.200	-31.37	1.26	-25.0	-6.37	250.00	Vertical	Vertical	N/A
2644.200	-31.30	1.49	-25.0	-6.30	250.00	Vertical	Vertical	N/A
7782.287	-50.91	2.98	-25.0	-25.91	130.00	Vertical	Vertical	Pass
17449.538	-45.84	9.22	-25.0	-20.84	208.00	Vertical	Vertical	Pass

RSE-V&H PCC 37901 BW20 16QAM RB1 HIGH SCC 38099 BW20 16QAM RB1 LOW

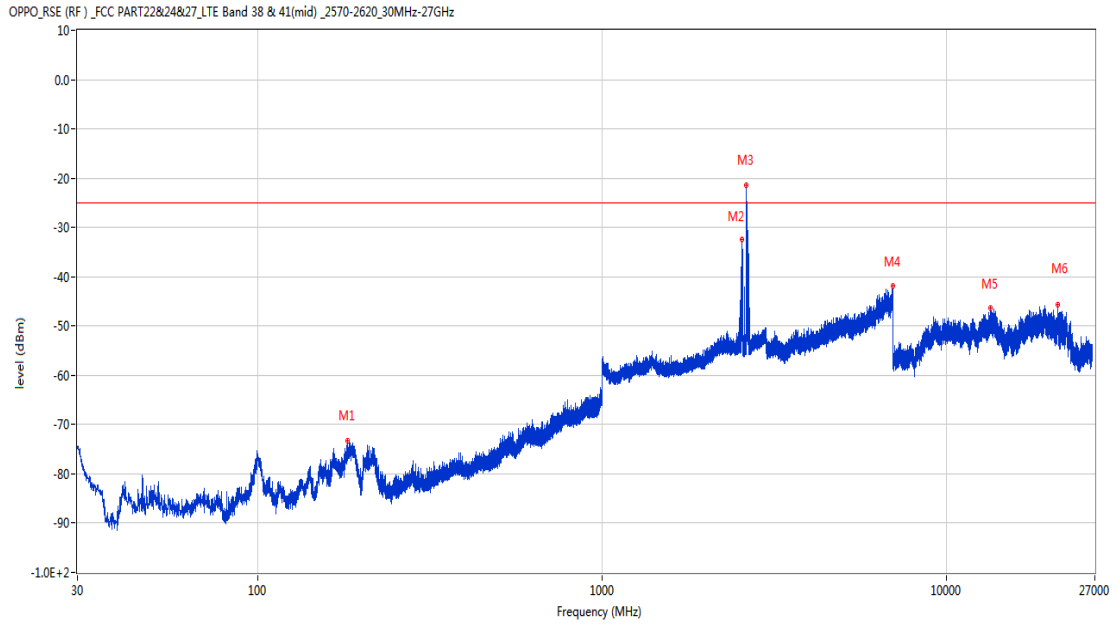


Frequency (MHz)	Result (dBm)	Factor (dB)	PK Limit (dBm)	Over Limit (dB)	Table (o)	ANT	EUT	Verdict
41.834	-68.79	-17.16	-25.0	-43.79	26.00	Vertical	Horizontal	Pass
903.776	-63.81	4.86	-25.0	-38.81	360.00	Vertical	Horizontal	Pass
2547.800	-36.16	1.31	-25.0	-11.16	258.00	Vertical	Horizontal	N/A
2631.200	-36.51	2.03	-25.0	-11.51	327.00	Vertical	Horizontal	N/A
6676.200	-42.62	11.72	-25.0	-17.62	347.00	Vertical	Horizontal	Pass
13463.737	-45.51	11.38	-25.0	-20.51	-1.00	Vertical	Horizontal	Pass



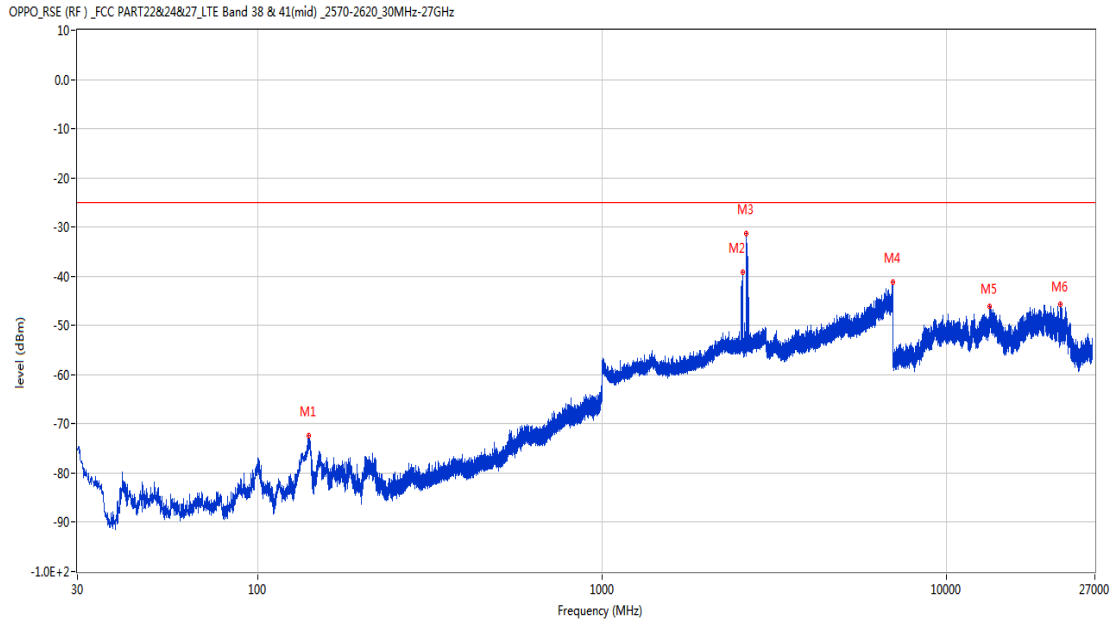
## 20.11 CA\_38C 20MHz+20MHz, QPSK, High Channel

RSE-H&H PCC 37952 BW20 QPSK RB1 HIGH SCC 38150 BW20 QPSK RB1 LOW



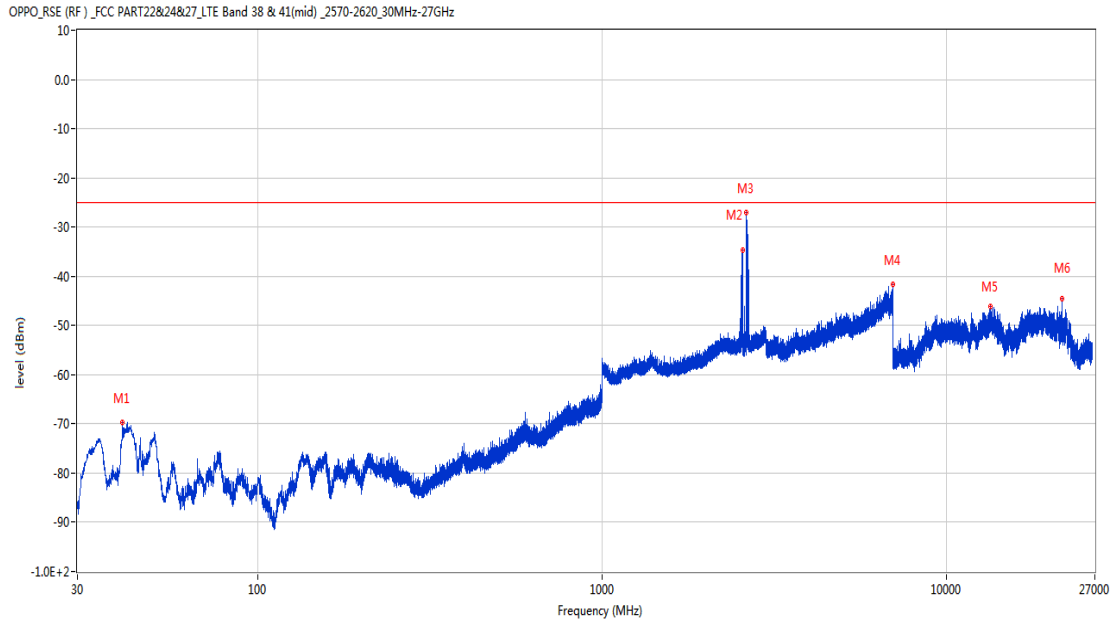
Frequency (MHz)	Result (dBm)	Factor (dB)	PK Limit (dBm)	Over Limit (dB)	Table (o)	ANT	EUT	Verdict
182.436	-73.26	-13.88	-25.0	-48.26	257.00	Horizontal	Horizontal	Pass
2549.600	-32.44	1.40	-25.0	-7.44	154.00	Horizontal	Horizontal	N/A
2629.500	-21.34	2.03	-25.0	3.66	309.00	Horizontal	Horizontal	N/A
6979.400	-41.84	13.89	-25.0	-16.84	182.00	Horizontal	Horizontal	Pass
13450.875	-46.33	11.51	-25.0	-21.33	70.00	Horizontal	Horizontal	Pass
21035.350	-45.58	14.51	-25.0	-20.58	172.00	Horizontal	Horizontal	Pass

RSE-H&V PCC 37952 BW20 QPSK RB1 HIGH SCC 38150 BW20 QPSK RB1 LOW



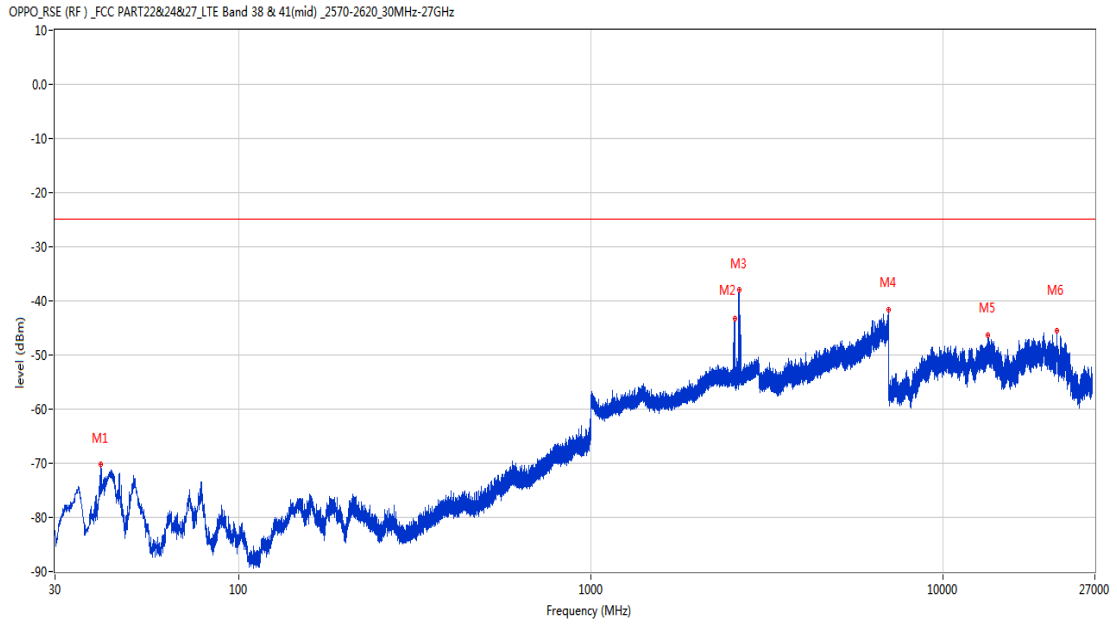
Frequency (MHz)	Result (dBm)	Factor (dB)	PK Limit (dBm)	Over Limit (dB)	Table (o)	ANT	EUT	Verdict
140.628	-72.40	-16.19	-25.0	-47.40	91.00	Horizontal	Vertical	Pass
2558.200	-39.25	1.34	-25.0	-14.25	95.00	Horizontal	Vertical	N/A
2628.500	-31.25	2.03	-25.0	-6.25	116.00	Horizontal	Vertical	N/A
6979.800	-41.22	13.85	-25.0	-16.22	149.00	Horizontal	Vertical	Pass
13346.138	-46.06	10.97	-25.0	-21.06	262.00	Horizontal	Vertical	Pass
21496.474	-45.74	14.66	-25.0	-20.74	252.00	Horizontal	Vertical	Pass

RSE-V&V PCC 37952 BW20 QPSK RB1 HIGH SCC 38150 BW20 QPSK RB1 LOW



Frequency (MHz)	Result (dBm)	Factor (dB)	PK Limit (dBm)	Over Limit (dB)	Table (o)	ANT	EUT	Verdict
40.525	-69.80	-18.02	-25.0	-44.80	108.00	Vertical	Vertical	Pass
2559.600	-34.67	1.39	-25.0	-9.67	285.00	Vertical	Vertical	N/A
2629.000	-27.09	2.03	-25.0	-2.09	240.00	Vertical	Vertical	N/A
6987.800	-41.65	13.60	-25.0	-16.65	236.00	Vertical	Vertical	Pass
13410.187	-46.09	10.84	-25.0	-21.09	15.00	Vertical	Vertical	Pass
21626.100	-44.52	14.70	-25.0	-19.52	126.00	Vertical	Vertical	Pass

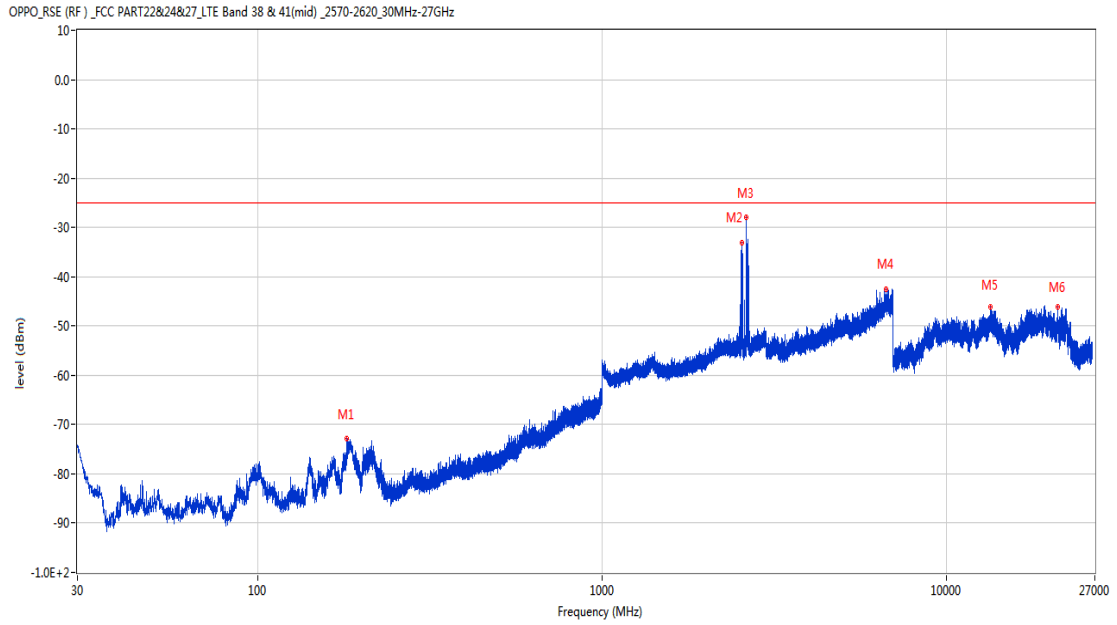
RSE-V&H PCC 37952 BW20 QPSK RB1 HIGH SCC 38150 BW20 QPSK RB1 LOW



Frequency (MHz)	Result (dBm)	Factor (dB)	PK Limit (dBm)	Over Limit (dB)	Table (o)	ANT	EUT	Verdict
40.525	-70.14	-18.02	-25.0	-45.14	65.00	Vertical	Horizontal	Pass
2562.400	-43.29	1.42	-25.0	-18.29	328.00	Vertical	Horizontal	N/A
2637.800	-38.05	1.81	-25.0	-13.05	83.00	Vertical	Horizontal	N/A
6999.600	-41.63	13.65	-25.0	-16.63	340.00	Vertical	Horizontal	Pass
13439.325	-46.30	11.29	-25.0	-21.30	130.00	Vertical	Horizontal	Pass
21057.450	-45.59	14.52	-25.0	-20.59	145.00	Vertical	Horizontal	Pass

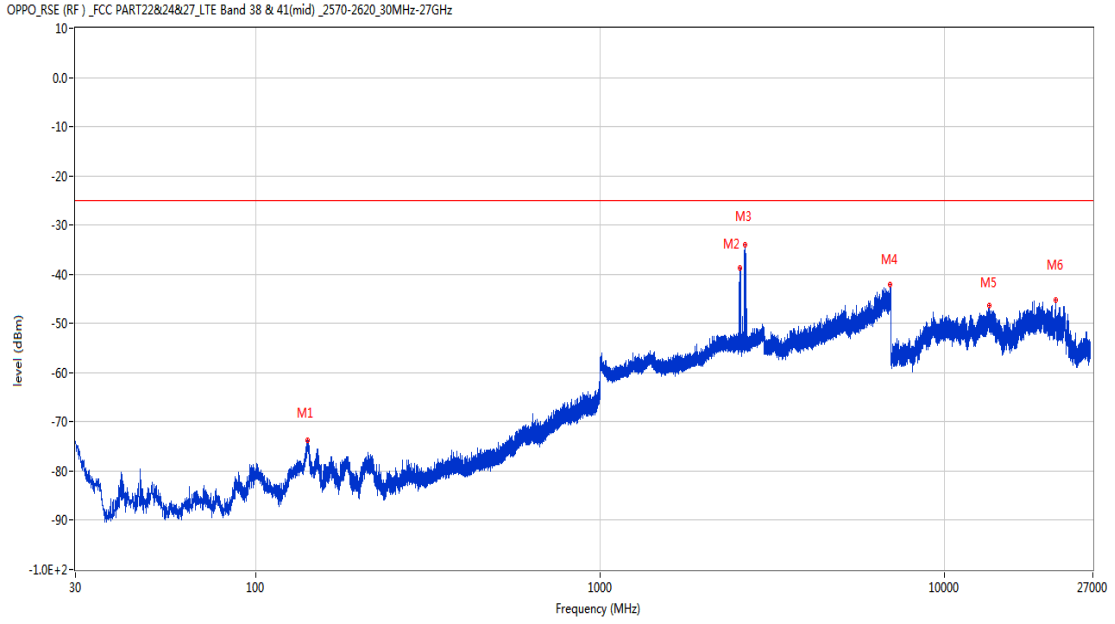
## 20.12 CA\_38C 20MHz+20MHz, 16-QAM, High Channel

RSE-H&H PCC 37952 BW20 16QAM RB1 HIGH SCC 38150 BW20 16QAM RB1 LOW



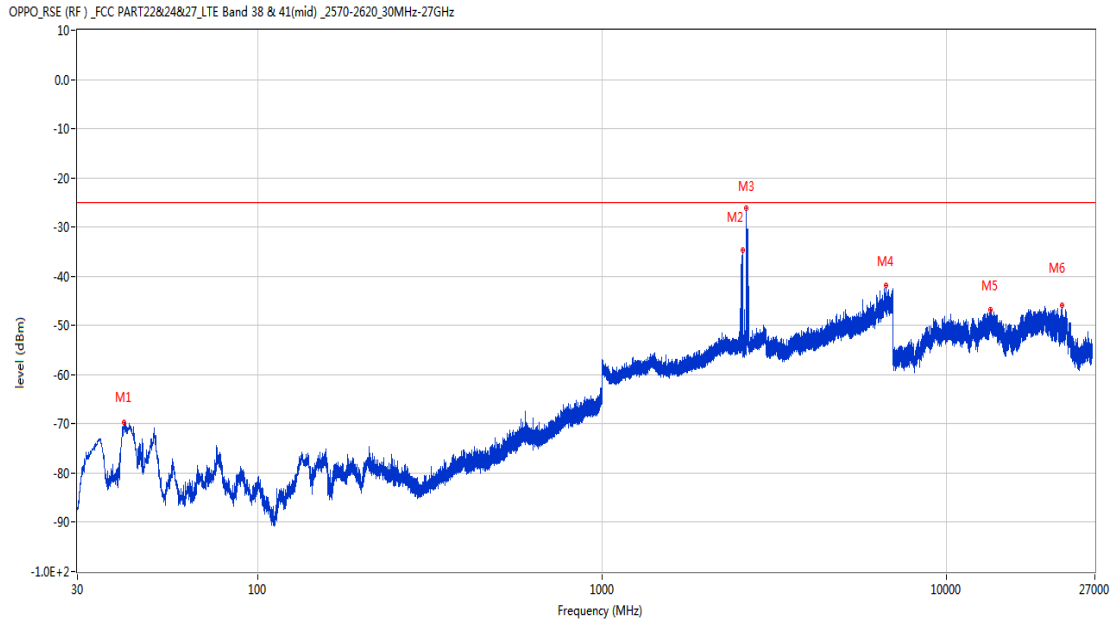
Frequency (MHz)	Result (dBm)	Factor (dB)	PK Limit (dBm)	Over Limit (dB)	Table (o)	ANT	EUT	Verdict
181.999	-72.94	-13.91	-25.0	-47.94	81.00	Horizontal	Horizontal	Pass
2544.300	-33.19	1.07	-25.0	-8.19	153.00	Horizontal	Horizontal	N/A
2628.400	-27.92	2.02	-25.0	-2.92	109.00	Horizontal	Horizontal	N/A
6669.400	-42.59	11.61	-25.0	-17.59	124.00	Horizontal	Horizontal	Pass
13453.237	-46.23	11.49	-25.0	-21.23	265.00	Horizontal	Horizontal	Pass
21031.526	-46.22	14.51	-25.0	-21.22	281.00	Horizontal	Horizontal	Pass

RSE-H&V PCC 37952 BW20 16QAM RB1 HIGH SCC 38150 BW20 16QAM RB1 LOW



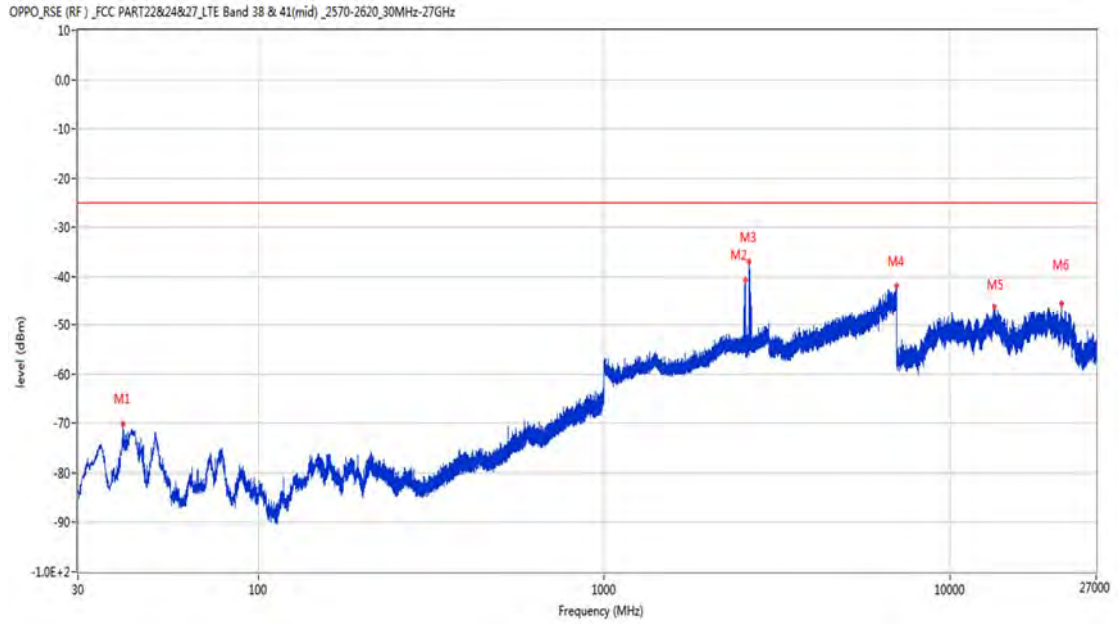
Frequency (MHz)	Result (dBm)	Factor (dB)	PK Limit (dBm)	Over Limit (dB)	Table (o)	ANT	EUT	Verdict
142.035	-73.70	-15.86	-25.0	-48.70	89.00	Horizontal	Vertical	Pass
2547.100	-38.83	1.26	-25.0	-13.83	85.00	Horizontal	Vertical	N/A
2638.500	-34.08	1.79	-25.0	-9.08	109.00	Horizontal	Vertical	N/A
6975.800	-42.19	13.73	-25.0	-17.19	183.00	Horizontal	Vertical	Pass
13486.050	-46.39	10.98	-25.0	-21.39	250.00	Horizontal	Vertical	Pass
21034.500	-45.33	14.51	-25.0	-20.33	109.00	Horizontal	Vertical	Pass

RSE-V&V PCC 37952 BW20 16QAM RB1 HIGH SCC 38150 BW20 16QAM RB1 LOW



Frequency (MHz)	Result (dBm)	Factor (dB)	PK Limit (dBm)	Over Limit (dB)	Table (o)	ANT	EUT	Verdict
41.058	-69.60	-17.60	-25.0	-44.60	77.00	Vertical	Vertical	Pass
2560.600	-34.57	1.40	-25.0	-9.57	233.00	Vertical	Vertical	N/A
2628.500	-26.17	2.03	-25.0	-1.17	289.00	Vertical	Vertical	N/A
6688.800	-41.92	11.89	-25.0	-16.92	258.00	Vertical	Vertical	Pass
13442.213	-46.80	11.35	-25.0	-21.80	360.00	Vertical	Vertical	Pass
21637.151	-45.97	14.70	-25.0	-20.97	233.00	Vertical	Vertical	Pass

RSE-V&H PCC 37952 BW20 16QAM RB1 HIGH SCC 38150 BW20 16QAM RB1 LOW



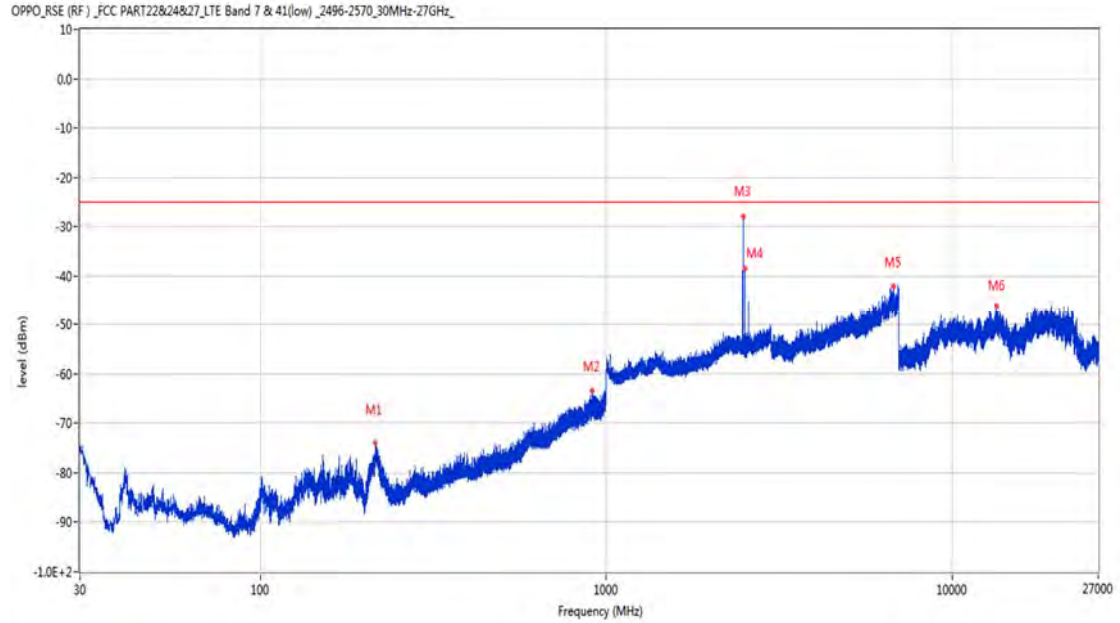
Frequency (MHz)	Result (dBm)	Factor (dB)	PK Limit (dBm)	Over Limit (dB)	Table (o)	ANT	EUT	Verdict
40.573	-70.08	-17.98	-25.0	-45.08	71.00	Vertical	Horizontal	Pass
2559.500	-40.79	1.39	-25.0	-15.79	140.00	Vertical	Horizontal	N/A
2625.600	-37.02	2.00	-25.0	-12.02	130.00	Vertical	Horizontal	N/A
6996.800	-41.96	13.59	-25.0	-16.96	225.00	Vertical	Horizontal	Pass
13440.638	-46.07	11.31	-25.0	-21.07	326.00	Vertical	Horizontal	Pass
21041.302	-45.44	14.51	-25.0	-20.44	170.00	Vertical	Horizontal	Pass



## 21 CA\_41C

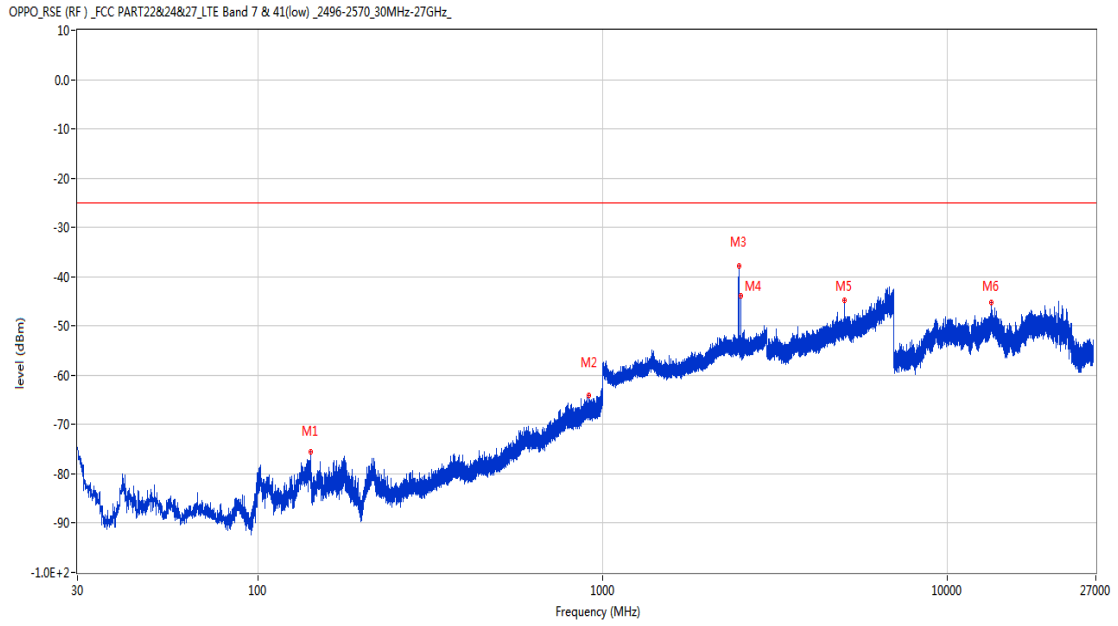
### 21.1 CA\_41C 20MHz+5MHz, QPSK, Low Channel

RSE-H&H PCC 39750 BW20 QPSK RB1 HIGH SCC 39867 BW5 QPSK RB1 LOW



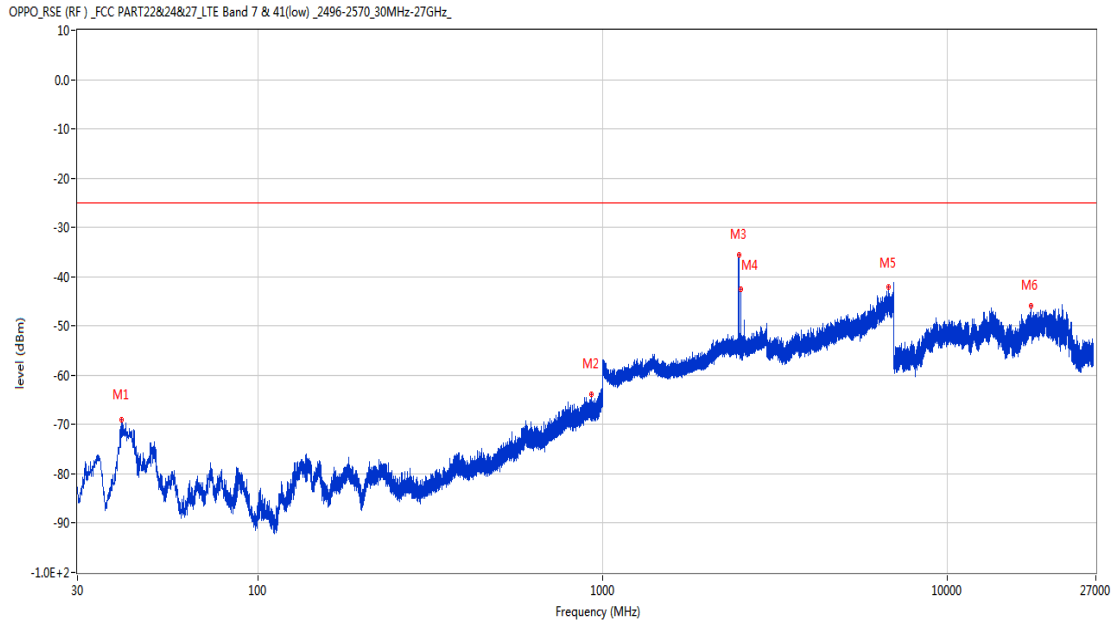
Frequency (MHz)	Result (dBm)	Factor (dB)	PK Limit (dBm)	Over Limit (dB)	Table (o)	ANT	EUT	Verdict
214.300	-73.92	-15.42	-25.0	-48.92	298.00	Horizontal	Horizontal	Pass
910.275	-63.50	4.70	-25.0	-38.50	264.00	Horizontal	Horizontal	Pass
2484.600	-27.96	1.58	-25.0	-2.96	157.00	Horizontal	Horizontal	N/A
2515.400	-38.53	1.87	-25.0	-13.53	326.00	Horizontal	Horizontal	N/A
6776.800	-42.03	11.86	-25.0	-17.03	133.00	Horizontal	Horizontal	Pass
13435.125	-46.05	11.22	-25.0	-21.05	224.00	Horizontal	Horizontal	Pass

RSE-H&V PCC 39750 BW20 QPSK RB1 HIGH SCC 39867 BW5 QPSK RB1 LOW



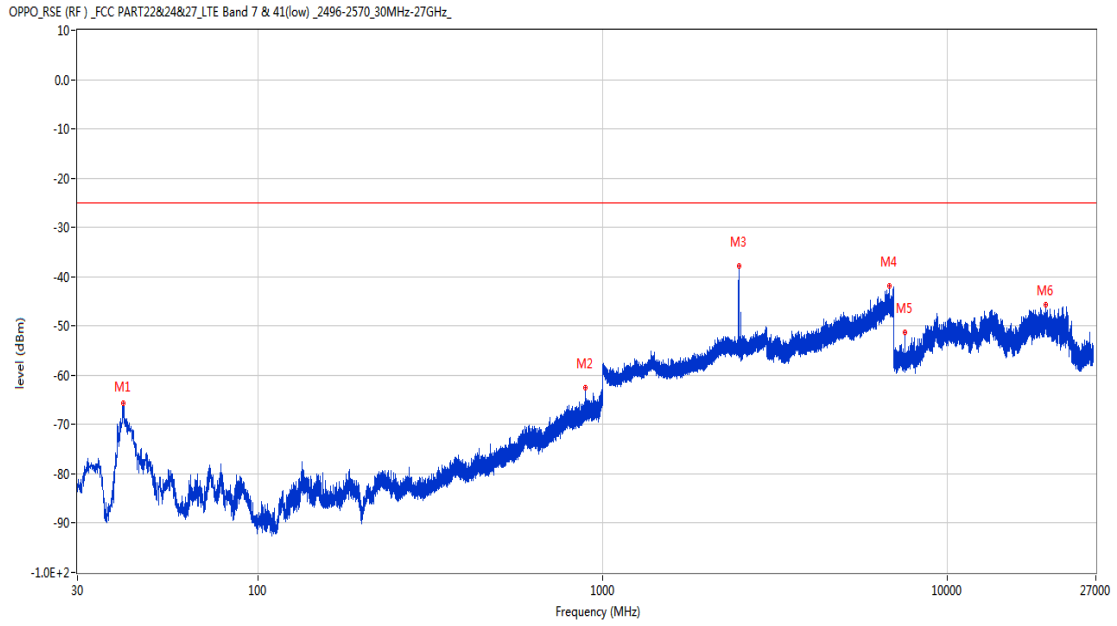
Frequency (MHz)	Result (dBm)	Factor (dB)	PK Limit (dBm)	Over Limit (dB)	Table (o)	ANT	EUT	Verdict
142.568	-75.64	-15.83	-25.0	-50.64	360.00	Horizontal	Vertical	Pass
910.760	-64.13	4.72	-25.0	-39.13	357.00	Horizontal	Vertical	Pass
2489.600	-37.86	1.65	-25.0	-12.86	139.00	Horizontal	Vertical	N/A
2515.200	-43.91	1.87	-25.0	-18.91	146.00	Horizontal	Vertical	N/A
5030.400	-44.79	7.13	-25.0	-19.79	170.00	Horizontal	Vertical	Pass
13420.162	-45.31	10.98	-25.0	-20.31	270.00	Horizontal	Vertical	Pass

RSE-V&V PCC 39750 BW20 QPSK RB1 HIGH SCC 39867 BW5 QPSK RB1 LOW



Frequency (MHz)	Result (dBm)	Factor (dB)	PK Limit (dBm)	Over Limit (dB)	Table (o)	ANT	EUT	Verdict
40.185	-68.92	-18.24	-25.0	-43.92	76.00	Vertical	Vertical	Pass
928.948	-63.95	4.73	-25.0	-38.95	193.00	Vertical	Vertical	Pass
2485.100	-35.60	1.58	-25.0	-10.60	236.00	Vertical	Vertical	N/A
2515.200	-42.55	1.87	-25.0	-17.55	266.00	Vertical	Vertical	N/A
6763.800	-42.07	11.45	-25.0	-17.07	330.00	Vertical	Vertical	Pass
17469.225	-45.83	9.01	-25.0	-20.83	286.00	Vertical	Vertical	Pass

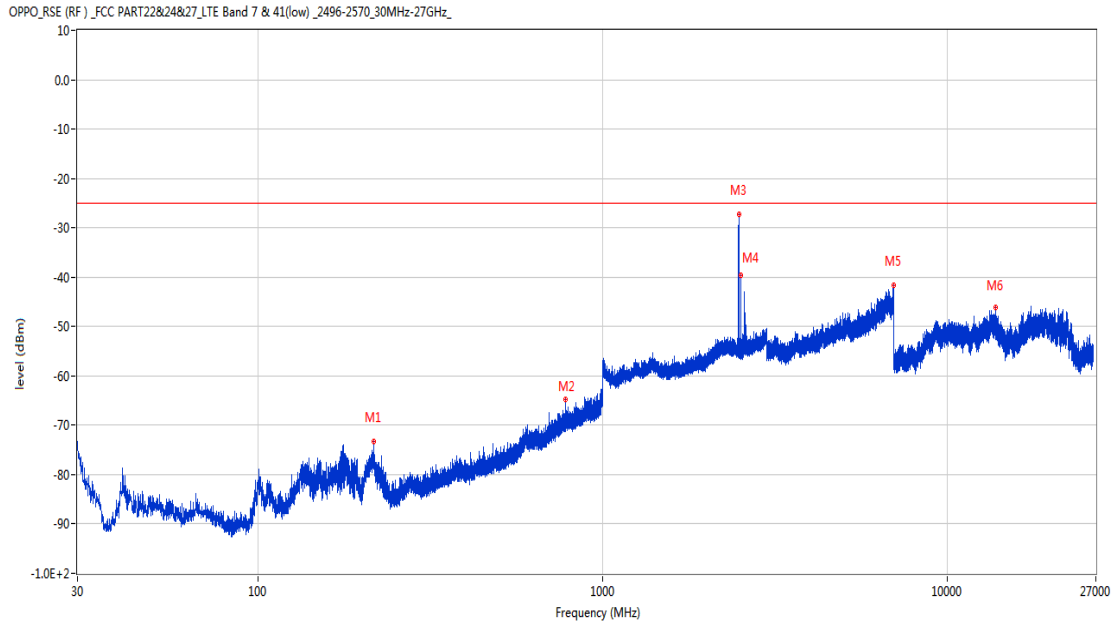
RSE-V&H PCC 39750 BW20 QPSK RB1 HIGH SCC 39867 BW5 QPSK RB1 LOW



Frequency (MHz)	Result (dBm)	Factor (dB)	PK Limit (dBm)	Over Limit (dB)	Table (o)	ANT	EUT	Verdict
40.816	-65.63	-17.74	-25.0	-40.63	253.00	Vertical	Horizontal	Pass
893.252	-62.44	4.73	-25.0	-37.44	50.00	Vertical	Horizontal	Pass
2485.000	-37.81	1.58	-25.0	-12.81	89.00	Vertical	Horizontal	N/A
6795.600	-41.95	12.21	-25.0	-16.95	332.00	Vertical	Horizontal	Pass
7545.100	-51.27	3.40	-25.0	-26.27	361.00	Vertical	Horizontal	Pass
19292.000	-45.59	15.29	-25.0	-20.59	111.00	Vertical	Horizontal	Pass

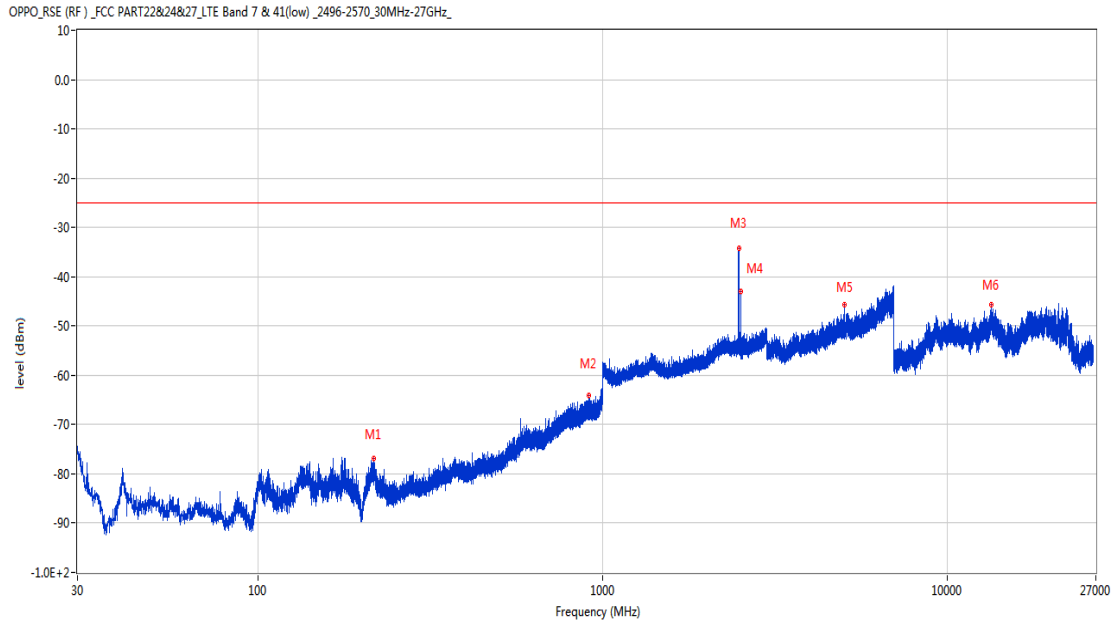
## 21.2 CA\_41C 20MHz+5MHz, 16-QAM, Low Channel

RSE-H&H PCC 39750 BW20 16QAM RB1 HIGH SCC 39867 BW5 16QAM RB1 LOW



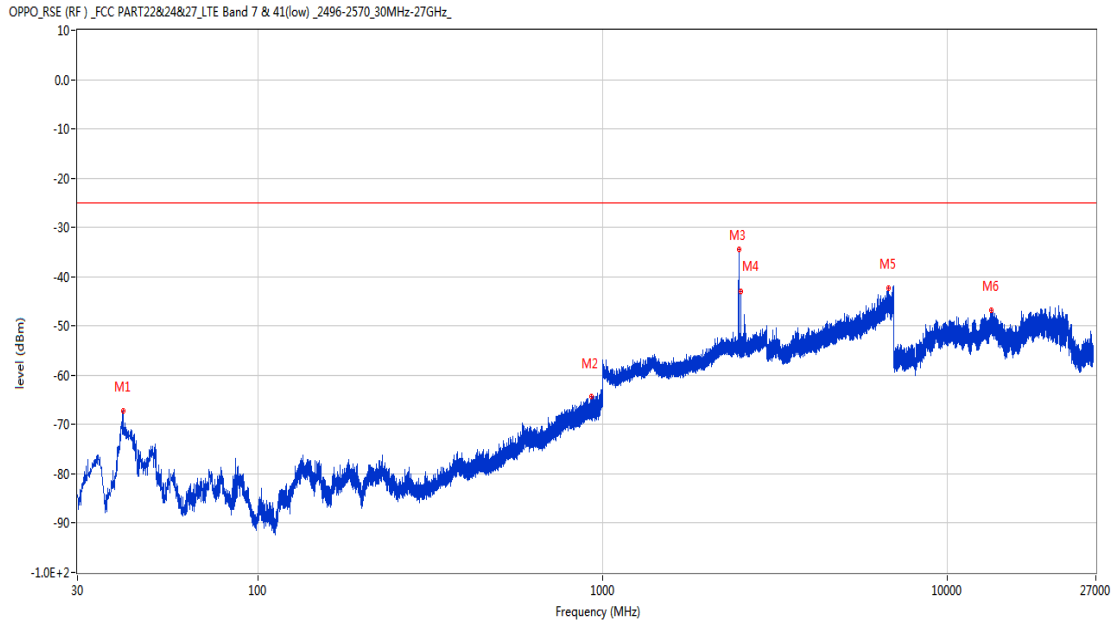
Frequency (MHz)	Result (dBm)	Factor (dB)	PK Limit (dBm)	Over Limit (dB)	Table (o)	ANT	EUT	Verdict
217.501	-73.29	-15.17	-25.0	-48.29	276.00	Horizontal	Horizontal	Pass
783.254	-64.87	2.93	-25.0	-39.87	285.00	Horizontal	Horizontal	Pass
2485.200	-27.23	1.59	-25.0	-2.23	313.00	Horizontal	Horizontal	N/A
2515.300	-39.64	1.87	-25.0	-14.64	159.00	Horizontal	Horizontal	N/A
6983.800	-41.74	13.82	-25.0	-16.74	104.00	Horizontal	Horizontal	Pass
13824.151	-46.07	11.59	-25.0	-21.07	206.00	Horizontal	Horizontal	Pass

RSE-H&V PCC 39750 BW20 16QAM RB1 HIGH SCC 39867 BW5 16QAM RB1 LOW



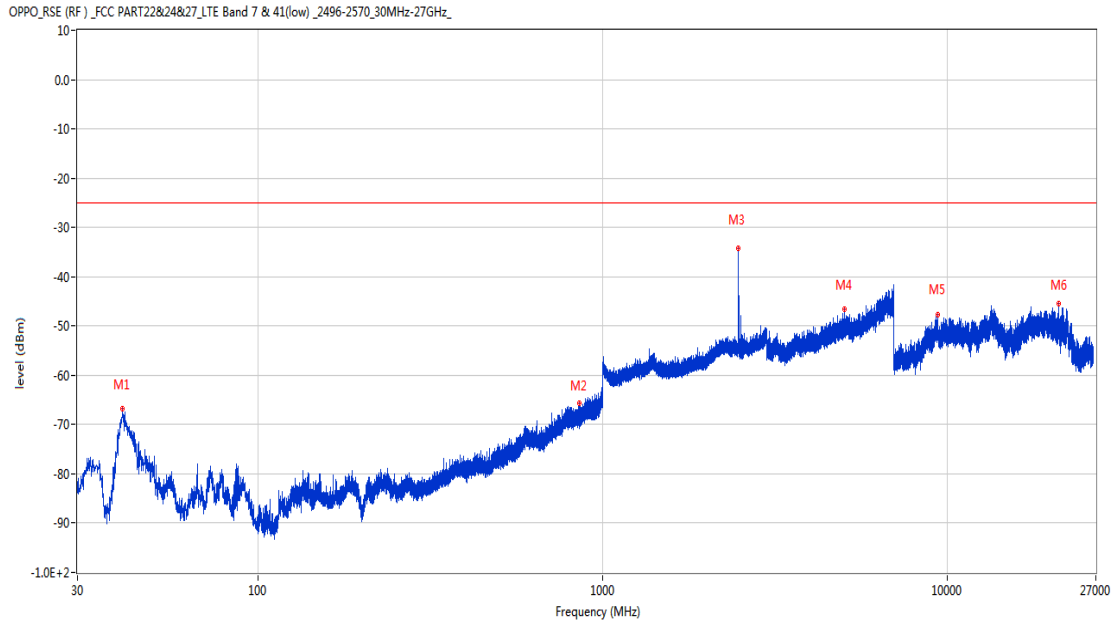
Frequency (MHz)	Result (dBm)	Factor (dB)	PK Limit (dBm)	Over Limit (dB)	Table (o)	ANT	EUT	Verdict
217.501	-76.87	-15.17	-25.0	-51.87	257.00	Horizontal	Vertical	Pass
911.099	-64.17	4.73	-25.0	-39.17	113.00	Horizontal	Vertical	Pass
2487.600	-34.19	1.62	-25.0	-9.19	115.00	Horizontal	Vertical	N/A
2515.300	-43.09	1.87	-25.0	-18.09	122.00	Horizontal	Vertical	N/A
5030.000	-45.73	7.10	-25.0	-20.73	175.00	Horizontal	Vertical	Pass
13450.350	-45.74	11.51	-25.0	-20.74	143.00	Horizontal	Vertical	Pass

RSE-V&V PCC 39750 BW20 16QAM RB1 HIGH SCC 39867 BW5 16QAM RB1 LOW



Frequency (MHz)	Result (dBm)	Factor (dB)	PK Limit (dBm)	Over Limit (dB)	Table (o)	ANT	EUT	Verdict
40.621	-67.21	-17.89	-25.0	-42.21	340.00	Vertical	Vertical	Pass
930.791	-64.29	4.62	-25.0	-39.29	99.00	Vertical	Vertical	Pass
2488.400	-34.40	1.63	-25.0	-9.40	216.00	Vertical	Vertical	N/A
2515.400	-42.92	1.87	-25.0	-17.92	274.00	Vertical	Vertical	N/A
6778.000	-42.39	11.89	-25.0	-17.39	103.00	Vertical	Vertical	Pass
13424.625	-46.83	11.05	-25.0	-21.83	360.00	Vertical	Vertical	Pass

RSE-V&H PCC 39750 BW20 16QAM RB1 HIGH SCC 39867 BW5 16QAM RB1 LOW

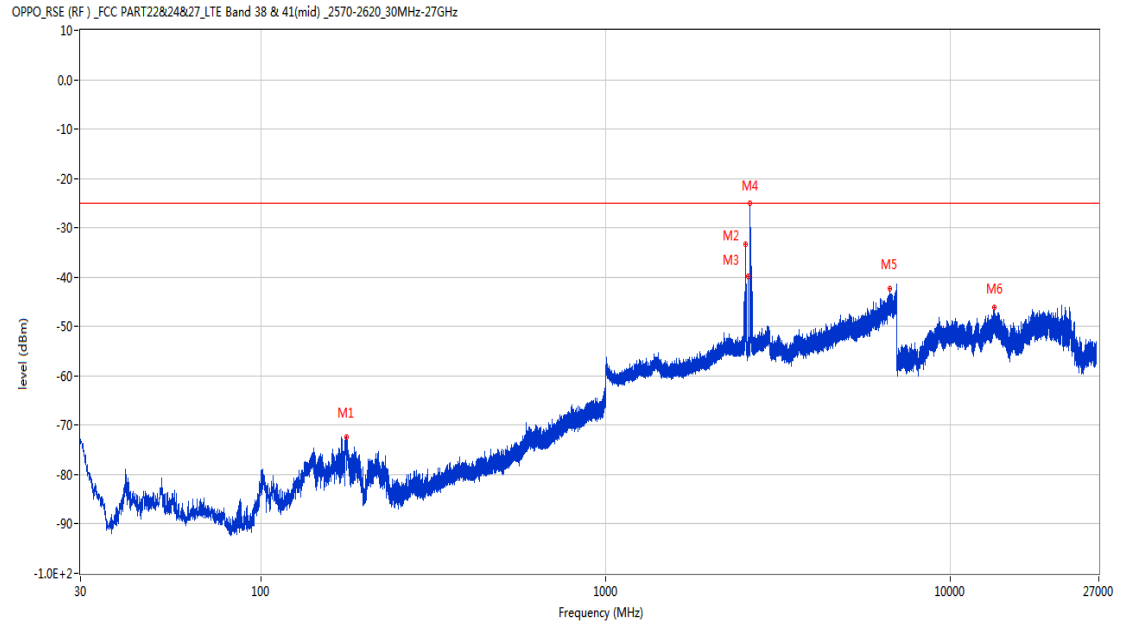


Frequency (MHz)	Result (dBm)	Factor (dB)	PK Limit (dBm)	Over Limit (dB)	Table (o)	ANT	EUT	Verdict
40.573	-66.86	-17.93	-25.0	-41.86	157.00	Vertical	Horizontal	Pass
855.664	-65.54	2.83	-25.0	-40.54	262.00	Vertical	Horizontal	Pass
2484.000	-34.31	1.57	-25.0	-9.31	89.00	Vertical	Horizontal	N/A
5030.400	-46.62	7.13	-25.0	-21.62	133.00	Vertical	Horizontal	Pass
9388.550	-47.67	9.55	-25.0	-22.67	126.00	Vertical	Horizontal	Pass
21028.551	-45.35	14.51	-25.0	-20.35	342.00	Vertical	Horizontal	Pass



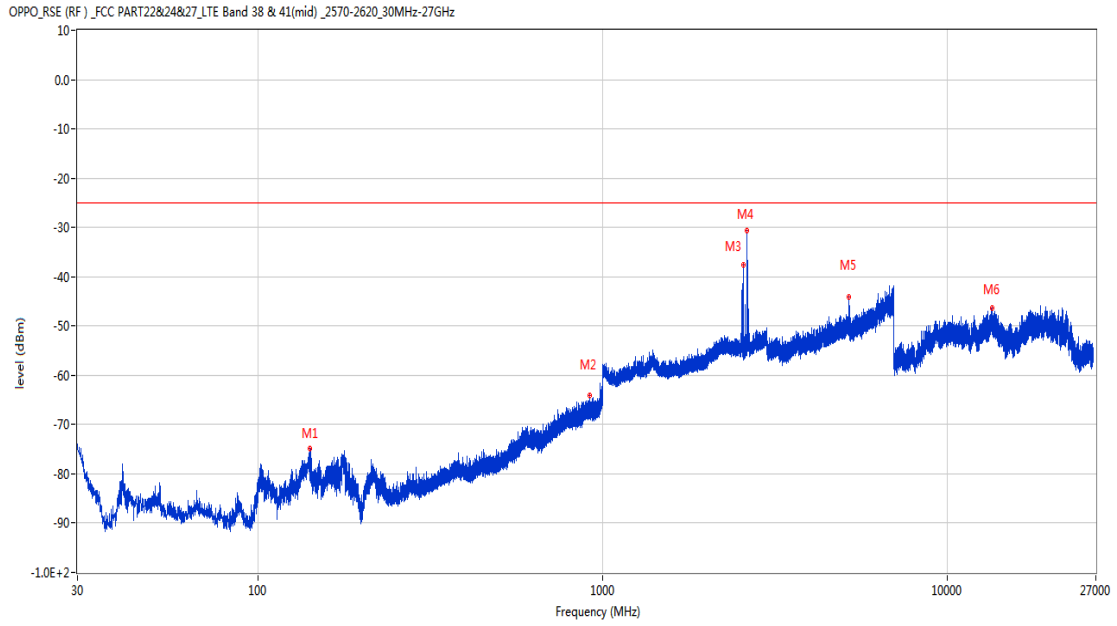
### 21.3 CA\_41C 20MHz+5MHz, QPSK, Middle Channel

RSE-H&H PCC 40595 BW20 QPSK RB1 HIGH SCC 40712 BW5 QPSK RB1 LOW



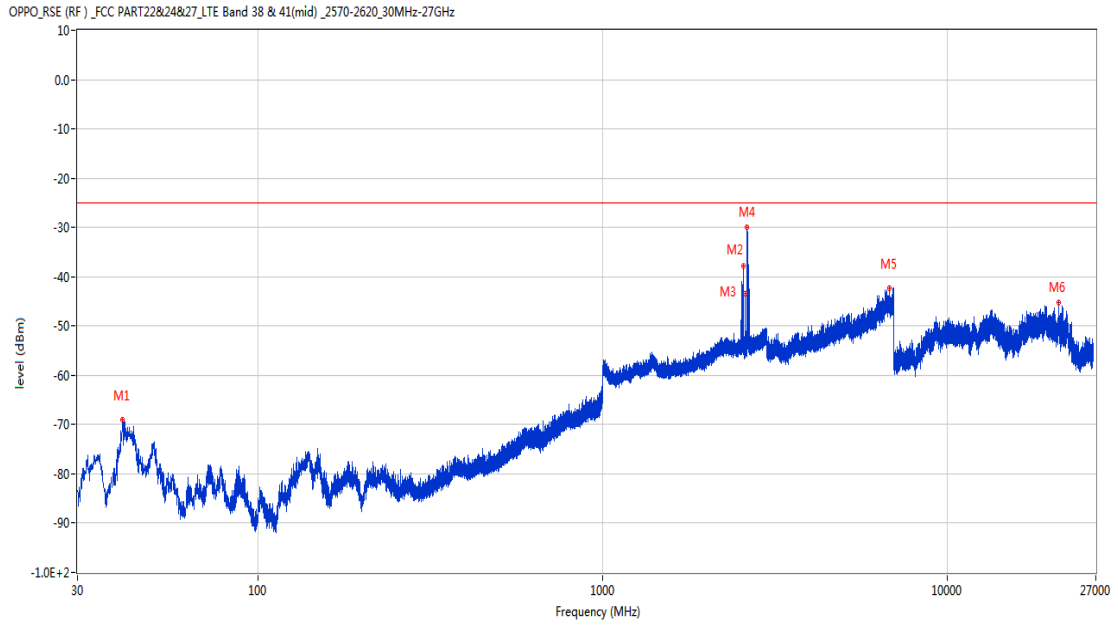
Frequency (MHz)	Result (dBm)	Factor (dB)	PK Limit (dBm)	Over Limit (dB)	Table (o)	ANT	EUT	Verdict
176.906	-72.47	-14.35	-25.0	-47.47	53.00	Horizontal	Horizontal	Pass
2555.100	-33.30	1.30	-25.0	-8.30	297.00	Horizontal	Horizontal	N/A
2599.800	-39.87	1.78	-25.0	-14.87	309.00	Horizontal	Horizontal	N/A
2631.600	-25.07	1.99	-25.0	-0.07	11.00	Horizontal	Horizontal	N/A
6686.200	-42.26	12.01	-25.0	-17.26	228.00	Horizontal	Horizontal	Pass
13440.113	-46.08	11.30	-25.0	-21.08	77.00	Horizontal	Horizontal	Pass

RSE-H&V PCC 40595 BW20 QPSK RB1 HIGH SCC 40712 BW5 QPSK RB1 LOW



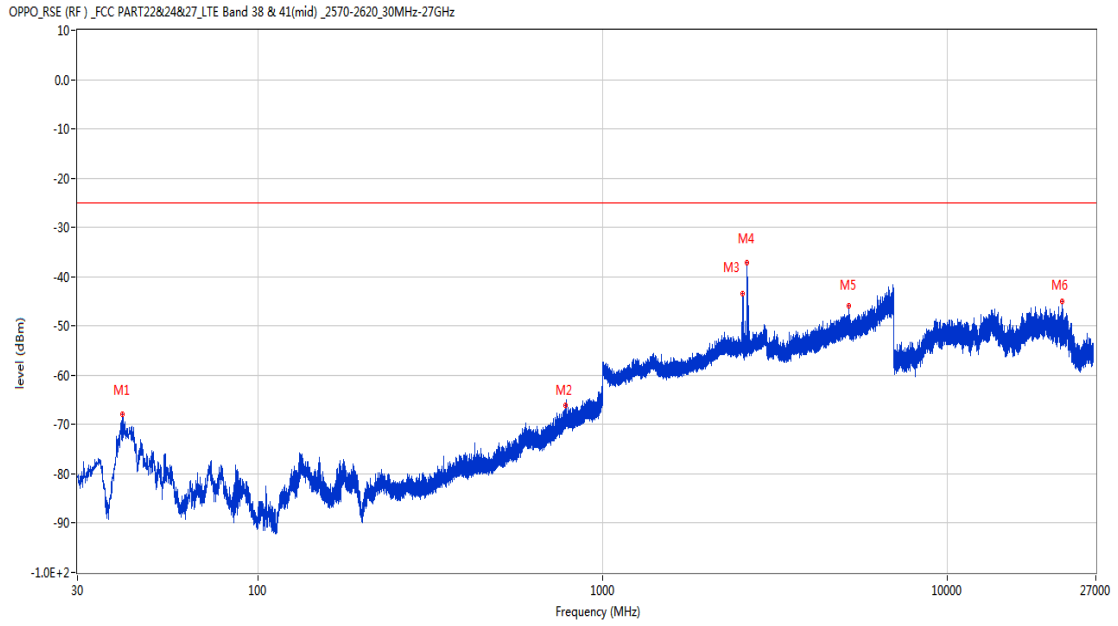
Frequency (MHz)	Result (dBm)	Factor (dB)	PK Limit (dBm)	Over Limit (dB)	Table (o)	ANT	EUT	Verdict
142.035	-74.78	-15.86	-25.0	-49.78	355.00	Horizontal	Vertical	Pass
916.532	-64.17	4.90	-25.0	-39.17	355.00	Horizontal	Vertical	Pass
2559.200	-37.66	1.38	-25.0	-12.66	115.00	Horizontal	Vertical	N/A
2629.100	-30.56	2.03	-25.0	-5.56	131.00	Horizontal	Vertical	N/A
5199.400	-44.14	7.12	-25.0	-19.14	151.00	Horizontal	Vertical	Pass
13536.975	-46.45	10.45	-25.0	-21.45	23.00	Horizontal	Vertical	Pass

RSE-V&V PCC 40595 BW20 QPSK RB1 HIGH SCC 40712 BW5 QPSK RB1 LOW



Frequency (MHz)	Result (dBm)	Factor (dB)	PK Limit (dBm)	Over Limit (dB)	Table (o)	ANT	EUT	Verdict
40.573	-69.09	-17.98	-25.0	-44.09	12.00	Vertical	Vertical	Pass
2559.300	-37.87	1.39	-25.0	-12.87	145.00	Vertical	Vertical	N/A
2599.900	-43.52	1.78	-25.0	-18.52	327.00	Vertical	Vertical	N/A
2631.000	-29.99	2.04	-25.0	-4.99	327.00	Vertical	Vertical	N/A
6796.200	-42.28	12.22	-25.0	-17.28	182.00	Vertical	Vertical	Pass
21041.725	-45.22	14.51	-25.0	-20.22	28.00	Vertical	Vertical	Pass

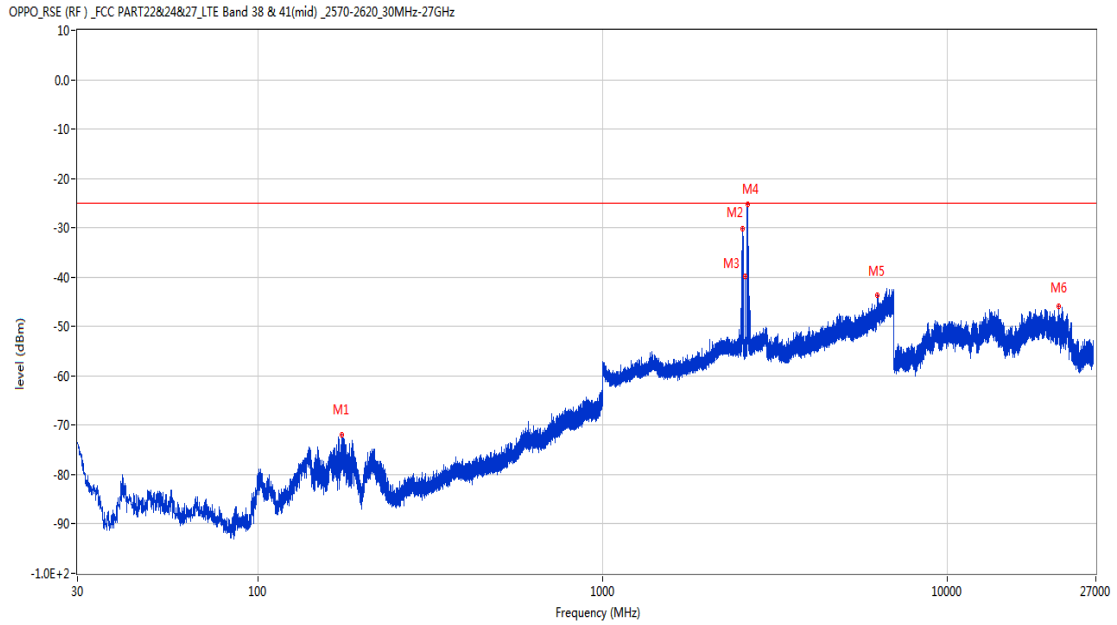
RSE-V&H PCC 40595 BW20 QPSK RB1 HIGH SCC 40712 BW5 QPSK RB1 LOW



Frequency (MHz)	Result (dBm)	Factor (dB)	PK Limit (dBm)	Over Limit (dB)	Table (o)	ANT	EUT	Verdict
40.573	-67.99	-17.98	-25.0	-42.99	149.00	Vertical	Horizontal	Pass
781.168	-66.18	2.80	-25.0	-41.18	363.00	Vertical	Horizontal	Pass
2557.200	-43.41	1.25	-25.0	-18.41	231.00	Vertical	Horizontal	N/A
2630.500	-37.13	2.04	-25.0	-12.13	352.00	Vertical	Horizontal	N/A
5199.400	-45.96	7.12	-25.0	-20.96	130.00	Vertical	Horizontal	Pass
21614.199	-44.97	14.70	-25.0	-19.97	208.00	Vertical	Horizontal	Pass

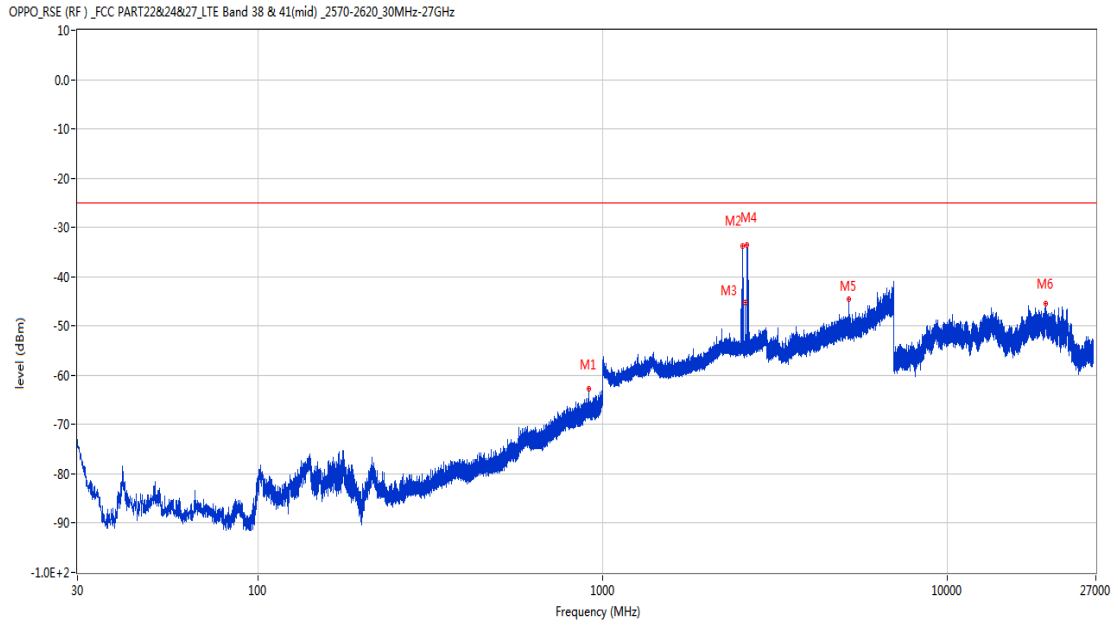
## 21.4 CA\_41C 20MHz+5MHz, 16-QAM, Middle Channel

RSE-H&H PCC 40595 BW20 16QAM RB1 HIGH SCC 40712 BW5 16QAM RB1 LOW



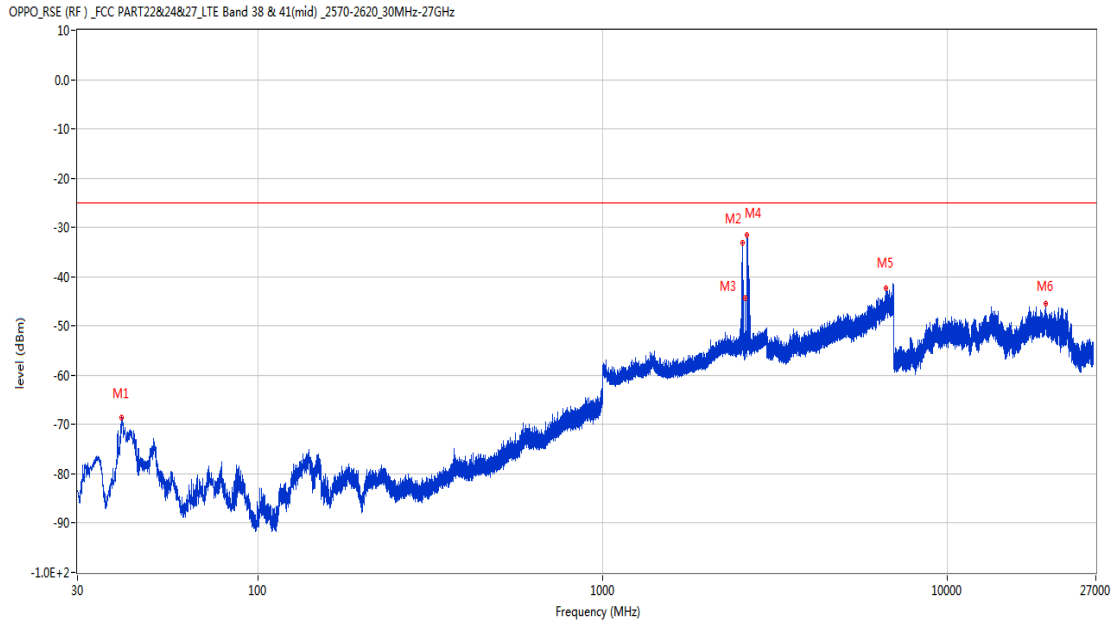
Frequency (MHz)	Result (dBm)	Factor (dB)	PK Limit (dBm)	Over Limit (dB)	Table (o)	ANT	EUT	Verdict
175.839	-71.88	-14.59	-25.0	-46.88	41.00	Horizontal	Horizontal	Pass
2556.800	-30.23	1.22	-25.0	-5.23	4.00	Horizontal	Horizontal	N/A
2599.900	-39.80	1.78	-25.0	-14.80	315.00	Horizontal	Horizontal	N/A
2644.500	-25.32	1.46	-25.0	-0.32	335.00	Horizontal	Horizontal	N/A
6290.200	-43.72	11.31	-25.0	-18.72	272.00	Horizontal	Horizontal	Pass
21037.050	-45.84	14.51	-25.0	-20.84	184.00	Horizontal	Horizontal	Pass

RSE-H&V PCC 40595 BW20 16QAM RB1 HIGH SCC 40712 BW5 16QAM RB1 LOW



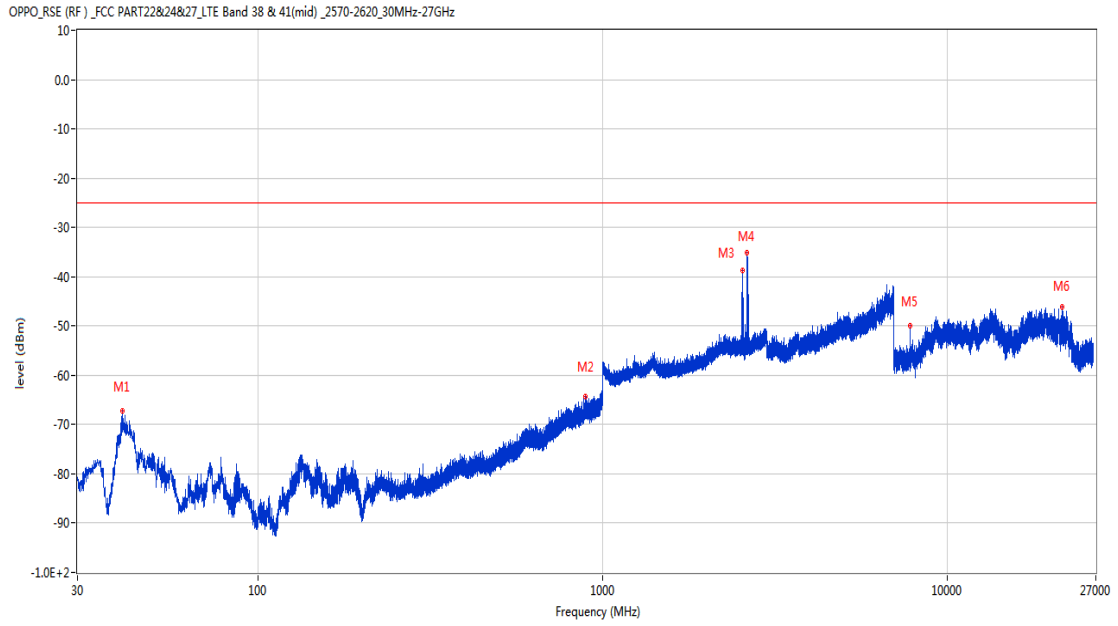
Frequency (MHz)	Result (dBm)	Factor (dB)	PK Limit (dBm)	Over Limit (dB)	Table (o)	ANT	EUT	Verdict
913.234	-62.77	4.79	-25.0	-37.77	-3.00	Horizontal	Vertical	Pass
2557.000	-33.86	1.24	-25.0	-8.86	140.00	Horizontal	Vertical	N/A
2599.800	-45.30	1.78	-25.0	-20.30	151.00	Horizontal	Vertical	N/A
2630.700	-33.50	2.04	-25.0	-8.50	191.00	Horizontal	Vertical	N/A
5199.200	-44.54	7.11	-25.0	-19.54	166.00	Horizontal	Vertical	Pass
19313.250	-45.44	15.95	-25.0	-20.44	99.00	Horizontal	Vertical	Pass

RSE-V&V PCC 40595 BW20 16QAM RB1 HIGH SCC 40712 BW5 16QAM RB1 LOW



Frequency (MHz)	Result (dBm)	Factor (dB)	PK Limit (dBm)	Over Limit (dB)	Table (o)	ANT	EUT	Verdict
40.185	-68.67	-18.27	-25.0	-43.67	152.00	Vertical	Vertical	Pass
2557.000	-33.18	1.24	-25.0	-8.18	343.00	Vertical	Vertical	N/A
2599.900	-44.39	1.78	-25.0	-19.39	254.00	Vertical	Vertical	N/A
2629.400	-31.49	2.03	-25.0	-6.49	295.00	Vertical	Vertical	N/A
6650.800	-42.35	11.76	-25.0	-17.35	260.00	Vertical	Vertical	Pass
19366.801	-45.44	15.33	-25.0	-20.44	166.00	Vertical	Vertical	Pass

RSE-V&H PCC 40595 BW20 16QAM RB1 HIGH SCC 40712 BW5 16QAM RB1 LOW

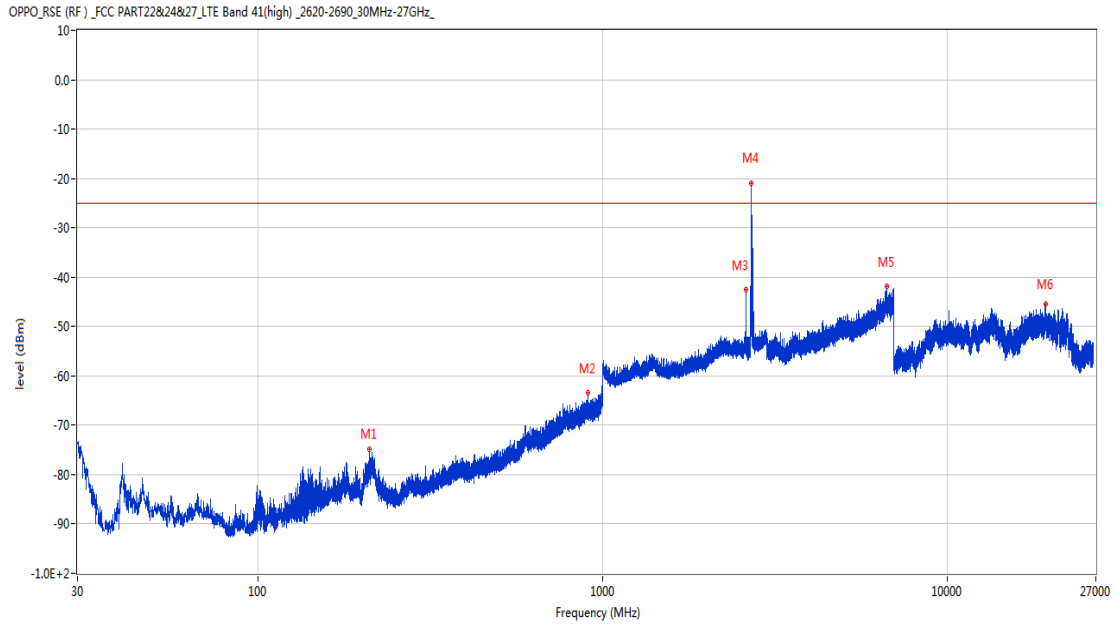


Frequency (MHz)	Result (dBm)	Factor (dB)	PK Limit (dBm)	Over Limit (dB)	Table (o)	ANT	EUT	Verdict
40.525	-67.31	-18.02	-25.0	-42.31	307.00	Vertical	Horizontal	Pass
893.203	-64.38	4.65	-25.0	-39.38	74.00	Vertical	Horizontal	Pass
2556.200	-38.75	1.23	-25.0	-13.75	355.00	Vertical	Horizontal	N/A
2629.400	-35.14	2.03	-25.0	-10.14	360.00	Vertical	Horizontal	N/A
7798.675	-49.91	2.80	-25.0	-24.91	0.00	Vertical	Horizontal	Pass
21617.177	-46.14	14.70	-25.0	-21.14	360.00	Vertical	Horizontal	Pass



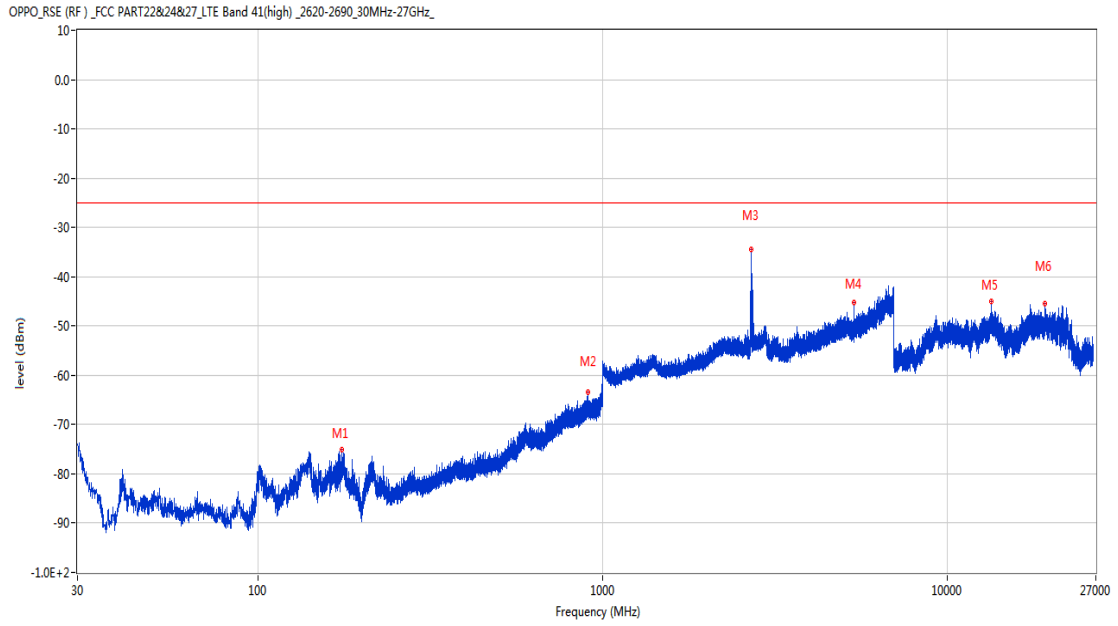
## 21.5 CA\_41C 20MHz+5MHz, QPSK, High Channel

RSE-H&H PCC 41440 BW20 QPSK RB1 HIGH SCC 41557 BW5 QPSK RB1 LOW



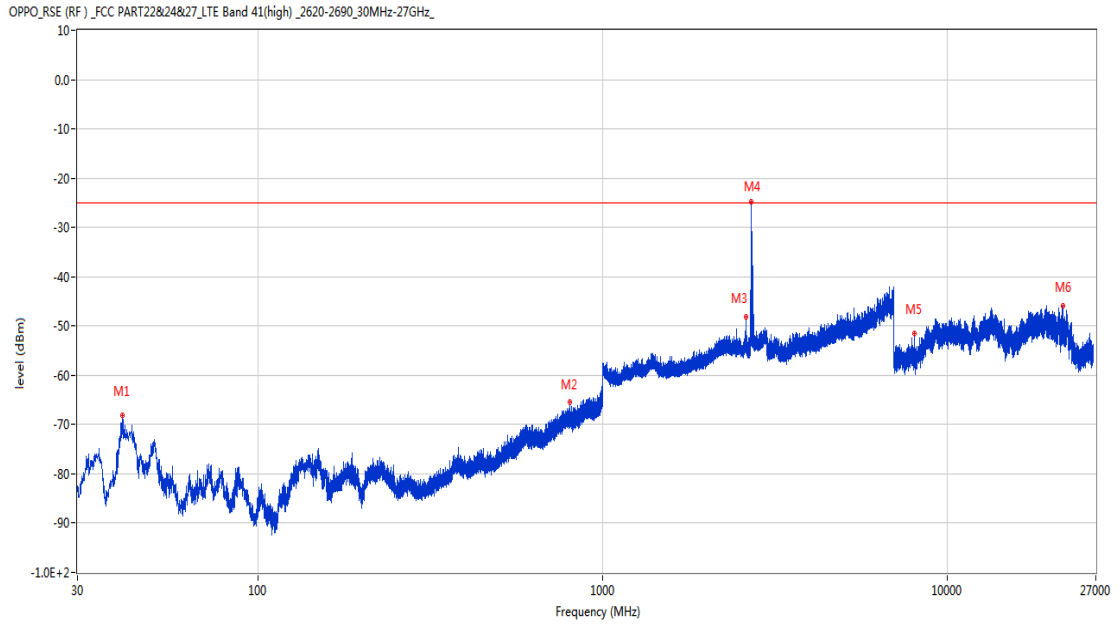
Frequency (MHz)	Result (dBm)	Factor (dB)	PK Limit (dBm)	Over Limit (dB)	Table (o)	ANT	EUT	Verdict
211.099	-74.81	-15.24	-25.0	-49.81	285.00	Horizontal	Horizontal	Pass
909.984	-63.46	4.86	-25.0	-38.46	330.00	Horizontal	Horizontal	Pass
2610.400	-42.43	1.67	-25.0	-17.43	317.00	Horizontal	Horizontal	N/A
2698.300	-20.91	2.37	-25.0	4.09	317.00	Horizontal	Horizontal	N/A
6688.800	-41.83	11.89	-25.0	-16.83	92.00	Horizontal	Horizontal	Pass
19265.651	-45.40	14.70	-25.0	-20.40	225.00	Horizontal	Horizontal	Pass

RSE-H&V PCC 41440 BW20 QPSK RB1 HIGH SCC 41557 BW5 QPSK RB1 LOW



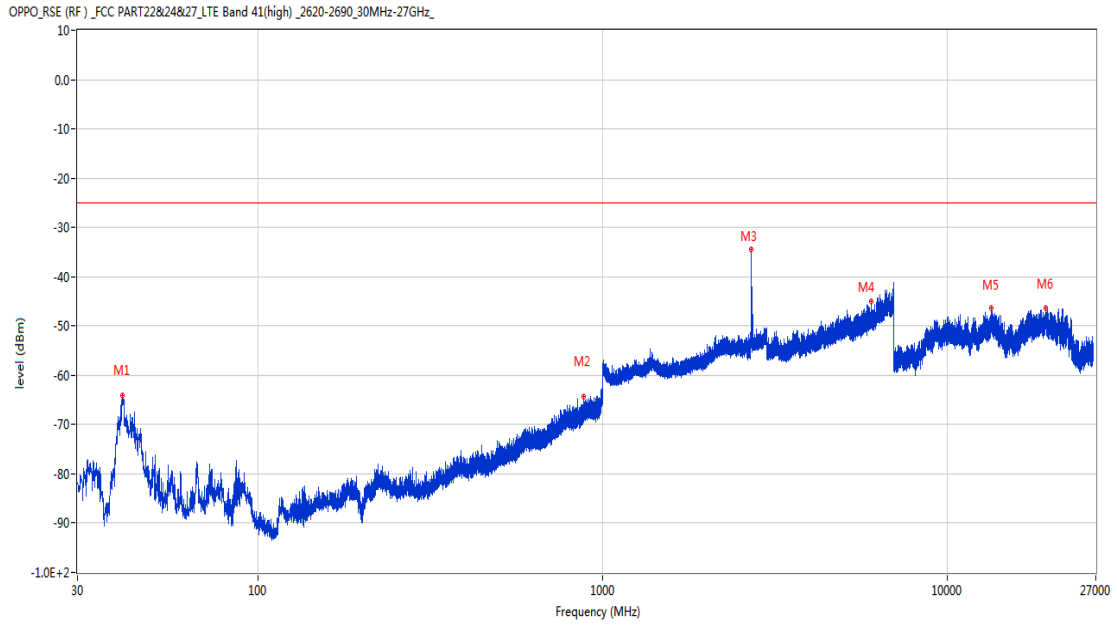
Frequency (MHz)	Result (dBm)	Factor (dB)	PK Limit (dBm)	Over Limit (dB)	Table (o)	ANT	EUT	Verdict
175.161	-75.00	-14.81	-25.0	-50.00	66.00	Horizontal	Vertical	Pass
905.522	-63.35	4.77	-25.0	-38.35	160.00	Horizontal	Vertical	Pass
2695.000	-34.44	2.35	-25.0	-9.44	132.00	Horizontal	Vertical	N/A
5368.000	-45.31	7.00	-25.0	-20.31	179.00	Horizontal	Vertical	Pass
13422.788	-44.95	11.02	-25.0	-19.95	70.00	Horizontal	Vertical	Pass
19216.349	-45.51	13.95	-25.0	-20.51	240.00	Horizontal	Vertical	Pass

RSE-V&V PCC 41440 BW20 QPSK RB1 HIGH SCC 41557 BW5 QPSK RB1 LOW



Frequency (MHz)	Result (dBm)	Factor (dB)	PK Limit (dBm)	Over Limit (dB)	Table (o)	ANT	EUT	Verdict
40.525	-68.11	-17.85	-25.0	-43.11	122.00	Vertical	Vertical	Pass
804.448	-65.52	2.73	-25.0	-40.52	348.00	Vertical	Vertical	Pass
2611.900	-48.07	1.68	-25.0	-23.07	295.00	Vertical	Vertical	N/A
2697.300	-24.88	2.36	-25.0	0.12	253.00	Vertical	Vertical	N/A
8051.962	-51.59	3.31	-25.0	-26.59	157.00	Vertical	Vertical	Pass
21632.901	-45.91	14.70	-25.0	-20.91	253.00	Vertical	Vertical	Pass

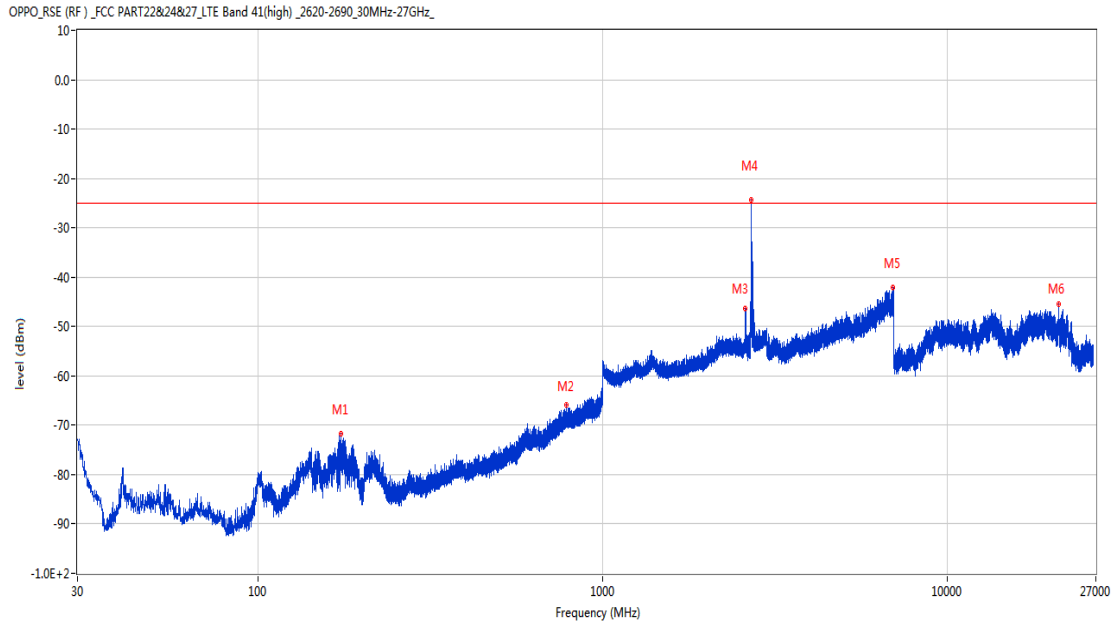
RSE-V&H PCC 41440 BW20 QPSK RB1 HIGH SCC 41557 BW5 QPSK RB1 LOW



Frequency (MHz)	Result (dBm)	Factor (dB)	PK Limit (dBm)	Over Limit (dB)	Table (o)	ANT	EUT	Verdict
40.476	-63.97	-17.89	-25.0	-38.97	137.00	Vertical	Horizontal	Pass
882.824	-64.33	4.10	-25.0	-39.33	201.00	Vertical	Horizontal	Pass
2696.100	-34.39	2.35	-25.0	-9.39	226.00	Vertical	Horizontal	N/A
6040.400	-44.96	8.55	-25.0	-19.96	33.00	Vertical	Horizontal	Pass
13464.001	-46.40	11.38	-25.0	-21.40	97.00	Vertical	Horizontal	Pass
19283.499	-46.31	15.21	-25.0	-21.31	48.00	Vertical	Horizontal	Pass

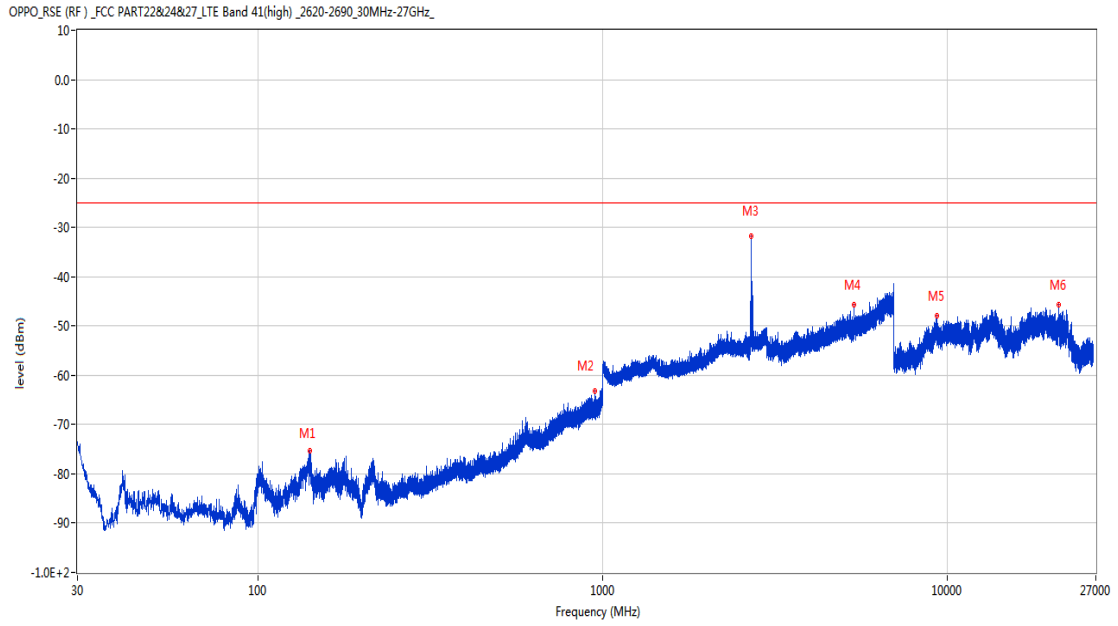
## 21.6 CA\_41C 20MHz+5MHz, 16-QAM, High Channel

RSE-H&H PCC 41440 BW20 16QAM RB1 HIGH SCC 41557 BW5 16QAM RB1 LOW



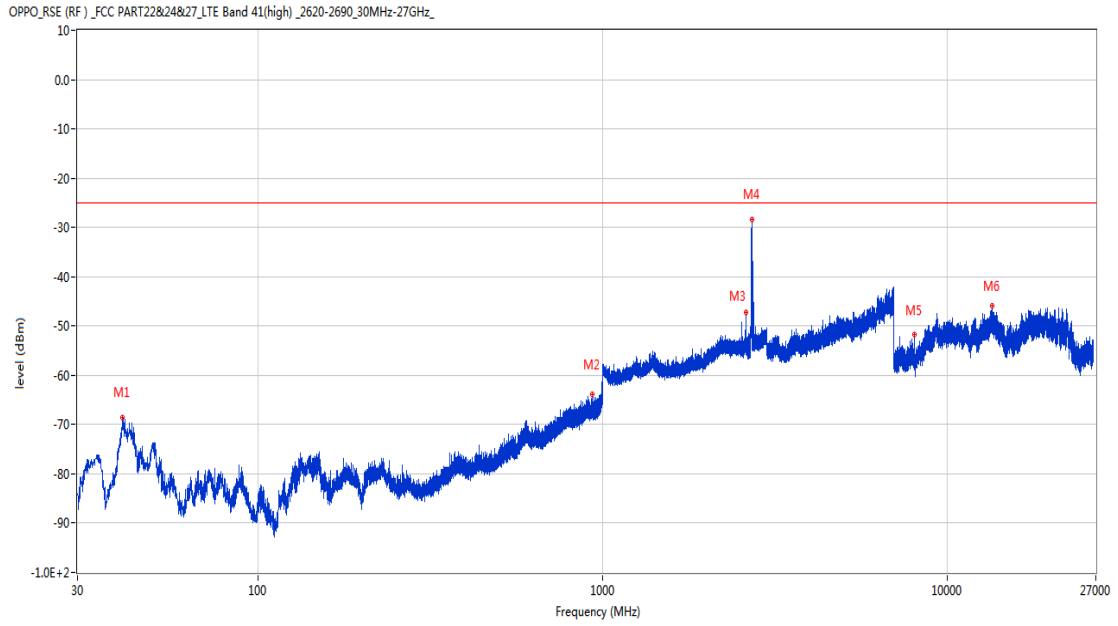
Frequency (MHz)	Result (dBm)	Factor (dB)	PK Limit (dBm)	Over Limit (dB)	Table (o)	ANT	EUT	Verdict
174.676	-71.82	-14.85	-25.0	-46.82	77.00	Horizontal	Horizontal	Pass
786.794	-65.98	3.07	-25.0	-40.98	212.00	Horizontal	Horizontal	Pass
2600.800	-46.46	1.24	-25.0	-21.46	324.00	Horizontal	Horizontal	N/A
2699.700	-24.33	2.38	-25.0	0.67	9.00	Horizontal	Horizontal	N/A
6974.800	-42.11	13.71	-25.0	-17.11	-1.00	Horizontal	Horizontal	Pass
21046.401	-45.36	14.51	-25.0	-20.36	166.00	Horizontal	Horizontal	Pass

RSE-H&V PCC 41440 BW20 16QAM RB1 HIGH SCC 41557 BW5 16QAM RB1 LOW



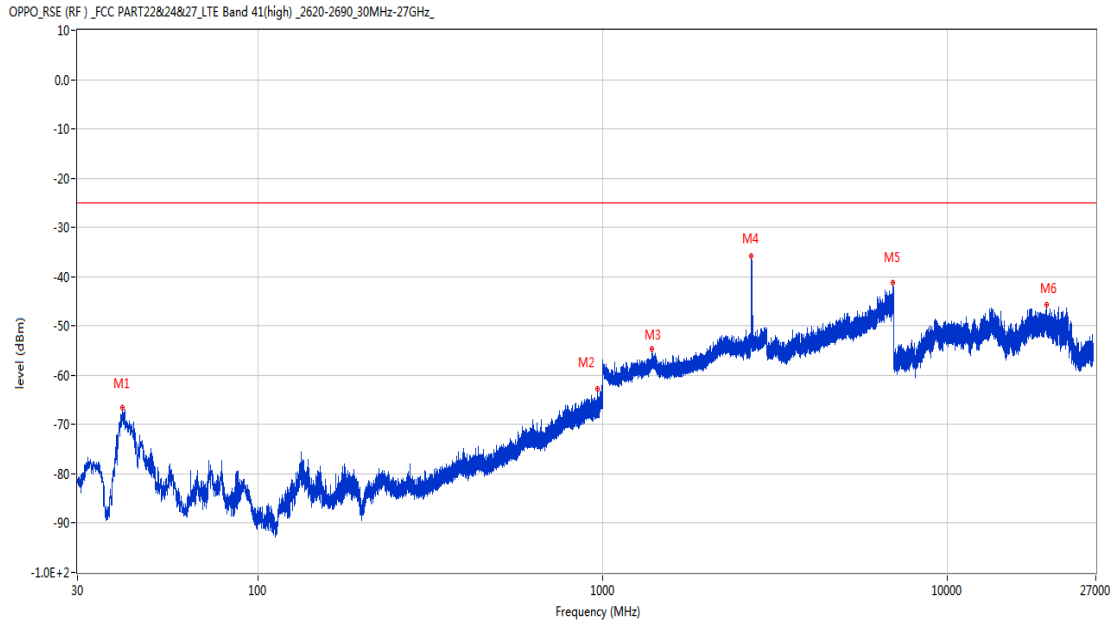
Frequency (MHz)	Result (dBm)	Factor (dB)	PK Limit (dBm)	Over Limit (dB)	Table (o)	ANT	EUT	Verdict
141.453	-75.36	-16.03	-25.0	-50.36	363.00	Horizontal	Vertical	Pass
949.802	-63.09	4.61	-25.0	-38.09	62.00	Horizontal	Vertical	Pass
2695.700	-31.72	2.35	-25.0	-6.72	309.00	Horizontal	Vertical	N/A
5368.000	-45.74	7.00	-25.0	-20.74	178.00	Horizontal	Vertical	Pass
9323.288	-47.94	9.74	-25.0	-22.94	186.00	Horizontal	Vertical	Pass
21032.800	-45.73	14.51	-25.0	-20.73	62.00	Horizontal	Vertical	Pass

RSE-V&V PCC 41440 BW20 16QAM RB1 HIGH SCC 41557 BW5 16QAM RB1 LOW



Frequency (MHz)	Result (dBm)	Factor (dB)	PK Limit (dBm)	Over Limit (dB)	Table (o)	ANT	EUT	Verdict
40.573	-68.47	-17.81	-25.0	-43.47	84.00	Vertical	Vertical	Pass
936.756	-63.94	4.72	-25.0	-38.94	361.00	Vertical	Vertical	Pass
2611.500	-47.32	1.68	-25.0	-22.32	240.00	Vertical	Vertical	N/A
2710.300	-28.38	2.40	-25.0	-3.38	240.00	Vertical	Vertical	N/A
8051.962	-51.63	3.31	-25.0	-26.63	145.00	Vertical	Vertical	Pass
13478.175	-45.99	11.12	-25.0	-20.99	300.00	Vertical	Vertical	Pass

RSE-V&H PCC 41440 BW20 16QAM RB1 HIGH SCC 41557 BW5 16QAM RB1 LOW

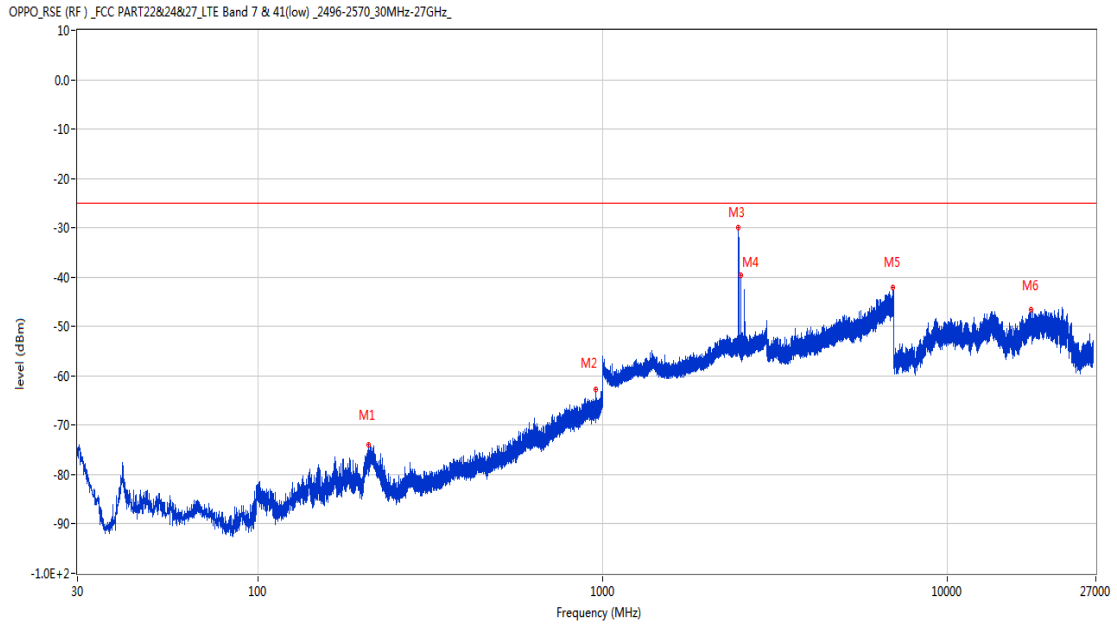


Frequency (MHz)	Result (dBm)	Factor (dB)	PK Limit (dBm)	Over Limit (dB)	Table (o)	ANT	EUT	Verdict
40.476	-66.52	-17.89	-25.0	-41.52	91.00	Vertical	Horizontal	Pass
965.565	-62.84	5.09	-25.0	-37.84	74.00	Vertical	Horizontal	Pass
1394.900	-54.68	-2.24	-25.0	-29.68	121.00	Vertical	Horizontal	Pass
2697.100	-35.73	2.36	-25.0	-10.73	82.00	Vertical	Horizontal	N/A
6974.600	-41.19	13.71	-25.0	-16.19	205.00	Vertical	Horizontal	Pass
19379.550	-45.72	15.16	-25.0	-20.72	329.00	Vertical	Horizontal	Pass



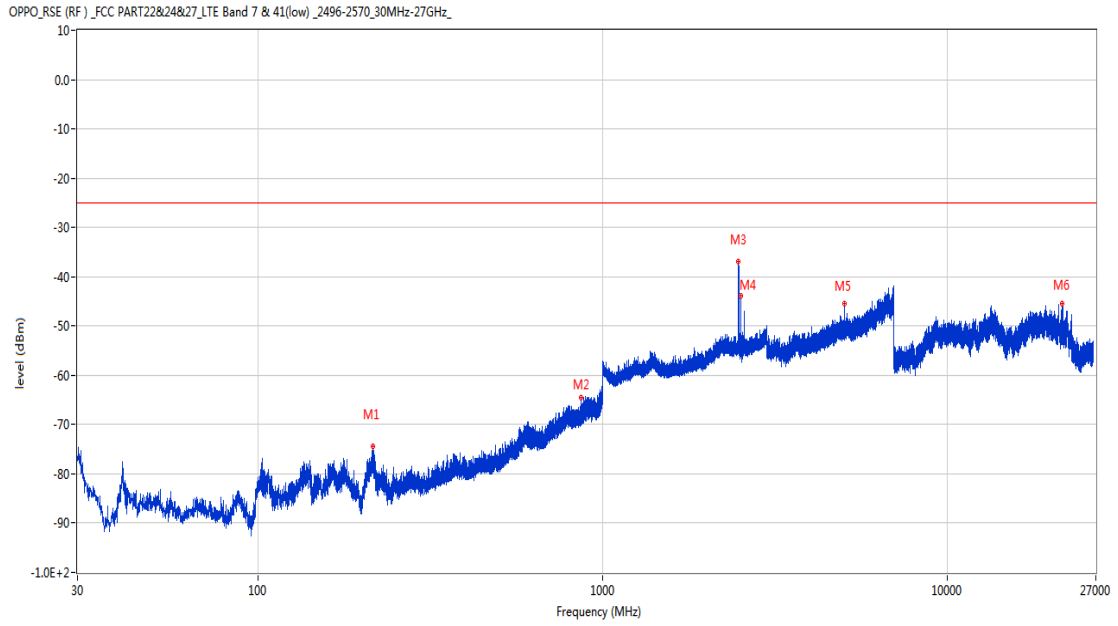
## 21.7 CA\_41C 20MHz+20MHz, QPSK, Low Channel

RSE-H&H PCC 39750 BW20 QPSK RB1 HIGH SCC 39948 BW20 QPSK RB1 LOW



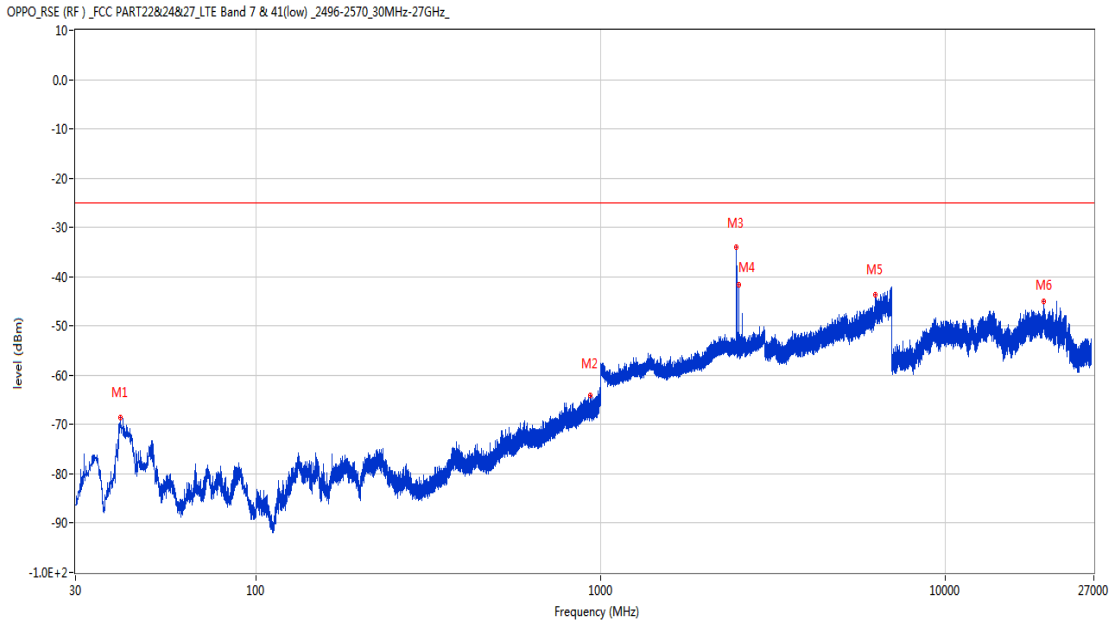
Frequency (MHz)	Result (dBm)	Factor (dB)	PK Limit (dBm)	Over Limit (dB)	Table (o)	ANT	EUT	Verdict
209.790	-73.92	-15.14	-25.0	-48.92	285.00	Horizontal	Horizontal	Pass
958.484	-62.67	4.71	-25.0	-37.67	239.00	Horizontal	Horizontal	Pass
2479.800	-30.01	1.45	-25.0	-5.01	312.00	Horizontal	Horizontal	N/A
2515.300	-39.60	1.87	-25.0	-14.60	167.00	Horizontal	Horizontal	N/A
6976.800	-42.14	13.78	-25.0	-17.14	93.00	Horizontal	Horizontal	Pass
17483.401	-46.68	8.88	-25.0	-21.68	41.00	Horizontal	Horizontal	Pass

RSE-H&V PCC 39750 BW20 QPSK RB1 HIGH SCC 39948 BW20 QPSK RB1 LOW



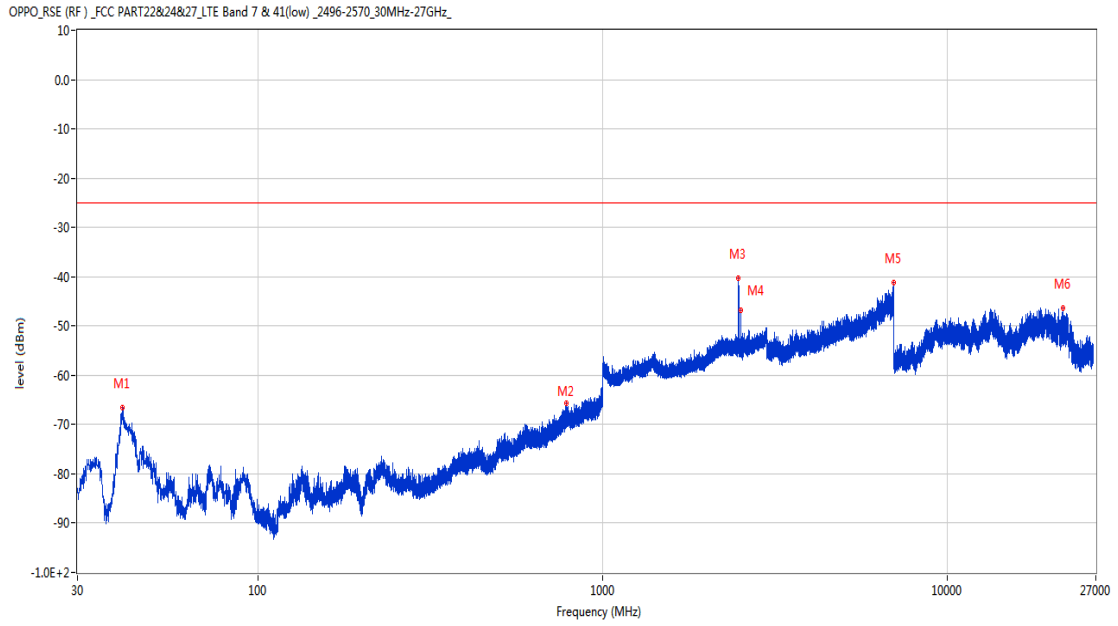
Frequency (MHz)	Result (dBm)	Factor (dB)	PK Limit (dBm)	Over Limit (dB)	Table (o)	ANT	EUT	Verdict
215.755	-74.35	-15.37	-25.0	-49.35	269.00	Horizontal	Vertical	Pass
868.468	-64.43	3.45	-25.0	-39.43	15.00	Horizontal	Vertical	Pass
2477.600	-36.82	1.53	-25.0	-11.82	141.00	Horizontal	Vertical	N/A
2515.300	-43.98	1.87	-25.0	-18.98	117.00	Horizontal	Vertical	N/A
5030.400	-45.55	7.13	-25.0	-20.55	175.00	Horizontal	Vertical	Pass
21616.751	-45.37	14.70	-25.0	-20.37	314.00	Horizontal	Vertical	Pass

RSE-V&V PCC 39750 BW20 QPSK RB1 HIGH SCC 39948 BW20 QPSK RB1 LOW



Frequency (MHz)	Result (dBm)	Factor (dB)	PK Limit (dBm)	Over Limit (dB)	Table (o)	ANT	EUT	Verdict
40.525	-68.47	-17.97	-25.0	-43.47	99.00	Vertical	Vertical	Pass
933.894	-64.19	4.59	-25.0	-39.19	118.00	Vertical	Vertical	Pass
2482.900	-33.97	1.55	-25.0	-8.97	245.00	Vertical	Vertical	N/A
2515.200	-41.66	1.87	-25.0	-16.66	238.00	Vertical	Vertical	N/A
6282.800	-43.65	11.31	-25.0	-18.65	110.00	Vertical	Vertical	Pass
19284.775	-44.98	15.22	-25.0	-19.98	299.00	Vertical	Vertical	Pass

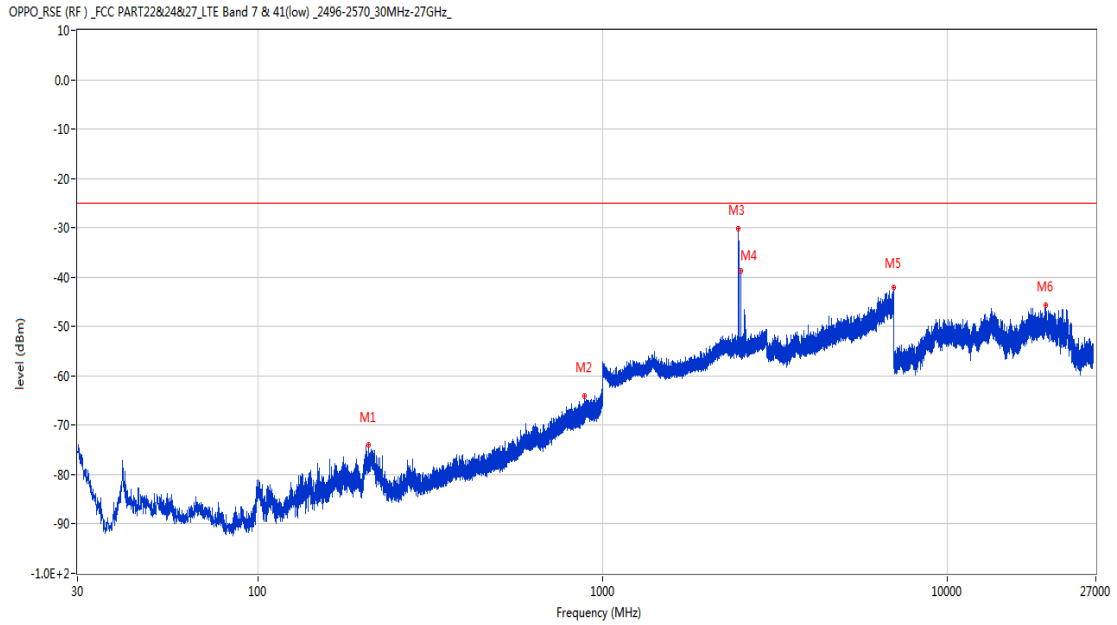
RSE-V&H PCC 39750 BW20 QPSK RB1 HIGH SCC 39948 BW20 QPSK RB1 LOW



Frequency (MHz)	Result (dBm)	Factor (dB)	PK Limit (dBm)	Over Limit (dB)	Table (o)	ANT	EUT	Verdict
40.573	-66.55	-17.93	-25.0	-41.55	362.00	Vertical	Horizontal	Pass
787.473	-65.68	3.14	-25.0	-40.68	1.00	Vertical	Horizontal	Pass
2481.400	-40.24	1.50	-25.0	-15.24	50.00	Vertical	Horizontal	N/A
2515.200	-46.73	1.87	-25.0	-21.73	50.00	Vertical	Horizontal	N/A
6997.400	-41.25	13.61	-25.0	-16.25	62.00	Vertical	Horizontal	Pass
21627.802	-46.45	14.70	-25.0	-21.45	36.00	Vertical	Horizontal	Pass

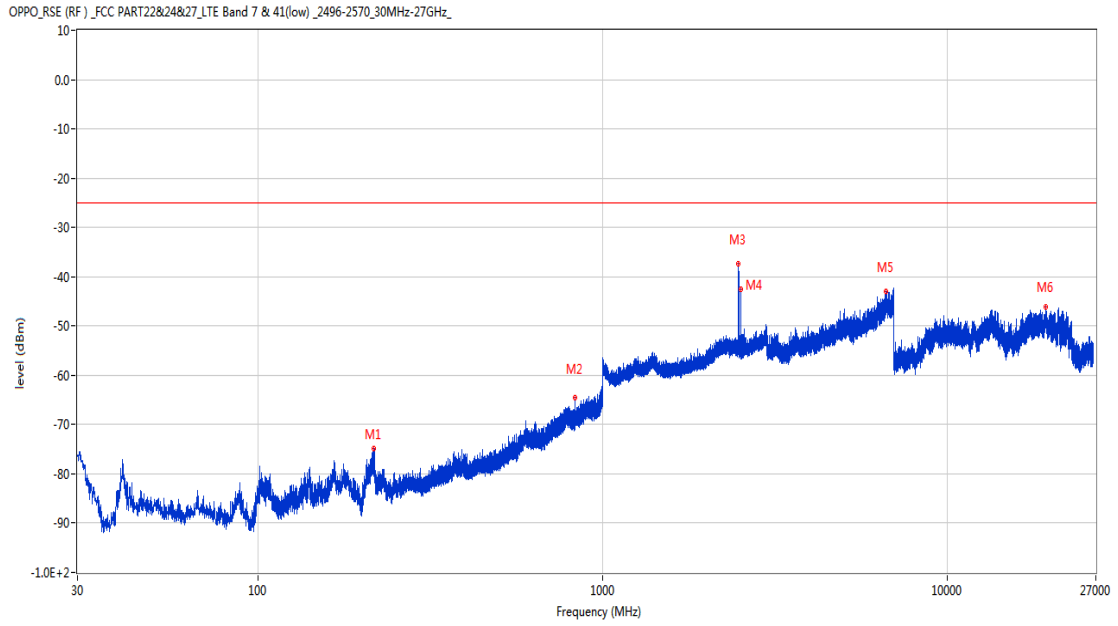
## 21.8 CA\_41C 20MHz+20MHz, 16-QAM, Low Channel

RSE-H&H PCC 39750 BW20 16QAM RB1 HIGH SCC 39948 BW20 16QAM RB1 LOW



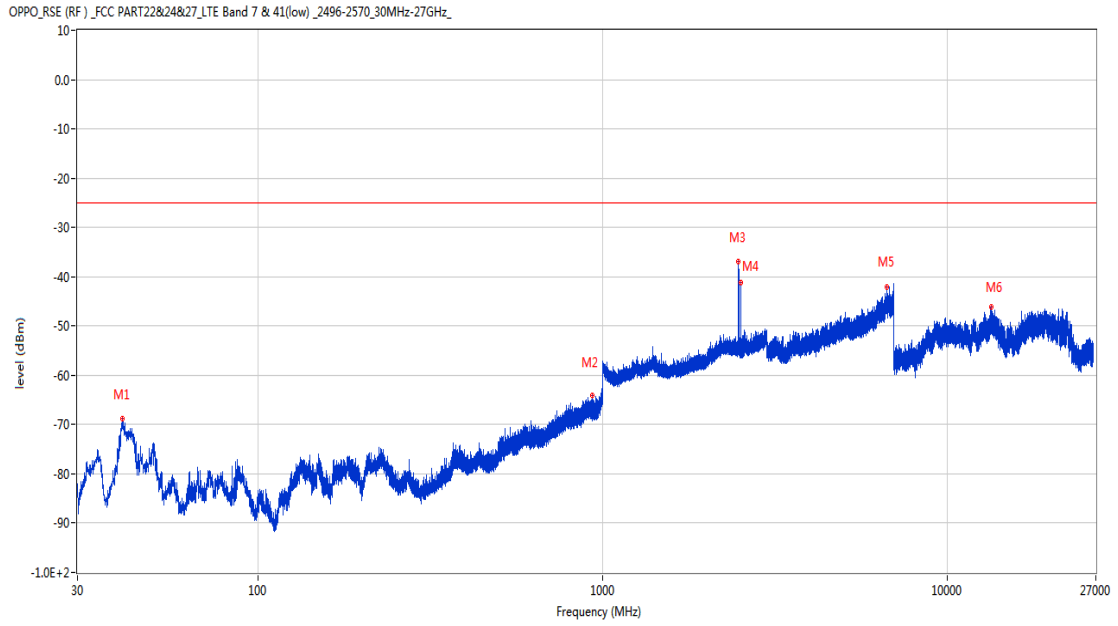
Frequency (MHz)	Result (dBm)	Factor (dB)	PK Limit (dBm)	Over Limit (dB)	Table (o)	ANT	EUT	Verdict
210.081	-73.91	-15.14	-25.0	-48.91	275.00	Horizontal	Horizontal	Pass
887.383	-64.04	4.29	-25.0	-39.04	123.00	Horizontal	Horizontal	Pass
2483.000	-30.22	1.55	-25.0	-5.22	322.00	Horizontal	Horizontal	N/A
2515.300	-38.77	1.87	-25.0	-13.77	328.00	Horizontal	Horizontal	N/A
6999.200	-42.04	13.65	-25.0	-17.04	5.00	Horizontal	Horizontal	Pass
19289.025	-45.58	15.26	-25.0	-20.58	316.00	Horizontal	Horizontal	Pass

RSE-H&V PCC 39750 BW20 16QAM RB1 HIGH SCC 39948 BW20 16QAM RB1 LOW



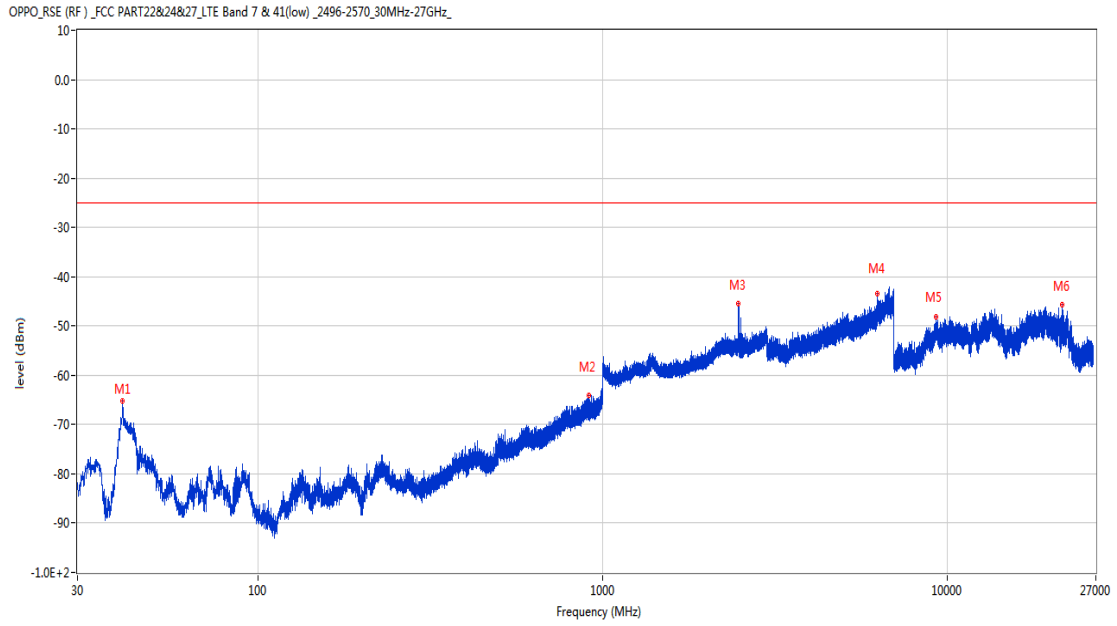
Frequency (MHz)	Result (dBm)	Factor (dB)	PK Limit (dBm)	Over Limit (dB)	Table (o)	ANT	EUT	Verdict
217.646	-74.76	-15.16	-25.0	-49.76	258.00	Horizontal	Vertical	Pass
831.172	-64.58	2.74	-25.0	-39.58	299.00	Horizontal	Vertical	Pass
2479.100	-37.48	1.48	-25.0	-12.48	118.00	Horizontal	Vertical	N/A
2515.300	-42.52	1.87	-25.0	-17.52	137.00	Horizontal	Vertical	N/A
6660.200	-43.01	11.46	-25.0	-18.01	15.00	Horizontal	Vertical	Pass
19279.249	-46.22	15.15	-25.0	-21.22	82.00	Horizontal	Vertical	Pass

RSE-V&V PCC 39750 BW20 16QAM RB1 HIGH SCC 39948 BW20 16QAM RB1 LOW



Frequency (MHz)	Result (dBm)	Factor (dB)	PK Limit (dBm)	Over Limit (dB)	Table (o)	ANT	EUT	Verdict
40.573	-68.75	-17.93	-25.0	-43.75	179.00	Vertical	Vertical	Pass
935.834	-63.99	4.65	-25.0	-38.99	361.00	Vertical	Vertical	Pass
2479.600	-36.84	1.46	-25.0	-11.84	337.00	Vertical	Vertical	N/A
2515.300	-41.28	1.87	-25.0	-16.28	238.00	Vertical	Vertical	N/A
6691.600	-42.06	11.79	-25.0	-17.06	330.00	Vertical	Vertical	Pass
13413.075	-46.22	10.88	-25.0	-21.22	0.00	Vertical	Vertical	Pass

RSE-V&H PCC 39750 BW20 16QAM RB1 HIGH SCC 39948 BW20 16QAM RB1 LOW



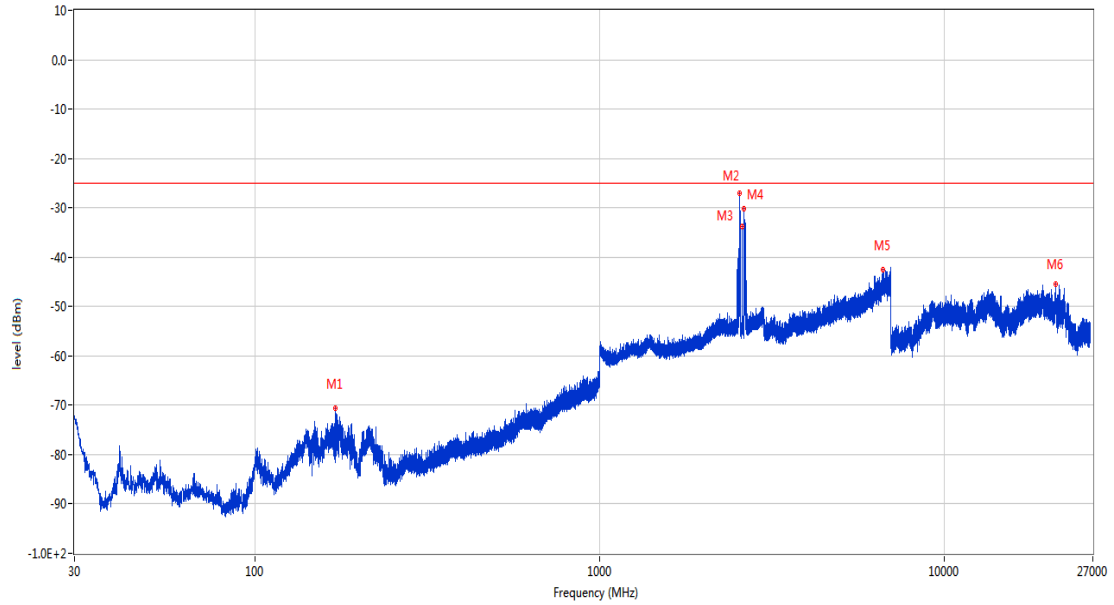
Frequency (MHz)	Result (dBm)	Factor (dB)	PK Limit (dBm)	Over Limit (dB)	Table (o)	ANT	EUT	Verdict
40.573	-65.16	-17.93	-25.0	-40.16	96.00	Vertical	Horizontal	Pass
913.088	-64.11	4.77	-25.0	-39.11	236.00	Vertical	Horizontal	Pass
2483.800	-45.53	1.57	-25.0	-20.53	277.00	Vertical	Horizontal	N/A
6288.200	-43.35	11.45	-25.0	-18.35	300.00	Vertical	Horizontal	Pass
9295.112	-48.25	10.05	-25.0	-23.25	360.00	Vertical	Horizontal	Pass
21618.448	-45.73	14.70	-25.0	-20.73	-1.00	Vertical	Horizontal	Pass



## 21.9 CA\_41C 20MHz+20MHz, QPSK, Middle Channel

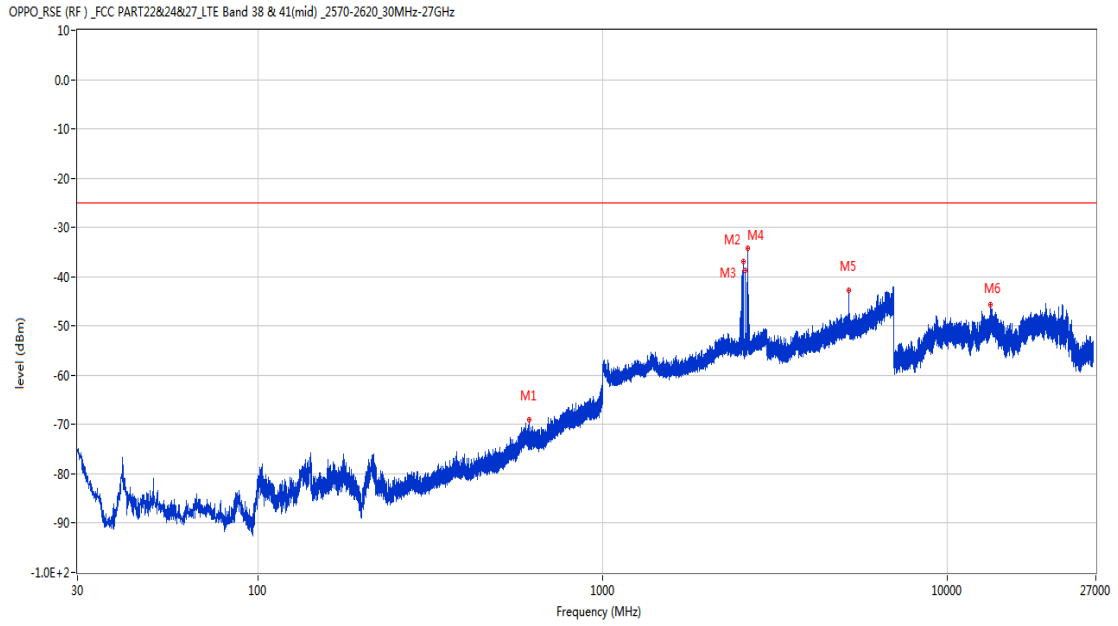
RSE-H&H PCC 40521 BW20 QPSK RB1 HIGH SCC 40719 BW20 QPSK RB1 LOW

OPPO\_RSE (RF) \_FCC PART22&24&27\_LTE Band 38 & 41(mid) \_2570-2620\_30MHz-27GHz



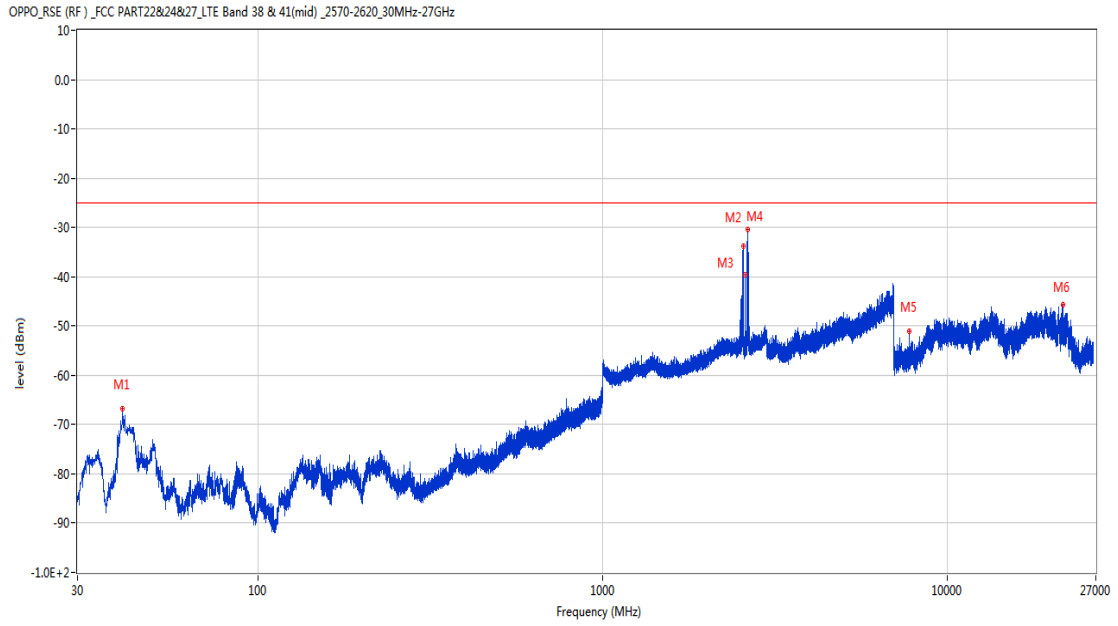
Frequency (MHz)	Result (dBm)	Factor (dB)	PK Limit (dBm)	Over Limit (dB)	Table (o)	ANT	EUT	Verdict
171.620	-70.66	-14.86	-25.0	-45.66	54.00	Horizontal	Horizontal	Pass
2546.400	-27.06	1.20	-25.0	-2.06	328.00	Horizontal	Horizontal	N/A
2592.400	-33.86	1.71	-25.0	-8.86	310.00	Horizontal	Horizontal	N/A
2627.200	-30.15	2.01	-25.0	-5.15	156.00	Horizontal	Horizontal	N/A
6627.200	-42.45	12.07	-25.0	-17.45	53.00	Horizontal	Horizontal	Pass
21035.350	-45.42	14.51	-25.0	-20.42	281.00	Horizontal	Horizontal	Pass

RSE-H&V PCC 40521 BW20 QPSK RB1 HIGH SCC 40719 BW20 QPSK RB1 LOW



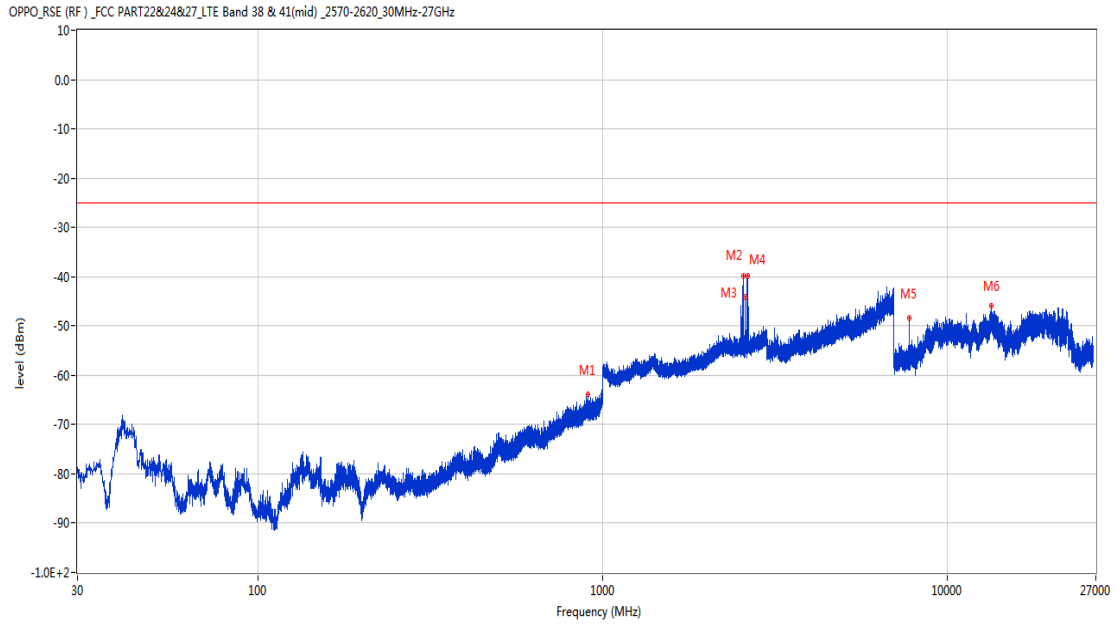
Frequency (MHz)	Result (dBm)	Factor (dB)	PK Limit (dBm)	Over Limit (dB)	Table (o)	ANT	EUT	Verdict
611.903	-69.13	-1.61	-25.0	-44.13	31.00	Horizontal	Vertical	Pass
2560.300	-37.00	1.40	-25.0	-12.00	360.00	Horizontal	Vertical	N/A
2592.400	-38.78	1.71	-25.0	-13.78	129.00	Horizontal	Vertical	N/A
2635.400	-34.16	1.85	-25.0	-9.16	113.00	Horizontal	Vertical	N/A
5184.400	-42.86	7.29	-25.0	-17.86	163.00	Horizontal	Vertical	Pass
13334.587	-45.69	10.91	-25.0	-20.69	255.00	Horizontal	Vertical	Pass

RSE-V&V PCC 40521 BW20 QPSK RB1 HIGH SCC 40719 BW20 QPSK RB1 LOW



Frequency (MHz)	Result (dBm)	Factor (dB)	PK Limit (dBm)	Over Limit (dB)	Table (o)	ANT	EUT	Verdict
40.525	-66.81	-18.02	-25.0	-41.81	59.00	Vertical	Vertical	Pass
2558.100	-33.81	1.33	-25.0	-8.81	223.00	Vertical	Vertical	N/A
2592.500	-39.72	1.71	-25.0	-14.72	249.00	Vertical	Vertical	N/A
2637.000	-30.41	1.82	-25.0	-5.41	249.00	Vertical	Vertical	N/A
7776.250	-51.14	2.97	-25.0	-26.14	167.00	Vertical	Vertical	Pass
21622.276	-45.75	14.70	-25.0	-20.75	264.00	Vertical	Vertical	Pass

RSE-V&H PCC 40521 BW20 QPSK RB1 HIGH SCC 40719 BW20 QPSK RB1 LOW

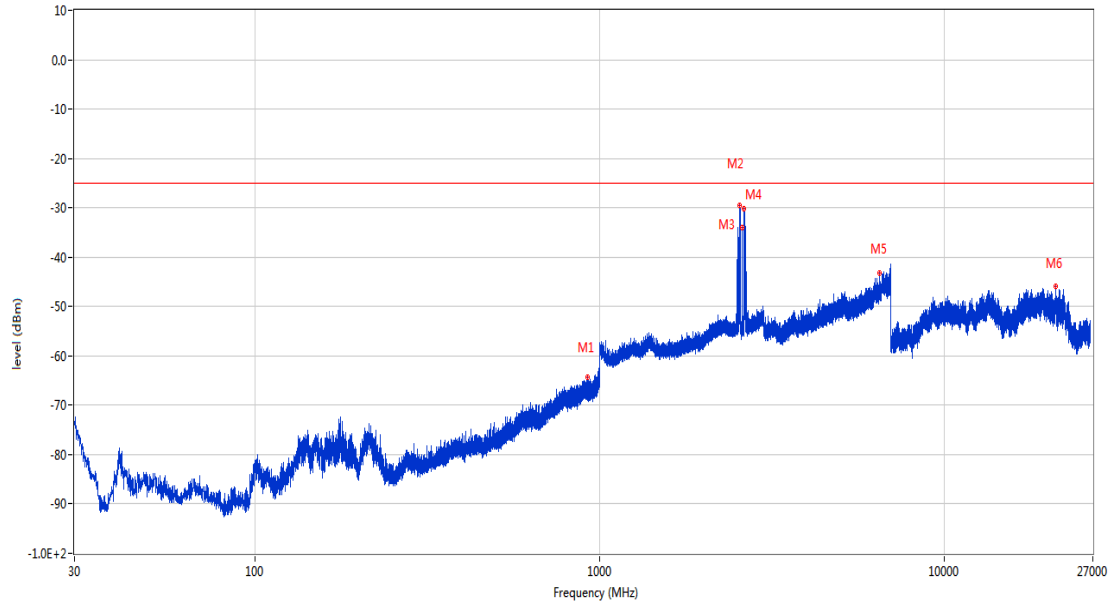


Frequency (MHz)	Result (dBm)	Factor (dB)	PK Limit (dBm)	Over Limit (dB)	Table (o)	ANT	EUT	Verdict
907.753	-63.84	4.88	-25.0	-38.84	288.00	Vertical	Horizontal	Pass
2561.300	-39.86	1.40	-25.0	-14.86	-1.00	Vertical	Horizontal	N/A
2592.400	-44.20	1.71	-25.0	-19.20	-1.00	Vertical	Horizontal	N/A
2635.700	-39.91	1.85	-25.0	-14.91	256.00	Vertical	Horizontal	N/A
7776.538	-48.44	2.99	-25.0	-23.44	136.00	Vertical	Horizontal	Pass
13424.625	-45.98	11.05	-25.0	-20.98	0.00	Vertical	Horizontal	Pass

## 21.10 CA\_41C 20MHz+20MHz, 16-QAM, Middle Channel

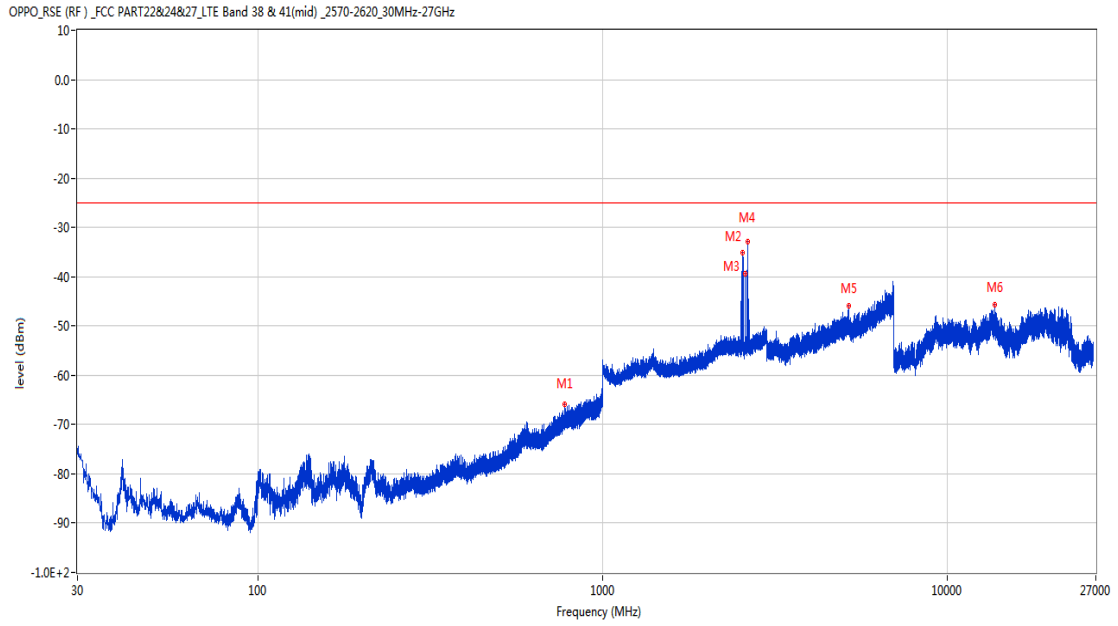
RSE-H&H PCC 40521 BW20 16QAM RB1 HIGH SCC 40719 BW20 16QAM RB1 LOW

OPPO\_RSE (RF) \_FCC PART22&24&27\_LTE Band 38 & 41(mid) \_2570-2620\_30MHz-27GHz



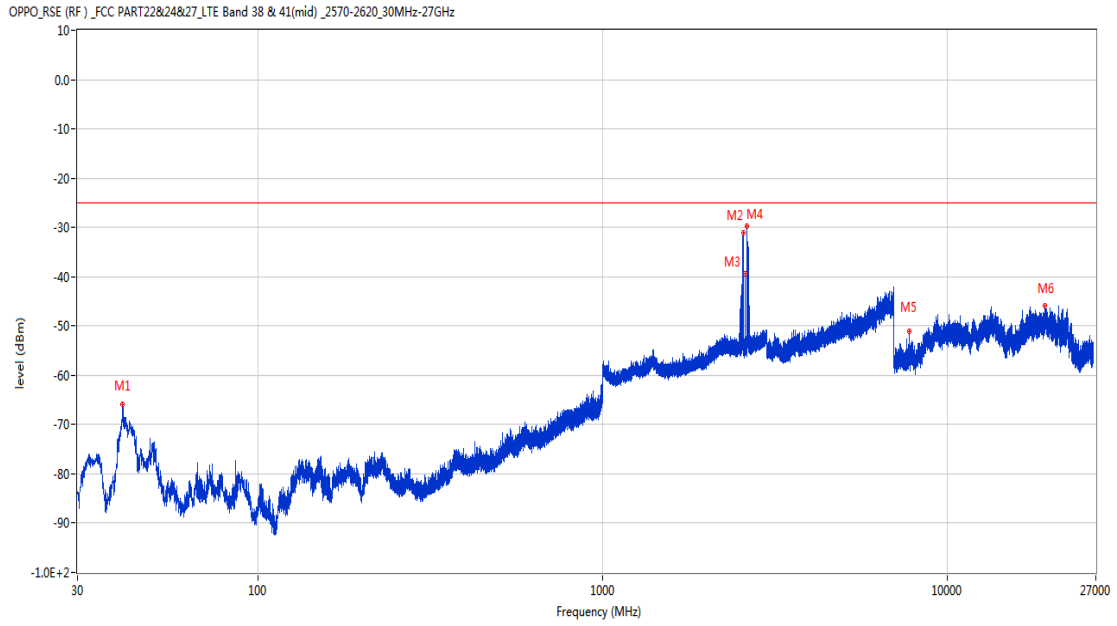
Frequency (MHz)	Result (dBm)	Factor (dB)	PK Limit (dBm)	Over Limit (dB)	Table (o)	ANT	EUT	Verdict
922.982	-64.35	4.84	-25.0	-39.35	363.00	Horizontal	Horizontal	Pass
2550.000	-29.45	1.41	-25.0	-4.45	171.00	Horizontal	Horizontal	N/A
2592.300	-34.07	1.71	-25.0	-9.07	304.00	Horizontal	Horizontal	N/A
2626.400	-30.25	2.01	-25.0	-5.25	89.00	Horizontal	Horizontal	N/A
6497.000	-43.16	10.52	-25.0	-18.16	87.00	Horizontal	Horizontal	Pass
21033.224	-45.92	14.51	-25.0	-20.92	174.00	Horizontal	Horizontal	Pass

RSE-H&V PCC 40521 BW20 16QAM RB1 HIGH SCC 40719 BW20 16QAM RB1 LOW



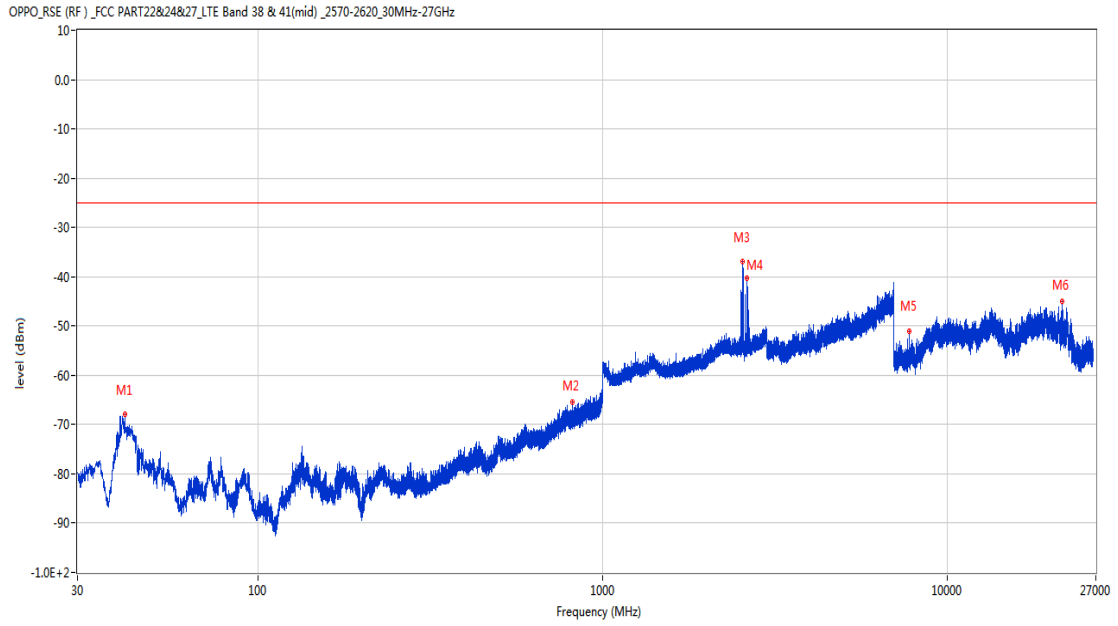
Frequency (MHz)	Result (dBm)	Factor (dB)	PK Limit (dBm)	Over Limit (dB)	Table (o)	ANT	EUT	Verdict
777.967	-65.79	2.76	-25.0	-40.79	361.00	Horizontal	Vertical	Pass
2547.200	-35.12	1.26	-25.0	-10.12	-1.00	Horizontal	Vertical	N/A
2592.400	-39.42	1.71	-25.0	-14.42	130.00	Horizontal	Vertical	N/A
2634.600	-32.78	1.86	-25.0	-7.78	121.00	Horizontal	Vertical	N/A
5184.600	-45.99	7.27	-25.0	-20.99	173.00	Horizontal	Vertical	Pass
13745.138	-45.76	10.78	-25.0	-20.76	10.00	Horizontal	Vertical	Pass

RSE-V&V PCC 40521 BW20 16QAM RB1 HIGH SCC 40719 BW20 16QAM RB1 LOW



Frequency (MHz)	Result (dBm)	Factor (dB)	PK Limit (dBm)	Over Limit (dB)	Table (o)	ANT	EUT	Verdict
40.573	-65.85	-17.98	-25.0	-40.85	363.00	Vertical	Vertical	Pass
2559.400	-31.09	1.39	-25.0	-6.09	263.00	Vertical	Vertical	N/A
2592.300	-39.48	1.71	-25.0	-14.48	225.00	Vertical	Vertical	N/A
2625.300	-29.70	2.00	-25.0	-4.70	243.00	Vertical	Vertical	N/A
7775.963	-51.04	2.96	-25.0	-26.04	167.00	Vertical	Vertical	Pass
19227.400	-45.79	13.87	-25.0	-20.79	282.00	Vertical	Vertical	Pass

RSE-V&H PCC 40521 BW20 16QAM RB1 HIGH SCC 40719 BW20 16QAM RB1 LOW

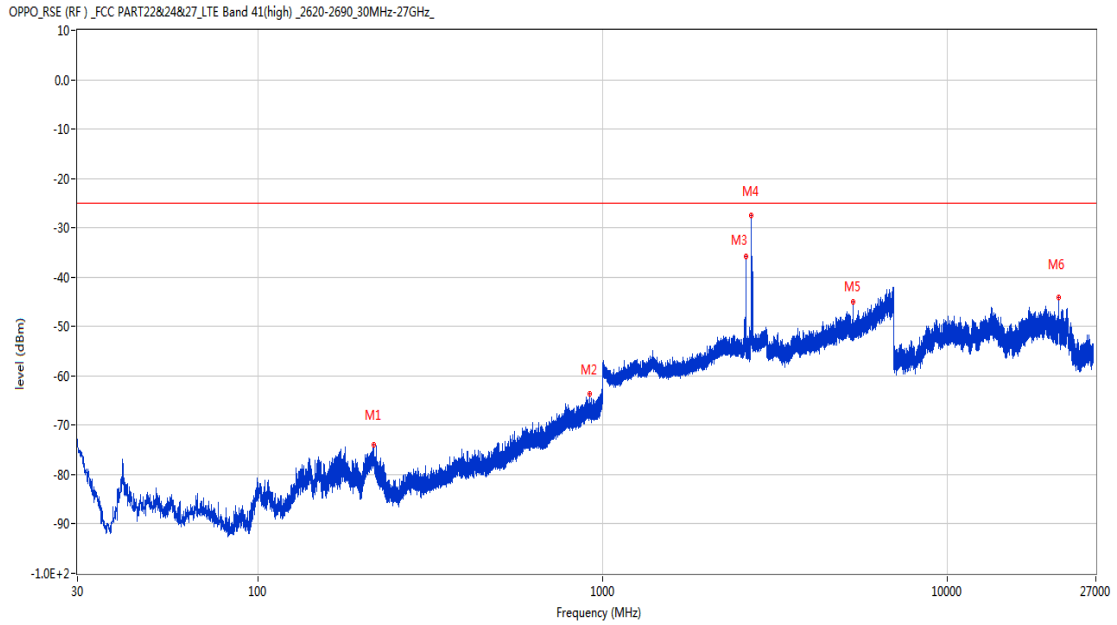


Frequency (MHz)	Result (dBm)	Factor (dB)	PK Limit (dBm)	Over Limit (dB)	Table (o)	ANT	EUT	Verdict
41.155	-67.90	-17.54	-25.0	-42.90	117.00	Vertical	Horizontal	Pass
816.622	-65.46	2.52	-25.0	-40.46	90.00	Vertical	Horizontal	Pass
2550.700	-36.97	1.40	-25.0	-11.97	322.00	Vertical	Horizontal	N/A
2625.500	-40.24	2.00	-25.0	-15.24	24.00	Vertical	Horizontal	N/A
7776.538	-51.13	2.99	-25.0	-26.13	361.00	Vertical	Horizontal	Pass
21614.199	-45.01	14.70	-25.0	-20.01	360.00	Vertical	Horizontal	Pass



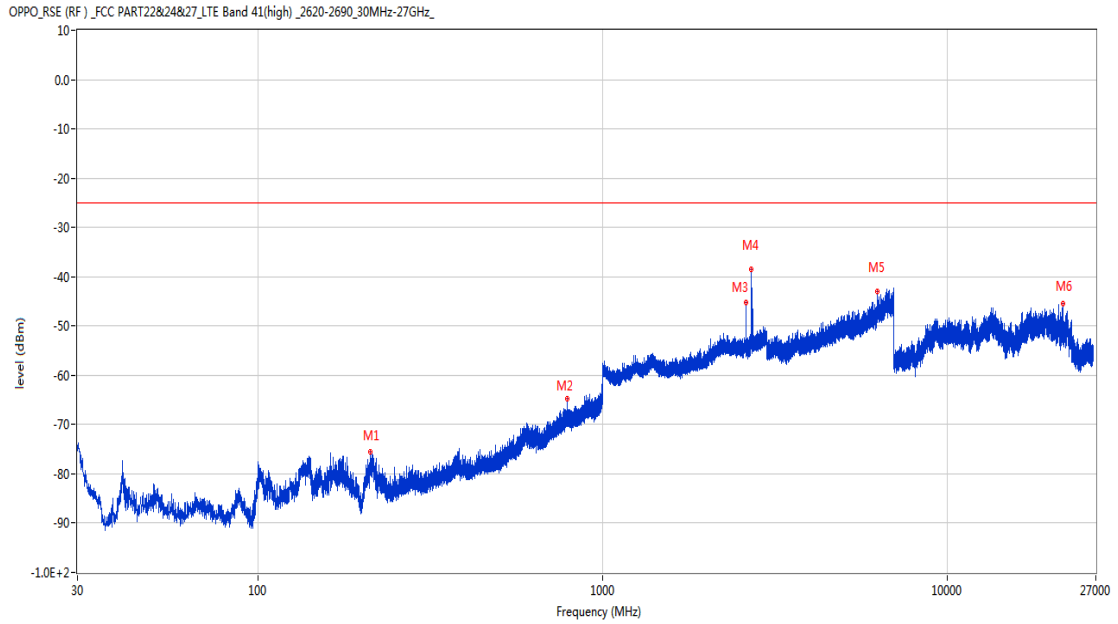
## 21.11 CA\_41C 20MHz+20MHz, QPSK, High Channel

RSE-H&H PCC 41292 BW20 QPSK RB1 HIGH SCC 41490 BW20 QPSK RB1 LOW



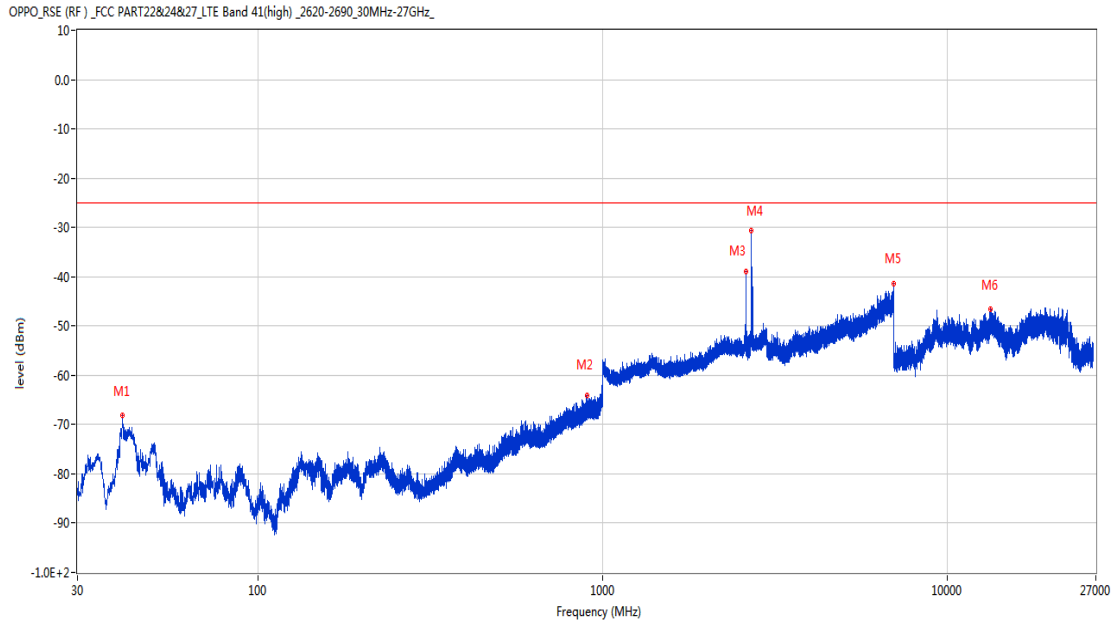
Frequency (MHz)	Result (dBm)	Factor (dB)	PK Limit (dBm)	Over Limit (dB)	Table (o)	ANT	EUT	Verdict
217.016	-73.87	-15.28	-25.0	-48.87	259.00	Horizontal	Horizontal	Pass
916.386	-63.64	4.86	-25.0	-38.64	295.00	Horizontal	Horizontal	Pass
2605.400	-35.76	1.61	-25.0	-10.76	329.00	Horizontal	Horizontal	N/A
2697.400	-27.54	2.36	-25.0	-2.54	329.00	Horizontal	Horizontal	N/A
5338.800	-45.04	6.43	-25.0	-20.04	139.00	Horizontal	Horizontal	Pass
21029.825	-44.10	14.51	-25.0	-19.10	-2.00	Horizontal	Horizontal	Pass

RSE-H&V PCC 41292 BW20 QPSK RB1 HIGH SCC 41490 BW20 QPSK RB1 LOW



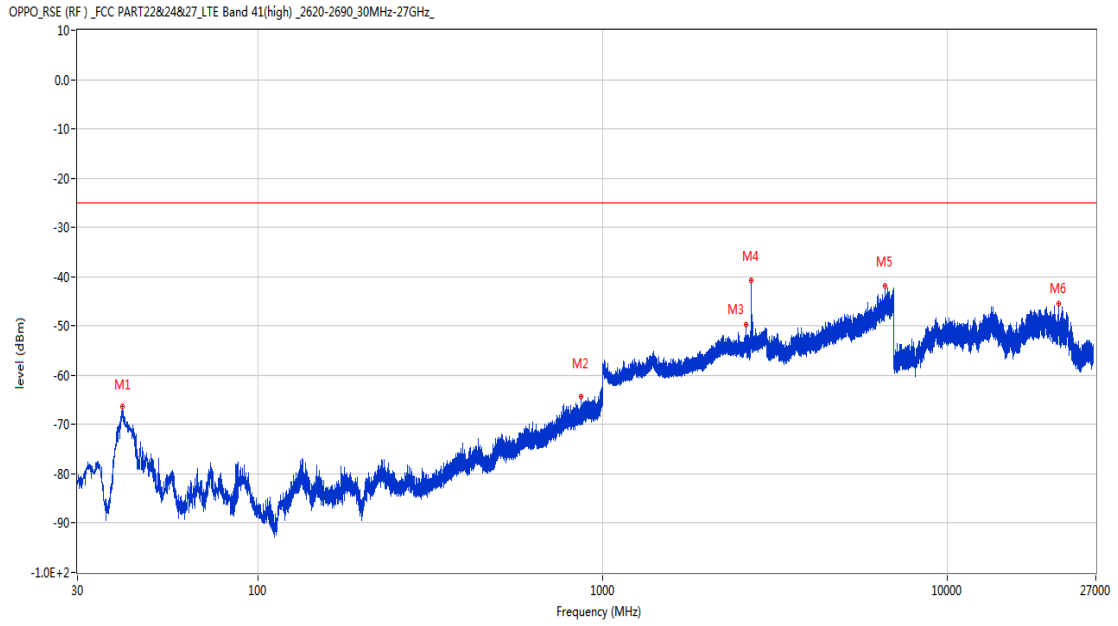
Frequency (MHz)	Result (dBm)	Factor (dB)	PK Limit (dBm)	Over Limit (dB)	Table (o)	ANT	EUT	Verdict
212.408	-75.58	-15.30	-25.0	-50.58	259.00	Horizontal	Vertical	Pass
792.323	-64.81	3.04	-25.0	-39.81	259.00	Horizontal	Vertical	Pass
2611.200	-45.26	1.67	-25.0	-20.26	93.00	Horizontal	Vertical	N/A
2698.900	-38.55	2.37	-25.0	-13.55	151.00	Horizontal	Vertical	N/A
6275.000	-43.00	11.12	-25.0	-18.00	212.00	Horizontal	Vertical	Pass
21624.400	-45.35	14.70	-25.0	-20.35	59.00	Horizontal	Vertical	Pass

RSE-V&V PCC 41292 BW20 QPSK RB1 HIGH SCC 41490 BW20 QPSK RB1 LOW



Frequency (MHz)	Result (dBm)	Factor (dB)	PK Limit (dBm)	Over Limit (dB)	Table (o)	ANT	EUT	Verdict
40.525	-68.07	-17.85	-25.0	-43.07	66.00	Vertical	Vertical	Pass
904.503	-64.18	4.81	-25.0	-39.18	344.00	Vertical	Vertical	Pass
2609.900	-38.97	1.66	-25.0	-13.97	211.00	Vertical	Vertical	N/A
2699.500	-30.69	2.38	-25.0	-5.69	252.00	Vertical	Vertical	N/A
6998.000	-41.45	13.63	-25.0	-16.45	165.00	Vertical	Vertical	Pass
13375.799	-46.63	10.86	-25.0	-21.63	310.00	Vertical	Vertical	Pass

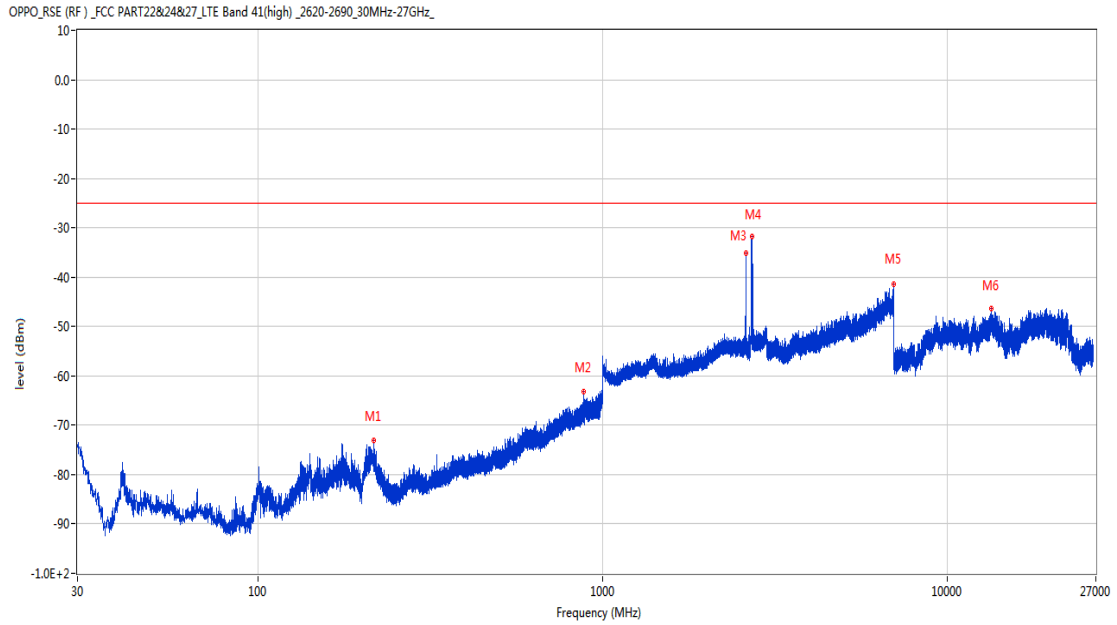
RSE-V&H PCC 41292 BW20 QPSK RB1 HIGH SCC 41490 BW20 QPSK RB1 LOW



Frequency (MHz)	Result (dBm)	Factor (dB)	PK Limit (dBm)	Over Limit (dB)	Table (o)	ANT	EUT	Verdict
40.573	-66.40	-17.81	-25.0	-41.40	133.00	Vertical	Horizontal	Pass
866.722	-64.41	3.34	-25.0	-39.41	363.00	Vertical	Horizontal	Pass
2602.700	-49.70	1.35	-25.0	-24.70	-1.00	Vertical	Horizontal	N/A
2698.500	-40.67	2.37	-25.0	-15.67	-1.00	Vertical	Horizontal	N/A
6603.200	-41.82	11.96	-25.0	-16.82	142.00	Vertical	Horizontal	Pass
21041.725	-45.48	14.51	-25.0	-20.48	-1.00	Vertical	Horizontal	Pass

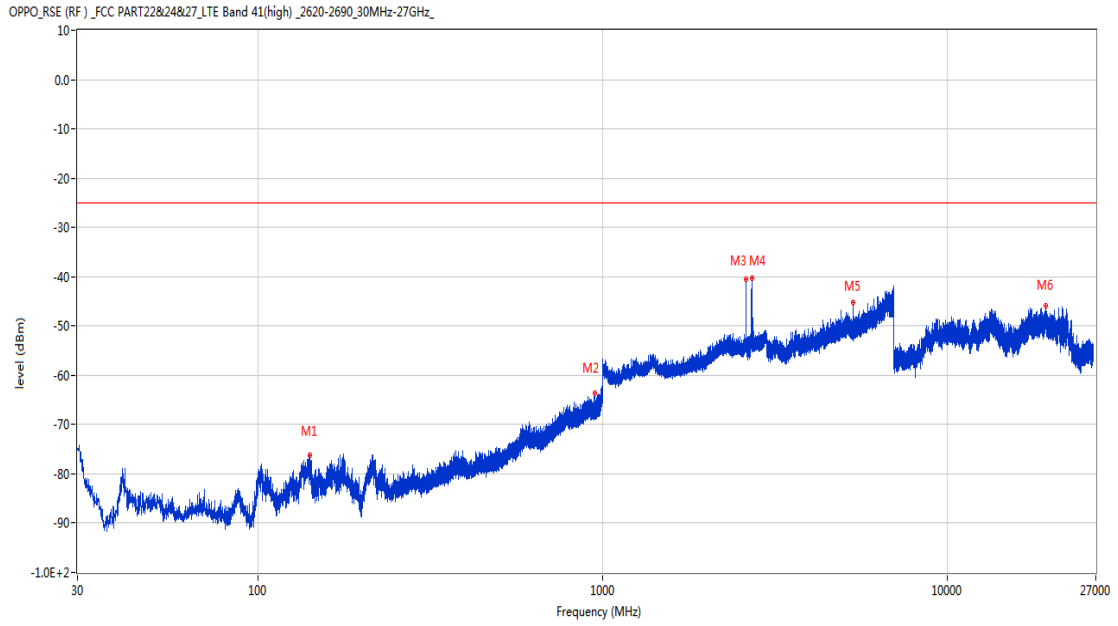
## 21.12 CA\_41C 20MHz+20MHz, 16-QAM, High Channel

RSE-H&H PCC 41292 BW20 16QAM RB1 HIGH SCC 41490 BW20 16QAM RB1 LOW



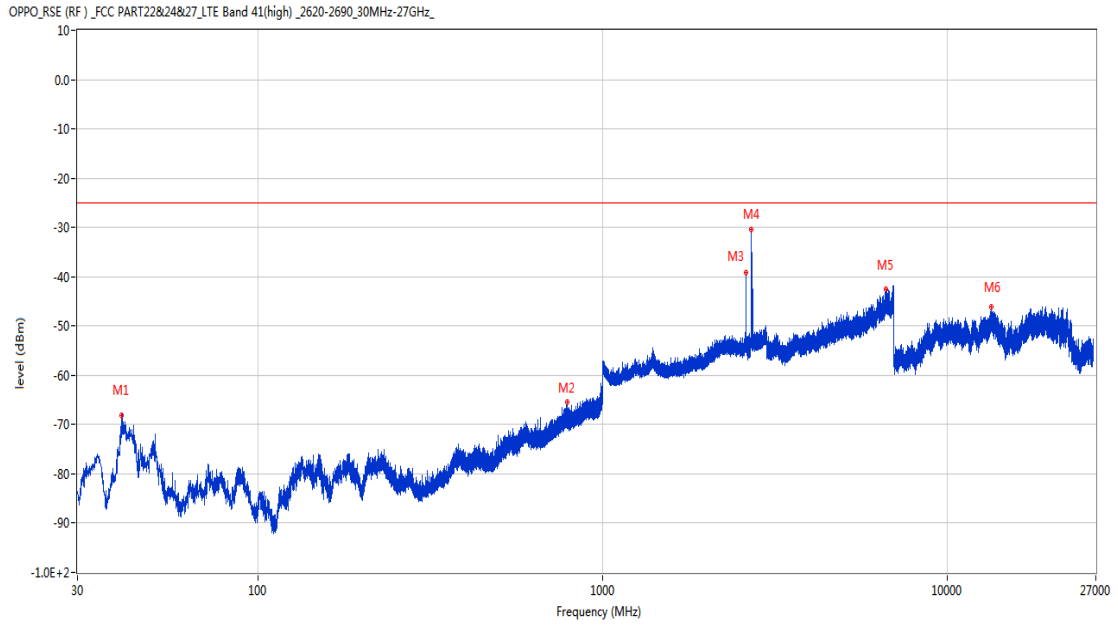
Frequency (MHz)	Result (dBm)	Factor (dB)	PK Limit (dBm)	Over Limit (dB)	Table (o)	ANT	EUT	Verdict
217.162	-73.11	-15.27	-25.0	-48.11	258.00	Horizontal	Horizontal	Pass
880.787	-63.21	3.92	-25.0	-38.21	59.00	Horizontal	Horizontal	Pass
2610.300	-35.18	1.66	-25.0	-10.18	312.00	Horizontal	Horizontal	N/A
2716.900	-31.75	1.96	-25.0	-6.75	312.00	Horizontal	Horizontal	N/A
6994.000	-41.51	13.63	-25.0	-16.51	299.00	Horizontal	Horizontal	Pass
13427.250	-46.41	11.10	-25.0	-21.41	165.00	Horizontal	Horizontal	Pass

RSE-H&V PCC 41292 BW20 16QAM RB1 HIGH SCC 41490 BW20 16QAM RB1 LOW



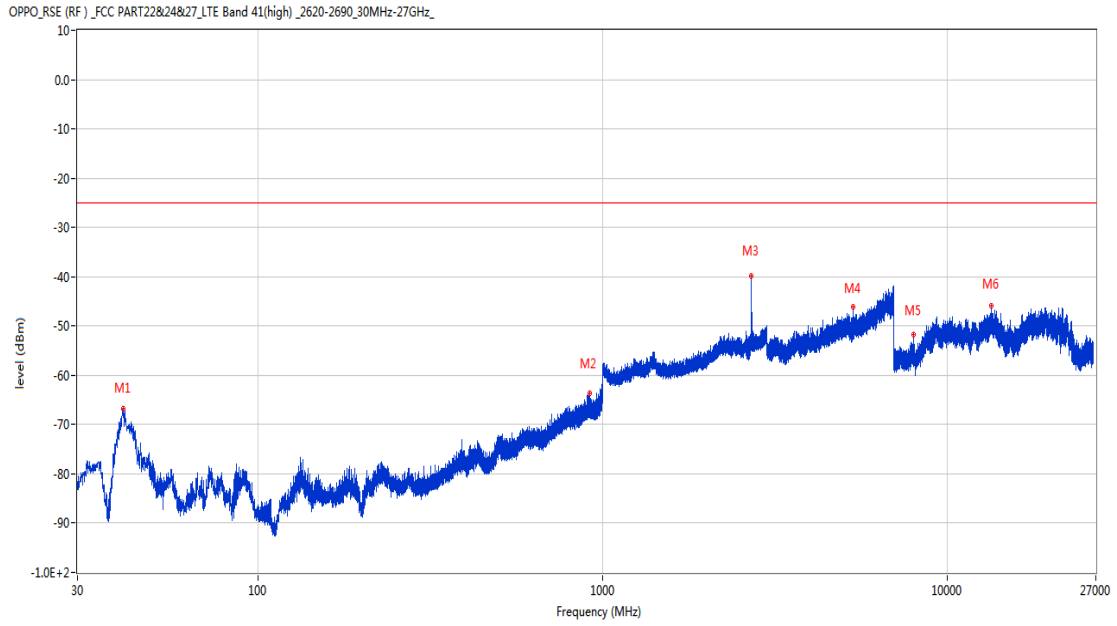
Frequency (MHz)	Result (dBm)	Factor (dB)	PK Limit (dBm)	Over Limit (dB)	Table (o)	ANT	EUT	Verdict
141.598	-76.12	-16.00	-25.0	-51.12	361.00	Horizontal	Vertical	Pass
952.373	-63.65	4.65	-25.0	-38.65	94.00	Horizontal	Vertical	Pass
2609.600	-40.49	1.66	-25.0	-15.49	126.00	Horizontal	Vertical	N/A
2718.600	-40.31	1.94	-25.0	-15.31	126.00	Horizontal	Vertical	N/A
5338.600	-45.26	6.42	-25.0	-20.26	170.00	Horizontal	Vertical	Pass
19343.426	-45.85	15.87	-25.0	-20.85	349.00	Horizontal	Vertical	Pass

RSE-V&V PCC 41292 BW20 16QAM RB1 HIGH SCC 41490 BW20 16QAM RB1 LOW



Frequency (MHz)	Result (dBm)	Factor (dB)	PK Limit (dBm)	Over Limit (dB)	Table (o)	ANT	EUT	Verdict
40.233	-68.04	-18.09	-25.0	-43.04	83.00	Vertical	Vertical	Pass
790.916	-65.35	3.08	-25.0	-40.35	189.00	Vertical	Vertical	Pass
2611.800	-39.28	1.68	-25.0	-14.28	226.00	Vertical	Vertical	N/A
2698.700	-30.44	2.37	-25.0	-5.44	255.00	Vertical	Vertical	N/A
6655.200	-42.61	11.46	-25.0	-17.61	65.00	Vertical	Vertical	Pass
13417.012	-46.23	10.94	-25.0	-21.23	361.00	Vertical	Vertical	Pass

RSE-V&H PCC 41292 BW20 16QAM RB1 HIGH SCC 41490 BW20 16QAM RB1 LOW



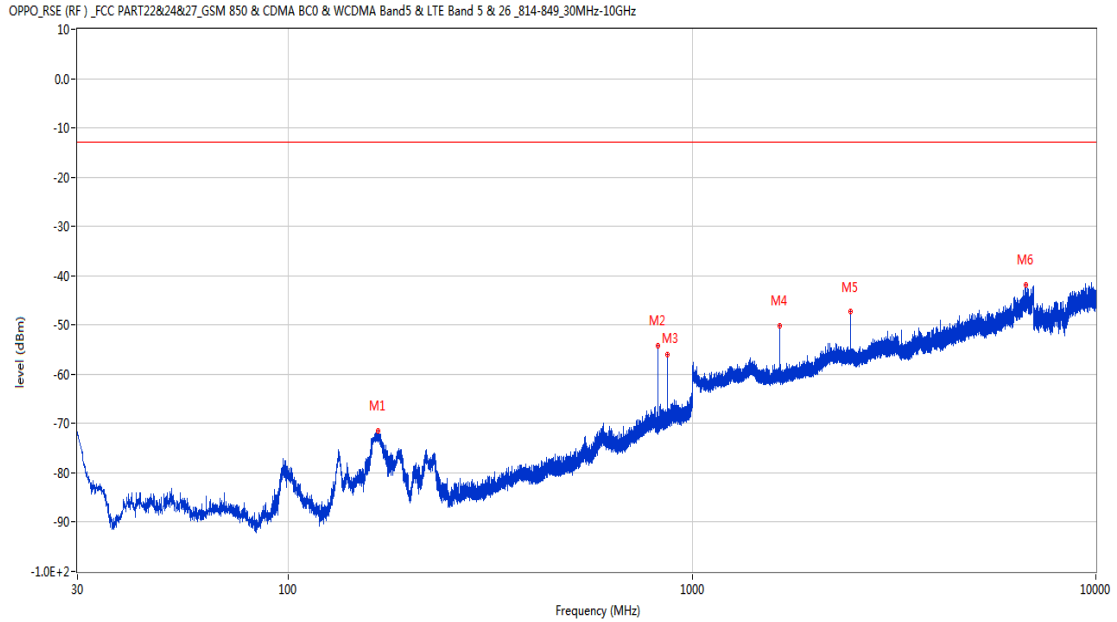
Frequency (MHz)	Result (dBm)	Factor (dB)	PK Limit (dBm)	Over Limit (dB)	Table (o)	ANT	EUT	Verdict
40.767	-66.71	-17.65	-25.0	-41.71	138.00	Vertical	Horizontal	Pass
919.587	-63.72	4.84	-25.0	-38.72	42.00	Vertical	Horizontal	Pass
2698.400	-39.90	2.37	-25.0	-14.90	313.00	Vertical	Horizontal	N/A
5338.600	-46.06	6.42	-25.0	-21.06	124.00	Vertical	Horizontal	Pass
8007.688	-51.63	3.63	-25.0	-26.63	133.00	Vertical	Horizontal	Pass
13419.900	-45.95	10.98	-25.0	-20.95	300.00	Vertical	Horizontal	Pass





Down Antenna  
 GSM  
 22 GSM 850  
 22.1 GSM 850 Low Channel

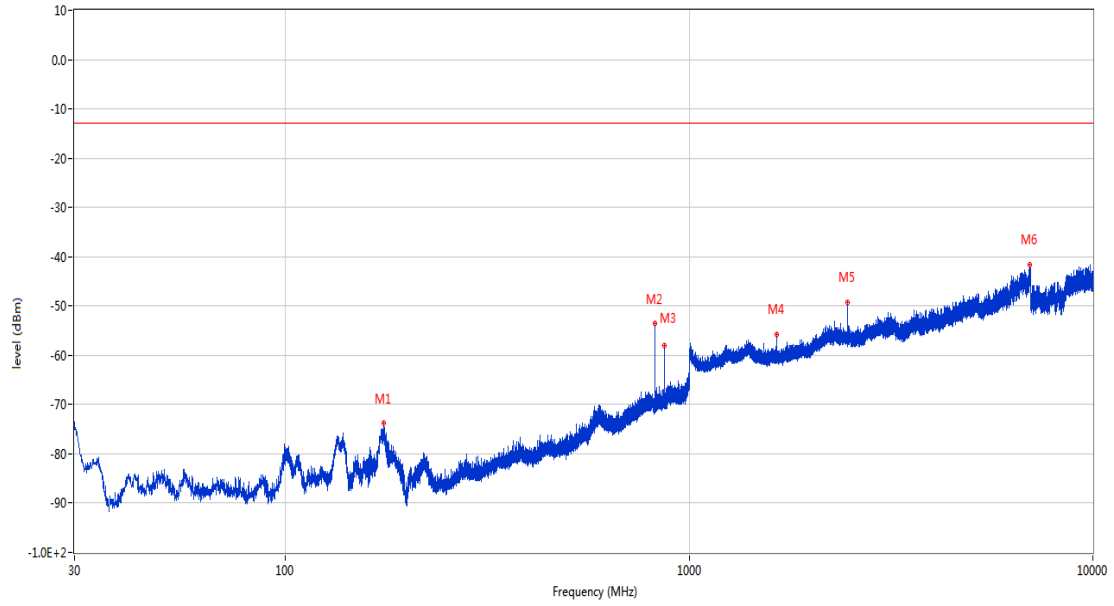
RSE-H&H GSM 850 CH128



Frequency (MHz)	Result (dBm)	Factor (dB)	PK Limit (dBm)	Over Limit (dB)	Table (o)	ANT	EUT	Verdict
166.964	-71.40	-15.12	-13.0	-58.40	70.00	Horizontal	Horizontal	Pass
824.284	-54.31	2.22	-13.0	-41.31	313.00	Horizontal	Horizontal	N/A
869.147	-56.06	2.38	-13.0	-43.06	288.00	Horizontal	Horizontal	N/A
1648.200	-50.27	-5.85	-13.0	-37.27	339.00	Horizontal	Horizontal	Pass
2472.700	-47.32	-1.29	-13.0	-34.32	172.00	Horizontal	Horizontal	Pass
6695.600	-41.88	11.51	-13.0	-28.88	25.00	Horizontal	Horizontal	Pass

RSE-H&V GSM 850 CH128

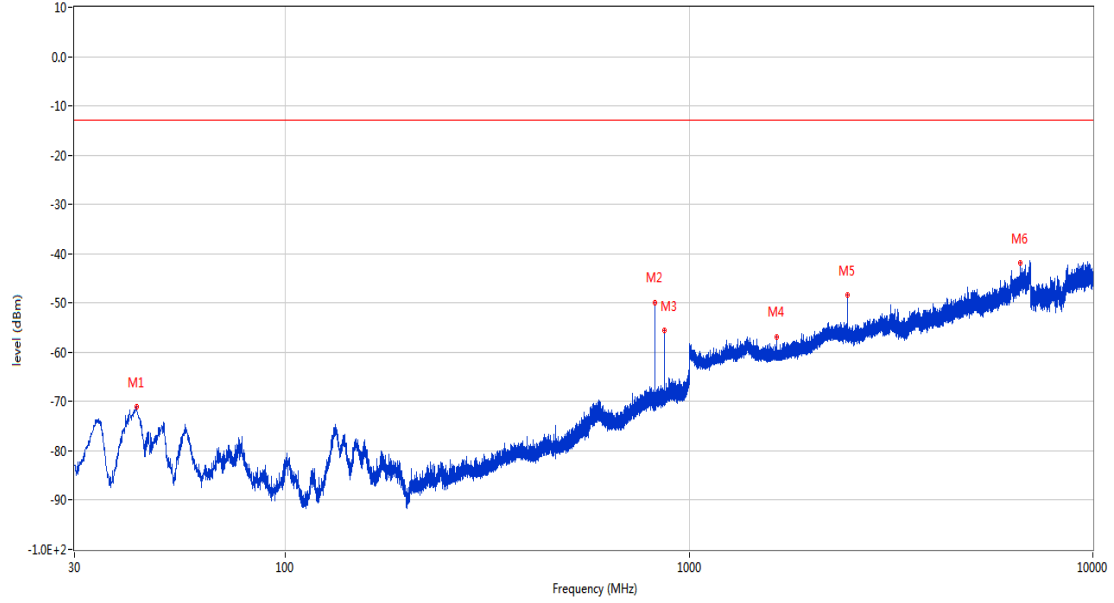
OPPO\_RSE (RF) \_FCC PART2&24&27\_GSM 850 & CDMA BC0 & WCDMA Band5 & LTE Band 5 & 26\_814-849\_30MHz-10GHz



Frequency (MHz)	Result (dBm)	Factor (dB)	PK Limit (dBm)	Over Limit (dB)	Table (o)	ANT	EUT	Verdict
174.724	-73.65	-15.39	-13.0	-60.65	89.00	Horizontal	Vertical	Pass
824.236	-53.62	2.22	-13.0	-40.62	163.00	Horizontal	Vertical	N/A
869.196	-58.08	2.38	-13.0	-45.08	290.00	Horizontal	Vertical	N/A
1648.700	-55.86	-5.85	-13.0	-42.86	310.00	Horizontal	Vertical	Pass
2472.700	-49.20	-1.29	-13.0	-36.20	0.00	Horizontal	Vertical	Pass
6996.000	-41.56	13.56	-13.0	-28.56	18.00	Horizontal	Vertical	Pass

RSE-V&V GSM 850 CH128

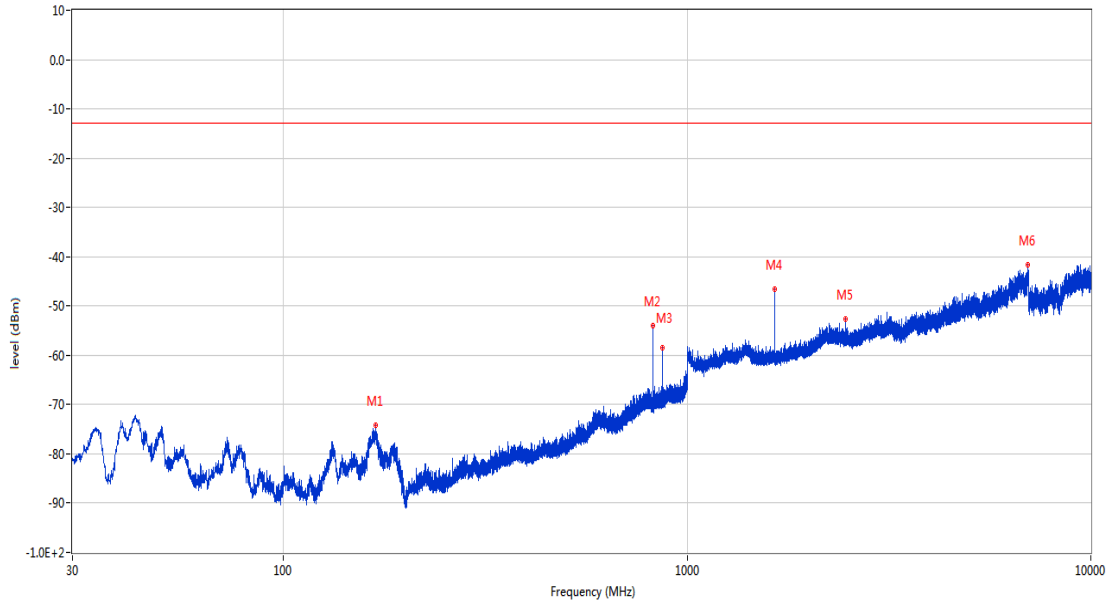
OPPO\_RSE (RF)\_FCC PART22&24&27\_GSM 850 & CDMA BC0 & WCDMA Band5 & LTE Band 5 & 26\_814-849\_30MHz-10GHz



Frequency (MHz)	Result (dBm)	Factor (dB)	PK Limit (dBm)	Over Limit (dB)	Table (o)	ANT	EUT	Verdict
42.707	-71.06	-16.64	-13.0	-58.06	71.00	Vertical	Vertical	Pass
824.139	-49.92	2.22	-13.0	-36.92	231.00	Vertical	Vertical	N/A
869.244	-55.54	2.38	-13.0	-42.54	306.00	Vertical	Vertical	N/A
1648.500	-56.85	-5.85	-13.0	-43.85	343.00	Vertical	Vertical	Pass
2472.400	-48.42	-1.32	-13.0	-35.42	353.00	Vertical	Vertical	Pass
6623.400	-41.86	11.99	-13.0	-28.86	309.00	Vertical	Vertical	Pass

RSE-V&H GSM 850 CH128

OPPO\_RSE (RF)\_FCC PART22&24&27\_GSM 850 & CDMA BC0 & WCDMA Band5 & LTE Band 5 & 26\_814-849\_30MHz-10GHz

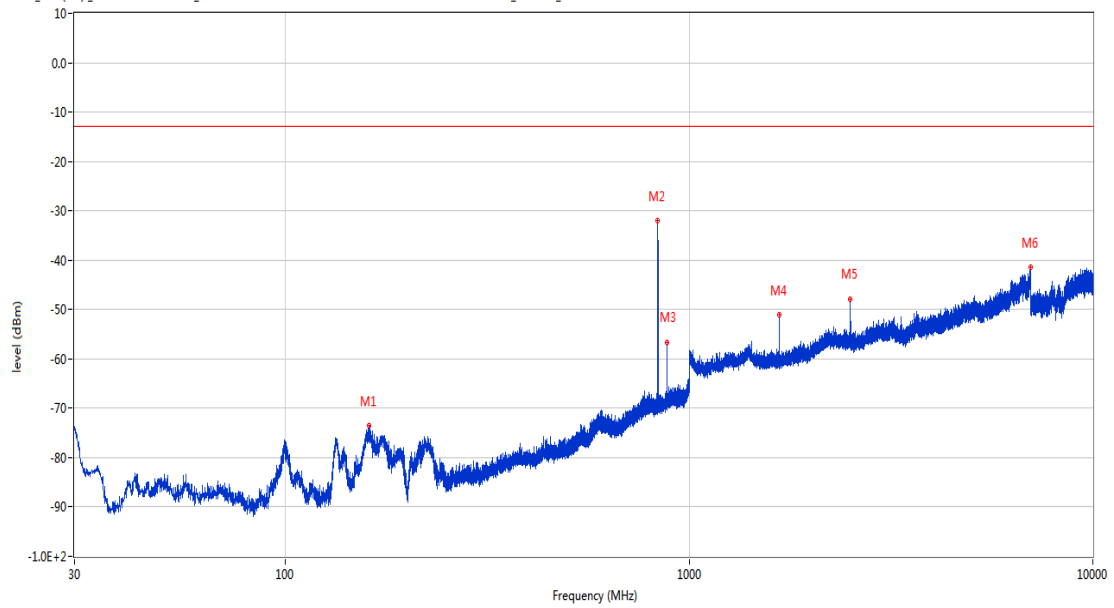


Frequency (MHz)	Result (dBm)	Factor (dB)	PK Limit (dBm)	Over Limit (dB)	Table (o)	ANT	EUT	Verdict
169.050	-74.10	-15.35	-13.0	-61.10	45.00	Vertical	Horizontal	Pass
824.139	-53.93	2.22	-13.0	-40.93	165.00	Vertical	Horizontal	N/A
869.196	-58.57	2.38	-13.0	-45.57	304.00	Vertical	Horizontal	N/A
1648.200	-46.50	-5.85	-13.0	-33.50	311.00	Vertical	Horizontal	Pass
2472.500	-52.74	-1.31	-13.0	-39.74	303.00	Vertical	Horizontal	Pass
6980.600	-41.67	13.78	-13.0	-28.67	60.00	Vertical	Horizontal	Pass

## 22.2 GSM 850 Middle Channel

RSE-H&H GSM 850 CH190

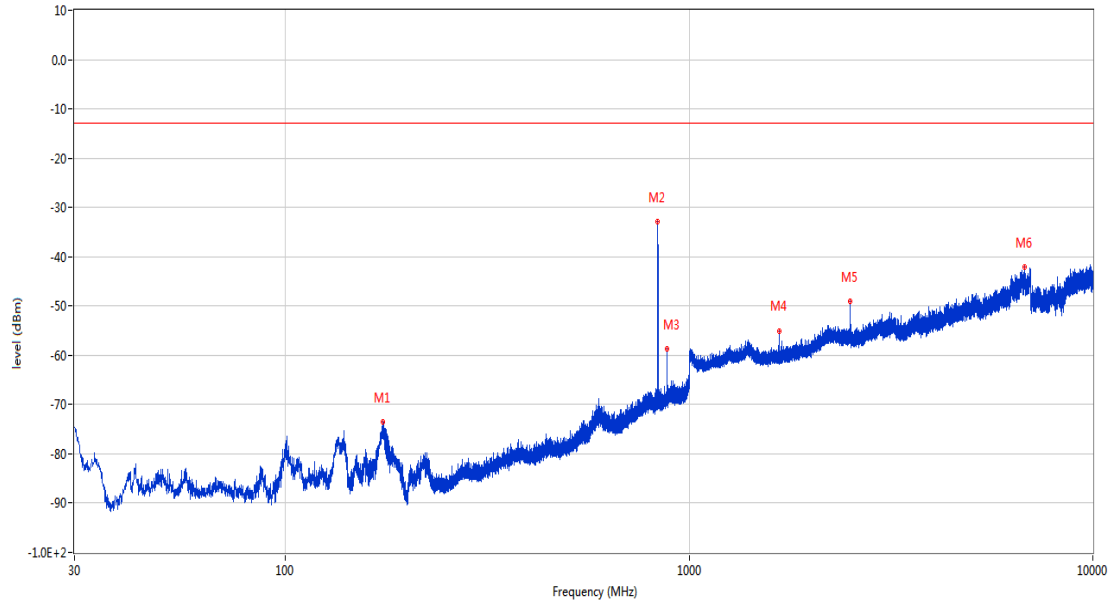
OPPO\_RSE (RF) \_FCC PART22&24&27\_GSM 850 & CDMA BC0 & WCDMA Band5 & LTE Band 5 & 26\_814-849\_30MHz-10GHz



Frequency (MHz)	Result (dBm)	Factor (dB)	PK Limit (dBm)	Over Limit (dB)	Table (o)	ANT	EUT	Verdict
160.805	-73.51	-14.96	-13.0	-60.51	86.00	Horizontal	Horizontal	Pass
836.555	-32.08	2.59	-13.0	-19.08	318.00	Horizontal	Horizontal	N/A
881.612	-56.76	2.81	-13.0	-43.76	267.00	Horizontal	Horizontal	N/A
1673.100	-51.10	-5.87	-13.0	-38.10	216.00	Horizontal	Horizontal	Pass
2509.700	-47.99	-0.95	-13.0	-34.99	179.00	Horizontal	Horizontal	Pass
6999.000	-41.38	13.64	-13.0	-28.38	317.00	Horizontal	Horizontal	Pass

RSE-H&V GSM 850 CH190

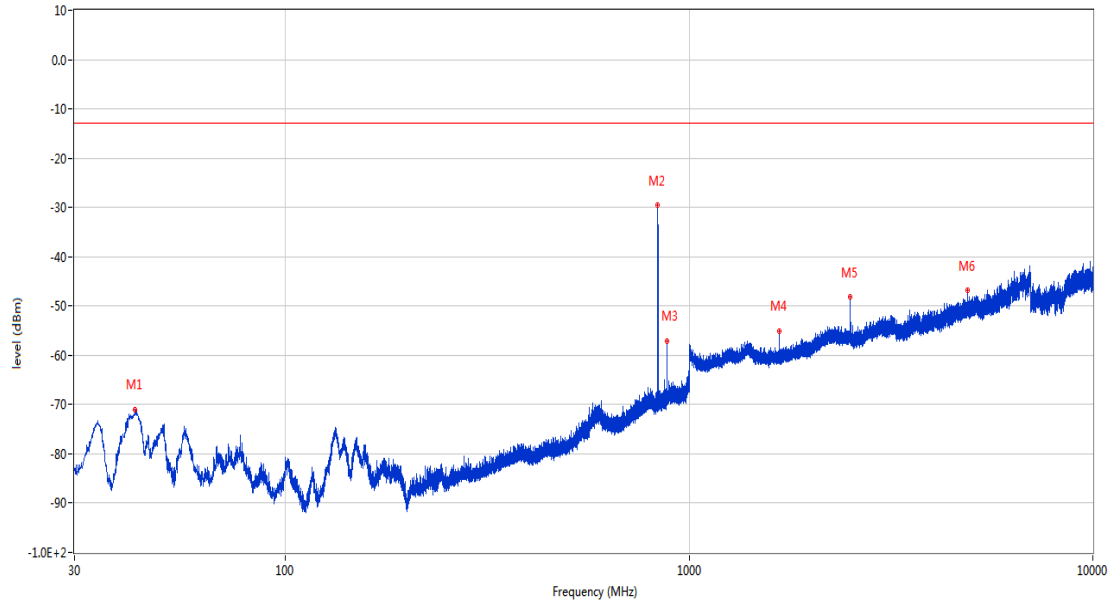
OPPO\_RSE (RF) \_FCC PART22&24&27\_GSM 850 & CDMA BC0 & WCDMA Band5 & LTE Band 5 & 26\_814-849\_30MHz-10GHz



Frequency (MHz)	Result (dBm)	Factor (dB)	PK Limit (dBm)	Over Limit (dB)	Table (o)	ANT	EUT	Verdict
174.482	-73.42	-15.40	-13.0	-60.42	91.00	Horizontal	Vertical	Pass
836.604	-32.82	2.59	-13.0	-19.82	157.00	Horizontal	Vertical	N/A
881.563	-58.65	2.80	-13.0	-45.65	284.00	Horizontal	Vertical	N/A
1673.100	-55.08	-5.87	-13.0	-42.08	169.00	Horizontal	Vertical	Pass
2509.500	-49.12	-0.95	-13.0	-36.12	353.00	Horizontal	Vertical	Pass
6776.800	-42.19	11.86	-13.0	-29.19	28.00	Horizontal	Vertical	Pass

RSE-V&V GSM 850 CH190

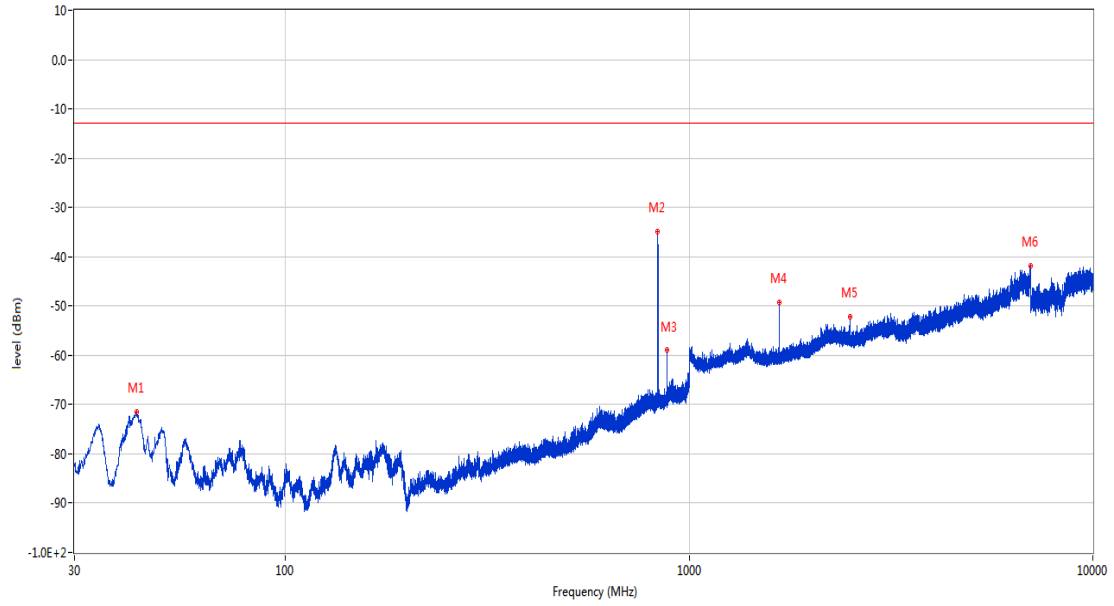
OPPO\_RSE (RF)\_FCC PART22&24&27\_GSM 850 & CDMA BC0 & WCDMA Band5 & LTE Band 5 & 26\_814-849\_30MHz-10GHz



Frequency (MHz)	Result (dBm)	Factor (dB)	PK Limit (dBm)	Over Limit (dB)	Table (o)	ANT	EUT	Verdict
42.416	-70.96	-16.93	-13.0	-57.96	7.00	Vertical	Vertical	Pass
836.555	-29.62	2.59	-13.0	-16.62	246.00	Vertical	Vertical	N/A
881.612	-57.13	2.81	-13.0	-44.13	305.00	Vertical	Vertical	N/A
1673.300	-55.02	-5.85	-13.0	-42.02	301.00	Vertical	Vertical	Pass
2509.700	-48.20	-0.95	-13.0	-35.20	127.00	Vertical	Vertical	Pass
4900.200	-46.83	7.57	-13.0	-33.83	208.00	Vertical	Vertical	Pass

RSE-V&H GSM 850 CH190

OPPO\_RSE (RF)\_FCC PART22&24&27\_GSM 850 & CDMA BC0 & WCDMA Band5 & LTE Band 5 & 26\_814-849\_30MHz-10GHz

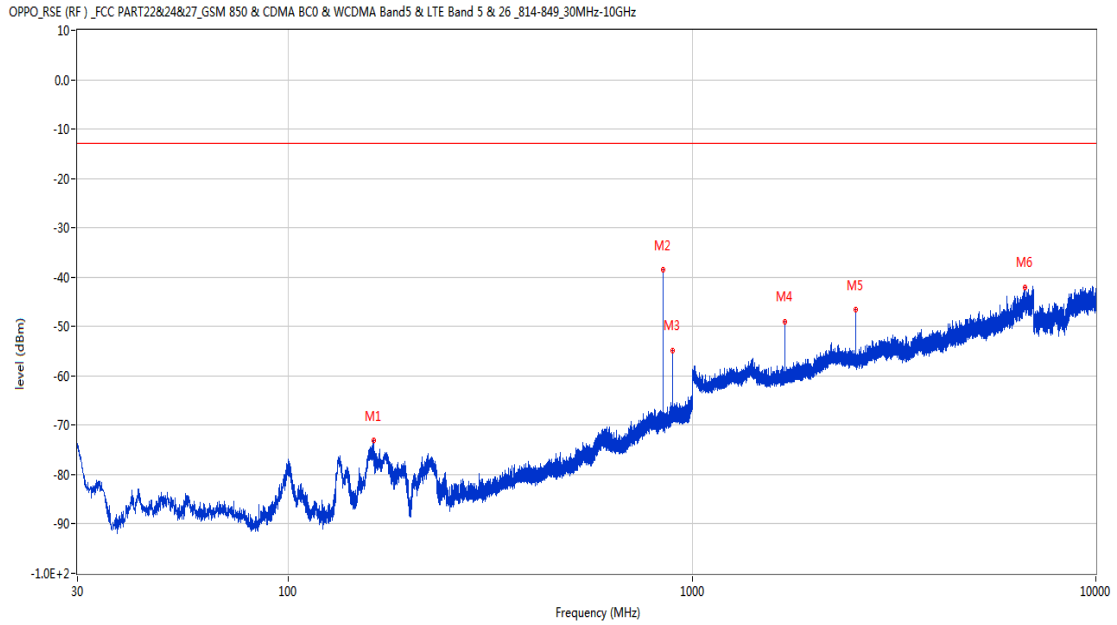


Frequency (MHz)	Result (dBm)	Factor (dB)	PK Limit (dBm)	Over Limit (dB)	Table (o)	ANT	EUT	Verdict
42.755	-71.46	-16.60	-13.0	-58.46	26.00	Vertical	Horizontal	Pass
836.652	-34.81	2.60	-13.0	-21.81	165.00	Vertical	Horizontal	N/A
881.563	-59.02	2.80	-13.0	-46.02	314.00	Vertical	Horizontal	N/A
1673.300	-49.19	-5.85	-13.0	-36.19	309.00	Vertical	Horizontal	Pass
2509.800	-52.26	-0.95	-13.0	-39.26	94.00	Vertical	Horizontal	Pass
6996.400	-41.83	13.58	-13.0	-28.83	0.00	Vertical	Horizontal	Pass



## 22.3 GSM 850 High Channel

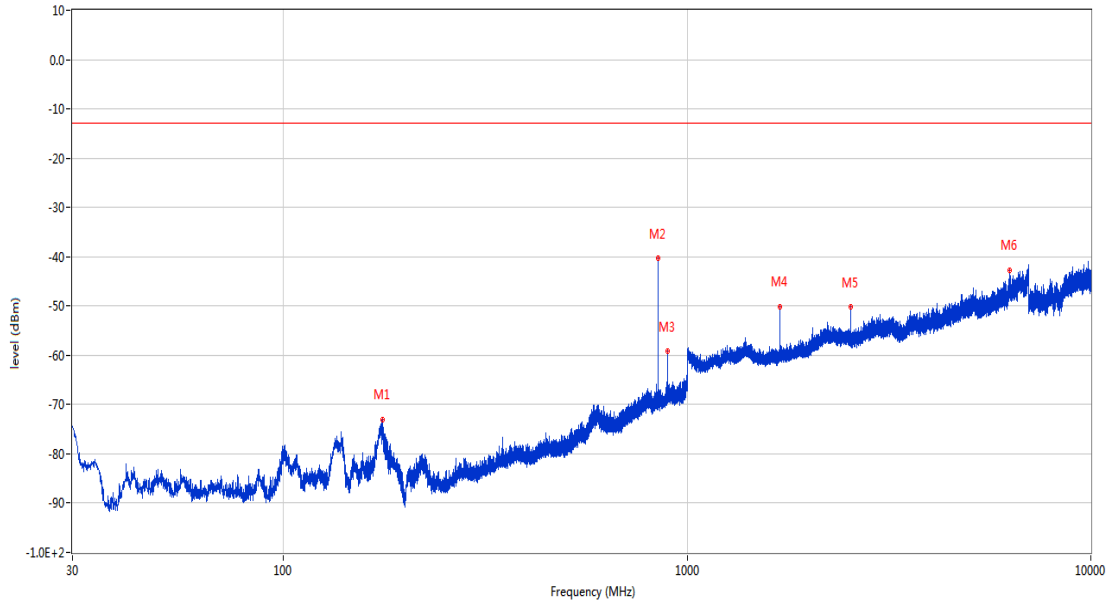
RSE-H&H GSM 850 CH251



Frequency (MHz)	Result (dBm)	Factor (dB)	PK Limit (dBm)	Over Limit (dB)	Table (o)	ANT	EUT	Verdict
162.599	-73.13	-15.00	-13.0	-60.13	73.00	Horizontal	Horizontal	Pass
848.777	-38.42	2.47	-13.0	-25.42	319.00	Horizontal	Horizontal	N/A
893.833	-54.77	3.53	-13.0	-41.77	289.00	Horizontal	Horizontal	N/A
1697.600	-48.97	-5.62	-13.0	-35.97	217.00	Horizontal	Horizontal	Pass
2546.300	-46.67	-1.28	-13.0	-33.67	180.00	Horizontal	Horizontal	Pass
6688.400	-42.18	11.91	-13.0	-29.18	271.00	Horizontal	Horizontal	Pass

RSE-H&V GSM 850 CH251

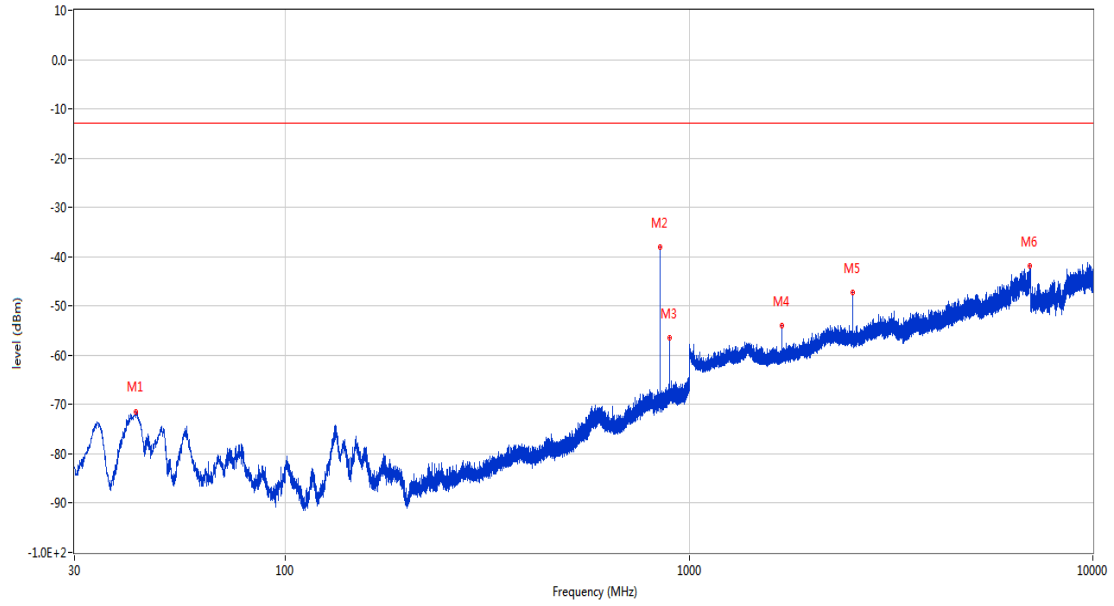
OPPO\_RSE (RF) \_FCC PART2&24&27\_GSM 850 & CDMA BC0 & WCDMA Band5 & LTE Band 5 & 26\_814-849\_30MHz-10GHz



Frequency (MHz)	Result (dBm)	Factor (dB)	PK Limit (dBm)	Over Limit (dB)	Table (o)	ANT	EUT	Verdict
175.500	-73.02	-15.25	-13.0	-60.02	86.00	Horizontal	Vertical	Pass
848.777	-40.38	2.47	-13.0	-27.38	155.00	Horizontal	Vertical	N/A
893.833	-59.18	3.53	-13.0	-46.18	185.00	Horizontal	Vertical	N/A
1697.700	-50.10	-5.62	-13.0	-37.10	163.00	Horizontal	Vertical	Pass
2546.600	-50.15	-1.29	-13.0	-37.15	353.00	Horizontal	Vertical	Pass
6293.600	-42.78	11.24	-13.0	-29.78	222.00	Horizontal	Vertical	Pass

RSE-V&V GSM 850 CH251

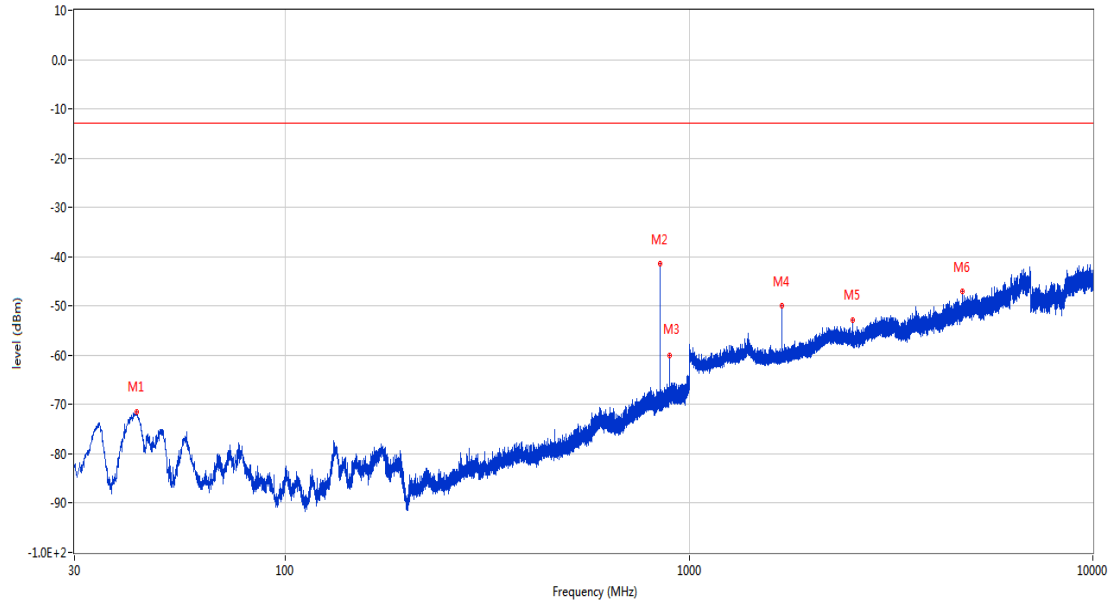
OPPO\_RSE (RF)\_FCC PART22&24&27\_GSM 850 & CDMA BC0 & WCDMA Band5 & LTE Band 5 & 26\_814-849\_30MHz-10GHz



Frequency (MHz)	Result (dBm)	Factor (dB)	PK Limit (dBm)	Over Limit (dB)	Table (o)	ANT	EUT	Verdict
42.658	-71.38	-16.69	-13.0	-58.38	35.00	Vertical	Vertical	Pass
848.825	-38.04	2.47	-13.0	-25.04	45.00	Vertical	Vertical	N/A
893.737	-56.43	3.53	-13.0	-43.43	335.00	Vertical	Vertical	N/A
1697.500	-53.90	-5.62	-13.0	-40.90	344.00	Vertical	Vertical	Pass
2546.000	-47.24	-1.28	-13.0	-34.24	120.00	Vertical	Vertical	Pass
6983.800	-41.75	13.82	-13.0	-28.75	0.00	Vertical	Vertical	Pass

RSE-V&H GSM 850 CH251

OPPO\_RSE (RF)\_FCC PART22&24&27\_GSM 850 & CDMA BC0 & WCDMA Band5 & LTE Band 5 & 26\_814-849\_30MHz-10GHz



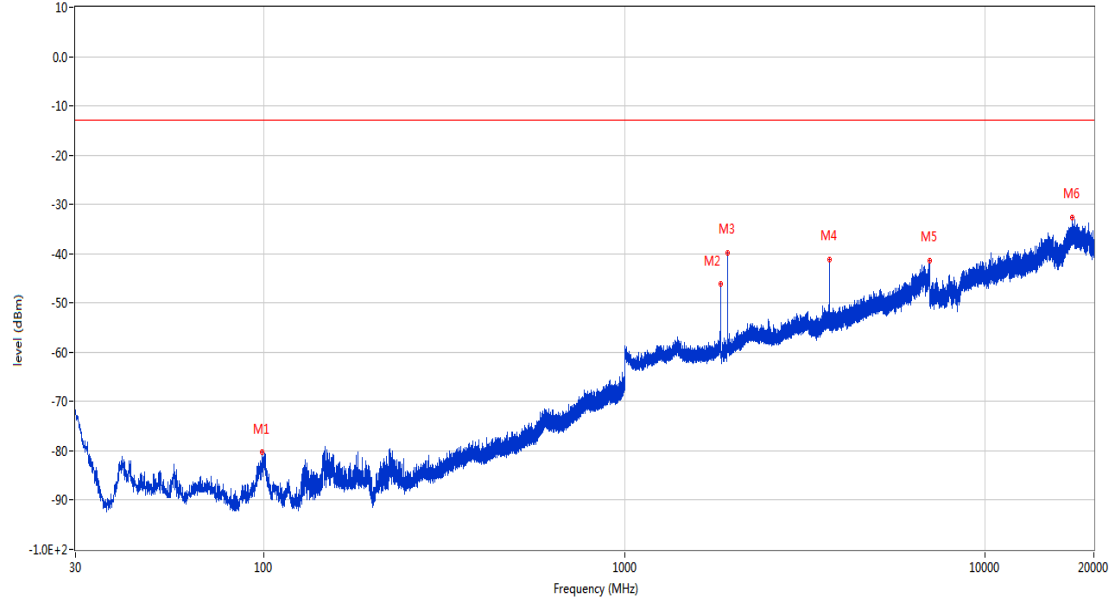
Frequency (MHz)	Result (dBm)	Factor (dB)	PK Limit (dBm)	Over Limit (dB)	Table (o)	ANT	EUT	Verdict
42.852	-71.58	-16.50	-13.0	-58.58	26.00	Vertical	Horizontal	Pass
848.825	-41.46	2.47	-13.0	-28.46	195.00	Vertical	Horizontal	N/A
893.785	-60.04	3.53	-13.0	-47.04	355.00	Vertical	Horizontal	N/A
1697.600	-50.04	-5.62	-13.0	-37.04	326.00	Vertical	Horizontal	Pass
2546.800	-52.89	-1.29	-13.0	-39.89	231.00	Vertical	Horizontal	Pass
4749.800	-46.98	6.29	-13.0	-33.98	131.00	Vertical	Horizontal	Pass

## 23 GSM 1900

### 23.1 GSM 1900 Low Channel

RSE-H&H GSM 1900 CH512

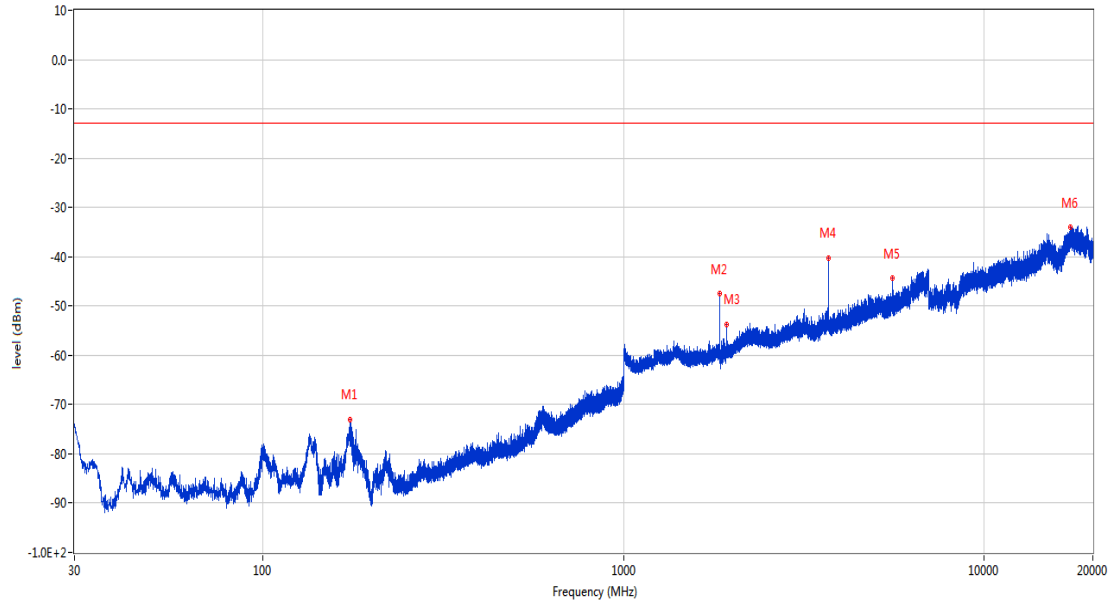
OPPO\_RSE (RF) \_FCC PART22&24&27\_GSM 1900 & CDMA BC1 & WCDMA Band 2 & LTE Band 2 & 25\_1830-1920\_30MHz-20GHz



Frequency (MHz)	Result (dBm)	Factor (dB)	PK Limit (dBm)	Over Limit (dB)	Table (o)	ANT	EUT	Verdict
98.725	-80.22	-21.51	-13.0	-67.22	14.00	Horizontal	Horizontal	Pass
1850.100	-46.17	-4.40	-13.0	-33.17	124.00	Horizontal	Horizontal	N/A
1930.200	-39.94	-3.80	-13.0	-26.94	226.00	Horizontal	Horizontal	N/A
3700.600	-41.24	4.97	-13.0	-28.24	119.00	Horizontal	Horizontal	Pass
6995.200	-41.47	13.56	-13.0	-28.47	143.00	Horizontal	Horizontal	Pass
17470.839	-32.69	21.72	-13.0	-19.69	360.00	Horizontal	Horizontal	Pass

RSE-H&V GSM 1900 CH512

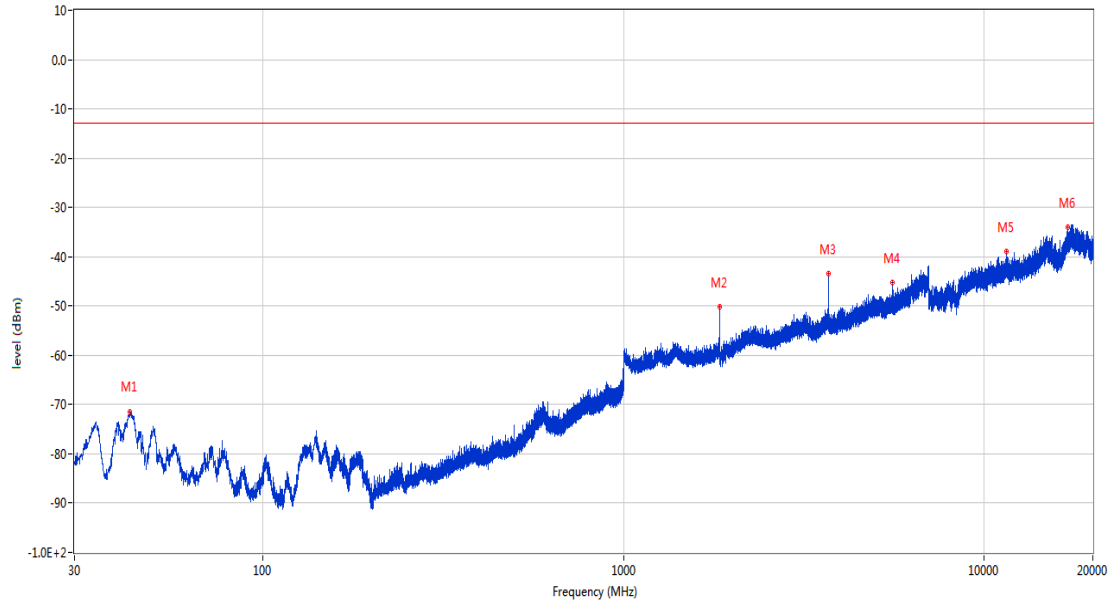
OPPO\_RSE (RF) \_ FCC PART22&24&27\_GSM 1900 & CDMA BC1 & WCDMA Band 2 & LTE Band 2 & 25\_1830-1920\_30MHz-20GHz



Frequency (MHz)	Result (dBm)	Factor (dB)	PK Limit (dBm)	Over Limit (dB)	Table (o)	ANT	EUT	Verdict
173.997	-73.08	-15.31	-13.0	-60.08	91.00	Horizontal	Vertical	Pass
1850.100	-47.52	-4.40	-13.0	-34.52	336.00	Horizontal	Vertical	N/A
1930.200	-53.76	-3.80	-13.0	-40.76	125.00	Horizontal	Vertical	N/A
3700.400	-40.23	4.98	-13.0	-27.23	196.00	Horizontal	Vertical	Pass
5550.400	-44.41	7.49	-13.0	-31.41	120.00	Horizontal	Vertical	Pass
17330.911	-33.96	21.08	-13.0	-20.96	226.00	Horizontal	Vertical	Pass

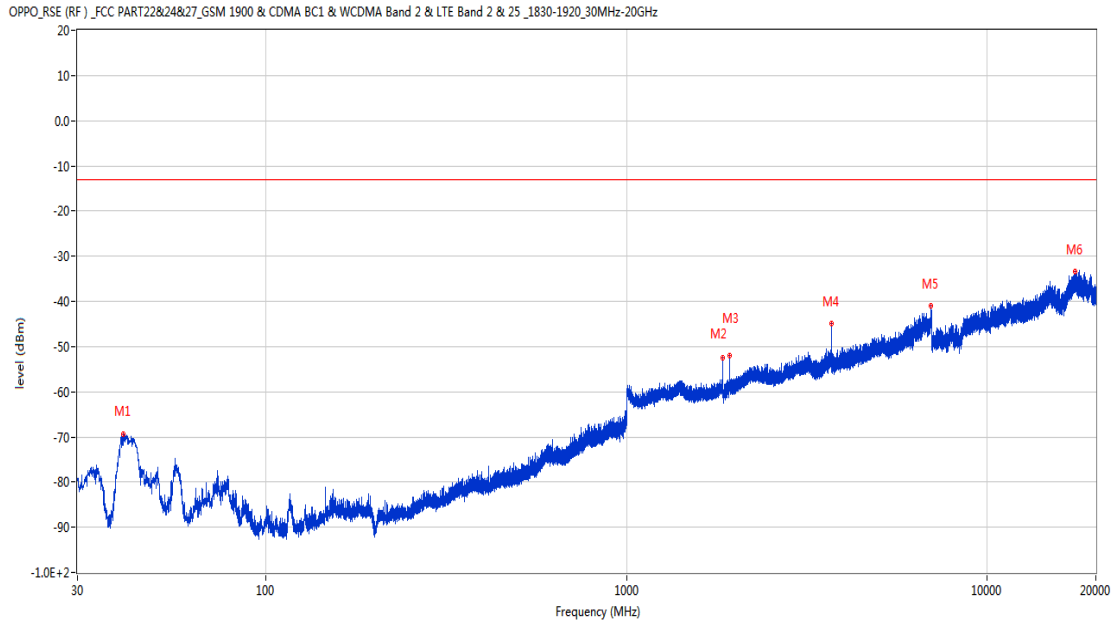
RSE-V&V GSM 1900 CH512

OPPO\_RSE (RF) \_FCC PART2&24&27\_GSM 1900 & CDMA BC1 & WCDMA Band 2 & LTE Band 2 & 25\_1830-1920\_30MHz-20GHz



Frequency (MHz)	Result (dBm)	Factor (dB)	PK Limit (dBm)	Over Limit (dB)	Table (o)	ANT	EUT	Verdict
42.804	-71.39	-16.52	-13.0	-58.39	102.00	Vertical	Vertical	Pass
1850.000	-50.23	-4.40	-13.0	-37.23	161.00	Vertical	Vertical	N/A
3700.400	-43.34	4.98	-13.0	-30.34	159.00	Vertical	Vertical	Pass
5550.400	-45.27	7.49	-13.0	-32.27	140.00	Vertical	Vertical	Pass
11502.250	-38.99	17.77	-13.0	-25.99	335.00	Vertical	Vertical	Pass
17034.750	-34.05	20.64	-13.0	-21.05	246.00	Vertical	Vertical	Pass

RSE-V&H GSM 1900 CH512

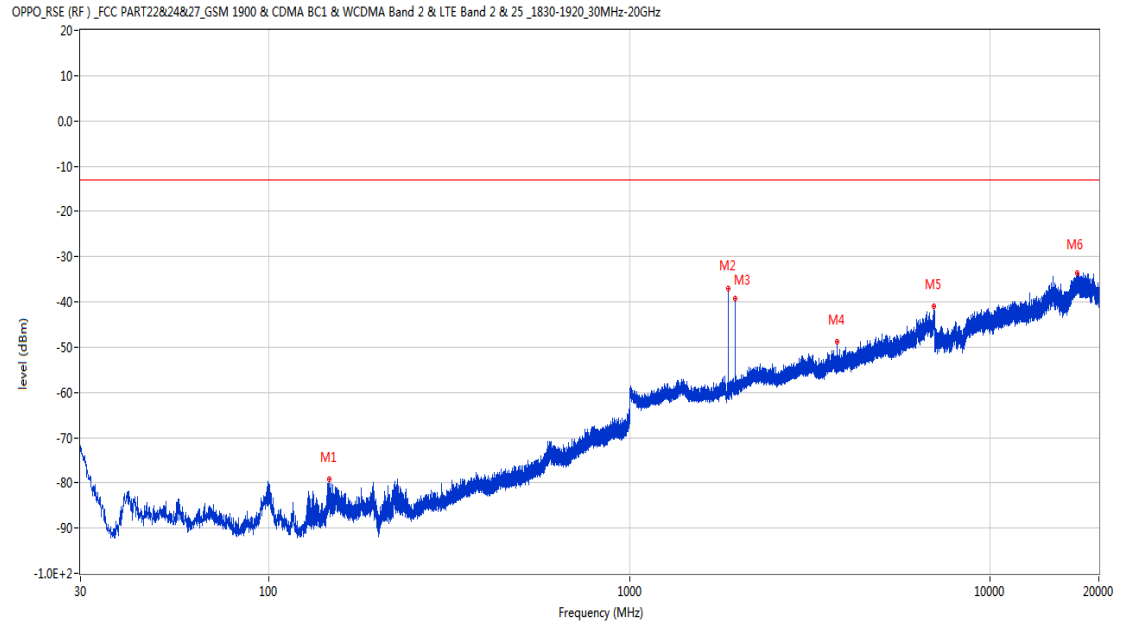


Frequency (MHz)	Result (dBm)	Factor (dB)	PK Limit (dBm)	Over Limit (dB)	Table (o)	ANT	EUT	Verdict
40.233	-69.32	-18.45	-13.0	-56.32	50.00	Vertical	Horizontal	Pass
1850.200	-52.55	-4.40	-13.0	-39.55	117.00	Vertical	Horizontal	N/A
1930.400	-51.97	-3.80	-13.0	-38.97	234.00	Vertical	Horizontal	N/A
3700.200	-45.01	4.99	-13.0	-32.01	196.00	Vertical	Horizontal	Pass
6991.400	-41.09	13.50	-13.0	-28.09	114.00	Vertical	Horizontal	Pass
17552.400	-33.49	22.51	-13.0	-20.49	292.00	Vertical	Horizontal	Pass



## 23.2 GSM 1900 Middle Channel

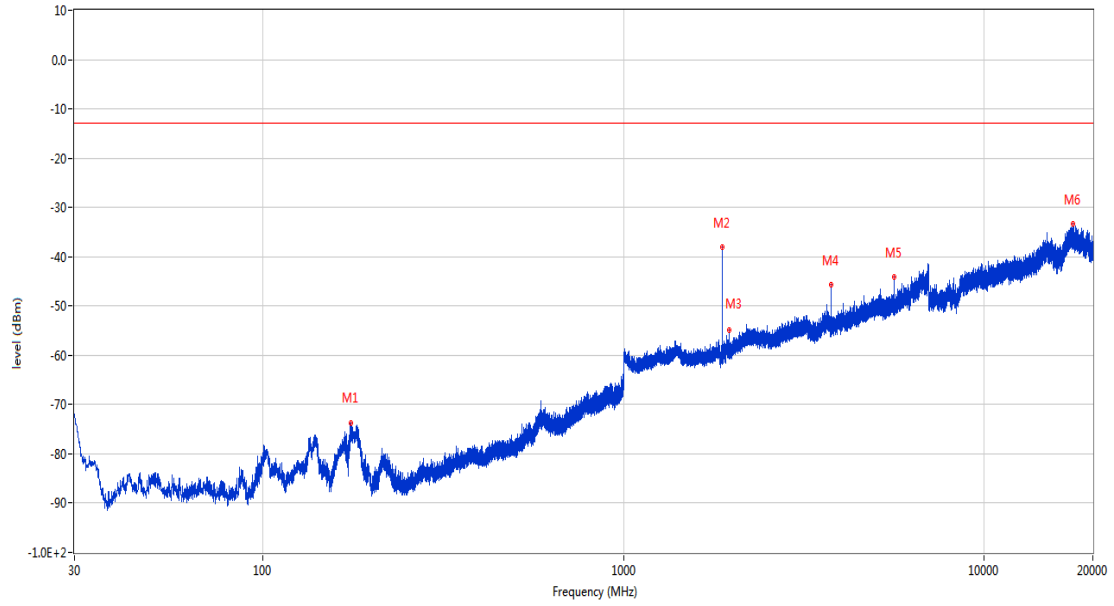
RSE-H&H GSM 1900 CH699



Frequency (MHz)	Result (dBm)	Factor (dB)	PK Limit (dBm)	Over Limit (dB)	Table (o)	ANT	EUT	Verdict
146.740	-79.21	-15.64	-13.0	-66.21	120.00	Horizontal	Horizontal	Pass
1879.800	-37.10	-4.03	-13.0	-24.10	144.00	Horizontal	Horizontal	N/A
1959.800	-39.26	-4.68	-13.0	-26.26	240.00	Horizontal	Horizontal	N/A
3759.600	-48.80	3.64	-13.0	-35.80	106.00	Horizontal	Horizontal	Pass
6985.200	-41.05	13.70	-13.0	-28.05	295.00	Horizontal	Horizontal	Pass
17381.663	-33.73	22.27	-13.0	-20.73	309.00	Horizontal	Horizontal	Pass

RSE-H&V GSM 1900 CH699

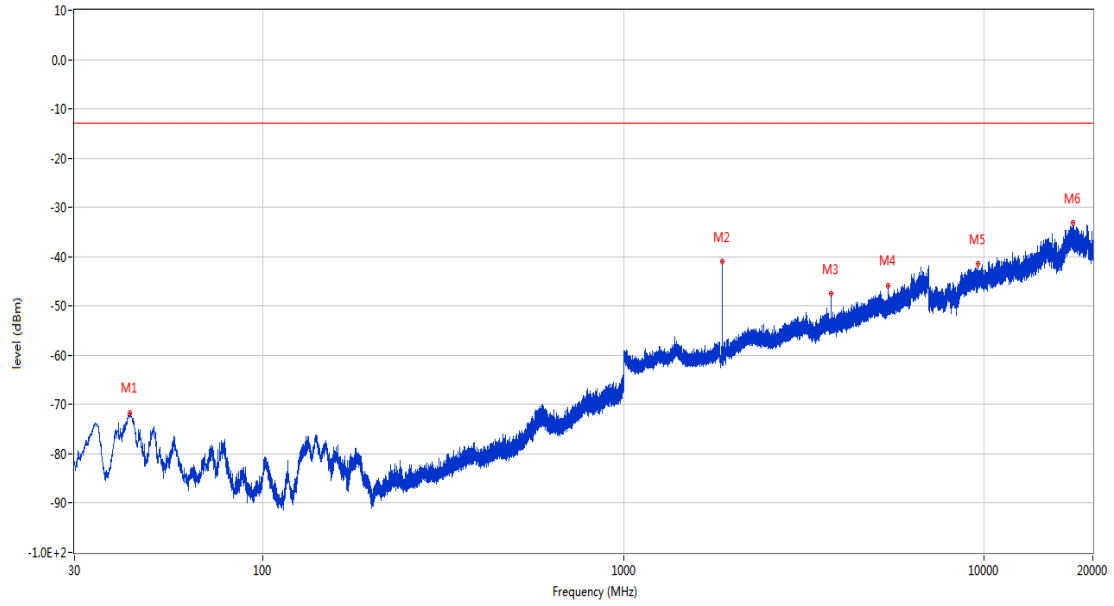
OPPO\_RSE (RF) \_ FCC PART22&24&27\_GSM 1900 & CDMA BC1 & WCDMA Band 2 & LTE Band 2 & 25\_1830-1920\_30MHz-20GHz



Frequency (MHz)	Result (dBm)	Factor (dB)	PK Limit (dBm)	Over Limit (dB)	Table (o)	ANT	EUT	Verdict
175.452	-73.76	-15.23	-13.0	-60.76	75.00	Horizontal	Vertical	Pass
1879.800	-38.14	-4.03	-13.0	-25.14	314.00	Horizontal	Vertical	N/A
1959.800	-54.89	-4.68	-13.0	-41.89	141.00	Horizontal	Vertical	N/A
3759.800	-45.75	3.66	-13.0	-32.75	178.00	Horizontal	Vertical	Pass
5640.200	-44.08	7.15	-13.0	-31.08	127.00	Horizontal	Vertical	Pass
17570.525	-33.39	22.32	-13.0	-20.39	141.00	Horizontal	Vertical	Pass

RSE-V&V GSM 1900 CH699

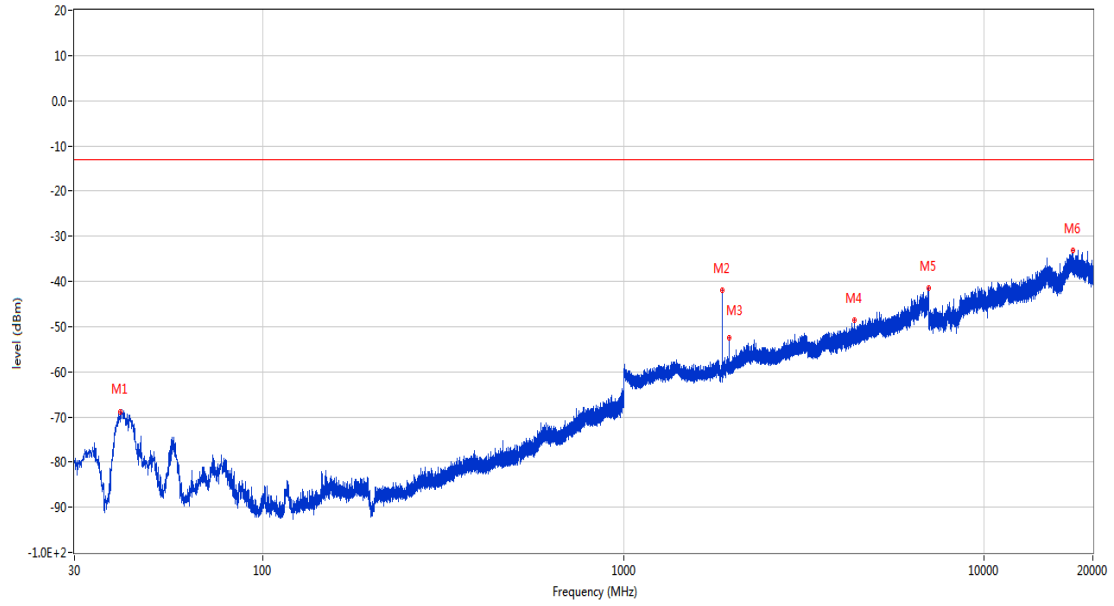
OPPO\_RSE (RF) \_ FCC PART22&24&27\_GSM 1900 & CDMA BC1 & WCDMA Band 2 & LTE Band 2 & 25\_1830-1920\_30MHz-20GHz



Frequency (MHz)	Result (dBm)	Factor (dB)	PK Limit (dBm)	Over Limit (dB)	Table (o)	ANT	EUT	Verdict
42.658	-71.62	-16.67	-13.0	-58.62	44.00	Vertical	Vertical	Pass
1880.000	-40.98	-4.03	-13.0	-27.98	138.00	Vertical	Vertical	N/A
3759.800	-47.56	3.66	-13.0	-34.56	37.00	Vertical	Vertical	Pass
5398.600	-45.88	7.42	-13.0	-32.88	76.00	Vertical	Vertical	Pass
9617.974	-41.49	16.37	-13.0	-28.49	360.00	Vertical	Vertical	Pass
17628.162	-33.15	21.62	-13.0	-20.15	191.00	Vertical	Vertical	Pass

RSE-V&H GSM 1900 CH699

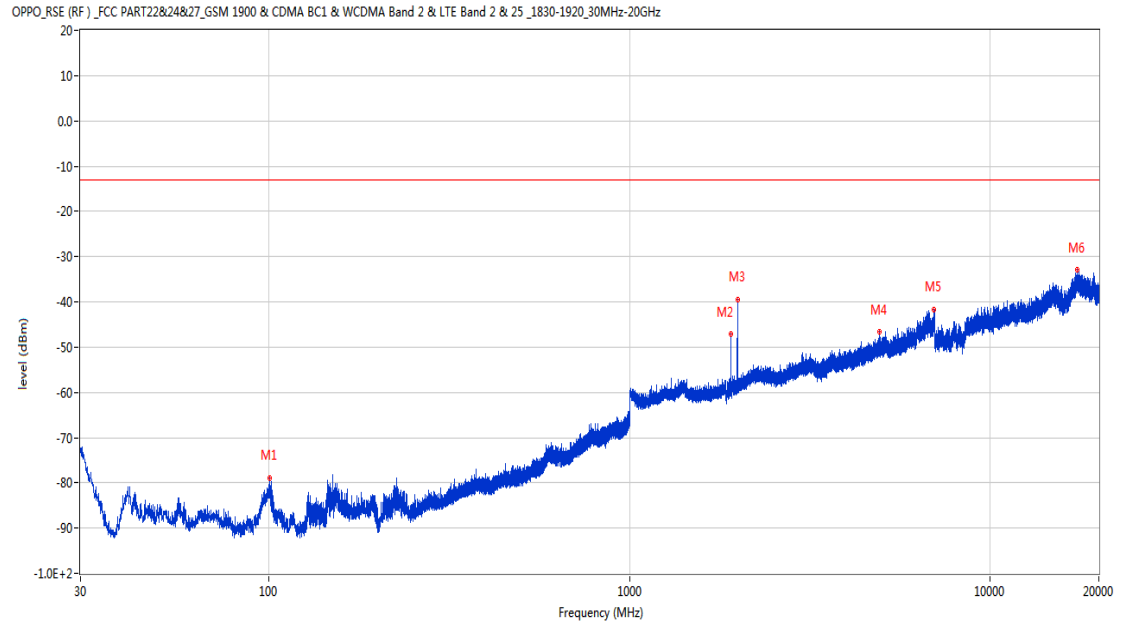
OPPO\_RSE (RF )\_FCC PART2&24&27\_GSM 1900 & CDMA BC1 & WCDMA Band 2 & LTE Band 2 & 25\_1830-1920\_30MHz-20GHz



Frequency (MHz)	Result (dBm)	Factor (dB)	PK Limit (dBm)	Over Limit (dB)	Table (o)	ANT	EUT	Verdict
40.185	-68.81	-18.48	-13.0	-55.81	91.00	Vertical	Horizontal	Pass
1879.900	-42.02	-4.03	-13.0	-29.02	135.00	Vertical	Horizontal	N/A
1960.000	-52.44	-4.68	-13.0	-39.44	38.00	Vertical	Horizontal	N/A
4353.400	-48.63	6.76	-13.0	-35.63	256.00	Vertical	Horizontal	Pass
6998.200	-41.37	13.63	-13.0	-28.37	314.00	Vertical	Horizontal	Pass
17582.850	-33.06	22.16	-13.0	-20.06	252.00	Vertical	Horizontal	Pass

### 23.3 GSM 1900 High Channel

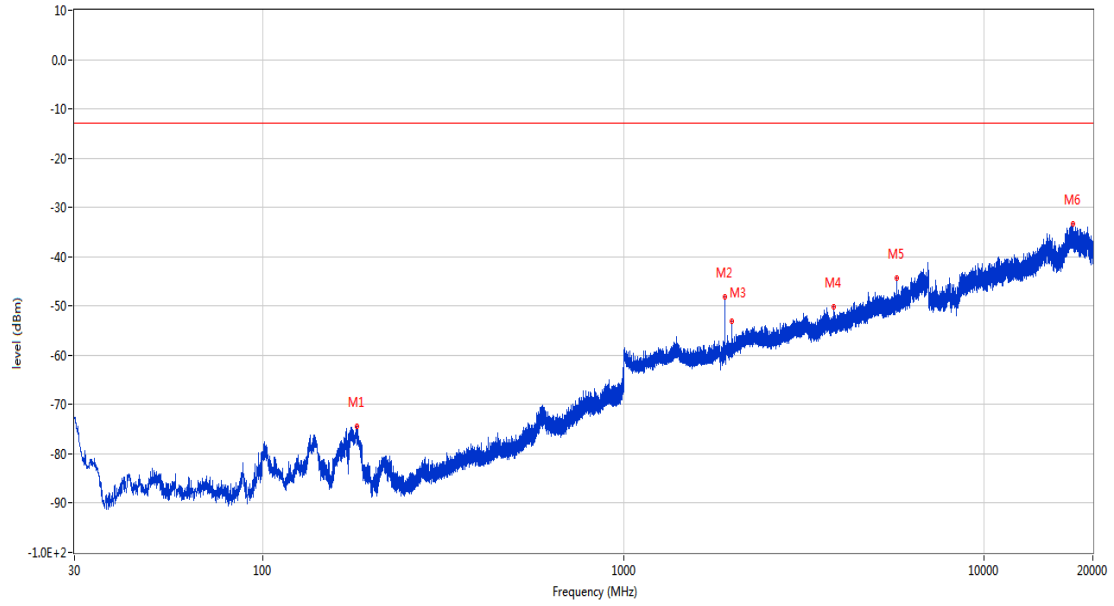
RSE-H&H GSM 1900 CH810



Frequency (MHz)	Result (dBm)	Factor (dB)	PK Limit (dBm)	Over Limit (dB)	Table (o)	ANT	EUT	Verdict
100.519	-78.95	-21.72	-13.0	-65.95	13.00	Horizontal	Horizontal	Pass
1909.800	-47.15	-3.79	-13.0	-34.15	125.00	Horizontal	Horizontal	N/A
1989.700	-39.43	-4.45	-13.0	-26.43	221.00	Horizontal	Horizontal	N/A
4918.000	-46.70	7.90	-13.0	-33.70	184.00	Horizontal	Horizontal	Pass
6979.200	-41.66	13.90	-13.0	-28.66	281.00	Horizontal	Horizontal	Pass
17383.838	-32.99	22.32	-13.0	-19.99	277.00	Horizontal	Horizontal	Pass

RSE-H&V GSM 1900 CH810

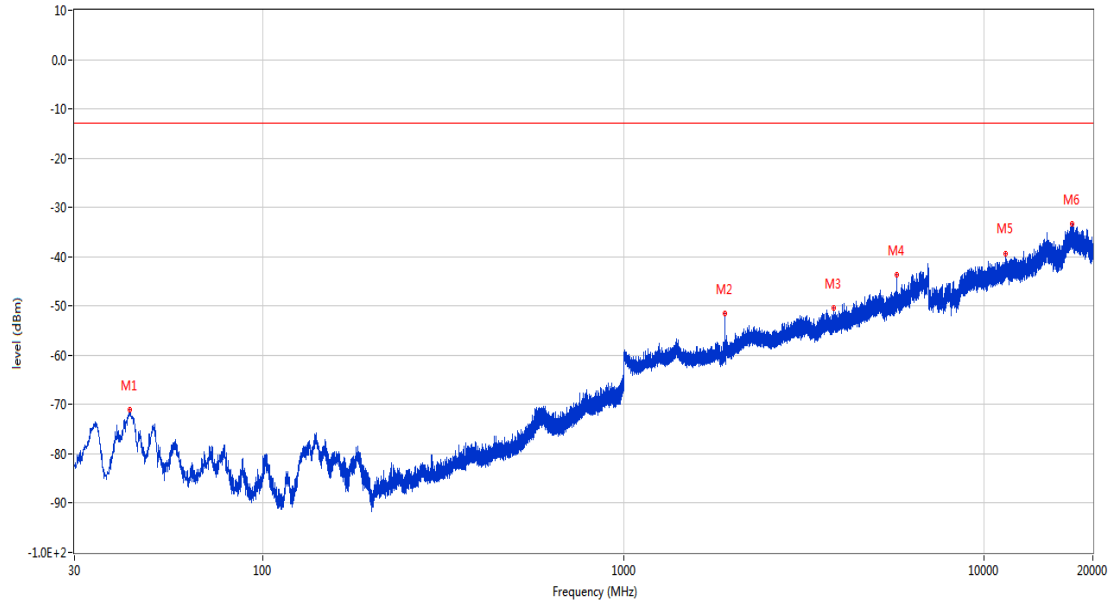
OPPO\_RSE (RF) \_ FCC PART22&24&27\_GSM 1900 & CDMA BC1 & WCDMA Band 2 & LTE Band 2 & 25\_1830-1920\_30MHz-20GHz



Frequency (MHz)	Result (dBm)	Factor (dB)	PK Limit (dBm)	Over Limit (dB)	Table (o)	ANT	EUT	Verdict
182.096	-74.39	-14.42	-13.0	-61.39	89.00	Horizontal	Vertical	Pass
1909.800	-48.15	-3.79	-13.0	-35.15	332.00	Horizontal	Vertical	N/A
1989.600	-52.98	-4.45	-13.0	-39.98	127.00	Horizontal	Vertical	N/A
3819.400	-50.25	4.94	-13.0	-37.25	174.00	Horizontal	Vertical	Pass
5729.000	-44.30	7.39	-13.0	-31.30	112.00	Horizontal	Vertical	Pass
17605.325	-33.22	21.92	-13.0	-20.22	199.00	Horizontal	Vertical	Pass

RSE-V&V GSM 1900 CH810

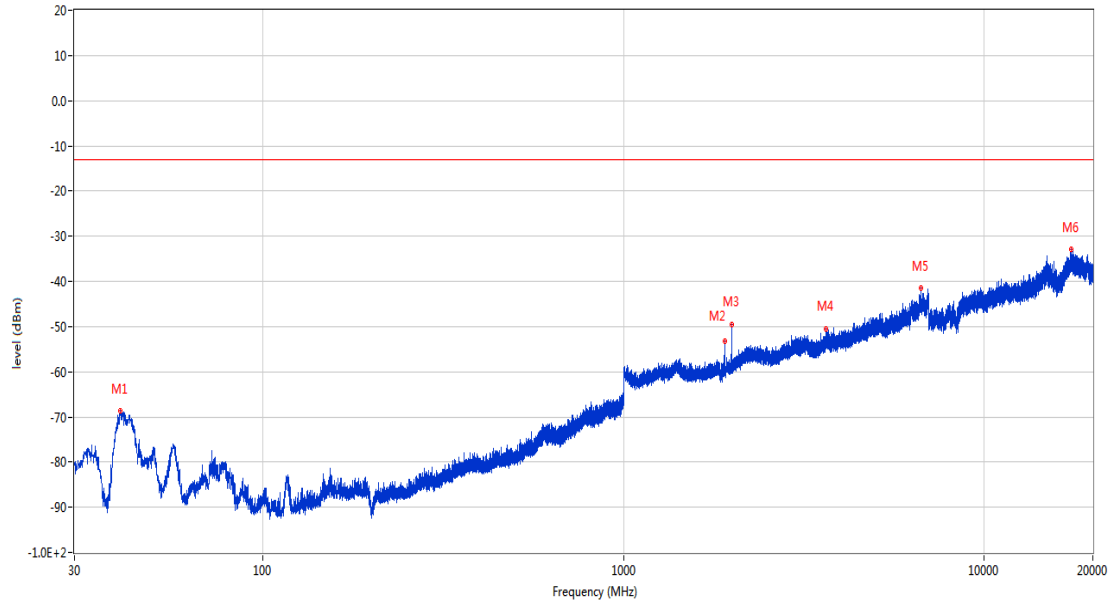
OPPO\_RSE (RF)\_FCC PART2&24&27\_GSM 1900 & CDMA BC1 & WCDMA Band 2 & LTE Band 2 & 25\_1830-1920\_30MHz-20GHz



Frequency (MHz)	Result (dBm)	Factor (dB)	PK Limit (dBm)	Over Limit (dB)	Table (o)	ANT	EUT	Verdict
42.755	-71.02	-16.57	-13.0	-58.02	47.00	Vertical	Vertical	Pass
1909.600	-51.61	-3.79	-13.0	-38.61	348.00	Vertical	Vertical	N/A
3819.600	-50.31	4.95	-13.0	-37.31	182.00	Vertical	Vertical	Pass
5729.000	-43.76	7.39	-13.0	-30.76	152.00	Vertical	Vertical	Pass
11484.137	-39.46	17.71	-13.0	-26.46	21.00	Vertical	Vertical	Pass
17560.011	-33.35	22.47	-13.0	-20.35	46.00	Vertical	Vertical	Pass

RSE-V&H GSM 1900 CH810

OPPO\_RSE (RF )\_FCC PART2&24&27\_GSM 1900 & CDMA BC1 & WCDMA Band 2 & LTE Band 2 & 25\_1830-1920\_30MHz-20GHz



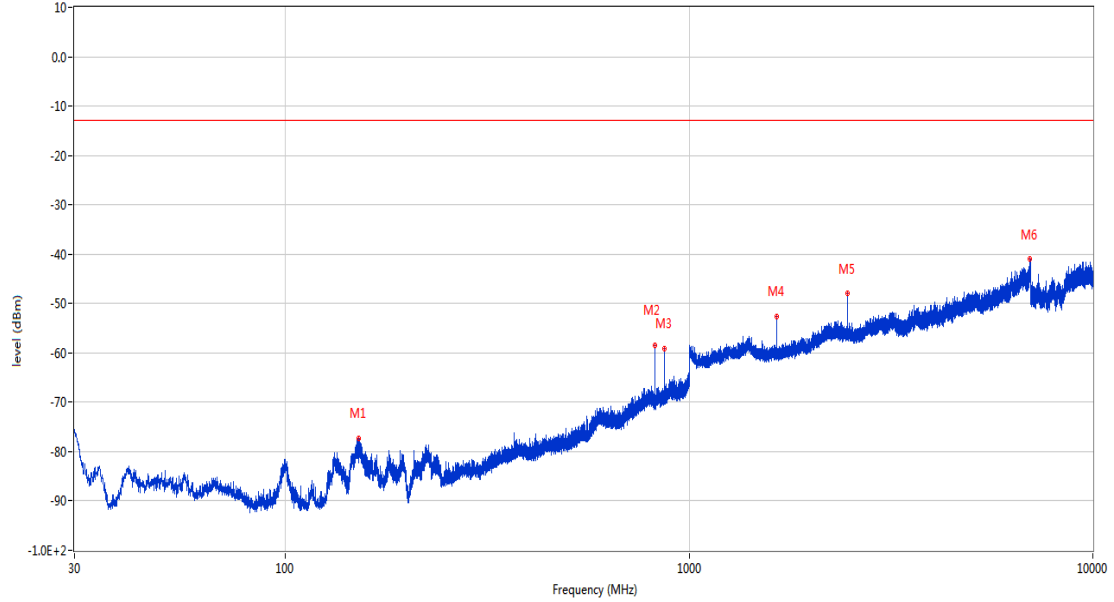
Frequency (MHz)	Result (dBm)	Factor (dB)	PK Limit (dBm)	Over Limit (dB)	Table (o)	ANT	EUT	Verdict
40.282	-68.69	-18.41	-13.0	-55.69	106.00	Vertical	Horizontal	Pass
1909.800	-53.35	-3.79	-13.0	-40.35	313.00	Vertical	Horizontal	N/A
1989.600	-49.60	-4.45	-13.0	-36.60	297.00	Vertical	Horizontal	N/A
3645.600	-50.49	4.48	-13.0	-37.49	118.00	Vertical	Horizontal	Pass
6670.200	-41.44	11.65	-13.0	-28.44	63.00	Vertical	Horizontal	Pass
17426.250	-32.98	22.50	-13.0	-19.98	0.00	Vertical	Horizontal	Pass



EGPRS  
 24 EGPRS 850  
 24.1 EGPRS 850 Low Channel

RSE-H&H EGPRS 850 CH128

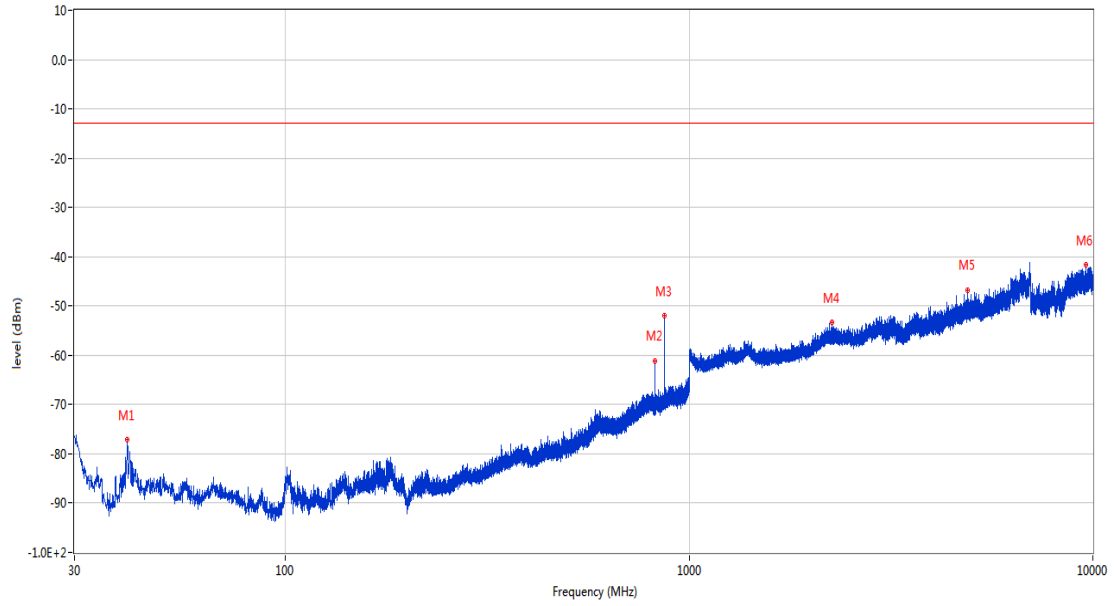
OPPO\_RSE (RF) \_FCC PART22&24&27\_GSM 850 & CDMA BC0 & WCDMA Band5 & LTE Band 5 & 26\_814-849\_30MHz-10GHz



Frequency (MHz)	Result (dBm)	Factor (dB)	PK Limit (dBm)	Over Limit (dB)	Table (o)	ANT	EUT	Verdict
151.638	-77.32	-14.94	-13.0	-64.32	134.00	Horizontal	Horizontal	Pass
824.188	-58.50	2.22	-13.0	-45.50	313.00	Horizontal	Horizontal	N/A
869.244	-59.07	2.38	-13.0	-46.07	279.00	Horizontal	Horizontal	N/A
1648.500	-52.54	-5.85	-13.0	-39.54	252.00	Horizontal	Horizontal	Pass
2472.800	-48.02	-1.28	-13.0	-35.02	300.00	Horizontal	Horizontal	Pass
6982.200	-40.86	13.88	-13.0	-27.86	187.00	Horizontal	Horizontal	Pass

RSE-H&V EGPRS 850 CH128

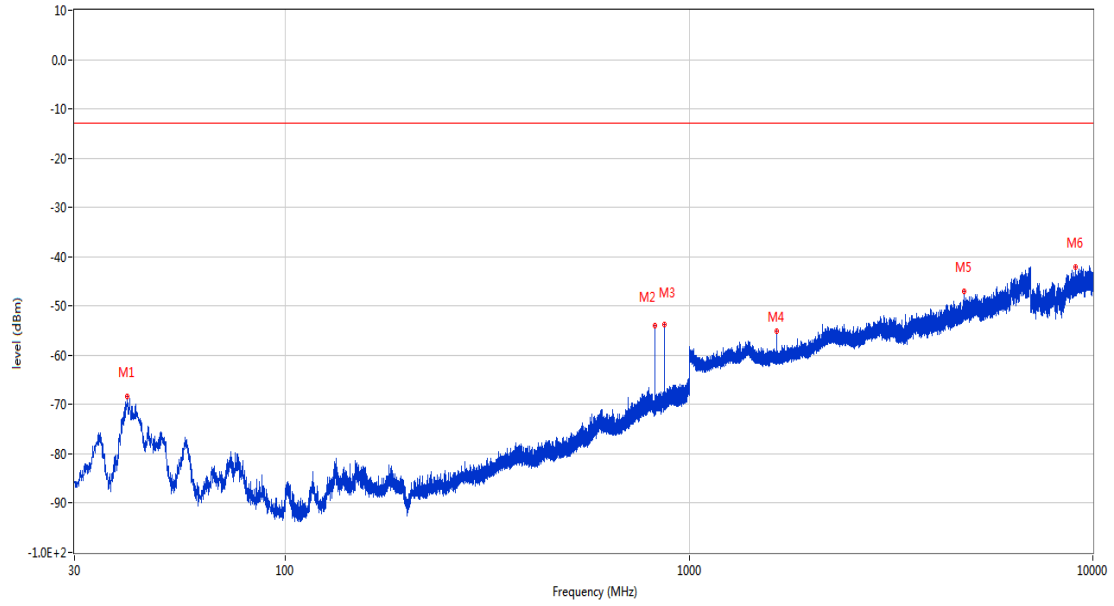
OPPO\_RSE (RF) \_ FCC PART22&24&27\_GSM 850 & CDMA BC0 & WCDMA Band5 & LTE Band 5 & 26\_814-849\_30MHz-10GHz



Frequency (MHz)	Result (dBm)	Factor (dB)	PK Limit (dBm)	Over Limit (dB)	Table (o)	ANT	EUT	Verdict
40.573	-77.11	-18.16	-13.0	-64.11	198.00	Horizontal	Vertical	Pass
824.188	-61.21	2.22	-13.0	-48.21	78.00	Horizontal	Vertical	N/A
869.147	-51.93	2.38	-13.0	-38.93	6.00	Horizontal	Vertical	N/A
2253.800	-53.39	-1.29	-13.0	-40.39	263.00	Horizontal	Vertical	Pass
4905.600	-46.82	7.69	-13.0	-33.82	296.00	Horizontal	Vertical	Pass
9606.700	-41.73	16.40	-13.0	-28.73	127.00	Horizontal	Vertical	Pass

RSE-V&V EGPRS 850 CH128

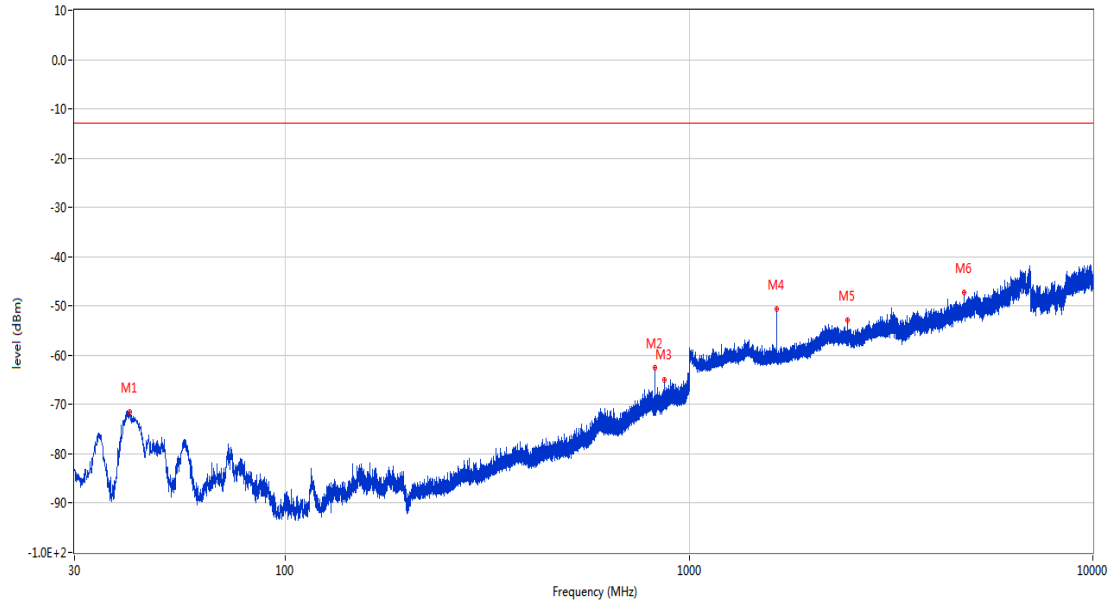
OPPO\_RSE (RF)\_FCC PART22&24&27\_GSM 850 & CDMA BC0 & WCDMA Band5 & LTE Band 5 & 26\_814-849\_30MHz-10GHz



Frequency (MHz)	Result (dBm)	Factor (dB)	PK Limit (dBm)	Over Limit (dB)	Table (o)	ANT	EUT	Verdict
40.573	-68.32	-18.16	-13.0	-55.32	0.00	Vertical	Vertical	Pass
824.188	-53.89	2.22	-13.0	-40.89	254.00	Vertical	Vertical	N/A
869.292	-53.82	2.38	-13.0	-40.82	69.00	Vertical	Vertical	N/A
1648.300	-55.10	-5.85	-13.0	-42.10	157.00	Vertical	Vertical	Pass
4793.600	-47.07	7.59	-13.0	-34.07	350.00	Vertical	Vertical	Pass
9044.050	-42.11	14.99	-13.0	-29.11	143.00	Vertical	Vertical	Pass

RSE-V&H EGPRS 850 CH128

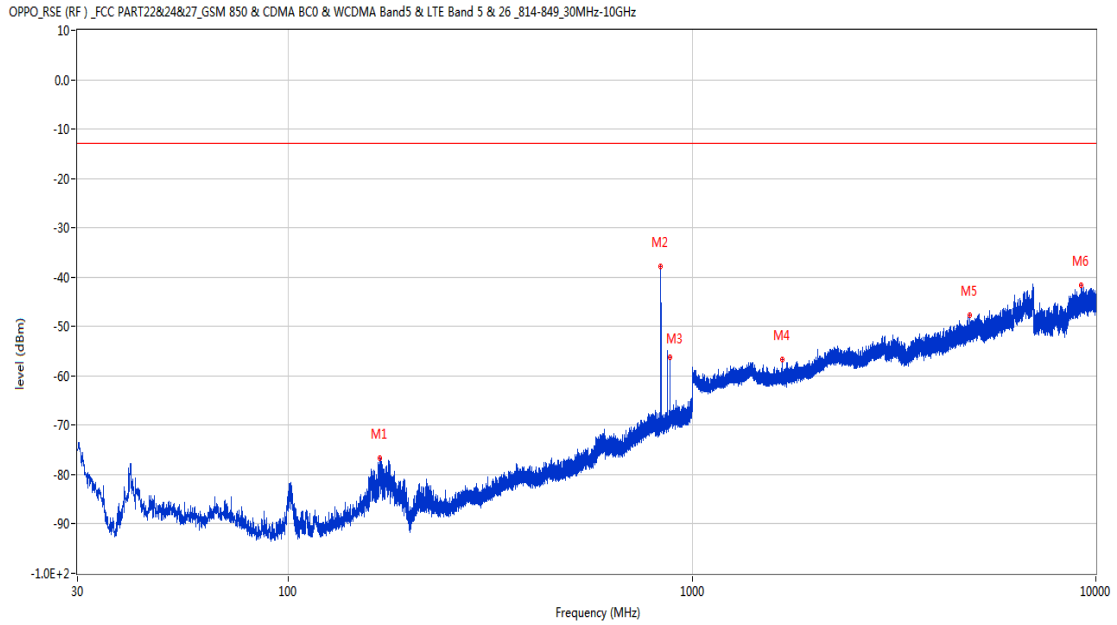
OPPO\_RSE (RF) \_ FCC PART22&24&27\_GSM 850 & CDMA BC0 & WCDMA Band5 & LTE Band 5 & 26\_814-849\_30MHz-10GHz



Frequency (MHz)	Result (dBm)	Factor (dB)	PK Limit (dBm)	Over Limit (dB)	Table (o)	ANT	EUT	Verdict
41.203	-71.60	-17.73	-13.0	-58.60	109.00	Vertical	Horizontal	Pass
824.090	-62.57	2.22	-13.0	-49.57	312.00	Vertical	Horizontal	N/A
869.098	-64.99	2.38	-13.0	-51.99	176.00	Vertical	Horizontal	N/A
1648.400	-50.63	-5.85	-13.0	-37.63	84.00	Vertical	Horizontal	Pass
2472.600	-52.93	-1.30	-13.0	-39.93	98.00	Vertical	Horizontal	Pass
4806.000	-47.21	7.26	-13.0	-34.21	193.00	Vertical	Horizontal	Pass

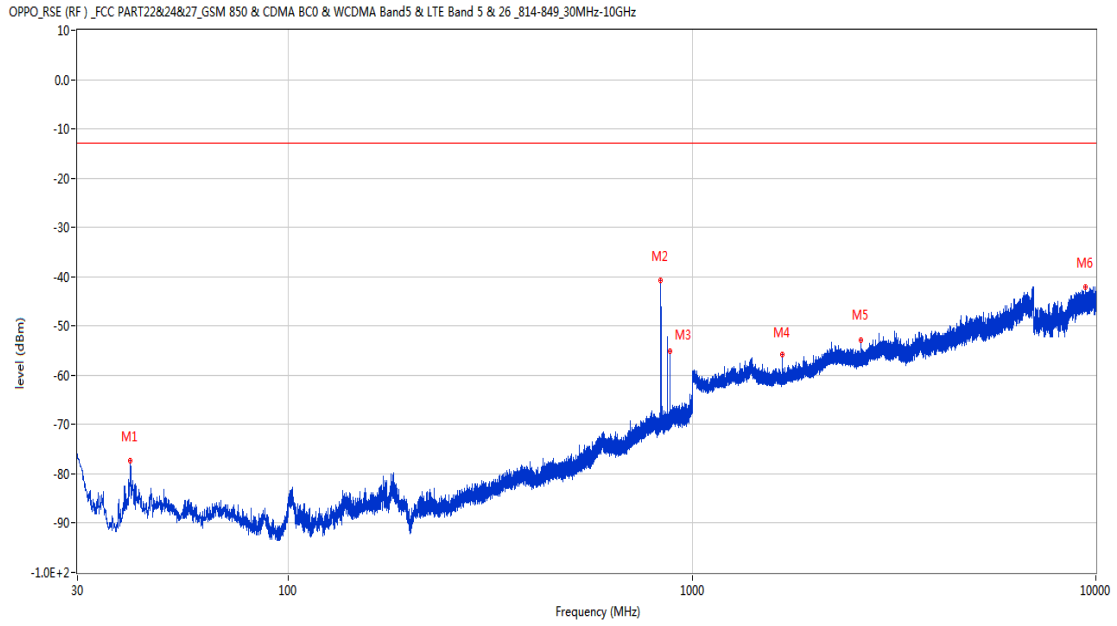
## 24.2 EGPRS 850 Middle Channel

RSE-H&H EGPRS 850 CH190



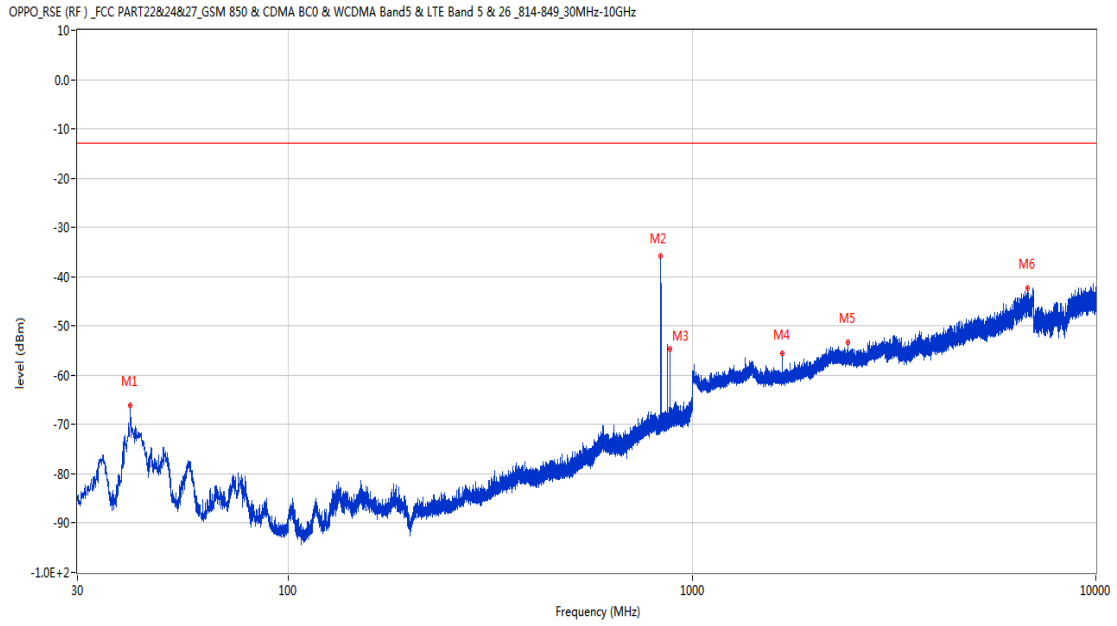
Frequency (MHz)	Result (dBm)	Factor (dB)	PK Limit (dBm)	Over Limit (dB)	Table (o)	ANT	EUT	Verdict
168.419	-76.71	-15.27	-13.0	-63.71	106.00	Horizontal	Horizontal	Pass
836.555	-37.85	2.59	-13.0	-24.85	273.00	Horizontal	Horizontal	N/A
881.660	-56.26	2.81	-13.0	-43.26	282.00	Horizontal	Horizontal	N/A
1672.800	-56.73	-5.89	-13.0	-43.73	93.00	Horizontal	Horizontal	Pass
4858.800	-47.70	7.05	-13.0	-34.70	329.00	Horizontal	Horizontal	Pass
9217.000	-41.73	15.34	-13.0	-28.73	-3.00	Horizontal	Horizontal	Pass

RSE-H&V EGPRS 850 CH190



Frequency (MHz)	Result (dBm)	Factor (dB)	PK Limit (dBm)	Over Limit (dB)	Table (o)	ANT	EUT	Verdict
40.573	-77.37	-18.16	-13.0	-64.37	333.00	Horizontal	Vertical	Pass
836.555	-40.67	2.59	-13.0	-27.67	158.00	Horizontal	Vertical	N/A
881.563	-55.21	2.80	-13.0	-42.21	0.00	Horizontal	Vertical	N/A
1673.200	-55.67	-5.86	-13.0	-42.67	285.00	Horizontal	Vertical	Pass
2622.800	-52.96	-0.94	-13.0	-39.96	45.00	Horizontal	Vertical	Pass
9441.549	-42.16	16.51	-13.0	-29.16	129.00	Horizontal	Vertical	Pass

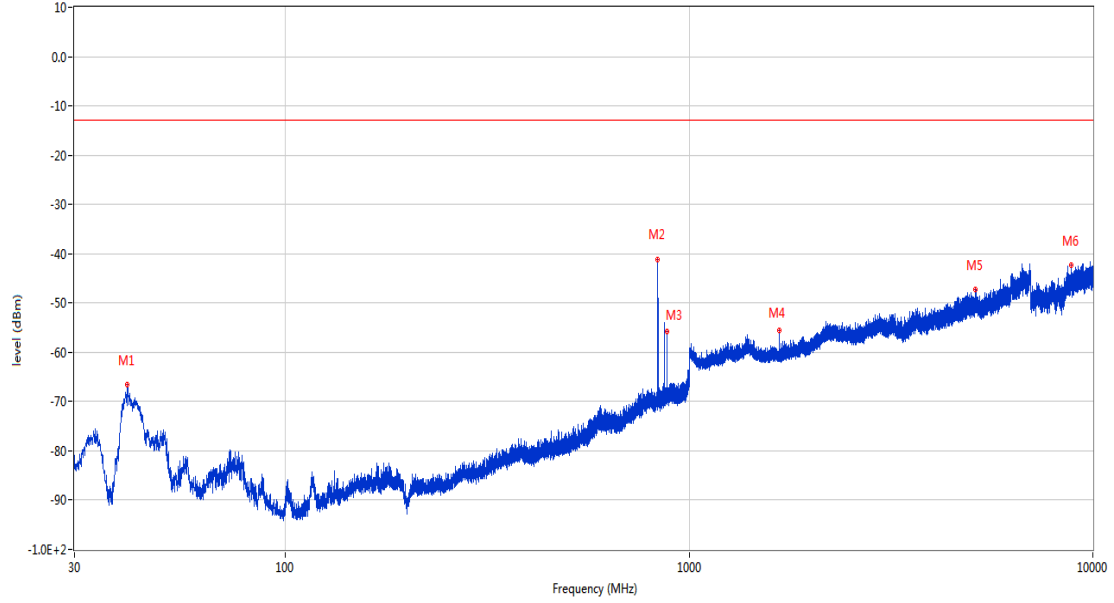
RSE-V&V EGPRS 850 CH190



Frequency (MHz)	Result (dBm)	Factor (dB)	PK Limit (dBm)	Over Limit (dB)	Table (o)	ANT	EUT	Verdict
40.525	-66.12	-18.20	-13.0	-53.12	64.00	Vertical	Vertical	Pass
836.652	-35.72	2.60	-13.0	-22.72	293.00	Vertical	Vertical	N/A
881.514	-54.76	2.80	-13.0	-41.76	338.00	Vertical	Vertical	N/A
1673.300	-55.51	-5.85	-13.0	-42.51	33.00	Vertical	Vertical	Pass
2435.400	-53.27	-1.05	-13.0	-40.27	315.00	Vertical	Vertical	Pass
6786.400	-42.21	12.23	-13.0	-29.21	37.00	Vertical	Vertical	Pass

RSE-V&H EGPRS 850 CH190

OPPO\_RSE (RF)\_FCC PART22&24&27\_GSM 850 & CDMA BC0 & WCDMA Band5 & LTE Band 5 & 26\_814-849\_30MHz-10GHz

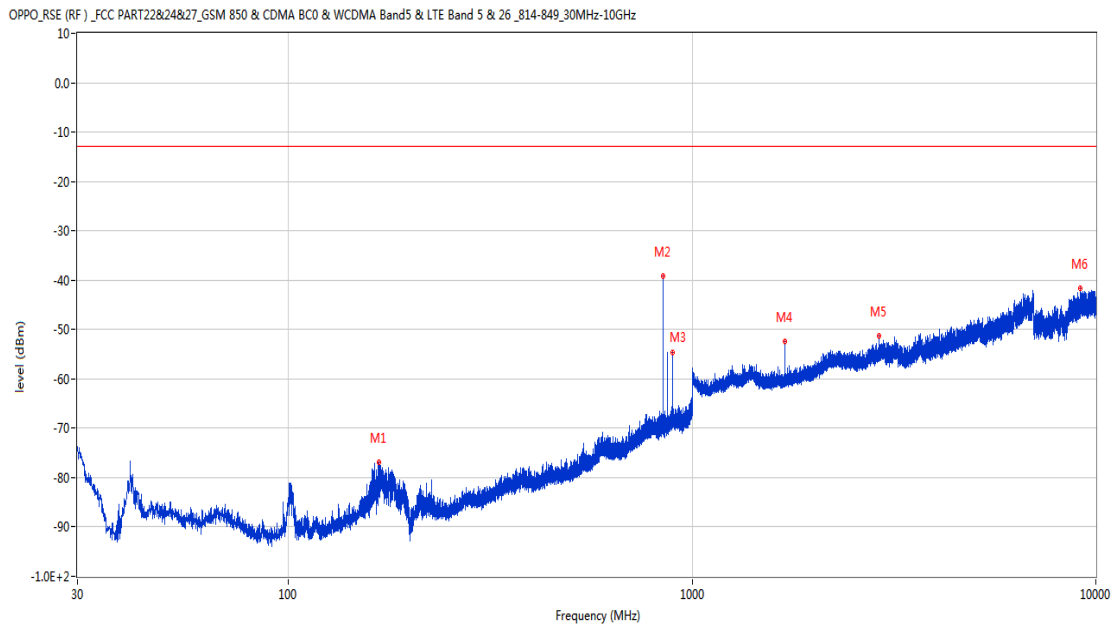


Frequency (MHz)	Result (dBm)	Factor (dB)	PK Limit (dBm)	Over Limit (dB)	Table (o)	ANT	EUT	Verdict
40.573	-66.61	-18.16	-13.0	-53.61	209.00	Vertical	Horizontal	Pass
836.604	-41.26	2.59	-13.0	-28.26	54.00	Vertical	Horizontal	N/A
881.514	-55.82	2.80	-13.0	-42.82	102.00	Vertical	Horizontal	N/A
1673.300	-55.48	-5.85	-13.0	-42.48	240.00	Vertical	Horizontal	Pass
5111.200	-47.25	7.78	-13.0	-34.25	361.00	Vertical	Horizontal	Pass
8827.450	-42.30	15.09	-13.0	-29.30	-1.00	Vertical	Horizontal	Pass



## 24.3 EGPRS 850 High Channel

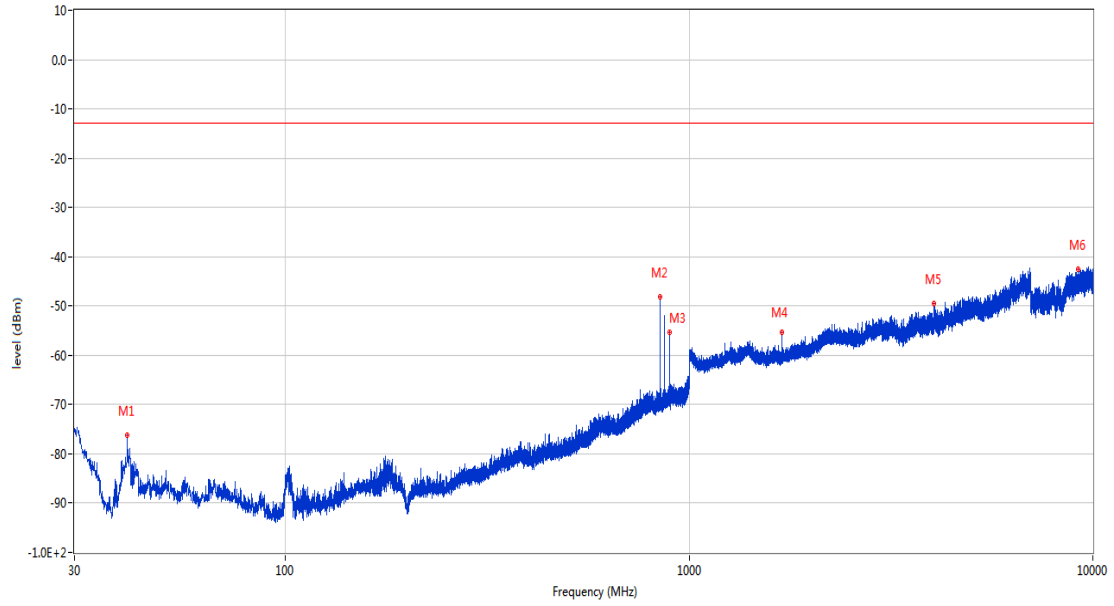
RSE-H&H EGPRS 850 CH251



Frequency (MHz)	Result (dBm)	Factor (dB)	PK Limit (dBm)	Over Limit (dB)	Table (o)	ANT	EUT	Verdict
167.740	-76.98	-15.20	-13.0	-63.98	94.00	Horizontal	Horizontal	Pass
848.825	-39.24	2.47	-13.0	-26.24	233.00	Horizontal	Horizontal	N/A
893.833	-54.73	3.53	-13.0	-41.73	265.00	Horizontal	Horizontal	N/A
1697.400	-52.46	-5.62	-13.0	-39.46	80.00	Horizontal	Horizontal	Pass
2898.500	-51.32	2.11	-13.0	-38.32	256.00	Horizontal	Horizontal	Pass
9173.650	-41.73	14.89	-13.0	-28.73	24.00	Horizontal	Horizontal	Pass

RSE-H&V EGPRS 850 CH251

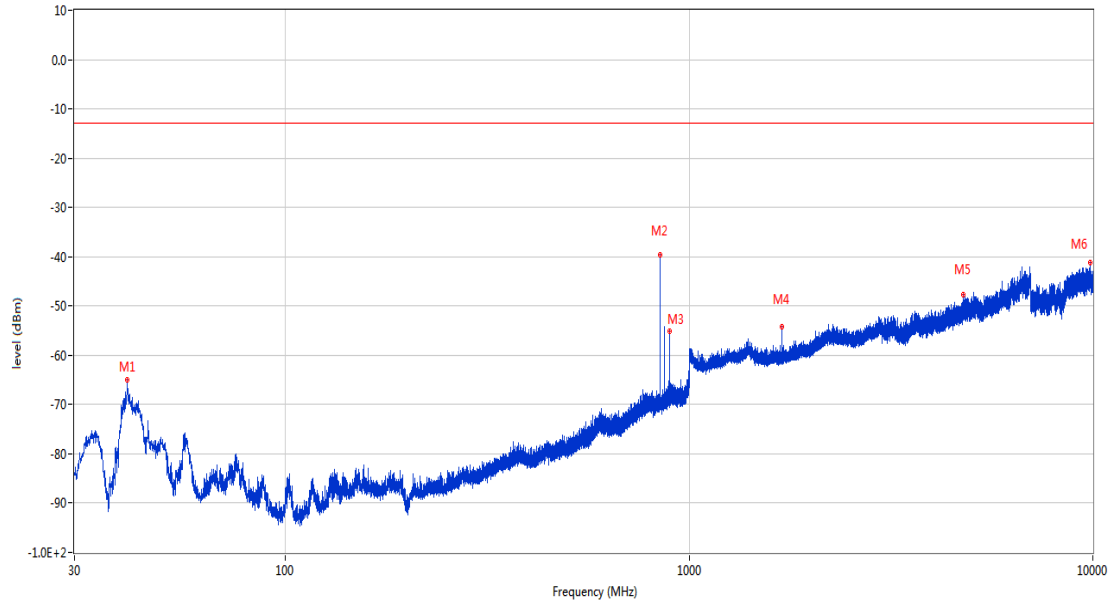
OPPO\_RSE (RF) \_ FCC PART22&24&27\_GSM 850 & CDMA BC0 & WCDMA Band5 & LTE Band 5 & 26\_814-849\_30MHz-10GHz



Frequency (MHz)	Result (dBm)	Factor (dB)	PK Limit (dBm)	Over Limit (dB)	Table (o)	ANT	EUT	Verdict
40.525	-76.24	-18.20	-13.0	-63.24	144.00	Horizontal	Vertical	Pass
848.777	-48.21	2.47	-13.0	-35.21	166.00	Horizontal	Vertical	N/A
893.785	-55.42	3.53	-13.0	-42.42	17.00	Horizontal	Vertical	N/A
1697.400	-55.39	-5.62	-13.0	-42.39	159.00	Horizontal	Vertical	Pass
4040.400	-49.54	5.31	-13.0	-36.54	320.00	Horizontal	Vertical	Pass
9190.150	-42.53	15.18	-13.0	-29.53	286.00	Horizontal	Vertical	Pass

RSE-V&V EGPRS 850 CH251

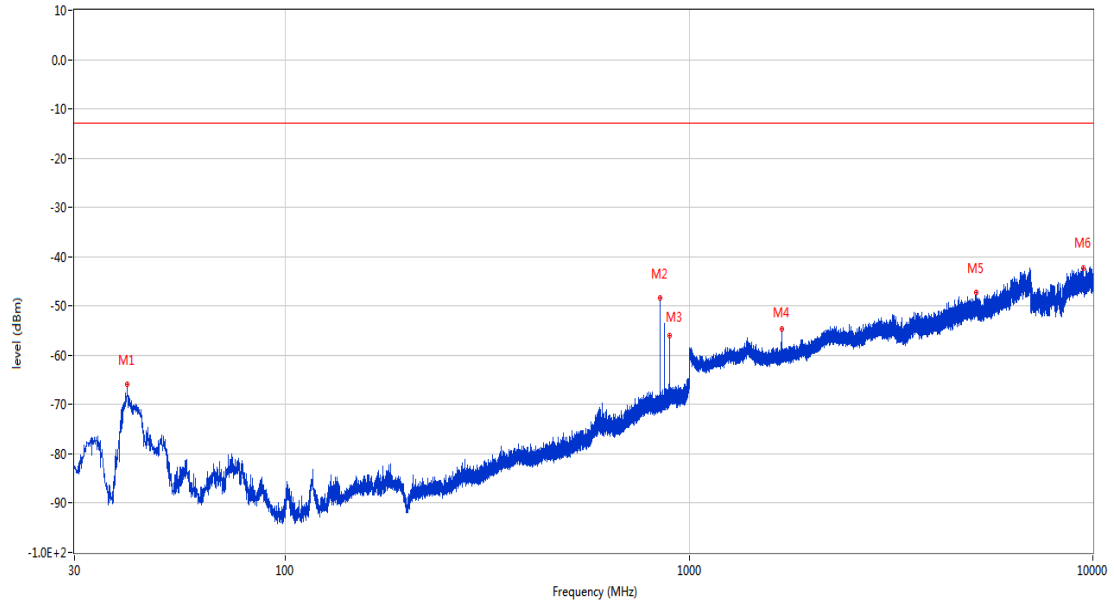
OPPO\_RSE (RF)\_FCC PART22&24&27\_GSM 850 & CDMA BC0 & WCDMA Band5 & LTE Band 5 & 26\_814-849\_30MHz-10GHz



Frequency (MHz)	Result (dBm)	Factor (dB)	PK Limit (dBm)	Over Limit (dB)	Table (o)	ANT	EUT	Verdict
40.525	-64.99	-18.20	-13.0	-51.99	238.00	Vertical	Vertical	Pass
848.825	-39.64	2.47	-13.0	-26.64	38.00	Vertical	Vertical	N/A
893.737	-55.15	3.53	-13.0	-42.15	355.00	Vertical	Vertical	N/A
1697.400	-54.23	-5.62	-13.0	-41.23	160.00	Vertical	Vertical	Pass
4787.200	-47.73	7.43	-13.0	-34.73	291.00	Vertical	Vertical	Pass
9839.350	-41.17	16.99	-13.0	-28.17	-3.00	Vertical	Vertical	Pass

RSE-V&H EGPRS 850 CH251

OPPO\_RSE (RF) \_ FCC PART22&24&27\_GSM 850 & CDMA BC0 & WCDMA Band5 & LTE Band 5 & 26\_814-849\_30MHz-10GHz



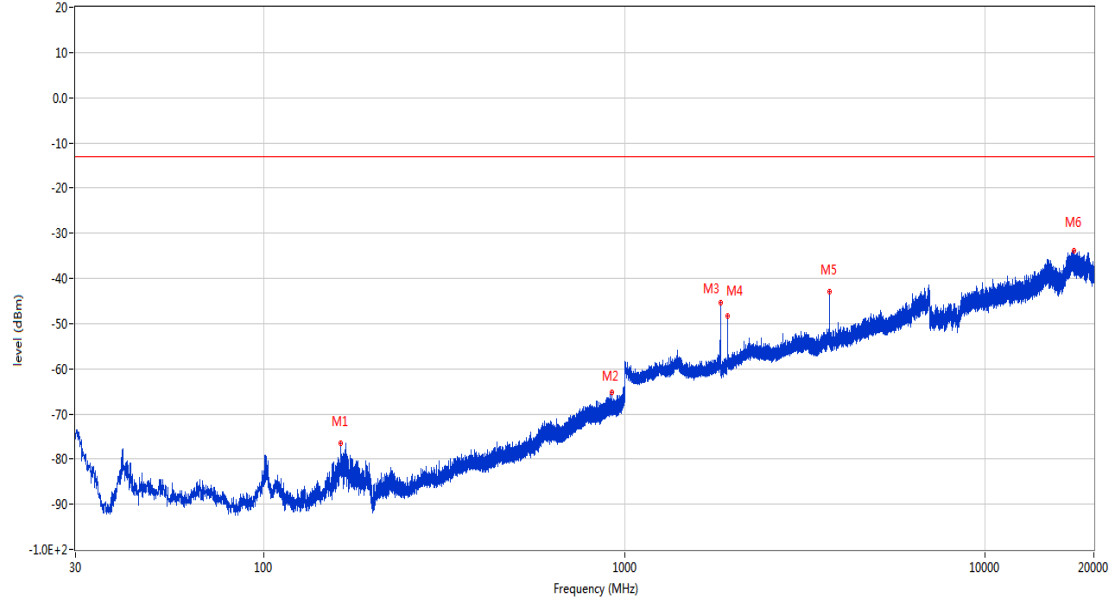
Frequency (MHz)	Result (dBm)	Factor (dB)	PK Limit (dBm)	Over Limit (dB)	Table (o)	ANT	EUT	Verdict
40.525	-65.98	-18.20	-13.0	-52.98	91.00	Vertical	Horizontal	Pass
848.777	-48.47	2.47	-13.0	-35.47	61.00	Vertical	Horizontal	N/A
893.737	-55.95	3.53	-13.0	-42.95	288.00	Vertical	Horizontal	N/A
1697.500	-54.57	-5.62	-13.0	-41.57	51.00	Vertical	Horizontal	Pass
5131.000	-47.34	7.76	-13.0	-34.34	261.00	Vertical	Horizontal	Pass
9459.849	-42.42	16.53	-13.0	-29.42	-3.00	Vertical	Horizontal	Pass

## 25 EGPRS 1900

### 25.1 EGPRS 1900 Low Channel

RSE-H&H EGPRS 1900 CH512

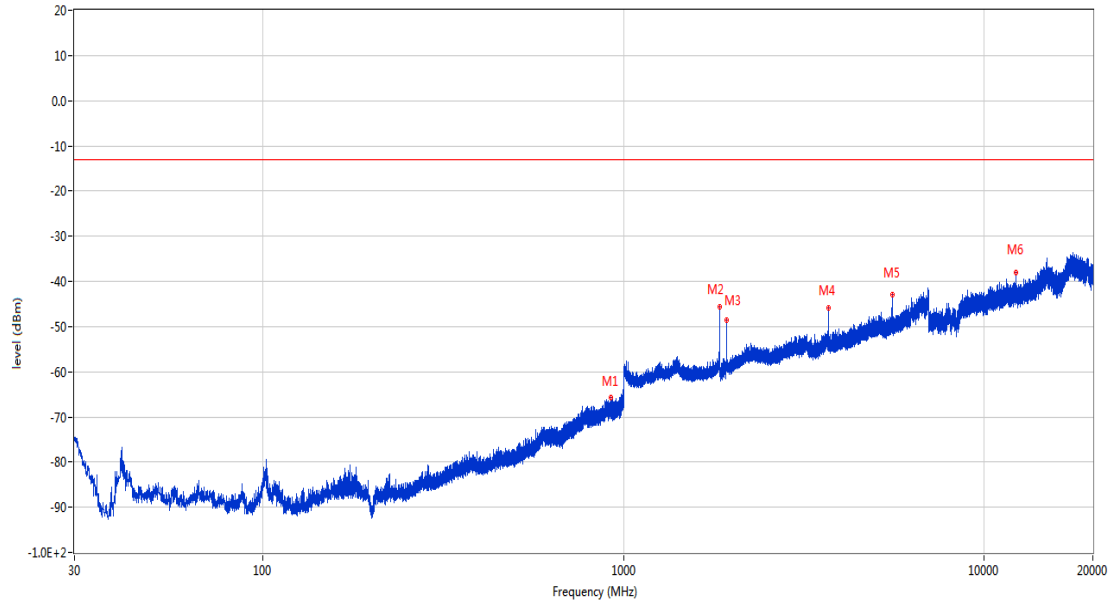
OPPO\_RSE (RF) \_FCC PART22&24&27\_GSM 1900 & CDMA BC1 & WCDMA Band 2 & LTE Band 2 & 25\_1830-1920\_30MHz-20GHz



Frequency (MHz)	Result (dBm)	Factor (dB)	PK Limit (dBm)	Over Limit (dB)	Table (o)	ANT	EUT	Verdict
163.181	-76.54	-15.03	-13.0	-63.54	52.00	Horizontal	Horizontal	Pass
921.381	-65.23	3.47	-13.0	-52.23	161.00	Horizontal	Horizontal	Pass
1850.200	-45.47	-4.40	-13.0	-32.47	142.00	Horizontal	Horizontal	N/A
1930.300	-48.28	-3.80	-13.0	-35.28	228.00	Horizontal	Horizontal	N/A
3700.000	-43.03	5.00	-13.0	-30.03	148.00	Horizontal	Horizontal	Pass
17592.275	-33.76	22.05	-13.0	-20.76	256.00	Horizontal	Horizontal	Pass

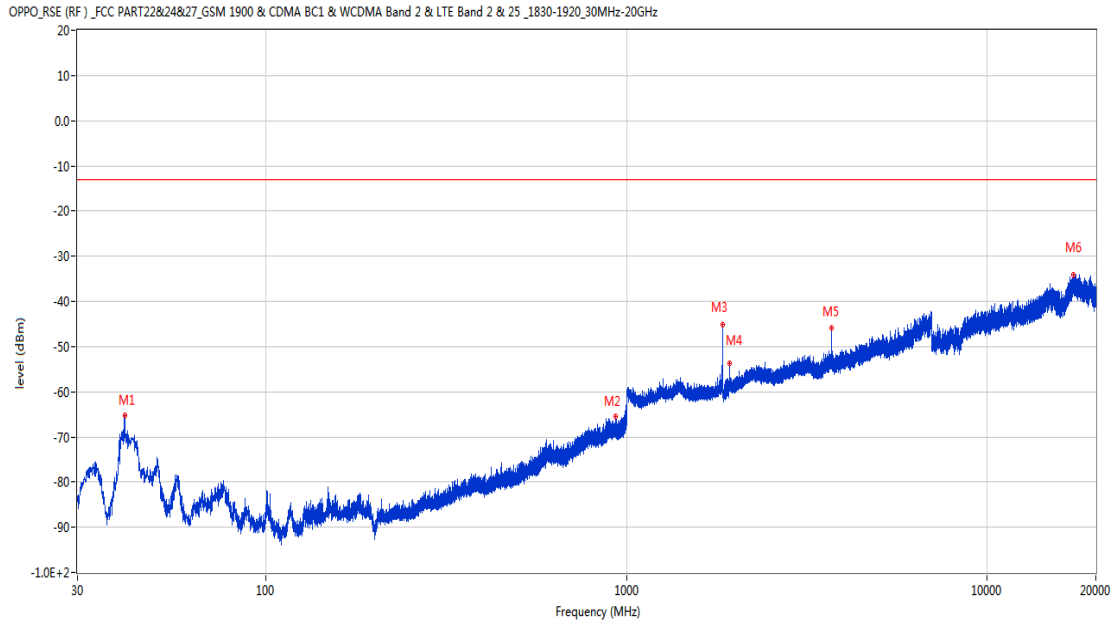
RSE-H&V EGPRS 1900 CH512

OPPO\_RSE (RF) \_ FCC PART22&24&27\_GSM 1900 & CDMA BC1 & WCDMA Band 2 & LTE Band 2 & 25\_1830-1920\_30MHz-20GHz



Frequency (MHz)	Result (dBm)	Factor (dB)	PK Limit (dBm)	Over Limit (dB)	Table (o)	ANT	EUT	Verdict
921.139	-65.61	3.47	-13.0	-52.61	161.00	Horizontal	Vertical	Pass
1850.200	-45.69	-4.40	-13.0	-32.69	176.00	Horizontal	Vertical	N/A
1930.400	-48.59	-3.80	-13.0	-35.59	127.00	Horizontal	Vertical	N/A
3700.400	-45.79	4.98	-13.0	-32.79	138.00	Horizontal	Vertical	Pass
5550.400	-43.06	7.49	-13.0	-30.06	128.00	Horizontal	Vertical	Pass
12225.887	-37.98	17.91	-13.0	-24.98	0.00	Horizontal	Vertical	Pass

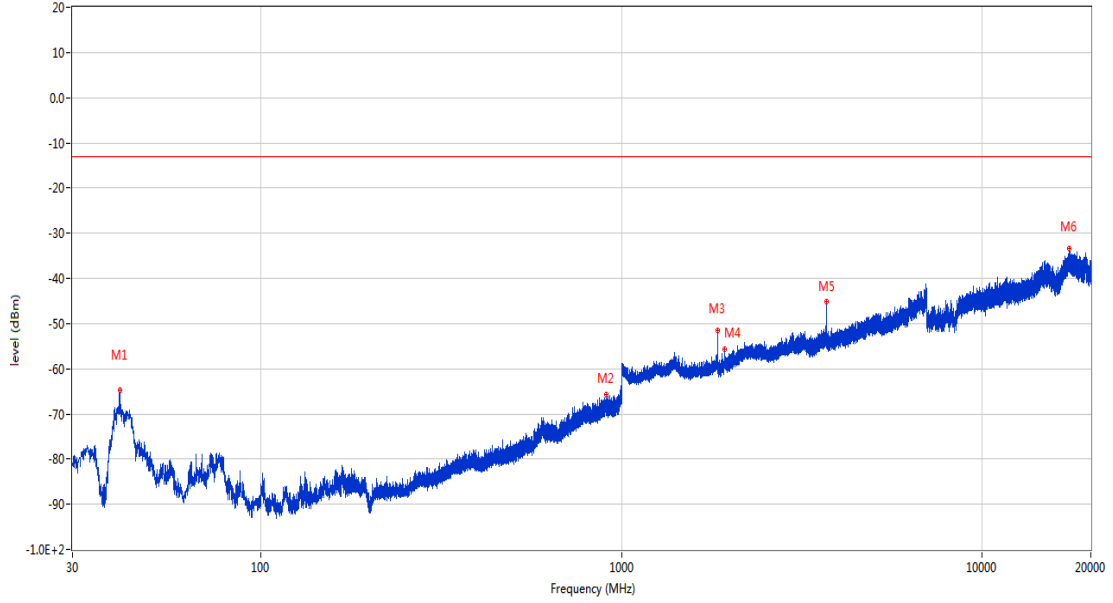
RSE-V&V EGPRS 1900 CH512



Frequency (MHz)	Result (dBm)	Factor (dB)	PK Limit (dBm)	Over Limit (dB)	Table (o)	ANT	EUT	Verdict
40.525	-65.16	-18.23	-13.0	-52.16	-3.00	Vertical	Vertical	Pass
929.481	-65.39	3.42	-13.0	-52.39	-3.00	Vertical	Vertical	Pass
1850.200	-45.22	-4.40	-13.0	-32.22	191.00	Vertical	Vertical	N/A
1930.300	-53.67	-3.80	-13.0	-40.67	360.00	Vertical	Vertical	N/A
3700.200	-45.92	4.99	-13.0	-32.92	178.00	Vertical	Vertical	Pass
17361.000	-34.03	21.55	-13.0	-21.03	112.00	Vertical	Vertical	Pass

RSE-V&H EGPRS 1900 CH512

OPPO\_RSE (RF) \_ FCC PART22&24&27\_GSM 1900 & CDMA BC1 & WCDMA Band 2 & LTE Band 2 & 25\_1830-1920\_30MHz-20GHz



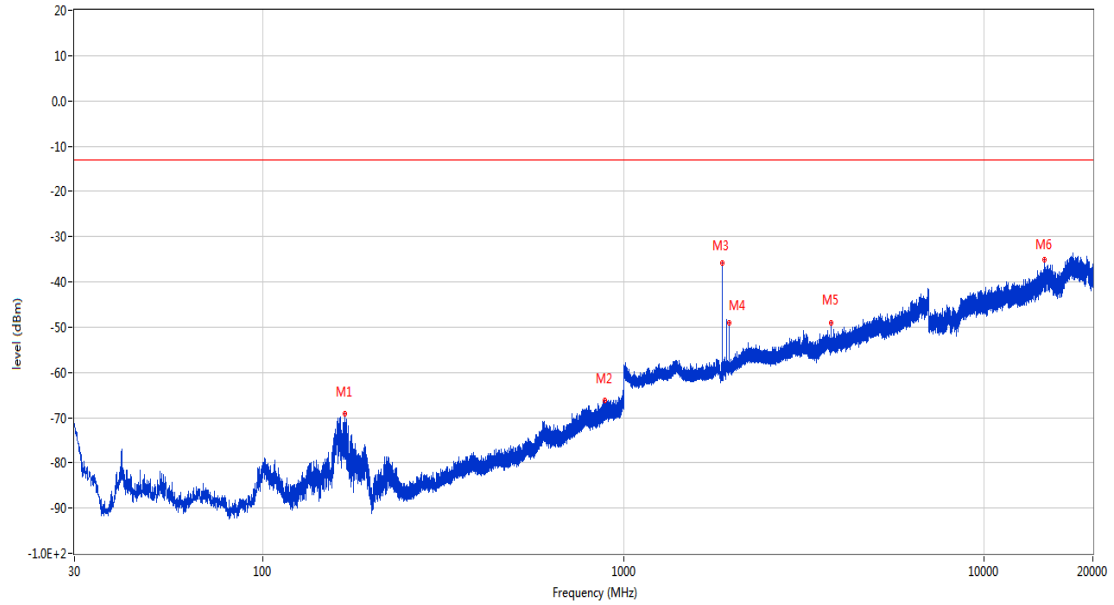
Frequency (MHz)	Result (dBm)	Factor (dB)	PK Limit (dBm)	Over Limit (dB)	Table (o)	ANT	EUT	Verdict
40.525	-64.67	-18.23	-13.0	-51.67	215.00	Vertical	Horizontal	Pass
906.783	-65.79	3.53	-13.0	-52.79	45.00	Vertical	Horizontal	Pass
1850.100	-51.59	-4.40	-13.0	-38.59	91.00	Vertical	Horizontal	N/A
1929.700	-55.72	-3.80	-13.0	-42.72	41.00	Vertical	Horizontal	N/A
3700.200	-45.24	4.99	-13.0	-32.24	223.00	Vertical	Horizontal	Pass
17420.812	-33.45	22.63	-13.0	-20.45	272.00	Vertical	Horizontal	Pass



## 25.2 EGPRS 1900 Middle Channel

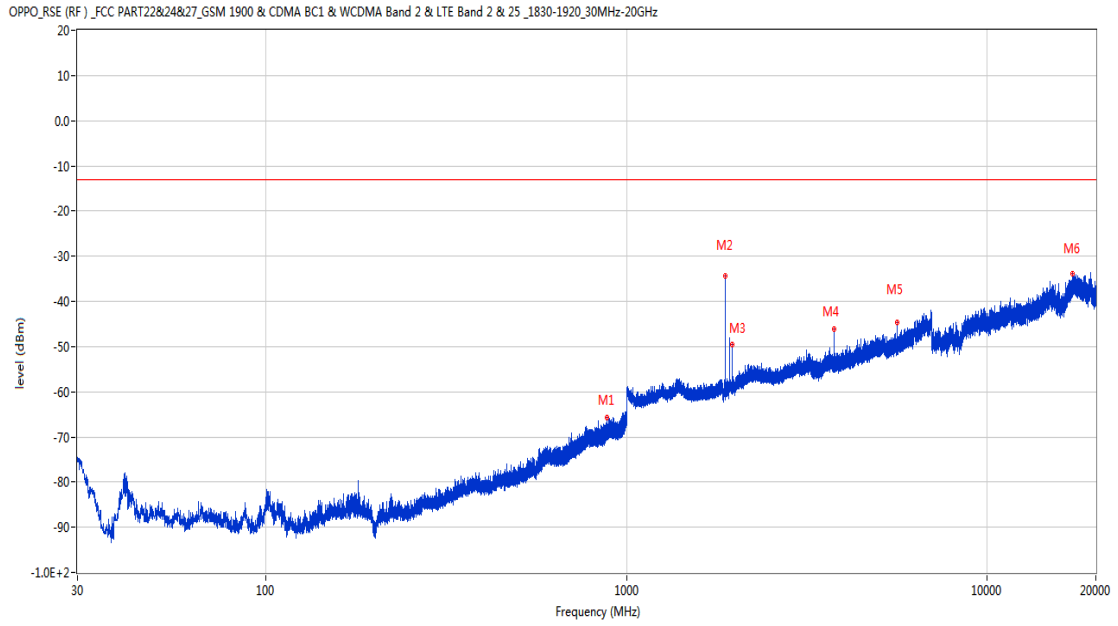
RSE-H&H EGPRS 1900 CH661

OPPO\_RSE (RF) \_FCC PART22&24&27\_GSM 1900 & CDMA BC1 & WCDMA Band 2 & LTE Band 2 & 25\_1830-1920\_30MHz-20GHz



Frequency (MHz)	Result (dBm)	Factor (dB)	PK Limit (dBm)	Over Limit (dB)	Table (o)	ANT	EUT	Verdict
169.001	-69.07	-15.26	-13.0	-56.07	64.00	Horizontal	Horizontal	Pass
884.667	-66.14	3.02	-13.0	-53.14	259.00	Horizontal	Horizontal	Pass
1879.900	-35.93	-4.03	-13.0	-22.93	130.00	Horizontal	Horizontal	N/A
1959.800	-49.10	-4.68	-13.0	-36.10	221.00	Horizontal	Horizontal	N/A
3759.800	-48.97	3.66	-13.0	-35.97	124.00	Horizontal	Horizontal	Pass
14647.687	-35.06	18.78	-13.0	-22.06	0.00	Horizontal	Horizontal	Pass

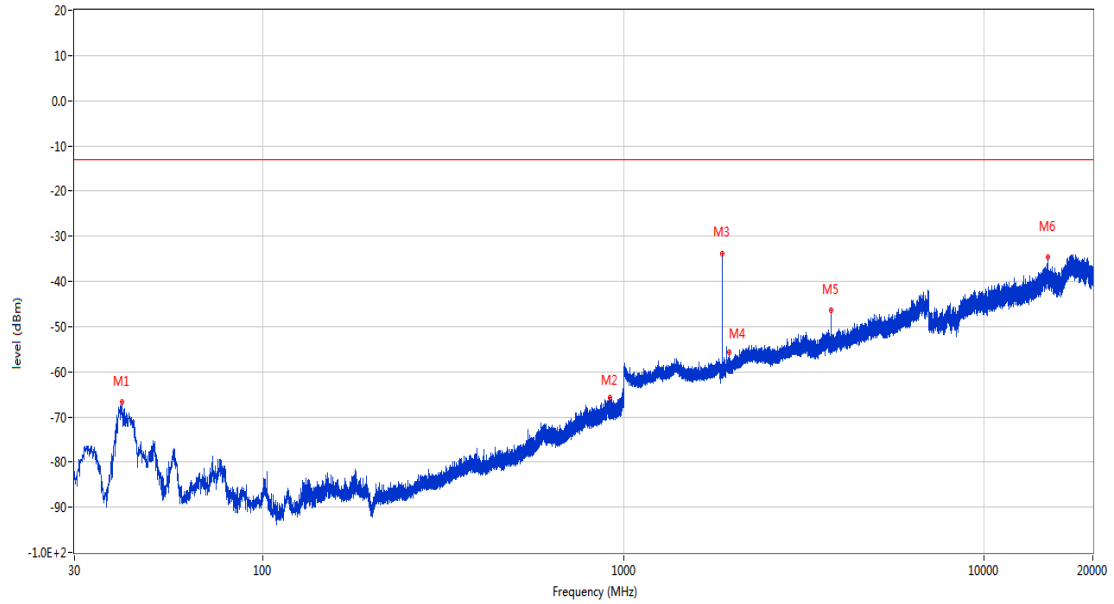
RSE-H&V EGPRS 1900 CH661



Frequency (MHz)	Result (dBm)	Factor (dB)	PK Limit (dBm)	Over Limit (dB)	Table (o)	ANT	EUT	Verdict
882.727	-65.72	2.84	-13.0	-52.72	35.00	Horizontal	Vertical	Pass
1879.800	-34.44	-4.03	-13.0	-21.44	177.00	Horizontal	Vertical	N/A
1959.700	-49.53	-4.68	-13.0	-36.53	140.00	Horizontal	Vertical	N/A
3760.000	-46.19	3.68	-13.0	-33.19	182.00	Horizontal	Vertical	Pass
5639.800	-44.72	7.15	-13.0	-31.72	132.00	Horizontal	Vertical	Pass
17209.113	-33.97	20.58	-13.0	-20.97	-3.00	Horizontal	Vertical	Pass

RSE-V&V EGPRS 1900 CH661

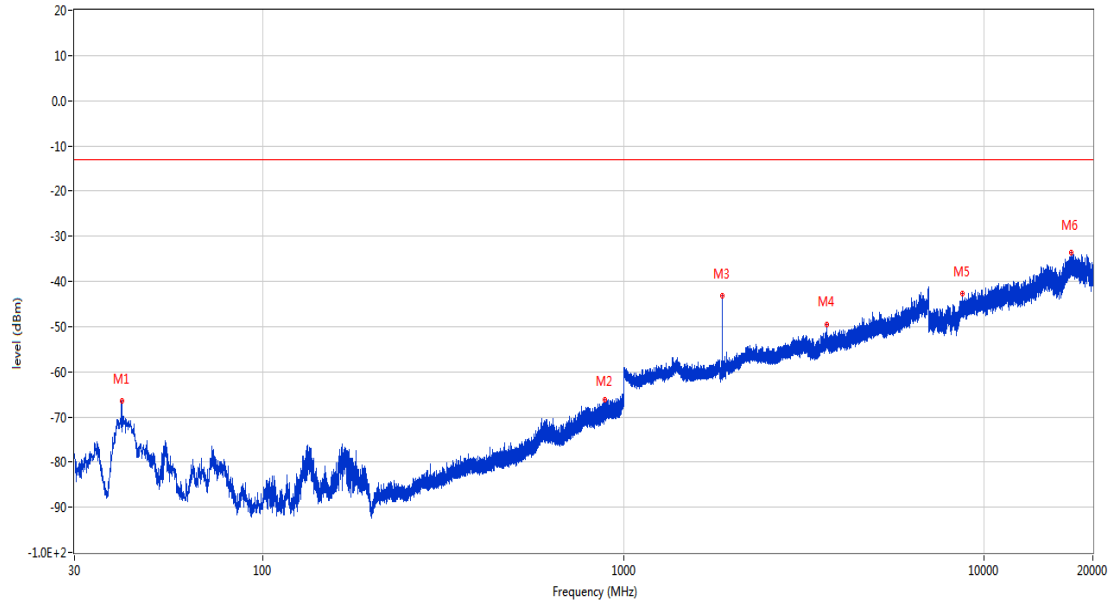
OPPO\_RSE (RF )\_FCC PART2&24&27\_GSM 1900 & CDMA BC1 & WCDMA Band 2 & LTE Band 2 & 25\_1830-1920\_30MHz-20GHz



Frequency (MHz)	Result (dBm)	Factor (dB)	PK Limit (dBm)	Over Limit (dB)	Table (o)	ANT	EUT	Verdict
40.573	-66.70	-18.19	-13.0	-53.70	181.00	Vertical	Vertical	Pass
916.143	-65.67	3.51	-13.0	-52.67	163.00	Vertical	Vertical	Pass
1879.900	-33.97	-4.03	-13.0	-20.97	168.00	Vertical	Vertical	N/A
1960.000	-55.76	-4.68	-13.0	-42.76	93.00	Vertical	Vertical	N/A
3759.800	-46.46	3.66	-13.0	-33.46	176.00	Vertical	Vertical	Pass
15053.325	-34.55	20.33	-13.0	-21.55	363.00	Vertical	Vertical	Pass

RSE-V&H EGPRS 1900 CH661

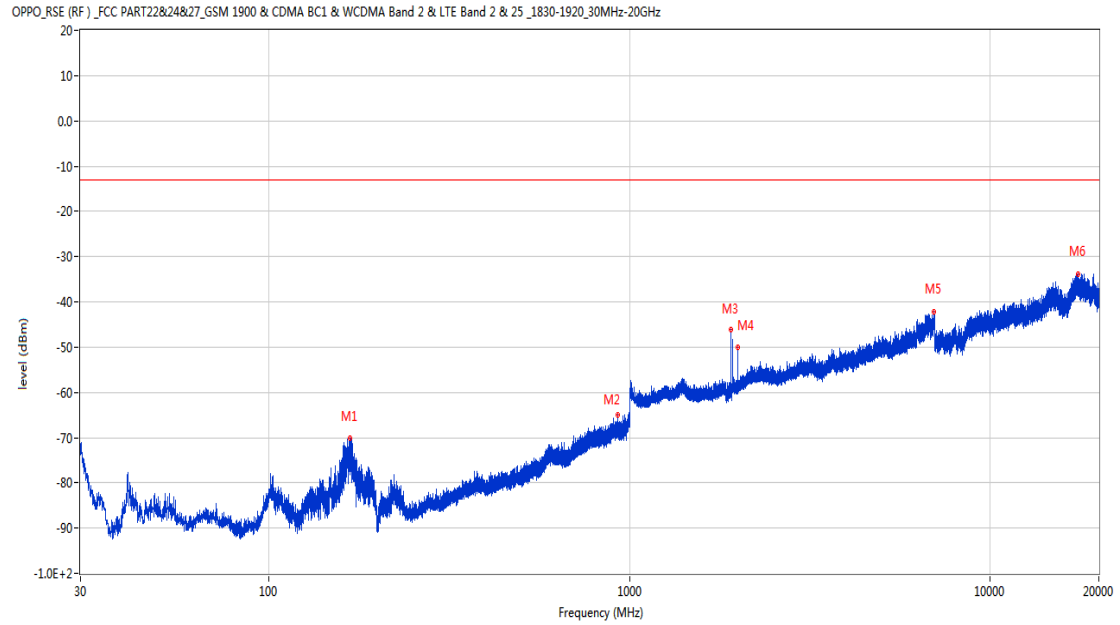
OPPO\_RSE (RF )\_FCC PART2&24&27\_GSM 1900 & CDMA BC1 & WCDMA Band 2 & LTE Band 2 & 25\_1830-1920\_30MHz-20GHz



Frequency (MHz)	Result (dBm)	Factor (dB)	PK Limit (dBm)	Over Limit (dB)	Table (o)	ANT	EUT	Verdict
40.525	-66.51	-18.23	-13.0	-53.51	85.00	Vertical	Horizontal	Pass
888.596	-66.23	3.10	-13.0	-53.23	-1.00	Vertical	Horizontal	Pass
1879.900	-43.20	-4.03	-13.0	-30.20	38.00	Vertical	Horizontal	N/A
3660.000	-49.52	3.83	-13.0	-36.52	281.00	Vertical	Horizontal	Pass
8710.912	-42.71	13.77	-13.0	-29.71	10.00	Vertical	Horizontal	Pass
17411.750	-33.57	22.68	-13.0	-20.57	29.00	Vertical	Horizontal	Pass

## 25.3 EGPRS 1900 High Channel

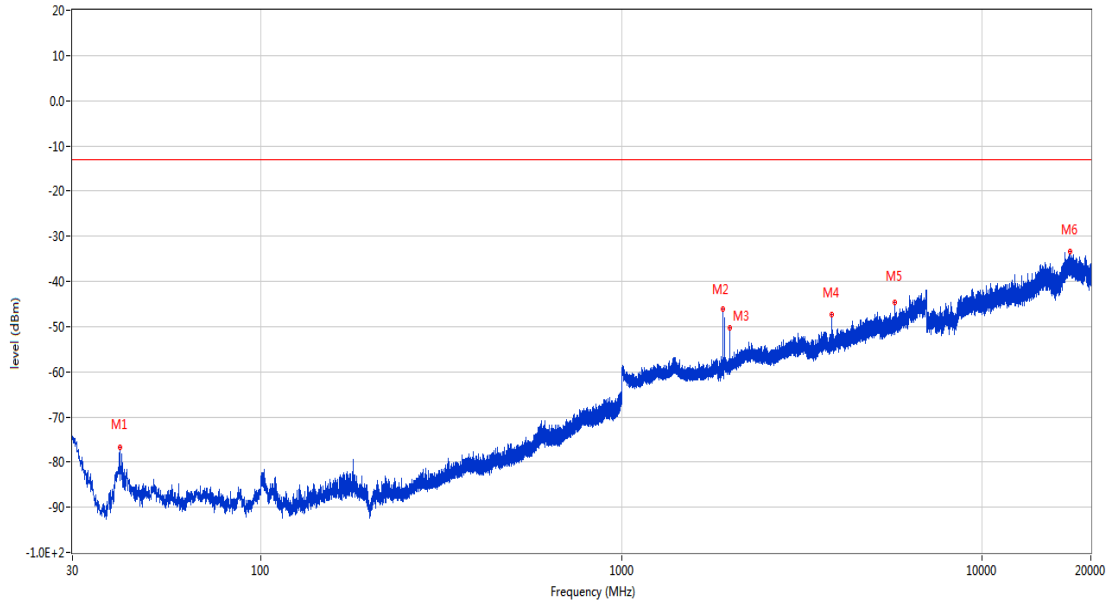
RSE-H&H EGPRS 1900 CH810



Frequency (MHz)	Result (dBm)	Factor (dB)	PK Limit (dBm)	Over Limit (dB)	Table (o)	ANT	EUT	Verdict
167.352	-70.20	-15.14	-13.0	-57.20	52.00	Horizontal	Horizontal	Pass
927.056	-65.05	3.36	-13.0	-52.05	-1.00	Horizontal	Horizontal	Pass
1909.700	-46.08	-3.79	-13.0	-33.08	135.00	Horizontal	Horizontal	N/A
1989.900	-50.13	-4.44	-13.0	-37.13	221.00	Horizontal	Horizontal	N/A
6993.600	-42.14	13.65	-13.0	-29.14	54.00	Horizontal	Horizontal	Pass
17488.239	-33.84	21.45	-13.0	-20.84	-3.00	Horizontal	Horizontal	Pass

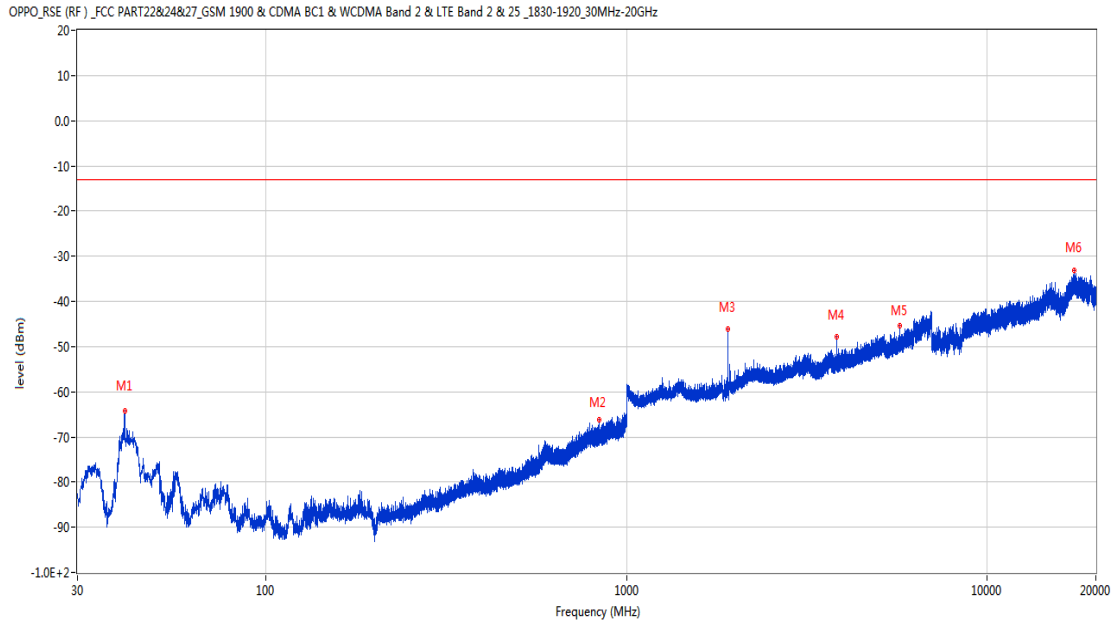
RSE-H&V EGPRS 1900 CH810

OPPO\_RSE (RF) \_ FCC PART22&24&27\_GSM 1900 & CDMA BC1 & WCDMA Band 2 & LTE Band 2 & 25\_1830-1920\_30MHz-20GHz



Frequency (MHz)	Result (dBm)	Factor (dB)	PK Limit (dBm)	Over Limit (dB)	Table (o)	ANT	EUT	Verdict
40.573	-76.82	-18.19	-13.0	-63.82	202.00	Horizontal	Vertical	Pass
1909.700	-46.24	-3.79	-13.0	-33.24	165.00	Horizontal	Vertical	N/A
1989.600	-50.31	-4.45	-13.0	-37.31	130.00	Horizontal	Vertical	N/A
3819.400	-47.27	4.94	-13.0	-34.27	199.00	Horizontal	Vertical	Pass
5729.600	-44.75	7.39	-13.0	-31.75	208.00	Horizontal	Vertical	Pass
17481.349	-33.46	21.66	-13.0	-20.46	212.00	Horizontal	Vertical	Pass

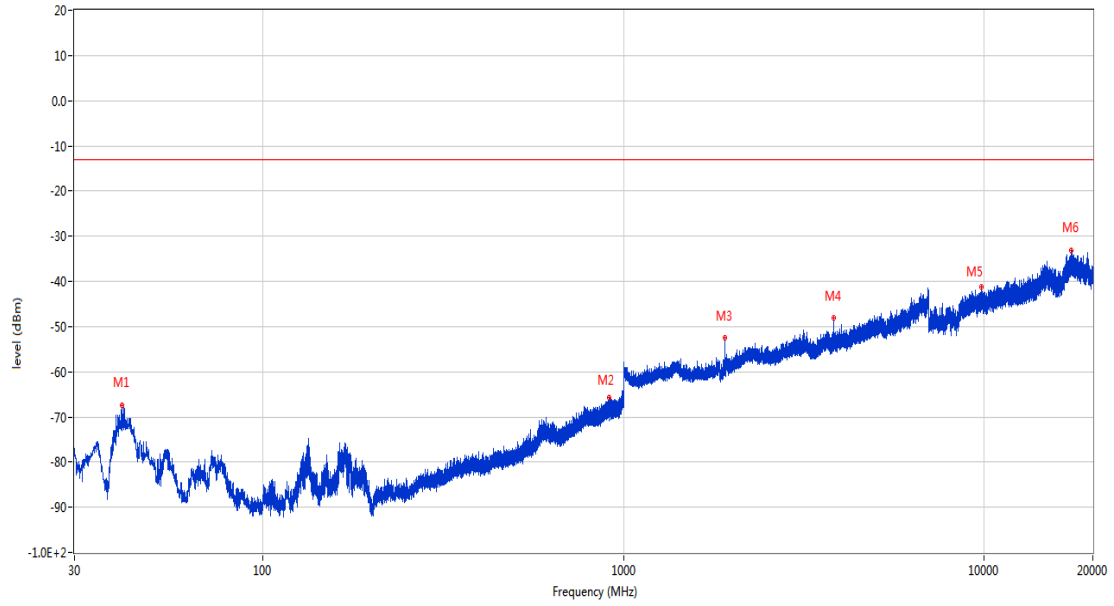
RSE-V&V EGPRS 1900 CH810



Frequency (MHz)	Result (dBm)	Factor (dB)	PK Limit (dBm)	Over Limit (dB)	Table (o)	ANT	EUT	Verdict
40.525	-64.31	-18.23	-13.0	-51.31	0.00	Vertical	Vertical	Pass
840.532	-66.25	1.64	-13.0	-53.25	82.00	Vertical	Vertical	Pass
1909.600	-46.17	-3.79	-13.0	-33.17	172.00	Vertical	Vertical	N/A
3819.600	-47.81	4.95	-13.0	-34.81	152.00	Vertical	Vertical	Pass
5729.400	-45.45	7.39	-13.0	-32.45	144.00	Vertical	Vertical	Pass
17457.426	-33.21	21.79	-13.0	-20.21	293.00	Vertical	Vertical	Pass

RSE-V&H EGPRS 1900 CH810

OPPO\_RSE (RF) \_FCC PART2&24&27\_GSM 1900 & CDMA BC1 & WCDMA Band 2 & LTE Band 2 & 25\_1830-1920\_30MHz-20GHz

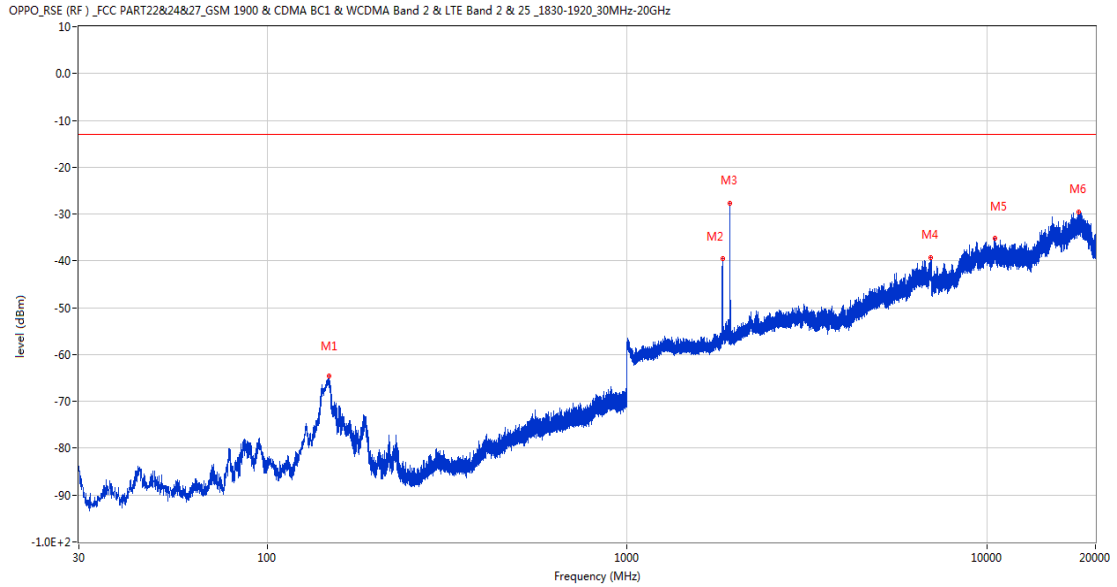


Frequency (MHz)	Result (dBm)	Factor (dB)	PK Limit (dBm)	Over Limit (dB)	Table (o)	ANT	EUT	Verdict
40.525	-67.40	-18.23	-13.0	-54.40	112.00	Vertical	Horizontal	Pass
911.730	-65.83	3.34	-13.0	-52.83	0.00	Vertical	Horizontal	Pass
1909.600	-52.50	-3.79	-13.0	-39.50	37.00	Vertical	Horizontal	N/A
3819.400	-48.08	4.94	-13.0	-35.08	134.00	Vertical	Horizontal	Pass
9835.612	-41.33	17.01	-13.0	-28.33	68.00	Vertical	Horizontal	Pass
17388.188	-33.04	22.43	-13.0	-20.04	46.00	Vertical	Horizontal	Pass



WCDMA  
 26 WCDMA Band 2  
 26.1 WCDMA Band 2 Low Channel

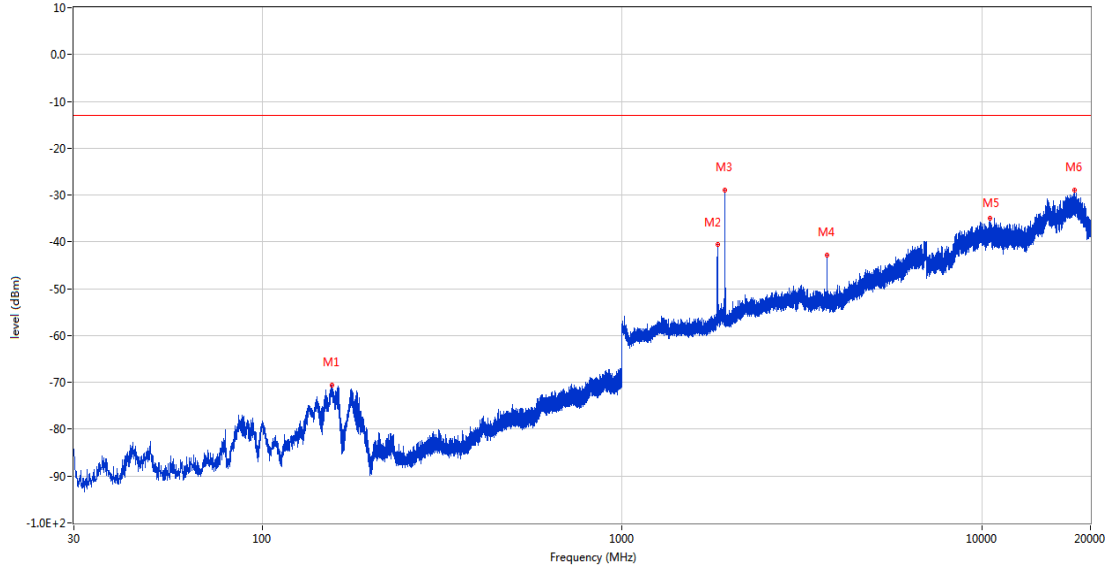
RSE-H&H WCDMA Band 2 CH9262



Frequency (MHz)	Result (dBm)	Factor (dB)	PK Limit (dBm)	Over Limit (dB)	Table (o)	ANT	EUT	Verdict
148.534	-64.59	-16.39	-13.0	-51.59	245.00	Horizontal	Horizontal	Pass
1841.300	-39.50	2.11	-13.0	-26.50	72.00	Horizontal	Horizontal	N/A
1931.400	-27.78	0.77	-13.0	-14.78	216.00	Horizontal	Horizontal	N/A
6978.200	-39.38	19.96	-13.0	-26.38	356.00	Horizontal	Horizontal	Pass
10537.687	-35.25	40.64	-13.0	-22.25	361.00	Horizontal	Horizontal	Pass
17989.212	-29.62	44.92	-13.0	-16.62	361.00	Horizontal	Horizontal	Pass

RSE-H&V WCDMA Band 2 CH9262

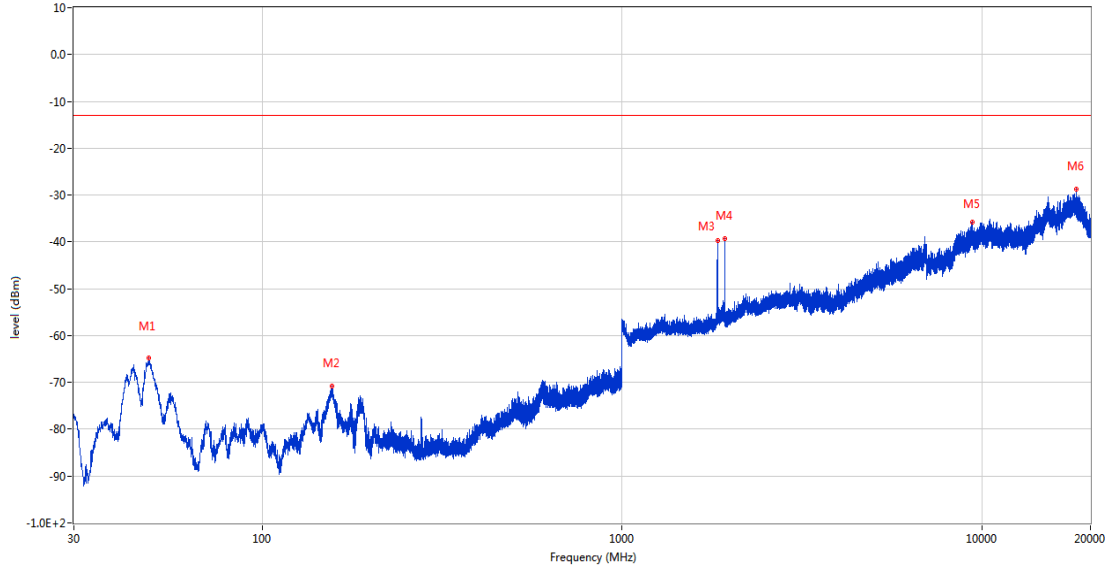
OPPO\_RSE (RF) \_FCC PART22&24&27\_GSM 1900 & CDMA BC1 & WCDMA Band 2 & LTE Band 2 & 25\_1830-1920\_30MHz-20GHz



Frequency (MHz)	Result (dBm)	Factor (dB)	PK Limit (dBm)	Over Limit (dB)	Table (o)	ANT	EUT	Verdict
156.634	-70.60	-15.87	-13.0	-57.60	330.00	Horizontal	Vertical	Pass
1842.700	-40.49	2.13	-13.0	-27.49	228.00	Horizontal	Vertical	N/A
1931.900	-29.02	0.80	-13.0	-16.02	361.00	Horizontal	Vertical	N/A
3707.200	-42.75	7.36	-13.0	-29.75	135.00	Horizontal	Vertical	Pass
10529.350	-35.02	40.59	-13.0	-22.02	162.00	Horizontal	Vertical	Pass
18025.464	-29.04	44.93	-13.0	-16.04	7.00	Horizontal	Vertical	Pass

RSE-V&V WCDMA Band 2 CH9262

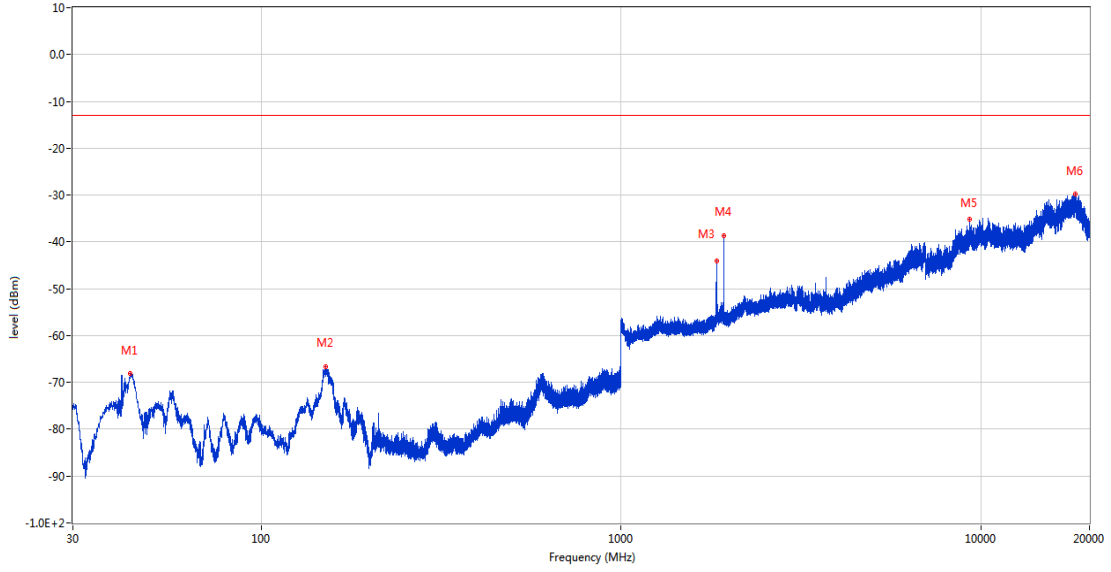
OPPO\_RSE (RF) \_FCC PART22&24&27\_GSM 1900 & CDMA BC1 & WCDMA Band 2 & LTE Band 2 & 25\_1830-1920\_30MHz-20GHz



Frequency (MHz)	Result (dBm)	Factor (dB)	PK Limit (dBm)	Over Limit (dB)	Table (o)	ANT	EUT	Verdict
48.333	-64.77	-15.52	-13.0	-51.77	286.00	Vertical	Vertical	Pass
156.246	-70.73	-15.84	-13.0	-57.73	20.00	Vertical	Vertical	Pass
1842.300	-39.65	2.12	-13.0	-26.65	169.00	Vertical	Vertical	N/A
1932.000	-39.32	0.81	-13.0	-26.32	61.00	Vertical	Vertical	N/A
9392.862	-35.68	39.98	-13.0	-22.68	6.00	Vertical	Vertical	Pass
18227.374	-28.78	44.89	-13.0	-15.78	69.00	Vertical	Vertical	Pass

RSE-V&H WCDMA Band 2 CH9262

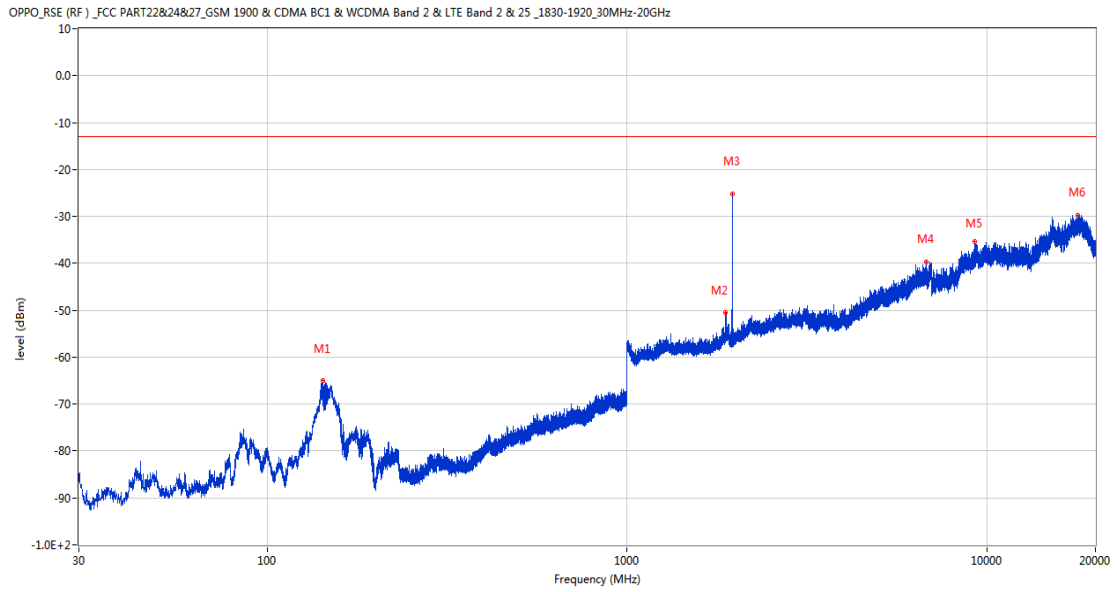
OPPO\_RSE (RF) \_FCC PART22&24&27\_GSM 1900 & CDMA BC1 & WCDMA Band 2 & LTE Band 2 & 25\_1830-1920\_30MHz-20GHz



Frequency (MHz)	Result (dBm)	Factor (dB)	PK Limit (dBm)	Over Limit (dB)	Table (o)	ANT	EUT	Verdict
43.289	-68.09	-17.12	-13.0	-55.09	265.00	Vertical	Horizontal	Pass
151.250	-66.56	-16.24	-13.0	-53.56	95.00	Vertical	Horizontal	Pass
1841.400	-44.01	2.11	-13.0	-31.01	297.00	Vertical	Horizontal	N/A
1931.400	-38.60	0.77	-13.0	-25.60	180.00	Vertical	Horizontal	N/A
9310.063	-35.16	39.63	-13.0	-22.16	248.00	Vertical	Horizontal	Pass
18304.588	-29.80	44.49	-13.0	-16.80	360.00	Vertical	Horizontal	Pass

## 26.2 WCDMA Band 2 Middle Channel

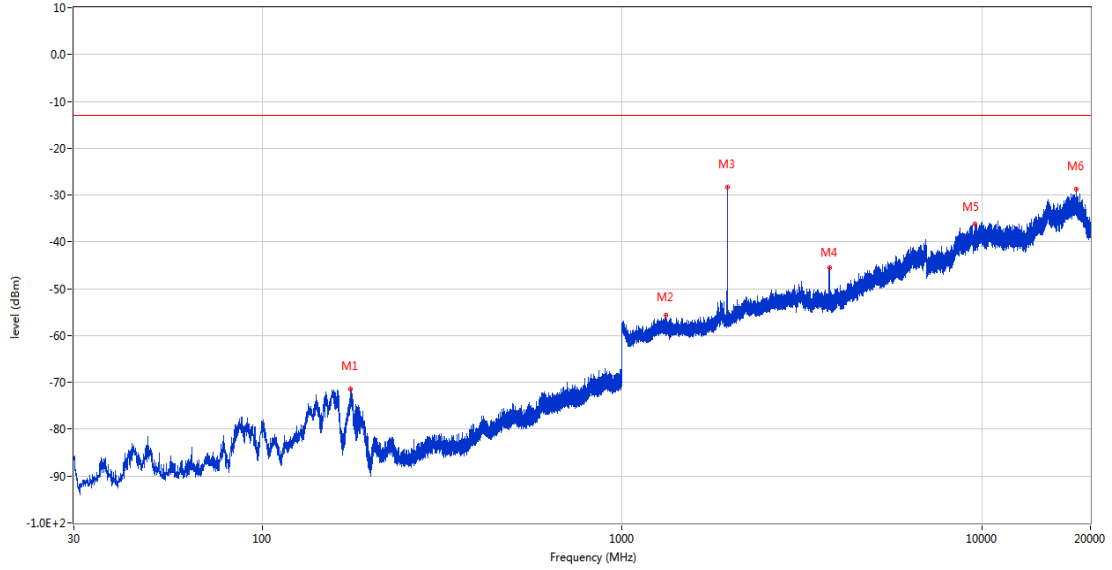
RSE-H&H WCDMA Band 2 CH9400



Frequency (MHz)	Result (dBm)	Factor (dB)	PK Limit (dBm)	Over Limit (dB)	Table (o)	ANT	EUT	Verdict
142.520	-65.04	-17.38	-13.0	-52.04	262.00	Horizontal	Horizontal	Pass
1881.000	-50.54	2.74	-13.0	-37.54	71.00	Horizontal	Horizontal	N/A
1961.000	-25.13	1.03	-13.0	-12.13	208.00	Horizontal	Horizontal	N/A
6765.000	-39.70	19.03	-13.0	-26.70	289.00	Horizontal	Horizontal	Pass
9263.487	-35.37	39.21	-13.0	-22.37	289.00	Horizontal	Horizontal	Pass
17867.411	-29.76	44.47	-13.0	-16.76	200.00	Horizontal	Horizontal	Pass

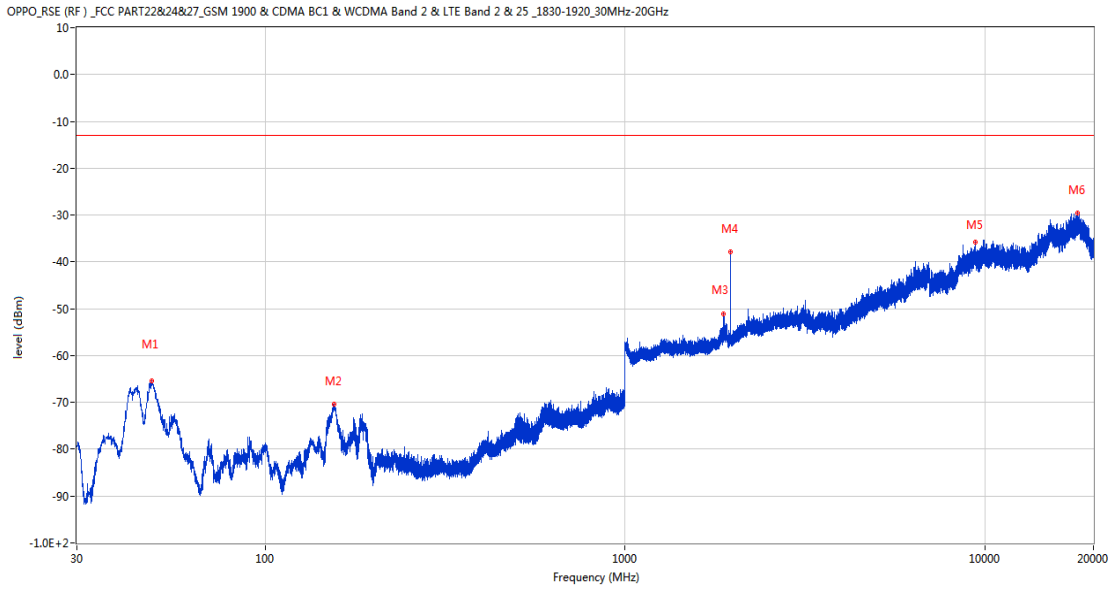
RSE-H&V WCDMA Band 2 CH9400

OPPO\_RSE (RF) \_FCC PART22&24&27\_GSM 1900 & CDMA BC1 & WCDMA Band 2 & LTE Band 2 & 25\_1830-1920\_30MHz-20GHz



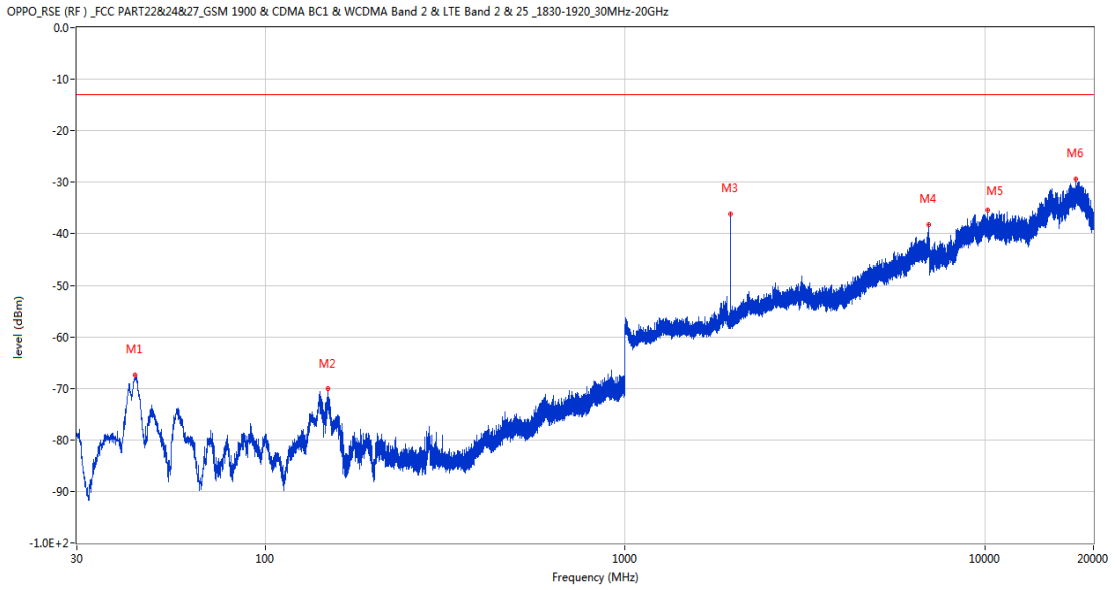
Frequency (MHz)	Result (dBm)	Factor (dB)	PK Limit (dBm)	Over Limit (dB)	Table (o)	ANT	EUT	Verdict
176.373	-71.43	-16.32	-13.0	-58.43	163.00	Horizontal	Vertical	Pass
1324.700	-55.59	-0.35	-13.0	-42.59	359.00	Horizontal	Vertical	Pass
1958.400	-28.30	1.13	-13.0	-15.30	198.00	Horizontal	Vertical	N/A
3762.600	-45.59	7.82	-13.0	-32.59	163.00	Horizontal	Vertical	Pass
9560.188	-36.19	39.35	-13.0	-23.19	77.00	Horizontal	Vertical	Pass
18274.863	-28.81	44.66	-13.0	-15.81	252.00	Horizontal	Vertical	Pass

RSE-V&V WCDMA Band 2 CH9400



Frequency (MHz)	Result (dBm)	Factor (dB)	PK Limit (dBm)	Over Limit (dB)	Table (o)	ANT	EUT	Verdict
48.382	-65.43	-15.56	-13.0	-52.43	309.00	Vertical	Vertical	Pass
155.809	-70.41	-15.80	-13.0	-57.41	29.00	Vertical	Vertical	Pass
1881.300	-51.13	2.75	-13.0	-38.13	323.00	Vertical	Vertical	N/A
1960.600	-37.95	1.06	-13.0	-24.95	192.00	Vertical	Vertical	N/A
9382.513	-35.88	39.89	-13.0	-22.88	361.00	Vertical	Vertical	Pass
18047.937	-29.54	44.92	-13.0	-16.54	238.00	Vertical	Vertical	Pass

RSE-V&H WCDMA Band 2 CH9400

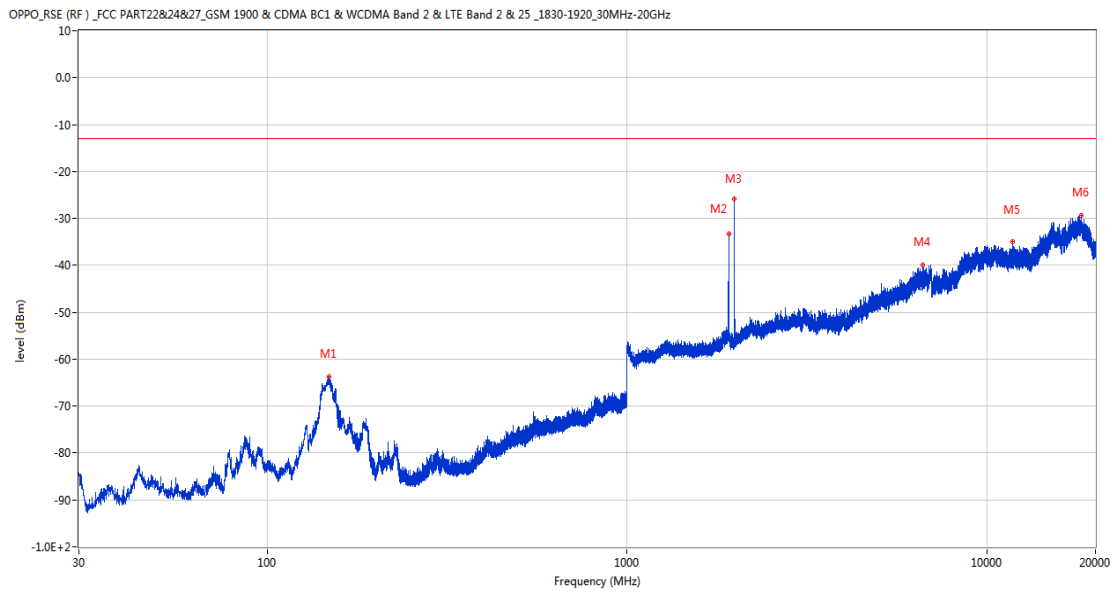


Frequency (MHz)	Result (dBm)	Factor (dB)	PK Limit (dBm)	Over Limit (dB)	Table (o)	ANT	EUT	Verdict
43.580	-67.47	-17.03	-13.0	-54.47	280.00	Vertical	Horizontal	Pass
149.601	-70.15	-16.29	-13.0	-57.15	170.00	Vertical	Horizontal	Pass
1959.900	-36.10	1.10	-13.0	-23.10	122.00	Vertical	Horizontal	N/A
6981.400	-38.30	19.74	-13.0	-25.30	22.00	Vertical	Horizontal	Pass
10151.000	-35.44	39.48	-13.0	-22.44	81.00	Vertical	Horizontal	Pass
17892.786	-29.34	44.54	-13.0	-16.34	253.00	Vertical	Horizontal	Pass



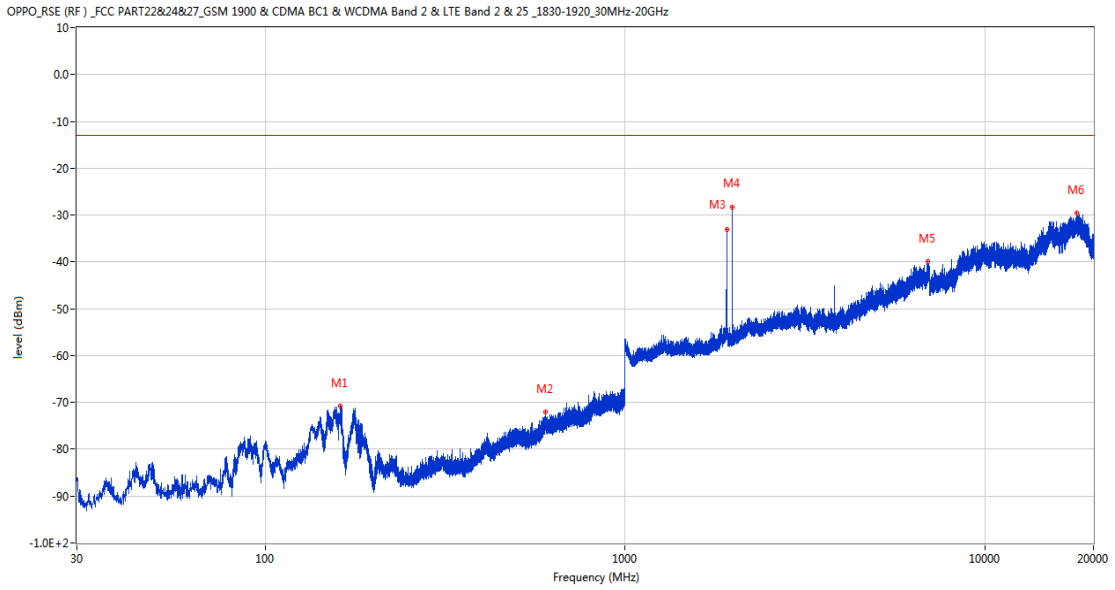
## 26.3 WCDMA Band 2 High Channel

RSE-H&H WCDMA Band 2 CH9538



Frequency (MHz)	Result (dBm)	Factor (dB)	PK Limit (dBm)	Over Limit (dB)	Table (o)	ANT	EUT	Verdict
148.583	-63.66	-16.39	-13.0	-50.66	249.00	Horizontal	Horizontal	Pass
1915.300	-33.30	3.10	-13.0	-20.30	91.00	Horizontal	Horizontal	N/A
1986.200	-25.85	0.81	-13.0	-12.85	220.00	Horizontal	Horizontal	N/A
6647.000	-39.88	18.77	-13.0	-26.88	114.00	Horizontal	Horizontal	Pass
11747.488	-35.02	39.75	-13.0	-22.02	319.00	Horizontal	Horizontal	Pass
18230.276	-29.32	44.89	-13.0	-16.32	123.00	Horizontal	Horizontal	Pass

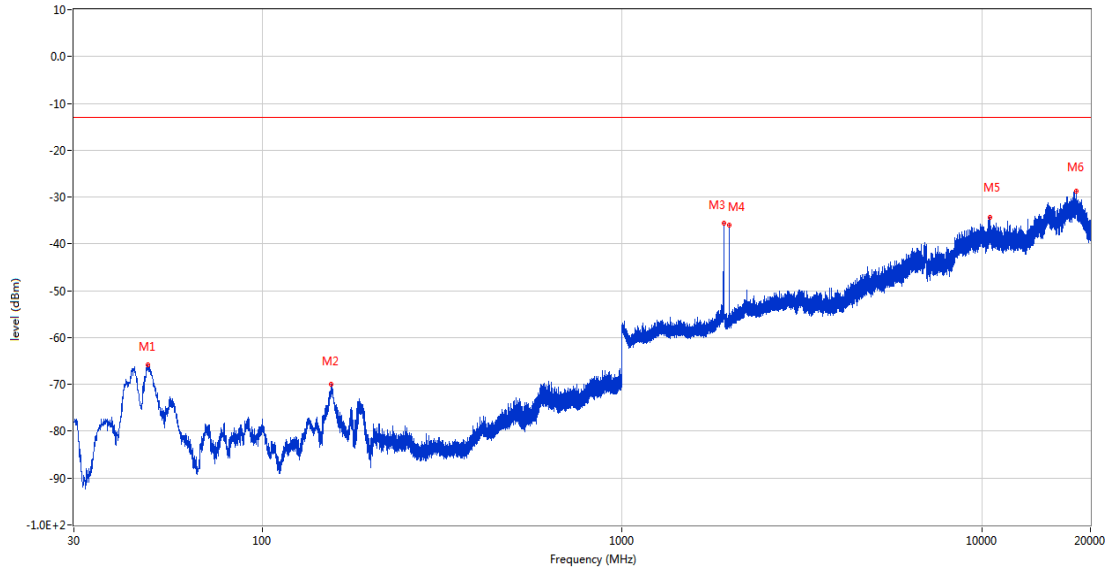
RSE-H&V WCDMA Band 2 CH9538



Frequency (MHz)	Result (dBm)	Factor (dB)	PK Limit (dBm)	Over Limit (dB)	Table (o)	ANT	EUT	Verdict
162.017	-70.75	-16.28	-13.0	-57.75	299.00	Horizontal	Vertical	Pass
599.875	-71.95	-4.35	-13.0	-58.95	329.00	Horizontal	Vertical	Pass
1916.000	-33.19	3.10	-13.0	-20.19	355.00	Horizontal	Vertical	N/A
1986.900	-28.24	0.81	-13.0	-15.24	237.00	Horizontal	Vertical	N/A
6949.000	-39.83	18.99	-13.0	-26.83	313.00	Horizontal	Vertical	Pass
18019.301	-29.58	44.93	-13.0	-16.58	218.00	Horizontal	Vertical	Pass

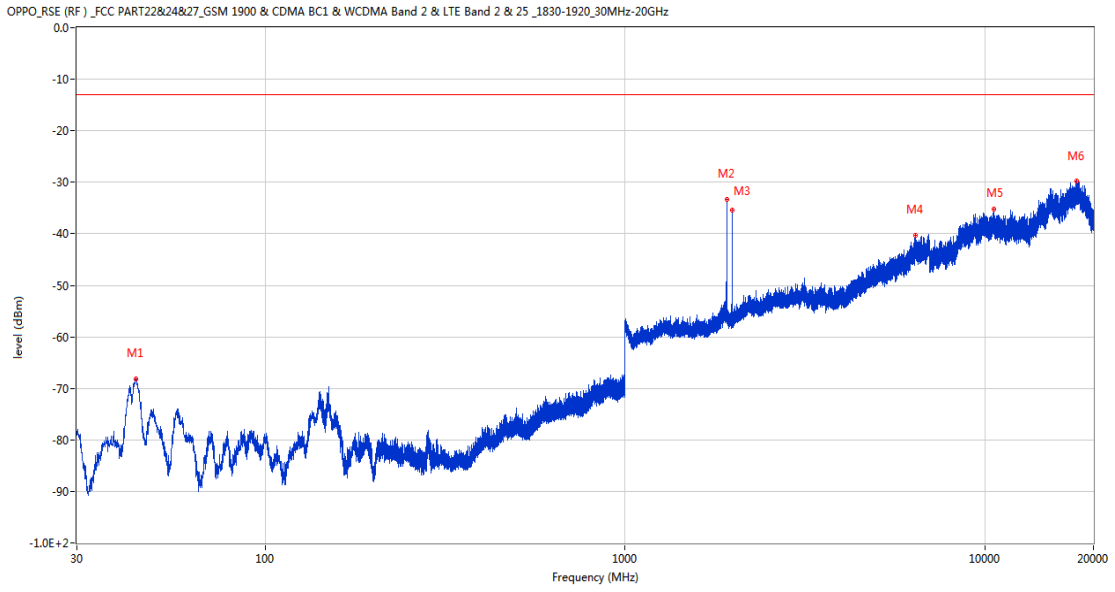
RSE-V&V WCDMA Band 2 CH9538

OPPO\_RSE (RF) \_FCC PART22&24&27\_GSM 1900 & CDMA BC1 & WCDMA Band 2 & LTE Band 2 & 25\_1830-1920\_30MHz-20GHz



Frequency (MHz)	Result (dBm)	Factor (dB)	PK Limit (dBm)	Over Limit (dB)	Table (o)	ANT	EUT	Verdict
48.139	-65.90	-15.36	-13.0	-52.90	264.00	Vertical	Vertical	Pass
155.809	-69.98	-15.80	-13.0	-56.98	31.00	Vertical	Vertical	Pass
1915.600	-35.52	3.10	-13.0	-22.52	138.00	Vertical	Vertical	N/A
1988.300	-35.99	0.93	-13.0	-22.99	110.00	Vertical	Vertical	N/A
10532.799	-34.33	40.61	-13.0	-21.33	-1.00	Vertical	Vertical	Pass
18230.276	-28.73	44.89	-13.0	-15.73	272.00	Vertical	Vertical	Pass

RSE-V&H WCDMA Band 2 CH9538



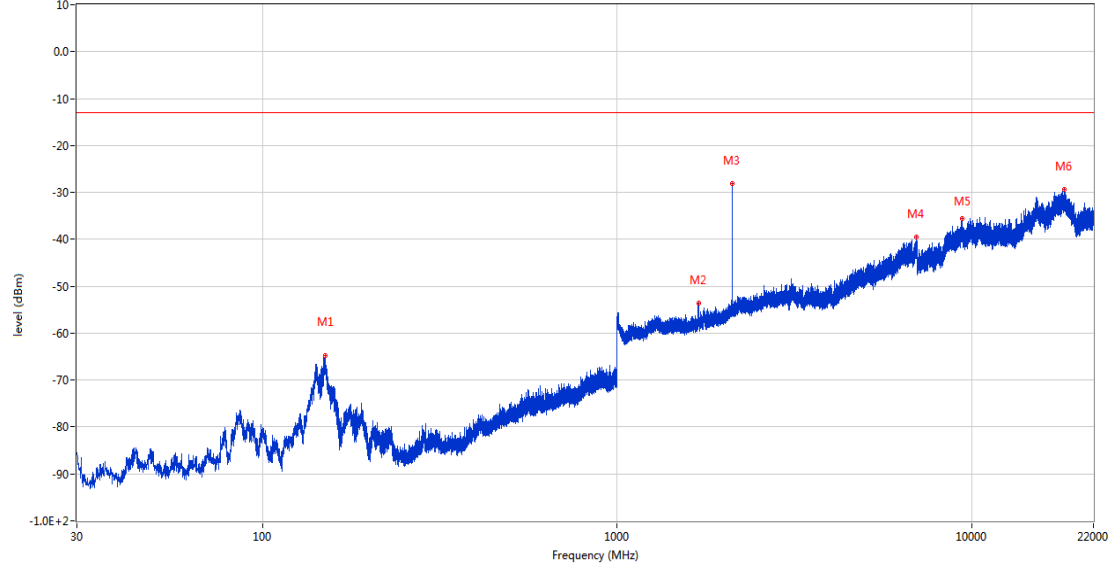
Frequency (MHz)	Result (dBm)	Factor (dB)	PK Limit (dBm)	Over Limit (dB)	Table (o)	ANT	EUT	Verdict
43.677	-68.16	-17.00	-13.0	-55.16	322.00	Vertical	Horizontal	Pass
1915.600	-33.43	3.10	-13.0	-20.43	194.00	Vertical	Horizontal	N/A
1986.700	-35.39	0.81	-13.0	-22.39	112.00	Vertical	Horizontal	N/A
6413.000	-40.35	18.86	-13.0	-27.35	333.00	Vertical	Horizontal	Pass
10557.525	-35.28	40.66	-13.0	-22.28	171.00	Vertical	Horizontal	Pass
17930.488	-29.68	44.68	-13.0	-16.68	12.00	Vertical	Horizontal	Pass

## 27 WCDMA Band 4

### 27.1 WCDMA Band 4 Low Channel

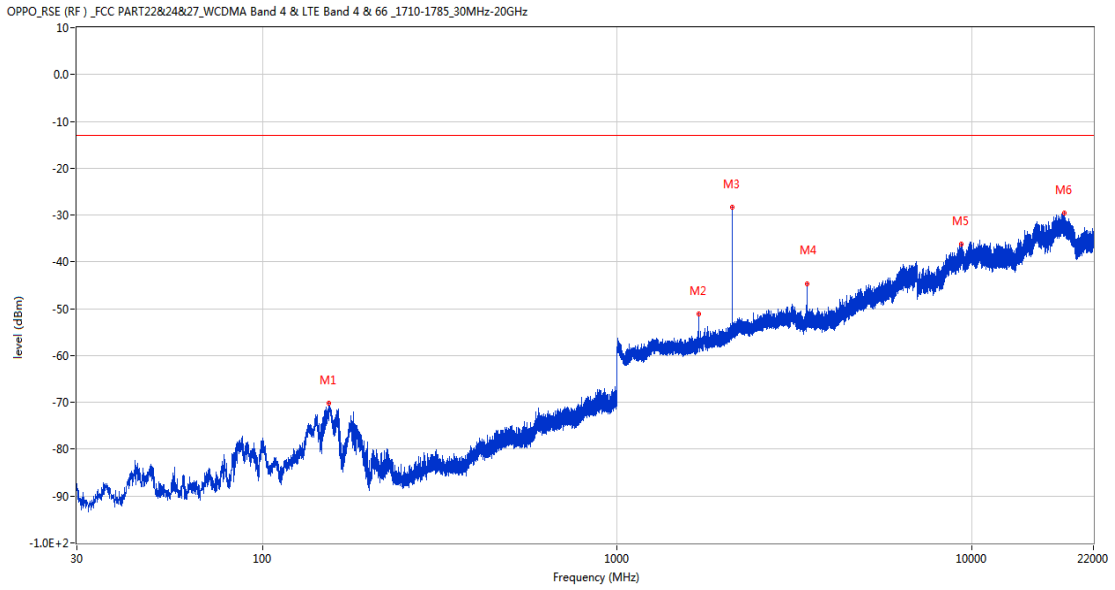
RSE-H&H WCDMA Band 4 CH1312

OPPO\_RSE (RF )\_FCC PART22&24&27\_WCDMA Band 4 & LTE Band 4 & 66\_1710-1785\_30MHz-20GHz



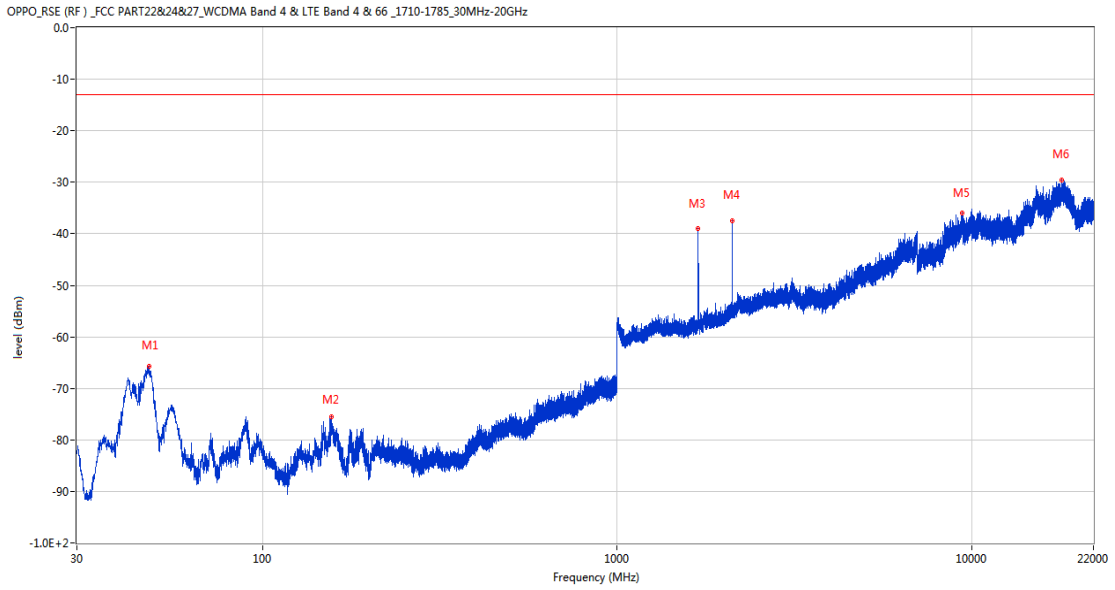
Frequency (MHz)	Result (dBm)	Factor (dB)	PK Limit (dBm)	Over Limit (dB)	Table (o)	ANT	EUT	Verdict
150.426	-64.78	-16.19	-13.0	-51.78	256.00	Horizontal	Horizontal	Pass
1698.400	-53.68	0.81	-13.0	-40.68	62.00	Horizontal	Horizontal	Pass
2111.100	-28.10	2.87	-13.0	-15.10	218.00	Horizontal	Horizontal	N/A
6984.400	-39.52	19.65	-13.0	-26.52	240.00	Horizontal	Horizontal	Pass
9388.262	-35.64	39.94	-13.0	-22.64	153.00	Horizontal	Horizontal	Pass
18261.150	-29.31	44.81	-13.0	-16.31	312.00	Horizontal	Horizontal	Pass

RSE-H&V WCDMA Band 4 CH1312



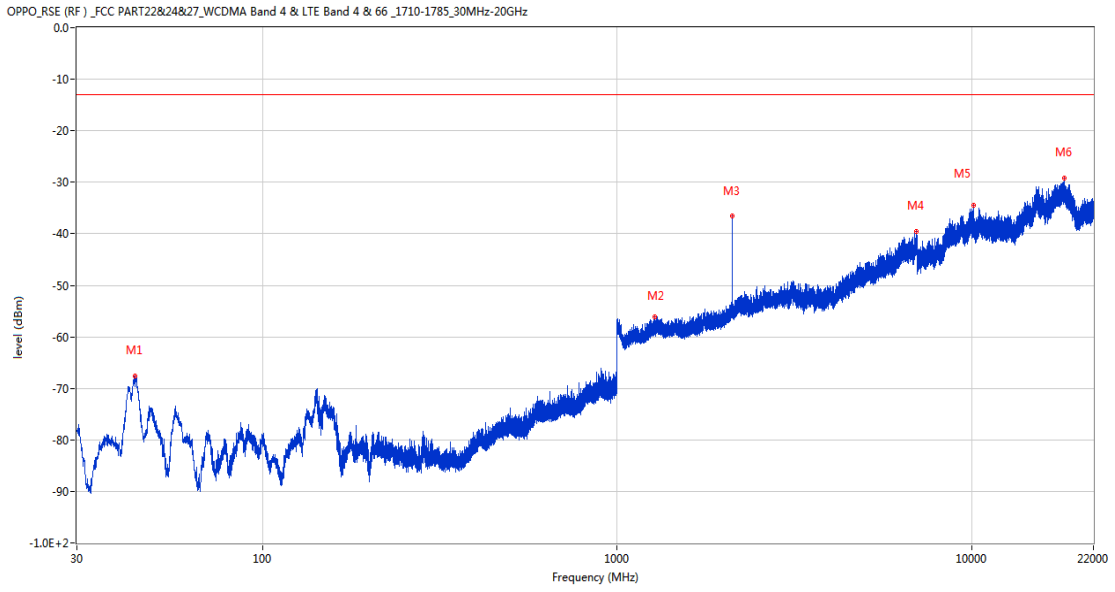
Frequency (MHz)	Result (dBm)	Factor (dB)	PK Limit (dBm)	Over Limit (dB)	Table (o)	ANT	EUT	Verdict
154.014	-70.22	-15.92	-13.0	-57.22	178.00	Horizontal	Vertical	Pass
1694.000	-51.21	0.85	-13.0	-38.21	10.00	Horizontal	Vertical	Pass
2111.300	-28.42	2.87	-13.0	-15.42	217.00	Horizontal	Vertical	N/A
3426.800	-44.78	6.45	-13.0	-31.78	182.00	Horizontal	Vertical	Pass
9320.125	-36.17	39.68	-13.0	-23.17	337.00	Horizontal	Vertical	Pass
18226.000	-29.60	44.90	-13.0	-16.60	361.00	Horizontal	Vertical	Pass

RSE-V&V WCDMA Band 4 CH1312



Frequency (MHz)	Result (dBm)	Factor (dB)	PK Limit (dBm)	Over Limit (dB)	Table (o)	ANT	EUT	Verdict
47.848	-65.70	-15.26	-13.0	-52.70	199.00	Vertical	Vertical	Pass
156.148	-75.52	-15.84	-13.0	-62.52	119.00	Vertical	Vertical	Pass
1693.000	-38.95	0.36	-13.0	-25.95	110.00	Vertical	Vertical	N/A
2113.700	-37.49	2.84	-13.0	-24.49	110.00	Vertical	Vertical	N/A
9393.724	-35.89	39.99	-13.0	-22.89	361.00	Vertical	Vertical	Pass
17951.738	-29.59	44.72	-13.0	-16.59	257.00	Vertical	Vertical	Pass

RSE-V&H WCDMA Band 4 CH1312

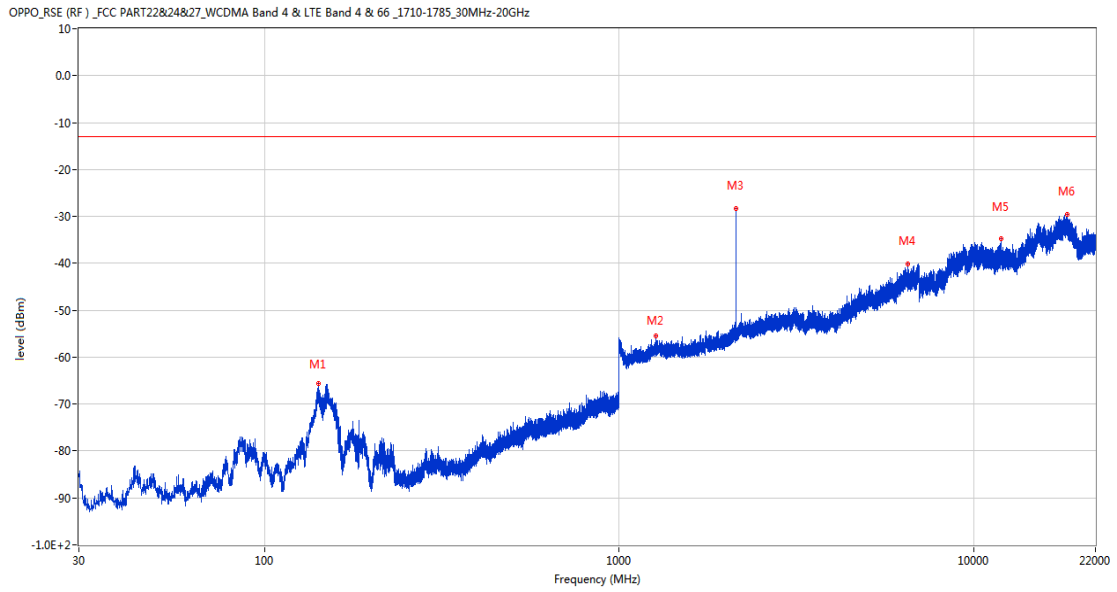


Frequency (MHz)	Result (dBm)	Factor (dB)	PK Limit (dBm)	Over Limit (dB)	Table (o)	ANT	EUT	Verdict
43.774	-67.64	-16.90	-13.0	-54.64	265.00	Vertical	Horizontal	Pass
1278.700	-56.16	0.05	-13.0	-43.16	37.00	Vertical	Horizontal	Pass
2112.200	-36.57	2.86	-13.0	-23.57	105.00	Vertical	Horizontal	N/A
6963.800	-39.52	19.65	-13.0	-26.52	295.00	Vertical	Horizontal	Pass
10094.363	-34.55	40.00	-13.0	-21.55	143.00	Vertical	Horizontal	Pass
18269.012	-29.12	44.72	-13.0	-16.12	224.00	Vertical	Horizontal	Pass



## 27.2 WCDMA Band 4 Middle Channel

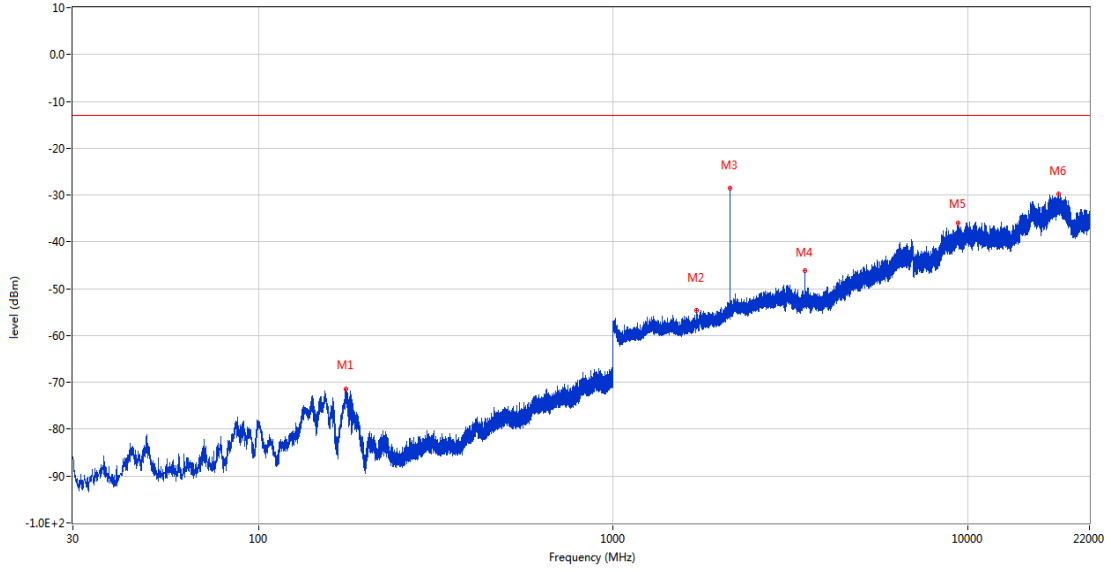
RSE-H&H WCDMA Band 4 CH1413



Frequency (MHz)	Result (dBm)	Factor (dB)	PK Limit (dBm)	Over Limit (dB)	Table (o)	ANT	EUT	Verdict
141.841	-65.66	-17.50	-13.0	-52.66	265.00	Horizontal	Horizontal	Pass
1269.700	-55.53	0.02	-13.0	-42.53	126.00	Horizontal	Horizontal	Pass
2133.100	-28.40	2.67	-13.0	-15.40	233.00	Horizontal	Horizontal	N/A
6512.200	-40.07	17.30	-13.0	-27.07	281.00	Horizontal	Horizontal	Pass
11944.713	-34.82	39.94	-13.0	-21.82	357.00	Horizontal	Horizontal	Pass
18292.136	-29.48	44.56	-13.0	-16.48	-1.00	Horizontal	Horizontal	Pass

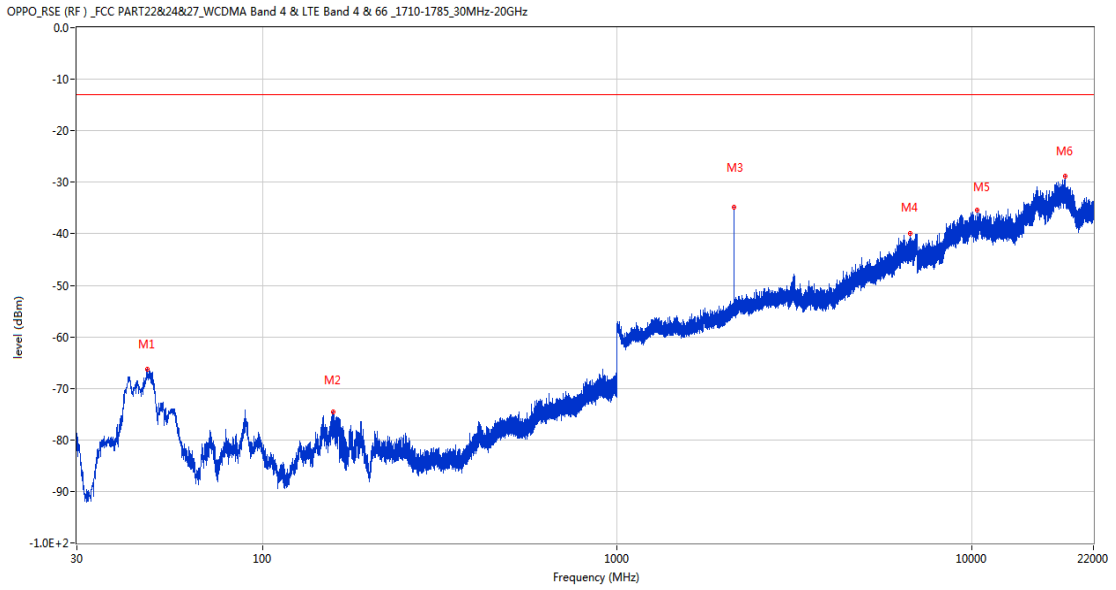
RSE-H&V WCDMA Band 4 CH1413

OPPO\_RSE (RF) \_FCC PART22&24&27\_WCDMA Band 4 & LTE Band 4 & 66 \_1710-1785\_30MHz-20GHz



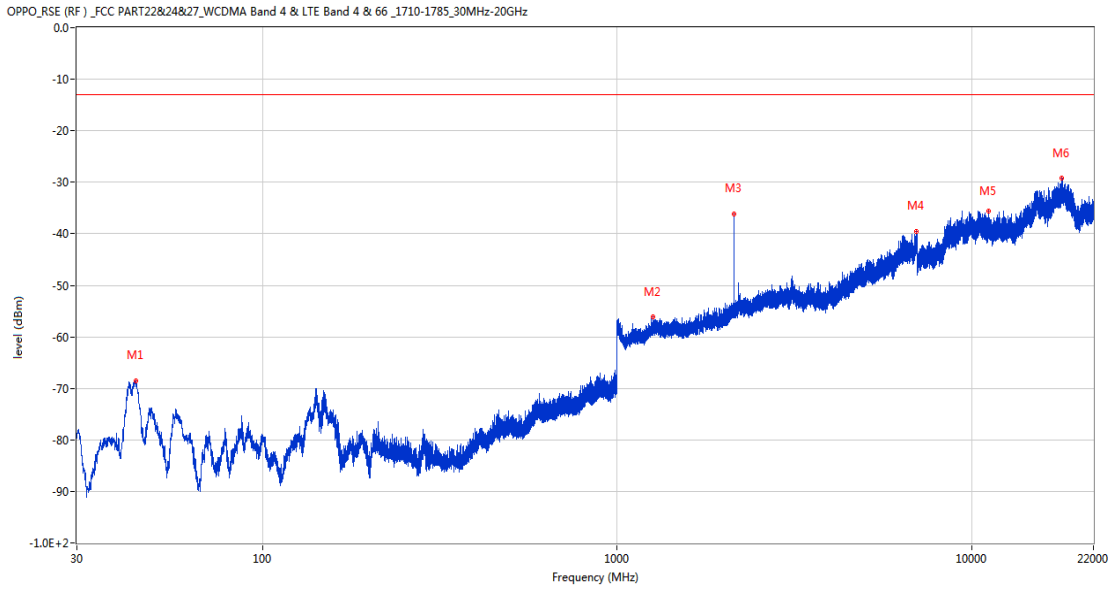
Frequency (MHz)	Result (dBm)	Factor (dB)	PK Limit (dBm)	Over Limit (dB)	Table (o)	ANT	EUT	Verdict
176.809	-71.41	-16.28	-13.0	-58.41	156.00	Horizontal	Vertical	Pass
1719.400	-54.60	1.06	-13.0	-41.60	32.00	Horizontal	Vertical	Pass
2131.000	-28.51	2.71	-13.0	-15.51	234.00	Horizontal	Vertical	N/A
3466.600	-46.04	7.23	-13.0	-33.04	168.00	Horizontal	Vertical	Pass
9408.963	-36.00	39.87	-13.0	-23.00	28.00	Horizontal	Vertical	Pass
17969.775	-29.82	44.81	-13.0	-16.82	294.00	Horizontal	Vertical	Pass

RSE-V&V WCDMA Band 4 CH1413



Frequency (MHz)	Result (dBm)	Factor (dB)	PK Limit (dBm)	Over Limit (dB)	Table (o)	ANT	EUT	Verdict
47.411	-66.20	-15.43	-13.0	-53.20	208.00	Vertical	Vertical	Pass
158.282	-74.53	-15.94	-13.0	-61.53	360.00	Vertical	Vertical	Pass
2133.800	-34.90	2.66	-13.0	-21.90	93.00	Vertical	Vertical	N/A
6709.000	-39.97	17.92	-13.0	-26.97	12.00	Vertical	Vertical	Pass
10366.913	-35.46	40.10	-13.0	-22.46	-1.00	Vertical	Vertical	Pass
18306.937	-28.83	44.47	-13.0	-15.83	154.00	Vertical	Vertical	Pass

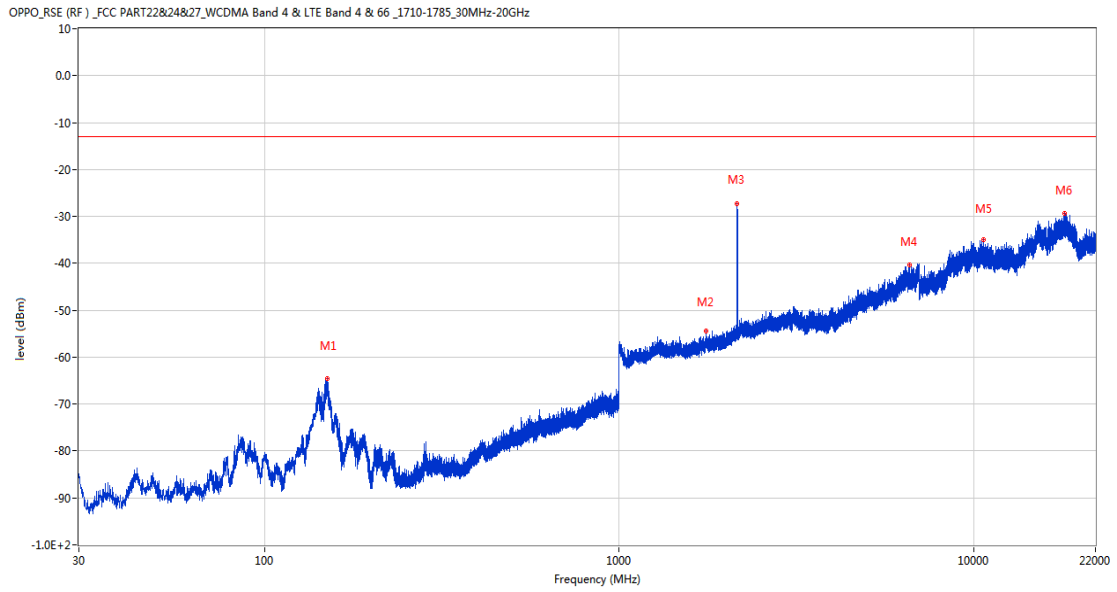
RSE-V&H WCDMA Band 4 CH1413



Frequency (MHz)	Result (dBm)	Factor (dB)	PK Limit (dBm)	Over Limit (dB)	Table (o)	ANT	EUT	Verdict
43.968	-68.48	-16.84	-13.0	-55.48	309.00	Vertical	Horizontal	Pass
1264.600	-56.13	-0.04	-13.0	-43.13	299.00	Vertical	Horizontal	Pass
2133.600	-36.10	2.66	-13.0	-23.10	85.00	Vertical	Horizontal	N/A
6974.600	-39.62	20.10	-13.0	-26.62	186.00	Vertical	Horizontal	Pass
11138.275	-35.67	40.07	-13.0	-22.67	155.00	Vertical	Horizontal	Pass
17860.624	-29.20	44.44	-13.0	-16.20	241.00	Vertical	Horizontal	Pass

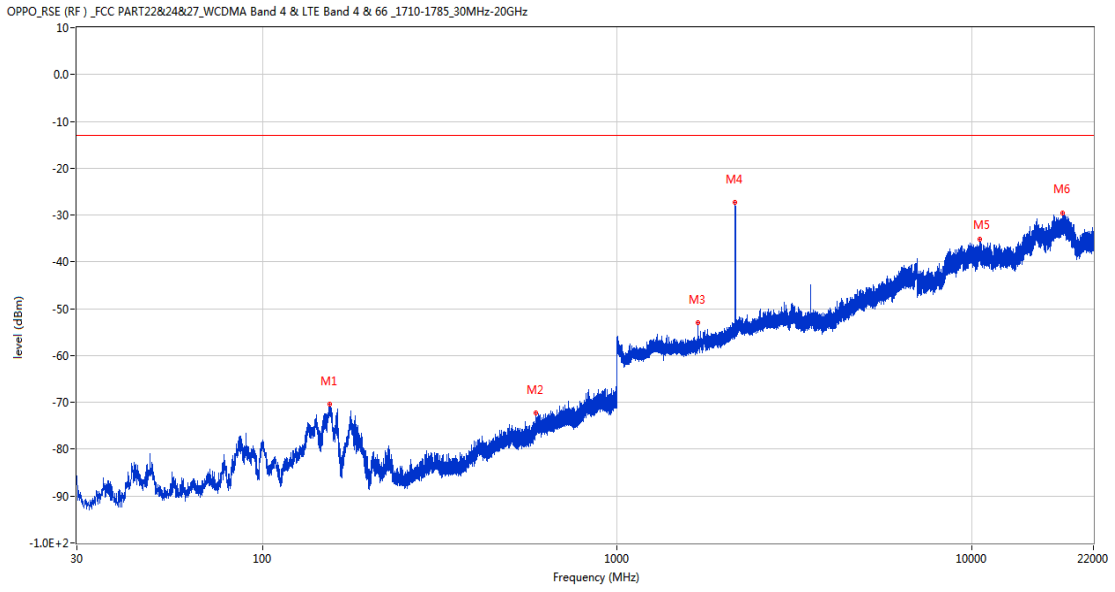
## 27.3 WCDMA Band 4 High Channel

RSE-H&H WCDMA Band 4 CH1513



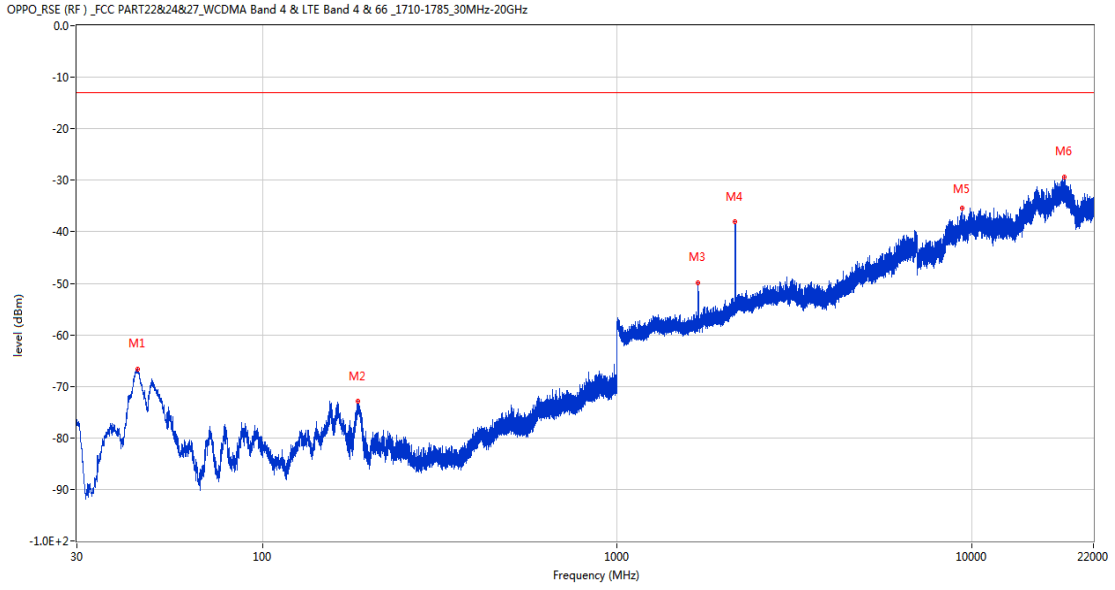
Frequency (MHz)	Result (dBm)	Factor (dB)	PK Limit (dBm)	Over Limit (dB)	Table (o)	ANT	EUT	Verdict
150.280	-64.62	-16.20	-13.0	-51.62	254.00	Horizontal	Horizontal	Pass
1754.100	-54.34	1.46	-13.0	-41.34	221.00	Horizontal	Horizontal	Pass
2152.800	-27.24	2.78	-13.0	-14.24	221.00	Horizontal	Horizontal	N/A
6600.000	-40.24	17.57	-13.0	-27.24	281.00	Horizontal	Horizontal	Pass
10613.588	-35.01	40.26	-13.0	-22.01	266.00	Horizontal	Horizontal	Pass
17998.449	-29.33	44.93	-13.0	-16.33	0.00	Horizontal	Horizontal	Pass

RSE-H&V WCDMA Band 4 CH1513



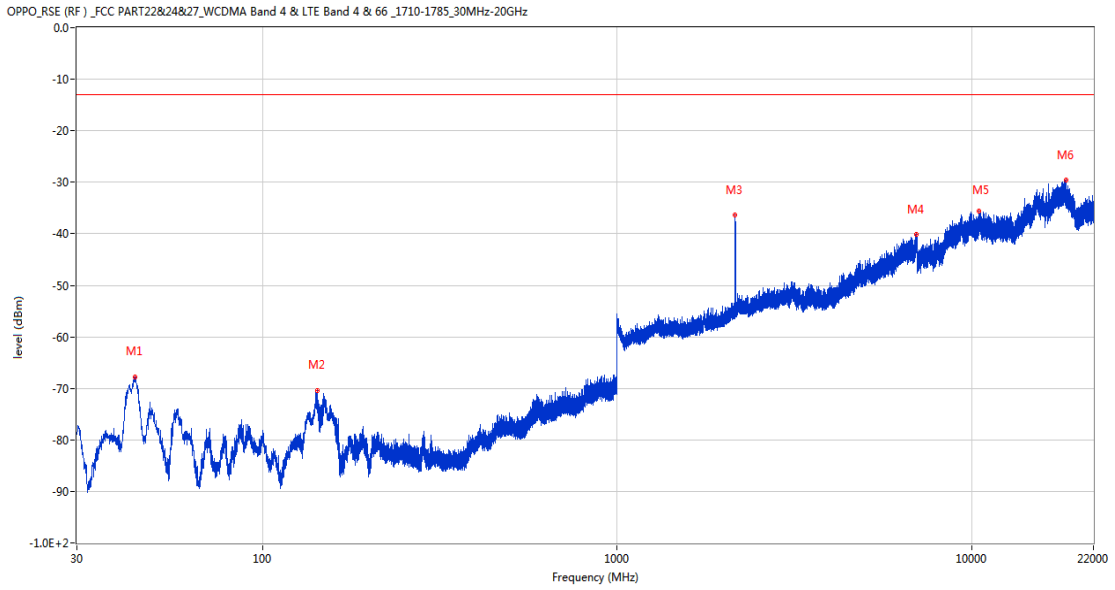
Frequency (MHz)	Result (dBm)	Factor (dB)	PK Limit (dBm)	Over Limit (dB)	Table (o)	ANT	EUT	Verdict
154.402	-70.43	-15.87	-13.0	-57.43	173.00	Horizontal	Vertical	Pass
589.787	-72.14	-5.38	-13.0	-59.14	361.00	Horizontal	Vertical	Pass
1690.300	-52.98	-0.42	-13.0	-39.98	1.00	Horizontal	Vertical	Pass
2152.300	-27.29	2.76	-13.0	-14.29	208.00	Horizontal	Vertical	N/A
10526.474	-35.13	40.57	-13.0	-22.13	10.00	Horizontal	Vertical	Pass
18056.724	-29.50	44.89	-13.0	-16.50	99.00	Horizontal	Vertical	Pass

RSE-V&V WCDMA Band 4 CH1513



Frequency (MHz)	Result (dBm)	Factor (dB)	PK Limit (dBm)	Over Limit (dB)	Table (o)	ANT	EUT	Verdict
44.453	-66.64	-16.71	-13.0	-53.64	276.00	Vertical	Vertical	Pass
185.491	-72.93	-14.97	-13.0	-59.93	250.00	Vertical	Vertical	Pass
1693.200	-49.90	0.47	-13.0	-36.90	177.00	Vertical	Vertical	N/A
2152.200	-38.12	2.75	-13.0	-25.12	256.00	Vertical	Vertical	N/A
9400.625	-35.48	40.03	-13.0	-22.48	260.00	Vertical	Vertical	Pass
18244.499	-29.38	44.85	-13.0	-16.38	140.00	Vertical	Vertical	Pass

RSE-V&H WCDMA Band 4 CH1513



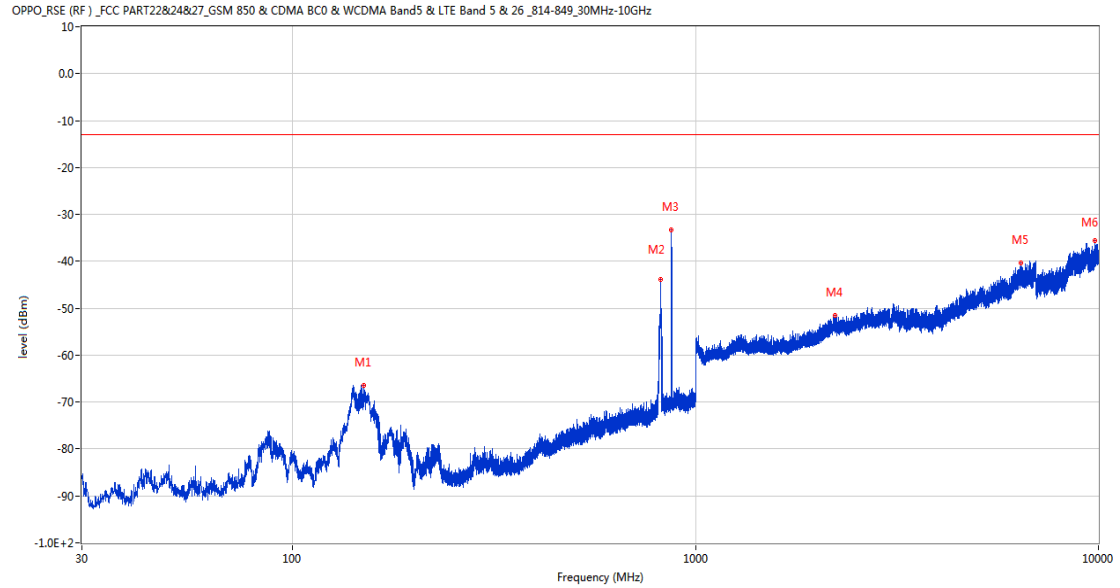
Frequency (MHz)	Result (dBm)	Factor (dB)	PK Limit (dBm)	Over Limit (dB)	Table (o)	ANT	EUT	Verdict
43.871	-67.81	-16.87	-13.0	-54.81	229.00	Vertical	Horizontal	Pass
142.617	-70.47	-17.36	-13.0	-57.47	190.00	Vertical	Horizontal	Pass
2151.500	-36.41	2.73	-13.0	-23.41	319.00	Vertical	Horizontal	N/A
6955.200	-40.15	19.46	-13.0	-27.15	316.00	Vertical	Horizontal	Pass
10469.262	-35.68	40.85	-13.0	-22.68	26.00	Vertical	Horizontal	Pass
18396.662	-29.64	44.17	-13.0	-16.64	162.00	Vertical	Horizontal	Pass



## 28 WCDMA Band 5

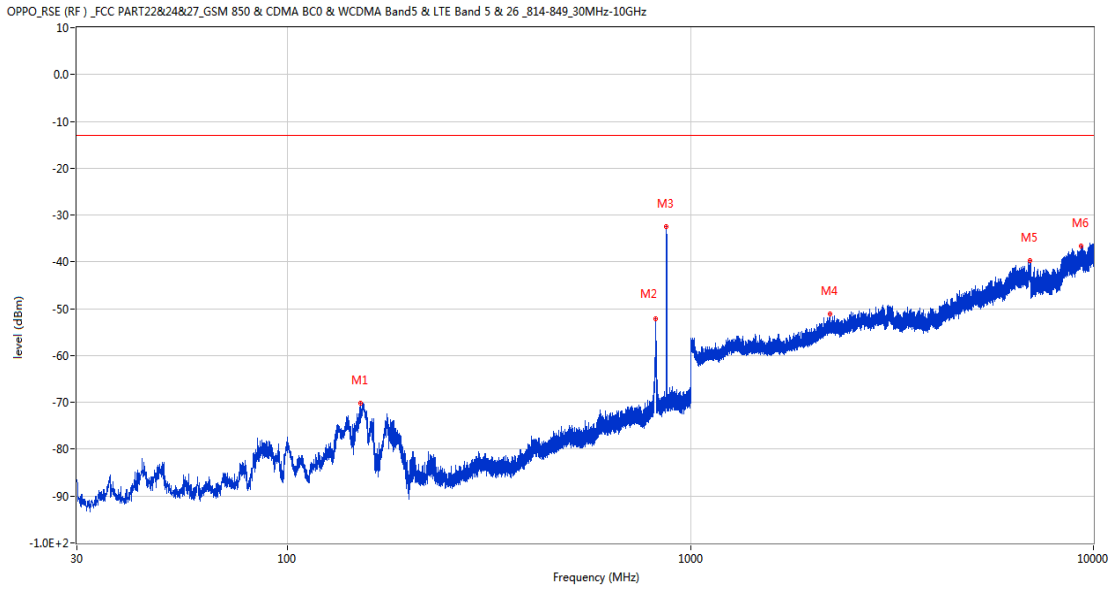
### 28.1 WCDMA Band 5 Low Channel

RSE-H&H WCDMA Band 5 CH4132



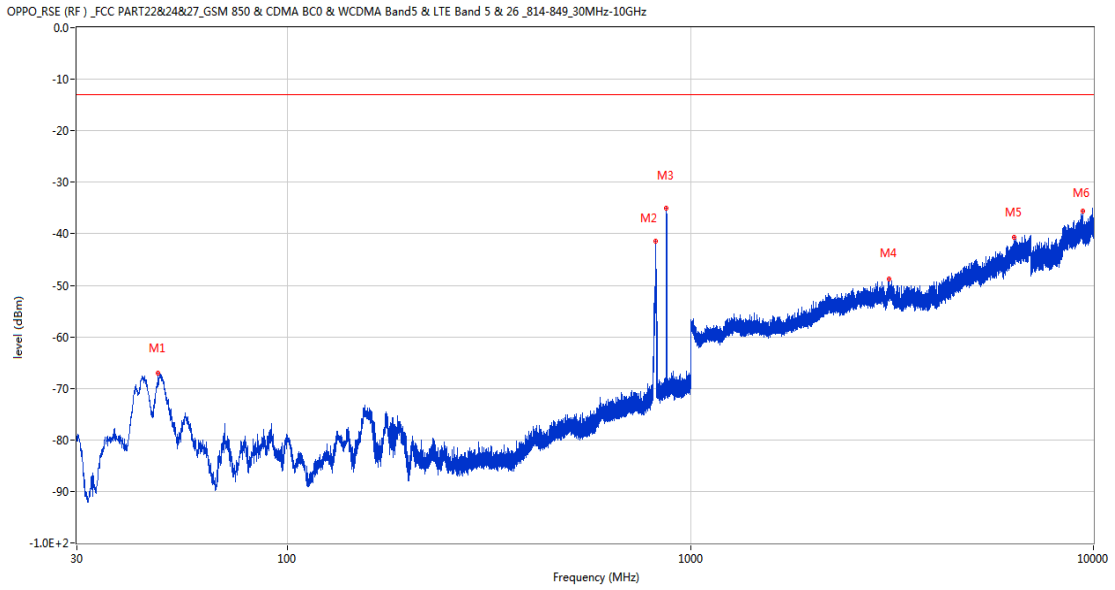
Frequency (MHz)	Result (dBm)	Factor (dB)	PK Limit (dBm)	Over Limit (dB)	Table (o)	ANT	EUT	Verdict
150.086	-66.49	-16.17	-13.0	-53.49	250.00	Horizontal	Horizontal	Pass
820.744	-43.87	0.74	-13.0	-30.87	-1.00	Horizontal	Horizontal	N/A
870.311	-33.25	0.11	-13.0	-20.25	151.00	Horizontal	Horizontal	N/A
2216.200	-51.59	4.23	-13.0	-38.59	330.00	Horizontal	Horizontal	Pass
6420.800	-40.39	18.84	-13.0	-27.39	88.00	Horizontal	Horizontal	Pass
9820.151	-35.55	39.92	-13.0	-22.55	115.00	Horizontal	Horizontal	Pass

RSE-H&V WCDMA Band 5 CH4132



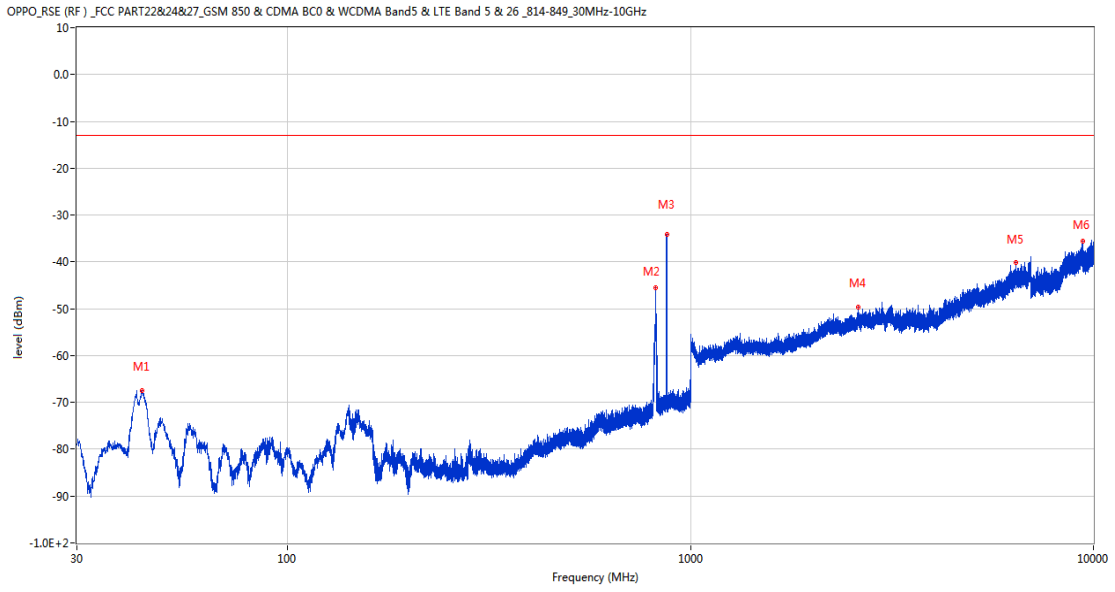
Frequency (MHz)	Result (dBm)	Factor (dB)	PK Limit (dBm)	Over Limit (dB)	Table (o)	ANT	EUT	Verdict
151.492	-70.21	-16.09	-13.0	-57.21	178.00	Horizontal	Vertical	Pass
820.890	-52.20	0.74	-13.0	-39.20	123.00	Horizontal	Vertical	N/A
870.166	-32.55	0.12	-13.0	-19.55	1.00	Horizontal	Vertical	N/A
2218.100	-51.17	4.13	-13.0	-38.17	189.00	Horizontal	Vertical	Pass
6976.200	-39.69	20.10	-13.0	-26.69	297.00	Horizontal	Vertical	Pass
9302.500	-36.70	39.59	-13.0	-23.70	247.00	Horizontal	Vertical	Pass

RSE-V&V WCDMA Band 5 CH4132



Frequency (MHz)	Result (dBm)	Factor (dB)	PK Limit (dBm)	Over Limit (dB)	Table (o)	ANT	EUT	Verdict
47.703	-67.10	-15.26	-13.0	-54.10	241.00	Vertical	Vertical	Pass
820.938	-41.40	0.74	-13.0	-28.40	215.00	Vertical	Vertical	N/A
870.020	-35.06	0.12	-13.0	-22.06	348.00	Vertical	Vertical	N/A
3116.600	-48.69	7.65	-13.0	-35.69	182.00	Vertical	Vertical	Pass
6347.600	-40.64	17.28	-13.0	-27.64	336.00	Vertical	Vertical	Pass
9392.050	-35.60	39.97	-13.0	-22.60	360.00	Vertical	Vertical	Pass

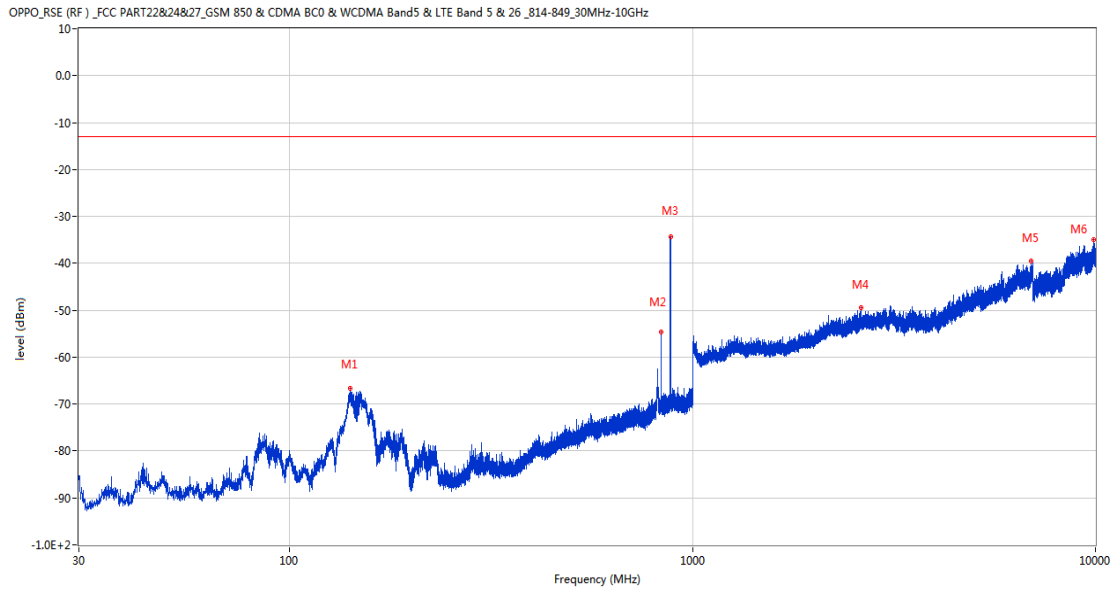
RSE-V&H WCDMA Band 5 CH4132



Frequency (MHz)	Result (dBm)	Factor (dB)	PK Limit (dBm)	Over Limit (dB)	Table (o)	ANT	EUT	Verdict
43.580	-67.56	-16.91	-13.0	-54.56	275.00	Vertical	Horizontal	Pass
820.986	-45.47	0.74	-13.0	-32.47	0.00	Vertical	Horizontal	N/A
872.978	-34.19	0.21	-13.0	-21.19	184.00	Vertical	Horizontal	N/A
2608.500	-49.76	6.92	-13.0	-36.76	101.00	Vertical	Horizontal	Pass
6418.600	-40.17	18.88	-13.0	-27.17	86.00	Vertical	Horizontal	Pass
9399.850	-35.48	40.04	-13.0	-22.48	361.00	Vertical	Horizontal	Pass

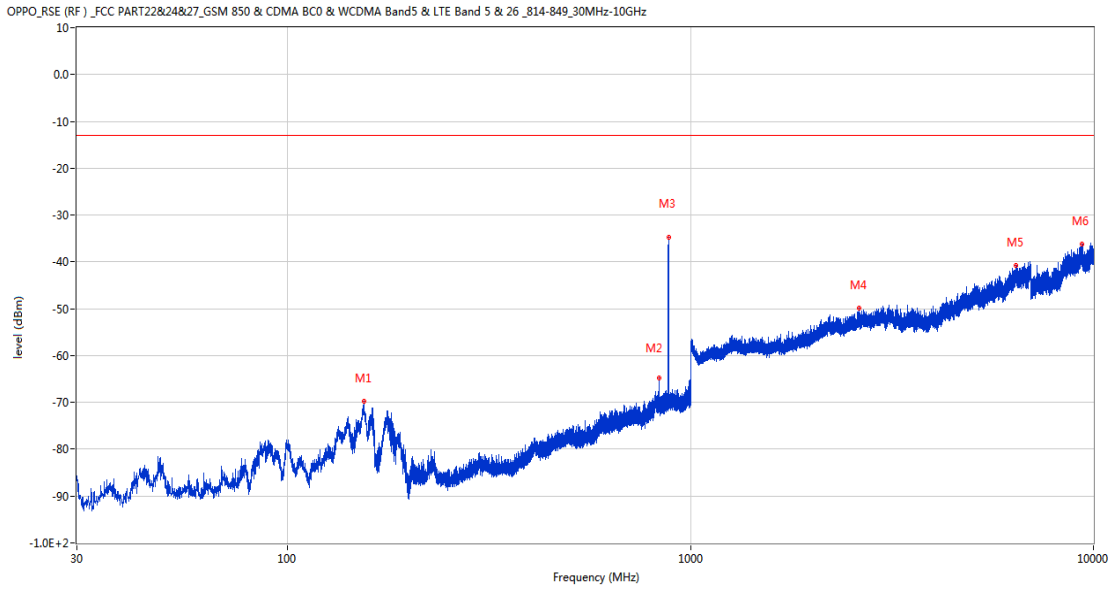
## 28.2 WCDMA Band 5 Middle Channel

RSE-H&H WCDMA Band 5 CH4183



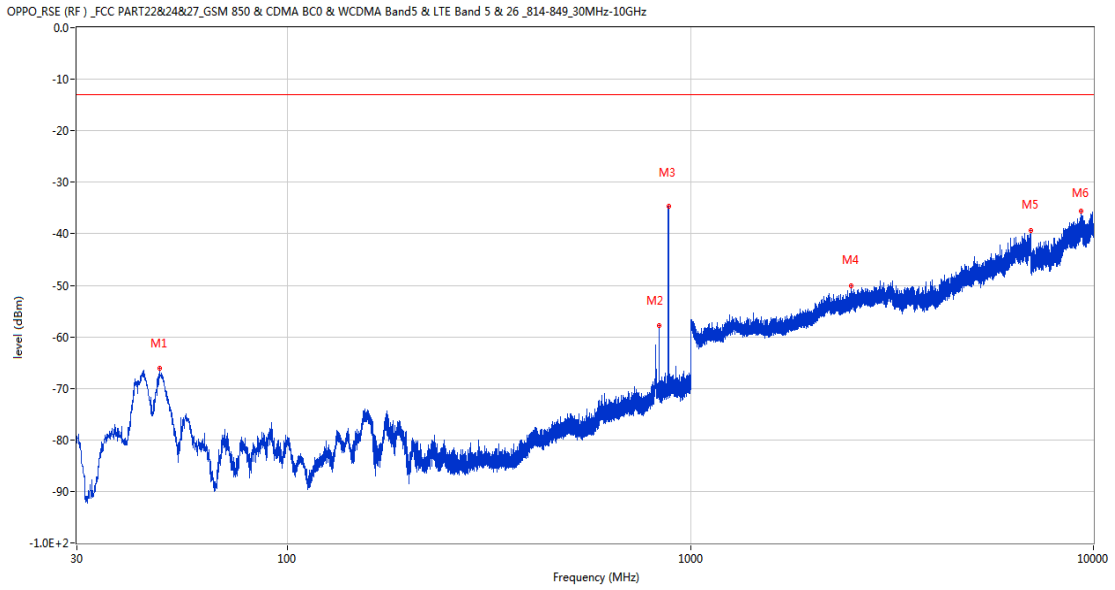
Frequency (MHz)	Result (dBm)	Factor (dB)	PK Limit (dBm)	Over Limit (dB)	Table (o)	ANT	EUT	Verdict
141.307	-66.74	-17.40	-13.0	-53.74	269.00	Horizontal	Horizontal	Pass
834.955	-54.60	0.60	-13.0	-41.60	269.00	Horizontal	Horizontal	N/A
882.436	-34.32	0.65	-13.0	-21.32	155.00	Horizontal	Horizontal	N/A
2617.600	-49.47	6.83	-13.0	-36.47	0.00	Horizontal	Horizontal	Pass
6921.400	-39.50	19.29	-13.0	-26.50	165.00	Horizontal	Horizontal	Pass
9906.400	-34.95	40.01	-13.0	-21.95	306.00	Horizontal	Horizontal	Pass

RSE-H&V WCDMA Band 5 CH4183



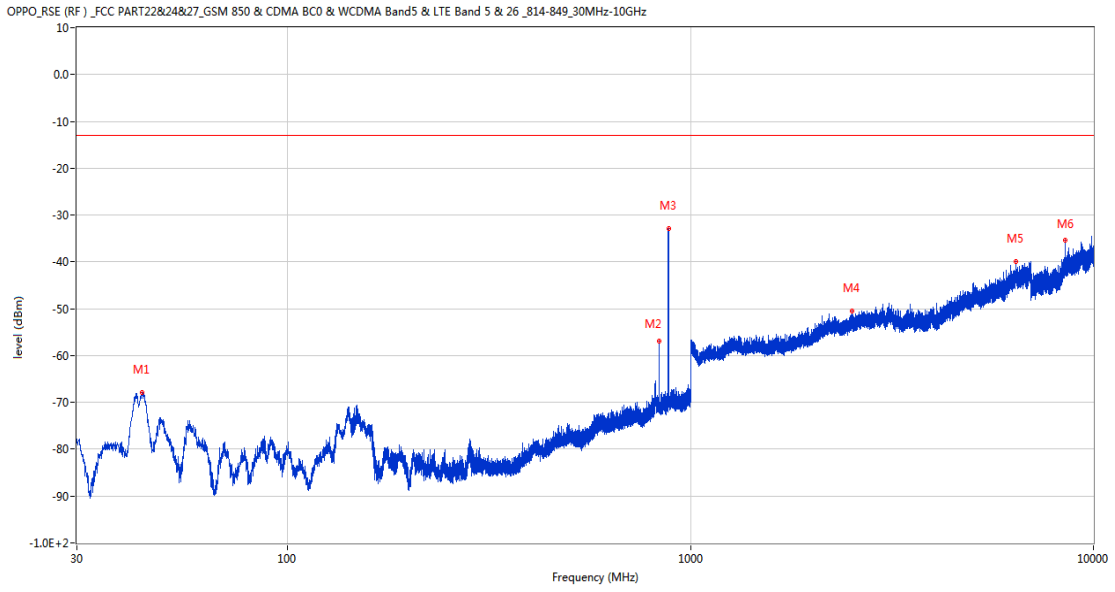
Frequency (MHz)	Result (dBm)	Factor (dB)	PK Limit (dBm)	Over Limit (dB)	Table (o)	ANT	EUT	Verdict
154.451	-69.77	-15.78	-13.0	-56.77	149.00	Horizontal	Vertical	Pass
834.955	-64.79	0.60	-13.0	-51.79	234.00	Horizontal	Vertical	N/A
882.727	-34.84	0.66	-13.0	-21.84	179.00	Horizontal	Vertical	N/A
2620.600	-49.88	6.46	-13.0	-36.88	33.00	Horizontal	Vertical	Pass
6418.200	-40.81	18.87	-13.0	-27.81	208.00	Horizontal	Vertical	Pass
9350.050	-36.10	39.77	-13.0	-23.10	141.00	Horizontal	Vertical	Pass

RSE-V&V WCDMA Band 5 CH4183



Frequency (MHz)	Result (dBm)	Factor (dB)	PK Limit (dBm)	Over Limit (dB)	Table (o)	ANT	EUT	Verdict
48.090	-66.02	-15.23	-13.0	-53.02	296.00	Vertical	Vertical	Pass
835.003	-57.90	0.60	-13.0	-44.90	322.00	Vertical	Vertical	N/A
881.369	-34.72	0.57	-13.0	-21.72	322.00	Vertical	Vertical	N/A
2509.100	-50.00	6.17	-13.0	-37.00	360.00	Vertical	Vertical	Pass
6992.800	-39.32	19.18	-13.0	-26.32	280.00	Vertical	Vertical	Pass
9313.299	-35.54	39.65	-13.0	-22.54	209.00	Vertical	Vertical	Pass

RSE-V&H WCDMA Band 5 CH4183

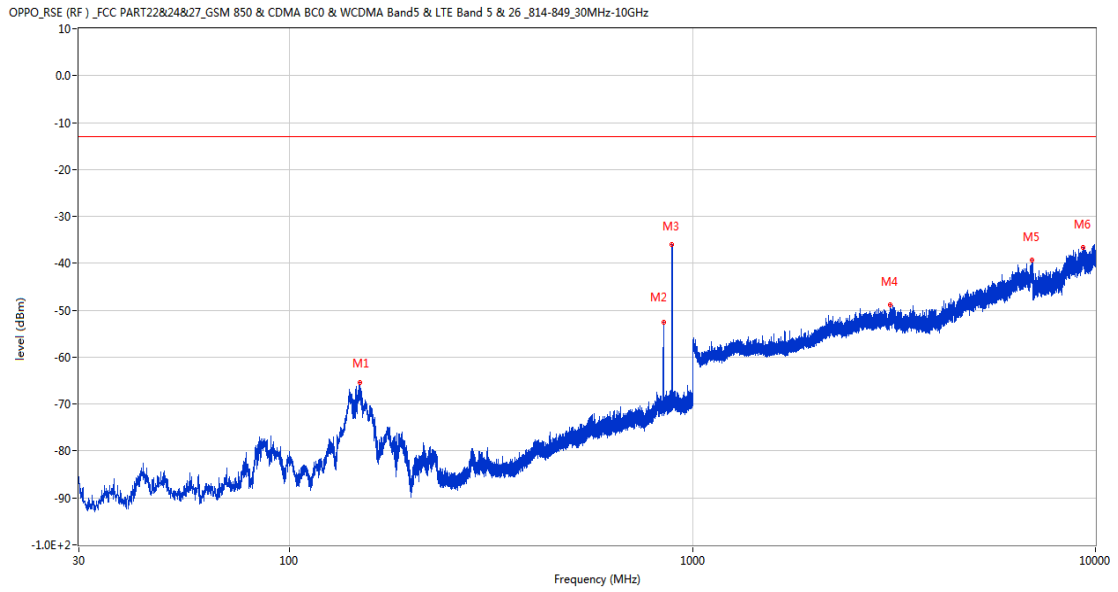


Frequency (MHz)	Result (dBm)	Factor (dB)	PK Limit (dBm)	Over Limit (dB)	Table (o)	ANT	EUT	Verdict
43.434	-67.88	-16.96	-13.0	-54.88	298.00	Vertical	Horizontal	Pass
834.955	-56.94	0.60	-13.0	-43.94	250.00	Vertical	Horizontal	N/A
882.145	-32.96	0.64	-13.0	-19.96	298.00	Vertical	Horizontal	N/A
2522.900	-50.50	6.29	-13.0	-37.50	205.00	Vertical	Horizontal	Pass
6429.000	-40.01	18.16	-13.0	-27.01	67.00	Vertical	Horizontal	Pass
8492.650	-35.41	38.30	-13.0	-22.41	215.00	Vertical	Horizontal	Pass



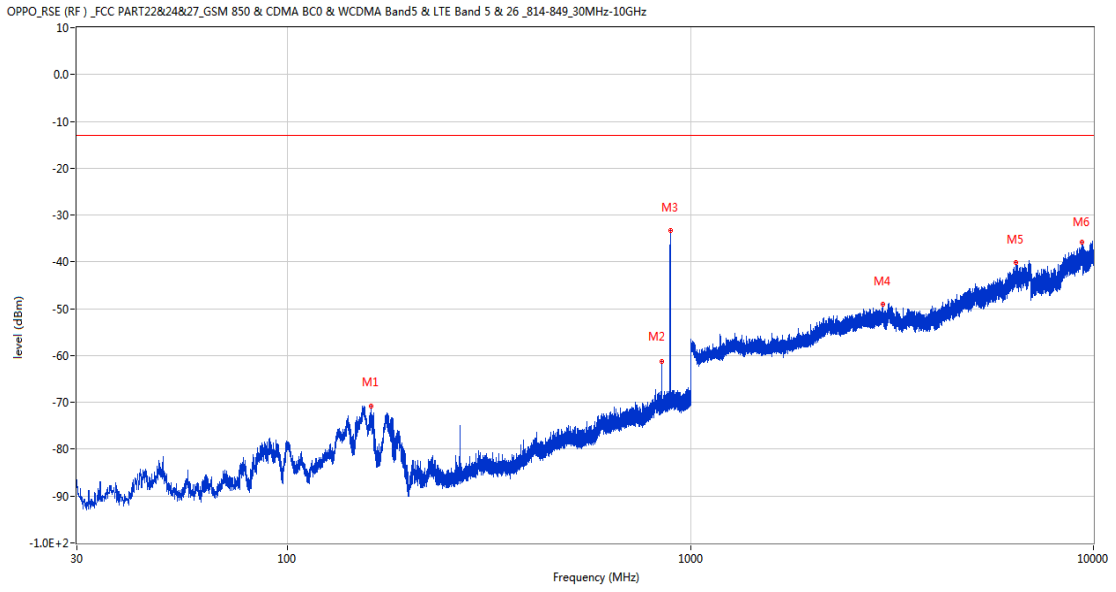
### 28.3 WCDMA Band 5 High Channel

RSE-H&H WCDMA Band 5 CH4233



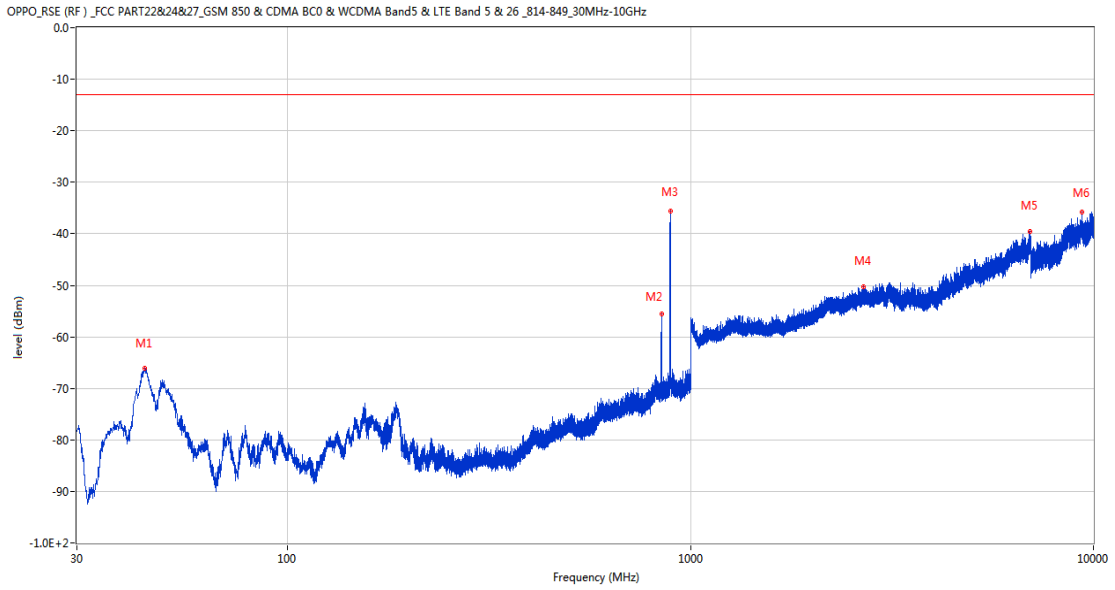
Frequency (MHz)	Result (dBm)	Factor (dB)	PK Limit (dBm)	Over Limit (dB)	Table (o)	ANT	EUT	Verdict
149.262	-65.42	-16.20	-13.0	-52.42	255.00	Horizontal	Horizontal	Pass
847.322	-52.62	0.48	-13.0	-39.62	255.00	Horizontal	Horizontal	N/A
890.002	-36.00	0.92	-13.0	-23.00	161.00	Horizontal	Horizontal	N/A
3099.200	-48.83	8.48	-13.0	-35.83	253.00	Horizontal	Horizontal	Pass
6975.000	-39.24	20.10	-13.0	-26.24	19.00	Horizontal	Horizontal	Pass
9328.600	-36.57	39.69	-13.0	-23.57	41.00	Horizontal	Horizontal	Pass

RSE-H&V WCDMA Band 5 CH4233



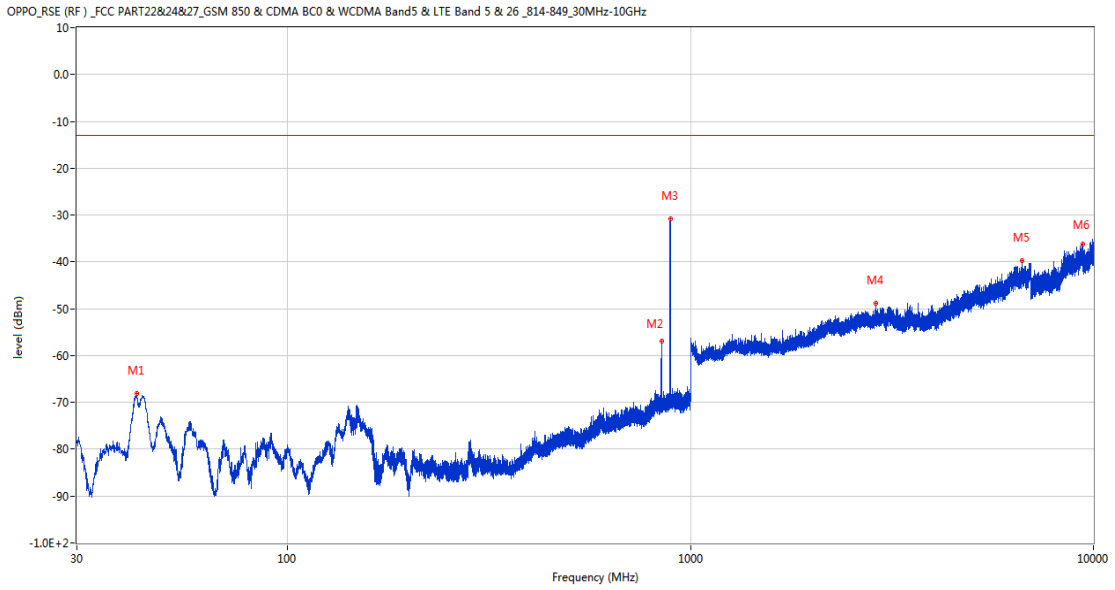
Frequency (MHz)	Result (dBm)	Factor (dB)	PK Limit (dBm)	Over Limit (dB)	Table (o)	ANT	EUT	Verdict
161.484	-70.89	-16.20	-13.0	-57.89	324.00	Horizontal	Vertical	Pass
847.565	-61.36	0.48	-13.0	-48.36	215.00	Horizontal	Vertical	N/A
892.233	-33.36	0.92	-13.0	-20.36	188.00	Horizontal	Vertical	N/A
3000.800	-49.10	8.20	-13.0	-36.10	222.00	Horizontal	Vertical	Pass
6417.000	-40.18	18.86	-13.0	-27.18	104.00	Horizontal	Vertical	Pass
9350.200	-35.70	39.77	-13.0	-22.70	298.00	Horizontal	Vertical	Pass

RSE-V&V WCDMA Band 5 CH4233



Frequency (MHz)	Result (dBm)	Factor (dB)	PK Limit (dBm)	Over Limit (dB)	Table (o)	ANT	EUT	Verdict
44.162	-66.05	-16.74	-13.0	-53.05	262.00	Vertical	Vertical	Pass
847.322	-55.52	0.48	-13.0	-42.52	206.00	Vertical	Vertical	N/A
891.700	-35.63	0.92	-13.0	-22.63	344.00	Vertical	Vertical	N/A
2690.600	-50.31	6.79	-13.0	-37.31	38.00	Vertical	Vertical	Pass
6972.600	-39.53	20.00	-13.0	-26.53	128.00	Vertical	Vertical	Pass
9377.651	-35.78	39.87	-13.0	-22.78	320.00	Vertical	Vertical	Pass

RSE-V&H WCDMA Band 5 CH4233



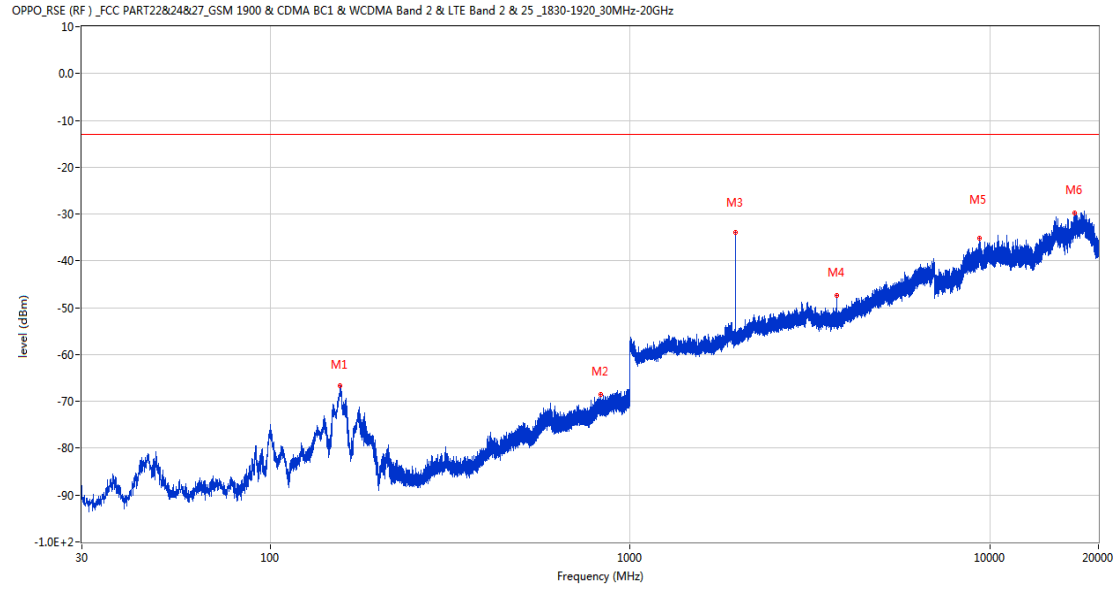
Frequency (MHz)	Result (dBm)	Factor (dB)	PK Limit (dBm)	Over Limit (dB)	Table (o)	ANT	EUT	Verdict
42.270	-68.09	-17.35	-13.0	-55.09	263.00	Vertical	Horizontal	Pass
847.370	-56.81	0.48	-13.0	-43.81	234.00	Vertical	Horizontal	N/A
892.088	-30.91	0.92	-13.0	-17.91	321.00	Vertical	Horizontal	N/A
2888.100	-48.79	6.93	-13.0	-35.79	82.00	Vertical	Horizontal	Pass
6643.400	-39.72	18.51	-13.0	-26.72	142.00	Vertical	Horizontal	Pass
9398.651	-36.30	40.03	-13.0	-23.30	0.00	Vertical	Horizontal	Pass

LTE

29 LTE Band 2

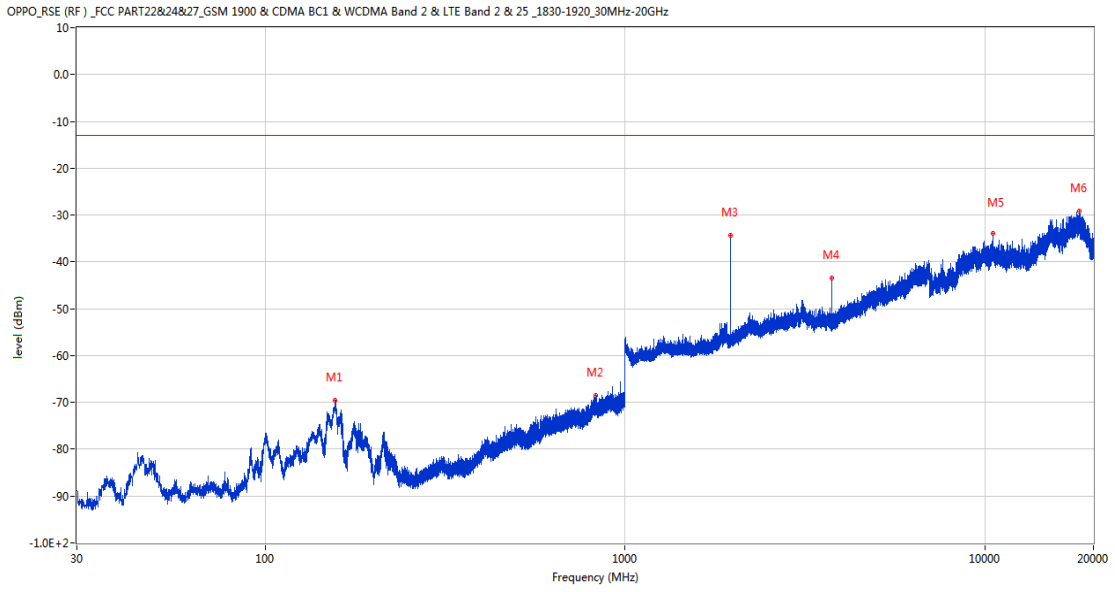
29.1 LTE Band 2 BW1.4, Middle Channel

RSE-H&H LTE Band 2 BW1.4 CH18900



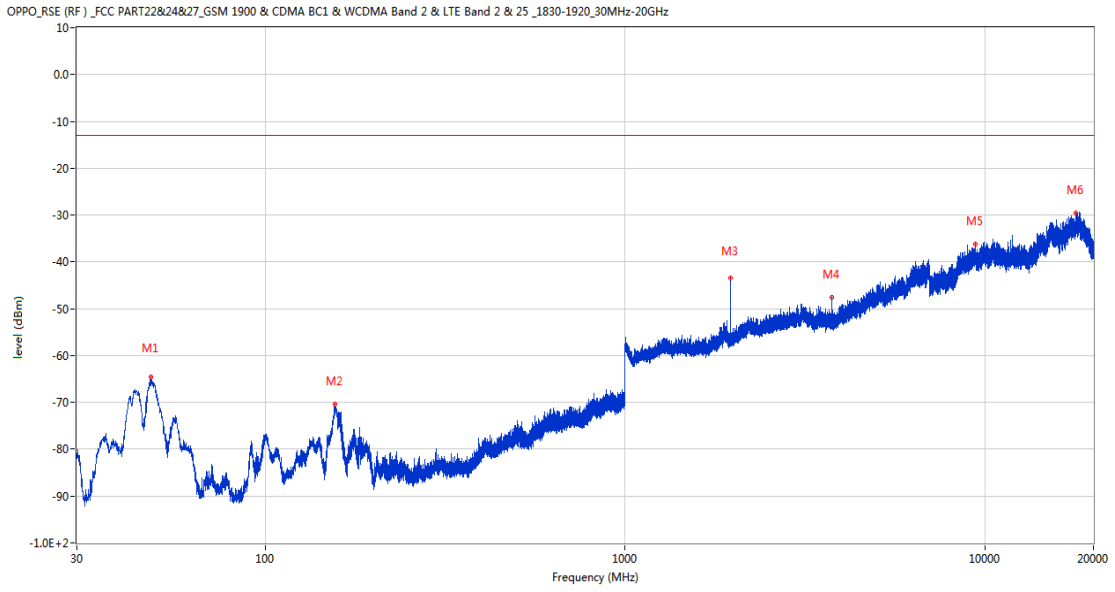
Frequency (MHz)	Result (dBm)	Factor (dB)	PK Limit (dBm)	Over Limit (dB)	Table (o)	ANT	EUT	Verdict
156.634	-66.60	-15.87	-13.0	-53.60	107.00	Horizontal	Horizontal	Pass
828.019	-68.58	-0.42	-13.0	-55.58	0.00	Horizontal	Horizontal	Pass
1960.000	-33.86	1.10	-13.0	-20.86	220.00	Horizontal	Horizontal	N/A
3759.000	-47.41	7.91	-13.0	-34.41	228.00	Horizontal	Horizontal	Pass
9370.150	-35.12	39.87	-13.0	-22.12	121.00	Horizontal	Horizontal	Pass
17185.550	-29.86	44.27	-13.0	-16.86	194.00	Horizontal	Horizontal	Pass

RSE-H&V LTE Band 2 BW1.4 CH18900



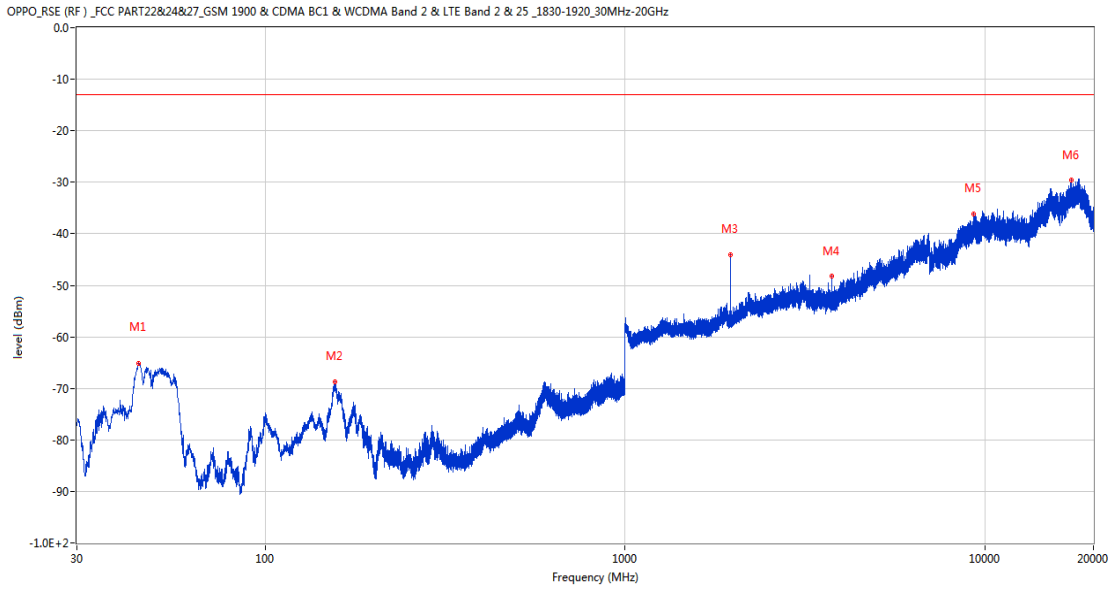
Frequency (MHz)	Result (dBm)	Factor (dB)	PK Limit (dBm)	Over Limit (dB)	Table (o)	ANT	EUT	Verdict
156.634	-69.54	-15.87	-13.0	-56.54	116.00	Horizontal	Vertical	Pass
827.534	-68.53	-0.41	-13.0	-55.53	193.00	Horizontal	Vertical	Pass
1959.900	-34.42	1.10	-13.0	-21.42	351.00	Horizontal	Vertical	N/A
3759.000	-43.39	7.91	-13.0	-30.39	236.00	Horizontal	Vertical	Pass
10516.987	-34.02	40.51	-13.0	-21.02	281.00	Horizontal	Vertical	Pass
18264.713	-29.07	44.77	-13.0	-16.07	210.00	Horizontal	Vertical	Pass

RSE-V&V LTE Band 2 BW1.4 CH18900



Frequency (MHz)	Result (dBm)	Factor (dB)	PK Limit (dBm)	Over Limit (dB)	Table (o)	ANT	EUT	Verdict
48.139	-64.64	-15.36	-13.0	-51.64	273.00	Vertical	Vertical	Pass
156.779	-70.44	-15.88	-13.0	-57.44	25.00	Vertical	Vertical	Pass
1960.100	-43.49	1.09	-13.0	-30.49	52.00	Vertical	Vertical	N/A
3759.000	-47.58	7.91	-13.0	-34.58	254.00	Vertical	Vertical	Pass
9394.300	-36.12	39.99	-13.0	-23.12	-1.00	Vertical	Vertical	Pass
17865.964	-29.56	44.46	-13.0	-16.56	324.00	Vertical	Vertical	Pass

RSE-V&H LTE Band 2 BW1.4 CH18900

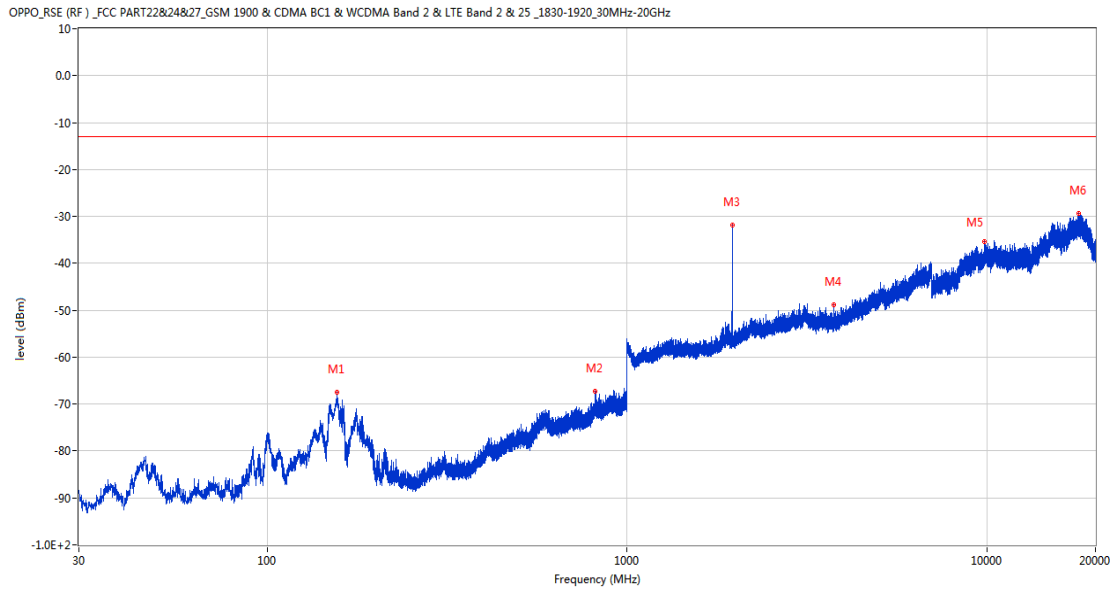


Frequency (MHz)	Result (dBm)	Factor (dB)	PK Limit (dBm)	Over Limit (dB)	Table (o)	ANT	EUT	Verdict
44.599	-65.15	-16.74	-13.0	-52.15	238.00	Vertical	Horizontal	Pass
156.197	-68.76	-15.84	-13.0	-55.76	166.00	Vertical	Horizontal	Pass
1960.200	-44.07	1.08	-13.0	-31.07	13.00	Vertical	Horizontal	N/A
3758.800	-48.25	7.92	-13.0	-35.25	360.00	Vertical	Horizontal	Pass
9308.338	-36.19	39.62	-13.0	-23.19	159.00	Vertical	Horizontal	Pass
17394.713	-29.63	44.18	-13.0	-16.63	-1.00	Vertical	Horizontal	Pass



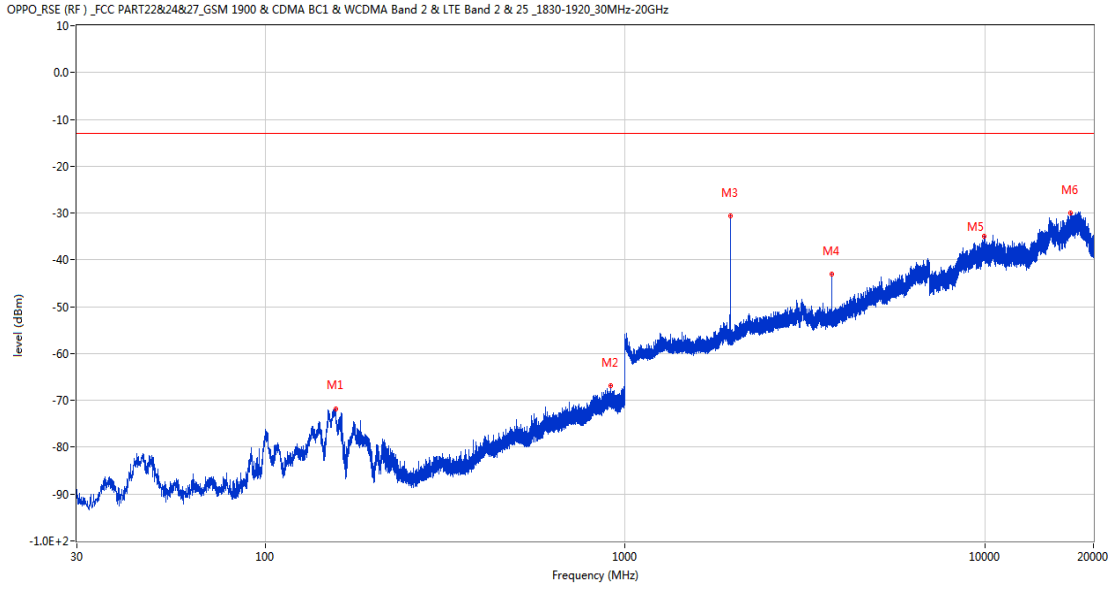
## 29.2 LTE Band 2 BW3, Middle Channel

RSE-H&H LTE Band 2 BW3 CH18900



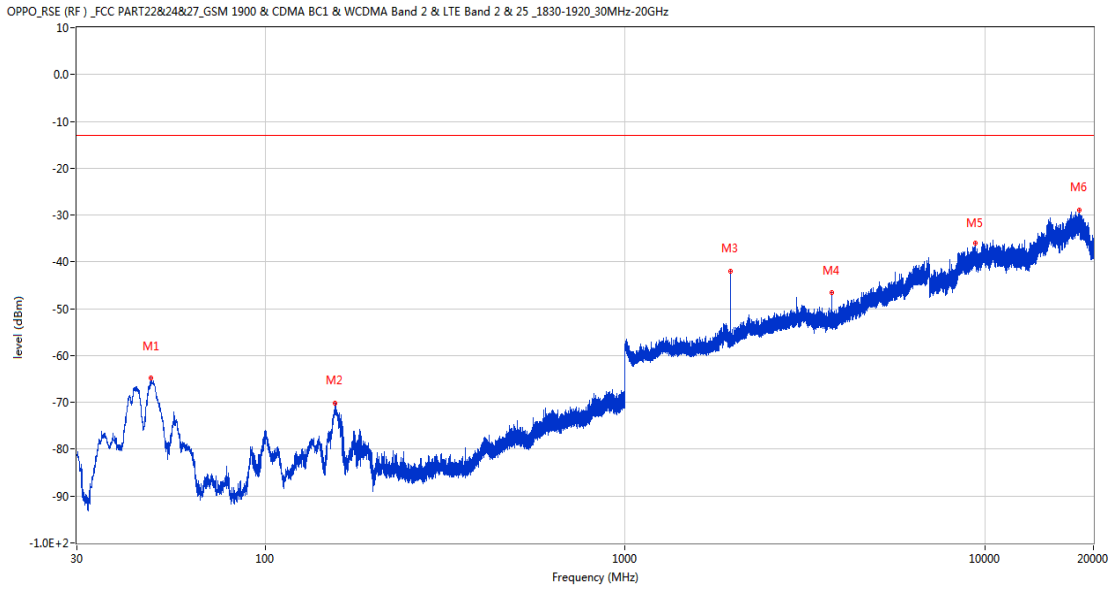
Frequency (MHz)	Result (dBm)	Factor (dB)	PK Limit (dBm)	Over Limit (dB)	Table (o)	ANT	EUT	Verdict
156.585	-67.48	-15.87	-13.0	-54.48	267.00	Horizontal	Horizontal	Pass
812.984	-67.27	-0.52	-13.0	-54.27	183.00	Horizontal	Horizontal	Pass
1959.100	-31.94	1.13	-13.0	-18.94	230.00	Horizontal	Horizontal	N/A
3757.600	-48.91	7.99	-13.0	-35.91	238.00	Horizontal	Horizontal	Pass
9841.362	-35.34	39.74	-13.0	-22.34	80.00	Horizontal	Horizontal	Pass
17922.511	-29.43	44.66	-13.0	-16.43	-1.00	Horizontal	Horizontal	Pass

RSE-H&V LTE Band 2 BW3 CH18900



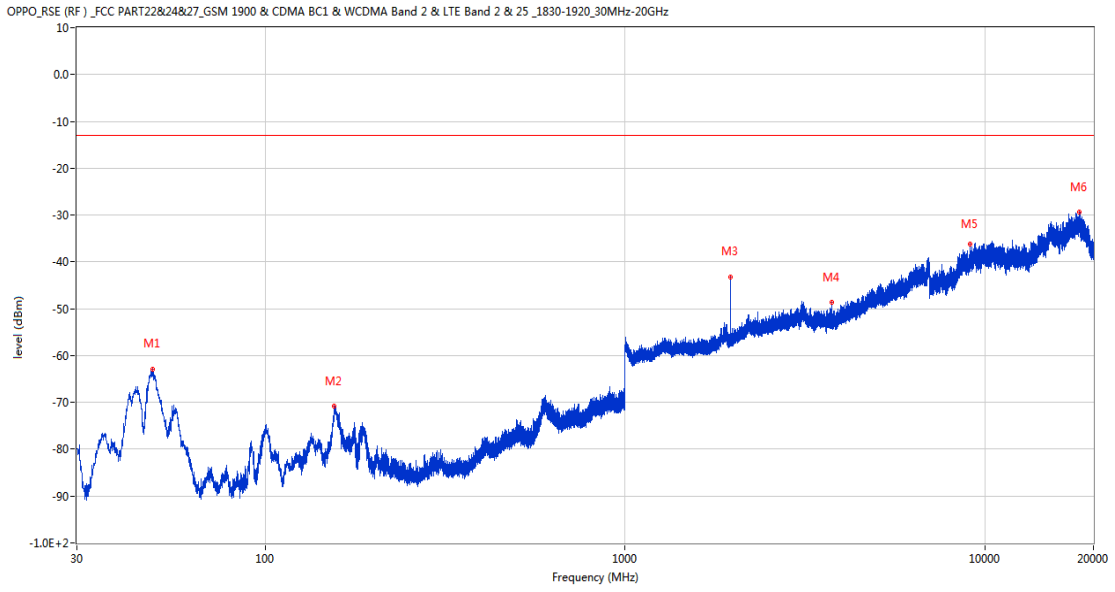
Frequency (MHz)	Result (dBm)	Factor (dB)	PK Limit (dBm)	Over Limit (dB)	Table (o)	ANT	EUT	Verdict
156.828	-71.79	-15.89	-13.0	-58.79	282.00	Horizontal	Vertical	Pass
914.010	-66.86	0.68	-13.0	-53.86	350.00	Horizontal	Vertical	Pass
1960.300	-30.62	1.08	-13.0	-17.62	348.00	Horizontal	Vertical	N/A
3757.400	-43.06	8.00	-13.0	-30.06	156.00	Horizontal	Vertical	Pass
9917.550	-34.91	39.98	-13.0	-21.91	313.00	Horizontal	Vertical	Pass
17239.927	-30.02	44.53	-13.0	-17.02	86.00	Horizontal	Vertical	Pass

RSE-V&V LTE Band 2 BW3 CH18900



Frequency (MHz)	Result (dBm)	Factor (dB)	PK Limit (dBm)	Over Limit (dB)	Table (o)	ANT	EUT	Verdict
48.139	-64.79	-15.36	-13.0	-51.79	208.00	Vertical	Vertical	Pass
156.634	-70.25	-15.87	-13.0	-57.25	25.00	Vertical	Vertical	Pass
1960.600	-42.04	1.06	-13.0	-29.04	255.00	Vertical	Vertical	N/A
3757.400	-46.64	8.00	-13.0	-33.64	246.00	Vertical	Vertical	Pass
9396.888	-36.02	40.01	-13.0	-23.02	300.00	Vertical	Vertical	Pass
18256.376	-28.94	44.83	-13.0	-15.94	336.00	Vertical	Vertical	Pass

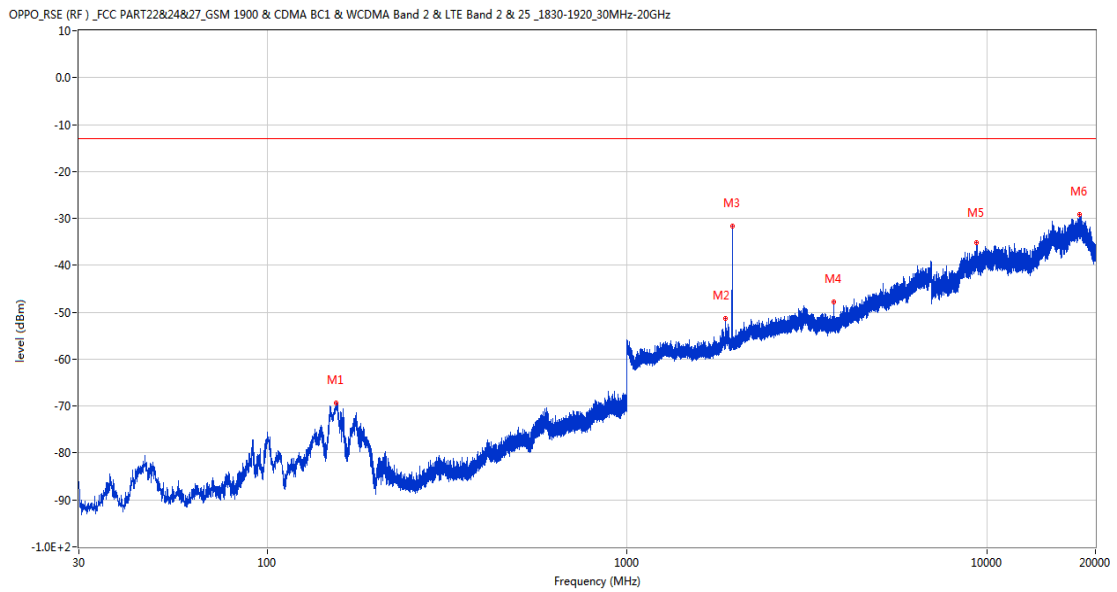
RSE-V&H LTE Band 2 BW3 CH18900



Frequency (MHz)	Result (dBm)	Factor (dB)	PK Limit (dBm)	Over Limit (dB)	Table (o)	ANT	EUT	Verdict
48.672	-62.87	-15.80	-13.0	-49.87	282.00	Vertical	Horizontal	Pass
155.906	-70.71	-15.81	-13.0	-57.71	14.00	Vertical	Horizontal	Pass
1959.200	-43.28	1.13	-13.0	-30.28	197.00	Vertical	Horizontal	N/A
3757.200	-48.66	8.01	-13.0	-35.66	359.00	Vertical	Horizontal	Pass
9074.888	-36.15	38.63	-13.0	-23.15	-1.00	Vertical	Horizontal	Pass
18232.449	-29.42	44.88	-13.0	-16.42	246.00	Vertical	Horizontal	Pass

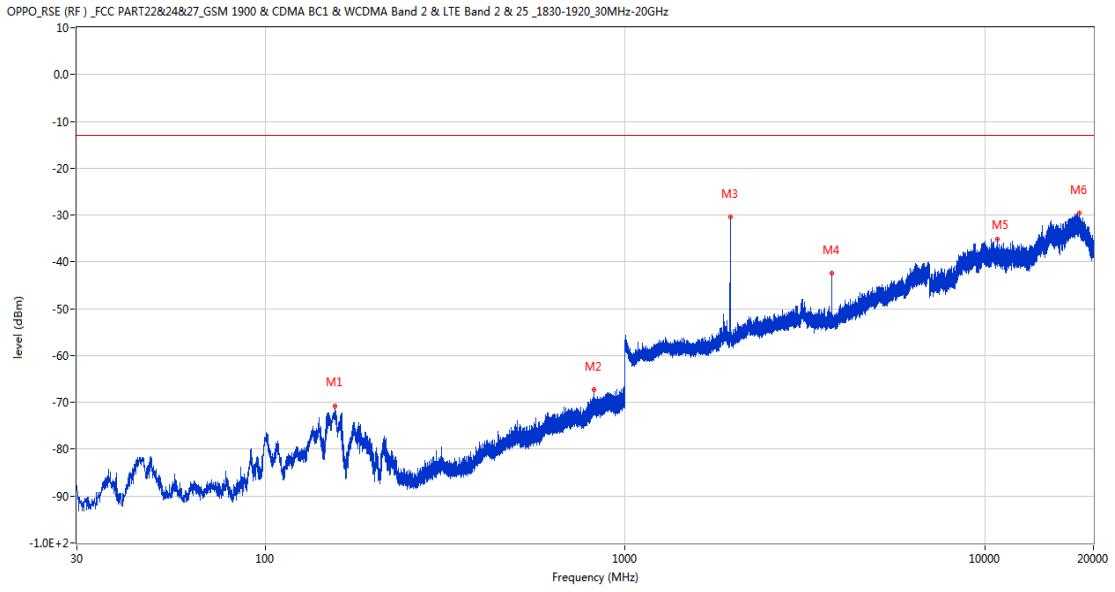
## 29.3 LTE Band 2 BW5, Middle Channel

RSE-H&H LTE Band 2 BW5 CH18900



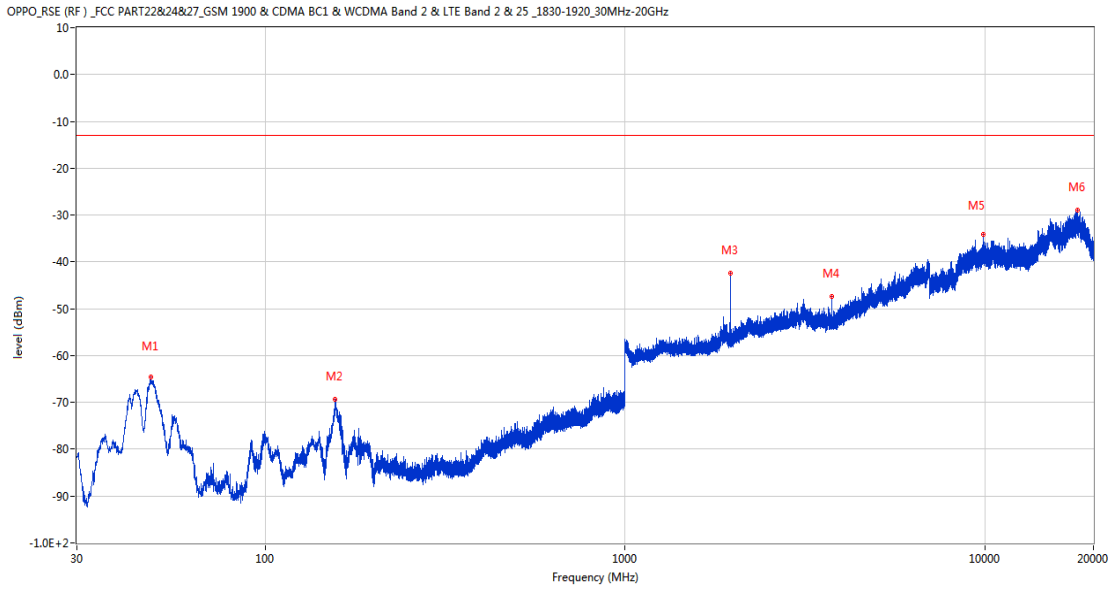
Frequency (MHz)	Result (dBm)	Factor (dB)	PK Limit (dBm)	Over Limit (dB)	Table (o)	ANT	EUT	Verdict
155.809	-69.39	-15.80	-13.0	-56.39	88.00	Horizontal	Horizontal	Pass
1877.800	-51.36	2.69	-13.0	-38.36	92.00	Horizontal	Horizontal	N/A
1959.500	-31.67	1.13	-13.0	-18.67	216.00	Horizontal	Horizontal	N/A
3755.600	-47.86	7.76	-13.0	-34.86	236.00	Horizontal	Horizontal	Pass
9355.775	-35.26	39.82	-13.0	-22.26	43.00	Horizontal	Horizontal	Pass
18052.286	-29.12	44.90	-13.0	-16.12	334.00	Horizontal	Horizontal	Pass

RSE-H&V LTE Band 2 BW5 CH18900



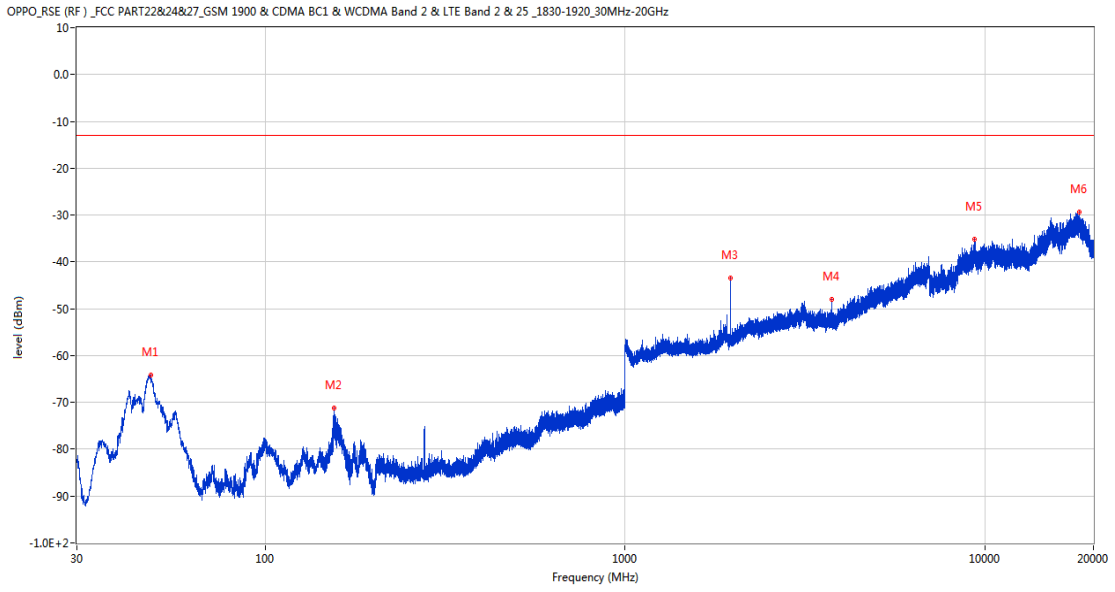
Frequency (MHz)	Result (dBm)	Factor (dB)	PK Limit (dBm)	Over Limit (dB)	Table (o)	ANT	EUT	Verdict
156.488	-70.71	-15.86	-13.0	-57.71	256.00	Horizontal	Vertical	Pass
818.271	-67.23	-0.08	-13.0	-54.23	256.00	Horizontal	Vertical	Pass
1959.900	-30.47	1.10	-13.0	-17.47	354.00	Horizontal	Vertical	N/A
3755.600	-42.42	7.76	-13.0	-29.42	162.00	Horizontal	Vertical	Pass
10799.600	-35.22	40.61	-13.0	-22.22	250.00	Horizontal	Vertical	Pass
18243.688	-29.47	44.85	-13.0	-16.47	122.00	Horizontal	Vertical	Pass

RSE-V&V LTE Band 2 BW5 CH18900



Frequency (MHz)	Result (dBm)	Factor (dB)	PK Limit (dBm)	Over Limit (dB)	Table (o)	ANT	EUT	Verdict
48.187	-64.64	-15.40	-13.0	-51.64	308.00	Vertical	Vertical	Pass
156.634	-69.27	-15.87	-13.0	-56.27	58.00	Vertical	Vertical	Pass
1959.600	-42.46	1.12	-13.0	-29.46	216.00	Vertical	Vertical	N/A
3755.600	-47.43	7.76	-13.0	-34.43	268.00	Vertical	Vertical	Pass
9864.937	-34.23	39.79	-13.0	-21.23	38.00	Vertical	Vertical	Pass
18037.426	-29.05	44.94	-13.0	-16.05	302.00	Vertical	Vertical	Pass

RSE-V&H LTE Band 2 BW5 CH18900

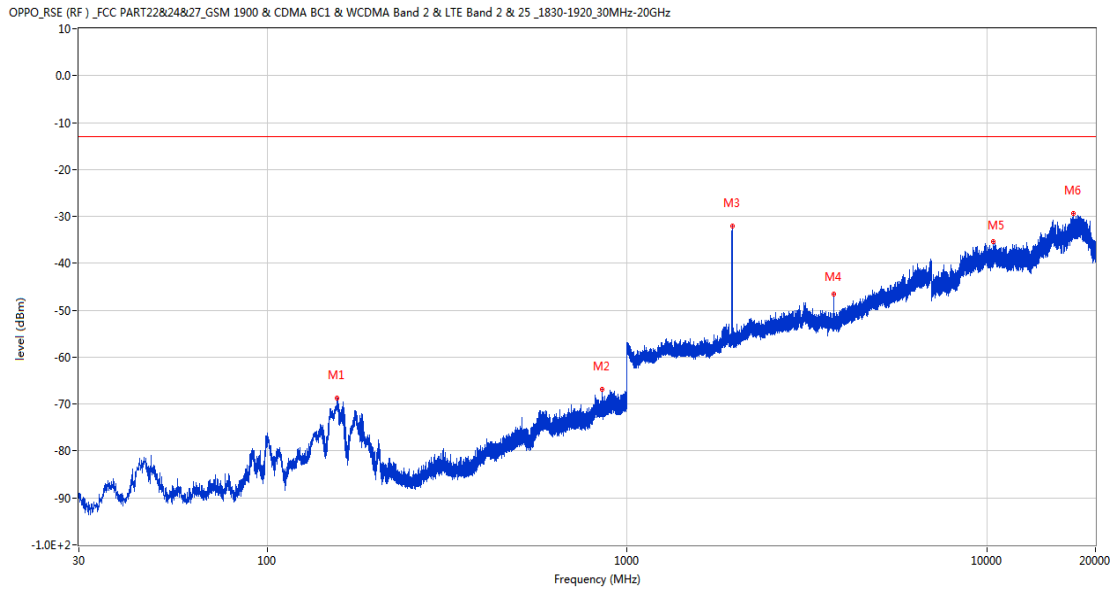


Frequency (MHz)	Result (dBm)	Factor (dB)	PK Limit (dBm)	Over Limit (dB)	Table (o)	ANT	EUT	Verdict
48.090	-64.23	-15.32	-13.0	-51.23	265.00	Vertical	Horizontal	Pass
155.809	-71.15	-15.80	-13.0	-58.15	3.00	Vertical	Horizontal	Pass
1960.900	-43.38	1.04	-13.0	-30.38	315.00	Vertical	Horizontal	N/A
3755.600	-47.97	7.76	-13.0	-34.97	28.00	Vertical	Horizontal	Pass
9366.125	-35.22	39.87	-13.0	-22.22	328.00	Vertical	Horizontal	Pass
18318.363	-29.36	44.36	-13.0	-16.36	328.00	Vertical	Horizontal	Pass



## 29.4 LTE Band 2 BW10, Middle Channel

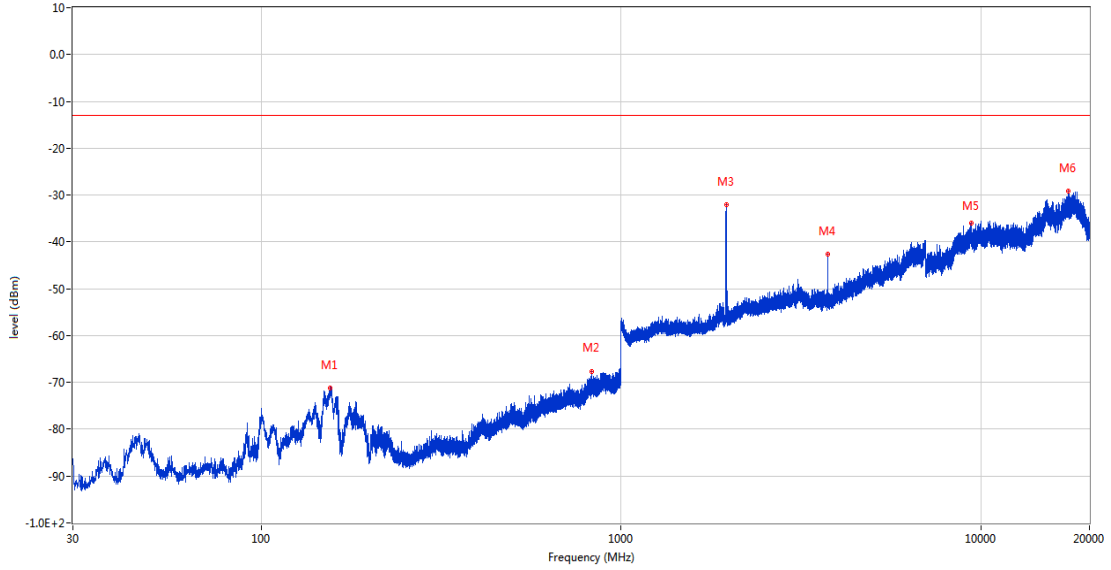
RSE-H&H LTE Band 2 BW10 CH18900



Frequency (MHz)	Result (dBm)	Factor (dB)	PK Limit (dBm)	Over Limit (dB)	Table (o)	ANT	EUT	Verdict
156.585	-68.65	-15.87	-13.0	-55.65	248.00	Horizontal	Horizontal	Pass
853.578	-66.95	-0.73	-13.0	-53.95	78.00	Horizontal	Horizontal	Pass
1960.100	-32.12	1.09	-13.0	-19.12	361.00	Horizontal	Horizontal	N/A
3751.000	-46.60	7.68	-13.0	-33.60	234.00	Horizontal	Horizontal	Pass
10418.375	-35.40	40.66	-13.0	-22.40	267.00	Horizontal	Horizontal	Pass
17361.000	-29.26	44.34	-13.0	-16.26	272.00	Horizontal	Horizontal	Pass

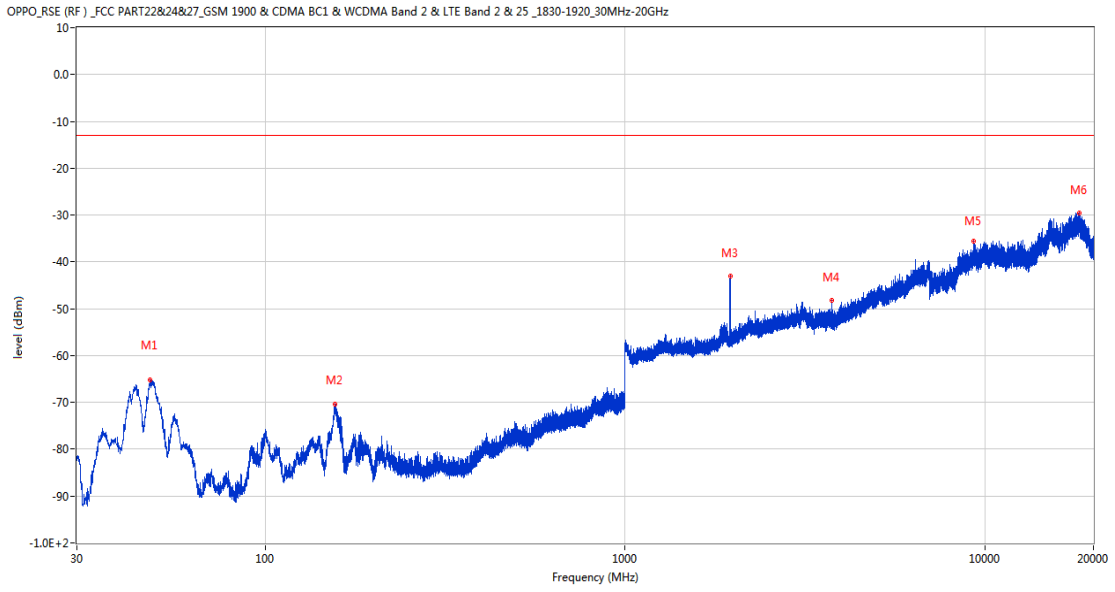
RSE-H&V LTE Band 2 BW10 CH18900

OPPO\_RSE (RF) \_FCC PART22&24&27\_GSM 1900 & CDMA BC1 & WCDMA Band 2 & LTE Band 2 & 25\_1830-1920\_30MHz-20GHz



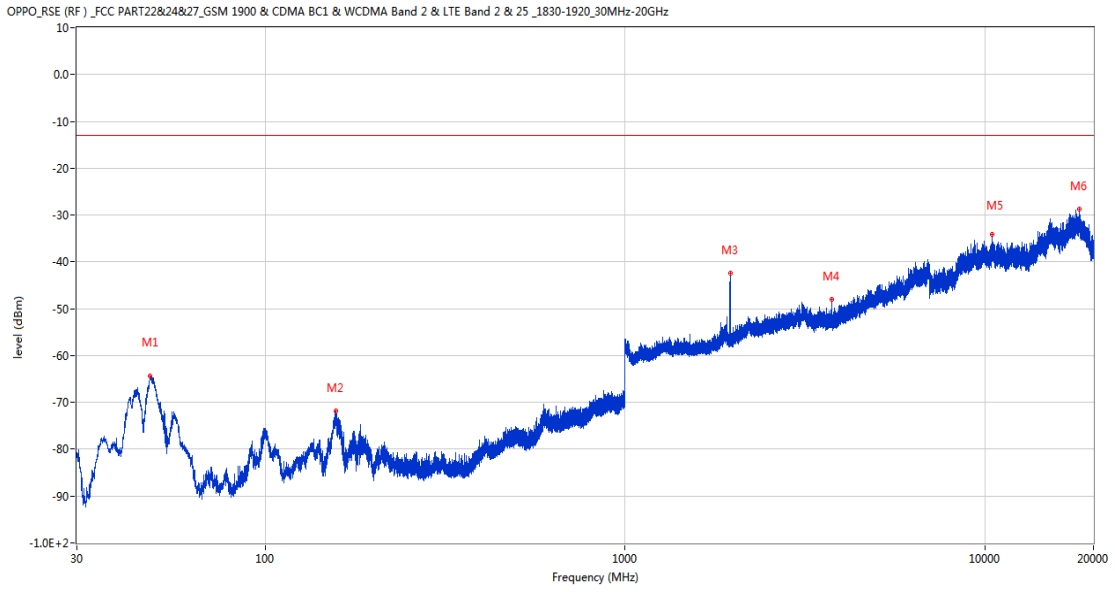
Frequency (MHz)	Result (dBm)	Factor (dB)	PK Limit (dBm)	Over Limit (dB)	Table (o)	ANT	EUT	Verdict
155.906	-71.21	-15.81	-13.0	-58.21	156.00	Horizontal	Vertical	Pass
827.486	-67.60	-0.41	-13.0	-54.60	69.00	Horizontal	Vertical	Pass
1961.200	-32.09	1.02	-13.0	-19.09	342.00	Horizontal	Vertical	N/A
3751.000	-42.67	7.68	-13.0	-29.67	167.00	Horizontal	Vertical	Pass
9400.337	-36.04	40.03	-13.0	-23.04	22.00	Horizontal	Vertical	Pass
17519.411	-29.25	44.34	-13.0	-16.25	158.00	Horizontal	Vertical	Pass

RSE-V&V LTE Band 2 BW10 CH18900



Frequency (MHz)	Result (dBm)	Factor (dB)	PK Limit (dBm)	Over Limit (dB)	Table (o)	ANT	EUT	Verdict
47.993	-65.17	-15.25	-13.0	-52.17	275.00	Vertical	Vertical	Pass
156.779	-70.28	-15.88	-13.0	-57.28	7.00	Vertical	Vertical	Pass
1960.400	-43.08	1.07	-13.0	-30.08	246.00	Vertical	Vertical	N/A
3751.000	-48.22	7.68	-13.0	-35.22	268.00	Vertical	Vertical	Pass
9305.175	-35.66	39.61	-13.0	-22.66	70.00	Vertical	Vertical	Pass
18240.786	-29.51	44.86	-13.0	-16.51	148.00	Vertical	Vertical	Pass

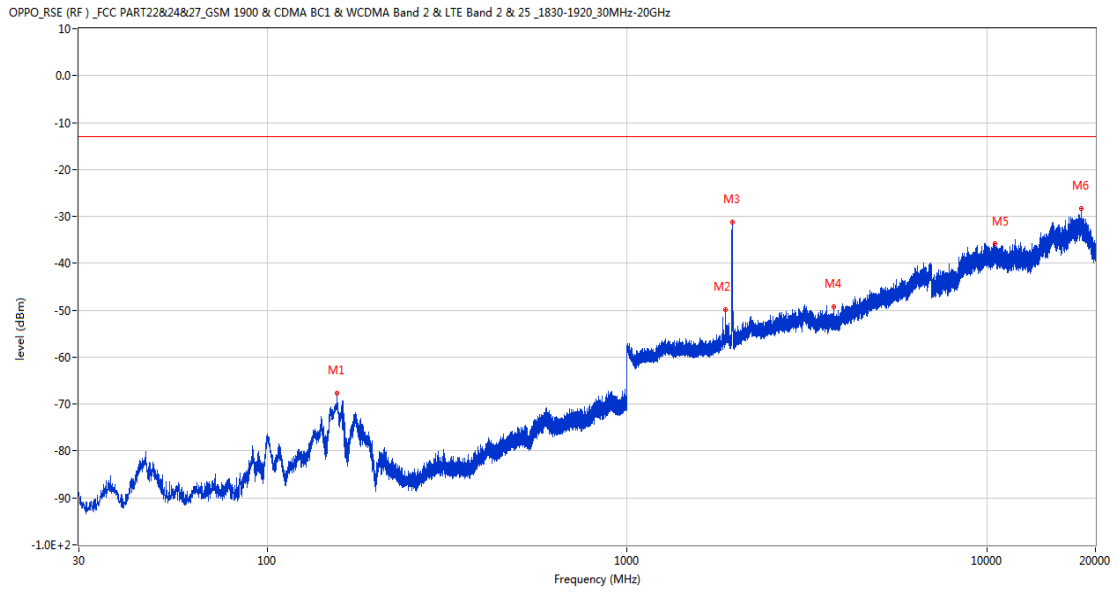
RSE-V&H LTE Band 2 BW10 CH18900



Frequency (MHz)	Result (dBm)	Factor (dB)	PK Limit (dBm)	Over Limit (dB)	Table (o)	ANT	EUT	Verdict
47.993	-64.47	-15.25	-13.0	-51.47	270.00	Vertical	Horizontal	Pass
157.118	-71.93	-15.91	-13.0	-58.93	26.00	Vertical	Horizontal	Pass
1959.100	-42.46	1.13	-13.0	-29.46	316.00	Vertical	Horizontal	N/A
3751.000	-47.96	7.68	-13.0	-34.96	35.00	Vertical	Horizontal	Pass
10473.862	-34.02	40.80	-13.0	-21.02	99.00	Vertical	Horizontal	Pass
18261.449	-28.79	44.81	-13.0	-15.79	349.00	Vertical	Horizontal	Pass

## 29.5 LTE Band 2 BW15, Middle Channel

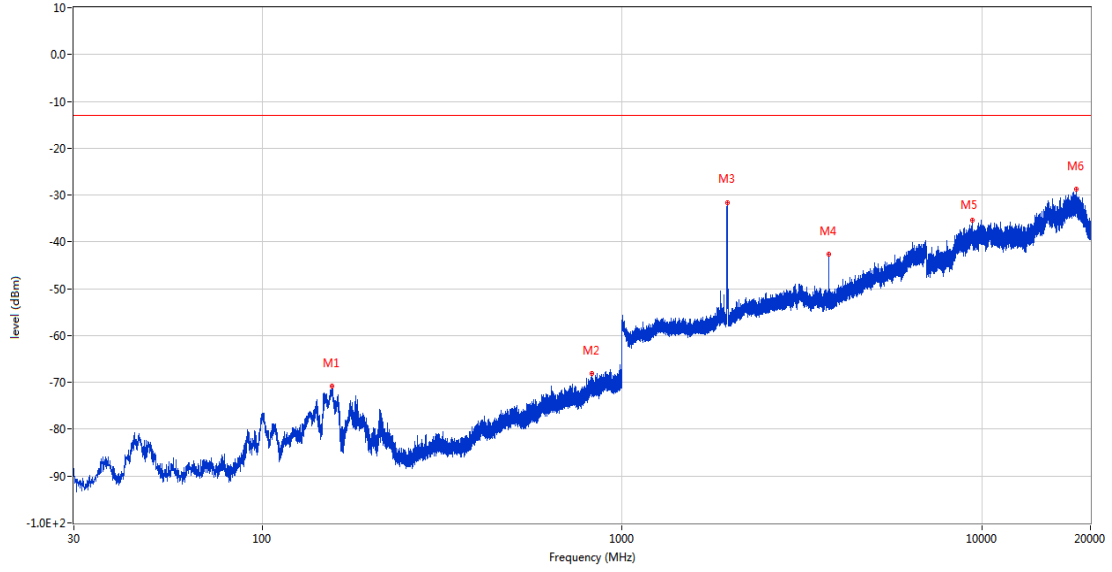
RSE-H&H LTE Band 2 BW15 CH18900



Frequency (MHz)	Result (dBm)	Factor (dB)	PK Limit (dBm)	Over Limit (dB)	Table (o)	ANT	EUT	Verdict
156.488	-67.63	-15.86	-13.0	-54.63	276.00	Horizontal	Horizontal	Pass
1873.300	-49.96	2.62	-13.0	-36.96	82.00	Horizontal	Horizontal	N/A
1958.000	-31.24	1.13	-13.0	-18.24	219.00	Horizontal	Horizontal	N/A
3746.400	-49.30	7.52	-13.0	-36.30	2.00	Horizontal	Horizontal	Pass
10495.425	-35.72	40.48	-13.0	-22.72	246.00	Horizontal	Horizontal	Pass
18290.813	-28.40	44.57	-13.0	-15.40	21.00	Horizontal	Horizontal	Pass

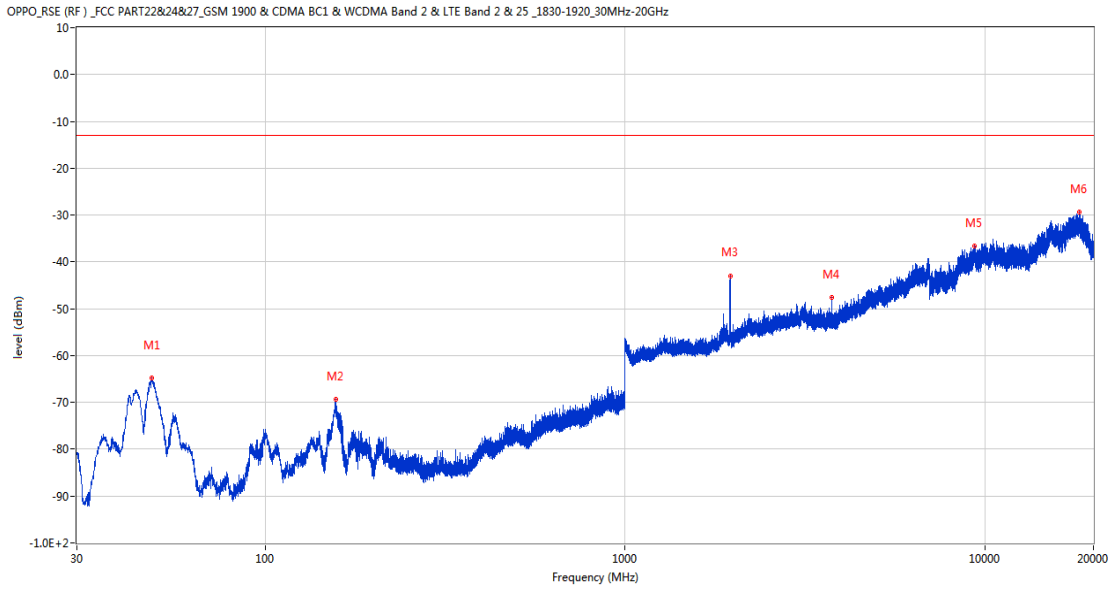
RSE-H&V LTE Band 2 BW15 CH18900

OPPO\_RSE (RF) \_FCC PART22&24&27\_GSM 1900 & CDMA BC1 & WCDMA Band 2 & LTE Band 2 & 25\_1830-1920\_30MHz-20GHz



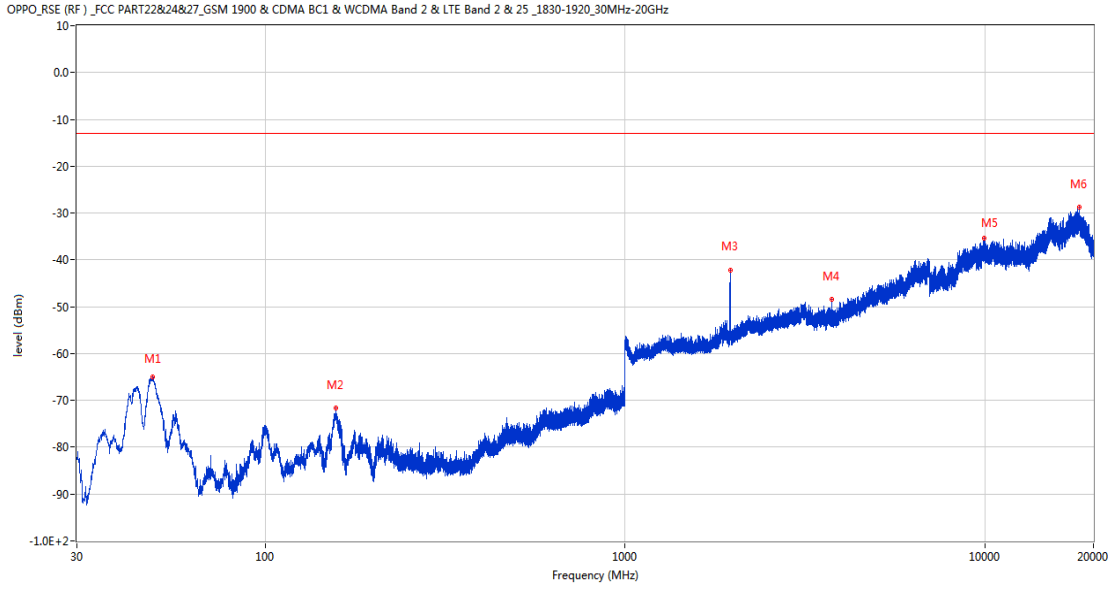
Frequency (MHz)	Result (dBm)	Factor (dB)	PK Limit (dBm)	Over Limit (dB)	Table (o)	ANT	EUT	Verdict
156.585	-70.84	-15.87	-13.0	-57.84	286.00	Horizontal	Vertical	Pass
825.982	-68.14	-0.46	-13.0	-55.14	222.00	Horizontal	Vertical	Pass
1962.900	-31.54	0.94	-13.0	-18.54	350.00	Horizontal	Vertical	N/A
3746.600	-42.58	7.53	-13.0	-29.58	161.00	Horizontal	Vertical	Pass
9387.975	-35.46	39.94	-13.0	-22.46	8.00	Horizontal	Vertical	Pass
18235.714	-28.81	44.87	-13.0	-15.81	352.00	Horizontal	Vertical	Pass

RSE-V&V LTE Band 2 BW15 CH18900



Frequency (MHz)	Result (dBm)	Factor (dB)	PK Limit (dBm)	Over Limit (dB)	Table (o)	ANT	EUT	Verdict
48.333	-64.84	-15.52	-13.0	-51.84	265.00	Vertical	Vertical	Pass
157.312	-69.42	-15.93	-13.0	-56.42	52.00	Vertical	Vertical	Pass
1957.800	-43.09	1.13	-13.0	-30.09	305.00	Vertical	Vertical	N/A
3746.600	-47.66	7.53	-13.0	-34.66	255.00	Vertical	Vertical	Pass
9331.049	-36.63	39.69	-13.0	-23.63	-1.00	Vertical	Vertical	Pass
18254.926	-29.45	44.83	-13.0	-16.45	210.00	Vertical	Vertical	Pass

RSE-V&H LTE Band 2 BW15 CH18900

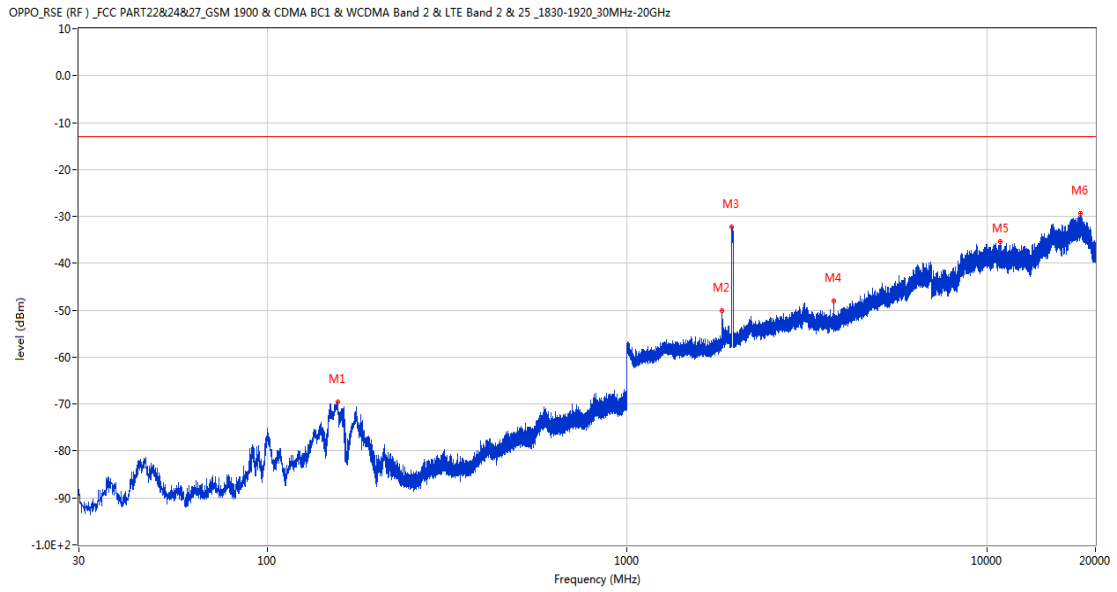


Frequency (MHz)	Result (dBm)	Factor (dB)	PK Limit (dBm)	Over Limit (dB)	Table (o)	ANT	EUT	Verdict
48.624	-64.97	-15.76	-13.0	-51.97	265.00	Vertical	Horizontal	Pass
156.973	-71.57	-15.90	-13.0	-58.57	15.00	Vertical	Horizontal	Pass
1962.500	-42.27	0.95	-13.0	-29.27	204.00	Vertical	Horizontal	N/A
3746.200	-48.44	7.51	-13.0	-35.44	144.00	Vertical	Horizontal	Pass
9937.100	-35.46	39.95	-13.0	-22.46	228.00	Vertical	Horizontal	Pass
18291.538	-28.83	44.56	-13.0	-15.83	49.00	Vertical	Horizontal	Pass



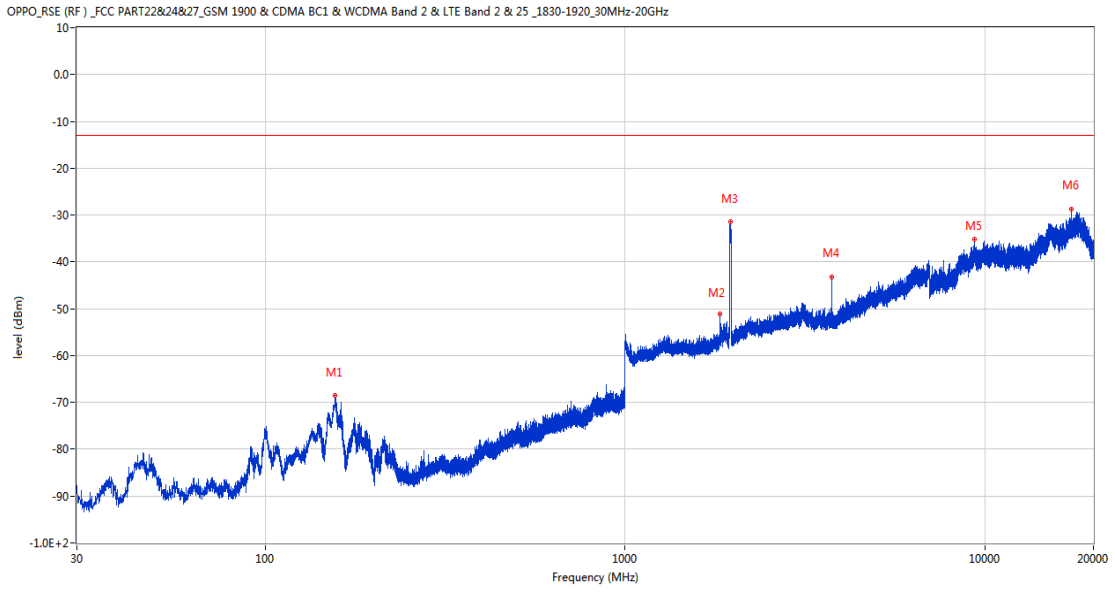
## 29.6 LTE Band 2 BW20, Middle Channel

RSE-H&H LTE Band 2 BW20 CH18900



Frequency (MHz)	Result (dBm)	Factor (dB)	PK Limit (dBm)	Over Limit (dB)	Table (o)	ANT	EUT	Verdict
157.361	-69.57	-15.93	-13.0	-56.57	261.00	Horizontal	Horizontal	Pass
1835.600	-50.04	1.38	-13.0	-37.04	311.00	Horizontal	Horizontal	Pass
1951.900	-32.22	0.81	-13.0	-19.22	0.00	Horizontal	Horizontal	N/A
3742.000	-48.10	7.22	-13.0	-35.10	258.00	Horizontal	Horizontal	Pass
10912.300	-35.36	40.60	-13.0	-22.36	31.00	Horizontal	Horizontal	Pass
18129.863	-29.42	44.98	-13.0	-16.42	174.00	Horizontal	Horizontal	Pass

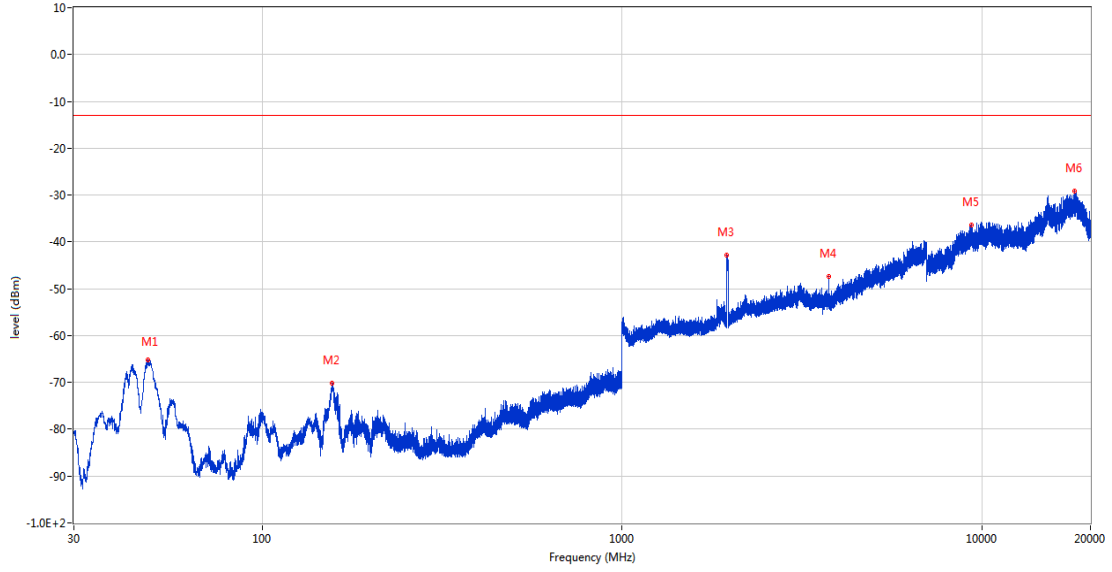
RSE-H&V LTE Band 2 BW20 CH18900



Frequency (MHz)	Result (dBm)	Factor (dB)	PK Limit (dBm)	Over Limit (dB)	Table (o)	ANT	EUT	Verdict
156.634	-68.54	-15.87	-13.0	-55.54	127.00	Horizontal	Vertical	Pass
1835.300	-51.13	1.28	-13.0	-38.13	234.00	Horizontal	Vertical	Pass
1968.000	-31.45	0.82	-13.0	-18.45	340.00	Horizontal	Vertical	N/A
3742.000	-43.32	7.22	-13.0	-30.32	159.00	Horizontal	Vertical	Pass
9363.250	-35.12	39.87	-13.0	-22.12	97.00	Horizontal	Vertical	Pass
17350.126	-28.84	44.43	-13.0	-15.84	79.00	Horizontal	Vertical	Pass

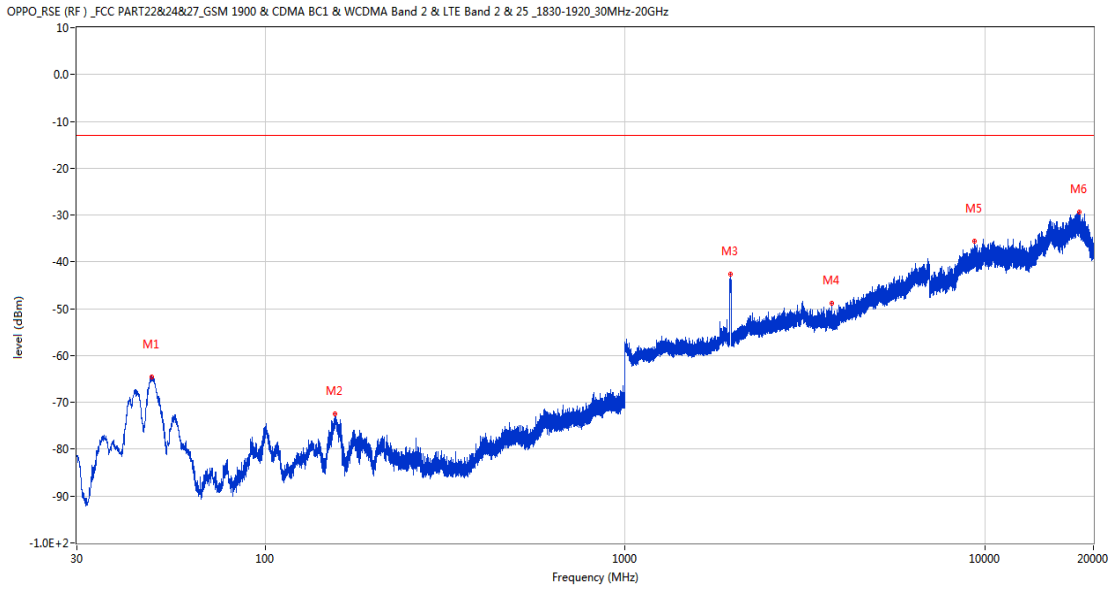
RSE-V&V LTE Band 2 BW20 CH18900

OPPO\_RSE (RF) \_FCC PART22&24&27\_GSM 1900 & CDMA BC1 & WCDMA Band 2 & LTE Band 2 & 25\_1830-1920\_30MHz-20GHz



Frequency (MHz)	Result (dBm)	Factor (dB)	PK Limit (dBm)	Over Limit (dB)	Table (o)	ANT	EUT	Verdict
48.090	-65.20	-15.32	-13.0	-52.20	351.00	Vertical	Vertical	Pass
156.536	-70.10	-15.86	-13.0	-57.10	39.00	Vertical	Vertical	Pass
1952.700	-42.87	0.88	-13.0	-29.87	229.00	Vertical	Vertical	N/A
3742.200	-47.31	7.22	-13.0	-34.31	268.00	Vertical	Vertical	Pass
9354.912	-36.37	39.81	-13.0	-23.37	123.00	Vertical	Vertical	Pass
18043.589	-29.21	44.93	-13.0	-16.21	155.00	Vertical	Vertical	Pass

RSE-V&H LTE Band 2 BW20 CH18900



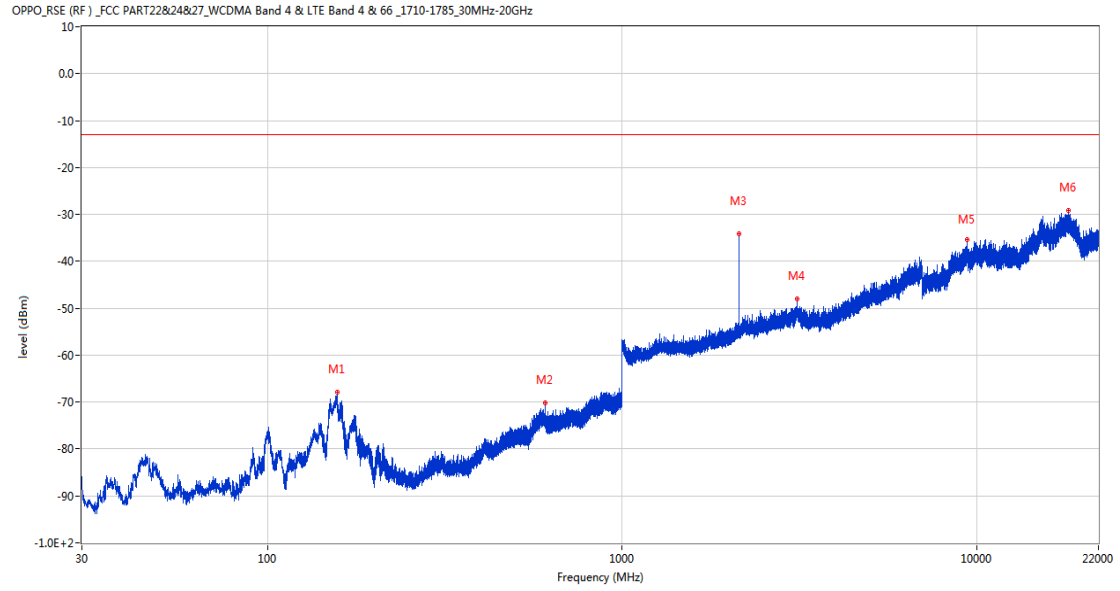
Frequency (MHz)	Result (dBm)	Factor (dB)	PK Limit (dBm)	Over Limit (dB)	Table (o)	ANT	EUT	Verdict
48.430	-64.53	-15.60	-13.0	-51.53	300.00	Vertical	Horizontal	Pass
156.730	-72.45	-15.88	-13.0	-59.45	38.00	Vertical	Horizontal	Pass
1961.400	-42.61	1.00	-13.0	-29.61	308.00	Vertical	Horizontal	N/A
3742.000	-48.92	7.22	-13.0	-35.92	26.00	Vertical	Horizontal	Pass
9350.600	-35.67	39.77	-13.0	-22.67	68.00	Vertical	Horizontal	Pass
18232.449	-29.30	44.88	-13.0	-16.30	201.00	Vertical	Horizontal	Pass



### 30 LTE Band 4

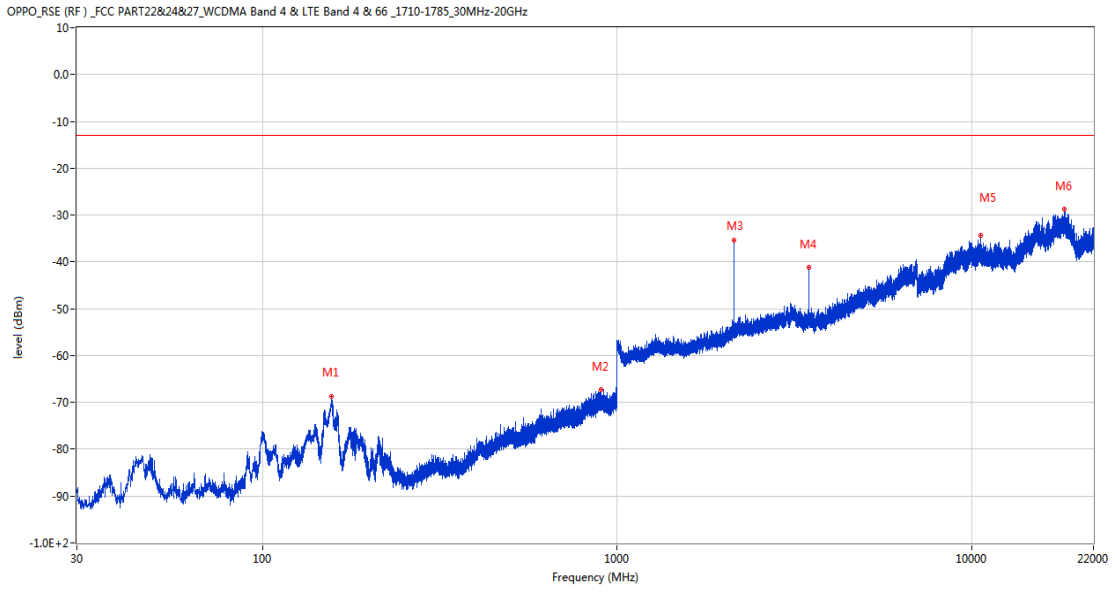
### 30.1 LTE Band 4 BW1.4, Middle Channel

RSE-H&H LTE Band 4 BW1.4 CH20175



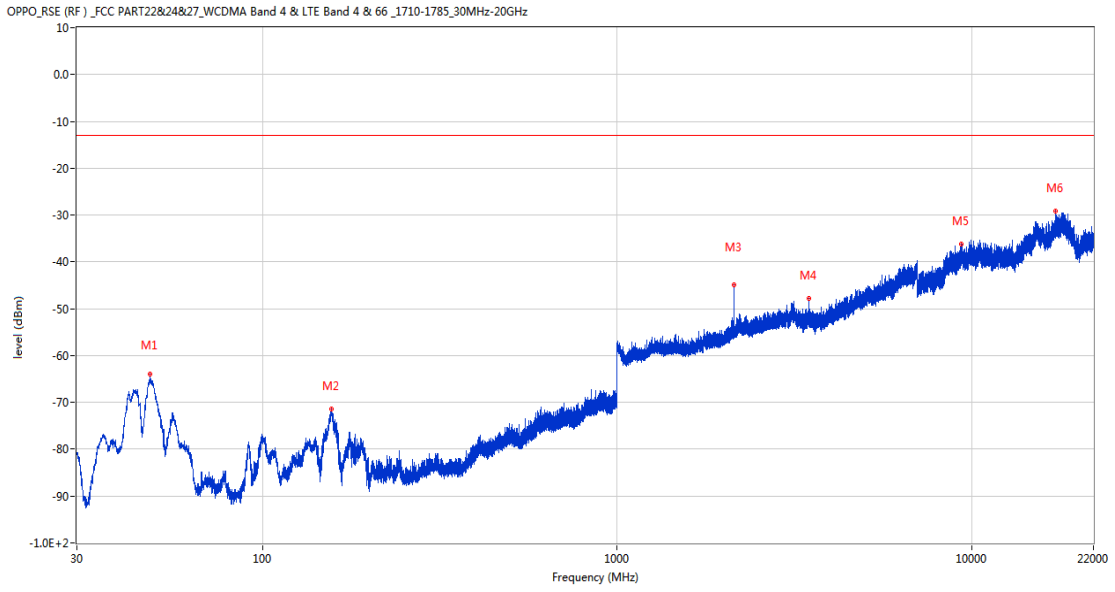
Frequency (MHz)	Result (dBm)	Factor (dB)	PK Limit (dBm)	Over Limit (dB)	Table (o)	ANT	EUT	Verdict
157.022	-67.99	-15.90	-13.0	-54.99	257.00	Horizontal	Horizontal	Pass
606.422	-70.15	-4.40	-13.0	-57.15	313.00	Horizontal	Horizontal	Pass
2132.700	-34.17	2.69	-13.0	-21.17	230.00	Horizontal	Horizontal	N/A
3105.200	-47.95	8.17	-13.0	-34.95	211.00	Horizontal	Horizontal	Pass
9397.750	-35.27	40.02	-13.0	-22.27	296.00	Horizontal	Horizontal	Pass
18144.137	-29.19	45.02	-13.0	-16.19	-1.00	Horizontal	Horizontal	Pass

RSE-H&V LTE Band 4 BW1.4 CH20175



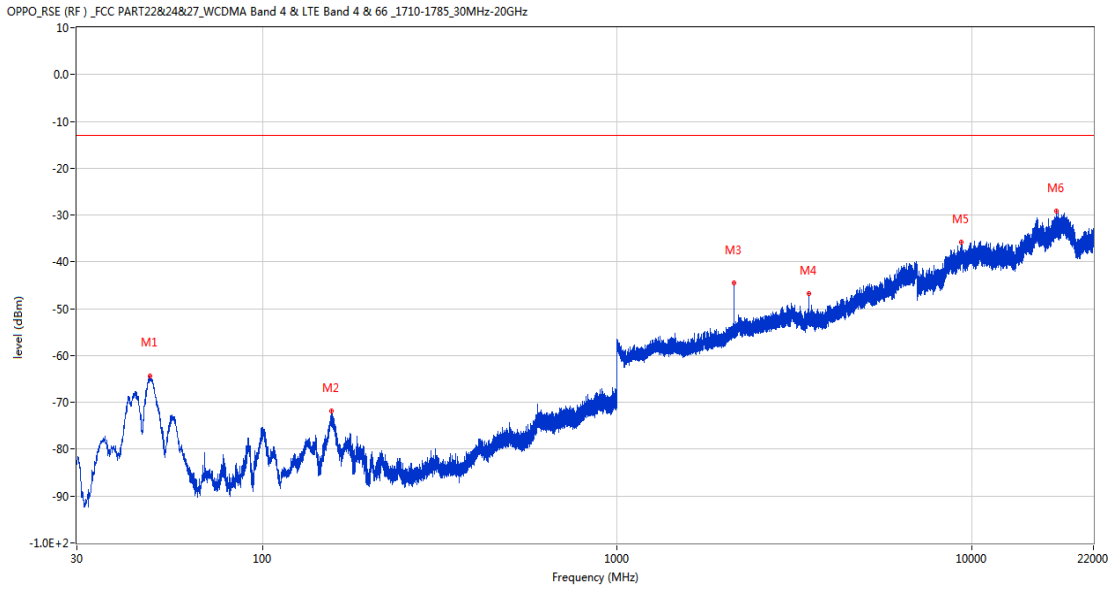
Frequency (MHz)	Result (dBm)	Factor (dB)	PK Limit (dBm)	Over Limit (dB)	Table (o)	ANT	EUT	Verdict
156.828	-68.62	-15.88	-13.0	-55.62	114.00	Horizontal	Vertical	Pass
900.041	-67.36	0.76	-13.0	-54.36	299.00	Horizontal	Vertical	Pass
2132.700	-35.41	2.69	-13.0	-22.41	220.00	Horizontal	Vertical	N/A
3464.000	-41.23	7.16	-13.0	-28.23	158.00	Horizontal	Vertical	Pass
10589.438	-34.42	40.45	-13.0	-21.42	169.00	Horizontal	Vertical	Pass
18255.137	-28.72	44.83	-13.0	-15.72	85.00	Horizontal	Vertical	Pass

RSE-V&V LTE Band 4 BW1.4 CH20175



Frequency (MHz)	Result (dBm)	Factor (dB)	PK Limit (dBm)	Over Limit (dB)	Table (o)	ANT	EUT	Verdict
48.187	-64.02	-15.35	-13.0	-51.02	268.00	Vertical	Vertical	Pass
156.682	-71.46	-15.87	-13.0	-58.46	-1.00	Vertical	Vertical	Pass
2132.200	-44.91	2.70	-13.0	-31.91	11.00	Vertical	Vertical	N/A
3463.600	-47.71	7.13	-13.0	-34.71	206.00	Vertical	Vertical	Pass
9320.125	-36.18	39.68	-13.0	-23.18	361.00	Vertical	Vertical	Pass
17201.562	-29.21	44.41	-13.0	-16.21	220.00	Vertical	Vertical	Pass

RSE-V&H LTE Band 4 BW1.4 CH20175

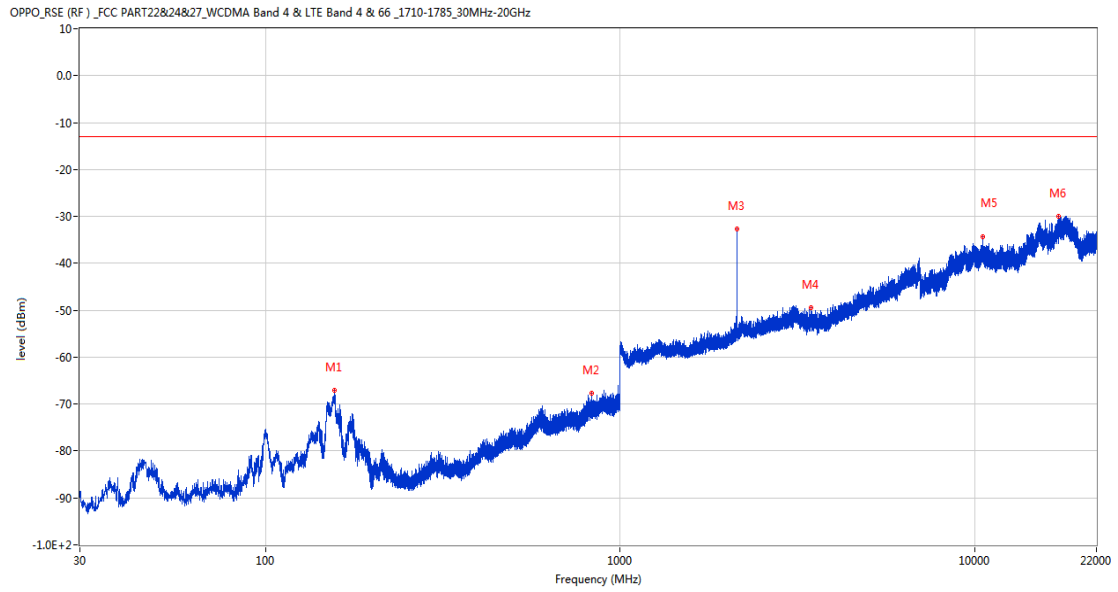


Frequency (MHz)	Result (dBm)	Factor (dB)	PK Limit (dBm)	Over Limit (dB)	Table (o)	ANT	EUT	Verdict
48.187	-64.29	-15.35	-13.0	-51.29	304.00	Vertical	Horizontal	Pass
156.973	-71.73	-15.89	-13.0	-58.73	37.00	Vertical	Horizontal	Pass
2132.600	-44.55	2.69	-13.0	-31.55	79.00	Vertical	Horizontal	N/A
3464.000	-46.72	7.16	-13.0	-33.72	4.00	Vertical	Horizontal	Pass
9354.912	-35.76	39.81	-13.0	-22.76	139.00	Vertical	Horizontal	Pass
17279.726	-29.18	44.10	-13.0	-16.18	20.00	Vertical	Horizontal	Pass



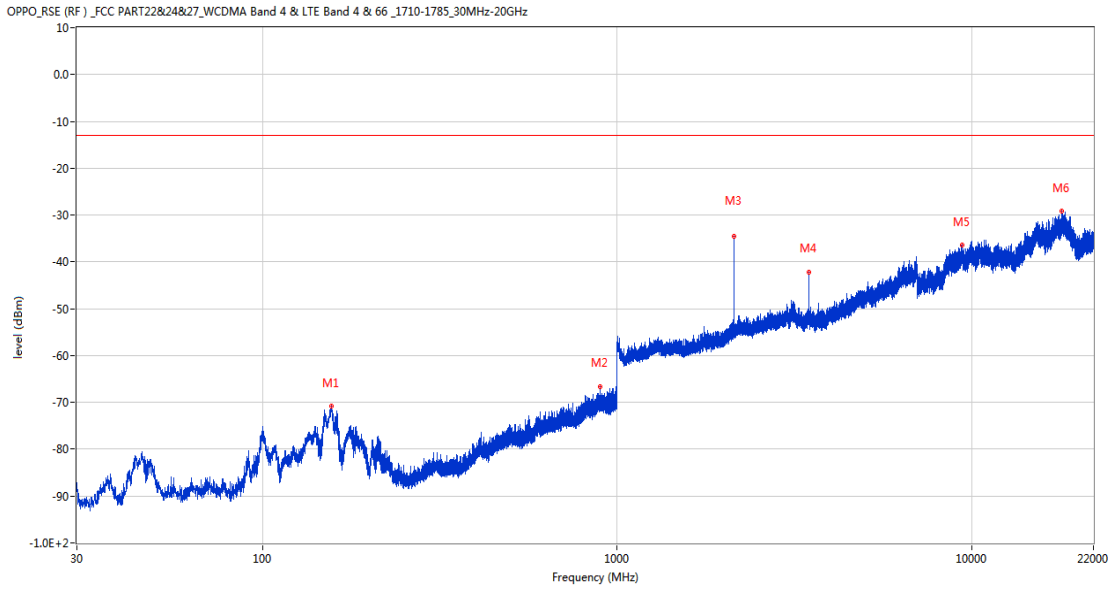
## 30.2 LTE Band 4 BW3, Middle Channel

RSE-H&H LTE Band 4 BW3 CH20175



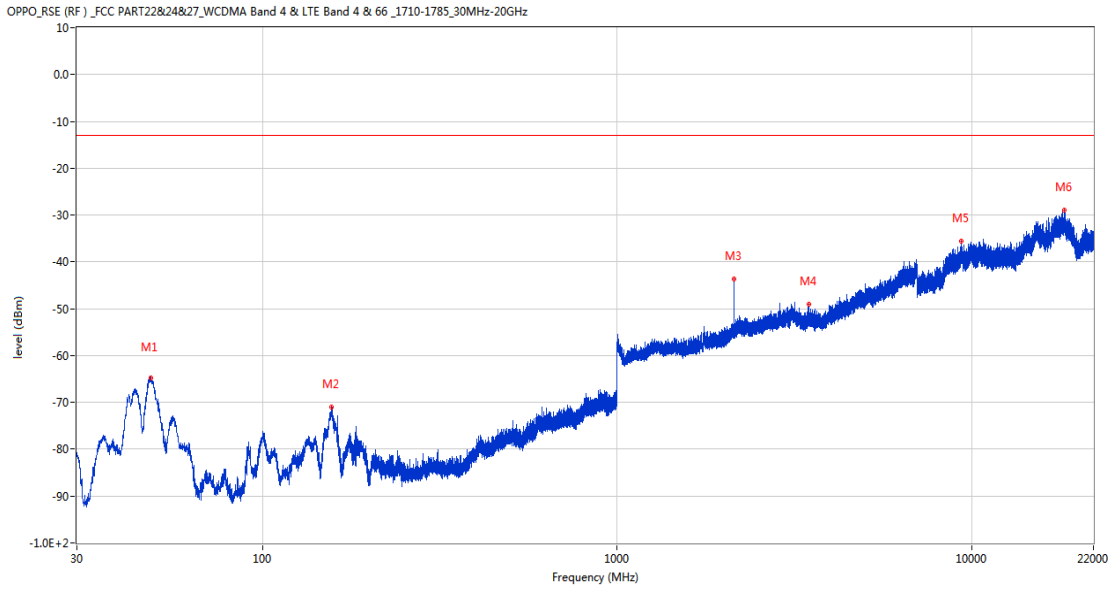
Frequency (MHz)	Result (dBm)	Factor (dB)	PK Limit (dBm)	Over Limit (dB)	Table (o)	ANT	EUT	Verdict
156.536	-67.16	-15.87	-13.0	-54.16	95.00	Horizontal	Horizontal	Pass
831.559	-67.62	-0.53	-13.0	-54.62	45.00	Horizontal	Horizontal	Pass
2132.900	-32.70	2.68	-13.0	-19.70	222.00	Horizontal	Horizontal	N/A
3456.400	-49.52	7.20	-13.0	-36.52	291.00	Horizontal	Horizontal	Pass
10542.576	-34.42	40.67	-13.0	-21.42	88.00	Horizontal	Horizontal	Pass
17235.325	-30.08	44.50	-13.0	-17.08	274.00	Horizontal	Horizontal	Pass

RSE-H&V LTE Band 4 BW3 CH20175



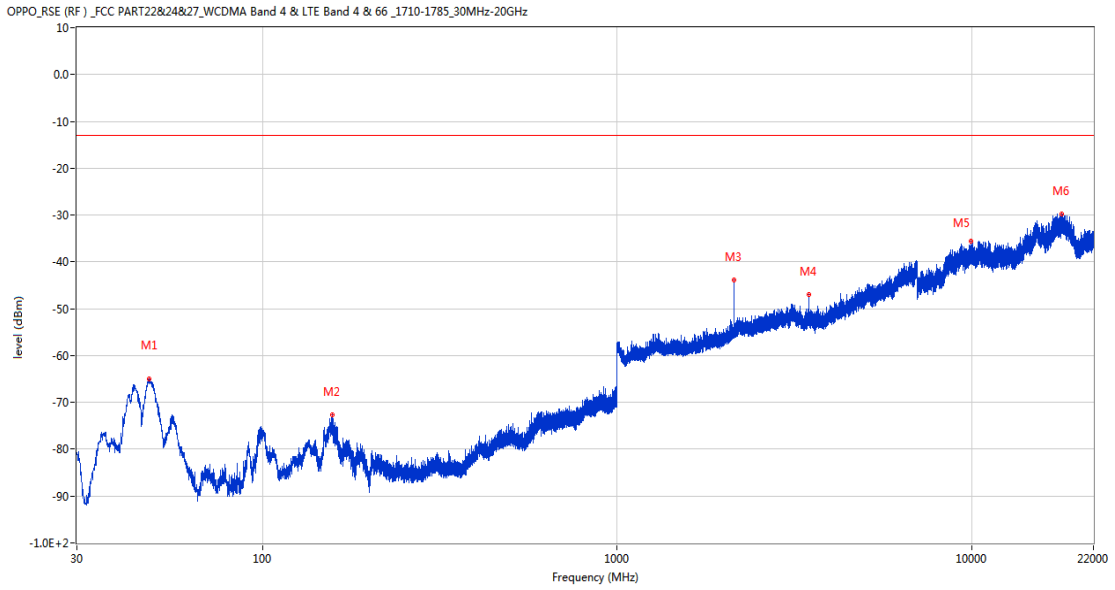
Frequency (MHz)	Result (dBm)	Factor (dB)	PK Limit (dBm)	Over Limit (dB)	Table (o)	ANT	EUT	Verdict
156.585	-70.87	-15.87	-13.0	-57.87	275.00	Horizontal	Vertical	Pass
892.961	-66.56	0.62	-13.0	-53.56	29.00	Horizontal	Vertical	Pass
2133.300	-34.47	2.67	-13.0	-21.47	14.00	Horizontal	Vertical	N/A
3462.400	-42.10	7.04	-13.0	-29.10	160.00	Horizontal	Vertical	Pass
9387.975	-36.31	39.94	-13.0	-23.31	251.00	Horizontal	Vertical	Pass
17943.413	-29.13	44.71	-13.0	-16.13	302.00	Horizontal	Vertical	Pass

RSE-V&V LTE Band 4 BW3 CH20175



Frequency (MHz)	Result (dBm)	Factor (dB)	PK Limit (dBm)	Over Limit (dB)	Table (o)	ANT	EUT	Verdict
48.382	-64.81	-15.51	-13.0	-51.81	341.00	Vertical	Vertical	Pass
156.391	-70.96	-15.86	-13.0	-57.96	60.00	Vertical	Vertical	Pass
2132.300	-43.74	2.70	-13.0	-30.74	73.00	Vertical	Vertical	N/A
3462.600	-49.03	7.06	-13.0	-36.03	226.00	Vertical	Vertical	Pass
9307.763	-35.67	39.62	-13.0	-22.67	280.00	Vertical	Vertical	Pass
18250.975	-29.00	44.84	-13.0	-16.00	303.00	Vertical	Vertical	Pass

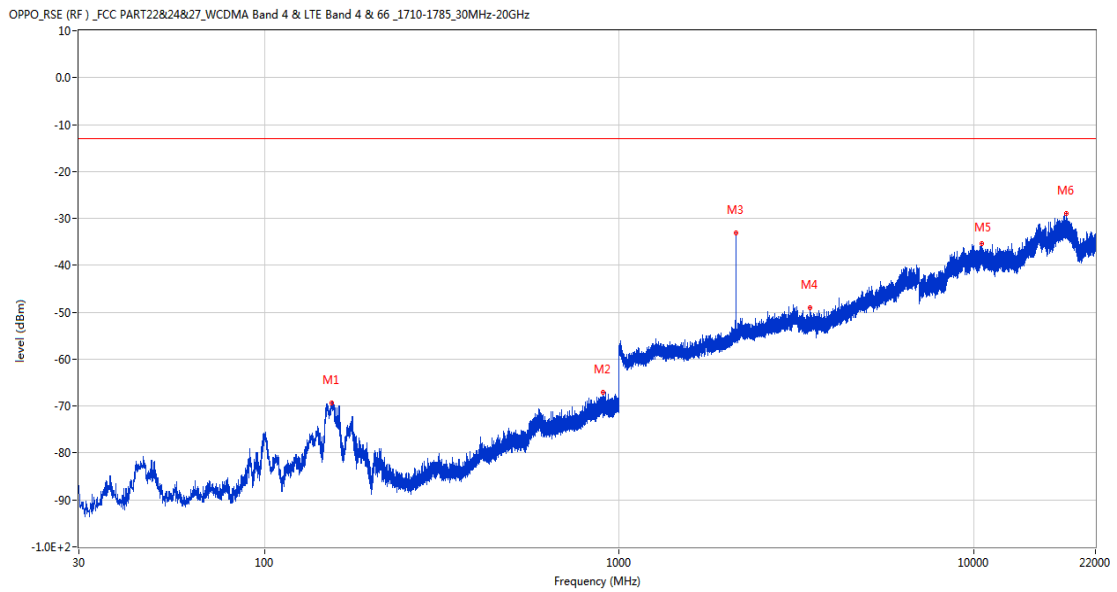
RSE-V&H LTE Band 4 BW3 CH20175



Frequency (MHz)	Result (dBm)	Factor (dB)	PK Limit (dBm)	Over Limit (dB)	Table (o)	ANT	EUT	Verdict
47.848	-64.99	-15.26	-13.0	-51.99	24.00	Vertical	Horizontal	Pass
157.458	-72.69	-15.92	-13.0	-59.69	11.00	Vertical	Horizontal	Pass
2132.700	-43.88	2.69	-13.0	-30.88	101.00	Vertical	Horizontal	N/A
3462.400	-46.94	7.04	-13.0	-33.94	25.00	Vertical	Horizontal	Pass
9933.075	-35.51	39.95	-13.0	-22.51	111.00	Vertical	Horizontal	Pass
17867.563	-29.80	44.47	-13.0	-16.80	276.00	Vertical	Horizontal	Pass

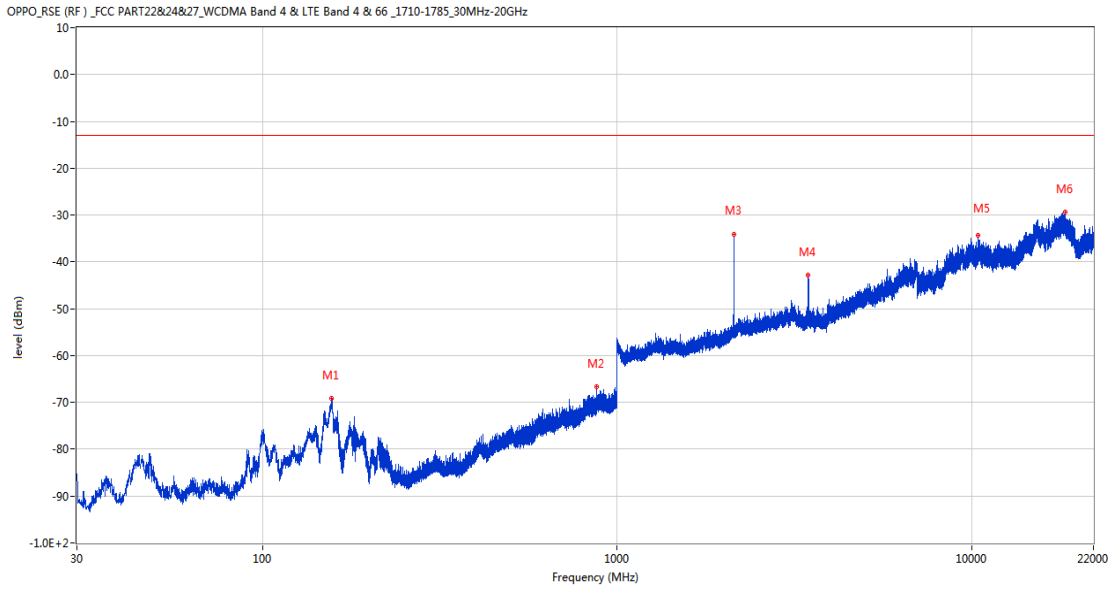
### 30.3 LTE Band 4 BW5, Middle Channel

RSE-H&H LTE Band 4 BW5 CH20175



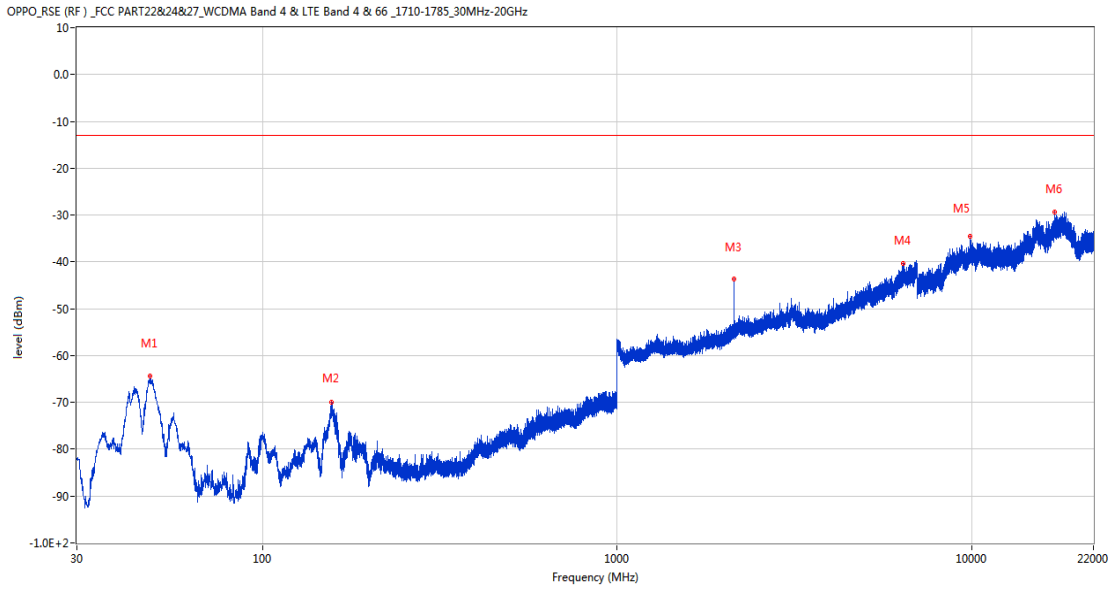
Frequency (MHz)	Result (dBm)	Factor (dB)	PK Limit (dBm)	Over Limit (dB)	Table (o)	ANT	EUT	Verdict
154.548	-69.41	-15.85	-13.0	-56.41	88.00	Horizontal	Horizontal	Pass
901.254	-67.04	0.77	-13.0	-54.04	358.00	Horizontal	Horizontal	Pass
2134.200	-33.16	2.68	-13.0	-20.16	16.00	Horizontal	Horizontal	N/A
3460.600	-48.97	6.99	-13.0	-35.97	202.00	Horizontal	Horizontal	Pass
10510.662	-35.33	40.47	-13.0	-22.33	9.00	Horizontal	Horizontal	Pass
18240.338	-29.03	44.86	-13.0	-16.03	74.00	Horizontal	Horizontal	Pass

RSE-H&V LTE Band 4 BW5 CH20175



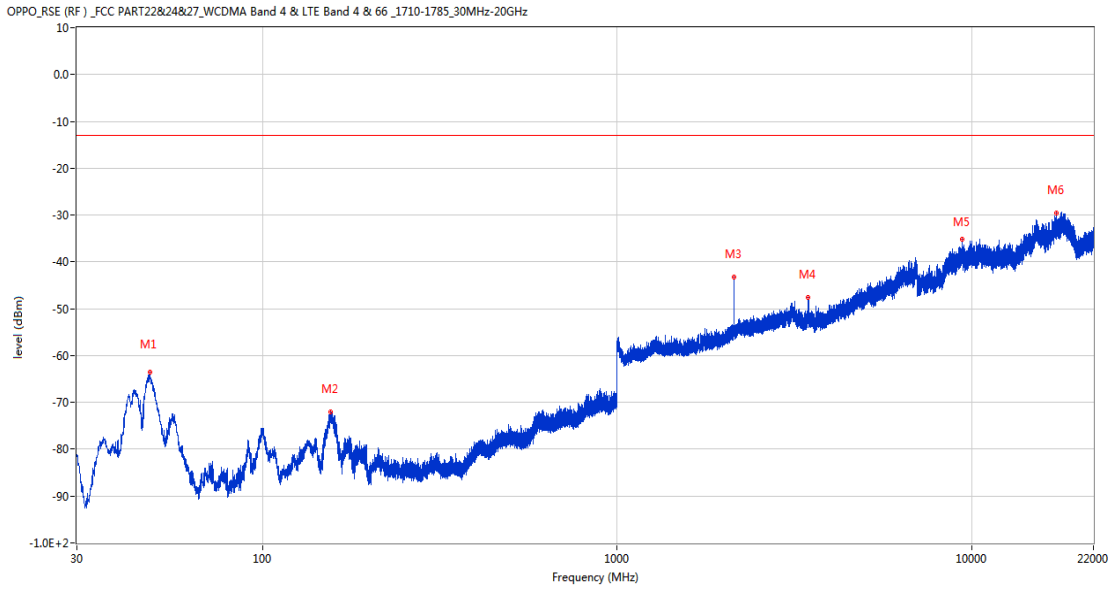
Frequency (MHz)	Result (dBm)	Factor (dB)	PK Limit (dBm)	Over Limit (dB)	Table (o)	ANT	EUT	Verdict
156.730	-69.20	-15.88	-13.0	-56.20	110.00	Horizontal	Vertical	Pass
875.258	-66.55	-0.06	-13.0	-53.55	170.00	Horizontal	Vertical	Pass
2131.300	-34.07	2.72	-13.0	-21.07	215.00	Horizontal	Vertical	N/A
3460.800	-42.91	6.99	-13.0	-29.91	167.00	Horizontal	Vertical	Pass
10420.100	-34.26	40.68	-13.0	-21.26	343.00	Horizontal	Vertical	Pass
18285.662	-29.40	44.58	-13.0	-16.40	361.00	Horizontal	Vertical	Pass

RSE-V&V LTE Band 4 BW5 CH20175



Frequency (MHz)	Result (dBm)	Factor (dB)	PK Limit (dBm)	Over Limit (dB)	Table (o)	ANT	EUT	Verdict
48.187	-64.46	-15.35	-13.0	-51.46	231.00	Vertical	Vertical	Pass
156.440	-69.86	-15.86	-13.0	-56.86	27.00	Vertical	Vertical	Pass
2132.600	-43.60	2.69	-13.0	-30.60	11.00	Vertical	Vertical	N/A
6409.200	-40.40	18.65	-13.0	-27.40	1.00	Vertical	Vertical	Pass
9903.462	-34.55	40.01	-13.0	-21.55	220.00	Vertical	Vertical	Pass
17067.900	-29.37	44.16	-13.0	-16.37	100.00	Vertical	Vertical	Pass

RSE-V&H LTE Band 4 BW5 CH20175

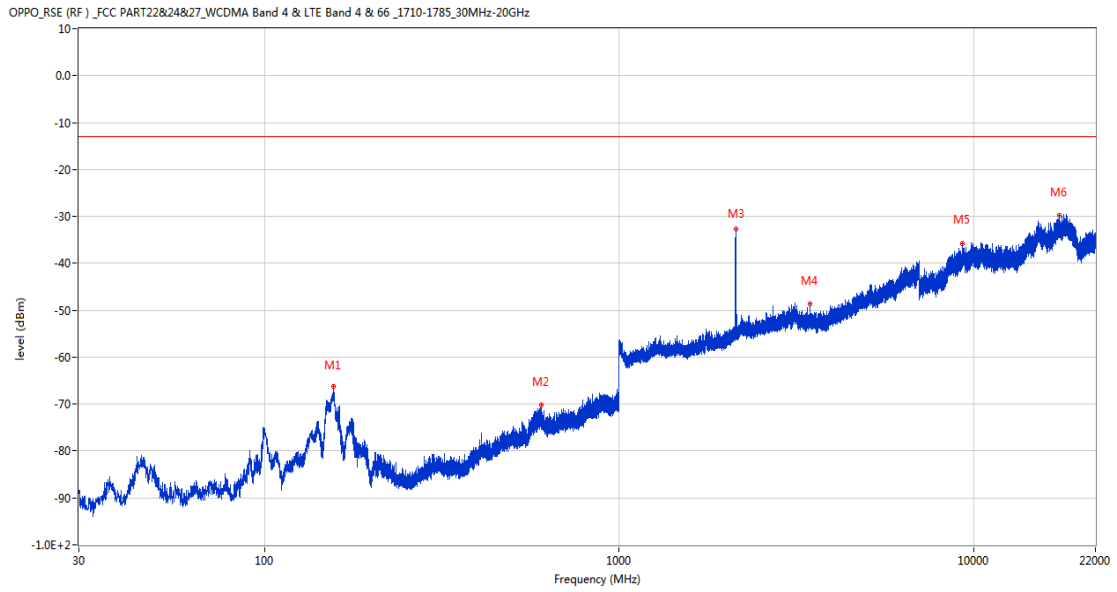


Frequency (MHz)	Result (dBm)	Factor (dB)	PK Limit (dBm)	Over Limit (dB)	Table (o)	ANT	EUT	Verdict
48.139	-63.48	-15.31	-13.0	-50.48	255.00	Vertical	Horizontal	Pass
155.227	-72.12	-15.80	-13.0	-59.12	163.00	Vertical	Horizontal	Pass
2133.500	-43.26	2.66	-13.0	-30.26	70.00	Vertical	Horizontal	N/A
3460.800	-47.69	6.99	-13.0	-34.69	147.00	Vertical	Horizontal	Pass
9403.500	-35.26	39.97	-13.0	-22.26	251.00	Vertical	Horizontal	Pass
17335.224	-29.52	44.27	-13.0	-16.52	58.00	Vertical	Horizontal	Pass



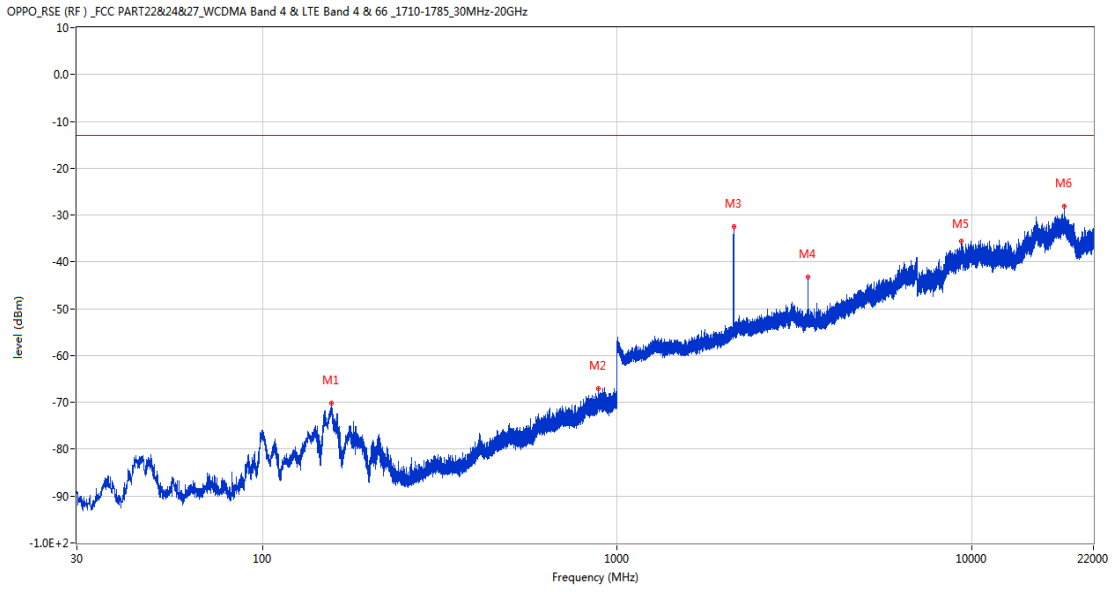
### 30.4 LTE Band 4 BW10, Middle Channel

RSE-H&H LTE Band 4 BW10 CH20175



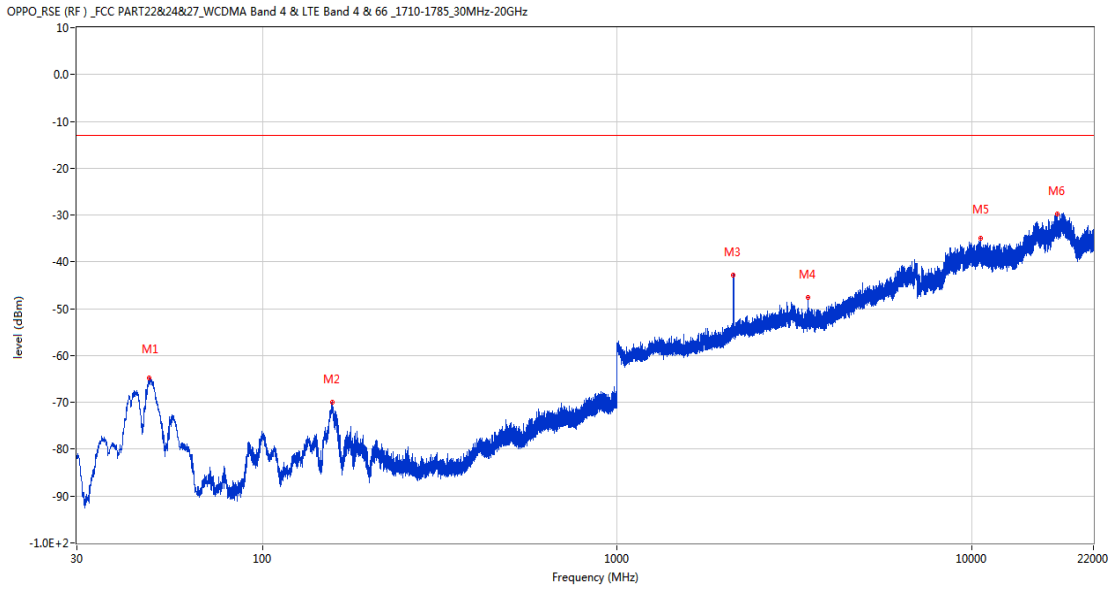
Frequency (MHz)	Result (dBm)	Factor (dB)	PK Limit (dBm)	Over Limit (dB)	Table (o)	ANT	EUT	Verdict
156.585	-66.33	-15.87	-13.0	-53.33	121.00	Horizontal	Horizontal	Pass
603.416	-70.13	-4.44	-13.0	-57.13	190.00	Horizontal	Horizontal	Pass
2129.400	-32.66	2.68	-13.0	-19.66	220.00	Horizontal	Horizontal	N/A
3456.000	-48.57	7.21	-13.0	-35.57	264.00	Horizontal	Horizontal	Pass
9295.112	-35.88	39.52	-13.0	-22.88	148.00	Horizontal	Horizontal	Pass
17384.712	-29.85	44.26	-13.0	-16.85	266.00	Horizontal	Horizontal	Pass

RSE-H&V LTE Band 4 BW10 CH20175



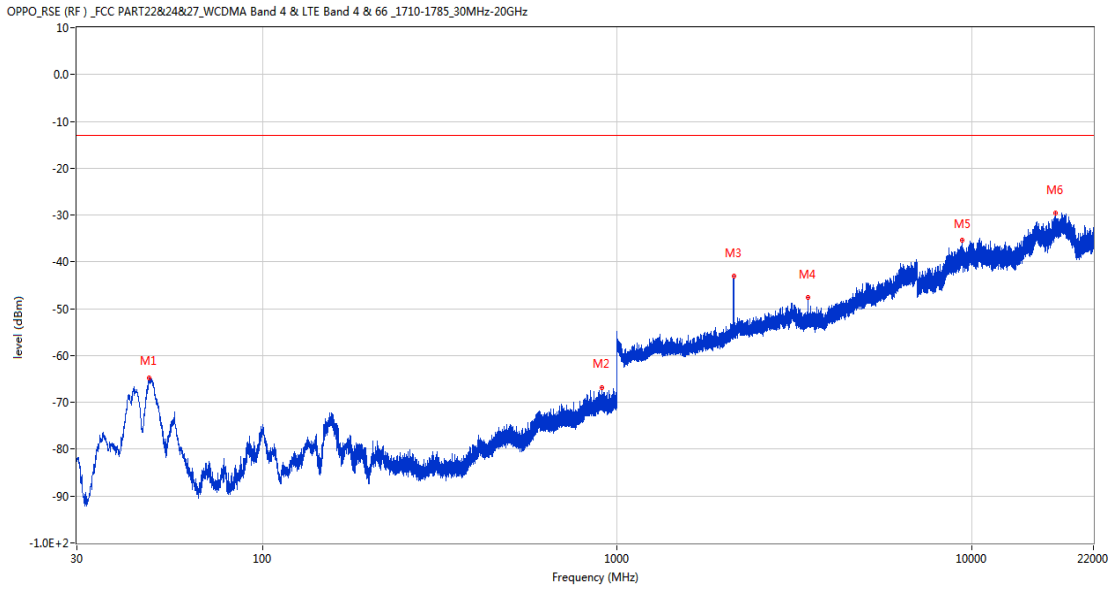
Frequency (MHz)	Result (dBm)	Factor (dB)	PK Limit (dBm)	Over Limit (dB)	Table (o)	ANT	EUT	Verdict
156.973	-70.23	-15.89	-13.0	-57.23	306.00	Horizontal	Vertical	Pass
885.734	-67.03	0.59	-13.0	-54.03	110.00	Horizontal	Vertical	Pass
2130.100	-32.54	2.69	-13.0	-19.54	238.00	Horizontal	Vertical	N/A
3456.000	-43.28	7.21	-13.0	-30.28	159.00	Horizontal	Vertical	Pass
9351.750	-35.59	39.78	-13.0	-22.59	315.00	Horizontal	Vertical	Pass
18249.126	-28.03	44.84	-13.0	-15.03	188.00	Horizontal	Vertical	Pass

RSE-V&V LTE Band 4 BW10 CH20175



Frequency (MHz)	Result (dBm)	Factor (dB)	PK Limit (dBm)	Over Limit (dB)	Table (o)	ANT	EUT	Verdict
48.042	-64.75	-15.23	-13.0	-51.75	272.00	Vertical	Vertical	Pass
157.312	-69.99	-15.91	-13.0	-56.99	29.00	Vertical	Vertical	Pass
2128.500	-42.80	2.62	-13.0	-29.80	-1.00	Vertical	Vertical	N/A
3456.200	-47.62	7.20	-13.0	-34.62	219.00	Vertical	Vertical	Pass
10569.026	-34.91	40.58	-13.0	-21.91	-1.00	Vertical	Vertical	Pass
17390.725	-29.82	44.21	-13.0	-16.82	121.00	Vertical	Vertical	Pass

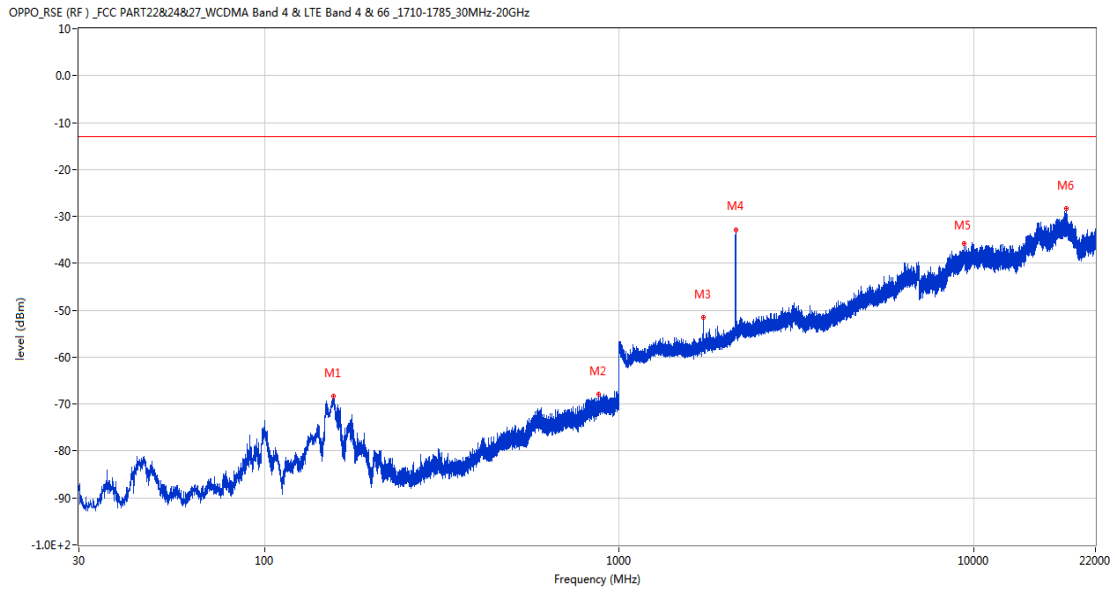
RSE-V&H LTE Band 4 BW10 CH20175



Frequency (MHz)	Result (dBm)	Factor (dB)	PK Limit (dBm)	Over Limit (dB)	Table (o)	ANT	EUT	Verdict
48.042	-64.76	-15.23	-13.0	-51.76	221.00	Vertical	Horizontal	Pass
906.346	-66.95	0.60	-13.0	-53.95	360.00	Vertical	Horizontal	Pass
2130.300	-43.06	2.70	-13.0	-30.06	94.00	Vertical	Horizontal	N/A
3456.000	-47.67	7.21	-13.0	-34.67	357.00	Vertical	Horizontal	Pass
9369.862	-35.44	39.87	-13.0	-22.44	245.00	Vertical	Horizontal	Pass
17253.364	-29.63	44.39	-13.0	-16.63	360.00	Vertical	Horizontal	Pass

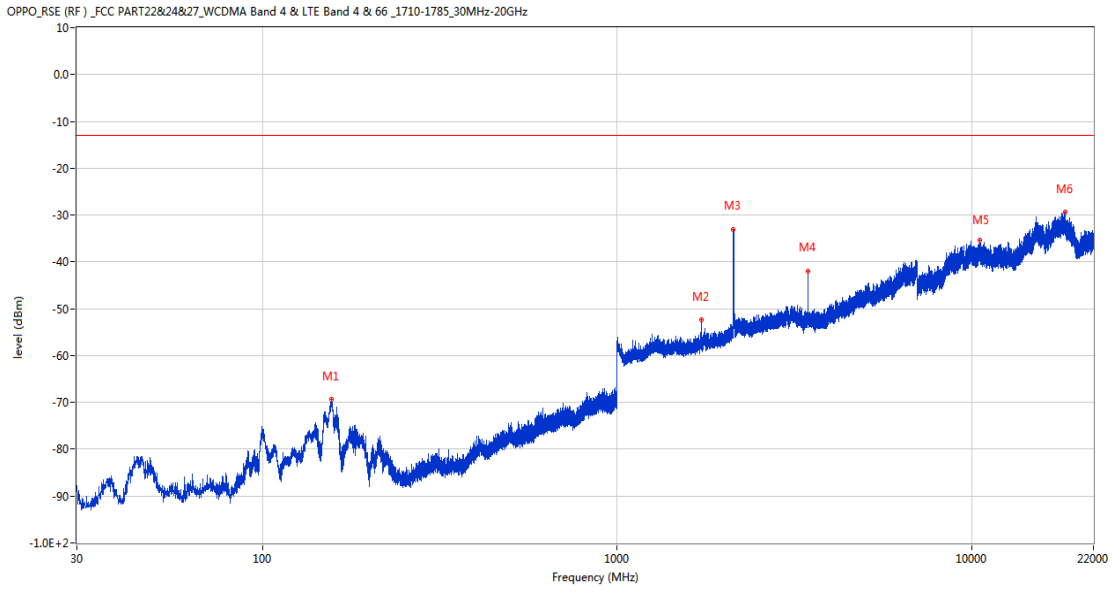
### 30.5 LTE Band 4 BW15, Middle Channel

RSE-H&H LTE Band 4 BW15 CH20175



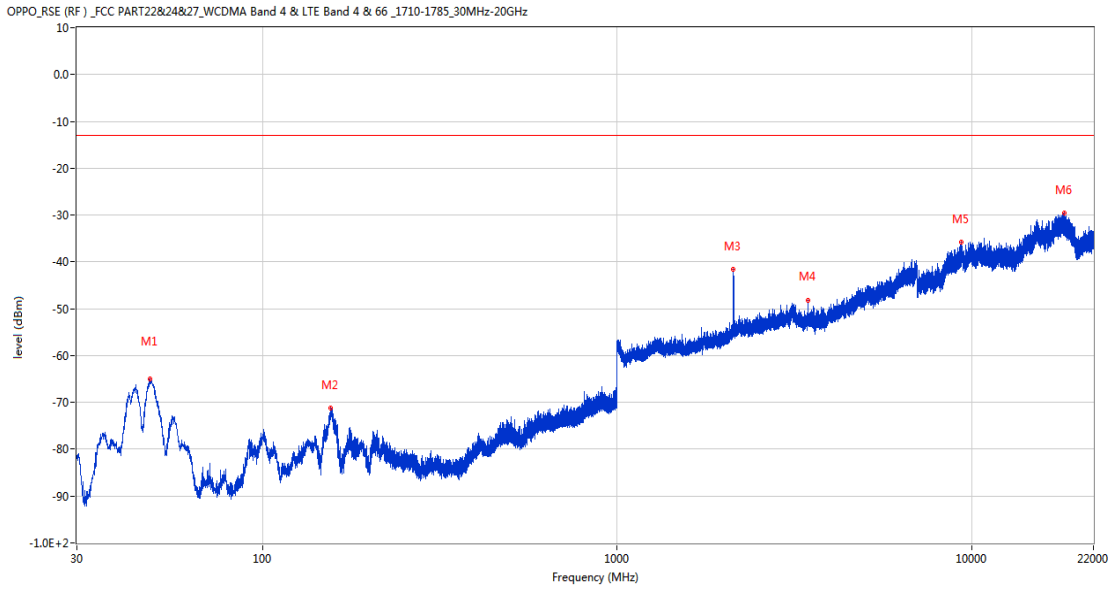
Frequency (MHz)	Result (dBm)	Factor (dB)	PK Limit (dBm)	Over Limit (dB)	Table (o)	ANT	EUT	Verdict
156.536	-68.25	-15.87	-13.0	-55.25	261.00	Horizontal	Horizontal	Pass
873.415	-67.87	-0.13	-13.0	-54.87	-1.00	Horizontal	Horizontal	Pass
1725.800	-51.46	1.15	-13.0	-38.46	305.00	Horizontal	Horizontal	N/A
2131.600	-32.79	2.72	-13.0	-19.79	236.00	Horizontal	Horizontal	N/A
9393.150	-35.78	39.98	-13.0	-22.78	179.00	Horizontal	Horizontal	Pass
18262.073	-28.40	44.80	-13.0	-15.40	305.00	Horizontal	Horizontal	Pass

RSE-H&V LTE Band 4 BW15 CH20175



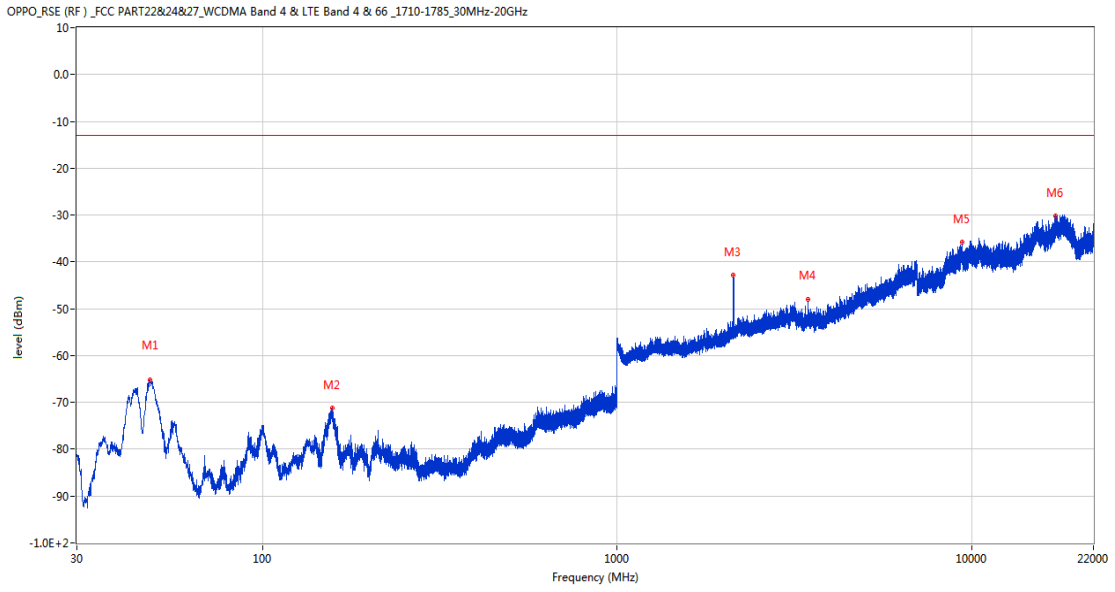
Frequency (MHz)	Result (dBm)	Factor (dB)	PK Limit (dBm)	Over Limit (dB)	Table (o)	ANT	EUT	Verdict
156.391	-69.30	-15.86	-13.0	-56.30	110.00	Horizontal	Vertical	Pass
1725.800	-52.45	1.15	-13.0	-39.45	32.00	Horizontal	Vertical	N/A
2128.800	-33.00	2.64	-13.0	-20.00	1.00	Horizontal	Vertical	N/A
3451.600	-41.92	6.98	-13.0	-28.92	177.00	Horizontal	Vertical	Pass
10535.675	-35.41	40.62	-13.0	-22.41	-1.00	Horizontal	Vertical	Pass
18271.787	-29.35	44.69	-13.0	-16.35	129.00	Horizontal	Vertical	Pass

RSE-V&V LTE Band 4 BW15 CH20175



Frequency (MHz)	Result (dBm)	Factor (dB)	PK Limit (dBm)	Over Limit (dB)	Table (o)	ANT	EUT	Verdict
48.090	-65.01	-15.27	-13.0	-52.01	328.00	Vertical	Vertical	Pass
155.906	-71.21	-15.83	-13.0	-58.21	-1.00	Vertical	Vertical	Pass
2127.000	-41.51	2.54	-13.0	-28.51	361.00	Vertical	Vertical	N/A
3451.400	-48.20	6.99	-13.0	-35.20	195.00	Vertical	Vertical	Pass
9318.112	-35.77	39.67	-13.0	-22.77	174.00	Vertical	Vertical	Pass
18258.375	-29.48	44.83	-13.0	-16.48	330.00	Vertical	Vertical	Pass

RSE-V&H LTE Band 4 BW15 CH20175

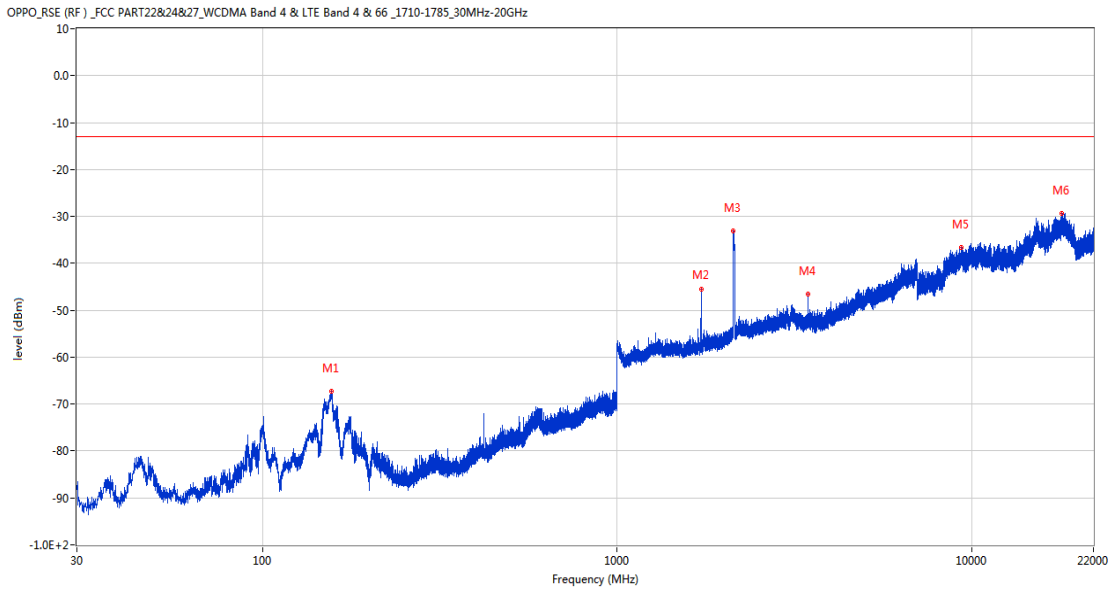


Frequency (MHz)	Result (dBm)	Factor (dB)	PK Limit (dBm)	Over Limit (dB)	Table (o)	ANT	EUT	Verdict
48.236	-65.14	-15.39	-13.0	-52.14	325.00	Vertical	Horizontal	Pass
157.361	-71.24	-15.92	-13.0	-58.24	7.00	Vertical	Horizontal	Pass
2128.800	-42.92	2.64	-13.0	-29.92	75.00	Vertical	Horizontal	N/A
3451.800	-47.91	6.97	-13.0	-34.91	359.00	Vertical	Horizontal	Pass
9408.963	-35.71	39.87	-13.0	-22.71	38.00	Vertical	Horizontal	Pass
17242.724	-30.28	44.50	-13.0	-17.28	80.00	Vertical	Horizontal	Pass



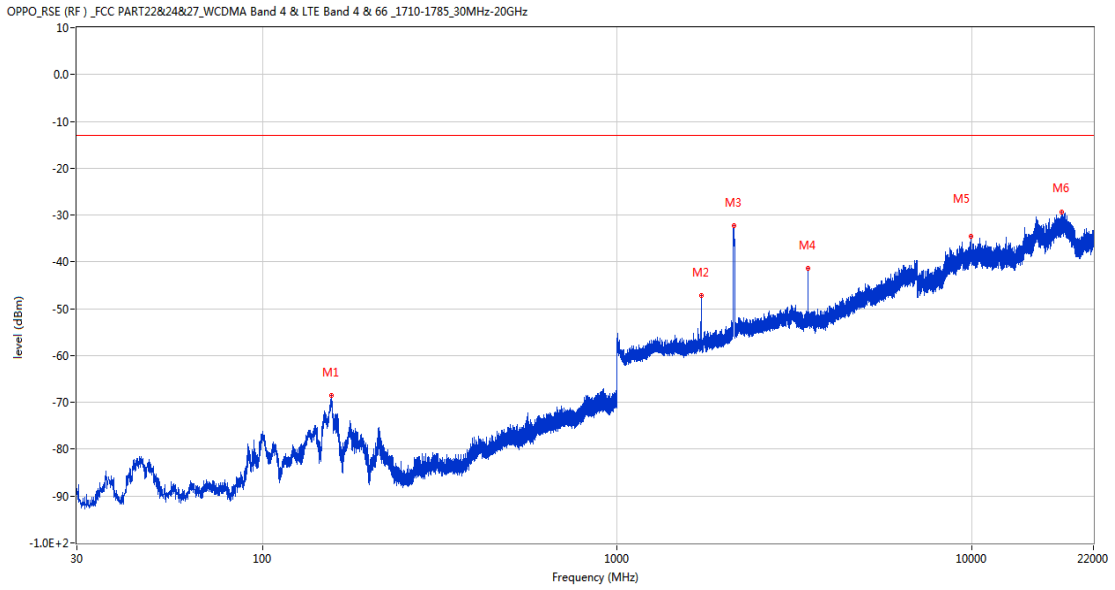
### 30.6 LTE Band 4 BW20, Middle Channel

RSE-H&H LTE Band 4 BW20 CH20175



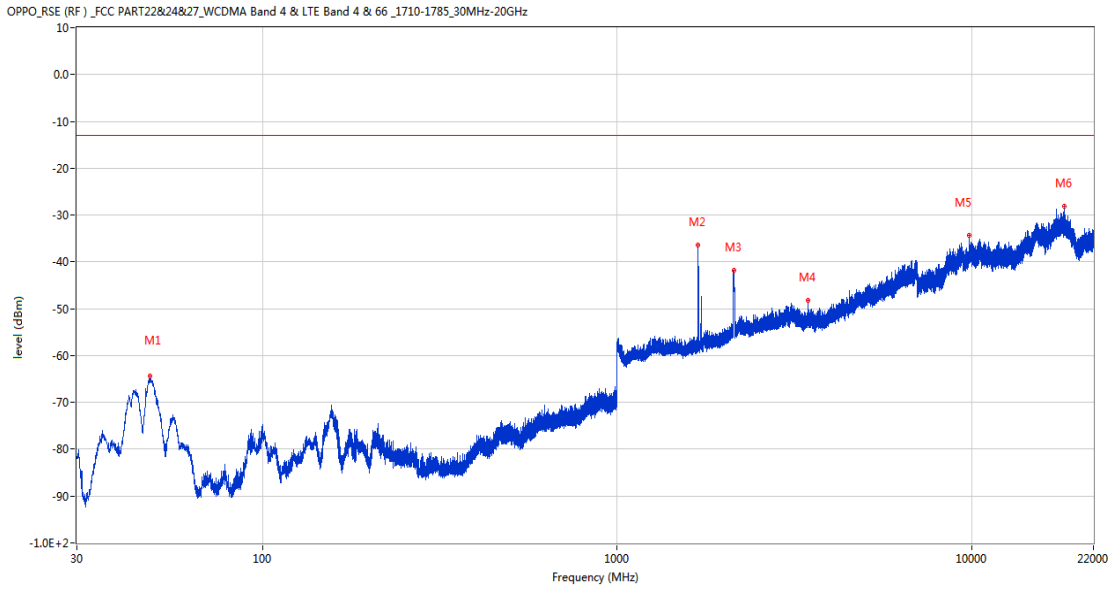
Frequency (MHz)	Result (dBm)	Factor (dB)	PK Limit (dBm)	Over Limit (dB)	Table (o)	ANT	EUT	Verdict
156.828	-67.22	-15.88	-13.0	-54.22	104.00	Horizontal	Horizontal	Pass
1723.500	-45.50	1.12	-13.0	-32.50	297.00	Horizontal	Horizontal	N/A
2128.700	-33.03	2.64	-13.0	-20.03	222.00	Horizontal	Horizontal	N/A
3447.000	-46.50	7.06	-13.0	-33.50	268.00	Horizontal	Horizontal	Pass
9307.475	-36.59	39.62	-13.0	-23.59	11.00	Horizontal	Horizontal	Pass
17870.338	-29.30	44.48	-13.0	-16.30	346.00	Horizontal	Horizontal	Pass

RSE-H&V LTE Band 4 BW20 CH20175



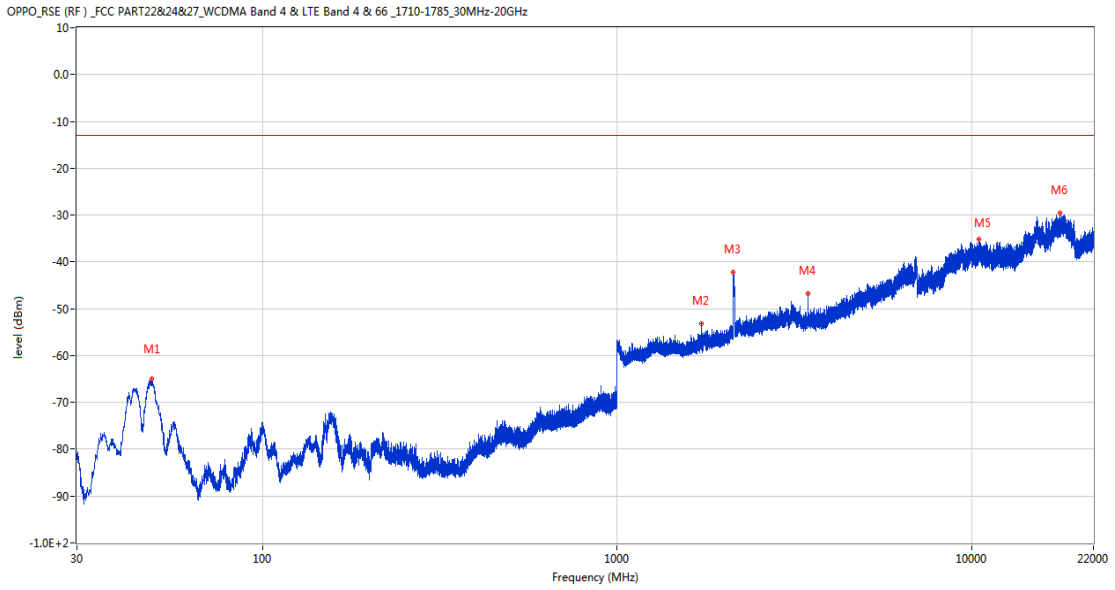
Frequency (MHz)	Result (dBm)	Factor (dB)	PK Limit (dBm)	Over Limit (dB)	Table (o)	ANT	EUT	Verdict
156.440	-68.47	-15.86	-13.0	-55.47	121.00	Horizontal	Vertical	Pass
1723.500	-47.13	1.12	-13.0	-34.13	214.00	Horizontal	Vertical	N/A
2131.700	-32.36	2.72	-13.0	-19.36	342.00	Horizontal	Vertical	N/A
3447.000	-41.42	7.06	-13.0	-28.42	170.00	Horizontal	Vertical	Pass
9952.625	-34.59	39.88	-13.0	-21.59	353.00	Horizontal	Vertical	Pass
17880.975	-29.28	44.52	-13.0	-16.28	122.00	Horizontal	Vertical	Pass

RSE-V&V LTE Band 4 BW20 CH20175



Frequency (MHz)	Result (dBm)	Factor (dB)	PK Limit (dBm)	Over Limit (dB)	Table (o)	ANT	EUT	Verdict
48.139	-64.29	-15.31	-13.0	-51.29	299.00	Vertical	Vertical	Pass
1693.200	-36.46	0.47	-13.0	-23.46	255.00	Vertical	Vertical	N/A
2132.100	-41.85	2.71	-13.0	-28.85	349.00	Vertical	Vertical	N/A
3447.400	-48.24	7.04	-13.0	-35.24	272.00	Vertical	Vertical	Pass
9818.362	-34.43	39.93	-13.0	-21.43	25.00	Vertical	Vertical	Pass
18259.300	-28.16	44.83	-13.0	-15.16	94.00	Vertical	Vertical	Pass

RSE-V&H LTE Band 4 BW20 CH20175

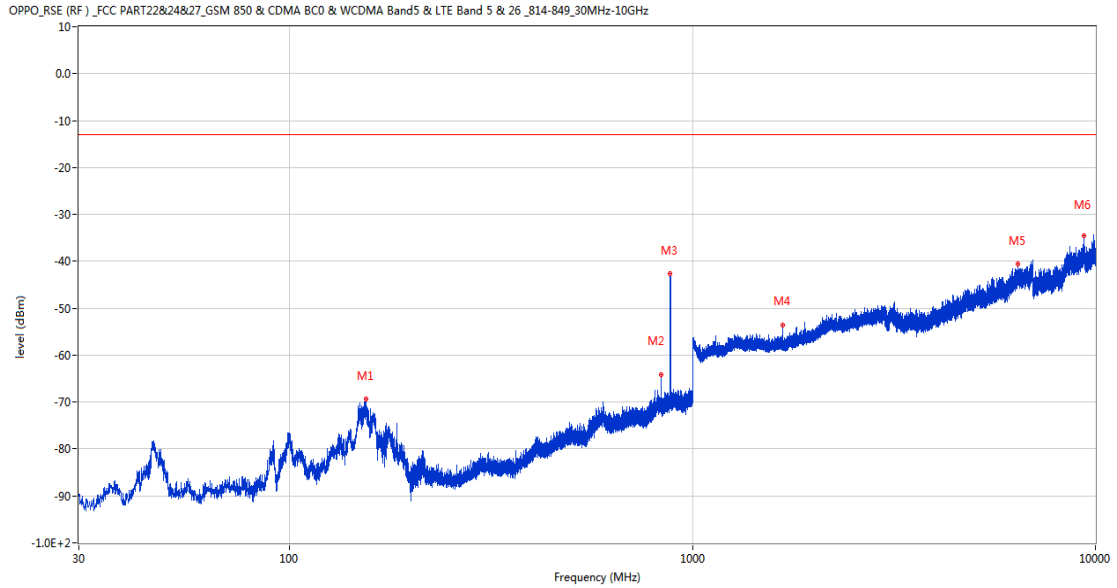


Frequency (MHz)	Result (dBm)	Factor (dB)	PK Limit (dBm)	Over Limit (dB)	Table (o)	ANT	EUT	Verdict
48.867	-65.06	-15.90	-13.0	-52.06	266.00	Vertical	Horizontal	Pass
1723.700	-53.23	1.12	-13.0	-40.23	283.00	Vertical	Horizontal	N/A
2125.100	-42.17	2.50	-13.0	-29.17	91.00	Vertical	Horizontal	N/A
3447.200	-46.72	7.05	-13.0	-33.72	22.00	Vertical	Horizontal	Pass
10491.688	-35.14	40.54	-13.0	-22.14	302.00	Vertical	Horizontal	Pass
17696.901	-29.48	44.13	-13.0	-16.48	332.00	Vertical	Horizontal	Pass

### 31 LTE Band 5

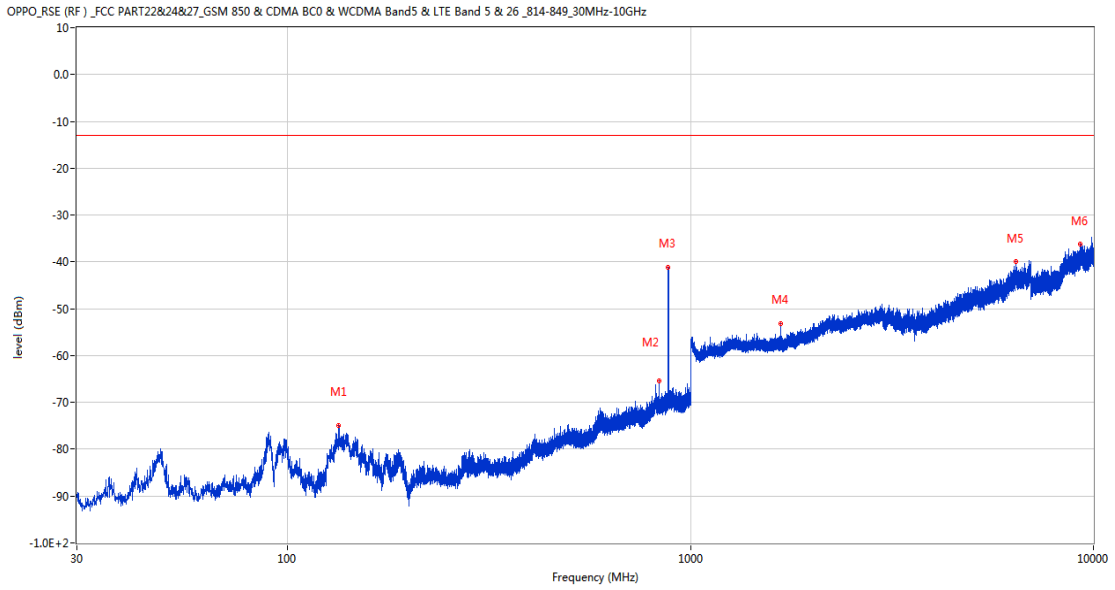
#### 31.1 LTE Band 5 BW1.4, Middle Channel

RSE-H&H LTE Band 5 BW1.4 CH20525



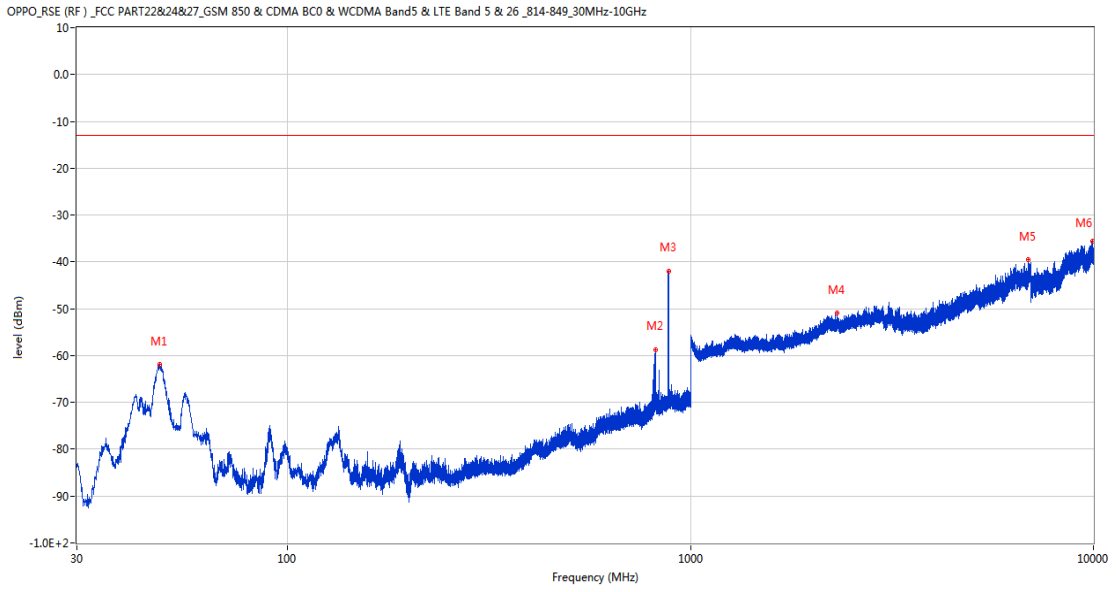
Frequency (MHz)	Result (dBm)	Factor (dB)	PK Limit (dBm)	Over Limit (dB)	Table (o)	ANT	EUT	Verdict
154.645	-69.43	-15.77	-13.0	-56.43	262.00	Horizontal	Horizontal	Pass
836.022	-64.10	0.59	-13.0	-51.10	-1.00	Horizontal	Horizontal	N/A
881.272	-42.57	0.56	-13.0	-29.57	350.00	Horizontal	Horizontal	N/A
1672.100	-53.53	-0.83	-13.0	-40.53	334.00	Horizontal	Horizontal	Pass
6425.200	-40.52	18.48	-13.0	-27.52	73.00	Horizontal	Horizontal	Pass
9383.050	-34.47	39.90	-13.0	-21.47	0.00	Horizontal	Horizontal	Pass

RSE-H&V LTE Band 5 BW1.4 CH20525



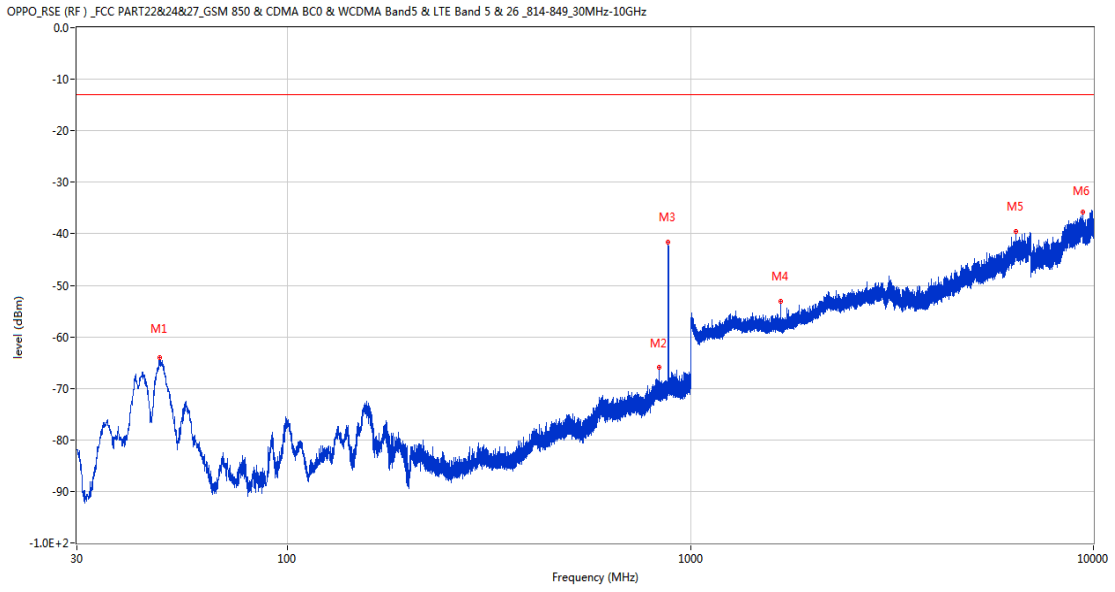
Frequency (MHz)	Result (dBm)	Factor (dB)	PK Limit (dBm)	Over Limit (dB)	Table (o)	ANT	EUT	Verdict
134.081	-75.01	-18.57	-13.0	-62.01	234.00	Horizontal	Vertical	Pass
836.070	-65.30	0.59	-13.0	-52.30	290.00	Horizontal	Vertical	N/A
881.127	-41.08	0.54	-13.0	-28.08	132.00	Horizontal	Vertical	N/A
1672.000	-53.14	-0.82	-13.0	-40.14	168.00	Horizontal	Vertical	Pass
6414.200	-39.84	18.88	-13.0	-26.84	103.00	Horizontal	Vertical	Pass
9283.299	-36.19	39.39	-13.0	-23.19	231.00	Horizontal	Vertical	Pass

RSE-V&V LTE Band 5 BW1.4 CH20525



Frequency (MHz)	Result (dBm)	Factor (dB)	PK Limit (dBm)	Over Limit (dB)	Table (o)	ANT	EUT	Verdict
48.090	-61.97	-15.23	-13.0	-48.97	277.00	Vertical	Vertical	Pass
819.289	-58.68	0.70	-13.0	-45.68	228.00	Vertical	Vertical	N/A
881.806	-41.90	0.62	-13.0	-28.90	136.00	Vertical	Vertical	N/A
2308.300	-50.87	4.69	-13.0	-37.87	260.00	Vertical	Vertical	Pass
6898.200	-39.42	19.36	-13.0	-26.42	225.00	Vertical	Vertical	Pass
9956.650	-35.66	39.87	-13.0	-22.66	50.00	Vertical	Vertical	Pass

RSE-V&H LTE Band 5 BW1.4 CH20525

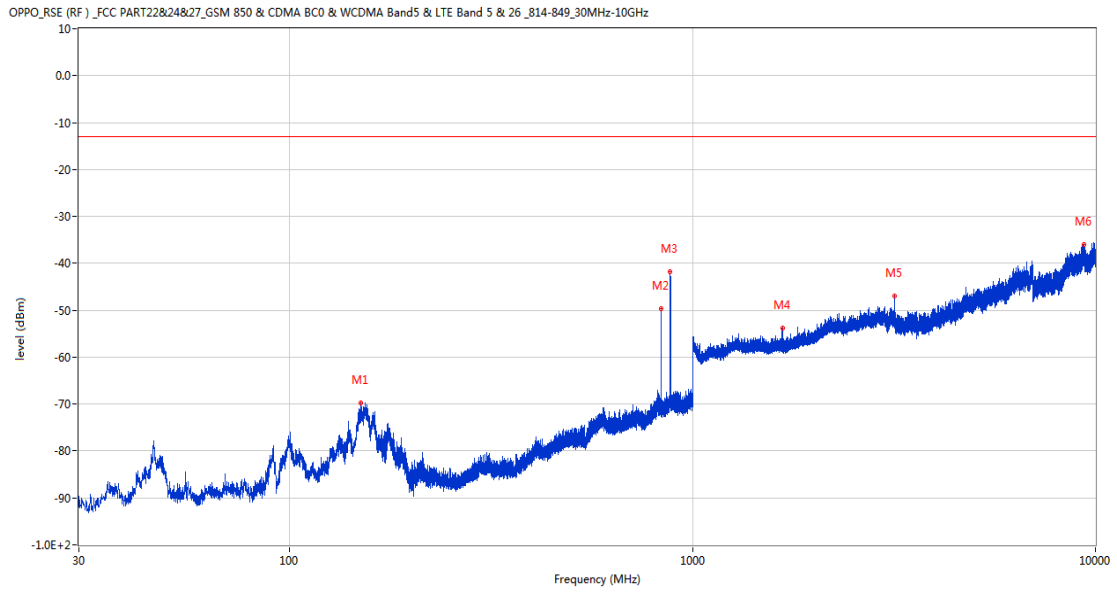


Frequency (MHz)	Result (dBm)	Factor (dB)	PK Limit (dBm)	Over Limit (dB)	Table (o)	ANT	EUT	Verdict
48.187	-64.12	-15.31	-13.0	-51.12	227.00	Vertical	Horizontal	Pass
835.973	-65.90	0.59	-13.0	-52.90	200.00	Vertical	Horizontal	N/A
881.175	-41.69	0.54	-13.0	-28.69	200.00	Vertical	Horizontal	N/A
1672.000	-53.10	-0.82	-13.0	-40.10	62.00	Vertical	Horizontal	Pass
6416.600	-39.58	18.87	-13.0	-26.58	92.00	Vertical	Horizontal	Pass
9415.900	-35.85	39.74	-13.0	-22.85	142.00	Vertical	Horizontal	Pass



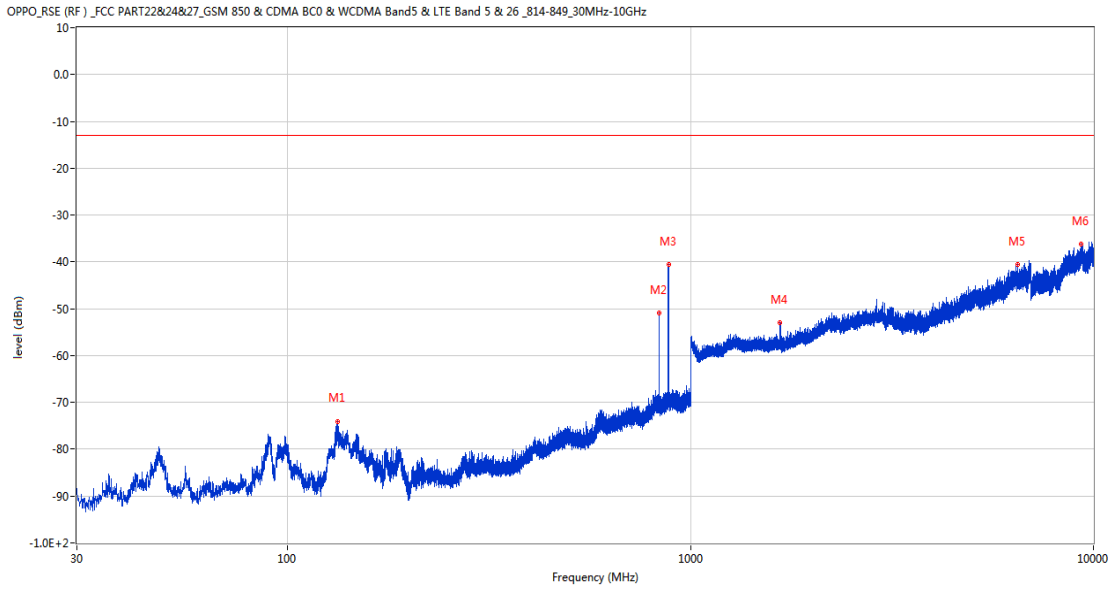
## 31.2 LTE Band 5 BW3, Middle Channel

RSE-H&H LTE Band 5 BW3 CH20525



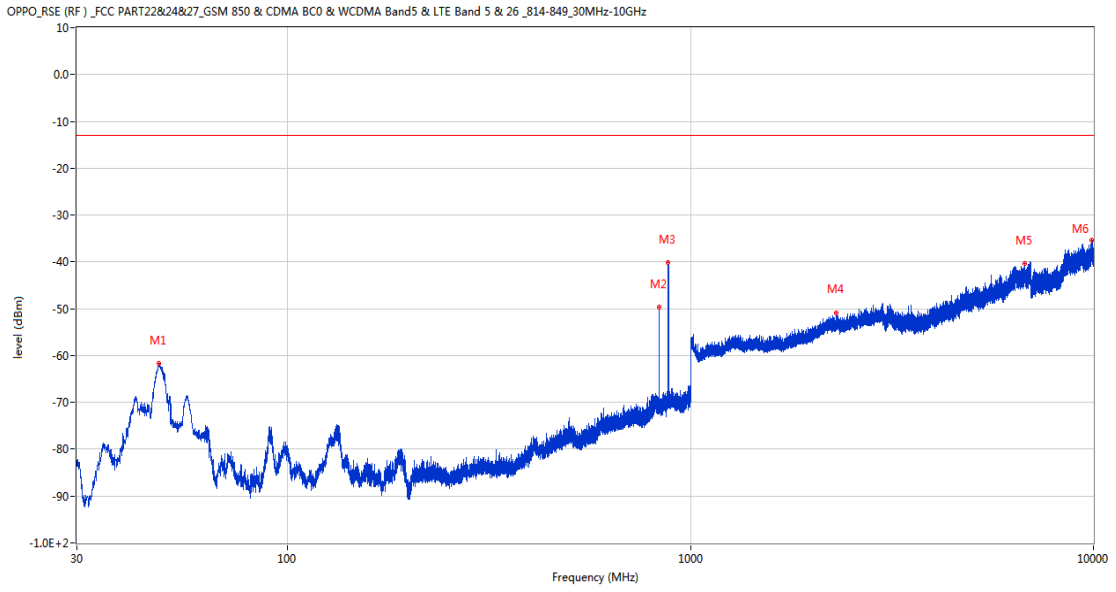
Frequency (MHz)	Result (dBm)	Factor (dB)	PK Limit (dBm)	Over Limit (dB)	Table (o)	ANT	EUT	Verdict
150.571	-69.84	-16.17	-13.0	-56.84	91.00	Horizontal	Horizontal	Pass
835.197	-49.68	0.60	-13.0	-36.68	349.00	Horizontal	Horizontal	N/A
880.884	-41.70	0.51	-13.0	-28.70	44.00	Horizontal	Horizontal	N/A
1670.400	-53.82	-0.72	-13.0	-40.82	190.00	Horizontal	Horizontal	Pass
3167.600	-47.03	7.83	-13.0	-34.03	205.00	Horizontal	Horizontal	Pass
9379.299	-36.00	39.87	-13.0	-23.00	361.00	Horizontal	Horizontal	Pass

RSE-H&V LTE Band 5 BW3 CH20525



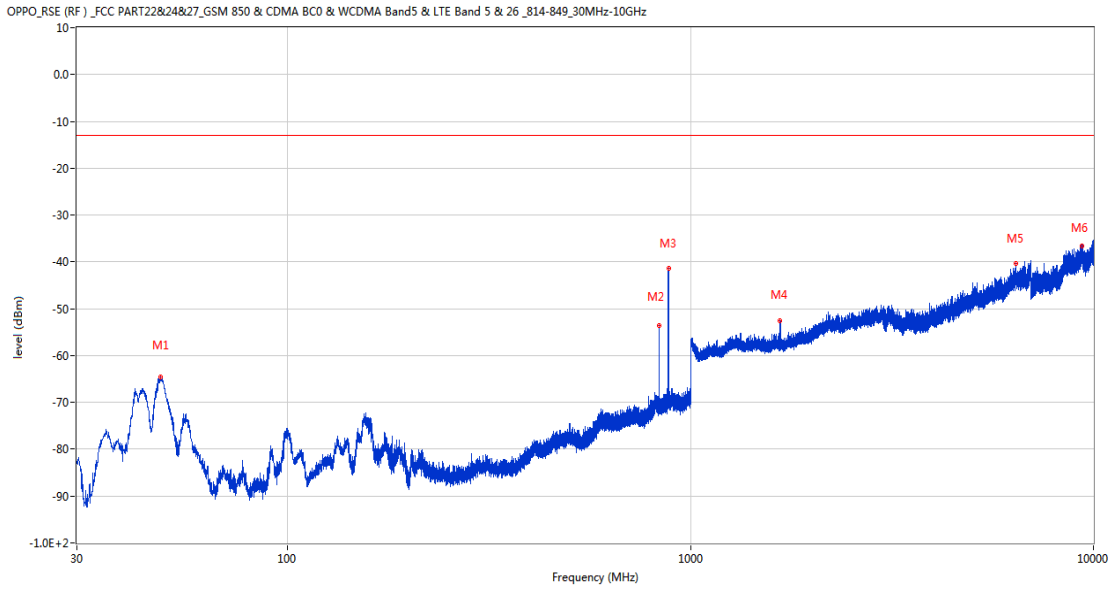
Frequency (MHz)	Result (dBm)	Factor (dB)	PK Limit (dBm)	Over Limit (dB)	Table (o)	ANT	EUT	Verdict
133.062	-74.02	-18.69	-13.0	-61.02	236.00	Horizontal	Vertical	Pass
835.197	-50.93	0.60	-13.0	-37.93	286.00	Horizontal	Vertical	N/A
882.193	-40.60	0.64	-13.0	-27.60	4.00	Horizontal	Vertical	N/A
1670.300	-52.95	-0.72	-13.0	-39.95	158.00	Horizontal	Vertical	Pass
6474.800	-40.53	17.80	-13.0	-27.53	212.00	Horizontal	Vertical	Pass
9313.599	-36.13	39.65	-13.0	-23.13	247.00	Horizontal	Vertical	Pass

RSE-V&V LTE Band 5 BW3 CH20525



Frequency (MHz)	Result (dBm)	Factor (dB)	PK Limit (dBm)	Over Limit (dB)	Table (o)	ANT	EUT	Verdict
47.945	-61.71	-15.17	-13.0	-48.71	209.00	Vertical	Vertical	Pass
835.197	-49.70	0.60	-13.0	-36.70	209.00	Vertical	Vertical	N/A
880.932	-40.16	0.52	-13.0	-27.16	43.00	Vertical	Vertical	N/A
2299.700	-51.00	4.72	-13.0	-38.00	352.00	Vertical	Vertical	Pass
6741.200	-40.28	19.08	-13.0	-27.28	318.00	Vertical	Vertical	Pass
9914.350	-35.36	39.99	-13.0	-22.36	311.00	Vertical	Vertical	Pass

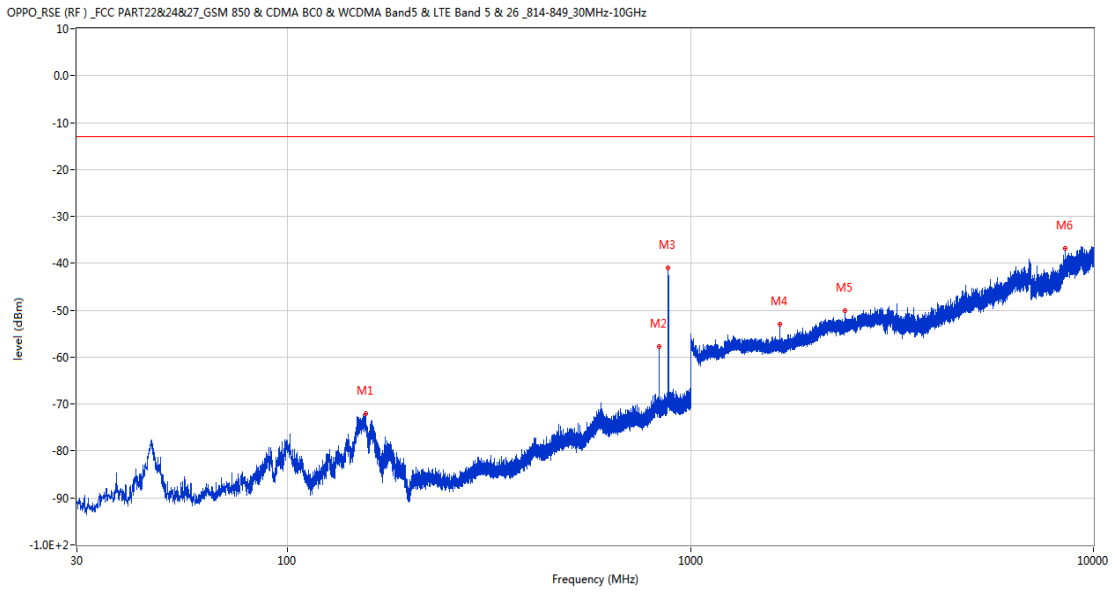
RSE-V&H LTE Band 5 BW3 CH20525



Frequency (MHz)	Result (dBm)	Factor (dB)	PK Limit (dBm)	Over Limit (dB)	Table (o)	ANT	EUT	Verdict
48.333	-64.62	-15.44	-13.0	-51.62	216.00	Vertical	Horizontal	Pass
835.246	-53.50	0.60	-13.0	-40.50	216.00	Vertical	Horizontal	N/A
881.708	-41.30	0.60	-13.0	-28.30	17.00	Vertical	Horizontal	N/A
1670.300	-52.58	-0.72	-13.0	-39.58	52.00	Vertical	Horizontal	Pass
6406.400	-40.26	18.43	-13.0	-27.26	360.00	Vertical	Horizontal	Pass
9355.600	-36.59	39.82	-13.0	-23.59	190.00	Vertical	Horizontal	Pass

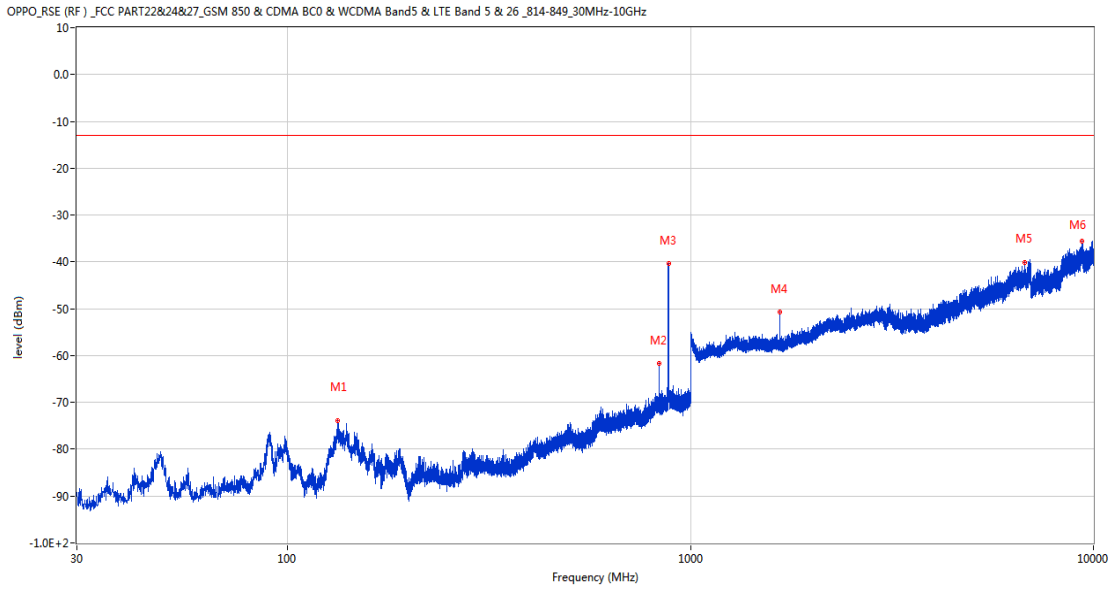
### 31.3 LTE Band 5 BW5, Middle Channel

RSE-H&H LTE Band 5 BW5 CH20525



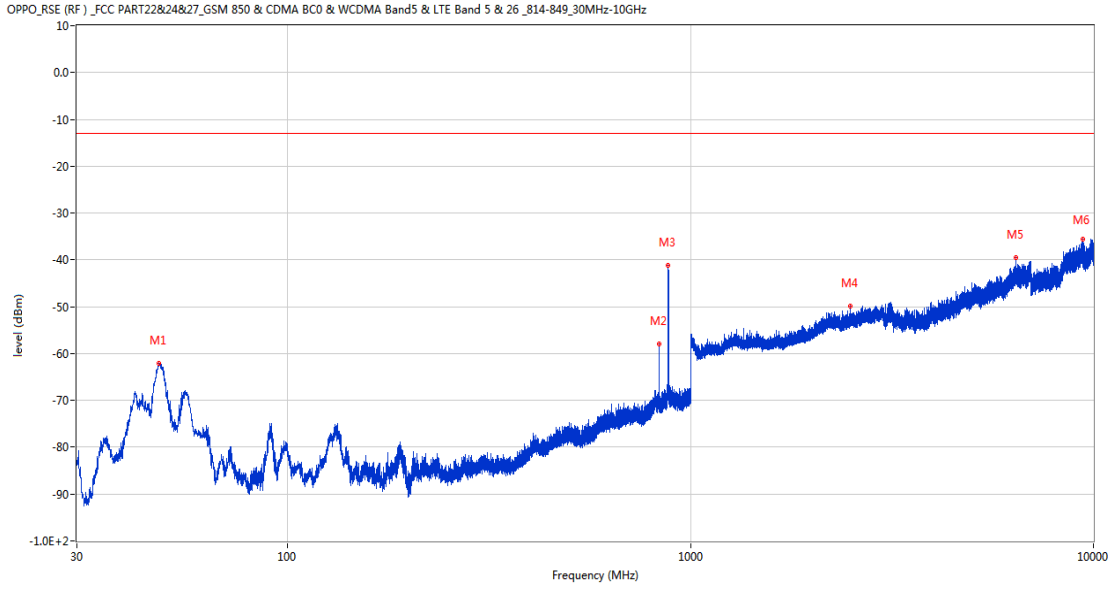
Frequency (MHz)	Result (dBm)	Factor (dB)	PK Limit (dBm)	Over Limit (dB)	Table (o)	ANT	EUT	Verdict
156.294	-72.12	-15.84	-13.0	-59.12	264.00	Horizontal	Horizontal	Pass
834.421	-57.82	0.61	-13.0	-44.82	164.00	Horizontal	Horizontal	N/A
880.496	-40.99	0.47	-13.0	-27.99	329.00	Horizontal	Horizontal	N/A
1668.600	-52.92	-0.73	-13.0	-39.92	152.00	Horizontal	Horizontal	Pass
2419.400	-50.15	4.70	-13.0	-37.15	342.00	Horizontal	Horizontal	Pass
8495.350	-36.81	38.39	-13.0	-23.81	182.00	Horizontal	Horizontal	Pass

RSE-H&V LTE Band 5 BW5 CH20525



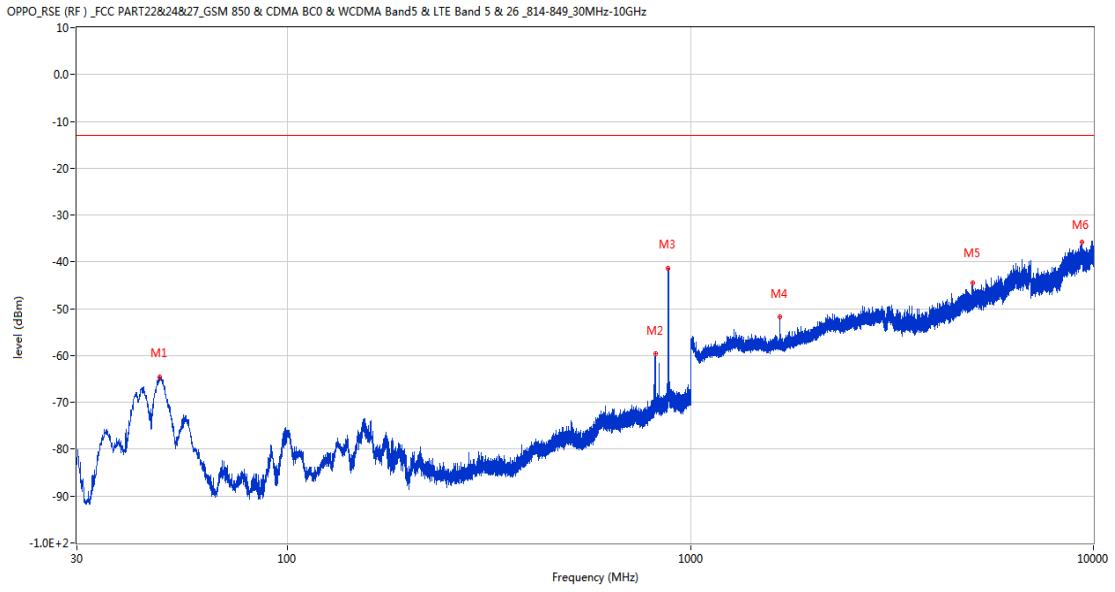
Frequency (MHz)	Result (dBm)	Factor (dB)	PK Limit (dBm)	Over Limit (dB)	Table (o)	ANT	EUT	Verdict
133.305	-73.99	-18.66	-13.0	-60.99	238.00	Horizontal	Vertical	Pass
834.470	-61.60	0.61	-13.0	-48.60	290.00	Horizontal	Vertical	N/A
882.436	-40.26	0.65	-13.0	-27.26	11.00	Horizontal	Vertical	N/A
1668.500	-50.66	-0.73	-13.0	-37.66	204.00	Horizontal	Vertical	Pass
6756.400	-40.23	19.38	-13.0	-27.23	76.00	Horizontal	Vertical	Pass
9371.050	-35.58	39.87	-13.0	-22.58	255.00	Horizontal	Vertical	Pass

RSE-V&V LTE Band 5 BW5 CH20525



Frequency (MHz)	Result (dBm)	Factor (dB)	PK Limit (dBm)	Over Limit (dB)	Table (o)	ANT	EUT	Verdict
47.993	-62.05	-15.15	-13.0	-49.05	233.00	Vertical	Vertical	Pass
834.421	-57.94	0.61	-13.0	-44.94	185.00	Vertical	Vertical	N/A
879.332	-41.22	0.41	-13.0	-28.22	46.00	Vertical	Vertical	N/A
2487.000	-49.91	5.07	-13.0	-36.91	190.00	Vertical	Vertical	Pass
6421.200	-39.60	18.81	-13.0	-26.60	159.00	Vertical	Vertical	Pass
9398.799	-35.64	40.03	-13.0	-22.64	361.00	Vertical	Vertical	Pass

RSE-V&H LTE Band 5 BW5 CH20525

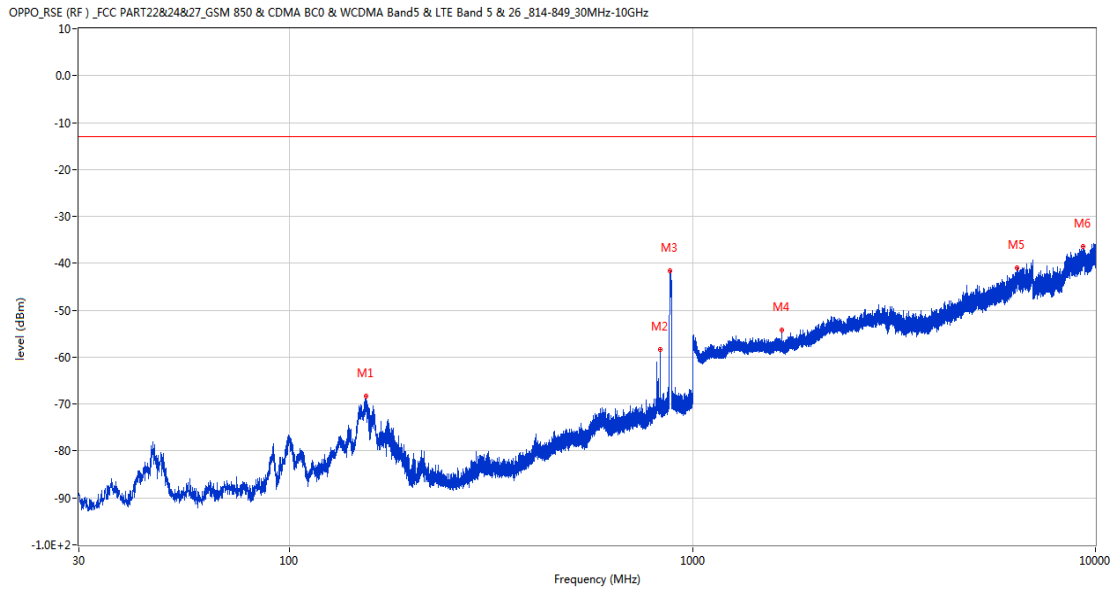


Frequency (MHz)	Result (dBm)	Factor (dB)	PK Limit (dBm)	Over Limit (dB)	Table (o)	ANT	EUT	Verdict
48.090	-64.67	-15.23	-13.0	-51.67	125.00	Vertical	Horizontal	Pass
818.076	-59.59	0.59	-13.0	-46.59	349.00	Vertical	Horizontal	N/A
880.302	-41.27	0.45	-13.0	-28.27	196.00	Vertical	Horizontal	N/A
1668.600	-51.74	-0.73	-13.0	-38.74	66.00	Vertical	Horizontal	Pass
5012.800	-44.51	12.41	-13.0	-31.51	95.00	Vertical	Horizontal	Pass
9369.850	-35.75	39.87	-13.0	-22.75	319.00	Vertical	Horizontal	Pass



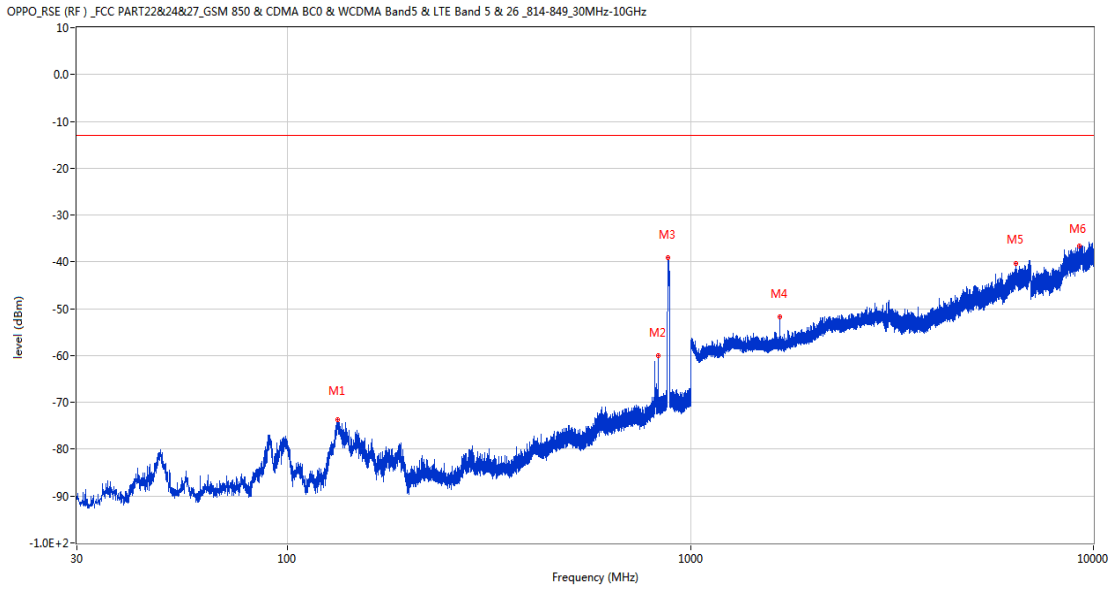
### 31.4 LTE Band 5 BW10, Middle Channel

RSE-H&H LTE Band 5 BW10 CH20525



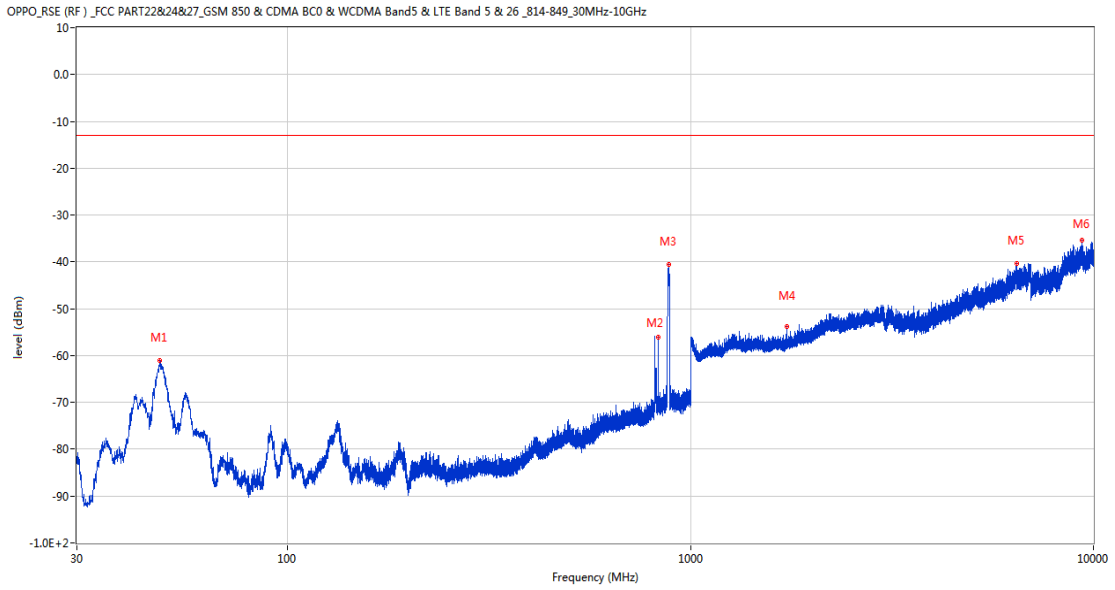
Frequency (MHz)	Result (dBm)	Factor (dB)	PK Limit (dBm)	Over Limit (dB)	Table (o)	ANT	EUT	Verdict
155.082	-68.38	-15.76	-13.0	-55.38	89.00	Horizontal	Horizontal	Pass
832.044	-58.39	0.63	-13.0	-45.39	344.00	Horizontal	Horizontal	N/A
879.332	-41.59	0.41	-13.0	-28.59	360.00	Horizontal	Horizontal	N/A
1664.300	-54.26	-0.80	-13.0	-41.26	212.00	Horizontal	Horizontal	Pass
6373.600	-41.06	17.24	-13.0	-28.06	56.00	Horizontal	Horizontal	Pass
9331.450	-36.36	39.69	-13.0	-23.36	133.00	Horizontal	Horizontal	Pass

RSE-H&V LTE Band 5 BW10 CH20525



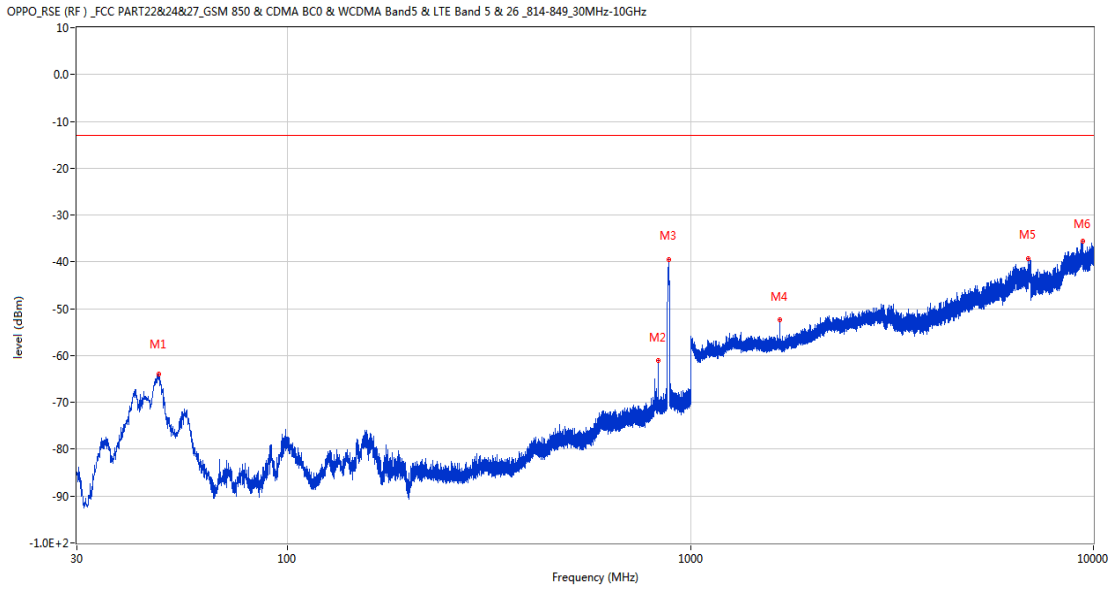
Frequency (MHz)	Result (dBm)	Factor (dB)	PK Limit (dBm)	Over Limit (dB)	Table (o)	ANT	EUT	Verdict
132.868	-73.65	-18.71	-13.0	-60.65	238.00	Horizontal	Vertical	Pass
832.044	-60.07	0.63	-13.0	-47.07	291.00	Horizontal	Vertical	N/A
881.321	-39.20	0.56	-13.0	-26.20	9.00	Horizontal	Vertical	N/A
1664.000	-51.78	-0.81	-13.0	-38.78	193.00	Horizontal	Vertical	Pass
6426.200	-40.32	18.43	-13.0	-27.32	242.00	Horizontal	Vertical	Pass
9216.700	-36.67	38.84	-13.0	-23.67	113.00	Horizontal	Vertical	Pass

RSE-V&V LTE Band 5 BW10 CH20525



Frequency (MHz)	Result (dBm)	Factor (dB)	PK Limit (dBm)	Over Limit (dB)	Table (o)	ANT	EUT	Verdict
48.139	-61.11	-15.27	-13.0	-48.11	289.00	Vertical	Vertical	Pass
832.044	-56.17	0.63	-13.0	-43.17	211.00	Vertical	Vertical	N/A
884.473	-40.51	0.73	-13.0	-27.51	251.00	Vertical	Vertical	N/A
1733.500	-53.78	-0.35	-13.0	-40.78	100.00	Vertical	Vertical	Pass
6464.400	-40.43	18.16	-13.0	-27.43	152.00	Vertical	Vertical	Pass
9389.950	-35.41	39.96	-13.0	-22.41	0.00	Vertical	Vertical	Pass

RSE-V&H LTE Band 5 BW10 CH20525

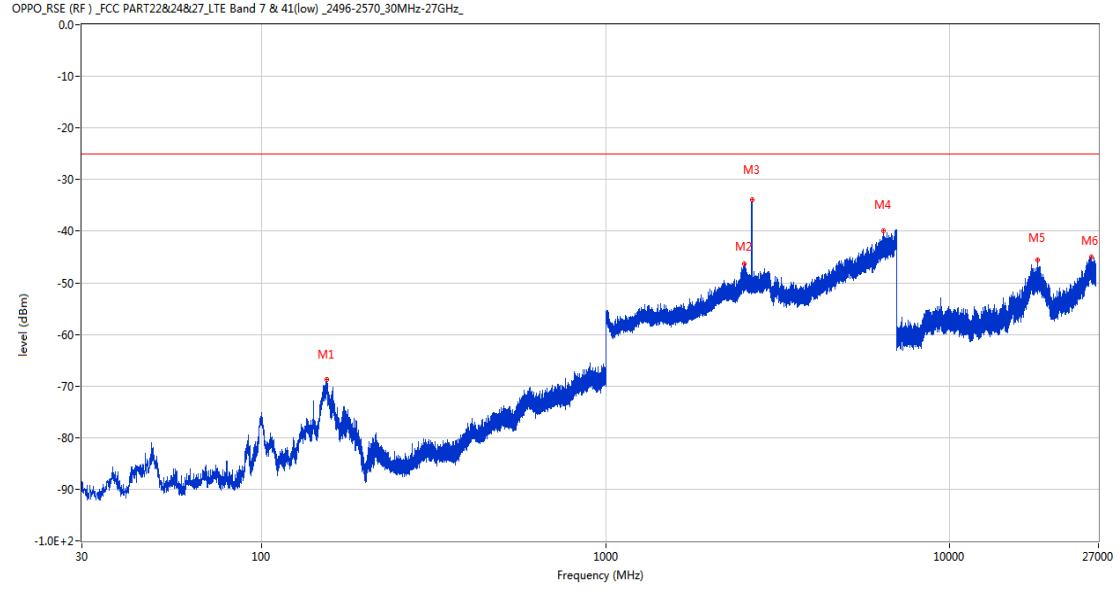


Frequency (MHz)	Result (dBm)	Factor (dB)	PK Limit (dBm)	Over Limit (dB)	Table (o)	ANT	EUT	Verdict
47.993	-63.97	-15.15	-13.0	-50.97	220.00	Vertical	Horizontal	Pass
832.044	-61.02	0.63	-13.0	-48.02	190.00	Vertical	Horizontal	N/A
882.193	-39.42	0.64	-13.0	-26.42	190.00	Vertical	Horizontal	N/A
1664.300	-52.39	-0.80	-13.0	-39.39	252.00	Vertical	Horizontal	Pass
6899.800	-39.33	19.62	-13.0	-26.33	202.00	Vertical	Horizontal	Pass
9393.401	-35.61	39.98	-13.0	-22.61	293.00	Vertical	Horizontal	Pass

### 32 LTE Band 7

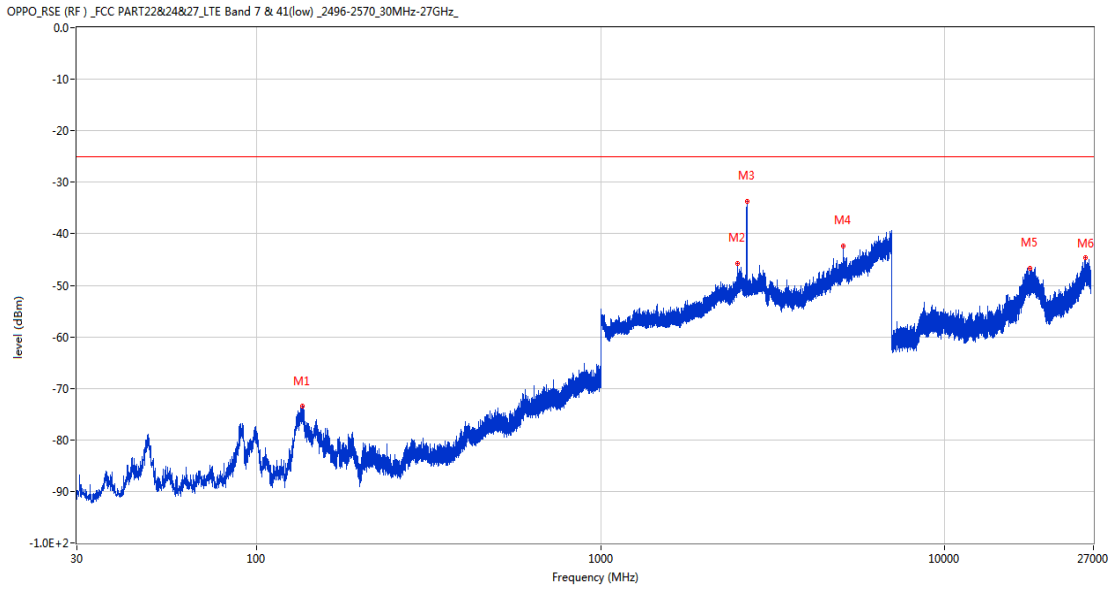
#### 32.1 LTE Band 7 BW5, Middle Channel

RSE-H&H LTE Band 7 BW5 CH21100



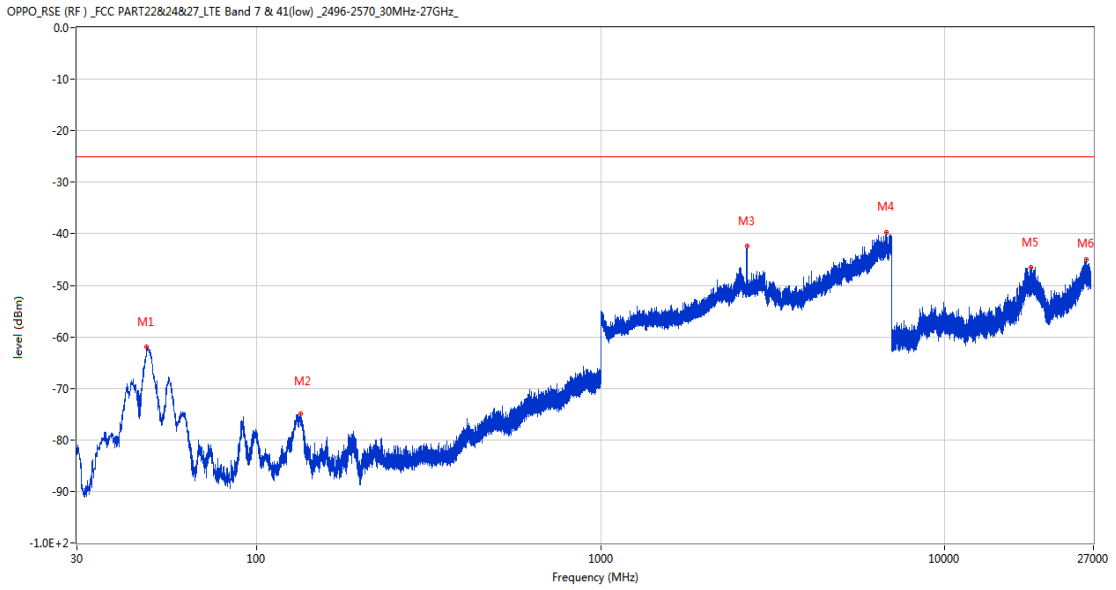
Frequency (MHz)	Result (dBm)	Factor (dB)	PK Limit (dBm)	Over Limit (dB)	Table (o)	ANT	EUT	Verdict
154.208	-68.81	-15.35	-25.0	-43.81	244.00	Horizontal	Horizontal	Pass
2531.100	-46.41	9.79	-25.0	-21.41	255.00	Horizontal	Horizontal	N/A
2655.900	-33.95	8.04	-25.0	-8.95	330.00	Horizontal	Horizontal	N/A
6419.600	-39.84	18.92	-25.0	-14.84	43.00	Horizontal	Horizontal	Pass
17941.199	-45.56	27.16	-25.0	-20.56	124.00	Horizontal	Horizontal	Pass
25717.574	-45.01	24.26	-25.0	-20.01	117.00	Horizontal	Horizontal	Pass

RSE-H&V LTE Band 7 BW5 CH21100



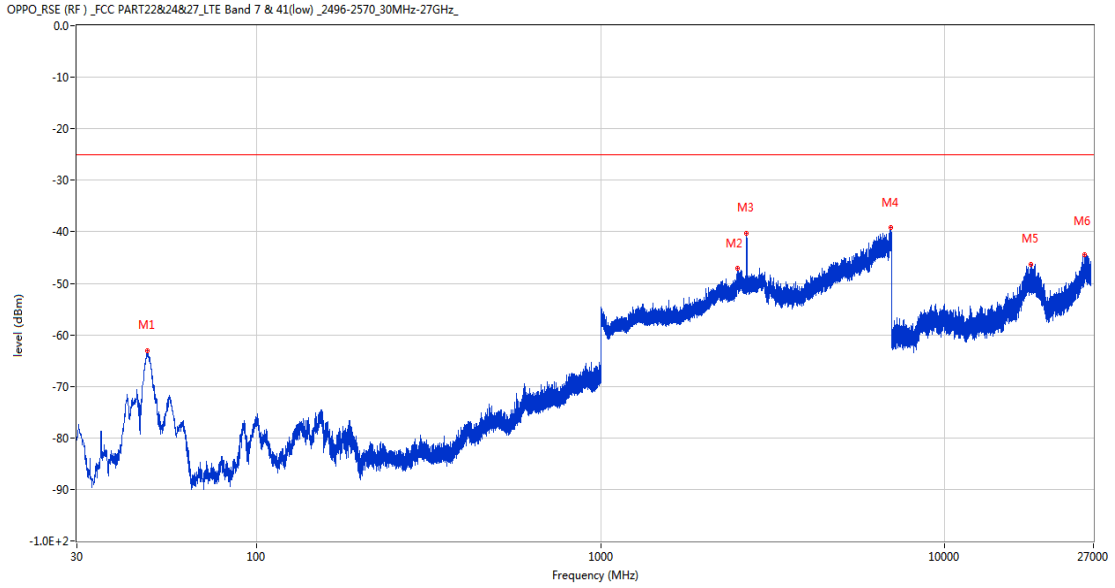
Frequency (MHz)	Result (dBm)	Factor (dB)	PK Limit (dBm)	Over Limit (dB)	Table (o)	ANT	EUT	Verdict
135.390	-73.48	-18.03	-25.0	-48.48	244.00	Horizontal	Vertical	Pass
2489.200	-45.73	10.01	-25.0	-20.73	361.00	Horizontal	Vertical	Pass
2655.400	-33.68	8.01	-25.0	-8.68	316.00	Horizontal	Vertical	N/A
5065.400	-42.43	12.63	-25.0	-17.43	190.00	Horizontal	Vertical	Pass
17680.538	-46.61	27.47	-25.0	-21.61	39.00	Horizontal	Vertical	Pass
25587.526	-44.59	24.22	-25.0	-19.59	0.00	Horizontal	Vertical	Pass

RSE-V&V LTE Band 7 BW5 CH21100



Frequency (MHz)	Result (dBm)	Factor (dB)	PK Limit (dBm)	Over Limit (dB)	Table (o)	ANT	EUT	Verdict
47.800	-62.05	-15.12	-25.0	-37.05	262.00	Vertical	Vertical	Pass
134.226	-75.01	-18.20	-25.0	-50.01	144.00	Vertical	Vertical	Pass
2655.300	-42.42	8.00	-25.0	-17.42	18.00	Vertical	Vertical	N/A
6771.600	-39.71	18.39	-25.0	-14.71	110.00	Vertical	Vertical	Pass
17729.364	-46.50	27.53	-25.0	-21.50	308.00	Vertical	Vertical	Pass
25694.200	-45.06	24.26	-25.0	-20.06	257.00	Vertical	Vertical	Pass

RSE-V&H LTE Band 7 BW5 CH21100

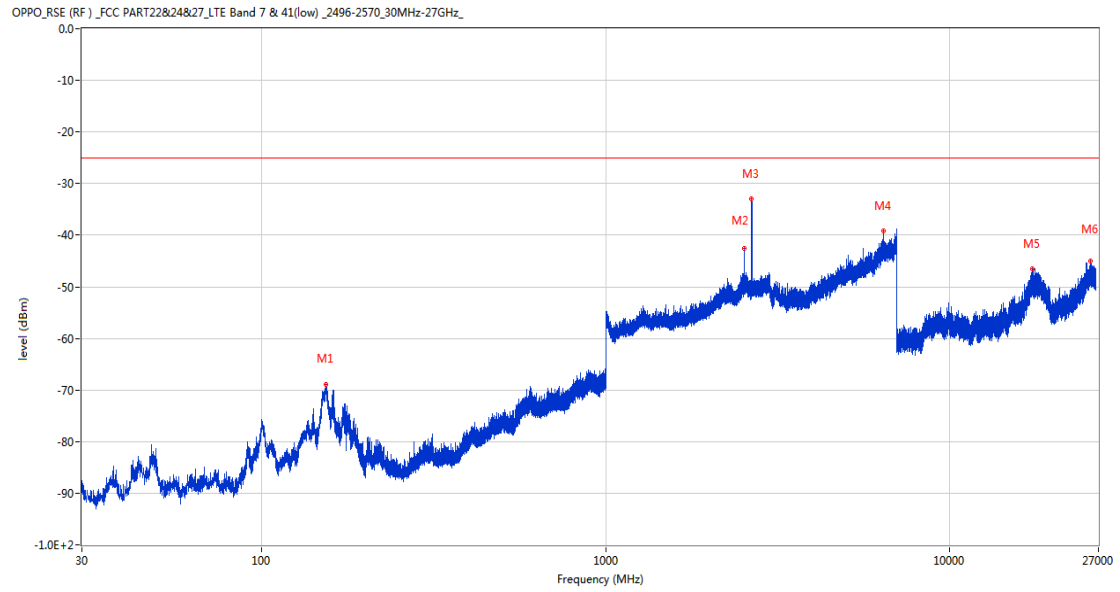


Frequency (MHz)	Result (dBm)	Factor (dB)	PK Limit (dBm)	Over Limit (dB)	Table (o)	ANT	EUT	Verdict
48.139	-63.16	-15.14	-25.0	-38.16	320.00	Vertical	Horizontal	Pass
2490.500	-47.15	10.01	-25.0	-22.15	57.00	Vertical	Horizontal	N/A
2653.100	-40.25	7.95	-25.0	-15.25	57.00	Vertical	Horizontal	N/A
6971.200	-39.24	20.00	-25.0	-14.24	203.00	Vertical	Horizontal	Pass
17730.677	-46.26	27.53	-25.0	-21.26	144.00	Vertical	Horizontal	Pass
25483.825	-44.40	24.19	-25.0	-19.40	298.00	Vertical	Horizontal	Pass



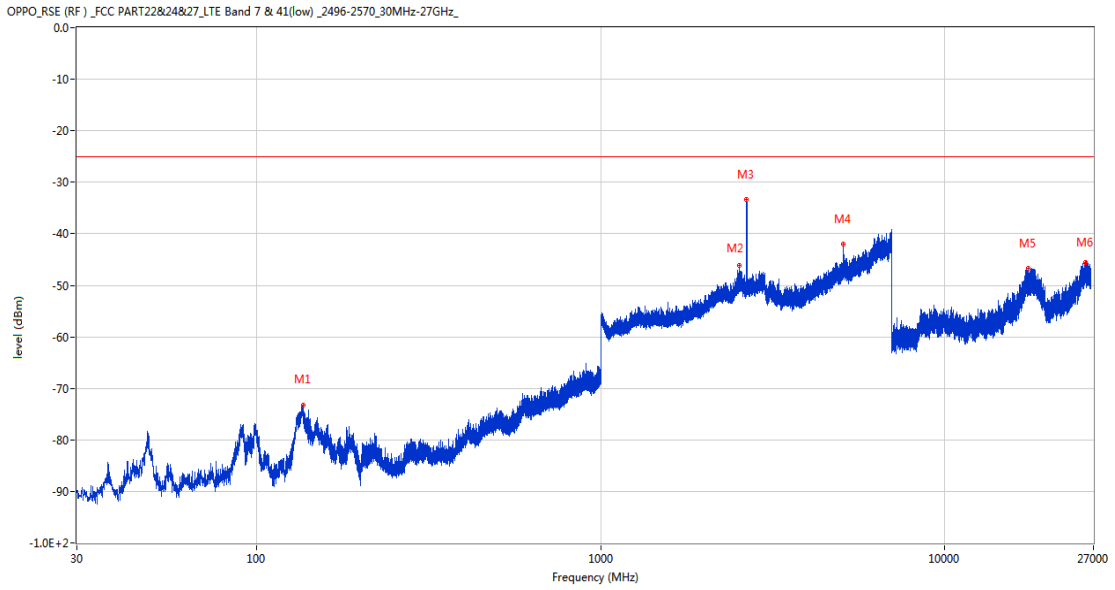
## 32.2 LTE Band 7 BW10, Middle Channel

RSE-H&H LTE Band 7 BW10 CH21100



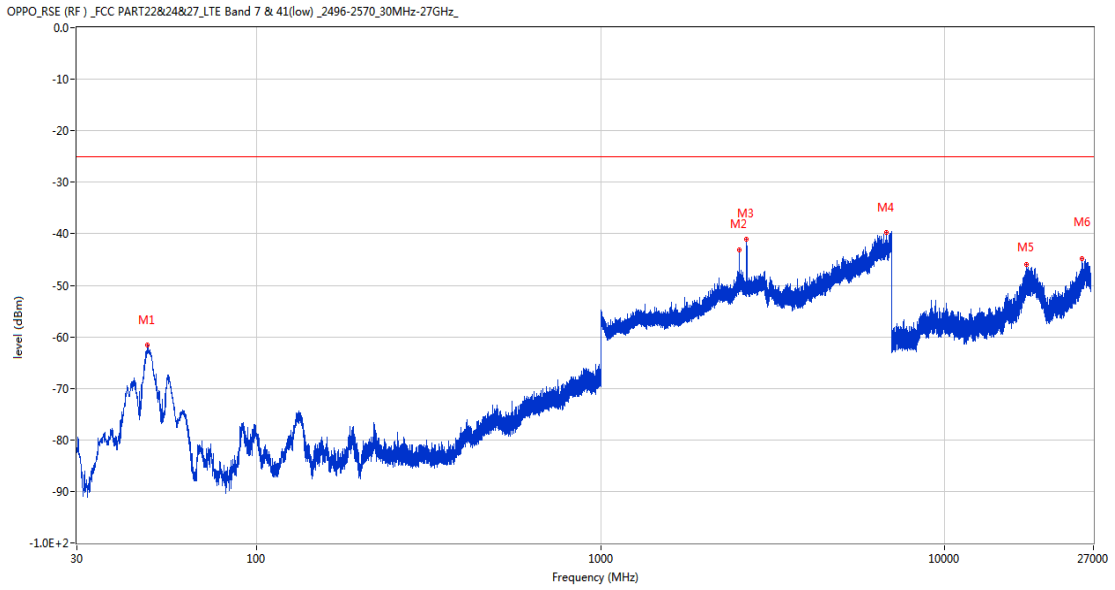
Frequency (MHz)	Result (dBm)	Factor (dB)	PK Limit (dBm)	Over Limit (dB)	Table (o)	ANT	EUT	Verdict
153.772	-68.95	-15.37	-25.0	-43.95	91.00	Horizontal	Horizontal	Pass
2530.600	-42.54	9.79	-25.0	-17.54	269.00	Horizontal	Horizontal	N/A
2652.500	-32.99	7.96	-25.0	-7.99	313.00	Horizontal	Horizontal	N/A
6410.400	-39.16	18.78	-25.0	-14.16	217.00	Horizontal	Horizontal	Pass
17366.323	-46.53	27.40	-25.0	-21.53	239.00	Horizontal	Horizontal	Pass
25628.324	-45.04	24.24	-25.0	-20.04	361.00	Horizontal	Horizontal	Pass

RSE-H&V LTE Band 7 BW10 CH21100



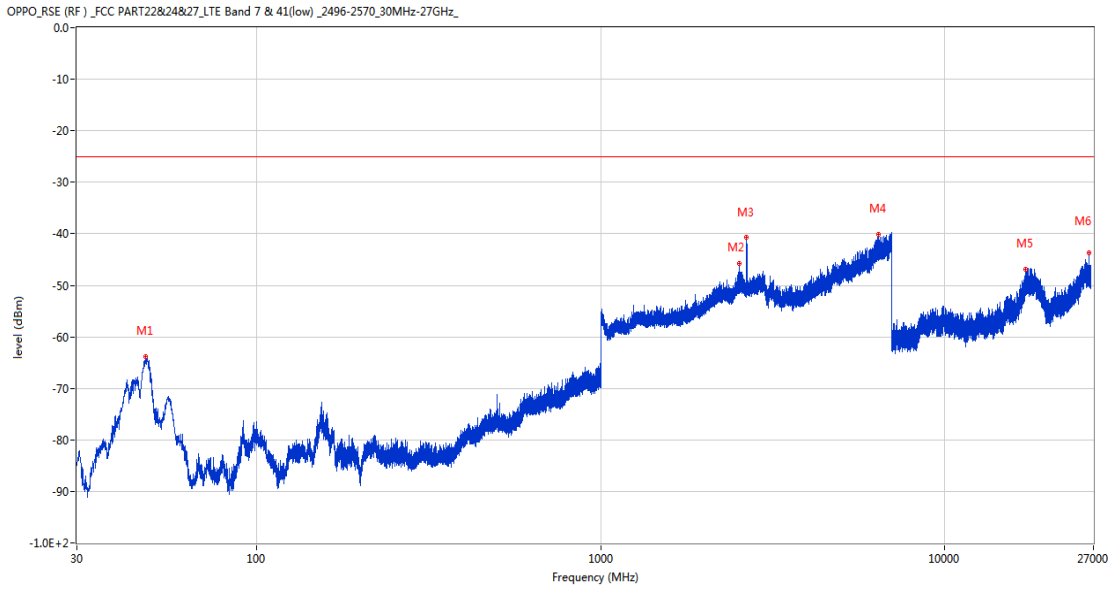
Frequency (MHz)	Result (dBm)	Factor (dB)	PK Limit (dBm)	Over Limit (dB)	Table (o)	ANT	EUT	Verdict
136.312	-73.22	-17.88	-25.0	-48.22	231.00	Horizontal	Vertical	Pass
2530.700	-46.12	9.79	-25.0	-21.12	137.00	Horizontal	Vertical	N/A
2654.400	-33.36	7.95	-25.0	-8.36	326.00	Horizontal	Vertical	N/A
5061.000	-42.02	12.46	-25.0	-17.02	208.00	Horizontal	Vertical	Pass
17442.187	-46.77	27.57	-25.0	-21.77	208.00	Horizontal	Vertical	Pass
25600.698	-45.50	24.23	-25.0	-20.50	303.00	Horizontal	Vertical	Pass

RSE-V&V LTE Band 7 BW10 CH21100



Frequency (MHz)	Result (dBm)	Factor (dB)	PK Limit (dBm)	Over Limit (dB)	Table (o)	ANT	EUT	Verdict
48.187	-61.67	-15.18	-25.0	-36.67	281.00	Vertical	Vertical	Pass
2530.400	-43.11	9.79	-25.0	-18.11	37.00	Vertical	Vertical	N/A
2654.400	-41.00	7.95	-25.0	-16.00	75.00	Vertical	Vertical	N/A
6753.800	-39.79	19.44	-25.0	-14.79	228.00	Vertical	Vertical	Pass
17268.677	-45.96	27.64	-25.0	-20.96	236.00	Vertical	Vertical	Pass
25027.801	-44.87	24.04	-25.0	-19.87	155.00	Vertical	Vertical	Pass

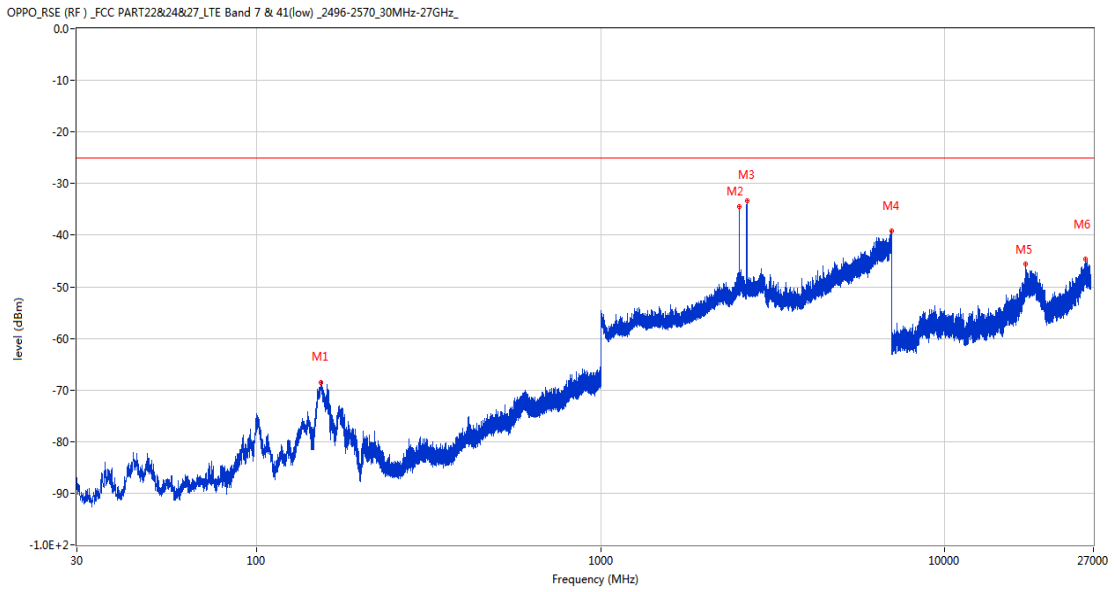
RSE-V&H LTE Band 7 BW10 CH21100



Frequency (MHz)	Result (dBm)	Factor (dB)	PK Limit (dBm)	Over Limit (dB)	Table (o)	ANT	EUT	Verdict
47.508	-63.83	-15.25	-25.0	-38.83	273.00	Vertical	Horizontal	Pass
2530.200	-45.76	9.79	-25.0	-20.76	293.00	Vertical	Horizontal	N/A
2653.400	-40.72	7.95	-25.0	-15.72	99.00	Vertical	Horizontal	N/A
6414.200	-40.18	18.88	-25.0	-15.18	249.00	Vertical	Horizontal	Pass
17132.175	-46.88	27.15	-25.0	-21.88	-1.00	Vertical	Horizontal	Pass
26142.575	-43.76	24.40	-25.0	-18.76	361.00	Vertical	Horizontal	Pass

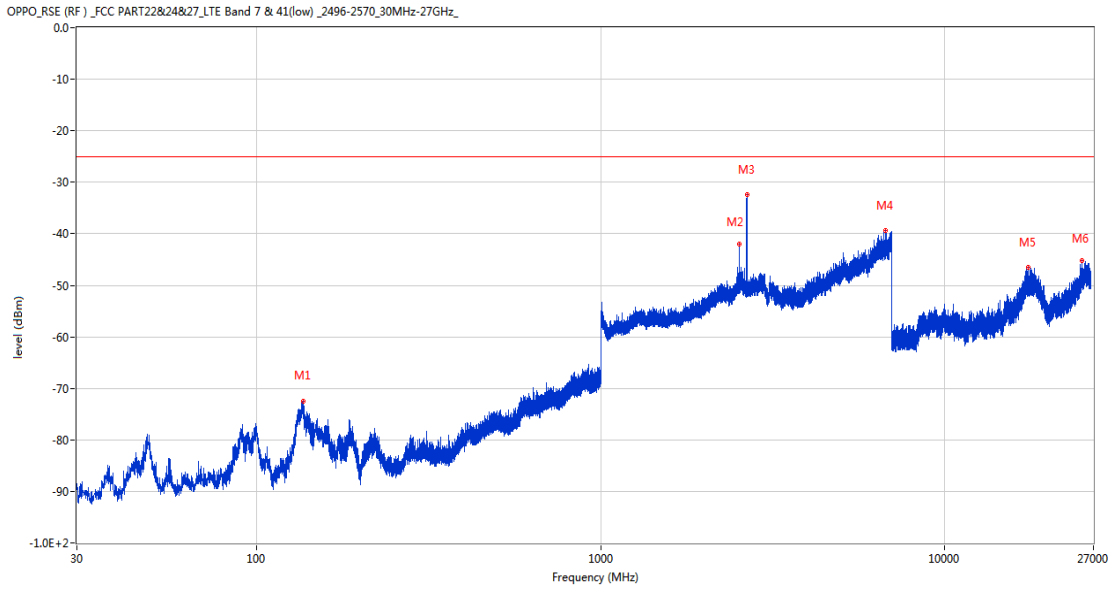
### 32.3 LTE Band 7 BW15, Middle Channel

RSE-H&H LTE Band 7 BW15 CH21100



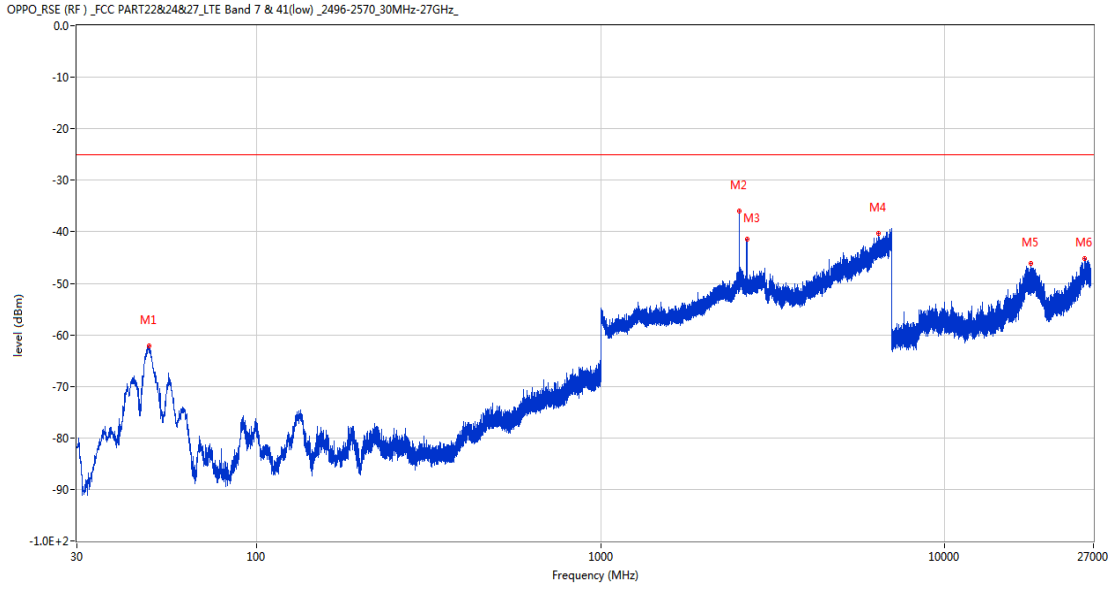
Frequency (MHz)	Result (dBm)	Factor (dB)	PK Limit (dBm)	Over Limit (dB)	Table (o)	ANT	EUT	Verdict
153.723	-68.52	-15.37	-25.0	-43.52	60.00	Horizontal	Horizontal	Pass
2528.300	-34.49	9.80	-25.0	-9.49	82.00	Horizontal	Horizontal	N/A
2660.500	-33.41	8.19	-25.0	-8.41	252.00	Horizontal	Horizontal	N/A
6996.600	-39.20	19.09	-25.0	-14.20	360.00	Horizontal	Horizontal	Pass
17138.738	-45.61	27.24	-25.0	-20.61	361.00	Horizontal	Horizontal	Pass
25596.025	-44.55	24.23	-25.0	-19.55	-1.00	Horizontal	Horizontal	Pass

RSE-H&V LTE Band 7 BW15 CH21100



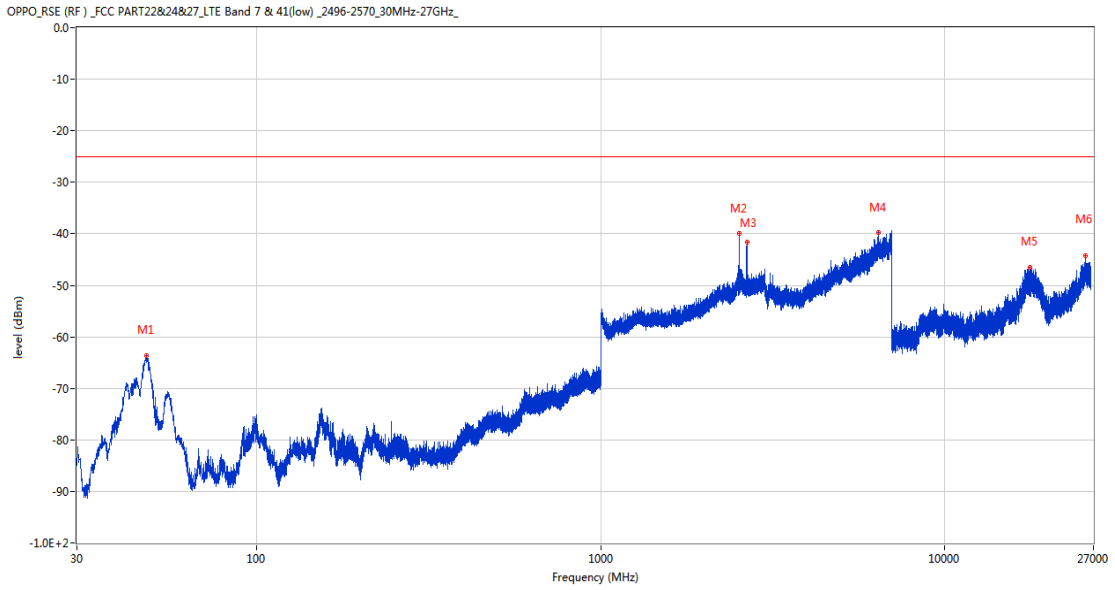
Frequency (MHz)	Result (dBm)	Factor (dB)	PK Limit (dBm)	Over Limit (dB)	Table (o)	ANT	EUT	Verdict
136.555	-72.51	-17.83	-25.0	-47.51	225.00	Horizontal	Vertical	Pass
2528.400	-41.98	9.80	-25.0	-16.98	167.00	Horizontal	Vertical	N/A
2661.200	-32.47	8.21	-25.0	-7.47	318.00	Horizontal	Vertical	N/A
6723.800	-39.38	18.77	-25.0	-14.38	63.00	Horizontal	Vertical	Pass
17446.912	-46.58	27.65	-25.0	-21.58	290.00	Horizontal	Vertical	Pass
25031.199	-45.16	24.04	-25.0	-20.16	321.00	Horizontal	Vertical	Pass

RSE-V&V LTE Band 7 BW15 CH21100



Frequency (MHz)	Result (dBm)	Factor (dB)	PK Limit (dBm)	Over Limit (dB)	Table (o)	ANT	EUT	Verdict
48.721	-62.08	-15.59	-25.0	-37.08	273.00	Vertical	Vertical	Pass
2528.300	-36.06	9.80	-25.0	-11.06	41.00	Vertical	Vertical	N/A
2661.000	-41.37	8.21	-25.0	-16.37	70.00	Vertical	Vertical	N/A
6412.800	-40.32	18.86	-25.0	-15.32	106.00	Vertical	Vertical	Pass
17722.276	-46.22	27.56	-25.0	-21.22	133.00	Vertical	Vertical	Pass
25456.626	-45.25	24.18	-25.0	-20.25	-1.00	Vertical	Vertical	Pass

RSE-V&H LTE Band 7 BW15 CH21100

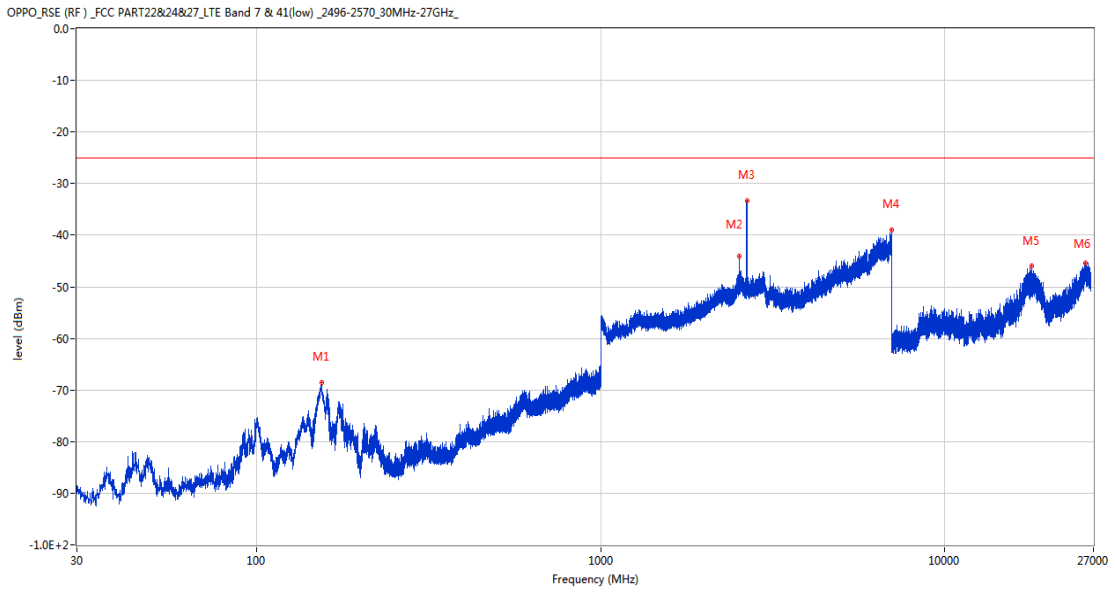


Frequency (MHz)	Result (dBm)	Factor (dB)	PK Limit (dBm)	Over Limit (dB)	Table (o)	ANT	EUT	Verdict
47.703	-63.66	-15.17	-25.0	-38.66	235.00	Vertical	Horizontal	Pass
2528.100	-39.94	9.81	-25.0	-14.94	273.00	Vertical	Horizontal	N/A
2656.200	-41.59	8.05	-25.0	-16.59	113.00	Vertical	Horizontal	N/A
6419.400	-39.81	18.91	-25.0	-14.81	307.00	Vertical	Horizontal	Pass
17713.089	-46.52	27.63	-25.0	-21.52	130.00	Vertical	Horizontal	Pass
25600.274	-44.29	24.23	-25.0	-19.29	361.00	Vertical	Horizontal	Pass



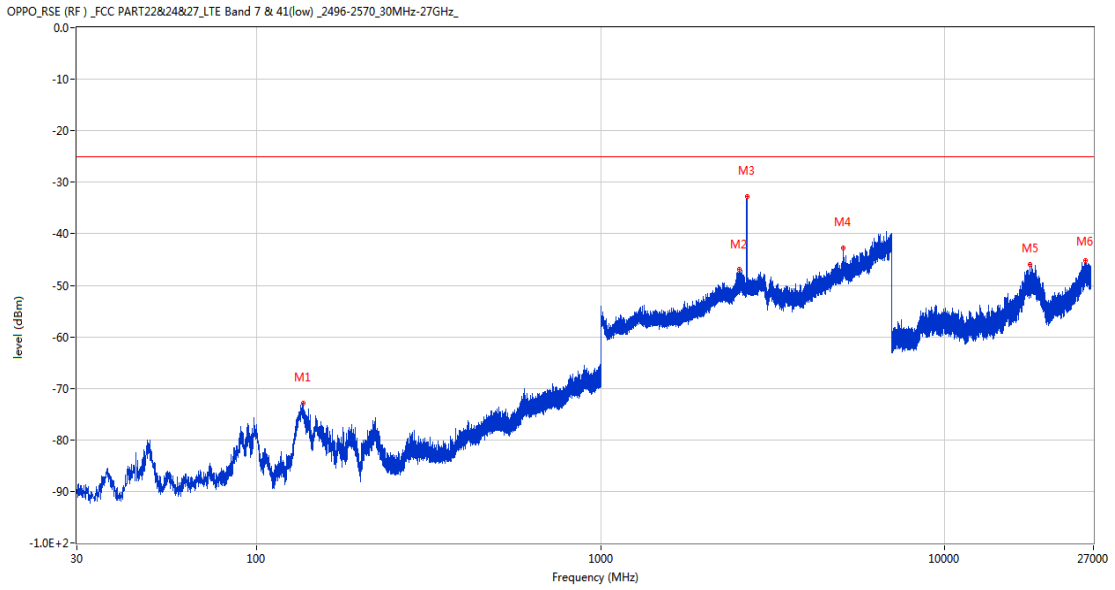
### 32.4 LTE Band 7 BW20, Middle Channel

RSE-H&H LTE Band 7 BW20 CH21100



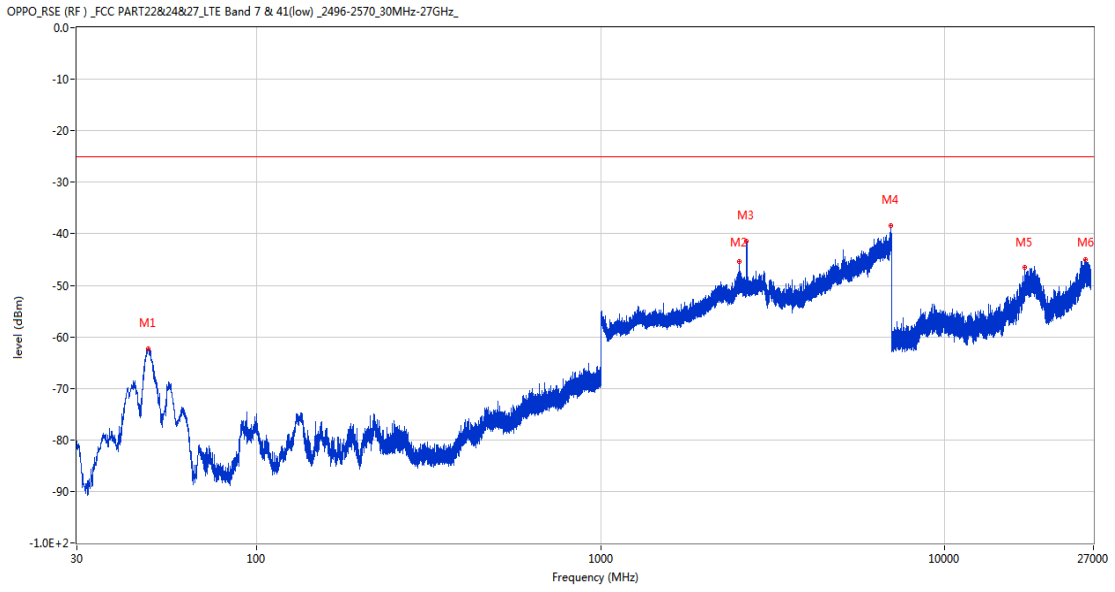
Frequency (MHz)	Result (dBm)	Factor (dB)	PK Limit (dBm)	Over Limit (dB)	Table (o)	ANT	EUT	Verdict
154.257	-68.49	-15.34	-25.0	-43.49	77.00	Horizontal	Horizontal	Pass
2526.200	-44.05	9.82	-25.0	-19.05	257.00	Horizontal	Horizontal	N/A
2658.700	-33.34	8.15	-25.0	-8.34	257.00	Horizontal	Horizontal	N/A
6999.200	-39.06	18.91	-25.0	-14.06	108.00	Horizontal	Horizontal	Pass
17864.550	-45.87	27.68	-25.0	-20.87	181.00	Horizontal	Horizontal	Pass
25599.427	-45.48	24.23	-25.0	-20.48	34.00	Horizontal	Horizontal	Pass

RSE-H&V LTE Band 7 BW20 CH21100



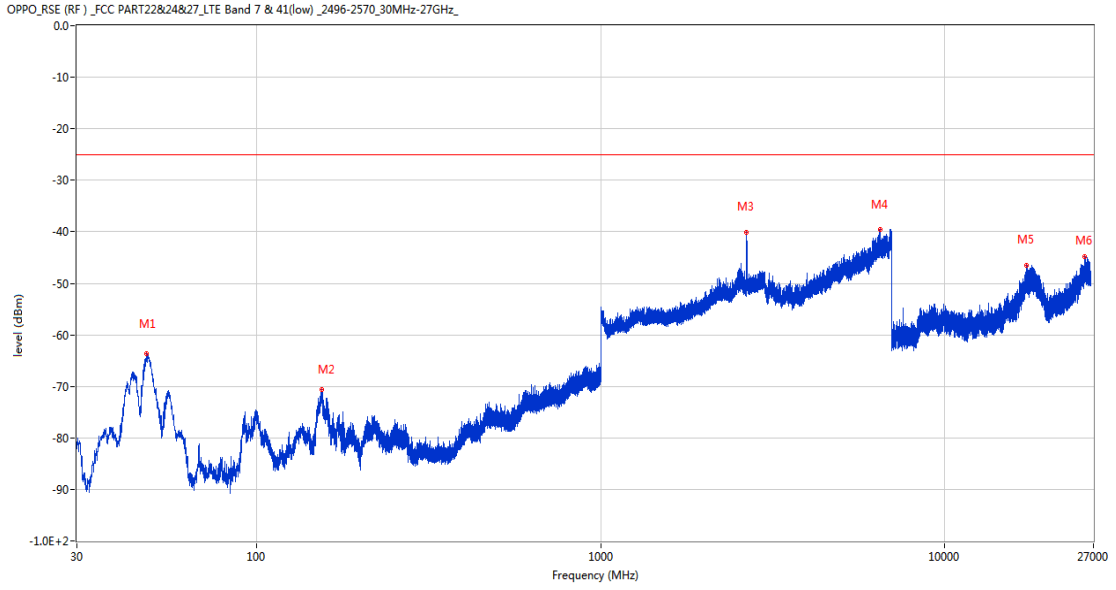
Frequency (MHz)	Result (dBm)	Factor (dB)	PK Limit (dBm)	Over Limit (dB)	Table (o)	ANT	EUT	Verdict
136.118	-72.87	-17.91	-25.0	-47.87	234.00	Horizontal	Vertical	Pass
2525.800	-46.88	9.82	-25.0	-21.88	135.00	Horizontal	Vertical	N/A
2657.000	-32.86	8.09	-25.0	-7.86	302.00	Horizontal	Vertical	N/A
5052.000	-42.83	12.00	-25.0	-17.83	214.00	Horizontal	Vertical	Pass
17691.562	-45.90	27.63	-25.0	-20.90	122.00	Horizontal	Vertical	Pass
25565.850	-45.20	24.22	-25.0	-20.20	345.00	Horizontal	Vertical	Pass

RSE-V&V LTE Band 7 BW20 CH21100



Frequency (MHz)	Result (dBm)	Factor (dB)	PK Limit (dBm)	Over Limit (dB)	Table (o)	ANT	EUT	Verdict
48.333	-62.33	-15.29	-25.0	-37.33	226.00	Vertical	Vertical	Pass
2526.000	-45.40	9.82	-25.0	-20.40	48.00	Vertical	Vertical	N/A
2649.800	-41.51	7.88	-25.0	-16.51	101.00	Vertical	Vertical	N/A
6954.000	-38.36	19.26	-25.0	-13.36	136.00	Vertical	Vertical	Pass
17059.988	-46.50	27.11	-25.0	-21.50	360.00	Vertical	Vertical	Pass
25584.974	-45.07	24.22	-25.0	-20.07	0.00	Vertical	Vertical	Pass

RSE-V&H LTE Band 7 BW20 CH21100

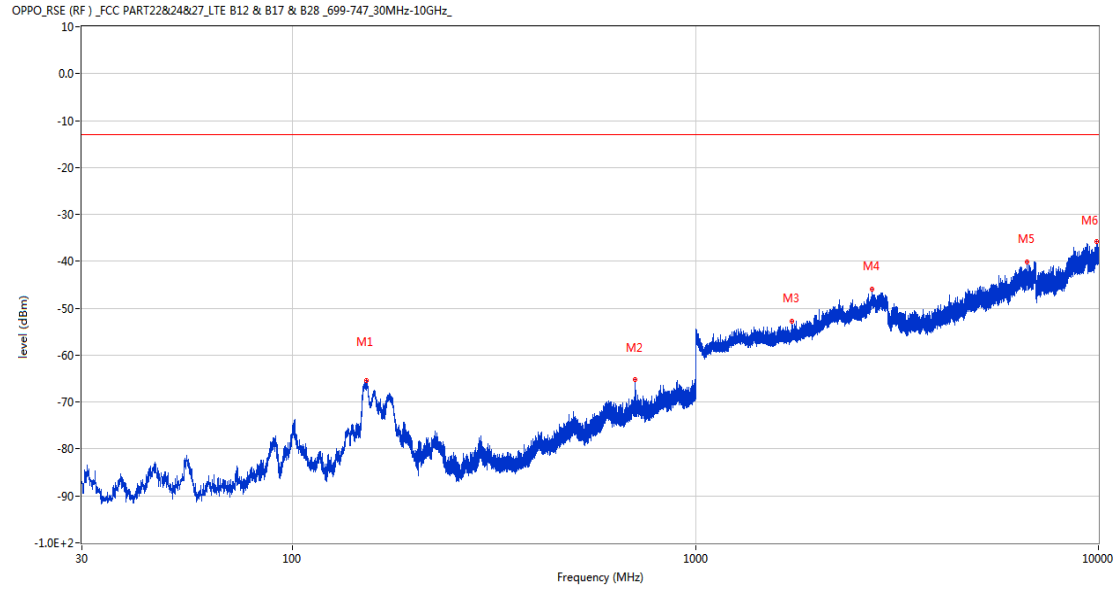


Frequency (MHz)	Result (dBm)	Factor (dB)	PK Limit (dBm)	Over Limit (dB)	Table (o)	ANT	EUT	Verdict
47.848	-63.68	-15.10	-25.0	-38.68	255.00	Vertical	Horizontal	Pass
154.208	-70.69	-15.35	-25.0	-45.69	135.00	Vertical	Horizontal	Pass
2646.300	-40.05	7.76	-25.0	-15.05	114.00	Vertical	Horizontal	N/A
6479.400	-39.50	17.44	-25.0	-14.50	63.00	Vertical	Horizontal	Pass
17242.950	-46.53	27.83	-25.0	-21.53	259.00	Vertical	Horizontal	Pass
25404.350	-44.80	24.16	-25.0	-19.80	361.00	Vertical	Horizontal	Pass

### 33 LTE Band 12

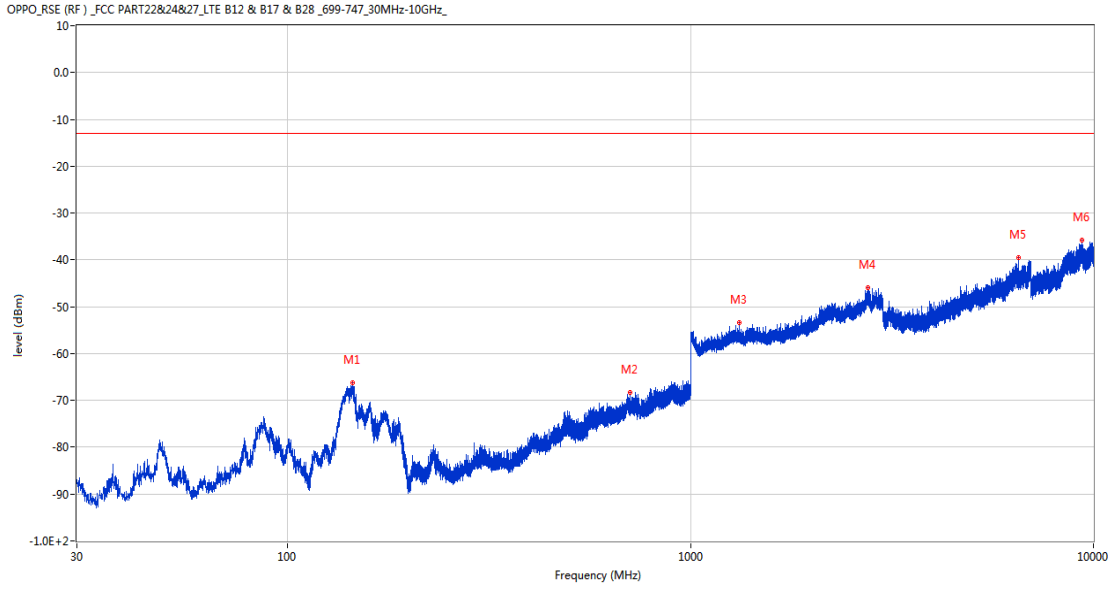
#### 33.1 LTE Band 12 BW1.4, Middle Channel

RSE-H&H LTE Band 12 BW1.4 CH23095



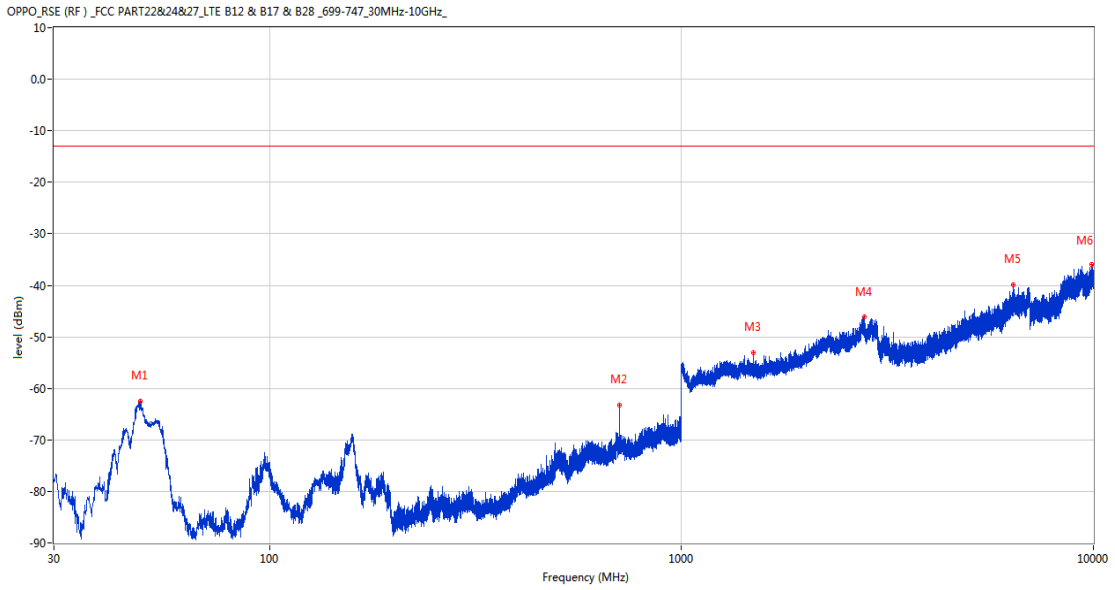
Frequency (MHz)	Result (dBm)	Factor (dB)	PK Limit (dBm)	Over Limit (dB)	Table (o)	ANT	EUT	Verdict
152.608	-65.48	-15.26	-13.0	-52.48	273.00	Horizontal	Horizontal	Pass
707.109	-65.20	0.41	-13.0	-52.20	130.00	Horizontal	Horizontal	N/A
1738.700	-52.70	1.64	-13.0	-39.70	230.00	Horizontal	Horizontal	Pass
2739.300	-45.91	11.54	-13.0	-32.91	170.00	Horizontal	Horizontal	Pass
6646.600	-40.05	18.74	-13.0	-27.05	260.00	Horizontal	Horizontal	Pass
9909.250	-35.87	40.00	-13.0	-22.87	361.00	Horizontal	Horizontal	Pass

RSE-H&V LTE Band 12 BW1.4 CH23095



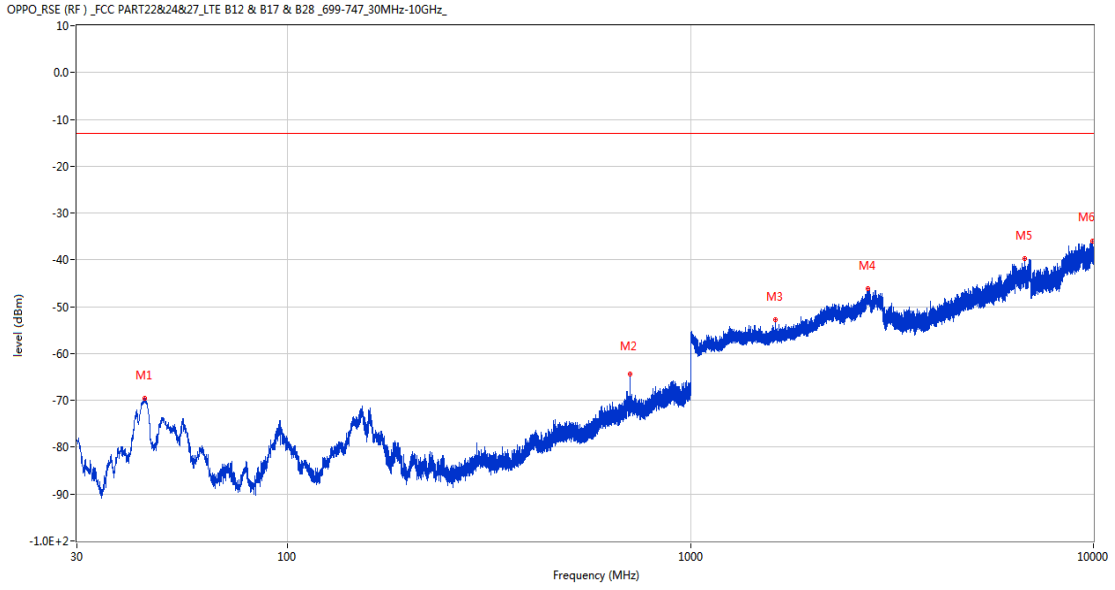
Frequency (MHz)	Result (dBm)	Factor (dB)	PK Limit (dBm)	Over Limit (dB)	Table (o)	ANT	EUT	Verdict
145.090	-66.19	-16.48	-13.0	-53.19	237.00	Horizontal	Vertical	Pass
707.679	-68.22	0.39	-13.0	-55.22	95.00	Horizontal	Vertical	N/A
1320.500	-53.31	1.59	-13.0	-40.31	282.00	Horizontal	Vertical	Pass
2753.600	-45.93	9.67	-13.0	-32.93	0.00	Horizontal	Vertical	Pass
6532.800	-39.48	17.45	-13.0	-26.48	354.00	Horizontal	Vertical	Pass
9344.349	-35.82	39.73	-13.0	-22.82	148.00	Horizontal	Vertical	Pass

RSE-V&V LTE Band 12 BW1.4 CH23095



Frequency (MHz)	Result (dBm)	Factor (dB)	PK Limit (dBm)	Over Limit (dB)	Table (o)	ANT	EUT	Verdict
48.721	-62.49	-15.45	-13.0	-49.49	263.00	Vertical	Vertical	Pass
707.060	-63.20	0.41	-13.0	-50.20	325.00	Vertical	Vertical	N/A
1493.600	-53.17	1.23	-13.0	-40.17	56.00	Vertical	Vertical	Pass
2781.700	-46.18	10.13	-13.0	-33.18	357.00	Vertical	Vertical	Pass
6397.000	-39.86	17.65	-13.0	-26.86	362.00	Vertical	Vertical	Pass
9926.200	-36.04	39.97	-13.0	-23.04	151.00	Vertical	Vertical	Pass

RSE-V&H LTE Band 12 BW1.4 CH23095

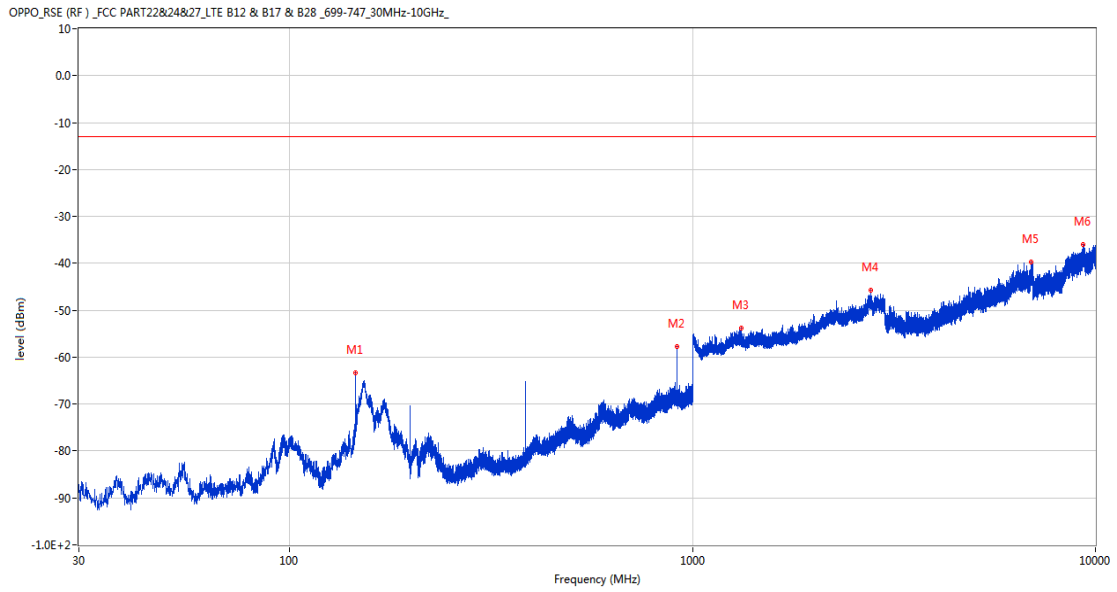


Frequency (MHz)	Result (dBm)	Factor (dB)	PK Limit (dBm)	Over Limit (dB)	Table (o)	ANT	EUT	Verdict
44.114	-69.49	-16.72	-13.0	-56.49	170.00	Vertical	Horizontal	Pass
707.060	-64.36	0.41	-13.0	-51.36	131.00	Vertical	Horizontal	N/A
1625.100	-52.76	1.46	-13.0	-39.76	360.00	Vertical	Horizontal	Pass
2751.600	-46.23	9.93	-13.0	-33.23	360.00	Vertical	Horizontal	Pass
6757.000	-39.78	19.34	-13.0	-26.78	215.00	Vertical	Horizontal	Pass
9929.950	-36.08	39.96	-13.0	-23.08	360.00	Vertical	Horizontal	Pass



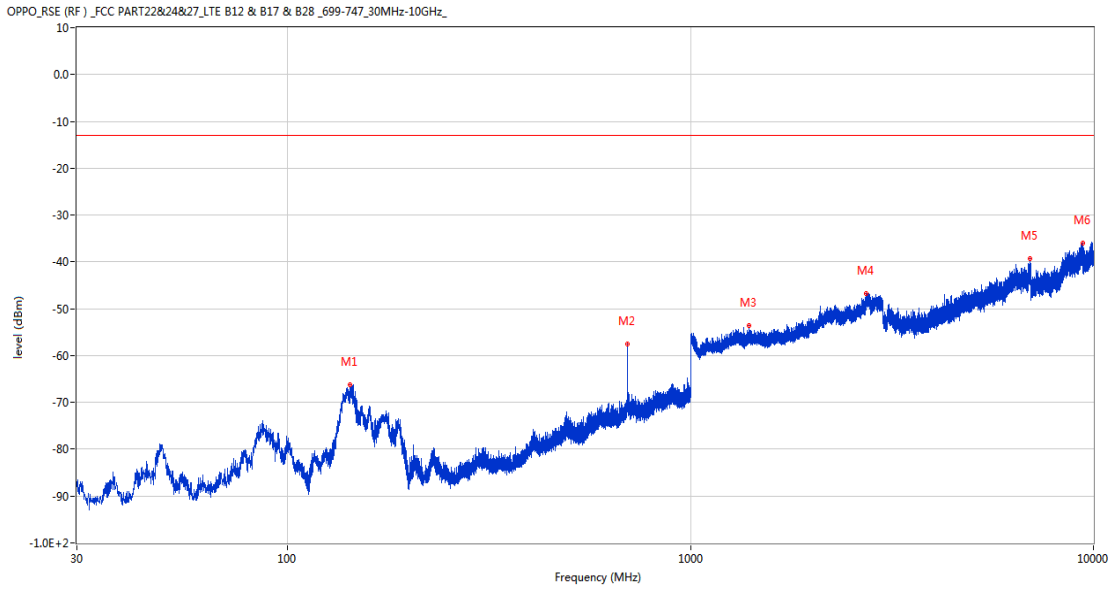
### 33.2 LTE Band 12 BW3, Middle Channel

RSE-H&H LTE Band 12 BW3 CH23095



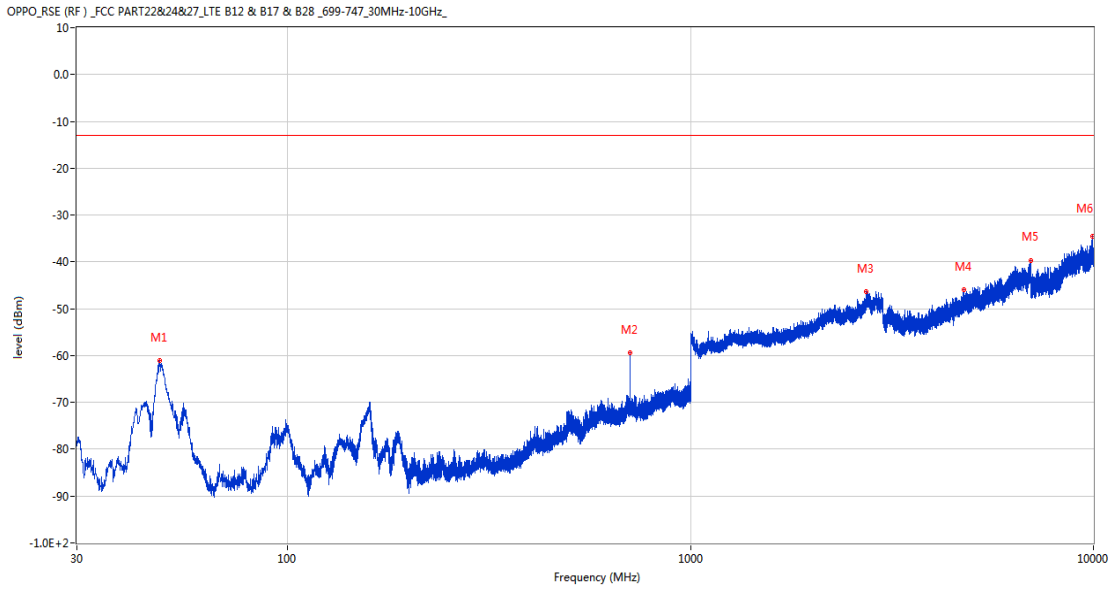
Frequency (MHz)	Result (dBm)	Factor (dB)	PK Limit (dBm)	Over Limit (dB)	Table (o)	ANT	EUT	Verdict
146.060	-63.40	-16.33	-13.0	-50.40	53.00	Horizontal	Horizontal	Pass
914.252	-57.74	2.11	-13.0	-44.74	280.00	Horizontal	Horizontal	Pass
1320.500	-53.84	1.59	-13.0	-40.84	237.00	Horizontal	Horizontal	Pass
2770.100	-45.69	11.00	-13.0	-32.69	134.00	Horizontal	Horizontal	Pass
6918.600	-39.64	19.35	-13.0	-26.64	0.00	Horizontal	Horizontal	Pass
9297.401	-36.08	39.55	-13.0	-23.08	360.00	Horizontal	Horizontal	Pass

RSE-H&V LTE Band 12 BW3 CH23095



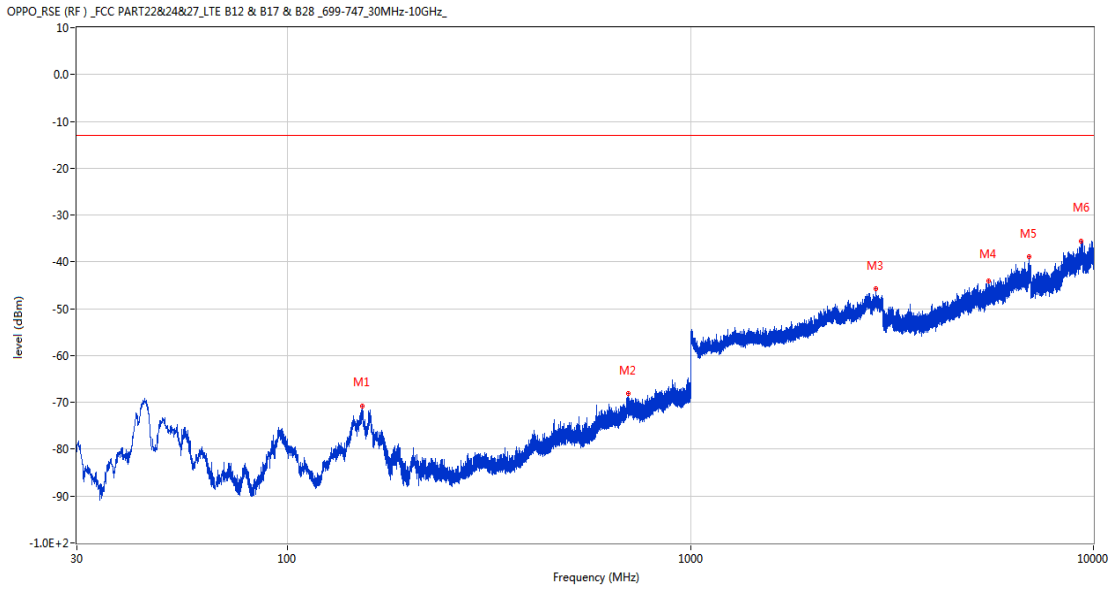
Frequency (MHz)	Result (dBm)	Factor (dB)	PK Limit (dBm)	Over Limit (dB)	Table (o)	ANT	EUT	Verdict
143.150	-66.31	-16.88	-13.0	-53.31	233.00	Horizontal	Vertical	Pass
697.457	-57.46	0.45	-13.0	-44.46	301.00	Horizontal	Vertical	N/A
1395.300	-53.54	1.96	-13.0	-40.54	264.00	Horizontal	Vertical	Pass
2730.300	-46.79	9.95	-13.0	-33.79	227.00	Horizontal	Vertical	Pass
6974.800	-39.23	20.10	-13.0	-26.23	-2.00	Horizontal	Vertical	Pass
9392.201	-35.91	39.97	-13.0	-22.91	273.00	Horizontal	Vertical	Pass

RSE-V&V LTE Band 12 BW3 CH23095



Frequency (MHz)	Result (dBm)	Factor (dB)	PK Limit (dBm)	Over Limit (dB)	Table (o)	ANT	EUT	Verdict
48.042	-61.09	-14.95	-13.0	-48.09	266.00	Vertical	Vertical	Pass
707.739	-59.47	0.40	-13.0	-46.47	151.00	Vertical	Vertical	N/A
2733.300	-46.45	10.44	-13.0	-33.45	245.00	Vertical	Vertical	Pass
4771.000	-45.87	10.74	-13.0	-32.87	149.00	Vertical	Vertical	Pass
6982.600	-39.69	19.64	-13.0	-26.69	0.00	Vertical	Vertical	Pass
9937.750	-34.63	39.95	-13.0	-21.63	216.00	Vertical	Vertical	Pass

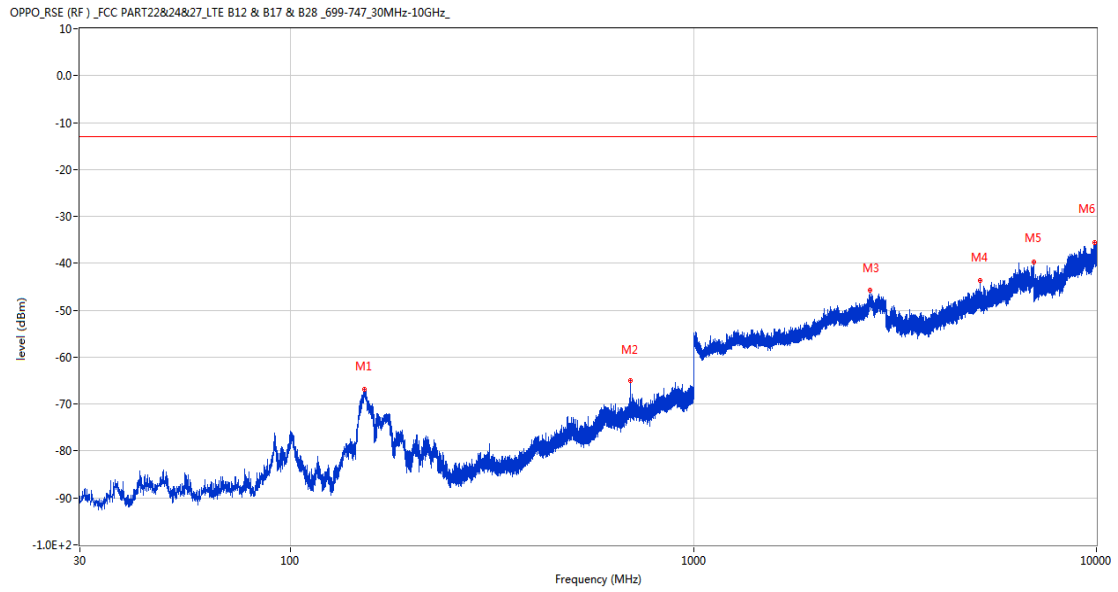
RSE-V&H LTE Band 12 BW3 CH23095



Frequency (MHz)	Result (dBm)	Factor (dB)	PK Limit (dBm)	Over Limit (dB)	Table (o)	ANT	EUT	Verdict
153.335	-70.89	-15.13	-13.0	-57.89	146.00	Vertical	Horizontal	Pass
701.289	-68.13	0.46	-13.0	-55.13	10.00	Vertical	Horizontal	Pass
2887.300	-45.71	10.40	-13.0	-32.71	46.00	Vertical	Horizontal	Pass
5507.000	-44.01	13.29	-13.0	-31.01	229.00	Vertical	Horizontal	Pass
6920.000	-38.85	19.31	-13.0	-25.85	35.00	Vertical	Horizontal	Pass
9308.951	-35.57	39.63	-13.0	-22.57	84.00	Vertical	Horizontal	Pass

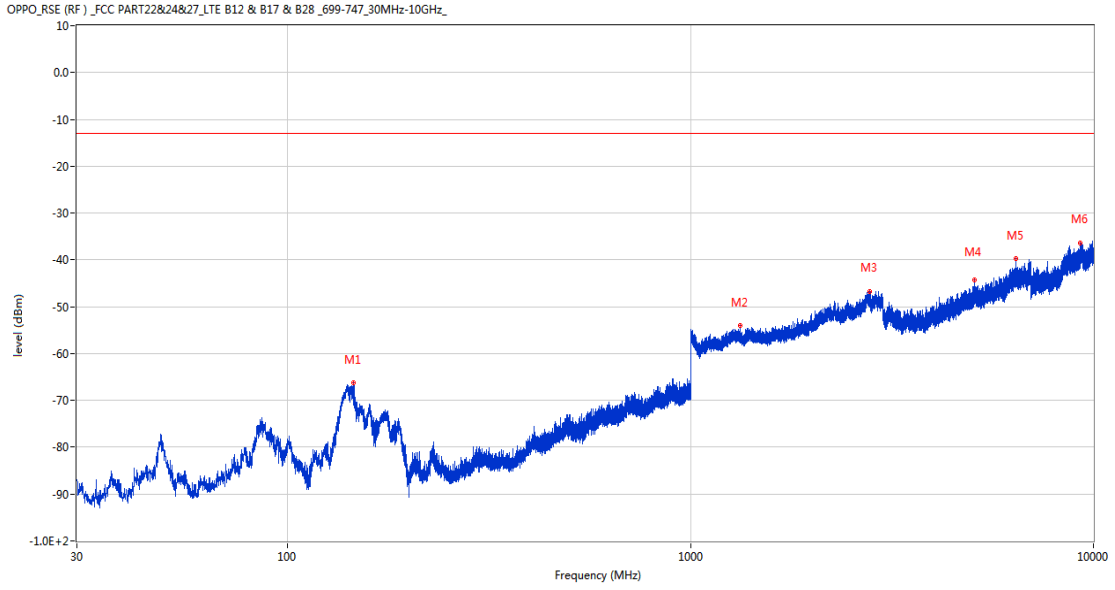
### 33.3 LTE Band 12 BW5, Middle Channel

RSE-H&H LTE Band 12 BW5 CH23095



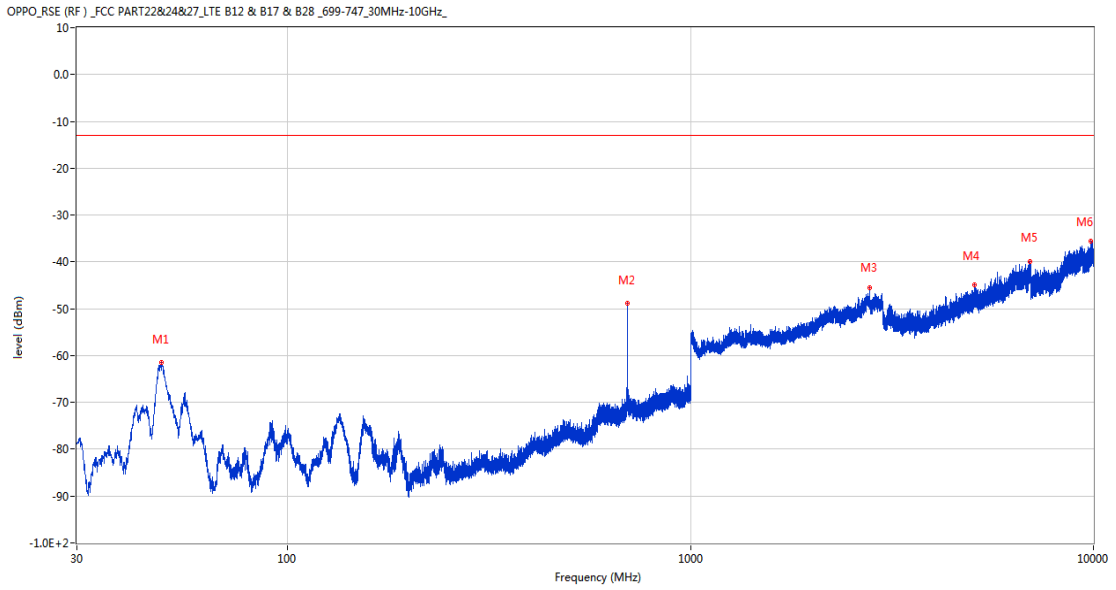
Frequency (MHz)	Result (dBm)	Factor (dB)	PK Limit (dBm)	Over Limit (dB)	Table (o)	ANT	EUT	Verdict
152.608	-66.84	-15.26	-13.0	-53.84	247.00	Horizontal	Horizontal	Pass
696.681	-65.06	0.44	-13.0	-52.06	145.00	Horizontal	Horizontal	N/A
2742.300	-45.79	11.37	-13.0	-32.79	17.00	Horizontal	Horizontal	Pass
5144.000	-43.73	12.71	-13.0	-30.73	243.00	Horizontal	Horizontal	Pass
6982.200	-39.78	19.67	-13.0	-26.78	184.00	Horizontal	Horizontal	Pass
9903.250	-35.55	40.01	-13.0	-22.55	360.00	Horizontal	Horizontal	Pass

RSE-H&V LTE Band 12 BW5 CH23095



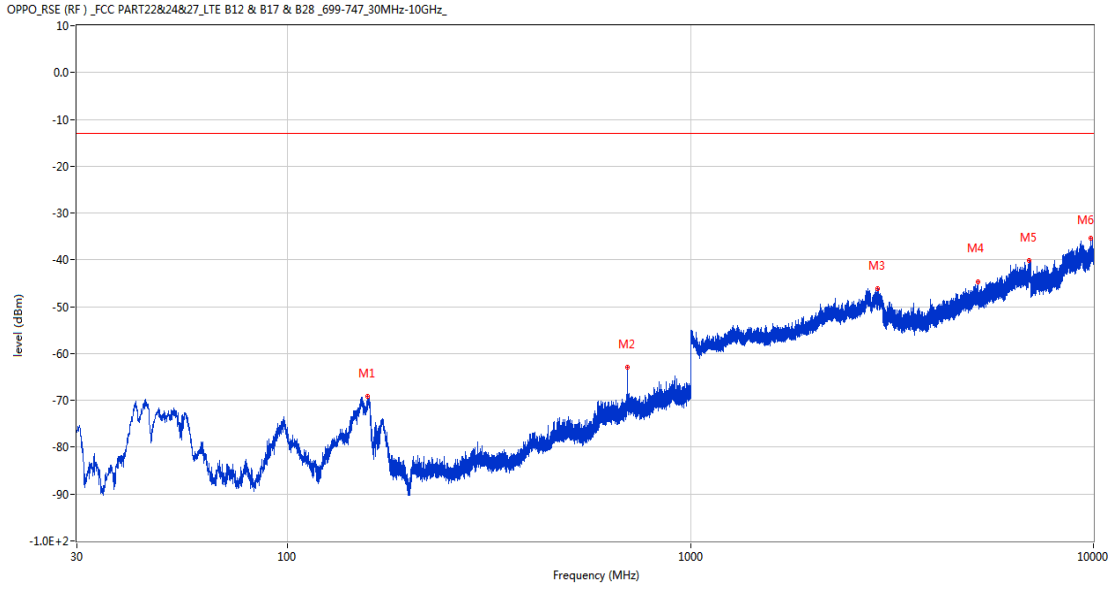
Frequency (MHz)	Result (dBm)	Factor (dB)	PK Limit (dBm)	Over Limit (dB)	Table (o)	ANT	EUT	Verdict
146.060	-66.19	-16.33	-13.0	-53.19	235.00	Horizontal	Vertical	Pass
1330.300	-54.05	1.42	-13.0	-41.05	26.00	Horizontal	Vertical	Pass
2782.800	-46.84	10.00	-13.0	-33.84	19.00	Horizontal	Vertical	Pass
5063.000	-44.25	12.52	-13.0	-31.25	102.00	Horizontal	Vertical	Pass
6420.000	-39.71	18.90	-13.0	-26.71	4.00	Horizontal	Vertical	Pass
9294.550	-36.44	39.52	-13.0	-23.44	-1.00	Horizontal	Vertical	Pass

RSE-V&V LTE Band 12 BW5 CH23095



Frequency (MHz)	Result (dBm)	Factor (dB)	PK Limit (dBm)	Over Limit (dB)	Table (o)	ANT	EUT	Verdict
48.527	-61.48	-15.31	-13.0	-48.48	101.00	Vertical	Vertical	Pass
696.536	-48.87	0.44	-13.0	-35.87	113.00	Vertical	Vertical	N/A
2780.800	-45.54	10.25	-13.0	-32.54	217.00	Vertical	Vertical	Pass
5081.000	-44.85	12.99	-13.0	-31.85	27.00	Vertical	Vertical	Pass
6957.600	-39.90	19.26	-13.0	-26.90	198.00	Vertical	Vertical	Pass
9870.401	-35.53	39.81	-13.0	-22.53	-1.00	Vertical	Vertical	Pass

RSE-V&H LTE Band 12 BW5 CH23095

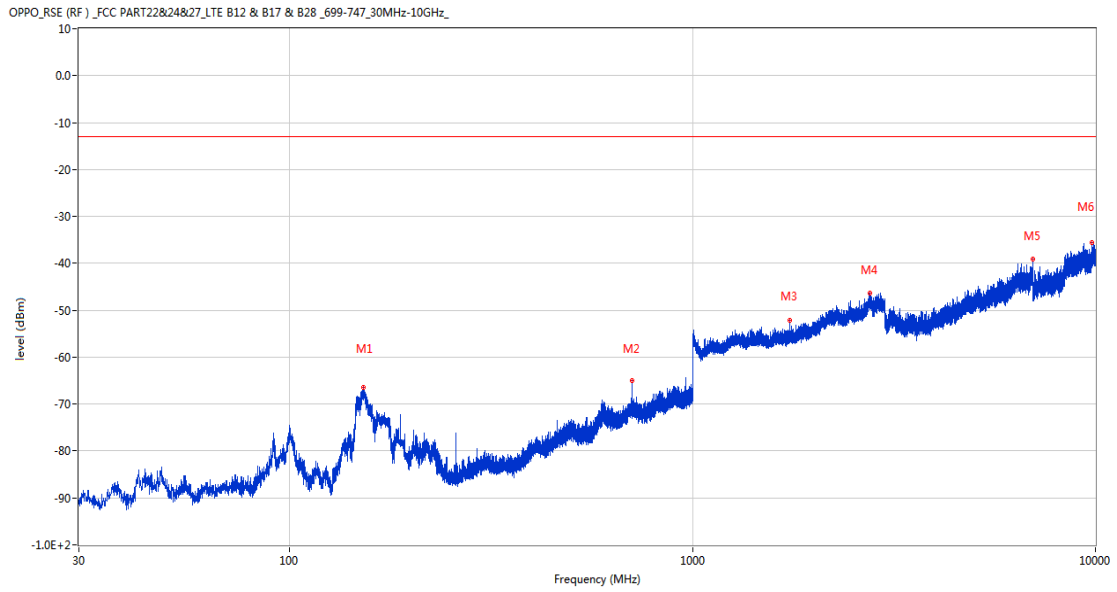


Frequency (MHz)	Result (dBm)	Factor (dB)	PK Limit (dBm)	Over Limit (dB)	Table (o)	ANT	EUT	Verdict
158.331	-69.20	-15.14	-13.0	-56.20	362.00	Vertical	Horizontal	Pass
696.729	-62.82	0.45	-13.0	-49.82	113.00	Vertical	Horizontal	N/A
2912.600	-46.11	9.31	-13.0	-33.11	181.00	Vertical	Horizontal	Pass
5162.000	-44.76	12.81	-13.0	-31.76	152.00	Vertical	Horizontal	Pass
6911.600	-40.14	19.46	-13.0	-27.14	0.00	Vertical	Horizontal	Pass
9826.900	-35.47	39.87	-13.0	-22.47	-2.00	Vertical	Horizontal	Pass



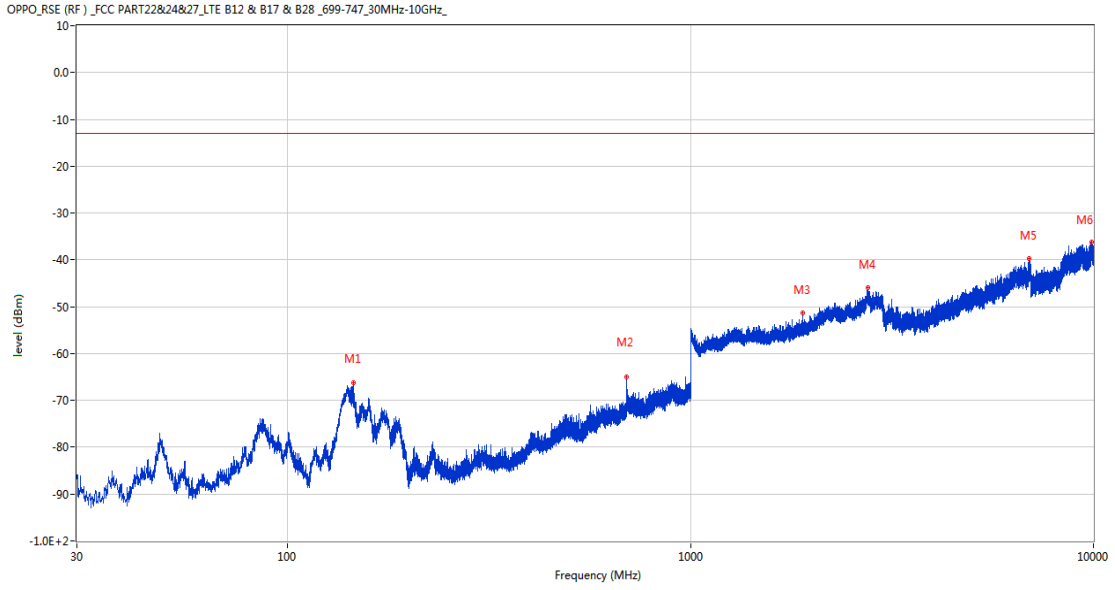
### 33.4 LTE Band 12 BW10, Middle Channel

RSE-H&H LTE Band 12 BW10 CH23095



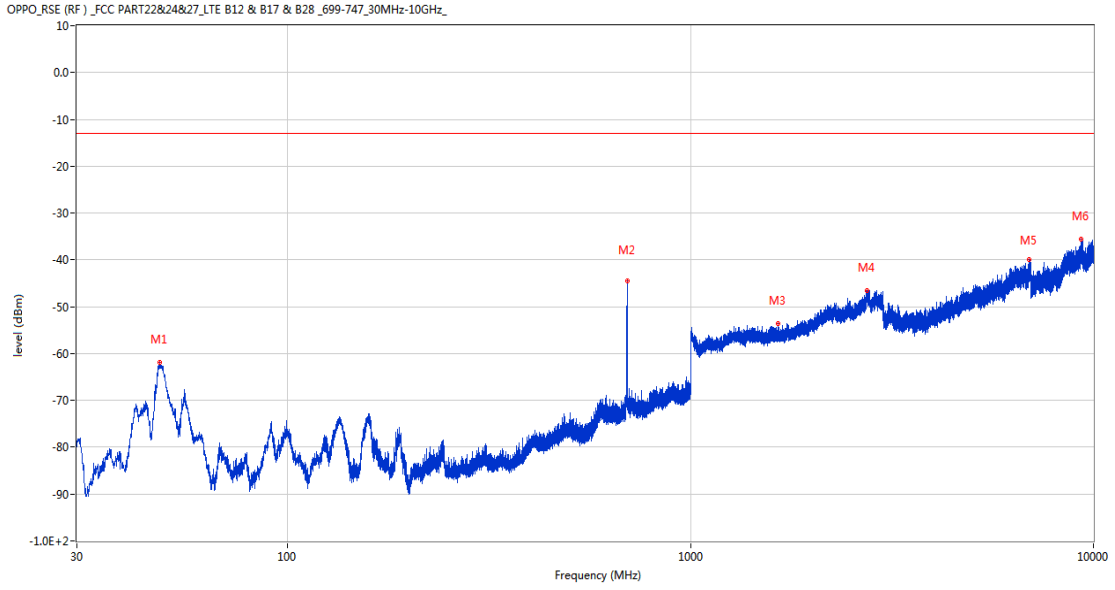
Frequency (MHz)	Result (dBm)	Factor (dB)	PK Limit (dBm)	Over Limit (dB)	Table (o)	ANT	EUT	Verdict
152.802	-66.49	-15.22	-13.0	-53.49	257.00	Horizontal	Horizontal	Pass
696.342	-53.42	0.44	-13.0	-40.42	121.00	Horizontal	Horizontal	N/A
1744.500	-52.14	1.97	-13.0	-39.14	117.00	Horizontal	Horizontal	Pass
2754.600	-46.45	9.58	-13.0	-33.45	22.00	Horizontal	Horizontal	Pass
6983.800	-39.05	19.64	-13.0	-26.05	176.00	Horizontal	Horizontal	Pass
9813.550	-35.64	39.96	-13.0	-22.64	360.00	Horizontal	Horizontal	Pass

RSE-H&V LTE Band 12 BW10 CH23095



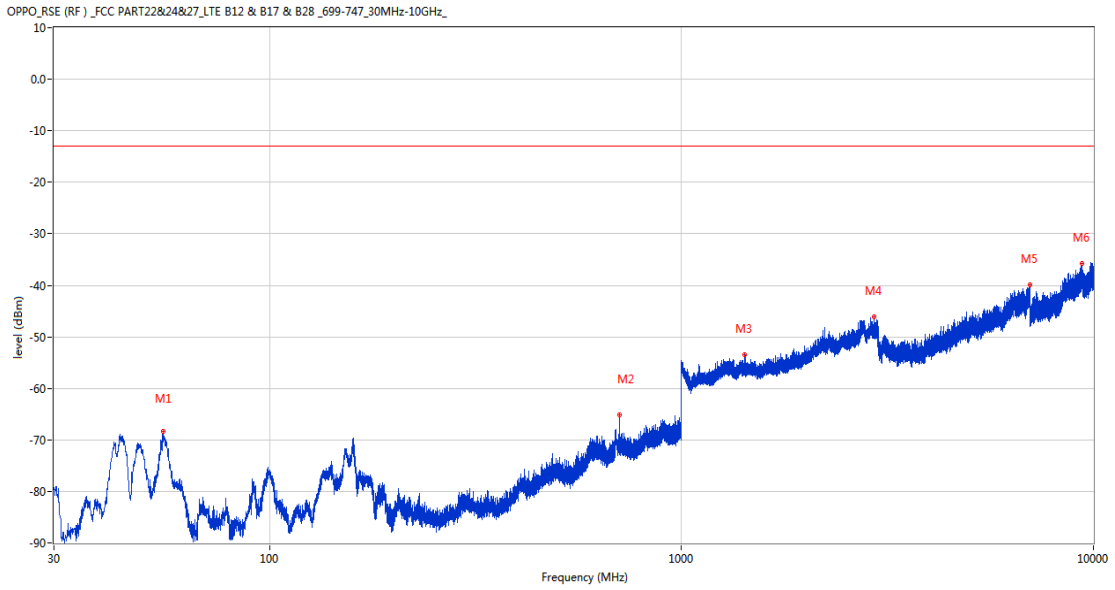
Frequency (MHz)	Result (dBm)	Factor (dB)	PK Limit (dBm)	Over Limit (dB)	Table (o)	ANT	EUT	Verdict
145.478	-66.15	-16.42	-13.0	-53.15	241.00	Horizontal	Vertical	Pass
695.468	-65.06	0.44	-13.0	-52.06	9.00	Horizontal	Vertical	N/A
1901.900	-51.37	2.94	-13.0	-38.37	122.00	Horizontal	Vertical	Pass
2750.600	-45.87	10.09	-13.0	-32.87	354.00	Horizontal	Vertical	Pass
6911.800	-39.80	19.47	-13.0	-26.80	35.00	Horizontal	Vertical	Pass
9923.200	-36.28	39.97	-13.0	-23.28	172.00	Horizontal	Vertical	Pass

RSE-V&V LTE Band 12 BW10 CH23095



Frequency (MHz)	Result (dBm)	Factor (dB)	PK Limit (dBm)	Over Limit (dB)	Table (o)	ANT	EUT	Verdict
48.139	-61.89	-15.02	-13.0	-48.89	149.00	Vertical	Vertical	Pass
697.166	-44.51	0.45	-13.0	-31.51	361.00	Vertical	Vertical	N/A
1646.700	-53.52	1.15	-13.0	-40.52	71.00	Vertical	Vertical	Pass
2744.800	-46.66	11.14	-13.0	-33.66	111.00	Vertical	Vertical	Pass
6917.800	-39.88	19.42	-13.0	-26.88	331.00	Vertical	Vertical	Pass
9321.400	-35.58	39.68	-13.0	-22.58	254.00	Vertical	Vertical	Pass

RSE-V&H LTE Band 12 BW10 CH23095

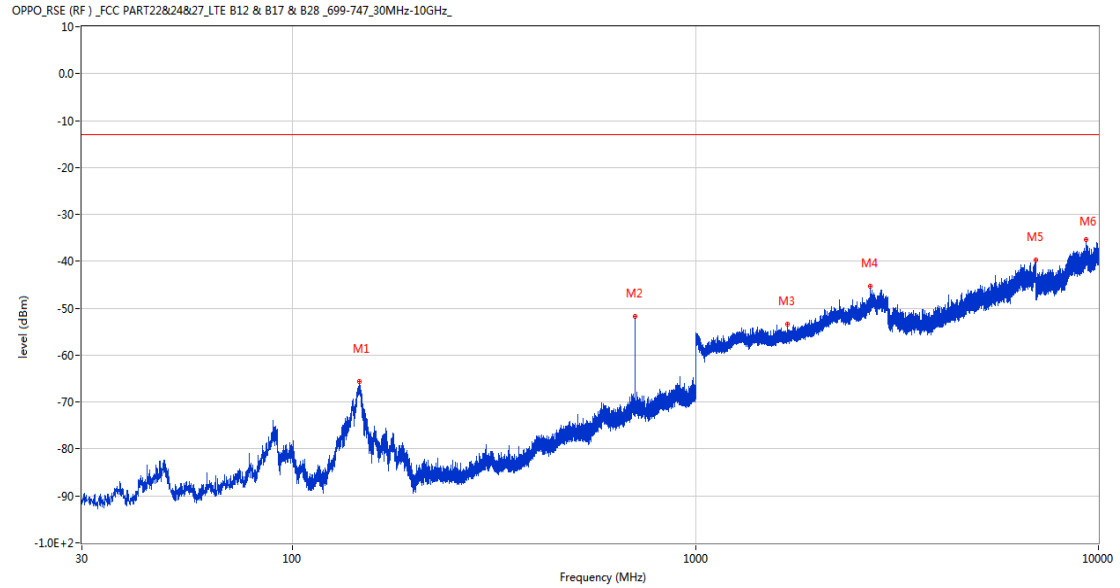


Frequency (MHz)	Result (dBm)	Factor (dB)	PK Limit (dBm)	Over Limit (dB)	Table (o)	ANT	EUT	Verdict
55.123	-68.43	-17.22	-13.0	-55.43	6.00	Vertical	Horizontal	Pass
707.836	-65.22	0.40	-13.0	-52.22	136.00	Vertical	Horizontal	N/A
1421.900	-53.40	1.60	-13.0	-40.40	73.00	Vertical	Horizontal	Pass
2928.200	-46.06	10.81	-13.0	-33.06	87.00	Vertical	Horizontal	Pass
6999.600	-39.94	18.86	-13.0	-26.94	302.00	Vertical	Horizontal	Pass
9387.250	-35.86	39.93	-13.0	-22.86	153.00	Vertical	Horizontal	Pass

### 34 LTE Band 17

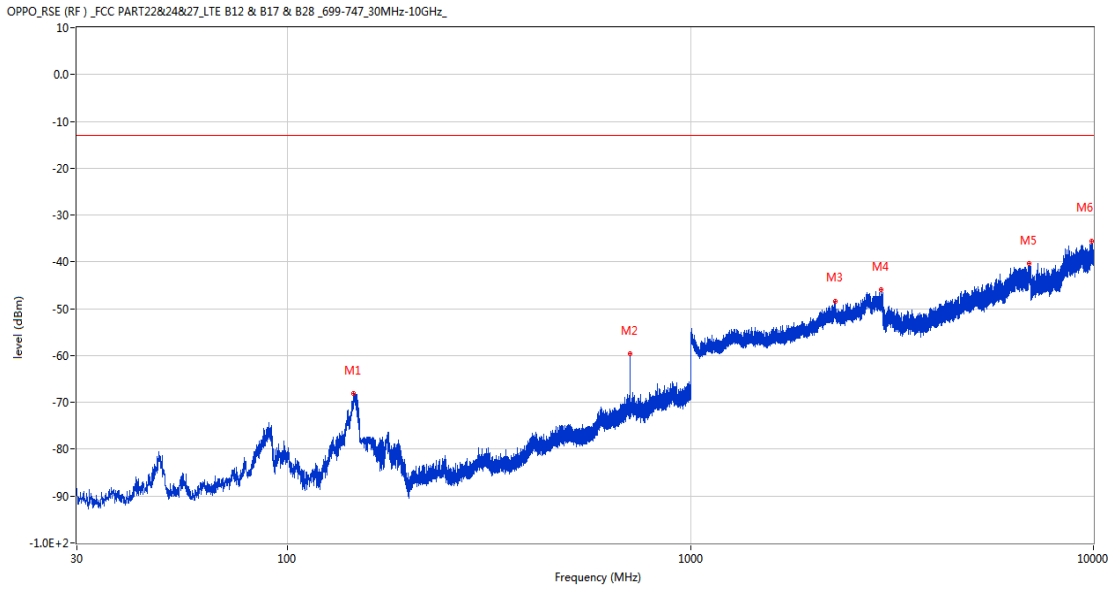
#### 34.1 LTE Band 17 BW5, Middle Channel

RSE-H&H LTE Band 17 BW5 CH23790



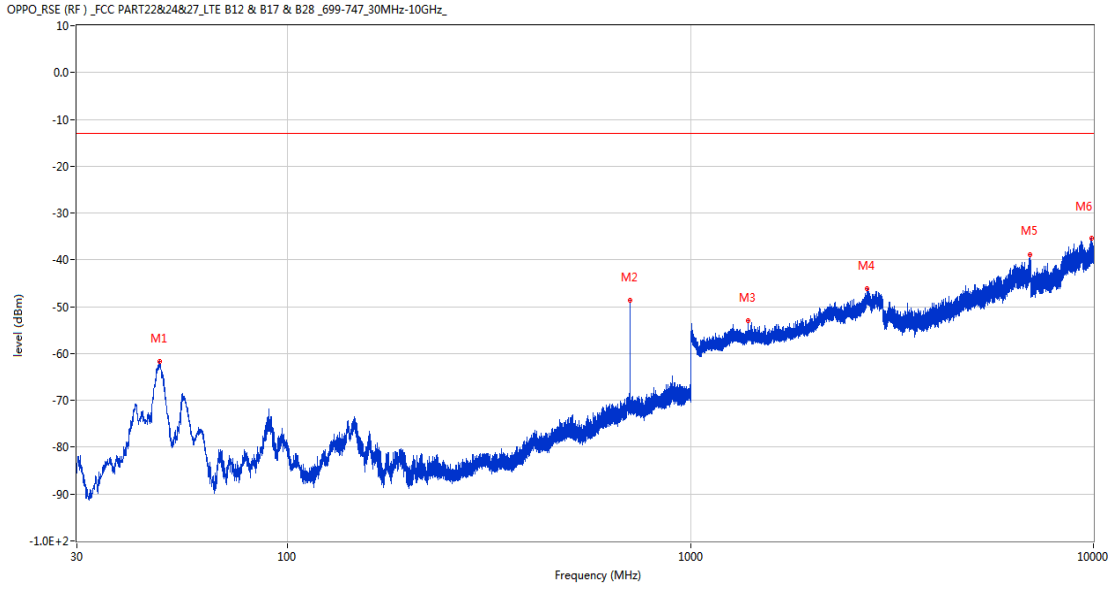
Frequency (MHz)	Result (dBm)	Factor (dB)	PK Limit (dBm)	Over Limit (dB)	Table (o)	ANT	EUT	Verdict
146.788	-65.56	-16.21	-13.0	-52.56	244.00	Horizontal	Horizontal	Pass
707.885	-51.78	0.40	-13.0	-38.78	178.00	Horizontal	Horizontal	N/A
1687.900	-53.38	1.30	-13.0	-40.38	345.00	Horizontal	Horizontal	Pass
2713.100	-45.40	9.24	-13.0	-32.40	83.00	Horizontal	Horizontal	Pass
6979.800	-39.63	19.86	-13.0	-26.63	269.00	Horizontal	Horizontal	Pass
9302.799	-35.37	39.59	-13.0	-22.37	190.00	Horizontal	Horizontal	Pass

RSE-H&V LTE Band 17 BW5 CH23790



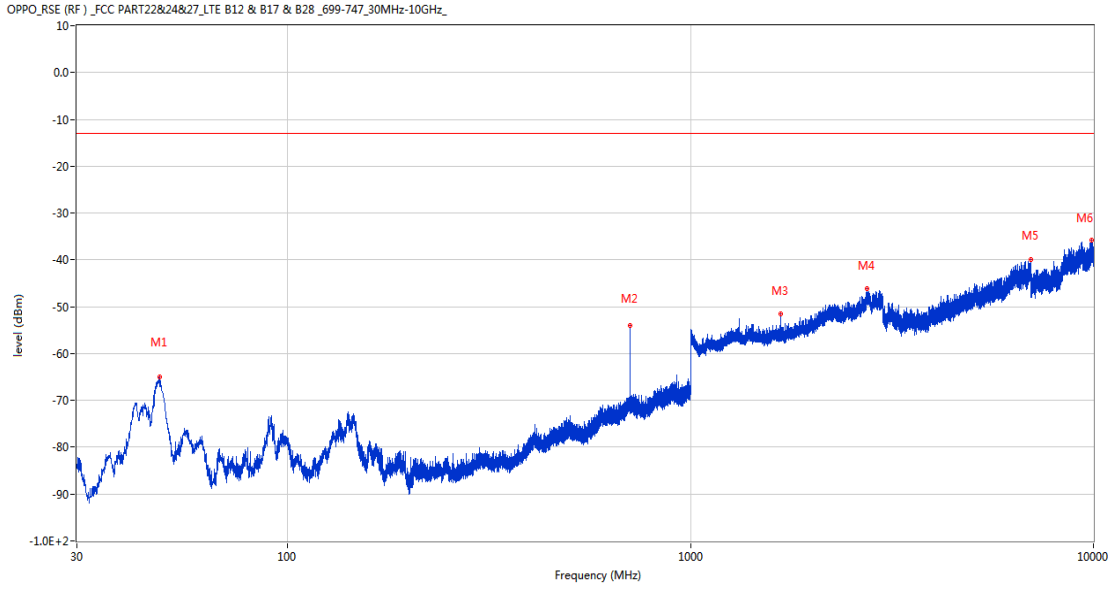
Frequency (MHz)	Result (dBm)	Factor (dB)	PK Limit (dBm)	Over Limit (dB)	Table (o)	ANT	EUT	Verdict
146.012	-68.12	-16.33	-13.0	-55.12	275.00	Horizontal	Vertical	Pass
707.885	-59.69	0.40	-13.0	-46.69	25.00	Horizontal	Vertical	N/A
2282.200	-48.36	8.10	-13.0	-35.36	301.00	Horizontal	Vertical	Pass
2971.200	-45.90	9.44	-13.0	-32.90	142.00	Horizontal	Vertical	Pass
6919.400	-40.33	19.31	-13.0	-27.33	217.00	Horizontal	Vertical	Pass
9914.350	-35.65	39.99	-13.0	-22.65	26.00	Horizontal	Vertical	Pass

RSE-V&V LTE Band 17 BW5 CH23790



Frequency (MHz)	Result (dBm)	Factor (dB)	PK Limit (dBm)	Over Limit (dB)	Table (o)	ANT	EUT	Verdict
48.139	-61.68	-15.02	-13.0	-48.68	237.00	Vertical	Vertical	Pass
707.787	-48.66	0.40	-13.0	-35.66	317.00	Vertical	Vertical	N/A
1392.500	-52.92	2.02	-13.0	-39.92	222.00	Vertical	Vertical	Pass
2738.100	-46.07	11.36	-13.0	-33.07	186.00	Vertical	Vertical	Pass
6957.000	-38.91	19.30	-13.0	-25.91	126.00	Vertical	Vertical	Pass
9899.350	-35.35	40.01	-13.0	-22.35	-2.00	Vertical	Vertical	Pass

RSE-V&H LTE Band 17 BW5 CH23790

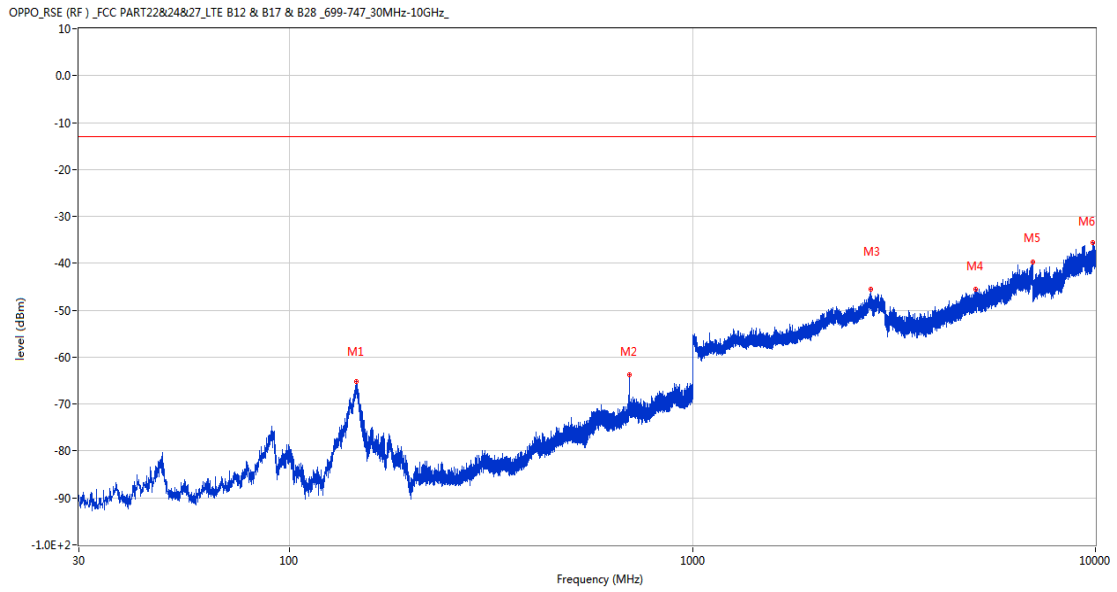


Frequency (MHz)	Result (dBm)	Factor (dB)	PK Limit (dBm)	Over Limit (dB)	Table (o)	ANT	EUT	Verdict
48.187	-64.97	-15.06	-13.0	-51.97	277.00	Vertical	Horizontal	Pass
707.885	-53.95	0.40	-13.0	-40.95	361.00	Vertical	Horizontal	N/A
1678.400	-51.44	0.93	-13.0	-38.44	314.00	Vertical	Horizontal	Pass
2741.000	-46.23	11.41	-13.0	-33.23	74.00	Vertical	Horizontal	Pass
6989.800	-39.95	19.58	-13.0	-26.95	298.00	Vertical	Horizontal	Pass
9915.850	-35.83	39.99	-13.0	-22.83	46.00	Vertical	Horizontal	Pass



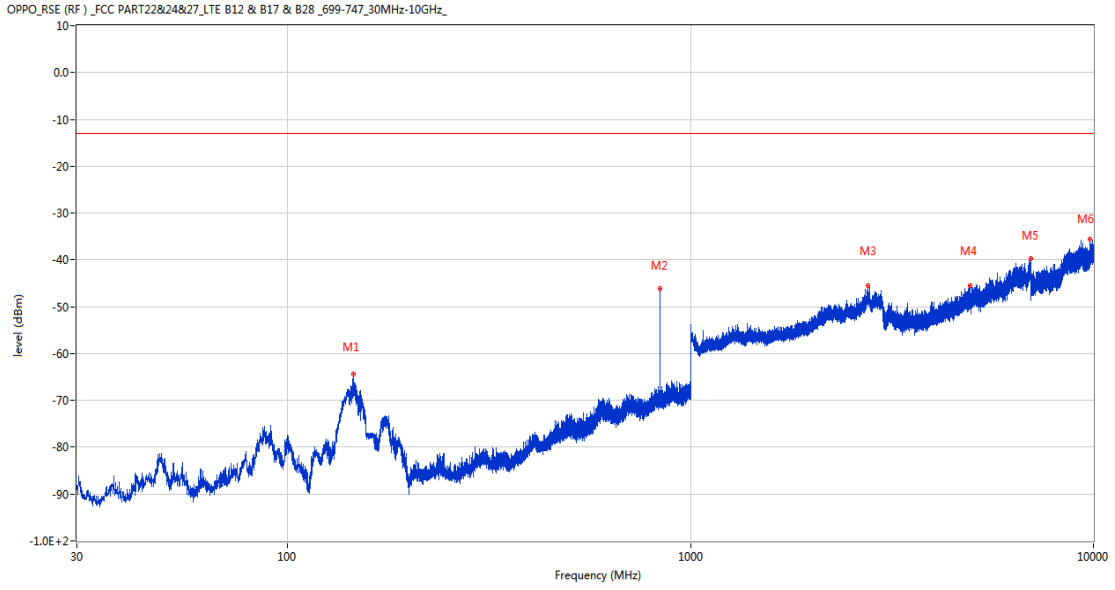
## 34.2 LTE Band 17 BW10, Middle Channel

RSE-H&H LTE Band 17 BW10 CH23790



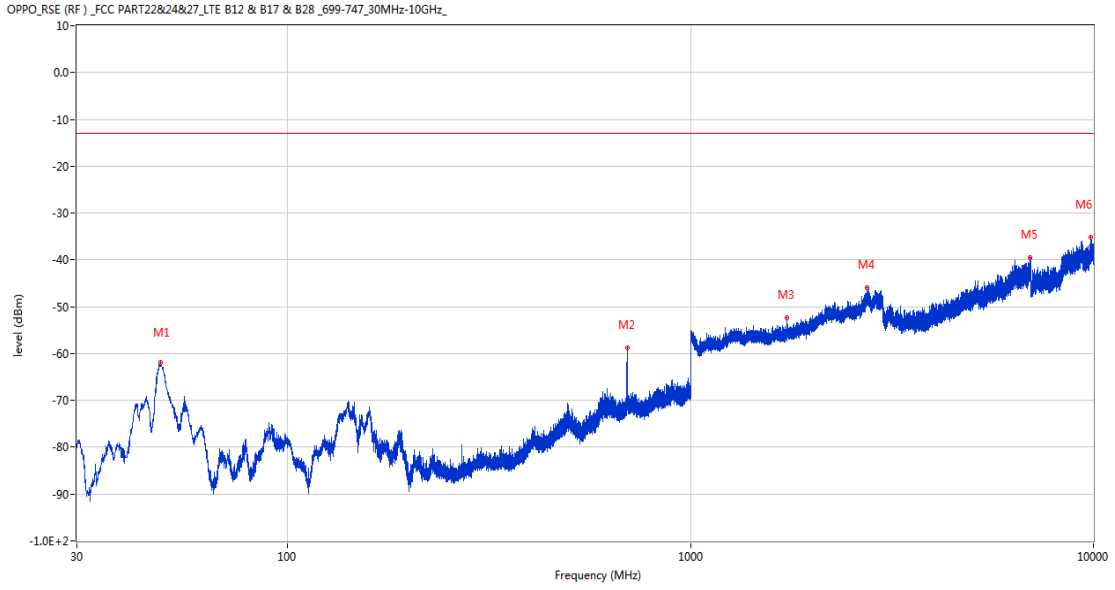
Frequency (MHz)	Result (dBm)	Factor (dB)	PK Limit (dBm)	Over Limit (dB)	Table (o)	ANT	EUT	Verdict
146.303	-65.20	-16.29	-13.0	-52.20	257.00	Horizontal	Horizontal	Pass
696.778	-63.69	0.45	-13.0	-50.69	170.00	Horizontal	Horizontal	Pass
2770.700	-45.57	10.99	-13.0	-32.57	280.00	Horizontal	Horizontal	Pass
5048.000	-45.58	12.05	-13.0	-32.58	87.00	Horizontal	Horizontal	Pass
6990.200	-39.73	19.54	-13.0	-26.73	117.00	Horizontal	Horizontal	Pass
9844.300	-35.68	39.72	-13.0	-22.68	-2.00	Horizontal	Horizontal	Pass

RSE-H&V LTE Band 17 BW10 CH23790



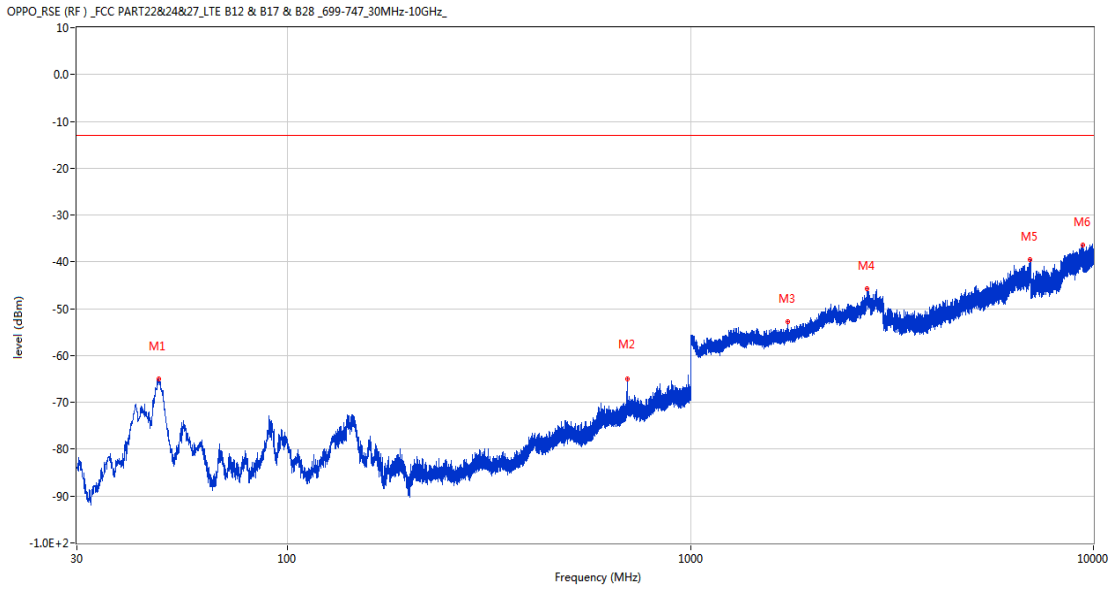
Frequency (MHz)	Result (dBm)	Factor (dB)	PK Limit (dBm)	Over Limit (dB)	Table (o)	ANT	EUT	Verdict
145.964	-64.47	-16.34	-13.0	-51.47	268.00	Horizontal	Vertical	Pass
838.786	-46.14	1.14	-13.0	-33.14	299.00	Horizontal	Vertical	Pass
2761.200	-45.53	10.32	-13.0	-32.53	156.00	Horizontal	Vertical	Pass
4930.000	-45.49	11.53	-13.0	-32.49	101.00	Horizontal	Vertical	Pass
6990.000	-39.68	19.56	-13.0	-26.68	60.00	Horizontal	Vertical	Pass
9811.750	-35.60	39.96	-13.0	-22.60	174.00	Horizontal	Vertical	Pass

RSE-V&V LTE Band 17 BW10 CH23790



Frequency (MHz)	Result (dBm)	Factor (dB)	PK Limit (dBm)	Over Limit (dB)	Table (o)	ANT	EUT	Verdict
48.333	-61.84	-15.16	-13.0	-48.84	239.00	Vertical	Vertical	Pass
697.796	-58.76	0.45	-13.0	-45.76	287.00	Vertical	Vertical	N/A
1737.300	-52.39	1.53	-13.0	-39.39	25.00	Vertical	Vertical	Pass
2748.200	-46.00	10.55	-13.0	-33.00	296.00	Vertical	Vertical	Pass
6977.200	-39.59	20.04	-13.0	-26.59	362.00	Vertical	Vertical	Pass
9832.750	-35.16	39.82	-13.0	-22.16	68.00	Vertical	Vertical	Pass

RSE-V&H LTE Band 17 BW10 CH23790

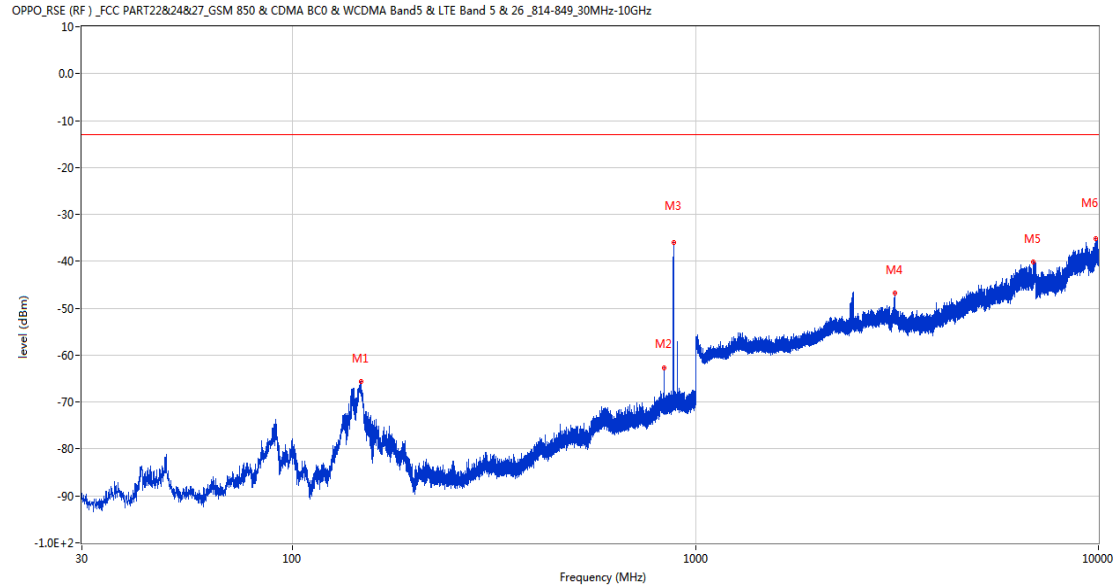


Frequency (MHz)	Result (dBm)	Factor (dB)	PK Limit (dBm)	Over Limit (dB)	Table (o)	ANT	EUT	Verdict
47.848	-65.00	-14.99	-13.0	-52.00	237.00	Vertical	Horizontal	Pass
696.826	-64.92	0.45	-13.0	-51.92	360.00	Vertical	Horizontal	N/A
1743.200	-52.77	1.96	-13.0	-39.77	53.00	Vertical	Horizontal	Pass
2741.800	-45.69	11.37	-13.0	-32.69	345.00	Vertical	Horizontal	Pass
6969.400	-39.45	20.03	-13.0	-26.45	182.00	Vertical	Horizontal	Pass
9395.800	-36.40	40.00	-13.0	-23.40	104.00	Vertical	Horizontal	Pass

### 35 LTE Band 26 (Part22)

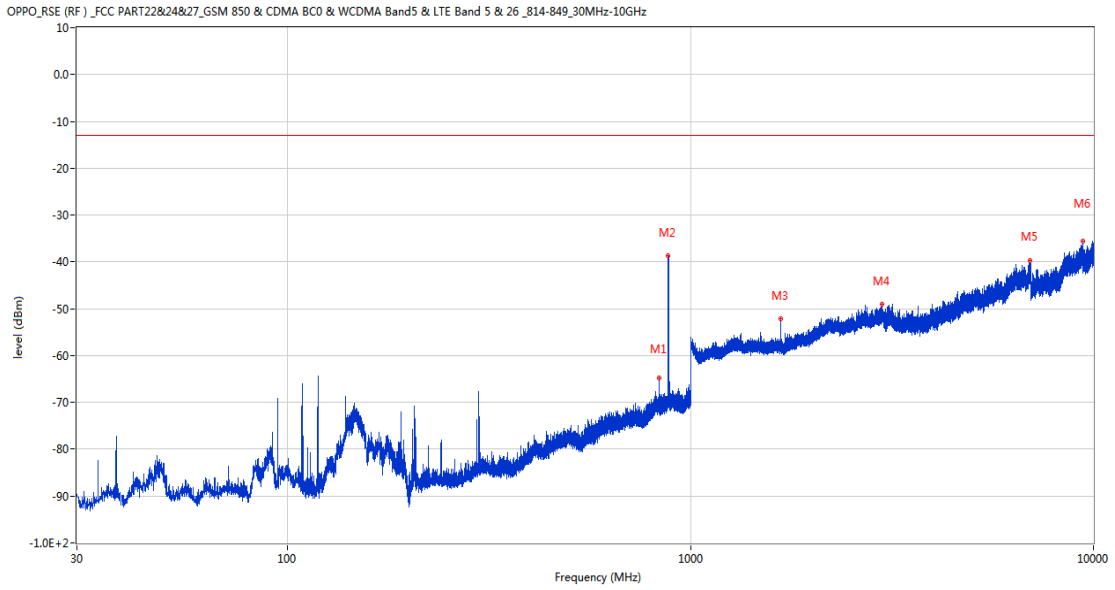
### 35.1 LTE Band 26 (Part22) BW1.4, Middle Channel

RSE-H&H LTE Band 26 (Part22) BW1.4 CH26915



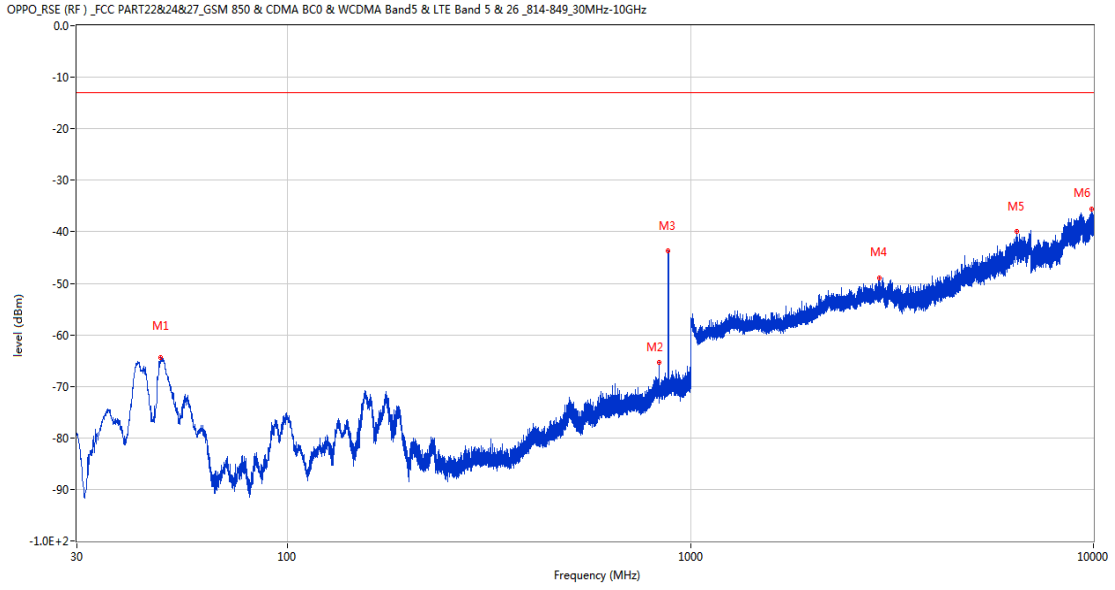
Frequency (MHz)	Result (dBm)	Factor (dB)	PK Limit (dBm)	Over Limit (dB)	Table (o)	ANT	EUT	Verdict
147.612	-65.65	-16.34	-13.0	-52.65	263.00	Horizontal	Horizontal	Pass
835.973	-62.65	0.59	-13.0	-49.65	360.00	Horizontal	Horizontal	N/A
881.806	-36.05	0.62	-13.0	-23.05	347.00	Horizontal	Horizontal	N/A
3118.200	-46.72	7.61	-13.0	-33.72	362.00	Horizontal	Horizontal	Pass
6906.600	-40.06	19.34	-13.0	-27.06	70.00	Horizontal	Horizontal	Pass
9870.850	-35.16	39.81	-13.0	-22.16	347.00	Horizontal	Horizontal	Pass

RSE-H&V LTE Band 26 (Part22) BW1.4 CH26915



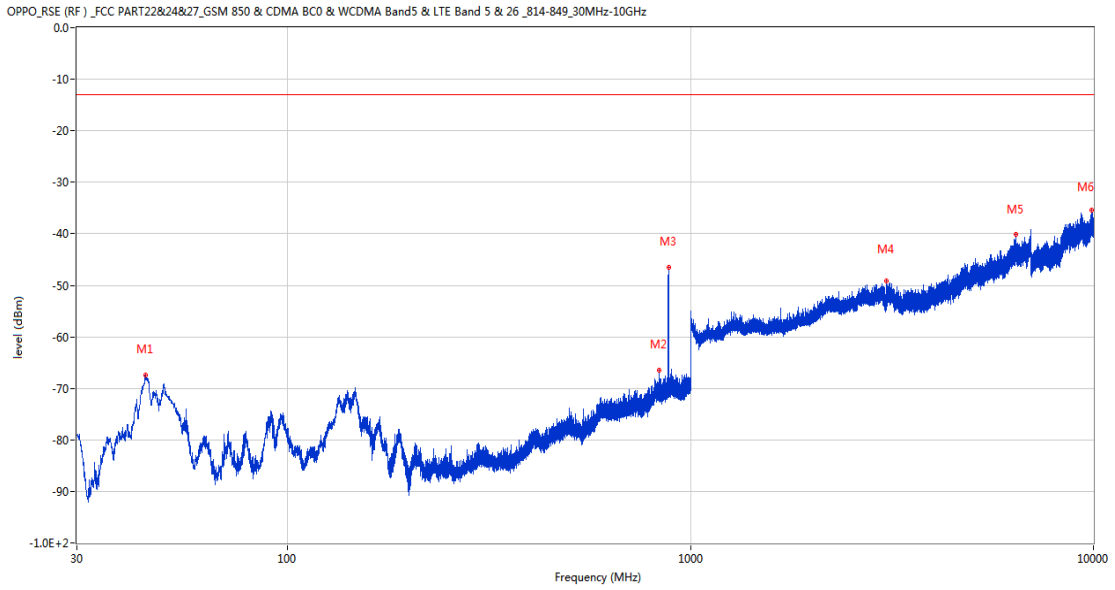
Frequency (MHz)	Result (dBm)	Factor (dB)	PK Limit (dBm)	Over Limit (dB)	Table (o)	ANT	EUT	Verdict
836.022	-64.85	0.59	-13.0	-51.85	232.00	Horizontal	Vertical	Pass
880.981	-38.66	0.52	-13.0	-25.66	360.00	Horizontal	Vertical	N/A
1672.000	-52.21	-0.82	-13.0	-39.21	200.00	Horizontal	Vertical	N/A
2992.700	-49.11	7.24	-13.0	-36.11	50.00	Horizontal	Vertical	Pass
6963.800	-39.72	19.65	-13.0	-26.72	188.00	Horizontal	Vertical	Pass
9397.151	-35.68	40.02	-13.0	-22.68	330.00	Horizontal	Vertical	Pass

RSE-V&V LTE Band 26 (Part22) BW1.4 CH26915



Frequency (MHz)	Result (dBm)	Factor (dB)	PK Limit (dBm)	Over Limit (dB)	Table (o)	ANT	EUT	Verdict
48.382	-64.37	-15.48	-13.0	-51.37	268.00	Vertical	Vertical	Pass
836.022	-65.43	0.59	-13.0	-52.43	180.00	Vertical	Vertical	N/A
881.321	-43.77	0.56	-13.0	-30.77	34.00	Vertical	Vertical	N/A
2944.000	-49.05	6.22	-13.0	-36.05	269.00	Vertical	Vertical	Pass
6445.800	-39.88	17.90	-13.0	-26.88	-1.00	Vertical	Vertical	Pass
9914.651	-35.51	39.99	-13.0	-22.51	33.00	Vertical	Vertical	Pass

RSE-V&H LTE Band 26 (Part2) BW1.4 CH26915

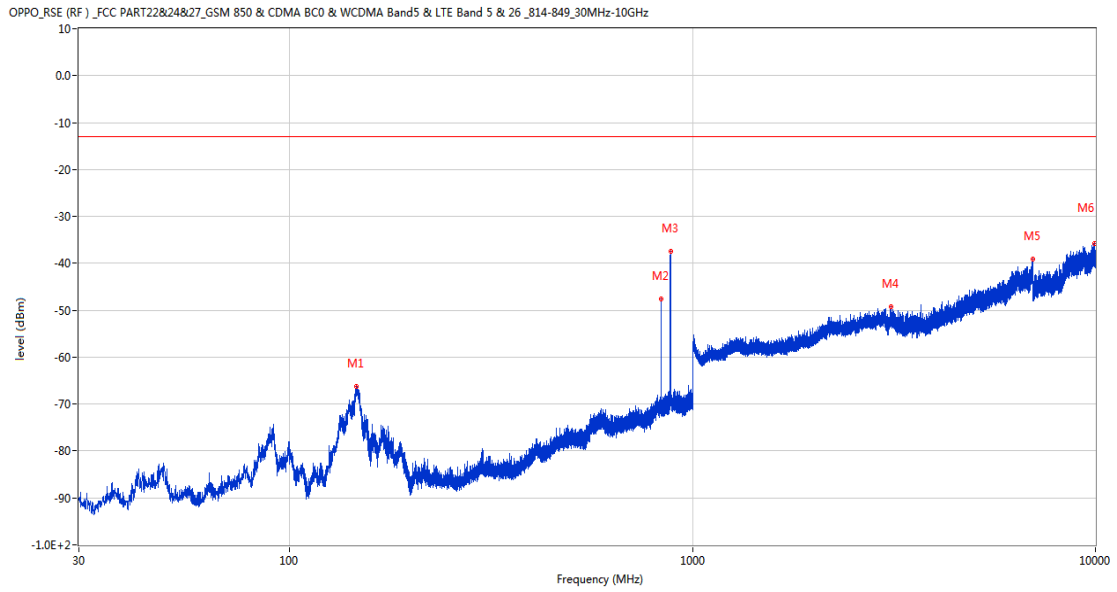


Frequency (MHz)	Result (dBm)	Factor (dB)	PK Limit (dBm)	Over Limit (dB)	Table (o)	ANT	EUT	Verdict
44.502	-67.50	-16.65	-13.0	-54.50	270.00	Vertical	Horizontal	Pass
836.022	-66.45	0.59	-13.0	-53.45	237.00	Vertical	Horizontal	N/A
881.660	-46.50	0.60	-13.0	-33.50	206.00	Vertical	Horizontal	N/A
3066.400	-49.18	7.06	-13.0	-36.18	338.00	Vertical	Horizontal	Pass
6416.200	-40.12	18.88	-13.0	-27.12	354.00	Vertical	Horizontal	Pass
9904.600	-35.43	40.01	-13.0	-22.43	154.00	Vertical	Horizontal	Pass



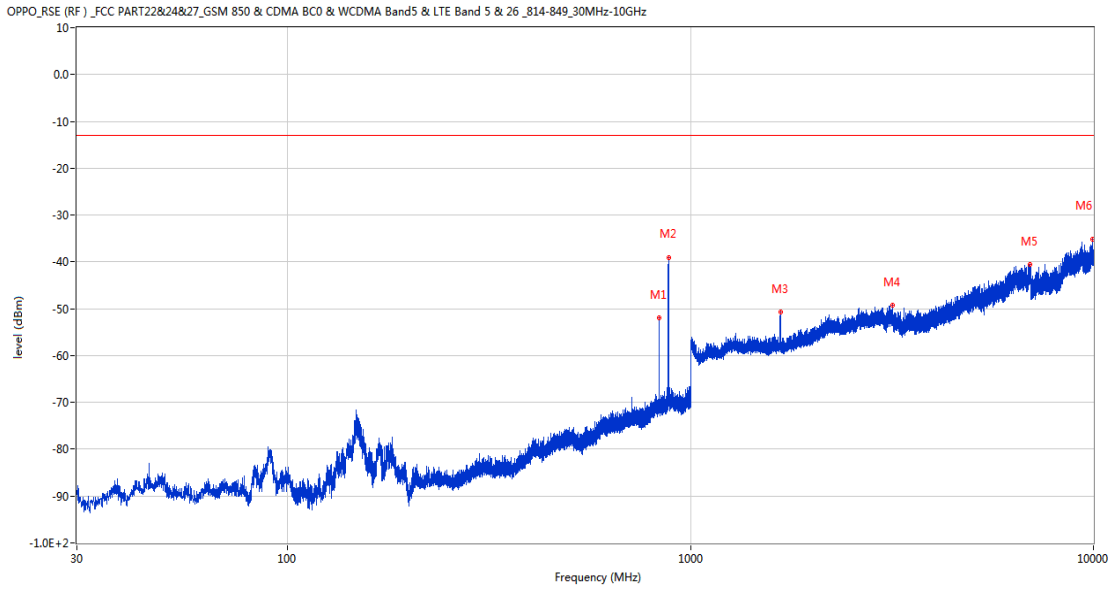
### 35.2 LTE Band 26 (Part22) BW3, Middle Channel

RSE-H&H LTE Band 26 (Part22) BW3 CH26915



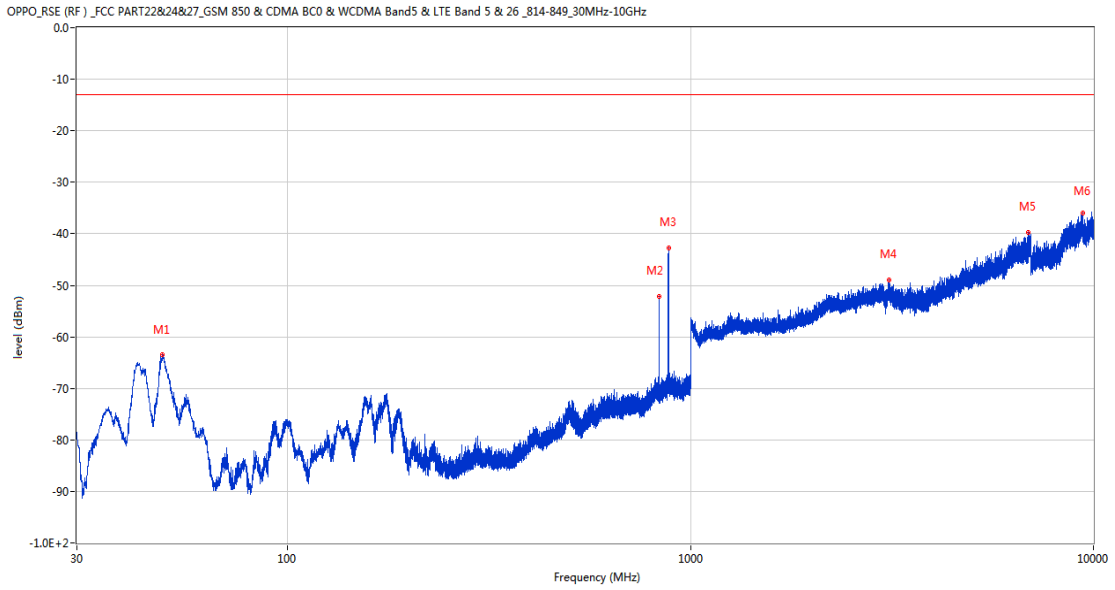
Frequency (MHz)	Result (dBm)	Factor (dB)	PK Limit (dBm)	Over Limit (dB)	Table (o)	ANT	EUT	Verdict
146.254	-66.29	-16.50	-13.0	-53.29	255.00	Horizontal	Horizontal	Pass
835.197	-47.63	0.60	-13.0	-34.63	0.00	Horizontal	Horizontal	N/A
881.999	-37.48	0.63	-13.0	-24.48	359.00	Horizontal	Horizontal	N/A
3116.600	-49.29	7.65	-13.0	-36.29	256.00	Horizontal	Horizontal	Pass
6980.400	-39.17	19.82	-13.0	-26.17	0.00	Horizontal	Horizontal	Pass
9941.049	-35.83	39.94	-13.0	-22.83	232.00	Horizontal	Horizontal	Pass

RSE-H&V LTE Band 26 (Part2) BW3 CH26915



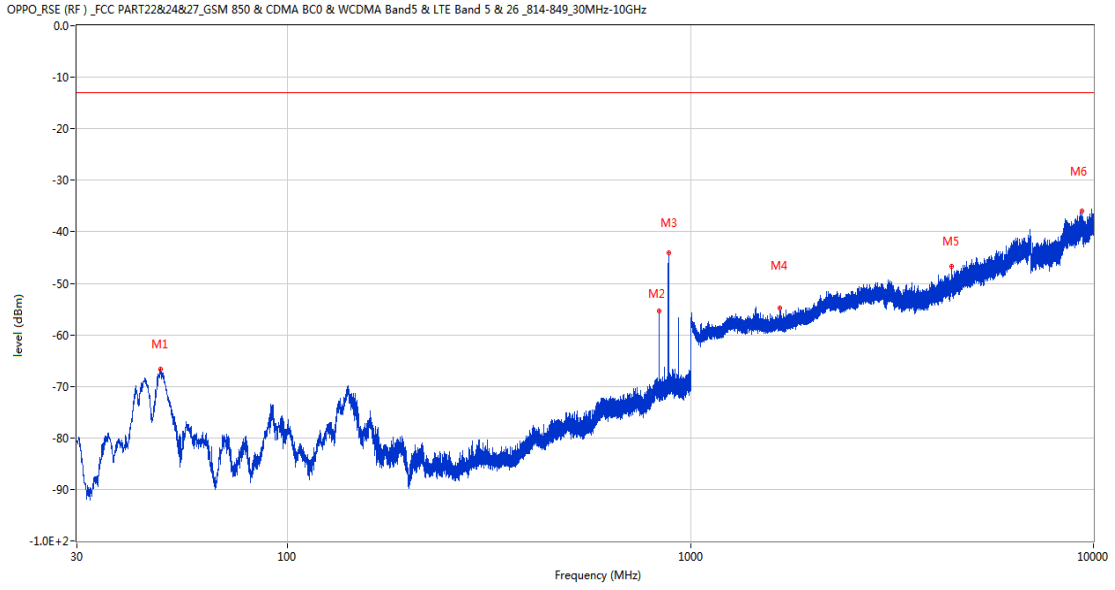
Frequency (MHz)	Result (dBm)	Factor (dB)	PK Limit (dBm)	Over Limit (dB)	Table (o)	ANT	EUT	Verdict
835.197	-51.97	0.60	-13.0	-38.97	231.00	Horizontal	Vertical	N/A
881.903	-39.20	0.63	-13.0	-26.20	0.00	Horizontal	Vertical	N/A
1670.600	-50.70	-0.73	-13.0	-37.70	198.00	Horizontal	Vertical	Pass
3175.200	-49.31	7.48	-13.0	-36.31	362.00	Horizontal	Vertical	Pass
6962.000	-40.60	19.66	-13.0	-27.60	232.00	Horizontal	Vertical	Pass
9943.599	-35.22	39.92	-13.0	-22.22	129.00	Horizontal	Vertical	Pass

RSE-V&V LTE Band 26 (Part22) BW3 CH26915



Frequency (MHz)	Result (dBm)	Factor (dB)	PK Limit (dBm)	Over Limit (dB)	Table (o)	ANT	EUT	Verdict
48.867	-63.54	-15.90	-13.0	-50.54	264.00	Vertical	Vertical	Pass
835.197	-52.15	0.60	-13.0	-39.15	300.00	Vertical	Vertical	N/A
882.193	-42.76	0.64	-13.0	-29.76	247.00	Vertical	Vertical	N/A
3111.800	-49.03	7.95	-13.0	-36.03	-1.00	Vertical	Vertical	Pass
6901.400	-39.76	19.51	-13.0	-26.76	202.00	Vertical	Vertical	Pass
9405.700	-35.90	39.93	-13.0	-22.90	75.00	Vertical	Vertical	Pass

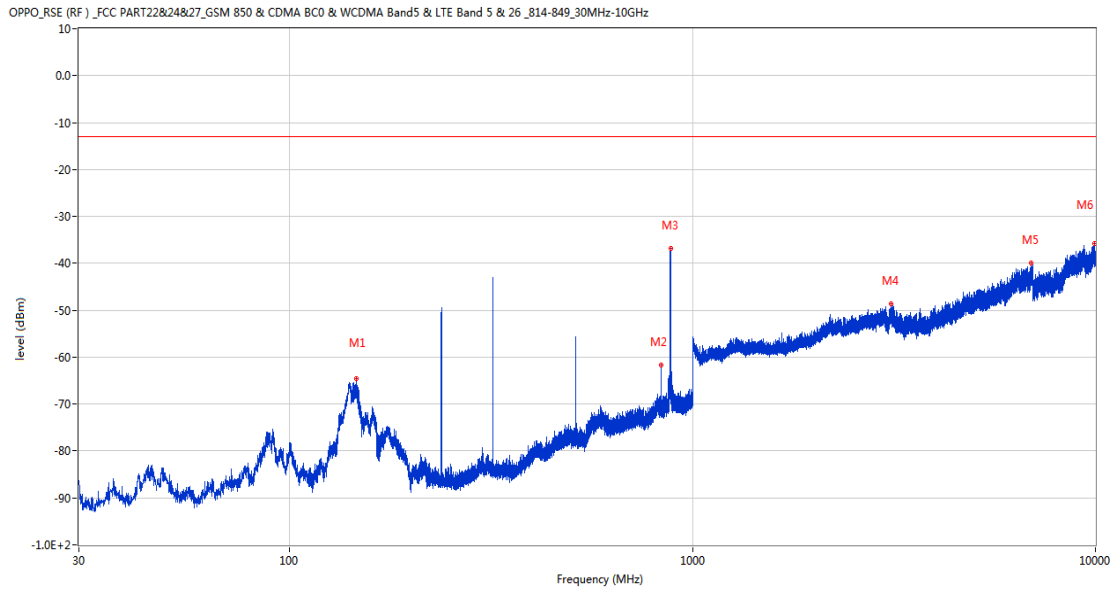
RSE-V&H LTE Band 26 (Part22) BW3 CH26915



Frequency (MHz)	Result (dBm)	Factor (dB)	PK Limit (dBm)	Over Limit (dB)	Table (o)	ANT	EUT	Verdict
48.333	-66.63	-15.44	-13.0	-53.63	213.00	Vertical	Horizontal	Pass
835.197	-55.34	0.60	-13.0	-42.34	249.00	Vertical	Horizontal	N/A
881.999	-44.00	0.63	-13.0	-31.00	213.00	Vertical	Horizontal	N/A
1670.200	-54.85	-0.72	-13.0	-41.85	54.00	Vertical	Horizontal	Pass
4448.400	-46.79	10.07	-13.0	-33.79	177.00	Vertical	Horizontal	Pass
9372.401	-35.88	39.87	-13.0	-22.88	351.00	Vertical	Horizontal	Pass

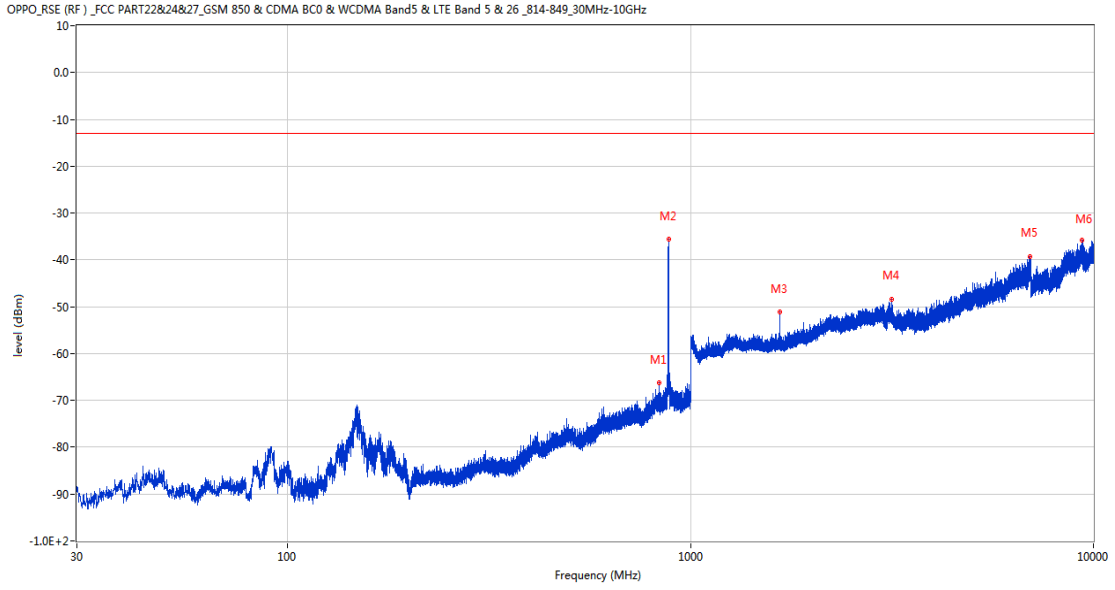
### 35.3 LTE Band 26 (Part22) BW5, Middle Channel

RSE-H&H LTE Band 26 (Part22) BW5 CH26915



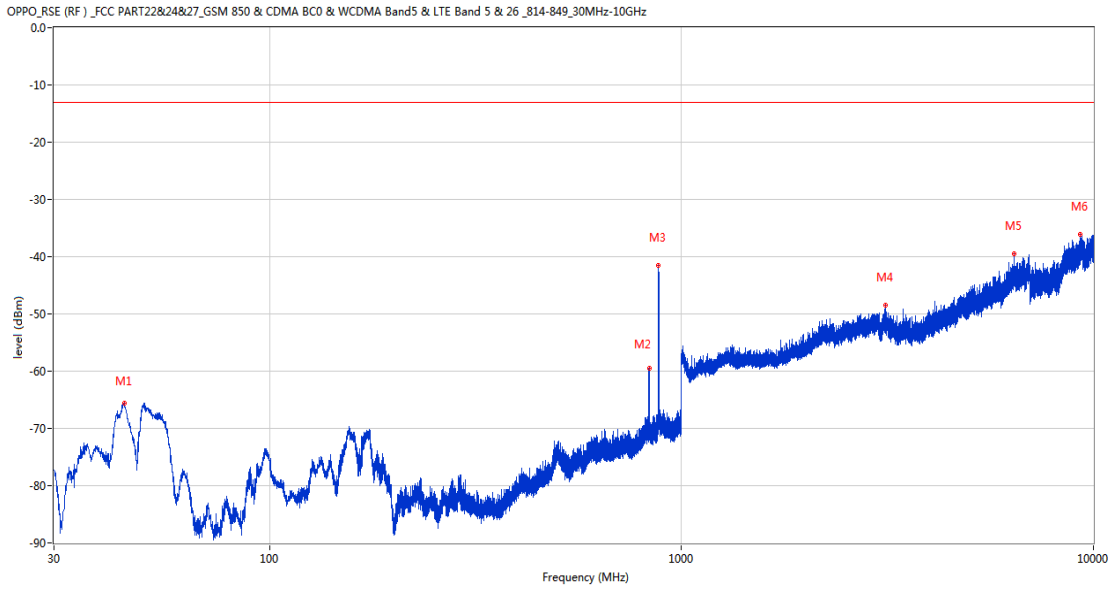
Frequency (MHz)	Result (dBm)	Factor (dB)	PK Limit (dBm)	Over Limit (dB)	Table (o)	ANT	EUT	Verdict
146.352	-64.60	-16.48	-13.0	-51.60	262.00	Horizontal	Horizontal	Pass
834.372	-61.58	0.61	-13.0	-48.58	360.00	Horizontal	Horizontal	N/A
882.436	-36.74	0.65	-13.0	-23.74	362.00	Horizontal	Horizontal	N/A
3116.800	-48.61	7.65	-13.0	-35.61	362.00	Horizontal	Horizontal	Pass
6920.000	-39.93	19.31	-13.0	-26.93	218.00	Horizontal	Horizontal	Pass
9968.201	-35.85	39.84	-13.0	-22.85	332.00	Horizontal	Horizontal	Pass

RSE-H&V LTE Band 26 (Part22) BW5 CH26915



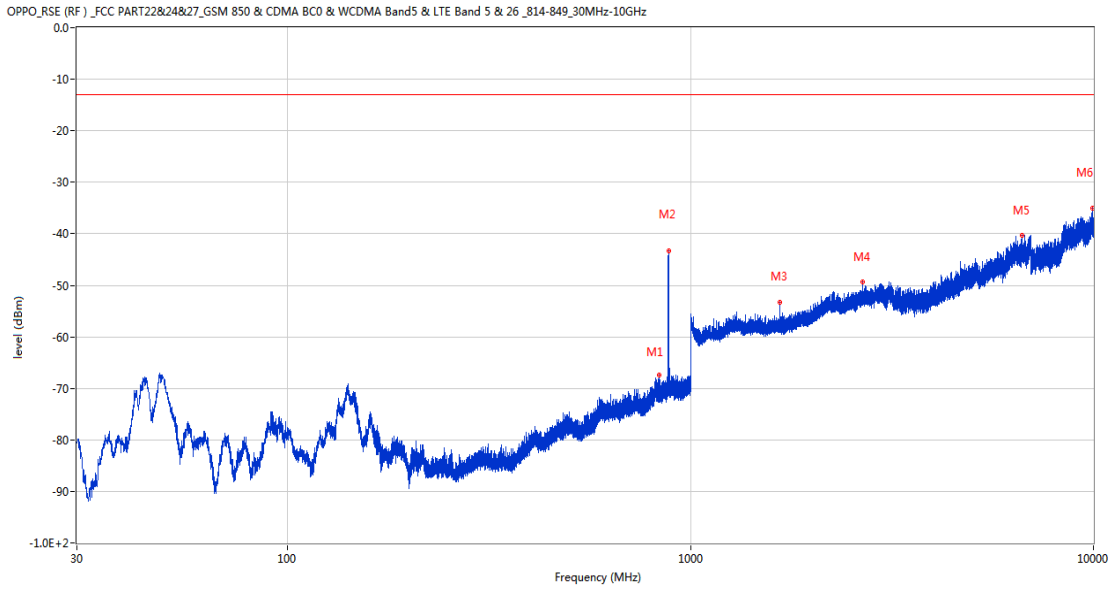
Frequency (MHz)	Result (dBm)	Factor (dB)	PK Limit (dBm)	Over Limit (dB)	Table (o)	ANT	EUT	Verdict
834.324	-66.22	0.61	-13.0	-53.22	220.00	Horizontal	Vertical	N/A
882.921	-35.58	0.67	-13.0	-22.58	355.00	Horizontal	Vertical	N/A
1668.500	-51.06	-0.73	-13.0	-38.06	191.00	Horizontal	Vertical	Pass
3152.400	-48.41	7.78	-13.0	-35.41	313.00	Horizontal	Vertical	Pass
6947.200	-39.32	19.10	-13.0	-26.32	362.00	Horizontal	Vertical	Pass
9364.000	-35.77	39.87	-13.0	-22.77	295.00	Horizontal	Vertical	Pass

RSE-V&V LTE Band 26 (Part22) BW5 CH26915



Frequency (MHz)	Result (dBm)	Factor (dB)	PK Limit (dBm)	Over Limit (dB)	Table (o)	ANT	EUT	Verdict
44.404	-65.57	-16.67	-13.0	-52.57	254.00	Vertical	Vertical	Pass
834.421	-59.56	0.61	-13.0	-46.56	189.00	Vertical	Vertical	N/A
880.108	-41.59	0.42	-13.0	-28.59	35.00	Vertical	Vertical	N/A
3133.200	-48.53	7.22	-13.0	-35.53	109.00	Vertical	Vertical	Pass
6434.200	-39.49	18.13	-13.0	-26.49	314.00	Vertical	Vertical	Pass
9294.401	-36.07	39.52	-13.0	-23.07	19.00	Vertical	Vertical	Pass

RSE-V&H LTE Band 26 (Part22) BW5 CH26915

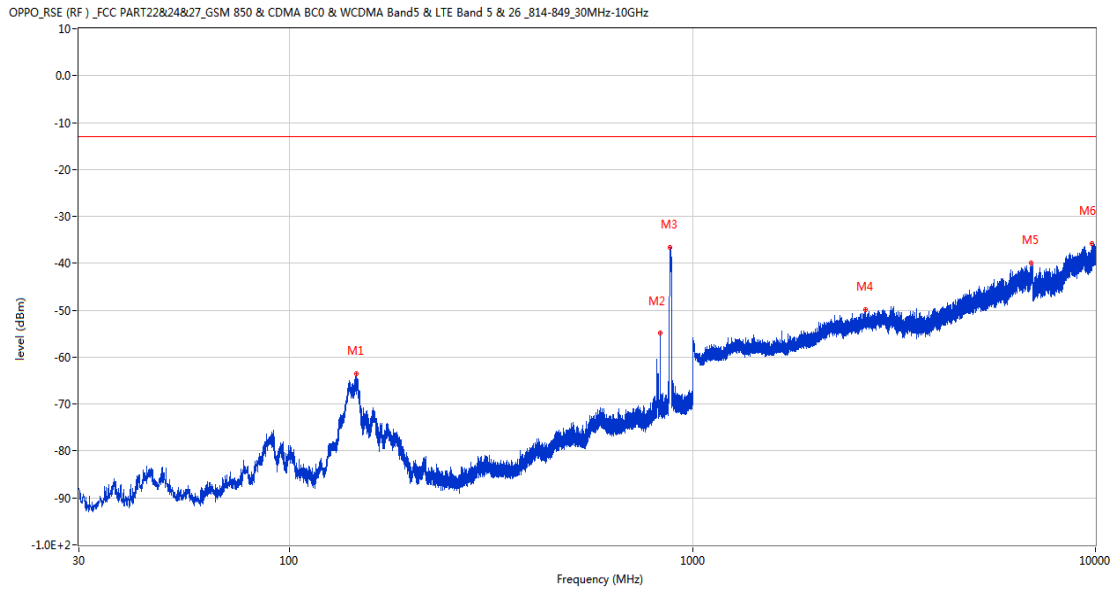


Frequency (MHz)	Result (dBm)	Factor (dB)	PK Limit (dBm)	Over Limit (dB)	Table (o)	ANT	EUT	Verdict
834.324	-67.43	0.61	-13.0	-54.43	206.00	Vertical	Horizontal	N/A
883.067	-43.32	0.67	-13.0	-30.32	206.00	Vertical	Horizontal	N/A
1668.500	-53.37	-0.73	-13.0	-40.37	56.00	Vertical	Horizontal	Pass
2678.200	-49.26	6.30	-13.0	-36.26	137.00	Vertical	Horizontal	Pass
6658.800	-40.39	18.69	-13.0	-27.39	301.00	Vertical	Horizontal	Pass
9929.650	-35.11	39.96	-13.0	-22.11	52.00	Vertical	Horizontal	Pass



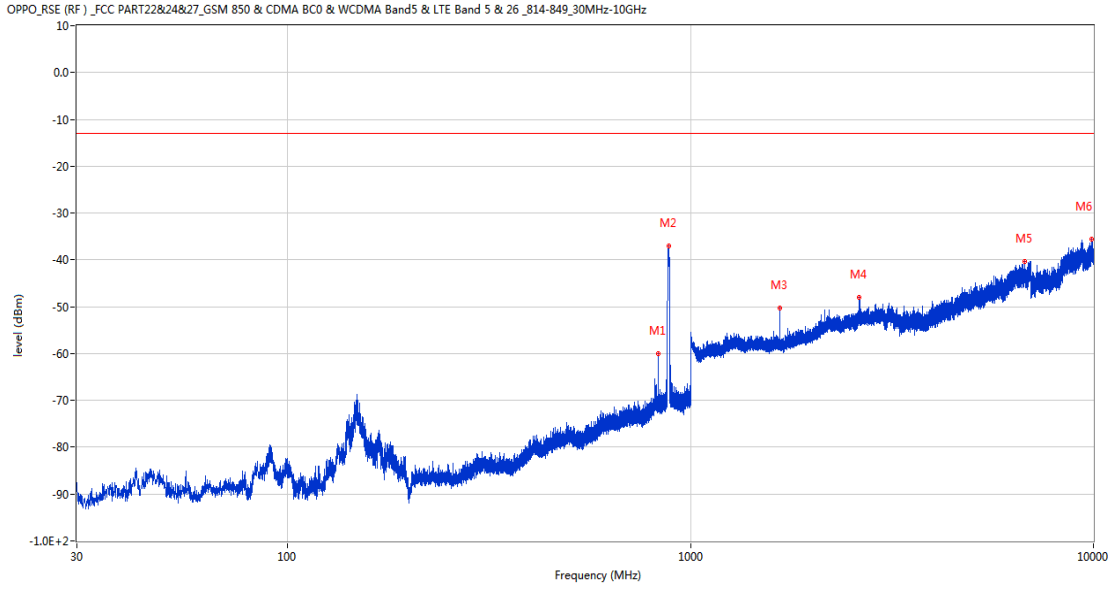
### 35.4 LTE Band 26 (Part22) BW10, Middle Channel

RSE-H&H LTE Band 26 (Part22) BW10 CH26915



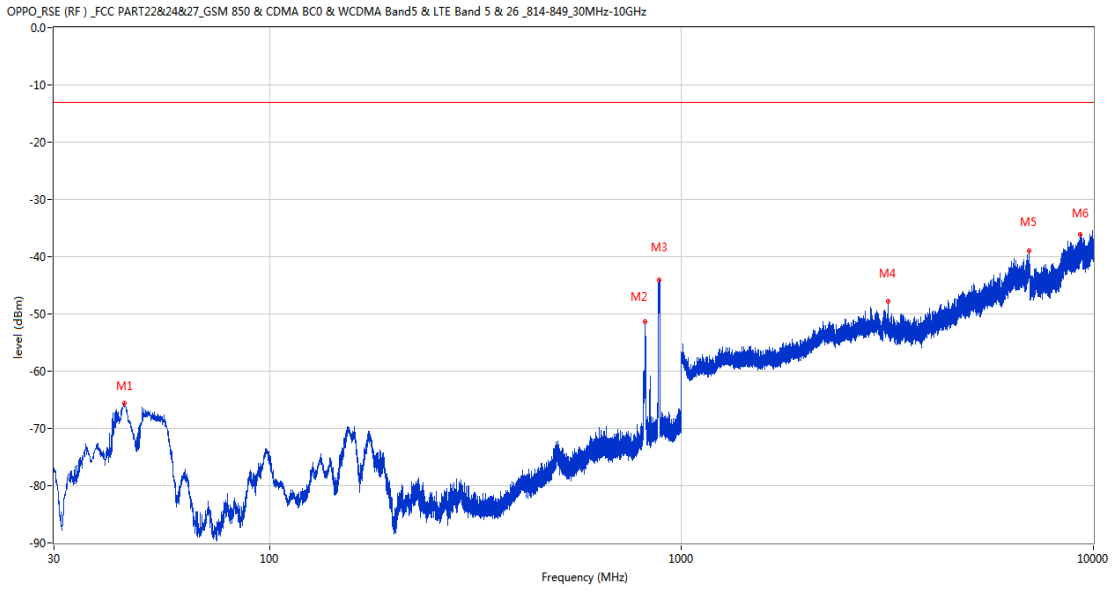
Frequency (MHz)	Result (dBm)	Factor (dB)	PK Limit (dBm)	Over Limit (dB)	Table (o)	ANT	EUT	Verdict
146.158	-63.64	-16.51	-13.0	-50.64	262.00	Horizontal	Horizontal	Pass
831.996	-54.91	0.63	-13.0	-41.91	360.00	Horizontal	Horizontal	N/A
879.284	-36.64	0.41	-13.0	-23.64	361.00	Horizontal	Horizontal	N/A
2682.600	-49.93	6.58	-13.0	-36.93	352.00	Horizontal	Horizontal	Pass
6911.800	-39.88	19.47	-13.0	-26.88	303.00	Horizontal	Horizontal	Pass
9809.350	-35.81	39.98	-13.0	-22.81	12.00	Horizontal	Horizontal	Pass

RSE-H&V LTE Band 26 (Part22) BW10 CH26915



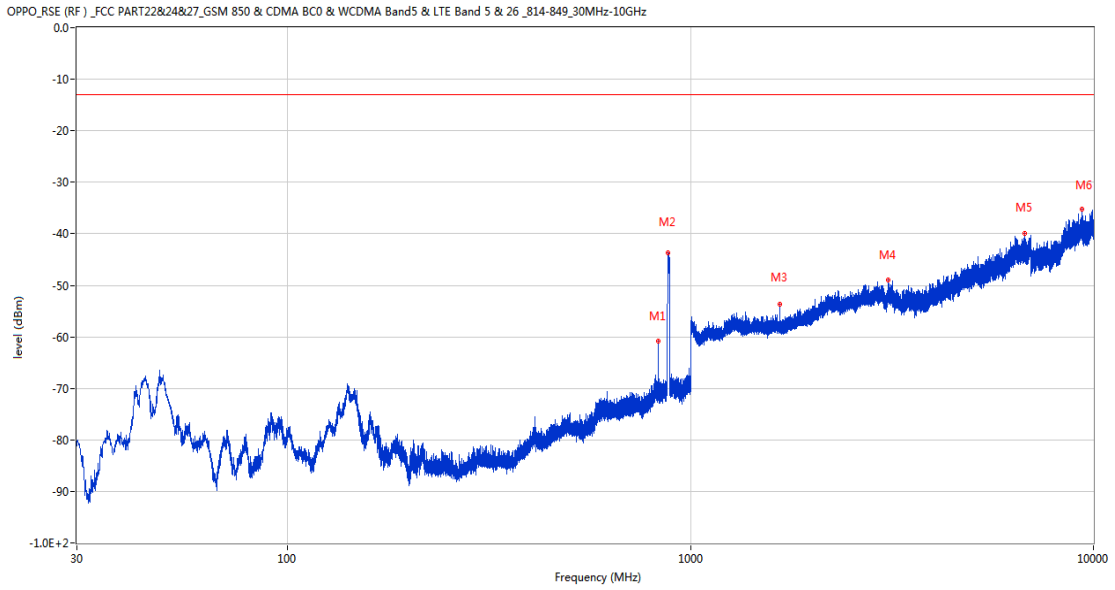
Frequency (MHz)	Result (dBm)	Factor (dB)	PK Limit (dBm)	Over Limit (dB)	Table (o)	ANT	EUT	Verdict
832.044	-60.02	0.63	-13.0	-47.02	215.00	Horizontal	Vertical	N/A
885.443	-37.05	0.81	-13.0	-24.05	363.00	Horizontal	Vertical	N/A
1664.200	-50.33	-0.81	-13.0	-37.33	205.00	Horizontal	Vertical	Pass
2618.200	-48.07	6.79	-13.0	-35.07	0.00	Horizontal	Vertical	Pass
6760.200	-40.43	19.20	-13.0	-27.43	336.00	Horizontal	Vertical	Pass
9906.700	-35.65	40.01	-13.0	-22.65	360.00	Horizontal	Vertical	Pass

RSE-V&V LTE Band 26 (Part22) BW10 CH26915



Frequency (MHz)	Result (dBm)	Factor (dB)	PK Limit (dBm)	Over Limit (dB)	Table (o)	ANT	EUT	Verdict
44.404	-65.61	-16.67	-13.0	-52.61	274.00	Vertical	Vertical	Pass
817.058	-51.34	0.28	-13.0	-38.34	232.00	Vertical	Vertical	N/A
884.473	-44.05	0.73	-13.0	-31.05	199.00	Vertical	Vertical	N/A
3178.400	-47.82	7.39	-13.0	-34.82	59.00	Vertical	Vertical	Pass
6995.600	-39.05	19.07	-13.0	-26.05	311.00	Vertical	Vertical	Pass
9307.150	-36.05	39.62	-13.0	-23.05	64.00	Vertical	Vertical	Pass

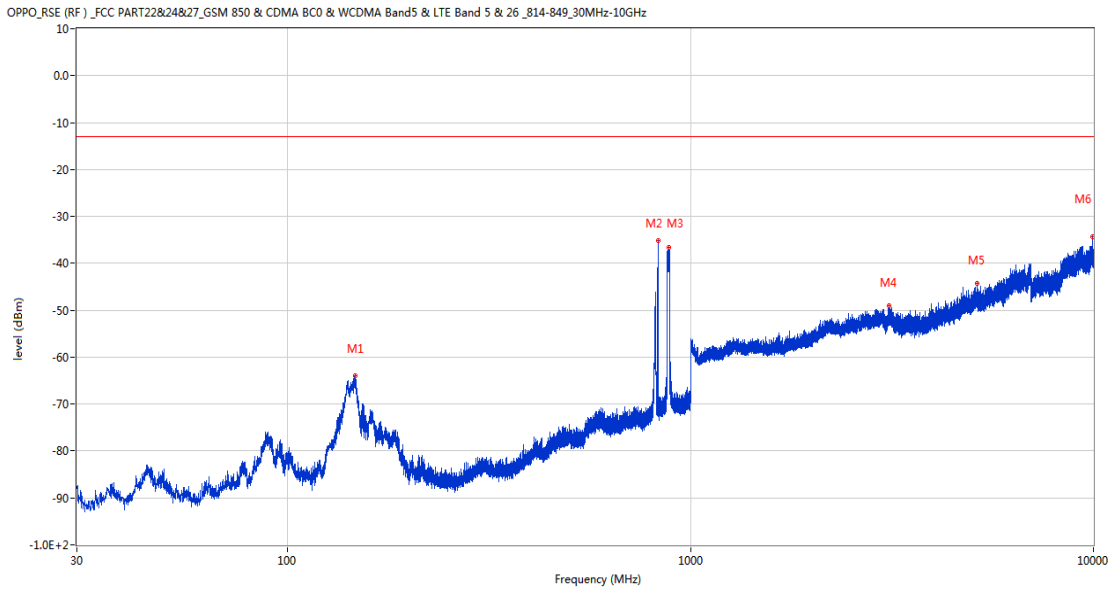
RSE-V&H LTE Band 26 (Part22) BW10 CH26915



Frequency (MHz)	Result (dBm)	Factor (dB)	PK Limit (dBm)	Over Limit (dB)	Table (o)	ANT	EUT	Verdict
832.044	-60.86	0.63	-13.0	-47.86	209.00	Vertical	Horizontal	N/A
877.877	-43.70	0.43	-13.0	-30.70	190.00	Vertical	Horizontal	N/A
1663.900	-53.76	-0.81	-13.0	-40.76	33.00	Vertical	Horizontal	Pass
3101.200	-49.02	8.51	-13.0	-36.02	254.00	Vertical	Horizontal	Pass
6749.800	-39.97	19.44	-13.0	-26.97	80.00	Vertical	Horizontal	Pass
9386.800	-35.19	39.93	-13.0	-22.19	102.00	Vertical	Horizontal	Pass

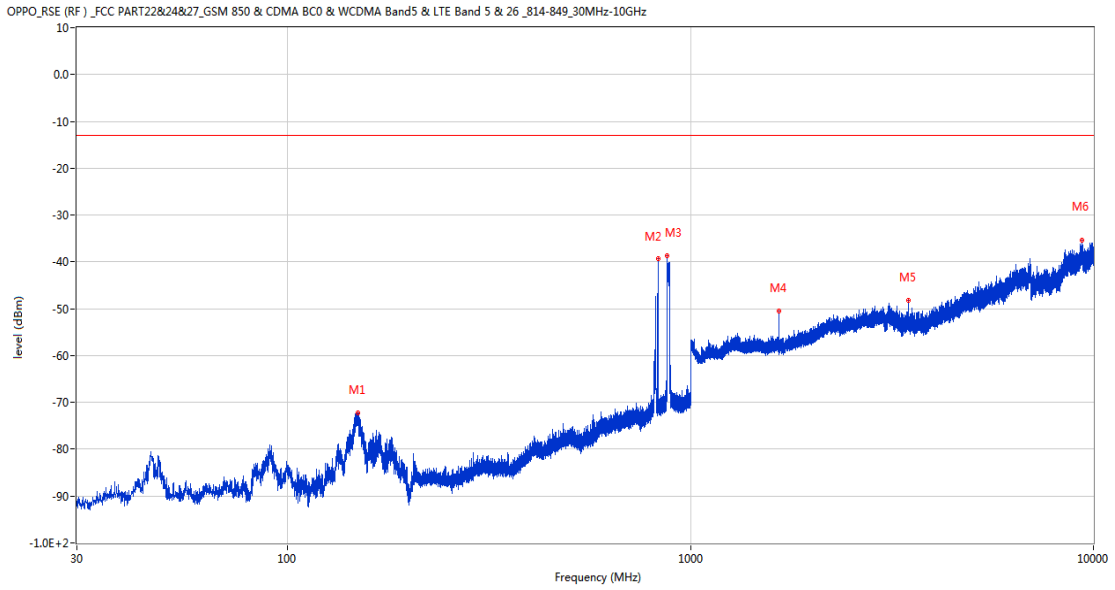
### 35.5 LTE Band 26 (Part22) BW15, Middle Channel

RSE-H&H LTE Band 26 (Part22) BW15 CH26915



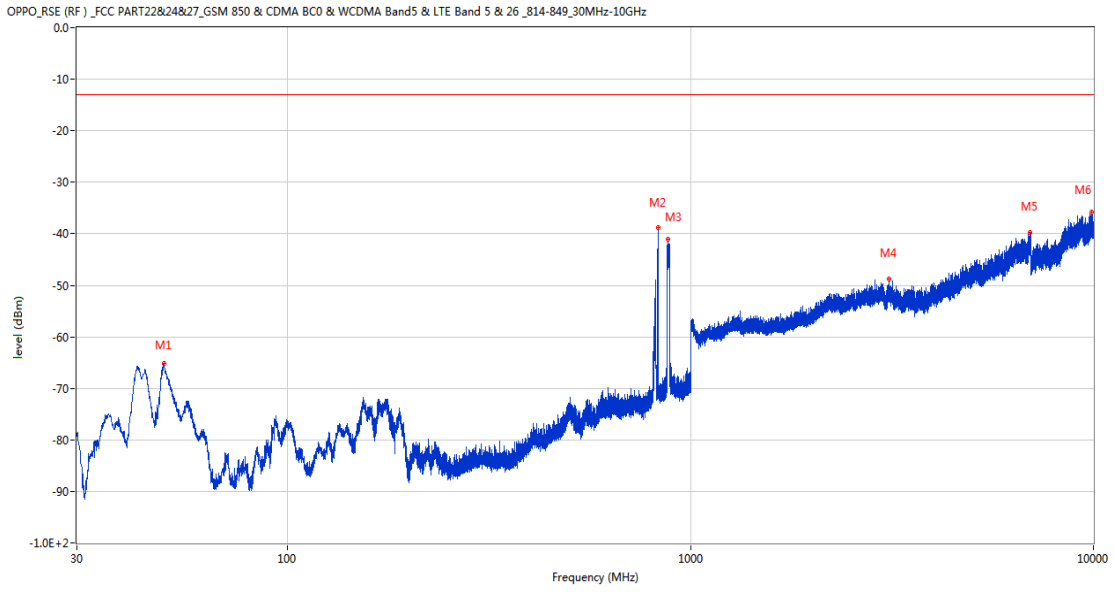
Frequency (MHz)	Result (dBm)	Factor (dB)	PK Limit (dBm)	Over Limit (dB)	Table (o)	ANT	EUT	Verdict
147.079	-64.05	-16.40	-13.0	-51.05	270.00	Horizontal	Horizontal	Pass
829.862	-35.26	0.65	-13.0	-22.26	360.00	Horizontal	Horizontal	N/A
885.492	-36.52	0.81	-13.0	-23.52	172.00	Horizontal	Horizontal	N/A
3105.000	-49.04	8.18	-13.0	-36.04	362.00	Horizontal	Horizontal	Pass
5136.400	-44.18	12.96	-13.0	-31.18	47.00	Horizontal	Horizontal	Pass
9950.500	-34.24	39.88	-13.0	-21.24	183.00	Horizontal	Horizontal	Pass

RSE-H&V LTE Band 26 (Part2) BW15 CH26915



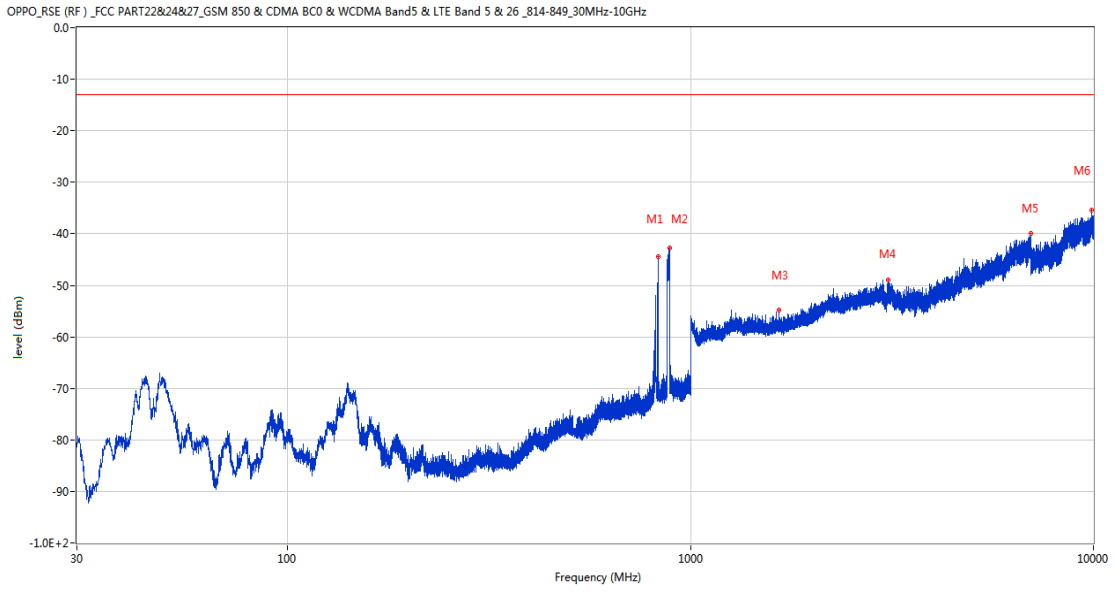
Frequency (MHz)	Result (dBm)	Factor (dB)	PK Limit (dBm)	Over Limit (dB)	Table (o)	ANT	EUT	Verdict
149.650	-72.22	-16.18	-13.0	-59.22	260.00	Horizontal	Vertical	Pass
829.765	-39.35	0.65	-13.0	-26.35	216.00	Horizontal	Vertical	N/A
875.113	-38.75	0.32	-13.0	-25.75	0.00	Horizontal	Vertical	N/A
1659.800	-50.57	-0.81	-13.0	-37.57	216.00	Horizontal	Vertical	Pass
3479.600	-48.25	7.21	-13.0	-35.25	116.00	Horizontal	Vertical	Pass
9359.200	-35.37	39.86	-13.0	-22.37	328.00	Horizontal	Vertical	Pass

RSE-V&V LTE Band 26 (Part22) BW15 CH26915



Frequency (MHz)	Result (dBm)	Factor (dB)	PK Limit (dBm)	Over Limit (dB)	Table (o)	ANT	EUT	Verdict
49.352	-65.17	-16.71	-13.0	-52.17	245.00	Vertical	Vertical	Pass
829.814	-38.73	0.65	-13.0	-25.73	297.00	Vertical	Vertical	N/A
878.508	-41.07	0.42	-13.0	-28.07	349.00	Vertical	Vertical	N/A
3110.200	-48.86	7.96	-13.0	-35.86	339.00	Vertical	Vertical	Pass
6960.000	-39.78	19.30	-13.0	-26.78	360.00	Vertical	Vertical	Pass
9923.049	-35.69	39.97	-13.0	-22.69	0.00	Vertical	Vertical	Pass

RSE-V&H LTE Band 26 (Part2) BW15 CH26915



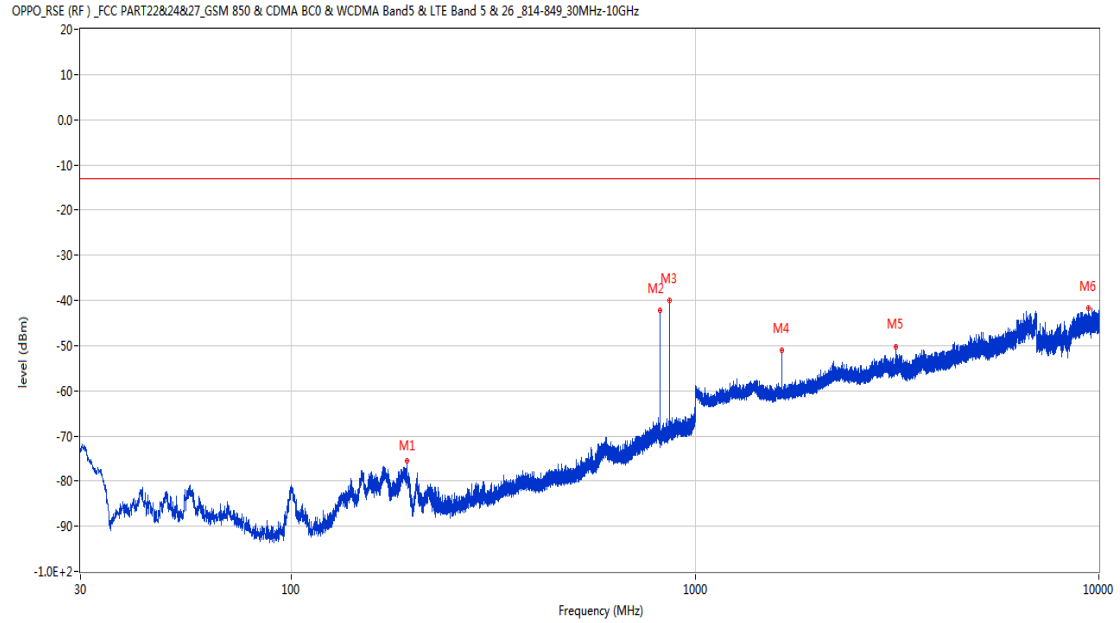
Frequency (MHz)	Result (dBm)	Factor (dB)	PK Limit (dBm)	Over Limit (dB)	Table (o)	ANT	EUT	Verdict
829.765	-44.50	0.65	-13.0	-31.50	249.00	Vertical	Horizontal	N/A
886.268	-42.75	0.87	-13.0	-29.75	209.00	Vertical	Horizontal	N/A
1659.400	-54.88	-0.79	-13.0	-41.88	6.00	Vertical	Horizontal	Pass
3100.600	-48.96	8.52	-13.0	-35.96	310.00	Vertical	Horizontal	Pass
6979.400	-39.87	19.88	-13.0	-26.87	223.00	Vertical	Horizontal	Pass
9884.500	-35.33	39.89	-13.0	-22.33	261.00	Vertical	Horizontal	Pass



### 36 LTE Band 26 (Part90)

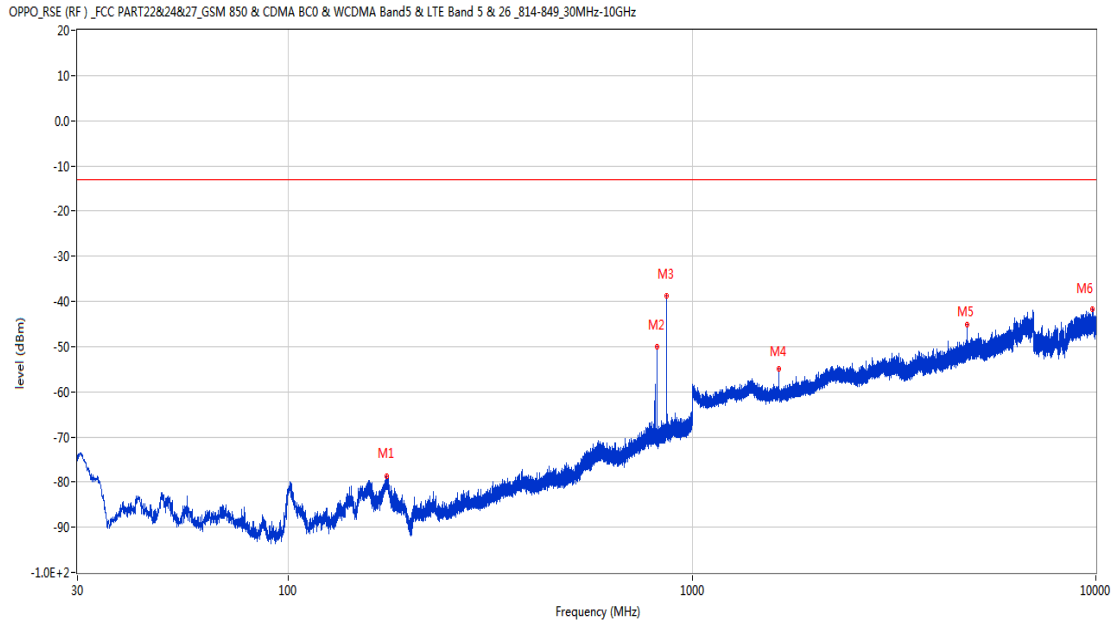
#### 36.1 LTE Band 26 (Part90) BW1.4, Middle Channel

RSE-H&H LTE Band 26 (Part90) BW1.4 CH26740



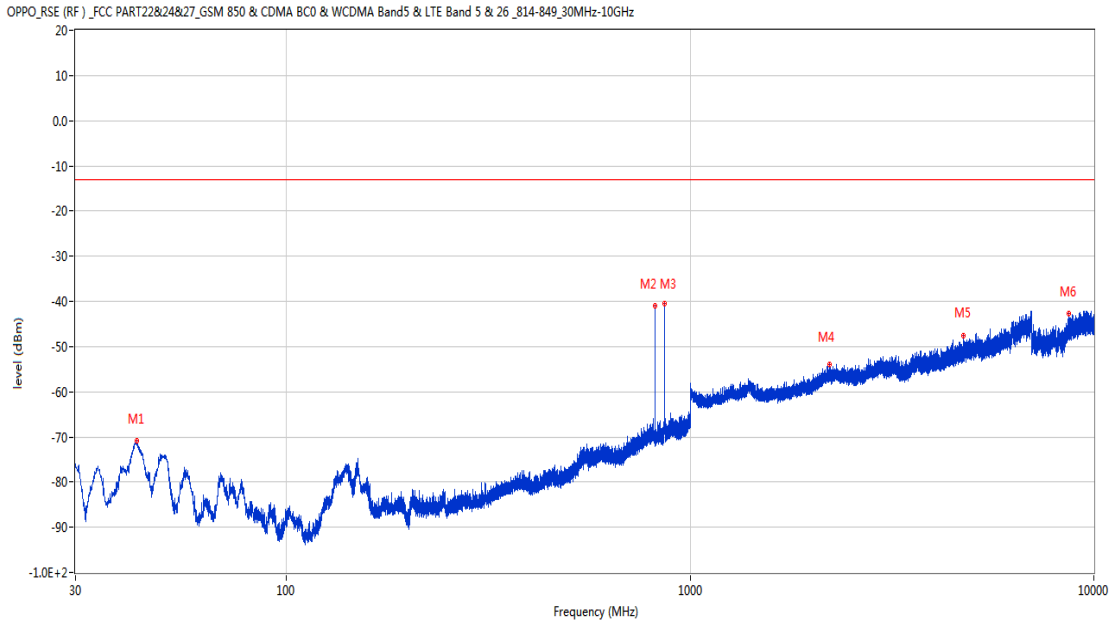
Frequency (MHz)	Result (dBm)	Factor (dB)	PK Limit (dBm)	Over Limit (dB)	Table (o)	ANT	EUT	Verdict
192.766	-75.55	-15.02	-13.0	-62.55	240.00	Horizontal	Horizontal	Pass
818.562	-42.12	2.09	-13.0	-29.12	149.00	Horizontal	Horizontal	N/A
864.200	-39.92	2.16	-13.0	-26.92	103.00	Horizontal	Horizontal	N/A
1637.600	-51.06	-5.66	-13.0	-38.06	361.00	Horizontal	Horizontal	Pass
3147.200	-50.23	2.27	-13.0	-37.23	272.00	Horizontal	Horizontal	Pass
9439.000	-41.80	16.45	-13.0	-28.80	38.00	Horizontal	Horizontal	Pass

RSE-H&V LTE Band 26 (Part90) BW1.4 CH26740



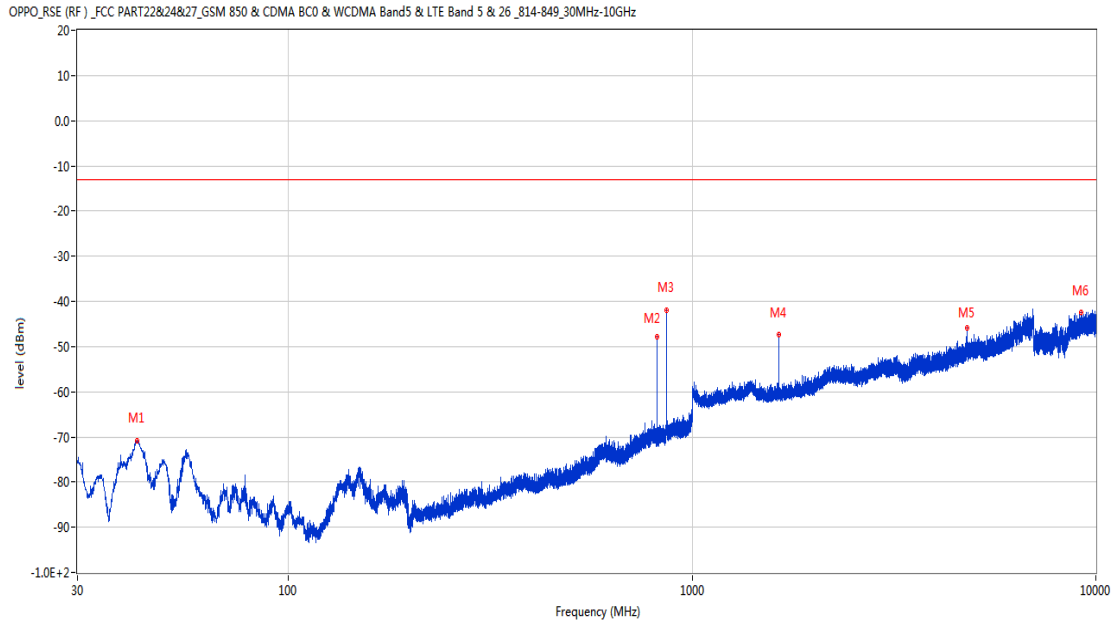
Frequency (MHz)	Result (dBm)	Factor (dB)	PK Limit (dBm)	Over Limit (dB)	Table (o)	ANT	EUT	Verdict
174.967	-78.59	-15.37	-13.0	-65.59	225.00	Horizontal	Vertical	Pass
818.562	-50.01	2.09	-13.0	-37.01	84.00	Horizontal	Vertical	N/A
863.570	-38.80	2.14	-13.0	-25.80	193.00	Horizontal	Vertical	N/A
1637.500	-55.02	-5.66	-13.0	-42.02	146.00	Horizontal	Vertical	Pass
4795.000	-45.15	7.57	-13.0	-32.15	81.00	Horizontal	Vertical	Pass
9790.900	-41.75	16.28	-13.0	-28.75	-1.00	Horizontal	Vertical	Pass

RSE-V&V LTE Band 26 (Part90) BW1.4 CH26740



Frequency (MHz)	Result (dBm)	Factor (dB)	PK Limit (dBm)	Over Limit (dB)	Table (o)	ANT	EUT	Verdict
42.513	-70.97	-16.84	-13.0	-57.97	344.00	Vertical	Vertical	Pass
818.513	-41.01	2.10	-13.0	-28.01	63.00	Vertical	Vertical	N/A
863.909	-40.42	2.15	-13.0	-27.42	18.00	Vertical	Vertical	N/A
2209.000	-53.97	-1.17	-13.0	-40.97	170.00	Vertical	Vertical	Pass
4763.200	-47.70	6.72	-13.0	-34.70	179.00	Vertical	Vertical	Pass
8647.451	-42.80	13.46	-13.0	-29.80	209.00	Vertical	Vertical	Pass

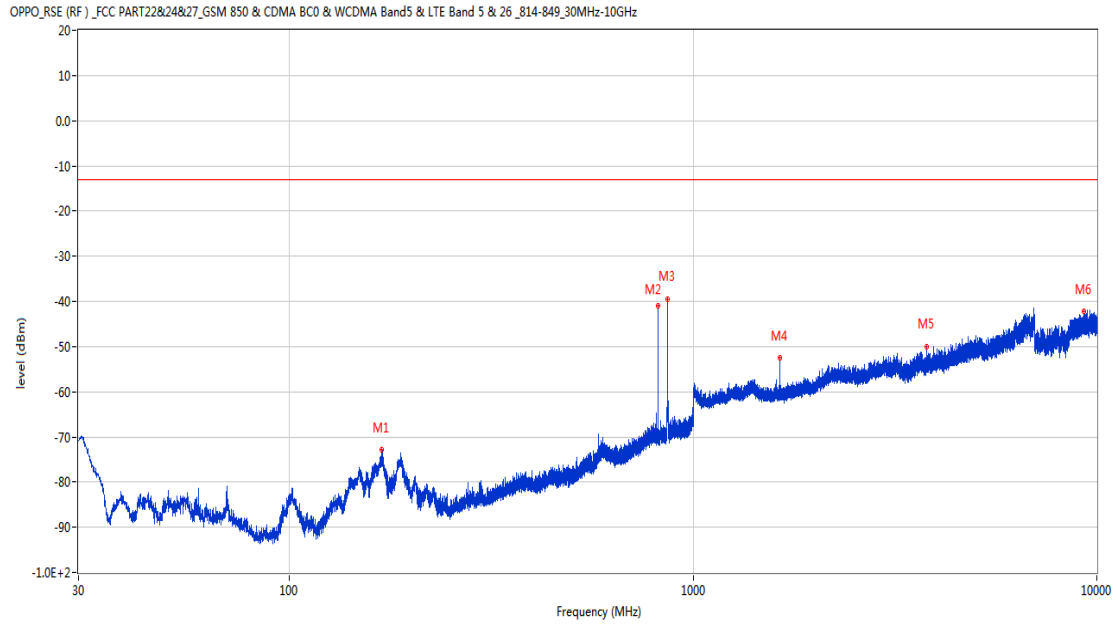
RSE-V&H LTE Band 26 (Part90) BW1.4 CH26740



Frequency (MHz)	Result (dBm)	Factor (dB)	PK Limit (dBm)	Over Limit (dB)	Table (o)	ANT	EUT	Verdict
42.125	-70.96	-17.22	-13.0	-57.96	149.00	Vertical	Horizontal	Pass
818.513	-47.76	2.10	-13.0	-34.76	5.00	Vertical	Horizontal	N/A
864.248	-41.95	2.16	-13.0	-28.95	125.00	Vertical	Horizontal	N/A
1637.500	-47.42	-5.66	-13.0	-34.42	347.00	Vertical	Horizontal	Pass
4792.600	-45.81	7.53	-13.0	-32.81	226.00	Vertical	Horizontal	Pass
9210.849	-42.49	15.34	-13.0	-29.49	56.00	Vertical	Horizontal	Pass

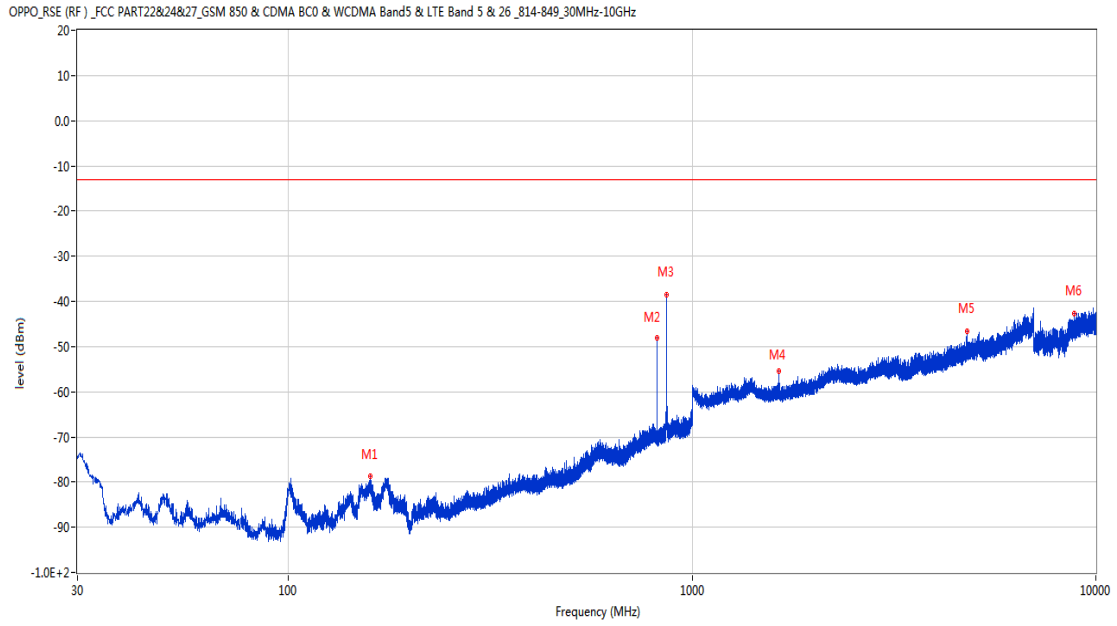
### 36.2 LTE Band 26 (Part90) BW3, Middle Channel

RSE-H&H LTE Band 26 (Part90) BW3 CH26740



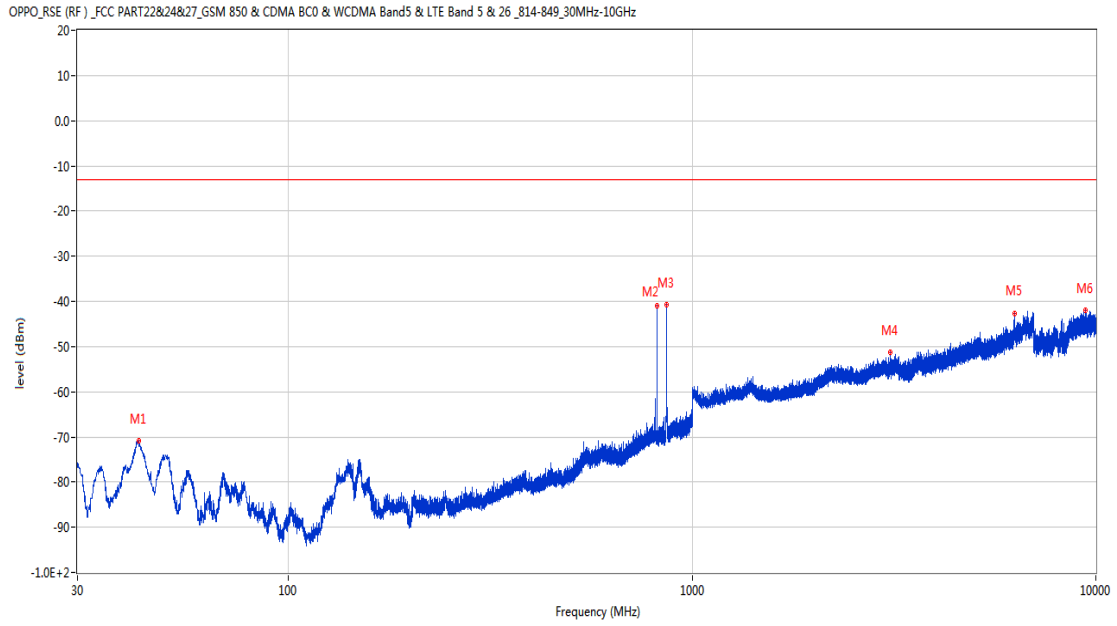
Frequency (MHz)	Result (dBm)	Factor (dB)	PK Limit (dBm)	Over Limit (dB)	Table (o)	ANT	EUT	Verdict
168.904	-72.86	-15.33	-13.0	-59.86	48.00	Horizontal	Horizontal	Pass
817.786	-41.08	2.10	-13.0	-28.08	151.00	Horizontal	Horizontal	N/A
865.024	-39.47	2.19	-13.0	-26.47	102.00	Horizontal	Horizontal	N/A
1636.000	-52.44	-5.65	-13.0	-39.44	361.00	Horizontal	Horizontal	Pass
3794.200	-50.15	4.34	-13.0	-37.15	234.00	Horizontal	Horizontal	Pass
9280.151	-42.21	15.11	-13.0	-29.21	119.00	Horizontal	Horizontal	Pass

RSE-H&V LTE Band 26 (Part90) BW3 CH26740



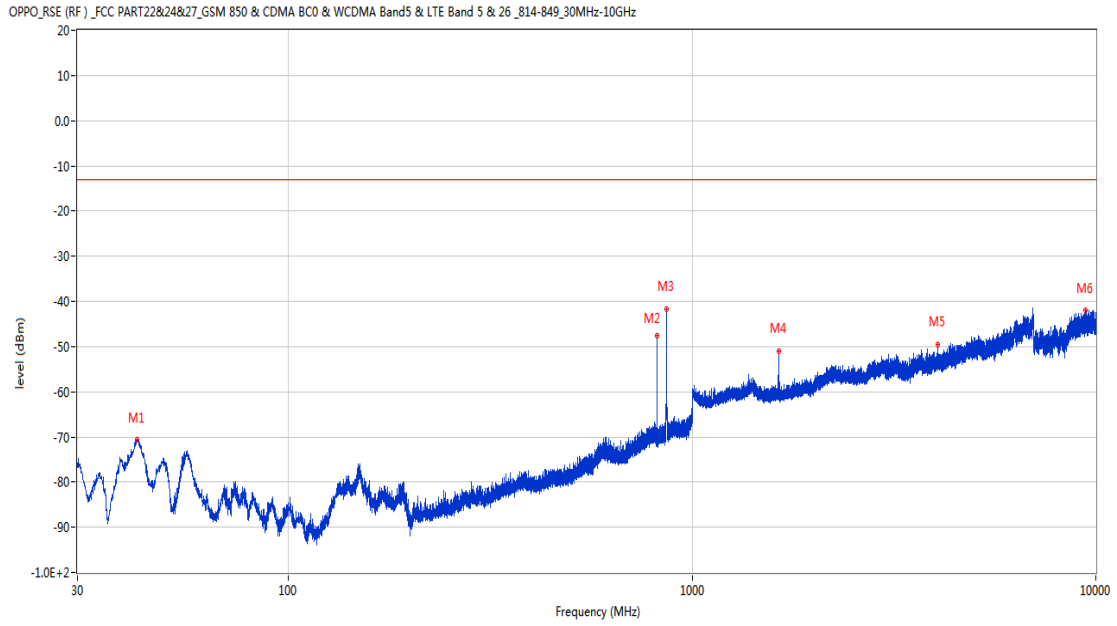
Frequency (MHz)	Result (dBm)	Factor (dB)	PK Limit (dBm)	Over Limit (dB)	Table (o)	ANT	EUT	Verdict
159.446	-78.66	-14.95	-13.0	-65.66	297.00	Horizontal	Vertical	Pass
817.786	-48.07	2.10	-13.0	-35.07	162.00	Horizontal	Vertical	N/A
864.491	-38.49	2.17	-13.0	-25.49	192.00	Horizontal	Vertical	N/A
1635.700	-55.47	-5.63	-13.0	-42.47	159.00	Horizontal	Vertical	Pass
4799.200	-46.65	7.66	-13.0	-33.65	176.00	Horizontal	Vertical	Pass
8843.201	-42.65	15.27	-13.0	-29.65	-1.00	Horizontal	Vertical	Pass

RSE-V&V LTE Band 26 (Part90) BW3 CH26740



Frequency (MHz)	Result (dBm)	Factor (dB)	PK Limit (dBm)	Over Limit (dB)	Table (o)	ANT	EUT	Verdict
42.513	-70.91	-16.84	-13.0	-57.91	343.00	Vertical	Vertical	Pass
817.737	-41.07	2.10	-13.0	-28.07	57.00	Vertical	Vertical	N/A
863.812	-40.83	2.14	-13.0	-27.83	231.00	Vertical	Vertical	N/A
3095.600	-51.33	2.36	-13.0	-38.33	113.00	Vertical	Vertical	Pass
6292.600	-42.61	11.24	-13.0	-29.61	207.00	Vertical	Vertical	Pass
9448.750	-41.85	16.71	-13.0	-28.85	69.00	Vertical	Vertical	Pass

RSE-V&H LTE Band 26 (Part90) BW3 CH26740

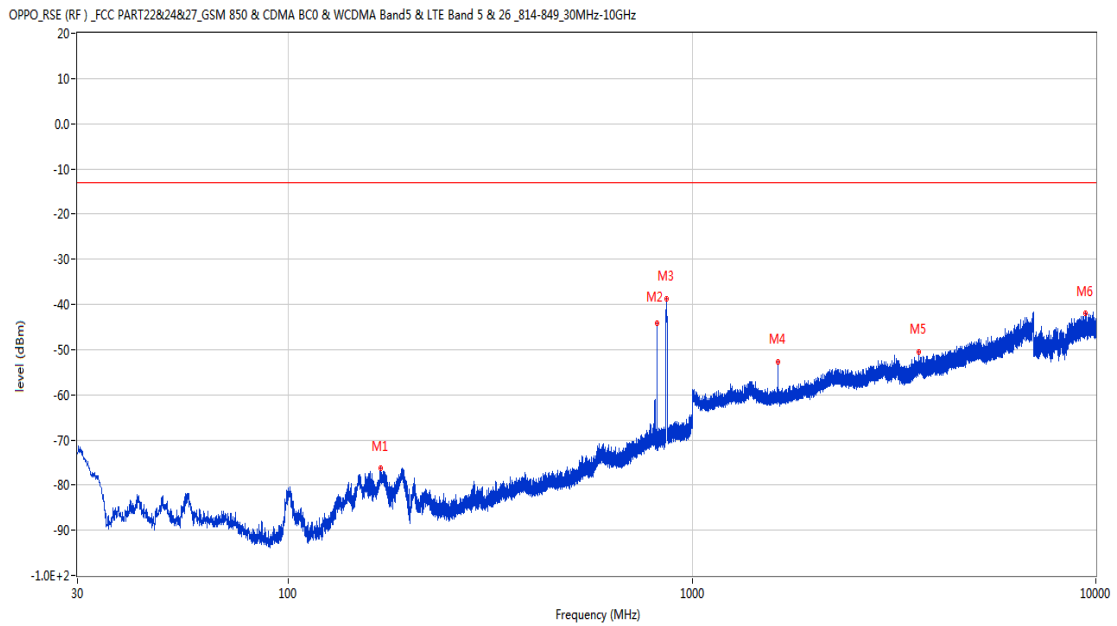


Frequency (MHz)	Result (dBm)	Factor (dB)	PK Limit (dBm)	Over Limit (dB)	Table (o)	ANT	EUT	Verdict
42.173	-70.68	-17.17	-13.0	-57.68	142.00	Vertical	Horizontal	Pass
817.688	-47.63	2.10	-13.0	-34.63	0.00	Vertical	Horizontal	N/A
863.860	-41.65	2.15	-13.0	-28.65	157.00	Vertical	Horizontal	N/A
1635.900	-51.00	-5.64	-13.0	-38.00	305.00	Vertical	Horizontal	Pass
4056.800	-49.56	5.31	-13.0	-36.56	351.00	Vertical	Horizontal	Pass
9421.000	-41.92	16.08	-13.0	-28.92	336.00	Vertical	Horizontal	Pass



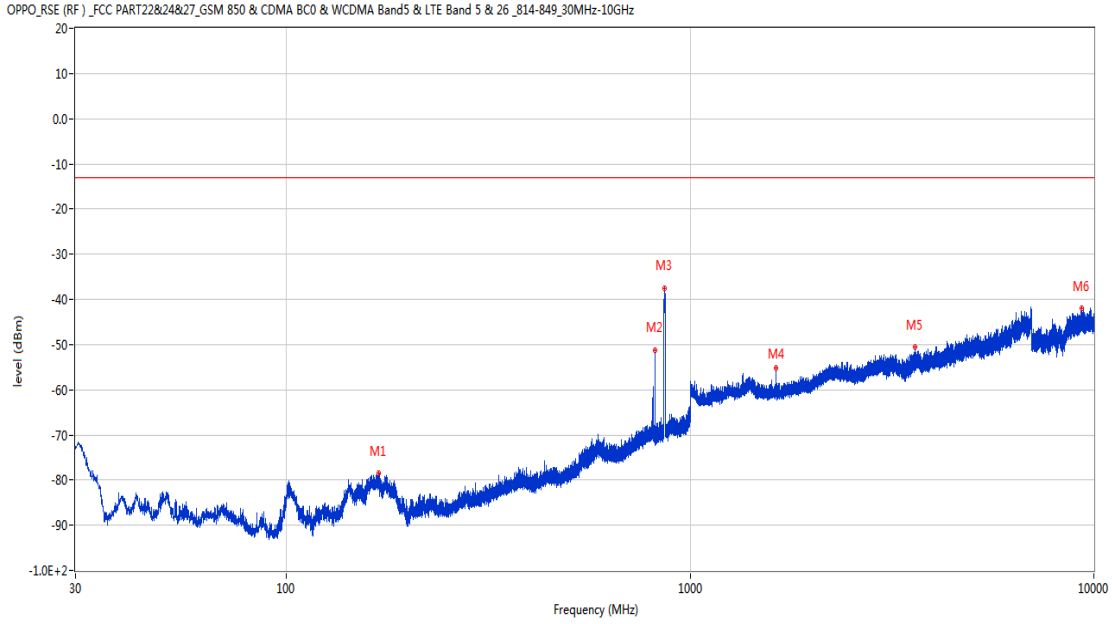
### 36.3 LTE Band 26 (Part90) BW5, Middle Channel

RSE-H&H LTE Band 26 (Part90) BW5 CH26740



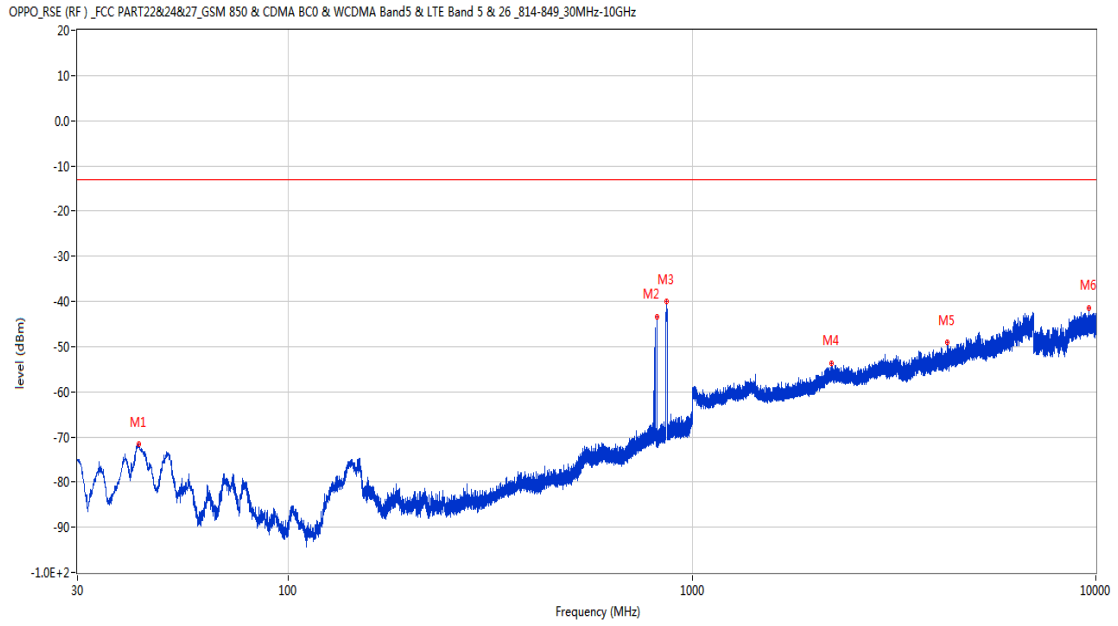
Frequency (MHz)	Result (dBm)	Factor (dB)	PK Limit (dBm)	Over Limit (dB)	Table (o)	ANT	EUT	Verdict
168.710	-76.31	-15.31	-13.0	-63.31	65.00	Horizontal	Horizontal	Pass
816.864	-44.15	2.10	-13.0	-31.15	153.00	Horizontal	Horizontal	N/A
861.969	-38.71	2.15	-13.0	-25.71	108.00	Horizontal	Horizontal	N/A
1634.200	-52.78	-5.53	-13.0	-39.78	99.00	Horizontal	Horizontal	Pass
3642.000	-50.48	4.24	-13.0	-37.48	125.00	Horizontal	Horizontal	Pass
9447.700	-41.94	16.68	-13.0	-28.94	166.00	Horizontal	Horizontal	Pass

RSE-H&V LTE Band 26 (Part90) BW5 CH26740



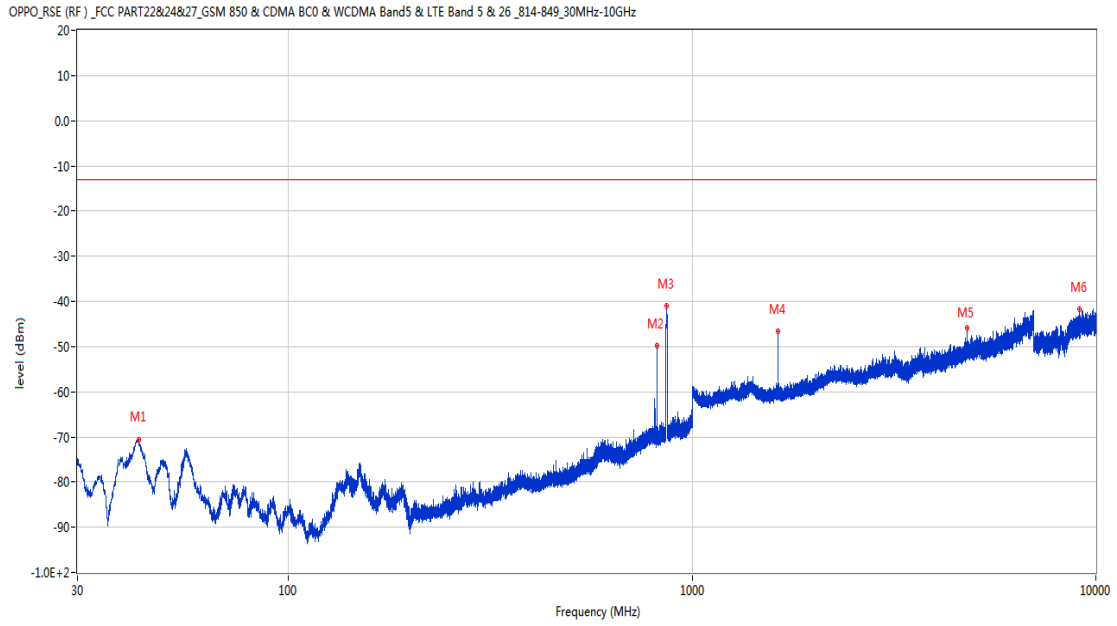
Frequency (MHz)	Result (dBm)	Factor (dB)	PK Limit (dBm)	Over Limit (dB)	Table (o)	ANT	EUT	Verdict
169.001	-78.47	-15.34	-13.0	-65.47	54.00	Horizontal	Vertical	Pass
816.864	-51.20	2.10	-13.0	-38.20	82.00	Horizontal	Vertical	N/A
866.043	-37.53	2.25	-13.0	-24.53	187.00	Horizontal	Vertical	N/A
1634.200	-55.23	-5.53	-13.0	-42.23	120.00	Horizontal	Vertical	Pass
3606.800	-50.46	3.30	-13.0	-37.46	256.00	Horizontal	Vertical	Pass
9345.849	-41.93	15.12	-13.0	-28.93	187.00	Horizontal	Vertical	Pass

RSE-V&V LTE Band 26 (Part90) BW5 CH26740



Frequency (MHz)	Result (dBm)	Factor (dB)	PK Limit (dBm)	Over Limit (dB)	Table (o)	ANT	EUT	Verdict
42.465	-71.54	-16.88	-13.0	-58.54	182.00	Vertical	Vertical	Pass
816.912	-43.43	2.10	-13.0	-30.43	94.00	Vertical	Vertical	N/A
865.655	-40.09	2.22	-13.0	-27.09	4.00	Vertical	Vertical	N/A
2209.800	-53.83	-1.14	-13.0	-40.83	198.00	Vertical	Vertical	Pass
4288.600	-49.10	5.20	-13.0	-36.10	47.00	Vertical	Vertical	Pass
9622.600	-41.56	16.35	-13.0	-28.56	146.00	Vertical	Vertical	Pass

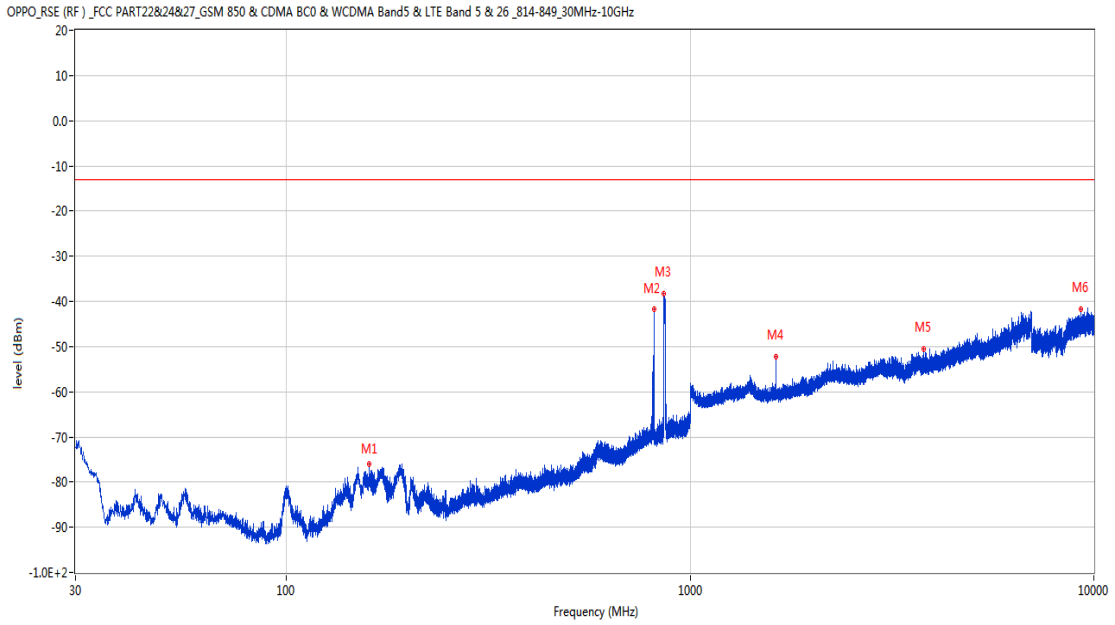
RSE-V&H LTE Band 26 (Part90) BW5 CH26740



Frequency (MHz)	Result (dBm)	Factor (dB)	PK Limit (dBm)	Over Limit (dB)	Table (o)	ANT	EUT	Verdict
42.465	-70.69	-16.88	-13.0	-57.69	62.00	Vertical	Horizontal	Pass
816.912	-49.85	2.10	-13.0	-36.85	0.00	Vertical	Horizontal	Pass
864.151	-41.07	2.16	-13.0	-28.07	189.00	Vertical	Horizontal	N/A
1634.100	-46.67	-5.53	-13.0	-33.67	344.00	Vertical	Horizontal	N/A
4795.600	-45.86	7.54	-13.0	-32.86	223.00	Vertical	Horizontal	Pass
9110.950	-41.76	14.99	-13.0	-28.76	289.00	Vertical	Horizontal	Pass

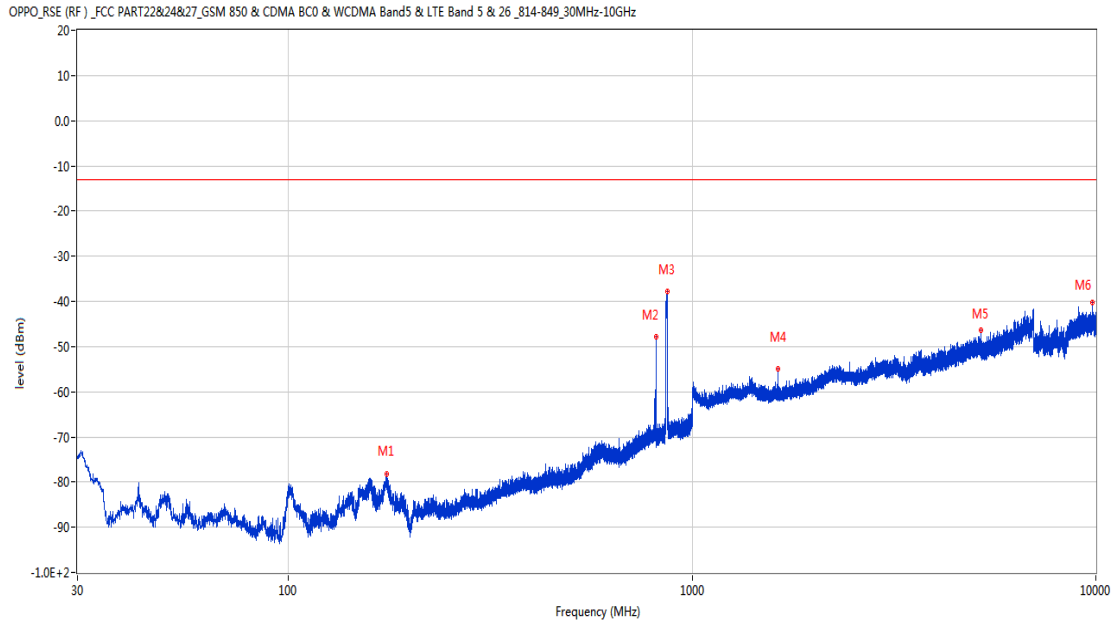
### 36.4 LTE Band 26 (Part90) BW10, Middle Channel

RSE-H&H LTE Band 26 (Part90) BW10 CH26740



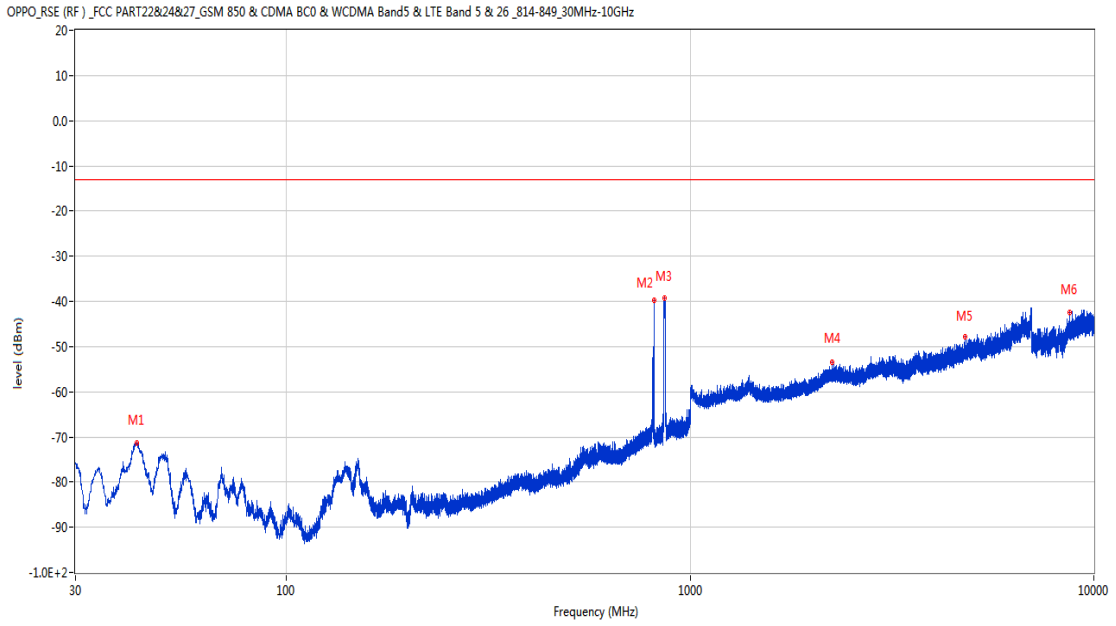
Frequency (MHz)	Result (dBm)	Factor (dB)	PK Limit (dBm)	Over Limit (dB)	Table (o)	ANT	EUT	Verdict
160.028	-75.96	-14.95	-13.0	-62.96	186.00	Horizontal	Horizontal	Pass
814.536	-41.74	2.10	-13.0	-28.74	153.00	Horizontal	Horizontal	N/A
859.690	-38.24	2.18	-13.0	-25.24	111.00	Horizontal	Horizontal	N/A
1629.500	-52.33	-5.68	-13.0	-39.33	361.00	Horizontal	Horizontal	Pass
3793.200	-50.57	4.22	-13.0	-37.57	87.00	Horizontal	Horizontal	Pass
9301.900	-41.69	15.55	-13.0	-28.69	149.00	Horizontal	Horizontal	Pass

RSE-H&V LTE Band 26 (Part90) BW10 CH26740



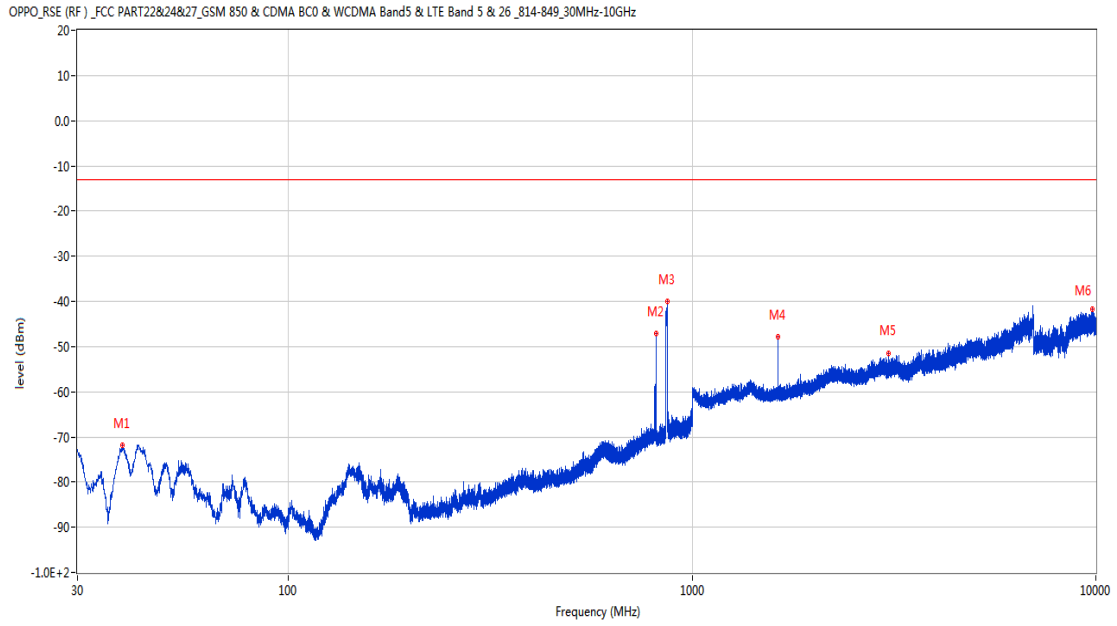
Frequency (MHz)	Result (dBm)	Factor (dB)	PK Limit (dBm)	Over Limit (dB)	Table (o)	ANT	EUT	Verdict
175.306	-78.10	-15.30	-13.0	-65.10	180.00	Horizontal	Vertical	Pass
814.536	-47.78	2.10	-13.0	-34.78	79.00	Horizontal	Vertical	N/A
867.450	-37.90	2.33	-13.0	-24.90	180.00	Horizontal	Vertical	N/A
1629.300	-55.03	-5.69	-13.0	-42.03	135.00	Horizontal	Vertical	Pass
5189.200	-46.35	7.39	-13.0	-33.35	319.00	Horizontal	Vertical	Pass
9813.100	-40.26	16.84	-13.0	-27.26	162.00	Horizontal	Vertical	Pass

RSE-V&V LTE Band 26 (Part90) BW10 CH26740



Frequency (MHz)	Result (dBm)	Factor (dB)	PK Limit (dBm)	Over Limit (dB)	Table (o)	ANT	EUT	Verdict
42.513	-71.24	-16.84	-13.0	-58.24	199.00	Vertical	Vertical	Pass
814.536	-39.87	2.10	-13.0	-26.87	110.00	Vertical	Vertical	N/A
865.122	-39.16	2.19	-13.0	-26.16	361.00	Vertical	Vertical	N/A
2246.500	-53.44	-1.55	-13.0	-40.44	79.00	Vertical	Vertical	Pass
4792.600	-47.89	7.53	-13.0	-34.89	169.00	Vertical	Vertical	Pass
8694.550	-42.51	13.70	-13.0	-29.51	179.00	Vertical	Vertical	Pass

RSE-V&H LTE Band 26 (Part90) BW10 CH26740



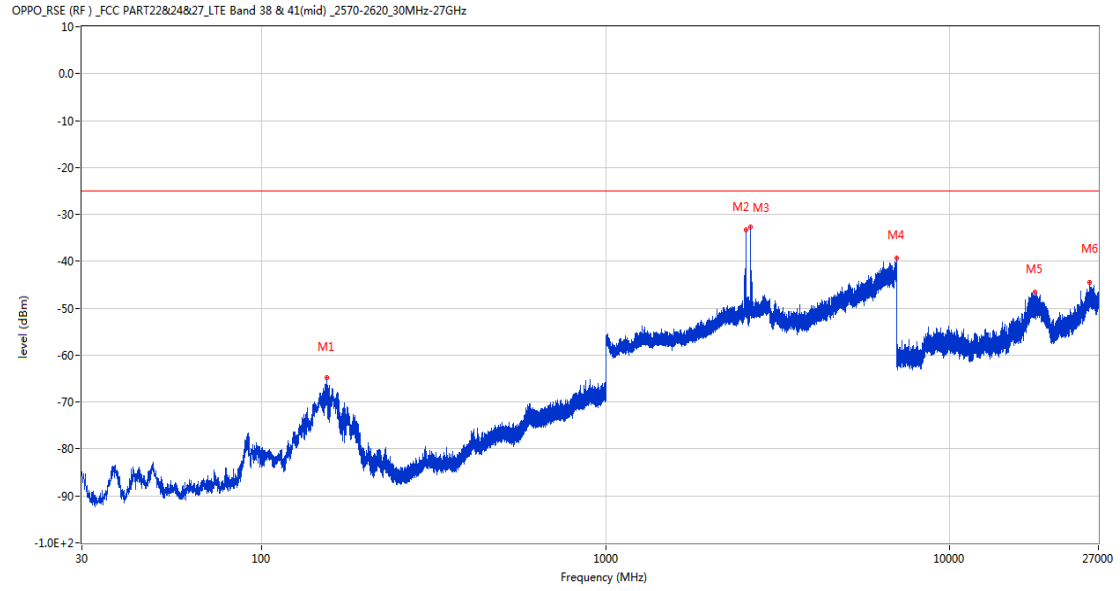
Frequency (MHz)	Result (dBm)	Factor (dB)	PK Limit (dBm)	Over Limit (dB)	Table (o)	ANT	EUT	Verdict
38.827	-71.93	-19.26	-13.0	-58.93	89.00	Vertical	Horizontal	Pass
814.536	-46.99	2.10	-13.0	-33.99	3.00	Vertical	Horizontal	N/A
867.935	-39.92	2.34	-13.0	-26.92	182.00	Vertical	Horizontal	N/A
1629.500	-47.78	-5.68	-13.0	-34.78	340.00	Vertical	Horizontal	Pass
3068.000	-51.63	2.83	-13.0	-38.63	-1.00	Vertical	Horizontal	Pass
9795.550	-41.69	16.31	-13.0	-28.69	259.00	Vertical	Horizontal	Pass



### 37 LTE Band 38

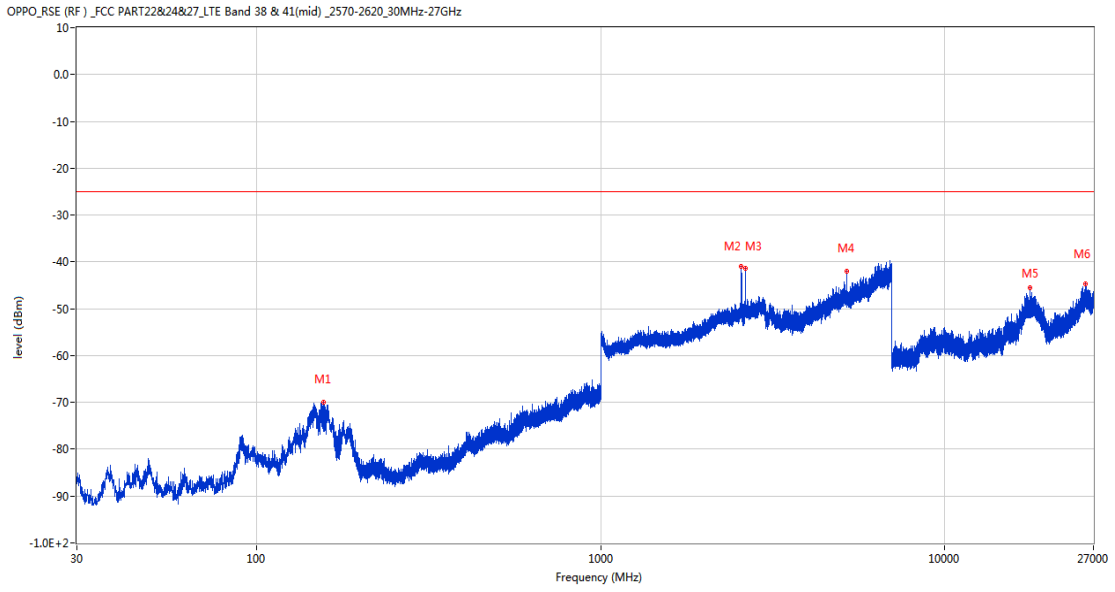
### 37.1 LTE Band 38 BW5, Middle Channel

RSE-H&H LTE Band 38 BW5 CH38000



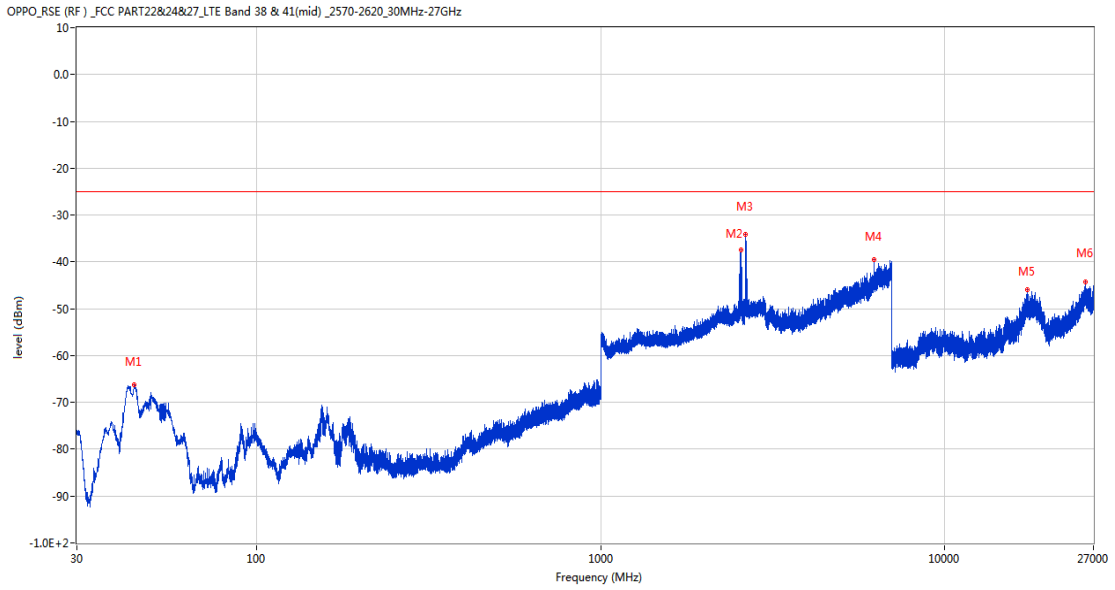
Frequency (MHz)	Result (dBm)	Factor (dB)	PK Limit (dBm)	Over Limit (dB)	Table (o)	ANT	EUT	Verdict
154.500	-64.81	-15.32	-25.0	-39.81	304.00	Horizontal	Horizontal	Pass
2561.800	-33.32	8.13	-25.0	-8.32	77.00	Horizontal	Horizontal	N/A
2629.900	-32.74	8.99	-25.0	-7.74	77.00	Horizontal	Horizontal	N/A
6989.000	-39.33	19.62	-25.0	-14.33	360.00	Horizontal	Horizontal	Pass
17712.562	-46.60	27.64	-25.0	-21.60	174.00	Horizontal	Horizontal	Pass
25448.401	-44.59	24.18	-25.0	-19.59	170.00	Horizontal	Horizontal	Pass

RSE-H&V LTE Band 38 BW5 CH38000



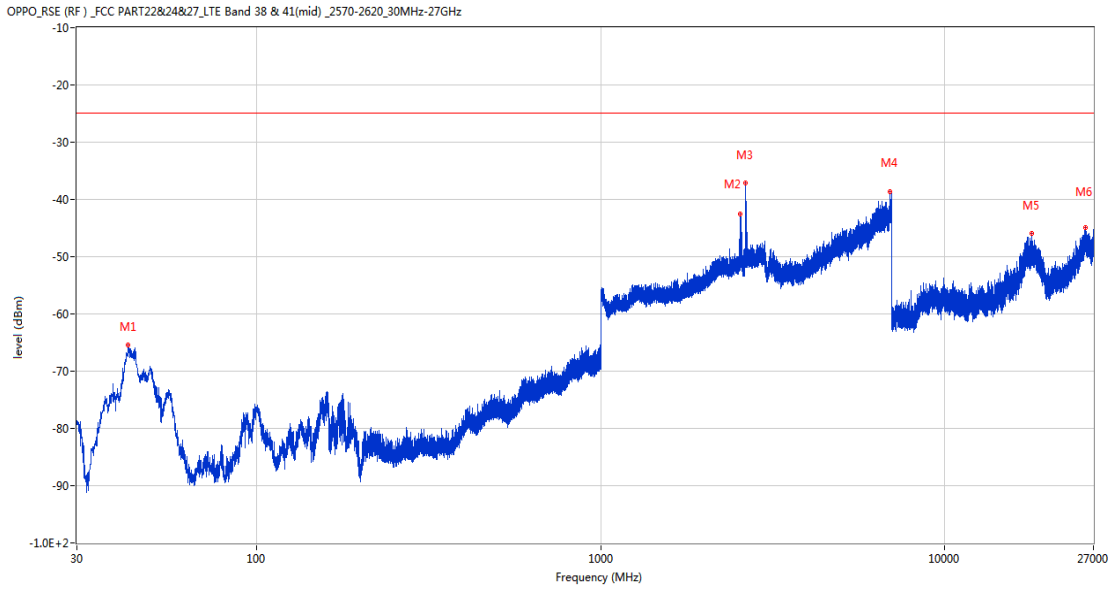
Frequency (MHz)	Result (dBm)	Factor (dB)	PK Limit (dBm)	Over Limit (dB)	Table (o)	ANT	EUT	Verdict
156.730	-69.95	-15.33	-25.0	-44.95	302.00	Horizontal	Vertical	Pass
2561.400	-41.05	8.13	-25.0	-16.05	326.00	Horizontal	Vertical	N/A
2626.000	-41.40	8.94	-25.0	-16.40	361.00	Horizontal	Vertical	N/A
5185.400	-42.04	12.40	-25.0	-17.04	193.00	Horizontal	Vertical	Pass
17706.263	-45.47	27.70	-25.0	-20.47	360.00	Horizontal	Vertical	Pass
25634.699	-44.67	24.24	-25.0	-19.67	328.00	Horizontal	Vertical	Pass

RSE-V&V LTE Band 38 BW5 CH38000



Frequency (MHz)	Result (dBm)	Factor (dB)	PK Limit (dBm)	Over Limit (dB)	Table (o)	ANT	EUT	Verdict
44.017	-66.32	-16.69	-25.0	-41.32	189.00	Vertical	Vertical	Pass
2551.000	-37.54	8.01	-25.0	-12.54	361.00	Vertical	Vertical	N/A
2629.700	-34.20	8.99	-25.0	-9.20	361.00	Vertical	Vertical	N/A
6228.800	-39.61	17.69	-25.0	-14.61	125.00	Vertical	Vertical	Pass
17325.113	-45.96	27.56	-25.0	-20.96	167.00	Vertical	Vertical	Pass
25613.099	-44.29	24.23	-25.0	-19.29	149.00	Vertical	Vertical	Pass

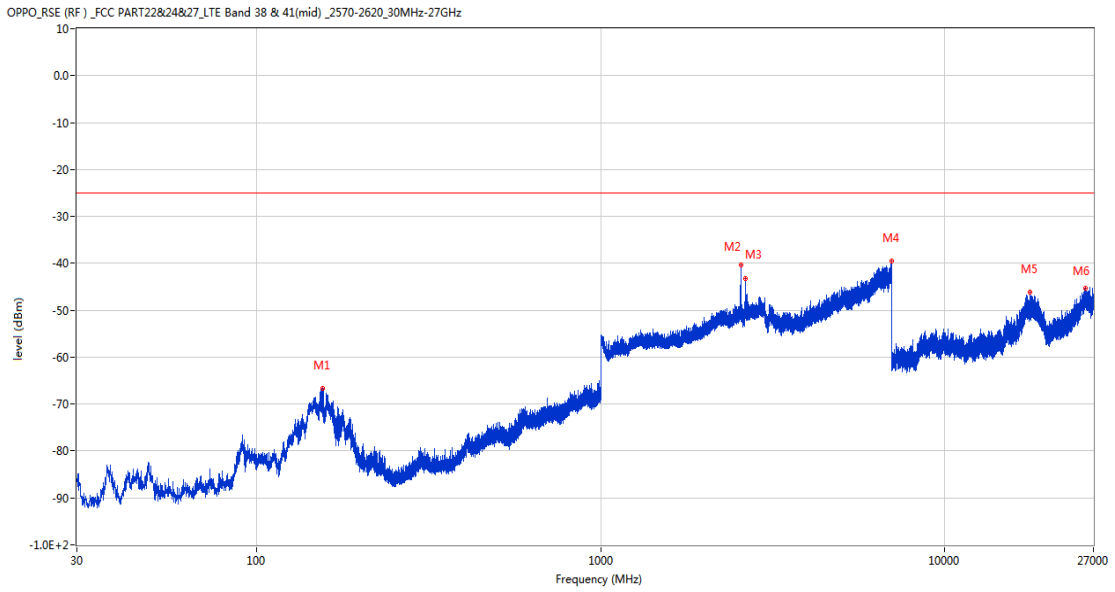
RSE-V&H LTE Band 38 BW5 CH38000



Frequency (MHz)	Result (dBm)	Factor (dB)	PK Limit (dBm)	Over Limit (dB)	Table (o)	ANT	EUT	Verdict
42.222	-65.43	-17.20	-25.0	-40.43	142.00	Vertical	Horizontal	Pass
2546.700	-42.53	7.97	-25.0	-17.53	283.00	Vertical	Horizontal	N/A
2635.400	-37.07	8.83	-25.0	-12.07	266.00	Vertical	Horizontal	N/A
6900.000	-38.60	19.64	-25.0	-13.60	130.00	Vertical	Horizontal	Pass
17848.537	-45.95	27.71	-25.0	-20.95	178.00	Vertical	Horizontal	Pass
25589.699	-44.93	24.22	-25.0	-19.93	179.00	Vertical	Horizontal	Pass

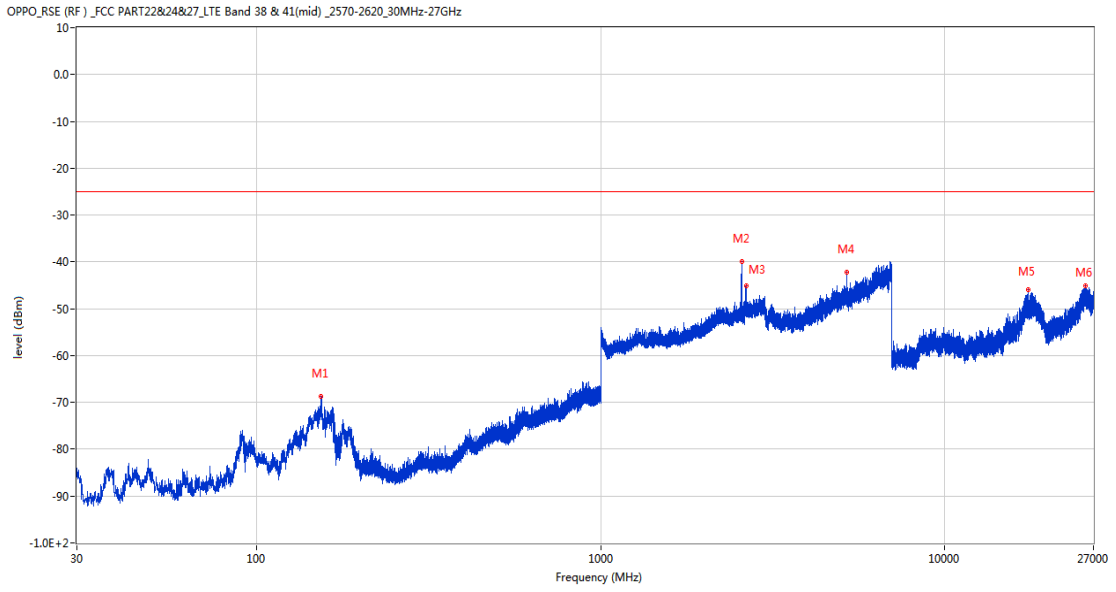
### 37.2 LTE Band 38 BW10, Middle Channel

RSE-H&H LTE Band 38 BW10 CH38000



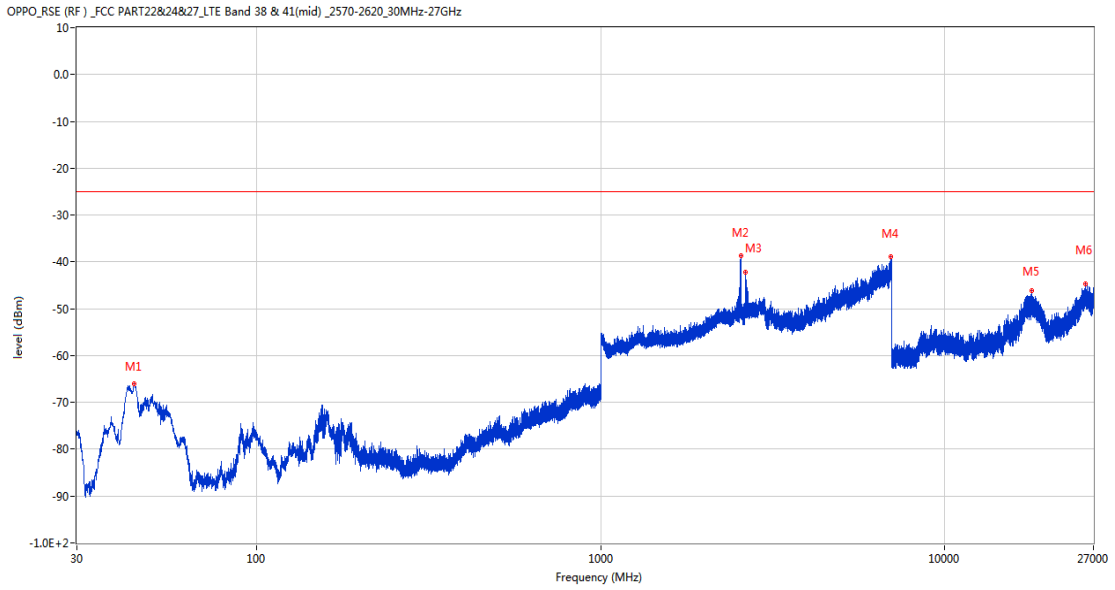
Frequency (MHz)	Result (dBm)	Factor (dB)	PK Limit (dBm)	Over Limit (dB)	Table (o)	ANT	EUT	Verdict
154.984	-66.65	-15.27	-25.0	-41.65	308.00	Horizontal	Horizontal	Pass
2555.800	-40.38	8.06	-25.0	-15.38	90.00	Horizontal	Horizontal	N/A
2629.900	-43.25	8.99	-25.0	-18.25	90.00	Horizontal	Horizontal	N/A
6984.200	-39.51	19.65	-25.0	-14.51	18.00	Horizontal	Horizontal	Pass
17692.613	-46.08	27.65	-25.0	-21.08	27.00	Horizontal	Horizontal	Pass
25602.750	-45.22	24.23	-25.0	-20.22	230.00	Horizontal	Horizontal	Pass

RSE-H&V LTE Band 38 BW10 CH38000



Frequency (MHz)	Result (dBm)	Factor (dB)	PK Limit (dBm)	Over Limit (dB)	Table (o)	ANT	EUT	Verdict
153.432	-68.80	-15.41	-25.0	-43.80	341.00	Horizontal	Vertical	Pass
2562.500	-39.95	8.14	-25.0	-14.95	282.00	Horizontal	Vertical	N/A
2639.100	-45.14	8.40	-25.0	-20.14	282.00	Horizontal	Vertical	N/A
5181.000	-42.24	12.55	-25.0	-17.24	178.00	Horizontal	Vertical	Pass
17474.214	-46.00	27.51	-25.0	-21.00	-1.00	Horizontal	Vertical	Pass
25614.000	-45.17	24.23	-25.0	-20.17	335.00	Horizontal	Vertical	Pass

RSE-V&V LTE Band 38 BW10 CH38000



Frequency (MHz)	Result (dBm)	Factor (dB)	PK Limit (dBm)	Over Limit (dB)	Table (o)	ANT	EUT	Verdict
44.114	-66.01	-16.67	-25.0	-41.01	181.00	Vertical	Vertical	Pass
2552.200	-38.74	8.02	-25.0	-13.74	0.00	Vertical	Vertical	N/A
2631.000	-42.20	9.00	-25.0	-17.20	15.00	Vertical	Vertical	N/A
6977.400	-38.94	20.02	-25.0	-13.94	283.00	Vertical	Vertical	Pass
17864.813	-46.19	27.68	-25.0	-21.19	86.00	Vertical	Vertical	Pass
25555.499	-44.65	24.21	-25.0	-19.65	89.00	Vertical	Vertical	Pass