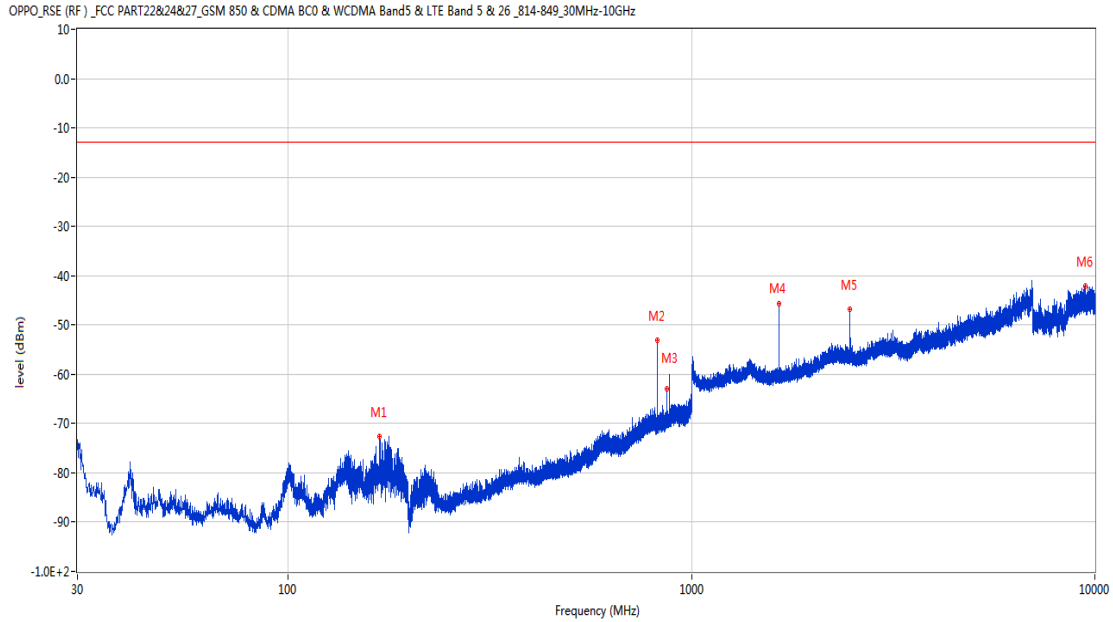


Annex A.7. Field Strength of Spurious Radiation

Up Antenna
 GSM
 1 GSM 850
 1.1 GSM 850 Low Channel

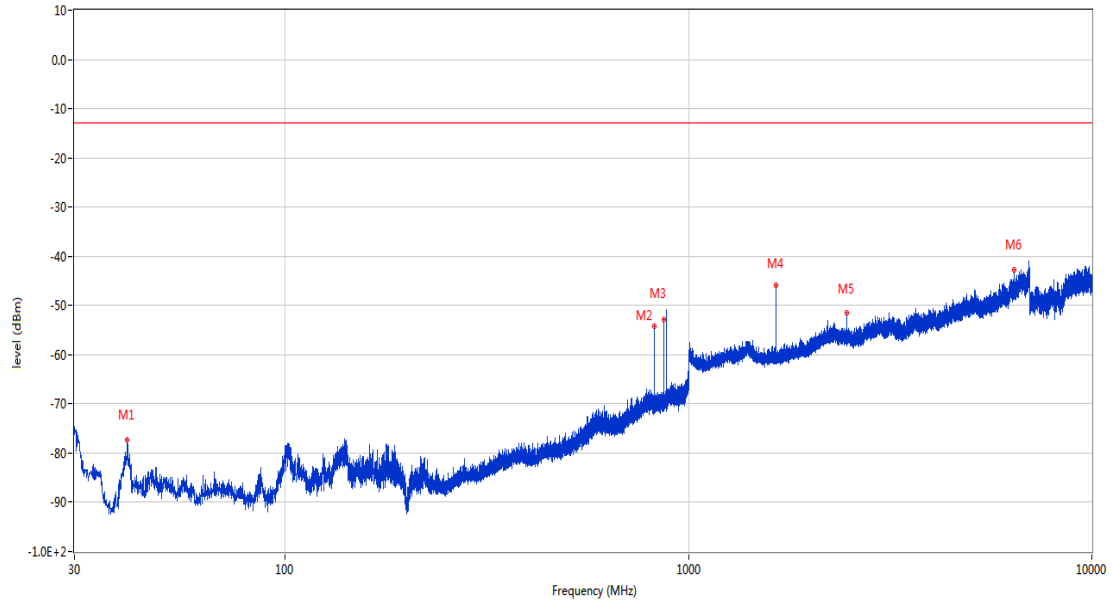
RSE-H&H GSM 850 CH128



Frequency (MHz)	Result (dBm)	Factor (dB)	PK Limit (dBm)	Over Limit (dB)	Table (o)	ANT	EUT	Verdict
168.613	-72.52	-15.29	-13.0	-59.52	59.00	Horizontal	Horizontal	Pass
824.139	-53.13	2.22	-13.0	-40.13	67.00	Horizontal	Horizontal	N/A
869.292	-62.97	2.38	-13.0	-49.97	122.00	Horizontal	Horizontal	N/A
1649.000	-45.69	-5.86	-13.0	-32.69	149.00	Horizontal	Horizontal	Pass
2473.200	-46.78	-1.25	-13.0	-33.78	319.00	Horizontal	Horizontal	Pass
9472.300	-42.15	16.24	-13.0	-29.15	318.00	Horizontal	Horizontal	Pass

RSE-H&V GSM 850 CH128

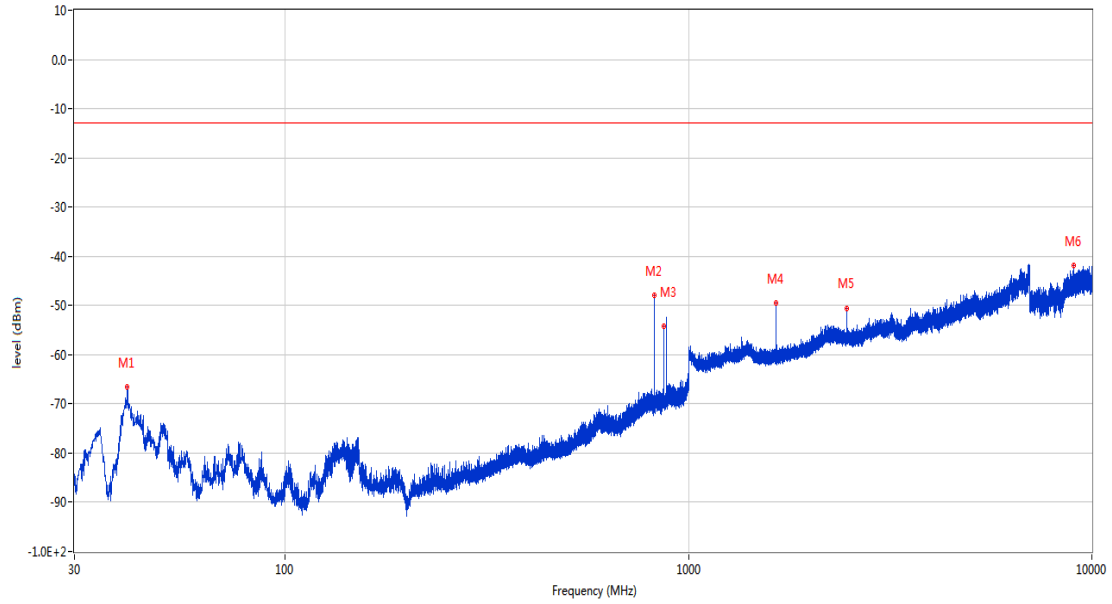
OPPO_RSE (RF) _ FCC PART22&24&27_GSM 850 & CDMA BC0 & WCDMA Band5 & LTE Band 5 & 26_814-849_30MHz-10GHz



Frequency (MHz)	Result (dBm)	Factor (dB)	PK Limit (dBm)	Over Limit (dB)	Table (o)	ANT	EUT	Verdict
40.525	-77.39	-18.20	-13.0	-64.39	221.00	Horizontal	Vertical	Pass
824.139	-54.19	2.22	-13.0	-41.19	354.00	Horizontal	Vertical	N/A
869.196	-52.93	2.38	-13.0	-39.93	-1.00	Horizontal	Vertical	N/A
1648.900	-45.81	-5.86	-13.0	-32.81	181.00	Horizontal	Vertical	Pass
2472.800	-51.57	-1.28	-13.0	-38.57	153.00	Horizontal	Vertical	Pass
6408.200	-42.68	10.68	-13.0	-29.68	52.00	Horizontal	Vertical	Pass

RSE-V&V GSM 850 CH128

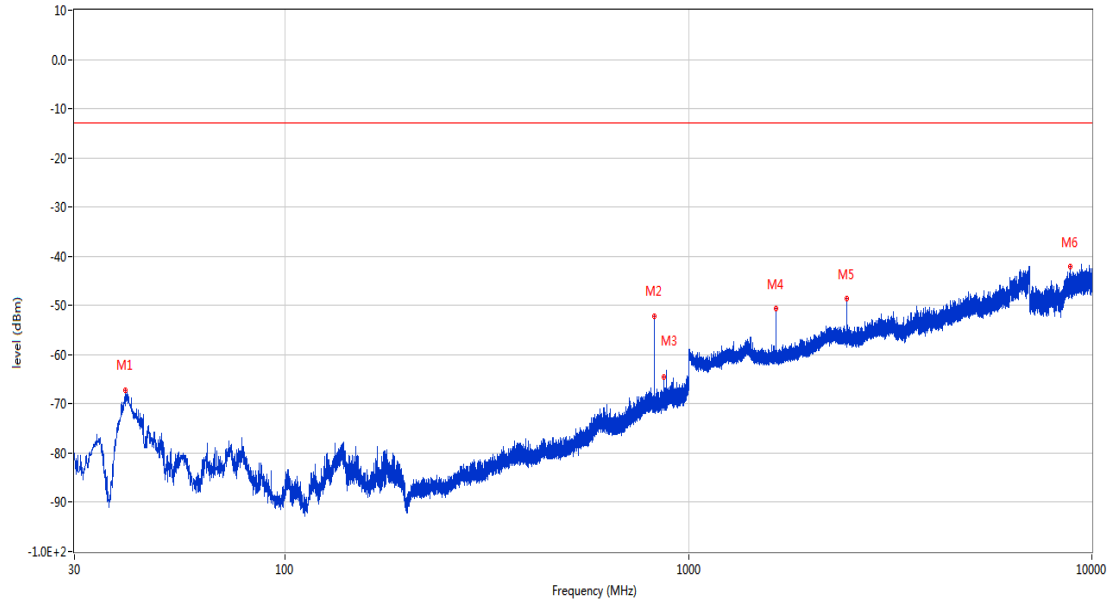
OPPO_RSE (RF)_FCC PART22&24&27_GSM 850 & CDMA BC0 & WCDMA Band5 & LTE Band 5 & 26_814-849_30MHz-10GHz



Frequency (MHz)	Result (dBm)	Factor (dB)	PK Limit (dBm)	Over Limit (dB)	Table (o)	ANT	EUT	Verdict
40.573	-66.66	-18.16	-13.0	-53.66	330.00	Vertical	Vertical	Pass
824.236	-47.96	2.22	-13.0	-34.96	125.00	Vertical	Vertical	N/A
869.196	-54.27	2.38	-13.0	-41.27	353.00	Vertical	Vertical	N/A
1648.900	-49.57	-5.86	-13.0	-36.57	244.00	Vertical	Vertical	Pass
2472.800	-50.67	-1.28	-13.0	-37.67	323.00	Vertical	Vertical	Pass
9007.300	-41.95	15.28	-13.0	-28.95	142.00	Vertical	Vertical	Pass

RSE-V&H GSM 850 CH128

OPPO_RSE (RF)_FCC PART2&24&27_GSM 850 & CDMA BC0 & WCDMA Band5 & LTE Band 5 & 26_814-849_30MHz-10GHz

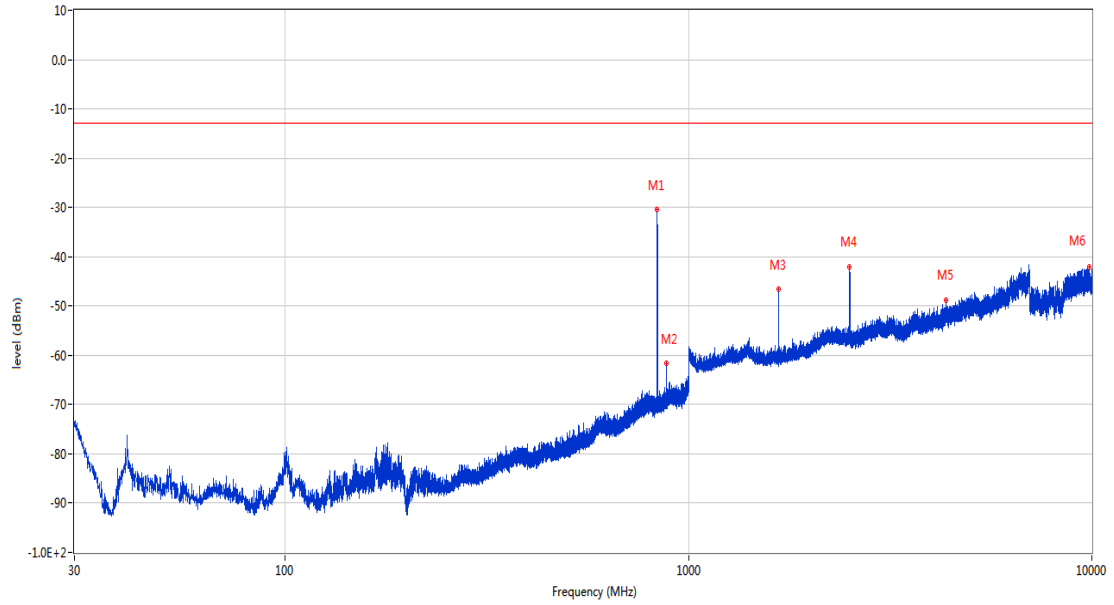


Frequency (MHz)	Result (dBm)	Factor (dB)	PK Limit (dBm)	Over Limit (dB)	Table (o)	ANT	EUT	Verdict
40.185	-67.23	-18.45	-13.0	-54.23	138.00	Vertical	Horizontal	Pass
824.188	-52.10	2.22	-13.0	-39.10	95.00	Vertical	Horizontal	N/A
869.196	-64.46	2.38	-13.0	-51.46	-3.00	Vertical	Horizontal	N/A
1648.900	-50.72	-5.86	-13.0	-37.72	355.00	Vertical	Horizontal	Pass
2472.800	-48.68	-1.28	-13.0	-35.68	5.00	Vertical	Horizontal	Pass
8858.951	-42.08	15.06	-13.0	-29.08	53.00	Vertical	Horizontal	Pass

1.2 GSM 850 Middle Channel

RSE-H&H GSM 850 CH190

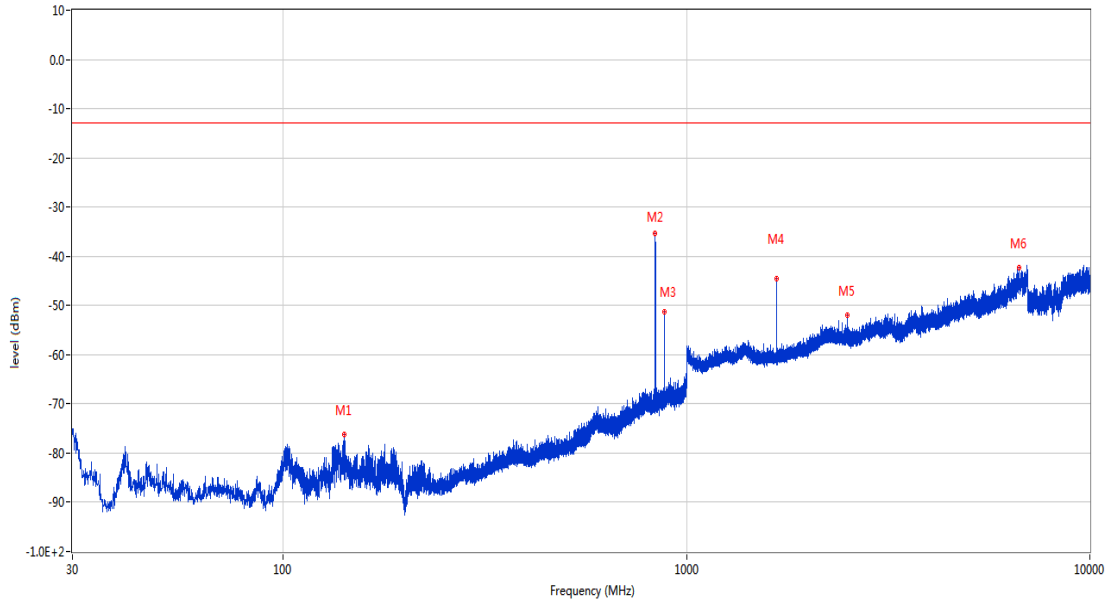
OPPO_RSE (RF) _FCC PART22&24&27_GSM 850 & CDMA BC0 & WCDMA Band5 & LTE Band 5 & 26 _814-849_30MHz-10GHz



Frequency (MHz)	Result (dBm)	Factor (dB)	PK Limit (dBm)	Over Limit (dB)	Table (o)	ANT	EUT	Verdict
836.652	-30.31	2.60	-13.0	-17.31	63.00	Horizontal	Horizontal	N/A
881.563	-61.53	2.80	-13.0	-48.53	108.00	Horizontal	Horizontal	N/A
1673.700	-46.55	-5.82	-13.0	-33.55	115.00	Horizontal	Horizontal	Pass
2510.000	-42.02	-0.97	-13.0	-29.02	26.00	Horizontal	Horizontal	Pass
4340.000	-48.75	6.17	-13.0	-35.75	193.00	Horizontal	Horizontal	Pass
9851.350	-42.12	16.86	-13.0	-29.12	274.00	Horizontal	Horizontal	Pass

RSE-H&V GSM 850 CH190

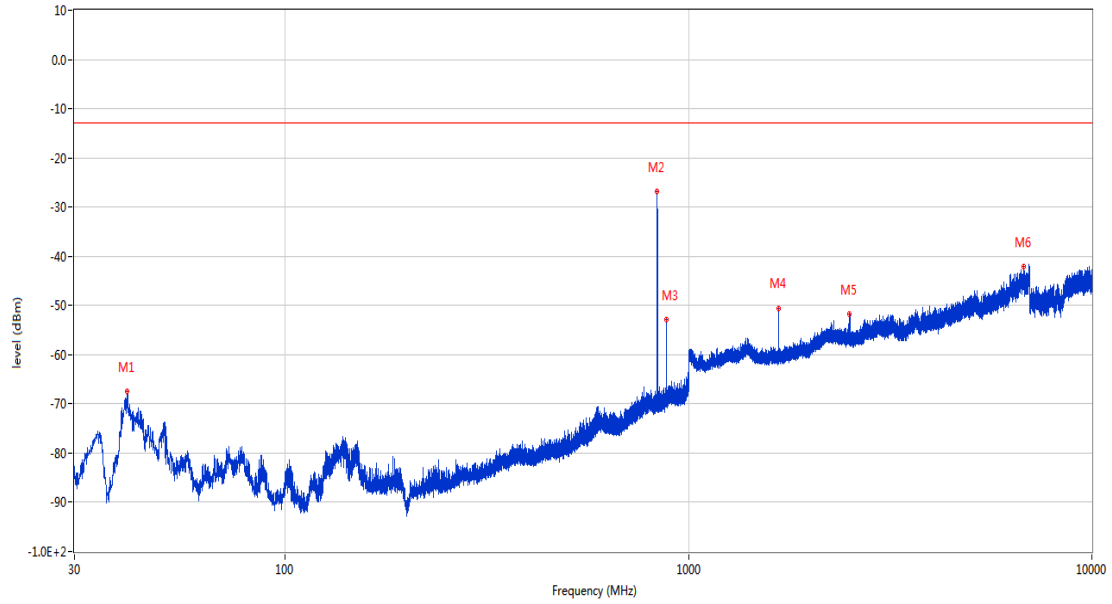
OPPO_RSE (RF) _ FCC PART22&24&27_GSM 850 & CDMA BC0 & WCDMA Band5 & LTE Band 5 & 26_814-849_30MHz-10GHz



Frequency (MHz)	Result (dBm)	Factor (dB)	PK Limit (dBm)	Over Limit (dB)	Table (o)	ANT	EUT	Verdict
141.938	-76.26	-16.35	-13.0	-63.26	360.00	Horizontal	Vertical	Pass
836.555	-35.44	2.59	-13.0	-22.44	358.00	Horizontal	Vertical	N/A
881.660	-51.38	2.81	-13.0	-38.38	7.00	Horizontal	Vertical	N/A
1673.700	-44.65	-5.82	-13.0	-31.65	166.00	Horizontal	Vertical	Pass
2510.200	-52.04	-0.99	-13.0	-39.04	149.00	Horizontal	Vertical	Pass
6676.600	-42.20	11.73	-13.0	-29.20	326.00	Horizontal	Vertical	Pass

RSE-V&V GSM 850 CH190

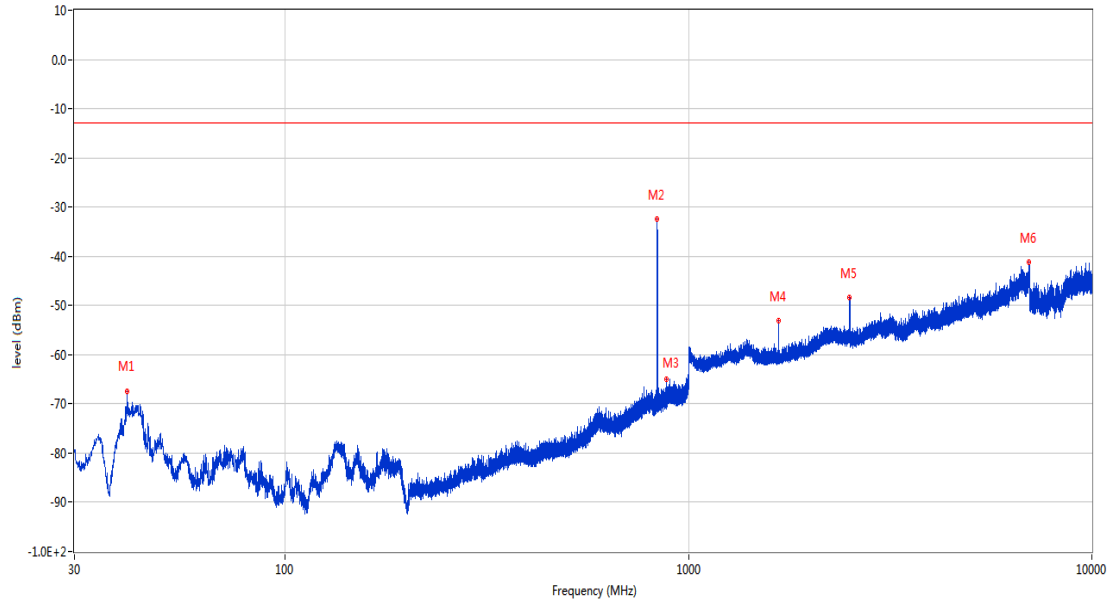
OPPO_RSE (RF)_FCC PART22&24&27_GSM 850 & CDMA BC0 & WCDMA Band5 & LTE Band 5 & 26_814-849_30MHz-10GHz



Frequency (MHz)	Result (dBm)	Factor (dB)	PK Limit (dBm)	Over Limit (dB)	Table (o)	ANT	EUT	Verdict
40.573	-67.55	-18.16	-13.0	-54.55	126.00	Vertical	Vertical	Pass
836.555	-26.90	2.59	-13.0	-13.90	126.00	Vertical	Vertical	N/A
881.612	-52.78	2.81	-13.0	-39.78	360.00	Vertical	Vertical	N/A
1673.500	-50.52	-5.84	-13.0	-37.52	258.00	Vertical	Vertical	Pass
2510.200	-51.66	-0.99	-13.0	-38.66	158.00	Vertical	Vertical	Pass
6776.000	-42.14	11.81	-13.0	-29.14	235.00	Vertical	Vertical	Pass

RSE-V&H GSM 850 CH190

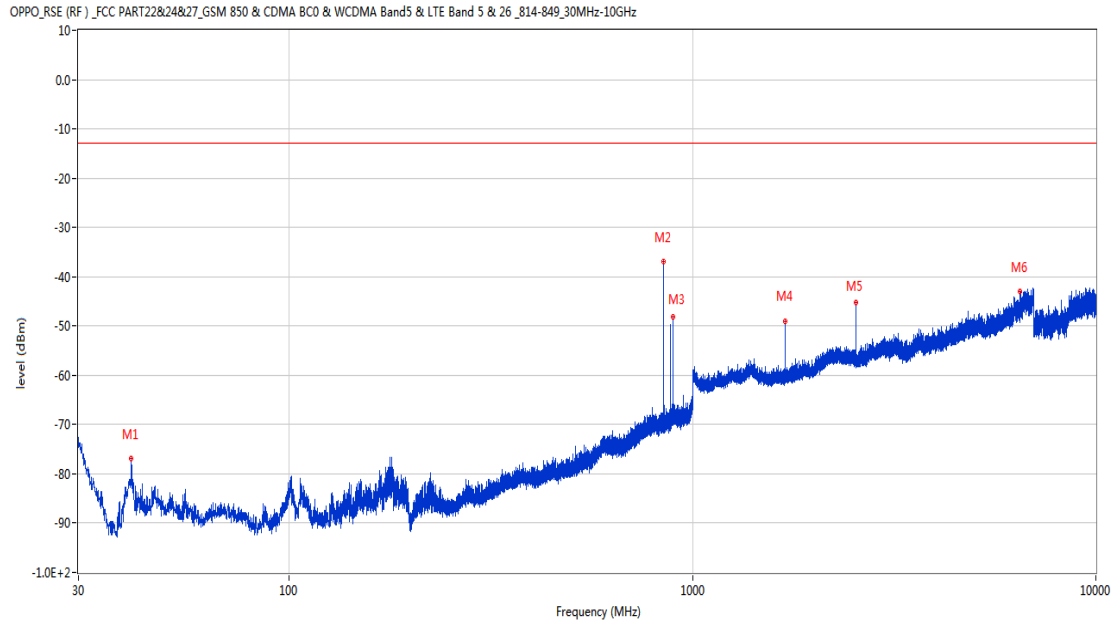
OPPO_RSE (RF) _ FCC PART22&24&27_GSM 850 & CDMA BC0 & WCDMA Band5 & LTE Band 5 & 26_814-849_30MHz-10GHz



Frequency (MHz)	Result (dBm)	Factor (dB)	PK Limit (dBm)	Over Limit (dB)	Table (o)	ANT	EUT	Verdict
40.525	-67.37	-18.20	-13.0	-54.37	112.00	Vertical	Horizontal	Pass
836.555	-32.48	2.59	-13.0	-19.48	45.00	Vertical	Horizontal	N/A
881.660	-64.92	2.81	-13.0	-51.92	-3.00	Vertical	Horizontal	N/A
1673.600	-53.03	-5.83	-13.0	-40.03	274.00	Vertical	Horizontal	Pass
2510.500	-48.35	-1.03	-13.0	-35.35	334.00	Vertical	Horizontal	Pass
6993.400	-41.21	13.66	-13.0	-28.21	0.00	Vertical	Horizontal	Pass

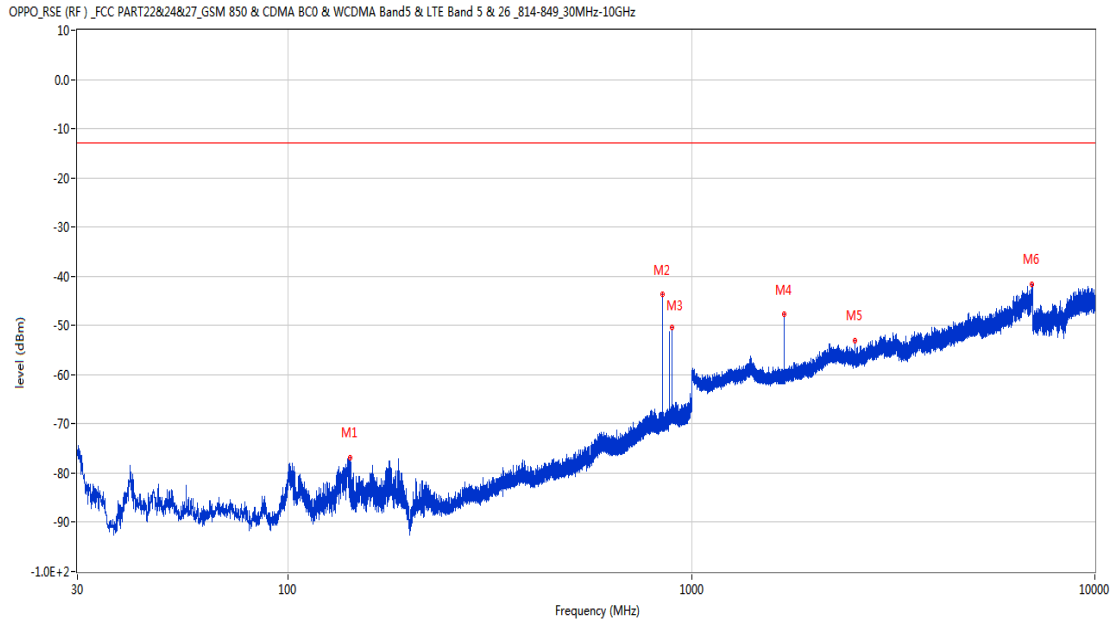
1.3 GSM 850 High Channel

RSE-H&H GSM 850 CH251



Frequency (MHz)	Result (dBm)	Factor (dB)	PK Limit (dBm)	Over Limit (dB)	Table (o)	ANT	EUT	Verdict
40.525	-76.78	-18.20	-13.0	-63.78	296.00	Horizontal	Horizontal	Pass
848.874	-36.96	2.46	-13.0	-23.96	62.00	Horizontal	Horizontal	N/A
893.737	-48.15	3.53	-13.0	-35.15	258.00	Horizontal	Horizontal	N/A
1698.100	-48.97	-5.63	-13.0	-35.97	150.00	Horizontal	Horizontal	Pass
2547.000	-45.30	-1.29	-13.0	-32.30	23.00	Horizontal	Horizontal	Pass
6496.000	-43.06	10.45	-13.0	-30.06	144.00	Horizontal	Horizontal	Pass

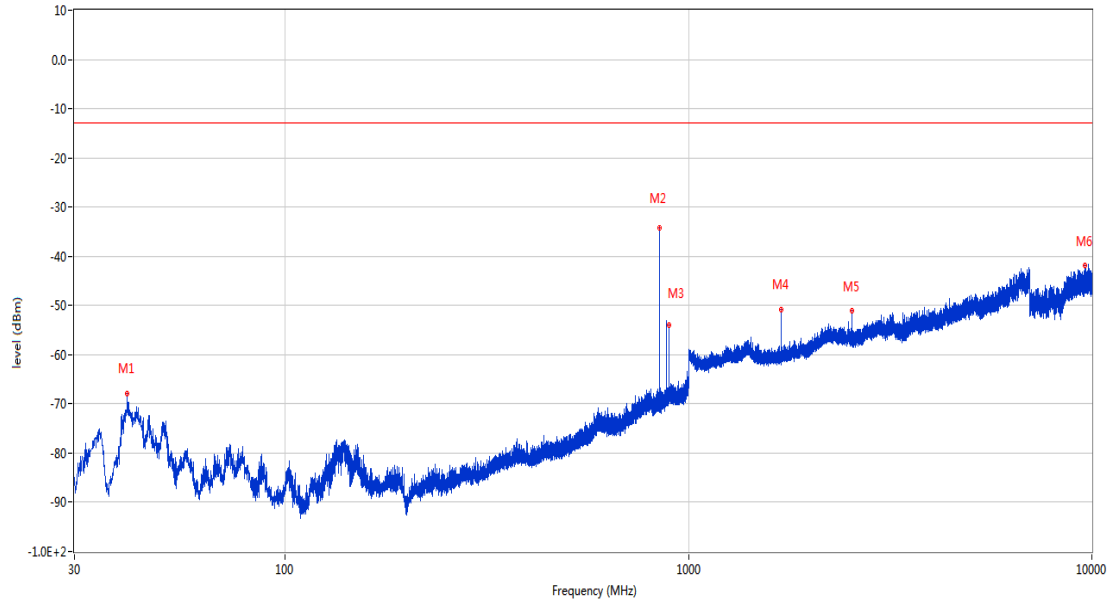
RSE-H&V GSM 850 CH251



Frequency (MHz)	Result (dBm)	Factor (dB)	PK Limit (dBm)	Over Limit (dB)	Table (o)	ANT	EUT	Verdict
142.423	-76.98	-16.26	-13.0	-63.98	360.00	Horizontal	Vertical	Pass
848.825	-43.55	2.47	-13.0	-30.55	346.00	Horizontal	Vertical	N/A
893.882	-50.43	3.53	-13.0	-37.43	6.00	Horizontal	Vertical	N/A
1697.800	-47.65	-5.62	-13.0	-34.65	162.00	Horizontal	Vertical	Pass
2546.500	-53.09	-1.28	-13.0	-40.09	138.00	Horizontal	Vertical	Pass
6983.400	-41.63	13.86	-13.0	-28.63	170.00	Horizontal	Vertical	Pass

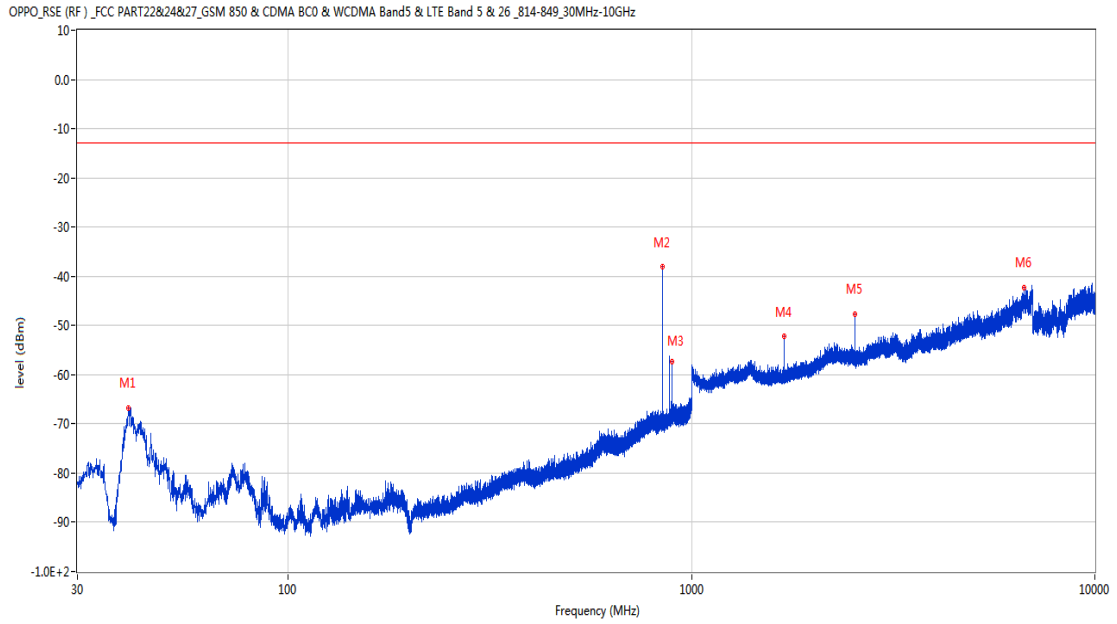
RSE-V&V GSM 850 CH251

OPPO_RSE (RF) _ FCC PART22&24&27_GSM 850 & CDMA BC0 & WCDMA Band5 & LTE Band 5 & 26_814-849_30MHz-10GHz



Frequency (MHz)	Result (dBm)	Factor (dB)	PK Limit (dBm)	Over Limit (dB)	Table (o)	ANT	EUT	Verdict
40.573	-67.83	-18.16	-13.0	-54.83	34.00	Vertical	Vertical	Pass
848.874	-34.27	2.46	-13.0	-21.27	61.00	Vertical	Vertical	N/A
893.785	-54.08	3.53	-13.0	-41.08	357.00	Vertical	Vertical	N/A
1698.200	-50.77	-5.63	-13.0	-37.77	254.00	Vertical	Vertical	Pass
2546.800	-51.17	-1.29	-13.0	-38.17	143.00	Vertical	Vertical	Pass
9616.300	-41.96	16.37	-13.0	-28.96	10.00	Vertical	Vertical	Pass

RSE-V&H GSM 850 CH251

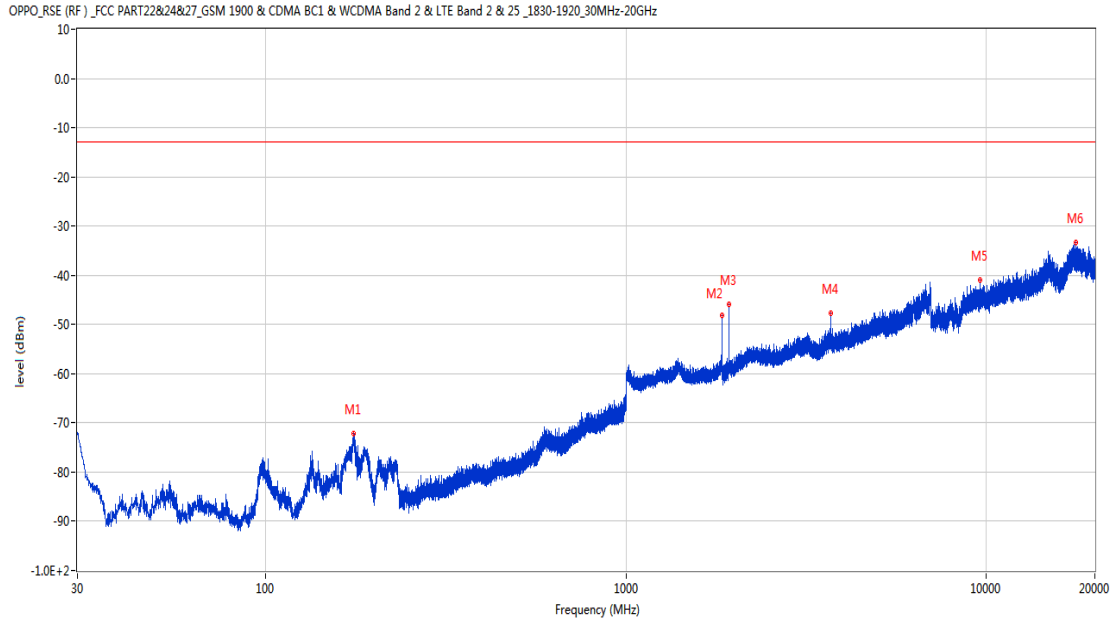


Frequency (MHz)	Result (dBm)	Factor (dB)	PK Limit (dBm)	Over Limit (dB)	Table (o)	ANT	EUT	Verdict
40.185	-66.70	-18.45	-13.0	-53.70	121.00	Vertical	Horizontal	Pass
848.825	-37.96	2.47	-13.0	-24.96	93.00	Vertical	Horizontal	N/A
893.785	-57.38	3.53	-13.0	-44.38	-3.00	Vertical	Horizontal	N/A
1698.200	-52.25	-5.63	-13.0	-39.25	10.00	Vertical	Horizontal	Pass
2547.000	-47.78	-1.29	-13.0	-34.78	0.00	Vertical	Horizontal	Pass
6685.200	-42.34	12.04	-13.0	-29.34	157.00	Vertical	Horizontal	Pass

2 GSM 1900

2.1 GSM 1900 Low Channel

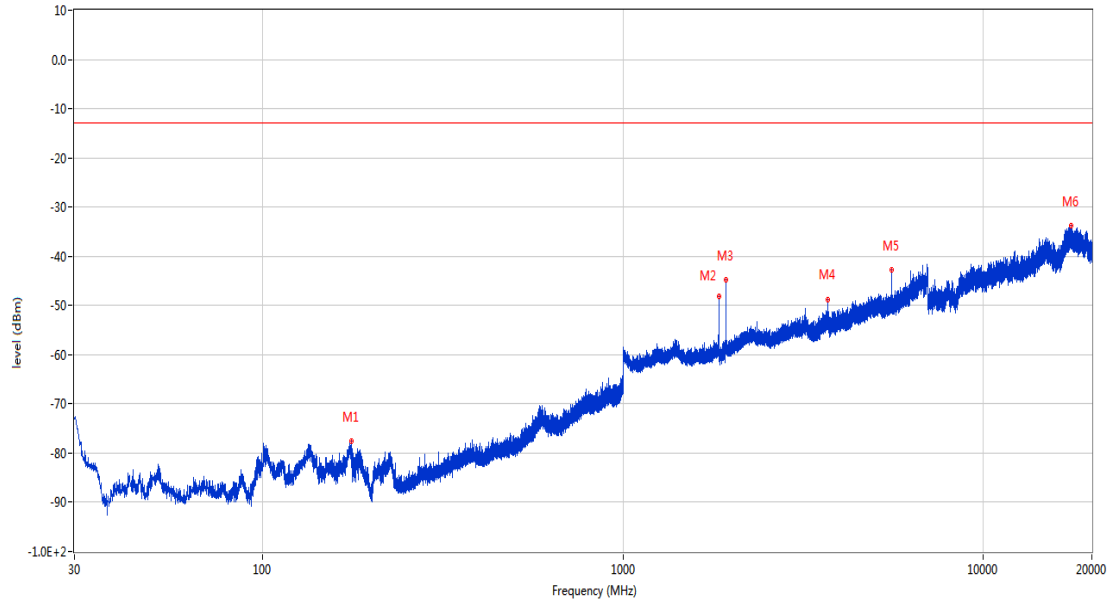
RSE-H&H GSM 1900 CH512



Frequency (MHz)	Result (dBm)	Factor (dB)	PK Limit (dBm)	Over Limit (dB)	Table (o)	ANT	EUT	Verdict
175.161	-72.20	-15.29	-13.0	-59.20	38.00	Horizontal	Horizontal	Pass
1850.100	-48.17	-4.40	-13.0	-35.17	112.00	Horizontal	Horizontal	N/A
1930.100	-45.93	-3.80	-13.0	-32.93	228.00	Horizontal	Horizontal	N/A
3700.200	-47.72	4.99	-13.0	-34.72	100.00	Horizontal	Horizontal	Pass
9618.838	-41.04	16.36	-13.0	-28.04	145.00	Horizontal	Horizontal	Pass
17738.363	-33.29	21.47	-13.0	-20.29	107.00	Horizontal	Horizontal	Pass

RSE-H&V GSM 1900 CH512

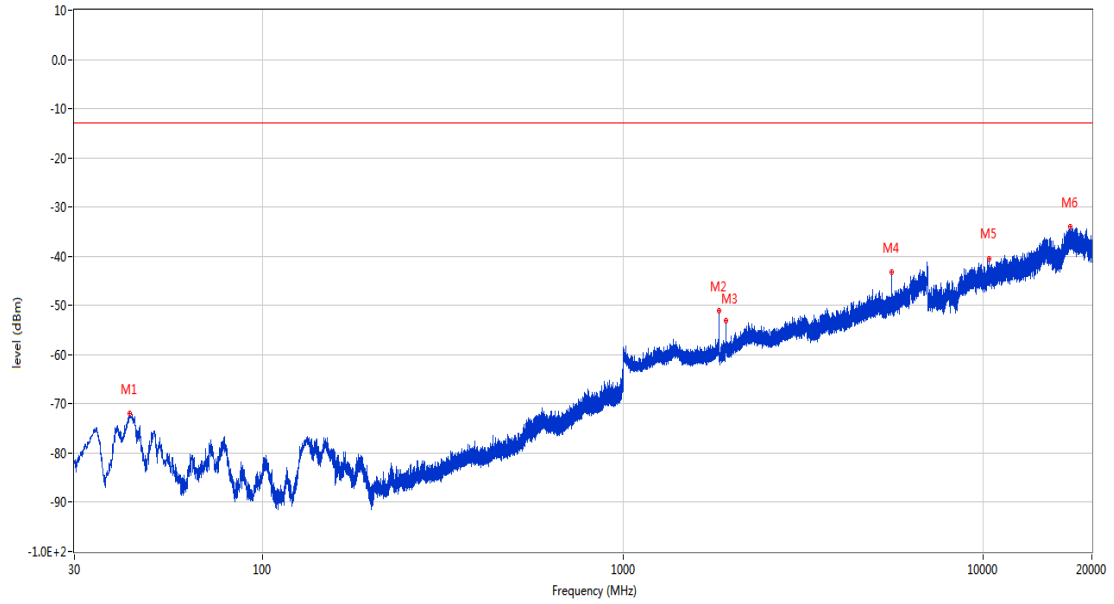
OPPO_RSE (RF) _FCC PART22&24&27_GSM 1900 & CDMA BC1 & WCDMA Band 2 & LTE Band 2 & 25_1830-1920_30MHz-20GHz



Frequency (MHz)	Result (dBm)	Factor (dB)	PK Limit (dBm)	Over Limit (dB)	Table (o)	ANT	EUT	Verdict
176.615	-77.56	-14.99	-13.0	-64.56	117.00	Horizontal	Vertical	Pass
1850.300	-48.15	-4.40	-13.0	-35.15	161.00	Horizontal	Vertical	N/A
1930.200	-44.76	-3.80	-13.0	-31.76	144.00	Horizontal	Vertical	N/A
3700.400	-48.90	4.98	-13.0	-35.90	203.00	Horizontal	Vertical	Pass
5550.200	-42.80	7.51	-13.0	-29.80	134.00	Horizontal	Vertical	Pass
17477.364	-33.68	21.70	-13.0	-20.68	44.00	Horizontal	Vertical	Pass

RSE-V&V GSM 1900 CH512

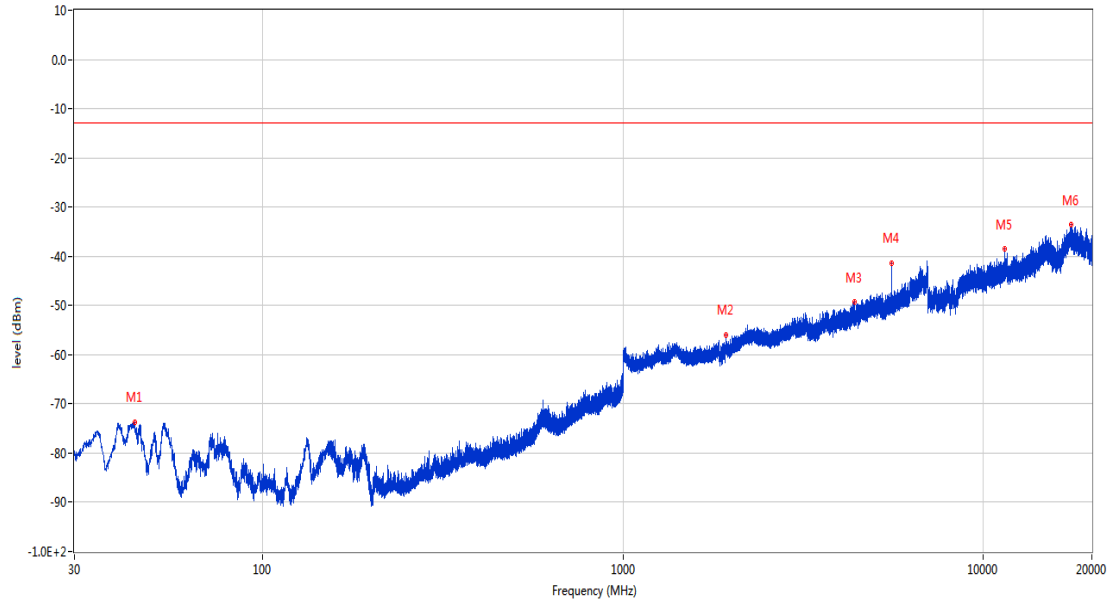
OPPO_RSE (RF) _ FCC PART22&24&27_GSM 1900 & CDMA BC1 & WCDMA Band 2 & LTE Band 2 & 25_1830-1920_30MHz-20GHz



Frequency (MHz)	Result (dBm)	Factor (dB)	PK Limit (dBm)	Over Limit (dB)	Table (o)	ANT	EUT	Verdict
42.610	-72.01	-16.72	-13.0	-59.01	22.00	Vertical	Vertical	Pass
1850.100	-51.17	-4.40	-13.0	-38.17	238.00	Vertical	Vertical	N/A
1930.000	-53.12	-3.80	-13.0	-40.12	223.00	Vertical	Vertical	N/A
5550.600	-43.16	7.48	-13.0	-30.16	129.00	Vertical	Vertical	Pass
10354.550	-40.51	16.96	-13.0	-27.51	293.00	Vertical	Vertical	Pass
17437.125	-34.10	22.23	-13.0	-21.10	302.00	Vertical	Vertical	Pass

RSE-V&H GSM 1900 CH512

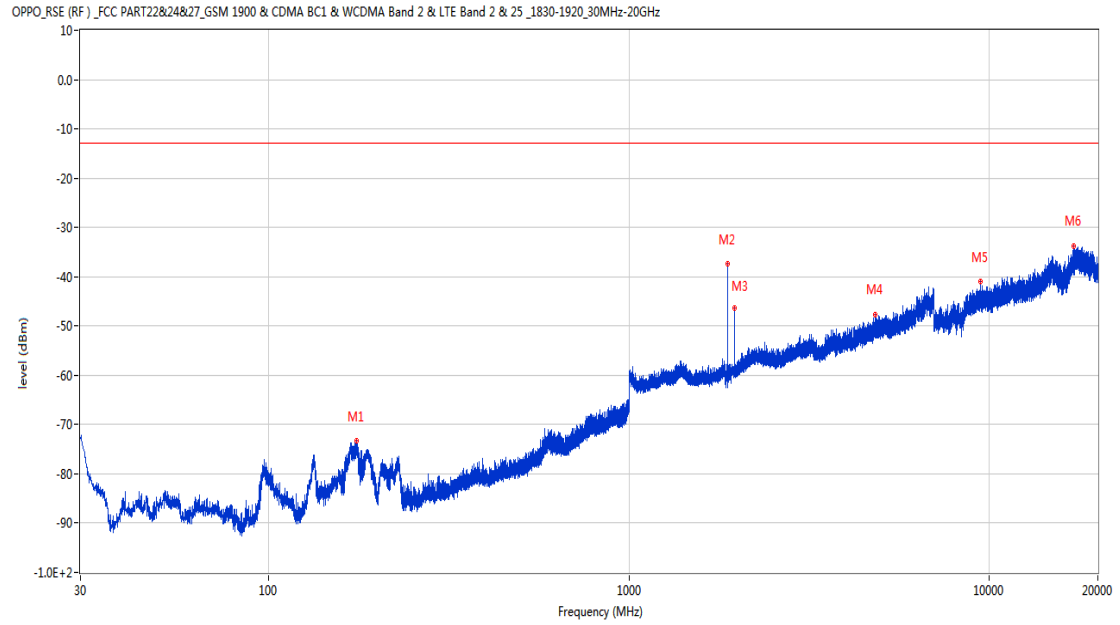
OPPO_RSE (RF) _ FCC PART22&24&27_GSM 1900 & CDMA BC1 & WCDMA Band 2 & LTE Band 2 & 25_1830-1920_30MHz-20GHz



Frequency (MHz)	Result (dBm)	Factor (dB)	PK Limit (dBm)	Over Limit (dB)	Table (o)	ANT	EUT	Verdict
44.114	-73.67	-14.73	-13.0	-60.67	326.00	Vertical	Horizontal	Pass
1930.100	-55.93	-3.80	-13.0	-42.93	233.00	Vertical	Horizontal	N/A
4389.400	-49.32	5.71	-13.0	-36.32	16.00	Vertical	Horizontal	Pass
5550.400	-41.32	7.49	-13.0	-28.32	194.00	Vertical	Horizontal	Pass
11486.437	-38.57	17.72	-13.0	-25.57	146.00	Vertical	Horizontal	Pass
17479.901	-33.59	21.70	-13.0	-20.59	114.00	Vertical	Horizontal	Pass

2.2 GSM 1900 Middle Channel

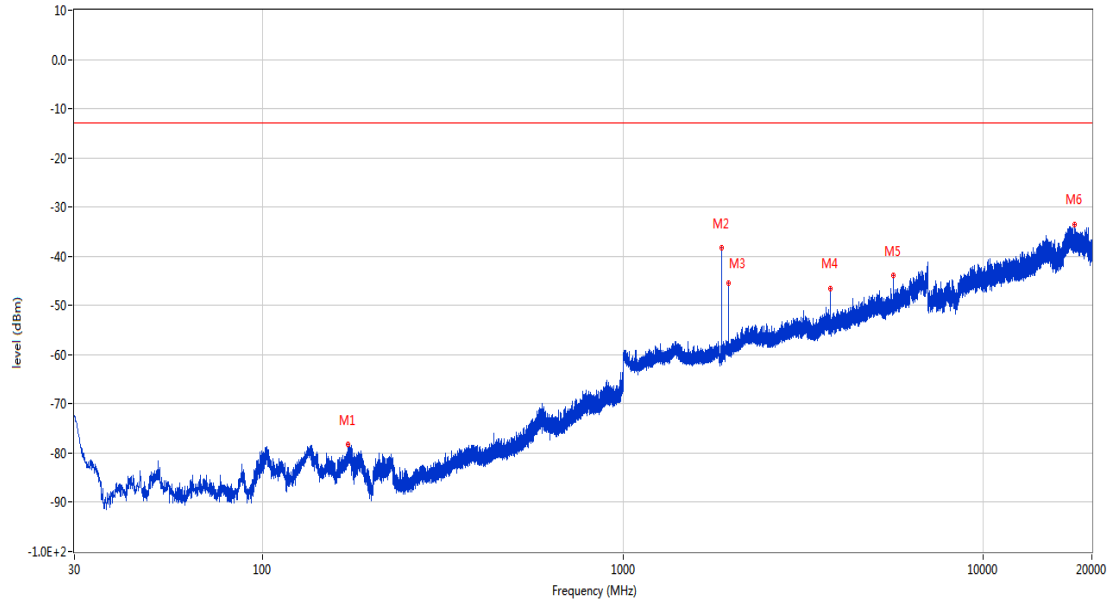
RSE-H&H GSM 1900 CH699



Frequency (MHz)	Result (dBm)	Factor (dB)	PK Limit (dBm)	Over Limit (dB)	Table (o)	ANT	EUT	Verdict
175.452	-73.29	-15.23	-13.0	-60.29	45.00	Horizontal	Horizontal	Pass
1879.800	-37.42	-4.03	-13.0	-24.42	108.00	Horizontal	Horizontal	N/A
1960.000	-46.39	-4.68	-13.0	-33.39	224.00	Horizontal	Horizontal	N/A
4809.000	-47.78	7.21	-13.0	-34.78	173.00	Horizontal	Horizontal	Pass
9433.687	-41.03	16.34	-13.0	-28.03	156.00	Horizontal	Horizontal	Pass
17139.511	-33.86	21.01	-13.0	-20.86	274.00	Horizontal	Horizontal	Pass

RSE-H&V GSM 1900 CH699

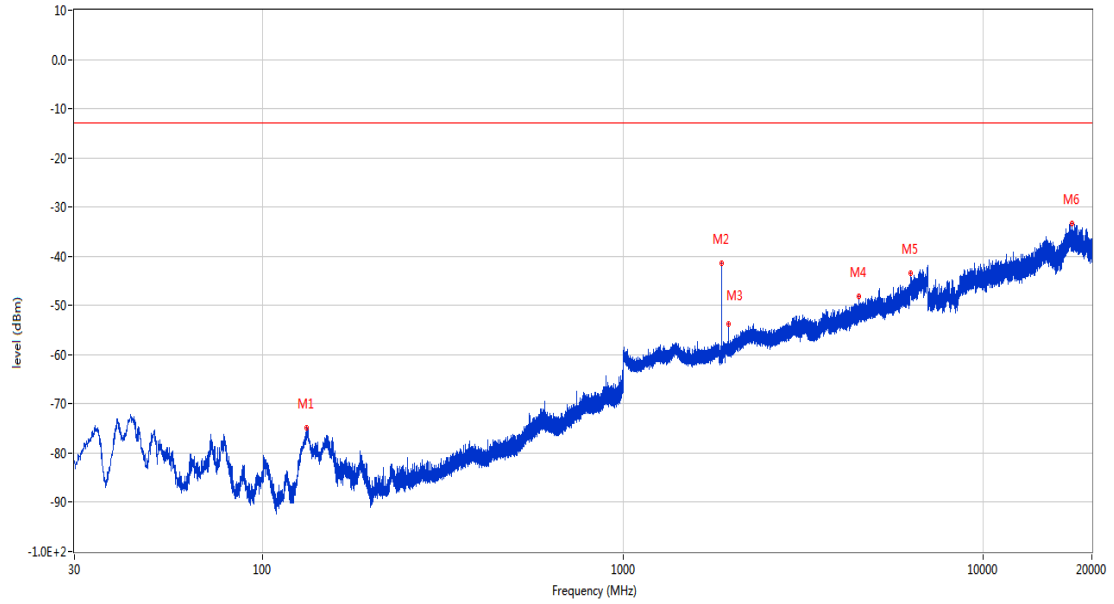
OPPO_RSE (RF) _ FCC PART22&24&27_GSM 1900 & CDMA BC1 & WCDMA Band 2 & LTE Band 2 & 25_1830-1920_30MHz-20GHz



Frequency (MHz)	Result (dBm)	Factor (dB)	PK Limit (dBm)	Over Limit (dB)	Table (o)	ANT	EUT	Verdict
172.639	-78.32	-15.22	-13.0	-65.32	67.00	Horizontal	Vertical	Pass
1879.900	-38.26	-4.03	-13.0	-25.26	170.00	Horizontal	Vertical	N/A
1960.100	-45.45	-4.68	-13.0	-32.45	139.00	Horizontal	Vertical	N/A
3760.000	-46.65	3.68	-13.0	-33.65	207.00	Horizontal	Vertical	Pass
5639.600	-43.98	7.14	-13.0	-30.98	121.00	Horizontal	Vertical	Pass
17867.051	-33.54	22.26	-13.0	-20.54	279.00	Horizontal	Vertical	Pass

RSE-V&V GSM 1900 CH699

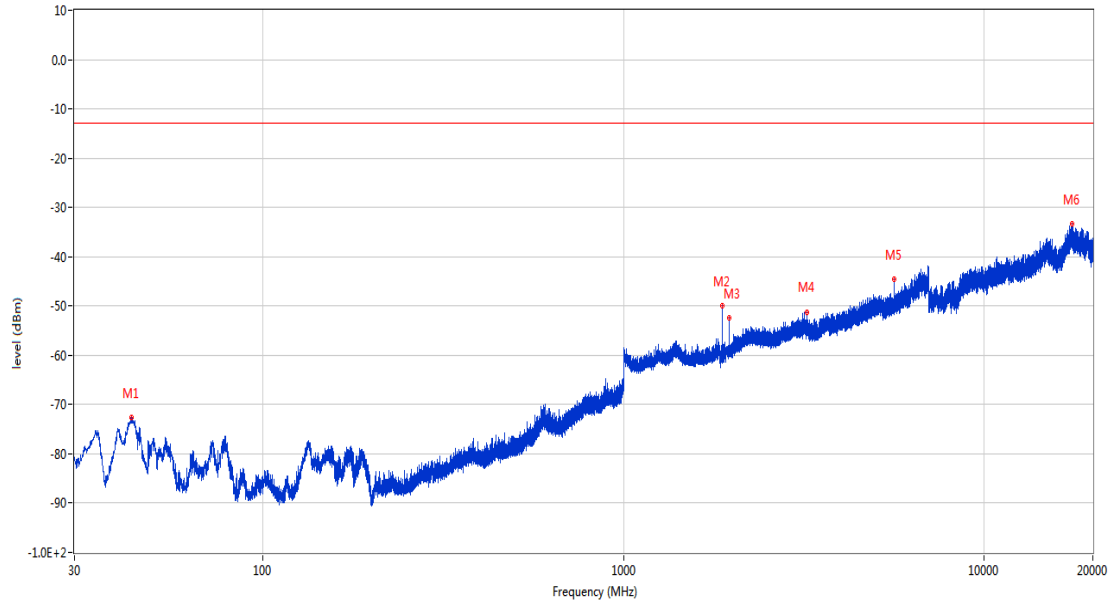
OPPO_RSE (RF) _ FCC PART22&24&27_GSM 1900 & CDMA BC1 & WCDMA Band 2 & LTE Band 2 & 25_1830-1920_30MHz-20GHz



Frequency (MHz)	Result (dBm)	Factor (dB)	PK Limit (dBm)	Over Limit (dB)	Table (o)	ANT	EUT	Verdict
132.577	-74.86	-17.87	-13.0	-61.86	158.00	Vertical	Vertical	Pass
1879.800	-41.51	-4.03	-13.0	-28.51	215.00	Vertical	Vertical	N/A
1960.000	-53.78	-4.68	-13.0	-40.78	10.00	Vertical	Vertical	N/A
4519.000	-48.06	6.46	-13.0	-35.06	326.00	Vertical	Vertical	Pass
6279.000	-43.37	11.26	-13.0	-30.37	127.00	Vertical	Vertical	Pass
17573.788	-33.25	22.28	-13.0	-20.25	9.00	Vertical	Vertical	Pass

RSE-V&H GSM 1900 CH699

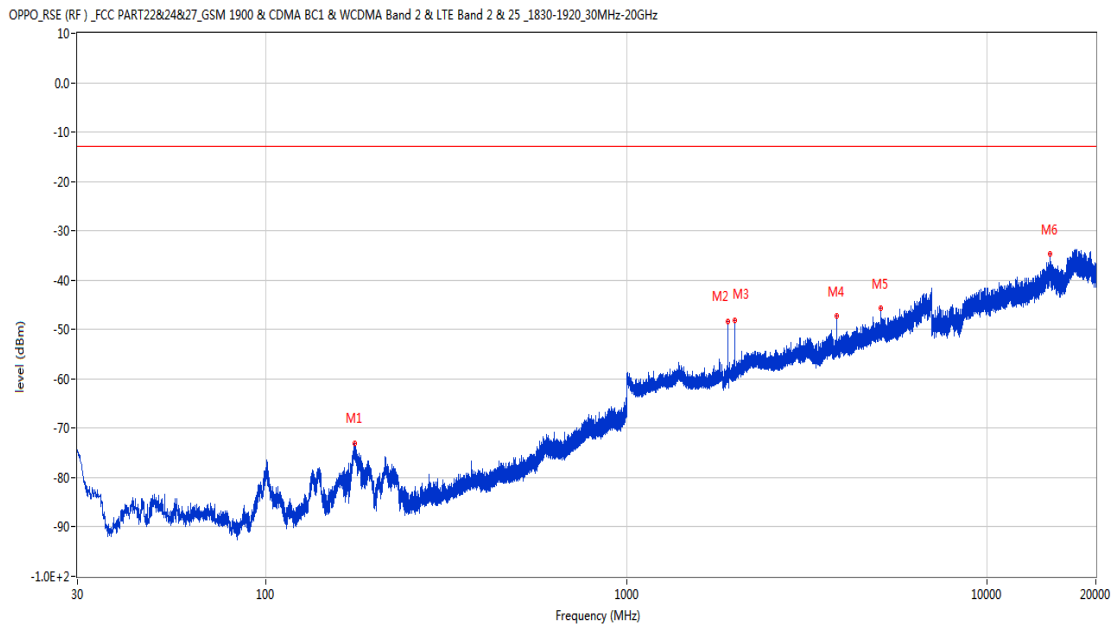
OPPO_RSE (RF) _FCC PART22&24&27_GSM 1900 & CDMA BC1 & WCDMA Band 2 & LTE Band 2 & 25_1830-1920_30MHz-20GHz



Frequency (MHz)	Result (dBm)	Factor (dB)	PK Limit (dBm)	Over Limit (dB)	Table (o)	ANT	EUT	Verdict
43.095	-72.68	-16.15	-13.0	-59.68	51.00	Vertical	Horizontal	Pass
1879.900	-50.03	-4.03	-13.0	-37.03	19.00	Vertical	Horizontal	N/A
1959.900	-52.34	-4.68	-13.0	-39.34	242.00	Vertical	Horizontal	N/A
3227.600	-51.19	3.75	-13.0	-38.19	164.00	Vertical	Horizontal	Pass
5640.000	-44.62	7.15	-13.0	-31.62	182.00	Vertical	Horizontal	Pass
17532.101	-33.38	21.98	-13.0	-20.38	9.00	Vertical	Horizontal	Pass

2.3 GSM 1900 High Channel

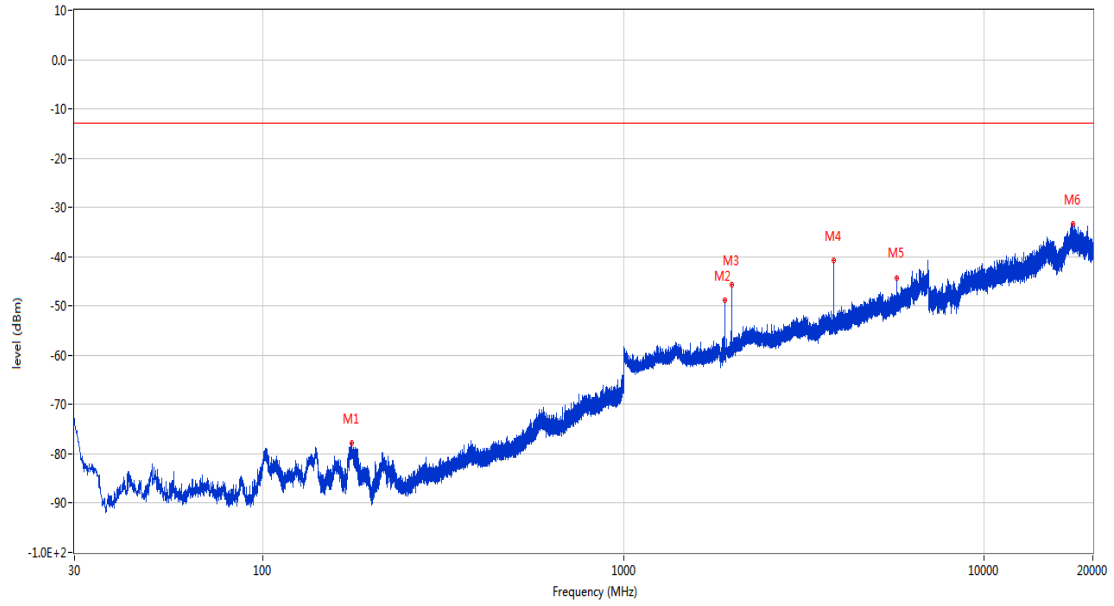
RSE-H&H GSM 1900 CH810



Frequency (MHz)	Result (dBm)	Factor (dB)	PK Limit (dBm)	Over Limit (dB)	Table (o)	ANT	EUT	Verdict
175.791	-73.17	-15.16	-13.0	-60.17	52.00	Horizontal	Horizontal	Pass
1909.900	-48.41	-3.79	-13.0	-35.41	105.00	Horizontal	Horizontal	N/A
1989.700	-48.23	-4.45	-13.0	-35.23	225.00	Horizontal	Horizontal	N/A
3819.400	-47.29	4.94	-13.0	-34.29	78.00	Horizontal	Horizontal	Pass
5067.200	-45.74	7.31	-13.0	-32.74	39.00	Horizontal	Horizontal	Pass
14902.162	-34.76	20.42	-13.0	-21.76	354.00	Horizontal	Horizontal	Pass

RSE-H&V GSM 1900 CH810

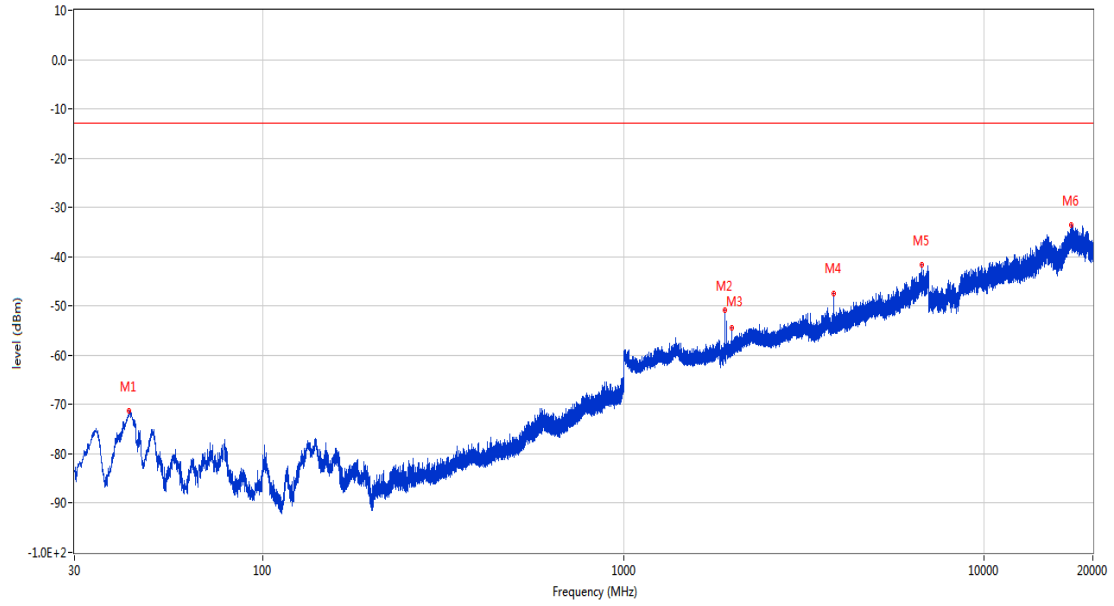
OPPO_RSE (RF) _ FCC PART22&24&27_GSM 1900 & CDMA BC1 & WCDMA Band 2 & LTE Band 2 & 25_1830-1920_30MHz-20GHz



Frequency (MHz)	Result (dBm)	Factor (dB)	PK Limit (dBm)	Over Limit (dB)	Table (o)	ANT	EUT	Verdict
176.082	-77.86	-15.10	-13.0	-64.86	89.00	Horizontal	Vertical	Pass
1909.600	-48.74	-3.79	-13.0	-35.74	164.00	Horizontal	Vertical	N/A
1989.700	-45.66	-4.45	-13.0	-32.66	136.00	Horizontal	Vertical	N/A
3819.400	-40.74	4.94	-13.0	-27.74	205.00	Horizontal	Vertical	Pass
5729.200	-44.28	7.39	-13.0	-31.28	117.00	Horizontal	Vertical	Pass
17581.038	-33.32	22.18	-13.0	-20.32	301.00	Horizontal	Vertical	Pass

RSE-V&V GSM 1900 CH810

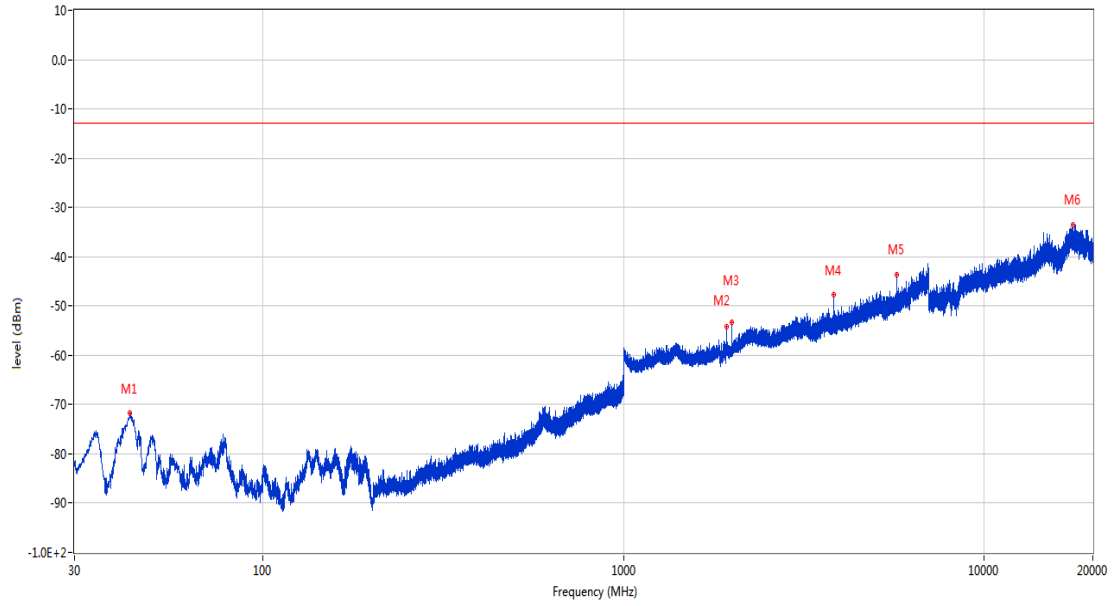
OPPO_RSE (RF) _ FCC PART22&24&27_GSM 1900 & CDMA BC1 & WCDMA Band 2 & LTE Band 2 & 25_1830-1920_30MHz-20GHz



Frequency (MHz)	Result (dBm)	Factor (dB)	PK Limit (dBm)	Over Limit (dB)	Table (o)	ANT	EUT	Verdict
42.416	-71.33	-16.91	-13.0	-58.33	96.00	Vertical	Vertical	Pass
1909.600	-50.77	-3.79	-13.0	-37.77	211.00	Vertical	Vertical	N/A
1989.800	-54.47	-4.44	-13.0	-41.47	0.00	Vertical	Vertical	N/A
3819.200	-47.44	4.92	-13.0	-34.44	170.00	Vertical	Vertical	Pass
6694.800	-41.56	11.60	-13.0	-28.56	67.00	Vertical	Vertical	Pass
17430.962	-33.44	22.38	-13.0	-20.44	109.00	Vertical	Vertical	Pass

RSE-V&H GSM 1900 CH810

OPPO_RSE (RF) _ FCC PART22&24&27_GSM 1900 & CDMA BC1 & WCDMA Band 2 & LTE Band 2 & 25_1830-1920_30MHz-20GHz



Frequency (MHz)	Result (dBm)	Factor (dB)	PK Limit (dBm)	Over Limit (dB)	Table (o)	ANT	EUT	Verdict
42.658	-71.68	-16.67	-13.0	-58.68	119.00	Vertical	Horizontal	Pass
1909.000	-54.16	-3.80	-13.0	-41.16	213.00	Vertical	Horizontal	N/A
1989.700	-53.42	-4.45	-13.0	-40.42	237.00	Vertical	Horizontal	N/A
3819.400	-47.68	4.94	-13.0	-34.68	142.00	Vertical	Horizontal	Pass
5729.000	-43.72	7.39	-13.0	-30.72	172.00	Vertical	Horizontal	Pass
17611.125	-33.61	21.87	-13.0	-20.61	181.00	Vertical	Horizontal	Pass

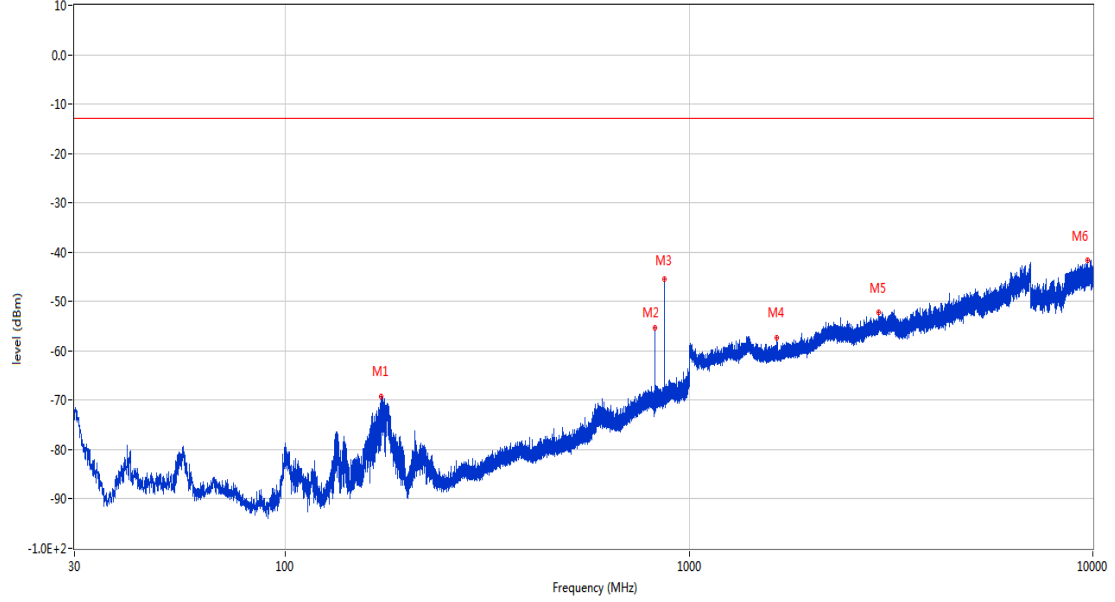
EGPRS

3 EGPRS 850

3.1 EGPRS 850 Low Channel

RSE-H&H EGPRS 850 CH128

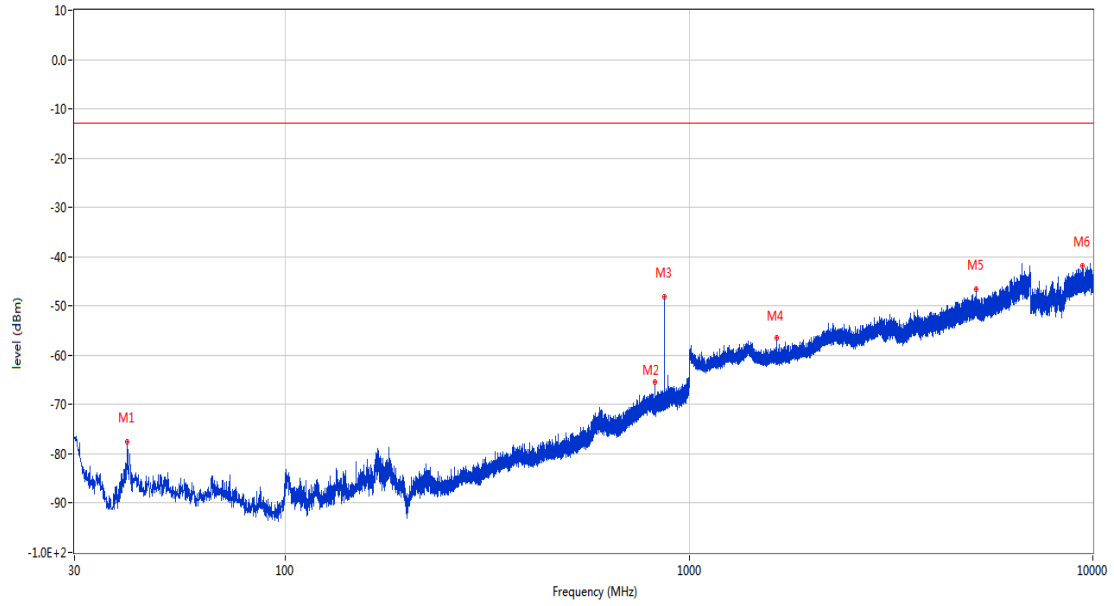
OPPO_RSE (RF) _FCC PART22&24&27_GSM 850 & CDMA BC0 & WCDMA Band5 & LTE Band 5 & 26_814-849_30MHz-10GHz



Frequency (MHz)	Result (dBm)	Factor (dB)	PK Limit (dBm)	Over Limit (dB)	Table (o)	ANT	EUT	Verdict
172.444	-69.19	-15.39	-13.0	-56.19	77.00	Horizontal	Horizontal	Pass
824.188	-55.37	2.22	-13.0	-42.37	308.00	Horizontal	Horizontal	N/A
869.244	-45.40	2.38	-13.0	-32.40	272.00	Horizontal	Horizontal	N/A
1648.500	-57.36	-5.85	-13.0	-44.36	231.00	Horizontal	Horizontal	Pass
2943.100	-52.15	1.92	-13.0	-39.15	76.00	Horizontal	Horizontal	Pass
9716.050	-41.73	16.49	-13.0	-28.73	338.00	Horizontal	Horizontal	Pass

RSE-H&V EGPRS 850 CH128

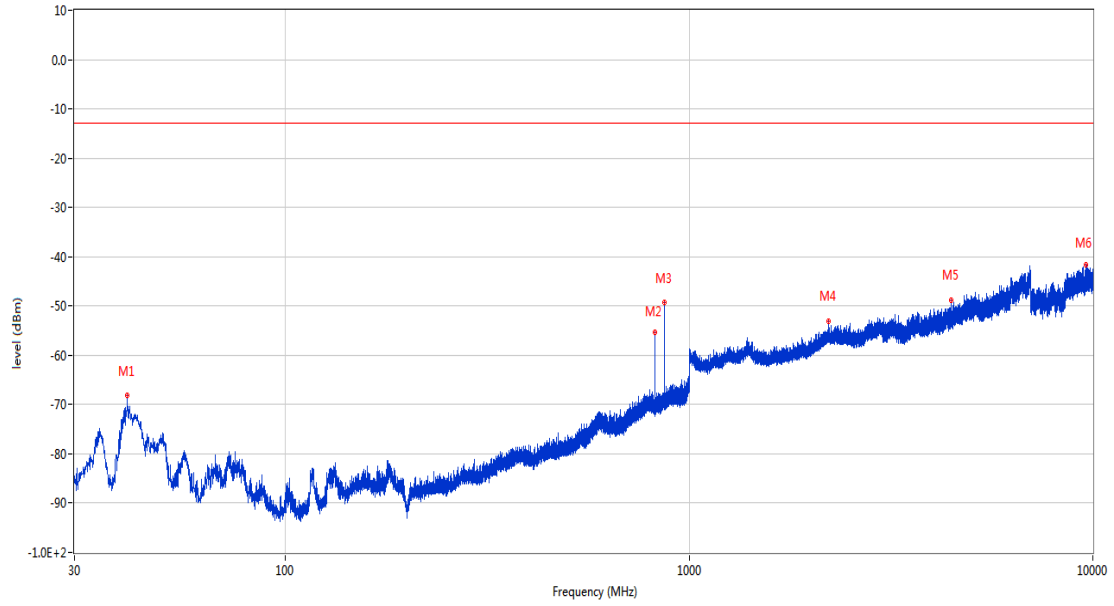
OPPO_RSE (RF) _ FCC PART22&24&27_GSM 850 & CDMA BC0 & WCDMA Band5 & LTE Band 5 & 26_814-849_30MHz-10GHz



Frequency (MHz)	Result (dBm)	Factor (dB)	PK Limit (dBm)	Over Limit (dB)	Table (o)	ANT	EUT	Verdict
40.525	-77.57	-18.20	-13.0	-64.57	112.00	Horizontal	Vertical	Pass
824.284	-65.34	2.22	-13.0	-52.34	308.00	Horizontal	Vertical	N/A
869.196	-48.12	2.38	-13.0	-35.12	0.00	Horizontal	Vertical	N/A
1648.300	-56.53	-5.85	-13.0	-43.53	156.00	Horizontal	Vertical	Pass
5147.200	-46.54	7.49	-13.0	-33.54	99.00	Horizontal	Vertical	Pass
9448.600	-41.95	16.70	-13.0	-28.95	-1.00	Horizontal	Vertical	Pass

RSE-V&V EGPRS 850 CH128

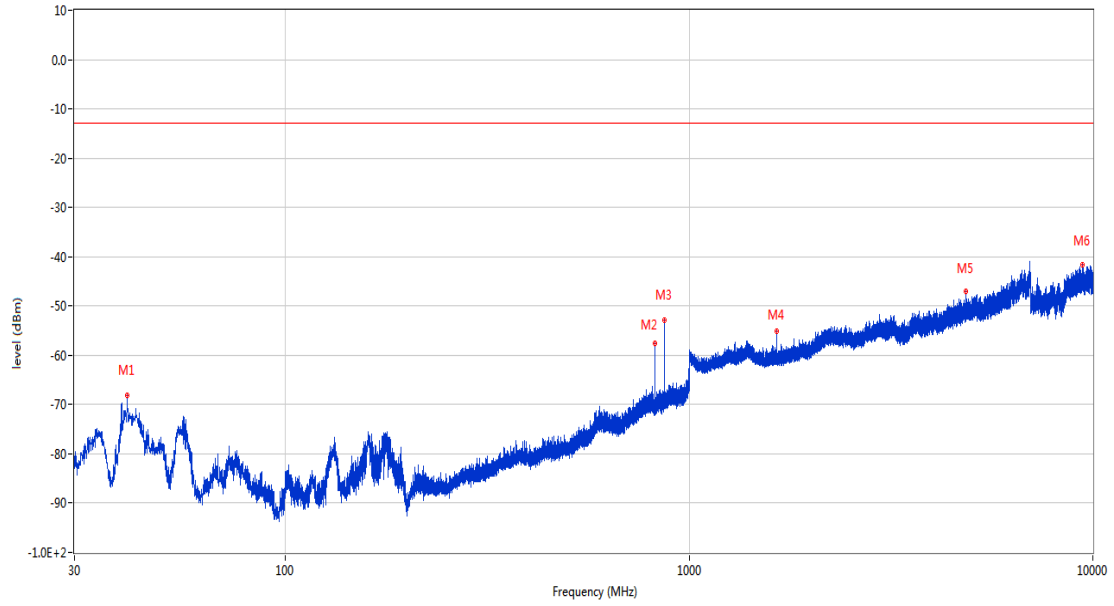
OPPO_RSE (RF)_FCC PART22&24&27_GSM 850 & CDMA BC0 & WCDMA Band5 & LTE Band 5 & 26_814-849_30MHz-10GHz



Frequency (MHz)	Result (dBm)	Factor (dB)	PK Limit (dBm)	Over Limit (dB)	Table (o)	ANT	EUT	Verdict
40.476	-68.21	-18.24	-13.0	-55.21	63.00	Vertical	Vertical	Pass
824.188	-55.33	2.22	-13.0	-42.33	219.00	Vertical	Vertical	N/A
869.196	-49.23	2.38	-13.0	-36.23	55.00	Vertical	Vertical	N/A
2209.600	-53.13	-1.15	-13.0	-40.13	154.00	Vertical	Vertical	Pass
4465.200	-48.80	6.73	-13.0	-35.80	90.00	Vertical	Vertical	Pass
9610.450	-41.63	16.39	-13.0	-28.63	123.00	Vertical	Vertical	Pass

RSE-V&H EGPRS 850 CH128

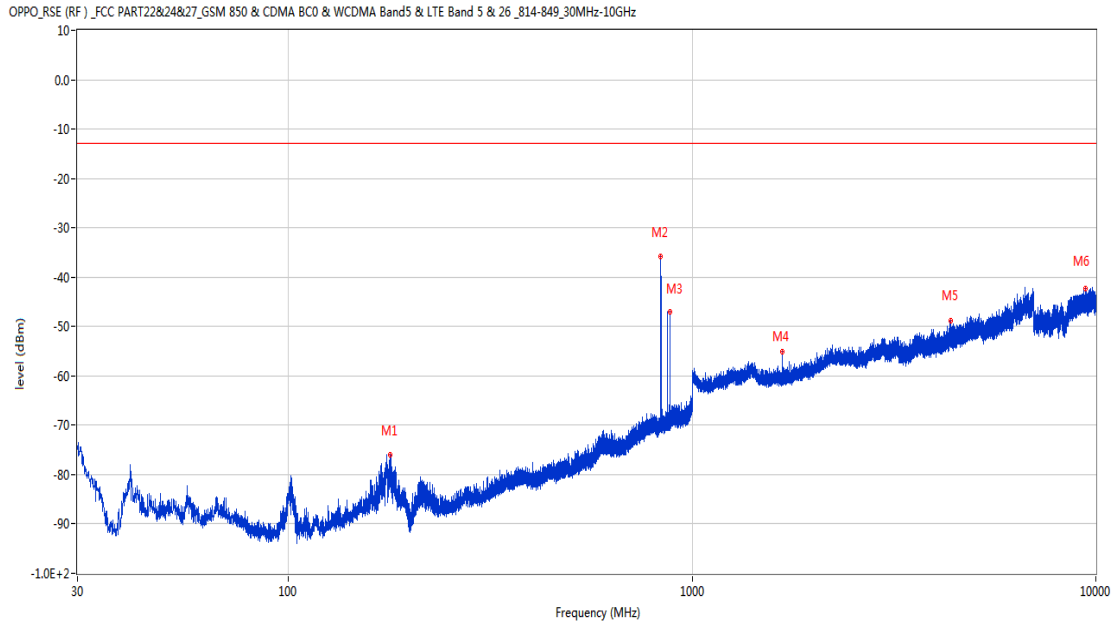
OPPO_RSE (RF)_FCC PART22&24&27_GSM 850 & CDMA BC0 & WCDMA Band5 & LTE Band 5 & 26_814-849_30MHz-10GHz



Frequency (MHz)	Result (dBm)	Factor (dB)	PK Limit (dBm)	Over Limit (dB)	Table (o)	ANT	EUT	Verdict
40.476	-68.17	-18.24	-13.0	-55.17	136.00	Vertical	Horizontal	Pass
824.188	-57.59	2.22	-13.0	-44.59	346.00	Vertical	Horizontal	N/A
869.098	-52.96	2.38	-13.0	-39.96	272.00	Vertical	Horizontal	N/A
1648.300	-55.20	-5.85	-13.0	-42.20	-1.00	Vertical	Horizontal	Pass
4836.800	-47.08	7.00	-13.0	-34.08	331.00	Vertical	Horizontal	Pass
9428.799	-41.72	16.24	-13.0	-28.72	98.00	Vertical	Horizontal	Pass

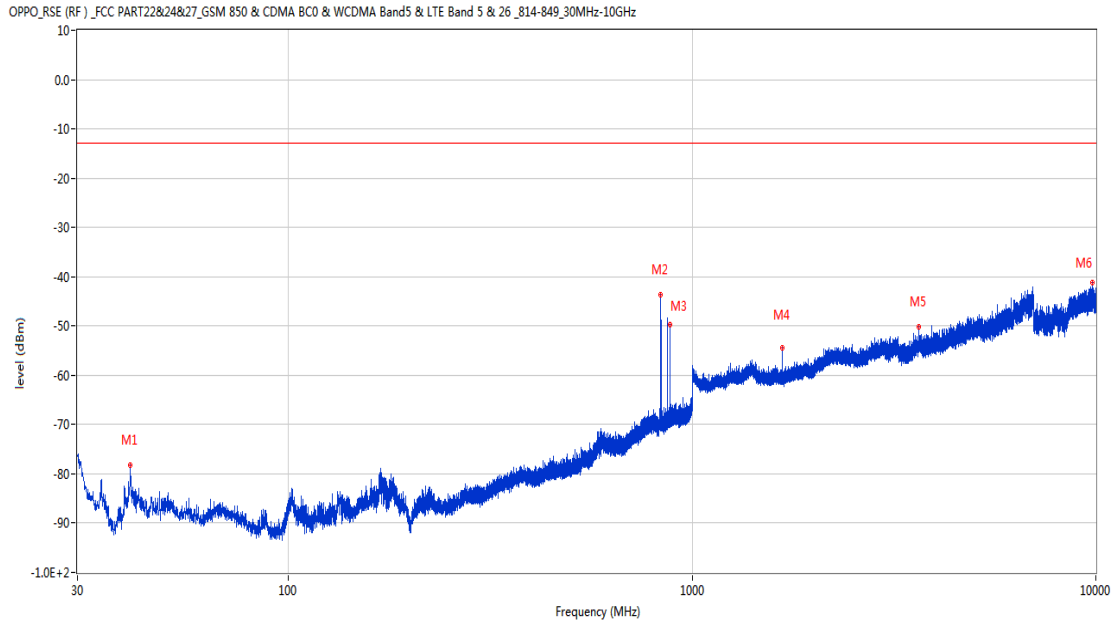
3.2 EGPRS 850 Middle Channel

RSE-H&H EGPRS 850 CH190



Frequency (MHz)	Result (dBm)	Factor (dB)	PK Limit (dBm)	Over Limit (dB)	Table (o)	ANT	EUT	Verdict
178.944	-76.00	-14.64	-13.0	-63.00	96.00	Horizontal	Horizontal	Pass
836.604	-35.68	2.59	-13.0	-22.68	57.00	Horizontal	Horizontal	N/A
881.514	-46.97	2.80	-13.0	-33.97	278.00	Horizontal	Horizontal	N/A
1673.300	-55.20	-5.85	-13.0	-42.20	157.00	Horizontal	Horizontal	Pass
4368.000	-48.89	6.34	-13.0	-35.89	359.00	Horizontal	Horizontal	Pass
9443.200	-42.38	16.56	-13.0	-29.38	260.00	Horizontal	Horizontal	Pass

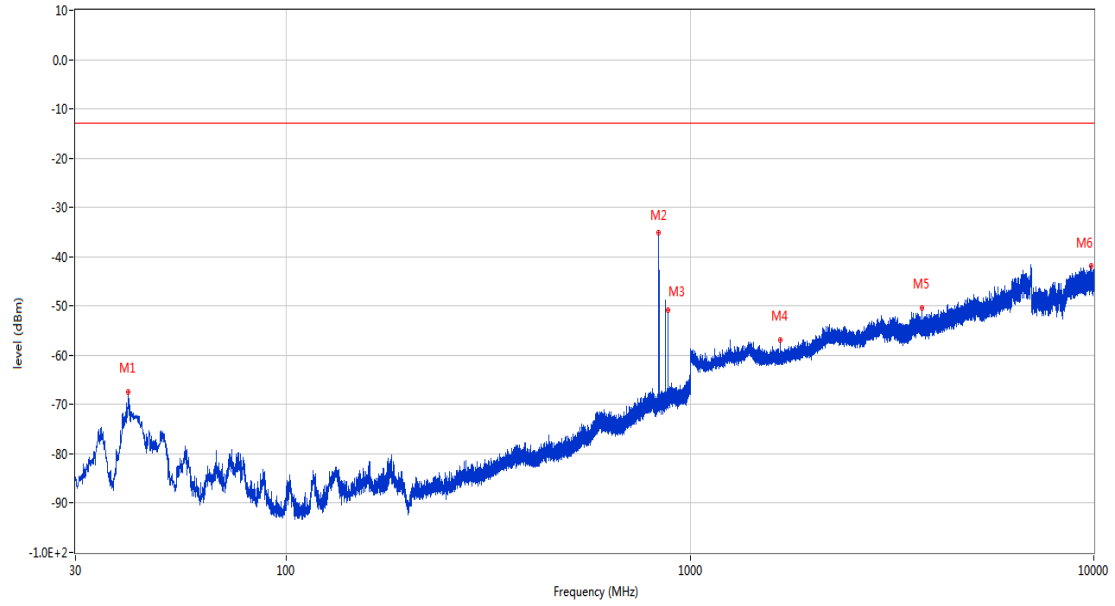
RSE-H&V EGPRS 850 CH190



Frequency (MHz)	Result (dBm)	Factor (dB)	PK Limit (dBm)	Over Limit (dB)	Table (o)	ANT	EUT	Verdict
40.525	-78.11	-18.20	-13.0	-65.11	361.00	Horizontal	Vertical	Pass
836.604	-43.70	2.59	-13.0	-30.70	352.00	Horizontal	Vertical	N/A
881.612	-49.80	2.81	-13.0	-36.80	4.00	Horizontal	Vertical	N/A
1673.200	-54.45	-5.86	-13.0	-41.45	171.00	Horizontal	Vertical	Pass
3644.000	-50.08	4.44	-13.0	-37.08	84.00	Horizontal	Vertical	Pass
9800.950	-41.29	16.39	-13.0	-28.29	305.00	Horizontal	Vertical	Pass

RSE-V&V EGPRS 850 CH190

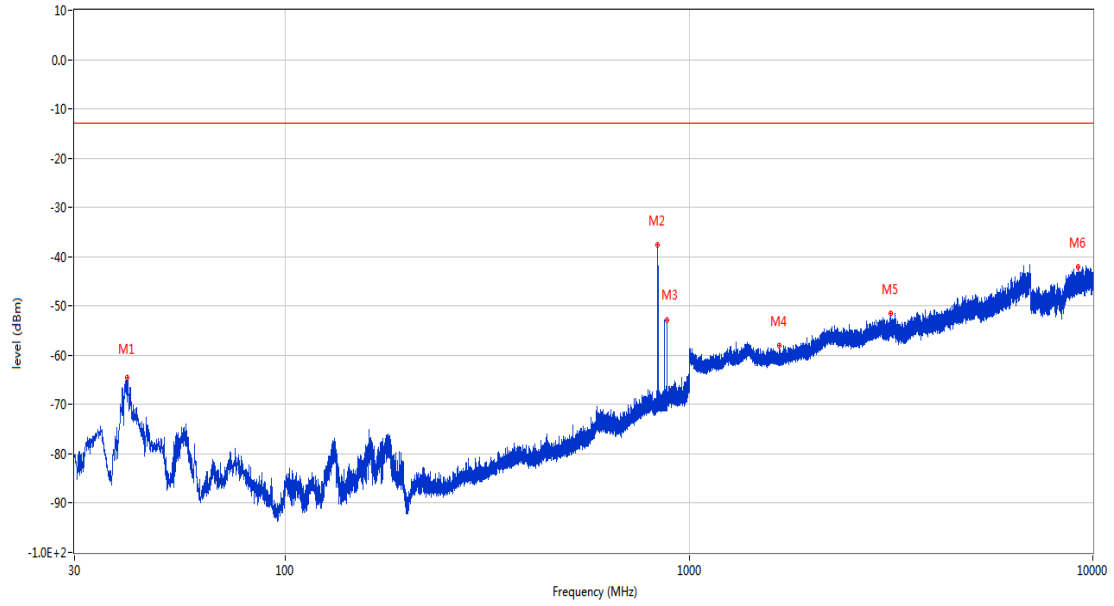
OPPO_RSE (RF) _ FCC PART22&24&27_GSM 850 & CDMA BC0 & WCDMA Band5 & LTE Band 5 & 26_814-849_30MHz-10GHz



Frequency (MHz)	Result (dBm)	Factor (dB)	PK Limit (dBm)	Over Limit (dB)	Table (o)	ANT	EUT	Verdict
40.476	-67.46	-18.24	-13.0	-54.46	114.00	Vertical	Vertical	Pass
836.604	-35.10	2.59	-13.0	-22.10	204.00	Vertical	Vertical	N/A
881.514	-50.75	2.80	-13.0	-37.75	341.00	Vertical	Vertical	N/A
1672.800	-56.87	-5.89	-13.0	-43.87	226.00	Vertical	Vertical	Pass
3743.400	-50.43	3.55	-13.0	-37.43	169.00	Vertical	Vertical	Pass
9857.651	-41.94	16.51	-13.0	-28.94	142.00	Vertical	Vertical	Pass

RSE-V&H EGPRS 850 CH190

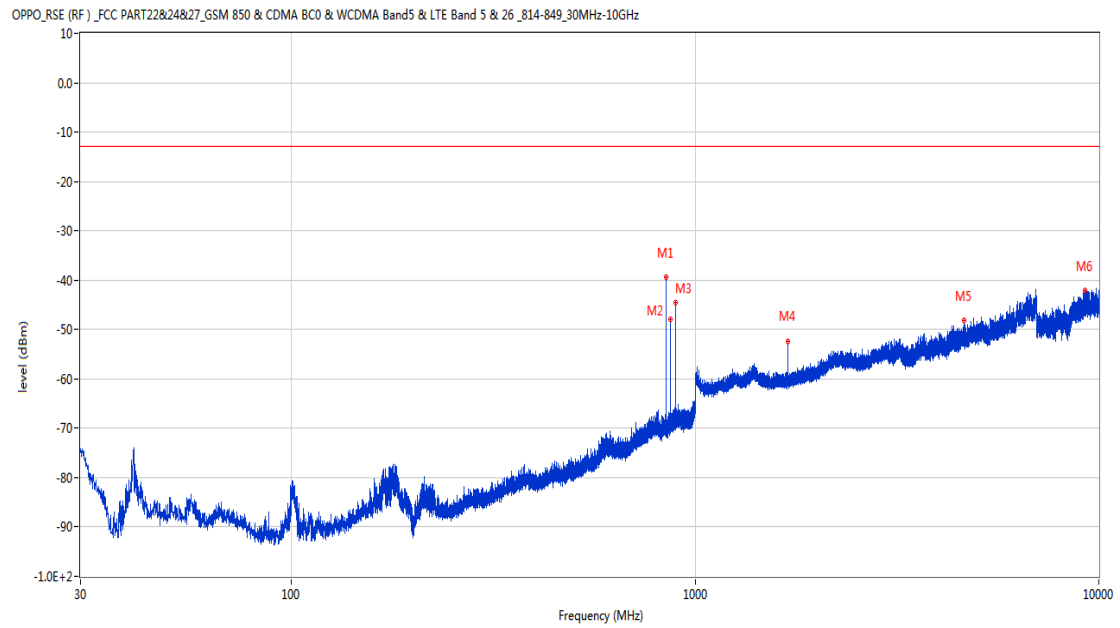
OPPO_RSE (RF) _FCC PART2&24&27_GSM 850 & CDMA BC0 & WCDMA Band5 & LTE Band 5 & 26_814-849_30MHz-10GHz



Frequency (MHz)	Result (dBm)	Factor (dB)	PK Limit (dBm)	Over Limit (dB)	Table (o)	ANT	EUT	Verdict
40.428	-64.58	-18.27	-13.0	-51.58	26.00	Vertical	Horizontal	Pass
836.604	-37.54	2.59	-13.0	-24.54	0.00	Vertical	Horizontal	N/A
881.514	-52.83	2.80	-13.0	-39.83	290.00	Vertical	Horizontal	N/A
1668.500	-58.06	-5.79	-13.0	-45.06	148.00	Vertical	Horizontal	Pass
3155.400	-51.57	2.81	-13.0	-38.57	241.00	Vertical	Horizontal	Pass
9196.151	-42.09	15.28	-13.0	-29.09	244.00	Vertical	Horizontal	Pass

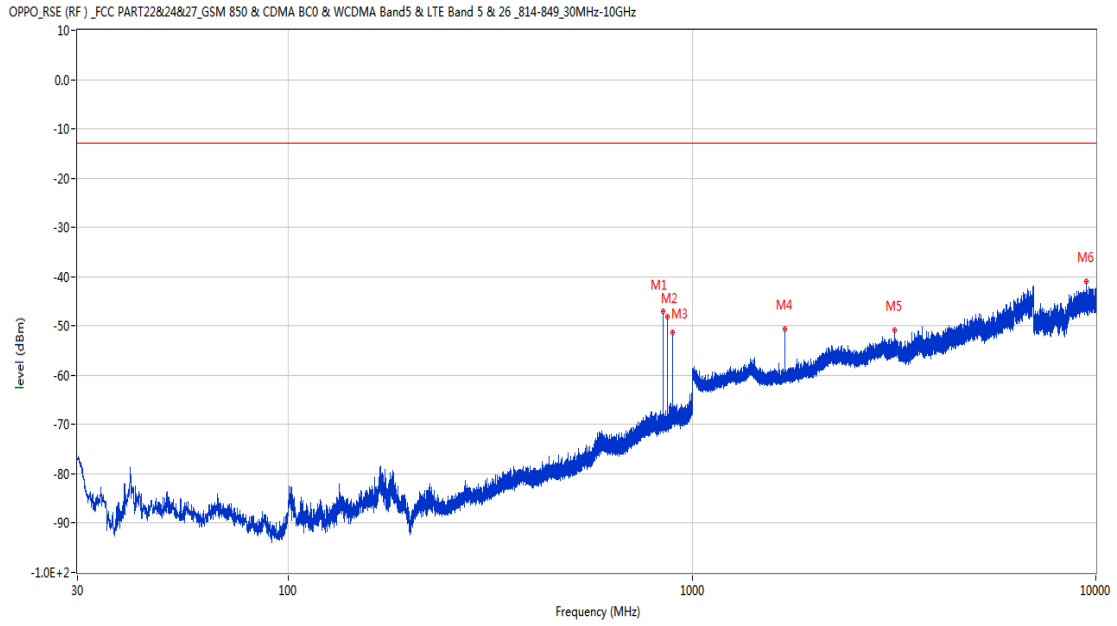
3.3 EGPRS 850 High Channel

RSE-H&H EGPRS 850 CH251



Frequency (MHz)	Result (dBm)	Factor (dB)	PK Limit (dBm)	Over Limit (dB)	Table (o)	ANT	EUT	Verdict
848.777	-39.45	2.47	-13.0	-26.45	322.00	Horizontal	Horizontal	N/A
869.147	-47.96	2.38	-13.0	-34.96	282.00	Horizontal	Horizontal	Pass
893.882	-44.51	3.53	-13.0	-31.51	276.00	Horizontal	Horizontal	N/A
1697.600	-52.44	-5.62	-13.0	-39.44	163.00	Horizontal	Horizontal	Pass
4644.000	-48.18	6.34	-13.0	-35.18	297.00	Horizontal	Horizontal	Pass
9235.299	-42.02	15.28	-13.0	-29.02	15.00	Horizontal	Horizontal	Pass

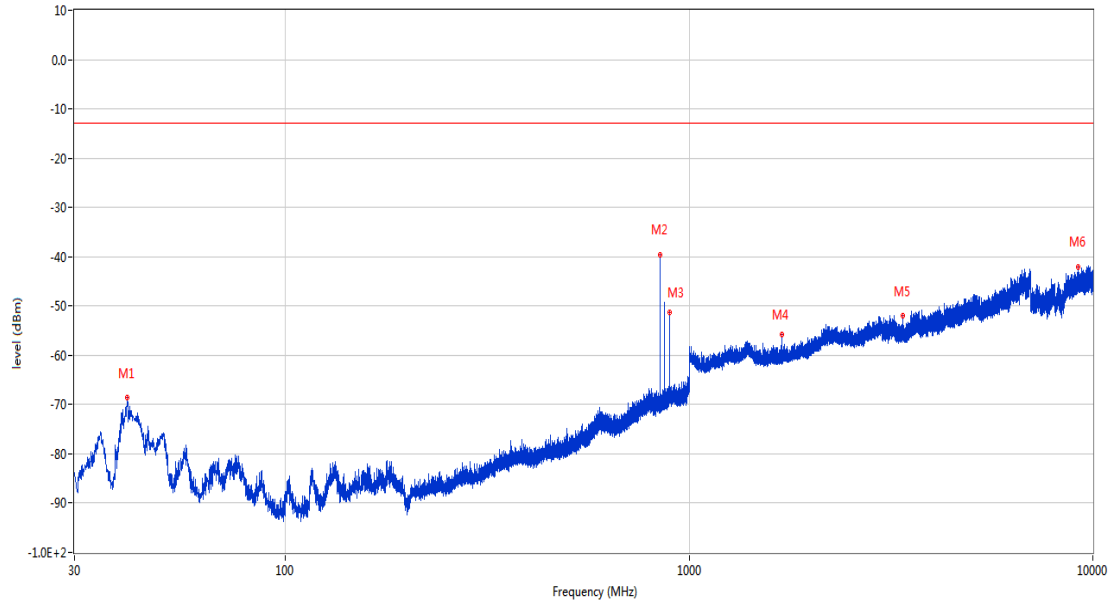
RSE-H&V EGPRS 850 CH251



Frequency (MHz)	Result (dBm)	Factor (dB)	PK Limit (dBm)	Over Limit (dB)	Table (o)	ANT	EUT	Verdict
848.825	-47.04	2.47	-13.0	-34.04	361.00	Horizontal	Vertical	N/A
869.292	-48.10	2.38	-13.0	-35.10	0.00	Horizontal	Vertical	Pass
893.833	-51.34	3.53	-13.0	-38.34	325.00	Horizontal	Vertical	N/A
1697.700	-50.66	-5.62	-13.0	-37.66	176.00	Horizontal	Vertical	Pass
3170.200	-50.93	3.19	-13.0	-37.93	363.00	Horizontal	Vertical	Pass
9452.500	-40.86	16.69	-13.0	-27.86	-3.00	Horizontal	Vertical	Pass

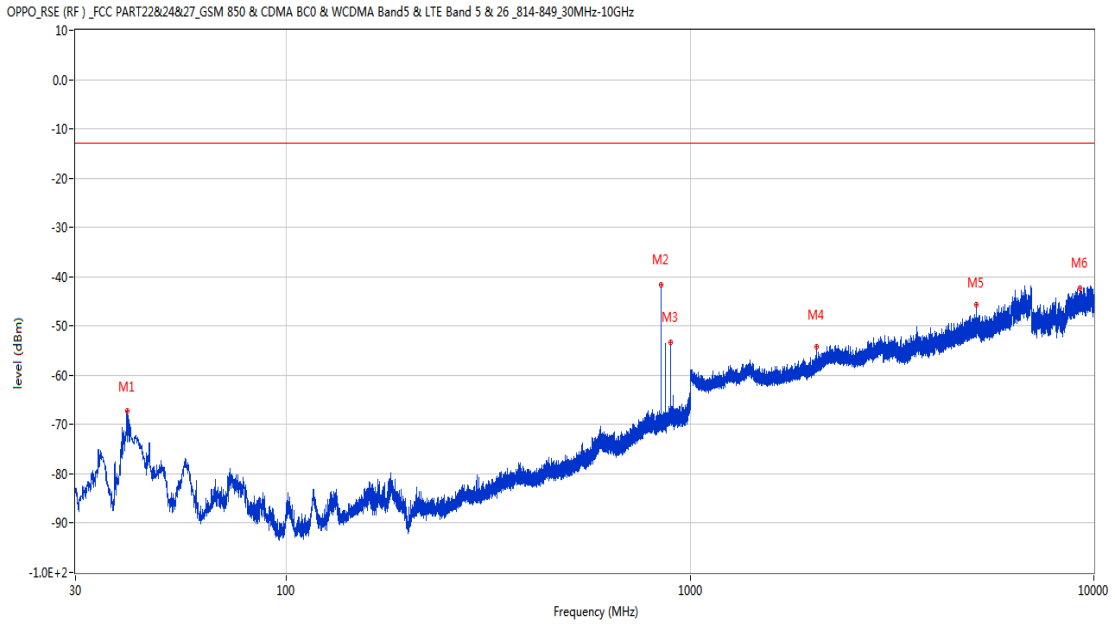
RSE-V&V EGPRS 850 CH251

OPPO_RSE (RF)_FCC PART22&24&27_GSM 850 & CDMA BC0 & WCDMA Band5 & LTE Band 5 & 26_814-849_30MHz-10GHz



Frequency (MHz)	Result (dBm)	Factor (dB)	PK Limit (dBm)	Over Limit (dB)	Table (o)	ANT	EUT	Verdict
40.525	-68.65	-18.20	-13.0	-55.65	361.00	Vertical	Vertical	Pass
848.777	-39.55	2.47	-13.0	-26.55	22.00	Vertical	Vertical	N/A
893.737	-51.34	3.53	-13.0	-38.34	361.00	Vertical	Vertical	N/A
1697.500	-55.86	-5.62	-13.0	-42.86	235.00	Vertical	Vertical	Pass
3385.200	-52.05	2.60	-13.0	-39.05	174.00	Vertical	Vertical	Pass
9215.050	-42.01	15.34	-13.0	-29.01	336.00	Vertical	Vertical	Pass

RSE-V&H EGPRS 850 CH251

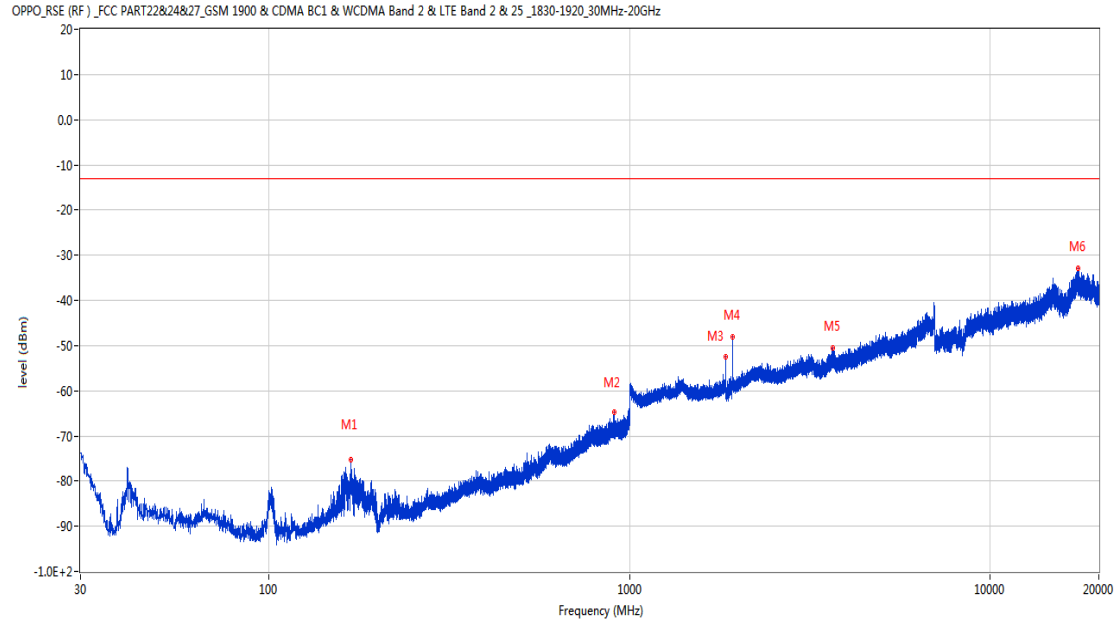


Frequency (MHz)	Result (dBm)	Factor (dB)	PK Limit (dBm)	Over Limit (dB)	Table (o)	ANT	EUT	Verdict
40.233	-67.18	-18.42	-13.0	-54.18	57.00	Vertical	Horizontal	Pass
848.825	-41.64	2.47	-13.0	-28.64	361.00	Vertical	Horizontal	N/A
893.737	-53.22	3.53	-13.0	-40.22	42.00	Vertical	Horizontal	N/A
2060.100	-54.22	-3.09	-13.0	-41.22	34.00	Vertical	Horizontal	Pass
5124.200	-45.68	7.96	-13.0	-32.68	166.00	Vertical	Horizontal	Pass
9248.349	-42.25	15.21	-13.0	-29.25	290.00	Vertical	Horizontal	Pass

4 EGPRS 1900

4.1 EGPRS 1900 Low Channel

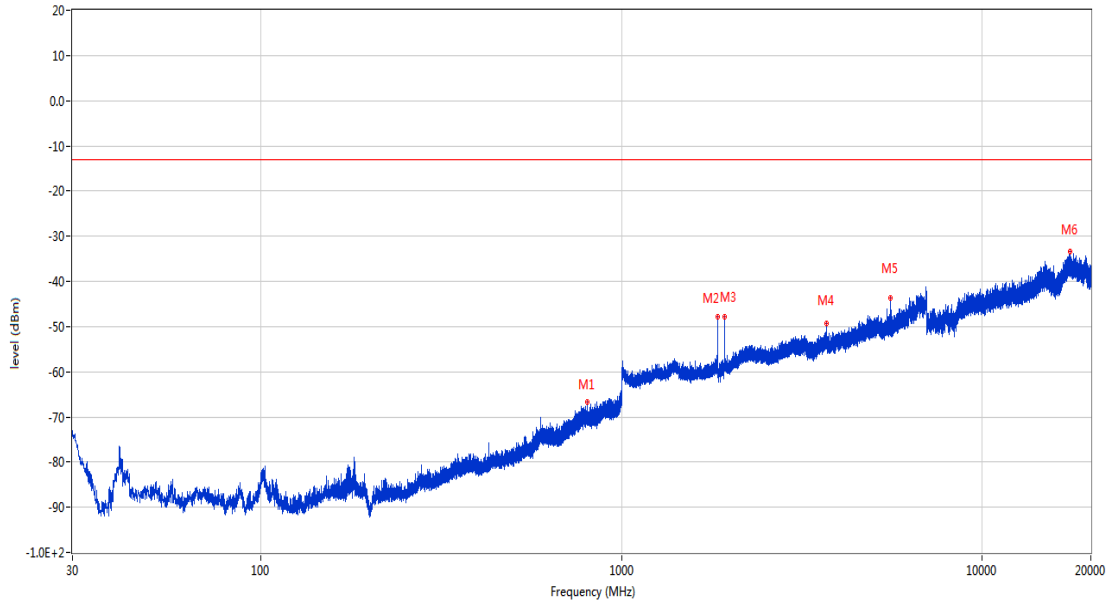
RSE-H&H EGPRS 1900 CH512



Frequency (MHz)	Result (dBm)	Factor (dB)	PK Limit (dBm)	Over Limit (dB)	Table (o)	ANT	EUT	Verdict
168.370	-75.37	-15.21	-13.0	-62.37	93.00	Horizontal	Horizontal	Pass
906.831	-64.73	3.53	-13.0	-51.73	-3.00	Horizontal	Horizontal	Pass
1850.200	-52.51	-4.40	-13.0	-39.51	177.00	Horizontal	Horizontal	N/A
1930.100	-48.20	-3.80	-13.0	-35.20	221.00	Horizontal	Horizontal	N/A
3648.600	-50.43	4.49	-13.0	-37.43	338.00	Horizontal	Horizontal	Pass
17531.376	-33.02	21.95	-13.0	-20.02	360.00	Horizontal	Horizontal	Pass

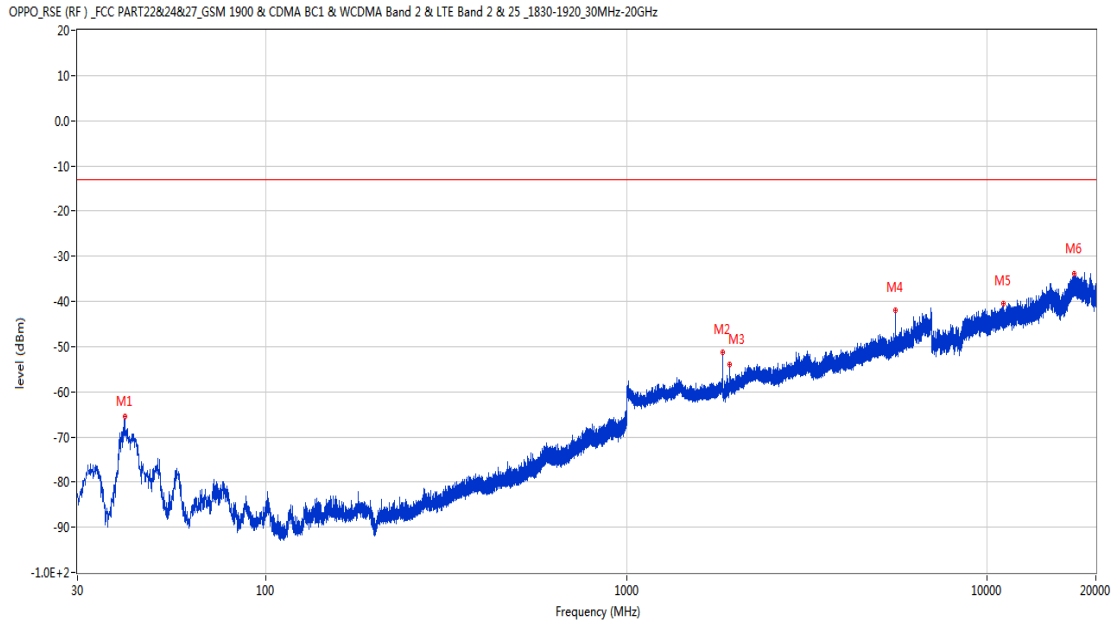
RSE-H&V EGPRS 1900 CH512

OPPO_RSE (RF) _ FCC PART22&24&27_GSM 1900 & CDMA BC1 & WCDMA Band 2 & LTE Band 2 & 25_1830-1920_30MHz-20GHz



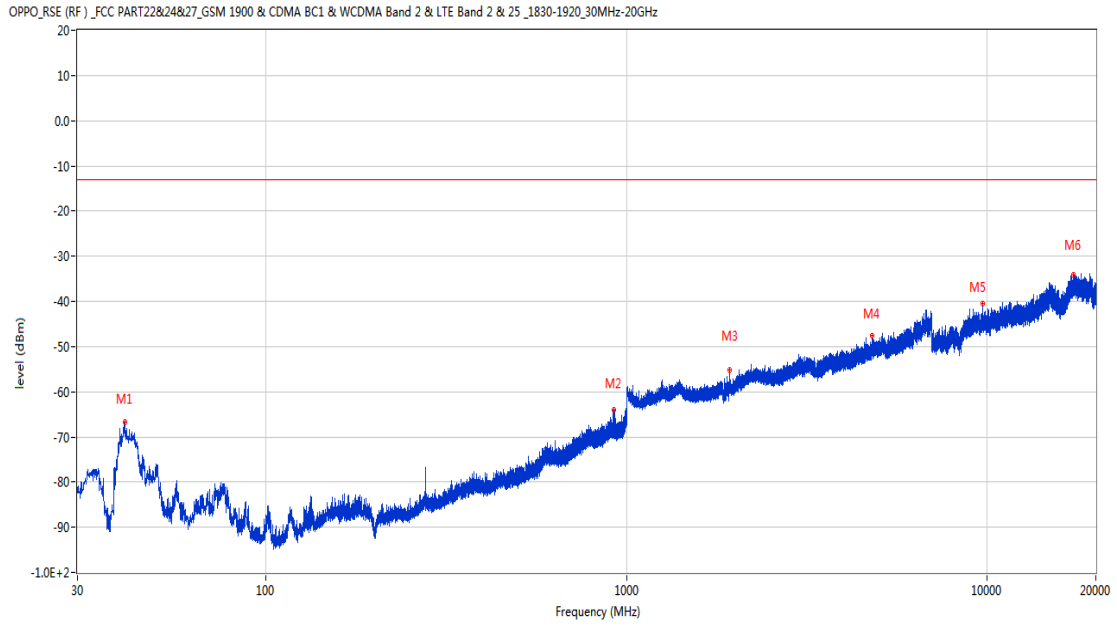
Frequency (MHz)	Result (dBm)	Factor (dB)	PK Limit (dBm)	Over Limit (dB)	Table (o)	ANT	EUT	Verdict
800.859	-66.65	1.53	-13.0	-53.65	205.00	Horizontal	Vertical	Pass
1850.100	-47.94	-4.40	-13.0	-34.94	177.00	Horizontal	Vertical	N/A
1930.000	-47.90	-3.80	-13.0	-34.90	130.00	Horizontal	Vertical	N/A
3700.400	-49.36	4.98	-13.0	-36.36	118.00	Horizontal	Vertical	Pass
5550.400	-43.62	7.49	-13.0	-30.62	169.00	Horizontal	Vertical	Pass
17562.913	-33.46	22.43	-13.0	-20.46	114.00	Horizontal	Vertical	Pass

RSE-V&V EGPRS 1900 CH512



Frequency (MHz)	Result (dBm)	Factor (dB)	PK Limit (dBm)	Over Limit (dB)	Table (o)	ANT	EUT	Verdict
40.573	-65.49	-18.19	-13.0	-52.49	107.00	Vertical	Vertical	Pass
1850.200	-51.20	-4.40	-13.0	-38.20	207.00	Vertical	Vertical	N/A
1930.200	-54.02	-3.80	-13.0	-41.02	360.00	Vertical	Vertical	N/A
5550.200	-41.88	7.51	-13.0	-28.88	177.00	Vertical	Vertical	Pass
11066.687	-40.45	15.91	-13.0	-27.45	360.00	Vertical	Vertical	Pass
17390.000	-33.79	22.47	-13.0	-20.79	83.00	Vertical	Vertical	Pass

RSE-V&H EGPRS 1900 CH512

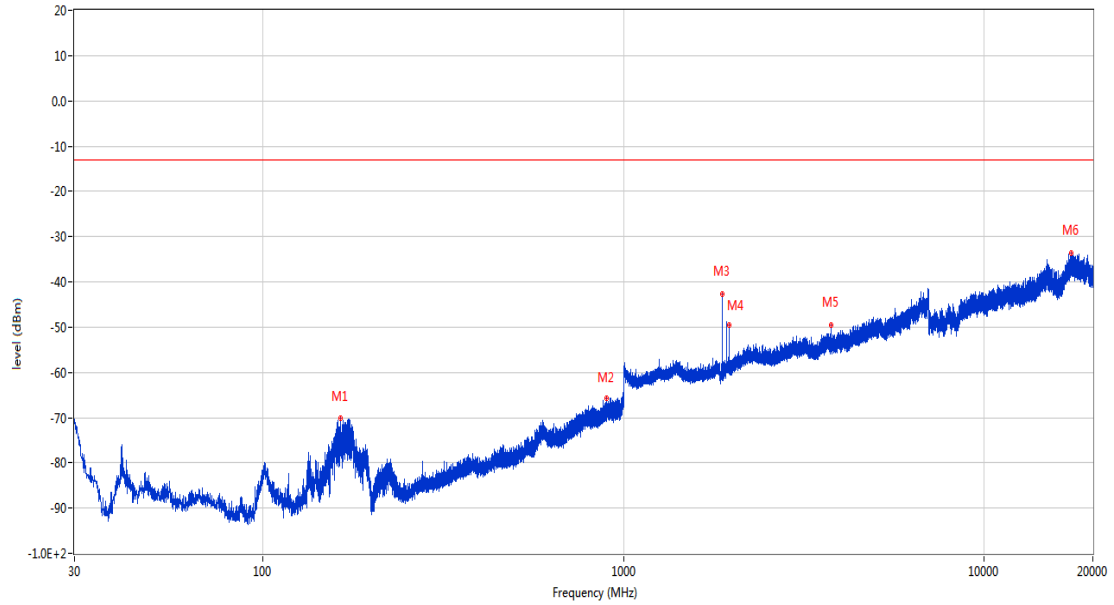


Frequency (MHz)	Result (dBm)	Factor (dB)	PK Limit (dBm)	Over Limit (dB)	Table (o)	ANT	EUT	Verdict
40.525	-66.60	-18.23	-13.0	-53.60	98.00	Vertical	Horizontal	Pass
924.097	-64.09	3.50	-13.0	-51.09	249.00	Vertical	Horizontal	Pass
1930.100	-55.16	-3.80	-13.0	-42.16	347.00	Vertical	Horizontal	N/A
4801.000	-47.56	7.64	-13.0	-34.56	57.00	Vertical	Horizontal	Pass
9714.000	-40.53	16.55	-13.0	-27.53	246.00	Vertical	Horizontal	Pass
17373.323	-34.17	21.99	-13.0	-21.17	206.00	Vertical	Horizontal	Pass

4.2 EGPRS 1900 Middle Channel

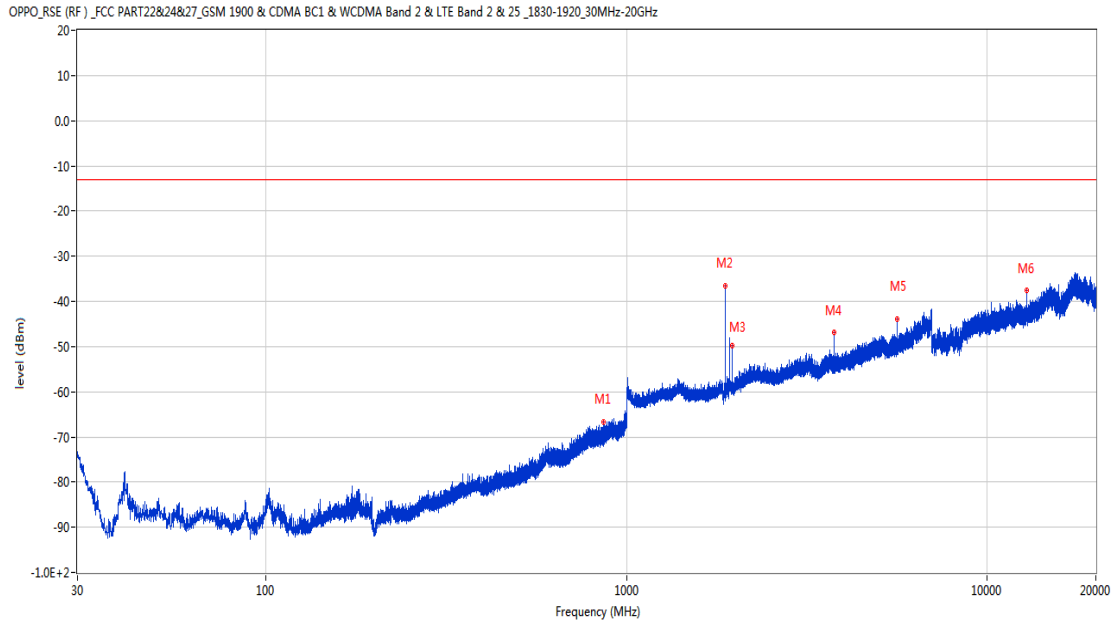
RSE-H&H EGPRS 1900 CH661

OPPO_RSE (RF) _FCC PART22&24&27_GSM 1900 & CDMA BC1 & WCDMA Band 2 & LTE Band 2 & 25 _1830-1920_30MHz-20GHz



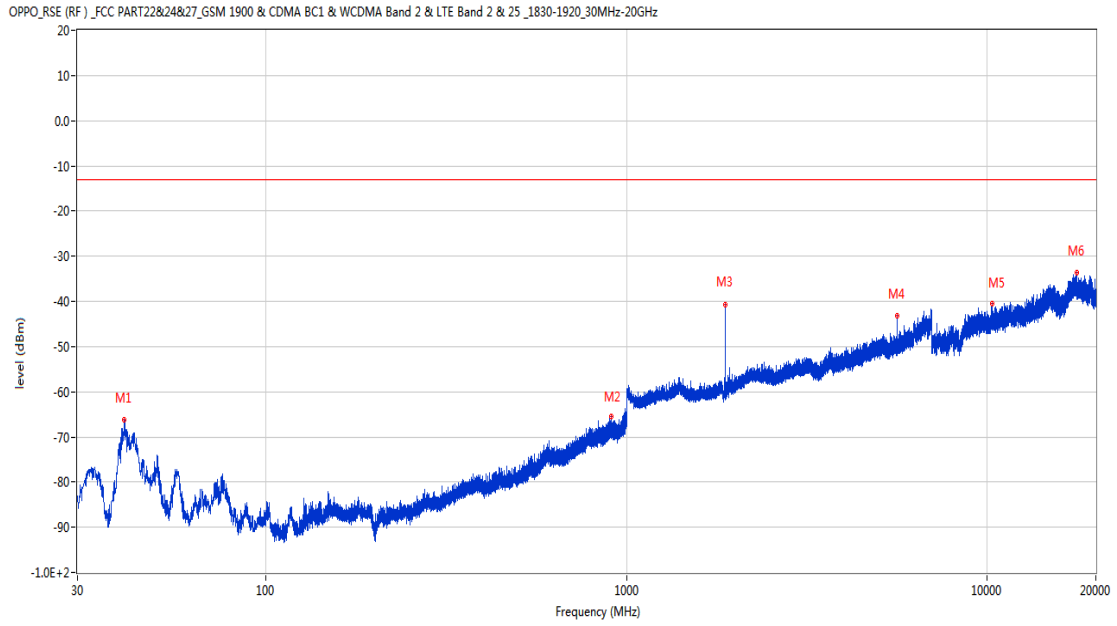
Frequency (MHz)	Result (dBm)	Factor (dB)	PK Limit (dBm)	Over Limit (dB)	Table (o)	ANT	EUT	Verdict
163.860	-70.20	-15.07	-13.0	-57.20	99.00	Horizontal	Horizontal	Pass
895.094	-65.71	3.36	-13.0	-52.71	360.00	Horizontal	Horizontal	Pass
1879.800	-42.78	-4.03	-13.0	-29.78	148.00	Horizontal	Horizontal	N/A
1959.800	-49.58	-4.68	-13.0	-36.58	217.00	Horizontal	Horizontal	N/A
3759.800	-49.67	3.66	-13.0	-36.67	319.00	Horizontal	Horizontal	Pass
17467.937	-33.55	21.73	-13.0	-20.55	43.00	Horizontal	Horizontal	Pass

RSE-H&V EGPRS 1900 CH661



Frequency (MHz)	Result (dBm)	Factor (dB)	PK Limit (dBm)	Over Limit (dB)	Table (o)	ANT	EUT	Verdict
864.782	-66.60	1.93	-13.0	-53.60	22.00	Horizontal	Vertical	Pass
1879.900	-36.68	-4.03	-13.0	-23.68	177.00	Horizontal	Vertical	N/A
1959.900	-49.69	-4.68	-13.0	-36.69	128.00	Horizontal	Vertical	N/A
3760.000	-46.91	3.68	-13.0	-33.91	190.00	Horizontal	Vertical	Pass
5639.800	-43.92	7.15	-13.0	-30.92	69.00	Horizontal	Vertical	Pass
12847.513	-37.59	19.29	-13.0	-24.59	173.00	Horizontal	Vertical	Pass

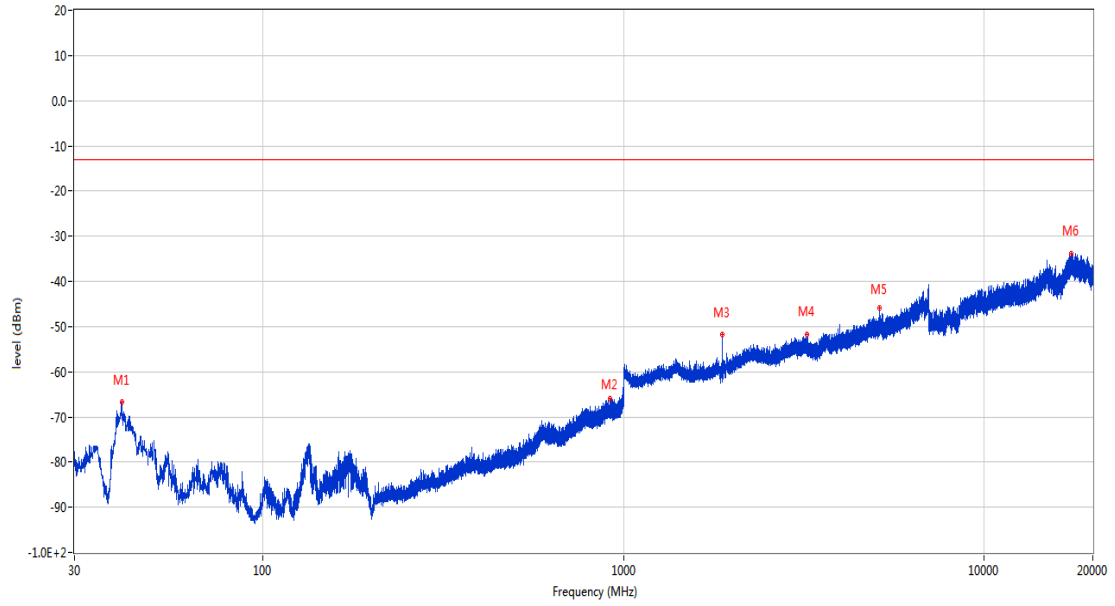
RSE-V&V EGPRS 1900 CH661



Frequency (MHz)	Result (dBm)	Factor (dB)	PK Limit (dBm)	Over Limit (dB)	Table (o)	ANT	EUT	Verdict
40.476	-66.28	-18.26	-13.0	-53.28	177.00	Vertical	Vertical	Pass
906.104	-65.58	3.52	-13.0	-52.58	362.00	Vertical	Vertical	Pass
1879.800	-40.81	-4.03	-13.0	-27.81	232.00	Vertical	Vertical	N/A
5639.800	-43.29	7.15	-13.0	-30.29	140.00	Vertical	Vertical	Pass
10341.037	-40.38	16.84	-13.0	-27.38	76.00	Vertical	Vertical	Pass
17711.901	-33.63	21.45	-13.0	-20.63	187.00	Vertical	Vertical	Pass

RSE-V&H EGPRS 1900 CH661

OPPO_RSE (RF)_FCC PART2&24&27_GSM 1900 & CDMA BC1 & WCDMA Band 2 & LTE Band 2 & 25_1830-1920_30MHz-20GHz

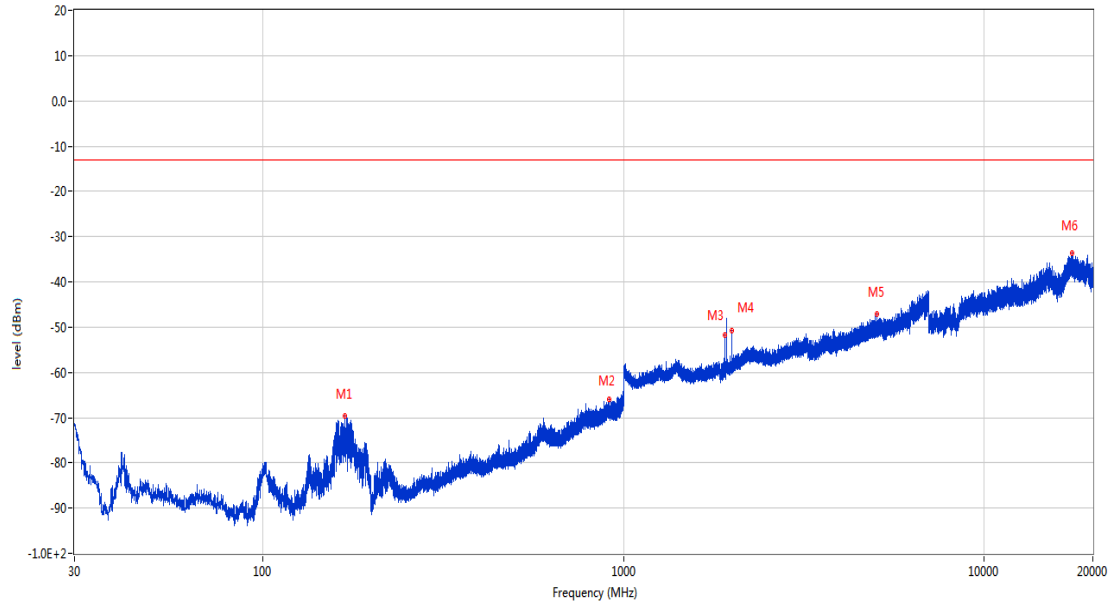


Frequency (MHz)	Result (dBm)	Factor (dB)	PK Limit (dBm)	Over Limit (dB)	Table (o)	ANT	EUT	Verdict
40.525	-66.79	-18.23	-13.0	-53.79	123.00	Vertical	Horizontal	Pass
917.793	-66.01	3.43	-13.0	-53.01	69.00	Vertical	Horizontal	Pass
1880.000	-51.78	-4.03	-13.0	-38.78	27.00	Vertical	Horizontal	N/A
3224.000	-51.82	3.98	-13.0	-38.82	71.00	Vertical	Horizontal	Pass
5135.600	-45.89	7.63	-13.0	-32.89	77.00	Vertical	Horizontal	Pass
17378.761	-33.85	22.18	-13.0	-20.85	-3.00	Vertical	Horizontal	Pass

4.3 EGPRS 1900 High Channel

RSE-H&H EGPRS 1900 CH810

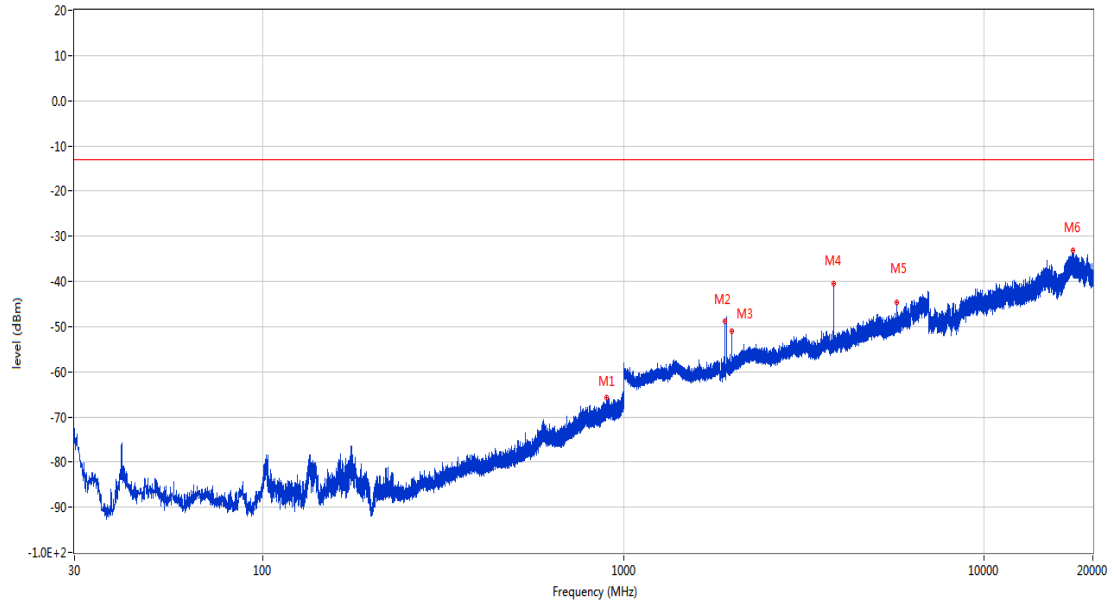
OPPO_RSE (RF) _FCC PART22&24&27_GSM 1900 & CDMA BC1 & WCDMA Band 2 & LTE Band 2 & 25 _1830-1920_30MHz-20GHz



Frequency (MHz)	Result (dBm)	Factor (dB)	PK Limit (dBm)	Over Limit (dB)	Table (o)	ANT	EUT	Verdict
168.662	-69.75	-15.23	-13.0	-56.75	72.00	Horizontal	Horizontal	Pass
910.954	-65.89	3.33	-13.0	-52.89	261.00	Horizontal	Horizontal	Pass
1909.800	-51.80	-3.79	-13.0	-38.80	168.00	Horizontal	Horizontal	N/A
1989.700	-50.85	-4.45	-13.0	-37.85	225.00	Horizontal	Horizontal	N/A
5043.000	-47.06	7.44	-13.0	-34.06	52.00	Horizontal	Horizontal	Pass
17474.824	-33.66	21.71	-13.0	-20.66	360.00	Horizontal	Horizontal	Pass

RSE-H&V EGPRS 1900 CH810

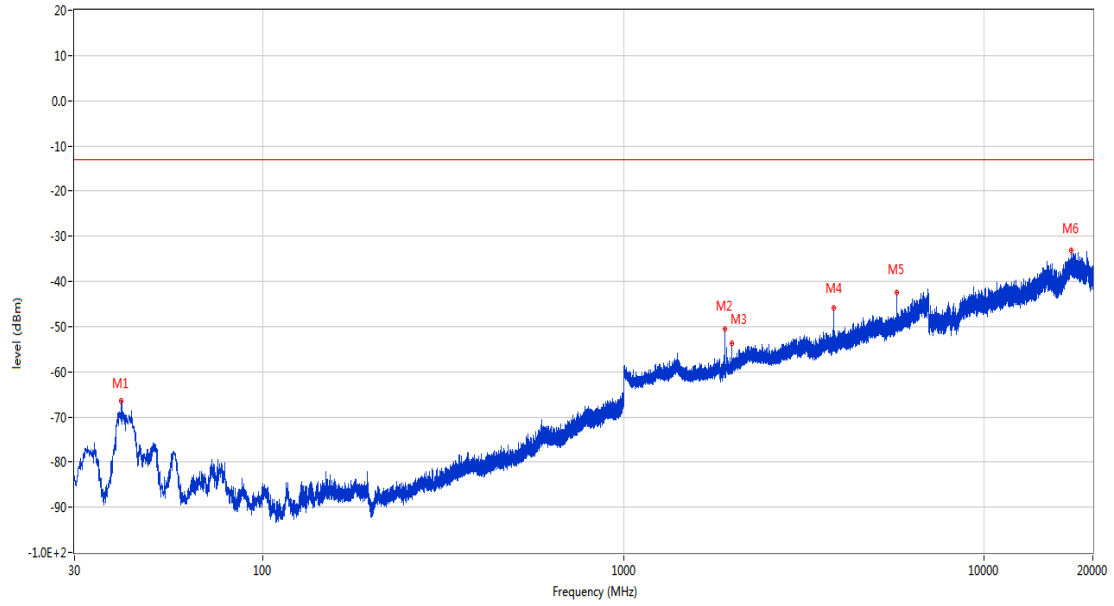
OPPO_RSE (RF) _ FCC PART2&24&27_GSM 1900 & CDMA BC1 & WCDMA Band 2 & LTE Band 2 & 25_1830-1920_30MHz-20GHz



Frequency (MHz)	Result (dBm)	Factor (dB)	PK Limit (dBm)	Over Limit (dB)	Table (o)	ANT	EUT	Verdict
896.937	-65.64	3.43	-13.0	-52.64	302.00	Horizontal	Vertical	Pass
1909.700	-48.86	-3.79	-13.0	-35.86	150.00	Horizontal	Vertical	N/A
1989.700	-51.13	-4.45	-13.0	-38.13	134.00	Horizontal	Vertical	N/A
3819.400	-40.50	4.94	-13.0	-27.50	198.00	Horizontal	Vertical	Pass
5729.000	-44.73	7.39	-13.0	-31.73	92.00	Horizontal	Vertical	Pass
17606.412	-33.10	21.91	-13.0	-20.10	336.00	Horizontal	Vertical	Pass

RSE-V&V EGPRS 1900 CH810

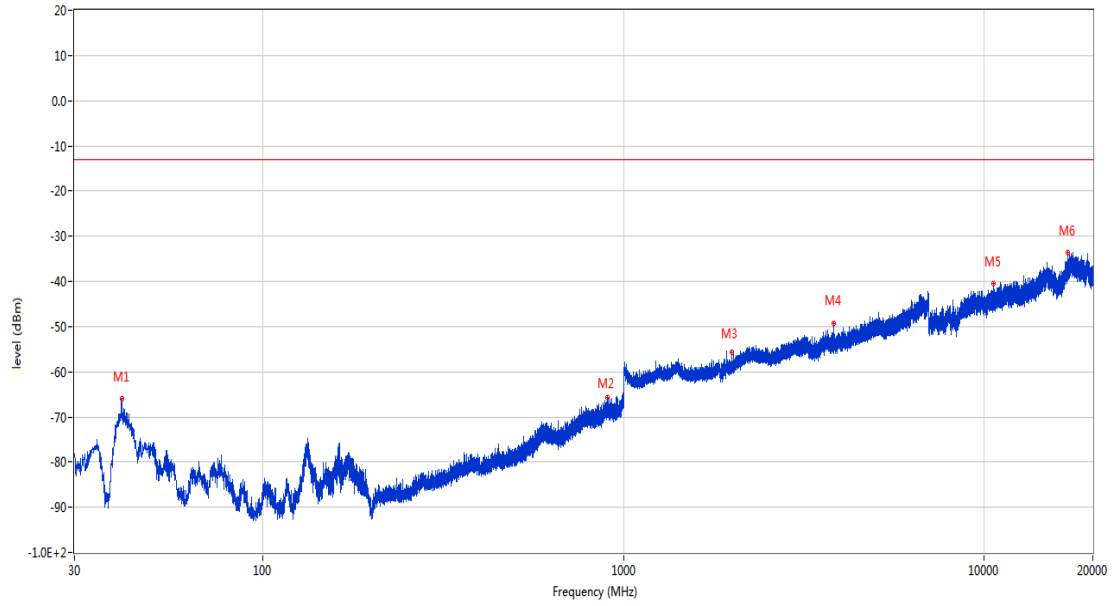
OPPO_RSE (RF) _ FCC PART22&24&27_GSM 1900 & CDMA BC1 & WCDMA Band 2 & LTE Band 2 & 25 _1830-1920_30MHz-20GHz



Frequency (MHz)	Result (dBm)	Factor (dB)	PK Limit (dBm)	Over Limit (dB)	Table (o)	ANT	EUT	Verdict
40.476	-66.37	-18.26	-13.0	-53.37	46.00	Vertical	Vertical	Pass
1909.700	-50.47	-3.79	-13.0	-37.47	273.00	Vertical	Vertical	N/A
1989.700	-53.79	-4.45	-13.0	-40.79	21.00	Vertical	Vertical	N/A
3819.600	-45.97	4.95	-13.0	-32.97	135.00	Vertical	Vertical	Pass
5729.400	-42.55	7.39	-13.0	-29.55	149.00	Vertical	Vertical	Pass
17426.614	-33.16	22.49	-13.0	-20.16	101.00	Vertical	Vertical	Pass

RSE-V&H EGPRS 1900 CH810

OPPO_RSE (RF)_FCC PART2&24&27_GSM 1900 & CDMA BC1 & WCDMA Band 2 & LTE Band 2 & 25_1830-1920_30MHz-20GHz



Frequency (MHz)	Result (dBm)	Factor (dB)	PK Limit (dBm)	Over Limit (dB)	Table (o)	ANT	EUT	Verdict
40.525	-66.03	-18.23	-13.0	-53.03	0.00	Vertical	Horizontal	Pass
902.224	-65.66	3.52	-13.0	-52.66	362.00	Vertical	Horizontal	Pass
1989.700	-55.71	-4.45	-13.0	-42.71	233.00	Vertical	Horizontal	N/A
3819.200	-49.20	4.92	-13.0	-36.20	137.00	Vertical	Horizontal	Pass
10619.625	-40.57	15.70	-13.0	-27.57	194.00	Vertical	Horizontal	Pass
17003.574	-33.53	20.94	-13.0	-20.53	327.00	Vertical	Horizontal	Pass

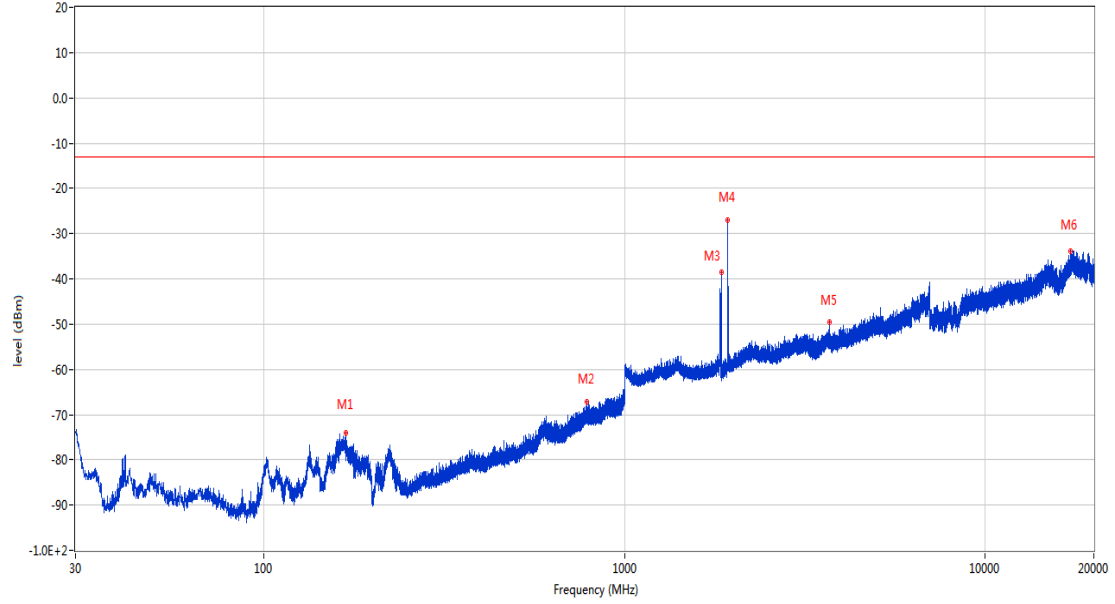
WCDMA

5 WCDMA Band 2

5.1 WCDMA Band 2 Low Channel

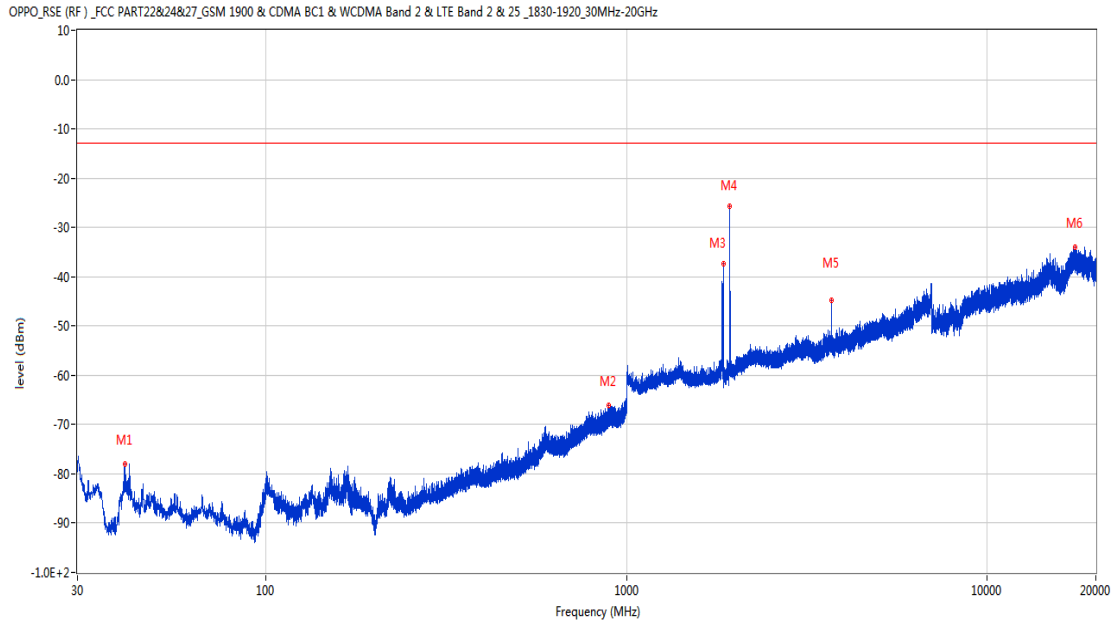
RSE-H&H WCDMA Band 2 CH9262

OPPO_RSE (RF) _FCC PART2&24&27_GSM 1900 & CDMA BC1 & WCDMA Band 2 & LTE Band 2 & 25_1830-1920_30MHz-20GHz



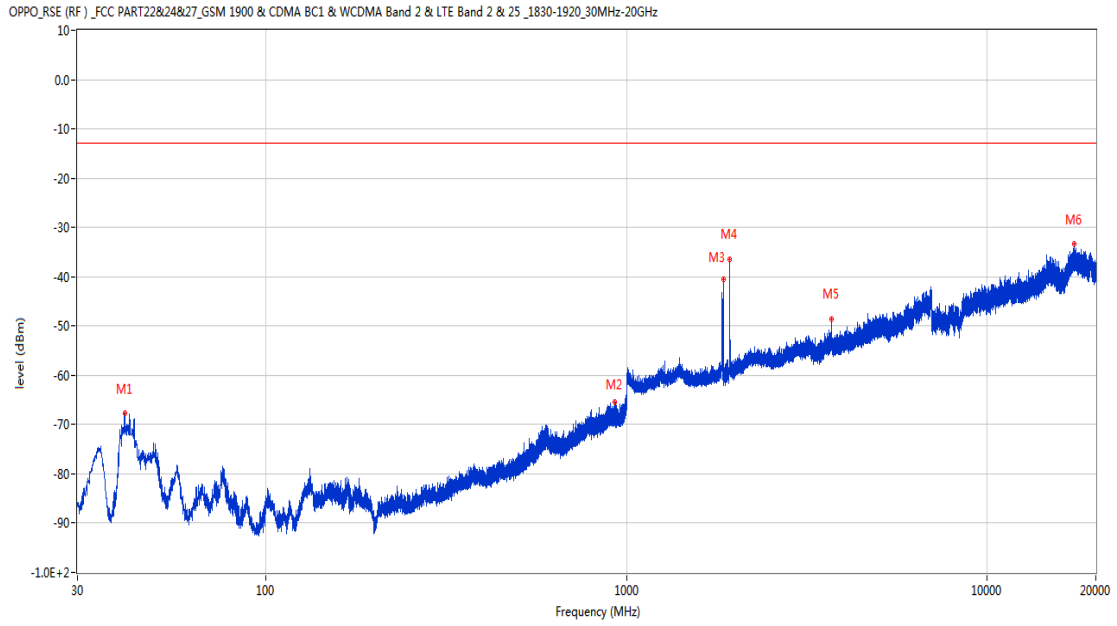
Frequency (MHz)	Result (dBm)	Factor (dB)	PK Limit (dBm)	Over Limit (dB)	Table (o)	ANT	EUT	Verdict
168.468	-74.14	-15.22	-13.0	-61.14	71.00	Horizontal	Horizontal	Pass
785.824	-67.19	1.84	-13.0	-54.19	223.00	Horizontal	Horizontal	Pass
1853.600	-38.60	-4.36	-13.0	-25.60	177.00	Horizontal	Horizontal	N/A
1931.100	-26.95	-3.80	-13.0	-13.95	223.00	Horizontal	Horizontal	N/A
3706.200	-49.61	4.73	-13.0	-36.61	314.00	Horizontal	Horizontal	Pass
17216.725	-33.85	20.48	-13.0	-20.85	263.00	Horizontal	Horizontal	Pass

RSE-H&V WCDMA Band 2 CH9262



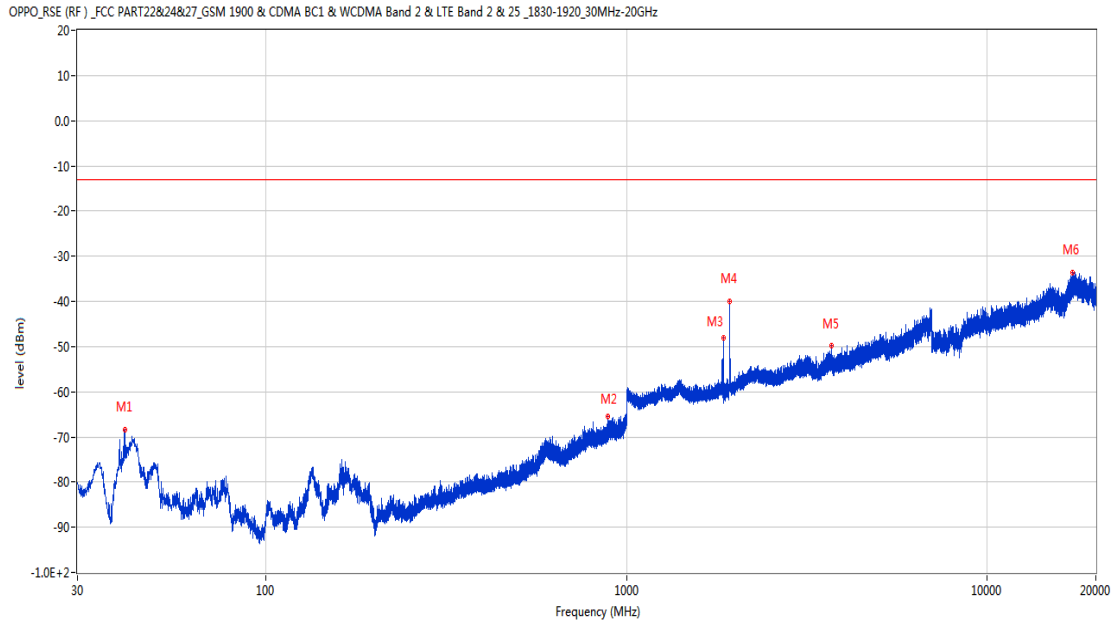
Frequency (MHz)	Result (dBm)	Factor (dB)	PK Limit (dBm)	Over Limit (dB)	Table (o)	ANT	EUT	Verdict
40.525	-77.99	-18.23	-13.0	-64.99	361.00	Horizontal	Vertical	Pass
889.177	-66.09	3.14	-13.0	-53.09	336.00	Horizontal	Vertical	Pass
1853.400	-37.46	-4.36	-13.0	-24.46	152.00	Horizontal	Vertical	N/A
1931.700	-25.67	-3.80	-13.0	-12.67	126.00	Horizontal	Vertical	N/A
3706.800	-44.72	4.70	-13.0	-31.72	114.00	Horizontal	Vertical	Pass
17555.663	-34.07	22.49	-13.0	-21.07	237.00	Horizontal	Vertical	Pass

RSE-V&V WCDMA Band 2 CH9262



Frequency (MHz)	Result (dBm)	Factor (dB)	PK Limit (dBm)	Over Limit (dB)	Table (o)	ANT	EUT	Verdict
40.525	-67.72	-18.23	-13.0	-54.72	339.00	Vertical	Vertical	Pass
925.164	-65.45	3.47	-13.0	-52.45	148.00	Vertical	Vertical	Pass
1853.700	-40.57	-4.36	-13.0	-27.57	264.00	Vertical	Vertical	N/A
1931.300	-36.47	-3.80	-13.0	-23.47	62.00	Vertical	Vertical	N/A
3702.400	-48.65	4.89	-13.0	-35.65	220.00	Vertical	Vertical	Pass
17420.087	-33.25	22.65	-13.0	-20.25	221.00	Vertical	Vertical	Pass

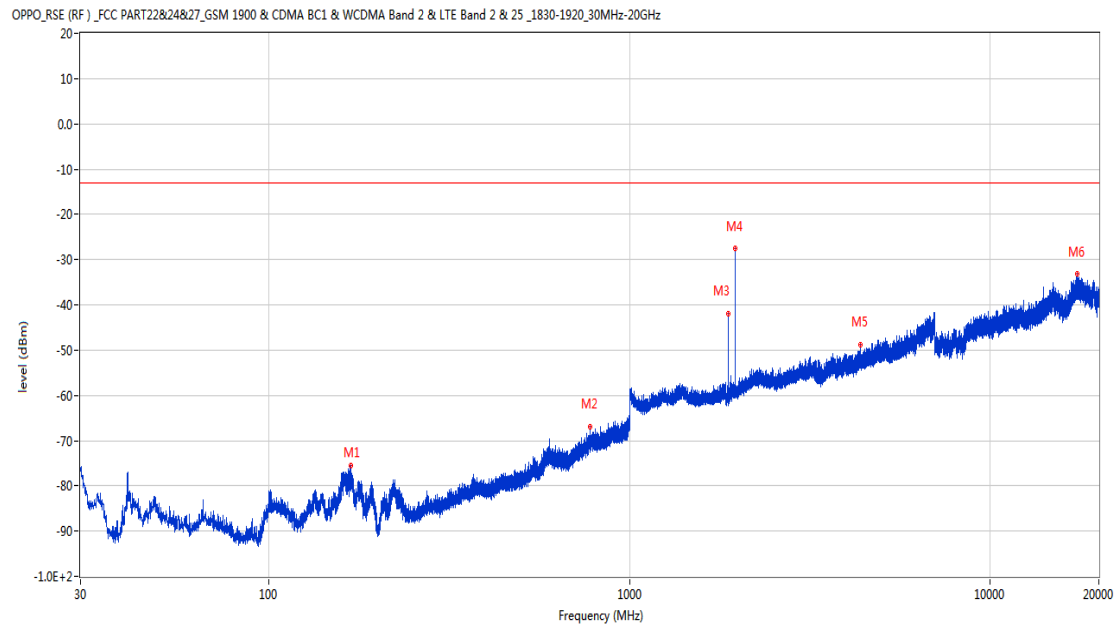
RSE-V&H WCDMA Band 2 CH9262



Frequency (MHz)	Result (dBm)	Factor (dB)	PK Limit (dBm)	Over Limit (dB)	Table (o)	ANT	EUT	Verdict
40.525	-68.38	-18.23	-13.0	-55.38	7.00	Vertical	Horizontal	Pass
885.006	-65.51	3.00	-13.0	-52.51	341.00	Vertical	Horizontal	Pass
1853.500	-48.18	-4.36	-13.0	-35.18	202.00	Vertical	Horizontal	N/A
1932.400	-39.99	-3.80	-13.0	-26.99	42.00	Vertical	Horizontal	N/A
3703.400	-49.83	4.88	-13.0	-36.83	80.00	Vertical	Horizontal	Pass
17209.838	-33.61	20.57	-13.0	-20.61	324.00	Vertical	Horizontal	Pass

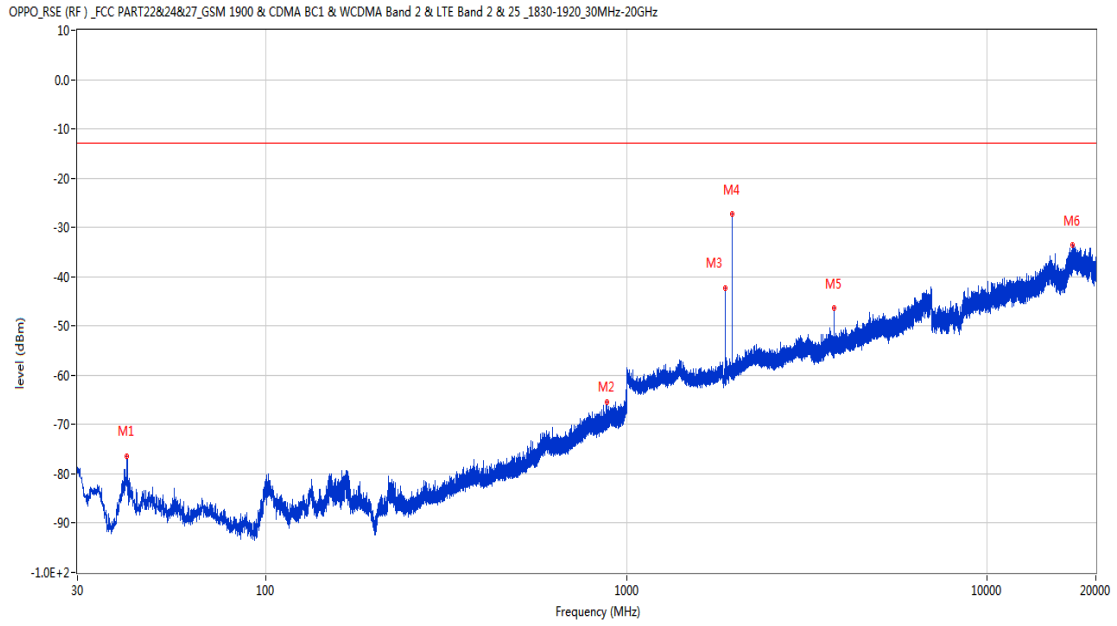
5.2 WCDMA Band 2 Middle Channel

RSE-H&H WCDMA Band 2 CH9400



Frequency (MHz)	Result (dBm)	Factor (dB)	PK Limit (dBm)	Over Limit (dB)	Table (o)	ANT	EUT	Verdict
168.758	-75.62	-15.24	-13.0	-62.62	85.00	Horizontal	Horizontal	Pass
775.736	-66.82	1.52	-13.0	-53.82	357.00	Horizontal	Horizontal	Pass
1878.500	-41.98	-4.05	-13.0	-28.98	174.00	Horizontal	Horizontal	N/A
1961.200	-27.54	-4.70	-13.0	-14.54	219.00	Horizontal	Horizontal	N/A
4357.400	-48.81	6.91	-13.0	-35.81	136.00	Horizontal	Horizontal	Pass
17425.887	-33.21	22.51	-13.0	-20.21	47.00	Horizontal	Horizontal	Pass

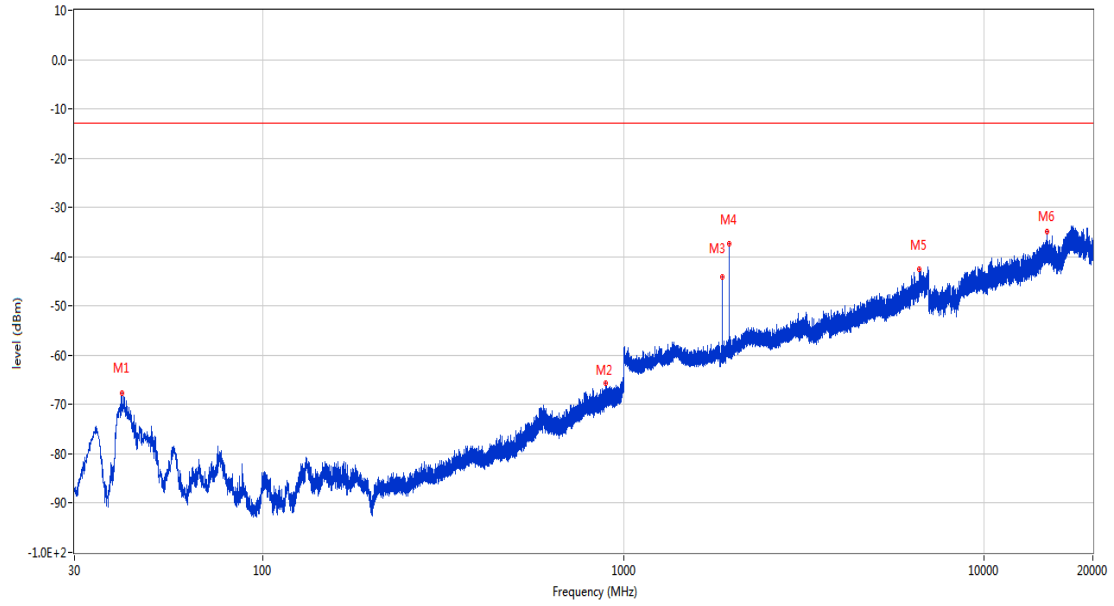
RSE-H&V WCDMA Band 2 CH9400



Frequency (MHz)	Result (dBm)	Factor (dB)	PK Limit (dBm)	Over Limit (dB)	Table (o)	ANT	EUT	Verdict
41.155	-76.36	-17.77	-13.0	-63.36	168.00	Horizontal	Vertical	Pass
882.290	-65.44	2.78	-13.0	-52.44	-1.00	Horizontal	Vertical	Pass
1878.600	-42.32	-4.05	-13.0	-29.32	198.00	Horizontal	Vertical	N/A
1960.500	-27.29	-4.69	-13.0	-14.29	146.00	Horizontal	Vertical	N/A
3761.400	-46.31	3.81	-13.0	-33.31	117.00	Horizontal	Vertical	Pass
17227.962	-33.58	20.56	-13.0	-20.58	95.00	Horizontal	Vertical	Pass

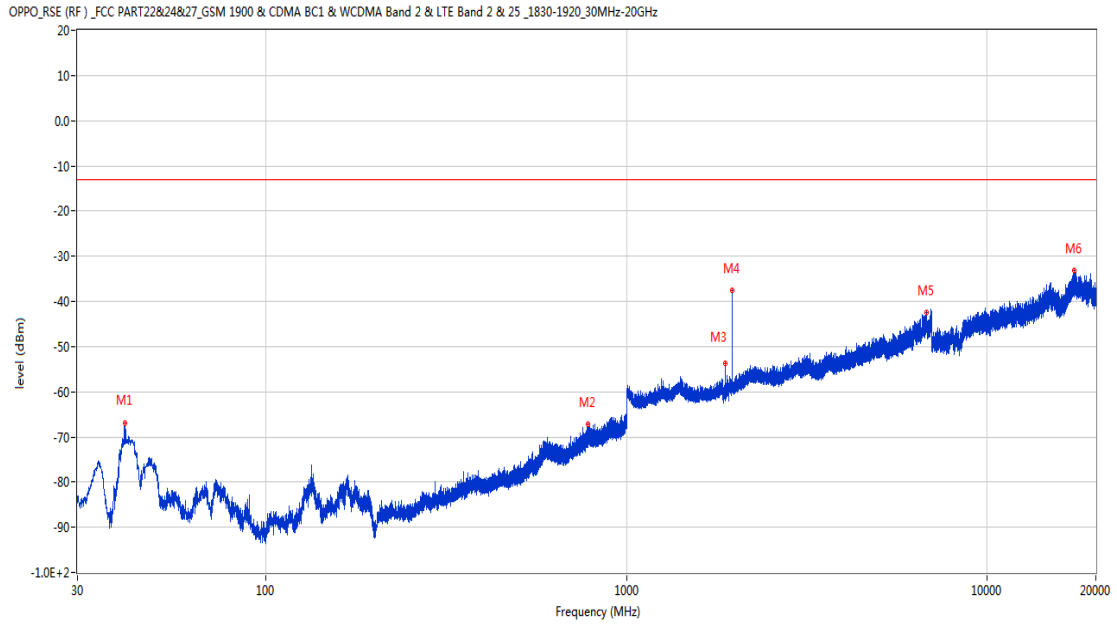
RSE-V&V WCDMA Band 2 CH9400

OPPO_RSE (RF) _ FCC PART22&24&27_GSM 1900 & CDMA BC1 & WCDMA Band 2 & LTE Band 2 & 25_1830-1920_30MHz-20GHz



Frequency (MHz)	Result (dBm)	Factor (dB)	PK Limit (dBm)	Over Limit (dB)	Table (o)	ANT	EUT	Verdict
40.525	-67.60	-18.23	-13.0	-54.60	171.00	Vertical	Vertical	Pass
893.057	-65.63	3.40	-13.0	-52.63	314.00	Vertical	Vertical	Pass
1878.700	-44.19	-4.05	-13.0	-31.19	229.00	Vertical	Vertical	N/A
1958.600	-37.42	-4.67	-13.0	-24.42	105.00	Vertical	Vertical	N/A
6616.000	-42.48	12.24	-13.0	-29.48	361.00	Vertical	Vertical	Pass
14909.412	-35.00	20.15	-13.0	-22.00	31.00	Vertical	Vertical	Pass

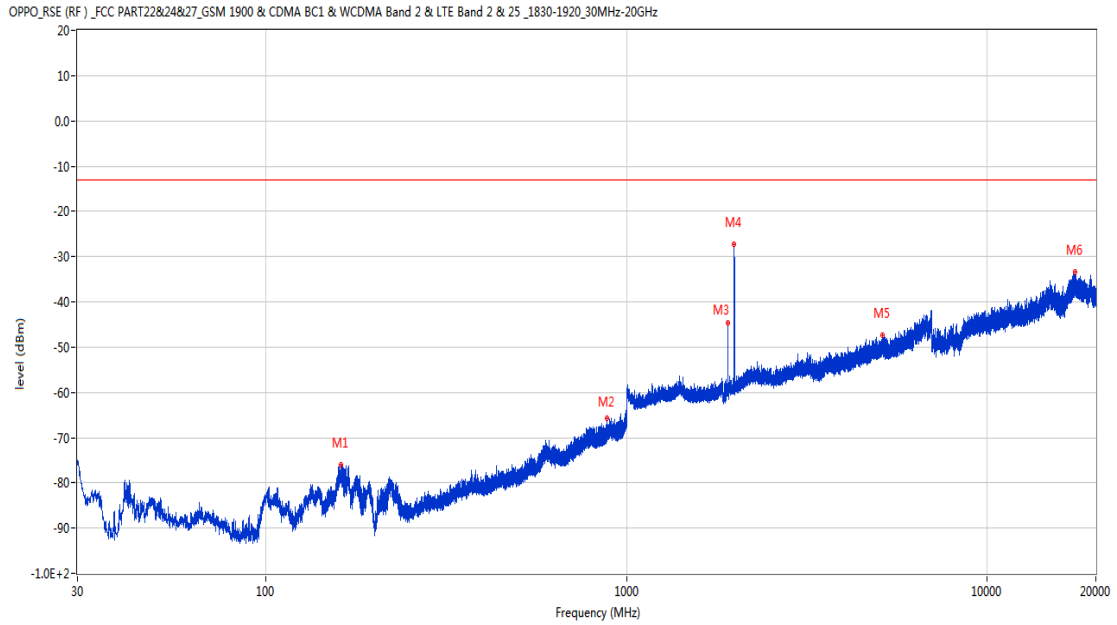
RSE-V&H WCDMA Band 2 CH9400



Frequency (MHz)	Result (dBm)	Factor (dB)	PK Limit (dBm)	Over Limit (dB)	Table (o)	ANT	EUT	Verdict
40.573	-66.84	-18.19	-13.0	-53.84	112.00	Vertical	Horizontal	Pass
780.150	-67.15	1.61	-13.0	-54.15	140.00	Vertical	Horizontal	Pass
1878.800	-53.68	-4.05	-13.0	-40.68	60.00	Vertical	Horizontal	N/A
1960.500	-37.61	-4.69	-13.0	-24.61	281.00	Vertical	Horizontal	N/A
6794.600	-42.38	12.21	-13.0	-29.38	287.00	Vertical	Horizontal	Pass
17376.948	-33.23	22.12	-13.0	-20.23	67.00	Vertical	Horizontal	Pass

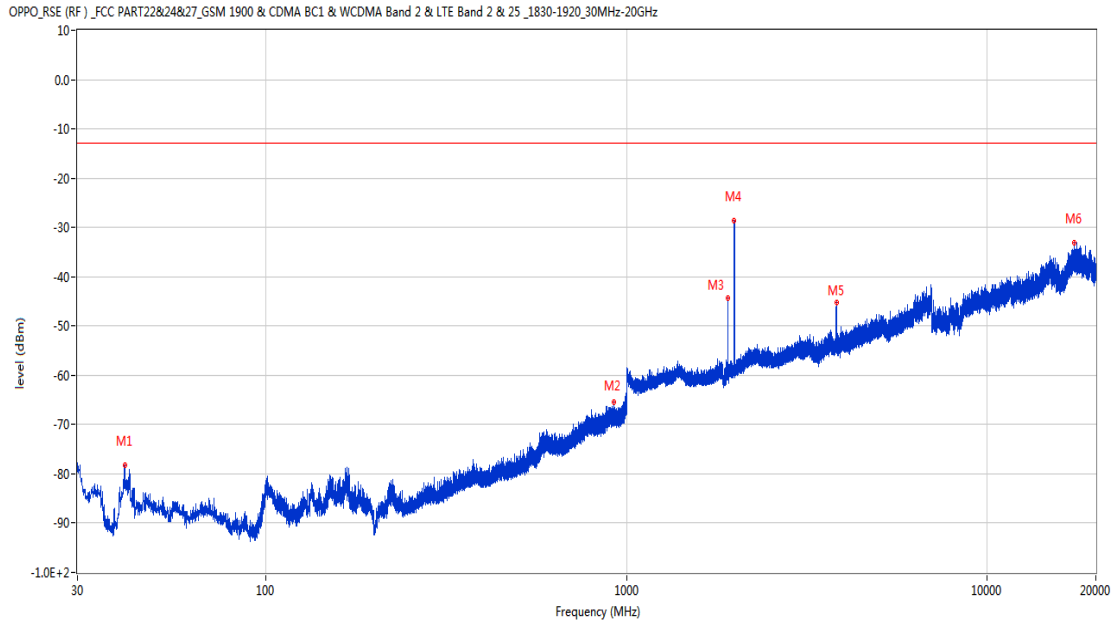
5.3 WCDMA Band 2 High Channel

RSE-H&H WCDMA Band 2 CH9538



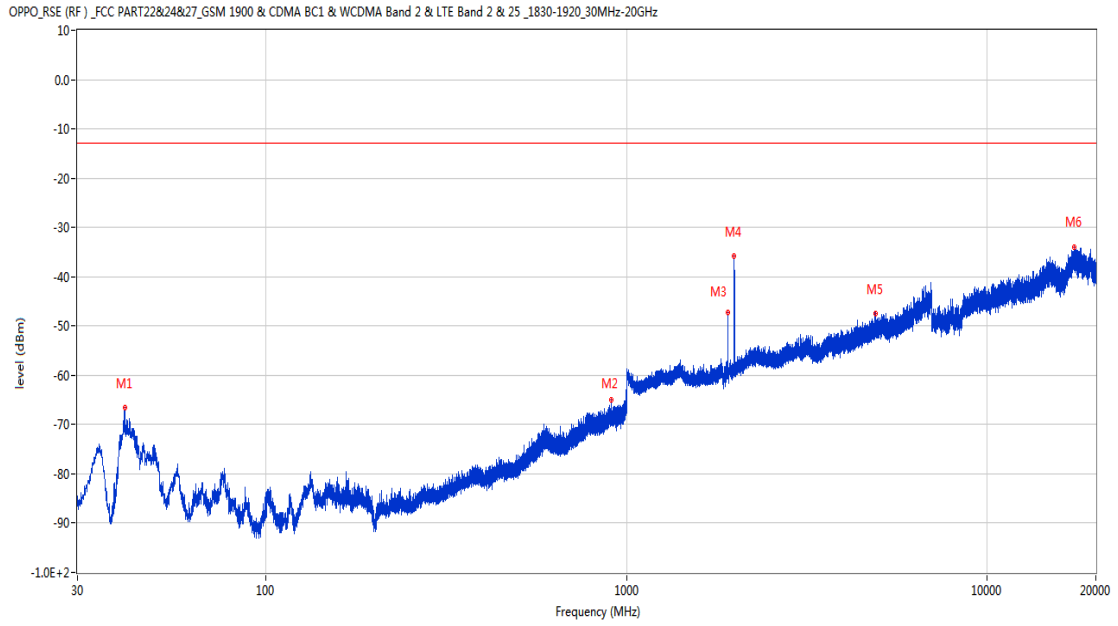
Frequency (MHz)	Result (dBm)	Factor (dB)	PK Limit (dBm)	Over Limit (dB)	Table (o)	ANT	EUT	Verdict
161.484	-76.02	-14.97	-13.0	-63.02	58.00	Horizontal	Horizontal	Pass
882.193	-65.68	2.77	-13.0	-52.68	353.00	Horizontal	Horizontal	Pass
1906.000	-44.75	-3.79	-13.0	-31.75	172.00	Horizontal	Horizontal	N/A
1988.700	-27.15	-4.47	-13.0	-14.15	227.00	Horizontal	Horizontal	N/A
5108.600	-47.45	7.55	-13.0	-34.45	206.00	Horizontal	Horizontal	Pass
17568.350	-33.46	22.35	-13.0	-20.46	230.00	Horizontal	Horizontal	Pass

RSE-H&V WCDMA Band 2 CH9538



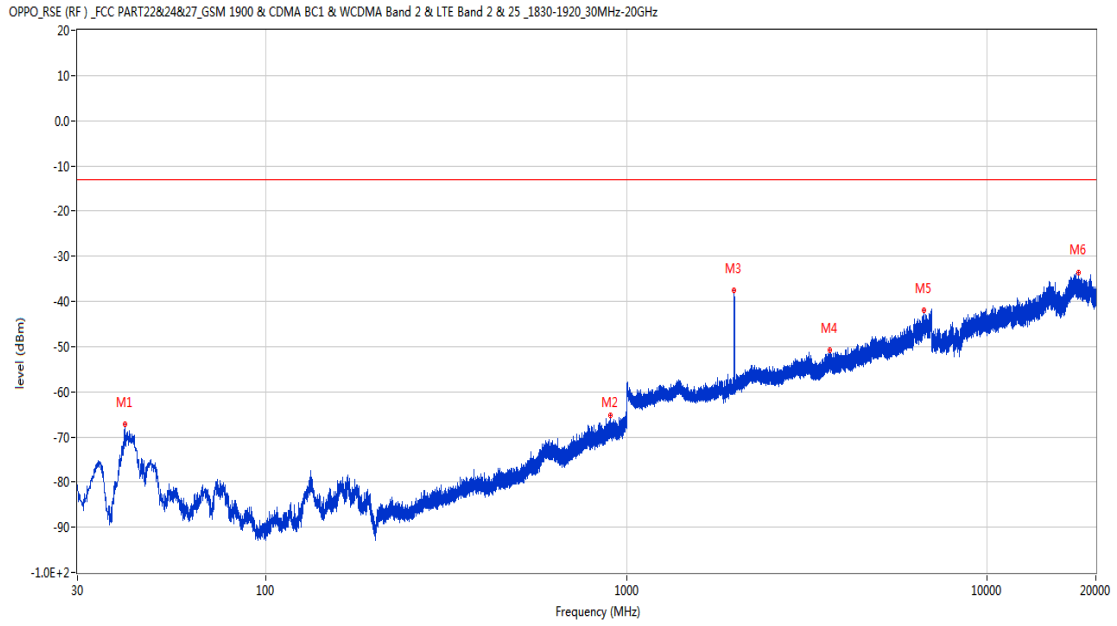
Frequency (MHz)	Result (dBm)	Factor (dB)	PK Limit (dBm)	Over Limit (dB)	Table (o)	ANT	EUT	Verdict
40.525	-78.13	-18.23	-13.0	-65.13	326.00	Horizontal	Vertical	Pass
919.442	-65.48	3.44	-13.0	-52.48	171.00	Horizontal	Vertical	Pass
1905.900	-44.28	-3.79	-13.0	-31.28	153.00	Horizontal	Vertical	N/A
1987.300	-28.71	-4.47	-13.0	-15.71	130.00	Horizontal	Vertical	N/A
3816.400	-45.30	4.89	-13.0	-32.30	208.00	Horizontal	Vertical	Pass
17425.162	-33.05	22.52	-13.0	-20.05	284.00	Horizontal	Vertical	Pass

RSE-V&V WCDMA Band 2 CH9538



Frequency (MHz)	Result (dBm)	Factor (dB)	PK Limit (dBm)	Over Limit (dB)	Table (o)	ANT	EUT	Verdict
40.525	-66.64	-18.23	-13.0	-53.64	135.00	Vertical	Vertical	Pass
907.995	-64.96	3.51	-13.0	-51.96	-3.00	Vertical	Vertical	Pass
1906.100	-47.25	-3.79	-13.0	-34.25	271.00	Vertical	Vertical	N/A
1988.400	-35.80	-4.47	-13.0	-22.80	361.00	Vertical	Vertical	N/A
4914.000	-47.50	7.93	-13.0	-34.50	166.00	Vertical	Vertical	Pass
17392.538	-34.04	22.53	-13.0	-21.04	348.00	Vertical	Vertical	Pass

RSE-V&H WCDMA Band 2 CH9538

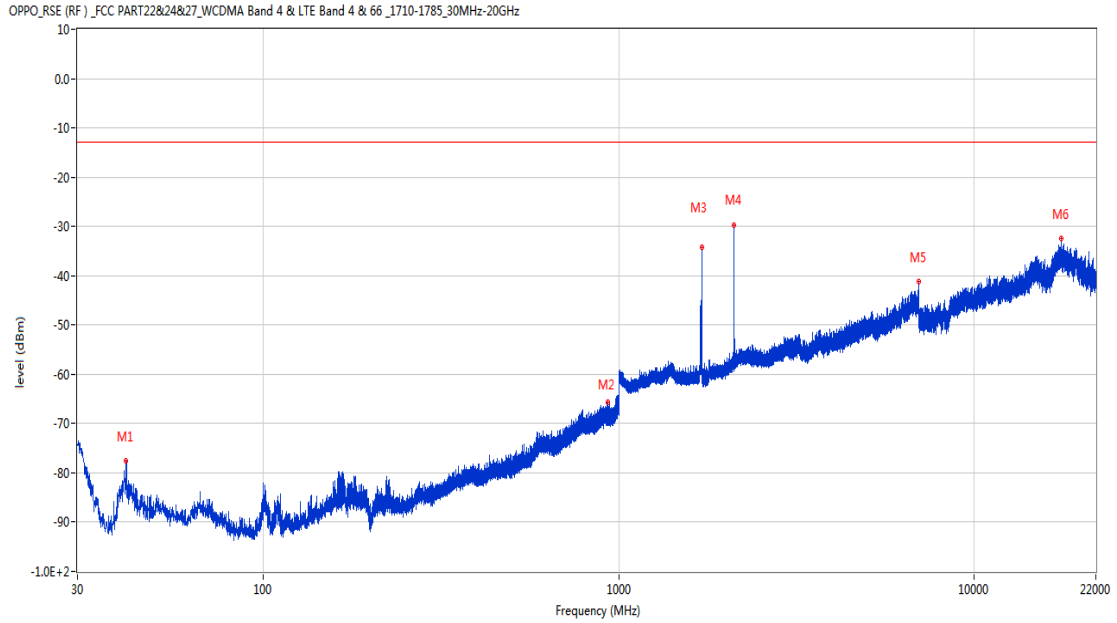


Frequency (MHz)	Result (dBm)	Factor (dB)	PK Limit (dBm)	Over Limit (dB)	Table (o)	ANT	EUT	Verdict
40.525	-67.29	-18.23	-13.0	-54.29	63.00	Vertical	Horizontal	Pass
903.000	-65.12	3.53	-13.0	-52.12	184.00	Vertical	Horizontal	Pass
1986.300	-37.49	-4.47	-13.0	-24.49	224.00	Vertical	Horizontal	N/A
3655.600	-50.85	4.17	-13.0	-37.85	342.00	Vertical	Horizontal	Pass
6683.800	-42.05	11.93	-13.0	-29.05	126.00	Vertical	Horizontal	Pass
17929.038	-33.60	22.22	-13.0	-20.60	360.00	Vertical	Horizontal	Pass

6 WCDMA Band 4

6.1 WCDMA Band 4 Low Channel

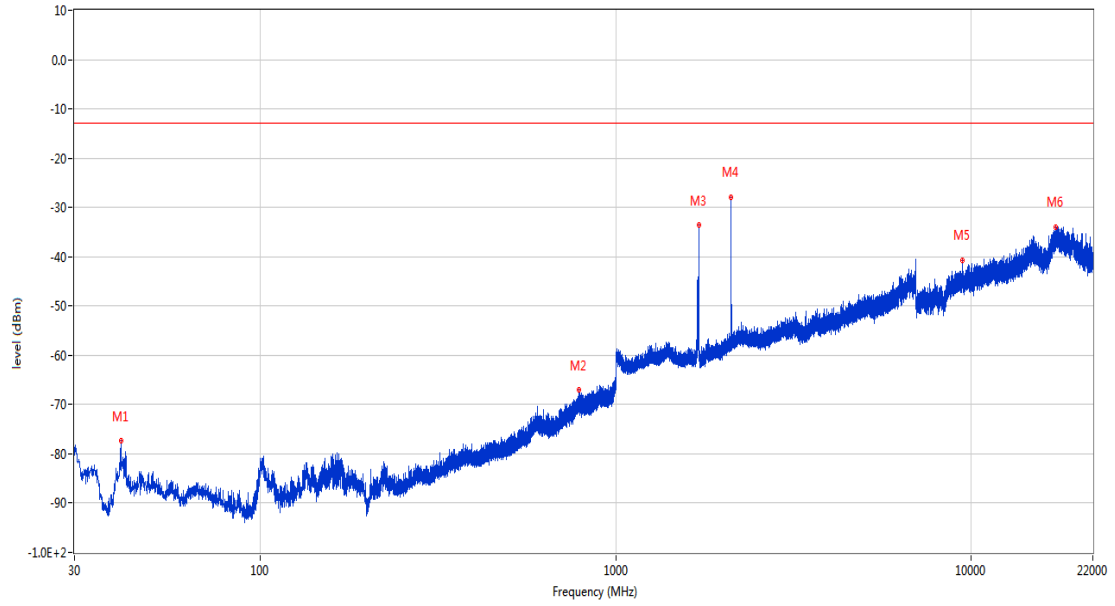
RSE-H&H WCDMA Band 4 CH1312



Frequency (MHz)	Result (dBm)	Factor (dB)	PK Limit (dBm)	Over Limit (dB)	Table (o)	ANT	EUT	Verdict
41.155	-77.64	-17.76	-13.0	-64.64	27.00	Horizontal	Horizontal	Pass
930.645	-65.70	3.53	-13.0	-52.70	162.00	Horizontal	Horizontal	Pass
1713.000	-34.23	-4.53	-13.0	-21.23	137.00	Horizontal	Horizontal	N/A
2110.900	-29.72	-2.76	-13.0	-16.72	202.00	Horizontal	Horizontal	N/A
6984.800	-41.17	13.72	-13.0	-28.17	335.00	Horizontal	Horizontal	Pass
17591.450	-32.52	22.06	-13.0	-19.52	309.00	Horizontal	Horizontal	Pass

RSE-H&V WCDMA Band 4 CH1312

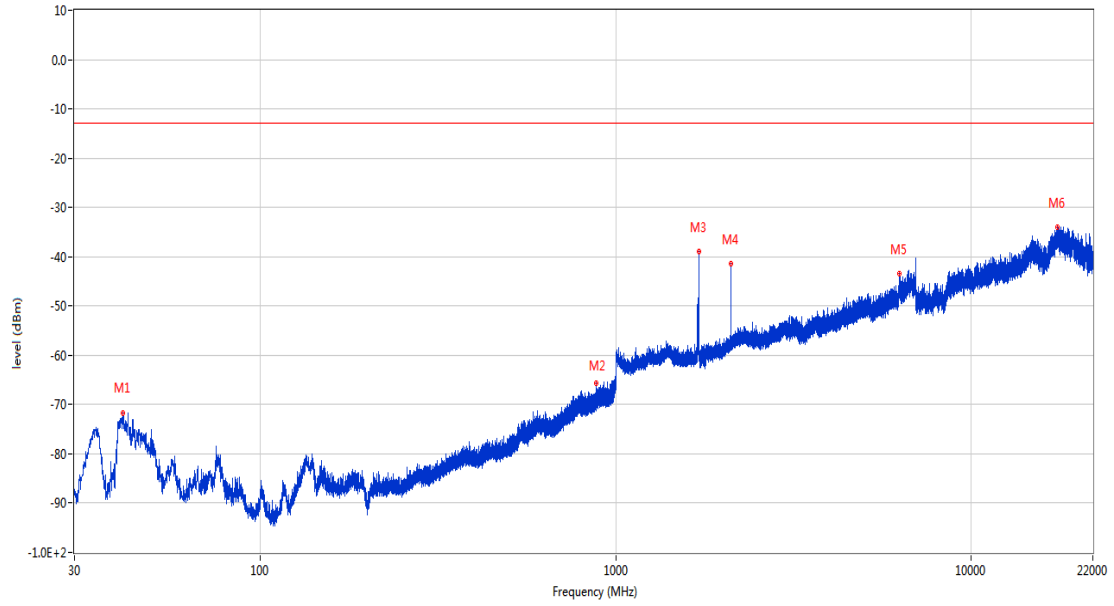
OPPO_RSE (RF) _ FCC PART22&24&27_WCDMA Band 4 & LTE Band 4 & 66 _1710-1785_30MHz-20GHz



Frequency (MHz)	Result (dBm)	Factor (dB)	PK Limit (dBm)	Over Limit (dB)	Table (o)	ANT	EUT	Verdict
40.525	-77.42	-18.21	-13.0	-64.42	352.00	Horizontal	Vertical	Pass
787.279	-66.91	1.88	-13.0	-53.91	238.00	Horizontal	Vertical	Pass
1712.900	-33.63	-4.53	-13.0	-20.63	176.00	Horizontal	Vertical	N/A
2111.900	-27.97	-2.83	-13.0	-14.97	141.00	Horizontal	Vertical	N/A
9459.562	-40.76	16.54	-13.0	-27.76	363.00	Horizontal	Vertical	Pass
17285.738	-34.01	21.11	-13.0	-21.01	4.00	Horizontal	Vertical	Pass

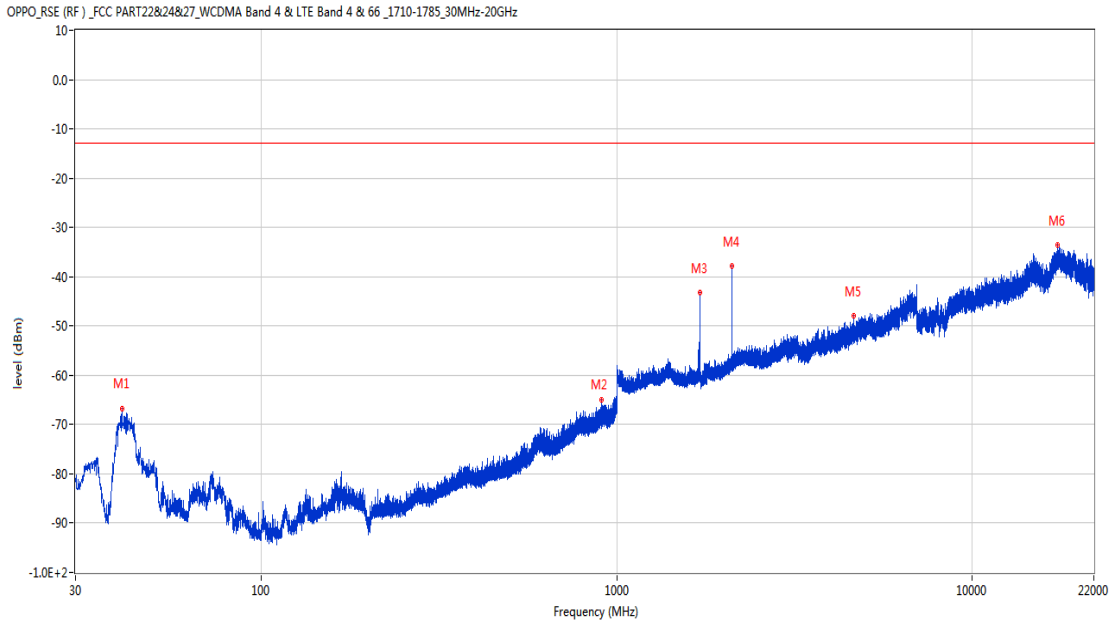
RSE-V&V WCDMA Band 4 CH1312

OPPO_RSE (RF) _ FCC PART22&24&27_WCDMA Band 4 & LTE Band 4 & 66 _1710-1785_30MHz-20GHz



Frequency (MHz)	Result (dBm)	Factor (dB)	PK Limit (dBm)	Over Limit (dB)	Table (o)	ANT	EUT	Verdict
41.155	-71.66	-17.76	-13.0	-58.66	108.00	Vertical	Vertical	Pass
883.164	-65.74	2.78	-13.0	-52.74	43.00	Vertical	Vertical	Pass
1713.100	-38.92	-4.53	-13.0	-25.92	278.00	Vertical	Vertical	N/A
2112.300	-41.41	-2.86	-13.0	-28.41	4.00	Vertical	Vertical	N/A
6285.000	-43.54	11.30	-13.0	-30.54	349.00	Vertical	Vertical	Pass
17455.475	-34.08	21.83	-13.0	-21.08	363.00	Vertical	Vertical	Pass

RSE-V&H WCDMA Band 4 CH1312

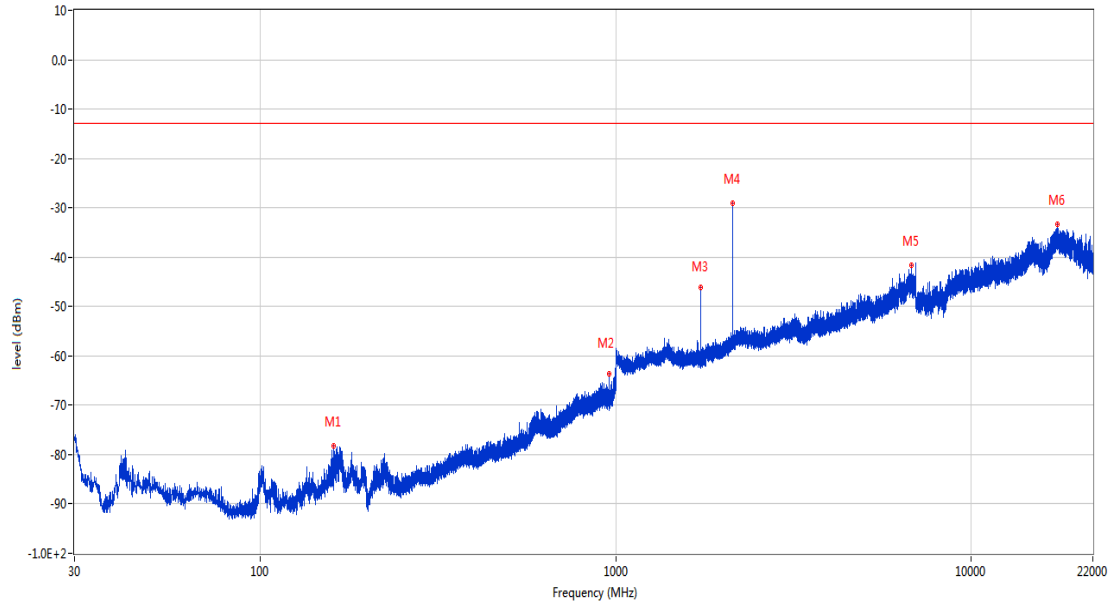


Frequency (MHz)	Result (dBm)	Factor (dB)	PK Limit (dBm)	Over Limit (dB)	Table (o)	ANT	EUT	Verdict
40.573	-66.72	-18.17	-13.0	-53.72	20.00	Vertical	Horizontal	Pass
906.783	-64.96	3.49	-13.0	-51.96	68.00	Vertical	Horizontal	Pass
1711.700	-43.18	-4.53	-13.0	-30.18	83.00	Vertical	Horizontal	N/A
2111.500	-37.84	-2.80	-13.0	-24.84	342.00	Vertical	Horizontal	N/A
4655.400	-48.01	6.27	-13.0	-35.01	224.00	Vertical	Horizontal	Pass
17428.187	-33.59	22.45	-13.0	-20.59	193.00	Vertical	Horizontal	Pass

6.2 WCDMA Band 4 Middle Channel

RSE-H&H WCDMA Band 4 CH1413

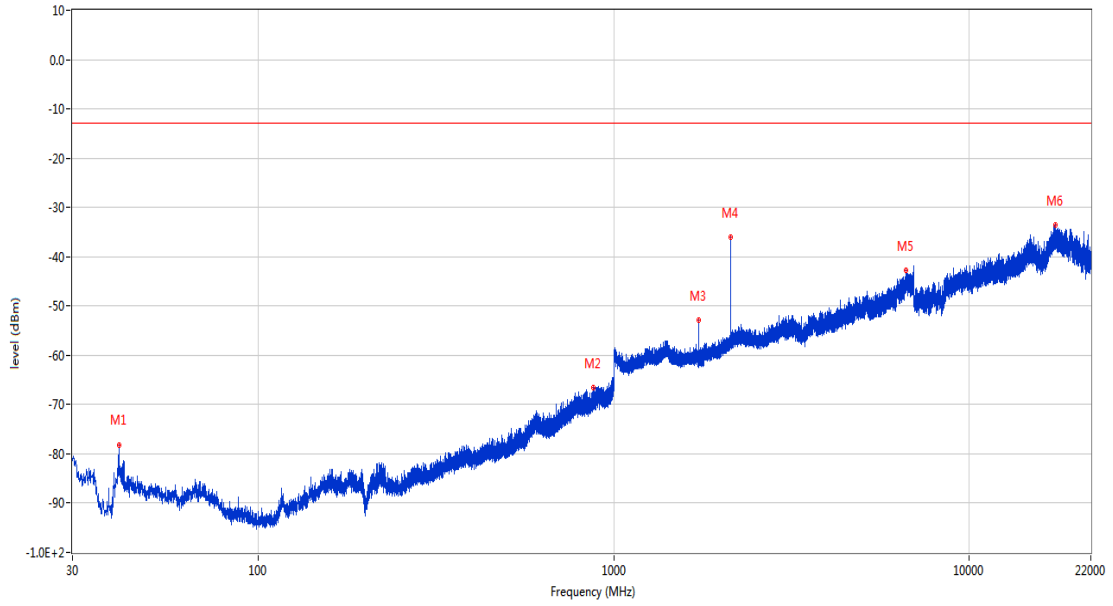
OPPO_RSE (RF) _FCC PART22&24&27_WCDMA Band 4 & LTE Band 4 & 66 _1710-1785_30MHz-20GHz



Frequency (MHz)	Result (dBm)	Factor (dB)	PK Limit (dBm)	Over Limit (dB)	Table (o)	ANT	EUT	Verdict
160.659	-78.16	-14.89	-13.0	-65.16	69.00	Horizontal	Horizontal	Pass
957.514	-63.70	3.26	-13.0	-50.70	196.00	Horizontal	Horizontal	Pass
1733.400	-46.18	-4.53	-13.0	-33.18	140.00	Horizontal	Horizontal	N/A
2131.500	-29.16	-2.65	-13.0	-16.16	249.00	Horizontal	Horizontal	N/A
6785.600	-41.72	12.18	-13.0	-28.72	128.00	Horizontal	Horizontal	Pass
17488.312	-33.29	21.45	-13.0	-20.29	298.00	Horizontal	Horizontal	Pass

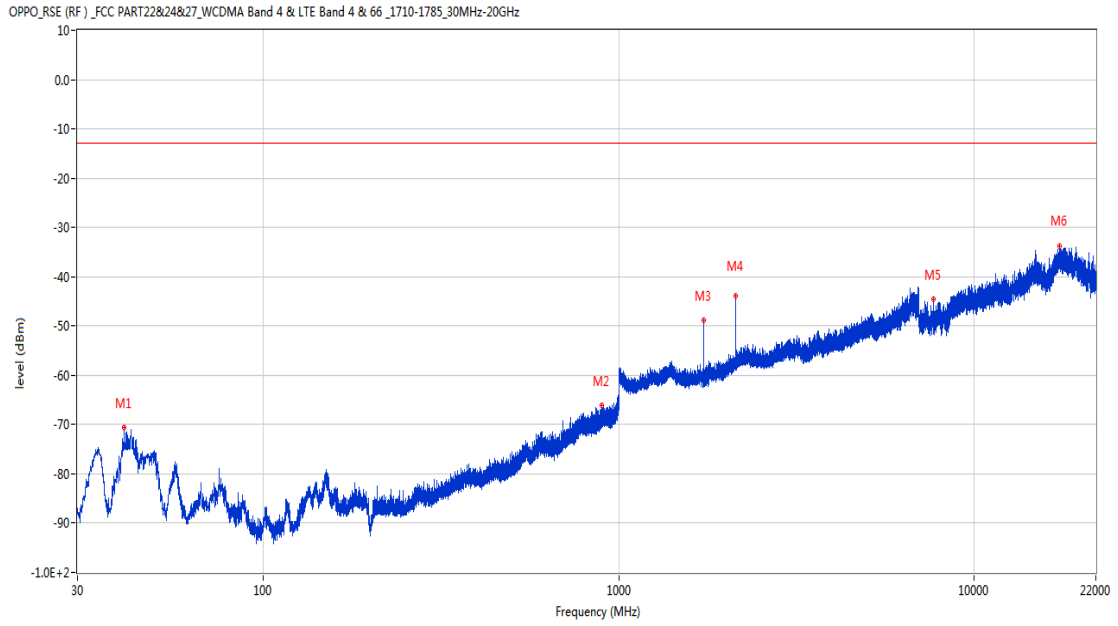
RSE-H&V WCDMA Band 4 CH1413

OPPO_RSE (RF) _ FCC PART22&24&27_WCDMA Band 4 & LTE Band 4 & 66 _1710-1785_30MHz-20GHz



Frequency (MHz)	Result (dBm)	Factor (dB)	PK Limit (dBm)	Over Limit (dB)	Table (o)	ANT	EUT	Verdict
40.525	-78.22	-18.21	-13.0	-65.22	266.00	Horizontal	Vertical	Pass
874.433	-66.60	2.22	-13.0	-53.60	163.00	Horizontal	Vertical	Pass
1733.500	-52.79	-4.53	-13.0	-39.79	270.00	Horizontal	Vertical	N/A
2131.900	-36.07	-2.64	-13.0	-23.07	270.00	Horizontal	Vertical	N/A
6624.400	-42.73	12.03	-13.0	-29.73	0.00	Horizontal	Vertical	Pass
17490.625	-33.66	21.38	-13.0	-20.66	280.00	Horizontal	Vertical	Pass

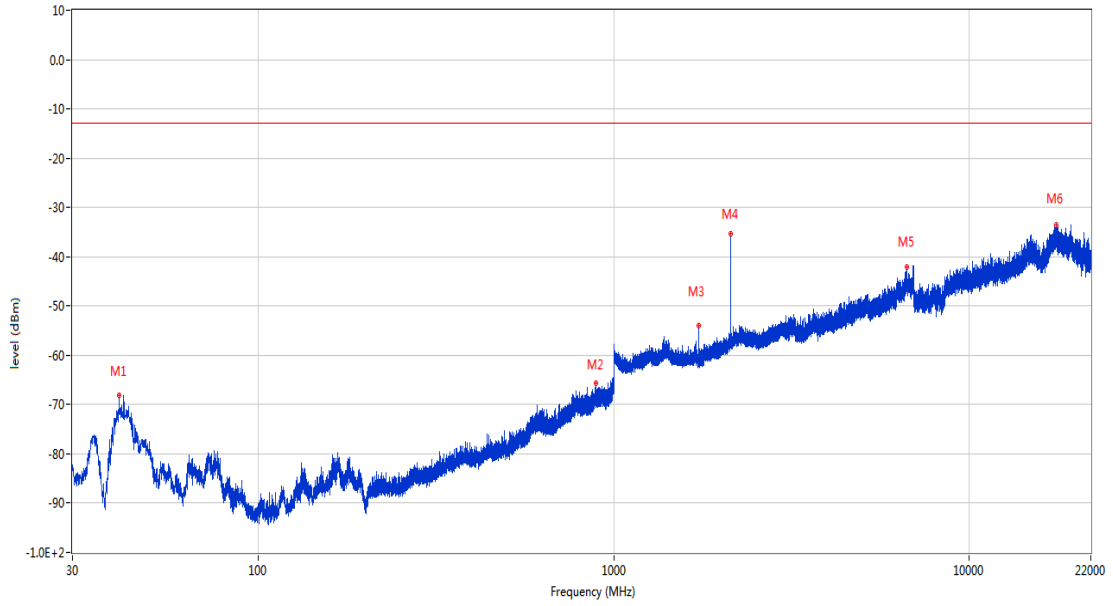
RSE-V&V WCDMA Band 4 CH1413



Frequency (MHz)	Result (dBm)	Factor (dB)	PK Limit (dBm)	Over Limit (dB)	Table (o)	ANT	EUT	Verdict
40.573	-70.56	-18.17	-13.0	-57.56	-2.00	Vertical	Vertical	Pass
894.755	-66.14	3.29	-13.0	-53.14	274.00	Vertical	Vertical	Pass
1733.500	-48.84	-4.53	-13.0	-35.84	189.00	Vertical	Vertical	N/A
2131.100	-43.99	-2.65	-13.0	-30.99	34.00	Vertical	Vertical	N/A
7664.413	-44.63	11.65	-13.0	-31.63	0.00	Vertical	Vertical	Pass
17421.251	-33.73	22.62	-13.0	-20.73	362.00	Vertical	Vertical	Pass

RSE-V&H WCDMA Band 4 CH1413

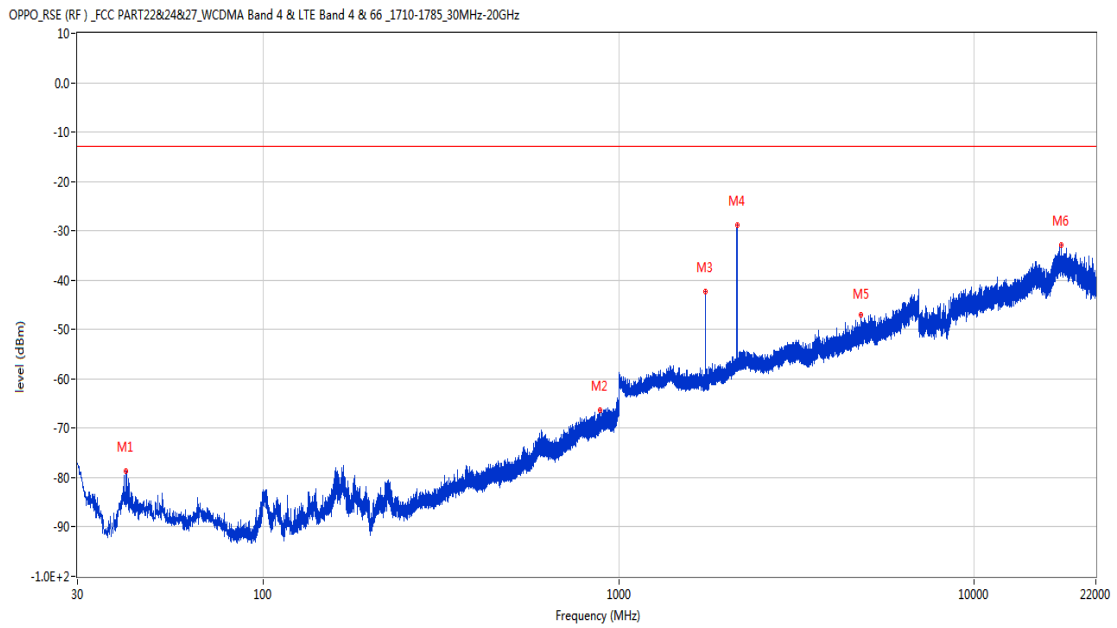
OPPO_RSE (RF)_FCC PART2&24&27_WCDMA Band 4 & LTE Band 4 & 66_1710-1785_30MHz-20GHz



Frequency (MHz)	Result (dBm)	Factor (dB)	PK Limit (dBm)	Over Limit (dB)	Table (o)	ANT	EUT	Verdict
40.525	-68.05	-18.21	-13.0	-55.05	176.00	Vertical	Horizontal	Pass
891.796	-65.65	3.21	-13.0	-52.65	74.00	Vertical	Horizontal	Pass
1733.100	-54.06	-4.53	-13.0	-41.06	5.00	Vertical	Horizontal	N/A
2133.000	-35.35	-2.61	-13.0	-22.35	320.00	Vertical	Horizontal	N/A
6688.200	-42.15	11.91	-13.0	-29.15	283.00	Vertical	Horizontal	Pass
17570.175	-33.44	22.33	-13.0	-20.44	301.00	Vertical	Horizontal	Pass

6.3 WCDMA Band 4 High Channel

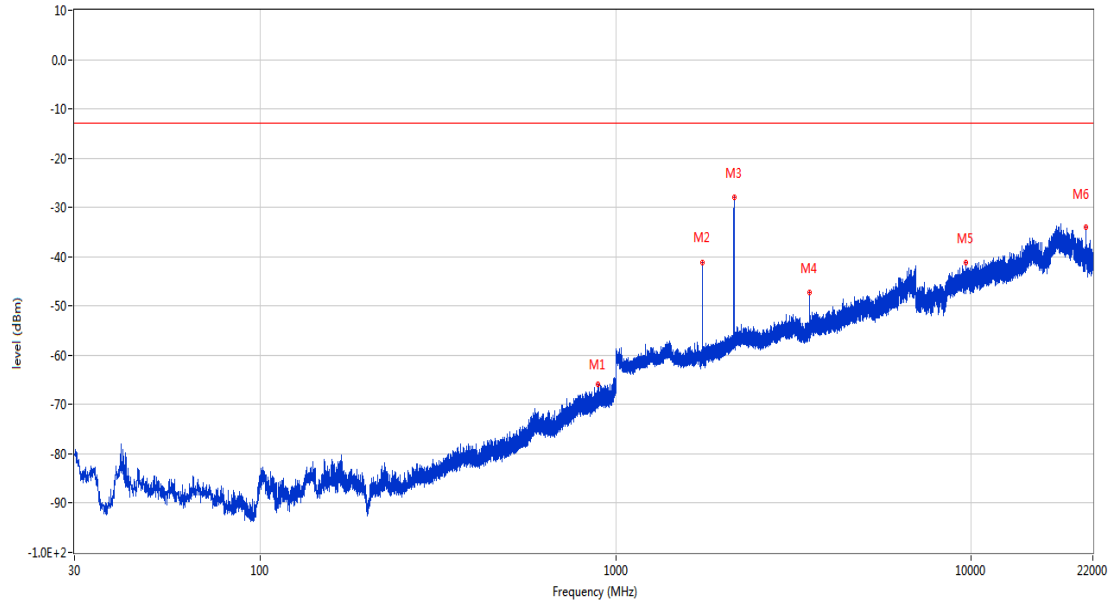
RSE-H&H WCDMA Band 4 CH1513



Frequency (MHz)	Result (dBm)	Factor (dB)	PK Limit (dBm)	Over Limit (dB)	Table (o)	ANT	EUT	Verdict
41.155	-78.75	-17.76	-13.0	-65.75	337.00	Horizontal	Horizontal	Pass
887.965	-66.30	2.93	-13.0	-53.30	314.00	Horizontal	Horizontal	Pass
1751.300	-42.40	-4.52	-13.0	-29.40	133.00	Horizontal	Horizontal	N/A
2152.300	-28.91	-2.35	-13.0	-15.91	204.00	Horizontal	Horizontal	N/A
4793.200	-47.04	7.56	-13.0	-34.04	241.00	Horizontal	Horizontal	Pass
17599.312	-32.88	21.98	-13.0	-19.88	145.00	Horizontal	Horizontal	Pass

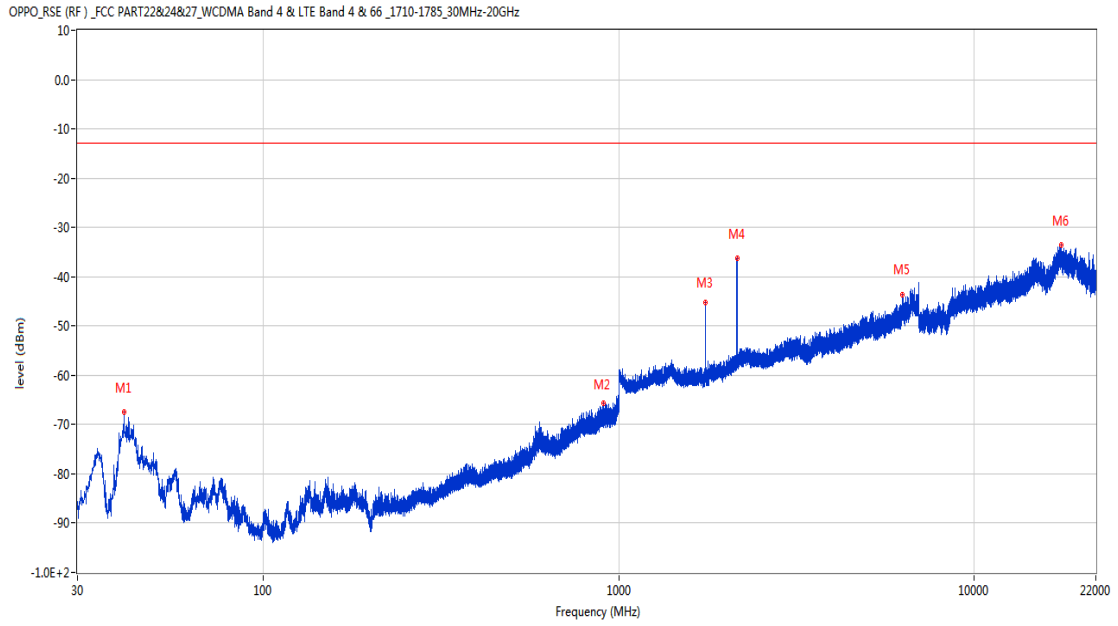
RSE-H&V WCDMA Band 4 CH1513

OPPO_RSE (RF) _ FCC PART22&24&27_WCDMA Band 4 & LTE Band 4 & 66 _1710-1785_30MHz-20GHz



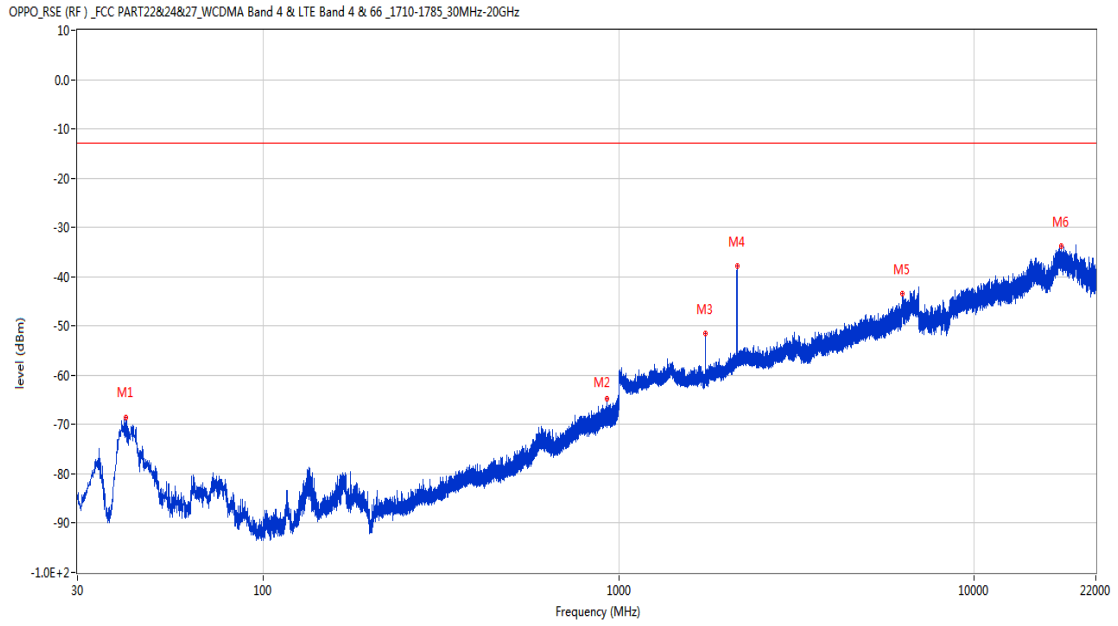
Frequency (MHz)	Result (dBm)	Factor (dB)	PK Limit (dBm)	Over Limit (dB)	Table (o)	ANT	EUT	Verdict
893.300	-65.78	3.27	-13.0	-52.78	-3.00	Horizontal	Vertical	Pass
1751.300	-41.21	-4.52	-13.0	-28.21	160.00	Horizontal	Vertical	N/A
2154.000	-28.04	-2.35	-13.0	-15.04	130.00	Horizontal	Vertical	N/A
3506.800	-47.35	3.25	-13.0	-34.35	92.00	Horizontal	Vertical	Pass
9648.737	-41.21	16.37	-13.0	-28.21	154.00	Horizontal	Vertical	Pass
21045.862	-33.94	25.43	-13.0	-20.94	194.00	Horizontal	Vertical	Pass

RSE-V&V WCDMA Band 4 CH1513



Frequency (MHz)	Result (dBm)	Factor (dB)	PK Limit (dBm)	Over Limit (dB)	Table (o)	ANT	EUT	Verdict
40.573	-67.54	-18.17	-13.0	-54.54	361.00	Vertical	Vertical	Pass
906.541	-65.65	3.48	-13.0	-52.65	210.00	Vertical	Vertical	Pass
1751.200	-45.24	-4.52	-13.0	-32.24	231.00	Vertical	Vertical	N/A
2151.100	-36.30	-2.35	-13.0	-23.30	-1.00	Vertical	Vertical	N/A
6285.200	-43.68	11.29	-13.0	-30.68	33.00	Vertical	Vertical	Pass
17561.850	-33.50	22.44	-13.0	-20.50	64.00	Vertical	Vertical	Pass

RSE-V&H WCDMA Band 4 CH1513

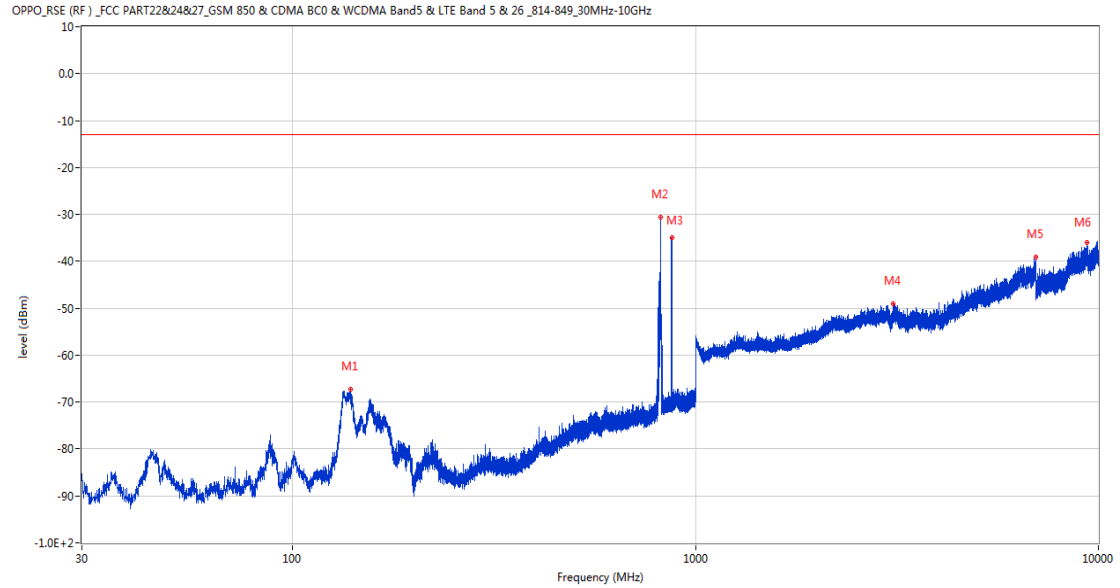


Frequency (MHz)	Result (dBm)	Factor (dB)	PK Limit (dBm)	Over Limit (dB)	Table (o)	ANT	EUT	Verdict
41.155	-68.50	-17.76	-13.0	-55.50	2.00	Vertical	Horizontal	Pass
924.146	-64.76	3.56	-13.0	-51.76	225.00	Vertical	Horizontal	Pass
1751.200	-51.57	-4.52	-13.0	-38.57	0.00	Vertical	Horizontal	N/A
2151.800	-37.80	-2.35	-13.0	-24.80	348.00	Vertical	Horizontal	N/A
6292.600	-43.53	11.24	-13.0	-30.53	46.00	Vertical	Horizontal	Pass
17579.426	-33.74	22.20	-13.0	-20.74	-3.00	Vertical	Horizontal	Pass

7 WCDMA Band 5

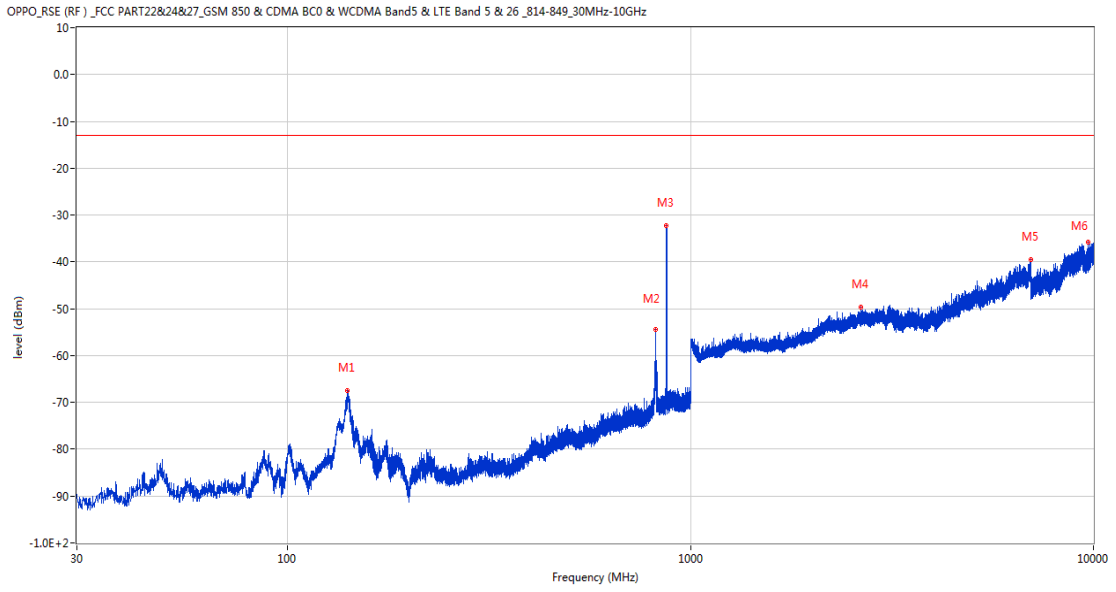
7.1 WCDMA Band 5 Low Channel

RSE-H&H WCDMA Band 5 CH4132



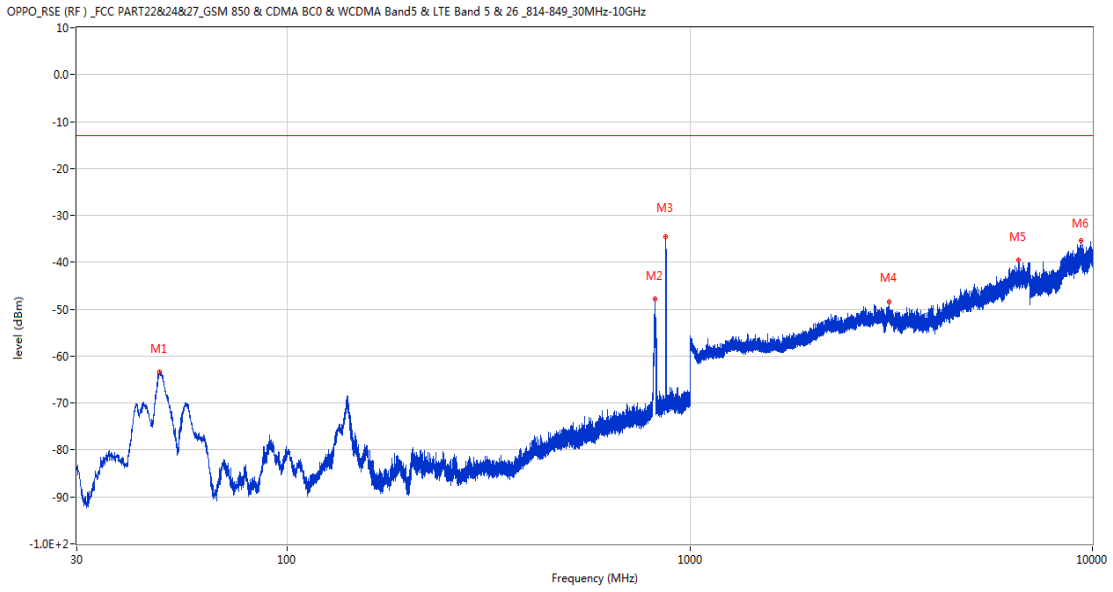
Frequency (MHz)	Result (dBm)	Factor (dB)	PK Limit (dBm)	Over Limit (dB)	Table (o)	ANT	EUT	Verdict
139.610	-67.35	-17.65	-13.0	-54.35	115.00	Horizontal	Horizontal	Pass
818.562	-30.70	0.65	-13.0	-17.70	360.00	Horizontal	Horizontal	N/A
872.639	-35.02	0.18	-13.0	-22.02	174.00	Horizontal	Horizontal	N/A
3089.600	-49.14	7.95	-13.0	-36.14	197.00	Horizontal	Horizontal	Pass
6999.000	-39.00	18.94	-13.0	-26.00	96.00	Horizontal	Horizontal	Pass
9383.800	-36.05	39.90	-13.0	-23.05	6.00	Horizontal	Horizontal	Pass

RSE-H&V WCDMA Band 5 CH4132



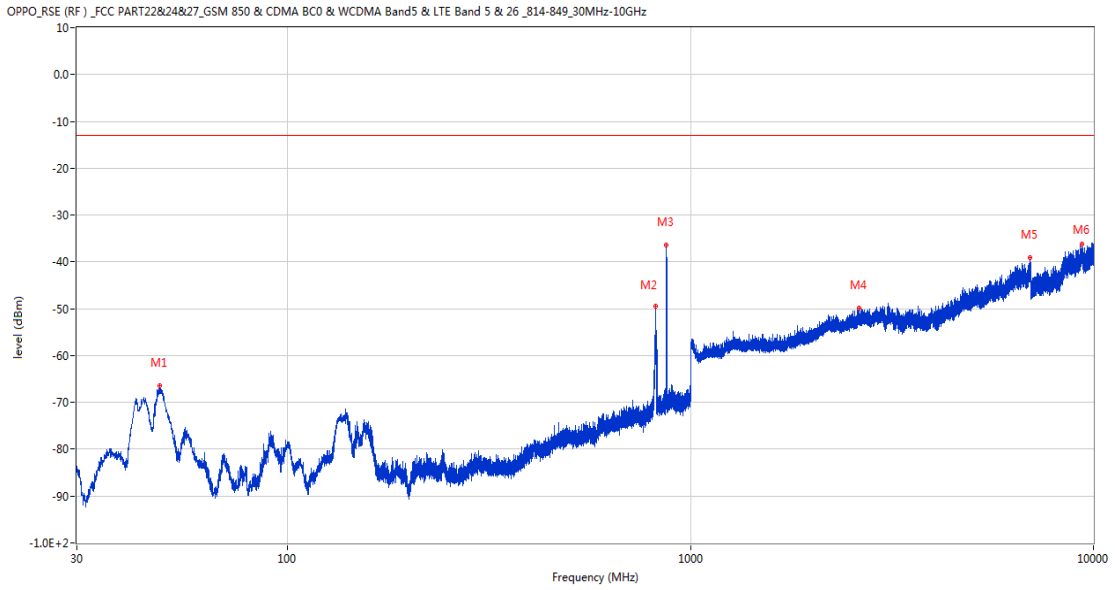
Frequency (MHz)	Result (dBm)	Factor (dB)	PK Limit (dBm)	Over Limit (dB)	Table (o)	ANT	EUT	Verdict
140.580	-67.53	-17.49	-13.0	-54.53	79.00	Horizontal	Vertical	Pass
820.841	-54.36	0.74	-13.0	-41.36	172.00	Horizontal	Vertical	N/A
871.378	-32.34	0.08	-13.0	-19.34	172.00	Horizontal	Vertical	N/A
2647.700	-49.62	5.73	-13.0	-36.62	300.00	Horizontal	Vertical	Pass
6986.200	-39.52	19.48	-13.0	-26.52	304.00	Horizontal	Vertical	Pass
9689.500	-35.85	39.91	-13.0	-22.85	160.00	Horizontal	Vertical	Pass

RSE-V&V WCDMA Band 5 CH4132



Frequency (MHz)	Result (dBm)	Factor (dB)	PK Limit (dBm)	Over Limit (dB)	Table (o)	ANT	EUT	Verdict
48.090	-63.29	-15.23	-13.0	-50.29	139.00	Vertical	Vertical	Pass
820.550	-47.86	0.74	-13.0	-34.86	8.00	Vertical	Vertical	N/A
869.972	-34.50	0.12	-13.0	-21.50	159.00	Vertical	Vertical	N/A
3126.600	-48.46	7.42	-13.0	-35.46	1.00	Vertical	Vertical	Pass
6565.200	-39.48	17.52	-13.0	-26.48	74.00	Vertical	Vertical	Pass
9387.099	-35.45	39.93	-13.0	-22.45	344.00	Vertical	Vertical	Pass

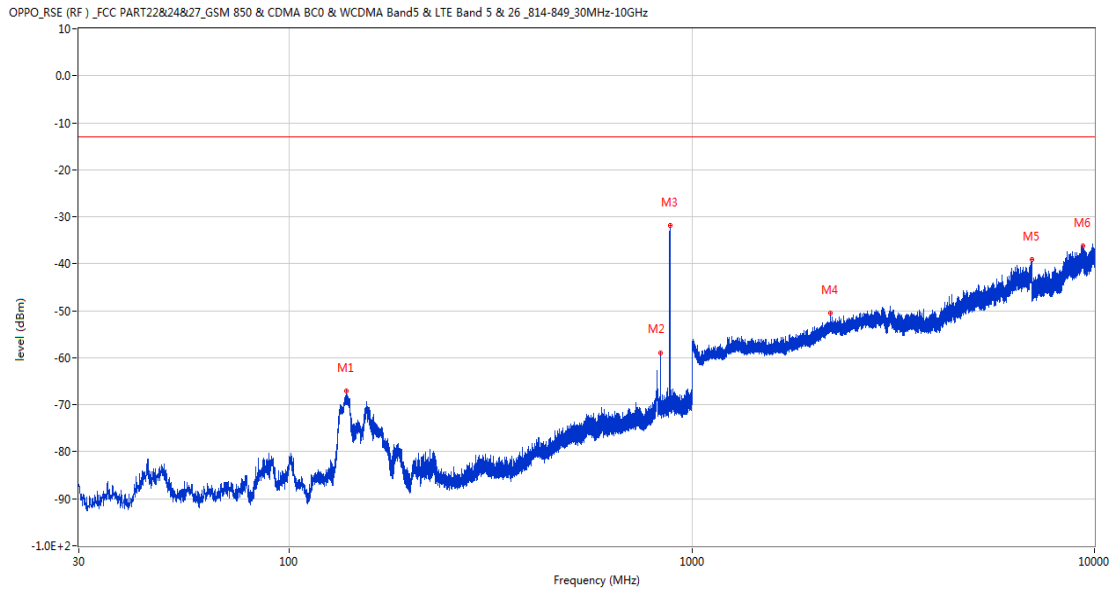
RSE-V&H WCDMA Band 5 CH4132



Frequency (MHz)	Result (dBm)	Factor (dB)	PK Limit (dBm)	Over Limit (dB)	Table (o)	ANT	EUT	Verdict
48.187	-66.54	-15.31	-13.0	-53.54	348.00	Vertical	Horizontal	Pass
820.841	-49.47	0.74	-13.0	-36.47	165.00	Vertical	Horizontal	N/A
871.184	-36.36	0.08	-13.0	-23.36	90.00	Vertical	Horizontal	N/A
2619.800	-49.95	6.55	-13.0	-36.95	298.00	Vertical	Horizontal	Pass
6975.200	-39.03	20.10	-13.0	-26.03	314.00	Vertical	Horizontal	Pass
9376.600	-36.24	39.87	-13.0	-23.24	63.00	Vertical	Horizontal	Pass

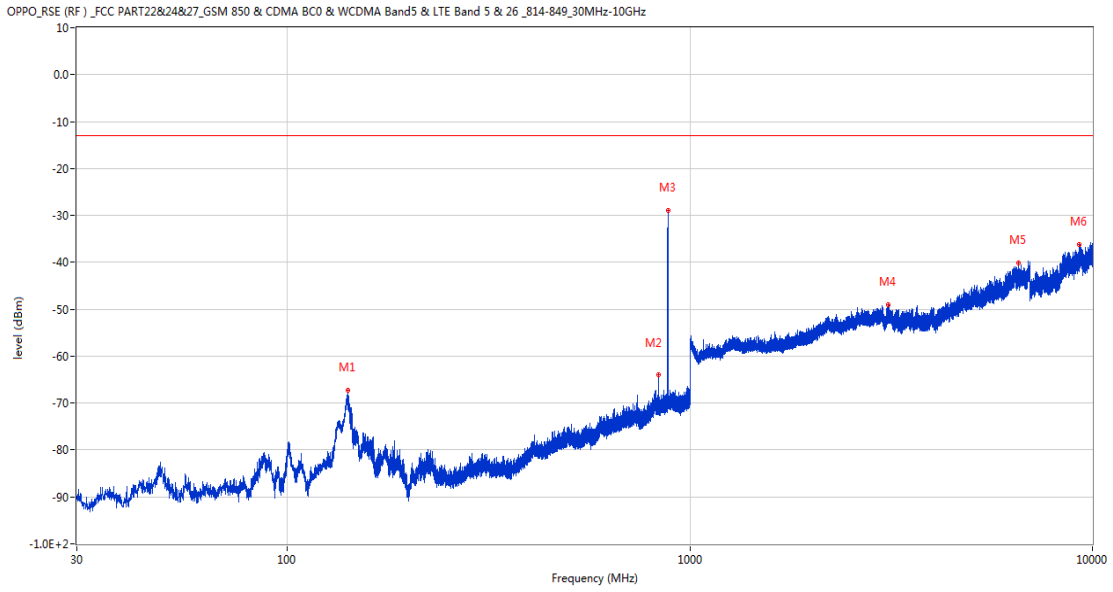
7.2 WCDMA Band 5 Middle Channel

RSE-H&H WCDMA Band 5 CH4183



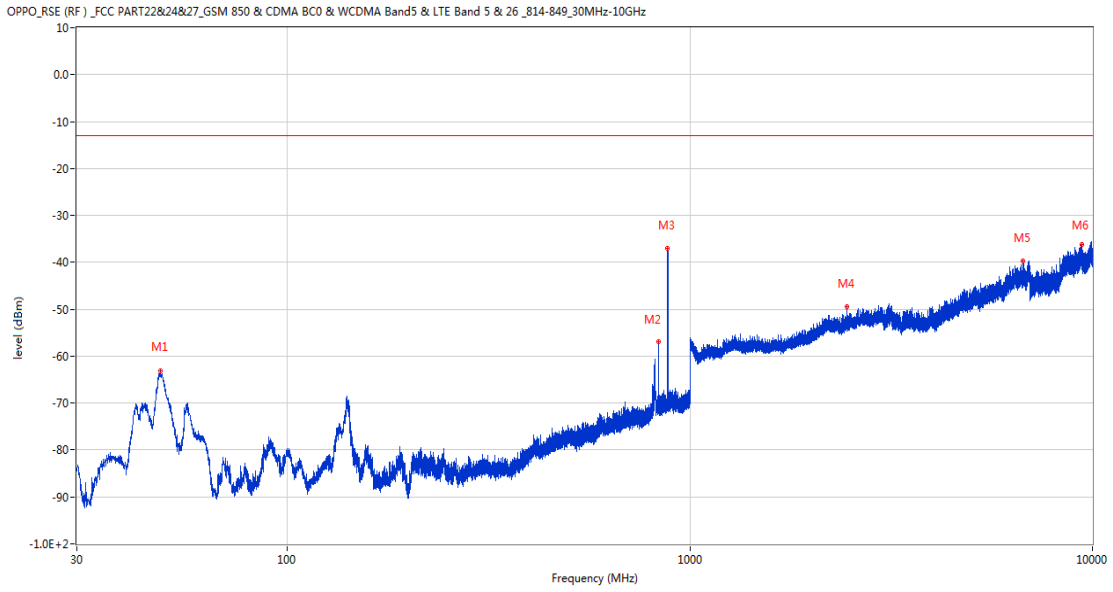
Frequency (MHz)	Result (dBm)	Factor (dB)	PK Limit (dBm)	Over Limit (dB)	Table (o)	ANT	EUT	Verdict
138.834	-67.15	-17.78	-13.0	-54.15	96.00	Horizontal	Horizontal	Pass
834.857	-59.07	0.60	-13.0	-46.07	126.00	Horizontal	Horizontal	N/A
883.067	-31.85	0.67	-13.0	-18.85	172.00	Horizontal	Horizontal	N/A
2209.700	-50.52	4.61	-13.0	-37.52	268.00	Horizontal	Horizontal	Pass
6983.800	-39.07	19.64	-13.0	-26.07	27.00	Horizontal	Horizontal	Pass
9383.349	-36.11	39.90	-13.0	-23.11	41.00	Horizontal	Horizontal	Pass

RSE-H&V WCDMA Band 5 CH4183



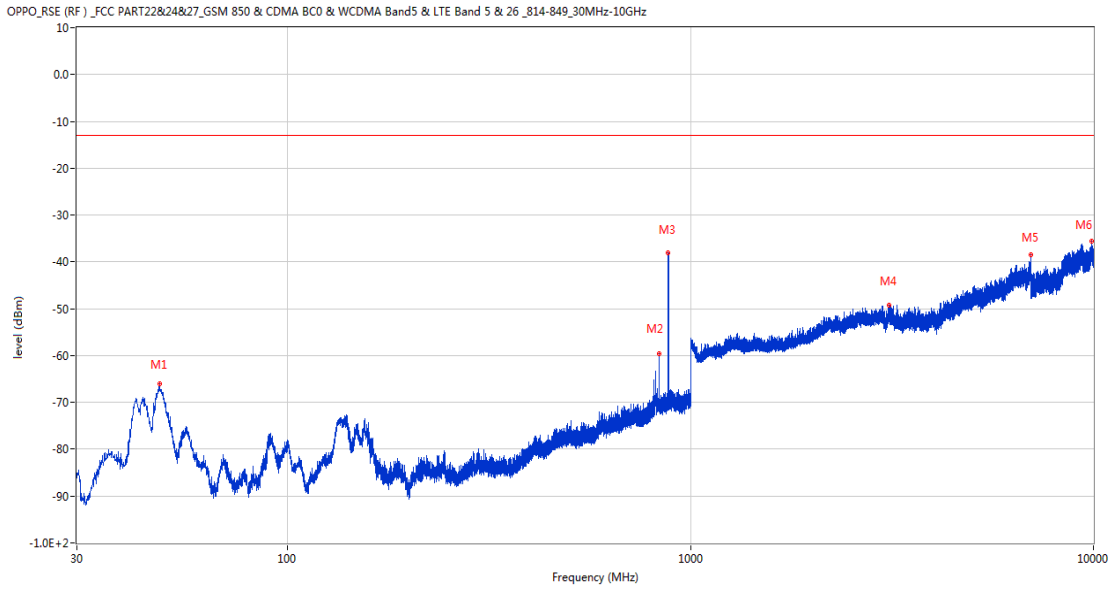
Frequency (MHz)	Result (dBm)	Factor (dB)	PK Limit (dBm)	Over Limit (dB)	Table (o)	ANT	EUT	Verdict
141.356	-67.29	-17.39	-13.0	-54.29	65.00	Horizontal	Vertical	Pass
834.906	-64.00	0.60	-13.0	-51.00	27.00	Horizontal	Vertical	N/A
881.951	-28.91	0.63	-13.0	-15.91	163.00	Horizontal	Vertical	N/A
3118.000	-49.14	7.62	-13.0	-36.14	0.00	Horizontal	Vertical	Pass
6535.800	-40.11	17.70	-13.0	-27.11	335.00	Horizontal	Vertical	Pass
9295.901	-36.19	39.53	-13.0	-23.19	149.00	Horizontal	Vertical	Pass

RSE-V&V WCDMA Band 5 CH4183



Frequency (MHz)	Result (dBm)	Factor (dB)	PK Limit (dBm)	Over Limit (dB)	Table (o)	ANT	EUT	Verdict
48.430	-63.20	-15.52	-13.0	-50.20	95.00	Vertical	Vertical	Pass
835.003	-56.87	0.60	-13.0	-43.87	31.00	Vertical	Vertical	N/A
881.272	-37.05	0.56	-13.0	-24.05	0.00	Vertical	Vertical	N/A
2457.500	-49.46	4.53	-13.0	-36.46	134.00	Vertical	Vertical	Pass
6707.000	-39.76	17.81	-13.0	-26.76	29.00	Vertical	Vertical	Pass
9403.150	-36.29	39.98	-13.0	-23.29	198.00	Vertical	Vertical	Pass

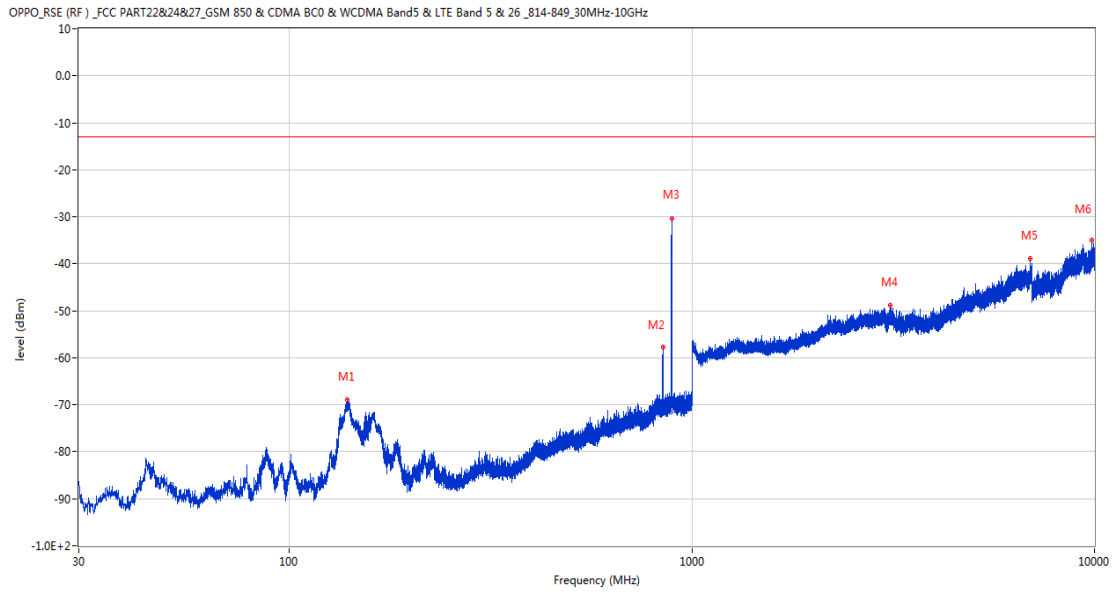
RSE-V&H WCDMA Band 5 CH4183



Frequency (MHz)	Result (dBm)	Factor (dB)	PK Limit (dBm)	Over Limit (dB)	Table (o)	ANT	EUT	Verdict
48.042	-66.06	-15.19	-13.0	-53.06	53.00	Vertical	Horizontal	Pass
834.761	-59.66	0.60	-13.0	-46.66	62.00	Vertical	Horizontal	N/A
880.108	-38.00	0.42	-13.0	-25.00	11.00	Vertical	Horizontal	N/A
3103.200	-49.17	8.40	-13.0	-36.17	101.00	Vertical	Horizontal	Pass
6991.000	-38.57	19.46	-13.0	-25.57	233.00	Vertical	Horizontal	Pass
9920.500	-35.64	39.98	-13.0	-22.64	339.00	Vertical	Horizontal	Pass

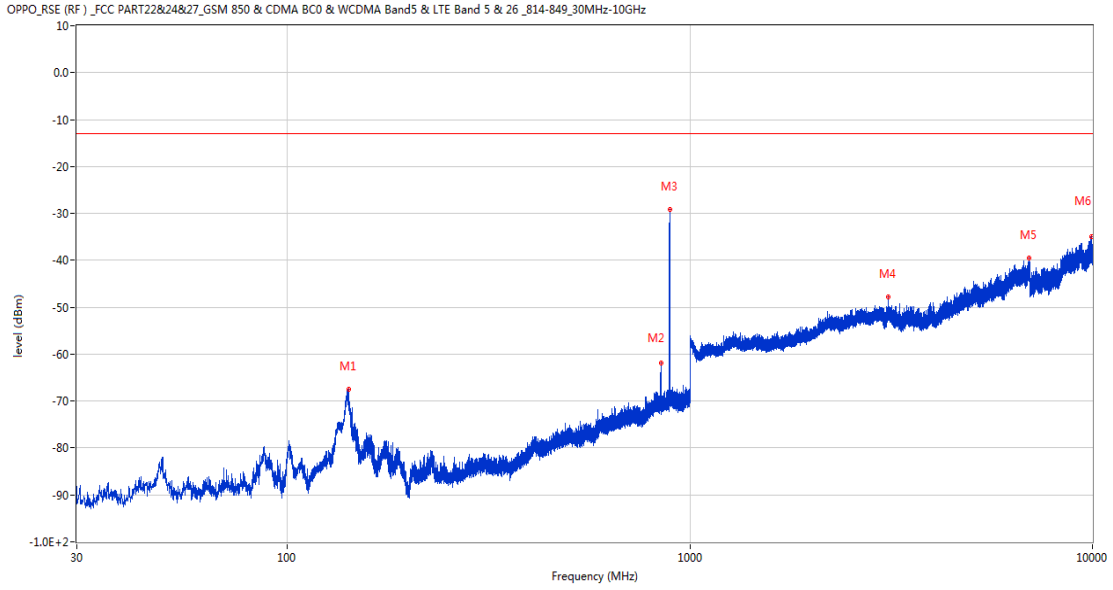
7.3 WCDMA Band 5 High Channel

RSE-H&H WCDMA Band 5 CH4233



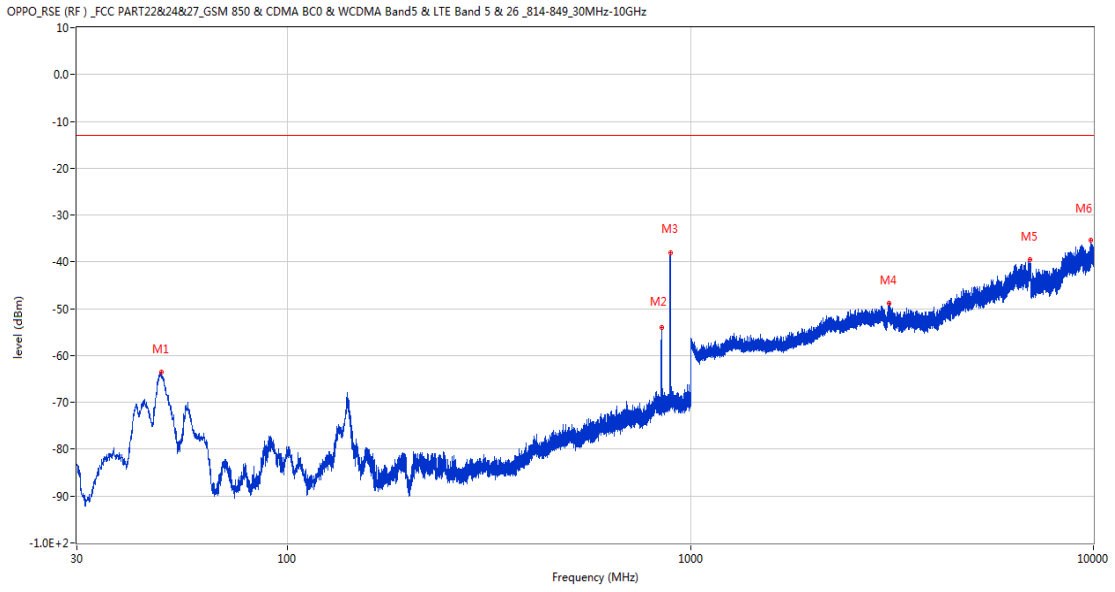
Frequency (MHz)	Result (dBm)	Factor (dB)	PK Limit (dBm)	Over Limit (dB)	Table (o)	ANT	EUT	Verdict
139.367	-68.98	-17.69	-13.0	-55.98	117.00	Horizontal	Horizontal	Pass
847.419	-57.78	0.48	-13.0	-44.78	124.00	Horizontal	Horizontal	N/A
893.154	-30.30	0.99	-13.0	-17.30	182.00	Horizontal	Horizontal	N/A
3111.000	-48.81	8.00	-13.0	-35.81	40.00	Horizontal	Horizontal	Pass
6911.400	-38.82	19.44	-13.0	-25.82	71.00	Horizontal	Horizontal	Pass
9874.150	-35.05	39.83	-13.0	-22.05	76.00	Horizontal	Horizontal	Pass

RSE-H&V WCDMA Band 5 CH4233



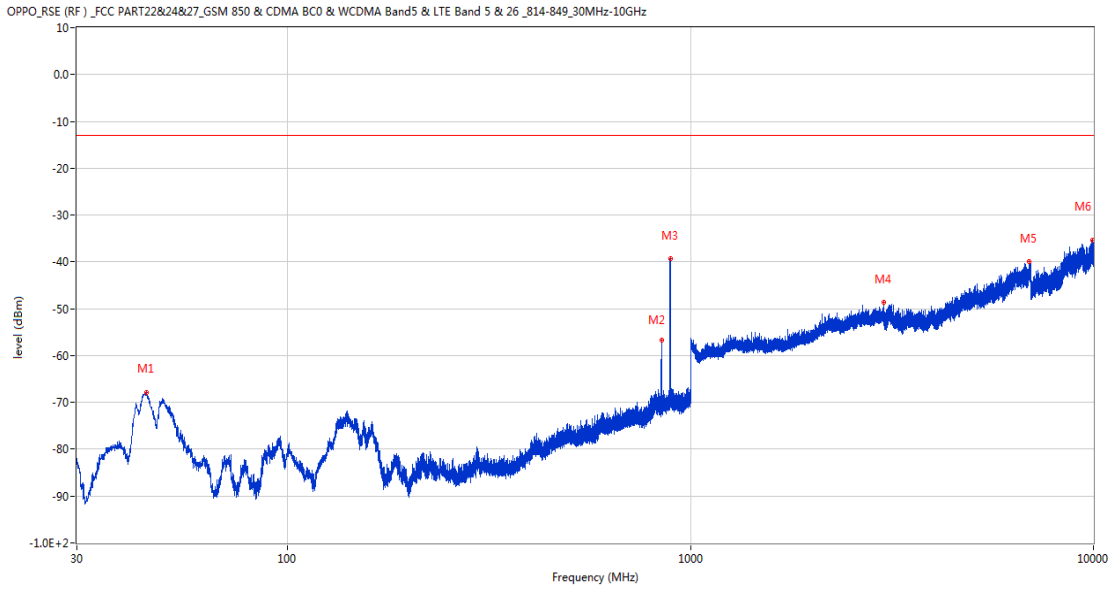
Frequency (MHz)	Result (dBm)	Factor (dB)	PK Limit (dBm)	Over Limit (dB)	Table (o)	ANT	EUT	Verdict
141.792	-67.42	-17.33	-13.0	-54.42	57.00	Horizontal	Vertical	Pass
846.982	-61.92	0.48	-13.0	-48.92	-3.00	Horizontal	Vertical	N/A
892.815	-29.18	0.95	-13.0	-16.18	170.00	Horizontal	Vertical	N/A
3103.400	-47.83	8.37	-13.0	-34.83	278.00	Horizontal	Vertical	Pass
6975.600	-39.50	20.10	-13.0	-26.50	0.00	Horizontal	Vertical	Pass
9928.600	-35.02	39.96	-13.0	-22.02	55.00	Horizontal	Vertical	Pass

RSE-V&V WCDMA Band 5 CH4233



Frequency (MHz)	Result (dBm)	Factor (dB)	PK Limit (dBm)	Over Limit (dB)	Table (o)	ANT	EUT	Verdict
48.624	-63.63	-15.69	-13.0	-50.63	69.00	Vertical	Vertical	Pass
846.934	-54.09	0.48	-13.0	-41.09	-3.00	Vertical	Vertical	N/A
890.536	-37.98	0.92	-13.0	-24.98	103.00	Vertical	Vertical	N/A
3110.800	-48.92	7.99	-13.0	-35.92	331.00	Vertical	Vertical	Pass
6976.200	-39.47	20.10	-13.0	-26.47	280.00	Vertical	Vertical	Pass
9873.549	-35.45	39.83	-13.0	-22.45	287.00	Vertical	Vertical	Pass

RSE-V&H WCDMA Band 5 CH4233



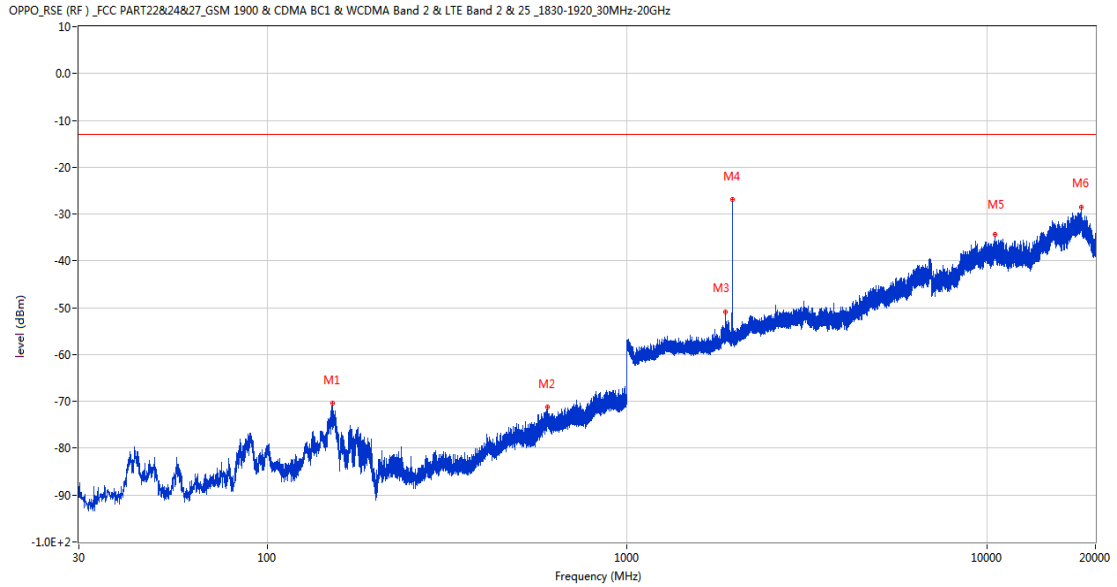
Frequency (MHz)	Result (dBm)	Factor (dB)	PK Limit (dBm)	Over Limit (dB)	Table (o)	ANT	EUT	Verdict
44.696	-67.89	-16.60	-13.0	-54.89	62.00	Vertical	Horizontal	Pass
846.740	-56.64	0.49	-13.0	-43.64	168.00	Vertical	Horizontal	N/A
891.457	-39.28	0.92	-13.0	-26.28	93.00	Vertical	Horizontal	N/A
3010.600	-48.63	7.71	-13.0	-35.63	227.00	Vertical	Horizontal	Pass
6912.800	-39.95	19.55	-13.0	-26.95	281.00	Vertical	Horizontal	Pass
9926.950	-35.43	39.96	-13.0	-22.43	297.00	Vertical	Horizontal	Pass

LTE

8 LTE Band 2

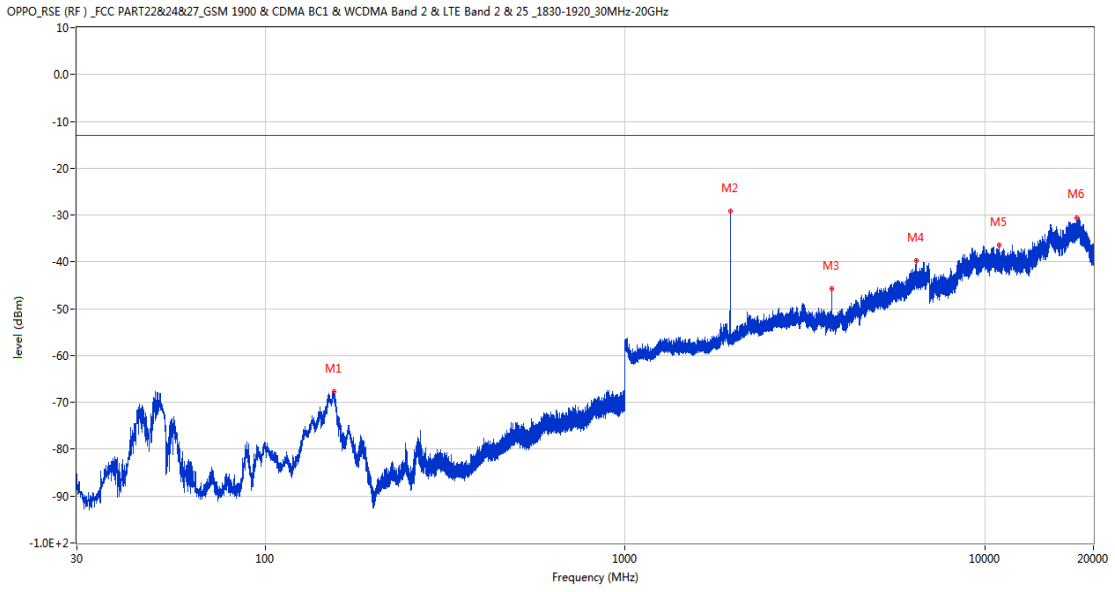
8.1 LTE Band 2 BW1.4, Middle Channel

RSE-H&H LTE Band 2 BW1.4 CH18900



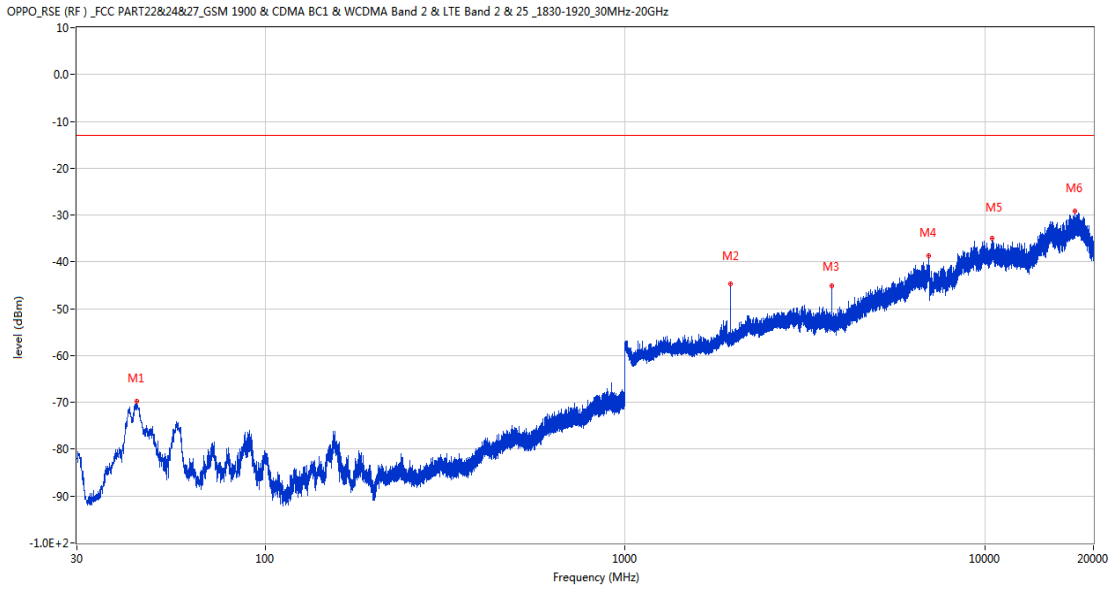
Frequency (MHz)	Result (dBm)	Factor (dB)	PK Limit (dBm)	Over Limit (dB)	Table (o)	ANT	EUT	Verdict
152.123	-70.36	-16.15	-13.0	-57.36	153.00	Horizontal	Horizontal	Pass
600.651	-71.22	-4.38	-13.0	-58.22	-3.00	Horizontal	Horizontal	Pass
1879.400	-50.85	2.71	-13.0	-37.85	171.00	Horizontal	Horizontal	N/A
1959.800	-26.90	1.11	-13.0	-13.90	1.00	Horizontal	Horizontal	N/A
10527.912	-34.33	40.58	-13.0	-21.33	274.00	Horizontal	Horizontal	Pass
18232.812	-28.48	44.88	-13.0	-15.48	341.00	Horizontal	Horizontal	Pass

RSE-H&V LTE Band 2 BW1.4 CH18900



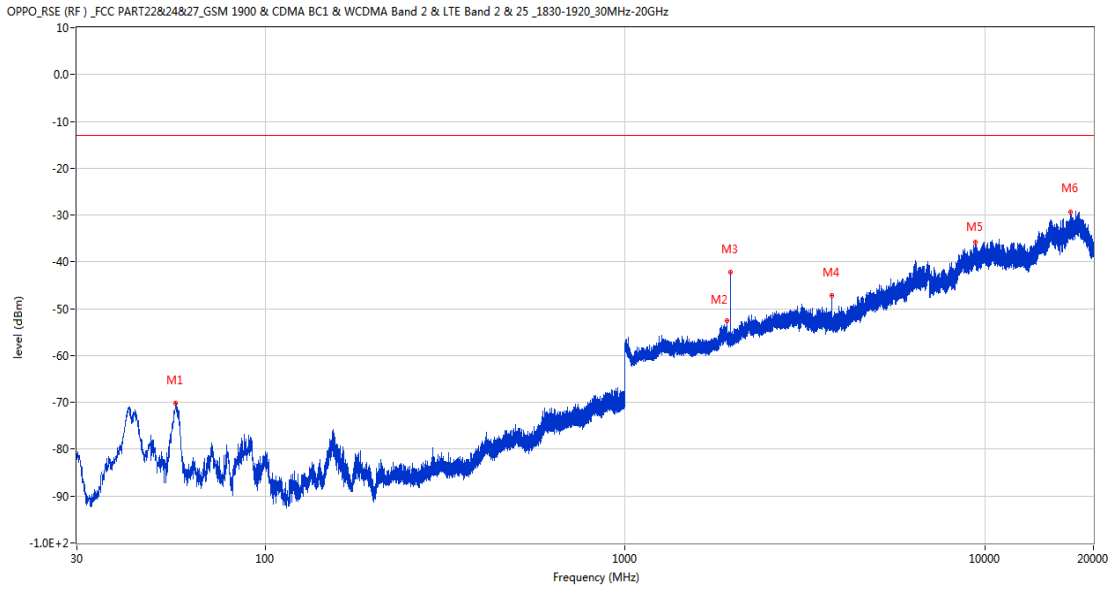
Frequency (MHz)	Result (dBm)	Factor (dB)	PK Limit (dBm)	Over Limit (dB)	Table (o)	ANT	EUT	Verdict
155.178	-67.64	-15.77	-13.0	-54.64	165.00	Horizontal	Vertical	Pass
1960.000	-29.05	1.10	-13.0	-16.05	220.00	Horizontal	Vertical	N/A
3759.000	-45.71	7.91	-13.0	-32.71	154.00	Horizontal	Vertical	Pass
6426.800	-39.71	18.35	-13.0	-26.71	161.00	Horizontal	Vertical	Pass
10928.113	-36.50	40.69	-13.0	-23.50	265.00	Horizontal	Vertical	Pass
17926.500	-30.56	44.67	-13.0	-17.56	336.00	Horizontal	Vertical	Pass

RSE-V&V LTE Band 2 BW1.4 CH18900



Frequency (MHz)	Result (dBm)	Factor (dB)	PK Limit (dBm)	Over Limit (dB)	Table (o)	ANT	EUT	Verdict
44.017	-69.81	-16.89	-13.0	-56.81	291.00	Vertical	Vertical	Pass
1959.700	-44.77	1.12	-13.0	-31.77	184.00	Vertical	Vertical	N/A
3759.000	-45.12	7.91	-13.0	-32.12	249.00	Vertical	Vertical	Pass
6983.800	-38.65	19.64	-13.0	-25.65	91.00	Vertical	Vertical	Pass
10471.850	-35.02	40.82	-13.0	-22.02	361.00	Vertical	Vertical	Pass
17792.012	-29.18	43.67	-13.0	-16.18	121.00	Vertical	Vertical	Pass

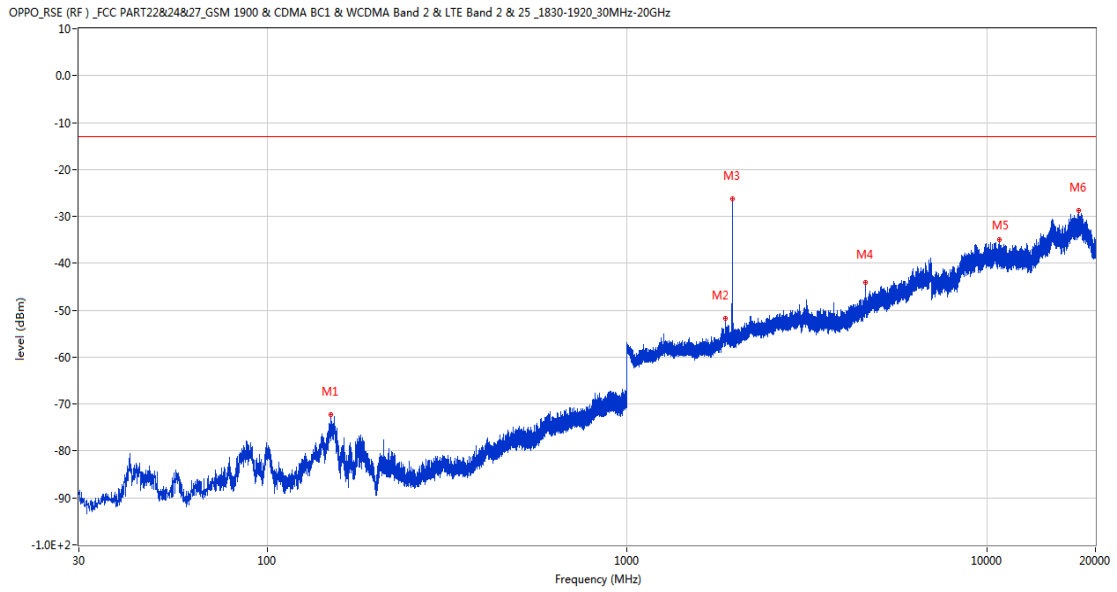
RSE-V&H LTE Band 2 BW1.4 CH18900



Frequency (MHz)	Result (dBm)	Factor (dB)	PK Limit (dBm)	Over Limit (dB)	Table (o)	ANT	EUT	Verdict
56.529	-70.24	-18.18	-13.0	-57.24	362.00	Vertical	Horizontal	Pass
1916.100	-52.52	3.10	-13.0	-39.52	66.00	Vertical	Horizontal	Pass
1960.100	-42.25	1.09	-13.0	-29.25	90.00	Vertical	Horizontal	N/A
3759.000	-47.26	7.91	-13.0	-34.26	54.00	Vertical	Horizontal	Pass
9374.750	-35.85	39.87	-13.0	-22.85	205.00	Vertical	Horizontal	Pass
17234.125	-29.29	44.49	-13.0	-16.29	279.00	Vertical	Horizontal	Pass

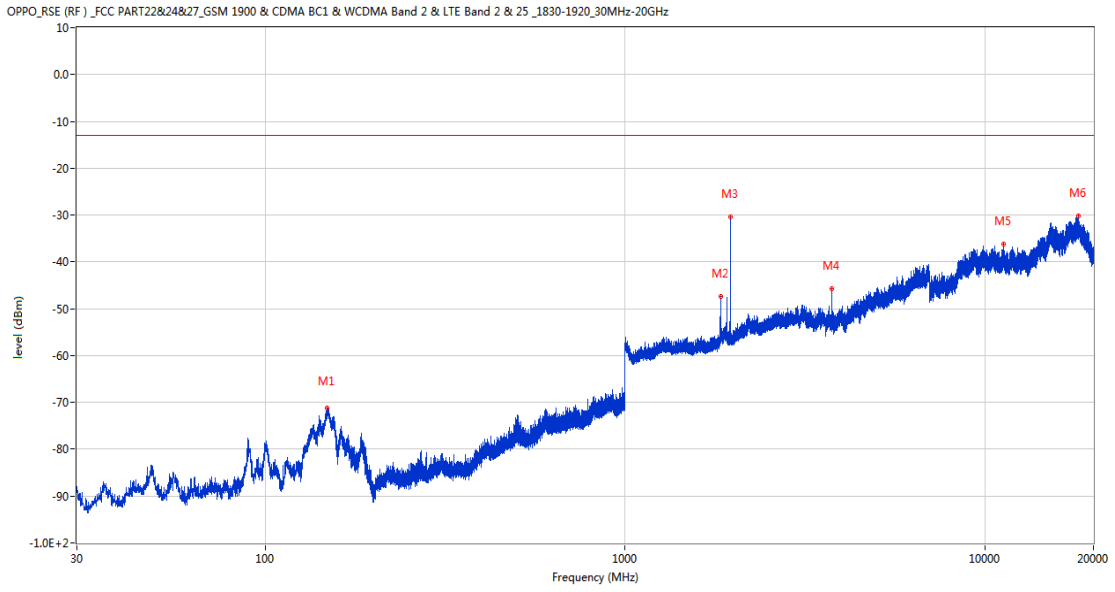
8.2 LTE Band 2 BW3, Middle Channel

RSE-H&H LTE Band 2 BW3 CH18900



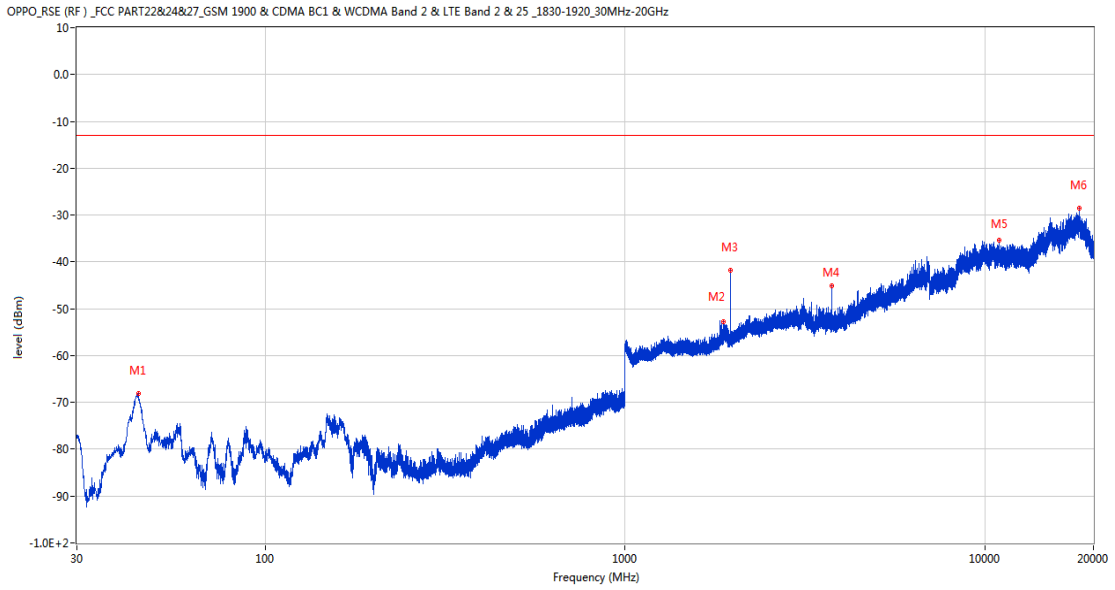
Frequency (MHz)	Result (dBm)	Factor (dB)	PK Limit (dBm)	Over Limit (dB)	Table (o)	ANT	EUT	Verdict
150.038	-72.30	-16.27	-13.0	-59.30	363.00	Horizontal	Horizontal	Pass
1878.500	-51.77	2.70	-13.0	-38.77	263.00	Horizontal	Horizontal	N/A
1959.300	-26.22	1.13	-13.0	-13.22	191.00	Horizontal	Horizontal	N/A
4603.400	-44.10	10.19	-13.0	-31.10	360.00	Horizontal	Horizontal	Pass
10800.750	-34.92	40.60	-13.0	-21.92	39.00	Horizontal	Horizontal	Pass
17938.825	-28.65	44.71	-13.0	-15.65	361.00	Horizontal	Horizontal	Pass

RSE-H&V LTE Band 2 BW3 CH18900



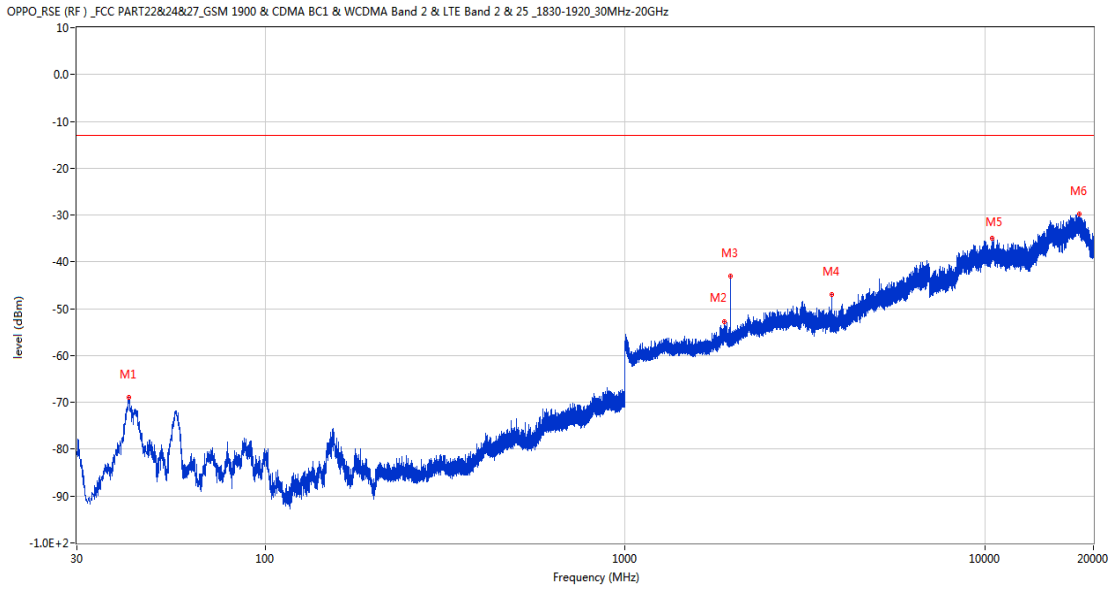
Frequency (MHz)	Result (dBm)	Factor (dB)	PK Limit (dBm)	Over Limit (dB)	Table (o)	ANT	EUT	Verdict
148.534	-71.22	-16.39	-13.0	-58.22	178.00	Horizontal	Vertical	Pass
1841.300	-47.36	2.11	-13.0	-34.36	51.00	Horizontal	Vertical	N/A
1960.900	-30.38	1.04	-13.0	-17.38	217.00	Horizontal	Vertical	N/A
3757.400	-45.79	8.00	-13.0	-32.79	165.00	Horizontal	Vertical	Pass
11267.937	-36.24	39.93	-13.0	-23.24	37.00	Horizontal	Vertical	Pass
18191.124	-30.26	45.02	-13.0	-17.26	325.00	Horizontal	Vertical	Pass

RSE-V&V LTE Band 2 BW3 CH18900



Frequency (MHz)	Result (dBm)	Factor (dB)	PK Limit (dBm)	Over Limit (dB)	Table (o)	ANT	EUT	Verdict
44.404	-68.18	-16.79	-13.0	-55.18	312.00	Vertical	Vertical	Pass
1878.600	-52.84	2.70	-13.0	-39.84	277.00	Vertical	Vertical	Pass
1959.900	-41.80	1.10	-13.0	-28.80	92.00	Vertical	Vertical	Pass
3757.400	-45.10	8.00	-13.0	-32.10	267.00	Vertical	Vertical	Pass
10947.662	-35.32	40.79	-13.0	-22.32	222.00	Vertical	Vertical	Pass
18256.376	-28.50	44.83	-13.0	-15.50	324.00	Vertical	Vertical	Pass

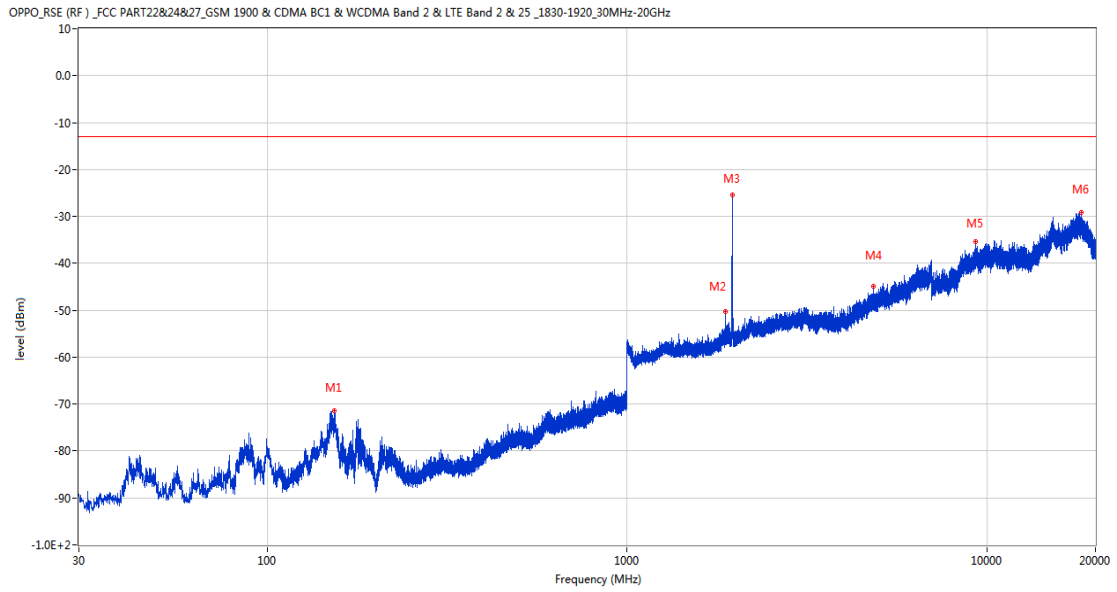
RSE-V&H LTE Band 2 BW3 CH18900



Frequency (MHz)	Result (dBm)	Factor (dB)	PK Limit (dBm)	Over Limit (dB)	Table (o)	ANT	EUT	Verdict
41.931	-69.00	-17.58	-13.0	-56.00	221.00	Vertical	Horizontal	Pass
1882.900	-52.81	2.77	-13.0	-39.81	208.00	Vertical	Horizontal	N/A
1959.200	-43.04	1.13	-13.0	-30.04	260.00	Vertical	Horizontal	N/A
3757.200	-46.93	8.01	-13.0	-33.93	4.00	Vertical	Horizontal	Pass
10484.500	-34.91	40.66	-13.0	-21.91	198.00	Vertical	Horizontal	Pass
18275.226	-29.82	44.65	-13.0	-16.82	-1.00	Vertical	Horizontal	Pass

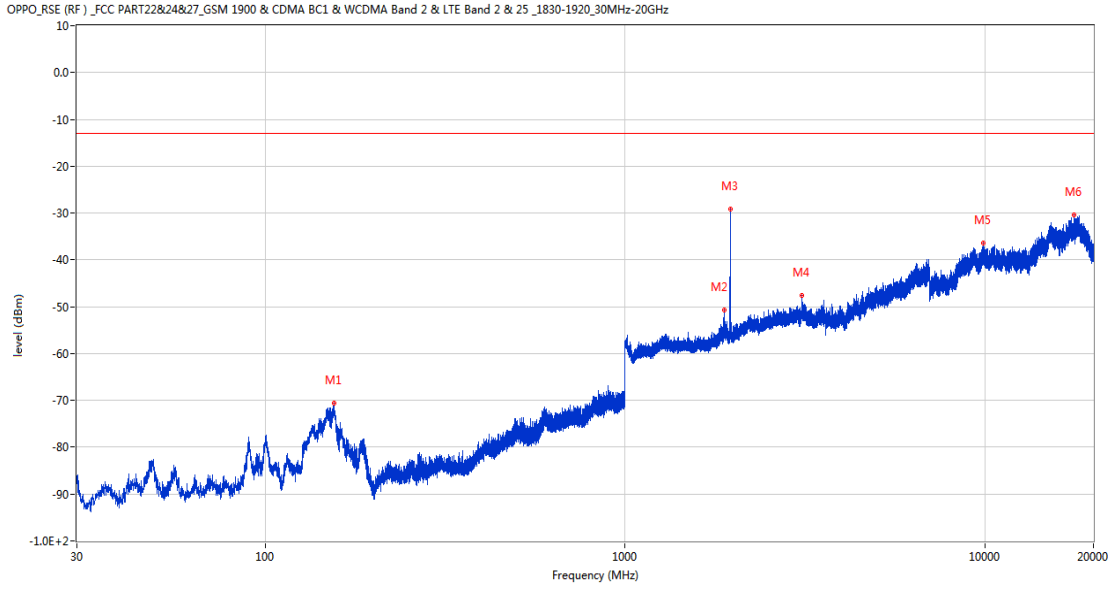
8.3 LTE Band 2 BW5, Middle Channel

RSE-H&H LTE Band 2 BW5 CH18900



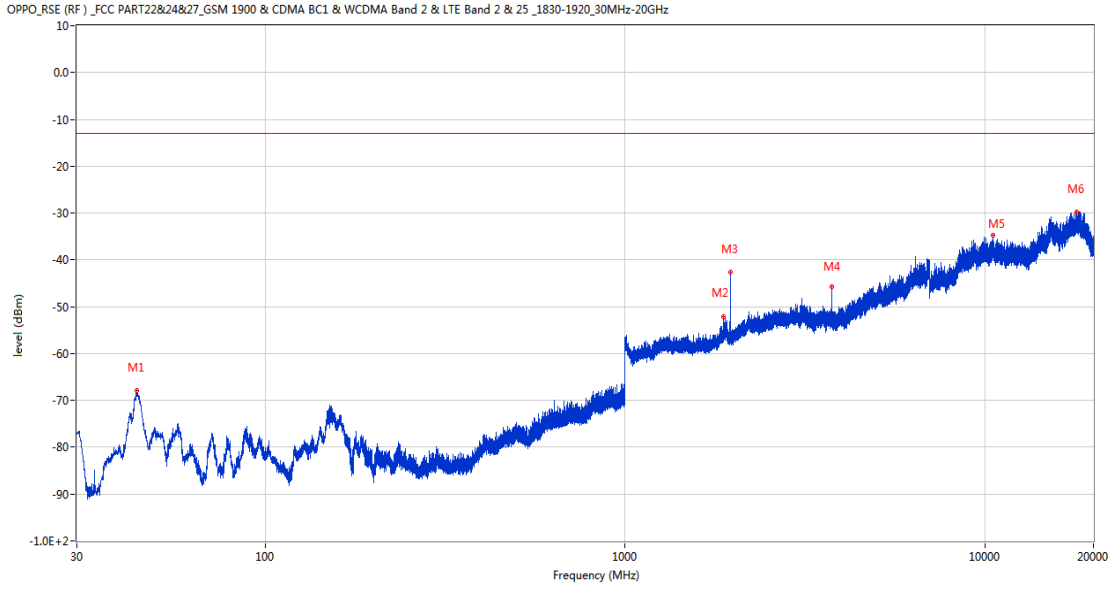
Frequency (MHz)	Result (dBm)	Factor (dB)	PK Limit (dBm)	Over Limit (dB)	Table (o)	ANT	EUT	Verdict
153.432	-71.34	-16.00	-13.0	-58.34	133.00	Horizontal	Horizontal	Pass
1877.600	-50.29	2.69	-13.0	-37.29	267.00	Horizontal	Horizontal	N/A
1958.300	-25.49	1.13	-13.0	-12.49	241.00	Horizontal	Horizontal	N/A
4845.000	-44.97	11.49	-13.0	-31.97	211.00	Horizontal	Horizontal	Pass
9320.412	-35.43	39.68	-13.0	-22.43	361.00	Horizontal	Horizontal	Pass
18277.401	-29.18	44.63	-13.0	-16.18	207.00	Horizontal	Horizontal	Pass

RSE-H&V LTE Band 2 BW5 CH18900



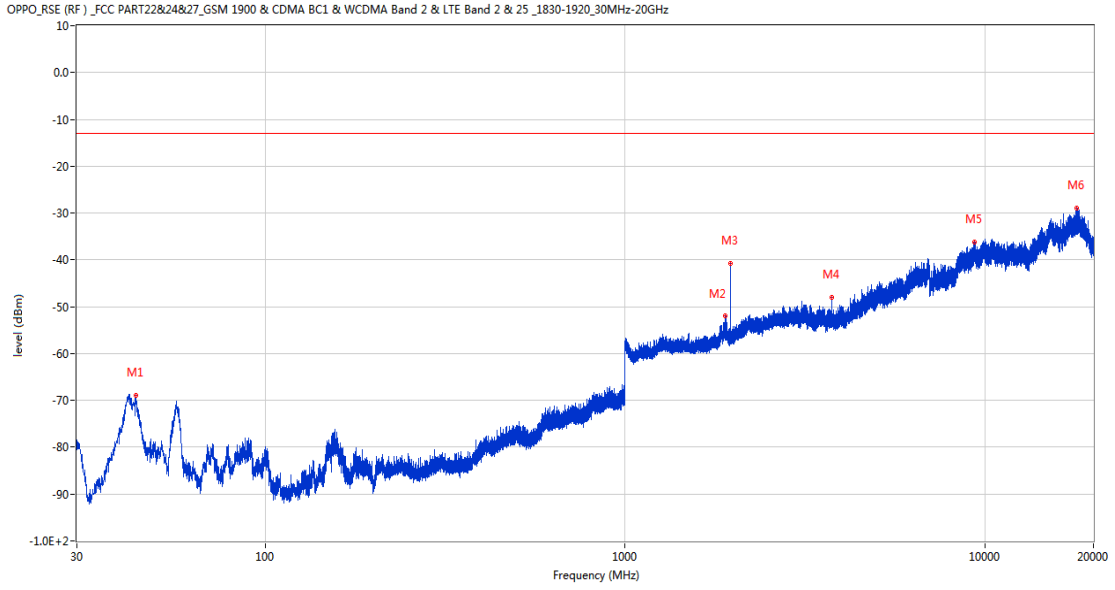
Frequency (MHz)	Result (dBm)	Factor (dB)	PK Limit (dBm)	Over Limit (dB)	Table (o)	ANT	EUT	Verdict
155.372	-70.68	-15.77	-13.0	-57.68	330.00	Horizontal	Vertical	Pass
1881.900	-50.63	2.75	-13.0	-37.63	226.00	Horizontal	Vertical	N/A
1960.000	-29.16	1.10	-13.0	-16.16	223.00	Horizontal	Vertical	N/A
3103.000	-47.55	8.43	-13.0	-34.55	214.00	Horizontal	Vertical	Pass
9906.050	-36.46	40.01	-13.0	-23.46	263.00	Horizontal	Vertical	Pass
17679.999	-30.38	44.14	-13.0	-17.38	238.00	Horizontal	Vertical	Pass

RSE-V&V LTE Band 2 BW5 CH18900



Frequency (MHz)	Result (dBm)	Factor (dB)	PK Limit (dBm)	Over Limit (dB)	Table (o)	ANT	EUT	Verdict
44.017	-67.87	-16.89	-13.0	-54.87	283.00	Vertical	Vertical	Pass
1877.600	-52.12	2.69	-13.0	-39.12	288.00	Vertical	Vertical	N/A
1960.800	-42.57	1.04	-13.0	-29.57	361.00	Vertical	Vertical	N/A
3755.600	-45.72	7.76	-13.0	-32.72	222.00	Vertical	Vertical	Pass
10514.113	-34.75	40.49	-13.0	-21.75	90.00	Vertical	Vertical	Pass
17942.450	-29.67	44.71	-13.0	-16.67	70.00	Vertical	Vertical	Pass

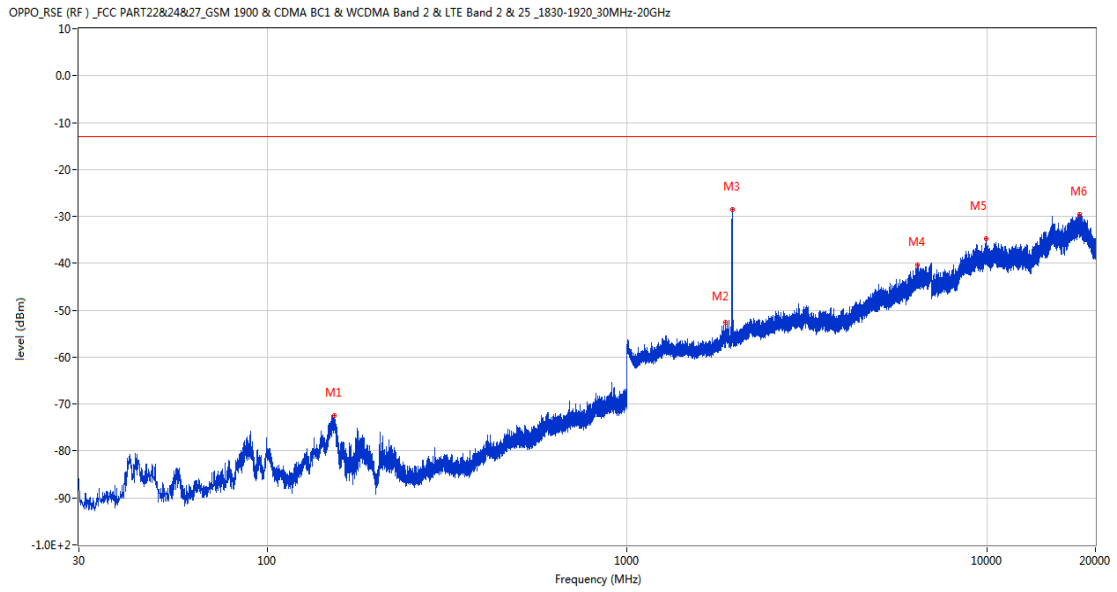
RSE-V&H LTE Band 2 BW5 CH18900



Frequency (MHz)	Result (dBm)	Factor (dB)	PK Limit (dBm)	Over Limit (dB)	Table (o)	ANT	EUT	Verdict
43.774	-68.98	-16.97	-13.0	-55.98	336.00	Vertical	Horizontal	Pass
1902.700	-51.97	3.06	-13.0	-38.97	111.00	Vertical	Horizontal	Pass
1959.700	-40.69	1.12	-13.0	-27.69	242.00	Vertical	Horizontal	N/A
3755.400	-47.91	7.73	-13.0	-34.91	339.00	Vertical	Horizontal	Pass
9323.000	-36.27	39.69	-13.0	-23.27	211.00	Vertical	Horizontal	Pass
17943.175	-28.87	44.71	-13.0	-15.87	290.00	Vertical	Horizontal	Pass

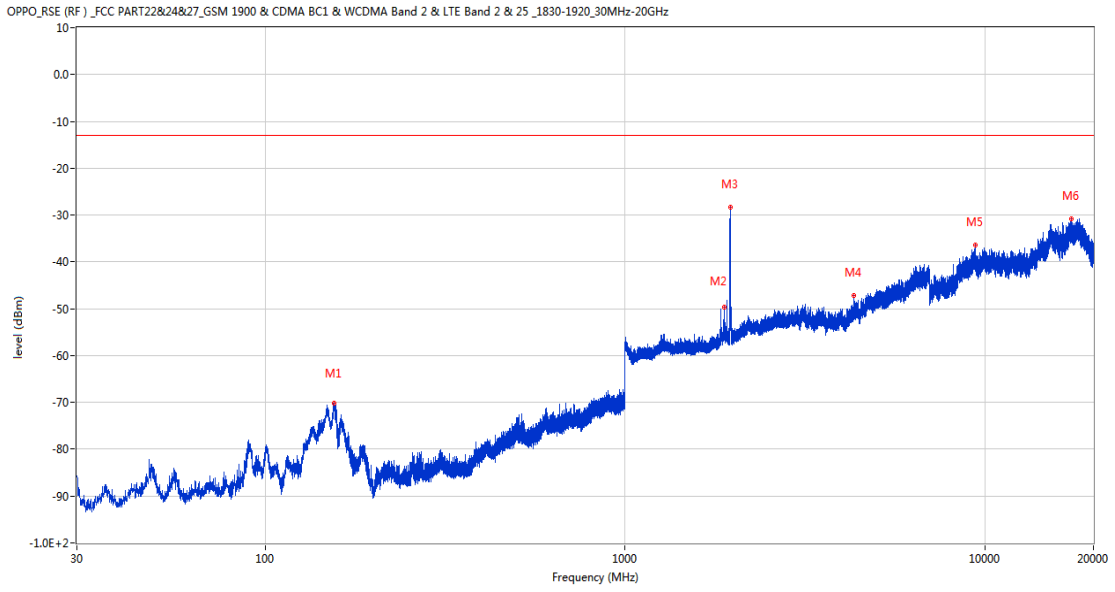
8.4 LTE Band 2 BW10, Middle Channel

RSE-H&H LTE Band 2 BW10 CH18900



Frequency (MHz)	Result (dBm)	Factor (dB)	PK Limit (dBm)	Over Limit (dB)	Table (o)	ANT	EUT	Verdict
153.869	-72.50	-15.94	-13.0	-59.50	207.00	Horizontal	Horizontal	Pass
1875.400	-52.64	2.65	-13.0	-39.64	120.00	Horizontal	Horizontal	N/A
1957.800	-28.54	1.13	-13.0	-15.54	327.00	Horizontal	Horizontal	N/A
6426.000	-40.31	18.45	-13.0	-27.31	81.00	Horizontal	Horizontal	Pass
9925.888	-34.69	39.97	-13.0	-21.69	250.00	Horizontal	Horizontal	Pass
18101.225	-29.67	44.98	-13.0	-16.67	1.00	Horizontal	Horizontal	Pass

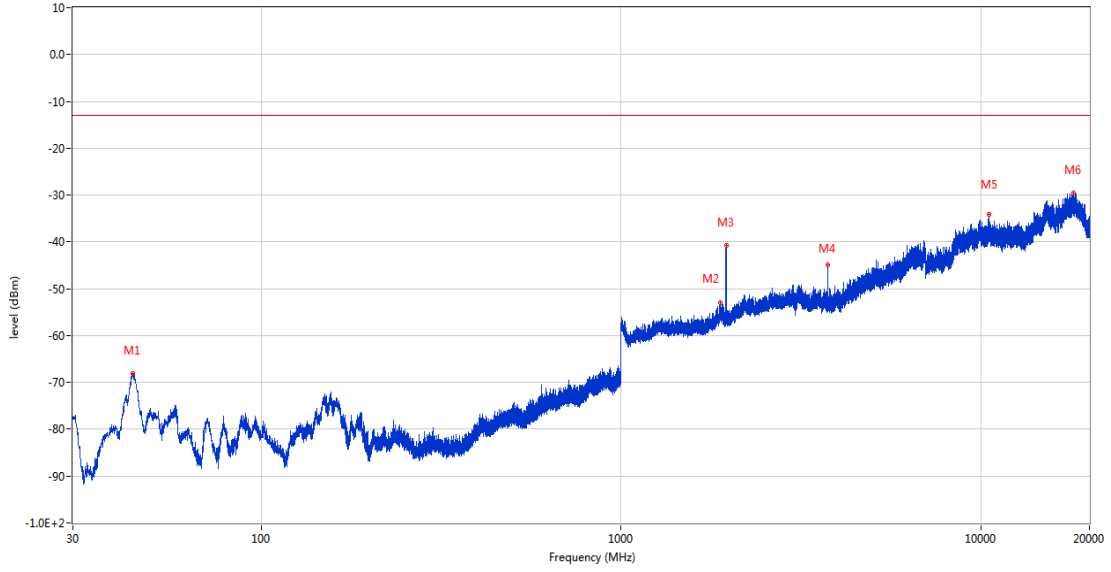
RSE-H&V LTE Band 2 BW10 CH18900



Frequency (MHz)	Result (dBm)	Factor (dB)	PK Limit (dBm)	Over Limit (dB)	Table (o)	ANT	EUT	Verdict
155.518	-70.18	-15.78	-13.0	-57.18	142.00	Horizontal	Vertical	Pass
1883.900	-49.57	2.79	-13.0	-36.57	228.00	Horizontal	Vertical	N/A
1960.300	-28.32	1.08	-13.0	-15.32	214.00	Horizontal	Vertical	N/A
4310.000	-47.16	9.52	-13.0	-34.16	360.00	Horizontal	Vertical	Pass
9394.300	-36.46	39.99	-13.0	-23.46	216.00	Horizontal	Vertical	Pass
17343.599	-30.84	44.36	-13.0	-17.84	362.00	Horizontal	Vertical	Pass

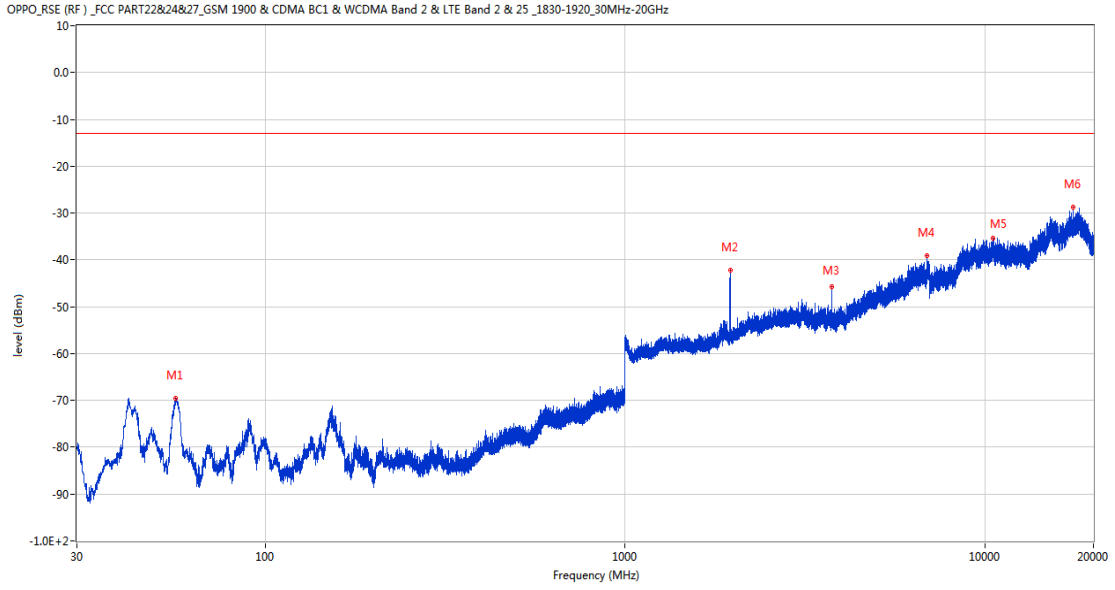
RSE-V&V LTE Band 2 BW10 CH18900

OPPO_RSE (RF) _FCC PART22&24&27_GSM 1900 & CDMA BC1 & WCDMA Band 2 & LTE Band 2 & 25_1830-1920_30MHz-20GHz



Frequency (MHz)	Result (dBm)	Factor (dB)	PK Limit (dBm)	Over Limit (dB)	Table (o)	ANT	EUT	Verdict
43.968	-68.19	-16.91	-13.0	-55.19	278.00	Vertical	Vertical	Pass
1887.300	-52.92	2.84	-13.0	-39.92	197.00	Vertical	Vertical	Pass
1961.300	-40.81	1.01	-13.0	-27.81	223.00	Vertical	Vertical	N/A
3751.000	-44.91	7.68	-13.0	-31.91	261.00	Vertical	Vertical	Pass
10512.963	-34.09	40.48	-13.0	-21.09	10.00	Vertical	Vertical	Pass
18096.151	-29.61	44.98	-13.0	-16.61	47.00	Vertical	Vertical	Pass

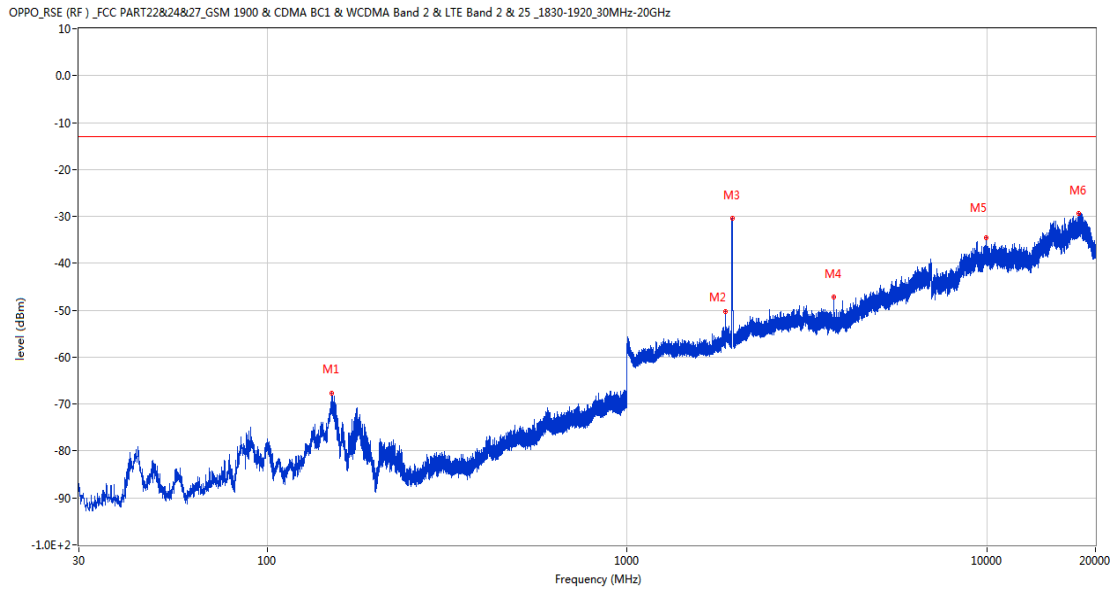
RSE-V&H LTE Band 2 BW10 CH18900



Frequency (MHz)	Result (dBm)	Factor (dB)	PK Limit (dBm)	Over Limit (dB)	Table (o)	ANT	EUT	Verdict
56.529	-69.64	-18.18	-13.0	-56.64	325.00	Vertical	Horizontal	Pass
1960.900	-42.27	1.04	-13.0	-29.27	264.00	Vertical	Horizontal	N/A
3751.200	-45.76	7.69	-13.0	-32.76	335.00	Vertical	Horizontal	Pass
6913.200	-39.00	19.56	-13.0	-26.00	185.00	Vertical	Horizontal	Pass
10530.787	-35.34	40.59	-13.0	-22.34	287.00	Vertical	Horizontal	Pass
17536.813	-28.71	44.66	-13.0	-15.71	246.00	Vertical	Horizontal	Pass

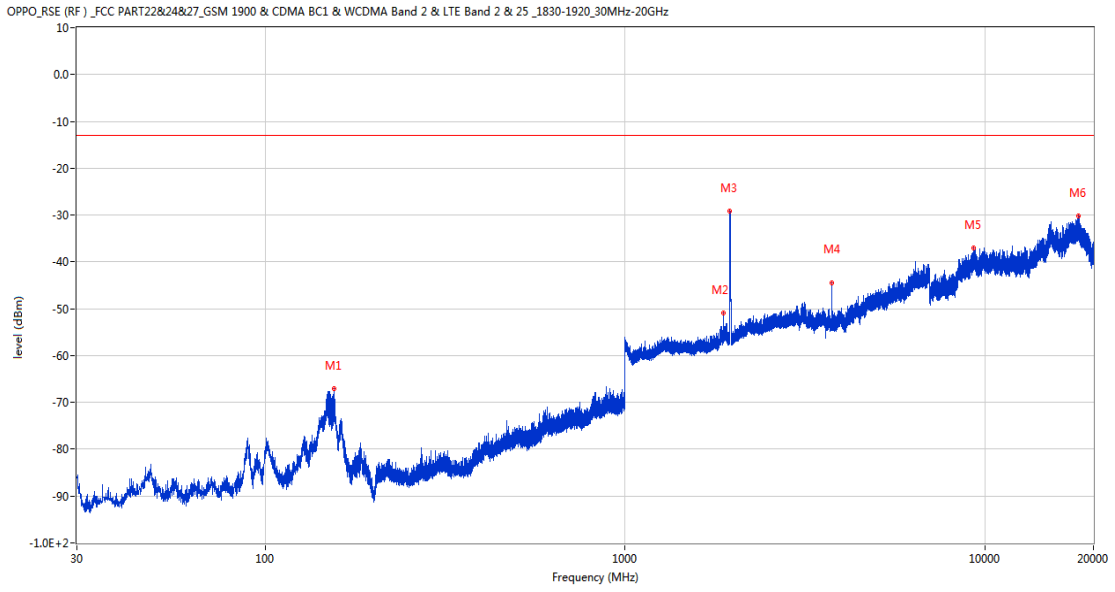
8.5 LTE Band 2 BW15, Middle Channel

RSE-H&H LTE Band 2 BW15 CH18900



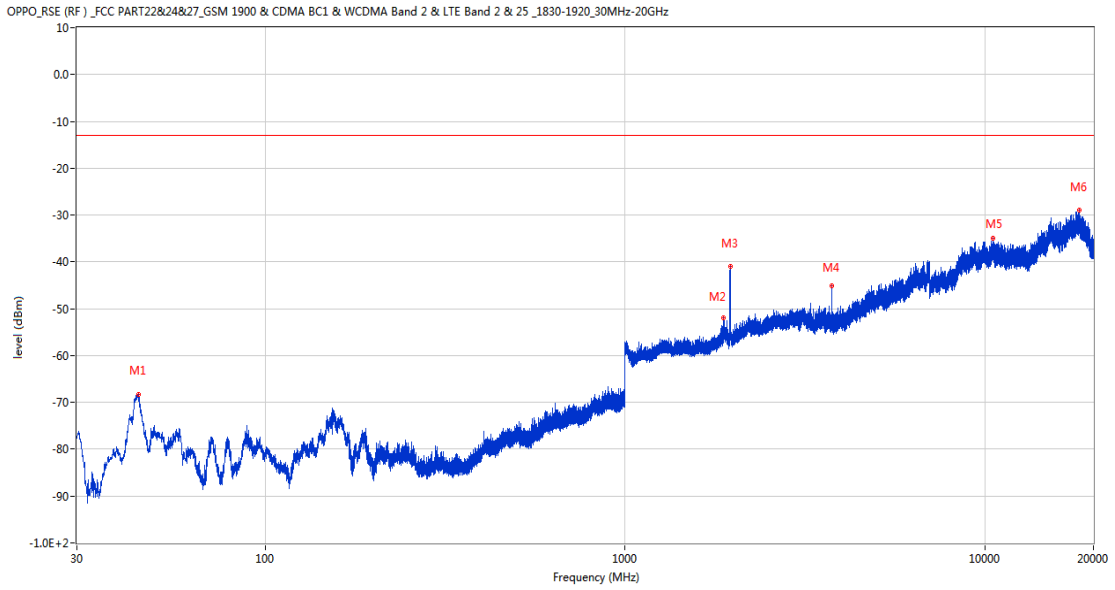
Frequency (MHz)	Result (dBm)	Factor (dB)	PK Limit (dBm)	Over Limit (dB)	Table (o)	ANT	EUT	Verdict
151.541	-67.74	-16.21	-13.0	-54.74	149.00	Horizontal	Horizontal	Pass
1873.100	-50.25	2.61	-13.0	-37.25	149.00	Horizontal	Horizontal	N/A
1963.400	-30.43	0.91	-13.0	-17.43	243.00	Horizontal	Horizontal	N/A
3746.400	-47.17	7.52	-13.0	-34.17	226.00	Horizontal	Horizontal	Pass
9941.987	-34.55	39.93	-13.0	-21.55	114.00	Horizontal	Horizontal	Pass
17942.088	-29.36	44.71	-13.0	-16.36	73.00	Horizontal	Horizontal	Pass

RSE-H&V LTE Band 2 BW15 CH18900



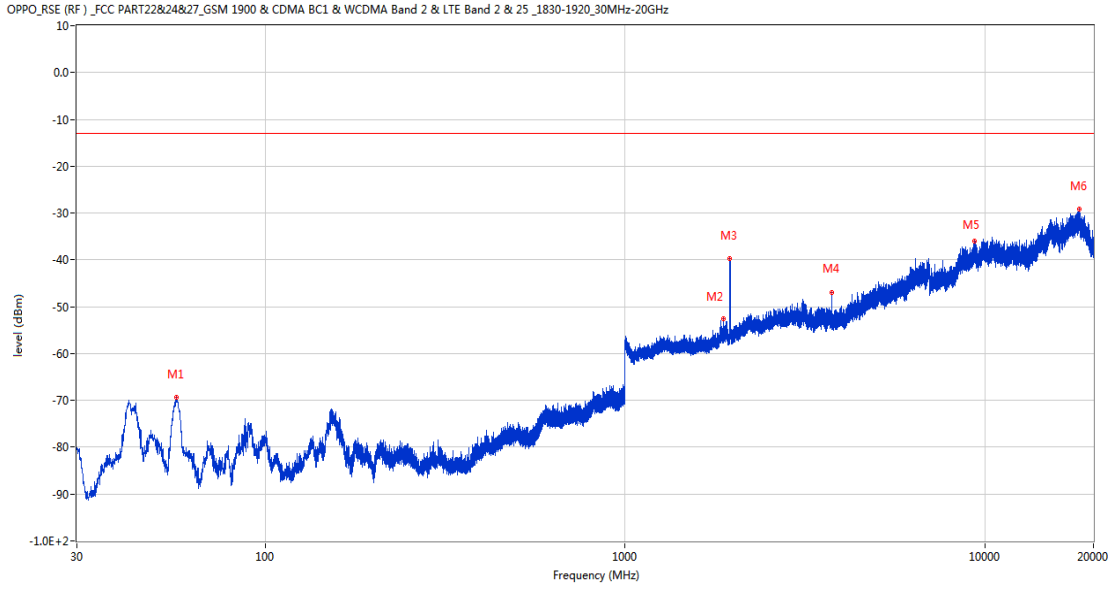
Frequency (MHz)	Result (dBm)	Factor (dB)	PK Limit (dBm)	Over Limit (dB)	Table (o)	ANT	EUT	Verdict
155.324	-67.11	-15.77	-13.0	-54.11	116.00	Horizontal	Vertical	Pass
1873.300	-50.94	2.62	-13.0	-37.94	223.00	Horizontal	Vertical	N/A
1954.500	-29.11	1.04	-13.0	-16.11	217.00	Horizontal	Vertical	N/A
3746.600	-44.40	7.53	-13.0	-31.40	244.00	Horizontal	Vertical	Pass
9304.025	-36.94	39.60	-13.0	-23.94	198.00	Horizontal	Vertical	Pass
18199.824	-30.24	45.00	-13.0	-17.24	147.00	Horizontal	Vertical	Pass

RSE-V&V LTE Band 2 BW15 CH18900



Frequency (MHz)	Result (dBm)	Factor (dB)	PK Limit (dBm)	Over Limit (dB)	Table (o)	ANT	EUT	Verdict
44.404	-68.33	-16.79	-13.0	-55.33	282.00	Vertical	Vertical	Pass
1873.200	-51.93	2.61	-13.0	-38.93	295.00	Vertical	Vertical	N/A
1960.000	-40.90	1.10	-13.0	-27.90	361.00	Vertical	Vertical	N/A
3746.600	-45.20	7.53	-13.0	-32.20	237.00	Vertical	Vertical	Pass
10524.750	-34.87	40.56	-13.0	-21.87	159.00	Vertical	Vertical	Pass
18268.699	-28.99	44.73	-13.0	-15.99	-1.00	Vertical	Vertical	Pass

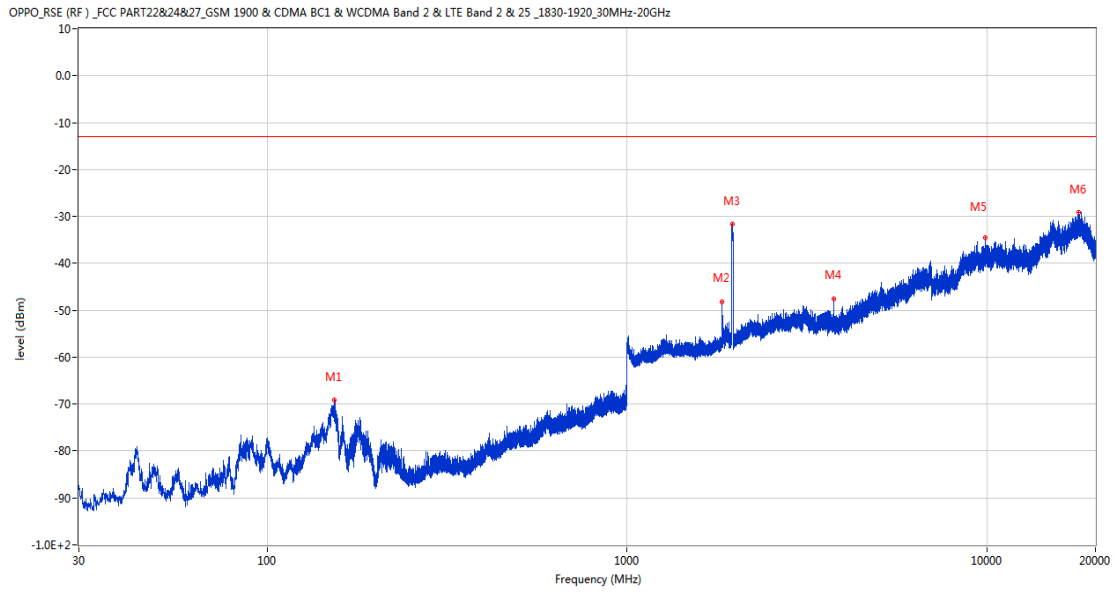
RSE-V&H LTE Band 2 BW15 CH18900



Frequency (MHz)	Result (dBm)	Factor (dB)	PK Limit (dBm)	Over Limit (dB)	Table (o)	ANT	EUT	Verdict
56.627	-69.40	-18.20	-13.0	-56.40	360.00	Vertical	Horizontal	Pass
1879.900	-52.53	2.72	-13.0	-39.53	297.00	Vertical	Horizontal	N/A
1956.000	-39.81	1.12	-13.0	-26.81	247.00	Vertical	Horizontal	N/A
3746.800	-47.05	7.53	-13.0	-34.05	49.00	Vertical	Horizontal	Pass
9366.412	-36.02	39.87	-13.0	-23.02	103.00	Vertical	Horizontal	Pass
18315.100	-29.18	44.39	-13.0	-16.18	363.00	Vertical	Horizontal	Pass

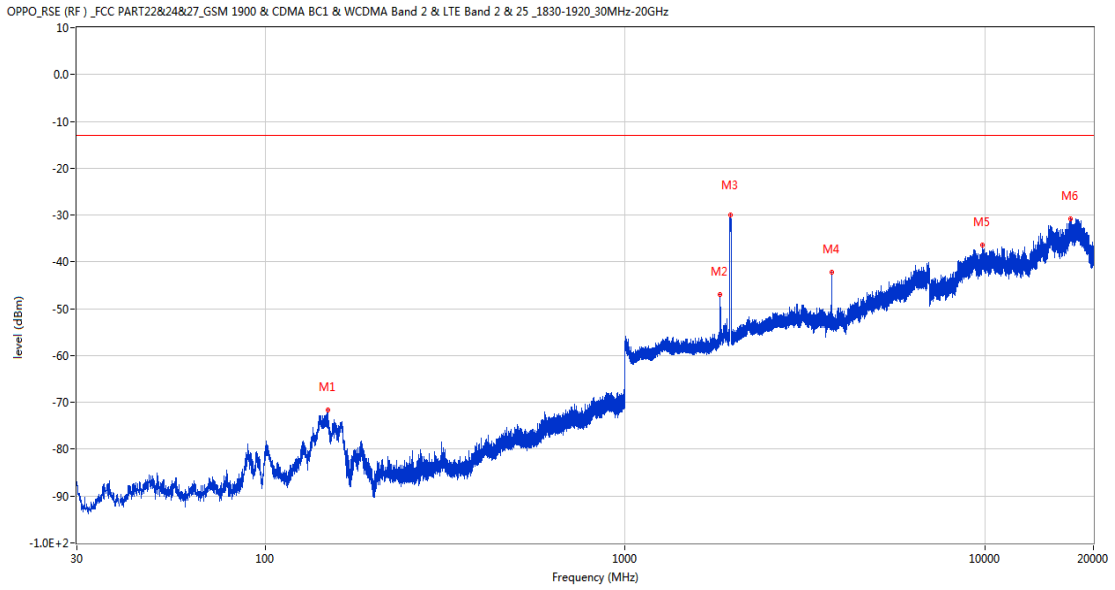
8.6 LTE Band 2 BW20, Middle Channel

RSE-H&H LTE Band 2 BW20 CH18900



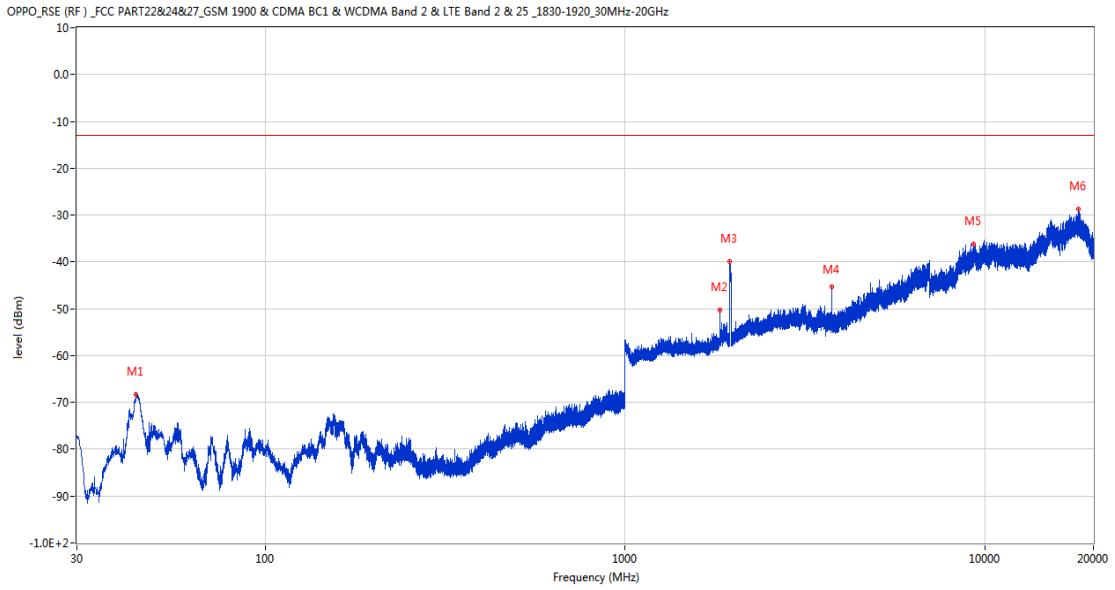
Frequency (MHz)	Result (dBm)	Factor (dB)	PK Limit (dBm)	Over Limit (dB)	Table (o)	ANT	EUT	Verdict
153.917	-69.22	-15.93	-13.0	-56.22	189.00	Horizontal	Horizontal	Pass
1835.300	-48.13	1.28	-13.0	-35.13	39.00	Horizontal	Horizontal	N/A
1958.900	-31.69	1.13	-13.0	-18.69	197.00	Horizontal	Horizontal	N/A
3742.000	-47.58	7.22	-13.0	-34.58	242.00	Horizontal	Horizontal	Pass
9881.900	-34.53	39.87	-13.0	-21.53	176.00	Horizontal	Horizontal	Pass
17923.238	-29.13	44.66	-13.0	-16.13	44.00	Horizontal	Horizontal	Pass

RSE-H&V LTE Band 2 BW20 CH18900



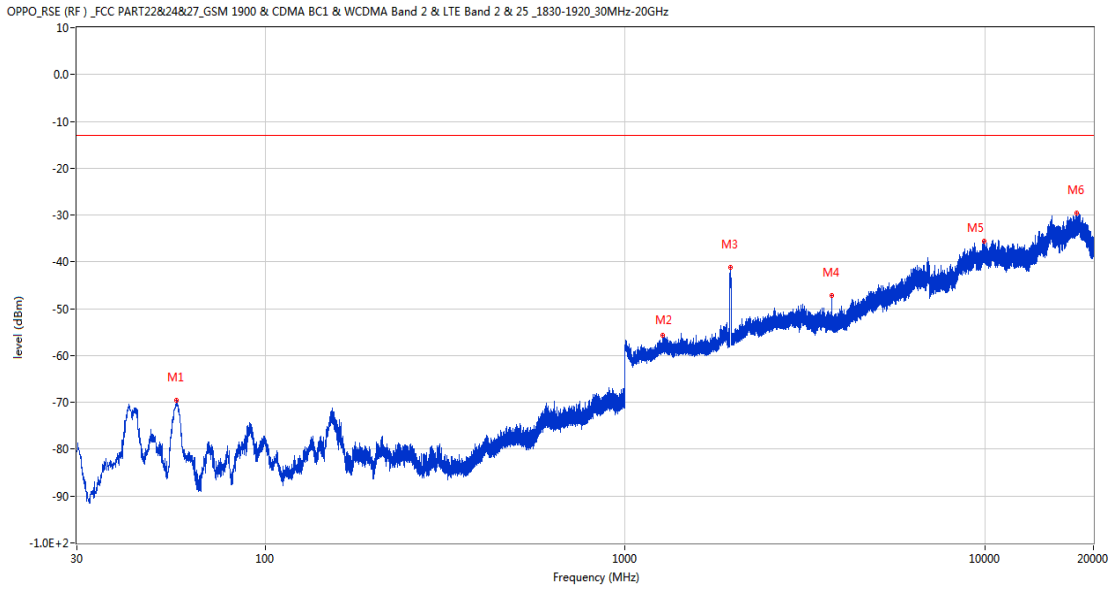
Frequency (MHz)	Result (dBm)	Factor (dB)	PK Limit (dBm)	Over Limit (dB)	Table (o)	ANT	EUT	Verdict
149.601	-71.71	-16.29	-13.0	-58.71	153.00	Horizontal	Vertical	Pass
1835.400	-46.98	1.31	-13.0	-33.98	210.00	Horizontal	Vertical	Pass
1964.900	-29.98	0.97	-13.0	-16.98	216.00	Horizontal	Vertical	N/A
3742.000	-42.16	7.22	-13.0	-29.16	156.00	Horizontal	Vertical	Pass
9812.612	-36.48	39.96	-13.0	-23.48	147.00	Horizontal	Vertical	Pass
17256.239	-30.91	44.34	-13.0	-17.91	70.00	Horizontal	Vertical	Pass

RSE-V&V LTE Band 2 BW20 CH18900



Frequency (MHz)	Result (dBm)	Factor (dB)	PK Limit (dBm)	Over Limit (dB)	Table (o)	ANT	EUT	Verdict
43.774	-68.31	-16.97	-13.0	-55.31	280.00	Vertical	Vertical	Pass
1835.600	-50.34	1.38	-13.0	-37.34	291.00	Vertical	Vertical	N/A
1956.300	-39.87	1.12	-13.0	-26.87	243.00	Vertical	Vertical	N/A
3742.000	-45.33	7.22	-13.0	-32.33	269.00	Vertical	Vertical	Pass
9309.200	-36.24	39.63	-13.0	-23.24	192.00	Vertical	Vertical	Pass
18184.239	-28.80	45.04	-13.0	-15.80	218.00	Vertical	Vertical	Pass

RSE-V&H LTE Band 2 BW20 CH18900

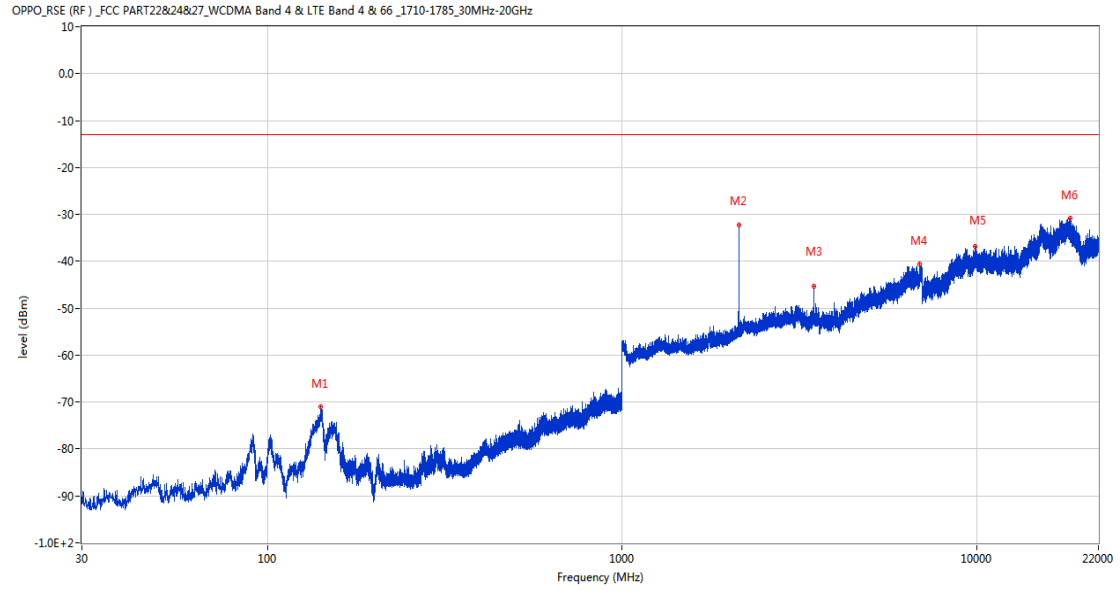


Frequency (MHz)	Result (dBm)	Factor (dB)	PK Limit (dBm)	Over Limit (dB)	Table (o)	ANT	EUT	Verdict
56.772	-69.48	-18.23	-13.0	-56.48	295.00	Vertical	Horizontal	Pass
1272.100	-55.62	0.01	-13.0	-42.62	38.00	Vertical	Horizontal	Pass
1967.100	-41.26	0.90	-13.0	-28.26	136.00	Vertical	Horizontal	N/A
3742.000	-47.17	7.22	-13.0	-34.17	327.00	Vertical	Horizontal	Pass
9937.388	-35.56	39.95	-13.0	-22.56	323.00	Vertical	Horizontal	Pass
17927.225	-29.50	44.67	-13.0	-16.50	326.00	Vertical	Horizontal	Pass

9 LTE Band 4

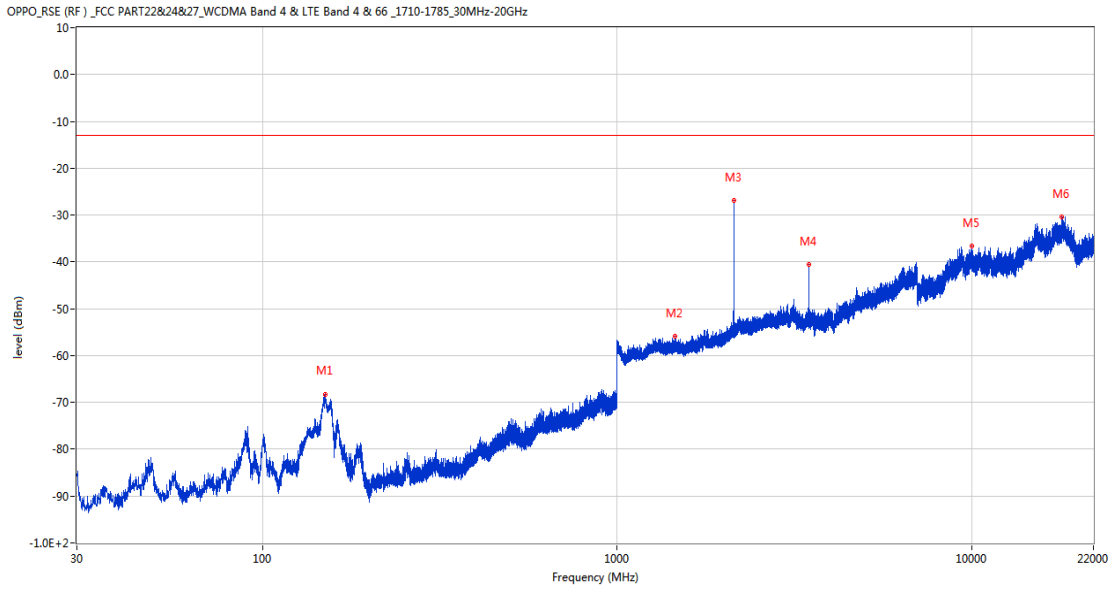
9.1 LTE Band 4 BW1.4, Middle Channel

RSE-H&H LTE Band 4 BW1.4 CH20175



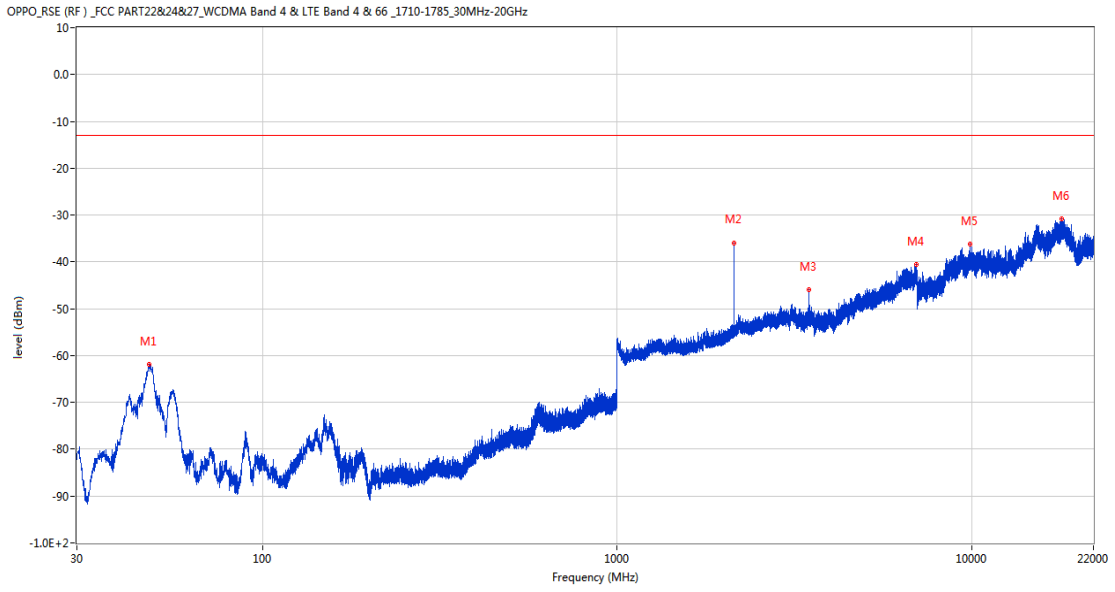
Frequency (MHz)	Result (dBm)	Factor (dB)	PK Limit (dBm)	Over Limit (dB)	Table (o)	ANT	EUT	Verdict
141.162	-70.95	-17.62	-13.0	-57.95	106.00	Horizontal	Horizontal	Pass
2132.100	-32.32	2.71	-13.0	-19.32	327.00	Horizontal	Horizontal	N/A
3463.800	-45.32	7.15	-13.0	-32.32	266.00	Horizontal	Horizontal	Pass
6909.800	-40.59	19.45	-13.0	-27.59	162.00	Horizontal	Horizontal	Pass
9881.037	-36.92	39.86	-13.0	-23.92	94.00	Horizontal	Horizontal	Pass
18343.012	-30.88	44.23	-13.0	-17.88	277.00	Horizontal	Horizontal	Pass

RSE-H&V LTE Band 4 BW1.4 CH20175



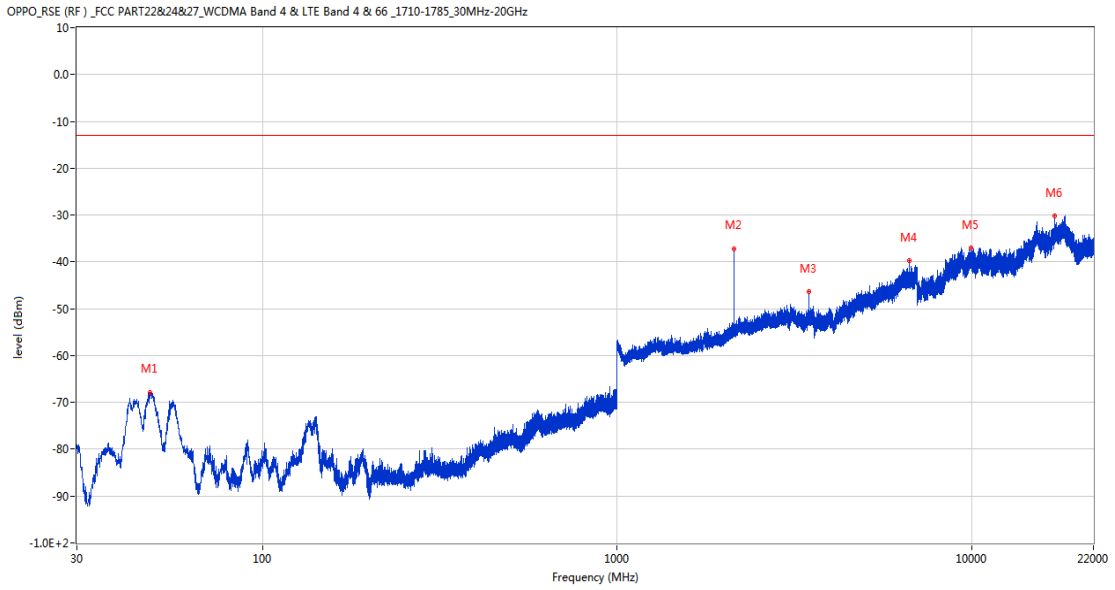
Frequency (MHz)	Result (dBm)	Factor (dB)	PK Limit (dBm)	Over Limit (dB)	Table (o)	ANT	EUT	Verdict
150.086	-68.31	-16.21	-13.0	-55.31	306.00	Horizontal	Vertical	Pass
1452.100	-55.81	-0.28	-13.0	-42.81	124.00	Horizontal	Vertical	Pass
2132.500	-26.81	2.69	-13.0	-13.81	324.00	Horizontal	Vertical	N/A
3464.200	-40.62	7.17	-13.0	-27.62	159.00	Horizontal	Vertical	Pass
9978.787	-36.55	39.81	-13.0	-23.55	110.00	Horizontal	Vertical	Pass
17866.177	-30.45	44.46	-13.0	-17.45	83.00	Horizontal	Vertical	Pass

RSE-V&V LTE Band 4 BW1.4 CH20175



Frequency (MHz)	Result (dBm)	Factor (dB)	PK Limit (dBm)	Over Limit (dB)	Table (o)	ANT	EUT	Verdict
48.042	-61.93	-15.23	-13.0	-48.93	327.00	Vertical	Vertical	Pass
2132.500	-36.00	2.69	-13.0	-23.00	108.00	Vertical	Vertical	N/A
3464.200	-46.03	7.17	-13.0	-33.03	191.00	Vertical	Vertical	Pass
6969.600	-40.54	20.03	-13.0	-27.54	19.00	Vertical	Vertical	Pass
9890.813	-36.20	39.94	-13.0	-23.20	51.00	Vertical	Vertical	Pass
17886.988	-30.89	44.53	-13.0	-17.89	30.00	Vertical	Vertical	Pass

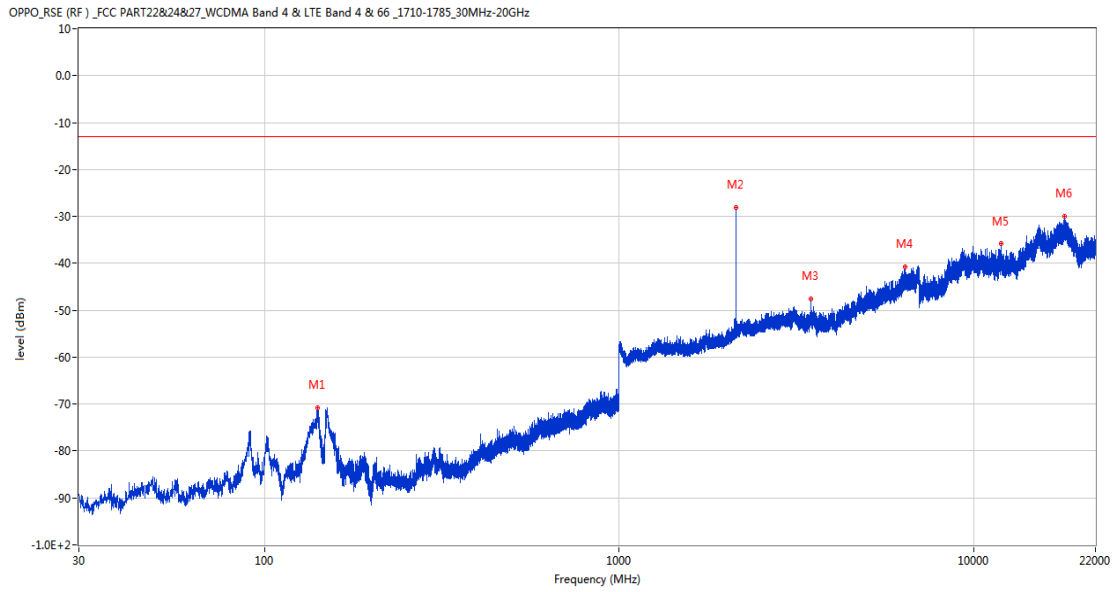
RSE-V&H LTE Band 4 BW1.4 CH20175



Frequency (MHz)	Result (dBm)	Factor (dB)	PK Limit (dBm)	Over Limit (dB)	Table (o)	ANT	EUT	Verdict
48.333	-67.81	-15.47	-13.0	-54.81	295.00	Vertical	Horizontal	Pass
2132.300	-37.13	2.70	-13.0	-24.13	101.00	Vertical	Horizontal	N/A
3464.000	-46.34	7.16	-13.0	-33.34	350.00	Vertical	Horizontal	Pass
6649.000	-39.64	19.01	-13.0	-26.64	137.00	Vertical	Horizontal	Pass
9950.325	-37.00	39.88	-13.0	-24.00	-2.00	Vertical	Horizontal	Pass
17111.375	-30.26	43.94	-13.0	-17.26	362.00	Vertical	Horizontal	Pass

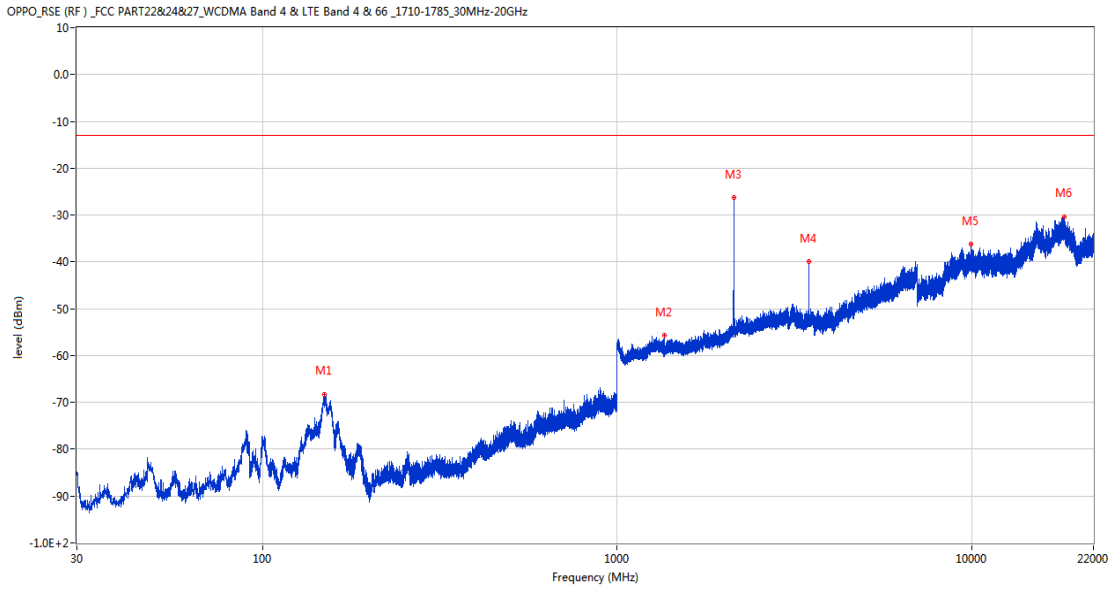
9.2 LTE Band 4 BW3, Middle Channel

RSE-H&H LTE Band 4 BW3 CH20175



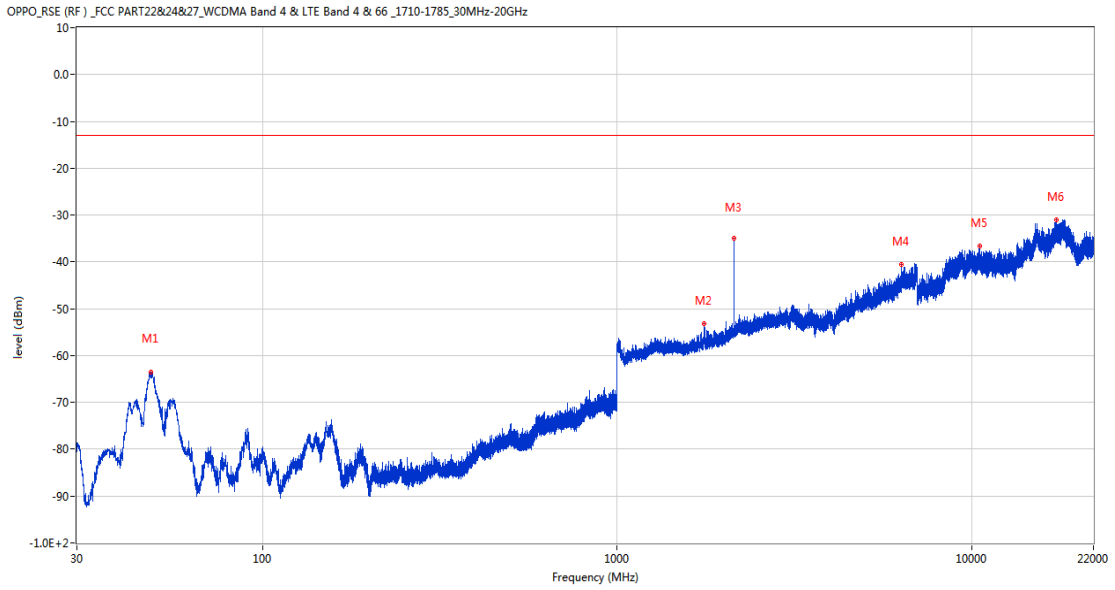
Frequency (MHz)	Result (dBm)	Factor (dB)	PK Limit (dBm)	Over Limit (dB)	Table (o)	ANT	EUT	Verdict
141.259	-70.87	-17.60	-13.0	-57.87	322.00	Horizontal	Horizontal	Pass
2132.400	-28.21	2.70	-13.0	-15.21	323.00	Horizontal	Horizontal	N/A
3462.400	-47.60	7.04	-13.0	-34.60	64.00	Horizontal	Horizontal	Pass
6408.400	-40.80	18.58	-13.0	-27.80	290.00	Horizontal	Horizontal	Pass
11961.962	-35.77	39.89	-13.0	-22.77	10.00	Horizontal	Horizontal	Pass
18019.262	-30.00	44.93	-13.0	-17.00	14.00	Horizontal	Horizontal	Pass

RSE-H&V LTE Band 4 BW3 CH20175



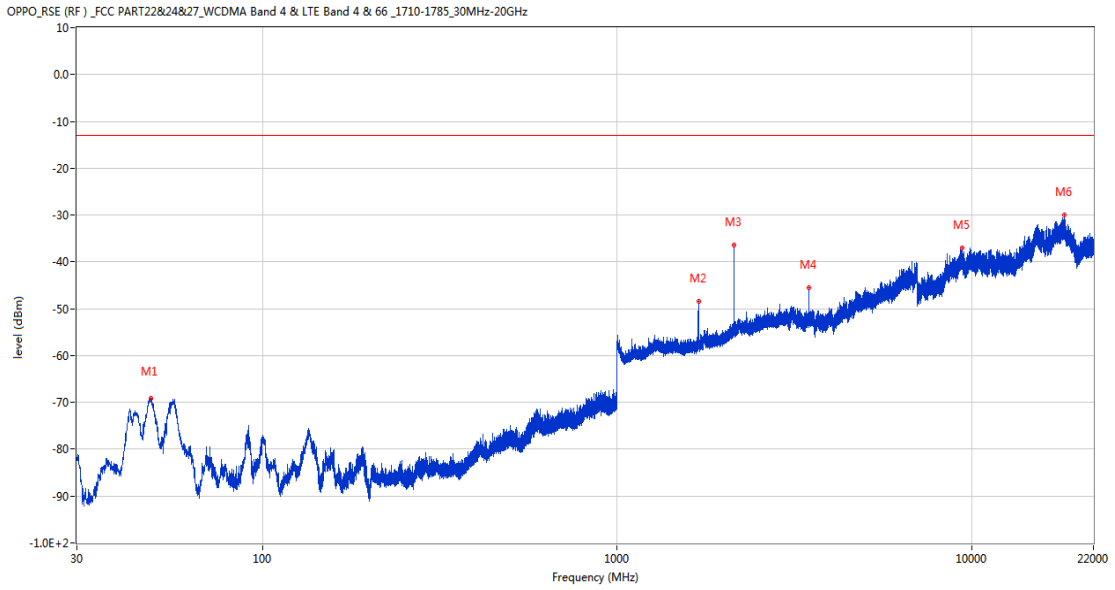
Frequency (MHz)	Result (dBm)	Factor (dB)	PK Limit (dBm)	Over Limit (dB)	Table (o)	ANT	EUT	Verdict
149.650	-68.36	-16.25	-13.0	-55.36	310.00	Horizontal	Vertical	Pass
1356.000	-55.72	-0.64	-13.0	-42.72	157.00	Horizontal	Vertical	Pass
2131.600	-26.26	2.72	-13.0	-13.26	333.00	Horizontal	Vertical	N/A
3462.400	-39.99	7.04	-13.0	-26.99	161.00	Horizontal	Vertical	Pass
9914.387	-36.18	39.99	-13.0	-23.18	63.00	Horizontal	Vertical	Pass
18247.737	-30.47	44.85	-13.0	-17.47	360.00	Horizontal	Vertical	Pass

RSE-V&V LTE Band 4 BW3 CH20175



Frequency (MHz)	Result (dBm)	Factor (dB)	PK Limit (dBm)	Over Limit (dB)	Table (o)	ANT	EUT	Verdict
48.624	-63.59	-15.70	-13.0	-50.59	175.00	Vertical	Vertical	Pass
1760.900	-53.28	1.44	-13.0	-40.28	232.00	Vertical	Vertical	Pass
2131.800	-34.86	2.72	-13.0	-21.86	106.00	Vertical	Vertical	N/A
6336.800	-40.51	17.39	-13.0	-27.51	113.00	Vertical	Vertical	Pass
10513.250	-36.59	40.49	-13.0	-23.59	14.00	Vertical	Vertical	Pass
17270.475	-31.02	44.18	-13.0	-18.02	121.00	Vertical	Vertical	Pass

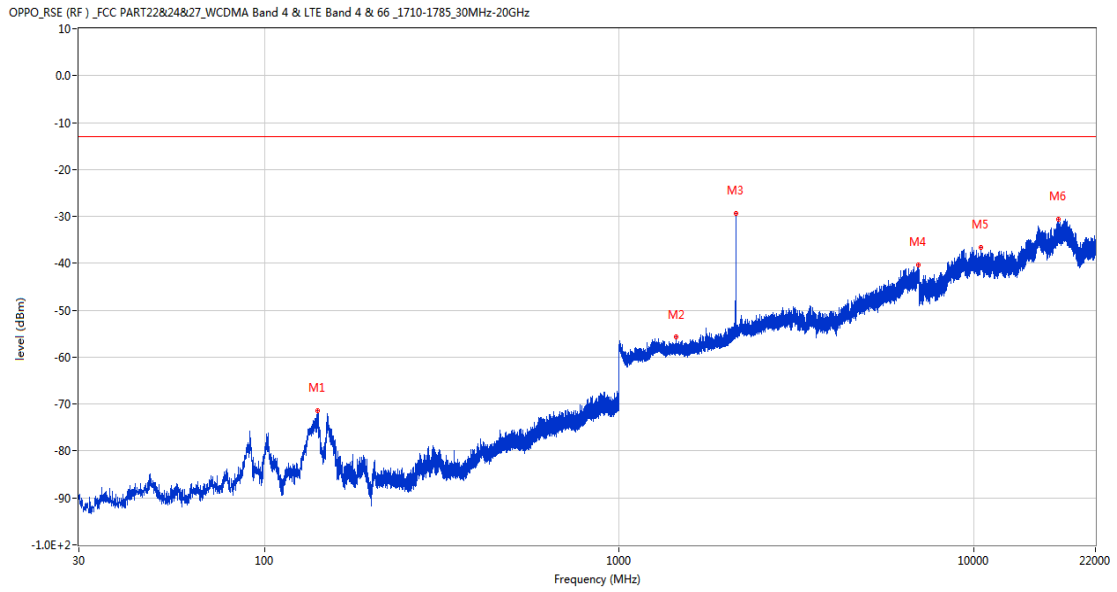
RSE-V&H LTE Band 4 BW3 CH20175



Frequency (MHz)	Result (dBm)	Factor (dB)	PK Limit (dBm)	Over Limit (dB)	Table (o)	ANT	EUT	Verdict
48.382	-69.20	-15.51	-13.0	-56.20	240.00	Vertical	Horizontal	Pass
1694.700	-48.50	0.84	-13.0	-35.50	321.00	Vertical	Horizontal	Pass
2131.900	-36.43	2.71	-13.0	-23.43	103.00	Vertical	Horizontal	N/A
3462.400	-45.54	7.04	-13.0	-32.54	337.00	Vertical	Horizontal	Pass
9400.625	-37.00	40.03	-13.0	-24.00	343.00	Vertical	Horizontal	Pass
18256.062	-29.95	44.83	-13.0	-16.95	81.00	Vertical	Horizontal	Pass

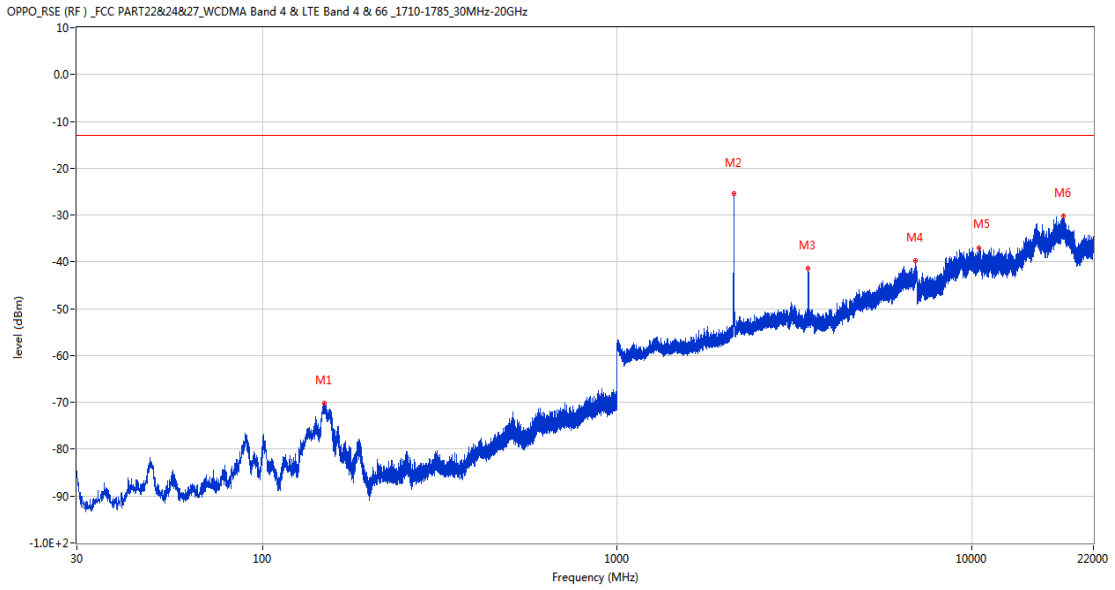
9.3 LTE Band 4 BW5, Middle Channel

RSE-H&H LTE Band 4 BW5 CH20175



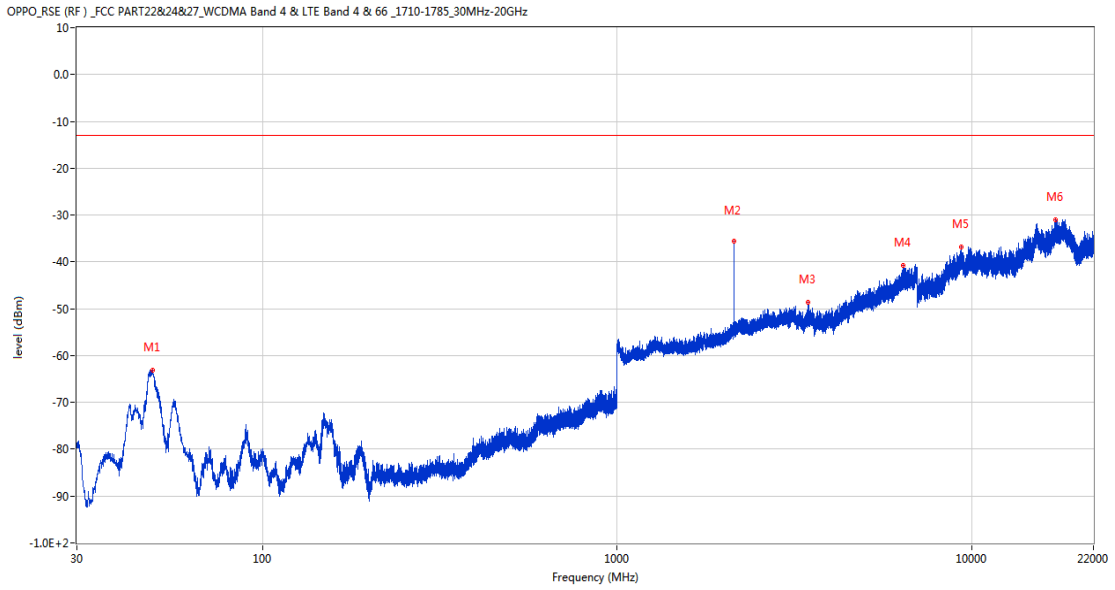
Frequency (MHz)	Result (dBm)	Factor (dB)	PK Limit (dBm)	Over Limit (dB)	Table (o)	ANT	EUT	Verdict
141.501	-71.31	-17.56	-13.0	-58.31	292.00	Horizontal	Horizontal	Pass
1449.600	-55.64	-0.21	-13.0	-42.64	128.00	Horizontal	Horizontal	Pass
2132.800	-29.40	2.68	-13.0	-16.40	326.00	Horizontal	Horizontal	N/A
6956.800	-40.44	19.32	-13.0	-27.44	296.00	Horizontal	Horizontal	Pass
10465.526	-36.58	40.89	-13.0	-23.58	224.00	Horizontal	Horizontal	Pass
17281.575	-30.53	44.08	-13.0	-17.53	248.00	Horizontal	Horizontal	Pass

RSE-H&V LTE Band 4 BW5 CH20175



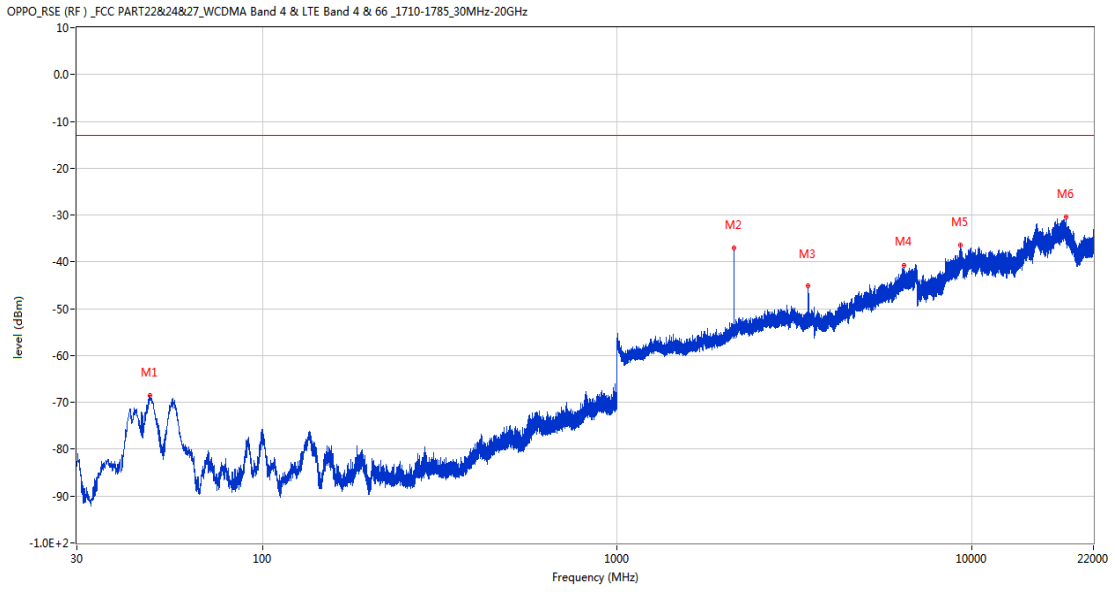
Frequency (MHz)	Result (dBm)	Factor (dB)	PK Limit (dBm)	Over Limit (dB)	Table (o)	ANT	EUT	Verdict
149.165	-70.17	-16.29	-13.0	-57.17	0.00	Horizontal	Vertical	Pass
2130.700	-25.33	2.71	-13.0	-12.33	237.00	Horizontal	Vertical	N/A
3460.600	-41.31	6.99	-13.0	-28.31	170.00	Horizontal	Vertical	Pass
6920.200	-39.80	19.31	-13.0	-26.80	93.00	Horizontal	Vertical	Pass
10488.237	-37.01	40.60	-13.0	-24.01	138.00	Horizontal	Vertical	Pass
18066.901	-30.18	44.91	-13.0	-17.18	0.00	Horizontal	Vertical	Pass

RSE-V&V LTE Band 4 BW5 CH20175



Frequency (MHz)	Result (dBm)	Factor (dB)	PK Limit (dBm)	Over Limit (dB)	Table (o)	ANT	EUT	Verdict
48.964	-63.21	-15.98	-13.0	-50.21	259.00	Vertical	Vertical	Pass
2133.300	-35.56	2.67	-13.0	-22.56	108.00	Vertical	Vertical	N/A
3460.200	-48.63	6.99	-13.0	-35.63	200.00	Vertical	Vertical	Pass
6409.000	-40.75	18.63	-13.0	-27.75	280.00	Vertical	Vertical	Pass
9310.925	-36.86	39.64	-13.0	-23.86	205.00	Vertical	Vertical	Pass
17193.699	-31.06	44.35	-13.0	-18.06	361.00	Vertical	Vertical	Pass

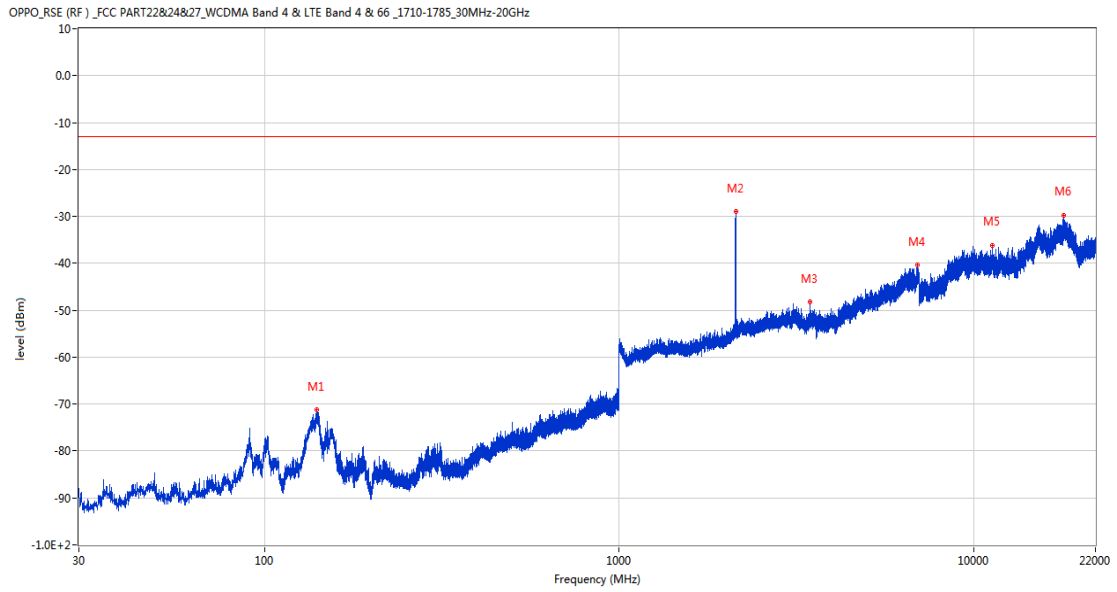
RSE-V&H LTE Band 4 BW5 CH20175



Frequency (MHz)	Result (dBm)	Factor (dB)	PK Limit (dBm)	Over Limit (dB)	Table (o)	ANT	EUT	Verdict
48.187	-68.43	-15.35	-13.0	-55.43	327.00	Vertical	Horizontal	Pass
2132.800	-37.13	2.68	-13.0	-24.13	107.00	Vertical	Horizontal	N/A
3460.600	-45.18	6.99	-13.0	-32.18	360.00	Vertical	Horizontal	Pass
6418.800	-40.78	18.89	-13.0	-27.78	198.00	Vertical	Horizontal	Pass
9302.587	-36.43	39.59	-13.0	-23.43	260.00	Vertical	Horizontal	Pass
18466.038	-30.49	44.15	-13.0	-17.49	253.00	Vertical	Horizontal	Pass

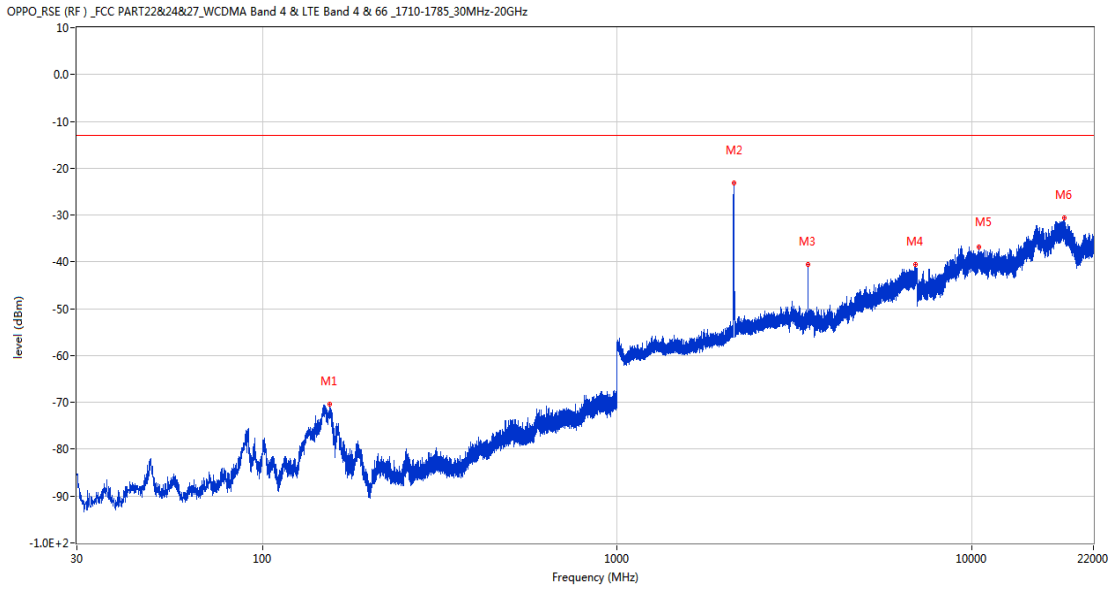
9.4 LTE Band 4 BW10, Middle Channel

RSE-H&H LTE Band 4 BW10 CH20175



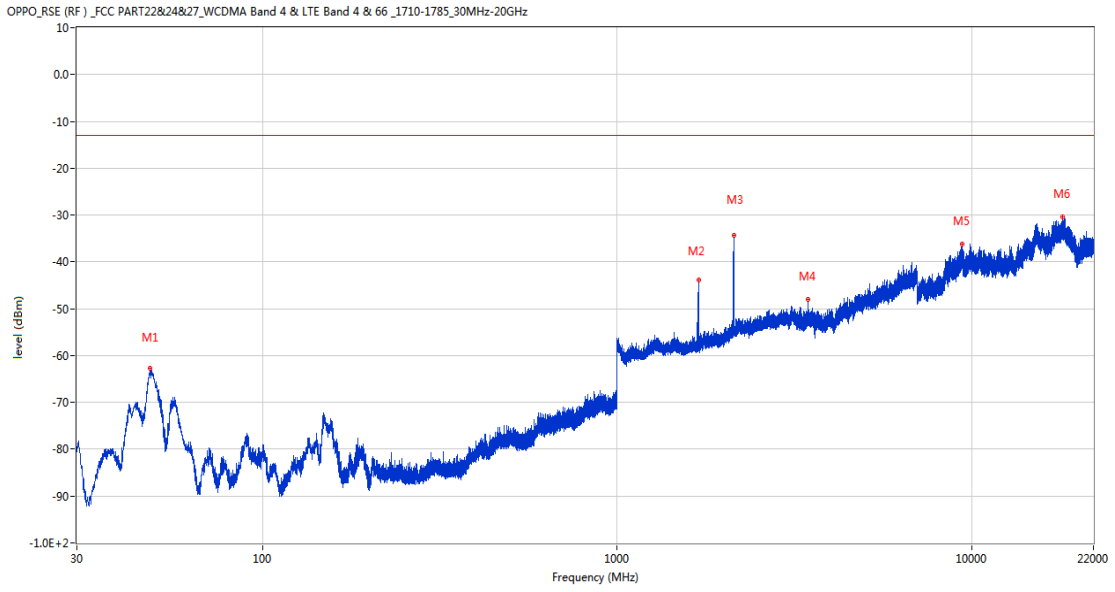
Frequency (MHz)	Result (dBm)	Factor (dB)	PK Limit (dBm)	Over Limit (dB)	Table (o)	ANT	EUT	Verdict
140.628	-71.19	-17.72	-13.0	-58.19	161.00	Horizontal	Horizontal	Pass
2131.400	-28.90	2.72	-13.0	-15.90	329.00	Horizontal	Horizontal	N/A
3456.200	-48.23	7.20	-13.0	-35.23	73.00	Horizontal	Horizontal	Pass
6921.000	-40.33	19.31	-13.0	-27.33	29.00	Horizontal	Horizontal	Pass
11272.825	-36.19	39.89	-13.0	-23.19	347.00	Horizontal	Horizontal	Pass
17903.176	-29.76	44.57	-13.0	-16.76	346.00	Horizontal	Horizontal	Pass

RSE-H&V LTE Band 4 BW10 CH20175



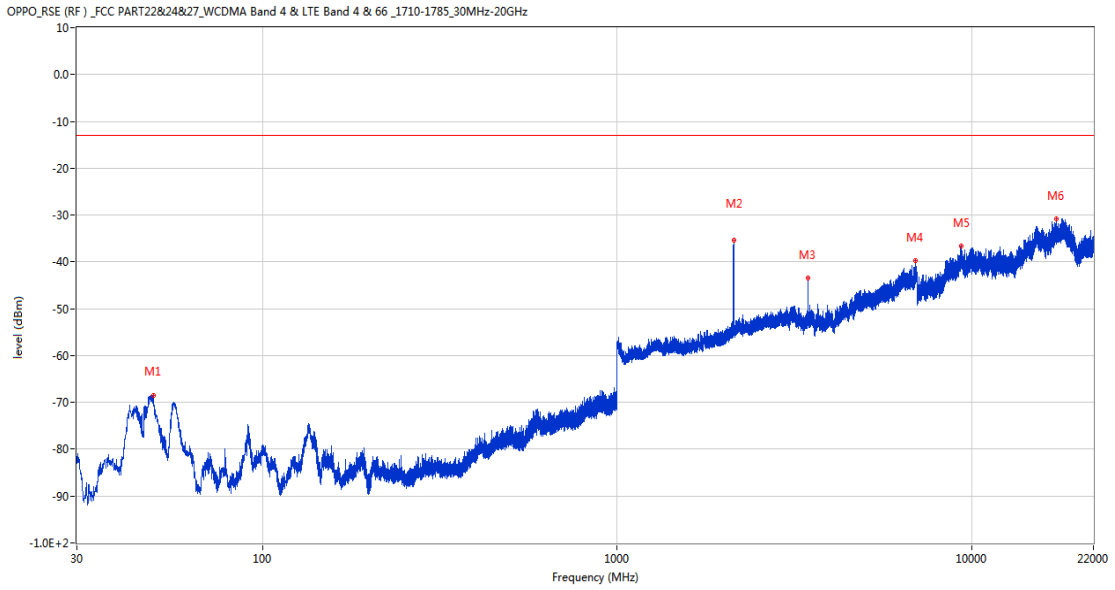
Frequency (MHz)	Result (dBm)	Factor (dB)	PK Limit (dBm)	Over Limit (dB)	Table (o)	ANT	EUT	Verdict
155.082	-70.32	-15.79	-13.0	-57.32	166.00	Horizontal	Vertical	Pass
2135.200	-23.11	2.75	-13.0	-10.11	331.00	Horizontal	Vertical	N/A
3456.000	-40.64	7.21	-13.0	-27.64	155.00	Horizontal	Vertical	Pass
6944.200	-40.62	19.20	-13.0	-27.62	280.00	Horizontal	Vertical	Pass
10487.088	-36.81	40.61	-13.0	-23.81	358.00	Horizontal	Vertical	Pass
18216.749	-30.65	44.93	-13.0	-17.65	160.00	Horizontal	Vertical	Pass

RSE-V&V LTE Band 4 BW10 CH20175



Frequency (MHz)	Result (dBm)	Factor (dB)	PK Limit (dBm)	Over Limit (dB)	Table (o)	ANT	EUT	Verdict
48.090	-62.77	-15.27	-13.0	-49.77	234.00	Vertical	Vertical	Pass
1696.900	-43.81	0.82	-13.0	-30.81	236.00	Vertical	Vertical	N/A
2129.500	-34.43	2.68	-13.0	-21.43	102.00	Vertical	Vertical	N/A
3456.000	-48.05	7.21	-13.0	-35.05	194.00	Vertical	Vertical	Pass
9382.799	-36.18	39.90	-13.0	-23.18	-2.00	Vertical	Vertical	Pass
18010.474	-30.45	44.93	-13.0	-17.45	166.00	Vertical	Vertical	Pass

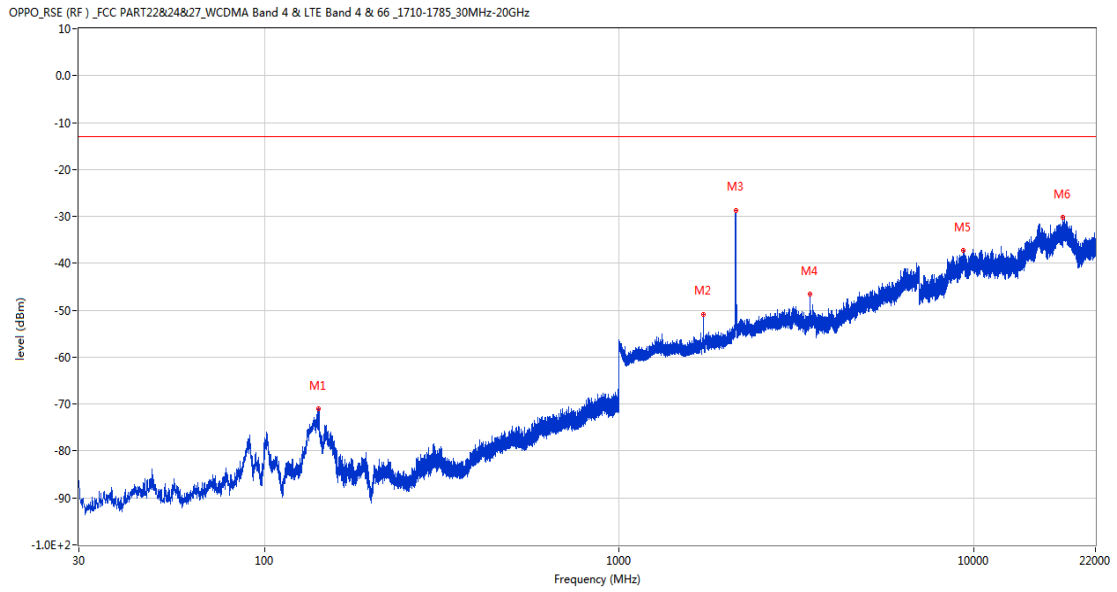
RSE-V&H LTE Band 4 BW10 CH20175



Frequency (MHz)	Result (dBm)	Factor (dB)	PK Limit (dBm)	Over Limit (dB)	Table (o)	ANT	EUT	Verdict
49.206	-68.46	-16.46	-13.0	-55.46	275.00	Vertical	Horizontal	Pass
2129.700	-35.43	2.69	-13.0	-22.43	110.00	Vertical	Horizontal	N/A
3456.200	-43.51	7.20	-13.0	-30.51	351.00	Vertical	Horizontal	Pass
6917.800	-39.62	19.42	-13.0	-26.62	78.00	Vertical	Horizontal	Pass
9356.063	-36.65	39.83	-13.0	-23.65	221.00	Vertical	Horizontal	Pass
17325.513	-30.87	44.16	-13.0	-17.87	129.00	Vertical	Horizontal	Pass

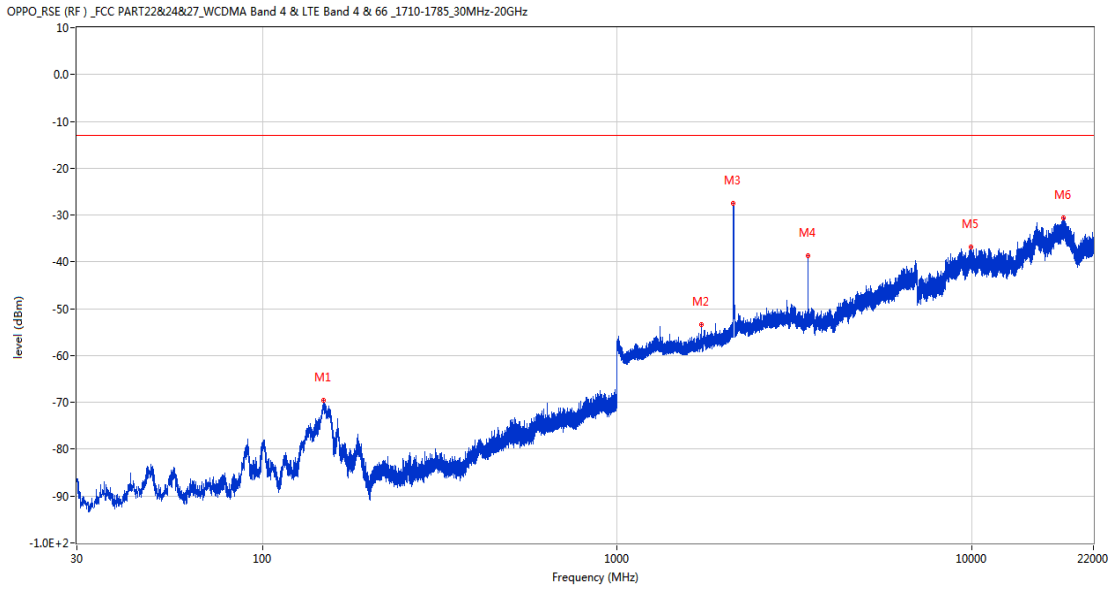
9.5 LTE Band 4 BW15, Middle Channel

RSE-H&H LTE Band 4 BW15 CH20175



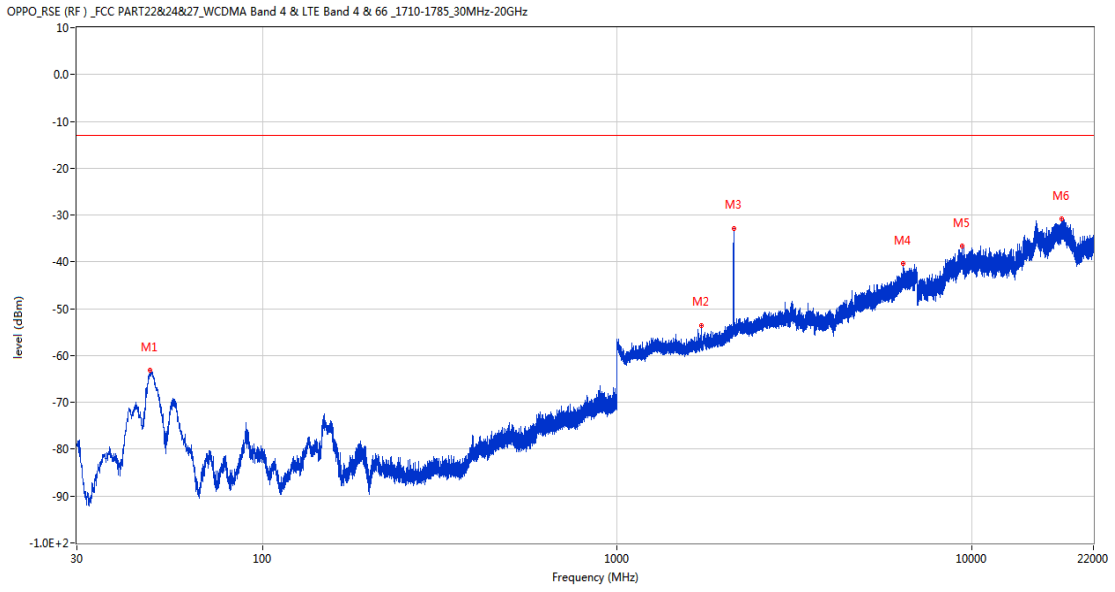
Frequency (MHz)	Result (dBm)	Factor (dB)	PK Limit (dBm)	Over Limit (dB)	Table (o)	ANT	EUT	Verdict
142.423	-70.92	-17.39	-13.0	-57.92	280.00	Horizontal	Horizontal	Pass
1725.700	-50.80	1.15	-13.0	-37.80	148.00	Horizontal	Horizontal	N/A
2135.900	-28.66	2.79	-13.0	-15.66	325.00	Horizontal	Horizontal	N/A
3451.800	-46.55	6.97	-13.0	-33.55	264.00	Horizontal	Horizontal	Pass
9318.112	-37.21	39.67	-13.0	-24.21	139.00	Horizontal	Horizontal	Pass
17850.450	-30.16	44.35	-13.0	-17.16	360.00	Horizontal	Horizontal	Pass

RSE-H&V LTE Band 4 BW15 CH20175



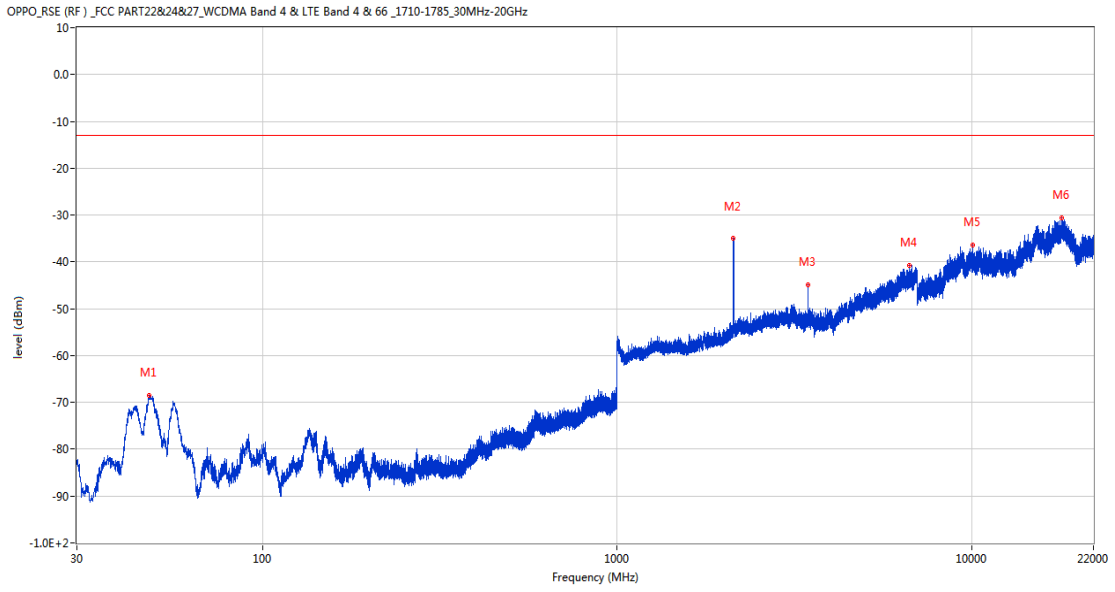
Frequency (MHz)	Result (dBm)	Factor (dB)	PK Limit (dBm)	Over Limit (dB)	Table (o)	ANT	EUT	Verdict
148.874	-69.59	-16.33	-13.0	-56.59	114.00	Horizontal	Vertical	Pass
1726.100	-53.38	1.15	-13.0	-40.38	233.00	Horizontal	Vertical	N/A
2126.300	-27.55	2.52	-13.0	-14.55	330.00	Horizontal	Vertical	N/A
3451.600	-38.69	6.98	-13.0	-25.69	168.00	Horizontal	Vertical	Pass
9931.638	-36.73	39.96	-13.0	-23.73	37.00	Horizontal	Vertical	Pass
18091.874	-30.56	44.98	-13.0	-17.56	103.00	Horizontal	Vertical	Pass

RSE-V&V LTE Band 4 BW15 CH20175



Frequency (MHz)	Result (dBm)	Factor (dB)	PK Limit (dBm)	Over Limit (dB)	Table (o)	ANT	EUT	Verdict
48.187	-63.20	-15.35	-13.0	-50.20	181.00	Vertical	Vertical	Pass
1725.800	-53.58	1.15	-13.0	-40.58	266.00	Vertical	Vertical	N/A
2132.300	-32.82	2.70	-13.0	-19.82	104.00	Vertical	Vertical	N/A
6413.200	-40.33	18.86	-13.0	-27.33	117.00	Vertical	Vertical	Pass
9384.237	-36.59	39.91	-13.0	-23.59	87.00	Vertical	Vertical	Pass
17865.251	-30.78	44.46	-13.0	-17.78	360.00	Vertical	Vertical	Pass

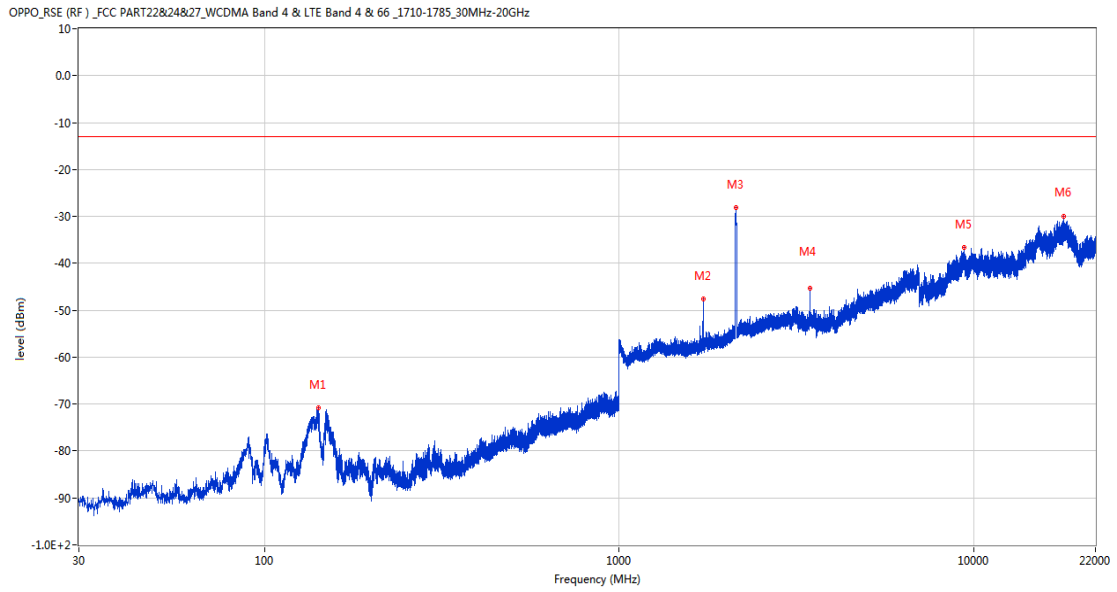
RSE-V&H LTE Band 4 BW15 CH20175



Frequency (MHz)	Result (dBm)	Factor (dB)	PK Limit (dBm)	Over Limit (dB)	Table (o)	ANT	EUT	Verdict
47.848	-68.50	-15.26	-13.0	-55.50	207.00	Vertical	Horizontal	Pass
2126.300	-34.92	2.52	-13.0	-21.92	137.00	Vertical	Horizontal	N/A
3451.800	-44.91	6.97	-13.0	-31.91	360.00	Vertical	Horizontal	Pass
6645.200	-40.77	18.65	-13.0	-27.77	308.00	Vertical	Horizontal	Pass
10064.175	-36.30	39.99	-13.0	-23.30	249.00	Vertical	Horizontal	Pass
17893.925	-30.70	44.54	-13.0	-17.70	352.00	Vertical	Horizontal	Pass

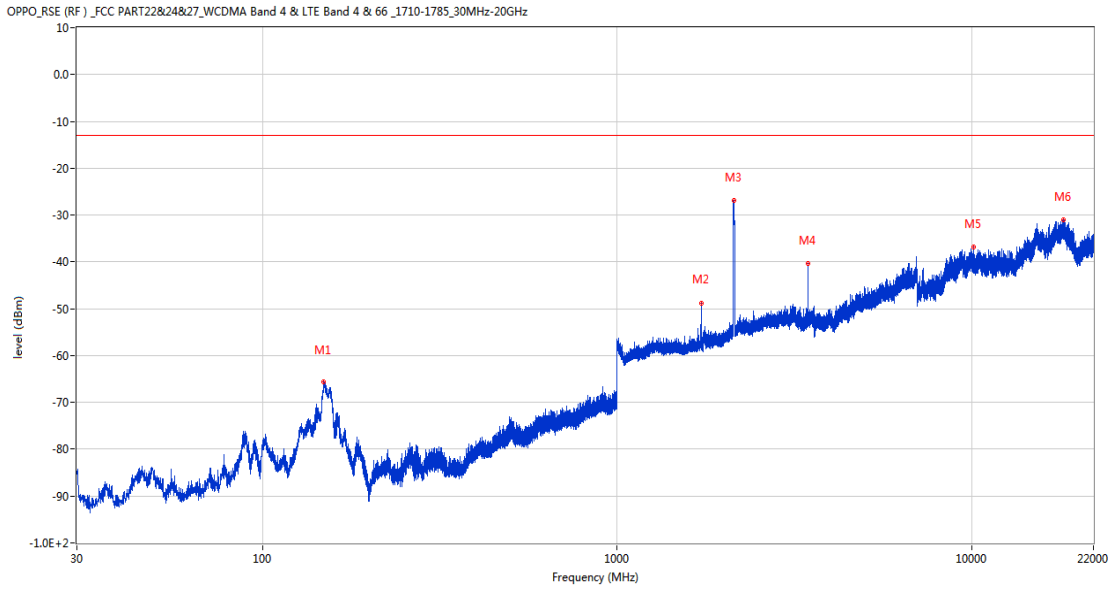
9.6 LTE Band 4 BW20, Middle Channel

RSE-H&H LTE Band 4 BW20 CH20175



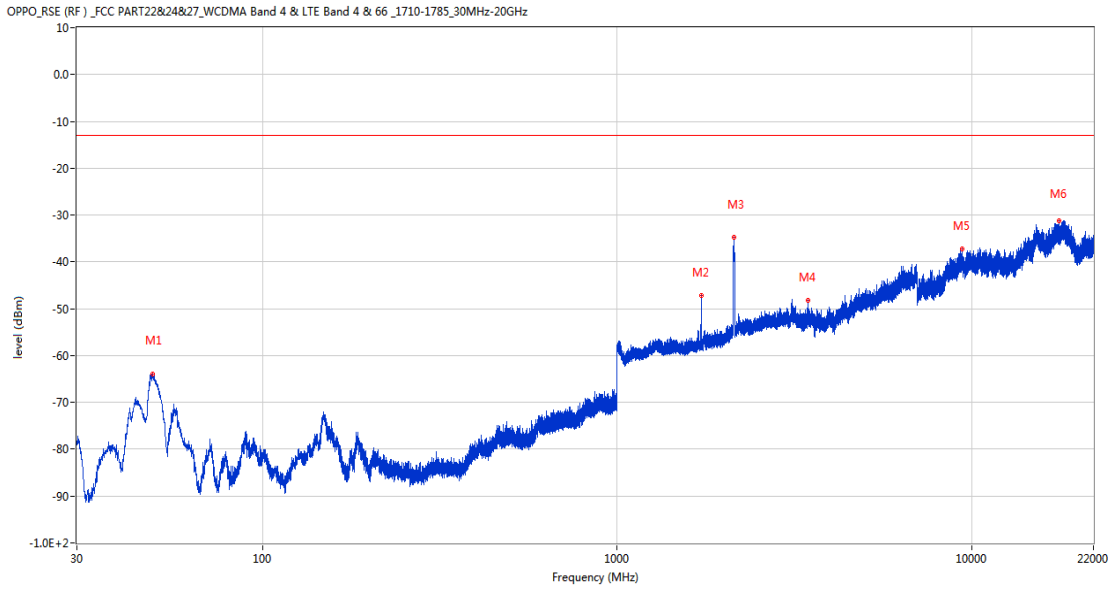
Frequency (MHz)	Result (dBm)	Factor (dB)	PK Limit (dBm)	Over Limit (dB)	Table (o)	ANT	EUT	Verdict
142.084	-70.73	-17.45	-13.0	-57.73	299.00	Horizontal	Horizontal	Pass
1723.500	-47.63	1.12	-13.0	-34.63	135.00	Horizontal	Horizontal	N/A
2130.200	-28.20	2.70	-13.0	-15.20	323.00	Horizontal	Horizontal	N/A
3447.000	-45.34	7.06	-13.0	-32.34	268.00	Horizontal	Horizontal	Pass
9360.663	-36.58	39.86	-13.0	-23.58	9.00	Horizontal	Horizontal	Pass
17923.062	-29.91	44.66	-13.0	-16.91	141.00	Horizontal	Horizontal	Pass

RSE-H&V LTE Band 4 BW20 CH20175



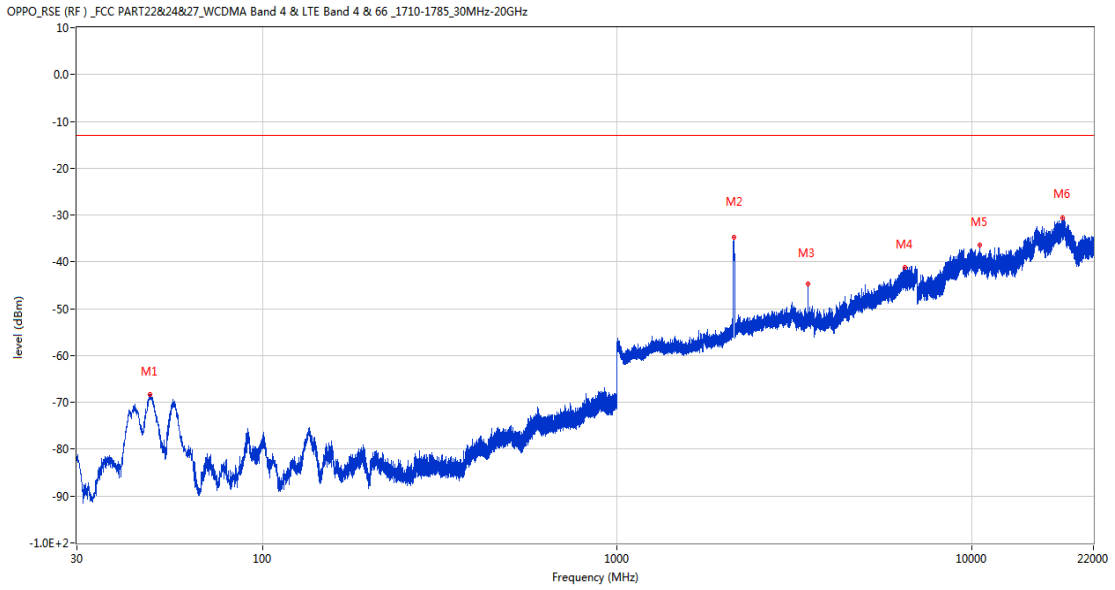
Frequency (MHz)	Result (dBm)	Factor (dB)	PK Limit (dBm)	Over Limit (dB)	Table (o)	ANT	EUT	Verdict
148.777	-65.62	-16.34	-13.0	-52.62	289.00	Horizontal	Vertical	Pass
1723.600	-48.90	1.12	-13.0	-35.90	225.00	Horizontal	Vertical	N/A
2136.700	-26.85	2.79	-13.0	-13.85	329.00	Horizontal	Vertical	N/A
3447.200	-40.43	7.05	-13.0	-27.43	163.00	Horizontal	Vertical	Pass
10137.487	-36.74	39.65	-13.0	-23.74	63.00	Horizontal	Vertical	Pass
18126.563	-31.07	44.96	-13.0	-18.07	203.00	Horizontal	Vertical	Pass

RSE-V&V LTE Band 4 BW20 CH20175



Frequency (MHz)	Result (dBm)	Factor (dB)	PK Limit (dBm)	Over Limit (dB)	Table (o)	ANT	EUT	Verdict
49.012	-63.97	-16.04	-13.0	-50.97	297.00	Vertical	Vertical	Pass
1723.500	-47.20	1.12	-13.0	-34.20	283.00	Vertical	Vertical	N/A
2134.100	-34.74	2.68	-13.0	-21.74	101.00	Vertical	Vertical	N/A
3447.000	-48.20	7.06	-13.0	-35.20	220.00	Vertical	Vertical	Pass
9375.901	-37.30	39.87	-13.0	-24.30	230.00	Vertical	Vertical	Pass
17631.687	-31.24	44.10	-13.0	-18.24	306.00	Vertical	Vertical	Pass

RSE-V&H LTE Band 4 BW20 CH20175

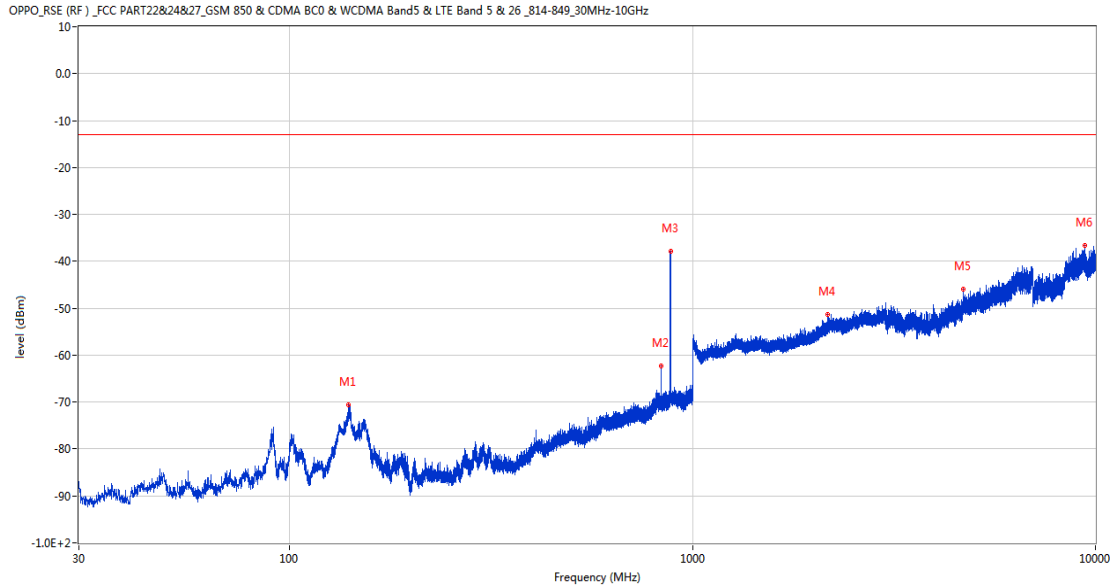


Frequency (MHz)	Result (dBm)	Factor (dB)	PK Limit (dBm)	Over Limit (dB)	Table (o)	ANT	EUT	Verdict
48.090	-68.38	-15.27	-13.0	-55.38	236.00	Vertical	Horizontal	Pass
2129.300	-34.79	2.67	-13.0	-21.79	110.00	Vertical	Horizontal	N/A
3447.000	-44.76	7.06	-13.0	-31.76	20.00	Vertical	Horizontal	Pass
6479.200	-41.26	17.44	-13.0	-28.26	77.00	Vertical	Horizontal	Pass
10552.063	-36.43	40.70	-13.0	-23.43	77.00	Vertical	Horizontal	Pass
18016.025	-30.54	44.93	-13.0	-17.54	136.00	Vertical	Horizontal	Pass

10 LTE Band 5

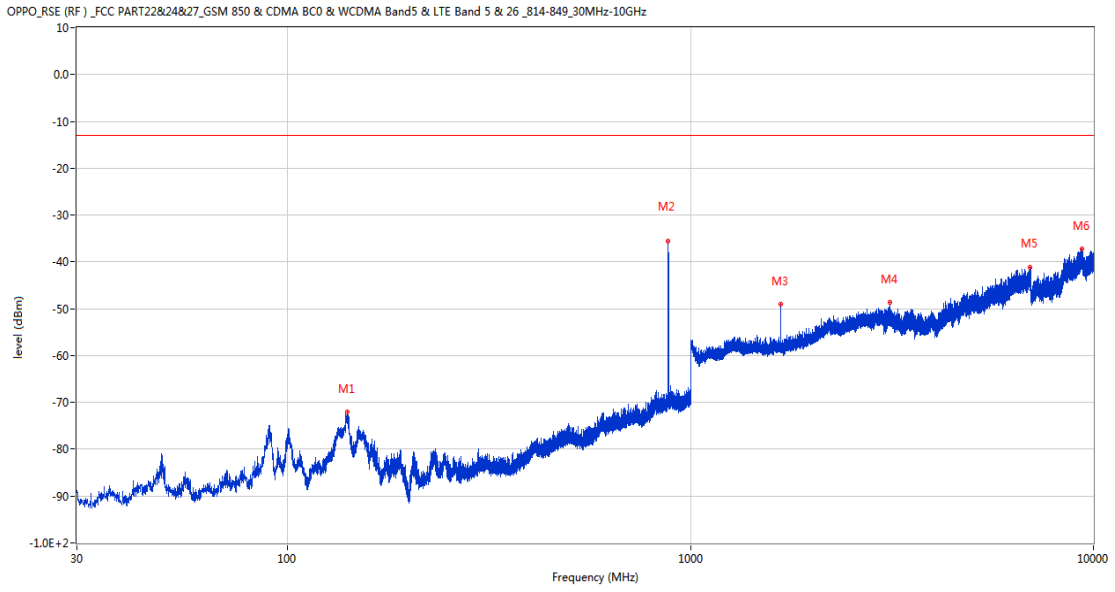
10.1 LTE Band 5 BW1.4, Middle Channel

RSE-H&H LTE Band 5 BW1.4 CH20525



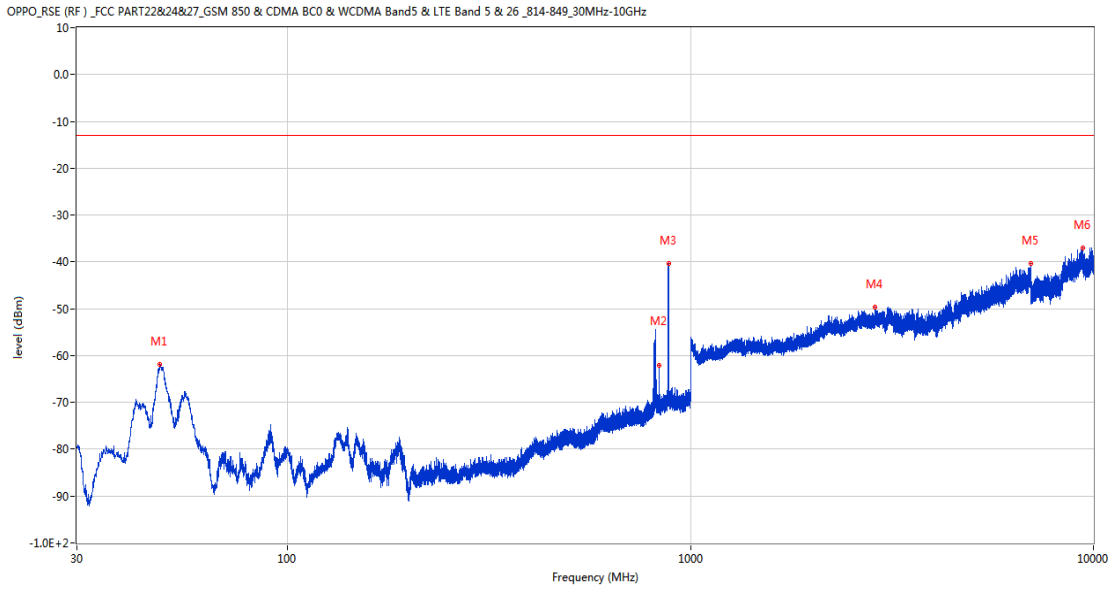
Frequency (MHz)	Result (dBm)	Factor (dB)	PK Limit (dBm)	Over Limit (dB)	Table (o)	ANT	EUT	Verdict
140.337	-70.64	-17.52	-13.0	-57.64	303.00	Horizontal	Horizontal	Pass
836.022	-62.33	0.59	-13.0	-49.33	19.00	Horizontal	Horizontal	N/A
881.369	-37.76	0.57	-13.0	-24.76	157.00	Horizontal	Horizontal	N/A
2170.100	-51.42	4.09	-13.0	-38.42	286.00	Horizontal	Horizontal	Pass
4704.800	-45.98	11.07	-13.0	-32.98	274.00	Horizontal	Horizontal	Pass
9399.400	-36.68	40.03	-13.0	-23.68	360.00	Horizontal	Horizontal	Pass

RSE-H&V LTE Band 5 BW1.4 CH20525



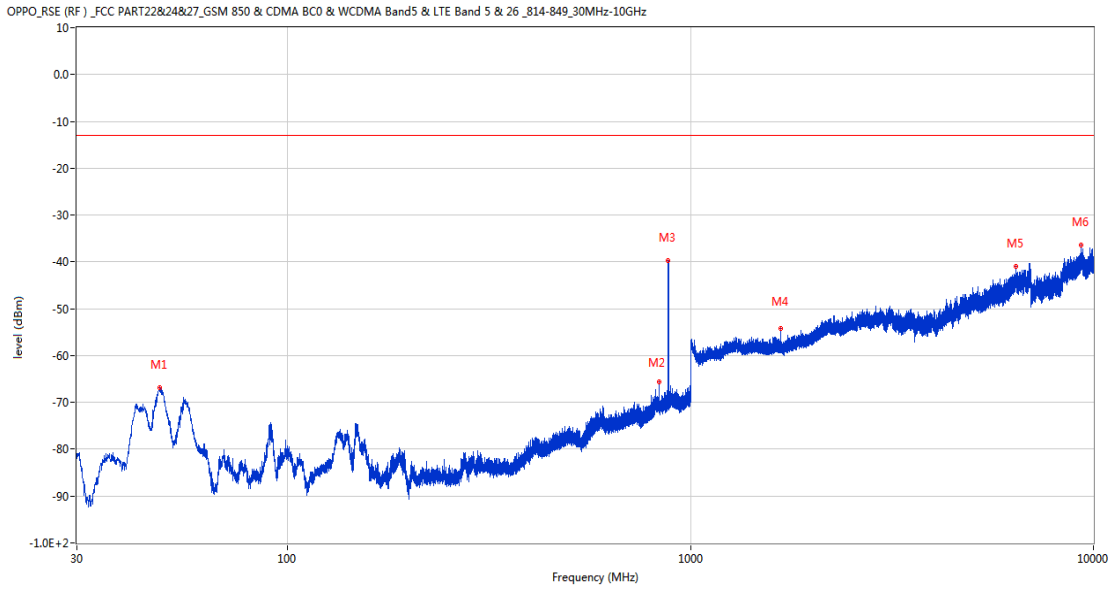
Frequency (MHz)	Result (dBm)	Factor (dB)	PK Limit (dBm)	Over Limit (dB)	Table (o)	ANT	EUT	Verdict
140.483	-71.97	-17.50	-13.0	-58.97	137.00	Horizontal	Vertical	Pass
881.127	-35.67	0.54	-13.0	-22.67	360.00	Horizontal	Vertical	N/A
1671.900	-49.07	-0.82	-13.0	-36.07	201.00	Horizontal	Vertical	Pass
3118.600	-48.71	7.59	-13.0	-35.71	192.00	Horizontal	Vertical	Pass
6944.600	-41.18	19.24	-13.0	-28.18	267.00	Horizontal	Vertical	Pass
9359.950	-37.33	39.86	-13.0	-24.33	361.00	Horizontal	Vertical	Pass

RSE-V&V LTE Band 5 BW1.4 CH20525



Frequency (MHz)	Result (dBm)	Factor (dB)	PK Limit (dBm)	Over Limit (dB)	Table (o)	ANT	EUT	Verdict
48.187	-61.83	-15.31	-13.0	-48.83	202.00	Vertical	Vertical	Pass
836.070	-62.00	0.59	-13.0	-49.00	202.00	Vertical	Vertical	N/A
881.903	-40.31	0.63	-13.0	-27.31	94.00	Vertical	Vertical	N/A
2870.100	-49.62	6.79	-13.0	-36.62	18.00	Vertical	Vertical	Pass
6998.200	-40.37	19.04	-13.0	-27.37	63.00	Vertical	Vertical	Pass
9412.300	-37.05	39.81	-13.0	-24.05	360.00	Vertical	Vertical	Pass

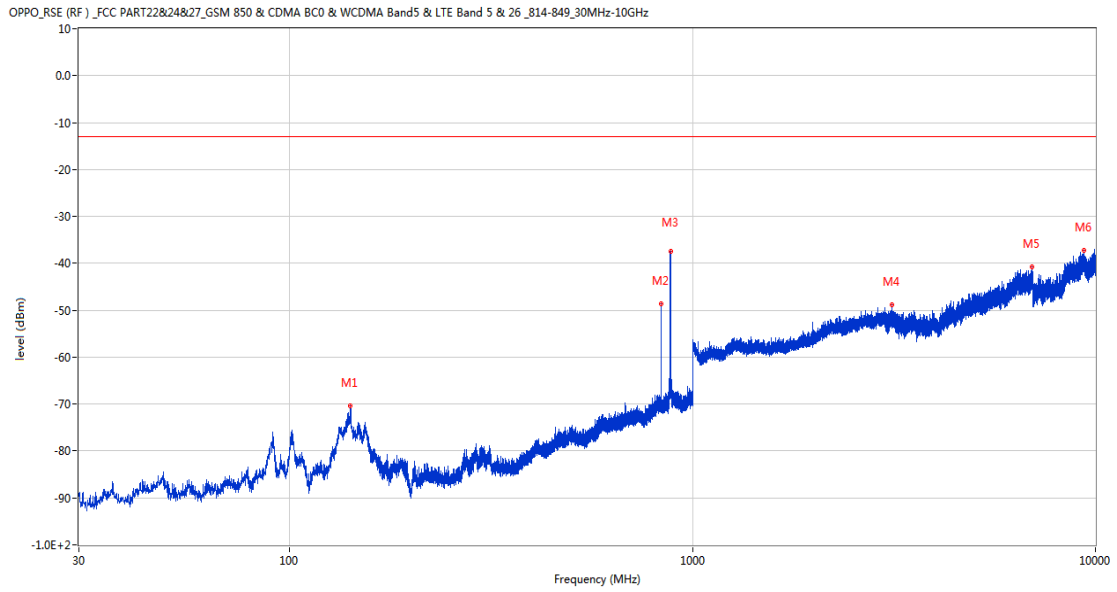
RSE-V&H LTE Band 5 BW1.4 CH20525



Frequency (MHz)	Result (dBm)	Factor (dB)	PK Limit (dBm)	Over Limit (dB)	Table (o)	ANT	EUT	Verdict
48.090	-66.87	-15.23	-13.0	-53.87	239.00	Vertical	Horizontal	Pass
836.022	-65.64	0.59	-13.0	-52.64	176.00	Vertical	Horizontal	N/A
881.321	-39.75	0.56	-13.0	-26.75	103.00	Vertical	Horizontal	N/A
1671.900	-54.20	-0.82	-13.0	-41.20	1.00	Vertical	Horizontal	Pass
6422.200	-41.01	18.72	-13.0	-28.01	286.00	Vertical	Horizontal	Pass
9324.250	-36.43	39.69	-13.0	-23.43	206.00	Vertical	Horizontal	Pass

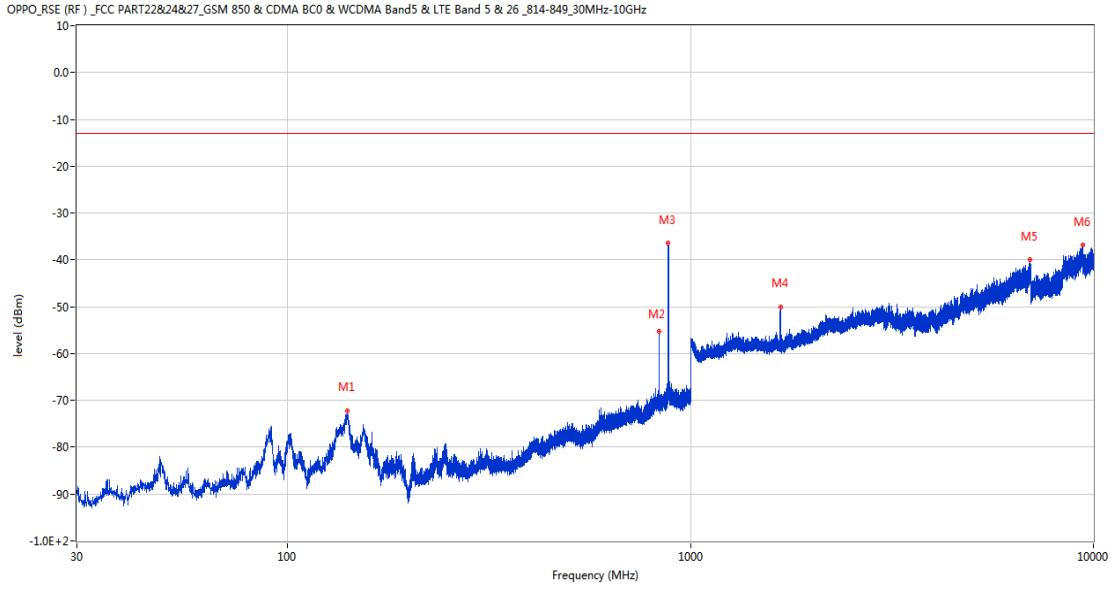
10.2 LTE Band 5 BW3, Middle Channel

RSE-H&H LTE Band 5 BW3 CH20525



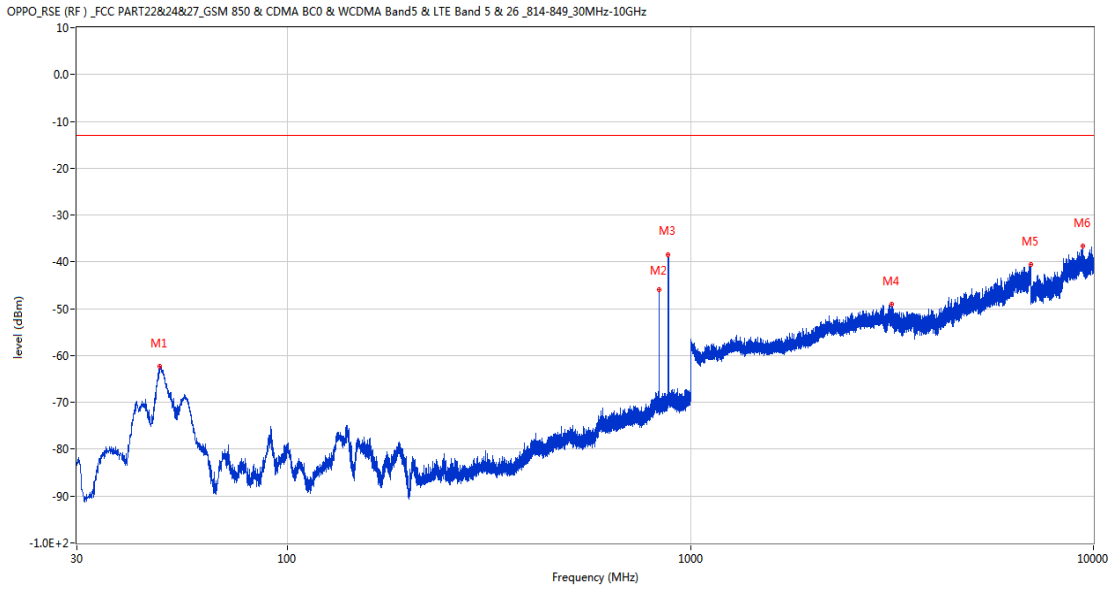
Frequency (MHz)	Result (dBm)	Factor (dB)	PK Limit (dBm)	Over Limit (dB)	Table (o)	ANT	EUT	Verdict
141.744	-70.39	-17.34	-13.0	-57.39	308.00	Horizontal	Horizontal	Pass
835.197	-48.69	0.60	-13.0	-35.69	13.00	Horizontal	Horizontal	N/A
882.145	-37.45	0.64	-13.0	-24.45	169.00	Horizontal	Horizontal	N/A
3122.400	-48.91	7.64	-13.0	-35.91	13.00	Horizontal	Horizontal	Pass
6962.200	-40.71	19.66	-13.0	-27.71	13.00	Horizontal	Horizontal	Pass
9373.300	-37.15	39.87	-13.0	-24.15	170.00	Horizontal	Horizontal	Pass

RSE-H&V LTE Band 5 BW3 CH20525



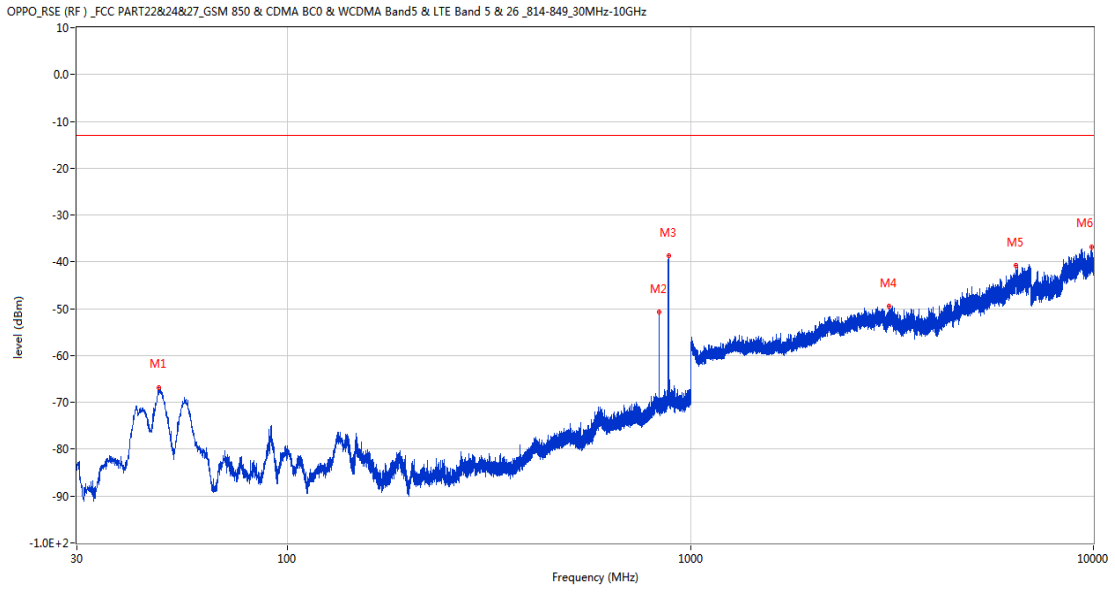
Frequency (MHz)	Result (dBm)	Factor (dB)	PK Limit (dBm)	Over Limit (dB)	Table (o)	ANT	EUT	Verdict
140.919	-72.27	-17.45	-13.0	-59.27	188.00	Horizontal	Vertical	Pass
835.197	-55.29	0.60	-13.0	-42.29	0.00	Horizontal	Vertical	N/A
881.030	-36.39	0.53	-13.0	-23.39	360.00	Horizontal	Vertical	N/A
1670.500	-50.17	-0.72	-13.0	-37.17	208.00	Horizontal	Vertical	Pass
6967.400	-39.85	19.94	-13.0	-26.85	358.00	Horizontal	Vertical	Pass
9395.350	-36.84	40.00	-13.0	-23.84	360.00	Horizontal	Vertical	Pass

RSE-V&V LTE Band 5 BW3 CH20525



Frequency (MHz)	Result (dBm)	Factor (dB)	PK Limit (dBm)	Over Limit (dB)	Table (o)	ANT	EUT	Verdict
39.506	-69.59	-18.91	-13.0	-56.59	106.00	Vertical	Vertical	Pass
835.246	-49.35	2.55	-13.0	-36.35	36.00	Vertical	Vertical	N/A
883.940	-65.09	3.10	-13.0	-52.09	22.00	Vertical	Vertical	N/A
1639.900	-57.61	-5.58	-13.0	-44.61	345.00	Vertical	Vertical	Pass
2956.200	-51.62	2.56	-13.0	-38.62	168.00	Vertical	Vertical	Pass
6976.000	-41.88	13.74	-13.0	-28.88	242.00	Vertical	Vertical	Pass

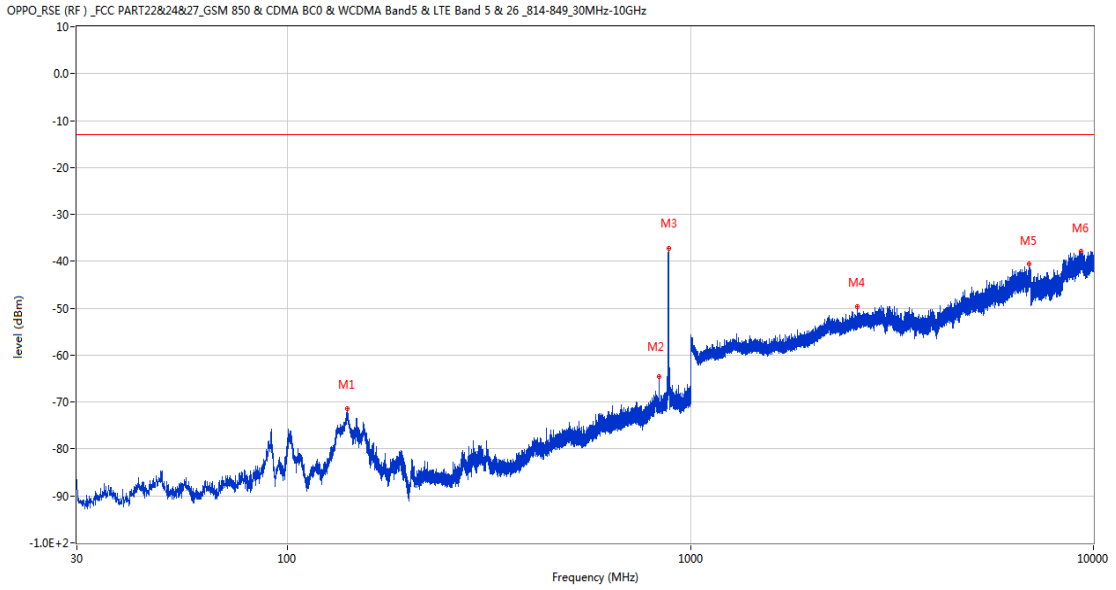
RSE-V&H LTE Band 5 BW3 CH20525



Frequency (MHz)	Result (dBm)	Factor (dB)	PK Limit (dBm)	Over Limit (dB)	Table (o)	ANT	EUT	Verdict
47.800	-66.92	-15.22	-13.0	-53.92	266.00	Vertical	Horizontal	Pass
835.246	-50.73	0.60	-13.0	-37.73	175.00	Vertical	Horizontal	N/A
881.757	-38.65	0.61	-13.0	-25.65	108.00	Vertical	Horizontal	N/A
3112.200	-49.37	7.92	-13.0	-36.37	362.00	Vertical	Horizontal	Pass
6411.200	-40.75	18.86	-13.0	-27.75	260.00	Vertical	Horizontal	Pass
9918.250	-36.89	39.98	-13.0	-23.89	361.00	Vertical	Horizontal	Pass

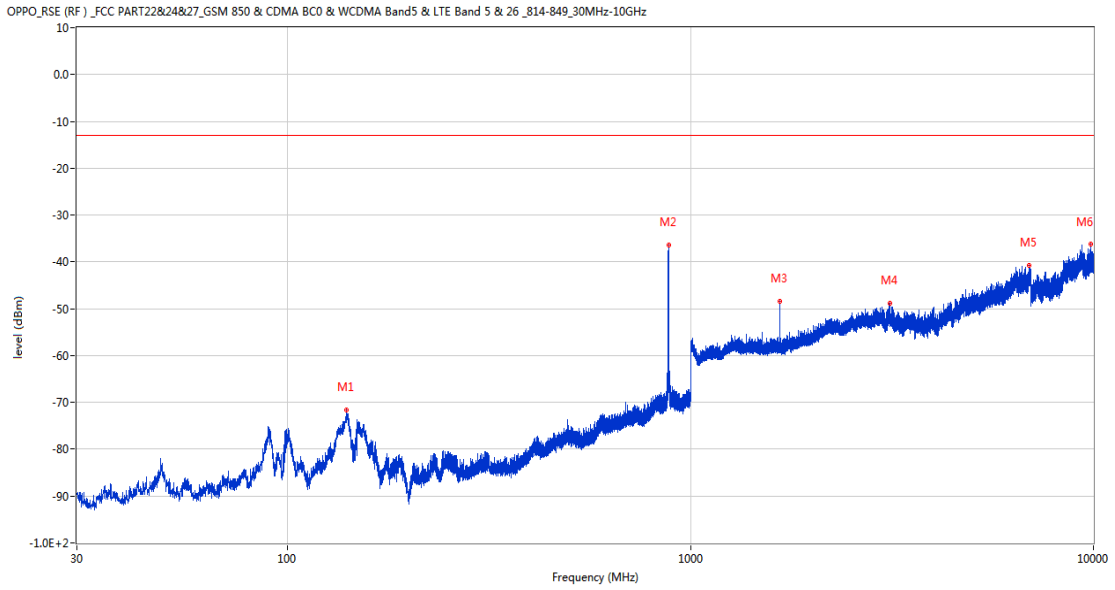
10.3 LTE Band 5 BW5, Middle Channel

RSE-H&H LTE Band 5 BW5 CH20525



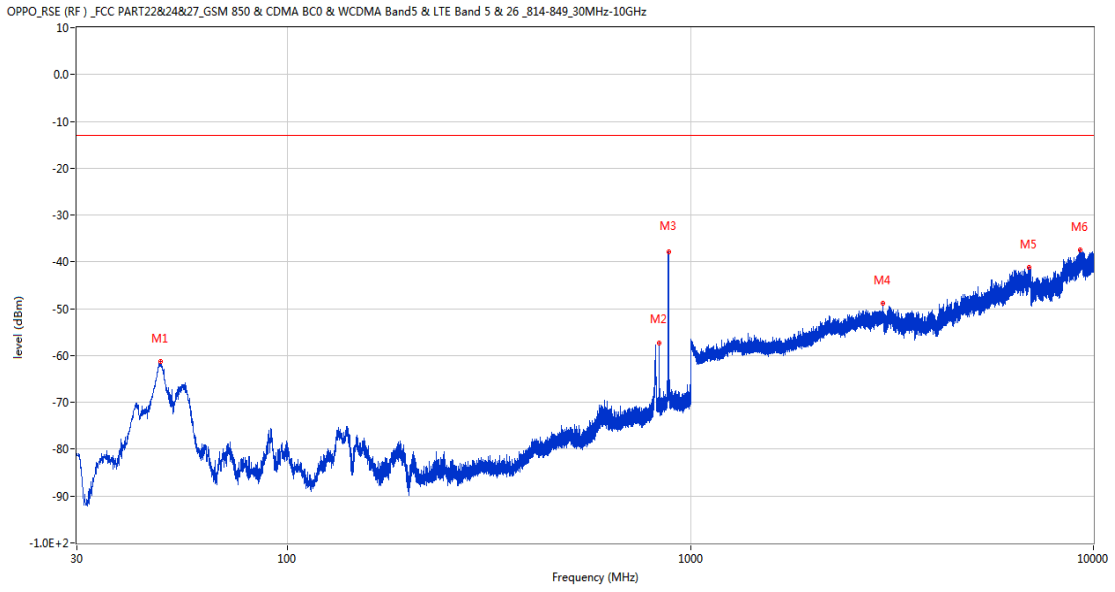
Frequency (MHz)	Result (dBm)	Factor (dB)	PK Limit (dBm)	Over Limit (dB)	Table (o)	ANT	EUT	Verdict
141.016	-71.49	-17.43	-13.0	-58.49	103.00	Horizontal	Horizontal	Pass
834.372	-64.67	0.61	-13.0	-51.67	13.00	Horizontal	Horizontal	N/A
883.067	-37.30	0.67	-13.0	-24.30	360.00	Horizontal	Horizontal	N/A
2601.000	-49.69	6.40	-13.0	-36.69	48.00	Horizontal	Horizontal	Pass
6909.200	-40.52	19.51	-13.0	-27.52	36.00	Horizontal	Horizontal	Pass
9301.900	-37.76	39.59	-13.0	-24.76	105.00	Horizontal	Horizontal	Pass

RSE-H&V LTE Band 5 BW5 CH20525



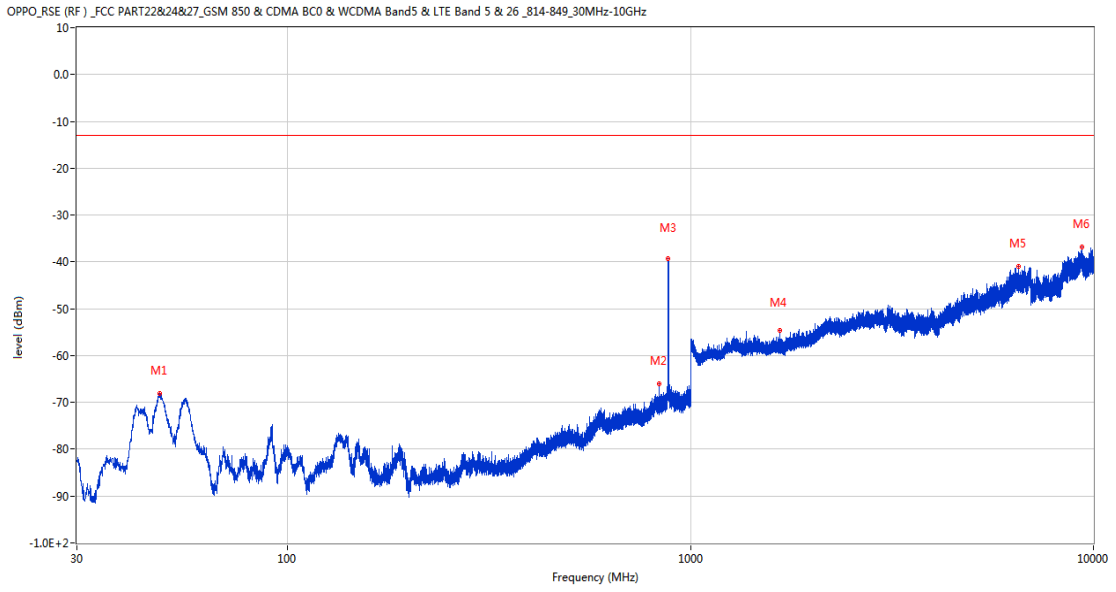
Frequency (MHz)	Result (dBm)	Factor (dB)	PK Limit (dBm)	Over Limit (dB)	Table (o)	ANT	EUT	Verdict
140.095	-71.53	-17.57	-13.0	-58.53	163.00	Horizontal	Vertical	Pass
883.503	-36.40	0.68	-13.0	-23.40	360.00	Horizontal	Vertical	N/A
1668.700	-48.40	-0.73	-13.0	-35.40	174.00	Horizontal	Vertical	Pass
3118.200	-48.80	7.61	-13.0	-35.80	356.00	Horizontal	Vertical	Pass
6914.000	-40.79	19.59	-13.0	-27.79	20.00	Horizontal	Vertical	Pass
9868.000	-36.14	39.80	-13.0	-23.14	360.00	Horizontal	Vertical	Pass

RSE-V&V LTE Band 5 BW5 CH20525



Frequency (MHz)	Result (dBm)	Factor (dB)	PK Limit (dBm)	Over Limit (dB)	Table (o)	ANT	EUT	Verdict
48.382	-61.23	-15.48	-13.0	-48.23	308.00	Vertical	Vertical	Pass
835.003	-57.24	0.60	-13.0	-44.24	183.00	Vertical	Vertical	N/A
883.260	-37.95	0.68	-13.0	-24.95	100.00	Vertical	Vertical	N/A
3007.600	-48.80	7.96	-13.0	-35.80	181.00	Vertical	Vertical	Pass
6929.800	-41.24	19.04	-13.0	-28.24	204.00	Vertical	Vertical	Pass
9259.000	-37.49	39.17	-13.0	-24.49	-2.00	Vertical	Vertical	Pass

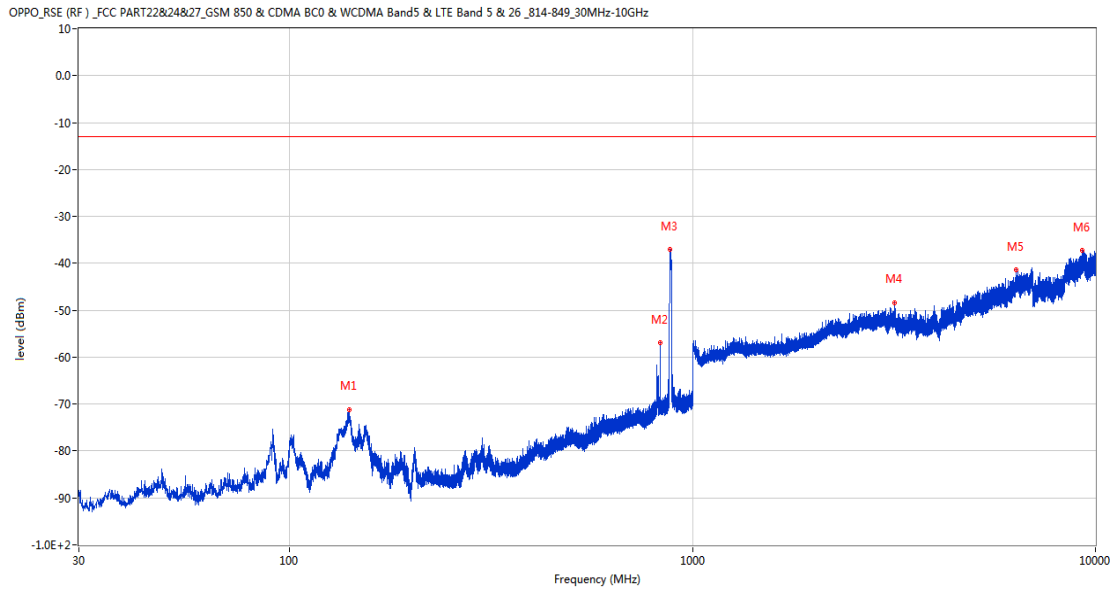
RSE-V&H LTE Band 5 BW5 CH20525



Frequency (MHz)	Result (dBm)	Factor (dB)	PK Limit (dBm)	Over Limit (dB)	Table (o)	ANT	EUT	Verdict
48.090	-68.08	-15.23	-13.0	-55.08	254.00	Vertical	Horizontal	Pass
834.276	-65.97	0.61	-13.0	-52.97	186.00	Vertical	Horizontal	N/A
880.496	-39.26	0.47	-13.0	-26.26	24.00	Vertical	Horizontal	N/A
1668.400	-54.56	-0.73	-13.0	-41.56	8.00	Vertical	Horizontal	Pass
6519.200	-40.91	17.15	-13.0	-27.91	104.00	Vertical	Horizontal	Pass
9372.550	-36.83	39.87	-13.0	-23.83	307.00	Vertical	Horizontal	Pass

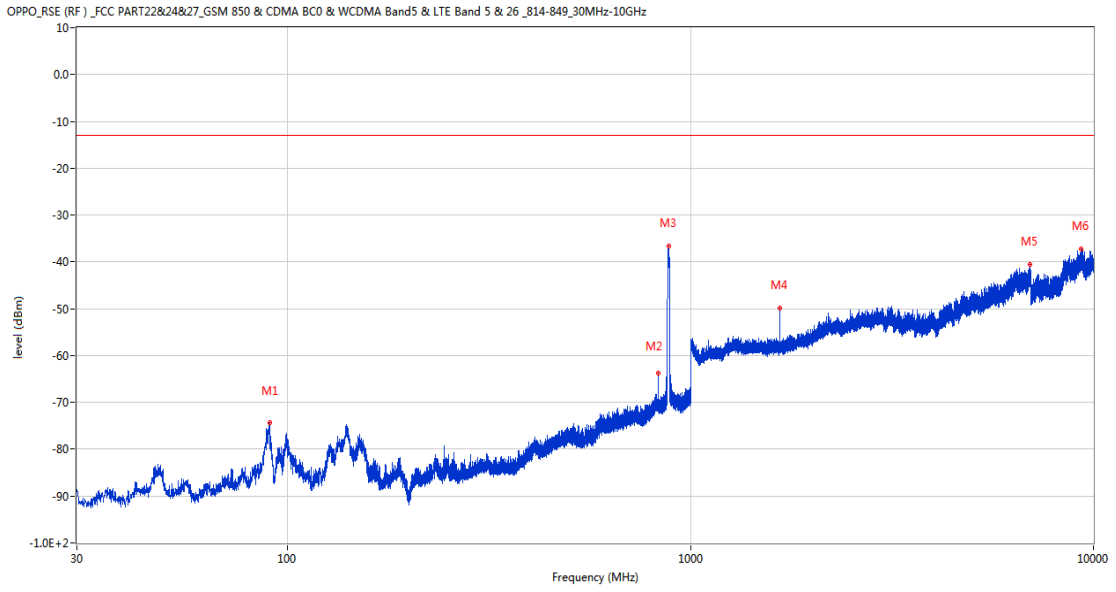
10.4 LTE Band 5 BW10, Middle Channel

RSE-H&H LTE Band 5 BW10 CH20525



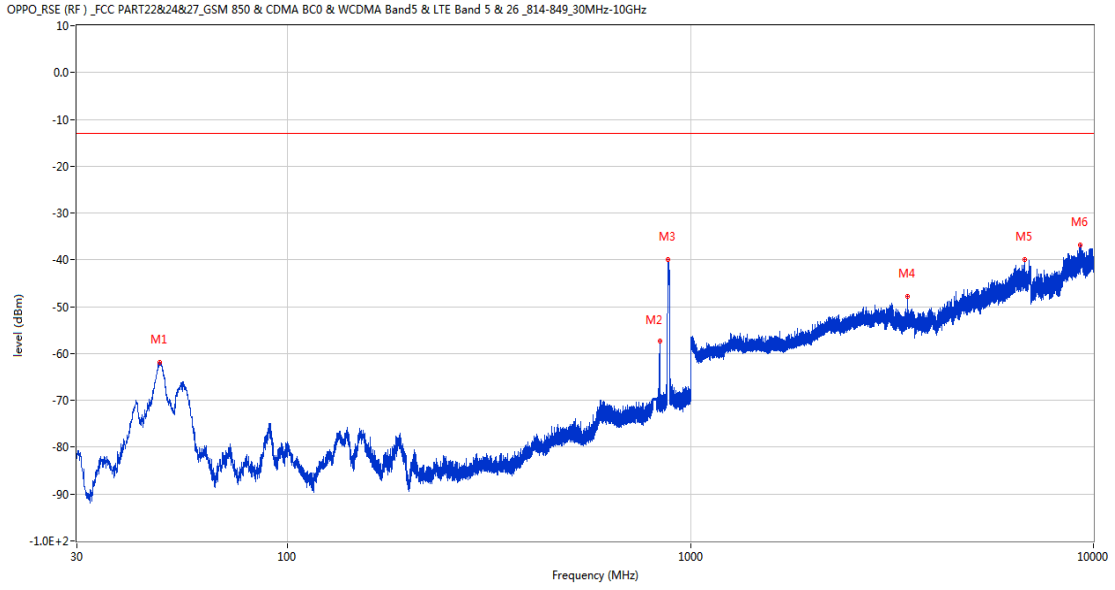
Frequency (MHz)	Result (dBm)	Factor (dB)	PK Limit (dBm)	Over Limit (dB)	Table (o)	ANT	EUT	Verdict
140.774	-71.26	-17.47	-13.0	-58.26	323.00	Horizontal	Horizontal	Pass
832.044	-57.01	0.63	-13.0	-44.01	360.00	Horizontal	Horizontal	N/A
879.138	-37.11	0.41	-13.0	-24.11	360.00	Horizontal	Horizontal	N/A
3169.200	-48.44	7.73	-13.0	-35.44	0.00	Horizontal	Horizontal	Pass
6351.600	-41.41	17.26	-13.0	-28.41	227.00	Horizontal	Horizontal	Pass
9280.300	-37.33	39.36	-13.0	-24.33	72.00	Horizontal	Horizontal	Pass

RSE-H&V LTE Band 5 BW10 CH20525



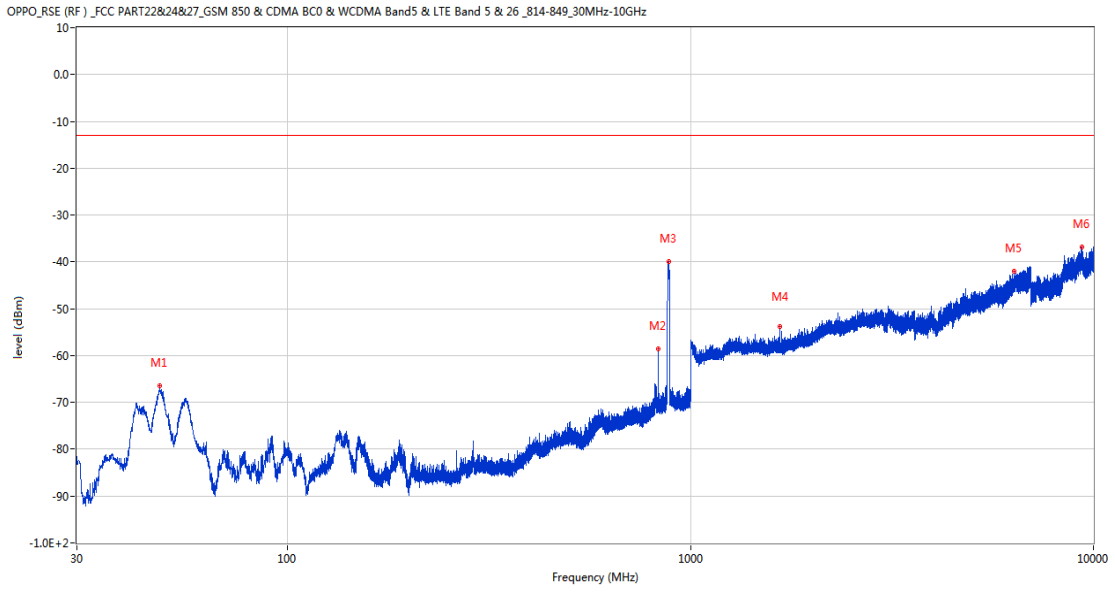
Frequency (MHz)	Result (dBm)	Factor (dB)	PK Limit (dBm)	Over Limit (dB)	Table (o)	ANT	EUT	Verdict
90.140	-74.36	-20.74	-13.0	-61.36	324.00	Horizontal	Vertical	Pass
832.044	-63.78	0.63	-13.0	-50.78	352.00	Horizontal	Vertical	N/A
882.145	-36.68	0.64	-13.0	-23.68	360.00	Horizontal	Vertical	N/A
1664.200	-49.93	-0.81	-13.0	-36.93	206.00	Horizontal	Vertical	Pass
6969.400	-40.55	20.03	-13.0	-27.55	362.00	Horizontal	Vertical	Pass
9308.500	-37.17	39.62	-13.0	-24.17	360.00	Horizontal	Vertical	Pass

RSE-V&V LTE Band 5 BW10 CH20525



Frequency (MHz)	Result (dBm)	Factor (dB)	PK Limit (dBm)	Over Limit (dB)	Table (o)	ANT	EUT	Verdict
48.187	-61.91	-15.31	-13.0	-48.91	299.00	Vertical	Vertical	Pass
839.659	-57.22	0.56	-13.0	-44.22	299.00	Vertical	Vertical	N/A
880.156	-39.97	0.43	-13.0	-26.97	88.00	Vertical	Vertical	N/A
3457.200	-47.89	7.16	-13.0	-34.89	306.00	Vertical	Vertical	Pass
6764.400	-39.82	19.08	-13.0	-26.82	188.00	Vertical	Vertical	Pass
9256.750	-36.82	39.16	-13.0	-23.82	58.00	Vertical	Vertical	Pass

RSE-V&H LTE Band 5 BW10 CH20525



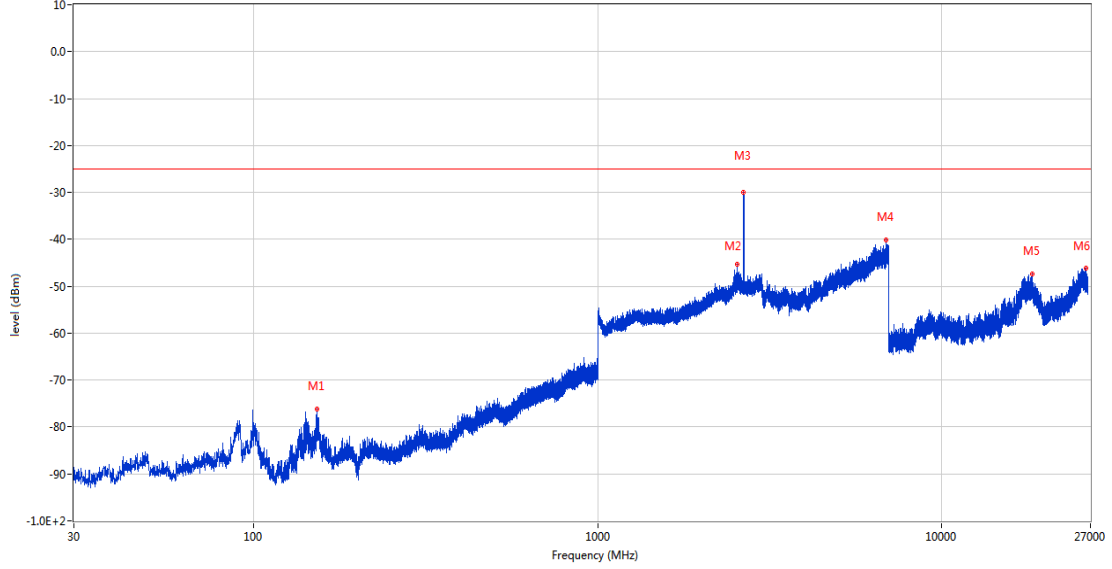
Frequency (MHz)	Result (dBm)	Factor (dB)	PK Limit (dBm)	Over Limit (dB)	Table (o)	ANT	EUT	Verdict
48.187	-66.54	-15.31	-13.0	-53.54	217.00	Vertical	Horizontal	Pass
832.093	-58.62	0.63	-13.0	-45.62	179.00	Vertical	Horizontal	N/A
882.048	-39.89	0.64	-13.0	-26.89	24.00	Vertical	Horizontal	N/A
1664.200	-53.83	-0.81	-13.0	-40.83	2.00	Vertical	Horizontal	Pass
6350.200	-42.01	17.24	-13.0	-29.01	297.00	Vertical	Horizontal	Pass
9379.900	-36.89	39.87	-13.0	-23.89	81.00	Vertical	Horizontal	Pass

11 LTE Band 7

11.1 LTE Band 7 BW5, Middle Channel

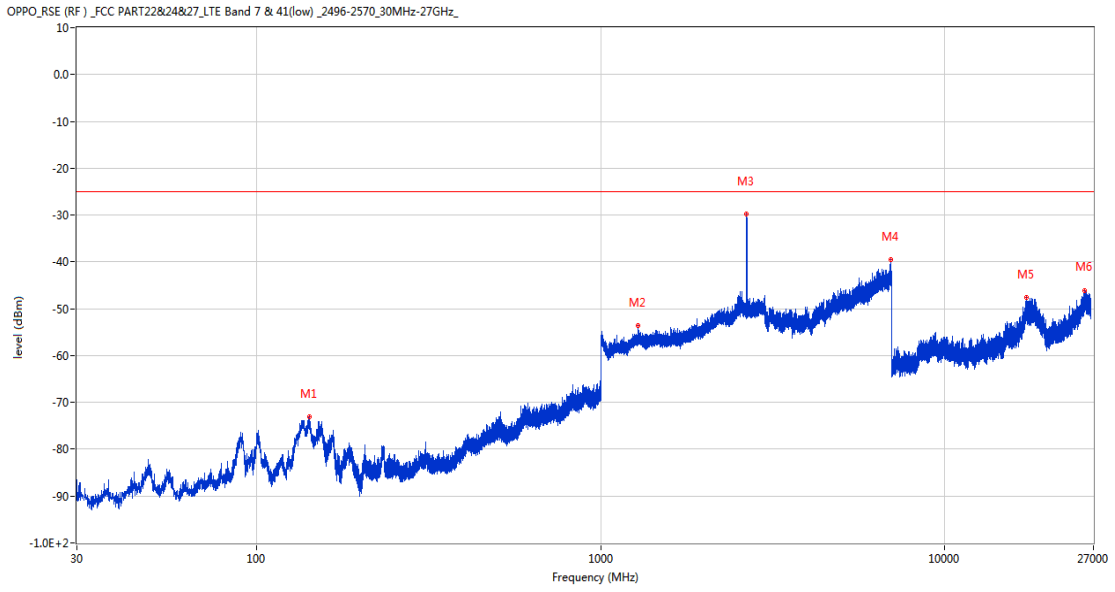
RSE-H&H LTE Band 7 BW5 CH21100

OPPO_RSE (RF) _FCC PART22&24&27_LTE Band 7 & 41(low) _2496-2570_30MHz-27GHz_



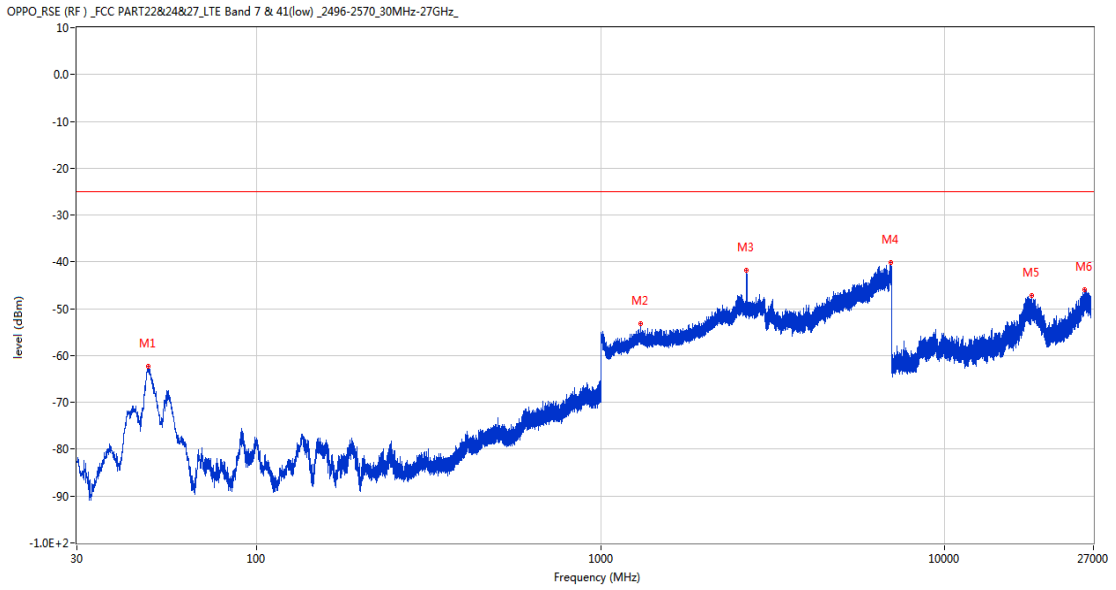
Frequency (MHz)	Result (dBm)	Factor (dB)	PK Limit (dBm)	Over Limit (dB)	Table (o)	ANT	EUT	Verdict
152.996	-76.22	-15.45	-25.0	-51.22	329.00	Horizontal	Horizontal	Pass
2532.700	-45.32	9.77	-25.0	-20.32	330.00	Horizontal	Horizontal	N/A
2653.700	-30.07	7.95	-25.0	-5.07	234.00	Horizontal	Horizontal	N/A
6895.200	-40.23	19.20	-25.0	-15.23	257.00	Horizontal	Horizontal	Pass
18280.499	-47.36	26.98	-25.0	-22.36	-2.00	Horizontal	Horizontal	Pass
26175.726	-46.23	24.41	-25.0	-21.23	229.00	Horizontal	Horizontal	Pass

RSE-H&V LTE Band 7 BW5 CH21100



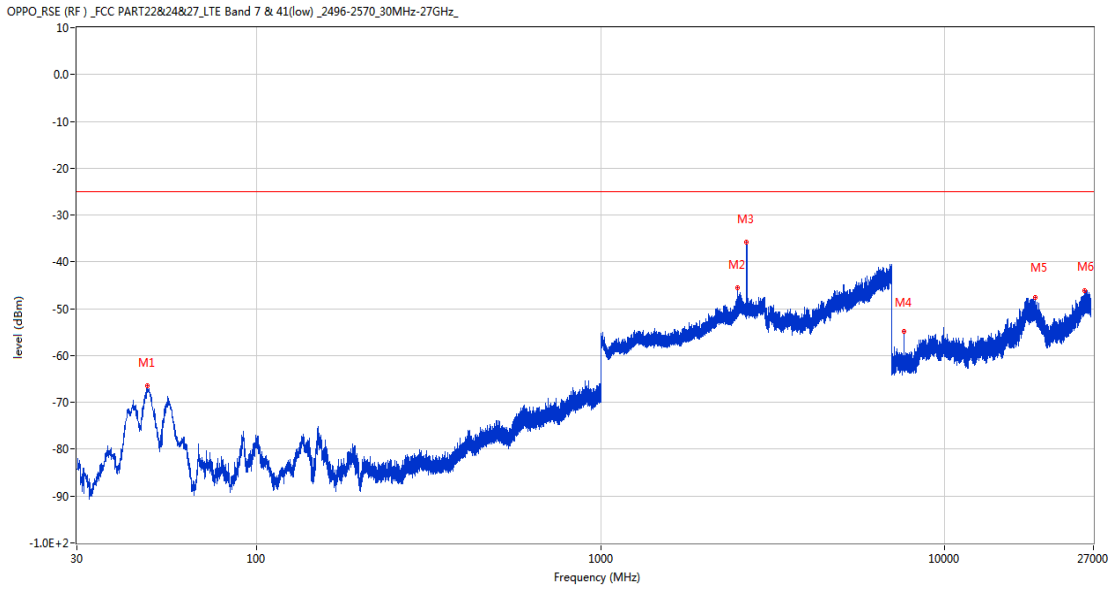
Frequency (MHz)	Result (dBm)	Factor (dB)	PK Limit (dBm)	Over Limit (dB)	Table (o)	ANT	EUT	Verdict
142.132	-73.06	-16.95	-25.0	-48.06	311.00	Horizontal	Vertical	Pass
1280.200	-53.63	1.77	-25.0	-28.63	195.00	Horizontal	Vertical	Pass
2654.100	-29.72	7.94	-25.0	-4.72	297.00	Horizontal	Vertical	N/A
6976.200	-39.51	20.10	-25.0	-14.51	282.00	Horizontal	Vertical	Pass
17240.588	-47.65	27.83	-25.0	-22.65	129.00	Horizontal	Vertical	Pass
25481.275	-46.06	24.19	-25.0	-21.06	317.00	Horizontal	Vertical	Pass

RSE-V&V LTE Band 7 BW5 CH21100



Frequency (MHz)	Result (dBm)	Factor (dB)	PK Limit (dBm)	Over Limit (dB)	Table (o)	ANT	EUT	Verdict
48.285	-62.40	-15.25	-25.0	-37.40	251.00	Vertical	Vertical	Pass
1301.100	-53.28	1.77	-25.0	-28.28	174.00	Vertical	Vertical	Pass
2653.900	-41.87	7.95	-25.0	-16.87	275.00	Vertical	Vertical	N/A
6956.000	-40.14	19.39	-25.0	-15.14	360.00	Vertical	Vertical	Pass
17841.187	-47.27	27.55	-25.0	-22.27	337.00	Vertical	Vertical	Pass
25504.651	-45.94	24.20	-25.0	-20.94	43.00	Vertical	Vertical	Pass

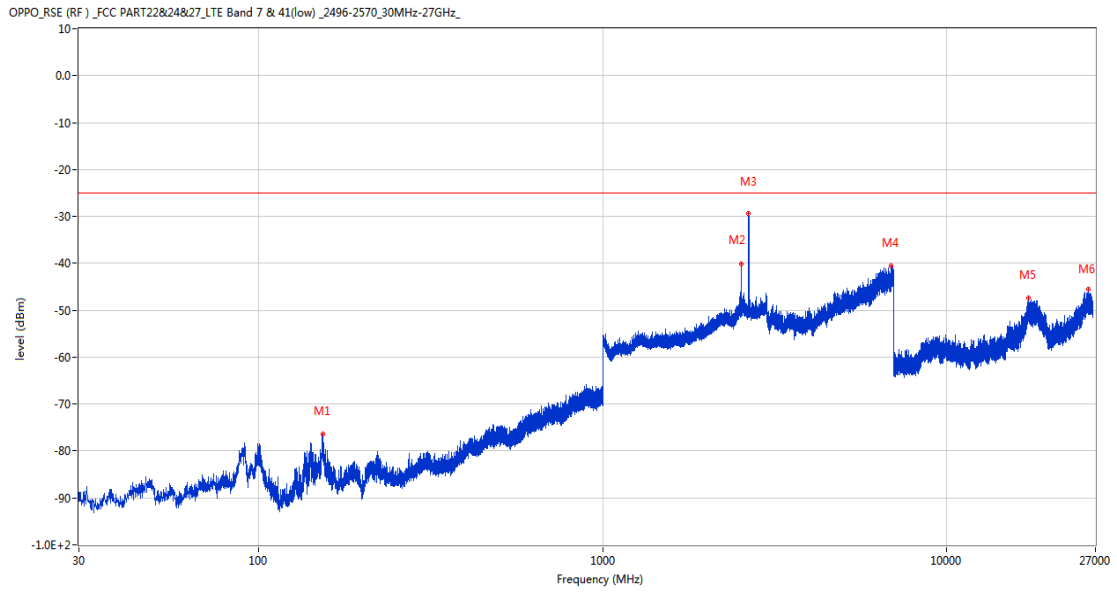
RSE-V&H LTE Band 7 BW5 CH21100



Frequency (MHz)	Result (dBm)	Factor (dB)	PK Limit (dBm)	Over Limit (dB)	Table (o)	ANT	EUT	Verdict
48.090	-66.53	-15.10	-25.0	-41.53	289.00	Vertical	Horizontal	Pass
2488.900	-45.62	10.01	-25.0	-20.62	99.00	Vertical	Horizontal	Pass
2653.800	-35.79	7.95	-25.0	-10.79	99.00	Vertical	Horizontal	N/A
7598.575	-54.94	18.41	-25.0	-29.94	278.00	Vertical	Horizontal	Pass
18267.750	-47.69	27.13	-25.0	-22.69	10.00	Vertical	Horizontal	Pass
25471.926	-46.21	24.19	-25.0	-21.21	187.00	Vertical	Horizontal	Pass

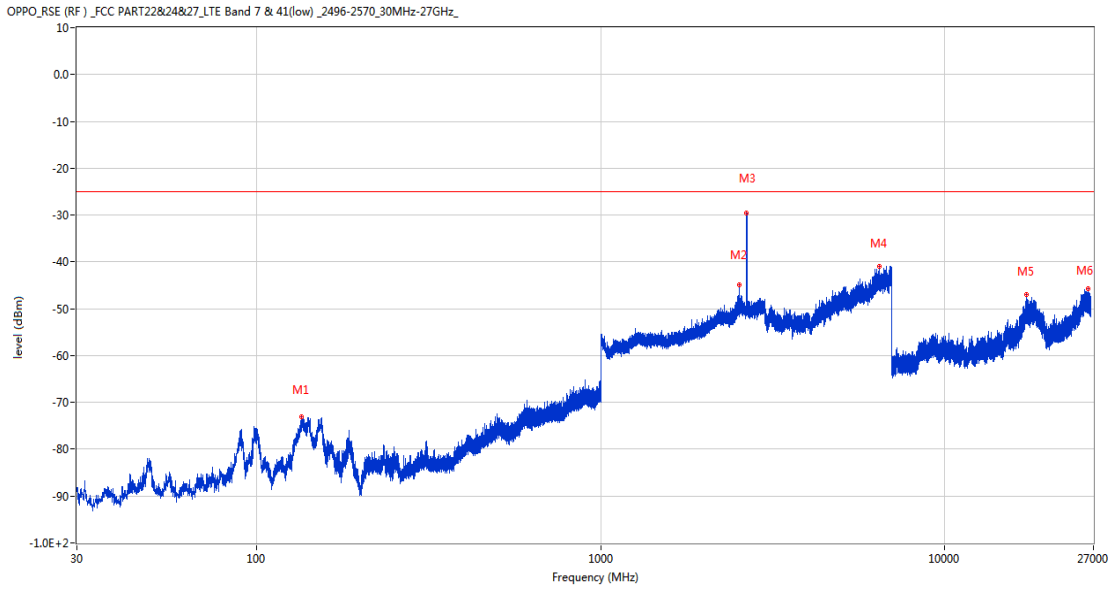
11.2 LTE Band 7 BW10, Middle Channel

RSE-H&H LTE Band 7 BW10 CH21100



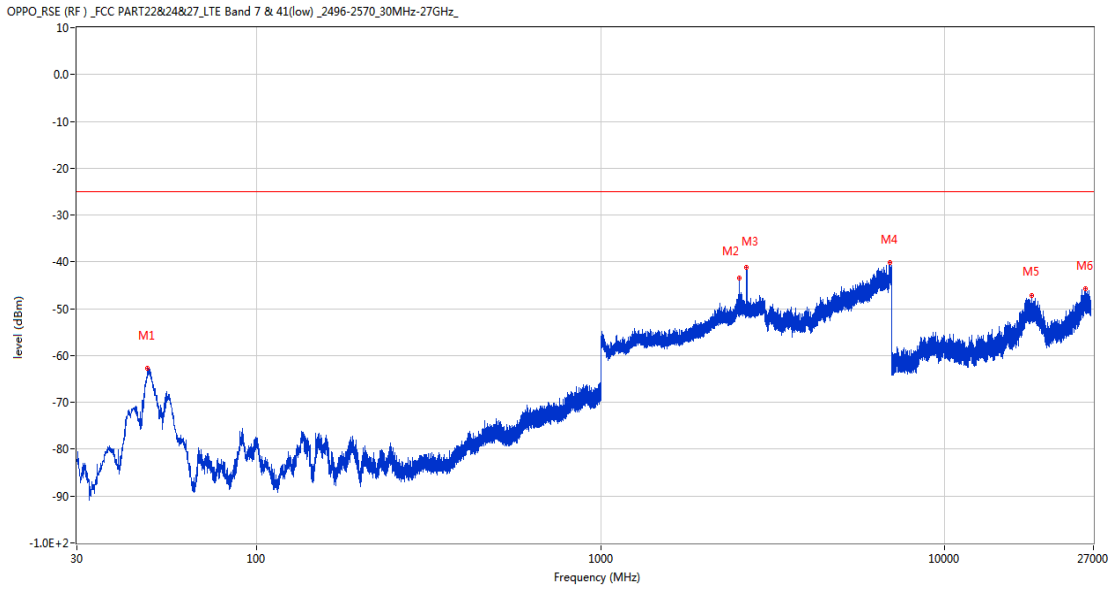
Frequency (MHz)	Result (dBm)	Factor (dB)	PK Limit (dBm)	Over Limit (dB)	Table (o)	ANT	EUT	Verdict
153.529	-76.48	-15.38	-25.0	-51.48	306.00	Horizontal	Horizontal	Pass
2530.500	-40.14	9.79	-25.0	-15.14	252.00	Horizontal	Horizontal	N/A
2652.300	-29.44	7.96	-25.0	-4.44	252.00	Horizontal	Horizontal	N/A
6895.000	-40.47	19.19	-25.0	-15.47	38.00	Horizontal	Horizontal	Pass
17284.688	-47.39	27.50	-25.0	-22.39	343.00	Horizontal	Horizontal	Pass
25767.301	-45.47	24.28	-25.0	-20.47	202.00	Horizontal	Horizontal	Pass

RSE-H&V LTE Band 7 BW10 CH21100



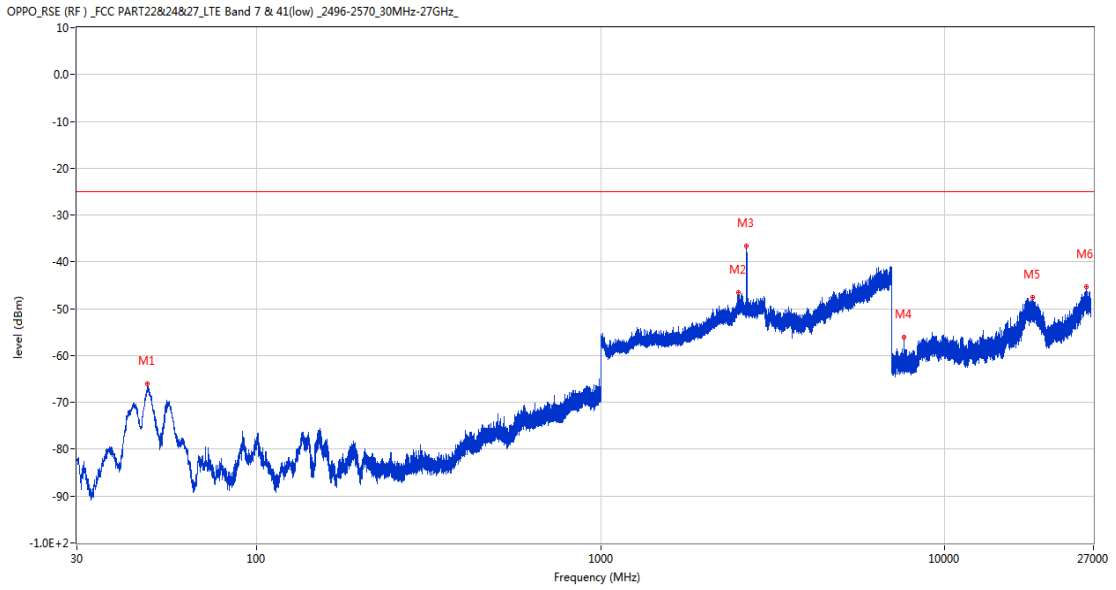
Frequency (MHz)	Result (dBm)	Factor (dB)	PK Limit (dBm)	Over Limit (dB)	Table (o)	ANT	EUT	Verdict
134.954	-73.16	-18.10	-25.0	-48.16	182.00	Horizontal	Vertical	Pass
2530.400	-44.97	9.79	-25.0	-19.97	230.00	Horizontal	Vertical	N/A
2653.100	-29.54	7.95	-25.0	-4.54	297.00	Horizontal	Vertical	N/A
6433.400	-40.95	18.16	-25.0	-15.95	105.00	Horizontal	Vertical	Pass
17247.150	-46.90	27.84	-25.0	-21.90	153.00	Horizontal	Vertical	Pass
26096.675	-45.81	24.39	-25.0	-20.81	273.00	Horizontal	Vertical	Pass

RSE-V&V LTE Band 7 BW10 CH21100



Frequency (MHz)	Result (dBm)	Factor (dB)	PK Limit (dBm)	Over Limit (dB)	Table (o)	ANT	EUT	Verdict
48.187	-62.66	-15.18	-25.0	-37.66	232.00	Vertical	Vertical	Pass
2530.600	-43.54	9.79	-25.0	-18.54	164.00	Vertical	Vertical	N/A
2651.600	-41.25	7.94	-25.0	-16.25	220.00	Vertical	Vertical	N/A
6902.600	-40.17	19.41	-25.0	-15.17	194.00	Vertical	Vertical	Pass
17883.449	-47.17	27.51	-25.0	-22.17	308.00	Vertical	Vertical	Pass
25562.876	-45.78	24.21	-25.0	-20.78	360.00	Vertical	Vertical	Pass

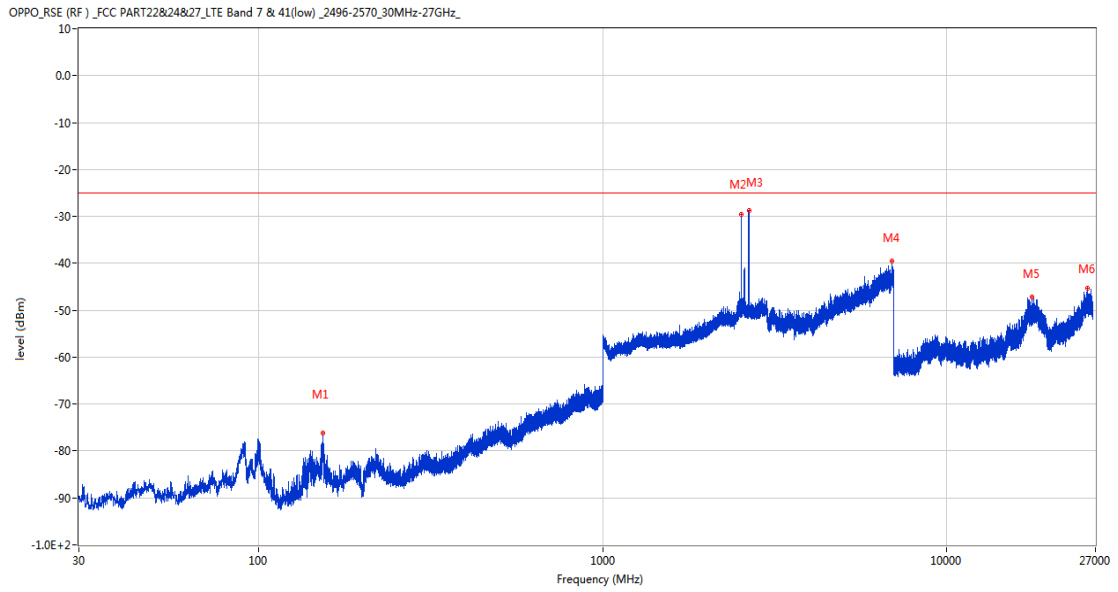
RSE-V&H LTE Band 7 BW10 CH21100



Frequency (MHz)	Result (dBm)	Factor (dB)	PK Limit (dBm)	Over Limit (dB)	Table (o)	ANT	EUT	Verdict
48.187	-65.97	-15.18	-25.0	-40.97	291.00	Vertical	Horizontal	Pass
2503.800	-46.59	9.98	-25.0	-21.59	316.00	Vertical	Horizontal	Pass
2652.600	-36.61	7.96	-25.0	-11.61	86.00	Vertical	Horizontal	N/A
7591.388	-56.13	18.50	-25.0	-31.13	74.00	Vertical	Horizontal	Pass
17935.688	-47.68	27.19	-25.0	-22.68	306.00	Vertical	Horizontal	Pass
25703.125	-45.30	24.26	-25.0	-20.30	338.00	Vertical	Horizontal	Pass

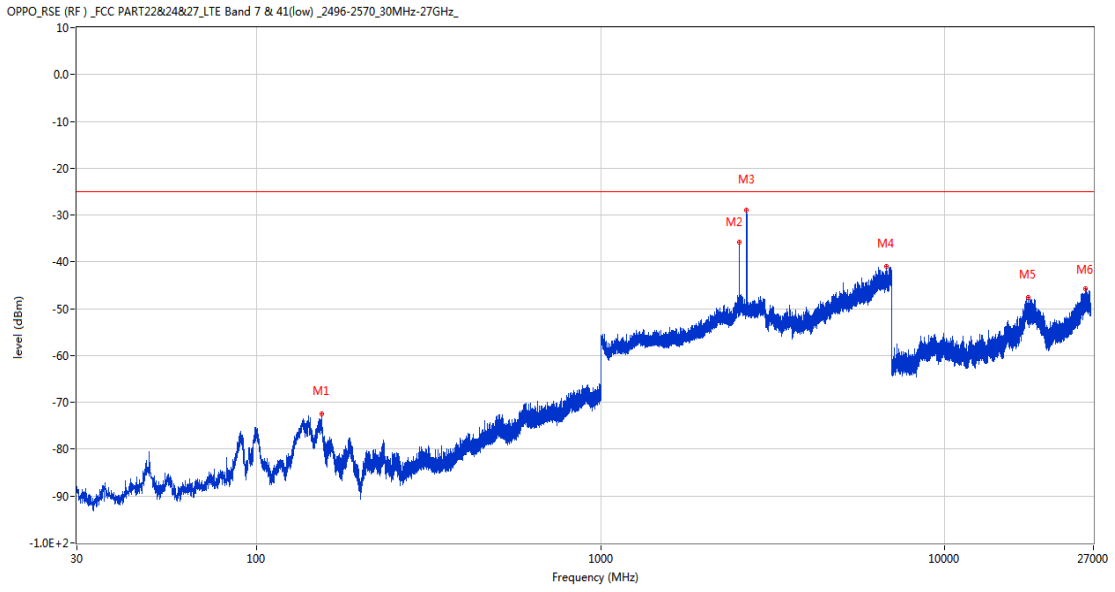
11.3 LTE Band 7 BW15, Middle Channel

RSE-H&H LTE Band 7 BW15 CH21100



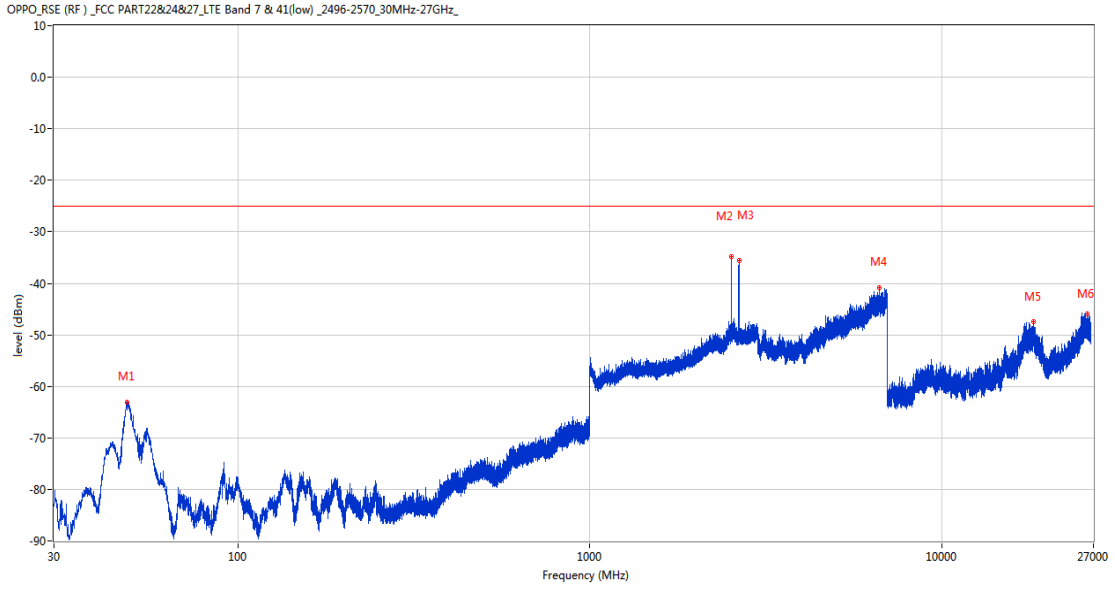
Frequency (MHz)	Result (dBm)	Factor (dB)	PK Limit (dBm)	Over Limit (dB)	Table (o)	ANT	EUT	Verdict
153.723	-76.24	-15.37	-25.0	-51.24	329.00	Horizontal	Horizontal	Pass
2528.300	-29.56	9.80	-25.0	-4.56	239.00	Horizontal	Horizontal	N/A
2655.600	-28.83	8.02	-25.0	-3.83	300.00	Horizontal	Horizontal	N/A
6908.600	-39.61	19.58	-25.0	-14.61	314.00	Horizontal	Horizontal	Pass
17679.225	-47.23	27.44	-25.0	-22.23	134.00	Horizontal	Horizontal	Pass
25629.176	-45.40	24.24	-25.0	-20.40	-2.00	Horizontal	Horizontal	Pass

RSE-H&V LTE Band 7 BW15 CH21100



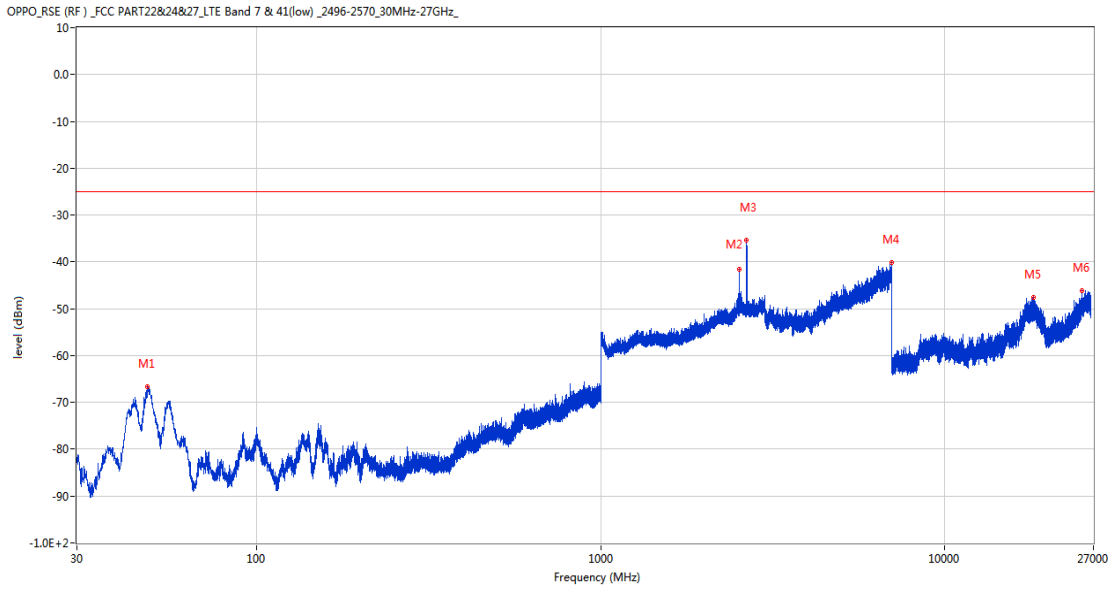
Frequency (MHz)	Result (dBm)	Factor (dB)	PK Limit (dBm)	Over Limit (dB)	Table (o)	ANT	EUT	Verdict
154.111	-72.48	-15.35	-25.0	-47.48	180.00	Horizontal	Vertical	Pass
2528.300	-35.85	9.80	-25.0	-10.85	228.00	Horizontal	Vertical	N/A
2649.500	-28.91	7.86	-25.0	-3.91	295.00	Horizontal	Vertical	N/A
6740.000	-40.93	19.00	-25.0	-15.93	247.00	Horizontal	Vertical	Pass
17439.302	-47.62	27.51	-25.0	-22.62	203.00	Horizontal	Vertical	Pass
25617.699	-45.75	24.23	-25.0	-20.75	63.00	Horizontal	Vertical	Pass

RSE-V&V LTE Band 7 BW15 CH21100



Frequency (MHz)	Result (dBm)	Factor (dB)	PK Limit (dBm)	Over Limit (dB)	Table (o)	ANT	EUT	Verdict
48.527	-63.11	-15.44	-25.0	-38.11	244.00	Vertical	Vertical	Pass
2528.300	-34.85	9.80	-25.0	-9.85	264.00	Vertical	Vertical	N/A
2652.900	-35.60	7.95	-25.0	-10.60	222.00	Vertical	Vertical	N/A
6654.200	-40.80	19.03	-25.0	-15.80	160.00	Vertical	Vertical	Pass
18260.949	-47.35	27.20	-25.0	-22.35	175.00	Vertical	Vertical	Pass
25926.250	-45.89	24.33	-25.0	-20.89	198.00	Vertical	Vertical	Pass

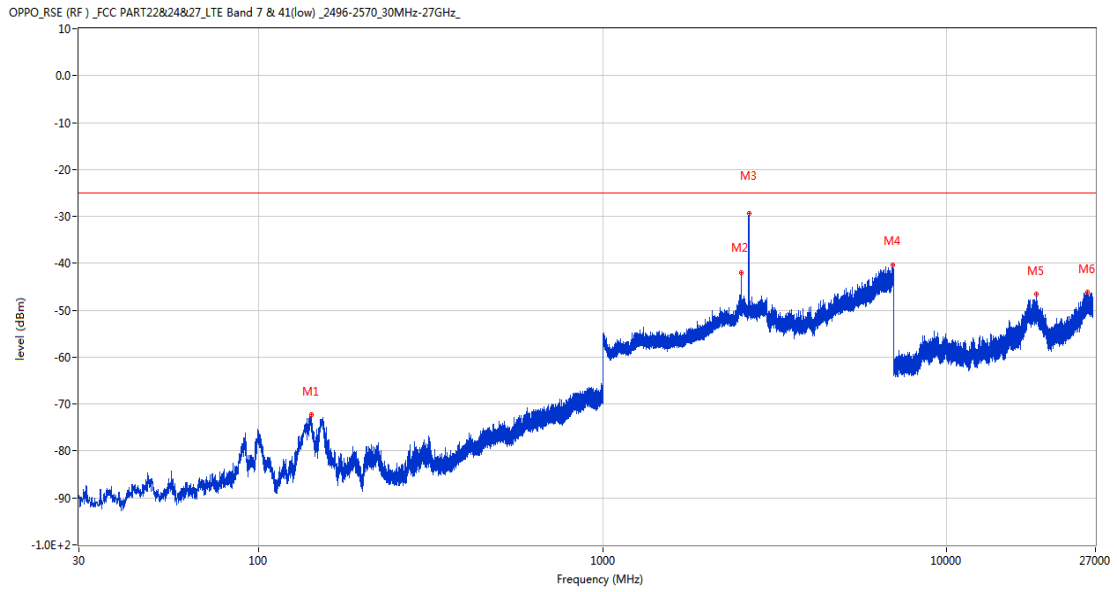
RSE-V&H LTE Band 7 BW15 CH21100



Frequency (MHz)	Result (dBm)	Factor (dB)	PK Limit (dBm)	Over Limit (dB)	Table (o)	ANT	EUT	Verdict
48.090	-66.64	-15.10	-25.0	-41.64	303.00	Vertical	Horizontal	Pass
2528.100	-41.66	9.81	-25.0	-16.66	241.00	Vertical	Horizontal	N/A
2654.400	-35.36	7.95	-25.0	-10.36	226.00	Vertical	Horizontal	N/A
6998.600	-40.22	18.99	-25.0	-15.22	102.00	Vertical	Horizontal	Pass
18068.001	-47.62	27.36	-25.0	-22.62	238.00	Vertical	Horizontal	Pass
25044.376	-46.11	24.05	-25.0	-21.11	-2.00	Vertical	Horizontal	Pass

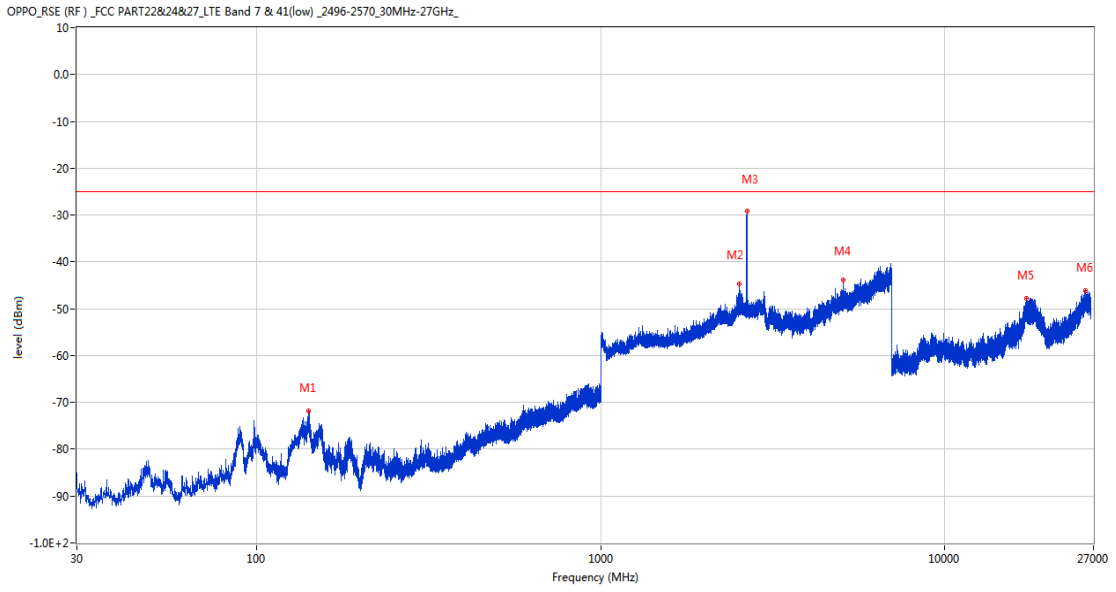
11.4 LTE Band 7 BW20, Middle Channel

RSE-H&H LTE Band 7 BW20 CH21100



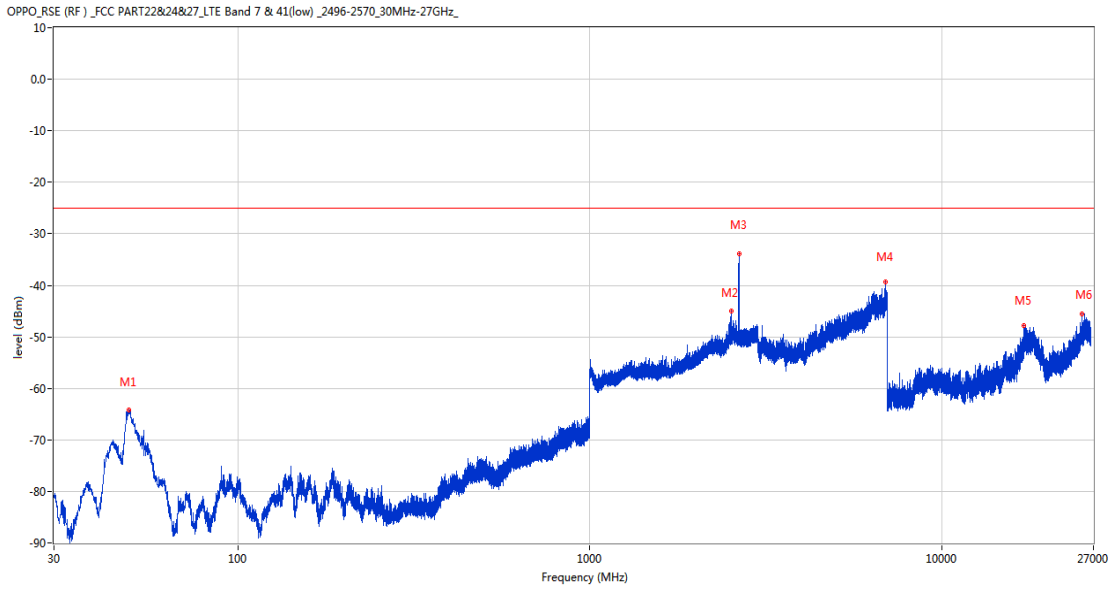
Frequency (MHz)	Result (dBm)	Factor (dB)	PK Limit (dBm)	Over Limit (dB)	Table (o)	ANT	EUT	Verdict
141.938	-72.19	-16.98	-25.0	-47.19	310.00	Horizontal	Horizontal	Pass
2526.000	-42.02	9.82	-25.0	-17.02	253.00	Horizontal	Horizontal	N/A
2660.800	-29.45	8.20	-25.0	-4.45	207.00	Horizontal	Horizontal	N/A
6968.800	-40.35	20.02	-25.0	-15.35	123.00	Horizontal	Horizontal	Pass
18220.151	-46.54	27.31	-25.0	-21.54	103.00	Horizontal	Horizontal	Pass
25640.225	-46.23	24.24	-25.0	-21.23	284.00	Horizontal	Horizontal	Pass

RSE-H&V LTE Band 7 BW20 CH21100



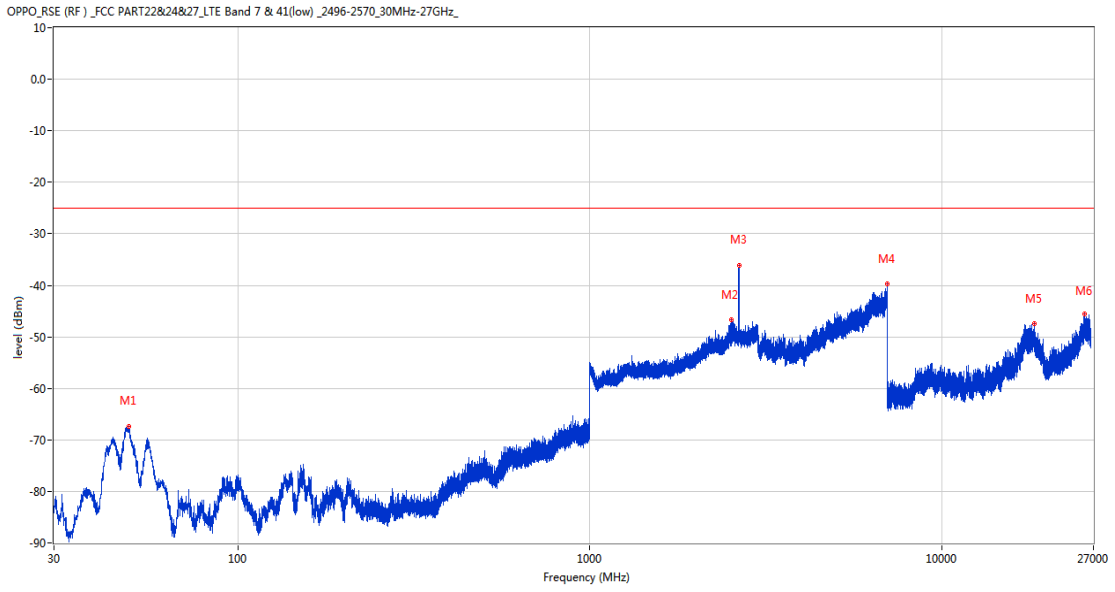
Frequency (MHz)	Result (dBm)	Factor (dB)	PK Limit (dBm)	Over Limit (dB)	Table (o)	ANT	EUT	Verdict
141.792	-71.87	-17.00	-25.0	-46.87	160.00	Horizontal	Vertical	Pass
2526.000	-44.73	9.82	-25.0	-19.73	240.00	Horizontal	Vertical	N/A
2657.000	-29.16	8.09	-25.0	-4.16	293.00	Horizontal	Vertical	N/A
5052.200	-43.82	12.01	-25.0	-18.82	218.00	Horizontal	Vertical	Pass
17236.912	-47.73	27.77	-25.0	-22.73	42.00	Horizontal	Vertical	Pass
25619.825	-46.16	24.23	-25.0	-21.16	-2.00	Horizontal	Vertical	Pass

RSE-V&V LTE Band 7 BW20 CH21100



Frequency (MHz)	Result (dBm)	Factor (dB)	PK Limit (dBm)	Over Limit (dB)	Table (o)	ANT	EUT	Verdict
49.012	-64.24	-15.82	-25.0	-39.24	283.00	Vertical	Vertical	Pass
2526.000	-45.05	9.82	-25.0	-20.05	293.00	Vertical	Vertical	N/A
2662.100	-33.90	8.25	-25.0	-8.90	224.00	Vertical	Vertical	N/A
6939.400	-39.43	19.32	-25.0	-14.43	31.00	Vertical	Vertical	Pass
17133.750	-47.74	27.17	-25.0	-22.74	45.00	Vertical	Vertical	Pass
25100.900	-45.63	24.07	-25.0	-20.63	360.00	Vertical	Vertical	Pass

RSE-V&H LTE Band 7 BW20 CH21100



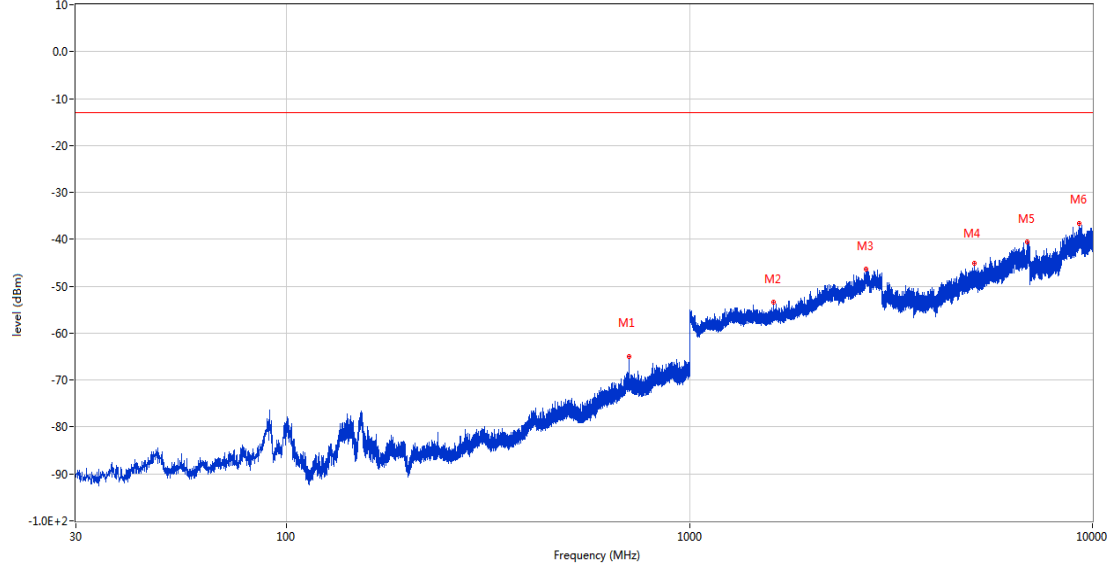
Frequency (MHz)	Result (dBm)	Factor (dB)	PK Limit (dBm)	Over Limit (dB)	Table (o)	ANT	EUT	Verdict
48.867	-67.45	-15.70	-25.0	-42.45	224.00	Vertical	Horizontal	Pass
2525.900	-46.76	9.82	-25.0	-21.76	249.00	Vertical	Horizontal	N/A
2652.700	-36.11	7.96	-25.0	-11.11	219.00	Vertical	Horizontal	N/A
6989.200	-39.67	19.64	-25.0	-14.67	105.00	Vertical	Horizontal	Pass
18300.051	-47.40	26.92	-25.0	-22.40	208.00	Vertical	Horizontal	Pass
25508.051	-45.63	24.20	-25.0	-20.63	283.00	Vertical	Horizontal	Pass

12 LTE Band 12

12.1 LTE Band 12 BW1.4, Middle Channel

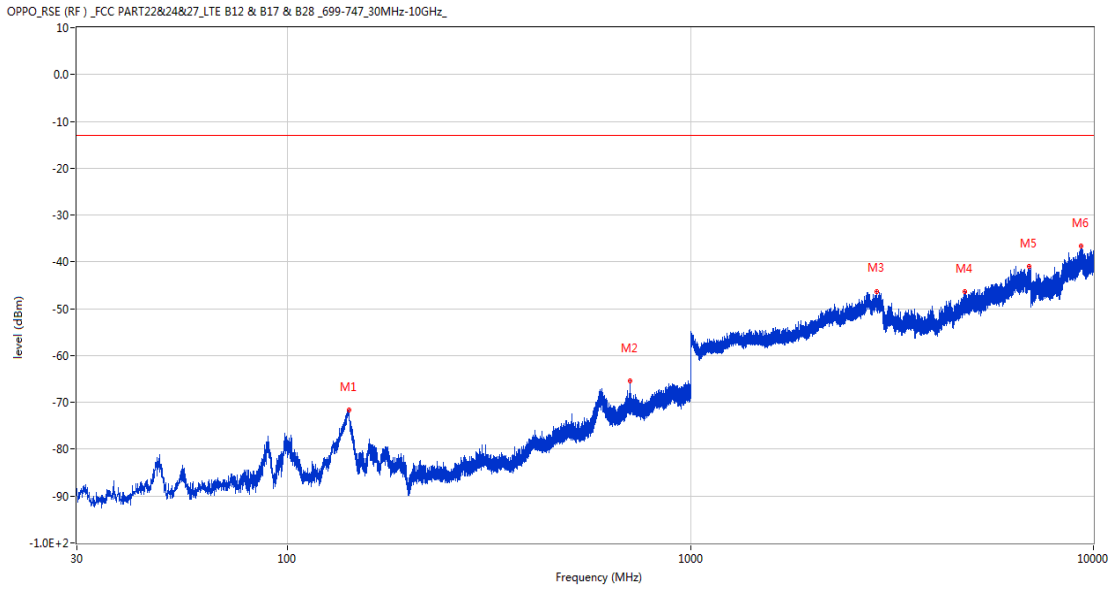
RSE-H&H LTE Band 12 BW1.4 CH23095

OPPO_RSE (RF) _FCC PART22&24&27_LTE B12 & B17 & B28 _699-747_30MHz-10GHz_



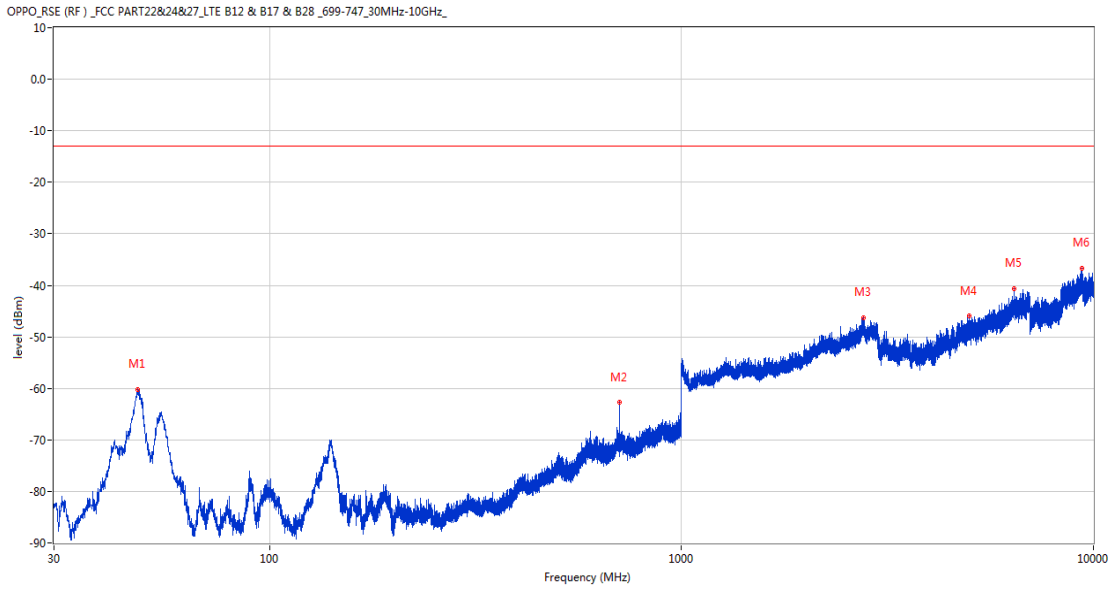
Frequency (MHz)	Result (dBm)	Factor (dB)	PK Limit (dBm)	Over Limit (dB)	Table (o)	ANT	EUT	Verdict
707.109	-64.92	0.41	-13.0	-51.92	360.00	Horizontal	Horizontal	N/A
1616.200	-53.32	1.15	-13.0	-40.32	142.00	Horizontal	Horizontal	Pass
2740.600	-46.43	11.44	-13.0	-33.43	0.00	Horizontal	Horizontal	Pass
5088.200	-45.18	13.27	-13.0	-32.18	216.00	Horizontal	Horizontal	Pass
6901.400	-40.53	19.51	-13.0	-27.53	336.00	Horizontal	Horizontal	Pass
9294.099	-36.68	39.51	-13.0	-23.68	169.00	Horizontal	Horizontal	Pass

RSE-H&V LTE Band 12 BW1.4 CH23095



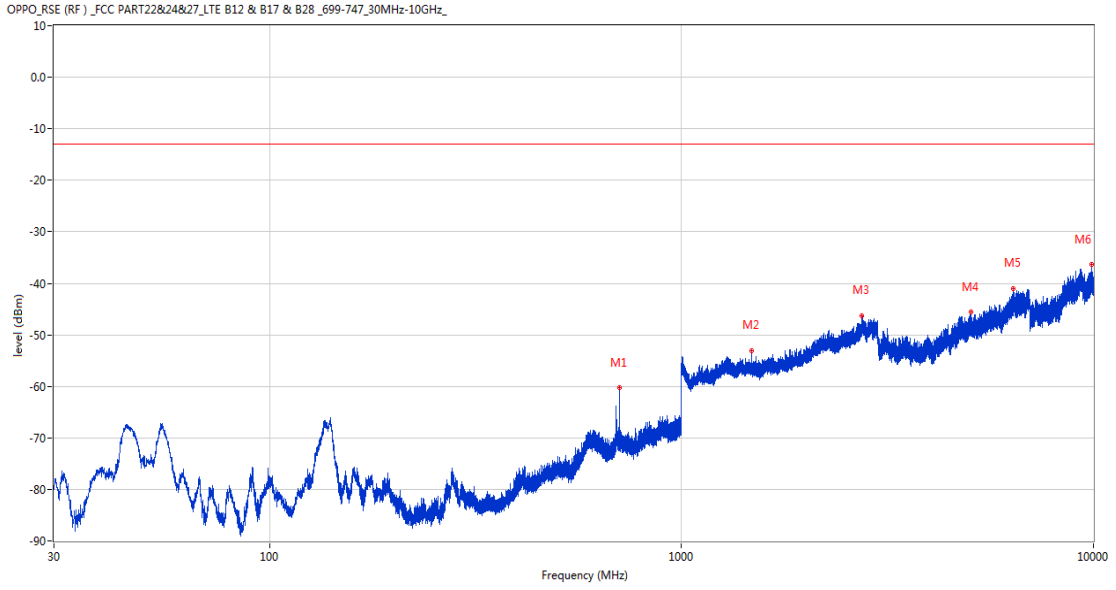
Frequency (MHz)	Result (dBm)	Factor (dB)	PK Limit (dBm)	Over Limit (dB)	Table (o)	ANT	EUT	Verdict
141.938	-71.59	-17.09	-13.0	-58.59	151.00	Horizontal	Vertical	Pass
707.060	-65.38	0.41	-13.0	-52.38	189.00	Horizontal	Vertical	N/A
2898.600	-46.31	10.55	-13.0	-33.31	269.00	Horizontal	Vertical	Pass
4795.400	-46.38	11.28	-13.0	-33.38	143.00	Horizontal	Vertical	Pass
6913.400	-40.93	19.57	-13.0	-27.93	209.00	Horizontal	Vertical	Pass
9303.099	-36.67	39.60	-13.0	-23.67	247.00	Horizontal	Vertical	Pass

RSE-V&V LTE Band 12 BW1.4 CH23095



Frequency (MHz)	Result (dBm)	Factor (dB)	PK Limit (dBm)	Over Limit (dB)	Table (o)	ANT	EUT	Verdict
47.945	-60.24	-14.94	-13.0	-47.24	234.00	Vertical	Vertical	Pass
707.060	-62.77	0.41	-13.0	-49.77	197.00	Vertical	Vertical	N/A
2763.200	-46.33	10.52	-13.0	-33.33	145.00	Vertical	Vertical	Pass
4990.200	-45.97	12.04	-13.0	-32.97	94.00	Vertical	Vertical	Pass
6430.000	-40.58	18.13	-13.0	-27.58	12.00	Vertical	Vertical	Pass
9401.349	-36.78	40.01	-13.0	-23.78	360.00	Vertical	Vertical	Pass

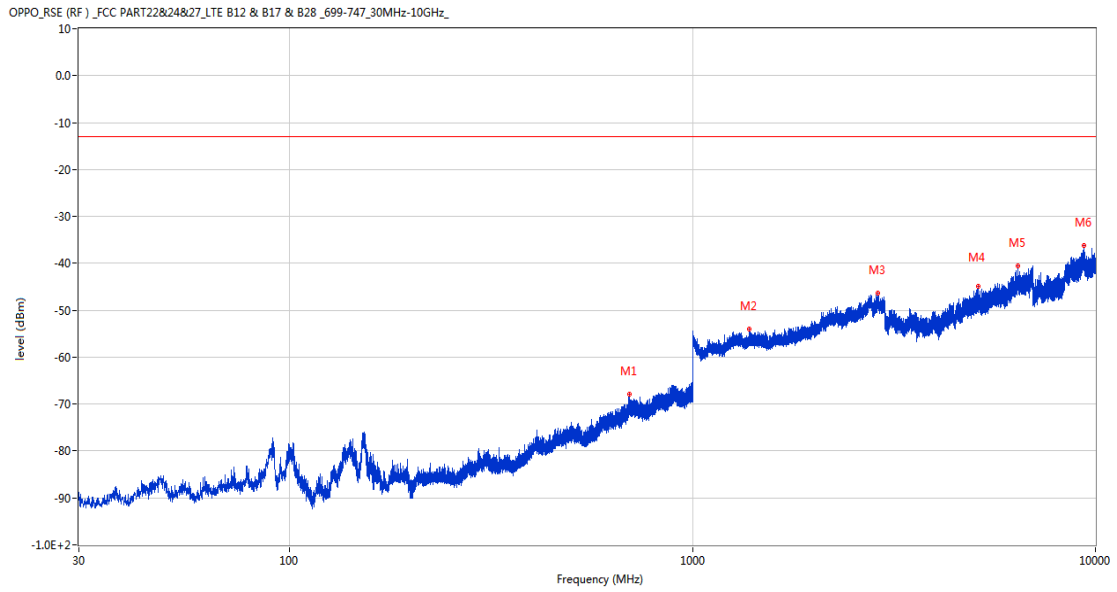
RSE-V&H LTE Band 12 BW1.4 CH23095



Frequency (MHz)	Result (dBm)	Factor (dB)	PK Limit (dBm)	Over Limit (dB)	Table (o)	ANT	EUT	Verdict
707.594	-60.19	0.40	-13.0	-47.19	40.00	Vertical	Horizontal	N/A
1482.500	-53.16	1.20	-13.0	-40.16	218.00	Vertical	Horizontal	Pass
2740.700	-46.39	11.44	-13.0	-33.39	25.00	Vertical	Horizontal	Pass
5037.400	-45.56	12.23	-13.0	-32.56	274.00	Vertical	Horizontal	Pass
6402.200	-41.06	18.00	-13.0	-28.06	157.00	Vertical	Horizontal	Pass
9904.600	-36.35	40.01	-13.0	-23.35	81.00	Vertical	Horizontal	Pass

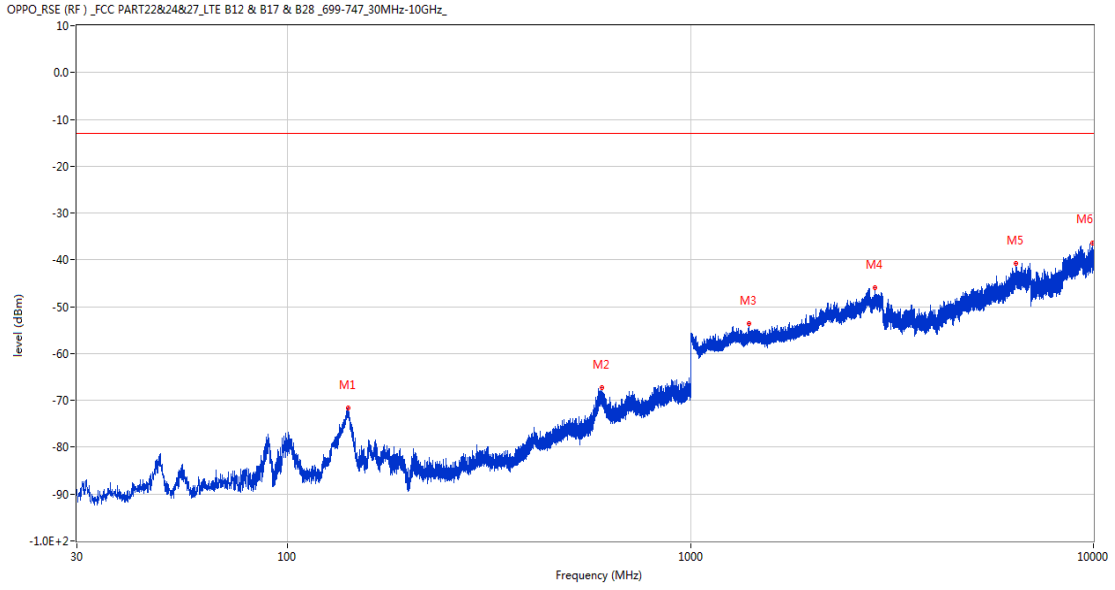
12.2 LTE Band 12 BW3, Middle Channel

RSE-H&H LTE Band 12 BW3 CH23095



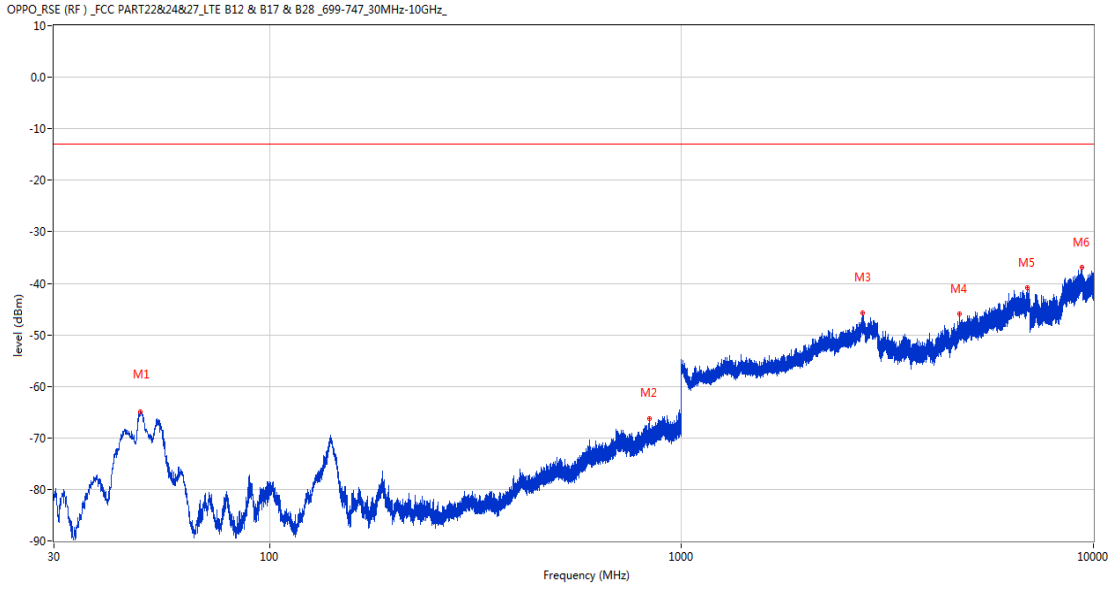
Frequency (MHz)	Result (dBm)	Factor (dB)	PK Limit (dBm)	Over Limit (dB)	Table (o)	ANT	EUT	Verdict
698.185	-67.85	0.45	-13.0	-54.85	137.00	Horizontal	Horizontal	Pass
1381.400	-53.99	1.34	-13.0	-40.99	358.00	Horizontal	Horizontal	Pass
2880.500	-46.43	10.15	-13.0	-33.43	71.00	Horizontal	Horizontal	Pass
5129.200	-44.98	12.98	-13.0	-31.98	224.00	Horizontal	Horizontal	Pass
6422.000	-40.46	18.74	-13.0	-27.46	256.00	Horizontal	Horizontal	Pass
9348.100	-36.26	39.75	-13.0	-23.26	211.00	Horizontal	Horizontal	Pass

RSE-H&V LTE Band 12 BW3 CH23095



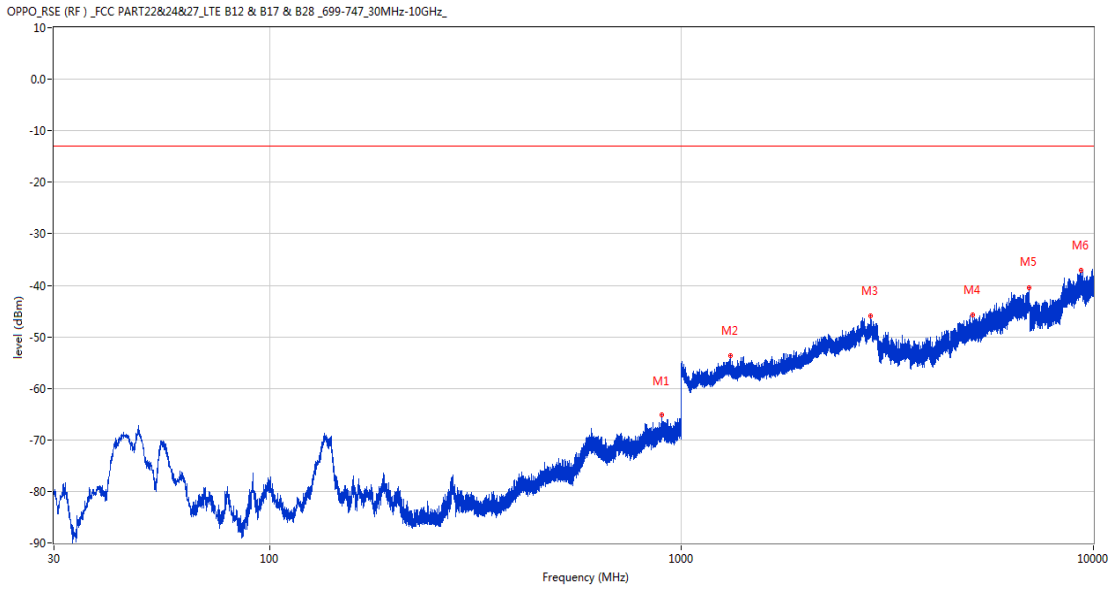
Frequency (MHz)	Result (dBm)	Factor (dB)	PK Limit (dBm)	Over Limit (dB)	Table (o)	ANT	EUT	Verdict
141.113	-71.62	-17.22	-13.0	-58.62	142.00	Horizontal	Vertical	Pass
602.009	-67.19	-3.21	-13.0	-54.19	279.00	Horizontal	Vertical	Pass
1397.200	-53.69	1.88	-13.0	-40.69	186.00	Horizontal	Vertical	Pass
2876.400	-45.88	10.16	-13.0	-32.88	292.00	Horizontal	Vertical	Pass
6411.600	-40.85	18.86	-13.0	-27.85	245.00	Horizontal	Vertical	Pass
9949.150	-36.49	39.89	-13.0	-23.49	287.00	Horizontal	Vertical	Pass

RSE-V&V LTE Band 12 BW3 CH23095



Frequency (MHz)	Result (dBm)	Factor (dB)	PK Limit (dBm)	Over Limit (dB)	Table (o)	ANT	EUT	Verdict
48.575	-64.95	-15.34	-13.0	-51.95	243.00	Vertical	Vertical	Pass
838.350	-66.31	1.11	-13.0	-53.31	271.00	Vertical	Vertical	Pass
2753.800	-45.72	9.64	-13.0	-32.72	256.00	Vertical	Vertical	Pass
4733.000	-46.00	11.06	-13.0	-33.00	333.00	Vertical	Vertical	Pass
6918.200	-40.92	19.38	-13.0	-27.92	187.00	Vertical	Vertical	Pass
9372.550	-36.92	39.87	-13.0	-23.92	86.00	Vertical	Vertical	Pass

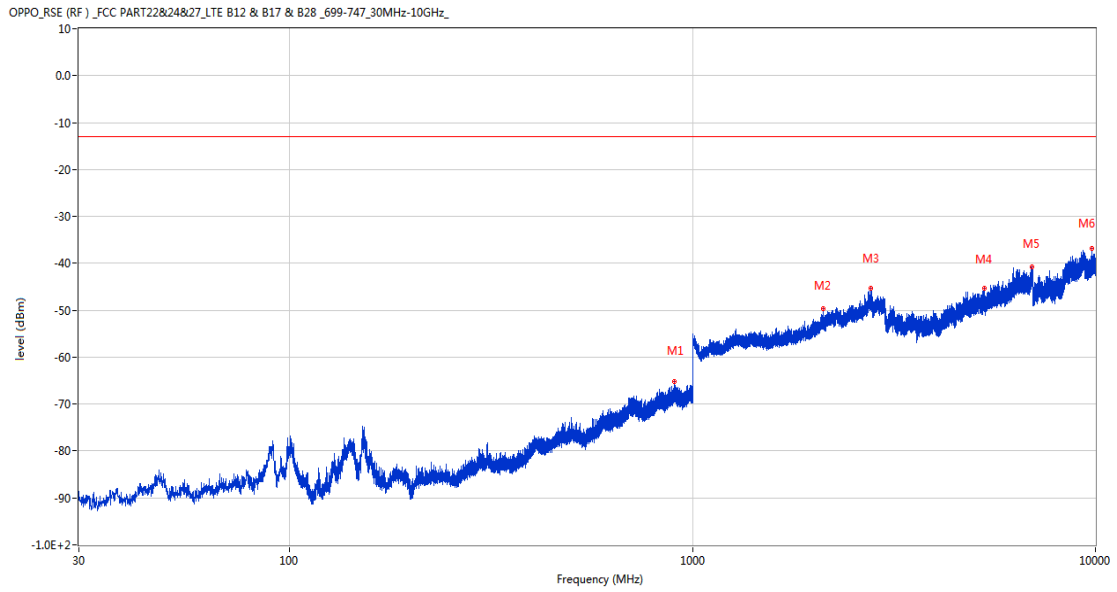
RSE-V&H LTE Band 12 BW3 CH23095



Frequency (MHz)	Result (dBm)	Factor (dB)	PK Limit (dBm)	Over Limit (dB)	Table (o)	ANT	EUT	Verdict
895.337	-65.20	2.33	-13.0	-52.20	112.00	Vertical	Horizontal	Pass
1314.800	-53.72	1.67	-13.0	-40.72	36.00	Vertical	Horizontal	Pass
2879.300	-46.03	10.20	-13.0	-33.03	199.00	Vertical	Horizontal	Pass
5091.800	-45.71	13.25	-13.0	-32.71	361.00	Vertical	Horizontal	Pass
6988.400	-40.41	19.54	-13.0	-27.41	295.00	Vertical	Horizontal	Pass
9354.250	-37.13	39.81	-13.0	-24.13	247.00	Vertical	Horizontal	Pass

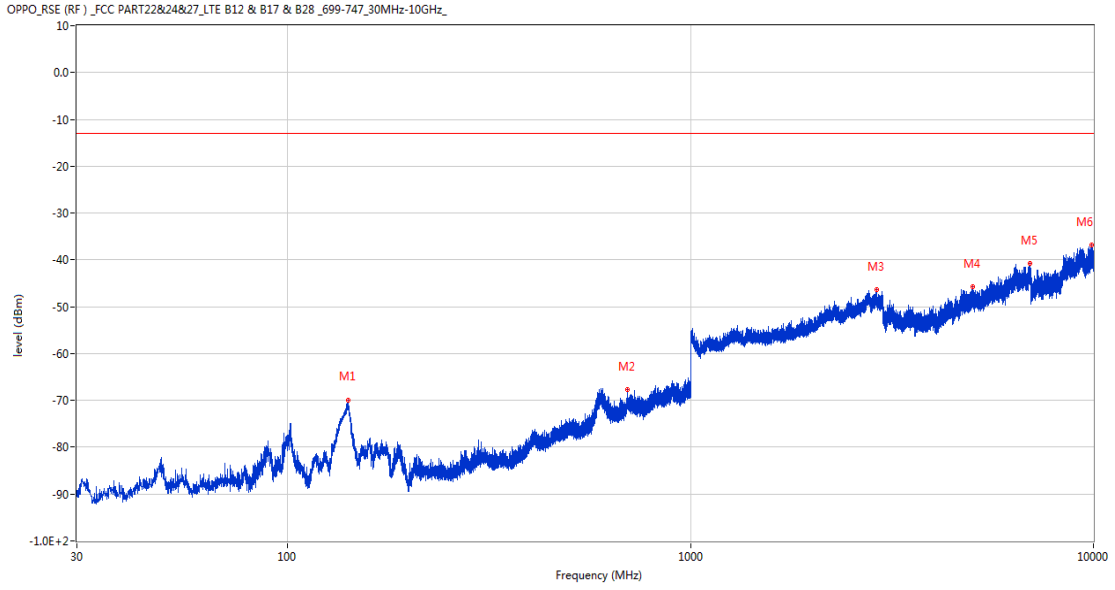
12.3 LTE Band 12 BW5, Middle Channel

RSE-H&H LTE Band 12 BW5 CH23095



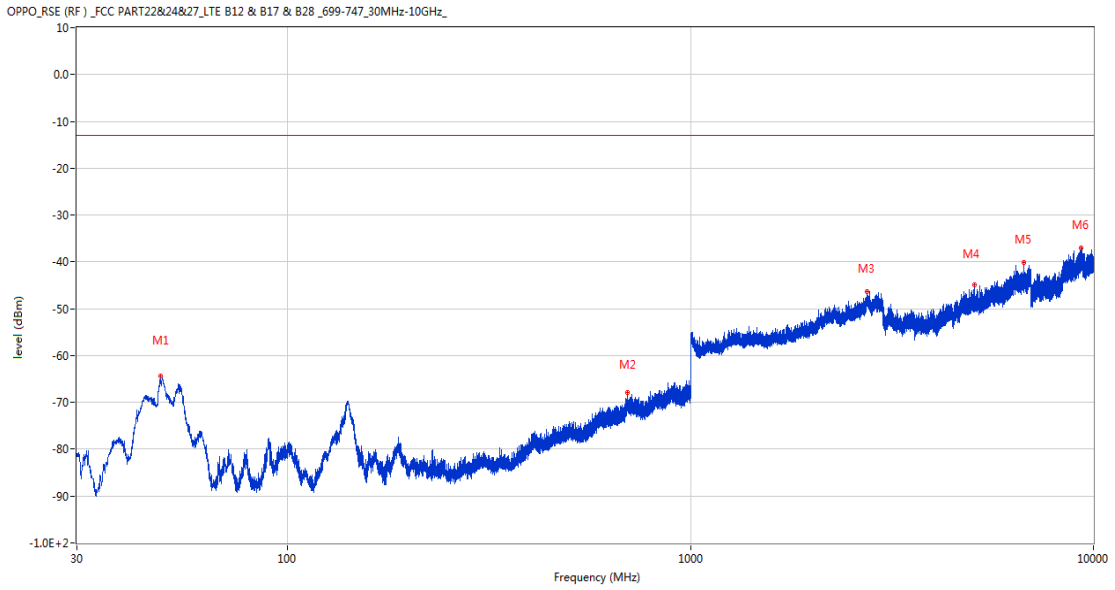
Frequency (MHz)	Result (dBm)	Factor (dB)	PK Limit (dBm)	Over Limit (dB)	Table (o)	ANT	EUT	Verdict
901.448	-65.19	2.87	-13.0	-52.19	22.00	Horizontal	Horizontal	Pass
2114.800	-49.56	5.10	-13.0	-36.56	35.00	Horizontal	Horizontal	Pass
2773.300	-45.33	10.93	-13.0	-32.33	185.00	Horizontal	Horizontal	Pass
5314.600	-45.35	12.71	-13.0	-32.35	190.00	Horizontal	Horizontal	Pass
6971.400	-40.86	20.00	-13.0	-27.86	362.00	Horizontal	Horizontal	Pass
9805.750	-36.92	39.99	-13.0	-23.92	223.00	Horizontal	Horizontal	Pass

RSE-H&V LTE Band 12 BW5 CH23095



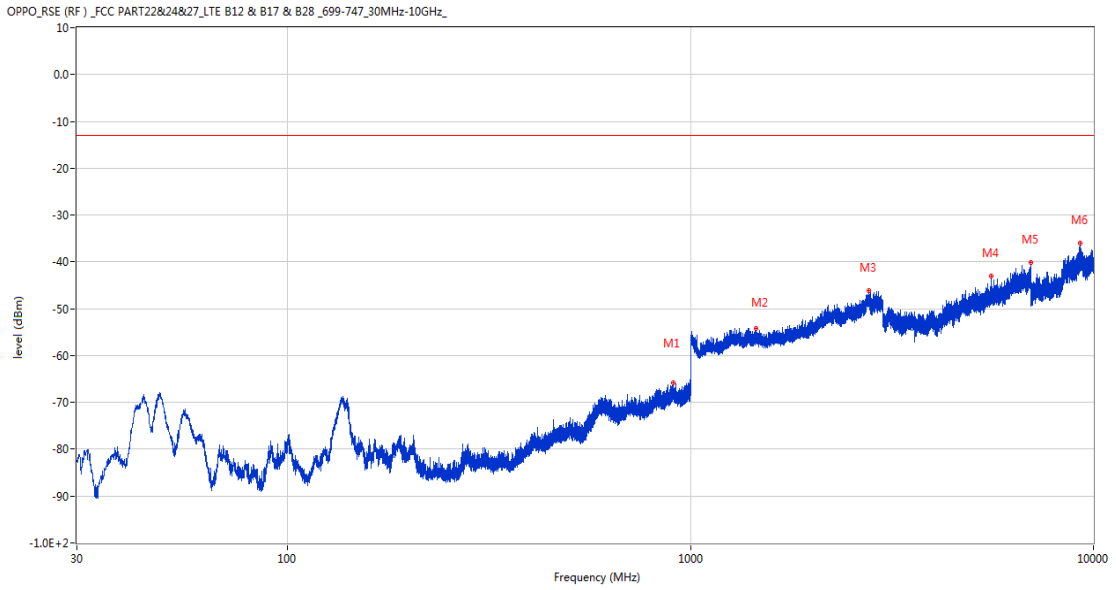
Frequency (MHz)	Result (dBm)	Factor (dB)	PK Limit (dBm)	Over Limit (dB)	Table (o)	ANT	EUT	Verdict
141.647	-69.96	-17.14	-13.0	-56.96	140.00	Horizontal	Vertical	Pass
697.457	-67.78	0.45	-13.0	-54.78	52.00	Horizontal	Vertical	Pass
2892.500	-46.32	10.79	-13.0	-33.32	69.00	Horizontal	Vertical	Pass
5008.800	-45.73	12.40	-13.0	-32.73	146.00	Horizontal	Vertical	Pass
6964.000	-40.79	19.66	-13.0	-27.79	12.00	Horizontal	Vertical	Pass
9892.901	-36.91	39.96	-13.0	-23.91	360.00	Horizontal	Vertical	Pass

RSE-V&V LTE Band 12 BW5 CH23095



Frequency (MHz)	Result (dBm)	Factor (dB)	PK Limit (dBm)	Over Limit (dB)	Table (o)	ANT	EUT	Verdict
48.285	-64.33	-15.13	-13.0	-51.33	244.00	Vertical	Vertical	Pass
696.536	-67.82	0.44	-13.0	-54.82	173.00	Vertical	Vertical	Pass
2744.500	-46.42	11.19	-13.0	-33.42	360.00	Vertical	Vertical	Pass
5076.200	-44.82	12.95	-13.0	-31.82	260.00	Vertical	Vertical	Pass
6729.200	-40.18	18.95	-13.0	-27.18	146.00	Vertical	Vertical	Pass
9307.900	-37.12	39.62	-13.0	-24.12	299.00	Vertical	Vertical	Pass

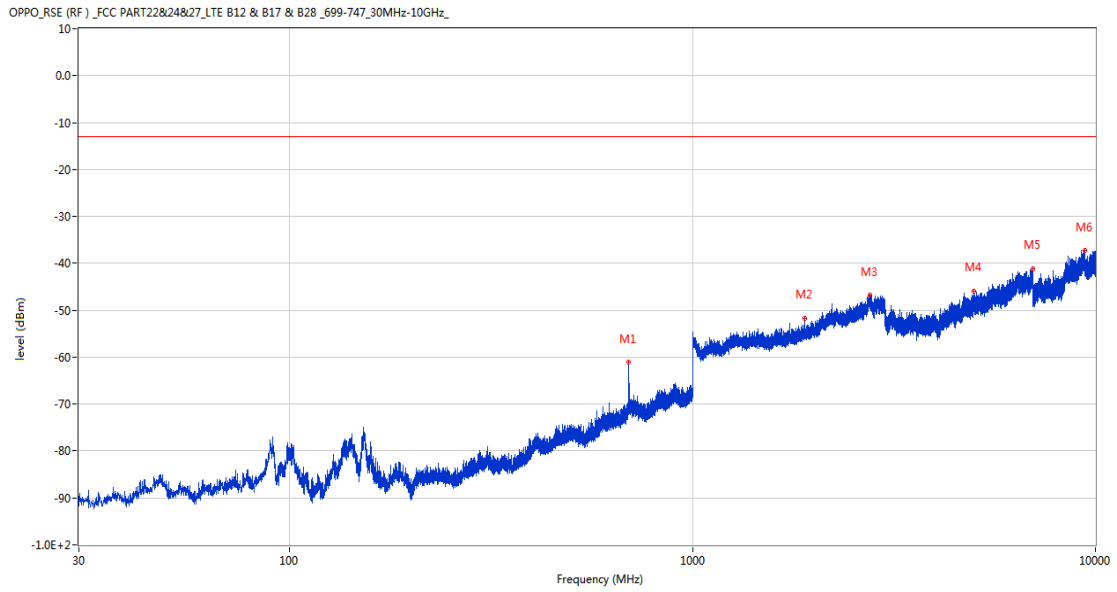
RSE-V&H LTE Band 12 BW5 CH23095



Frequency (MHz)	Result (dBm)	Factor (dB)	PK Limit (dBm)	Over Limit (dB)	Table (o)	ANT	EUT	Verdict
906.443	-65.89	2.61	-13.0	-52.89	289.00	Vertical	Horizontal	Pass
1455.000	-54.28	1.50	-13.0	-41.28	0.00	Vertical	Horizontal	Pass
2766.100	-46.16	10.91	-13.0	-33.16	89.00	Vertical	Horizontal	Pass
5568.600	-43.04	13.88	-13.0	-30.04	210.00	Vertical	Horizontal	Pass
6992.200	-40.21	19.28	-13.0	-27.21	0.00	Vertical	Horizontal	Pass
9290.500	-36.03	39.47	-13.0	-23.03	26.00	Vertical	Horizontal	Pass

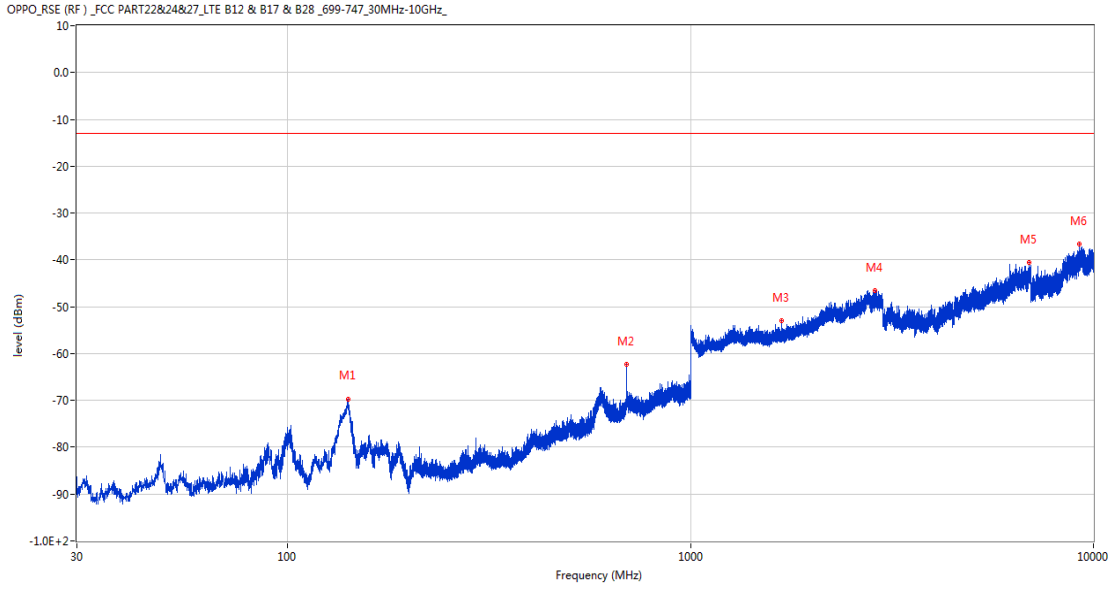
12.4 LTE Band 12 BW10, Middle Channel

RSE-H&H LTE Band 12 BW10 CH23095



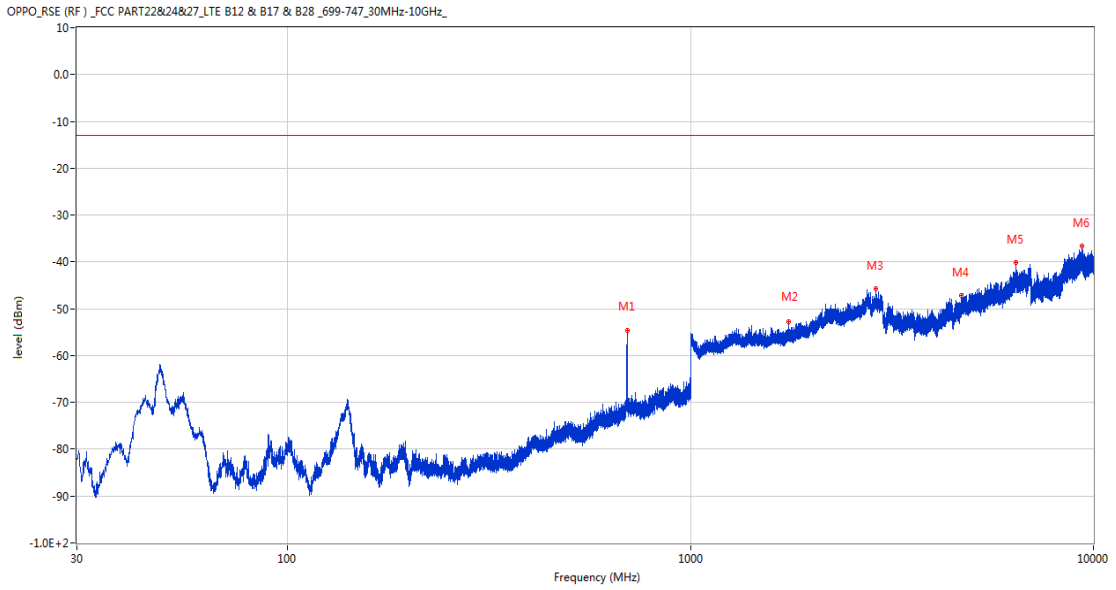
Frequency (MHz)	Result (dBm)	Factor (dB)	PK Limit (dBm)	Over Limit (dB)	Table (o)	ANT	EUT	Verdict
695.129	-61.14	0.44	-13.0	-48.14	3.00	Horizontal	Horizontal	N/A
1899.800	-51.78	2.83	-13.0	-38.78	81.00	Horizontal	Horizontal	Pass
2749.700	-46.74	10.24	-13.0	-33.74	284.00	Horizontal	Horizontal	Pass
4996.000	-45.85	12.18	-13.0	-32.85	36.00	Horizontal	Horizontal	Pass
6989.400	-41.12	19.62	-13.0	-28.12	223.00	Horizontal	Horizontal	Pass
9392.050	-37.13	39.97	-13.0	-24.13	306.00	Horizontal	Horizontal	Pass

RSE-H&V LTE Band 12 BW10 CH23095



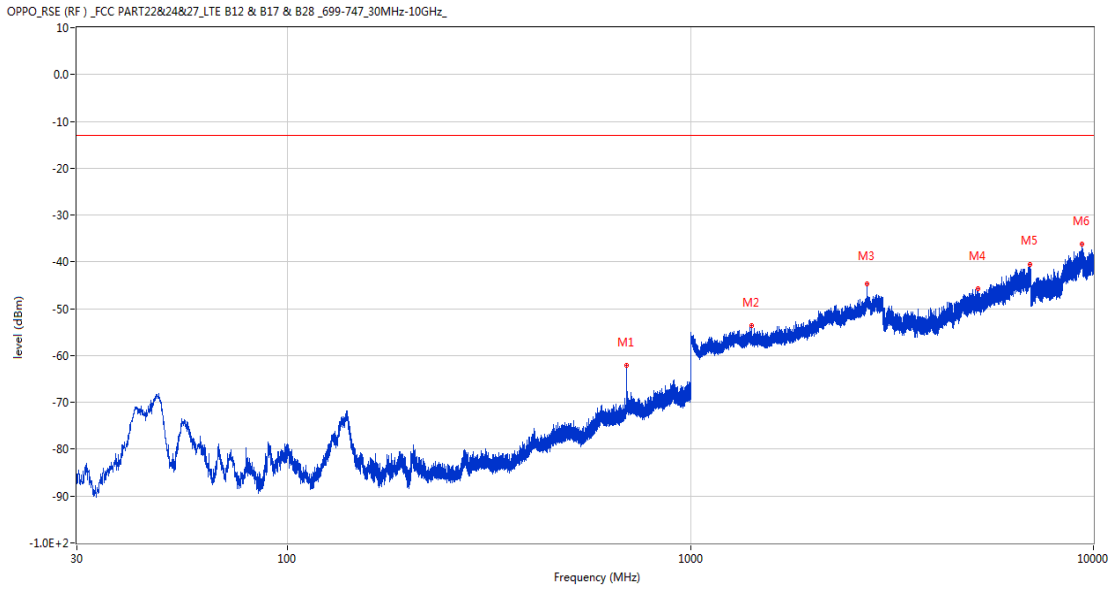
Frequency (MHz)	Result (dBm)	Factor (dB)	PK Limit (dBm)	Over Limit (dB)	Table (o)	ANT	EUT	Verdict
141.307	-69.66	-17.19	-13.0	-56.66	140.00	Horizontal	Vertical	Pass
694.305	-62.23	0.02	-13.0	-49.23	211.00	Horizontal	Vertical	N/A
1684.400	-53.01	1.04	-13.0	-40.01	307.00	Horizontal	Vertical	Pass
2873.400	-46.57	10.25	-13.0	-33.57	71.00	Horizontal	Vertical	Pass
6928.000	-40.58	19.14	-13.0	-27.58	284.00	Horizontal	Vertical	Pass
9213.400	-36.52	38.81	-13.0	-23.52	-2.00	Horizontal	Vertical	Pass

RSE-V&V LTE Band 12 BW10 CH23095



Frequency (MHz)	Result (dBm)	Factor (dB)	PK Limit (dBm)	Over Limit (dB)	Table (o)	ANT	EUT	Verdict
696.099	-54.63	0.44	-13.0	-41.63	86.00	Vertical	Vertical	N/A
1748.100	-52.68	1.98	-13.0	-39.68	271.00	Vertical	Vertical	Pass
2886.800	-45.71	10.37	-13.0	-32.71	90.00	Vertical	Vertical	Pass
4705.200	-47.25	11.08	-13.0	-34.25	238.00	Vertical	Vertical	Pass
6415.200	-40.13	18.90	-13.0	-27.13	159.00	Vertical	Vertical	Pass
9355.150	-36.66	39.82	-13.0	-23.66	287.00	Vertical	Vertical	Pass

RSE-V&H LTE Band 12 BW10 CH23095



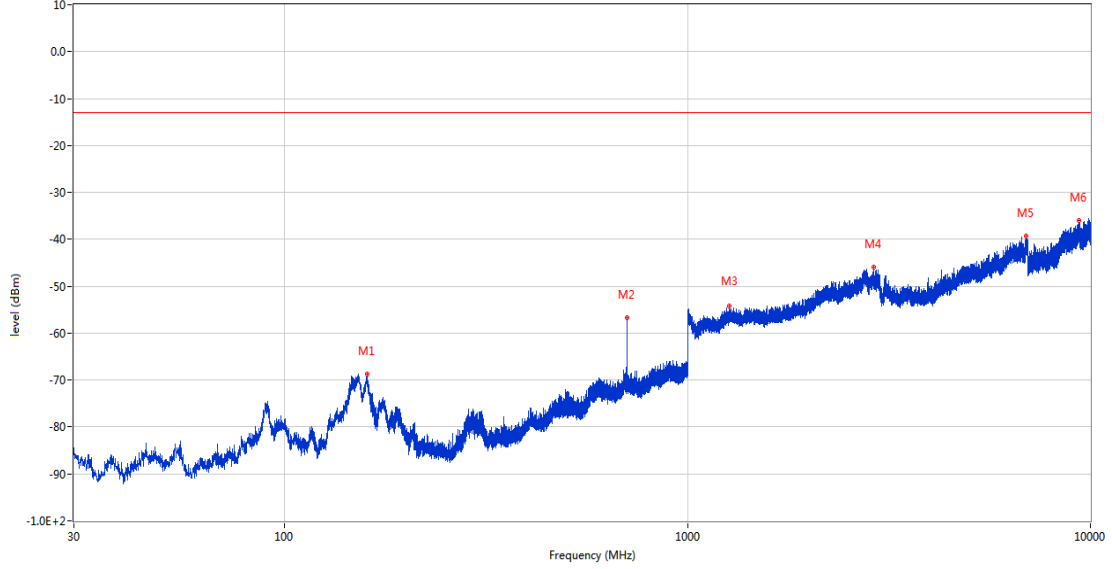
Frequency (MHz)	Result (dBm)	Factor (dB)	PK Limit (dBm)	Over Limit (dB)	Table (o)	ANT	EUT	Verdict
694.401	-62.09	0.08	-13.0	-49.09	0.00	Vertical	Horizontal	N/A
1418.600	-53.67	1.56	-13.0	-40.67	195.00	Vertical	Horizontal	Pass
2741.600	-44.64	11.37	-13.0	-31.64	234.00	Vertical	Horizontal	Pass
5160.800	-45.79	12.79	-13.0	-32.79	273.00	Vertical	Horizontal	Pass
6963.400	-40.59	19.65	-13.0	-27.59	256.00	Vertical	Horizontal	Pass
9378.250	-36.26	39.87	-13.0	-23.26	184.00	Vertical	Horizontal	Pass

13 LTE Band 17

13.1 LTE Band 17 BW5, Middle Channel

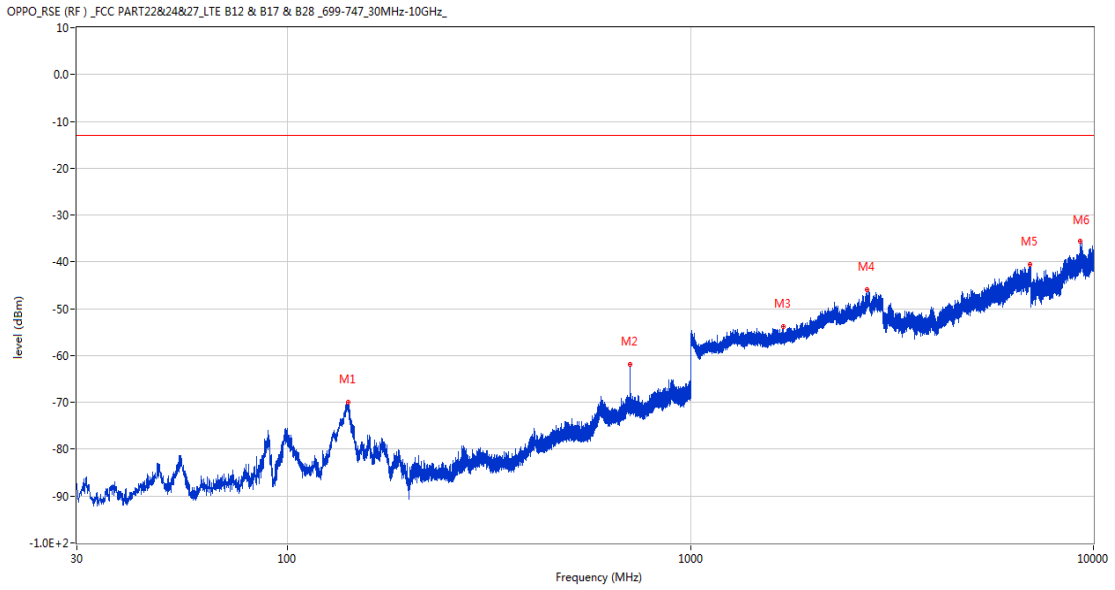
RSE-H&H LTE Band 17 BW5 CH23790

OPPO_RSE (RF) _FCC PART22&24&27_LTE B12 & B17 & B28 _699-747_30MHz-10GHz_



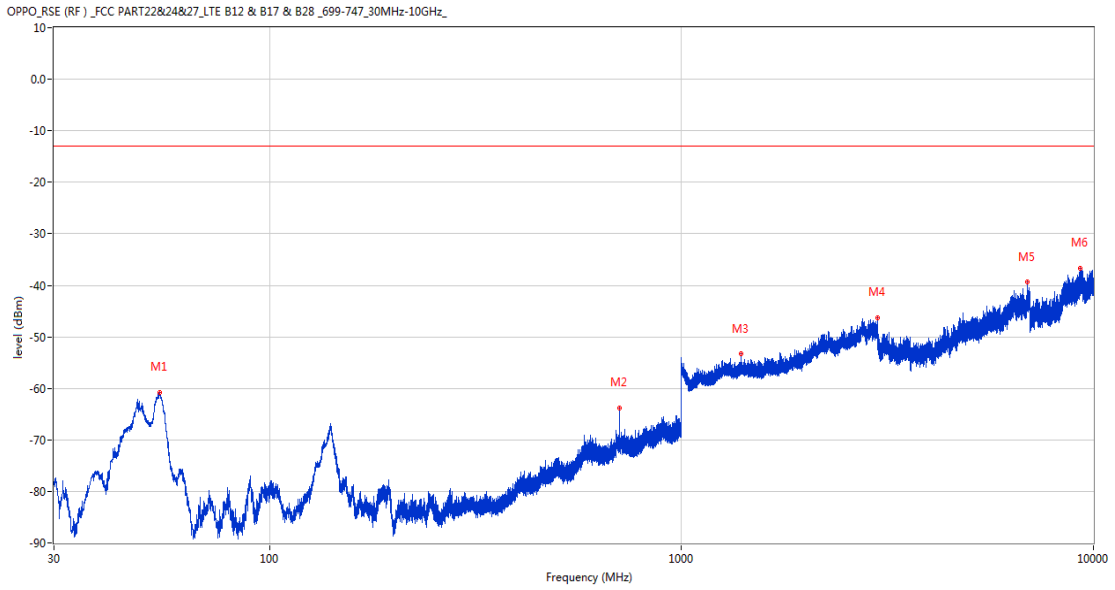
Frequency (MHz)	Result (dBm)	Factor (dB)	PK Limit (dBm)	Over Limit (dB)	Table (o)	ANT	EUT	Verdict
160.126	-68.75	-15.28	-13.0	-55.75	59.00	Horizontal	Horizontal	Pass
707.787	-56.67	0.40	-13.0	-43.67	273.00	Horizontal	Horizontal	N/A
1271.100	-54.27	1.78	-13.0	-41.27	234.00	Horizontal	Horizontal	Pass
2899.100	-46.00	10.47	-13.0	-33.00	9.00	Horizontal	Horizontal	Pass
6921.800	-39.34	19.25	-13.0	-26.34	73.00	Horizontal	Horizontal	Pass
9386.651	-36.07	39.93	-13.0	-23.07	301.00	Horizontal	Horizontal	Pass

RSE-H&V LTE Band 17 BW5 CH23790



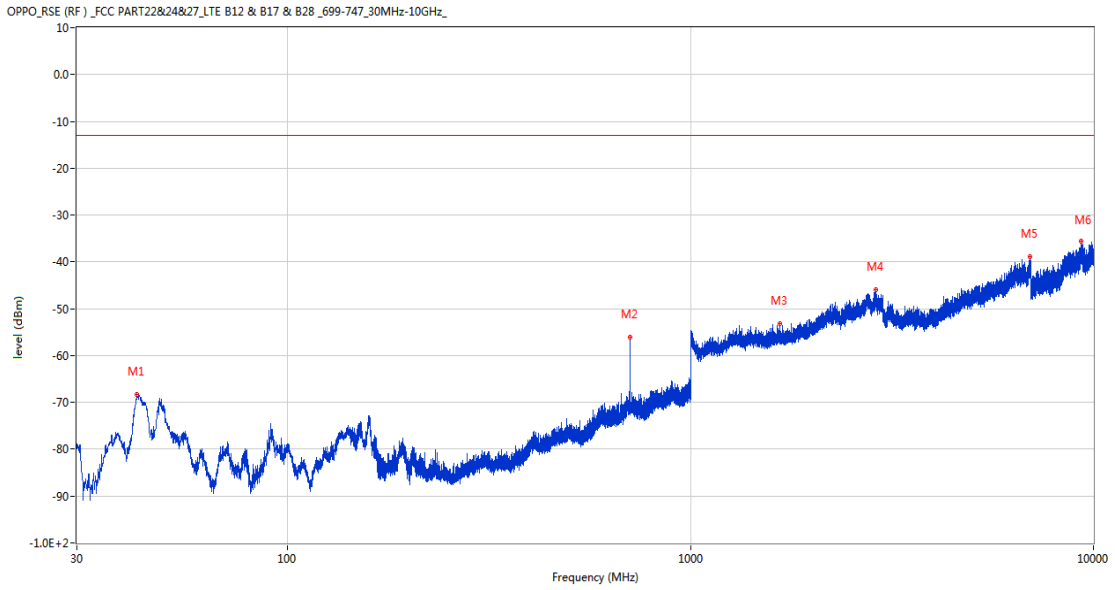
Frequency (MHz)	Result (dBm)	Factor (dB)	PK Limit (dBm)	Over Limit (dB)	Table (o)	ANT	EUT	Verdict
141.550	-70.00	-17.15	-13.0	-57.00	319.00	Horizontal	Vertical	Pass
707.836	-61.95	0.40	-13.0	-48.95	199.00	Horizontal	Vertical	N/A
1698.700	-53.90	1.47	-13.0	-40.90	14.00	Horizontal	Vertical	Pass
2738.400	-46.01	11.41	-13.0	-33.01	348.00	Horizontal	Vertical	Pass
6970.800	-40.63	20.02	-13.0	-27.63	28.00	Horizontal	Vertical	Pass
9295.450	-35.55	39.53	-13.0	-22.55	321.00	Horizontal	Vertical	Pass

RSE-V&V LTE Band 17 BW5 CH23790



Frequency (MHz)	Result (dBm)	Factor (dB)	PK Limit (dBm)	Over Limit (dB)	Table (o)	ANT	EUT	Verdict
54.202	-60.72	-16.94	-13.0	-47.72	299.00	Vertical	Vertical	Pass
707.787	-63.89	0.40	-13.0	-50.89	290.00	Vertical	Vertical	N/A
1394.600	-53.32	1.97	-13.0	-40.32	220.00	Vertical	Vertical	Pass
2988.200	-46.36	9.97	-13.0	-33.36	220.00	Vertical	Vertical	Pass
6905.400	-39.43	19.30	-13.0	-26.43	22.00	Vertical	Vertical	Pass
9307.150	-36.74	39.62	-13.0	-23.74	306.00	Vertical	Vertical	Pass

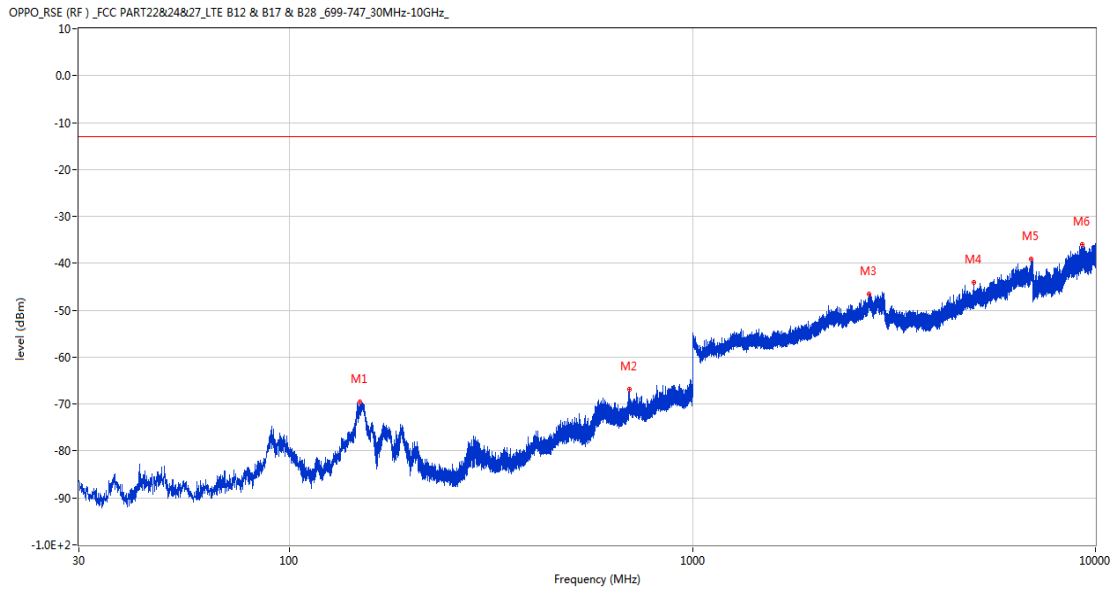
RSE-V&H LTE Band 17 BW5 CH23790



Frequency (MHz)	Result (dBm)	Factor (dB)	PK Limit (dBm)	Over Limit (dB)	Table (o)	ANT	EUT	Verdict
42.270	-68.32	-17.31	-13.0	-55.32	242.00	Vertical	Horizontal	Pass
707.787	-56.07	0.40	-13.0	-43.07	39.00	Vertical	Horizontal	N/A
1662.200	-53.21	1.46	-13.0	-40.21	29.00	Vertical	Horizontal	Pass
2885.500	-45.96	10.25	-13.0	-32.96	29.00	Vertical	Horizontal	Pass
6976.000	-38.81	20.10	-13.0	-25.81	360.00	Vertical	Horizontal	Pass
9316.300	-35.68	39.66	-13.0	-22.68	221.00	Vertical	Horizontal	Pass

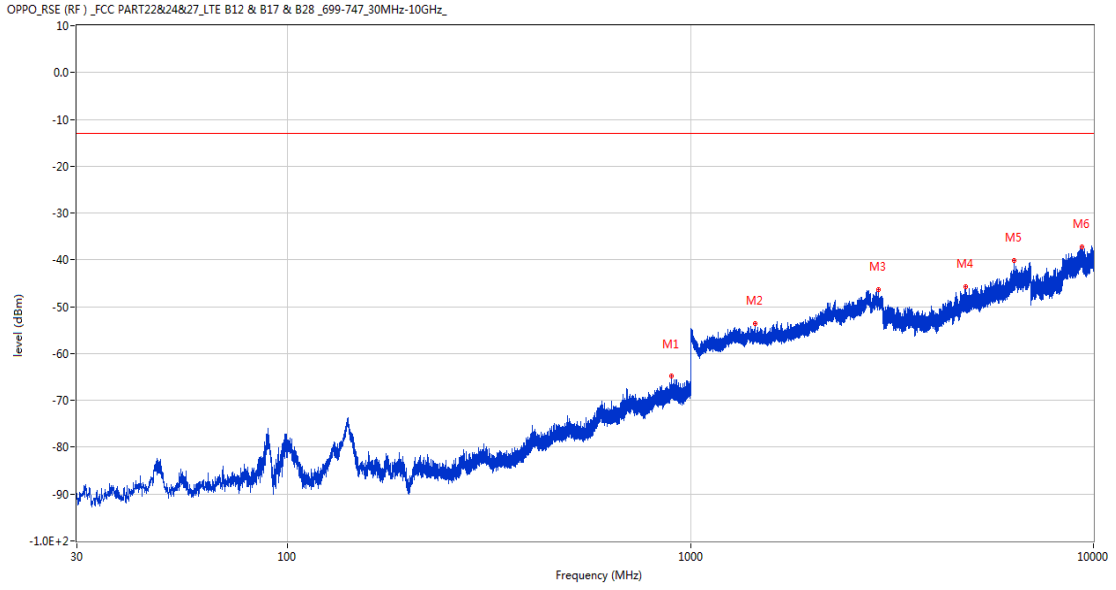
13.2 LTE Band 17 BW10, Middle Channel

RSE-H&H LTE Band 17 BW10 CH23790



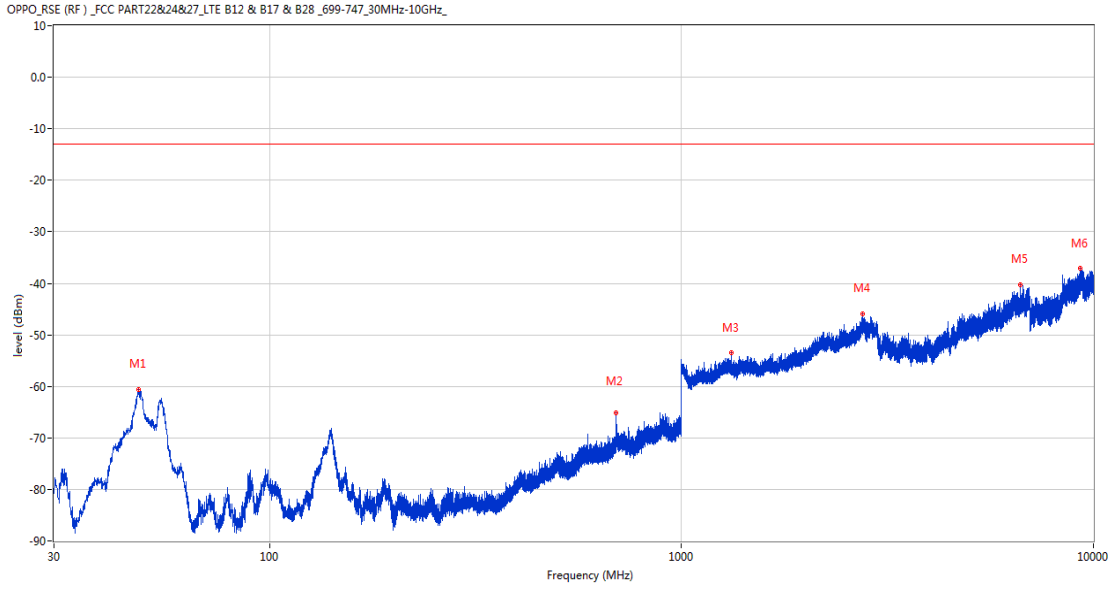
Frequency (MHz)	Result (dBm)	Factor (dB)	PK Limit (dBm)	Over Limit (dB)	Table (o)	ANT	EUT	Verdict
149.116	-69.56	-15.73	-13.0	-56.56	283.00	Horizontal	Horizontal	Pass
696.584	-66.80	0.44	-13.0	-53.80	133.00	Horizontal	Horizontal	Pass
2738.800	-46.64	11.47	-13.0	-33.64	146.00	Horizontal	Horizontal	Pass
4989.000	-44.15	11.97	-13.0	-31.15	293.00	Horizontal	Horizontal	Pass
6916.800	-39.18	19.50	-13.0	-26.18	360.00	Horizontal	Horizontal	Pass
9295.750	-35.99	39.53	-13.0	-22.99	363.00	Horizontal	Horizontal	Pass

RSE-H&V LTE Band 17 BW10 CH23790



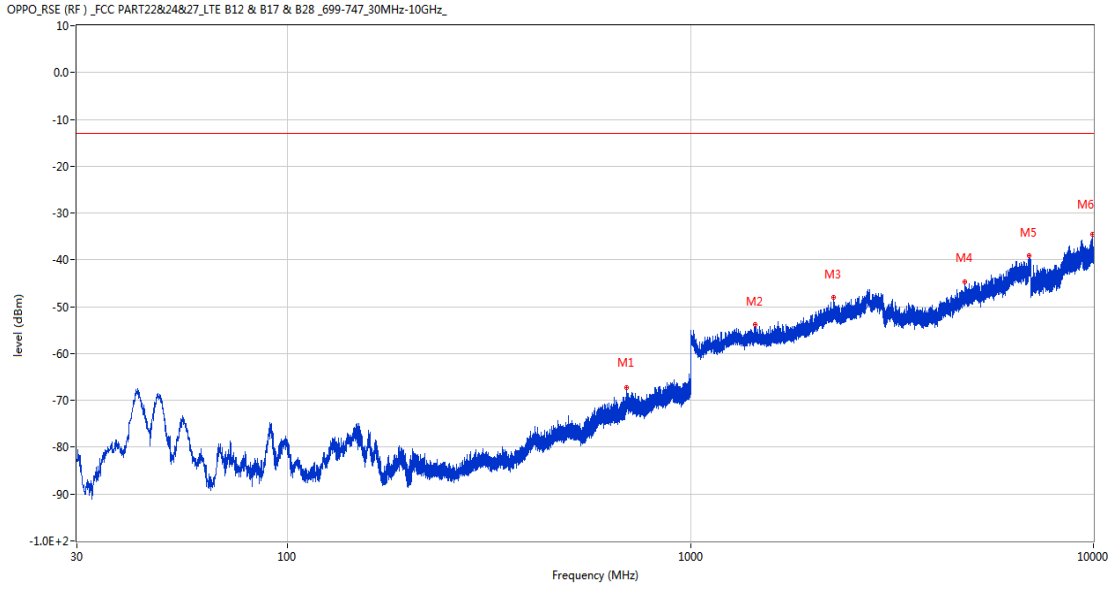
Frequency (MHz)	Result (dBm)	Factor (dB)	PK Limit (dBm)	Over Limit (dB)	Table (o)	ANT	EUT	Verdict
898.926	-64.75	2.75	-13.0	-51.75	0.00	Horizontal	Vertical	Pass
1450.400	-53.53	1.50	-13.0	-40.53	171.00	Horizontal	Vertical	Pass
2933.100	-46.32	10.49	-13.0	-33.32	171.00	Horizontal	Vertical	Pass
4814.400	-45.75	11.57	-13.0	-32.75	361.00	Horizontal	Vertical	Pass
6355.400	-40.13	17.37	-13.0	-27.13	274.00	Horizontal	Vertical	Pass
9356.349	-37.23	39.83	-13.0	-24.23	191.00	Horizontal	Vertical	Pass

RSE-V&V LTE Band 17 BW10 CH23790



Frequency (MHz)	Result (dBm)	Factor (dB)	PK Limit (dBm)	Over Limit (dB)	Table (o)	ANT	EUT	Verdict
48.090	-60.57	-14.98	-13.0	-47.57	253.00	Vertical	Vertical	Pass
694.935	-65.05	0.41	-13.0	-52.05	188.00	Vertical	Vertical	N/A
1322.300	-53.38	1.56	-13.0	-40.38	230.00	Vertical	Vertical	Pass
2757.700	-45.87	9.81	-13.0	-32.87	51.00	Vertical	Vertical	Pass
6650.200	-40.25	18.96	-13.0	-27.25	85.00	Vertical	Vertical	Pass
9310.151	-37.04	39.63	-13.0	-24.04	289.00	Vertical	Vertical	Pass

RSE-V&H LTE Band 17 BW10 CH23790



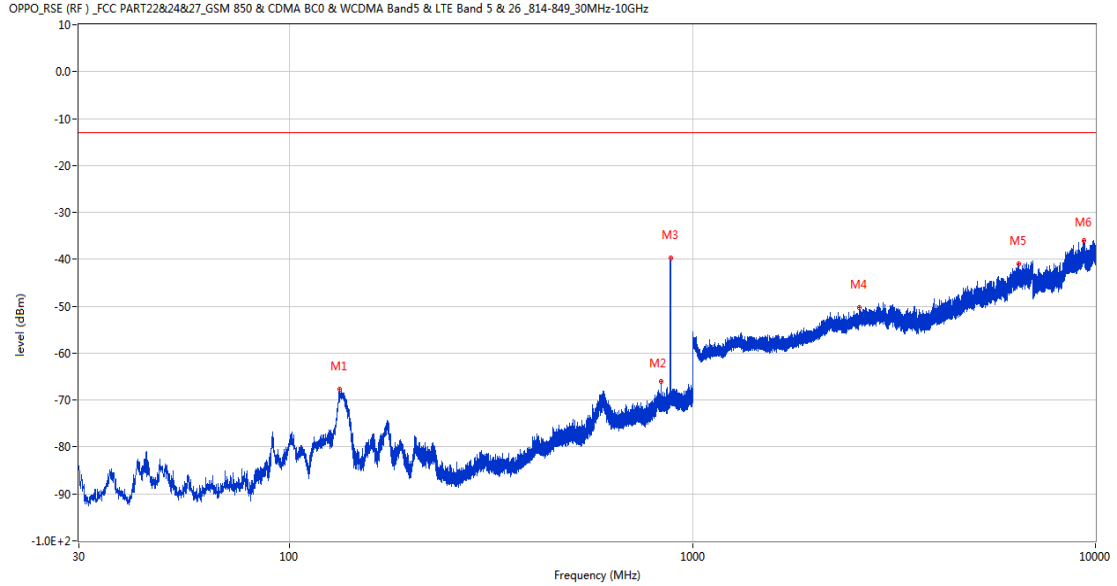
Frequency (MHz)	Result (dBm)	Factor (dB)	PK Limit (dBm)	Over Limit (dB)	Table (o)	ANT	EUT	Verdict
694.984	-67.29	0.43	-13.0	-54.29	334.00	Vertical	Horizontal	N/A
1449.700	-53.89	1.51	-13.0	-40.89	341.00	Vertical	Horizontal	Pass
2270.200	-47.97	6.68	-13.0	-34.97	167.00	Vertical	Horizontal	Pass
4799.400	-44.67	11.35	-13.0	-31.67	308.00	Vertical	Horizontal	Pass
6911.400	-39.10	19.44	-13.0	-26.10	191.00	Vertical	Horizontal	Pass
9927.700	-34.54	39.96	-13.0	-21.54	363.00	Vertical	Horizontal	Pass



14 LTE Band 26 (Part22)

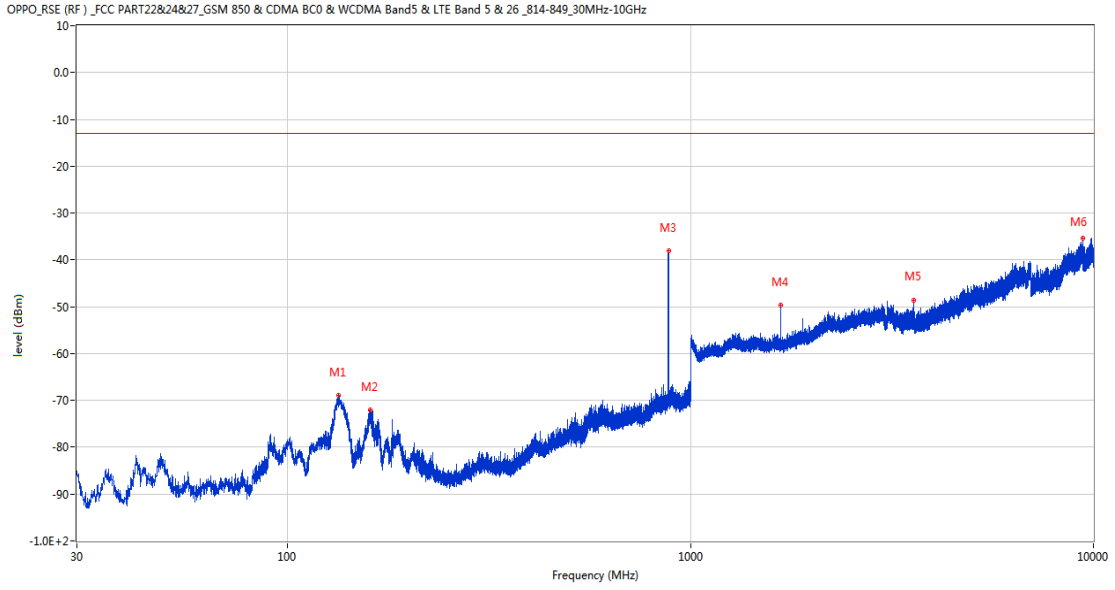
14.1 LTE Band 26 (Part22) BW1.4, Middle Channel

RSE-H&H LTE Band 26 (Part22) BW1.4 CH26915



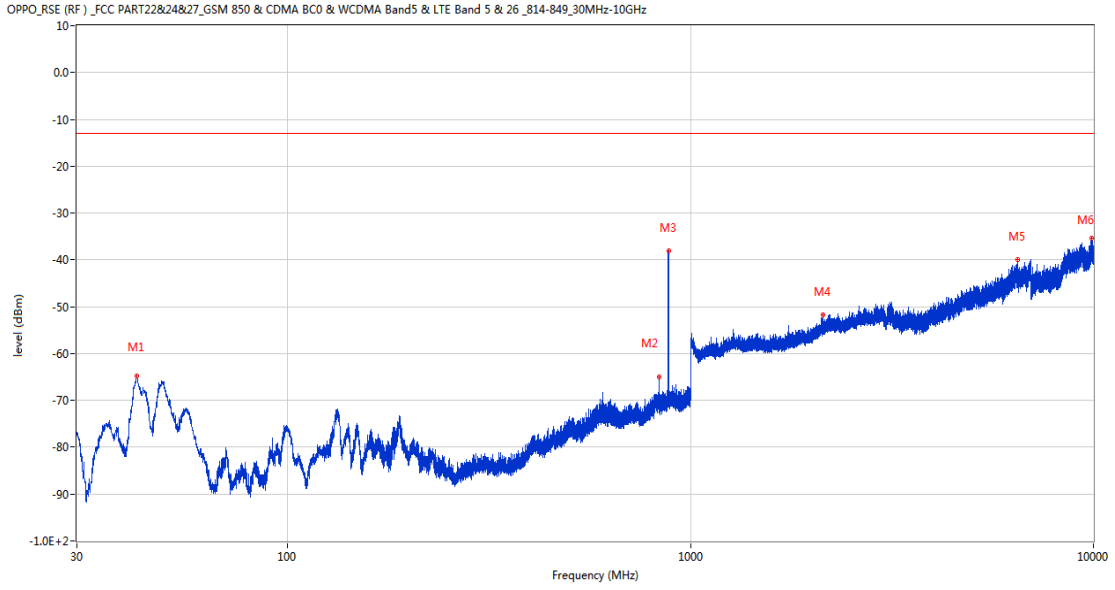
Frequency (MHz)	Result (dBm)	Factor (dB)	PK Limit (dBm)	Over Limit (dB)	Table (o)	ANT	EUT	Verdict
133.062	-67.77	-18.69	-13.0	-54.77	309.00	Horizontal	Horizontal	Pass
836.022	-66.07	0.59	-13.0	-53.07	302.00	Horizontal	Horizontal	N/A
881.903	-39.66	0.63	-13.0	-26.66	168.00	Horizontal	Horizontal	N/A
2598.100	-50.38	6.13	-13.0	-37.38	262.00	Horizontal	Horizontal	Pass
6442.800	-40.95	17.87	-13.0	-27.95	267.00	Horizontal	Horizontal	Pass
9370.750	-36.07	39.87	-13.0	-23.07	234.00	Horizontal	Horizontal	Pass

RSE-H&V LTE Band 26 (Part22) BW1.4 CH26915



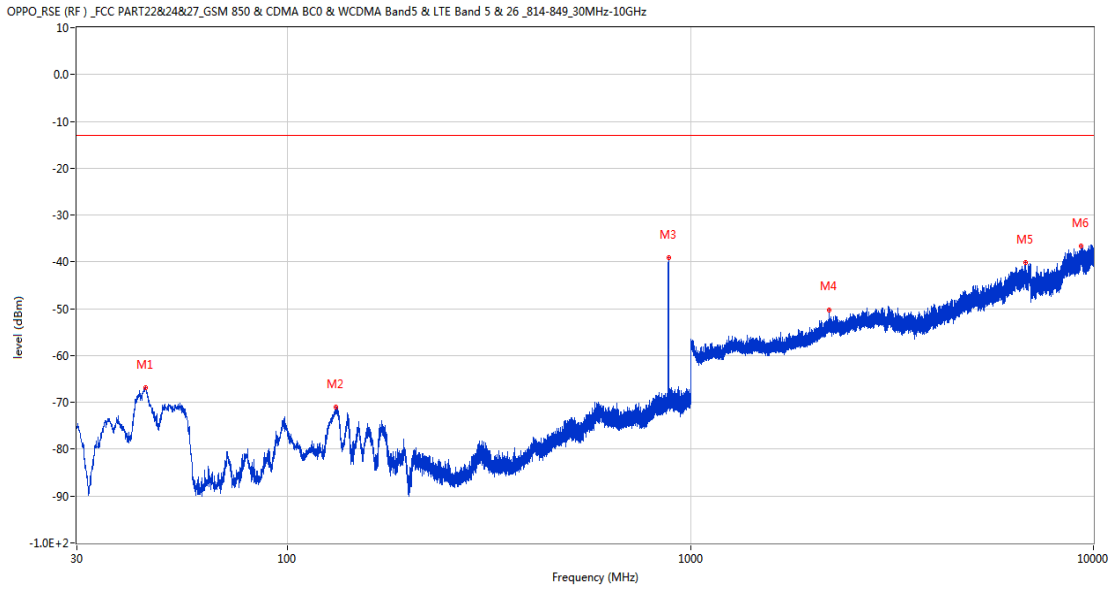
Frequency (MHz)	Result (dBm)	Factor (dB)	PK Limit (dBm)	Over Limit (dB)	Table (o)	ANT	EUT	Verdict
133.499	-68.83	-18.64	-13.0	-55.83	311.00	Horizontal	Vertical	Pass
160.271	-72.11	-16.05	-13.0	-59.11	143.00	Horizontal	Vertical	Pass
881.660	-38.11	0.60	-13.0	-25.11	167.00	Horizontal	Vertical	N/A
1672.000	-49.61	-0.82	-13.0	-36.61	205.00	Horizontal	Vertical	Pass
3589.400	-48.67	6.97	-13.0	-35.67	47.00	Horizontal	Vertical	Pass
9403.000	-35.35	39.98	-13.0	-22.35	35.00	Horizontal	Vertical	Pass

RSE-V&V LTE Band 26 (Part2) BW1.4 CH26915



Frequency (MHz)	Result (dBm)	Factor (dB)	PK Limit (dBm)	Over Limit (dB)	Table (o)	ANT	EUT	Verdict
42.173	-64.77	-17.38	-13.0	-51.77	248.00	Vertical	Vertical	Pass
836.070	-64.91	0.59	-13.0	-51.91	164.00	Vertical	Vertical	N/A
881.708	-38.03	0.60	-13.0	-25.03	339.00	Vertical	Vertical	N/A
2129.000	-51.80	2.90	-13.0	-38.80	354.00	Vertical	Vertical	Pass
6476.600	-39.94	17.55	-13.0	-26.94	174.00	Vertical	Vertical	Pass
9895.300	-35.32	39.98	-13.0	-22.32	362.00	Vertical	Vertical	Pass

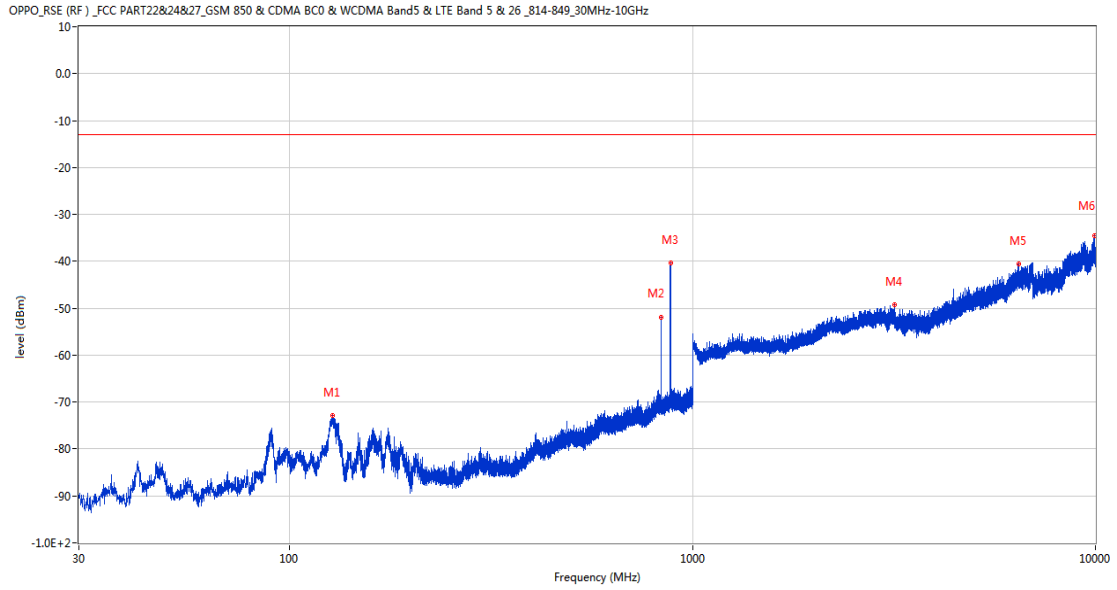
RSE-V&H LTE Band 26 (Part22) BW1.4 CH26915



Frequency (MHz)	Result (dBm)	Factor (dB)	PK Limit (dBm)	Over Limit (dB)	Table (o)	ANT	EUT	Verdict
44.404	-66.90	-16.67	-13.0	-53.90	218.00	Vertical	Horizontal	Pass
131.947	-71.10	-18.81	-13.0	-58.10	218.00	Vertical	Horizontal	Pass
881.903	-39.01	0.63	-13.0	-26.01	102.00	Vertical	Horizontal	N/A
2211.900	-50.21	4.44	-13.0	-37.21	357.00	Vertical	Horizontal	Pass
6780.400	-40.09	18.23	-13.0	-27.09	307.00	Vertical	Horizontal	Pass
9315.849	-36.58	39.66	-13.0	-23.58	269.00	Vertical	Horizontal	Pass

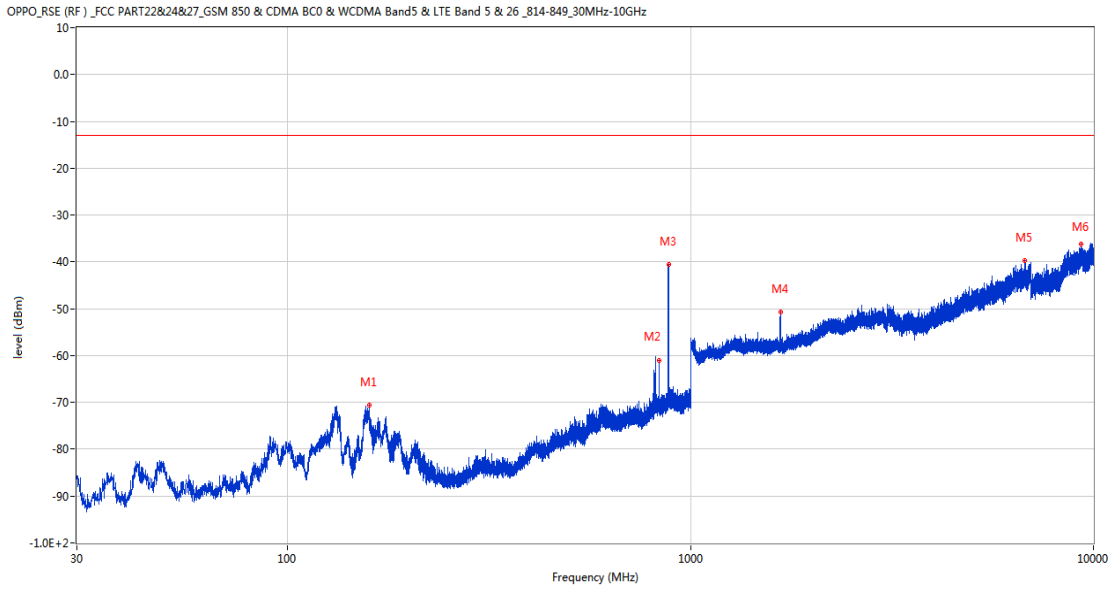
14.2 LTE Band 26 (Part22) BW3, Middle Channel

RSE-H&H LTE Band 26 (Part22) BW3 CH26915



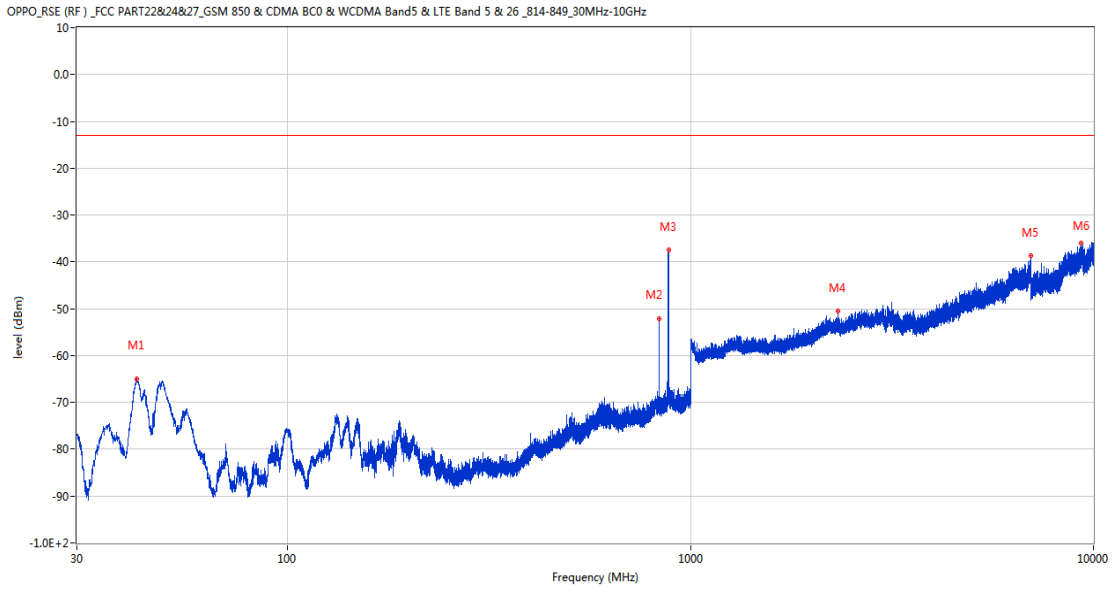
Frequency (MHz)	Result (dBm)	Factor (dB)	PK Limit (dBm)	Over Limit (dB)	Table (o)	ANT	EUT	Verdict
127.970	-72.85	-19.36	-13.0	-59.85	150.00	Horizontal	Horizontal	Pass
835.294	-51.85	0.60	-13.0	-38.85	341.00	Horizontal	Horizontal	N/A
881.660	-40.34	0.60	-13.0	-27.34	325.00	Horizontal	Horizontal	N/A
3174.400	-49.32	7.54	-13.0	-36.32	46.00	Horizontal	Horizontal	Pass
6456.800	-40.60	17.96	-13.0	-27.60	46.00	Horizontal	Horizontal	Pass
9926.200	-34.52	39.97	-13.0	-21.52	275.00	Horizontal	Horizontal	Pass

RSE-H&V LTE Band 26 (Part22) BW3 CH26915



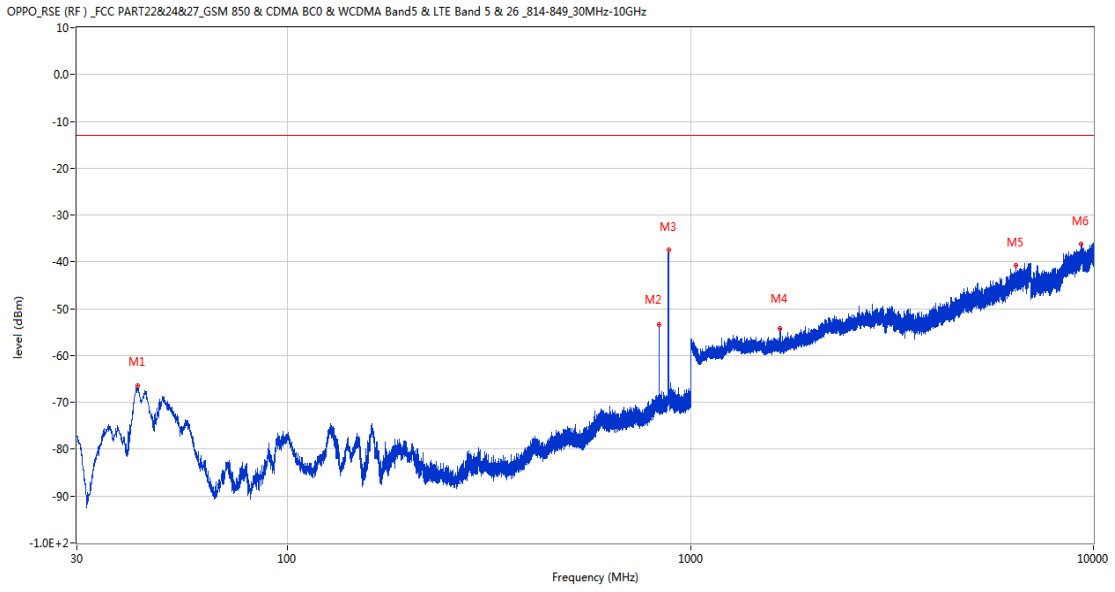
Frequency (MHz)	Result (dBm)	Factor (dB)	PK Limit (dBm)	Over Limit (dB)	Table (o)	ANT	EUT	Verdict
159.544	-70.64	-15.97	-13.0	-57.64	288.00	Horizontal	Vertical	Pass
835.197	-60.95	0.60	-13.0	-47.95	321.00	Horizontal	Vertical	N/A
882.339	-40.50	0.65	-13.0	-27.50	314.00	Horizontal	Vertical	N/A
1670.500	-50.74	-0.72	-13.0	-37.74	184.00	Horizontal	Vertical	Pass
6750.200	-39.68	19.40	-13.0	-26.68	54.00	Horizontal	Vertical	Pass
9308.650	-36.21	39.62	-13.0	-23.21	334.00	Horizontal	Vertical	Pass

RSE-V&V LTE Band 26 (Part22) BW3 CH26915



Frequency (MHz)	Result (dBm)	Factor (dB)	PK Limit (dBm)	Over Limit (dB)	Table (o)	ANT	EUT	Verdict
42.270	-64.90	-17.35	-13.0	-51.90	230.00	Vertical	Vertical	Pass
835.197	-52.09	0.60	-13.0	-39.09	155.00	Vertical	Vertical	N/A
881.854	-37.41	0.62	-13.0	-24.41	352.00	Vertical	Vertical	N/A
2326.600	-50.47	4.49	-13.0	-37.47	136.00	Vertical	Vertical	Pass
6997.000	-38.76	19.10	-13.0	-25.76	245.00	Vertical	Vertical	Pass
9329.350	-36.00	39.69	-13.0	-23.00	0.00	Vertical	Vertical	Pass

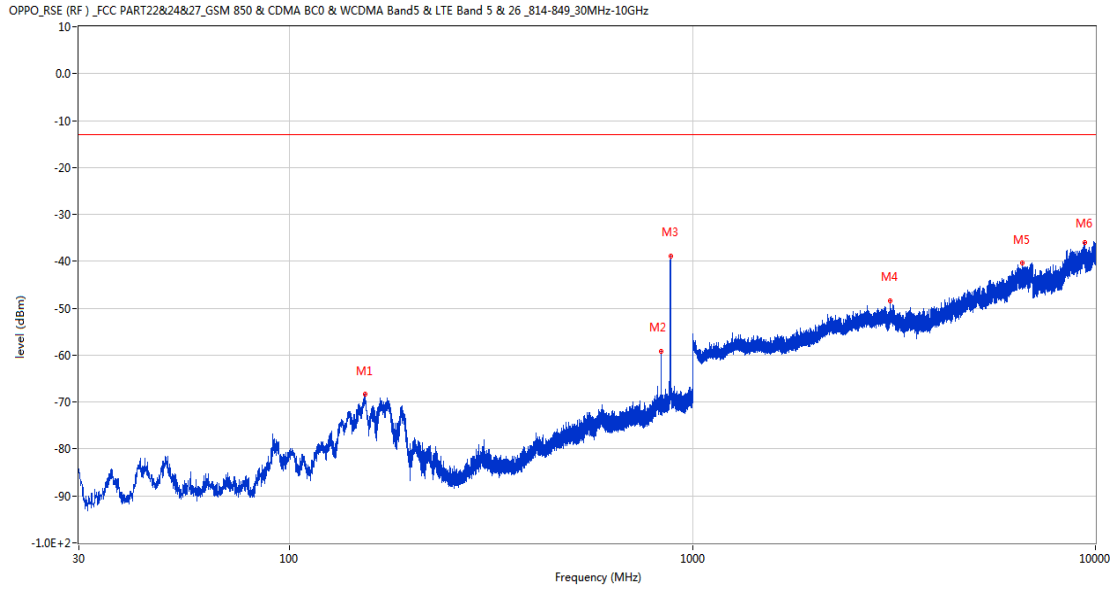
RSE-V&H LTE Band 26 (Part2) BW3 CH26915



Frequency (MHz)	Result (dBm)	Factor (dB)	PK Limit (dBm)	Over Limit (dB)	Table (o)	ANT	EUT	Verdict
42.562	-66.49	-17.25	-13.0	-53.49	237.00	Vertical	Horizontal	Pass
835.197	-53.43	0.60	-13.0	-40.43	245.00	Vertical	Horizontal	N/A
882.145	-37.47	0.64	-13.0	-24.47	360.00	Vertical	Horizontal	N/A
1670.300	-54.23	-0.72	-13.0	-41.23	11.00	Vertical	Horizontal	Pass
6417.600	-40.81	18.85	-13.0	-27.81	345.00	Vertical	Horizontal	Pass
9312.850	-36.27	39.65	-13.0	-23.27	133.00	Vertical	Horizontal	Pass

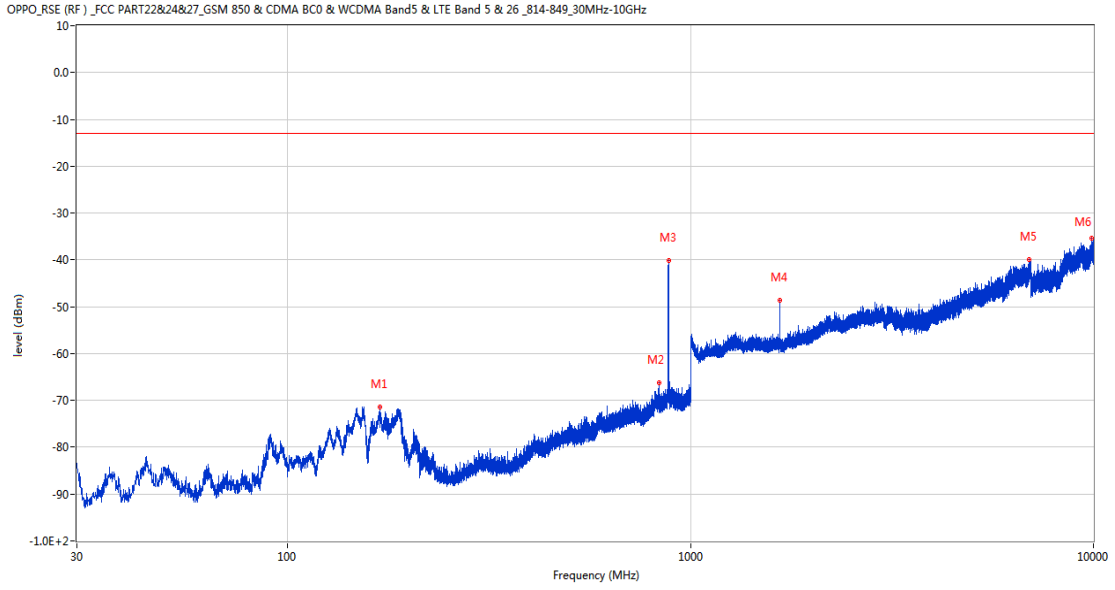
14.3 LTE Band 26 (Part22) BW5, Middle Channel

RSE-H&H LTE Band 26 (Part22) BW5 CH26915



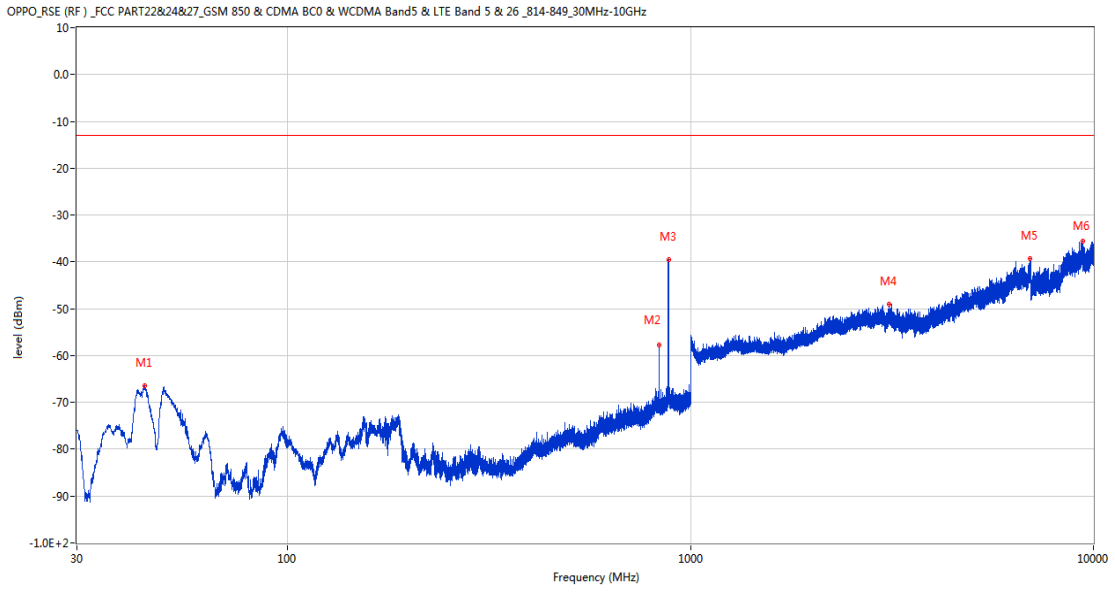
Frequency (MHz)	Result (dBm)	Factor (dB)	PK Limit (dBm)	Over Limit (dB)	Table (o)	ANT	EUT	Verdict
153.820	-68.34	-15.82	-13.0	-55.34	10.00	Horizontal	Horizontal	Pass
834.372	-59.15	0.61	-13.0	-46.15	350.00	Horizontal	Horizontal	N/A
883.600	-38.81	0.69	-13.0	-25.81	361.00	Horizontal	Horizontal	N/A
3094.800	-48.42	8.25	-13.0	-35.42	361.00	Horizontal	Horizontal	Pass
6572.800	-40.42	17.81	-13.0	-27.42	352.00	Horizontal	Horizontal	Pass
9406.900	-36.05	39.91	-13.0	-23.05	328.00	Horizontal	Horizontal	Pass

RSE-H&V LTE Band 26 (Part22) BW5 CH26915



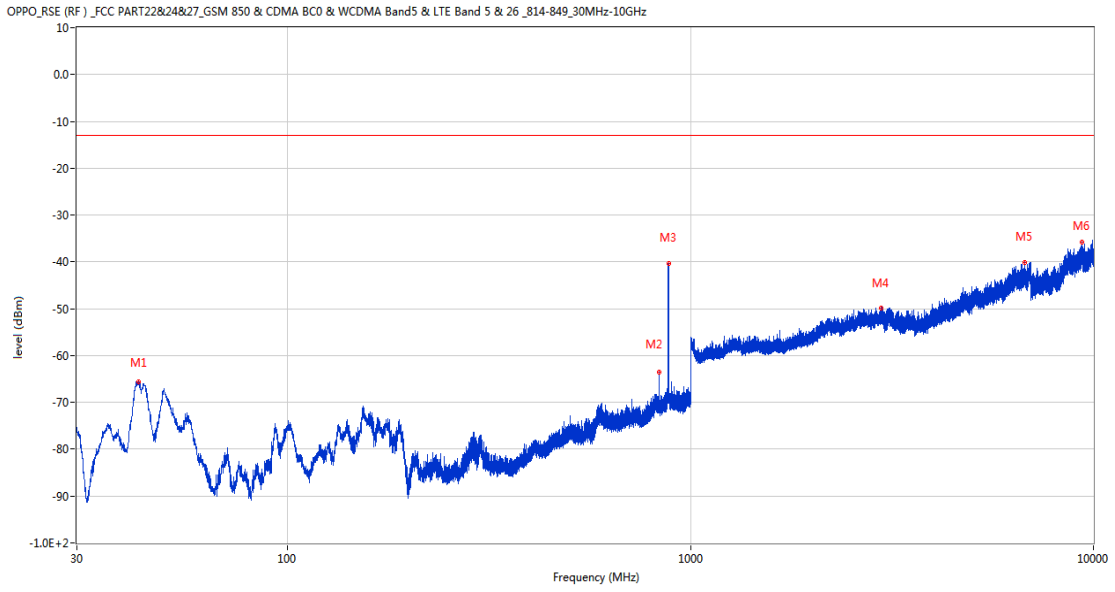
Frequency (MHz)	Result (dBm)	Factor (dB)	PK Limit (dBm)	Over Limit (dB)	Table (o)	ANT	EUT	Verdict
169.146	-71.34	-16.92	-13.0	-58.34	316.00	Horizontal	Vertical	Pass
834.372	-66.28	0.61	-13.0	-53.28	0.00	Horizontal	Vertical	N/A
882.824	-40.21	0.66	-13.0	-27.21	361.00	Horizontal	Vertical	N/A
1668.600	-48.69	-0.73	-13.0	-35.69	191.00	Horizontal	Vertical	Pass
6920.200	-39.92	19.31	-13.0	-26.92	50.00	Horizontal	Vertical	Pass
9913.750	-35.45	39.99	-13.0	-22.45	141.00	Horizontal	Vertical	Pass

RSE-V&V LTE Band 26 (Part22) BW5 CH26915



Frequency (MHz)	Result (dBm)	Factor (dB)	PK Limit (dBm)	Over Limit (dB)	Table (o)	ANT	EUT	Verdict
44.114	-66.54	-16.75	-13.0	-53.54	222.00	Vertical	Vertical	Pass
834.372	-57.78	0.61	-13.0	-44.78	153.00	Vertical	Vertical	N/A
882.824	-39.48	0.66	-13.0	-26.48	196.00	Vertical	Vertical	N/A
3105.400	-49.11	8.16	-13.0	-36.11	349.00	Vertical	Vertical	Pass
6945.200	-39.37	19.21	-13.0	-26.37	4.00	Vertical	Vertical	Pass
9395.350	-35.66	40.00	-13.0	-22.66	329.00	Vertical	Vertical	Pass

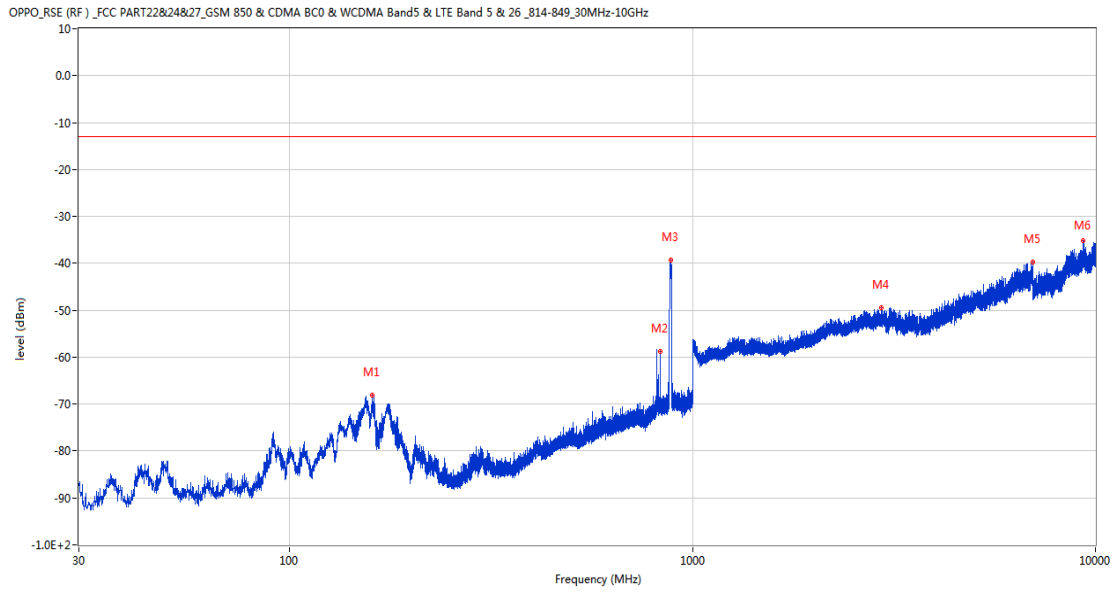
RSE-V&H LTE Band 26 (Part2) BW5 CH26915



Frequency (MHz)	Result (dBm)	Factor (dB)	PK Limit (dBm)	Over Limit (dB)	Table (o)	ANT	EUT	Verdict
42.610	-65.60	-17.24	-13.0	-52.60	246.00	Vertical	Horizontal	Pass
834.372	-63.53	0.61	-13.0	-50.53	211.00	Vertical	Horizontal	N/A
882.242	-40.25	0.64	-13.0	-27.25	246.00	Vertical	Horizontal	N/A
2967.500	-49.79	6.88	-13.0	-36.79	249.00	Vertical	Horizontal	Pass
6756.200	-40.18	19.40	-13.0	-27.18	5.00	Vertical	Horizontal	Pass
9379.750	-35.78	39.87	-13.0	-22.78	293.00	Vertical	Horizontal	Pass

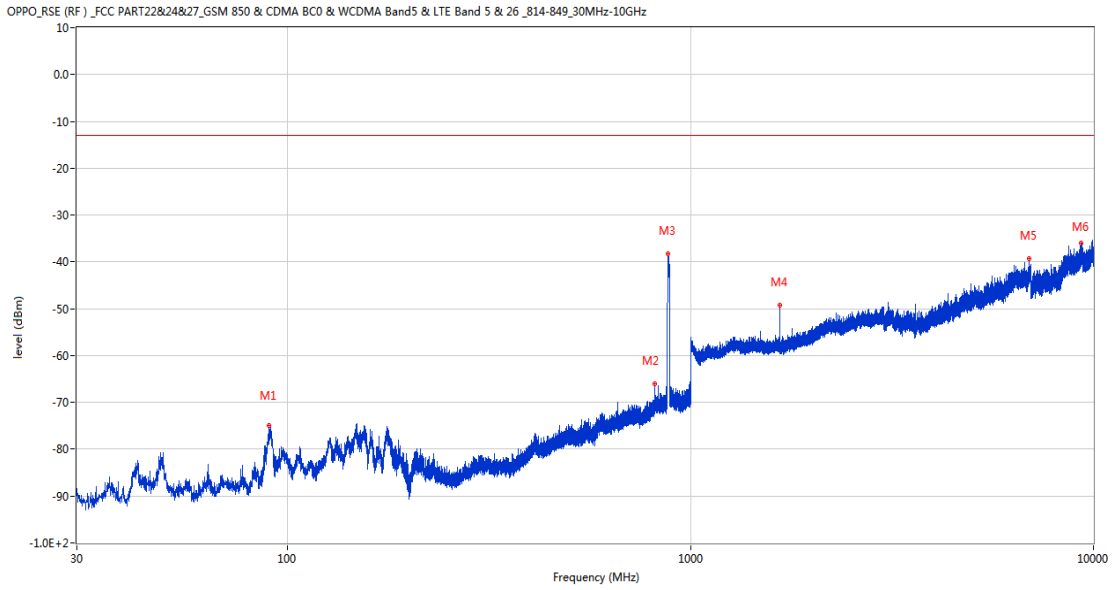
14.4 LTE Band 26 (Part22) BW10, Middle Channel

RSE-H&H LTE Band 26 (Part22) BW10 CH26915



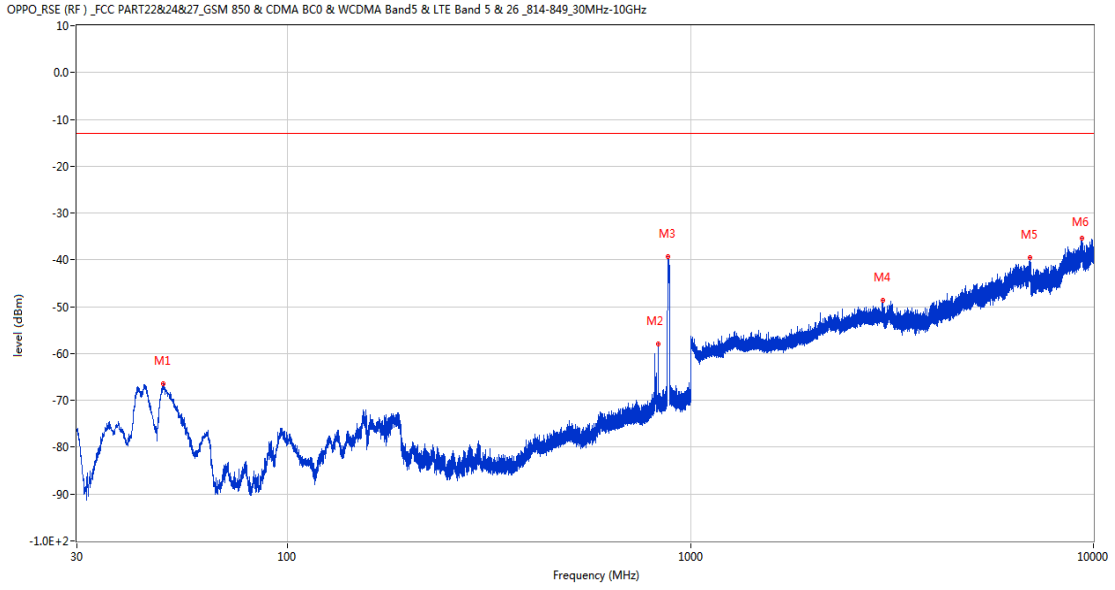
Frequency (MHz)	Result (dBm)	Factor (dB)	PK Limit (dBm)	Over Limit (dB)	Table (o)	ANT	EUT	Verdict
160.708	-68.06	-16.11	-13.0	-55.06	184.00	Horizontal	Horizontal	Pass
832.044	-58.87	0.63	-13.0	-45.87	218.00	Horizontal	Horizontal	N/A
883.843	-39.28	0.70	-13.0	-26.28	11.00	Horizontal	Horizontal	N/A
2949.400	-49.47	6.69	-13.0	-36.47	280.00	Horizontal	Horizontal	Pass
6977.800	-39.81	19.99	-13.0	-26.81	33.00	Horizontal	Horizontal	Pass
9317.349	-35.18	39.67	-13.0	-22.18	360.00	Horizontal	Horizontal	Pass

RSE-H&V LTE Band 26 (Part2) BW10 CH26915



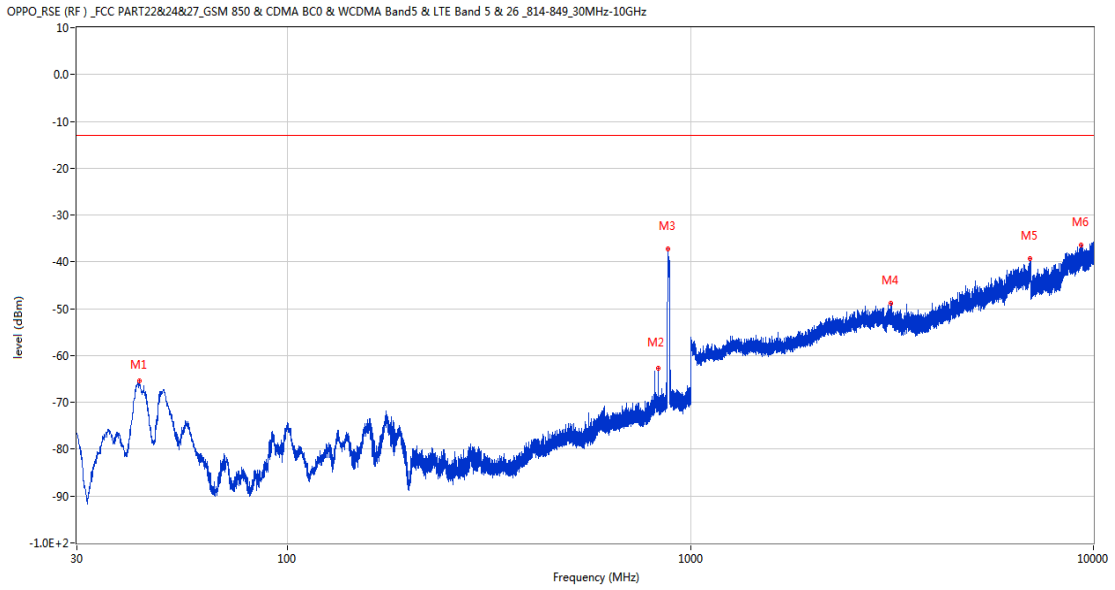
Frequency (MHz)	Result (dBm)	Factor (dB)	PK Limit (dBm)	Over Limit (dB)	Table (o)	ANT	EUT	Verdict
89.897	-75.00	-20.73	-13.0	-62.00	299.00	Horizontal	Vertical	Pass
814.439	-66.12	-0.23	-13.0	-53.12	353.00	Horizontal	Vertical	Pass
878.702	-38.30	0.42	-13.0	-25.30	361.00	Horizontal	Vertical	N/A
1664.100	-49.22	-0.81	-13.0	-36.22	190.00	Horizontal	Vertical	Pass
6907.600	-39.25	19.48	-13.0	-26.25	71.00	Horizontal	Vertical	Pass
9337.300	-36.02	39.70	-13.0	-23.02	181.00	Horizontal	Vertical	Pass

RSE-V&V LTE Band 26 (Part2) BW10 CH26915



Frequency (MHz)	Result (dBm)	Factor (dB)	PK Limit (dBm)	Over Limit (dB)	Table (o)	ANT	EUT	Verdict
49.206	-66.49	-16.42	-13.0	-53.49	242.00	Vertical	Vertical	Pass
832.044	-57.94	0.63	-13.0	-44.94	154.00	Vertical	Vertical	N/A
880.981	-39.29	0.52	-13.0	-26.29	193.00	Vertical	Vertical	N/A
2996.200	-48.66	7.56	-13.0	-35.66	154.00	Vertical	Vertical	Pass
6976.200	-39.58	20.10	-13.0	-26.58	335.00	Vertical	Vertical	Pass
9368.800	-35.32	39.87	-13.0	-22.32	204.00	Vertical	Vertical	Pass

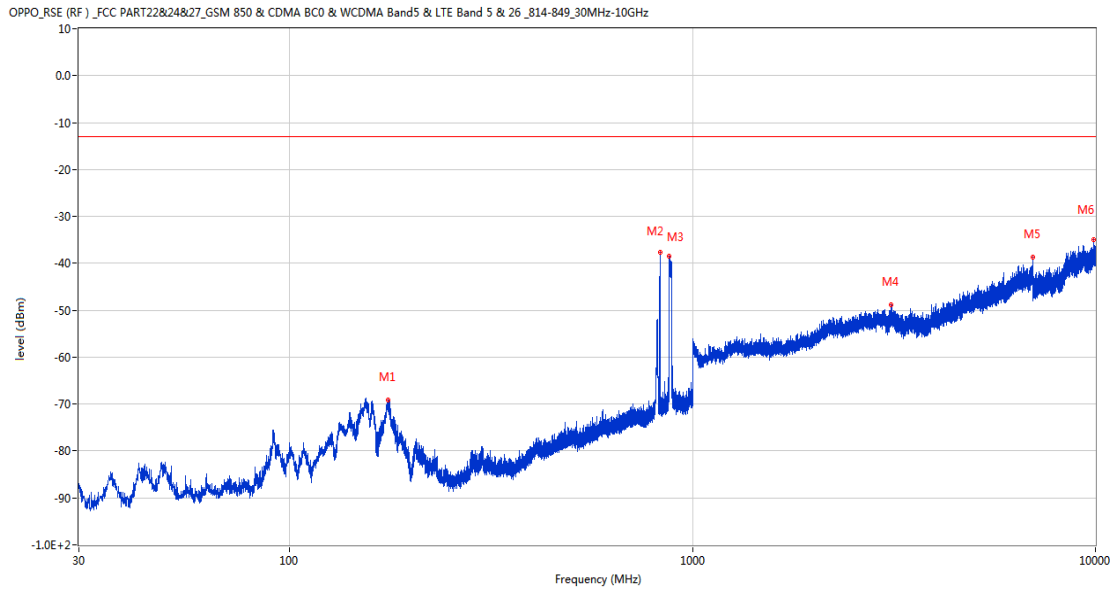
RSE-V&H LTE Band 26 (Part2) BW10 CH26915



Frequency (MHz)	Result (dBm)	Factor (dB)	PK Limit (dBm)	Over Limit (dB)	Table (o)	ANT	EUT	Verdict
42.804	-65.43	-17.17	-13.0	-52.43	274.00	Vertical	Horizontal	Pass
832.044	-62.77	0.63	-13.0	-49.77	217.00	Vertical	Horizontal	N/A
877.489	-37.26	0.42	-13.0	-24.26	189.00	Vertical	Horizontal	N/A
3142.400	-48.85	7.16	-13.0	-35.85	0.00	Vertical	Horizontal	Pass
6967.000	-39.33	19.89	-13.0	-26.33	55.00	Vertical	Horizontal	Pass
9298.000	-36.33	39.56	-13.0	-23.33	360.00	Vertical	Horizontal	Pass

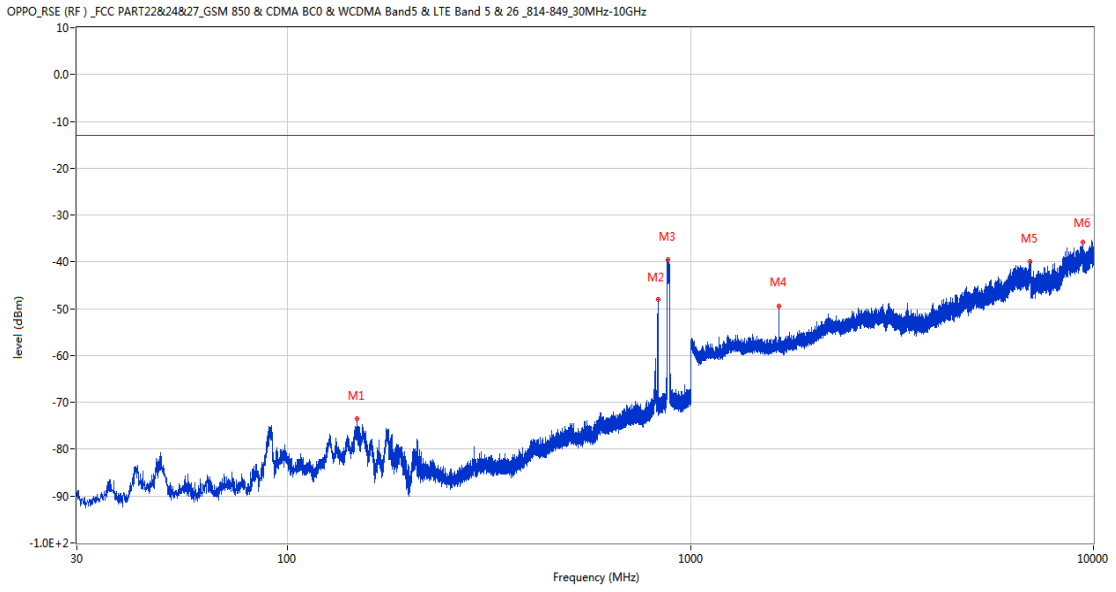
14.5 LTE Band 26 (Part22) BW15, Middle Channel

RSE-H&H LTE Band 26 (Part22) BW15 CH26915



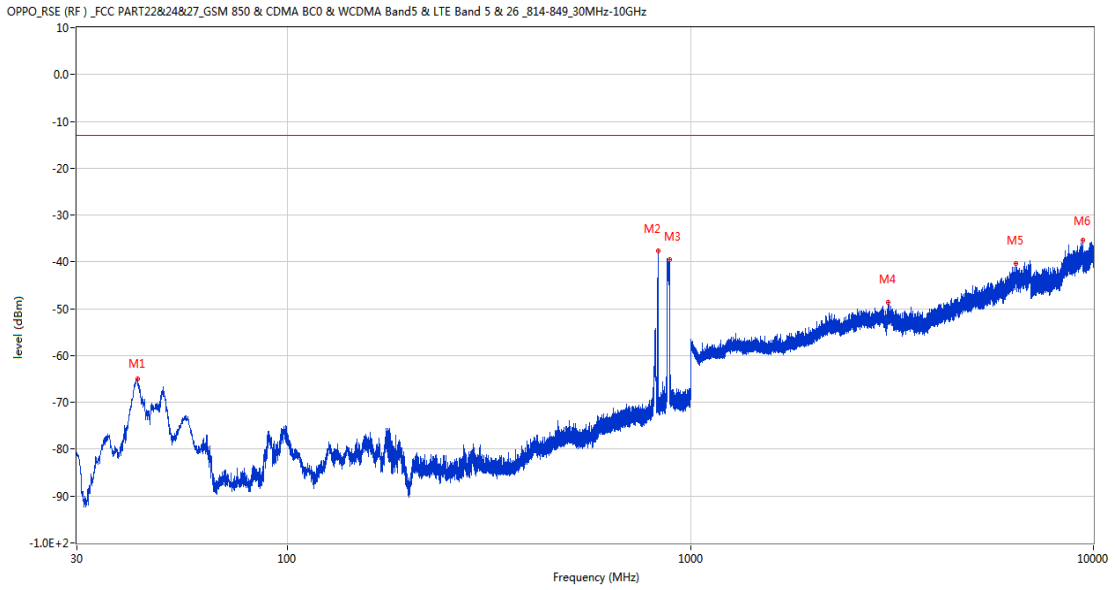
Frequency (MHz)	Result (dBm)	Factor (dB)	PK Limit (dBm)	Over Limit (dB)	Table (o)	ANT	EUT	Verdict
175.403	-69.19	-16.64	-13.0	-56.19	158.00	Horizontal	Horizontal	Pass
829.814	-37.67	0.65	-13.0	-24.67	236.00	Horizontal	Horizontal	N/A
875.889	-38.50	0.35	-13.0	-25.50	361.00	Horizontal	Horizontal	N/A
3112.000	-48.93	7.94	-13.0	-35.93	186.00	Horizontal	Horizontal	Pass
6980.600	-38.71	19.81	-13.0	-25.71	258.00	Horizontal	Horizontal	Pass
9923.049	-35.03	39.97	-13.0	-22.03	112.00	Horizontal	Horizontal	Pass

RSE-H&V LTE Band 26 (Part2) BW15 CH26915



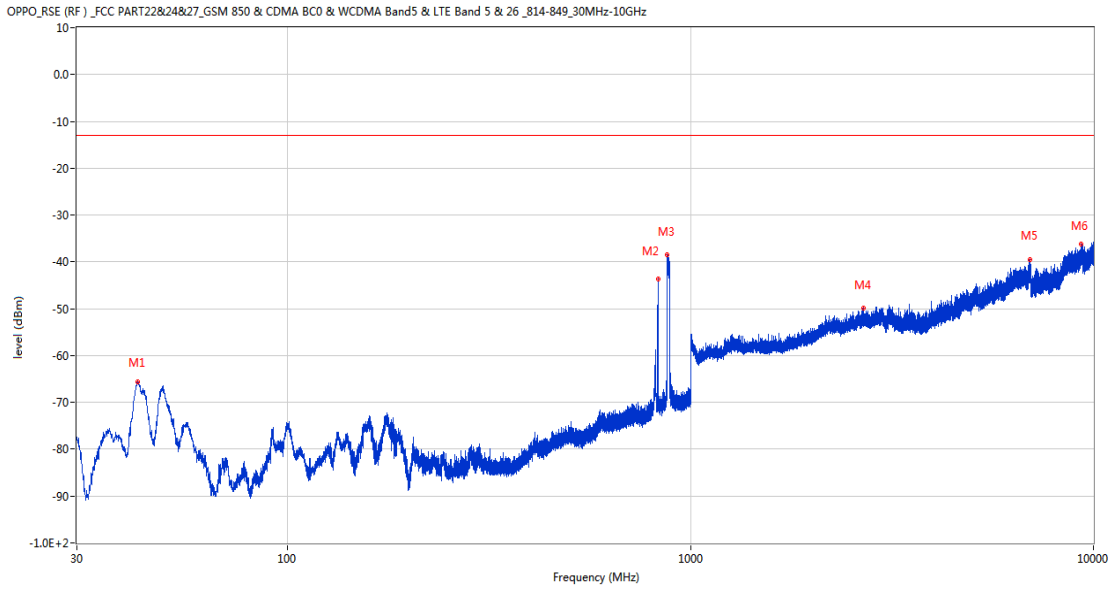
Frequency (MHz)	Result (dBm)	Factor (dB)	PK Limit (dBm)	Over Limit (dB)	Table (o)	ANT	EUT	Verdict
148.728	-73.52	-16.23	-13.0	-60.52	162.00	Horizontal	Vertical	Pass
829.814	-48.03	0.65	-13.0	-35.03	333.00	Horizontal	Vertical	N/A
877.198	-39.46	0.41	-13.0	-26.46	361.00	Horizontal	Vertical	N/A
1659.500	-49.41	-0.79	-13.0	-36.41	204.00	Horizontal	Vertical	Pass
6955.000	-40.01	19.43	-13.0	-27.01	100.00	Horizontal	Vertical	Pass
9406.750	-35.86	39.91	-13.0	-22.86	-1.00	Horizontal	Vertical	Pass

RSE-V&V LTE Band 26 (Part2) BW15 CH26915



Frequency (MHz)	Result (dBm)	Factor (dB)	PK Limit (dBm)	Over Limit (dB)	Table (o)	ANT	EUT	Verdict
42.416	-64.89	-17.30	-13.0	-51.89	297.00	Vertical	Vertical	Pass
829.814	-37.60	0.65	-13.0	-24.60	157.00	Vertical	Vertical	N/A
888.062	-39.42	0.90	-13.0	-26.42	192.00	Vertical	Vertical	N/A
3097.400	-48.69	8.42	-13.0	-35.69	214.00	Vertical	Vertical	Pass
6408.600	-40.27	18.60	-13.0	-27.27	83.00	Vertical	Vertical	Pass
9392.201	-35.40	39.97	-13.0	-22.40	14.00	Vertical	Vertical	Pass

RSE-V&H LTE Band 26 (Part2) BW15 CH26915

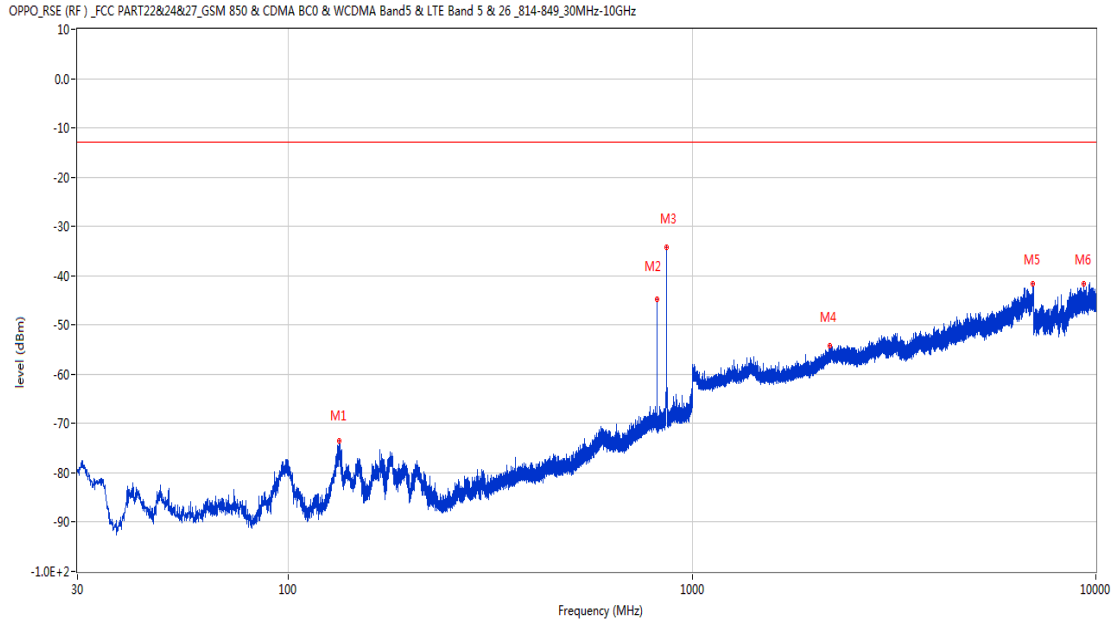


Frequency (MHz)	Result (dBm)	Factor (dB)	PK Limit (dBm)	Over Limit (dB)	Table (o)	ANT	EUT	Verdict
42.416	-65.68	-17.30	-13.0	-52.68	289.00	Vertical	Horizontal	Pass
829.765	-43.60	0.65	-13.0	-30.60	207.00	Vertical	Horizontal	N/A
875.695	-38.46	0.34	-13.0	-25.46	63.00	Vertical	Horizontal	N/A
2687.600	-49.95	6.72	-13.0	-36.95	283.00	Vertical	Horizontal	Pass
6976.200	-39.60	20.10	-13.0	-26.60	95.00	Vertical	Horizontal	Pass
9317.200	-36.21	39.67	-13.0	-23.21	360.00	Vertical	Horizontal	Pass

15 LTE Band 26 (Part90)

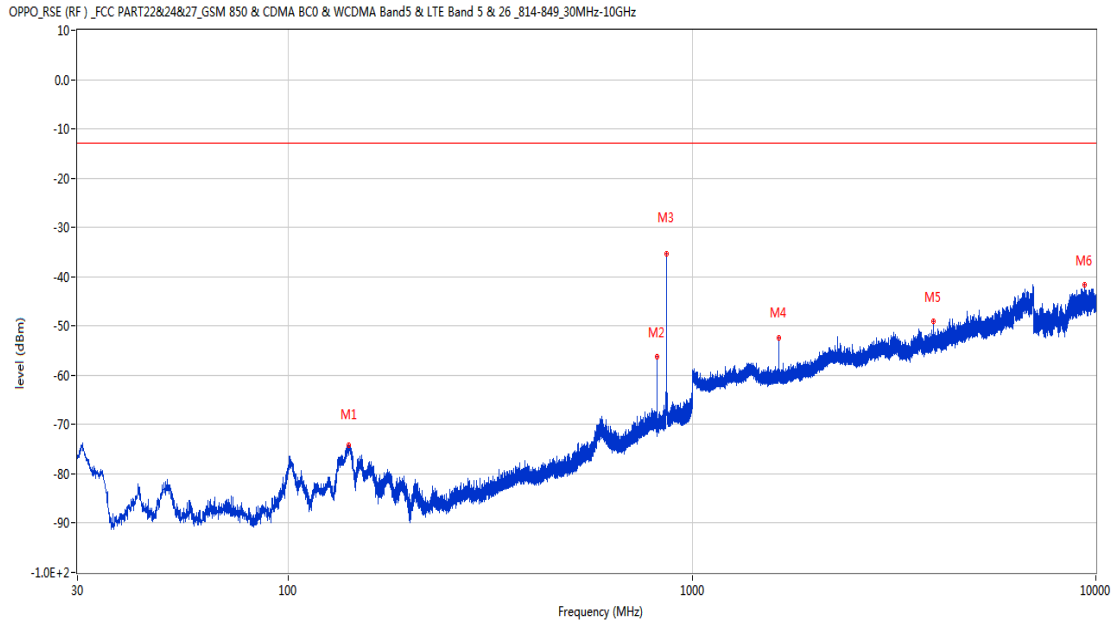
15.1 LTE Band 26 (Part90) BW1.4, Middle Channel

RSE-H&H LTE Band 26 (Part90) BW1.4 CH26740



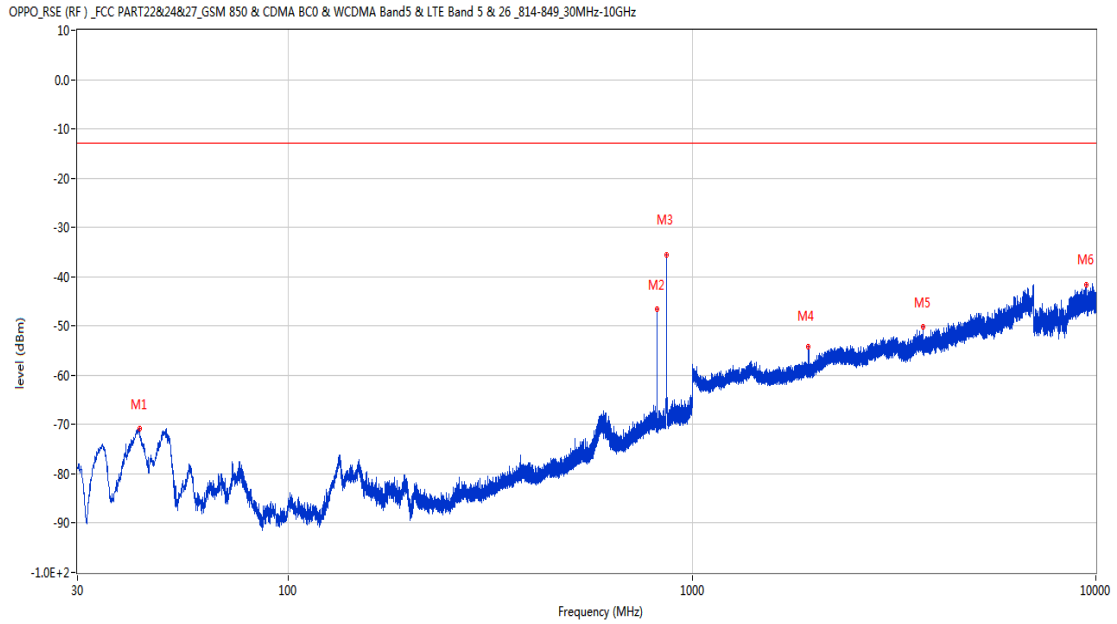
Frequency (MHz)	Result (dBm)	Factor (dB)	PK Limit (dBm)	Over Limit (dB)	Table (o)	ANT	EUT	Verdict
133.548	-73.42	-17.78	-13.0	-60.42	65.00	Horizontal	Horizontal	Pass
818.562	-44.81	2.09	-13.0	-31.81	122.00	Horizontal	Horizontal	N/A
863.860	-34.27	2.15	-13.0	-21.27	273.00	Horizontal	Horizontal	N/A
2189.400	-54.30	-1.93	-13.0	-41.30	133.00	Horizontal	Horizontal	Pass
6974.400	-41.54	13.70	-13.0	-28.54	154.00	Horizontal	Horizontal	Pass
9334.150	-41.58	15.33	-13.0	-28.58	295.00	Horizontal	Horizontal	Pass

RSE-H&V LTE Band 26 (Part90) BW1.4 CH26740



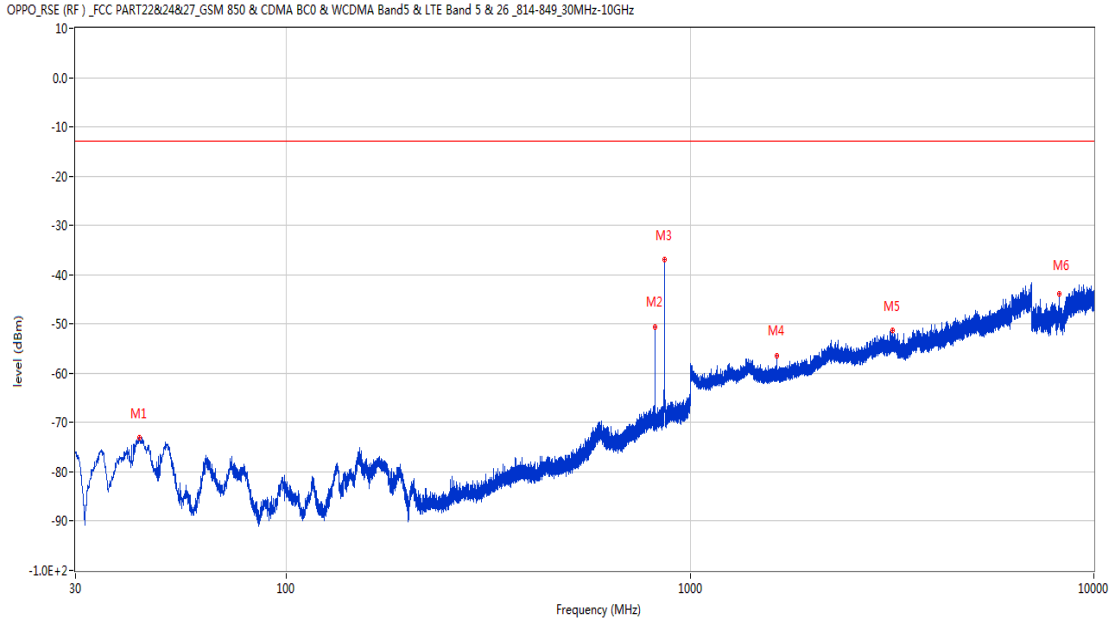
Frequency (MHz)	Result (dBm)	Factor (dB)	PK Limit (dBm)	Over Limit (dB)	Table (o)	ANT	EUT	Verdict
141.065	-74.20	-16.52	-13.0	-61.20	63.00	Horizontal	Vertical	Pass
818.562	-56.21	2.09	-13.0	-43.21	360.00	Horizontal	Vertical	N/A
863.618	-35.29	2.14	-13.0	-22.29	107.00	Horizontal	Vertical	N/A
1637.400	-52.37	-5.67	-13.0	-39.37	164.00	Horizontal	Vertical	Pass
3960.800	-49.08	5.55	-13.0	-36.08	54.00	Horizontal	Vertical	Pass
9359.950	-41.59	15.04	-13.0	-28.59	137.00	Horizontal	Vertical	Pass

RSE-V&V LTE Band 26 (Part90) BW1.4 CH26740



Frequency (MHz)	Result (dBm)	Factor (dB)	PK Limit (dBm)	Over Limit (dB)	Table (o)	ANT	EUT	Verdict
42.707	-70.91	-16.64	-13.0	-57.91	82.00	Vertical	Vertical	Pass
818.562	-46.60	2.09	-13.0	-33.60	156.00	Vertical	Vertical	N/A
864.394	-35.55	2.16	-13.0	-22.55	267.00	Vertical	Vertical	N/A
1942.900	-54.22	-4.74	-13.0	-41.22	265.00	Vertical	Vertical	Pass
3727.400	-50.19	4.16	-13.0	-37.19	197.00	Vertical	Vertical	Pass
9449.800	-41.70	16.73	-13.0	-28.70	160.00	Vertical	Vertical	Pass

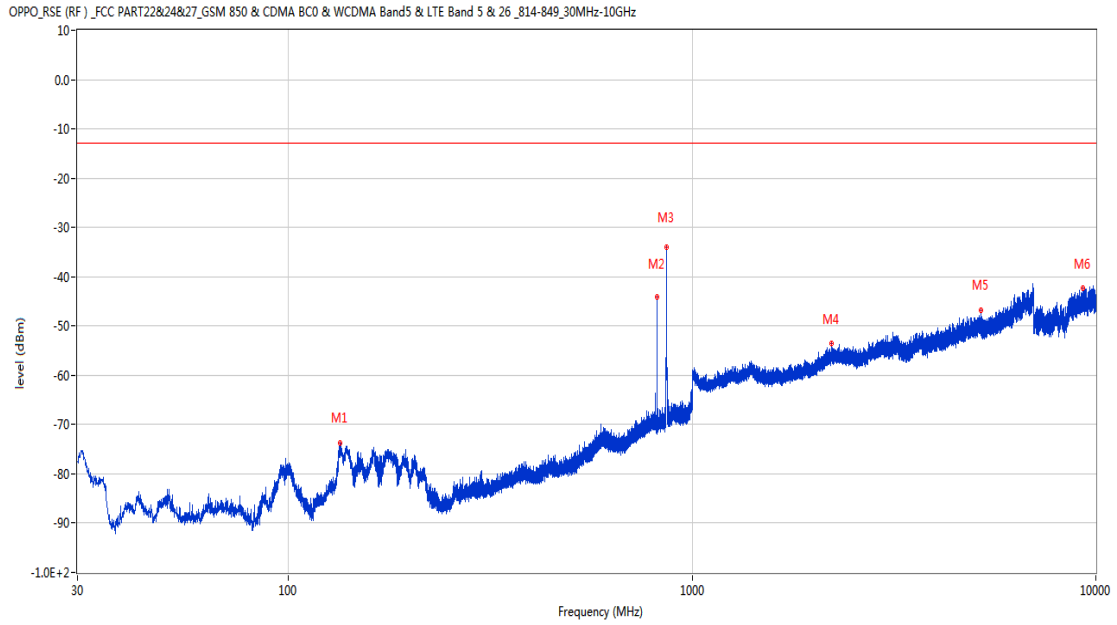
RSE-V&H LTE Band 26 (Part90) BW1.4 CH26740



Frequency (MHz)	Result (dBm)	Factor (dB)	PK Limit (dBm)	Over Limit (dB)	Table (o)	ANT	EUT	Verdict
43.289	-73.16	-15.84	-13.0	-60.16	126.00	Vertical	Horizontal	Pass
818.513	-50.51	2.10	-13.0	-37.51	337.00	Vertical	Horizontal	N/A
864.491	-36.91	2.17	-13.0	-23.91	267.00	Vertical	Horizontal	N/A
1637.800	-56.45	-5.66	-13.0	-43.45	60.00	Vertical	Horizontal	Pass
3172.200	-51.39	3.04	-13.0	-38.39	263.00	Vertical	Horizontal	Pass
8216.950	-43.99	13.28	-13.0	-30.99	43.00	Vertical	Horizontal	Pass

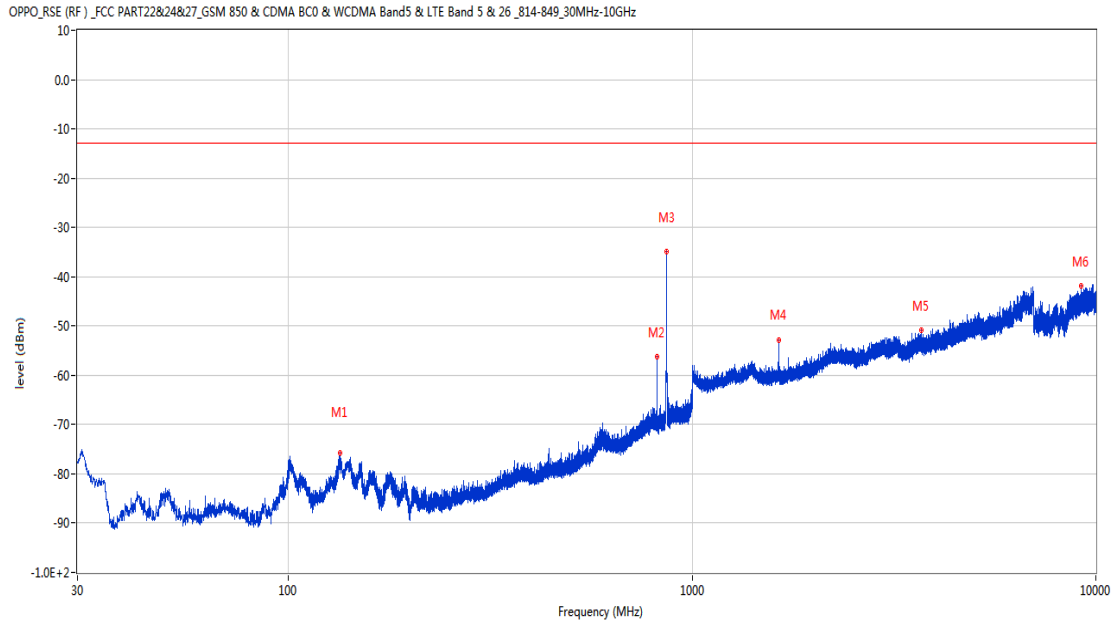
15.2 LTE Band 26 (Part90) BW3, Middle Channel

RSE-H&H LTE Band 26 (Part90) BW3 CH26740



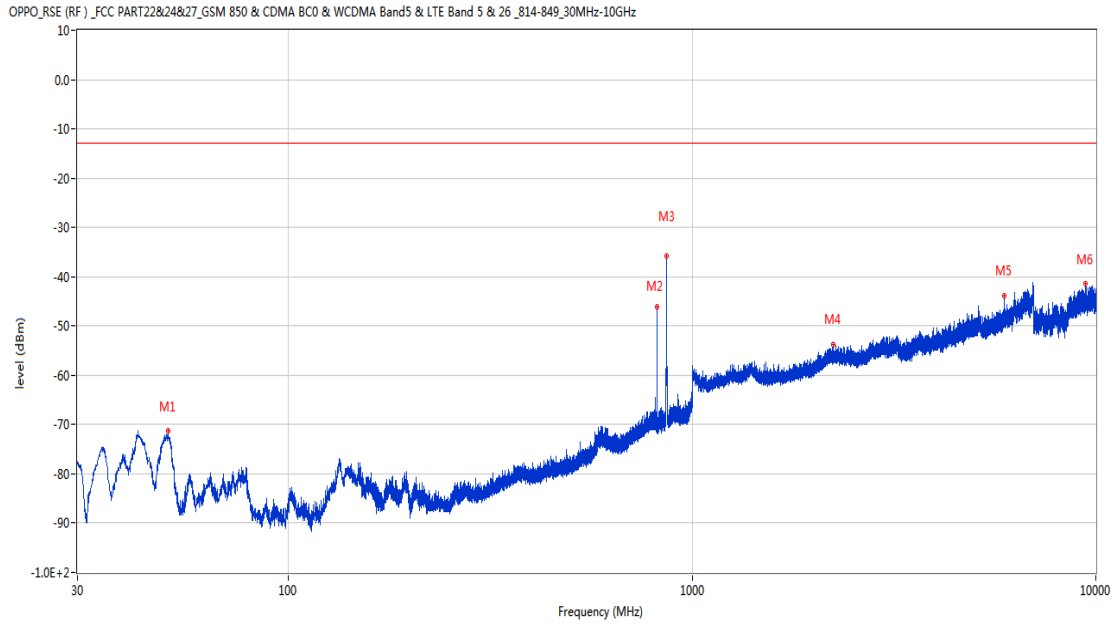
Frequency (MHz)	Result (dBm)	Factor (dB)	PK Limit (dBm)	Over Limit (dB)	Table (o)	ANT	EUT	Verdict
134.226	-73.79	-17.71	-13.0	-60.79	85.00	Horizontal	Horizontal	Pass
817.737	-44.16	2.10	-13.0	-31.16	128.00	Horizontal	Horizontal	N/A
862.794	-33.99	2.12	-13.0	-20.99	275.00	Horizontal	Horizontal	N/A
2209.100	-53.59	-1.17	-13.0	-40.59	77.00	Horizontal	Horizontal	Pass
5193.000	-46.91	7.26	-13.0	-33.91	272.00	Horizontal	Horizontal	Pass
9288.849	-42.36	15.30	-13.0	-29.36	-3.00	Horizontal	Horizontal	Pass

RSE-H&V LTE Band 26 (Part90) BW3 CH26740



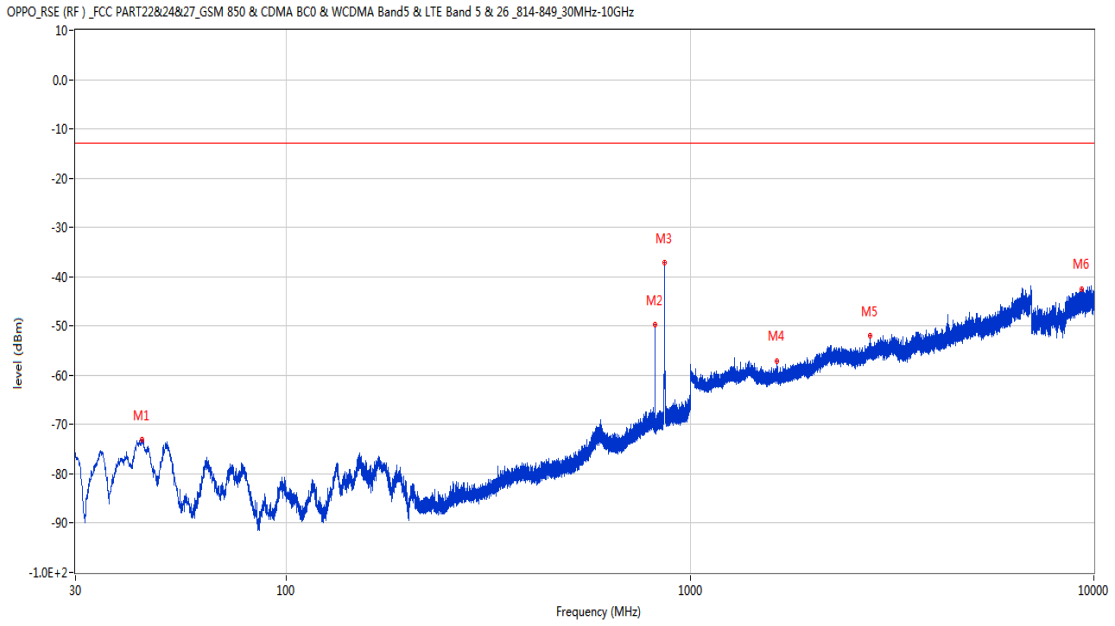
Frequency (MHz)	Result (dBm)	Factor (dB)	PK Limit (dBm)	Over Limit (dB)	Table (o)	ANT	EUT	Verdict
134.275	-75.76	-17.71	-13.0	-62.76	60.00	Horizontal	Vertical	Pass
817.737	-56.25	2.10	-13.0	-43.25	360.00	Horizontal	Vertical	N/A
862.939	-34.99	2.12	-13.0	-21.99	102.00	Horizontal	Vertical	N/A
1635.900	-52.82	-5.64	-13.0	-39.82	170.00	Horizontal	Vertical	Pass
3695.800	-50.76	5.28	-13.0	-37.76	104.00	Horizontal	Vertical	Pass
9203.200	-41.91	15.34	-13.0	-28.91	323.00	Horizontal	Vertical	Pass

RSE-V&V LTE Band 26 (Part90) BW3 CH26740



Frequency (MHz)	Result (dBm)	Factor (dB)	PK Limit (dBm)	Over Limit (dB)	Table (o)	ANT	EUT	Verdict
50.370	-71.33	-15.79	-13.0	-58.33	307.00	Vertical	Vertical	Pass
817.737	-46.18	2.10	-13.0	-33.18	146.00	Vertical	Vertical	N/A
863.521	-35.78	2.13	-13.0	-22.78	265.00	Vertical	Vertical	N/A
2231.800	-53.84	-1.19	-13.0	-40.84	360.00	Vertical	Vertical	Pass
5940.000	-43.98	8.33	-13.0	-30.98	0.00	Vertical	Vertical	Pass
9431.200	-41.36	16.29	-13.0	-28.36	327.00	Vertical	Vertical	Pass

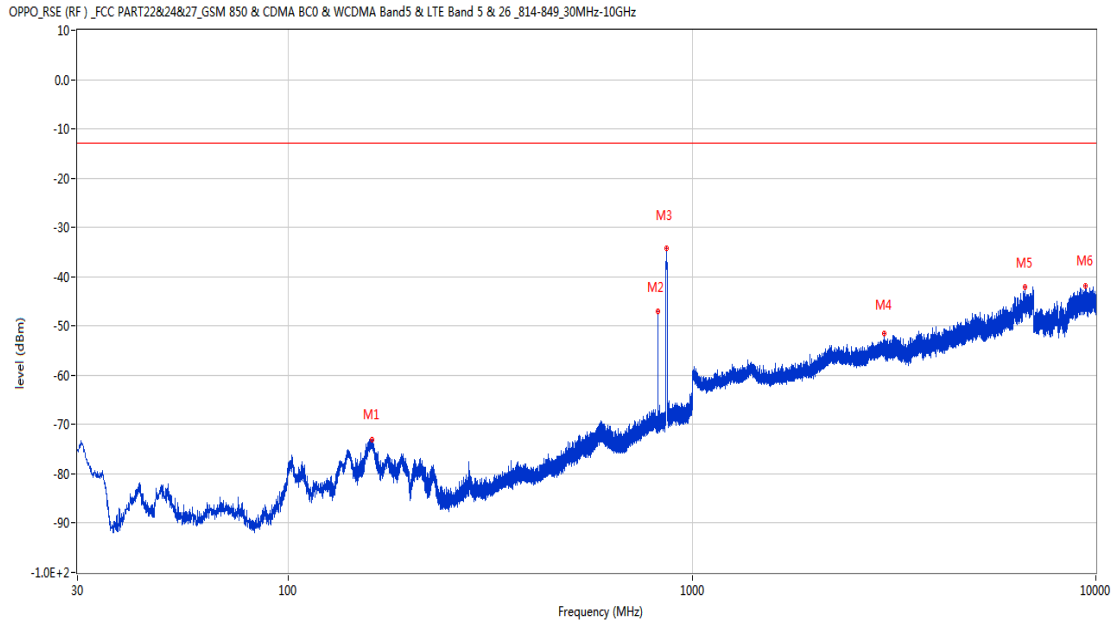
RSE-V&H LTE Band 26 (Part90) BW3 CH26740



Frequency (MHz)	Result (dBm)	Factor (dB)	PK Limit (dBm)	Over Limit (dB)	Table (o)	ANT	EUT	Verdict
43.774	-73.17	-14.98	-13.0	-60.17	174.00	Vertical	Horizontal	Pass
817.737	-49.62	2.10	-13.0	-36.62	334.00	Vertical	Horizontal	N/A
863.279	-37.25	2.13	-13.0	-24.25	268.00	Vertical	Horizontal	N/A
1636.200	-57.21	-5.67	-13.0	-44.21	70.00	Vertical	Horizontal	Pass
2789.500	-52.07	0.79	-13.0	-39.07	82.00	Vertical	Horizontal	Pass
9319.451	-42.64	15.68	-13.0	-29.64	132.00	Vertical	Horizontal	Pass

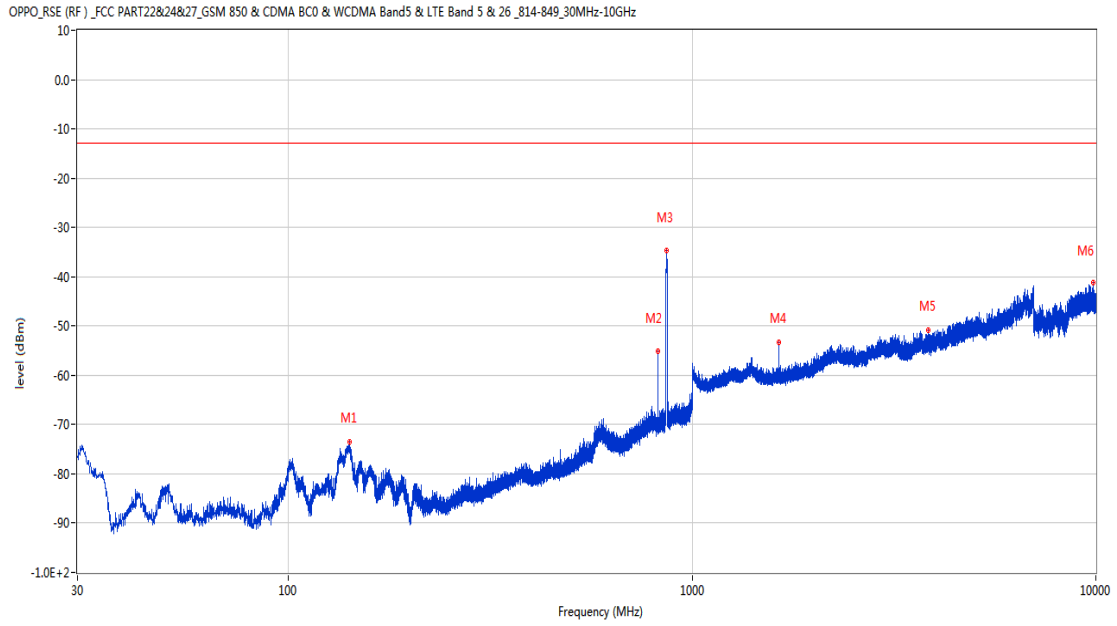
15.3 LTE Band 26 (Part90) BW5, Middle Channel

RSE-H&H LTE Band 26 (Part90) BW5 CH26740



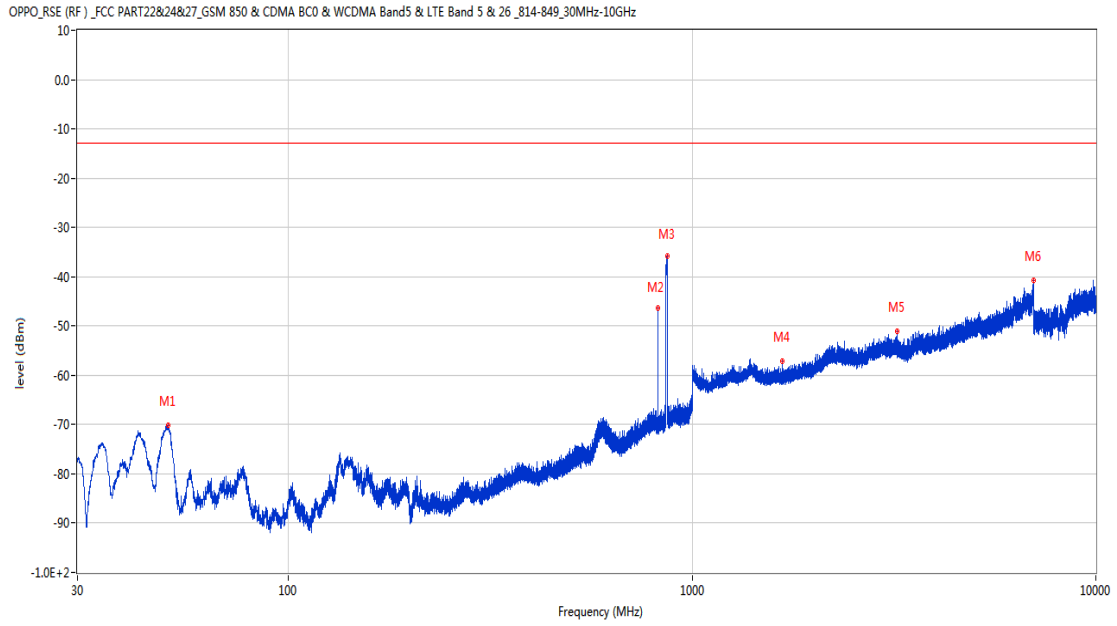
Frequency (MHz)	Result (dBm)	Factor (dB)	PK Limit (dBm)	Over Limit (dB)	Table (o)	ANT	EUT	Verdict
160.611	-73.13	-14.96	-13.0	-60.13	114.00	Horizontal	Horizontal	Pass
821.229	-47.04	2.13	-13.0	-34.04	90.00	Horizontal	Horizontal	N/A
864.636	-34.24	2.17	-13.0	-21.24	281.00	Horizontal	Horizontal	N/A
2996.100	-51.60	2.05	-13.0	-38.60	91.00	Horizontal	Horizontal	Pass
6678.200	-42.13	11.76	-13.0	-29.13	239.00	Horizontal	Horizontal	Pass
9412.300	-41.90	15.95	-13.0	-28.90	232.00	Horizontal	Horizontal	Pass

RSE-H&V LTE Band 26 (Part90) BW5 CH26740



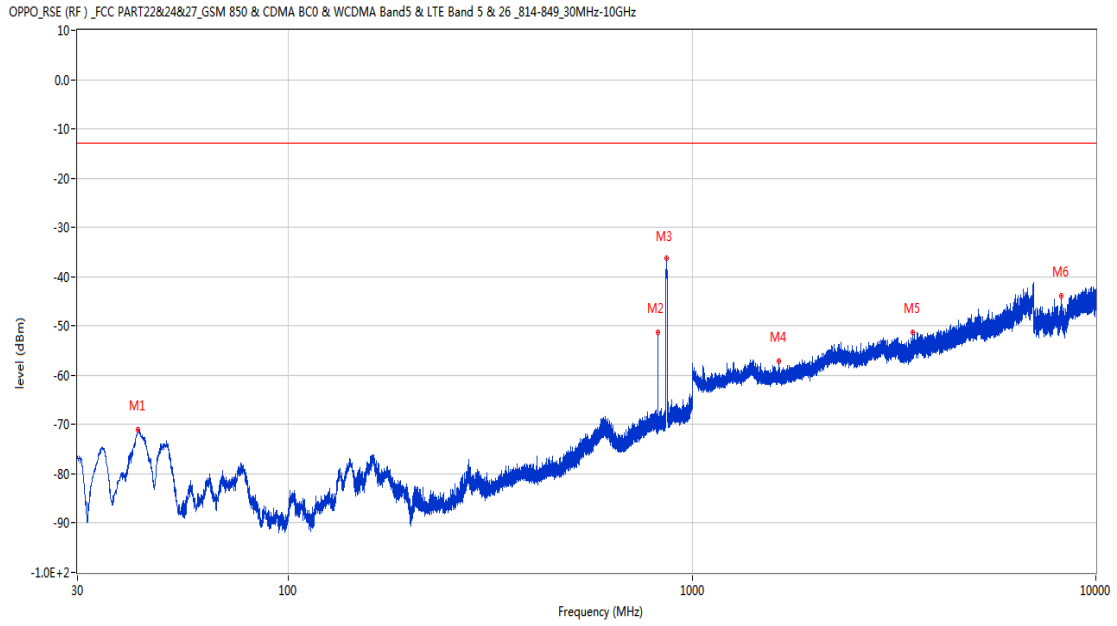
Frequency (MHz)	Result (dBm)	Factor (dB)	PK Limit (dBm)	Over Limit (dB)	Table (o)	ANT	EUT	Verdict
141.453	-73.51	-16.45	-13.0	-60.51	44.00	Horizontal	Vertical	Pass
821.180	-55.19	2.13	-13.0	-42.19	361.00	Horizontal	Vertical	N/A
864.879	-34.75	2.18	-13.0	-21.75	288.00	Horizontal	Vertical	N/A
1642.800	-53.34	-5.56	-13.0	-40.34	180.00	Horizontal	Vertical	Pass
3836.800	-50.84	5.65	-13.0	-37.84	360.00	Horizontal	Vertical	Pass
9830.950	-41.24	17.03	-13.0	-28.24	325.00	Horizontal	Vertical	Pass

RSE-V&V LTE Band 26 (Part90) BW5 CH26740



Frequency (MHz)	Result (dBm)	Factor (dB)	PK Limit (dBm)	Over Limit (dB)	Table (o)	ANT	EUT	Verdict
50.224	-70.09	-15.77	-13.0	-57.09	328.00	Vertical	Vertical	Pass
821.180	-46.27	2.13	-13.0	-33.27	150.00	Vertical	Vertical	N/A
866.140	-35.69	2.25	-13.0	-22.69	259.00	Vertical	Vertical	N/A
1674.200	-57.21	-5.79	-13.0	-44.21	212.00	Vertical	Vertical	Pass
3223.200	-51.04	4.01	-13.0	-38.04	32.00	Vertical	Vertical	Pass
6998.800	-40.71	13.64	-13.0	-27.71	136.00	Vertical	Vertical	Pass

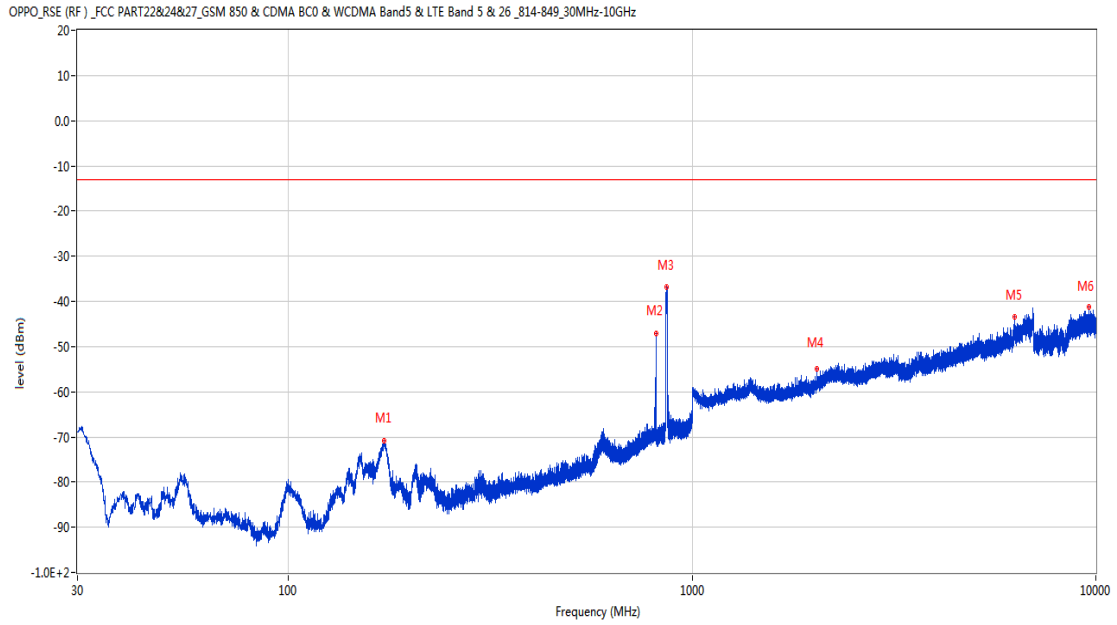
RSE-V&H LTE Band 26 (Part90) BW5 CH26740



Frequency (MHz)	Result (dBm)	Factor (dB)	PK Limit (dBm)	Over Limit (dB)	Table (o)	ANT	EUT	Verdict
42.367	-71.08	-16.98	-13.0	-58.08	98.00	Vertical	Horizontal	Pass
821.180	-51.29	2.13	-13.0	-38.29	88.00	Vertical	Horizontal	N/A
865.267	-36.26	2.20	-13.0	-23.26	258.00	Vertical	Horizontal	N/A
1642.500	-57.03	-5.56	-13.0	-44.03	83.00	Vertical	Horizontal	Pass
3520.600	-51.36	3.78	-13.0	-38.36	363.00	Vertical	Horizontal	Pass
8225.800	-43.90	13.50	-13.0	-30.90	279.00	Vertical	Horizontal	Pass

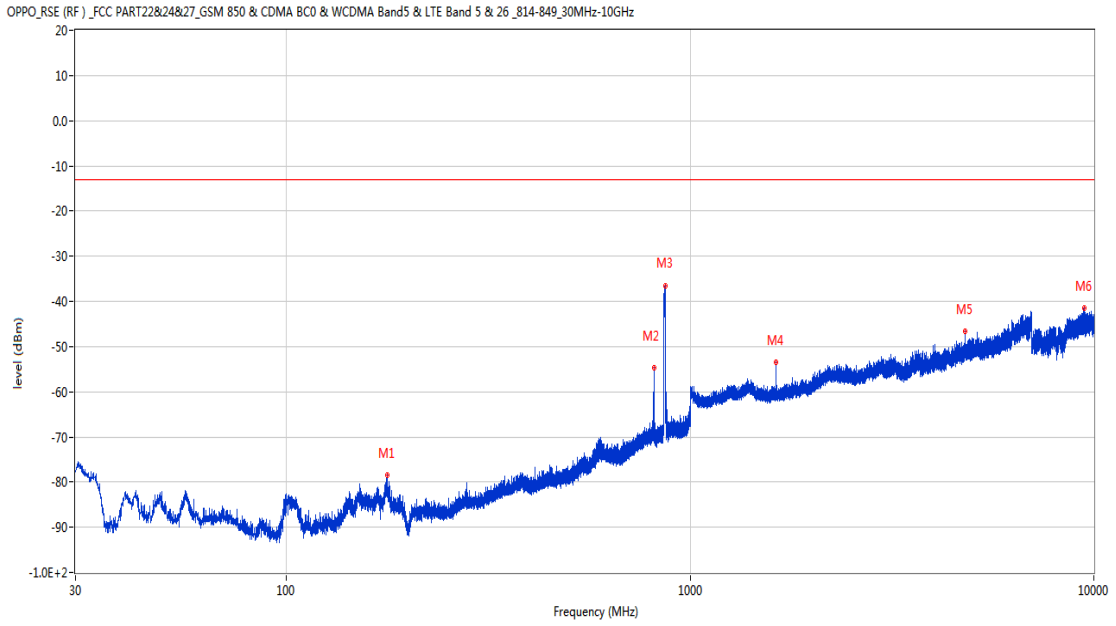
15.4 LTE Band 26 (Part90) BW10, Middle Channel

RSE-H&H LTE Band 26 (Part90) BW10 CH26740



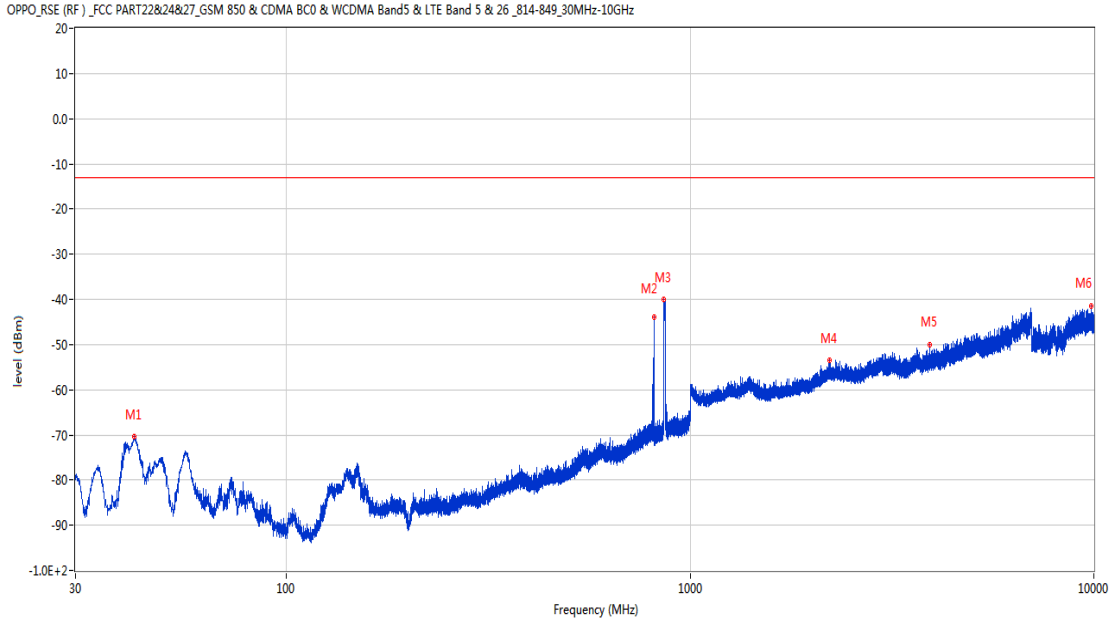
Frequency (MHz)	Result (dBm)	Factor (dB)	PK Limit (dBm)	Over Limit (dB)	Table (o)	ANT	EUT	Verdict
172.687	-70.95	-15.39	-13.0	-57.95	33.00	Horizontal	Horizontal	Pass
814.536	-47.02	2.10	-13.0	-34.02	47.00	Horizontal	Horizontal	N/A
864.006	-36.89	2.15	-13.0	-23.89	269.00	Horizontal	Horizontal	N/A
2040.100	-55.05	-3.61	-13.0	-42.05	-1.00	Horizontal	Horizontal	Pass
6278.200	-43.41	11.25	-13.0	-30.41	37.00	Horizontal	Horizontal	Pass
9618.250	-41.22	16.37	-13.0	-28.22	191.00	Horizontal	Horizontal	Pass

RSE-H&V LTE Band 26 (Part90) BW10 CH26740



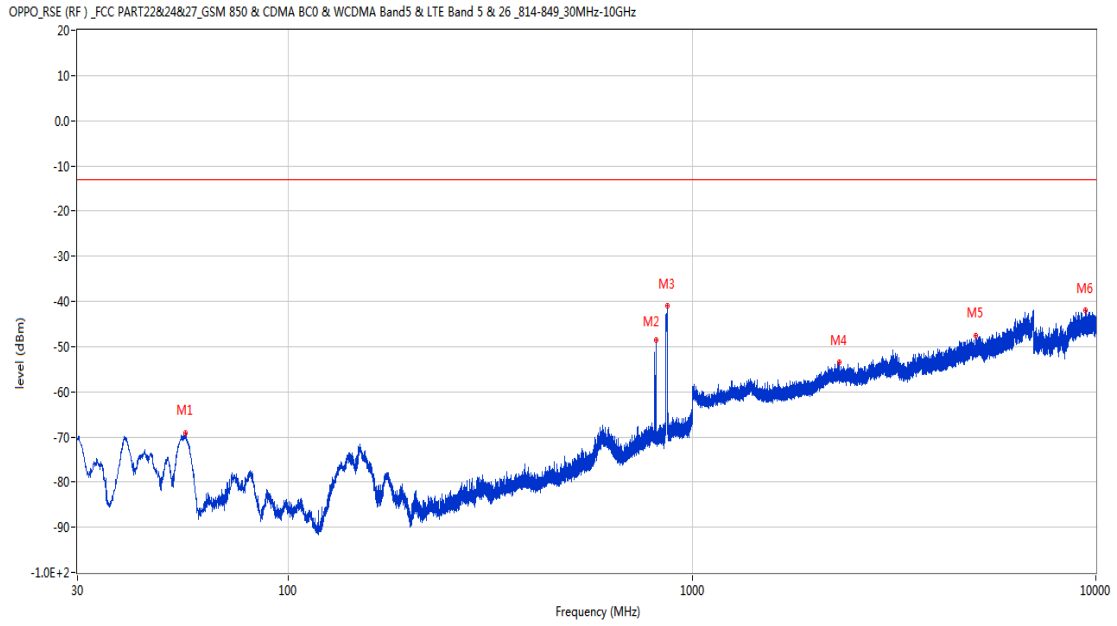
Frequency (MHz)	Result (dBm)	Factor (dB)	PK Limit (dBm)	Over Limit (dB)	Table (o)	ANT	EUT	Verdict
177.876	-78.44	-14.80	-13.0	-65.44	199.00	Horizontal	Vertical	Pass
814.536	-54.80	2.10	-13.0	-41.80	361.00	Horizontal	Vertical	Pass
866.334	-36.64	2.27	-13.0	-23.64	179.00	Horizontal	Vertical	Pass
1629.500	-53.55	-5.68	-13.0	-40.55	179.00	Horizontal	Vertical	Pass
4795.600	-46.66	7.54	-13.0	-33.66	147.00	Horizontal	Vertical	Pass
9476.650	-41.45	16.13	-13.0	-28.45	232.00	Horizontal	Vertical	Pass

RSE-V&V LTE Band 26 (Part90) BW10 CH26740



Frequency (MHz)	Result (dBm)	Factor (dB)	PK Limit (dBm)	Over Limit (dB)	Table (o)	ANT	EUT	Verdict
42.028	-70.35	-17.31	-13.0	-57.35	122.00	Vertical	Vertical	Pass
814.536	-43.95	2.10	-13.0	-30.95	140.00	Vertical	Vertical	N/A
860.029	-39.96	2.17	-13.0	-26.96	16.00	Vertical	Vertical	N/A
2213.700	-53.45	-1.17	-13.0	-40.45	-1.00	Vertical	Vertical	Pass
3928.200	-50.08	4.81	-13.0	-37.08	40.00	Vertical	Vertical	Pass
9831.099	-41.44	17.03	-13.0	-28.44	240.00	Vertical	Vertical	Pass

RSE-V&H LTE Band 26 (Part90) BW10 CH26740



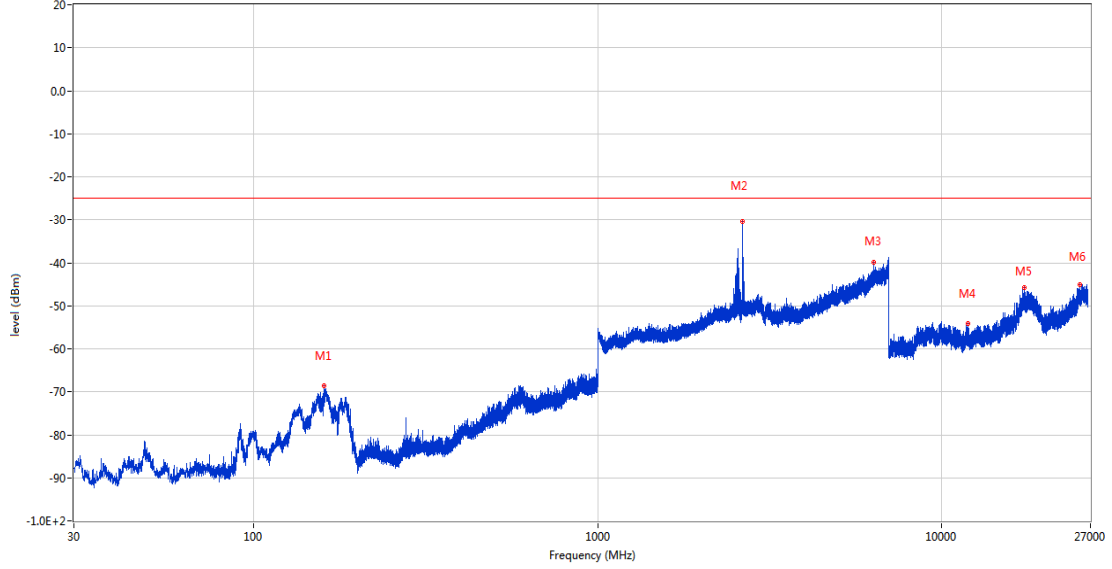
Frequency (MHz)	Result (dBm)	Factor (dB)	PK Limit (dBm)	Over Limit (dB)	Table (o)	ANT	EUT	Verdict
55.559	-69.24	-16.90	-13.0	-56.24	71.00	Vertical	Horizontal	Pass
814.536	-48.64	2.10	-13.0	-35.64	67.00	Vertical	Horizontal	N/A
866.722	-41.00	2.29	-13.0	-28.00	141.00	Vertical	Horizontal	N/A
2311.500	-53.50	-1.08	-13.0	-40.50	273.00	Vertical	Horizontal	Pass
5050.800	-47.66	7.55	-13.0	-34.66	37.00	Vertical	Horizontal	Pass
9430.450	-42.08	16.28	-13.0	-29.08	-3.00	Vertical	Horizontal	Pass

16 LTE Band 38

16.1 LTE Band 38 BW5, Middle Channel

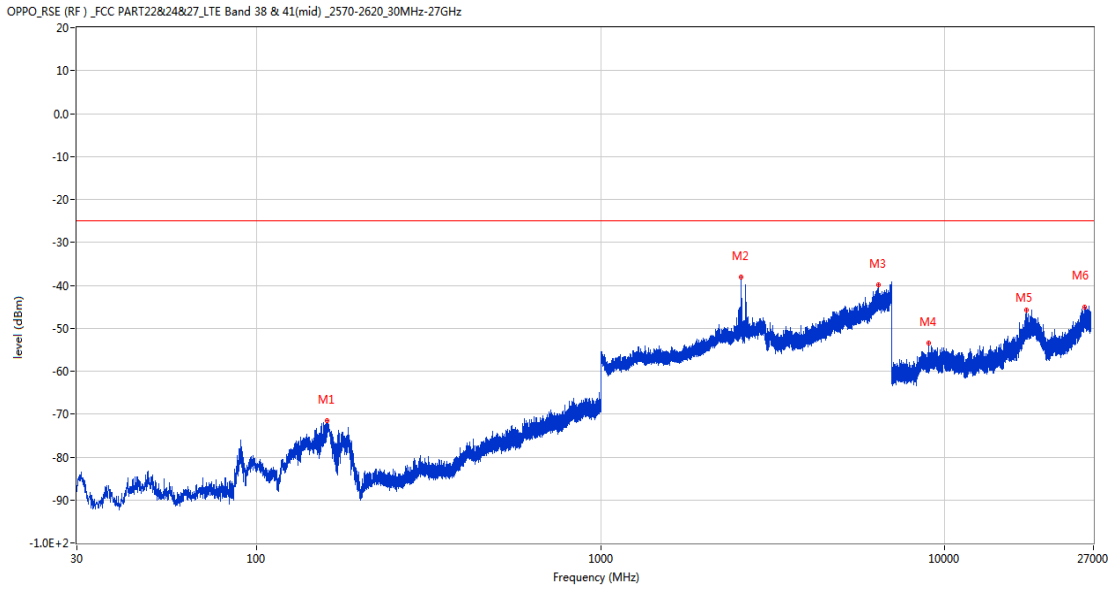
RSE-H&H LTE Band 38 BW5 CH38000

OPPO_RSE (RF) _FCC PART22&24&27_LTE Band 38 & 41(mid) _2570-2620_30MHz-27GHz



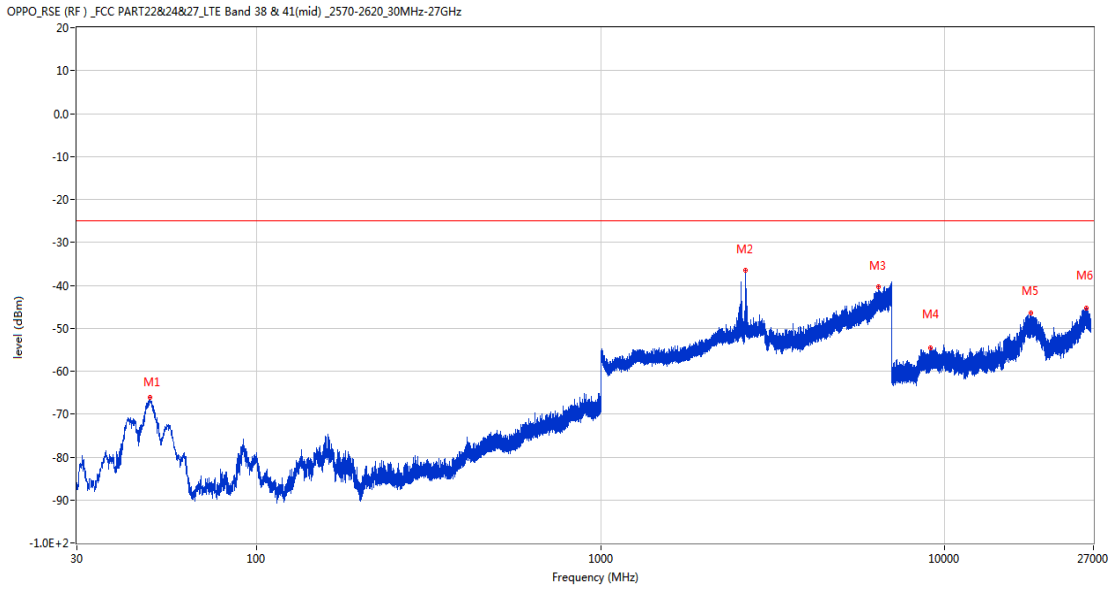
Frequency (MHz)	Result (dBm)	Factor (dB)	PK Limit (dBm)	Over Limit (dB)	Table (o)	ANT	EUT	Verdict
160.271	-68.69	-15.43	-25.0	-43.69	65.00	Horizontal	Horizontal	Pass
2634.600	-30.48	8.86	-25.0	-5.48	81.00	Horizontal	Horizontal	N/A
6346.200	-39.93	17.41	-25.0	-14.93	110.00	Horizontal	Horizontal	Pass
11896.412	-54.17	20.40	-25.0	-29.17	238.00	Horizontal	Horizontal	Pass
17335.876	-45.87	27.63	-25.0	-20.87	190.00	Horizontal	Horizontal	Pass
25103.026	-45.02	24.07	-25.0	-20.02	323.00	Horizontal	Horizontal	Pass

RSE-H&V LTE Band 38 BW5 CH38000



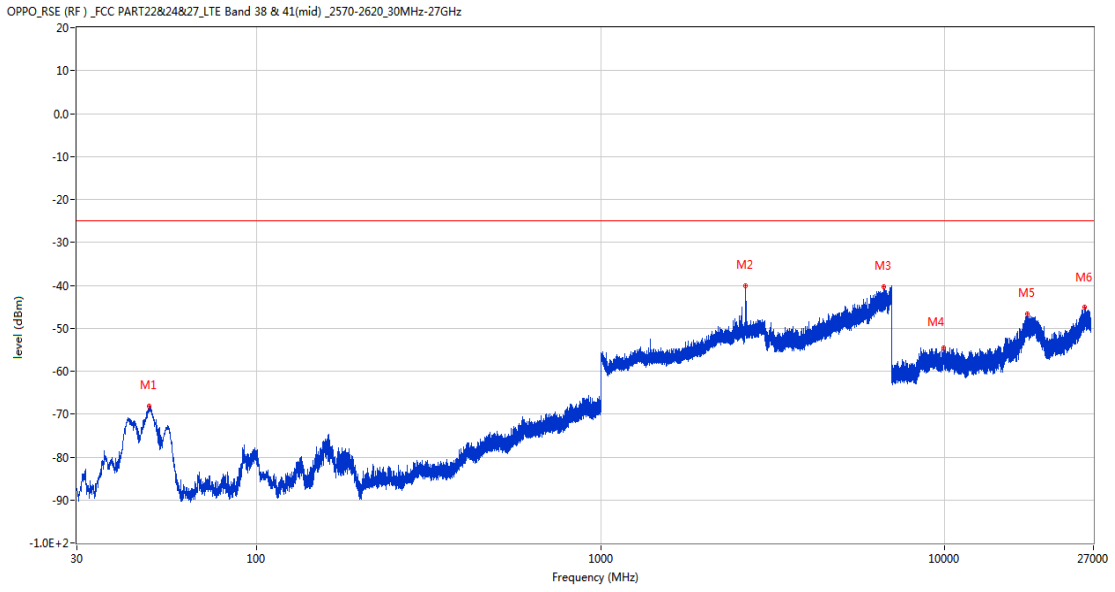
Frequency (MHz)	Result (dBm)	Factor (dB)	PK Limit (dBm)	Over Limit (dB)	Table (o)	ANT	EUT	Verdict
160.465	-71.53	-15.46	-25.0	-46.53	76.00	Horizontal	Vertical	Pass
2561.100	-38.05	8.12	-25.0	-13.05	43.00	Horizontal	Vertical	N/A
6423.400	-39.98	18.59	-25.0	-14.98	154.00	Horizontal	Vertical	Pass
8961.037	-53.48	21.25	-25.0	-28.48	-3.00	Horizontal	Vertical	Pass
17259.749	-45.81	27.70	-25.0	-20.81	118.00	Horizontal	Vertical	Pass

RSE-V&V LTE Band 38 BW5 CH38000



Frequency (MHz)	Result (dBm)	Factor (dB)	PK Limit (dBm)	Over Limit (dB)	Table (o)	ANT	EUT	Verdict
48.964	-66.13	-15.76	-25.0	-41.13	361.00	Vertical	Vertical	Pass
2629.300	-36.53	8.98	-25.0	-11.53	162.00	Vertical	Vertical	N/A
6419.200	-40.38	18.90	-25.0	-15.38	64.00	Vertical	Vertical	Pass
9077.474	-54.68	21.56	-25.0	-29.68	97.00	Vertical	Vertical	Pass
17717.025	-46.42	27.60	-25.0	-21.42	47.00	Vertical	Vertical	Pass
25738.824	-45.33	24.27	-25.0	-20.33	182.00	Vertical	Vertical	Pass

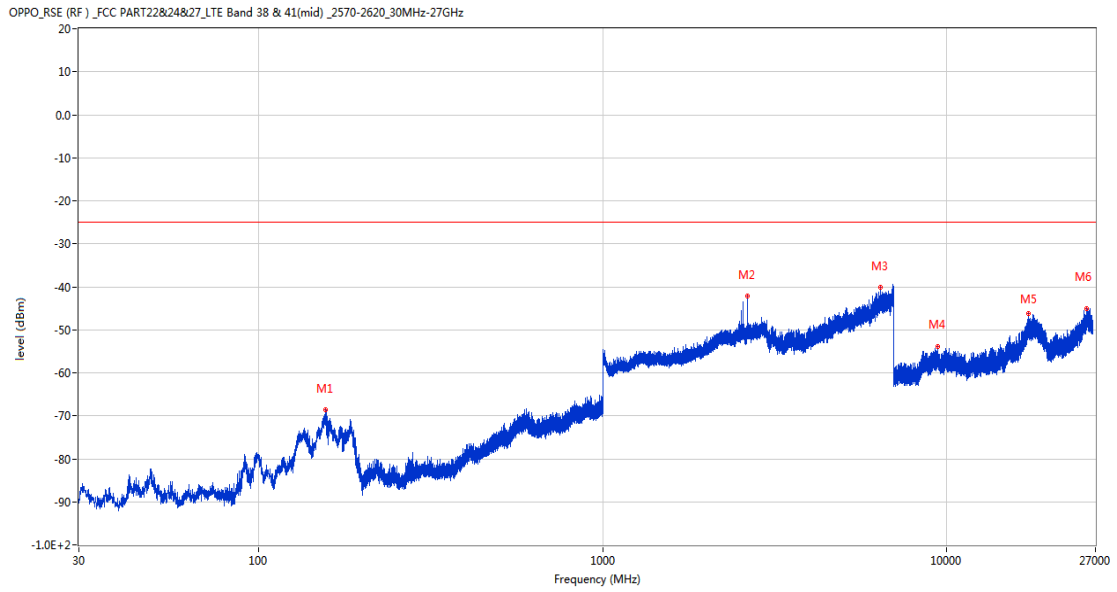
RSE-V&H LTE Band 38 BW5 CH38000



Frequency (MHz)	Result (dBm)	Factor (dB)	PK Limit (dBm)	Over Limit (dB)	Table (o)	ANT	EUT	Verdict
48.527	-68.02	-15.40	-25.0	-43.02	361.00	Vertical	Horizontal	Pass
2633.600	-40.07	8.85	-25.0	-15.07	136.00	Vertical	Horizontal	N/A
6633.000	-40.43	18.02	-25.0	-15.43	162.00	Vertical	Horizontal	Pass
9898.575	-54.49	21.63	-25.0	-29.49	0.00	Vertical	Horizontal	Pass
17357.926	-46.71	27.55	-25.0	-21.71	83.00	Vertical	Horizontal	Pass
25484.675	-45.01	24.19	-25.0	-20.01	93.00	Vertical	Horizontal	Pass

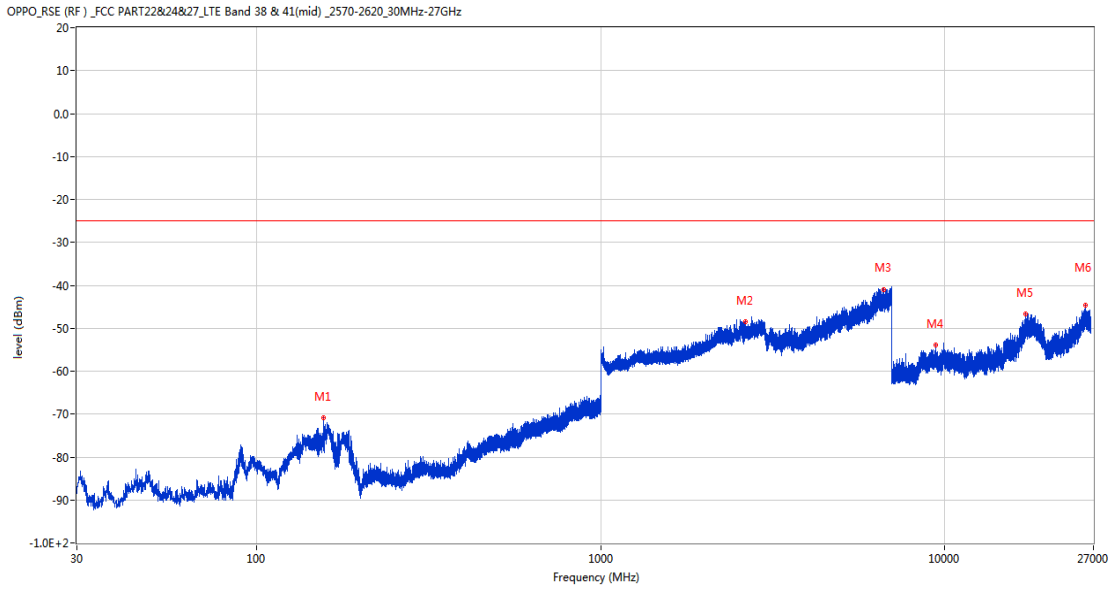
16.2 LTE Band 38 BW10, Middle Channel

RSE-H&H LTE Band 38 BW10 CH38000



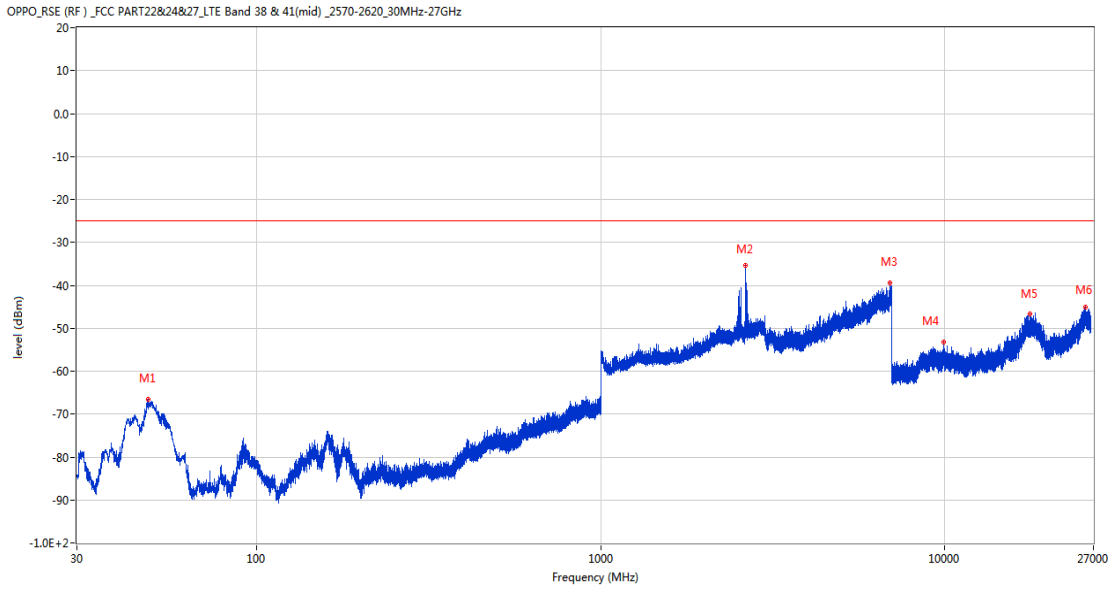
Frequency (MHz)	Result (dBm)	Factor (dB)	PK Limit (dBm)	Over Limit (dB)	Table (o)	ANT	EUT	Verdict
155.954	-68.53	-15.31	-25.0	-43.53	62.00	Horizontal	Horizontal	Pass
2629.300	-42.12	8.98	-25.0	-17.12	91.00	Horizontal	Horizontal	N/A
6419.400	-40.23	18.91	-25.0	-15.23	150.00	Horizontal	Horizontal	Pass
9375.325	-53.91	21.58	-25.0	-28.91	50.00	Horizontal	Horizontal	Pass
17235.599	-46.32	27.75	-25.0	-21.32	11.00	Horizontal	Horizontal	Pass
25452.374	-45.07	24.18	-25.0	-20.07	53.00	Horizontal	Horizontal	Pass

RSE-H&V LTE Band 38 BW10 CH38000



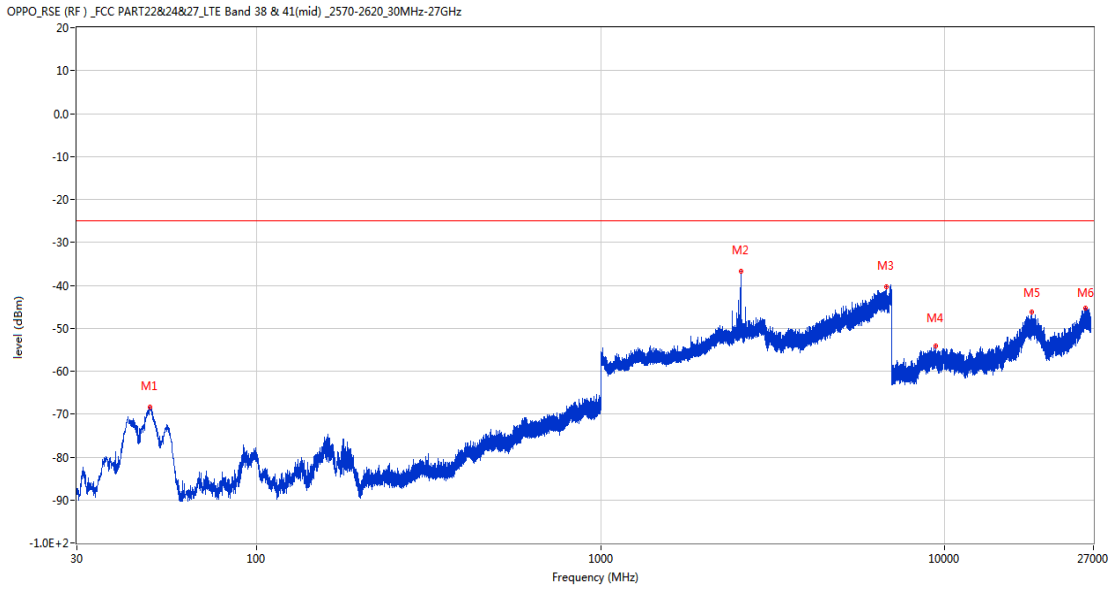
Frequency (MHz)	Result (dBm)	Factor (dB)	PK Limit (dBm)	Over Limit (dB)	Table (o)	ANT	EUT	Verdict
156.585	-70.87	-15.32	-25.0	-45.87	76.00	Horizontal	Vertical	Pass
2629.700	-48.41	8.99	-25.0	-23.41	231.00	Horizontal	Vertical	N/A
6646.000	-40.91	18.70	-25.0	-15.91	251.00	Horizontal	Vertical	Pass
9413.562	-53.91	21.89	-25.0	-28.91	141.00	Horizontal	Vertical	Pass
17168.137	-46.70	27.30	-25.0	-21.70	117.00	Horizontal	Vertical	Pass
25619.401	-44.74	24.23	-25.0	-19.74	219.00	Horizontal	Vertical	Pass

RSE-V&V LTE Band 38 BW10 CH38000



Frequency (MHz)	Result (dBm)	Factor (dB)	PK Limit (dBm)	Over Limit (dB)	Table (o)	ANT	EUT	Verdict
48.430	-66.59	-15.32	-25.0	-41.59	356.00	Vertical	Vertical	Pass
2629.800	-35.44	8.99	-25.0	-10.44	280.00	Vertical	Vertical	N/A
6912.400	-39.43	19.52	-25.0	-14.43	26.00	Vertical	Vertical	Pass
9921.287	-53.29	21.42	-25.0	-28.29	275.00	Vertical	Vertical	Pass
17703.901	-46.64	27.72	-25.0	-21.64	105.00	Vertical	Vertical	Pass
25572.225	-45.02	24.22	-25.0	-20.02	119.00	Vertical	Vertical	Pass

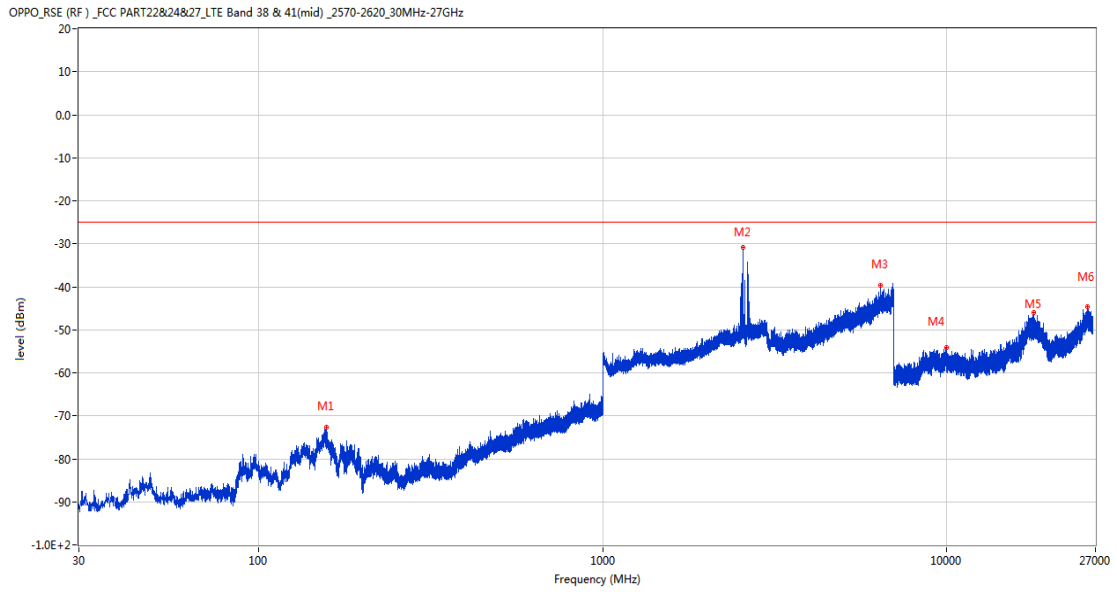
RSE-V&H LTE Band 38 BW10 CH38000



Frequency (MHz)	Result (dBm)	Factor (dB)	PK Limit (dBm)	Over Limit (dB)	Table (o)	ANT	EUT	Verdict
48.818	-68.33	-15.64	-25.0	-43.33	347.00	Vertical	Horizontal	Pass
2557.700	-36.67	8.08	-25.0	-11.67	87.00	Vertical	Horizontal	N/A
6765.600	-40.39	18.98	-25.0	-15.39	212.00	Vertical	Horizontal	Pass
9394.588	-54.04	21.90	-25.0	-29.04	-1.00	Vertical	Horizontal	Pass
17910.749	-46.18	27.30	-25.0	-21.18	99.00	Vertical	Horizontal	Pass
25550.125	-45.40	24.21	-25.0	-20.40	150.00	Vertical	Horizontal	Pass

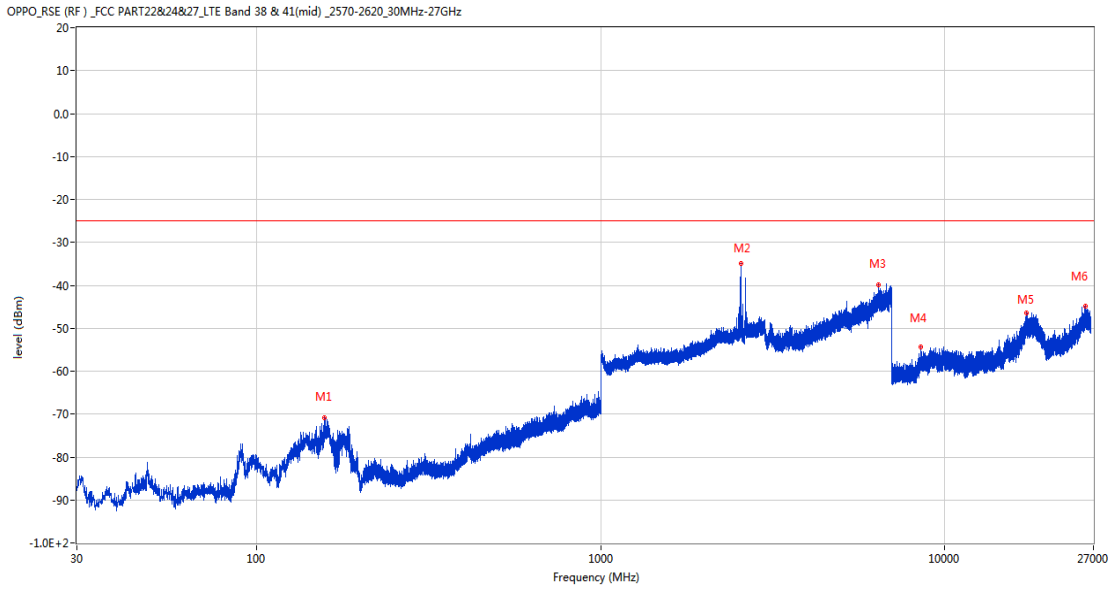
16.3 LTE Band 38 BW15, Middle Channel

RSE-H&H LTE Band 38 BW15 CH38000



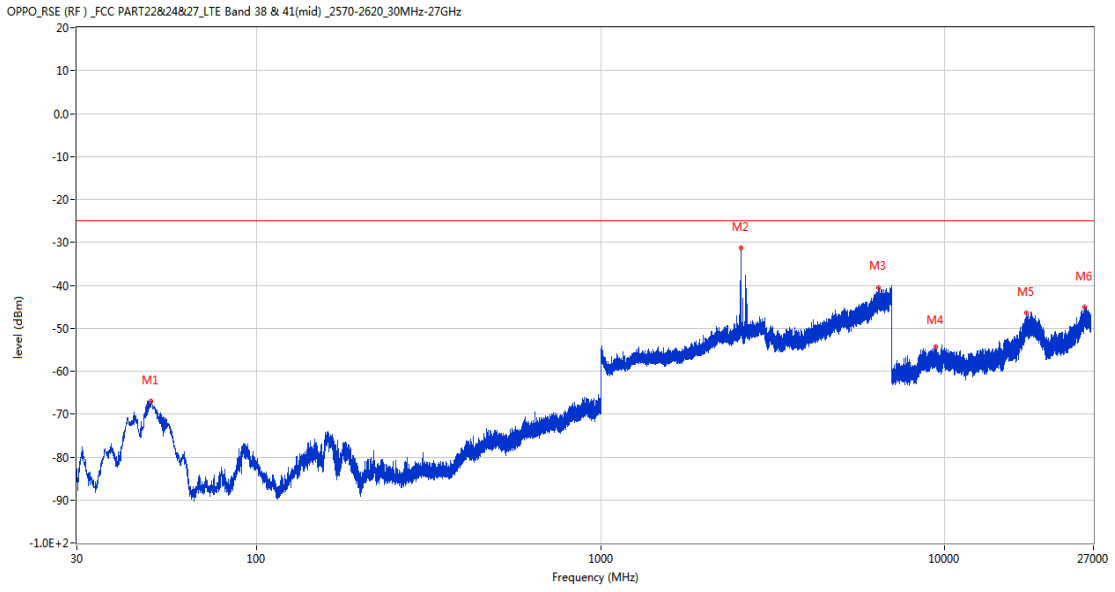
Frequency (MHz)	Result (dBm)	Factor (dB)	PK Limit (dBm)	Over Limit (dB)	Table (o)	ANT	EUT	Verdict
156.924	-72.67	-15.33	-25.0	-47.67	78.00	Horizontal	Horizontal	Pass
2562.000	-30.96	8.13	-25.0	-5.96	0.00	Horizontal	Horizontal	N/A
6416.600	-39.57	18.87	-25.0	-14.57	357.00	Horizontal	Horizontal	Pass
9957.224	-54.16	21.09	-25.0	-29.16	144.00	Horizontal	Horizontal	Pass
17855.625	-45.99	27.73	-25.0	-20.99	251.00	Horizontal	Horizontal	Pass
25631.302	-44.71	24.24	-25.0	-19.71	188.00	Horizontal	Horizontal	Pass

RSE-H&V LTE Band 38 BW15 CH38000



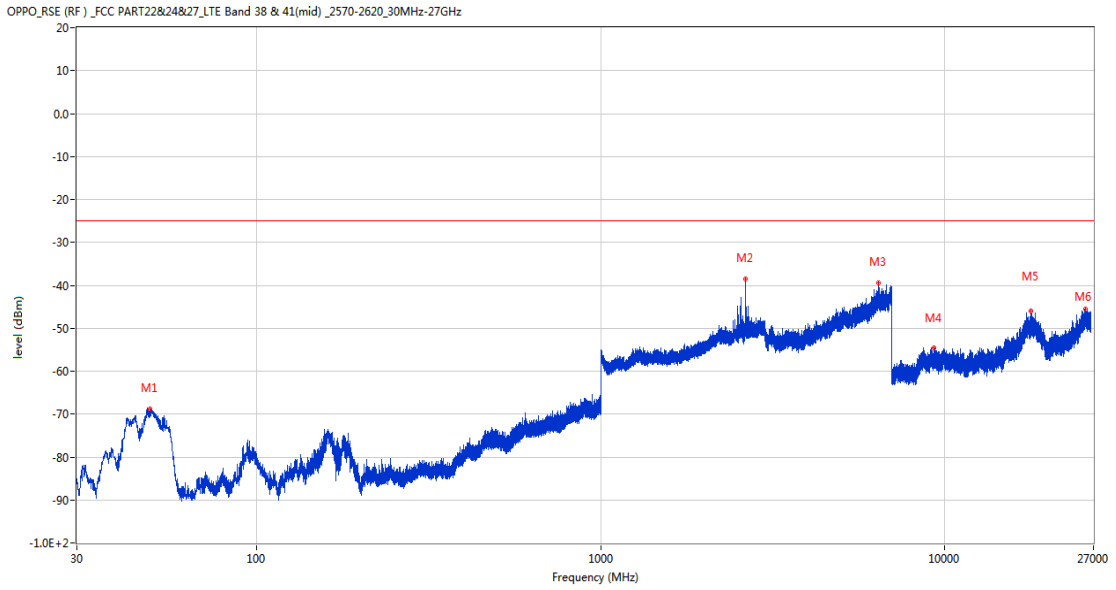
Frequency (MHz)	Result (dBm)	Factor (dB)	PK Limit (dBm)	Over Limit (dB)	Table (o)	ANT	EUT	Verdict
157.264	-70.88	-15.34	-25.0	-45.88	50.00	Horizontal	Vertical	Pass
2561.600	-34.90	8.13	-25.0	-9.90	156.00	Horizontal	Vertical	N/A
6422.000	-39.85	18.74	-25.0	-14.85	34.00	Horizontal	Vertical	Pass
8497.588	-54.32	21.39	-25.0	-29.32	25.00	Horizontal	Vertical	Pass
17260.276	-46.46	27.69	-25.0	-21.46	114.00	Horizontal	Vertical	Pass
25617.699	-44.87	24.23	-25.0	-19.87	80.00	Horizontal	Vertical	Pass

RSE-V&V LTE Band 38 BW15 CH38000



Frequency (MHz)	Result (dBm)	Factor (dB)	PK Limit (dBm)	Over Limit (dB)	Table (o)	ANT	EUT	Verdict
49.255	-66.97	-16.34	-25.0	-41.97	10.00	Vertical	Vertical	Pass
2561.000	-31.36	8.12	-25.0	-6.36	151.00	Vertical	Vertical	N/A
6420.600	-40.67	18.85	-25.0	-15.67	66.00	Vertical	Vertical	Pass
9405.225	-54.42	21.96	-25.0	-29.42	0.00	Vertical	Vertical	Pass
17248.989	-46.53	27.84	-25.0	-21.53	237.00	Vertical	Vertical	Pass
25525.051	-45.10	24.20	-25.0	-20.10	128.00	Vertical	Vertical	Pass

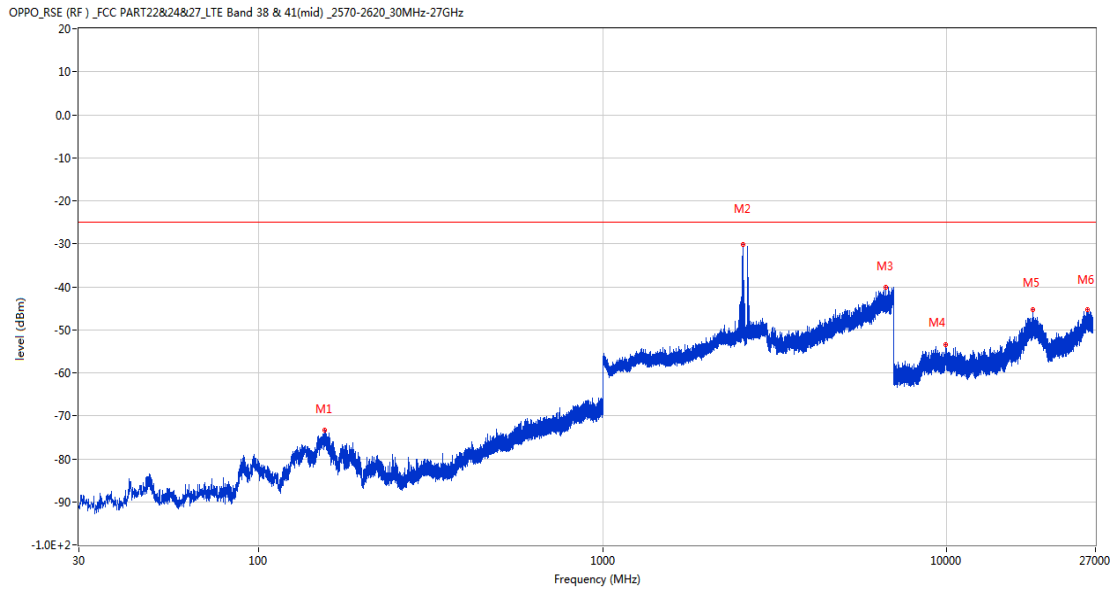
RSE-V&H LTE Band 38 BW15 CH38000



Frequency (MHz)	Result (dBm)	Factor (dB)	PK Limit (dBm)	Over Limit (dB)	Table (o)	ANT	EUT	Verdict
49.060	-68.79	-15.93	-25.0	-43.79	82.00	Vertical	Horizontal	Pass
2627.800	-38.60	8.96	-25.0	-13.60	82.00	Vertical	Horizontal	N/A
6420.000	-39.51	18.90	-25.0	-14.51	134.00	Vertical	Horizontal	Pass
9300.575	-54.55	21.27	-25.0	-29.55	0.00	Vertical	Horizontal	Pass
17715.712	-46.09	27.61	-25.0	-21.09	121.00	Vertical	Horizontal	Pass
25572.651	-45.45	24.22	-25.0	-20.45	0.00	Vertical	Horizontal	Pass

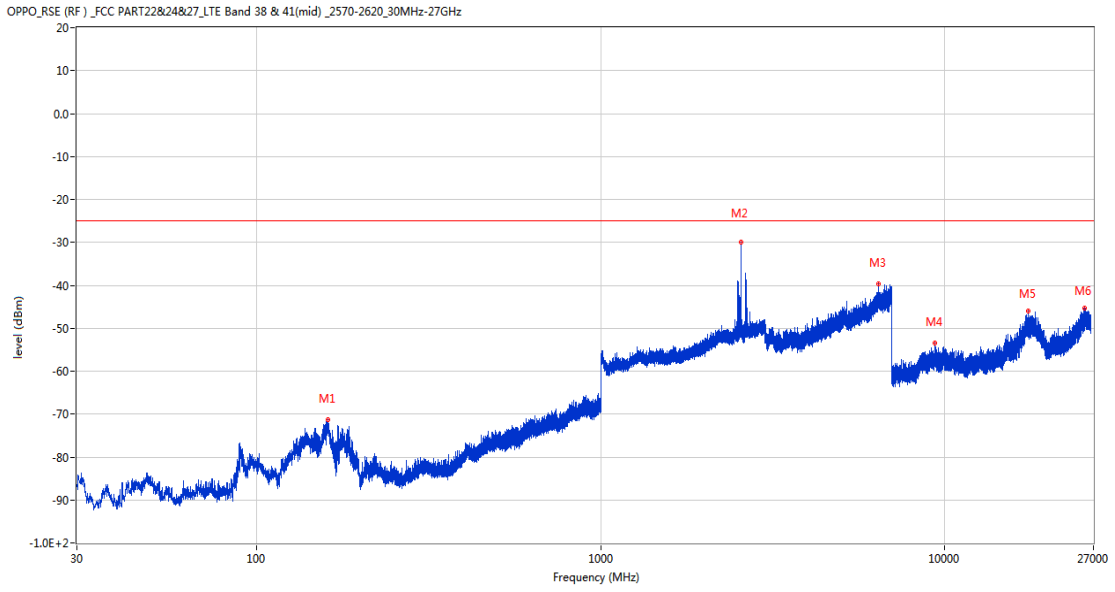
16.4 LTE Band 38 BW20, Middle Channel

RSE-H&H LTE Band 38 BW20 CH38000



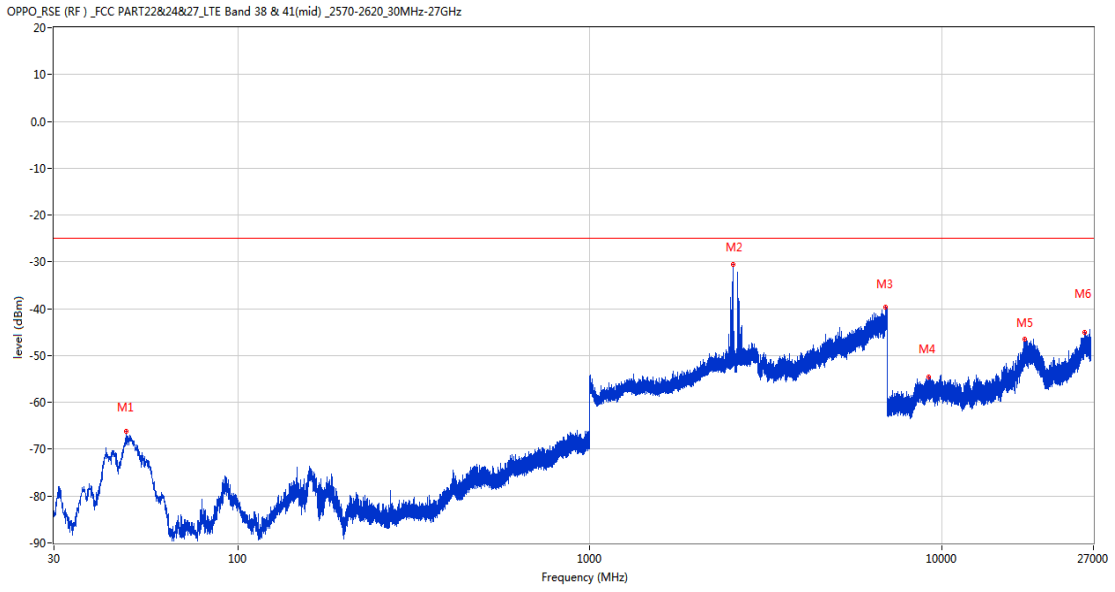
Frequency (MHz)	Result (dBm)	Factor (dB)	PK Limit (dBm)	Over Limit (dB)	Table (o)	ANT	EUT	Verdict
155.664	-73.33	-15.30	-25.0	-48.33	51.00	Horizontal	Horizontal	Pass
2556.600	-30.11	8.07	-25.0	-5.11	264.00	Horizontal	Horizontal	N/A
6643.600	-40.11	18.52	-25.0	-15.11	8.00	Horizontal	Horizontal	Pass
9934.224	-53.41	21.28	-25.0	-28.41	23.00	Horizontal	Horizontal	Pass
17761.124	-45.22	27.18	-25.0	-20.22	148.00	Horizontal	Horizontal	Pass
25583.276	-45.31	24.22	-25.0	-20.31	80.00	Horizontal	Horizontal	Pass

RSE-H&V LTE Band 38 BW20 CH38000



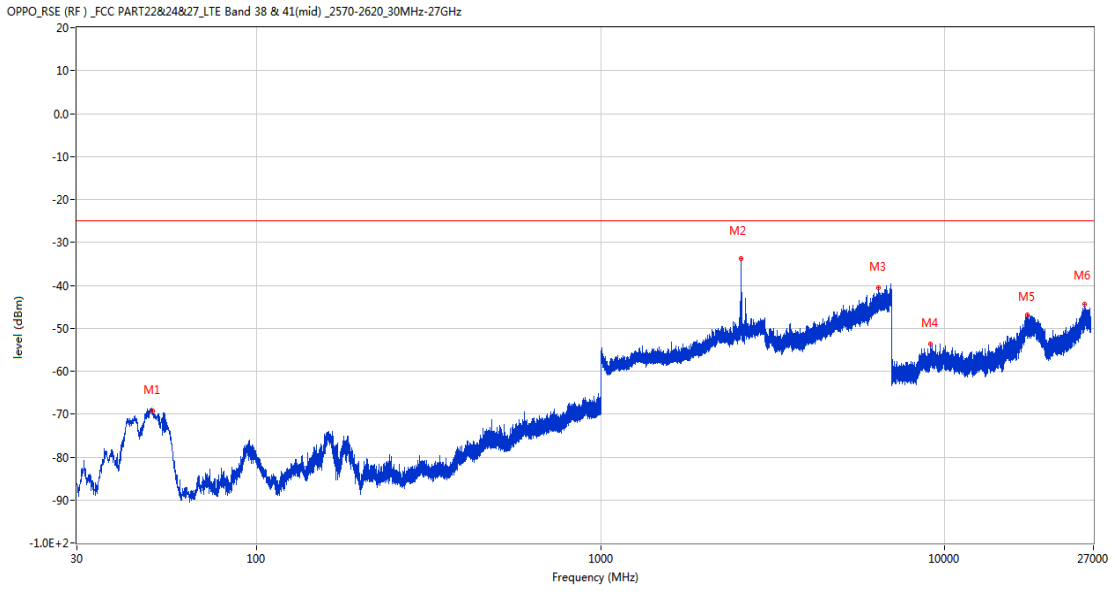
Frequency (MHz)	Result (dBm)	Factor (dB)	PK Limit (dBm)	Over Limit (dB)	Table (o)	ANT	EUT	Verdict
160.562	-71.26	-15.48	-25.0	-46.26	81.00	Horizontal	Vertical	Pass
2557.700	-30.00	8.08	-25.0	-5.00	57.00	Horizontal	Vertical	N/A
6410.200	-39.73	18.76	-25.0	-14.73	165.00	Horizontal	Vertical	Pass
9355.201	-53.51	21.32	-25.0	-28.51	129.00	Horizontal	Vertical	Pass
17450.588	-45.93	27.70	-25.0	-20.93	150.00	Horizontal	Vertical	Pass
25487.651	-45.22	24.19	-25.0	-20.22	209.00	Horizontal	Vertical	Pass

RSE-V&V LTE Band 38 BW20 CH38000



Frequency (MHz)	Result (dBm)	Factor (dB)	PK Limit (dBm)	Over Limit (dB)	Table (o)	ANT	EUT	Verdict
48.187	-66.21	-15.12	-25.0	-41.21	356.00	Vertical	Vertical	Pass
2557.300	-30.55	8.08	-25.0	-5.55	-3.00	Vertical	Vertical	N/A
6933.800	-39.57	19.15	-25.0	-14.57	236.00	Vertical	Vertical	Pass
9191.037	-54.64	21.46	-25.0	-29.64	117.00	Vertical	Vertical	Pass
17217.749	-46.56	27.48	-25.0	-21.56	359.00	Vertical	Vertical	Pass
25462.999	-44.96	24.18	-25.0	-19.96	252.00	Vertical	Vertical	Pass

RSE-V&H LTE Band 38 BW20 CH38000

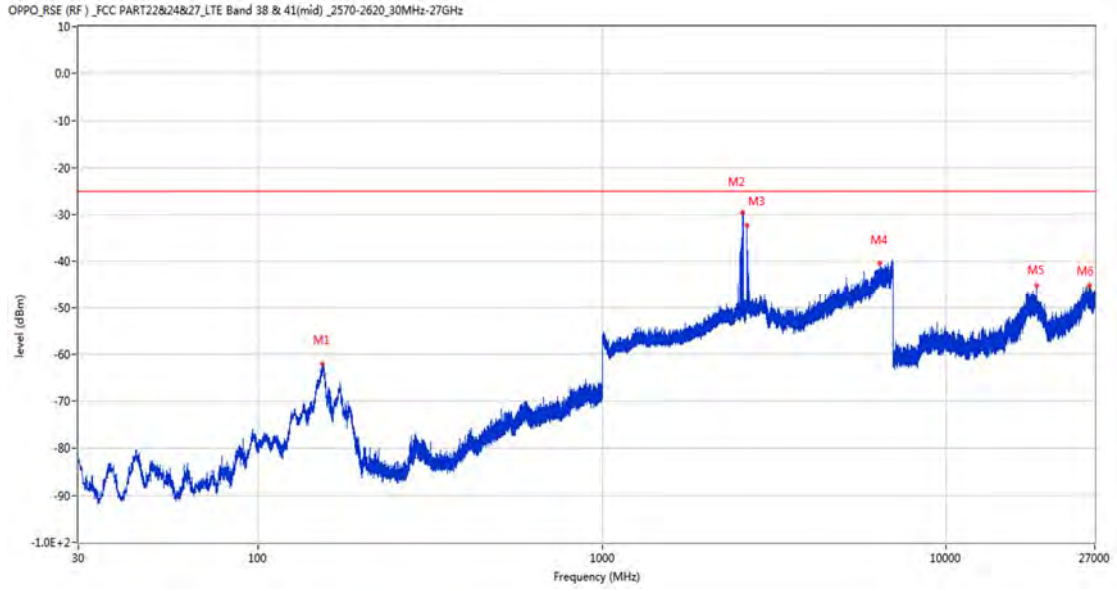


Frequency (MHz)	Result (dBm)	Factor (dB)	PK Limit (dBm)	Over Limit (dB)	Table (o)	ANT	EUT	Verdict
49.885	-69.21	-17.60	-25.0	-44.21	115.00	Vertical	Horizontal	Pass
2557.200	-33.83	8.08	-25.0	-8.83	121.00	Vertical	Horizontal	N/A
6422.600	-40.64	18.68	-25.0	-15.64	211.00	Vertical	Horizontal	Pass
9053.325	-53.67	21.49	-25.0	-28.67	304.00	Vertical	Horizontal	Pass
17323.276	-46.91	27.55	-25.0	-21.91	363.00	Vertical	Horizontal	Pass
25495.300	-44.36	24.19	-25.0	-19.36	133.00	Vertical	Horizontal	Pass

17 LTE Band 41

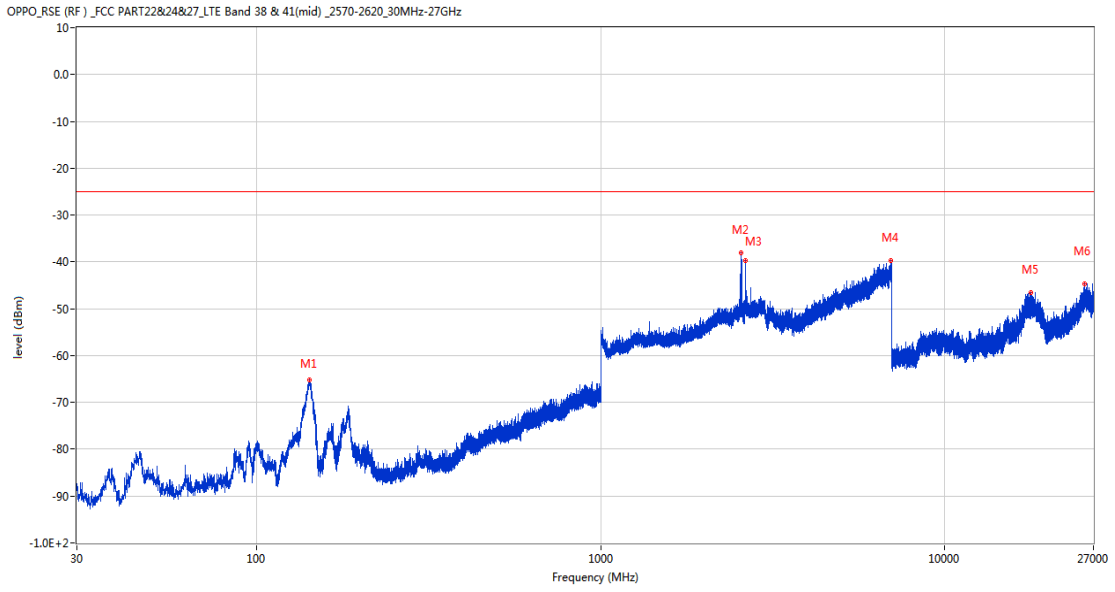
17.1 LTE Band 41 BW5, Middle Channel

RSE-H&H LTE Band 41 BW5 CH40620



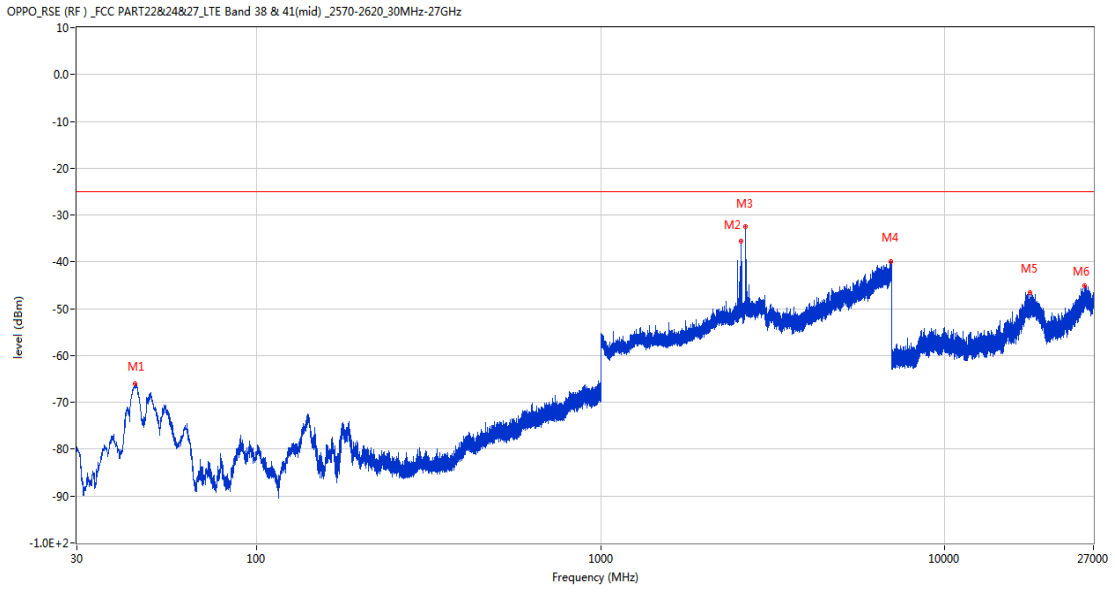
Frequency (MHz)	Result (dBm)	Factor (dB)	PK Limit (dBm)	Over Limit (dB)	Table (o)	ANT	EUT	Verdict
153.529	-62.16	-15.41	-25.0	-37.16	294.00	Horizontal	Horizontal	Pass
2562.300	-29.54	8.14	-25.0	-4.54	229.00	Horizontal	Horizontal	N/A
2626.400	-32.36	8.94	-25.0	-7.36	259.00	Horizontal	Horizontal	N/A
6416.600	-40.28	18.87	-25.0	-15.28	46.00	Horizontal	Horizontal	Pass
18251.999	-45.19	27.23	-25.0	-20.19	63.00	Horizontal	Horizontal	Pass
26082.900	-45.04	24.38	-25.0	-20.04	80.00	Horizontal	Horizontal	Pass

RSE-H&V LTE Band 41 BW5 CH40620



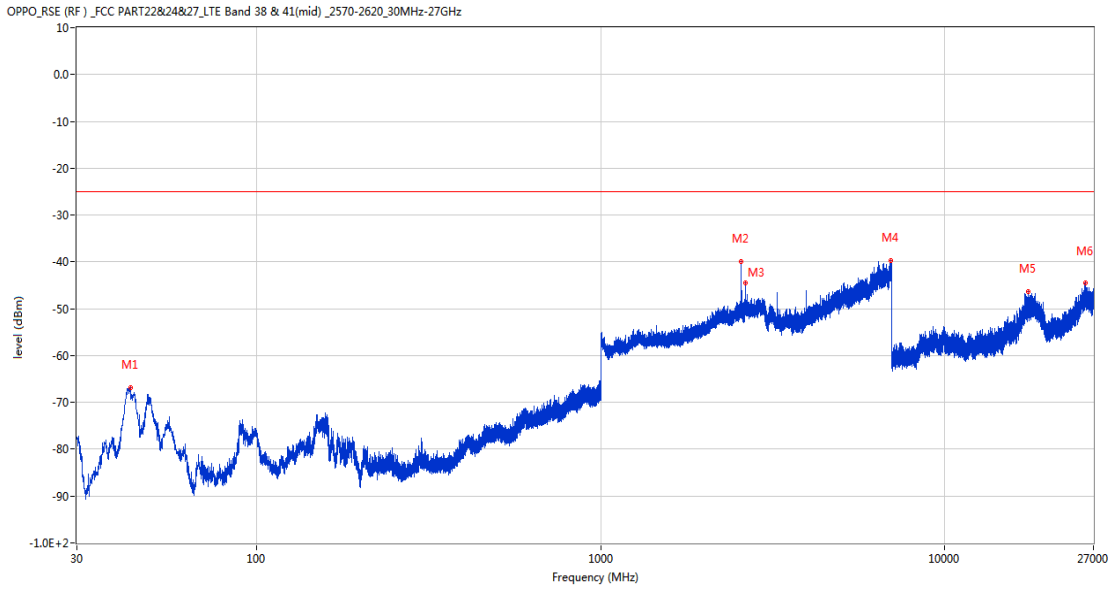
Frequency (MHz)	Result (dBm)	Factor (dB)	PK Limit (dBm)	Over Limit (dB)	Table (o)	ANT	EUT	Verdict
141.841	-65.18	-16.95	-25.0	-40.18	282.00	Horizontal	Vertical	Pass
2559.000	-38.09	8.10	-25.0	-13.09	143.00	Horizontal	Vertical	N/A
2629.700	-39.73	8.99	-25.0	-14.73	167.00	Horizontal	Vertical	N/A
6956.200	-39.80	19.37	-25.0	-14.80	361.00	Horizontal	Vertical	Pass
17734.613	-46.55	27.52	-25.0	-21.55	360.00	Horizontal	Vertical	Pass
25481.251	-44.76	24.19	-25.0	-19.76	51.00	Horizontal	Vertical	Pass

RSE-V&V LTE Band 41 BW5 CH40620



Frequency (MHz)	Result (dBm)	Factor (dB)	PK Limit (dBm)	Over Limit (dB)	Table (o)	ANT	EUT	Verdict
44.211	-66.03	-16.65	-25.0	-41.03	249.00	Vertical	Vertical	Pass
2559.700	-35.61	8.11	-25.0	-10.61	361.00	Vertical	Vertical	N/A
2627.700	-32.52	8.96	-25.0	-7.52	81.00	Vertical	Vertical	N/A
6976.000	-39.97	20.10	-25.0	-14.97	105.00	Vertical	Vertical	Pass
17685.000	-46.60	27.54	-25.0	-21.60	147.00	Vertical	Vertical	Pass
25474.949	-45.11	24.19	-25.0	-20.11	220.00	Vertical	Vertical	Pass

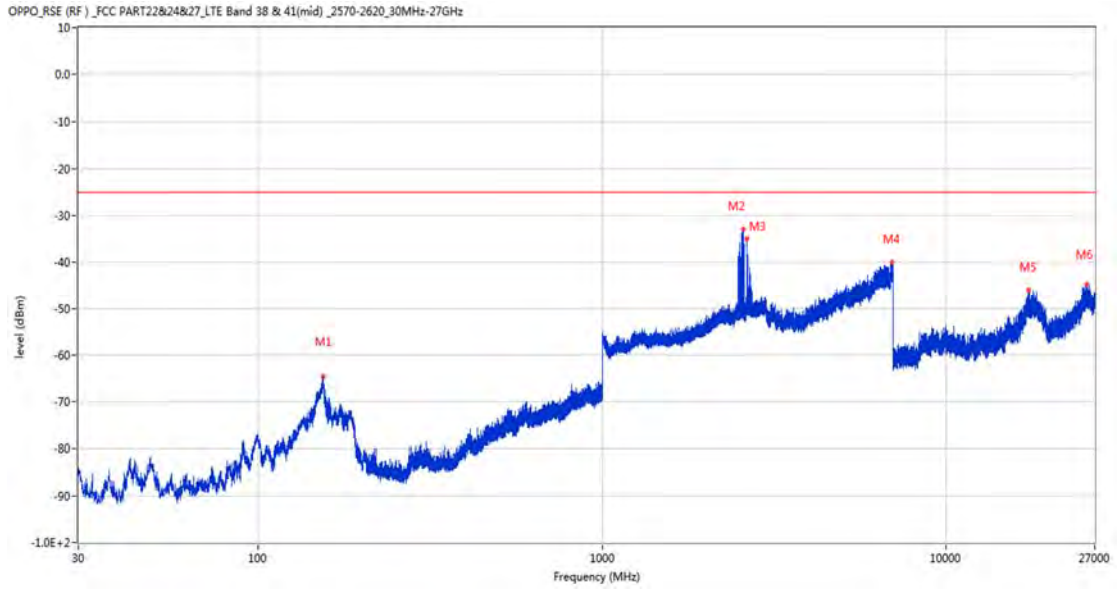
RSE-V&H LTE Band 41 BW5 CH40620



Frequency (MHz)	Result (dBm)	Factor (dB)	PK Limit (dBm)	Over Limit (dB)	Table (o)	ANT	EUT	Verdict
42.901	-66.80	-16.99	-25.0	-41.80	254.00	Vertical	Horizontal	Pass
2560.600	-40.01	8.12	-25.0	-15.01	211.00	Vertical	Horizontal	N/A
2624.700	-44.39	8.92	-25.0	-19.39	211.00	Vertical	Horizontal	N/A
6968.000	-39.72	20.00	-25.0	-14.72	345.00	Vertical	Horizontal	Pass
17441.925	-46.44	27.56	-25.0	-21.44	201.00	Vertical	Horizontal	Pass
25645.050	-44.44	24.24	-25.0	-19.44	329.00	Vertical	Horizontal	Pass

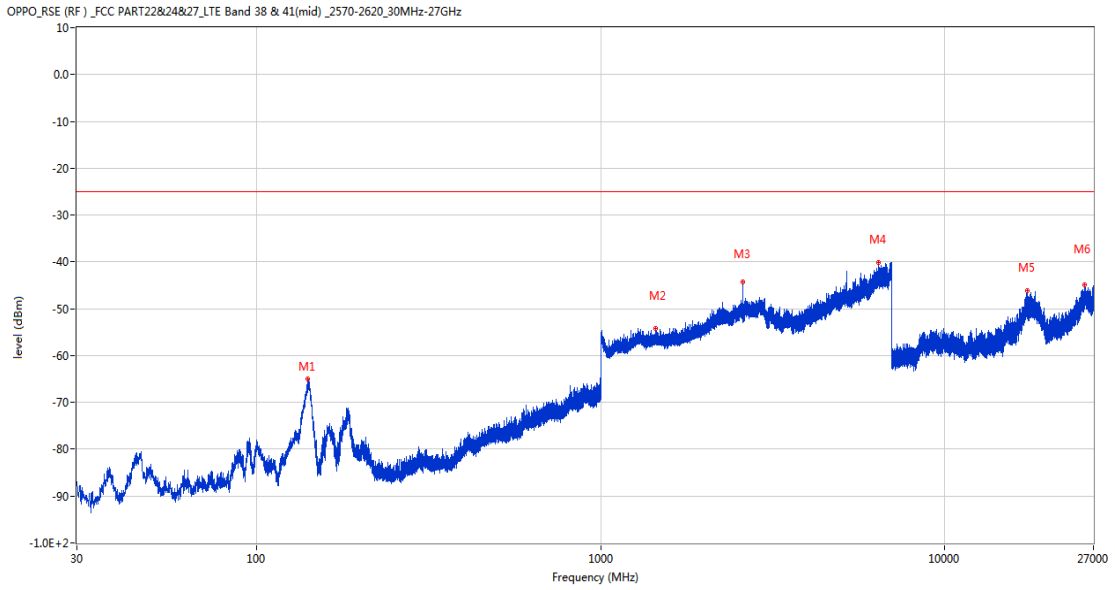
17.2 LTE Band 41 BW10, Middle Channel

RSE-H&H LTE Band 41 BW10 CH40620



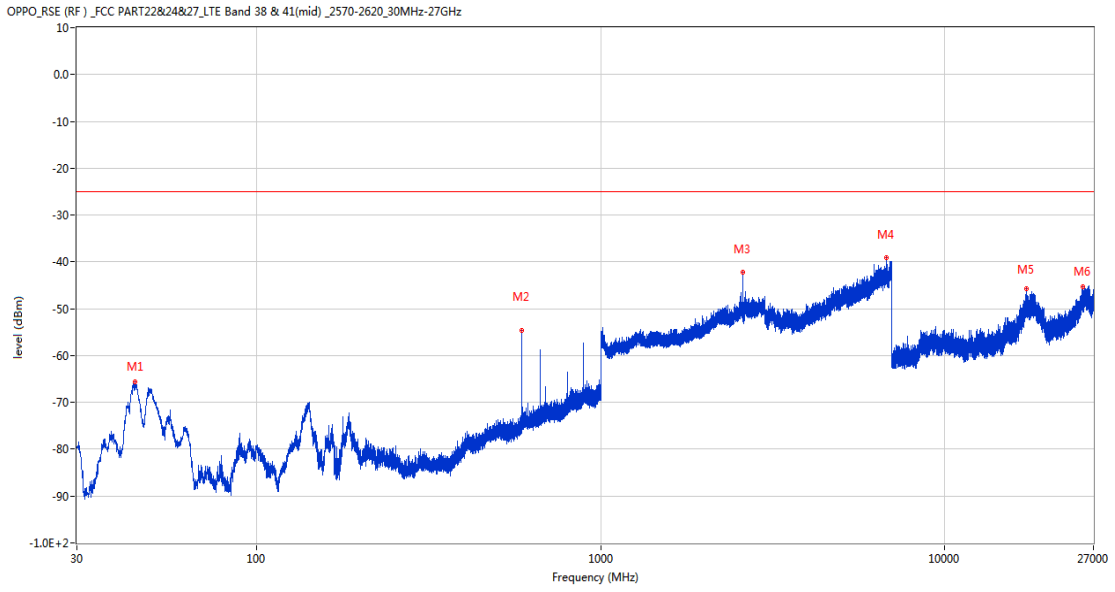
Frequency (MHz)	Result (dBm)	Factor (dB)	PK Limit (dBm)	Over Limit (dB)	Table (o)	ANT	EUT	Verdict
154.208	-64.64	-15.34	-25.0	-39.64	291.00	Horizontal	Horizontal	Pass
2562.600	-32.93	8.14	-25.0	-7.93	224.00	Horizontal	Horizontal	N/A
2635.600	-35.01	8.80	-25.0	-10.01	204.00	Horizontal	Horizontal	N/A
6968.800	-40.03	20.02	-25.0	-15.03	209.00	Horizontal	Horizontal	Pass
17327.739	-45.89	27.58	-25.0	-20.89	187.00	Horizontal	Horizontal	Pass
25557.750	-44.72	24.21	-25.0	-19.72	78.00	Horizontal	Horizontal	Pass

RSE-H&V LTE Band 41 BW10 CH40620



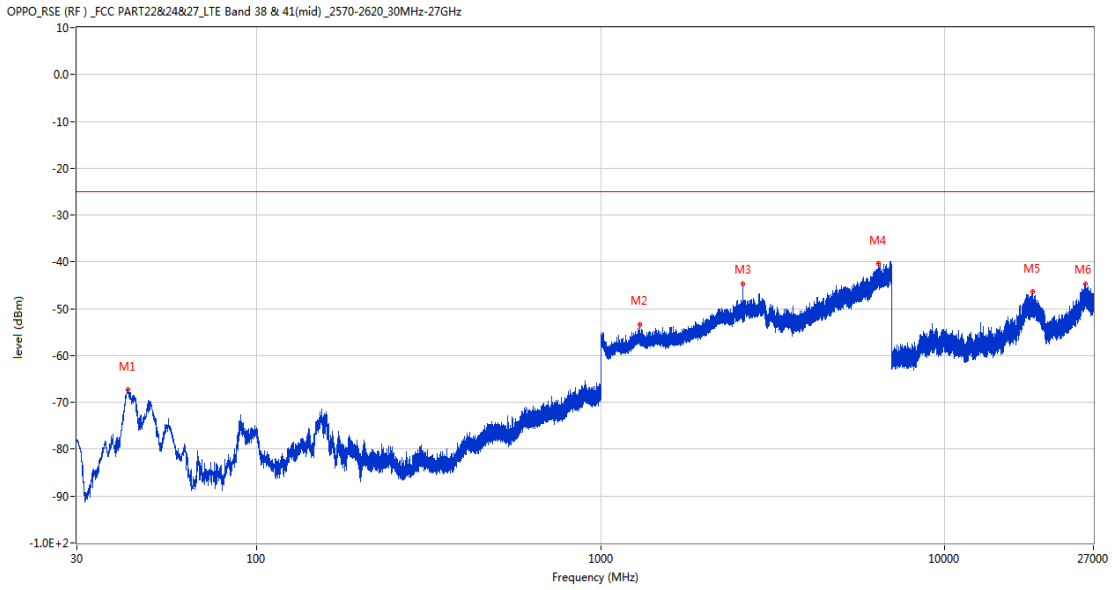
Frequency (MHz)	Result (dBm)	Factor (dB)	PK Limit (dBm)	Over Limit (dB)	Table (o)	ANT	EUT	Verdict
140.774	-65.03	-17.13	-25.0	-40.03	279.00	Horizontal	Vertical	Pass
1445.000	-54.23	1.67	-25.0	-29.23	49.00	Horizontal	Vertical	Pass
2588.300	-44.31	8.44	-25.0	-19.31	175.00	Horizontal	Vertical	N/A
6421.600	-40.17	18.78	-25.0	-15.17	36.00	Horizontal	Vertical	Pass
17374.462	-46.04	27.27	-25.0	-21.04	-3.00	Horizontal	Vertical	Pass
25481.699	-44.95	24.19	-25.0	-19.95	252.00	Horizontal	Vertical	Pass

RSE-V&V LTE Band 41 BW10 CH40620



Frequency (MHz)	Result (dBm)	Factor (dB)	PK Limit (dBm)	Over Limit (dB)	Table (o)	ANT	EUT	Verdict
44.162	-65.57	-16.66	-25.0	-40.57	229.00	Vertical	Vertical	Pass
588.186	-54.63	-4.53	-25.0	-29.63	222.00	Vertical	Vertical	Pass
2588.500	-42.17	8.44	-25.0	-17.17	305.00	Vertical	Vertical	N/A
6755.400	-39.18	19.45	-25.0	-14.18	314.00	Vertical	Vertical	Pass
17266.573	-45.83	27.65	-25.0	-20.83	360.00	Vertical	Vertical	Pass
25105.052	-45.24	24.07	-25.0	-20.24	152.00	Vertical	Vertical	Pass

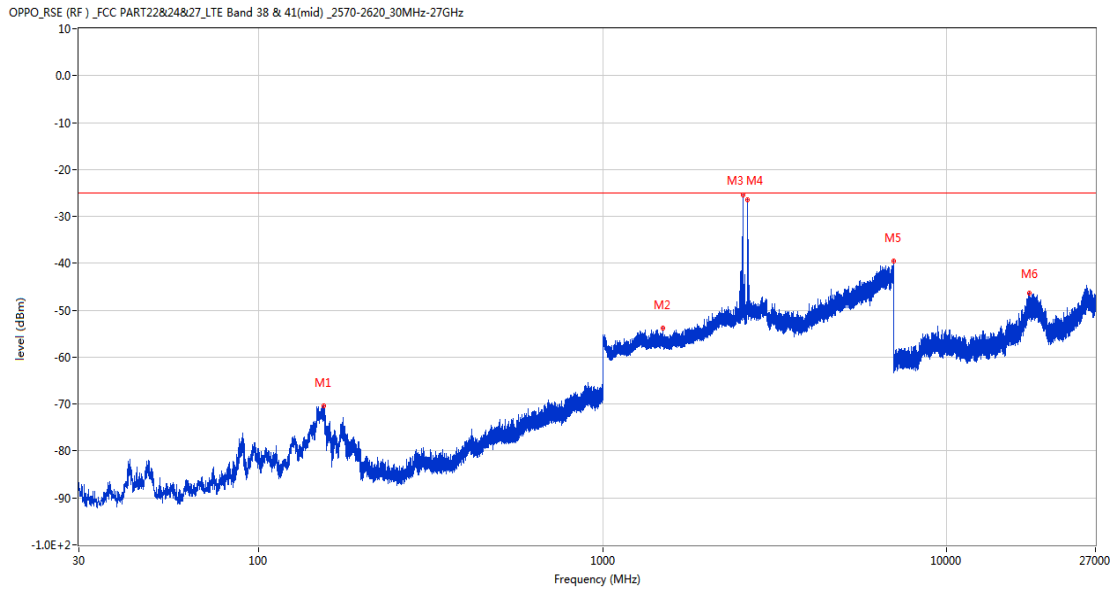
RSE-V&H LTE Band 41 BW10 CH40620



Frequency (MHz)	Result (dBm)	Factor (dB)	PK Limit (dBm)	Over Limit (dB)	Table (o)	ANT	EUT	Verdict
42.173	-67.36	-17.21	-25.0	-42.36	254.00	Vertical	Horizontal	Pass
1294.100	-53.41	1.72	-25.0	-28.41	146.00	Vertical	Horizontal	Pass
2588.500	-44.77	8.44	-25.0	-19.77	209.00	Vertical	Horizontal	N/A
6409.000	-40.27	18.63	-25.0	-15.27	118.00	Vertical	Horizontal	Pass
18020.700	-46.30	27.38	-25.0	-21.30	343.00	Vertical	Horizontal	Pass
25647.301	-44.68	24.24	-25.0	-19.68	207.00	Vertical	Horizontal	Pass

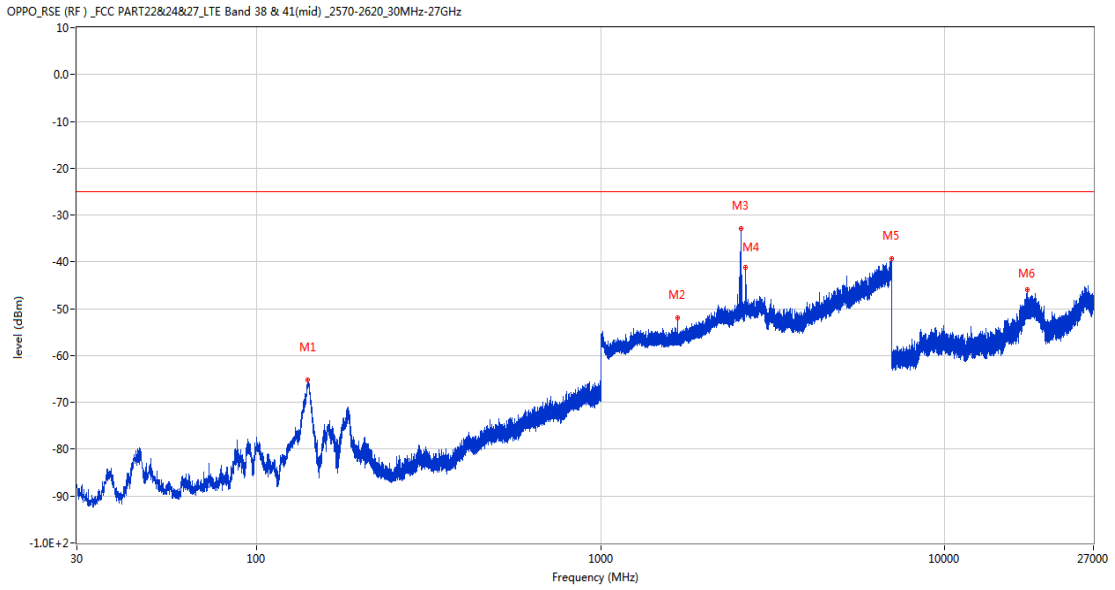
17.3 LTE Band 41 BW15, Middle Channel

RSE-H&H LTE Band 41 BW15 CH40620



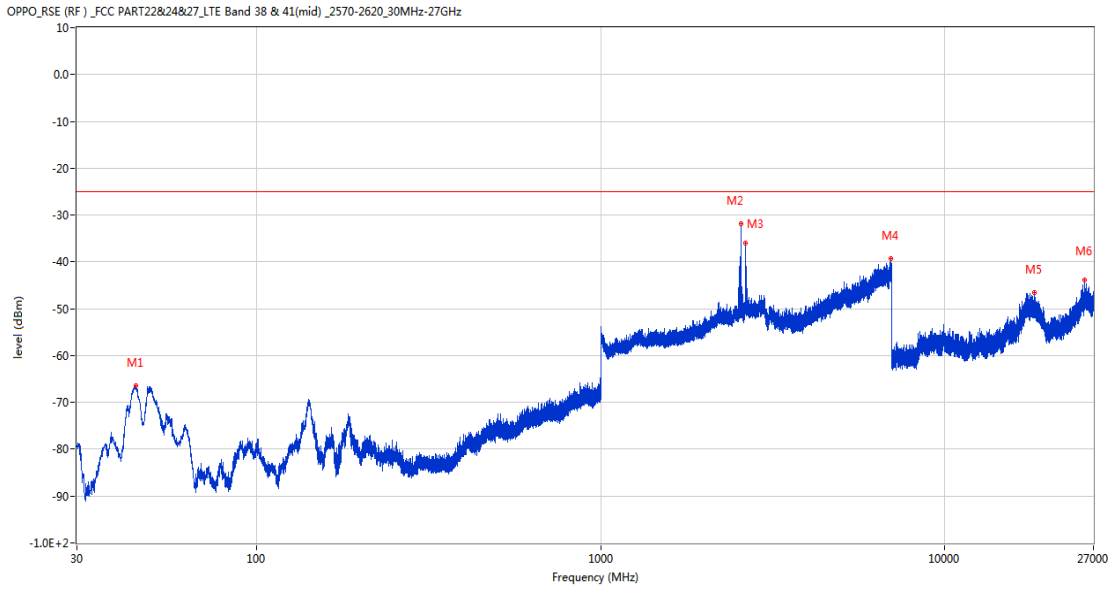
Frequency (MHz)	Result (dBm)	Factor (dB)	PK Limit (dBm)	Over Limit (dB)	Table (o)	ANT	EUT	Verdict
154.451	-70.44	-15.32	-25.0	-45.44	279.00	Horizontal	Horizontal	Pass
1494.400	-53.87	1.09	-25.0	-28.87	276.00	Horizontal	Horizontal	Pass
2561.000	-25.37	8.12	-25.0	-0.37	195.00	Horizontal	Horizontal	N/A
2629.400	-26.50	8.98	-25.0	-1.50	269.00	Horizontal	Horizontal	N/A
6993.200	-39.58	19.12	-25.0	-14.58	141.00	Horizontal	Horizontal	Pass
17336.662	-46.32	27.64	-25.0	-21.32	49.00	Horizontal	Horizontal	Pass

RSE-H&V LTE Band 41 BW15 CH40620



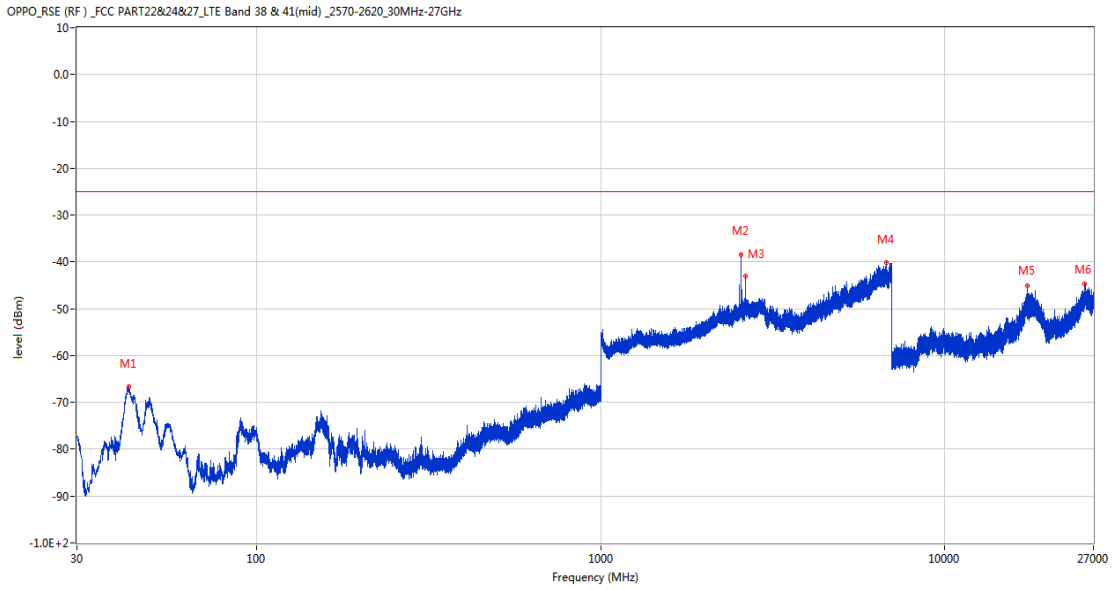
Frequency (MHz)	Result (dBm)	Factor (dB)	PK Limit (dBm)	Over Limit (dB)	Table (o)	ANT	EUT	Verdict
140.774	-65.22	-17.13	-25.0	-40.22	266.00	Horizontal	Vertical	Pass
1673.100	-51.96	0.64	-25.0	-26.96	88.00	Horizontal	Vertical	Pass
2561.700	-32.98	8.13	-25.0	-7.98	273.00	Horizontal	Vertical	N/A
2632.400	-41.15	8.90	-25.0	-16.15	47.00	Horizontal	Vertical	N/A
6991.400	-39.31	19.41	-25.0	-14.31	55.00	Horizontal	Vertical	Pass
17332.199	-46.02	27.61	-25.0	-21.02	137.00	Horizontal	Vertical	Pass

RSE-V&V LTE Band 41 BW15 CH40620



Frequency (MHz)	Result (dBm)	Factor (dB)	PK Limit (dBm)	Over Limit (dB)	Table (o)	ANT	EUT	Verdict
44.502	-66.45	-16.59	-25.0	-41.45	276.00	Vertical	Vertical	Pass
2558.900	-31.93	8.10	-25.0	-6.93	208.00	Vertical	Vertical	N/A
2635.600	-35.89	8.80	-25.0	-10.89	288.00	Vertical	Vertical	N/A
6960.000	-39.41	19.30	-25.0	-14.41	146.00	Vertical	Vertical	Pass
18230.850	-46.59	27.28	-25.0	-21.59	13.00	Vertical	Vertical	Pass
25515.448	-43.96	24.20	-25.0	-18.96	84.00	Vertical	Vertical	Pass

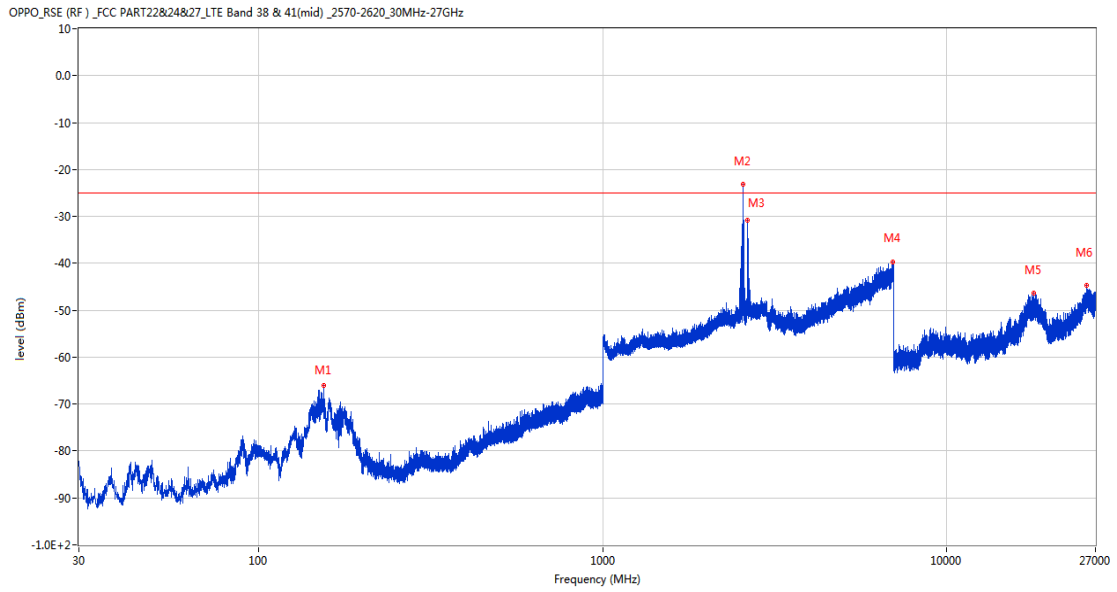
RSE-V&H LTE Band 41 BW15 CH40620



Frequency (MHz)	Result (dBm)	Factor (dB)	PK Limit (dBm)	Over Limit (dB)	Table (o)	ANT	EUT	Verdict
42.465	-66.64	-17.12	-25.0	-41.64	257.00	Vertical	Horizontal	Pass
2558.200	-38.39	8.09	-25.0	-13.39	300.00	Vertical	Horizontal	N/A
2628.900	-42.96	8.98	-25.0	-17.96	274.00	Vertical	Horizontal	N/A
6768.000	-40.14	18.65	-25.0	-15.14	39.00	Vertical	Horizontal	Pass
17356.614	-45.05	27.58	-25.0	-20.05	66.00	Vertical	Horizontal	Pass
25402.950	-44.72	24.16	-25.0	-19.72	310.00	Vertical	Horizontal	Pass

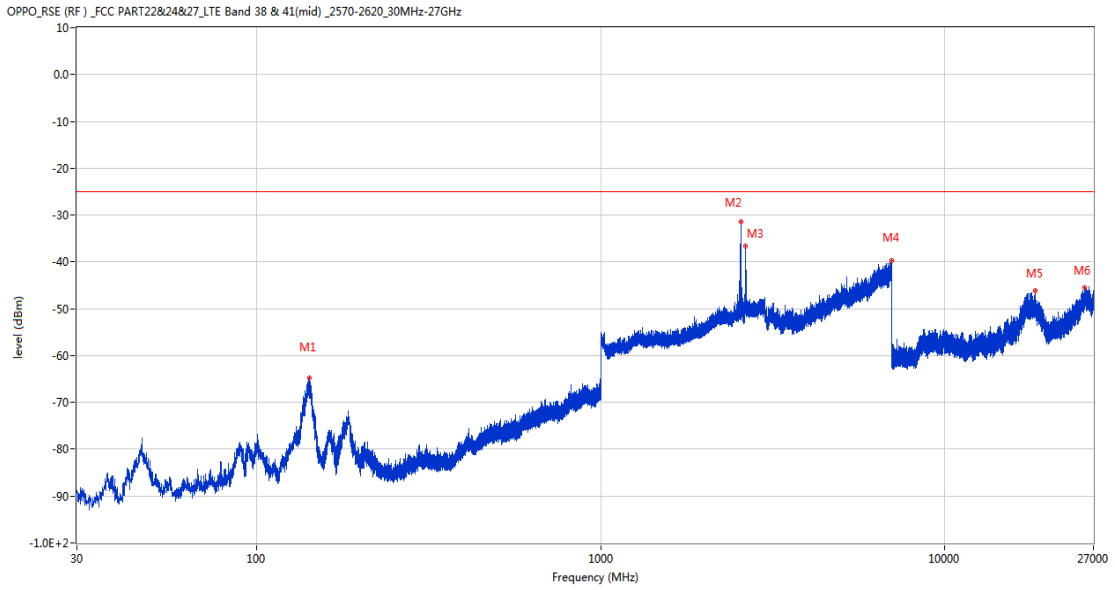
17.4 LTE Band 41 BW20, Middle Channel

RSE-H&H LTE Band 41 BW20 CH40620



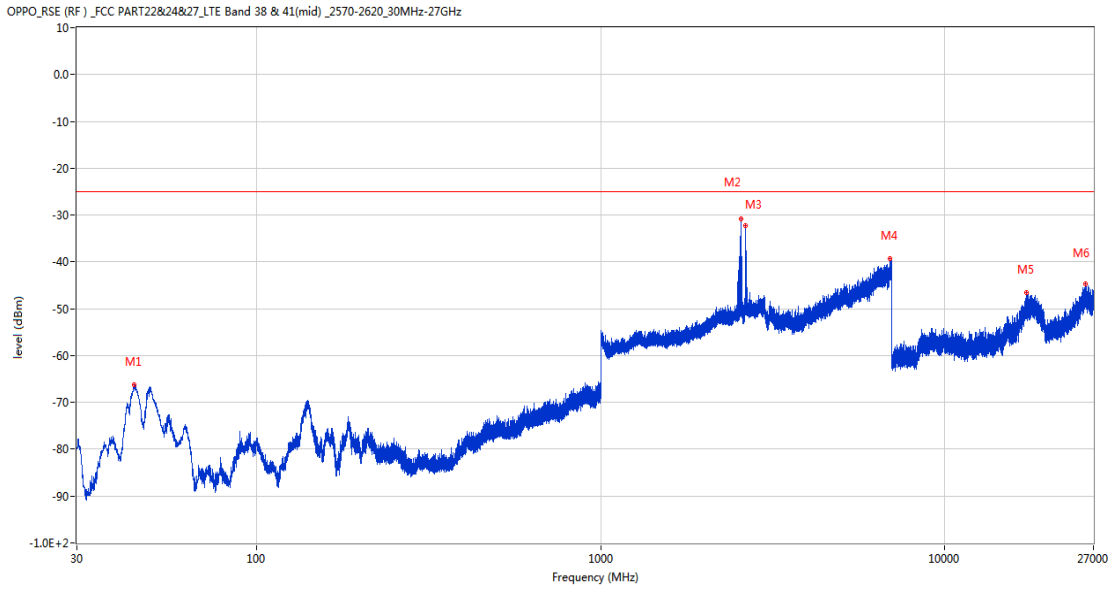
Frequency (MHz)	Result (dBm)	Factor (dB)	PK Limit (dBm)	Over Limit (dB)	Table (o)	ANT	EUT	Verdict
154.548	-66.11	-15.31	-25.0	-41.11	270.00	Horizontal	Horizontal	Pass
2558.100	-23.08	8.09	-25.0	1.92	279.00	Horizontal	Horizontal	N/A
2626.800	-30.78	8.95	-25.0	-5.78	279.00	Horizontal	Horizontal	N/A
6977.400	-39.71	20.02	-25.0	-14.71	0.00	Horizontal	Horizontal	Pass
17836.462	-46.25	27.43	-25.0	-21.25	33.00	Horizontal	Horizontal	Pass
25472.698	-44.77	24.19	-25.0	-19.77	165.00	Horizontal	Horizontal	Pass

RSE-H&V LTE Band 41 BW20 CH40620



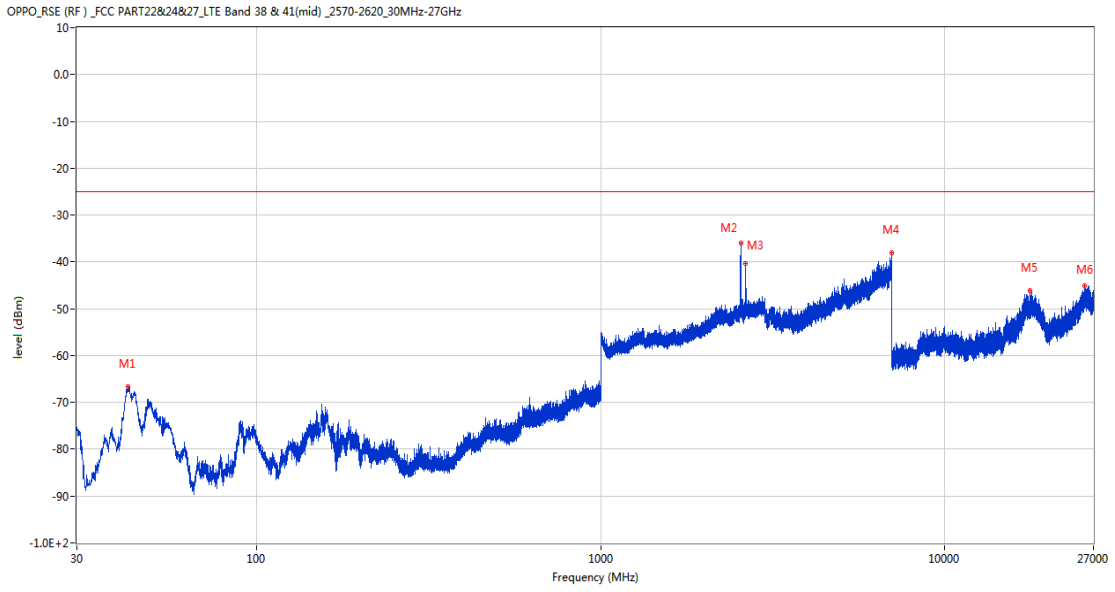
Frequency (MHz)	Result (dBm)	Factor (dB)	PK Limit (dBm)	Over Limit (dB)	Table (o)	ANT	EUT	Verdict
141.889	-64.80	-16.94	-25.0	-39.80	276.00	Horizontal	Vertical	Pass
2556.100	-31.35	8.06	-25.0	-6.35	270.00	Horizontal	Vertical	N/A
2630.500	-36.60	9.00	-25.0	-11.60	167.00	Horizontal	Vertical	N/A
6982.000	-39.82	19.69	-25.0	-14.82	207.00	Horizontal	Vertical	Pass
18308.250	-46.05	26.83	-25.0	-21.05	360.00	Horizontal	Vertical	Pass
25419.600	-45.48	24.17	-25.0	-20.48	32.00	Horizontal	Vertical	Pass

RSE-V&V LTE Band 41 BW20 CH40620



Frequency (MHz)	Result (dBm)	Factor (dB)	PK Limit (dBm)	Over Limit (dB)	Table (o)	ANT	EUT	Verdict
43.968	-66.29	-16.70	-25.0	-41.29	208.00	Vertical	Vertical	Pass
2554.400	-30.76	8.05	-25.0	-5.76	104.00	Vertical	Vertical	N/A
2630.500	-32.28	9.00	-25.0	-7.28	305.00	Vertical	Vertical	N/A
6909.000	-39.34	19.54	-25.0	-14.34	35.00	Vertical	Vertical	Pass
17254.500	-46.59	27.78	-25.0	-21.59	95.00	Vertical	Vertical	Pass
25566.300	-44.64	24.22	-25.0	-19.64	363.00	Vertical	Vertical	Pass

RSE-V&H LTE Band 41 BW20 CH40620



Frequency (MHz)	Result (dBm)	Factor (dB)	PK Limit (dBm)	Over Limit (dB)	Table (o)	ANT	EUT	Verdict
42.173	-66.71	-17.21	-25.0	-41.71	231.00	Vertical	Horizontal	Pass
2558.900	-36.04	8.10	-25.0	-11.04	335.00	Vertical	Horizontal	N/A
2634.300	-40.30	8.86	-25.0	-15.30	276.00	Vertical	Horizontal	N/A
6985.000	-38.12	19.66	-25.0	-13.12	76.00	Vertical	Horizontal	Pass
17702.324	-46.17	27.74	-25.0	-21.17	327.00	Vertical	Horizontal	Pass
25390.801	-45.13	24.16	-25.0	-20.13	354.00	Vertical	Horizontal	Pass

18 LTE Band 66

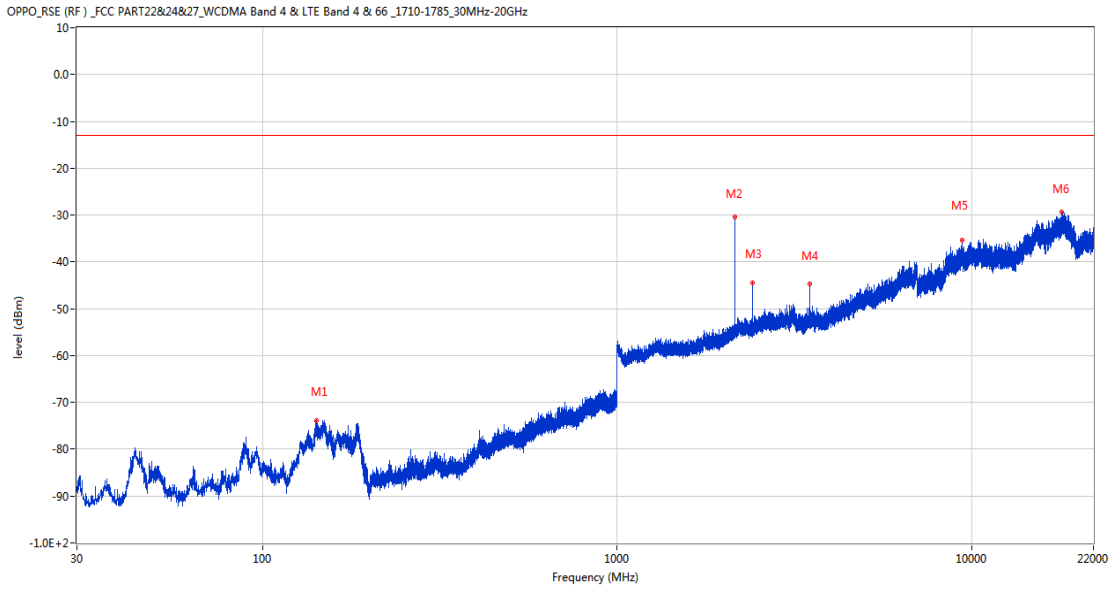
18.1 LTE Band 66 BW1.4, Middle Channel

RSE-H&H LTE Band 66 BW1.4 CH132322



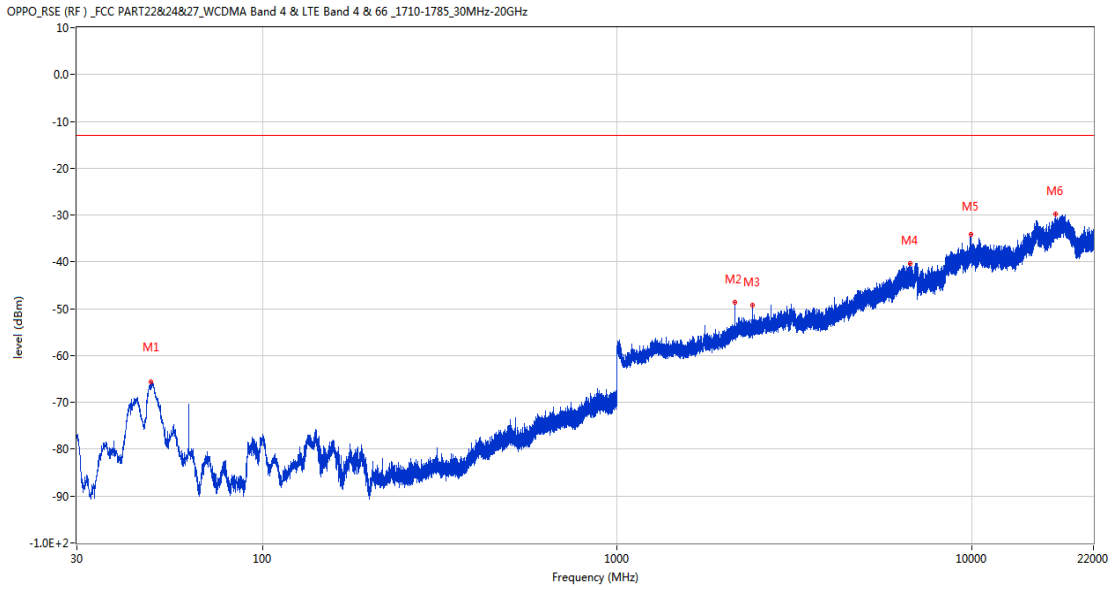
Frequency (MHz)	Result (dBm)	Factor (dB)	PK Limit (dBm)	Over Limit (dB)	Table (o)	ANT	EUT	Verdict
156.536	-67.09	-15.87	-13.0	-54.09	291.00	Horizontal	Horizontal	Pass
2144.700	-31.72	2.75	-13.0	-18.72	226.00	Horizontal	Horizontal	N/A
2401.800	-45.83	3.65	-13.0	-32.83	216.00	Horizontal	Horizontal	N/A
6963.000	-39.11	19.65	-13.0	-26.11	25.00	Horizontal	Horizontal	Pass
10813.975	-34.77	40.47	-13.0	-21.77	59.00	Horizontal	Horizontal	Pass
17856.463	-29.02	44.41	-13.0	-16.02	114.00	Horizontal	Horizontal	Pass

RSE-H&V LTE Band 66 BW1.4 CH132322



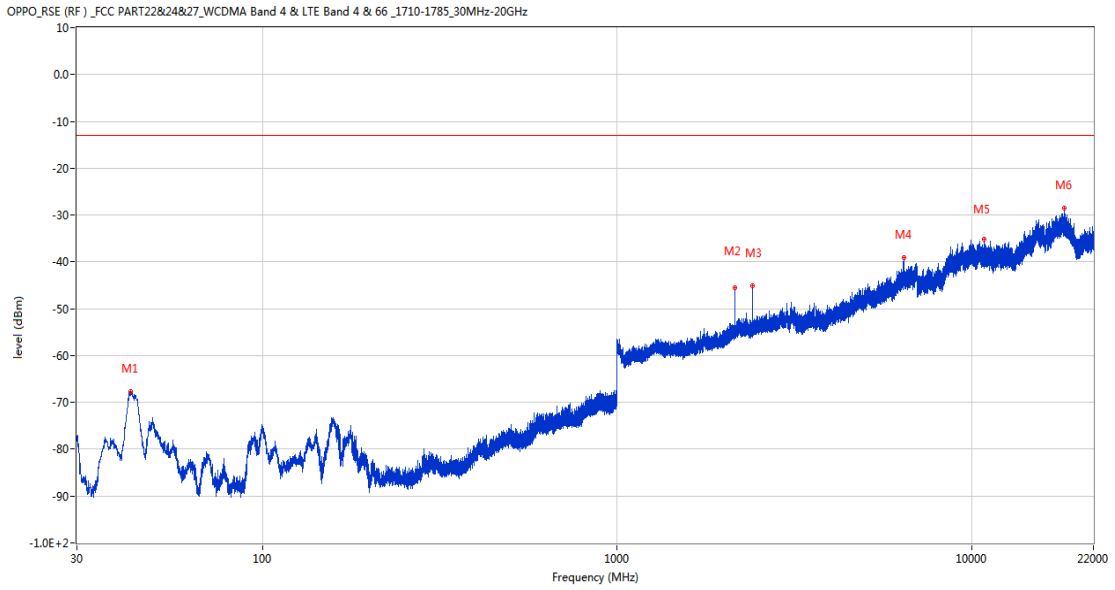
Frequency (MHz)	Result (dBm)	Factor (dB)	PK Limit (dBm)	Over Limit (dB)	Table (o)	ANT	EUT	Verdict
141.695	-73.82	-17.52	-13.0	-60.82	168.00	Horizontal	Vertical	Pass
2144.900	-30.50	2.75	-13.0	-17.50	239.00	Horizontal	Vertical	N/A
2402.000	-44.44	3.66	-13.0	-31.44	290.00	Horizontal	Vertical	N/A
3489.000	-44.64	7.11	-13.0	-31.64	142.00	Horizontal	Vertical	Pass
9396.025	-35.42	40.01	-13.0	-22.42	63.00	Horizontal	Vertical	Pass
17936.937	-29.35	44.70	-13.0	-16.35	-2.00	Horizontal	Vertical	Pass

RSE-V&V LTE Band 66 BW1.4 CH132322



Frequency (MHz)	Result (dBm)	Factor (dB)	PK Limit (dBm)	Over Limit (dB)	Table (o)	ANT	EUT	Verdict
48.382	-65.52	-15.51	-13.0	-52.52	272.00	Vertical	Vertical	Pass
2144.800	-48.70	2.75	-13.0	-35.70	332.00	Vertical	Vertical	N/A
2401.900	-49.21	3.65	-13.0	-36.21	295.00	Vertical	Vertical	N/A
6712.000	-40.34	17.94	-13.0	-27.34	358.00	Vertical	Vertical	Pass
9947.737	-34.11	39.89	-13.0	-21.11	336.00	Vertical	Vertical	Pass
17247.349	-29.83	44.47	-13.0	-16.83	286.00	Vertical	Vertical	Pass

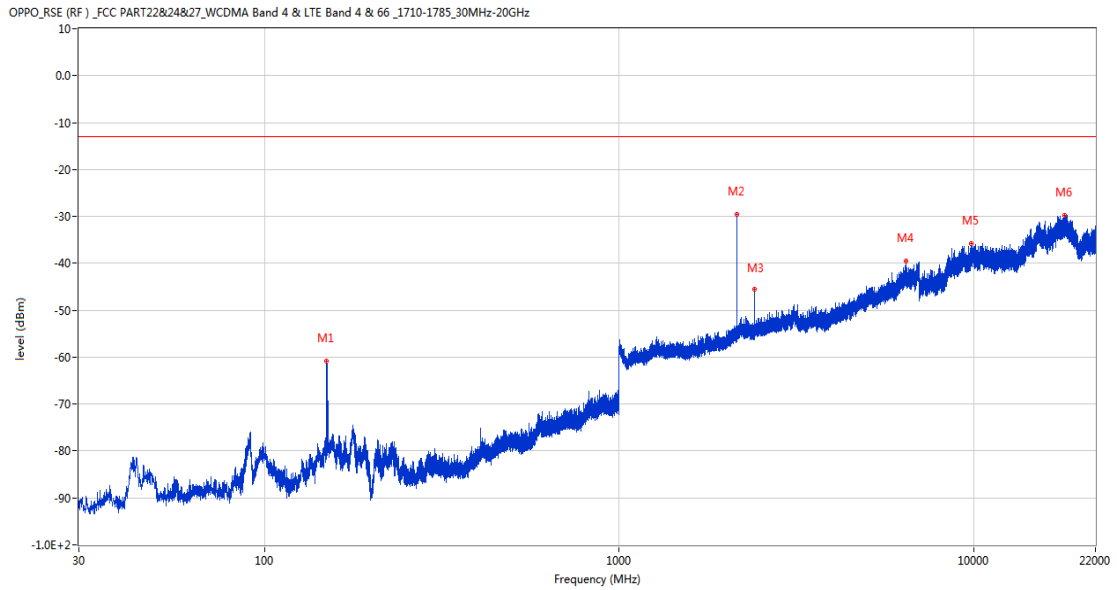
RSE-V&H LTE Band 66 BW1.4 CH132322



Frequency (MHz)	Result (dBm)	Factor (dB)	PK Limit (dBm)	Over Limit (dB)	Table (o)	ANT	EUT	Verdict
42.513	-67.73	-17.32	-13.0	-54.73	214.00	Vertical	Horizontal	Pass
2145.000	-45.56	2.74	-13.0	-32.56	287.00	Vertical	Horizontal	N/A
2401.700	-45.03	3.65	-13.0	-32.03	252.00	Vertical	Horizontal	N/A
6422.200	-39.15	18.72	-13.0	-26.15	19.00	Vertical	Horizontal	Pass
10820.875	-35.23	40.39	-13.0	-22.23	231.00	Vertical	Horizontal	Pass
18252.364	-28.58	44.84	-13.0	-15.58	164.00	Vertical	Horizontal	Pass

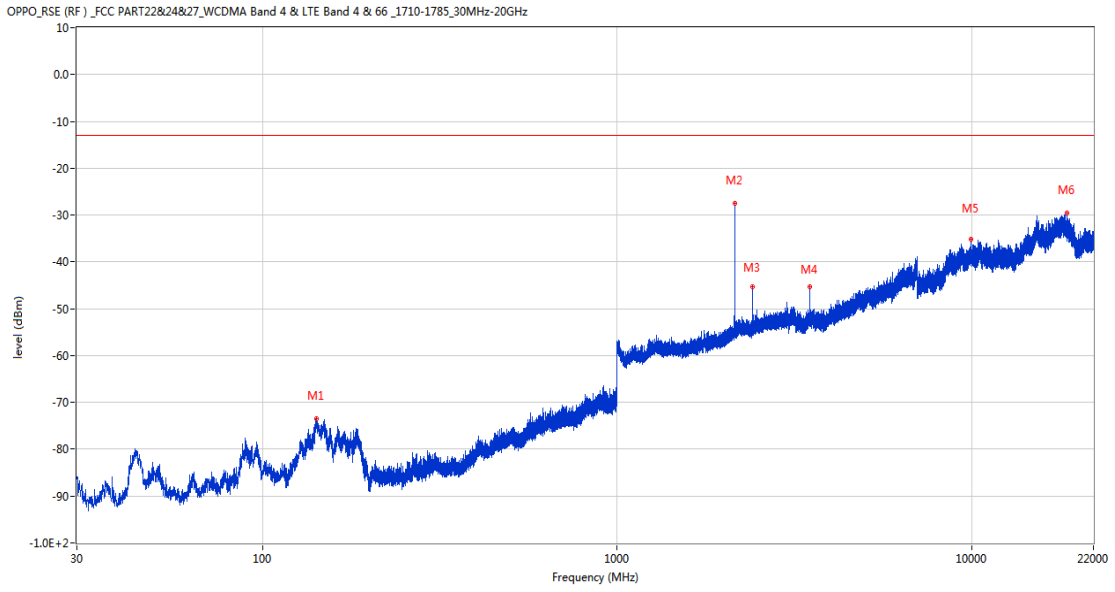
18.2 LTE Band 66 BW3, Middle Channel

RSE-H&H LTE Band 66 BW3 CH132322



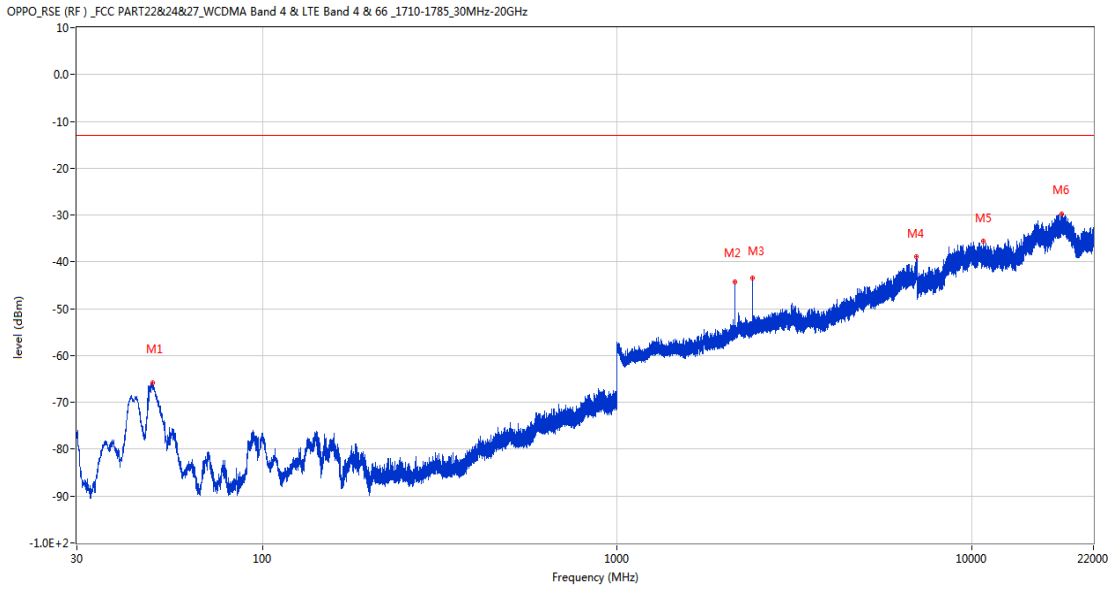
Frequency (MHz)	Result (dBm)	Factor (dB)	PK Limit (dBm)	Over Limit (dB)	Table (o)	ANT	EUT	Verdict
149.989	-60.76	-16.22	-13.0	-47.76	167.00	Horizontal	Horizontal	Pass
2145.100	-29.51	2.74	-13.0	-16.51	234.00	Horizontal	Horizontal	N/A
2402.000	-45.54	3.66	-13.0	-32.54	24.00	Horizontal	Horizontal	N/A
6421.600	-39.51	18.78	-13.0	-26.51	22.00	Horizontal	Horizontal	Pass
9823.825	-35.73	39.89	-13.0	-22.73	289.00	Horizontal	Horizontal	Pass
18012.324	-29.78	44.93	-13.0	-16.78	119.00	Horizontal	Horizontal	Pass

RSE-H&V LTE Band 66 BW3 CH132322



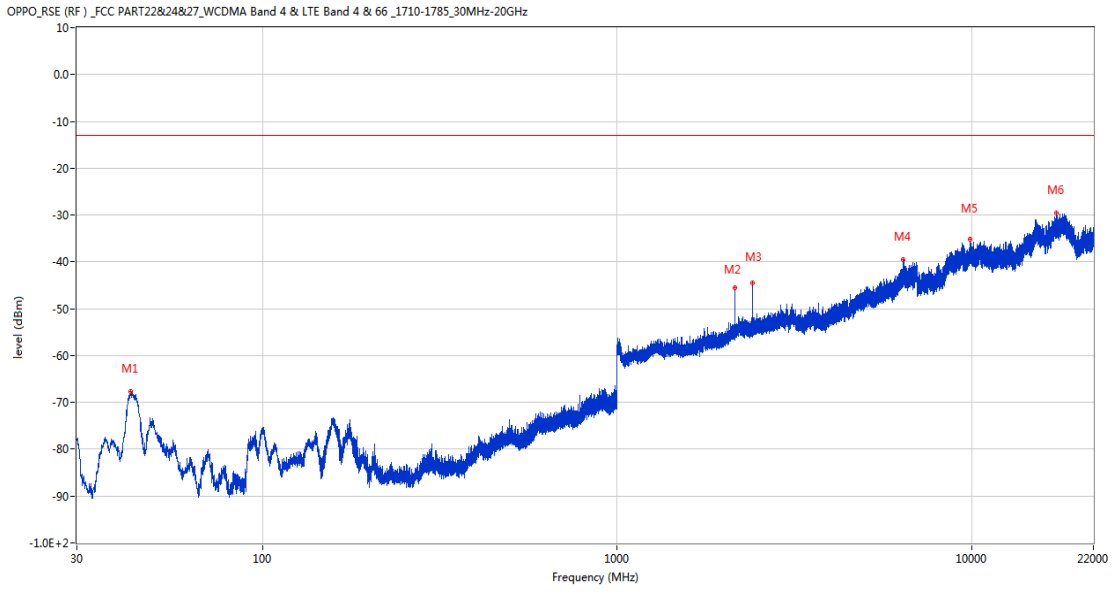
Frequency (MHz)	Result (dBm)	Factor (dB)	PK Limit (dBm)	Over Limit (dB)	Table (o)	ANT	EUT	Verdict
141.744	-73.48	-17.52	-13.0	-60.48	205.00	Horizontal	Vertical	Pass
2144.600	-27.43	2.76	-13.0	-14.43	231.00	Horizontal	Vertical	N/A
2401.900	-45.35	3.65	-13.0	-32.35	231.00	Horizontal	Vertical	N/A
3487.200	-45.39	7.30	-13.0	-32.39	159.00	Horizontal	Vertical	Pass
9914.963	-35.09	39.99	-13.0	-22.09	174.00	Horizontal	Vertical	Pass
18573.339	-29.61	44.14	-13.0	-16.61	363.00	Horizontal	Vertical	Pass

RSE-V&V LTE Band 66 BW3 CH132322



Frequency (MHz)	Result (dBm)	Factor (dB)	PK Limit (dBm)	Over Limit (dB)	Table (o)	ANT	EUT	Verdict
49.060	-65.80	-16.14	-13.0	-52.80	212.00	Vertical	Vertical	Pass
2145.400	-44.34	2.73	-13.0	-31.34	287.00	Vertical	Vertical	N/A
2402.200	-43.51	3.66	-13.0	-30.51	236.00	Vertical	Vertical	N/A
6987.800	-38.94	19.46	-13.0	-25.94	349.00	Vertical	Vertical	Pass
10784.075	-35.49	40.53	-13.0	-22.49	362.00	Vertical	Vertical	Pass
17870.801	-29.77	44.48	-13.0	-16.77	346.00	Vertical	Vertical	Pass

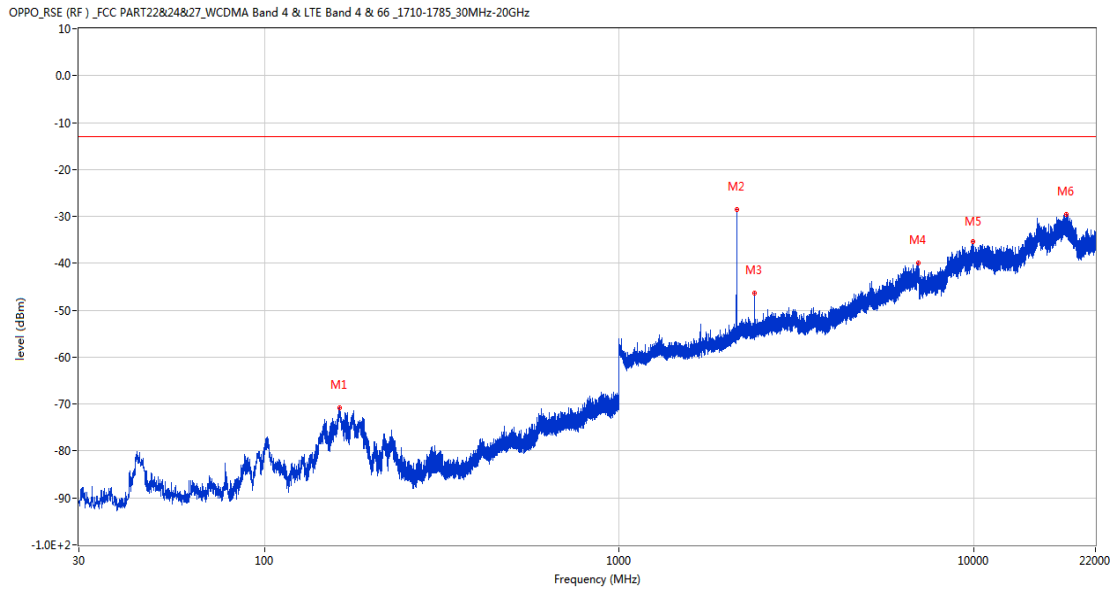
RSE-V&H LTE Band 66 BW3 CH132322



Frequency (MHz)	Result (dBm)	Factor (dB)	PK Limit (dBm)	Over Limit (dB)	Table (o)	ANT	EUT	Verdict
42.416	-67.78	-17.35	-13.0	-54.78	243.00	Vertical	Horizontal	Pass
2144.200	-45.55	2.76	-13.0	-32.55	277.00	Vertical	Horizontal	N/A
2401.900	-44.57	3.65	-13.0	-31.57	209.00	Vertical	Horizontal	N/A
6416.200	-39.58	18.88	-13.0	-26.58	325.00	Vertical	Horizontal	Pass
9907.488	-35.10	40.00	-13.0	-22.10	23.00	Vertical	Horizontal	Pass
17319.963	-29.51	44.10	-13.0	-16.51	241.00	Vertical	Horizontal	Pass

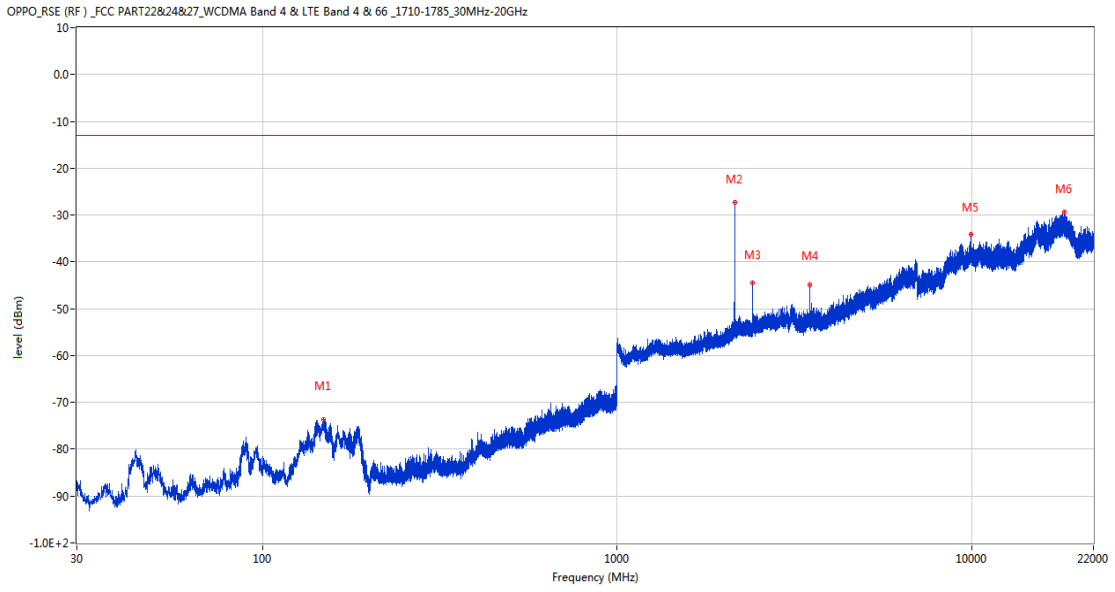
18.3 LTE Band 66 BW5, Middle Channel

RSE-H&H LTE Band 66 BW5 CH132322



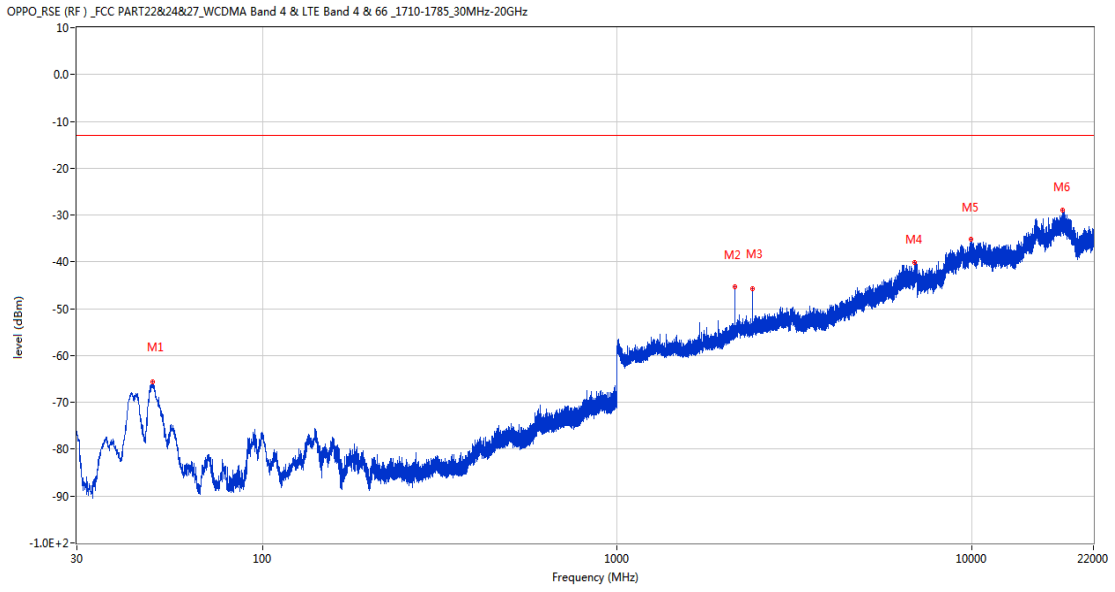
Frequency (MHz)	Result (dBm)	Factor (dB)	PK Limit (dBm)	Over Limit (dB)	Table (o)	ANT	EUT	Verdict
162.502	-70.85	-16.31	-13.0	-57.85	72.00	Horizontal	Horizontal	Pass
2145.200	-28.58	2.74	-13.0	-15.58	224.00	Horizontal	Horizontal	N/A
2401.700	-46.40	3.65	-13.0	-33.40	351.00	Horizontal	Horizontal	N/A
6974.800	-39.84	20.10	-13.0	-26.84	64.00	Horizontal	Horizontal	Pass
9947.162	-35.37	39.90	-13.0	-22.37	-2.00	Horizontal	Horizontal	Pass
18244.037	-29.53	44.85	-13.0	-16.53	173.00	Horizontal	Horizontal	Pass

RSE-H&V LTE Band 66 BW5 CH132322



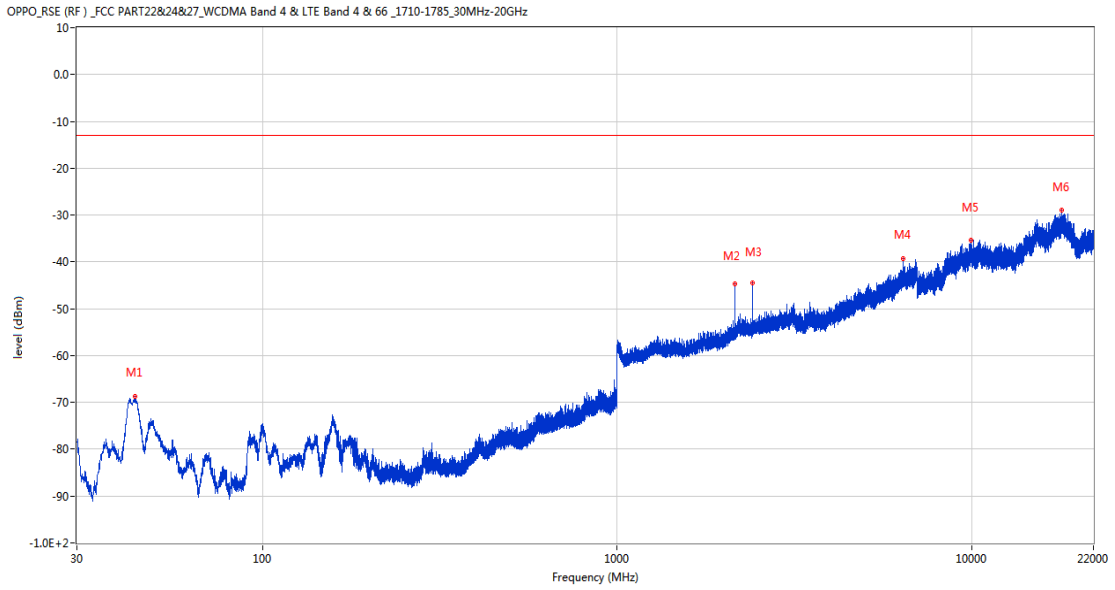
Frequency (MHz)	Result (dBm)	Factor (dB)	PK Limit (dBm)	Over Limit (dB)	Table (o)	ANT	EUT	Verdict
149.116	-73.66	-16.29	-13.0	-60.66	171.00	Horizontal	Vertical	Pass
2146.700	-27.36	2.70	-13.0	-14.36	241.00	Horizontal	Vertical	N/A
2401.600	-44.48	3.64	-13.0	-31.48	341.00	Horizontal	Vertical	N/A
3485.400	-44.98	7.20	-13.0	-31.98	151.00	Horizontal	Vertical	Pass
9952.050	-34.16	39.88	-13.0	-21.16	325.00	Horizontal	Vertical	Pass
18247.274	-29.37	44.85	-13.0	-16.37	349.00	Horizontal	Vertical	Pass

RSE-V&V LTE Band 66 BW5 CH132322



Frequency (MHz)	Result (dBm)	Factor (dB)	PK Limit (dBm)	Over Limit (dB)	Table (o)	ANT	EUT	Verdict
49.109	-65.60	-16.25	-13.0	-52.60	254.00	Vertical	Vertical	Pass
2143.300	-45.27	2.71	-13.0	-32.27	275.00	Vertical	Vertical	N/A
2402.000	-45.83	3.66	-13.0	-32.83	222.00	Vertical	Vertical	N/A
6895.800	-40.13	19.23	-13.0	-27.13	20.00	Vertical	Vertical	Pass
9946.013	-35.21	39.90	-13.0	-22.21	157.00	Vertical	Vertical	Pass
18060.886	-29.04	44.88	-13.0	-16.04	278.00	Vertical	Vertical	Pass

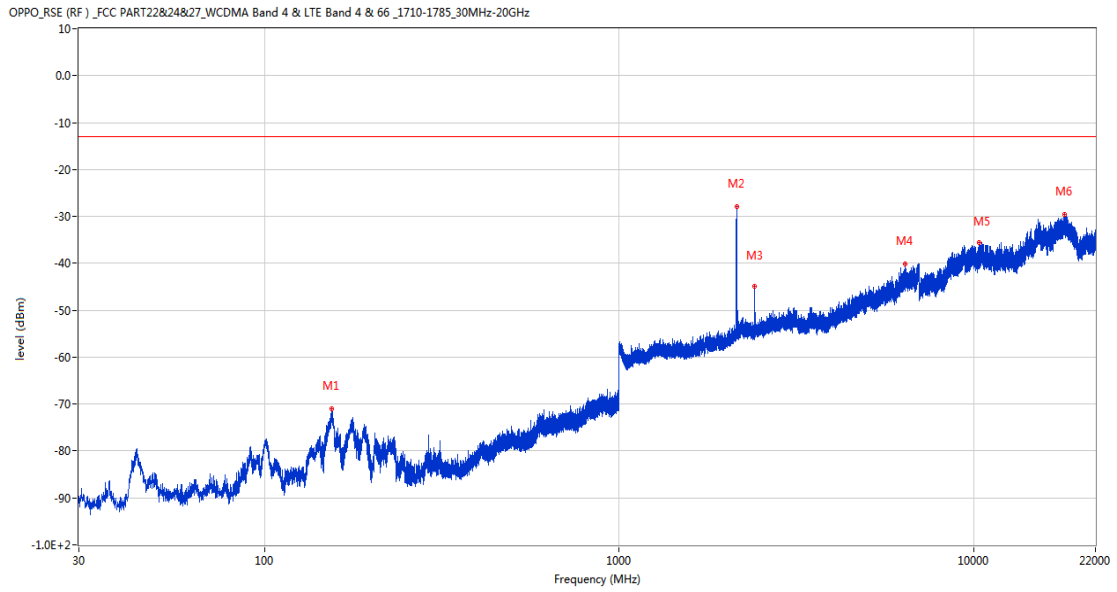
RSE-V&H LTE Band 66 BW5 CH132322



Frequency (MHz)	Result (dBm)	Factor (dB)	PK Limit (dBm)	Over Limit (dB)	Table (o)	ANT	EUT	Verdict
43.725	-68.80	-16.91	-13.0	-55.80	176.00	Vertical	Horizontal	Pass
2145.500	-44.61	2.73	-13.0	-31.61	289.00	Vertical	Horizontal	N/A
2401.700	-44.57	3.65	-13.0	-31.57	181.00	Vertical	Horizontal	N/A
6409.600	-39.23	18.69	-13.0	-26.23	118.00	Vertical	Horizontal	Pass
9931.924	-35.34	39.96	-13.0	-22.34	308.00	Vertical	Horizontal	Pass
17957.288	-28.85	44.72	-13.0	-15.85	71.00	Vertical	Horizontal	Pass

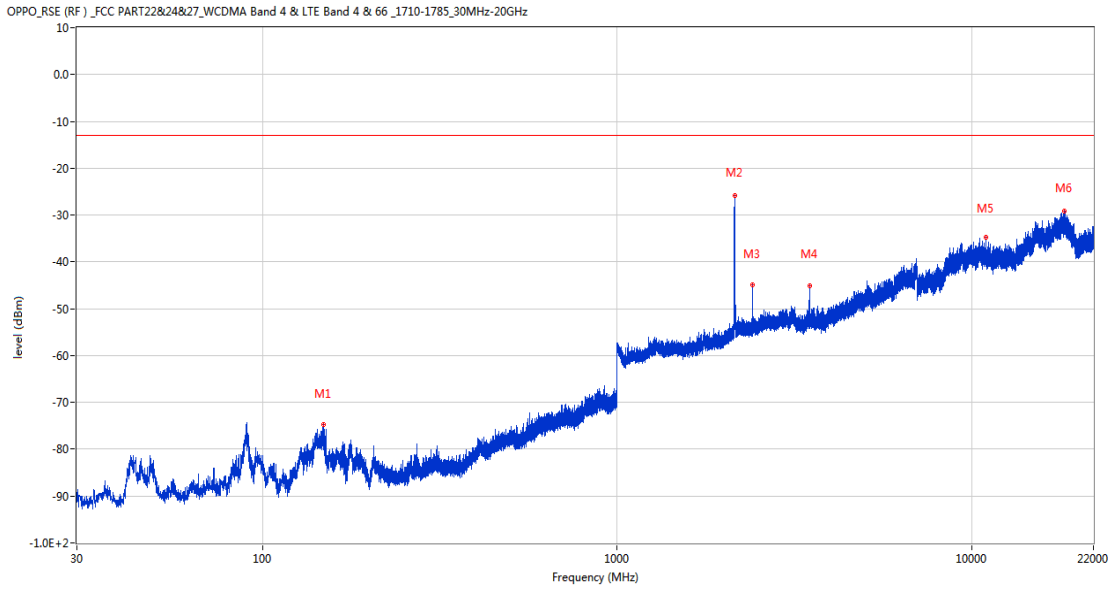
18.4 LTE Band 66 BW10, Middle Channel

RSE-H&H LTE Band 66 BW10 CH132322



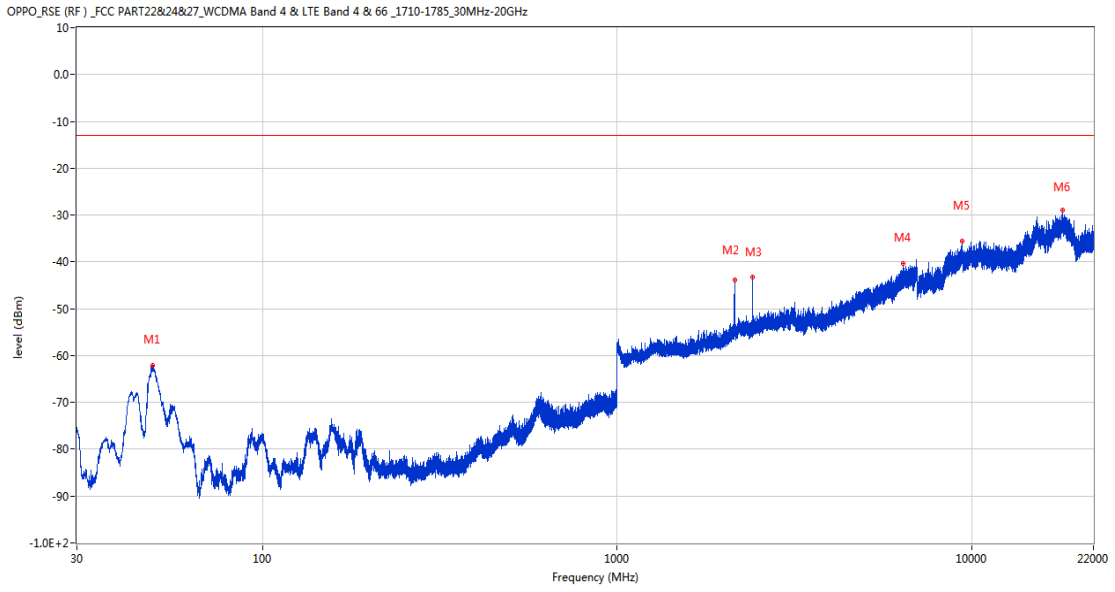
Frequency (MHz)	Result (dBm)	Factor (dB)	PK Limit (dBm)	Over Limit (dB)	Table (o)	ANT	EUT	Verdict
154.936	-71.07	-15.80	-13.0	-58.07	265.00	Horizontal	Horizontal	Pass
2148.000	-27.89	2.70	-13.0	-14.89	225.00	Horizontal	Horizontal	N/A
2401.900	-44.84	3.65	-13.0	-31.84	173.00	Horizontal	Horizontal	Pass
6415.200	-40.11	18.90	-13.0	-27.11	40.00	Horizontal	Horizontal	Pass
10351.674	-35.63	39.93	-13.0	-22.63	267.00	Horizontal	Horizontal	Pass
17964.225	-29.57	44.76	-13.0	-16.57	360.00	Horizontal	Horizontal	Pass

RSE-H&V LTE Band 66 BW10 CH132322



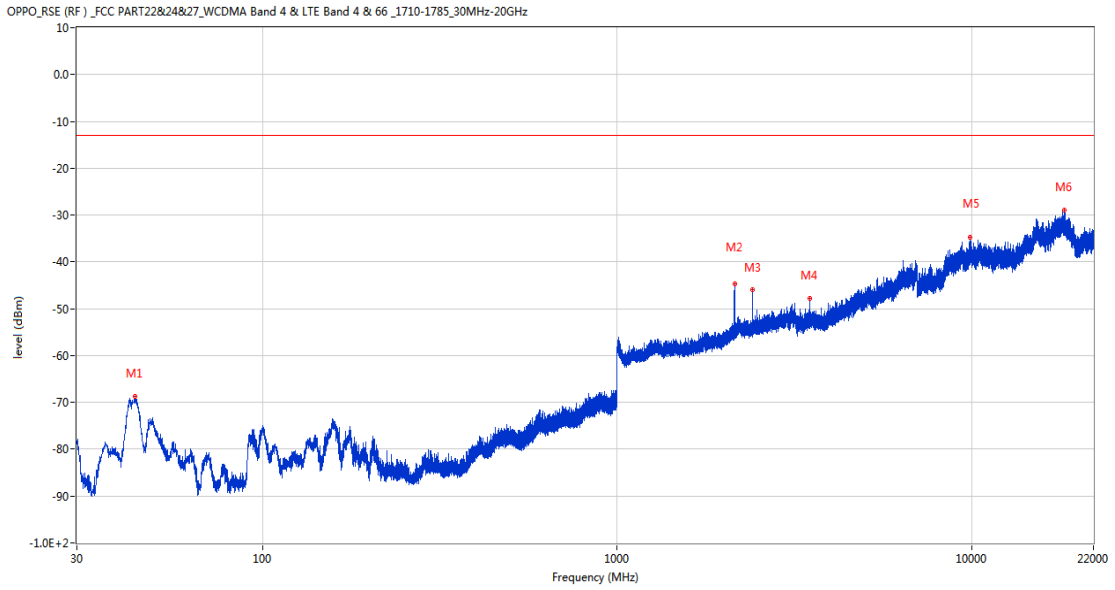
Frequency (MHz)	Result (dBm)	Factor (dB)	PK Limit (dBm)	Over Limit (dB)	Table (o)	ANT	EUT	Verdict
148.292	-74.78	-16.42	-13.0	-61.78	209.00	Horizontal	Vertical	Pass
2146.200	-25.82	2.71	-13.0	-12.82	221.00	Horizontal	Vertical	N/A
2401.800	-44.99	3.65	-13.0	-31.99	123.00	Horizontal	Vertical	Pass
3481.200	-45.18	7.36	-13.0	-32.18	168.00	Horizontal	Vertical	Pass
10937.312	-34.65	40.72	-13.0	-21.65	61.00	Horizontal	Vertical	Pass
18201.025	-29.20	44.99	-13.0	-16.20	166.00	Horizontal	Vertical	Pass

RSE-V&V LTE Band 66 BW10 CH132322



Frequency (MHz)	Result (dBm)	Factor (dB)	PK Limit (dBm)	Over Limit (dB)	Table (o)	ANT	EUT	Verdict
48.915	-62.19	-15.94	-13.0	-49.19	203.00	Vertical	Vertical	Pass
2145.900	-43.90	2.72	-13.0	-30.90	284.00	Vertical	Vertical	N/A
2401.900	-43.16	3.65	-13.0	-30.16	132.00	Vertical	Vertical	Pass
6411.600	-40.29	18.86	-13.0	-27.29	9.00	Vertical	Vertical	Pass
9404.650	-35.54	39.95	-13.0	-22.54	197.00	Vertical	Vertical	Pass
18012.787	-29.05	44.93	-13.0	-16.05	140.00	Vertical	Vertical	Pass

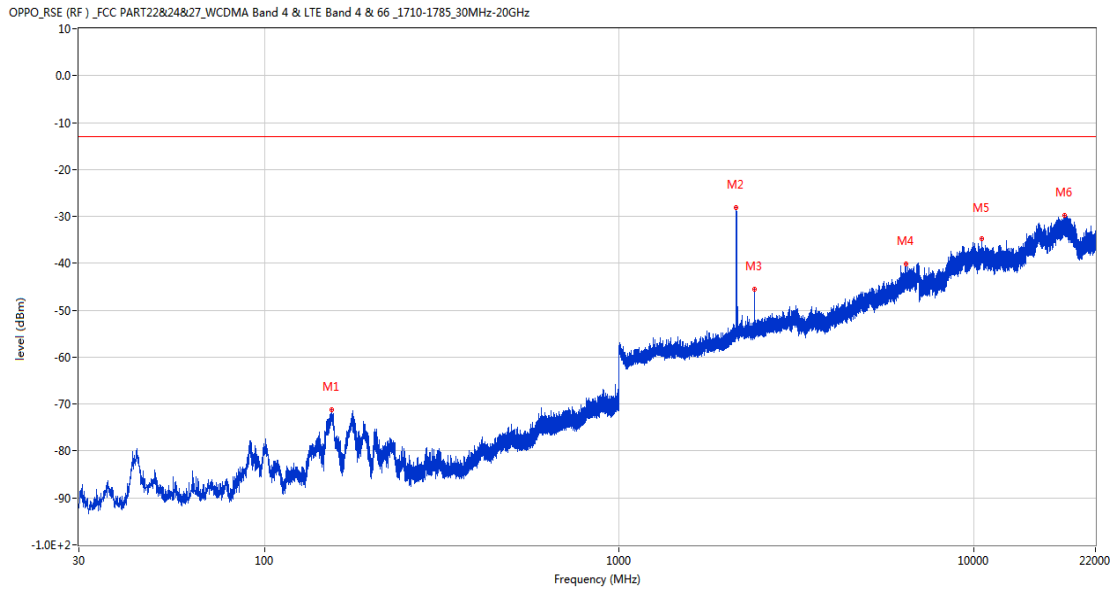
RSE-V&H LTE Band 66 BW10 CH132322



Frequency (MHz)	Result (dBm)	Factor (dB)	PK Limit (dBm)	Over Limit (dB)	Table (o)	ANT	EUT	Verdict
43.629	-68.63	-16.95	-13.0	-55.63	152.00	Vertical	Horizontal	Pass
2143.700	-44.79	2.73	-13.0	-31.79	279.00	Vertical	Horizontal	N/A
2401.900	-45.98	3.65	-13.0	-32.98	137.00	Vertical	Horizontal	Pass
3481.200	-47.79	7.36	-13.0	-34.79	95.00	Vertical	Horizontal	Pass
9906.912	-34.74	40.00	-13.0	-21.74	47.00	Vertical	Horizontal	Pass
18257.449	-29.02	44.83	-13.0	-16.02	220.00	Vertical	Horizontal	Pass

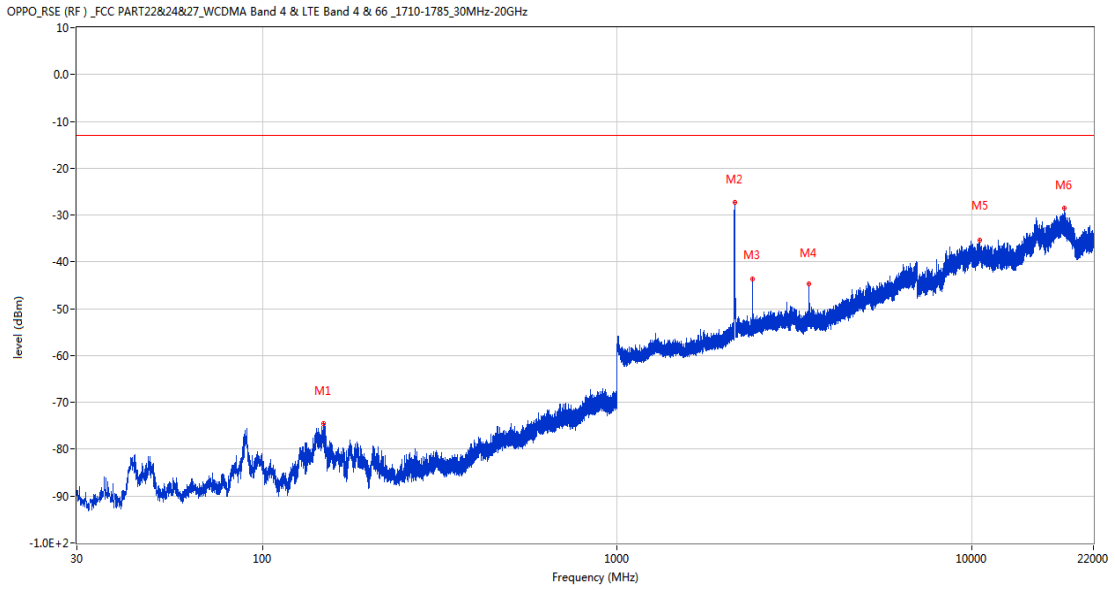
18.5 LTE Band 66 BW15, Middle Channel

RSE-H&H LTE Band 66 BW15 CH132322



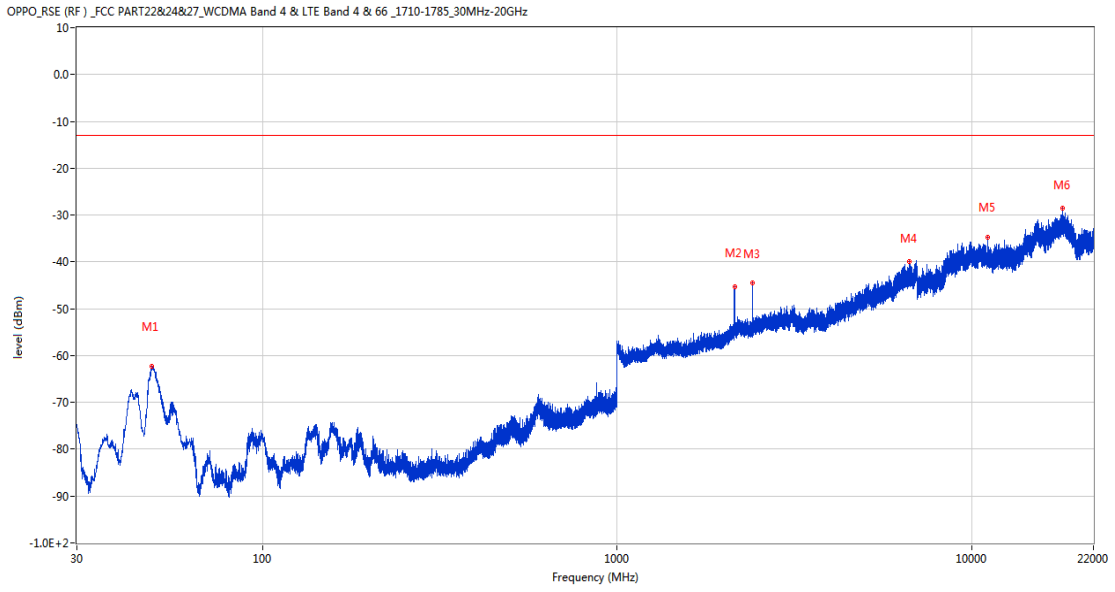
Frequency (MHz)	Result (dBm)	Factor (dB)	PK Limit (dBm)	Over Limit (dB)	Table (o)	ANT	EUT	Verdict
154.790	-71.28	-15.82	-13.0	-58.28	257.00	Horizontal	Horizontal	Pass
2139.400	-28.08	2.69	-13.0	-15.08	218.00	Horizontal	Horizontal	N/A
2401.800	-45.45	3.65	-13.0	-32.45	139.00	Horizontal	Horizontal	Pass
6436.200	-40.04	17.76	-13.0	-27.04	120.00	Horizontal	Horizontal	Pass
10541.425	-34.74	40.66	-13.0	-21.74	285.00	Horizontal	Horizontal	Pass
18055.338	-29.83	44.89	-13.0	-16.83	362.00	Horizontal	Horizontal	Pass

RSE-H&V LTE Band 66 BW15 CH132322



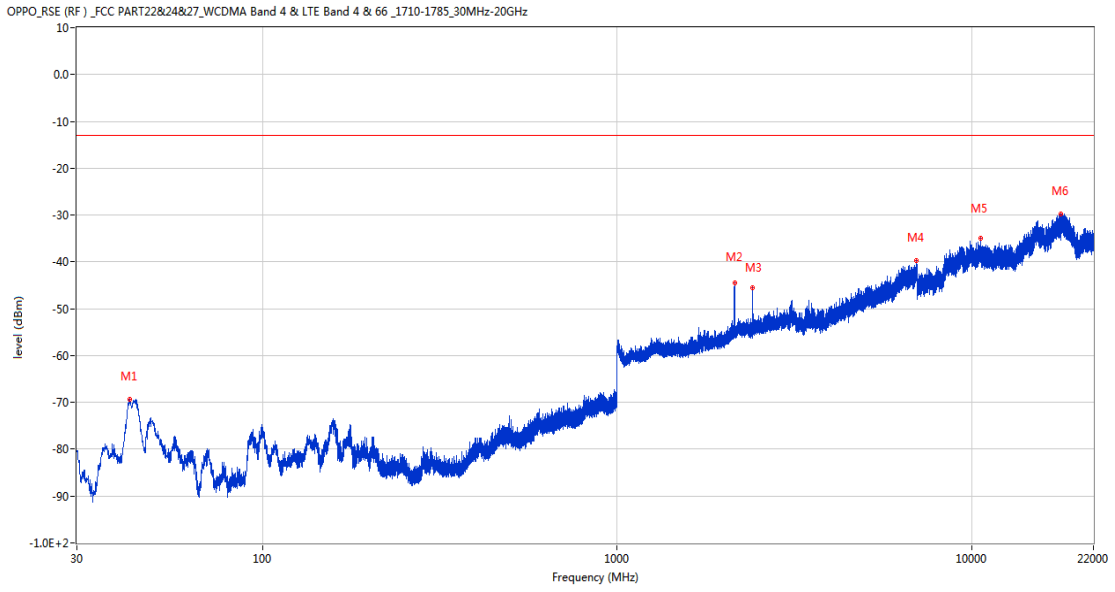
Frequency (MHz)	Result (dBm)	Factor (dB)	PK Limit (dBm)	Over Limit (dB)	Table (o)	ANT	EUT	Verdict
148.631	-74.48	-16.36	-13.0	-61.48	165.00	Horizontal	Vertical	Pass
2148.100	-27.29	2.70	-13.0	-14.29	243.00	Horizontal	Vertical	N/A
2401.800	-43.75	3.65	-13.0	-30.75	275.00	Horizontal	Vertical	Pass
3476.800	-44.77	7.36	-13.0	-31.77	138.00	Horizontal	Vertical	Pass
10543.725	-35.40	40.68	-13.0	-22.40	171.00	Horizontal	Vertical	Pass
18175.126	-28.47	45.02	-13.0	-15.47	190.00	Horizontal	Vertical	Pass

RSE-V&V LTE Band 66 BW15 CH132322



Frequency (MHz)	Result (dBm)	Factor (dB)	PK Limit (dBm)	Over Limit (dB)	Table (o)	ANT	EUT	Verdict
48.818	-62.36	-15.86	-13.0	-49.36	196.00	Vertical	Vertical	Pass
2145.000	-45.22	2.74	-13.0	-32.22	239.00	Vertical	Vertical	N/A
2402.000	-44.43	3.66	-13.0	-31.43	97.00	Vertical	Vertical	Pass
6660.200	-40.01	18.76	-13.0	-27.01	360.00	Vertical	Vertical	Pass
11077.325	-34.81	40.18	-13.0	-21.81	164.00	Vertical	Vertical	Pass
17979.949	-28.60	44.90	-13.0	-15.60	361.00	Vertical	Vertical	Pass

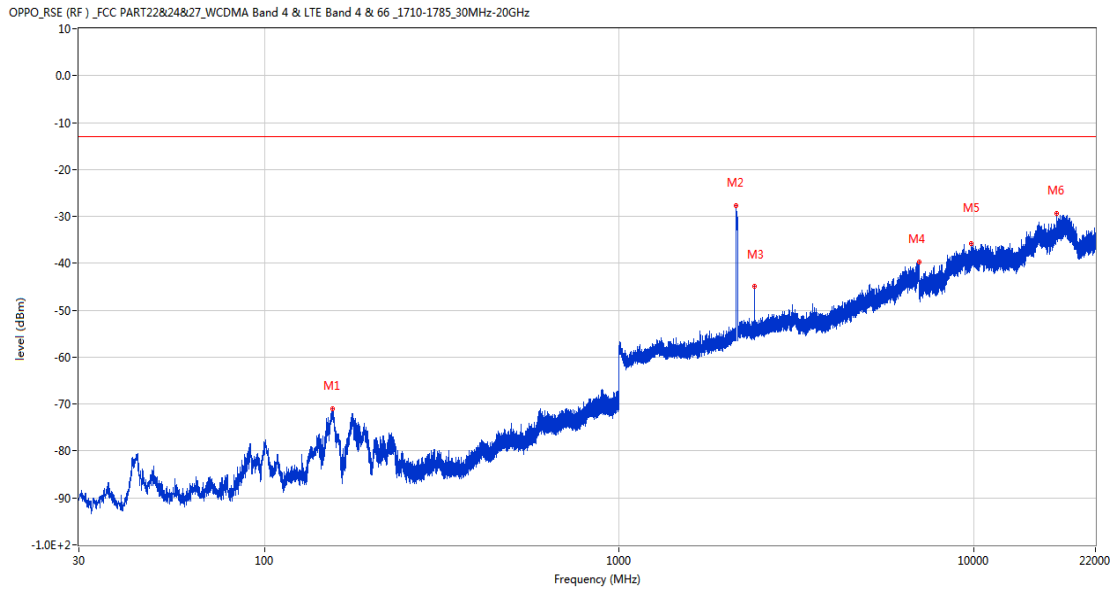
RSE-V&H LTE Band 66 BW15 CH132322



Frequency (MHz)	Result (dBm)	Factor (dB)	PK Limit (dBm)	Over Limit (dB)	Table (o)	ANT	EUT	Verdict
42.222	-69.35	-17.42	-13.0	-56.35	207.00	Vertical	Horizontal	Pass
2143.600	-44.49	2.73	-13.0	-31.49	287.00	Vertical	Horizontal	N/A
2401.700	-45.62	3.65	-13.0	-32.62	343.00	Vertical	Horizontal	Pass
6980.200	-39.65	19.84	-13.0	-26.65	214.00	Vertical	Horizontal	Pass
10558.387	-34.94	40.65	-13.0	-21.94	362.00	Vertical	Horizontal	Pass
17801.425	-29.79	43.73	-13.0	-16.79	360.00	Vertical	Horizontal	Pass

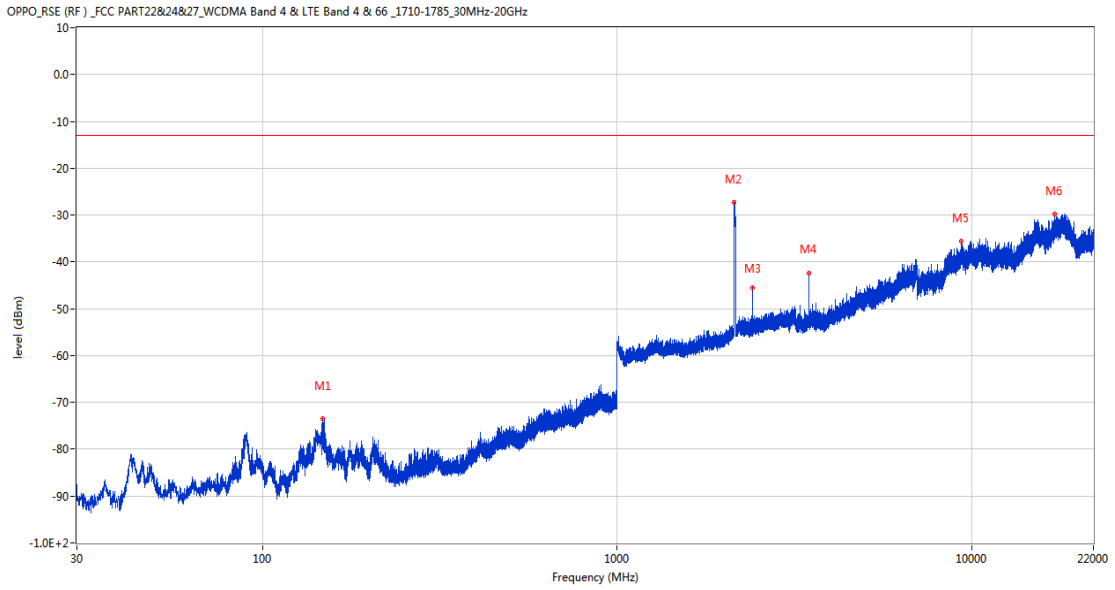
18.6 LTE Band 66 BW20, Middle Channel

RSE-H&H LTE Band 66 BW20 CH132322



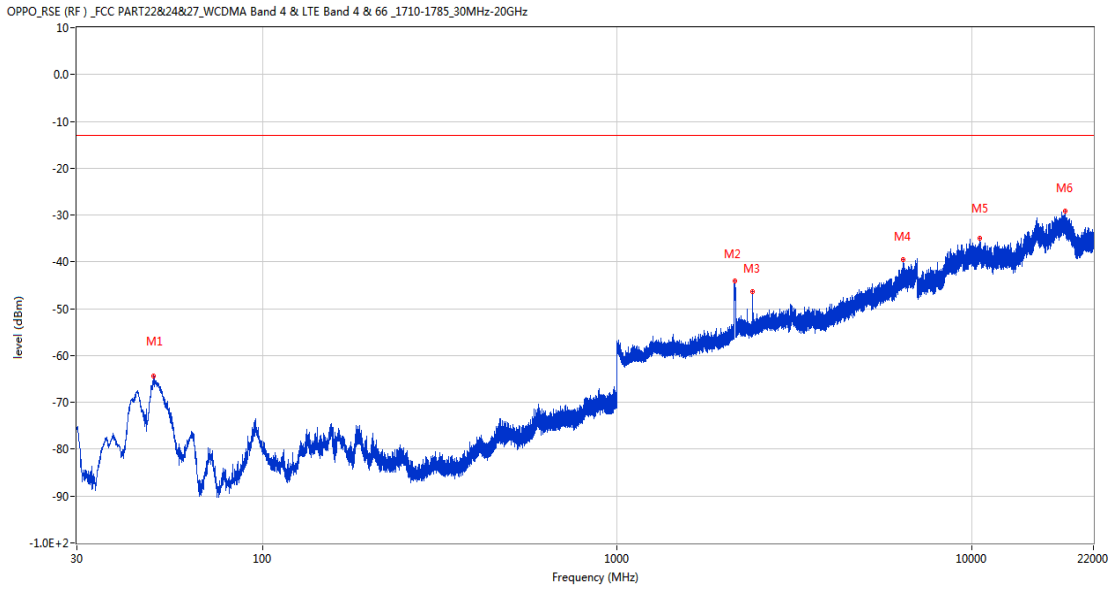
Frequency (MHz)	Result (dBm)	Factor (dB)	PK Limit (dBm)	Over Limit (dB)	Table (o)	ANT	EUT	Verdict
155.760	-70.97	-15.82	-13.0	-57.97	276.00	Horizontal	Horizontal	Pass
2139.100	-27.66	2.71	-13.0	-14.66	237.00	Horizontal	Horizontal	N/A
2402.200	-44.98	3.66	-13.0	-31.98	237.00	Horizontal	Horizontal	Pass
6993.200	-39.81	19.12	-13.0	-26.81	101.00	Horizontal	Horizontal	Pass
9808.012	-35.69	39.98	-13.0	-22.69	145.00	Horizontal	Horizontal	Pass
17079.463	-29.45	44.14	-13.0	-16.45	69.00	Horizontal	Horizontal	Pass

RSE-H&V LTE Band 66 BW20 CH132322



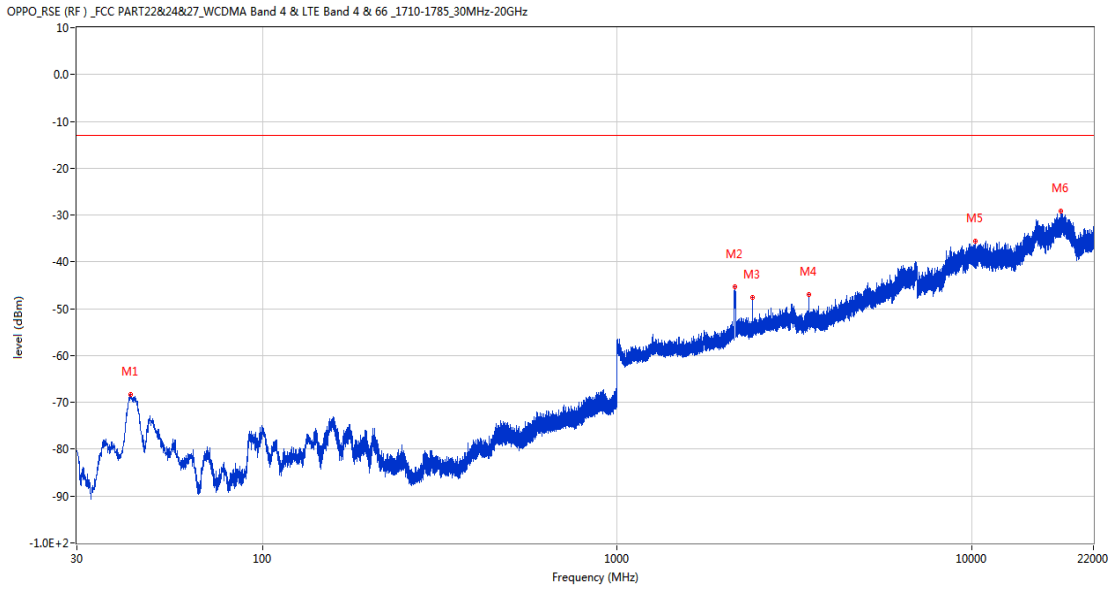
Frequency (MHz)	Result (dBm)	Factor (dB)	PK Limit (dBm)	Over Limit (dB)	Table (o)	ANT	EUT	Verdict
147.855	-73.49	-16.48	-13.0	-60.49	172.00	Horizontal	Vertical	Pass
2136.200	-27.30	2.79	-13.0	-14.30	222.00	Horizontal	Vertical	N/A
2402.200	-45.55	3.66	-13.0	-32.55	199.00	Horizontal	Vertical	Pass
3472.000	-42.32	7.21	-13.0	-29.32	165.00	Horizontal	Vertical	Pass
9339.675	-35.62	39.70	-13.0	-22.62	352.00	Horizontal	Vertical	Pass
17151.613	-29.87	43.96	-13.0	-16.87	358.00	Horizontal	Vertical	Pass

RSE-V&V LTE Band 66 BW20 CH132322



Frequency (MHz)	Result (dBm)	Factor (dB)	PK Limit (dBm)	Over Limit (dB)	Table (o)	ANT	EUT	Verdict
49.352	-64.42	-16.76	-13.0	-51.42	203.00	Vertical	Vertical	Pass
2150.600	-43.99	2.69	-13.0	-30.99	256.00	Vertical	Vertical	N/A
2401.900	-46.41	3.65	-13.0	-33.41	328.00	Vertical	Vertical	Pass
6416.800	-39.44	18.87	-13.0	-26.44	64.00	Vertical	Vertical	Pass
10532.225	-34.96	40.60	-13.0	-21.96	355.00	Vertical	Vertical	Pass
18363.363	-29.13	44.18	-13.0	-16.13	360.00	Vertical	Vertical	Pass

RSE-V&H LTE Band 66 BW20 CH132322



Frequency (MHz)	Result (dBm)	Factor (dB)	PK Limit (dBm)	Over Limit (dB)	Table (o)	ANT	EUT	Verdict
42.416	-68.36	-17.35	-13.0	-55.36	252.00	Vertical	Horizontal	Pass
2141.800	-45.29	2.65	-13.0	-32.29	276.00	Vertical	Horizontal	N/A
2402.000	-47.54	3.66	-13.0	-34.54	8.00	Vertical	Horizontal	Pass
3472.000	-46.96	7.21	-13.0	-33.96	95.00	Vertical	Horizontal	Pass
10201.888	-35.59	39.89	-13.0	-22.59	162.00	Vertical	Horizontal	Pass
17850.913	-29.16	44.35	-13.0	-16.16	-1.00	Vertical	Horizontal	Pass

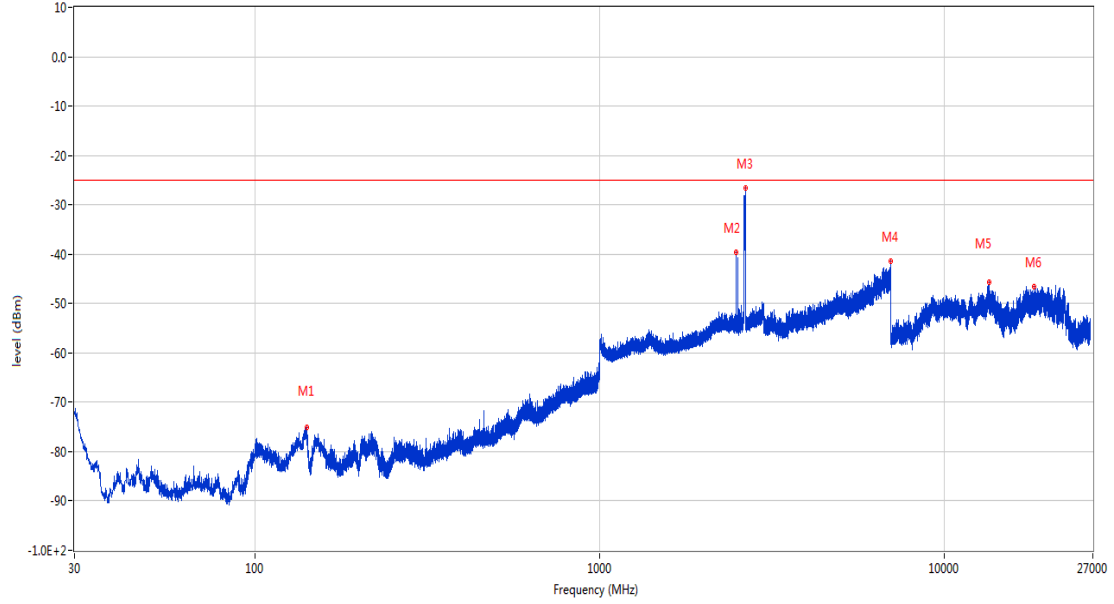
CA

19 CA_7C

19.1 CA_7C 20MHz+10MHz, QPSK, Low Channel

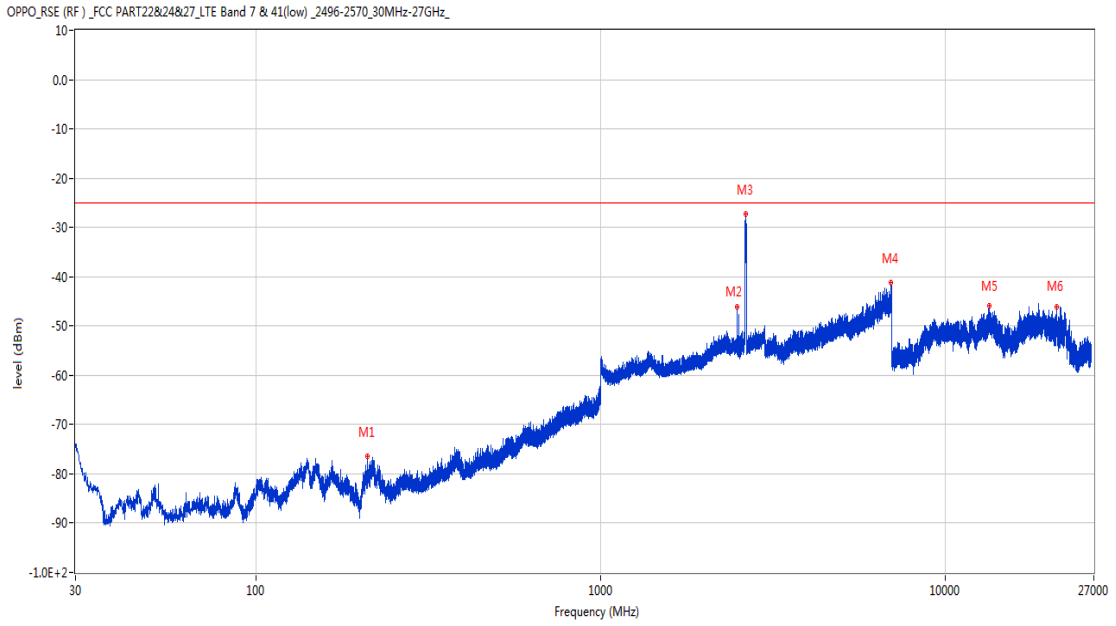
RSE-H&H PCC 20850 BW20 QPSK RB1 HIGH SCC 20994 BW10 QPSK RB1 LOW

OPPO_RSE (RF)_FCC PART22&24&27_LTE Band 7 & 41(low)_2496-2570_30MHz-27GHz_



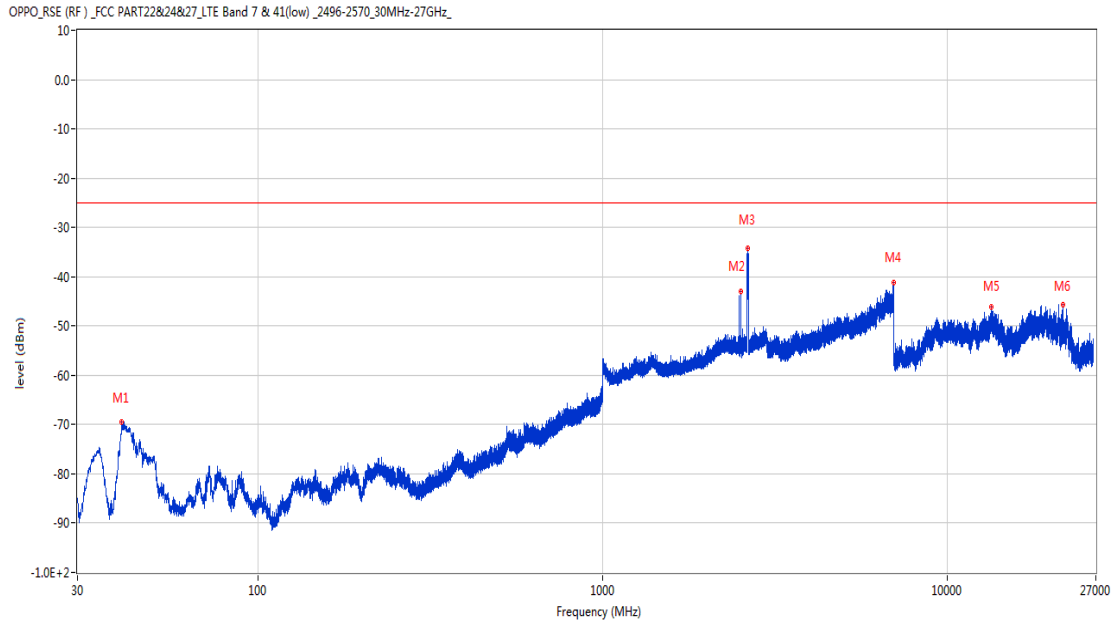
Frequency (MHz)	Result (dBm)	Factor (dB)	PK Limit (dBm)	Over Limit (dB)	Table (o)	ANT	EUT	Verdict
141.356	-75.17	-16.04	-25.0	-50.17	53.00	Horizontal	Horizontal	Pass
2488.600	-39.58	1.64	-25.0	-14.58	330.00	Horizontal	Horizontal	N/A
2648.600	-26.64	1.43	-25.0	-1.64	198.00	Horizontal	Horizontal	N/A
6994.600	-41.34	13.60	-25.0	-16.34	106.00	Horizontal	Horizontal	Pass
13473.713	-45.63	11.20	-25.0	-20.63	209.00	Horizontal	Horizontal	Pass
18194.651	-46.59	9.60	-25.0	-21.59	277.00	Horizontal	Horizontal	Pass

RSE-H&V PCC 20850 BW20 QPSK RB1 HIGH SCC 20994 BW10 QPSK RB1 LOW



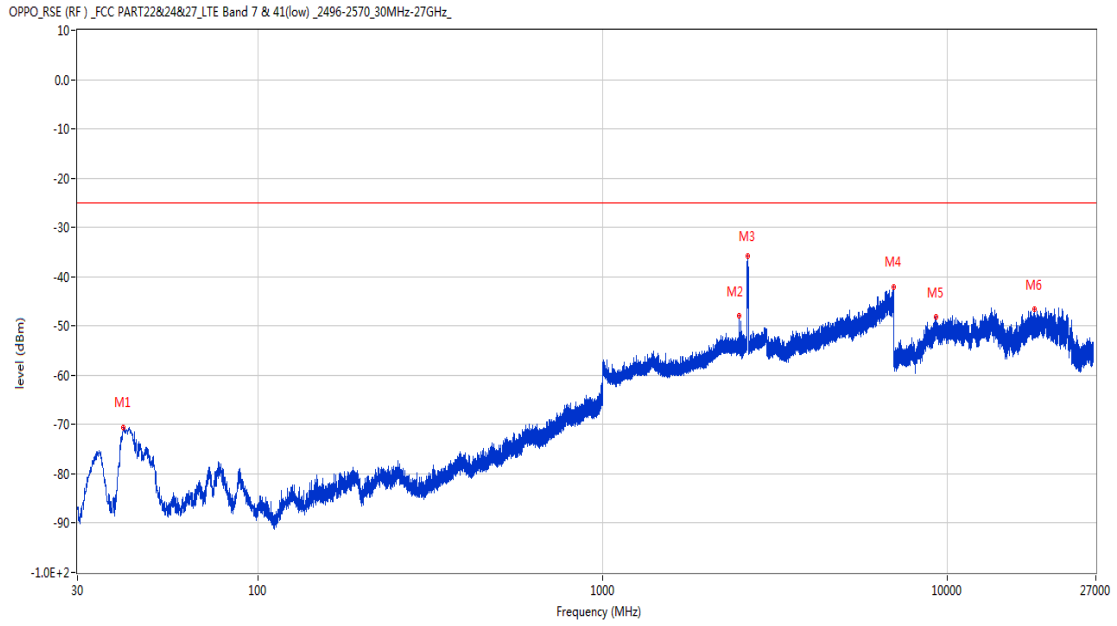
Frequency (MHz)	Result (dBm)	Factor (dB)	PK Limit (dBm)	Over Limit (dB)	Table (o)	ANT	EUT	Verdict
210.905	-76.45	-15.17	-25.0	-51.45	206.00	Horizontal	Vertical	Pass
2488.000	-46.15	1.63	-25.0	-21.15	113.00	Horizontal	Vertical	N/A
2647.000	-27.35	1.54	-25.0	-2.35	101.00	Horizontal	Vertical	N/A
6975.000	-41.09	13.72	-25.0	-16.09	327.00	Horizontal	Vertical	Pass
13468.463	-45.93	11.30	-25.0	-20.93	360.00	Horizontal	Vertical	Pass
21038.324	-46.08	14.51	-25.0	-21.08	66.00	Horizontal	Vertical	Pass

RSE-V&V PCC 20850 BW20 QPSK RB1 HIGH SCC 20994 BW10 QPSK RB1 LOW



Frequency (MHz)	Result (dBm)	Factor (dB)	PK Limit (dBm)	Over Limit (dB)	Table (o)	ANT	EUT	Verdict
40.379	-69.45	-18.09	-25.0	-44.45	123.00	Vertical	Vertical	Pass
2518.800	-43.06	1.88	-25.0	-18.06	260.00	Vertical	Vertical	N/A
2643.400	-34.20	1.59	-25.0	-9.20	207.00	Vertical	Vertical	N/A
6983.800	-41.10	13.82	-25.0	-16.10	219.00	Vertical	Vertical	Pass
13464.001	-46.11	11.38	-25.0	-21.11	51.00	Vertical	Vertical	Pass
21632.901	-45.70	14.70	-25.0	-20.70	301.00	Vertical	Vertical	Pass

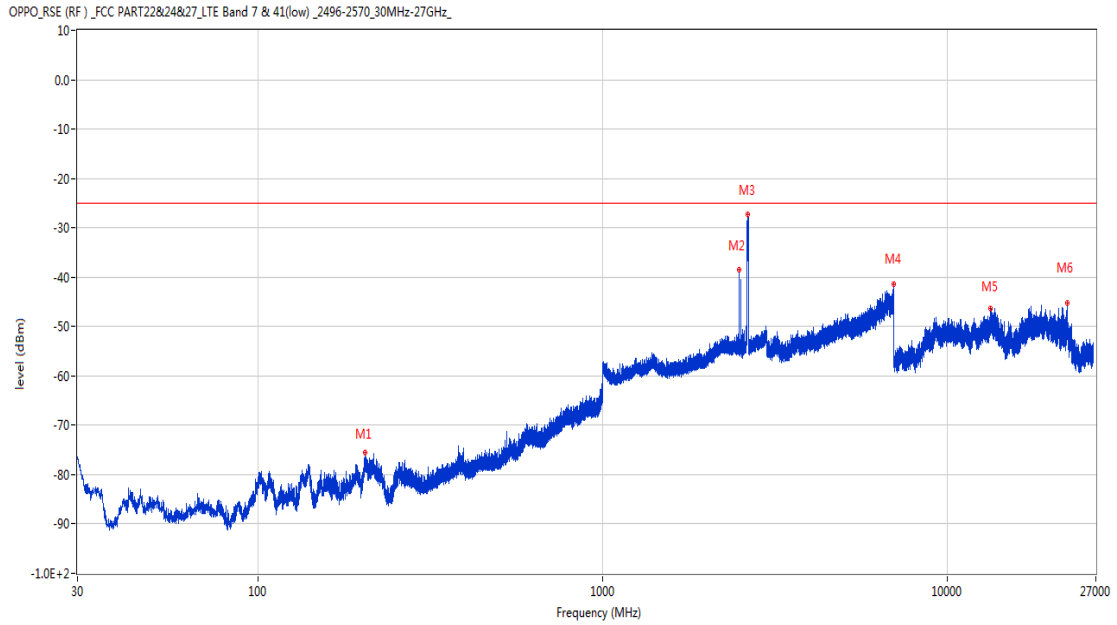
RSE-V&H PCC 20850 BW20 QPSK RB1 HIGH SCC 20994 BW10 QPSK RB1 LOW



Frequency (MHz)	Result (dBm)	Factor (dB)	PK Limit (dBm)	Over Limit (dB)	Table (o)	ANT	EUT	Verdict
40.670	-70.54	-17.85	-25.0	-45.54	77.00	Vertical	Horizontal	Pass
2488.800	-47.85	1.64	-25.0	-22.85	327.00	Vertical	Horizontal	N/A
2646.900	-35.71	1.55	-25.0	-10.71	238.00	Vertical	Horizontal	N/A
6982.200	-42.09	13.88	-25.0	-17.09	360.00	Vertical	Horizontal	Pass
9310.063	-48.11	10.07	-25.0	-23.11	326.00	Vertical	Horizontal	Pass
17912.588	-46.48	9.53	-25.0	-21.48	4.00	Vertical	Horizontal	Pass

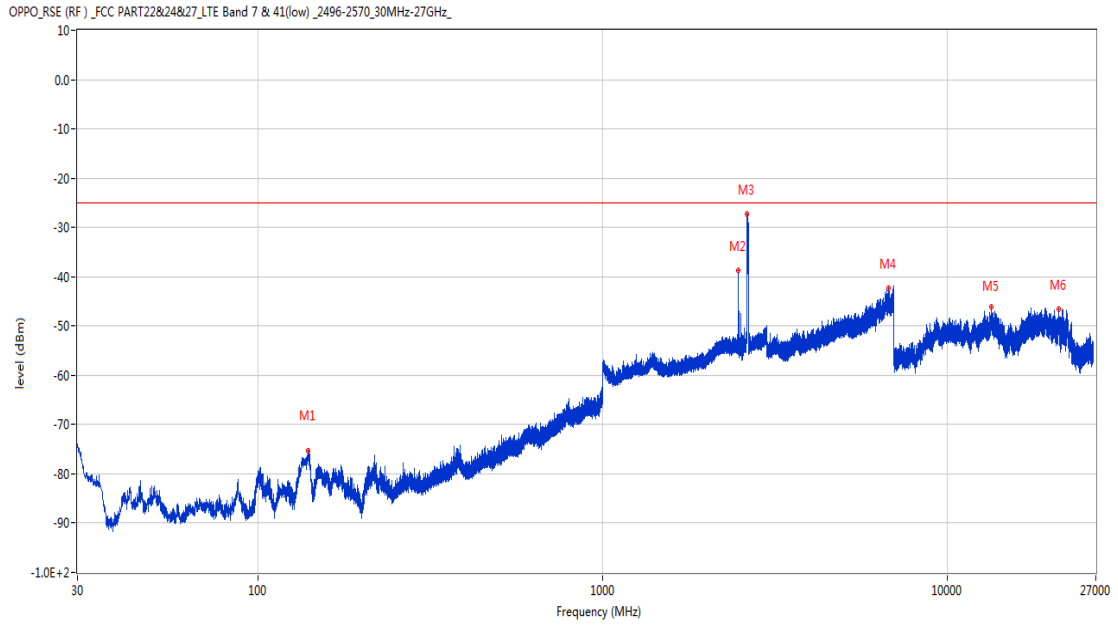
19.2 CA_7C 20MHz+10MHz, 16-QAM, Low Channel

RSE-H&H PCC 20850 BW20 16-QAM RB1 HIGH SCC 20994 BW10 16-QAM RB1 LOW



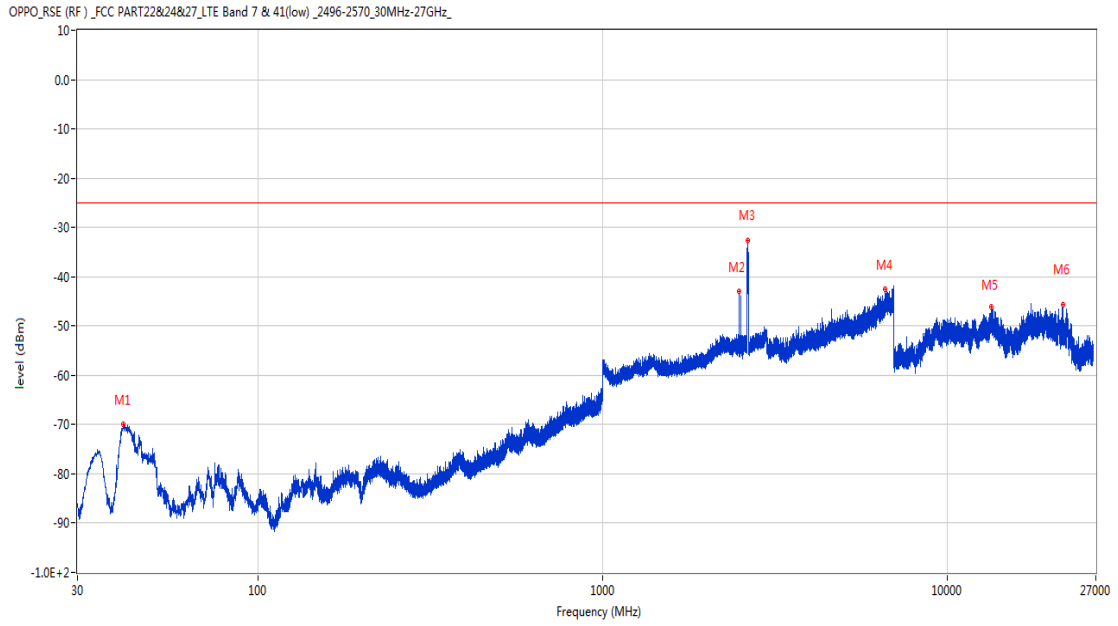
Frequency (MHz)	Result (dBm)	Factor (dB)	PK Limit (dBm)	Over Limit (dB)	Table (o)	ANT	EUT	Verdict
204.406	-75.46	-15.84	-25.0	-50.46	202.00	Horizontal	Horizontal	Pass
2488.500	-38.46	1.63	-25.0	-13.46	315.00	Horizontal	Horizontal	N/A
2644.000	-27.34	1.61	-25.0	-2.34	199.00	Horizontal	Horizontal	N/A
6999.200	-41.48	13.65	-25.0	-16.48	81.00	Horizontal	Horizontal	Pass
13345.875	-46.33	10.97	-25.0	-21.33	350.00	Horizontal	Horizontal	Pass
22350.301	-45.24	14.93	-25.0	-20.24	335.00	Horizontal	Horizontal	Pass

RSE-H&V PCC 20850 BW20 16-QAM RB1 HIGH SCC 20994 BW10 16-QAM RB1 LOW



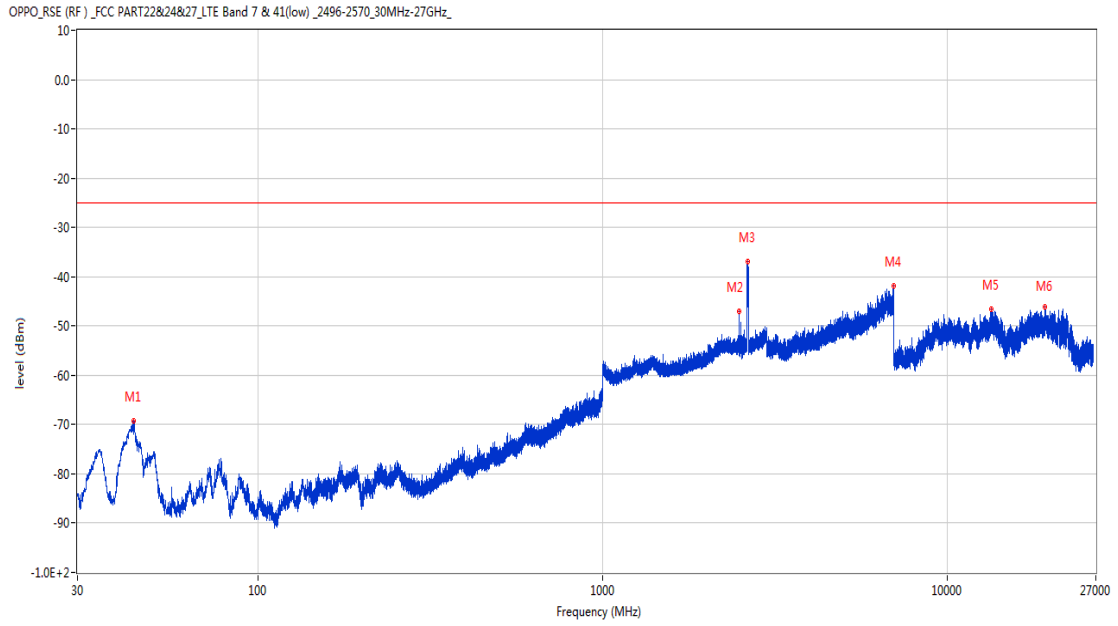
Frequency (MHz)	Result (dBm)	Factor (dB)	PK Limit (dBm)	Over Limit (dB)	Table (o)	ANT	EUT	Verdict
140.289	-75.35	-16.24	-25.0	-50.35	208.00	Horizontal	Vertical	Pass
2474.300	-38.64	1.31	-25.0	-13.64	34.00	Horizontal	Vertical	N/A
2628.800	-27.26	1.26	-25.0	-2.26	34.00	Horizontal	Vertical	N/A
6775.600	-42.35	11.78	-25.0	-17.35	244.00	Horizontal	Vertical	Pass
13451.662	-46.23	11.50	-25.0	-21.23	337.00	Horizontal	Vertical	Pass
21033.650	-46.67	14.51	-25.0	-21.67	-3.00	Horizontal	Vertical	Pass

RSE-V&V PCC 20850 BW20 16-QAM RB1 HIGH SCC 20994 BW10 16-QAM RB1 LOW



Frequency (MHz)	Result (dBm)	Factor (dB)	PK Limit (dBm)	Over Limit (dB)	Table (o)	ANT	EUT	Verdict
40.767	-70.00	-17.78	-25.0	-45.00	65.00	Vertical	Vertical	Pass
2488.300	-43.00	1.63	-25.0	-18.00	100.00	Vertical	Vertical	N/A
2644.100	-32.70	1.61	-25.0	-7.70	225.00	Vertical	Vertical	N/A
6599.800	-42.55	11.51	-25.0	-17.55	161.00	Vertical	Vertical	Pass
13428.037	-46.11	11.11	-25.0	-21.11	147.00	Vertical	Vertical	Pass
21635.025	-45.78	14.70	-25.0	-20.78	343.00	Vertical	Vertical	Pass

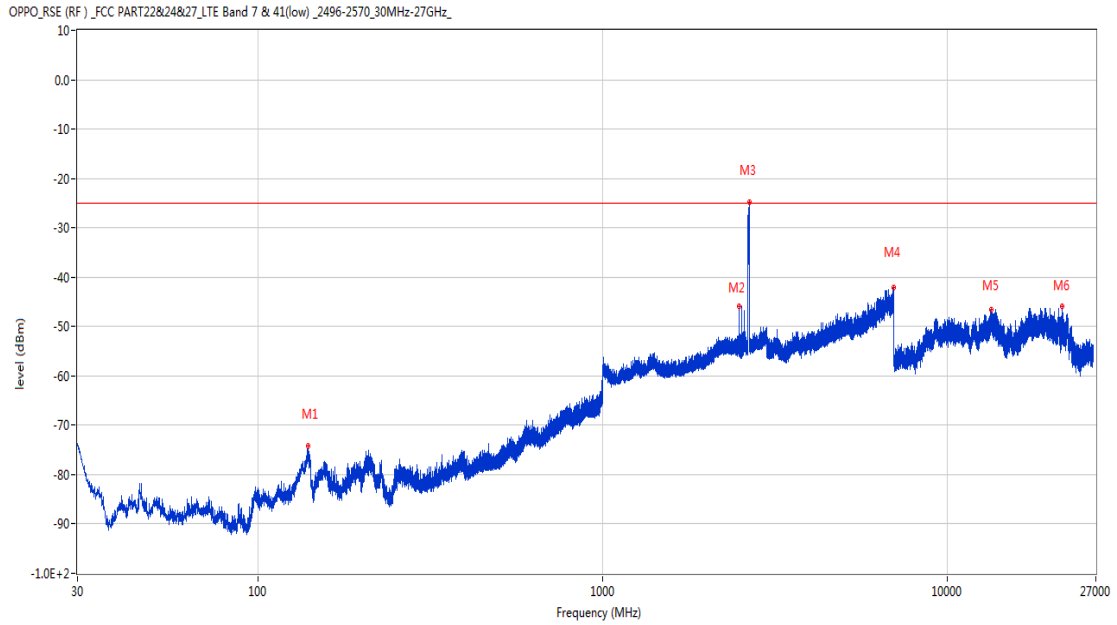
RSE-V&H PCC 20850 BW20 16-QAM RB1 HIGH SCC 20994 BW10 16-QAM RB1 LOW



Frequency (MHz)	Result (dBm)	Factor (dB)	PK Limit (dBm)	Over Limit (dB)	Table (o)	ANT	EUT	Verdict
43.532	-69.17	-15.17	-25.0	-44.17	292.00	Vertical	Horizontal	Pass
2488.600	-47.05	1.64	-25.0	-22.05	321.00	Vertical	Horizontal	N/A
2646.600	-36.98	1.58	-25.0	-11.98	238.00	Vertical	Horizontal	N/A
6997.800	-41.87	13.63	-25.0	-16.87	136.00	Vertical	Horizontal	Pass
13456.125	-46.49	11.48	-25.0	-21.49	127.00	Vertical	Horizontal	Pass
19215.925	-46.20	13.95	-25.0	-21.20	263.00	Vertical	Horizontal	Pass

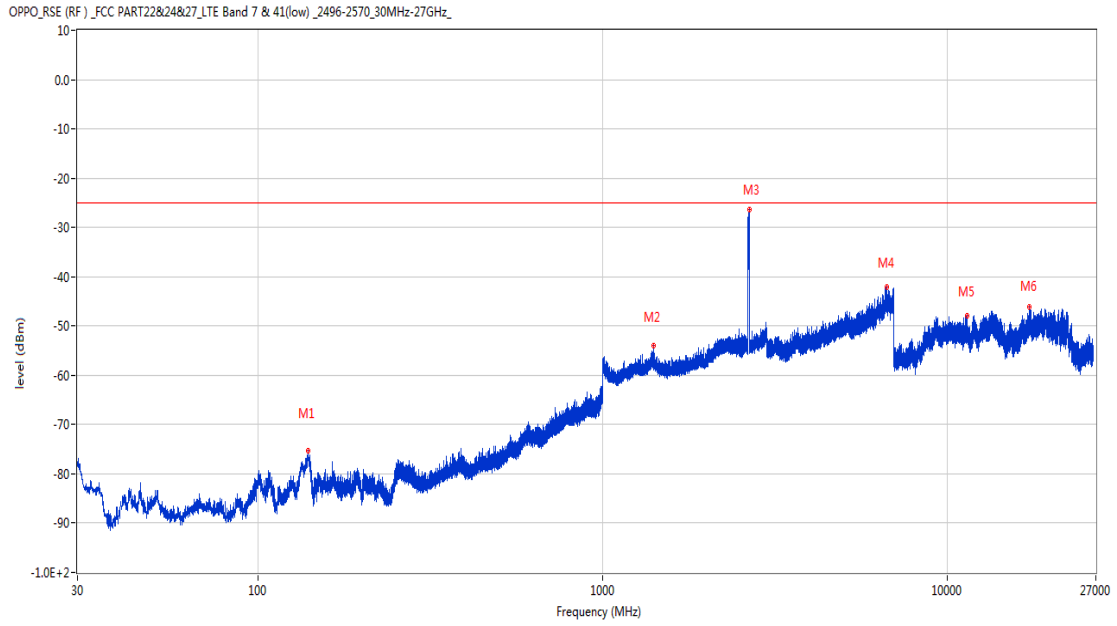
19.3 CA_7C 20MHz+10MHz, QPSK, Middle Channel

RSE-H&H PCC 21051 BW20 QPSK RB1 HIGH SCC 21195 BW10 QPSK RB1 LOW



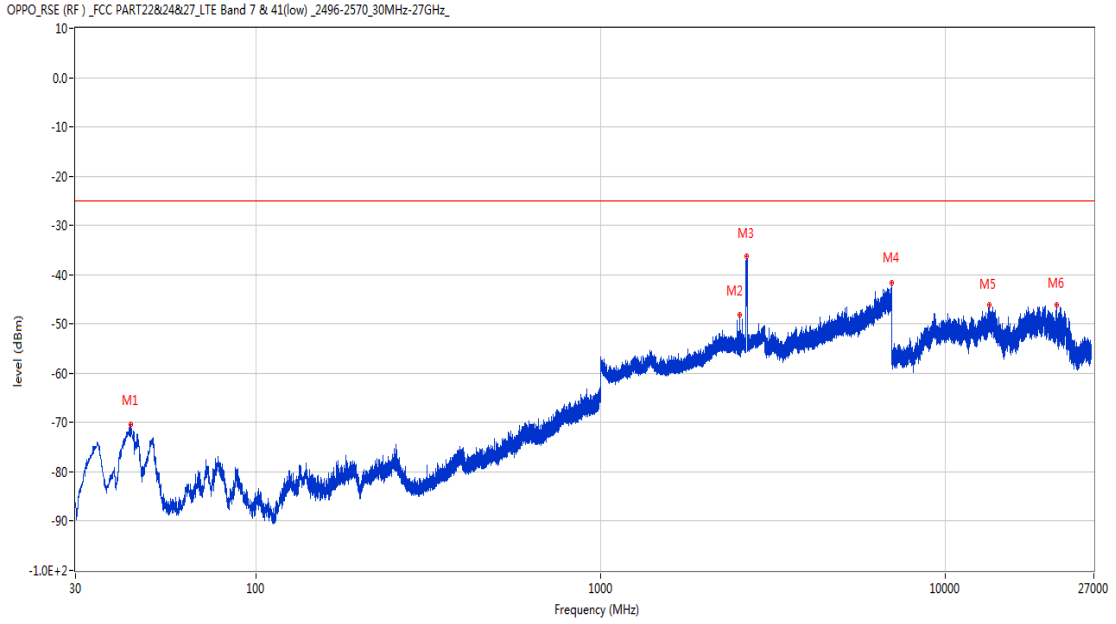
Frequency (MHz)	Result (dBm)	Factor (dB)	PK Limit (dBm)	Over Limit (dB)	Table (o)	ANT	EUT	Verdict
139.998	-74.22	-16.31	-25.0	-49.22	29.00	Horizontal	Horizontal	Pass
2487.000	-46.01	1.61	-25.0	-21.01	332.00	Horizontal	Horizontal	N/A
2666.400	-24.85	1.39	-25.0	0.15	202.00	Horizontal	Horizontal	N/A
6997.800	-42.00	13.63	-25.0	-17.00	153.00	Horizontal	Horizontal	Pass
13421.475	-46.56	11.00	-25.0	-21.56	350.00	Horizontal	Horizontal	Pass
21619.300	-46.00	14.70	-25.0	-21.00	360.00	Horizontal	Horizontal	Pass

RSE-H&V PCC 21051 BW20 QPSK RB1 HIGH SCC 21195 BW10 QPSK RB1 LOW



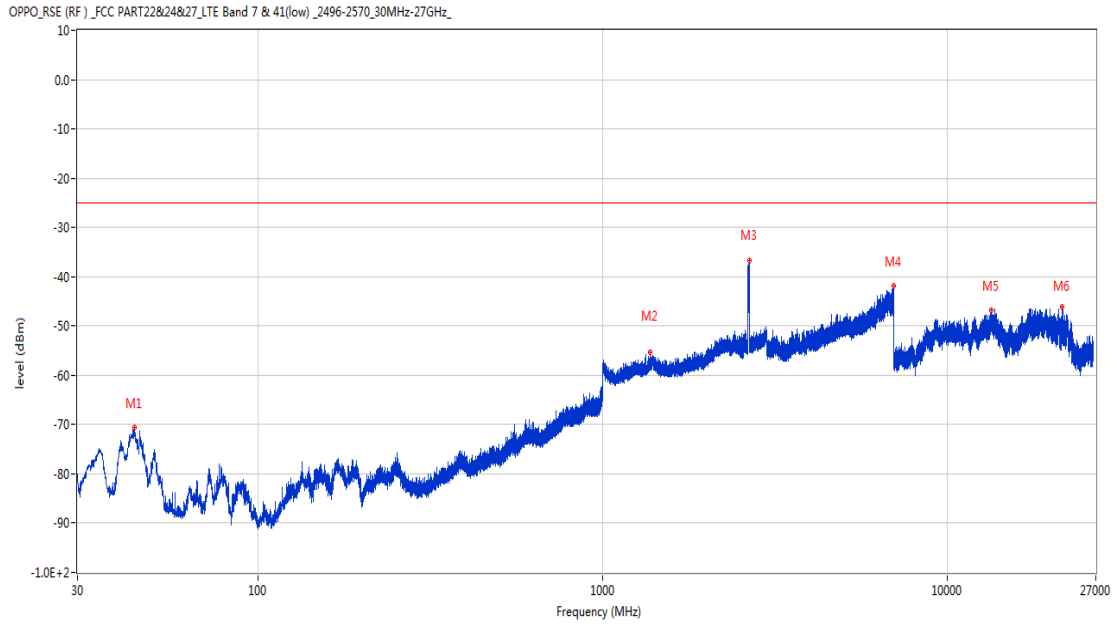
Frequency (MHz)	Result (dBm)	Factor (dB)	PK Limit (dBm)	Over Limit (dB)	Table (o)	ANT	EUT	Verdict
139.852	-75.38	-16.34	-25.0	-50.38	27.00	Horizontal	Vertical	Pass
1408.300	-54.00	-2.43	-25.0	-29.00	143.00	Horizontal	Vertical	Pass
2665.300	-26.38	1.50	-25.0	-1.38	211.00	Horizontal	Vertical	N/A
6679.200	-42.05	11.77	-25.0	-17.05	150.00	Horizontal	Vertical	Pass
11415.425	-48.03	8.89	-25.0	-23.03	316.00	Horizontal	Vertical	Pass
17299.913	-46.19	8.50	-25.0	-21.19	267.00	Horizontal	Vertical	Pass

RSE-V&V PCC 21051 BW20 QPSK RB1 HIGH SCC 21195 BW10 QPSK RB1 LOW



Frequency (MHz)	Result (dBm)	Factor (dB)	PK Limit (dBm)	Over Limit (dB)	Table (o)	ANT	EUT	Verdict
43.289	-70.36	-15.61	-25.0	-45.36	262.00	Vertical	Vertical	Pass
2539.000	-48.11	1.97	-25.0	-23.11	254.00	Vertical	Vertical	N/A
2661.000	-36.19	1.32	-25.0	-11.19	0.00	Vertical	Vertical	N/A
6998.400	-41.62	13.63	-25.0	-16.62	76.00	Vertical	Vertical	Pass
13423.313	-46.21	11.03	-25.0	-21.21	163.00	Vertical	Vertical	Pass
21020.901	-46.18	14.50	-25.0	-21.18	77.00	Vertical	Vertical	Pass

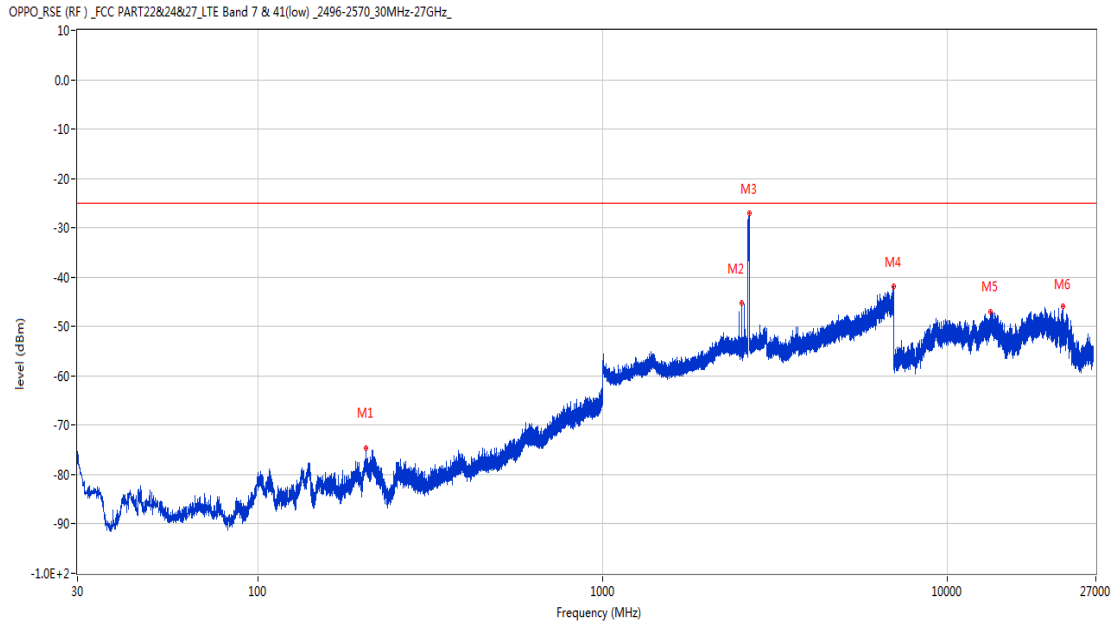
RSE-V&H PCC 21051 BW20 QPSK RB1 HIGH SCC 21195 BW10 QPSK RB1 LOW



Frequency (MHz)	Result (dBm)	Factor (dB)	PK Limit (dBm)	Over Limit (dB)	Table (o)	ANT	EUT	Verdict
43.919	-70.64	-14.46	-25.0	-45.64	310.00	Vertical	Horizontal	Pass
1378.100	-55.41	-2.71	-25.0	-30.41	302.00	Vertical	Horizontal	Pass
2666.500	-36.60	1.38	-25.0	-11.60	7.00	Vertical	Horizontal	N/A
7000.000	-41.96	13.64	-25.0	-16.96	309.00	Vertical	Horizontal	Pass
13414.388	-46.83	10.90	-25.0	-21.83	225.00	Vertical	Horizontal	Pass
21611.651	-46.20	14.70	-25.0	-21.20	116.00	Vertical	Horizontal	Pass

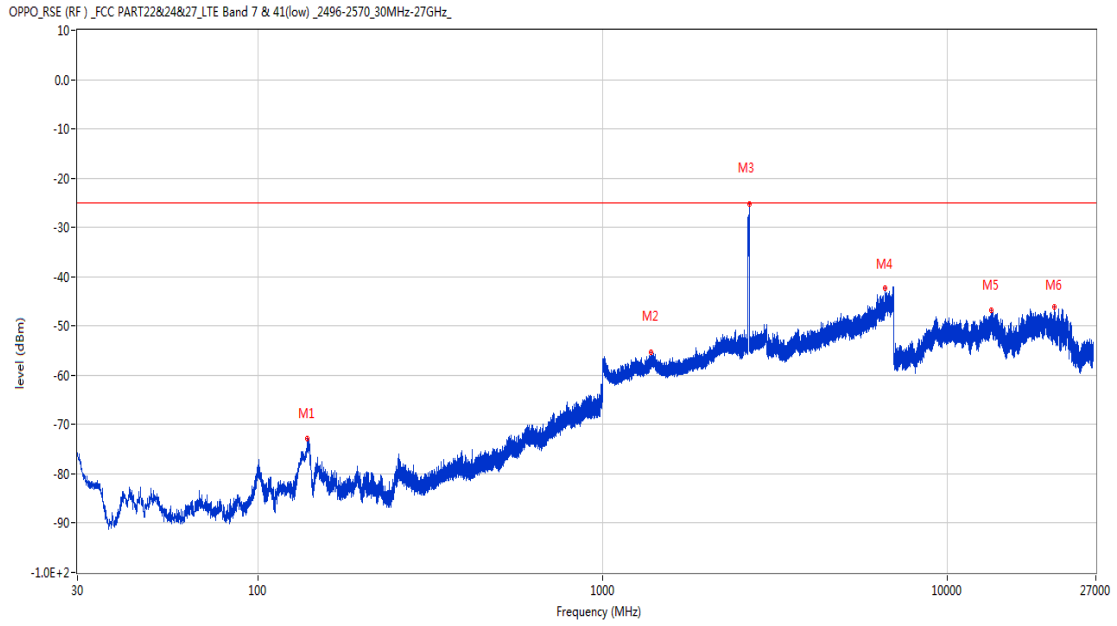
19.4 CA_7C 20MHz+10MHz, 16-QAM, Middle Channel

RSE-H&H PCC 21051 BW20 16-QAM RB1 HIGH SCC 21195 BW10 16-QAM RB1 LOW



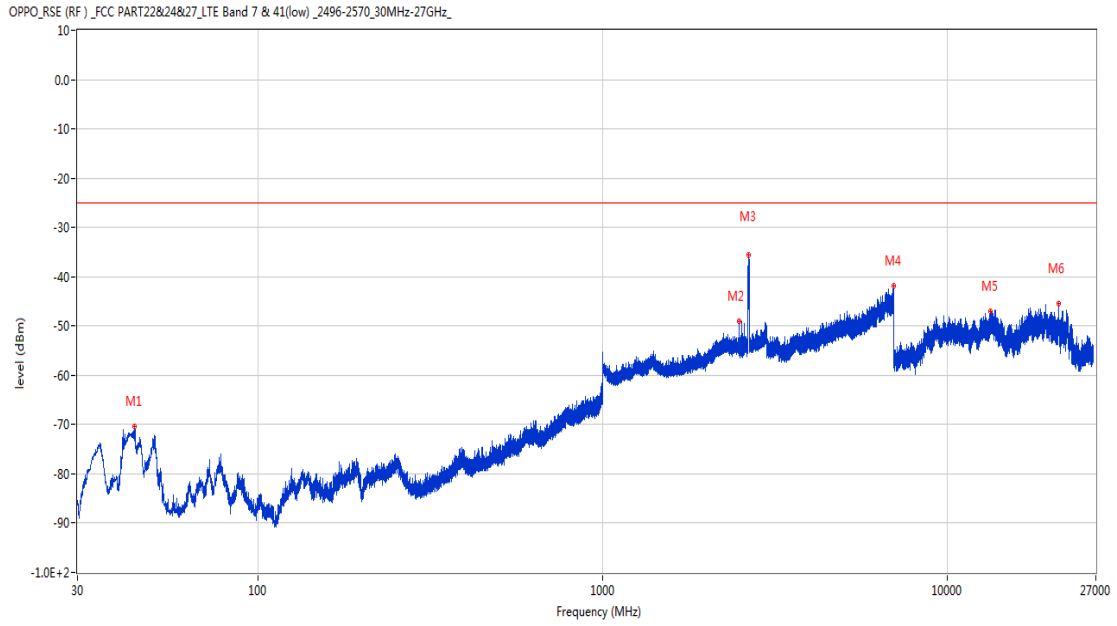
Frequency (MHz)	Result (dBm)	Factor (dB)	PK Limit (dBm)	Over Limit (dB)	Table (o)	ANT	EUT	Verdict
205.570	-74.70	-15.31	-25.0	-49.70	228.00	Horizontal	Horizontal	Pass
2540.500	-45.28	1.98	-25.0	-20.28	318.00	Horizontal	Horizontal	N/A
2664.100	-27.10	1.51	-25.0	-2.10	205.00	Horizontal	Horizontal	N/A
6994.200	-41.89	13.62	-25.0	-16.89	12.00	Horizontal	Horizontal	Pass
13384.724	-47.11	10.81	-25.0	-22.11	220.00	Horizontal	Horizontal	Pass
21623.550	-45.96	14.70	-25.0	-20.96	360.00	Horizontal	Horizontal	Pass

RSE-H&V PCC 21051 BW20 16-QAM RB1 HIGH SCC 21195 BW10 16-QAM RB1 LOW



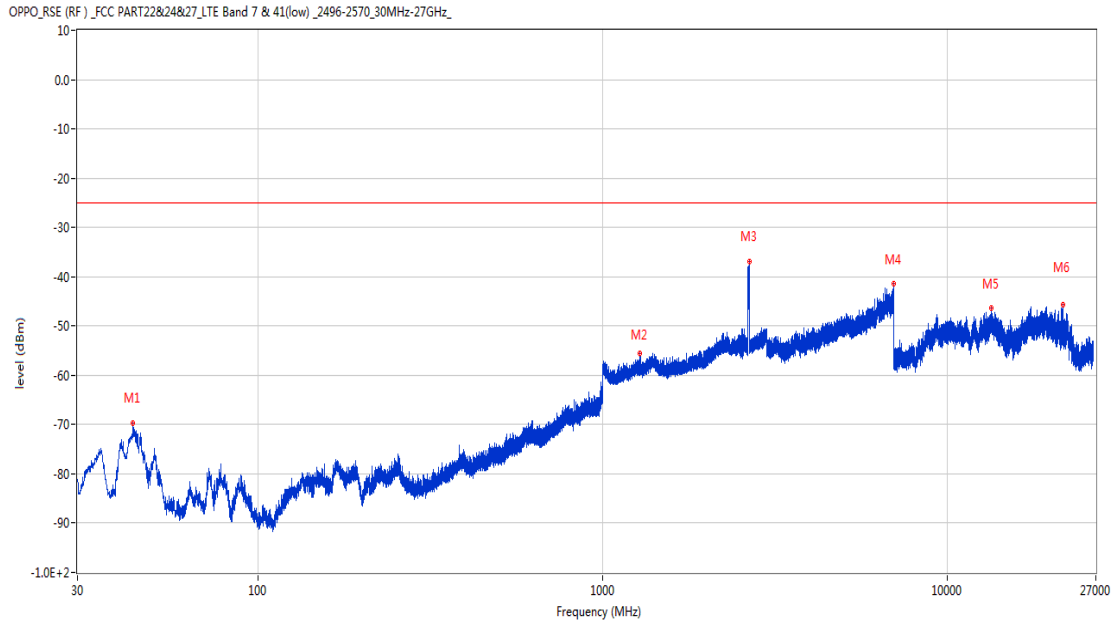
Frequency (MHz)	Result (dBm)	Factor (dB)	PK Limit (dBm)	Over Limit (dB)	Table (o)	ANT	EUT	Verdict
139.464	-72.75	-16.43	-25.0	-47.75	30.00	Horizontal	Vertical	Pass
1385.300	-55.37	-2.69	-25.0	-30.37	160.00	Horizontal	Vertical	Pass
2663.000	-25.30	1.47	-25.0	-0.30	208.00	Horizontal	Vertical	N/A
6608.600	-42.41	12.25	-25.0	-17.41	143.00	Horizontal	Vertical	Pass
13419.900	-46.80	10.98	-25.0	-21.80	312.00	Horizontal	Vertical	Pass
20424.624	-46.06	14.31	-25.0	-21.06	15.00	Horizontal	Vertical	Pass

RSE-V&V PCC 21051 BW20 16-QAM RB1 HIGH SCC 21195 BW10 16-QAM RB1 LOW



Frequency (MHz)	Result (dBm)	Factor (dB)	PK Limit (dBm)	Over Limit (dB)	Table (o)	ANT	EUT	Verdict
43.919	-70.29	-14.46	-25.0	-45.29	302.00	Vertical	Vertical	Pass
2487.000	-48.96	1.61	-25.0	-23.96	272.00	Vertical	Vertical	N/A
2660.400	-35.47	1.33	-25.0	-10.47	10.00	Vertical	Vertical	N/A
6979.400	-41.93	13.89	-25.0	-16.93	57.00	Vertical	Vertical	Pass
13366.875	-46.96	10.89	-25.0	-21.96	173.00	Vertical	Vertical	Pass
21026.425	-45.47	14.51	-25.0	-20.47	360.00	Vertical	Vertical	Pass

RSE-V&H PCC 21051 BW20 16-QAM RB1 HIGH SCC 21195 BW10 16-QAM RB1 LOW

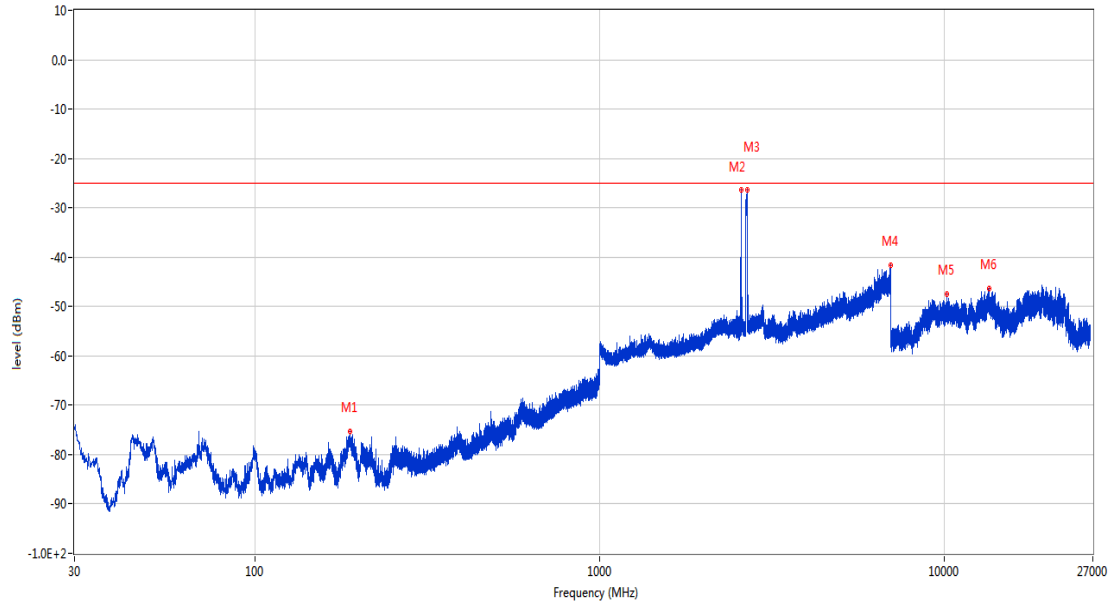


Frequency (MHz)	Result (dBm)	Factor (dB)	PK Limit (dBm)	Over Limit (dB)	Table (o)	ANT	EUT	Verdict
43.483	-69.72	-15.25	-25.0	-44.72	360.00	Vertical	Horizontal	Pass
1282.000	-55.66	-3.77	-25.0	-30.66	7.00	Vertical	Horizontal	Pass
2668.000	-37.01	1.33	-25.0	-12.01	234.00	Vertical	Horizontal	N/A
6983.600	-41.37	13.84	-25.0	-16.37	353.00	Vertical	Horizontal	Pass
13450.350	-46.32	11.51	-25.0	-21.32	335.00	Vertical	Horizontal	Pass
21629.073	-45.58	14.70	-25.0	-20.58	105.00	Vertical	Horizontal	Pass

19.5 CA_7C 20MHz+10MHz, QPSK, High Channel

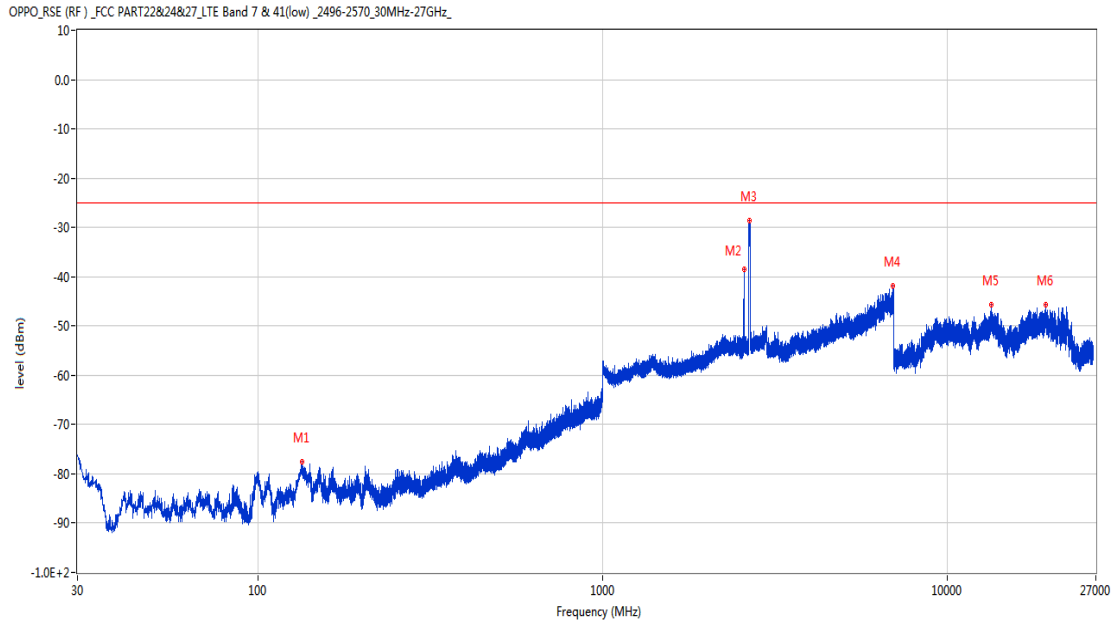
RSE-H&H PCC 21251 BW20 QPSK RB1 HIGH SCC 21395 BW10 QPSK RB1 LOW

OPPO_RSE (RF) _FCC PART22&24&27_LTE Band 7 & 41(low) _2496-2570_30MHz-27GHz_



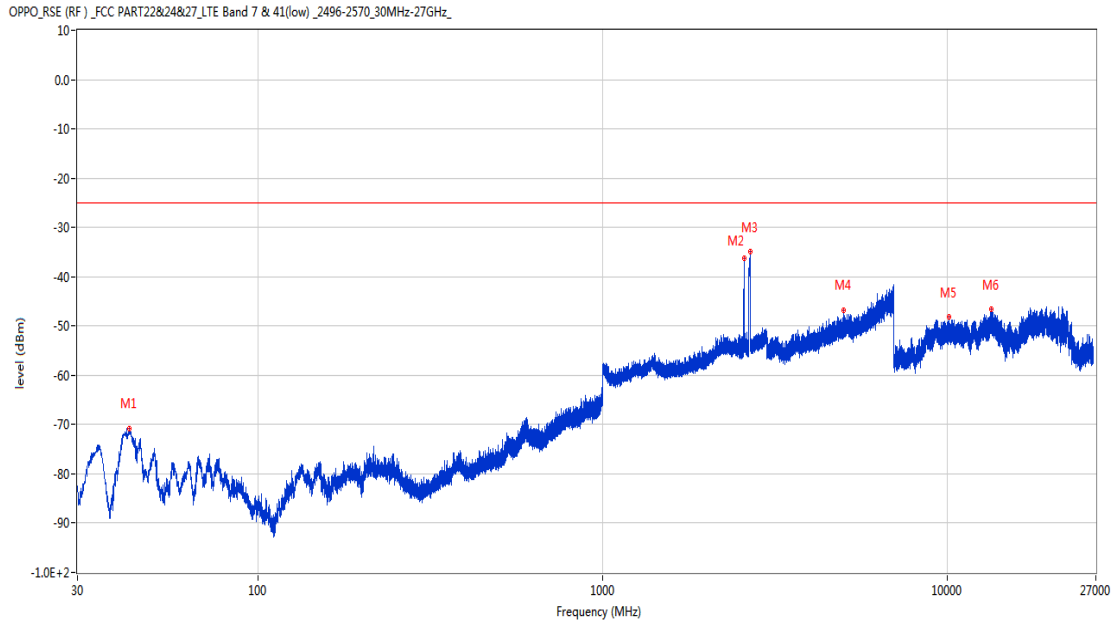
Frequency (MHz)	Result (dBm)	Factor (dB)	PK Limit (dBm)	Over Limit (dB)	Table (o)	ANT	EUT	Verdict
188.595	-75.32	-14.40	-25.0	-50.32	227.00	Horizontal	Horizontal	Pass
2579.200	-26.39	2.48	-25.0	-1.39	96.00	Horizontal	Horizontal	N/A
2682.100	-26.41	1.74	-25.0	-1.41	183.00	Horizontal	Horizontal	N/A
6983.400	-41.68	13.86	-25.0	-16.68	245.00	Horizontal	Horizontal	Pass
10208.213	-47.48	10.01	-25.0	-22.48	299.00	Horizontal	Horizontal	Pass
13481.326	-46.42	11.07	-25.0	-21.42	147.00	Horizontal	Horizontal	Pass

RSE-H&V PCC 21251 BW20 QPSK RB1 HIGH SCC 21395 BW10 QPSK RB1 LOW



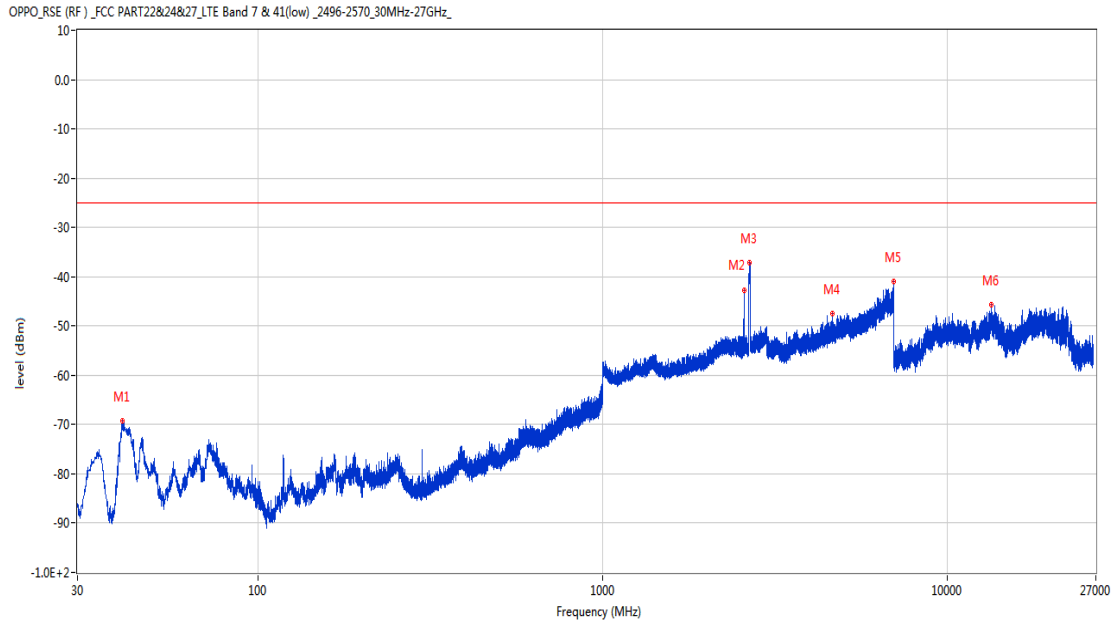
Frequency (MHz)	Result (dBm)	Factor (dB)	PK Limit (dBm)	Over Limit (dB)	Table (o)	ANT	EUT	Verdict
134.275	-77.49	-17.28	-25.0	-52.49	362.00	Horizontal	Vertical	Pass
2577.200	-38.47	2.45	-25.0	-13.47	136.00	Horizontal	Vertical	N/A
2671.900	-28.53	1.44	-25.0	-3.53	96.00	Horizontal	Vertical	N/A
6970.000	-41.81	13.41	-25.0	-16.81	18.00	Horizontal	Vertical	Pass
13448.250	-45.72	11.48	-25.0	-20.72	253.00	Horizontal	Vertical	Pass
19348.949	-45.77	15.72	-25.0	-20.77	360.00	Horizontal	Vertical	Pass

RSE-V&V PCC 21251 BW20 QPSK RB1 HIGH SCC 21395 BW10 QPSK RB1 LOW



Frequency (MHz)	Result (dBm)	Factor (dB)	PK Limit (dBm)	Over Limit (dB)	Table (o)	ANT	EUT	Verdict
42.465	-70.73	-16.66	-25.0	-45.73	138.00	Vertical	Vertical	Pass
2577.300	-36.30	2.45	-25.0	-11.30	323.00	Vertical	Vertical	N/A
2682.100	-34.86	1.74	-25.0	-9.86	-1.00	Vertical	Vertical	N/A
5002.800	-46.86	7.30	-25.0	-21.86	31.00	Vertical	Vertical	Pass
10119.088	-48.16	10.18	-25.0	-23.16	186.00	Vertical	Vertical	Pass
13422.525	-46.62	11.02	-25.0	-21.62	55.00	Vertical	Vertical	Pass

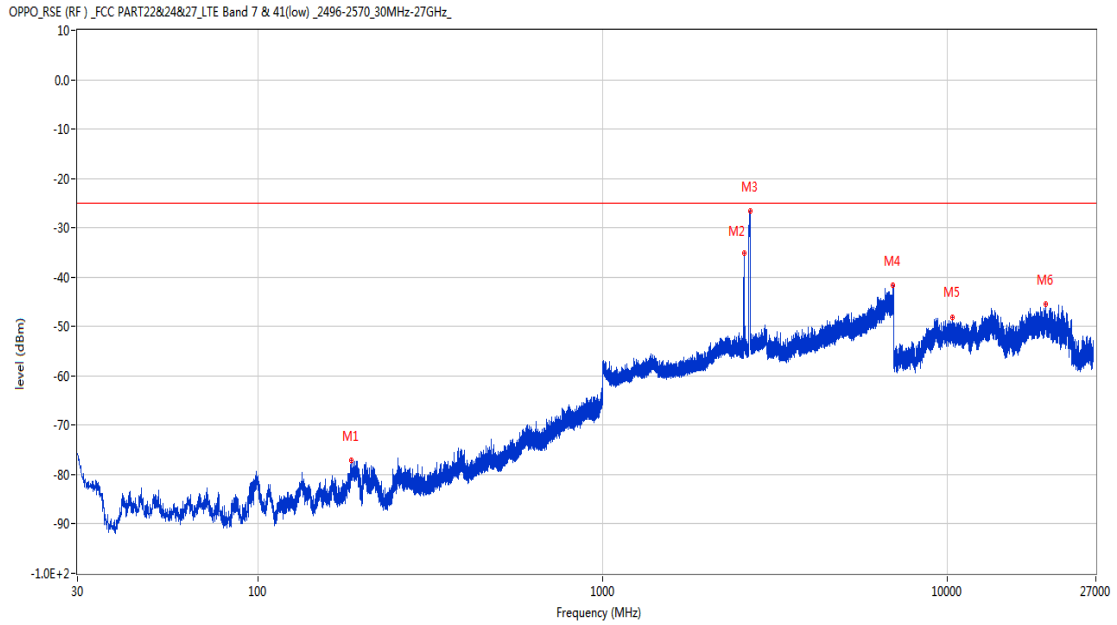
RSE-V&H PCC 21251 BW20 QPSK RB1 HIGH SCC 21395 BW10 QPSK RB1 LOW



Frequency (MHz)	Result (dBm)	Factor (dB)	PK Limit (dBm)	Over Limit (dB)	Table (o)	ANT	EUT	Verdict
40.428	-69.18	-18.05	-25.0	-44.18	117.00	Vertical	Horizontal	Pass
2577.000	-42.84	2.45	-25.0	-17.84	3.00	Vertical	Horizontal	N/A
2671.900	-37.24	1.44	-25.0	-12.24	328.00	Vertical	Horizontal	N/A
4657.200	-47.43	6.28	-25.0	-22.43	330.00	Vertical	Horizontal	Pass
6983.000	-40.95	13.90	-25.0	-15.95	0.00	Vertical	Horizontal	Pass
13396.275	-45.66	10.72	-25.0	-20.66	71.00	Vertical	Horizontal	Pass

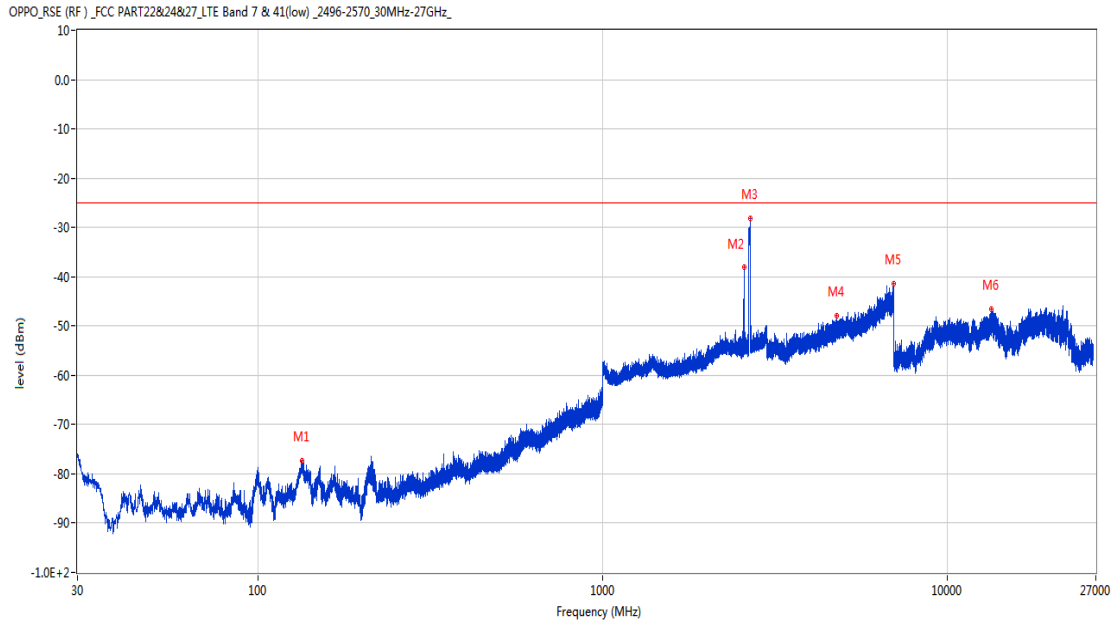
19.6 CA_7C 20MHz+10MHz, 16-QAM, High Channel

RSE-H&H PCC 21251 BW20 16-QAM RB1 HIGH SCC 21395 BW10 16-QAM RB1 LOW



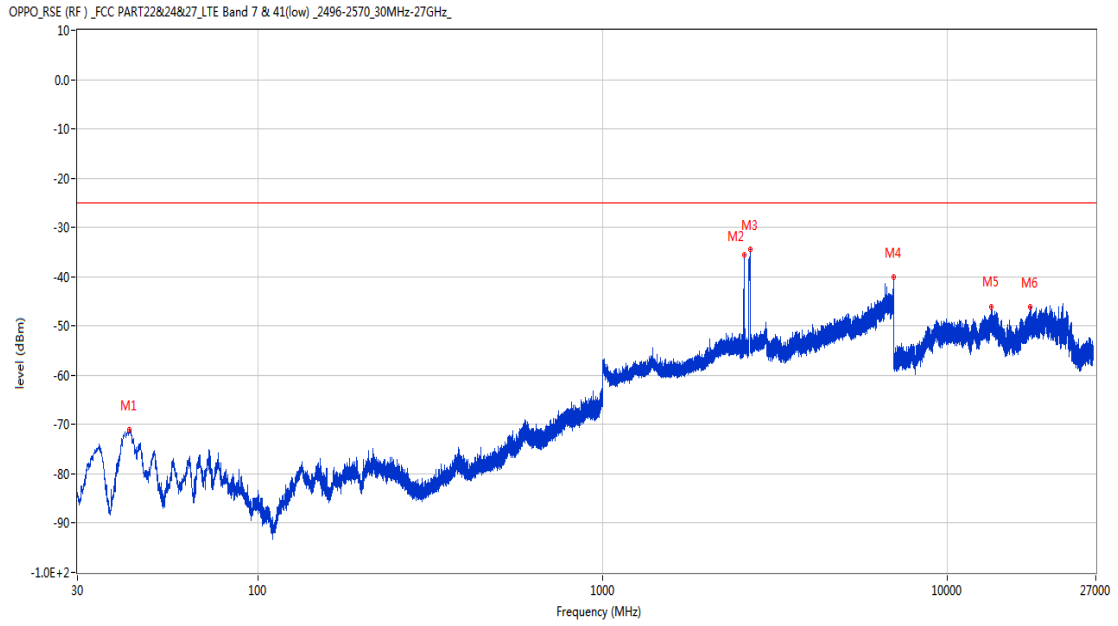
Frequency (MHz)	Result (dBm)	Factor (dB)	PK Limit (dBm)	Over Limit (dB)	Table (o)	ANT	EUT	Verdict
187.140	-77.13	-14.30	-25.0	-52.13	245.00	Horizontal	Horizontal	Pass
2576.000	-35.16	2.43	-25.0	-10.16	309.00	Horizontal	Horizontal	N/A
2684.500	-26.63	1.86	-25.0	-1.63	183.00	Horizontal	Horizontal	N/A
6976.400	-41.70	13.75	-25.0	-16.70	360.00	Horizontal	Horizontal	Pass
10346.213	-48.09	9.74	-25.0	-23.09	27.00	Horizontal	Horizontal	Pass
19285.199	-45.45	15.23	-25.0	-20.45	299.00	Horizontal	Horizontal	Pass

RSE-H&V PCC 21251 BW20 16-QAM RB1 HIGH SCC 21395 BW10 16-QAM RB1 LOW



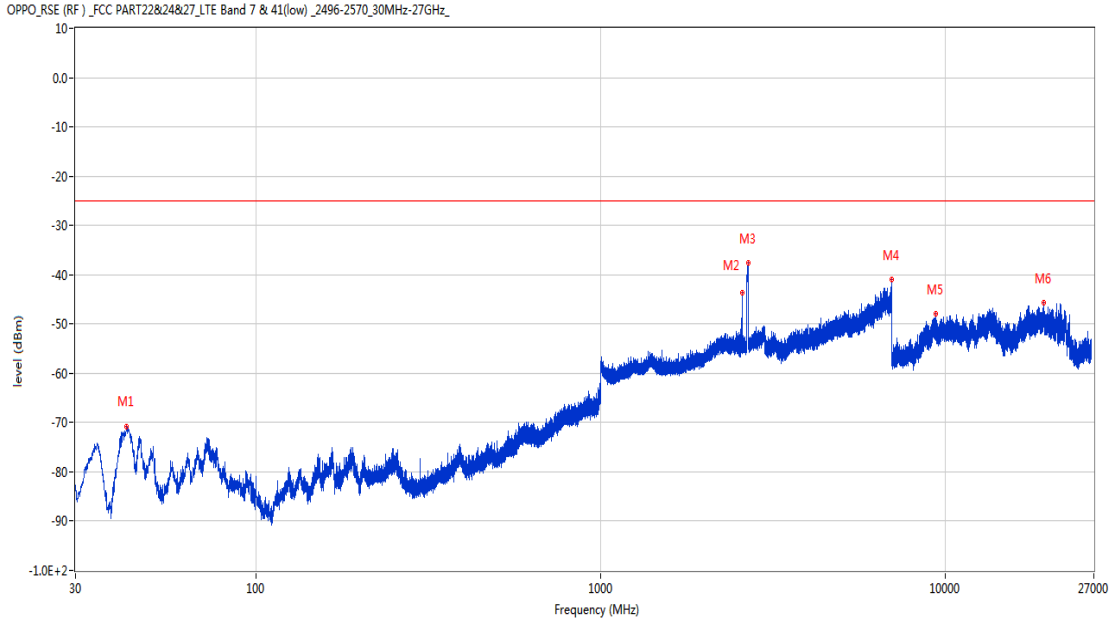
Frequency (MHz)	Result (dBm)	Factor (dB)	PK Limit (dBm)	Over Limit (dB)	Table (o)	ANT	EUT	Verdict
134.081	-77.29	-17.29	-25.0	-52.29	362.00	Horizontal	Vertical	Pass
2577.600	-38.11	2.46	-25.0	-13.11	124.00	Horizontal	Vertical	N/A
2683.000	-28.17	1.82	-25.0	-3.17	36.00	Horizontal	Vertical	N/A
4785.400	-48.00	7.41	-25.0	-23.00	290.00	Horizontal	Vertical	Pass
6991.200	-41.43	13.49	-25.0	-16.43	331.00	Horizontal	Vertical	Pass
13457.700	-46.68	11.46	-25.0	-21.68	158.00	Horizontal	Vertical	Pass

RSE-V&V PCC 21251 BW20 16-QAM RB1 HIGH SCC 21395 BW10 16-QAM RB1 LOW



Frequency (MHz)	Result (dBm)	Factor (dB)	PK Limit (dBm)	Over Limit (dB)	Table (o)	ANT	EUT	Verdict
42.513	-71.04	-16.61	-25.0	-46.04	23.00	Vertical	Vertical	Pass
2577.400	-35.60	2.45	-25.0	-10.60	260.00	Vertical	Vertical	N/A
2683.300	-34.44	1.85	-25.0	-9.44	-1.00	Vertical	Vertical	N/A
6989.400	-40.15	13.45	-25.0	-15.15	98.00	Vertical	Vertical	Pass
13436.438	-46.19	11.24	-25.0	-21.19	309.00	Vertical	Vertical	Pass
17377.350	-46.11	8.94	-25.0	-21.11	129.00	Vertical	Vertical	Pass

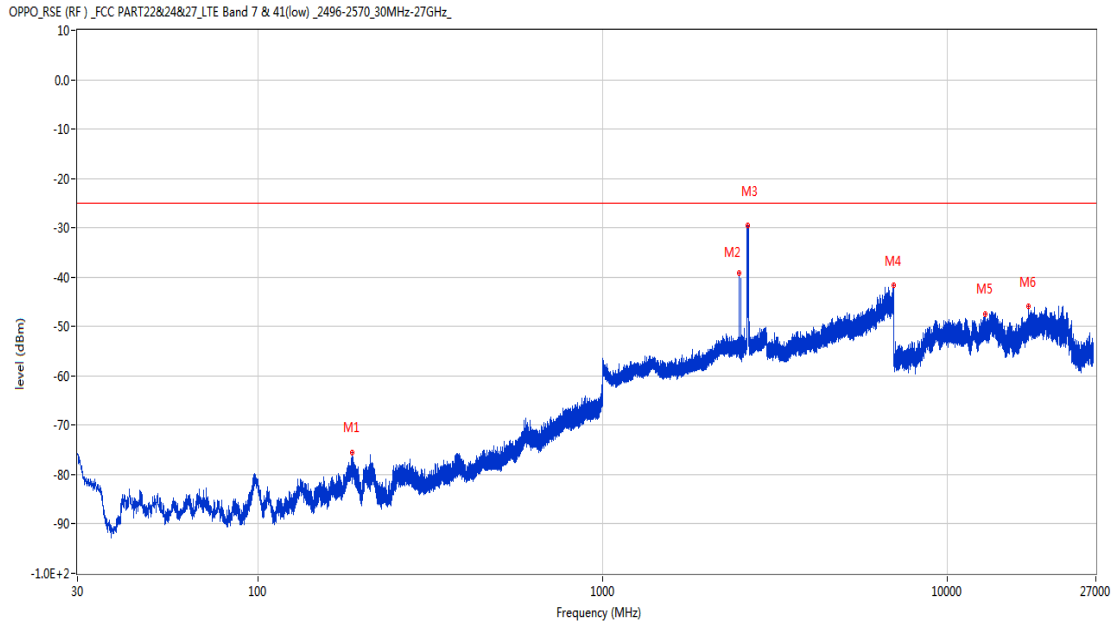
RSE-V&H PCC 21251 BW20 16-QAM RB1 HIGH SCC 21395 BW10 16-QAM RB1 LOW



Frequency (MHz)	Result (dBm)	Factor (dB)	PK Limit (dBm)	Over Limit (dB)	Table (o)	ANT	EUT	Verdict
42.222	-70.71	-16.90	-25.0	-45.71	64.00	Vertical	Horizontal	Pass
2576.900	-43.67	2.45	-25.0	-18.67	127.00	Vertical	Horizontal	N/A
2685.000	-37.54	1.80	-25.0	-12.54	340.00	Vertical	Horizontal	N/A
6997.400	-40.87	13.61	-25.0	-15.87	268.00	Vertical	Horizontal	Pass
9402.063	-48.02	9.81	-25.0	-23.02	286.00	Vertical	Horizontal	Pass
19332.801	-45.78	16.06	-25.0	-20.78	-1.00	Vertical	Horizontal	Pass

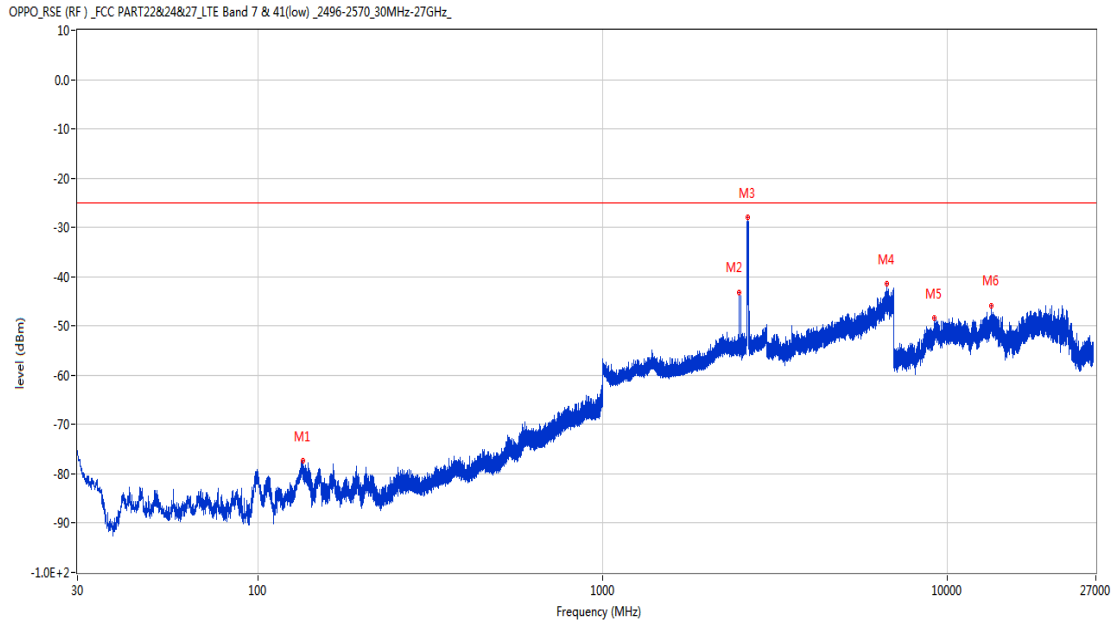
19.7 CA_7C 20MHz+20MHz, QPSK, Low Channel

RSE-H&H PCC 20850 BW20 QPSK RB1 HIGH SCC 21048 BW20 QPSK RB1 LOW



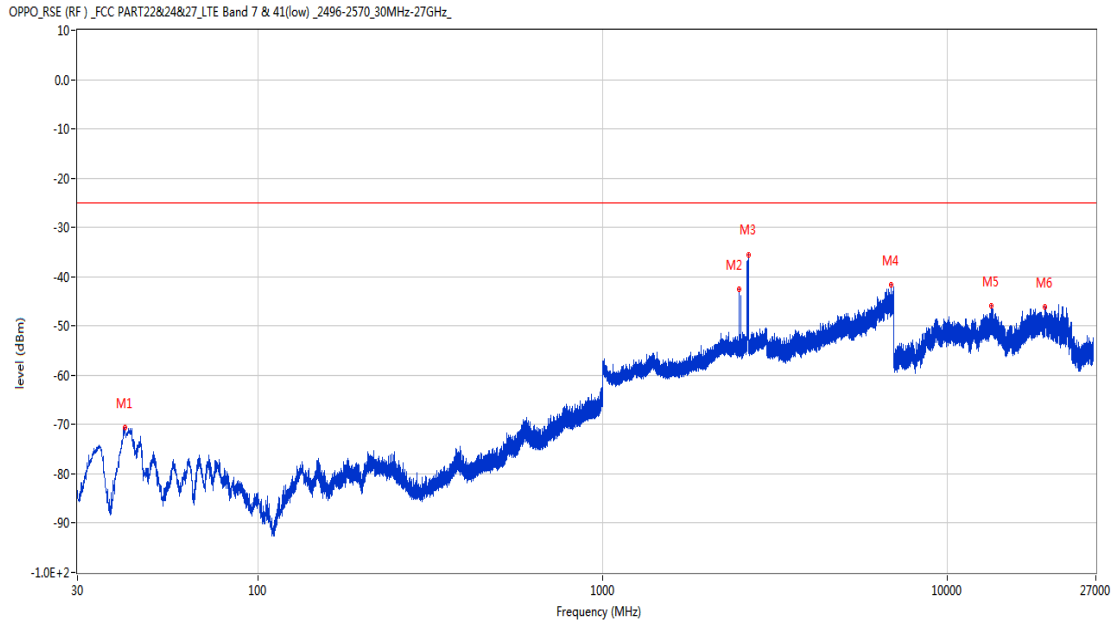
Frequency (MHz)	Result (dBm)	Factor (dB)	PK Limit (dBm)	Over Limit (dB)	Table (o)	ANT	EUT	Verdict
188.401	-75.47	-14.39	-25.0	-50.47	242.00	Horizontal	Horizontal	Pass
2488.500	-39.09	1.63	-25.0	-14.09	330.00	Horizontal	Horizontal	N/A
2642.800	-29.48	1.58	-25.0	-4.48	190.00	Horizontal	Horizontal	N/A
6997.600	-41.64	13.62	-25.0	-16.64	239.00	Horizontal	Horizontal	Pass
12877.050	-47.50	11.16	-25.0	-22.50	42.00	Horizontal	Horizontal	Pass
17237.438	-45.98	8.09	-25.0	-20.98	10.00	Horizontal	Horizontal	Pass

RSE-H&V PCC 20850 BW20 QPSK RB1 HIGH SCC 21048 BW20 QPSK RB1 LOW



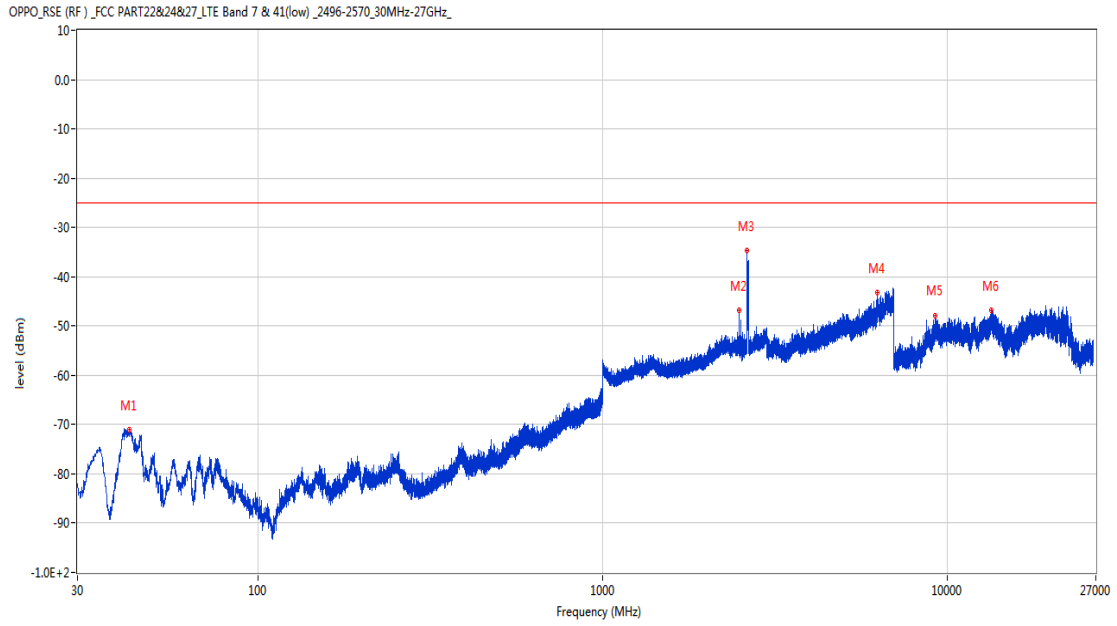
Frequency (MHz)	Result (dBm)	Factor (dB)	PK Limit (dBm)	Over Limit (dB)	Table (o)	ANT	EUT	Verdict
134.954	-77.42	-17.24	-25.0	-52.42	202.00	Horizontal	Vertical	Pass
2488.400	-43.23	1.63	-25.0	-18.23	128.00	Horizontal	Vertical	N/A
2633.500	-27.97	1.56	-25.0	-2.97	103.00	Horizontal	Vertical	N/A
6691.600	-41.33	11.79	-25.0	-16.33	104.00	Horizontal	Vertical	Pass
9190.175	-48.39	8.90	-25.0	-23.39	256.00	Horizontal	Vertical	Pass
13419.900	-45.87	10.98	-25.0	-20.87	100.00	Horizontal	Vertical	Pass

RSE-V&V PCC 20850 BW20 QPSK RB1 HIGH SCC 21048 BW20 QPSK RB1 LOW



Frequency (MHz)	Result (dBm)	Factor (dB)	PK Limit (dBm)	Over Limit (dB)	Table (o)	ANT	EUT	Verdict
41.155	-70.63	-17.52	-25.0	-45.63	106.00	Vertical	Vertical	Pass
2488.600	-42.63	1.64	-25.0	-17.63	286.00	Vertical	Vertical	N/A
2656.900	-35.54	1.35	-25.0	-10.54	311.00	Vertical	Vertical	N/A
6874.000	-41.62	10.79	-25.0	-16.62	360.00	Vertical	Vertical	Pass
13417.538	-45.98	10.94	-25.0	-20.98	0.00	Vertical	Vertical	Pass
19248.224	-46.22	14.06	-25.0	-21.22	282.00	Vertical	Vertical	Pass

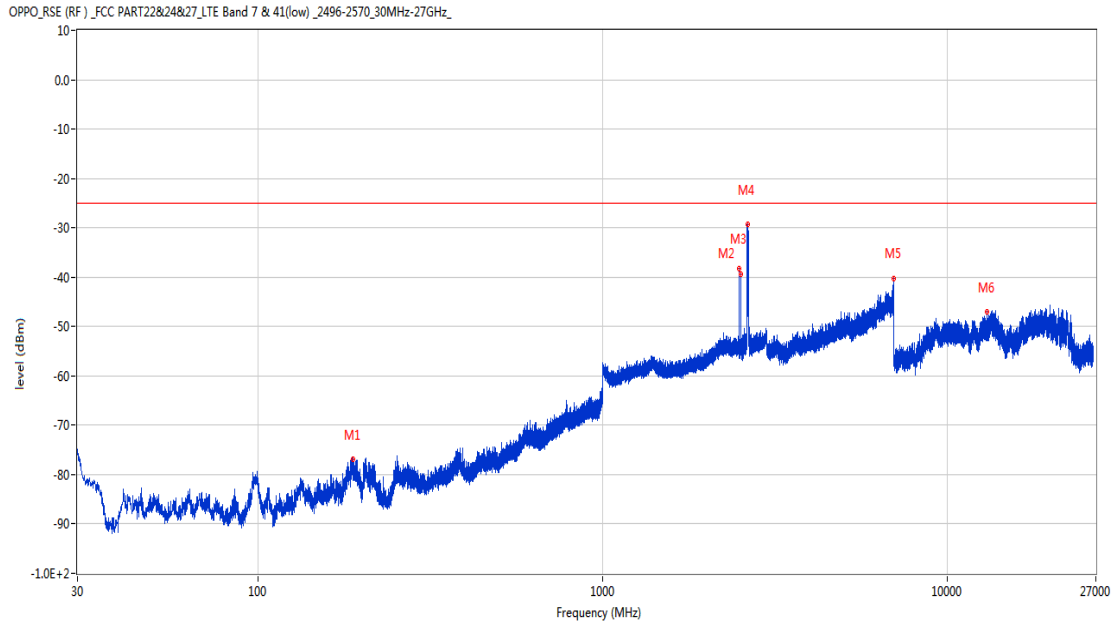
RSE-V&H PCC 20850 BW20 QPSK RB1 HIGH SCC 21048 BW20 QPSK RB1 LOW



Frequency (MHz)	Result (dBm)	Factor (dB)	PK Limit (dBm)	Over Limit (dB)	Table (o)	ANT	EUT	Verdict
42.319	-71.10	-16.80	-25.0	-46.10	101.00	Vertical	Horizontal	Pass
2488.600	-46.84	1.64	-25.0	-21.84	353.00	Vertical	Horizontal	N/A
2624.600	-34.75	1.29	-25.0	-9.75	134.00	Vertical	Horizontal	N/A
6275.800	-43.28	11.15	-25.0	-18.28	183.00	Vertical	Horizontal	Pass
9256.875	-47.82	9.23	-25.0	-22.82	37.00	Vertical	Horizontal	Pass
13437.225	-46.81	11.26	-25.0	-21.81	26.00	Vertical	Horizontal	Pass

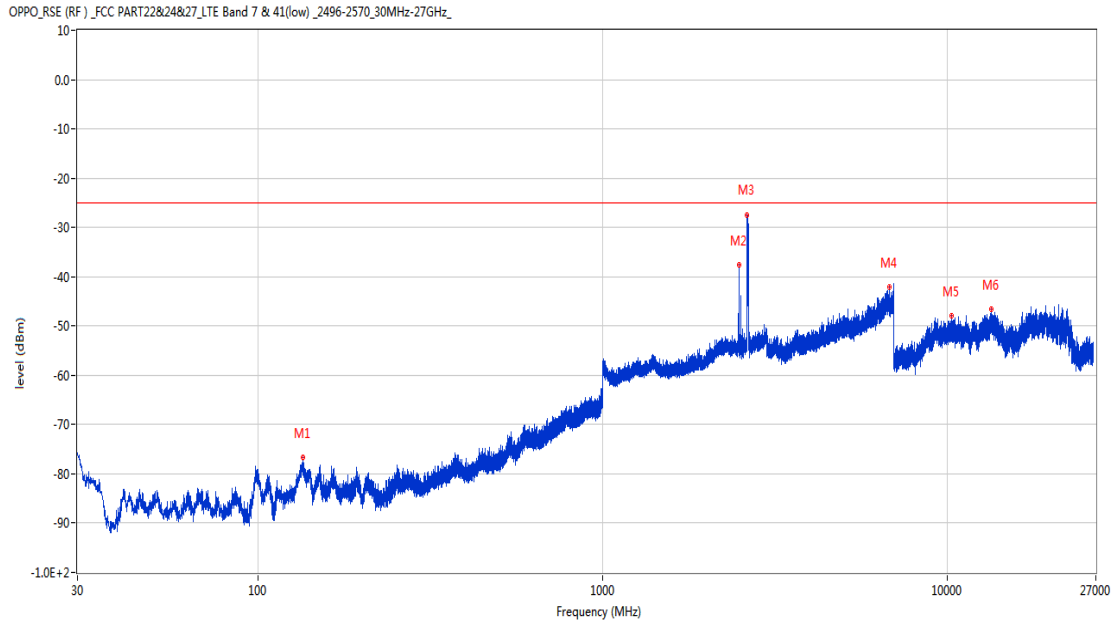
19.8 CA_7C 20MHz+20MHz, 16-QAM, Low Channel

RSE-H&H PCC 20850 BW20 16QAM RB1 HIGH SCC 21048 BW20 16QAM RB1 LOW



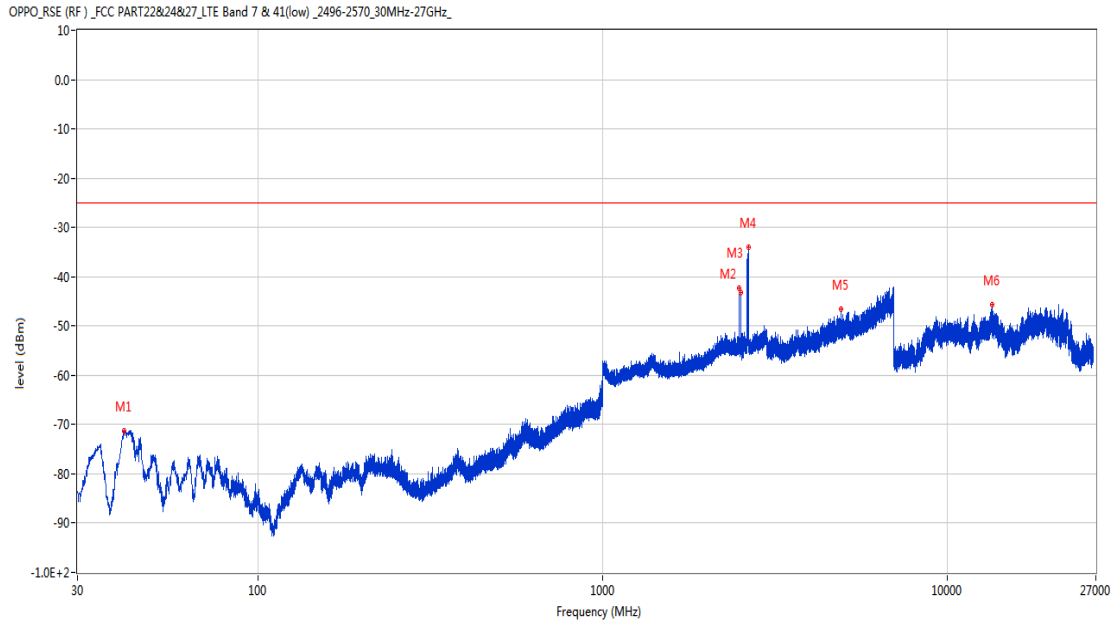
Frequency (MHz)	Result (dBm)	Factor (dB)	PK Limit (dBm)	Over Limit (dB)	Table (o)	ANT	EUT	Verdict
189.225	-76.86	-14.44	-25.0	-51.86	243.00	Horizontal	Horizontal	Pass
2488.600	-38.29	1.64	-25.0	-13.29	325.00	Horizontal	Horizontal	N/A
2519.200	-39.37	1.89	-25.0	-14.37	325.00	Horizontal	Horizontal	N/A
2633.100	-29.21	1.54	-25.0	-4.21	219.00	Horizontal	Horizontal	N/A
6999.000	-40.28	13.64	-25.0	-15.28	360.00	Horizontal	Horizontal	Pass
13062.112	-46.97	10.02	-25.0	-21.97	71.00	Horizontal	Horizontal	Pass

RSE-H&V PCC 20850 BW20 16QAM RB1 HIGH SCC 21048 BW20 16QAM RB1 LOW



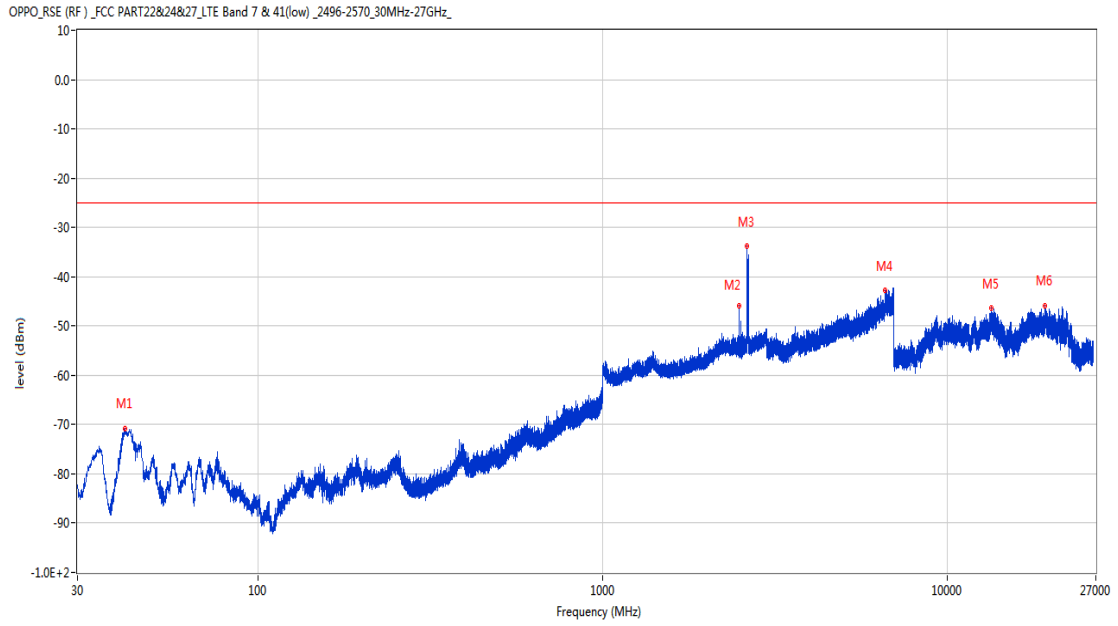
Frequency (MHz)	Result (dBm)	Factor (dB)	PK Limit (dBm)	Over Limit (dB)	Table (o)	ANT	EUT	Verdict
135.294	-76.76	-17.21	-25.0	-51.76	362.00	Horizontal	Vertical	Pass
2487.800	-37.57	1.62	-25.0	-12.57	177.00	Horizontal	Vertical	N/A
2632.100	-27.42	1.45	-25.0	-2.42	111.00	Horizontal	Vertical	N/A
6787.600	-42.12	12.30	-25.0	-17.12	37.00	Horizontal	Vertical	Pass
10310.850	-47.90	9.55	-25.0	-22.90	58.00	Horizontal	Vertical	Pass
13429.088	-46.49	11.13	-25.0	-21.49	290.00	Horizontal	Vertical	Pass

RSE-V&V PCC 20850 BW20 16QAM RB1 HIGH SCC 21048 BW20 16QAM RB1 LOW



Frequency (MHz)	Result (dBm)	Factor (dB)	PK Limit (dBm)	Over Limit (dB)	Table (o)	ANT	EUT	Verdict
40.961	-71.27	-17.63	-25.0	-46.27	161.00	Vertical	Vertical	Pass
2488.600	-42.29	1.64	-25.0	-17.29	234.00	Vertical	Vertical	N/A
2519.200	-43.27	1.89	-25.0	-18.27	269.00	Vertical	Vertical	N/A
2647.600	-34.03	1.47	-25.0	-9.03	306.00	Vertical	Vertical	N/A
4925.200	-46.56	7.55	-25.0	-21.56	300.00	Vertical	Vertical	Pass
13481.326	-45.67	11.07	-25.0	-20.67	361.00	Vertical	Vertical	Pass

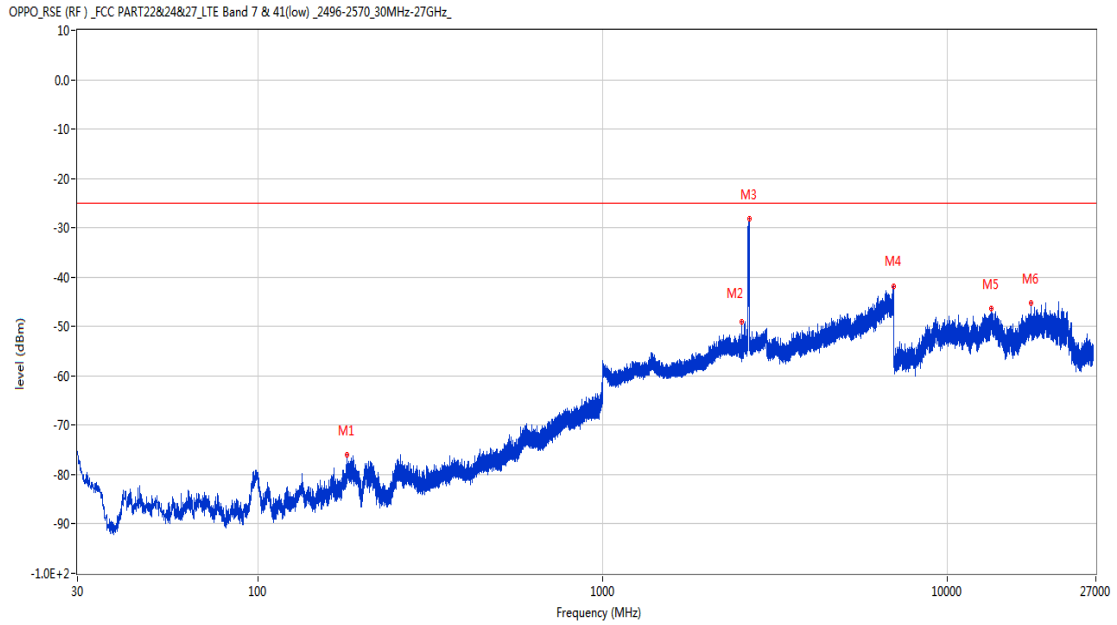
RSE-V&H PCC 20850 BW20 16QAM RB1 HIGH SCC 21048 BW20 16QAM RB1 LOW



Frequency (MHz)	Result (dBm)	Factor (dB)	PK Limit (dBm)	Over Limit (dB)	Table (o)	ANT	EUT	Verdict
41.106	-70.75	-17.55	-25.0	-45.75	97.00	Vertical	Horizontal	Pass
2488.700	-45.99	1.64	-25.0	-20.99	344.00	Vertical	Horizontal	N/A
2624.700	-33.78	1.28	-25.0	-8.78	142.00	Vertical	Horizontal	N/A
6610.000	-42.72	12.30	-25.0	-17.72	19.00	Vertical	Horizontal	Pass
13429.349	-46.29	11.13	-25.0	-21.29	192.00	Vertical	Horizontal	Pass
19236.749	-45.98	13.77	-25.0	-20.98	2.00	Vertical	Horizontal	Pass

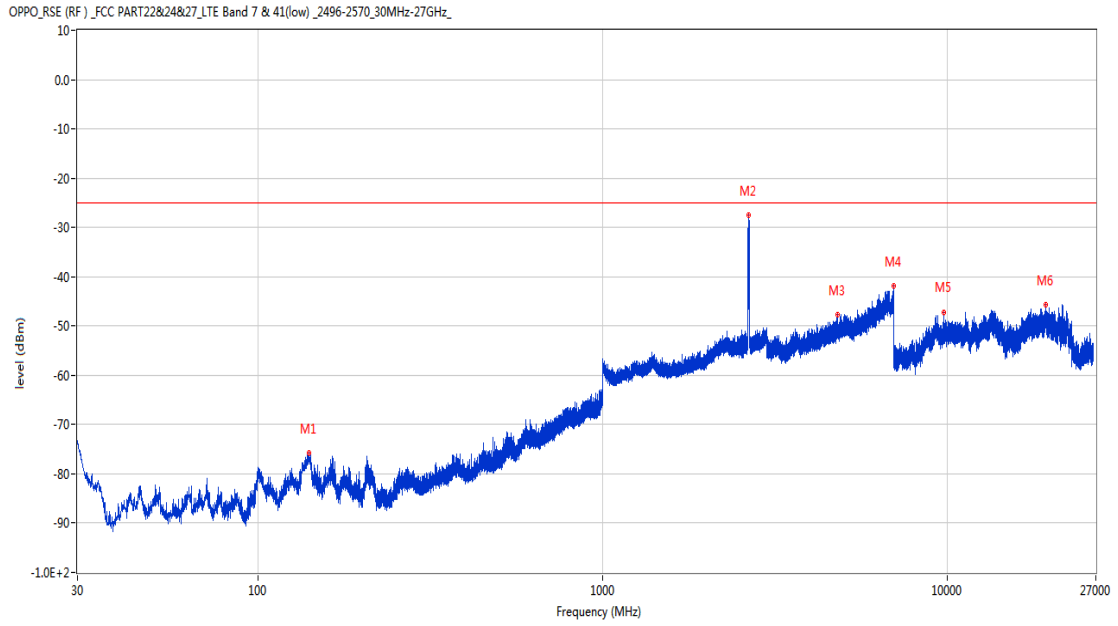
19.9 CA_7C 20MHz+20MHz, QPSK, Middle Channel

RSE-H&H PCC 21001 BW20 QPSK RB1 HIGH SCC 21199 BW20 QPSK RB1 LOW



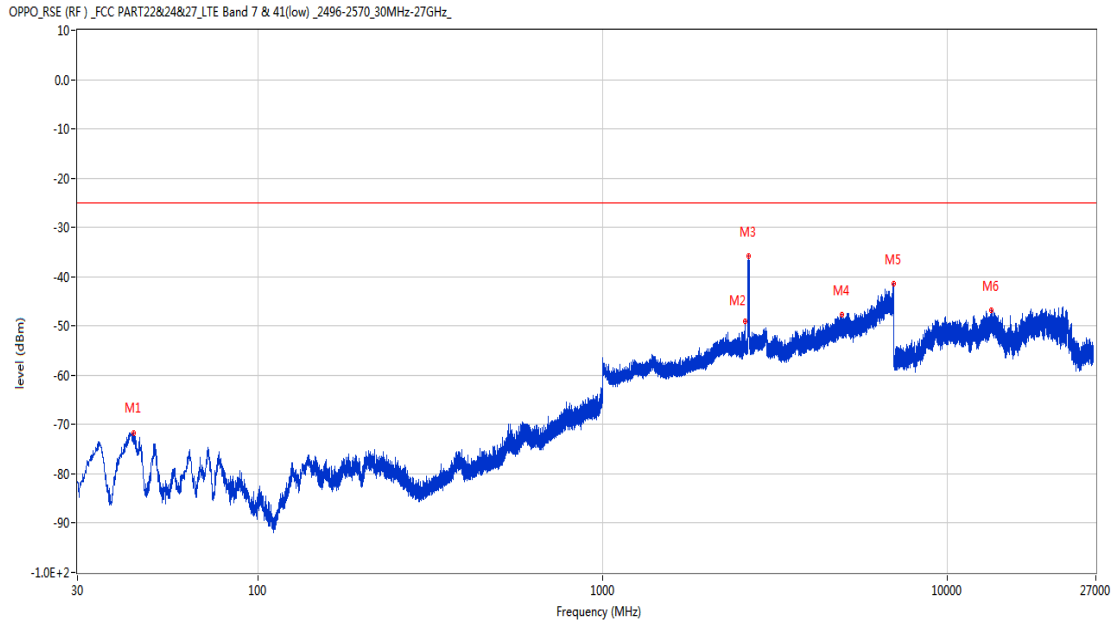
Frequency (MHz)	Result (dBm)	Factor (dB)	PK Limit (dBm)	Over Limit (dB)	Table (o)	ANT	EUT	Verdict
181.902	-76.08	-13.91	-25.0	-51.08	51.00	Horizontal	Horizontal	Pass
2534.400	-48.95	1.95	-25.0	-23.95	322.00	Horizontal	Horizontal	N/A
2666.800	-28.20	1.35	-25.0	-3.20	185.00	Horizontal	Horizontal	N/A
6997.400	-41.80	13.61	-25.0	-16.80	360.00	Horizontal	Horizontal	Pass
13422.000	-46.29	11.01	-25.0	-21.29	269.00	Horizontal	Horizontal	Pass
17472.901	-45.28	9.00	-25.0	-20.28	284.00	Horizontal	Horizontal	Pass

RSE-H&V PCC 21001 BW20 QPSK RB1 HIGH SCC 21199 BW20 QPSK RB1 LOW



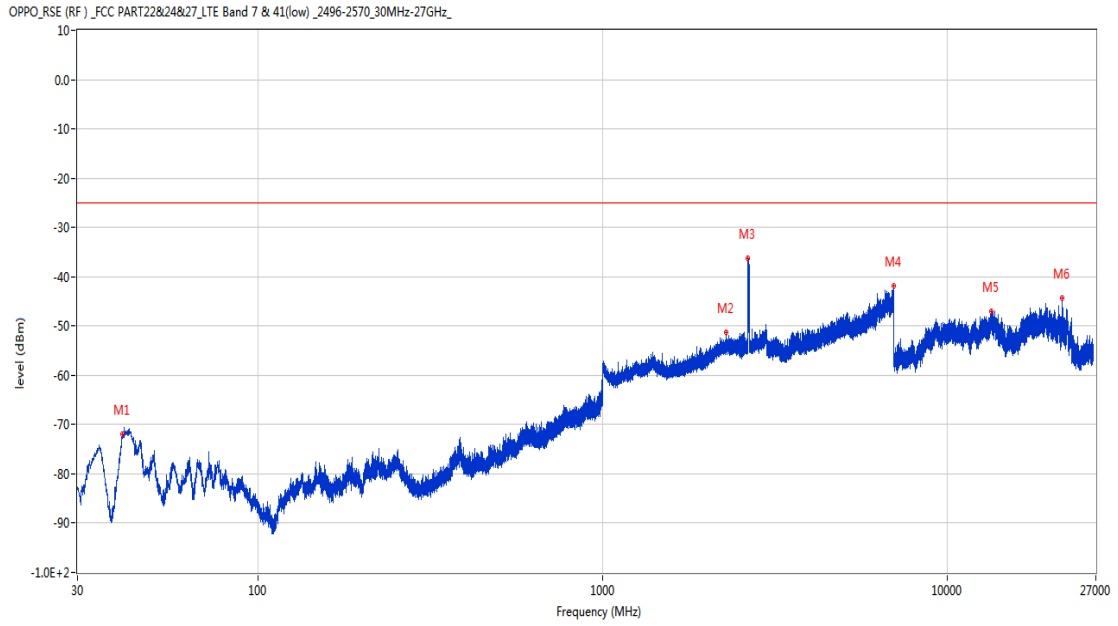
Frequency (MHz)	Result (dBm)	Factor (dB)	PK Limit (dBm)	Over Limit (dB)	Table (o)	ANT	EUT	Verdict
140.677	-75.78	-16.16	-25.0	-50.78	35.00	Horizontal	Vertical	Pass
2657.700	-27.44	1.43	-25.0	-2.44	30.00	Horizontal	Vertical	N/A
4811.400	-47.70	7.13	-25.0	-22.70	269.00	Horizontal	Vertical	Pass
6987.000	-41.95	13.69	-25.0	-16.95	10.00	Horizontal	Vertical	Pass
9793.637	-47.18	10.03	-25.0	-22.18	144.00	Horizontal	Vertical	Pass
19322.175	-45.73	16.21	-25.0	-20.73	240.00	Horizontal	Vertical	Pass

RSE-V&V PCC 21001 BW20 QPSK RB1 HIGH SCC 21199 BW20 QPSK RB1 LOW



Frequency (MHz)	Result (dBm)	Factor (dB)	PK Limit (dBm)	Over Limit (dB)	Table (o)	ANT	EUT	Verdict
43.774	-71.63	-14.73	-25.0	-46.63	355.00	Vertical	Vertical	Pass
2588.400	-49.09	1.43	-25.0	-24.09	212.00	Vertical	Vertical	N/A
2654.100	-35.88	1.43	-25.0	-10.88	301.00	Vertical	Vertical	N/A
4940.200	-47.69	7.16	-25.0	-22.69	100.00	Vertical	Vertical	Pass
6985.400	-41.36	13.70	-25.0	-16.36	177.00	Vertical	Vertical	Pass
13407.825	-46.71	10.80	-25.0	-21.71	106.00	Vertical	Vertical	Pass

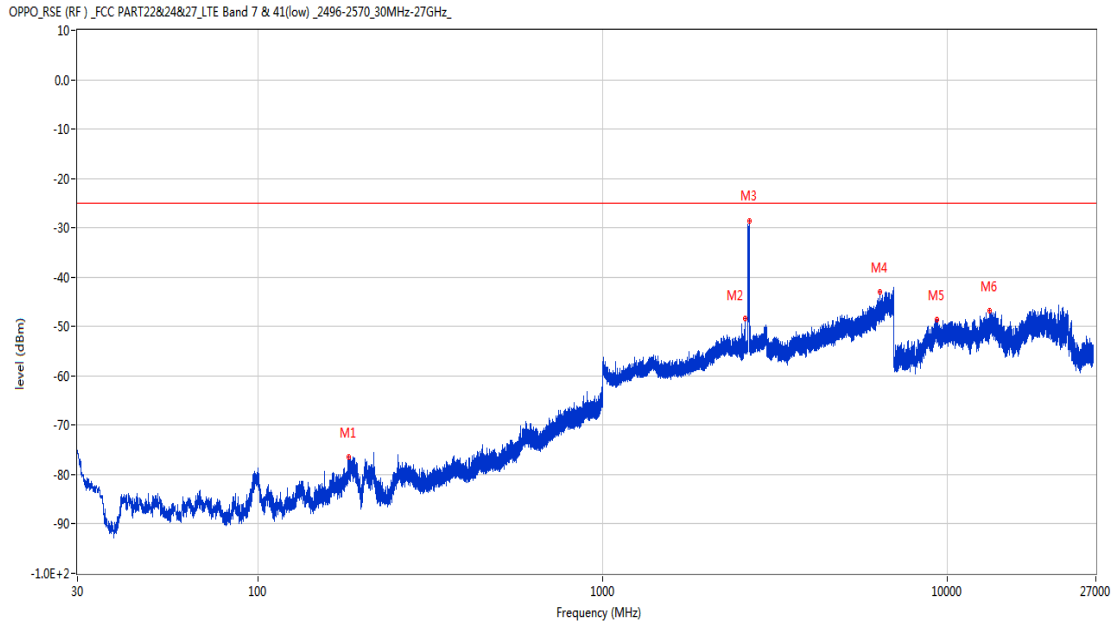
RSE-V&H PCC 21001 BW20 QPSK RB1 HIGH SCC 21199 BW20 QPSK RB1 LOW



Frequency (MHz)	Result (dBm)	Factor (dB)	PK Limit (dBm)	Over Limit (dB)	Table (o)	ANT	EUT	Verdict
40.428	-71.93	-18.05	-25.0	-46.93	76.00	Vertical	Horizontal	Pass
2281.900	-51.34	1.08	-25.0	-26.34	327.00	Vertical	Horizontal	Pass
2645.900	-36.27	1.66	-25.0	-11.27	221.00	Vertical	Horizontal	N/A
7000.000	-41.80	13.64	-25.0	-16.80	331.00	Vertical	Horizontal	Pass
13399.425	-47.12	10.69	-25.0	-22.12	91.00	Vertical	Horizontal	Pass
21614.625	-44.44	14.70	-25.0	-19.44	-1.00	Vertical	Horizontal	Pass

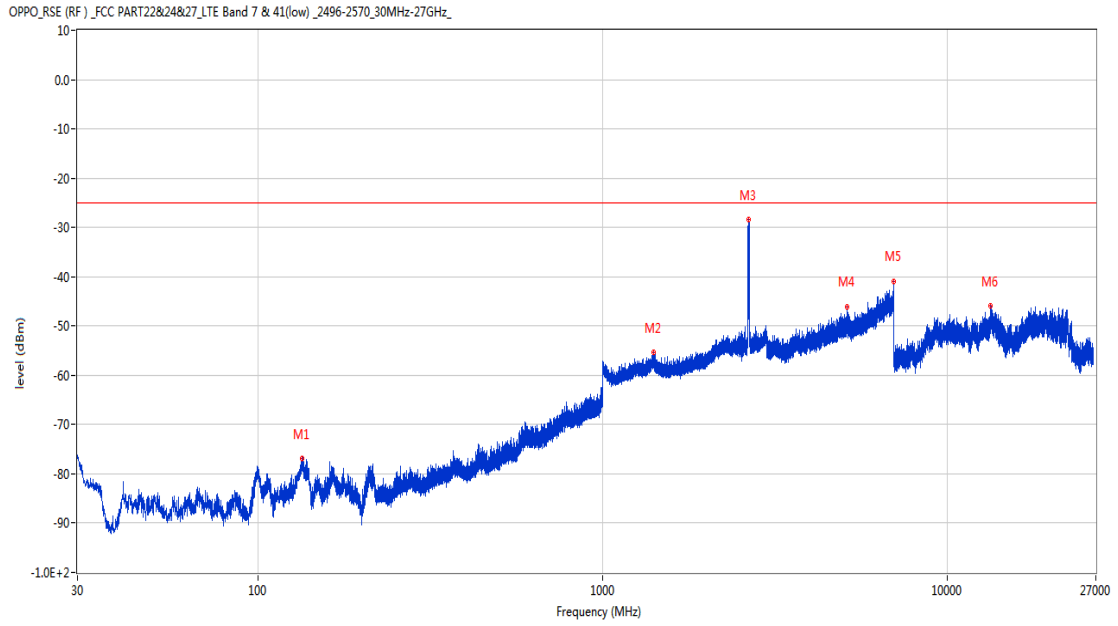
19.10 CA_7C 20MHz+20MHz, 16-QAM, Middle Channel

RSE-H&H PCC 21001 BW20 16QAM RB1 HIGH SCC 21199 BW20 16QAM RB1 LOW



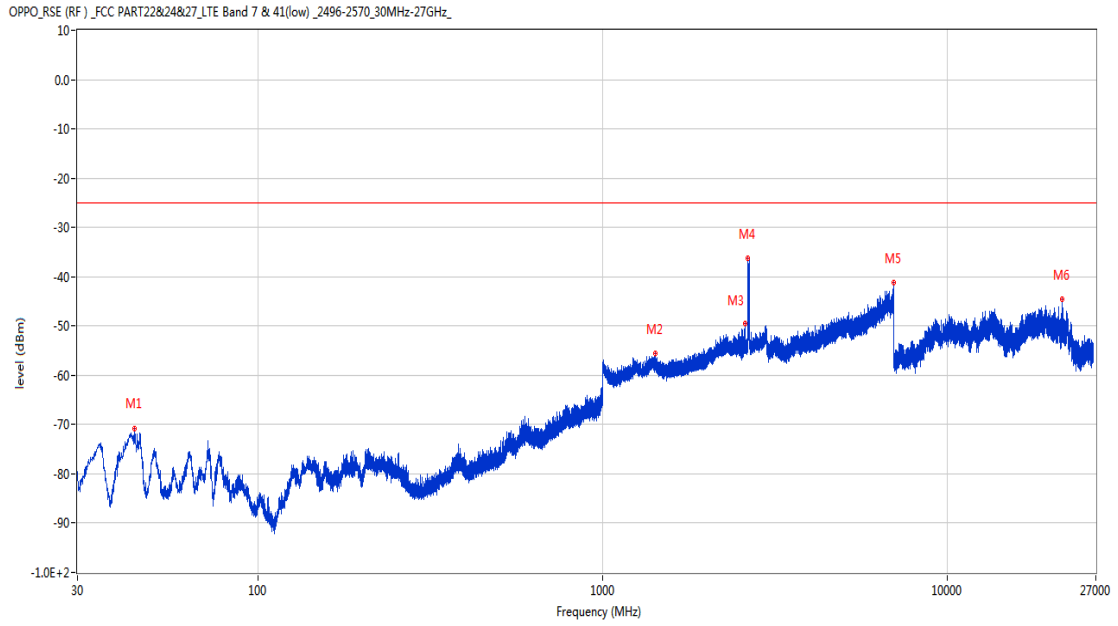
Frequency (MHz)	Result (dBm)	Factor (dB)	PK Limit (dBm)	Over Limit (dB)	Table (o)	ANT	EUT	Verdict
183.502	-76.52	-13.91	-25.0	-51.52	64.00	Horizontal	Horizontal	Pass
2588.600	-48.35	1.42	-25.0	-23.35	292.00	Horizontal	Horizontal	N/A
2672.300	-28.66	1.46	-25.0	-3.66	187.00	Horizontal	Horizontal	N/A
6380.800	-42.98	9.18	-25.0	-17.98	21.00	Horizontal	Horizontal	Pass
9318.688	-48.60	9.93	-25.0	-23.60	296.00	Horizontal	Horizontal	Pass
13281.563	-46.87	10.18	-25.0	-21.87	26.00	Horizontal	Horizontal	Pass

RSE-H&V PCC 21001 BW20 16QAM RB1 HIGH SCC 21199 BW20 16QAM RB1 LOW



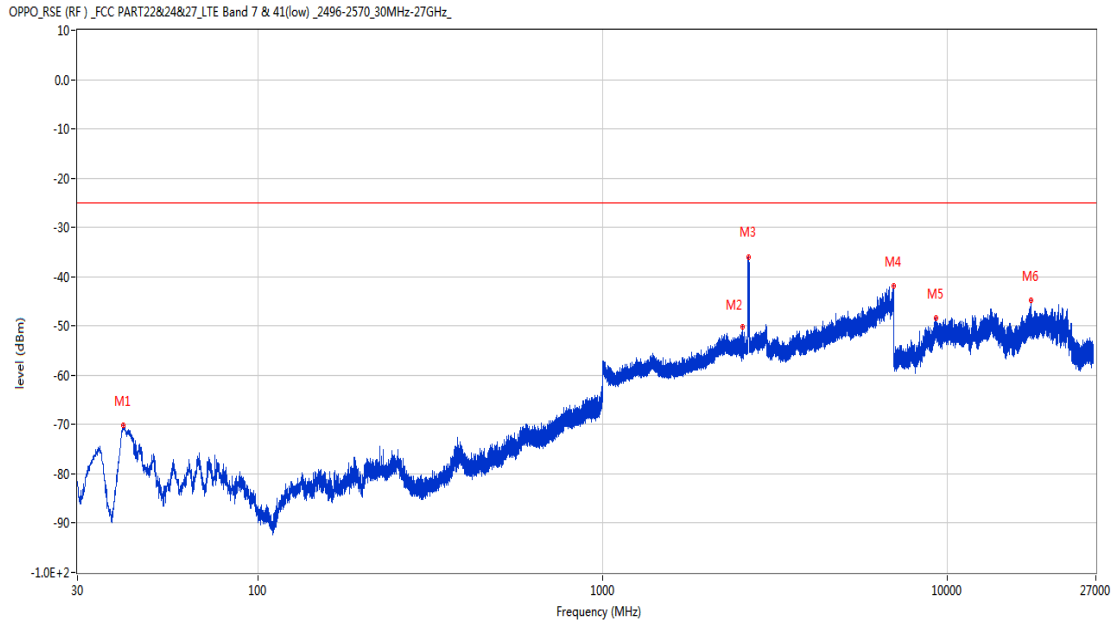
Frequency (MHz)	Result (dBm)	Factor (dB)	PK Limit (dBm)	Over Limit (dB)	Table (o)	ANT	EUT	Verdict
134.420	-76.97	-17.27	-25.0	-51.97	219.00	Horizontal	Vertical	Pass
1406.800	-55.43	-2.41	-25.0	-30.43	110.00	Horizontal	Vertical	Pass
2659.900	-28.38	1.38	-25.0	-3.38	43.00	Horizontal	Vertical	N/A
5115.400	-46.12	7.72	-25.0	-21.12	0.00	Horizontal	Vertical	Pass
6997.200	-40.95	13.61	-25.0	-15.95	153.00	Horizontal	Vertical	Pass
13356.900	-45.85	10.93	-25.0	-20.85	160.00	Horizontal	Vertical	Pass

RSE-V&V PCC 21001 BW20 16QAM RB1 HIGH SCC 21199 BW20 16QAM RB1 LOW



Frequency (MHz)	Result (dBm)	Factor (dB)	PK Limit (dBm)	Over Limit (dB)	Table (o)	ANT	EUT	Verdict
43.919	-70.78	-14.46	-25.0	-45.78	313.00	Vertical	Vertical	Pass
1420.800	-55.61	-2.78	-25.0	-30.61	37.00	Vertical	Vertical	Pass
2588.200	-49.48	1.43	-25.0	-24.48	247.00	Vertical	Vertical	N/A
2641.800	-36.22	1.55	-25.0	-11.22	220.00	Vertical	Vertical	N/A
6984.800	-41.30	13.72	-25.0	-16.30	349.00	Vertical	Vertical	Pass
21611.651	-44.49	14.70	-25.0	-19.49	-1.00	Vertical	Vertical	Pass

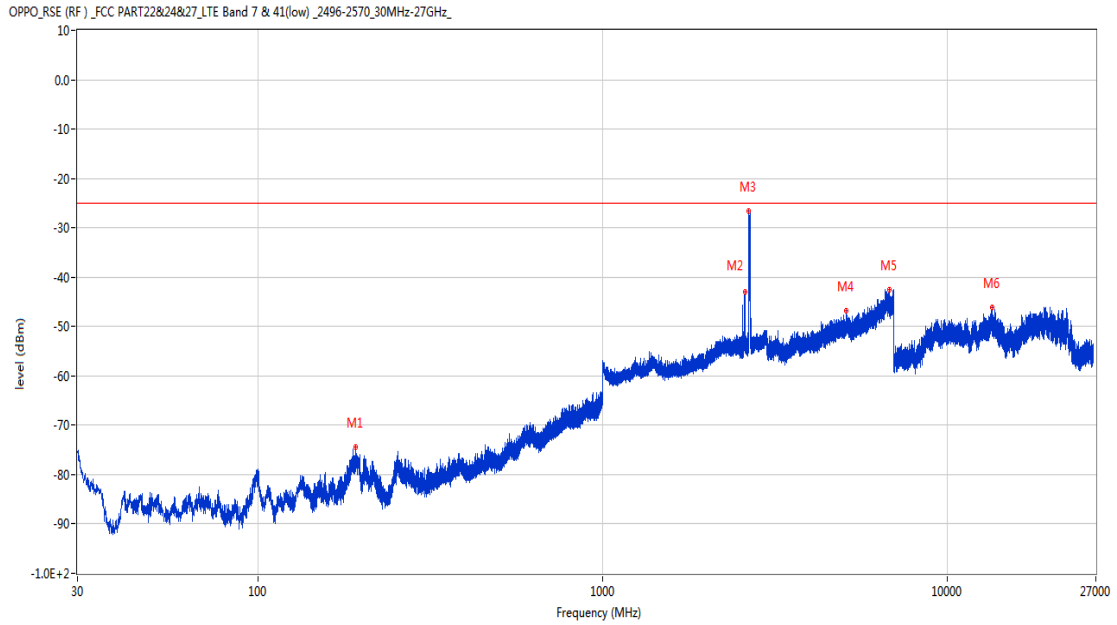
RSE-V&H PCC 21001 BW20 16QAM RB1 HIGH SCC 21199 BW20 16QAM RB1 LOW



Frequency (MHz)	Result (dBm)	Factor (dB)	PK Limit (dBm)	Over Limit (dB)	Table (o)	ANT	EUT	Verdict
40.670	-70.16	-17.85	-25.0	-45.16	150.00	Vertical	Horizontal	Pass
2555.500	-50.17	2.11	-25.0	-25.17	27.00	Vertical	Horizontal	N/A
2648.800	-35.93	1.43	-25.0	-10.93	213.00	Vertical	Horizontal	N/A
6981.600	-41.83	13.84	-25.0	-16.83	227.00	Vertical	Horizontal	Pass
9270.674	-48.41	9.39	-25.0	-23.41	360.00	Vertical	Horizontal	Pass
17466.337	-44.79	9.01	-25.0	-19.79	77.00	Vertical	Horizontal	Pass

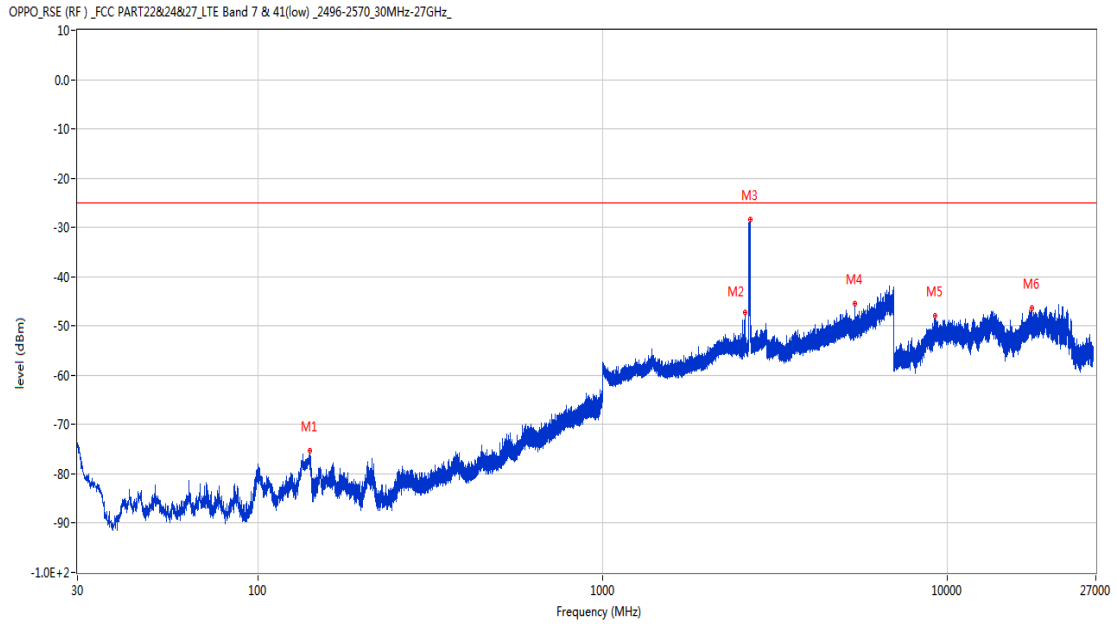
19.11 CA_7C 20MHz+20MHz, QPSK, High Channel

RSE-H&H PCC 21152 BW20 QPSK RB1 HIGH SCC 21350 BW20 QPSK RB1 LOW



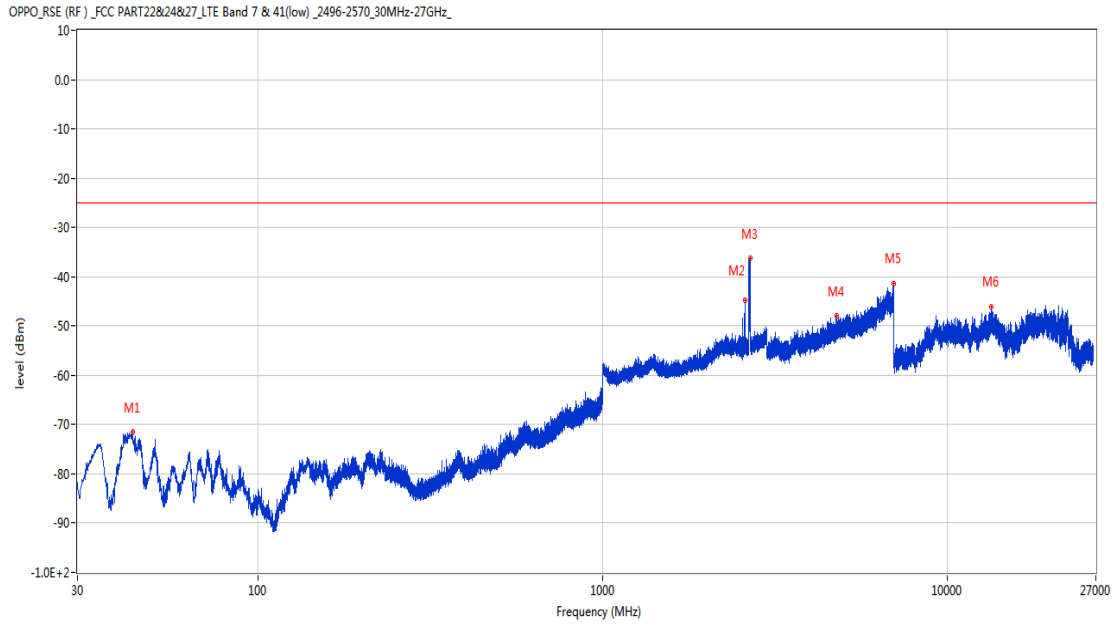
Frequency (MHz)	Result (dBm)	Factor (dB)	PK Limit (dBm)	Over Limit (dB)	Table (o)	ANT	EUT	Verdict
191.844	-74.46	-14.42	-25.0	-49.46	252.00	Horizontal	Horizontal	Pass
2589.200	-43.01	1.35	-25.0	-18.01	308.00	Horizontal	Horizontal	N/A
2658.900	-26.60	1.48	-25.0	-1.60	184.00	Horizontal	Horizontal	N/A
5083.000	-46.83	7.53	-25.0	-21.83	242.00	Horizontal	Horizontal	Pass
6798.000	-42.58	12.28	-25.0	-17.58	59.00	Horizontal	Horizontal	Pass
13545.113	-46.04	10.52	-25.0	-21.04	171.00	Horizontal	Horizontal	Pass

RSE-H&V PCC 21152 BW20 QPSK RB1 HIGH SCC 21350 BW20 QPSK RB1 LOW



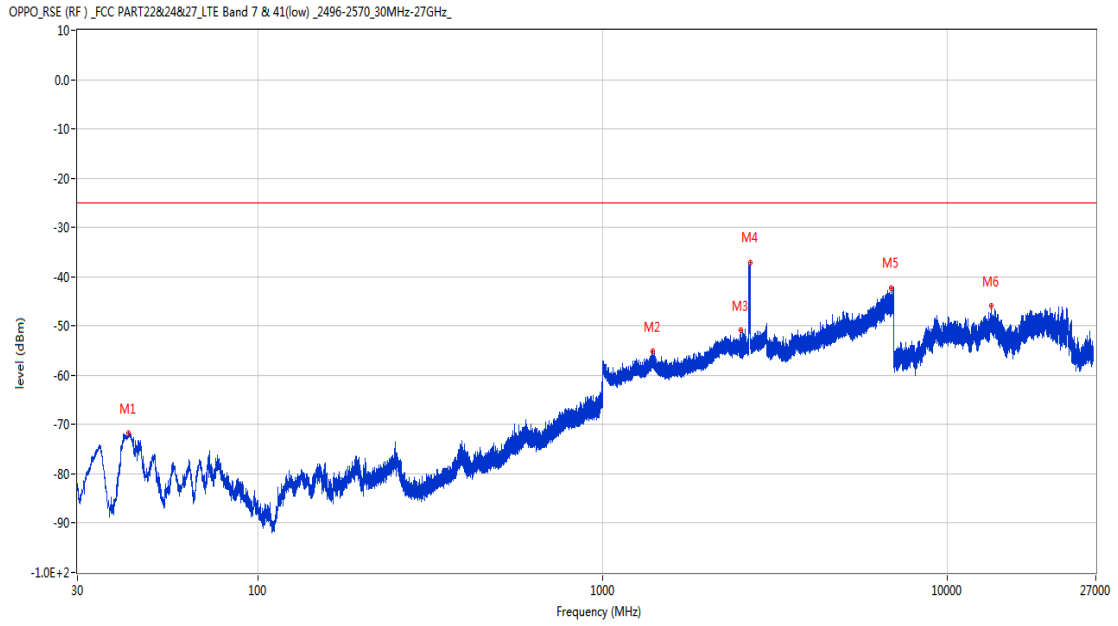
Frequency (MHz)	Result (dBm)	Factor (dB)	PK Limit (dBm)	Over Limit (dB)	Table (o)	ANT	EUT	Verdict
141.889	-75.25	-15.95	-25.0	-50.25	38.00	Horizontal	Vertical	Pass
2588.700	-47.32	1.41	-25.0	-22.32	116.00	Horizontal	Vertical	N/A
2683.700	-28.40	1.88	-25.0	-3.40	101.00	Horizontal	Vertical	N/A
5394.200	-45.44	7.35	-25.0	-20.44	173.00	Horizontal	Vertical	Pass
9246.812	-47.98	9.17	-25.0	-22.98	360.00	Horizontal	Vertical	Pass
17584.464	-46.29	8.43	-25.0	-21.29	361.00	Horizontal	Vertical	Pass

RSE-V&V PCC 21152 BW20 QPSK RB1 HIGH SCC 21350 BW20 QPSK RB1 LOW



Frequency (MHz)	Result (dBm)	Factor (dB)	PK Limit (dBm)	Over Limit (dB)	Table (o)	ANT	EUT	Verdict
43.337	-71.50	-15.52	-25.0	-46.50	271.00	Vertical	Vertical	Pass
2589.000	-44.83	1.37	-25.0	-19.83	252.00	Vertical	Vertical	N/A
2683.500	-36.28	1.86	-25.0	-11.28	269.00	Vertical	Vertical	N/A
4787.000	-47.92	7.43	-25.0	-22.92	355.00	Vertical	Vertical	Pass
6984.000	-41.48	13.80	-25.0	-16.48	15.00	Vertical	Vertical	Pass
13421.475	-46.21	11.00	-25.0	-21.21	63.00	Vertical	Vertical	Pass

RSE-V&H PCC 21152 BW20 QPSK RB1 HIGH SCC 21350 BW20 QPSK RB1 LOW



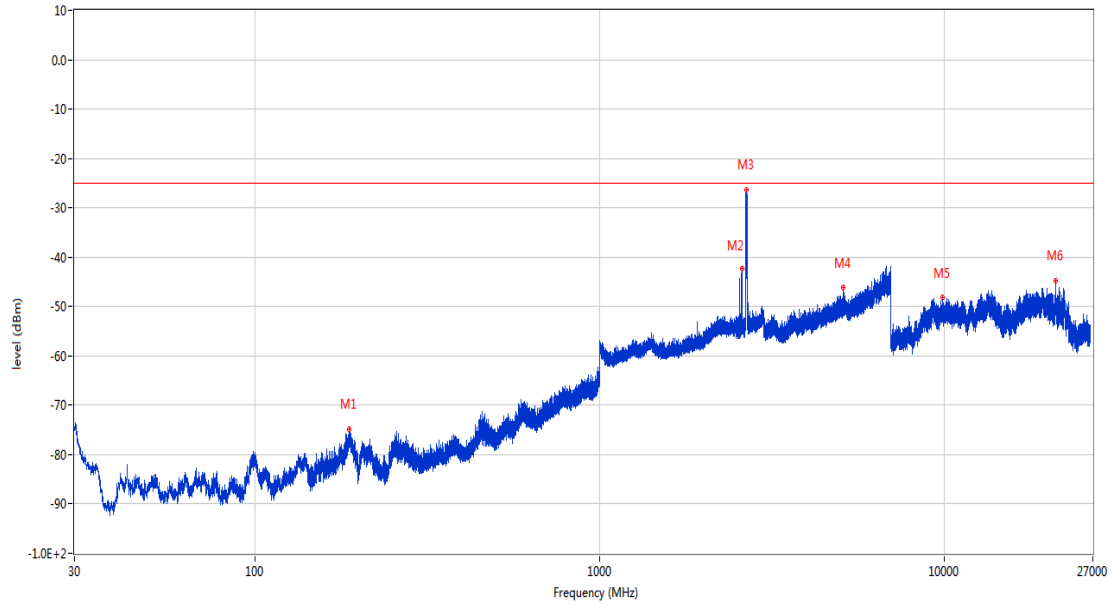
Frequency (MHz)	Result (dBm)	Factor (dB)	PK Limit (dBm)	Over Limit (dB)	Table (o)	ANT	EUT	Verdict
42.270	-71.76	-16.85	-25.0	-46.76	144.00	Vertical	Horizontal	Pass
1399.400	-55.06	-2.17	-25.0	-30.06	346.00	Vertical	Horizontal	Pass
2524.300	-50.92	1.91	-25.0	-25.92	327.00	Vertical	Horizontal	N/A
2684.900	-37.21	1.81	-25.0	-12.21	150.00	Vertical	Horizontal	N/A
6879.200	-42.37	10.95	-25.0	-17.37	51.00	Vertical	Horizontal	Pass
13438.800	-45.89	11.28	-25.0	-20.89	187.00	Vertical	Horizontal	Pass



19.12 CA_7C 20MHz+20MHz, 16-QAM, High Channel

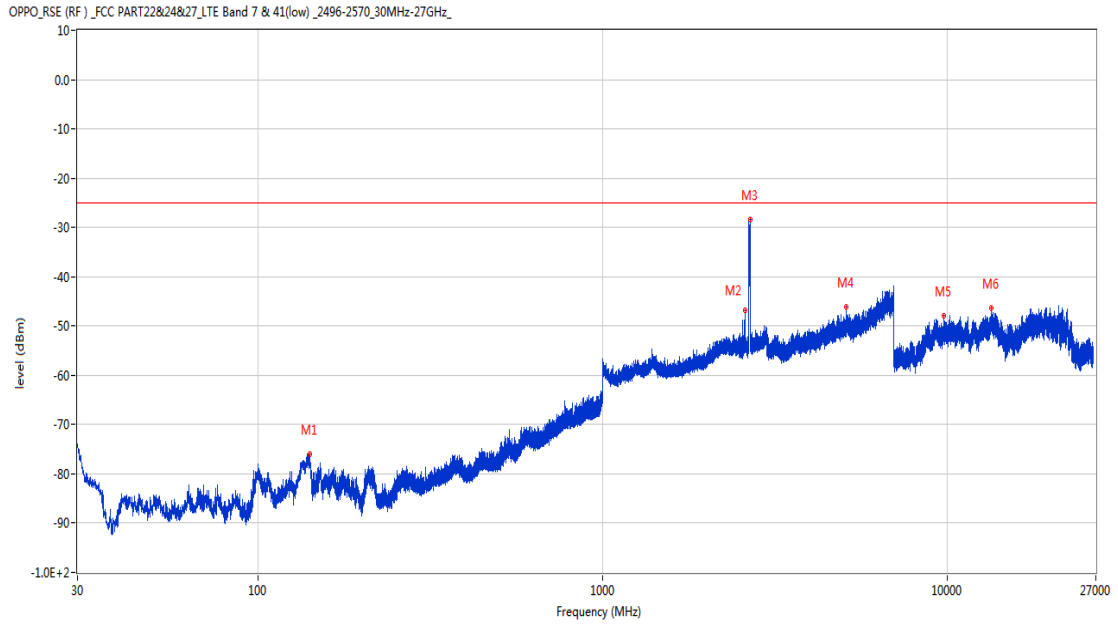
RSE-H&H PCC 21152 BW20 16QAM RB1 HIGH SCC 21350 BW20 16QAM RB1 LOW

OPPO_RSE (RF) _FCC PART22&24&27_LTE Band 7 & 41(low) _2496-2570_30MHz-27GHz_



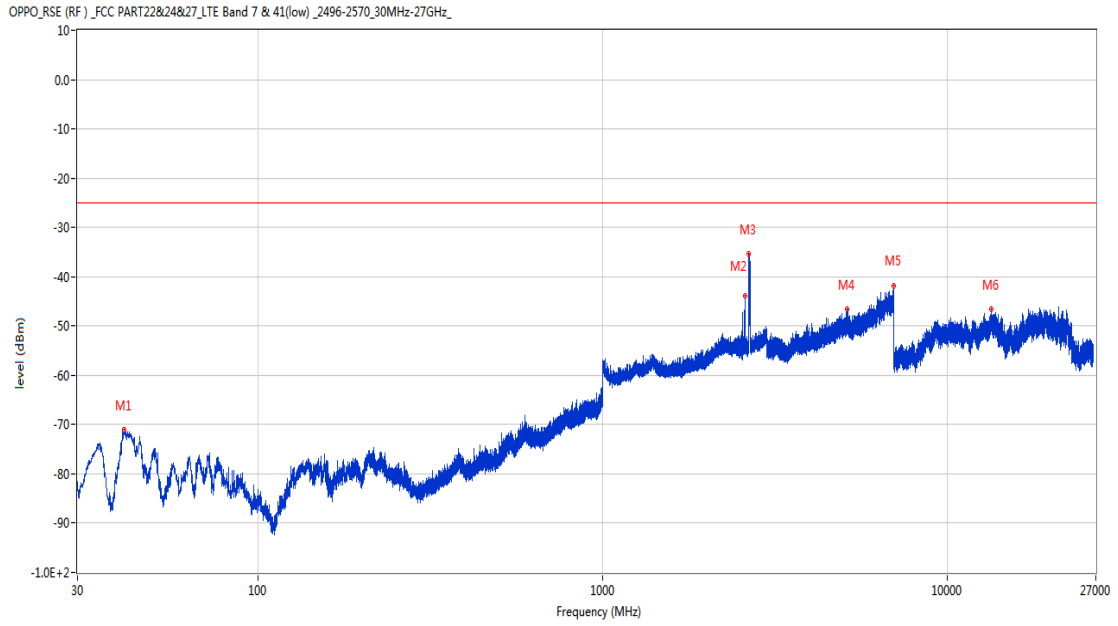
Frequency (MHz)	Result (dBm)	Factor (dB)	PK Limit (dBm)	Over Limit (dB)	Table (o)	ANT	EUT	Verdict
188.207	-74.79	-14.38	-25.0	-49.79	237.00	Horizontal	Horizontal	Pass
2589.100	-42.26	1.36	-25.0	-17.26	314.00	Horizontal	Horizontal	N/A
2673.500	-26.33	1.54	-25.0	-1.33	182.00	Horizontal	Horizontal	N/A
5098.600	-46.14	7.40	-25.0	-21.14	149.00	Horizontal	Horizontal	Pass
9901.450	-48.19	9.29	-25.0	-23.19	65.00	Horizontal	Horizontal	Pass
21032.374	-44.83	14.51	-25.0	-19.83	33.00	Horizontal	Horizontal	Pass

RSE-H&V PCC 21152 BW20 16QAM RB1 HIGH SCC 21350 BW20 16QAM RB1 LOW



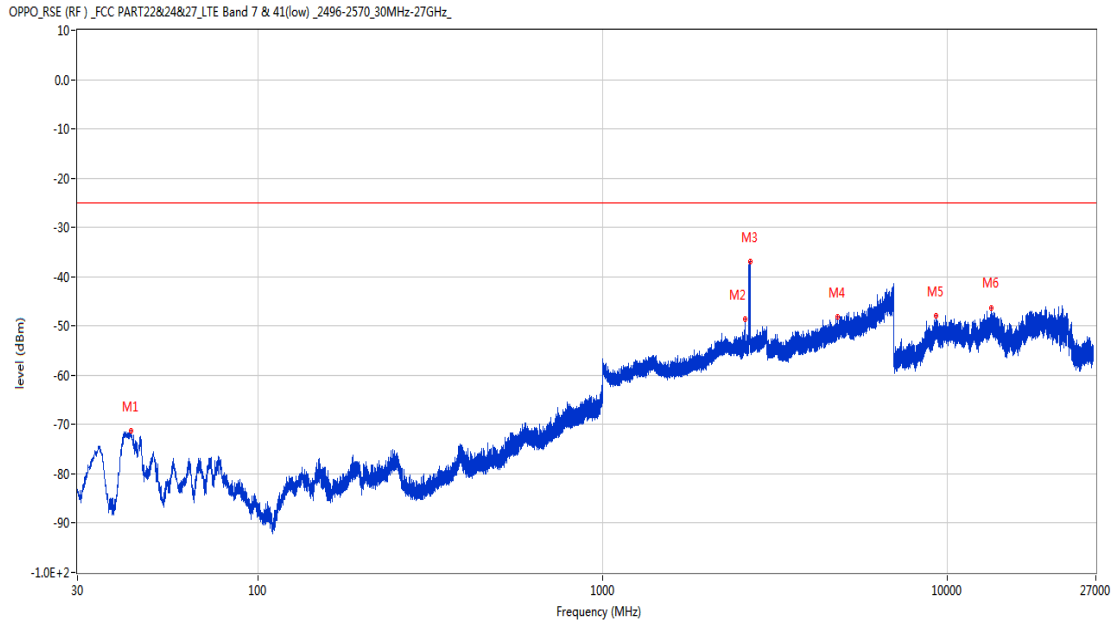
Frequency (MHz)	Result (dBm)	Factor (dB)	PK Limit (dBm)	Over Limit (dB)	Table (o)	ANT	EUT	Verdict
141.501	-75.94	-16.02	-25.0	-50.94	63.00	Horizontal	Vertical	Pass
2589.000	-46.79	1.37	-25.0	-21.79	120.00	Horizontal	Vertical	N/A
2686.100	-28.39	1.66	-25.0	-3.39	101.00	Horizontal	Vertical	N/A
5098.800	-46.15	7.40	-25.0	-21.15	181.00	Horizontal	Vertical	Pass
9753.099	-47.91	9.47	-25.0	-22.91	73.00	Horizontal	Vertical	Pass
13454.287	-46.39	11.49	-25.0	-21.39	242.00	Horizontal	Vertical	Pass

RSE-V&V PCC 21152 BW20 16QAM RB1 HIGH SCC 21350 BW20 16QAM RB1 LOW



Frequency (MHz)	Result (dBm)	Factor (dB)	PK Limit (dBm)	Over Limit (dB)	Table (o)	ANT	EUT	Verdict
41.010	-71.04	-17.59	-25.0	-46.04	171.00	Vertical	Vertical	Pass
2589.100	-43.82	1.36	-25.0	-18.82	250.00	Vertical	Vertical	N/A
2658.900	-35.40	1.48	-25.0	-10.40	101.00	Vertical	Vertical	N/A
5140.000	-46.68	7.54	-25.0	-21.68	-1.00	Vertical	Vertical	Pass
6992.800	-41.82	13.61	-25.0	-16.82	355.00	Vertical	Vertical	Pass
13454.287	-46.52	11.49	-25.0	-21.52	63.00	Vertical	Vertical	Pass

RSE-V&H PCC 21152 BW20 16QAM RB1 HIGH SCC 21350 BW20 16QAM RB1 LOW



Frequency (MHz)	Result (dBm)	Factor (dB)	PK Limit (dBm)	Over Limit (dB)	Table (o)	ANT	EUT	Verdict
42.950	-71.28	-16.18	-25.0	-46.28	331.00	Vertical	Horizontal	Pass
2589.300	-48.70	1.34	-25.0	-23.70	42.00	Vertical	Horizontal	N/A
2680.100	-36.92	1.94	-25.0	-11.92	159.00	Vertical	Horizontal	N/A
4812.400	-48.15	7.09	-25.0	-23.15	99.00	Vertical	Horizontal	Pass
9272.401	-47.94	9.41	-25.0	-22.94	332.00	Vertical	Horizontal	Pass
13401.263	-46.44	10.71	-25.0	-21.44	249.00	Vertical	Horizontal	Pass