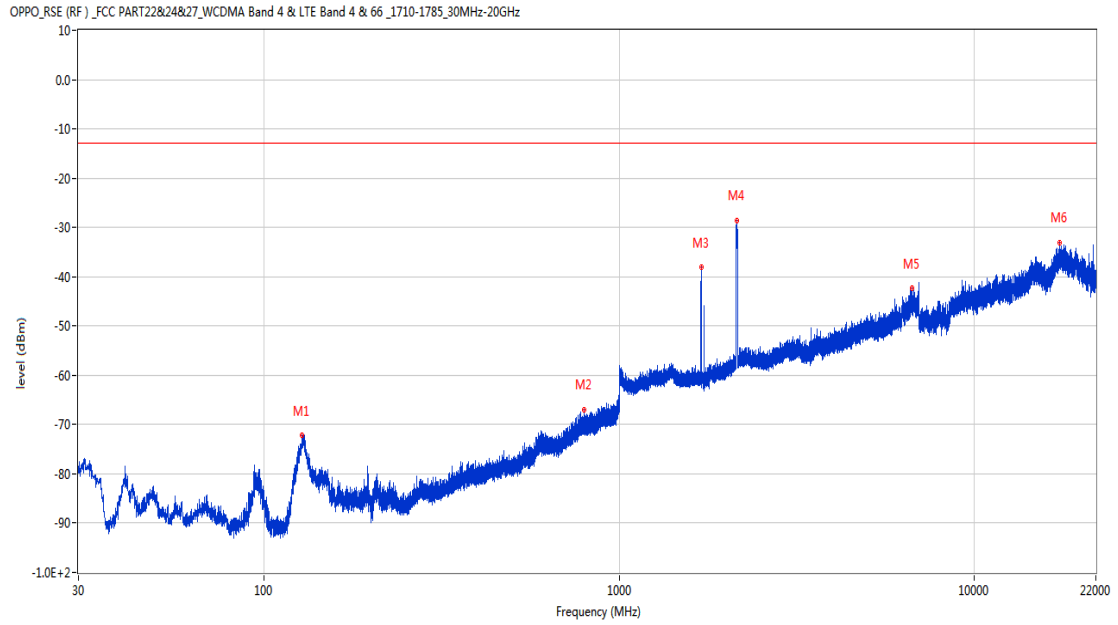


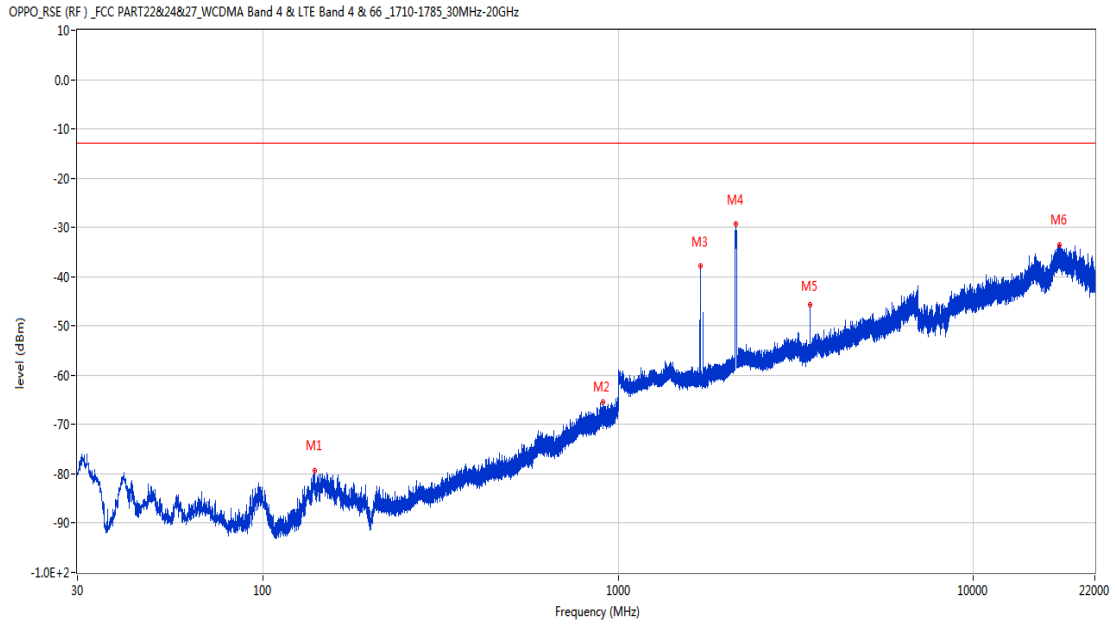
39.6 LTE Band 66 BW20, Middle Channel

RSE-H&H LTE Band 66 BW20 CH132322



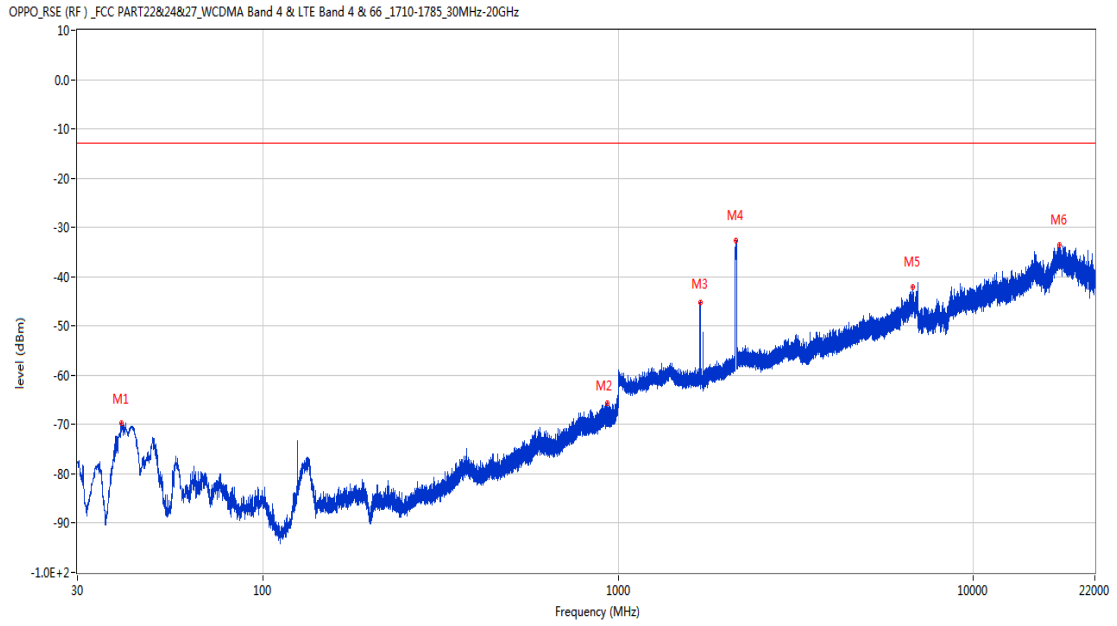
Frequency (MHz)	Result (dBm)	Factor (dB)	PK Limit (dBm)	Over Limit (dB)	Table (o)	ANT	EUT	Verdict
127.922	-72.24	-18.38	-13.0	-59.24	29.00	Horizontal	Horizontal	Pass
795.088	-66.90	1.64	-13.0	-53.90	105.00	Horizontal	Horizontal	Pass
1700.700	-38.08	-4.53	-13.0	-25.08	107.00	Horizontal	Horizontal	N/A
2146.800	-28.60	-2.40	-13.0	-15.60	205.00	Horizontal	Horizontal	N/A
6668.800	-42.25	11.58	-13.0	-29.25	278.00	Horizontal	Horizontal	Pass
17434.200	-33.20	22.30	-13.0	-20.20	-2.00	Horizontal	Horizontal	Pass

RSE-H&V LTE Band 66 BW20 CH132322



Frequency (MHz)	Result (dBm)	Factor (dB)	PK Limit (dBm)	Over Limit (dB)	Table (o)	ANT	EUT	Verdict
139.852	-79.26	-16.81	-13.0	-66.26	37.00	Horizontal	Vertical	Pass
903.727	-65.39	3.48	-13.0	-52.39	282.00	Horizontal	Vertical	Pass
1701.300	-37.86	-4.53	-13.0	-24.86	360.00	Horizontal	Vertical	N/A
2150.800	-29.39	-2.35	-13.0	-16.39	108.00	Horizontal	Vertical	N/A
3472.600	-45.73	2.50	-13.0	-32.73	130.00	Horizontal	Vertical	Pass
17489.238	-33.55	21.42	-13.0	-20.55	202.00	Horizontal	Vertical	Pass

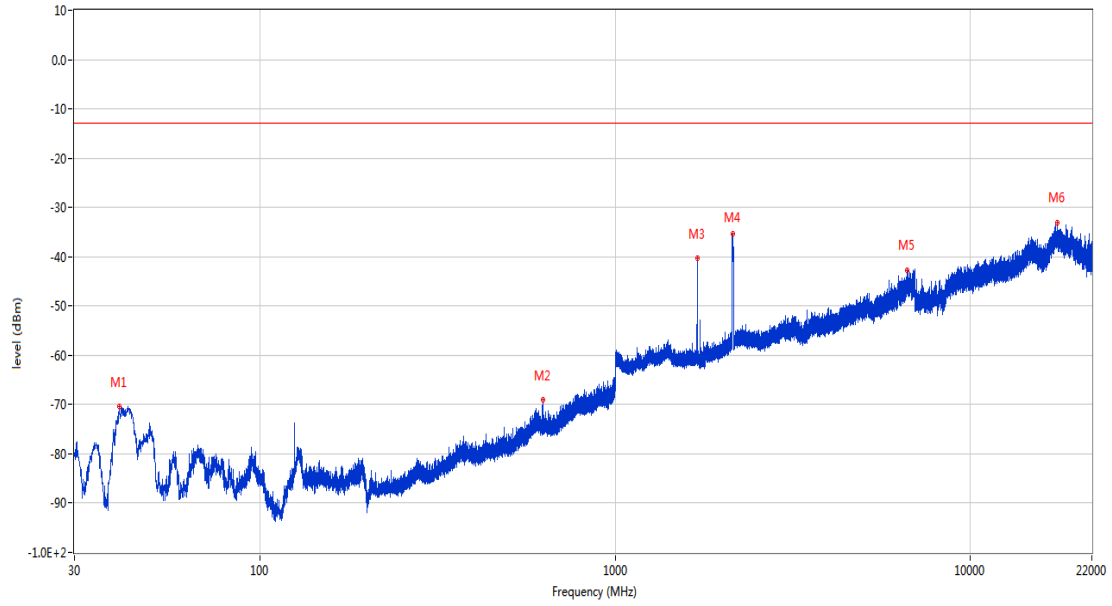
RSE-V&V LTE Band 66 BW20 CH132322



Frequency (MHz)	Result (dBm)	Factor (dB)	PK Limit (dBm)	Over Limit (dB)	Table (o)	ANT	EUT	Verdict
39.894	-69.77	-18.69	-13.0	-56.77	33.00	Vertical	Vertical	Pass
929.869	-65.66	3.57	-13.0	-52.66	290.00	Vertical	Vertical	Pass
1700.500	-45.13	-4.53	-13.0	-32.13	225.00	Vertical	Vertical	N/A
2143.100	-32.72	-2.46	-13.0	-19.72	63.00	Vertical	Vertical	N/A
6760.800	-42.07	11.50	-13.0	-29.07	-3.00	Vertical	Vertical	Pass
17467.501	-33.56	21.73	-13.0	-20.56	52.00	Vertical	Vertical	Pass

RSE-V&H LTE Band 66 BW20 CH132322

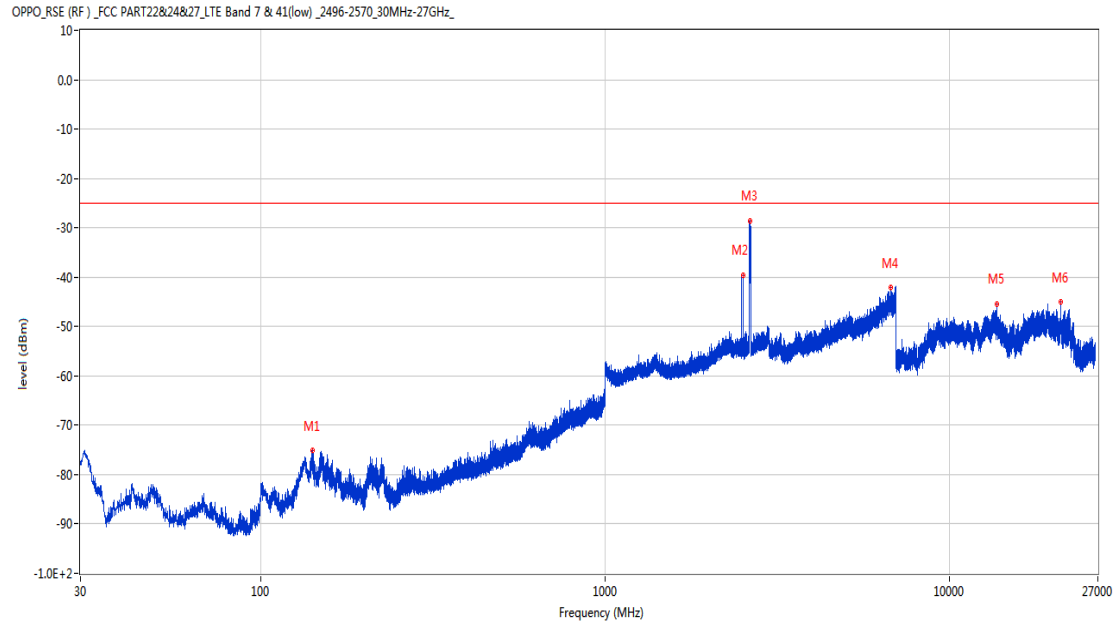
OPPO_RSE (RF) _ FCC PART22&24&27_WCDMA Band 4 & LTE Band 4 & 66 _1710-1785_30MHz-20GHz



Frequency (MHz)	Result (dBm)	Factor (dB)	PK Limit (dBm)	Over Limit (dB)	Table (o)	ANT	EUT	Verdict
40.185	-70.43	-18.47	-13.0	-57.43	64.00	Vertical	Horizontal	Pass
624.562	-69.08	-2.54	-13.0	-56.08	119.00	Vertical	Horizontal	Pass
1700.900	-40.28	-4.53	-13.0	-27.28	-2.00	Vertical	Horizontal	N/A
2143.100	-35.41	-2.46	-13.0	-22.41	350.00	Vertical	Horizontal	N/A
6638.600	-42.66	12.09	-13.0	-29.66	313.00	Vertical	Horizontal	Pass
17575.262	-33.09	22.26	-13.0	-20.09	329.00	Vertical	Horizontal	Pass

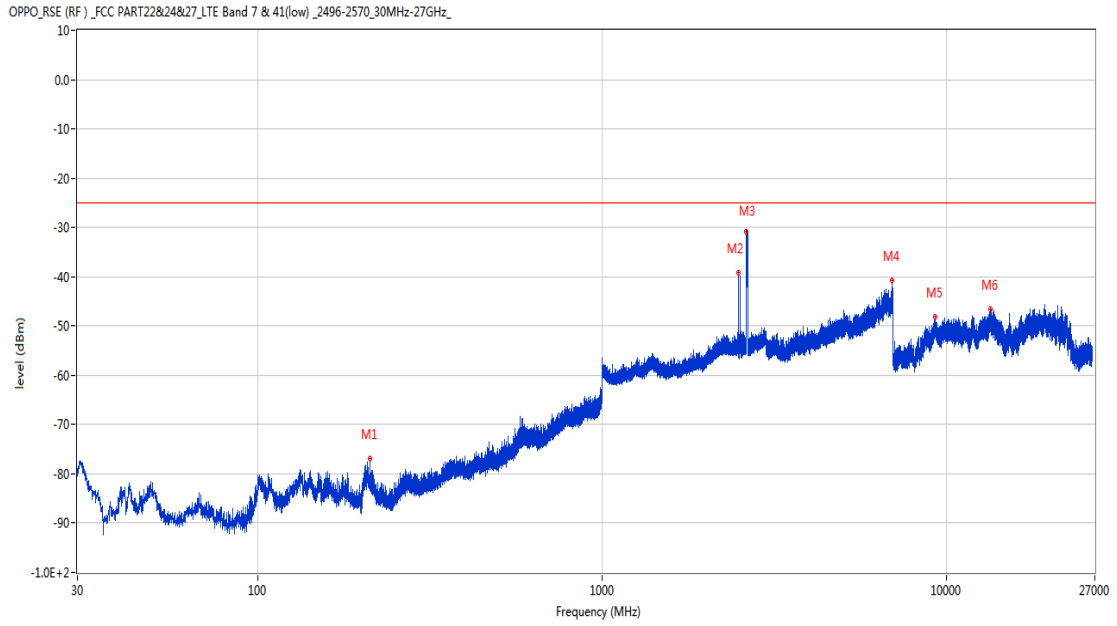
CA
 40 CA_7C
 40.1 CA_7C 20MHz+10MHz, QPSK, Low Channel

RSE-H&H PCC 20850 BW20 QPSK RB1 HIGH SCC 20994 BW10 QPSK RB1 LOW



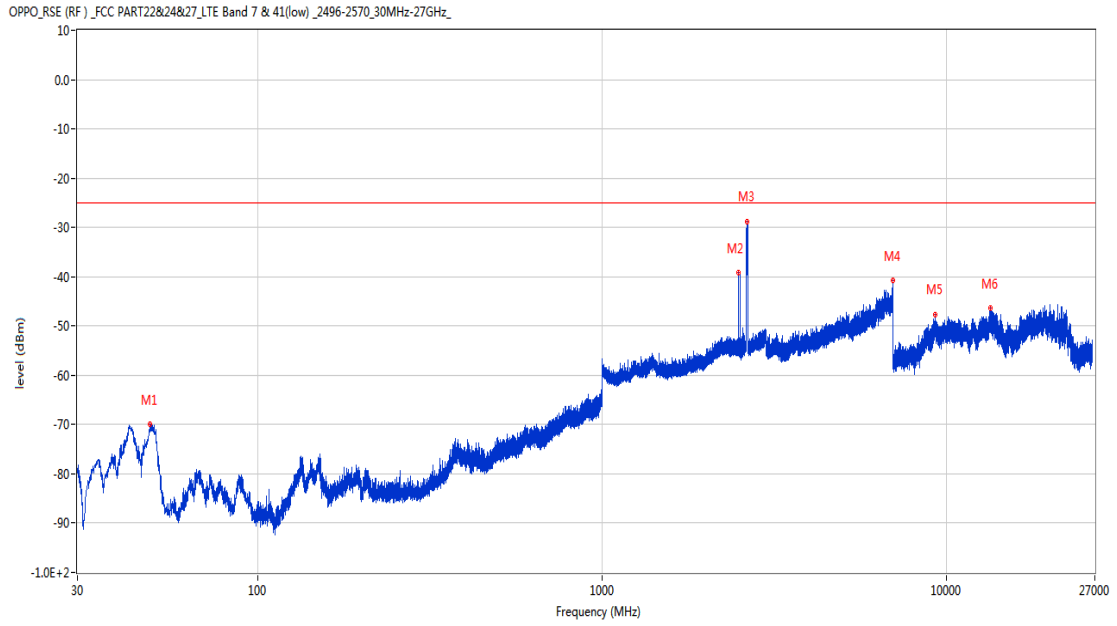
Frequency (MHz)	Result (dBm)	Factor (dB)	PK Limit (dBm)	Over Limit (dB)	Table (o)	ANT	EUT	Verdict
141.404	-75.13	-16.03	-25.0	-50.13	115.00	Horizontal	Horizontal	Pass
2519.200	-39.71	1.89	-25.0	-14.71	132.00	Horizontal	Horizontal	N/A
2632.700	-28.70	1.50	-25.0	-3.70	170.00	Horizontal	Horizontal	N/A
6765.400	-42.14	11.43	-25.0	-17.14	257.00	Horizontal	Horizontal	Pass
13740.412	-45.35	10.63	-25.0	-20.35	192.00	Horizontal	Horizontal	Pass
21028.975	-44.92	14.51	-25.0	-19.92	45.00	Horizontal	Horizontal	Pass

RSE-H&V PCC 20850 BW20 QPSK RB1 HIGH SCC 20994 BW10 QPSK RB1 LOW



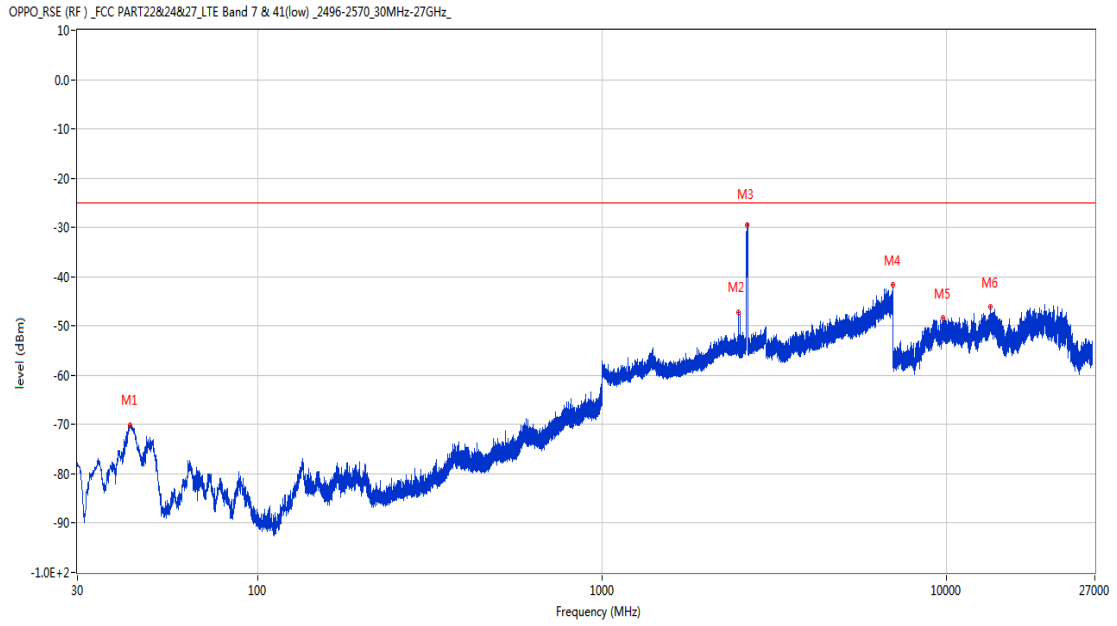
Frequency (MHz)	Result (dBm)	Factor (dB)	PK Limit (dBm)	Over Limit (dB)	Table (o)	ANT	EUT	Verdict
212.069	-76.98	-15.25	-25.0	-51.98	269.00	Horizontal	Vertical	Pass
2488.600	-39.14	1.64	-25.0	-14.14	317.00	Horizontal	Vertical	N/A
2623.600	-30.91	1.27	-25.0	-5.91	17.00	Horizontal	Vertical	N/A
6971.800	-40.84	13.61	-25.0	-15.84	345.00	Horizontal	Vertical	Pass
9278.151	-48.15	9.48	-25.0	-23.15	86.00	Horizontal	Vertical	Pass
13423.313	-46.60	11.03	-25.0	-21.60	325.00	Horizontal	Vertical	Pass

RSE-V&V PCC 20850 BW20 QPSK RB1 HIGH SCC 20994 BW10 QPSK RB1 LOW



Frequency (MHz)	Result (dBm)	Factor (dB)	PK Limit (dBm)	Over Limit (dB)	Table (o)	ANT	EUT	Verdict
48.818	-69.88	-16.15	-25.0	-44.88	348.00	Vertical	Vertical	Pass
2488.500	-39.14	1.63	-25.0	-14.14	323.00	Vertical	Vertical	N/A
2644.200	-28.93	1.62	-25.0	-3.93	-1.00	Vertical	Vertical	N/A
6991.800	-40.78	13.53	-25.0	-15.78	194.00	Vertical	Vertical	Pass
9286.776	-47.59	9.75	-25.0	-22.59	38.00	Vertical	Vertical	Pass
13437.225	-46.41	11.26	-25.0	-21.41	363.00	Vertical	Vertical	Pass

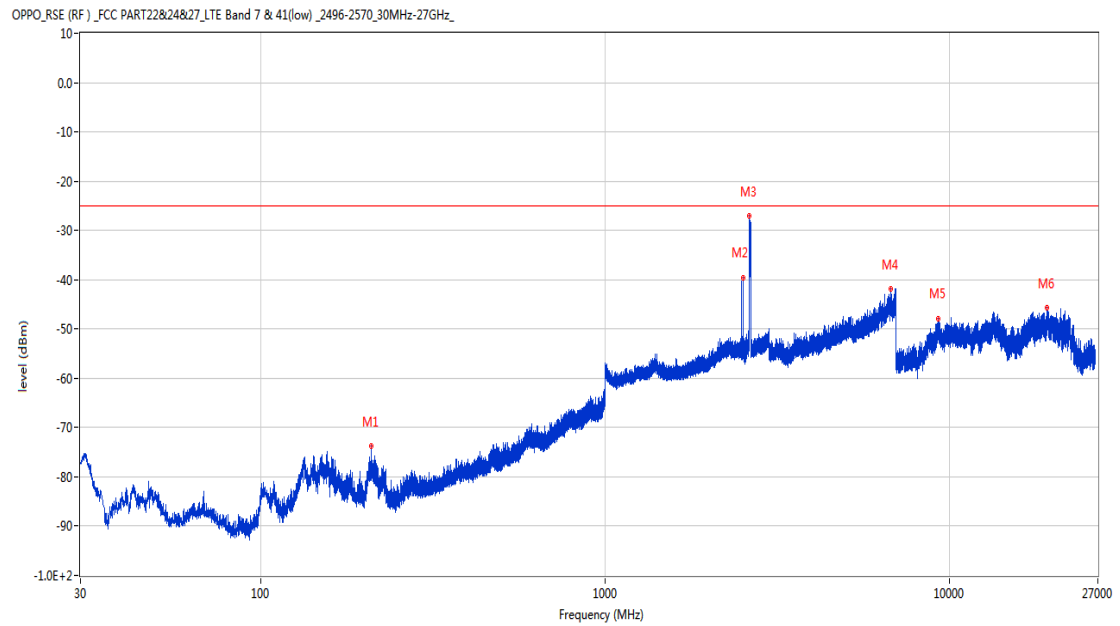
RSE-V&H PCC 20850 BW20 QPSK RB1 HIGH SCC 20994 BW10 QPSK RB1 LOW



Frequency (MHz)	Result (dBm)	Factor (dB)	PK Limit (dBm)	Over Limit (dB)	Table (o)	ANT	EUT	Verdict
42.562	-70.03	-16.57	-25.0	-45.03	52.00	Vertical	Horizontal	Pass
2488.500	-47.19	1.63	-25.0	-22.19	61.00	Vertical	Horizontal	N/A
2634.500	-29.61	1.60	-25.0	-4.61	4.00	Vertical	Horizontal	N/A
6987.800	-41.59	13.60	-25.0	-16.59	283.00	Vertical	Horizontal	Pass
9756.838	-48.46	9.56	-25.0	-23.46	40.00	Vertical	Horizontal	Pass
13465.050	-46.05	11.36	-25.0	-21.05	157.00	Vertical	Horizontal	Pass

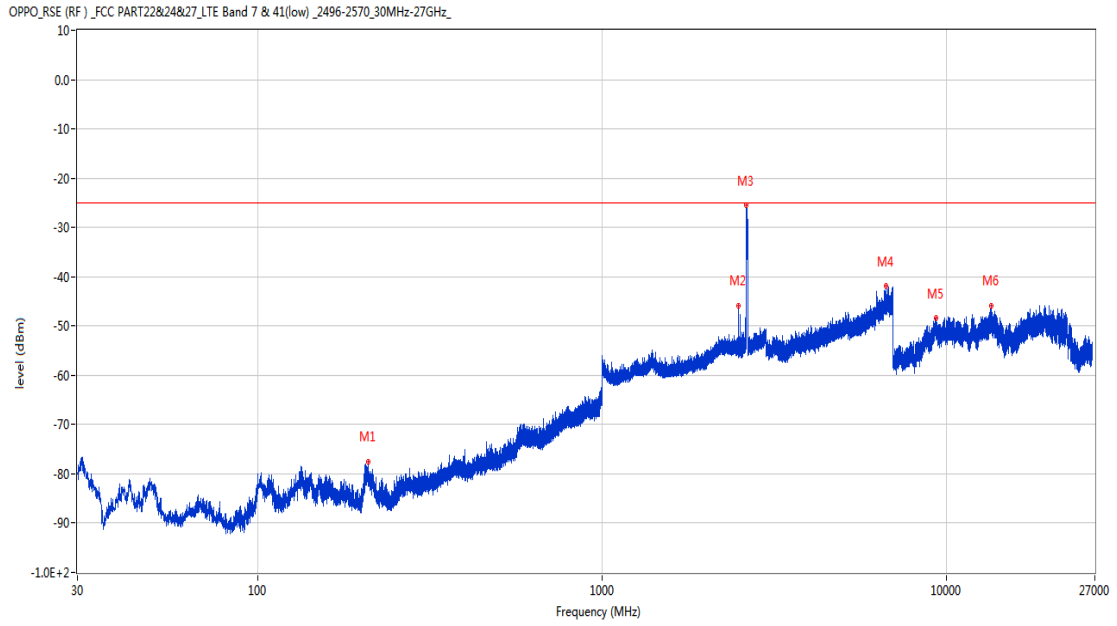
40.2 CA_7C 20MHz+10MHz, 16-QAM, Low Channel

RSE-H&H PCC 20850 BW20 16-QAM RB1 HIGH SCC 20994 BW10 16-QAM RB1 LOW



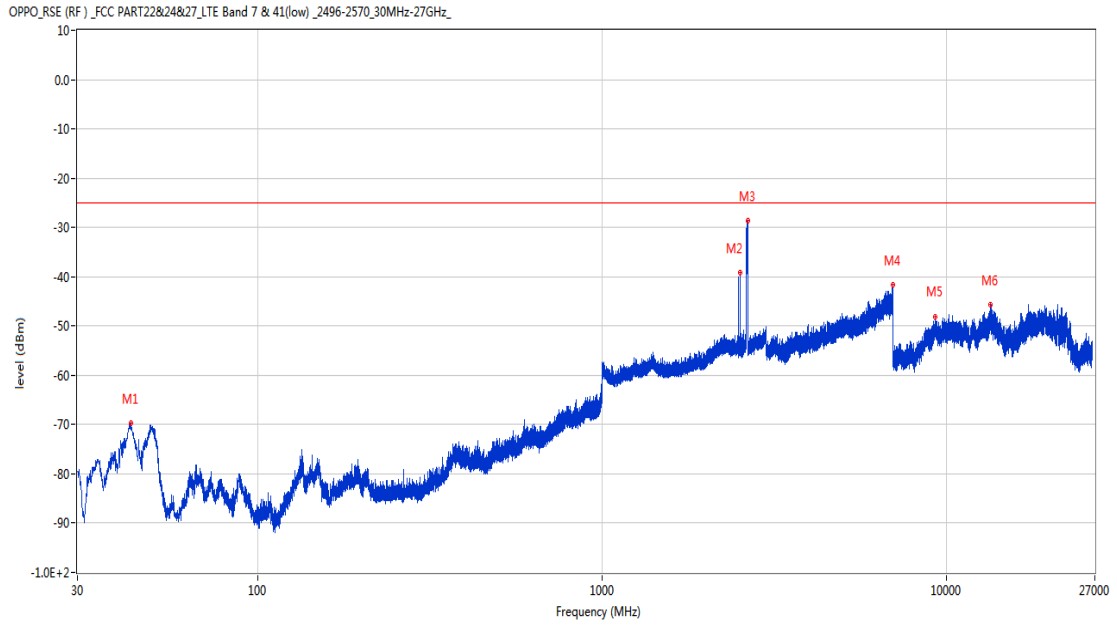
Frequency (MHz)	Result (dBm)	Factor (dB)	PK Limit (dBm)	Over Limit (dB)	Table (o)	ANT	EUT	Verdict
209.887	-73.81	-15.14	-25.0	-48.81	259.00	Horizontal	Horizontal	Pass
2519.400	-39.51	1.89	-25.0	-14.51	133.00	Horizontal	Horizontal	N/A
2623.700	-27.09	1.27	-25.0	-2.09	163.00	Horizontal	Horizontal	N/A
6771.200	-41.78	11.59	-25.0	-16.78	89.00	Horizontal	Horizontal	Pass
9296.838	-47.84	10.11	-25.0	-22.84	97.00	Horizontal	Horizontal	Pass
19218.051	-45.70	13.95	-25.0	-20.70	311.00	Horizontal	Horizontal	Pass

RSE-H&V PCC 20850 BW20 16-QAM RB1 HIGH SCC 20994 BW10 16-QAM RB1 LOW



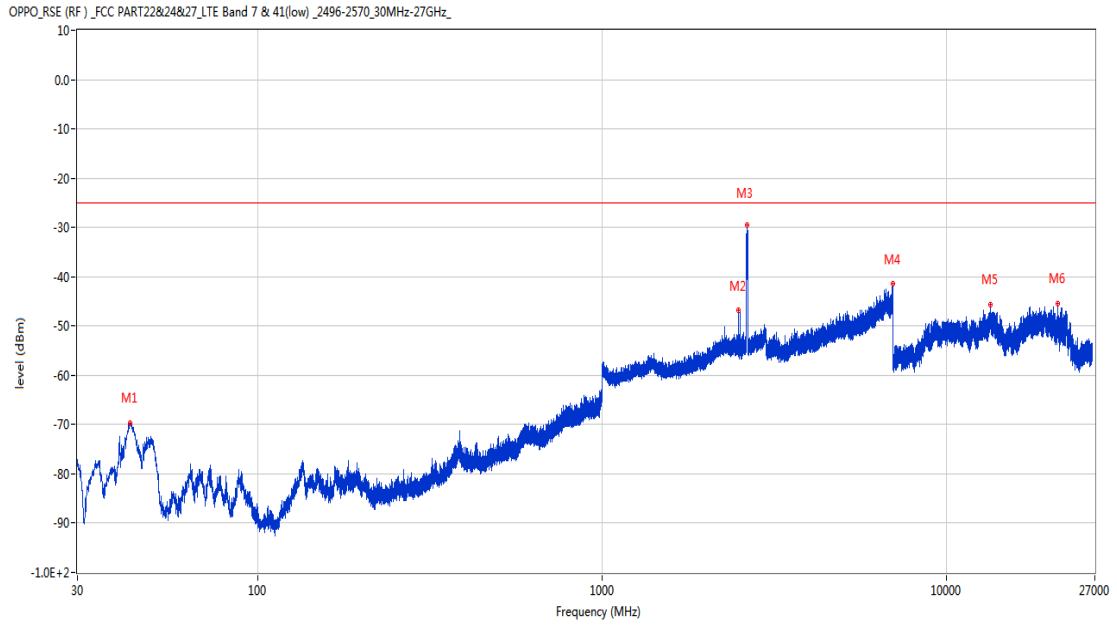
Frequency (MHz)	Result (dBm)	Factor (dB)	PK Limit (dBm)	Over Limit (dB)	Table (o)	ANT	EUT	Verdict
209.547	-77.55	-15.15	-25.0	-52.55	280.00	Horizontal	Vertical	Pass
2488.700	-45.84	1.64	-25.0	-20.84	127.00	Horizontal	Vertical	N/A
2622.100	-25.53	1.24	-25.0	-0.53	89.00	Horizontal	Vertical	N/A
6688.000	-41.86	11.92	-25.0	-16.86	239.00	Horizontal	Vertical	Pass
9326.737	-48.34	9.58	-25.0	-23.34	0.00	Horizontal	Vertical	Pass
13472.400	-45.98	11.23	-25.0	-20.98	362.00	Horizontal	Vertical	Pass

RSE-V&V PCC 20850 BW20 16-QAM RB1 HIGH SCC 20994 BW10 16-QAM RB1 LOW



Frequency (MHz)	Result (dBm)	Factor (dB)	PK Limit (dBm)	Over Limit (dB)	Table (o)	ANT	EUT	Verdict
42.804	-69.70	-16.33	-25.0	-44.70	37.00	Vertical	Vertical	Pass
2519.400	-39.17	1.89	-25.0	-14.17	316.00	Vertical	Vertical	N/A
2648.000	-28.64	1.43	-25.0	-3.64	-1.00	Vertical	Vertical	N/A
6985.600	-41.61	13.70	-25.0	-16.61	92.00	Vertical	Vertical	Pass
9300.287	-48.22	10.23	-25.0	-23.22	66.00	Vertical	Vertical	Pass
13453.237	-45.69	11.49	-25.0	-20.69	361.00	Vertical	Vertical	Pass

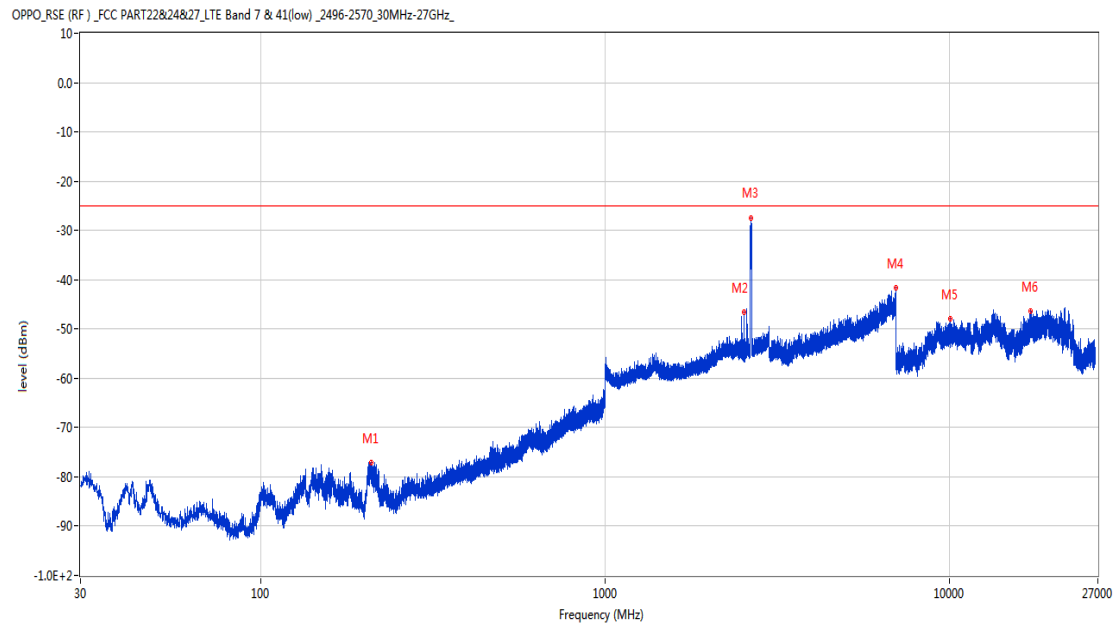
RSE-V&H PCC 20850 BW20 16-QAM RB1 HIGH SCC 20994 BW10 16-QAM RB1 LOW



Frequency (MHz)	Result (dBm)	Factor (dB)	PK Limit (dBm)	Over Limit (dB)	Table (o)	ANT	EUT	Verdict
42.707	-69.62	-16.42	-25.0	-44.62	360.00	Vertical	Horizontal	Pass
2488.500	-46.83	1.63	-25.0	-21.83	70.00	Vertical	Horizontal	N/A
2647.200	-29.43	1.52	-25.0	-4.43	19.00	Vertical	Horizontal	N/A
6998.800	-41.46	13.64	-25.0	-16.46	113.00	Vertical	Horizontal	Pass
13422.525	-45.60	11.02	-25.0	-20.60	239.00	Vertical	Horizontal	Pass
21036.626	-45.39	14.51	-25.0	-20.39	98.00	Vertical	Horizontal	Pass

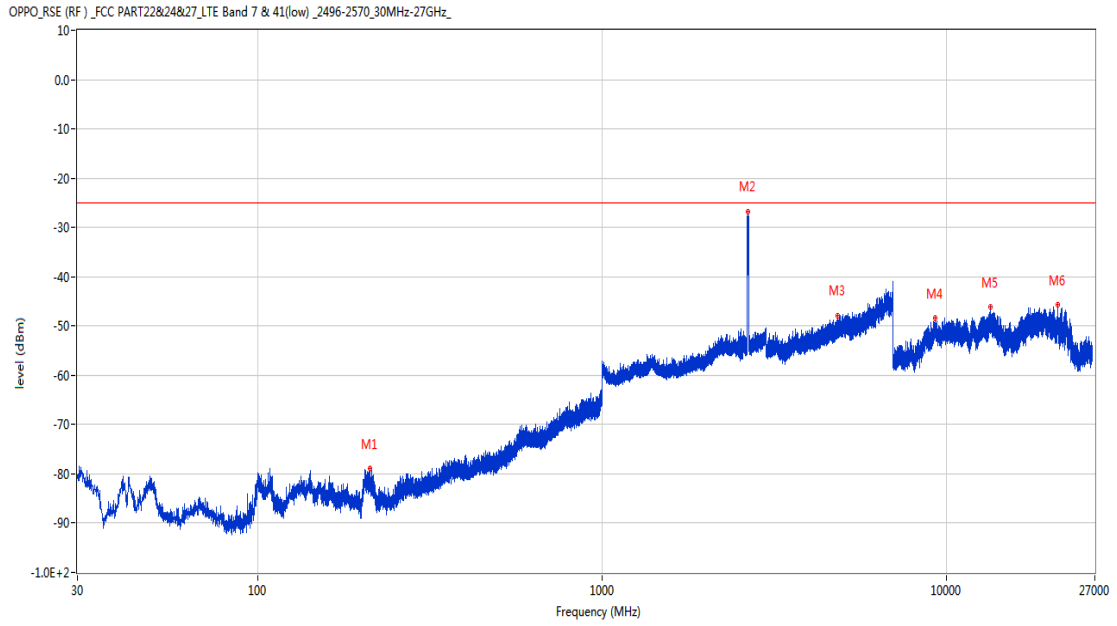
40.3 CA_7C 20MHz+10MHz, QPSK, Middle Channel

RSE-H&H PCC 21051 BW20 QPSK RB1 HIGH SCC 21195 BW10 QPSK RB1 LOW



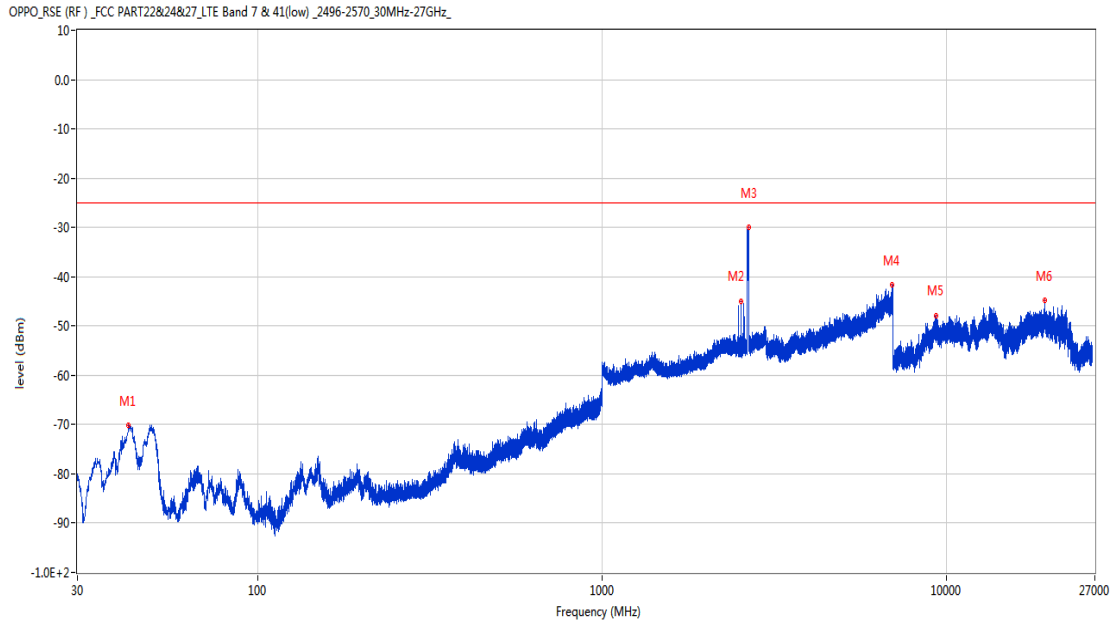
Frequency (MHz)	Result (dBm)	Factor (dB)	PK Limit (dBm)	Over Limit (dB)	Table (o)	ANT	EUT	Verdict
209.111	-77.09	-15.16	-25.0	-52.09	262.00	Horizontal	Horizontal	Pass
2539.300	-46.51	1.97	-25.0	-21.51	126.00	Horizontal	Horizontal	N/A
2662.400	-27.41	1.43	-25.0	-2.41	126.00	Horizontal	Horizontal	N/A
6982.000	-41.66	13.87	-25.0	-16.66	109.00	Horizontal	Horizontal	Pass
10082.575	-47.90	9.83	-25.0	-22.90	230.00	Horizontal	Horizontal	Pass
17237.176	-46.45	8.09	-25.0	-21.45	212.00	Horizontal	Horizontal	Pass

RSE-H&V PCC 21051 BW20 QPSK RB1 HIGH SCC 21195 BW10 QPSK RB1 LOW



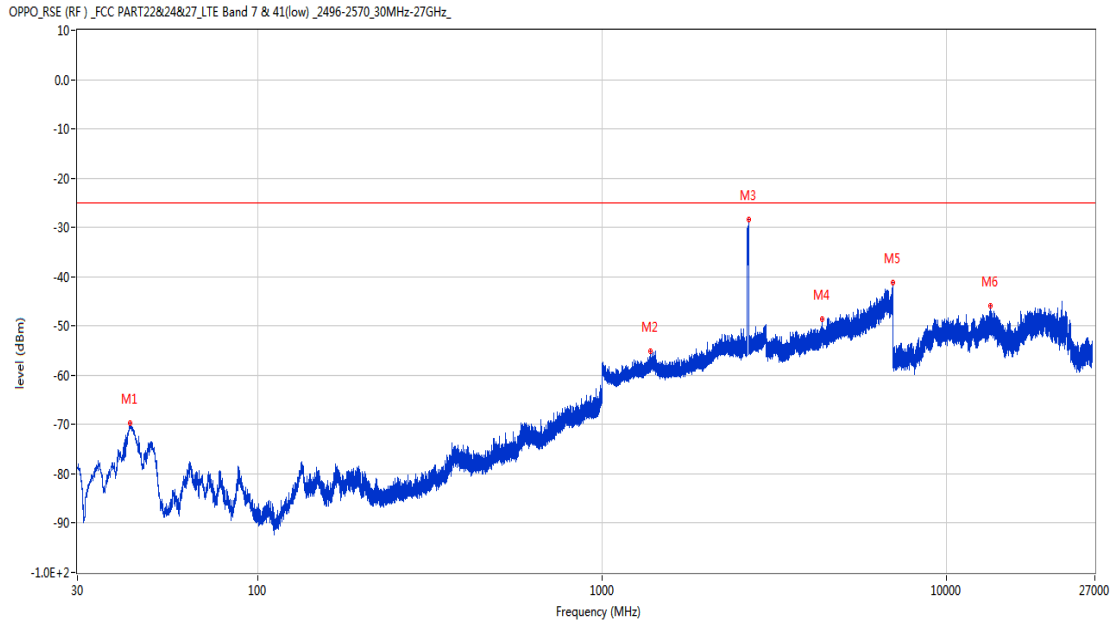
Frequency (MHz)	Result (dBm)	Factor (dB)	PK Limit (dBm)	Over Limit (dB)	Table (o)	ANT	EUT	Verdict
211.778	-78.84	-15.23	-25.0	-53.84	239.00	Horizontal	Vertical	Pass
2658.500	-26.91	1.51	-25.0	-1.91	123.00	Horizontal	Vertical	N/A
4847.400	-47.85	7.03	-25.0	-22.85	188.00	Horizontal	Vertical	Pass
9299.713	-48.32	10.22	-25.0	-23.32	0.00	Horizontal	Vertical	Pass
13440.375	-46.09	11.31	-25.0	-21.09	24.00	Horizontal	Vertical	Pass
21033.224	-45.61	14.51	-25.0	-20.61	54.00	Horizontal	Vertical	Pass

RSE-V&V PCC 21051 BW20 QPSK RB1 HIGH SCC 21195 BW10 QPSK RB1 LOW



Frequency (MHz)	Result (dBm)	Factor (dB)	PK Limit (dBm)	Over Limit (dB)	Table (o)	ANT	EUT	Verdict
42.270	-70.11	-16.85	-25.0	-45.11	23.00	Vertical	Vertical	Pass
2540.500	-45.04	1.98	-25.0	-20.04	294.00	Vertical	Vertical	N/A
2667.700	-29.88	1.33	-25.0	-4.88	5.00	Vertical	Vertical	N/A
6959.600	-41.68	12.88	-25.0	-16.68	100.00	Vertical	Vertical	Pass
9323.000	-47.84	9.76	-25.0	-22.84	230.00	Vertical	Vertical	Pass
19347.675	-44.74	15.75	-25.0	-19.74	323.00	Vertical	Vertical	Pass

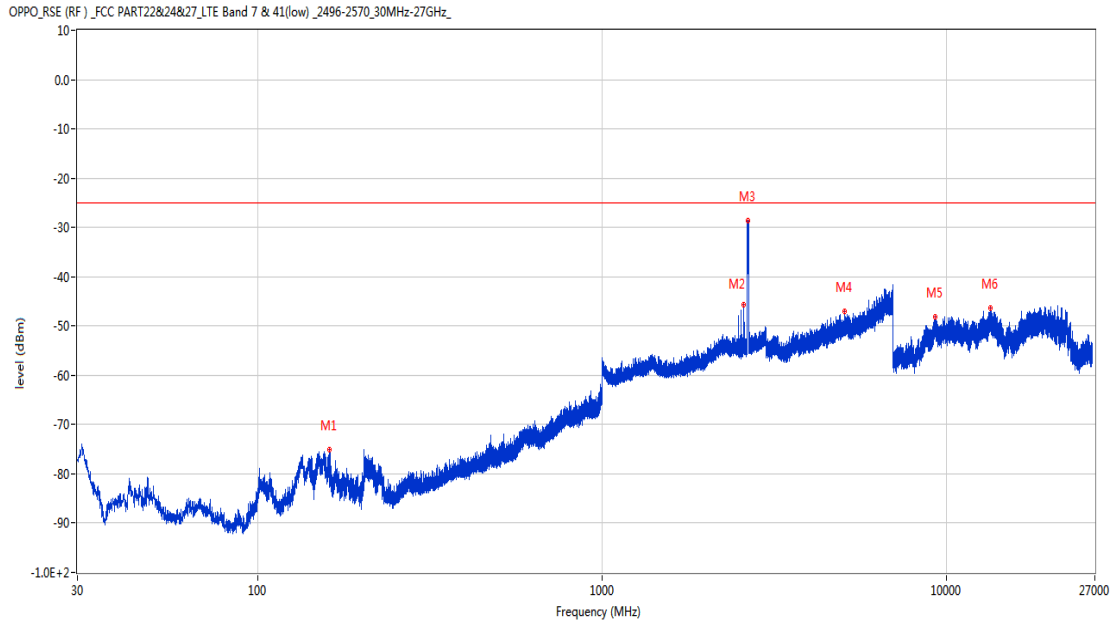
RSE-V&H PCC 21051 BW20 QPSK RB1 HIGH SCC 21195 BW10 QPSK RB1 LOW



Frequency (MHz)	Result (dBm)	Factor (dB)	PK Limit (dBm)	Over Limit (dB)	Table (o)	ANT	EUT	Verdict
42.562	-69.79	-16.57	-25.0	-44.79	47.00	Vertical	Horizontal	Pass
1385.900	-55.01	-2.67	-25.0	-30.01	320.00	Vertical	Horizontal	Pass
2666.900	-28.48	1.34	-25.0	-3.48	-3.00	Vertical	Horizontal	N/A
4357.000	-48.49	6.93	-25.0	-23.49	0.00	Vertical	Horizontal	Pass
6984.000	-41.12	13.80	-25.0	-16.12	331.00	Vertical	Horizontal	Pass
13421.475	-46.00	11.00	-25.0	-21.00	361.00	Vertical	Horizontal	Pass

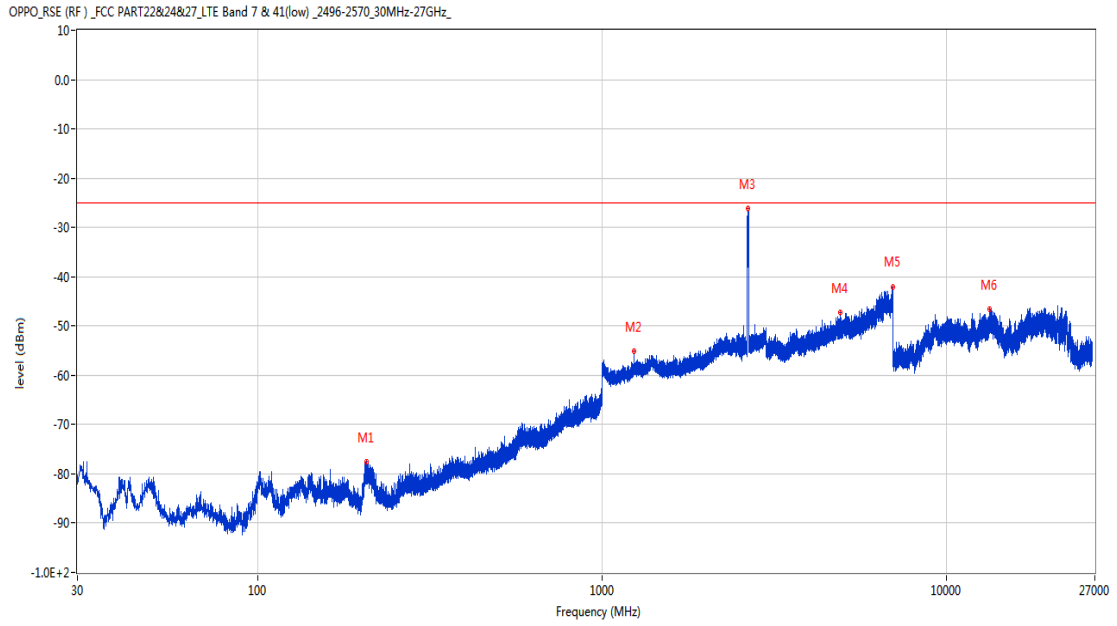
40.4 CA_7C 20MHz+10MHz, 16-QAM, Middle Channel

RSE-H&H PCC 21051 BW20 16-QAM RB1 HIGH SCC 21195 BW10 16-QAM RB1 LOW



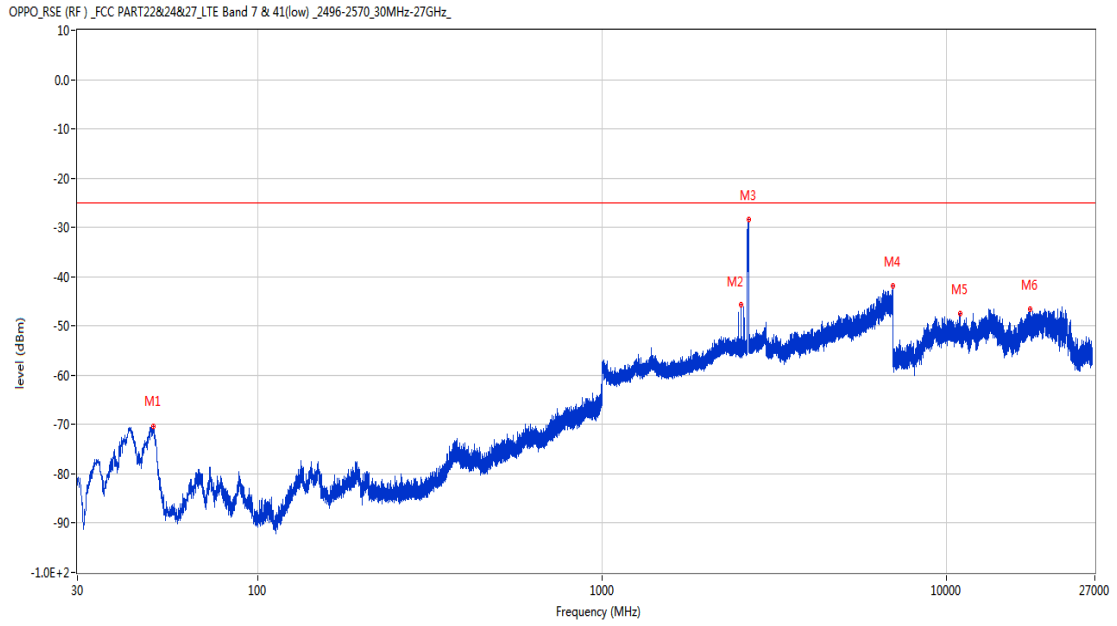
Frequency (MHz)	Result (dBm)	Factor (dB)	PK Limit (dBm)	Over Limit (dB)	Table (o)	ANT	EUT	Verdict
161.823	-75.04	-14.56	-25.0	-50.04	268.00	Horizontal	Horizontal	Pass
2579.100	-45.78	2.48	-25.0	-20.78	122.00	Horizontal	Horizontal	N/A
2661.700	-28.60	1.37	-25.0	-3.60	122.00	Horizontal	Horizontal	N/A
5078.200	-47.13	7.37	-25.0	-22.13	312.00	Horizontal	Horizontal	Pass
9259.175	-48.23	9.25	-25.0	-23.23	360.00	Horizontal	Horizontal	Pass
13458.487	-46.40	11.46	-25.0	-21.40	206.00	Horizontal	Horizontal	Pass

RSE-H&V PCC 21051 BW20 16-QAM RB1 HIGH SCC 21195 BW10 16-QAM RB1 LOW



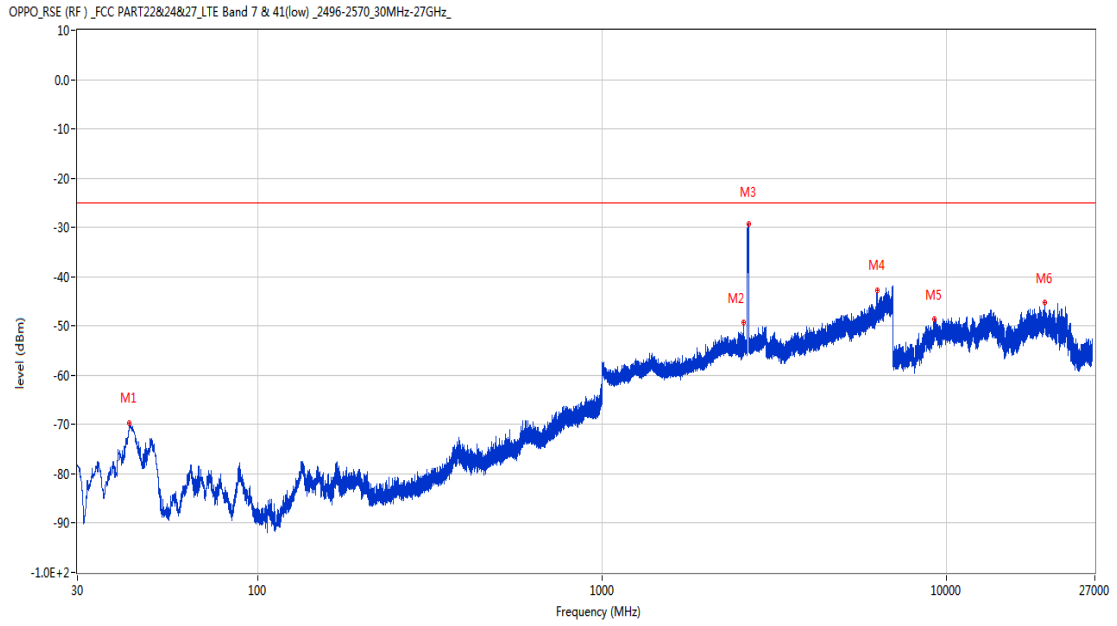
Frequency (MHz)	Result (dBm)	Factor (dB)	PK Limit (dBm)	Over Limit (dB)	Table (o)	ANT	EUT	Verdict
206.831	-77.53	-15.22	-25.0	-52.53	281.00	Horizontal	Vertical	Pass
1242.900	-55.14	-3.71	-25.0	-30.14	200.00	Horizontal	Vertical	Pass
2662.100	-26.12	1.41	-25.0	-1.12	133.00	Horizontal	Vertical	N/A
4912.400	-47.25	7.91	-25.0	-22.25	156.00	Horizontal	Vertical	Pass
6979.200	-42.19	13.90	-25.0	-17.19	222.00	Horizontal	Vertical	Pass
13337.475	-46.51	10.94	-25.0	-21.51	317.00	Horizontal	Vertical	Pass

RSE-V&V PCC 21051 BW20 16-QAM RB1 HIGH SCC 21195 BW10 16-QAM RB1 LOW



Frequency (MHz)	Result (dBm)	Factor (dB)	PK Limit (dBm)	Over Limit (dB)	Table (o)	ANT	EUT	Verdict
49.788	-70.31	-15.66	-25.0	-45.31	315.00	Vertical	Vertical	Pass
2540.700	-45.60	1.98	-25.0	-20.60	287.00	Vertical	Vertical	N/A
2662.900	-28.47	1.47	-25.0	-3.47	-3.00	Vertical	Vertical	N/A
6995.200	-41.84	13.56	-25.0	-16.84	138.00	Vertical	Vertical	Pass
10950.825	-47.43	9.18	-25.0	-22.43	359.00	Vertical	Vertical	Pass
17469.749	-46.53	9.01	-25.0	-21.53	106.00	Vertical	Vertical	Pass

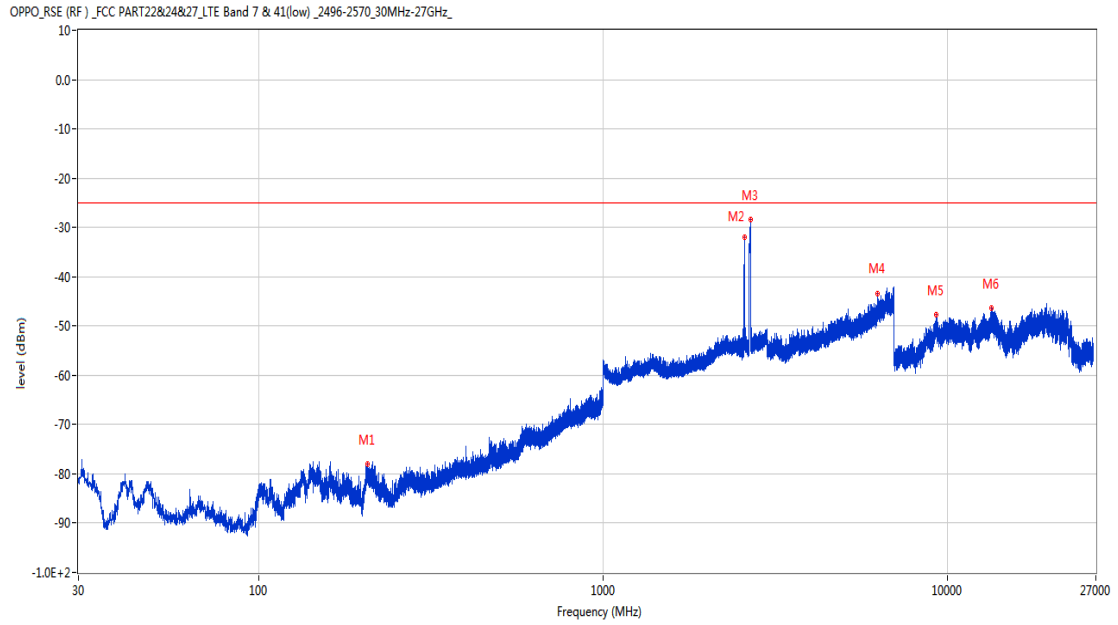
RSE-V&H PCC 21051 BW20 16-QAM RB1 HIGH SCC 21195 BW10 16-QAM RB1 LOW



Frequency (MHz)	Result (dBm)	Factor (dB)	PK Limit (dBm)	Over Limit (dB)	Table (o)	ANT	EUT	Verdict
42.465	-69.72	-16.66	-25.0	-44.72	282.00	Vertical	Horizontal	Pass
2578.900	-49.34	2.48	-25.0	-24.34	55.00	Vertical	Horizontal	N/A
2666.700	-29.32	1.36	-25.0	-4.32	-3.00	Vertical	Horizontal	N/A
6297.000	-42.76	11.14	-25.0	-17.76	51.00	Vertical	Horizontal	Pass
9227.837	-48.59	9.23	-25.0	-23.59	65.00	Vertical	Horizontal	Pass
19345.975	-45.32	15.80	-25.0	-20.32	248.00	Vertical	Horizontal	Pass

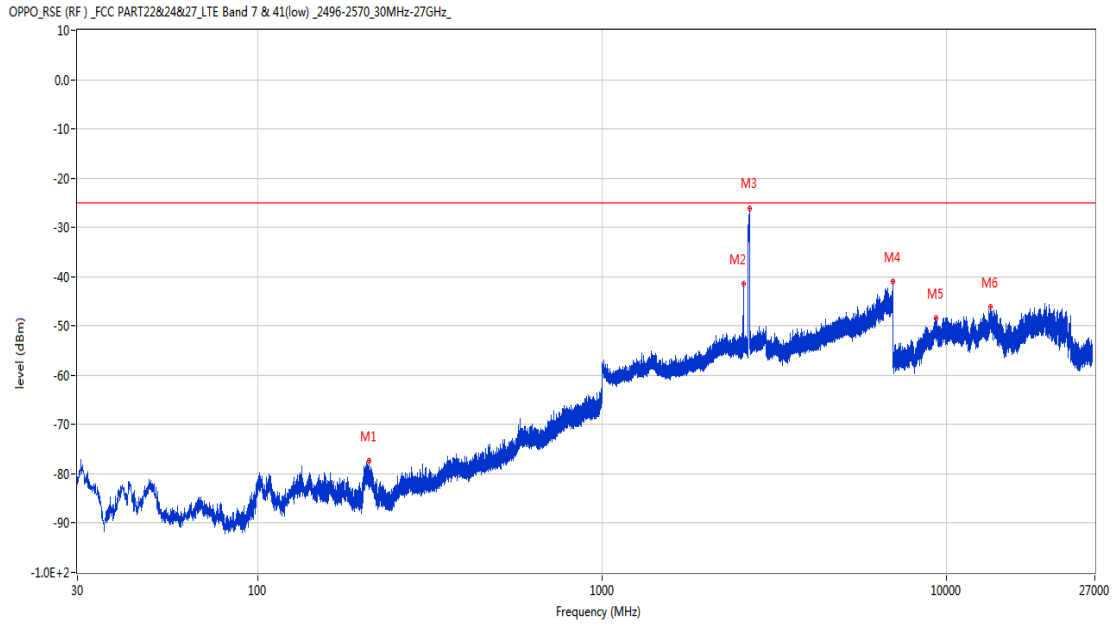
40.5 CA_7C 20MHz+10MHz, QPSK, High Channel

RSE-H&H PCC 21251 BW20 QPSK RB1 HIGH SCC 21395 BW10 QPSK RB1 LOW



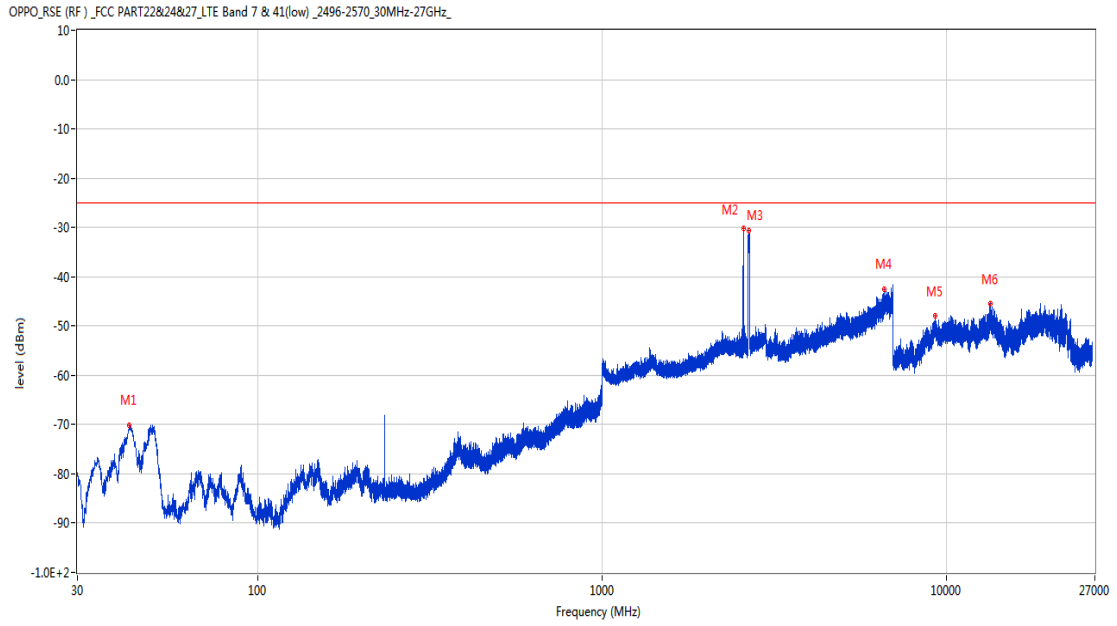
Frequency (MHz)	Result (dBm)	Factor (dB)	PK Limit (dBm)	Over Limit (dB)	Table (o)	ANT	EUT	Verdict
207.607	-78.10	-15.20	-25.0	-53.10	270.00	Horizontal	Horizontal	Pass
2576.500	-32.06	2.44	-25.0	-7.06	101.00	Horizontal	Horizontal	N/A
2686.100	-28.39	1.66	-25.0	-3.39	173.00	Horizontal	Horizontal	N/A
6281.000	-43.52	11.28	-25.0	-18.52	2.00	Horizontal	Horizontal	Pass
9296.550	-47.77	10.10	-25.0	-22.77	0.00	Horizontal	Horizontal	Pass
13433.287	-46.29	11.19	-25.0	-21.29	358.00	Horizontal	Horizontal	Pass

RSE-H&V PCC 21251 BW20 QPSK RB1 HIGH SCC 21395 BW10 QPSK RB1 LOW



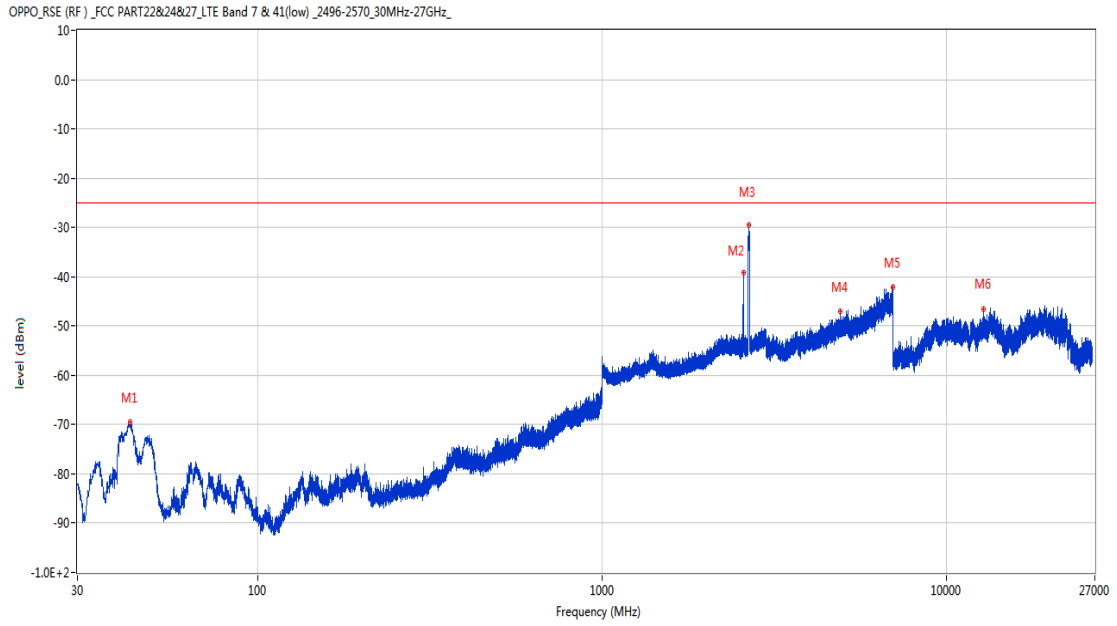
Frequency (MHz)	Result (dBm)	Factor (dB)	PK Limit (dBm)	Over Limit (dB)	Table (o)	ANT	EUT	Verdict
211.099	-77.39	-15.18	-25.0	-52.39	278.00	Horizontal	Vertical	Pass
2576.900	-41.51	2.45	-25.0	-16.51	176.00	Horizontal	Vertical	N/A
2682.200	-26.14	1.75	-25.0	-1.14	124.00	Horizontal	Vertical	N/A
6998.800	-40.92	13.64	-25.0	-15.92	117.00	Horizontal	Vertical	Pass
9323.000	-48.28	9.76	-25.0	-23.28	254.00	Horizontal	Vertical	Pass
13424.625	-46.18	11.05	-25.0	-21.18	217.00	Horizontal	Vertical	Pass

RSE-V&V PCC 21251 BW20 QPSK RB1 HIGH SCC 21395 BW10 QPSK RB1 LOW



Frequency (MHz)	Result (dBm)	Factor (dB)	PK Limit (dBm)	Over Limit (dB)	Table (o)	ANT	EUT	Verdict
42.465	-70.08	-16.66	-25.0	-45.08	0.00	Vertical	Vertical	Pass
2576.400	-30.29	2.44	-25.0	-5.29	318.00	Vertical	Vertical	N/A
2663.300	-30.68	1.48	-25.0	-5.68	-3.00	Vertical	Vertical	N/A
6615.600	-42.51	12.29	-25.0	-17.51	49.00	Vertical	Vertical	Pass
9285.913	-48.01	9.72	-25.0	-23.01	122.00	Vertical	Vertical	Pass
13454.812	-45.56	11.48	-25.0	-20.56	125.00	Vertical	Vertical	Pass

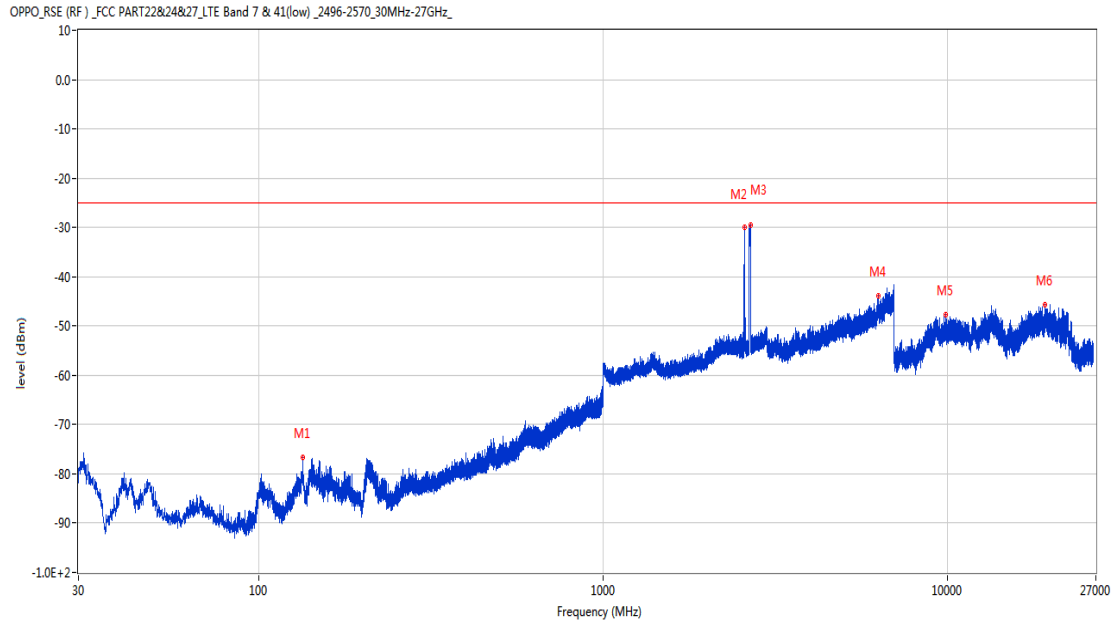
RSE-V&H PCC 21251 BW20 QPSK RB1 HIGH SCC 21395 BW10 QPSK RB1 LOW



Frequency (MHz)	Result (dBm)	Factor (dB)	PK Limit (dBm)	Over Limit (dB)	Table (o)	ANT	EUT	Verdict
42.658	-69.42	-16.47	-25.0	-44.42	363.00	Vertical	Horizontal	Pass
2577.300	-39.27	2.45	-25.0	-14.27	55.00	Vertical	Horizontal	N/A
2668.600	-29.49	1.33	-25.0	-4.49	-2.00	Vertical	Horizontal	N/A
4908.600	-47.03	7.79	-25.0	-22.03	249.00	Vertical	Horizontal	Pass
6985.000	-42.02	13.71	-25.0	-17.02	320.00	Vertical	Horizontal	Pass
12811.162	-46.49	10.39	-25.0	-21.49	265.00	Vertical	Horizontal	Pass

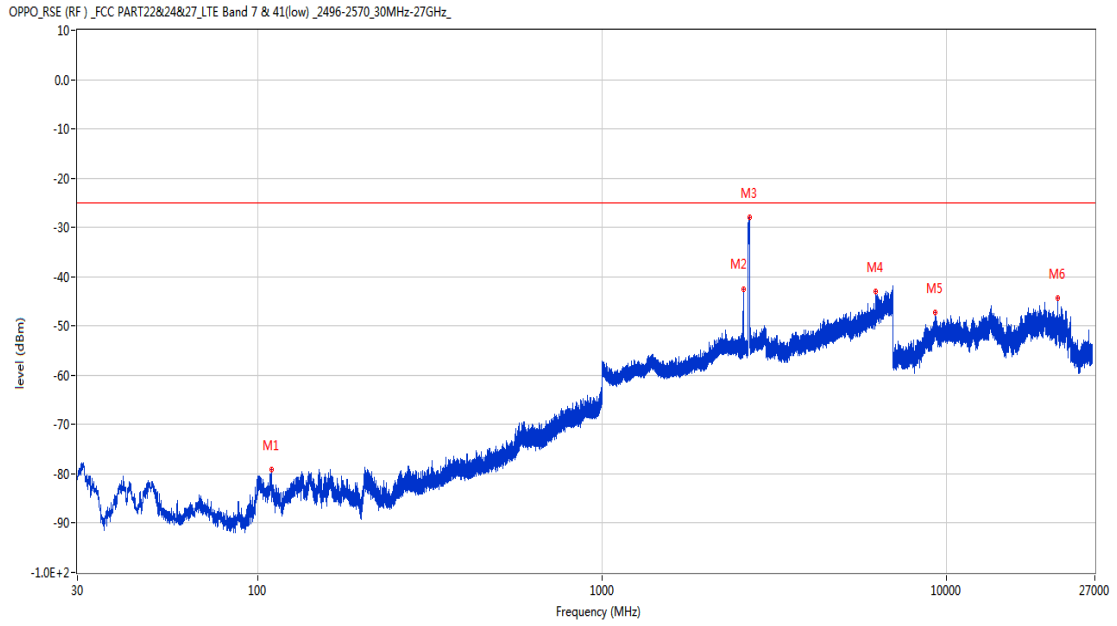
40.6 CA_7C 20MHz+10MHz, 16-QAM, High Channel

RSE-H&H PCC 21251 BW20 16-QAM RB1 HIGH SCC 21395 BW10 16-QAM RB1 LOW



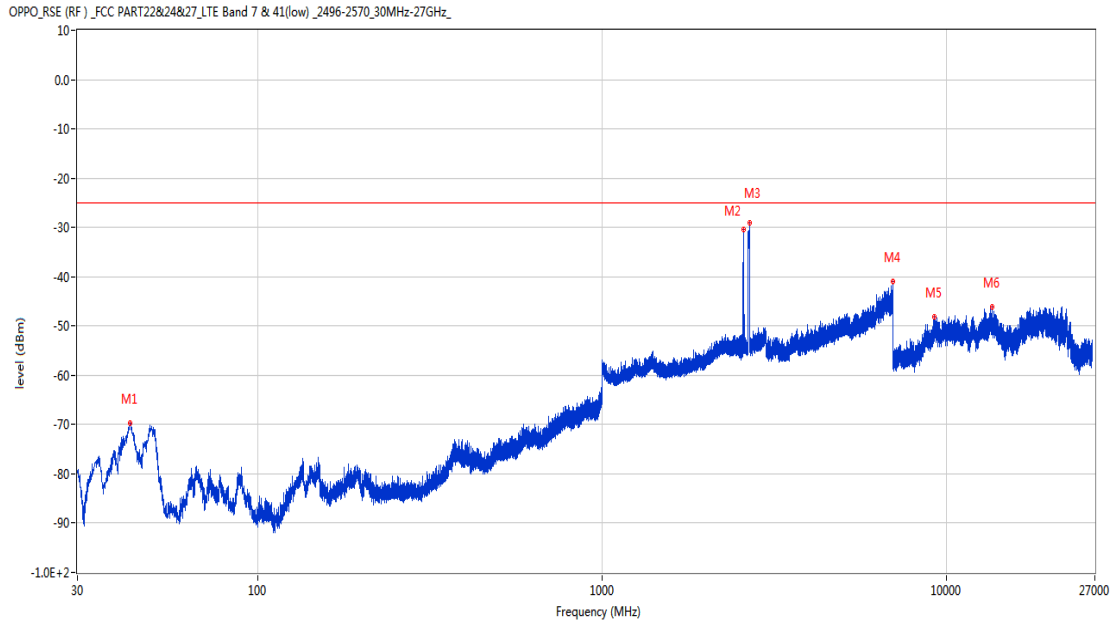
Frequency (MHz)	Result (dBm)	Factor (dB)	PK Limit (dBm)	Over Limit (dB)	Table (o)	ANT	EUT	Verdict
134.712	-76.65	-17.25	-25.0	-51.65	160.00	Horizontal	Horizontal	Pass
2576.900	-30.07	2.45	-25.0	-5.07	119.00	Horizontal	Horizontal	N/A
2681.500	-29.45	1.78	-25.0	-4.45	194.00	Horizontal	Horizontal	N/A
6292.600	-43.87	11.24	-25.0	-18.87	360.00	Horizontal	Horizontal	Pass
9892.825	-47.75	9.25	-25.0	-22.75	91.00	Horizontal	Horizontal	Pass
19210.400	-45.65	13.97	-25.0	-20.65	81.00	Horizontal	Horizontal	Pass

RSE-H&V PCC 21251 BW20 16-QAM RB1 HIGH SCC 21395 BW10 16-QAM RB1 LOW



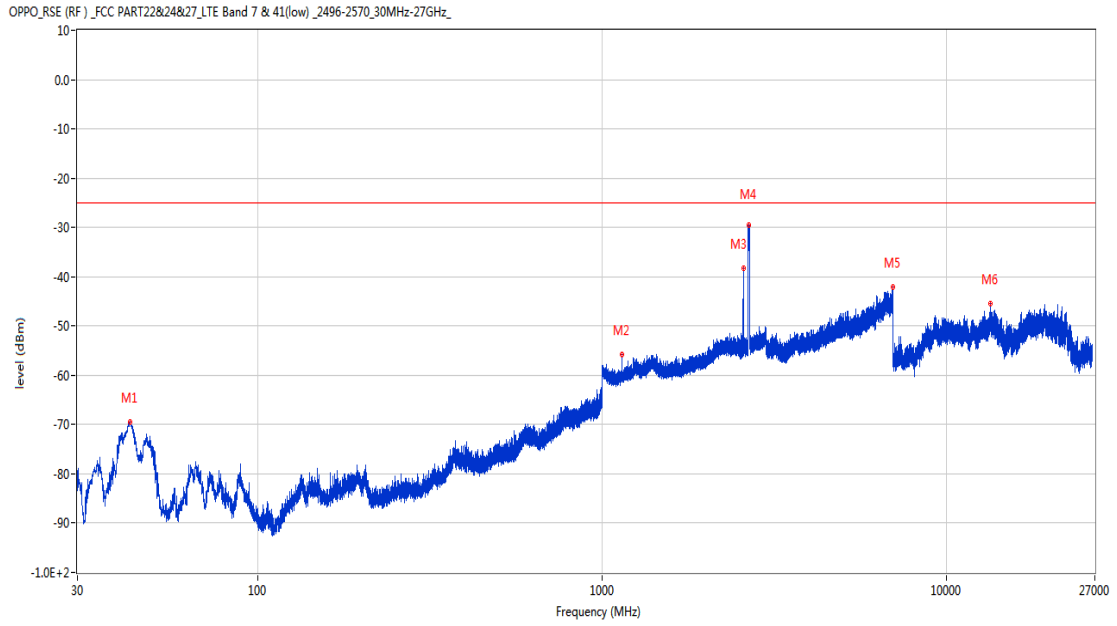
Frequency (MHz)	Result (dBm)	Factor (dB)	PK Limit (dBm)	Over Limit (dB)	Table (o)	ANT	EUT	Verdict
109.686	-79.16	-21.08	-25.0	-54.16	0.00	Horizontal	Vertical	Pass
2576.900	-42.44	2.45	-25.0	-17.44	13.00	Horizontal	Vertical	N/A
2685.800	-28.04	1.70	-25.0	-3.04	114.00	Horizontal	Vertical	N/A
6251.200	-43.07	9.19	-25.0	-18.07	158.00	Horizontal	Vertical	Pass
9285.625	-47.29	9.71	-25.0	-22.29	179.00	Horizontal	Vertical	Pass
21040.876	-44.22	14.51	-25.0	-19.22	-3.00	Horizontal	Vertical	Pass

RSE-V&V PCC 21251 BW20 16-QAM RB1 HIGH SCC 21395 BW10 16-QAM RB1 LOW



Frequency (MHz)	Result (dBm)	Factor (dB)	PK Limit (dBm)	Over Limit (dB)	Table (o)	ANT	EUT	Verdict
42.707	-69.75	-16.42	-25.0	-44.75	361.00	Vertical	Vertical	Pass
2576.900	-30.37	2.45	-25.0	-5.37	313.00	Vertical	Vertical	N/A
2681.700	-29.04	1.76	-25.0	-4.04	9.00	Vertical	Vertical	N/A
6986.800	-41.05	13.70	-25.0	-16.05	78.00	Vertical	Vertical	Pass
9225.538	-48.25	9.23	-25.0	-23.25	182.00	Vertical	Vertical	Pass
13615.462	-46.16	10.35	-25.0	-21.16	324.00	Vertical	Vertical	Pass

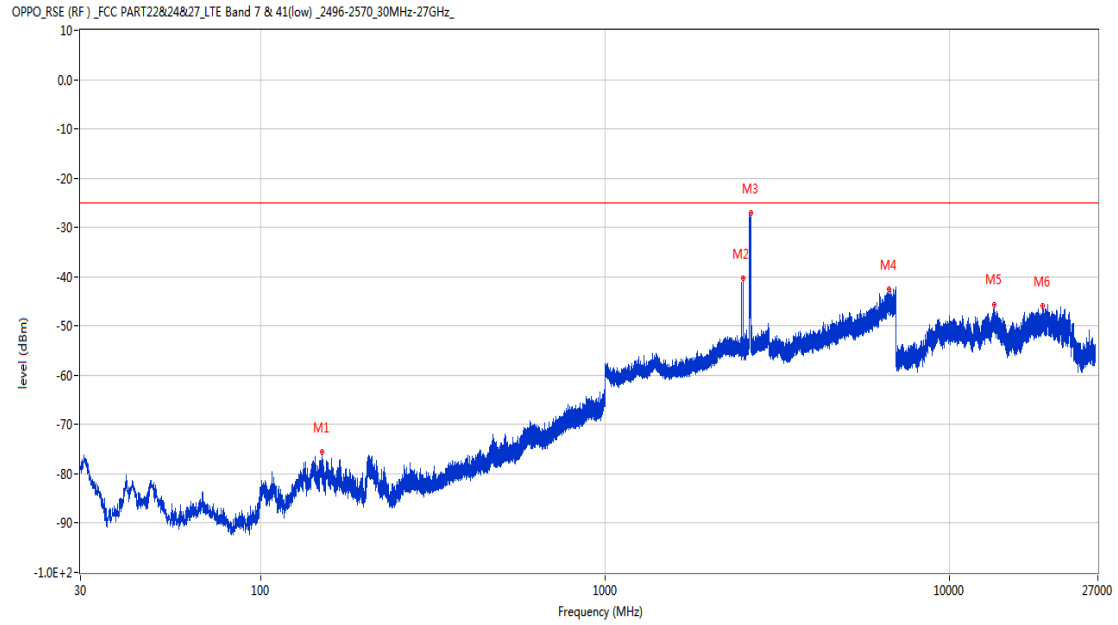
RSE-V&H PCC 21251 BW20 16-QAM RB1 HIGH SCC 21395 BW10 16-QAM RB1 LOW



Frequency (MHz)	Result (dBm)	Factor (dB)	PK Limit (dBm)	Over Limit (dB)	Table (o)	ANT	EUT	Verdict
42.610	-69.54	-16.52	-25.0	-44.54	311.00	Vertical	Horizontal	Pass
1146.400	-55.78	-4.44	-25.0	-30.78	74.00	Vertical	Horizontal	Pass
2577.000	-38.28	2.45	-25.0	-13.28	27.00	Vertical	Horizontal	N/A
2663.400	-29.53	1.48	-25.0	-4.53	2.00	Vertical	Horizontal	N/A
6979.000	-41.98	13.92	-25.0	-16.98	28.00	Vertical	Horizontal	Pass
13436.701	-45.41	11.25	-25.0	-20.41	0.00	Vertical	Horizontal	Pass

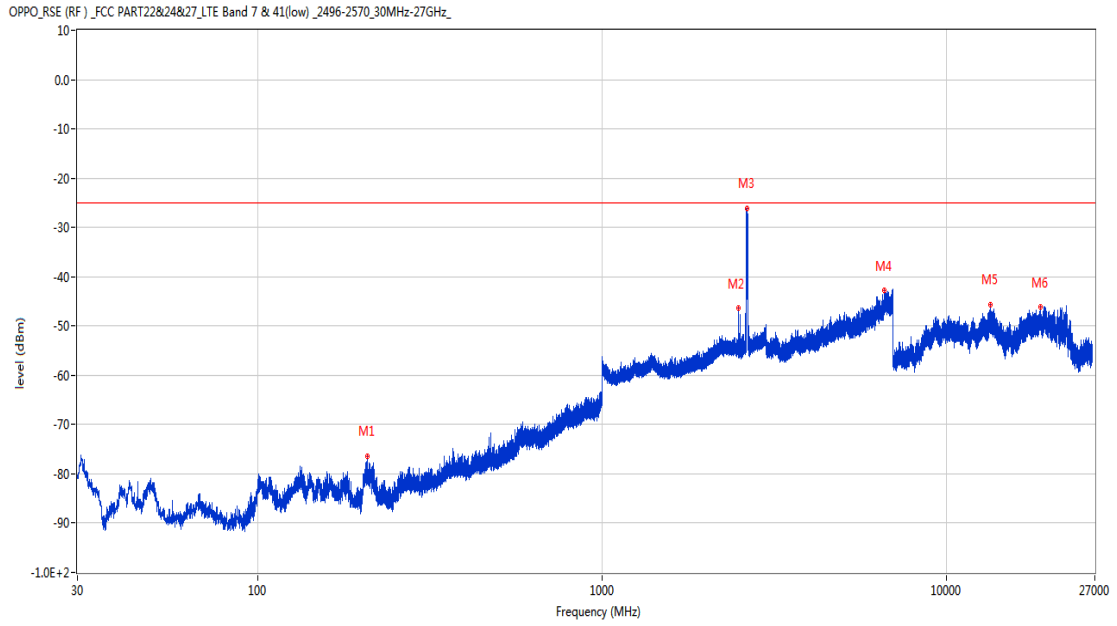
40.7 CA_7C 20MHz+20MHz, QPSK, Low Channel

RSE-H&H PCC 20850 BW20 QPSK RB1 HIGH SCC 21048 BW20 QPSK RB1 LOW



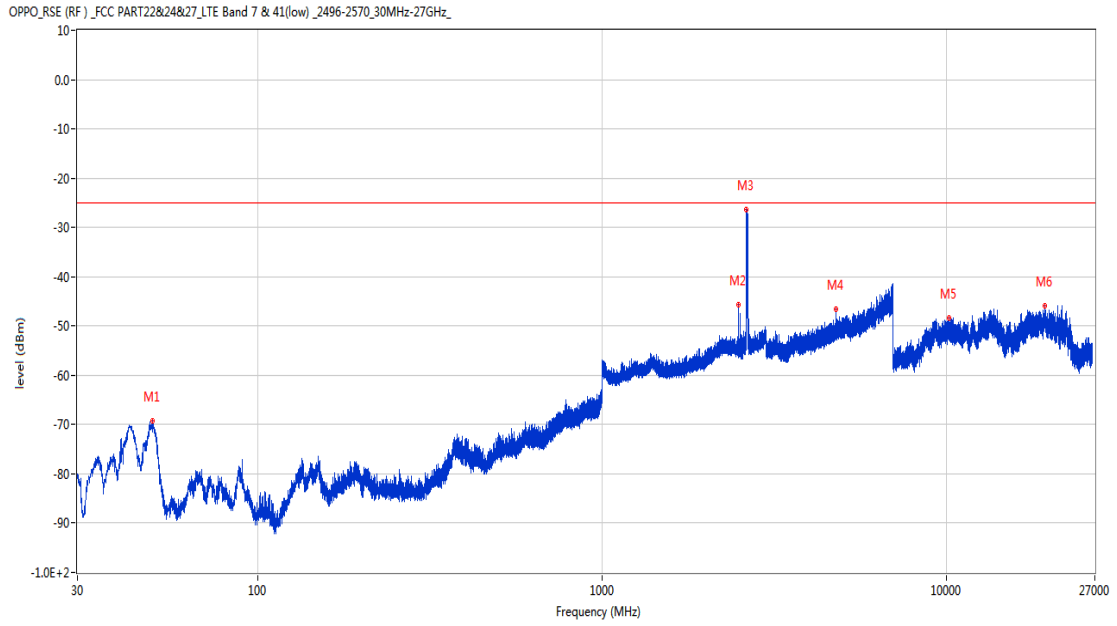
Frequency (MHz)	Result (dBm)	Factor (dB)	PK Limit (dBm)	Over Limit (dB)	Table (o)	ANT	EUT	Verdict
150.571	-75.51	-14.50	-25.0	-50.51	276.00	Horizontal	Horizontal	Pass
2519.300	-40.37	1.89	-25.0	-15.37	130.00	Horizontal	Horizontal	N/A
2651.200	-27.15	1.40	-25.0	-2.15	130.00	Horizontal	Horizontal	N/A
6682.200	-42.60	11.84	-25.0	-17.60	182.00	Horizontal	Horizontal	Pass
13500.750	-45.65	10.71	-25.0	-20.65	294.00	Horizontal	Horizontal	Pass
18626.875	-45.97	11.75	-25.0	-20.97	158.00	Horizontal	Horizontal	Pass

RSE-H&V PCC 20850 BW20 QPSK RB1 HIGH SCC 21048 BW20 QPSK RB1 LOW



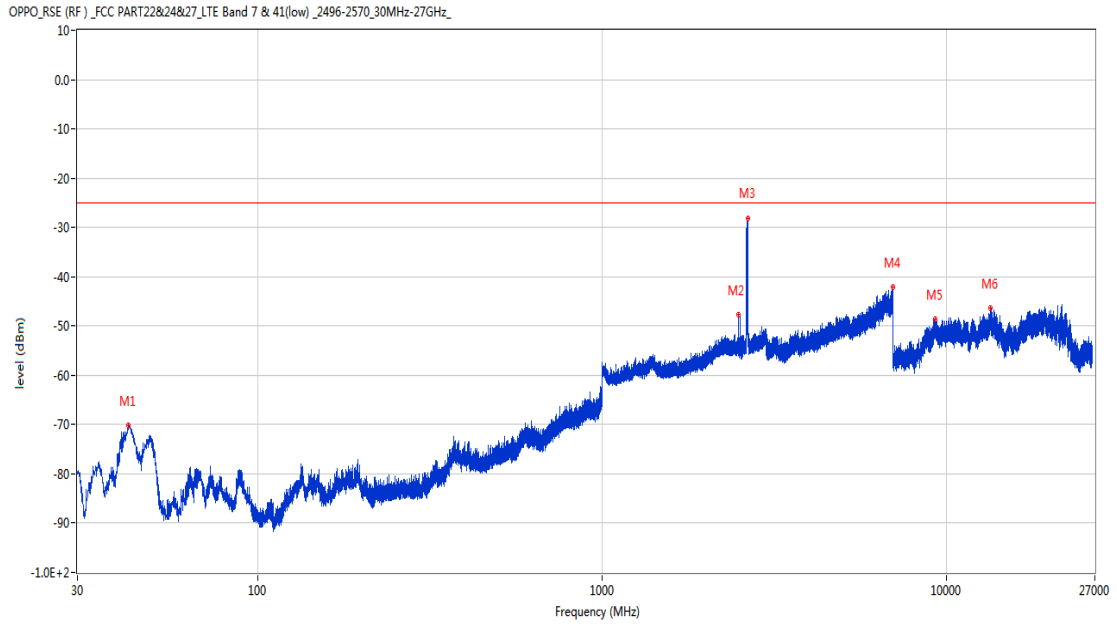
Frequency (MHz)	Result (dBm)	Factor (dB)	PK Limit (dBm)	Over Limit (dB)	Table (o)	ANT	EUT	Verdict
208.577	-76.43	-15.18	-25.0	-51.43	257.00	Horizontal	Vertical	Pass
2488.400	-46.37	1.63	-25.0	-21.37	160.00	Horizontal	Vertical	N/A
2645.200	-26.08	1.65	-25.0	-1.08	127.00	Horizontal	Vertical	N/A
6617.000	-42.82	12.12	-25.0	-17.82	21.00	Horizontal	Vertical	Pass
13414.651	-45.71	10.90	-25.0	-20.71	196.00	Horizontal	Vertical	Pass
18733.552	-46.07	12.86	-25.0	-21.07	175.00	Horizontal	Vertical	Pass

RSE-V&V PCC 20850 BW20 QPSK RB1 HIGH SCC 21048 BW20 QPSK RB1 LOW



Frequency (MHz)	Result (dBm)	Factor (dB)	PK Limit (dBm)	Over Limit (dB)	Table (o)	ANT	EUT	Verdict
49.545	-69.36	-15.78	-25.0	-44.36	304.00	Vertical	Vertical	Pass
2488.600	-45.68	1.64	-25.0	-20.68	103.00	Vertical	Vertical	N/A
2624.000	-26.45	1.28	-25.0	-1.45	103.00	Vertical	Vertical	N/A
4778.600	-46.68	7.16	-25.0	-21.68	143.00	Vertical	Vertical	Pass
10210.224	-48.35	9.97	-25.0	-23.35	120.00	Vertical	Vertical	Pass
19322.175	-45.94	16.21	-25.0	-20.94	113.00	Vertical	Vertical	Pass

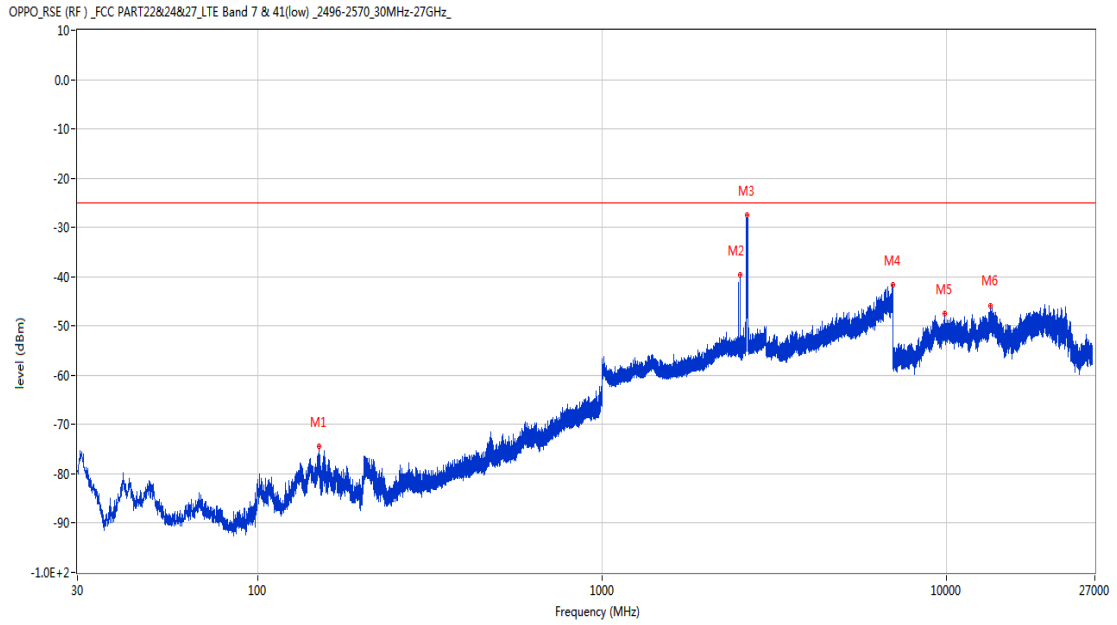
RSE-V&H PCC 20850 BW20 QPSK RB1 HIGH SCC 21048 BW20 QPSK RB1 LOW



Frequency (MHz)	Result (dBm)	Factor (dB)	PK Limit (dBm)	Over Limit (dB)	Table (o)	ANT	EUT	Verdict
42.270	-70.21	-16.85	-25.0	-45.21	362.00	Vertical	Horizontal	Pass
2488.600	-47.74	1.64	-25.0	-22.74	47.00	Vertical	Horizontal	N/A
2651.900	-28.23	1.39	-25.0	-3.23	-2.00	Vertical	Horizontal	N/A
6984.400	-42.10	13.76	-25.0	-17.10	289.00	Vertical	Horizontal	Pass
9299.425	-48.56	10.21	-25.0	-23.56	89.00	Vertical	Horizontal	Pass
13471.612	-46.24	11.24	-25.0	-21.24	307.00	Vertical	Horizontal	Pass

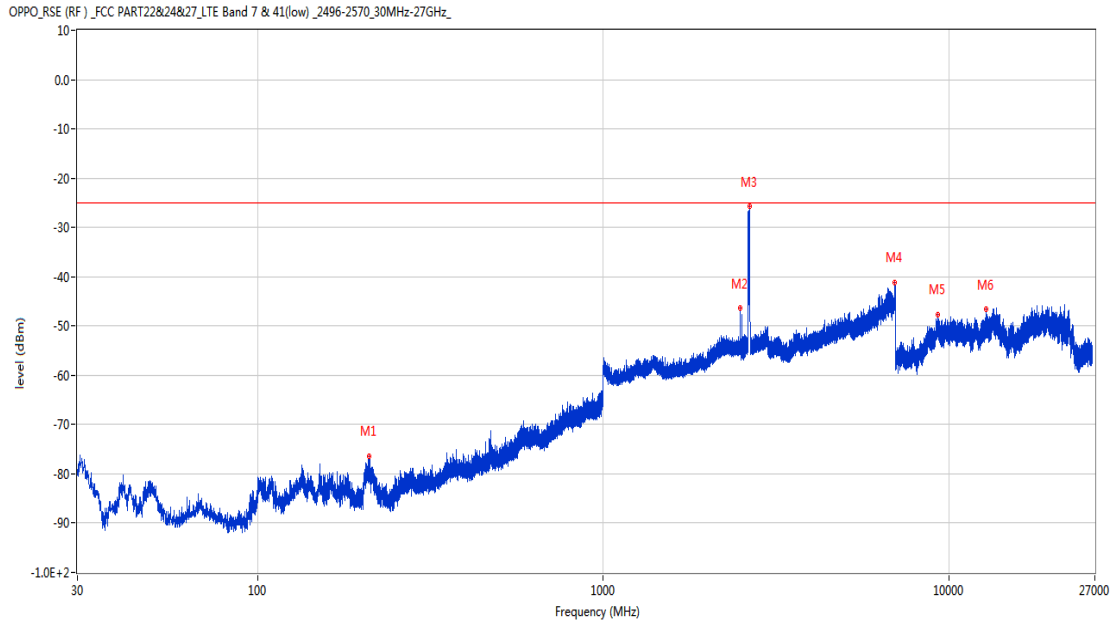
40.8 CA_7C 20MHz+20MHz, 16-QAM, Low Channel

RSE-H&H PCC 20850 BW20 16QAM RB1 HIGH SCC 21048 BW20 16QAM RB1 LOW



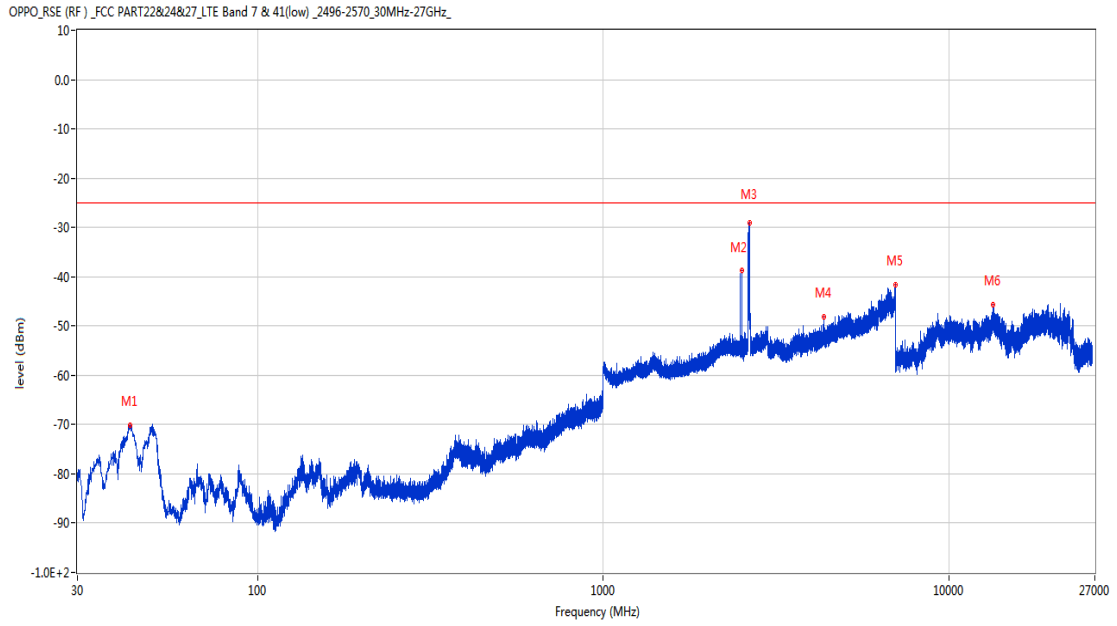
Frequency (MHz)	Result (dBm)	Factor (dB)	PK Limit (dBm)	Over Limit (dB)	Table (o)	ANT	EUT	Verdict
150.911	-74.43	-14.48	-25.0	-49.43	300.00	Horizontal	Horizontal	Pass
2519.300	-39.55	1.89	-25.0	-14.55	124.00	Horizontal	Horizontal	N/A
2645.600	-27.59	1.66	-25.0	-2.59	124.00	Horizontal	Horizontal	N/A
6982.800	-41.53	13.92	-25.0	-16.53	215.00	Horizontal	Horizontal	Pass
9916.112	-47.56	8.97	-25.0	-22.56	303.00	Horizontal	Horizontal	Pass
13426.987	-45.95	11.09	-25.0	-20.95	361.00	Horizontal	Horizontal	Pass

RSE-H&V PCC 20850 BW20 16QAM RB1 HIGH SCC 21048 BW20 16QAM RB1 LOW



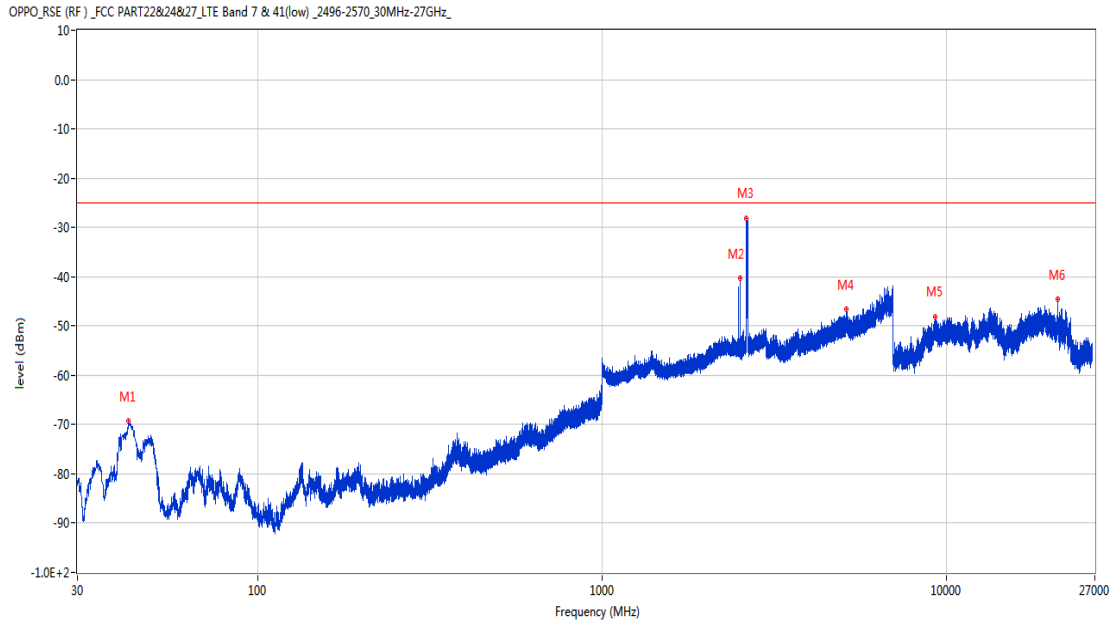
Frequency (MHz)	Result (dBm)	Factor (dB)	PK Limit (dBm)	Over Limit (dB)	Table (o)	ANT	EUT	Verdict
209.693	-76.37	-15.14	-25.0	-51.37	250.00	Horizontal	Vertical	Pass
2488.600	-46.37	1.64	-25.0	-21.37	123.00	Horizontal	Vertical	N/A
2651.800	-25.73	1.39	-25.0	-0.73	131.00	Horizontal	Vertical	N/A
6989.600	-41.23	13.45	-25.0	-16.23	271.00	Horizontal	Vertical	Pass
9310.638	-47.67	10.06	-25.0	-22.67	111.00	Horizontal	Vertical	Pass
12816.151	-46.63	10.39	-25.0	-21.63	233.00	Horizontal	Vertical	Pass

RSE-V&V PCC 20850 BW20 16QAM RB1 HIGH SCC 21048 BW20 16QAM RB1 LOW



Frequency (MHz)	Result (dBm)	Factor (dB)	PK Limit (dBm)	Over Limit (dB)	Table (o)	ANT	EUT	Verdict
42.513	-70.13	-16.61	-25.0	-45.13	19.00	Vertical	Vertical	Pass
2519.300	-38.75	1.89	-25.0	-13.75	308.00	Vertical	Vertical	N/A
2654.700	-29.04	1.41	-25.0	-4.04	-2.00	Vertical	Vertical	N/A
4347.600	-48.15	6.40	-25.0	-23.15	4.00	Vertical	Vertical	Pass
6998.400	-41.56	13.63	-25.0	-16.56	27.00	Vertical	Vertical	Pass
13426.725	-45.60	11.09	-25.0	-20.60	294.00	Vertical	Vertical	Pass

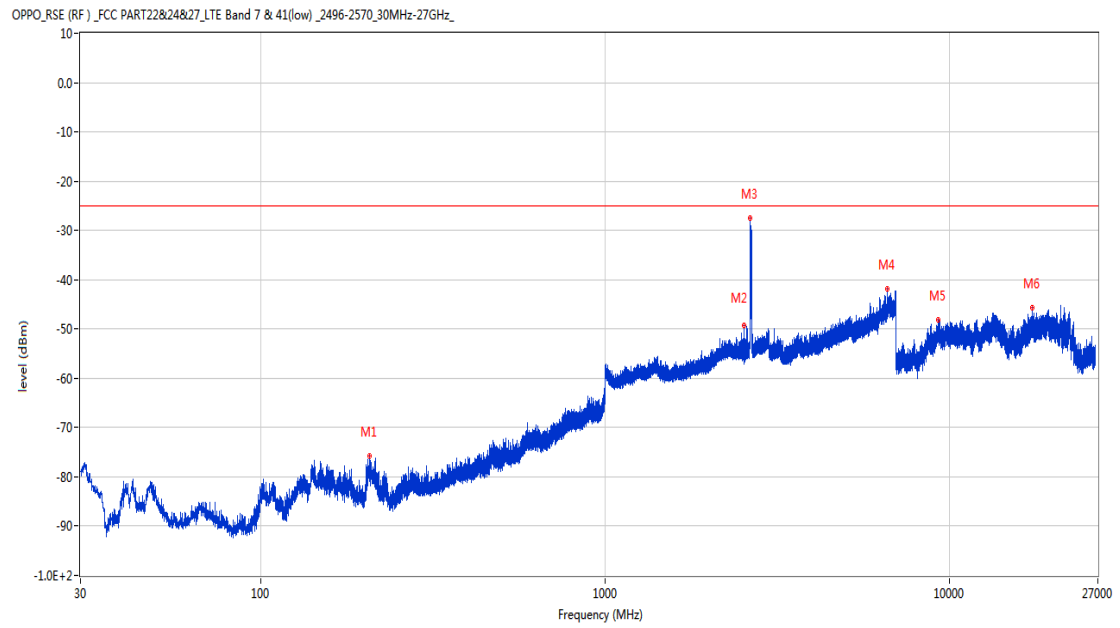
RSE-V&H PCC 20850 BW20 16QAM RB1 HIGH SCC 21048 BW20 16QAM RB1 LOW



Frequency (MHz)	Result (dBm)	Factor (dB)	PK Limit (dBm)	Over Limit (dB)	Table (o)	ANT	EUT	Verdict
42.270	-69.31	-16.85	-25.0	-44.31	9.00	Vertical	Horizontal	Pass
2519.300	-40.29	1.89	-25.0	-15.29	118.00	Vertical	Horizontal	N/A
2623.900	-28.10	1.27	-25.0	-3.10	179.00	Vertical	Horizontal	N/A
5122.400	-46.65	7.89	-25.0	-21.65	163.00	Vertical	Horizontal	Pass
9308.338	-48.09	10.09	-25.0	-23.09	255.00	Vertical	Horizontal	Pass
21036.200	-44.65	14.51	-25.0	-19.65	34.00	Vertical	Horizontal	Pass

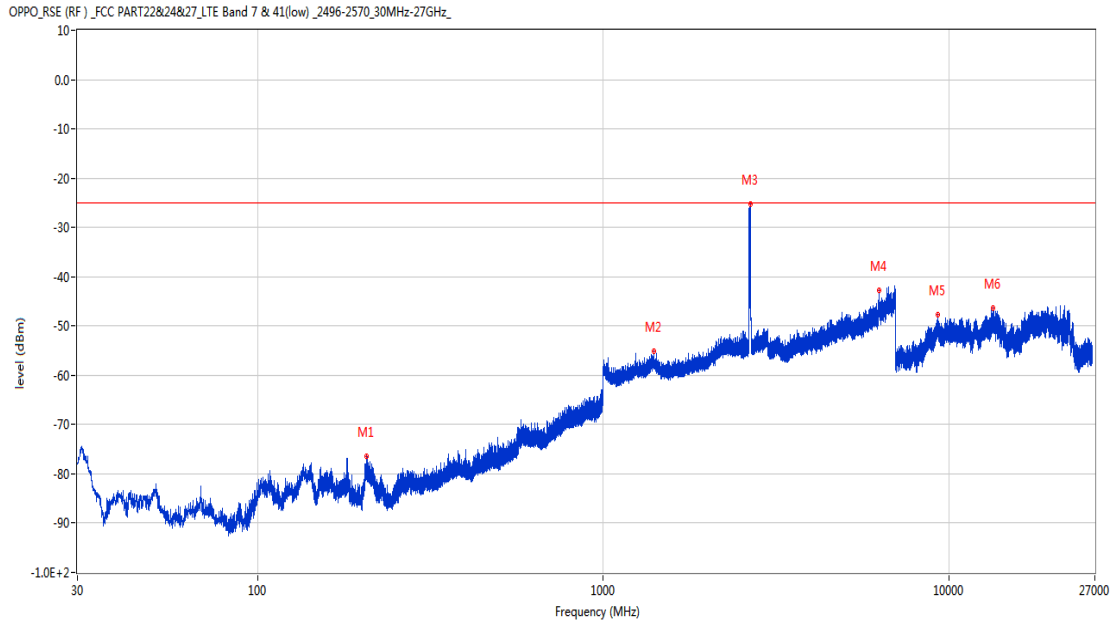
40.9 CA_7C 20MHz+20MHz, QPSK, Middle Channel

RSE-H&H PCC 21001 BW20 QPSK RB1 HIGH SCC 21199 BW20 QPSK RB1 LOW



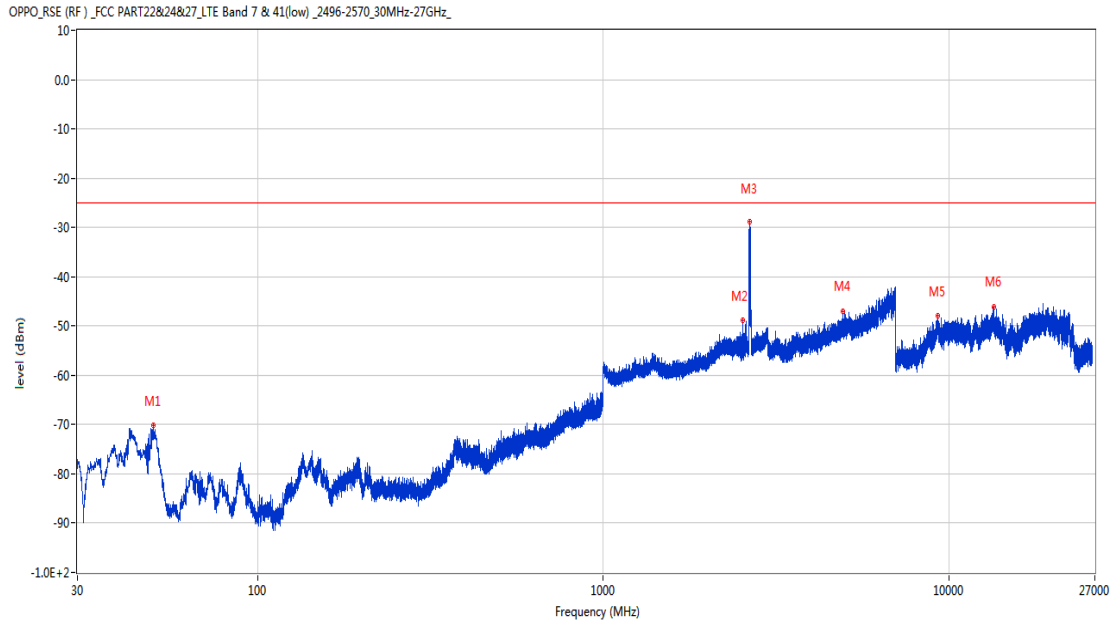
Frequency (MHz)	Result (dBm)	Factor (dB)	PK Limit (dBm)	Over Limit (dB)	Table (o)	ANT	EUT	Verdict
207.462	-75.78	-15.20	-25.0	-50.78	230.00	Horizontal	Horizontal	Pass
2534.300	-49.17	1.95	-25.0	-24.17	126.00	Horizontal	Horizontal	N/A
2644.200	-27.49	1.62	-25.0	-2.49	126.00	Horizontal	Horizontal	N/A
6622.400	-41.86	12.00	-25.0	-16.86	353.00	Horizontal	Horizontal	Pass
9286.487	-48.10	9.74	-25.0	-23.10	260.00	Horizontal	Horizontal	Pass
17419.614	-45.72	9.65	-25.0	-20.72	245.00	Horizontal	Horizontal	Pass

RSE-H&V PCC 21001 BW20 QPSK RB1 HIGH SCC 21199 BW20 QPSK RB1 LOW



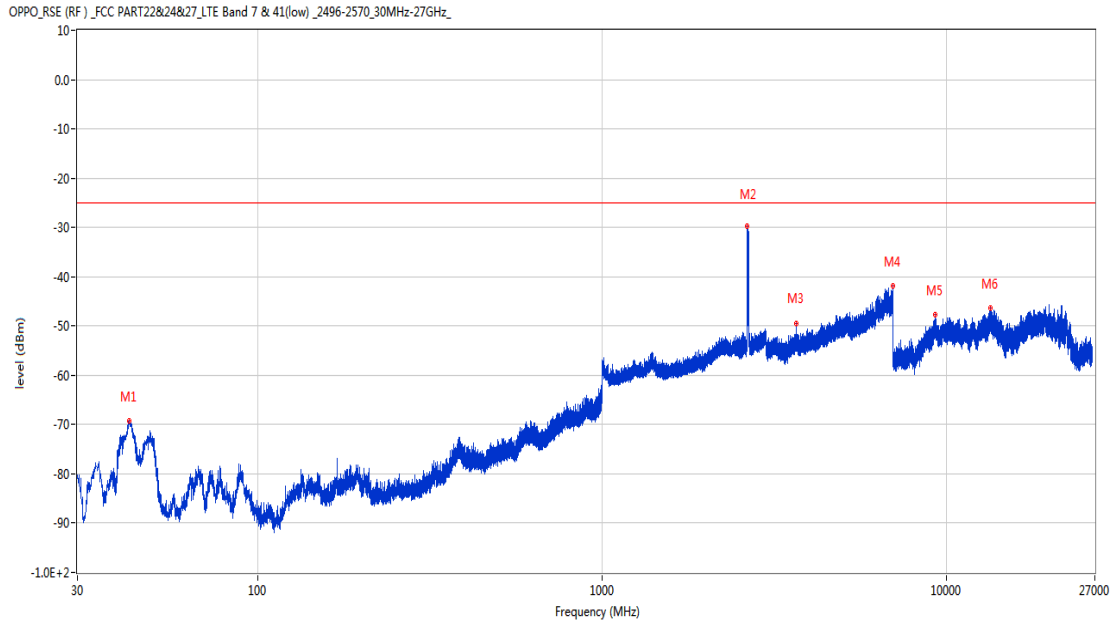
Frequency (MHz)	Result (dBm)	Factor (dB)	PK Limit (dBm)	Over Limit (dB)	Table (o)	ANT	EUT	Verdict
206.346	-76.44	-15.23	-25.0	-51.44	259.00	Horizontal	Vertical	Pass
1398.500	-55.16	-2.16	-25.0	-30.16	333.00	Horizontal	Vertical	Pass
2664.900	-25.28	1.53	-25.0	-0.28	127.00	Horizontal	Vertical	N/A
6285.000	-42.65	11.30	-25.0	-17.65	28.00	Horizontal	Vertical	Pass
9292.812	-47.76	9.97	-25.0	-22.76	299.00	Horizontal	Vertical	Pass
13473.450	-46.26	11.21	-25.0	-21.26	218.00	Horizontal	Vertical	Pass

RSE-V&V PCC 21001 BW20 QPSK RB1 HIGH SCC 21199 BW20 QPSK RB1 LOW



Frequency (MHz)	Result (dBm)	Factor (dB)	PK Limit (dBm)	Over Limit (dB)	Table (o)	ANT	EUT	Verdict
49.788	-70.21	-15.66	-25.0	-45.21	263.00	Vertical	Vertical	Pass
2534.500	-48.80	1.95	-25.0	-23.80	318.00	Vertical	Vertical	N/A
2646.600	-28.93	1.58	-25.0	-3.93	-2.00	Vertical	Vertical	N/A
4940.000	-46.97	7.17	-25.0	-21.97	193.00	Vertical	Vertical	Pass
9273.550	-47.96	9.43	-25.0	-22.96	114.00	Vertical	Vertical	Pass
13527.788	-46.06	10.46	-25.0	-21.06	68.00	Vertical	Vertical	Pass

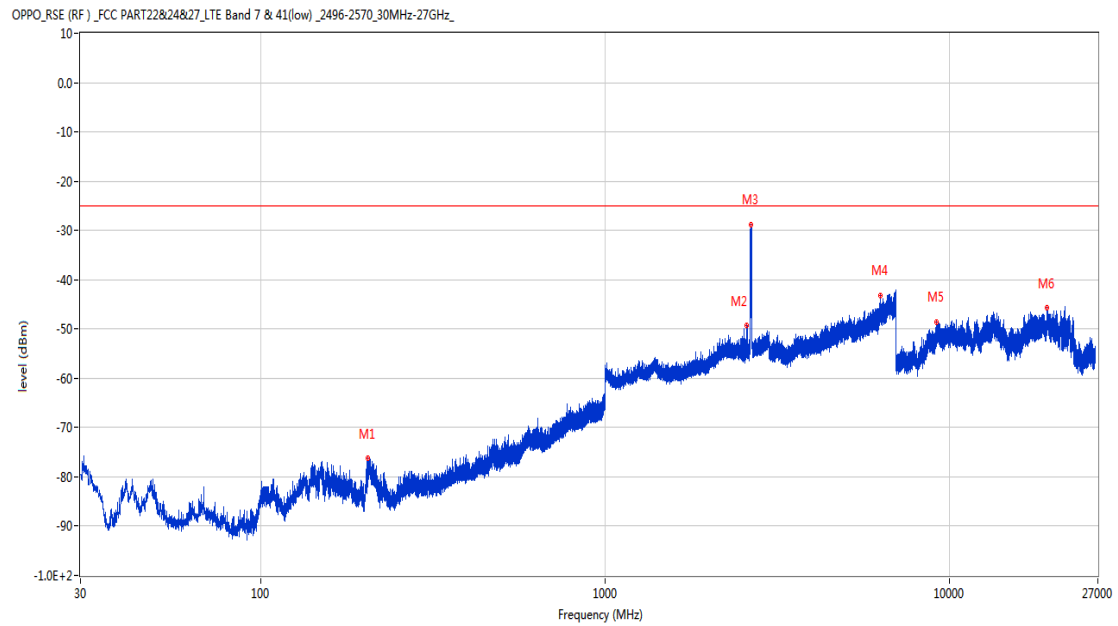
RSE-V&H PCC 21001 BW20 QPSK RB1 HIGH SCC 21199 BW20 QPSK RB1 LOW



Frequency (MHz)	Result (dBm)	Factor (dB)	PK Limit (dBm)	Over Limit (dB)	Table (o)	ANT	EUT	Verdict
42.513	-69.32	-16.61	-25.0	-44.32	310.00	Vertical	Horizontal	Pass
2645.900	-29.64	1.66	-25.0	-4.64	-2.00	Vertical	Horizontal	N/A
3672.600	-49.39	4.16	-25.0	-24.39	242.00	Vertical	Horizontal	Pass
6997.000	-41.89	13.60	-25.0	-16.89	284.00	Vertical	Horizontal	Pass
9264.349	-47.64	9.32	-25.0	-22.64	28.00	Vertical	Horizontal	Pass
13467.412	-46.37	11.32	-25.0	-21.37	164.00	Vertical	Horizontal	Pass

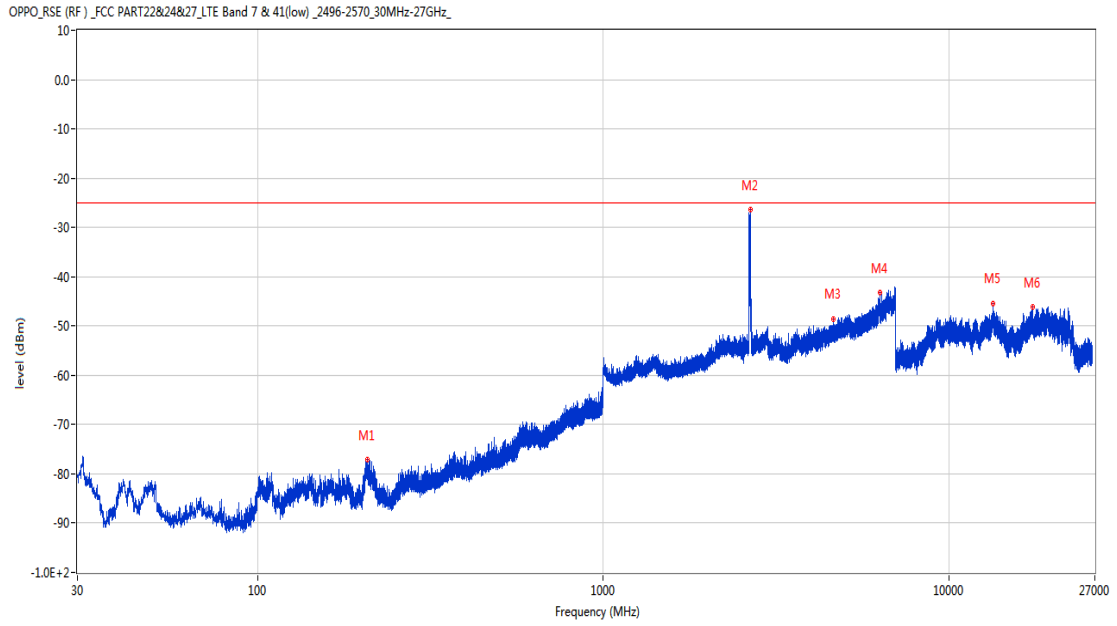
40.10 CA_7C 20MHz+20MHz, 16-QAM, Middle Channel

RSE-H&H PCC 21001 BW20 16QAM RB1 HIGH SCC 21199 BW20 16QAM RB1 LOW



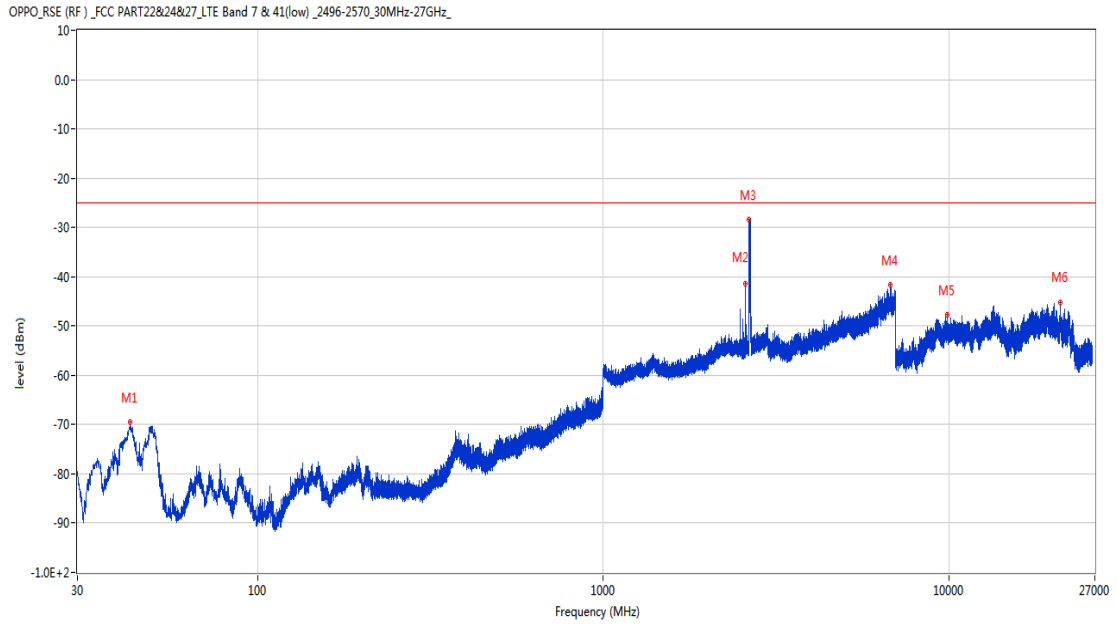
Frequency (MHz)	Result (dBm)	Factor (dB)	PK Limit (dBm)	Over Limit (dB)	Table (o)	ANT	EUT	Verdict
205.473	-76.29	-15.32	-25.0	-51.29	259.00	Horizontal	Horizontal	Pass
2580.400	-49.29	2.40	-25.0	-24.29	137.00	Horizontal	Horizontal	N/A
2653.500	-28.78	1.42	-25.0	-3.78	137.00	Horizontal	Horizontal	N/A
6291.800	-43.15	11.26	-25.0	-18.15	164.00	Horizontal	Horizontal	Pass
9190.462	-48.49	8.91	-25.0	-23.49	352.00	Horizontal	Horizontal	Pass
19252.474	-45.66	14.22	-25.0	-20.66	327.00	Horizontal	Horizontal	Pass

RSE-H&V PCC 21001 BW20 16QAM RB1 HIGH SCC 21199 BW20 16QAM RB1 LOW



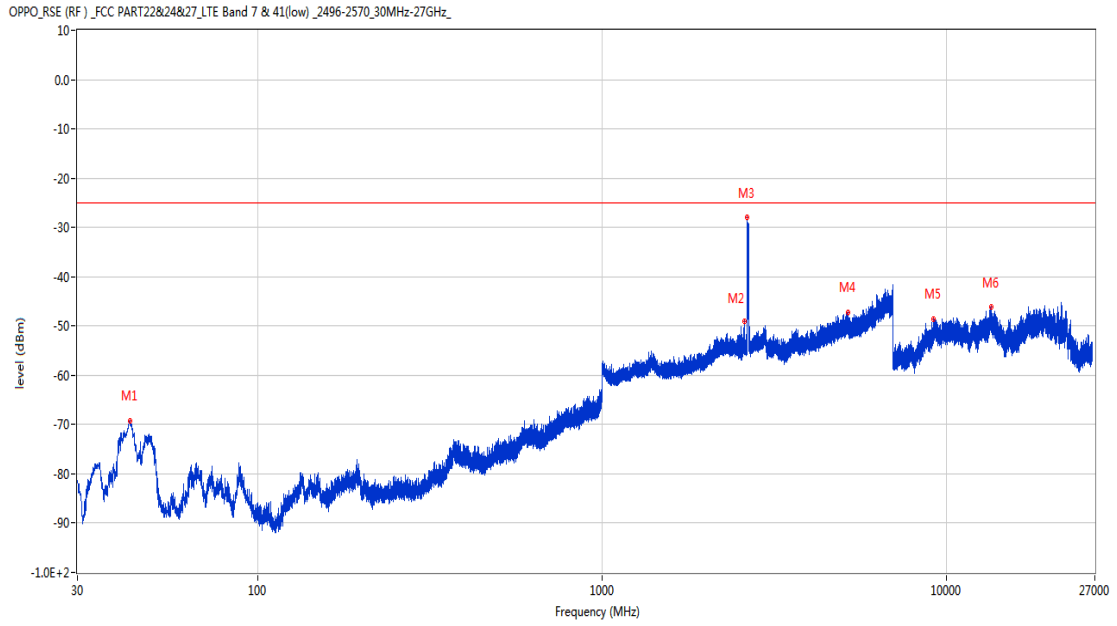
Frequency (MHz)	Result (dBm)	Factor (dB)	PK Limit (dBm)	Over Limit (dB)	Table (o)	ANT	EUT	Verdict
207.074	-77.18	-15.21	-25.0	-52.18	296.00	Horizontal	Vertical	Pass
2664.100	-26.47	1.51	-25.0	-1.47	125.00	Horizontal	Vertical	N/A
4628.400	-48.51	6.36	-25.0	-23.51	69.00	Horizontal	Vertical	Pass
6318.200	-43.25	10.03	-25.0	-18.25	69.00	Horizontal	Vertical	Pass
13444.838	-45.45	11.40	-25.0	-20.45	145.00	Horizontal	Vertical	Pass
17469.489	-46.11	9.01	-25.0	-21.11	9.00	Horizontal	Vertical	Pass

RSE-V&V PCC 21001 BW20 16QAM RB1 HIGH SCC 21199 BW20 16QAM RB1 LOW



Frequency (MHz)	Result (dBm)	Factor (dB)	PK Limit (dBm)	Over Limit (dB)	Table (o)	ANT	EUT	Verdict
42.610	-69.47	-16.52	-25.0	-44.47	1.00	Vertical	Vertical	Pass
2580.000	-41.35	2.49	-25.0	-16.35	314.00	Vertical	Vertical	N/A
2643.900	-28.38	1.61	-25.0	-3.38	0.00	Vertical	Vertical	N/A
6781.200	-41.74	11.94	-25.0	-16.74	209.00	Vertical	Vertical	Pass
9907.200	-47.80	9.16	-25.0	-22.80	228.00	Vertical	Vertical	Pass
21036.200	-45.32	14.51	-25.0	-20.32	269.00	Vertical	Vertical	Pass

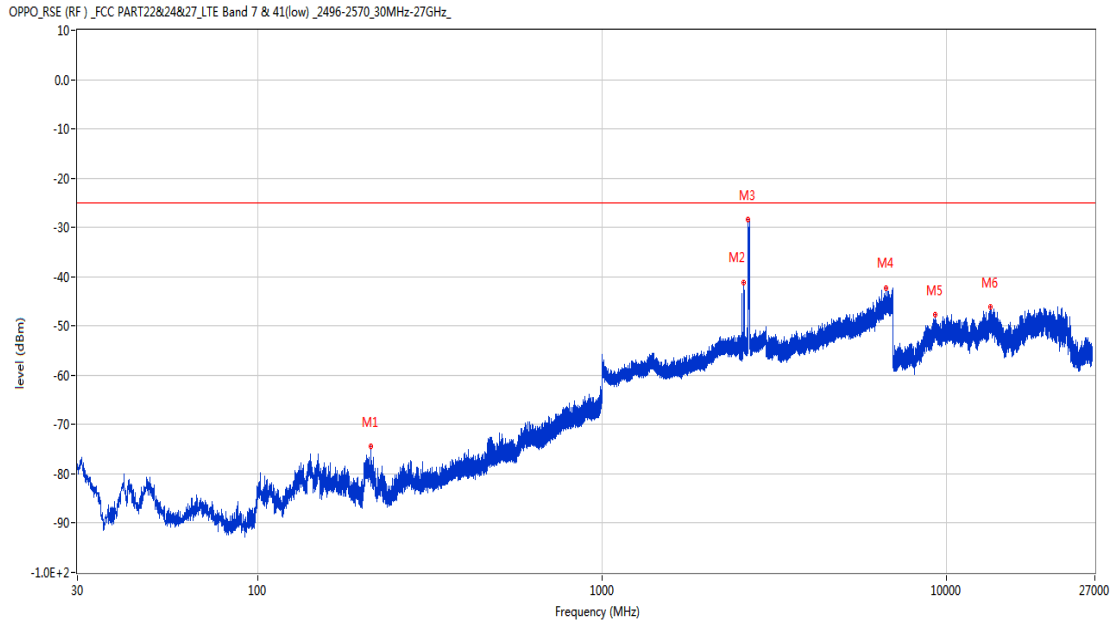
RSE-V&H PCC 21001 BW20 16QAM RB1 HIGH SCC 21199 BW20 16QAM RB1 LOW



Frequency (MHz)	Result (dBm)	Factor (dB)	PK Limit (dBm)	Over Limit (dB)	Table (o)	ANT	EUT	Verdict
42.610	-69.19	-16.52	-25.0	-44.19	298.00	Vertical	Horizontal	Pass
2588.500	-49.13	1.43	-25.0	-24.13	118.00	Vertical	Horizontal	N/A
2640.000	-27.98	1.38	-25.0	-2.98	118.00	Vertical	Horizontal	N/A
5194.600	-47.15	7.14	-25.0	-22.15	6.00	Vertical	Horizontal	Pass
9201.100	-48.53	9.21	-25.0	-23.53	306.00	Vertical	Horizontal	Pass
13539.075	-46.08	10.44	-25.0	-21.08	0.00	Vertical	Horizontal	Pass

40.11 CA_7C 20MHz+20MHz, QPSK, High Channel

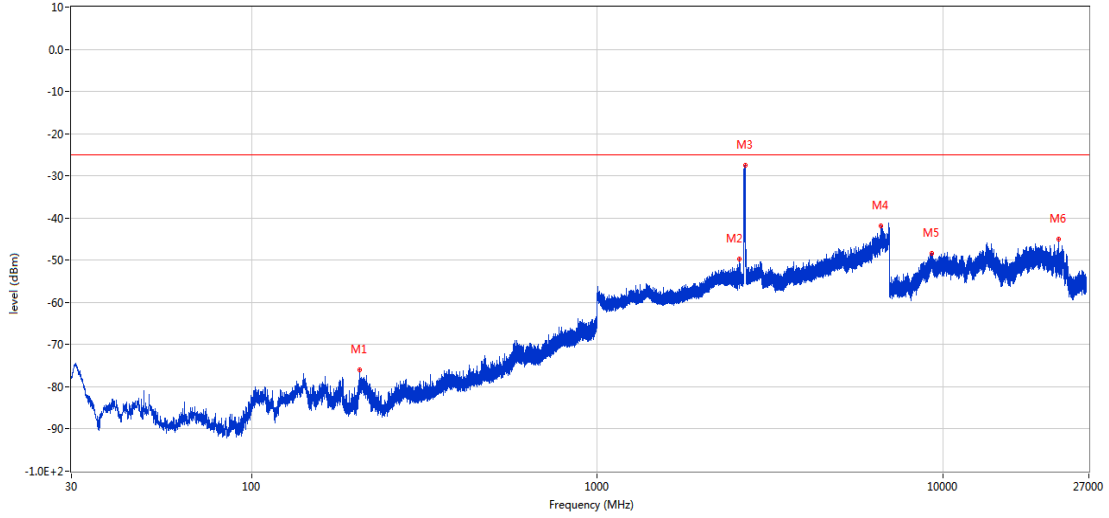
RSE-H&H PCC 21152 BW20 QPSK RB1 HIGH SCC 21350 BW20 QPSK RB1 LOW



Frequency (MHz)	Result (dBm)	Factor (dB)	PK Limit (dBm)	Over Limit (dB)	Table (o)	ANT	EUT	Verdict
213.184	-74.44	-15.34	-25.0	-49.44	247.00	Horizontal	Horizontal	Pass
2578.100	-41.16	2.47	-25.0	-16.16	105.00	Horizontal	Horizontal	N/A
2653.700	-28.42	1.42	-25.0	-3.42	134.00	Horizontal	Horizontal	N/A
6688.200	-42.20	11.91	-25.0	-17.20	86.00	Horizontal	Horizontal	Pass
9284.187	-47.73	9.65	-25.0	-22.73	164.00	Horizontal	Horizontal	Pass
13454.026	-46.05	11.49	-25.0	-21.05	39.00	Horizontal	Horizontal	Pass

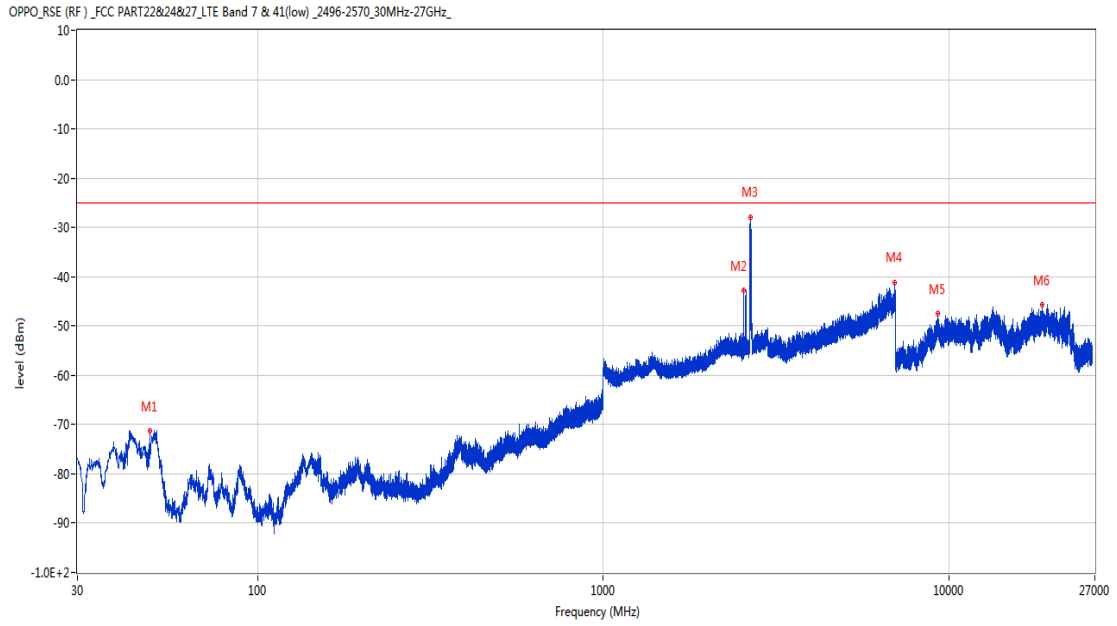
RSE-H&V PCC 21152 BW20 QPSK RB1 HIGH SCC 21350 BW20 QPSK RB1 LOW

OPPO_RSE (RF)_FCC PART22&24&27_LTE Band 7 & 41(low)_2496-2570_30MHz-27GHz_



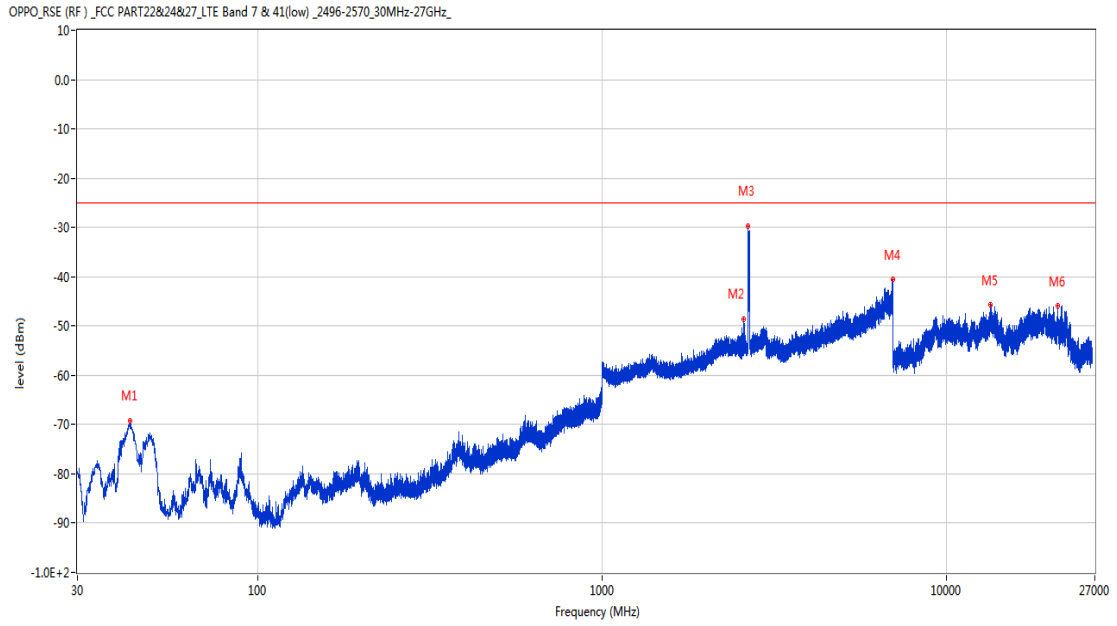
Frequency (MHz)	Result (dBm)	Factor (dB)	PK Limit (dBm)	Over Limit (dB)	Table (o)	ANT	EUT	Verdict
204.794	-76.09	-15.53	-25.0	-51.09	267.00	Horizontal	Vertical	Pass
2579.700	-49.69	2.49	-25.0	-24.69	229.00	Horizontal	Vertical	N/A
2680.500	-27.40	1.89	-25.0	-2.40	102.00	Horizontal	Vertical	N/A
6638.600	-41.91	12.09	-25.0	-16.91	360.00	Horizontal	Vertical	Pass
9289.075	-48.35	9.83	-25.0	-23.35	81.00	Horizontal	Vertical	Pass
21622.700	-45.06	14.70	-25.0	-20.06	301.00	Horizontal	Vertical	Pass

RSE-V&V PCC 21152 BW20 QPSK RB1 HIGH SCC 21350 BW20 QPSK RB1 LOW



Frequency (MHz)	Result (dBm)	Factor (dB)	PK Limit (dBm)	Over Limit (dB)	Table (o)	ANT	EUT	Verdict
48.672	-71.33	-16.25	-25.0	-46.33	279.00	Vertical	Vertical	Pass
2549.500	-42.75	2.02	-25.0	-17.75	310.00	Vertical	Vertical	N/A
2664.500	-28.00	1.52	-25.0	-3.00	6.00	Vertical	Vertical	N/A
6986.000	-41.29	13.70	-25.0	-16.29	360.00	Vertical	Vertical	Pass
9290.225	-47.50	9.87	-25.0	-22.50	19.00	Vertical	Vertical	Pass
18676.599	-45.73	12.42	-25.0	-20.73	229.00	Vertical	Vertical	Pass

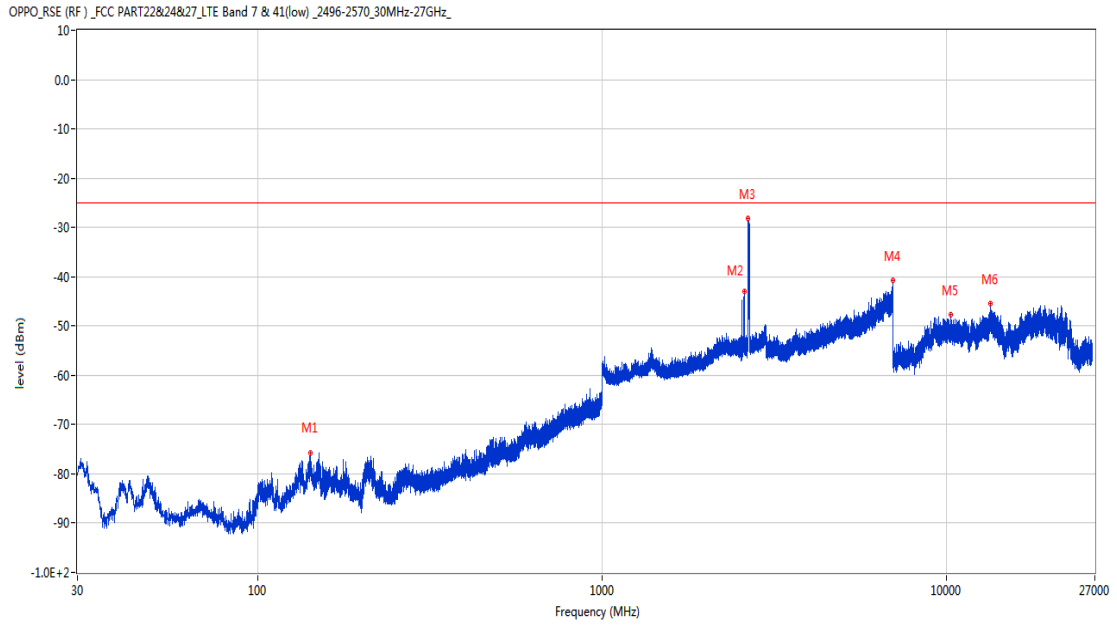
RSE-V&H PCC 21152 BW20 QPSK RB1 HIGH SCC 21350 BW20 QPSK RB1 LOW



Frequency (MHz)	Result (dBm)	Factor (dB)	PK Limit (dBm)	Over Limit (dB)	Table (o)	ANT	EUT	Verdict
42.707	-69.16	-16.42	-25.0	-44.16	47.00	Vertical	Horizontal	Pass
2582.800	-48.55	1.83	-25.0	-23.55	46.00	Vertical	Horizontal	N/A
2659.400	-29.71	1.43	-25.0	-4.71	-2.00	Vertical	Horizontal	N/A
6995.000	-40.58	13.57	-25.0	-15.58	249.00	Vertical	Horizontal	Pass
13435.125	-45.77	11.22	-25.0	-20.77	285.00	Vertical	Horizontal	Pass
21062.552	-45.96	14.52	-25.0	-20.96	269.00	Vertical	Horizontal	Pass

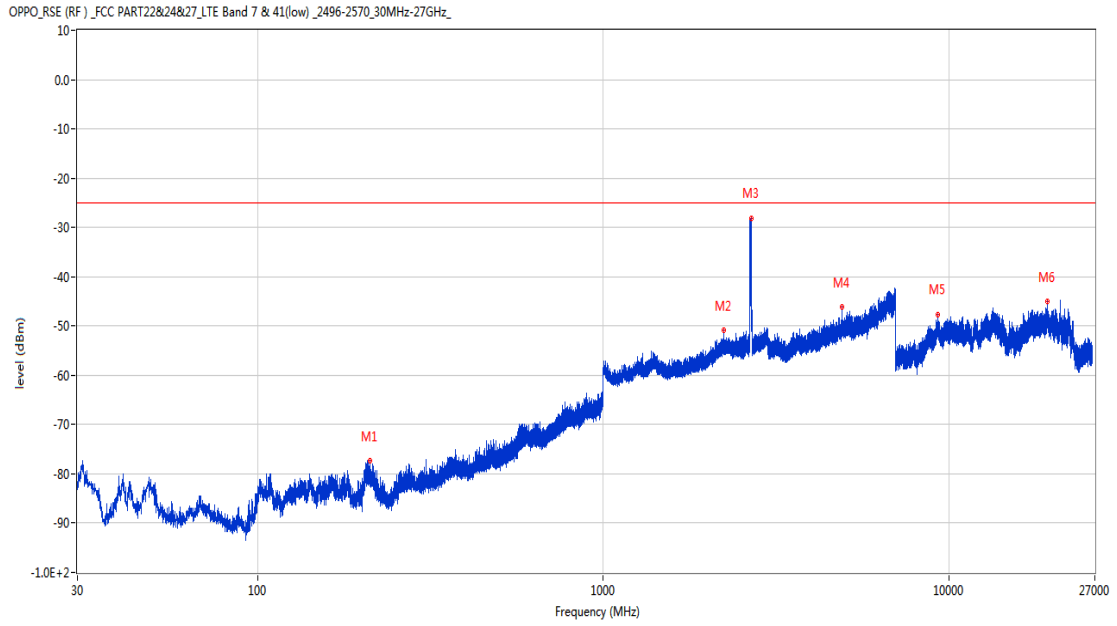
40.12 CA_7C 20MHz+20MHz, 16-QAM, High Channel

RSE-H&H PCC 21152 BW20 16QAM RB1 HIGH SCC 21350 BW20 16QAM RB1 LOW



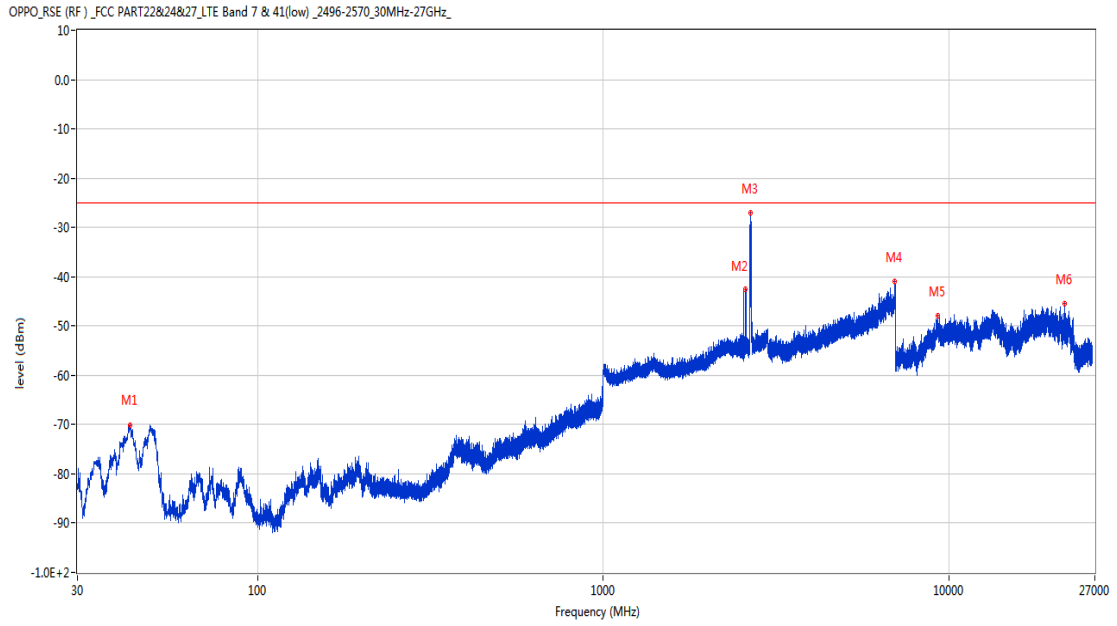
Frequency (MHz)	Result (dBm)	Factor (dB)	PK Limit (dBm)	Over Limit (dB)	Table (o)	ANT	EUT	Verdict
142.374	-75.79	-15.87	-25.0	-50.79	306.00	Horizontal	Horizontal	Pass
2589.200	-43.08	1.35	-25.0	-18.08	131.00	Horizontal	Horizontal	N/A
2658.600	-28.21	1.52	-25.0	-3.21	131.00	Horizontal	Horizontal	N/A
6991.800	-40.75	13.53	-25.0	-15.75	177.00	Horizontal	Horizontal	Pass
10313.725	-47.80	9.55	-25.0	-22.80	180.00	Horizontal	Horizontal	Pass
13426.463	-45.40	11.08	-25.0	-20.40	118.00	Horizontal	Horizontal	Pass

RSE-H&V PCC 21152 BW20 16QAM RB1 HIGH SCC 21350 BW20 16QAM RB1 LOW



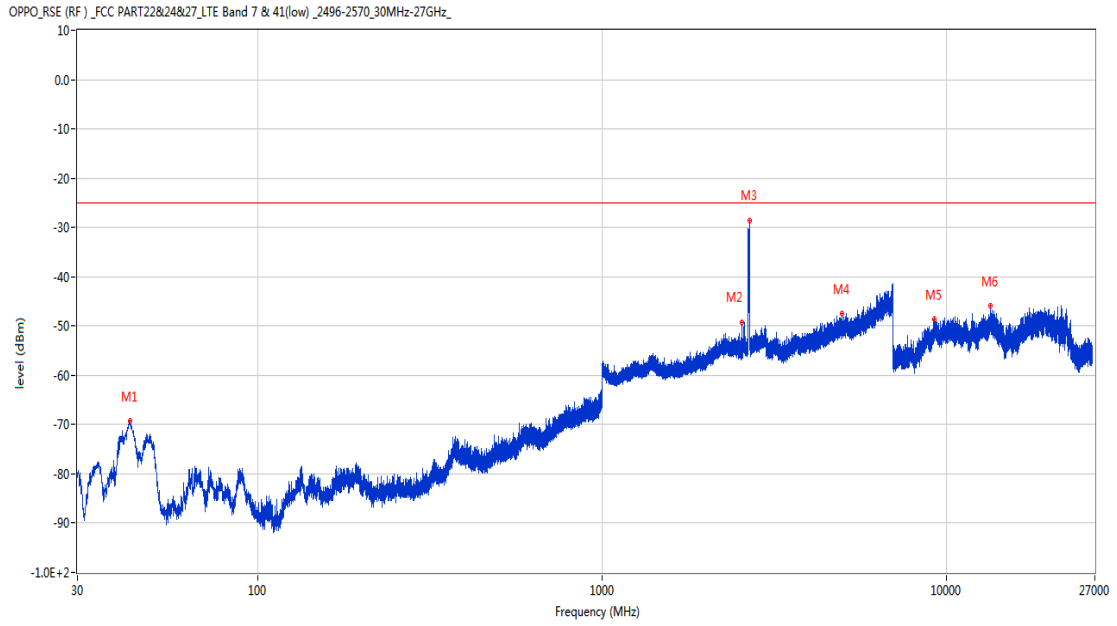
Frequency (MHz)	Result (dBm)	Factor (dB)	PK Limit (dBm)	Over Limit (dB)	Table (o)	ANT	EUT	Verdict
210.614	-77.29	-15.15	-25.0	-52.29	263.00	Horizontal	Vertical	Pass
2232.400	-50.83	0.79	-25.0	-25.83	302.00	Horizontal	Vertical	Pass
2676.800	-28.06	1.93	-25.0	-3.06	96.00	Horizontal	Vertical	N/A
4914.400	-46.22	7.90	-25.0	-21.22	78.00	Horizontal	Vertical	Pass
9325.300	-47.61	9.65	-25.0	-22.61	272.00	Horizontal	Vertical	Pass
19363.824	-45.10	15.37	-25.0	-20.10	301.00	Horizontal	Vertical	Pass

RSE-V&V PCC 21152 BW20 16QAM RB1 HIGH SCC 21350 BW20 16QAM RB1 LOW



Frequency (MHz)	Result (dBm)	Factor (dB)	PK Limit (dBm)	Over Limit (dB)	Table (o)	ANT	EUT	Verdict
42.707	-70.05	-16.42	-25.0	-45.05	5.00	Vertical	Vertical	Pass
2579.100	-42.46	2.48	-25.0	-17.46	322.00	Vertical	Vertical	N/A
2665.200	-27.13	1.51	-25.0	-2.13	5.00	Vertical	Vertical	N/A
6982.800	-40.87	13.92	-25.0	-15.87	192.00	Vertical	Vertical	Pass
9307.187	-47.92	10.11	-25.0	-22.92	152.00	Vertical	Vertical	Pass
21626.526	-45.36	14.70	-25.0	-20.36	193.00	Vertical	Vertical	Pass

RSE-V&H PCC 21152 BW20 16QAM RB1 HIGH SCC 21350 BW20 16QAM RB1 LOW

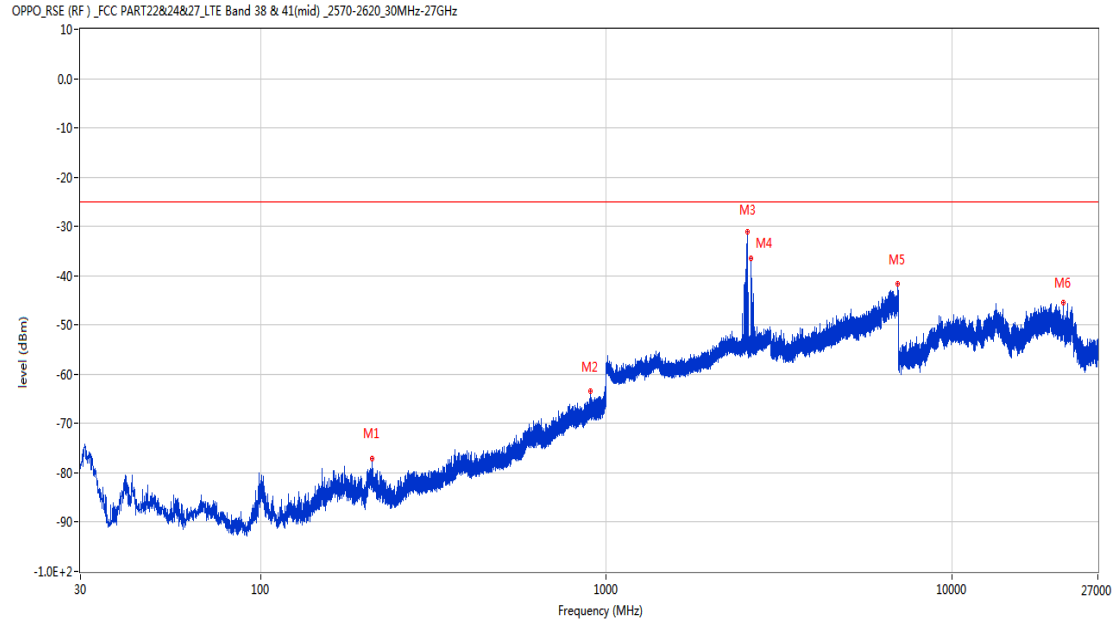


Frequency (MHz)	Result (dBm)	Factor (dB)	PK Limit (dBm)	Over Limit (dB)	Table (o)	ANT	EUT	Verdict
42.707	-69.32	-16.42	-25.0	-44.32	299.00	Vertical	Horizontal	Pass
2549.500	-49.22	2.02	-25.0	-24.22	57.00	Vertical	Horizontal	N/A
2683.200	-28.70	1.84	-25.0	-3.70	-1.00	Vertical	Horizontal	N/A
4973.400	-47.40	7.10	-25.0	-22.40	296.00	Vertical	Horizontal	Pass
9212.599	-48.62	9.23	-25.0	-23.62	208.00	Vertical	Horizontal	Pass
13431.975	-45.94	11.17	-25.0	-20.94	250.00	Vertical	Horizontal	Pass

41 CA_38C

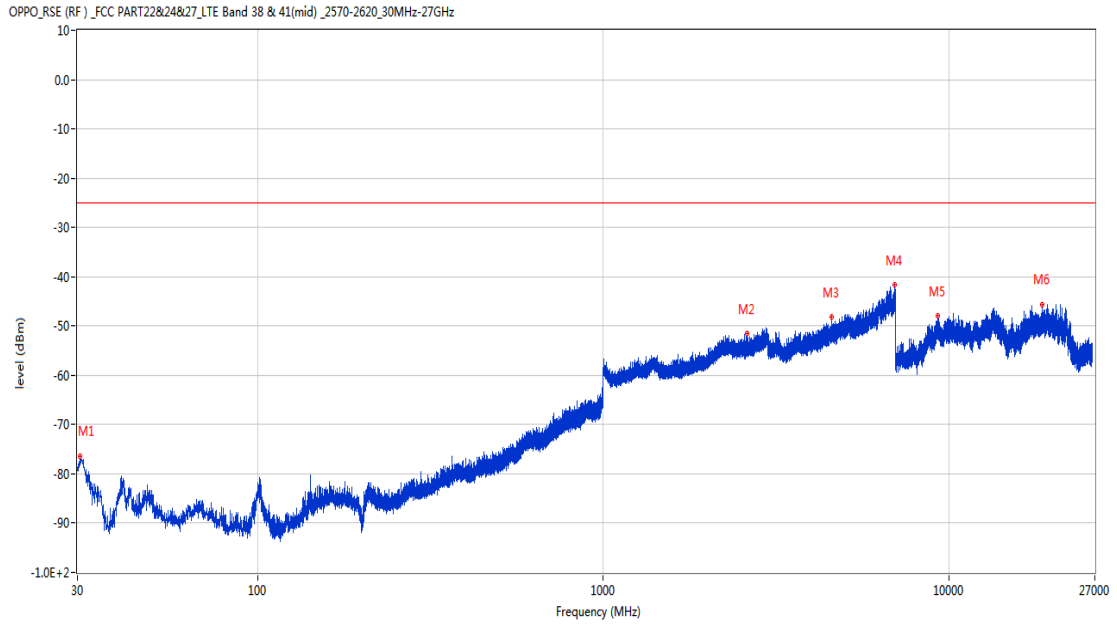
41.1 CA_38C 15MHz+15MHz, QPSK, Low Channel

RSE-H&H PCC 37825 BW15 QPSK RB1 HIGH SCC 37975 BW15 QPSK RB1 LOW



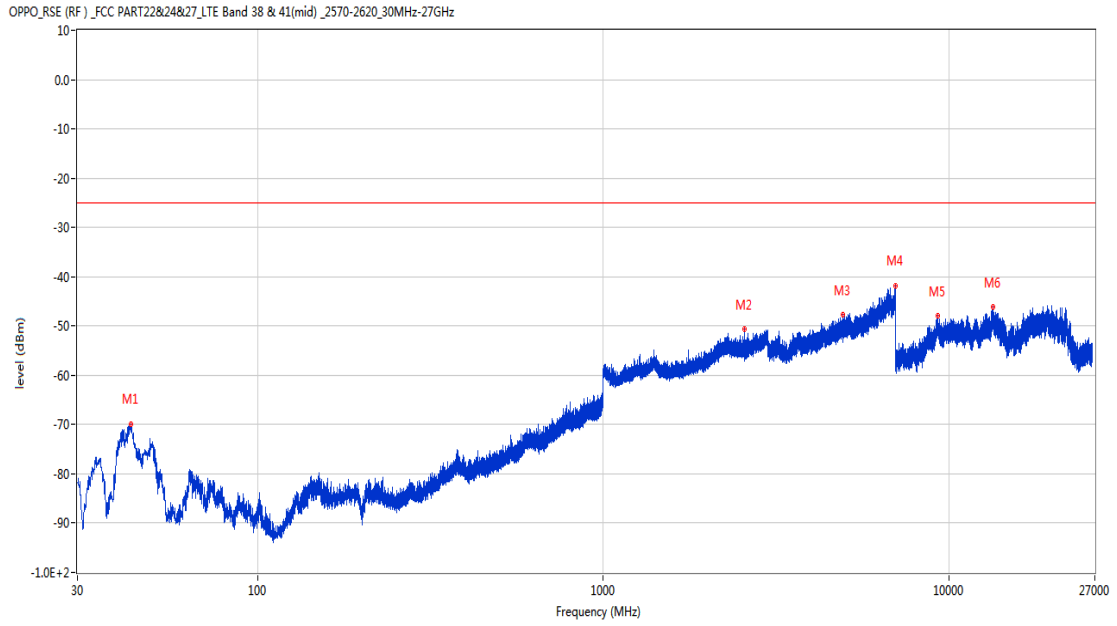
Frequency (MHz)	Result (dBm)	Factor (dB)	PK Limit (dBm)	Over Limit (dB)	Table (o)	ANT	EUT	Verdict
209.450	-77.01	-15.23	-25.0	-52.01	256.00	Horizontal	Horizontal	Pass
899.459	-63.45	4.87	-25.0	-38.45	49.00	Horizontal	Horizontal	Pass
2559.800	-31.08	1.39	-25.0	-6.08	122.00	Horizontal	Horizontal	N/A
2627.800	-36.47	2.02	-25.0	-11.47	138.00	Horizontal	Horizontal	N/A
6993.800	-41.55	13.64	-25.0	-16.55	79.00	Horizontal	Horizontal	Pass
21056.176	-45.43	14.52	-25.0	-20.43	47.00	Horizontal	Horizontal	Pass

RSE-H&V PCC 37825 BW15 QPSK RB1 HIGH SCC 37975 BW15 QPSK RB1 LOW



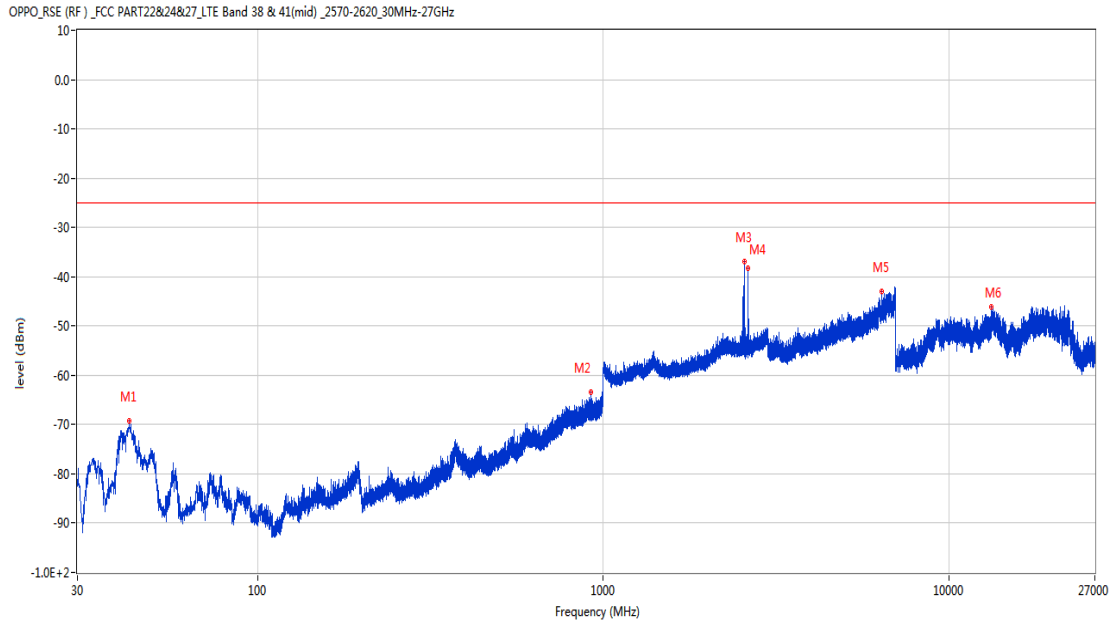
Frequency (MHz)	Result (dBm)	Factor (dB)	PK Limit (dBm)	Over Limit (dB)	Table (o)	ANT	EUT	Verdict
30.534	-76.46	-19.25	-25.0	-51.46	194.00	Horizontal	Vertical	Pass
2605.300	-51.62	1.83	-25.0	-26.62	209.00	Horizontal	Vertical	N/A
4582.800	-48.15	6.40	-25.0	-23.15	0.00	Horizontal	Vertical	Pass
6977.800	-41.69	13.88	-25.0	-16.69	360.00	Horizontal	Vertical	Pass
9283.613	-47.90	9.63	-25.0	-22.90	307.00	Horizontal	Vertical	Pass
18603.500	-45.78	11.41	-25.0	-20.78	63.00	Horizontal	Vertical	Pass

RSE-V&V PCC 37825 BW15 QPSK RB1 HIGH SCC 37975 BW15 QPSK RB1 LOW



Frequency (MHz)	Result (dBm)	Factor (dB)	PK Limit (dBm)	Over Limit (dB)	Table (o)	ANT	EUT	Verdict
42.755	-69.97	-16.28	-25.0	-44.97	36.00	Vertical	Vertical	Pass
2561.400	-50.71	1.41	-25.0	-25.71	321.00	Vertical	Vertical	N/A
4937.400	-47.64	7.20	-25.0	-22.64	140.00	Vertical	Vertical	Pass
7000.000	-41.85	13.64	-25.0	-16.85	350.00	Vertical	Vertical	Pass
9283.900	-47.97	9.64	-25.0	-22.97	77.00	Vertical	Vertical	Pass
13468.724	-46.14	11.29	-25.0	-21.14	10.00	Vertical	Vertical	Pass

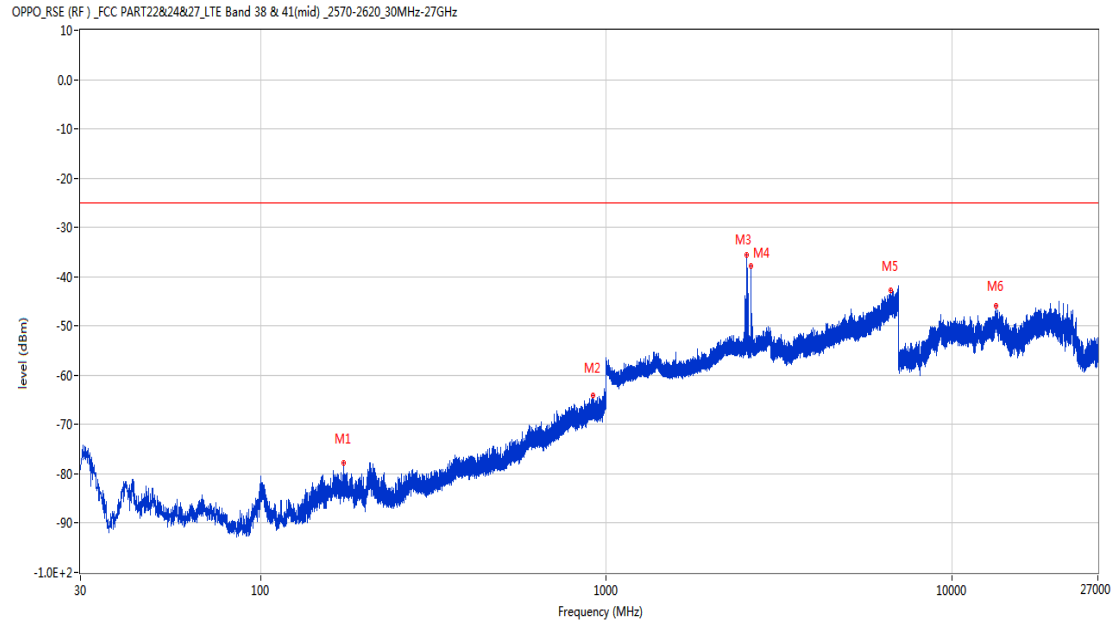
RSE-V&H PCC 37825 BW15 QPSK RB1 HIGH SCC 37975 BW15 QPSK RB1 LOW



Frequency (MHz)	Result (dBm)	Factor (dB)	PK Limit (dBm)	Over Limit (dB)	Table (o)	ANT	EUT	Verdict
42.367	-69.26	-16.69	-25.0	-44.26	280.00	Vertical	Horizontal	Pass
918.375	-63.39	4.84	-25.0	-38.39	110.00	Vertical	Horizontal	Pass
2562.800	-36.84	1.42	-25.0	-11.84	1.00	Vertical	Horizontal	N/A
2628.100	-38.37	2.02	-25.0	-13.37	62.00	Vertical	Horizontal	N/A
6399.800	-43.09	10.47	-25.0	-18.09	293.00	Vertical	Horizontal	Pass
13288.125	-46.18	10.26	-25.0	-21.18	320.00	Vertical	Horizontal	Pass

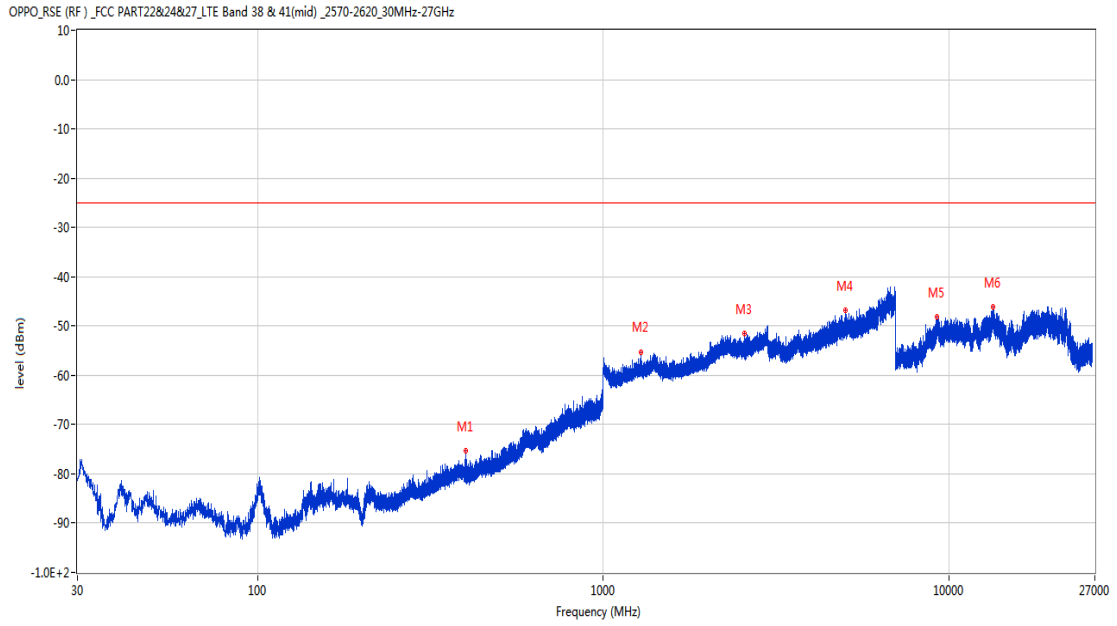
41.2 CA_38C 15MHz+15MHz, 16-QAM, Low Channel

RSE-H&H PCC 37825 BW15 16QAM RB1 HIGH SCC 37975 BW15 16QAM RB1 LOW



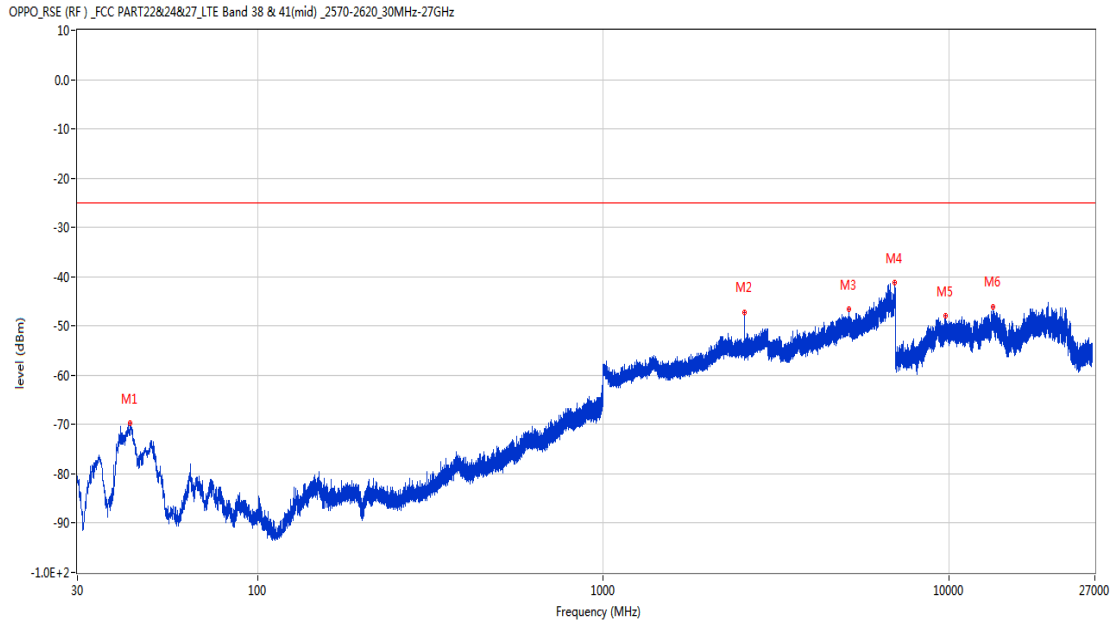
Frequency (MHz)	Result (dBm)	Factor (dB)	PK Limit (dBm)	Over Limit (dB)	Table (o)	ANT	EUT	Verdict
173.075	-77.73	-14.85	-25.0	-52.73	60.00	Horizontal	Horizontal	Pass
915.950	-64.00	4.91	-25.0	-39.00	-2.00	Horizontal	Horizontal	Pass
2552.000	-35.54	1.35	-25.0	-10.54	138.00	Horizontal	Horizontal	N/A
2627.900	-37.89	2.02	-25.0	-12.89	130.00	Horizontal	Horizontal	N/A
6679.200	-42.71	11.77	-25.0	-17.71	6.00	Horizontal	Horizontal	Pass
13431.713	-45.99	11.17	-25.0	-20.99	-2.00	Horizontal	Horizontal	Pass

RSE-H&V PCC 37825 BW15 16QAM RB1 HIGH SCC 37975 BW15 16QAM RB1 LOW



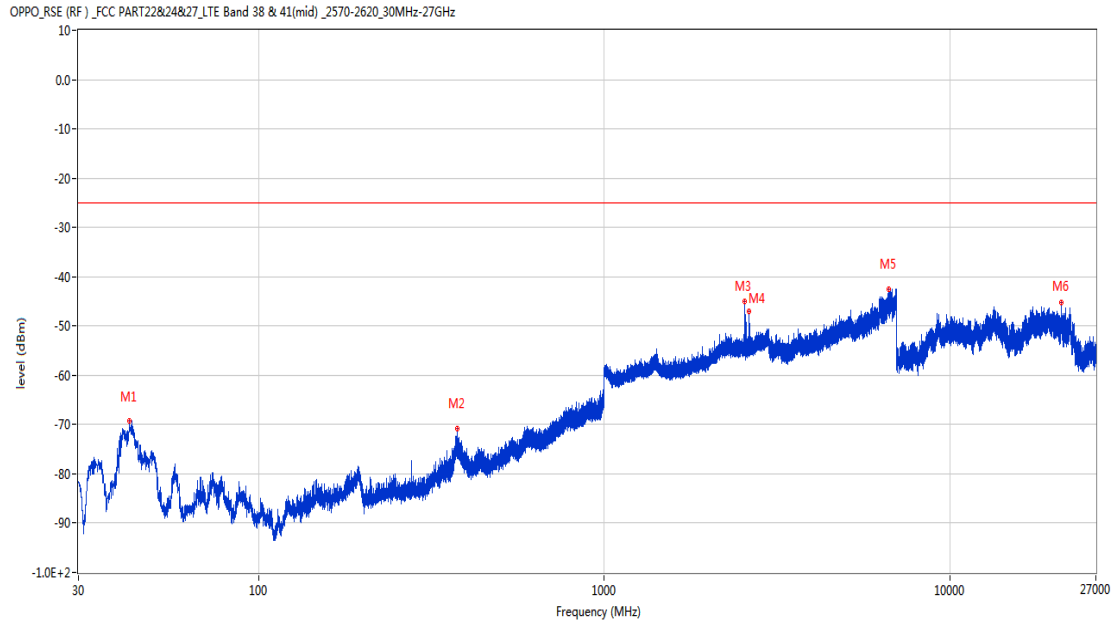
Frequency (MHz)	Result (dBm)	Factor (dB)	PK Limit (dBm)	Over Limit (dB)	Table (o)	ANT	EUT	Verdict
400.055	-75.34	-8.84	-25.0	-50.34	86.00	Horizontal	Vertical	Pass
1284.800	-55.30	-3.79	-25.0	-30.30	46.00	Horizontal	Vertical	Pass
2558.000	-51.59	1.32	-25.0	-26.59	251.00	Horizontal	Vertical	N/A
5012.400	-46.87	7.16	-25.0	-21.87	353.00	Horizontal	Vertical	Pass
9239.912	-48.11	9.20	-25.0	-23.11	126.00	Horizontal	Vertical	Pass
13426.725	-46.15	11.09	-25.0	-21.15	66.00	Horizontal	Vertical	Pass

RSE-V&V PCC 37825 BW15 16QAM RB1 HIGH SCC 37975 BW15 16QAM RB1 LOW



Frequency (MHz)	Result (dBm)	Factor (dB)	PK Limit (dBm)	Over Limit (dB)	Table (o)	ANT	EUT	Verdict
42.610	-69.65	-16.43	-25.0	-44.65	353.00	Vertical	Vertical	Pass
2558.200	-47.30	1.34	-25.0	-22.30	336.00	Vertical	Vertical	N/A
5152.800	-46.62	7.38	-25.0	-21.62	194.00	Vertical	Vertical	Pass
6994.400	-41.26	13.61	-25.0	-16.26	106.00	Vertical	Vertical	Pass
9801.975	-47.96	10.15	-25.0	-22.96	360.00	Vertical	Vertical	Pass
13449.825	-46.23	11.51	-25.0	-21.23	361.00	Vertical	Vertical	Pass

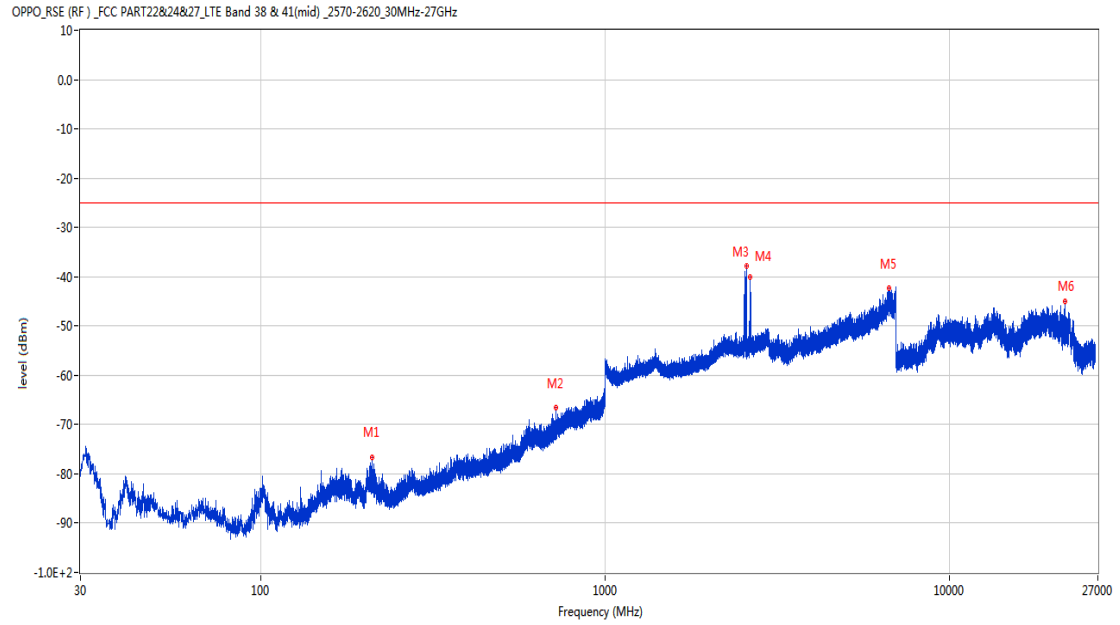
RSE-V&H PCC 37825 BW15 16QAM RB1 HIGH SCC 37975 BW15 16QAM RB1 LOW



Frequency (MHz)	Result (dBm)	Factor (dB)	PK Limit (dBm)	Over Limit (dB)	Table (o)	ANT	EUT	Verdict
42.173	-69.32	-16.89	-25.0	-44.32	320.00	Vertical	Horizontal	Pass
375.029	-70.89	-8.43	-25.0	-45.89	283.00	Vertical	Horizontal	Pass
2553.700	-45.04	1.34	-25.0	-20.04	361.00	Vertical	Horizontal	N/A
2627.900	-47.13	2.02	-25.0	-22.13	25.00	Vertical	Horizontal	N/A
6674.600	-42.58	11.68	-25.0	-17.58	100.00	Vertical	Horizontal	Pass
21028.125	-45.28	14.51	-25.0	-20.28	10.00	Vertical	Horizontal	Pass

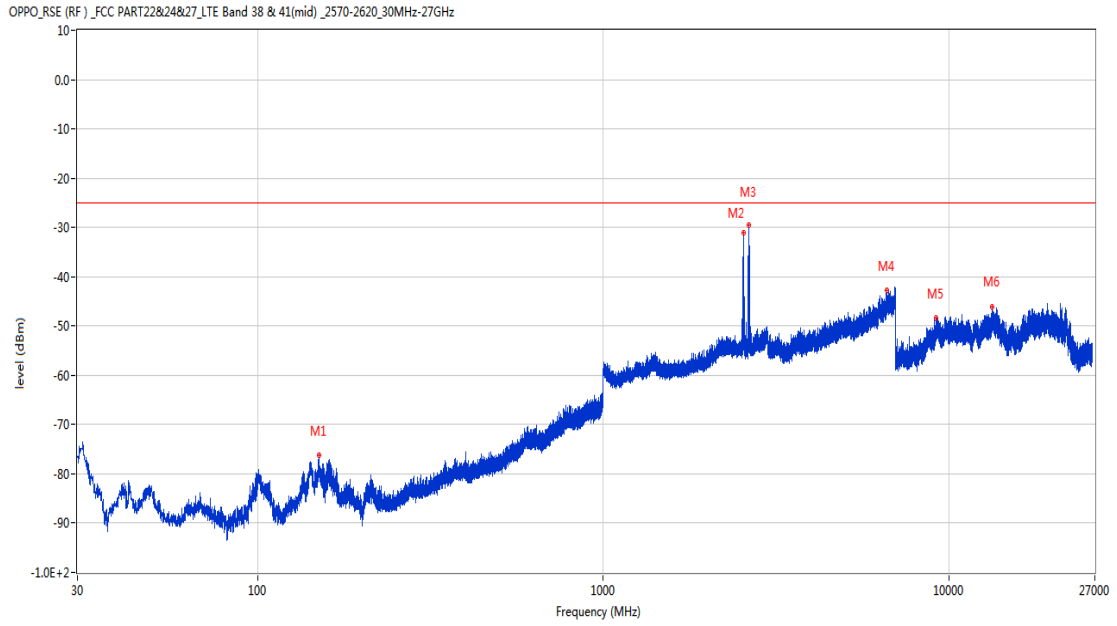
41.3 CA_38C 15MHz+15MHz, QPSK, Middle Channel

RSE-H&H PCC 37925 BW15 QPSK RB1 HIGH SCC 38075 BW15 QPSK RB1 LOW



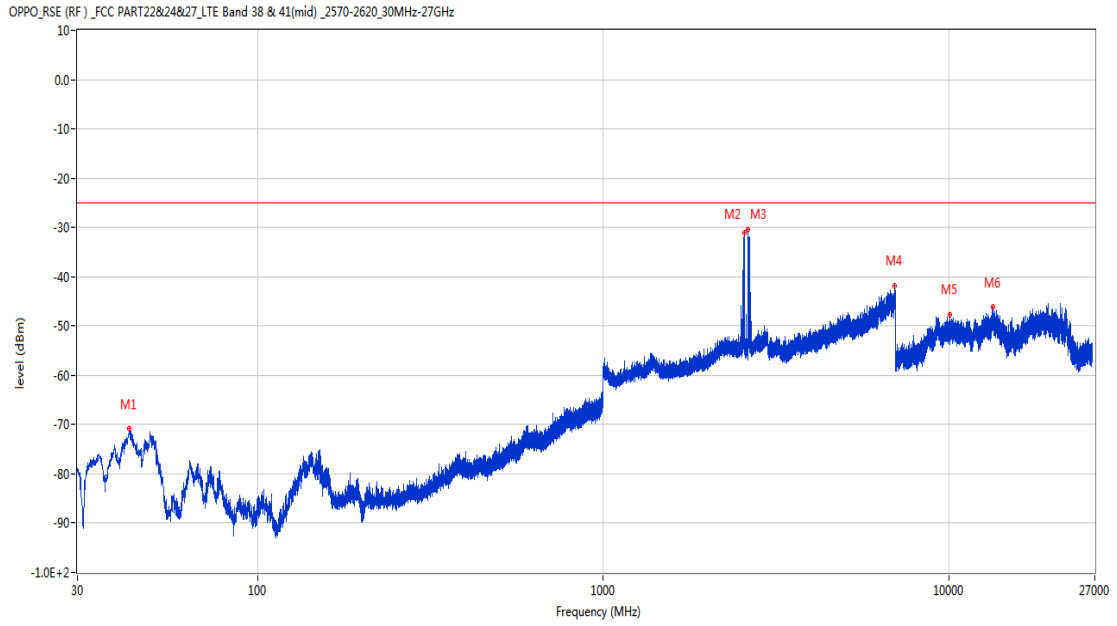
Frequency (MHz)	Result (dBm)	Factor (dB)	PK Limit (dBm)	Over Limit (dB)	Table (o)	ANT	EUT	Verdict
211.002	-76.74	-15.28	-25.0	-51.74	268.00	Horizontal	Horizontal	Pass
721.658	-66.63	0.27	-25.0	-41.63	235.00	Horizontal	Horizontal	Pass
2581.200	-37.78	1.60	-25.0	-12.78	137.00	Horizontal	Horizontal	N/A
2637.900	-40.04	1.81	-25.0	-15.04	145.00	Horizontal	Horizontal	N/A
6668.800	-42.31	11.58	-25.0	-17.31	175.00	Horizontal	Horizontal	Pass
21626.526	-45.02	14.70	-25.0	-20.02	209.00	Horizontal	Horizontal	Pass

RSE-H&V PCC 37925 BW15 QPSK RB1 HIGH SCC 38075 BW15 QPSK RB1 LOW



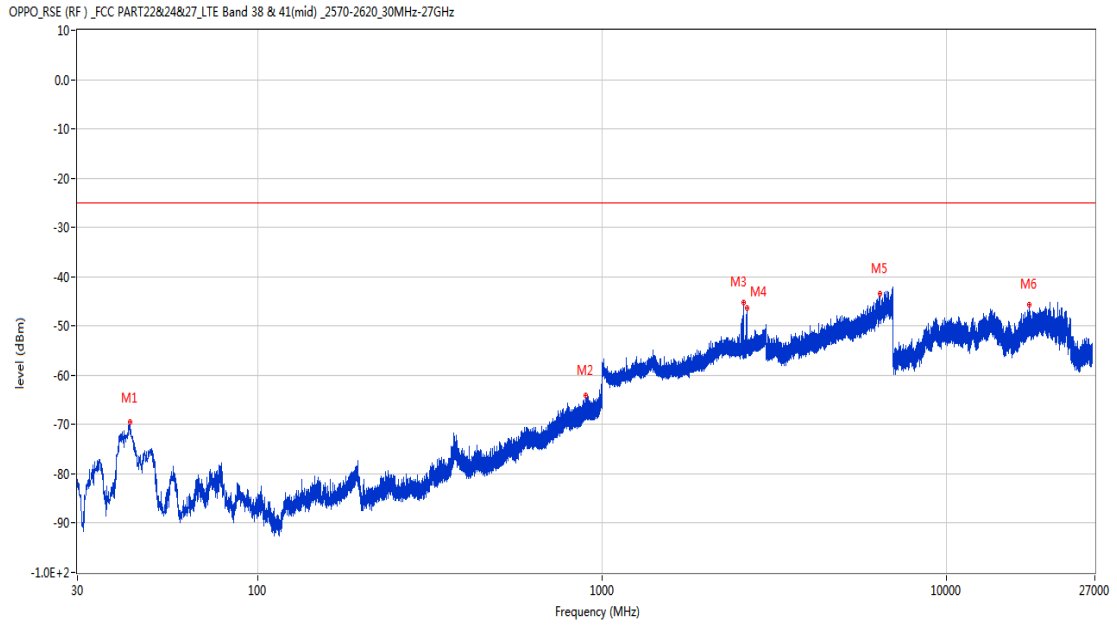
Frequency (MHz)	Result (dBm)	Factor (dB)	PK Limit (dBm)	Over Limit (dB)	Table (o)	ANT	EUT	Verdict
150.280	-76.29	-14.49	-25.0	-51.29	100.00	Horizontal	Vertical	Pass
2552.600	-31.15	1.34	-25.0	-6.15	91.00	Horizontal	Vertical	N/A
2637.700	-29.47	1.81	-25.0	-4.47	107.00	Horizontal	Vertical	N/A
6621.400	-42.83	12.01	-25.0	-17.83	173.00	Horizontal	Vertical	Pass
9172.350	-48.33	8.32	-25.0	-23.33	353.00	Horizontal	Vertical	Pass
13335.638	-46.20	10.92	-25.0	-21.20	155.00	Horizontal	Vertical	Pass

RSE-V&V PCC 37925 BW15 QPSK RB1 HIGH SCC 38075 BW15 QPSK RB1 LOW



Frequency (MHz)	Result (dBm)	Factor (dB)	PK Limit (dBm)	Over Limit (dB)	Table (o)	ANT	EUT	Verdict
42.319	-70.90	-16.74	-25.0	-45.90	343.00	Vertical	Vertical	Pass
2562.500	-31.13	1.42	-25.0	-6.13	210.00	Vertical	Vertical	N/A
2626.800	-30.40	2.01	-25.0	-5.40	67.00	Vertical	Vertical	N/A
6983.000	-41.90	13.90	-25.0	-16.90	120.00	Vertical	Vertical	Pass
10071.937	-47.71	9.50	-25.0	-22.71	85.00	Vertical	Vertical	Pass
13450.087	-46.08	11.51	-25.0	-21.08	290.00	Vertical	Vertical	Pass

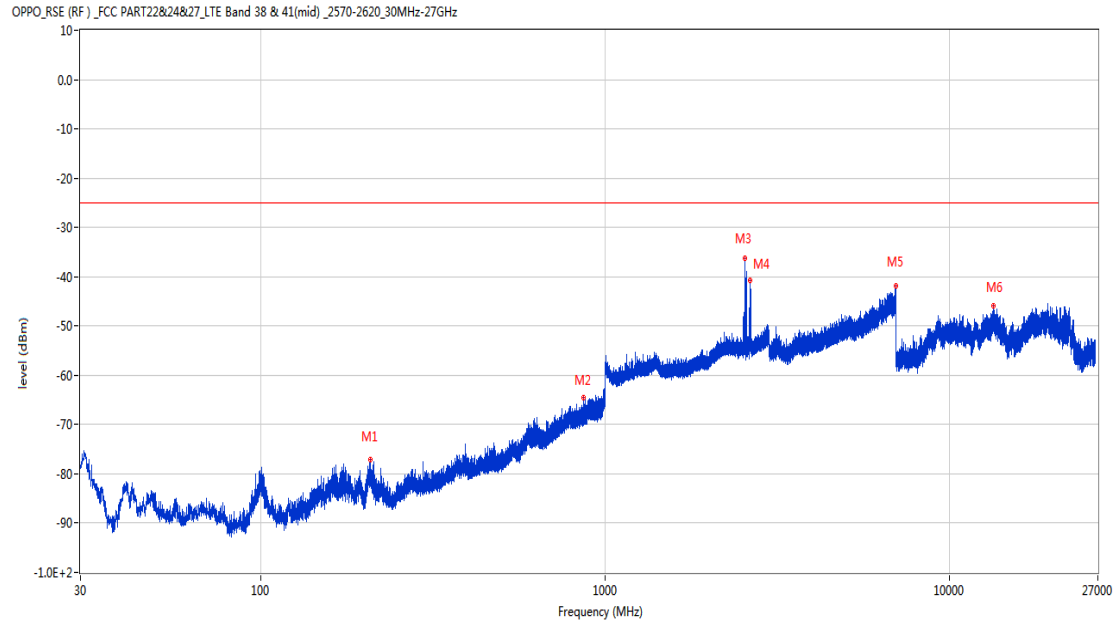
RSE-V&H PCC 37925 BW15 QPSK RB1 HIGH SCC 38075 BW15 QPSK RB1 LOW



Frequency (MHz)	Result (dBm)	Factor (dB)	PK Limit (dBm)	Over Limit (dB)	Table (o)	ANT	EUT	Verdict
42.755	-69.42	-16.28	-25.0	-44.42	18.00	Vertical	Horizontal	Pass
895.677	-64.05	4.71	-25.0	-39.05	18.00	Vertical	Horizontal	Pass
2581.200	-45.26	1.60	-25.0	-20.26	58.00	Vertical	Horizontal	N/A
2638.000	-46.37	1.80	-25.0	-21.37	66.00	Vertical	Horizontal	N/A
6416.400	-43.43	10.84	-25.0	-18.43	71.00	Vertical	Horizontal	Pass
17433.262	-45.60	9.44	-25.0	-20.60	48.00	Vertical	Horizontal	Pass

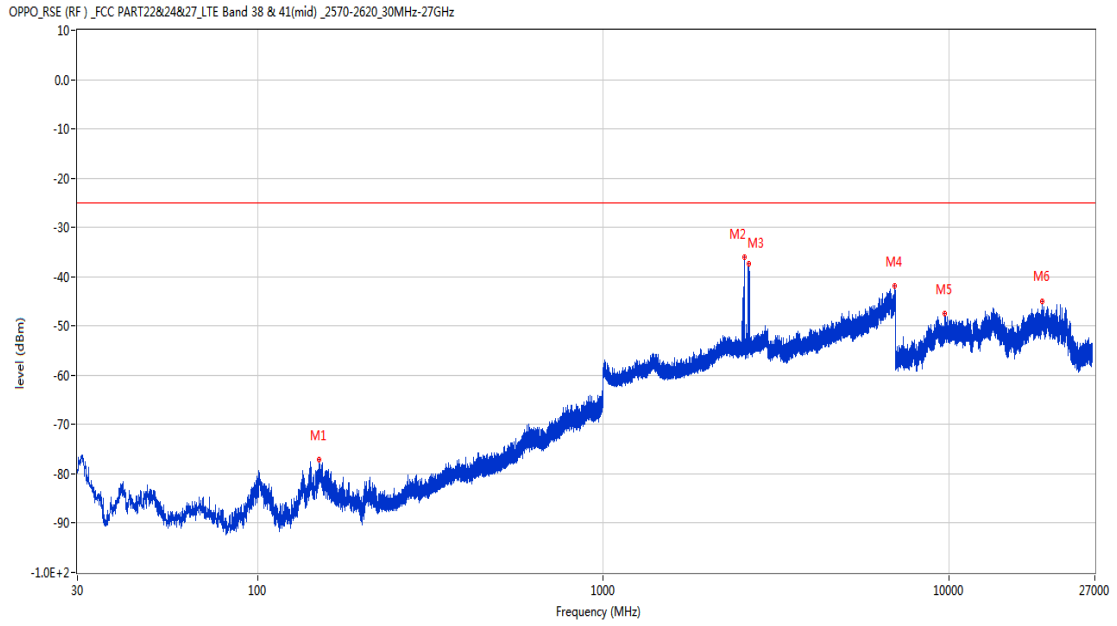
41.4 CA_38C 15MHz+15MHz, 16-QAM, Middle Channel

RSE-H&H PCC 37925 BW15 16QAM RB1 HIGH SCC 38075 BW15 16QAM RB1 LOW



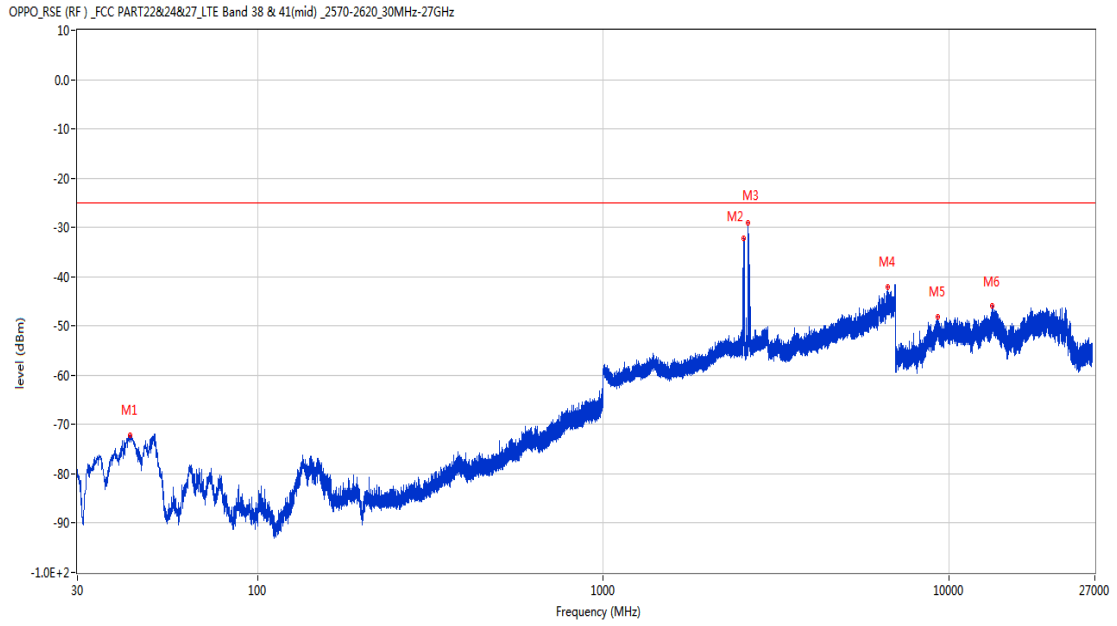
Frequency (MHz)	Result (dBm)	Factor (dB)	PK Limit (dBm)	Over Limit (dB)	Table (o)	ANT	EUT	Verdict
208.528	-77.15	-15.23	-25.0	-52.15	278.00	Horizontal	Horizontal	Pass
864.831	-64.64	3.23	-25.0	-39.64	360.00	Horizontal	Horizontal	Pass
2544.400	-36.24	1.07	-25.0	-11.24	126.00	Horizontal	Horizontal	N/A
2638.000	-40.82	1.80	-25.0	-15.82	126.00	Horizontal	Horizontal	N/A
6985.400	-41.78	13.70	-25.0	-16.78	82.00	Horizontal	Horizontal	Pass
13461.112	-45.81	11.43	-25.0	-20.81	-3.00	Horizontal	Horizontal	Pass

RSE-H&V PCC 37925 BW15 16QAM RB1 HIGH SCC 38075 BW15 16QAM RB1 LOW



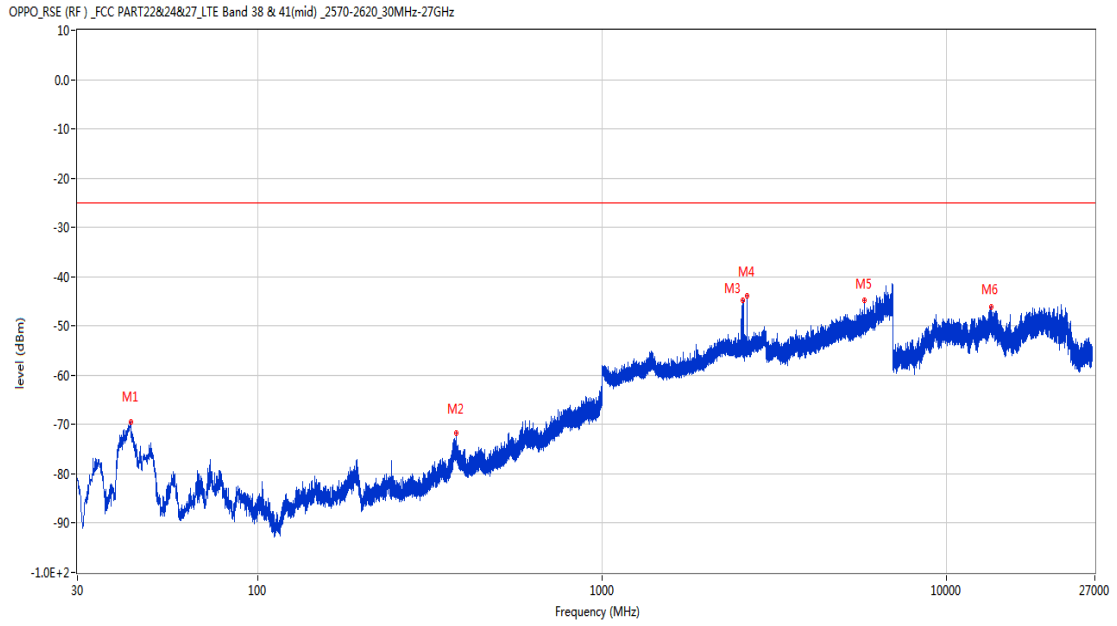
Frequency (MHz)	Result (dBm)	Factor (dB)	PK Limit (dBm)	Over Limit (dB)	Table (o)	ANT	EUT	Verdict
150.086	-77.10	-14.50	-25.0	-52.10	90.00	Horizontal	Vertical	Pass
2563.700	-36.05	1.43	-25.0	-11.05	160.00	Horizontal	Vertical	N/A
2633.800	-37.30	1.87	-25.0	-12.30	47.00	Horizontal	Vertical	N/A
6991.400	-41.97	13.50	-25.0	-16.97	93.00	Horizontal	Vertical	Pass
9748.787	-47.56	9.38	-25.0	-22.56	133.00	Horizontal	Vertical	Pass
18665.126	-45.01	12.24	-25.0	-20.01	176.00	Horizontal	Vertical	Pass

RSE-V&V PCC 37925 BW15 16QAM RB1 HIGH SCC 38075 BW15 16QAM RB1 LOW



Frequency (MHz)	Result (dBm)	Factor (dB)	PK Limit (dBm)	Over Limit (dB)	Table (o)	ANT	EUT	Verdict
42.513	-72.10	-16.53	-25.0	-47.10	316.00	Vertical	Vertical	Pass
2551.200	-32.17	1.38	-25.0	-7.17	178.00	Vertical	Vertical	N/A
2627.000	-28.95	2.01	-25.0	-3.95	161.00	Vertical	Vertical	N/A
6664.600	-42.01	11.59	-25.0	-17.01	120.00	Vertical	Vertical	Pass
9293.963	-48.11	10.01	-25.0	-23.11	360.00	Vertical	Vertical	Pass
13348.763	-45.82	10.97	-25.0	-20.82	20.00	Vertical	Vertical	Pass

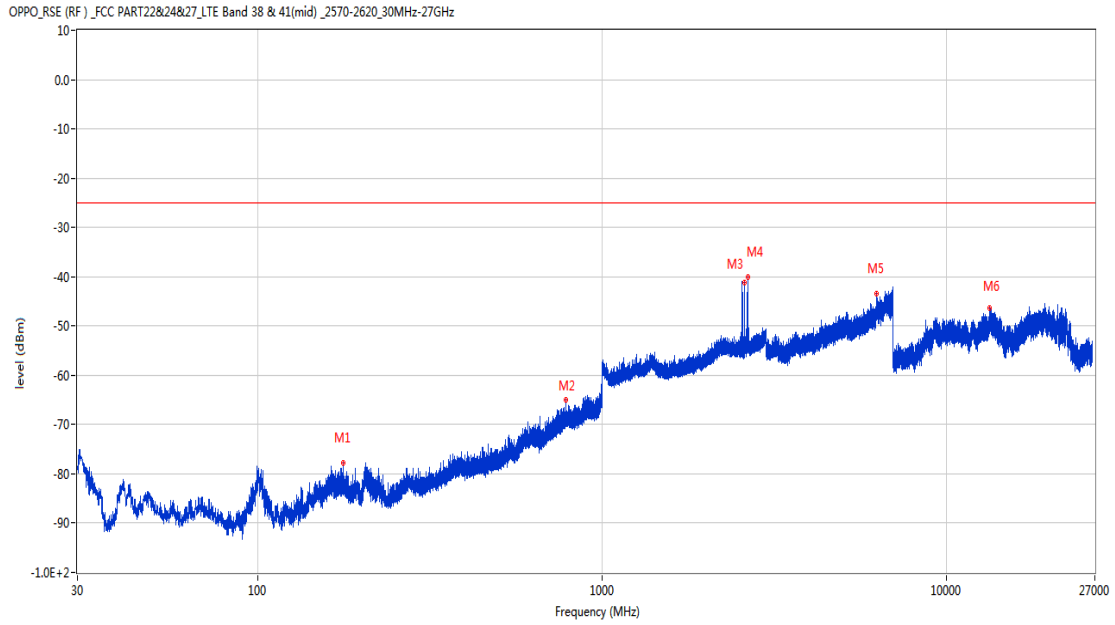
RSE-V&H PCC 37925 BW15 16QAM RB1 HIGH SCC 38075 BW15 16QAM RB1 LOW



Frequency (MHz)	Result (dBm)	Factor (dB)	PK Limit (dBm)	Over Limit (dB)	Table (o)	ANT	EUT	Verdict
42.804	-69.40	-16.23	-25.0	-44.40	329.00	Vertical	Horizontal	Pass
377.405	-71.60	-8.31	-25.0	-46.60	291.00	Vertical	Horizontal	Pass
2558.400	-44.76	1.35	-25.0	-19.76	72.00	Vertical	Horizontal	N/A
2637.900	-43.92	1.81	-25.0	-18.92	51.00	Vertical	Horizontal	N/A
5795.800	-44.82	7.60	-25.0	-19.82	109.00	Vertical	Horizontal	Pass
13489.988	-46.21	10.91	-25.0	-21.21	67.00	Vertical	Horizontal	Pass

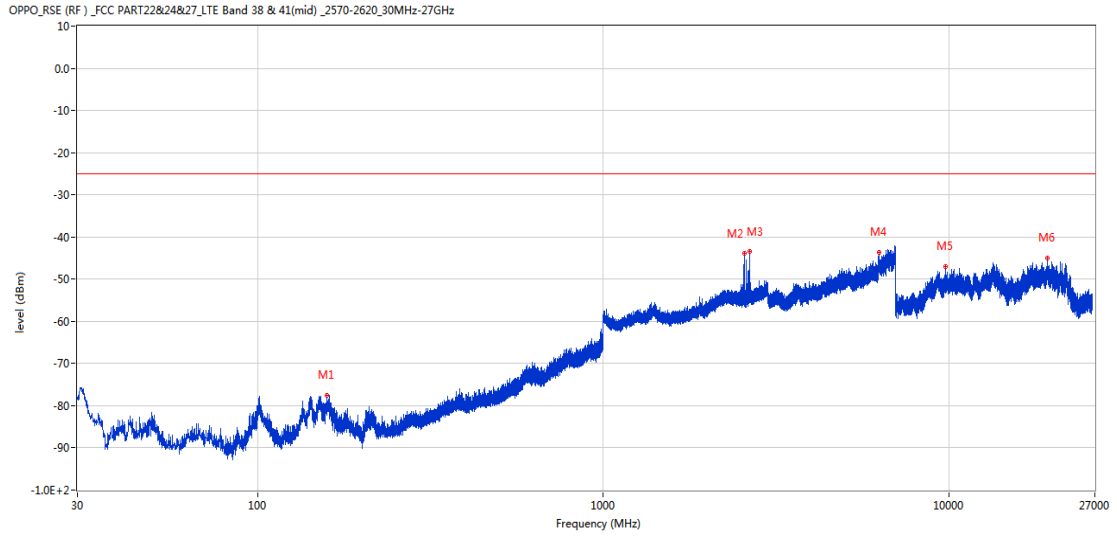
41.5 CA_38C 15MHz+15MHz, QPSK, High Channel

RSE-H&H PCC 38025 BW15 QPSK RB1 HIGH SCC 38175 BW15 QPSK RB1 LOW



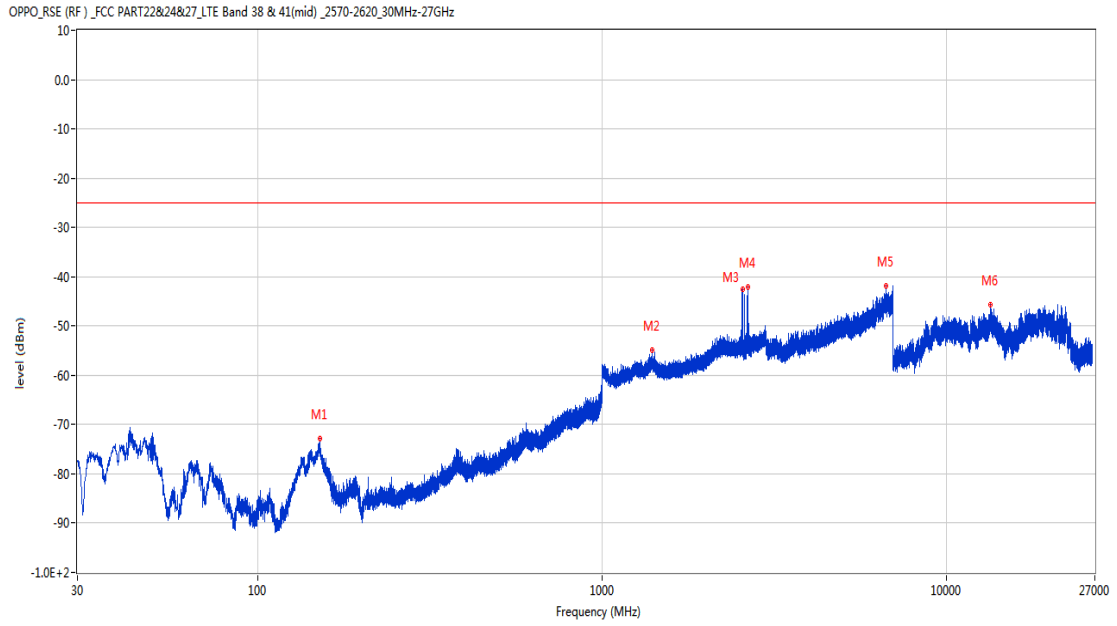
Frequency (MHz)	Result (dBm)	Factor (dB)	PK Limit (dBm)	Over Limit (dB)	Table (o)	ANT	EUT	Verdict
177.294	-77.71	-14.33	-25.0	-52.71	53.00	Horizontal	Horizontal	Pass
784.321	-64.95	3.00	-25.0	-39.95	64.00	Horizontal	Horizontal	Pass
2591.200	-41.12	1.70	-25.0	-16.12	123.00	Horizontal	Horizontal	N/A
2648.200	-40.15	1.63	-25.0	-15.15	91.00	Horizontal	Horizontal	N/A
6284.400	-43.46	11.31	-25.0	-18.46	14.00	Horizontal	Horizontal	Pass
13371.338	-46.44	10.87	-25.0	-21.44	-3.00	Horizontal	Horizontal	Pass

RSE-H&V PCC 38025 BW15 QPSK RB1 HIGH SCC 38175 BW15 QPSK RB1 LOW



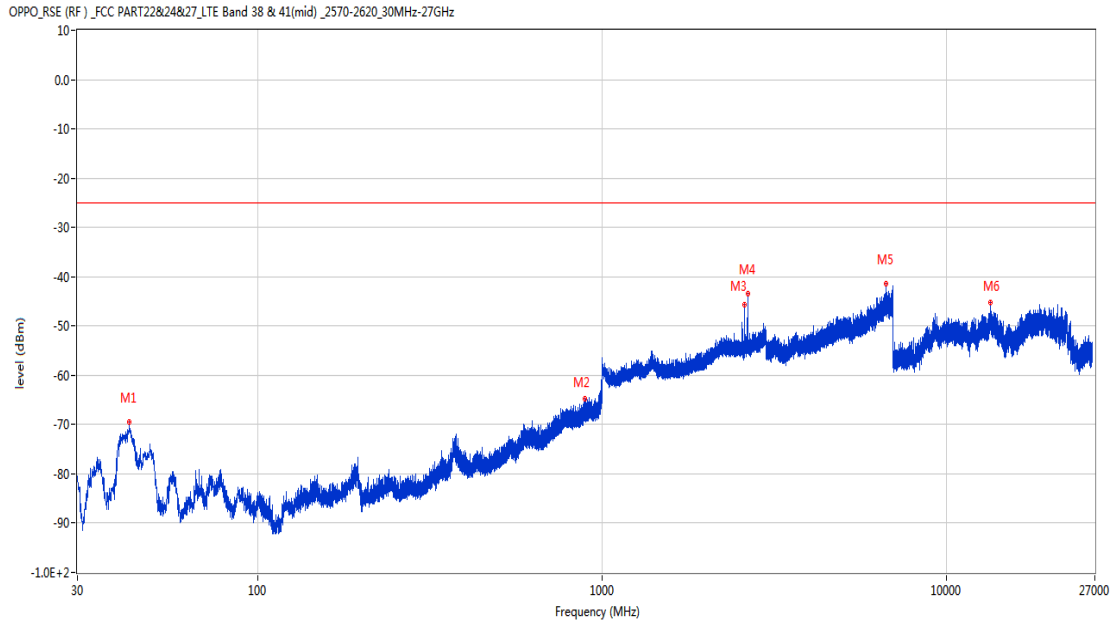
Frequency (MHz)	Result (dBm)	Factor (dB)	PK Limit (dBm)	Over Limit (dB)	Table (o)	ANT	EUT	Verdict
158.622	-77.59	-14.46	-25.0	-52.59	77.00	Horizontal	Vertical	Pass
2556.800	-43.94	1.22	-25.0	-18.94	100.00	Horizontal	Vertical	N/A
2647.900	-43.38	1.60	-25.0	-18.38	123.00	Horizontal	Vertical	N/A
6294.600	-43.55	11.24	-25.0	-18.55	106.00	Horizontal	Vertical	Pass
9803.412	-46.95	10.15	-25.0	-21.95	207.00	Horizontal	Vertical	Pass
19318.350	-44.96	16.17	-25.0	-19.96	143.00	Horizontal	Vertical	Pass

RSE-V&V PCC 38025 BW15 QPSK RB1 HIGH SCC 38175 BW15 QPSK RB1 LOW



Frequency (MHz)	Result (dBm)	Factor (dB)	PK Limit (dBm)	Over Limit (dB)	Table (o)	ANT	EUT	Verdict
151.977	-72.87	-14.45	-25.0	-47.87	277.00	Vertical	Vertical	Pass
1397.600	-54.78	-2.12	-25.0	-29.78	25.00	Vertical	Vertical	Pass
2561.000	-42.49	1.40	-25.0	-17.49	0.00	Vertical	Vertical	N/A
2647.700	-42.17	1.57	-25.0	-17.17	343.00	Vertical	Vertical	N/A
6695.600	-41.94	11.51	-25.0	-16.94	12.00	Vertical	Vertical	Pass
13424.625	-45.76	11.05	-25.0	-20.76	82.00	Vertical	Vertical	Pass

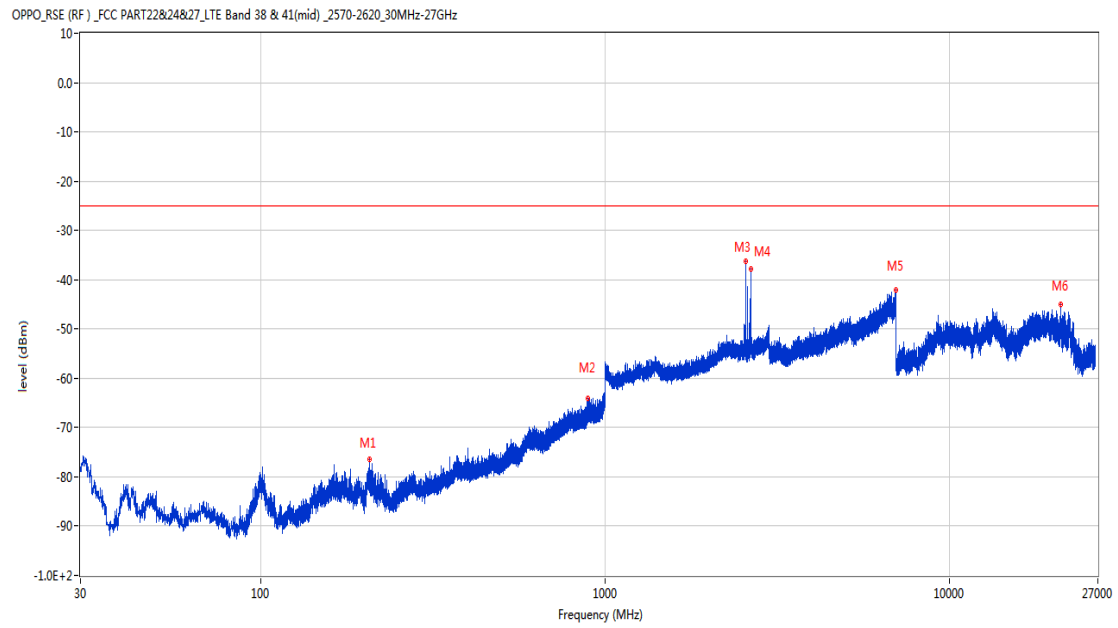
RSE-V&H PCC 38025 BW15 QPSK RB1 HIGH SCC 38175 BW15 QPSK RB1 LOW



Frequency (MHz)	Result (dBm)	Factor (dB)	PK Limit (dBm)	Over Limit (dB)	Table (o)	ANT	EUT	Verdict
42.367	-69.54	-16.69	-25.0	-44.54	334.00	Vertical	Horizontal	Pass
893.203	-64.72	4.65	-25.0	-39.72	156.00	Vertical	Horizontal	Pass
2591.100	-45.66	1.70	-25.0	-20.66	59.00	Vertical	Horizontal	N/A
2647.800	-43.47	1.58	-25.0	-18.47	48.00	Vertical	Horizontal	N/A
6679.400	-41.49	11.77	-25.0	-16.49	113.00	Vertical	Horizontal	Pass
13426.987	-45.12	11.09	-25.0	-20.12	-2.00	Vertical	Horizontal	Pass

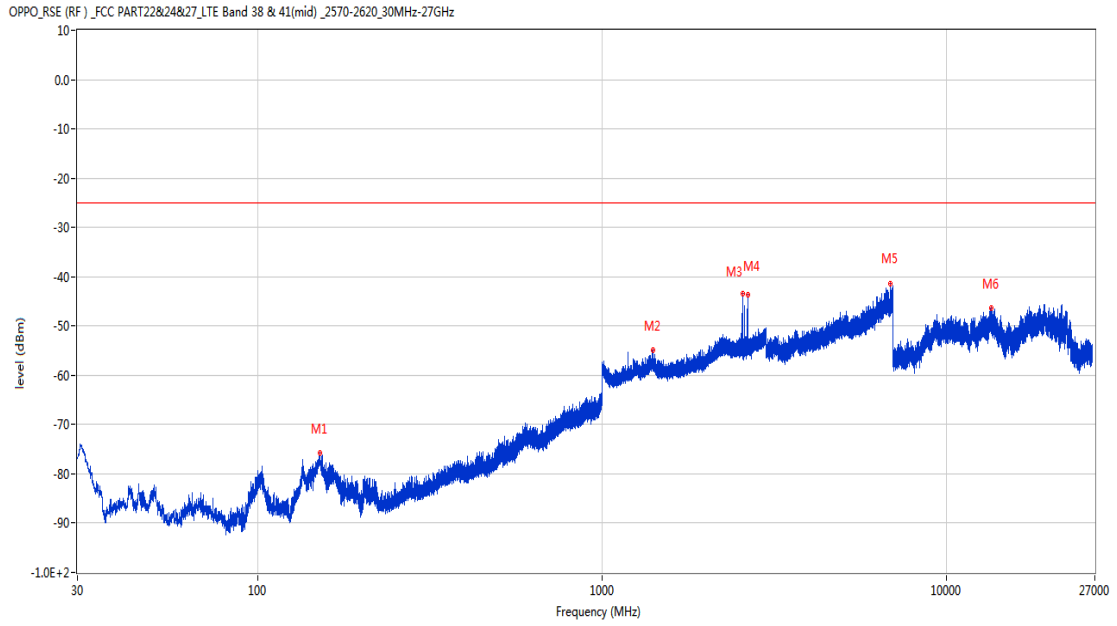
41.6 CA_38C 15MHz+15MHz, 16-QAM, High Channel

RSE-H&H PCC 38025 BW15 16QAM RB1 HIGH SCC 38175 BW15 16QAM RB1 LOW



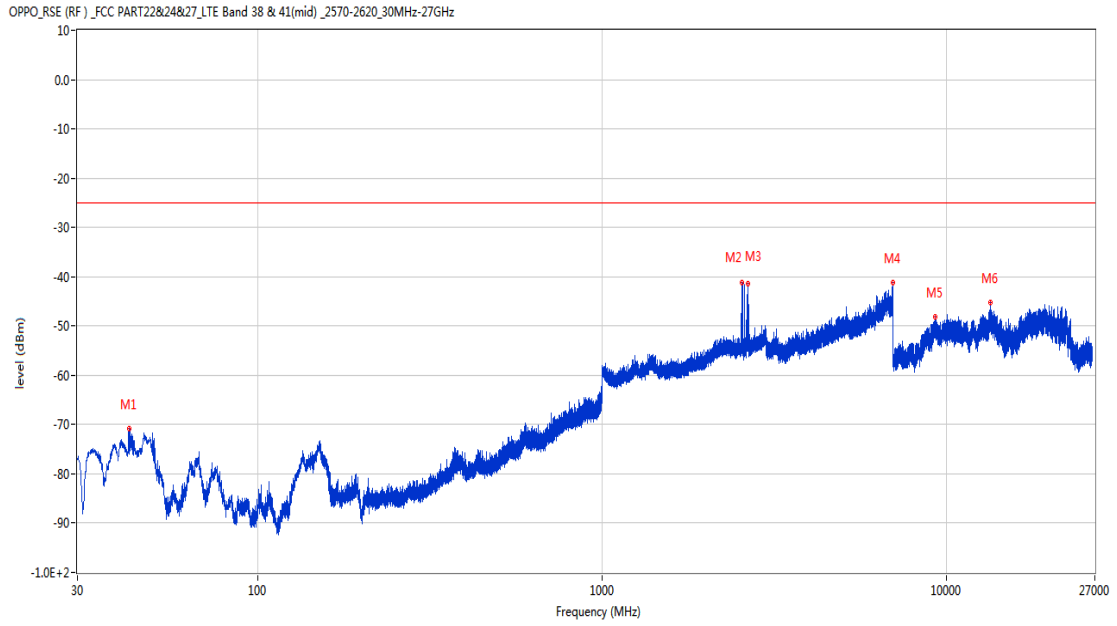
Frequency (MHz)	Result (dBm)	Factor (dB)	PK Limit (dBm)	Over Limit (dB)	Table (o)	ANT	EUT	Verdict
206.782	-76.32	-15.29	-25.0	-51.32	217.00	Horizontal	Horizontal	Pass
893.106	-64.15	4.66	-25.0	-39.15	108.00	Horizontal	Horizontal	Pass
2558.900	-36.26	1.38	-25.0	-11.26	127.00	Horizontal	Horizontal	N/A
2647.800	-37.78	1.58	-25.0	-12.78	127.00	Horizontal	Horizontal	N/A
6985.800	-42.11	13.70	-25.0	-17.11	229.00	Horizontal	Horizontal	Pass
21037.900	-45.03	14.51	-25.0	-20.03	331.00	Horizontal	Horizontal	Pass

RSE-H&V PCC 38025 BW15 16QAM RB1 HIGH SCC 38175 BW15 16QAM RB1 LOW



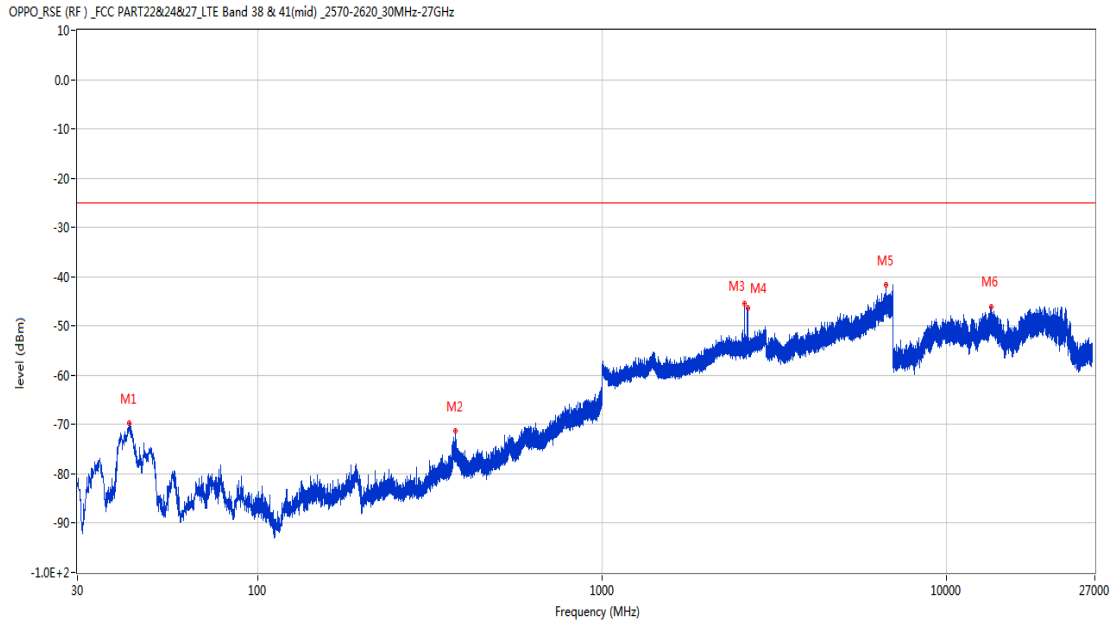
Frequency (MHz)	Result (dBm)	Factor (dB)	PK Limit (dBm)	Over Limit (dB)	Table (o)	ANT	EUT	Verdict
152.123	-75.84	-14.45	-25.0	-50.84	104.00	Horizontal	Vertical	Pass
1404.300	-54.98	-2.23	-25.0	-29.98	283.00	Horizontal	Vertical	Pass
2563.500	-43.42	1.43	-25.0	-18.42	124.00	Horizontal	Vertical	N/A
2648.000	-43.75	1.61	-25.0	-18.75	109.00	Horizontal	Vertical	N/A
6873.200	-41.33	10.78	-25.0	-16.33	124.00	Horizontal	Vertical	Pass
13541.175	-46.25	10.46	-25.0	-21.25	15.00	Horizontal	Vertical	Pass

RSE-V&V PCC 38025 BW15 16QAM RB1 HIGH SCC 38175 BW15 16QAM RB1 LOW



Frequency (MHz)	Result (dBm)	Factor (dB)	PK Limit (dBm)	Over Limit (dB)	Table (o)	ANT	EUT	Verdict
42.416	-70.87	-16.63	-25.0	-45.87	43.00	Vertical	Vertical	Pass
2555.100	-41.22	1.30	-25.0	-16.22	184.00	Vertical	Vertical	N/A
2647.700	-41.33	1.57	-25.0	-16.33	161.00	Vertical	Vertical	N/A
6982.400	-41.24	13.89	-25.0	-16.24	327.00	Vertical	Vertical	Pass
9295.688	-48.10	10.07	-25.0	-23.10	93.00	Vertical	Vertical	Pass
13449.825	-45.28	11.51	-25.0	-20.28	296.00	Vertical	Vertical	Pass

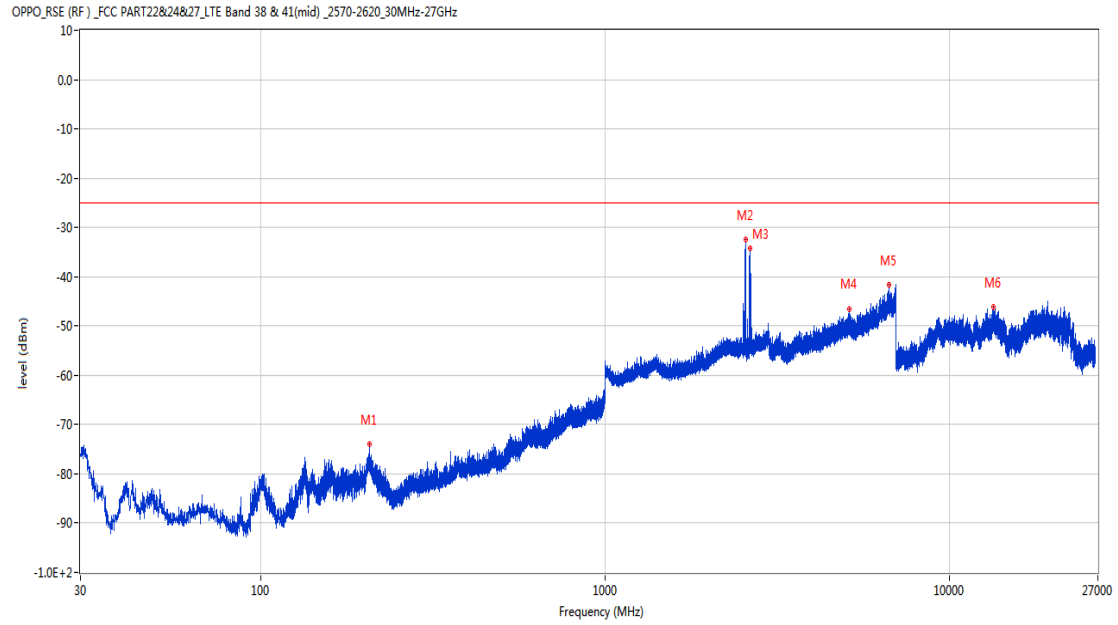
RSE-V&H PCC 38025 BW15 16QAM RB1 HIGH SCC 38175 BW15 16QAM RB1 LOW



Frequency (MHz)	Result (dBm)	Factor (dB)	PK Limit (dBm)	Over Limit (dB)	Table (o)	ANT	EUT	Verdict
42.513	-69.77	-16.53	-25.0	-44.77	286.00	Vertical	Horizontal	Pass
374.593	-71.34	-8.43	-25.0	-46.34	274.00	Vertical	Horizontal	Pass
2591.300	-45.49	1.70	-25.0	-20.49	66.00	Vertical	Horizontal	N/A
2648.000	-46.44	1.61	-25.0	-21.44	66.00	Vertical	Horizontal	N/A
6678.400	-41.67	11.76	-25.0	-16.67	293.00	Vertical	Horizontal	Pass
13488.412	-46.12	10.93	-25.0	-21.12	74.00	Vertical	Horizontal	Pass

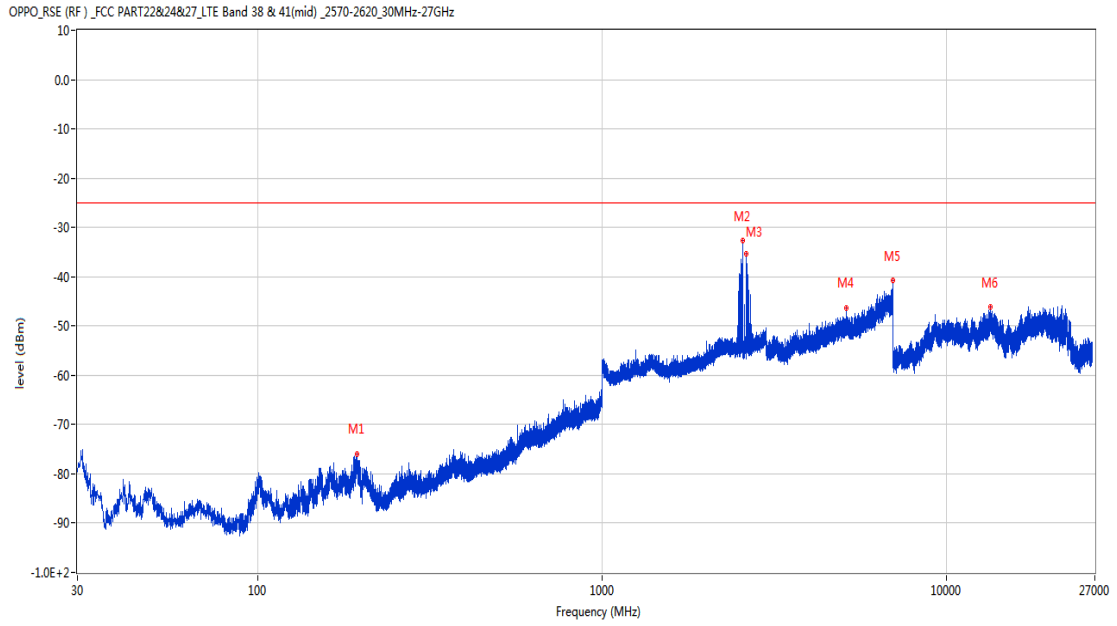
41.7 CA_38C 20MHz+20MHz, QPSK, Low Channel

RSE-H&H PCC 37850 BW20 QPSK RB1 HIGH SCC 38048 BW20 QPSK RB1 LOW



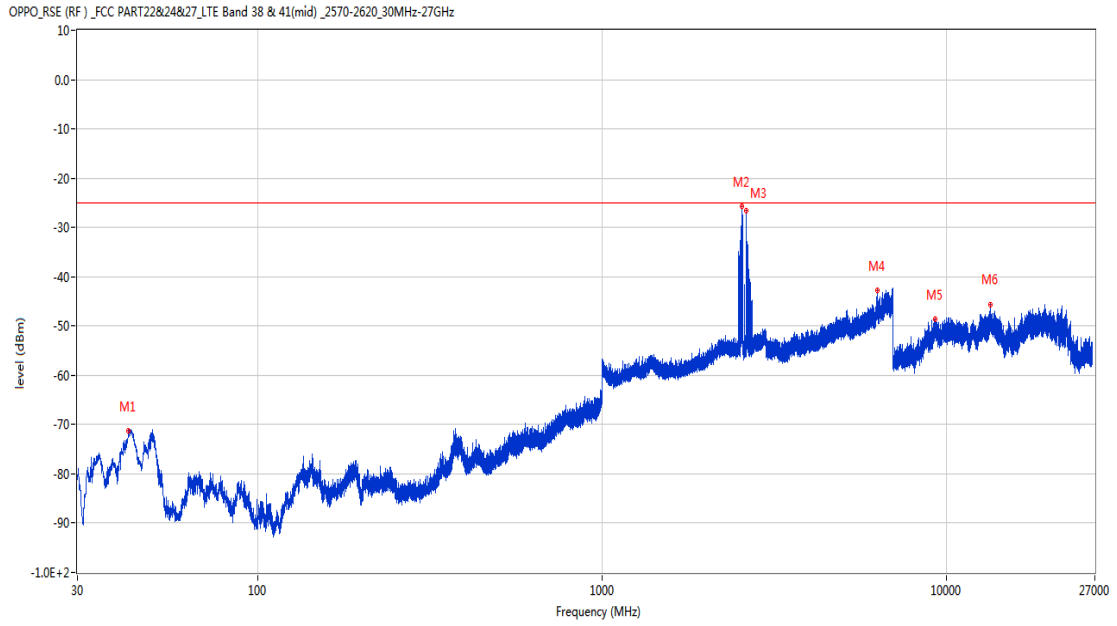
Frequency (MHz)	Result (dBm)	Factor (dB)	PK Limit (dBm)	Over Limit (dB)	Table (o)	ANT	EUT	Verdict
207.364	-73.89	-15.27	-25.0	-48.89	256.00	Horizontal	Horizontal	Pass
2558.800	-32.40	1.38	-25.0	-7.40	52.00	Horizontal	Horizontal	N/A
2632.300	-34.20	1.94	-25.0	-9.20	-3.00	Horizontal	Horizontal	N/A
5134.200	-46.51	7.78	-25.0	-21.51	6.00	Horizontal	Horizontal	Pass
6680.600	-41.63	11.78	-25.0	-16.63	88.00	Horizontal	Horizontal	Pass
13421.475	-46.23	11.00	-25.0	-21.23	256.00	Horizontal	Horizontal	Pass

RSE-H&V PCC 37850 BW20 QPSK RB1 HIGH SCC 38048 BW20 QPSK RB1 LOW



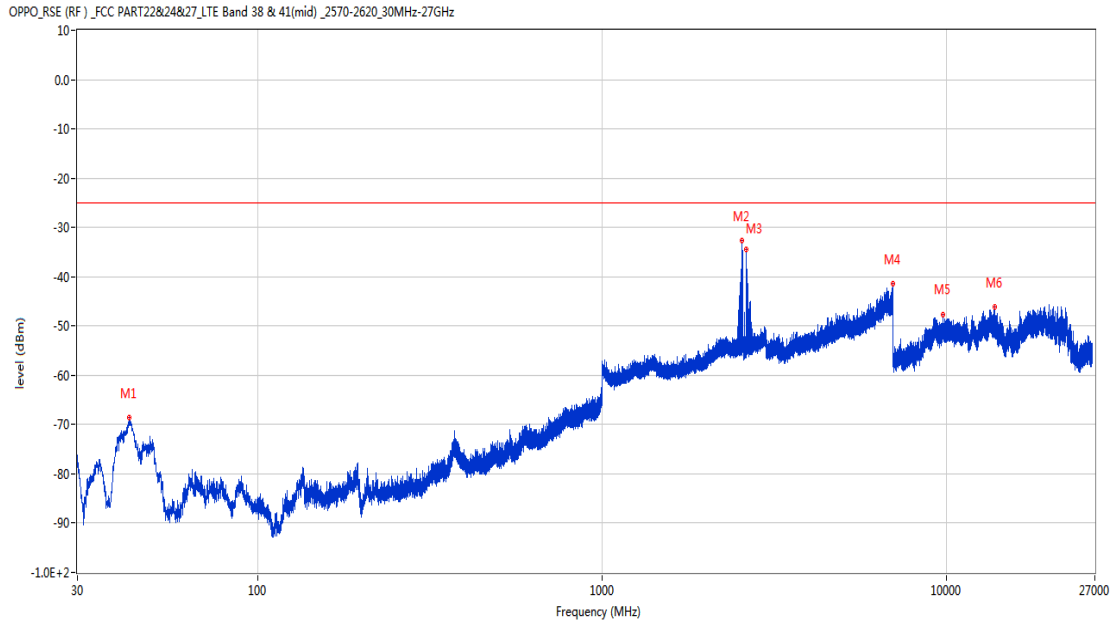
Frequency (MHz)	Result (dBm)	Factor (dB)	PK Limit (dBm)	Over Limit (dB)	Table (o)	ANT	EUT	Verdict
194.706	-75.87	-14.54	-25.0	-50.87	263.00	Horizontal	Vertical	Pass
2560.500	-32.66	1.40	-25.0	-7.66	118.00	Horizontal	Vertical	N/A
2624.600	-35.41	1.99	-25.0	-10.41	49.00	Horizontal	Vertical	N/A
5124.000	-46.41	7.96	-25.0	-21.41	141.00	Horizontal	Vertical	Pass
6999.000	-40.83	13.64	-25.0	-15.83	31.00	Horizontal	Vertical	Pass
13413.075	-46.09	10.88	-25.0	-21.09	180.00	Horizontal	Vertical	Pass

RSE-V&V PCC 37850 BW20 QPSK RB1 HIGH SCC 38048 BW20 QPSK RB1 LOW



Frequency (MHz)	Result (dBm)	Factor (dB)	PK Limit (dBm)	Over Limit (dB)	Table (o)	ANT	EUT	Verdict
42.222	-71.34	-16.84	-25.0	-46.34	20.00	Vertical	Vertical	Pass
2552.700	-25.81	1.34	-25.0	-0.81	353.00	Vertical	Vertical	N/A
2628.300	-26.62	2.02	-25.0	-1.62	353.00	Vertical	Vertical	N/A
6290.800	-42.76	11.29	-25.0	-17.76	0.00	Vertical	Vertical	Pass
9281.599	-48.62	9.56	-25.0	-23.62	327.00	Vertical	Vertical	Pass
13459.800	-45.78	11.45	-25.0	-20.78	327.00	Vertical	Vertical	Pass

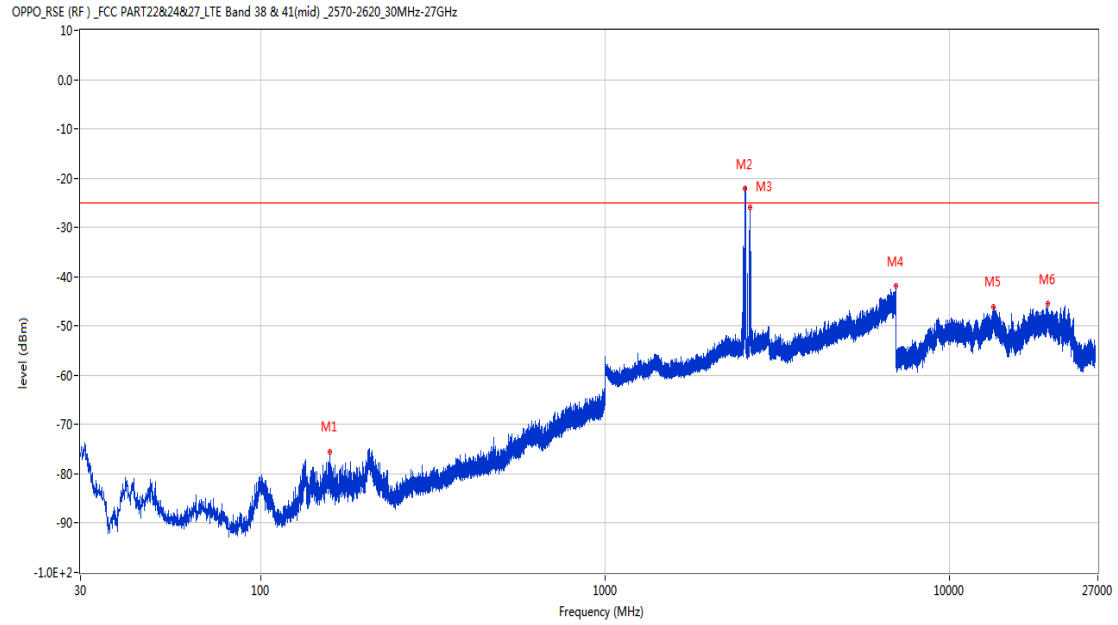
RSE-V&H PCC 37850 BW20 QPSK RB1 HIGH SCC 38048 BW20 QPSK RB1 LOW



Frequency (MHz)	Result (dBm)	Factor (dB)	PK Limit (dBm)	Over Limit (dB)	Table (o)	ANT	EUT	Verdict
42.416	-68.64	-16.63	-25.0	-43.64	361.00	Vertical	Horizontal	Pass
2547.100	-32.61	1.26	-25.0	-7.61	60.00	Vertical	Horizontal	N/A
2631.600	-34.53	1.99	-25.0	-9.53	-1.00	Vertical	Horizontal	N/A
6981.800	-41.40	13.85	-25.0	-16.40	15.00	Vertical	Horizontal	Pass
9762.588	-47.66	9.65	-25.0	-22.66	268.00	Vertical	Horizontal	Pass
13797.638	-46.20	11.75	-25.0	-21.20	321.00	Vertical	Horizontal	Pass

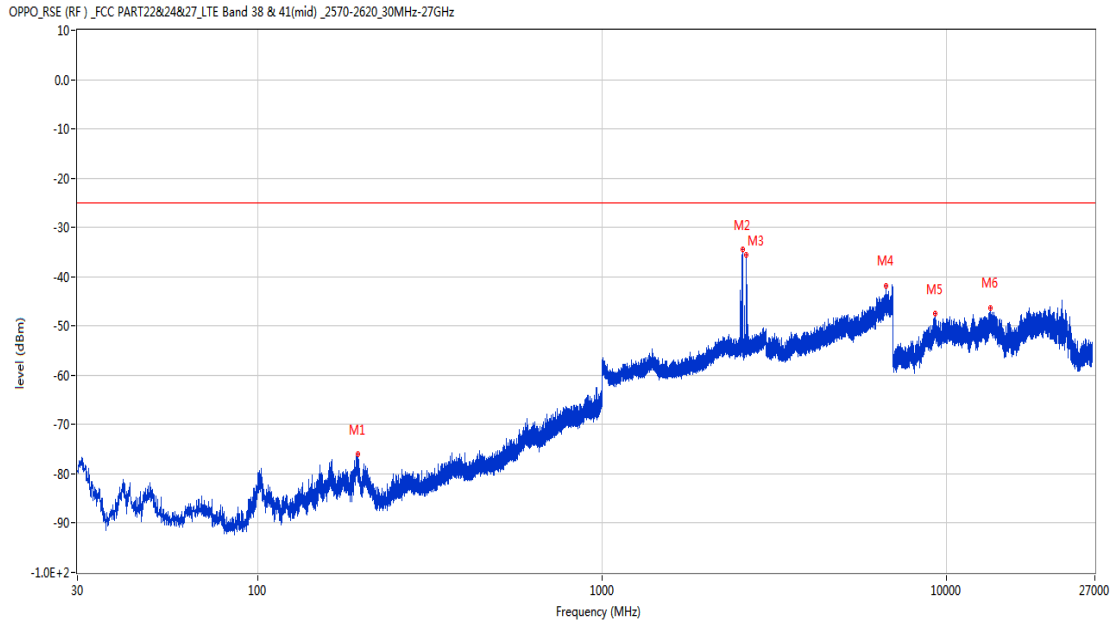
41.8 CA_38C 20MHz+20MHz, 16-QAM, Low Channel

RSE-H&H PCC 37850 BW20 16QAM RB1 HIGH SCC 38048 BW20 16QAM RB1 LOW



Frequency (MHz)	Result (dBm)	Factor (dB)	PK Limit (dBm)	Over Limit (dB)	Table (o)	ANT	EUT	Verdict
158.574	-75.42	-14.46	-25.0	-50.42	93.00	Horizontal	Horizontal	Pass
2546.100	-22.13	1.18	-25.0	2.87	127.00	Horizontal	Horizontal	N/A
2632.400	-26.01	1.93	-25.0	-1.01	77.00	Horizontal	Horizontal	N/A
6981.400	-41.76	13.83	-25.0	-16.76	269.00	Horizontal	Horizontal	Pass
13454.812	-46.16	11.48	-25.0	-21.16	89.00	Horizontal	Horizontal	Pass
19313.676	-45.50	15.96	-25.0	-20.50	58.00	Horizontal	Horizontal	Pass

RSE-H&V PCC 37850 BW20 16QAM RB1 HIGH SCC 38048 BW20 16QAM RB1 LOW



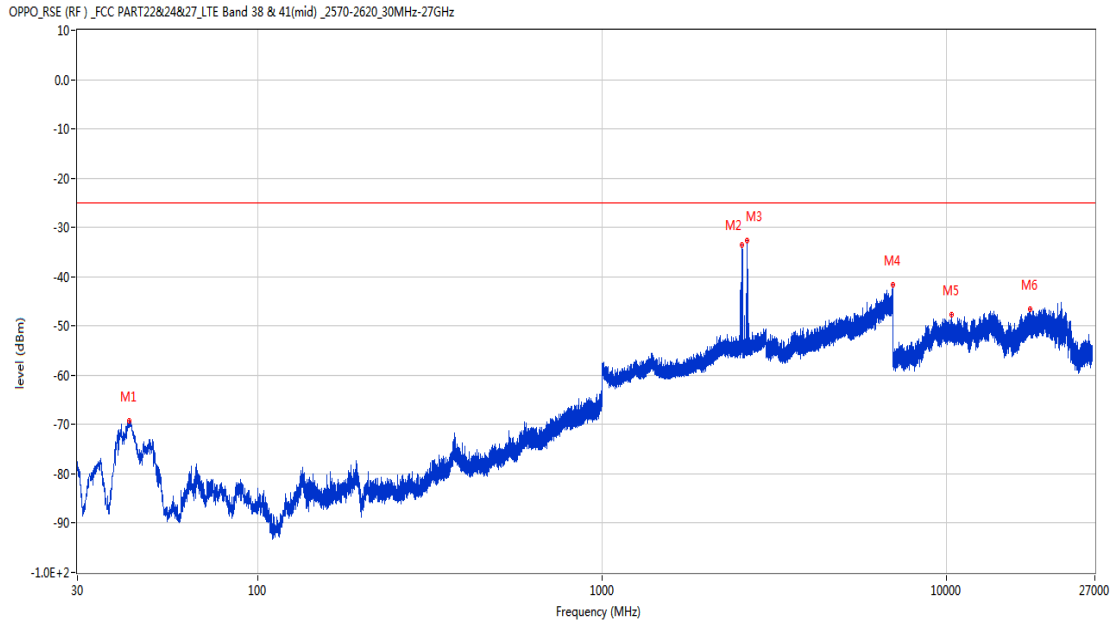
Frequency (MHz)	Result (dBm)	Factor (dB)	PK Limit (dBm)	Over Limit (dB)	Table (o)	ANT	EUT	Verdict
195.385	-75.96	-14.90	-25.0	-50.96	272.00	Horizontal	Vertical	Pass
2562.500	-34.42	1.42	-25.0	-9.42	184.00	Horizontal	Vertical	N/A
2631.900	-35.57	1.97	-25.0	-10.57	114.00	Horizontal	Vertical	N/A
6667.000	-41.93	11.56	-25.0	-16.93	282.00	Horizontal	Vertical	Pass
9298.275	-47.44	10.17	-25.0	-22.44	128.00	Horizontal	Vertical	Pass
13463.737	-46.40	11.38	-25.0	-21.40	282.00	Horizontal	Vertical	Pass

RSE-V&V PCC 37850 BW20 16QAM RB1 HIGH SCC 38048 BW20 16QAM RB1 LOW



Frequency (MHz)	Result (dBm)	Factor (dB)	PK Limit (dBm)	Over Limit (dB)	Table (o)	ANT	EUT	Verdict
42.755	-70.45	-16.28	-25.0	-45.45	267.00	Vertical	Vertical	Pass
2563.000	-27.45	1.42	-25.0	-2.45	343.00	Vertical	Vertical	N/A
2629.500	-32.81	2.03	-25.0	-7.81	269.00	Vertical	Vertical	N/A
4749.400	-47.87	6.30	-25.0	-22.87	297.00	Vertical	Vertical	Pass
6995.000	-41.06	13.57	-25.0	-16.06	247.00	Vertical	Vertical	Pass
13464.526	-46.42	11.37	-25.0	-21.42	141.00	Vertical	Vertical	Pass

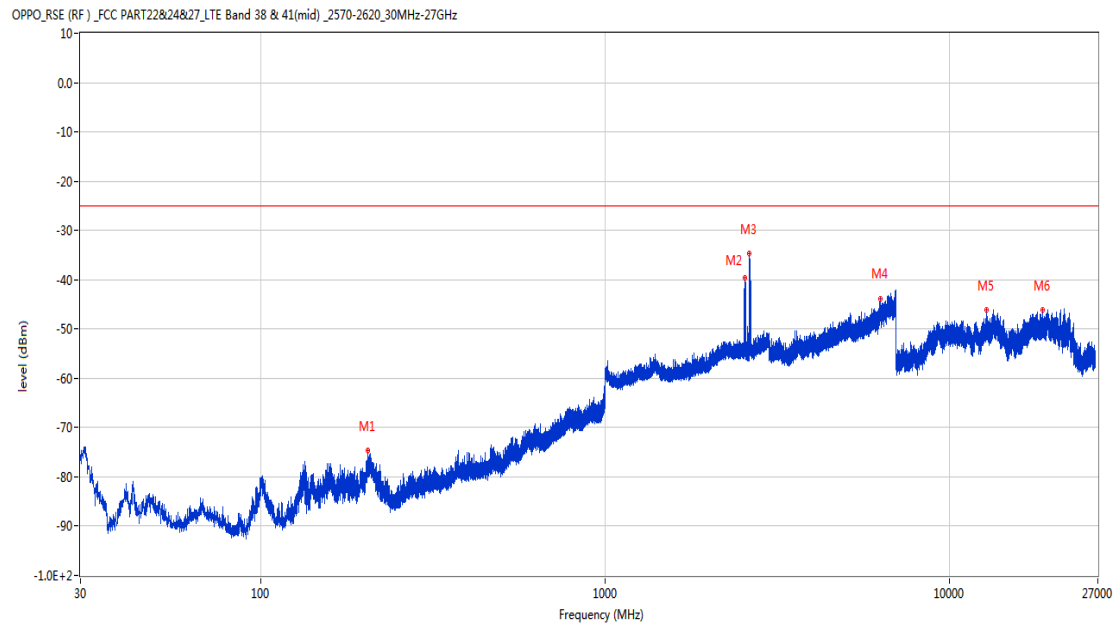
RSE-V&H PCC 37850 BW20 16QAM RB1 HIGH SCC 38048 BW20 16QAM RB1 LOW



Frequency (MHz)	Result (dBm)	Factor (dB)	PK Limit (dBm)	Over Limit (dB)	Table (o)	ANT	EUT	Verdict
42.416	-69.33	-16.63	-25.0	-44.33	335.00	Vertical	Horizontal	Pass
2544.300	-33.53	1.07	-25.0	-8.53	45.00	Vertical	Horizontal	N/A
2632.900	-32.76	1.89	-25.0	-7.76	30.00	Vertical	Horizontal	N/A
6993.000	-41.69	13.63	-25.0	-16.69	93.00	Vertical	Horizontal	Pass
10355.700	-47.80	9.74	-25.0	-22.80	348.00	Vertical	Horizontal	Pass
17474.738	-46.49	9.00	-25.0	-21.49	126.00	Vertical	Horizontal	Pass

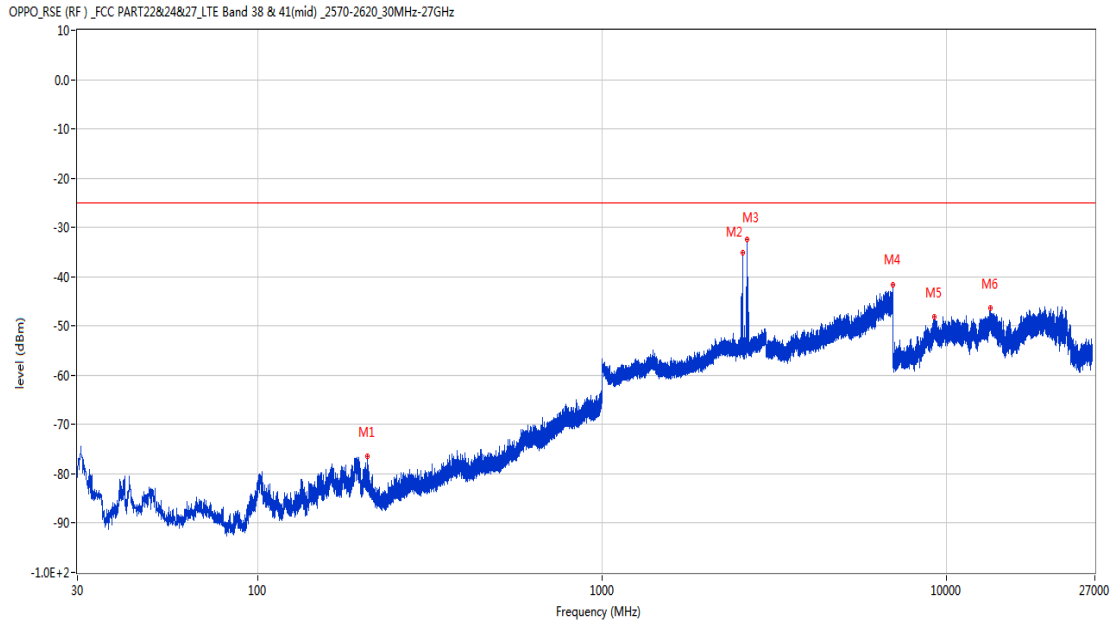
41.9 CA_38C 20MHz+20MHz, QPSK, Middle Channel

RSE-H&H PCC 37901 BW20 QPSK RB1 HIGH SCC 38099 BW20 QPSK RB1 LOW



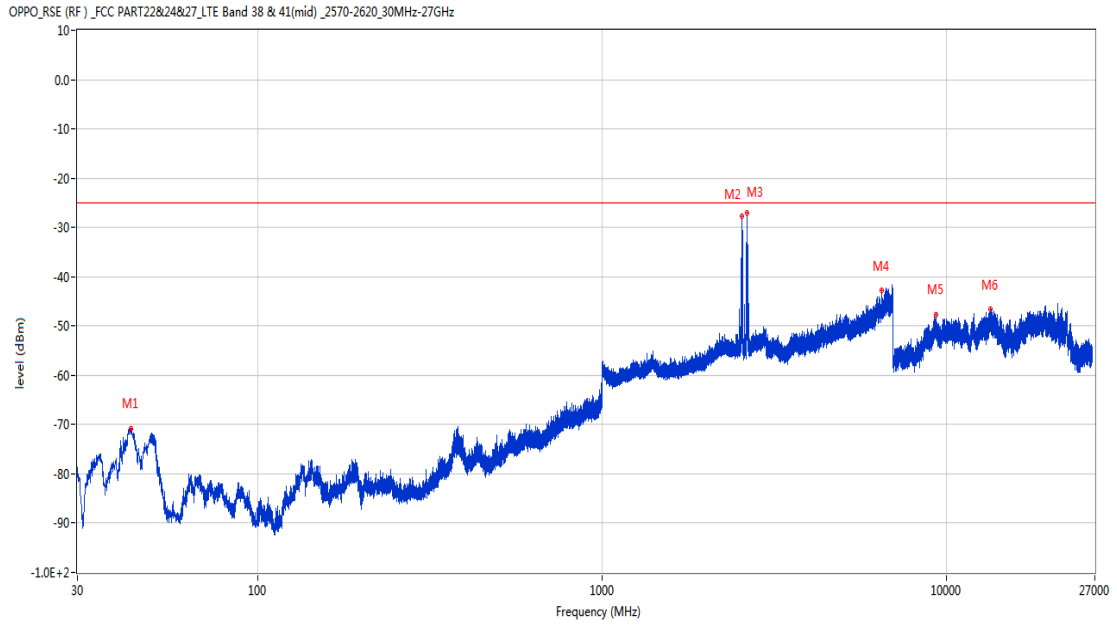
Frequency (MHz)	Result (dBm)	Factor (dB)	PK Limit (dBm)	Over Limit (dB)	Table (o)	ANT	EUT	Verdict
204.891	-74.68	-15.44	-25.0	-49.68	264.00	Horizontal	Horizontal	Pass
2553.800	-39.70	1.34	-25.0	-14.70	256.00	Horizontal	Horizontal	N/A
2626.100	-34.73	2.00	-25.0	-9.73	288.00	Horizontal	Horizontal	N/A
6297.400	-43.92	11.09	-25.0	-18.92	92.00	Horizontal	Horizontal	Pass
12854.213	-46.08	10.98	-25.0	-21.08	140.00	Horizontal	Horizontal	Pass
18677.025	-46.16	12.43	-25.0	-21.16	333.00	Horizontal	Horizontal	Pass

RSE-H&V PCC 37901 BW20 QPSK RB1 HIGH SCC 38099 BW20 QPSK RB1 LOW



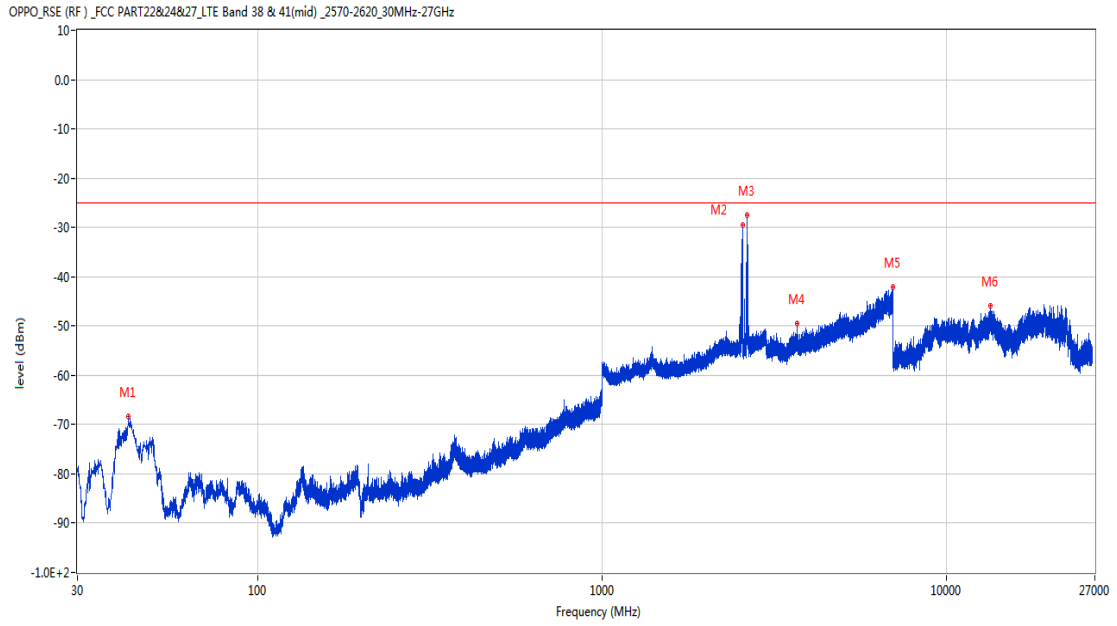
Frequency (MHz)	Result (dBm)	Factor (dB)	PK Limit (dBm)	Over Limit (dB)	Table (o)	ANT	EUT	Verdict
208.528	-76.38	-15.23	-25.0	-51.38	232.00	Horizontal	Vertical	Pass
2561.500	-35.23	1.41	-25.0	-10.23	130.00	Horizontal	Vertical	N/A
2636.800	-32.49	1.83	-25.0	-7.49	107.00	Horizontal	Vertical	N/A
6979.200	-41.63	13.90	-25.0	-16.63	162.00	Horizontal	Vertical	Pass
9218.350	-48.22	9.24	-25.0	-23.22	12.00	Horizontal	Vertical	Pass
13433.026	-46.31	11.19	-25.0	-21.31	360.00	Horizontal	Vertical	Pass

RSE-V&V PCC 37901 BW20 QPSK RB1 HIGH SCC 38099 BW20 QPSK RB1 LOW



Frequency (MHz)	Result (dBm)	Factor (dB)	PK Limit (dBm)	Over Limit (dB)	Table (o)	ANT	EUT	Verdict
42.804	-70.72	-16.23	-25.0	-45.72	259.00	Vertical	Vertical	Pass
2555.000	-27.61	1.31	-25.0	-2.61	350.00	Vertical	Vertical	N/A
2637.700	-26.95	1.81	-25.0	-1.95	350.00	Vertical	Vertical	N/A
6495.400	-42.76	10.40	-25.0	-17.76	157.00	Vertical	Vertical	Pass
9352.325	-47.62	8.61	-25.0	-22.62	23.00	Vertical	Vertical	Pass
13460.062	-46.53	11.45	-25.0	-21.53	119.00	Vertical	Vertical	Pass

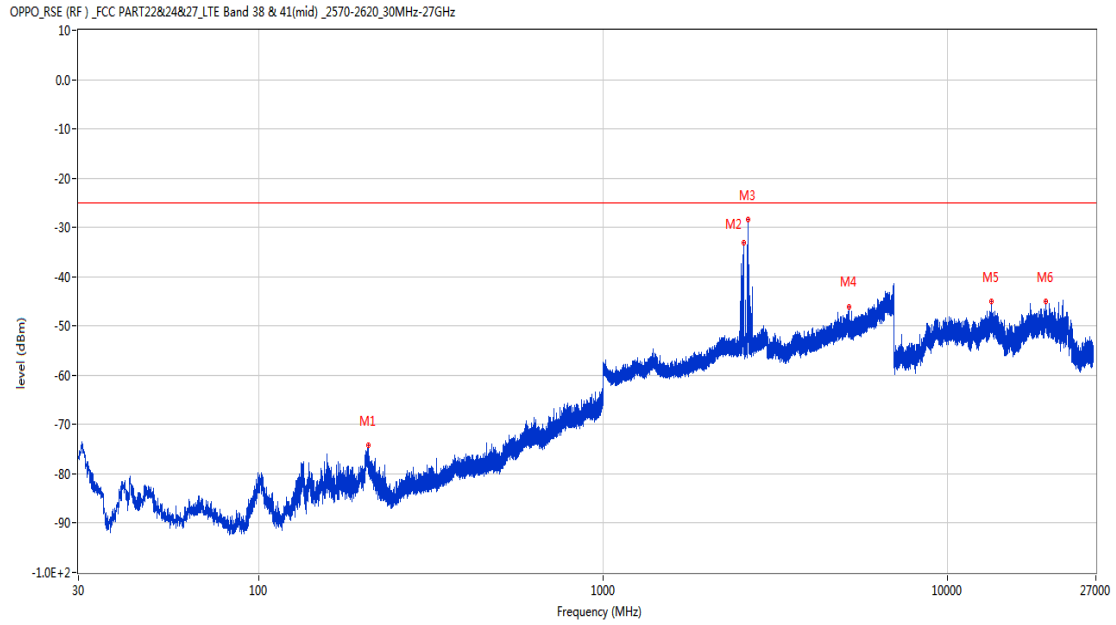
RSE-V&H PCC 37901 BW20 QPSK RB1 HIGH SCC 38099 BW20 QPSK RB1 LOW



Frequency (MHz)	Result (dBm)	Factor (dB)	PK Limit (dBm)	Over Limit (dB)	Table (o)	ANT	EUT	Verdict
42.222	-68.30	-16.84	-25.0	-43.30	361.00	Vertical	Horizontal	Pass
2561.000	-29.59	1.40	-25.0	-4.59	121.00	Vertical	Horizontal	N/A
2637.100	-27.44	1.82	-25.0	-2.44	121.00	Vertical	Horizontal	N/A
3698.000	-49.58	5.14	-25.0	-24.58	149.00	Vertical	Horizontal	Pass
6986.400	-42.12	13.70	-25.0	-17.12	128.00	Vertical	Horizontal	Pass
13429.613	-45.87	11.13	-25.0	-20.87	334.00	Vertical	Horizontal	Pass

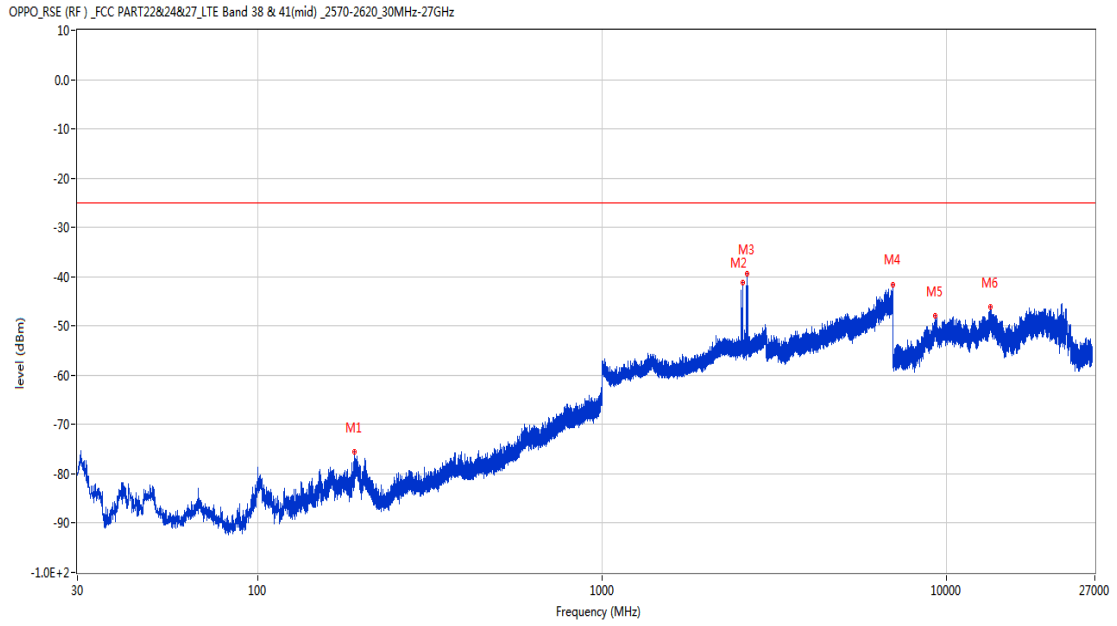
41.10 CA_38C 20MHz+20MHz, 16-QAM, Middle Channel

RSE-H&H PCC 37901 BW20 16QAM RB1 HIGH SCC 38099 BW20 16QAM RB1 LOW



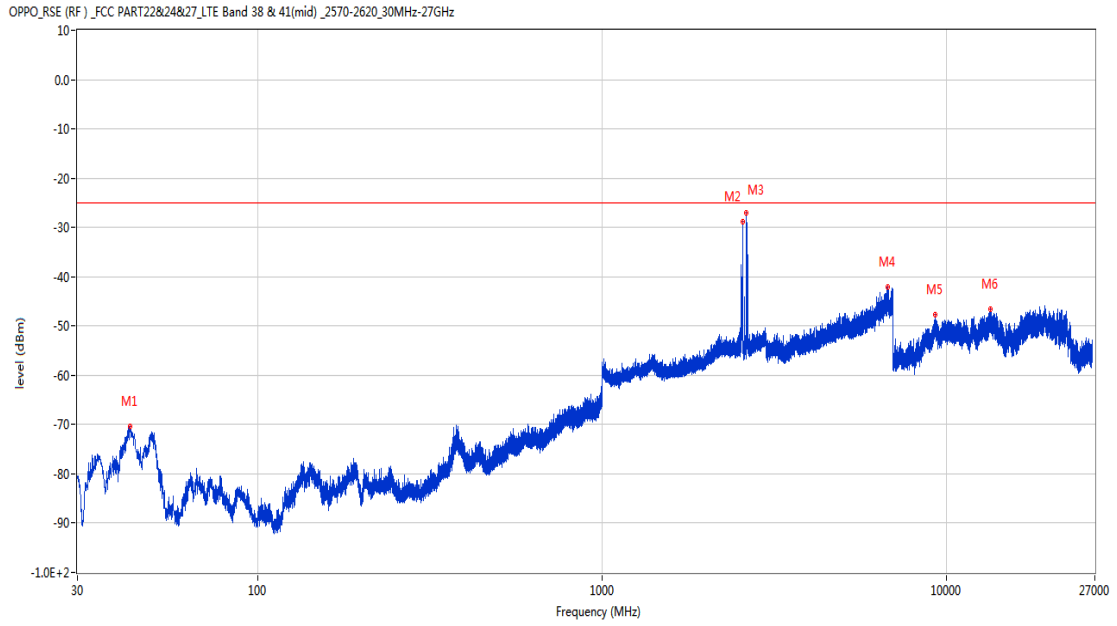
Frequency (MHz)	Result (dBm)	Factor (dB)	PK Limit (dBm)	Over Limit (dB)	Table (o)	ANT	EUT	Verdict
208.626	-74.27	-15.23	-25.0	-49.27	248.00	Horizontal	Horizontal	Pass
2559.900	-33.06	1.39	-25.0	-8.06	144.00	Horizontal	Horizontal	N/A
2632.300	-28.39	1.94	-25.0	-3.39	88.00	Horizontal	Horizontal	N/A
5179.800	-46.16	7.46	-25.0	-21.16	308.00	Horizontal	Horizontal	Pass
13431.187	-45.05	11.16	-25.0	-20.05	248.00	Horizontal	Horizontal	Pass
19314.526	-44.92	16.00	-25.0	-19.92	-2.00	Horizontal	Horizontal	Pass

RSE-H&V PCC 37901 BW20 16QAM RB1 HIGH SCC 38099 BW20 16QAM RB1 LOW



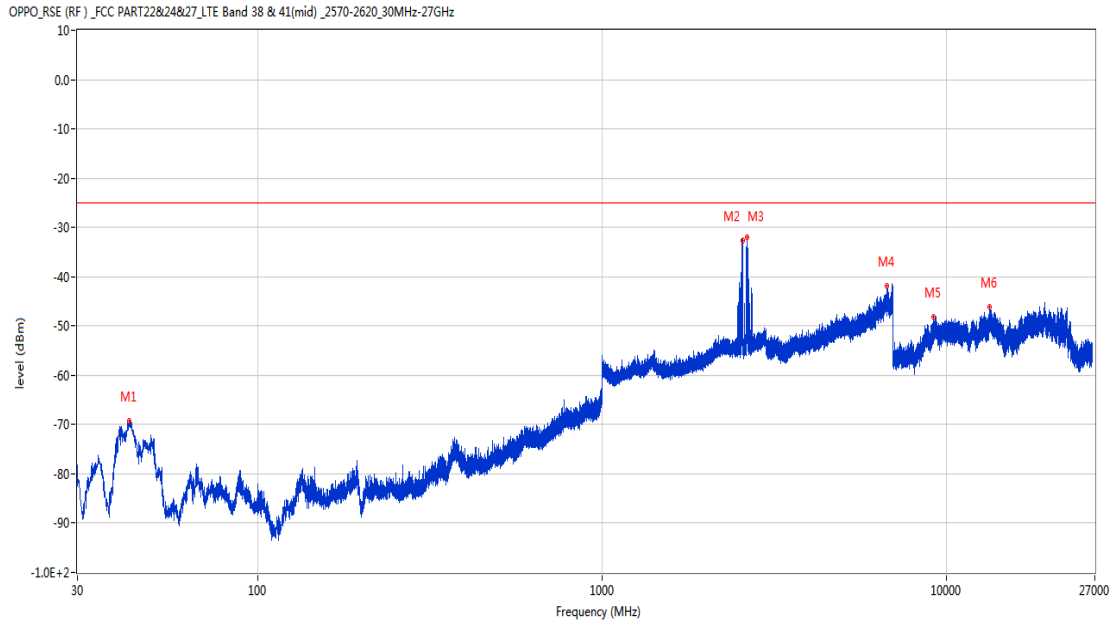
Frequency (MHz)	Result (dBm)	Factor (dB)	PK Limit (dBm)	Over Limit (dB)	Table (o)	ANT	EUT	Verdict
190.874	-75.50	-14.42	-25.0	-50.50	277.00	Horizontal	Vertical	Pass
2562.400	-41.10	1.42	-25.0	-16.10	191.00	Horizontal	Vertical	N/A
2636.600	-39.49	1.83	-25.0	-14.49	67.00	Horizontal	Vertical	N/A
6992.400	-41.63	13.58	-25.0	-16.63	59.00	Horizontal	Vertical	Pass
9290.225	-47.85	9.87	-25.0	-22.85	29.00	Horizontal	Vertical	Pass
13414.651	-46.18	10.90	-25.0	-21.18	162.00	Horizontal	Vertical	Pass

RSE-V&V PCC 37901 BW20 16QAM RB1 HIGH SCC 38099 BW20 16QAM RB1 LOW



Frequency (MHz)	Result (dBm)	Factor (dB)	PK Limit (dBm)	Over Limit (dB)	Table (o)	ANT	EUT	Verdict
42.562	-70.30	-16.48	-25.0	-45.30	319.00	Vertical	Vertical	Pass
2563.700	-28.77	1.43	-25.0	-3.77	177.00	Vertical	Vertical	N/A
2626.000	-27.01	2.00	-25.0	-2.01	319.00	Vertical	Vertical	N/A
6776.600	-41.98	11.85	-25.0	-16.98	187.00	Vertical	Vertical	Pass
9302.013	-47.79	10.20	-25.0	-22.79	161.00	Vertical	Vertical	Pass
13446.412	-46.50	11.44	-25.0	-21.50	189.00	Vertical	Vertical	Pass

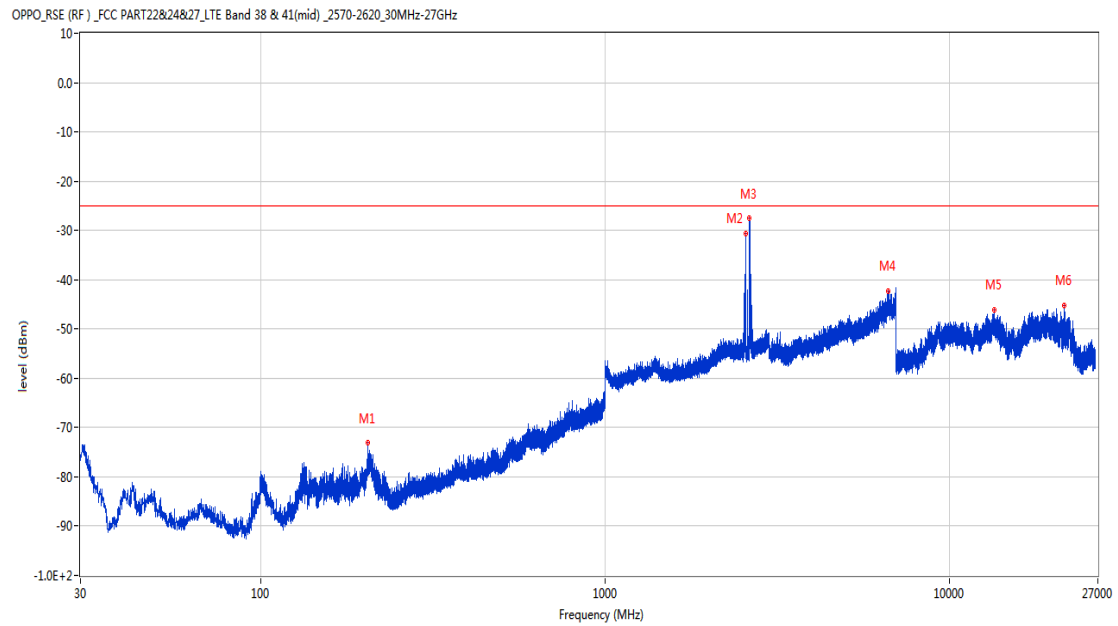
RSE-V&H PCC 37901 BW20 16QAM RB1 HIGH SCC 38099 BW20 16QAM RB1 LOW



Frequency (MHz)	Result (dBm)	Factor (dB)	PK Limit (dBm)	Over Limit (dB)	Table (o)	ANT	EUT	Verdict
42.319	-69.28	-16.74	-25.0	-44.28	56.00	Vertical	Horizontal	Pass
2563.400	-32.65	1.43	-25.0	-7.65	183.00	Vertical	Horizontal	N/A
2633.600	-31.88	1.87	-25.0	-6.88	100.00	Vertical	Horizontal	N/A
6708.200	-41.87	10.93	-25.0	-16.87	201.00	Vertical	Horizontal	Pass
9186.437	-48.11	8.79	-25.0	-23.11	360.00	Vertical	Horizontal	Pass
13358.474	-46.06	10.92	-25.0	-21.06	65.00	Vertical	Horizontal	Pass

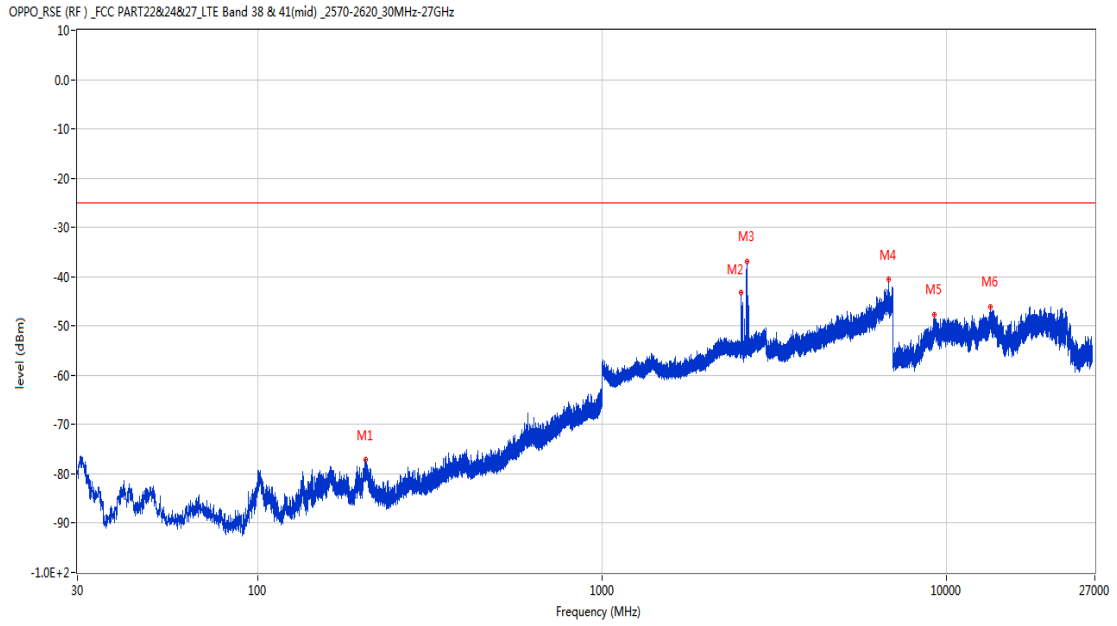
41.11 CA_38C 20MHz+20MHz, QPSK, High Channel

RSE-H&H PCC 37952 BW20 QPSK RB1 HIGH SCC 38150 BW20 QPSK RB1 LOW



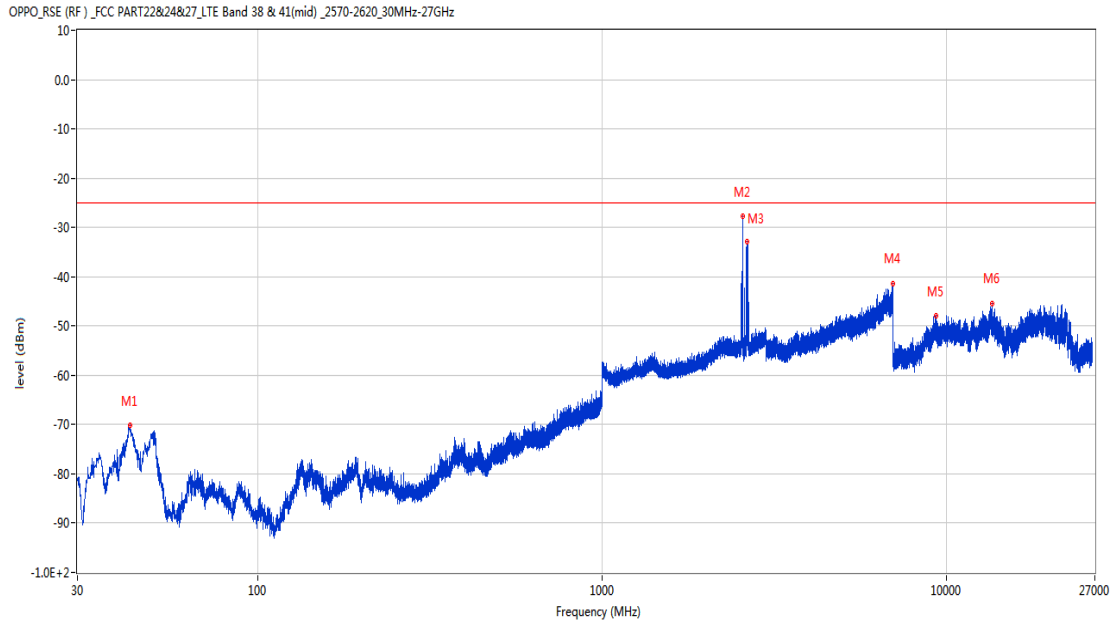
Frequency (MHz)	Result (dBm)	Factor (dB)	PK Limit (dBm)	Over Limit (dB)	Table (o)	ANT	EUT	Verdict
204.794	-73.08	-15.51	-25.0	-48.08	262.00	Horizontal	Horizontal	Pass
2558.700	-30.69	1.38	-25.0	-5.69	152.00	Horizontal	Horizontal	N/A
2626.800	-27.57	2.01	-25.0	-2.57	114.00	Horizontal	Horizontal	N/A
6662.400	-42.30	11.60	-25.0	-17.30	202.00	Horizontal	Horizontal	Pass
13476.862	-46.06	11.15	-25.0	-21.06	361.00	Horizontal	Horizontal	Pass
21612.501	-45.19	14.70	-25.0	-20.19	310.00	Horizontal	Horizontal	Pass

RSE-H&V PCC 37952 BW20 QPSK RB1 HIGH SCC 38150 BW20 QPSK RB1 LOW



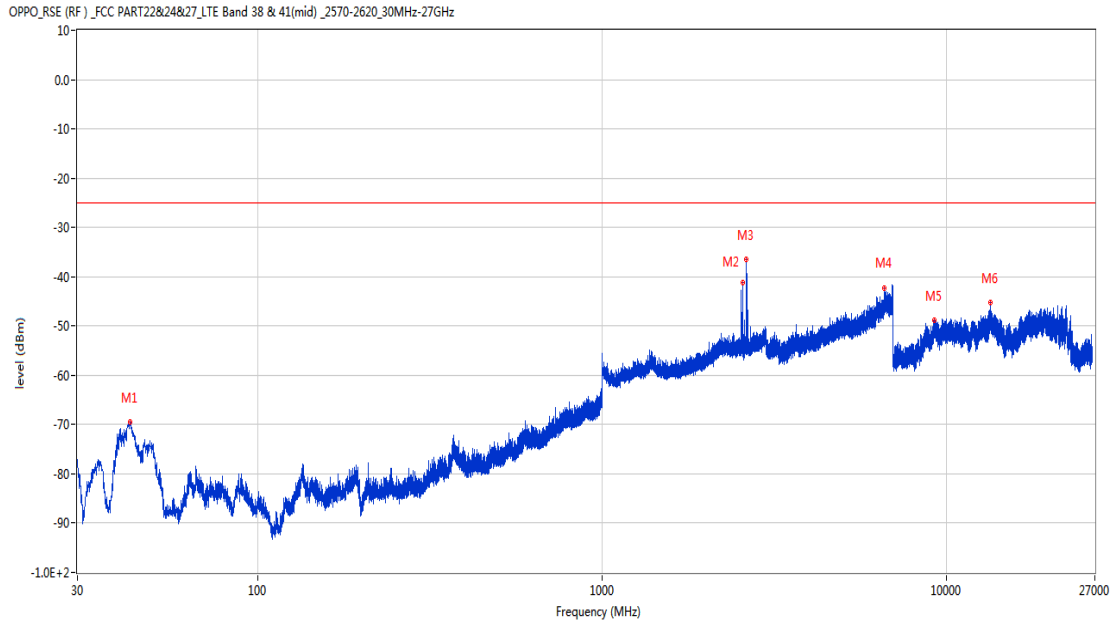
Frequency (MHz)	Result (dBm)	Factor (dB)	PK Limit (dBm)	Over Limit (dB)	Table (o)	ANT	EUT	Verdict
206.346	-77.03	-15.31	-25.0	-52.03	260.00	Horizontal	Vertical	Pass
2535.200	-43.22	1.21	-25.0	-18.22	166.00	Horizontal	Vertical	N/A
2640.200	-36.83	1.73	-25.0	-11.83	28.00	Horizontal	Vertical	N/A
6791.200	-40.49	12.39	-25.0	-15.49	298.00	Horizontal	Vertical	Pass
9208.287	-47.62	9.22	-25.0	-22.62	250.00	Horizontal	Vertical	Pass
13430.662	-46.08	11.15	-25.0	-21.08	238.00	Horizontal	Vertical	Pass

RSE-V&V PCC 37952 BW20 QPSK RB1 HIGH SCC 38150 BW20 QPSK RB1 LOW



Frequency (MHz)	Result (dBm)	Factor (dB)	PK Limit (dBm)	Over Limit (dB)	Table (o)	ANT	EUT	Verdict
42.562	-70.15	-16.48	-25.0	-45.15	335.00	Vertical	Vertical	Pass
2558.500	-27.74	1.36	-25.0	-2.74	308.00	Vertical	Vertical	N/A
2639.800	-32.87	1.75	-25.0	-7.87	103.00	Vertical	Vertical	N/A
6998.800	-41.47	13.64	-25.0	-16.47	299.00	Vertical	Vertical	Pass
9334.787	-47.88	9.18	-25.0	-22.88	249.00	Vertical	Vertical	Pass
13624.651	-45.49	10.43	-25.0	-20.49	267.00	Vertical	Vertical	Pass

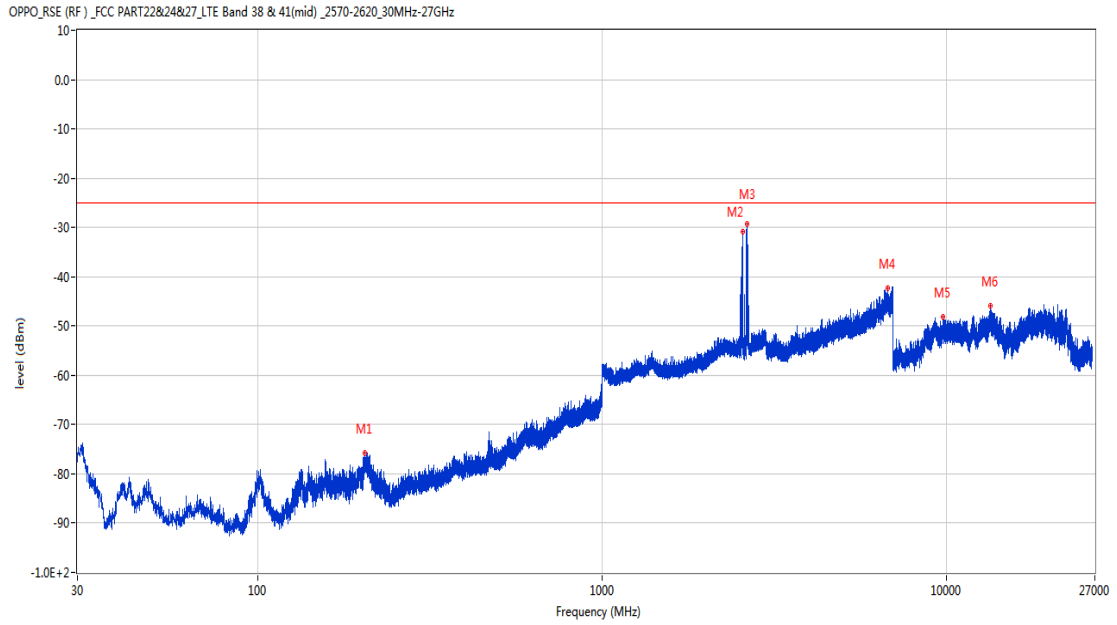
RSE-V&H PCC 37952 BW20 QPSK RB1 HIGH SCC 38150 BW20 QPSK RB1 LOW



Frequency (MHz)	Result (dBm)	Factor (dB)	PK Limit (dBm)	Over Limit (dB)	Table (o)	ANT	EUT	Verdict
42.658	-69.44	-16.38	-25.0	-44.44	361.00	Vertical	Horizontal	Pass
2561.500	-41.29	1.41	-25.0	-16.29	49.00	Vertical	Horizontal	N/A
2627.700	-36.38	2.02	-25.0	-11.38	68.00	Vertical	Horizontal	N/A
6594.200	-42.20	10.98	-25.0	-17.20	216.00	Vertical	Horizontal	Pass
9205.987	-48.87	9.22	-25.0	-23.87	259.00	Vertical	Horizontal	Pass
13459.800	-45.29	11.45	-25.0	-20.29	285.00	Vertical	Horizontal	Pass

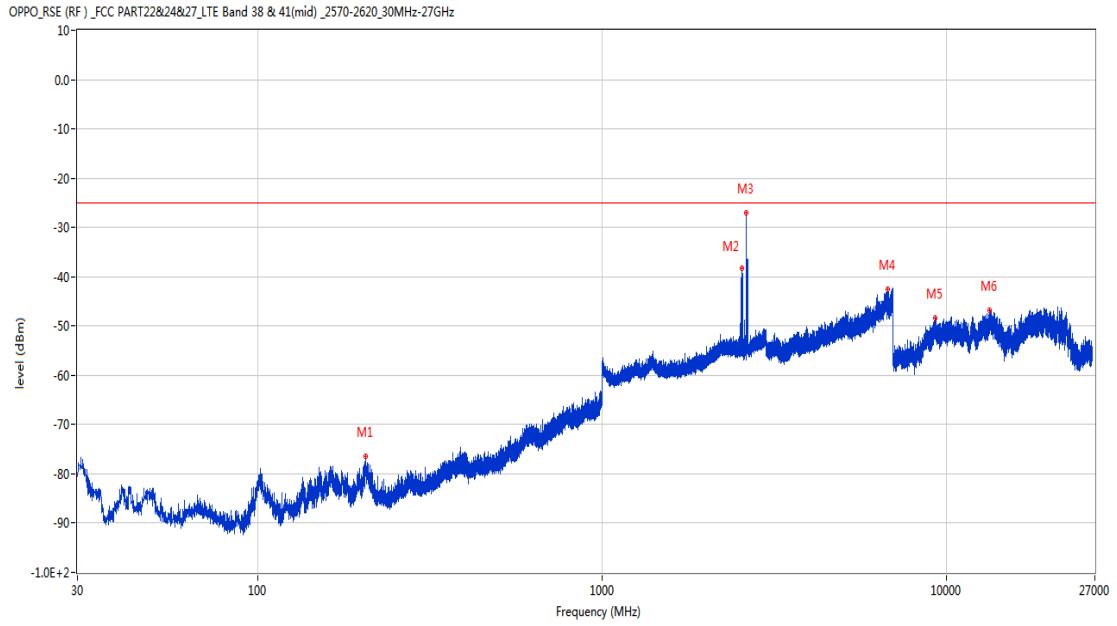
41.12 CA_38C 20MHz+20MHz, 16-QAM, High Channel

RSE-H&H PCC 37952 BW20 16QAM RB1 HIGH SCC 38150 BW20 16QAM RB1 LOW



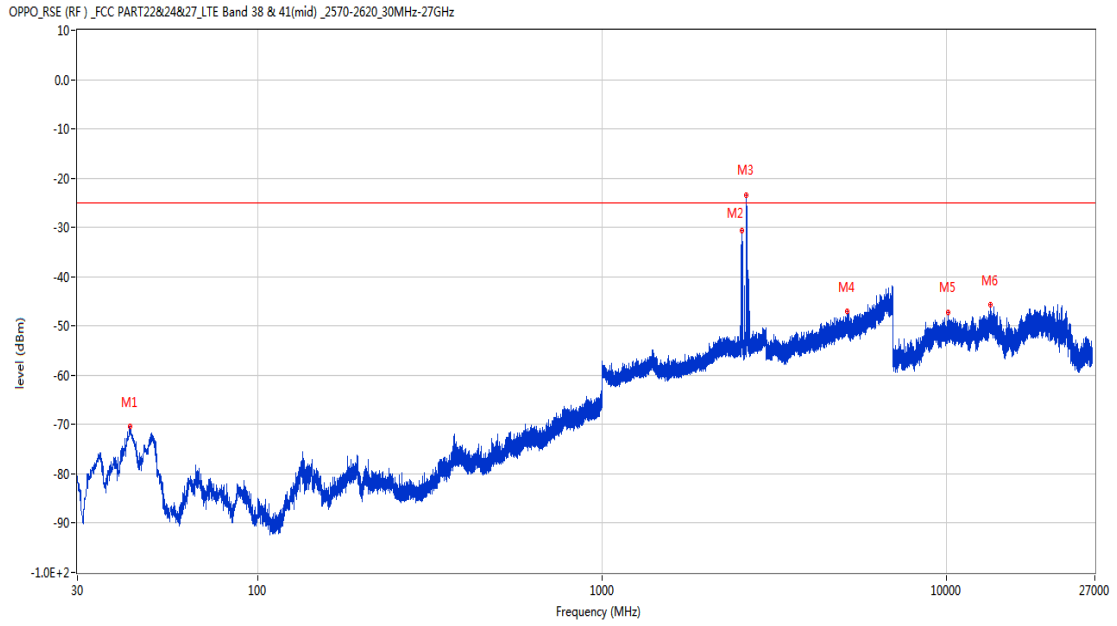
Frequency (MHz)	Result (dBm)	Factor (dB)	PK Limit (dBm)	Over Limit (dB)	Table (o)	ANT	EUT	Verdict
205.182	-75.86	-15.36	-25.0	-50.86	237.00	Horizontal	Horizontal	Pass
2562.700	-30.92	1.42	-25.0	-5.92	117.00	Horizontal	Horizontal	N/A
2632.700	-29.29	1.90	-25.0	-4.29	311.00	Horizontal	Horizontal	N/A
6763.200	-42.33	11.45	-25.0	-17.33	351.00	Horizontal	Horizontal	Pass
9754.250	-48.11	9.50	-25.0	-23.11	292.00	Horizontal	Horizontal	Pass
13455.337	-45.99	11.48	-25.0	-20.99	131.00	Horizontal	Horizontal	Pass

RSE-H&V PCC 37952 BW20 16QAM RB1 HIGH SCC 38150 BW20 16QAM RB1 LOW



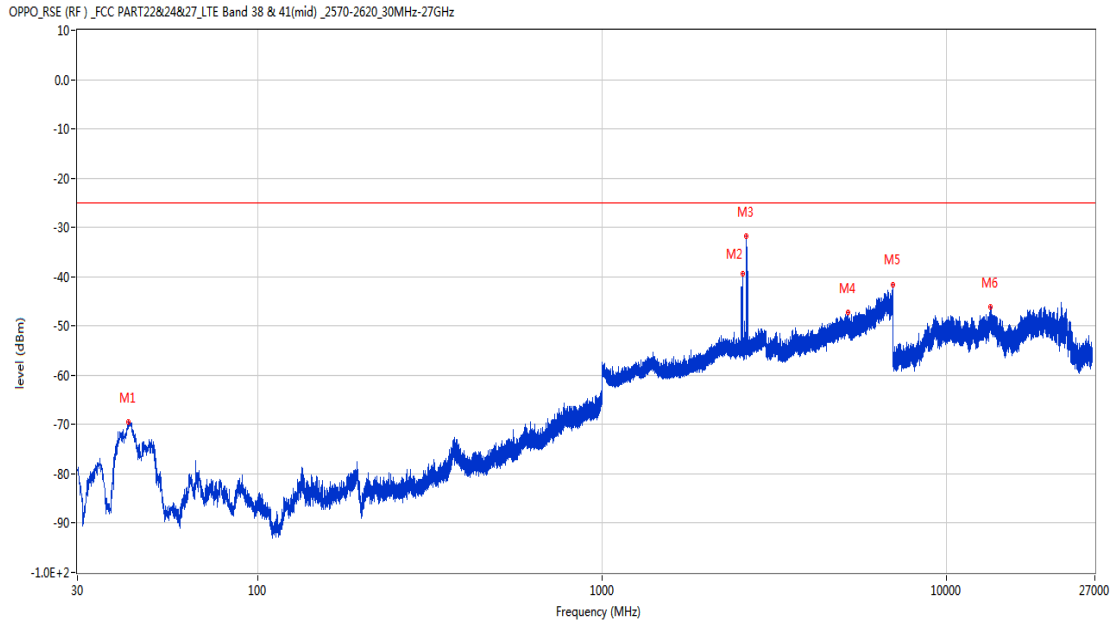
Frequency (MHz)	Result (dBm)	Factor (dB)	PK Limit (dBm)	Over Limit (dB)	Table (o)	ANT	EUT	Verdict
205.618	-76.39	-15.34	-25.0	-51.39	273.00	Horizontal	Vertical	Pass
2550.500	-38.23	1.41	-25.0	-13.23	125.00	Horizontal	Vertical	N/A
2629.600	-26.97	2.03	-25.0	-1.97	35.00	Horizontal	Vertical	N/A
6771.200	-42.52	11.59	-25.0	-17.52	336.00	Horizontal	Vertical	Pass
9296.263	-48.47	10.09	-25.0	-23.47	225.00	Horizontal	Vertical	Pass
13394.175	-46.84	10.74	-25.0	-21.84	158.00	Horizontal	Vertical	Pass

RSE-V&V PCC 37952 BW20 16QAM RB1 HIGH SCC 38150 BW20 16QAM RB1 LOW



Frequency (MHz)	Result (dBm)	Factor (dB)	PK Limit (dBm)	Over Limit (dB)	Table (o)	ANT	EUT	Verdict
42.610	-70.39	-16.43	-25.0	-45.39	361.00	Vertical	Vertical	Pass
2547.900	-30.73	1.32	-25.0	-5.73	324.00	Vertical	Vertical	N/A
2630.200	-23.38	2.04	-25.0	1.62	304.00	Vertical	Vertical	N/A
5143.800	-46.92	7.48	-25.0	-21.92	341.00	Vertical	Vertical	Pass
10117.363	-47.25	10.21	-25.0	-22.25	333.00	Vertical	Vertical	Pass
13415.437	-45.67	10.91	-25.0	-20.67	54.00	Vertical	Vertical	Pass

RSE-V&H PCC 37952 BW20 16QAM RB1 HIGH SCC 38150 BW20 16QAM RB1 LOW

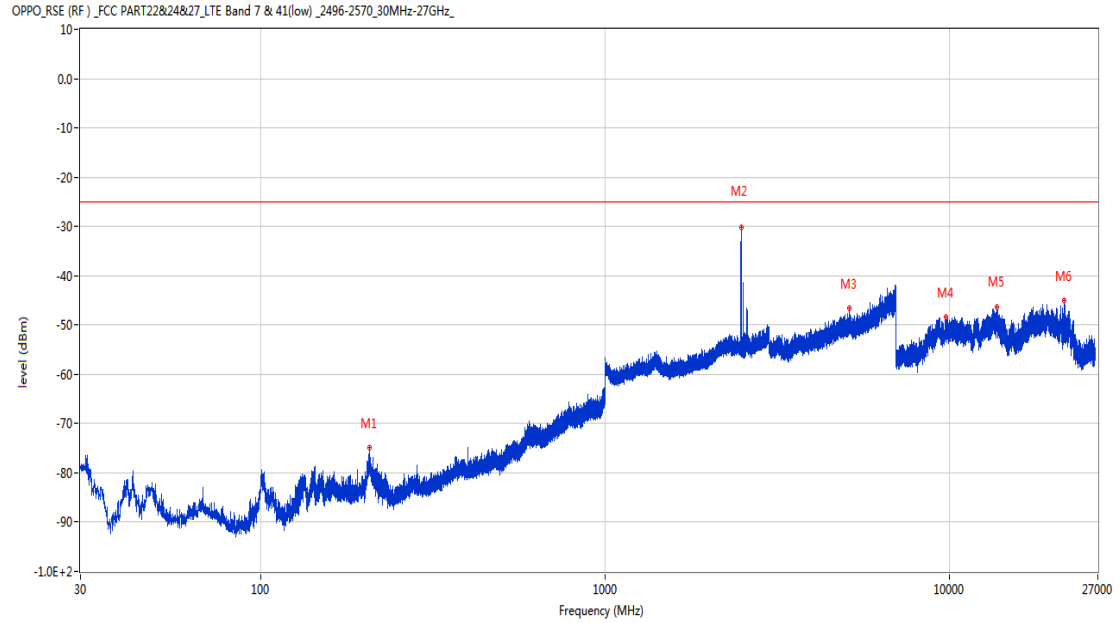


Frequency (MHz)	Result (dBm)	Factor (dB)	PK Limit (dBm)	Over Limit (dB)	Table (o)	ANT	EUT	Verdict
42.270	-69.44	-16.79	-25.0	-44.44	361.00	Vertical	Horizontal	Pass
2560.300	-39.28	1.40	-25.0	-14.28	242.00	Vertical	Horizontal	N/A
2629.200	-31.75	2.03	-25.0	-6.75	-1.00	Vertical	Horizontal	N/A
5194.000	-47.34	7.18	-25.0	-22.34	72.00	Vertical	Horizontal	Pass
6979.800	-41.60	13.85	-25.0	-16.60	72.00	Vertical	Horizontal	Pass
13419.900	-46.01	10.98	-25.0	-21.01	73.00	Vertical	Horizontal	Pass

42 CA_41C

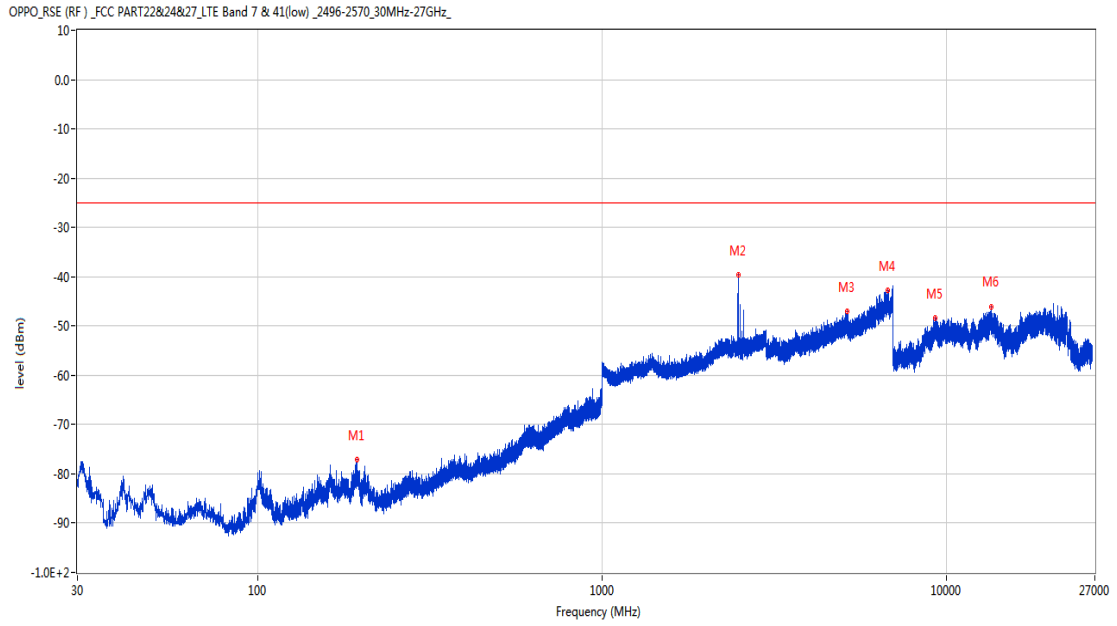
42.1 CA_41C 20MHz+5MHz, QPSK, Low Channel

RSE-H&H PCC 39750 BW20 QPSK RB1 HIGH SCC 39867 BW5 QPSK RB1 LOW



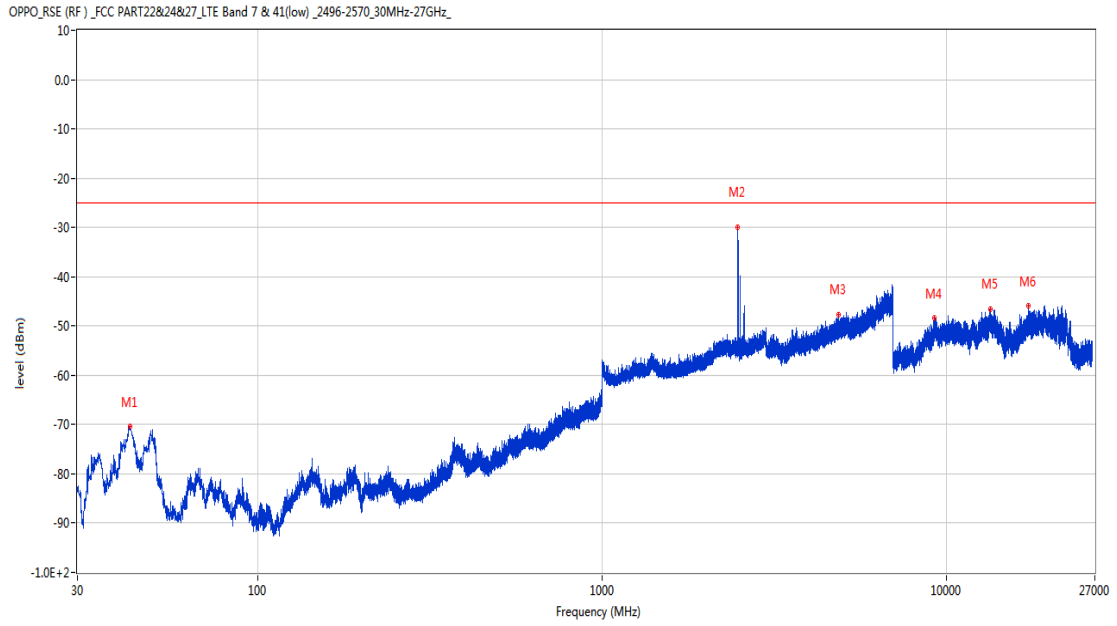
Frequency (MHz)	Result (dBm)	Factor (dB)	PK Limit (dBm)	Over Limit (dB)	Table (o)	ANT	EUT	Verdict
207.364	-74.92	-15.21	-25.0	-49.92	264.00	Horizontal	Horizontal	Pass
2486.400	-30.07	1.60	-25.0	-5.07	186.00	Horizontal	Horizontal	N/A
5126.200	-46.54	7.93	-25.0	-21.54	232.00	Horizontal	Horizontal	Pass
9801.400	-48.37	10.15	-25.0	-23.37	222.00	Horizontal	Horizontal	Pass
13779.262	-46.36	11.65	-25.0	-21.36	116.00	Horizontal	Horizontal	Pass
21621.850	-44.93	14.70	-25.0	-19.93	290.00	Horizontal	Horizontal	Pass

RSE-H&V PCC 39750 BW20 QPSK RB1 HIGH SCC 39867 BW5 QPSK RB1 LOW



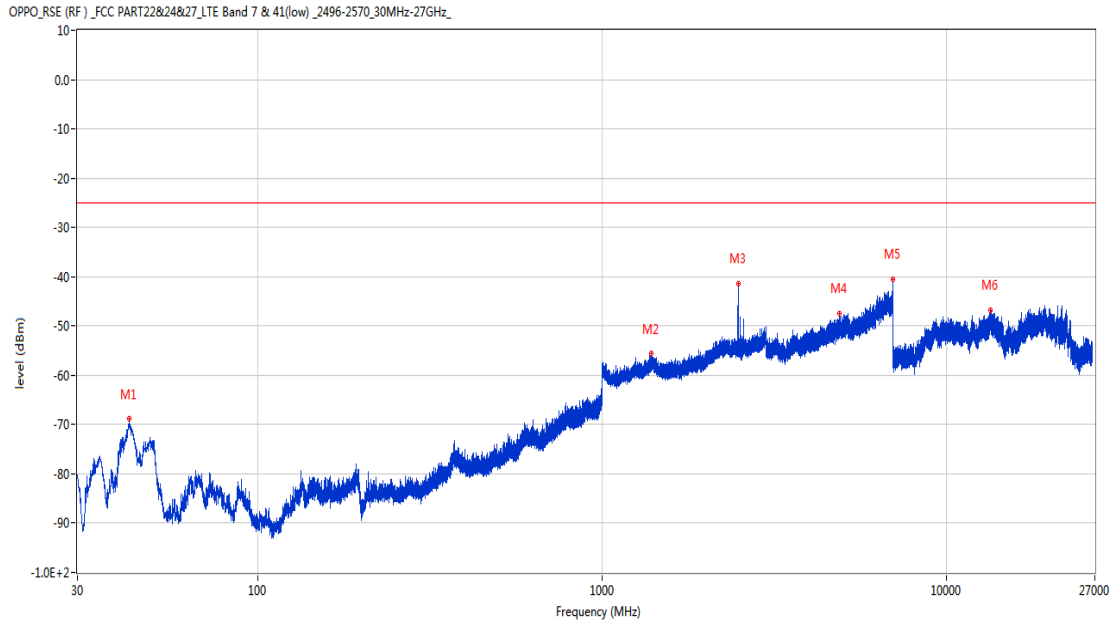
Frequency (MHz)	Result (dBm)	Factor (dB)	PK Limit (dBm)	Over Limit (dB)	Table (o)	ANT	EUT	Verdict
193.978	-77.09	-14.51	-25.0	-52.09	247.00	Horizontal	Vertical	Pass
2486.900	-39.59	1.61	-25.0	-14.59	43.00	Horizontal	Vertical	N/A
5166.200	-47.06	7.30	-25.0	-22.06	83.00	Horizontal	Vertical	Pass
6772.400	-42.69	11.68	-25.0	-17.69	346.00	Horizontal	Vertical	Pass
9295.112	-48.40	10.05	-25.0	-23.40	89.00	Horizontal	Vertical	Pass
13482.900	-46.23	11.04	-25.0	-21.23	17.00	Horizontal	Vertical	Pass

RSE-V&V PCC 39750 BW20 QPSK RB1 HIGH SCC 39867 BW5 QPSK RB1 LOW



Frequency (MHz)	Result (dBm)	Factor (dB)	PK Limit (dBm)	Over Limit (dB)	Table (o)	ANT	EUT	Verdict
42.755	-70.44	-16.38	-25.0	-45.44	283.00	Vertical	Vertical	Pass
2483.200	-30.05	1.56	-25.0	-5.05	327.00	Vertical	Vertical	N/A
4861.800	-47.60	6.97	-25.0	-22.60	271.00	Vertical	Vertical	Pass
9216.338	-48.42	9.24	-25.0	-23.42	254.00	Vertical	Vertical	Pass
13420.951	-46.50	11.00	-25.0	-21.50	229.00	Vertical	Vertical	Pass
17335.087	-45.90	8.06	-25.0	-20.90	53.00	Vertical	Vertical	Pass

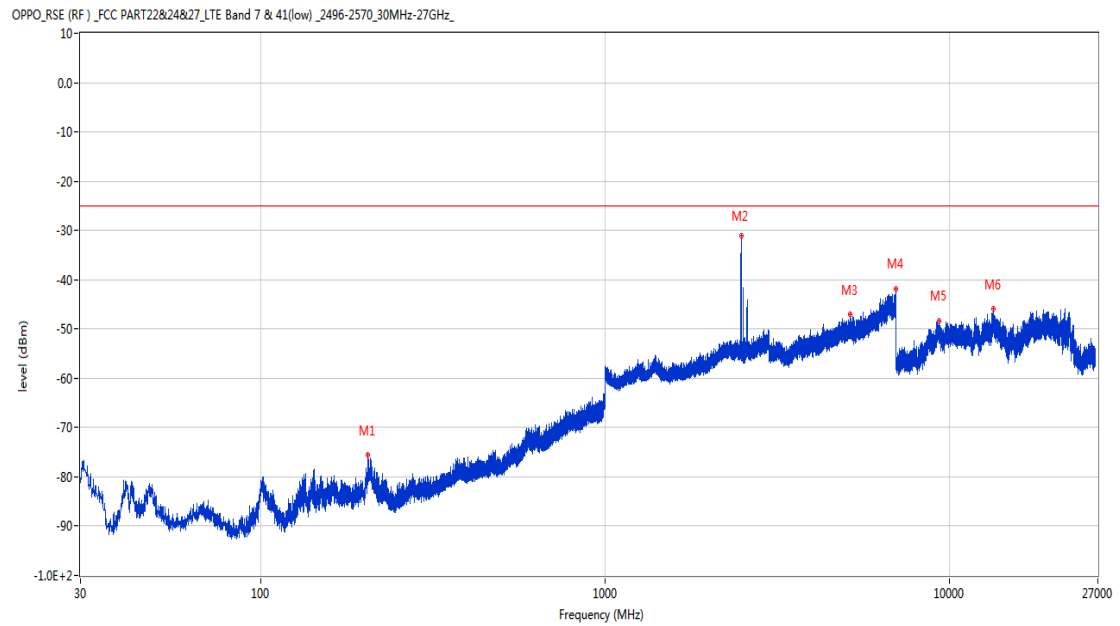
RSE-V&H PCC 39750 BW20 QPSK RB1 HIGH SCC 39867 BW5 QPSK RB1 LOW



Frequency (MHz)	Result (dBm)	Factor (dB)	PK Limit (dBm)	Over Limit (dB)	Table (o)	ANT	EUT	Verdict
42.416	-68.85	-16.71	-25.0	-43.85	363.00	Vertical	Horizontal	Pass
1392.300	-55.65	-2.37	-25.0	-30.65	47.00	Vertical	Horizontal	Pass
2486.600	-41.33	1.61	-25.0	-16.33	-3.00	Vertical	Horizontal	N/A
4900.400	-47.58	7.57	-25.0	-22.58	174.00	Vertical	Horizontal	Pass
6996.600	-40.53	13.58	-25.0	-15.53	253.00	Vertical	Horizontal	Pass
13465.838	-46.76	11.34	-25.0	-21.76	188.00	Vertical	Horizontal	Pass

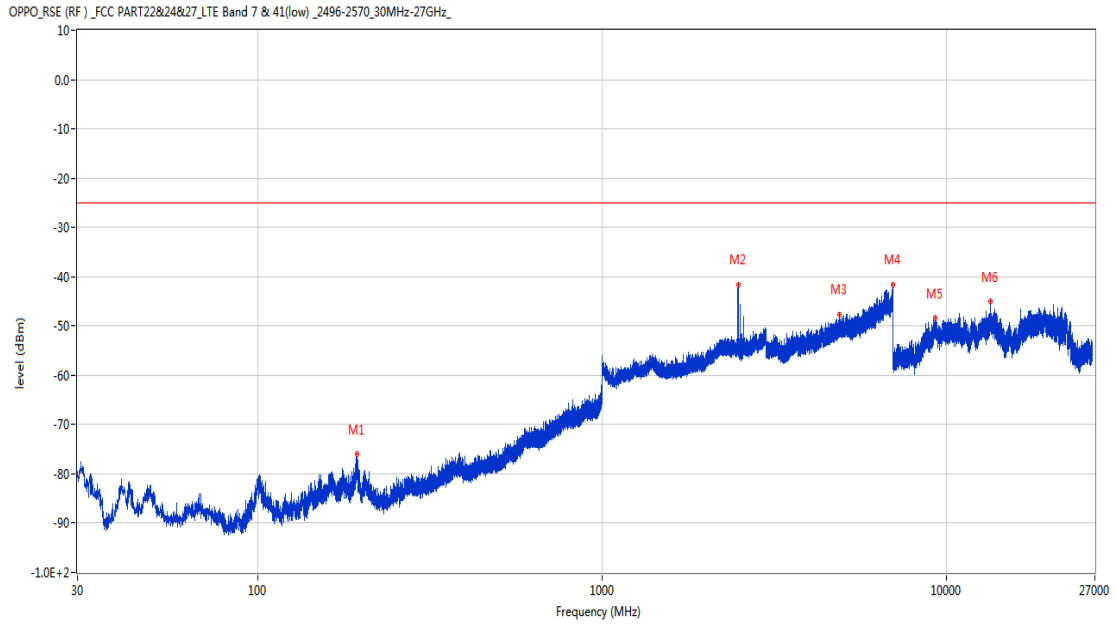
42.2 CA_41C 20MHz+5MHz, 16-QAM, Low Channel

RSE-H&H PCC 39750 BW20 16QAM RB1 HIGH SCC 39867 BW5 16QAM RB1 LOW



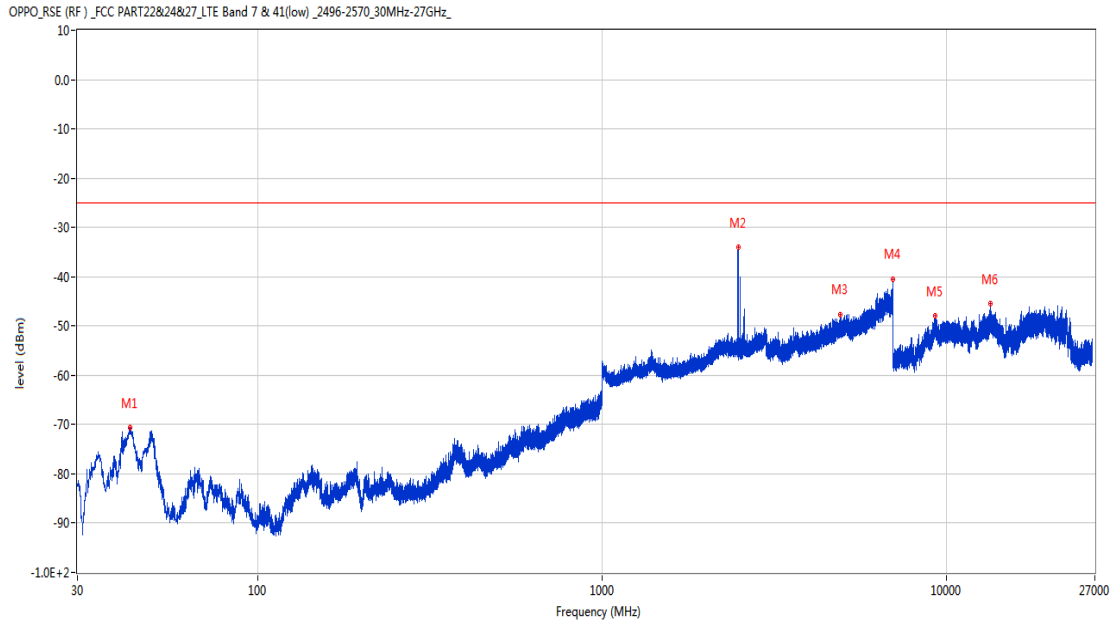
Frequency (MHz)	Result (dBm)	Factor (dB)	PK Limit (dBm)	Over Limit (dB)	Table (o)	ANT	EUT	Verdict
204.988	-75.63	-15.38	-25.0	-50.63	271.00	Horizontal	Horizontal	Pass
2487.500	-31.14	1.62	-25.0	-6.14	304.00	Horizontal	Horizontal	N/A
5167.400	-47.11	7.41	-25.0	-22.11	285.00	Horizontal	Horizontal	Pass
6982.600	-41.75	13.91	-25.0	-16.75	322.00	Horizontal	Horizontal	Pass
9320.412	-48.38	9.88	-25.0	-23.38	52.00	Horizontal	Horizontal	Pass
13437.487	-46.00	11.26	-25.0	-21.00	47.00	Horizontal	Horizontal	Pass

RSE-H&V PCC 39750 BW20 16QAM RB1 HIGH SCC 39867 BW5 16QAM RB1 LOW



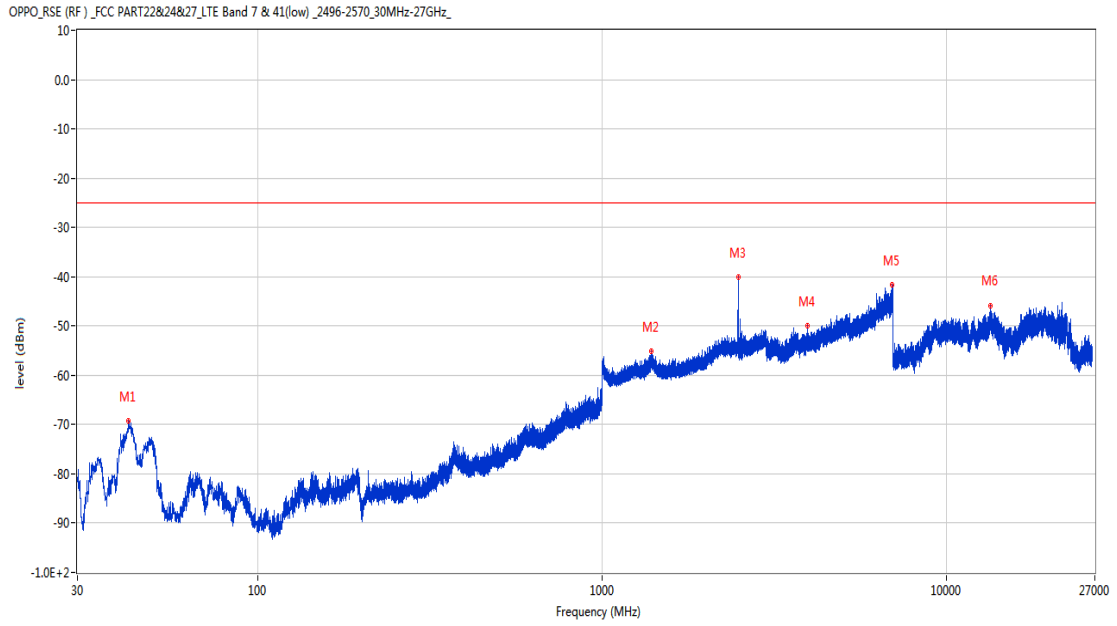
Frequency (MHz)	Result (dBm)	Factor (dB)	PK Limit (dBm)	Over Limit (dB)	Table (o)	ANT	EUT	Verdict
194.221	-76.06	-14.51	-25.0	-51.06	282.00	Horizontal	Vertical	Pass
2484.700	-41.58	1.58	-25.0	-16.58	192.00	Horizontal	Vertical	N/A
4906.400	-47.64	7.67	-25.0	-22.64	89.00	Horizontal	Vertical	Pass
6993.600	-41.58	13.65	-25.0	-16.58	326.00	Horizontal	Vertical	Pass
9285.049	-48.34	9.69	-25.0	-23.34	360.00	Horizontal	Vertical	Pass
13422.000	-45.10	11.01	-25.0	-20.10	316.00	Horizontal	Vertical	Pass

RSE-V&V PCC 39750 BW20 16QAM RB1 HIGH SCC 39867 BW5 16QAM RB1 LOW



Frequency (MHz)	Result (dBm)	Factor (dB)	PK Limit (dBm)	Over Limit (dB)	Table (o)	ANT	EUT	Verdict
42.658	-70.66	-16.47	-25.0	-45.66	317.00	Vertical	Vertical	Pass
2489.300	-34.09	1.65	-25.0	-9.09	326.00	Vertical	Vertical	N/A
4923.200	-47.63	7.67	-25.0	-22.63	216.00	Vertical	Vertical	Pass
6993.400	-40.45	13.66	-25.0	-15.45	344.00	Vertical	Vertical	Pass
9302.587	-47.97	10.19	-25.0	-22.97	185.00	Vertical	Vertical	Pass
13429.613	-45.46	11.13	-25.0	-20.46	22.00	Vertical	Vertical	Pass

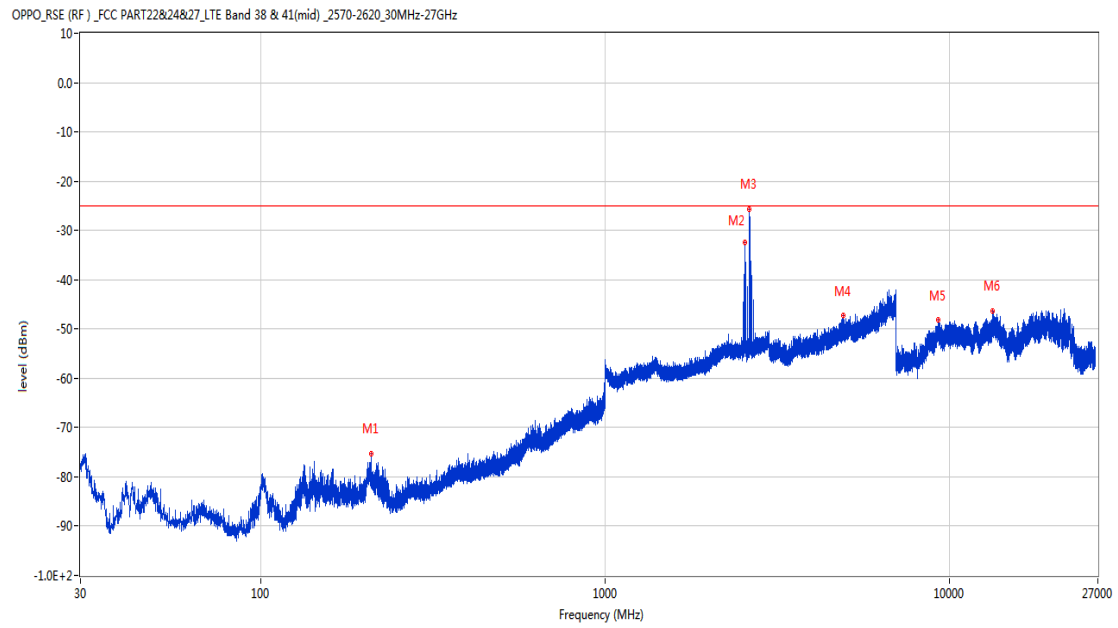
RSE-V&H PCC 39750 BW20 16QAM RB1 HIGH SCC 39867 BW5 16QAM RB1 LOW



Frequency (MHz)	Result (dBm)	Factor (dB)	PK Limit (dBm)	Over Limit (dB)	Table (o)	ANT	EUT	Verdict
42.222	-69.35	-16.90	-25.0	-44.35	363.00	Vertical	Horizontal	Pass
1394.400	-55.19	-2.22	-25.0	-30.19	80.00	Vertical	Horizontal	Pass
2485.100	-40.06	1.58	-25.0	-15.06	-3.00	Vertical	Horizontal	N/A
3952.000	-50.04	5.68	-25.0	-25.04	264.00	Vertical	Horizontal	Pass
6975.600	-41.70	13.73	-25.0	-16.70	245.00	Vertical	Horizontal	Pass
13462.950	-45.92	11.40	-25.0	-20.92	361.00	Vertical	Horizontal	Pass

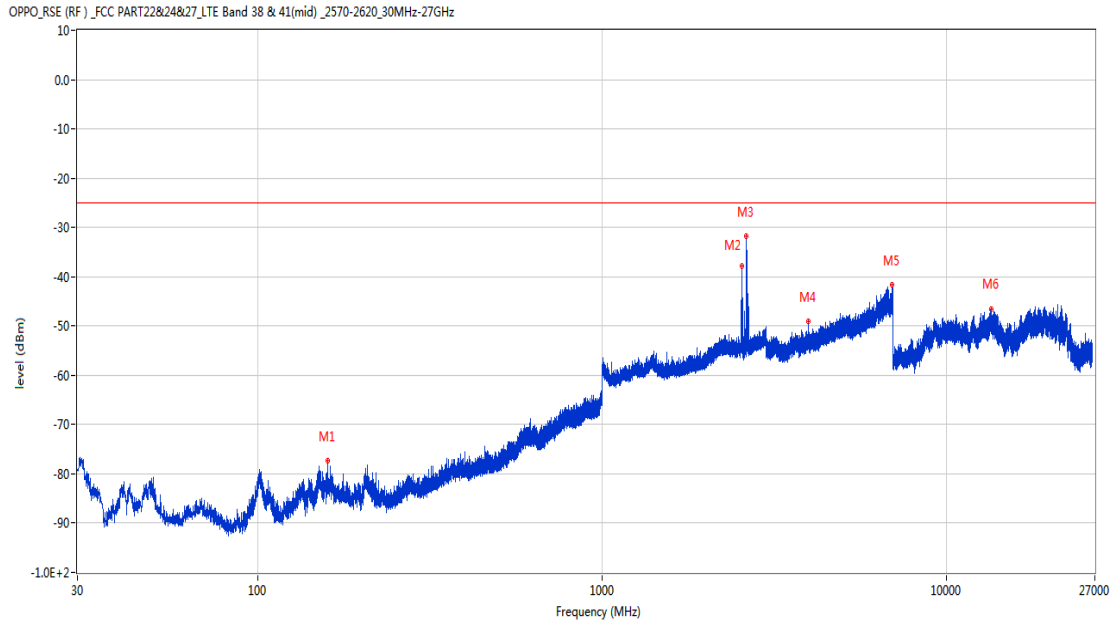
42.3 CA_41C 20MHz+5MHz, QPSK, Middle Channel

RSE-H&H PCC 40595 BW20 QPSK RB1 HIGH SCC 40712 BW5 QPSK RB1 LOW



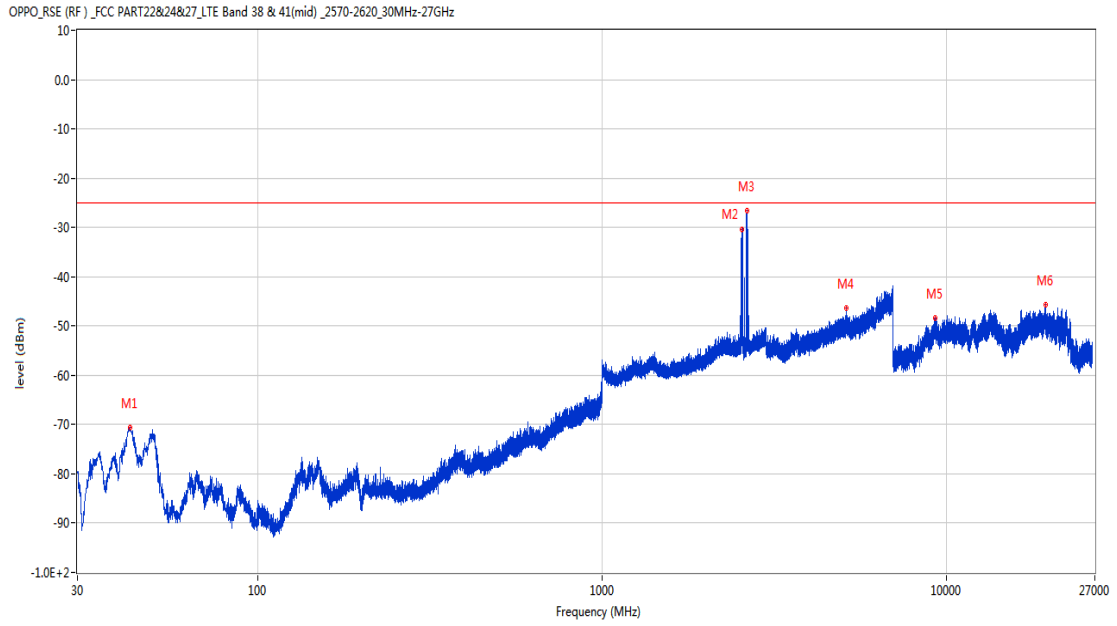
Frequency (MHz)	Result (dBm)	Factor (dB)	PK Limit (dBm)	Over Limit (dB)	Table (o)	ANT	EUT	Verdict
209.547	-75.37	-15.23	-25.0	-50.37	254.00	Horizontal	Horizontal	Pass
2543.900	-32.45	1.04	-25.0	-7.45	138.00	Horizontal	Horizontal	N/A
2630.700	-25.63	2.04	-25.0	-0.63	309.00	Horizontal	Horizontal	N/A
4921.800	-47.25	7.68	-25.0	-22.25	99.00	Horizontal	Horizontal	Pass
9284.763	-48.11	9.68	-25.0	-23.11	217.00	Horizontal	Horizontal	Pass
13351.650	-46.35	10.96	-25.0	-21.35	275.00	Horizontal	Horizontal	Pass

RSE-H&V PCC 40595 BW20 QPSK RB1 HIGH SCC 40712 BW5 QPSK RB1 LOW



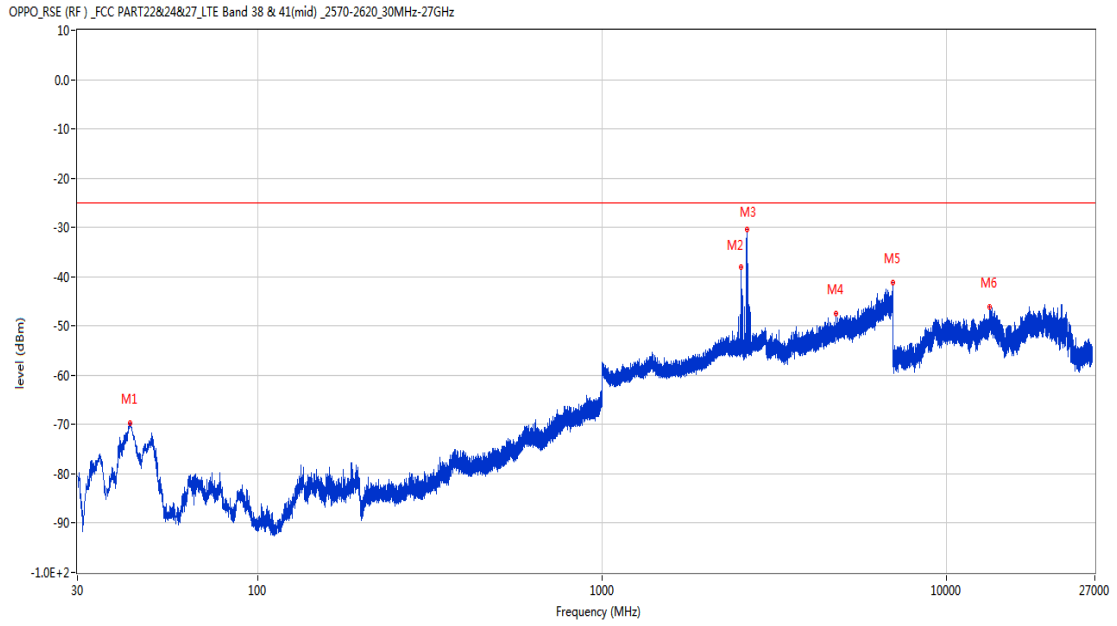
Frequency (MHz)	Result (dBm)	Factor (dB)	PK Limit (dBm)	Over Limit (dB)	Table (o)	ANT	EUT	Verdict
159.592	-77.39	-14.49	-25.0	-52.39	101.00	Horizontal	Vertical	Pass
2556.800	-37.85	1.22	-25.0	-12.85	163.00	Horizontal	Vertical	N/A
2629.400	-31.79	2.03	-25.0	-6.79	323.00	Horizontal	Vertical	N/A
3967.200	-48.94	5.46	-25.0	-23.94	214.00	Horizontal	Vertical	Pass
6970.800	-41.67	13.50	-25.0	-16.67	1.00	Horizontal	Vertical	Pass
13473.974	-46.63	11.20	-25.0	-21.63	287.00	Horizontal	Vertical	Pass

RSE-V&V PCC 40595 BW20 QPSK RB1 HIGH SCC 40712 BW5 QPSK RB1 LOW



Frequency (MHz)	Result (dBm)	Factor (dB)	PK Limit (dBm)	Over Limit (dB)	Table (o)	ANT	EUT	Verdict
42.707	-70.62	-16.33	-25.0	-45.62	361.00	Vertical	Vertical	Pass
2554.600	-30.38	1.33	-25.0	-5.38	327.00	Vertical	Vertical	N/A
2634.300	-26.68	1.86	-25.0	-1.68	327.00	Vertical	Vertical	N/A
5120.800	-46.36	7.83	-25.0	-21.36	47.00	Vertical	Vertical	Pass
9292.526	-48.33	9.96	-25.0	-23.33	253.00	Vertical	Vertical	Pass
19411.425	-45.76	14.30	-25.0	-20.76	130.00	Vertical	Vertical	Pass

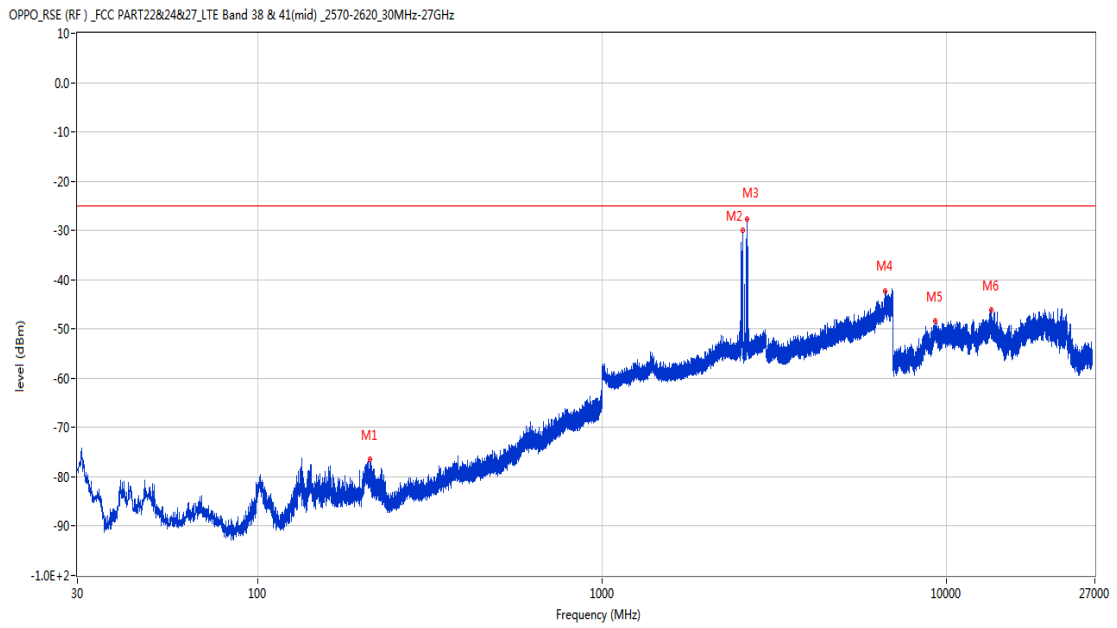
RSE-V&H PCC 40595 BW20 QPSK RB1 HIGH SCC 40712 BW5 QPSK RB1 LOW



Frequency (MHz)	Result (dBm)	Factor (dB)	PK Limit (dBm)	Over Limit (dB)	Table (o)	ANT	EUT	Verdict
42.610	-69.64	-16.43	-25.0	-44.64	361.00	Vertical	Horizontal	Pass
2541.100	-37.96	0.93	-25.0	-12.96	46.00	Vertical	Horizontal	N/A
2641.400	-30.41	1.67	-25.0	-5.41	46.00	Vertical	Horizontal	N/A
4792.800	-47.51	7.54	-25.0	-22.51	318.00	Vertical	Horizontal	Pass
6987.400	-41.25	13.65	-25.0	-16.25	318.00	Vertical	Horizontal	Pass
13374.224	-46.17	10.87	-25.0	-21.17	256.00	Vertical	Horizontal	Pass

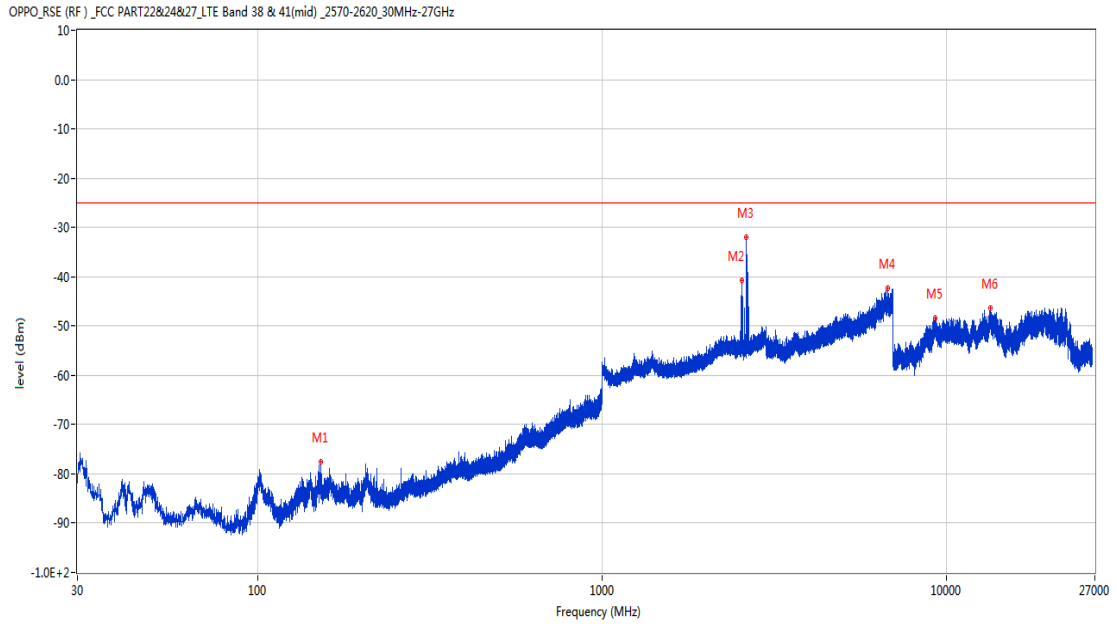
42.4 CA_41C 20MHz+5MHz, 16-QAM, Middle Channel

RSE-H&H PCC 40595 BW20 16QAM RB1 HIGH SCC 40712 BW5 16QAM RB1 LOW



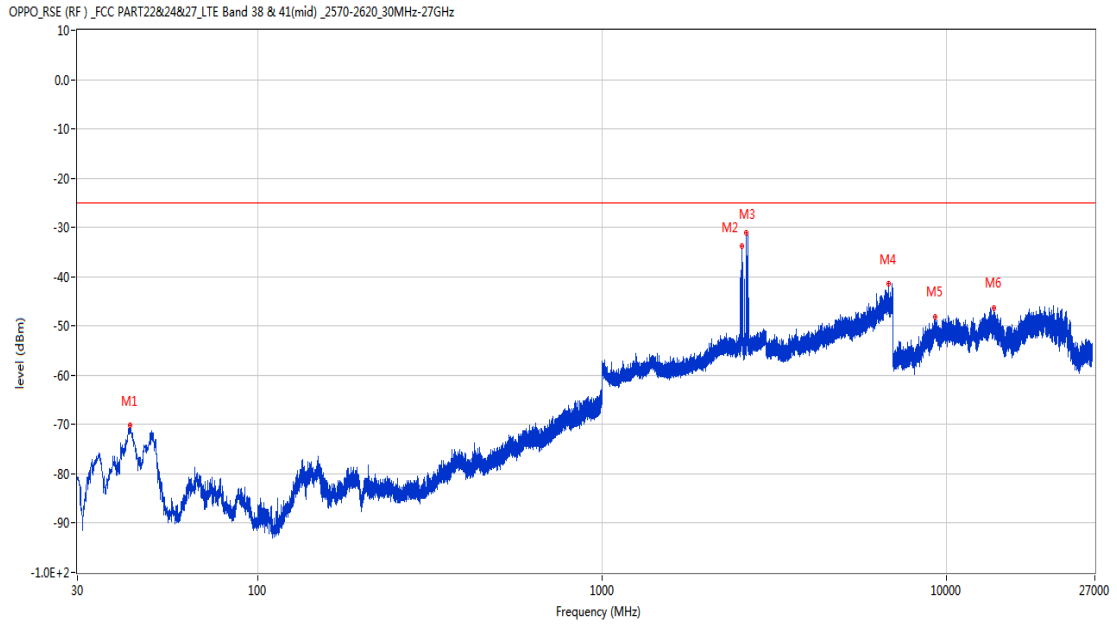
Frequency (MHz)	Result (dBm)	Factor (dB)	PK Limit (dBm)	Over Limit (dB)	Table (o)	ANT	EUT	Verdict
212.020	-76.54	-15.29	-25.0	-51.54	268.00	Horizontal	Horizontal	Pass
2559.500	-29.97	1.39	-25.0	-4.97	118.00	Horizontal	Horizontal	N/A
2642.700	-27.76	1.61	-25.0	-2.76	118.00	Horizontal	Horizontal	N/A
6631.400	-42.19	12.13	-25.0	-17.19	191.00	Horizontal	Horizontal	Pass
9285.049	-48.29	9.69	-25.0	-23.29	327.00	Horizontal	Horizontal	Pass
13493.925	-46.16	10.83	-25.0	-21.16	261.00	Horizontal	Horizontal	Pass

RSE-H&V PCC 40595 BW20 16QAM RB1 HIGH SCC 40712 BW5 16QAM RB1 LOW



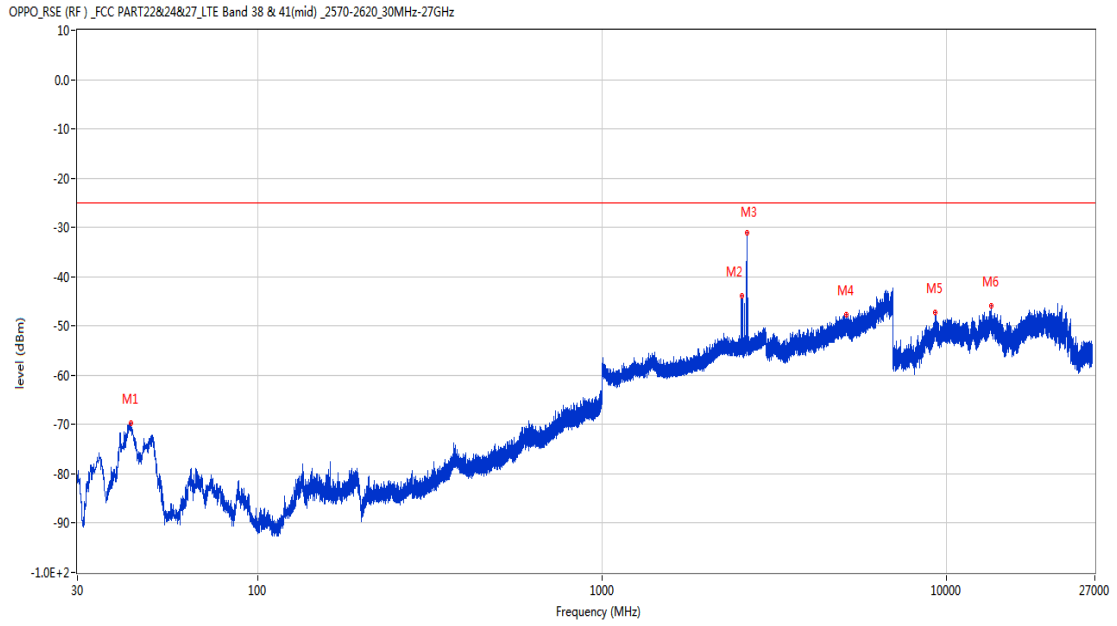
Frequency (MHz)	Result (dBm)	Factor (dB)	PK Limit (dBm)	Over Limit (dB)	Table (o)	ANT	EUT	Verdict
152.414	-77.58	-14.46	-25.0	-52.58	113.00	Horizontal	Vertical	Pass
2555.500	-40.78	1.27	-25.0	-15.78	24.00	Horizontal	Vertical	N/A
2631.500	-32.00	2.00	-25.0	-7.00	334.00	Horizontal	Vertical	N/A
6763.400	-42.39	11.45	-25.0	-17.39	310.00	Horizontal	Vertical	Pass
9275.563	-48.40	9.45	-25.0	-23.40	89.00	Horizontal	Vertical	Pass
13415.963	-46.32	10.92	-25.0	-21.32	184.00	Horizontal	Vertical	Pass

RSE-V&V PCC 40595 BW20 16QAM RB1 HIGH SCC 40712 BW5 16QAM RB1 LOW



Frequency (MHz)	Result (dBm)	Factor (dB)	PK Limit (dBm)	Over Limit (dB)	Table (o)	ANT	EUT	Verdict
42.755	-70.09	-16.28	-25.0	-45.09	361.00	Vertical	Vertical	Pass
2545.700	-33.78	1.15	-25.0	-8.78	138.00	Vertical	Vertical	N/A
2627.900	-31.17	2.02	-25.0	-6.17	265.00	Vertical	Vertical	N/A
6792.200	-41.30	12.33	-25.0	-16.30	135.00	Vertical	Vertical	Pass
9294.250	-48.21	10.02	-25.0	-23.21	118.00	Vertical	Vertical	Pass
13712.062	-46.37	10.18	-25.0	-21.37	159.00	Vertical	Vertical	Pass

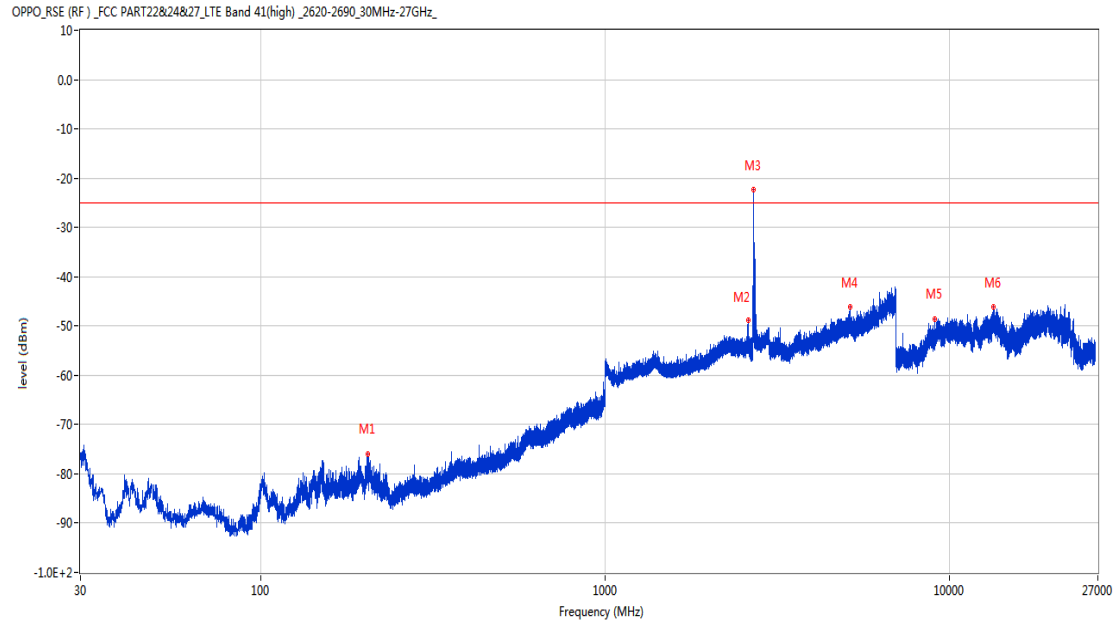
RSE-V&H PCC 40595 BW20 16QAM RB1 HIGH SCC 40712 BW5 16QAM RB1 LOW



Frequency (MHz)	Result (dBm)	Factor (dB)	PK Limit (dBm)	Over Limit (dB)	Table (o)	ANT	EUT	Verdict
42.998	-69.70	-16.04	-25.0	-44.70	363.00	Vertical	Horizontal	Pass
2548.700	-43.98	1.36	-25.0	-18.98	24.00	Vertical	Horizontal	N/A
2643.600	-31.07	1.56	-25.0	-6.07	24.00	Vertical	Horizontal	N/A
5122.200	-47.67	7.88	-25.0	-22.67	226.00	Vertical	Horizontal	Pass
9272.688	-47.26	9.41	-25.0	-22.26	47.00	Vertical	Horizontal	Pass
13496.025	-45.94	10.79	-25.0	-20.94	40.00	Vertical	Horizontal	Pass

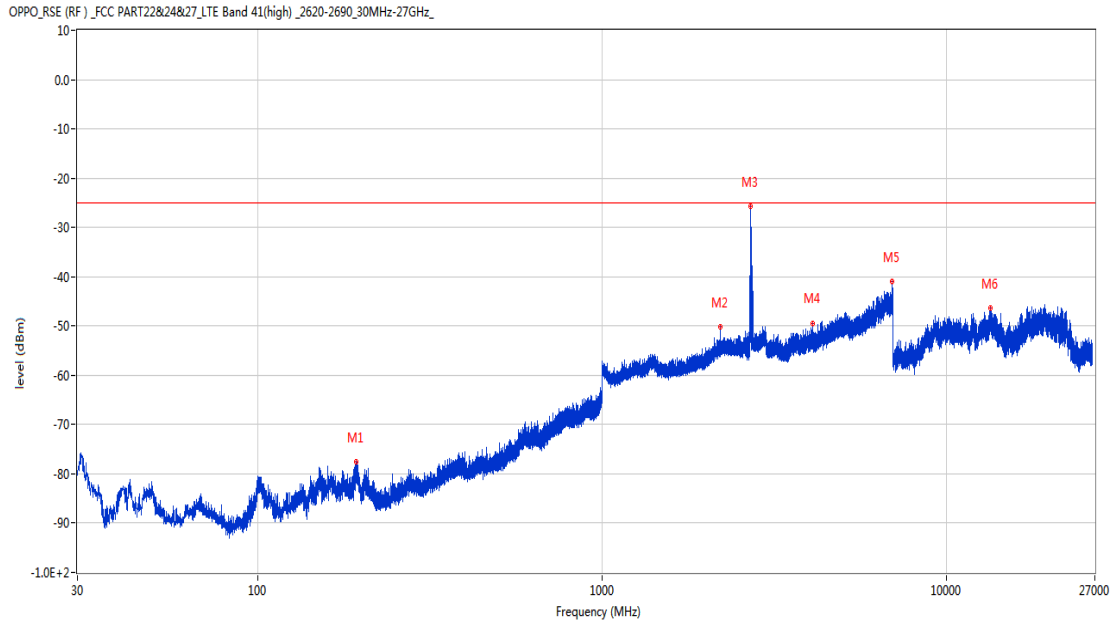
42.5 CA_41C 20MHz+5MHz, QPSK, High Channel

RSE-H&H PCC 41440 BW20 QPSK RB1 HIGH SCC 41557 BW5 QPSK RB1 LOW



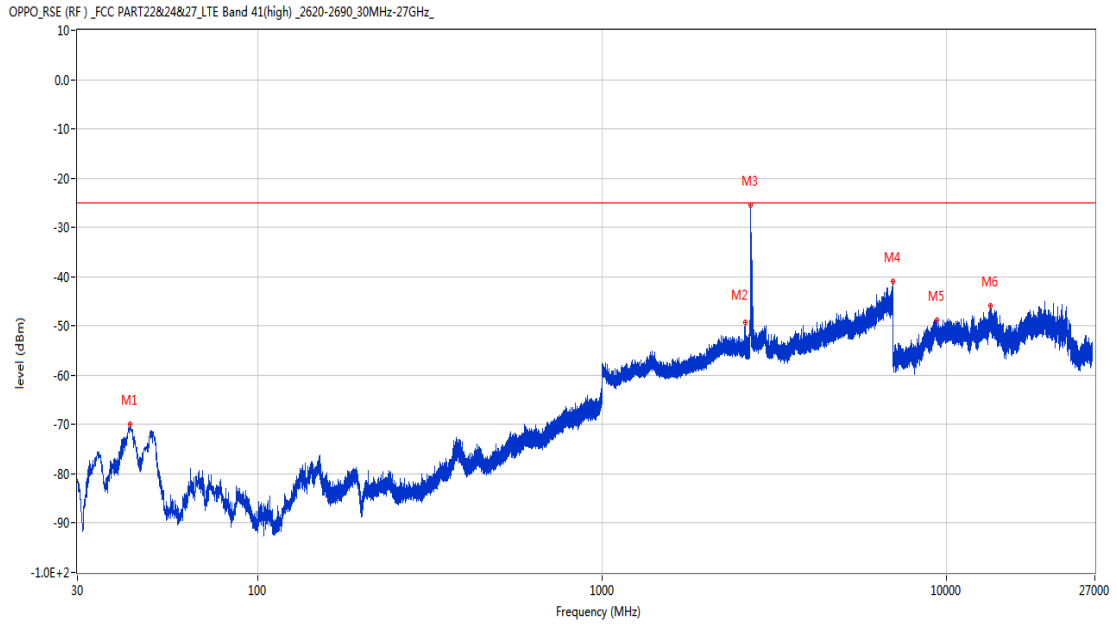
Frequency (MHz)	Result (dBm)	Factor (dB)	PK Limit (dBm)	Over Limit (dB)	Table (o)	ANT	EUT	Verdict
204.454	-76.07	-15.79	-25.0	-51.07	237.00	Horizontal	Horizontal	Pass
2604.700	-48.86	1.54	-25.0	-23.86	187.00	Horizontal	Horizontal	N/A
2696.200	-22.25	2.36	-25.0	2.75	115.00	Horizontal	Horizontal	N/A
5145.000	-46.08	7.46	-25.0	-21.08	118.00	Horizontal	Horizontal	Pass
9096.162	-48.64	8.19	-25.0	-23.64	29.00	Horizontal	Horizontal	Pass
13417.275	-46.11	10.94	-25.0	-21.11	208.00	Horizontal	Horizontal	Pass

RSE-H&V PCC 41440 BW20 QPSK RB1 HIGH SCC 41557 BW5 QPSK RB1 LOW



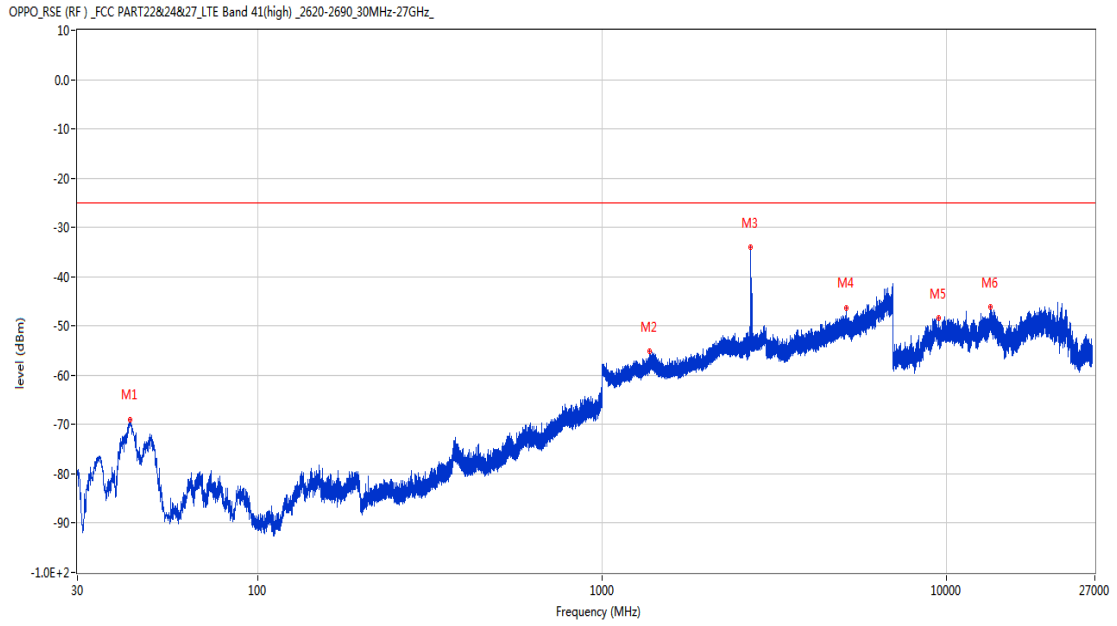
Frequency (MHz)	Result (dBm)	Factor (dB)	PK Limit (dBm)	Over Limit (dB)	Table (o)	ANT	EUT	Verdict
193.590	-77.48	-14.43	-25.0	-52.48	257.00	Horizontal	Vertical	Pass
2207.600	-50.21	0.63	-25.0	-25.21	139.00	Horizontal	Vertical	Pass
2696.900	-25.69	2.36	-25.0	-0.69	36.00	Horizontal	Vertical	N/A
4089.400	-49.48	4.89	-25.0	-24.48	0.00	Horizontal	Vertical	Pass
6978.400	-41.01	13.94	-25.0	-16.01	329.00	Horizontal	Vertical	Pass
13459.537	-46.31	11.45	-25.0	-21.31	160.00	Horizontal	Vertical	Pass

RSE-V&V PCC 41440 BW20 QPSK RB1 HIGH SCC 41557 BW5 QPSK RB1 LOW



Frequency (MHz)	Result (dBm)	Factor (dB)	PK Limit (dBm)	Over Limit (dB)	Table (o)	ANT	EUT	Verdict
42.755	-70.01	-16.16	-25.0	-45.01	110.00	Vertical	Vertical	Pass
2607.700	-49.26	1.64	-25.0	-24.26	345.00	Vertical	Vertical	Pass
2696.100	-25.37	2.35	-25.0	-0.37	218.00	Vertical	Vertical	N/A
6995.600	-41.02	13.55	-25.0	-16.02	0.00	Vertical	Vertical	Pass
9380.787	-48.92	9.31	-25.0	-23.92	107.00	Vertical	Vertical	Pass
13410.450	-45.99	10.84	-25.0	-20.99	199.00	Vertical	Vertical	Pass

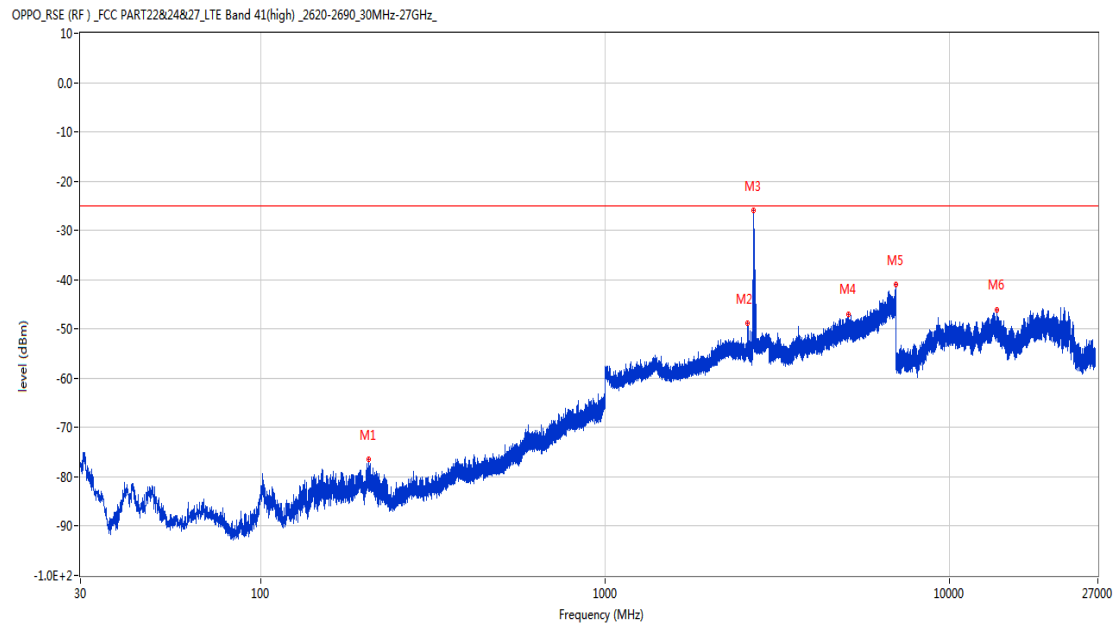
RSE-V&H PCC 41440 BW20 QPSK RB1 HIGH SCC 41557 BW5 QPSK RB1 LOW



Frequency (MHz)	Result (dBm)	Factor (dB)	PK Limit (dBm)	Over Limit (dB)	Table (o)	ANT	EUT	Verdict
42.755	-68.96	-16.16	-25.0	-43.96	295.00	Vertical	Horizontal	Pass
1379.000	-55.18	-2.64	-25.0	-30.18	39.00	Vertical	Horizontal	Pass
2697.200	-34.09	2.36	-25.0	-9.09	285.00	Vertical	Horizontal	N/A
5117.200	-46.25	7.82	-25.0	-21.25	356.00	Vertical	Horizontal	Pass
9503.549	-48.47	9.31	-25.0	-23.47	76.00	Vertical	Horizontal	Pass
13430.925	-46.16	11.15	-25.0	-21.16	161.00	Vertical	Horizontal	Pass

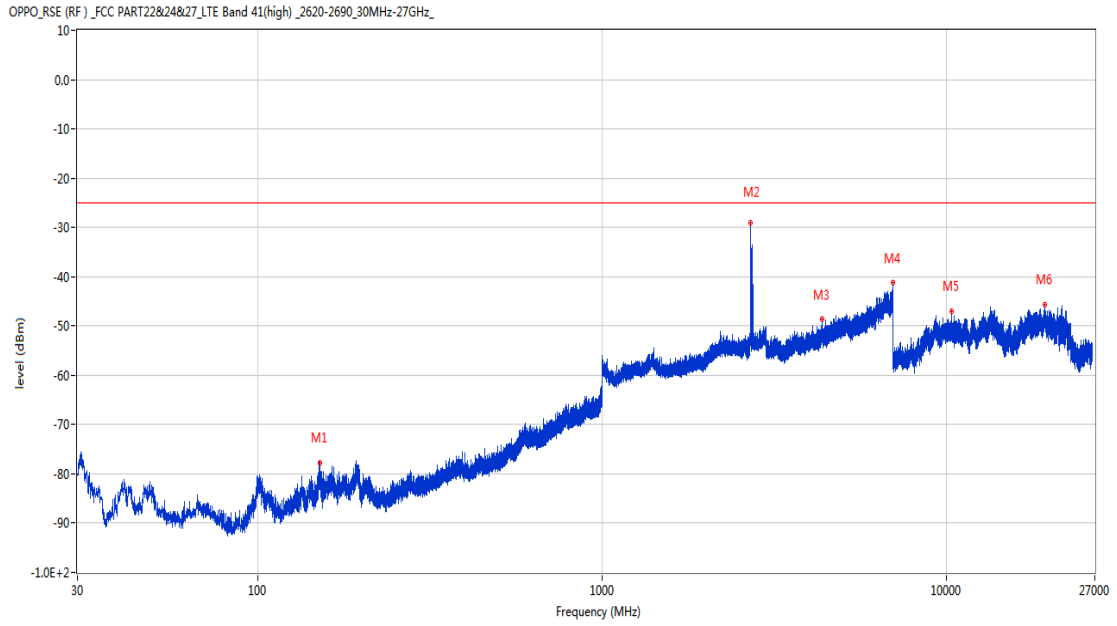
42.6 CA_41C 20MHz+5MHz, 16-QAM, High Channel

RSE-H&H PCC 41440 BW20 16QAM RB1 HIGH SCC 41557 BW5 16QAM RB1 LOW



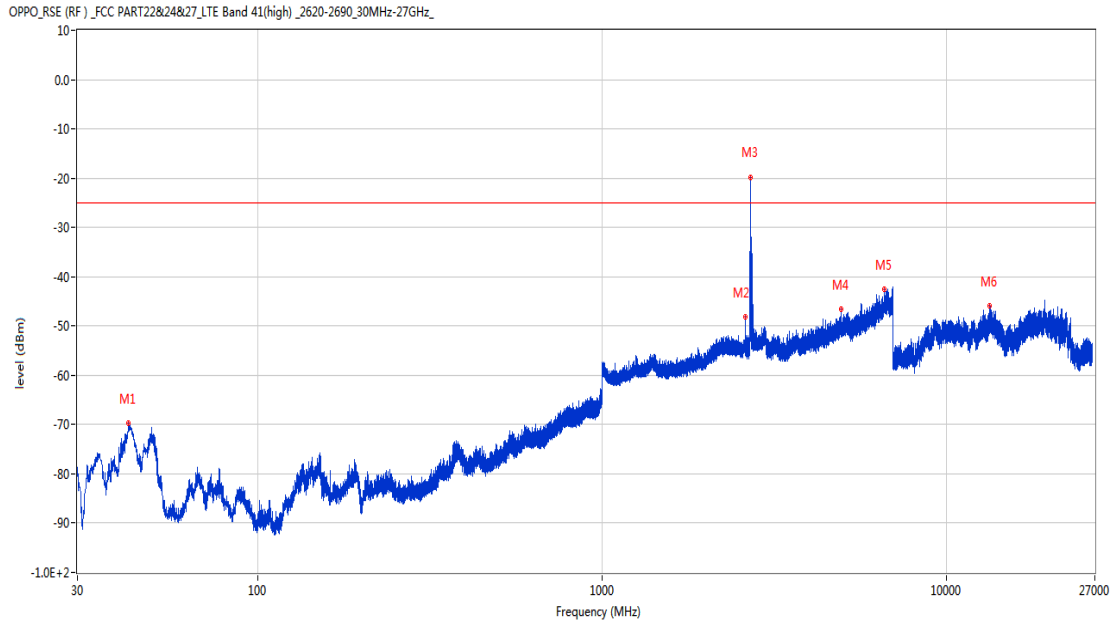
Frequency (MHz)	Result (dBm)	Factor (dB)	PK Limit (dBm)	Over Limit (dB)	Table (o)	ANT	EUT	Verdict
206.298	-76.40	-15.23	-25.0	-51.40	223.00	Horizontal	Horizontal	Pass
2599.300	-48.83	1.21	-25.0	-23.83	139.00	Horizontal	Horizontal	N/A
2699.200	-25.95	2.38	-25.0	-0.95	173.00	Horizontal	Horizontal	N/A
5106.400	-47.07	7.67	-25.0	-22.07	23.00	Horizontal	Horizontal	Pass
6999.400	-41.01	13.65	-25.0	-16.01	0.00	Horizontal	Horizontal	Pass
13750.125	-46.04	10.93	-25.0	-21.04	-3.00	Horizontal	Horizontal	Pass

RSE-H&V PCC 41440 BW20 16QAM RB1 HIGH SCC 41557 BW5 16QAM RB1 LOW



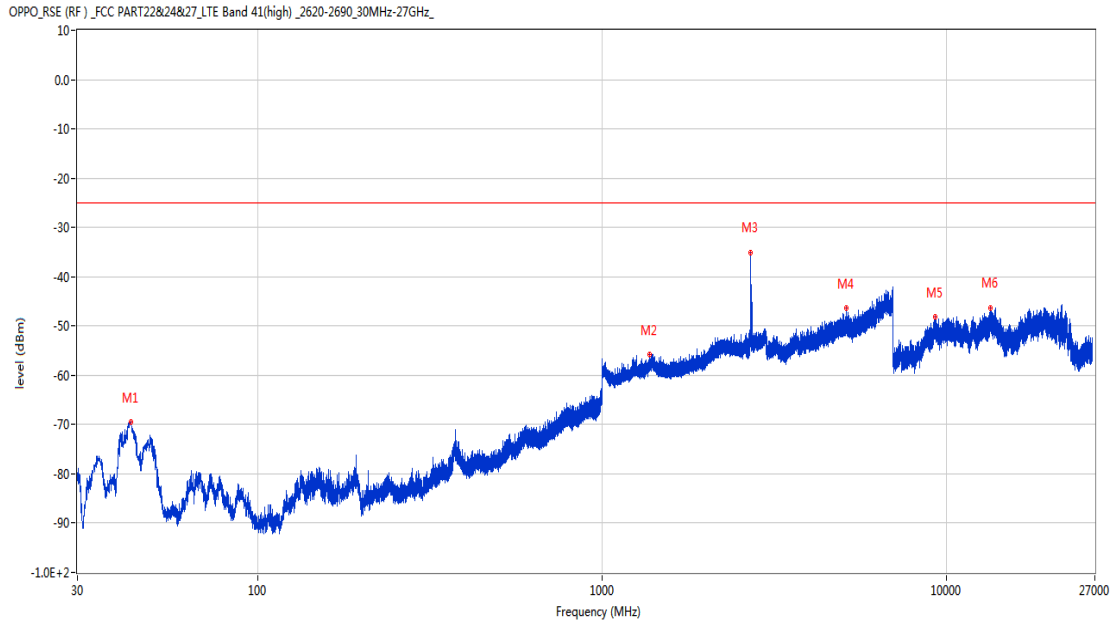
Frequency (MHz)	Result (dBm)	Factor (dB)	PK Limit (dBm)	Over Limit (dB)	Table (o)	ANT	EUT	Verdict
151.832	-77.69	-14.49	-25.0	-52.69	83.00	Horizontal	Vertical	Pass
2697.800	-28.96	2.37	-25.0	-3.96	363.00	Horizontal	Vertical	N/A
4356.800	-48.65	6.94	-25.0	-23.65	333.00	Horizontal	Vertical	Pass
6984.600	-41.27	13.74	-25.0	-16.27	311.00	Horizontal	Vertical	Pass
10354.550	-46.96	9.74	-25.0	-21.96	92.00	Horizontal	Vertical	Pass
19301.349	-45.69	15.43	-25.0	-20.69	363.00	Horizontal	Vertical	Pass

RSE-V&V PCC 41440 BW20 16QAM RB1 HIGH SCC 41557 BW5 16QAM RB1 LOW



Frequency (MHz)	Result (dBm)	Factor (dB)	PK Limit (dBm)	Over Limit (dB)	Table (o)	ANT	EUT	Verdict
42.270	-69.72	-16.65	-25.0	-44.72	301.00	Vertical	Vertical	Pass
2605.100	-48.19	1.58	-25.0	-23.19	211.00	Vertical	Vertical	N/A
2695.400	-19.81	2.35	-25.0	5.19	346.00	Vertical	Vertical	N/A
4961.800	-46.66	7.11	-25.0	-21.66	313.00	Vertical	Vertical	Pass
6614.200	-42.59	12.34	-25.0	-17.59	198.00	Vertical	Vertical	Pass
13335.638	-45.89	10.92	-25.0	-20.89	72.00	Vertical	Vertical	Pass

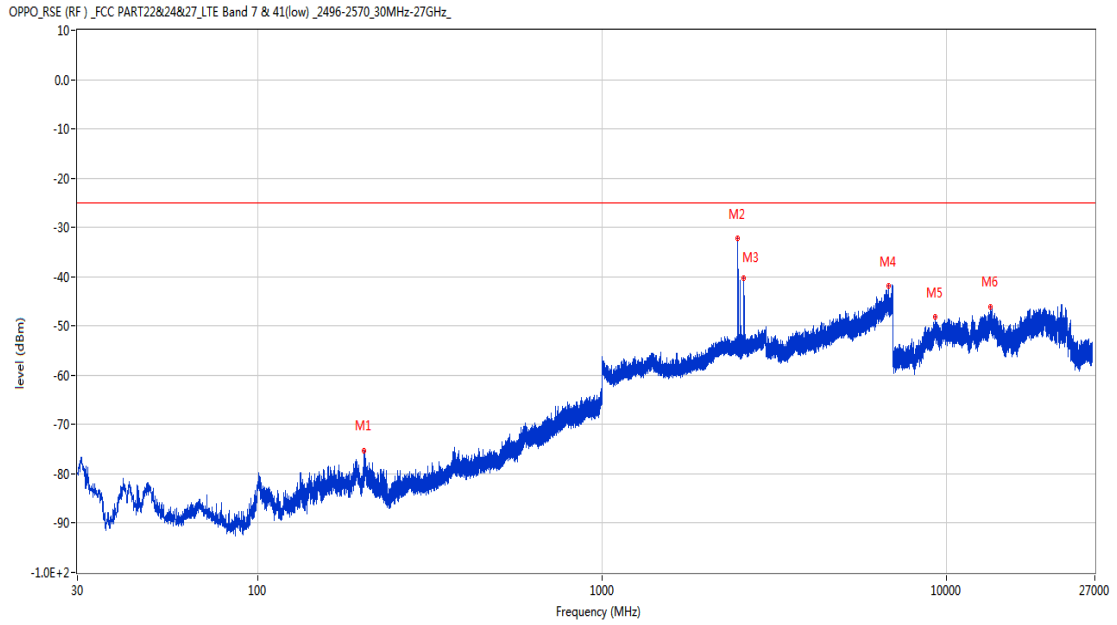
RSE-V&H PCC 41440 BW20 16QAM RB1 HIGH SCC 41557 BW5 16QAM RB1 LOW



Frequency (MHz)	Result (dBm)	Factor (dB)	PK Limit (dBm)	Over Limit (dB)	Table (o)	ANT	EUT	Verdict
42.852	-69.42	-16.07	-25.0	-44.42	215.00	Vertical	Horizontal	Pass
1378.200	-55.80	-2.72	-25.0	-30.80	350.00	Vertical	Horizontal	Pass
2696.000	-35.05	2.35	-25.0	-10.05	363.00	Vertical	Horizontal	N/A
5119.000	-46.44	7.83	-25.0	-21.44	334.00	Vertical	Horizontal	Pass
9294.250	-48.11	10.02	-25.0	-23.11	100.00	Vertical	Horizontal	Pass
13455.600	-46.28	11.48	-25.0	-21.28	188.00	Vertical	Horizontal	Pass

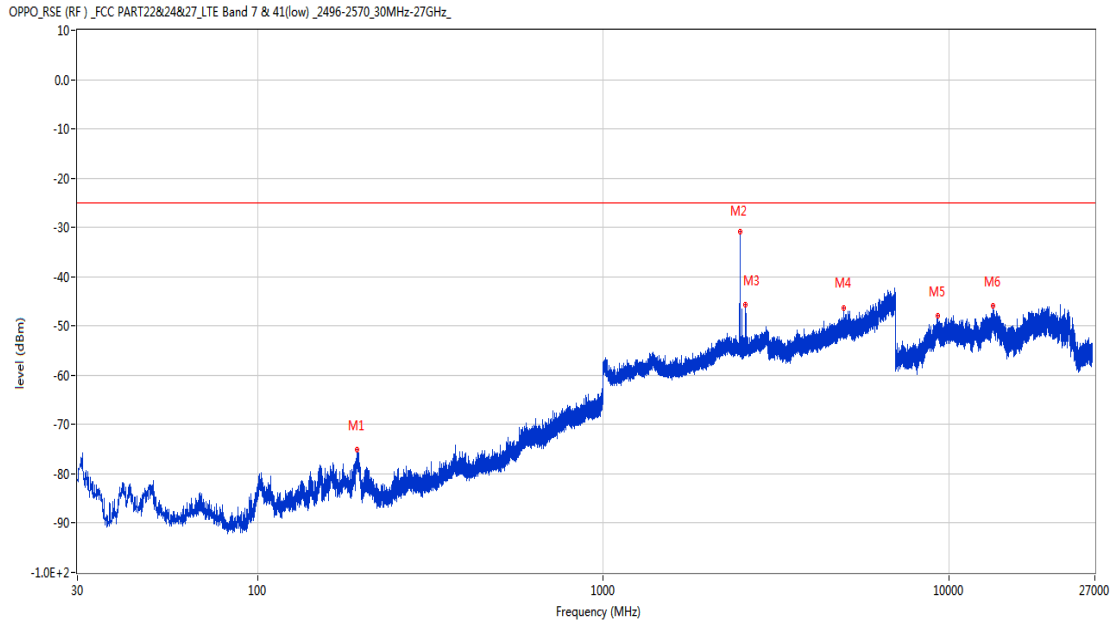
42.7 CA_41C 20MHz+20MHz, QPSK, Low Channel

RSE-H&H PCC 39750 BW20 QPSK RB1 HIGH SCC 39948 BW20 QPSK RB1 LOW



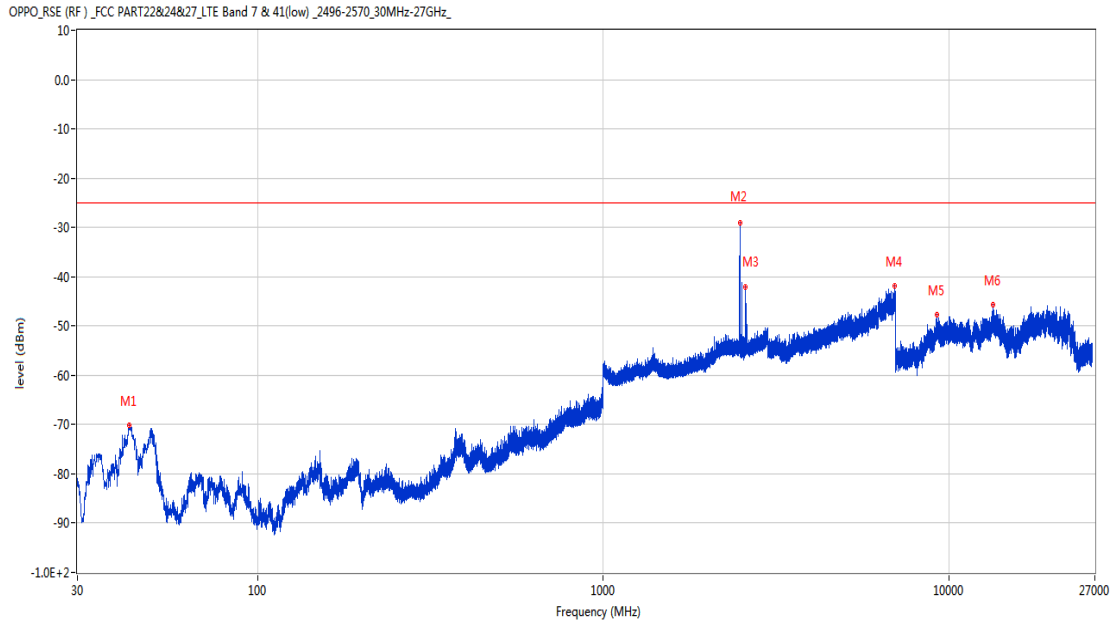
Frequency (MHz)	Result (dBm)	Factor (dB)	PK Limit (dBm)	Over Limit (dB)	Table (o)	ANT	EUT	Verdict
204.260	-75.22	-15.95	-25.0	-50.22	215.00	Horizontal	Horizontal	Pass
2481.100	-32.21	1.48	-25.0	-7.21	305.00	Horizontal	Horizontal	N/A
2577.400	-40.30	2.45	-25.0	-15.30	222.00	Horizontal	Horizontal	N/A
6806.400	-41.96	12.16	-25.0	-16.96	249.00	Horizontal	Horizontal	Pass
9281.599	-48.04	9.56	-25.0	-23.04	142.00	Horizontal	Horizontal	Pass
13444.050	-46.07	11.39	-25.0	-21.07	-2.00	Horizontal	Horizontal	Pass

RSE-H&V PCC 39750 BW20 QPSK RB1 HIGH SCC 39948 BW20 QPSK RB1 LOW



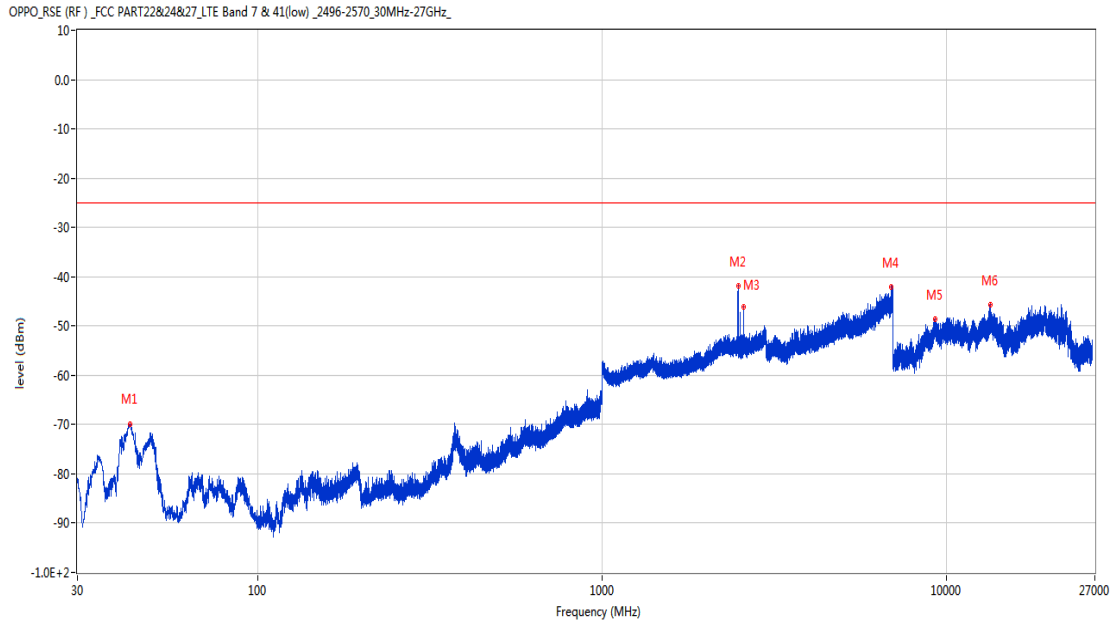
Frequency (MHz)	Result (dBm)	Factor (dB)	PK Limit (dBm)	Over Limit (dB)	Table (o)	ANT	EUT	Verdict
193.882	-75.15	-14.50	-25.0	-50.15	259.00	Horizontal	Vertical	Pass
2486.900	-30.76	1.61	-25.0	-5.76	203.00	Horizontal	Vertical	N/A
2578.400	-45.56	2.47	-25.0	-20.56	203.00	Horizontal	Vertical	N/A
4974.600	-46.26	7.01	-25.0	-21.26	12.00	Horizontal	Vertical	Pass
9286.487	-47.97	9.74	-25.0	-22.97	355.00	Horizontal	Vertical	Pass
13467.150	-45.93	11.32	-25.0	-20.93	58.00	Horizontal	Vertical	Pass

RSE-V&V PCC 39750 BW20 QPSK RB1 HIGH SCC 39948 BW20 QPSK RB1 LOW



Frequency (MHz)	Result (dBm)	Factor (dB)	PK Limit (dBm)	Over Limit (dB)	Table (o)	ANT	EUT	Verdict
42.367	-70.24	-16.76	-25.0	-45.24	352.00	Vertical	Vertical	Pass
2490.700	-29.09	1.67	-25.0	-4.09	180.00	Vertical	Vertical	N/A
2577.500	-42.15	2.46	-25.0	-17.15	362.00	Vertical	Vertical	N/A
6971.600	-41.97	13.59	-25.0	-16.97	307.00	Vertical	Vertical	Pass
9270.674	-47.62	9.39	-25.0	-22.62	197.00	Vertical	Vertical	Pass
13462.950	-45.74	11.40	-25.0	-20.74	244.00	Vertical	Vertical	Pass

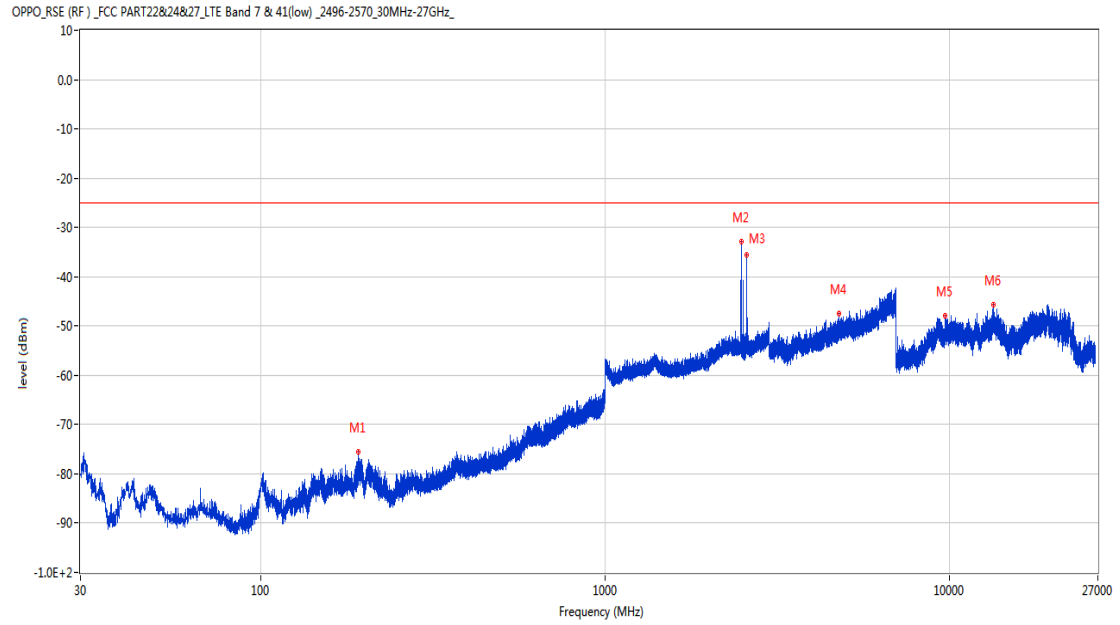
RSE-V&H PCC 39750 BW20 QPSK RB1 HIGH SCC 39948 BW20 QPSK RB1 LOW



Frequency (MHz)	Result (dBm)	Factor (dB)	PK Limit (dBm)	Over Limit (dB)	Table (o)	ANT	EUT	Verdict
42.610	-69.84	-16.52	-25.0	-44.84	350.00	Vertical	Horizontal	Pass
2485.500	-41.96	1.59	-25.0	-16.96	99.00	Vertical	Horizontal	N/A
2576.400	-46.20	2.44	-25.0	-21.20	363.00	Vertical	Horizontal	N/A
6919.400	-42.15	11.71	-25.0	-17.15	190.00	Vertical	Horizontal	Pass
9295.974	-48.70	10.08	-25.0	-23.70	-1.00	Vertical	Horizontal	Pass
13432.762	-45.77	11.18	-25.0	-20.77	236.00	Vertical	Horizontal	Pass

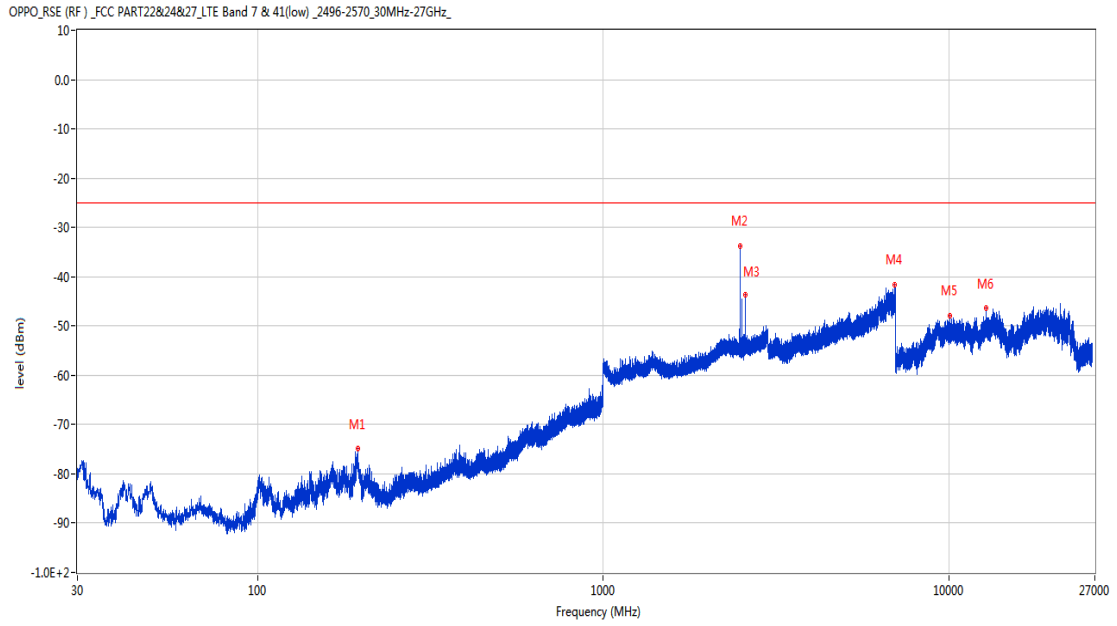
42.8 CA_41C 20MHz+20MHz, 16-QAM, Low Channel

RSE-H&H PCC 39750 BW20 16QAM RB1 HIGH SCC 39948 BW20 16QAM RB1 LOW



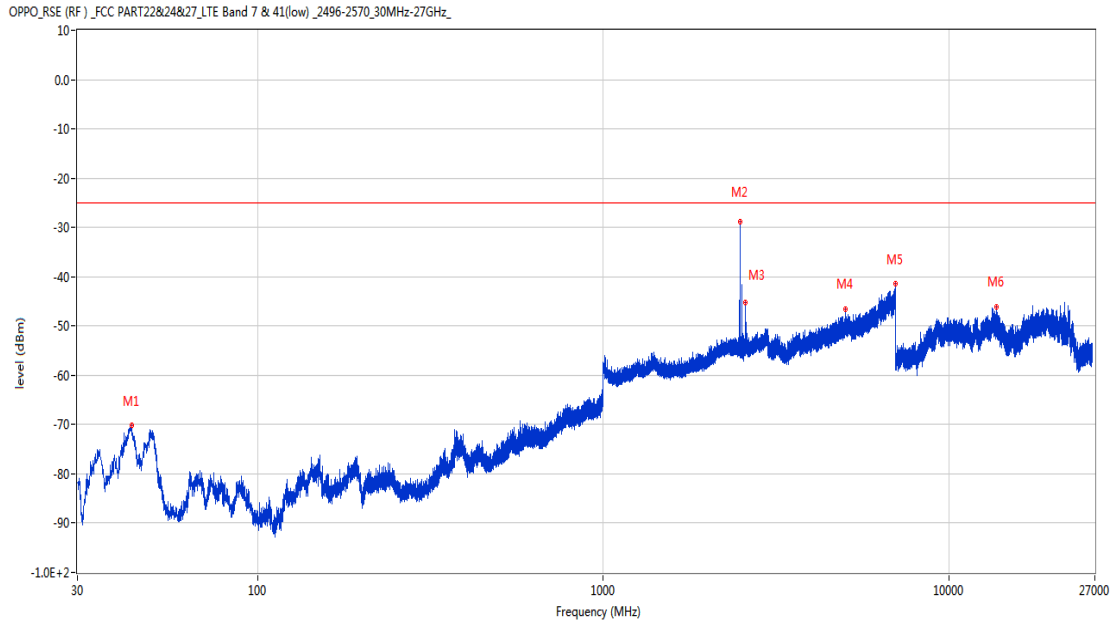
Frequency (MHz)	Result (dBm)	Factor (dB)	PK Limit (dBm)	Over Limit (dB)	Table (o)	ANT	EUT	Verdict
192.378	-75.51	-14.44	-25.0	-50.51	276.00	Horizontal	Horizontal	Pass
2485.900	-32.97	1.60	-25.0	-7.97	118.00	Horizontal	Horizontal	N/A
2576.600	-35.62	2.44	-25.0	-10.62	155.00	Horizontal	Horizontal	N/A
4789.600	-47.48	7.43	-25.0	-22.48	87.00	Horizontal	Horizontal	Pass
9715.151	-47.92	9.21	-25.0	-22.92	-1.00	Horizontal	Horizontal	Pass
13423.313	-45.59	11.03	-25.0	-20.59	285.00	Horizontal	Horizontal	Pass

RSE-H&V PCC 39750 BW20 16QAM RB1 HIGH SCC 39948 BW20 16QAM RB1 LOW



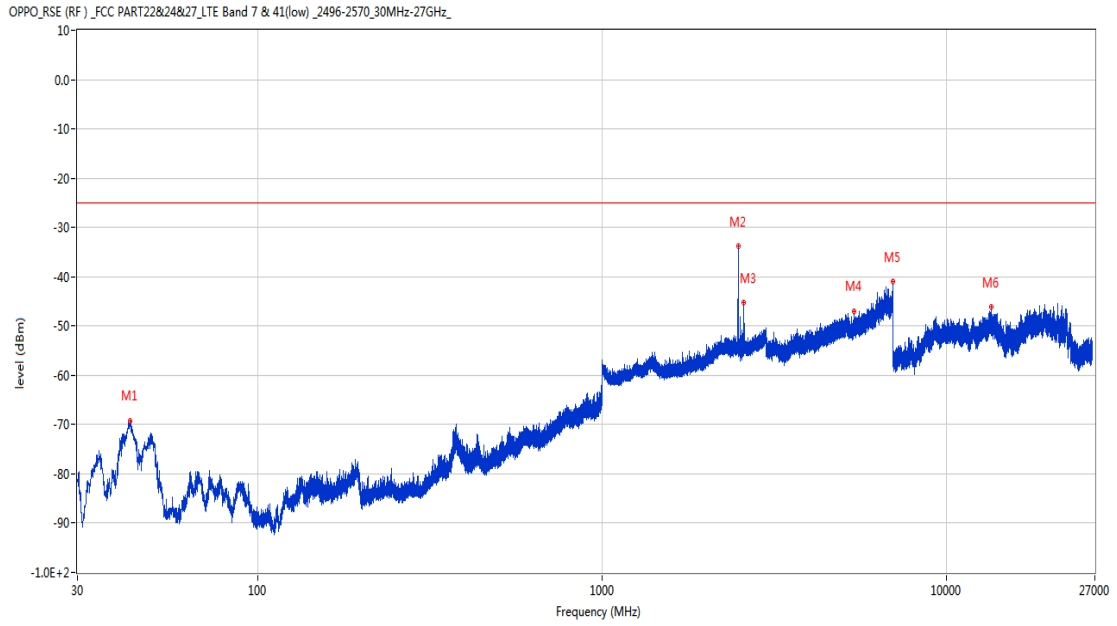
Frequency (MHz)	Result (dBm)	Factor (dB)	PK Limit (dBm)	Over Limit (dB)	Table (o)	ANT	EUT	Verdict
194.512	-74.86	-14.51	-25.0	-49.86	234.00	Horizontal	Vertical	Pass
2488.600	-33.81	1.64	-25.0	-8.81	330.00	Horizontal	Vertical	N/A
2578.500	-43.59	2.47	-25.0	-18.59	210.00	Horizontal	Vertical	N/A
6973.600	-41.64	13.68	-25.0	-16.64	135.00	Horizontal	Vertical	Pass
10087.463	-47.99	10.01	-25.0	-22.99	262.00	Horizontal	Vertical	Pass
12804.862	-46.24	10.39	-25.0	-21.24	160.00	Horizontal	Vertical	Pass

RSE-V&V PCC 39750 BW20 16QAM RB1 HIGH SCC 39948 BW20 16QAM RB1 LOW



Frequency (MHz)	Result (dBm)	Factor (dB)	PK Limit (dBm)	Over Limit (dB)	Table (o)	ANT	EUT	Verdict
43.095	-70.19	-15.96	-25.0	-45.19	309.00	Vertical	Vertical	Pass
2490.200	-28.95	1.66	-25.0	-3.95	327.00	Vertical	Vertical	N/A
2577.800	-45.15	2.46	-25.0	-20.15	361.00	Vertical	Vertical	N/A
5023.000	-46.58	7.02	-25.0	-21.58	322.00	Vertical	Vertical	Pass
6997.000	-41.45	13.60	-25.0	-16.45	169.00	Vertical	Vertical	Pass
13754.063	-46.04	11.05	-25.0	-21.04	224.00	Vertical	Vertical	Pass

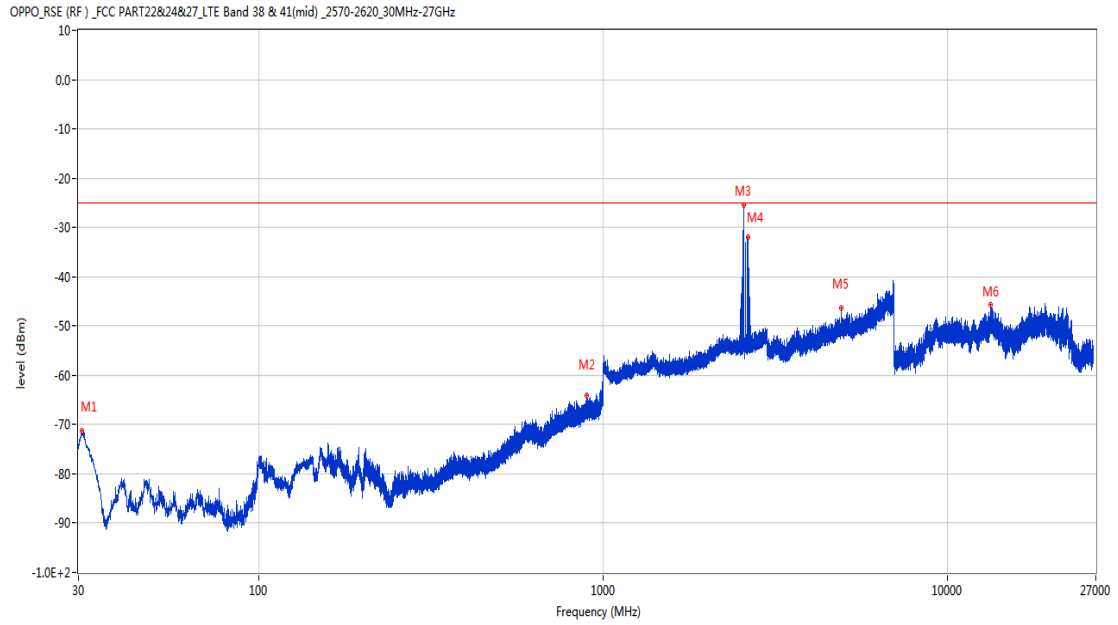
RSE-V&H PCC 39750 BW20 16QAM RB1 HIGH SCC 39948 BW20 16QAM RB1 LOW



Frequency (MHz)	Result (dBm)	Factor (dB)	PK Limit (dBm)	Over Limit (dB)	Table (o)	ANT	EUT	Verdict
42.610	-69.17	-16.52	-25.0	-44.17	314.00	Vertical	Horizontal	Pass
2488.100	-33.75	1.63	-25.0	-8.75	84.00	Vertical	Horizontal	N/A
2577.100	-45.29	2.45	-25.0	-20.29	361.00	Vertical	Horizontal	N/A
5392.000	-46.91	7.28	-25.0	-21.91	-1.00	Vertical	Horizontal	Pass
6991.800	-41.03	13.53	-25.0	-16.03	115.00	Vertical	Horizontal	Pass
13472.400	-46.08	11.23	-25.0	-21.08	-2.00	Vertical	Horizontal	Pass

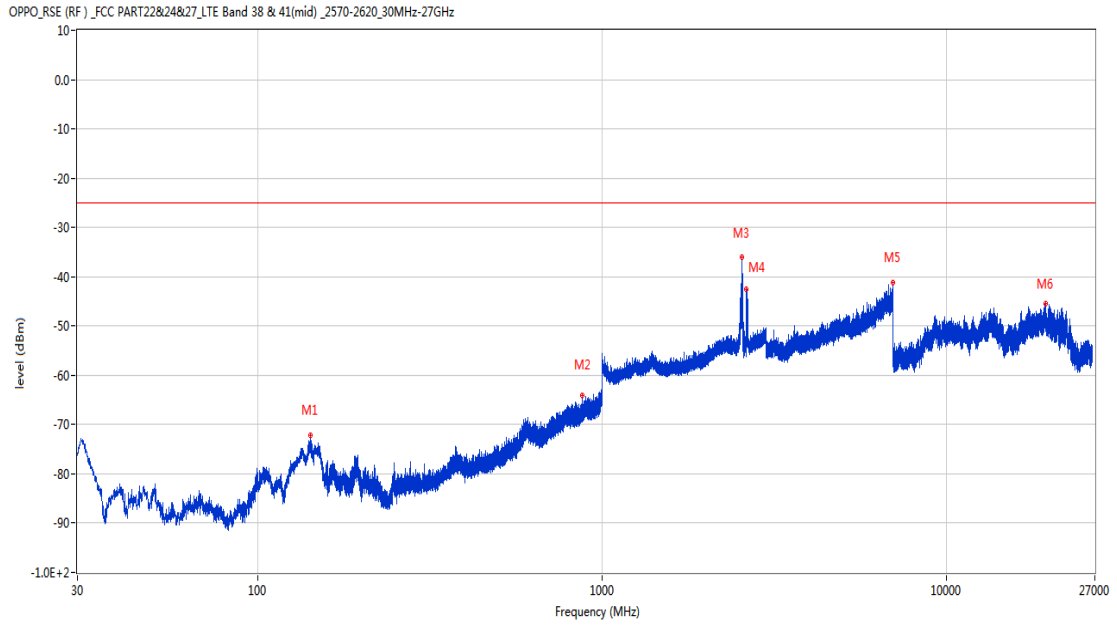
42.9 CA_41C 20MHz+20MHz, QPSK, Middle Channel

RSE-H&H PCC 40521 BW20 QPSK RB1 HIGH SCC 40719 BW20 QPSK RB1 LOW



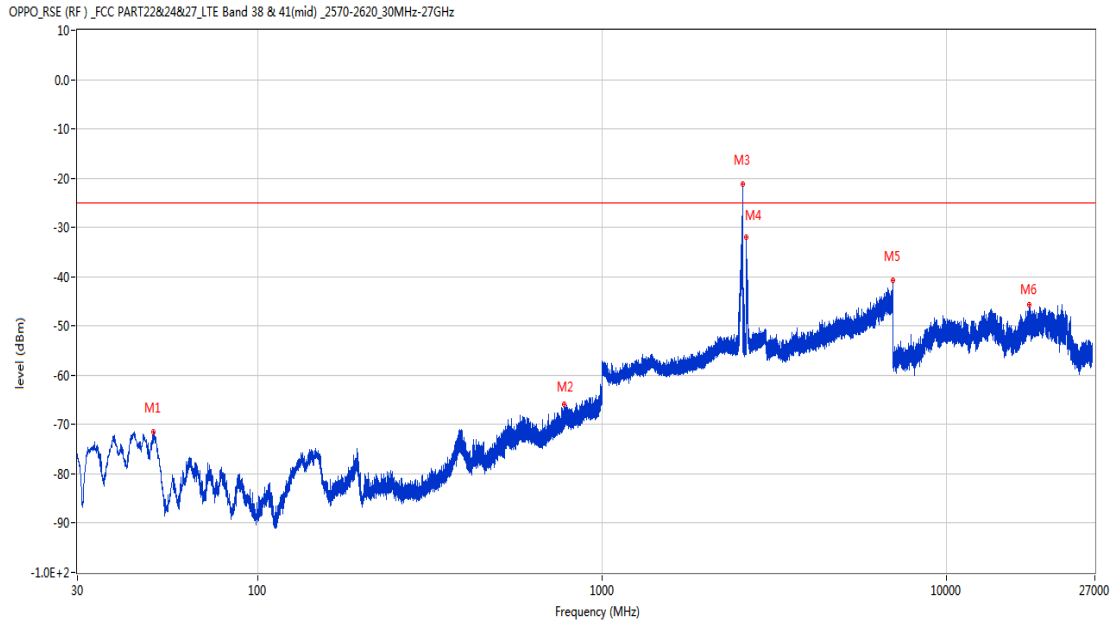
Frequency (MHz)	Result (dBm)	Factor (dB)	PK Limit (dBm)	Over Limit (dB)	Table (o)	ANT	EUT	Verdict
30.776	-71.26	-19.21	-25.0	-46.26	166.00	Horizontal	Horizontal	Pass
899.071	-64.04	4.88	-25.0	-39.04	275.00	Horizontal	Horizontal	Pass
2559.400	-25.41	1.39	-25.0	-0.41	165.00	Horizontal	Horizontal	N/A
2632.200	-32.06	1.94	-25.0	-7.06	155.00	Horizontal	Horizontal	N/A
4935.800	-46.45	7.20	-25.0	-21.45	182.00	Horizontal	Horizontal	Pass
13362.150	-45.76	10.90	-25.0	-20.76	220.00	Horizontal	Horizontal	Pass

RSE-H&V PCC 40521 BW20 QPSK RB1 HIGH SCC 40719 BW20 QPSK RB1 LOW



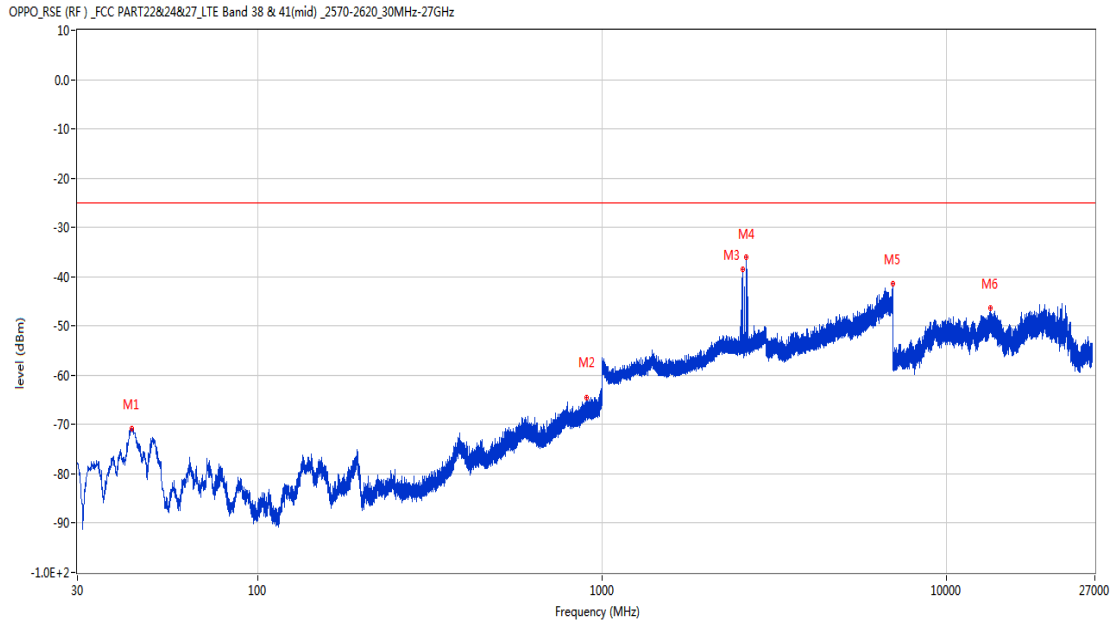
Frequency (MHz)	Result (dBm)	Factor (dB)	PK Limit (dBm)	Over Limit (dB)	Table (o)	ANT	EUT	Verdict
142.666	-72.24	-15.72	-25.0	-47.24	205.00	Horizontal	Vertical	Pass
875.209	-64.14	3.71	-25.0	-39.14	237.00	Horizontal	Vertical	Pass
2551.900	-36.07	1.36	-25.0	-11.07	122.00	Horizontal	Vertical	N/A
2630.100	-42.61	2.04	-25.0	-17.61	51.00	Horizontal	Vertical	N/A
6986.000	-41.20	13.70	-25.0	-16.20	54.00	Horizontal	Vertical	Pass
19443.724	-45.50	14.32	-25.0	-20.50	360.00	Horizontal	Vertical	Pass

RSE-V&V PCC 40521 BW20 QPSK RB1 HIGH SCC 40719 BW20 QPSK RB1 LOW



Frequency (MHz)	Result (dBm)	Factor (dB)	PK Limit (dBm)	Over Limit (dB)	Table (o)	ANT	EUT	Verdict
49.982	-71.52	-15.57	-25.0	-46.52	241.00	Vertical	Vertical	Pass
777.676	-65.97	2.74	-25.0	-40.97	37.00	Vertical	Vertical	Pass
2563.300	-21.27	1.42	-25.0	3.73	185.00	Vertical	Vertical	N/A
2626.100	-32.08	2.00	-25.0	-7.08	321.00	Vertical	Vertical	N/A
6981.400	-40.68	13.83	-25.0	-15.68	53.00	Vertical	Vertical	Pass
17437.198	-45.71	9.38	-25.0	-20.71	255.00	Vertical	Vertical	Pass

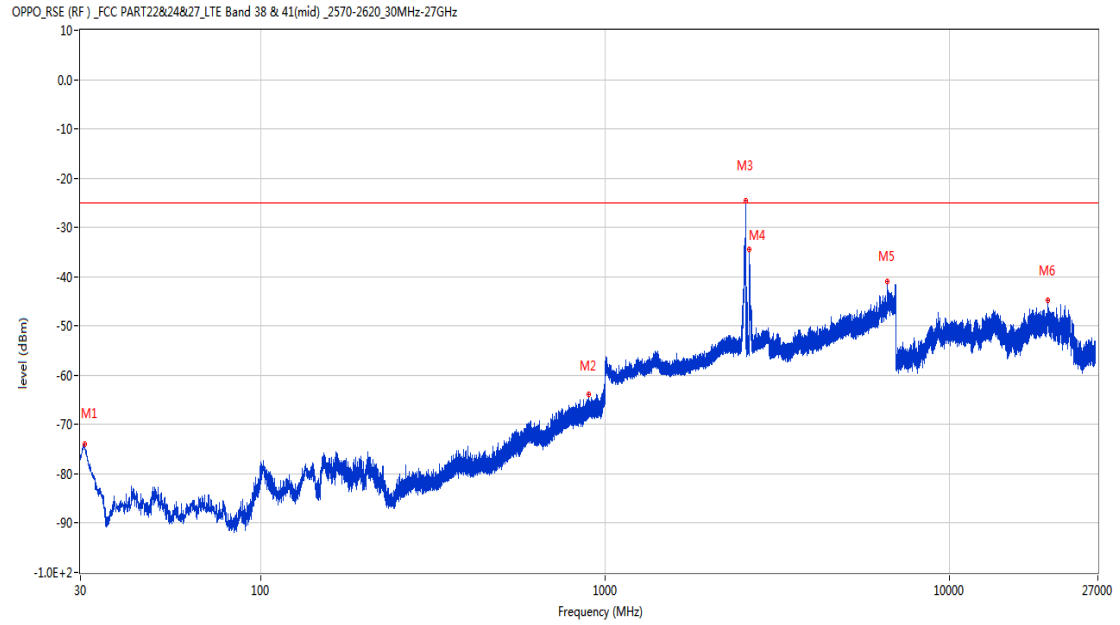
RSE-V&H PCC 40521 BW20 QPSK RB1 HIGH SCC 40719 BW20 QPSK RB1 LOW



Frequency (MHz)	Result (dBm)	Factor (dB)	PK Limit (dBm)	Over Limit (dB)	Table (o)	ANT	EUT	Verdict
43.095	-70.78	-15.87	-25.0	-45.78	106.00	Vertical	Horizontal	Pass
900.090	-64.50	4.85	-25.0	-39.50	161.00	Vertical	Horizontal	Pass
2565.000	-38.40	1.44	-25.0	-13.40	87.00	Vertical	Horizontal	N/A
2628.200	-36.12	2.02	-25.0	-11.12	29.00	Vertical	Horizontal	N/A
6980.400	-41.32	13.80	-25.0	-16.32	38.00	Vertical	Horizontal	Pass
13432.500	-46.35	11.18	-25.0	-21.35	46.00	Vertical	Horizontal	Pass

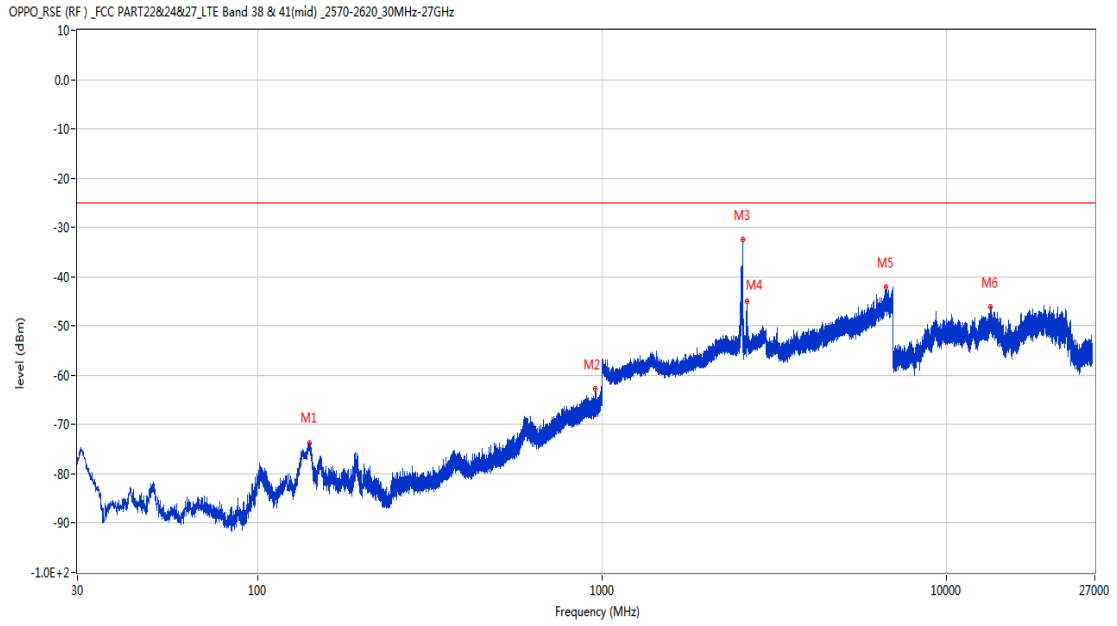
42.10 CA_41C 20MHz+20MHz, 16-QAM, Middle Channel

RSE-H&H PCC 40521 BW20 16QAM RB1 HIGH SCC 40719 BW20 16QAM RB1 LOW



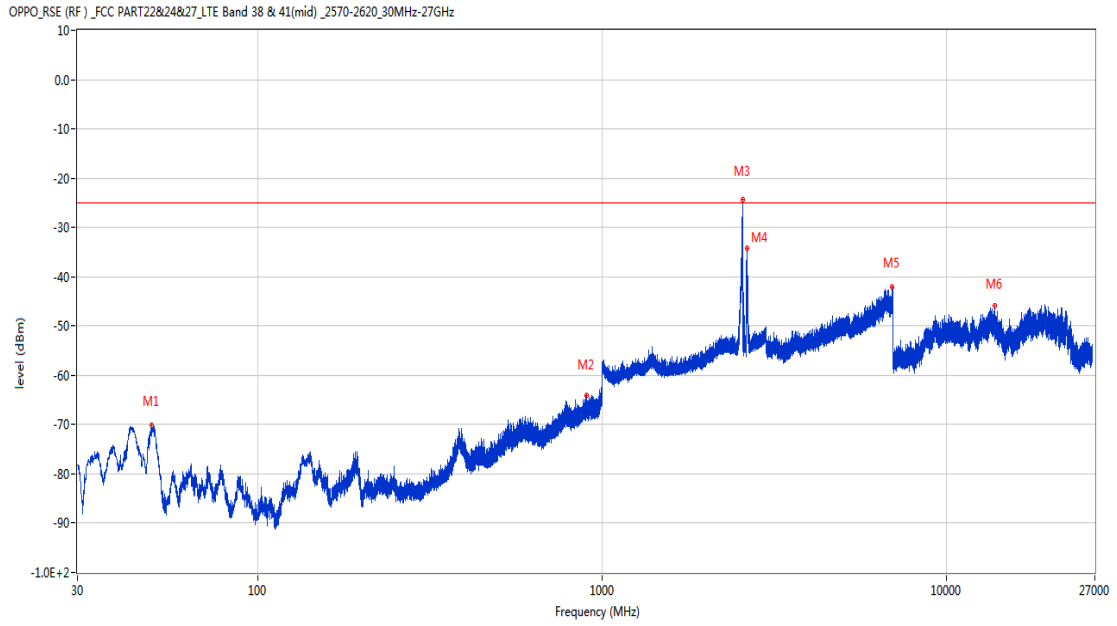
Frequency (MHz)	Result (dBm)	Factor (dB)	PK Limit (dBm)	Over Limit (dB)	Table (o)	ANT	EUT	Verdict
30.825	-73.97	-19.21	-25.0	-48.97	101.00	Horizontal	Horizontal	Pass
899.314	-63.79	4.88	-25.0	-38.79	305.00	Horizontal	Horizontal	Pass
2563.000	-24.54	1.42	-25.0	0.46	88.00	Horizontal	Horizontal	N/A
2632.000	-34.42	1.96	-25.0	-9.42	153.00	Horizontal	Horizontal	N/A
6610.800	-40.91	12.33	-25.0	-15.91	1.00	Horizontal	Horizontal	Pass
19326.849	-44.79	16.14	-25.0	-19.79	182.00	Horizontal	Horizontal	Pass

RSE-H&V PCC 40521 BW20 16QAM RB1 HIGH SCC 40719 BW20 16QAM RB1 LOW



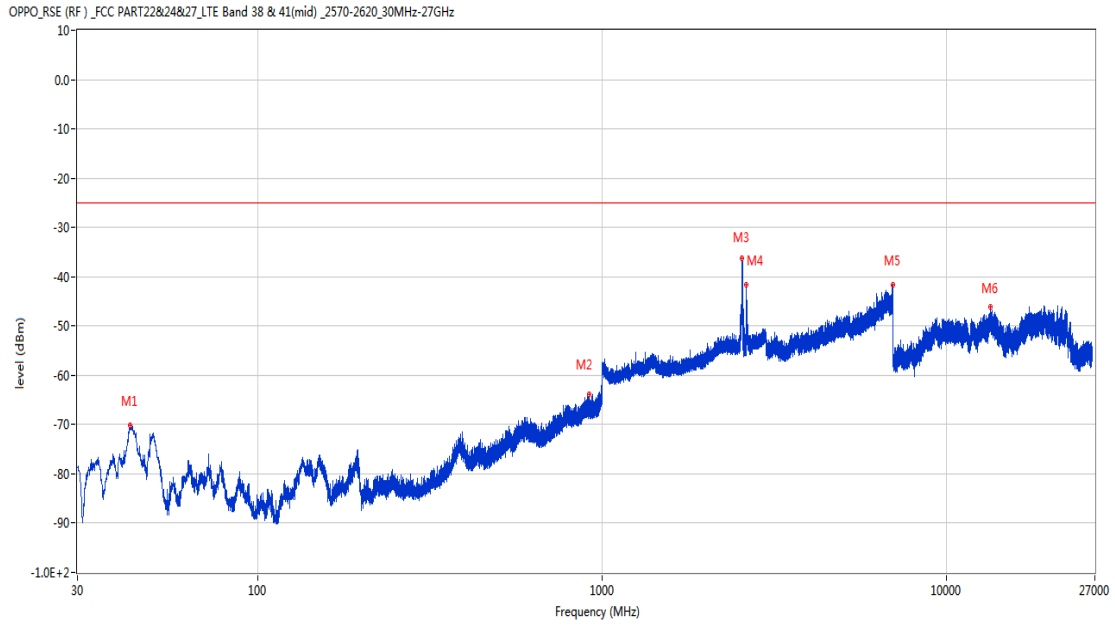
Frequency (MHz)	Result (dBm)	Factor (dB)	PK Limit (dBm)	Over Limit (dB)	Table (o)	ANT	EUT	Verdict
142.035	-73.81	-15.86	-25.0	-48.81	196.00	Horizontal	Vertical	Pass
958.872	-62.78	4.88	-25.0	-37.78	212.00	Horizontal	Vertical	Pass
2563.000	-32.54	1.42	-25.0	-7.54	317.00	Horizontal	Vertical	N/A
2634.000	-44.94	1.86	-25.0	-19.94	332.00	Horizontal	Vertical	N/A
6672.200	-42.09	11.58	-25.0	-17.09	347.00	Horizontal	Vertical	Pass
13447.200	-46.14	11.45	-25.0	-21.14	72.00	Horizontal	Vertical	Pass

RSE-V&V PCC 40521 BW20 16QAM RB1 HIGH SCC 40719 BW20 16QAM RB1 LOW



Frequency (MHz)	Result (dBm)	Factor (dB)	PK Limit (dBm)	Over Limit (dB)	Table (o)	ANT	EUT	Verdict
49.157	-70.11	-15.94	-25.0	-45.11	277.00	Vertical	Vertical	Pass
903.727	-63.98	4.86	-25.0	-38.98	-3.00	Vertical	Vertical	Pass
2563.200	-24.38	1.42	-25.0	0.62	173.00	Vertical	Vertical	N/A
2637.200	-34.31	1.82	-25.0	-9.31	298.00	Vertical	Vertical	N/A
6977.200	-42.01	13.82	-25.0	-17.01	26.00	Vertical	Vertical	Pass
13808.663	-45.96	11.78	-25.0	-20.96	-3.00	Vertical	Vertical	Pass

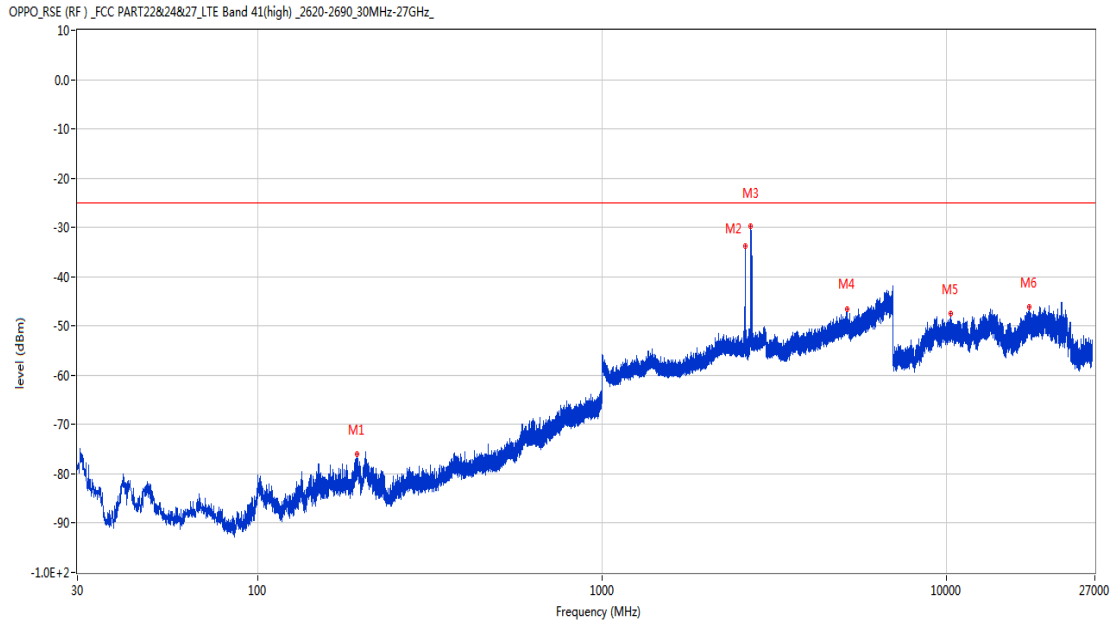
RSE-V&H PCC 40521 BW20 16QAM RB1 HIGH SCC 40719 BW20 16QAM RB1 LOW



Frequency (MHz)	Result (dBm)	Factor (dB)	PK Limit (dBm)	Over Limit (dB)	Table (o)	ANT	EUT	Verdict
42.658	-70.05	-16.38	-25.0	-45.05	127.00	Vertical	Horizontal	Pass
918.278	-63.90	4.84	-25.0	-38.90	164.00	Vertical	Horizontal	Pass
2554.900	-36.27	1.31	-25.0	-11.27	53.00	Vertical	Horizontal	N/A
2629.500	-41.54	2.03	-25.0	-16.54	18.00	Vertical	Horizontal	N/A
6981.400	-41.63	13.83	-25.0	-16.63	185.00	Vertical	Horizontal	Pass
13415.963	-46.19	10.92	-25.0	-21.19	246.00	Vertical	Horizontal	Pass

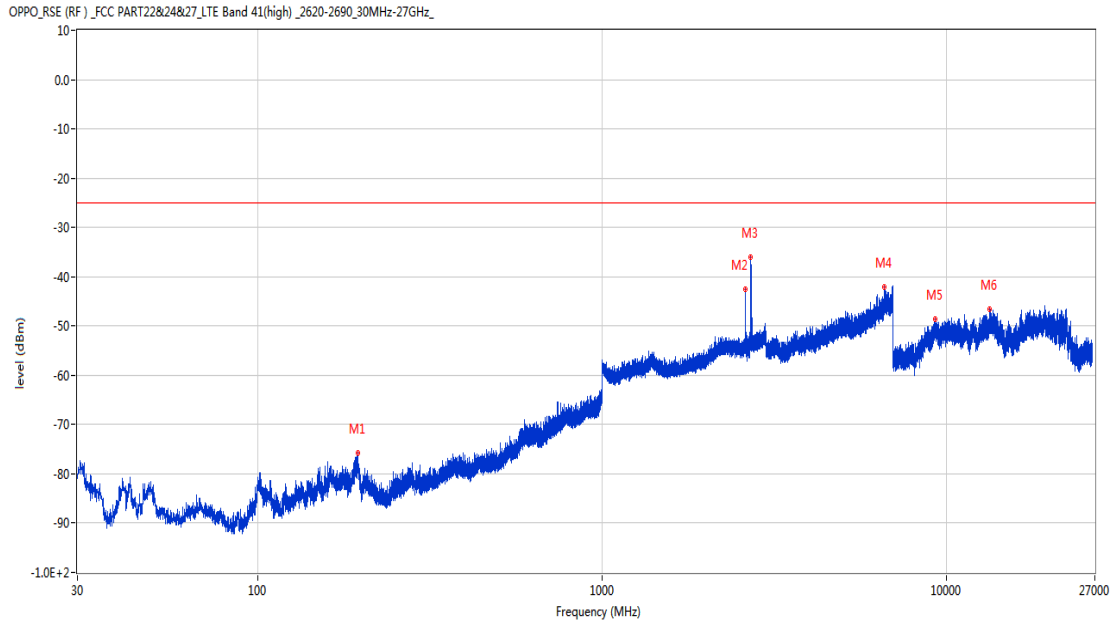
42.11 CA_41C 20MHz+20MHz, QPSK, High Channel

RSE-H&H PCC 41292 BW20 QPSK RB1 HIGH SCC 41490 BW20 QPSK RB1 LOW



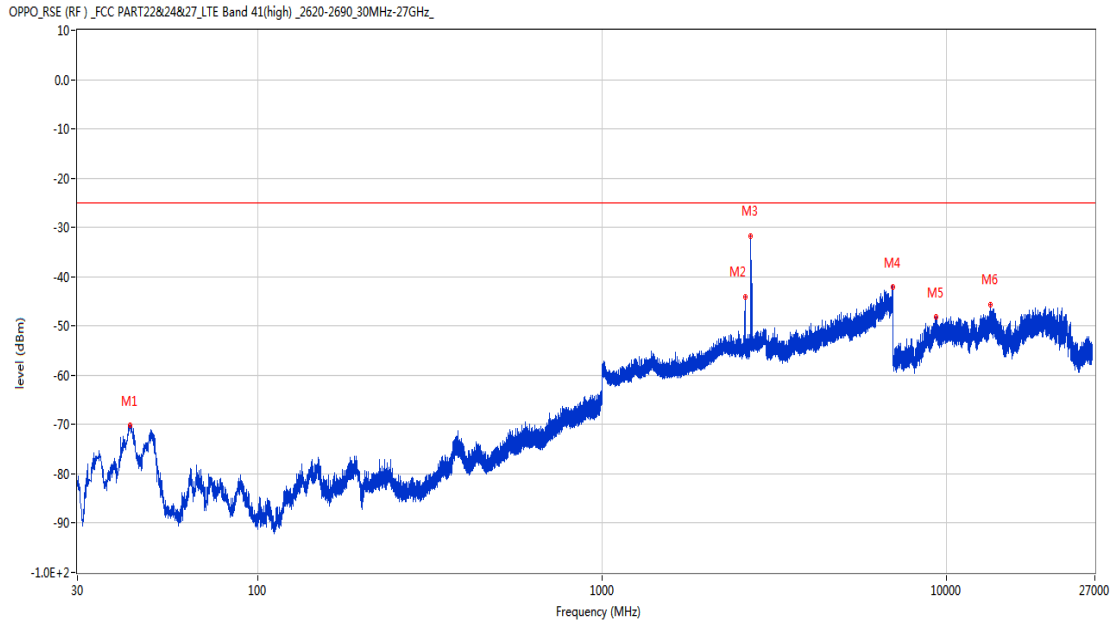
Frequency (MHz)	Result (dBm)	Factor (dB)	PK Limit (dBm)	Over Limit (dB)	Table (o)	ANT	EUT	Verdict
194.124	-76.01	-14.43	-25.0	-51.01	240.00	Horizontal	Horizontal	Pass
2607.600	-33.75	1.64	-25.0	-8.75	134.00	Horizontal	Horizontal	N/A
2699.400	-29.65	2.38	-25.0	-4.65	134.00	Horizontal	Horizontal	N/A
5146.000	-46.55	7.48	-25.0	-21.55	0.00	Horizontal	Horizontal	Pass
10306.250	-47.55	9.55	-25.0	-22.55	360.00	Horizontal	Horizontal	Pass
17443.762	-46.14	9.29	-25.0	-21.14	97.00	Horizontal	Horizontal	Pass

RSE-H&V PCC 41292 BW20 QPSK RB1 HIGH SCC 41490 BW20 QPSK RB1 LOW



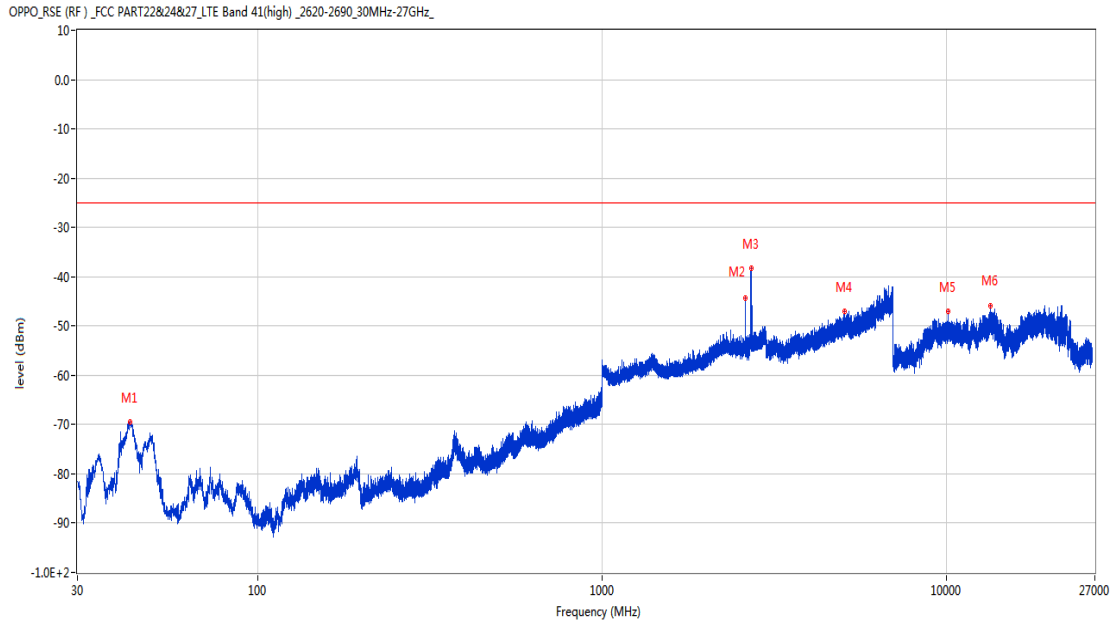
Frequency (MHz)	Result (dBm)	Factor (dB)	PK Limit (dBm)	Over Limit (dB)	Table (o)	ANT	EUT	Verdict
195.240	-75.80	-14.64	-25.0	-50.80	242.00	Horizontal	Vertical	Pass
2610.100	-42.53	1.66	-25.0	-17.53	361.00	Horizontal	Vertical	N/A
2701.000	-36.13	2.40	-25.0	-11.13	217.00	Horizontal	Vertical	N/A
6625.400	-42.15	12.10	-25.0	-17.15	331.00	Horizontal	Vertical	Pass
9300.287	-48.54	10.23	-25.0	-23.54	308.00	Horizontal	Vertical	Pass
13354.800	-46.54	10.94	-25.0	-21.54	270.00	Horizontal	Vertical	Pass

RSE-V&V PCC 41292 BW20 QPSK RB1 HIGH SCC 41490 BW20 QPSK RB1 LOW



Frequency (MHz)	Result (dBm)	Factor (dB)	PK Limit (dBm)	Over Limit (dB)	Table (o)	ANT	EUT	Verdict
42.610	-70.11	-16.31	-25.0	-45.11	312.00	Vertical	Vertical	Pass
2608.200	-44.11	1.64	-25.0	-19.11	361.00	Vertical	Vertical	N/A
2700.100	-31.67	2.38	-25.0	-6.67	200.00	Vertical	Vertical	N/A
6984.800	-42.19	13.72	-25.0	-17.19	249.00	Vertical	Vertical	Pass
9324.151	-48.25	9.70	-25.0	-23.25	168.00	Vertical	Vertical	Pass
13422.000	-45.72	11.01	-25.0	-20.72	-3.00	Vertical	Vertical	Pass

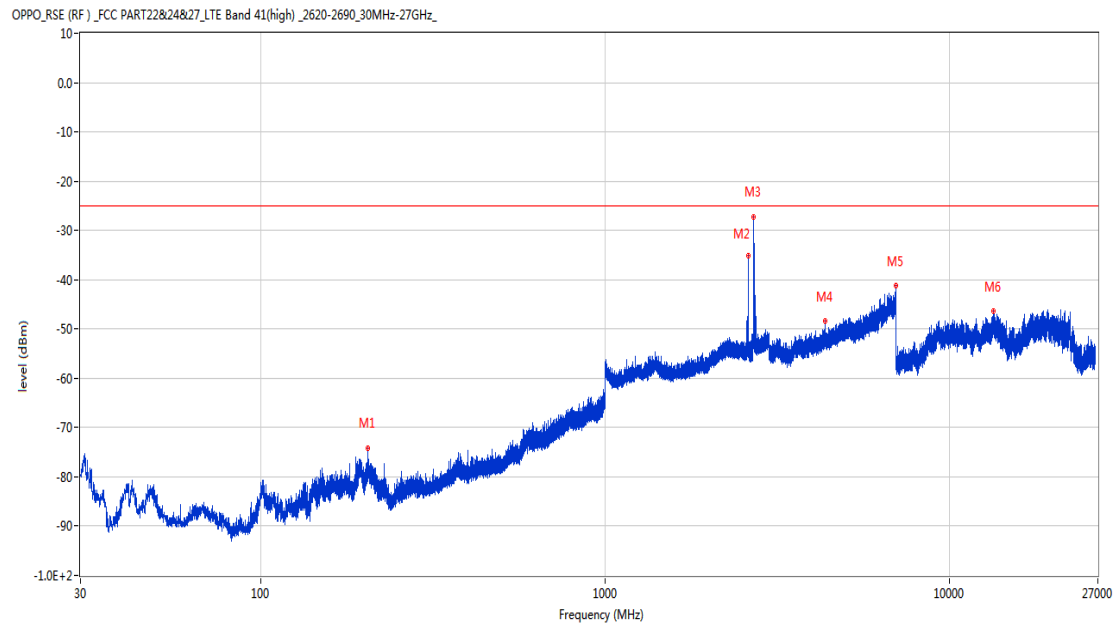
RSE-V&H PCC 41292 BW20 QPSK RB1 HIGH SCC 41490 BW20 QPSK RB1 LOW



Frequency (MHz)	Result (dBm)	Factor (dB)	PK Limit (dBm)	Over Limit (dB)	Table (o)	ANT	EUT	Verdict
42.658	-69.54	-16.26	-25.0	-44.54	318.00	Vertical	Horizontal	Pass
2608.800	-44.40	1.65	-25.0	-19.40	326.00	Vertical	Horizontal	N/A
2712.300	-38.23	2.33	-25.0	-13.23	76.00	Vertical	Horizontal	N/A
5072.600	-47.01	7.36	-25.0	-22.01	326.00	Vertical	Horizontal	Pass
10115.350	-47.09	10.24	-25.0	-22.09	172.00	Vertical	Horizontal	Pass
13421.213	-45.86	11.00	-25.0	-20.86	354.00	Vertical	Horizontal	Pass

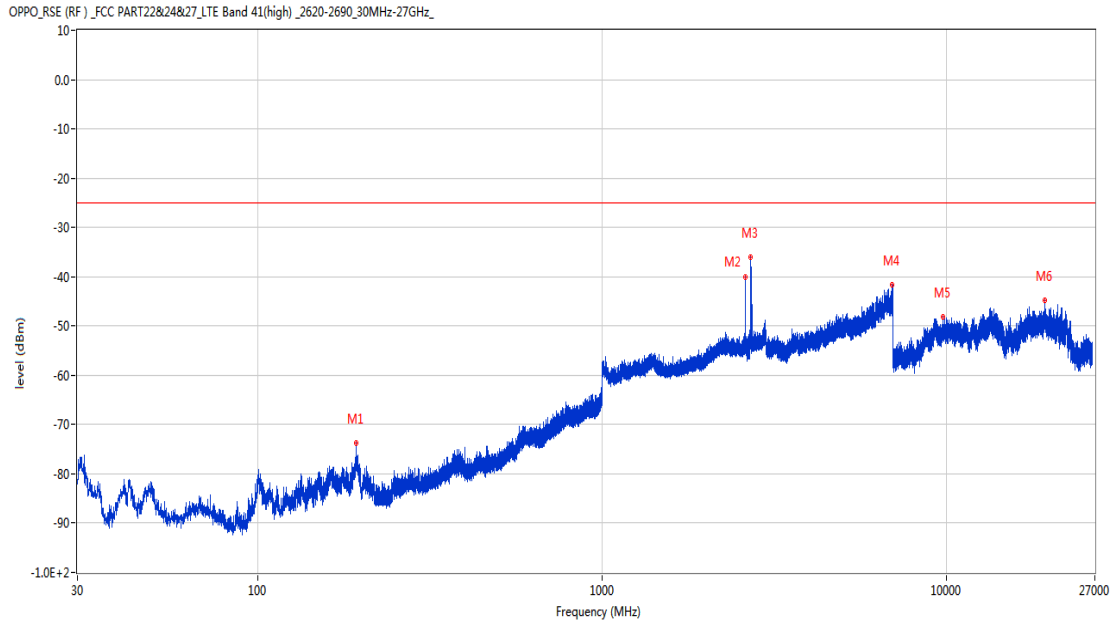
42.12 CA_41C 20MHz+20MHz, 16-QAM, High Channel

RSE-H&H PCC 41292 BW20 16QAM RB1 HIGH SCC 41490 BW20 16QAM RB1 LOW



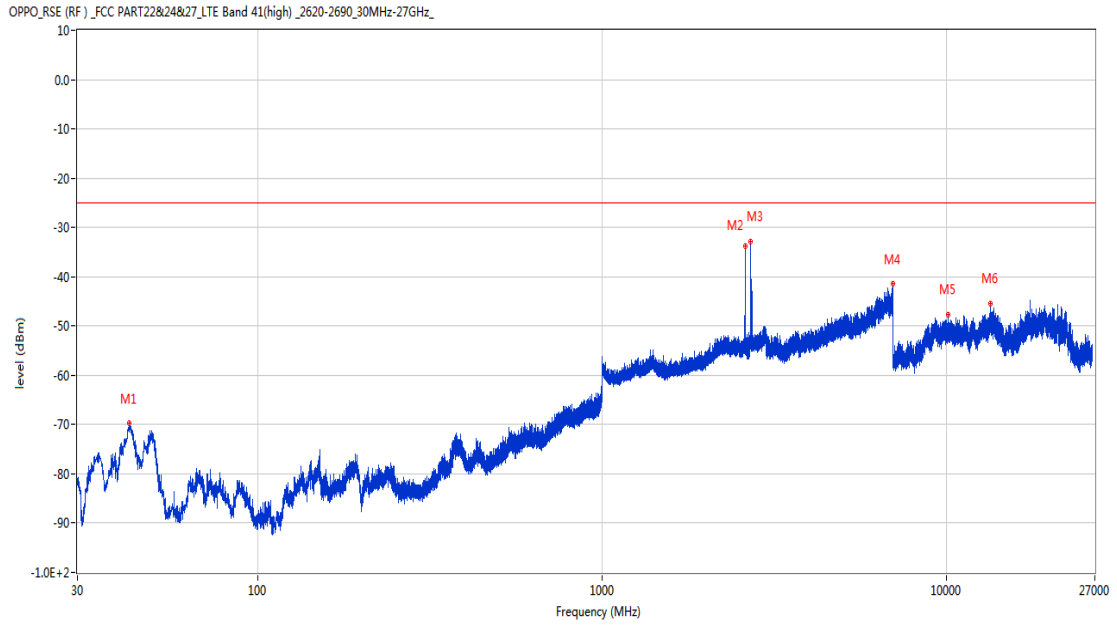
Frequency (MHz)	Result (dBm)	Factor (dB)	PK Limit (dBm)	Over Limit (dB)	Table (o)	ANT	EUT	Verdict
205.376	-74.29	-15.32	-25.0	-49.29	203.00	Horizontal	Horizontal	Pass
2605.900	-35.02	1.62	-25.0	-10.02	153.00	Horizontal	Horizontal	N/A
2701.200	-27.18	2.41	-25.0	-2.18	190.00	Horizontal	Horizontal	N/A
4353.200	-48.42	6.74	-25.0	-23.42	259.00	Horizontal	Horizontal	Pass
6984.400	-41.26	13.76	-25.0	-16.26	235.00	Horizontal	Horizontal	Pass
13411.763	-46.27	10.86	-25.0	-21.27	-3.00	Horizontal	Horizontal	Pass

RSE-H&V PCC 41292 BW20 16QAM RB1 HIGH SCC 41490 BW20 16QAM RB1 LOW



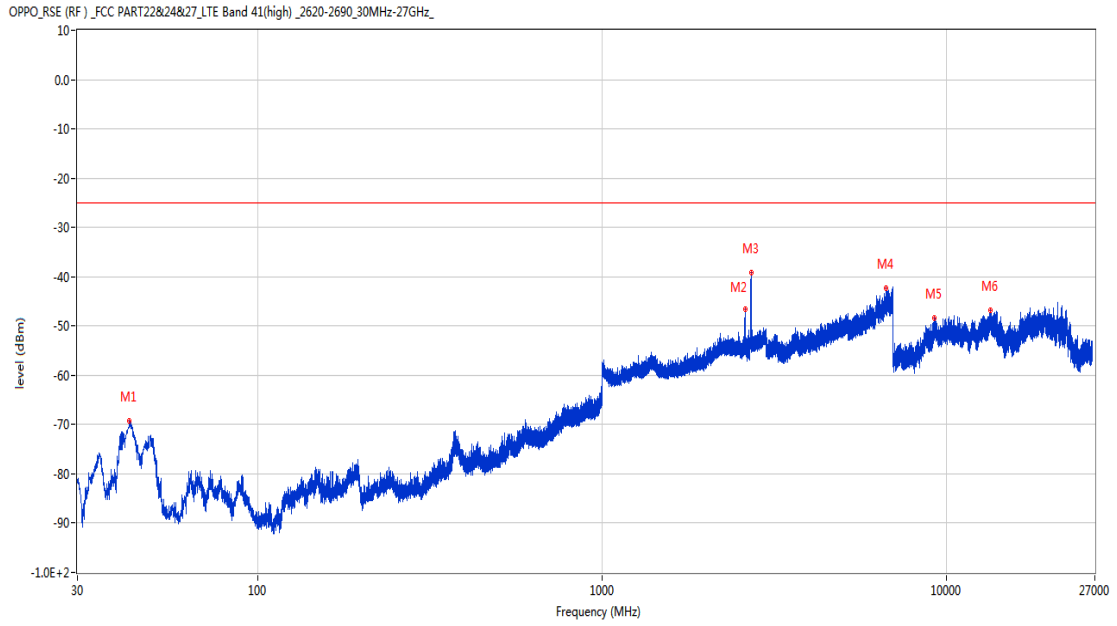
Frequency (MHz)	Result (dBm)	Factor (dB)	PK Limit (dBm)	Over Limit (dB)	Table (o)	ANT	EUT	Verdict
193.542	-73.75	-14.43	-25.0	-48.75	273.00	Horizontal	Vertical	Pass
2609.300	-39.96	1.66	-25.0	-14.96	43.00	Horizontal	Vertical	N/A
2700.000	-36.13	2.38	-25.0	-11.13	157.00	Horizontal	Vertical	N/A
6963.800	-41.63	13.13	-25.0	-16.63	0.00	Horizontal	Vertical	Pass
9752.813	-48.13	9.47	-25.0	-23.13	154.00	Horizontal	Vertical	Pass
19328.551	-44.88	16.12	-25.0	-19.88	361.00	Horizontal	Vertical	Pass

RSE-V&V PCC 41292 BW20 16QAM RB1 HIGH SCC 41490 BW20 16QAM RB1 LOW



Frequency (MHz)	Result (dBm)	Factor (dB)	PK Limit (dBm)	Over Limit (dB)	Table (o)	ANT	EUT	Verdict
42.416	-69.78	-16.51	-25.0	-44.78	316.00	Vertical	Vertical	Pass
2609.200	-33.79	1.65	-25.0	-8.79	347.00	Vertical	Vertical	N/A
2701.600	-32.96	2.42	-25.0	-7.96	195.00	Vertical	Vertical	N/A
6998.400	-41.38	13.63	-25.0	-16.38	229.00	Vertical	Vertical	Pass
10126.276	-47.79	10.01	-25.0	-22.79	134.00	Vertical	Vertical	Pass
13452.450	-45.47	11.50	-25.0	-20.47	192.00	Vertical	Vertical	Pass

RSE-V&H PCC 41292 BW20 16QAM RB1 HIGH SCC 41490 BW20 16QAM RB1 LOW



Frequency (MHz)	Result (dBm)	Factor (dB)	PK Limit (dBm)	Over Limit (dB)	Table (o)	ANT	EUT	Verdict
42.513	-69.29	-16.41	-25.0	-44.29	325.00	Vertical	Horizontal	Pass
2610.300	-46.67	1.66	-25.0	-21.67	363.00	Vertical	Horizontal	N/A
2711.000	-39.26	2.40	-25.0	-14.26	333.00	Vertical	Horizontal	N/A
6685.800	-42.28	12.03	-25.0	-17.28	356.00	Vertical	Horizontal	Pass
9249.112	-48.43	9.15	-25.0	-23.43	343.00	Vertical	Horizontal	Pass
13411.237	-46.89	10.85	-25.0	-21.89	280.00	Vertical	Horizontal	Pass