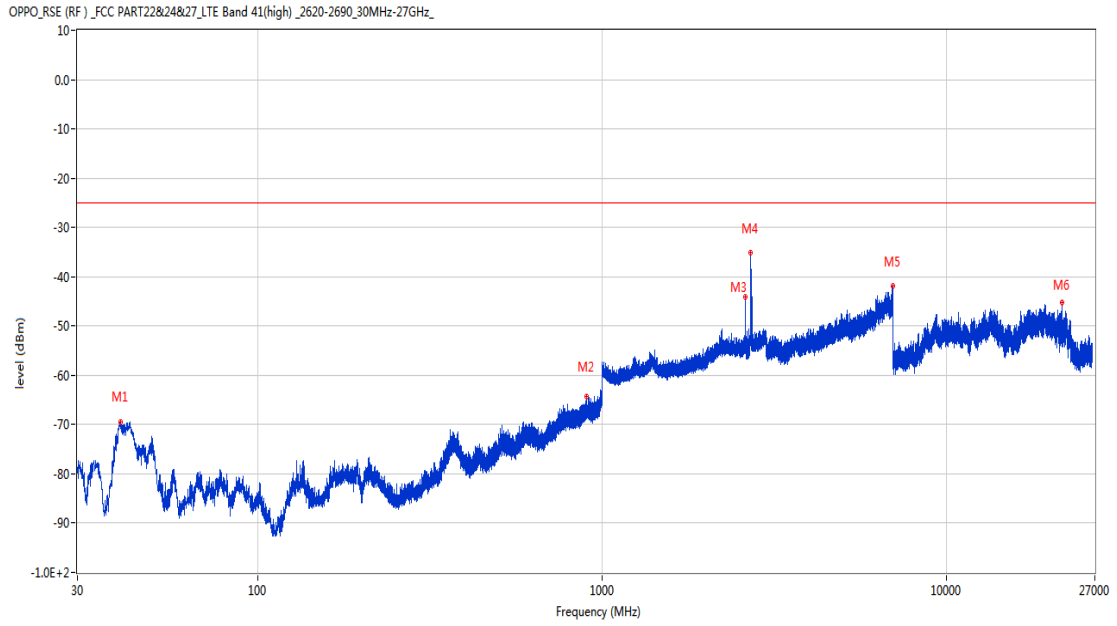
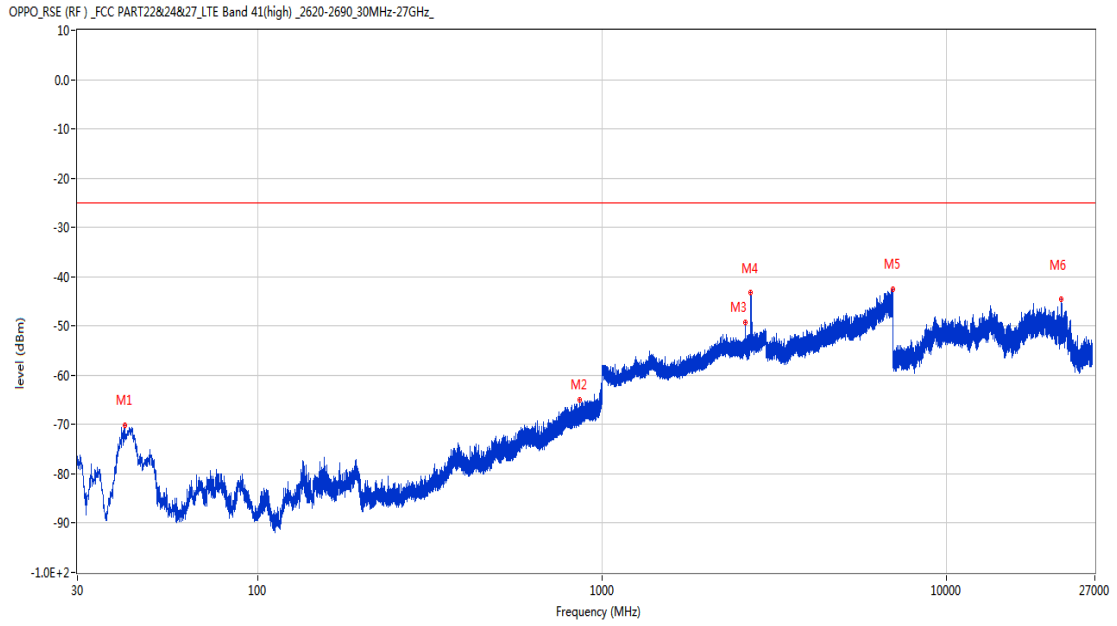


RSE-V&V PCC 41292 BW20 QPSK RB1 HIGH SCC 41490 BW20 QPSK RB1 LOW



Frequency (MHz)	Result (dBm)	Factor (dB)	PK Limit (dBm)	Over Limit (dB)	Table (o)	ANT	EUT	Verdict
40.039	-69.37	-18.25	-25.0	-44.37	215.00	Vertical	Vertical	Pass
904.746	-64.39	4.80	-25.0	-39.39	293.00	Vertical	Vertical	Pass
2607.800	-44.14	1.64	-25.0	-19.14	180.00	Vertical	Vertical	N/A
2697.100	-35.01	2.36	-25.0	-10.01	329.00	Vertical	Vertical	N/A
6997.600	-41.92	13.62	-25.0	-16.92	46.00	Vertical	Vertical	Pass
21623.126	-45.28	14.70	-25.0	-20.28	143.00	Vertical	Vertical	Pass

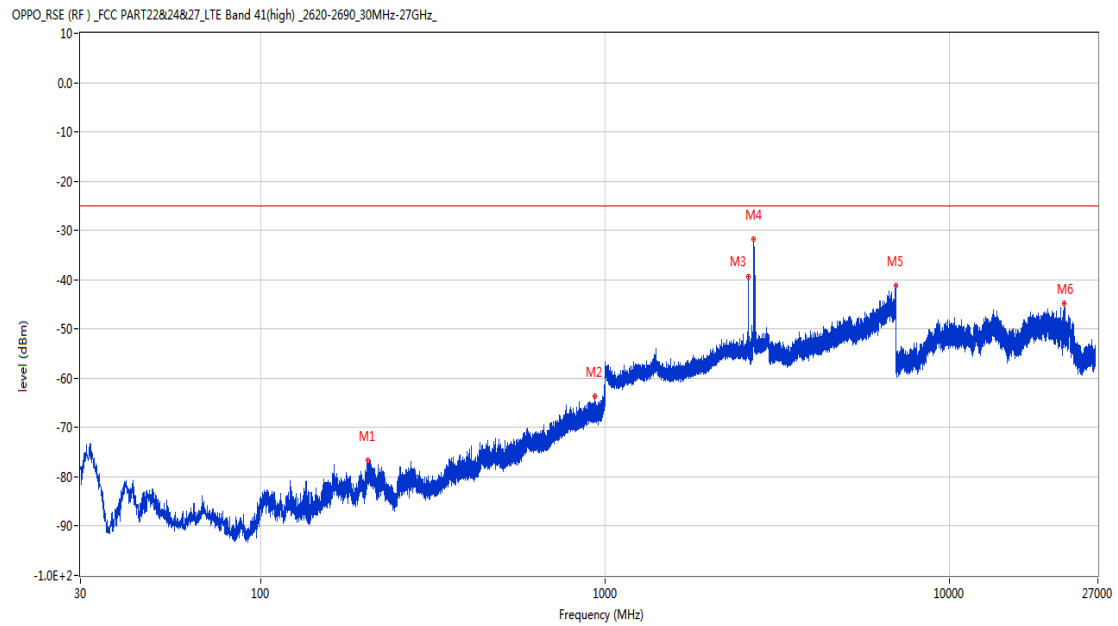
RSE-V&H PCC 41292 BW20 QPSK RB1 HIGH SCC 41490 BW20 QPSK RB1 LOW



Frequency (MHz)	Result (dBm)	Factor (dB)	PK Limit (dBm)	Over Limit (dB)	Table (o)	ANT	EUT	Verdict
41.106	-70.05	-17.40	-25.0	-45.05	107.00	Vertical	Horizontal	Pass
860.175	-64.87	2.99	-25.0	-39.87	360.00	Vertical	Horizontal	Pass
2608.500	-49.34	1.65	-25.0	-24.34	226.00	Vertical	Horizontal	N/A
2709.100	-43.29	2.43	-25.0	-18.29	37.00	Vertical	Horizontal	N/A
6987.200	-42.57	13.68	-25.0	-17.57	361.00	Vertical	Horizontal	Pass
21617.601	-44.62	14.70	-25.0	-19.62	-3.00	Vertical	Horizontal	Pass

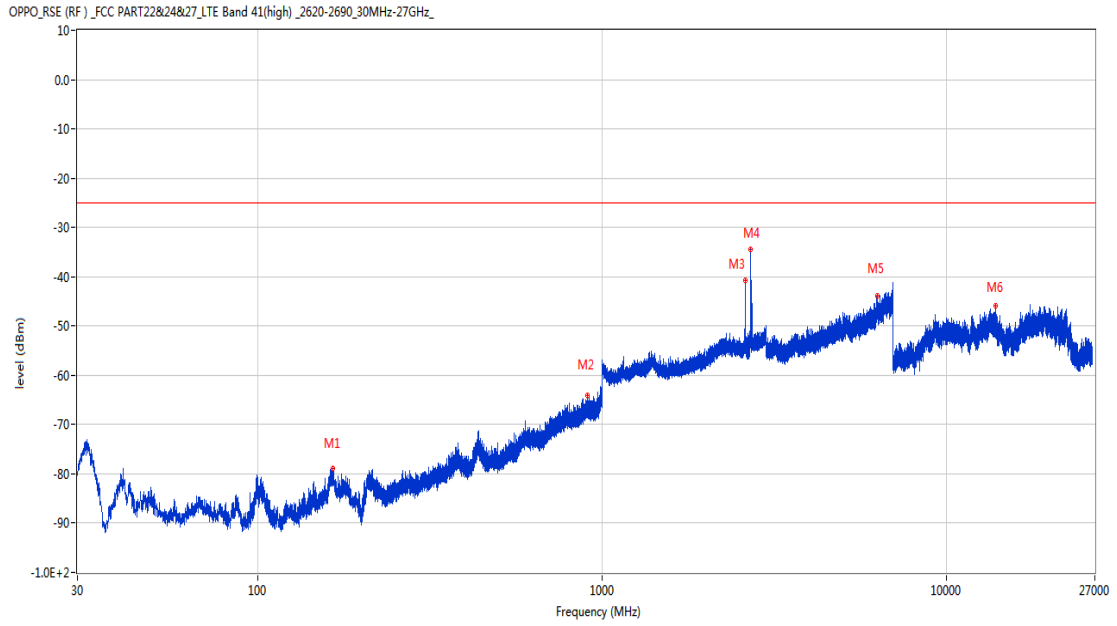
21.12 CA_41C 20MHz+20MHz, 16-QAM, High Channel

RSE-H&H PCC 41292 BW20 16QAM RB1 HIGH SCC 41490 BW20 16QAM RB1 LOW



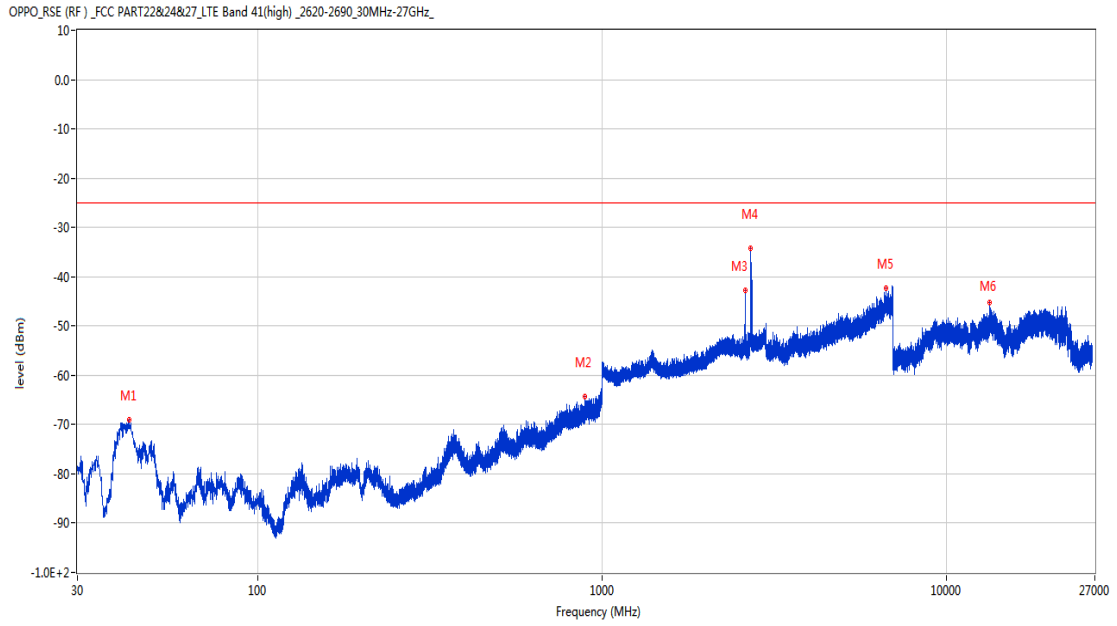
Frequency (MHz)	Result (dBm)	Factor (dB)	PK Limit (dBm)	Over Limit (dB)	Table (o)	ANT	EUT	Verdict
204.309	-76.75	-15.91	-25.0	-51.75	225.00	Horizontal	Horizontal	Pass
936.028	-63.68	4.70	-25.0	-38.68	135.00	Horizontal	Horizontal	Pass
2604.200	-39.45	1.48	-25.0	-14.45	315.00	Horizontal	Horizontal	N/A
2698.600	-31.67	2.37	-25.0	-6.67	290.00	Horizontal	Horizontal	N/A
6998.200	-41.22	13.63	-25.0	-16.22	260.00	Horizontal	Horizontal	Pass
21618.448	-44.80	14.70	-25.0	-19.80	192.00	Horizontal	Horizontal	Pass

RSE-H&V PCC 41292 BW20 16QAM RB1 HIGH SCC 41490 BW20 16QAM RB1 LOW



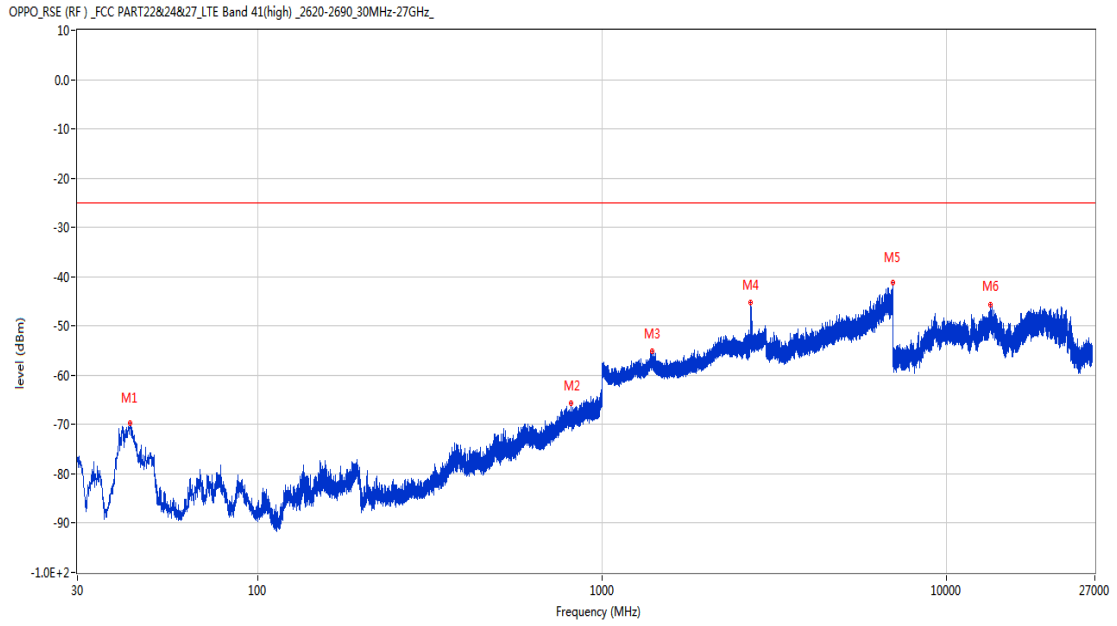
Frequency (MHz)	Result (dBm)	Factor (dB)	PK Limit (dBm)	Over Limit (dB)	Table (o)	ANT	EUT	Verdict
165.654	-78.88	-14.60	-25.0	-53.88	360.00	Horizontal	Vertical	Pass
908.190	-63.99	4.89	-25.0	-38.99	314.00	Horizontal	Vertical	Pass
2608.100	-40.84	1.64	-25.0	-15.84	151.00	Horizontal	Vertical	N/A
2697.700	-34.45	2.37	-25.0	-9.45	360.00	Horizontal	Vertical	N/A
6291.800	-43.88	11.26	-25.0	-18.88	345.00	Horizontal	Vertical	Pass
13893.188	-45.88	10.19	-25.0	-20.88	0.00	Horizontal	Vertical	Pass

RSE-V&V PCC 41292 BW20 16QAM RB1 HIGH SCC 41490 BW20 16QAM RB1 LOW



Frequency (MHz)	Result (dBm)	Factor (dB)	PK Limit (dBm)	Over Limit (dB)	Table (o)	ANT	EUT	Verdict
42.319	-69.06	-16.61	-25.0	-44.06	361.00	Vertical	Vertical	Pass
890.972	-64.38	4.49	-25.0	-39.38	122.00	Vertical	Vertical	Pass
2607.100	-42.77	1.63	-25.0	-17.77	332.00	Vertical	Vertical	N/A
2697.300	-34.33	2.36	-25.0	-9.33	-3.00	Vertical	Vertical	N/A
6672.200	-42.19	11.58	-25.0	-17.19	216.00	Vertical	Vertical	Pass
13368.188	-45.21	10.88	-25.0	-20.21	288.00	Vertical	Vertical	Pass

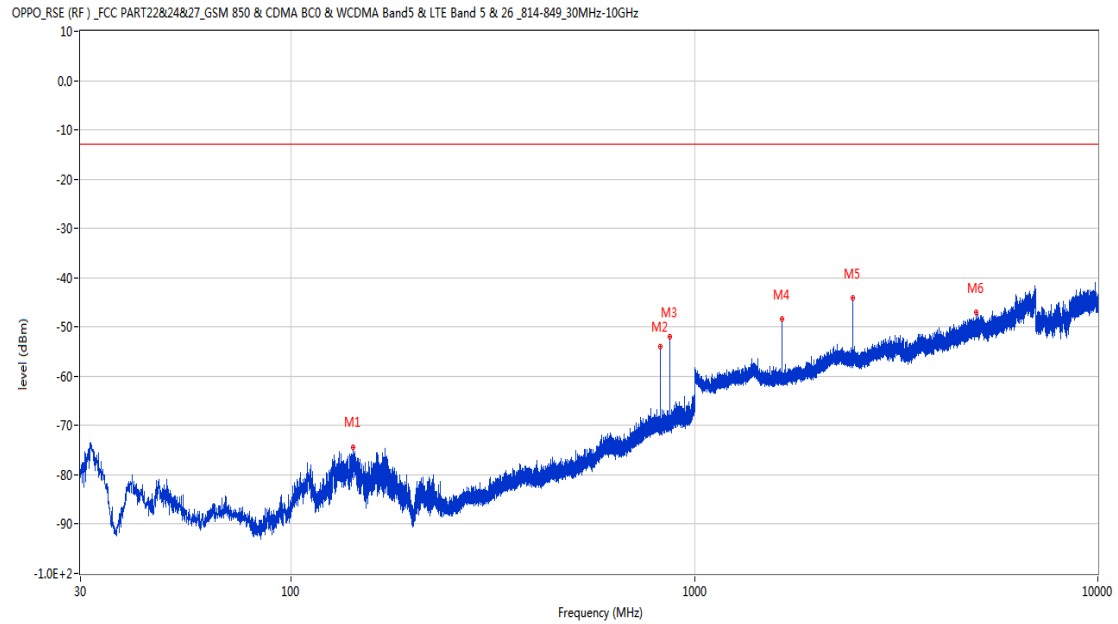
RSE-V&H PCC 41292 BW20 16QAM RB1 HIGH SCC 41490 BW20 16QAM RB1 LOW



Frequency (MHz)	Result (dBm)	Factor (dB)	PK Limit (dBm)	Over Limit (dB)	Table (o)	ANT	EUT	Verdict
42.707	-69.64	-16.21	-25.0	-44.64	88.00	Vertical	Horizontal	Pass
815.652	-65.62	2.47	-25.0	-40.62	0.00	Vertical	Horizontal	Pass
1396.900	-55.18	-2.14	-25.0	-30.18	-3.00	Vertical	Horizontal	Pass
2706.400	-45.28	2.53	-25.0	-20.28	361.00	Vertical	Horizontal	N/A
6988.400	-41.27	13.53	-25.0	-16.27	322.00	Vertical	Horizontal	Pass
13427.775	-45.60	11.10	-25.0	-20.60	360.00	Vertical	Horizontal	Pass

Down Antenna
 GSM
 22 GSM 850
 22.1 GSM 850 Low Channel

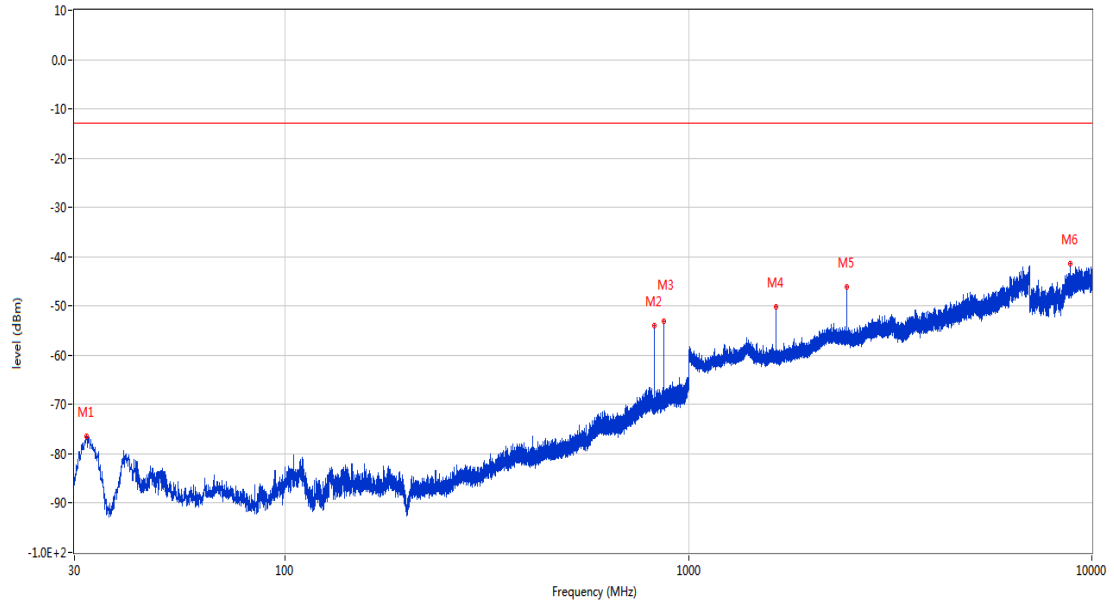
RSE-H&H GSM 850 CH128



Frequency (MHz)	Result (dBm)	Factor (dB)	PK Limit (dBm)	Over Limit (dB)	Table (o)	ANT	EUT	Verdict
142.520	-74.31	-16.24	-13.0	-61.31	362.00	Horizontal	Horizontal	Pass
824.139	-53.99	2.22	-13.0	-40.99	264.00	Horizontal	Horizontal	N/A
869.196	-51.99	2.38	-13.0	-38.99	275.00	Horizontal	Horizontal	N/A
1648.500	-48.46	-5.85	-13.0	-35.46	107.00	Horizontal	Horizontal	Pass
2472.600	-44.10	-1.30	-13.0	-31.10	184.00	Horizontal	Horizontal	Pass
4991.000	-47.00	7.25	-13.0	-34.00	208.00	Horizontal	Horizontal	Pass

RSE-H&V GSM 850 CH128

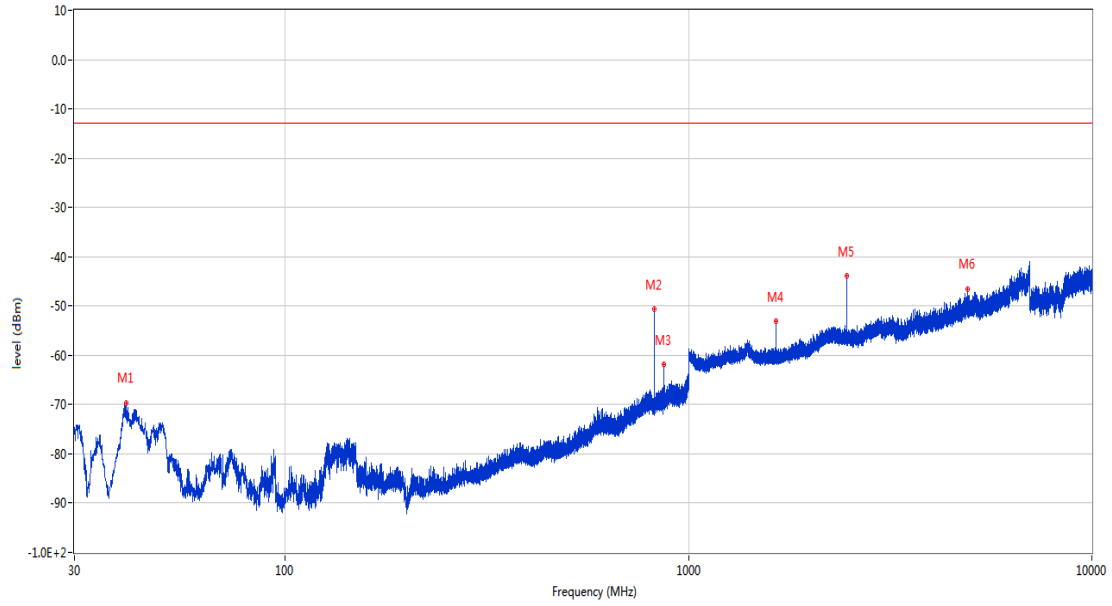
OPPO_RSE (RF) _ FCC PART22&24&27_GSM 850 & CDMA BC0 & WCDMA Band5 & LTE Band 5 & 26_814-849_30MHz-10GHz



Frequency (MHz)	Result (dBm)	Factor (dB)	PK Limit (dBm)	Over Limit (dB)	Table (o)	ANT	EUT	Verdict
32.134	-76.47	-16.86	-13.0	-63.47	338.00	Horizontal	Vertical	Pass
824.139	-54.01	2.22	-13.0	-41.01	352.00	Horizontal	Vertical	N/A
869.147	-53.12	2.38	-13.0	-40.12	294.00	Horizontal	Vertical	N/A
1648.400	-50.18	-5.85	-13.0	-37.18	143.00	Horizontal	Vertical	Pass
2472.700	-46.13	-1.29	-13.0	-33.13	136.00	Horizontal	Vertical	Pass
8844.849	-41.31	15.27	-13.0	-28.31	353.00	Horizontal	Vertical	Pass

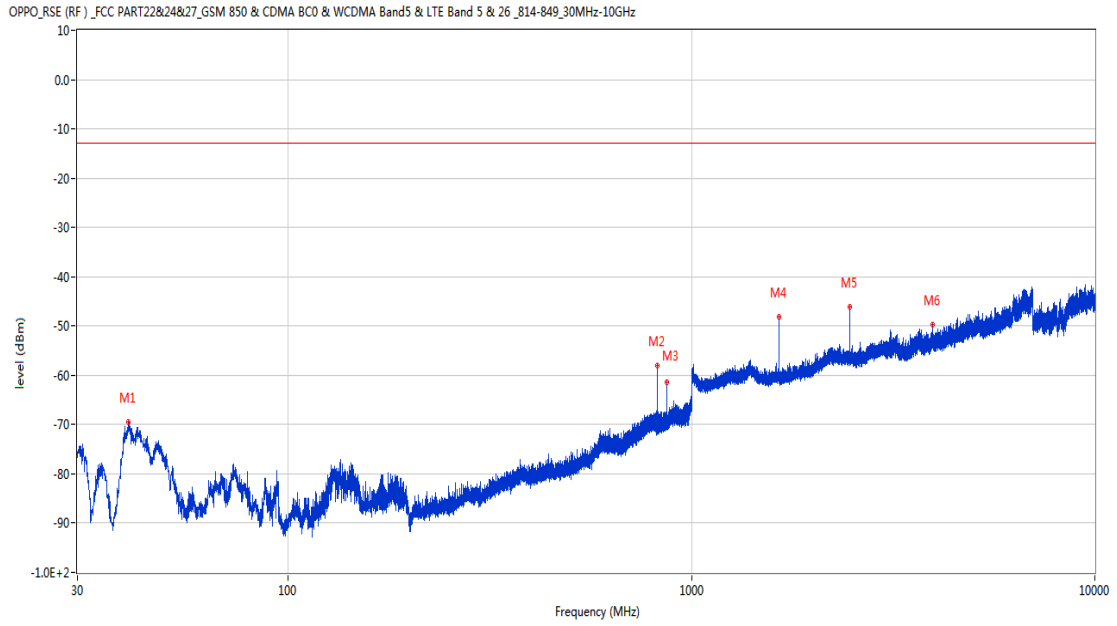
RSE-V&V GSM 850 CH128

OPPO_RSE (RF) _ FCC PART22&24&27_GSM 850 & CDMA BC0 & WCDMA Band5 & LTE Band 5 & 26_814-849_30MHz-10GHz



Frequency (MHz)	Result (dBm)	Factor (dB)	PK Limit (dBm)	Over Limit (dB)	Table (o)	ANT	EUT	Verdict
40.331	-69.63	-18.34	-13.0	-56.63	49.00	Vertical	Vertical	Pass
824.139	-50.67	2.22	-13.0	-37.67	166.00	Vertical	Vertical	N/A
869.196	-61.79	2.38	-13.0	-48.79	49.00	Vertical	Vertical	N/A
1648.300	-53.16	-5.85	-13.0	-40.16	174.00	Vertical	Vertical	Pass
2472.700	-43.84	-1.29	-13.0	-30.84	325.00	Vertical	Vertical	Pass
4917.400	-46.51	7.96	-13.0	-33.51	14.00	Vertical	Vertical	Pass

RSE-V&H GSM 850 CH128

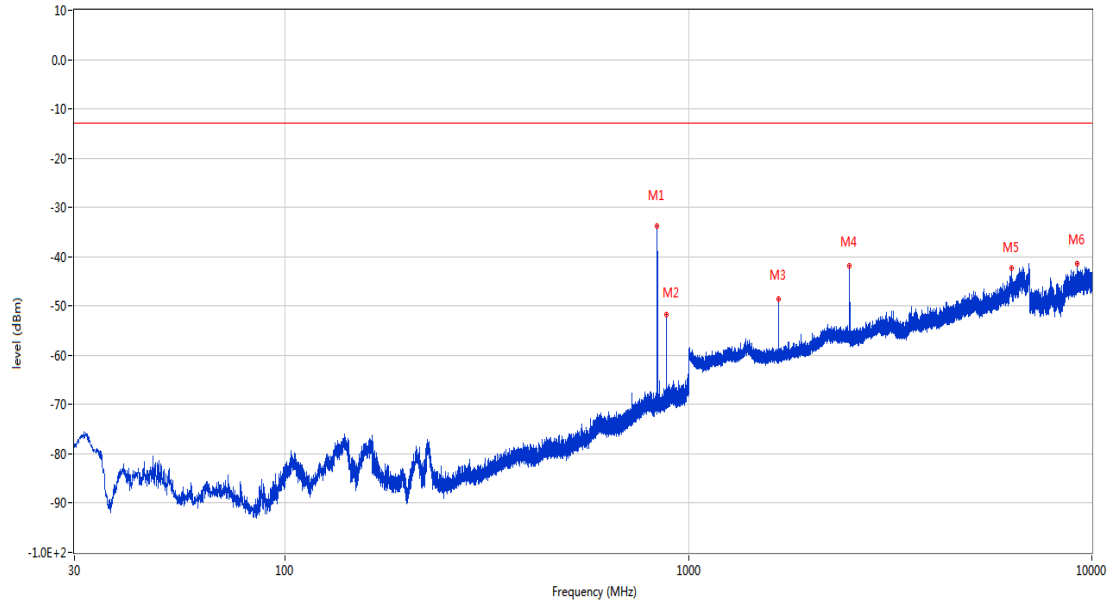


Frequency (MHz)	Result (dBm)	Factor (dB)	PK Limit (dBm)	Over Limit (dB)	Table (o)	ANT	EUT	Verdict
40.039	-69.42	-18.56	-13.0	-56.42	70.00	Vertical	Horizontal	Pass
824.236	-57.94	2.22	-13.0	-44.94	163.00	Vertical	Horizontal	N/A
869.147	-61.48	2.38	-13.0	-48.48	185.00	Vertical	Horizontal	N/A
1648.500	-48.24	-5.85	-13.0	-35.24	73.00	Vertical	Horizontal	Pass
2472.400	-46.19	-1.32	-13.0	-33.19	79.00	Vertical	Horizontal	Pass
3958.400	-49.68	5.69	-13.0	-36.68	288.00	Vertical	Horizontal	Pass

22.2 GSM 850 Middle Channel

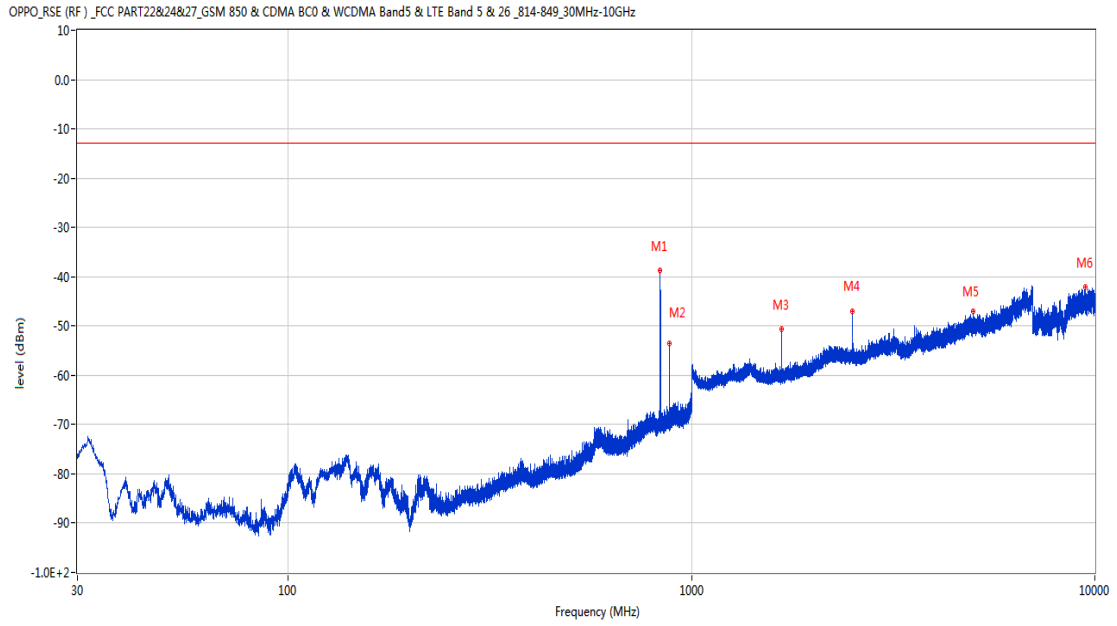
RSE-H&H GSM 850 CH190

OPPO_RSE (RF) _FCC PART22&24&27_GSM 850 & CDMA BC0 & WCDMA Band5 & LTE Band 5 & 26 _814-849_30MHz-10GHz



Frequency (MHz)	Result (dBm)	Factor (dB)	PK Limit (dBm)	Over Limit (dB)	Table (o)	ANT	EUT	Verdict
836.604	-33.74	2.59	-13.0	-20.74	284.00	Horizontal	Horizontal	N/A
881.612	-51.84	2.81	-13.0	-38.84	271.00	Horizontal	Horizontal	N/A
1673.200	-48.67	-5.86	-13.0	-35.67	300.00	Horizontal	Horizontal	Pass
2509.500	-41.93	-0.95	-13.0	-28.93	134.00	Horizontal	Horizontal	Pass
6314.600	-42.29	10.09	-13.0	-29.29	360.00	Horizontal	Horizontal	Pass
9200.800	-41.36	15.34	-13.0	-28.36	-3.00	Horizontal	Horizontal	Pass

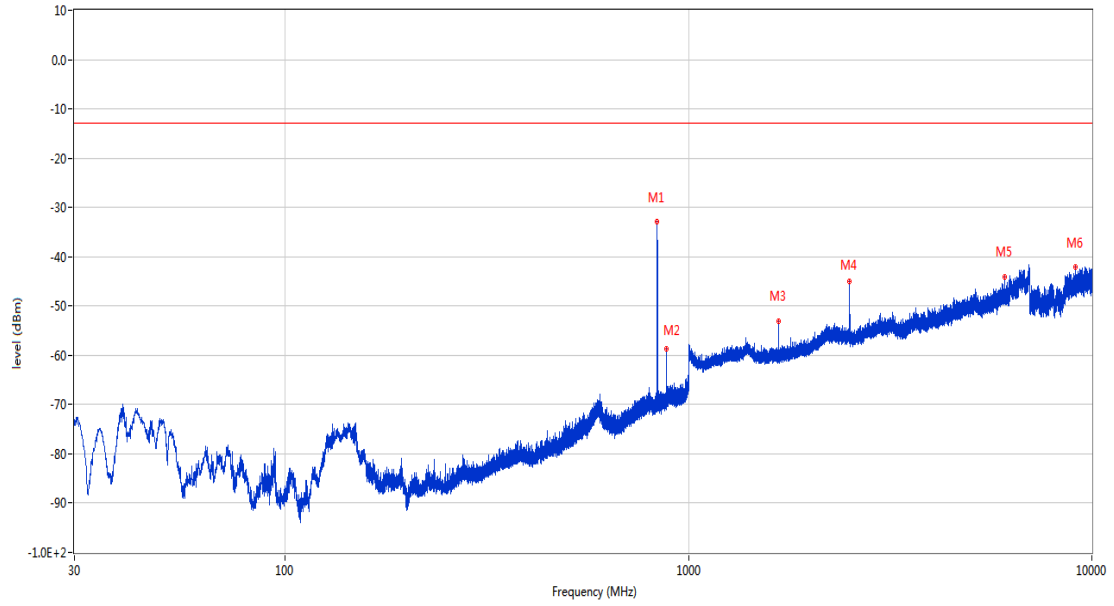
RSE-H&V GSM 850 CH190



Frequency (MHz)	Result (dBm)	Factor (dB)	PK Limit (dBm)	Over Limit (dB)	Table (o)	ANT	EUT	Verdict
836.604	-38.81	2.59	-13.0	-25.81	361.00	Horizontal	Vertical	N/A
881.612	-53.59	2.81	-13.0	-40.59	190.00	Horizontal	Vertical	N/A
1673.200	-50.59	-5.86	-13.0	-37.59	152.00	Horizontal	Vertical	Pass
2509.800	-47.08	-0.95	-13.0	-34.08	136.00	Horizontal	Vertical	Pass
5002.200	-46.99	7.32	-13.0	-33.99	55.00	Horizontal	Vertical	Pass
9460.600	-42.18	16.51	-13.0	-29.18	-1.00	Horizontal	Vertical	Pass

RSE-V&V GSM 850 CH190

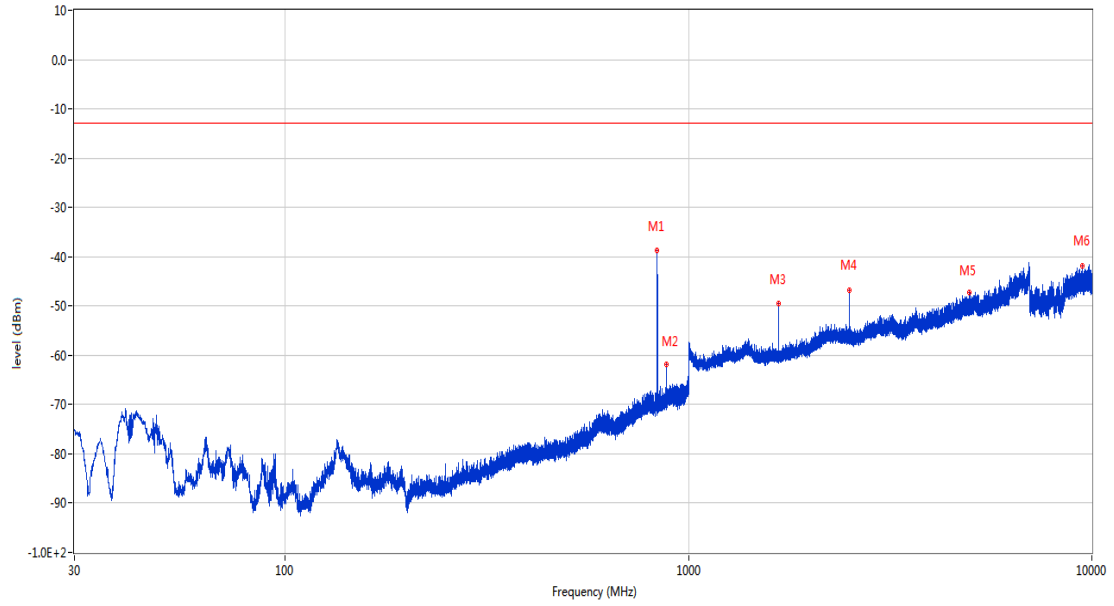
OPPO_RSE (RF) _ FCC PART22&24&27_GSM 850 & CDMA BC0 & WCDMA Band5 & LTE Band 5 & 26_814-849_30MHz-10GHz



Frequency (MHz)	Result (dBm)	Factor (dB)	PK Limit (dBm)	Over Limit (dB)	Table (o)	ANT	EUT	Verdict
836.506	-32.90	2.59	-13.0	-19.90	52.00	Vertical	Vertical	N/A
881.612	-58.60	2.81	-13.0	-45.60	361.00	Vertical	Vertical	N/A
1673.200	-53.11	-5.86	-13.0	-40.11	133.00	Vertical	Vertical	Pass
2509.700	-45.09	-0.95	-13.0	-32.09	321.00	Vertical	Vertical	Pass
6065.400	-44.07	8.74	-13.0	-31.07	220.00	Vertical	Vertical	Pass
9113.950	-42.07	14.97	-13.0	-29.07	20.00	Vertical	Vertical	Pass

RSE-V&H GSM 850 CH190

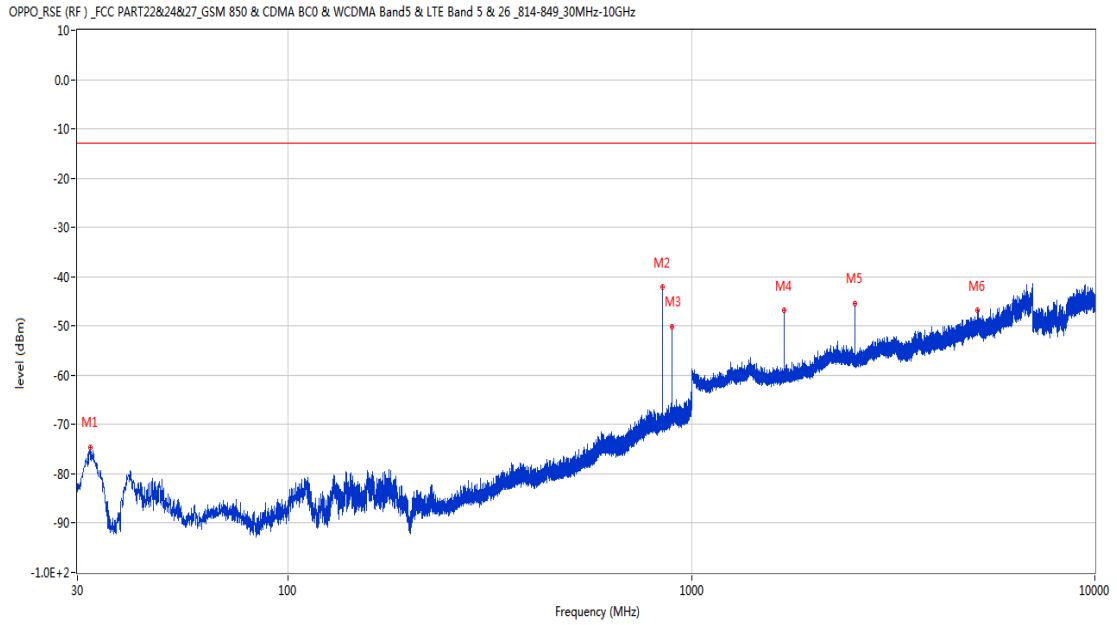
OPPO_RSE (RF) _ FCC PART22&24&27_GSM 850 & CDMA BC0 & WCDMA Band5 & LTE Band 5 & 26_814-849_30MHz-10GHz



Frequency (MHz)	Result (dBm)	Factor (dB)	PK Limit (dBm)	Over Limit (dB)	Table (o)	ANT	EUT	Verdict
836.555	-38.60	2.59	-13.0	-25.60	62.00	Vertical	Horizontal	N/A
881.612	-61.84	2.81	-13.0	-48.84	227.00	Vertical	Horizontal	N/A
1673.100	-49.52	-5.87	-13.0	-36.52	330.00	Vertical	Horizontal	Pass
2509.900	-46.85	-0.95	-13.0	-33.85	92.00	Vertical	Horizontal	Pass
4971.400	-47.28	7.01	-13.0	-34.28	52.00	Vertical	Horizontal	Pass
9484.300	-41.76	15.97	-13.0	-28.76	207.00	Vertical	Horizontal	Pass

22.3 GSM 850 High Channel

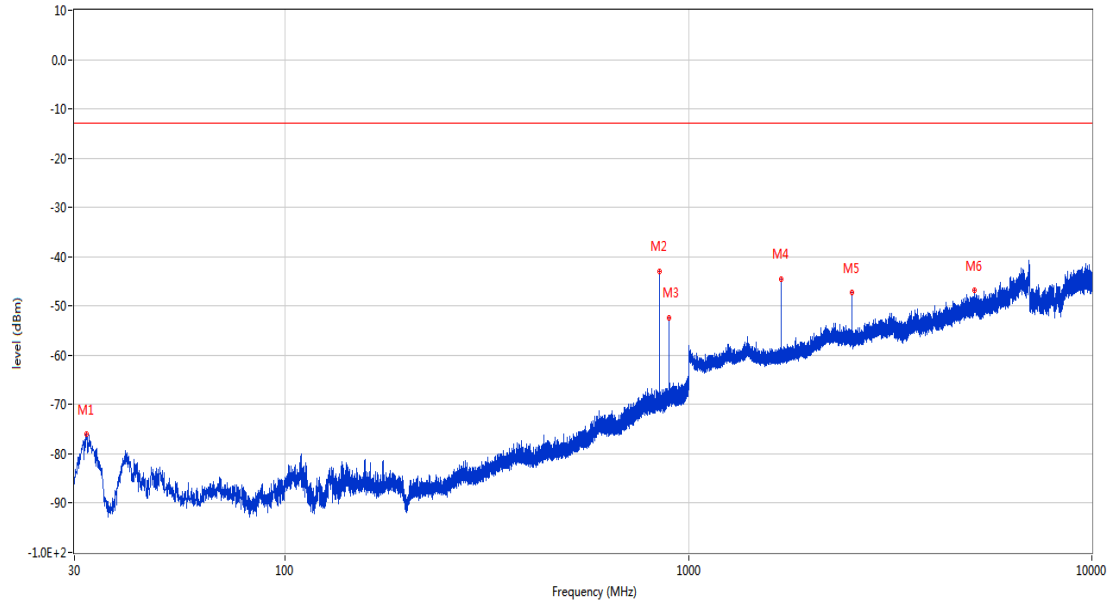
RSE-H&H GSM 850 CH251



Frequency (MHz)	Result (dBm)	Factor (dB)	PK Limit (dBm)	Over Limit (dB)	Table (o)	ANT	EUT	Verdict
32.279	-74.54	-16.85	-13.0	-61.54	141.00	Horizontal	Horizontal	Pass
848.874	-42.19	2.46	-13.0	-29.19	172.00	Horizontal	Horizontal	N/A
893.882	-50.25	3.53	-13.0	-37.25	285.00	Horizontal	Horizontal	N/A
1697.600	-46.79	-5.62	-13.0	-33.79	115.00	Horizontal	Horizontal	Pass
2546.600	-45.40	-1.29	-13.0	-32.40	201.00	Horizontal	Horizontal	Pass
5111.000	-46.79	7.79	-13.0	-33.79	26.00	Horizontal	Horizontal	Pass

RSE-H&V GSM 850 CH251

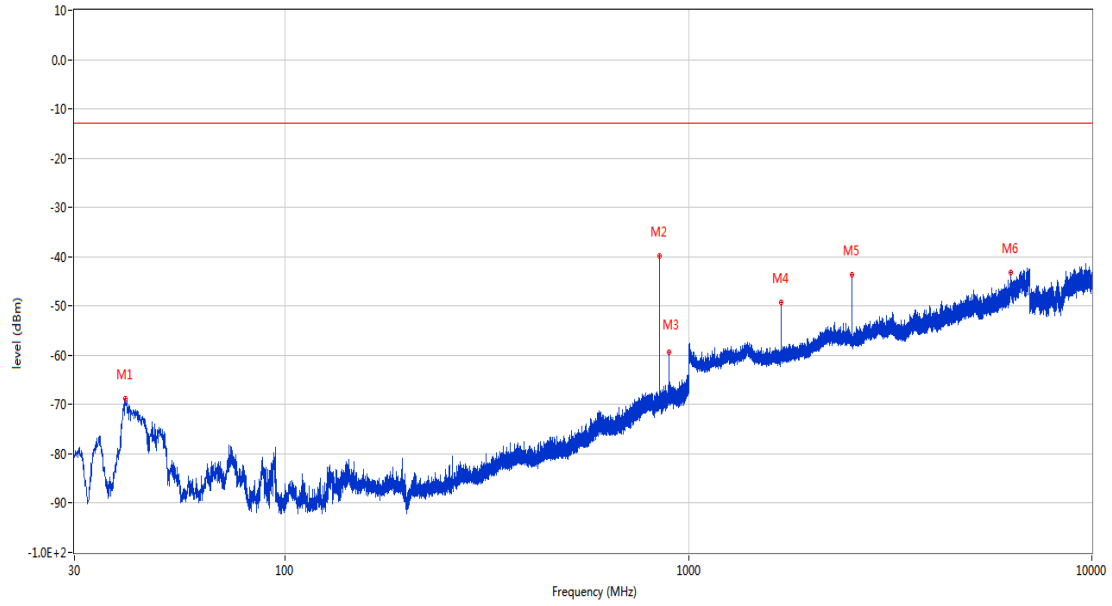
OPPO_RSE (RF) _ FCC PART22&24&27_GSM 850 & CDMA BC0 & WCDMA Band5 & LTE Band 5 & 26_814-849_30MHz-10GHz



Frequency (MHz)	Result (dBm)	Factor (dB)	PK Limit (dBm)	Over Limit (dB)	Table (o)	ANT	EUT	Verdict
32.085	-76.05	-16.86	-13.0	-63.05	123.00	Horizontal	Vertical	Pass
848.874	-42.90	2.46	-13.0	-29.90	8.00	Horizontal	Vertical	N/A
893.737	-52.33	3.53	-13.0	-39.33	281.00	Horizontal	Vertical	N/A
1697.600	-44.46	-5.62	-13.0	-31.46	173.00	Horizontal	Vertical	Pass
2546.200	-47.21	-1.28	-13.0	-34.21	131.00	Horizontal	Vertical	Pass
5104.400	-46.72	7.66	-13.0	-33.72	348.00	Horizontal	Vertical	Pass

RSE-V&V GSM 850 CH251

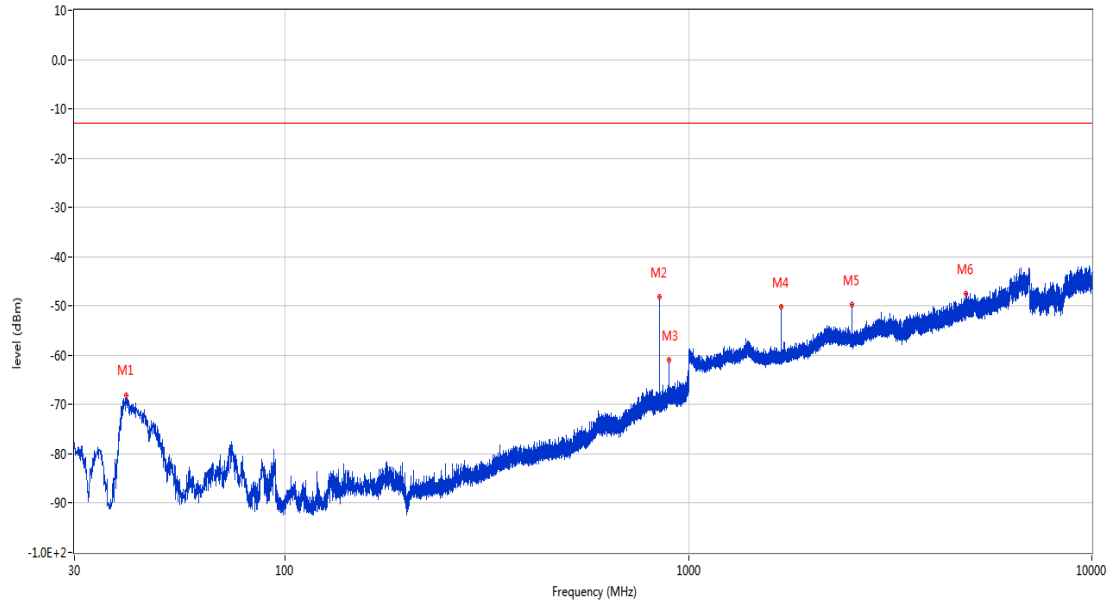
OPPO_RSE (RF)_FCC PART22&24&27_GSM 850 & CDMA BC0 & WCDMA Band5 & LTE Band 5 & 26_814-849_30MHz-10GHz



Frequency (MHz)	Result (dBm)	Factor (dB)	PK Limit (dBm)	Over Limit (dB)	Table (o)	ANT	EUT	Verdict
40.039	-68.86	-18.56	-13.0	-55.86	68.00	Vertical	Vertical	Pass
848.874	-39.89	2.46	-13.0	-26.89	38.00	Vertical	Vertical	N/A
893.785	-59.26	3.53	-13.0	-46.26	118.00	Vertical	Vertical	N/A
1697.700	-49.25	-5.62	-13.0	-36.25	332.00	Vertical	Vertical	Pass
2546.200	-43.61	-1.28	-13.0	-30.61	332.00	Vertical	Vertical	Pass
6295.400	-43.27	11.23	-13.0	-30.27	323.00	Vertical	Vertical	Pass

RSE-V&H GSM 850 CH251

OPPO_RSE (RF) _ FCC PART22&24&27_GSM 850 & CDMA BC0 & WCDMA Band5 & LTE Band 5 & 26_814-849_30MHz-10GHz

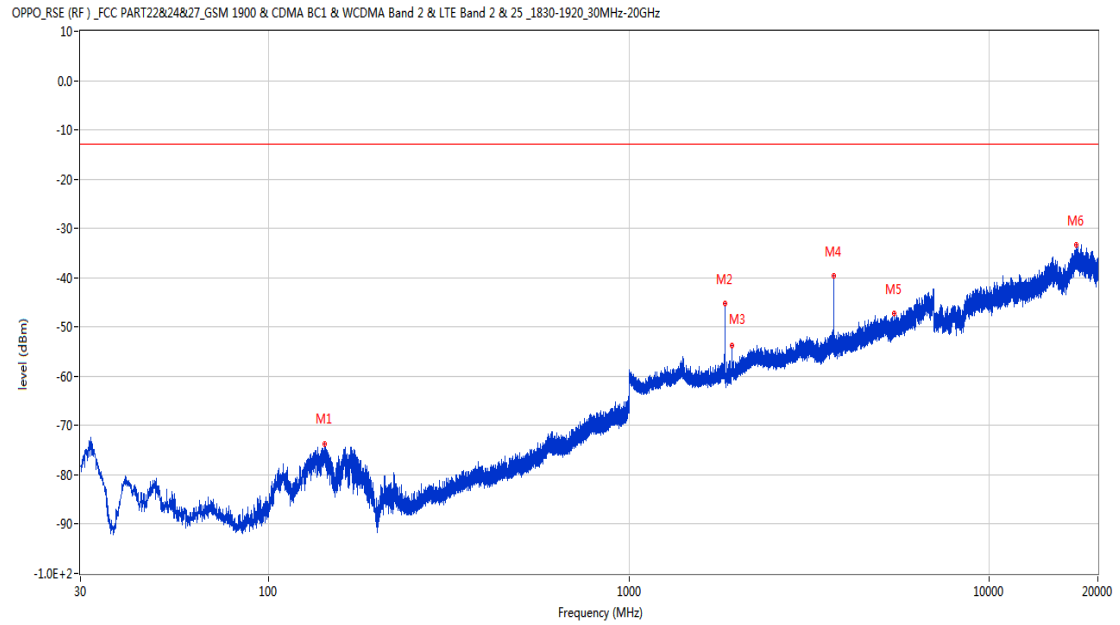


Frequency (MHz)	Result (dBm)	Factor (dB)	PK Limit (dBm)	Over Limit (dB)	Table (o)	ANT	EUT	Verdict
40.331	-68.03	-18.34	-13.0	-55.03	24.00	Vertical	Horizontal	Pass
848.874	-48.20	2.46	-13.0	-35.20	192.00	Vertical	Horizontal	N/A
893.833	-61.03	3.53	-13.0	-48.03	276.00	Vertical	Horizontal	N/A
1697.600	-50.15	-5.62	-13.0	-37.15	48.00	Vertical	Horizontal	Pass
2546.600	-49.82	-1.29	-13.0	-36.82	100.00	Vertical	Horizontal	Pass
4882.600	-47.52	6.98	-13.0	-34.52	186.00	Vertical	Horizontal	Pass

23 GSM 1900

23.1 GSM 1900 Low Channel

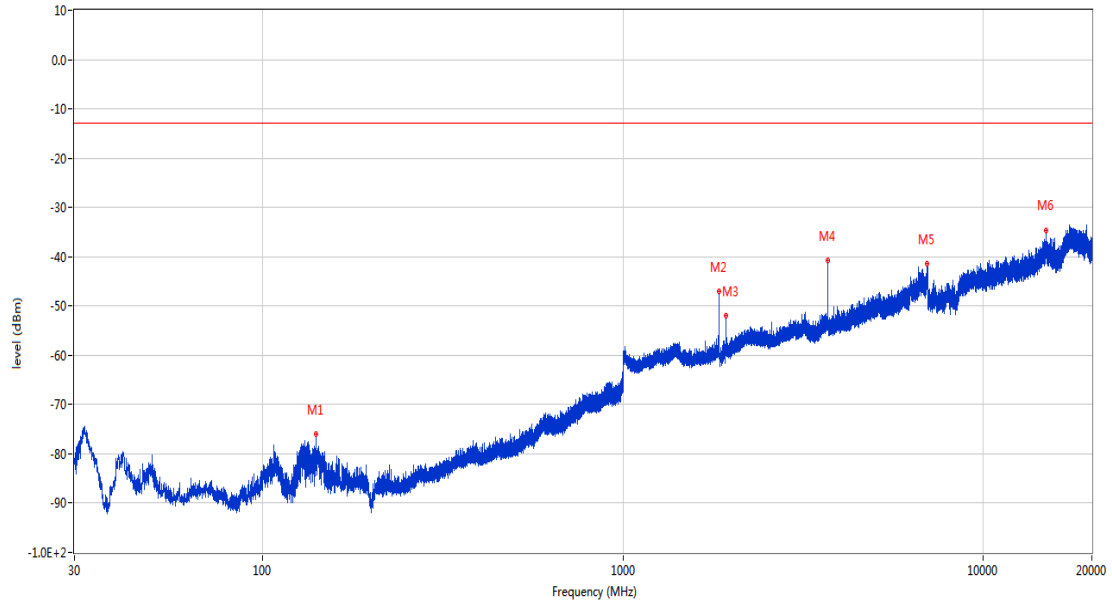
RSE-H&H GSM 1900 CH512



Frequency (MHz)	Result (dBm)	Factor (dB)	PK Limit (dBm)	Over Limit (dB)	Table (o)	ANT	EUT	Verdict
142.908	-73.62	-16.21	-13.0	-60.62	360.00	Horizontal	Horizontal	Pass
1850.200	-45.31	-4.40	-13.0	-32.31	129.00	Horizontal	Horizontal	N/A
1930.200	-53.84	-3.80	-13.0	-40.84	204.00	Horizontal	Horizontal	N/A
3700.400	-39.69	4.98	-13.0	-26.69	149.00	Horizontal	Horizontal	Pass
5439.200	-47.14	7.39	-13.0	-34.14	214.00	Horizontal	Horizontal	Pass
17467.937	-33.32	21.73	-13.0	-20.32	360.00	Horizontal	Horizontal	Pass

RSE-H&V GSM 1900 CH512

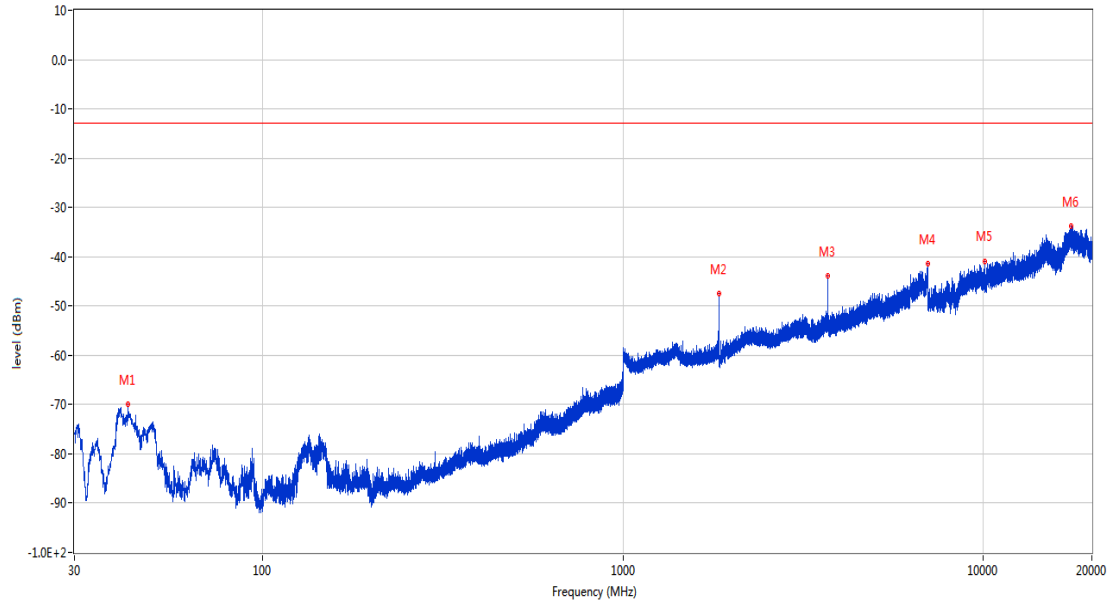
OPPO_RSE (RF) _ FCC PART22&24&27_GSM 1900 & CDMA BC1 & WCDMA Band 2 & LTE Band 2 & 25_1830-1920_30MHz-20GHz



Frequency (MHz)	Result (dBm)	Factor (dB)	PK Limit (dBm)	Over Limit (dB)	Table (o)	ANT	EUT	Verdict
140.531	-75.97	-16.70	-13.0	-62.97	193.00	Horizontal	Vertical	Pass
1850.200	-47.08	-4.40	-13.0	-34.08	167.00	Horizontal	Vertical	N/A
1930.100	-52.01	-3.80	-13.0	-39.01	235.00	Horizontal	Vertical	N/A
3700.000	-40.76	5.00	-13.0	-27.76	187.00	Horizontal	Vertical	Pass
6981.600	-41.51	13.84	-13.0	-28.51	147.00	Horizontal	Vertical	Pass
14903.250	-34.69	20.38	-13.0	-21.69	264.00	Horizontal	Vertical	Pass

RSE-V&V GSM 1900 CH512

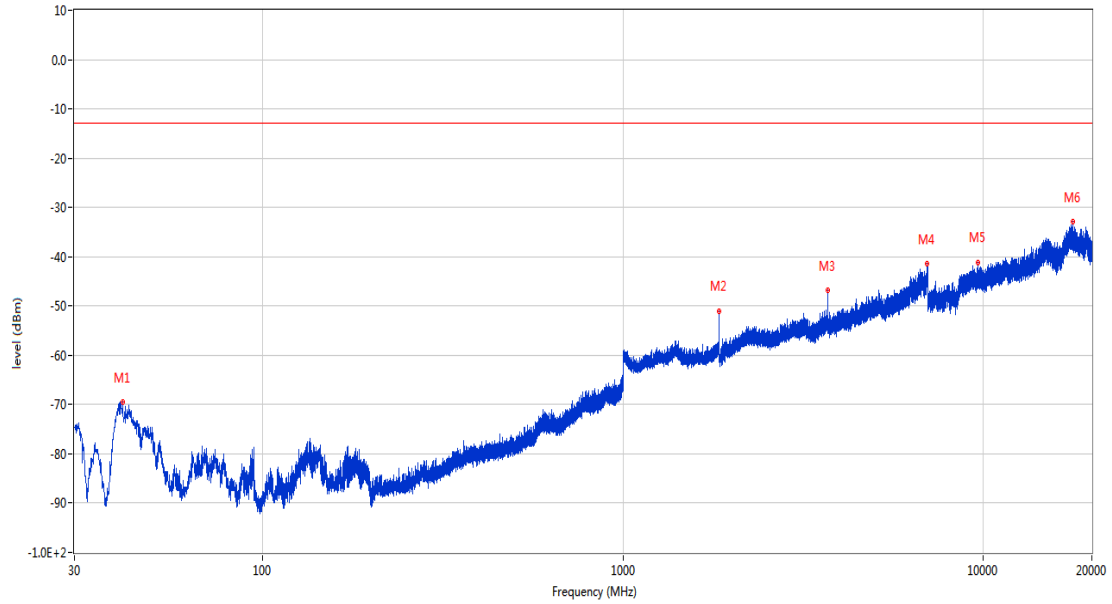
OPPO_RSE (RF) _ FCC PART22&24&27_GSM 1900 & CDMA BC1 & WCDMA Band 2 & LTE Band 2 & 25_1830-1920_30MHz-20GHz



Frequency (MHz)	Result (dBm)	Factor (dB)	PK Limit (dBm)	Over Limit (dB)	Table (o)	ANT	EUT	Verdict
42.222	-69.96	-17.11	-13.0	-56.96	0.00	Vertical	Vertical	Pass
1850.300	-47.58	-4.40	-13.0	-34.58	136.00	Vertical	Vertical	N/A
3700.400	-43.95	4.98	-13.0	-30.95	278.00	Vertical	Vertical	Pass
6995.400	-41.45	13.55	-13.0	-28.45	204.00	Vertical	Vertical	Pass
10074.526	-41.03	16.12	-13.0	-28.03	178.00	Vertical	Vertical	Pass
17568.350	-33.72	22.35	-13.0	-20.72	355.00	Vertical	Vertical	Pass

RSE-V&H GSM 1900 CH512

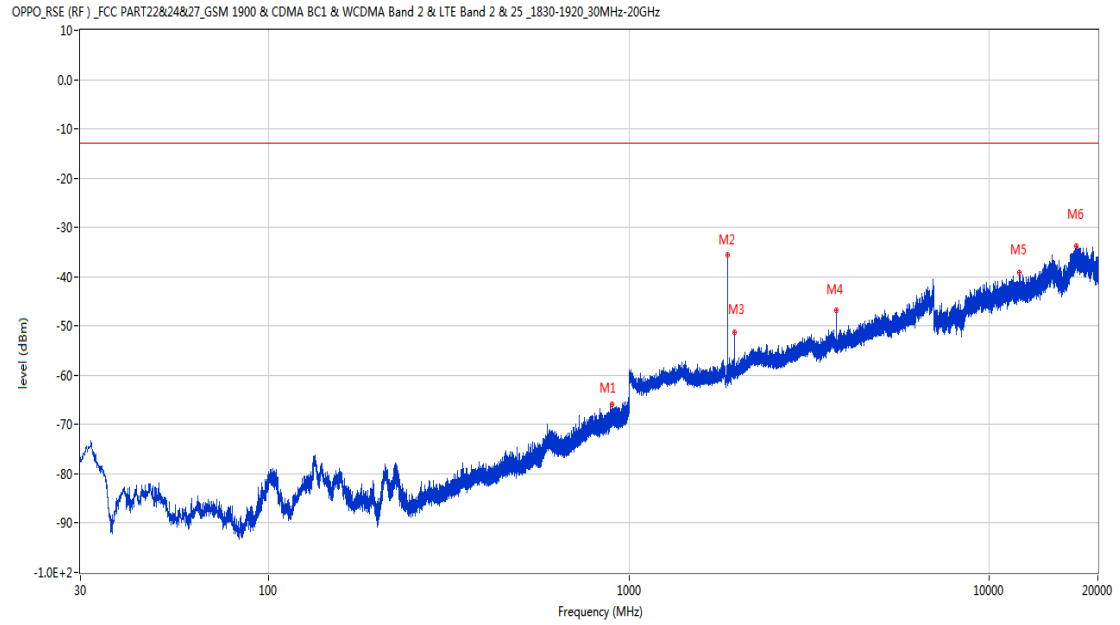
OPPO_RSE (RF) _FCC PART22&24&27_GSM 1900 & CDMA BC1 & WCDMA Band 2 & LTE Band 2 & 25_1830-1920_30MHz-20GHz



Frequency (MHz)	Result (dBm)	Factor (dB)	PK Limit (dBm)	Over Limit (dB)	Table (o)	ANT	EUT	Verdict
40.913	-69.43	-17.92	-13.0	-56.43	17.00	Vertical	Horizontal	Pass
1850.100	-51.13	-4.40	-13.0	-38.13	50.00	Vertical	Horizontal	N/A
3700.200	-46.80	4.99	-13.0	-33.80	206.00	Vertical	Horizontal	Pass
6978.000	-41.30	13.90	-13.0	-28.30	32.00	Vertical	Horizontal	Pass
9631.776	-41.24	16.30	-13.0	-28.24	310.00	Vertical	Horizontal	Pass
17748.511	-32.92	21.49	-13.0	-19.92	35.00	Vertical	Horizontal	Pass

23.2 GSM 1900 Middle Channel

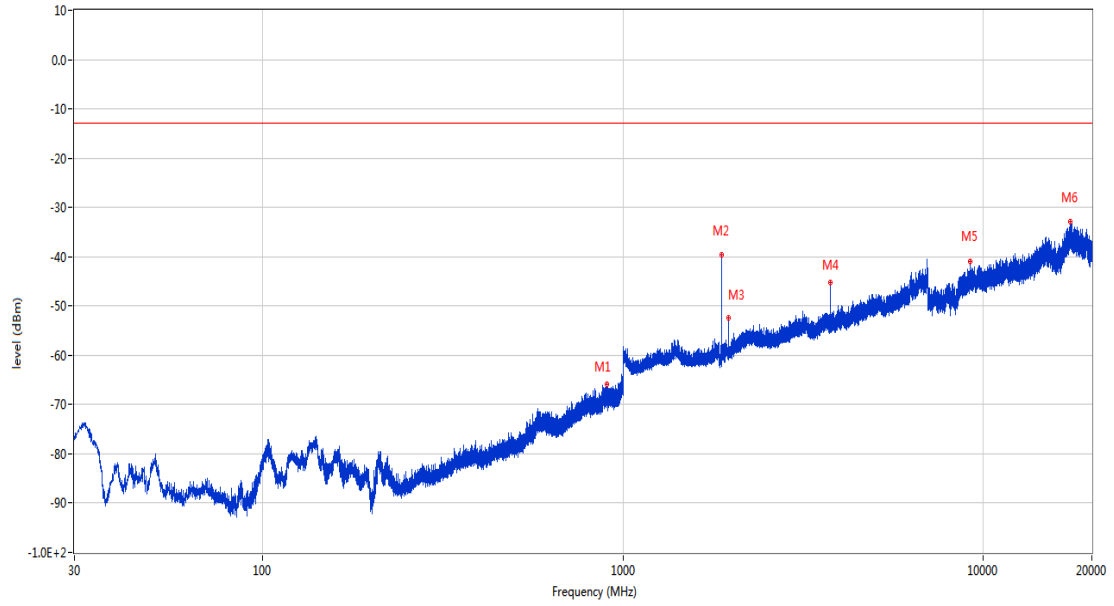
RSE-H&H GSM 1900 CH699



Frequency (MHz)	Result (dBm)	Factor (dB)	PK Limit (dBm)	Over Limit (dB)	Table (o)	ANT	EUT	Verdict
898.586	-65.90	3.58	-13.0	-52.90	304.00	Horizontal	Horizontal	Pass
1879.800	-35.67	-4.03	-13.0	-22.67	122.00	Horizontal	Horizontal	N/A
1959.900	-51.32	-4.68	-13.0	-38.32	219.00	Horizontal	Horizontal	N/A
3759.800	-46.87	3.66	-13.0	-33.87	148.00	Horizontal	Horizontal	Pass
12097.662	-39.21	18.14	-13.0	-26.21	188.00	Horizontal	Horizontal	Pass
17405.225	-33.76	22.70	-13.0	-20.76	195.00	Horizontal	Horizontal	Pass

RSE-H&V GSM 1900 CH699

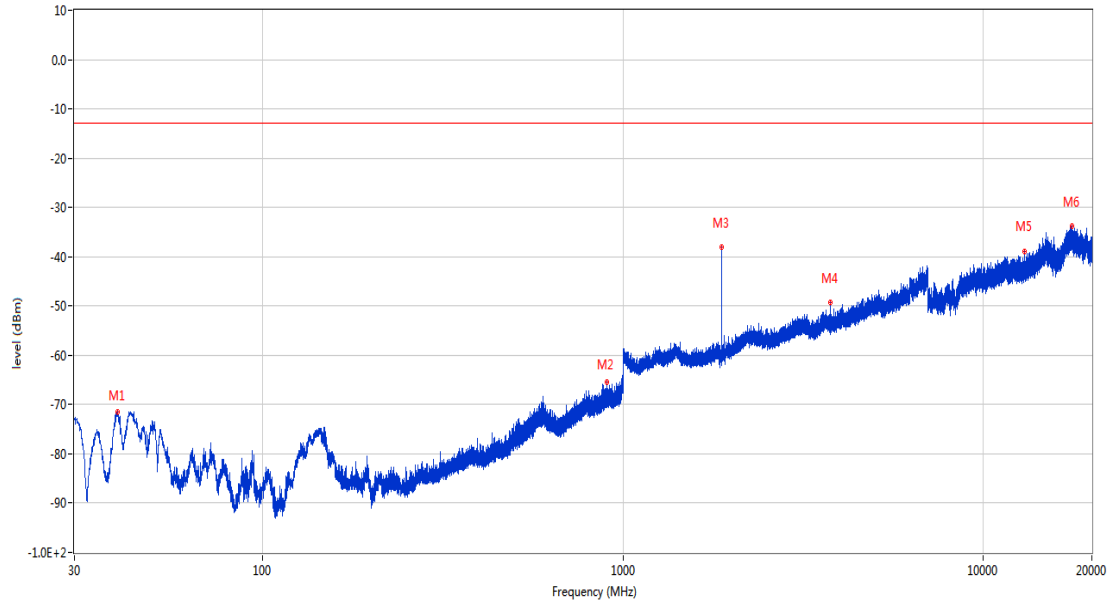
OPPO_RSE (RF) _ FCC PART22&24&27_GSM 1900 & CDMA BC1 & WCDMA Band 2 & LTE Band 2 & 25_1830-1920_30MHz-20GHz



Frequency (MHz)	Result (dBm)	Factor (dB)	PK Limit (dBm)	Over Limit (dB)	Table (o)	ANT	EUT	Verdict
899.799	-65.94	3.61	-13.0	-52.94	69.00	Horizontal	Vertical	Pass
1879.800	-39.59	-4.03	-13.0	-26.59	333.00	Horizontal	Vertical	N/A
1959.900	-52.45	-4.68	-13.0	-39.45	129.00	Horizontal	Vertical	N/A
3759.800	-45.24	3.66	-13.0	-32.24	276.00	Horizontal	Vertical	Pass
9197.362	-41.04	15.30	-13.0	-28.04	240.00	Horizontal	Vertical	Pass
17422.987	-32.78	22.58	-13.0	-19.78	63.00	Horizontal	Vertical	Pass

RSE-V&V GSM 1900 CH699

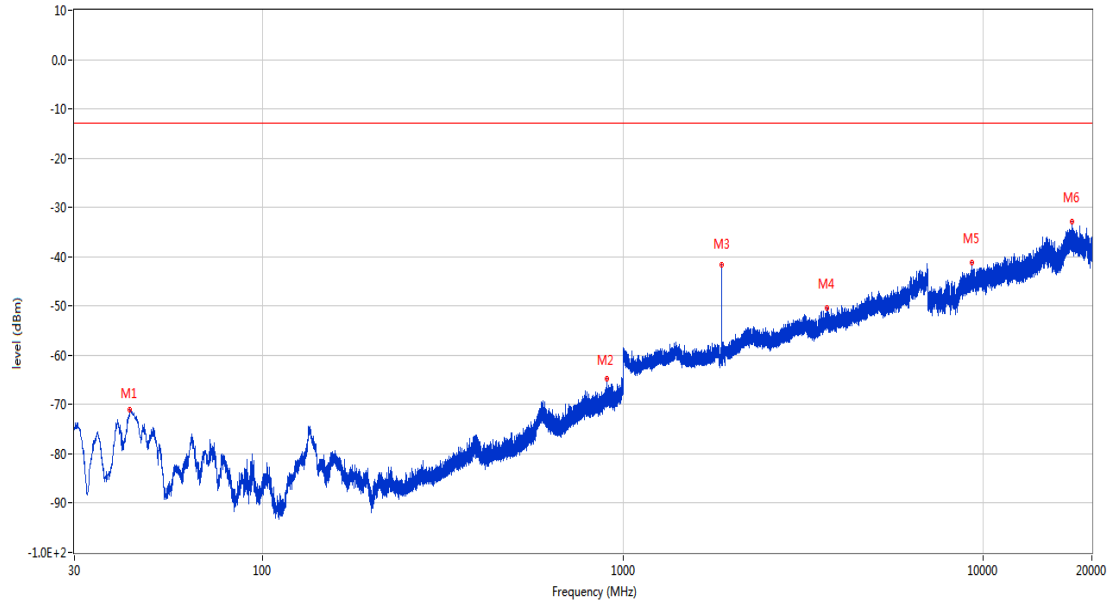
OPPO_RSE (RF) _ FCC PART22&24&27_GSM 1900 & CDMA BC1 & WCDMA Band 2 & LTE Band 2 & 25_1830-1920_30MHz-20GHz



Frequency (MHz)	Result (dBm)	Factor (dB)	PK Limit (dBm)	Over Limit (dB)	Table (o)	ANT	EUT	Verdict
39.458	-71.39	-18.98	-13.0	-58.39	101.00	Vertical	Vertical	Pass
903.388	-65.47	3.53	-13.0	-52.47	315.00	Vertical	Vertical	Pass
1879.900	-38.09	-4.03	-13.0	-25.09	141.00	Vertical	Vertical	N/A
3759.600	-49.35	3.64	-13.0	-36.35	256.00	Vertical	Vertical	Pass
13003.388	-38.94	18.92	-13.0	-25.94	358.00	Vertical	Vertical	Pass
17603.150	-33.89	21.94	-13.0	-20.89	150.00	Vertical	Vertical	Pass

RSE-V&H GSM 1900 CH699

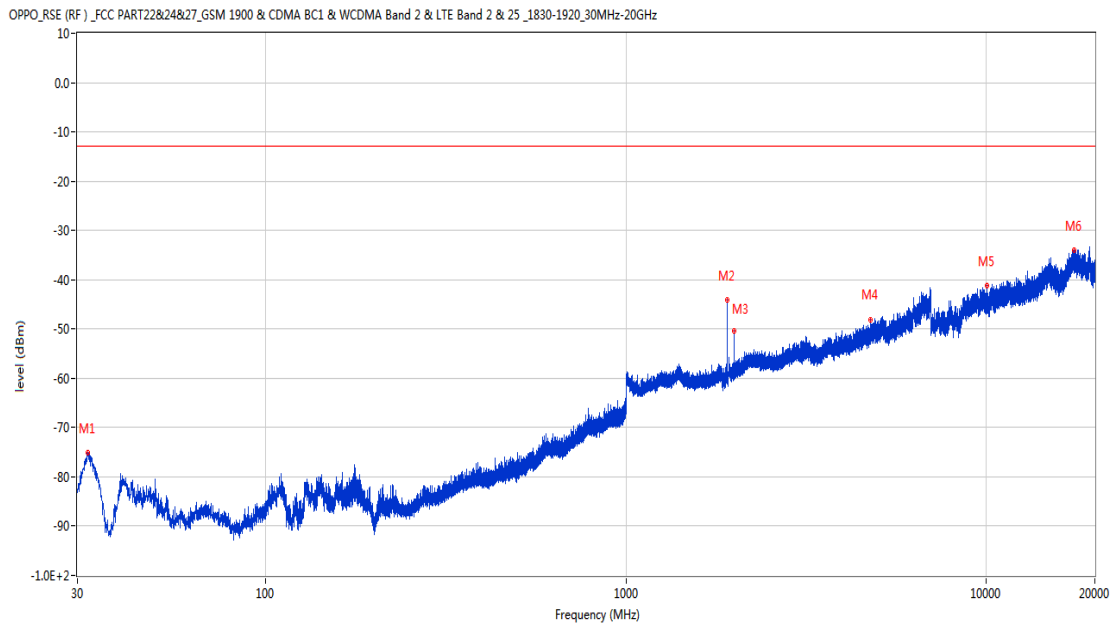
OPPO_RSE (RF) _ FCC PART22&24&27_GSM 1900 & CDMA BC1 & WCDMA Band 2 & LTE Band 2 & 25_1830-1920_30MHz-20GHz



Frequency (MHz)	Result (dBm)	Factor (dB)	PK Limit (dBm)	Over Limit (dB)	Table (o)	ANT	EUT	Verdict
42.707	-70.97	-16.62	-13.0	-57.97	33.00	Vertical	Horizontal	Pass
899.265	-64.65	3.63	-13.0	-51.65	-3.00	Vertical	Horizontal	Pass
1879.900	-41.66	-4.03	-13.0	-28.66	66.00	Vertical	Horizontal	N/A
3678.400	-50.32	4.48	-13.0	-37.32	105.00	Vertical	Horizontal	Pass
9289.938	-41.12	15.32	-13.0	-28.12	184.00	Vertical	Horizontal	Pass
17608.225	-32.89	21.90	-13.0	-19.89	39.00	Vertical	Horizontal	Pass

23.3 GSM 1900 High Channel

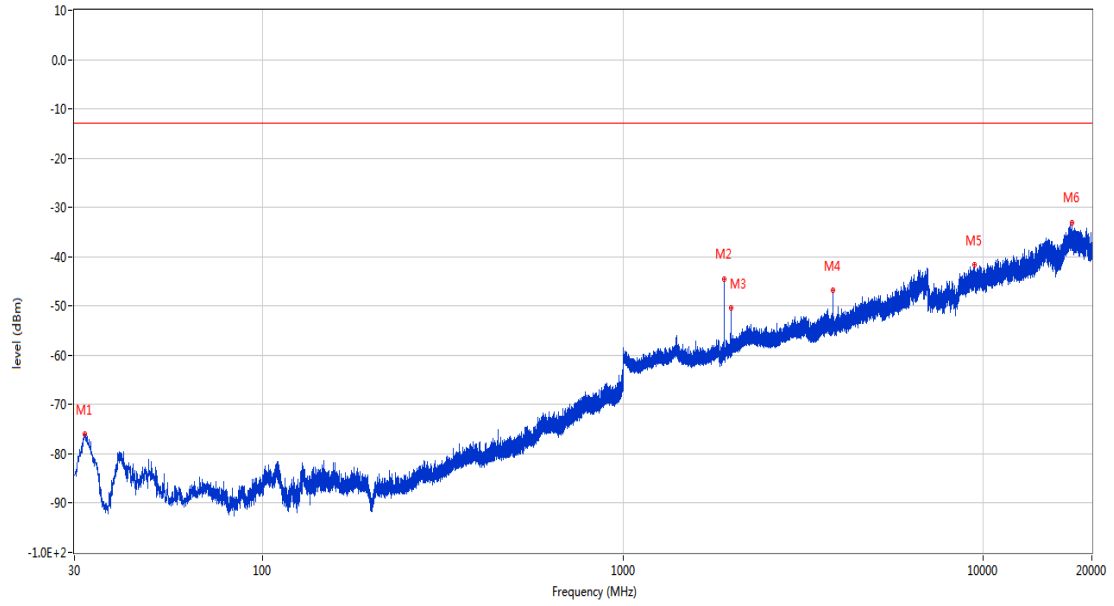
RSE-H&H GSM 1900 CH810



Frequency (MHz)	Result (dBm)	Factor (dB)	PK Limit (dBm)	Over Limit (dB)	Table (o)	ANT	EUT	Verdict
32.134	-75.05	-16.84	-13.0	-62.05	124.00	Horizontal	Horizontal	Pass
1909.600	-44.08	-3.79	-13.0	-31.08	153.00	Horizontal	Horizontal	N/A
1989.800	-50.46	-4.44	-13.0	-37.46	212.00	Horizontal	Horizontal	N/A
4770.600	-48.20	7.05	-13.0	-35.20	86.00	Horizontal	Horizontal	Pass
10039.162	-41.26	16.01	-13.0	-28.26	203.00	Horizontal	Horizontal	Pass
17559.650	-34.09	22.47	-13.0	-21.09	271.00	Horizontal	Horizontal	Pass

RSE-H&V GSM 1900 CH810

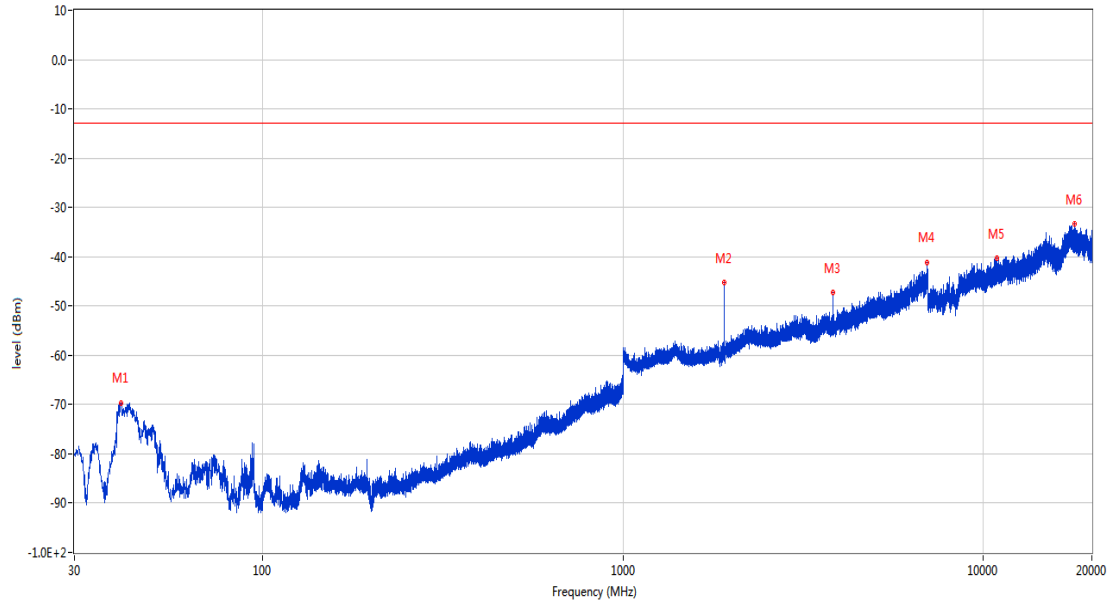
OPPO_RSE (RF) _ FCC PART22&24&27_GSM 1900 & CDMA BC1 & WCDMA Band 2 & LTE Band 2 & 25_1830-1920_30MHz-20GHz



Frequency (MHz)	Result (dBm)	Factor (dB)	PK Limit (dBm)	Over Limit (dB)	Table (o)	ANT	EUT	Verdict
32.085	-75.97	-16.84	-13.0	-62.97	91.00	Horizontal	Vertical	Pass
1909.800	-44.45	-3.79	-13.0	-31.45	143.00	Horizontal	Vertical	N/A
1989.700	-50.50	-4.45	-13.0	-37.50	208.00	Horizontal	Vertical	N/A
3819.400	-46.75	4.94	-13.0	-33.75	360.00	Horizontal	Vertical	Pass
9469.625	-41.69	16.30	-13.0	-28.69	207.00	Horizontal	Vertical	Pass
17596.987	-33.21	22.00	-13.0	-20.21	295.00	Horizontal	Vertical	Pass

RSE-V&V GSM 1900 CH810

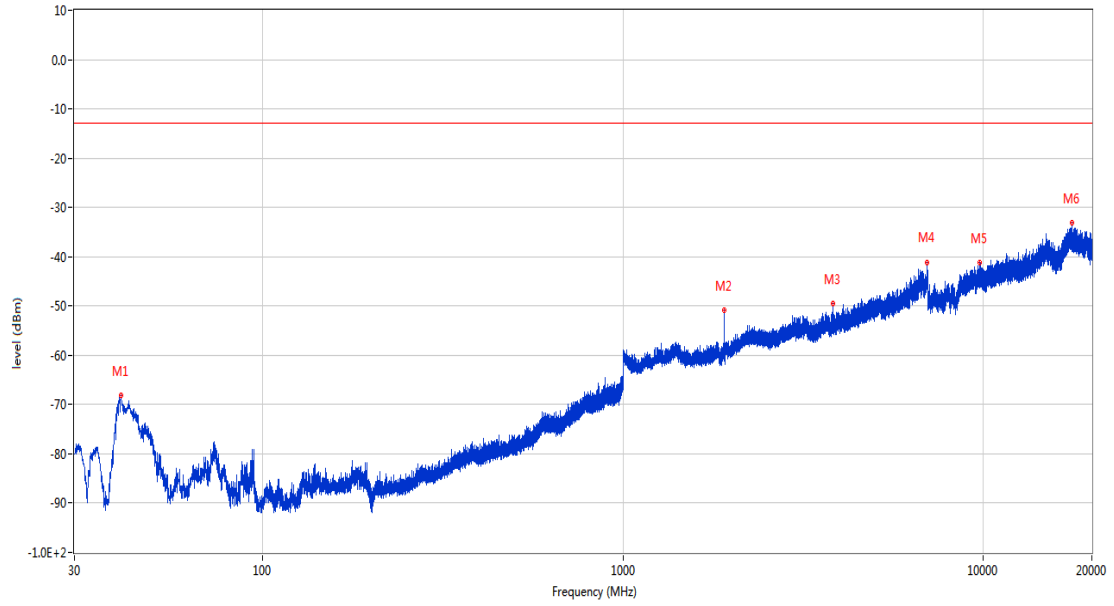
OPPO_RSE (RF) _FCC PART22&24&27_GSM 1900 & CDMA BC1 & WCDMA Band 2 & LTE Band 2 & 25_1830-1920_30MHz-20GHz



Frequency (MHz)	Result (dBm)	Factor (dB)	PK Limit (dBm)	Over Limit (dB)	Table (o)	ANT	EUT	Verdict
40.428	-69.61	-18.30	-13.0	-56.61	21.00	Vertical	Vertical	Pass
1909.600	-45.33	-3.79	-13.0	-32.33	148.00	Vertical	Vertical	N/A
3819.400	-47.34	4.94	-13.0	-34.34	43.00	Vertical	Vertical	Pass
6969.000	-41.12	13.41	-13.0	-28.12	322.00	Vertical	Vertical	Pass
10905.400	-40.33	17.68	-13.0	-27.33	345.00	Vertical	Vertical	Pass
17862.339	-33.43	22.12	-13.0	-20.43	215.00	Vertical	Vertical	Pass

RSE-V&H GSM 1900 CH810

OPPO_RSE (RF) _ FCC PART22&24&27_GSM 1900 & CDMA BC1 & WCDMA Band 2 & LTE Band 2 & 25_1830-1920_30MHz-20GHz

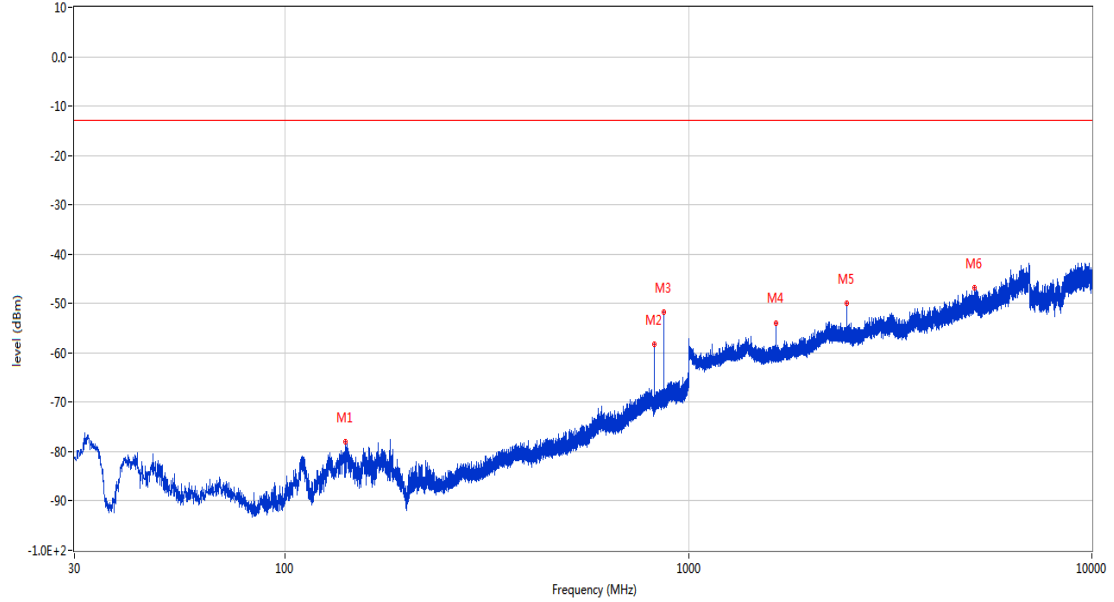


Frequency (MHz)	Result (dBm)	Factor (dB)	PK Limit (dBm)	Over Limit (dB)	Table (o)	ANT	EUT	Verdict
40.379	-68.18	-18.34	-13.0	-55.18	63.00	Vertical	Horizontal	Pass
1909.700	-50.81	-3.79	-13.0	-37.81	96.00	Vertical	Horizontal	N/A
3819.600	-49.55	4.95	-13.0	-36.55	238.00	Vertical	Horizontal	Pass
6978.600	-41.16	13.96	-13.0	-28.16	124.00	Vertical	Horizontal	Pass
9755.112	-41.10	16.18	-13.0	-28.10	67.00	Vertical	Horizontal	Pass
17628.162	-33.06	21.62	-13.0	-20.06	206.00	Vertical	Horizontal	Pass

EGPRS
 24 EGPRS 850
 24.1 EGPRS 850 Low Channel

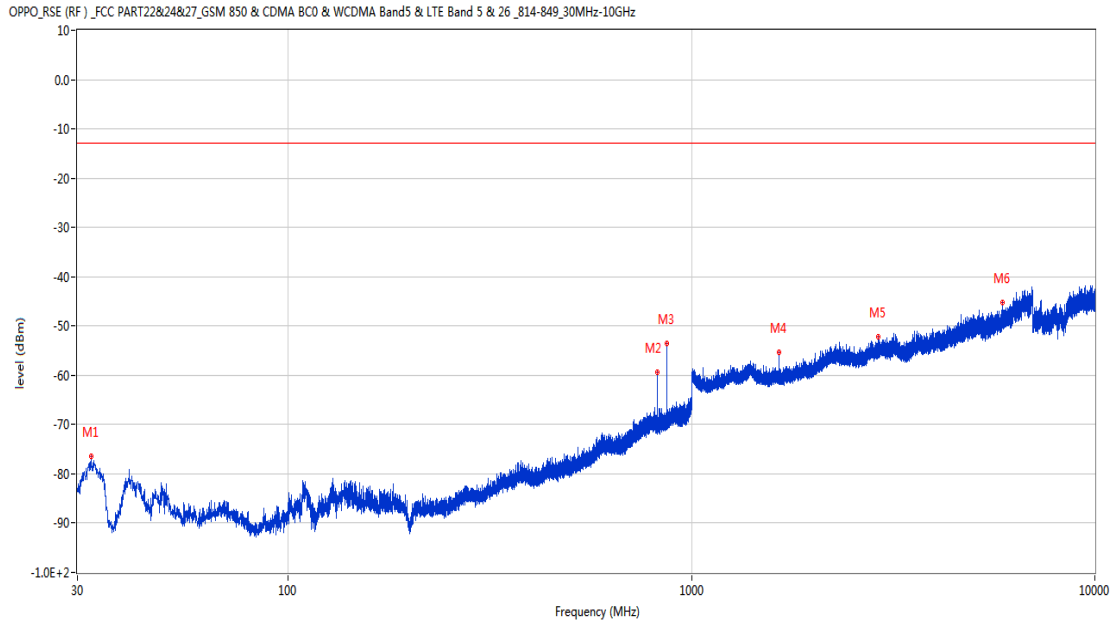
RSE-H&H EGPRS 850 CH128

OPPO_RSE (RF) _FCC PART22&24&27_GSM 850 & CDMA BC0 & WCDMA Band5 & LTE Band 5 & 26_814-849_30MHz-10GHz



Frequency (MHz)	Result (dBm)	Factor (dB)	PK Limit (dBm)	Over Limit (dB)	Table (o)	ANT	EUT	Verdict
141.016	-78.07	-16.53	-13.0	-65.07	360.00	Horizontal	Horizontal	Pass
824.139	-58.28	2.22	-13.0	-45.28	109.00	Horizontal	Horizontal	N/A
869.292	-51.81	2.38	-13.0	-38.81	271.00	Horizontal	Horizontal	N/A
1648.200	-53.88	-5.85	-13.0	-40.88	134.00	Horizontal	Horizontal	Pass
2472.600	-49.89	-1.30	-13.0	-36.89	191.00	Horizontal	Horizontal	Pass
5113.800	-46.89	7.70	-13.0	-33.89	100.00	Horizontal	Horizontal	Pass

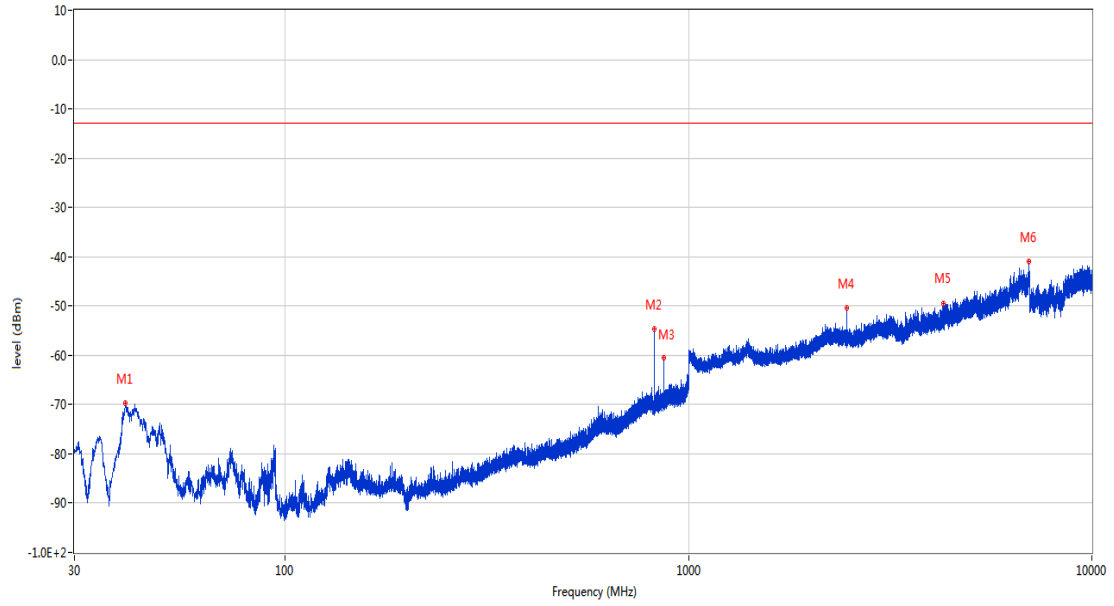
RSE-H&V EGPRS 850 CH128



Frequency (MHz)	Result (dBm)	Factor (dB)	PK Limit (dBm)	Over Limit (dB)	Table (o)	ANT	EUT	Verdict
32.474	-76.48	-16.84	-13.0	-63.48	174.00	Horizontal	Vertical	Pass
824.139	-59.44	2.22	-13.0	-46.44	360.00	Horizontal	Vertical	N/A
869.196	-53.59	2.38	-13.0	-40.59	267.00	Horizontal	Vertical	N/A
1648.500	-55.37	-5.85	-13.0	-42.37	194.00	Horizontal	Vertical	Pass
2906.300	-52.29	2.20	-13.0	-39.29	116.00	Horizontal	Vertical	Pass
5908.000	-45.33	8.30	-13.0	-32.33	186.00	Horizontal	Vertical	Pass

RSE-V&V EGPRS 850 CH128

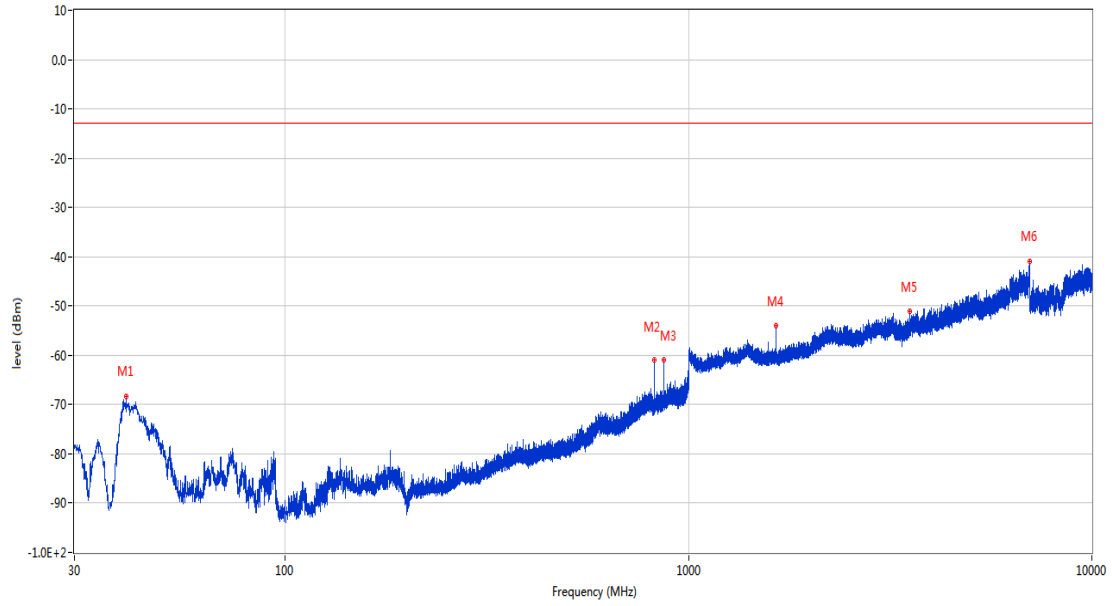
OPPO_RSE (RF) _ FCC PART22&24&27_GSM 850 & CDMA BC0 & WCDMA Band5 & LTE Band 5 & 26_814-849_30MHz-10GHz



Frequency (MHz)	Result (dBm)	Factor (dB)	PK Limit (dBm)	Over Limit (dB)	Table (o)	ANT	EUT	Verdict
40.185	-69.78	-18.45	-13.0	-56.78	51.00	Vertical	Vertical	Pass
824.236	-54.66	2.22	-13.0	-41.66	228.00	Vertical	Vertical	N/A
869.244	-60.52	2.38	-13.0	-47.52	99.00	Vertical	Vertical	N/A
2472.400	-50.36	-1.32	-13.0	-37.36	319.00	Vertical	Vertical	Pass
4281.000	-49.47	5.49	-13.0	-36.47	0.00	Vertical	Vertical	Pass
6992.000	-41.01	13.55	-13.0	-28.01	214.00	Vertical	Vertical	Pass

RSE-V&H EGPRS 850 CH128

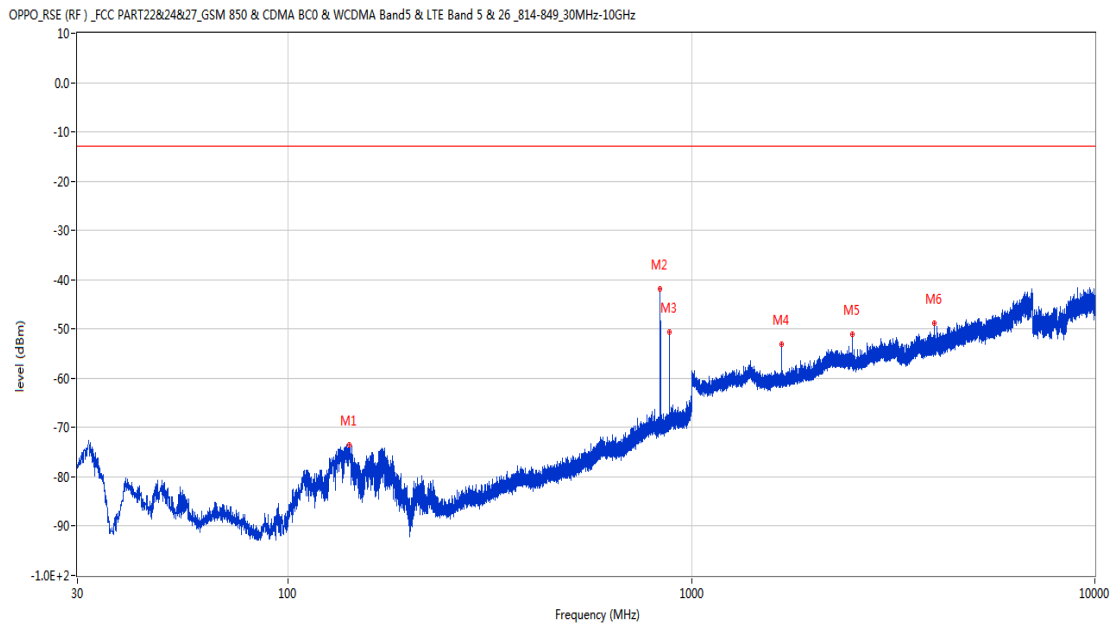
OPPO_RSE (RF)_FCC PART22&24&27_GSM 850 & CDMA BC0 & WCDMA Band5 & LTE Band 5 & 26_814-849_30MHz-10GHz



Frequency (MHz)	Result (dBm)	Factor (dB)	PK Limit (dBm)	Over Limit (dB)	Table (o)	ANT	EUT	Verdict
40.282	-68.24	-18.38	-13.0	-55.24	63.00	Vertical	Horizontal	Pass
824.188	-60.93	2.22	-13.0	-47.93	63.00	Vertical	Horizontal	N/A
869.244	-60.87	2.38	-13.0	-47.87	177.00	Vertical	Horizontal	N/A
1648.300	-53.98	-5.85	-13.0	-40.98	269.00	Vertical	Horizontal	Pass
3536.200	-51.16	3.63	-13.0	-38.16	292.00	Vertical	Horizontal	Pass
6999.200	-41.02	13.65	-13.0	-28.02	0.00	Vertical	Horizontal	Pass

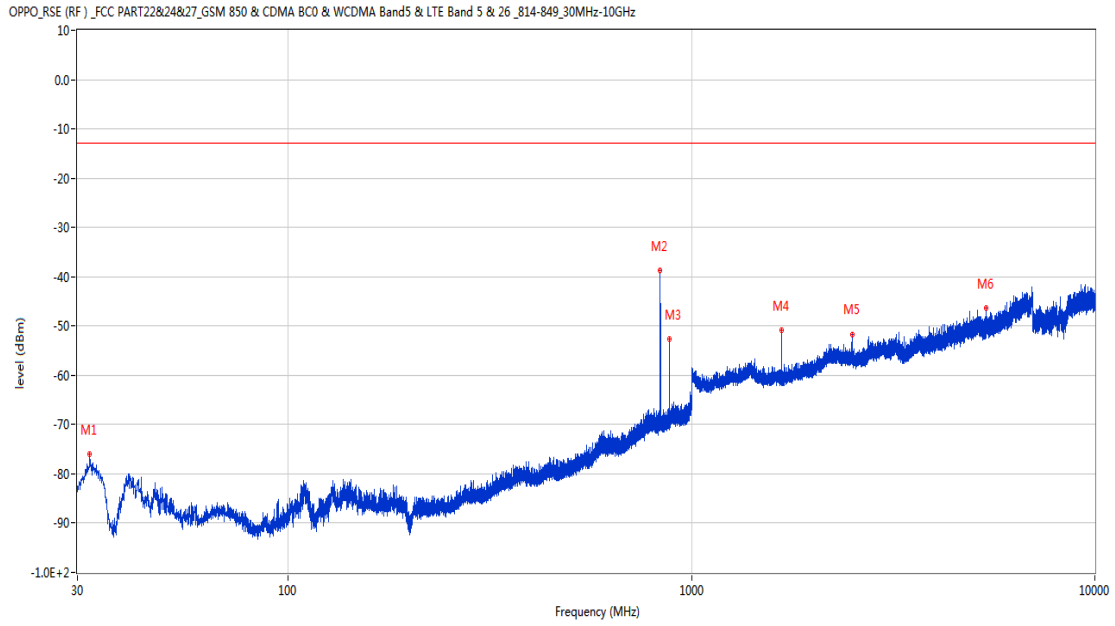
24.2 EGPRS 850 Middle Channel

RSE-H&H EGPRS 850 CH190



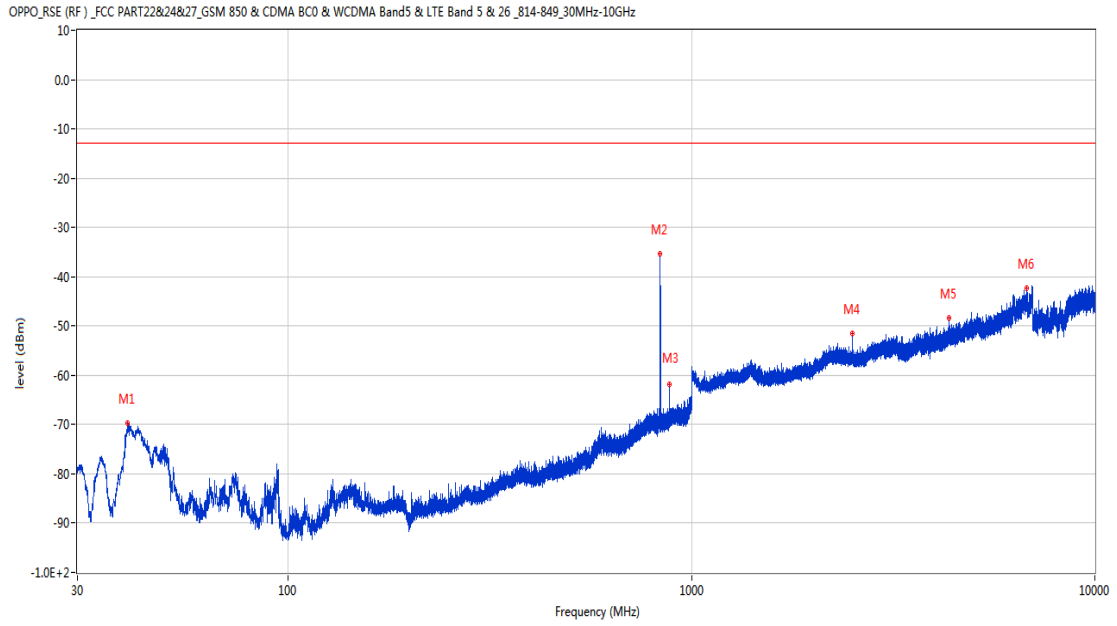
Frequency (MHz)	Result (dBm)	Factor (dB)	PK Limit (dBm)	Over Limit (dB)	Table (o)	ANT	EUT	Verdict
141.307	-73.48	-16.48	-13.0	-60.48	3.00	Horizontal	Horizontal	Pass
836.555	-41.83	2.59	-13.0	-28.83	146.00	Horizontal	Horizontal	N/A
881.612	-50.59	2.81	-13.0	-37.59	264.00	Horizontal	Horizontal	N/A
1673.300	-53.11	-5.85	-13.0	-40.11	313.00	Horizontal	Horizontal	Pass
2509.700	-51.09	-0.95	-13.0	-38.09	192.00	Horizontal	Horizontal	Pass
4008.400	-48.92	4.95	-13.0	-35.92	81.00	Horizontal	Horizontal	Pass

RSE-H&V EGPRS 850 CH190



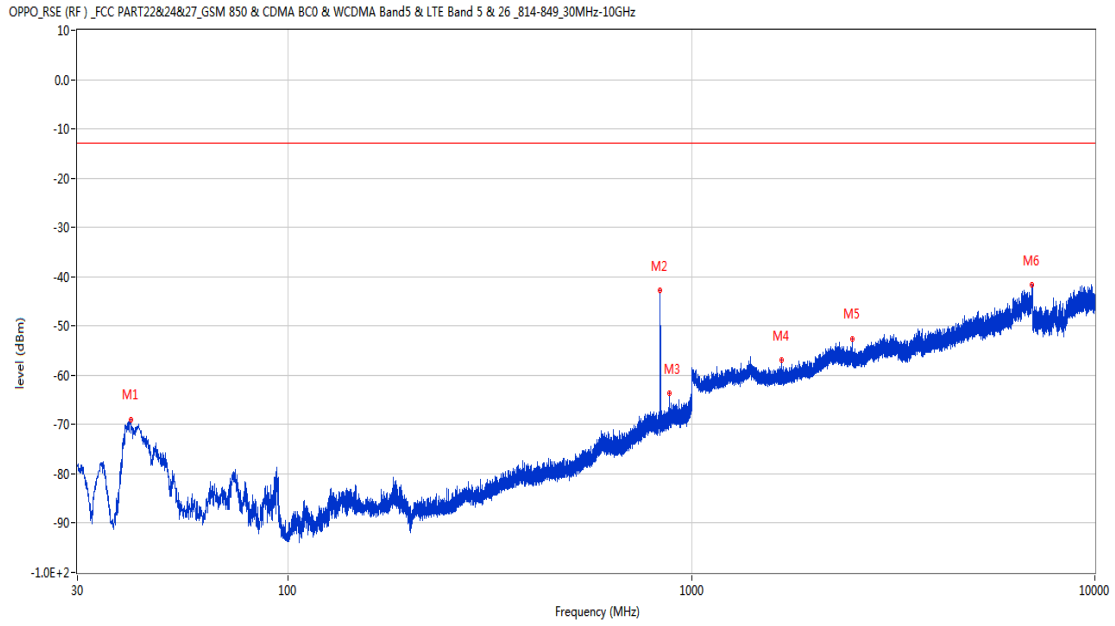
Frequency (MHz)	Result (dBm)	Factor (dB)	PK Limit (dBm)	Over Limit (dB)	Table (o)	ANT	EUT	Verdict
32.182	-76.01	-16.86	-13.0	-63.01	173.00	Horizontal	Vertical	Pass
836.604	-38.76	2.59	-13.0	-25.76	329.00	Horizontal	Vertical	N/A
881.563	-52.63	2.80	-13.0	-39.63	250.00	Horizontal	Vertical	N/A
1673.300	-50.94	-5.85	-13.0	-37.94	185.00	Horizontal	Vertical	Pass
2509.700	-51.65	-0.95	-13.0	-38.65	185.00	Horizontal	Vertical	Pass
5382.000	-46.24	7.30	-13.0	-33.24	224.00	Horizontal	Vertical	Pass

RSE-V&V EGPRS 850 CH190



Frequency (MHz)	Result (dBm)	Factor (dB)	PK Limit (dBm)	Over Limit (dB)	Table (o)	ANT	EUT	Verdict
39.943	-69.78	-18.63	-13.0	-56.78	51.00	Vertical	Vertical	Pass
836.604	-35.42	2.59	-13.0	-22.42	201.00	Vertical	Vertical	N/A
881.612	-61.81	2.81	-13.0	-48.81	124.00	Vertical	Vertical	N/A
2510.100	-51.50	-0.98	-13.0	-38.50	324.00	Vertical	Vertical	Pass
4355.000	-48.47	6.88	-13.0	-35.47	63.00	Vertical	Vertical	Pass
6777.000	-42.25	11.86	-13.0	-29.25	85.00	Vertical	Vertical	Pass

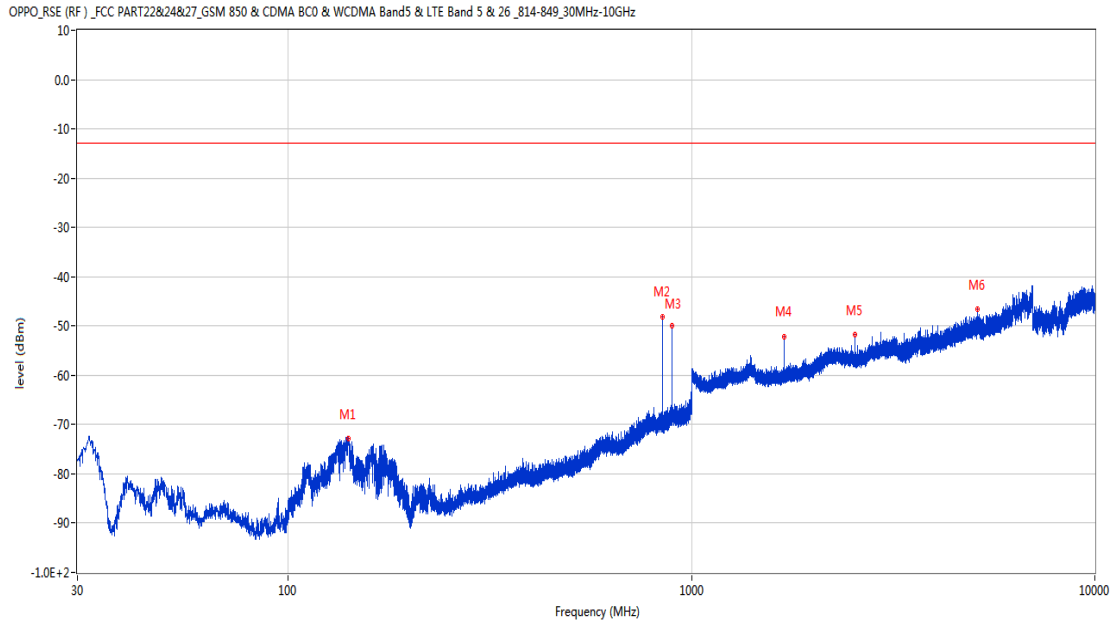
RSE-V&H EGPRS 850 CH190



Frequency (MHz)	Result (dBm)	Factor (dB)	PK Limit (dBm)	Over Limit (dB)	Table (o)	ANT	EUT	Verdict
40.621	-68.93	-18.13	-13.0	-55.93	-1.00	Vertical	Horizontal	Pass
836.652	-42.82	2.60	-13.0	-29.82	19.00	Vertical	Horizontal	N/A
881.563	-63.70	2.80	-13.0	-50.70	148.00	Vertical	Horizontal	N/A
1673.000	-56.95	-5.88	-13.0	-43.95	259.00	Vertical	Horizontal	Pass
2509.800	-52.56	-0.95	-13.0	-39.56	99.00	Vertical	Horizontal	Pass
6985.800	-41.63	13.70	-13.0	-28.63	257.00	Vertical	Horizontal	Pass

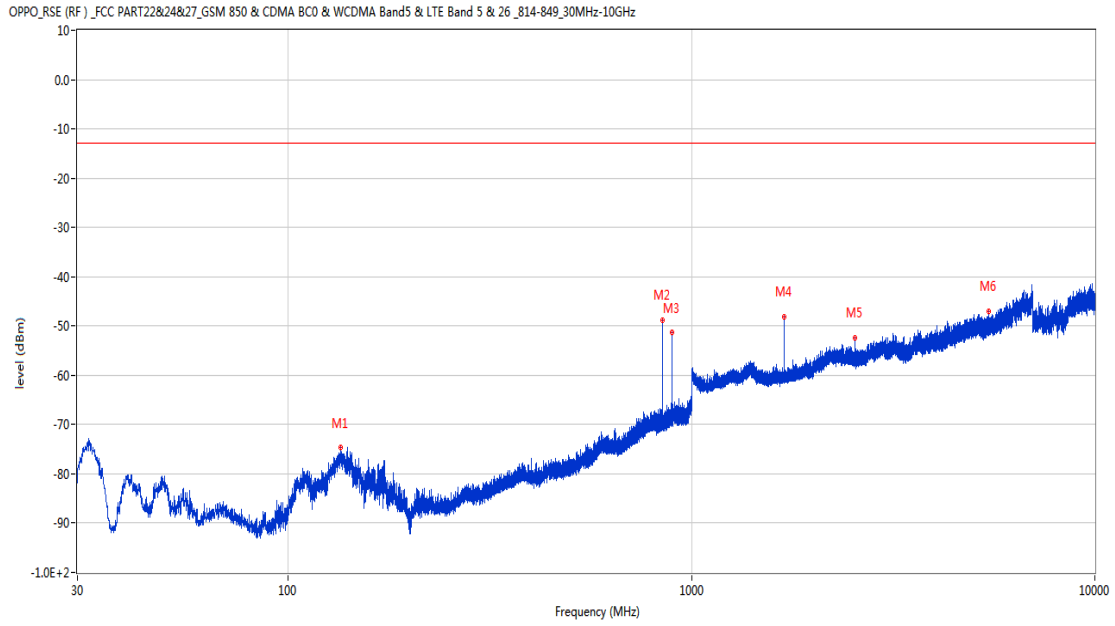
24.3 EGPRS 850 High Channel

RSE-H&H EGPRS 850 CH251



Frequency (MHz)	Result (dBm)	Factor (dB)	PK Limit (dBm)	Over Limit (dB)	Table (o)	ANT	EUT	Verdict
141.162	-72.91	-16.51	-13.0	-59.91	15.00	Horizontal	Horizontal	Pass
848.825	-48.25	2.47	-13.0	-35.25	143.00	Horizontal	Horizontal	N/A
893.785	-49.86	3.53	-13.0	-36.86	275.00	Horizontal	Horizontal	N/A
1697.400	-52.13	-5.62	-13.0	-39.13	136.00	Horizontal	Horizontal	Pass
2546.200	-51.65	-1.28	-13.0	-38.65	195.00	Horizontal	Horizontal	Pass
5115.200	-46.54	7.70	-13.0	-33.54	360.00	Horizontal	Horizontal	Pass

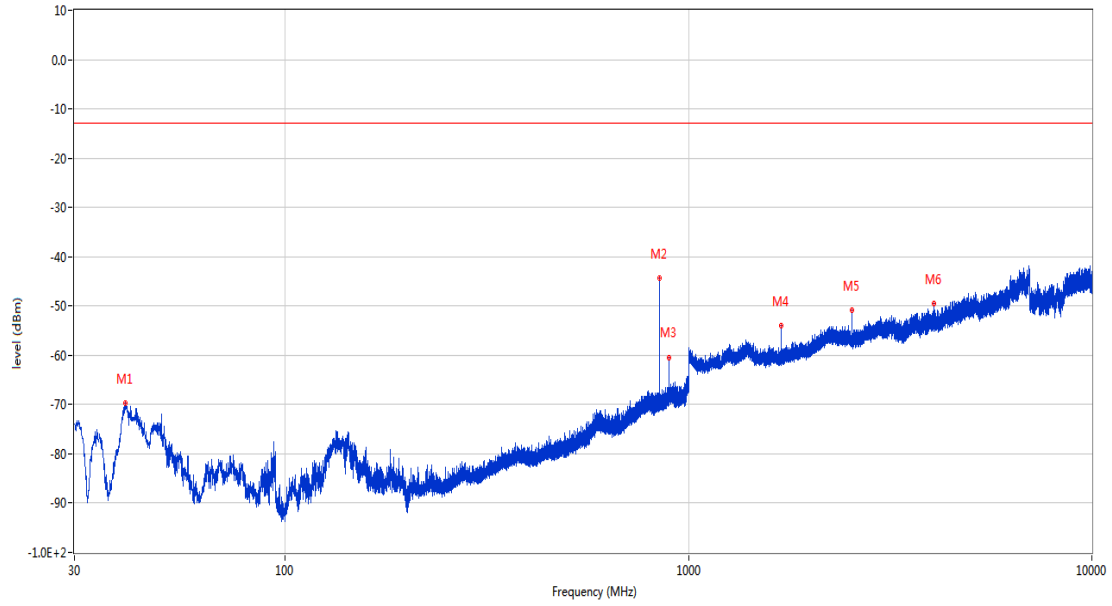
RSE-H&V EGPRS 850 CH251



Frequency (MHz)	Result (dBm)	Factor (dB)	PK Limit (dBm)	Over Limit (dB)	Table (o)	ANT	EUT	Verdict
134.663	-74.72	-17.69	-13.0	-61.72	27.00	Horizontal	Vertical	Pass
848.825	-48.76	2.47	-13.0	-35.76	342.00	Horizontal	Vertical	N/A
893.833	-51.24	3.53	-13.0	-38.24	274.00	Horizontal	Vertical	N/A
1697.700	-48.09	-5.62	-13.0	-35.09	174.00	Horizontal	Vertical	Pass
2546.100	-52.35	-1.28	-13.0	-39.35	154.00	Horizontal	Vertical	Pass
5450.800	-47.10	7.48	-13.0	-34.10	166.00	Horizontal	Vertical	Pass

RSE-V&V EGPRS 850 CH251

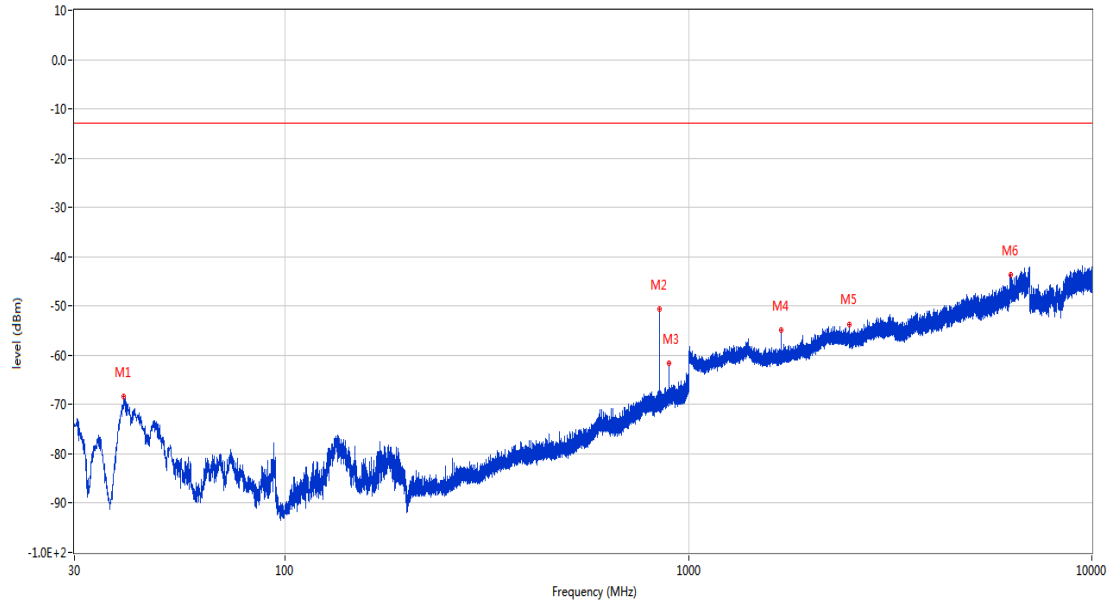
OPPO_RSE (RF) _ FCC PART22&24&27_GSM 850 & CDMA BC0 & WCDMA Band5 & LTE Band 5 & 26_814-849_30MHz-10GHz



Frequency (MHz)	Result (dBm)	Factor (dB)	PK Limit (dBm)	Over Limit (dB)	Table (o)	ANT	EUT	Verdict
40.088	-69.67	-18.53	-13.0	-56.67	15.00	Vertical	Vertical	Pass
848.825	-44.41	2.47	-13.0	-31.41	211.00	Vertical	Vertical	N/A
893.833	-60.38	3.53	-13.0	-47.38	333.00	Vertical	Vertical	N/A
1697.600	-53.97	-5.62	-13.0	-40.97	186.00	Vertical	Vertical	Pass
2546.600	-50.92	-1.29	-13.0	-37.92	354.00	Vertical	Vertical	Pass
4054.000	-49.50	5.30	-13.0	-36.50	0.00	Vertical	Vertical	Pass

RSE-V&H EGPRS 850 CH251

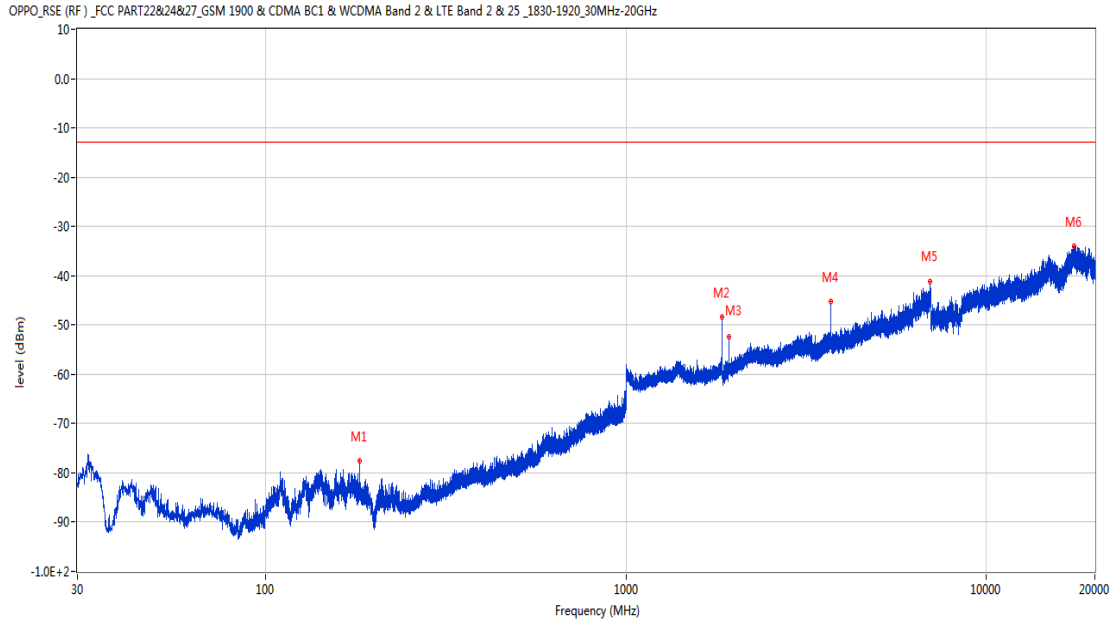
OPPO_RSE (RF) _ FCC PART22&24&27_GSM 850 & CDMA BC0 & WCDMA Band5 & LTE Band 5 & 26_814-849_30MHz-10GHz



Frequency (MHz)	Result (dBm)	Factor (dB)	PK Limit (dBm)	Over Limit (dB)	Table (o)	ANT	EUT	Verdict
39.797	-68.45	-18.72	-13.0	-55.45	114.00	Vertical	Horizontal	Pass
848.777	-50.66	2.47	-13.0	-37.66	25.00	Vertical	Horizontal	N/A
893.882	-61.65	3.53	-13.0	-48.65	272.00	Vertical	Horizontal	N/A
1697.600	-54.99	-5.62	-13.0	-41.99	288.00	Vertical	Horizontal	Pass
2500.400	-53.65	-0.84	-13.0	-40.65	19.00	Vertical	Horizontal	Pass
6296.000	-43.63	11.22	-13.0	-30.63	138.00	Vertical	Horizontal	Pass

25 EGPRS 1900
25.1 EGPRS 1900 Low Channel

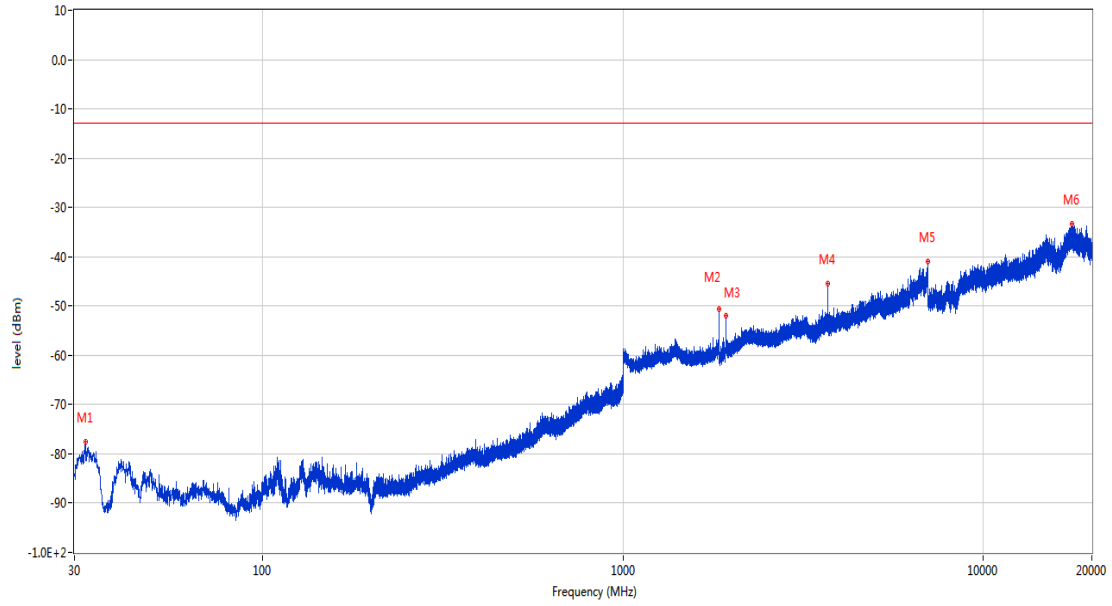
RSE-H&H EGPRS 1900 CH512



Frequency (MHz)	Result (dBm)	Factor (dB)	PK Limit (dBm)	Over Limit (dB)	Table (o)	ANT	EUT	Verdict
181.999	-77.65	-14.42	-13.0	-64.65	216.00	Horizontal	Horizontal	Pass
1850.100	-48.48	-4.40	-13.0	-35.48	105.00	Horizontal	Horizontal	N/A
1930.100	-52.43	-3.80	-13.0	-39.43	246.00	Horizontal	Horizontal	N/A
3700.200	-45.28	4.99	-13.0	-32.28	99.00	Horizontal	Horizontal	Pass
6994.000	-41.23	13.63	-13.0	-28.23	99.00	Horizontal	Horizontal	Pass
17478.089	-34.04	21.70	-13.0	-21.04	205.00	Horizontal	Horizontal	Pass

RSE-H&V EGPRS 1900 CH512

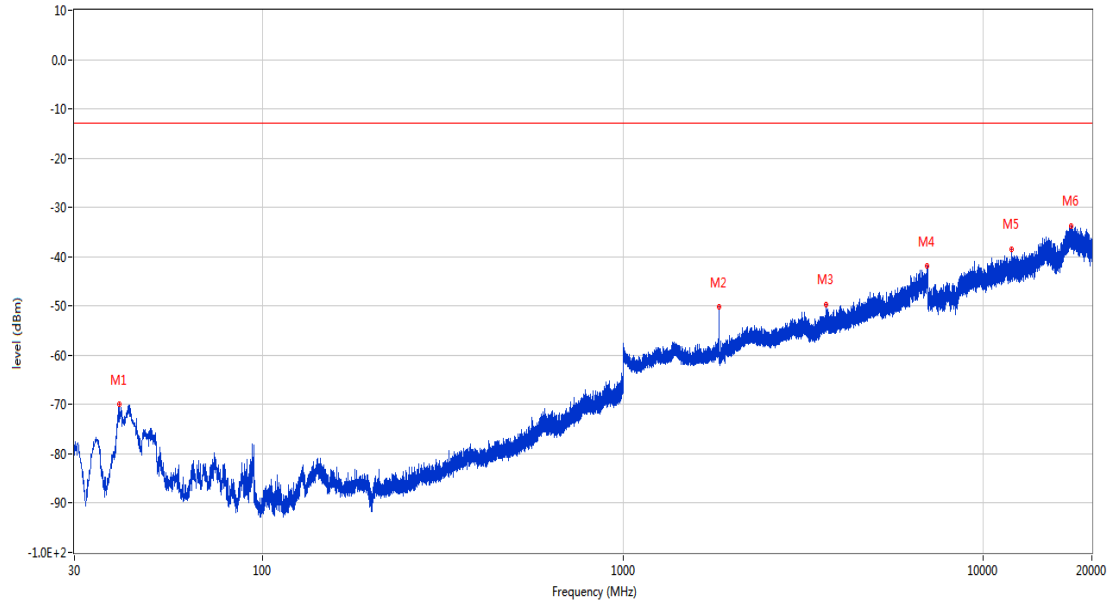
OPPO_RSE (RF) _ FCC PART22&24&27_GSM 1900 & CDMA BC1 & WCDMA Band 2 & LTE Band 2 & 25_1830-1920_30MHz-20GHz



Frequency (MHz)	Result (dBm)	Factor (dB)	PK Limit (dBm)	Over Limit (dB)	Table (o)	ANT	EUT	Verdict
32.231	-77.52	-16.84	-13.0	-64.52	145.00	Horizontal	Vertical	Pass
1850.200	-50.62	-4.40	-13.0	-37.62	174.00	Horizontal	Vertical	N/A
1930.200	-52.05	-3.80	-13.0	-39.05	212.00	Horizontal	Vertical	N/A
3700.200	-45.52	4.99	-13.0	-32.52	185.00	Horizontal	Vertical	Pass
6999.000	-40.95	13.64	-13.0	-27.95	246.00	Horizontal	Vertical	Pass
17592.637	-33.38	22.05	-13.0	-20.38	262.00	Horizontal	Vertical	Pass

RSE-V&V EGPRS 1900 CH512

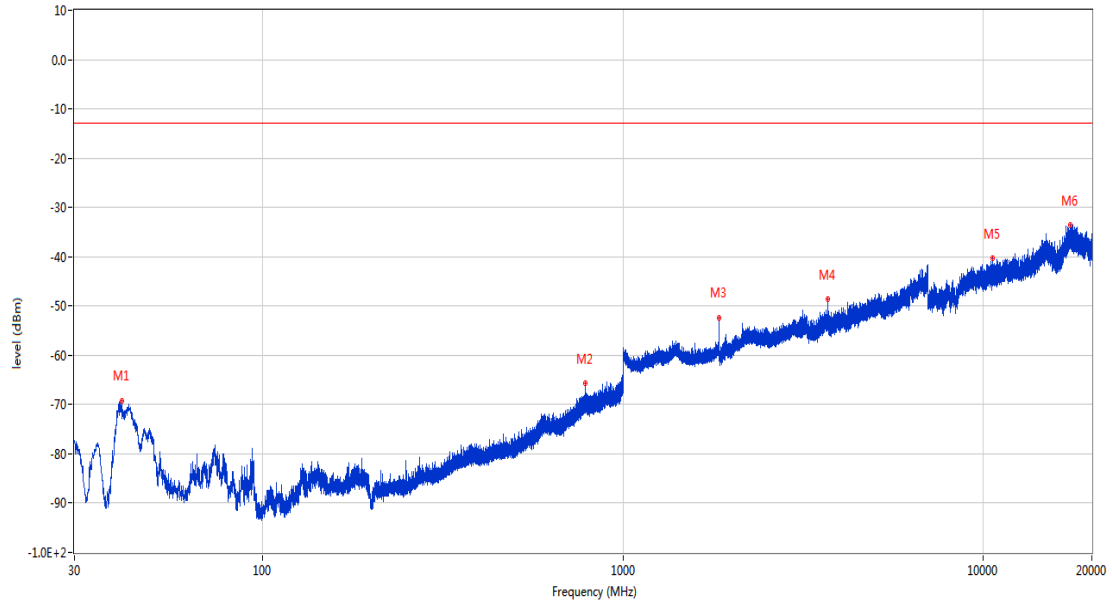
OPPO_RSE (RF) _FCC PART22&24&27_GSM 1900 & CDMA BCI & WCDMA Band 2 & LTE Band 2 & 25_1830-1920_30MHz-20GHz



Frequency (MHz)	Result (dBm)	Factor (dB)	PK Limit (dBm)	Over Limit (dB)	Table (o)	ANT	EUT	Verdict
39.943	-69.93	-18.66	-13.0	-56.93	58.00	Vertical	Vertical	Pass
1850.200	-50.25	-4.40	-13.0	-37.25	350.00	Vertical	Vertical	N/A
3666.200	-49.67	3.85	-13.0	-36.67	276.00	Vertical	Vertical	Pass
6975.400	-41.95	13.72	-13.0	-28.95	256.00	Vertical	Vertical	Pass
11980.075	-38.58	17.77	-13.0	-25.58	285.00	Vertical	Vertical	Pass
17479.901	-33.78	21.70	-13.0	-20.78	233.00	Vertical	Vertical	Pass

RSE-V&H EGPRS 1900 CH512

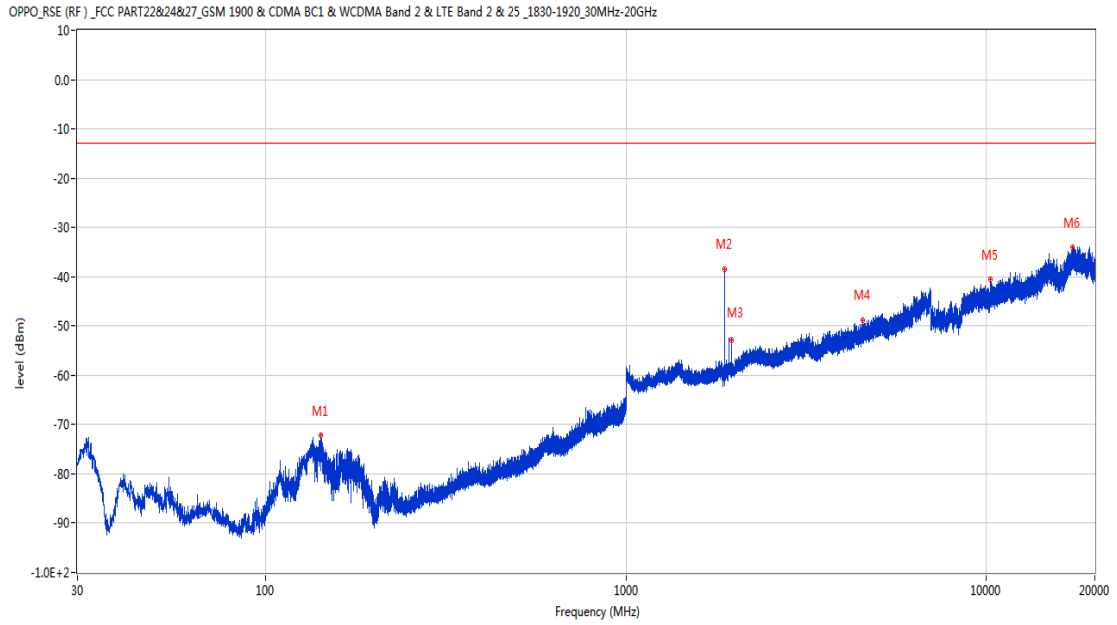
OPPO_RSE (RF) _ FCC PART22&24&27_GSM 1900 & CDMA BC1 & WCDMA Band 2 & LTE Band 2 & 25_1830-1920_30MHz-20GHz



Frequency (MHz)	Result (dBm)	Factor (dB)	PK Limit (dBm)	Over Limit (dB)	Table (o)	ANT	EUT	Verdict
40.621	-69.15	-18.15	-13.0	-56.15	122.00	Vertical	Horizontal	Pass
785.484	-65.73	1.85	-13.0	-52.73	319.00	Vertical	Horizontal	Pass
1850.200	-52.32	-4.40	-13.0	-39.32	29.00	Vertical	Horizontal	N/A
3700.200	-48.68	4.99	-13.0	-35.68	220.00	Vertical	Horizontal	Pass
10624.224	-40.34	15.83	-13.0	-27.34	25.00	Vertical	Horizontal	Pass
17393.988	-33.66	22.57	-13.0	-20.66	217.00	Vertical	Horizontal	Pass

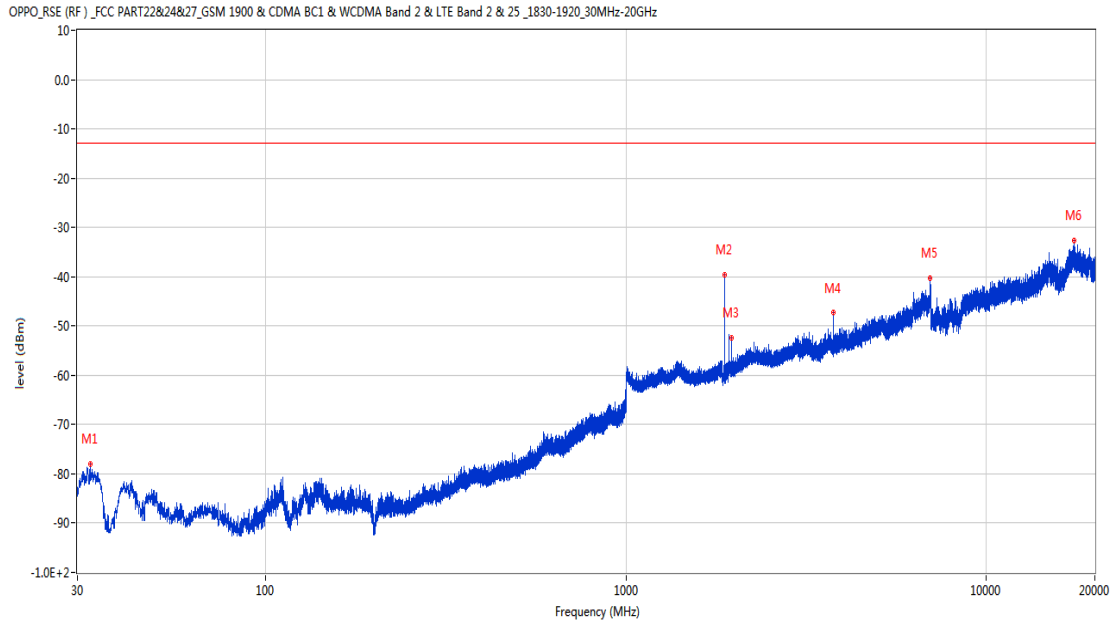
25.2 EGPRS 1900 Middle Channel

RSE-H&H EGPRS 1900 CH661



Frequency (MHz)	Result (dBm)	Factor (dB)	PK Limit (dBm)	Over Limit (dB)	Table (o)	ANT	EUT	Verdict
142.326	-72.23	-16.33	-13.0	-59.23	361.00	Horizontal	Horizontal	Pass
1879.900	-38.44	-4.03	-13.0	-25.44	90.00	Horizontal	Horizontal	N/A
1960.000	-52.95	-4.68	-13.0	-39.95	222.00	Horizontal	Horizontal	N/A
4540.200	-48.73	5.97	-13.0	-35.73	164.00	Horizontal	Horizontal	Pass
10253.924	-40.50	17.63	-13.0	-27.50	113.00	Horizontal	Horizontal	Pass
17342.876	-33.98	21.13	-13.0	-20.98	339.00	Horizontal	Horizontal	Pass

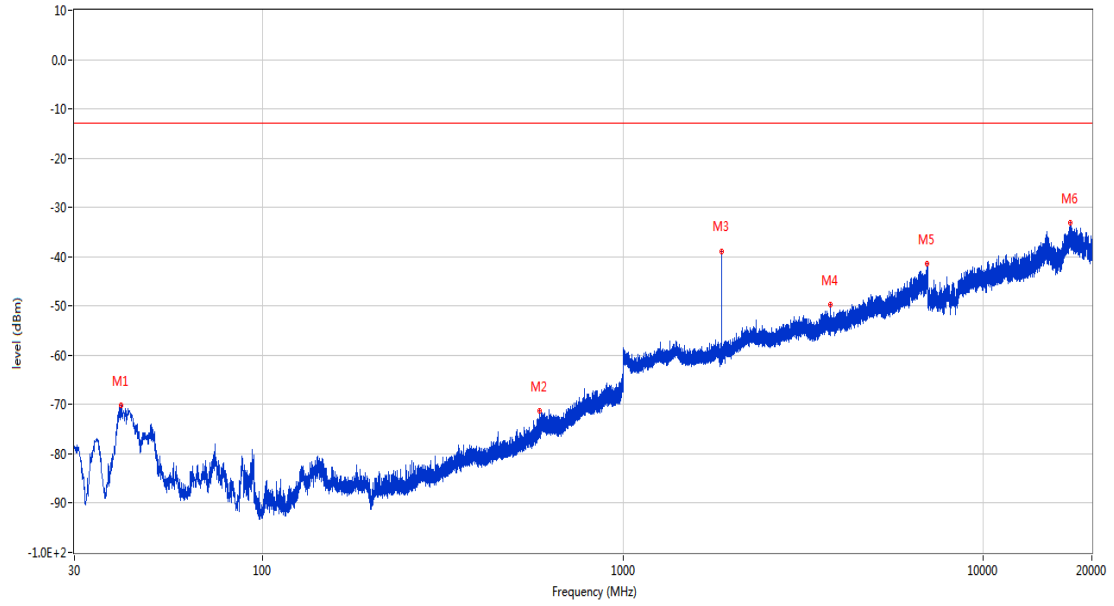
RSE-H&V EGPRS 1900 CH661



Frequency (MHz)	Result (dBm)	Factor (dB)	PK Limit (dBm)	Over Limit (dB)	Table (o)	ANT	EUT	Verdict
32.522	-77.92	-16.82	-13.0	-64.92	101.00	Horizontal	Vertical	Pass
1879.900	-39.51	-4.03	-13.0	-26.51	159.00	Horizontal	Vertical	N/A
1959.900	-52.36	-4.68	-13.0	-39.36	231.00	Horizontal	Vertical	N/A
3759.800	-47.22	3.66	-13.0	-34.22	184.00	Horizontal	Vertical	Pass
6991.200	-40.21	13.49	-13.0	-27.21	1.00	Horizontal	Vertical	Pass
17568.350	-32.64	22.35	-13.0	-19.64	104.00	Horizontal	Vertical	Pass

RSE-V&V EGPRS 1900 CH661

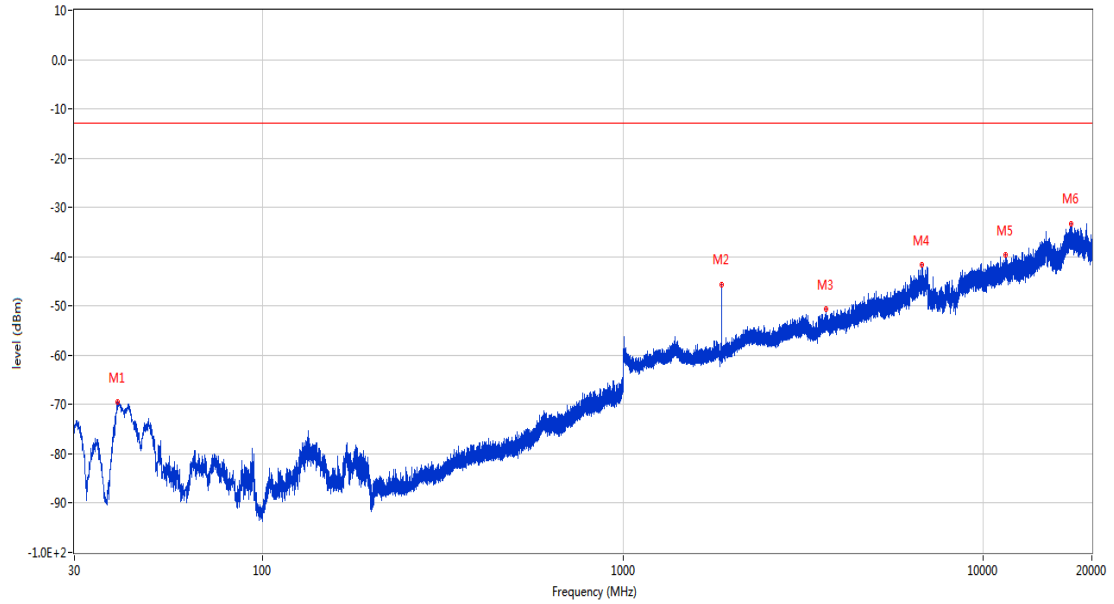
OPPO_RSE (RF) _ FCC PART22&24&27_GSM 1900 & CDMA BC1 & WCDMA Band 2 & LTE Band 2 & 25_1830-1920_30MHz-20GHz



Frequency (MHz)	Result (dBm)	Factor (dB)	PK Limit (dBm)	Over Limit (dB)	Table (o)	ANT	EUT	Verdict
40.331	-70.13	-18.37	-13.0	-57.13	125.00	Vertical	Vertical	Pass
586.392	-71.33	-3.56	-13.0	-58.33	361.00	Vertical	Vertical	Pass
1880.000	-38.89	-4.03	-13.0	-25.89	145.00	Vertical	Vertical	N/A
3760.000	-49.72	3.68	-13.0	-36.72	22.00	Vertical	Vertical	Pass
6971.000	-41.40	13.52	-13.0	-28.40	135.00	Vertical	Vertical	Pass
17469.387	-33.19	21.72	-13.0	-20.19	142.00	Vertical	Vertical	Pass

RSE-V&H EGPRS 1900 CH661

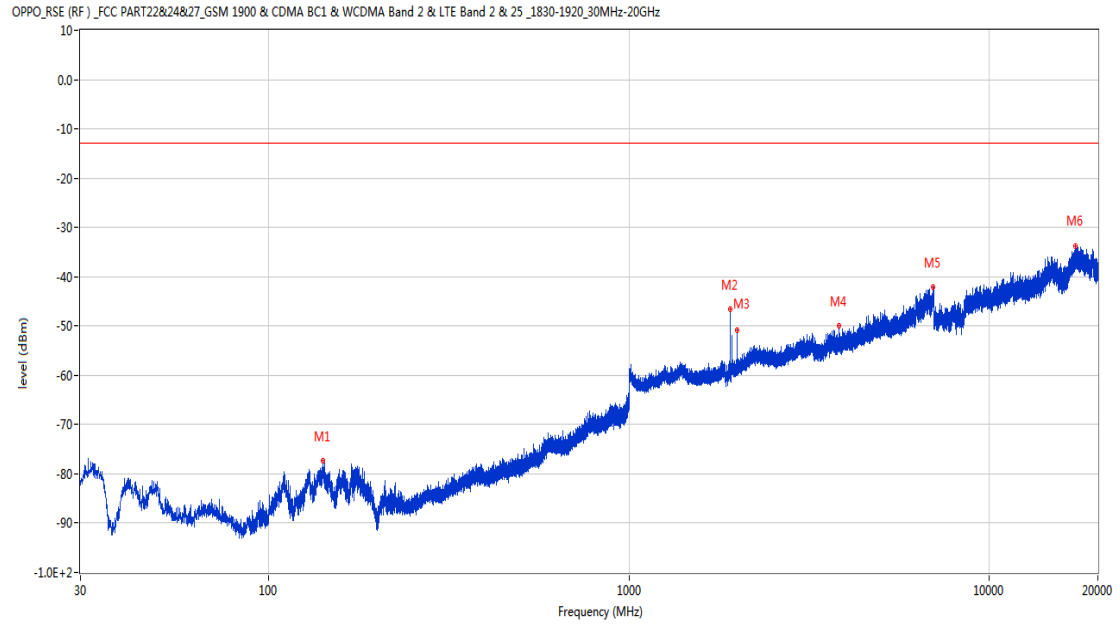
OPPO_RSE (RF) _FCC PART22&24&27_GSM 1900 & CDMA BC1 & WCDMA Band 2 & LTE Band 2 & 25_1830-1920_30MHz-20GHz



Frequency (MHz)	Result (dBm)	Factor (dB)	PK Limit (dBm)	Over Limit (dB)	Table (o)	ANT	EUT	Verdict
39.603	-69.48	-18.88	-13.0	-56.48	58.00	Vertical	Horizontal	Pass
1880.000	-45.62	-4.03	-13.0	-32.62	184.00	Vertical	Horizontal	N/A
3649.800	-50.70	4.47	-13.0	-37.70	316.00	Vertical	Horizontal	Pass
6739.800	-41.70	12.03	-13.0	-28.70	0.00	Vertical	Horizontal	Pass
11504.263	-39.70	17.73	-13.0	-26.70	181.00	Vertical	Horizontal	Pass
17480.262	-33.36	21.69	-13.0	-20.36	306.00	Vertical	Horizontal	Pass

25.3 EGPRS 1900 High Channel

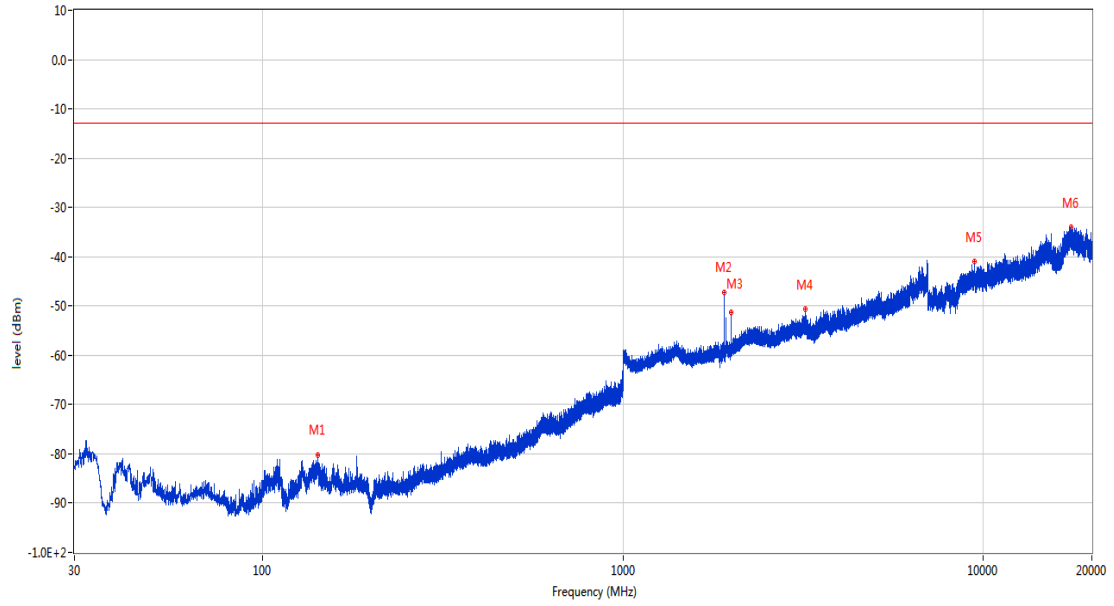
RSE-H&H EGPRS 1900 CH810



Frequency (MHz)	Result (dBm)	Factor (dB)	PK Limit (dBm)	Over Limit (dB)	Table (o)	ANT	EUT	Verdict
141.695	-77.42	-16.46	-13.0	-64.42	360.00	Horizontal	Horizontal	Pass
1909.700	-46.56	-3.79	-13.0	-33.56	145.00	Horizontal	Horizontal	N/A
1989.700	-50.95	-4.45	-13.0	-37.95	237.00	Horizontal	Horizontal	N/A
3819.400	-49.88	4.94	-13.0	-36.88	130.00	Horizontal	Horizontal	Pass
6978.200	-42.04	13.92	-13.0	-29.04	254.00	Horizontal	Horizontal	Pass
17314.963	-33.83	21.09	-13.0	-20.83	100.00	Horizontal	Horizontal	Pass

RSE-H&V EGPRS 1900 CH810

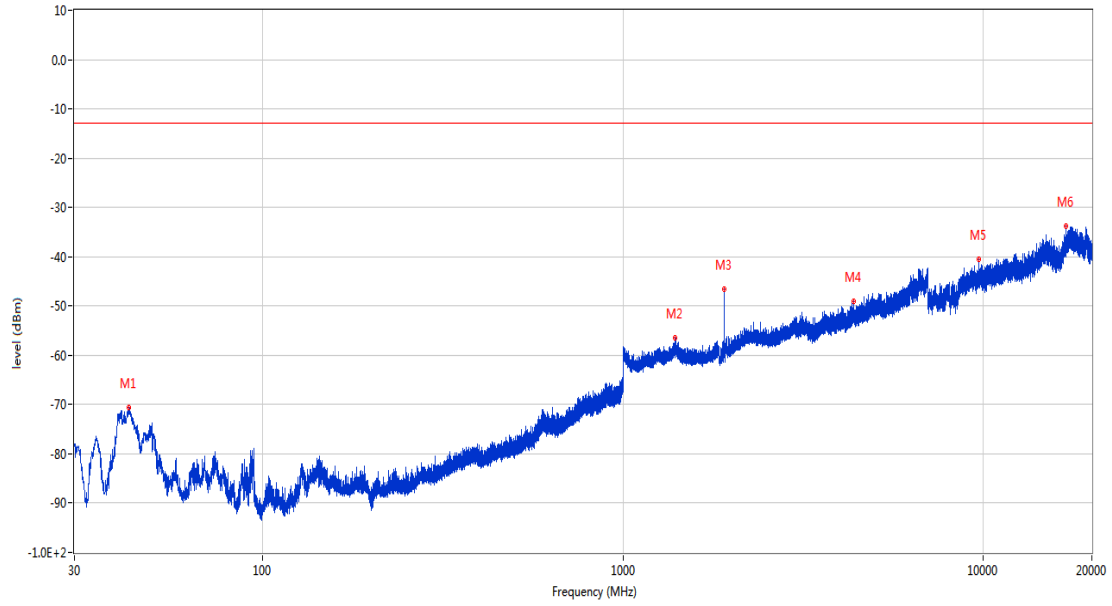
OPPO_RSE (RF) _ FCC PART22&24&27_GSM 1900 & CDMA BCL & WCDMA Band 2 & LTE Band 2 & 25_1830-1920_30MHz-20GHz



Frequency (MHz)	Result (dBm)	Factor (dB)	PK Limit (dBm)	Over Limit (dB)	Table (o)	ANT	EUT	Verdict
141.986	-80.34	-16.40	-13.0	-67.34	263.00	Horizontal	Vertical	Pass
1909.800	-47.15	-3.79	-13.0	-34.15	136.00	Horizontal	Vertical	N/A
1989.800	-51.19	-4.44	-13.0	-38.19	216.00	Horizontal	Vertical	N/A
3210.600	-50.65	3.51	-13.0	-37.65	251.00	Horizontal	Vertical	Pass
9454.099	-41.04	16.65	-13.0	-28.04	150.00	Horizontal	Vertical	Pass
17482.801	-34.00	21.61	-13.0	-21.00	79.00	Horizontal	Vertical	Pass

RSE-V&V EGPRS 1900 CH810

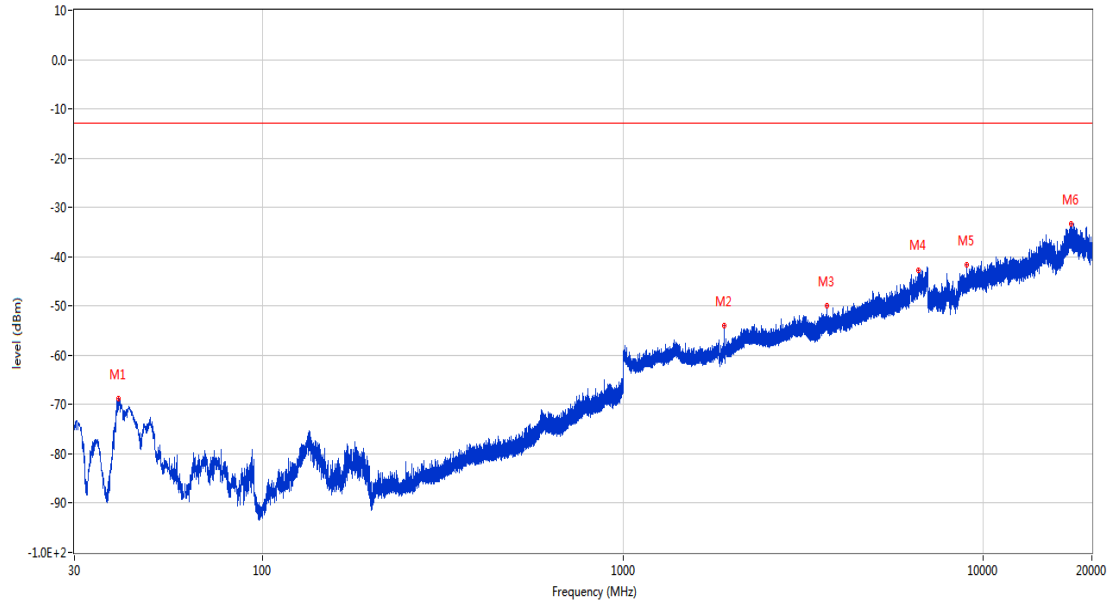
OPPO_RSE (RF) _ FCC PART22&24&27_GSM 1900 & CDMA BC1 & WCDMA Band 2 & LTE Band 2 & 25_1830-1920_30MHz-20GHz



Frequency (MHz)	Result (dBm)	Factor (dB)	PK Limit (dBm)	Over Limit (dB)	Table (o)	ANT	EUT	Verdict
42.416	-70.58	-16.91	-13.0	-57.58	-1.00	Vertical	Vertical	Pass
1395.300	-56.54	-3.92	-13.0	-43.54	322.00	Vertical	Vertical	Pass
1909.700	-46.59	-3.79	-13.0	-33.59	167.00	Vertical	Vertical	N/A
4369.000	-49.01	6.23	-13.0	-36.01	12.00	Vertical	Vertical	Pass
9697.325	-40.44	16.97	-13.0	-27.44	216.00	Vertical	Vertical	Pass
16990.525	-33.89	21.04	-13.0	-20.89	252.00	Vertical	Vertical	Pass

RSE-V&H EGPRS 1900 CH810

OPPO_RSE (RF) _FCC PART2&24&27_GSM 1900 & CDMA BC1 & WCDMA Band 2 & LTE Band 2 & 25_1830-1920_30MHz-20GHz

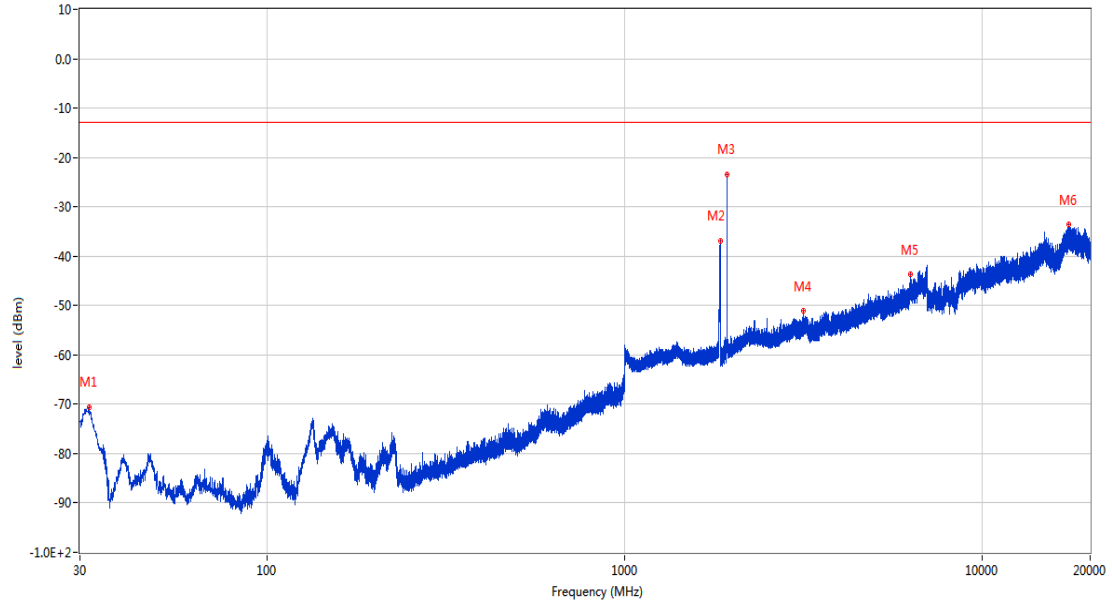


Frequency (MHz)	Result (dBm)	Factor (dB)	PK Limit (dBm)	Over Limit (dB)	Table (o)	ANT	EUT	Verdict
39.651	-68.72	-18.85	-13.0	-55.72	89.00	Vertical	Horizontal	Pass
1909.700	-53.94	-3.79	-13.0	-40.94	30.00	Vertical	Horizontal	N/A
3678.000	-50.05	4.44	-13.0	-37.05	338.00	Vertical	Horizontal	Pass
6605.200	-42.85	12.12	-13.0	-29.85	298.00	Vertical	Horizontal	Pass
8998.125	-41.72	15.16	-13.0	-28.72	215.00	Vertical	Horizontal	Pass
17545.511	-33.37	22.45	-13.0	-20.37	318.00	Vertical	Horizontal	Pass

WCDMA
 26 WCDMA Band 2
 26.1 WCDMA Band 2 Low Channel

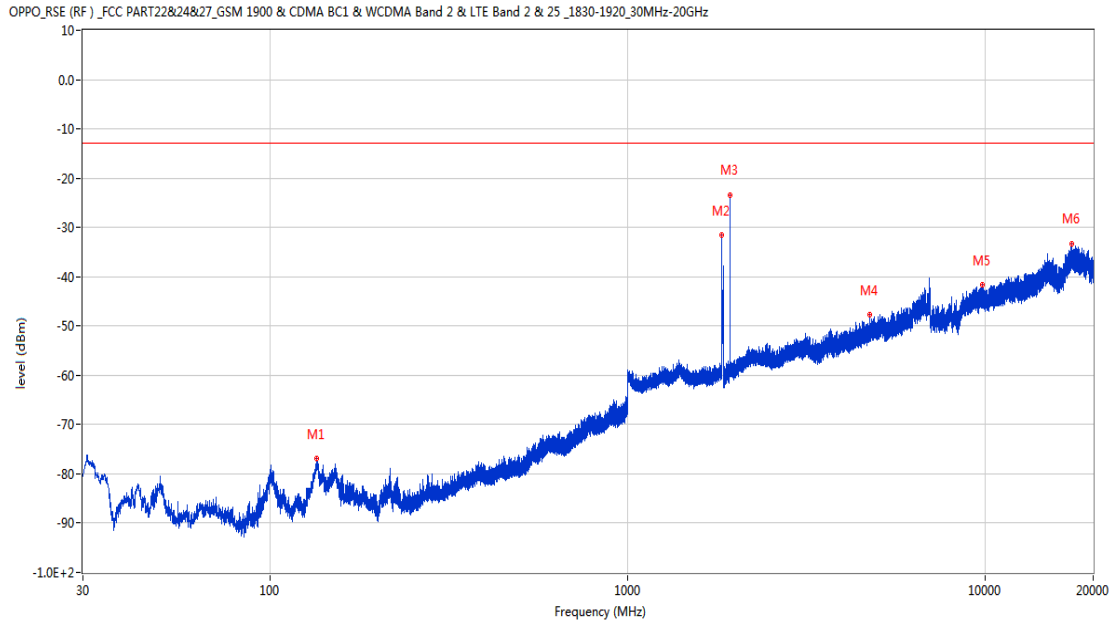
RSE-H&H WCDMA Band 2 CH9262

OPPO_RSE (RF)_FCC PART22&24&27_GSM 1900 & CDMA BC1 & WCDMA Band 2 & LTE Band 2 & 25_1830-1920_30MHz-20GHz



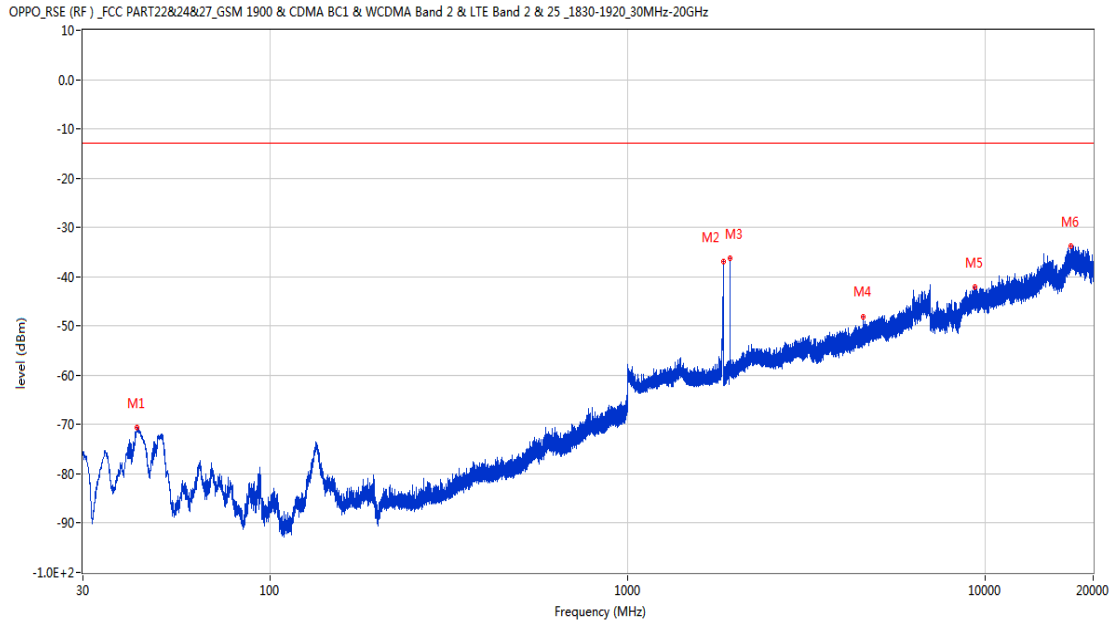
Frequency (MHz)	Result (dBm)	Factor (dB)	PK Limit (dBm)	Over Limit (dB)	Table (o)	ANT	EUT	Verdict
31.794	-70.49	-17.35	-13.0	-57.49	165.00	Horizontal	Horizontal	Pass
1853.700	-36.97	-4.36	-13.0	-23.97	130.00	Horizontal	Horizontal	N/A
1932.800	-23.37	-3.80	-13.0	-10.37	200.00	Horizontal	Horizontal	N/A
3163.600	-51.14	3.18	-13.0	-38.14	80.00	Horizontal	Horizontal	Pass
6308.200	-43.71	10.46	-13.0	-30.71	133.00	Horizontal	Horizontal	Pass
17384.563	-33.52	22.34	-13.0	-20.52	272.00	Horizontal	Horizontal	Pass

RSE-H&V WCDMA Band 2 CH9262



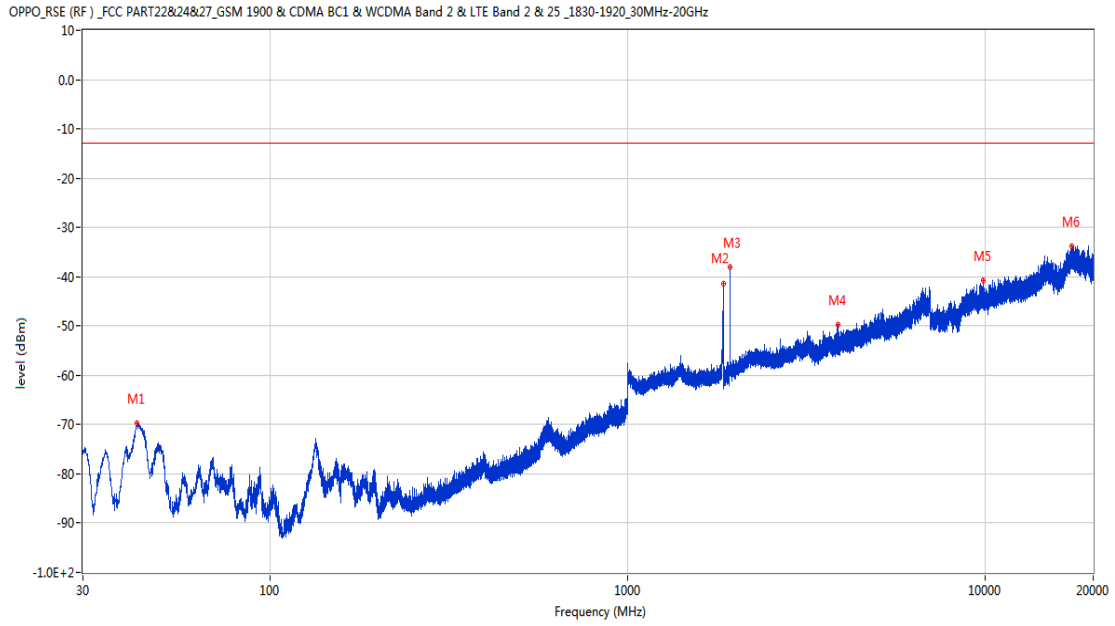
Frequency (MHz)	Result (dBm)	Factor (dB)	PK Limit (dBm)	Over Limit (dB)	Table (o)	ANT	EUT	Verdict
134.906	-76.98	-17.70	-13.0	-63.98	85.00	Horizontal	Vertical	Pass
1834.900	-31.64	-4.52	-13.0	-18.64	89.00	Horizontal	Vertical	N/A
1932.200	-23.37	-3.80	-13.0	-10.37	192.00	Horizontal	Vertical	N/A
4739.000	-47.75	6.10	-13.0	-34.75	9.00	Horizontal	Vertical	Pass
9798.813	-41.70	16.34	-13.0	-28.70	237.00	Horizontal	Vertical	Pass
17421.537	-33.36	22.61	-13.0	-20.36	231.00	Horizontal	Vertical	Pass

RSE-V&V WCDMA Band 2 CH9262



Frequency (MHz)	Result (dBm)	Factor (dB)	PK Limit (dBm)	Over Limit (dB)	Table (o)	ANT	EUT	Verdict
42.367	-70.63	-16.96	-13.0	-57.63	214.00	Vertical	Vertical	Pass
1853.700	-36.85	-4.36	-13.0	-23.85	166.00	Vertical	Vertical	N/A
1934.000	-36.22	-3.81	-13.0	-23.22	178.00	Vertical	Vertical	N/A
4543.400	-48.06	6.10	-13.0	-35.06	66.00	Vertical	Vertical	Pass
9328.750	-42.13	15.47	-13.0	-29.13	22.00	Vertical	Vertical	Pass
17362.813	-33.84	21.62	-13.0	-20.84	85.00	Vertical	Vertical	Pass

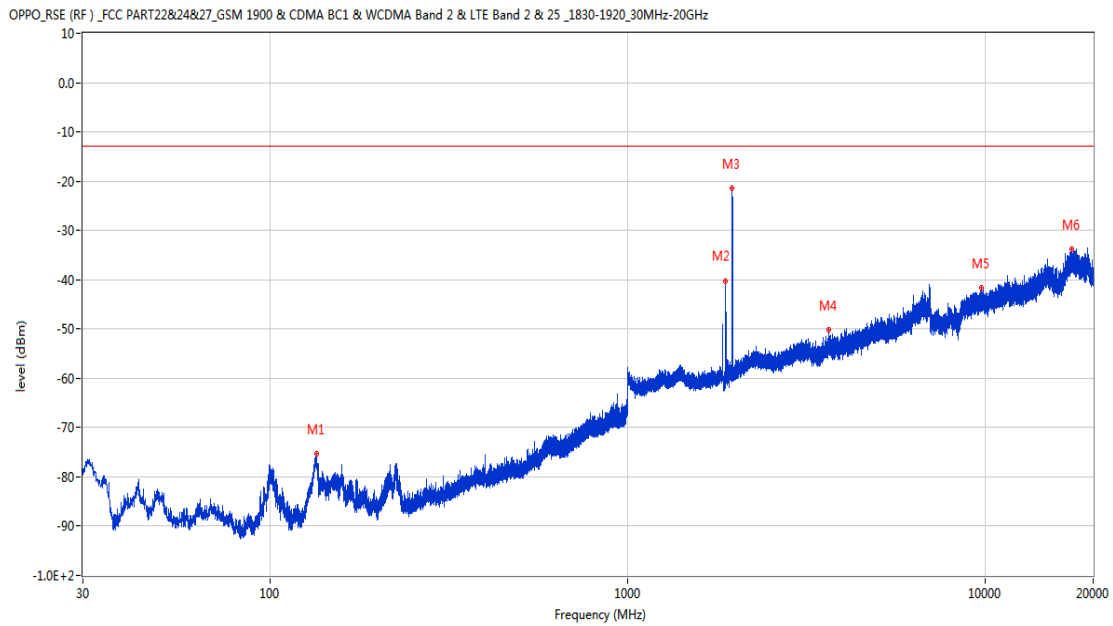
RSE-V&H WCDMA Band 2 CH9262



Frequency (MHz)	Result (dBm)	Factor (dB)	PK Limit (dBm)	Over Limit (dB)	Table (o)	ANT	EUT	Verdict
42.416	-69.80	-16.91	-13.0	-56.80	309.00	Vertical	Horizontal	Pass
1853.400	-41.42	-4.36	-13.0	-28.42	37.00	Vertical	Horizontal	N/A
1933.000	-38.00	-3.80	-13.0	-25.00	61.00	Vertical	Horizontal	N/A
3860.200	-49.79	4.28	-13.0	-36.79	31.00	Vertical	Horizontal	Pass
9853.150	-40.74	16.76	-13.0	-27.74	44.00	Vertical	Horizontal	Pass
17473.374	-33.83	21.71	-13.0	-20.83	0.00	Vertical	Horizontal	Pass

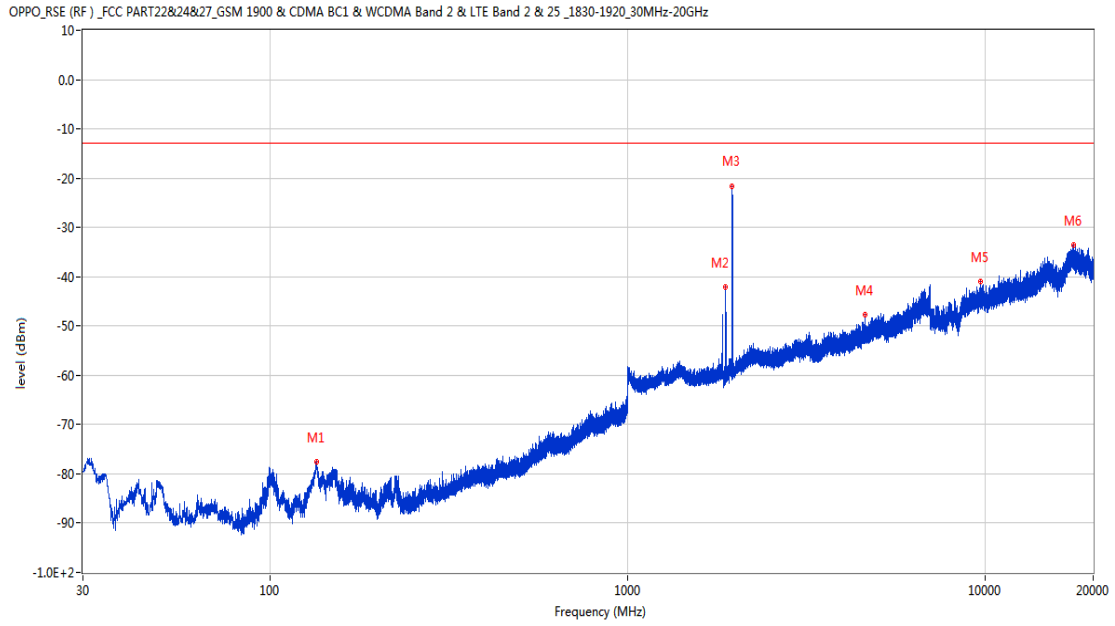
26.2 WCDMA Band 2 Middle Channel

RSE-H&H WCDMA Band 2 CH9400



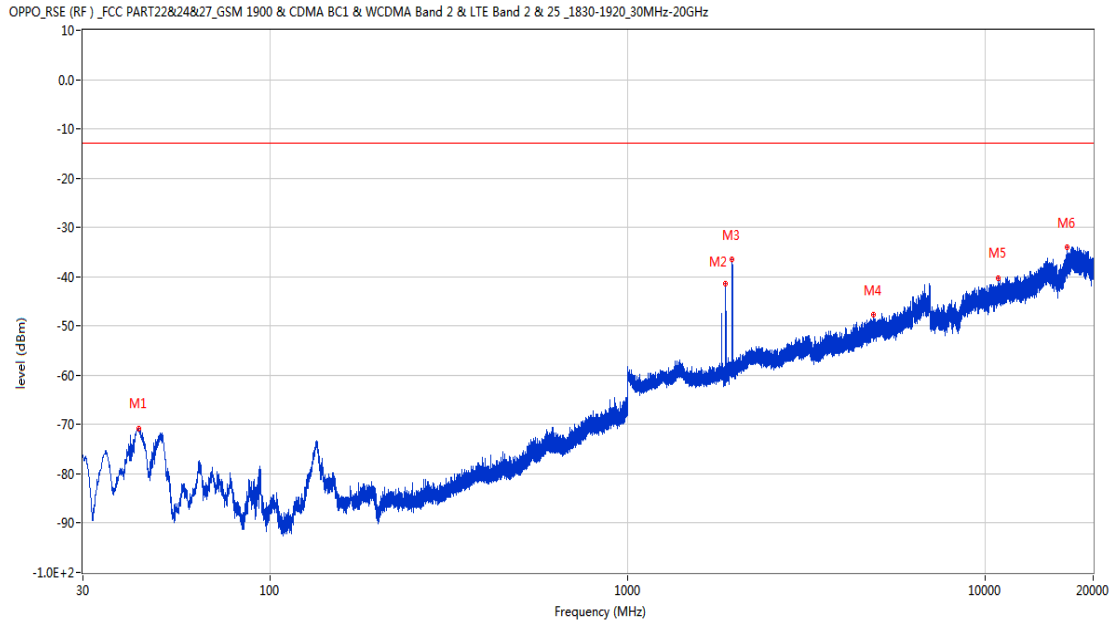
Frequency (MHz)	Result (dBm)	Factor (dB)	PK Limit (dBm)	Over Limit (dB)	Table (o)	ANT	EUT	Verdict
134.760	-75.35	-17.72	-13.0	-62.35	130.00	Horizontal	Horizontal	Pass
1879.000	-40.23	-4.04	-13.0	-27.23	117.00	Horizontal	Horizontal	N/A
1959.500	-21.53	-4.67	-13.0	-8.53	185.00	Horizontal	Horizontal	N/A
3643.000	-50.19	4.34	-13.0	-37.19	44.00	Horizontal	Horizontal	Pass
9752.813	-41.74	16.15	-13.0	-28.74	0.00	Horizontal	Horizontal	Pass
17433.137	-33.82	22.32	-13.0	-20.82	323.00	Horizontal	Horizontal	Pass

RSE-H&V WCDMA Band 2 CH9400



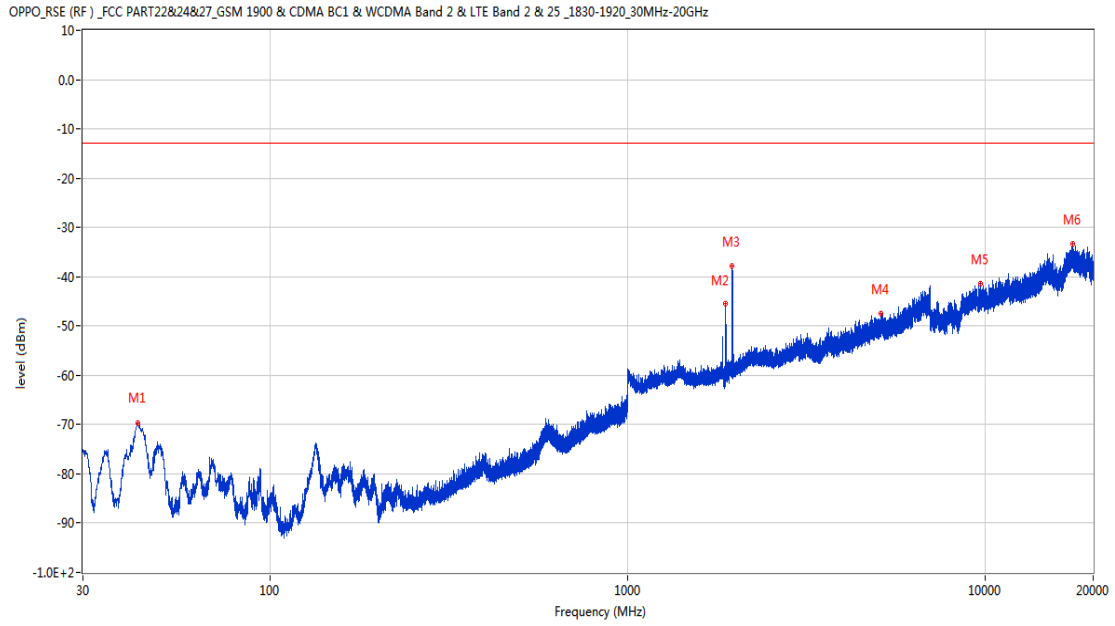
Frequency (MHz)	Result (dBm)	Factor (dB)	PK Limit (dBm)	Over Limit (dB)	Table (o)	ANT	EUT	Verdict
135.148	-77.64	-17.67	-13.0	-64.64	53.00	Horizontal	Vertical	Pass
1879.100	-42.12	-4.04	-13.0	-29.12	175.00	Horizontal	Vertical	N/A
1959.800	-21.61	-4.68	-13.0	-8.61	82.00	Horizontal	Vertical	N/A
4598.200	-47.65	6.29	-13.0	-34.65	187.00	Horizontal	Vertical	Pass
9709.400	-40.89	16.70	-13.0	-27.89	150.00	Horizontal	Vertical	Pass
17611.850	-33.54	21.86	-13.0	-20.54	66.00	Horizontal	Vertical	Pass

RSE-V&V WCDMA Band 2 CH9400



Frequency (MHz)	Result (dBm)	Factor (dB)	PK Limit (dBm)	Over Limit (dB)	Table (o)	ANT	EUT	Verdict
43.095	-70.72	-16.15	-13.0	-57.72	254.00	Vertical	Vertical	Pass
1879.200	-41.43	-4.04	-13.0	-28.43	149.00	Vertical	Vertical	N/A
1960.000	-36.58	-4.68	-13.0	-23.58	195.00	Vertical	Vertical	N/A
4874.600	-47.78	7.01	-13.0	-34.78	235.00	Vertical	Vertical	Pass
10875.500	-40.25	17.22	-13.0	-27.25	101.00	Vertical	Vertical	Pass
16959.350	-33.92	20.78	-13.0	-20.92	24.00	Vertical	Vertical	Pass

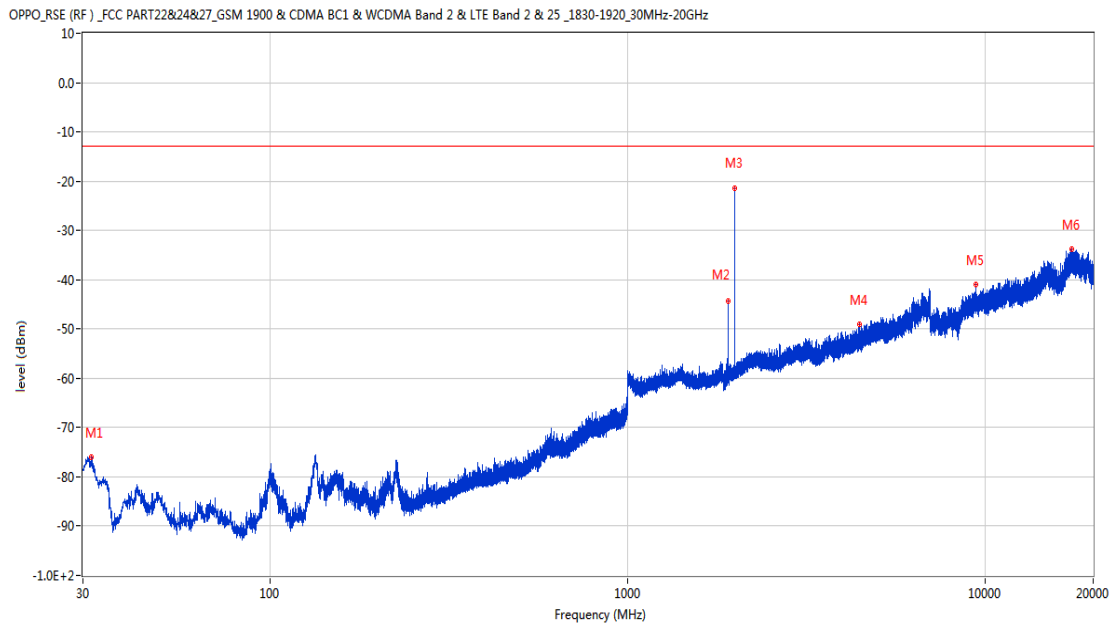
RSE-V&H WCDMA Band 2 CH9400



Frequency (MHz)	Result (dBm)	Factor (dB)	PK Limit (dBm)	Over Limit (dB)	Table (o)	ANT	EUT	Verdict
42.610	-69.61	-16.72	-13.0	-56.61	267.00	Vertical	Horizontal	Pass
1879.400	-45.54	-4.04	-13.0	-32.54	56.00	Vertical	Horizontal	N/A
1960.200	-37.88	-4.68	-13.0	-24.88	199.00	Vertical	Horizontal	N/A
5113.400	-47.42	7.71	-13.0	-34.42	188.00	Vertical	Horizontal	Pass
9662.250	-41.49	16.62	-13.0	-28.49	104.00	Vertical	Horizontal	Pass
17573.063	-33.35	22.29	-13.0	-20.35	331.00	Vertical	Horizontal	Pass

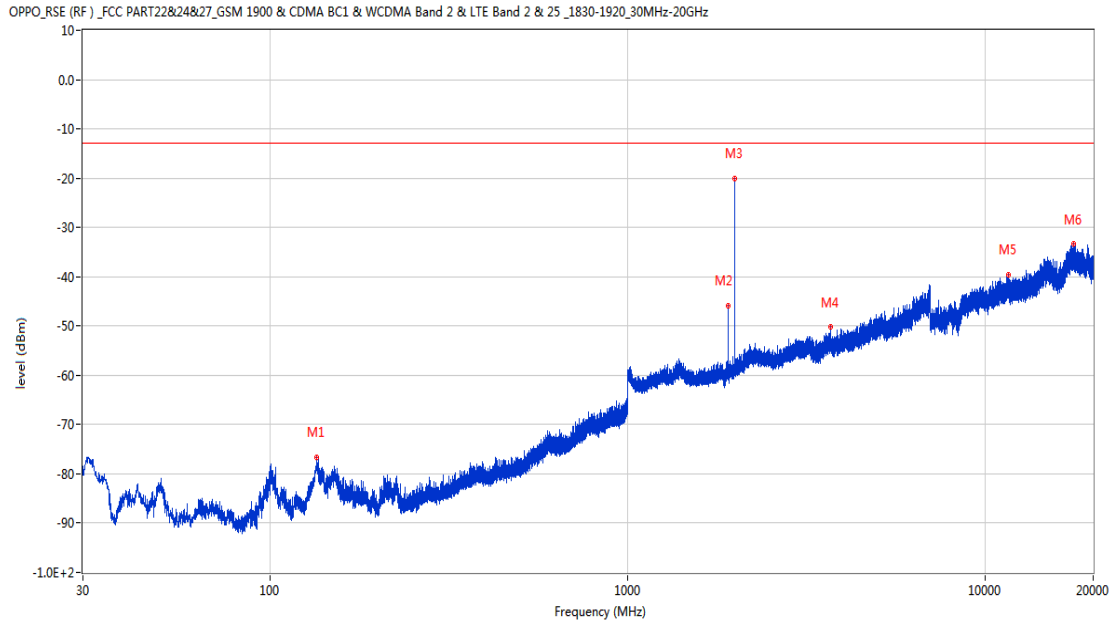
26.3 WCDMA Band 2 High Channel

RSE-H&H WCDMA Band 2 CH9538



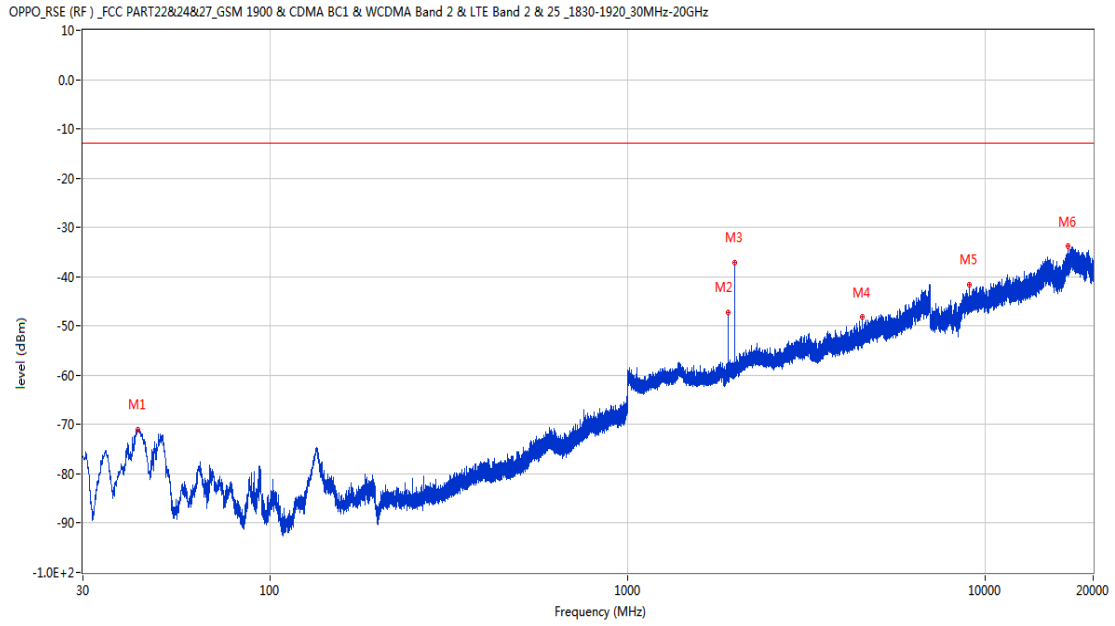
Frequency (MHz)	Result (dBm)	Factor (dB)	PK Limit (dBm)	Over Limit (dB)	Table (o)	ANT	EUT	Verdict
31.698	-76.04	-17.60	-13.0	-63.04	163.00	Horizontal	Horizontal	Pass
1906.800	-44.23	-3.79	-13.0	-31.23	119.00	Horizontal	Horizontal	N/A
1989.400	-21.32	-4.47	-13.0	-8.32	192.00	Horizontal	Horizontal	N/A
4431.600	-48.99	5.95	-13.0	-35.99	151.00	Horizontal	Horizontal	Pass
9421.901	-41.07	16.10	-13.0	-28.07	120.00	Horizontal	Horizontal	Pass
17473.374	-33.82	21.71	-13.0	-20.82	138.00	Horizontal	Horizontal	Pass

RSE-H&V WCDMA Band 2 CH9538



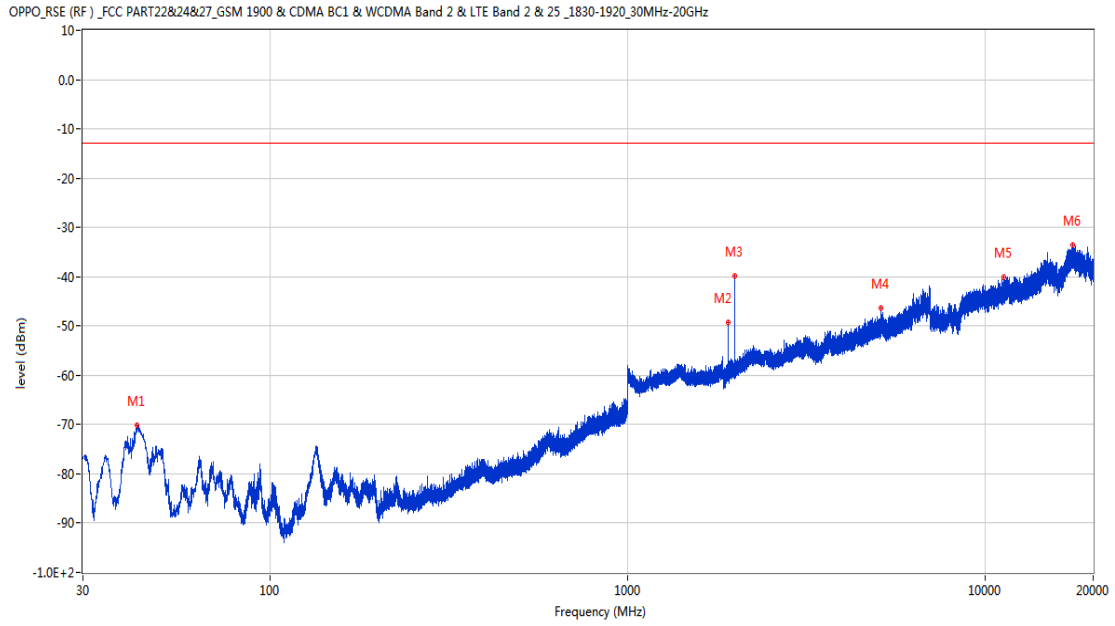
Frequency (MHz)	Result (dBm)	Factor (dB)	PK Limit (dBm)	Over Limit (dB)	Table (o)	ANT	EUT	Verdict
135.390	-76.59	-17.64	-13.0	-63.59	59.00	Horizontal	Vertical	Pass
1906.800	-45.84	-3.79	-13.0	-32.84	161.00	Horizontal	Vertical	N/A
1988.200	-20.01	-4.47	-13.0	-7.01	203.00	Horizontal	Vertical	N/A
3693.600	-50.14	5.03	-13.0	-37.14	32.00	Horizontal	Vertical	Pass
11581.887	-39.67	17.64	-13.0	-26.67	78.00	Horizontal	Vertical	Pass
17609.677	-33.38	21.88	-13.0	-20.38	291.00	Horizontal	Vertical	Pass

RSE-V&V WCDMA Band 2 CH9538



Frequency (MHz)	Result (dBm)	Factor (dB)	PK Limit (dBm)	Over Limit (dB)	Table (o)	ANT	EUT	Verdict
42.852	-70.93	-16.47	-13.0	-57.93	339.00	Vertical	Vertical	Pass
1906.600	-47.30	-3.79	-13.0	-34.30	159.00	Vertical	Vertical	N/A
1987.700	-37.06	-4.47	-13.0	-24.06	361.00	Vertical	Vertical	N/A
4529.800	-48.23	6.08	-13.0	-35.23	37.00	Vertical	Vertical	Pass
9019.112	-41.72	15.41	-13.0	-28.72	358.00	Vertical	Vertical	Pass
17007.199	-33.84	20.88	-13.0	-20.84	350.00	Vertical	Vertical	Pass

RSE-V&H WCDMA Band 2 CH9538

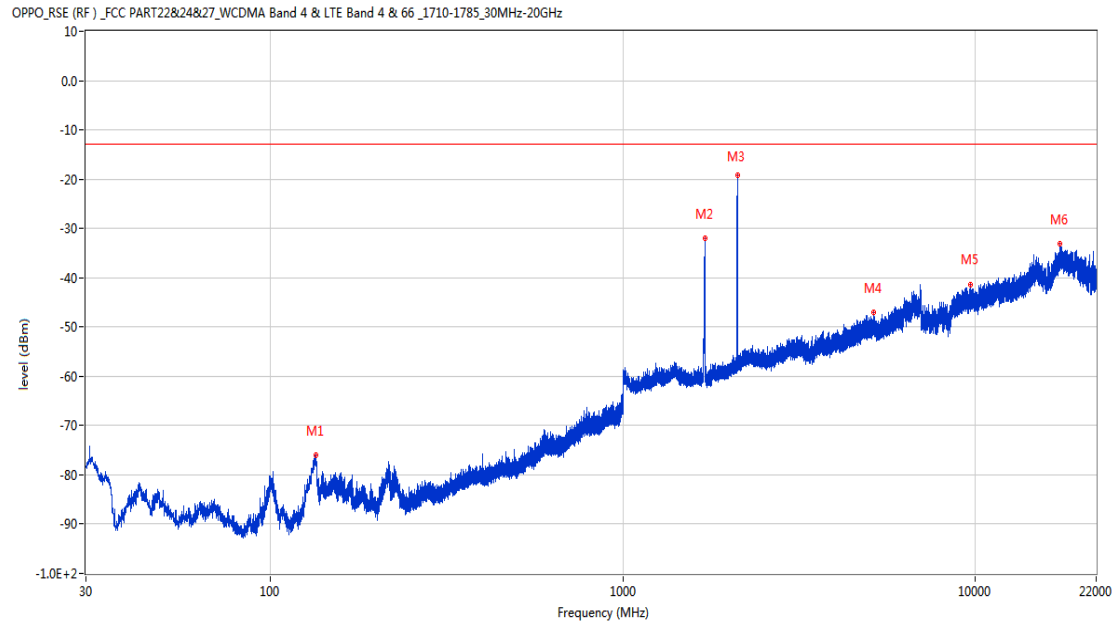


Frequency (MHz)	Result (dBm)	Factor (dB)	PK Limit (dBm)	Over Limit (dB)	Table (o)	ANT	EUT	Verdict
42.562	-70.07	-16.77	-13.0	-57.07	32.00	Vertical	Horizontal	Pass
1906.800	-49.26	-3.79	-13.0	-36.26	61.00	Vertical	Horizontal	N/A
1987.900	-39.92	-4.47	-13.0	-26.92	153.00	Vertical	Horizontal	N/A
5114.600	-46.39	7.70	-13.0	-33.39	87.00	Vertical	Horizontal	Pass
11220.787	-40.14	16.50	-13.0	-27.14	361.00	Vertical	Horizontal	Pass
17554.213	-33.51	22.50	-13.0	-20.51	331.00	Vertical	Horizontal	Pass

27 WCDMA Band 4

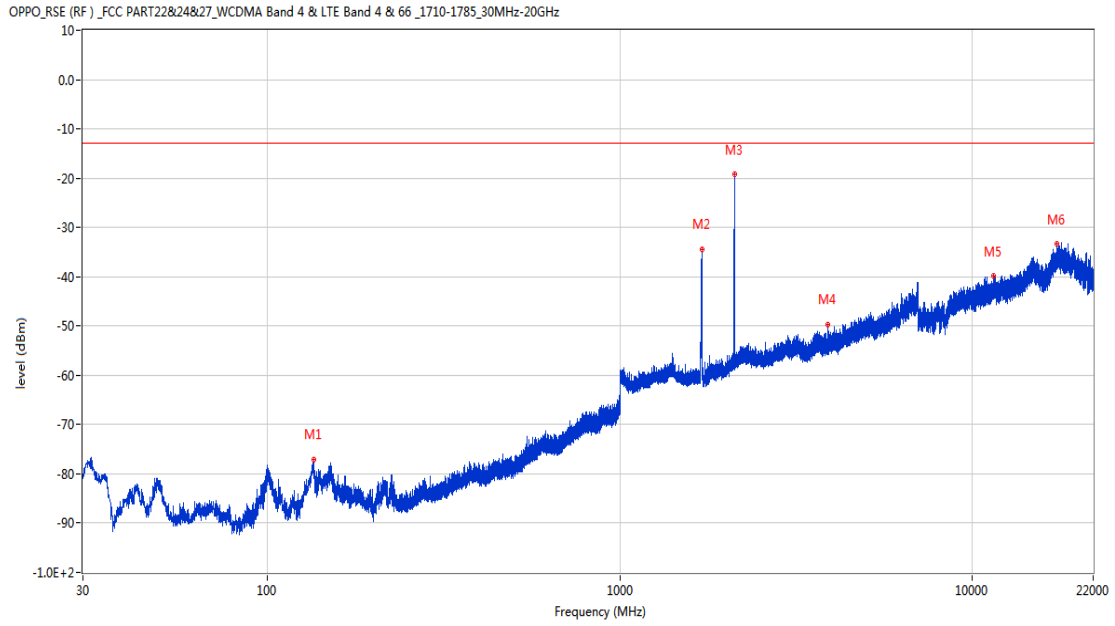
27.1 WCDMA Band 4 Low Channel

RSE-H&H WCDMA Band 4 CH1312



Frequency (MHz)	Result (dBm)	Factor (dB)	PK Limit (dBm)	Over Limit (dB)	Table (o)	ANT	EUT	Verdict
134.760	-75.94	-17.76	-13.0	-62.94	124.00	Horizontal	Horizontal	Pass
1711.700	-32.06	-4.53	-13.0	-19.06	128.00	Horizontal	Horizontal	N/A
2111.500	-19.26	-2.80	-13.0	-6.26	183.00	Horizontal	Horizontal	N/A
5144.800	-46.96	7.46	-13.0	-33.96	186.00	Horizontal	Horizontal	Pass
9667.425	-41.50	16.69	-13.0	-28.50	272.00	Horizontal	Horizontal	Pass
17356.501	-33.02	21.43	-13.0	-20.02	241.00	Horizontal	Horizontal	Pass

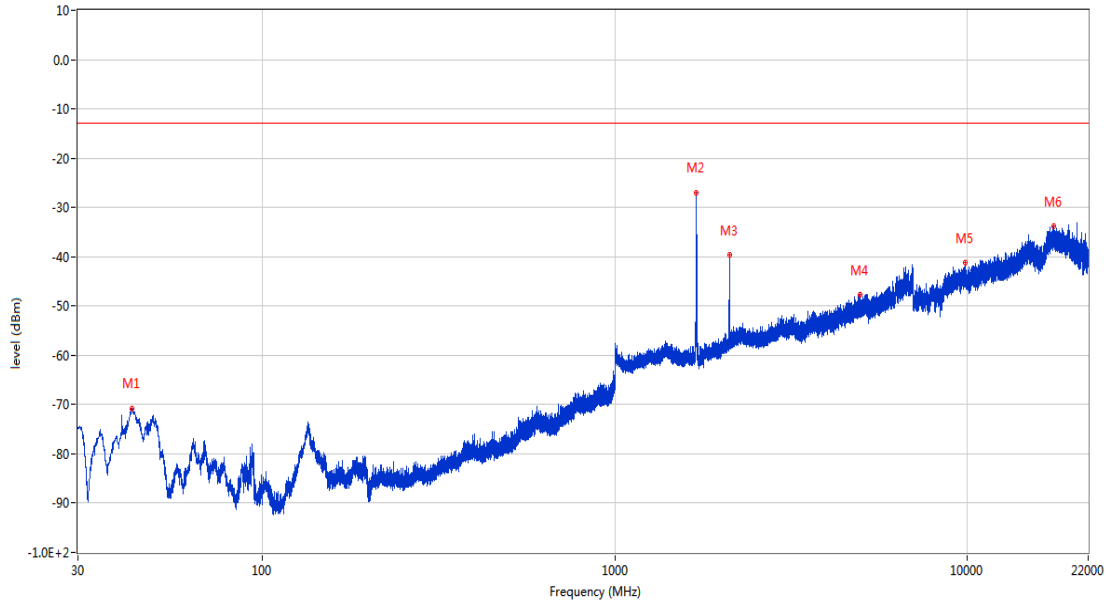
RSE-H&V WCDMA Band 4 CH1312



Frequency (MHz)	Result (dBm)	Factor (dB)	PK Limit (dBm)	Over Limit (dB)	Table (o)	ANT	EUT	Verdict
135.488	-77.05	-17.66	-13.0	-64.05	53.00	Horizontal	Vertical	Pass
1711.800	-34.55	-4.53	-13.0	-21.55	186.00	Horizontal	Vertical	N/A
2111.600	-19.28	-2.81	-13.0	-6.28	195.00	Horizontal	Vertical	N/A
3883.000	-49.74	4.53	-13.0	-36.74	20.00	Horizontal	Vertical	Pass
11494.776	-39.90	17.77	-13.0	-26.90	322.00	Horizontal	Vertical	Pass
17335.687	-33.30	21.08	-13.0	-20.30	53.00	Horizontal	Vertical	Pass

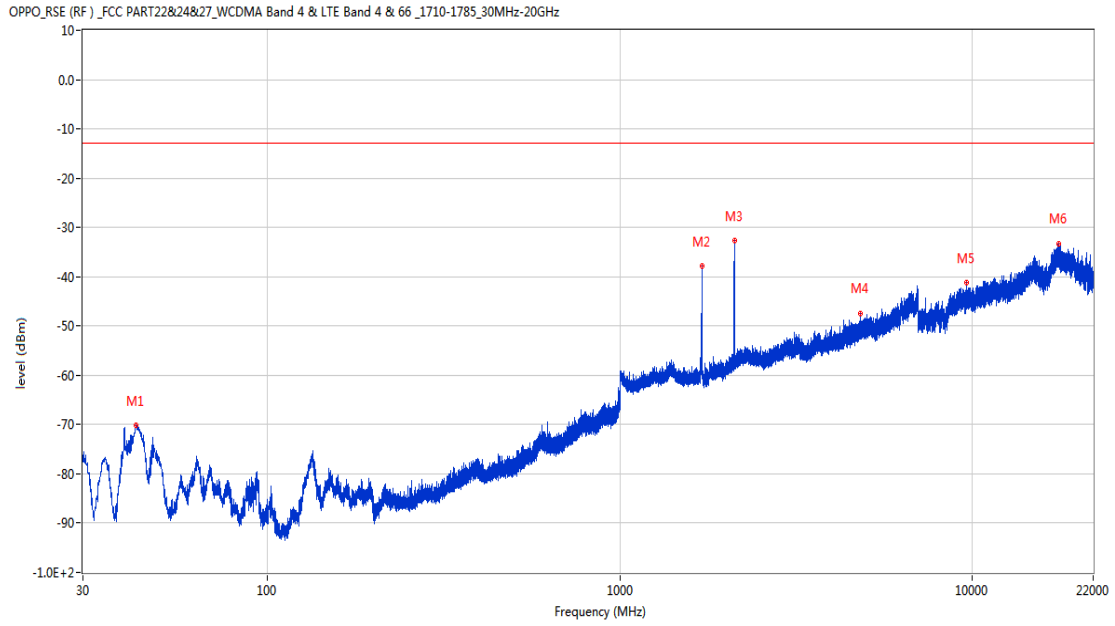
RSE-V&V WCDMA Band 4 CH1312

OPPO_RSE (RF) _FCC PART22&24&27_WCDMA Band 4 & LTE Band 4 & 66_1710-1785_30MHz-20GHz



Frequency (MHz)	Result (dBm)	Factor (dB)	PK Limit (dBm)	Over Limit (dB)	Table (o)	ANT	EUT	Verdict
42.562	-70.76	-16.79	-13.0	-57.76	160.00	Vertical	Vertical	Pass
1701.600	-26.95	-4.53	-13.0	-13.95	97.00	Vertical	Vertical	N/A
2113.500	-39.57	-2.88	-13.0	-26.57	69.00	Vertical	Vertical	N/A
4962.400	-47.74	7.11	-13.0	-34.74	206.00	Vertical	Vertical	Pass
9845.675	-41.26	16.96	-13.0	-28.26	295.00	Vertical	Vertical	Pass
17601.624	-33.88	21.96	-13.0	-20.88	201.00	Vertical	Vertical	Pass

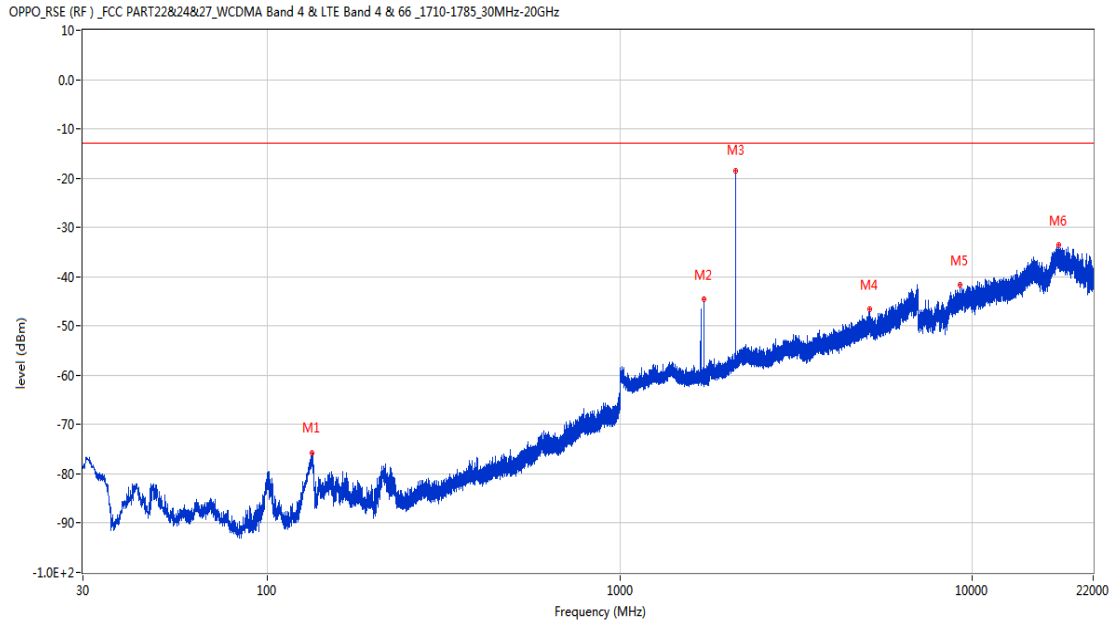
RSE-V&H WCDMA Band 4 CH1312



Frequency (MHz)	Result (dBm)	Factor (dB)	PK Limit (dBm)	Over Limit (dB)	Table (o)	ANT	EUT	Verdict
42.465	-70.11	-16.89	-13.0	-57.11	28.00	Vertical	Horizontal	Pass
1711.700	-37.82	-4.53	-13.0	-24.82	82.00	Vertical	Horizontal	N/A
2112.100	-32.67	-2.85	-13.0	-19.67	170.00	Vertical	Horizontal	N/A
4812.600	-47.52	7.09	-13.0	-34.52	45.00	Vertical	Horizontal	Pass
9643.563	-41.12	16.30	-13.0	-28.12	149.00	Vertical	Horizontal	Pass
17558.151	-33.35	22.48	-13.0	-20.35	7.00	Vertical	Horizontal	Pass

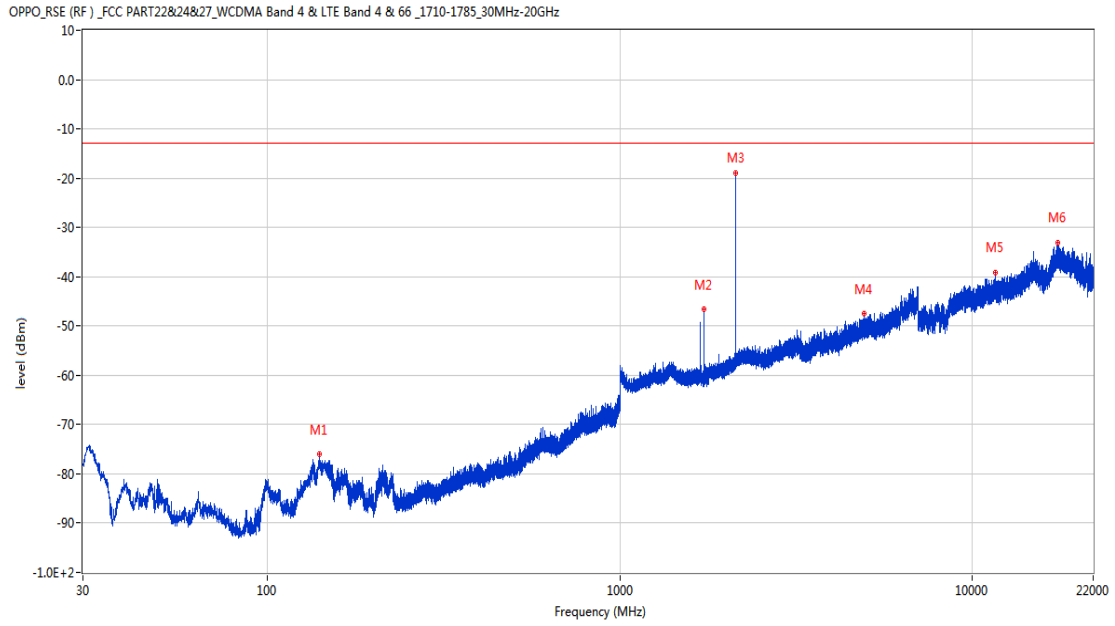
27.2 WCDMA Band 4 Middle Channel

RSE-H&H WCDMA Band 4 CH1413



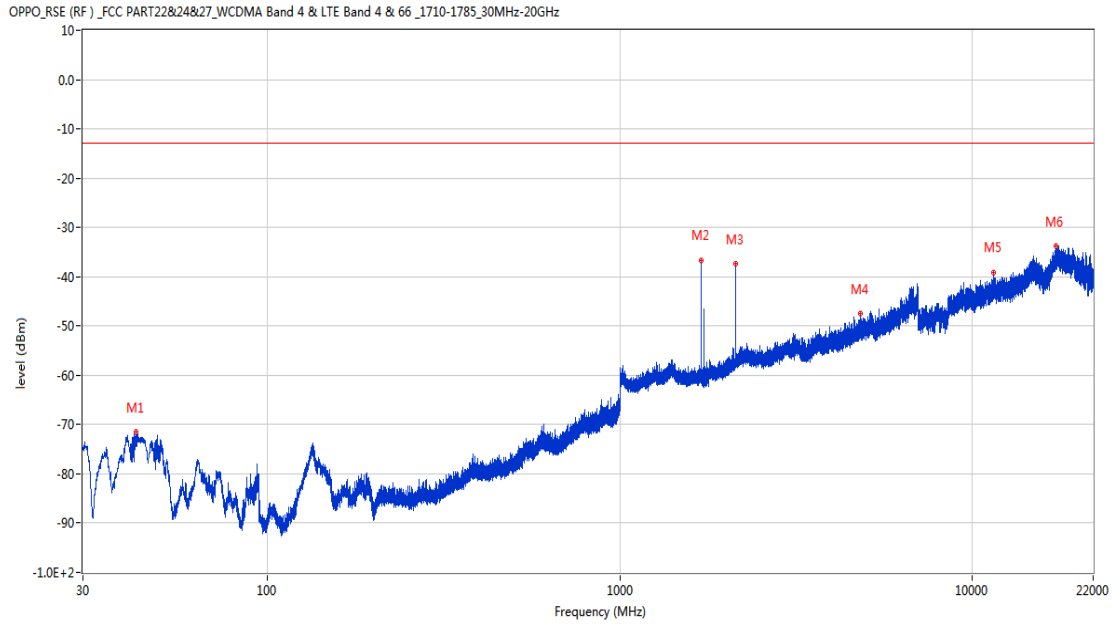
Frequency (MHz)	Result (dBm)	Factor (dB)	PK Limit (dBm)	Over Limit (dB)	Table (o)	ANT	EUT	Verdict
134.275	-75.66	-17.80	-13.0	-62.66	110.00	Horizontal	Horizontal	Pass
1733.100	-44.63	-4.53	-13.0	-31.63	306.00	Horizontal	Horizontal	N/A
2131.600	-18.44	-2.65	-13.0	-5.44	194.00	Horizontal	Horizontal	N/A
5124.400	-46.57	7.96	-13.0	-33.57	132.00	Horizontal	Horizontal	Pass
9247.674	-41.67	15.21	-13.0	-28.67	131.00	Horizontal	Horizontal	Pass
17598.386	-33.54	21.99	-13.0	-20.54	238.00	Horizontal	Horizontal	Pass

RSE-H&V WCDMA Band 4 CH1413



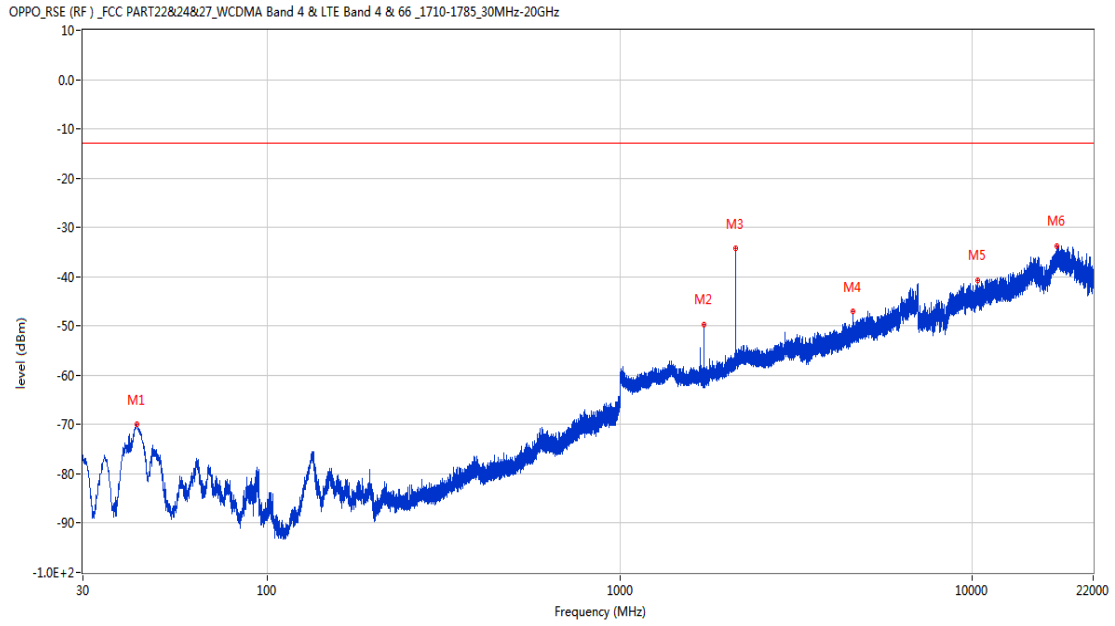
Frequency (MHz)	Result (dBm)	Factor (dB)	PK Limit (dBm)	Over Limit (dB)	Table (o)	ANT	EUT	Verdict
140.677	-75.91	-16.65	-13.0	-62.91	106.00	Horizontal	Vertical	Pass
1733.500	-46.66	-4.53	-13.0	-33.66	169.00	Horizontal	Vertical	N/A
2132.300	-18.94	-2.63	-13.0	-5.94	182.00	Horizontal	Vertical	N/A
4930.000	-47.56	7.40	-13.0	-34.56	82.00	Horizontal	Vertical	Pass
11598.850	-39.19	17.99	-13.0	-26.19	278.00	Horizontal	Vertical	Pass
17425.875	-33.07	22.51	-13.0	-20.07	88.00	Horizontal	Vertical	Pass

RSE-V&V WCDMA Band 4 CH1413



Frequency (MHz)	Result (dBm)	Factor (dB)	PK Limit (dBm)	Over Limit (dB)	Table (o)	ANT	EUT	Verdict
42.465	-71.54	-16.89	-13.0	-58.54	309.00	Vertical	Vertical	Pass
1699.100	-36.72	-4.67	-13.0	-23.72	145.00	Vertical	Vertical	N/A
2132.900	-37.41	-2.61	-13.0	-24.41	145.00	Vertical	Vertical	N/A
4797.000	-47.50	7.56	-13.0	-34.50	78.00	Vertical	Vertical	Pass
11466.025	-39.21	17.43	-13.0	-26.21	274.00	Vertical	Vertical	Pass
17300.074	-33.73	21.14	-13.0	-20.73	285.00	Vertical	Vertical	Pass

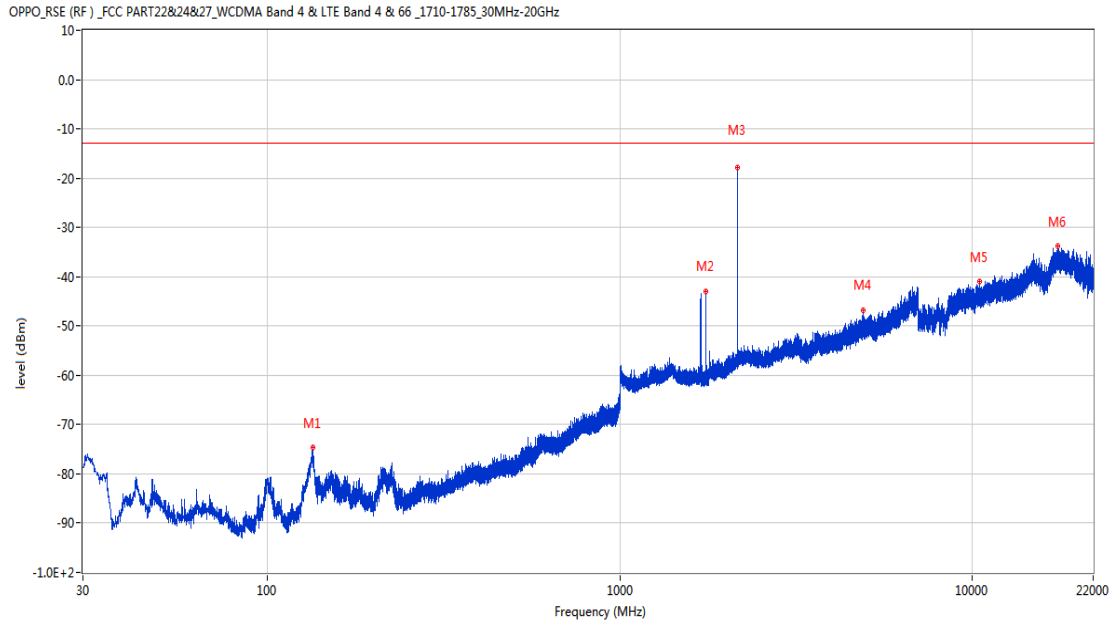
RSE-V&H WCDMA Band 4 CH1413



Frequency (MHz)	Result (dBm)	Factor (dB)	PK Limit (dBm)	Over Limit (dB)	Table (o)	ANT	EUT	Verdict
42.658	-69.99	-16.70	-13.0	-56.99	240.00	Vertical	Horizontal	Pass
1733.200	-49.63	-4.53	-13.0	-36.63	80.00	Vertical	Horizontal	N/A
2131.200	-34.33	-2.65	-13.0	-21.33	153.00	Vertical	Horizontal	N/A
4580.200	-47.11	6.34	-13.0	-34.11	341.00	Vertical	Horizontal	Pass
10366.625	-40.84	17.00	-13.0	-27.84	325.00	Vertical	Horizontal	Pass
17370.837	-33.88	21.90	-13.0	-20.88	0.00	Vertical	Horizontal	Pass

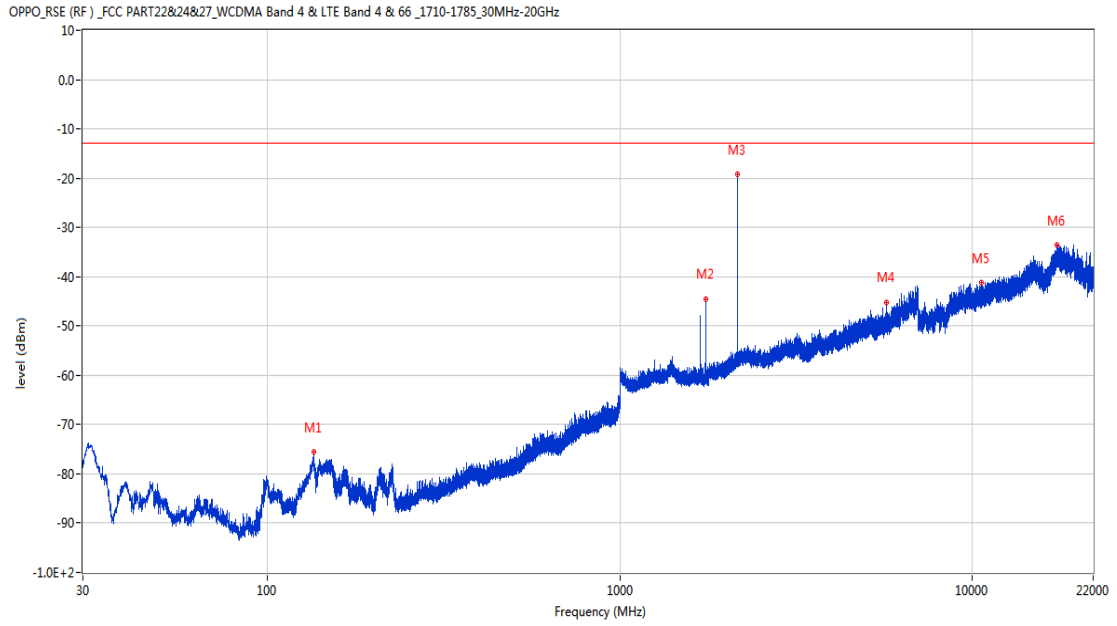
27.3 WCDMA Band 4 High Channel

RSE-H&H WCDMA Band 4 CH1513



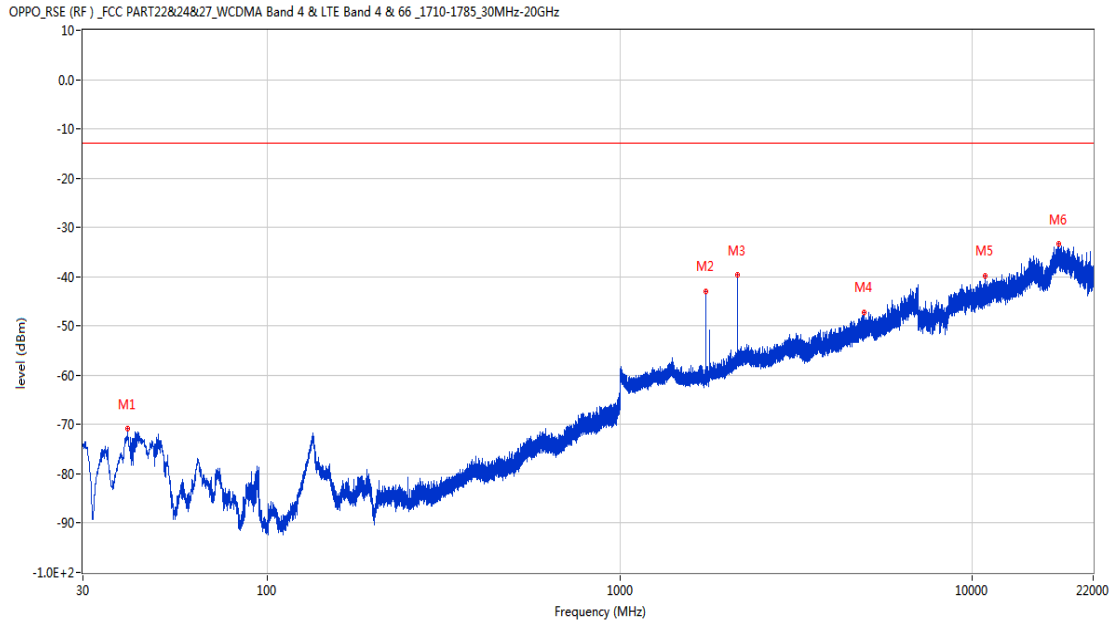
Frequency (MHz)	Result (dBm)	Factor (dB)	PK Limit (dBm)	Over Limit (dB)	Table (o)	ANT	EUT	Verdict
134.372	-74.73	-17.79	-13.0	-61.73	123.00	Horizontal	Horizontal	Pass
1751.500	-43.08	-4.52	-13.0	-30.08	135.00	Horizontal	Horizontal	N/A
2154.000	-17.78	-2.35	-13.0	-4.78	192.00	Horizontal	Horizontal	N/A
4899.800	-46.77	7.56	-13.0	-33.77	19.00	Horizontal	Horizontal	Pass
10502.325	-40.95	16.43	-13.0	-27.95	124.00	Horizontal	Horizontal	Pass
17469.350	-33.78	21.72	-13.0	-20.78	197.00	Horizontal	Horizontal	Pass

RSE-H&V WCDMA Band 4 CH1513



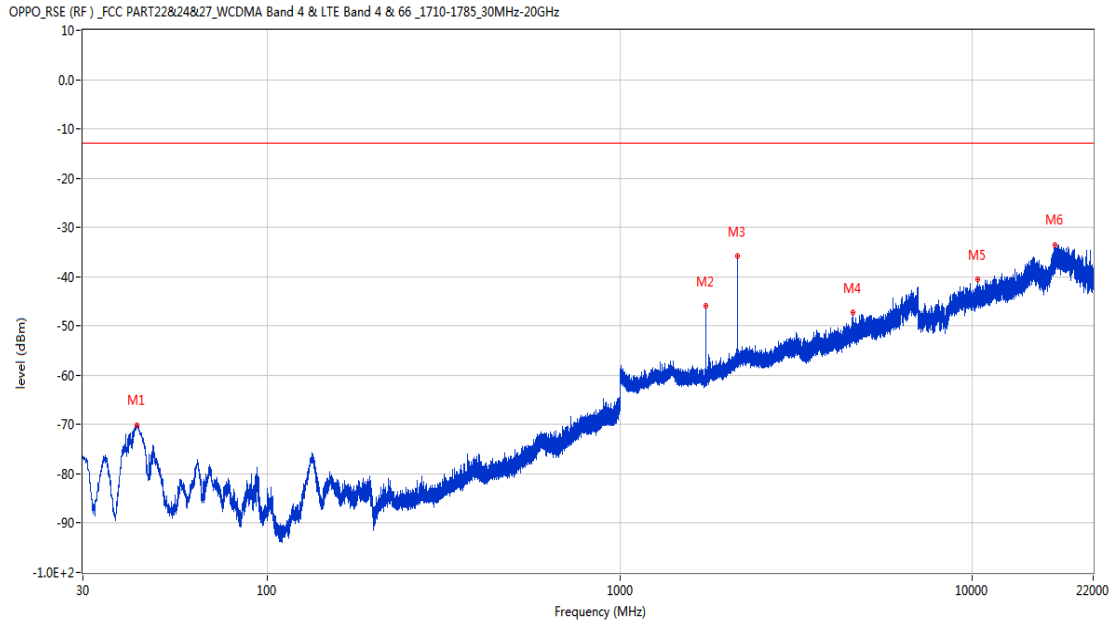
Frequency (MHz)	Result (dBm)	Factor (dB)	PK Limit (dBm)	Over Limit (dB)	Table (o)	ANT	EUT	Verdict
135.196	-75.51	-17.71	-13.0	-62.51	64.00	Horizontal	Vertical	Pass
1751.700	-44.48	-4.52	-13.0	-31.48	316.00	Horizontal	Vertical	N/A
2152.400	-19.26	-2.35	-13.0	-6.26	191.00	Horizontal	Vertical	N/A
5698.200	-45.33	7.61	-13.0	-32.33	70.00	Horizontal	Vertical	Pass
10619.338	-41.20	15.69	-13.0	-28.20	332.00	Horizontal	Vertical	Pass
17364.363	-33.64	21.67	-13.0	-20.64	2.00	Horizontal	Vertical	Pass

RSE-V&V WCDMA Band 4 CH1513



Frequency (MHz)	Result (dBm)	Factor (dB)	PK Limit (dBm)	Over Limit (dB)	Table (o)	ANT	EUT	Verdict
40.136	-70.84	-18.51	-13.0	-57.84	108.00	Vertical	Vertical	Pass
1751.800	-42.91	-4.52	-13.0	-29.91	162.00	Vertical	Vertical	N/A
2153.900	-39.57	-2.35	-13.0	-26.57	67.00	Vertical	Vertical	N/A
4917.200	-47.30	7.95	-13.0	-34.30	175.00	Vertical	Vertical	Pass
10899.075	-39.89	17.69	-13.0	-26.89	0.00	Vertical	Vertical	Pass
17617.814	-33.24	21.81	-13.0	-20.24	39.00	Vertical	Vertical	Pass

RSE-V&H WCDMA Band 4 CH1513

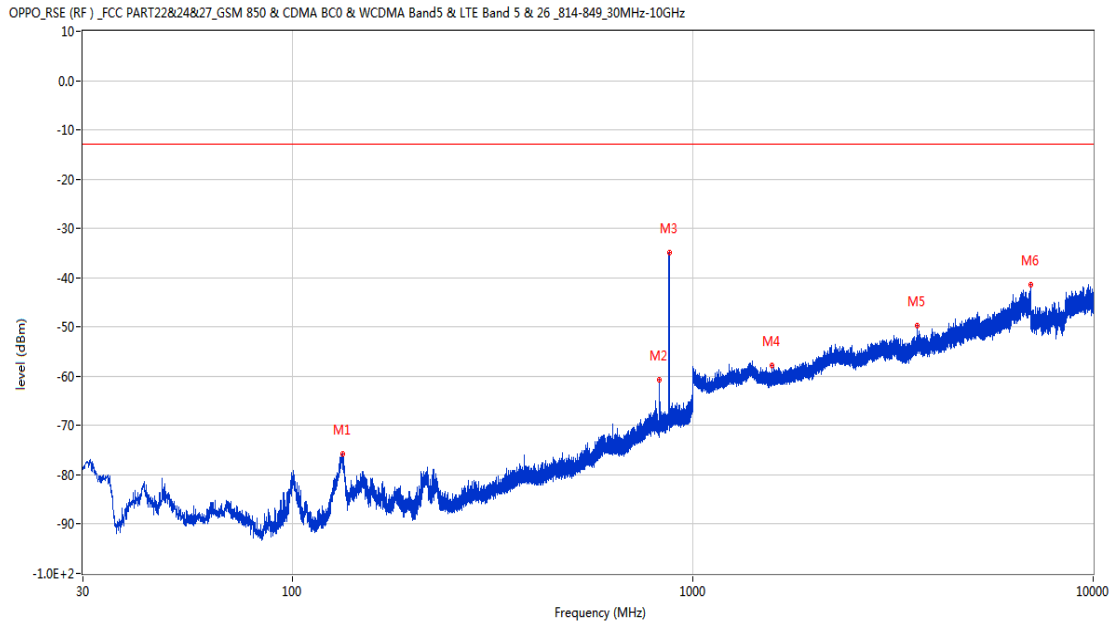


Frequency (MHz)	Result (dBm)	Factor (dB)	PK Limit (dBm)	Over Limit (dB)	Table (o)	ANT	EUT	Verdict
42.610	-70.09	-16.74	-13.0	-57.09	226.00	Vertical	Horizontal	Pass
1751.600	-45.91	-4.52	-13.0	-32.91	33.00	Vertical	Horizontal	N/A
2154.300	-35.87	-2.35	-13.0	-22.87	168.00	Vertical	Horizontal	N/A
4585.400	-47.20	6.49	-13.0	-34.20	312.00	Vertical	Horizontal	Pass
10341.900	-40.43	16.85	-13.0	-27.43	68.00	Vertical	Horizontal	Pass
17149.762	-33.45	21.12	-13.0	-20.45	274.00	Vertical	Horizontal	Pass

28 WCDMA Band 5

28.1 WCDMA Band 5 Low Channel

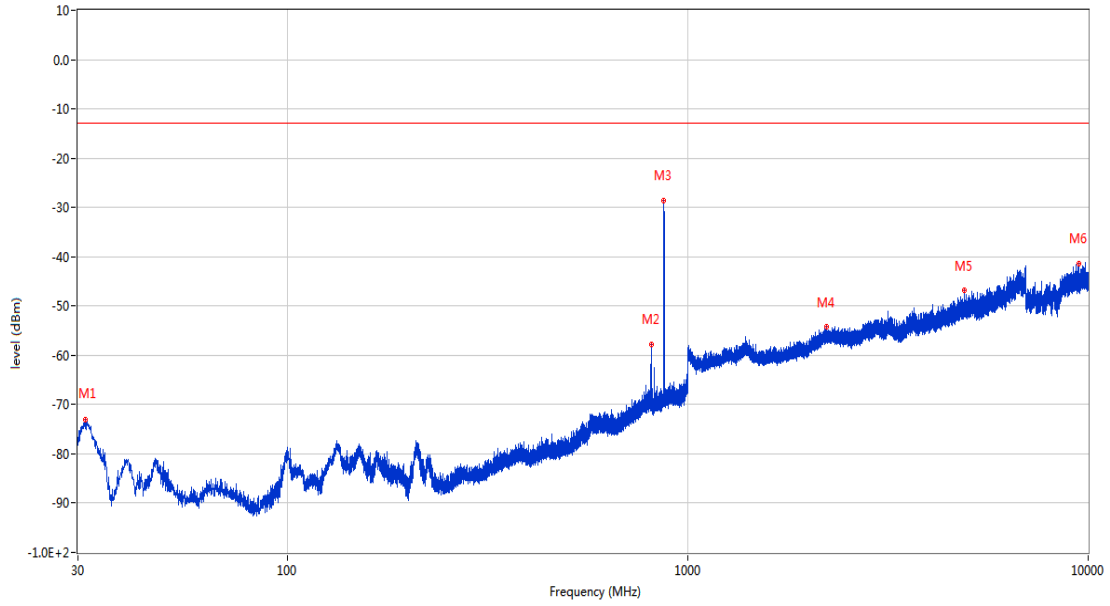
RSE-H&H WCDMA Band 5 CH4132



Frequency (MHz)	Result (dBm)	Factor (dB)	PK Limit (dBm)	Over Limit (dB)	Table (o)	ANT	EUT	Verdict
133.693	-75.84	-17.76	-13.0	-62.84	94.00	Horizontal	Horizontal	Pass
825.497	-60.76	2.26	-13.0	-47.76	285.00	Horizontal	Horizontal	N/A
872.833	-34.91	2.37	-13.0	-21.91	61.00	Horizontal	Horizontal	N/A
1579.600	-57.90	-5.75	-13.0	-44.90	261.00	Horizontal	Horizontal	Pass
3631.800	-49.82	3.51	-13.0	-36.82	360.00	Horizontal	Horizontal	Pass
6990.000	-41.45	13.46	-13.0	-28.45	308.00	Horizontal	Horizontal	Pass

RSE-H&V WCDMA Band 5 CH4132

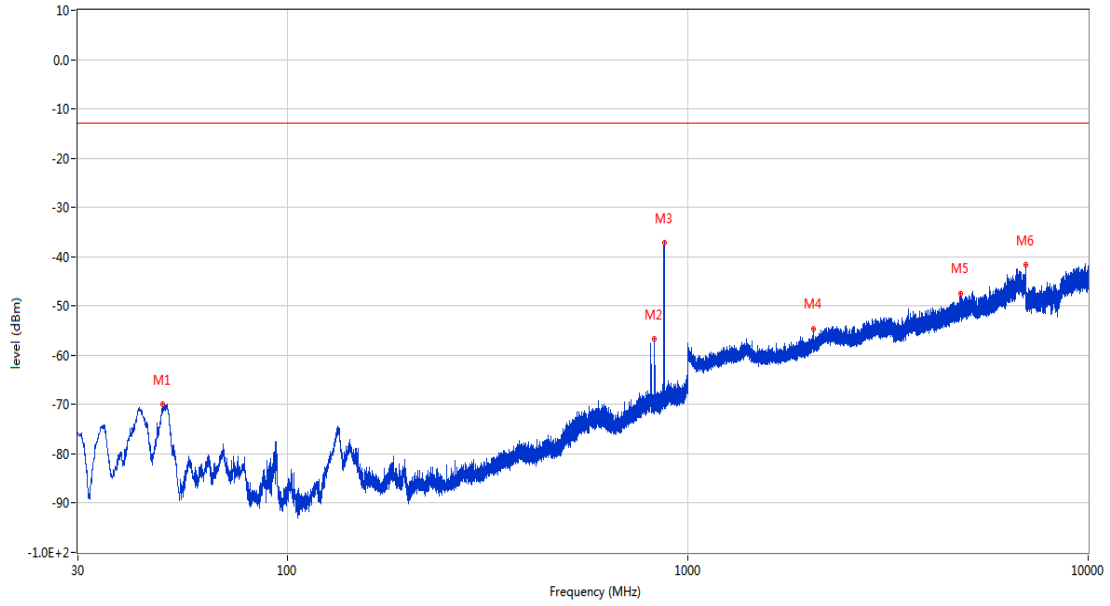
OPPO_RSE (RF) _FCC PART22&24&27_GSM 850 & CDMA BC0 & WCDMA Band5 & LTE Band 5 & 26 _814-849_30MHz-10GHz



Frequency (MHz)	Result (dBm)	Factor (dB)	PK Limit (dBm)	Over Limit (dB)	Table (o)	ANT	EUT	Verdict
31.358	-73.14	-18.48	-13.0	-60.14	57.00	Horizontal	Vertical	Pass
810.414	-57.74	2.11	-13.0	-44.74	143.00	Horizontal	Vertical	N/A
869.778	-28.55	2.38	-13.0	-15.55	271.00	Horizontal	Vertical	N/A
2221.300	-54.16	-0.99	-13.0	-41.16	350.00	Horizontal	Vertical	Pass
4918.000	-46.82	7.90	-13.0	-33.82	261.00	Horizontal	Vertical	Pass
9455.350	-41.41	16.63	-13.0	-28.41	9.00	Horizontal	Vertical	Pass

RSE-V&V WCDMA Band 5 CH4132

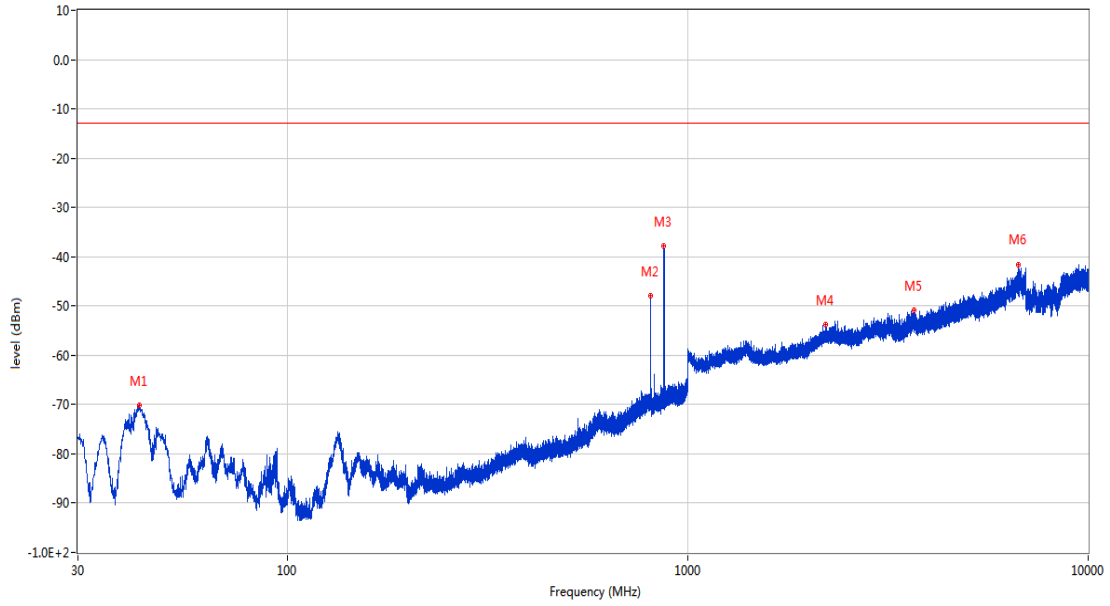
OPPO_RSE (RF) _FCC PART22&24&27_GSM 850 & CDMA BCO & WCDMA Band5 & LTE Band 5 & 26 _814-849_30MHz-10GHz



Frequency (MHz)	Result (dBm)	Factor (dB)	PK Limit (dBm)	Over Limit (dB)	Table (o)	ANT	EUT	Verdict
48.915	-69.97	-16.21	-13.0	-56.97	276.00	Vertical	Vertical	Pass
825.497	-56.69	2.26	-13.0	-43.69	220.00	Vertical	Vertical	N/A
872.833	-37.24	2.37	-13.0	-24.24	107.00	Vertical	Vertical	N/A
2059.000	-54.62	-3.08	-13.0	-41.62	22.00	Vertical	Vertical	Pass
4789.400	-47.53	7.43	-13.0	-34.53	314.00	Vertical	Vertical	Pass
6987.200	-41.72	13.68	-13.0	-28.72	0.00	Vertical	Vertical	Pass

RSE-V&H WCDMA Band 5 CH4132

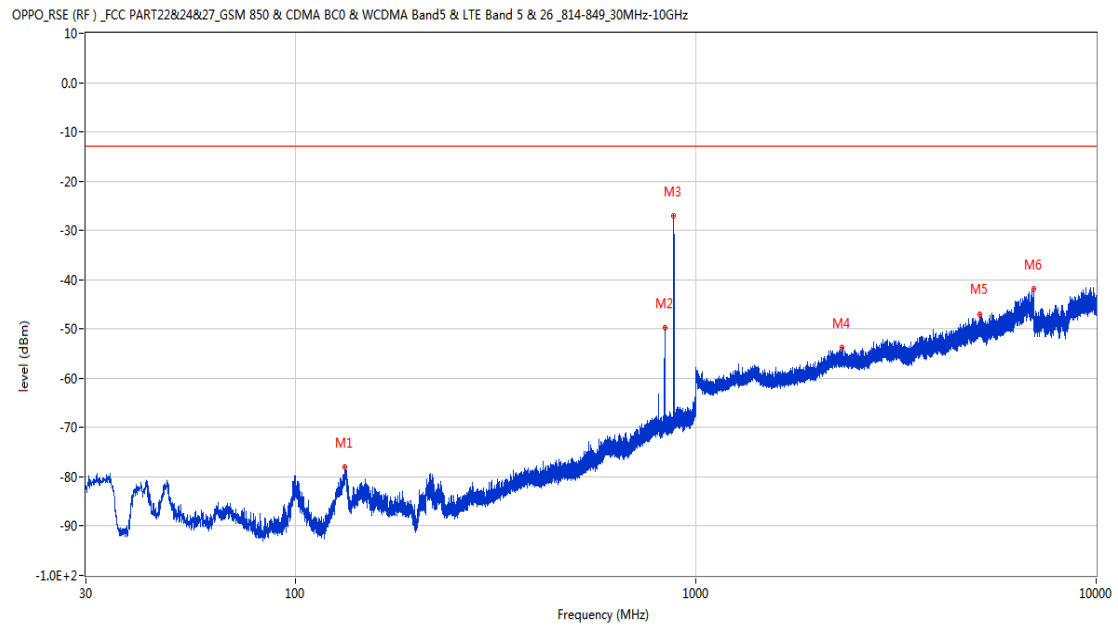
OPPO_RSE (RF) _FCC PART22&24&27_GSM 850 & CDMA BCO & WCDMA Band5 & LTE Band 5 & 26 _814-849_30MHz-10GHz



Frequency (MHz)	Result (dBm)	Factor (dB)	PK Limit (dBm)	Over Limit (dB)	Table (o)	ANT	EUT	Verdict
42.804	-70.24	-16.55	-13.0	-57.24	-1.00	Vertical	Horizontal	Pass
809.395	-47.98	2.11	-13.0	-34.98	253.00	Vertical	Horizontal	N/A
872.639	-37.88	2.37	-13.0	-24.88	303.00	Vertical	Horizontal	N/A
2205.300	-53.86	-1.34	-13.0	-40.86	302.00	Vertical	Horizontal	Pass
3672.800	-50.80	4.17	-13.0	-37.80	138.00	Vertical	Horizontal	Pass
6698.200	-41.60	11.35	-13.0	-28.60	167.00	Vertical	Horizontal	Pass

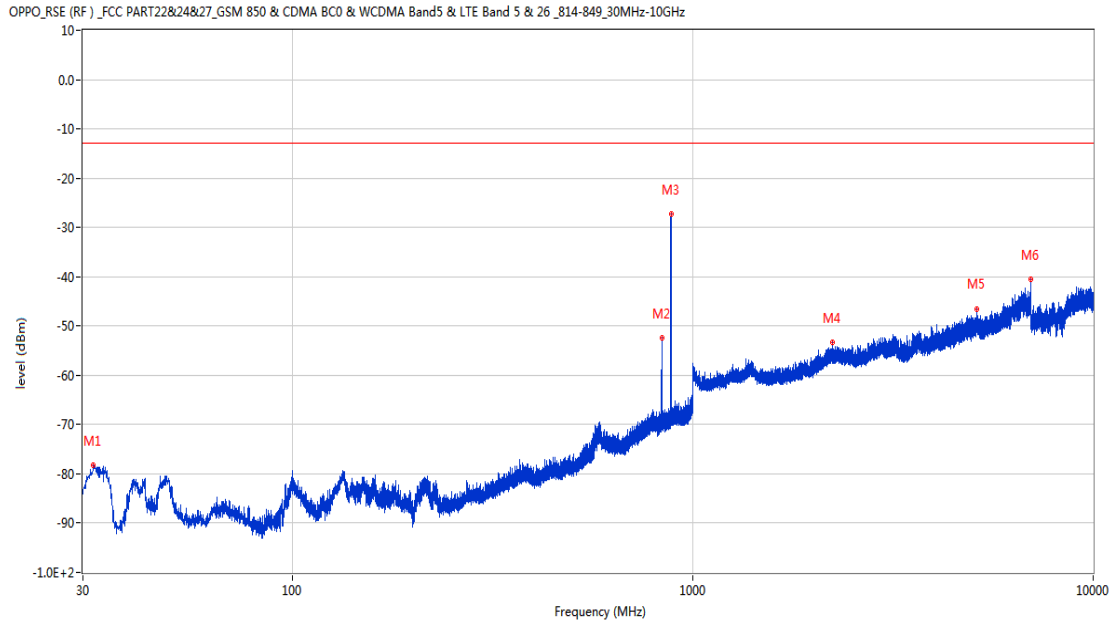
28.2 WCDMA Band 5 Middle Channel

RSE-H&H WCDMA Band 5 CH4183



Frequency (MHz)	Result (dBm)	Factor (dB)	PK Limit (dBm)	Over Limit (dB)	Table (o)	ANT	EUT	Verdict
132.965	-77.98	-17.84	-13.0	-64.98	100.00	Horizontal	Horizontal	Pass
836.555	-49.67	2.59	-13.0	-36.67	325.00	Horizontal	Horizontal	N/A
881.708	-27.14	2.82	-13.0	-14.14	258.00	Horizontal	Horizontal	N/A
2324.400	-53.77	-1.31	-13.0	-40.77	82.00	Horizontal	Horizontal	Pass
5134.200	-47.02	7.78	-13.0	-34.02	349.00	Horizontal	Horizontal	Pass
6984.800	-41.94	13.72	-13.0	-28.94	80.00	Horizontal	Horizontal	Pass

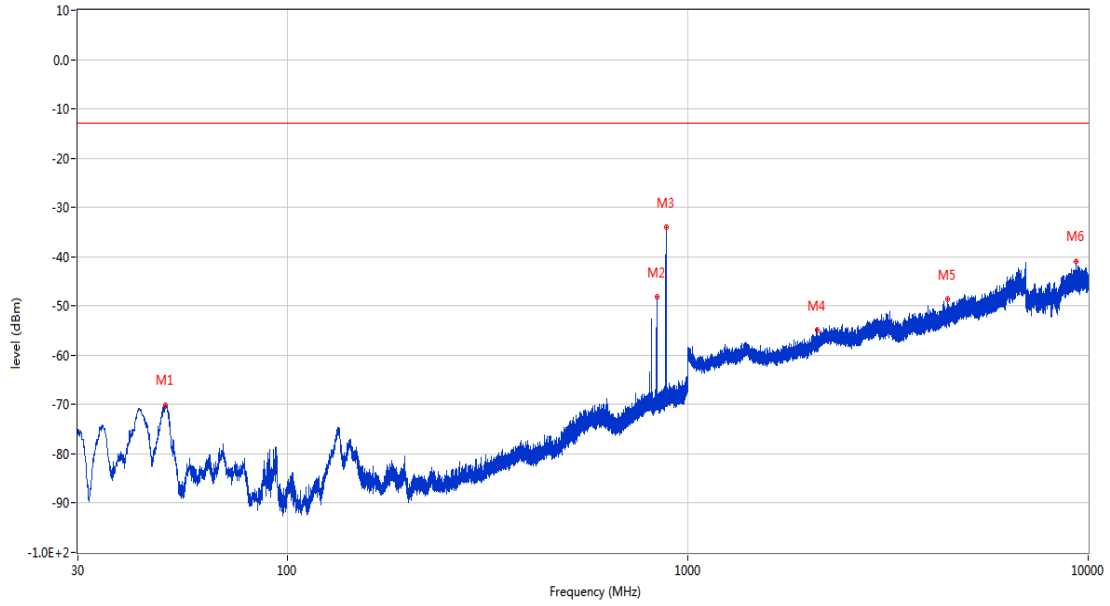
RSE-H&V WCDMA Band 5 CH4183



Frequency (MHz)	Result (dBm)	Factor (dB)	PK Limit (dBm)	Over Limit (dB)	Table (o)	ANT	EUT	Verdict
31.843	-78.25	-17.25	-13.0	-65.25	127.00	Horizontal	Vertical	Pass
836.700	-52.51	2.60	-13.0	-39.51	159.00	Horizontal	Vertical	N/A
882.921	-27.31	2.97	-13.0	-14.31	270.00	Horizontal	Vertical	N/A
2232.300	-53.34	-1.21	-13.0	-40.34	27.00	Horizontal	Vertical	Pass
5129.600	-46.67	7.74	-13.0	-33.67	245.00	Horizontal	Vertical	Pass
6979.000	-40.49	13.92	-13.0	-27.49	3.00	Horizontal	Vertical	Pass

RSE-V&V WCDMA Band 5 CH4183

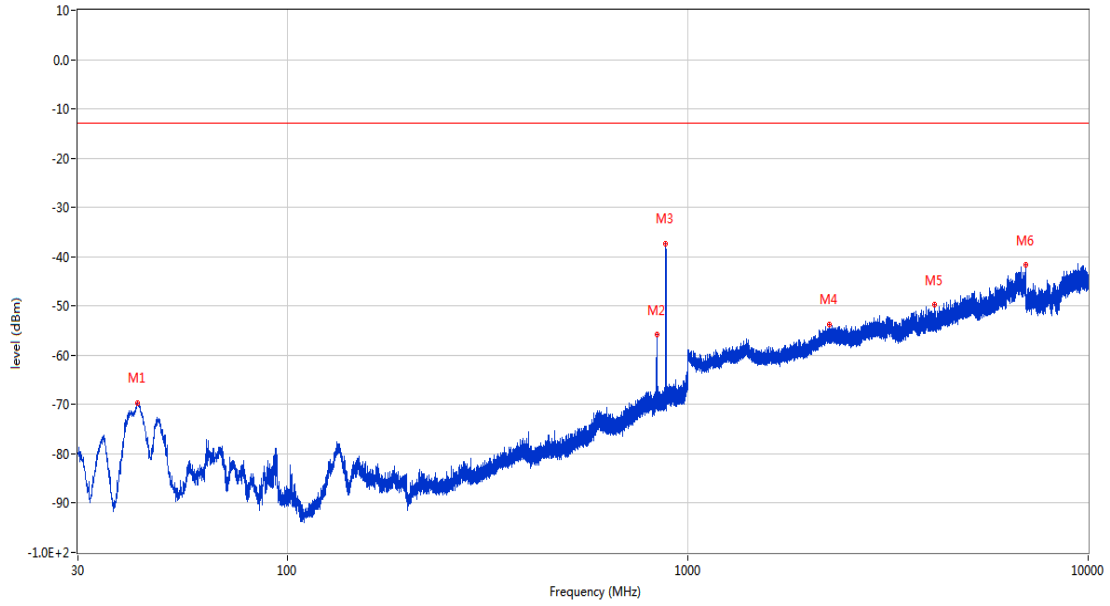
OPPO_RSE (RF) _ FCC PART22&24&27_GSM 850 & CDMA BCO & WCDMA Band5 & LTE Band 5 & 26 _814-849_30MHz-10GHz



Frequency (MHz)	Result (dBm)	Factor (dB)	PK Limit (dBm)	Over Limit (dB)	Table (o)	ANT	EUT	Verdict
49.691	-70.07	-15.87	-13.0	-57.07	269.00	Vertical	Vertical	Pass
836.749	-48.16	2.60	-13.0	-35.16	350.00	Vertical	Vertical	N/A
882.533	-34.03	2.92	-13.0	-21.03	108.00	Vertical	Vertical	N/A
2109.800	-54.88	-2.79	-13.0	-41.88	163.00	Vertical	Vertical	Pass
4448.000	-48.69	6.58	-13.0	-35.69	280.00	Vertical	Vertical	Pass
9324.550	-41.07	15.57	-13.0	-28.07	330.00	Vertical	Vertical	Pass

RSE-V&H WCDMA Band 5 CH4183

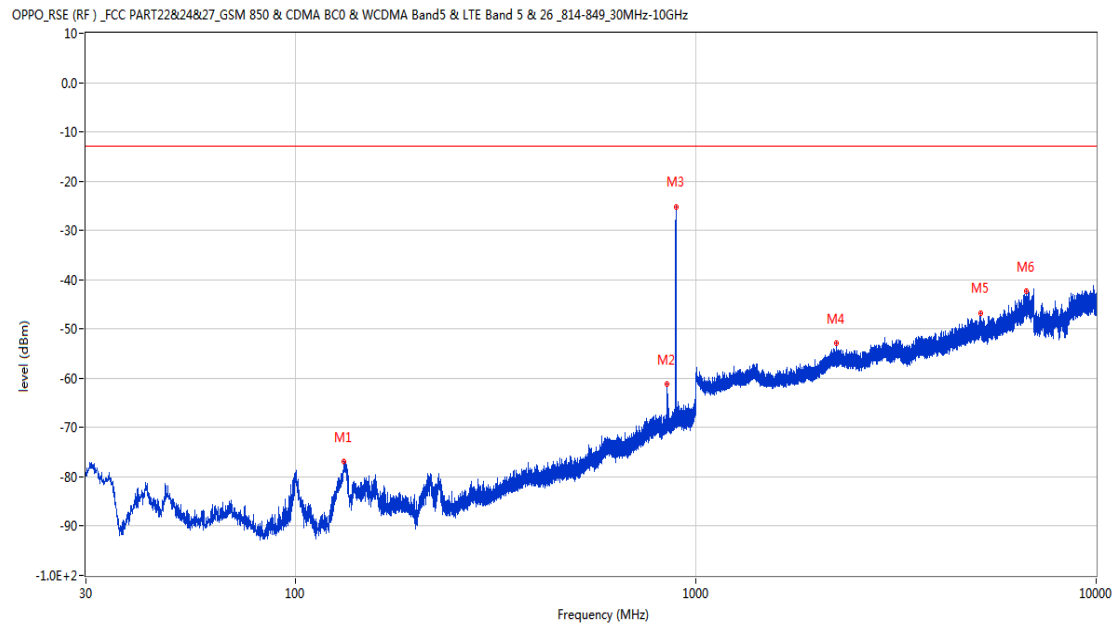
OPPO_RSE (RF) _FCC PART22&24&27_GSM 850 & CDMA BCO & WCDMA Band5 & LTE Band 5 & 26 _814-849_30MHz-10GHz



Frequency (MHz)	Result (dBm)	Factor (dB)	PK Limit (dBm)	Over Limit (dB)	Table (o)	ANT	EUT	Verdict
42.173	-69.60	-17.17	-13.0	-56.60	32.00	Vertical	Horizontal	Pass
836.555	-55.75	2.59	-13.0	-42.75	159.00	Vertical	Horizontal	N/A
880.205	-37.31	2.65	-13.0	-24.31	216.00	Vertical	Horizontal	N/A
2252.900	-53.78	-1.37	-13.0	-40.78	280.00	Vertical	Horizontal	Pass
4125.800	-49.81	4.74	-13.0	-36.81	0.00	Vertical	Horizontal	Pass
6989.400	-41.63	13.45	-13.0	-28.63	79.00	Vertical	Horizontal	Pass

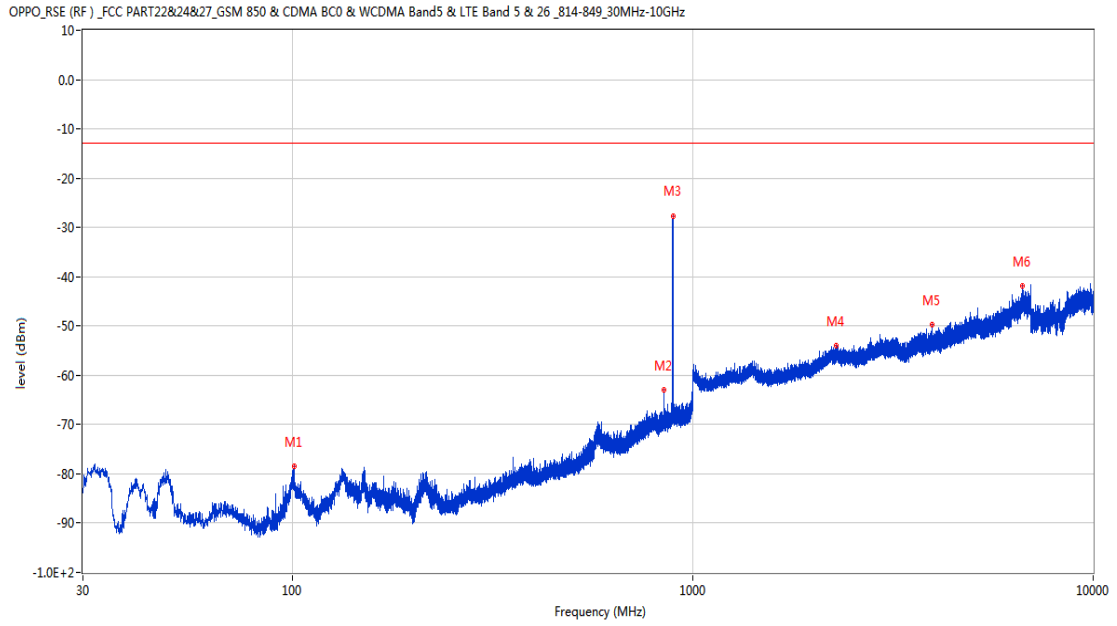
28.3 WCDMA Band 5 High Channel

RSE-H&H WCDMA Band 5 CH4233



Frequency (MHz)	Result (dBm)	Factor (dB)	PK Limit (dBm)	Over Limit (dB)	Table (o)	ANT	EUT	Verdict
132.480	-76.95	-17.89	-13.0	-63.95	119.00	Horizontal	Horizontal	Pass
846.692	-61.17	2.52	-13.0	-48.17	280.00	Horizontal	Horizontal	N/A
892.524	-25.18	3.54	-13.0	-12.18	251.00	Horizontal	Horizontal	N/A
2241.100	-52.95	-1.50	-13.0	-39.95	244.00	Horizontal	Horizontal	Pass
5148.000	-46.89	7.48	-13.0	-33.89	360.00	Horizontal	Horizontal	Pass
6684.200	-42.24	11.96	-13.0	-29.24	126.00	Horizontal	Horizontal	Pass

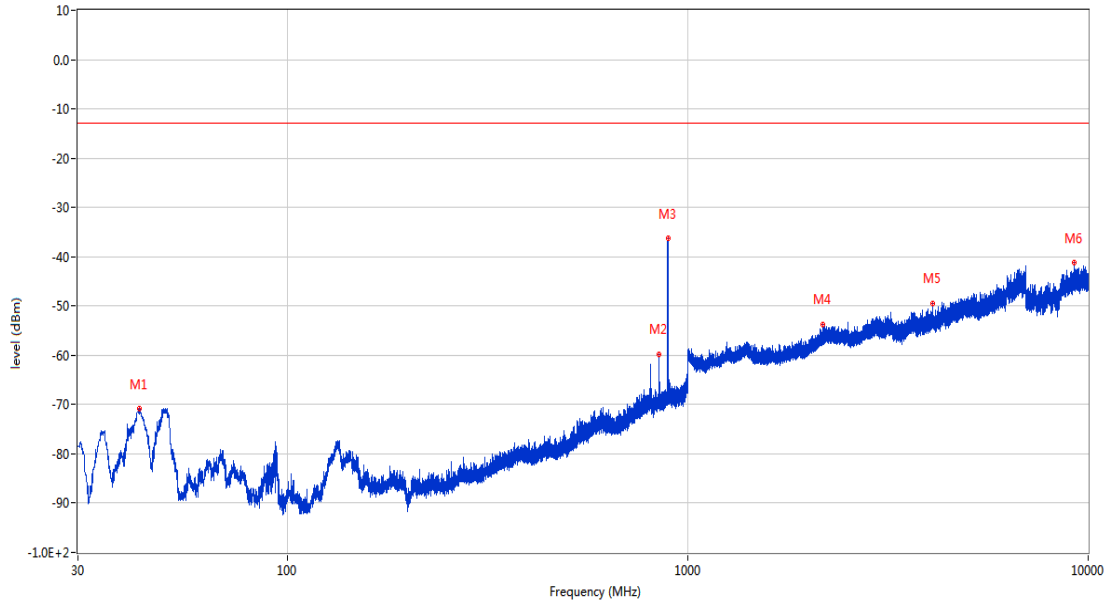
RSE-H&V WCDMA Band 5 CH4233



Frequency (MHz)	Result (dBm)	Factor (dB)	PK Limit (dBm)	Over Limit (dB)	Table (o)	ANT	EUT	Verdict
100.907	-78.51	-21.59	-13.0	-65.51	24.00	Horizontal	Vertical	Pass
846.692	-62.98	2.52	-13.0	-49.98	160.00	Horizontal	Vertical	N/A
893.300	-27.65	3.54	-13.0	-14.65	261.00	Horizontal	Vertical	N/A
2285.600	-54.02	-1.28	-13.0	-41.02	343.00	Horizontal	Vertical	Pass
3958.400	-49.80	5.69	-13.0	-36.80	8.00	Horizontal	Vertical	Pass
6672.800	-41.92	11.58	-13.0	-28.92	321.00	Horizontal	Vertical	Pass

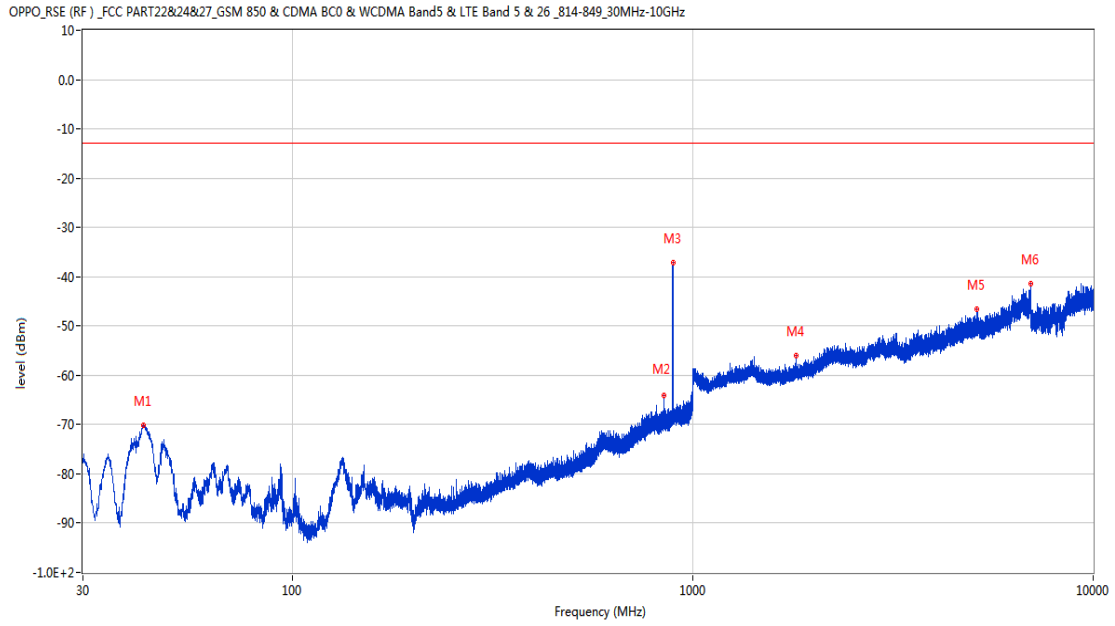
RSE-V&V WCDMA Band 5 CH4233

OPPO_RSE (RF) _FCC PART22&24&27_GSM 850 & CDMA BC0 & WCDMA Band5 & LTE Band 5 & 26 _814-849_30MHz-10GHz



Frequency (MHz)	Result (dBm)	Factor (dB)	PK Limit (dBm)	Over Limit (dB)	Table (o)	ANT	EUT	Verdict
42.610	-70.92	-16.74	-13.0	-57.92	4.00	Vertical	Vertical	Pass
846.692	-59.71	2.52	-13.0	-46.71	360.00	Vertical	Vertical	N/A
892.961	-36.29	3.55	-13.0	-23.29	105.00	Vertical	Vertical	N/A
2174.900	-53.67	-1.59	-13.0	-40.67	330.00	Vertical	Vertical	Pass
4085.200	-49.42	4.97	-13.0	-36.42	350.00	Vertical	Vertical	Pass
9205.151	-41.29	15.34	-13.0	-28.29	69.00	Vertical	Vertical	Pass

RSE-V&H WCDMA Band 5 CH4233



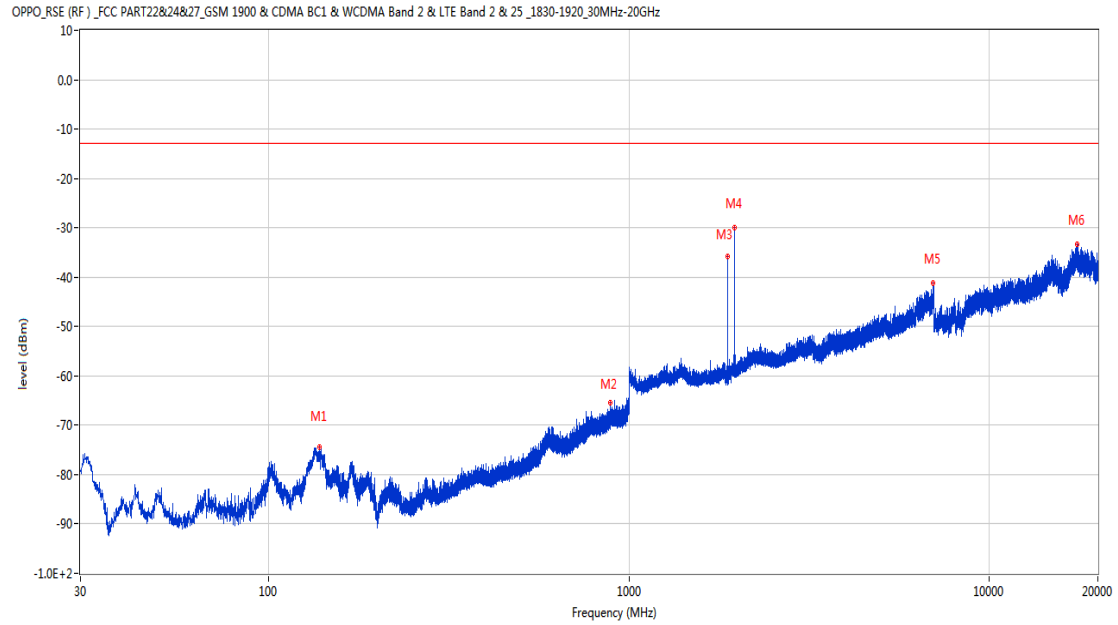
Frequency (MHz)	Result (dBm)	Factor (dB)	PK Limit (dBm)	Over Limit (dB)	Table (o)	ANT	EUT	Verdict
42.416	-70.11	-16.93	-13.0	-57.11	164.00	Vertical	Horizontal	Pass
846.837	-64.05	2.52	-13.0	-51.05	69.00	Vertical	Horizontal	N/A
891.748	-37.11	3.50	-13.0	-24.11	330.00	Vertical	Horizontal	N/A
1810.700	-56.04	-4.74	-13.0	-43.04	319.00	Vertical	Horizontal	Pass
5121.800	-46.61	7.85	-13.0	-33.61	156.00	Vertical	Horizontal	Pass
6984.000	-41.42	13.80	-13.0	-28.42	184.00	Vertical	Horizontal	Pass

LTE

29 LTE Band 2

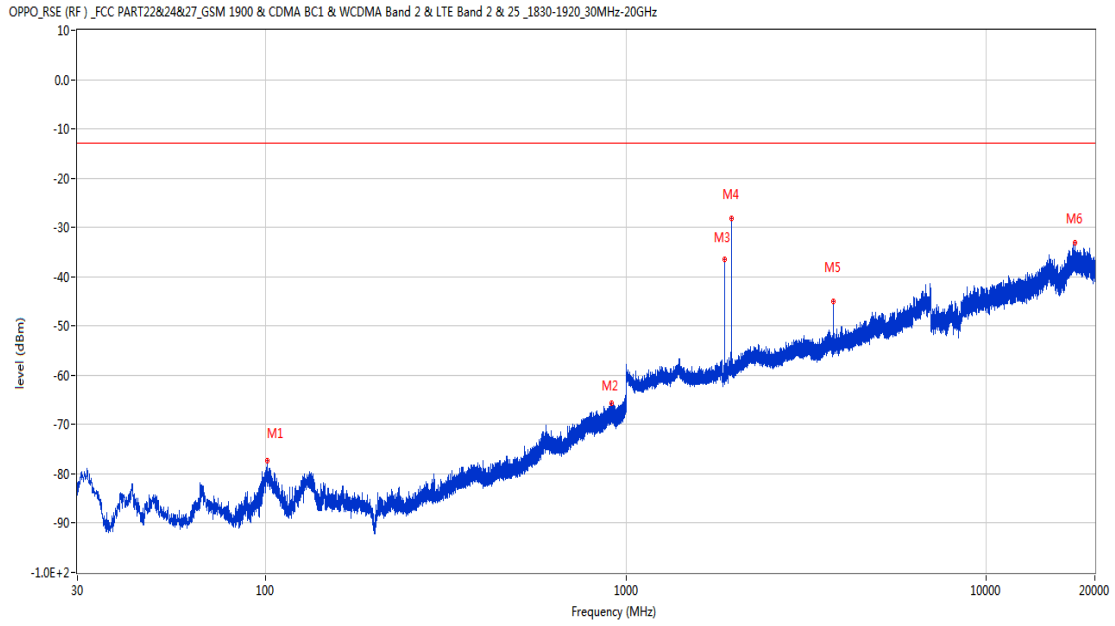
29.1 LTE Band 2 BW1.4, Middle Channel

RSE-H&H LTE Band 2 BW1.4 CH18900



Frequency (MHz)	Result (dBm)	Factor (dB)	PK Limit (dBm)	Over Limit (dB)	Table (o)	ANT	EUT	Verdict
138.107	-74.38	-17.16	-13.0	-61.38	214.00	Horizontal	Horizontal	Pass
885.637	-65.47	2.95	-13.0	-52.47	113.00	Horizontal	Horizontal	Pass
1879.900	-35.74	-4.03	-13.0	-22.74	182.00	Horizontal	Horizontal	N/A
1960.400	-30.06	-4.69	-13.0	-17.06	217.00	Horizontal	Horizontal	N/A
6968.800	-41.11	13.41	-13.0	-28.11	251.00	Horizontal	Horizontal	Pass
17515.063	-33.27	21.32	-13.0	-20.27	362.00	Horizontal	Horizontal	Pass

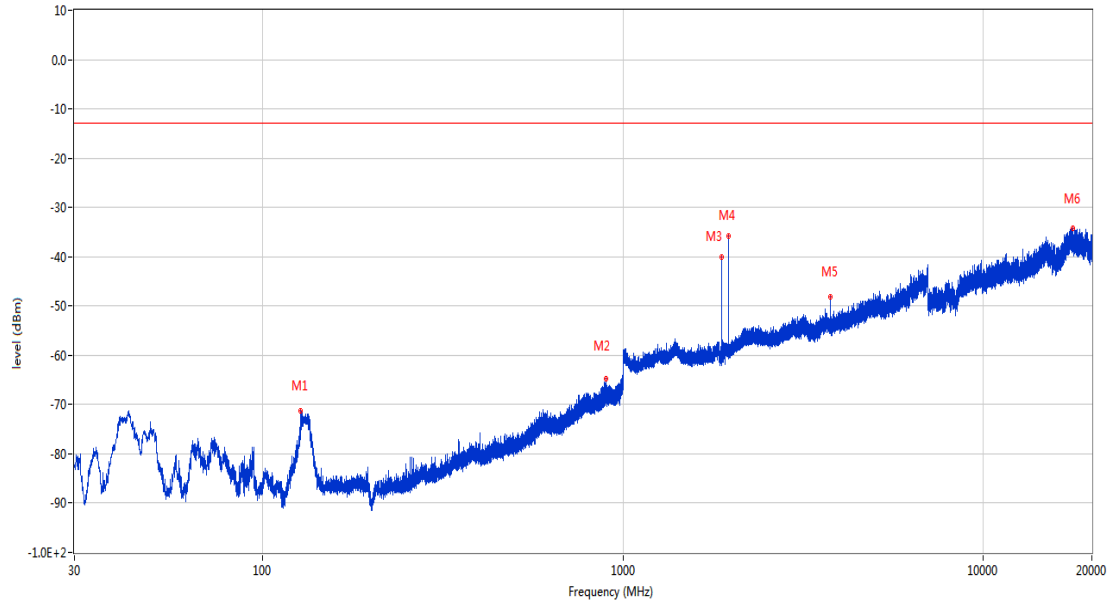
RSE-H&V LTE Band 2 BW1.4 CH18900



Frequency (MHz)	Result (dBm)	Factor (dB)	PK Limit (dBm)	Over Limit (dB)	Table (o)	ANT	EUT	Verdict
100.907	-77.31	-21.71	-13.0	-64.31	18.00	Horizontal	Vertical	Pass
910.372	-65.60	3.32	-13.0	-52.60	361.00	Horizontal	Vertical	Pass
1879.900	-36.57	-4.03	-13.0	-23.57	185.00	Horizontal	Vertical	N/A
1960.600	-28.16	-4.69	-13.0	-15.16	110.00	Horizontal	Vertical	N/A
3759.400	-45.03	3.62	-13.0	-32.03	129.00	Horizontal	Vertical	Pass
17615.837	-33.20	21.83	-13.0	-20.20	50.00	Horizontal	Vertical	Pass

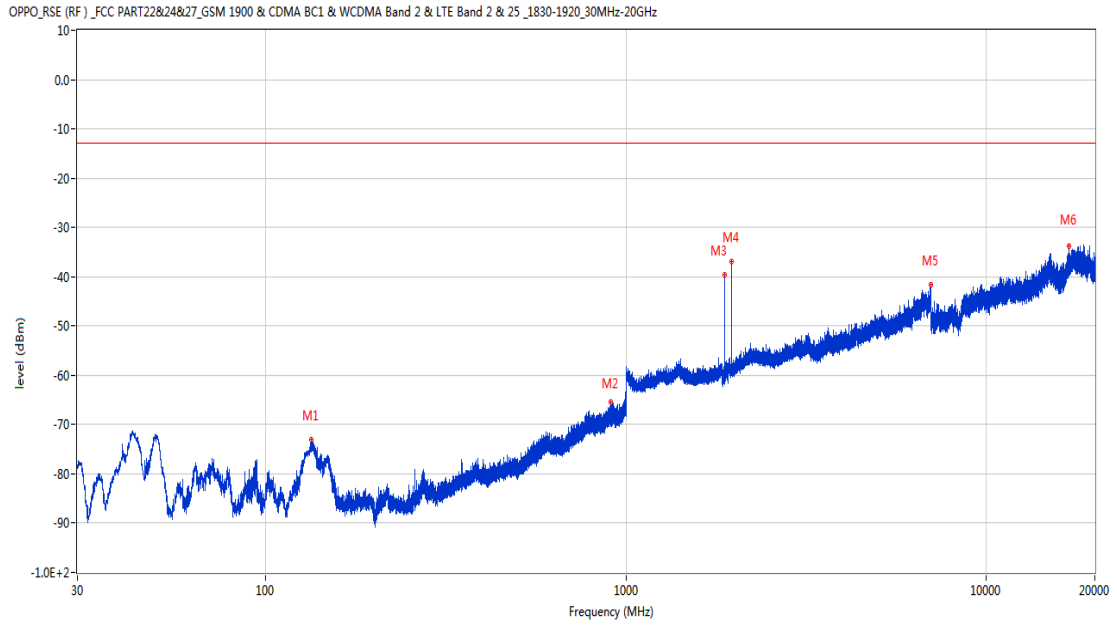
RSE-V&V LTE Band 2 BW1.4 CH18900

OPPO_RSE (RF) _ FCC PART22&24&27_GSM 1900 & CDMA BCI & WCDMA Band 2 & LTE Band 2 & 25_1830-1920_30MHz-20GHz



Frequency (MHz)	Result (dBm)	Factor (dB)	PK Limit (dBm)	Over Limit (dB)	Table (o)	ANT	EUT	Verdict
127.582	-71.19	-18.43	-13.0	-58.19	309.00	Vertical	Vertical	Pass
894.028	-64.86	3.38	-13.0	-51.86	291.00	Vertical	Vertical	Pass
1880.000	-40.15	-4.03	-13.0	-27.15	158.00	Vertical	Vertical	N/A
1960.200	-35.88	-4.68	-13.0	-22.88	57.00	Vertical	Vertical	N/A
3759.600	-48.24	3.64	-13.0	-35.24	62.00	Vertical	Vertical	Pass
17720.601	-34.28	21.39	-13.0	-21.28	250.00	Vertical	Vertical	Pass

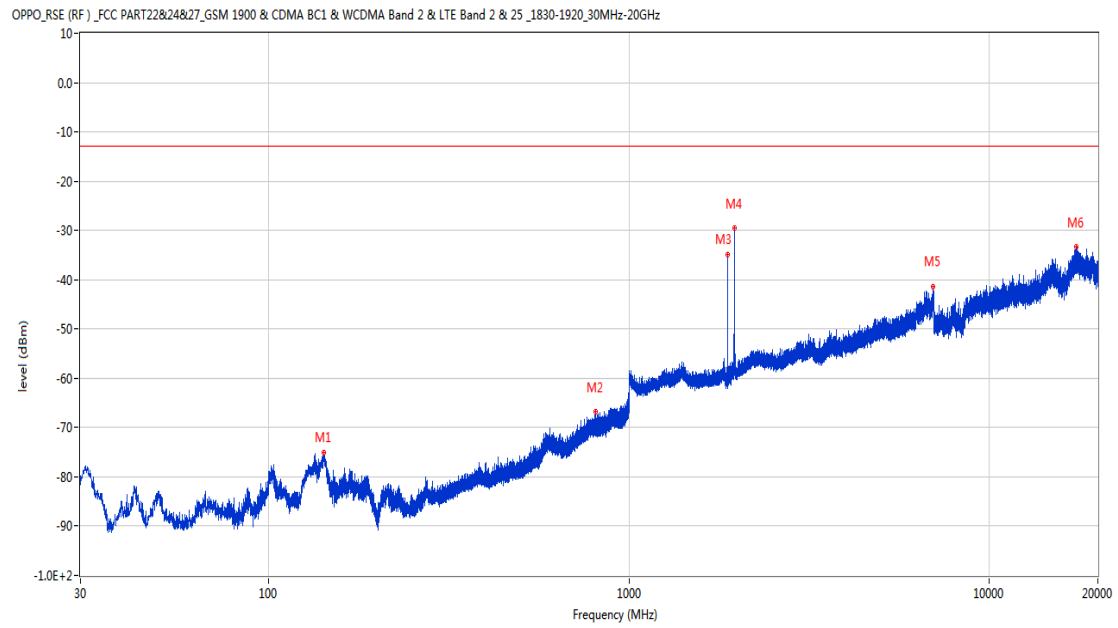
RSE-V&H LTE Band 2 BW1.4 CH18900



Frequency (MHz)	Result (dBm)	Factor (dB)	PK Limit (dBm)	Over Limit (dB)	Table (o)	ANT	EUT	Verdict
134.033	-73.15	-17.77	-13.0	-60.15	89.00	Vertical	Horizontal	Pass
905.231	-65.52	3.51	-13.0	-52.52	106.00	Vertical	Horizontal	Pass
1879.900	-39.56	-4.03	-13.0	-26.56	80.00	Vertical	Horizontal	N/A
1960.500	-37.01	-4.69	-13.0	-24.01	57.00	Vertical	Horizontal	N/A
6995.200	-41.72	13.56	-13.0	-28.72	217.00	Vertical	Horizontal	Pass
16976.387	-33.73	21.04	-13.0	-20.73	66.00	Vertical	Horizontal	Pass

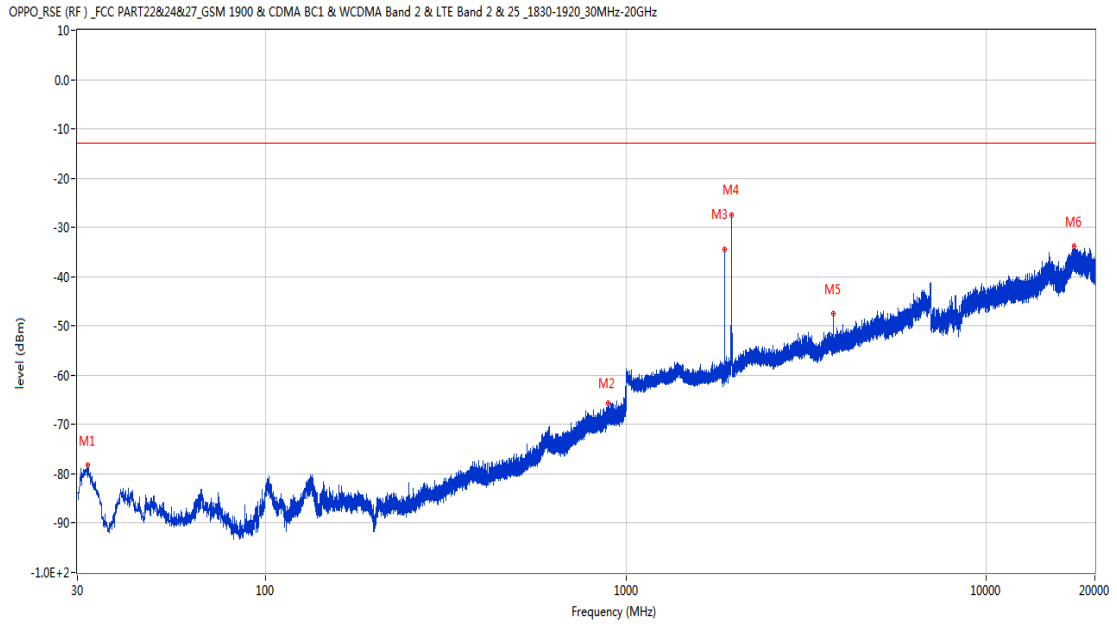
29.2 LTE Band 2 BW3, Middle Channel

RSE-H&H LTE Band 2 BW3 CH18900



Frequency (MHz)	Result (dBm)	Factor (dB)	PK Limit (dBm)	Over Limit (dB)	Table (o)	ANT	EUT	Verdict
141.986	-75.14	-16.40	-13.0	-62.14	42.00	Horizontal	Horizontal	Pass
805.127	-66.81	1.49	-13.0	-53.81	194.00	Horizontal	Horizontal	Pass
1879.100	-34.88	-4.04	-13.0	-21.88	122.00	Horizontal	Horizontal	N/A
1960.000	-29.54	-4.68	-13.0	-16.54	122.00	Horizontal	Horizontal	N/A
6971.200	-41.42	13.54	-13.0	-28.42	286.00	Horizontal	Horizontal	Pass
17426.975	-33.43	22.48	-13.0	-20.43	318.00	Horizontal	Horizontal	Pass

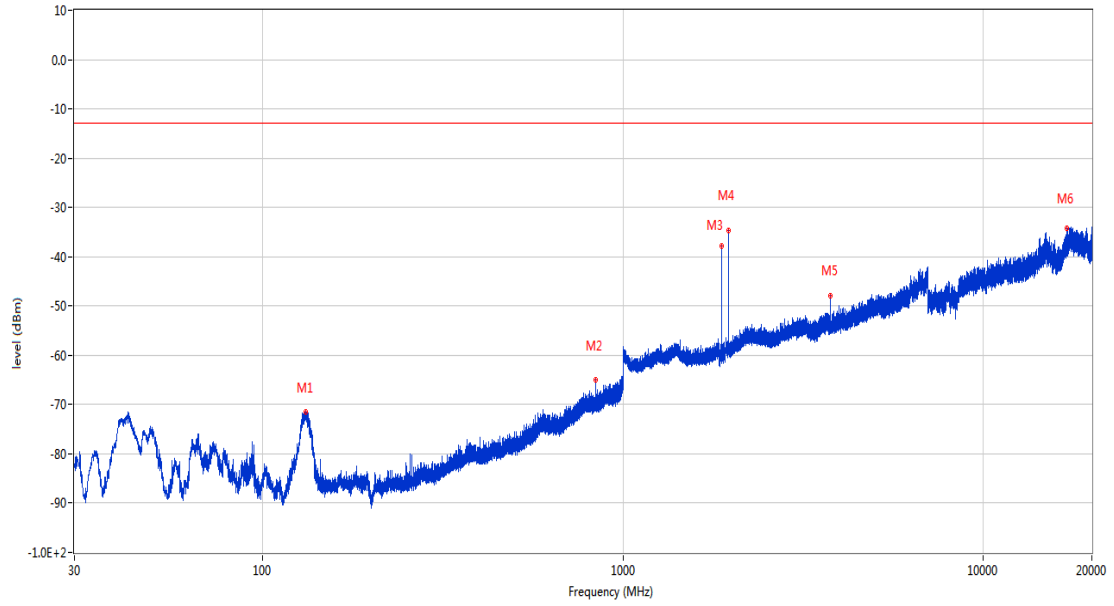
RSE-H&V LTE Band 2 BW3 CH18900



Frequency (MHz)	Result (dBm)	Factor (dB)	PK Limit (dBm)	Over Limit (dB)	Table (o)	ANT	EUT	Verdict
32.085	-78.27	-16.84	-13.0	-65.27	359.00	Horizontal	Vertical	Pass
890.487	-65.73	3.23	-13.0	-52.73	151.00	Horizontal	Vertical	Pass
1879.100	-34.46	-4.04	-13.0	-21.46	177.00	Horizontal	Vertical	N/A
1959.400	-27.51	-4.67	-13.0	-14.51	117.00	Horizontal	Vertical	N/A
3758.000	-47.57	3.62	-13.0	-34.57	91.00	Horizontal	Vertical	Pass
17535.363	-33.77	22.14	-13.0	-20.77	81.00	Horizontal	Vertical	Pass

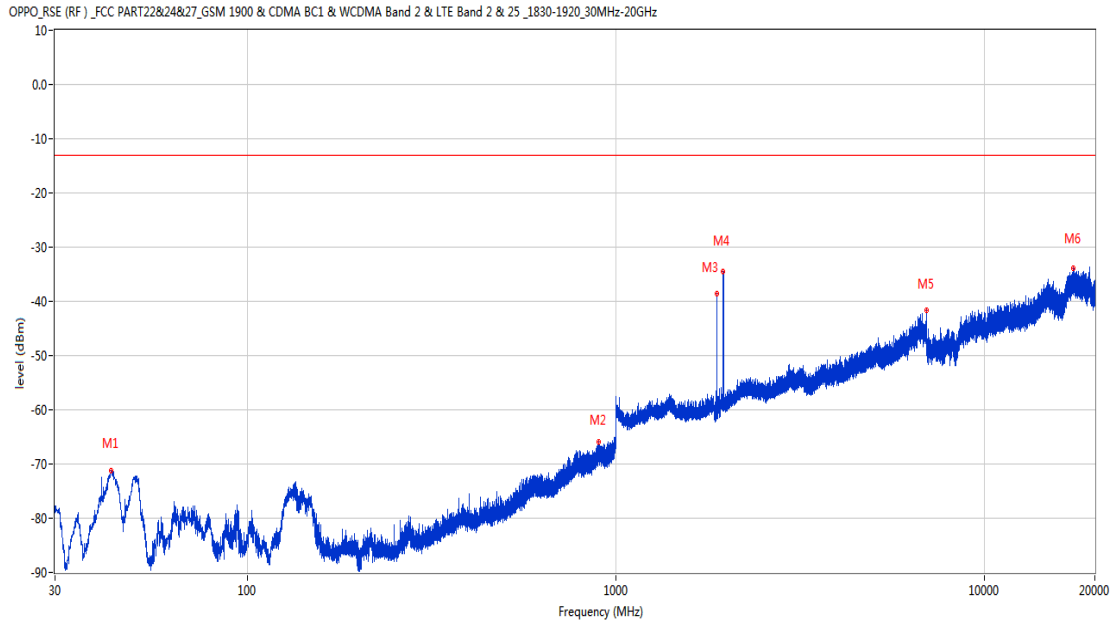
RSE-V&V LTE Band 2 BW3 CH18900

OPPO_RSE (RF)_FCC PART2&24&27_GSM 1900 & CDMA BC1 & WCDMA Band 2 & LTE Band 2 & 25_1830-1920_30MHz-20GHz



Frequency (MHz)	Result (dBm)	Factor (dB)	PK Limit (dBm)	Over Limit (dB)	Table (o)	ANT	EUT	Verdict
131.219	-71.48	-18.03	-13.0	-58.48	34.00	Vertical	Vertical	Pass
838.301	-64.88	1.65	-13.0	-51.88	180.00	Vertical	Vertical	Pass
1879.200	-37.85	-4.04	-13.0	-24.85	136.00	Vertical	Vertical	N/A
1959.700	-34.68	-4.68	-13.0	-21.68	30.00	Vertical	Vertical	N/A
3757.800	-47.83	3.62	-13.0	-34.83	222.00	Vertical	Vertical	Pass
17014.088	-34.28	20.77	-13.0	-21.28	247.00	Vertical	Vertical	Pass

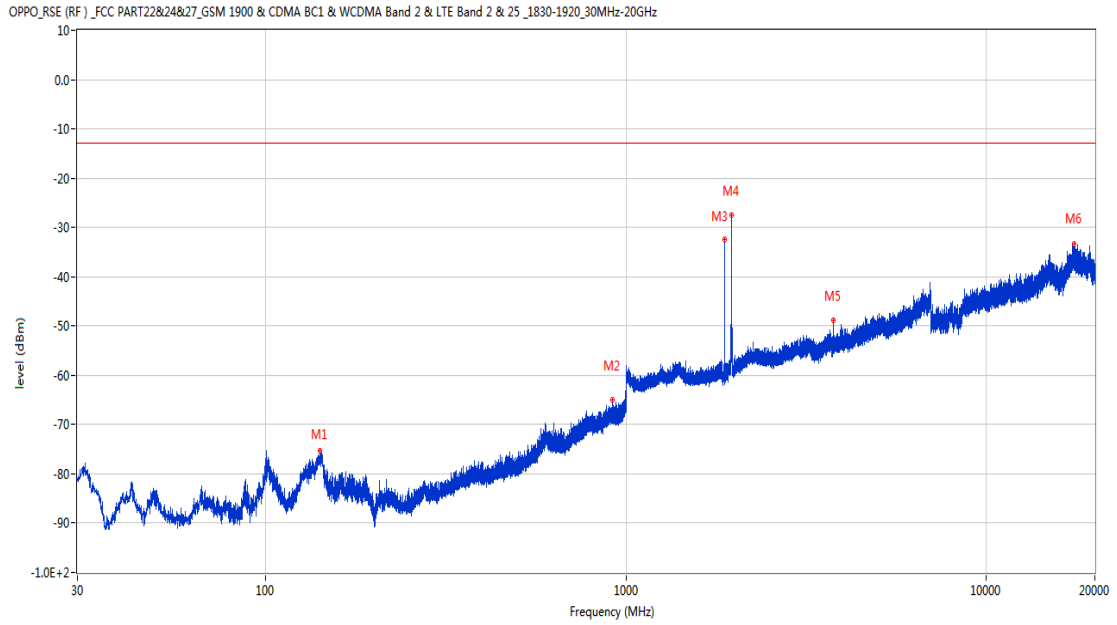
RSE-V&H LTE Band 2 BW3 CH18900



Frequency (MHz)	Result (dBm)	Factor (dB)	PK Limit (dBm)	Over Limit (dB)	Table (o)	ANT	EUT	Verdict
42.658	-71.25	-16.67	-13.0	-58.25	106.00	Vertical	Horizontal	Pass
898.198	-65.89	3.55	-13.0	-52.89	286.00	Vertical	Horizontal	Pass
1879.100	-38.57	-4.04	-13.0	-25.57	74.00	Vertical	Horizontal	N/A
1959.400	-34.45	-4.67	-13.0	-21.45	24.00	Vertical	Horizontal	N/A
6977.400	-41.69	13.84	-13.0	-28.69	199.00	Vertical	Horizontal	Pass
17443.287	-33.83	22.08	-13.0	-20.83	39.00	Vertical	Horizontal	Pass

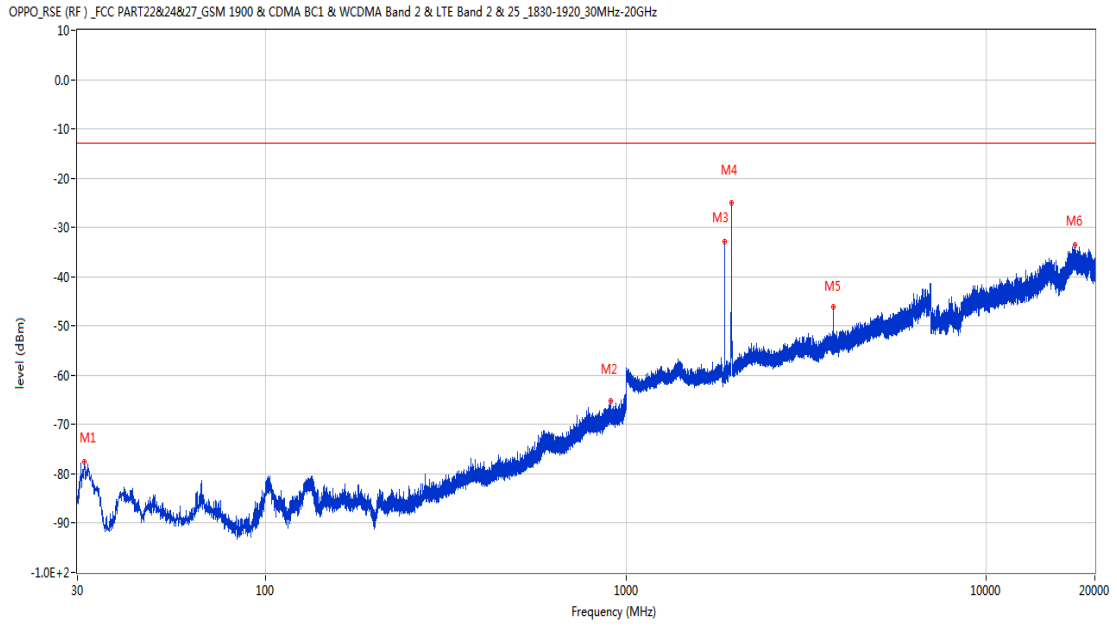
29.3 LTE Band 2 BW5, Middle Channel

RSE-H&H LTE Band 2 BW5 CH18900



Frequency (MHz)	Result (dBm)	Factor (dB)	PK Limit (dBm)	Over Limit (dB)	Table (o)	ANT	EUT	Verdict
141.501	-75.36	-16.50	-13.0	-62.36	49.00	Horizontal	Horizontal	Pass
915.610	-64.90	3.50	-13.0	-51.90	86.00	Horizontal	Horizontal	Pass
1878.300	-32.43	-4.05	-13.0	-19.43	110.00	Horizontal	Horizontal	N/A
1962.200	-27.49	-4.68	-13.0	-14.49	211.00	Horizontal	Horizontal	N/A
3756.000	-48.82	3.58	-13.0	-35.82	110.00	Horizontal	Horizontal	Pass
17557.838	-33.41	22.48	-13.0	-20.41	355.00	Horizontal	Horizontal	Pass

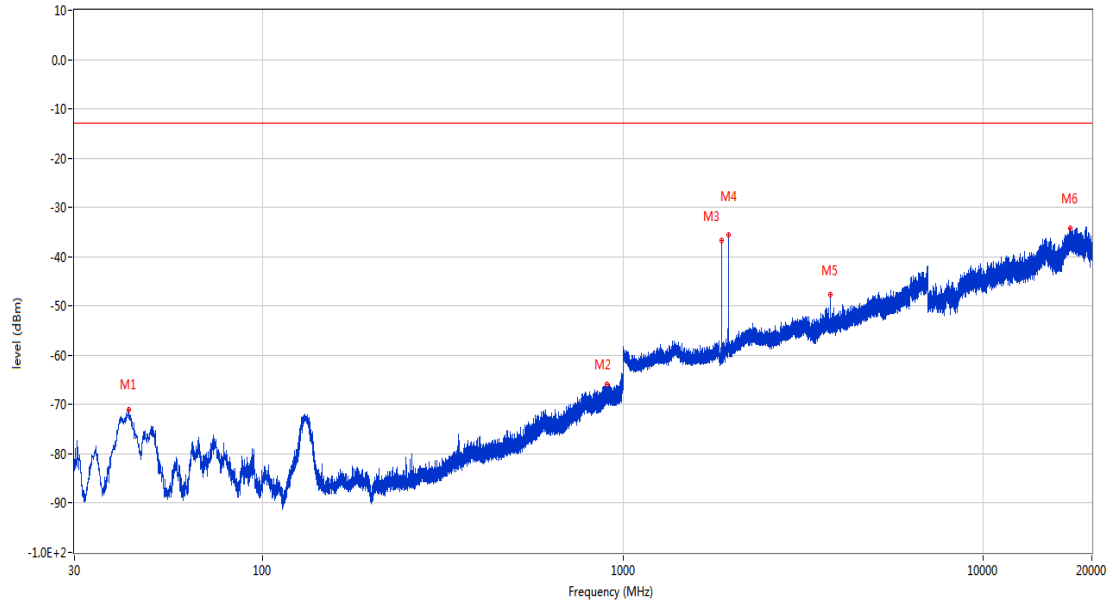
RSE-H&V LTE Band 2 BW5 CH18900



Frequency (MHz)	Result (dBm)	Factor (dB)	PK Limit (dBm)	Over Limit (dB)	Table (o)	ANT	EUT	Verdict
31.407	-77.66	-18.33	-13.0	-64.66	150.00	Horizontal	Vertical	Pass
905.231	-65.26	3.51	-13.0	-52.26	281.00	Horizontal	Vertical	Pass
1878.300	-32.98	-4.05	-13.0	-19.98	164.00	Horizontal	Vertical	N/A
1961.500	-25.13	-4.70	-13.0	-12.13	104.00	Horizontal	Vertical	N/A
3756.200	-46.12	3.58	-13.0	-33.12	122.00	Horizontal	Vertical	Pass
17596.262	-33.66	22.01	-13.0	-20.66	322.00	Horizontal	Vertical	Pass

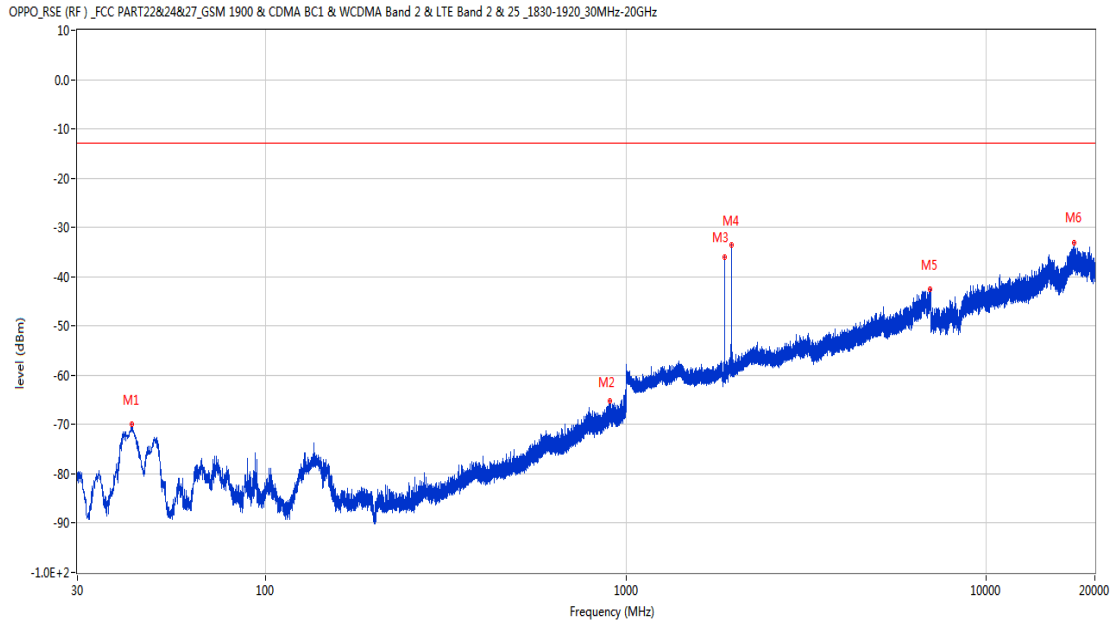
RSE-V&V LTE Band 2 BW5 CH18900

OPPO_RSE (RF) _ FCC PART22&24&27_GSM 1900 & CDMA BC1 & WCDMA Band 2 & LTE Band 2 & 25_1830-1920_30MHz-20GHz



Frequency (MHz)	Result (dBm)	Factor (dB)	PK Limit (dBm)	Over Limit (dB)	Table (o)	ANT	EUT	Verdict
42.562	-70.96	-16.77	-13.0	-57.96	13.00	Vertical	Vertical	Pass
903.388	-65.96	3.53	-13.0	-52.96	165.00	Vertical	Vertical	Pass
1878.300	-36.65	-4.05	-13.0	-23.65	158.00	Vertical	Vertical	N/A
1959.800	-35.50	-4.68	-13.0	-22.50	38.00	Vertical	Vertical	N/A
3756.000	-47.76	3.58	-13.0	-34.76	71.00	Vertical	Vertical	Pass
17467.574	-34.15	21.73	-13.0	-21.15	187.00	Vertical	Vertical	Pass

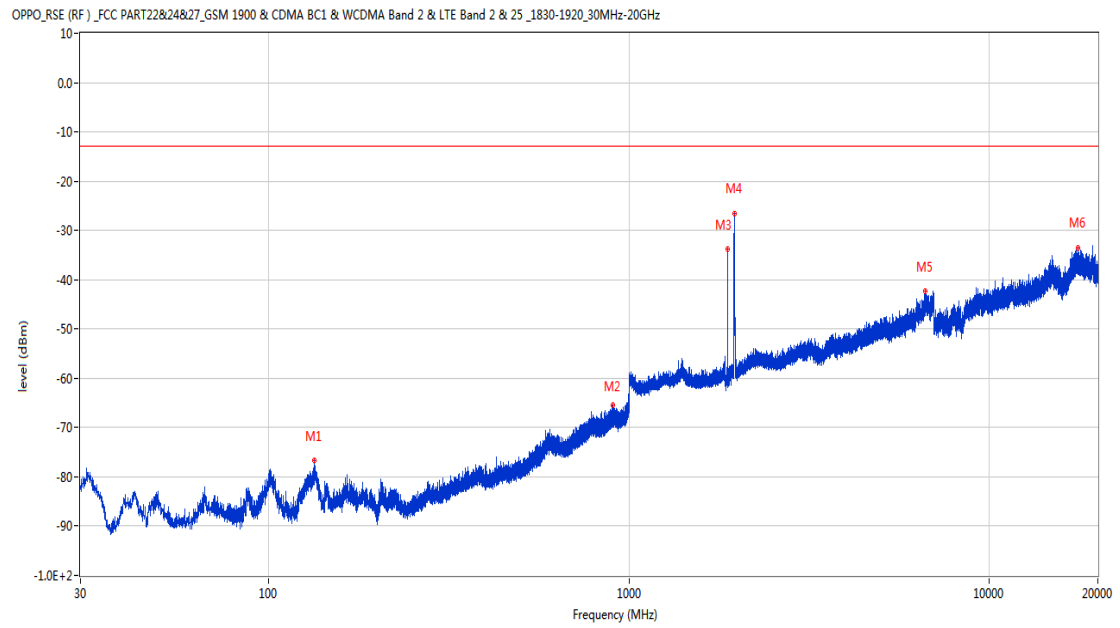
RSE-V&H LTE Band 2 BW5 CH18900



Frequency (MHz)	Result (dBm)	Factor (dB)	PK Limit (dBm)	Over Limit (dB)	Table (o)	ANT	EUT	Verdict
42.513	-69.89	-16.82	-13.0	-56.89	108.00	Vertical	Horizontal	Pass
902.612	-65.29	3.53	-13.0	-52.29	291.00	Vertical	Horizontal	Pass
1878.300	-36.10	-4.05	-13.0	-23.10	75.00	Vertical	Horizontal	N/A
1960.400	-33.47	-4.69	-13.0	-20.47	63.00	Vertical	Horizontal	N/A
6973.600	-42.58	13.68	-13.0	-29.58	167.00	Vertical	Horizontal	Pass
17476.999	-33.13	21.71	-13.0	-20.13	-3.00	Vertical	Horizontal	Pass

29.4 LTE Band 2 BW10, Middle Channel

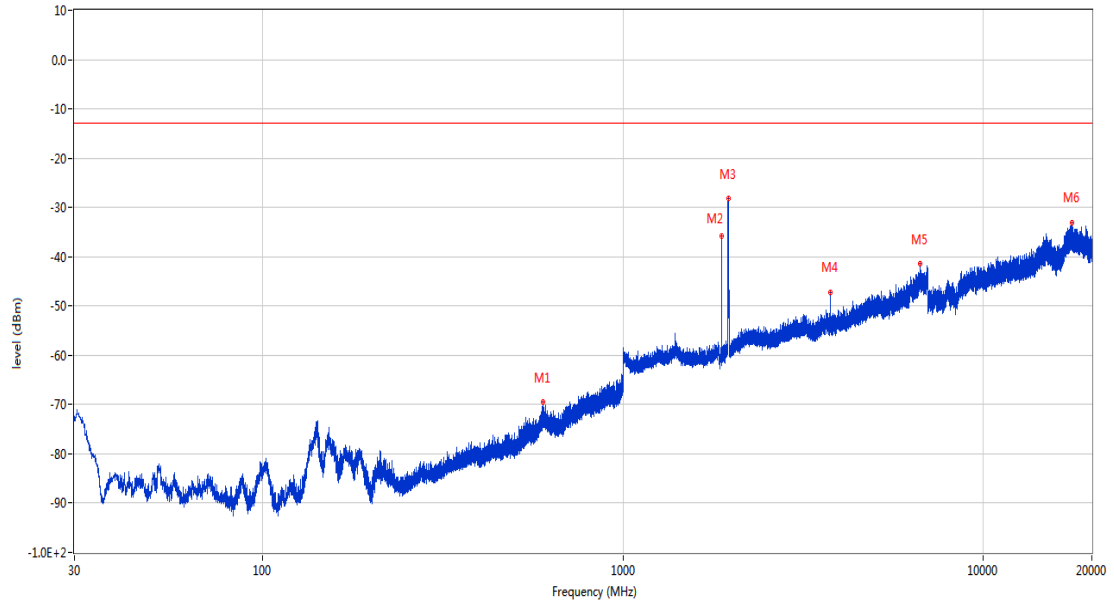
RSE-H&H LTE Band 2 BW10 CH18900



Frequency (MHz)	Result (dBm)	Factor (dB)	PK Limit (dBm)	Over Limit (dB)	Table (o)	ANT	EUT	Verdict
133.402	-76.68	-17.82	-13.0	-63.68	42.00	Horizontal	Horizontal	Pass
899.459	-65.50	3.62	-13.0	-52.50	61.00	Horizontal	Horizontal	Pass
1876.000	-33.87	-4.08	-13.0	-20.87	237.00	Horizontal	Horizontal	N/A
1957.900	-26.57	-4.67	-13.0	-13.57	224.00	Horizontal	Horizontal	N/A
6623.200	-42.22	11.99	-13.0	-29.22	350.00	Horizontal	Horizontal	Pass
17662.239	-33.47	21.19	-13.0	-20.47	135.00	Horizontal	Horizontal	Pass

RSE-H&V LTE Band 2 BW10 CH18900

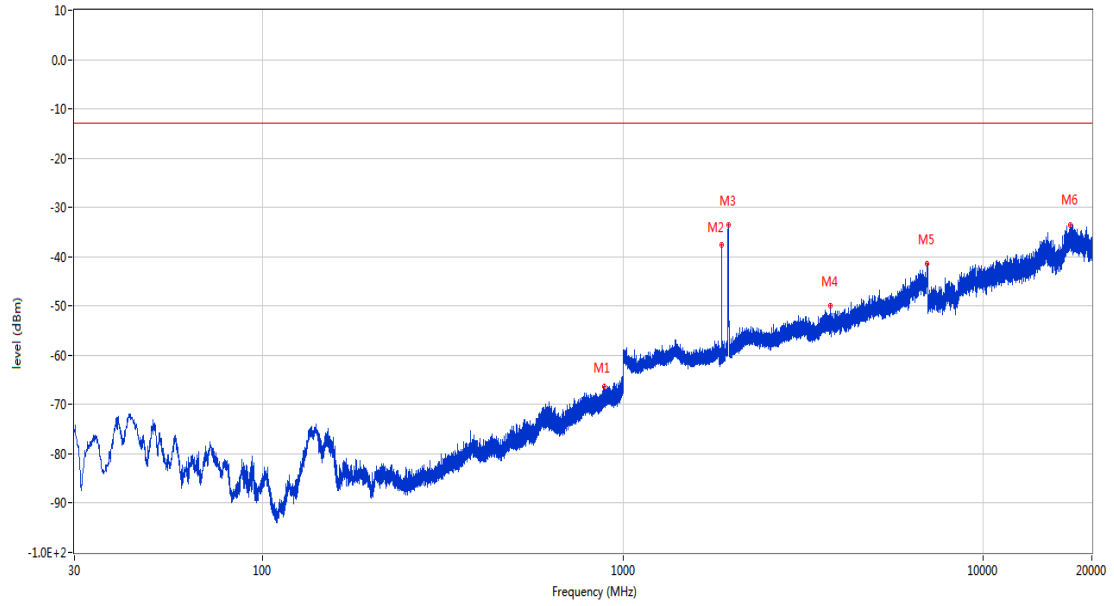
OPPO_RSE (RF) _ FCC PART22&24&27_GSM 1900 & CDMA BC1 & WCDMA Band 2 & LTE Band 2 & 25_1830-1920_30MHz-20GHz



Frequency (MHz)	Result (dBm)	Factor (dB)	PK Limit (dBm)	Over Limit (dB)	Table (o)	ANT	EUT	Verdict
599.536	-69.56	-2.44	-13.0	-56.56	270.00	Horizontal	Vertical	Pass
1876.000	-35.73	-4.08	-13.0	-22.73	301.00	Horizontal	Vertical	N/A
1956.900	-28.12	-4.67	-13.0	-15.12	134.00	Horizontal	Vertical	N/A
3751.600	-47.18	3.44	-13.0	-34.18	127.00	Horizontal	Vertical	Pass
6690.000	-41.31	11.85	-13.0	-28.31	9.00	Horizontal	Vertical	Pass
17583.213	-33.02	22.15	-13.0	-20.02	90.00	Horizontal	Vertical	Pass

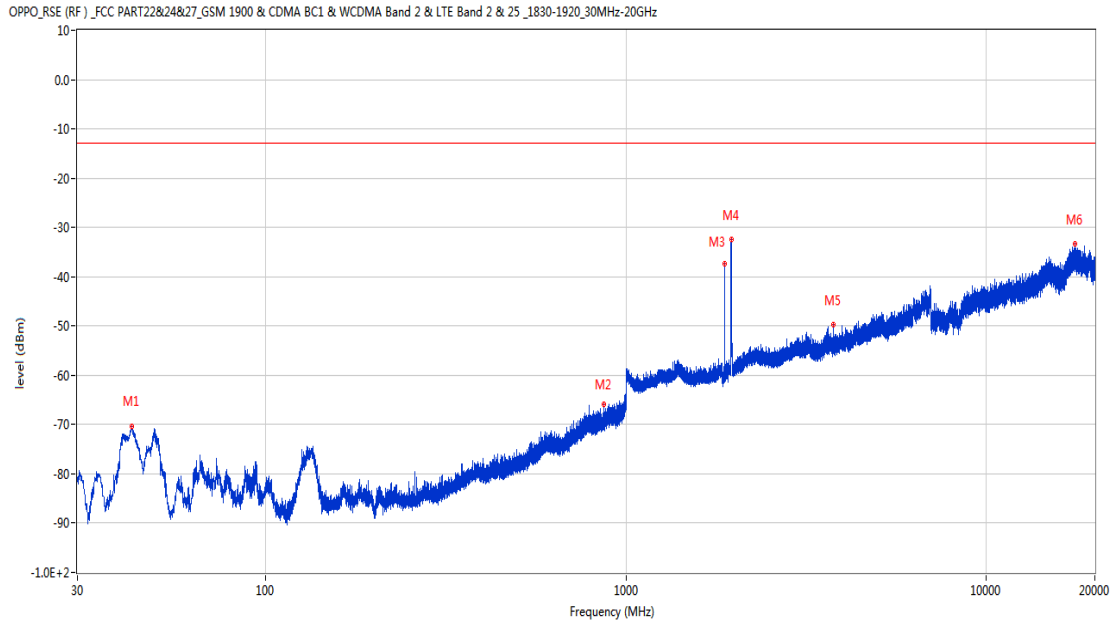
RSE-V&V LTE Band 2 BW10 CH18900

OPPO_RSE (RF) _FCC PART2&24&27_GSM 1900 & CDMA BC1 & WCDMA Band 2 & LTE Band 2 & 25_1830-1920_30MHz-20GHz



Frequency (MHz)	Result (dBm)	Factor (dB)	PK Limit (dBm)	Over Limit (dB)	Table (o)	ANT	EUT	Verdict
887.334	-66.44	2.99	-13.0	-53.44	233.00	Vertical	Vertical	Pass
1876.100	-37.69	-4.08	-13.0	-24.69	157.00	Vertical	Vertical	N/A
1958.700	-33.59	-4.67	-13.0	-20.59	146.00	Vertical	Vertical	N/A
3751.600	-49.92	3.44	-13.0	-36.92	210.00	Vertical	Vertical	Pass
6974.200	-41.33	13.70	-13.0	-28.33	274.00	Vertical	Vertical	Pass
17430.600	-33.60	22.39	-13.0	-20.60	271.00	Vertical	Vertical	Pass

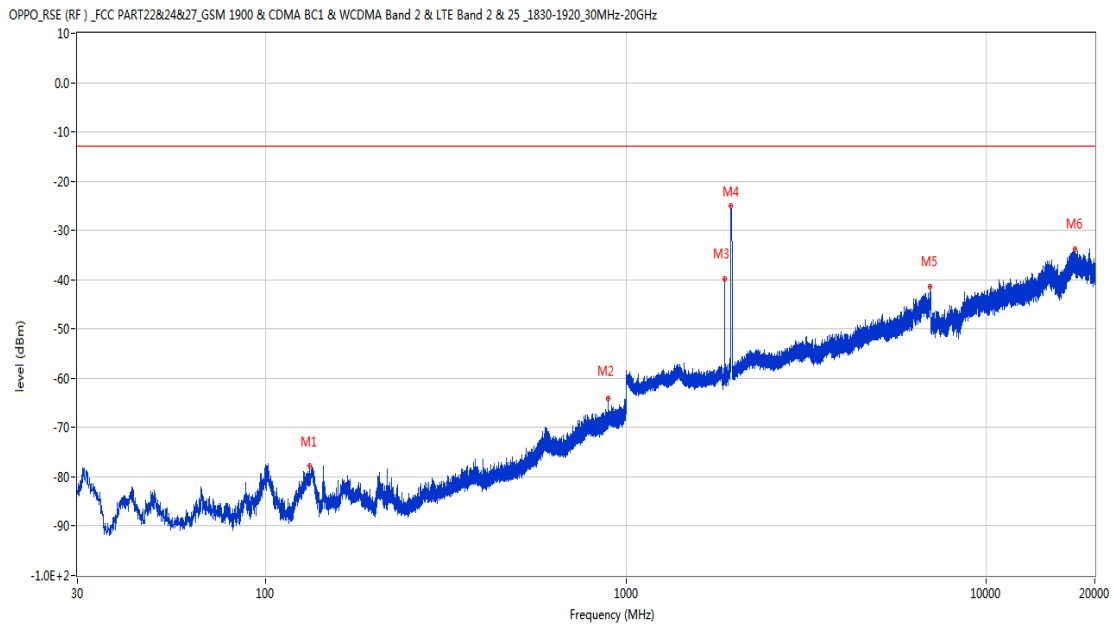
RSE-V&H LTE Band 2 BW10 CH18900



Frequency (MHz)	Result (dBm)	Factor (dB)	PK Limit (dBm)	Over Limit (dB)	Table (o)	ANT	EUT	Verdict
42.367	-70.40	-16.96	-13.0	-57.40	126.00	Vertical	Horizontal	Pass
865.461	-65.97	1.97	-13.0	-52.97	175.00	Vertical	Horizontal	Pass
1876.000	-37.40	-4.08	-13.0	-24.40	87.00	Vertical	Horizontal	N/A
1959.100	-32.42	-4.67	-13.0	-19.42	31.00	Vertical	Horizontal	N/A
3751.600	-49.62	3.44	-13.0	-36.62	183.00	Vertical	Horizontal	Pass
17598.800	-33.31	21.98	-13.0	-20.31	284.00	Vertical	Horizontal	Pass

29.5 LTE Band 2 BW15, Middle Channel

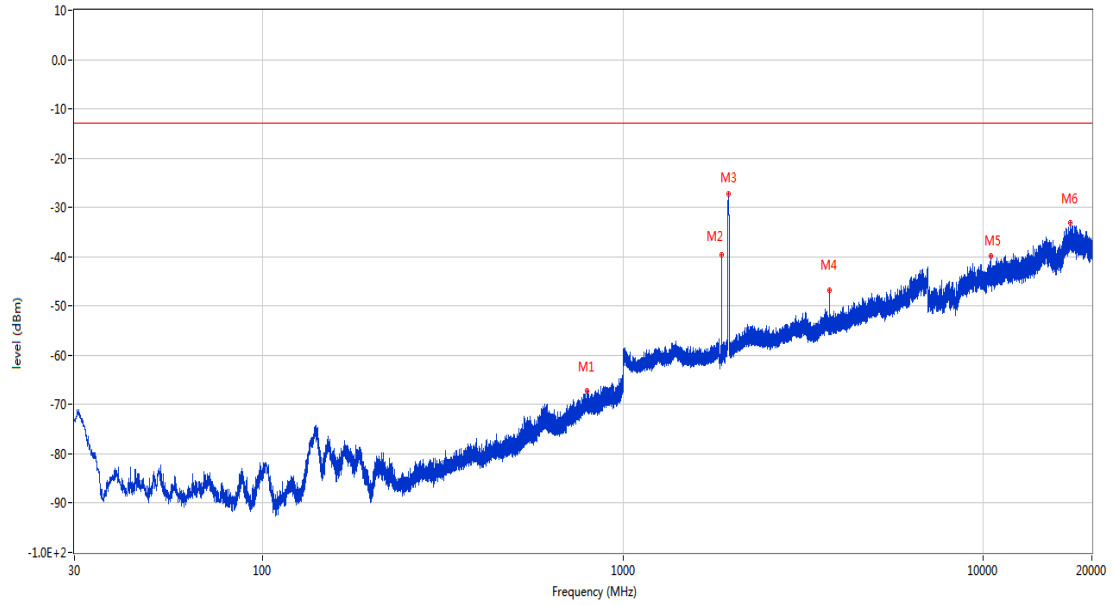
RSE-H&H LTE Band 2 BW15 CH18900



Frequency (MHz)	Result (dBm)	Factor (dB)	PK Limit (dBm)	Over Limit (dB)	Table (o)	ANT	EUT	Verdict
132.383	-77.84	-17.89	-13.0	-64.84	361.00	Horizontal	Horizontal	Pass
892.766	-64.16	3.40	-13.0	-51.16	280.00	Horizontal	Horizontal	Pass
1873.800	-39.84	-4.11	-13.0	-26.84	105.00	Horizontal	Horizontal	N/A
1956.300	-25.12	-4.66	-13.0	-12.12	222.00	Horizontal	Horizontal	N/A
6972.400	-41.41	13.66	-13.0	-28.41	65.00	Horizontal	Horizontal	Pass
17607.862	-33.88	21.90	-13.0	-20.88	270.00	Horizontal	Horizontal	Pass

RSE-H&V LTE Band 2 BW15 CH18900

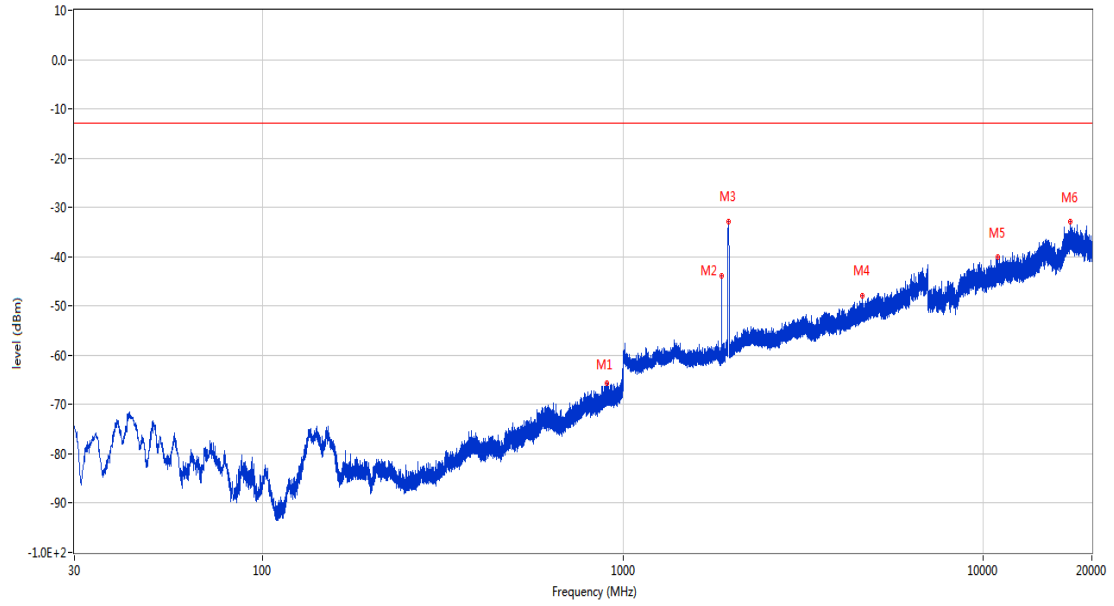
OPPO_RSE (RF) _ FCC PART22&24&27_GSM 1900 & CDMA BC1 & WCDMA Band 2 & LTE Band 2 & 25_1830-1920_30MHz-20GHz



Frequency (MHz)	Result (dBm)	Factor (dB)	PK Limit (dBm)	Over Limit (dB)	Table (o)	ANT	EUT	Verdict
794.360	-67.15	1.60	-13.0	-54.15	175.00	Horizontal	Vertical	Pass
1873.700	-39.70	-4.11	-13.0	-26.70	315.00	Horizontal	Vertical	N/A
1962.900	-27.19	-4.65	-13.0	-14.19	135.00	Horizontal	Vertical	N/A
3747.200	-46.91	3.43	-13.0	-33.91	167.00	Horizontal	Vertical	Pass
10498.588	-39.82	16.43	-13.0	-26.82	179.00	Horizontal	Vertical	Pass
17411.750	-33.03	22.68	-13.0	-20.03	360.00	Horizontal	Vertical	Pass

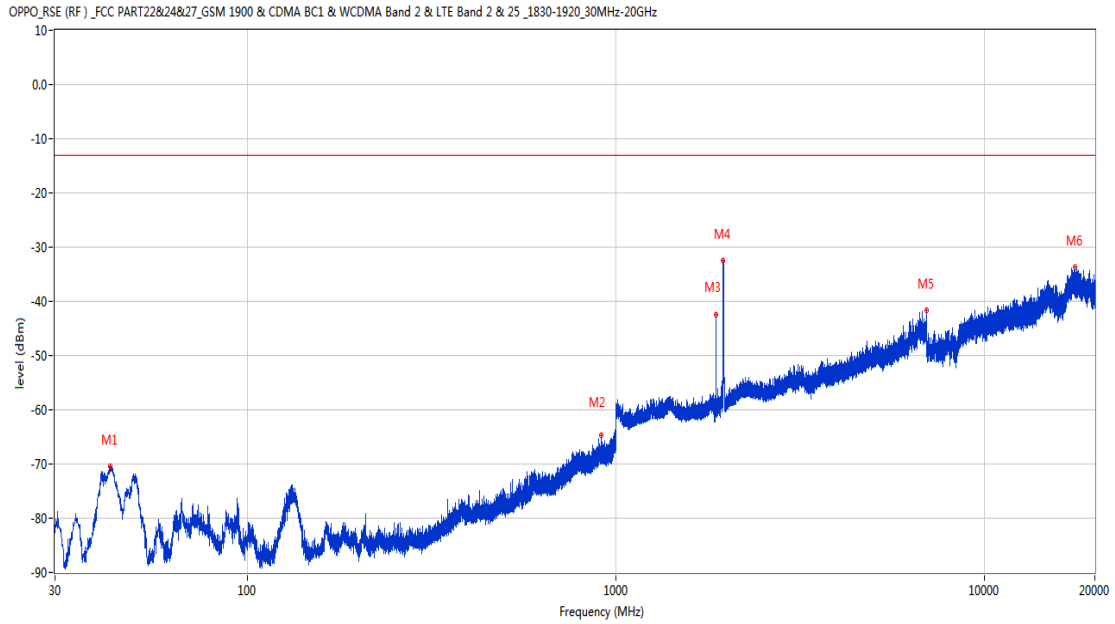
RSE-V&V LTE Band 2 BW15 CH18900

OPPO_RSE (RF) _ FCC PART22&24&27_GSM 1900 & CDMA BC1 & WCDMA Band 2 & LTE Band 2 & 25_1830-1920_30MHz-20GHz



Frequency (MHz)	Result (dBm)	Factor (dB)	PK Limit (dBm)	Over Limit (dB)	Table (o)	ANT	EUT	Verdict
903.242	-65.76	3.53	-13.0	-52.76	311.00	Vertical	Vertical	Pass
1873.700	-43.94	-4.11	-13.0	-30.94	4.00	Vertical	Vertical	N/A
1963.700	-32.82	-4.62	-13.0	-19.82	123.00	Vertical	Vertical	N/A
4622.800	-48.00	6.11	-13.0	-35.00	29.00	Vertical	Vertical	Pass
10990.788	-40.16	17.35	-13.0	-27.16	319.00	Vertical	Vertical	Pass
17420.812	-32.99	22.63	-13.0	-19.99	26.00	Vertical	Vertical	Pass

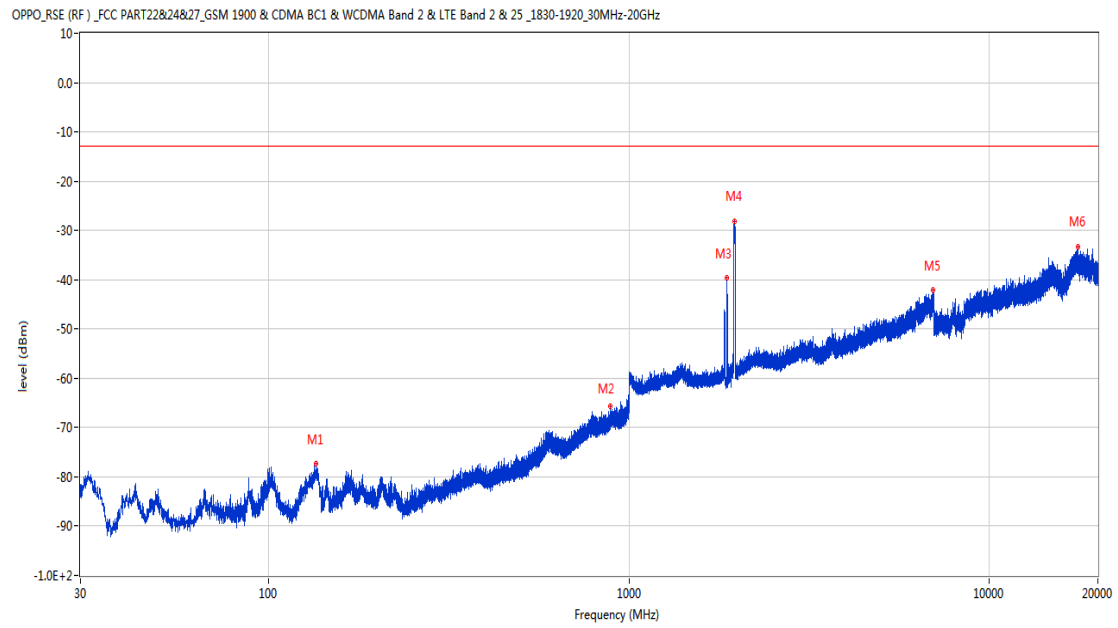
RSE-V&H LTE Band 2 BW15 CH18900



Frequency (MHz)	Result (dBm)	Factor (dB)	PK Limit (dBm)	Over Limit (dB)	Table (o)	ANT	EUT	Verdict
42.367	-70.51	-16.96	-13.0	-57.51	91.00	Vertical	Horizontal	Pass
914.300	-64.78	3.47	-13.0	-51.78	360.00	Vertical	Horizontal	Pass
1873.700	-42.48	-4.11	-13.0	-29.48	94.00	Vertical	Horizontal	N/A
1954.600	-32.42	-4.65	-13.0	-19.42	40.00	Vertical	Horizontal	N/A
6975.800	-41.62	13.73	-13.0	-28.62	157.00	Vertical	Horizontal	Pass
17710.088	-33.70	21.46	-13.0	-20.70	176.00	Vertical	Horizontal	Pass

29.6 LTE Band 2 BW20, Middle Channel

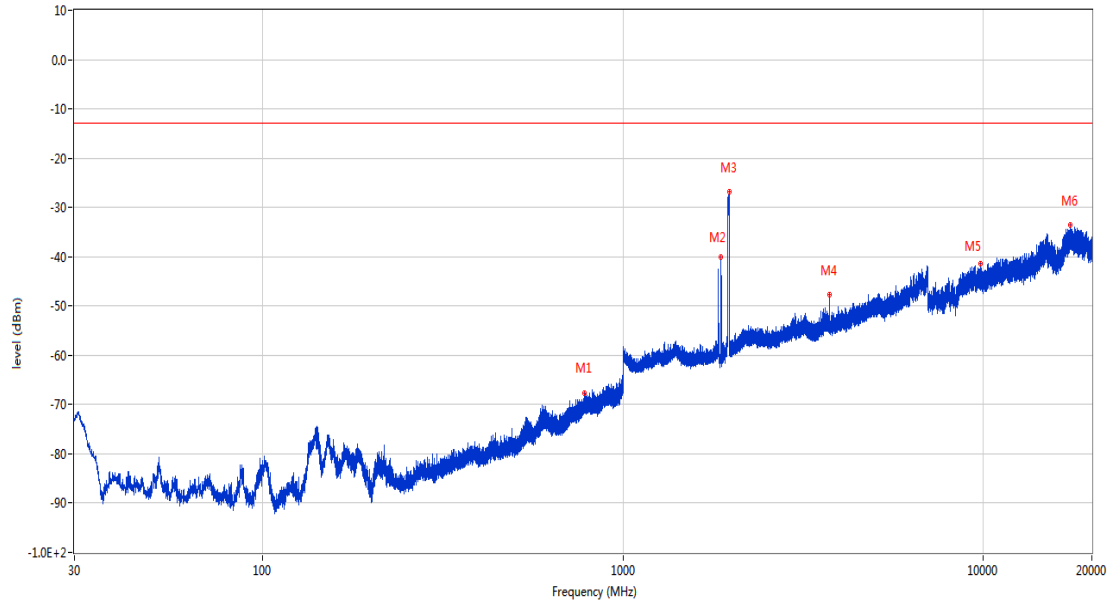
RSE-H&H LTE Band 2 BW20 CH18900



Frequency (MHz)	Result (dBm)	Factor (dB)	PK Limit (dBm)	Over Limit (dB)	Table (o)	ANT	EUT	Verdict
135.100	-77.32	-17.68	-13.0	-64.32	45.00	Horizontal	Horizontal	Pass
888.207	-65.70	3.07	-13.0	-52.70	184.00	Horizontal	Horizontal	Pass
1871.400	-39.66	-4.14	-13.0	-26.66	110.00	Horizontal	Horizontal	N/A
1957.000	-28.25	-4.67	-13.0	-15.25	238.00	Horizontal	Horizontal	N/A
6979.600	-42.18	13.87	-13.0	-29.18	108.00	Horizontal	Horizontal	Pass
17619.825	-33.28	21.79	-13.0	-20.28	260.00	Horizontal	Horizontal	Pass

RSE-H&V LTE Band 2 BW20 CH18900

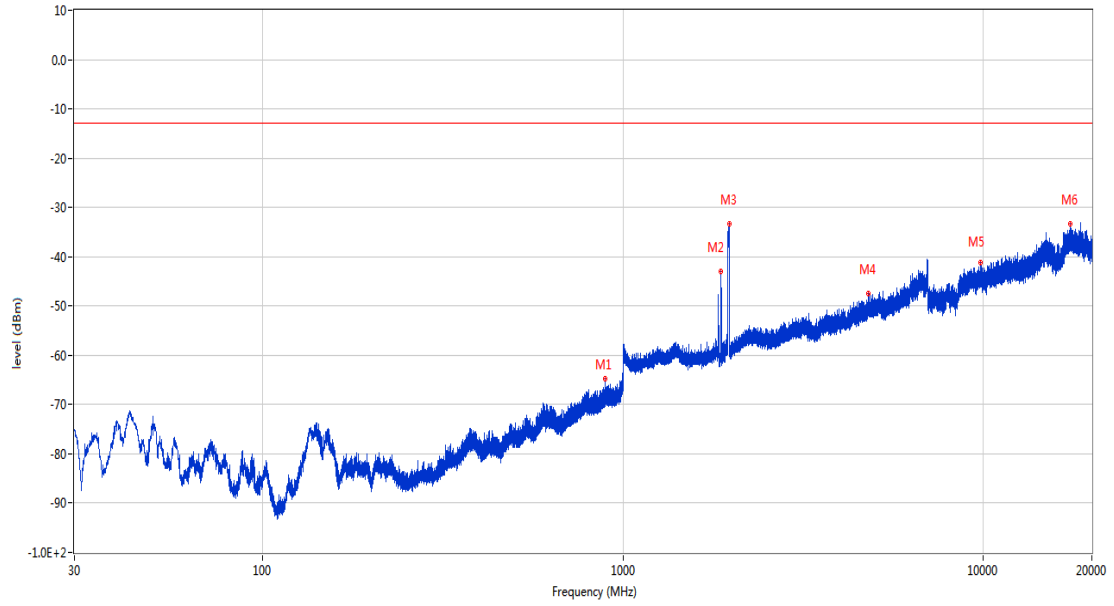
OPPO_RSE (RF) _ FCC PART22&24&27_GSM 1900 & CDMA BC1 & WCDMA Band 2 & LTE Band 2 & 25_1830-1920_30MHz-20GHz



Frequency (MHz)	Result (dBm)	Factor (dB)	PK Limit (dBm)	Over Limit (dB)	Table (o)	ANT	EUT	Verdict
779.665	-67.74	1.62	-13.0	-54.74	214.00	Horizontal	Vertical	Pass
1871.500	-40.03	-4.14	-13.0	-27.03	304.00	Horizontal	Vertical	N/A
1968.300	-26.84	-4.44	-13.0	-13.84	126.00	Horizontal	Vertical	N/A
3742.600	-47.71	3.61	-13.0	-34.71	197.00	Horizontal	Vertical	Pass
9833.888	-41.37	17.02	-13.0	-28.37	285.00	Horizontal	Vertical	Pass
17432.052	-33.46	22.35	-13.0	-20.46	363.00	Horizontal	Vertical	Pass

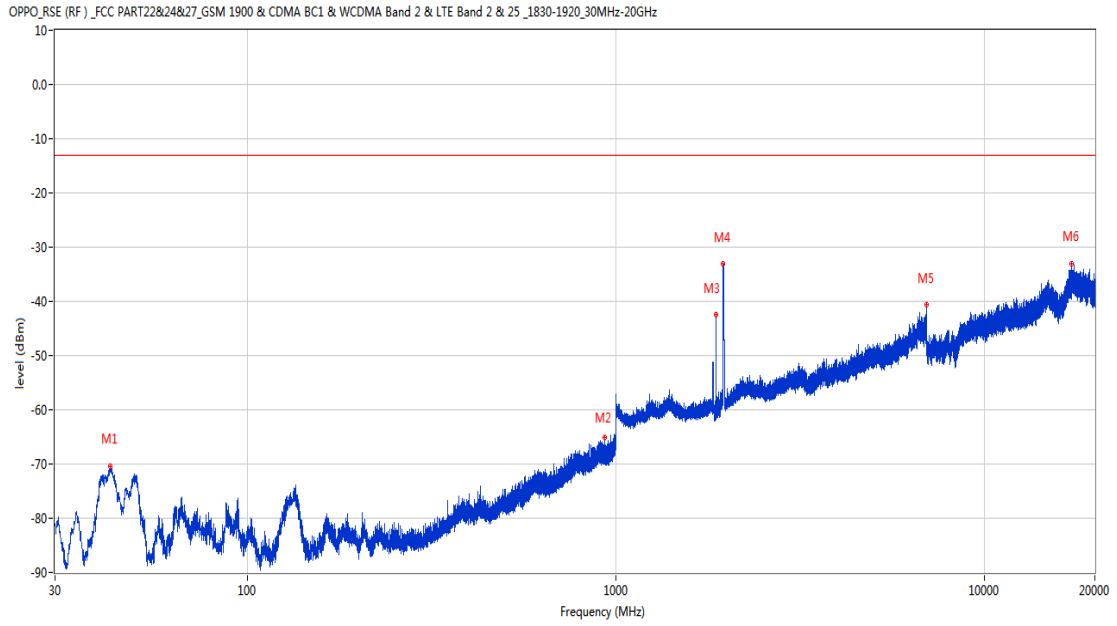
RSE-V&V LTE Band 2 BW20 CH18900

OPPO_RSE (RF) _ FCC PART22&24&27_GSM 1900 & CDMA BC1 & WCDMA Band 2 & LTE Band 2 & 25_1830-1920_30MHz-20GHz



Frequency (MHz)	Result (dBm)	Factor (dB)	PK Limit (dBm)	Over Limit (dB)	Table (o)	ANT	EUT	Verdict
893.348	-64.75	3.39	-13.0	-51.75	341.00	Vertical	Vertical	Pass
1871.500	-43.05	-4.14	-13.0	-30.05	162.00	Vertical	Vertical	N/A
1967.800	-33.26	-4.45	-13.0	-20.26	138.00	Vertical	Vertical	N/A
4790.000	-47.51	7.44	-13.0	-34.51	287.00	Vertical	Vertical	Pass
9844.813	-41.29	16.96	-13.0	-28.29	18.00	Vertical	Vertical	Pass
17461.776	-33.27	21.74	-13.0	-20.27	333.00	Vertical	Vertical	Pass

RSE-V&H LTE Band 2 BW20 CH18900

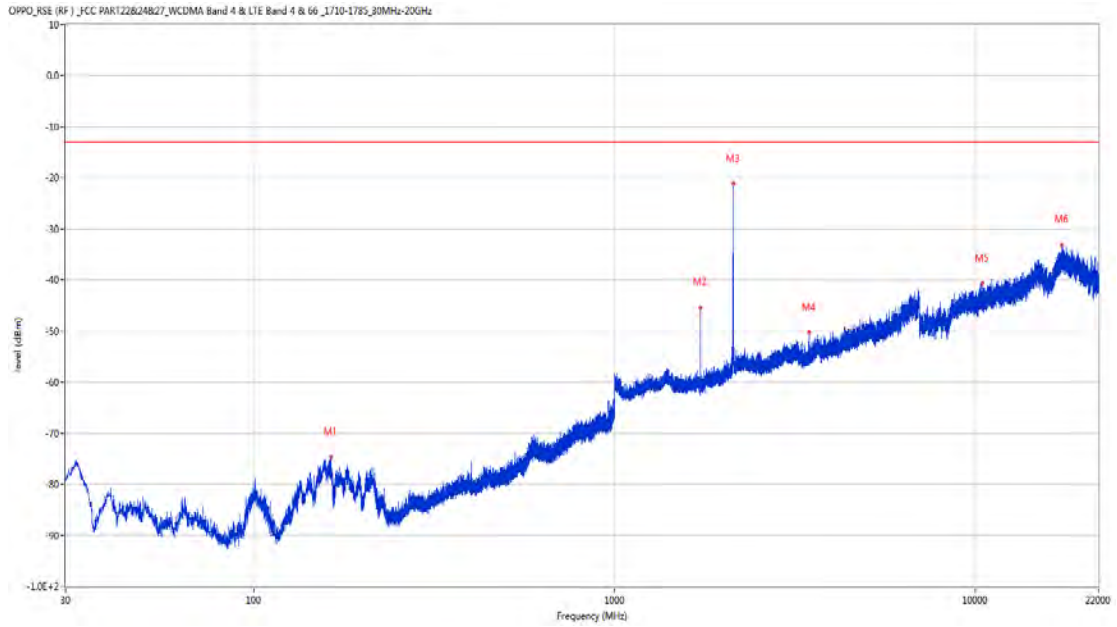


Frequency (MHz)	Result (dBm)	Factor (dB)	PK Limit (dBm)	Over Limit (dB)	Table (o)	ANT	EUT	Verdict
42.367	-70.31	-16.96	-13.0	-57.31	18.00	Vertical	Horizontal	Pass
930.645	-65.11	3.37	-13.0	-52.11	156.00	Vertical	Horizontal	Pass
1871.400	-42.48	-4.14	-13.0	-29.48	84.00	Vertical	Horizontal	N/A
1952.300	-33.05	-4.64	-13.0	-20.05	36.00	Vertical	Horizontal	N/A
6983.600	-40.57	13.84	-13.0	-27.57	344.00	Vertical	Horizontal	Pass
17288.137	-33.06	21.11	-13.0	-20.06	235.00	Vertical	Horizontal	Pass

30 LTE Band 4

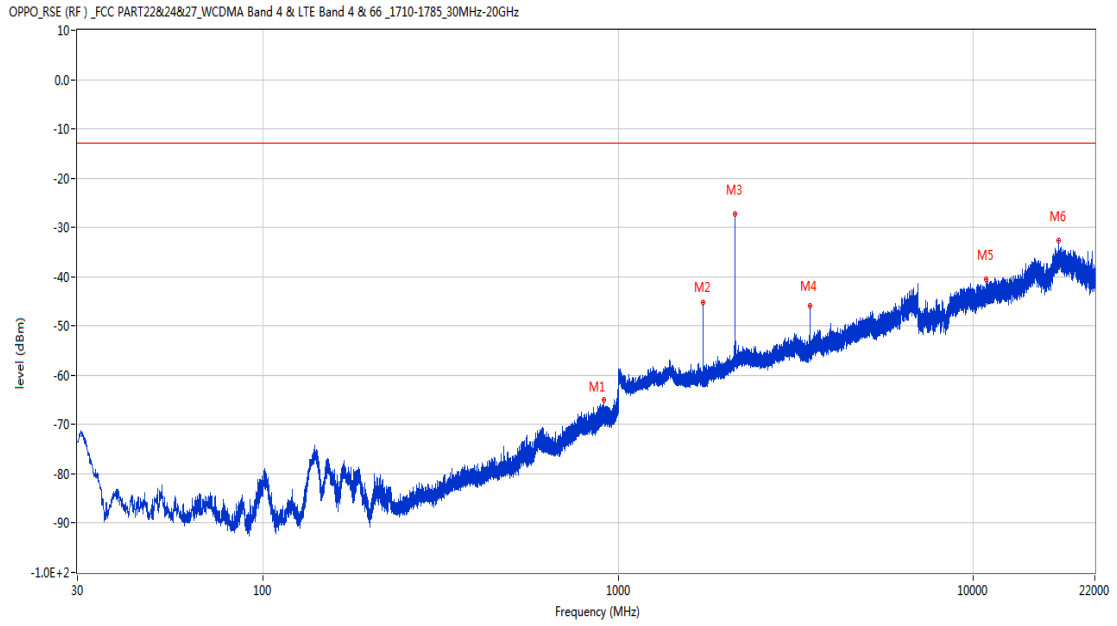
30.1 LTE Band 4 BW1.4, Middle Channel

RSE-H&H LTE Band 4 BW1.4 CH20175



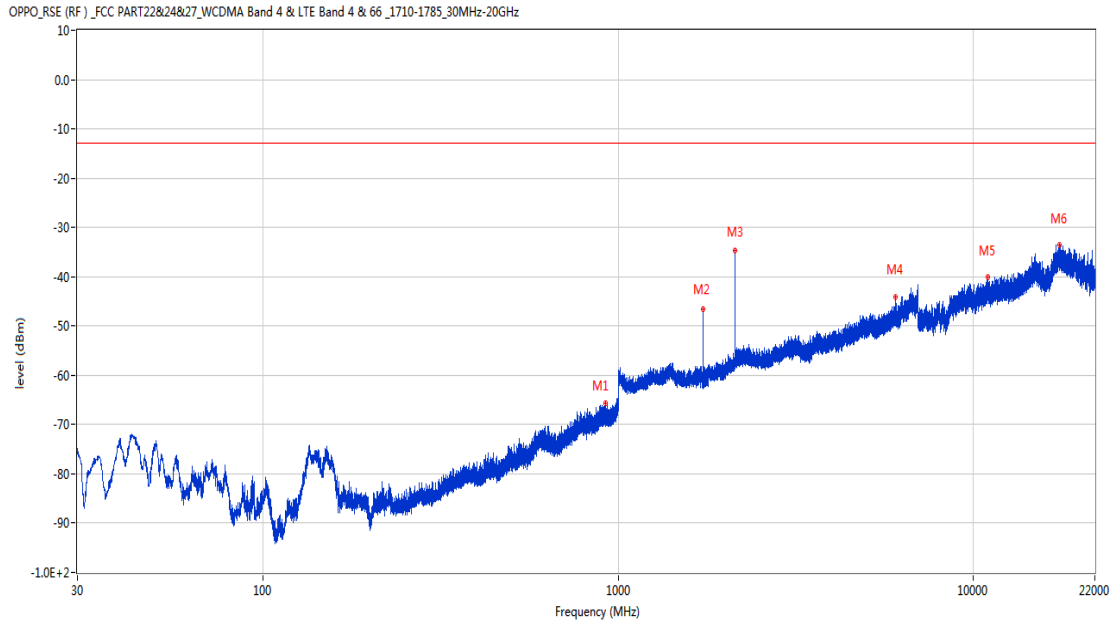
Frequency (MHz)	Result (dBm)	Factor (dB)	PK Limit (dBm)	Over Limit (dB)	Table (o)	ANT	EUT	Verdict
163.423	-74.73	-15.01	-13.0	-61.73	271.00	Horizontal	Horizontal	Pass
1732.500	-45.37	-4.53	-13.0	-32.37	143.00	Horizontal	Horizontal	N/A
2132.900	-21.12	-2.61	-13.0	-8.12	200.00	Horizontal	Horizontal	N/A
3464.600	-50.27	2.45	-13.0	-37.27	345.00	Horizontal	Horizontal	Pass
10484.787	-40.69	16.22	-13.0	-27.69	87.00	Horizontal	Horizontal	Pass
17422.637	-33.14	22.59	-13.0	-20.14	0.00	Horizontal	Horizontal	Pass

RSE-H&V LTE Band 4 BW1.4 CH20175



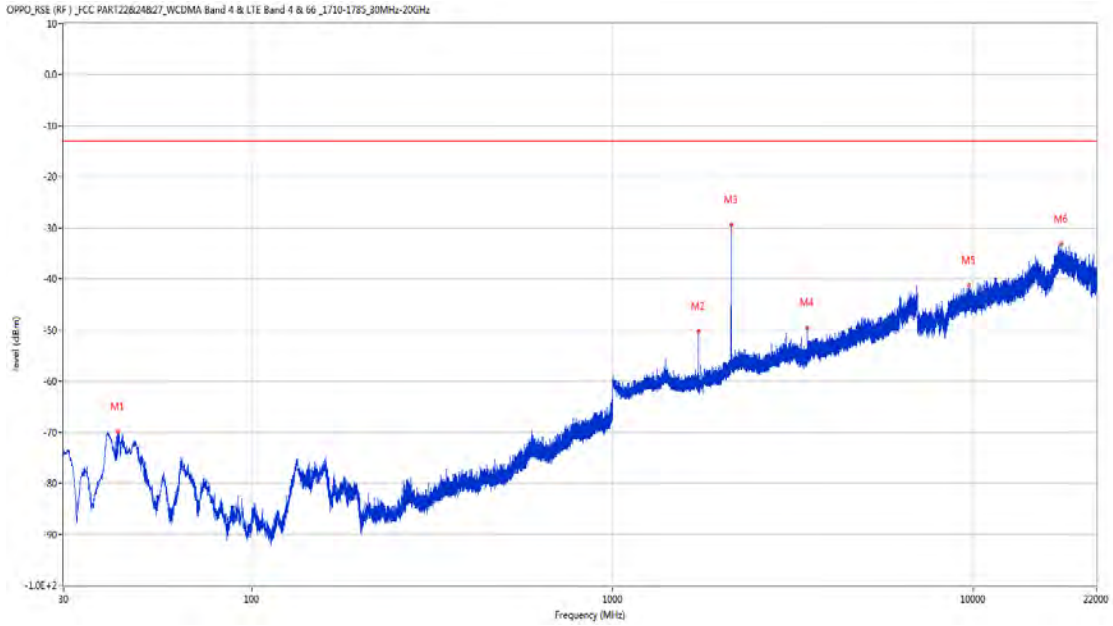
Frequency (MHz)	Result (dBm)	Factor (dB)	PK Limit (dBm)	Over Limit (dB)	Table (o)	ANT	EUT	Verdict
913.379	-65.07	3.44	-13.0	-52.07	273.00	Horizontal	Vertical	Pass
1732.300	-45.33	-4.53	-13.0	-32.33	321.00	Horizontal	Vertical	N/A
2132.700	-27.31	-2.61	-13.0	-14.31	129.00	Horizontal	Vertical	N/A
3464.400	-45.98	2.47	-13.0	-32.98	117.00	Horizontal	Vertical	Pass
10894.188	-40.46	17.55	-13.0	-27.46	279.00	Horizontal	Vertical	Pass
17431.425	-32.58	22.37	-13.0	-19.58	2.00	Horizontal	Vertical	Pass

RSE-V&V LTE Band 4 BW1.4 CH20175



Frequency (MHz)	Result (dBm)	Factor (dB)	PK Limit (dBm)	Over Limit (dB)	Table (o)	ANT	EUT	Verdict
920.703	-65.59	3.46	-13.0	-52.59	178.00	Vertical	Vertical	Pass
1732.400	-46.63	-4.53	-13.0	-33.63	310.00	Vertical	Vertical	N/A
2133.000	-34.59	-2.61	-13.0	-21.59	194.00	Vertical	Vertical	N/A
6051.800	-44.02	8.82	-13.0	-31.02	142.00	Vertical	Vertical	Pass
11006.599	-40.05	17.33	-13.0	-27.05	341.00	Vertical	Vertical	Pass
17442.988	-33.46	22.09	-13.0	-20.46	172.00	Vertical	Vertical	Pass

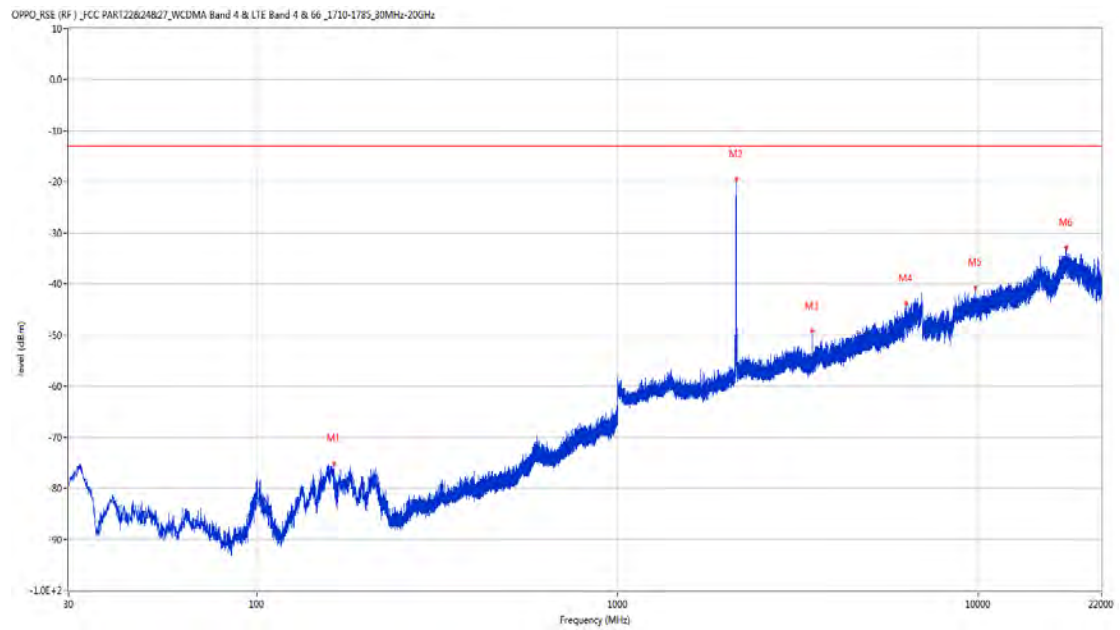
RSE-V&H LTE Band 4 BW1.4 CH20175



Frequency (MHz)	Result (dBm)	Factor (dB)	PK Limit (dBm)	Over Limit (dB)	Table (o)	ANT	EUT	Verdict
42.416	-69.92	-16.93	-13.0	-56.92	307.00	Vertical	Horizontal	Pass
1732.500	-50.17	-4.53	-13.0	-37.17	306.00	Vertical	Horizontal	N/A
2132.600	-29.36	-2.62	-13.0	-16.36	360.00	Vertical	Horizontal	N/A
3464.600	-49.59	2.45	-13.0	-36.59	64.00	Vertical	Horizontal	Pass
9760.862	-41.28	16.24	-13.0	-28.28	168.00	Vertical	Horizontal	Pass
17558.151	-33.14	22.48	-13.0	-20.14	113.00	Vertical	Horizontal	Pass

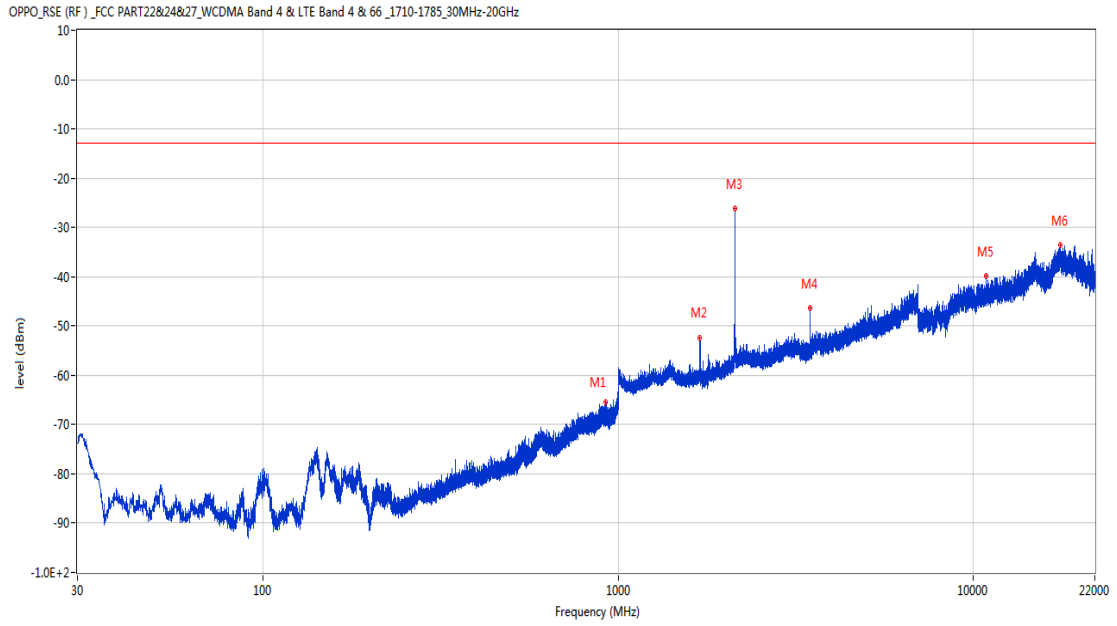
30.2 LTE Band 4 BW3, Middle Channel

RSE-H&H LTE Band 4 BW3 CH20175



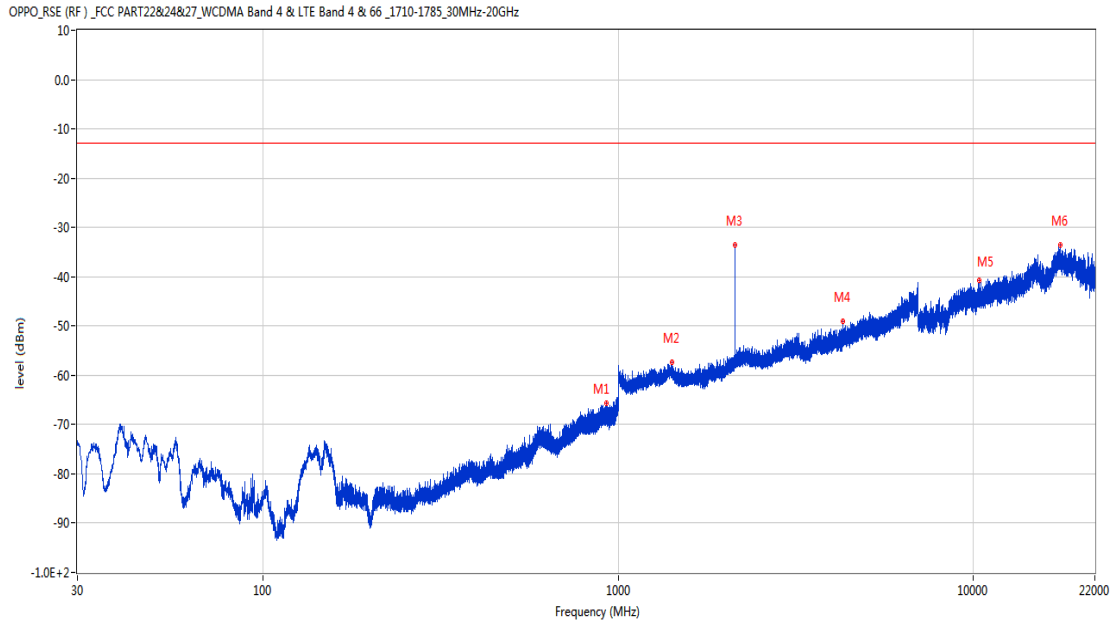
Frequency (MHz)	Result (dBm)	Factor (dB)	PK Limit (dBm)	Over Limit (dB)	Table (o)	ANT	EUT	Verdict
163.666	-75.25	-15.03	-13.0	-62.25	233.00	Horizontal	Horizontal	Pass
2133.100	-19.46	-2.60	-13.0	-6.46	203.00	Horizontal	Horizontal	N/A
3462.800	-49.19	2.40	-13.0	-36.19	360.00	Horizontal	Horizontal	Pass
6317.600	-43.79	10.02	-13.0	-30.79	287.00	Horizontal	Horizontal	Pass
9850.849	-40.62	16.89	-13.0	-27.62	130.00	Horizontal	Horizontal	Pass
17595.613	-32.90	22.02	-13.0	-19.90	155.00	Horizontal	Horizontal	Pass

RSE-H&V LTE Band 4 BW3 CH20175



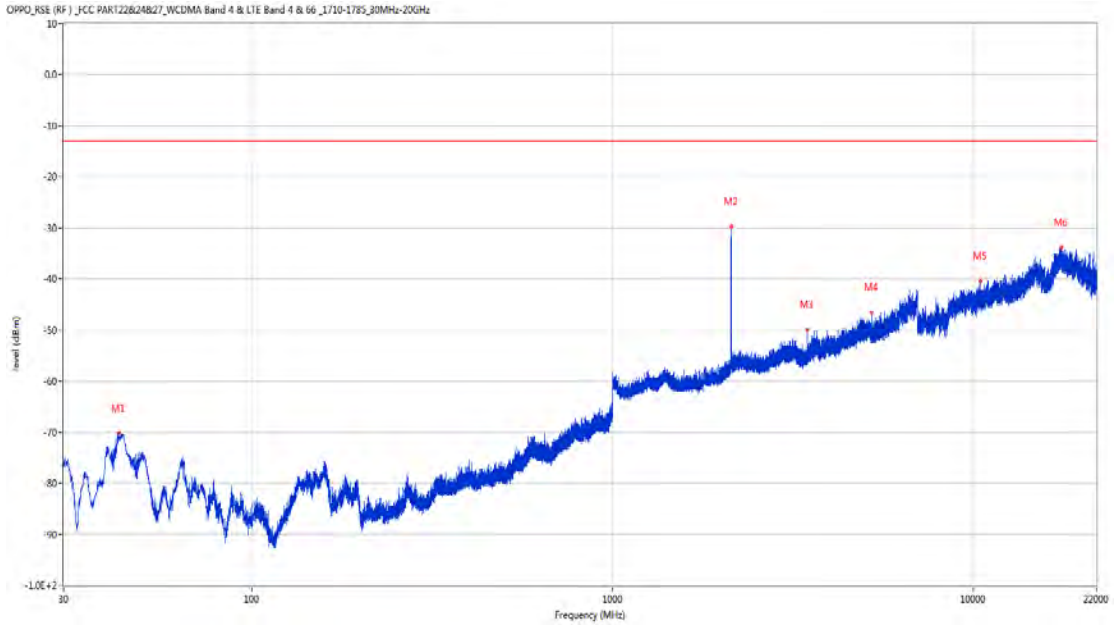
Frequency (MHz)	Result (dBm)	Factor (dB)	PK Limit (dBm)	Over Limit (dB)	Table (o)	ANT	EUT	Verdict
923.564	-65.37	3.56	-13.0	-52.37	284.00	Horizontal	Vertical	Pass
1697.100	-52.44	-4.87	-13.0	-39.44	313.00	Horizontal	Vertical	N/A
2132.000	-26.10	-2.64	-13.0	-13.10	119.00	Horizontal	Vertical	N/A
3463.000	-46.40	2.42	-13.0	-33.40	113.00	Horizontal	Vertical	Pass
10872.912	-39.73	17.27	-13.0	-26.73	360.00	Horizontal	Vertical	Pass
17551.675	-33.63	22.51	-13.0	-20.63	288.00	Horizontal	Vertical	Pass

RSE-V&V LTE Band 4 BW3 CH20175



Frequency (MHz)	Result (dBm)	Factor (dB)	PK Limit (dBm)	Over Limit (dB)	Table (o)	ANT	EUT	Verdict
928.268	-65.65	3.59	-13.0	-52.65	0.00	Vertical	Vertical	Pass
1417.100	-57.39	-4.28	-13.0	-44.39	199.00	Vertical	Vertical	Pass
2132.900	-33.45	-2.61	-13.0	-20.45	126.00	Vertical	Vertical	N/A
4286.800	-48.97	5.27	-13.0	-35.97	316.00	Vertical	Vertical	Pass
10398.537	-40.79	16.84	-13.0	-27.79	142.00	Vertical	Vertical	Pass
17616.886	-33.46	21.82	-13.0	-20.46	-3.00	Vertical	Vertical	Pass

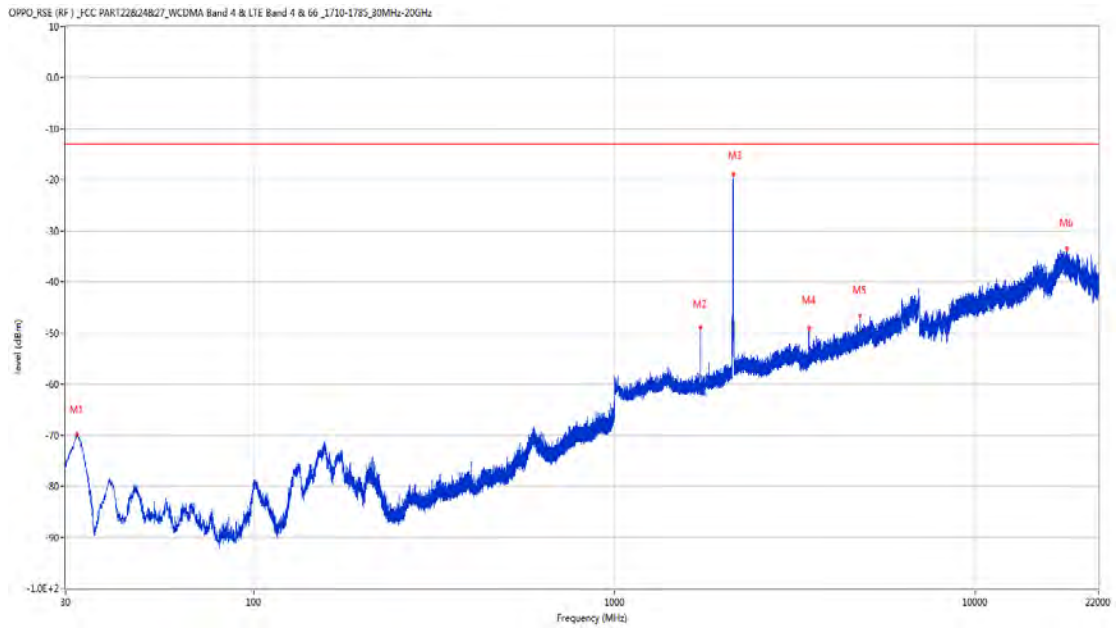
RSE-V&H LTE Band 4 BW3 CH20175



Frequency (MHz)	Result (dBm)	Factor (dB)	PK Limit (dBm)	Over Limit (dB)	Table (o)	ANT	EUT	Verdict
42.707	-70.27	-16.65	-13.0	-57.27	270.00	Vertical	Horizontal	Pass
2132.000	-29.73	-2.64	-13.0	-16.73	214.00	Vertical	Horizontal	N/A
3463.000	-49.82	2.42	-13.0	-36.82	61.00	Vertical	Horizontal	Pass
5244.200	-46.64	6.76	-13.0	-33.64	292.00	Vertical	Horizontal	Pass
10488.813	-40.46	16.28	-13.0	-27.46	159.00	Vertical	Horizontal	Pass
17560.926	-33.88	22.46	-13.0	-20.88	65.00	Vertical	Horizontal	Pass

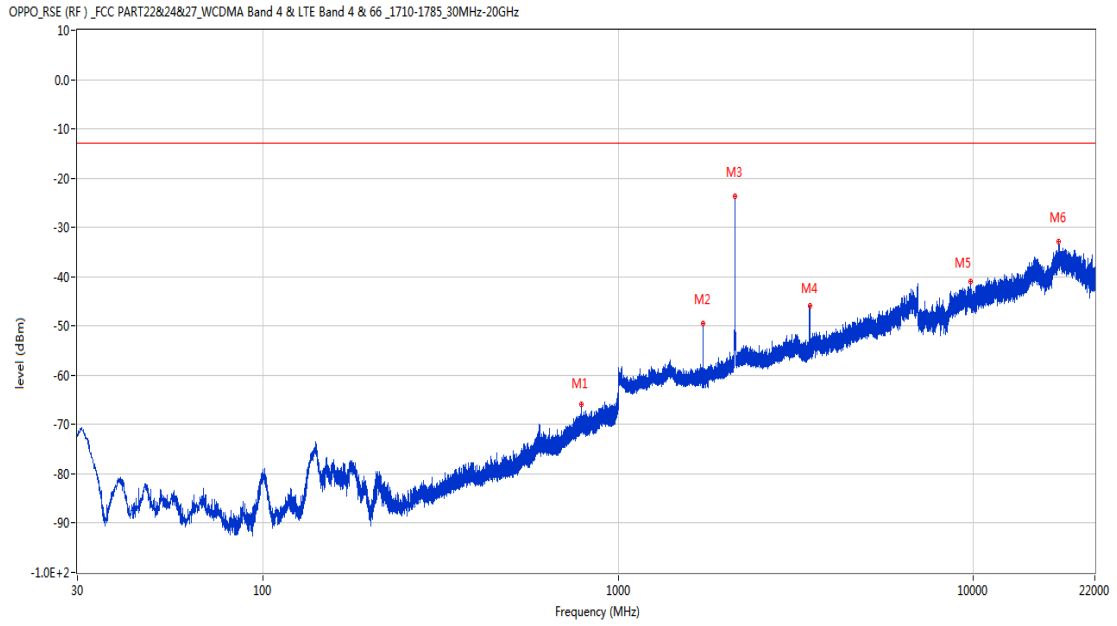
30.3 LTE Band 4 BW5, Middle Channel

RSE-H&H LTE Band 4 BW5 CH20175



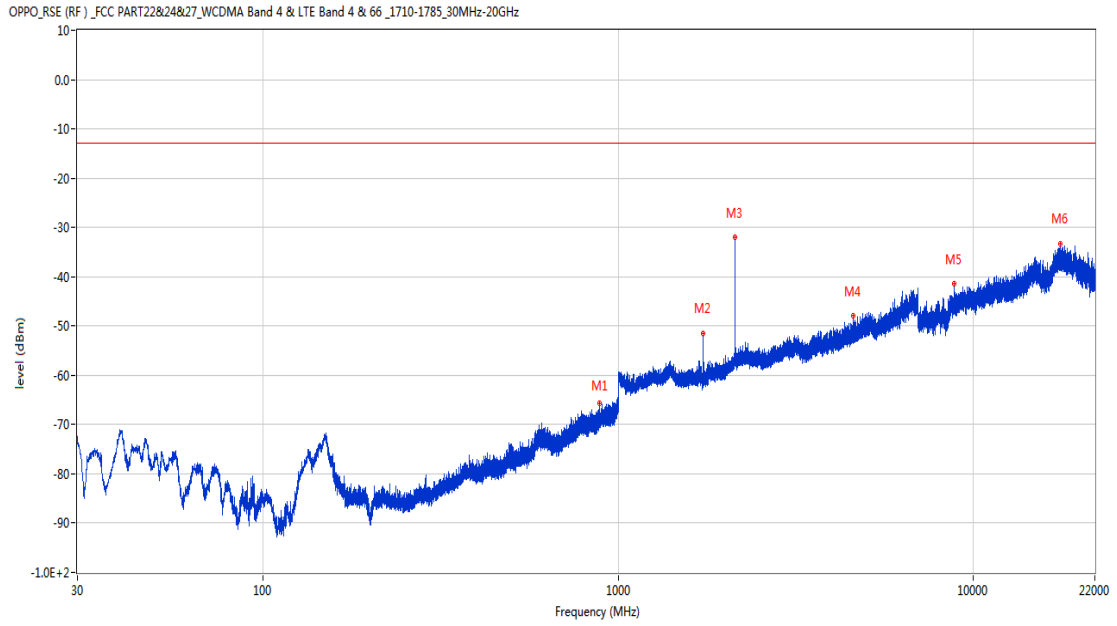
Frequency (MHz)	Result (dBm)	Factor (dB)	PK Limit (dBm)	Over Limit (dB)	Table (o)	ANT	EUT	Verdict
32.279	-69.90	-16.80	-13.0	-56.90	193.00	Horizontal	Horizontal	Pass
1730.800	-48.84	-4.53	-13.0	-35.84	140.00	Horizontal	Horizontal	N/A
2132.500	-18.97	-2.62	-13.0	-5.97	189.00	Horizontal	Horizontal	N/A
3461.400	-49.05	2.30	-13.0	-36.05	360.00	Horizontal	Horizontal	Pass
4796.000	-46.59	7.52	-13.0	-33.59	285.00	Horizontal	Horizontal	Pass
18002.614	-33.49	22.98	-13.0	-20.49	336.00	Horizontal	Horizontal	Pass

RSE-H&V LTE Band 4 BW5 CH20175



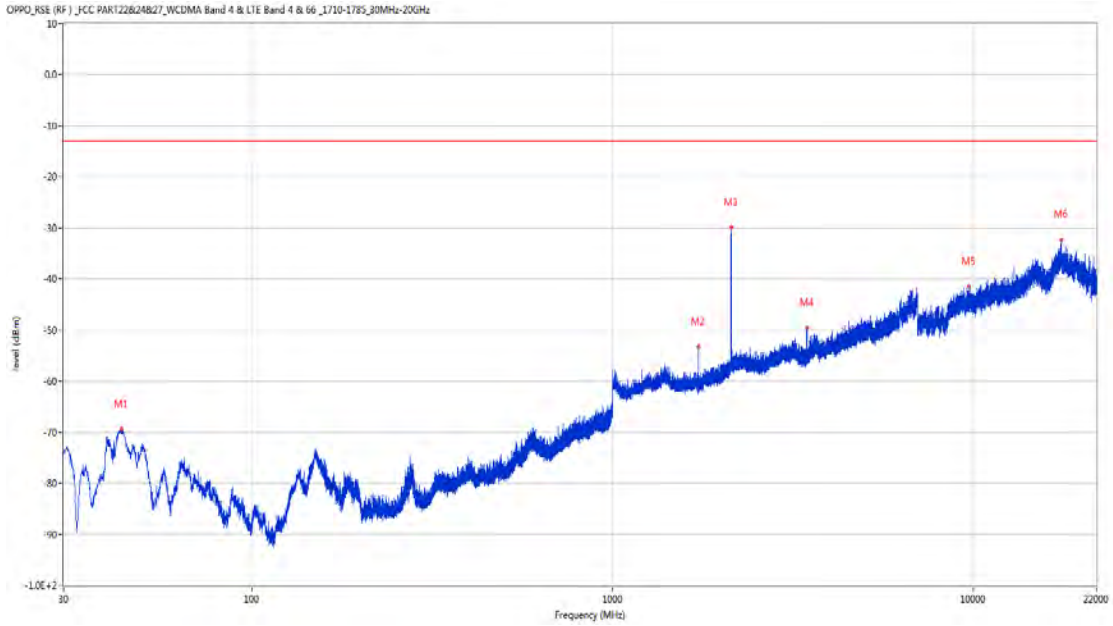
Frequency (MHz)	Result (dBm)	Factor (dB)	PK Limit (dBm)	Over Limit (dB)	Table (o)	ANT	EUT	Verdict
788.734	-65.93	1.90	-13.0	-52.93	227.00	Horizontal	Vertical	Pass
1730.700	-49.54	-4.53	-13.0	-36.54	15.00	Horizontal	Vertical	N/A
2134.300	-23.74	-2.58	-13.0	-10.74	127.00	Horizontal	Vertical	N/A
3461.200	-46.00	2.30	-13.0	-33.00	116.00	Horizontal	Vertical	Pass
9841.362	-41.01	16.98	-13.0	-28.01	208.00	Horizontal	Vertical	Pass
17424.488	-32.85	22.54	-13.0	-19.85	0.00	Horizontal	Vertical	Pass

RSE-V&V LTE Band 4 BW5 CH20175



Frequency (MHz)	Result (dBm)	Factor (dB)	PK Limit (dBm)	Over Limit (dB)	Table (o)	ANT	EUT	Verdict
887.286	-65.68	2.90	-13.0	-52.68	66.00	Vertical	Vertical	Pass
1730.700	-51.55	-4.53	-13.0	-38.55	312.00	Vertical	Vertical	N/A
2134.400	-31.98	-2.58	-13.0	-18.98	128.00	Vertical	Vertical	N/A
4591.000	-47.98	6.33	-13.0	-34.98	4.00	Vertical	Vertical	Pass
8829.362	-41.37	15.12	-13.0	-28.37	82.00	Vertical	Vertical	Pass
17553.525	-33.28	22.50	-13.0	-20.28	338.00	Vertical	Vertical	Pass

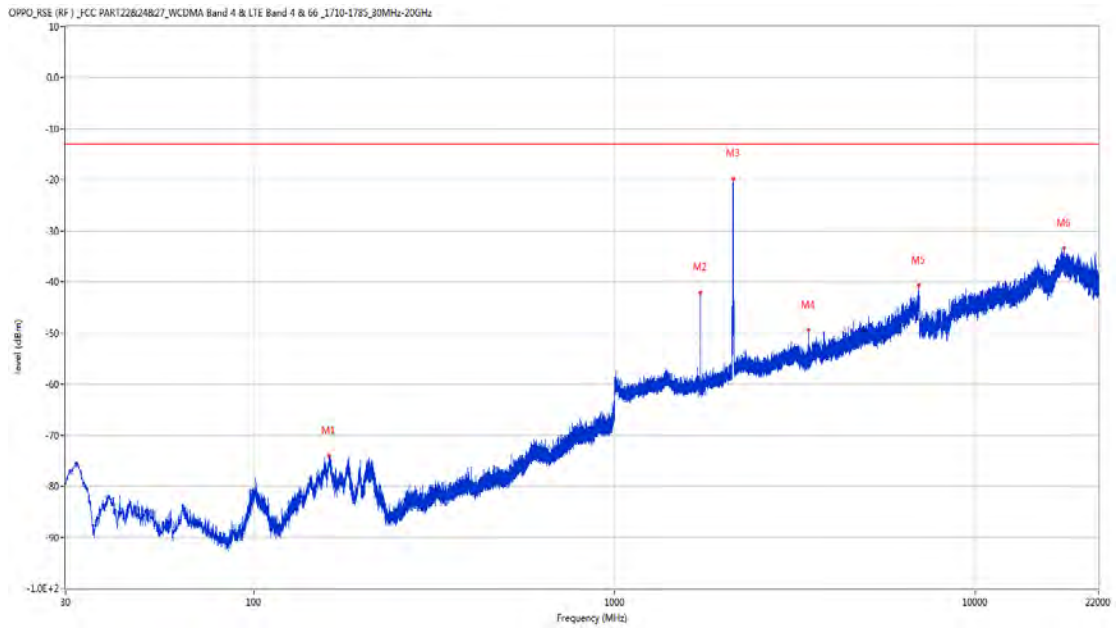
RSE-V&H LTE Band 4 BW5 CH20175



Frequency (MHz)	Result (dBm)	Factor (dB)	PK Limit (dBm)	Over Limit (dB)	Table (o)	ANT	EUT	Verdict
43.483	-69.35	-15.46	-13.0	-56.35	144.00	Vertical	Horizontal	Pass
1730.800	-53.19	-4.53	-13.0	-40.19	300.00	Vertical	Horizontal	N/A
2132.900	-29.87	-2.61	-13.0	-16.87	353.00	Vertical	Horizontal	N/A
3461.200	-49.61	2.30	-13.0	-36.61	64.00	Vertical	Horizontal	Pass
9732.112	-41.49	16.22	-13.0	-28.49	333.00	Vertical	Horizontal	Pass
17592.375	-32.33	22.05	-13.0	-19.33	300.00	Vertical	Horizontal	Pass

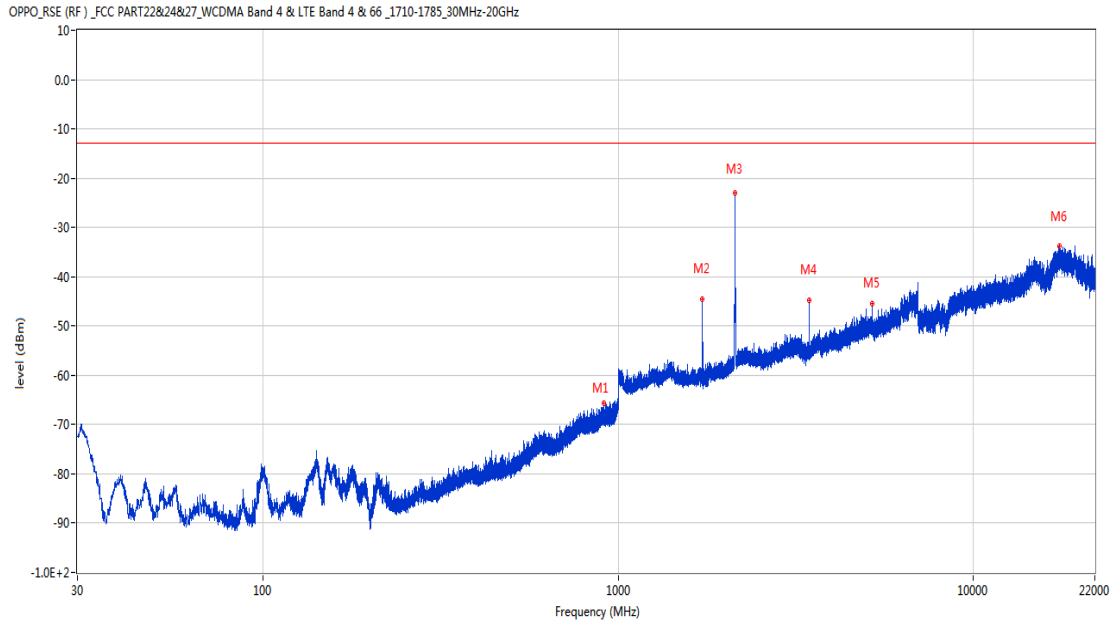
30.4 LTE Band 4 BW10, Middle Channel

RSE-H&H LTE Band 4 BW10 CH20175



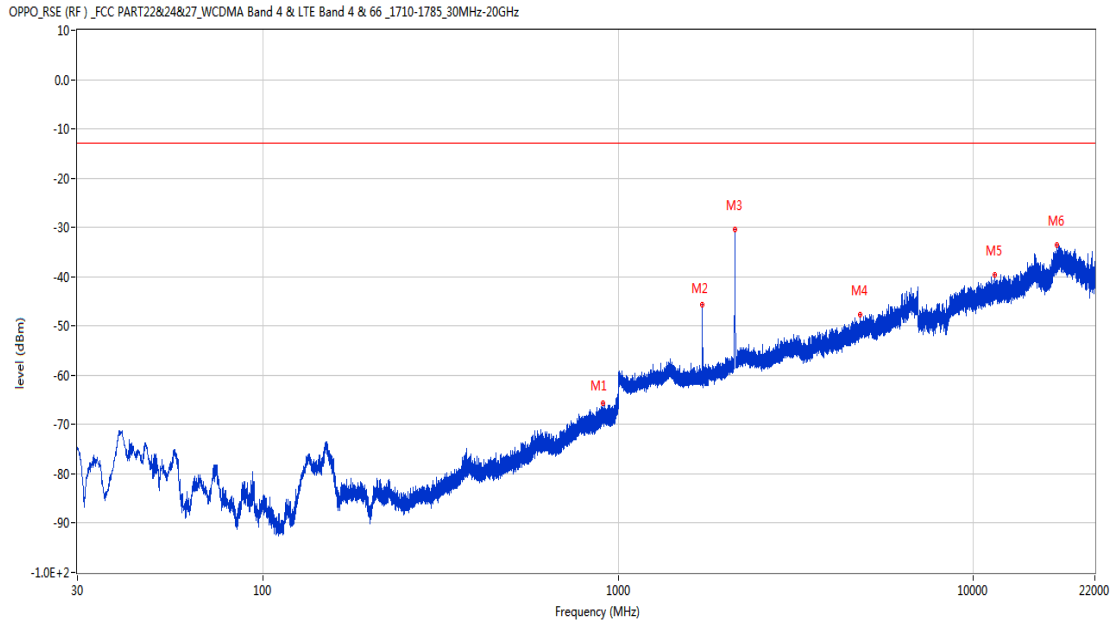
Frequency (MHz)	Result (dBm)	Factor (dB)	PK Limit (dBm)	Over Limit (dB)	Table (o)	ANT	EUT	Verdict
161.484	-74.00	-14.89	-13.0	-61.00	246.00	Horizontal	Horizontal	Pass
1728.500	-42.05	-4.53	-13.0	-29.05	138.00	Horizontal	Horizontal	N/A
2132.900	-19.72	-2.61	-13.0	-6.72	202.00	Horizontal	Horizontal	N/A
3456.600	-49.45	2.28	-13.0	-36.45	360.00	Horizontal	Horizontal	Pass
6993.400	-40.65	13.66	-13.0	-27.65	132.00	Horizontal	Horizontal	Pass
17626.599	-33.38	21.65	-13.0	-20.38	211.00	Horizontal	Horizontal	Pass

RSE-H&V LTE Band 4 BW10 CH20175



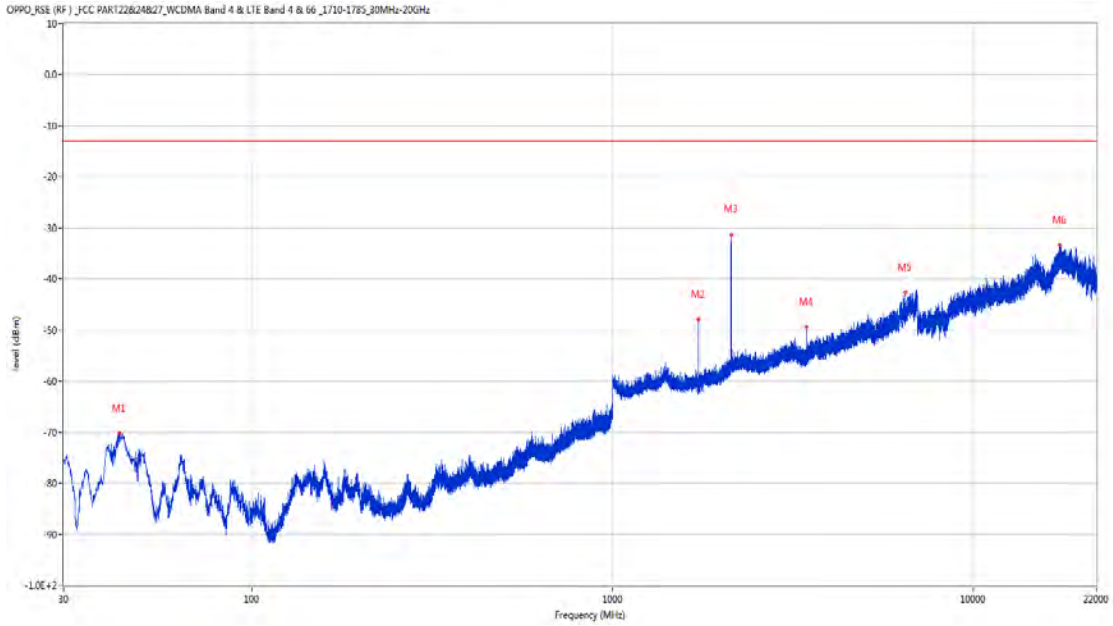
Frequency (MHz)	Result (dBm)	Factor (dB)	PK Limit (dBm)	Over Limit (dB)	Table (o)	ANT	EUT	Verdict
909.159	-65.62	3.41	-13.0	-52.62	259.00	Horizontal	Vertical	Pass
1728.400	-44.65	-4.53	-13.0	-31.65	-1.00	Horizontal	Vertical	N/A
2136.000	-22.97	-2.55	-13.0	-9.97	113.00	Horizontal	Vertical	N/A
3456.600	-44.77	2.28	-13.0	-31.77	126.00	Horizontal	Vertical	Pass
5184.600	-45.42	7.27	-13.0	-32.42	302.00	Horizontal	Vertical	Pass
17456.400	-33.74	21.81	-13.0	-20.74	64.00	Horizontal	Vertical	Pass

RSE-V&V LTE Band 4 BW10 CH20175



Frequency (MHz)	Result (dBm)	Factor (dB)	PK Limit (dBm)	Over Limit (dB)	Table (o)	ANT	EUT	Verdict
907.026	-65.72	3.49	-13.0	-52.72	-1.00	Vertical	Vertical	Pass
1728.500	-45.75	-4.53	-13.0	-32.75	50.00	Vertical	Vertical	N/A
2136.200	-30.52	-2.55	-13.0	-17.52	137.00	Vertical	Vertical	N/A
4795.800	-47.77	7.53	-13.0	-34.77	192.00	Vertical	Vertical	Pass
11485.575	-39.71	17.71	-13.0	-26.71	332.00	Vertical	Vertical	Pass
17224.688	-33.45	20.51	-13.0	-20.45	150.00	Vertical	Vertical	Pass

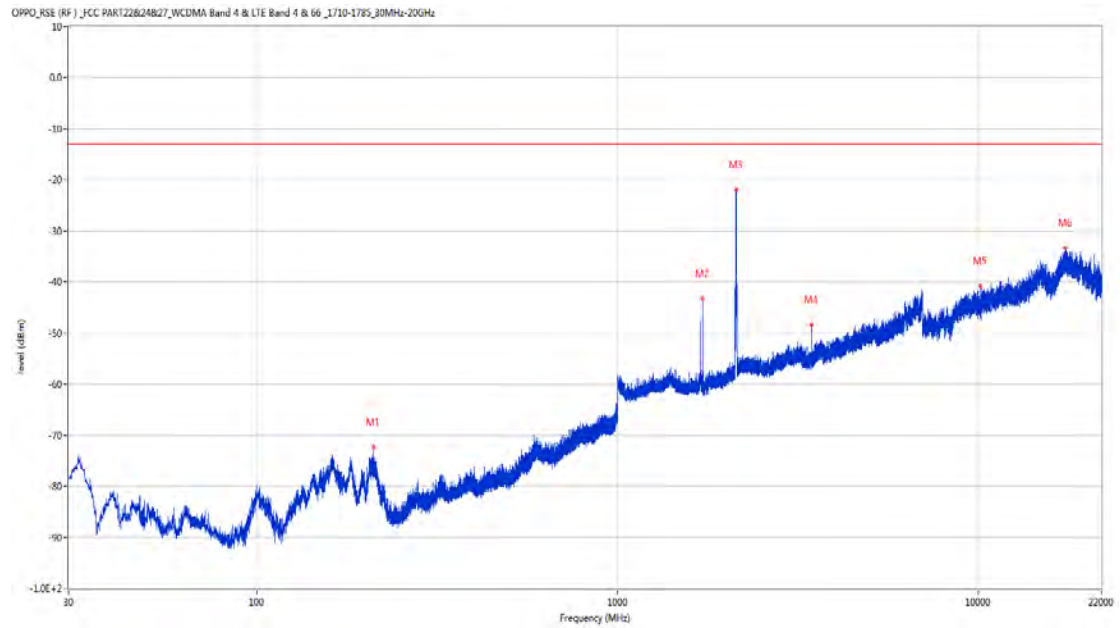
RSE-V&H LTE Band 4 BW10 CH20175



Frequency (MHz)	Result (dBm)	Factor (dB)	PK Limit (dBm)	Over Limit (dB)	Table (o)	ANT	EUT	Verdict
42.804	-70.23	-16.55	-13.0	-57.23	209.00	Vertical	Horizontal	Pass
1728.500	-47.87	-4.53	-13.0	-34.87	293.00	Vertical	Horizontal	N/A
2133.800	-31.30	-2.58	-13.0	-18.30	26.00	Vertical	Horizontal	N/A
3456.800	-49.44	2.29	-13.0	-36.44	286.00	Vertical	Horizontal	Pass
6496.000	-42.59	10.45	-13.0	-29.59	104.00	Vertical	Horizontal	Pass
17416.161	-33.32	22.67	-13.0	-20.32	326.00	Vertical	Horizontal	Pass

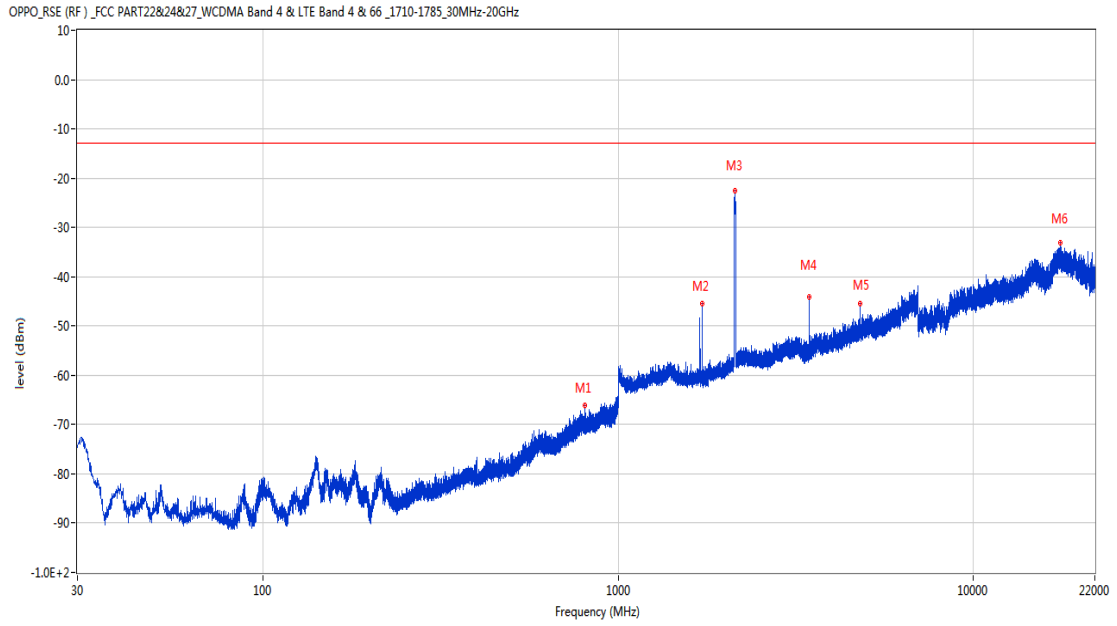
30.5 LTE Band 4 BW15, Middle Channel

RSE-H&H LTE Band 4 BW15 CH20175



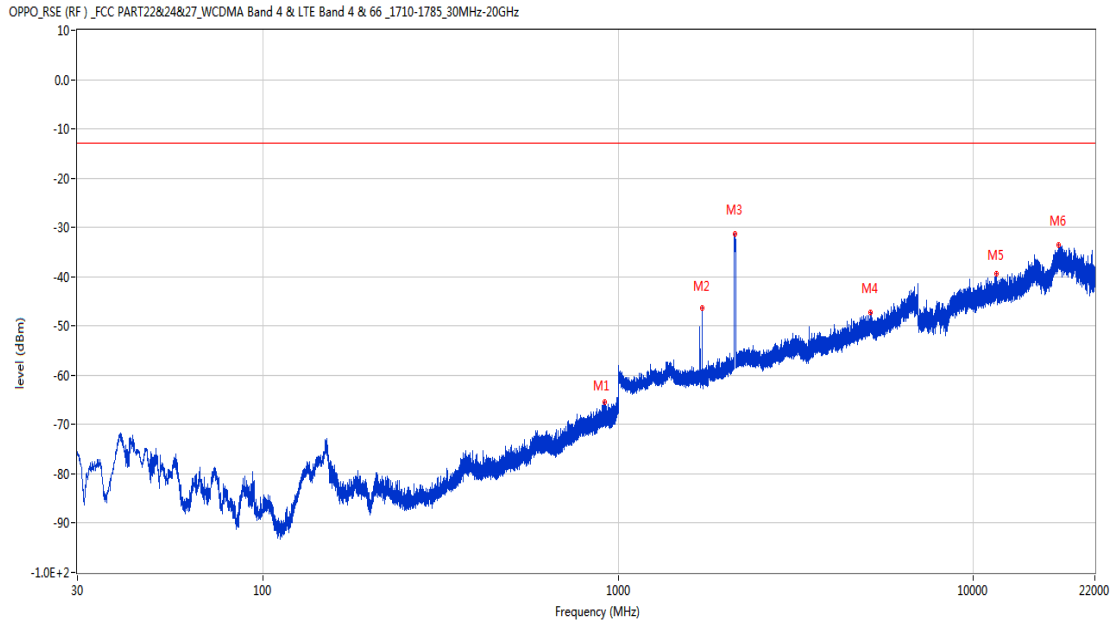
Frequency (MHz)	Result (dBm)	Factor (dB)	PK Limit (dBm)	Over Limit (dB)	Table (o)	ANT	EUT	Verdict
210.566	-72.36	-15.83	-13.0	-59.36	262.00	Horizontal	Horizontal	Pass
1726.300	-43.29	-4.53	-13.0	-30.29	135.00	Horizontal	Horizontal	N/A
2133.500	-21.98	-2.59	-13.0	-8.98	204.00	Horizontal	Horizontal	N/A
3452.200	-48.39	2.28	-13.0	-35.39	40.00	Horizontal	Horizontal	Pass
10165.088	-40.78	15.37	-13.0	-27.78	340.00	Horizontal	Horizontal	Pass
17485.074	-33.37	21.54	-13.0	-20.37	229.00	Horizontal	Horizontal	Pass

RSE-H&V LTE Band 4 BW15 CH20175



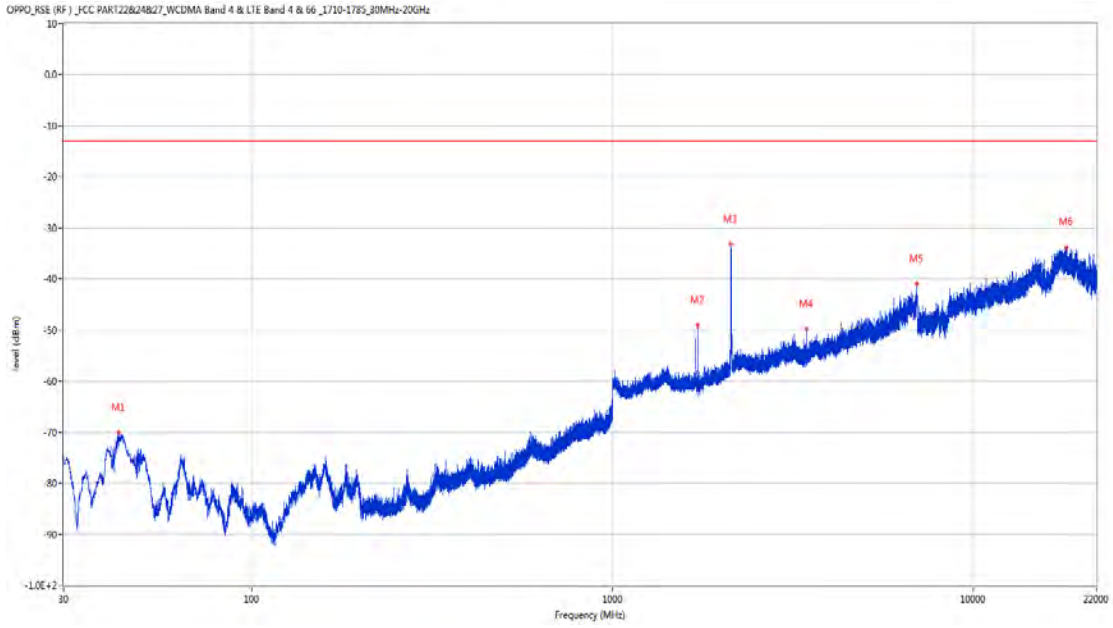
Frequency (MHz)	Result (dBm)	Factor (dB)	PK Limit (dBm)	Over Limit (dB)	Table (o)	ANT	EUT	Verdict
807.746	-66.21	1.33	-13.0	-53.21	4.00	Horizontal	Vertical	Pass
1726.200	-45.49	-4.53	-13.0	-32.49	333.00	Horizontal	Vertical	N/A
2134.800	-22.61	-2.57	-13.0	-9.61	123.00	Horizontal	Vertical	N/A
3452.200	-44.15	2.28	-13.0	-31.15	122.00	Horizontal	Vertical	Pass
4796.600	-45.49	7.53	-13.0	-32.49	63.00	Horizontal	Vertical	Pass
17560.926	-33.20	22.46	-13.0	-20.20	278.00	Horizontal	Vertical	Pass

RSE-V&V LTE Band 4 BW15 CH20175



Frequency (MHz)	Result (dBm)	Factor (dB)	PK Limit (dBm)	Over Limit (dB)	Table (o)	ANT	EUT	Verdict
915.610	-65.37	3.49	-13.0	-52.37	151.00	Vertical	Vertical	Pass
1726.200	-46.41	-4.53	-13.0	-33.41	49.00	Vertical	Vertical	N/A
2136.500	-31.27	-2.53	-13.0	-18.27	128.00	Vertical	Vertical	N/A
5137.200	-47.25	7.55	-13.0	-34.25	288.00	Vertical	Vertical	Pass
11646.576	-39.43	17.01	-13.0	-26.43	-1.00	Vertical	Vertical	Pass
17384.249	-33.55	22.33	-13.0	-20.55	209.00	Vertical	Vertical	Pass

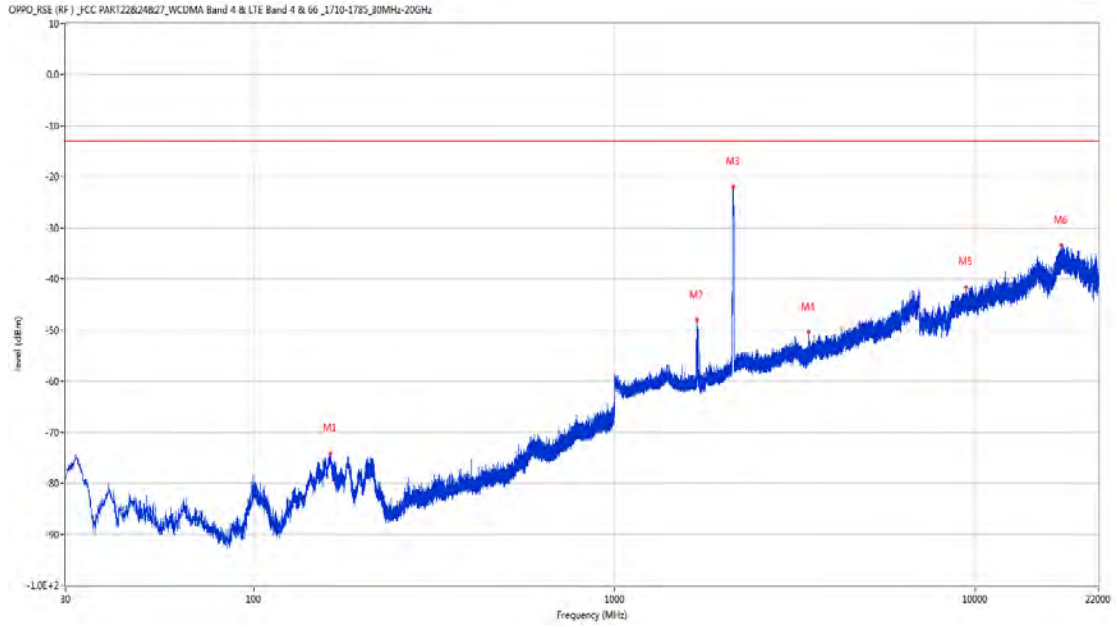
RSE-V&H LTE Band 4 BW15 CH20175



Frequency (MHz)	Result (dBm)	Factor (dB)	PK Limit (dBm)	Over Limit (dB)	Table (o)	ANT	EUT	Verdict
42.610	-70.02	-16.74	-13.0	-57.02	357.00	Vertical	Horizontal	Pass
1726.200	-49.12	-4.53	-13.0	-36.12	306.00	Vertical	Horizontal	N/A
2129.700	-33.11	-2.67	-13.0	-20.11	76.00	Vertical	Horizontal	N/A
3452.200	-49.76	2.28	-13.0	-36.76	42.00	Vertical	Horizontal	Pass
6977.600	-40.97	13.86	-13.0	-27.97	243.00	Vertical	Horizontal	Pass
18177.438	-33.91	22.34	-13.0	-20.91	353.00	Vertical	Horizontal	Pass

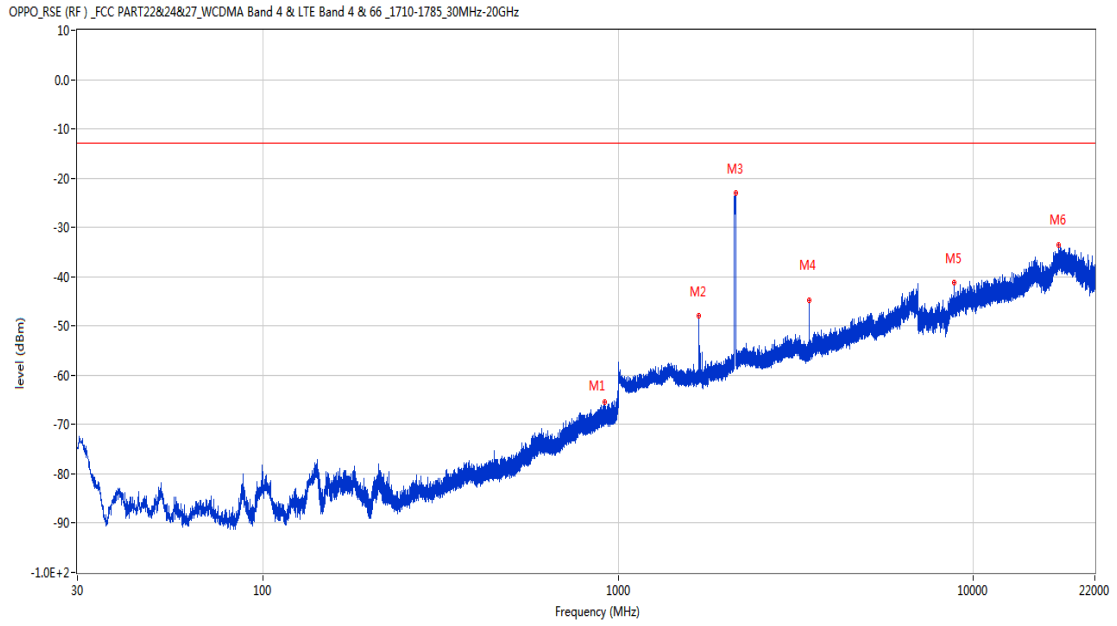
30.6 LTE Band 4 BW20, Middle Channel

RSE-H&H LTE Band 4 BW20 CH20175



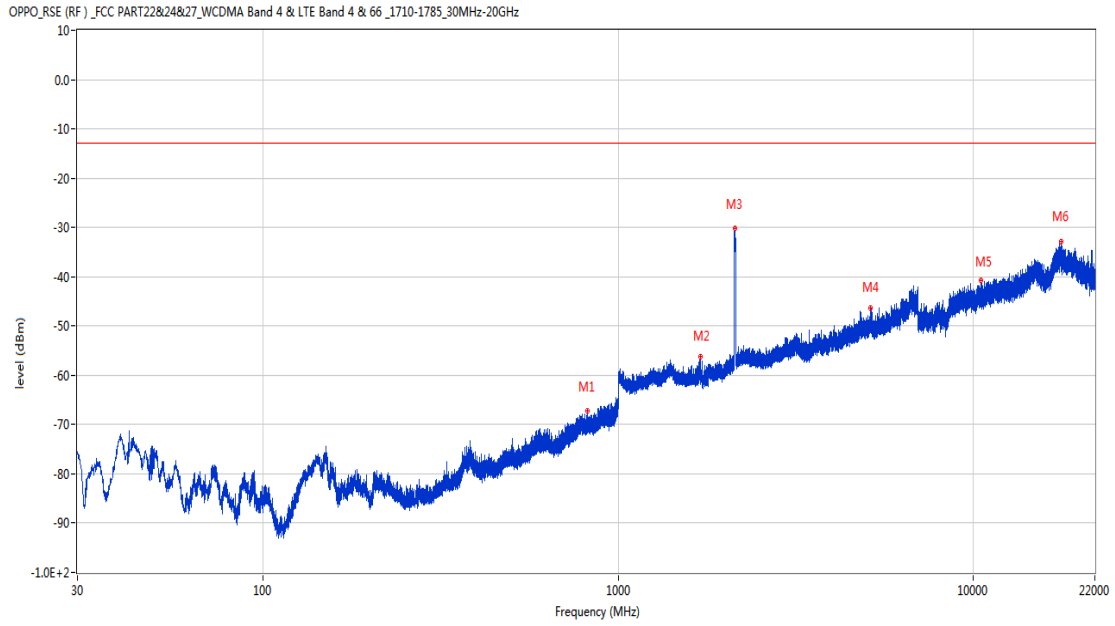
Frequency (MHz)	Result (dBm)	Factor (dB)	PK Limit (dBm)	Over Limit (dB)	Table (o)	ANT	EUT	Verdict
162.599	-74.14	-14.95	-13.0	-61.14	266.00	Horizontal	Horizontal	Pass
1693.300	-48.09	-5.17	-13.0	-35.09	321.00	Horizontal	Horizontal	N/A
2137.300	-21.87	-2.50	-13.0	-8.87	206.00	Horizontal	Horizontal	N/A
3447.600	-50.40	2.32	-13.0	-37.40	355.00	Horizontal	Horizontal	Pass
9456.687	-41.60	16.60	-13.0	-28.60	22.00	Horizontal	Horizontal	Pass
17367.136	-33.28	21.77	-13.0	-20.28	71.00	Horizontal	Horizontal	Pass

RSE-H&V LTE Band 4 BW20 CH20175



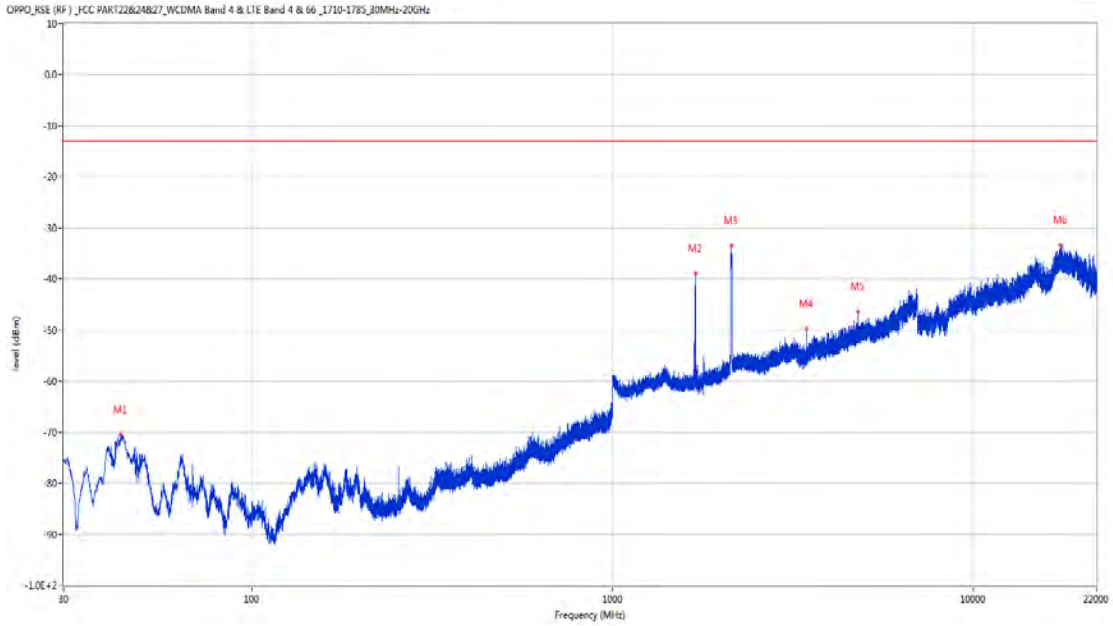
Frequency (MHz)	Result (dBm)	Factor (dB)	PK Limit (dBm)	Over Limit (dB)	Table (o)	ANT	EUT	Verdict
914.931	-65.51	3.48	-13.0	-52.51	0.00	Horizontal	Vertical	Pass
1688.300	-47.91	-5.43	-13.0	-34.91	30.00	Horizontal	Vertical	N/A
2140.700	-23.06	-2.48	-13.0	-10.06	114.00	Horizontal	Vertical	N/A
3447.600	-44.85	2.32	-13.0	-31.85	140.00	Horizontal	Vertical	Pass
8842.875	-41.18	15.28	-13.0	-28.18	190.00	Horizontal	Vertical	Pass
17433.739	-33.63	22.31	-13.0	-20.63	318.00	Horizontal	Vertical	Pass

RSE-V&V LTE Band 4 BW20 CH20175



Frequency (MHz)	Result (dBm)	Factor (dB)	PK Limit (dBm)	Over Limit (dB)	Table (o)	ANT	EUT	Verdict
820.695	-67.21	1.50	-13.0	-54.21	304.00	Vertical	Vertical	Pass
1703.100	-56.31	-4.53	-13.0	-43.31	57.00	Vertical	Vertical	Pass
2136.400	-30.23	-2.54	-13.0	-17.23	143.00	Vertical	Vertical	N/A
5126.600	-46.38	7.92	-13.0	-33.38	109.00	Vertical	Vertical	Pass
10538.263	-40.70	16.25	-13.0	-27.70	202.00	Vertical	Vertical	Pass
17643.713	-32.91	21.34	-13.0	-19.91	236.00	Vertical	Vertical	Pass

RSE-V&H LTE Band 4 BW20 CH20175

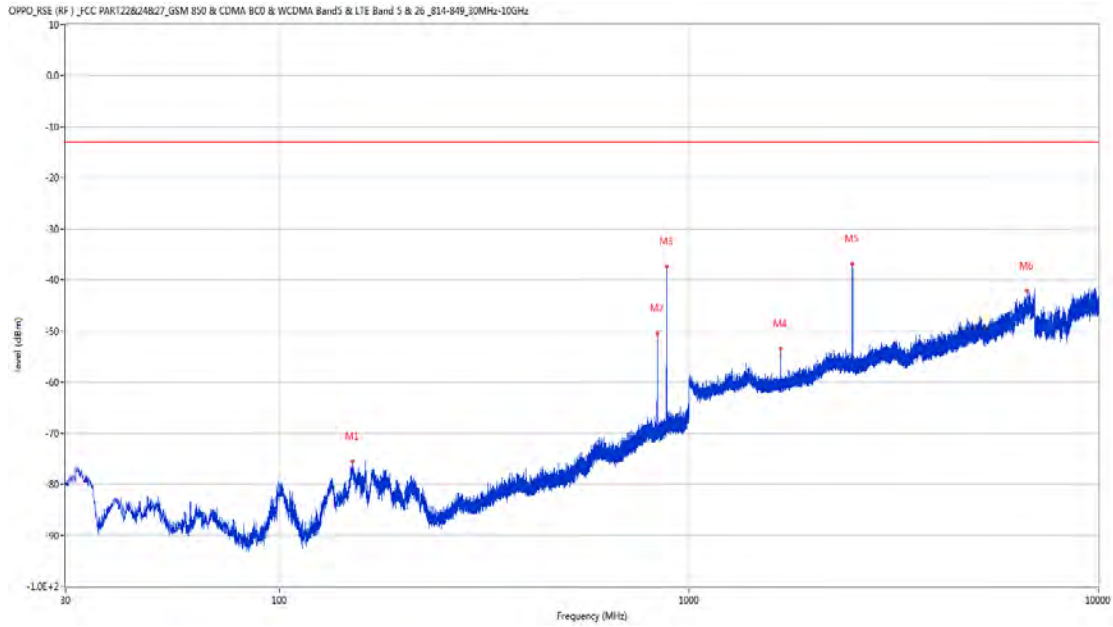


Frequency (MHz)	Result (dBm)	Factor (dB)	PK Limit (dBm)	Over Limit (dB)	Table (o)	ANT	EUT	Verdict
43.289	-70.52	-15.82	-13.0	-57.52	316.00	Vertical	Horizontal	Pass
1699.900	-38.97	-4.58	-13.0	-25.97	323.00	Vertical	Horizontal	N/A
2140.700	-33.53	-2.48	-13.0	-20.53	36.00	Vertical	Horizontal	N/A
3447.600	-49.66	2.32	-13.0	-36.66	52.00	Vertical	Horizontal	Pass
4796.800	-46.36	7.55	-13.0	-33.36	31.00	Vertical	Horizontal	Pass
17468.426	-33.34	21.73	-13.0	-20.34	219.00	Vertical	Horizontal	Pass

31 LTE Band 5

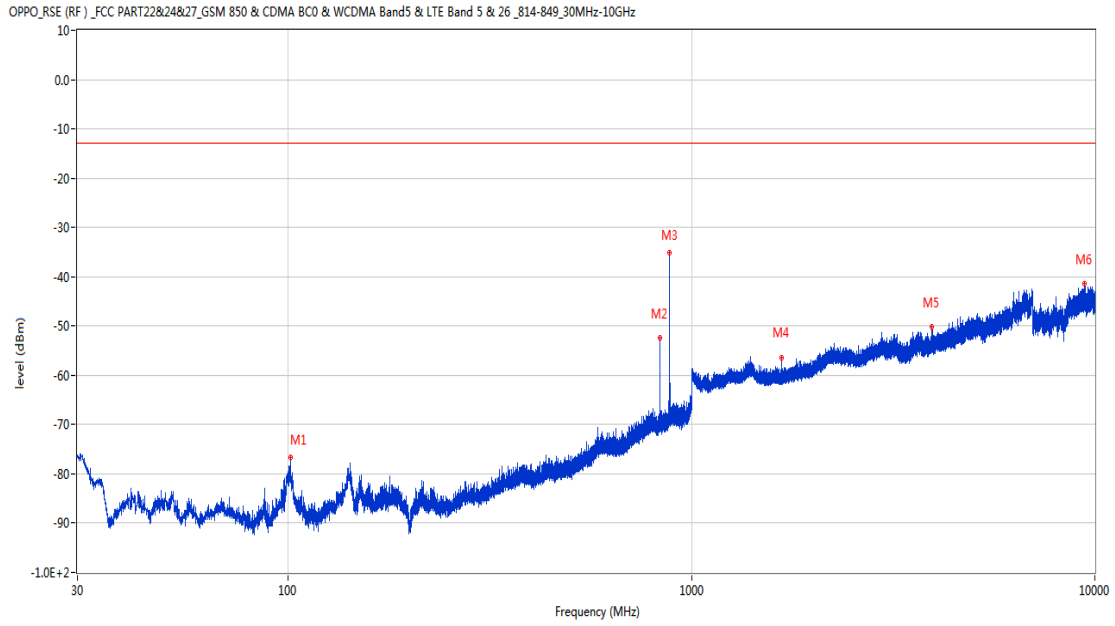
31.1 LTE Band 5 BW1.4, Middle Channel

RSE-H&H LTE Band 5 BW1.4 CH20525



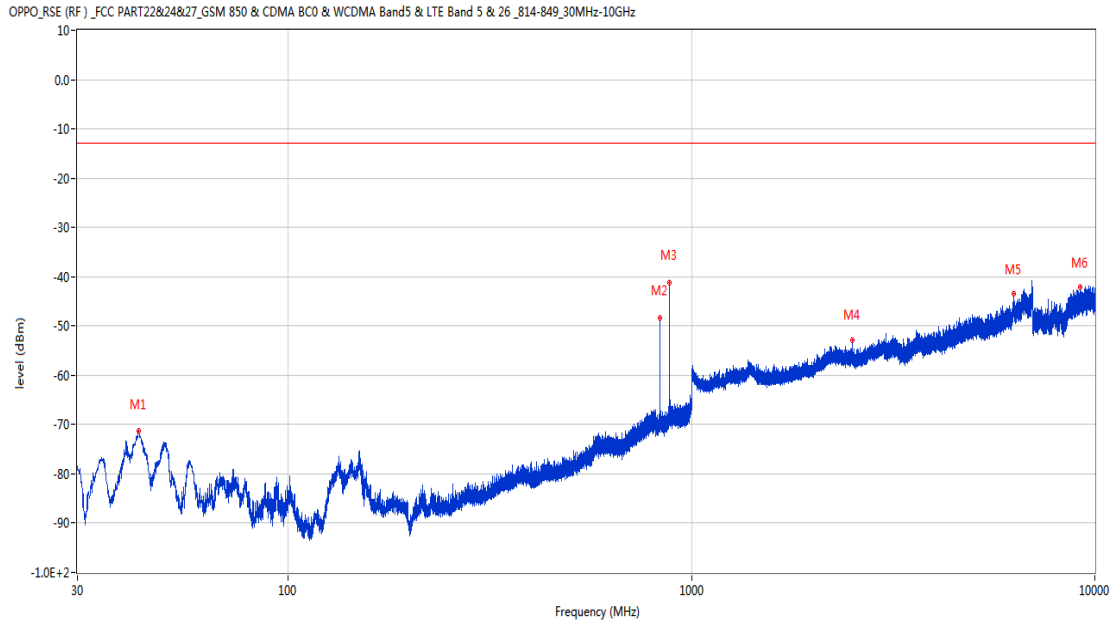
Frequency (MHz)	Result (dBm)	Factor (dB)	PK Limit (dBm)	Over Limit (dB)	Table (o)	ANT	EUT	Verdict
150.717	-75.48	-14.95	-13.0	-62.48	284.00	Horizontal	Horizontal	Pass
836.119	-50.49	2.58	-13.0	-37.49	329.00	Horizontal	Horizontal	N/A
881.903	-37.28	2.84	-13.0	-24.28	266.00	Horizontal	Horizontal	N/A
1672.700	-53.49	-5.90	-13.0	-40.49	309.00	Horizontal	Horizontal	Pass
2508.500	-36.84	-0.98	-13.0	-23.84	300.00	Horizontal	Horizontal	Pass
6692.200	-42.08	11.76	-13.0	-29.08	287.00	Horizontal	Horizontal	Pass

RSE-H&V LTE Band 5 BW1.4 CH20525



Frequency (MHz)	Result (dBm)	Factor (dB)	PK Limit (dBm)	Over Limit (dB)	Table (o)	ANT	EUT	Verdict
101.392	-76.72	-21.61	-13.0	-63.72	363.00	Horizontal	Vertical	Pass
836.070	-52.48	2.58	-13.0	-39.48	64.00	Horizontal	Vertical	N/A
881.078	-35.17	2.75	-13.0	-22.17	0.00	Horizontal	Vertical	N/A
1672.100	-56.48	-5.90	-13.0	-43.48	160.00	Horizontal	Vertical	Pass
3948.600	-50.18	5.52	-13.0	-37.18	354.00	Horizontal	Vertical	Pass
9448.901	-41.34	16.71	-13.0	-28.34	206.00	Horizontal	Vertical	Pass

RSE-V&V LTE Band 5 BW1.4 CH20525



Frequency (MHz)	Result (dBm)	Factor (dB)	PK Limit (dBm)	Over Limit (dB)	Table (o)	ANT	EUT	Verdict
42.465	-71.30	-16.88	-13.0	-58.30	32.00	Vertical	Vertical	Pass
836.119	-48.35	2.58	-13.0	-35.35	32.00	Vertical	Vertical	N/A
881.806	-41.21	2.83	-13.0	-28.21	14.00	Vertical	Vertical	N/A
2508.500	-52.81	-0.98	-13.0	-39.81	318.00	Vertical	Vertical	Pass
6278.200	-43.53	11.25	-13.0	-30.53	308.00	Vertical	Vertical	Pass
9211.150	-42.14	15.34	-13.0	-29.14	361.00	Vertical	Vertical	Pass