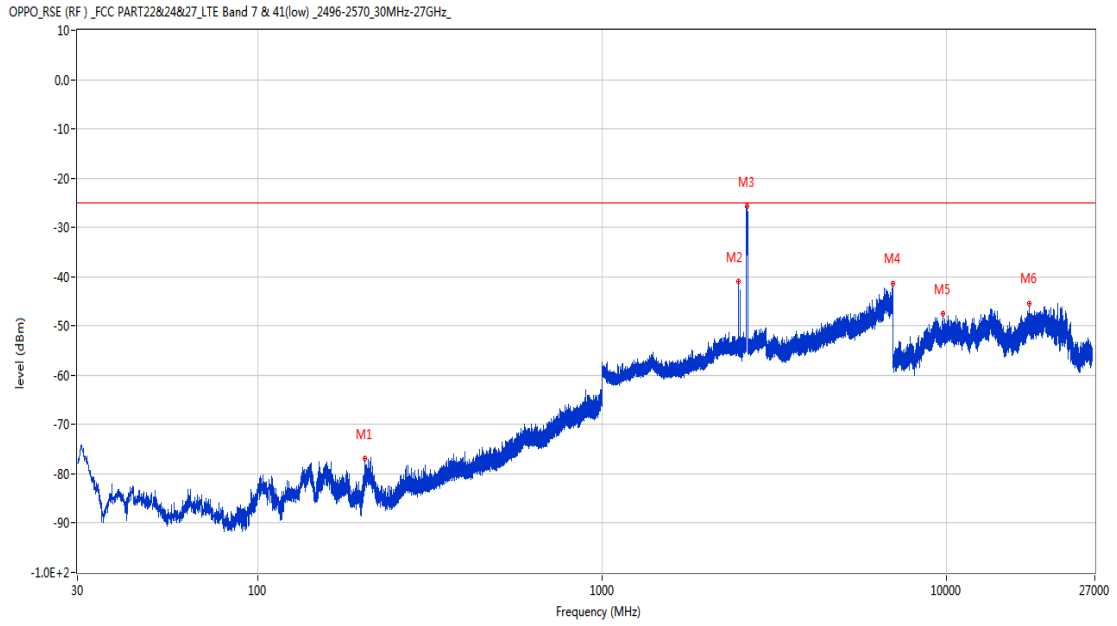
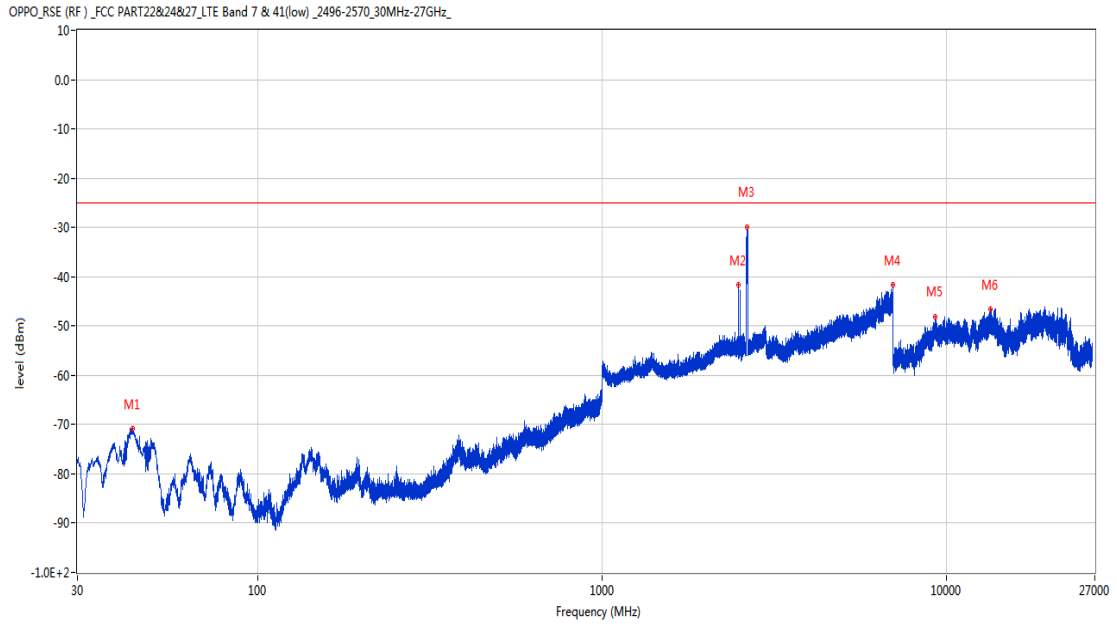


RSE-H&V PCC 20850 BW20 QPSK RB1 HIGH SCC 20994 BW10 QPSK RB1 LOW



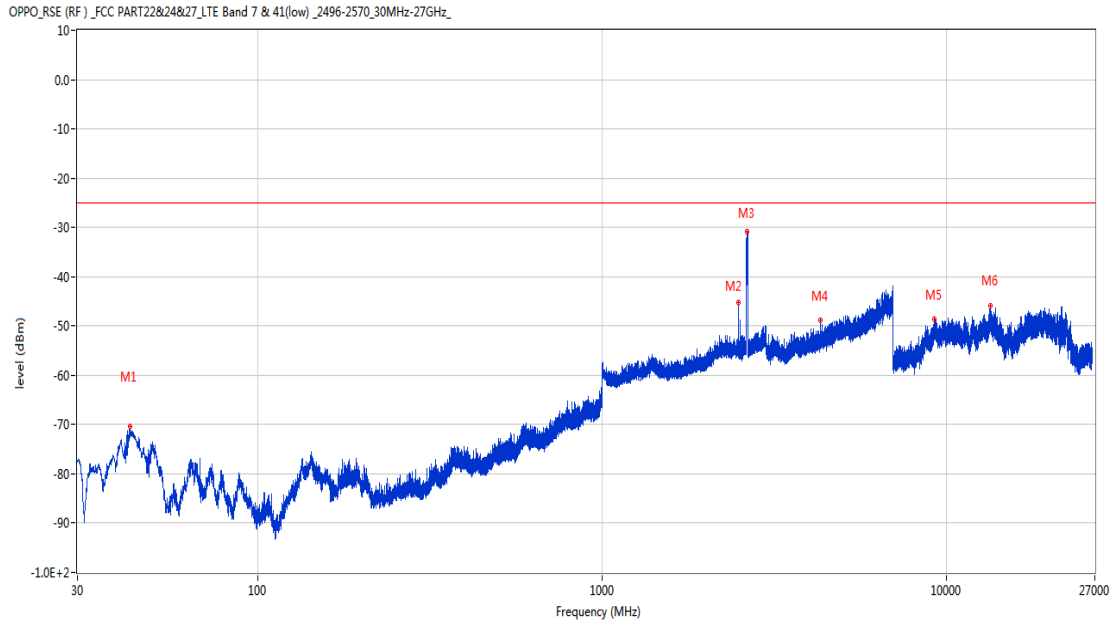
Frequency (MHz)	Result (dBm)	Factor (dB)	PK Limit (dBm)	Over Limit (dB)	Table (o)	ANT	EUT	Verdict
205.376	-76.95	-15.33	-25.0	-51.95	288.00	Horizontal	Vertical	Pass
2488.700	-40.97	1.64	-25.0	-15.97	126.00	Horizontal	Vertical	N/A
2641.900	-25.72	1.55	-25.0	-0.72	126.00	Horizontal	Vertical	N/A
6995.400	-41.49	13.55	-25.0	-16.49	153.00	Horizontal	Vertical	Pass
9785.588	-47.56	9.88	-25.0	-22.56	0.00	Horizontal	Vertical	Pass
17426.962	-45.34	9.54	-25.0	-20.34	350.00	Horizontal	Vertical	Pass

RSE-V&V PCC 20850 BW20 QPSK RB1 HIGH SCC 20994 BW10 QPSK RB1 LOW



Frequency (MHz)	Result (dBm)	Factor (dB)	PK Limit (dBm)	Over Limit (dB)	Table (o)	ANT	EUT	Verdict
43.434	-70.86	-15.34	-25.0	-45.86	54.00	Vertical	Vertical	Pass
2488.500	-41.74	1.63	-25.0	-16.74	183.00	Vertical	Vertical	N/A
2646.800	-30.01	1.56	-25.0	-5.01	18.00	Vertical	Vertical	N/A
6998.400	-41.69	13.63	-25.0	-16.69	22.00	Vertical	Vertical	Pass
9287.925	-48.14	9.79	-25.0	-23.14	61.00	Vertical	Vertical	Pass
13443.262	-46.53	11.37	-25.0	-21.53	0.00	Vertical	Vertical	Pass

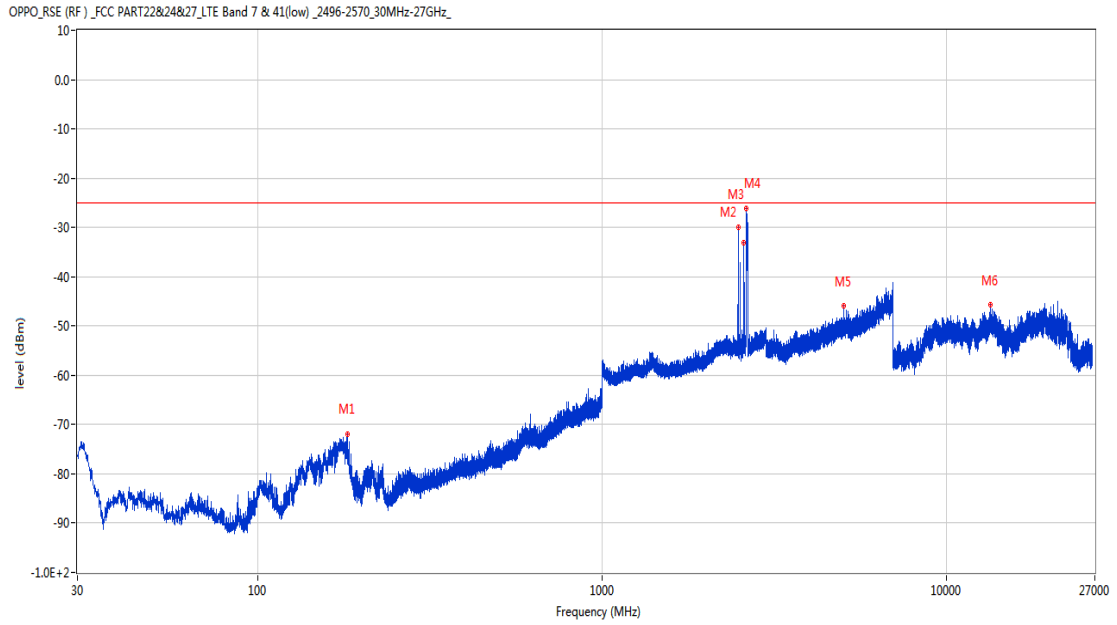
RSE-V&H PCC 20850 BW20 QPSK RB1 HIGH SCC 20994 BW10 QPSK RB1 LOW



Frequency (MHz)	Result (dBm)	Factor (dB)	PK Limit (dBm)	Over Limit (dB)	Table (o)	ANT	EUT	Verdict
42.707	-70.43	-16.42	-25.0	-45.43	290.00	Vertical	Horizontal	Pass
2488.300	-45.27	1.63	-25.0	-20.27	82.00	Vertical	Horizontal	N/A
2646.700	-30.82	1.57	-25.0	-5.82	2.00	Vertical	Horizontal	N/A
4320.200	-48.78	5.87	-25.0	-23.78	255.00	Vertical	Horizontal	Pass
9258.313	-48.55	9.24	-25.0	-23.55	343.00	Vertical	Horizontal	Pass
13428.037	-45.80	11.11	-25.0	-20.80	165.00	Vertical	Horizontal	Pass

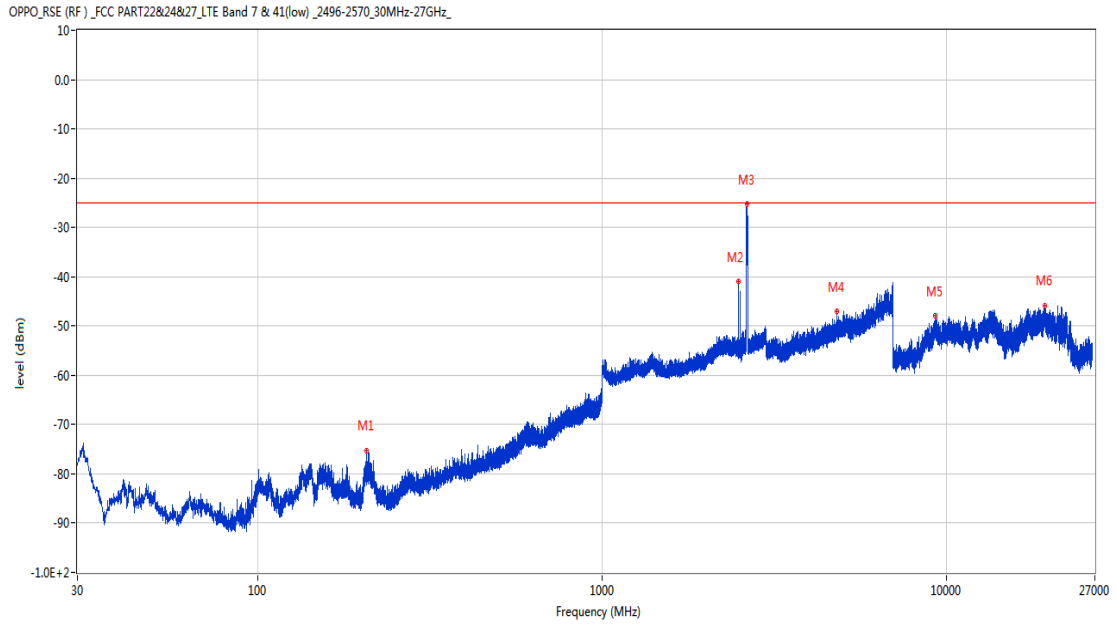
19.2 CA_7C 20MHz+10MHz, 16-QAM, Low Channel

RSE-H&H PCC 20850 BW20 16-QAM RB1 HIGH SCC 20994 BW10 16-QAM RB1 LOW



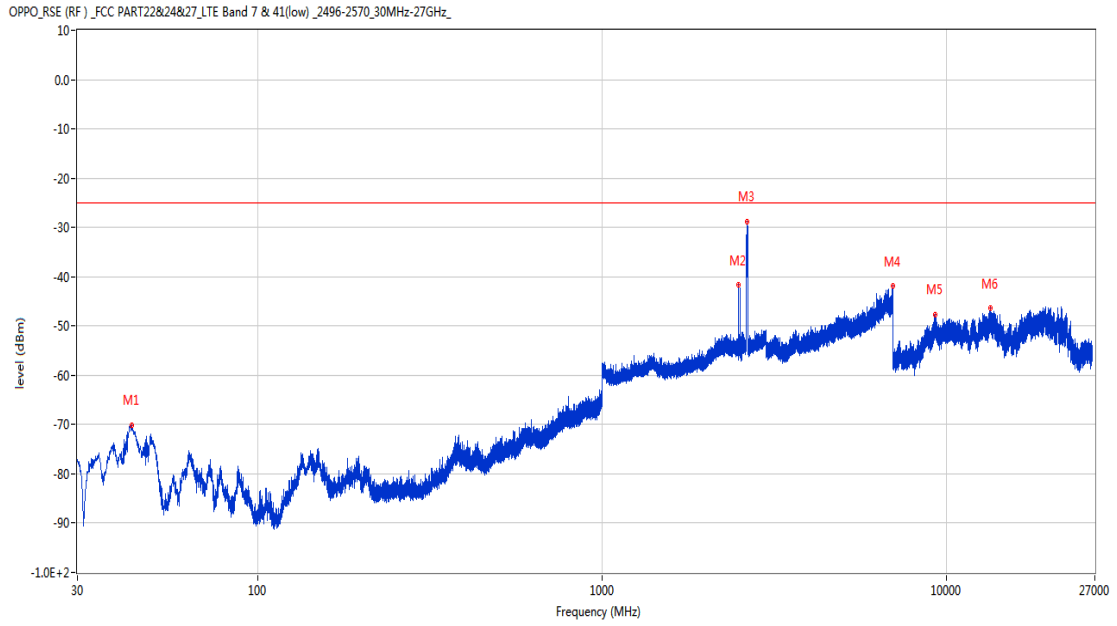
Frequency (MHz)	Result (dBm)	Factor (dB)	PK Limit (dBm)	Over Limit (dB)	Table (o)	ANT	EUT	Verdict
182.048	-71.83	-13.91	-25.0	-46.83	53.00	Horizontal	Horizontal	Pass
2487.300	-29.91	1.62	-25.0	-4.91	96.00	Horizontal	Horizontal	N/A
2579.300	-33.03	2.48	-25.0	-8.03	104.00	Horizontal	Horizontal	N/A
2626.200	-26.25	1.13	-25.0	-1.25	131.00	Horizontal	Horizontal	Pass
5038.400	-45.93	7.24	-25.0	-20.93	118.00	Horizontal	Horizontal	Pass
13463.737	-45.71	11.38	-25.0	-20.71	312.00	Horizontal	Horizontal	Pass

RSE-H&V PCC 20850 BW20 16-QAM RB1 HIGH SCC 20994 BW10 16-QAM RB1 LOW



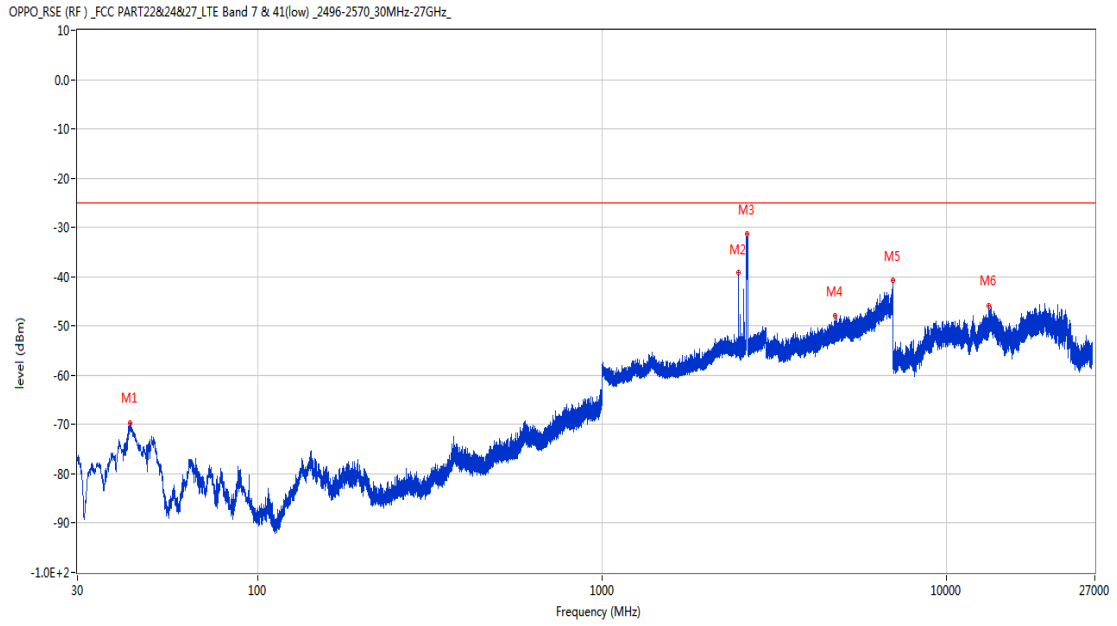
Frequency (MHz)	Result (dBm)	Factor (dB)	PK Limit (dBm)	Over Limit (dB)	Table (o)	ANT	EUT	Verdict
207.219	-75.21	-15.21	-25.0	-50.21	266.00	Horizontal	Vertical	Pass
2488.600	-40.99	1.64	-25.0	-15.99	142.00	Horizontal	Vertical	N/A
2644.400	-25.27	1.62	-25.0	-0.27	122.00	Horizontal	Vertical	N/A
4800.200	-47.04	7.66	-25.0	-22.04	94.00	Horizontal	Vertical	Pass
9299.425	-47.92	10.21	-25.0	-22.92	5.00	Horizontal	Vertical	Pass
19300.499	-45.82	15.40	-25.0	-20.82	225.00	Horizontal	Vertical	Pass

RSE-V&V PCC 20850 BW20 16-QAM RB1 HIGH SCC 20994 BW10 16-QAM RB1 LOW



Frequency (MHz)	Result (dBm)	Factor (dB)	PK Limit (dBm)	Over Limit (dB)	Table (o)	ANT	EUT	Verdict
43.192	-70.09	-15.78	-25.0	-45.09	29.00	Vertical	Vertical	Pass
2488.500	-41.69	1.63	-25.0	-16.69	228.00	Vertical	Vertical	N/A
2641.000	-28.75	1.48	-25.0	-3.75	13.00	Vertical	Vertical	N/A
6990.600	-41.85	13.48	-25.0	-16.85	49.00	Vertical	Vertical	Pass
9289.362	-47.68	9.84	-25.0	-22.68	233.00	Vertical	Vertical	Pass
13459.013	-46.40	11.46	-25.0	-21.40	82.00	Vertical	Vertical	Pass

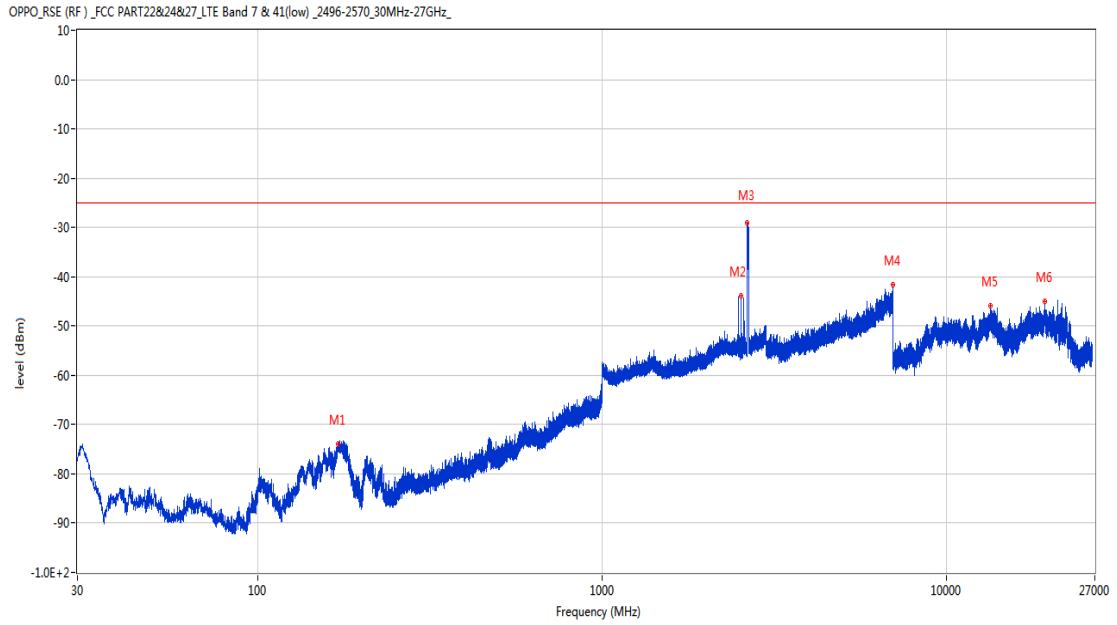
RSE-V&H PCC 20850 BW20 16-QAM RB1 HIGH SCC 20994 BW10 16-QAM RB1 LOW



Frequency (MHz)	Result (dBm)	Factor (dB)	PK Limit (dBm)	Over Limit (dB)	Table (o)	ANT	EUT	Verdict
42.562	-69.64	-16.57	-25.0	-44.64	1.00	Vertical	Horizontal	Pass
2487.800	-39.17	1.62	-25.0	-14.17	360.00	Vertical	Horizontal	N/A
2634.900	-31.31	1.61	-25.0	-6.31	21.00	Vertical	Horizontal	N/A
4755.400	-47.99	6.50	-25.0	-22.99	224.00	Vertical	Horizontal	Pass
6986.800	-40.75	13.70	-25.0	-15.75	110.00	Vertical	Horizontal	Pass
13304.138	-45.85	10.48	-25.0	-20.85	115.00	Vertical	Horizontal	Pass

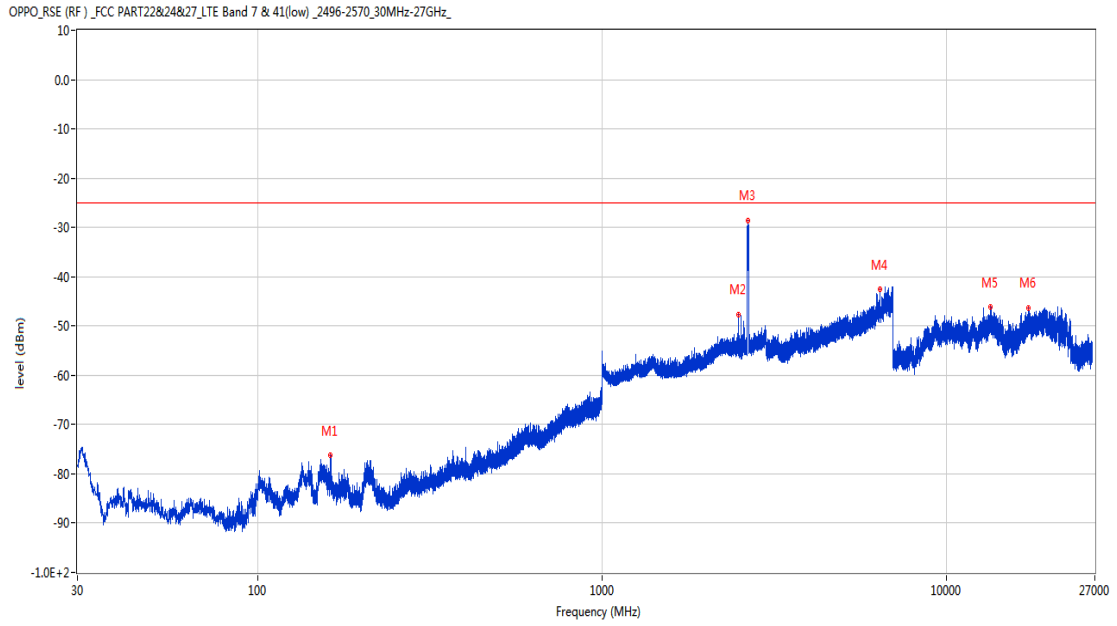
19.3 CA_7C 20MHz+10MHz, QPSK, Middle Channel

RSE-H&H PCC 21051 BW20 QPSK RB1 HIGH SCC 21195 BW10 QPSK RB1 LOW



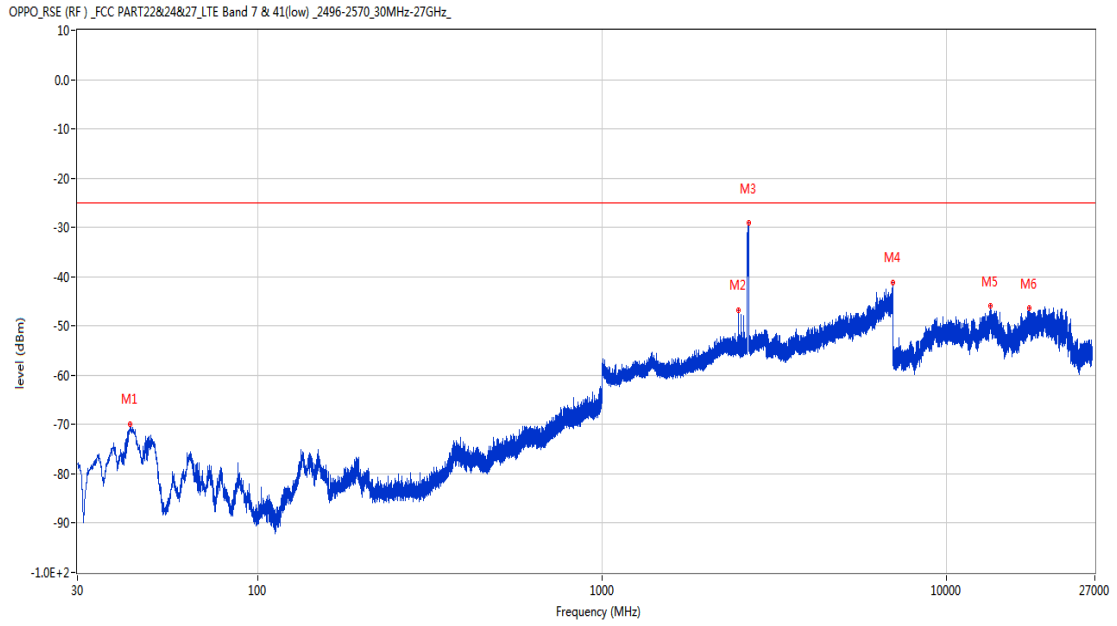
Frequency (MHz)	Result (dBm)	Factor (dB)	PK Limit (dBm)	Over Limit (dB)	Table (o)	ANT	EUT	Verdict
171.038	-73.93	-14.93	-25.0	-48.93	225.00	Horizontal	Horizontal	Pass
2540.500	-43.97	1.98	-25.0	-18.97	300.00	Horizontal	Horizontal	N/A
2647.000	-29.13	1.54	-25.0	-4.13	205.00	Horizontal	Horizontal	N/A
6995.200	-41.69	13.56	-25.0	-16.69	299.00	Horizontal	Horizontal	Pass
13460.325	-46.00	11.44	-25.0	-21.00	237.00	Horizontal	Horizontal	Pass
19355.750	-45.08	15.53	-25.0	-20.08	330.00	Horizontal	Horizontal	Pass

RSE-H&V PCC 21051 BW20 QPSK RB1 HIGH SCC 21195 BW10 QPSK RB1 LOW



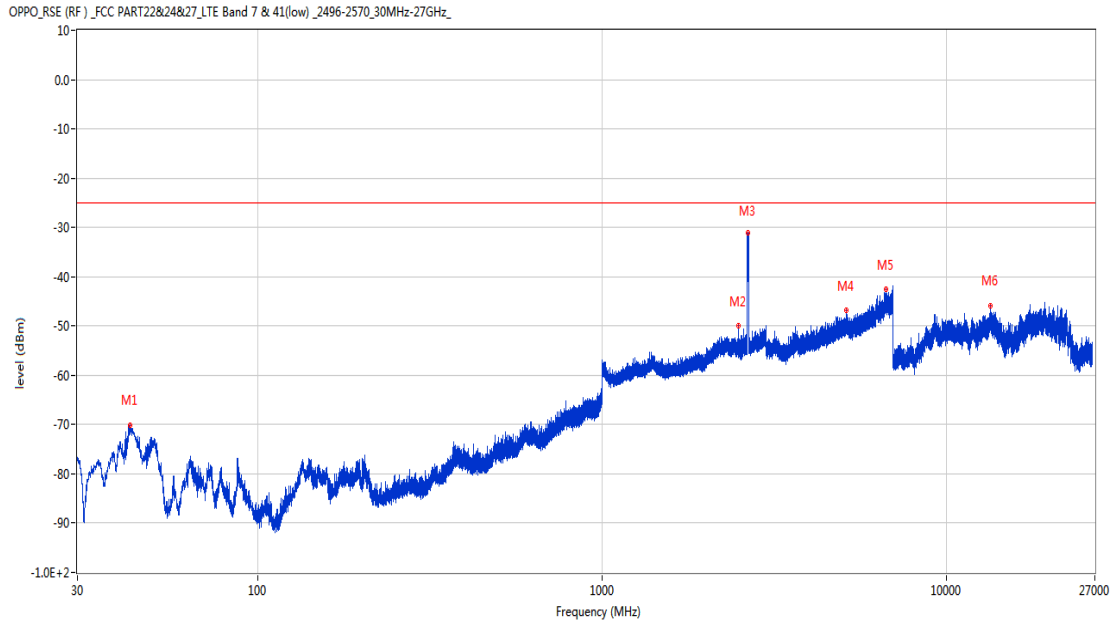
Frequency (MHz)	Result (dBm)	Factor (dB)	PK Limit (dBm)	Over Limit (dB)	Table (o)	ANT	EUT	Verdict
163.133	-76.13	-14.56	-25.0	-51.13	100.00	Horizontal	Vertical	Pass
2487.400	-47.75	1.62	-25.0	-22.75	242.00	Horizontal	Vertical	N/A
2661.600	-28.64	1.37	-25.0	-3.64	5.00	Horizontal	Vertical	N/A
6411.600	-42.45	10.89	-25.0	-17.45	47.00	Horizontal	Vertical	Pass
13457.438	-46.20	11.47	-25.0	-21.20	273.00	Horizontal	Vertical	Pass
17296.761	-46.41	8.49	-25.0	-21.41	321.00	Horizontal	Vertical	Pass

RSE-V&V PCC 21051 BW20 QPSK RB1 HIGH SCC 21195 BW10 QPSK RB1 LOW



Frequency (MHz)	Result (dBm)	Factor (dB)	PK Limit (dBm)	Over Limit (dB)	Table (o)	ANT	EUT	Verdict
42.755	-69.85	-16.38	-25.0	-44.85	66.00	Vertical	Vertical	Pass
2487.400	-46.69	1.62	-25.0	-21.69	287.00	Vertical	Vertical	N/A
2663.100	-29.04	1.47	-25.0	-4.04	18.00	Vertical	Vertical	N/A
6981.200	-41.19	13.81	-25.0	-16.19	360.00	Vertical	Vertical	Pass
13467.150	-45.84	11.32	-25.0	-20.84	148.00	Vertical	Vertical	Pass
17456.099	-46.29	9.10	-25.0	-21.29	79.00	Vertical	Vertical	Pass

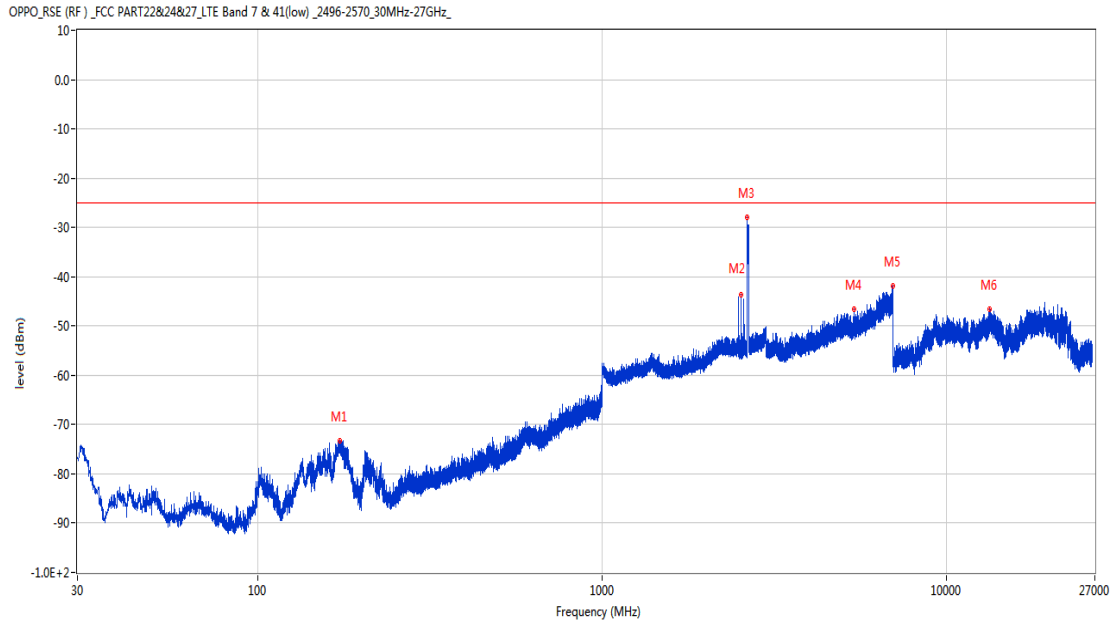
RSE-V&H PCC 21051 BW20 QPSK RB1 HIGH SCC 21195 BW10 QPSK RB1 LOW



Frequency (MHz)	Result (dBm)	Factor (dB)	PK Limit (dBm)	Over Limit (dB)	Table (o)	ANT	EUT	Verdict
42.658	-70.07	-16.47	-25.0	-45.07	348.00	Vertical	Horizontal	Pass
2487.600	-49.86	1.62	-25.0	-24.86	80.00	Vertical	Horizontal	N/A
2660.900	-30.99	1.31	-25.0	-5.99	4.00	Vertical	Horizontal	N/A
5120.800	-46.78	7.83	-25.0	-21.78	95.00	Vertical	Horizontal	Pass
6682.600	-42.52	11.86	-25.0	-17.52	109.00	Vertical	Horizontal	Pass
13465.575	-46.01	11.35	-25.0	-21.01	211.00	Vertical	Horizontal	Pass

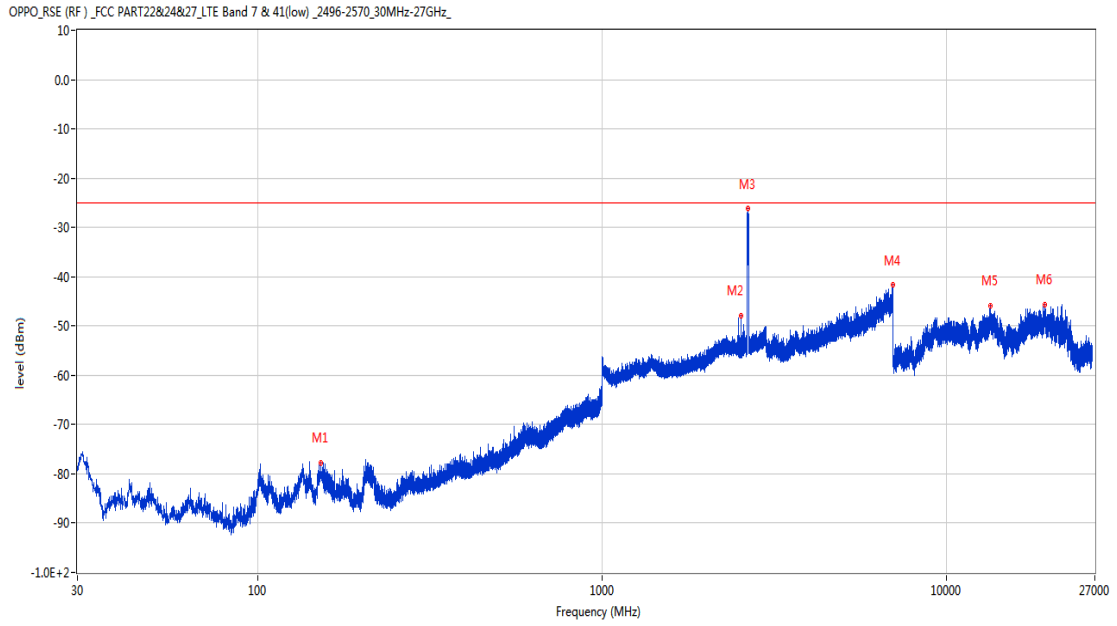
19.4 CA_7C 20MHz+10MHz, 16-QAM, Middle Channel

RSE-H&H PCC 21051 BW20 16-QAM RB1 HIGH SCC 21195 BW10 16-QAM RB1 LOW



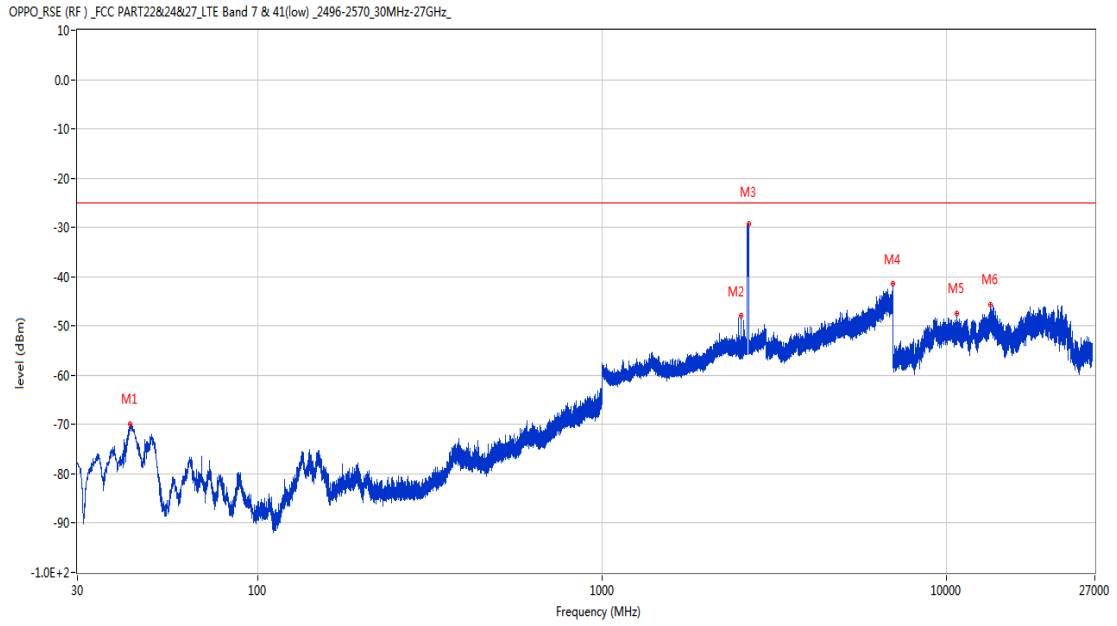
Frequency (MHz)	Result (dBm)	Factor (dB)	PK Limit (dBm)	Over Limit (dB)	Table (o)	ANT	EUT	Verdict
172.833	-73.33	-14.91	-25.0	-48.33	225.00	Horizontal	Horizontal	Pass
2540.500	-43.76	1.98	-25.0	-18.76	303.00	Horizontal	Horizontal	N/A
2647.100	-27.99	1.53	-25.0	-2.99	210.00	Horizontal	Horizontal	N/A
5395.800	-46.66	7.39	-25.0	-21.66	118.00	Horizontal	Horizontal	Pass
6999.800	-41.82	13.65	-25.0	-16.82	170.00	Horizontal	Horizontal	Pass
13394.175	-46.64	10.74	-25.0	-21.64	68.00	Horizontal	Horizontal	Pass

RSE-H&V PCC 21051 BW20 16-QAM RB1 HIGH SCC 21195 BW10 16-QAM RB1 LOW



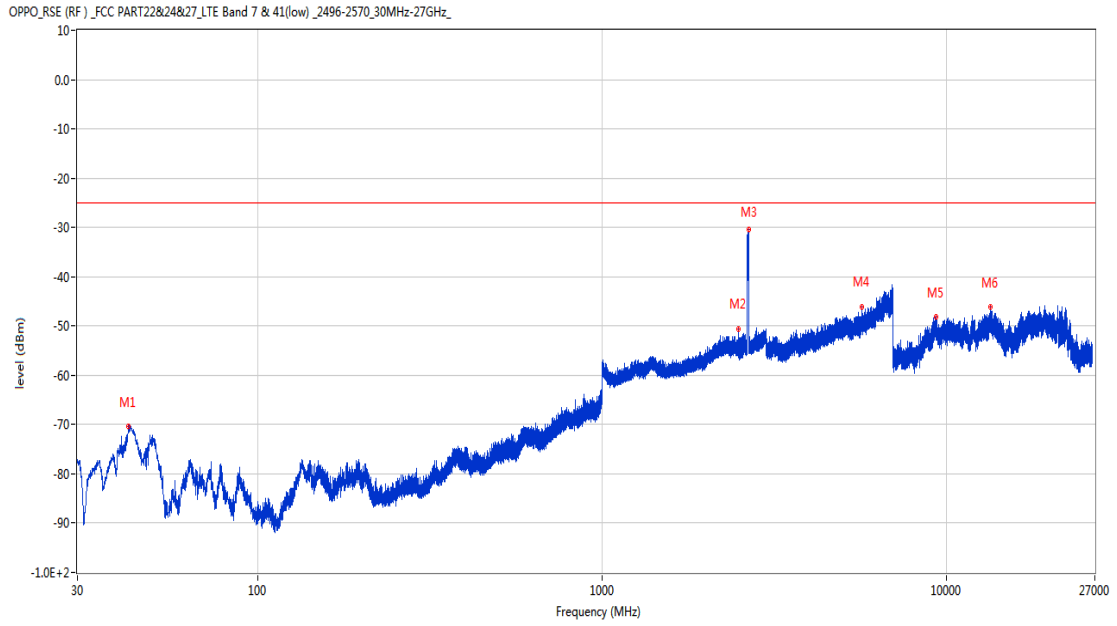
Frequency (MHz)	Result (dBm)	Factor (dB)	PK Limit (dBm)	Over Limit (dB)	Table (o)	ANT	EUT	Verdict
152.656	-77.74	-14.47	-25.0	-52.74	244.00	Horizontal	Vertical	Pass
2540.300	-47.94	1.98	-25.0	-22.94	124.00	Horizontal	Vertical	N/A
2661.400	-26.10	1.35	-25.0	-1.10	124.00	Horizontal	Vertical	N/A
6995.600	-41.64	13.55	-25.0	-16.64	320.00	Horizontal	Vertical	Pass
13413.599	-45.82	10.89	-25.0	-20.82	268.00	Horizontal	Vertical	Pass
19366.801	-45.75	15.33	-25.0	-20.75	154.00	Horizontal	Vertical	Pass

RSE-V&V PCC 21051 BW20 16-QAM RB1 HIGH SCC 21195 BW10 16-QAM RB1 LOW



Frequency (MHz)	Result (dBm)	Factor (dB)	PK Limit (dBm)	Over Limit (dB)	Table (o)	ANT	EUT	Verdict
42.562	-69.85	-16.57	-25.0	-44.85	278.00	Vertical	Vertical	Pass
2539.500	-48.03	1.98	-25.0	-23.03	224.00	Vertical	Vertical	N/A
2666.900	-29.28	1.34	-25.0	-4.28	-3.00	Vertical	Vertical	N/A
6983.200	-41.49	13.88	-25.0	-16.49	360.00	Vertical	Vertical	Pass
10742.388	-47.54	8.62	-25.0	-22.54	52.00	Vertical	Vertical	Pass
13454.550	-45.66	11.49	-25.0	-20.66	283.00	Vertical	Vertical	Pass

RSE-V&H PCC 21051 BW20 16-QAM RB1 HIGH SCC 21195 BW10 16-QAM RB1 LOW

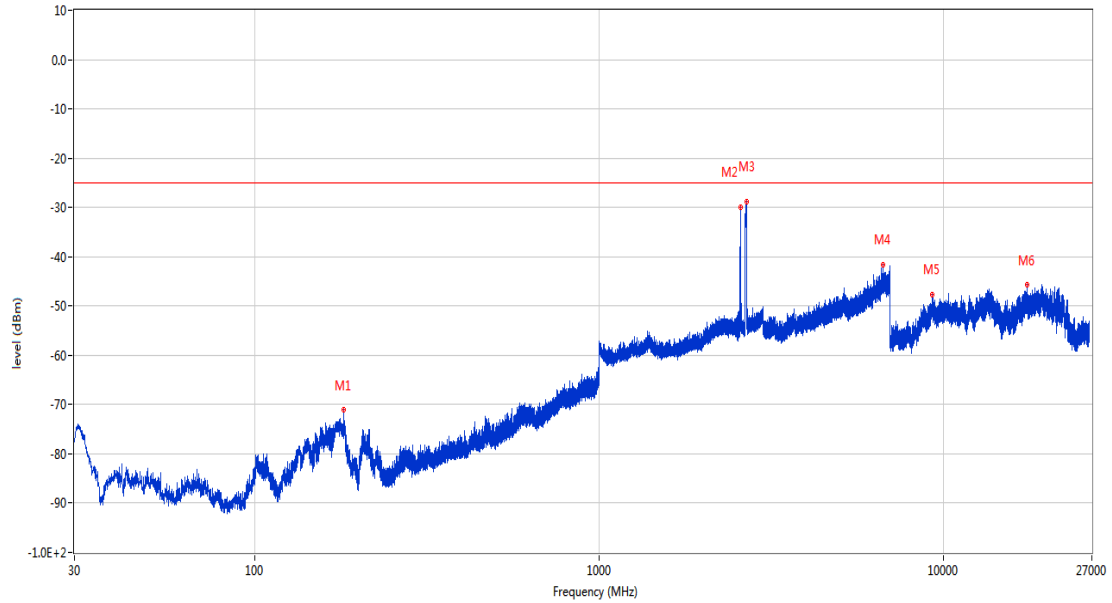


Frequency (MHz)	Result (dBm)	Factor (dB)	PK Limit (dBm)	Over Limit (dB)	Table (o)	ANT	EUT	Verdict
42.077	-70.32	-17.04	-25.0	-45.32	346.00	Vertical	Horizontal	Pass
2487.500	-50.52	1.62	-25.0	-25.52	79.00	Vertical	Horizontal	N/A
2664.300	-30.49	1.51	-25.0	-5.49	8.00	Vertical	Horizontal	N/A
5682.400	-46.22	7.83	-25.0	-21.22	290.00	Vertical	Horizontal	Pass
9318.688	-48.13	9.93	-25.0	-23.13	169.00	Vertical	Horizontal	Pass
13448.776	-46.08	11.49	-25.0	-21.08	144.00	Vertical	Horizontal	Pass

19.5 CA_7C 20MHz+10MHz, QPSK, High Channel

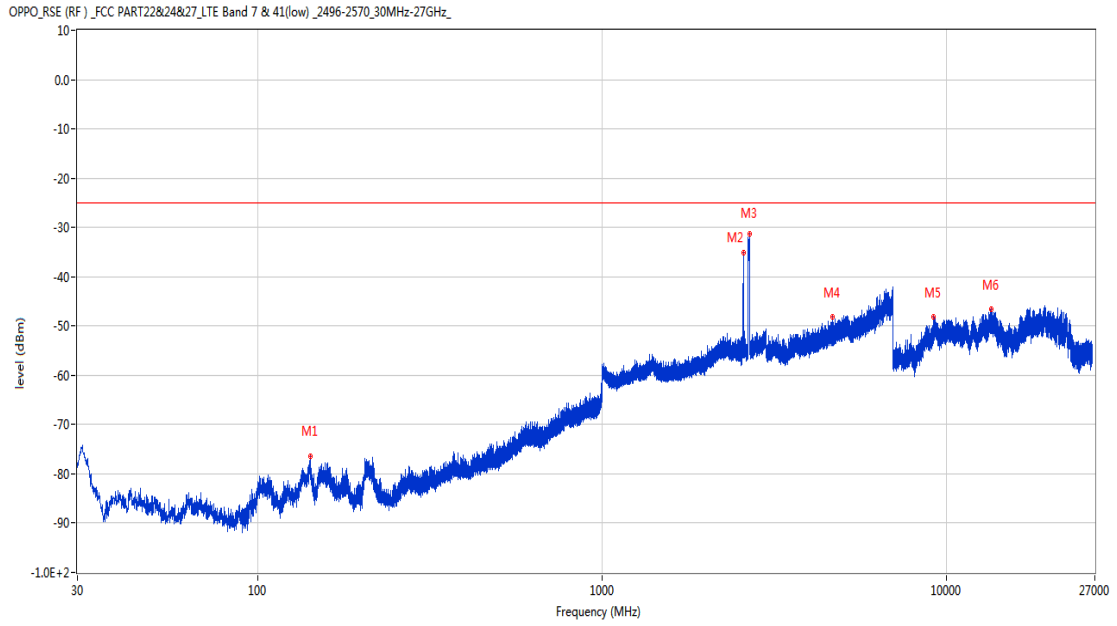
RSE-H&H PCC 21251 BW20 QPSK RB1 HIGH SCC 21395 BW10 QPSK RB1 LOW

OPPO_RSE (RF) _FCC PART22&24&27_LTE Band 7 & 41(low) _2496-2570_30MHz-27GHz_



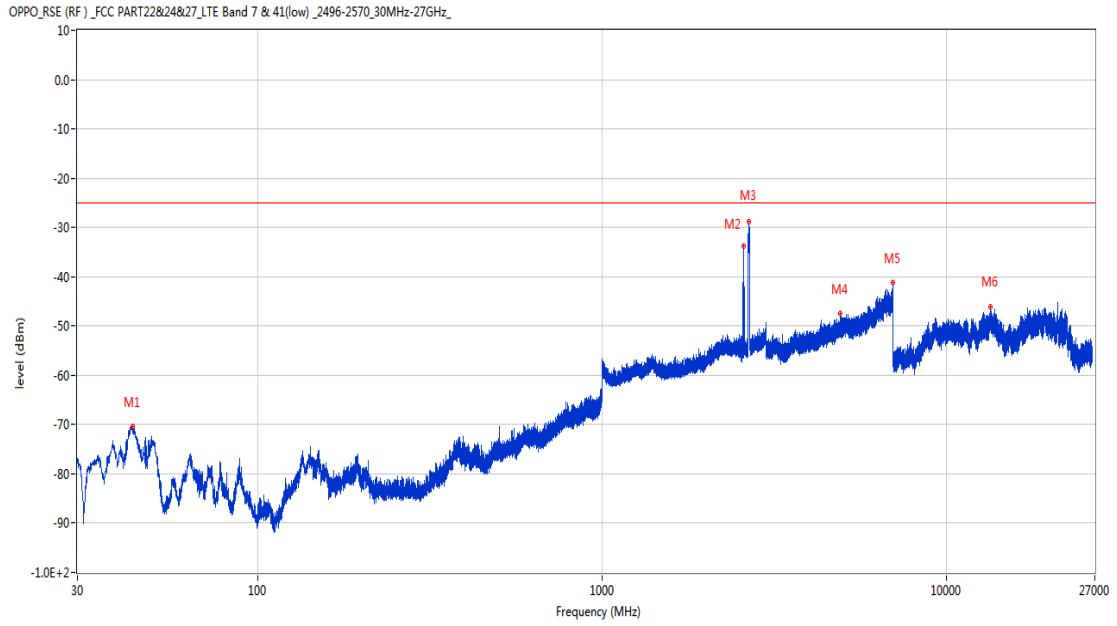
Frequency (MHz)	Result (dBm)	Factor (dB)	PK Limit (dBm)	Over Limit (dB)	Table (o)	ANT	EUT	Verdict
181.999	-71.13	-13.91	-25.0	-46.13	17.00	Horizontal	Horizontal	Pass
2575.500	-30.04	2.42	-25.0	-5.04	308.00	Horizontal	Horizontal	N/A
2680.800	-28.90	1.86	-25.0	-3.90	205.00	Horizontal	Horizontal	N/A
6678.000	-41.63	11.75	-25.0	-16.63	139.00	Horizontal	Horizontal	Pass
9270.100	-47.65	9.38	-25.0	-22.65	280.00	Horizontal	Horizontal	Pass
17478.412	-45.78	8.99	-25.0	-20.78	339.00	Horizontal	Horizontal	Pass

RSE-H&V PCC 21251 BW20 QPSK RB1 HIGH SCC 21395 BW10 QPSK RB1 LOW



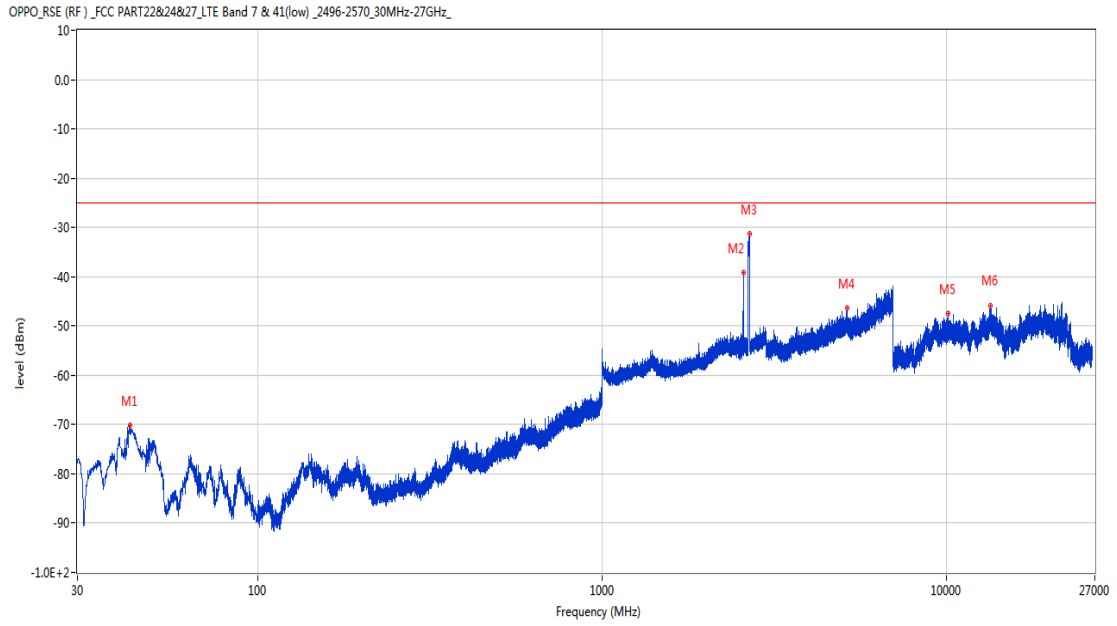
Frequency (MHz)	Result (dBm)	Factor (dB)	PK Limit (dBm)	Over Limit (dB)	Table (o)	ANT	EUT	Verdict
142.520	-76.41	-15.84	-25.0	-51.41	248.00	Horizontal	Vertical	Pass
2577.200	-35.19	2.45	-25.0	-10.19	244.00	Horizontal	Vertical	N/A
2684.900	-31.32	1.81	-25.0	-6.32	315.00	Horizontal	Vertical	N/A
4685.400	-48.17	6.47	-25.0	-23.17	221.00	Horizontal	Vertical	Pass
9198.513	-48.03	9.16	-25.0	-23.03	288.00	Horizontal	Vertical	Pass
13472.400	-46.54	11.23	-25.0	-21.54	286.00	Horizontal	Vertical	Pass

RSE-V&V PCC 21251 BW20 QPSK RB1 HIGH SCC 21395 BW10 QPSK RB1 LOW



Frequency (MHz)	Result (dBm)	Factor (dB)	PK Limit (dBm)	Over Limit (dB)	Table (o)	ANT	EUT	Verdict
43.289	-70.35	-15.61	-25.0	-45.35	174.00	Vertical	Vertical	Pass
2577.000	-33.82	2.45	-25.0	-8.82	195.00	Vertical	Vertical	N/A
2676.000	-28.90	1.85	-25.0	-3.90	307.00	Vertical	Vertical	N/A
4925.800	-47.54	7.50	-25.0	-22.54	238.00	Vertical	Vertical	Pass
6994.200	-41.11	13.62	-25.0	-16.11	48.00	Vertical	Vertical	Pass
13432.237	-46.19	11.18	-25.0	-21.19	121.00	Vertical	Vertical	Pass

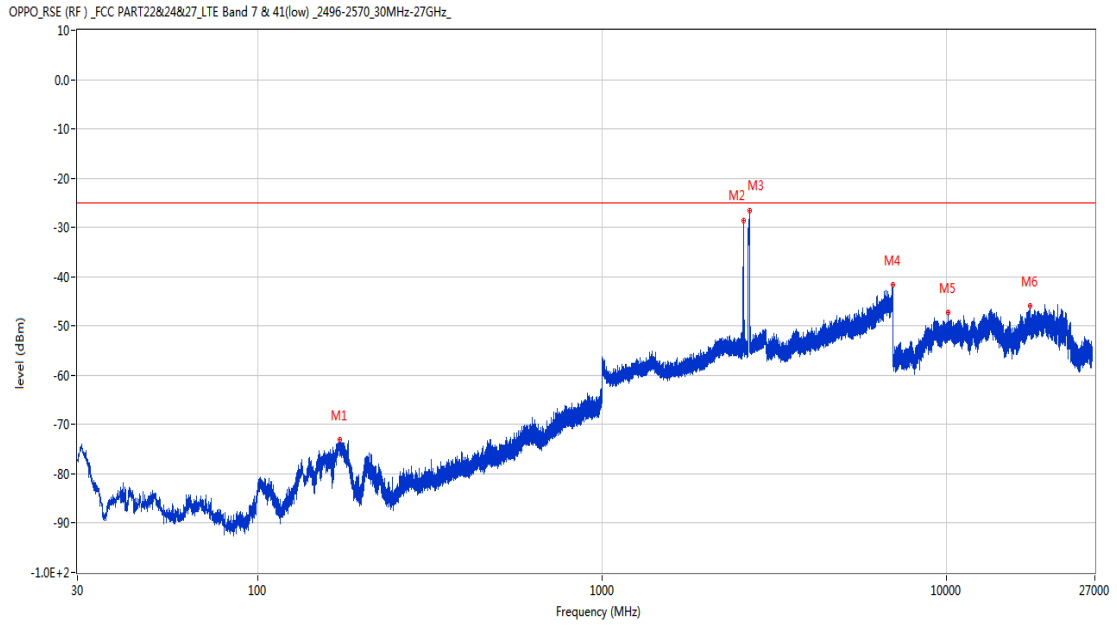
RSE-V&H PCC 21251 BW20 QPSK RB1 HIGH SCC 21395 BW10 QPSK RB1 LOW



Frequency (MHz)	Result (dBm)	Factor (dB)	PK Limit (dBm)	Over Limit (dB)	Table (o)	ANT	EUT	Verdict
42.658	-70.22	-16.47	-25.0	-45.22	20.00	Vertical	Horizontal	Pass
2577.000	-39.20	2.45	-25.0	-14.20	49.00	Vertical	Horizontal	N/A
2684.400	-31.38	1.88	-25.0	-6.38	75.00	Vertical	Horizontal	N/A
5141.400	-46.44	7.52	-25.0	-21.44	222.00	Vertical	Horizontal	Pass
10095.799	-47.51	10.32	-25.0	-22.51	0.00	Vertical	Horizontal	Pass
13445.100	-45.84	11.41	-25.0	-20.84	216.00	Vertical	Horizontal	Pass

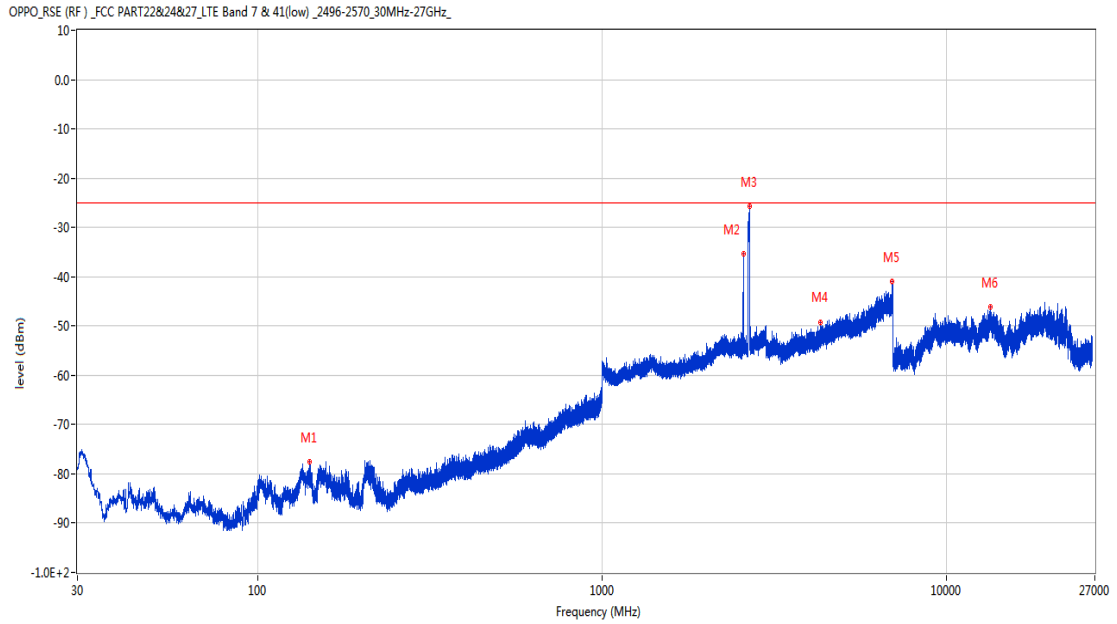
19.6 CA_7C 20MHz+10MHz, 16-QAM, High Channel

RSE-H&H PCC 21251 BW20 16-QAM RB1 HIGH SCC 21395 BW10 16-QAM RB1 LOW



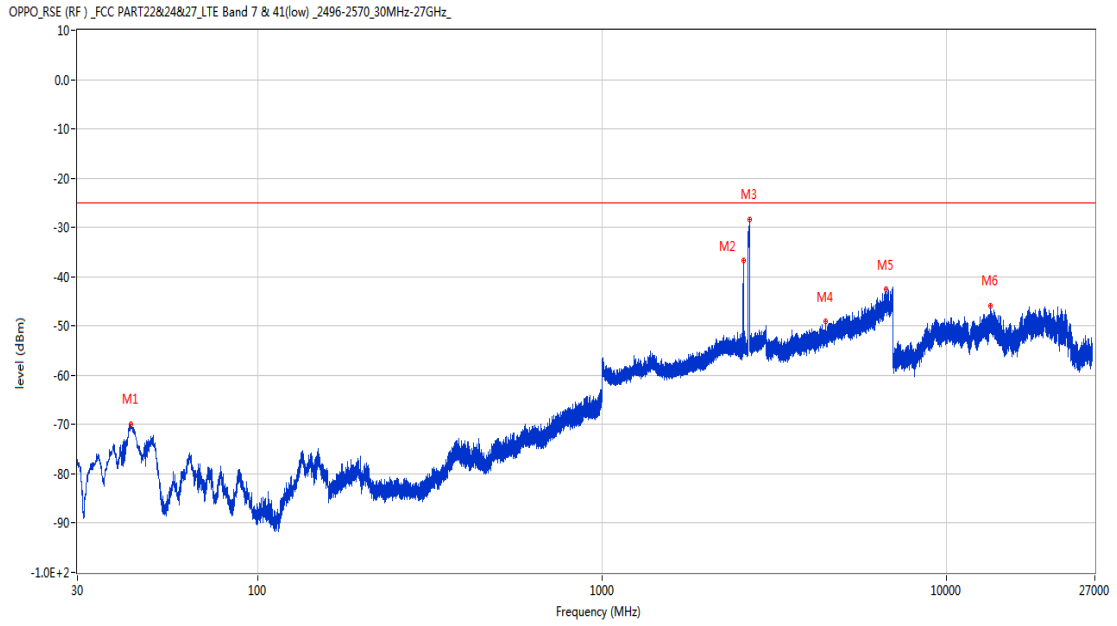
Frequency (MHz)	Result (dBm)	Factor (dB)	PK Limit (dBm)	Over Limit (dB)	Table (o)	ANT	EUT	Verdict
172.978	-73.16	-14.91	-25.0	-48.16	48.00	Horizontal	Horizontal	Pass
2577.300	-28.65	2.45	-25.0	-3.65	308.00	Horizontal	Horizontal	N/A
2684.200	-26.57	1.90	-25.0	-1.57	206.00	Horizontal	Horizontal	N/A
6989.600	-41.59	13.45	-25.0	-16.59	344.00	Horizontal	Horizontal	Pass
10121.388	-47.26	10.13	-25.0	-22.26	220.00	Horizontal	Horizontal	Pass
17489.699	-45.81	8.69	-25.0	-20.81	361.00	Horizontal	Horizontal	Pass

RSE-H&V PCC 21251 BW20 16-QAM RB1 HIGH SCC 21395 BW10 16-QAM RB1 LOW



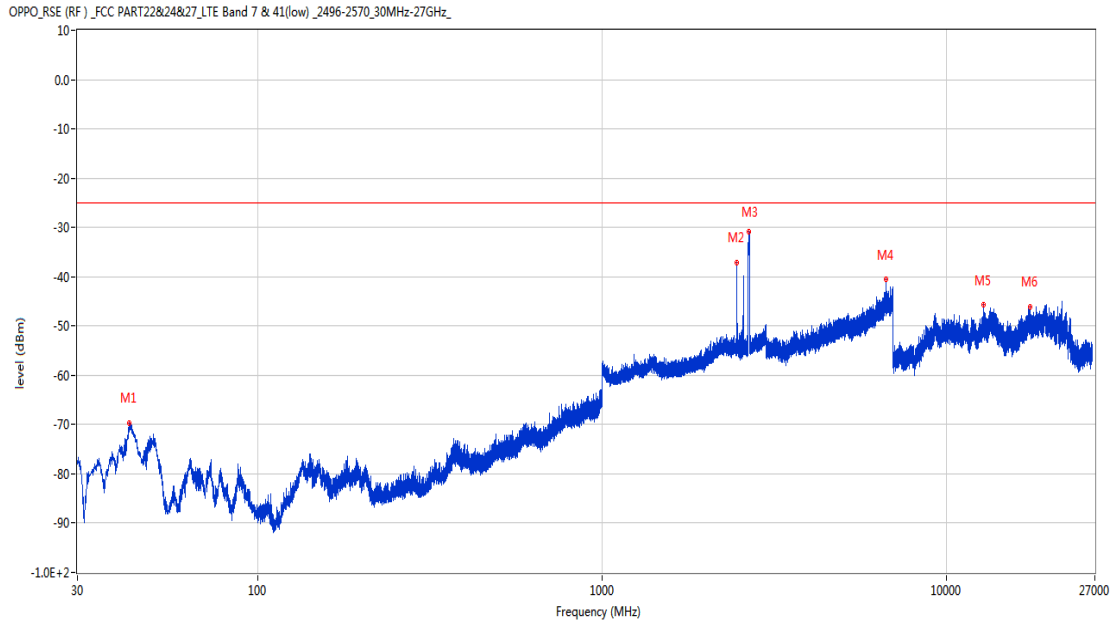
Frequency (MHz)	Result (dBm)	Factor (dB)	PK Limit (dBm)	Over Limit (dB)	Table (o)	ANT	EUT	Verdict
142.035	-77.56	-15.92	-25.0	-52.56	224.00	Horizontal	Vertical	Pass
2577.300	-35.36	2.45	-25.0	-10.36	117.00	Horizontal	Vertical	N/A
2684.900	-25.63	1.81	-25.0	-0.63	87.00	Horizontal	Vertical	N/A
4312.000	-49.19	5.44	-25.0	-24.19	83.00	Horizontal	Vertical	Pass
6963.600	-41.05	13.12	-25.0	-16.05	347.00	Horizontal	Vertical	Pass
13402.313	-46.17	10.72	-25.0	-21.17	37.00	Horizontal	Vertical	Pass

RSE-V&V PCC 21251 BW20 16-QAM RB1 HIGH SCC 21395 BW10 16-QAM RB1 LOW



Frequency (MHz)	Result (dBm)	Factor (dB)	PK Limit (dBm)	Over Limit (dB)	Table (o)	ANT	EUT	Verdict
42.804	-69.82	-16.33	-25.0	-44.82	58.00	Vertical	Vertical	Pass
2576.900	-36.76	2.45	-25.0	-11.76	267.00	Vertical	Vertical	N/A
2681.300	-28.40	1.80	-25.0	-3.40	31.00	Vertical	Vertical	N/A
4461.400	-49.13	6.81	-25.0	-24.13	73.00	Vertical	Vertical	Pass
6692.400	-42.59	11.76	-25.0	-17.59	360.00	Vertical	Vertical	Pass
13470.037	-46.01	11.27	-25.0	-21.01	125.00	Vertical	Vertical	Pass

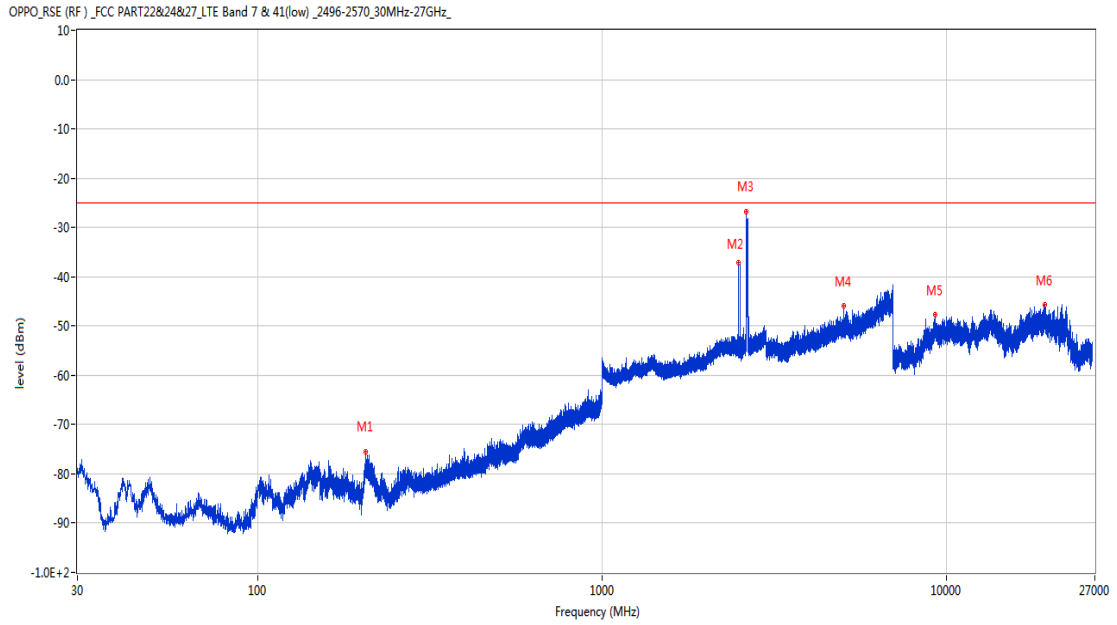
RSE-V&H PCC 21251 BW20 16-QAM RB1 HIGH SCC 21395 BW10 16-QAM RB1 LOW



Frequency (MHz)	Result (dBm)	Factor (dB)	PK Limit (dBm)	Over Limit (dB)	Table (o)	ANT	EUT	Verdict
42.465	-69.63	-16.66	-25.0	-44.63	273.00	Vertical	Horizontal	Pass
2464.400	-37.13	1.12	-25.0	-12.13	143.00	Vertical	Horizontal	N/A
2677.600	-30.83	2.01	-25.0	-5.83	300.00	Vertical	Horizontal	N/A
6685.400	-40.59	12.05	-25.0	-15.59	360.00	Vertical	Horizontal	Pass
12804.076	-45.61	10.39	-25.0	-20.61	50.00	Vertical	Horizontal	Pass
17473.161	-46.20	9.00	-25.0	-21.20	199.00	Vertical	Horizontal	Pass

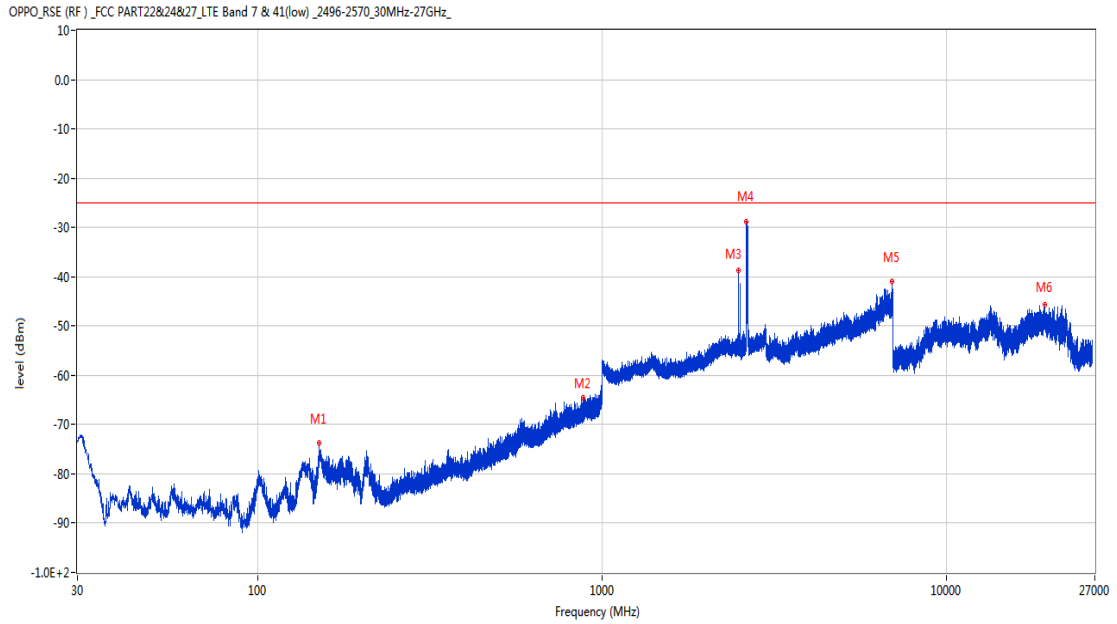
19.7 CA_7C 20MHz+20MHz, QPSK, Low Channel

RSE-H&H PCC 20850 BW20 QPSK RB1 HIGH SCC 21048 BW20 QPSK RB1 LOW



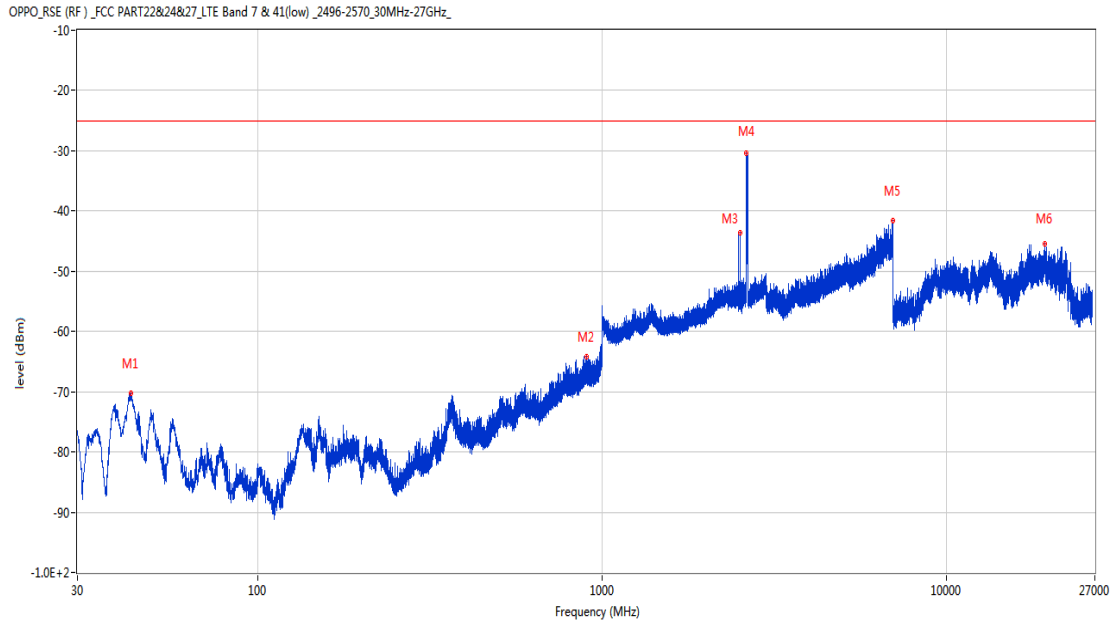
Frequency (MHz)	Result (dBm)	Factor (dB)	PK Limit (dBm)	Over Limit (dB)	Table (o)	ANT	EUT	Verdict
205.861	-75.47	-15.28	-25.0	-50.47	255.00	Horizontal	Horizontal	Pass
2488.500	-37.15	1.63	-25.0	-12.15	294.00	Horizontal	Horizontal	N/A
2623.800	-26.84	1.27	-25.0	-1.84	131.00	Horizontal	Horizontal	N/A
5038.200	-45.90	7.24	-25.0	-20.90	102.00	Horizontal	Horizontal	Pass
9299.138	-47.76	10.20	-25.0	-22.76	150.00	Horizontal	Horizontal	Pass
19280.099	-45.65	15.18	-25.0	-20.65	222.00	Horizontal	Horizontal	Pass

RSE-H&V PCC 20850 BW20 QPSK RB1 HIGH SCC 21048 BW20 QPSK RB1 LOW



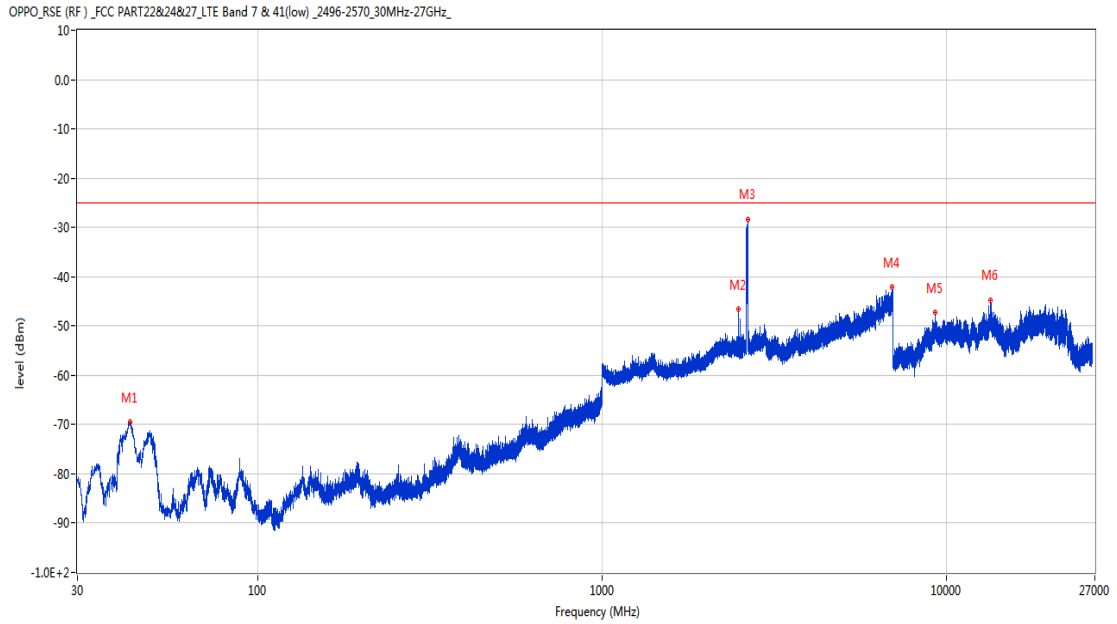
Frequency (MHz)	Result (dBm)	Factor (dB)	PK Limit (dBm)	Over Limit (dB)	Table (o)	ANT	EUT	Verdict
151.298	-73.66	-14.47	-25.0	-48.66	91.00	Horizontal	Vertical	Pass
882.679	-64.55	4.04	-25.0	-39.55	342.00	Horizontal	Vertical	Pass
2488.600	-38.69	1.64	-25.0	-13.69	130.00	Horizontal	Vertical	N/A
2624.400	-28.77	1.28	-25.0	-3.77	20.00	Horizontal	Vertical	N/A
6976.400	-40.92	13.75	-25.0	-15.92	361.00	Horizontal	Vertical	Pass
19357.026	-45.67	15.50	-25.0	-20.67	109.00	Horizontal	Vertical	Pass

RSE-V&V PCC 20850 BW20 QPSK RB1 HIGH SCC 21048 BW20 QPSK RB1 LOW



Frequency (MHz)	Result (dBm)	Factor (dB)	PK Limit (dBm)	Over Limit (dB)	Table (o)	ANT	EUT	Verdict
42.901	-70.24	-16.23	-25.0	-45.24	360.00	Vertical	Vertical	Pass
902.563	-64.12	4.82	-25.0	-39.12	182.00	Vertical	Vertical	Pass
2519.300	-43.55	1.89	-25.0	-18.55	277.00	Vertical	Vertical	N/A
2622.800	-30.43	1.25	-25.0	-5.43	113.00	Vertical	Vertical	N/A
6990.000	-41.65	13.46	-25.0	-16.65	76.00	Vertical	Vertical	Pass
19314.100	-45.42	15.98	-25.0	-20.42	62.00	Vertical	Vertical	Pass

RSE-V&H PCC 20850 BW20 QPSK RB1 HIGH SCC 21048 BW20 QPSK RB1 LOW

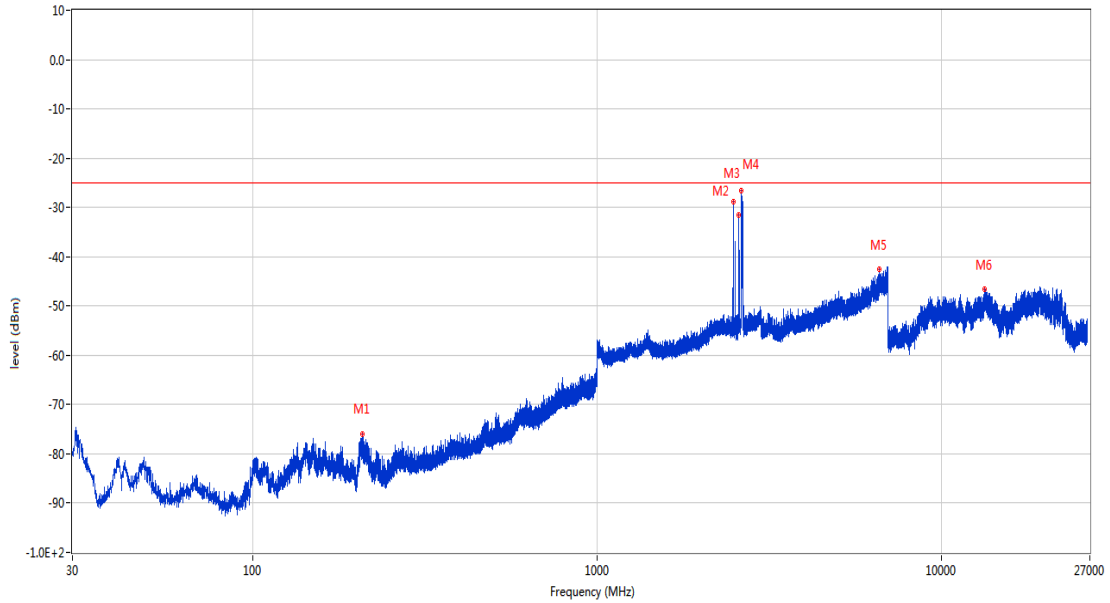


Frequency (MHz)	Result (dBm)	Factor (dB)	PK Limit (dBm)	Over Limit (dB)	Table (o)	ANT	EUT	Verdict
42.755	-69.58	-16.38	-25.0	-44.58	11.00	Vertical	Horizontal	Pass
2488.500	-46.64	1.63	-25.0	-21.64	79.00	Vertical	Horizontal	N/A
2651.900	-28.29	1.39	-25.0	-3.29	-2.00	Vertical	Horizontal	N/A
6976.800	-42.18	13.78	-25.0	-17.18	175.00	Vertical	Horizontal	Pass
9301.437	-47.20	10.21	-25.0	-22.20	252.00	Vertical	Horizontal	Pass
13440.900	-44.71	11.32	-25.0	-19.71	361.00	Vertical	Horizontal	Pass

19.8 CA_7C 20MHz+20MHz, 16-QAM, Low Channel

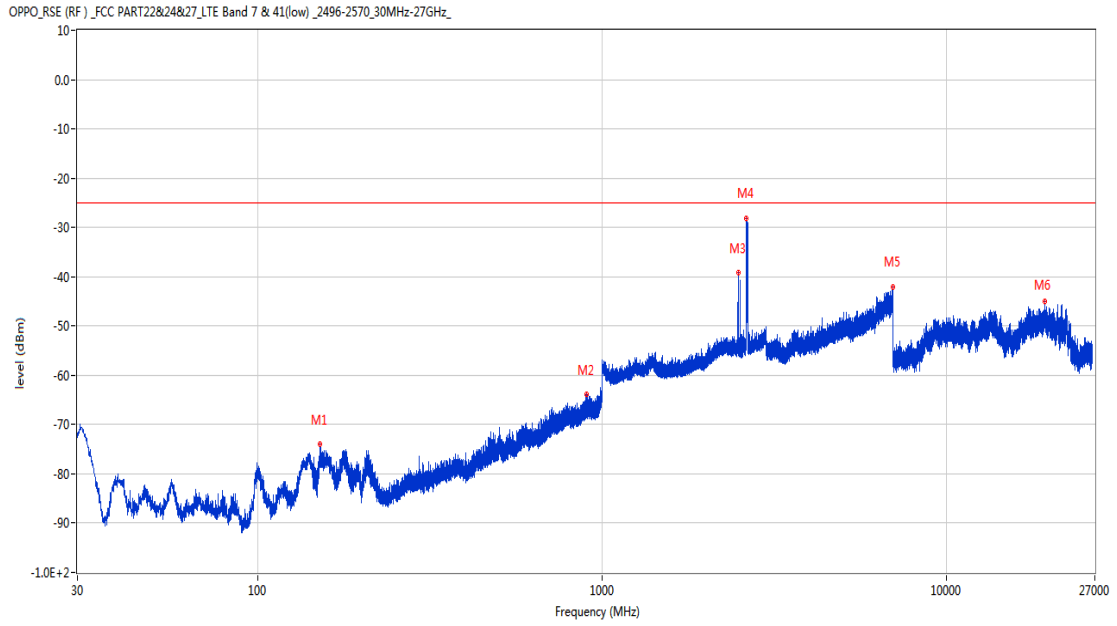
RSE-H&H PCC 20850 BW20 16QAM RB1 HIGH SCC 21048 BW20 16QAM RB1 LOW

OPPO_RSE (RF)_FCC PART22&24&27_LTE Band 7 & 41(low)_2496-2570_30MHz-27GHz_



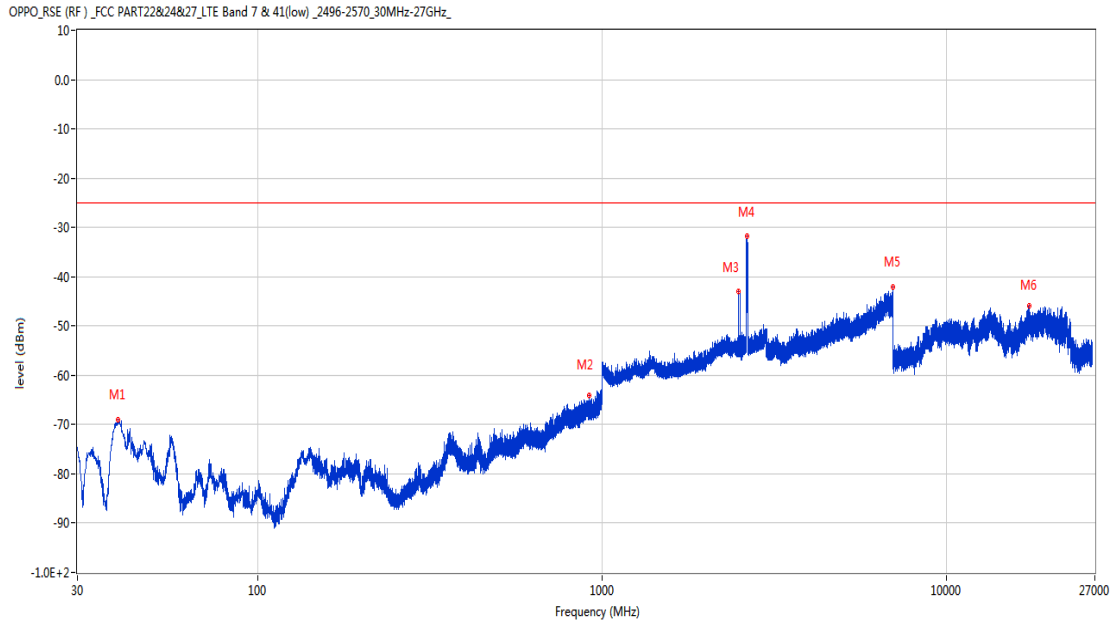
Frequency (MHz)	Result (dBm)	Factor (dB)	PK Limit (dBm)	Over Limit (dB)	Table (o)	ANT	EUT	Verdict
207.995	-76.08	-15.19	-25.0	-51.08	253.00	Horizontal	Horizontal	Pass
2490.700	-28.94	1.67	-25.0	-3.94	176.00	Horizontal	Horizontal	N/A
2577.500	-31.51	2.46	-25.0	-6.51	158.00	Horizontal	Horizontal	N/A
2623.600	-26.70	1.27	-25.0	-1.70	121.00	Horizontal	Horizontal	N/A
6601.400	-42.54	11.74	-25.0	-17.54	331.00	Horizontal	Horizontal	Pass
13388.662	-46.49	10.78	-25.0	-21.49	336.00	Horizontal	Horizontal	Pass

RSE-H&V PCC 20850 BW20 16QAM RB1 HIGH SCC 21048 BW20 16QAM RB1 LOW



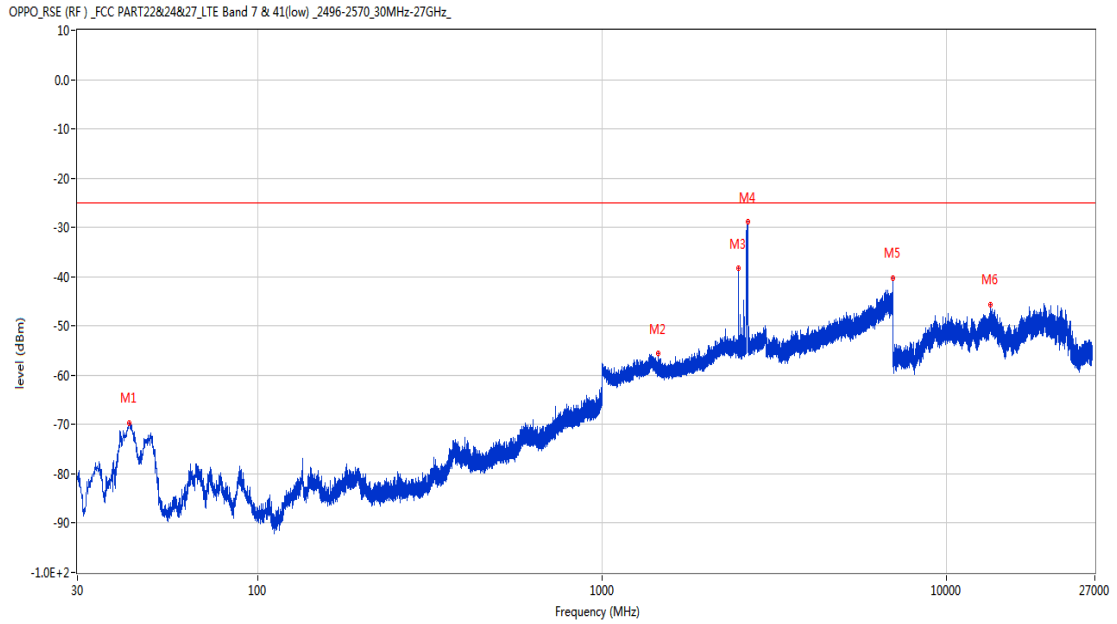
Frequency (MHz)	Result (dBm)	Factor (dB)	PK Limit (dBm)	Over Limit (dB)	Table (o)	ANT	EUT	Verdict
152.171	-73.86	-14.47	-25.0	-48.86	79.00	Horizontal	Vertical	Pass
902.370	-63.96	4.82	-25.0	-38.96	304.00	Horizontal	Vertical	Pass
2488.500	-39.17	1.63	-25.0	-14.17	131.00	Horizontal	Vertical	N/A
2629.400	-28.13	1.28	-25.0	-3.13	23.00	Horizontal	Vertical	N/A
6992.400	-42.15	13.58	-25.0	-17.15	290.00	Horizontal	Vertical	Pass
19340.450	-45.06	15.95	-25.0	-20.06	254.00	Horizontal	Vertical	Pass

RSE-V&V PCC 20850 BW20 16QAM RB1 HIGH SCC 21048 BW20 16QAM RB1 LOW



Frequency (MHz)	Result (dBm)	Factor (dB)	PK Limit (dBm)	Over Limit (dB)	Table (o)	ANT	EUT	Verdict
39.312	-69.07	-18.88	-25.0	-44.07	37.00	Vertical	Vertical	Pass
918.617	-64.16	4.82	-25.0	-39.16	-3.00	Vertical	Vertical	Pass
2488.600	-43.05	1.64	-25.0	-18.05	243.00	Vertical	Vertical	N/A
2637.700	-31.74	1.34	-25.0	-6.74	118.00	Vertical	Vertical	N/A
6996.200	-42.19	13.57	-25.0	-17.19	188.00	Vertical	Vertical	Pass
17430.374	-45.88	9.49	-25.0	-20.88	144.00	Vertical	Vertical	Pass

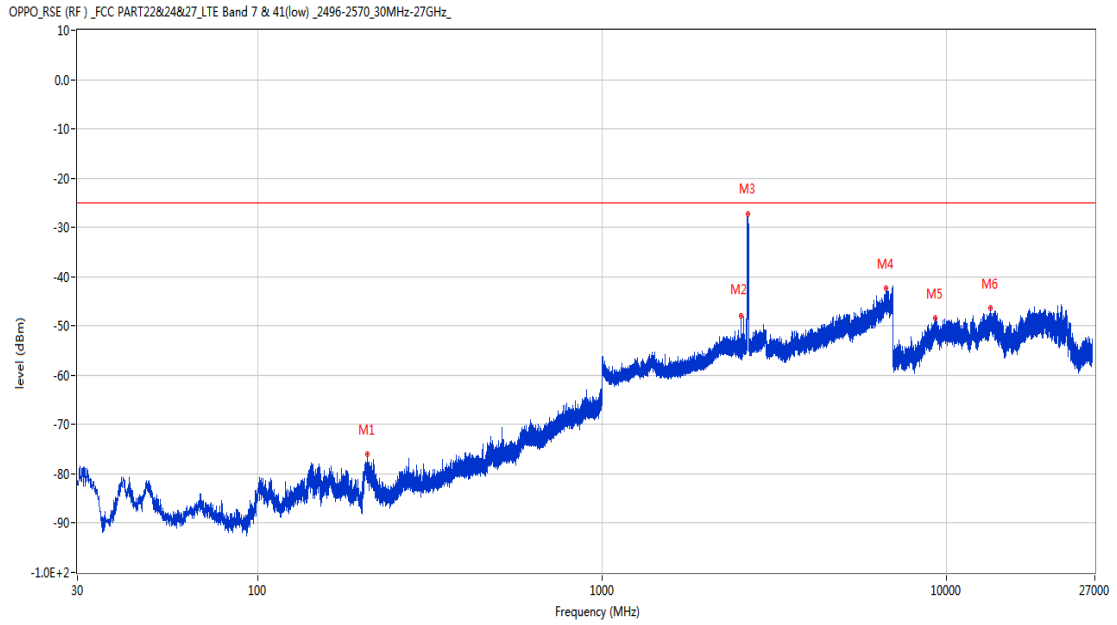
RSE-V&H PCC 20850 BW20 16QAM RB1 HIGH SCC 21048 BW20 16QAM RB1 LOW



Frequency (MHz)	Result (dBm)	Factor (dB)	PK Limit (dBm)	Over Limit (dB)	Table (o)	ANT	EUT	Verdict
42.465	-69.62	-16.66	-25.0	-44.62	363.00	Vertical	Horizontal	Pass
1460.400	-55.65	-3.74	-25.0	-30.65	272.00	Vertical	Horizontal	Pass
2488.400	-38.16	1.63	-25.0	-13.16	121.00	Vertical	Horizontal	N/A
2647.800	-28.90	1.45	-25.0	-3.90	-2.00	Vertical	Horizontal	N/A
6999.800	-40.35	13.65	-25.0	-15.35	9.00	Vertical	Horizontal	Pass
13452.450	-45.69	11.50	-25.0	-20.69	281.00	Vertical	Horizontal	Pass

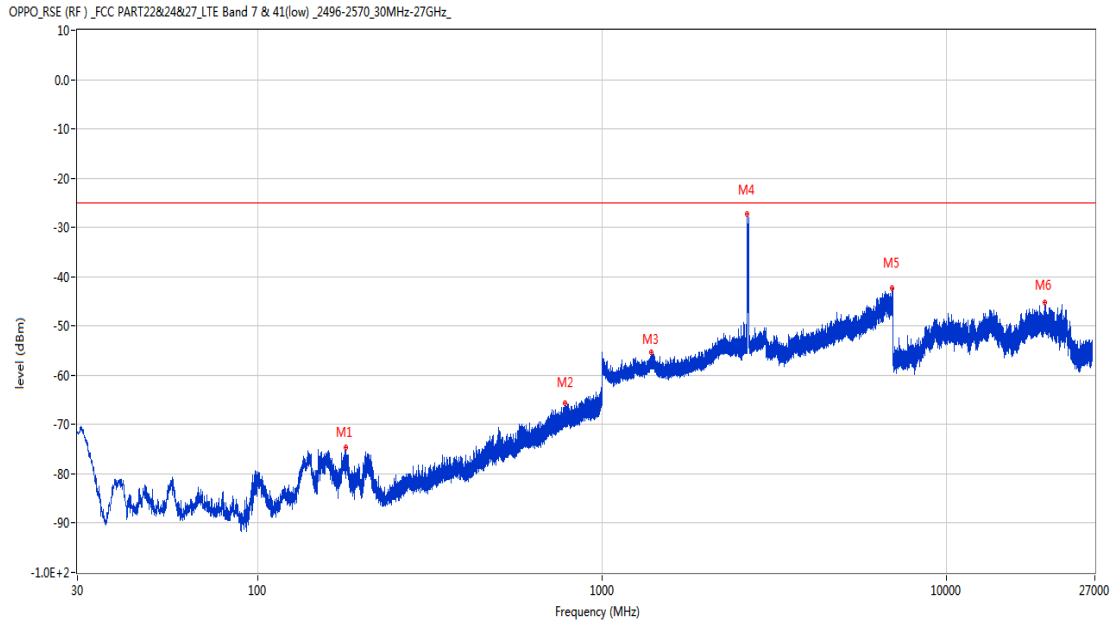
19.9 CA_7C 20MHz+20MHz, QPSK, Middle Channel

RSE-H&H PCC 21001 BW20 QPSK RB1 HIGH SCC 21199 BW20 QPSK RB1 LOW



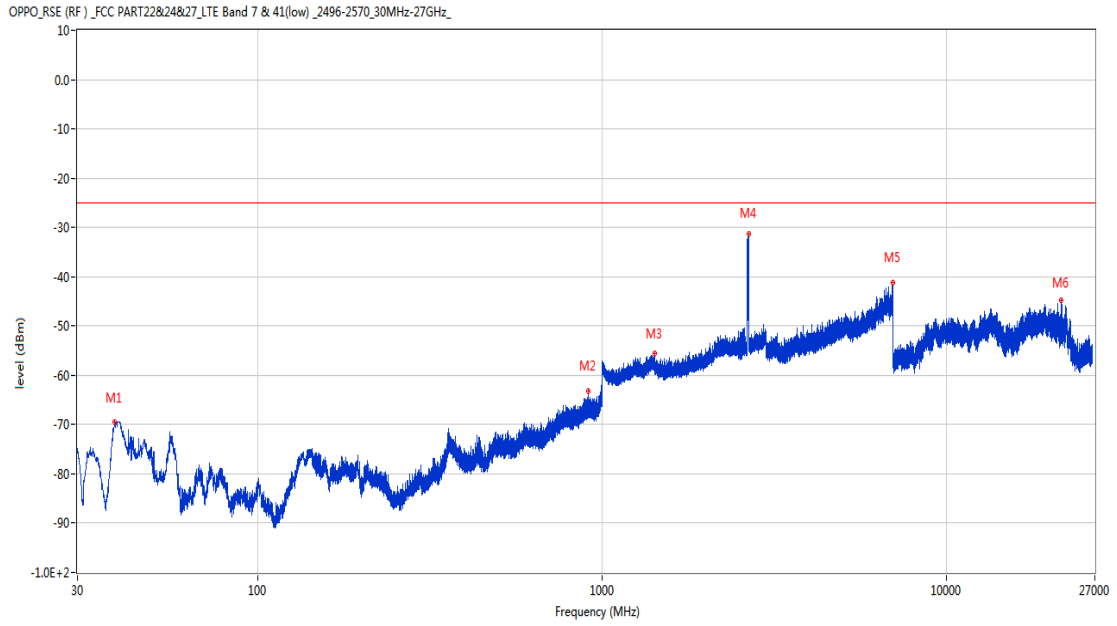
Frequency (MHz)	Result (dBm)	Factor (dB)	PK Limit (dBm)	Over Limit (dB)	Table (o)	ANT	EUT	Verdict
208.771	-76.00	-15.17	-25.0	-51.00	258.00	Horizontal	Horizontal	Pass
2534.500	-47.82	1.95	-25.0	-22.82	136.00	Horizontal	Horizontal	N/A
2649.200	-27.20	1.42	-25.0	-2.20	118.00	Horizontal	Horizontal	N/A
6685.400	-42.32	12.05	-25.0	-17.32	9.00	Horizontal	Horizontal	Pass
9262.338	-48.40	9.29	-25.0	-23.40	277.00	Horizontal	Horizontal	Pass
13460.588	-46.31	11.44	-25.0	-21.31	361.00	Horizontal	Horizontal	Pass

RSE-H&V PCC 21001 BW20 QPSK RB1 HIGH SCC 21199 BW20 QPSK RB1 LOW



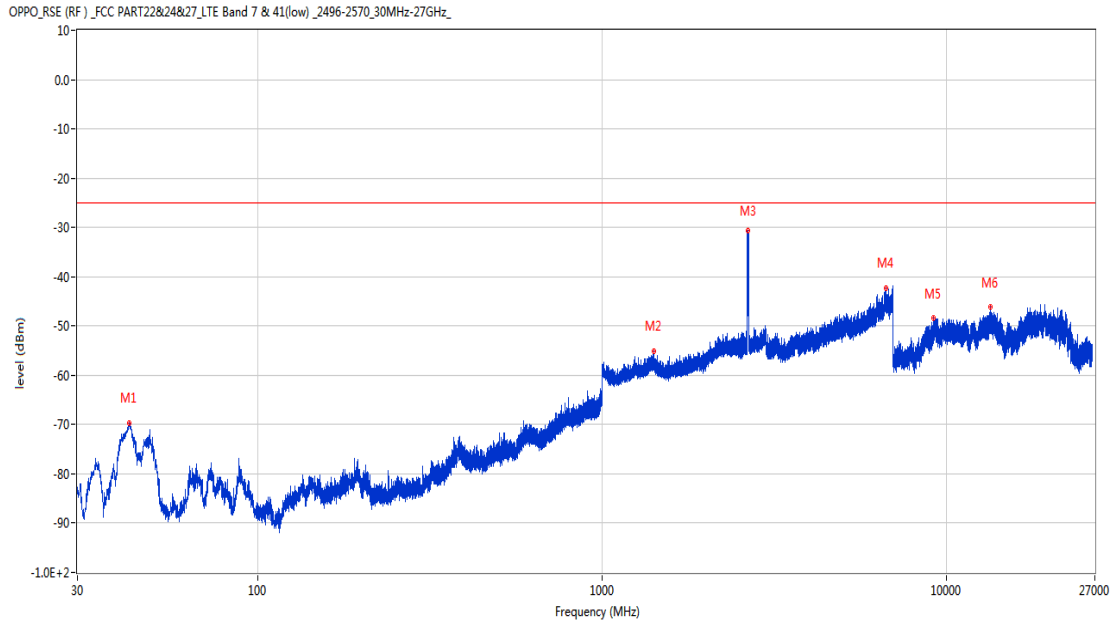
Frequency (MHz)	Result (dBm)	Factor (dB)	PK Limit (dBm)	Over Limit (dB)	Table (o)	ANT	EUT	Verdict
180.738	-74.67	-13.94	-25.0	-49.67	82.00	Horizontal	Vertical	Pass
780.732	-65.72	2.76	-25.0	-40.72	162.00	Horizontal	Vertical	Pass
1387.800	-55.43	-2.26	-25.0	-30.43	16.00	Horizontal	Vertical	Pass
2639.700	-27.29	1.35	-25.0	-2.29	27.00	Horizontal	Vertical	N/A
6978.000	-42.34	13.90	-25.0	-17.34	29.00	Horizontal	Vertical	Pass
19345.551	-45.25	15.81	-25.0	-20.25	141.00	Horizontal	Vertical	Pass

RSE-V&V PCC 21001 BW20 QPSK RB1 HIGH SCC 21199 BW20 QPSK RB1 LOW



Frequency (MHz)	Result (dBm)	Factor (dB)	PK Limit (dBm)	Over Limit (dB)	Table (o)	ANT	EUT	Verdict
38.536	-69.37	-19.20	-25.0	-44.37	56.00	Vertical	Vertical	Pass
911.972	-63.21	4.75	-25.0	-38.21	98.00	Vertical	Vertical	Pass
1420.100	-55.47	-2.77	-25.0	-30.47	179.00	Vertical	Vertical	Pass
2669.100	-31.37	1.33	-25.0	-6.37	114.00	Vertical	Vertical	N/A
6986.800	-41.19	13.70	-25.0	-16.19	290.00	Vertical	Vertical	Pass
21615.051	-44.80	14.70	-25.0	-19.80	182.00	Vertical	Vertical	Pass

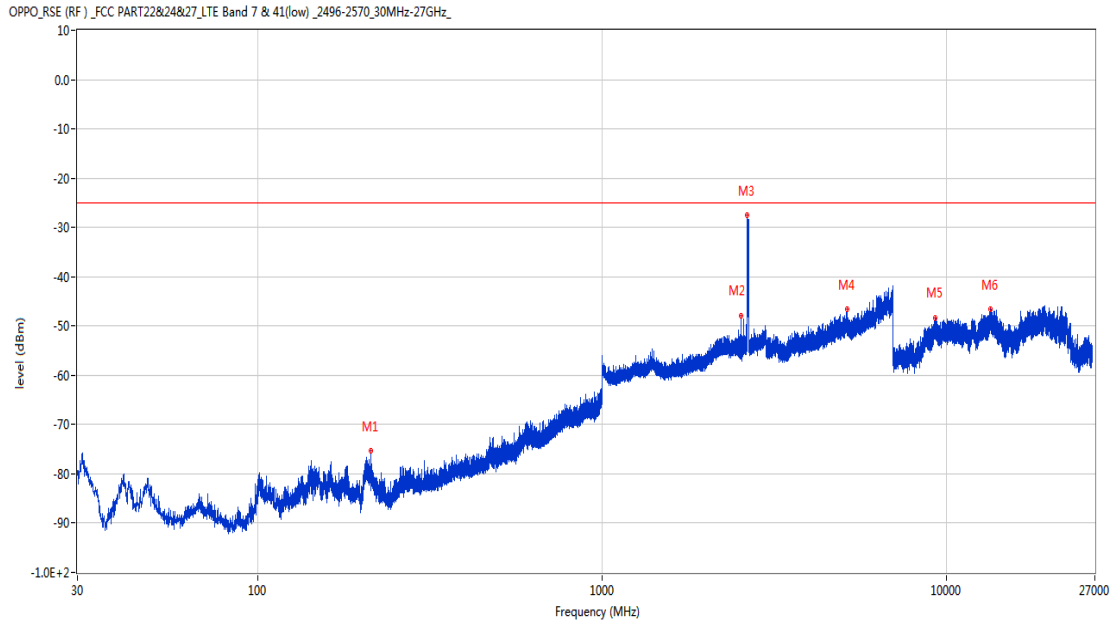
RSE-V&H PCC 21001 BW20 QPSK RB1 HIGH SCC 21199 BW20 QPSK RB1 LOW



Frequency (MHz)	Result (dBm)	Factor (dB)	PK Limit (dBm)	Over Limit (dB)	Table (o)	ANT	EUT	Verdict
42.367	-69.79	-16.76	-25.0	-44.79	294.00	Vertical	Horizontal	Pass
1415.500	-55.04	-2.67	-25.0	-30.04	321.00	Vertical	Horizontal	Pass
2661.400	-30.74	1.35	-25.0	-5.74	-2.00	Vertical	Horizontal	N/A
6666.000	-42.23	11.56	-25.0	-17.23	183.00	Vertical	Horizontal	Pass
9198.800	-48.32	9.17	-25.0	-23.32	222.00	Vertical	Horizontal	Pass
13420.687	-46.07	10.99	-25.0	-21.07	244.00	Vertical	Horizontal	Pass

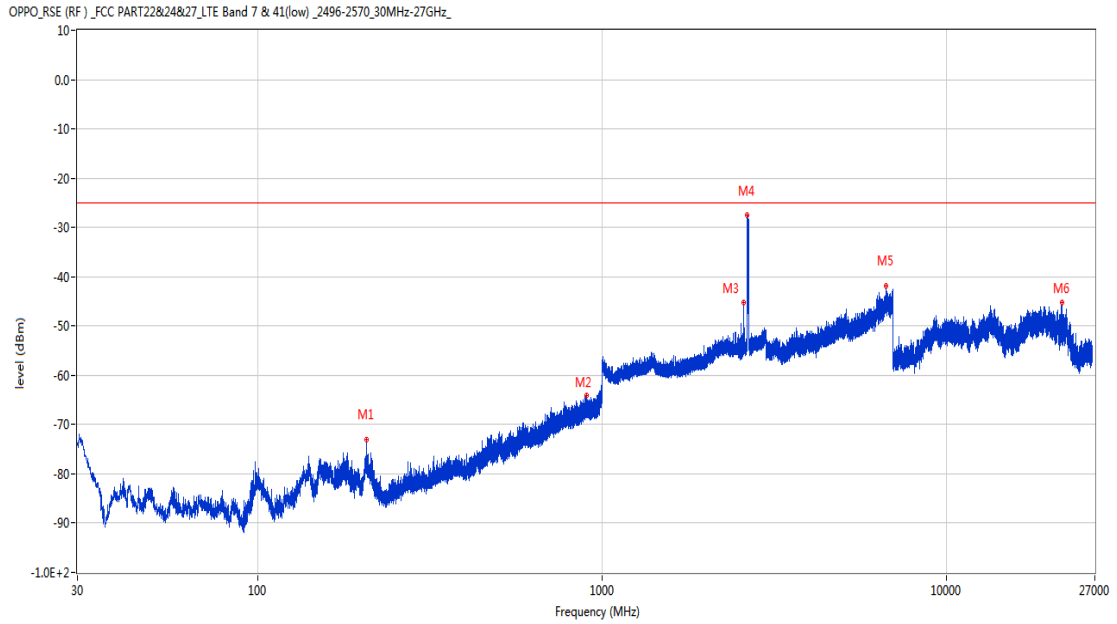
19.10 CA_7C 20MHz+20MHz, 16-QAM, Middle Channel

RSE-H&H PCC 21001 BW20 16QAM RB1 HIGH SCC 21199 BW20 16QAM RB1 LOW



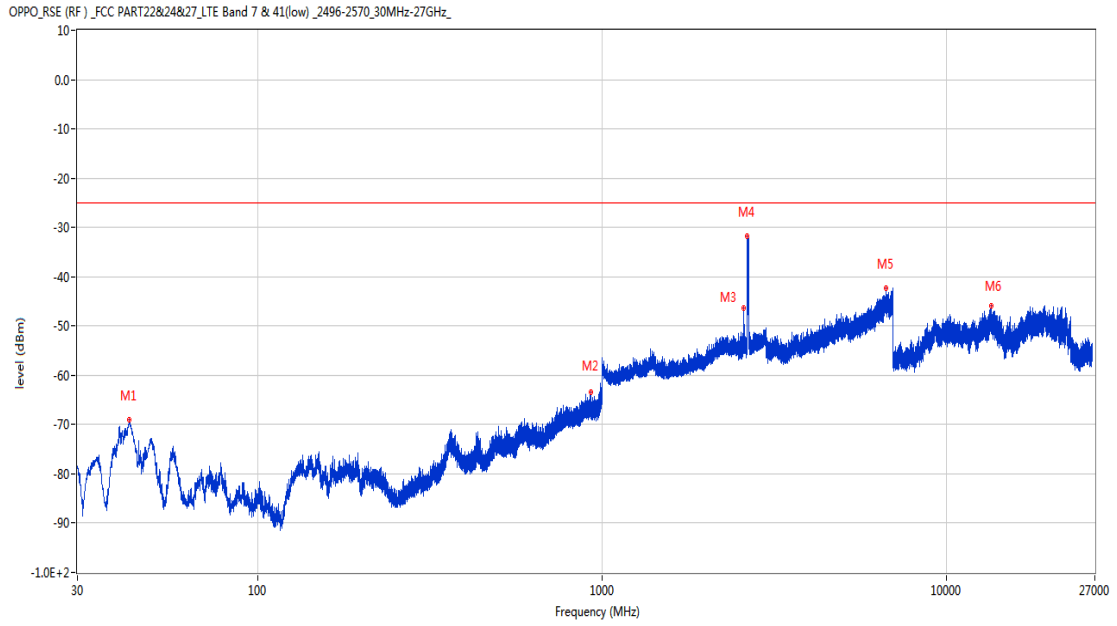
Frequency (MHz)	Result (dBm)	Factor (dB)	PK Limit (dBm)	Over Limit (dB)	Table (o)	ANT	EUT	Verdict
212.990	-75.39	-15.32	-25.0	-50.39	259.00	Horizontal	Horizontal	Pass
2534.500	-48.00	1.95	-25.0	-23.00	310.00	Horizontal	Horizontal	N/A
2640.900	-27.48	1.47	-25.0	-2.48	132.00	Horizontal	Horizontal	N/A
5161.400	-46.66	7.35	-25.0	-21.66	58.00	Horizontal	Horizontal	Pass
9300.575	-48.26	10.22	-25.0	-23.26	360.00	Horizontal	Horizontal	Pass
13438.012	-46.66	11.27	-25.0	-21.66	158.00	Horizontal	Horizontal	Pass

RSE-H&V PCC 21001 BW20 16QAM RB1 HIGH SCC 21199 BW20 16QAM RB1 LOW



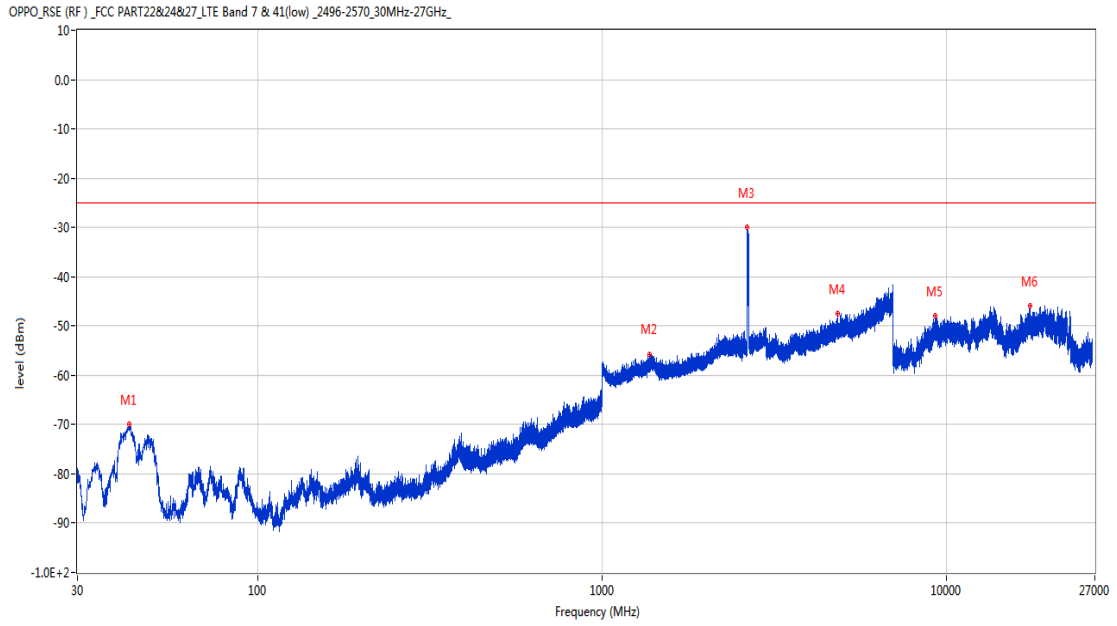
Frequency (MHz)	Result (dBm)	Factor (dB)	PK Limit (dBm)	Over Limit (dB)	Table (o)	ANT	EUT	Verdict
207.219	-73.01	-15.21	-25.0	-48.01	69.00	Horizontal	Vertical	Pass
902.175	-64.04	4.82	-25.0	-39.04	360.00	Horizontal	Vertical	Pass
2579.400	-45.14	2.49	-25.0	-20.14	361.00	Horizontal	Vertical	Pass
2642.000	-27.56	1.56	-25.0	-2.56	28.00	Horizontal	Vertical	Pass
6677.600	-41.76	11.75	-25.0	-16.76	256.00	Horizontal	Vertical	Pass
21624.400	-45.23	14.70	-25.0	-20.23	113.00	Horizontal	Vertical	Pass

RSE-V&V PCC 21001 BW20 16QAM RB1 HIGH SCC 21199 BW20 16QAM RB1 LOW



Frequency (MHz)	Result (dBm)	Factor (dB)	PK Limit (dBm)	Over Limit (dB)	Table (o)	ANT	EUT	Verdict
42.416	-69.07	-16.71	-25.0	-44.07	357.00	Vertical	Vertical	Pass
929.093	-63.31	4.72	-25.0	-38.31	170.00	Vertical	Vertical	Pass
2583.900	-46.30	1.47	-25.0	-21.30	235.00	Vertical	Vertical	N/A
2638.800	-31.86	1.33	-25.0	-6.86	57.00	Vertical	Vertical	N/A
6691.000	-42.35	11.81	-25.0	-17.35	127.00	Vertical	Vertical	Pass
13492.088	-45.80	10.87	-25.0	-20.80	140.00	Vertical	Vertical	Pass

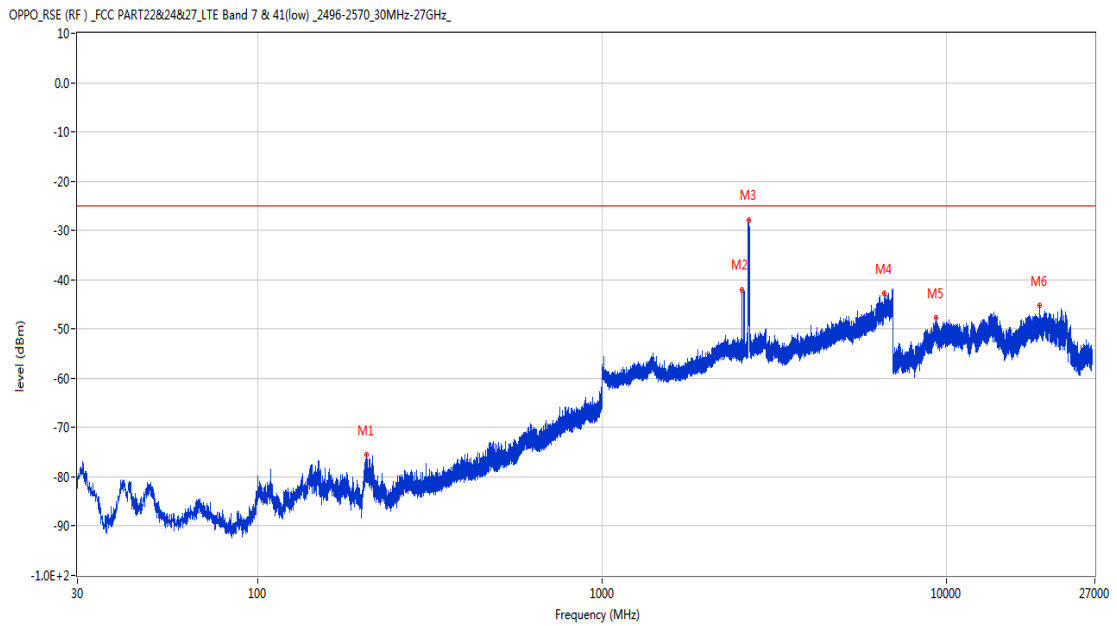
RSE-V&H PCC 21001 BW20 16QAM RB1 HIGH SCC 21199 BW20 16QAM RB1 LOW



Frequency (MHz)	Result (dBm)	Factor (dB)	PK Limit (dBm)	Over Limit (dB)	Table (o)	ANT	EUT	Verdict
42.367	-69.95	-16.76	-25.0	-44.95	36.00	Vertical	Horizontal	Pass
1378.900	-55.71	-2.73	-25.0	-30.71	134.00	Vertical	Horizontal	Pass
2640.000	-29.96	1.38	-25.0	-4.96	3.00	Vertical	Horizontal	N/A
4836.400	-47.51	6.99	-25.0	-22.51	355.00	Vertical	Horizontal	Pass
9295.400	-47.88	10.06	-25.0	-22.88	152.00	Vertical	Horizontal	Pass
17465.813	-45.89	9.02	-25.0	-20.89	361.00	Vertical	Horizontal	Pass

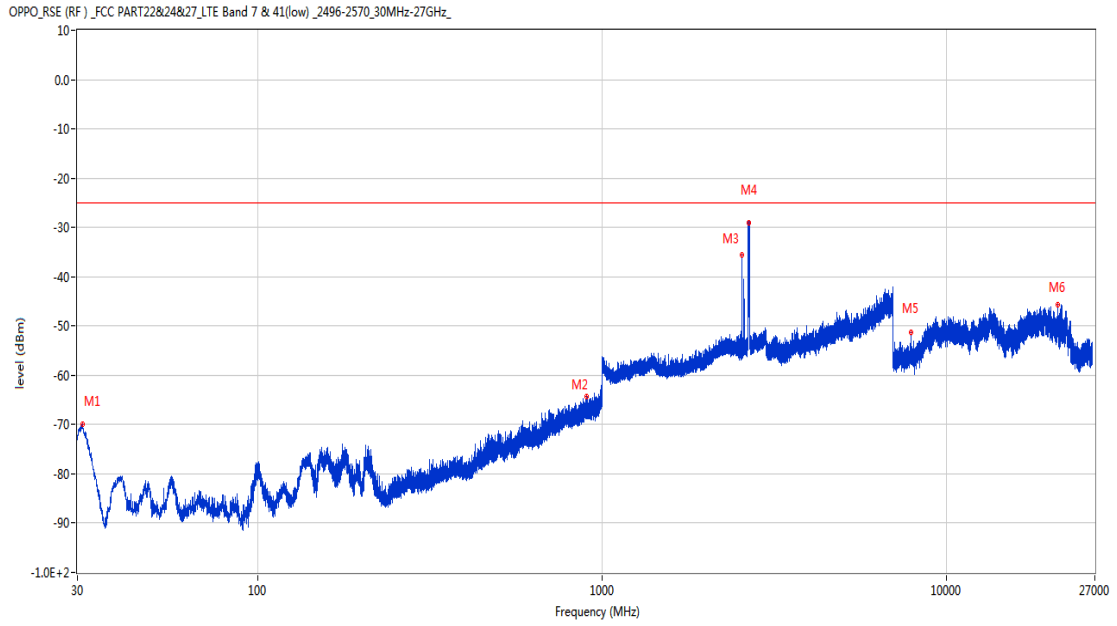
19.11 CA_7C 20MHz+20MHz, QPSK, High Channel

RSE-H&H PCC 21152 BW20 QPSK RB1 HIGH SCC 21350 BW20 QPSK RB1 LOW



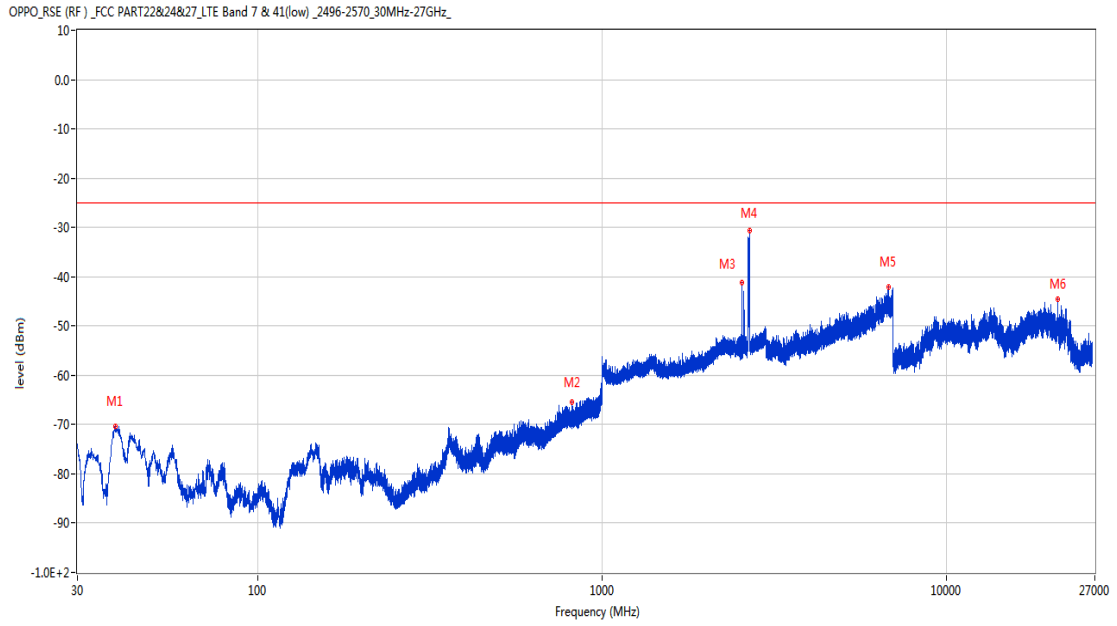
Frequency (MHz)	Result (dBm)	Factor (dB)	PK Limit (dBm)	Over Limit (dB)	Table (o)	ANT	EUT	Verdict
207.170	-75.43	-15.21	-25.0	-50.43	245.00	Horizontal	Horizontal	Pass
2549.400	-42.12	2.02	-25.0	-17.12	300.00	Horizontal	Horizontal	N/A
2666.400	-27.85	1.39	-25.0	-2.85	125.00	Horizontal	Horizontal	N/A
6615.000	-42.79	12.33	-25.0	-17.79	148.00	Horizontal	Horizontal	Pass
9325.300	-47.69	9.65	-25.0	-22.69	29.00	Horizontal	Horizontal	Pass
18665.550	-45.34	12.25	-25.0	-20.34	315.00	Horizontal	Horizontal	Pass

RSE-H&V PCC 21152 BW20 QPSK RB1 HIGH SCC 21350 BW20 QPSK RB1 LOW



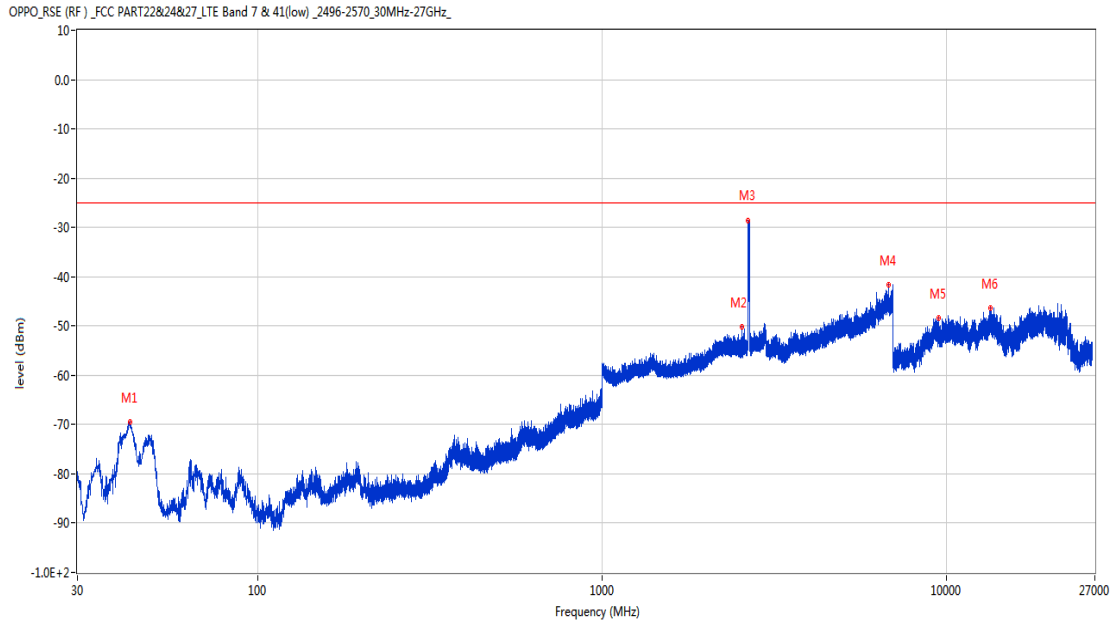
Frequency (MHz)	Result (dBm)	Factor (dB)	PK Limit (dBm)	Over Limit (dB)	Table (o)	ANT	EUT	Verdict
31.067	-70.01	-19.00	-25.0	-45.01	164.00	Horizontal	Vertical	Pass
903.146	-64.27	4.82	-25.0	-39.27	-1.00	Horizontal	Vertical	Pass
2551.500	-35.58	2.05	-25.0	-10.58	137.00	Horizontal	Vertical	N/A
2672.700	-29.02	1.49	-25.0	-4.02	23.00	Horizontal	Vertical	N/A
7909.650	-51.22	4.65	-25.0	-26.22	361.00	Horizontal	Vertical	Pass
21017.500	-45.71	14.50	-25.0	-20.71	197.00	Horizontal	Vertical	Pass

RSE-V&V PCC 21152 BW20 QPSK RB1 HIGH SCC 21350 BW20 QPSK RB1 LOW



Frequency (MHz)	Result (dBm)	Factor (dB)	PK Limit (dBm)	Over Limit (dB)	Table (o)	ANT	EUT	Verdict
38.681	-70.26	-19.17	-25.0	-45.26	73.00	Vertical	Vertical	Pass
818.513	-65.49	2.54	-25.0	-40.49	-1.00	Vertical	Vertical	Pass
2551.500	-41.26	2.05	-25.0	-16.26	244.00	Vertical	Vertical	N/A
2684.500	-30.71	1.86	-25.0	-5.71	112.00	Vertical	Vertical	N/A
6800.400	-42.12	12.36	-25.0	-17.12	139.00	Vertical	Vertical	Pass
21032.800	-44.58	14.51	-25.0	-19.58	160.00	Vertical	Vertical	Pass

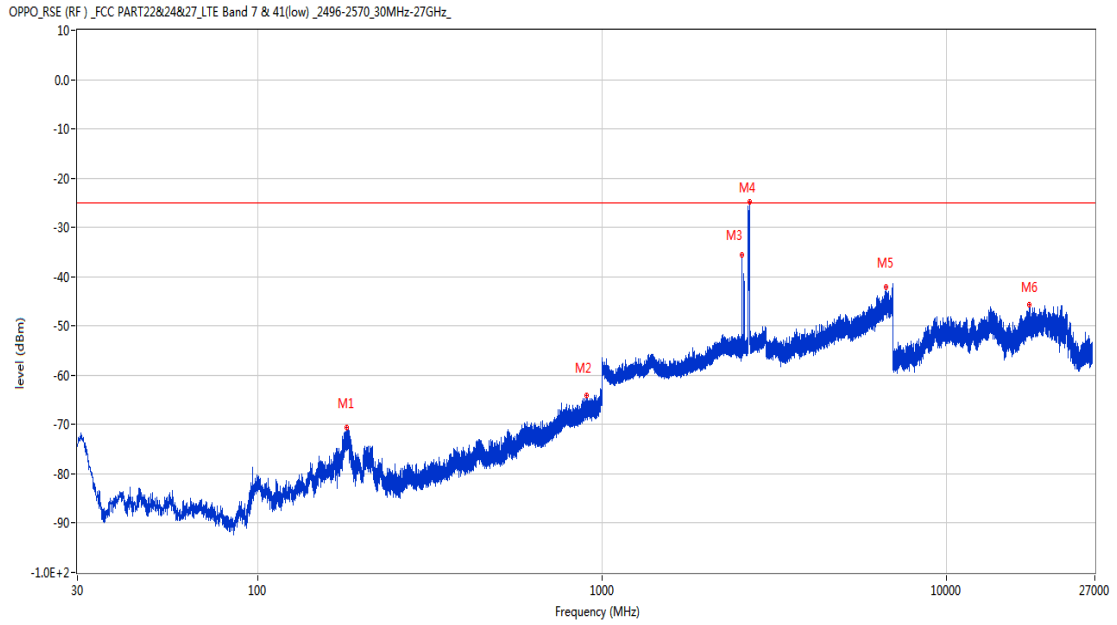
RSE-V&H PCC 21152 BW20 QPSK RB1 HIGH SCC 21350 BW20 QPSK RB1 LOW



Frequency (MHz)	Result (dBm)	Factor (dB)	PK Limit (dBm)	Over Limit (dB)	Table (o)	ANT	EUT	Verdict
42.610	-69.56	-16.52	-25.0	-44.56	14.00	Vertical	Horizontal	Pass
2549.600	-50.11	2.02	-25.0	-25.11	327.00	Vertical	Horizontal	N/A
2661.500	-28.51	1.36	-25.0	-3.51	-2.00	Vertical	Horizontal	N/A
6785.800	-41.52	12.19	-25.0	-16.52	360.00	Vertical	Horizontal	Pass
9500.963	-48.47	9.35	-25.0	-23.47	155.00	Vertical	Horizontal	Pass
13437.225	-46.38	11.26	-25.0	-21.38	270.00	Vertical	Horizontal	Pass

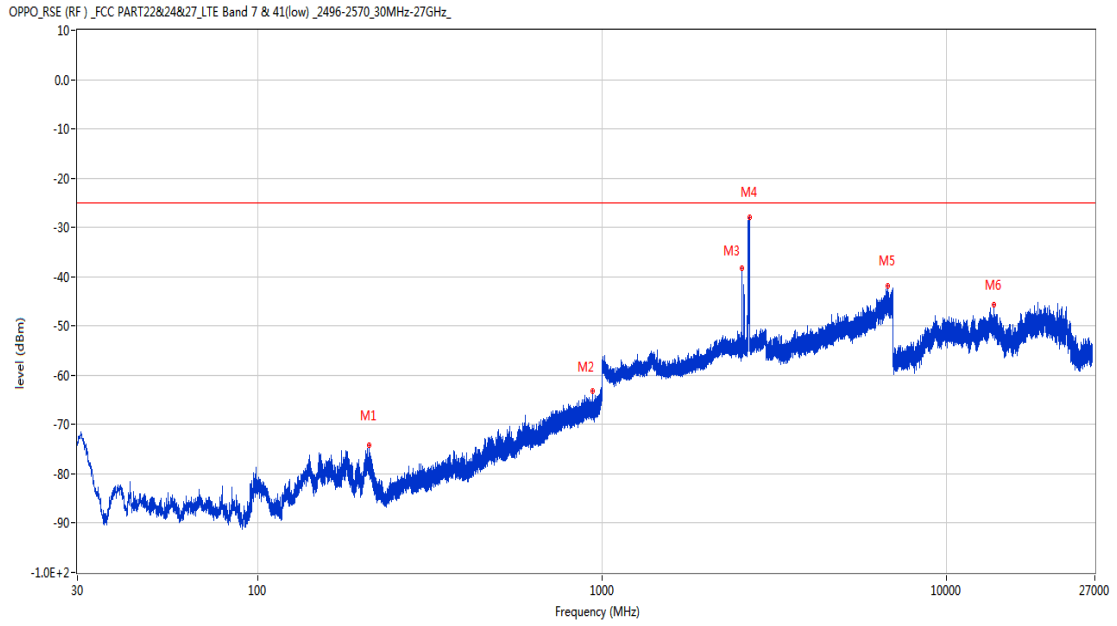
19.12 CA_7C 20MHz+20MHz, 16-QAM, High Channel

RSE-H&H PCC 21152 BW20 16QAM RB1 HIGH SCC 21350 BW20 16QAM RB1 LOW



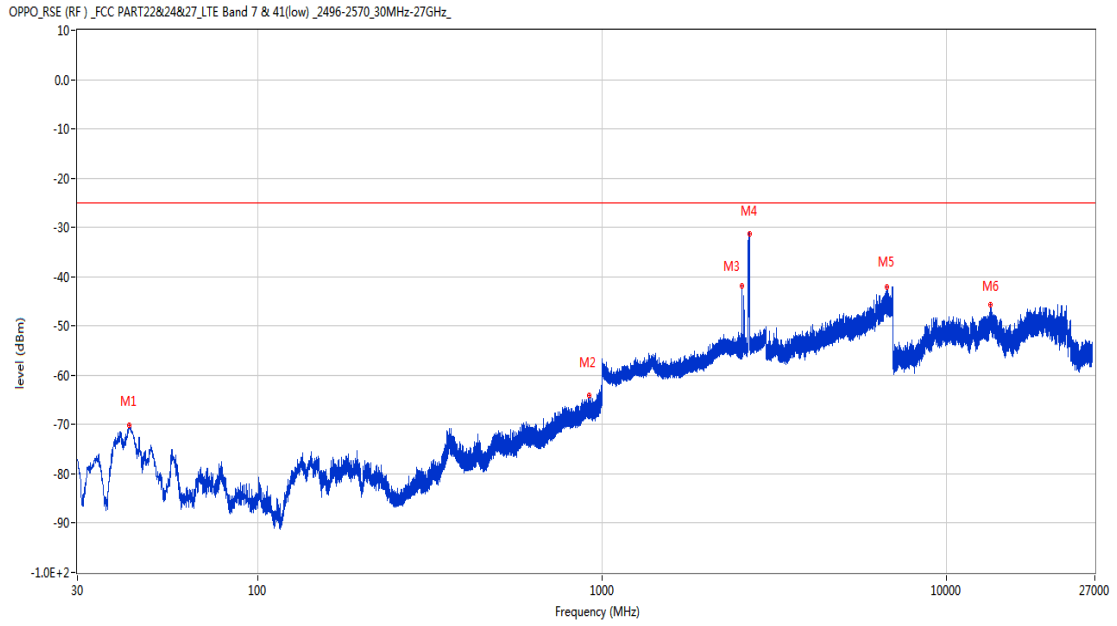
Frequency (MHz)	Result (dBm)	Factor (dB)	PK Limit (dBm)	Over Limit (dB)	Table (o)	ANT	EUT	Verdict
181.611	-70.60	-13.92	-25.0	-45.60	71.00	Horizontal	Horizontal	Pass
903.339	-64.07	4.82	-25.0	-39.07	-1.00	Horizontal	Horizontal	Pass
2551.400	-35.54	2.04	-25.0	-10.54	155.00	Horizontal	Horizontal	N/A
2682.500	-24.84	1.78	-25.0	0.16	227.00	Horizontal	Horizontal	N/A
6692.800	-42.09	11.74	-25.0	-17.09	-1.00	Horizontal	Horizontal	Pass
17433.262	-45.65	9.44	-25.0	-20.65	290.00	Horizontal	Horizontal	Pass

RSE-H&V PCC 21152 BW20 16QAM RB1 HIGH SCC 21350 BW20 16QAM RB1 LOW



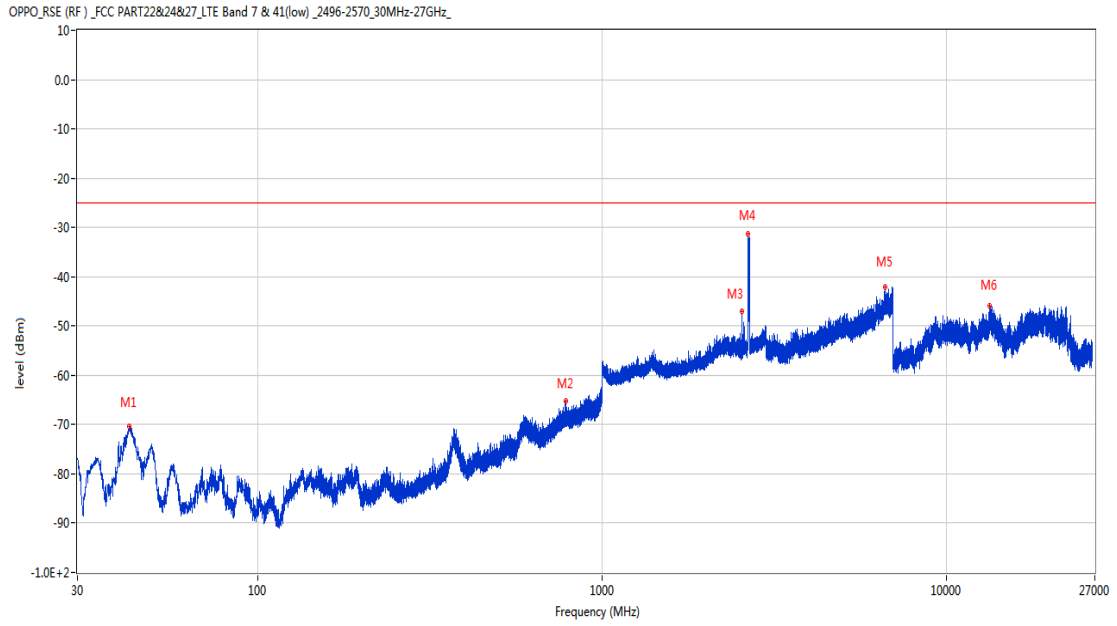
Frequency (MHz)	Result (dBm)	Factor (dB)	PK Limit (dBm)	Over Limit (dB)	Table (o)	ANT	EUT	Verdict
210.711	-74.16	-15.16	-25.0	-49.16	85.00	Horizontal	Vertical	Pass
938.890	-63.09	4.88	-25.0	-38.09	305.00	Horizontal	Vertical	Pass
2551.500	-38.23	2.05	-25.0	-13.23	145.00	Horizontal	Vertical	N/A
2685.000	-27.84	1.80	-25.0	-2.84	29.00	Horizontal	Vertical	N/A
6778.000	-41.89	11.89	-25.0	-16.89	234.00	Horizontal	Vertical	Pass
13735.425	-45.62	10.54	-25.0	-20.62	122.00	Horizontal	Vertical	Pass

RSE-V&V PCC 21152 BW20 16QAM RB1 HIGH SCC 21350 BW20 16QAM RB1 LOW



Frequency (MHz)	Result (dBm)	Factor (dB)	PK Limit (dBm)	Over Limit (dB)	Table (o)	ANT	EUT	Verdict
42.416	-70.17	-16.71	-25.0	-45.17	47.00	Vertical	Vertical	Pass
918.569	-64.17	4.82	-25.0	-39.17	90.00	Vertical	Vertical	Pass
2551.600	-41.95	2.05	-25.0	-16.95	247.00	Vertical	Vertical	N/A
2683.700	-31.24	1.88	-25.0	-6.24	112.00	Vertical	Vertical	N/A
6705.000	-42.14	10.98	-25.0	-17.14	257.00	Vertical	Vertical	Pass
13461.375	-45.68	11.43	-25.0	-20.68	75.00	Vertical	Vertical	Pass

RSE-V&H PCC 21152 BW20 16QAM RB1 HIGH SCC 21350 BW20 16QAM RB1 LOW

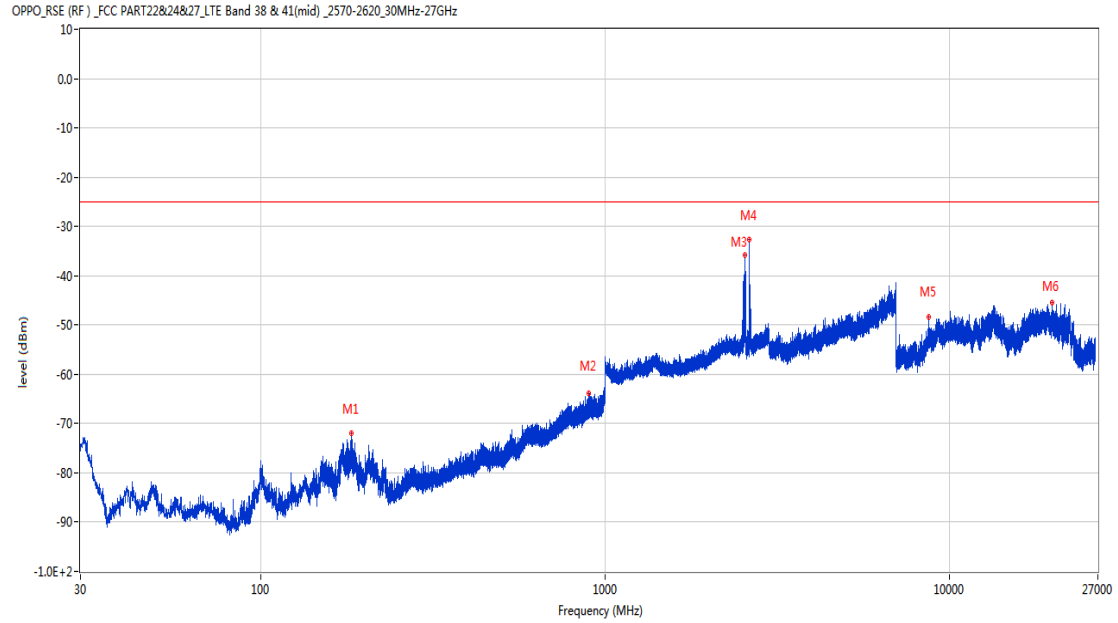


Frequency (MHz)	Result (dBm)	Factor (dB)	PK Limit (dBm)	Over Limit (dB)	Table (o)	ANT	EUT	Verdict
42.416	-70.37	-16.71	-25.0	-45.37	33.00	Vertical	Horizontal	Pass
787.716	-65.26	3.14	-25.0	-40.26	-1.00	Vertical	Horizontal	Pass
2551.500	-47.10	2.05	-25.0	-22.10	130.00	Vertical	Horizontal	N/A
2653.900	-31.32	1.43	-25.0	-6.32	115.00	Vertical	Horizontal	N/A
6648.600	-42.17	11.80	-25.0	-17.17	109.00	Vertical	Horizontal	Pass
13333.537	-45.98	10.89	-25.0	-20.98	182.00	Vertical	Horizontal	Pass

20 CA_38C

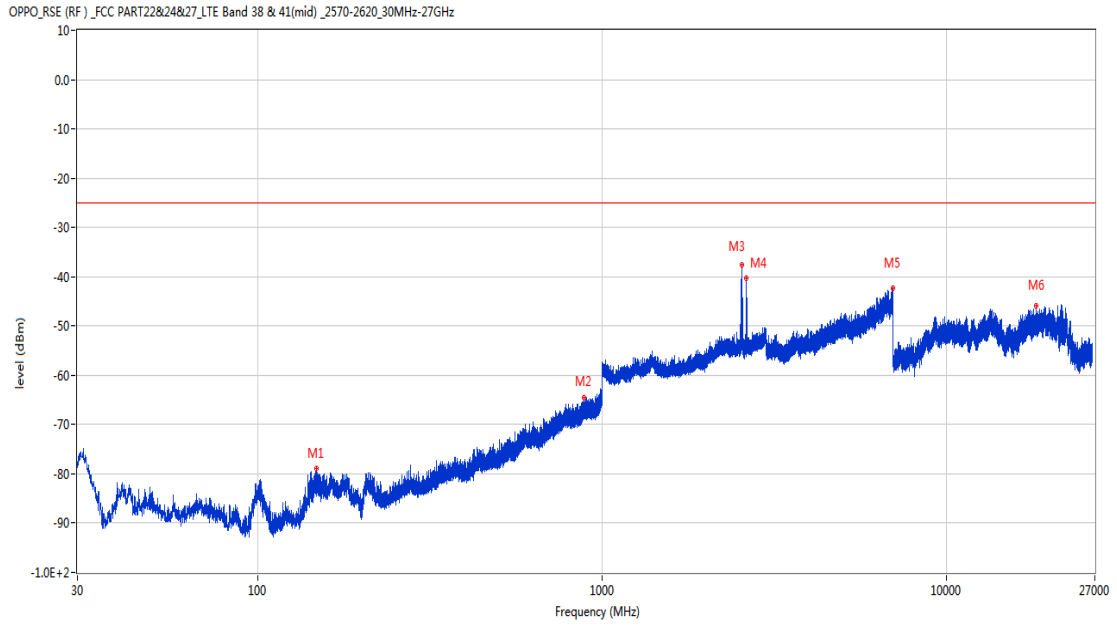
20.1 CA_38C 15MHz+15MHz, QPSK, Low Channel

RSE-H&H PCC 37825 BW15 QPSK RB1 HIGH SCC 37975 BW15 QPSK RB1 LOW



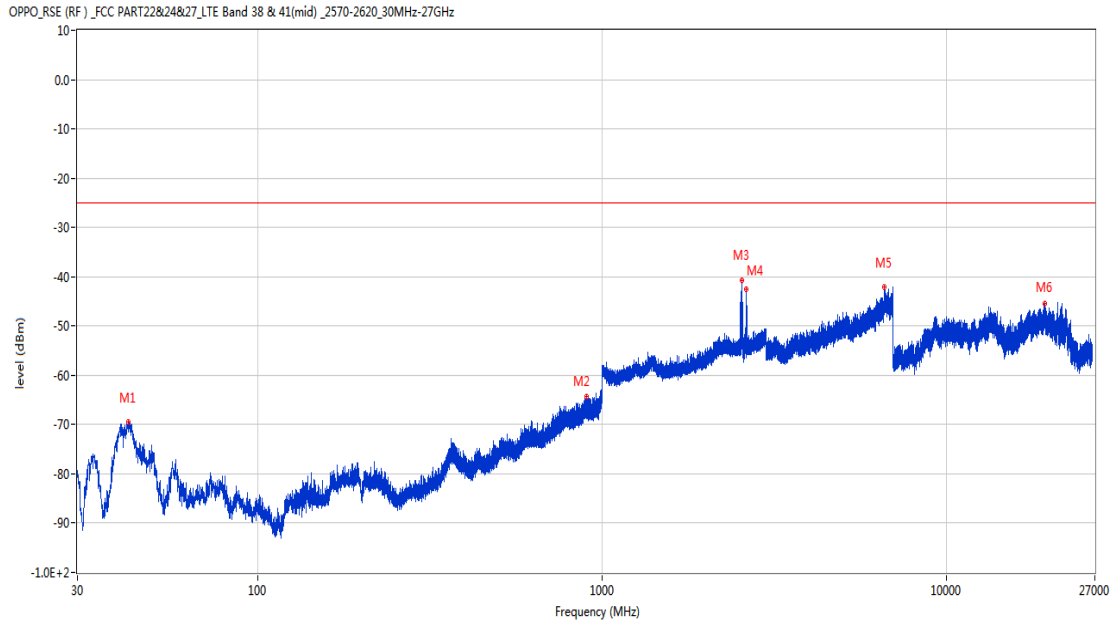
Frequency (MHz)	Result (dBm)	Factor (dB)	PK Limit (dBm)	Over Limit (dB)	Table (o)	ANT	EUT	Verdict
183.890	-72.03	-13.91	-25.0	-47.03	80.00	Horizontal	Horizontal	Pass
895.434	-63.91	4.68	-25.0	-38.91	143.00	Horizontal	Horizontal	Pass
2545.000	-35.75	1.11	-25.0	-10.75	330.00	Horizontal	Horizontal	N/A
2627.800	-32.58	2.02	-25.0	-7.58	9.00	Horizontal	Horizontal	N/A
8710.338	-48.47	7.29	-25.0	-23.47	363.00	Horizontal	Horizontal	Pass
19858.526	-45.48	15.23	-25.0	-20.48	168.00	Horizontal	Horizontal	Pass

RSE-H&V PCC 37825 BW15 QPSK RB1 HIGH SCC 37975 BW15 QPSK RB1 LOW



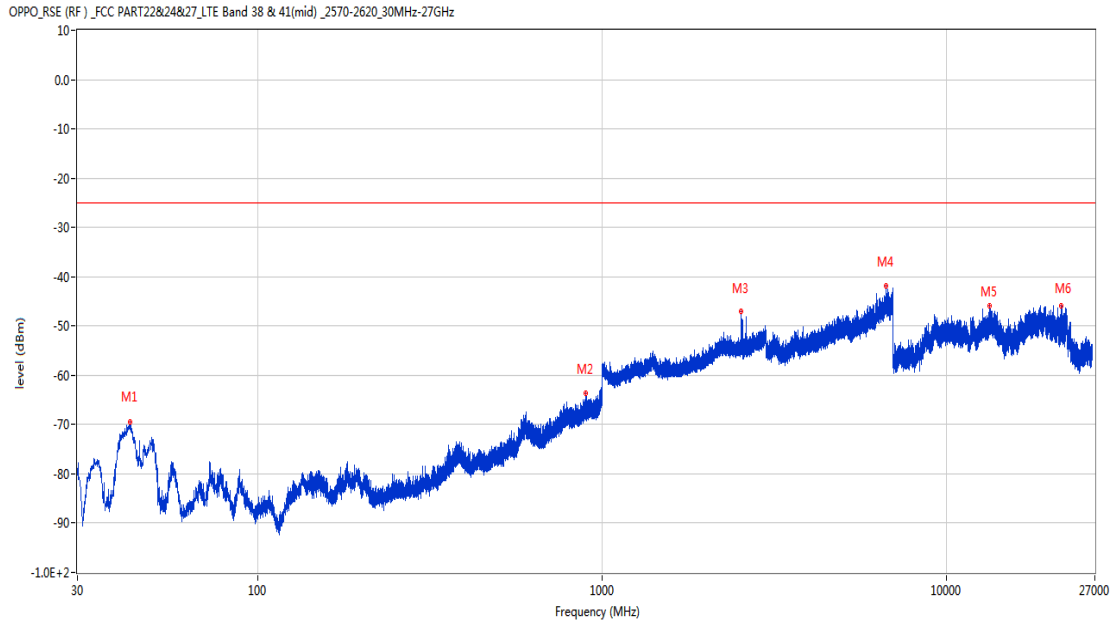
Frequency (MHz)	Result (dBm)	Factor (dB)	PK Limit (dBm)	Over Limit (dB)	Table (o)	ANT	EUT	Verdict
148.098	-78.93	-14.85	-25.0	-53.93	148.00	Horizontal	Vertical	Pass
889.468	-64.59	4.47	-25.0	-39.59	352.00	Horizontal	Vertical	Pass
2554.400	-37.60	1.34	-25.0	-12.60	149.00	Horizontal	Vertical	N/A
2627.900	-40.32	2.02	-25.0	-15.32	127.00	Horizontal	Vertical	N/A
6997.800	-42.26	13.63	-25.0	-17.26	257.00	Horizontal	Vertical	Pass
18212.073	-45.89	9.33	-25.0	-20.89	363.00	Horizontal	Vertical	Pass

RSE-V&V PCC 37825 BW15 QPSK RB1 HIGH SCC 37975 BW15 QPSK RB1 LOW



Frequency (MHz)	Result (dBm)	Factor (dB)	PK Limit (dBm)	Over Limit (dB)	Table (o)	ANT	EUT	Verdict
42.077	-69.42	-16.99	-25.0	-44.42	360.00	Vertical	Vertical	Pass
904.018	-64.33	4.85	-25.0	-39.33	203.00	Vertical	Vertical	Pass
2553.600	-40.65	1.34	-25.0	-15.65	242.00	Vertical	Vertical	N/A
2627.700	-42.58	2.02	-25.0	-17.58	255.00	Vertical	Vertical	N/A
6607.400	-42.05	12.25	-25.0	-17.05	169.00	Vertical	Vertical	Pass
19356.600	-45.34	15.51	-25.0	-20.34	361.00	Vertical	Vertical	Pass

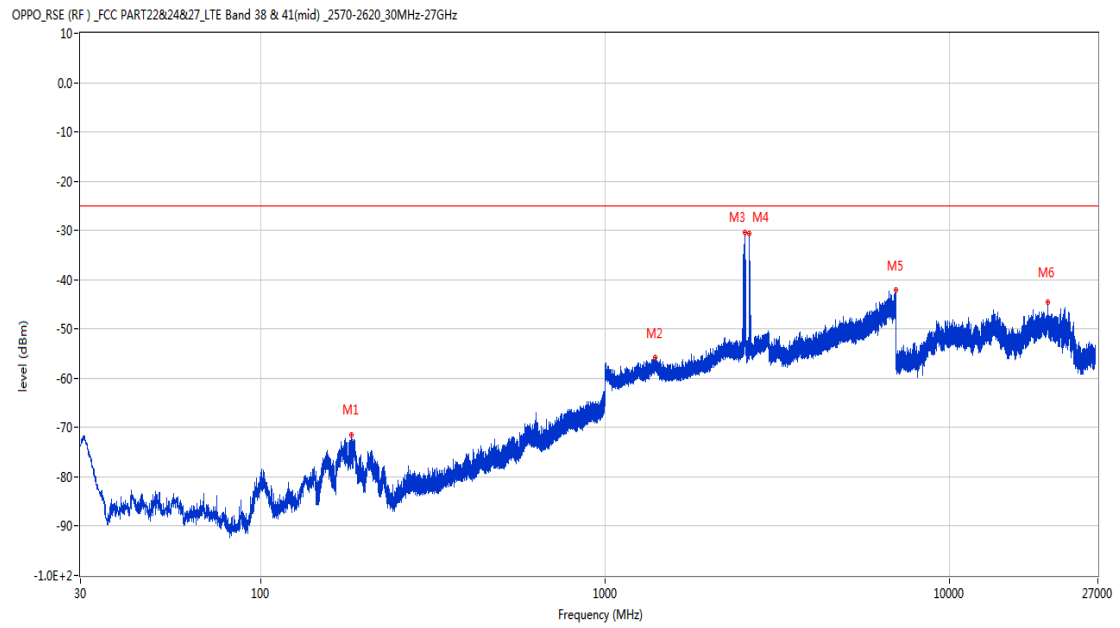
RSE-V&H PCC 37825 BW15 QPSK RB1 HIGH SCC 37975 BW15 QPSK RB1 LOW



Frequency (MHz)	Result (dBm)	Factor (dB)	PK Limit (dBm)	Over Limit (dB)	Table (o)	ANT	EUT	Verdict
42.610	-69.41	-16.43	-25.0	-44.41	351.00	Vertical	Horizontal	Pass
897.568	-63.71	4.86	-25.0	-38.71	210.00	Vertical	Horizontal	Pass
2542.100	-47.07	0.92	-25.0	-22.07	46.00	Vertical	Horizontal	N/A
6682.600	-41.88	11.86	-25.0	-16.88	345.00	Vertical	Horizontal	Pass
13340.363	-45.81	10.97	-25.0	-20.81	335.00	Vertical	Horizontal	Pass
21621.850	-45.82	14.70	-25.0	-20.82	27.00	Vertical	Horizontal	Pass

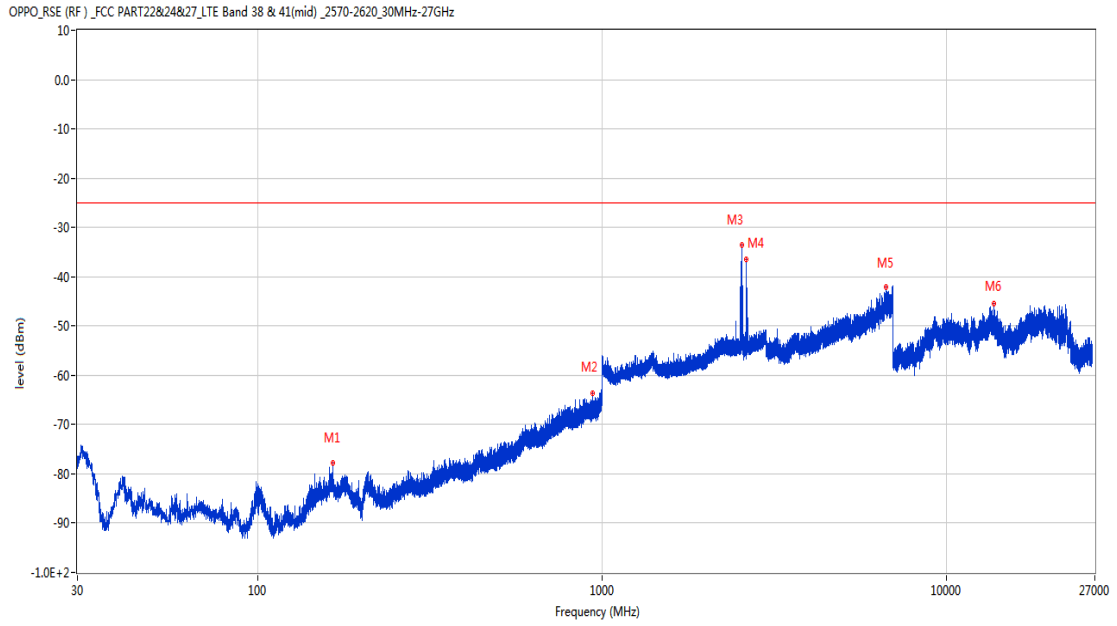
20.2 CA_38C 15MHz+15MHz, 16-QAM, Low Channel

RSE-H&H PCC 37825 BW15 16QAM RB1 HIGH SCC 37975 BW15 16QAM RB1 LOW



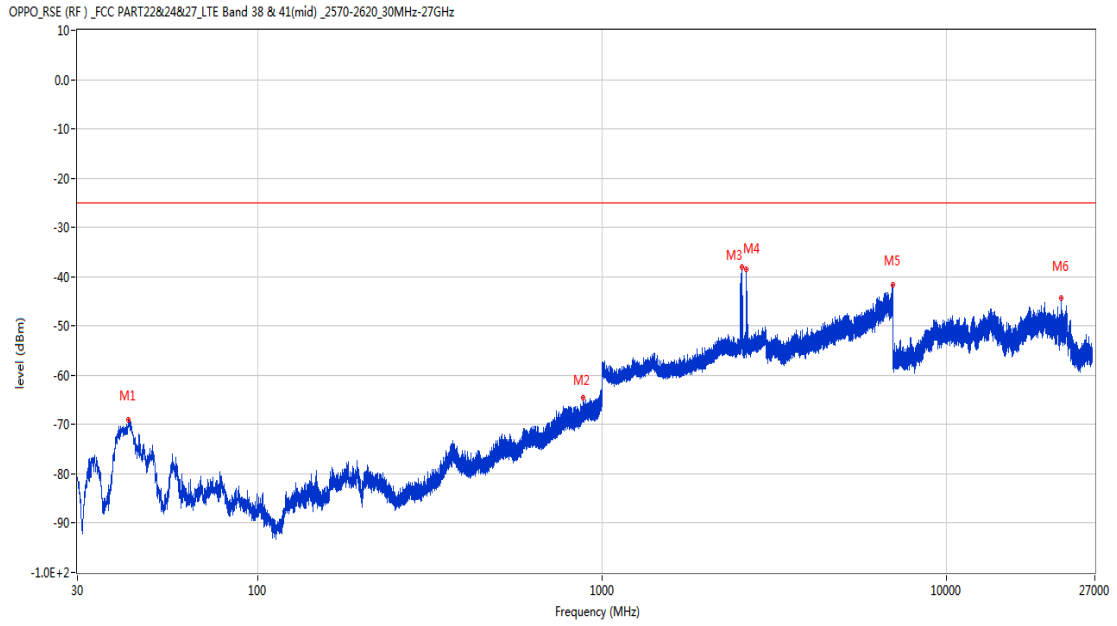
Frequency (MHz)	Result (dBm)	Factor (dB)	PK Limit (dBm)	Over Limit (dB)	Table (o)	ANT	EUT	Verdict
184.036	-71.45	-13.92	-25.0	-46.45	69.00	Horizontal	Horizontal	Pass
1403.100	-55.80	-2.12	-25.0	-30.80	361.00	Horizontal	Horizontal	Pass
2555.800	-30.33	1.25	-25.0	-5.33	332.00	Horizontal	Horizontal	N/A
2628.000	-30.70	2.02	-25.0	-5.70	316.00	Horizontal	Horizontal	N/A
6995.800	-42.10	13.55	-25.0	-17.10	52.00	Horizontal	Horizontal	Pass
19324.301	-44.58	16.18	-25.0	-19.58	361.00	Horizontal	Horizontal	Pass

RSE-H&V PCC 37825 BW15 16QAM RB1 HIGH SCC 37975 BW15 16QAM RB1 LOW



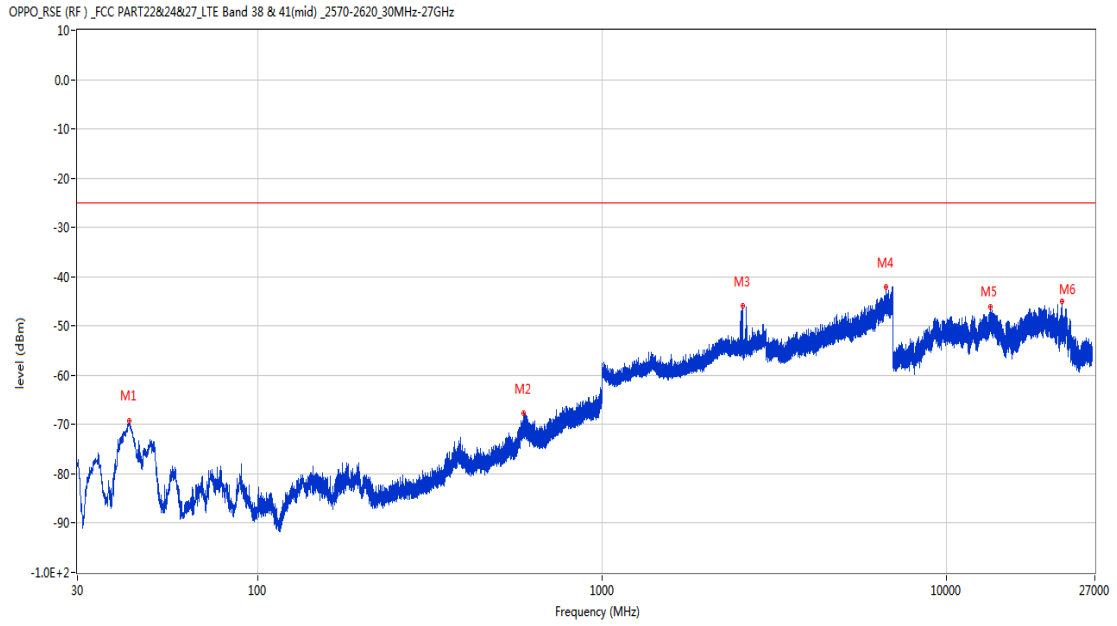
Frequency (MHz)	Result (dBm)	Factor (dB)	PK Limit (dBm)	Over Limit (dB)	Table (o)	ANT	EUT	Verdict
165.897	-77.81	-14.61	-25.0	-52.81	360.00	Horizontal	Vertical	Pass
939.957	-63.59	4.82	-25.0	-38.59	-1.00	Horizontal	Vertical	Pass
2554.800	-33.45	1.32	-25.0	-8.45	138.00	Horizontal	Vertical	N/A
2627.900	-36.47	2.02	-25.0	-11.47	131.00	Horizontal	Vertical	N/A
6684.200	-42.10	11.96	-25.0	-17.10	-1.00	Horizontal	Vertical	Pass
13769.550	-45.43	11.44	-25.0	-20.43	-3.00	Horizontal	Vertical	Pass

RSE-V&V PCC 37825 BW15 16QAM RB1 HIGH SCC 37975 BW15 16QAM RB1 LOW



Frequency (MHz)	Result (dBm)	Factor (dB)	PK Limit (dBm)	Over Limit (dB)	Table (o)	ANT	EUT	Verdict
42.270	-69.06	-16.79	-25.0	-44.06	333.00	Vertical	Vertical	Pass
883.697	-64.56	4.23	-25.0	-39.56	105.00	Vertical	Vertical	Pass
2548.400	-38.04	1.35	-25.0	-13.04	251.00	Vertical	Vertical	N/A
2627.900	-38.55	2.02	-25.0	-13.55	277.00	Vertical	Vertical	N/A
6980.000	-41.69	13.84	-25.0	-16.69	248.00	Vertical	Vertical	Pass
21614.199	-44.39	14.70	-25.0	-19.39	199.00	Vertical	Vertical	Pass

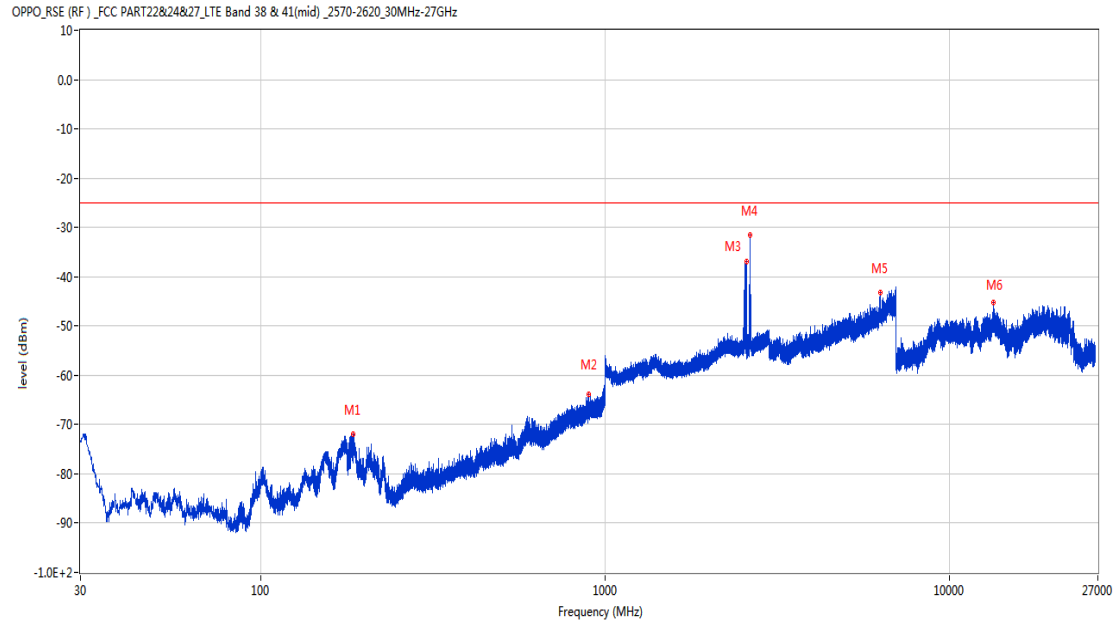
RSE-V&H PCC 37825 BW15 16QAM RB1 HIGH SCC 37975 BW15 16QAM RB1 LOW



Frequency (MHz)	Result (dBm)	Factor (dB)	PK Limit (dBm)	Over Limit (dB)	Table (o)	ANT	EUT	Verdict
42.465	-69.26	-16.58	-25.0	-44.26	354.00	Vertical	Horizontal	Pass
592.018	-67.74	-1.89	-25.0	-42.74	-3.00	Vertical	Horizontal	Pass
2558.200	-45.80	1.34	-25.0	-20.80	141.00	Vertical	Horizontal	N/A
6677.600	-42.08	11.75	-25.0	-17.08	278.00	Vertical	Horizontal	Pass
13458.750	-46.09	11.46	-25.0	-21.09	273.00	Vertical	Horizontal	Pass
21622.276	-44.93	14.70	-25.0	-19.93	81.00	Vertical	Horizontal	Pass

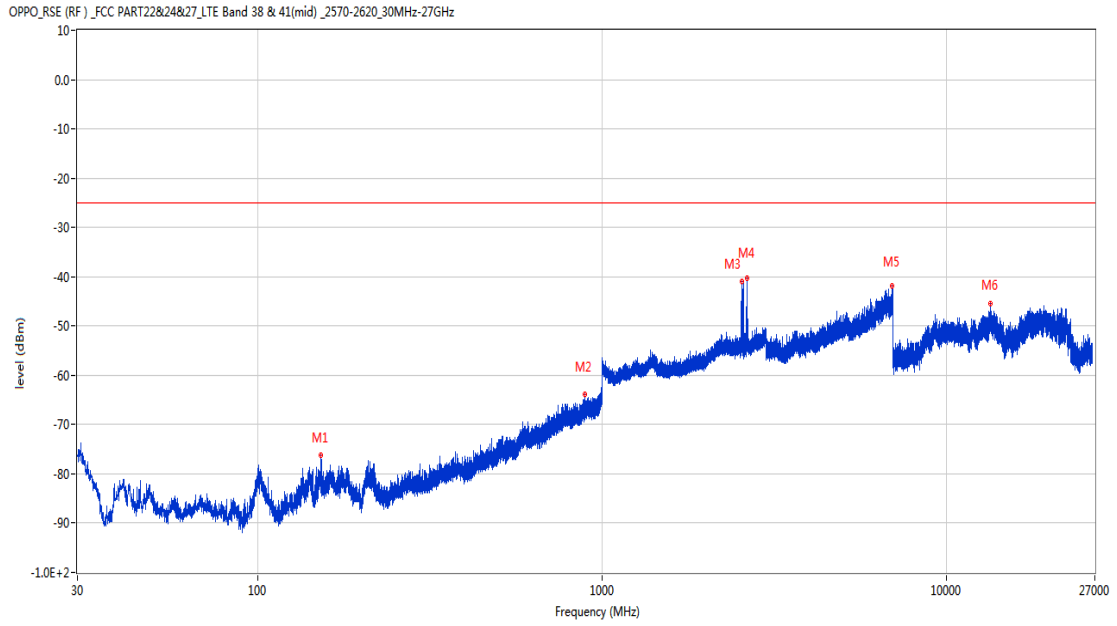
20.3 CA_38C 15MHz+15MHz, QPSK, Middle Channel

RSE-H&H PCC 37925 BW15 QPSK RB1 HIGH SCC 38075 BW15 QPSK RB1 LOW



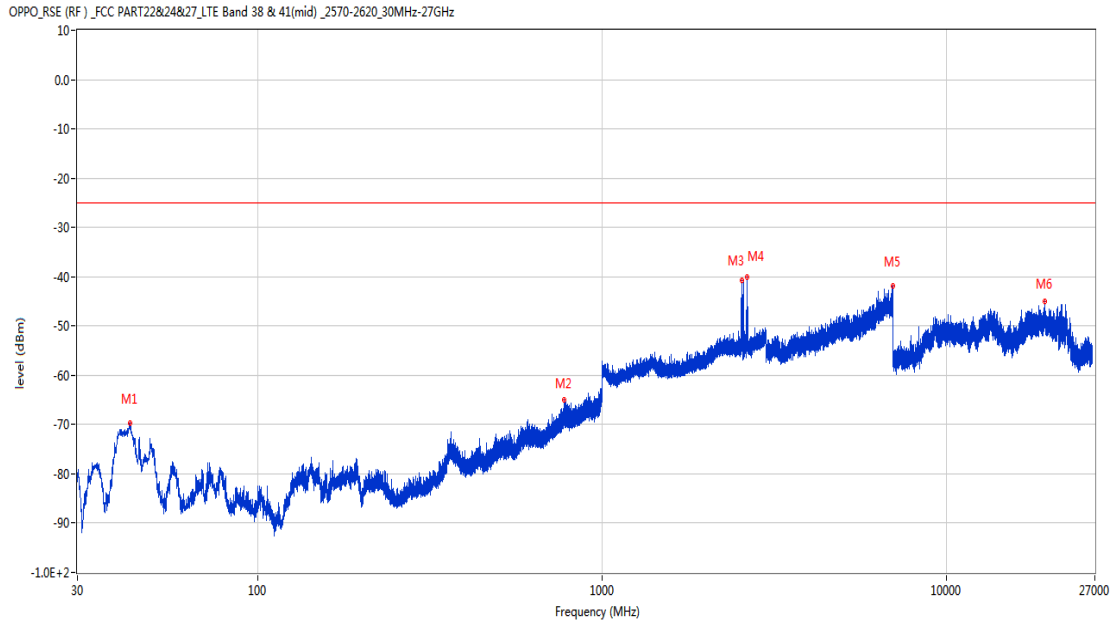
Frequency (MHz)	Result (dBm)	Factor (dB)	PK Limit (dBm)	Over Limit (dB)	Table (o)	ANT	EUT	Verdict
186.267	-71.95	-14.14	-25.0	-46.95	93.00	Horizontal	Horizontal	Pass
896.744	-63.80	4.82	-25.0	-38.80	-2.00	Horizontal	Horizontal	Pass
2581.300	-36.93	1.60	-25.0	-11.93	311.00	Horizontal	Horizontal	N/A
2637.800	-31.57	1.81	-25.0	-6.57	311.00	Horizontal	Horizontal	N/A
6296.600	-43.29	11.19	-25.0	-18.29	19.00	Horizontal	Horizontal	Pass
13464.263	-45.16	11.37	-25.0	-20.16	37.00	Horizontal	Horizontal	Pass

RSE-H&V PCC 37925 BW15 QPSK RB1 HIGH SCC 38075 BW15 QPSK RB1 LOW



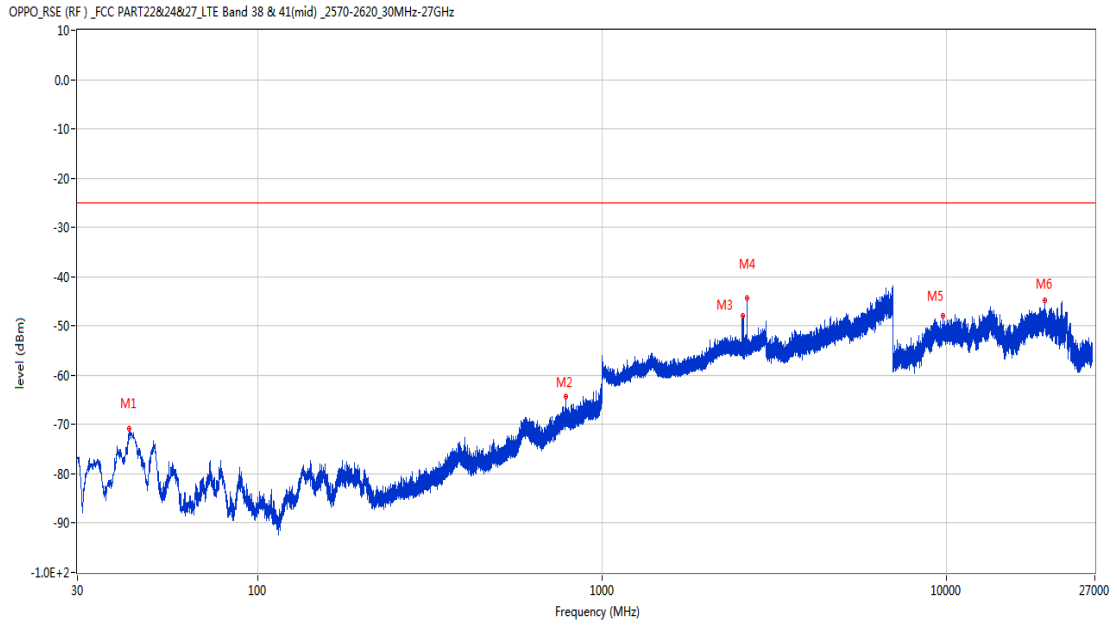
Frequency (MHz)	Result (dBm)	Factor (dB)	PK Limit (dBm)	Over Limit (dB)	Table (o)	ANT	EUT	Verdict
152.802	-76.12	-14.46	-25.0	-51.12	101.00	Horizontal	Vertical	Pass
890.244	-63.88	4.51	-25.0	-38.88	337.00	Horizontal	Vertical	Pass
2547.900	-40.96	1.32	-25.0	-15.96	125.00	Horizontal	Vertical	N/A
2637.900	-40.39	1.81	-25.0	-15.39	141.00	Horizontal	Vertical	N/A
6978.600	-41.95	13.96	-25.0	-16.95	334.00	Horizontal	Vertical	Pass
13460.588	-45.47	11.44	-25.0	-20.47	-1.00	Horizontal	Vertical	Pass

RSE-V&V PCC 37925 BW15 QPSK RB1 HIGH SCC 38075 BW15 QPSK RB1 LOW



Frequency (MHz)	Result (dBm)	Factor (dB)	PK Limit (dBm)	Over Limit (dB)	Table (o)	ANT	EUT	Verdict
42.707	-69.63	-16.33	-25.0	-44.63	351.00	Vertical	Vertical	Pass
778.985	-64.95	2.80	-25.0	-39.95	15.00	Vertical	Vertical	Pass
2553.500	-40.74	1.34	-25.0	-15.74	251.00	Vertical	Vertical	N/A
2638.000	-39.96	1.80	-25.0	-14.96	283.00	Vertical	Vertical	N/A
6981.400	-41.94	13.83	-25.0	-16.94	72.00	Vertical	Vertical	Pass
19334.500	-45.08	16.03	-25.0	-20.08	140.00	Vertical	Vertical	Pass

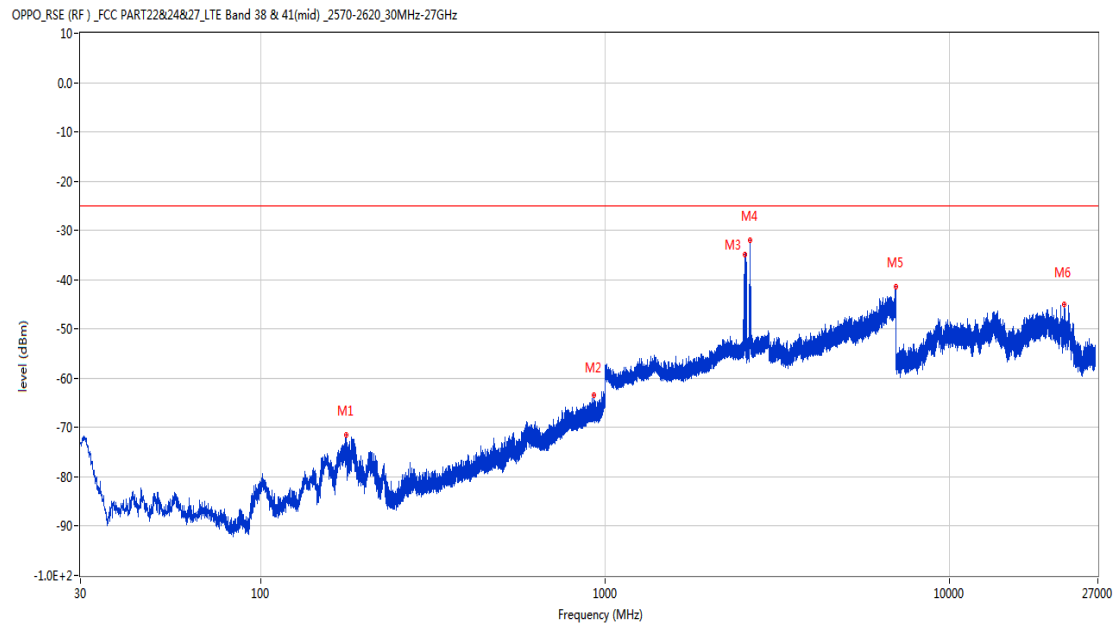
RSE-V&H PCC 37925 BW15 QPSK RB1 HIGH SCC 38075 BW15 QPSK RB1 LOW



Frequency (MHz)	Result (dBm)	Factor (dB)	PK Limit (dBm)	Over Limit (dB)	Table (o)	ANT	EUT	Verdict
42.465	-70.72	-16.58	-25.0	-45.72	360.00	Vertical	Horizontal	Pass
786.260	-64.31	3.00	-25.0	-39.31	360.00	Vertical	Horizontal	Pass
2559.500	-48.02	1.39	-25.0	-23.02	93.00	Vertical	Horizontal	N/A
2637.800	-44.24	1.81	-25.0	-19.24	360.00	Vertical	Horizontal	N/A
9793.350	-47.88	10.02	-25.0	-22.88	99.00	Vertical	Horizontal	Pass
19319.200	-44.71	16.20	-25.0	-19.71	132.00	Vertical	Horizontal	Pass

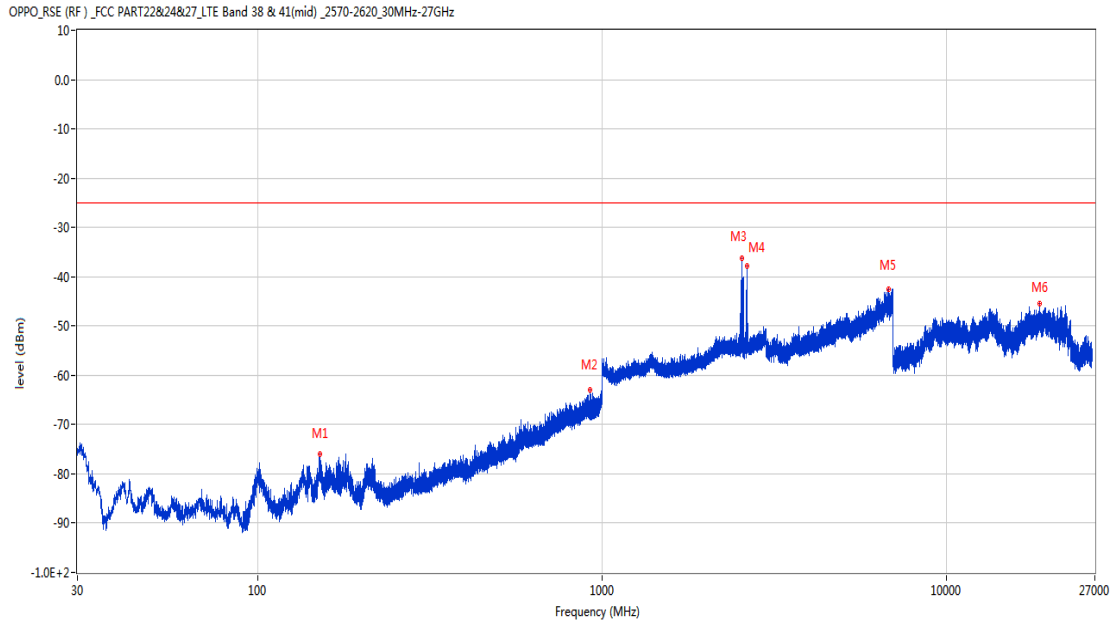
20.4 CA_38C 15MHz+15MHz, 16-QAM, Middle Channel

RSE-H&H PCC 37925 BW15 16QAM RB1 HIGH SCC 38075 BW15 16QAM RB1 LOW



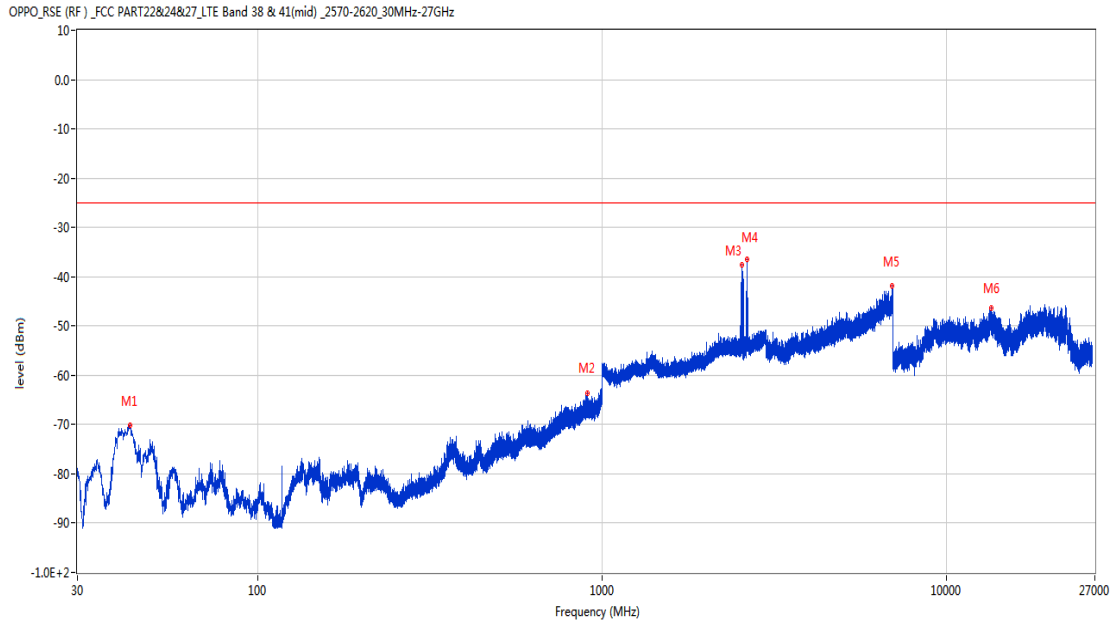
Frequency (MHz)	Result (dBm)	Factor (dB)	PK Limit (dBm)	Over Limit (dB)	Table (o)	ANT	EUT	Verdict
177.052	-71.38	-14.34	-25.0	-46.38	76.00	Horizontal	Horizontal	Pass
927.977	-63.46	4.70	-25.0	-38.46	286.00	Horizontal	Horizontal	Pass
2556.200	-34.93	1.23	-25.0	-9.93	342.00	Horizontal	Horizontal	N/A
2637.900	-32.07	1.81	-25.0	-7.07	361.00	Horizontal	Horizontal	N/A
6996.400	-41.39	13.58	-25.0	-16.39	-1.00	Horizontal	Horizontal	Pass
21621.850	-44.89	14.70	-25.0	-19.89	76.00	Horizontal	Horizontal	Pass

RSE-H&V PCC 37925 BW15 16QAM RB1 HIGH SCC 38075 BW15 16QAM RB1 LOW



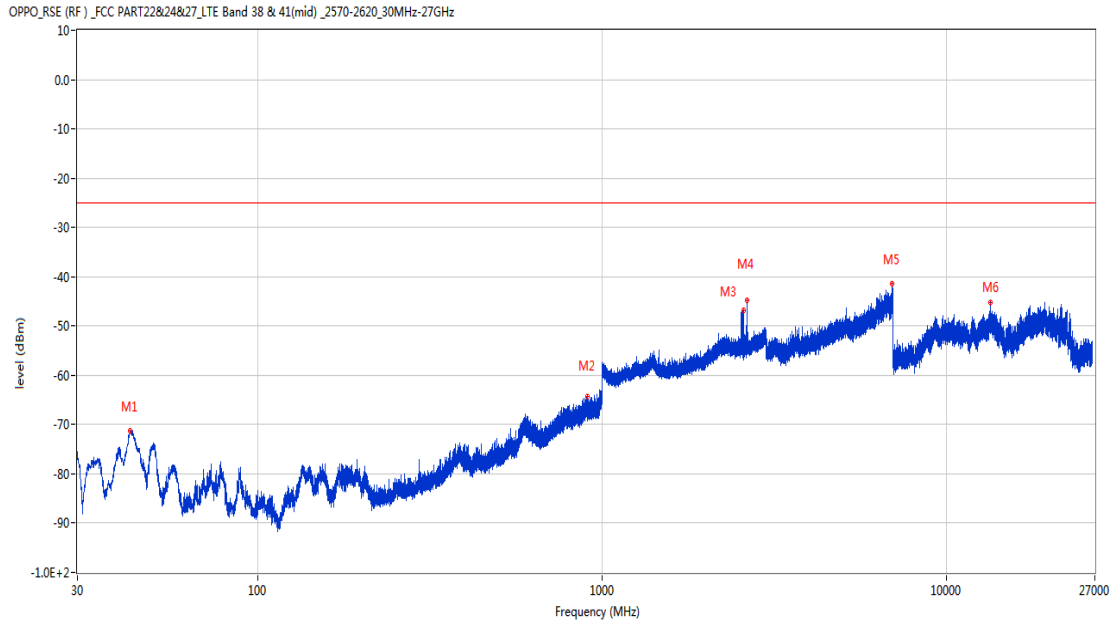
Frequency (MHz)	Result (dBm)	Factor (dB)	PK Limit (dBm)	Over Limit (dB)	Table (o)	ANT	EUT	Verdict
152.123	-76.08	-14.45	-25.0	-51.08	89.00	Horizontal	Vertical	Pass
923.467	-63.05	4.80	-25.0	-38.05	99.00	Horizontal	Vertical	Pass
2544.100	-36.24	1.05	-25.0	-11.24	145.00	Horizontal	Vertical	N/A
2637.800	-37.91	1.81	-25.0	-12.91	0.00	Horizontal	Vertical	N/A
6789.400	-42.54	12.39	-25.0	-17.54	273.00	Horizontal	Vertical	Pass
18684.250	-45.52	12.44	-25.0	-20.52	363.00	Horizontal	Vertical	Pass

RSE-V&V PCC 37925 BW15 16QAM RB1 HIGH SCC 38075 BW15 16QAM RB1 LOW



Frequency (MHz)	Result (dBm)	Factor (dB)	PK Limit (dBm)	Over Limit (dB)	Table (o)	ANT	EUT	Verdict
42.707	-70.22	-16.33	-25.0	-45.22	323.00	Vertical	Vertical	Pass
905.522	-63.58	4.79	-25.0	-38.58	-3.00	Vertical	Vertical	Pass
2553.100	-37.53	1.34	-25.0	-12.53	254.00	Vertical	Vertical	N/A
2637.800	-36.43	1.81	-25.0	-11.43	287.00	Vertical	Vertical	N/A
6975.000	-41.93	13.72	-25.0	-16.93	-3.00	Vertical	Vertical	Pass
13473.974	-46.42	11.20	-25.0	-21.42	351.00	Vertical	Vertical	Pass

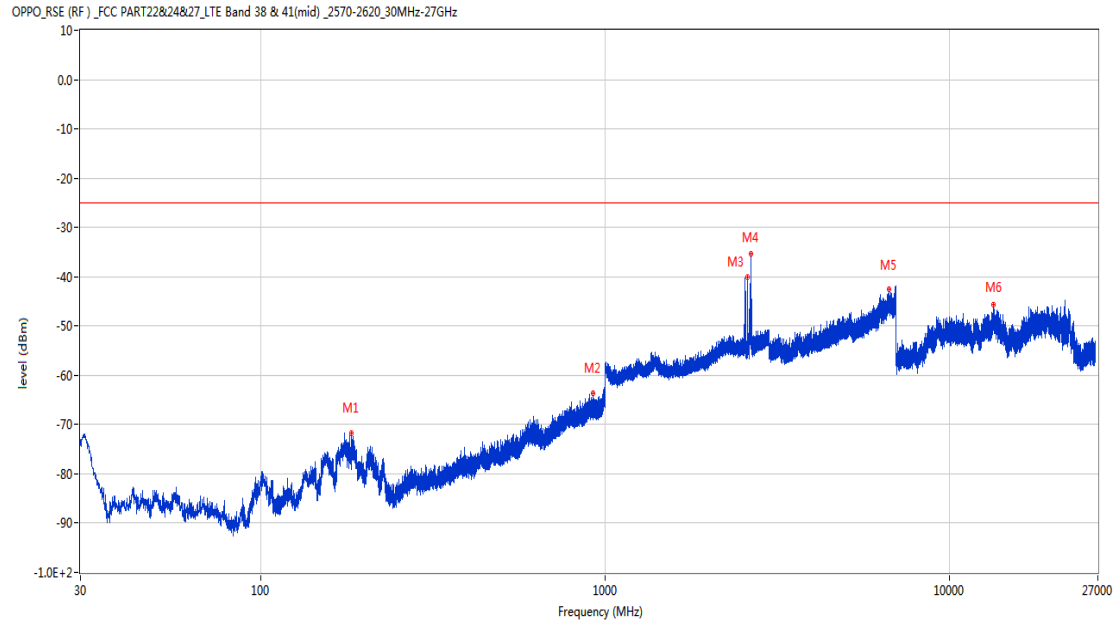
RSE-V&H PCC 37925 BW15 16QAM RB1 HIGH SCC 38075 BW15 16QAM RB1 LOW



Frequency (MHz)	Result (dBm)	Factor (dB)	PK Limit (dBm)	Over Limit (dB)	Table (o)	ANT	EUT	Verdict
42.562	-71.21	-16.48	-25.0	-46.21	349.00	Vertical	Horizontal	Pass
906.880	-64.20	4.85	-25.0	-39.20	285.00	Vertical	Horizontal	Pass
2581.100	-46.76	1.60	-25.0	-21.76	321.00	Vertical	Horizontal	N/A
2638.000	-44.79	1.80	-25.0	-19.79	272.00	Vertical	Horizontal	N/A
6975.400	-41.50	13.72	-25.0	-16.50	38.00	Vertical	Horizontal	Pass
13468.987	-45.22	11.29	-25.0	-20.22	-1.00	Vertical	Horizontal	Pass

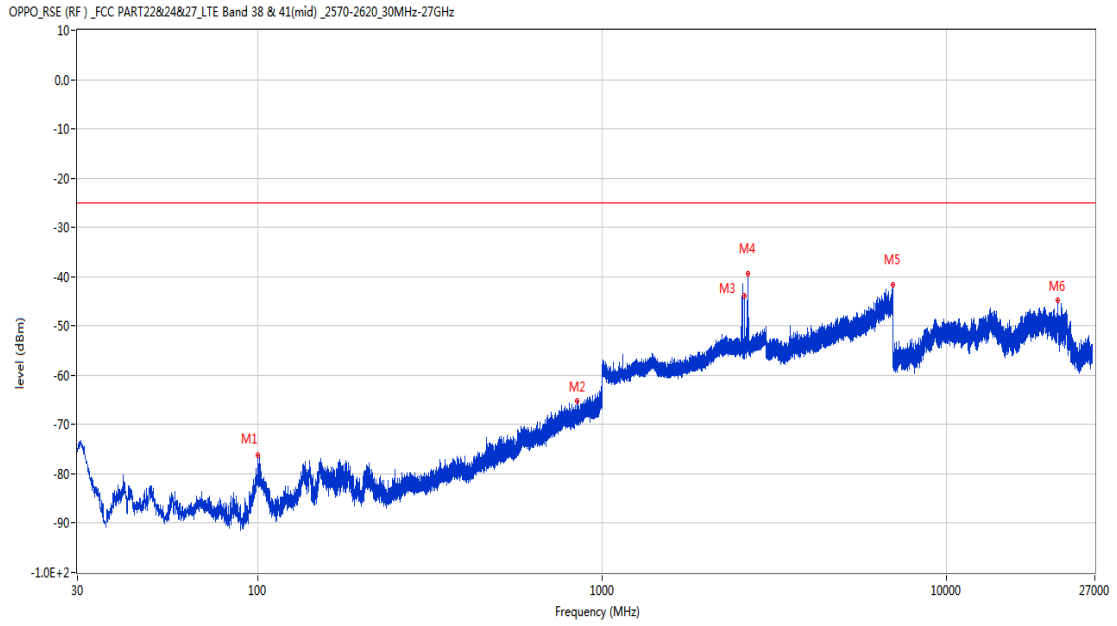
20.5 CA_38C 15MHz+15MHz, QPSK, High Channel

RSE-H&H PCC 38025 BW15 QPSK RB1 HIGH SCC 38175 BW15 QPSK RB1 LOW



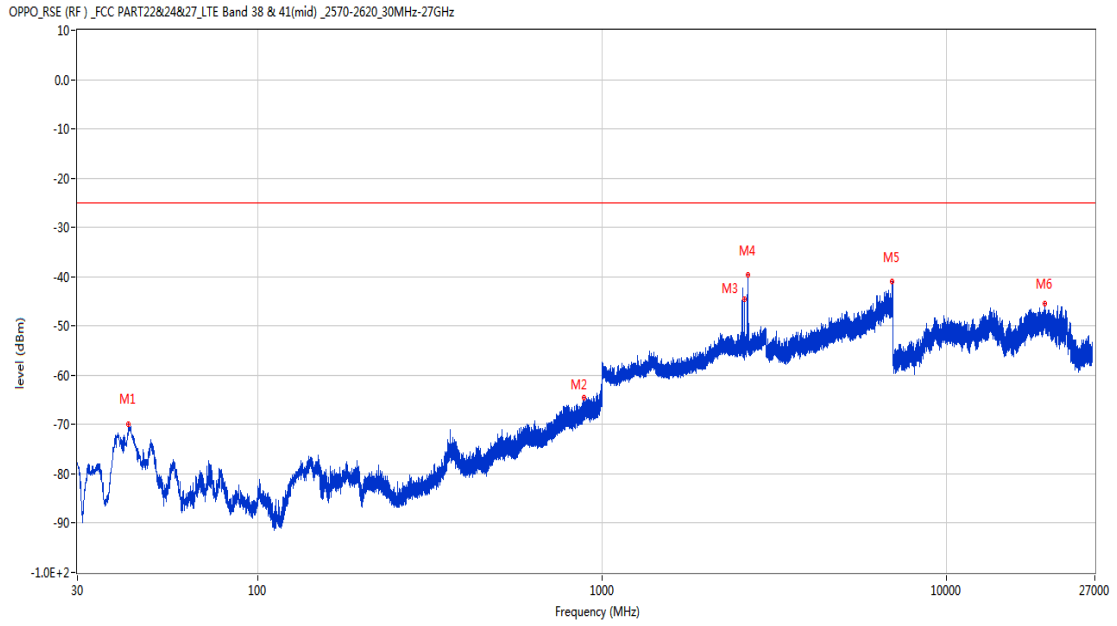
Frequency (MHz)	Result (dBm)	Factor (dB)	PK Limit (dBm)	Over Limit (dB)	Table (o)	ANT	EUT	Verdict
183.260	-71.81	-13.85	-25.0	-46.81	62.00	Horizontal	Horizontal	Pass
922.885	-63.73	4.84	-25.0	-38.73	231.00	Horizontal	Horizontal	Pass
2591.200	-39.98	1.70	-25.0	-14.98	320.00	Horizontal	Horizontal	N/A
2647.900	-35.35	1.60	-25.0	-10.35	361.00	Horizontal	Horizontal	N/A
6684.800	-42.58	12.01	-25.0	-17.58	147.00	Horizontal	Horizontal	Pass
13466.625	-45.59	11.33	-25.0	-20.59	155.00	Horizontal	Horizontal	Pass

RSE-H&V PCC 38025 BW15 QPSK RB1 HIGH SCC 38175 BW15 QPSK RB1 LOW



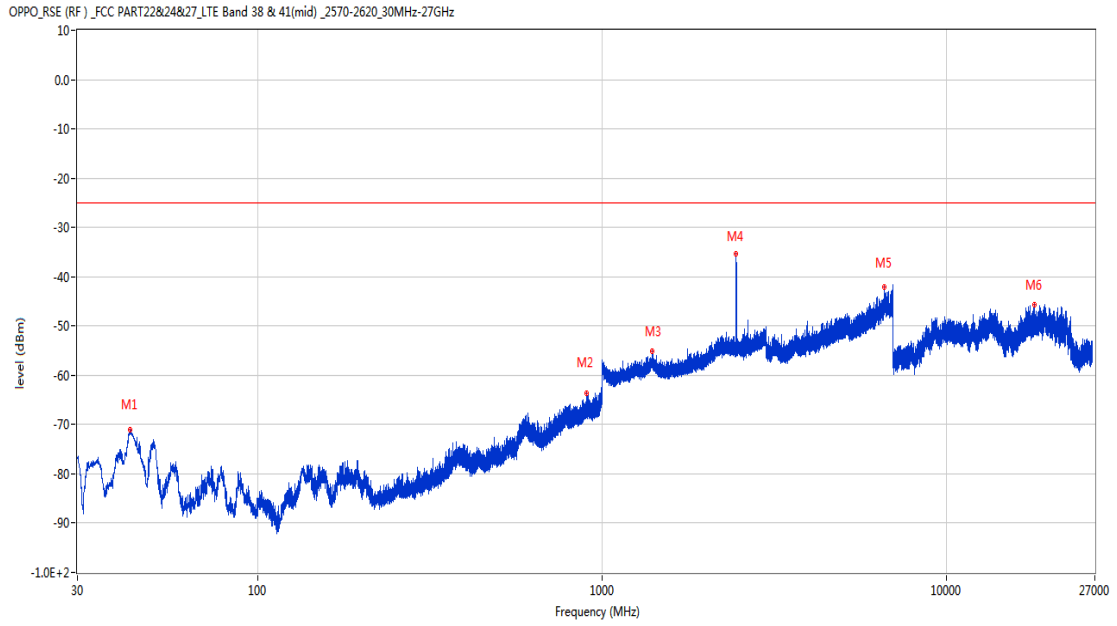
Frequency (MHz)	Result (dBm)	Factor (dB)	PK Limit (dBm)	Over Limit (dB)	Table (o)	ANT	EUT	Verdict
100.082	-76.27	-21.25	-25.0	-51.27	34.00	Horizontal	Vertical	Pass
848.438	-65.30	2.88	-25.0	-40.30	102.00	Horizontal	Vertical	Pass
2591.000	-43.92	1.69	-25.0	-18.92	142.00	Horizontal	Vertical	N/A
2647.900	-39.30	1.60	-25.0	-14.30	127.00	Horizontal	Vertical	N/A
6986.600	-41.61	13.70	-25.0	-16.61	186.00	Horizontal	Vertical	Pass
21038.750	-44.88	14.51	-25.0	-19.88	361.00	Horizontal	Vertical	Pass

RSE-V&V PCC 38025 BW15 QPSK RB1 HIGH SCC 38175 BW15 QPSK RB1 LOW



Frequency (MHz)	Result (dBm)	Factor (dB)	PK Limit (dBm)	Over Limit (dB)	Table (o)	ANT	EUT	Verdict
42.270	-69.94	-16.79	-25.0	-44.94	326.00	Vertical	Vertical	Pass
887.383	-64.52	4.35	-25.0	-39.52	-1.00	Vertical	Vertical	Pass
2591.100	-44.48	1.70	-25.0	-19.48	260.00	Vertical	Vertical	Pass
2647.900	-39.71	1.60	-25.0	-14.71	288.00	Vertical	Vertical	Pass
6974.000	-41.05	13.69	-25.0	-16.05	-1.00	Vertical	Vertical	Pass
19316.650	-45.38	16.09	-25.0	-20.38	170.00	Vertical	Vertical	Pass

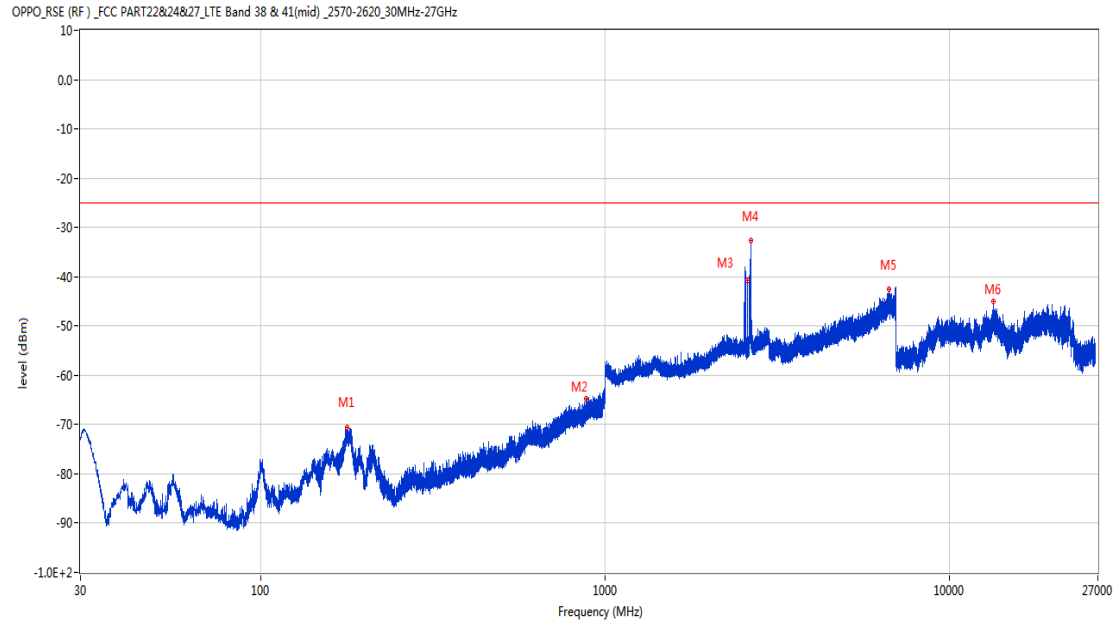
RSE-V&H PCC 38025 BW15 QPSK RB1 HIGH SCC 38175 BW15 QPSK RB1 LOW



Frequency (MHz)	Result (dBm)	Factor (dB)	PK Limit (dBm)	Over Limit (dB)	Table (o)	ANT	EUT	Verdict
42.658	-71.14	-16.38	-25.0	-46.14	341.00	Vertical	Horizontal	Pass
904.067	-63.72	4.85	-25.0	-38.72	-2.00	Vertical	Horizontal	Pass
1402.900	-55.06	-2.10	-25.0	-30.06	317.00	Vertical	Horizontal	Pass
2450.100	-35.30	0.62	-25.0	-10.30	236.00	Vertical	Horizontal	N/A
6614.200	-42.14	12.34	-25.0	-17.14	260.00	Vertical	Horizontal	Pass
18037.400	-45.63	10.18	-25.0	-20.63	362.00	Vertical	Horizontal	Pass

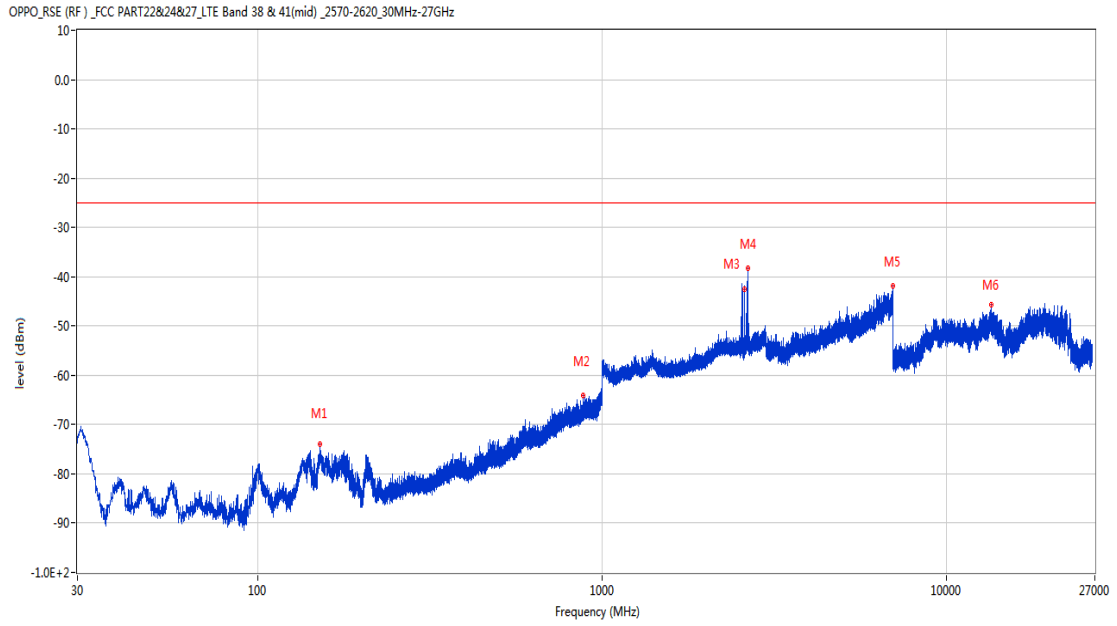
20.6 CA_38C 15MHz+15MHz, 16-QAM, High Channel

RSE-H&H PCC 38025 BW15 16QAM RB1 HIGH SCC 38175 BW15 16QAM RB1 LOW



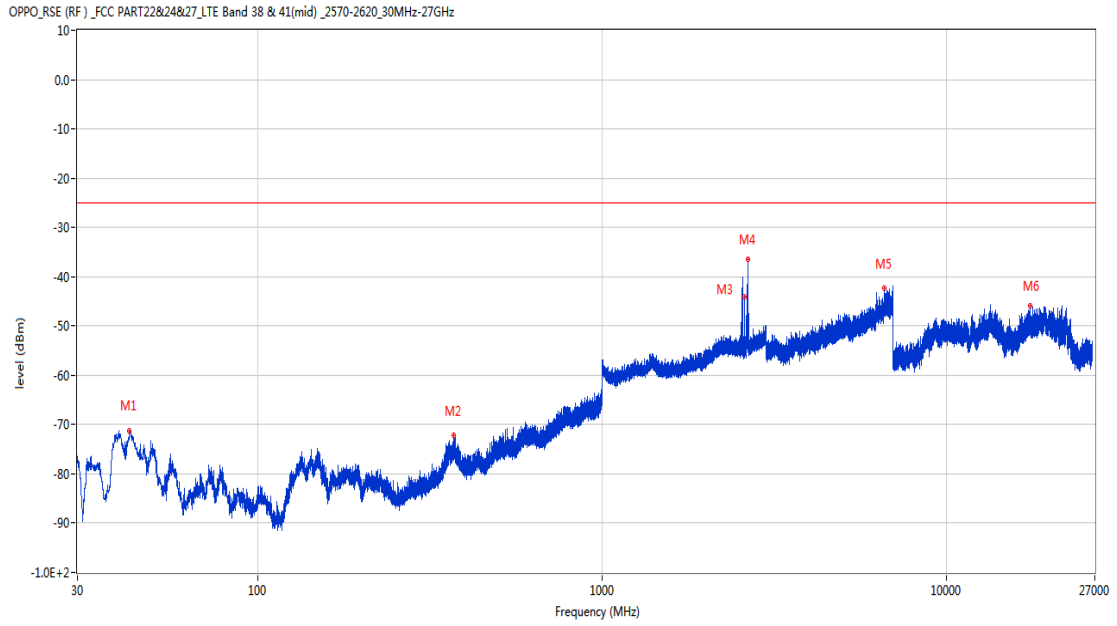
Frequency (MHz)	Result (dBm)	Factor (dB)	PK Limit (dBm)	Over Limit (dB)	Table (o)	ANT	EUT	Verdict
177.973	-70.69	-14.28	-25.0	-45.69	60.00	Horizontal	Horizontal	Pass
881.369	-64.68	3.99	-25.0	-39.68	106.00	Horizontal	Horizontal	Pass
2591.200	-40.76	1.70	-25.0	-15.76	144.00	Horizontal	Horizontal	N/A
2648.100	-32.63	1.62	-25.0	-7.63	308.00	Horizontal	Horizontal	N/A
6686.800	-42.62	11.97	-25.0	-17.62	34.00	Horizontal	Horizontal	Pass
13455.075	-45.11	11.48	-25.0	-20.11	186.00	Horizontal	Horizontal	Pass

RSE-H&V PCC 38025 BW15 16QAM RB1 HIGH SCC 38175 BW15 16QAM RB1 LOW



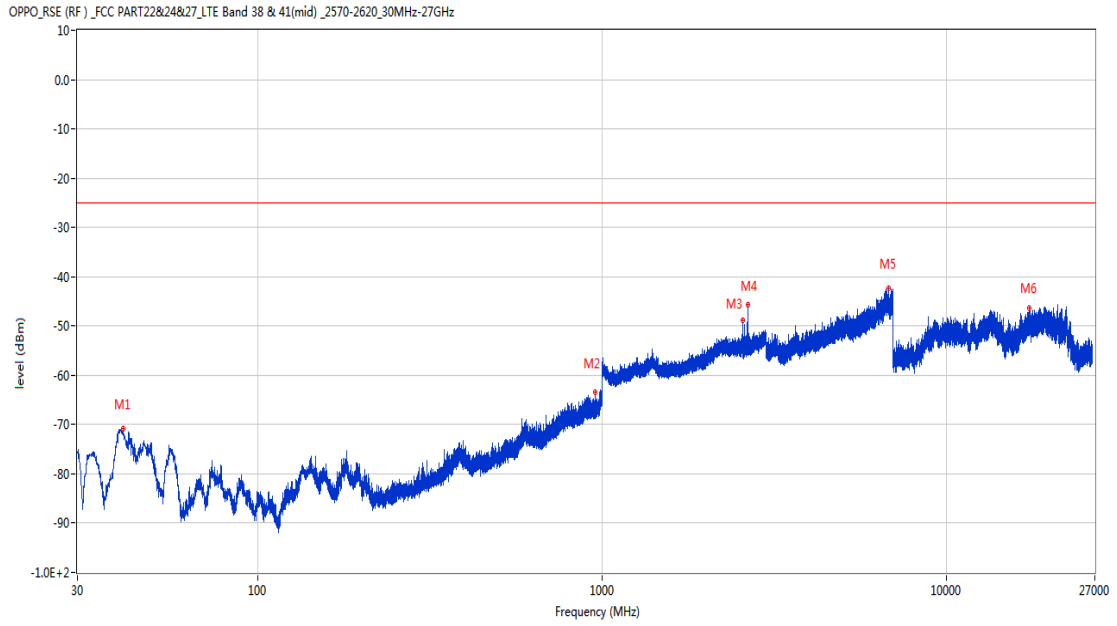
Frequency (MHz)	Result (dBm)	Factor (dB)	PK Limit (dBm)	Over Limit (dB)	Table (o)	ANT	EUT	Verdict
152.074	-73.94	-14.45	-25.0	-48.94	101.00	Horizontal	Vertical	Pass
881.612	-64.06	4.01	-25.0	-39.06	293.00	Horizontal	Vertical	Pass
2591.000	-42.46	1.69	-25.0	-17.46	137.00	Horizontal	Vertical	N/A
2647.900	-38.17	1.60	-25.0	-13.17	111.00	Horizontal	Vertical	N/A
6983.400	-41.84	13.86	-25.0	-16.84	-3.00	Horizontal	Vertical	Pass
13477.913	-45.65	11.13	-25.0	-20.65	61.00	Horizontal	Vertical	Pass

RSE-V&V PCC 38025 BW15 16QAM RB1 HIGH SCC 38175 BW15 16QAM RB1 LOW



Frequency (MHz)	Result (dBm)	Factor (dB)	PK Limit (dBm)	Over Limit (dB)	Table (o)	ANT	EUT	Verdict
42.513	-71.28	-16.53	-25.0	-46.28	265.00	Vertical	Vertical	Pass
371.004	-72.26	-8.40	-25.0	-47.26	234.00	Vertical	Vertical	Pass
2591.300	-44.15	1.70	-25.0	-19.15	233.00	Vertical	Vertical	N/A
2647.800	-36.45	1.58	-25.0	-11.45	273.00	Vertical	Vertical	N/A
6612.600	-42.36	12.34	-25.0	-17.36	0.00	Vertical	Vertical	Pass
17472.375	-45.95	9.00	-25.0	-20.95	252.00	Vertical	Vertical	Pass

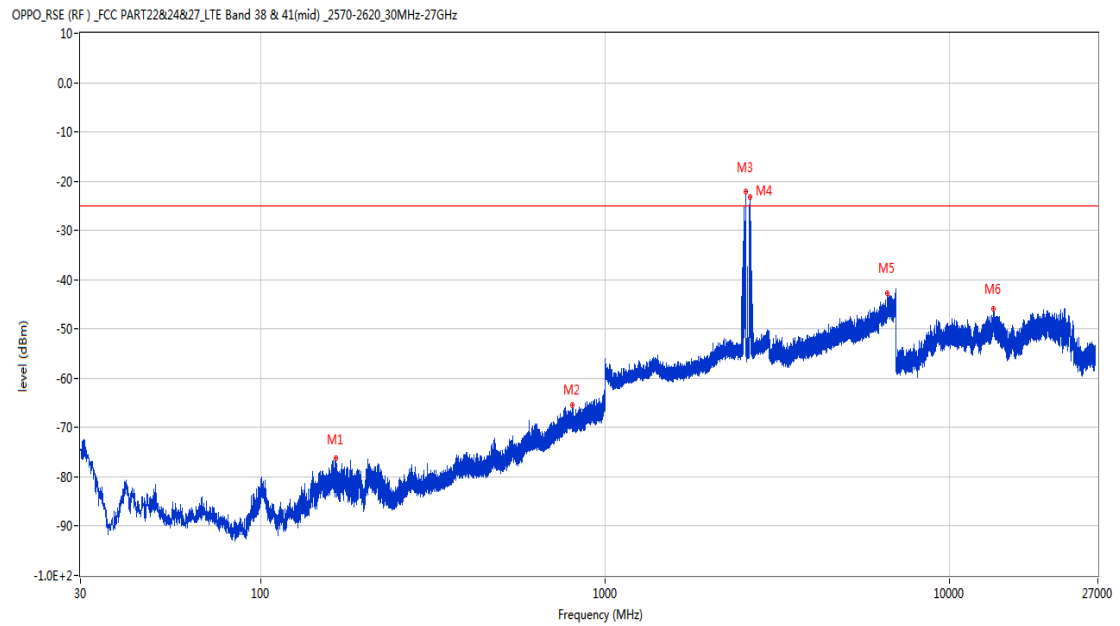
RSE-V&H PCC 38025 BW15 16QAM RB1 HIGH SCC 38175 BW15 16QAM RB1 LOW



Frequency (MHz)	Result (dBm)	Factor (dB)	PK Limit (dBm)	Over Limit (dB)	Table (o)	ANT	EUT	Verdict
40.670	-70.92	-17.91	-25.0	-45.92	43.00	Vertical	Horizontal	Pass
955.138	-63.46	4.70	-25.0	-38.46	226.00	Vertical	Horizontal	Pass
2562.000	-48.92	1.41	-25.0	-23.92	361.00	Vertical	Horizontal	N/A
2647.800	-45.72	1.58	-25.0	-20.72	5.00	Vertical	Horizontal	N/A
6782.200	-42.41	12.05	-25.0	-17.41	319.00	Vertical	Horizontal	Pass
17443.238	-46.43	9.30	-25.0	-21.43	55.00	Vertical	Horizontal	Pass

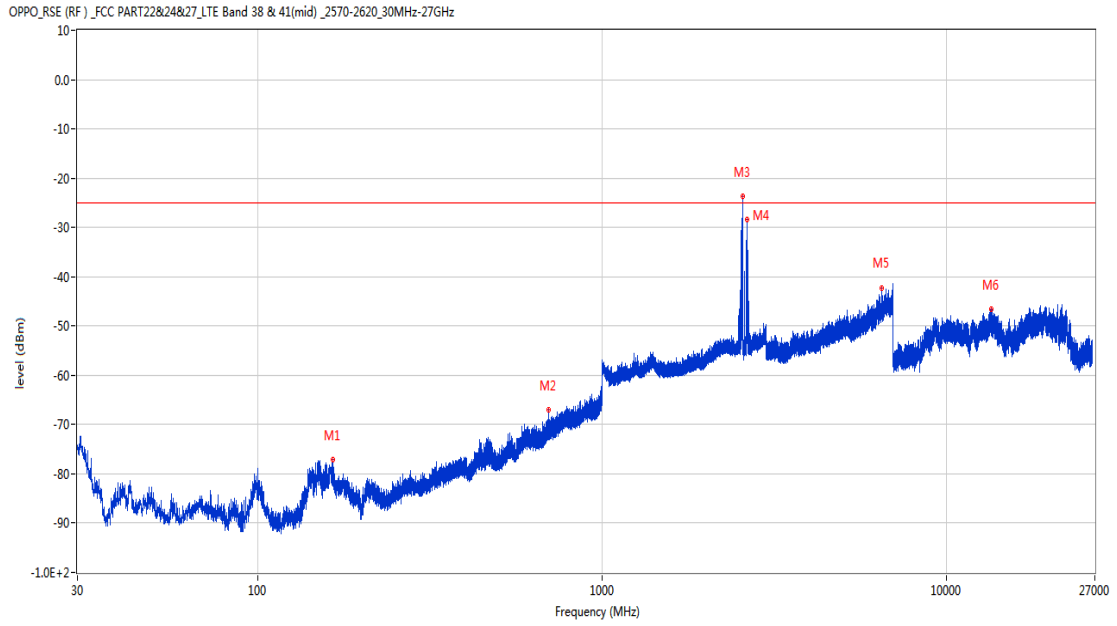
20.7 CA_38C 20MHz+20MHz, QPSK, Low Channel

RSE-H&H PCC 37850 BW20 QPSK RB1 HIGH SCC 38048 BW20 QPSK RB1 LOW



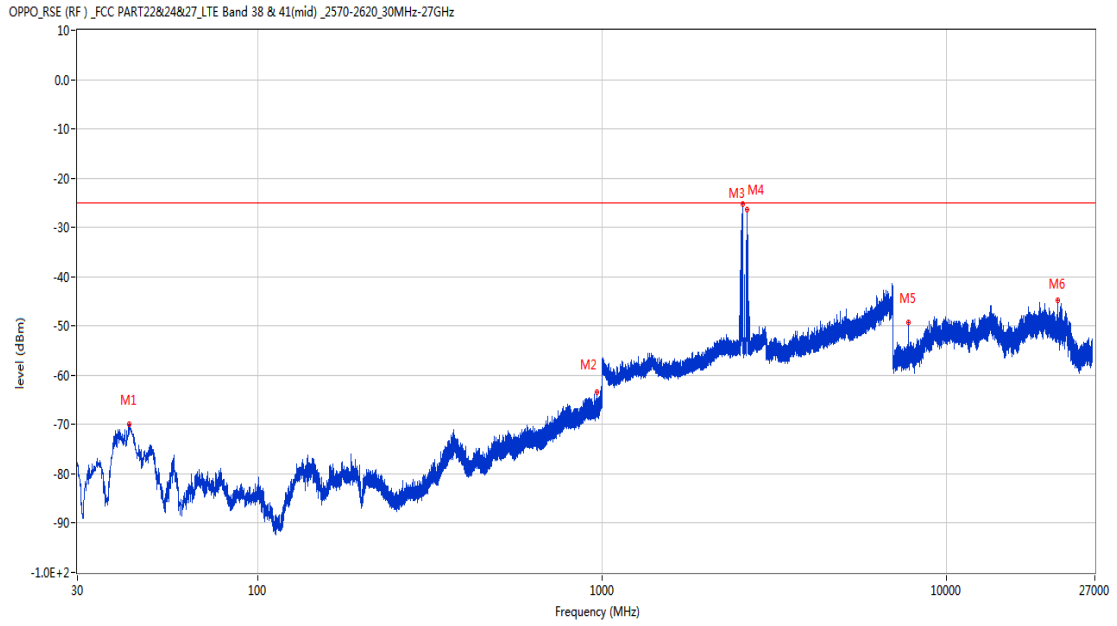
Frequency (MHz)	Result (dBm)	Factor (dB)	PK Limit (dBm)	Over Limit (dB)	Table (o)	ANT	EUT	Verdict
165.412	-76.29	-14.58	-25.0	-51.29	85.00	Horizontal	Horizontal	Pass
802.605	-65.41	2.82	-25.0	-40.41	-3.00	Horizontal	Horizontal	Pass
2559.900	-22.10	1.39	-25.0	2.90	306.00	Horizontal	Horizontal	N/A
2632.800	-23.30	1.89	-25.0	1.70	1.00	Horizontal	Horizontal	N/A
6610.400	-42.68	12.32	-25.0	-17.68	268.00	Horizontal	Horizontal	Pass
13471.612	-45.89	11.24	-25.0	-20.89	198.00	Horizontal	Horizontal	Pass

RSE-H&V PCC 37850 BW20 QPSK RB1 HIGH SCC 38048 BW20 QPSK RB1 LOW



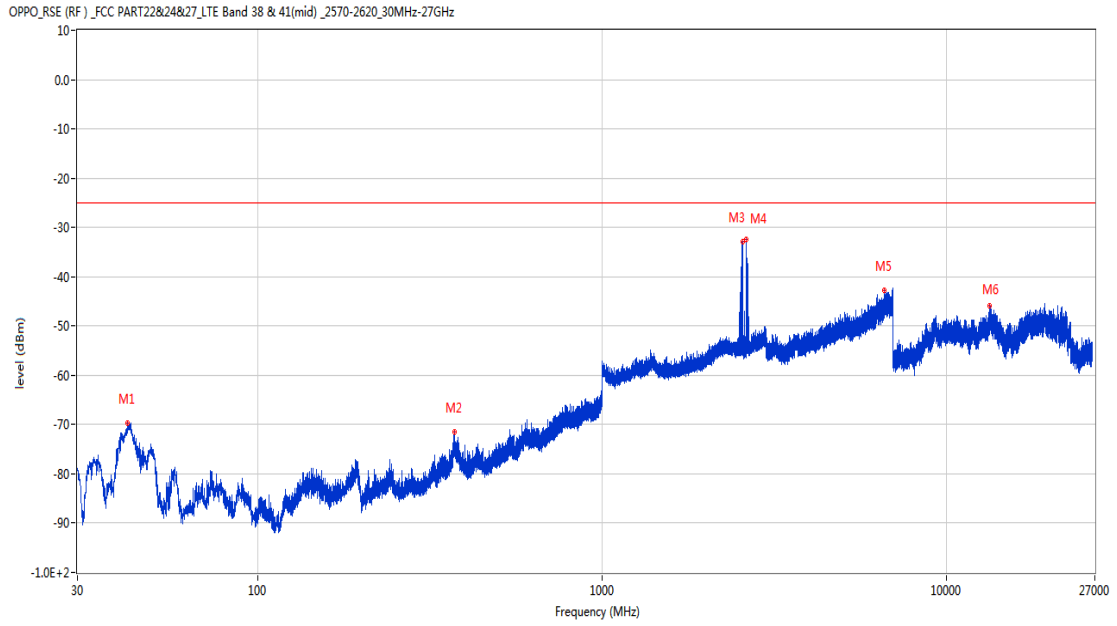
Frequency (MHz)	Result (dBm)	Factor (dB)	PK Limit (dBm)	Over Limit (dB)	Table (o)	ANT	EUT	Verdict
165.363	-77.06	-14.58	-25.0	-52.06	349.00	Horizontal	Vertical	Pass
698.864	-67.09	-0.45	-25.0	-42.09	214.00	Horizontal	Vertical	Pass
2562.300	-23.73	1.41	-25.0	1.27	153.00	Horizontal	Vertical	N/A
2635.700	-28.32	1.85	-25.0	-3.32	12.00	Horizontal	Vertical	N/A
6505.800	-42.26	10.58	-25.0	-17.26	278.00	Horizontal	Vertical	Pass
13477.387	-46.66	11.14	-25.0	-21.66	169.00	Horizontal	Vertical	Pass

RSE-V&V PCC 37850 BW20 QPSK RB1 HIGH SCC 38048 BW20 QPSK RB1 LOW



Frequency (MHz)	Result (dBm)	Factor (dB)	PK Limit (dBm)	Over Limit (dB)	Table (o)	ANT	EUT	Verdict
42.319	-69.82	-16.74	-25.0	-44.82	260.00	Vertical	Vertical	Pass
967.554	-63.38	4.95	-25.0	-38.38	99.00	Vertical	Vertical	Pass
2563.700	-25.21	1.43	-25.0	-0.21	299.00	Vertical	Vertical	Pass
2635.600	-26.31	1.85	-25.0	-1.31	317.00	Vertical	Vertical	Pass
7771.075	-49.18	2.98	-25.0	-24.18	179.00	Vertical	Vertical	Pass
21039.600	-44.88	14.51	-25.0	-19.88	349.00	Vertical	Vertical	Pass

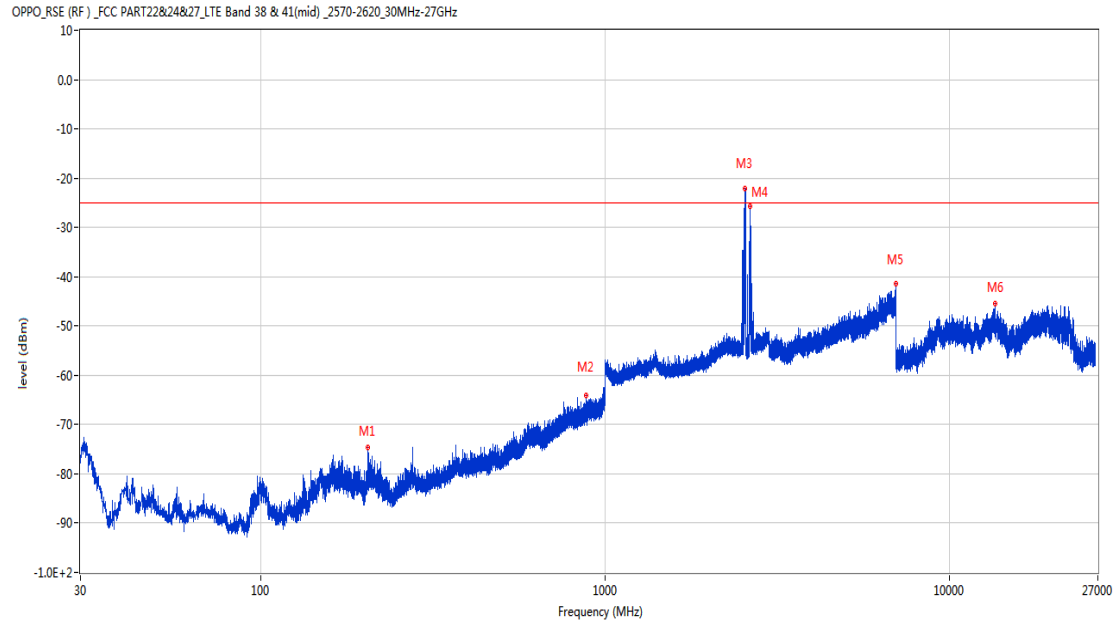
RSE-V&H PCC 37850 BW20 QPSK RB1 HIGH SCC 38048 BW20 QPSK RB1 LOW



Frequency (MHz)	Result (dBm)	Factor (dB)	PK Limit (dBm)	Over Limit (dB)	Table (o)	ANT	EUT	Verdict
42.028	-69.66	-17.04	-25.0	-44.66	360.00	Vertical	Horizontal	Pass
372.701	-71.41	-8.34	-25.0	-46.41	276.00	Vertical	Horizontal	Pass
2561.600	-32.86	1.41	-25.0	-7.86	187.00	Vertical	Horizontal	N/A
2629.300	-32.53	2.03	-25.0	-7.53	97.00	Vertical	Horizontal	N/A
6605.200	-42.65	12.12	-25.0	-17.65	139.00	Vertical	Horizontal	Pass
13329.599	-45.89	10.85	-25.0	-20.89	86.00	Vertical	Horizontal	Pass

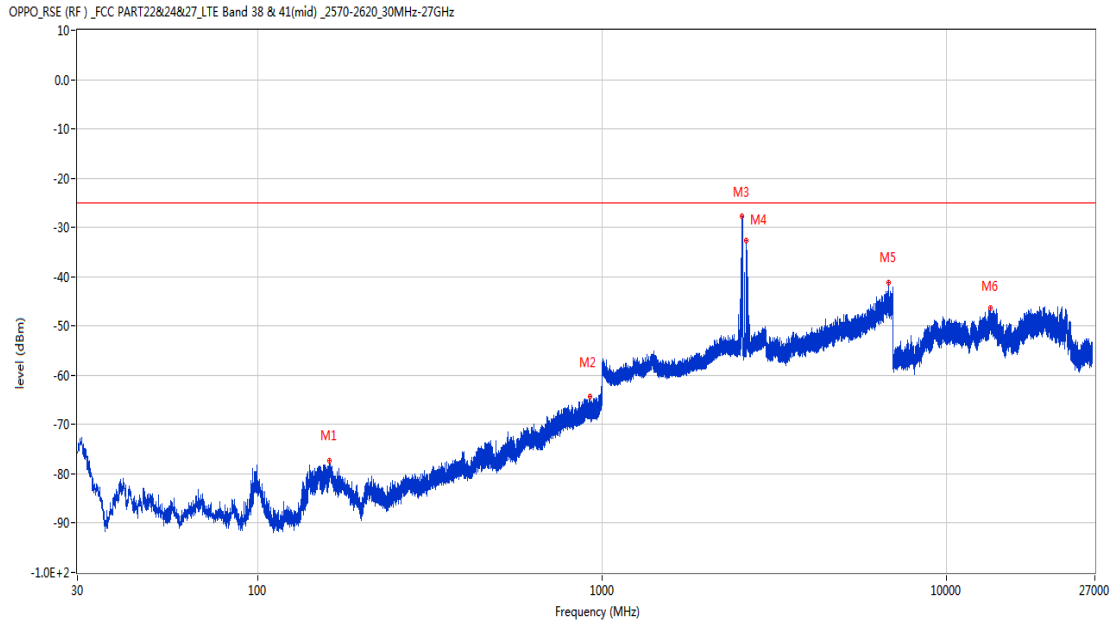
20.8 CA_38C 20MHz+20MHz, 16-QAM, Low Channel

RSE-H&H PCC 37850 BW20 16QAM RB1 HIGH SCC 38048 BW20 16QAM RB1 LOW



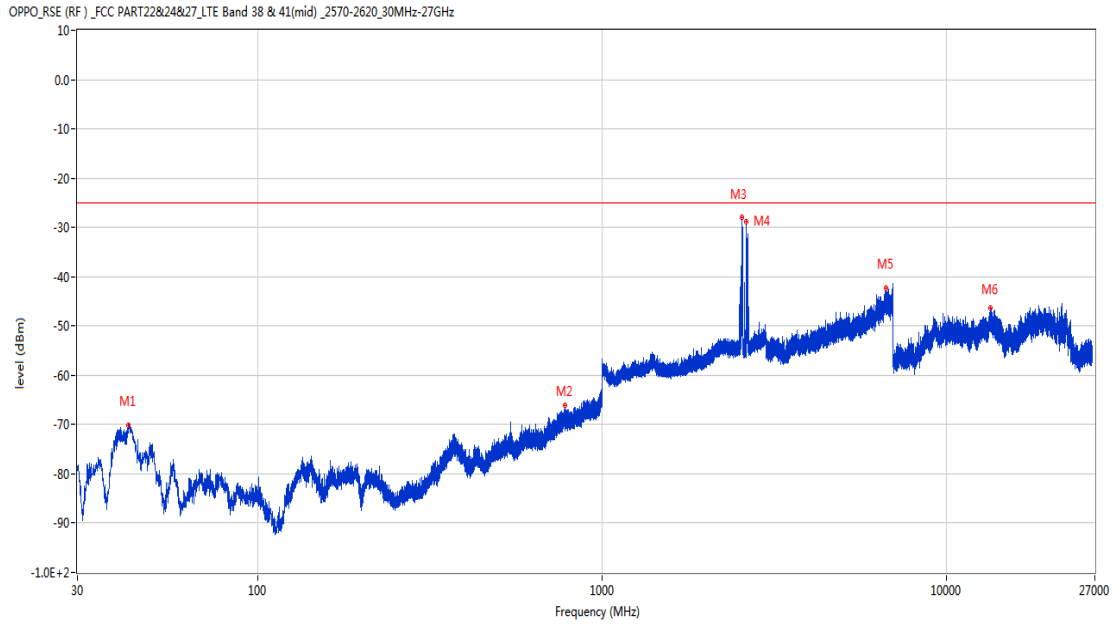
Frequency (MHz)	Result (dBm)	Factor (dB)	PK Limit (dBm)	Over Limit (dB)	Table (o)	ANT	EUT	Verdict
204.891	-74.55	-15.44	-25.0	-49.55	253.00	Horizontal	Horizontal	Pass
882.824	-64.03	4.13	-25.0	-39.03	16.00	Horizontal	Horizontal	Pass
2546.800	-22.03	1.23	-25.0	2.97	149.00	Horizontal	Horizontal	N/A
2646.100	-25.62	1.33	-25.0	-0.62	315.00	Horizontal	Horizontal	N/A
7000.000	-41.45	13.64	-25.0	-16.45	269.00	Horizontal	Horizontal	Pass
13609.950	-45.53	10.35	-25.0	-20.53	-1.00	Horizontal	Horizontal	Pass

RSE-H&V PCC 37850 BW20 16QAM RB1 HIGH SCC 38048 BW20 16QAM RB1 LOW



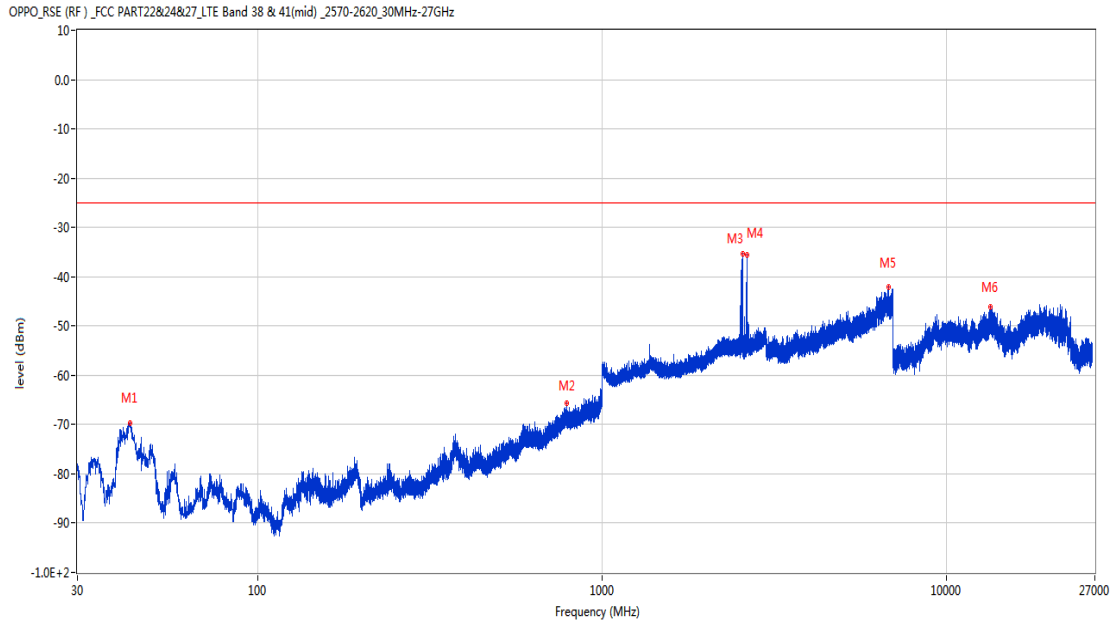
Frequency (MHz)	Result (dBm)	Factor (dB)	PK Limit (dBm)	Over Limit (dB)	Table (o)	ANT	EUT	Verdict
161.726	-77.44	-14.58	-25.0	-52.44	329.00	Horizontal	Vertical	Pass
922.933	-64.35	4.84	-25.0	-39.35	253.00	Horizontal	Vertical	Pass
2547.600	-27.62	1.29	-25.0	-2.62	361.00	Horizontal	Vertical	N/A
2627.300	-32.68	2.01	-25.0	-7.68	144.00	Horizontal	Vertical	N/A
6792.200	-41.15	12.33	-25.0	-16.15	328.00	Horizontal	Vertical	Pass
13435.125	-46.44	11.22	-25.0	-21.44	251.00	Horizontal	Vertical	Pass

RSE-V&V PCC 37850 BW20 16QAM RB1 HIGH SCC 38048 BW20 16QAM RB1 LOW



Frequency (MHz)	Result (dBm)	Factor (dB)	PK Limit (dBm)	Over Limit (dB)	Table (o)	ANT	EUT	Verdict
42.270	-70.24	-16.79	-25.0	-45.24	-2.00	Vertical	Vertical	Pass
780.392	-66.13	2.83	-25.0	-41.13	165.00	Vertical	Vertical	Pass
2544.800	-28.04	1.10	-25.0	-3.04	302.00	Vertical	Vertical	N/A
2631.900	-28.94	1.97	-25.0	-3.94	0.00	Vertical	Vertical	N/A
6682.600	-42.34	11.86	-25.0	-17.34	230.00	Vertical	Vertical	Pass
13415.963	-46.37	10.92	-25.0	-21.37	4.00	Vertical	Vertical	Pass

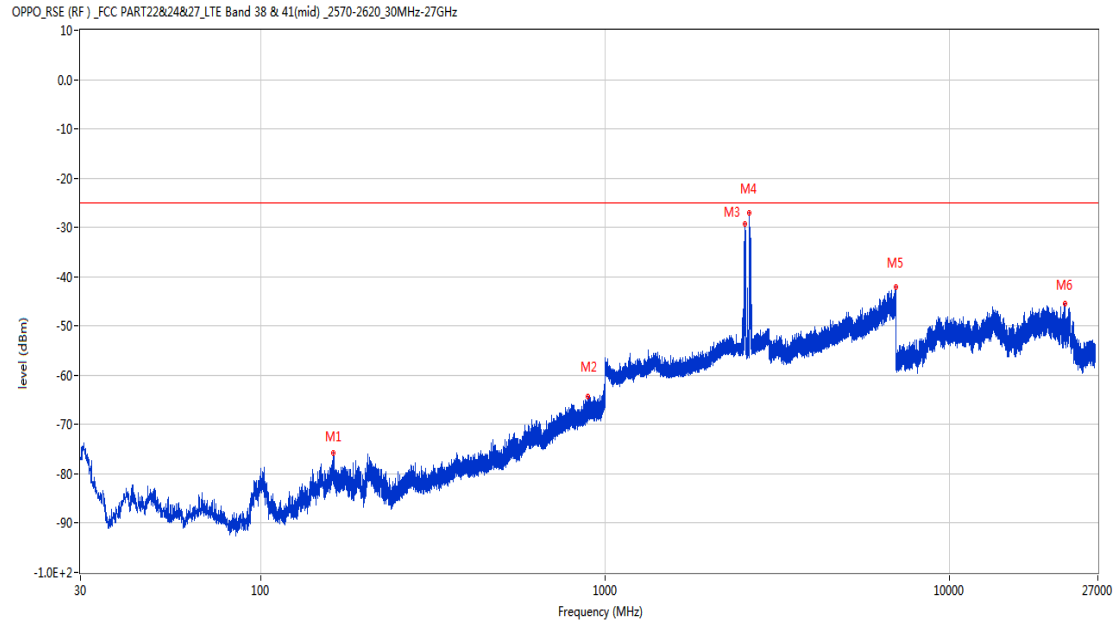
RSE-V&H PCC 37850 BW20 16QAM RB1 HIGH SCC 38048 BW20 16QAM RB1 LOW



Frequency (MHz)	Result (dBm)	Factor (dB)	PK Limit (dBm)	Over Limit (dB)	Table (o)	ANT	EUT	Verdict
42.658	-69.75	-16.38	-25.0	-44.75	339.00	Vertical	Horizontal	Pass
789.025	-65.75	3.08	-25.0	-40.75	354.00	Vertical	Horizontal	Pass
2561.100	-35.36	1.40	-25.0	-10.36	262.00	Vertical	Horizontal	N/A
2637.800	-35.66	1.81	-25.0	-10.66	0.00	Vertical	Horizontal	N/A
6790.400	-42.15	12.39	-25.0	-17.15	356.00	Vertical	Horizontal	Pass
13432.762	-46.09	11.18	-25.0	-21.09	147.00	Vertical	Horizontal	Pass

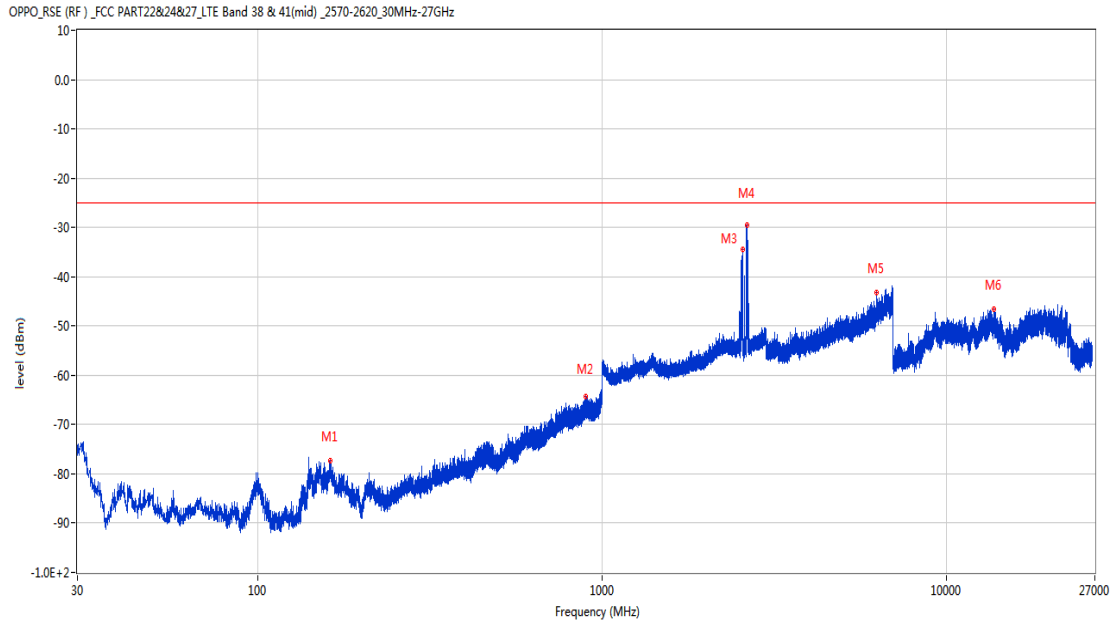
20.9 CA_38C 20MHz+20MHz, QPSK, Middle Channel

RSE-H&H PCC 37901 BW20 QPSK RB1 HIGH SCC 38099 BW20 QPSK RB1 LOW



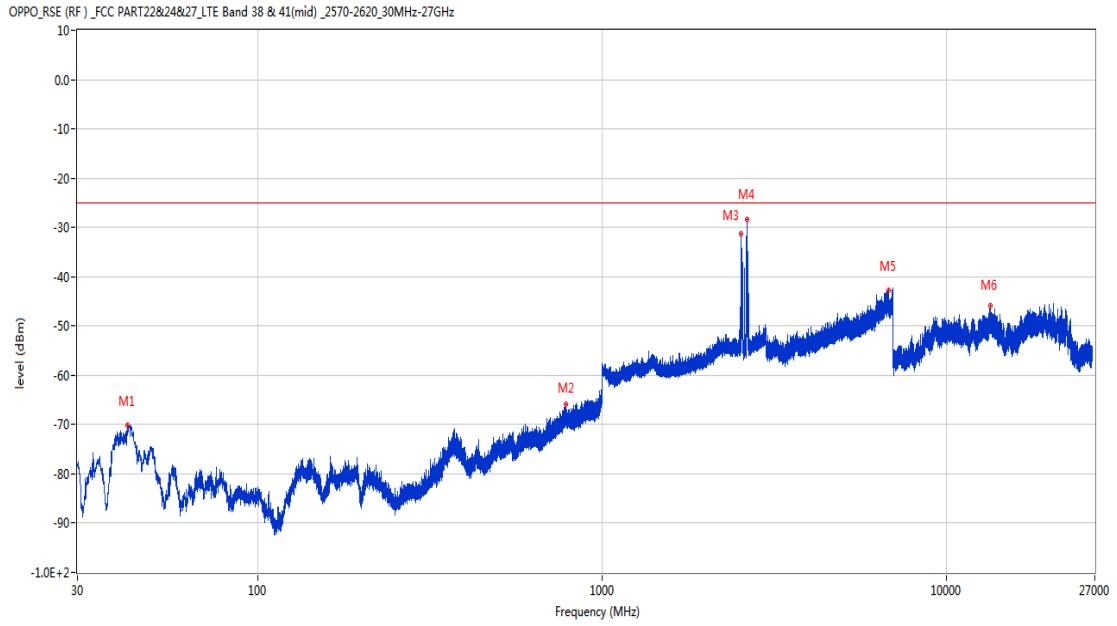
Frequency (MHz)	Result (dBm)	Factor (dB)	PK Limit (dBm)	Over Limit (dB)	Table (o)	ANT	EUT	Verdict
163.133	-75.80	-14.57	-25.0	-50.80	90.00	Horizontal	Horizontal	Pass
893.300	-64.31	4.65	-25.0	-39.31	116.00	Horizontal	Horizontal	Pass
2550.300	-29.18	1.42	-25.0	-4.18	136.00	Horizontal	Horizontal	N/A
2625.300	-27.06	2.00	-25.0	-2.06	136.00	Horizontal	Horizontal	N/A
6979.200	-42.05	13.90	-25.0	-17.05	240.00	Horizontal	Horizontal	Pass
21632.051	-45.38	14.70	-25.0	-20.38	91.00	Horizontal	Horizontal	Pass

RSE-H&V PCC 37901 BW20 QPSK RB1 HIGH SCC 38099 BW20 QPSK RB1 LOW



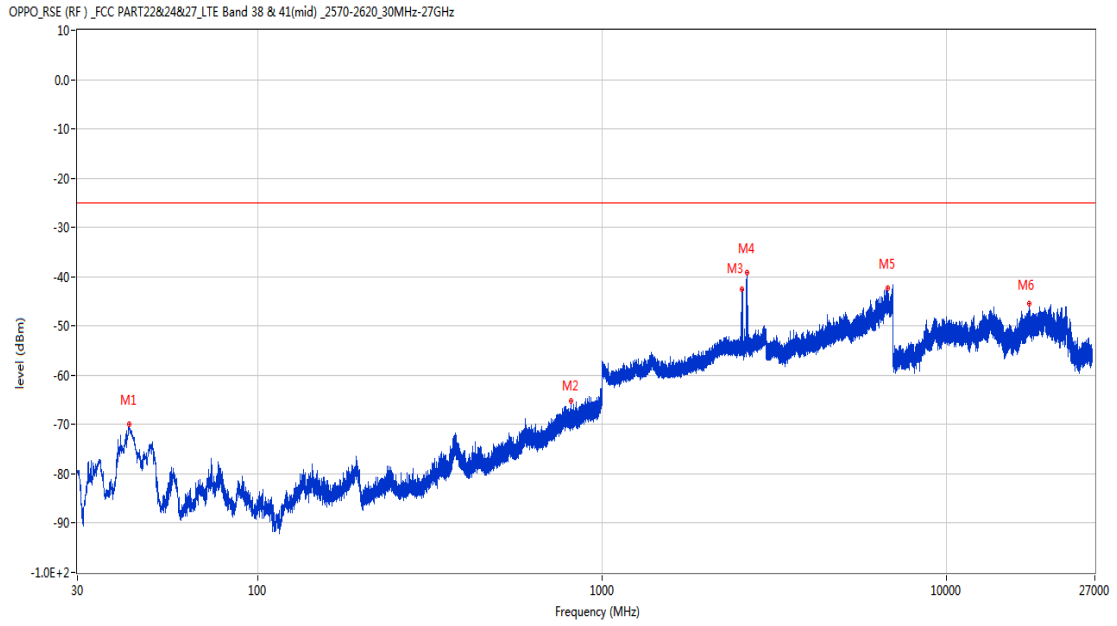
Frequency (MHz)	Result (dBm)	Factor (dB)	PK Limit (dBm)	Over Limit (dB)	Table (o)	ANT	EUT	Verdict
162.502	-77.34	-14.58	-25.0	-52.34	320.00	Horizontal	Vertical	Pass
895.434	-64.35	4.68	-25.0	-39.35	320.00	Horizontal	Vertical	Pass
2560.900	-34.44	1.40	-25.0	-9.44	141.00	Horizontal	Vertical	N/A
2637.600	-29.55	1.81	-25.0	-4.55	154.00	Horizontal	Vertical	N/A
6276.400	-43.11	11.19	-25.0	-18.11	177.00	Horizontal	Vertical	Pass
13765.613	-46.63	11.35	-25.0	-21.63	119.00	Horizontal	Vertical	Pass

RSE-V&V PCC 37901 BW20 QPSK RB1 HIGH SCC 38099 BW20 QPSK RB1 LOW



Frequency (MHz)	Result (dBm)	Factor (dB)	PK Limit (dBm)	Over Limit (dB)	Table (o)	ANT	EUT	Verdict
41.980	-70.13	-17.08	-25.0	-45.13	299.00	Vertical	Vertical	Pass
785.921	-65.85	3.00	-25.0	-40.85	317.00	Vertical	Vertical	Pass
2539.600	-31.31	1.03	-25.0	-6.31	283.00	Vertical	Vertical	N/A
2632.400	-28.43	1.93	-25.0	-3.43	300.00	Vertical	Vertical	N/A
6784.400	-42.73	12.15	-25.0	-17.73	25.00	Vertical	Vertical	Pass
13461.375	-45.97	11.43	-25.0	-20.97	129.00	Vertical	Vertical	Pass

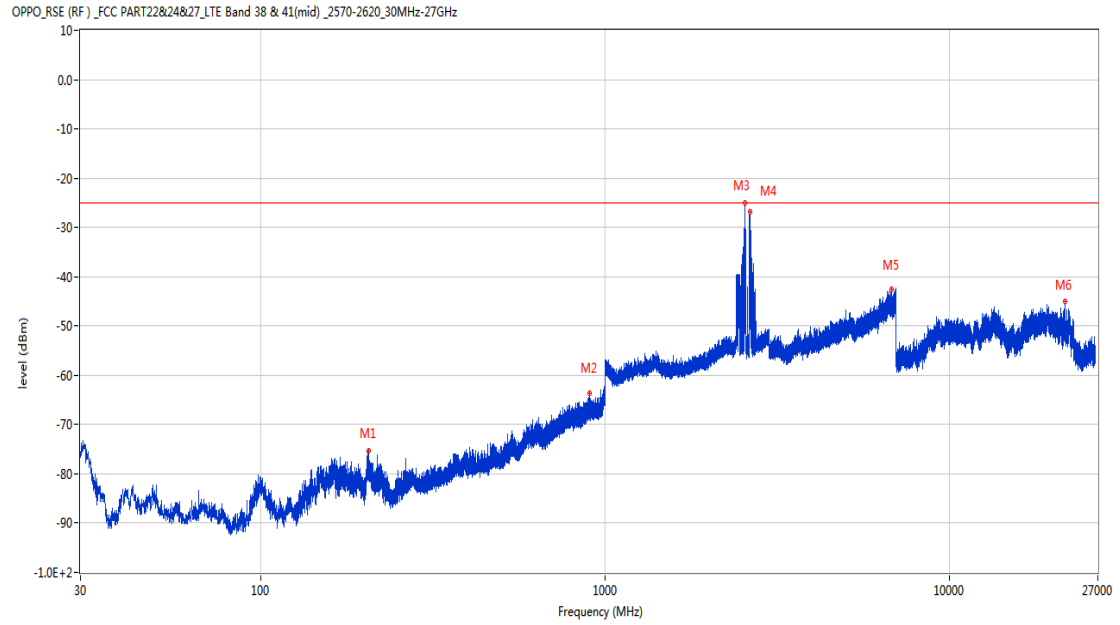
RSE-V&H PCC 37901 BW20 QPSK RB1 HIGH SCC 38099 BW20 QPSK RB1 LOW



Frequency (MHz)	Result (dBm)	Factor (dB)	PK Limit (dBm)	Over Limit (dB)	Table (o)	ANT	EUT	Verdict
42.465	-69.89	-16.58	-25.0	-44.89	310.00	Vertical	Horizontal	Pass
812.547	-65.24	2.64	-25.0	-40.24	33.00	Vertical	Horizontal	Pass
2555.000	-42.47	1.31	-25.0	-17.47	2.00	Vertical	Horizontal	N/A
2643.700	-39.24	1.56	-25.0	-14.24	361.00	Vertical	Horizontal	N/A
6771.800	-42.29	11.63	-25.0	-17.29	77.00	Vertical	Horizontal	Pass
17428.802	-45.56	9.51	-25.0	-20.56	163.00	Vertical	Horizontal	Pass

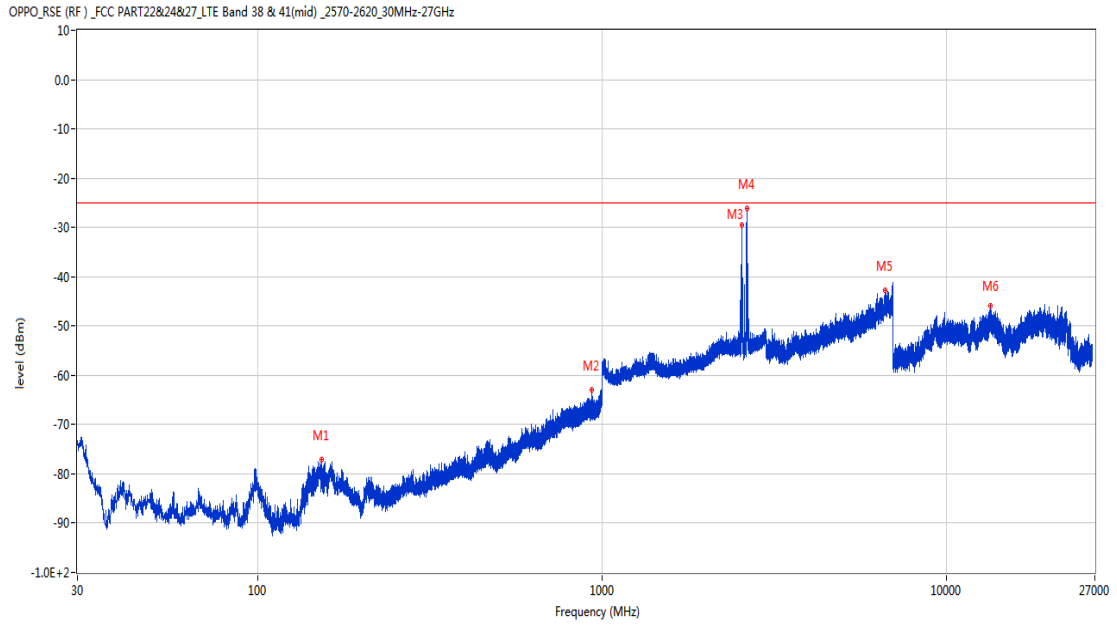
20.10 CA_38C 20MHz+20MHz, 16-QAM, Middle Channel

RSE-H&H PCC 37901 BW20 16QAM RB1 HIGH SCC 38099 BW20 16QAM RB1 LOW



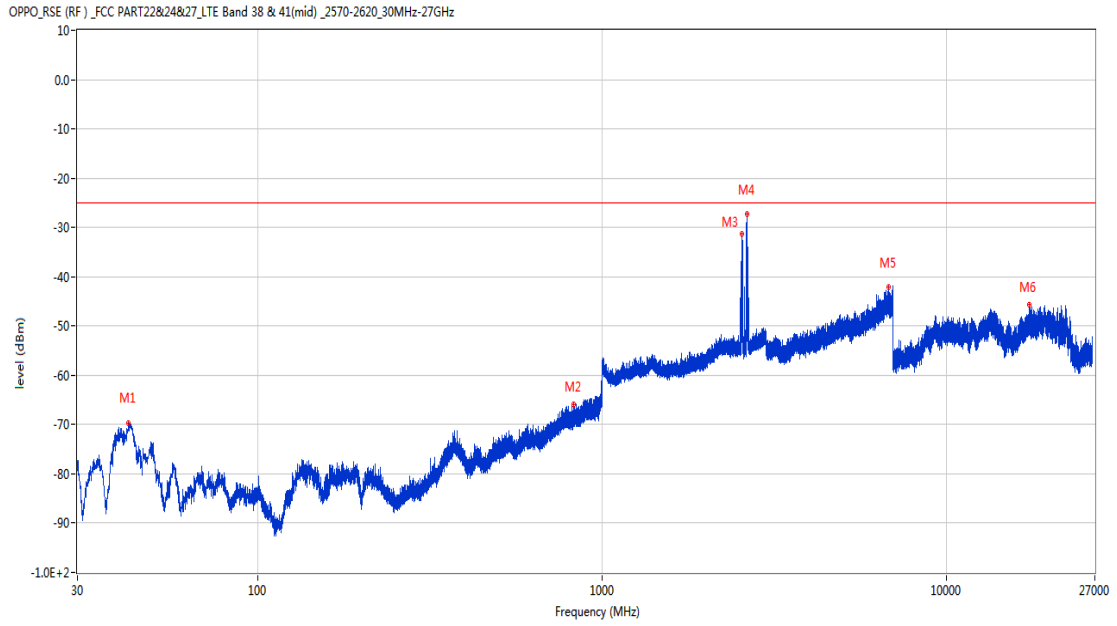
Frequency (MHz)	Result (dBm)	Factor (dB)	PK Limit (dBm)	Over Limit (dB)	Table (o)	ANT	EUT	Verdict
206.394	-75.33	-15.30	-25.0	-50.33	252.00	Horizontal	Horizontal	Pass
900.381	-63.65	4.84	-25.0	-38.65	357.00	Horizontal	Horizontal	Pass
2548.900	-25.13	1.37	-25.0	-0.13	148.00	Horizontal	Horizontal	N/A
2637.100	-26.87	1.82	-25.0	-1.87	0.00	Horizontal	Horizontal	N/A
6799.600	-42.50	12.35	-25.0	-17.50	37.00	Horizontal	Horizontal	Pass
21629.925	-45.10	14.70	-25.0	-20.10	360.00	Horizontal	Horizontal	Pass

RSE-H&V PCC 37901 BW20 16QAM RB1 HIGH SCC 38099 BW20 16QAM RB1 LOW



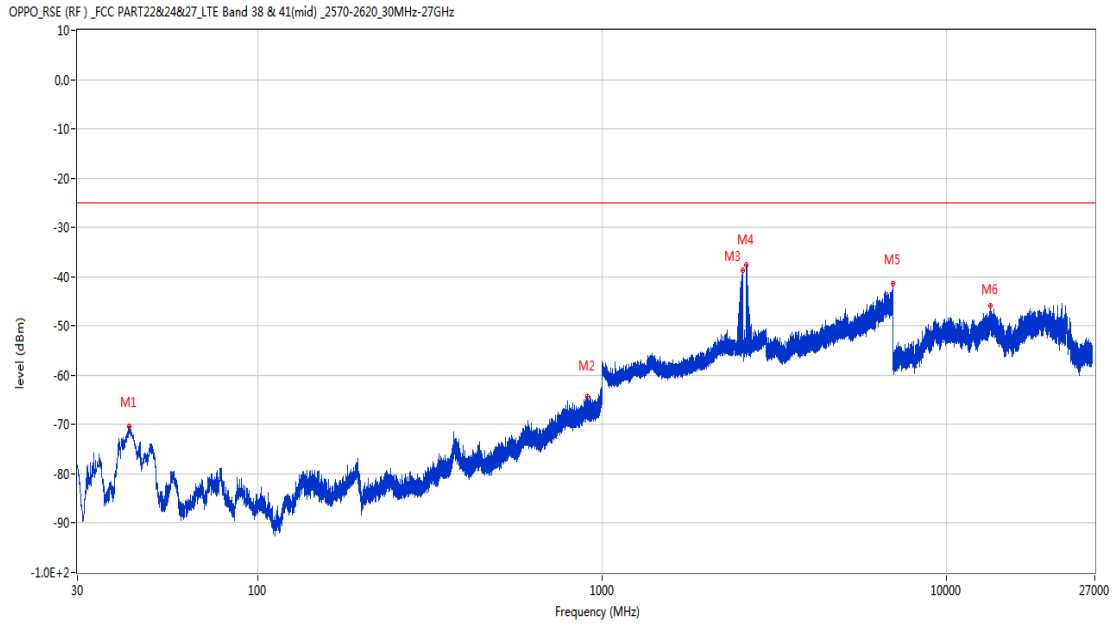
Frequency (MHz)	Result (dBm)	Factor (dB)	PK Limit (dBm)	Over Limit (dB)	Table (o)	ANT	EUT	Verdict
153.820	-77.12	-14.43	-25.0	-52.12	112.00	Horizontal	Vertical	Pass
936.271	-62.99	4.66	-25.0	-37.99	164.00	Horizontal	Vertical	Pass
2554.700	-29.49	1.33	-25.0	-4.49	146.00	Horizontal	Vertical	N/A
2638.100	-26.06	1.80	-25.0	-1.06	129.00	Horizontal	Vertical	N/A
6663.400	-42.79	11.60	-25.0	-17.79	4.00	Horizontal	Vertical	Pass
13453.763	-45.91	11.49	-25.0	-20.91	360.00	Horizontal	Vertical	Pass

RSE-V&V PCC 37901 BW20 16QAM RB1 HIGH SCC 38099 BW20 16QAM RB1 LOW



Frequency (MHz)	Result (dBm)	Factor (dB)	PK Limit (dBm)	Over Limit (dB)	Table (o)	ANT	EUT	Verdict
42.270	-69.61	-16.79	-25.0	-44.61	-3.00	Vertical	Vertical	Pass
826.710	-65.77	2.71	-25.0	-40.77	337.00	Vertical	Vertical	Pass
2551.200	-31.34	1.38	-25.0	-6.34	308.00	Vertical	Vertical	N/A
2639.700	-27.28	1.76	-25.0	-2.28	291.00	Vertical	Vertical	N/A
6797.800	-42.19	12.27	-25.0	-17.19	360.00	Vertical	Vertical	Pass
17420.401	-45.76	9.64	-25.0	-20.76	181.00	Vertical	Vertical	Pass

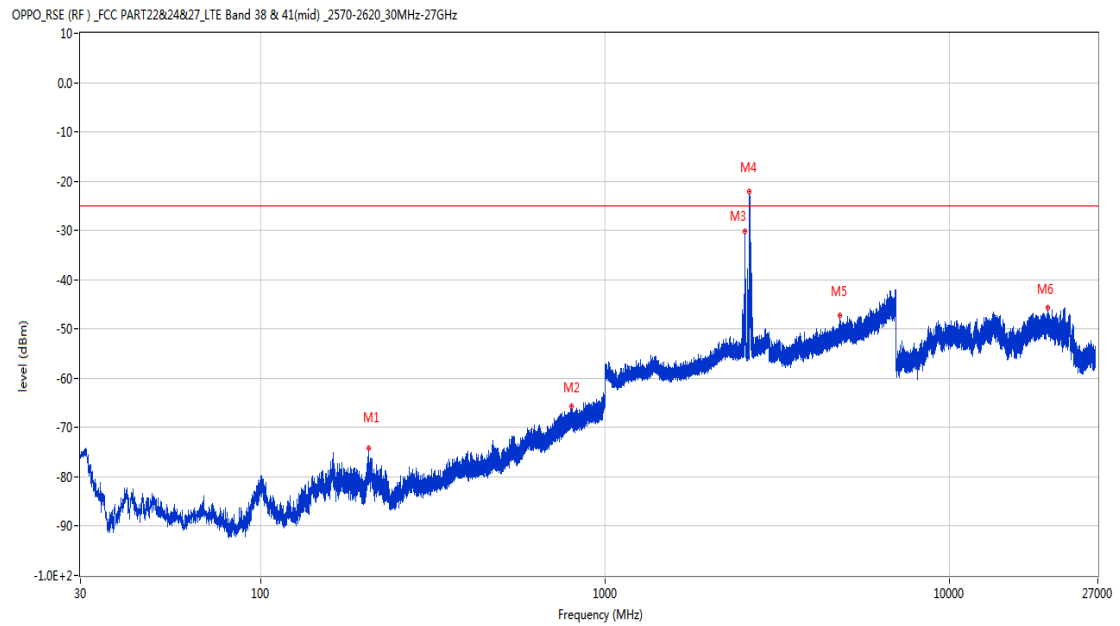
RSE-V&H PCC 37901 BW20 16QAM RB1 HIGH SCC 38099 BW20 16QAM RB1 LOW



Frequency (MHz)	Result (dBm)	Factor (dB)	PK Limit (dBm)	Over Limit (dB)	Table (o)	ANT	EUT	Verdict
42.416	-70.38	-16.63	-25.0	-45.38	289.00	Vertical	Horizontal	Pass
908.966	-64.40	4.78	-25.0	-39.40	52.00	Vertical	Horizontal	Pass
2564.200	-38.66	1.43	-25.0	-13.66	0.00	Vertical	Horizontal	N/A
2626.800	-37.48	2.01	-25.0	-12.48	363.00	Vertical	Horizontal	N/A
6997.600	-41.38	13.62	-25.0	-16.38	360.00	Vertical	Horizontal	Pass
13433.287	-45.81	11.19	-25.0	-20.81	82.00	Vertical	Horizontal	Pass

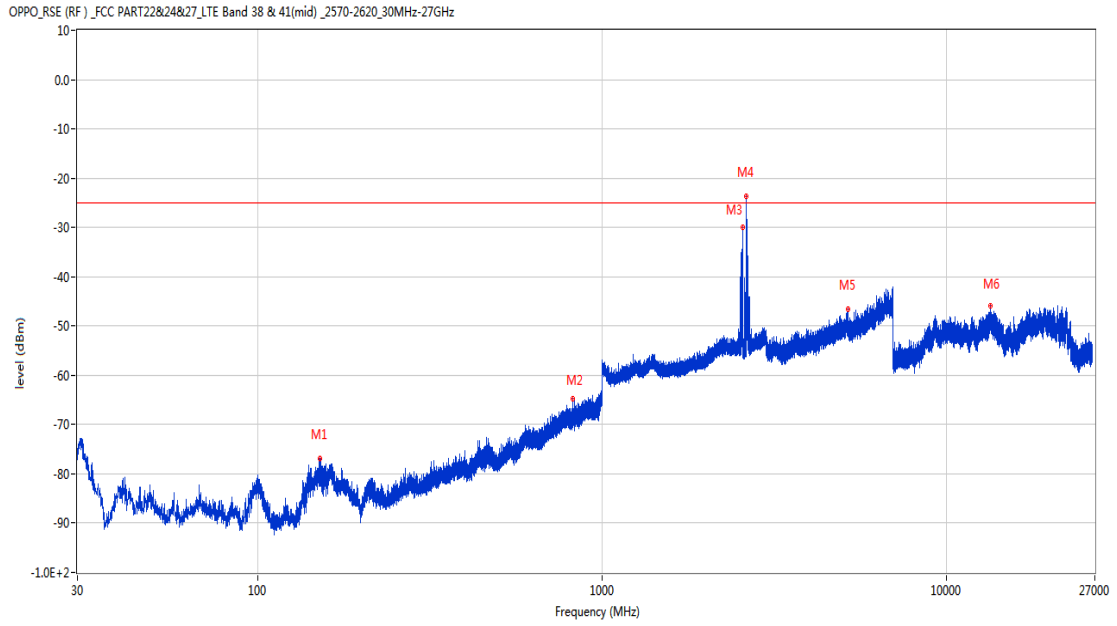
20.11 CA_38C 20MHz+20MHz, QPSK, High Channel

RSE-H&H PCC 37952 BW20 QPSK RB1 HIGH SCC 38150 BW20 QPSK RB1 LOW



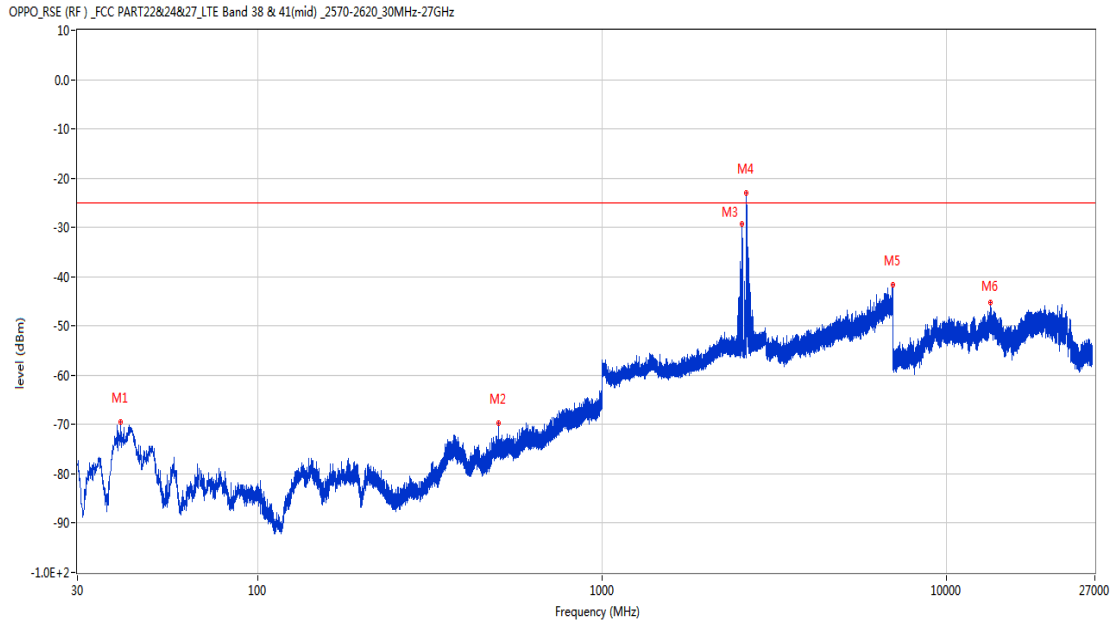
Frequency (MHz)	Result (dBm)	Factor (dB)	PK Limit (dBm)	Over Limit (dB)	Table (o)	ANT	EUT	Verdict
206.443	-74.17	-15.30	-25.0	-49.17	258.00	Horizontal	Horizontal	Pass
798.337	-65.67	2.93	-25.0	-40.67	269.00	Horizontal	Horizontal	Pass
2556.400	-30.24	1.21	-25.0	-5.24	242.00	Horizontal	Horizontal	N/A
2631.100	-22.12	2.03	-25.0	2.88	361.00	Horizontal	Horizontal	N/A
4796.400	-47.34	7.52	-25.0	-22.34	344.00	Horizontal	Horizontal	Pass
19329.401	-45.70	16.11	-25.0	-20.70	27.00	Horizontal	Horizontal	Pass

RSE-H&V PCC 37952 BW20 QPSK RB1 HIGH SCC 38150 BW20 QPSK RB1 LOW



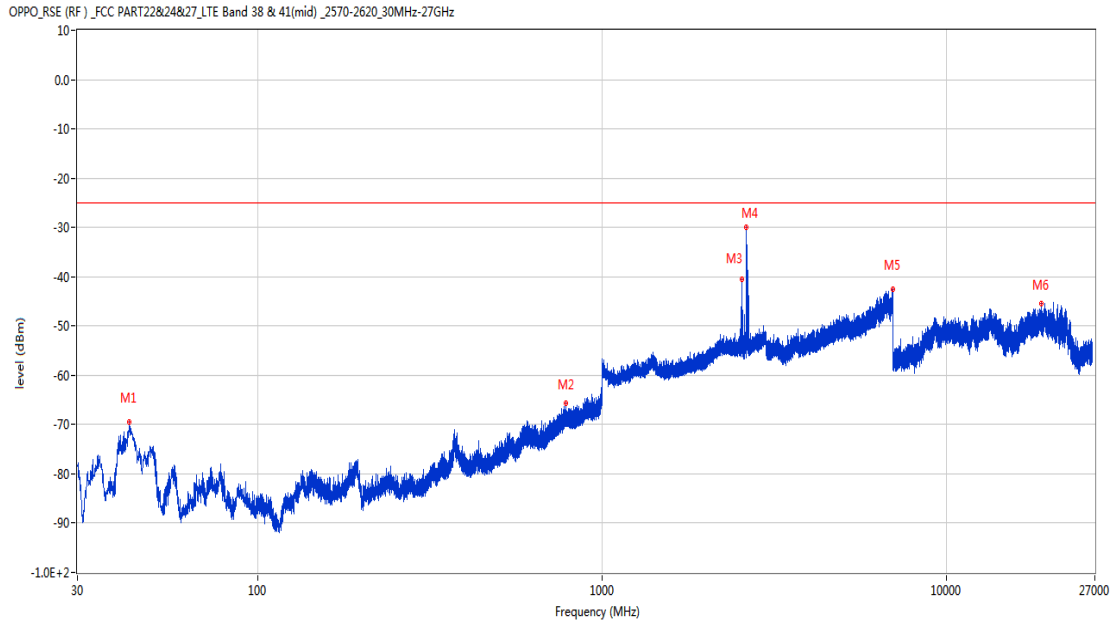
Frequency (MHz)	Result (dBm)	Factor (dB)	PK Limit (dBm)	Over Limit (dB)	Table (o)	ANT	EUT	Verdict
151.395	-76.93	-14.45	-25.0	-51.93	132.00	Horizontal	Vertical	Pass
821.908	-64.78	2.53	-25.0	-39.78	28.00	Horizontal	Vertical	Pass
2559.300	-29.96	1.39	-25.0	-4.96	129.00	Horizontal	Vertical	N/A
2627.900	-23.57	2.02	-25.0	1.43	363.00	Horizontal	Vertical	N/A
5197.400	-46.57	7.08	-25.0	-21.57	42.00	Horizontal	Vertical	Pass
13464.001	-45.88	11.38	-25.0	-20.88	332.00	Horizontal	Vertical	Pass

RSE-V&V PCC 37952 BW20 QPSK RB1 HIGH SCC 38150 BW20 QPSK RB1 LOW



Frequency (MHz)	Result (dBm)	Factor (dB)	PK Limit (dBm)	Over Limit (dB)	Table (o)	ANT	EUT	Verdict
40.136	-69.45	-18.31	-25.0	-44.45	114.00	Vertical	Vertical	Pass
500.014	-69.77	-6.60	-25.0	-44.77	338.00	Vertical	Vertical	Pass
2556.600	-29.36	1.20	-25.0	-4.36	298.00	Vertical	Vertical	N/A
2626.900	-22.92	2.01	-25.0	2.08	255.00	Vertical	Vertical	N/A
6978.800	-41.65	13.94	-25.0	-16.65	263.00	Vertical	Vertical	Pass
13461.900	-45.32	11.42	-25.0	-20.32	108.00	Vertical	Vertical	Pass

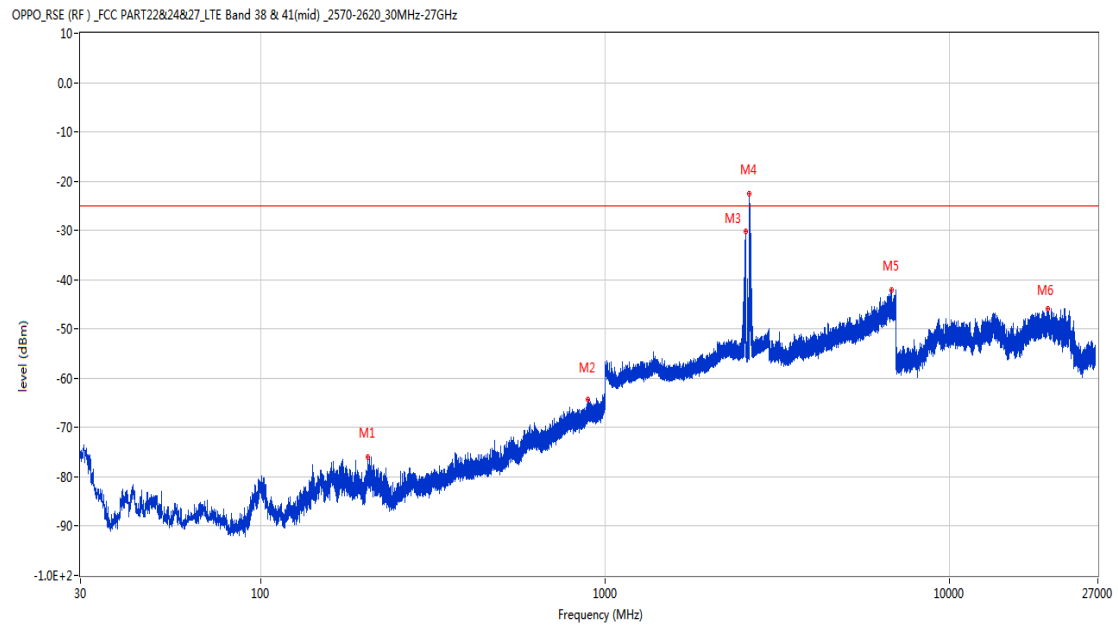
RSE-V&H PCC 37952 BW20 QPSK RB1 HIGH SCC 38150 BW20 QPSK RB1 LOW



Frequency (MHz)	Result (dBm)	Factor (dB)	PK Limit (dBm)	Over Limit (dB)	Table (o)	ANT	EUT	Verdict
42.513	-69.39	-16.53	-25.0	-44.39	321.00	Vertical	Horizontal	Pass
785.679	-65.68	3.00	-25.0	-40.68	344.00	Vertical	Horizontal	Pass
2553.400	-40.52	1.34	-25.0	-15.52	361.00	Vertical	Horizontal	N/A
2627.200	-29.97	2.01	-25.0	-4.97	361.00	Vertical	Horizontal	N/A
6986.400	-42.64	13.70	-25.0	-17.64	190.00	Vertical	Horizontal	Pass
18840.650	-45.35	12.40	-25.0	-20.35	160.00	Vertical	Horizontal	Pass

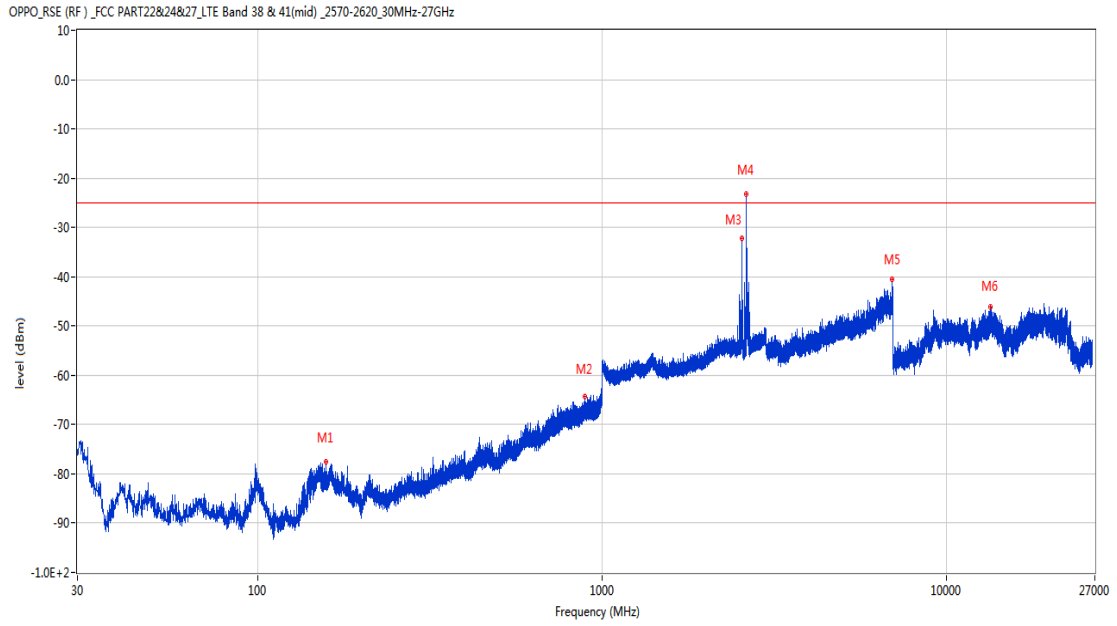
20.12 CA_38C 20MHz+20MHz, 16-QAM, High Channel

RSE-H&H PCC 37952 BW20 16QAM RB1 HIGH SCC 38150 BW20 16QAM RB1 LOW



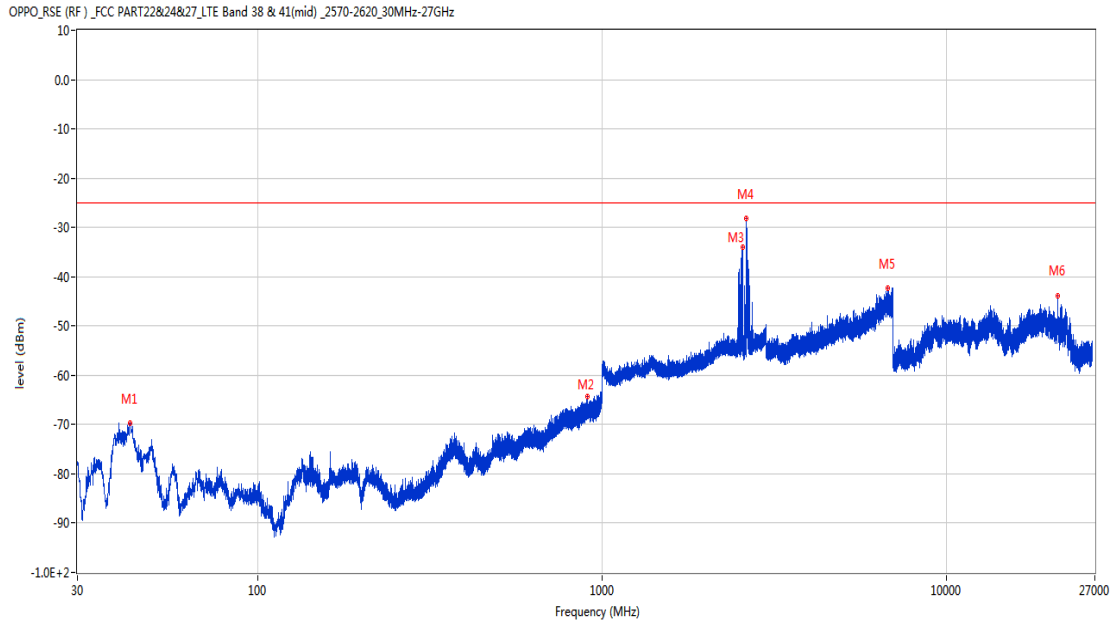
Frequency (MHz)	Result (dBm)	Factor (dB)	PK Limit (dBm)	Over Limit (dB)	Table (o)	ANT	EUT	Verdict
205.328	-76.06	-15.35	-25.0	-51.06	238.00	Horizontal	Horizontal	Pass
892.233	-64.27	4.63	-25.0	-39.27	162.00	Horizontal	Horizontal	Pass
2558.200	-30.23	1.34	-25.0	-5.23	302.00	Horizontal	Horizontal	N/A
2631.100	-22.65	2.03	-25.0	2.35	361.00	Horizontal	Horizontal	N/A
6785.200	-42.16	12.15	-25.0	-17.16	188.00	Horizontal	Horizontal	Pass
19293.276	-45.85	15.31	-25.0	-20.85	272.00	Horizontal	Horizontal	Pass

RSE-H&V PCC 37952 BW20 16QAM RB1 HIGH SCC 38150 BW20 16QAM RB1 LOW



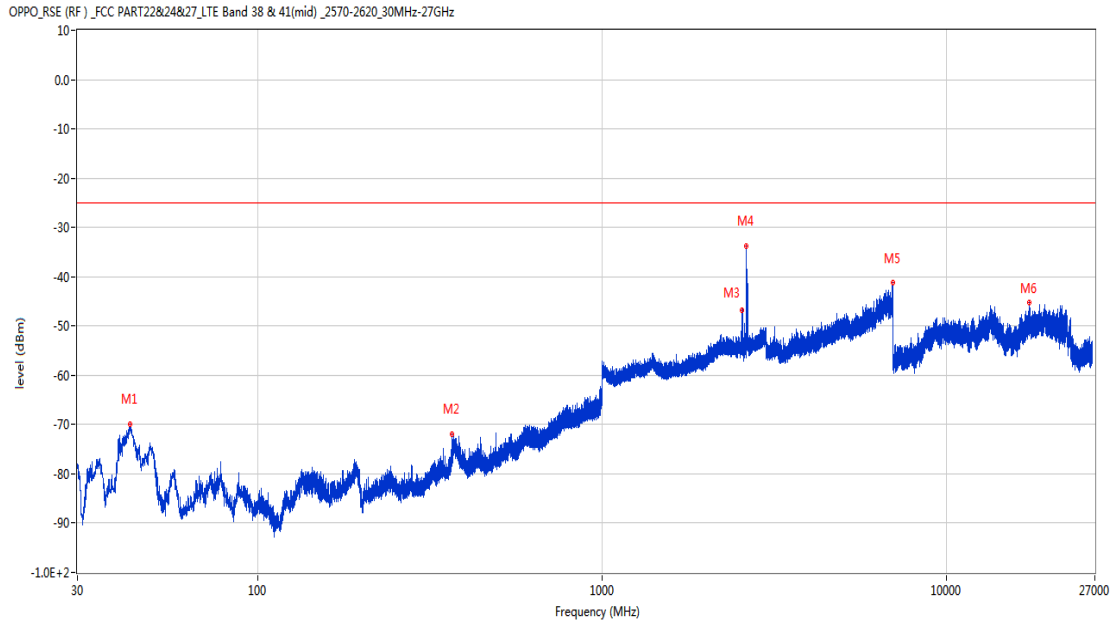
Frequency (MHz)	Result (dBm)	Factor (dB)	PK Limit (dBm)	Over Limit (dB)	Table (o)	ANT	EUT	Verdict
158.040	-77.62	-14.44	-25.0	-52.62	327.00	Horizontal	Vertical	Pass
894.706	-64.33	4.63	-25.0	-39.33	-1.00	Horizontal	Vertical	Pass
2554.000	-32.21	1.34	-25.0	-7.21	113.00	Horizontal	Vertical	N/A
2629.600	-23.33	2.03	-25.0	1.67	127.00	Horizontal	Vertical	N/A
6977.800	-40.55	13.88	-25.0	-15.55	340.00	Horizontal	Vertical	Pass
13459.276	-46.03	11.45	-25.0	-21.03	175.00	Horizontal	Vertical	Pass

RSE-V&V PCC 37952 BW20 16QAM RB1 HIGH SCC 38150 BW20 16QAM RB1 LOW



Frequency (MHz)	Result (dBm)	Factor (dB)	PK Limit (dBm)	Over Limit (dB)	Table (o)	ANT	EUT	Verdict
42.755	-69.78	-16.28	-25.0	-44.78	292.00	Vertical	Vertical	Pass
907.656	-64.38	4.89	-25.0	-39.38	136.00	Vertical	Vertical	Pass
2559.200	-34.04	1.38	-25.0	-9.04	363.00	Vertical	Vertical	N/A
2628.300	-28.21	2.02	-25.0	-3.21	363.00	Vertical	Vertical	N/A
6778.400	-42.21	11.90	-25.0	-17.21	52.00	Vertical	Vertical	Pass
21042.999	-43.90	14.51	-25.0	-18.90	225.00	Vertical	Vertical	Pass

RSE-V&H PCC 37952 BW20 16QAM RB1 HIGH SCC 38150 BW20 16QAM RB1 LOW

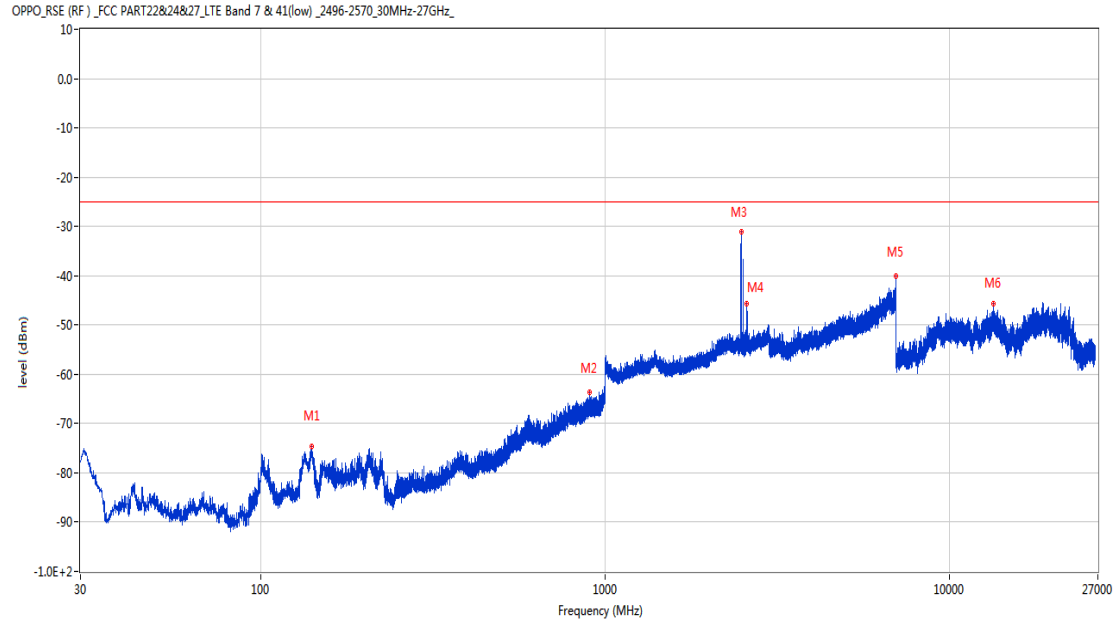


Frequency (MHz)	Result (dBm)	Factor (dB)	PK Limit (dBm)	Over Limit (dB)	Table (o)	ANT	EUT	Verdict
42.610	-69.85	-16.43	-25.0	-44.85	320.00	Vertical	Horizontal	Pass
367.948	-71.91	-8.50	-25.0	-46.91	360.00	Vertical	Horizontal	Pass
2557.200	-46.82	1.25	-25.0	-21.82	133.00	Vertical	Horizontal	N/A
2626.300	-33.72	2.01	-25.0	-8.72	346.00	Vertical	Horizontal	N/A
6984.800	-41.17	13.72	-25.0	-16.17	113.00	Vertical	Horizontal	Pass
17425.125	-45.26	9.57	-25.0	-20.26	-1.00	Vertical	Horizontal	Pass

21 CA_41C

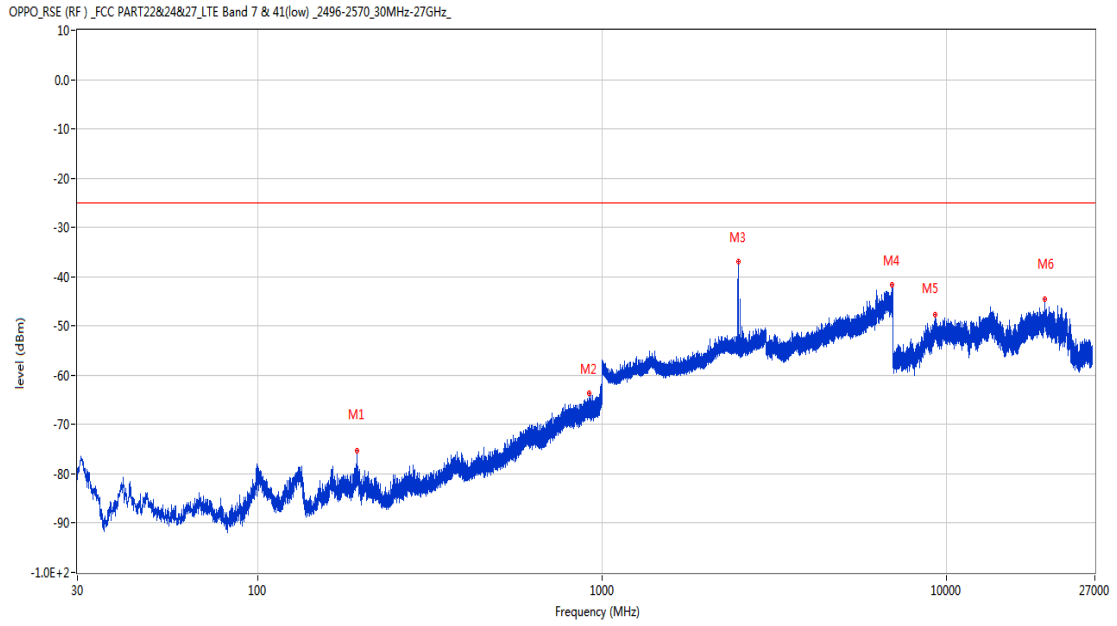
21.1 CA_41C 20MHz+5MHz, QPSK, Low Channel

RSE-H&H PCC 39750 BW20 QPSK RB1 HIGH SCC 39867 BW5 QPSK RB1 LOW



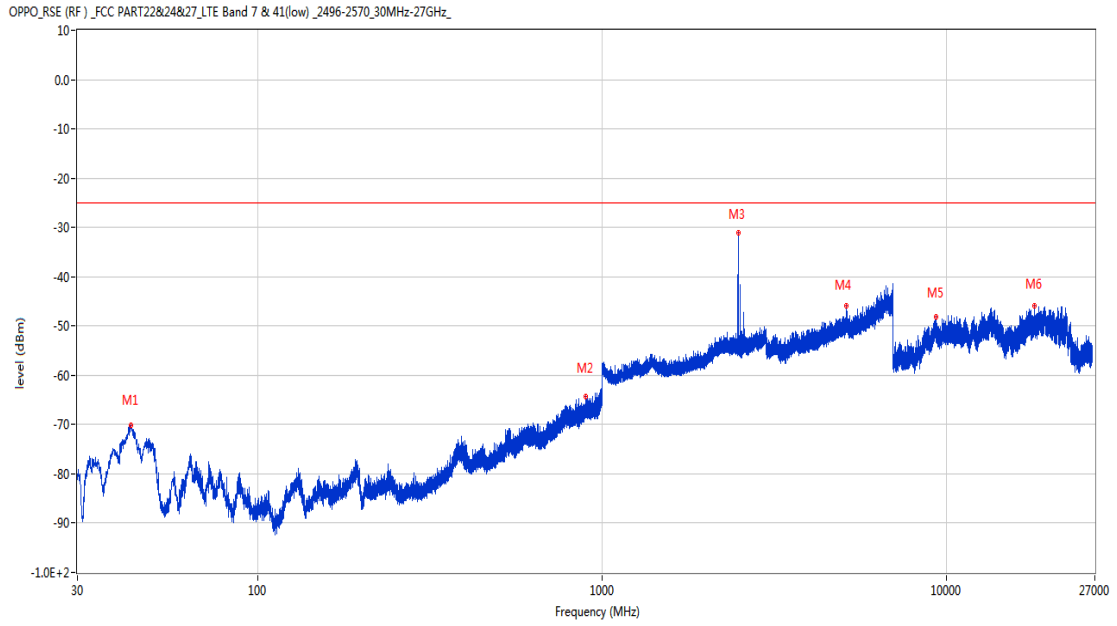
Frequency (MHz)	Result (dBm)	Factor (dB)	PK Limit (dBm)	Over Limit (dB)	Table (o)	ANT	EUT	Verdict
140.968	-74.55	-16.11	-25.0	-49.55	107.00	Horizontal	Horizontal	Pass
904.601	-63.55	4.77	-25.0	-38.55	95.00	Horizontal	Horizontal	Pass
2489.400	-31.08	1.65	-25.0	-6.08	154.00	Horizontal	Horizontal	N/A
2580.400	-45.63	2.40	-25.0	-20.63	358.00	Horizontal	Horizontal	N/A
6999.000	-40.12	13.64	-25.0	-15.12	221.00	Horizontal	Horizontal	Pass
13417.800	-45.63	10.95	-25.0	-20.63	139.00	Horizontal	Horizontal	Pass

RSE-H&V PCC 39750 BW20 QPSK RB1 HIGH SCC 39867 BW5 QPSK RB1 LOW



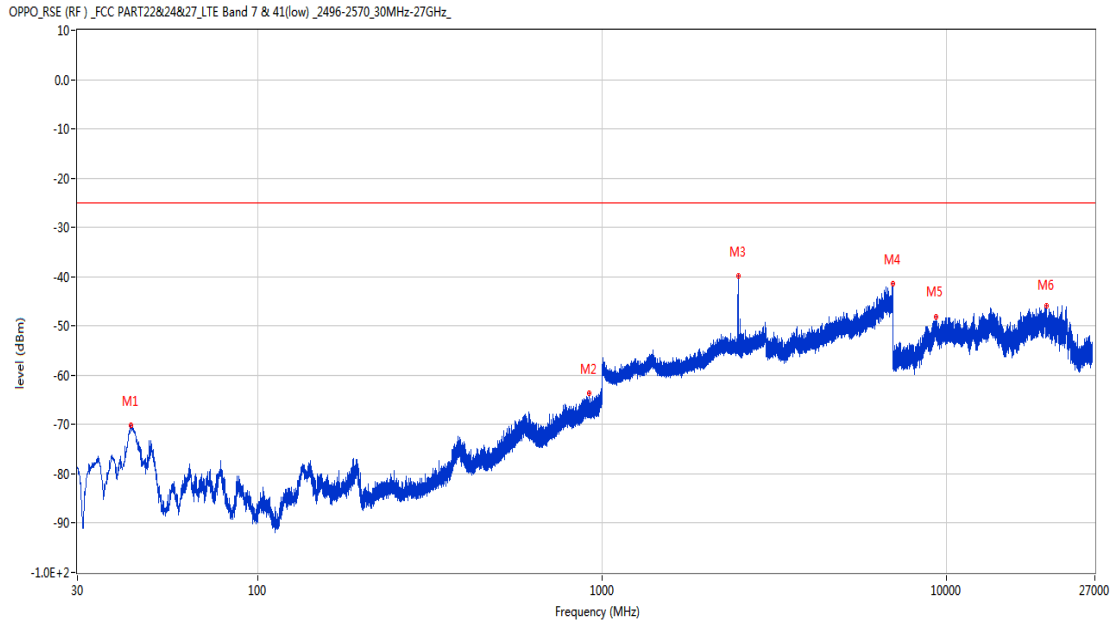
Frequency (MHz)	Result (dBm)	Factor (dB)	PK Limit (dBm)	Over Limit (dB)	Table (o)	ANT	EUT	Verdict
194.754	-75.31	-14.52	-25.0	-50.31	256.00	Horizontal	Vertical	Pass
916.047	-63.67	4.89	-25.0	-38.67	340.00	Horizontal	Vertical	Pass
2489.400	-36.85	1.65	-25.0	-11.85	191.00	Horizontal	Vertical	N/A
6978.200	-41.70	13.92	-25.0	-16.70	121.00	Horizontal	Vertical	Pass
9284.475	-47.78	9.66	-25.0	-22.78	232.00	Horizontal	Vertical	Pass
19332.801	-44.64	16.06	-25.0	-19.64	363.00	Horizontal	Vertical	Pass

RSE-V&V PCC 39750 BW20 QPSK RB1 HIGH SCC 39867 BW5 QPSK RB1 LOW



Frequency (MHz)	Result (dBm)	Factor (dB)	PK Limit (dBm)	Over Limit (dB)	Table (o)	ANT	EUT	Verdict
42.804	-70.16	-16.33	-25.0	-45.16	74.00	Vertical	Vertical	Pass
898.781	-64.22	4.85	-25.0	-39.22	74.00	Vertical	Vertical	Pass
2486.700	-30.99	1.61	-25.0	-5.99	260.00	Vertical	Vertical	N/A
5113.400	-45.89	7.71	-25.0	-20.89	251.00	Vertical	Vertical	Pass
9336.513	-48.21	9.10	-25.0	-23.21	291.00	Vertical	Vertical	Pass
18014.026	-45.80	10.39	-25.0	-20.80	15.00	Vertical	Vertical	Pass

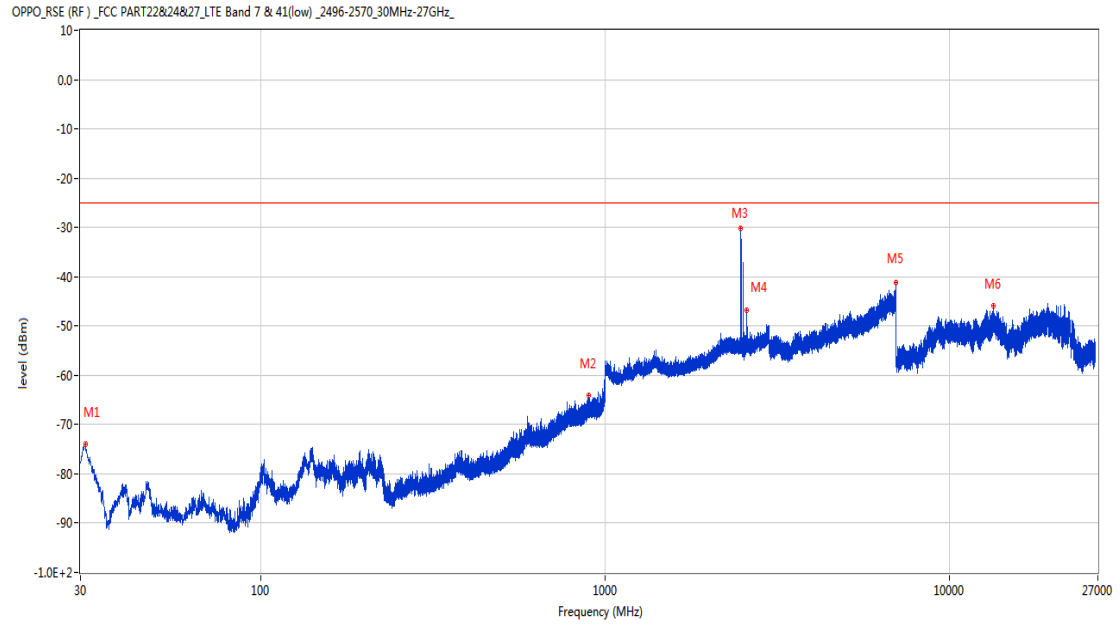
RSE-V&H PCC 39750 BW20 QPSK RB1 HIGH SCC 39867 BW5 QPSK RB1 LOW



Frequency (MHz)	Result (dBm)	Factor (dB)	PK Limit (dBm)	Over Limit (dB)	Table (o)	ANT	EUT	Verdict
42.998	-70.12	-16.13	-25.0	-45.12	106.00	Vertical	Horizontal	Pass
918.180	-63.64	4.84	-25.0	-38.64	-1.00	Vertical	Horizontal	Pass
2488.800	-39.93	1.64	-25.0	-14.93	359.00	Vertical	Horizontal	N/A
6999.800	-41.37	13.65	-25.0	-16.37	139.00	Vertical	Horizontal	Pass
9317.537	-48.23	9.94	-25.0	-23.23	348.00	Vertical	Horizontal	Pass
19565.699	-45.99	12.36	-25.0	-20.99	325.00	Vertical	Horizontal	Pass

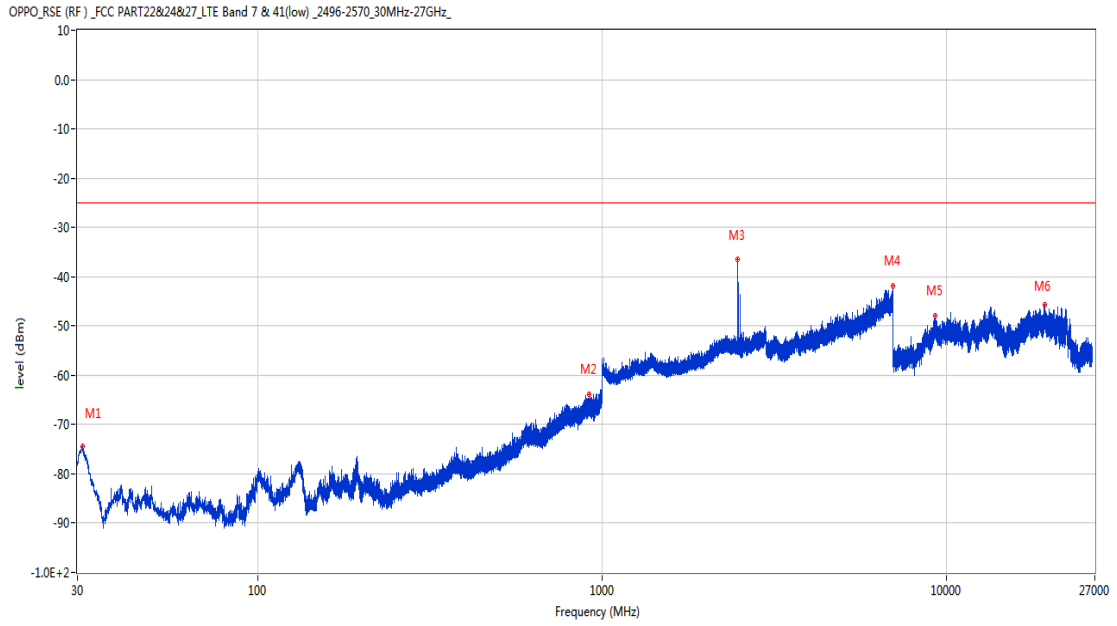
21.2 CA_41C 20MHz+5MHz, 16-QAM, Low Channel

RSE-H&H PCC 39750 BW20 16QAM RB1 HIGH SCC 39867 BW5 16QAM RB1 LOW



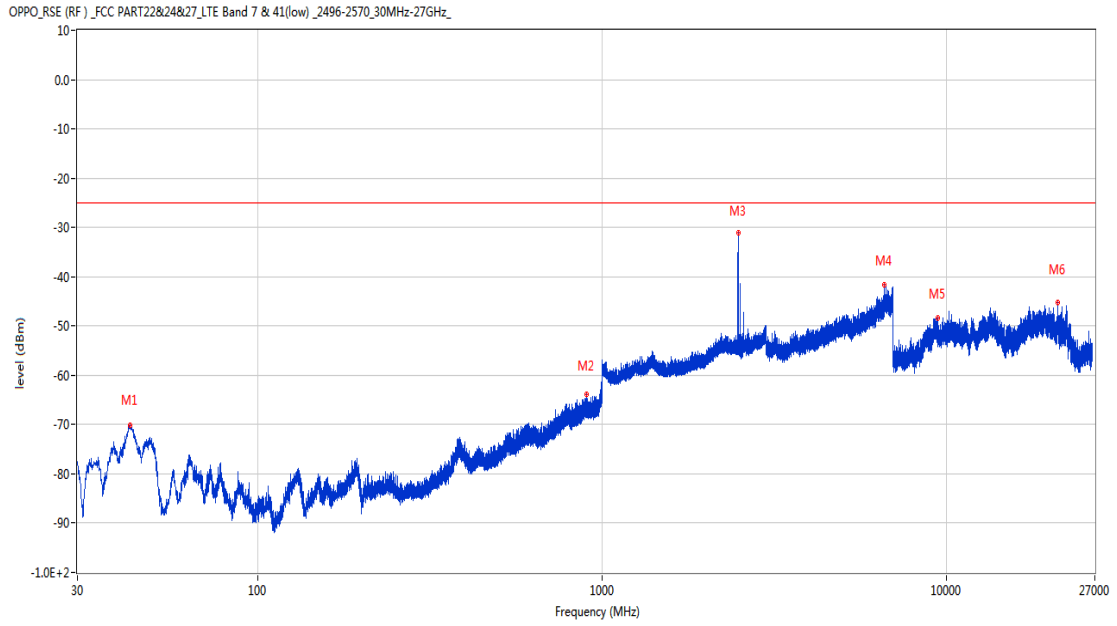
Frequency (MHz)	Result (dBm)	Factor (dB)	PK Limit (dBm)	Over Limit (dB)	Table (o)	ANT	EUT	Verdict
31.018	-73.96	-19.12	-25.0	-48.96	148.00	Horizontal	Horizontal	Pass
899.265	-64.14	4.87	-25.0	-39.14	77.00	Horizontal	Horizontal	Pass
2483.800	-30.29	1.57	-25.0	-5.29	149.00	Horizontal	Horizontal	N/A
2579.000	-46.89	2.48	-25.0	-21.89	359.00	Horizontal	Horizontal	N/A
6994.600	-41.10	13.60	-25.0	-16.10	138.00	Horizontal	Horizontal	Pass
13423.313	-45.96	11.03	-25.0	-20.96	271.00	Horizontal	Horizontal	Pass

RSE-H&V PCC 39750 BW20 16QAM RB1 HIGH SCC 39867 BW5 16QAM RB1 LOW



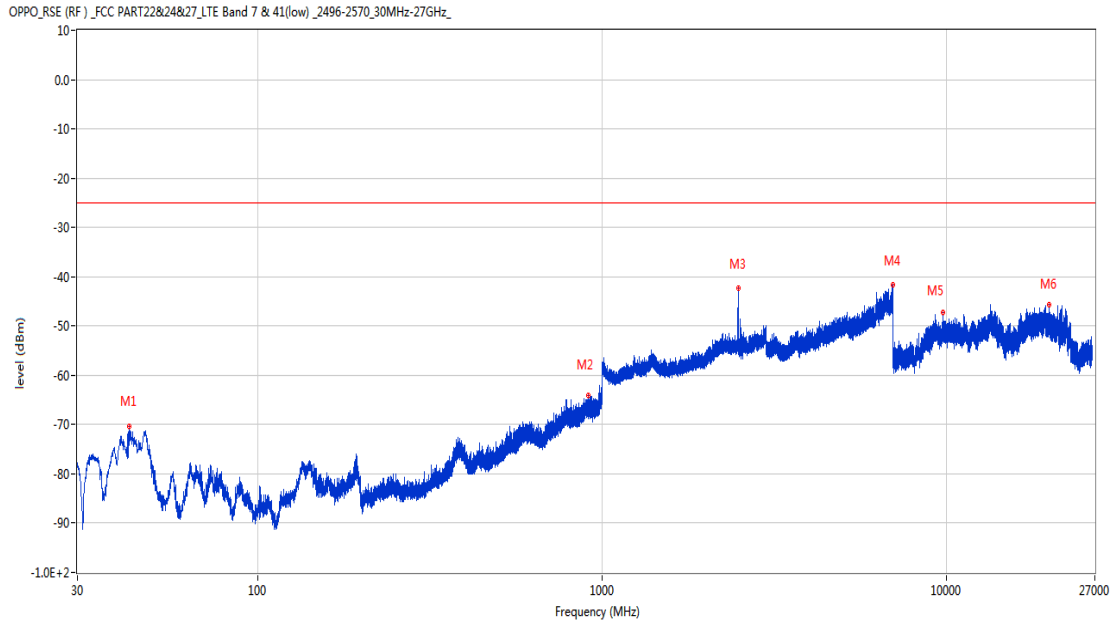
Frequency (MHz)	Result (dBm)	Factor (dB)	PK Limit (dBm)	Over Limit (dB)	Table (o)	ANT	EUT	Verdict
31.116	-74.44	-18.87	-25.0	-49.44	128.00	Horizontal	Vertical	Pass
916.677	-63.76	4.88	-25.0	-38.76	128.00	Horizontal	Vertical	Pass
2484.200	-36.53	1.57	-25.0	-11.53	113.00	Horizontal	Vertical	N/A
6989.600	-41.80	13.45	-25.0	-16.80	320.00	Horizontal	Vertical	Pass
9289.362	-47.97	9.84	-25.0	-22.97	344.00	Horizontal	Vertical	Pass
19348.099	-45.74	15.74	-25.0	-20.74	30.00	Horizontal	Vertical	Pass

RSE-V&V PCC 39750 BW20 16QAM RB1 HIGH SCC 39867 BW5 16QAM RB1 LOW



Frequency (MHz)	Result (dBm)	Factor (dB)	PK Limit (dBm)	Over Limit (dB)	Table (o)	ANT	EUT	Verdict
42.610	-70.06	-16.52	-25.0	-45.06	61.00	Vertical	Vertical	Pass
904.213	-63.86	4.79	-25.0	-38.86	48.00	Vertical	Vertical	Pass
2486.800	-31.15	1.61	-25.0	-6.15	246.00	Vertical	Vertical	N/A
6619.400	-41.64	12.06	-25.0	-16.64	321.00	Vertical	Vertical	Pass
9435.987	-48.45	8.62	-25.0	-23.45	196.00	Vertical	Vertical	Pass
21038.750	-45.26	14.51	-25.0	-20.26	240.00	Vertical	Vertical	Pass

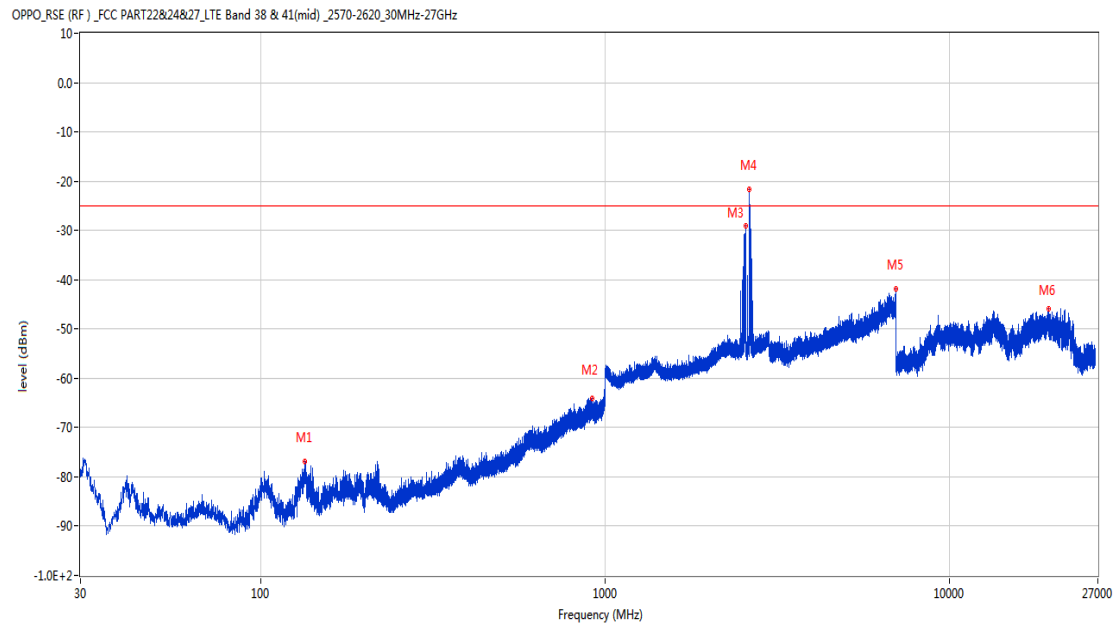
RSE-V&H PCC 39750 BW20 16QAM RB1 HIGH SCC 39867 BW5 16QAM RB1 LOW



Frequency (MHz)	Result (dBm)	Factor (dB)	PK Limit (dBm)	Over Limit (dB)	Table (o)	ANT	EUT	Verdict
42.367	-70.46	-16.76	-25.0	-45.46	61.00	Vertical	Horizontal	Pass
911.778	-64.17	4.74	-25.0	-39.17	158.00	Vertical	Horizontal	Pass
2487.700	-42.26	1.62	-25.0	-17.26	235.00	Vertical	Horizontal	N/A
6983.000	-41.62	13.90	-25.0	-16.62	264.00	Vertical	Horizontal	Pass
9756.550	-47.27	9.55	-25.0	-22.27	240.00	Vertical	Horizontal	Pass
19888.699	-45.63	15.98	-25.0	-20.63	363.00	Vertical	Horizontal	Pass

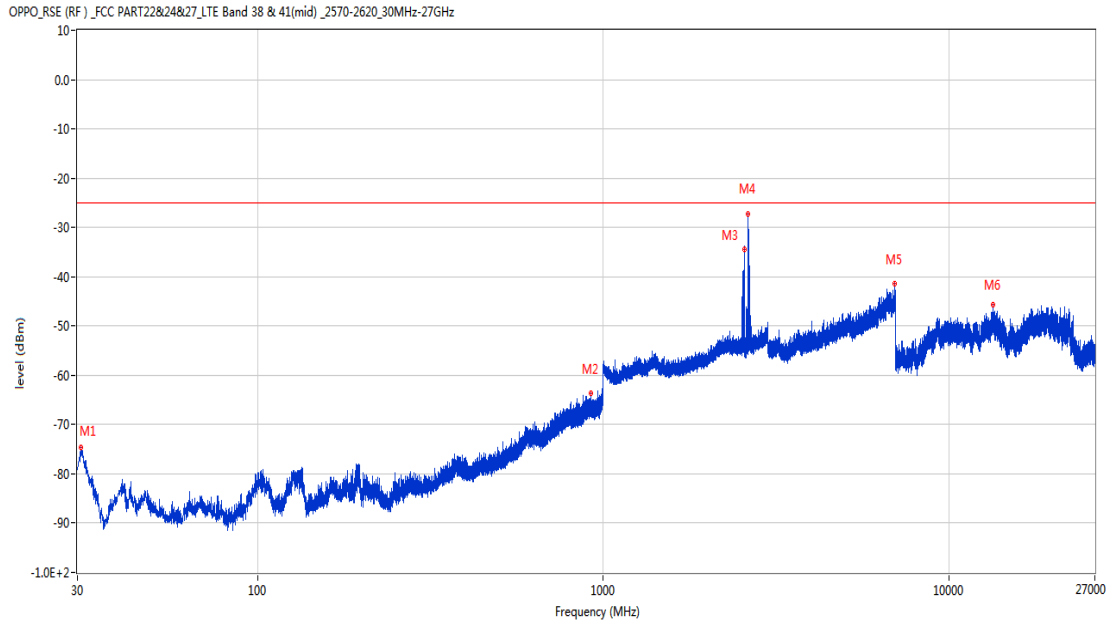
21.3 CA_41C 20MHz+5MHz, QPSK, Middle Channel

RSE-H&H PCC 40595 BW20 QPSK RB1 HIGH SCC 40712 BW5 QPSK RB1 LOW



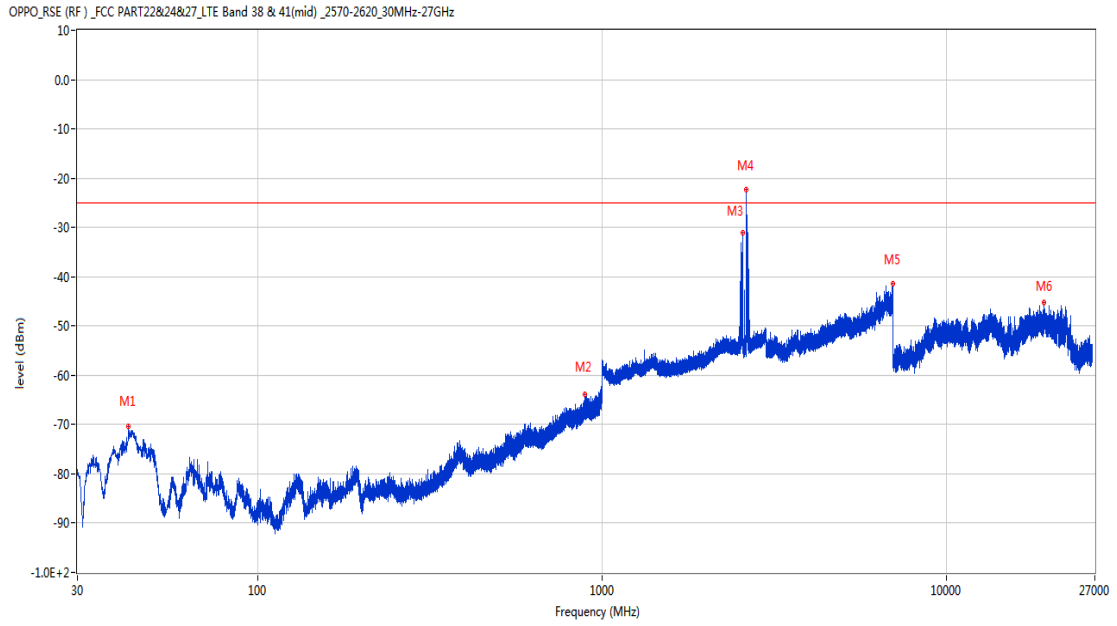
Frequency (MHz)	Result (dBm)	Factor (dB)	PK Limit (dBm)	Over Limit (dB)	Table (o)	ANT	EUT	Verdict
134.712	-76.88	-17.29	-25.0	-51.88	120.00	Horizontal	Horizontal	Pass
920.606	-64.04	4.75	-25.0	-39.04	24.00	Horizontal	Horizontal	Pass
2559.400	-29.00	1.39	-25.0	-4.00	337.00	Horizontal	Horizontal	N/A
2630.200	-21.62	2.04	-25.0	3.38	113.00	Horizontal	Horizontal	N/A
6998.800	-41.90	13.64	-25.0	-16.90	35.00	Horizontal	Horizontal	Pass
19382.526	-45.80	15.06	-25.0	-20.80	202.00	Horizontal	Horizontal	Pass

RSE-H&V PCC 40595 BW20 QPSK RB1 HIGH SCC 40712 BW5 QPSK RB1 LOW



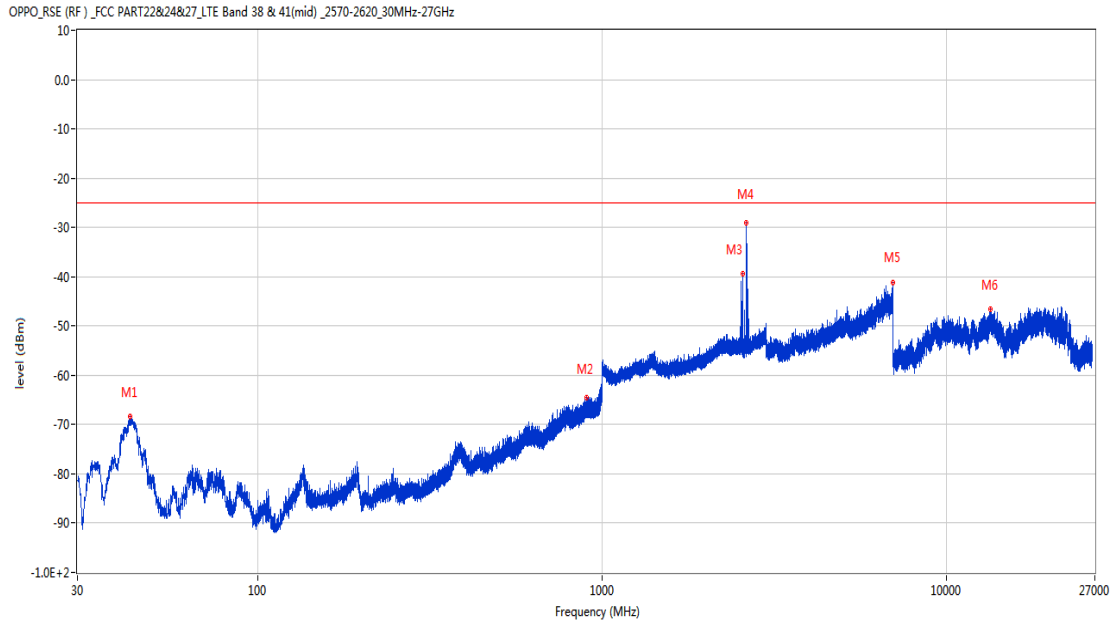
Frequency (MHz)	Result (dBm)	Factor (dB)	PK Limit (dBm)	Over Limit (dB)	Table (o)	ANT	EUT	Verdict
30.776	-74.55	-19.21	-25.0	-49.55	161.00	Horizontal	Vertical	Pass
918.084	-63.70	4.85	-25.0	-38.70	86.00	Horizontal	Vertical	Pass
2556.900	-34.45	1.23	-25.0	-9.45	159.00	Horizontal	Vertical	N/A
2628.000	-27.20	2.02	-25.0	-2.20	159.00	Horizontal	Vertical	N/A
6989.600	-41.48	13.45	-25.0	-16.48	259.00	Horizontal	Vertical	Pass
13462.688	-45.76	11.40	-25.0	-20.76	37.00	Horizontal	Vertical	Pass

RSE-V&V PCC 40595 BW20 QPSK RB1 HIGH SCC 40712 BW5 QPSK RB1 LOW



Frequency (MHz)	Result (dBm)	Factor (dB)	PK Limit (dBm)	Over Limit (dB)	Table (o)	ANT	EUT	Verdict
42.270	-70.29	-16.79	-25.0	-45.29	20.00	Vertical	Vertical	Pass
892.185	-63.89	4.63	-25.0	-38.89	84.00	Vertical	Vertical	Pass
2557.700	-31.11	1.30	-25.0	-6.11	220.00	Vertical	Vertical	N/A
2627.800	-22.44	2.02	-25.0	2.56	209.00	Vertical	Vertical	N/A
6987.400	-41.47	13.65	-25.0	-16.47	315.00	Vertical	Vertical	Pass
19217.199	-45.21	13.95	-25.0	-20.21	319.00	Vertical	Vertical	Pass

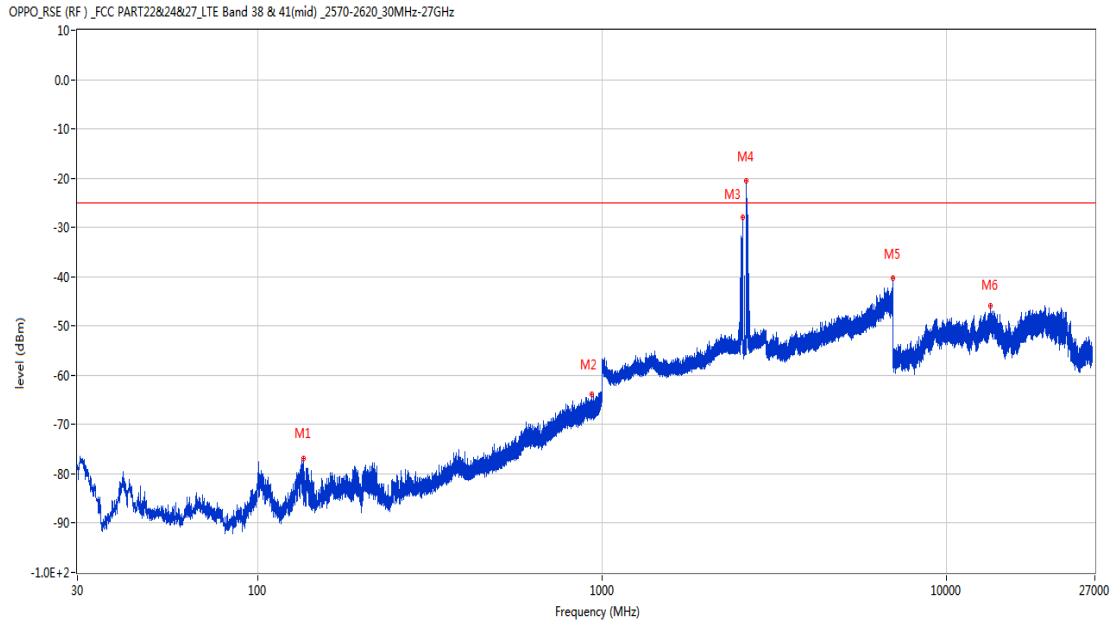
RSE-V&H PCC 40595 BW20 QPSK RB1 HIGH SCC 40712 BW5 QPSK RB1 LOW



Frequency (MHz)	Result (dBm)	Factor (dB)	PK Limit (dBm)	Over Limit (dB)	Table (o)	ANT	EUT	Verdict
42.610	-68.42	-16.43	-25.0	-43.42	11.00	Vertical	Horizontal	Pass
900.333	-64.55	4.84	-25.0	-39.55	319.00	Vertical	Horizontal	Pass
2560.900	-39.31	1.40	-25.0	-14.31	107.00	Vertical	Horizontal	N/A
2626.600	-28.99	2.01	-25.0	-3.99	234.00	Vertical	Horizontal	N/A
6984.800	-41.19	13.72	-25.0	-16.19	63.00	Vertical	Horizontal	Pass
13441.162	-46.59	11.32	-25.0	-21.59	194.00	Vertical	Horizontal	Pass

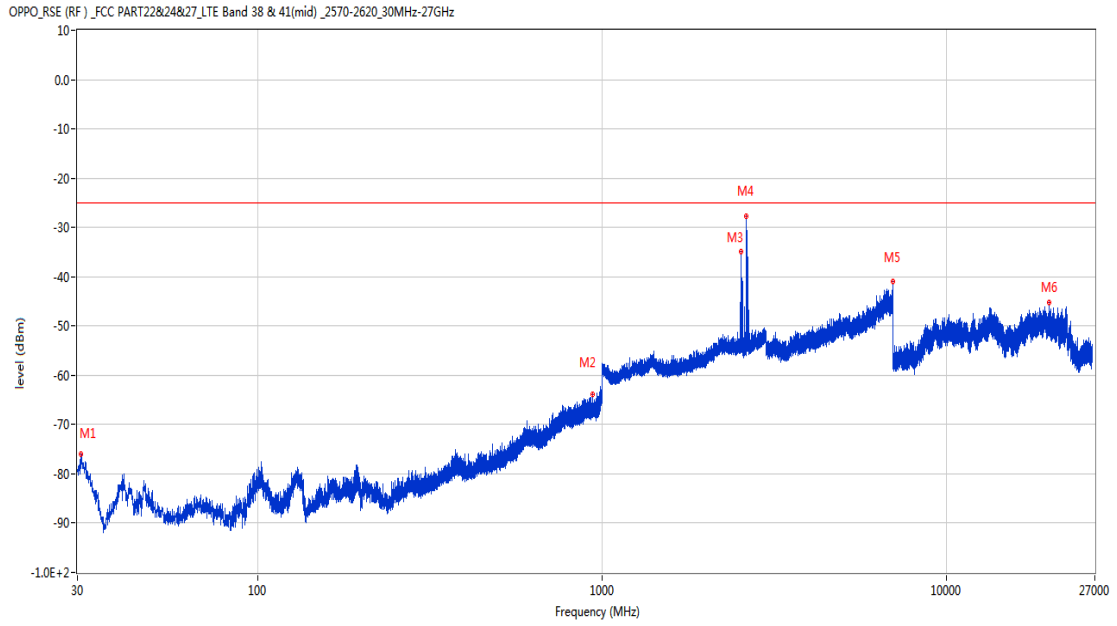
21.4 CA_41C 20MHz+5MHz, 16-QAM, Middle Channel

RSE-H&H PCC 40595 BW20 16QAM RB1 HIGH SCC 40712 BW5 16QAM RB1 LOW



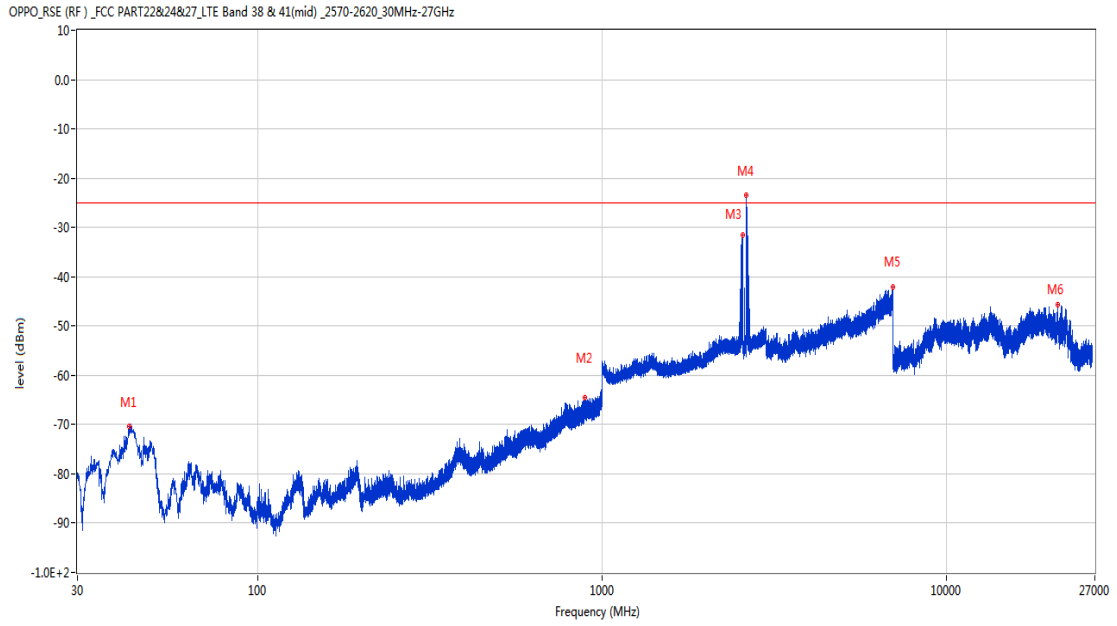
Frequency (MHz)	Result (dBm)	Factor (dB)	PK Limit (dBm)	Over Limit (dB)	Table (o)	ANT	EUT	Verdict
135.827	-76.81	-17.17	-25.0	-51.81	90.00	Horizontal	Horizontal	Pass
933.361	-63.82	4.63	-25.0	-38.82	-1.00	Horizontal	Horizontal	Pass
2558.800	-27.83	1.38	-25.0	-2.83	113.00	Horizontal	Horizontal	N/A
2629.500	-20.55	2.03	-25.0	4.45	151.00	Horizontal	Horizontal	N/A
6995.200	-40.27	13.56	-25.0	-15.27	314.00	Horizontal	Horizontal	Pass
13457.963	-45.94	11.46	-25.0	-20.94	248.00	Horizontal	Horizontal	Pass

RSE-H&V PCC 40595 BW20 16QAM RB1 HIGH SCC 40712 BW5 16QAM RB1 LOW



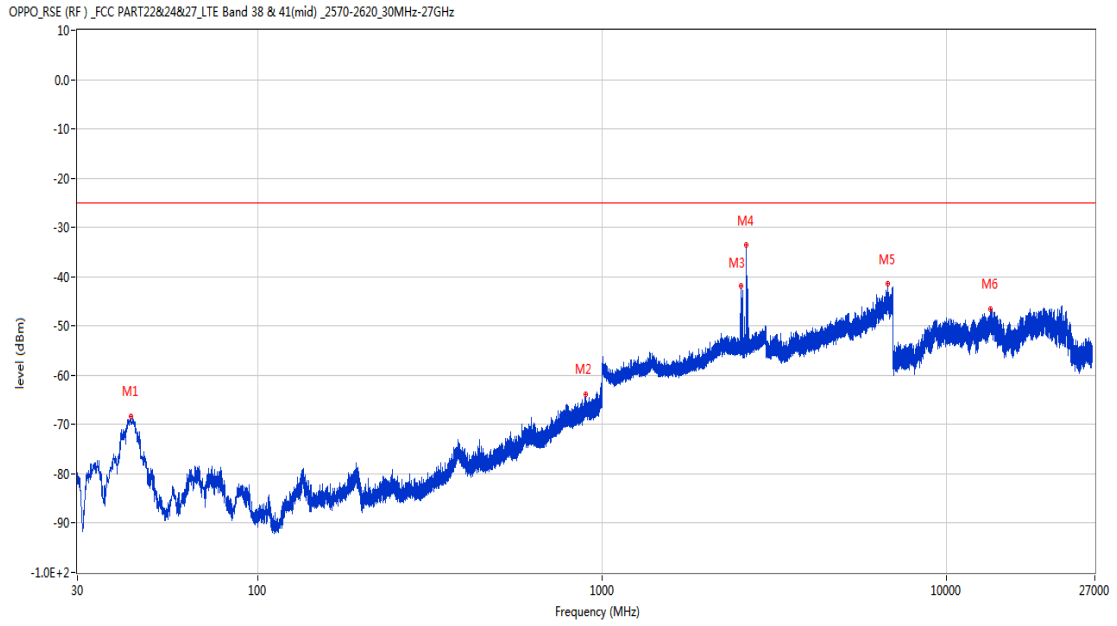
Frequency (MHz)	Result (dBm)	Factor (dB)	PK Limit (dBm)	Over Limit (dB)	Table (o)	ANT	EUT	Verdict
30.776	-76.02	-19.21	-25.0	-51.02	58.00	Horizontal	Vertical	Pass
940.442	-63.90	4.80	-25.0	-38.90	0.00	Horizontal	Vertical	Pass
2534.500	-34.90	1.25	-25.0	-9.90	121.00	Horizontal	Vertical	N/A
2626.800	-27.66	2.01	-25.0	-2.66	97.00	Horizontal	Vertical	N/A
6985.400	-40.98	13.70	-25.0	-15.98	7.00	Horizontal	Vertical	Pass
19849.599	-45.22	14.67	-25.0	-20.22	183.00	Horizontal	Vertical	Pass

RSE-V&V PCC 40595 BW20 16QAM RB1 HIGH SCC 40712 BW5 16QAM RB1 LOW



Frequency (MHz)	Result (dBm)	Factor (dB)	PK Limit (dBm)	Over Limit (dB)	Table (o)	ANT	EUT	Verdict
42.367	-70.41	-16.69	-25.0	-45.41	-3.00	Vertical	Vertical	Pass
890.875	-64.44	4.55	-25.0	-39.44	105.00	Vertical	Vertical	Pass
2560.600	-31.46	1.40	-25.0	-6.46	141.00	Vertical	Vertical	N/A
2627.600	-23.41	2.02	-25.0	1.59	189.00	Vertical	Vertical	N/A
6999.400	-42.07	13.65	-25.0	-17.07	1.00	Vertical	Vertical	Pass
21034.926	-45.64	14.51	-25.0	-20.64	304.00	Vertical	Vertical	Pass

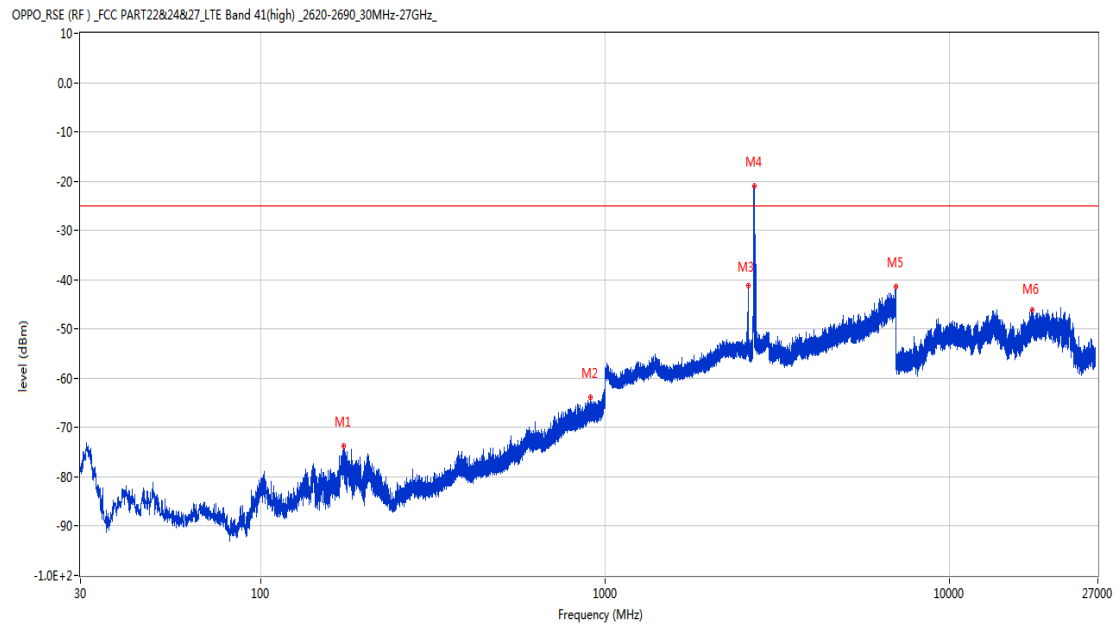
RSE-V&H PCC 40595 BW20 16QAM RB1 HIGH SCC 40712 BW5 16QAM RB1 LOW



Frequency (MHz)	Result (dBm)	Factor (dB)	PK Limit (dBm)	Over Limit (dB)	Table (o)	ANT	EUT	Verdict
42.901	-68.31	-16.13	-25.0	-43.31	44.00	Vertical	Horizontal	Pass
899.411	-63.94	4.87	-25.0	-38.94	44.00	Vertical	Horizontal	Pass
2536.500	-41.84	1.18	-25.0	-16.84	73.00	Vertical	Horizontal	N/A
2627.500	-33.59	2.02	-25.0	-8.59	228.00	Vertical	Horizontal	N/A
6777.200	-41.41	11.87	-25.0	-16.41	224.00	Vertical	Horizontal	Pass
13466.362	-46.68	11.34	-25.0	-21.68	127.00	Vertical	Horizontal	Pass

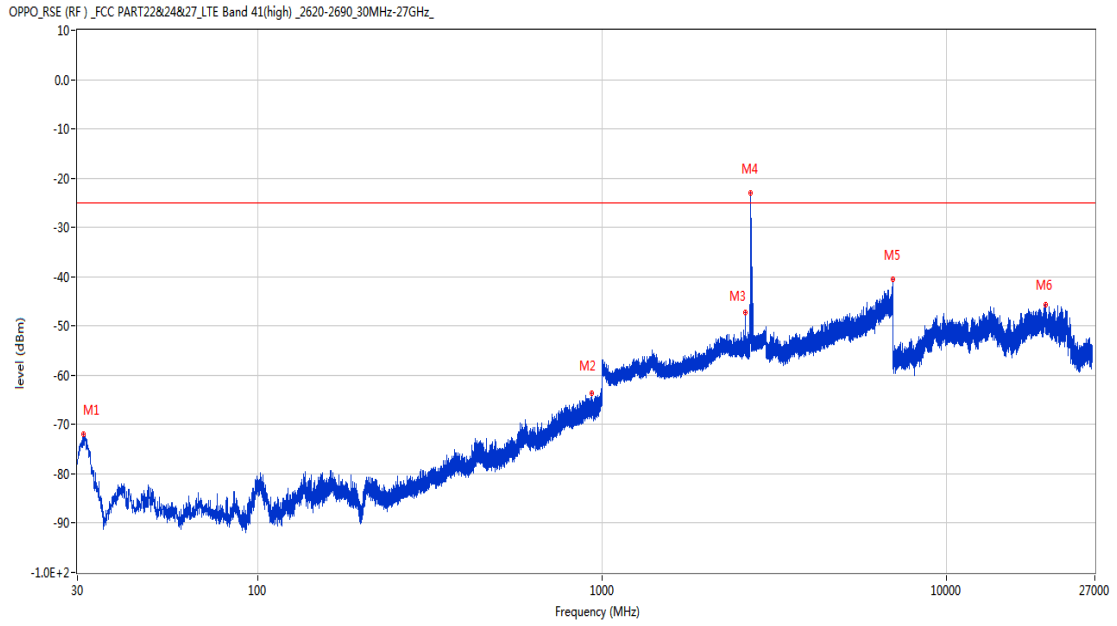
21.5 CA_41C 20MHz+5MHz, QPSK, High Channel

RSE-H&H PCC 41440 BW20 QPSK RB1 HIGH SCC 41557 BW5 QPSK RB1 LOW



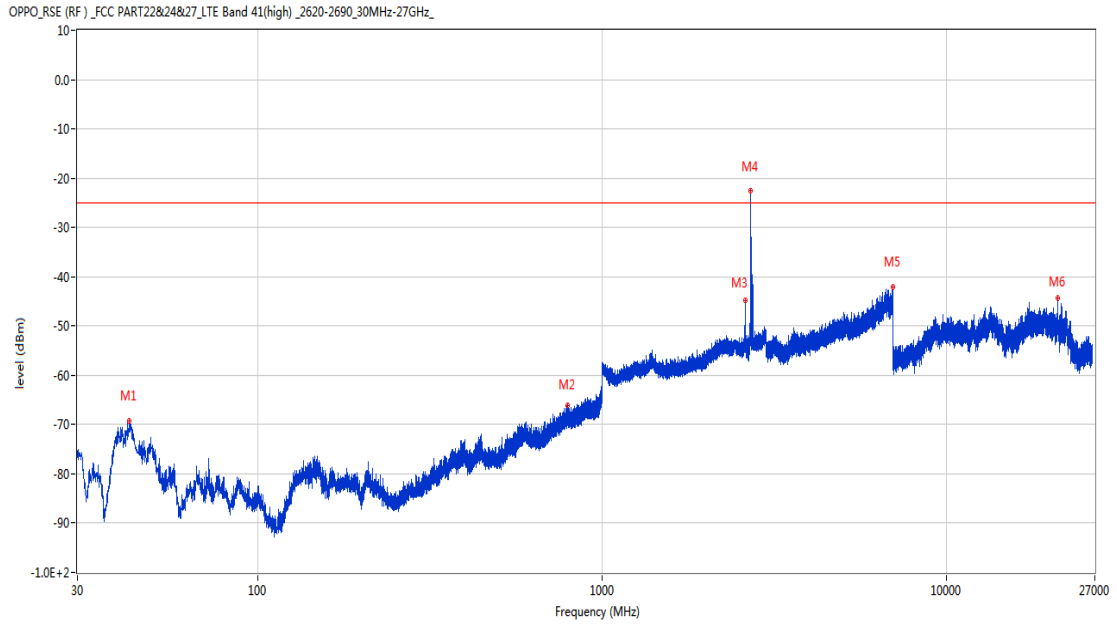
Frequency (MHz)	Result (dBm)	Factor (dB)	PK Limit (dBm)	Over Limit (dB)	Table (o)	ANT	EUT	Verdict
173.997	-73.73	-14.83	-25.0	-48.73	80.00	Horizontal	Horizontal	Pass
908.383	-63.97	4.89	-25.0	-38.97	80.00	Horizontal	Horizontal	Pass
2609.500	-41.10	1.66	-25.0	-16.10	188.00	Horizontal	Horizontal	N/A
2713.300	-20.96	2.20	-25.0	4.04	321.00	Horizontal	Horizontal	N/A
6980.600	-41.37	13.78	-25.0	-16.37	-3.00	Horizontal	Horizontal	Pass
17433.262	-46.10	9.44	-25.0	-21.10	303.00	Horizontal	Horizontal	Pass

RSE-H&V PCC 41440 BW20 QPSK RB1 HIGH SCC 41557 BW5 QPSK RB1 LOW



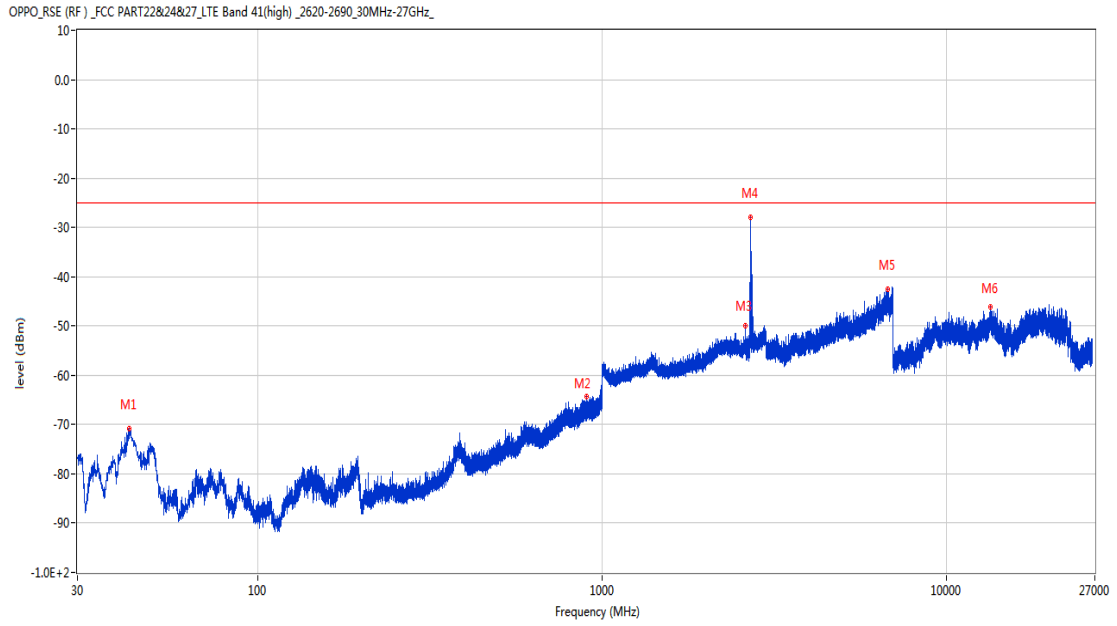
Frequency (MHz)	Result (dBm)	Factor (dB)	PK Limit (dBm)	Over Limit (dB)	Table (o)	ANT	EUT	Verdict
31.309	-71.92	-18.33	-25.0	-46.92	148.00	Horizontal	Vertical	Pass
935.107	-63.70	4.67	-25.0	-38.70	-3.00	Horizontal	Vertical	Pass
2604.900	-47.33	1.56	-25.0	-22.33	361.00	Horizontal	Vertical	N/A
2698.300	-23.06	2.37	-25.0	1.94	148.00	Horizontal	Vertical	N/A
6998.000	-40.57	13.63	-25.0	-15.57	167.00	Horizontal	Vertical	Pass
19402.926	-45.64	14.38	-25.0	-20.64	304.00	Horizontal	Vertical	Pass

RSE-V&V PCC 41440 BW20 QPSK RB1 HIGH SCC 41557 BW5 QPSK RB1 LOW



Frequency (MHz)	Result (dBm)	Factor (dB)	PK Limit (dBm)	Over Limit (dB)	Table (o)	ANT	EUT	Verdict
42.367	-69.18	-16.56	-25.0	-44.18	356.00	Vertical	Vertical	Pass
796.252	-66.19	2.96	-25.0	-41.19	28.00	Vertical	Vertical	Pass
2605.400	-44.81	1.61	-25.0	-19.81	251.00	Vertical	Vertical	N/A
2699.200	-22.63	2.38	-25.0	2.37	264.00	Vertical	Vertical	N/A
6989.600	-42.15	13.45	-25.0	-17.15	-3.00	Vertical	Vertical	Pass
21035.776	-44.30	14.51	-25.0	-19.30	86.00	Vertical	Vertical	Pass

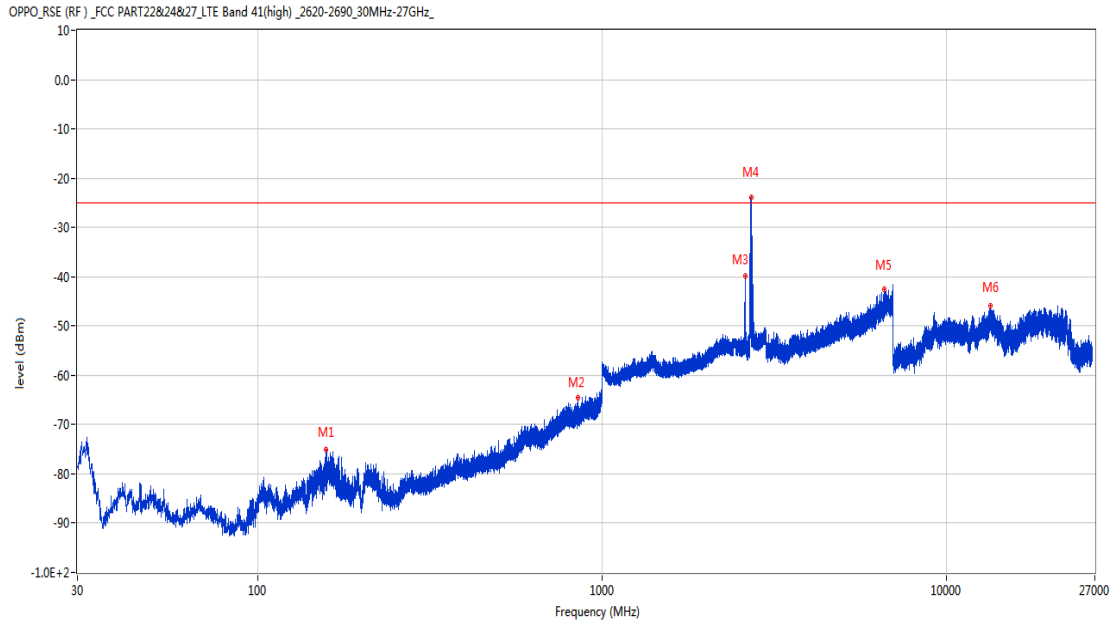
RSE-V&H PCC 41440 BW20 QPSK RB1 HIGH SCC 41557 BW5 QPSK RB1 LOW



Frequency (MHz)	Result (dBm)	Factor (dB)	PK Limit (dBm)	Over Limit (dB)	Table (o)	ANT	EUT	Verdict
42.416	-70.75	-16.51	-25.0	-45.75	20.00	Vertical	Horizontal	Pass
903.582	-64.26	4.85	-25.0	-39.26	-2.00	Vertical	Horizontal	Pass
2608.100	-50.03	1.64	-25.0	-25.03	348.00	Vertical	Horizontal	N/A
2697.100	-27.83	2.36	-25.0	-2.83	80.00	Vertical	Horizontal	N/A
6775.200	-42.53	11.76	-25.0	-17.53	225.00	Vertical	Horizontal	Pass
13455.337	-46.08	11.48	-25.0	-21.08	20.00	Vertical	Horizontal	Pass

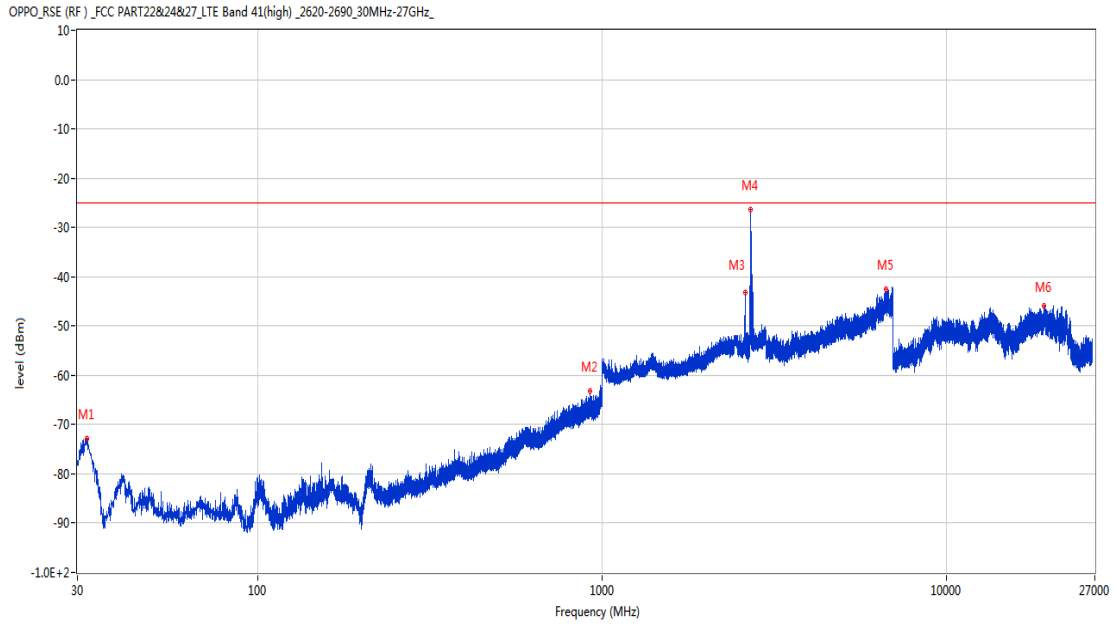
21.6 CA_41C 20MHz+5MHz, 16-QAM, High Channel

RSE-H&H PCC 41440 BW20 16QAM RB1 HIGH SCC 41557 BW5 16QAM RB1 LOW



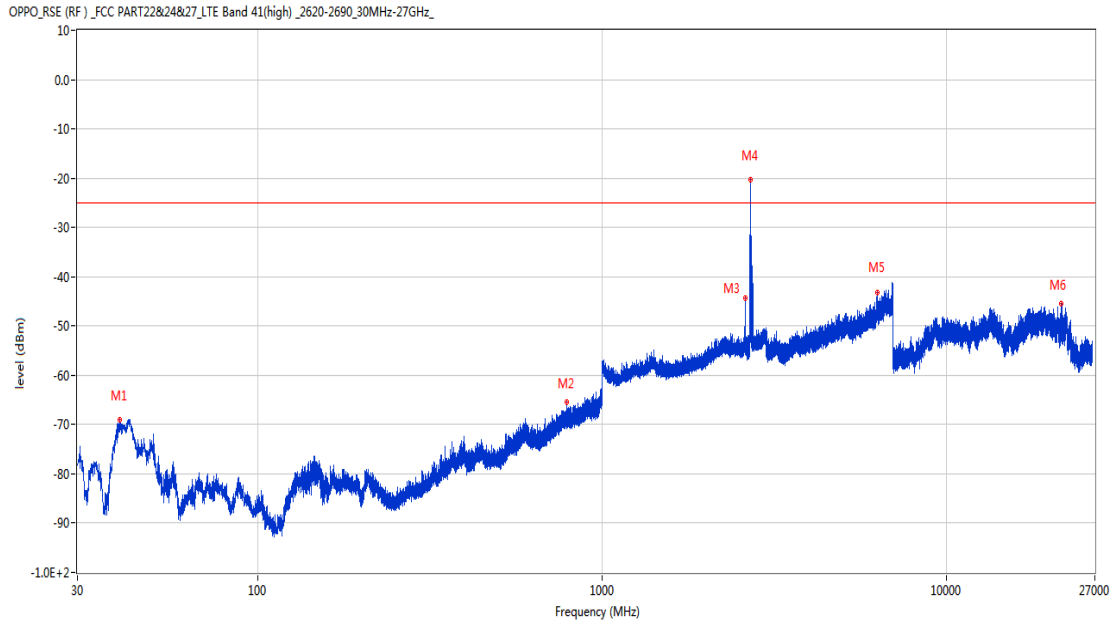
Frequency (MHz)	Result (dBm)	Factor (dB)	PK Limit (dBm)	Over Limit (dB)	Table (o)	ANT	EUT	Verdict
158.476	-75.01	-14.43	-25.0	-50.01	99.00	Horizontal	Horizontal	Pass
850.814	-64.49	3.00	-25.0	-39.49	345.00	Horizontal	Horizontal	Pass
2610.400	-39.74	1.67	-25.0	-14.74	172.00	Horizontal	Horizontal	N/A
2711.500	-23.82	2.41	-25.0	1.18	302.00	Horizontal	Horizontal	N/A
6614.000	-42.60	12.34	-25.0	-17.60	-1.00	Horizontal	Horizontal	Pass
13455.075	-45.95	11.48	-25.0	-20.95	14.00	Horizontal	Horizontal	Pass

RSE-H&V PCC 41440 BW20 16QAM RB1 HIGH SCC 41557 BW5 16QAM RB1 LOW



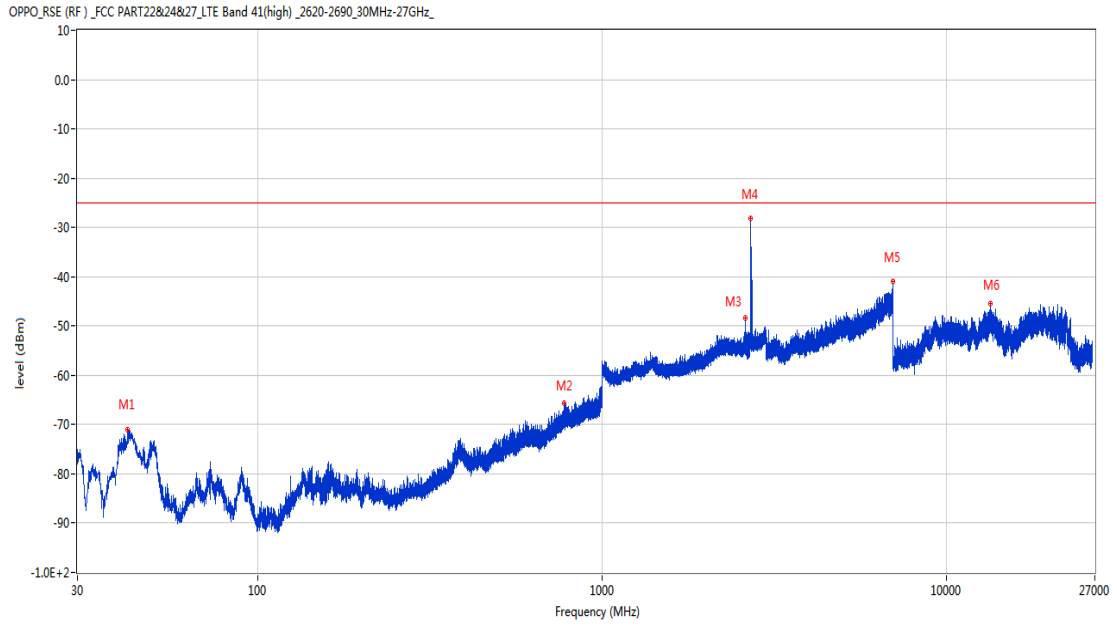
Frequency (MHz)	Result (dBm)	Factor (dB)	PK Limit (dBm)	Over Limit (dB)	Table (o)	ANT	EUT	Verdict
31.892	-72.91	-16.88	-25.0	-47.91	226.00	Horizontal	Vertical	Pass
925.940	-63.21	4.78	-25.0	-38.21	182.00	Horizontal	Vertical	Pass
2606.500	-43.17	1.63	-25.0	-18.17	160.00	Horizontal	Vertical	N/A
2699.200	-26.32	2.38	-25.0	-1.32	363.00	Horizontal	Vertical	N/A
6686.200	-42.47	12.01	-25.0	-17.47	329.00	Horizontal	Vertical	Pass
19256.726	-45.93	14.39	-25.0	-20.93	30.00	Horizontal	Vertical	Pass

RSE-V&V PCC 41440 BW20 16QAM RB1 HIGH SCC 41557 BW5 16QAM RB1 LOW



Frequency (MHz)	Result (dBm)	Factor (dB)	PK Limit (dBm)	Over Limit (dB)	Table (o)	ANT	EUT	Verdict
39.894	-68.96	-18.36	-25.0	-43.96	45.00	Vertical	Vertical	Pass
790.334	-65.34	3.08	-25.0	-40.34	309.00	Vertical	Vertical	Pass
2608.600	-44.39	1.65	-25.0	-19.39	0.00	Vertical	Vertical	N/A
2696.900	-20.26	2.36	-25.0	4.74	251.00	Vertical	Vertical	N/A
6295.600	-43.29	11.22	-25.0	-18.29	114.00	Vertical	Vertical	Pass
21616.325	-45.54	14.70	-25.0	-20.54	360.00	Vertical	Vertical	Pass

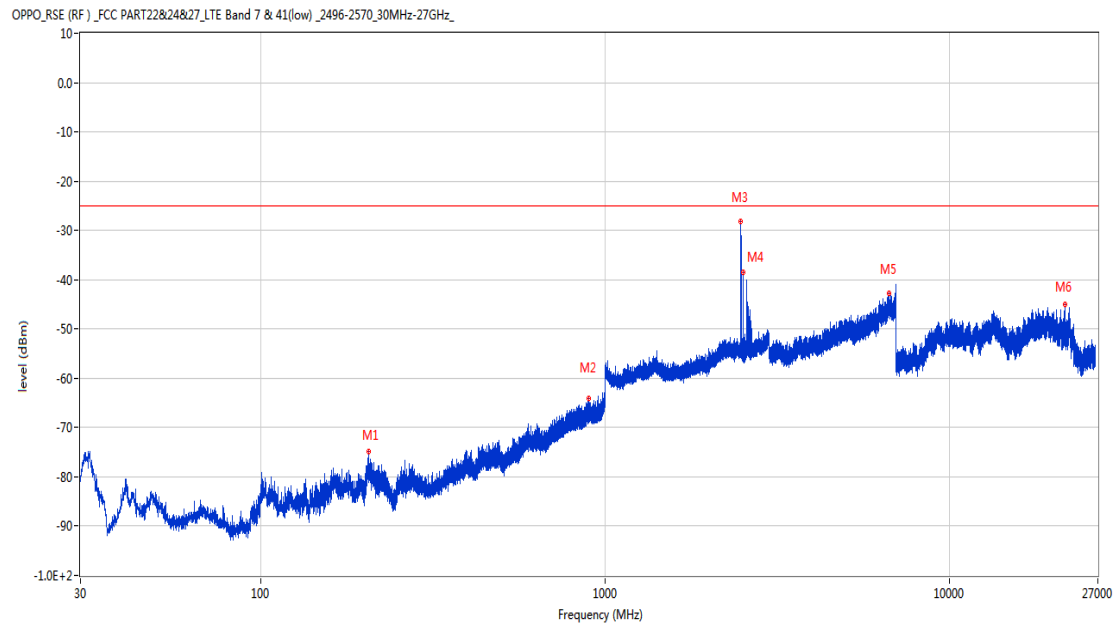
RSE-V&H PCC 41440 BW20 16QAM RB1 HIGH SCC 41557 BW5 16QAM RB1 LOW



Frequency (MHz)	Result (dBm)	Factor (dB)	PK Limit (dBm)	Over Limit (dB)	Table (o)	ANT	EUT	Verdict
41.883	-70.98	-16.99	-25.0	-45.98	305.00	Vertical	Horizontal	Pass
776.027	-65.61	2.70	-25.0	-40.61	65.00	Vertical	Horizontal	Pass
2607.600	-48.30	1.64	-25.0	-23.30	363.00	Vertical	Horizontal	N/A
2698.700	-28.13	2.37	-25.0	-3.13	122.00	Vertical	Horizontal	N/A
6980.400	-41.02	13.80	-25.0	-16.02	21.00	Vertical	Horizontal	Pass
13470.300	-45.45	11.26	-25.0	-20.45	202.00	Vertical	Horizontal	Pass

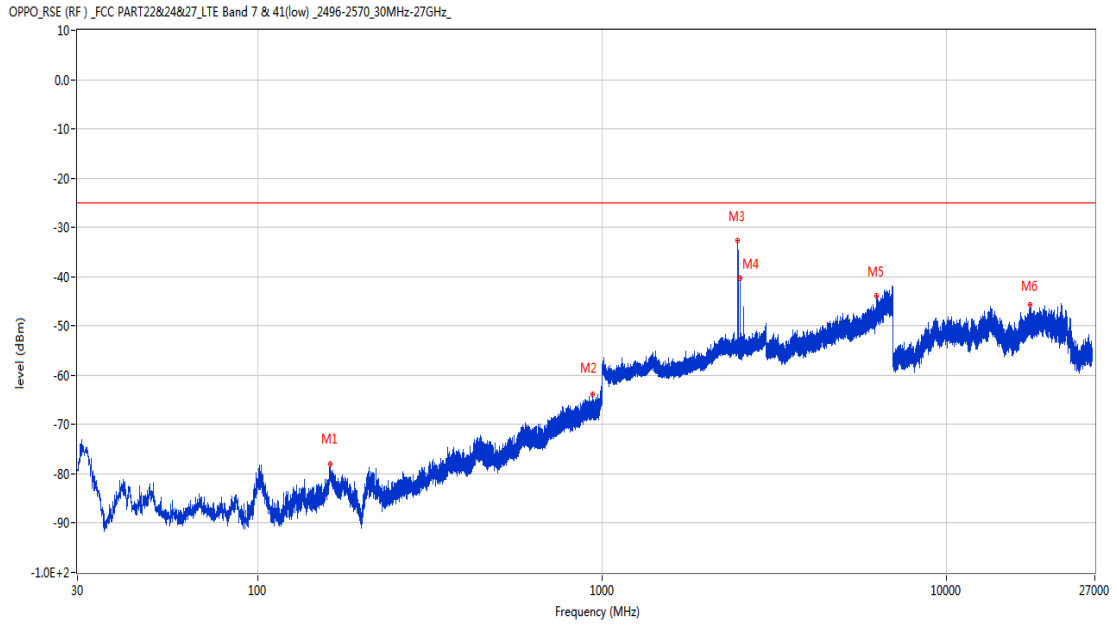
21.7 CA_41C 20MHz+20MHz, QPSK, Low Channel

RSE-H&H PCC 39750 BW20 QPSK RB1 HIGH SCC 39948 BW20 QPSK RB1 LOW



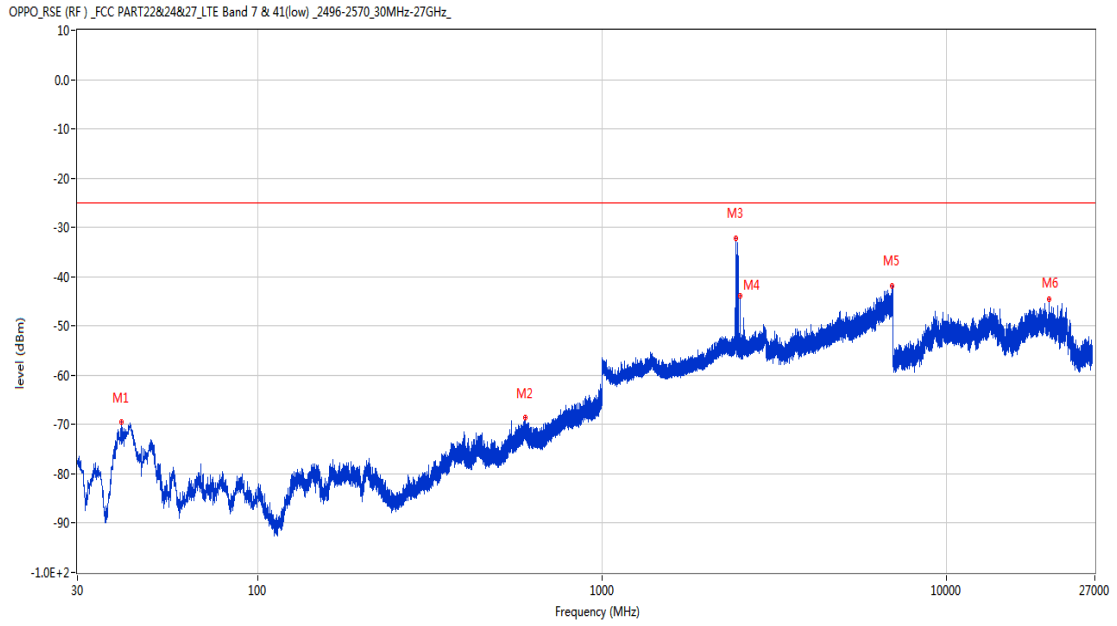
Frequency (MHz)	Result (dBm)	Factor (dB)	PK Limit (dBm)	Over Limit (dB)	Table (o)	ANT	EUT	Verdict
205.812	-74.83	-15.29	-25.0	-49.83	242.00	Horizontal	Horizontal	Pass
899.120	-64.14	4.87	-25.0	-39.14	361.00	Horizontal	Horizontal	Pass
2481.900	-28.23	1.53	-25.0	-3.23	169.00	Horizontal	Horizontal	N/A
2515.300	-38.51	1.87	-25.0	-13.51	314.00	Horizontal	Horizontal	N/A
6686.000	-42.68	12.02	-25.0	-17.68	252.00	Horizontal	Horizontal	Pass
21640.550	-45.06	14.70	-25.0	-20.06	111.00	Horizontal	Horizontal	Pass

RSE-H&V PCC 39750 BW20 QPSK RB1 HIGH SCC 39948 BW20 QPSK RB1 LOW



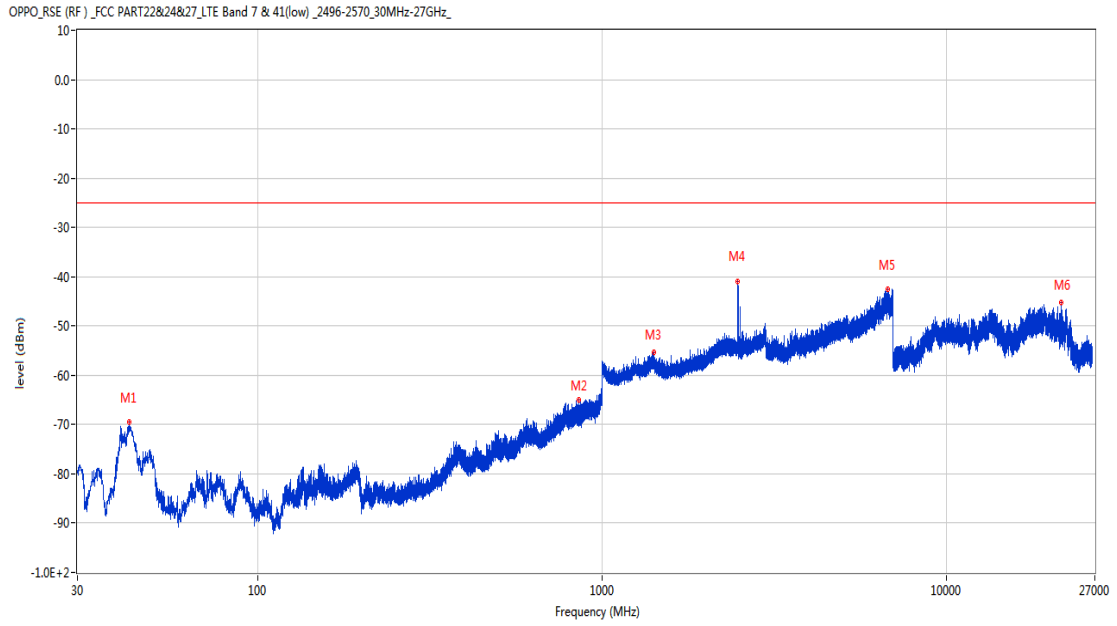
Frequency (MHz)	Result (dBm)	Factor (dB)	PK Limit (dBm)	Over Limit (dB)	Table (o)	ANT	EUT	Verdict
162.357	-77.96	-14.56	-25.0	-52.96	195.00	Horizontal	Vertical	Pass
940.393	-63.92	4.85	-25.0	-38.92	225.00	Horizontal	Vertical	Pass
2482.300	-32.70	1.54	-25.0	-7.70	-3.00	Horizontal	Vertical	N/A
2515.300	-40.30	1.87	-25.0	-15.30	145.00	Horizontal	Vertical	N/A
6288.800	-43.92	11.41	-25.0	-18.92	39.00	Horizontal	Vertical	Pass
17483.137	-45.63	8.89	-25.0	-20.63	202.00	Horizontal	Vertical	Pass

RSE-V&V PCC 39750 BW20 QPSK RB1 HIGH SCC 39948 BW20 QPSK RB1 LOW



Frequency (MHz)	Result (dBm)	Factor (dB)	PK Limit (dBm)	Over Limit (dB)	Table (o)	ANT	EUT	Verdict
40.331	-69.46	-18.13	-25.0	-44.46	100.00	Vertical	Vertical	Pass
600.020	-68.51	-1.20	-25.0	-43.51	0.00	Vertical	Vertical	Pass
2446.900	-32.31	0.41	-25.0	-7.31	361.00	Vertical	Vertical	N/A
2515.200	-43.82	1.87	-25.0	-18.82	276.00	Vertical	Vertical	N/A
6966.400	-41.77	13.24	-25.0	-16.77	363.00	Vertical	Vertical	Pass
19915.901	-44.64	16.39	-25.0	-19.64	-1.00	Vertical	Vertical	Pass

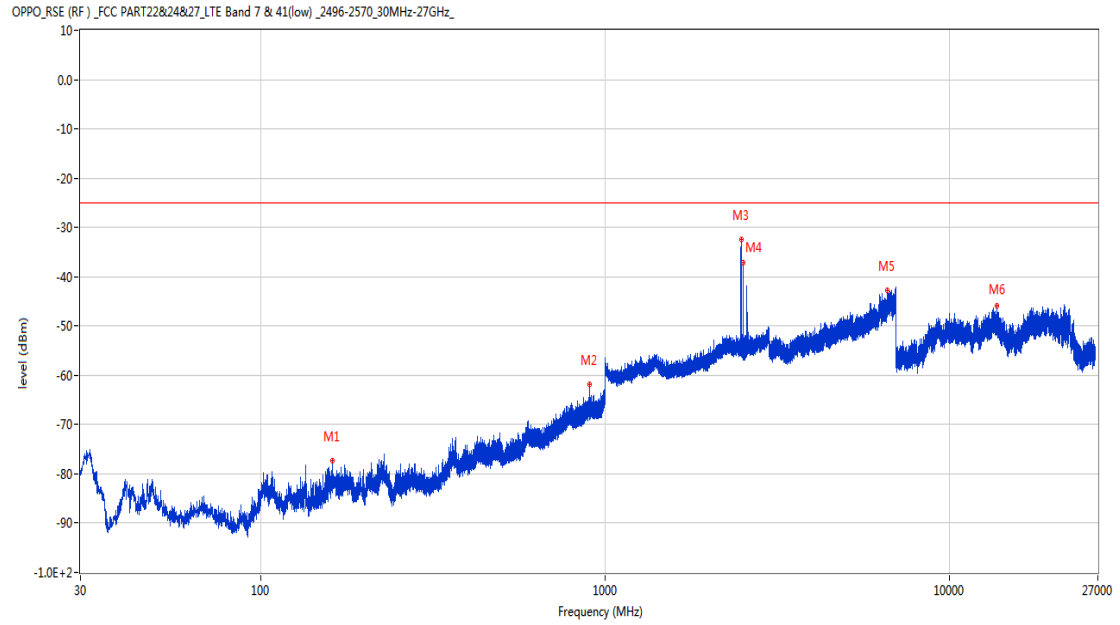
RSE-V&H PCC 39750 BW20 QPSK RB1 HIGH SCC 39948 BW20 QPSK RB1 LOW



Frequency (MHz)	Result (dBm)	Factor (dB)	PK Limit (dBm)	Over Limit (dB)	Table (o)	ANT	EUT	Verdict
42.367	-69.44	-16.76	-25.0	-44.44	80.00	Vertical	Horizontal	Pass
855.373	-65.07	2.85	-25.0	-40.07	27.00	Vertical	Horizontal	Pass
1414.700	-55.28	-2.63	-25.0	-30.28	-1.00	Vertical	Horizontal	Pass
2481.300	-40.97	1.49	-25.0	-15.97	67.00	Vertical	Horizontal	N/A
6763.000	-42.43	11.44	-25.0	-17.43	299.00	Vertical	Horizontal	Pass
21610.375	-45.17	14.70	-25.0	-20.17	330.00	Vertical	Horizontal	Pass

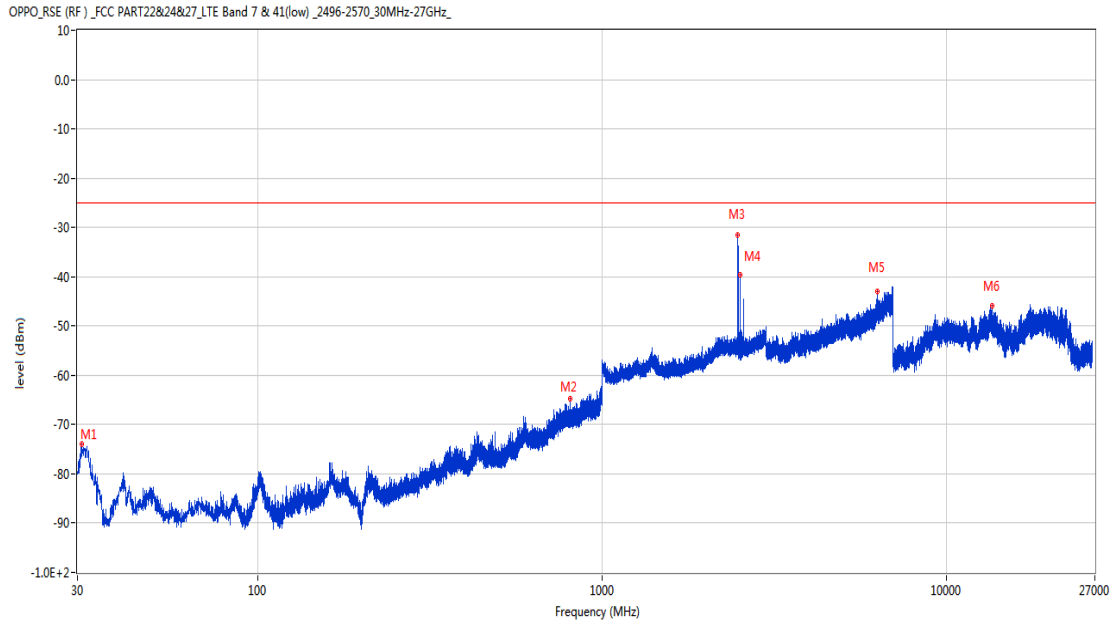
21.8 CA_41C 20MHz+20MHz, 16-QAM, Low Channel

RSE-H&H PCC 39750 BW20 16QAM RB1 HIGH SCC 39948 BW20 16QAM RB1 LOW



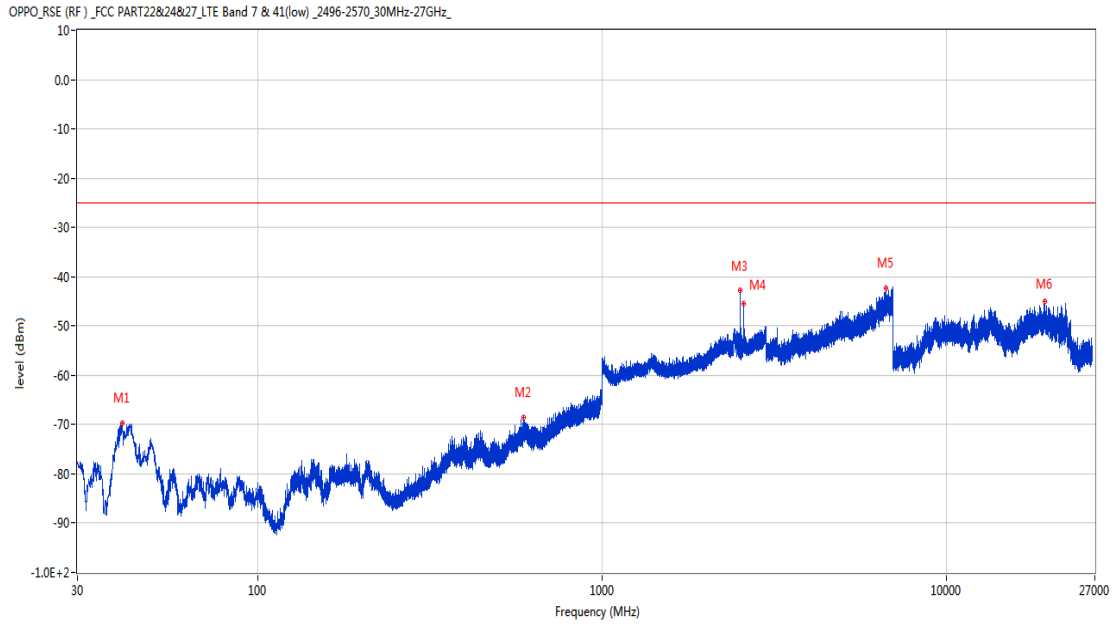
Frequency (MHz)	Result (dBm)	Factor (dB)	PK Limit (dBm)	Over Limit (dB)	Table (o)	ANT	EUT	Verdict
161.823	-77.34	-14.56	-25.0	-52.34	94.00	Horizontal	Horizontal	Pass
904.601	-61.91	4.77	-25.0	-36.91	348.00	Horizontal	Horizontal	Pass
2489.000	-32.35	1.64	-25.0	-7.35	116.00	Horizontal	Horizontal	N/A
2515.300	-37.11	1.87	-25.0	-12.11	148.00	Horizontal	Horizontal	N/A
6602.200	-42.81	11.86	-25.0	-17.81	216.00	Horizontal	Horizontal	Pass
13761.675	-45.97	11.26	-25.0	-20.97	242.00	Horizontal	Horizontal	Pass

RSE-H&V PCC 39750 BW20 16QAM RB1 HIGH SCC 39948 BW20 16QAM RB1 LOW



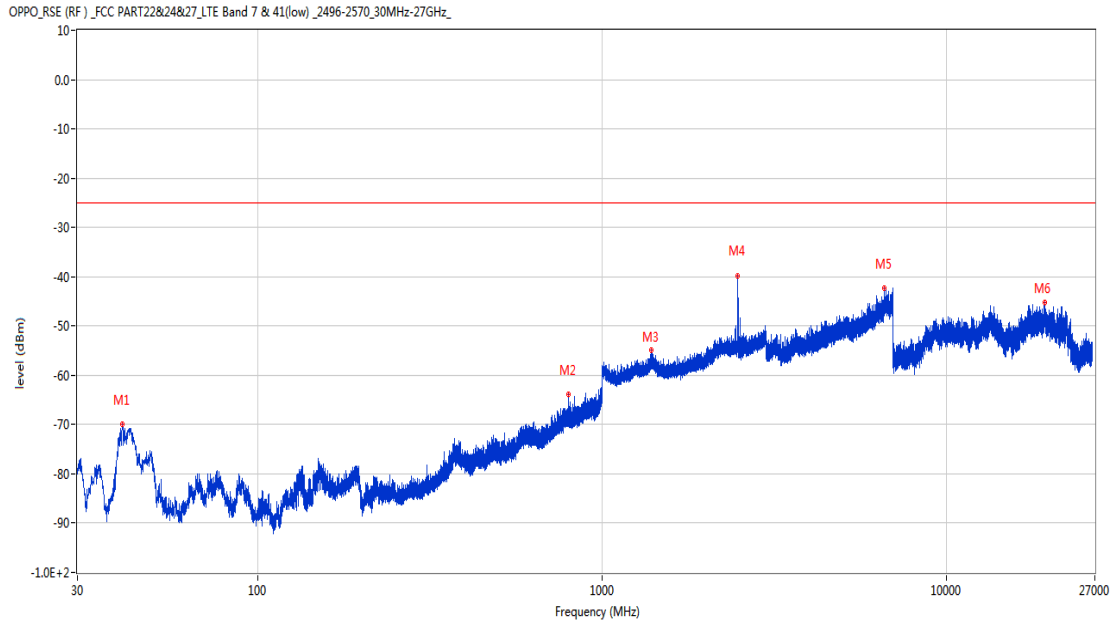
Frequency (MHz)	Result (dBm)	Factor (dB)	PK Limit (dBm)	Over Limit (dB)	Table (o)	ANT	EUT	Verdict
30.825	-74.06	-19.20	-25.0	-49.06	155.00	Horizontal	Vertical	Pass
811.093	-64.78	2.63	-25.0	-39.78	318.00	Horizontal	Vertical	Pass
2482.200	-31.53	1.54	-25.0	-6.53	112.00	Horizontal	Vertical	N/A
2515.300	-39.68	1.87	-25.0	-14.68	112.00	Horizontal	Vertical	N/A
6306.200	-43.04	10.56	-25.0	-18.04	111.00	Horizontal	Vertical	Pass
13570.575	-45.87	10.65	-25.0	-20.87	270.00	Horizontal	Vertical	Pass

RSE-V&V PCC 39750 BW20 16QAM RB1 HIGH SCC 39948 BW20 16QAM RB1 LOW



Frequency (MHz)	Result (dBm)	Factor (dB)	PK Limit (dBm)	Over Limit (dB)	Table (o)	ANT	EUT	Verdict
40.428	-69.76	-18.05	-25.0	-44.76	88.00	Vertical	Vertical	Pass
593.910	-68.47	-1.71	-25.0	-43.47	1.00	Vertical	Vertical	Pass
2515.300	-42.72	1.87	-25.0	-17.72	253.00	Vertical	Vertical	N/A
2582.800	-45.52	1.83	-25.0	-20.52	174.00	Vertical	Vertical	N/A
6688.800	-42.28	11.89	-25.0	-17.28	42.00	Vertical	Vertical	Pass
19282.225	-45.06	15.20	-25.0	-20.06	221.00	Vertical	Vertical	Pass

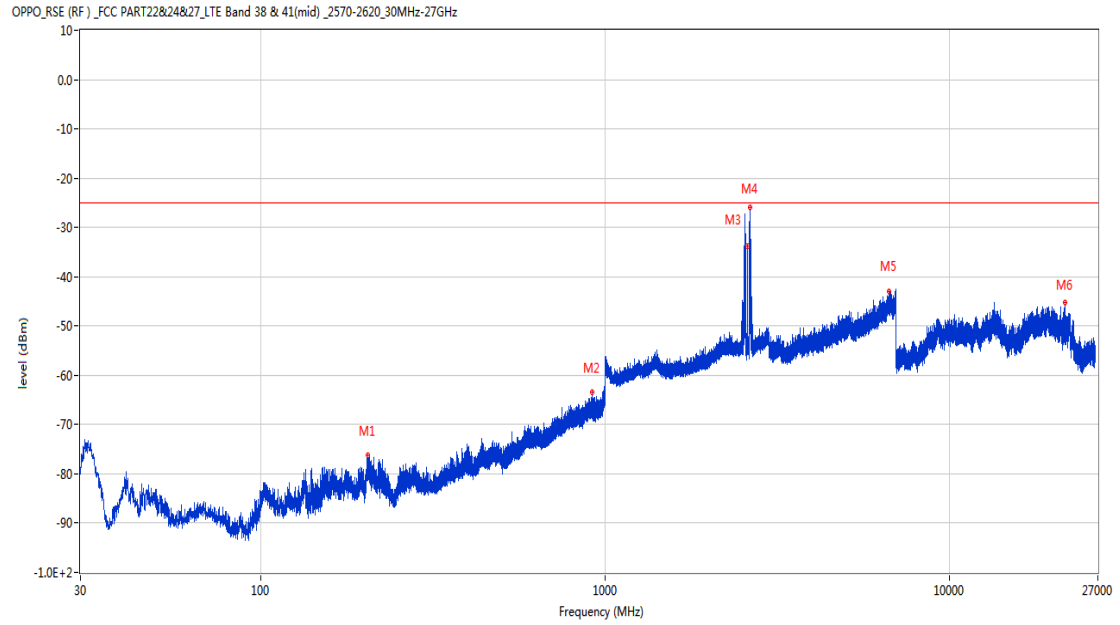
RSE-V&H PCC 39750 BW20 16QAM RB1 HIGH SCC 39948 BW20 16QAM RB1 LOW



Frequency (MHz)	Result (dBm)	Factor (dB)	PK Limit (dBm)	Over Limit (dB)	Table (o)	ANT	EUT	Verdict
40.573	-69.99	-17.93	-25.0	-44.99	132.00	Vertical	Horizontal	Pass
798.143	-63.90	2.99	-25.0	-38.90	360.00	Vertical	Horizontal	Pass
1394.400	-54.89	-2.22	-25.0	-29.89	360.00	Vertical	Horizontal	Pass
2481.600	-39.85	1.51	-25.0	-14.85	53.00	Vertical	Horizontal	N/A
6610.400	-42.39	12.32	-25.0	-17.39	82.00	Vertical	Horizontal	Pass
19286.901	-45.30	15.24	-25.0	-20.30	-2.00	Vertical	Horizontal	Pass

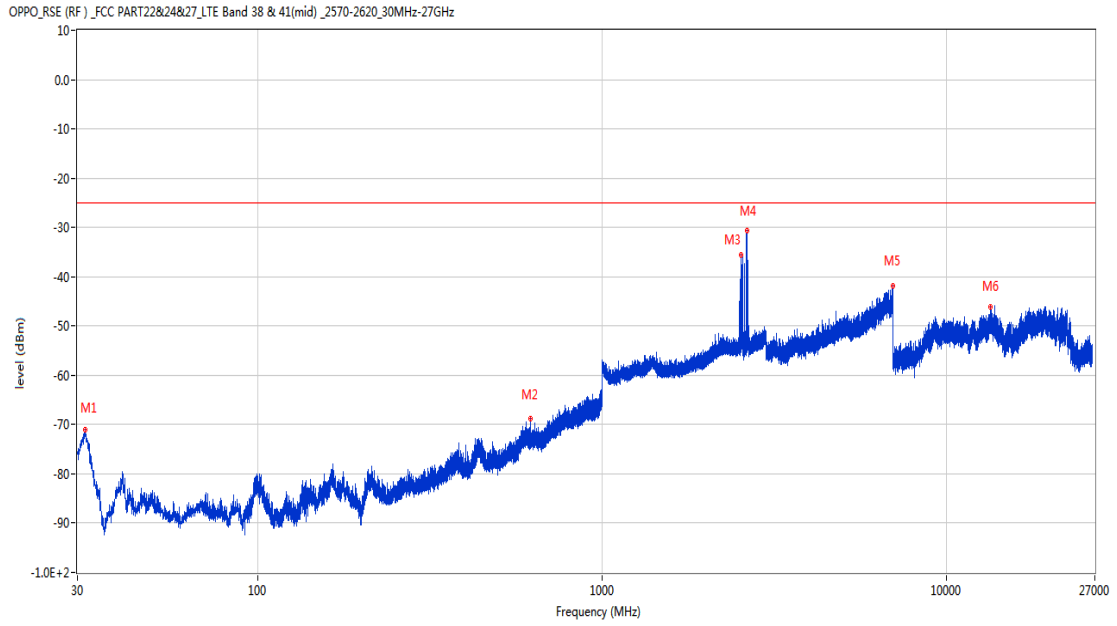
21.9 CA_41C 20MHz+20MHz, QPSK, Middle Channel

RSE-H&H PCC 40521 BW20 QPSK RB1 HIGH SCC 40719 BW20 QPSK RB1 LOW



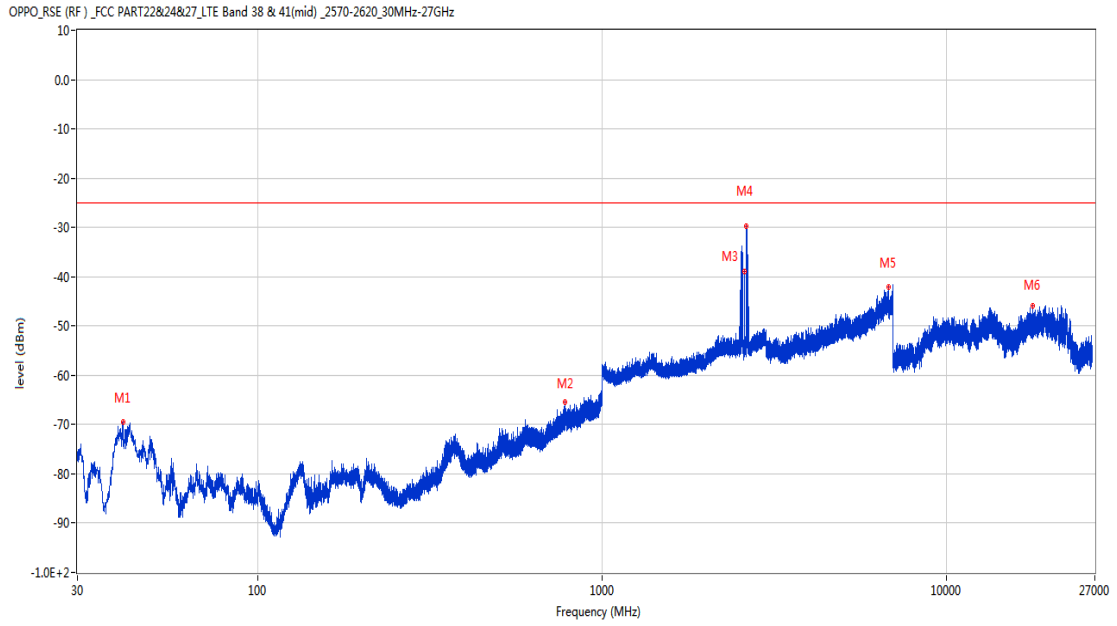
Frequency (MHz)	Result (dBm)	Factor (dB)	PK Limit (dBm)	Over Limit (dB)	Table (o)	ANT	EUT	Verdict
205.036	-76.28	-15.36	-25.0	-51.28	242.00	Horizontal	Horizontal	Pass
918.326	-63.42	4.84	-25.0	-38.42	152.00	Horizontal	Horizontal	Pass
2592.400	-33.86	1.71	-25.0	-8.86	313.00	Horizontal	Horizontal	N/A
2639.900	-25.95	1.75	-25.0	-0.95	18.00	Horizontal	Horizontal	N/A
6677.000	-42.88	11.74	-25.0	-17.88	27.00	Horizontal	Horizontal	Pass
21626.950	-45.14	14.70	-25.0	-20.14	120.00	Horizontal	Horizontal	Pass

RSE-H&V PCC 40521 BW20 QPSK RB1 HIGH SCC 40719 BW20 QPSK RB1 LOW



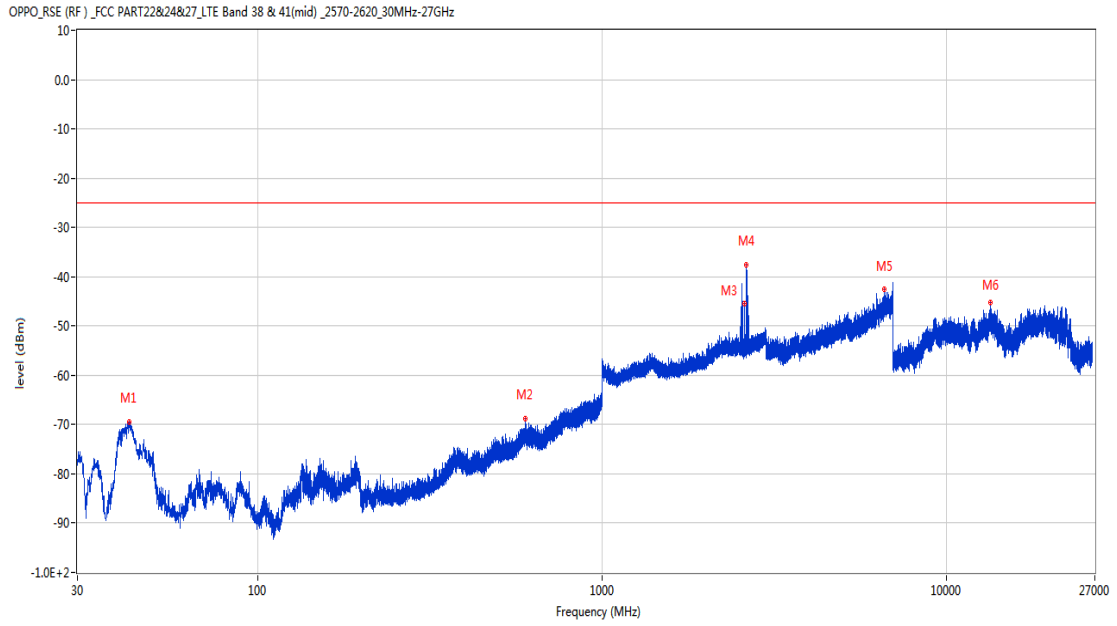
Frequency (MHz)	Result (dBm)	Factor (dB)	PK Limit (dBm)	Over Limit (dB)	Table (o)	ANT	EUT	Verdict
31.552	-71.06	-17.80	-25.0	-46.06	174.00	Horizontal	Vertical	Pass
618.839	-68.89	-1.61	-25.0	-43.89	53.00	Horizontal	Vertical	Pass
2541.100	-35.58	0.93	-25.0	-10.58	132.00	Horizontal	Vertical	N/A
2637.100	-30.65	1.82	-25.0	-5.65	-1.00	Horizontal	Vertical	N/A
6983.600	-41.95	13.84	-25.0	-16.95	191.00	Horizontal	Vertical	Pass
13422.788	-46.23	11.02	-25.0	-21.23	219.00	Horizontal	Vertical	Pass

RSE-V&V PCC 40521 BW20 QPSK RB1 HIGH SCC 40719 BW20 QPSK RB1 LOW



Frequency (MHz)	Result (dBm)	Factor (dB)	PK Limit (dBm)	Over Limit (dB)	Table (o)	ANT	EUT	Verdict
40.621	-69.52	-17.94	-25.0	-44.52	97.00	Vertical	Vertical	Pass
779.616	-65.46	2.82	-25.0	-40.46	348.00	Vertical	Vertical	Pass
2592.400	-38.93	1.71	-25.0	-13.93	337.00	Vertical	Vertical	N/A
2627.100	-29.77	2.01	-25.0	-4.77	283.00	Vertical	Vertical	N/A
6791.000	-42.17	12.39	-25.0	-17.17	277.00	Vertical	Vertical	Pass
17845.387	-45.83	9.43	-25.0	-20.83	289.00	Vertical	Vertical	Pass

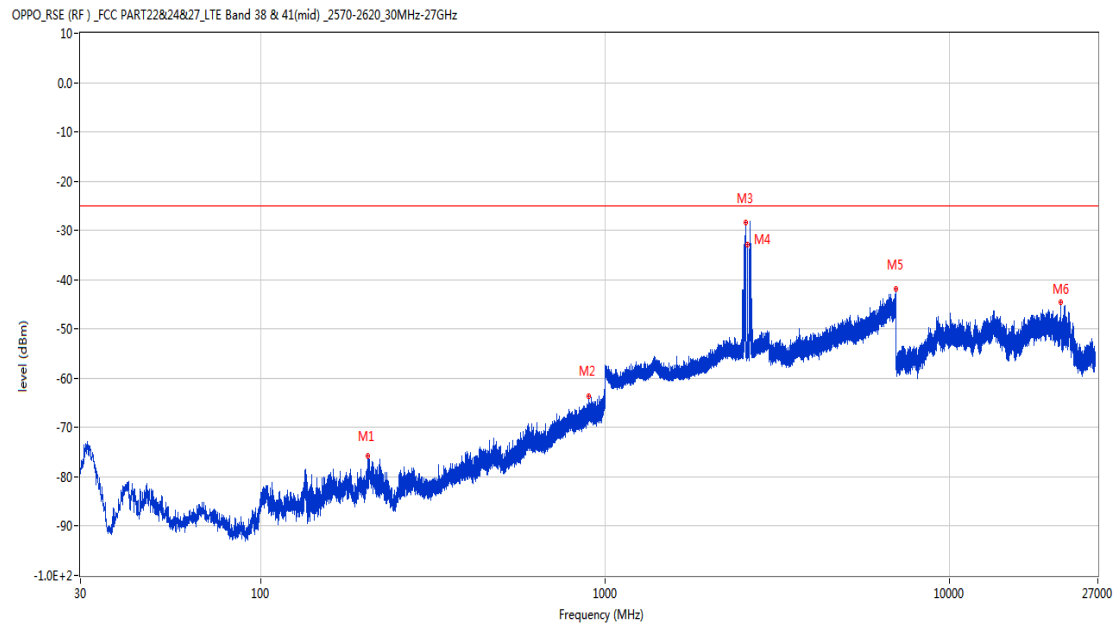
RSE-V&H PCC 40521 BW20 QPSK RB1 HIGH SCC 40719 BW20 QPSK RB1 LOW



Frequency (MHz)	Result (dBm)	Factor (dB)	PK Limit (dBm)	Over Limit (dB)	Table (o)	ANT	EUT	Verdict
42.319	-69.49	-16.74	-25.0	-44.49	137.00	Vertical	Horizontal	Pass
600.700	-68.88	-1.22	-25.0	-43.88	66.00	Vertical	Horizontal	Pass
2592.400	-45.50	1.71	-25.0	-20.50	1.00	Vertical	Horizontal	N/A
2627.600	-37.52	2.02	-25.0	-12.52	120.00	Vertical	Horizontal	N/A
6618.400	-42.61	12.07	-25.0	-17.61	38.00	Vertical	Horizontal	Pass
13429.875	-45.23	11.14	-25.0	-20.23	137.00	Vertical	Horizontal	Pass

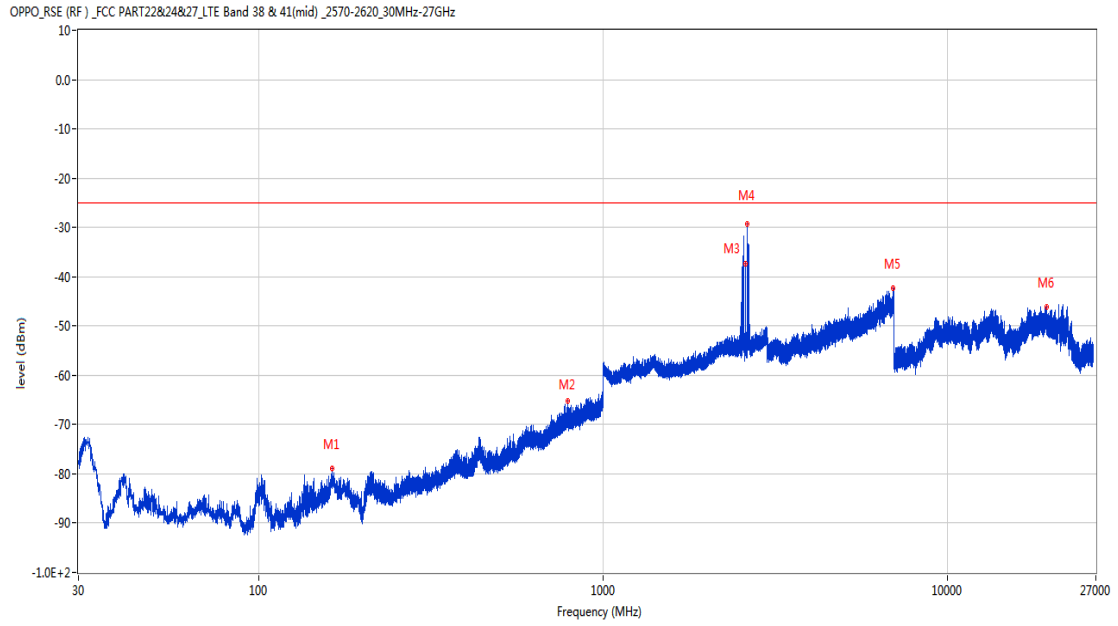
21.10 CA_41C 20MHz+20MHz, 16-QAM, Middle Channel

RSE-H&H PCC 40521 BW20 16QAM RB1 HIGH SCC 40719 BW20 16QAM RB1 LOW



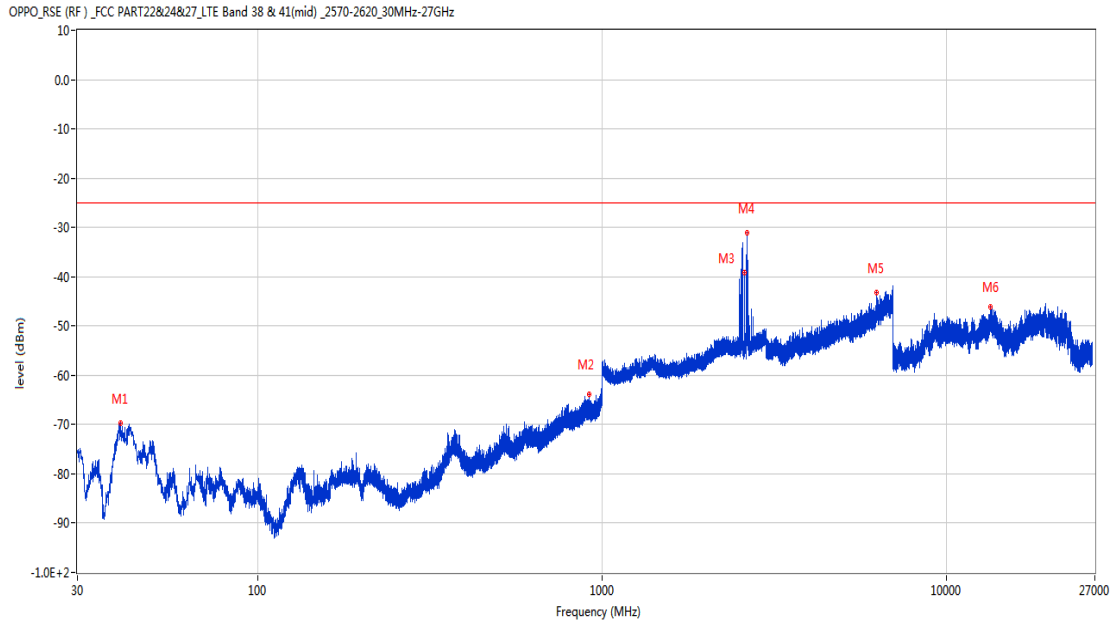
Frequency (MHz)	Result (dBm)	Factor (dB)	PK Limit (dBm)	Over Limit (dB)	Table (o)	ANT	EUT	Verdict
205.328	-75.79	-15.35	-25.0	-50.79	244.00	Horizontal	Horizontal	Pass
899.459	-63.56	4.87	-25.0	-38.56	114.00	Horizontal	Horizontal	Pass
2560.600	-28.40	1.40	-25.0	-3.40	153.00	Horizontal	Horizontal	N/A
2592.300	-32.86	1.71	-25.0	-7.86	312.00	Horizontal	Horizontal	N/A
6981.000	-41.95	13.80	-25.0	-16.95	321.00	Horizontal	Horizontal	Pass
21031.100	-44.64	14.51	-25.0	-19.64	235.00	Horizontal	Horizontal	Pass

RSE-H&V PCC 40521 BW20 16QAM RB1 HIGH SCC 40719 BW20 16QAM RB1 LOW



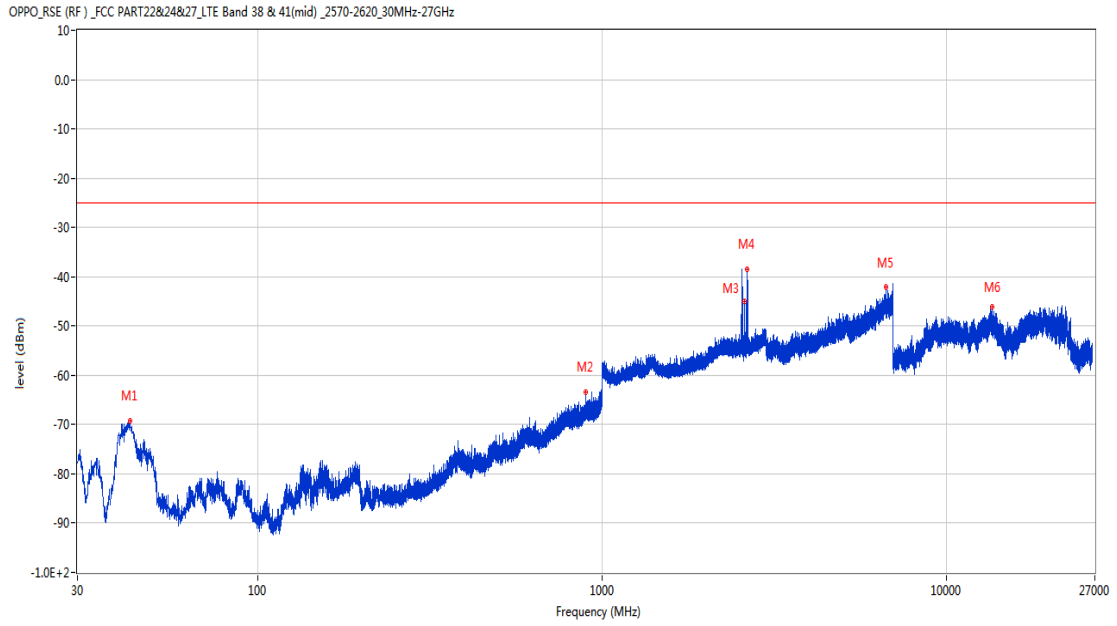
Frequency (MHz)	Result (dBm)	Factor (dB)	PK Limit (dBm)	Over Limit (dB)	Table (o)	ANT	EUT	Verdict
163.763	-78.95	-14.56	-25.0	-53.95	0.00	Horizontal	Vertical	Pass
788.443	-65.18	3.08	-25.0	-40.18	363.00	Horizontal	Vertical	Pass
2592.400	-37.46	1.71	-25.0	-12.46	131.00	Horizontal	Vertical	N/A
2628.500	-29.31	2.03	-25.0	-4.31	115.00	Horizontal	Vertical	N/A
6978.200	-42.26	13.92	-25.0	-17.26	174.00	Horizontal	Vertical	Pass
19458.599	-46.23	14.28	-25.0	-21.23	131.00	Horizontal	Vertical	Pass

RSE-V&V PCC 40521 BW20 16QAM RB1 HIGH SCC 40719 BW20 16QAM RB1 LOW



Frequency (MHz)	Result (dBm)	Factor (dB)	PK Limit (dBm)	Over Limit (dB)	Table (o)	ANT	EUT	Verdict
39.943	-69.76	-18.45	-25.0	-44.76	52.00	Vertical	Vertical	Pass
920.218	-63.90	4.75	-25.0	-38.90	274.00	Vertical	Vertical	Pass
2592.600	-39.20	1.71	-25.0	-14.20	342.00	Vertical	Vertical	N/A
2639.300	-31.17	1.77	-25.0	-6.17	212.00	Vertical	Vertical	N/A
6272.200	-43.13	11.05	-25.0	-18.13	140.00	Vertical	Vertical	Pass
13453.237	-46.09	11.49	-25.0	-21.09	363.00	Vertical	Vertical	Pass

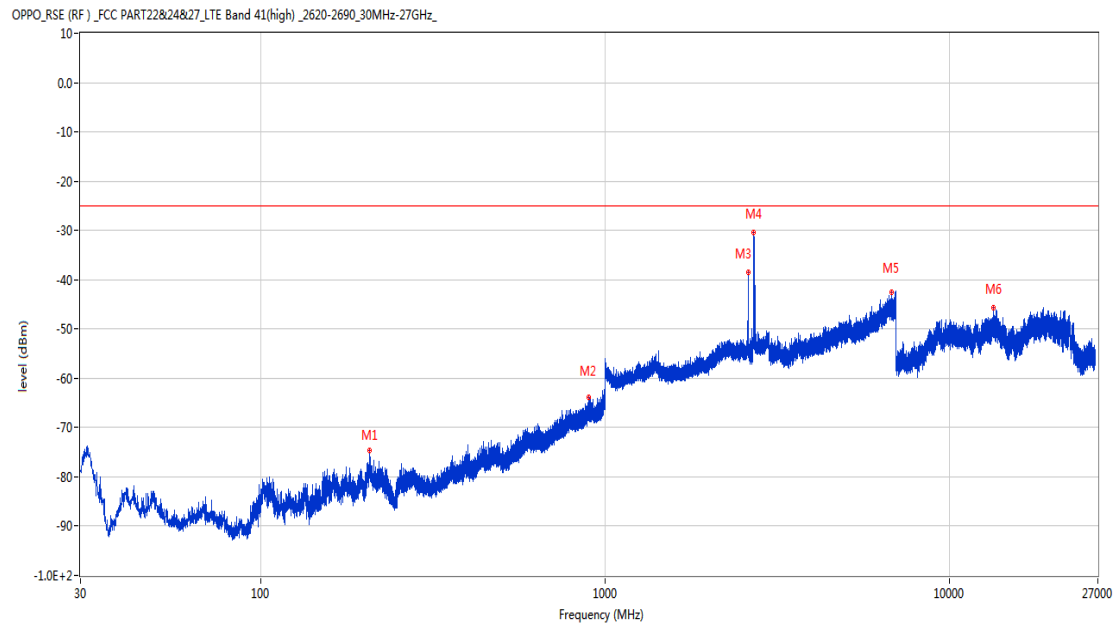
RSE-V&H PCC 40521 BW20 16QAM RB1 HIGH SCC 40719 BW20 16QAM RB1 LOW



Frequency (MHz)	Result (dBm)	Factor (dB)	PK Limit (dBm)	Over Limit (dB)	Table (o)	ANT	EUT	Verdict
42.562	-69.14	-16.48	-25.0	-44.14	96.00	Vertical	Horizontal	Pass
899.896	-63.40	4.86	-25.0	-38.40	363.00	Vertical	Horizontal	Pass
2592.400	-44.93	1.71	-25.0	-19.93	11.00	Vertical	Horizontal	N/A
2637.100	-38.55	1.82	-25.0	-13.55	-3.00	Vertical	Horizontal	N/A
6696.800	-42.09	11.43	-25.0	-17.09	327.00	Vertical	Horizontal	Pass
13554.037	-46.21	10.60	-25.0	-21.21	180.00	Vertical	Horizontal	Pass

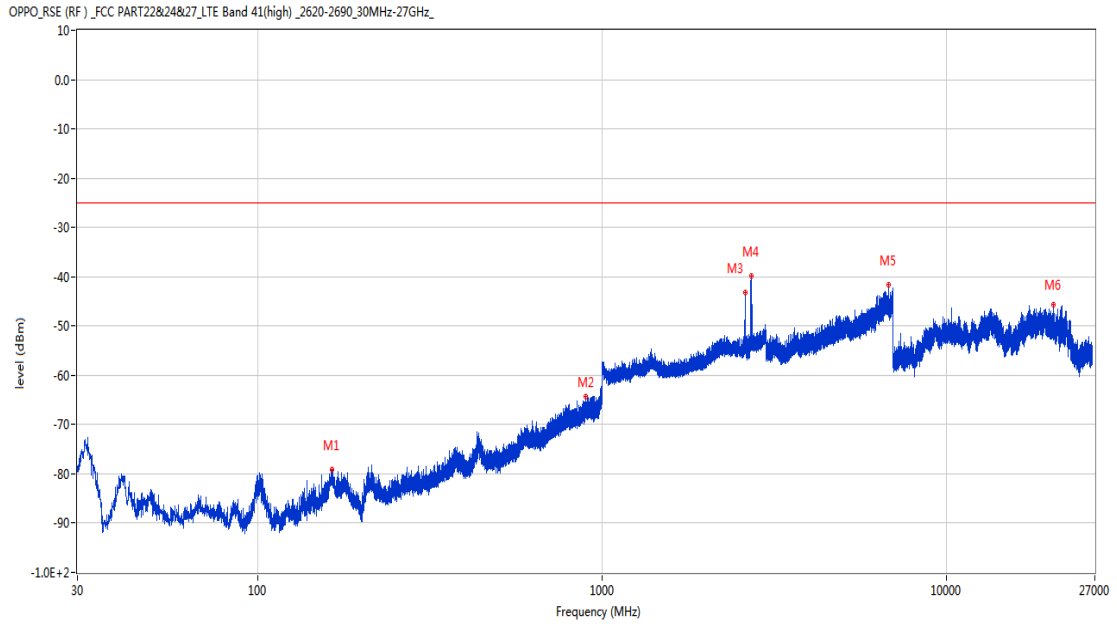
21.11 CA_41C 20MHz+20MHz, QPSK, High Channel

RSE-H&H PCC 41292 BW20 QPSK RB1 HIGH SCC 41490 BW20 QPSK RB1 LOW



Frequency (MHz)	Result (dBm)	Factor (dB)	PK Limit (dBm)	Over Limit (dB)	Table (o)	ANT	EUT	Verdict
207.025	-74.66	-15.22	-25.0	-49.66	243.00	Horizontal	Horizontal	Pass
896.501	-63.96	4.70	-25.0	-38.96	361.00	Horizontal	Horizontal	Pass
2603.600	-38.54	1.42	-25.0	-13.54	144.00	Horizontal	Horizontal	N/A
2697.900	-30.36	2.37	-25.0	-5.36	294.00	Horizontal	Horizontal	N/A
6796.800	-42.55	12.24	-25.0	-17.55	334.00	Horizontal	Horizontal	Pass
13423.313	-45.71	11.03	-25.0	-20.71	82.00	Horizontal	Horizontal	Pass

RSE-H&V PCC 41292 BW20 QPSK RB1 HIGH SCC 41490 BW20 QPSK RB1 LOW



Frequency (MHz)	Result (dBm)	Factor (dB)	PK Limit (dBm)	Over Limit (dB)	Table (o)	ANT	EUT	Verdict
164.442	-79.09	-14.54	-25.0	-54.09	0.00	Horizontal	Vertical	Pass
896.792	-64.32	4.70	-25.0	-39.32	183.00	Horizontal	Vertical	Pass
2608.000	-43.12	1.64	-25.0	-18.12	335.00	Horizontal	Vertical	N/A
2709.900	-39.82	2.39	-25.0	-14.82	6.00	Horizontal	Vertical	N/A
6803.600	-41.64	12.21	-25.0	-16.64	363.00	Horizontal	Vertical	Pass
20418.251	-45.68	14.31	-25.0	-20.68	198.00	Horizontal	Vertical	Pass