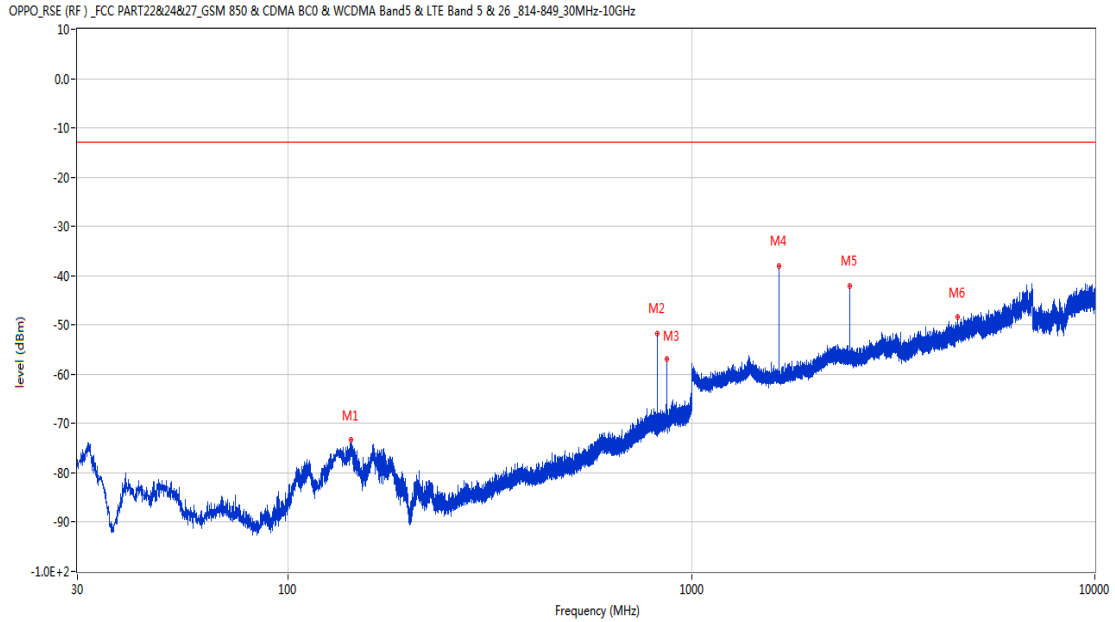


## **Annex A.7. Field Strength of Spurious Radiation**

Up Antenna  
 GSM  
 1 GSM 850  
 1.1 GSM 850 Low Channel

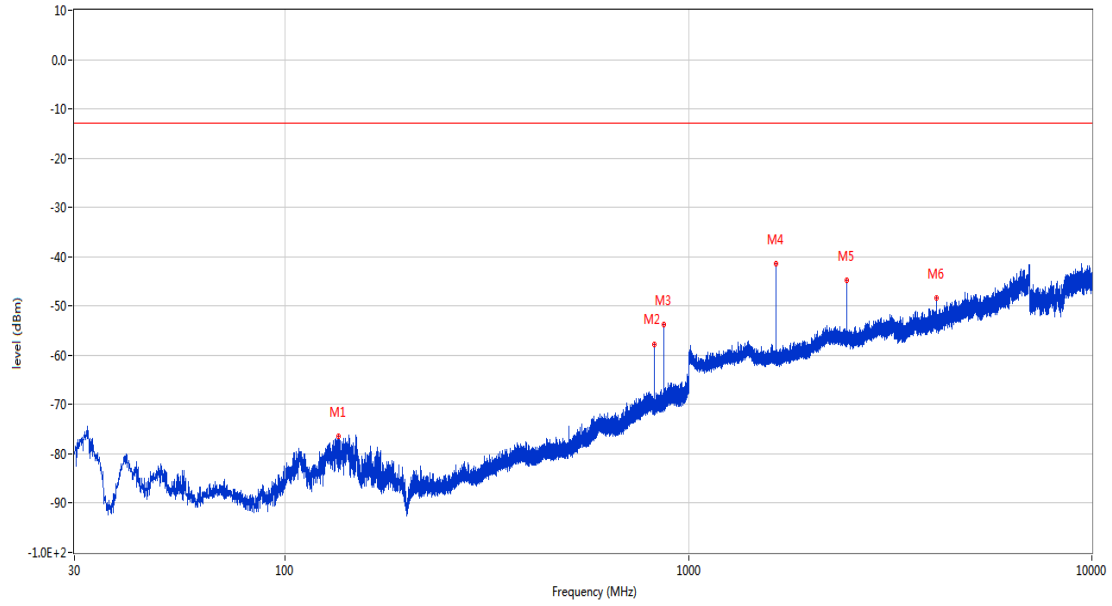
RSE-H&H GSM 850 CH128



Frequency (MHz)	Result (dBm)	Factor (dB)	PK Limit (dBm)	Over Limit (dB)	Table (o)	ANT	EUT	Verdict
142.714	-73.40	-16.20	-13.0	-60.40	361.00	Horizontal	Horizontal	Pass
824.139	-51.79	2.22	-13.0	-38.79	88.00	Horizontal	Horizontal	N/A
869.196	-56.96	2.38	-13.0	-43.96	301.00	Horizontal	Horizontal	N/A
1648.200	-37.94	-5.85	-13.0	-24.94	115.00	Horizontal	Horizontal	Pass
2472.300	-42.18	-1.32	-13.0	-29.18	98.00	Horizontal	Horizontal	Pass
4572.800	-48.39	6.23	-13.0	-35.39	360.00	Horizontal	Horizontal	Pass

RSE-H&V GSM 850 CH128

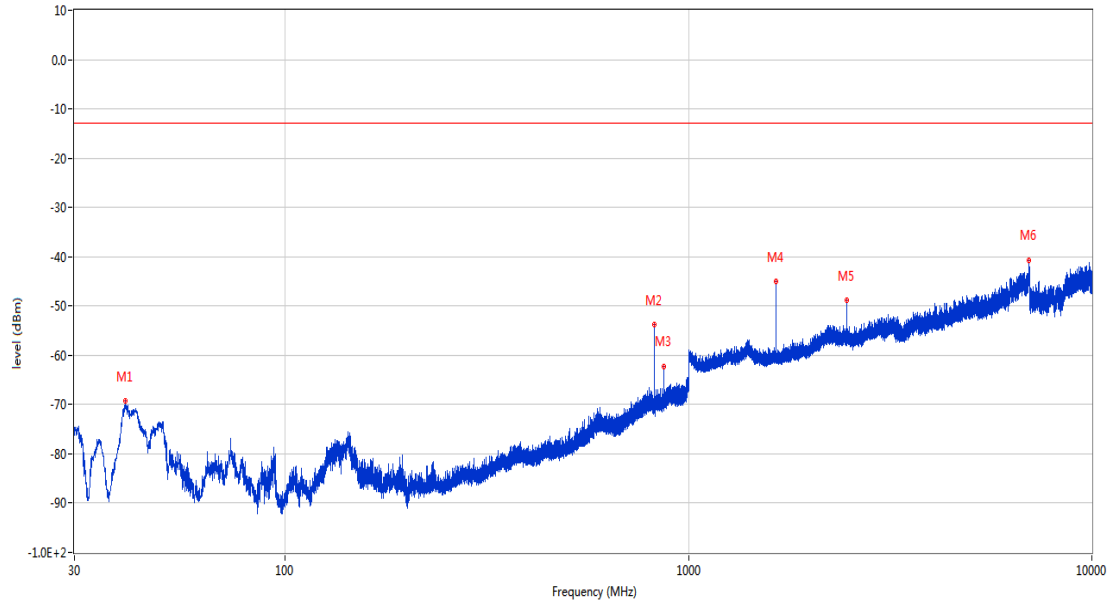
OPPO\_RSE (RF) \_ FCC PART22&24&27\_GSM 850 & CDMA BC0 & WCDMA Band5 & LTE Band 5 & 26\_814-849\_30MHz-10GHz



Frequency (MHz)	Result (dBm)	Factor (dB)	PK Limit (dBm)	Over Limit (dB)	Table (o)	ANT	EUT	Verdict
135.390	-76.48	-17.63	-13.0	-63.48	62.00	Horizontal	Vertical	Pass
824.139	-57.82	2.22	-13.0	-44.82	361.00	Horizontal	Vertical	N/A
869.244	-53.85	2.38	-13.0	-40.85	293.00	Horizontal	Vertical	N/A
1648.300	-41.38	-5.85	-13.0	-28.38	307.00	Horizontal	Vertical	Pass
2472.400	-44.87	-1.32	-13.0	-31.87	127.00	Horizontal	Vertical	Pass
4120.600	-48.43	4.59	-13.0	-35.43	217.00	Horizontal	Vertical	Pass

RSE-V&V GSM 850 CH128

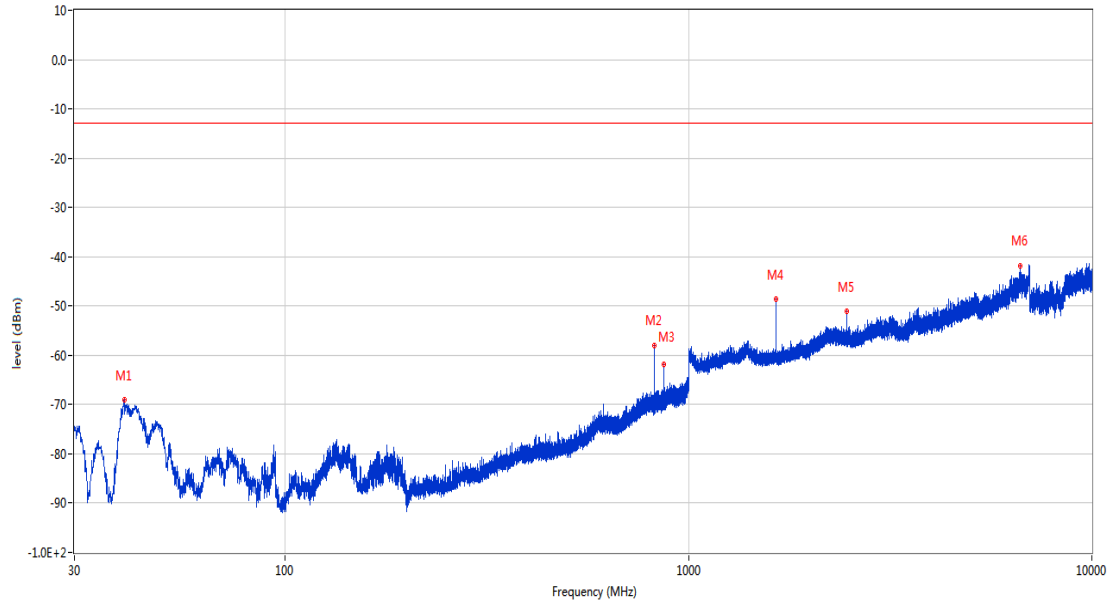
OPPO\_RSE (RF)\_FCC PART22&24&27\_GSM 850 & CDMA BC0 & WCDMA Band5 & LTE Band 5 & 26\_814-849\_30MHz-10GHz



Frequency (MHz)	Result (dBm)	Factor (dB)	PK Limit (dBm)	Over Limit (dB)	Table (o)	ANT	EUT	Verdict
40.088	-69.29	-18.53	-13.0	-56.29	102.00	Vertical	Vertical	Pass
824.139	-53.87	2.22	-13.0	-40.87	122.00	Vertical	Vertical	N/A
869.244	-62.23	2.38	-13.0	-49.23	352.00	Vertical	Vertical	N/A
1648.300	-44.98	-5.85	-13.0	-31.98	255.00	Vertical	Vertical	Pass
2472.500	-48.90	-1.31	-13.0	-35.90	255.00	Vertical	Vertical	Pass
6982.400	-40.70	13.89	-13.0	-27.70	110.00	Vertical	Vertical	Pass

RSE-V&H GSM 850 CH128

OPPO\_RSE (RF)\_FCC PART22&24&27\_GSM 850 & CDMA BC0 & WCDMA Band5 & LTE Band 5 & 26\_814-849\_30MHz-10GHz

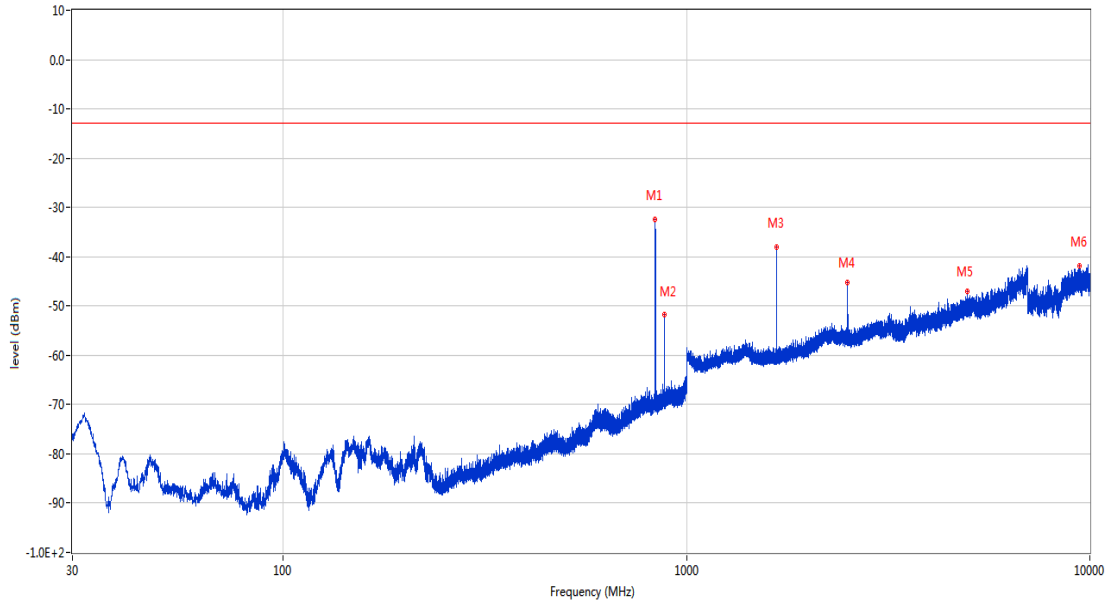


Frequency (MHz)	Result (dBm)	Factor (dB)	PK Limit (dBm)	Over Limit (dB)	Table (o)	ANT	EUT	Verdict
39.943	-69.02	-18.63	-13.0	-56.02	103.00	Vertical	Horizontal	Pass
824.188	-57.91	2.22	-13.0	-44.91	144.00	Vertical	Horizontal	N/A
869.196	-61.76	2.38	-13.0	-48.76	188.00	Vertical	Horizontal	N/A
1648.500	-48.64	-5.85	-13.0	-35.64	258.00	Vertical	Horizontal	Pass
2472.800	-51.16	-1.28	-13.0	-38.16	135.00	Vertical	Horizontal	Pass
6635.600	-41.95	12.05	-13.0	-28.95	35.00	Vertical	Horizontal	Pass

## 1.2 GSM 850 Middle Channel

RSE-H&H GSM 850 CH190

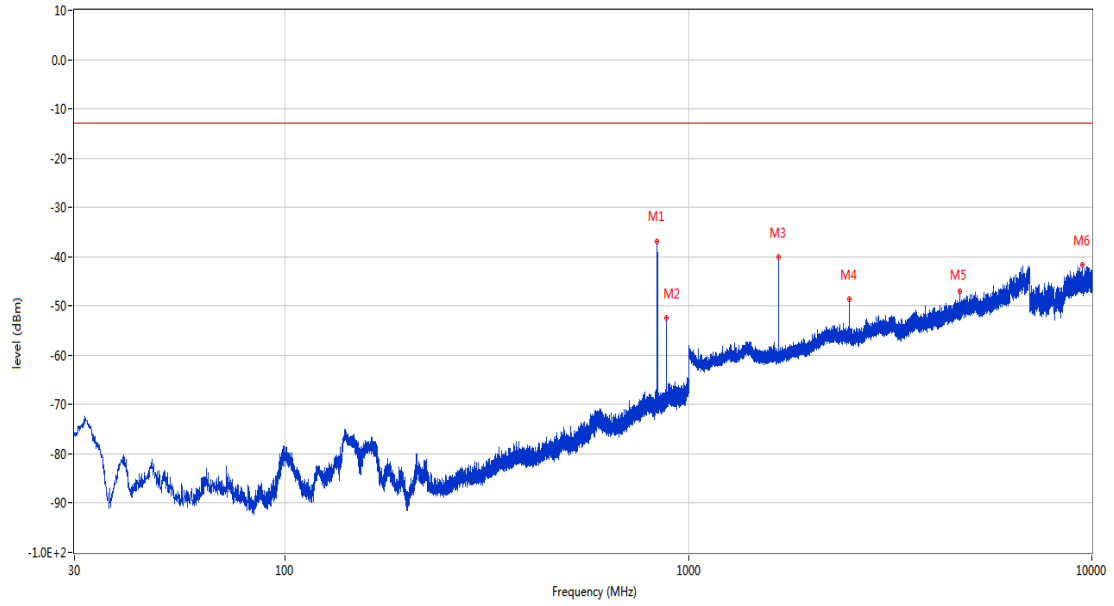
OPPO\_RSE (RF )\_FCC PART22&24&27\_GSM 850 & CDMA BC0 & WCDMA Band5 & LTE Band 5 & 26\_814-849\_30MHz-10GHz



Frequency (MHz)	Result (dBm)	Factor (dB)	PK Limit (dBm)	Over Limit (dB)	Table (o)	ANT	EUT	Verdict
836.555	-32.38	2.59	-13.0	-19.38	92.00	Horizontal	Horizontal	N/A
881.514	-51.84	2.80	-13.0	-38.84	272.00	Horizontal	Horizontal	N/A
1673.200	-38.15	-5.86	-13.0	-25.15	104.00	Horizontal	Horizontal	Pass
2509.800	-45.30	-0.95	-13.0	-32.30	149.00	Horizontal	Horizontal	Pass
4978.600	-47.09	7.00	-13.0	-34.09	21.00	Horizontal	Horizontal	Pass
9445.900	-41.87	16.63	-13.0	-28.87	149.00	Horizontal	Horizontal	Pass

RSE-H&V GSM 850 CH190

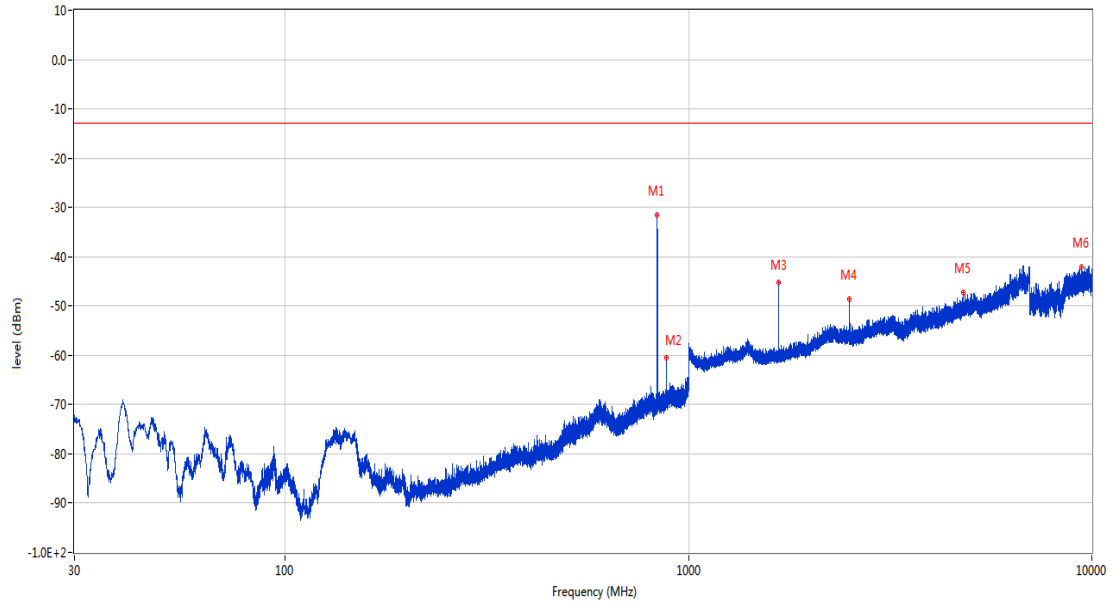
OPPO\_RSE (RF) \_ FCC PART22&24&27\_GSM 850 & CDMA BC0 & WCDMA Band5 & LTE Band 5 & 26\_814-849\_30MHz-10GHz



Frequency (MHz)	Result (dBm)	Factor (dB)	PK Limit (dBm)	Over Limit (dB)	Table (o)	ANT	EUT	Verdict
836.555	-36.92	2.59	-13.0	-23.92	0.00	Horizontal	Vertical	N/A
881.563	-52.48	2.80	-13.0	-39.48	11.00	Horizontal	Vertical	N/A
1673.200	-40.16	-5.86	-13.0	-27.16	335.00	Horizontal	Vertical	Pass
2509.500	-48.61	-0.95	-13.0	-35.61	157.00	Horizontal	Vertical	Pass
4701.200	-47.11	6.19	-13.0	-34.11	346.00	Horizontal	Vertical	Pass
9454.300	-41.71	16.65	-13.0	-28.71	-3.00	Horizontal	Vertical	Pass

RSE-V&V GSM 850 CH190

OPPO\_RSE (RF) \_ FCC PART22&24&27\_GSM 850 & CDMA BC0 & WCDMA Band5 & LTE Band 5 & 26\_814-849\_30MHz-10GHz

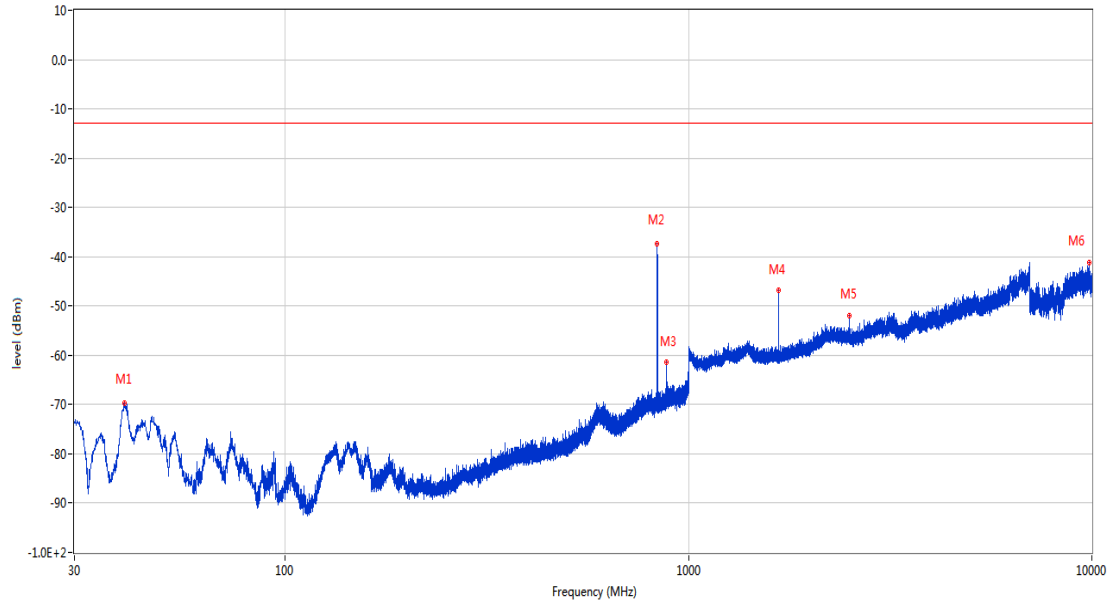


Frequency (MHz)	Result (dBm)	Factor (dB)	PK Limit (dBm)	Over Limit (dB)	Table (o)	ANT	EUT	Verdict
836.604	-31.58	2.59	-13.0	-18.58	127.00	Vertical	Vertical	N/A
881.612	-60.40	2.81	-13.0	-47.40	25.00	Vertical	Vertical	N/A
1673.200	-45.28	-5.86	-13.0	-32.28	2.00	Vertical	Vertical	Pass
2509.500	-48.60	-0.95	-13.0	-35.60	99.00	Vertical	Vertical	Pass
4791.400	-47.14	7.48	-13.0	-34.14	111.00	Vertical	Vertical	Pass
9412.901	-42.05	15.96	-13.0	-29.05	293.00	Vertical	Vertical	Pass



RSE-V&H GSM 850 CH190

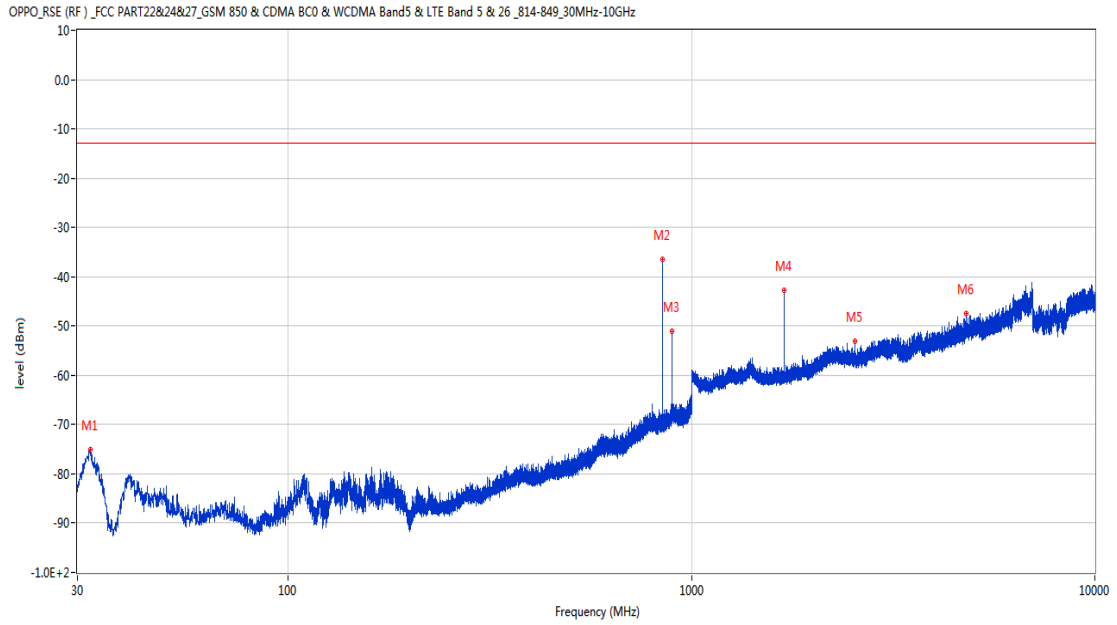
OPPO\_RSE (RF) \_FCC PART22&24&27\_GSM 850 & CDMA BC0 & WCDMA Band5 & LTE Band 5 & 26\_814-849\_30MHz-10GHz



Frequency (MHz)	Result (dBm)	Factor (dB)	PK Limit (dBm)	Over Limit (dB)	Table (o)	ANT	EUT	Verdict
39.943	-69.75	-18.63	-13.0	-56.75	48.00	Vertical	Horizontal	Pass
836.652	-37.27	2.60	-13.0	-24.27	355.00	Vertical	Horizontal	N/A
881.612	-61.46	2.81	-13.0	-48.46	320.00	Vertical	Horizontal	N/A
1673.100	-46.89	-5.87	-13.0	-33.89	268.00	Vertical	Horizontal	Pass
2509.800	-52.05	-0.95	-13.0	-39.05	74.00	Vertical	Horizontal	Pass
9852.250	-41.11	16.81	-13.0	-28.11	74.00	Vertical	Horizontal	Pass

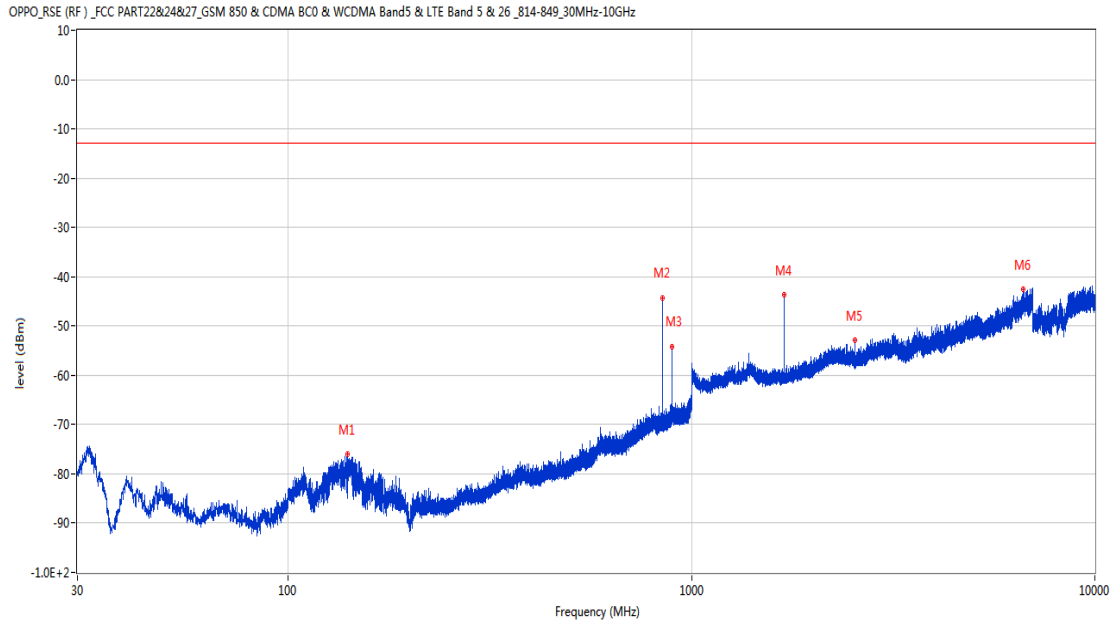
### 1.3 GSM 850 High Channel

RSE-H&H GSM 850 CH251



Frequency (MHz)	Result (dBm)	Factor (dB)	PK Limit (dBm)	Over Limit (dB)	Table (o)	ANT	EUT	Verdict
32.231	-75.05	-16.85	-13.0	-62.05	221.00	Horizontal	Horizontal	Pass
848.777	-36.36	2.47	-13.0	-23.36	88.00	Horizontal	Horizontal	N/A
893.833	-51.13	3.53	-13.0	-38.13	284.00	Horizontal	Horizontal	N/A
1697.400	-42.75	-5.62	-13.0	-29.75	111.00	Horizontal	Horizontal	Pass
2546.200	-53.19	-1.28	-13.0	-40.19	294.00	Horizontal	Horizontal	Pass
4793.200	-47.43	7.56	-13.0	-34.43	348.00	Horizontal	Horizontal	Pass

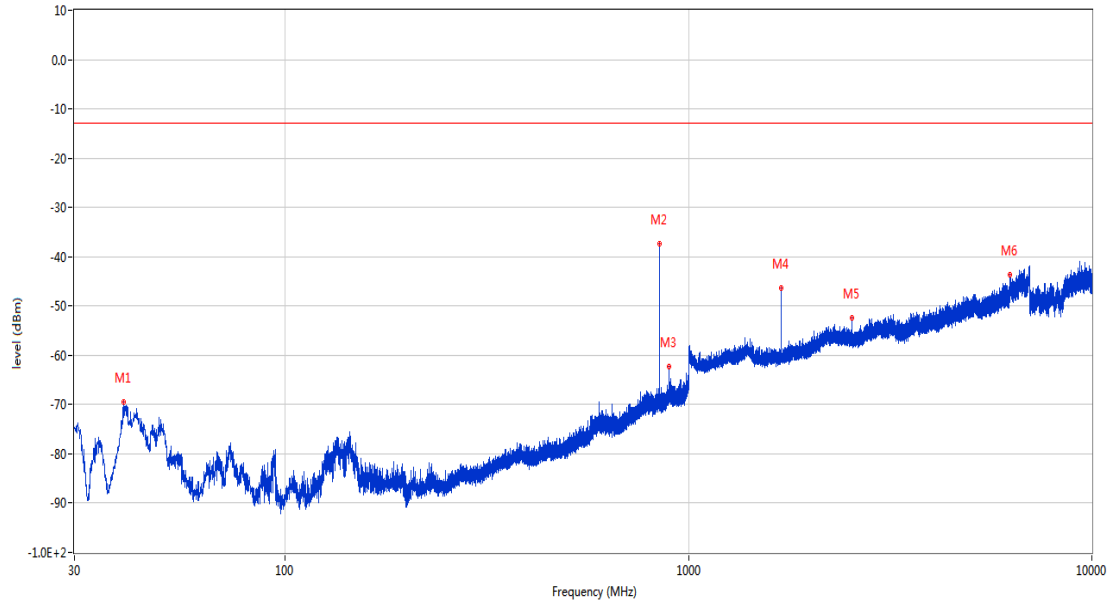
RSE-H&V GSM 850 CH251



Frequency (MHz)	Result (dBm)	Factor (dB)	PK Limit (dBm)	Over Limit (dB)	Table (o)	ANT	EUT	Verdict
140.192	-75.99	-16.70	-13.0	-62.99	248.00	Horizontal	Vertical	Pass
848.874	-44.25	2.46	-13.0	-31.25	38.00	Horizontal	Vertical	N/A
893.833	-54.20	3.53	-13.0	-41.20	281.00	Horizontal	Vertical	N/A
1697.400	-43.61	-5.62	-13.0	-30.61	313.00	Horizontal	Vertical	Pass
2546.500	-52.92	-1.28	-13.0	-39.92	133.00	Horizontal	Vertical	Pass
6629.800	-42.62	12.13	-13.0	-29.62	241.00	Horizontal	Vertical	Pass

RSE-V&V GSM 850 CH251

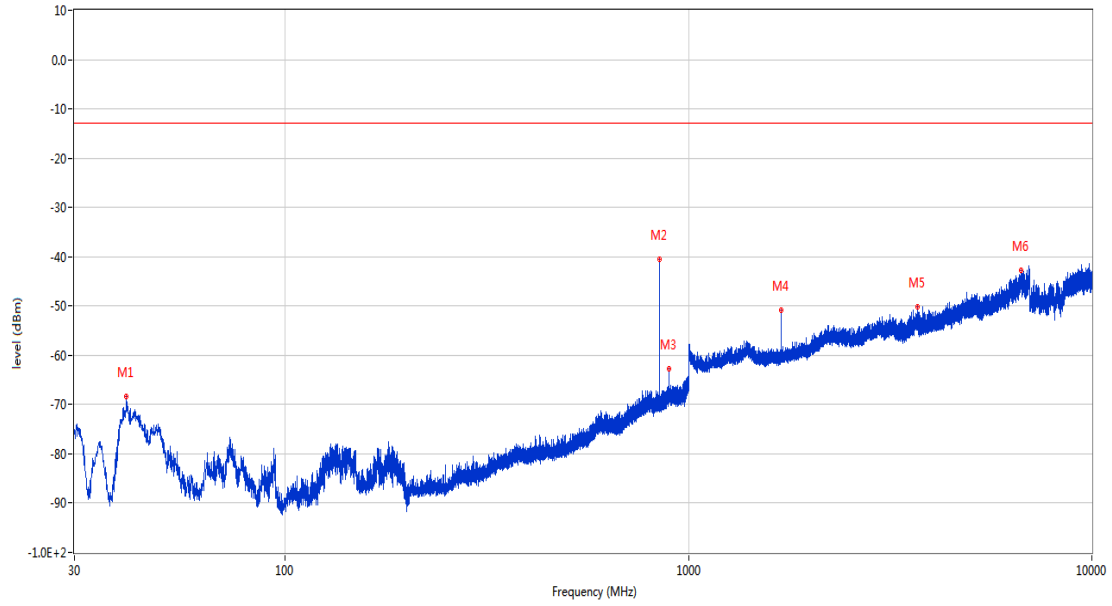
OPPO\_RSE (RF) \_ FCC PART22&24&27\_GSM 850 & CDMA BC0 & WCDMA Band5 & LTE Band 5 & 26\_814-849\_30MHz-10GHz



Frequency (MHz)	Result (dBm)	Factor (dB)	PK Limit (dBm)	Over Limit (dB)	Table (o)	ANT	EUT	Verdict
39.651	-69.46	-18.82	-13.0	-56.46	110.00	Vertical	Vertical	Pass
848.825	-37.43	2.47	-13.0	-24.43	177.00	Vertical	Vertical	N/A
893.882	-62.34	3.53	-13.0	-49.34	289.00	Vertical	Vertical	N/A
1697.700	-46.39	-5.62	-13.0	-33.39	248.00	Vertical	Vertical	Pass
2546.400	-52.37	-1.28	-13.0	-39.37	166.00	Vertical	Vertical	Pass
6270.400	-43.73	10.89	-13.0	-30.73	18.00	Vertical	Vertical	Pass

RSE-V&H GSM 850 CH251

OPPO\_RSE (RF)\_FCC PART22&24&27\_GSM 850 & CDMA BC0 & WCDMA Band5 & LTE Band 5 & 26\_814-849\_30MHz-10GHz



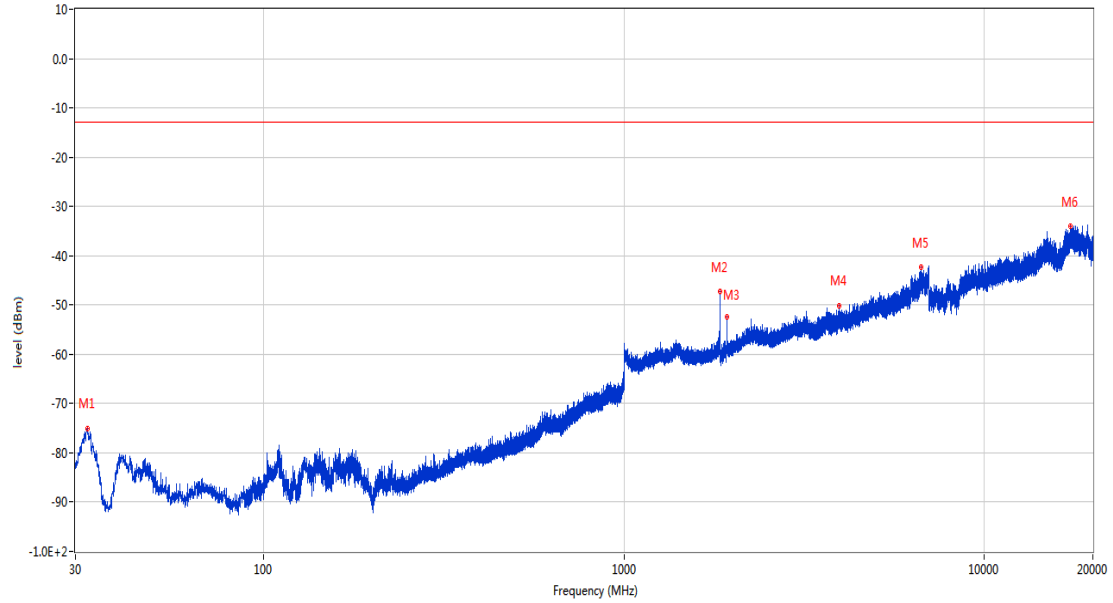
Frequency (MHz)	Result (dBm)	Factor (dB)	PK Limit (dBm)	Over Limit (dB)	Table (o)	ANT	EUT	Verdict
40.331	-68.42	-18.34	-13.0	-55.42	99.00	Vertical	Horizontal	Pass
848.825	-40.56	2.47	-13.0	-27.56	118.00	Vertical	Horizontal	N/A
893.785	-62.73	3.53	-13.0	-49.73	118.00	Vertical	Horizontal	N/A
1697.900	-50.88	-5.63	-13.0	-37.88	282.00	Vertical	Horizontal	Pass
3704.000	-50.24	4.88	-13.0	-37.24	188.00	Vertical	Horizontal	Pass
6663.800	-42.68	11.60	-13.0	-29.68	343.00	Vertical	Horizontal	Pass

## 2 GSM 1900

### 2.1 GSM 1900 Low Channel

RSE-H&H GSM 1900 CH512

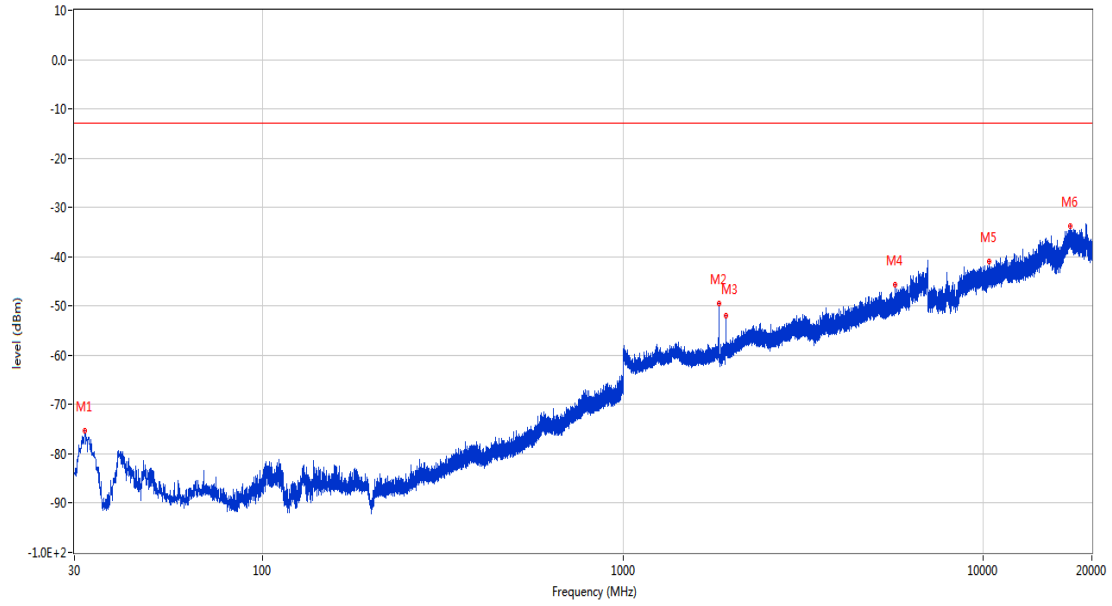
OPPO\_RSE (RF) \_FCC PART22&24&27\_GSM 1900 & CDMA BC1 & WCDMA Band 2 & LTE Band 2 & 25\_1830-1920\_30MHz-20GHz



Frequency (MHz)	Result (dBm)	Factor (dB)	PK Limit (dBm)	Over Limit (dB)	Table (o)	ANT	EUT	Verdict
32.328	-74.99	-16.83	-13.0	-61.99	140.00	Horizontal	Horizontal	Pass
1850.300	-47.35	-4.40	-13.0	-34.35	121.00	Horizontal	Horizontal	N/A
1930.100	-52.35	-3.80	-13.0	-39.35	226.00	Horizontal	Horizontal	N/A
3952.600	-50.10	5.73	-13.0	-37.10	240.00	Horizontal	Horizontal	Pass
6683.200	-42.39	11.88	-13.0	-29.39	118.00	Horizontal	Horizontal	Pass
17375.136	-33.90	22.05	-13.0	-20.90	192.00	Horizontal	Horizontal	Pass

RSE-H&V GSM 1900 CH512

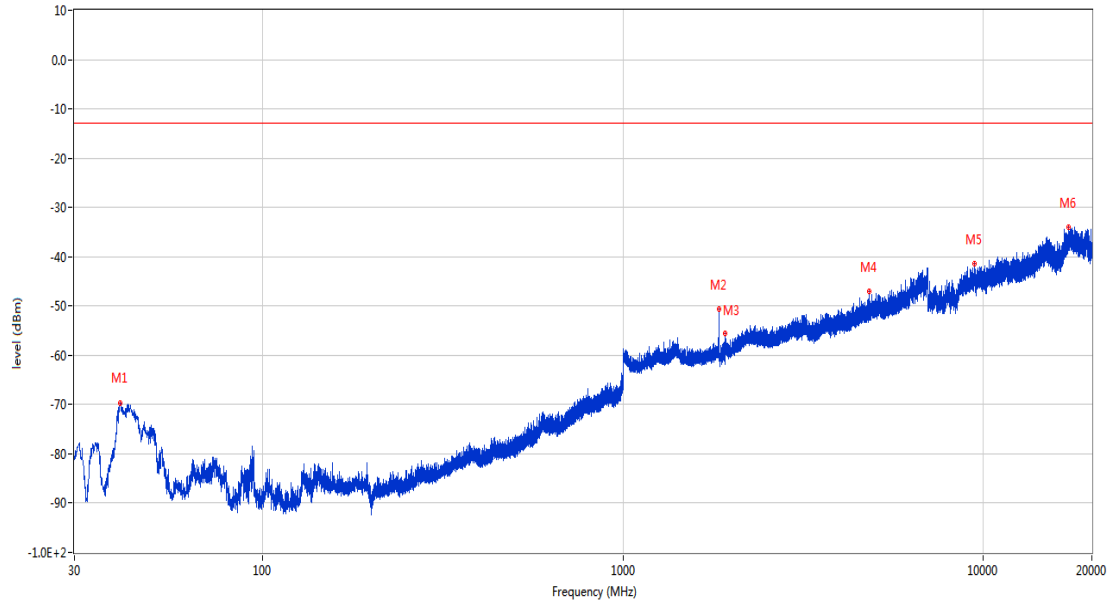
OPPO\_RSE (RF) \_ FCC PART22&24&27\_GSM 1900 & CDMA BC1 & WCDMA Band 2 & LTE Band 2 & 25\_1830-1920\_30MHz-20GHz



Frequency (MHz)	Result (dBm)	Factor (dB)	PK Limit (dBm)	Over Limit (dB)	Table (o)	ANT	EUT	Verdict
32.037	-75.34	-16.84	-13.0	-62.34	77.00	Horizontal	Vertical	Pass
1850.300	-49.57	-4.40	-13.0	-36.57	172.00	Horizontal	Vertical	N/A
1930.000	-51.93	-3.80	-13.0	-38.93	220.00	Horizontal	Vertical	N/A
5696.600	-45.72	7.60	-13.0	-32.72	316.00	Horizontal	Vertical	Pass
10372.088	-40.88	17.01	-13.0	-27.88	95.00	Horizontal	Vertical	Pass
17423.712	-33.84	22.56	-13.0	-20.84	342.00	Horizontal	Vertical	Pass

RSE-V&V GSM 1900 CH512

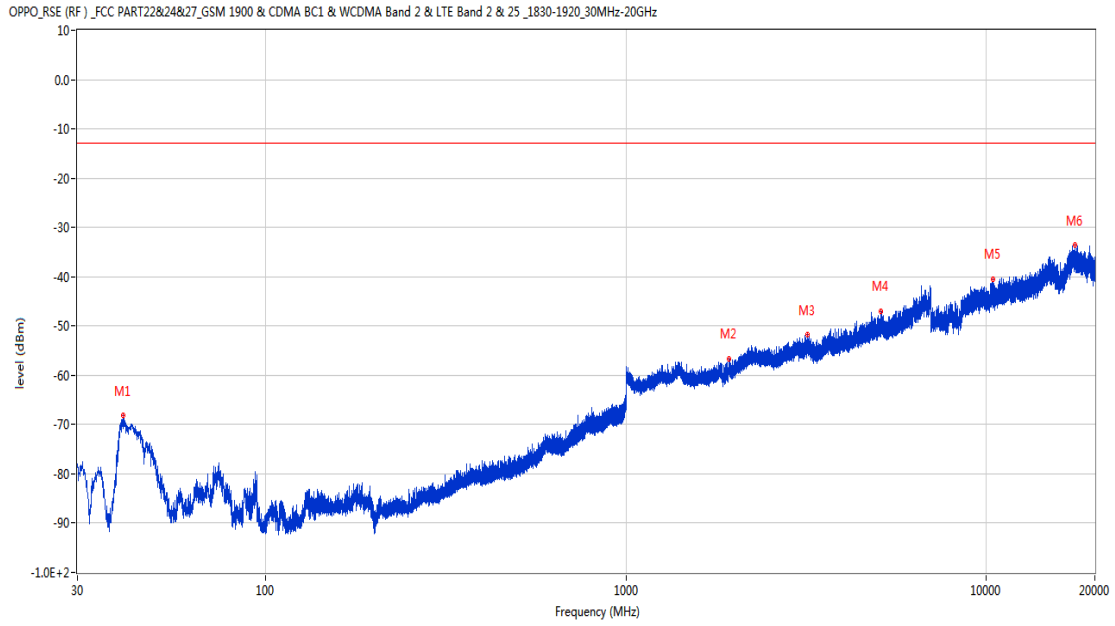
OPPO\_RSE (RF) \_ FCC PART22&24&27\_GSM 1900 & CDMA BC1 & WCDMA Band 2 & LTE Band 2 & 25\_1830-1920\_30MHz-20GHz



Frequency (MHz)	Result (dBm)	Factor (dB)	PK Limit (dBm)	Over Limit (dB)	Table (o)	ANT	EUT	Verdict
40.282	-69.61	-18.41	-13.0	-56.61	27.00	Vertical	Vertical	Pass
1850.200	-50.57	-4.40	-13.0	-37.57	225.00	Vertical	Vertical	N/A
1924.200	-55.65	-3.80	-13.0	-42.65	127.00	Vertical	Vertical	N/A
4829.200	-47.08	6.91	-13.0	-34.08	281.00	Vertical	Vertical	Pass
9435.412	-41.43	16.38	-13.0	-28.43	327.00	Vertical	Vertical	Pass
17272.912	-33.96	21.08	-13.0	-20.96	208.00	Vertical	Vertical	Pass



RSE-V&H GSM 1900 CH512

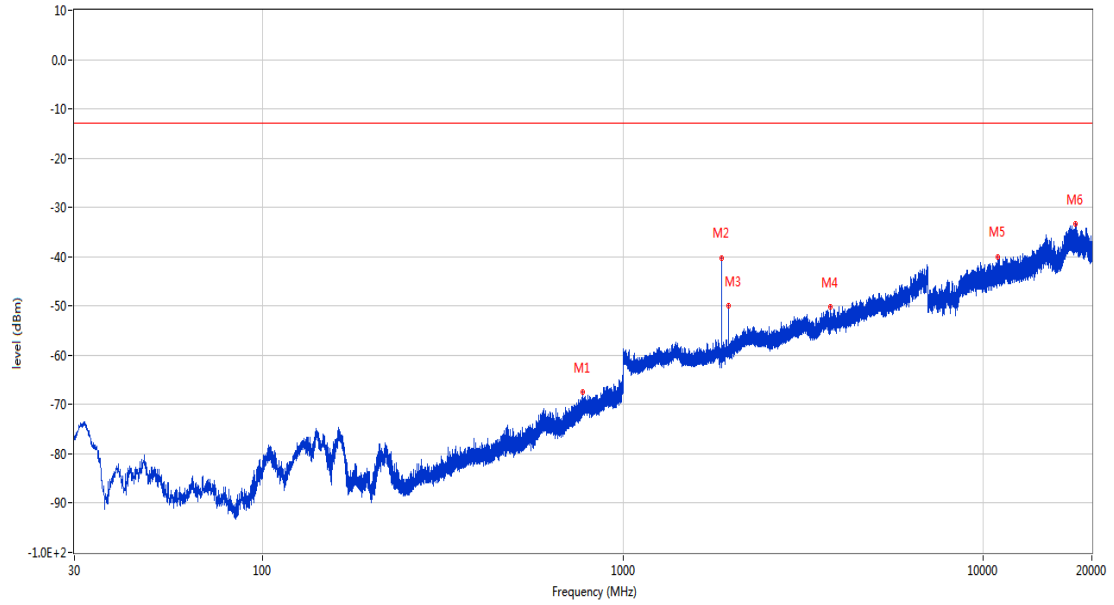


Frequency (MHz)	Result (dBm)	Factor (dB)	PK Limit (dBm)	Over Limit (dB)	Table (o)	ANT	EUT	Verdict
40.185	-68.20	-18.48	-13.0	-55.20	100.00	Vertical	Horizontal	Pass
1926.100	-56.64	-3.80	-13.0	-43.64	76.00	Vertical	Horizontal	N/A
3188.000	-51.84	2.63	-13.0	-38.84	18.00	Vertical	Horizontal	Pass
5095.600	-46.93	7.51	-13.0	-33.93	35.00	Vertical	Horizontal	Pass
10447.126	-40.42	15.99	-13.0	-27.42	104.00	Vertical	Horizontal	Pass
17622.000	-33.58	21.75	-13.0	-20.58	224.00	Vertical	Horizontal	Pass

## 2.2 GSM 1900 Middle Channel

RSE-H&H GSM 1900 CH699

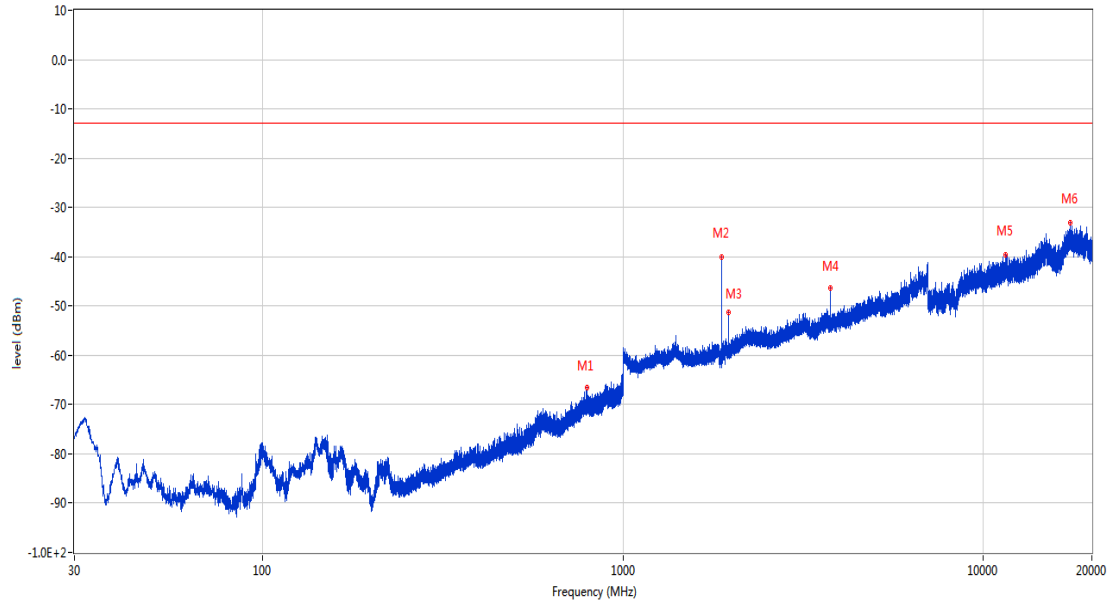
OPPO\_RSE (RF) \_FCC PART22&24&27\_GSM 1900 & CDMA BC1 & WCDMA Band 2 & LTE Band 2 & 25\_1830-1920\_30MHz-20GHz



Frequency (MHz)	Result (dBm)	Factor (dB)	PK Limit (dBm)	Over Limit (dB)	Table (o)	ANT	EUT	Verdict
772.535	-67.38	1.33	-13.0	-54.38	171.00	Horizontal	Horizontal	Pass
1879.900	-40.38	-4.03	-13.0	-27.38	104.00	Horizontal	Horizontal	N/A
1959.900	-50.03	-4.68	-13.0	-37.03	225.00	Horizontal	Horizontal	N/A
3760.000	-50.11	3.68	-13.0	-37.11	327.00	Horizontal	Horizontal	Pass
10987.912	-40.11	17.31	-13.0	-27.11	131.00	Horizontal	Horizontal	Pass
18048.301	-33.34	22.97	-13.0	-20.34	124.00	Horizontal	Horizontal	Pass

RSE-H&V GSM 1900 CH699

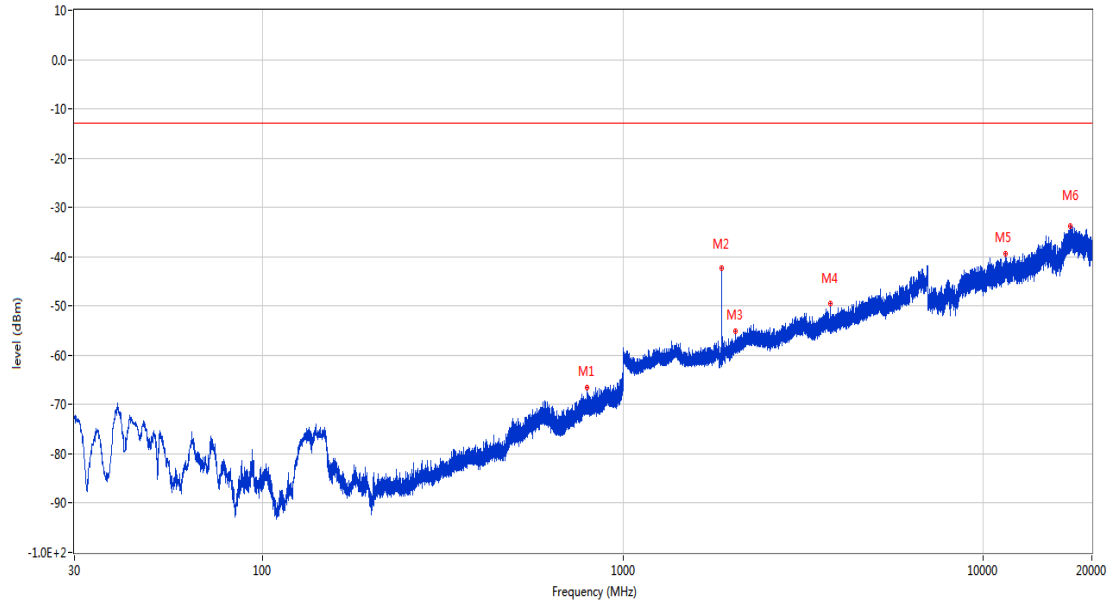
OPPO\_RSE (RF) \_ FCC PART22&24&27\_GSM 1900 & CDMA BC1 & WCDMA Band 2 & LTE Band 2 & 25\_1830-1920\_30MHz-20GHz



Frequency (MHz)	Result (dBm)	Factor (dB)	PK Limit (dBm)	Over Limit (dB)	Table (o)	ANT	EUT	Verdict
792.420	-66.44	1.66	-13.0	-53.44	203.00	Horizontal	Vertical	Pass
1880.000	-40.12	-4.03	-13.0	-27.12	144.00	Horizontal	Vertical	N/A
1959.900	-51.36	-4.68	-13.0	-38.36	121.00	Horizontal	Vertical	N/A
3759.800	-46.33	3.66	-13.0	-33.33	198.00	Horizontal	Vertical	Pass
11495.063	-39.65	17.77	-13.0	-26.65	58.00	Horizontal	Vertical	Pass
17466.124	-33.13	21.73	-13.0	-20.13	328.00	Horizontal	Vertical	Pass

RSE-V&V GSM 1900 CH699

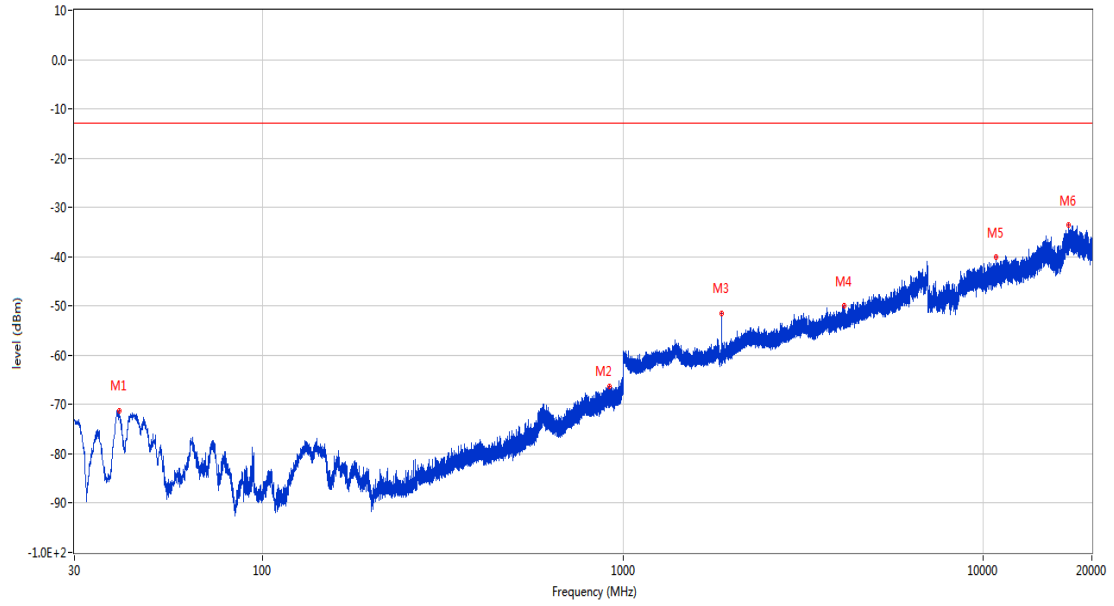
OPPO\_RSE (RF) \_ FCC PART22&24&27\_GSM 1900 & CDMA BC1 & WCDMA Band 2 & LTE Band 2 & 25\_1830-1920\_30MHz-20GHz



Frequency (MHz)	Result (dBm)	Factor (dB)	PK Limit (dBm)	Over Limit (dB)	Table (o)	ANT	EUT	Verdict
796.252	-66.51	1.61	-13.0	-53.51	297.00	Vertical	Vertical	Pass
1879.900	-42.37	-4.03	-13.0	-29.37	257.00	Vertical	Vertical	N/A
2055.400	-55.03	-3.31	-13.0	-42.03	19.00	Vertical	Vertical	Pass
3759.600	-49.47	3.64	-13.0	-36.47	81.00	Vertical	Vertical	Pass
11494.776	-39.46	17.77	-13.0	-26.46	234.00	Vertical	Vertical	Pass
17424.802	-33.75	22.53	-13.0	-20.75	21.00	Vertical	Vertical	Pass

RSE-V&H GSM 1900 CH699

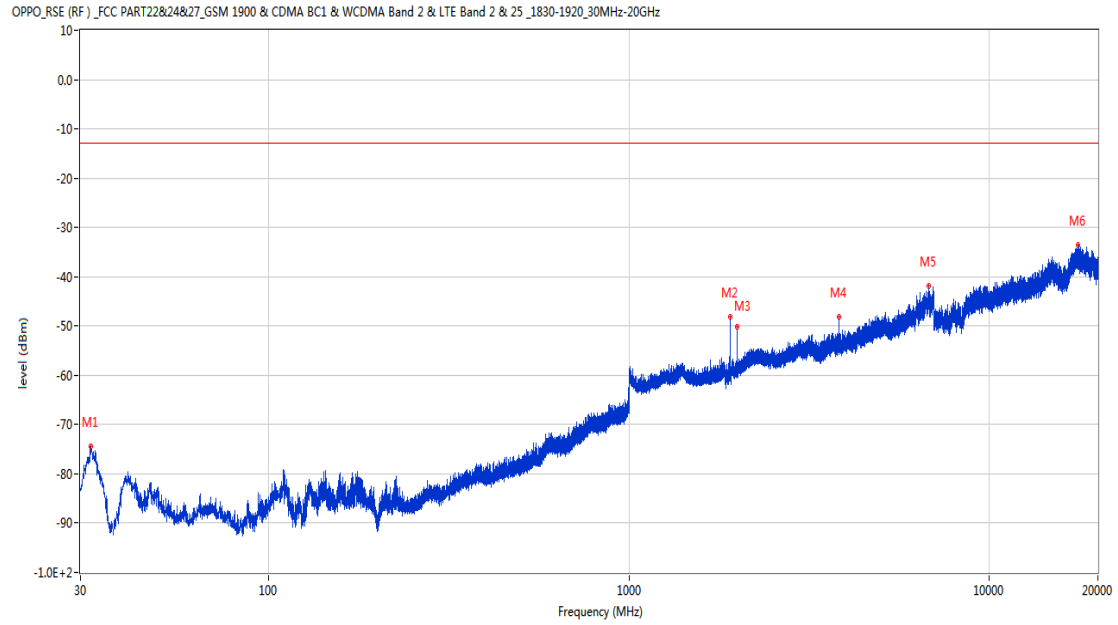
OPPO\_RSE (RF) \_FCC PART2&24&27\_GSM 1900 & CDMA BC1 & WCDMA Band 2 & LTE Band 2 & 25\_1830-1920\_30MHz-20GHz



Frequency (MHz)	Result (dBm)	Factor (dB)	PK Limit (dBm)	Over Limit (dB)	Table (o)	ANT	EUT	Verdict
39.894	-71.26	-18.69	-13.0	-58.26	92.00	Vertical	Horizontal	Pass
917.114	-66.32	3.47	-13.0	-53.32	279.00	Vertical	Horizontal	Pass
1880.000	-51.51	-4.03	-13.0	-38.51	36.00	Vertical	Horizontal	N/A
4100.400	-50.04	4.64	-13.0	-37.04	360.00	Vertical	Horizontal	Pass
10860.262	-40.14	17.51	-13.0	-27.14	267.00	Vertical	Horizontal	Pass
17267.837	-33.50	21.06	-13.0	-20.50	29.00	Vertical	Horizontal	Pass

## 2.3 GSM 1900 High Channel

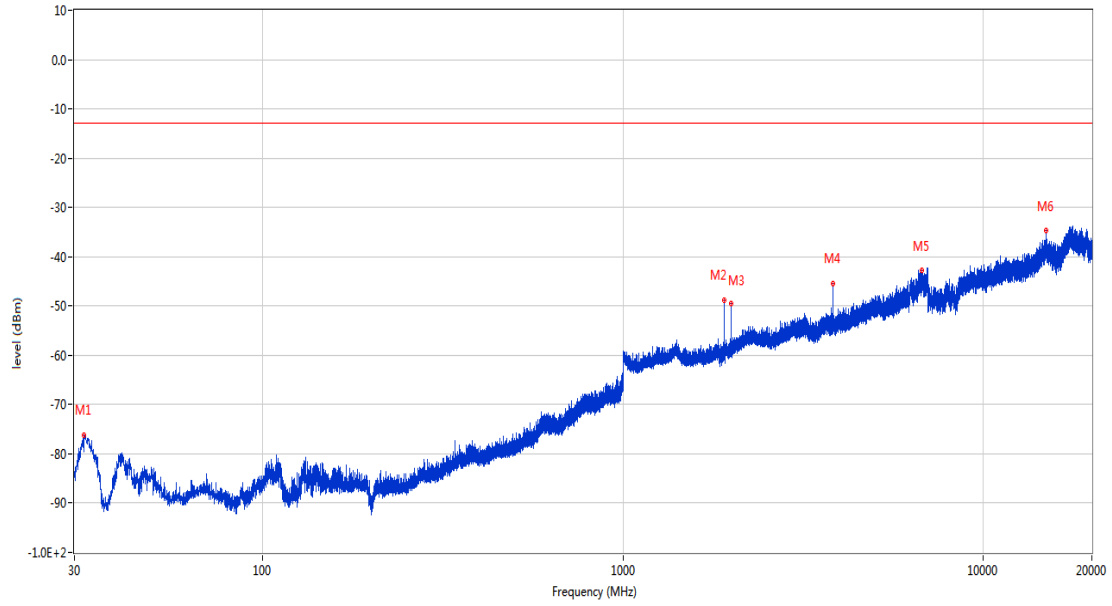
RSE-H&H GSM 1900 CH810



Frequency (MHz)	Result (dBm)	Factor (dB)	PK Limit (dBm)	Over Limit (dB)	Table (o)	ANT	EUT	Verdict
31.988	-74.51	-16.87	-13.0	-61.51	155.00	Horizontal	Horizontal	Pass
1909.700	-48.24	-3.79	-13.0	-35.24	169.00	Horizontal	Horizontal	N/A
1989.600	-50.12	-4.45	-13.0	-37.12	210.00	Horizontal	Horizontal	N/A
3819.400	-48.05	4.94	-13.0	-35.05	216.00	Horizontal	Horizontal	Pass
6773.200	-41.90	11.69	-13.0	-28.90	286.00	Horizontal	Horizontal	Pass
17645.562	-33.64	21.32	-13.0	-20.64	311.00	Horizontal	Horizontal	Pass

RSE-H&V GSM 1900 CH810

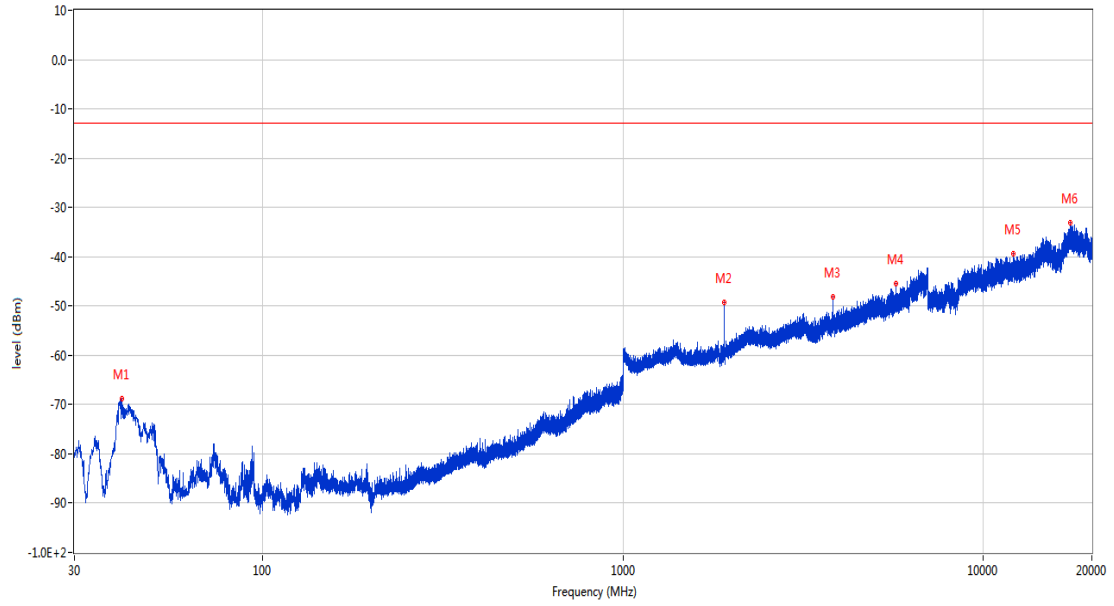
OPPO\_RSE (RF) \_ FCC PART22&24&27\_GSM 1900 & CDMA BC1 & WCDMA Band 2 & LTE Band 2 & 25\_1830-1920\_30MHz-20GHz



Frequency (MHz)	Result (dBm)	Factor (dB)	PK Limit (dBm)	Over Limit (dB)	Table (o)	ANT	EUT	Verdict
31.940	-76.13	-16.99	-13.0	-63.13	132.00	Horizontal	Vertical	Pass
1909.700	-48.83	-3.79	-13.0	-35.83	184.00	Horizontal	Vertical	N/A
1989.800	-49.50	-4.44	-13.0	-36.50	231.00	Horizontal	Vertical	N/A
3819.400	-45.44	4.94	-13.0	-32.44	177.00	Horizontal	Vertical	Pass
6733.800	-42.83	11.85	-13.0	-29.83	347.00	Horizontal	Vertical	Pass
14902.162	-34.71	20.42	-13.0	-21.71	0.00	Horizontal	Vertical	Pass

RSE-V&V GSM 1900 CH810

OPPO\_RSE (RF)\_FCC PART2&24&27\_GSM 1900 & CDMA BC1 & WCDMA Band 2 & LTE Band 2 & 25\_1830-1920\_30MHz-20GHz

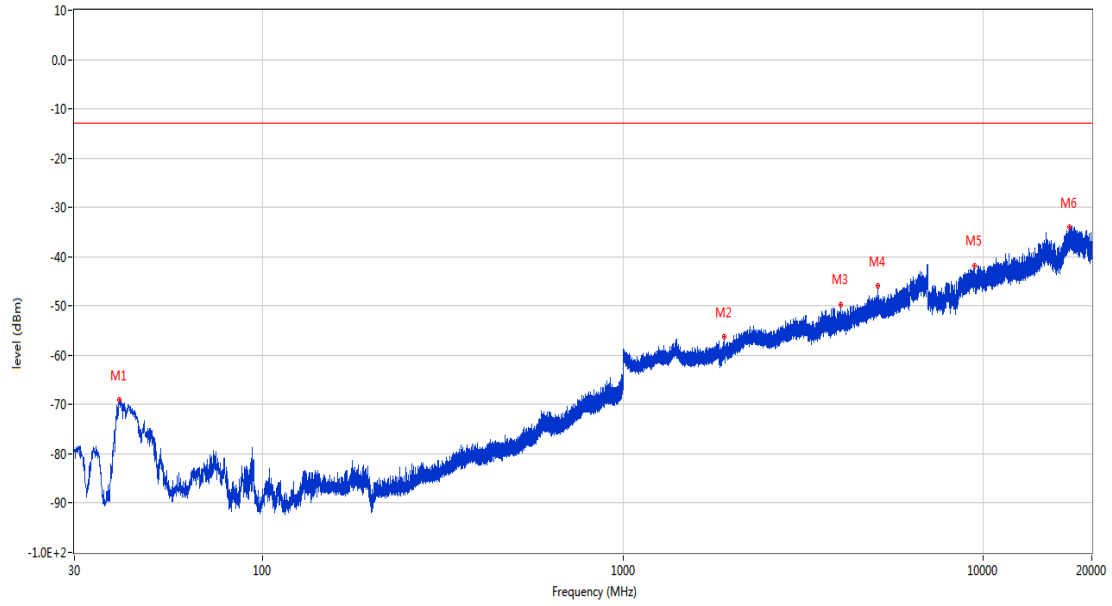


Frequency (MHz)	Result (dBm)	Factor (dB)	PK Limit (dBm)	Over Limit (dB)	Table (o)	ANT	EUT	Verdict
40.525	-68.77	-18.23	-13.0	-55.77	101.00	Vertical	Vertical	Pass
1909.700	-49.23	-3.79	-13.0	-36.23	260.00	Vertical	Vertical	N/A
3819.600	-48.15	4.95	-13.0	-35.15	118.00	Vertical	Vertical	Pass
5729.600	-45.47	7.39	-13.0	-32.47	181.00	Vertical	Vertical	Pass
12111.750	-39.50	18.16	-13.0	-26.50	60.00	Vertical	Vertical	Pass
17426.614	-33.01	22.49	-13.0	-20.01	12.00	Vertical	Vertical	Pass



RSE-V&H GSM 1900 CH810

OPPO\_RSE (RF) \_FCC PART22&24&27\_GSM 1900 & CDMA BC1 & WCDMA Band 2 & LTE Band 2 & 25\_1830-1920\_30MHz-20GHz

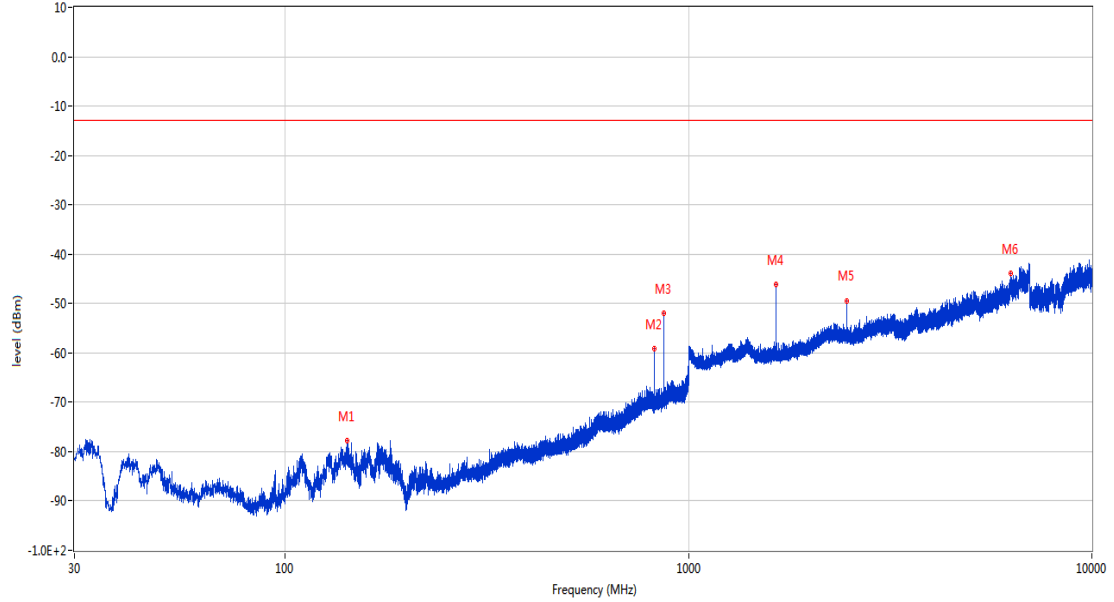


Frequency (MHz)	Result (dBm)	Factor (dB)	PK Limit (dBm)	Over Limit (dB)	Table (o)	ANT	EUT	Verdict
39.943	-69.09	-18.66	-13.0	-56.09	69.00	Vertical	Horizontal	Pass
1909.500	-56.23	-3.79	-13.0	-43.23	360.00	Vertical	Horizontal	N/A
4011.800	-49.71	5.06	-13.0	-36.71	90.00	Vertical	Horizontal	Pass
5082.600	-45.96	7.47	-13.0	-32.96	0.00	Vertical	Horizontal	Pass
9460.425	-41.77	16.52	-13.0	-28.77	90.00	Vertical	Horizontal	Pass
17298.651	-34.02	21.14	-13.0	-21.02	270.00	Vertical	Horizontal	Pass

EGPRS  
 3 EGPRS 850  
 3.1 EGPRS 850 Low Channel

RSE-H&H EGPRS 850 CH128

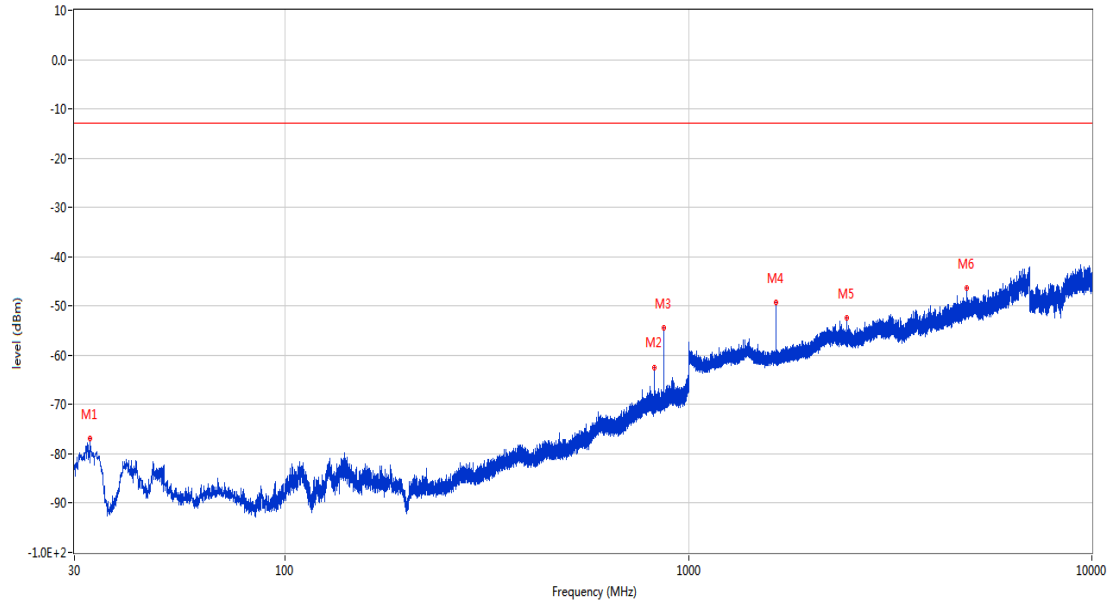
OPPO\_RSE (RF) \_FCC PART22&24&27\_GSM 850 & CDMA BC0 & WCDMA Band5 & LTE Band 5 & 26\_814-849\_30MHz-10GHz



Frequency (MHz)	Result (dBm)	Factor (dB)	PK Limit (dBm)	Over Limit (dB)	Table (o)	ANT	EUT	Verdict
142.035	-77.81	-16.34	-13.0	-64.81	16.00	Horizontal	Horizontal	Pass
824.139	-59.16	2.22	-13.0	-46.16	103.00	Horizontal	Horizontal	N/A
869.147	-51.99	2.38	-13.0	-38.99	291.00	Horizontal	Horizontal	N/A
1648.400	-46.21	-5.85	-13.0	-33.21	117.00	Horizontal	Horizontal	Pass
2472.400	-49.41	-1.32	-13.0	-36.41	153.00	Horizontal	Horizontal	Pass
6294.800	-43.95	11.23	-13.0	-30.95	156.00	Horizontal	Horizontal	Pass

RSE-H&V EGPRS 850 CH128

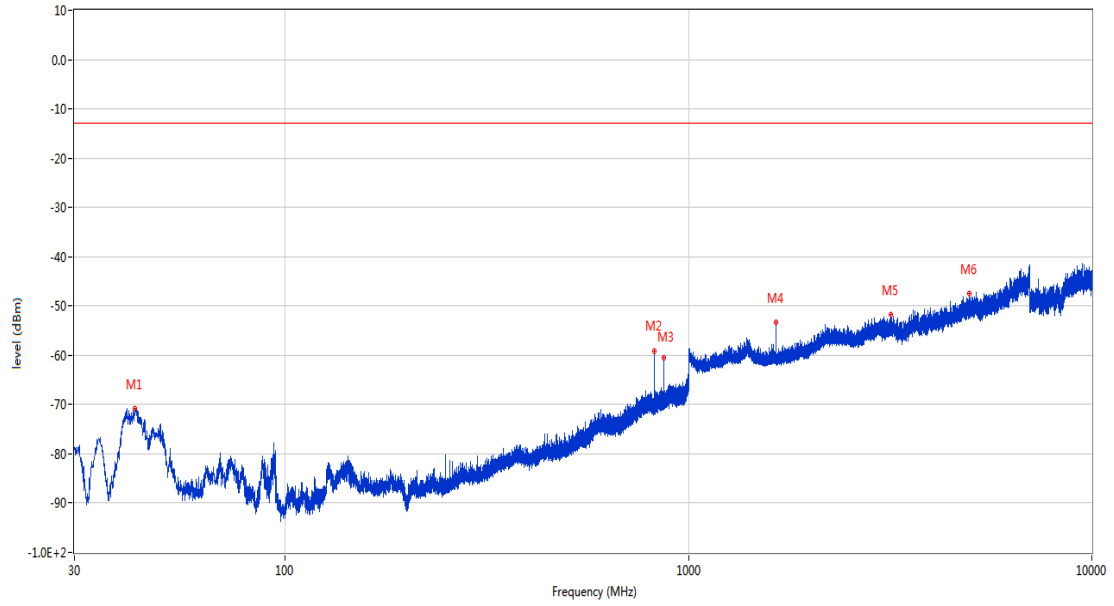
OPPO\_RSE (RF) \_ FCC PART22&24&27\_GSM 850 & CDMA BC0 & WCDMA Band5 & LTE Band 5 & 26\_814-849\_30MHz-10GHz



Frequency (MHz)	Result (dBm)	Factor (dB)	PK Limit (dBm)	Over Limit (dB)	Table (o)	ANT	EUT	Verdict
32.764	-76.95	-16.82	-13.0	-63.95	131.00	Horizontal	Vertical	Pass
824.188	-62.42	2.22	-13.0	-49.42	359.00	Horizontal	Vertical	N/A
869.147	-54.41	2.38	-13.0	-41.41	266.00	Horizontal	Vertical	N/A
1648.400	-49.31	-5.85	-13.0	-36.31	327.00	Horizontal	Vertical	Pass
2472.400	-52.41	-1.32	-13.0	-39.41	152.00	Horizontal	Vertical	Pass
4903.800	-46.34	7.69	-13.0	-33.34	338.00	Horizontal	Vertical	Pass

RSE-V&V EGPRS 850 CH128

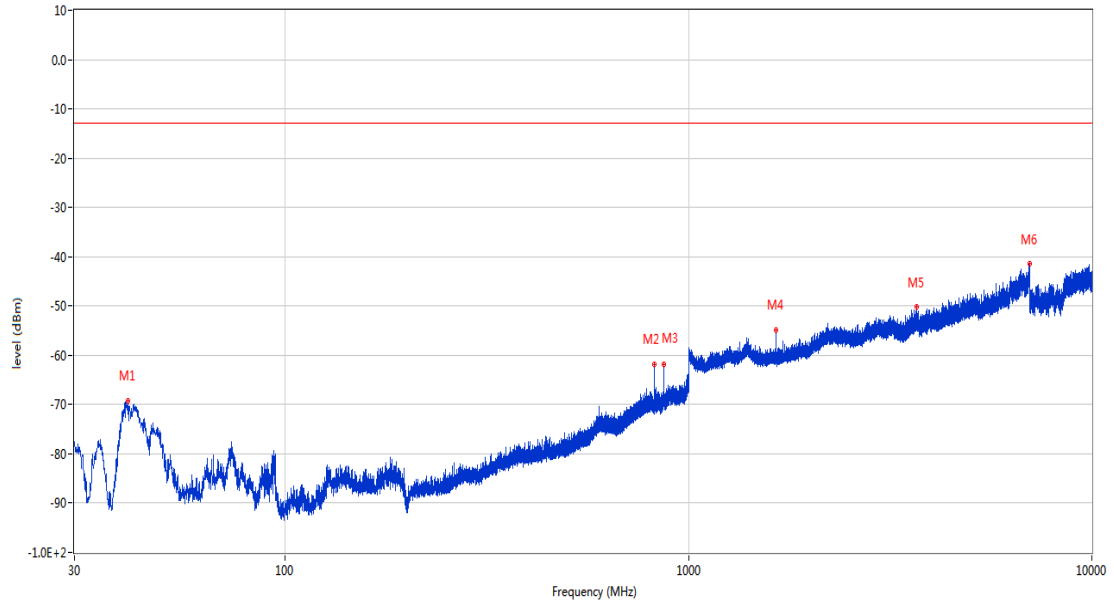
OPPO\_RSE (RF)\_FCC PART22&24&27\_GSM 850 & CDMA BC0 & WCDMA Band5 & LTE Band 5 & 26\_814-849\_30MHz-10GHz



Frequency (MHz)	Result (dBm)	Factor (dB)	PK Limit (dBm)	Over Limit (dB)	Table (o)	ANT	EUT	Verdict
42.367	-70.82	-16.98	-13.0	-57.82	10.00	Vertical	Vertical	Pass
824.188	-59.08	2.22	-13.0	-46.08	114.00	Vertical	Vertical	N/A
869.196	-60.58	2.38	-13.0	-47.58	114.00	Vertical	Vertical	N/A
1648.200	-53.35	-5.85	-13.0	-40.35	122.00	Vertical	Vertical	Pass
3165.800	-51.70	3.21	-13.0	-38.70	113.00	Vertical	Vertical	Pass
4977.600	-47.49	7.01	-13.0	-34.49	132.00	Vertical	Vertical	Pass

RSE-V&H EGPRS 850 CH128

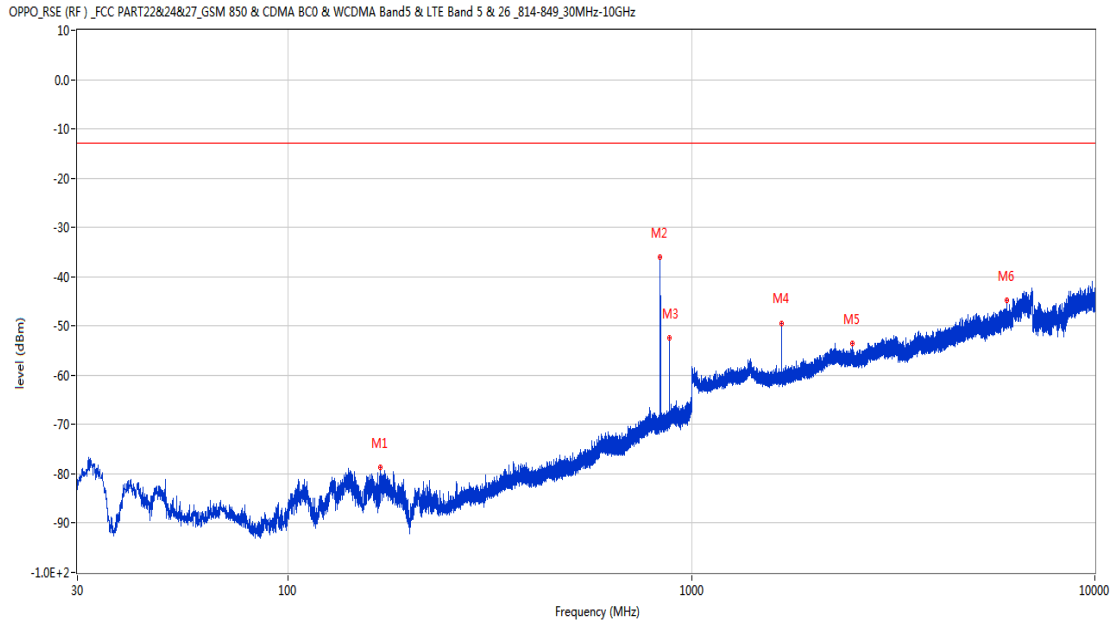
OPPO\_RSE (RF) \_ FCC PART22&24&27\_GSM 850 & CDMA BC0 & WCDMA Band5 & LTE Band 5 & 26\_814-849\_30MHz-10GHz



Frequency (MHz)	Result (dBm)	Factor (dB)	PK Limit (dBm)	Over Limit (dB)	Table (o)	ANT	EUT	Verdict
40.621	-69.17	-18.13	-13.0	-56.17	75.00	Vertical	Horizontal	Pass
824.188	-61.79	2.22	-13.0	-48.79	154.00	Vertical	Horizontal	N/A
869.147	-61.78	2.38	-13.0	-48.78	174.00	Vertical	Horizontal	N/A
1648.500	-54.95	-5.85	-13.0	-41.95	258.00	Vertical	Horizontal	Pass
3679.200	-50.24	4.54	-13.0	-37.24	252.00	Vertical	Horizontal	Pass
6998.400	-41.42	13.63	-13.0	-28.42	198.00	Vertical	Horizontal	Pass

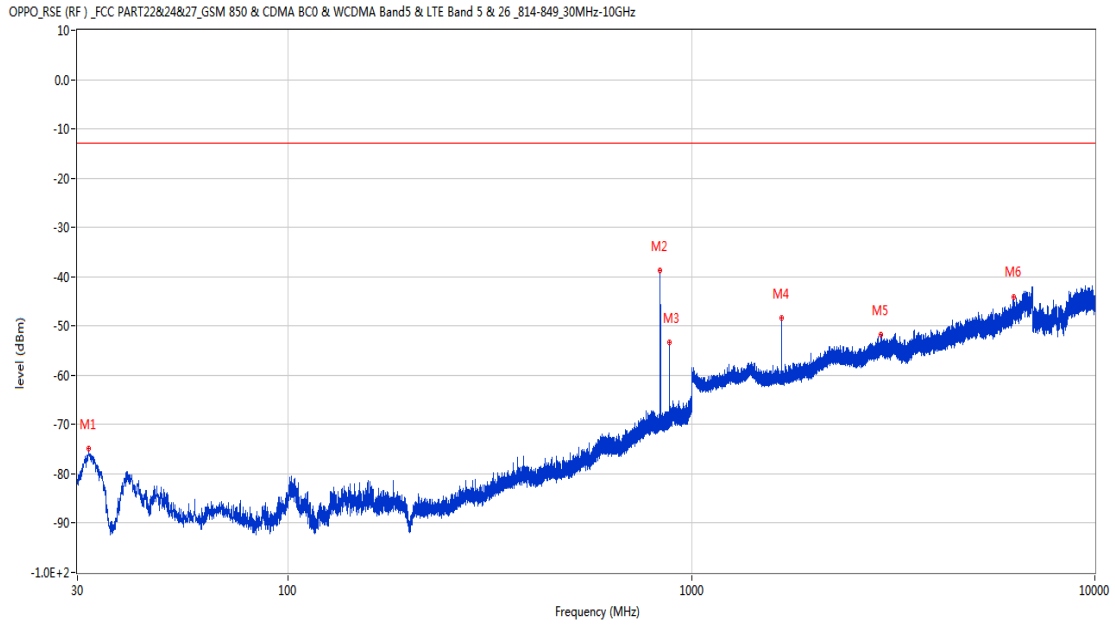
### 3.2 EGPRS 850 Middle Channel

RSE-H&H EGPRS 850 CH190



Frequency (MHz)	Result (dBm)	Factor (dB)	PK Limit (dBm)	Over Limit (dB)	Table (o)	ANT	EUT	Verdict
169.050	-78.78	-15.35	-13.0	-65.78	22.00	Horizontal	Horizontal	Pass
836.604	-36.08	2.59	-13.0	-23.08	47.00	Horizontal	Horizontal	N/A
881.660	-52.51	2.81	-13.0	-39.51	263.00	Horizontal	Horizontal	N/A
1673.000	-49.38	-5.88	-13.0	-36.38	326.00	Horizontal	Horizontal	Pass
2509.900	-53.54	-0.95	-13.0	-40.54	347.00	Horizontal	Horizontal	Pass
6049.600	-44.87	8.70	-13.0	-31.87	0.00	Horizontal	Horizontal	Pass

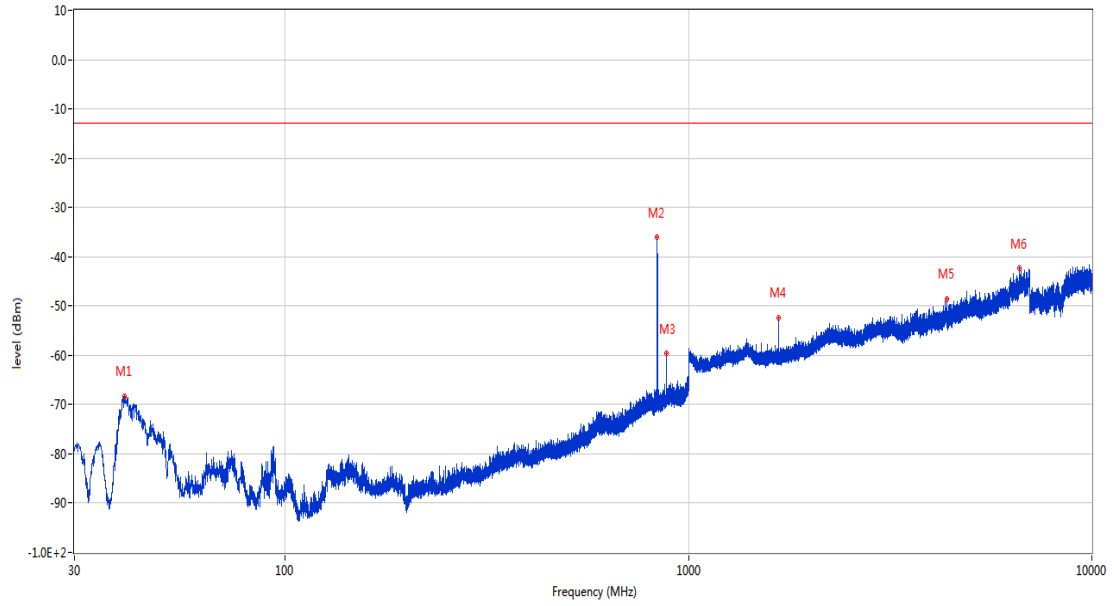
RSE-H&V EGPRS 850 CH190



Frequency (MHz)	Result (dBm)	Factor (dB)	PK Limit (dBm)	Over Limit (dB)	Table (o)	ANT	EUT	Verdict
31.988	-74.88	-16.89	-13.0	-61.88	124.00	Horizontal	Vertical	Pass
836.555	-38.81	2.59	-13.0	-25.81	5.00	Horizontal	Vertical	N/A
881.660	-53.33	2.81	-13.0	-40.33	195.00	Horizontal	Vertical	N/A
1673.300	-48.43	-5.85	-13.0	-35.43	350.00	Horizontal	Vertical	Pass
2947.800	-51.77	2.26	-13.0	-38.77	360.00	Horizontal	Vertical	Pass
6285.600	-44.08	11.28	-13.0	-31.08	219.00	Horizontal	Vertical	Pass

RSE-V&V EGPRS 850 CH190

OPPO\_RSE (RF) \_ FCC PART22&24&27\_GSM 850 & CDMA BC0 & WCDMA Band5 & LTE Band 5 & 26\_814-849\_30MHz-10GHz

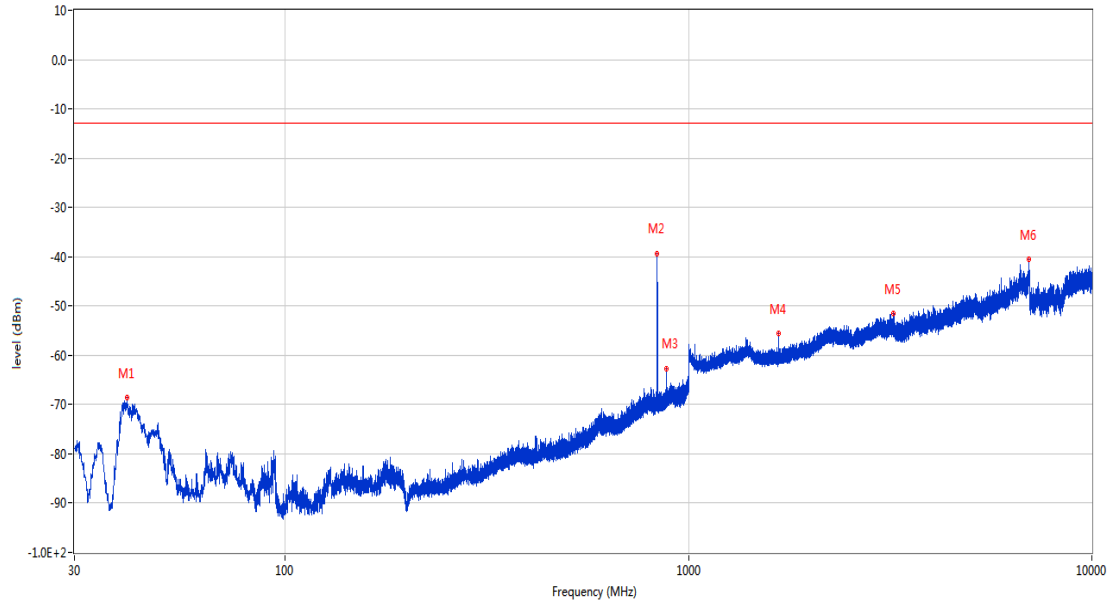


Frequency (MHz)	Result (dBm)	Factor (dB)	PK Limit (dBm)	Over Limit (dB)	Table (o)	ANT	EUT	Verdict
39.991	-68.25	-18.60	-13.0	-55.25	56.00	Vertical	Vertical	Pass
836.604	-36.00	2.59	-13.0	-23.00	151.00	Vertical	Vertical	N/A
881.612	-59.69	2.81	-13.0	-46.69	219.00	Vertical	Vertical	N/A
1673.200	-52.36	-5.86	-13.0	-39.36	229.00	Vertical	Vertical	Pass
4366.200	-48.62	6.53	-13.0	-35.62	34.00	Vertical	Vertical	Pass
6607.000	-42.24	12.24	-13.0	-29.24	159.00	Vertical	Vertical	Pass



RSE-V&H EGPRS 850 CH190

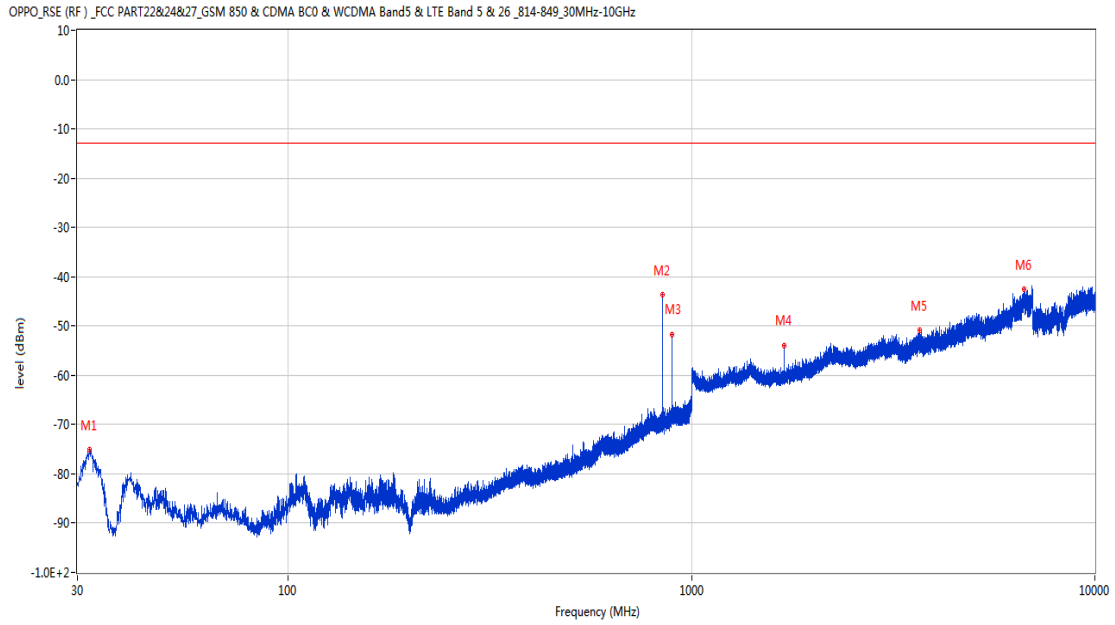
OPPO\_RSE (RF) \_ FCC PART22&24&27\_GSM 850 & CDMA BC0 & WCDMA Band5 & LTE Band 5 & 26\_814-849\_30MHz-10GHz



Frequency (MHz)	Result (dBm)	Factor (dB)	PK Limit (dBm)	Over Limit (dB)	Table (o)	ANT	EUT	Verdict
40.573	-68.55	-18.16	-13.0	-55.55	-1.00	Vertical	Horizontal	Pass
836.604	-39.46	2.59	-13.0	-26.46	77.00	Vertical	Horizontal	N/A
881.612	-62.84	2.81	-13.0	-49.84	58.00	Vertical	Horizontal	N/A
1673.300	-55.61	-5.85	-13.0	-42.61	189.00	Vertical	Horizontal	Pass
3218.000	-51.60	3.93	-13.0	-38.60	194.00	Vertical	Horizontal	Pass
6983.600	-40.54	13.84	-13.0	-27.54	234.00	Vertical	Horizontal	Pass

### 3.3 EGPRS 850 High Channel

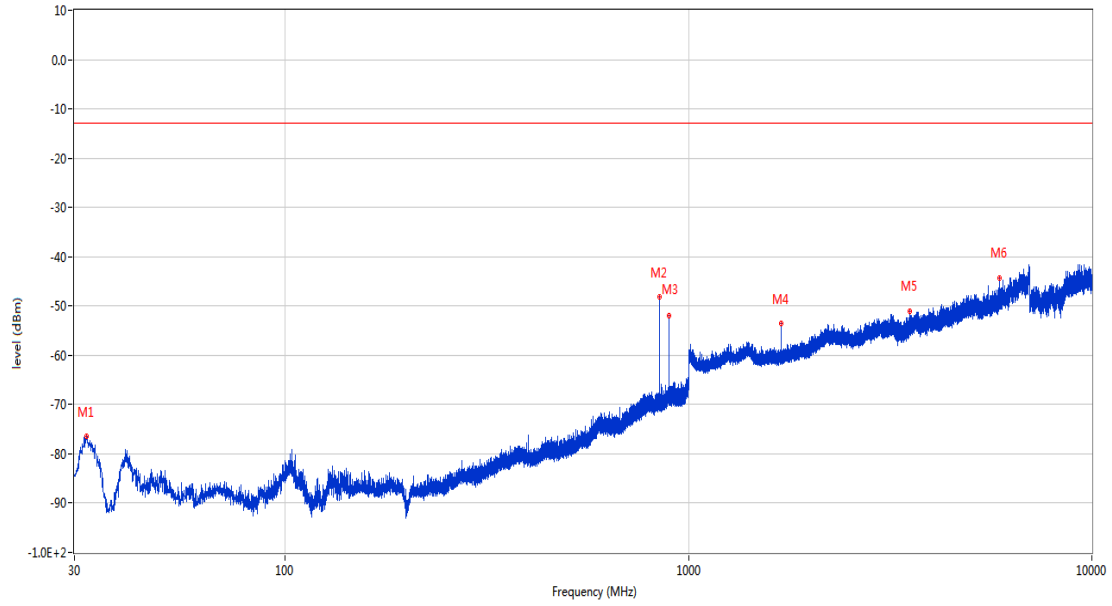
RSE-H&H EGPRS 850 CH251



Frequency (MHz)	Result (dBm)	Factor (dB)	PK Limit (dBm)	Over Limit (dB)	Table (o)	ANT	EUT	Verdict
32.182	-75.11	-16.86	-13.0	-62.11	190.00	Horizontal	Horizontal	Pass
848.825	-43.67	2.47	-13.0	-30.67	309.00	Horizontal	Horizontal	N/A
893.833	-51.66	3.53	-13.0	-38.66	262.00	Horizontal	Horizontal	N/A
1697.800	-54.08	-5.62	-13.0	-41.08	108.00	Horizontal	Horizontal	Pass
3683.600	-50.87	4.62	-13.0	-37.87	0.00	Horizontal	Horizontal	Pass
6669.200	-42.50	11.60	-13.0	-29.50	0.00	Horizontal	Horizontal	Pass

RSE-H&V EGPRS 850 CH251

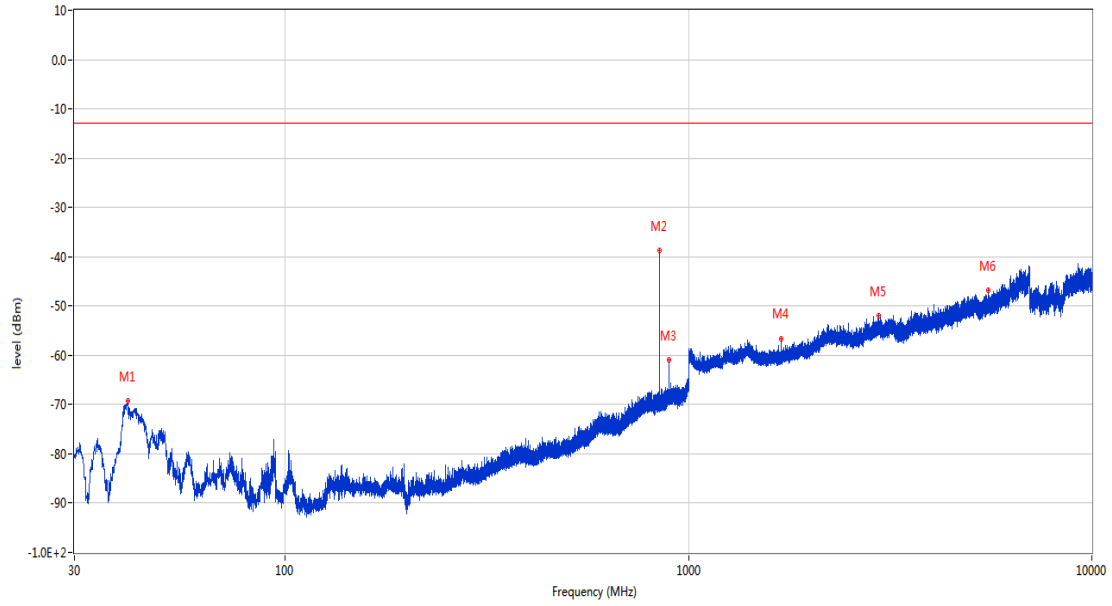
OPPO\_RSE (RF) \_ FCC PART22&24&27\_GSM 850 & CDMA BC0 & WCDMA Band5 & LTE Band 5 & 26\_814-849\_30MHz-10GHz



Frequency (MHz)	Result (dBm)	Factor (dB)	PK Limit (dBm)	Over Limit (dB)	Table (o)	ANT	EUT	Verdict
32.134	-76.41	-16.86	-13.0	-63.41	187.00	Horizontal	Vertical	Pass
848.874	-48.11	2.46	-13.0	-35.11	14.00	Horizontal	Vertical	N/A
893.785	-51.88	3.53	-13.0	-38.88	237.00	Horizontal	Vertical	N/A
1697.400	-53.57	-5.62	-13.0	-40.57	360.00	Horizontal	Vertical	Pass
3536.600	-50.98	3.62	-13.0	-37.98	0.00	Horizontal	Vertical	Pass
5899.000	-44.44	8.57	-13.0	-31.44	207.00	Horizontal	Vertical	Pass

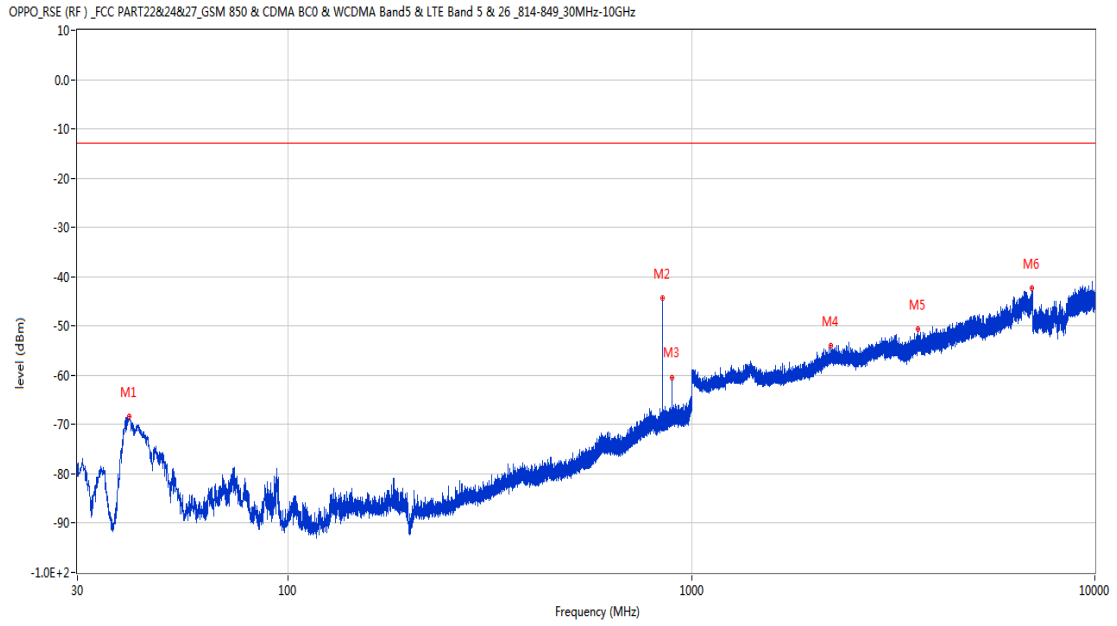
RSE-V&V EGPRS 850 CH251

OPPO\_RSE (RF) \_ FCC PART22&24&27\_GSM 850 & CDMA BC0 & WCDMA Band5 & LTE Band 5 & 26\_814-849\_30MHz-10GHz



Frequency (MHz)	Result (dBm)	Factor (dB)	PK Limit (dBm)	Over Limit (dB)	Table (o)	ANT	EUT	Verdict
40.621	-69.32	-18.13	-13.0	-56.32	16.00	Vertical	Vertical	Pass
848.825	-38.80	2.47	-13.0	-25.80	16.00	Vertical	Vertical	N/A
893.833	-60.95	3.53	-13.0	-47.95	323.00	Vertical	Vertical	N/A
1697.700	-56.59	-5.62	-13.0	-43.59	292.00	Vertical	Vertical	Pass
2965.800	-52.06	1.91	-13.0	-39.06	252.00	Vertical	Vertical	Pass
5544.600	-46.73	7.58	-13.0	-33.73	81.00	Vertical	Vertical	Pass

RSE-V&H EGPRS 850 CH251

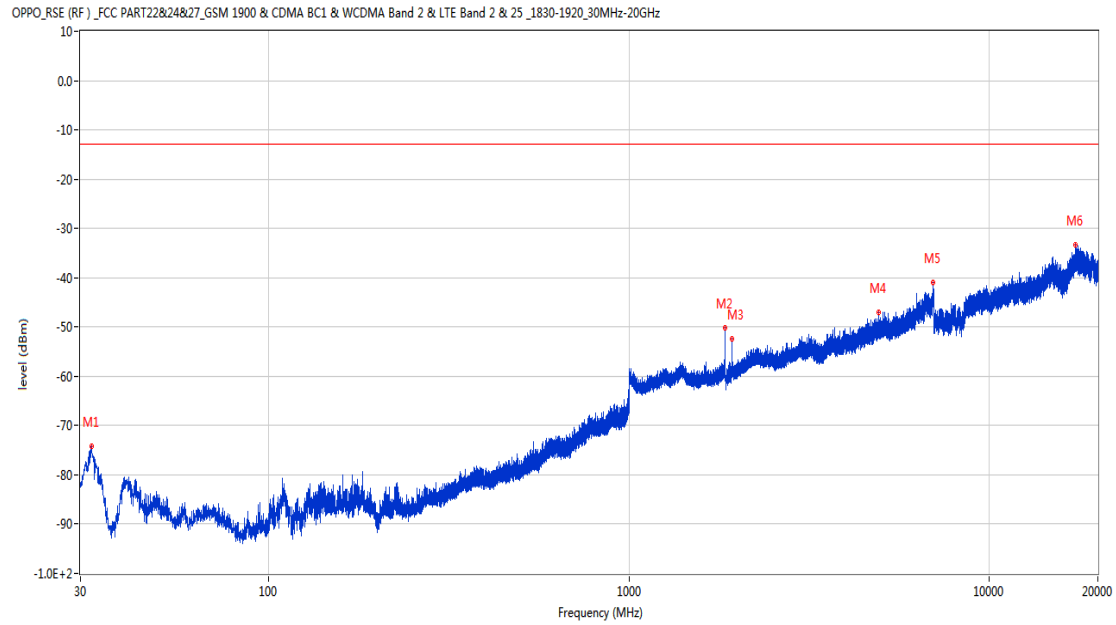


Frequency (MHz)	Result (dBm)	Factor (dB)	PK Limit (dBm)	Over Limit (dB)	Table (o)	ANT	EUT	Verdict
40.282	-68.39	-18.38	-13.0	-55.39	-1.00	Vertical	Horizontal	Pass
848.874	-44.36	2.46	-13.0	-31.36	70.00	Vertical	Horizontal	N/A
893.737	-60.42	3.53	-13.0	-47.42	95.00	Vertical	Horizontal	N/A
2217.100	-53.99	-0.96	-13.0	-40.99	22.00	Vertical	Horizontal	Pass
3646.800	-50.56	4.47	-13.0	-37.56	317.00	Vertical	Horizontal	Pass
6987.600	-42.38	13.63	-13.0	-29.38	0.00	Vertical	Horizontal	Pass

## 4 EGPRS 1900

### 4.1 EGPRS 1900 Low Channel

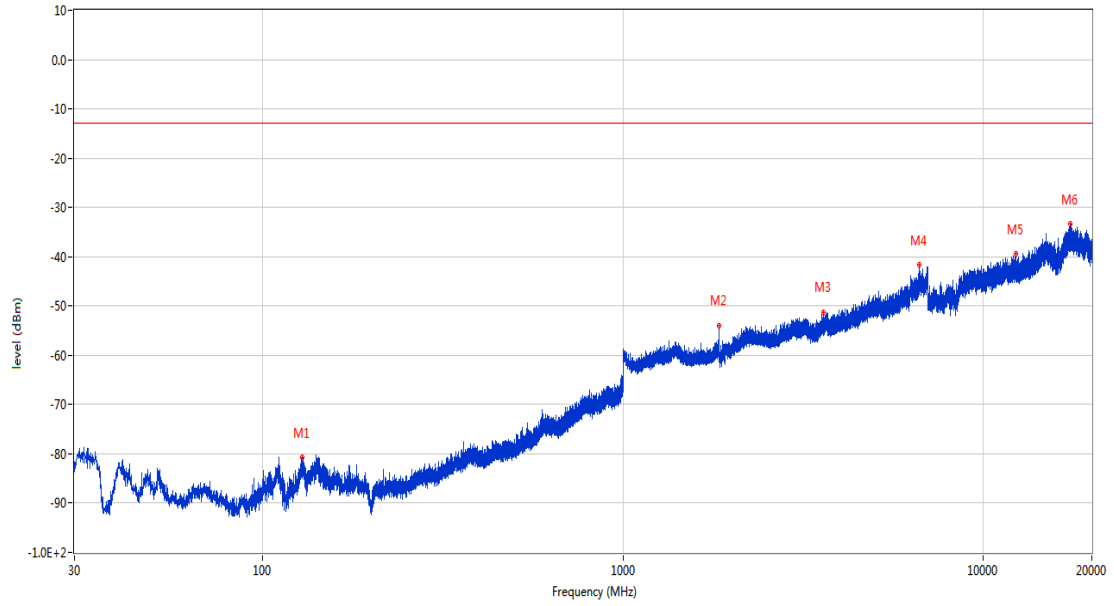
RSE-H&H EGPRS 1900 CH512



Frequency (MHz)	Result (dBm)	Factor (dB)	PK Limit (dBm)	Over Limit (dB)	Table (o)	ANT	EUT	Verdict
32.182	-74.29	-16.84	-13.0	-61.29	126.00	Horizontal	Horizontal	Pass
1850.100	-50.20	-4.40	-13.0	-37.20	178.00	Horizontal	Horizontal	N/A
1930.100	-52.45	-3.80	-13.0	-39.45	222.00	Horizontal	Horizontal	N/A
4915.400	-47.04	7.84	-13.0	-34.04	69.00	Horizontal	Horizontal	Pass
6988.000	-40.99	13.58	-13.0	-27.99	121.00	Horizontal	Horizontal	Pass
17294.301	-33.34	21.13	-13.0	-20.34	283.00	Horizontal	Horizontal	Pass

RSE-H&V EGPRS 1900 CH512

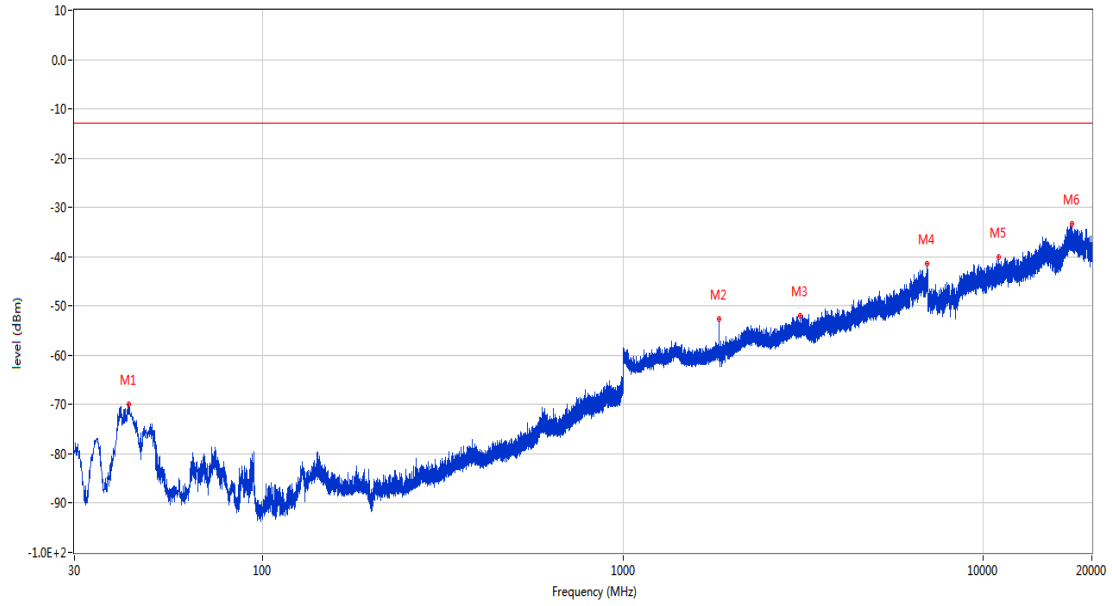
OPPO\_RSE (RF) \_ FCC PART22&24&27\_GSM 1900 & CDMA BC1 & WCDMA Band 2 & LTE Band 2 & 25\_1830-1920\_30MHz-20GHz



Frequency (MHz)	Result (dBm)	Factor (dB)	PK Limit (dBm)	Over Limit (dB)	Table (o)	ANT	EUT	Verdict
128.503	-80.79	-18.35	-13.0	-67.79	190.00	Horizontal	Vertical	Pass
1850.000	-54.04	-4.40	-13.0	-41.04	281.00	Horizontal	Vertical	N/A
3607.000	-51.32	3.30	-13.0	-38.32	88.00	Horizontal	Vertical	Pass
6620.800	-41.60	12.02	-13.0	-28.60	166.00	Horizontal	Vertical	Pass
12306.675	-39.45	18.37	-13.0	-26.45	182.00	Horizontal	Vertical	Pass
17420.087	-33.43	22.65	-13.0	-20.43	235.00	Horizontal	Vertical	Pass

RSE-V&V EGPRS 1900 CH512

OPPO\_RSE (RF) \_ FCC PART22&24&27\_GSM 1900 & CDMA BC1 & WCDMA Band 2 & LTE Band 2 & 25\_1830-1920\_30MHz-20GHz

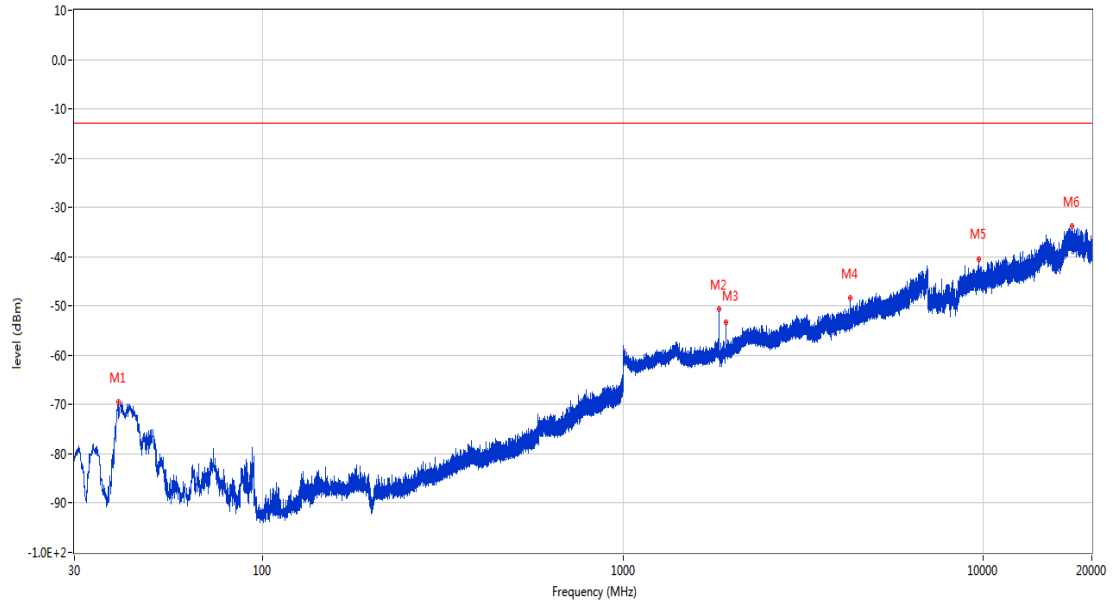


Frequency (MHz)	Result (dBm)	Factor (dB)	PK Limit (dBm)	Over Limit (dB)	Table (o)	ANT	EUT	Verdict
42.562	-69.85	-16.77	-13.0	-56.85	20.00	Vertical	Vertical	Pass
1850.000	-52.62	-4.40	-13.0	-39.62	248.00	Vertical	Vertical	N/A
3099.400	-51.96	2.39	-13.0	-38.96	312.00	Vertical	Vertical	Pass
6992.600	-41.33	13.59	-13.0	-28.33	76.00	Vertical	Vertical	Pass
11023.275	-40.16	16.95	-13.0	-27.16	18.00	Vertical	Vertical	Pass
17608.225	-33.42	21.90	-13.0	-20.42	251.00	Vertical	Vertical	Pass



RSE-V&H EGPRS 1900 CH512

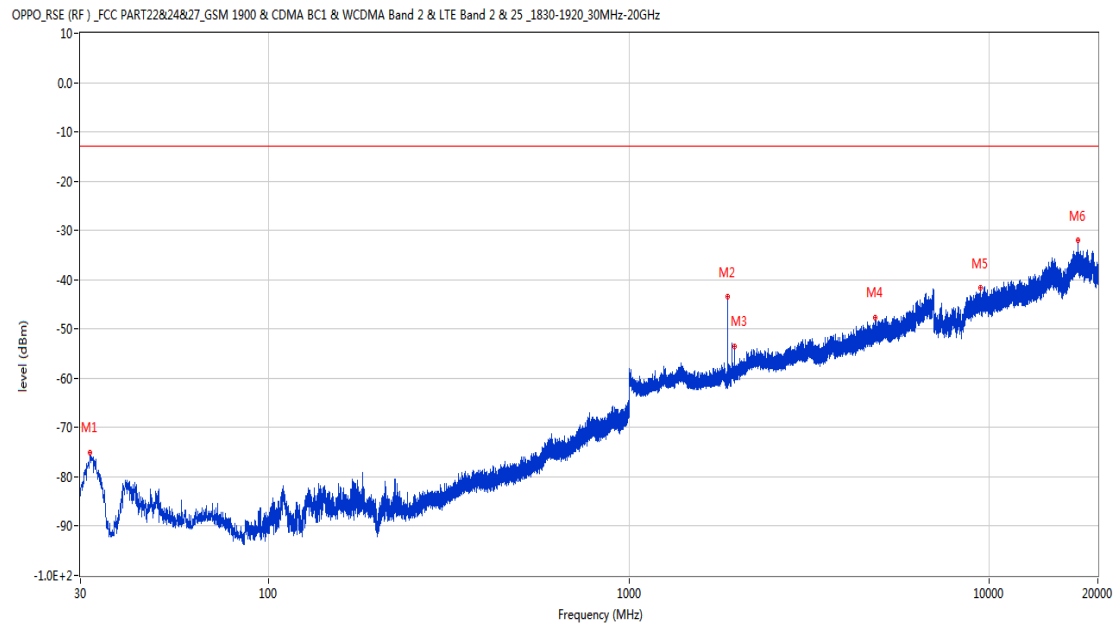
OPPO\_RSE (RF) \_FCC PART22&24&27\_GSM 1900 & CDMA BC1 & WCDMA Band 2 & LTE Band 2 & 25\_1830-1920\_30MHz-20GHz



Frequency (MHz)	Result (dBm)	Factor (dB)	PK Limit (dBm)	Over Limit (dB)	Table (o)	ANT	EUT	Verdict
39.748	-69.53	-18.79	-13.0	-56.53	71.00	Vertical	Horizontal	Pass
1850.200	-50.66	-4.40	-13.0	-37.66	325.00	Vertical	Horizontal	N/A
1930.400	-53.38	-3.80	-13.0	-40.38	229.00	Vertical	Horizontal	N/A
4268.600	-48.39	5.54	-13.0	-35.39	299.00	Vertical	Horizontal	Pass
9698.187	-40.62	16.98	-13.0	-27.62	324.00	Vertical	Horizontal	Pass
17596.987	-33.82	22.00	-13.0	-20.82	300.00	Vertical	Horizontal	Pass

## 4.2 EGPRS 1900 Middle Channel

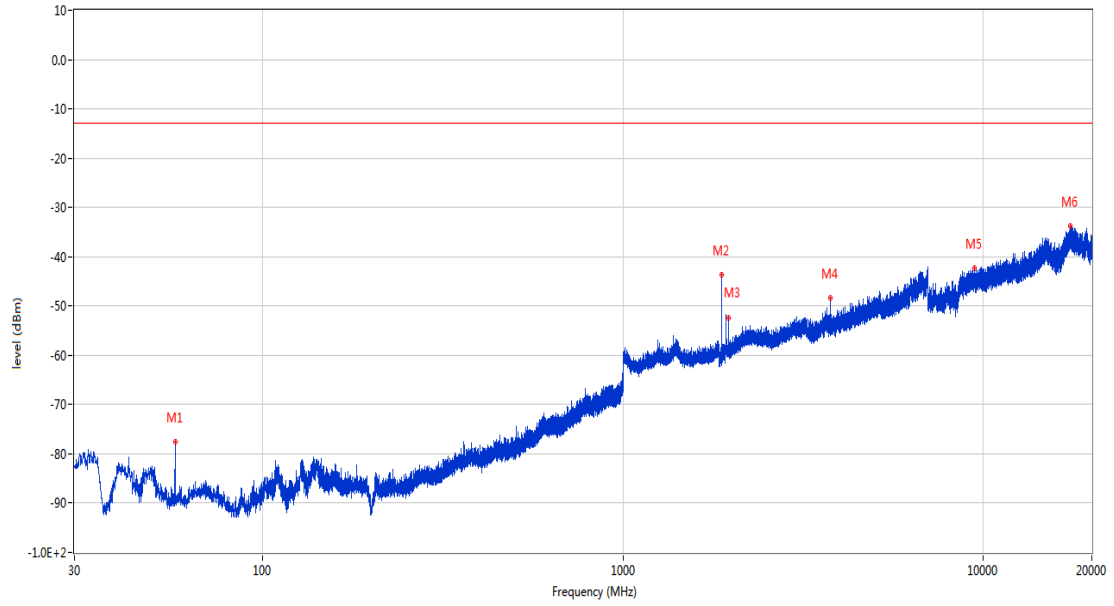
RSE-H&H EGPRS 1900 CH661



Frequency (MHz)	Result (dBm)	Factor (dB)	PK Limit (dBm)	Over Limit (dB)	Table (o)	ANT	EUT	Verdict
31.940	-75.01	-16.99	-13.0	-62.01	126.00	Horizontal	Horizontal	Pass
1880.000	-43.50	-4.03	-13.0	-30.50	308.00	Horizontal	Horizontal	N/A
1959.800	-53.60	-4.68	-13.0	-40.60	223.00	Horizontal	Horizontal	N/A
4827.800	-47.75	6.93	-13.0	-34.75	175.00	Horizontal	Horizontal	Pass
9436.849	-41.74	16.40	-13.0	-28.74	357.00	Horizontal	Horizontal	Pass
17614.025	-32.02	21.84	-13.0	-19.02	109.00	Horizontal	Horizontal	Pass

RSE-H&V EGPRS 1900 CH661

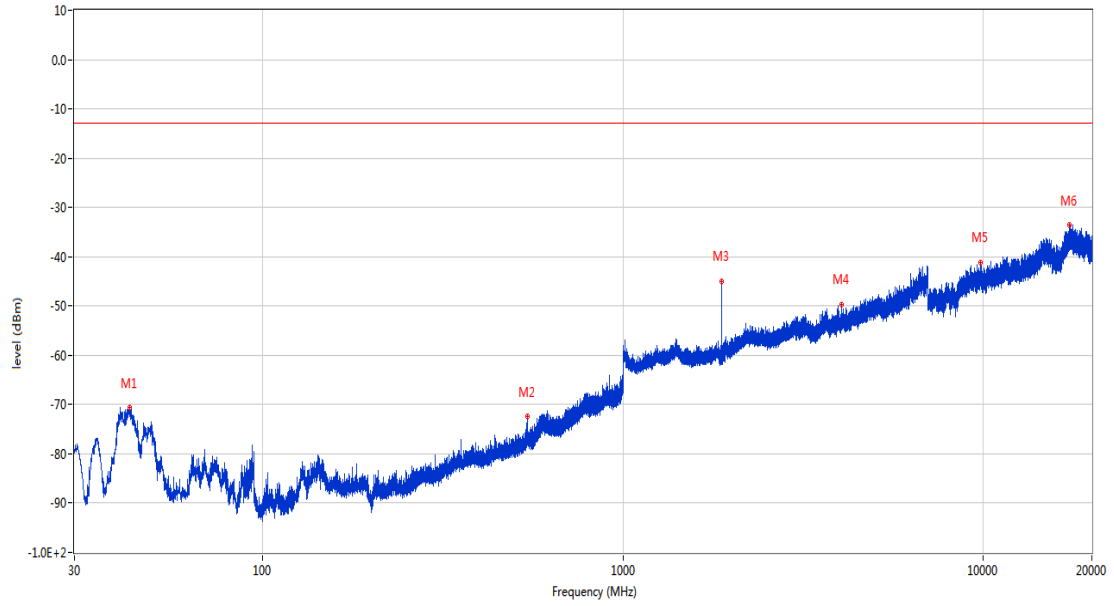
OPPO\_RSE (RF) \_ FCC PART22&24&27\_GSM 1900 & CDMA BC1 & WCDMA Band 2 & LTE Band 2 & 25\_1830-1920\_30MHz-20GHz



Frequency (MHz)	Result (dBm)	Factor (dB)	PK Limit (dBm)	Over Limit (dB)	Table (o)	ANT	EUT	Verdict
57.111	-77.52	-17.26	-13.0	-64.52	251.00	Horizontal	Vertical	Pass
1880.000	-43.63	-4.03	-13.0	-30.63	326.00	Horizontal	Vertical	N/A
1959.800	-52.38	-4.68	-13.0	-39.38	217.00	Horizontal	Vertical	N/A
3759.800	-48.42	3.66	-13.0	-35.42	185.00	Horizontal	Vertical	Pass
9467.900	-42.41	16.34	-13.0	-29.41	0.00	Horizontal	Vertical	Pass
17437.489	-33.86	22.22	-13.0	-20.86	274.00	Horizontal	Vertical	Pass

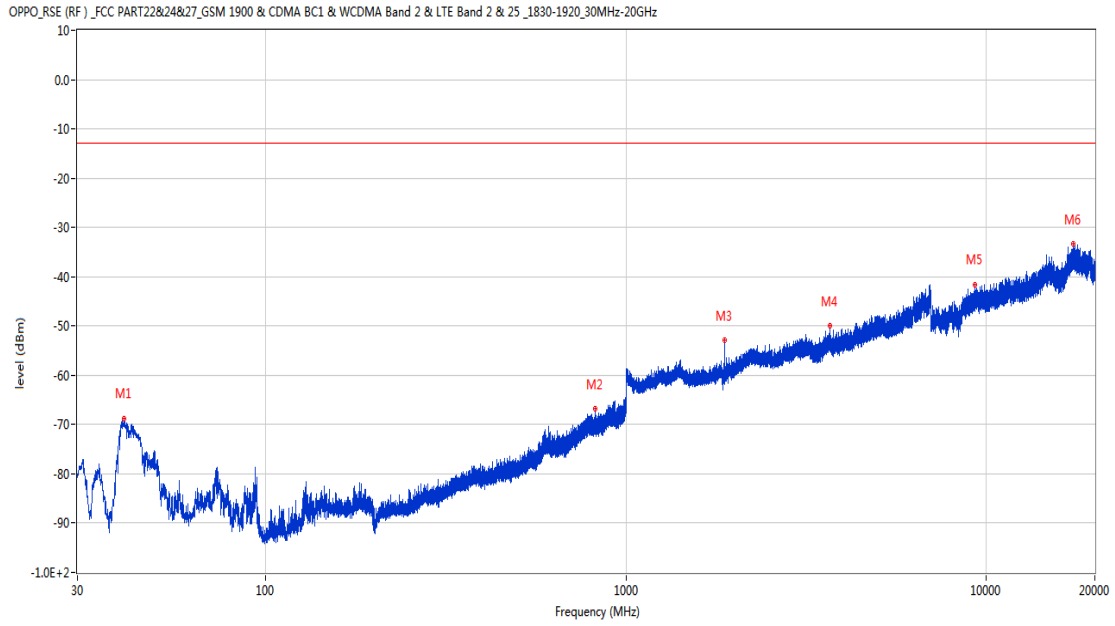
RSE-V&V EGPRS 1900 CH661

OPPO\_RSE (RF) \_ FCC PART22&24&27\_GSM 1900 & CDMA BC1 & WCDMA Band 2 & LTE Band 2 & 25\_1830-1920\_30MHz-20GHz



Frequency (MHz)	Result (dBm)	Factor (dB)	PK Limit (dBm)	Over Limit (dB)	Table (o)	ANT	EUT	Verdict
42.755	-70.61	-16.57	-13.0	-57.61	-2.00	Vertical	Vertical	Pass
541.869	-72.48	-5.79	-13.0	-59.48	50.00	Vertical	Vertical	Pass
1879.900	-44.94	-4.03	-13.0	-31.94	220.00	Vertical	Vertical	N/A
4050.800	-49.78	5.40	-13.0	-36.78	89.00	Vertical	Vertical	Pass
9825.263	-41.25	17.06	-13.0	-28.25	361.00	Vertical	Vertical	Pass
17316.776	-33.47	21.09	-13.0	-20.47	213.00	Vertical	Vertical	Pass

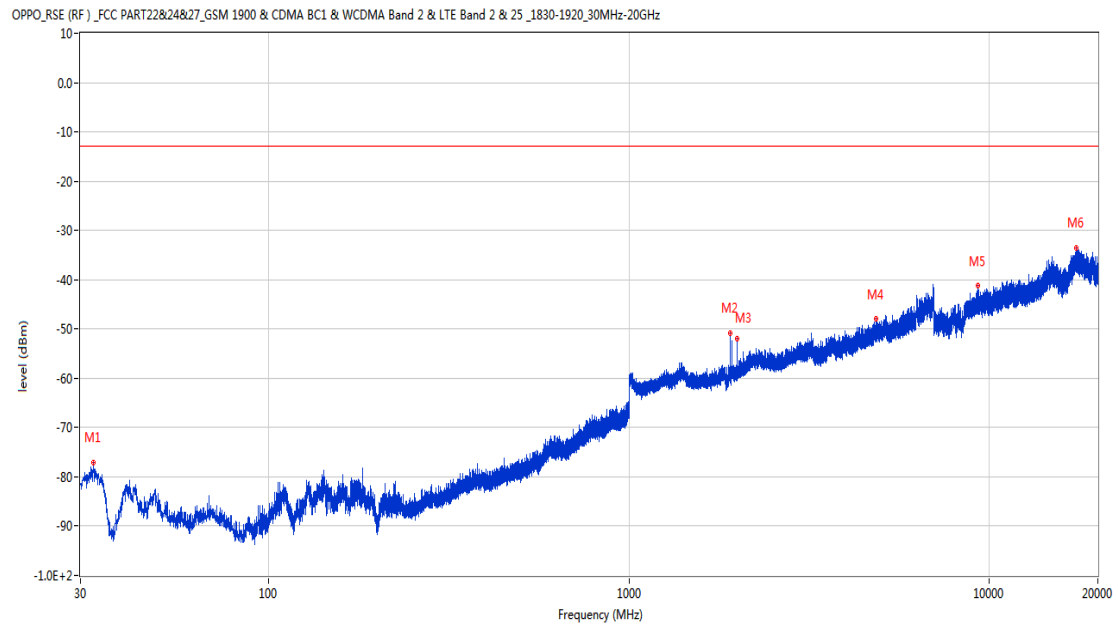
RSE-V&H EGPRS 1900 CH661



Frequency (MHz)	Result (dBm)	Factor (dB)	PK Limit (dBm)	Over Limit (dB)	Table (o)	ANT	EUT	Verdict
40.379	-68.71	-18.34	-13.0	-55.71	66.00	Vertical	Horizontal	Pass
820.647	-66.85	1.34	-13.0	-53.85	362.00	Vertical	Horizontal	Pass
1879.800	-52.82	-4.03	-13.0	-39.82	24.00	Vertical	Horizontal	N/A
3681.200	-50.04	4.60	-13.0	-37.04	360.00	Vertical	Horizontal	Pass
9279.300	-41.69	15.11	-13.0	-28.69	91.00	Vertical	Horizontal	Pass
17426.975	-33.43	22.48	-13.0	-20.43	320.00	Vertical	Horizontal	Pass

### 4.3 EGPRS 1900 High Channel

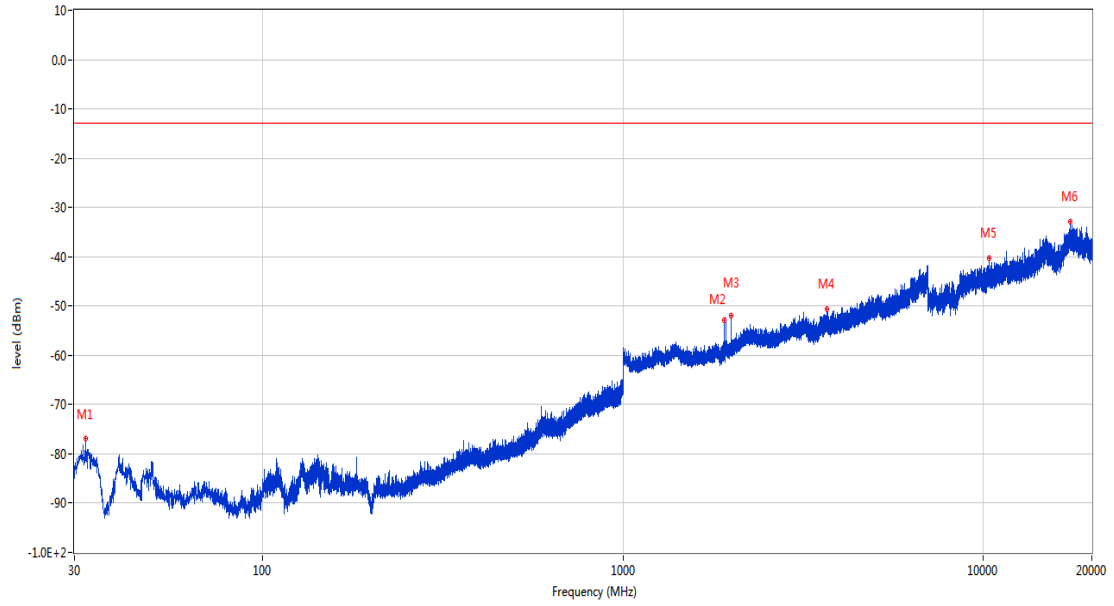
#### RSE-H&H EGPRS 1900 CH810



Frequency (MHz)	Result (dBm)	Factor (dB)	PK Limit (dBm)	Over Limit (dB)	Table (o)	ANT	EUT	Verdict
32.571	-77.05	-16.82	-13.0	-64.05	126.00	Horizontal	Horizontal	Pass
1909.800	-50.95	-3.79	-13.0	-37.95	164.00	Horizontal	Horizontal	N/A
1989.700	-52.00	-4.45	-13.0	-39.00	213.00	Horizontal	Horizontal	N/A
4839.000	-47.94	7.07	-13.0	-34.94	20.00	Horizontal	Horizontal	Pass
9305.463	-41.08	15.58	-13.0	-28.08	271.00	Horizontal	Horizontal	Pass
17429.875	-33.55	22.41	-13.0	-20.55	103.00	Horizontal	Horizontal	Pass

RSE-H&V EGPRS 1900 CH810

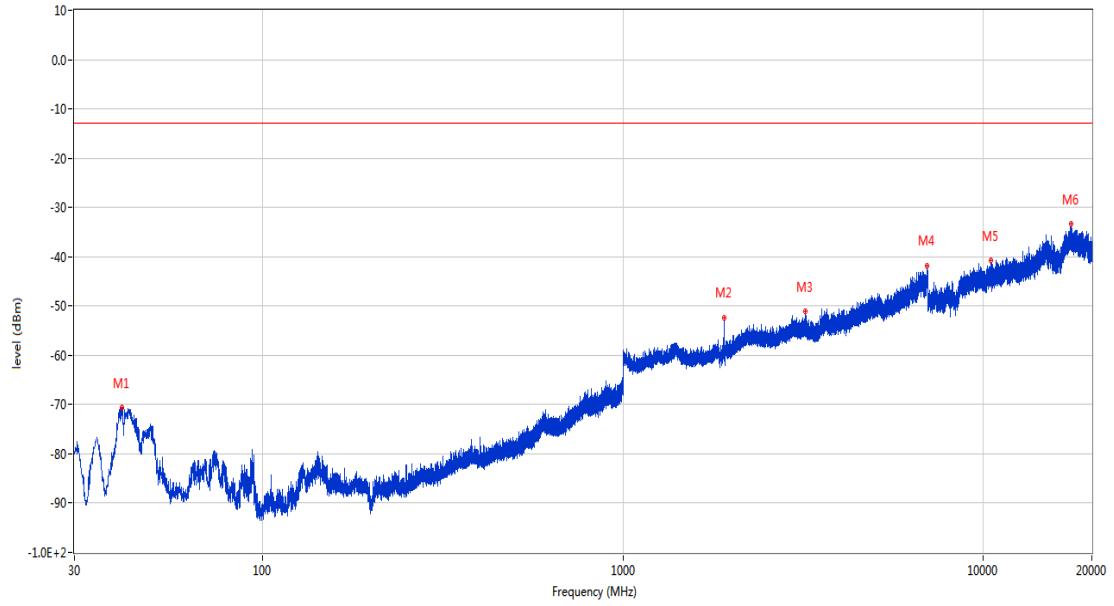
OPPO\_RSE (RF) \_ FCC PART22&24&27\_GSM 1900 & CDMA BC1 & WCDMA Band 2 & LTE Band 2 & 25\_1830-1920\_30MHz-20GHz



Frequency (MHz)	Result (dBm)	Factor (dB)	PK Limit (dBm)	Over Limit (dB)	Table (o)	ANT	EUT	Verdict
32.182	-76.90	-16.84	-13.0	-63.90	100.00	Horizontal	Vertical	Pass
1909.700	-52.93	-3.79	-13.0	-39.93	157.00	Horizontal	Vertical	N/A
1989.800	-51.97	-4.44	-13.0	-38.97	213.00	Horizontal	Vertical	N/A
3686.800	-50.69	4.92	-13.0	-37.69	189.00	Horizontal	Vertical	Pass
10350.238	-40.21	16.94	-13.0	-27.21	237.00	Horizontal	Vertical	Pass
17414.650	-32.99	22.67	-13.0	-19.99	209.00	Horizontal	Vertical	Pass

RSE-V&V EGPRS 1900 CH810

OPPO\_RSE (RF) \_FCC PART22&24&27\_GSM 1900 & CDMA BC1 & WCDMA Band 2 & LTE Band 2 & 25\_1830-1920\_30MHz-20GHz

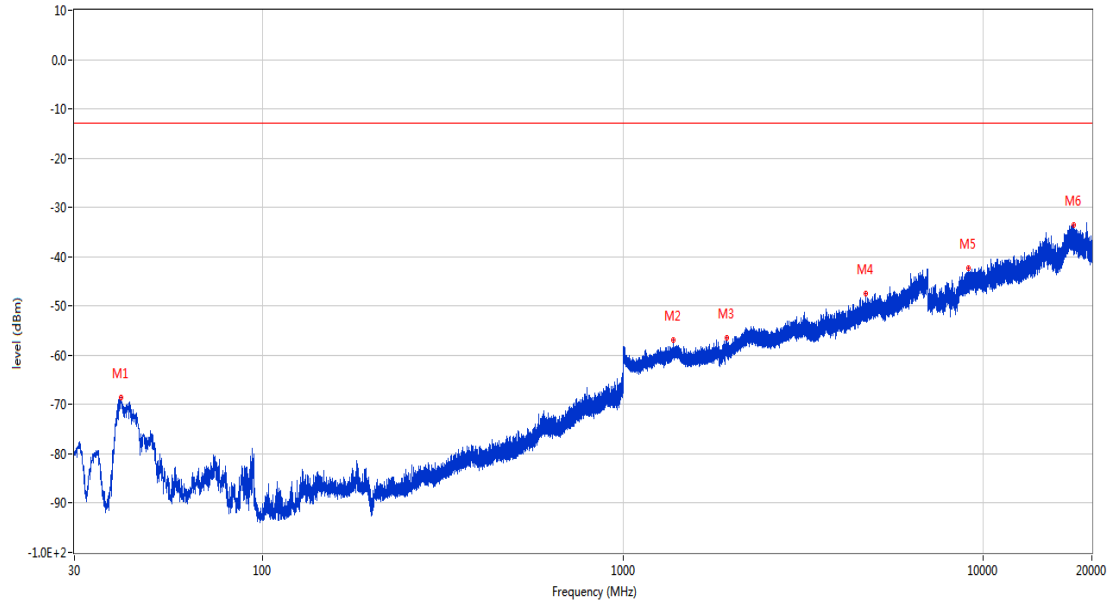


Frequency (MHz)	Result (dBm)	Factor (dB)	PK Limit (dBm)	Over Limit (dB)	Table (o)	ANT	EUT	Verdict
40.670	-70.58	-18.12	-13.0	-57.58	75.00	Vertical	Vertical	Pass
1909.600	-52.33	-3.79	-13.0	-39.33	226.00	Vertical	Vertical	N/A
3210.400	-51.06	3.48	-13.0	-38.06	296.00	Vertical	Vertical	Pass
6978.400	-41.91	13.94	-13.0	-28.91	104.00	Vertical	Vertical	Pass
10502.901	-40.69	16.43	-13.0	-27.69	338.00	Vertical	Vertical	Pass
17558.198	-33.28	22.48	-13.0	-20.28	321.00	Vertical	Vertical	Pass



RSE-V&H EGPRS 1900 CH810

OPPO\_RSE (RF) \_FCC PART2&24&27\_GSM 1900 & CDMA BC1 & WCDMA Band 2 & LTE Band 2 & 25\_1830-1920\_30MHz-20GHz

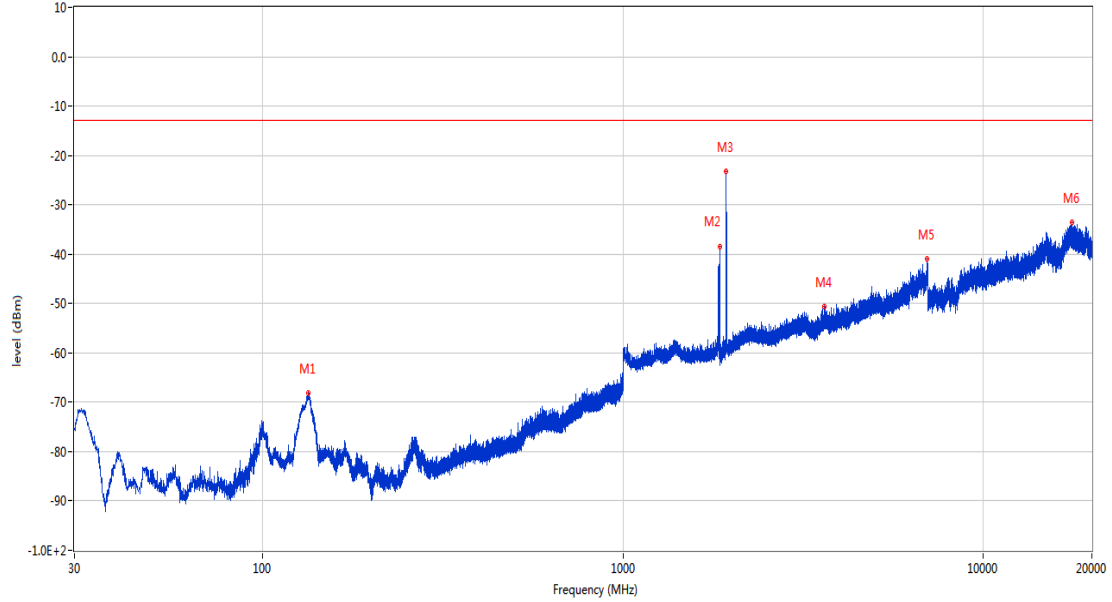


Frequency (MHz)	Result (dBm)	Factor (dB)	PK Limit (dBm)	Over Limit (dB)	Table (o)	ANT	EUT	Verdict
40.428	-68.57	-18.30	-13.0	-55.57	55.00	Vertical	Horizontal	Pass
1381.300	-56.99	-4.16	-13.0	-43.99	194.00	Vertical	Horizontal	Pass
1936.700	-56.48	-3.86	-13.0	-43.48	360.00	Vertical	Horizontal	Pass
4703.400	-47.53	6.01	-13.0	-34.53	293.00	Vertical	Horizontal	Pass
9090.700	-42.35	14.93	-13.0	-29.35	218.00	Vertical	Horizontal	Pass
17763.738	-33.58	21.41	-13.0	-20.58	8.00	Vertical	Horizontal	Pass

WCDMA  
 5 WCDMA Band 2  
 5.1 WCDMA Band 2 Low Channel

RSE-H&H WCDMA Band 2 CH9262

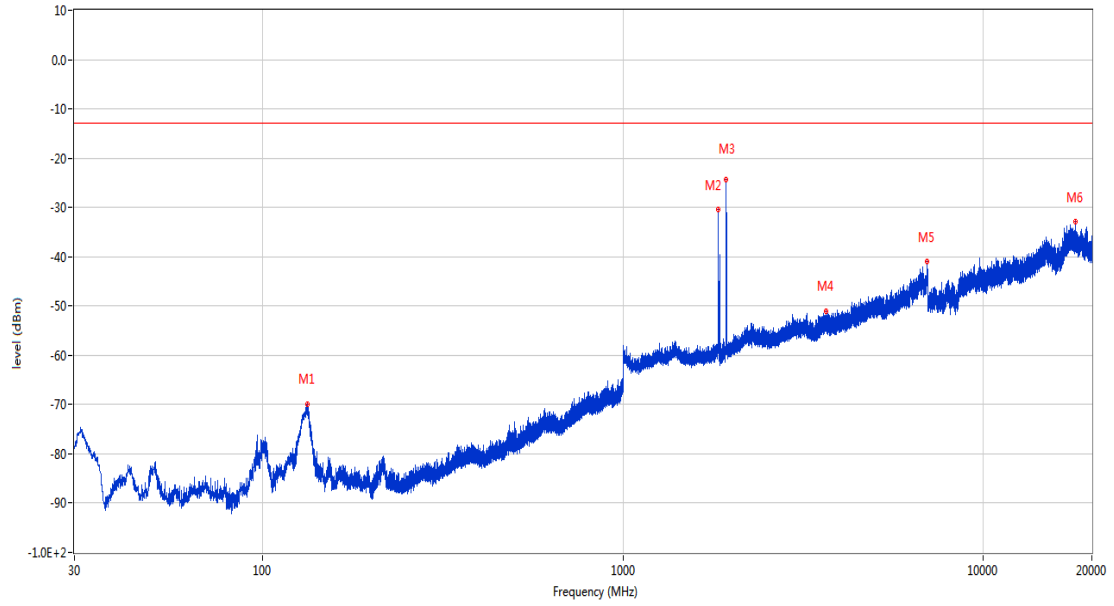
OPPO\_RSE (RF) \_FCC PART22&24&27\_GSM 1900 & CDMA BC1 & WCDMA Band 2 & LTE Band 2 & 25\_1830-1920\_30MHz-20GHz



Frequency (MHz)	Result (dBm)	Factor (dB)	PK Limit (dBm)	Over Limit (dB)	Table (o)	ANT	EUT	Verdict
133.887	-68.09	-17.78	-13.0	-55.09	36.00	Horizontal	Horizontal	Pass
1853.400	-38.55	-4.36	-13.0	-25.55	298.00	Horizontal	Horizontal	N/A
1932.300	-23.31	-3.80	-13.0	-10.31	226.00	Horizontal	Horizontal	N/A
3608.600	-50.66	3.27	-13.0	-37.66	21.00	Horizontal	Horizontal	Pass
6985.400	-41.00	13.70	-13.0	-28.00	100.00	Horizontal	Horizontal	Pass
17603.150	-33.50	21.94	-13.0	-20.50	33.00	Horizontal	Horizontal	Pass

RSE-H&V WCDMA Band 2 CH9262

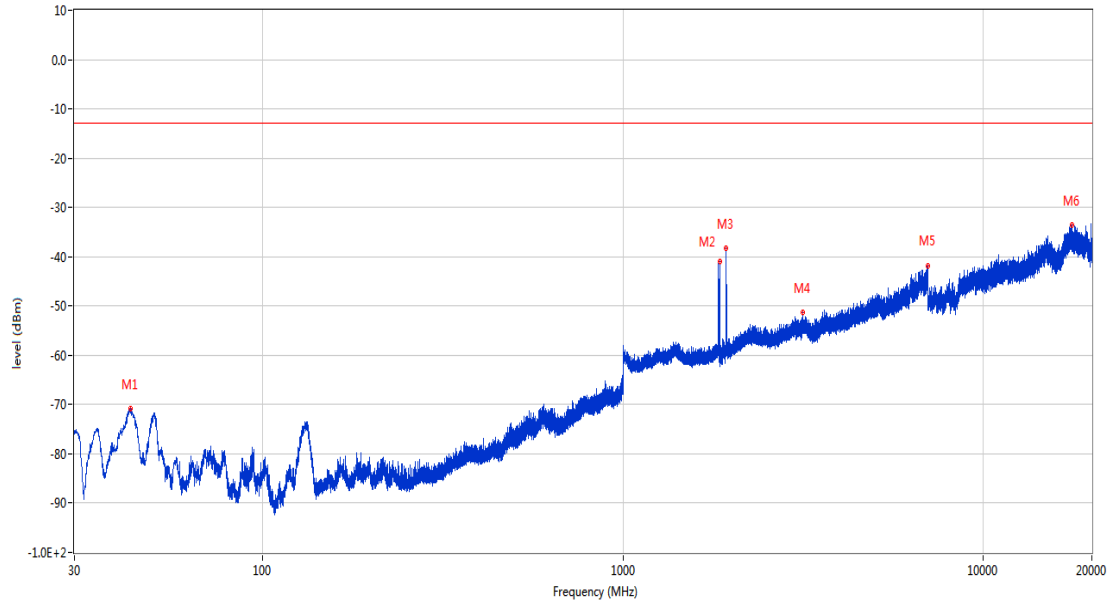
OPPO\_RSE (RF) \_ FCC PART22&24&27\_GSM 1900 & CDMA BC1 & WCDMA Band 2 & LTE Band 2 & 25\_1830-1920\_30MHz-20GHz



Frequency (MHz)	Result (dBm)	Factor (dB)	PK Limit (dBm)	Over Limit (dB)	Table (o)	ANT	EUT	Verdict
132.771	-69.91	-17.86	-13.0	-56.91	17.00	Horizontal	Vertical	Pass
1840.200	-30.50	-4.43	-13.0	-17.50	125.00	Horizontal	Vertical	N/A
1933.700	-24.38	-3.81	-13.0	-11.38	230.00	Horizontal	Vertical	N/A
3654.800	-51.04	4.22	-13.0	-38.04	102.00	Horizontal	Vertical	Pass
6991.600	-40.99	13.52	-13.0	-27.99	187.00	Horizontal	Vertical	Pass
18016.762	-32.98	22.93	-13.0	-19.98	298.00	Horizontal	Vertical	Pass

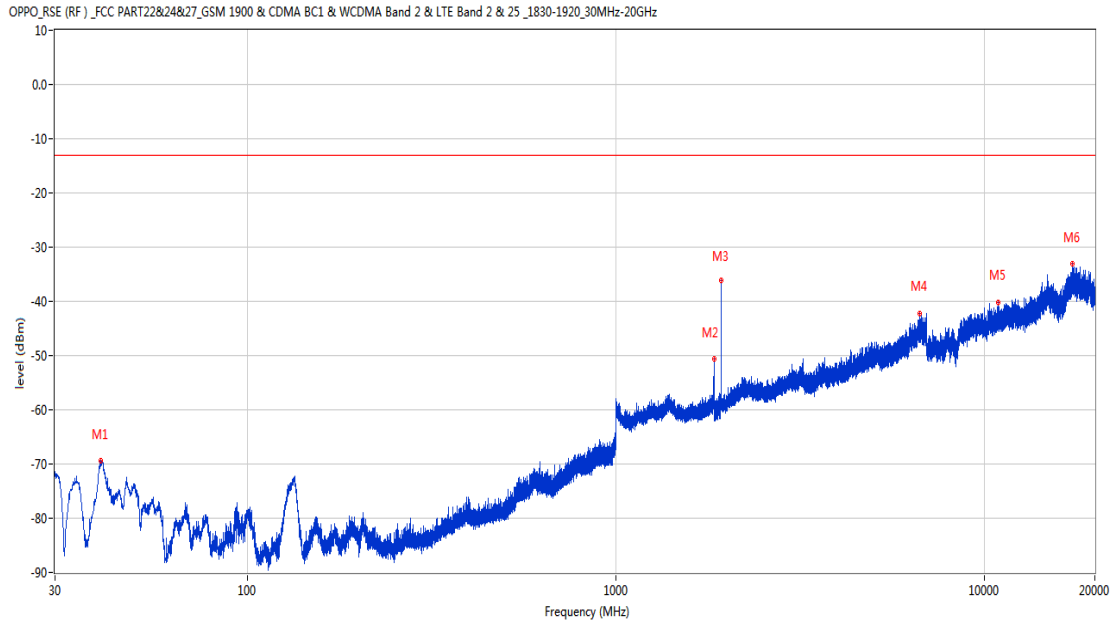
RSE-V&V WCDMA Band 2 CH9262

OPPO\_RSE (RF) \_ FCC PART22&24&27\_GSM 1900 & CDMA BC1 & WCDMA Band 2 & LTE Band 2 & 25\_1830-1920\_30MHz-20GHz



Frequency (MHz)	Result (dBm)	Factor (dB)	PK Limit (dBm)	Over Limit (dB)	Table (o)	ANT	EUT	Verdict
42.998	-70.84	-16.33	-13.0	-57.84	0.00	Vertical	Vertical	Pass
1853.600	-40.87	-4.36	-13.0	-27.87	217.00	Vertical	Vertical	N/A
1932.500	-38.26	-3.80	-13.0	-25.26	270.00	Vertical	Vertical	N/A
3156.200	-51.39	2.91	-13.0	-38.39	62.00	Vertical	Vertical	Pass
6996.600	-41.78	13.58	-13.0	-28.78	358.00	Vertical	Vertical	Pass
17600.612	-33.63	21.96	-13.0	-20.63	12.00	Vertical	Vertical	Pass

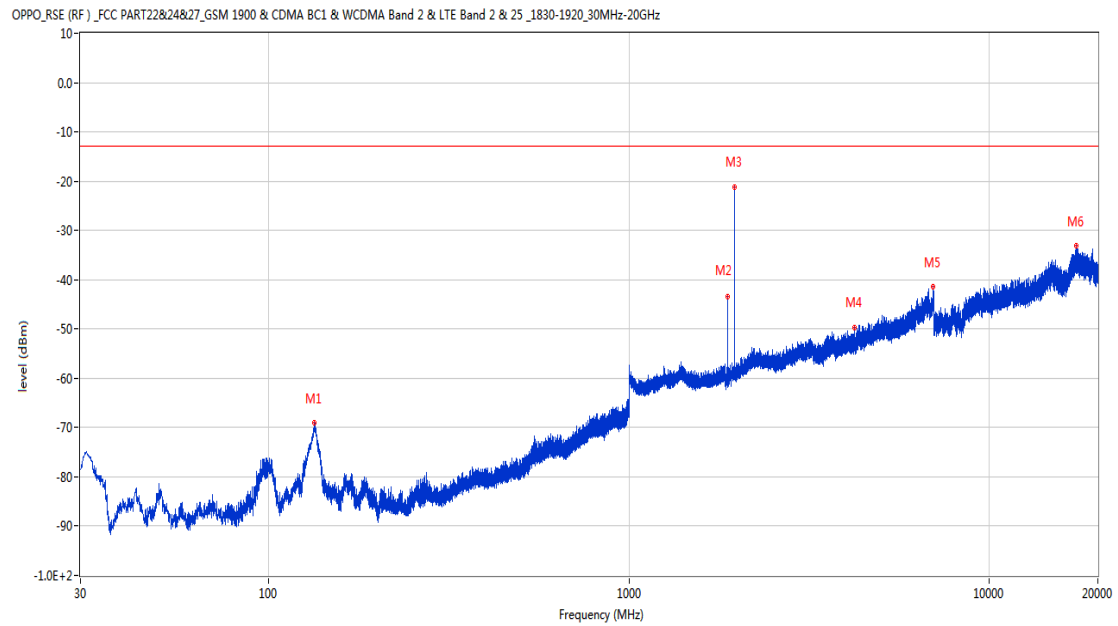
RSE-V&H WCDMA Band 2 CH9262



Frequency (MHz)	Result (dBm)	Factor (dB)	PK Limit (dBm)	Over Limit (dB)	Table (o)	ANT	EUT	Verdict
39.991	-69.44	-18.63	-13.0	-56.44	44.00	Vertical	Horizontal	Pass
1853.000	-50.64	-4.37	-13.0	-37.64	121.00	Vertical	Horizontal	N/A
1931.400	-36.05	-3.80	-13.0	-23.05	129.00	Vertical	Horizontal	N/A
6672.000	-42.24	11.59	-13.0	-29.24	212.00	Vertical	Horizontal	Pass
10947.951	-40.30	16.55	-13.0	-27.30	264.00	Vertical	Horizontal	Pass
17345.413	-33.08	21.18	-13.0	-20.08	186.00	Vertical	Horizontal	Pass

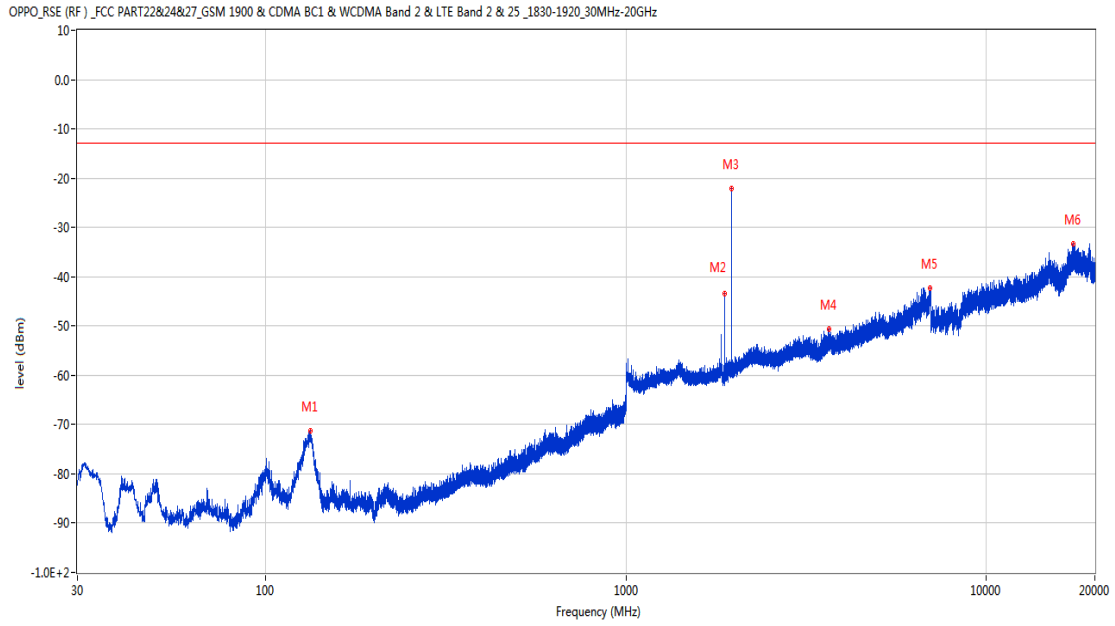
## 5.2 WCDMA Band 2 Middle Channel

RSE-H&H WCDMA Band 2 CH9400



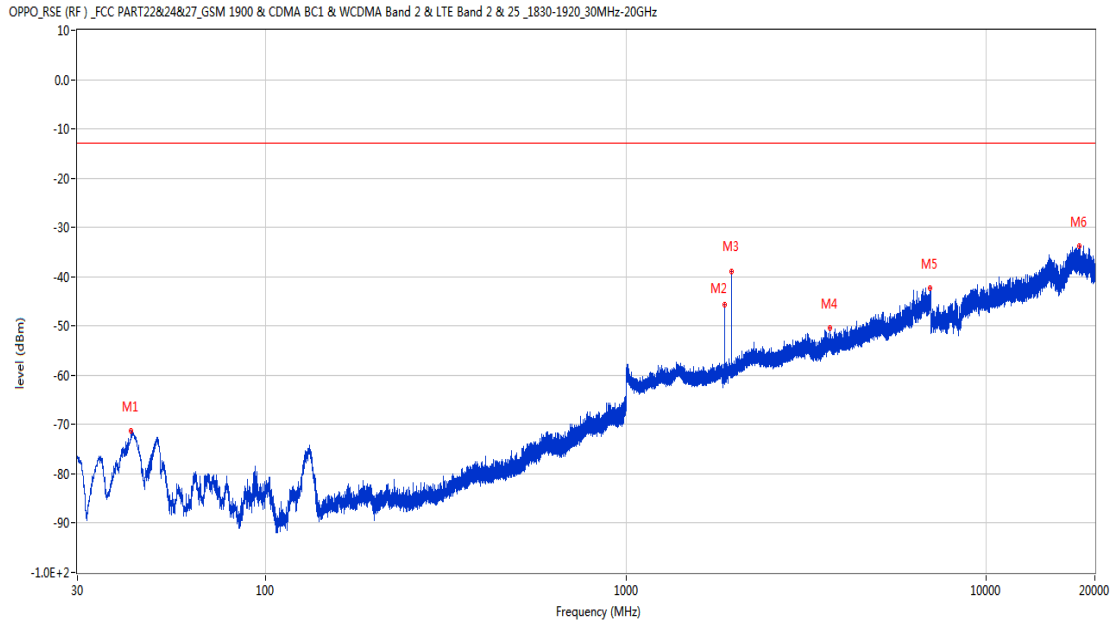
Frequency (MHz)	Result (dBm)	Factor (dB)	PK Limit (dBm)	Over Limit (dB)	Table (o)	ANT	EUT	Verdict
133.596	-69.07	-17.80	-13.0	-56.07	188.00	Horizontal	Horizontal	Pass
1878.800	-43.44	-4.05	-13.0	-30.44	292.00	Horizontal	Horizontal	N/A
1960.700	-21.15	-4.69	-13.0	-8.15	222.00	Horizontal	Horizontal	N/A
4212.400	-49.71	4.81	-13.0	-36.71	178.00	Horizontal	Horizontal	Pass
6987.000	-41.30	13.69	-13.0	-28.30	262.00	Horizontal	Horizontal	Pass
17394.350	-33.20	22.58	-13.0	-20.20	226.00	Horizontal	Horizontal	Pass

RSE-H&V WCDMA Band 2 CH9400



Frequency (MHz)	Result (dBm)	Factor (dB)	PK Limit (dBm)	Over Limit (dB)	Table (o)	ANT	EUT	Verdict
132.917	-71.37	-17.85	-13.0	-58.37	31.00	Horizontal	Vertical	Pass
1879.100	-43.46	-4.04	-13.0	-30.46	334.00	Horizontal	Vertical	N/A
1959.600	-22.16	-4.68	-13.0	-9.16	102.00	Horizontal	Vertical	N/A
3650.600	-50.50	4.46	-13.0	-37.50	262.00	Horizontal	Vertical	Pass
6992.600	-42.21	13.59	-13.0	-29.21	236.00	Horizontal	Vertical	Pass
17389.638	-33.37	22.46	-13.0	-20.37	263.00	Horizontal	Vertical	Pass

RSE-V&V WCDMA Band 2 CH9400

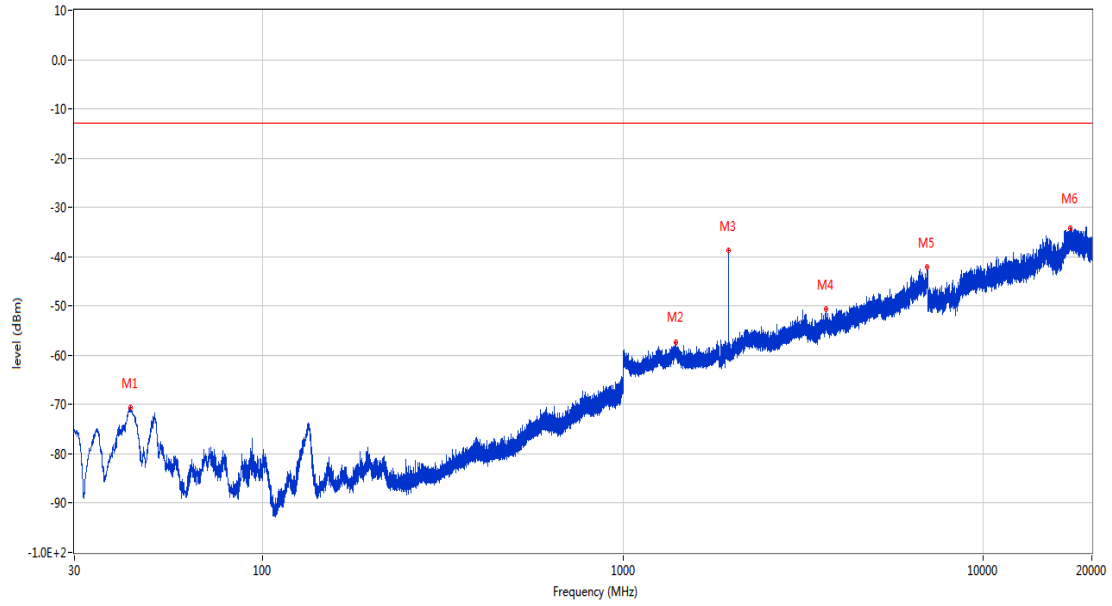


Frequency (MHz)	Result (dBm)	Factor (dB)	PK Limit (dBm)	Over Limit (dB)	Table (o)	ANT	EUT	Verdict
42.173	-71.35	-17.16	-13.0	-58.35	-1.00	Vertical	Vertical	Pass
1878.900	-45.71	-4.05	-13.0	-32.71	264.00	Vertical	Vertical	N/A
1960.900	-38.88	-4.69	-13.0	-25.88	9.00	Vertical	Vertical	N/A
3681.000	-50.44	4.60	-13.0	-37.44	98.00	Vertical	Vertical	Pass
6991.800	-42.26	13.53	-13.0	-29.26	78.00	Vertical	Vertical	Pass
18087.449	-33.82	22.37	-13.0	-20.82	236.00	Vertical	Vertical	Pass



RSE-V&H WCDMA Band 2 CH9400

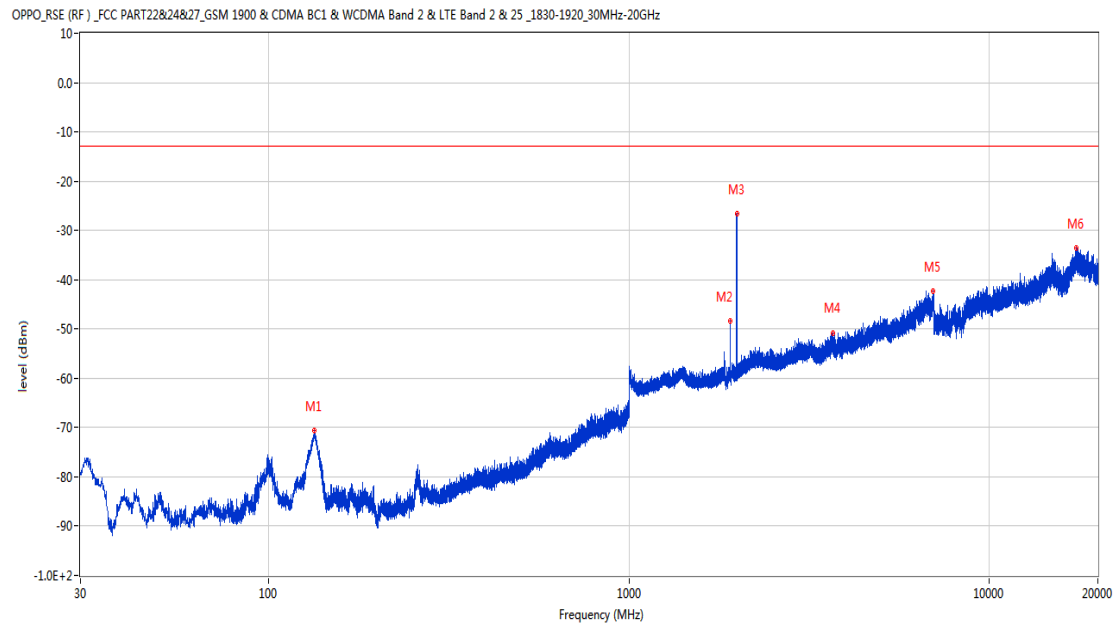
OPPO\_RSE (RF) \_ FCC PART22&24&27\_GSM 1900 & CDMA BC1 & WCDMA Band 2 & LTE Band 2 & 25\_1830-1920\_30MHz-20GHz



Frequency (MHz)	Result (dBm)	Factor (dB)	PK Limit (dBm)	Over Limit (dB)	Table (o)	ANT	EUT	Verdict
42.852	-70.67	-16.47	-13.0	-57.67	7.00	Vertical	Horizontal	Pass
1400.100	-57.33	-3.67	-13.0	-44.33	298.00	Vertical	Horizontal	Pass
1959.000	-38.82	-4.67	-13.0	-25.82	218.00	Vertical	Horizontal	N/A
3657.000	-50.61	4.05	-13.0	-37.61	294.00	Vertical	Horizontal	Pass
6988.400	-42.18	13.53	-13.0	-29.18	258.00	Vertical	Horizontal	Pass
17392.900	-34.22	22.54	-13.0	-21.22	33.00	Vertical	Horizontal	Pass

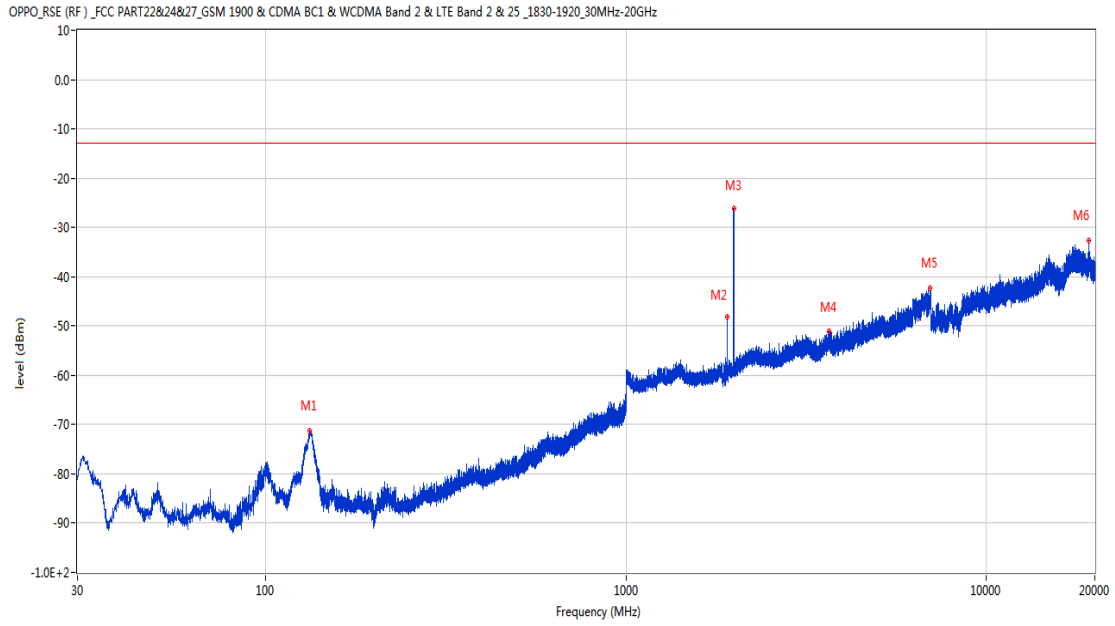
### 5.3 WCDMA Band 2 High Channel

RSE-H&H WCDMA Band 2 CH9538



Frequency (MHz)	Result (dBm)	Factor (dB)	PK Limit (dBm)	Over Limit (dB)	Table (o)	ANT	EUT	Verdict
133.742	-70.51	-17.79	-13.0	-57.51	190.00	Horizontal	Horizontal	Pass
1906.500	-48.39	-3.79	-13.0	-35.39	281.00	Horizontal	Horizontal	N/A
1989.100	-26.68	-4.48	-13.0	-13.68	219.00	Horizontal	Horizontal	N/A
3685.800	-50.79	4.82	-13.0	-37.79	269.00	Horizontal	Horizontal	Pass
6993.000	-42.31	13.63	-13.0	-29.31	136.00	Horizontal	Horizontal	Pass
17441.114	-33.47	22.13	-13.0	-20.47	361.00	Horizontal	Horizontal	Pass

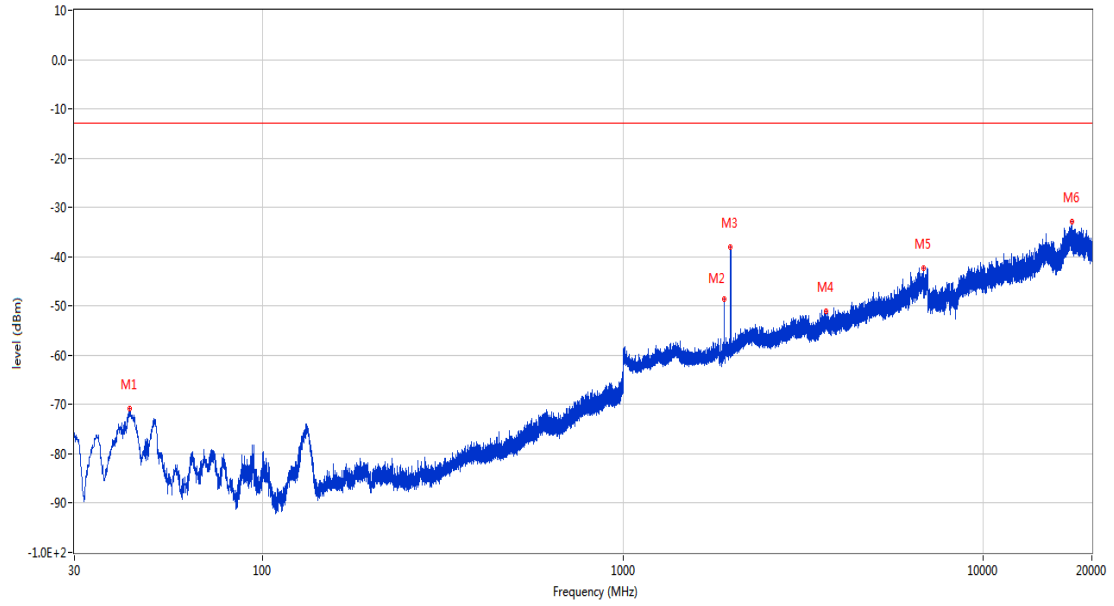
RSE-H&V WCDMA Band 2 CH9538



Frequency (MHz)	Result (dBm)	Factor (dB)	PK Limit (dBm)	Over Limit (dB)	Table (o)	ANT	EUT	Verdict
132.432	-71.16	-17.88	-13.0	-58.16	28.00	Horizontal	Vertical	Pass
1906.500	-48.12	-3.79	-13.0	-35.12	186.00	Horizontal	Vertical	N/A
1989.200	-26.07	-4.48	-13.0	-13.07	225.00	Horizontal	Vertical	N/A
3649.000	-51.16	4.49	-13.0	-38.16	37.00	Horizontal	Vertical	Pass
6967.200	-42.28	13.33	-13.0	-29.28	333.00	Horizontal	Vertical	Pass
19289.864	-32.54	26.98	-13.0	-19.54	58.00	Horizontal	Vertical	Pass

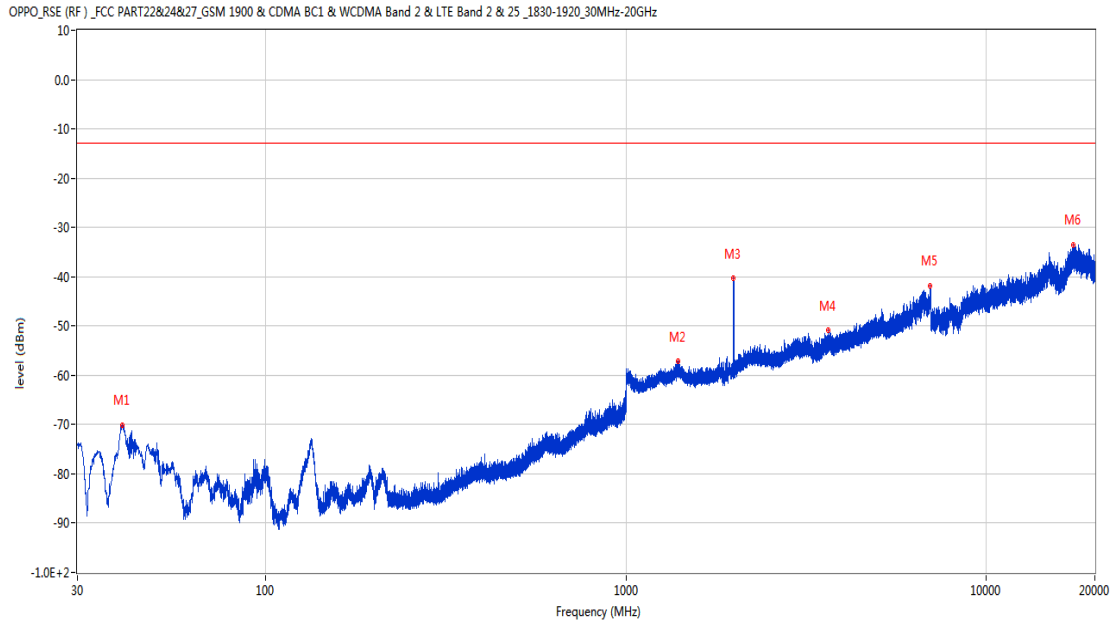
RSE-V&V WCDMA Band 2 CH9538

OPPO\_RSE (RF) \_ FCC PART22&24&27\_GSM 1900 & CDMA BC1 & WCDMA Band 2 & LTE Band 2 & 25\_1830-1920\_30MHz-20GHz



Frequency (MHz)	Result (dBm)	Factor (dB)	PK Limit (dBm)	Over Limit (dB)	Table (o)	ANT	EUT	Verdict
42.707	-70.72	-16.62	-13.0	-57.72	4.00	Vertical	Vertical	Pass
1906.900	-48.66	-3.79	-13.0	-35.66	210.00	Vertical	Vertical	N/A
1989.000	-38.01	-4.48	-13.0	-25.01	141.00	Vertical	Vertical	N/A
3648.800	-51.12	4.49	-13.0	-38.12	98.00	Vertical	Vertical	Pass
6807.400	-42.20	12.15	-13.0	-29.20	347.00	Vertical	Vertical	Pass
17591.187	-32.85	22.07	-13.0	-19.85	274.00	Vertical	Vertical	Pass

RSE-V&H WCDMA Band 2 CH9538

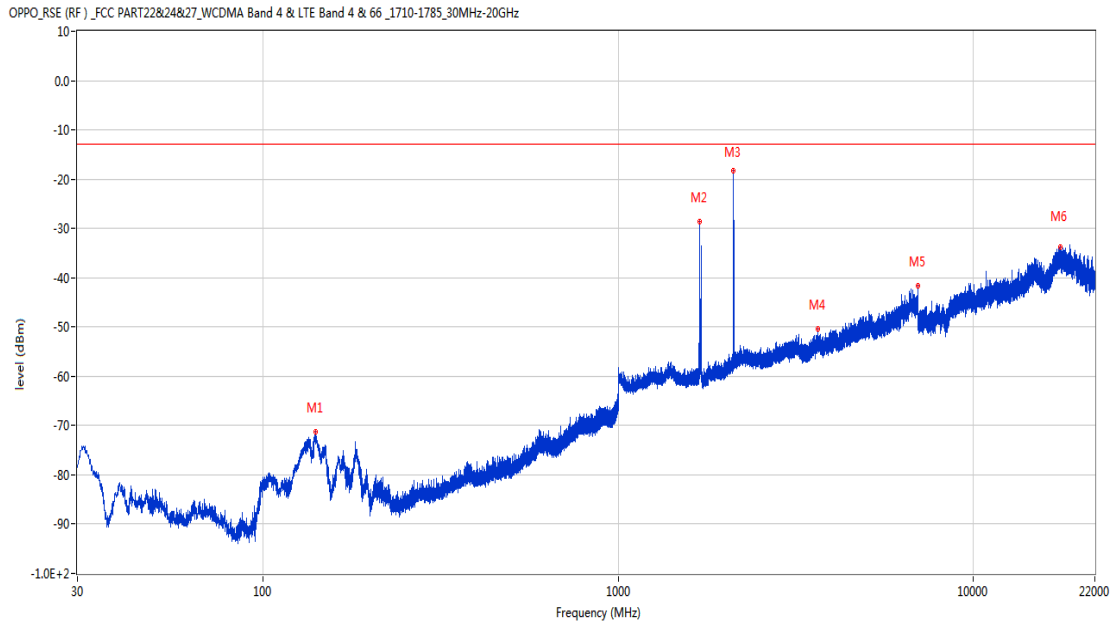


Frequency (MHz)	Result (dBm)	Factor (dB)	PK Limit (dBm)	Over Limit (dB)	Table (o)	ANT	EUT	Verdict
40.039	-70.04	-18.59	-13.0	-57.04	119.00	Vertical	Horizontal	Pass
1392.400	-57.19	-4.04	-13.0	-44.19	281.00	Vertical	Horizontal	Pass
1988.600	-40.26	-4.47	-13.0	-27.26	156.00	Vertical	Horizontal	N/A
3648.000	-50.75	4.48	-13.0	-37.75	97.00	Vertical	Horizontal	Pass
6993.600	-41.85	13.65	-13.0	-28.85	345.00	Vertical	Horizontal	Pass
17433.500	-33.48	22.32	-13.0	-20.48	215.00	Vertical	Horizontal	Pass

## 6 WCDMA Band 4

### 6.1 WCDMA Band 4 Low Channel

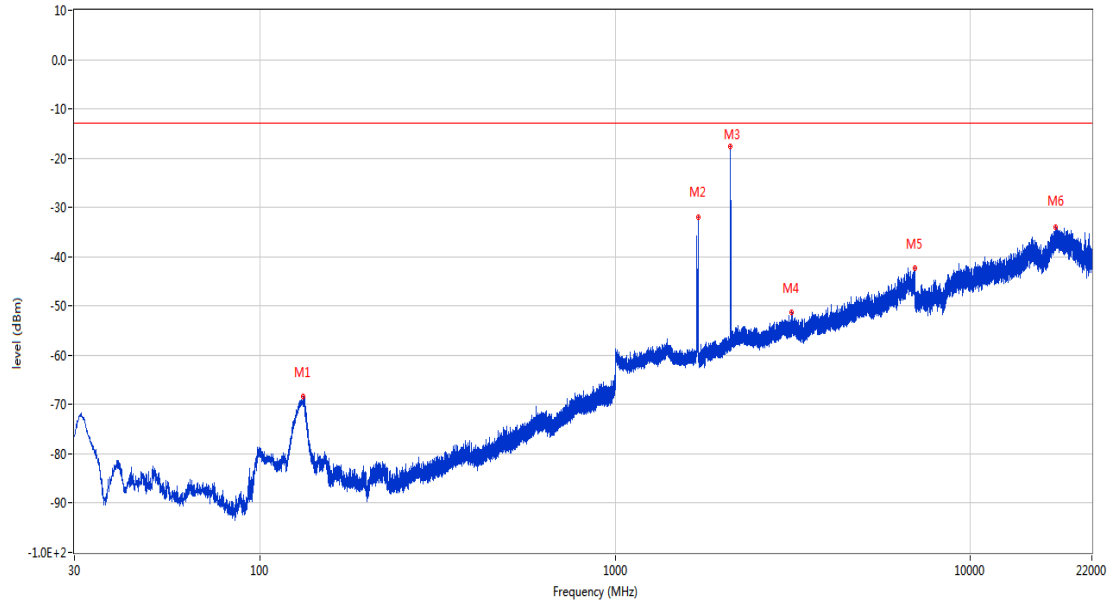
RSE-H&H WCDMA Band 4 CH1312



Frequency (MHz)	Result (dBm)	Factor (dB)	PK Limit (dBm)	Over Limit (dB)	Table (o)	ANT	EUT	Verdict
140.192	-71.31	-16.74	-13.0	-58.31	219.00	Horizontal	Horizontal	Pass
1698.000	-28.64	-4.80	-13.0	-15.64	32.00	Horizontal	Horizontal	N/A
2112.700	-18.30	-2.88	-13.0	-5.30	216.00	Horizontal	Horizontal	N/A
3651.800	-50.49	4.39	-13.0	-37.49	249.00	Horizontal	Horizontal	Pass
6992.800	-41.54	13.61	-13.0	-28.54	290.00	Horizontal	Horizontal	Pass
17620.589	-33.74	21.78	-13.0	-20.74	229.00	Horizontal	Horizontal	Pass

RSE-H&V WCDMA Band 4 CH1312

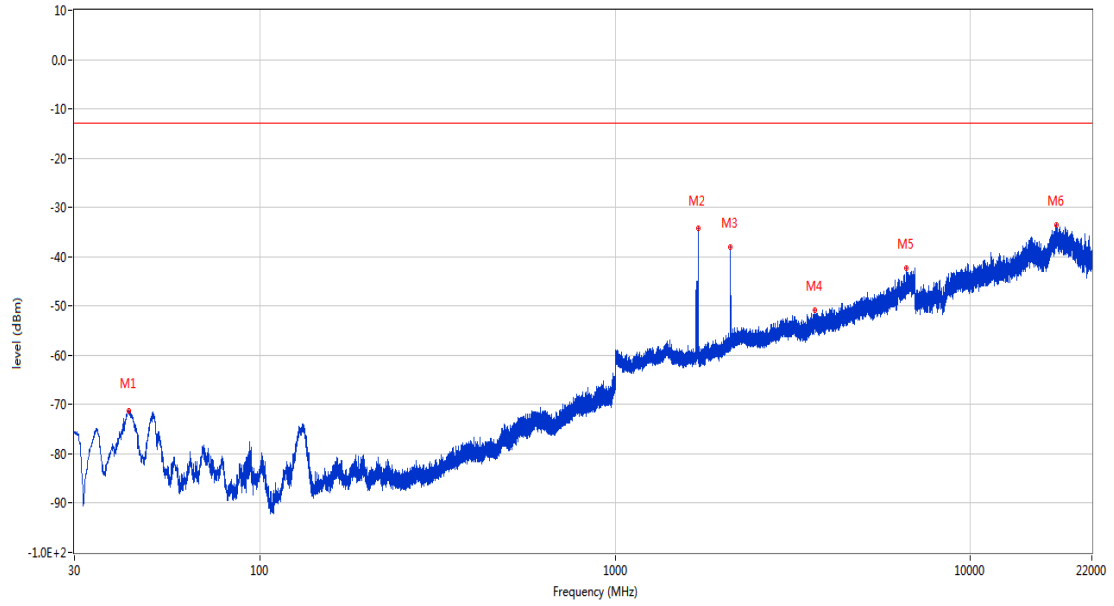
OPPO\_RSE (RF) \_ FCC PART22&24&27\_WCDMA Band 4 & LTE Band 4 & 66 \_1710-1785\_30MHz-20GHz



Frequency (MHz)	Result (dBm)	Factor (dB)	PK Limit (dBm)	Over Limit (dB)	Table (o)	ANT	EUT	Verdict
132.529	-68.35	-17.98	-13.0	-55.35	50.00	Horizontal	Vertical	Pass
1712.300	-31.90	-4.53	-13.0	-18.90	160.00	Horizontal	Vertical	N/A
2114.100	-17.68	-2.89	-13.0	-4.68	208.00	Horizontal	Vertical	N/A
3132.200	-51.23	2.28	-13.0	-38.23	235.00	Horizontal	Vertical	Pass
6996.400	-42.25	13.58	-13.0	-29.25	140.00	Horizontal	Vertical	Pass
17424.026	-33.92	22.55	-13.0	-20.92	53.00	Horizontal	Vertical	Pass

RSE-V&V WCDMA Band 4 CH1312

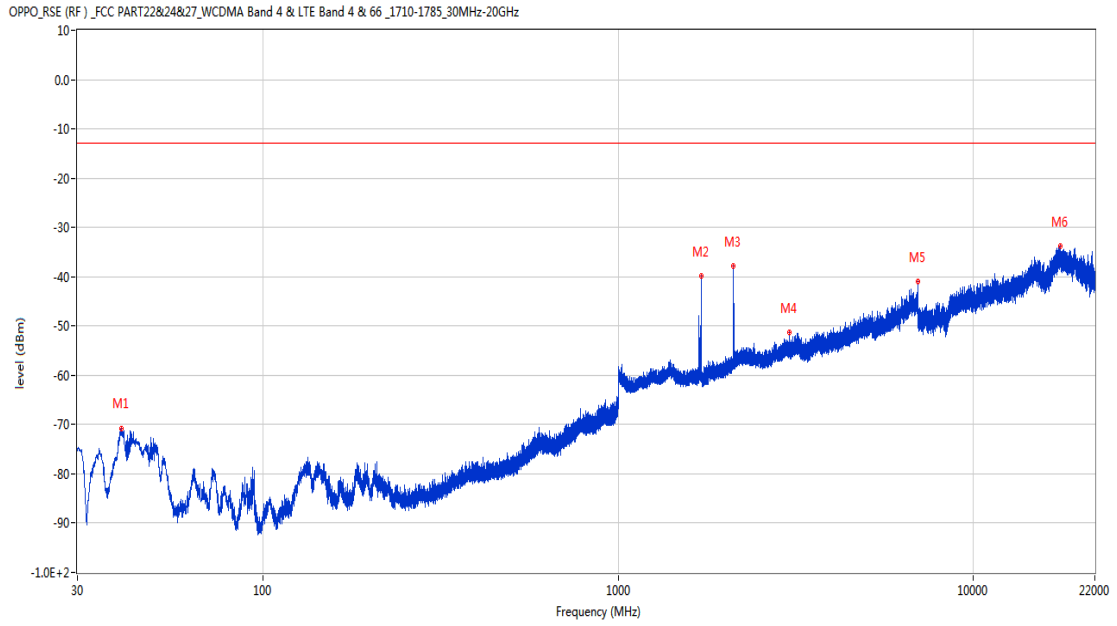
OPPO\_RSE (RF) \_ FCC PART22&24&27\_WCDMA Band 4 & LTE Band 4 & 66 \_1710-1785\_30MHz-20GHz



Frequency (MHz)	Result (dBm)	Factor (dB)	PK Limit (dBm)	Over Limit (dB)	Table (o)	ANT	EUT	Verdict
42.658	-71.21	-16.70	-13.0	-58.21	-1.00	Vertical	Vertical	Pass
1712.000	-34.31	-4.53	-13.0	-21.31	279.00	Vertical	Vertical	N/A
2112.800	-37.94	-2.88	-13.0	-24.94	159.00	Vertical	Vertical	N/A
3655.600	-50.83	4.17	-13.0	-37.83	162.00	Vertical	Vertical	Pass
6606.400	-42.32	12.22	-13.0	-29.32	108.00	Vertical	Vertical	Pass
17461.948	-33.66	21.74	-13.0	-20.66	210.00	Vertical	Vertical	Pass



RSE-V&H WCDMA Band 4 CH1312

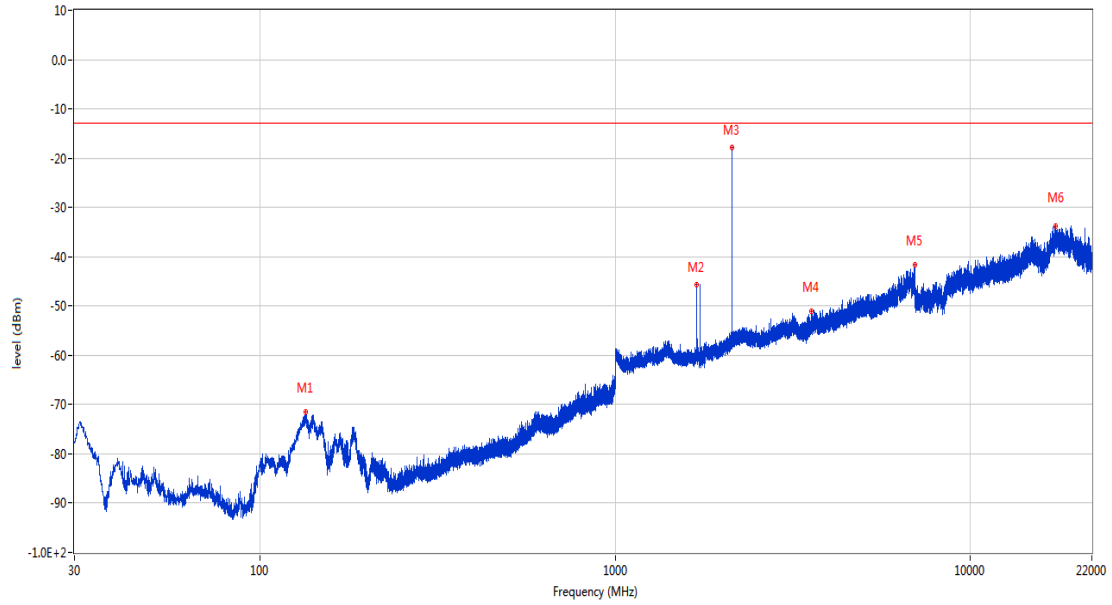


Frequency (MHz)	Result (dBm)	Factor (dB)	PK Limit (dBm)	Over Limit (dB)	Table (o)	ANT	EUT	Verdict
39.846	-70.85	-18.72	-13.0	-57.85	55.00	Vertical	Horizontal	Pass
1712.300	-39.87	-4.53	-13.0	-26.87	130.00	Vertical	Horizontal	N/A
2113.400	-37.90	-2.88	-13.0	-24.90	146.00	Vertical	Horizontal	N/A
3029.200	-51.24	2.06	-13.0	-38.24	18.00	Vertical	Horizontal	Pass
6980.600	-40.86	13.78	-13.0	-27.86	18.00	Vertical	Horizontal	Pass
17560.001	-33.79	22.47	-13.0	-20.79	288.00	Vertical	Horizontal	Pass

## 6.2 WCDMA Band 4 Middle Channel

RSE-H&H WCDMA Band 4 CH1413

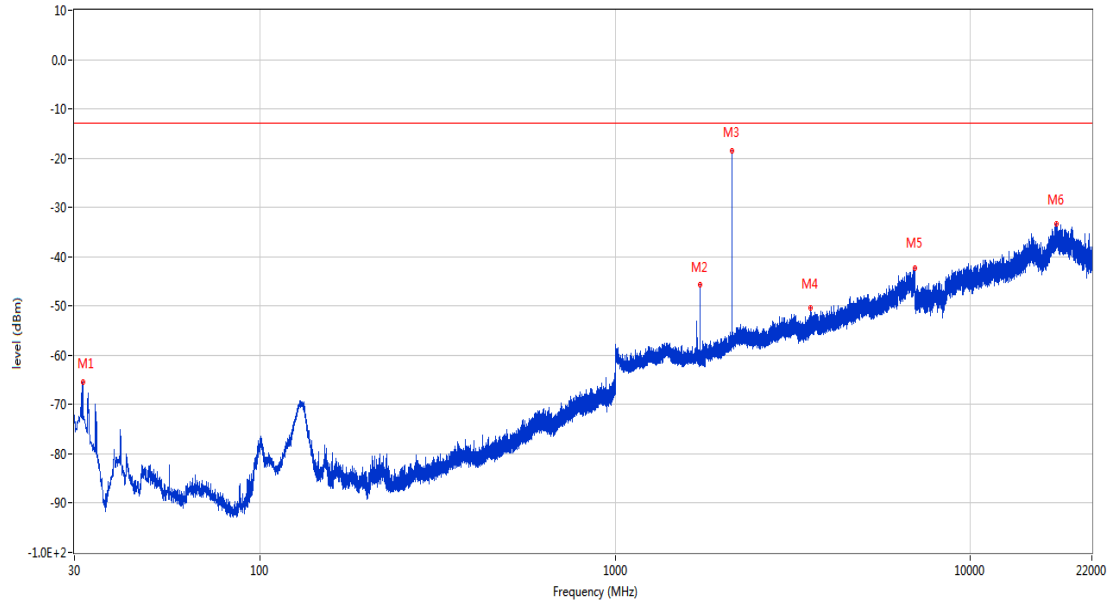
OPPO\_RSE (RF) \_FCC PART22&24&27\_WCDMA Band 4 & LTE Band 4 & 66\_1710-1785\_30MHz-20GHz



Frequency (MHz)	Result (dBm)	Factor (dB)	PK Limit (dBm)	Over Limit (dB)	Table (o)	ANT	EUT	Verdict
134.324	-71.53	-17.79	-13.0	-58.53	209.00	Horizontal	Horizontal	Pass
1695.800	-45.74	-4.98	-13.0	-32.74	26.00	Horizontal	Horizontal	N/A
2132.600	-17.84	-2.62	-13.0	-4.84	204.00	Horizontal	Horizontal	N/A
3572.800	-51.07	3.88	-13.0	-38.07	141.00	Horizontal	Horizontal	Pass
6978.600	-41.65	13.96	-13.0	-28.65	347.00	Horizontal	Horizontal	Pass
17367.599	-33.74	21.79	-13.0	-20.74	274.00	Horizontal	Horizontal	Pass

RSE-H&V WCDMA Band 4 CH1413

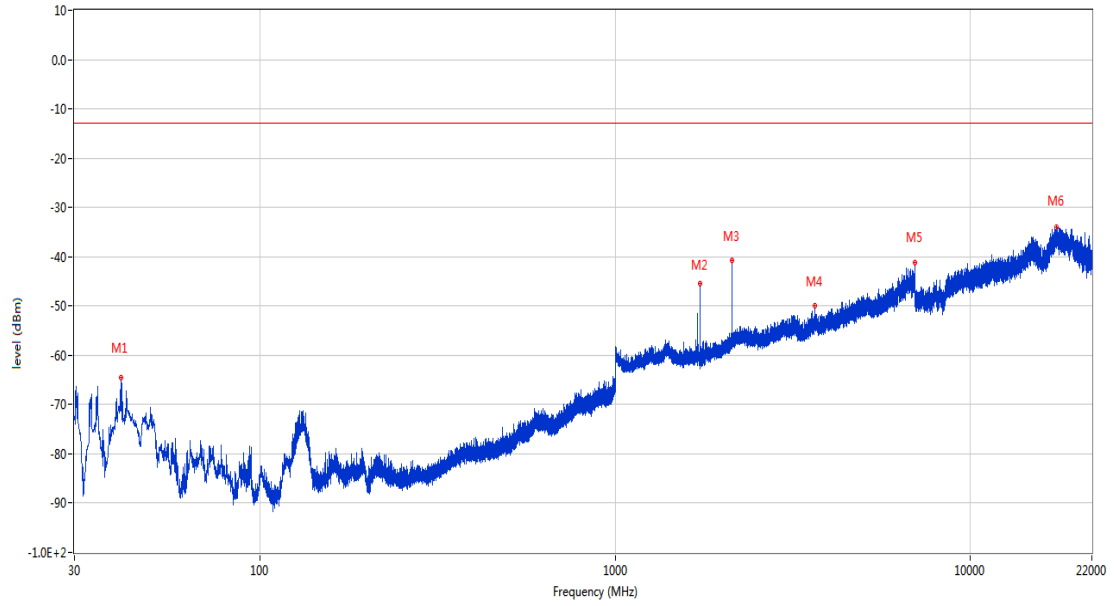
OPPO\_RSE (RF) \_ FCC PART22&24&27\_WCDMA Band 4 & LTE Band 4 & 66 \_1710-1785\_30MHz-20GHz



Frequency (MHz)	Result (dBm)	Factor (dB)	PK Limit (dBm)	Over Limit (dB)	Table (o)	ANT	EUT	Verdict
31.649	-65.47	-17.70	-13.0	-52.47	98.00	Horizontal	Vertical	Pass
1733.700	-45.64	-4.53	-13.0	-32.64	182.00	Horizontal	Vertical	N/A
2133.000	-18.42	-2.61	-13.0	-5.42	214.00	Horizontal	Vertical	N/A
3559.200	-50.50	3.76	-13.0	-37.50	192.00	Horizontal	Vertical	Pass
6986.800	-42.20	13.70	-13.0	-29.20	356.00	Horizontal	Vertical	Pass
17464.263	-33.40	21.74	-13.0	-20.40	255.00	Horizontal	Vertical	Pass

RSE-V&V WCDMA Band 4 CH1413

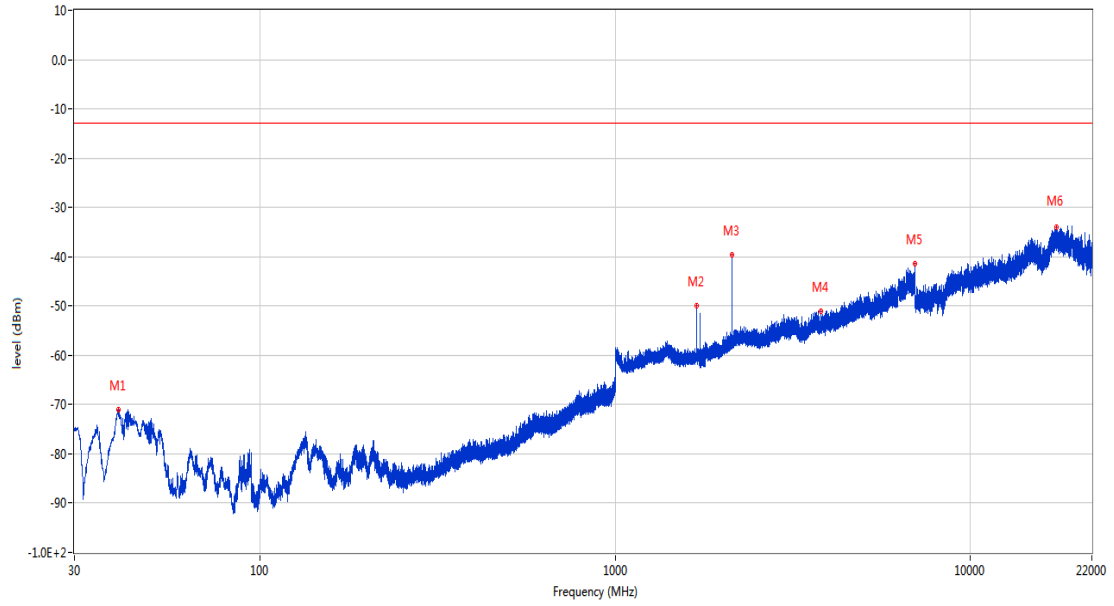
OPPO\_RSE (RF) \_ FCC PART22&24&27\_WCDMA Band 4 & LTE Band 4 & 66 \_1710-1785\_30MHz-20GHz



Frequency (MHz)	Result (dBm)	Factor (dB)	PK Limit (dBm)	Over Limit (dB)	Table (o)	ANT	EUT	Verdict
40.573	-64.53	-18.17	-13.0	-51.53	54.00	Vertical	Vertical	Pass
1733.700	-45.37	-4.53	-13.0	-32.37	238.00	Vertical	Vertical	N/A
2133.200	-40.79	-2.60	-13.0	-27.79	147.00	Vertical	Vertical	N/A
3643.600	-49.95	4.40	-13.0	-36.95	72.00	Vertical	Vertical	Pass
6990.800	-41.20	13.48	-13.0	-28.20	275.00	Vertical	Vertical	Pass
17479.062	-34.00	21.70	-13.0	-21.00	252.00	Vertical	Vertical	Pass

RSE-V&H WCDMA Band 4 CH1413

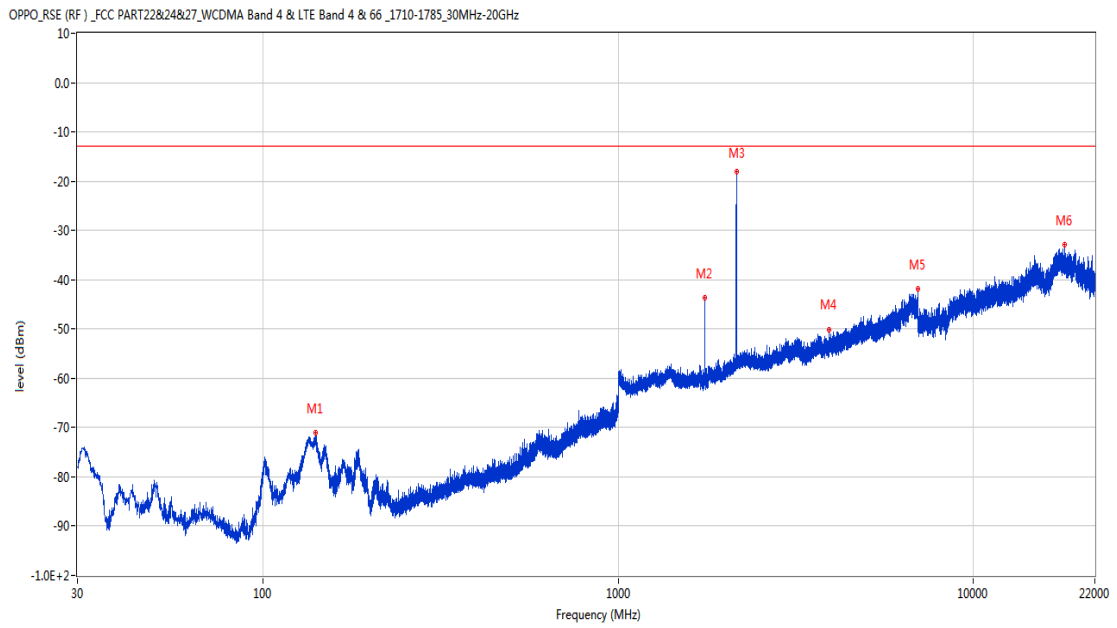
OPPO\_RSE (RF) \_ FCC PART22&24&27\_WCDMA Band 4 & LTE Band 4 & 66 \_1710-1785\_30MHz-20GHz



Frequency (MHz)	Result (dBm)	Factor (dB)	PK Limit (dBm)	Over Limit (dB)	Table (o)	ANT	EUT	Verdict
39.943	-71.03	-18.65	-13.0	-58.03	45.00	Vertical	Horizontal	Pass
1693.800	-50.00	-5.10	-13.0	-37.00	39.00	Vertical	Horizontal	N/A
2133.200	-39.63	-2.60	-13.0	-26.63	164.00	Vertical	Horizontal	N/A
3804.000	-51.11	5.03	-13.0	-38.11	325.00	Vertical	Horizontal	Pass
6992.800	-41.45	13.61	-13.0	-28.45	87.00	Vertical	Horizontal	Pass
17482.301	-34.06	21.63	-13.0	-21.06	1.00	Vertical	Horizontal	Pass

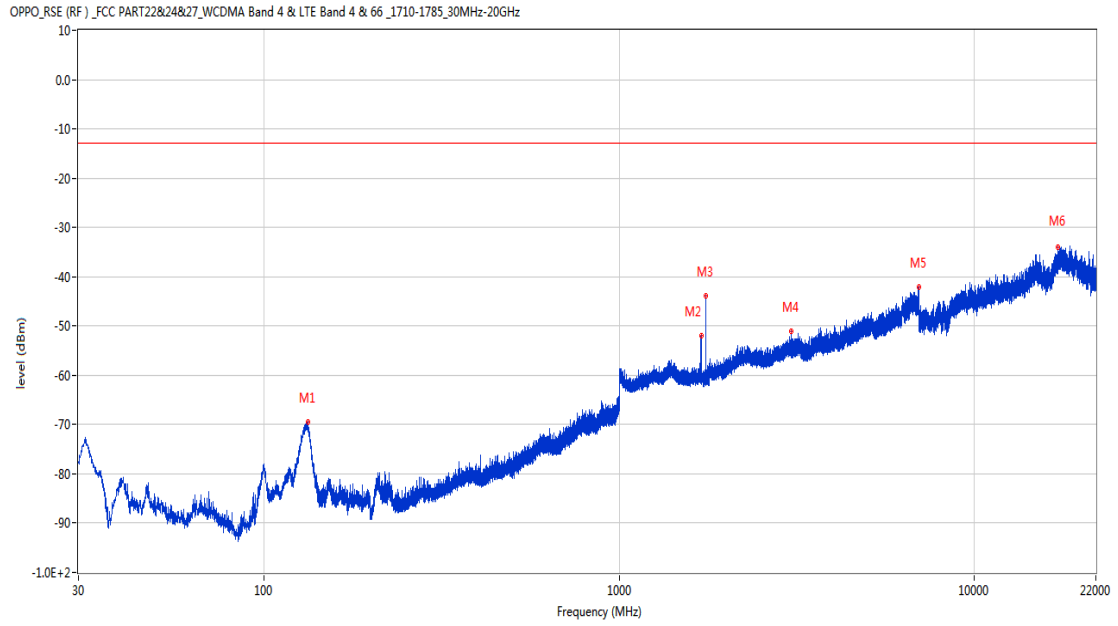
### 6.3 WCDMA Band 4 High Channel

RSE-H&H WCDMA Band 4 CH1513



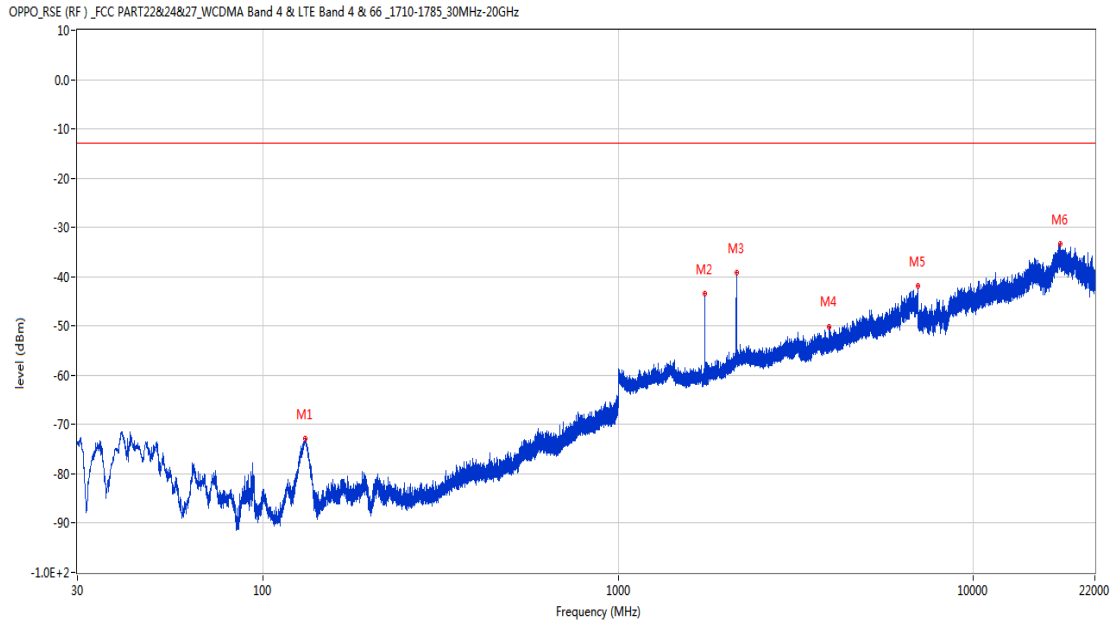
Frequency (MHz)	Result (dBm)	Factor (dB)	PK Limit (dBm)	Over Limit (dB)	Table (o)	ANT	EUT	Verdict
140.531	-71.13	-16.67	-13.0	-58.13	208.00	Horizontal	Horizontal	Pass
1751.800	-43.64	-4.52	-13.0	-30.64	200.00	Horizontal	Horizontal	N/A
2154.300	-17.99	-2.35	-13.0	-4.99	216.00	Horizontal	Horizontal	N/A
3924.600	-50.24	4.95	-13.0	-37.24	260.00	Horizontal	Horizontal	Pass
6988.400	-41.81	13.53	-13.0	-28.81	212.00	Horizontal	Horizontal	Pass
18090.025	-32.96	22.31	-13.0	-19.96	100.00	Horizontal	Horizontal	Pass

RSE-H&V WCDMA Band 4 CH1513



Frequency (MHz)	Result (dBm)	Factor (dB)	PK Limit (dBm)	Over Limit (dB)	Table (o)	ANT	EUT	Verdict
132.771	-69.53	-17.95	-13.0	-56.53	33.00	Horizontal	Vertical	Pass
1702.300	-51.85	-4.53	-13.0	-38.85	360.00	Horizontal	Vertical	N/A
1751.700	-43.79	-4.52	-13.0	-30.79	161.00	Horizontal	Vertical	N/A
3060.000	-51.09	2.93	-13.0	-38.09	312.00	Horizontal	Vertical	Pass
6999.200	-42.17	13.65	-13.0	-29.17	181.00	Horizontal	Vertical	Pass
17226.537	-33.98	20.54	-13.0	-20.98	267.00	Horizontal	Vertical	Pass

RSE-V&V WCDMA Band 4 CH1513

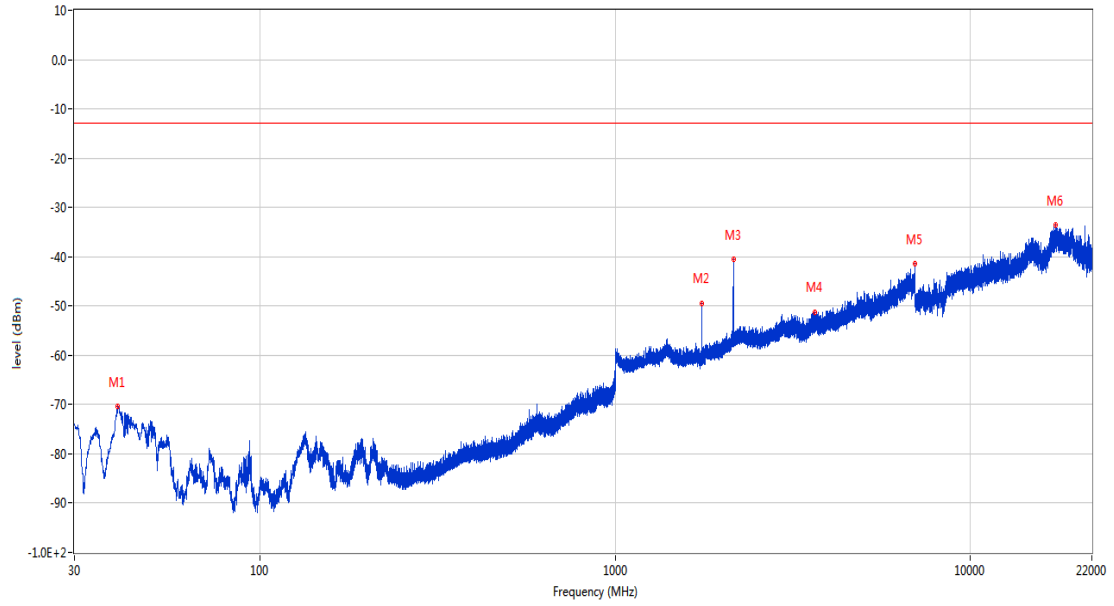


Frequency (MHz)	Result (dBm)	Factor (dB)	PK Limit (dBm)	Over Limit (dB)	Table (o)	ANT	EUT	Verdict
131.219	-72.92	-18.11	-13.0	-59.92	106.00	Vertical	Vertical	Pass
1751.700	-43.50	-4.52	-13.0	-30.50	269.00	Vertical	Vertical	N/A
2152.600	-39.21	-2.35	-13.0	-26.21	180.00	Vertical	Vertical	N/A
3929.600	-50.09	4.76	-13.0	-37.09	268.00	Vertical	Vertical	Pass
6993.600	-41.97	13.65	-13.0	-28.97	321.00	Vertical	Vertical	Pass
17600.698	-33.31	21.96	-13.0	-20.31	76.00	Vertical	Vertical	Pass



RSE-V&H WCDMA Band 4 CH1513

OPPO\_RSE (RF) \_ FCC PART22&24&27\_WCDMA Band 4 & LTE Band 4 & 66 \_1710-1785\_30MHz-20GHz

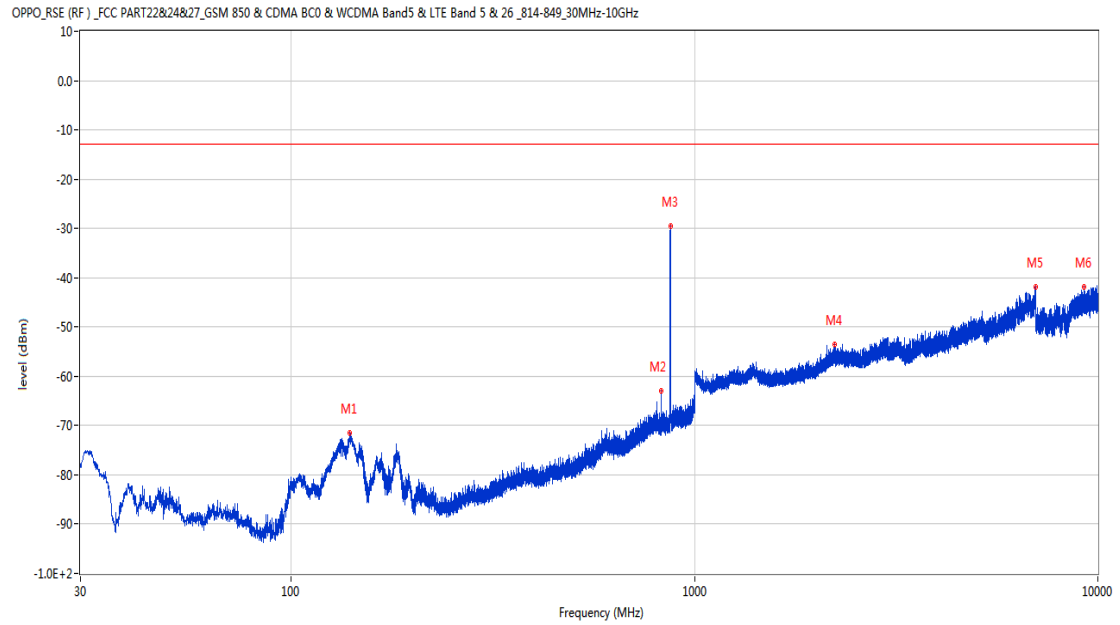


Frequency (MHz)	Result (dBm)	Factor (dB)	PK Limit (dBm)	Over Limit (dB)	Table (o)	ANT	EUT	Verdict
39.603	-70.45	-18.88	-13.0	-57.45	50.00	Vertical	Horizontal	Pass
1751.500	-49.41	-4.52	-13.0	-36.41	100.00	Vertical	Horizontal	N/A
2154.200	-40.61	-2.35	-13.0	-27.61	109.00	Vertical	Horizontal	N/A
3655.200	-51.26	4.20	-13.0	-38.26	73.00	Vertical	Horizontal	Pass
6983.200	-41.41	13.88	-13.0	-28.41	341.00	Vertical	Horizontal	Pass
17401.362	-33.64	22.72	-13.0	-20.64	212.00	Vertical	Horizontal	Pass

## 7 WCDMA Band 5

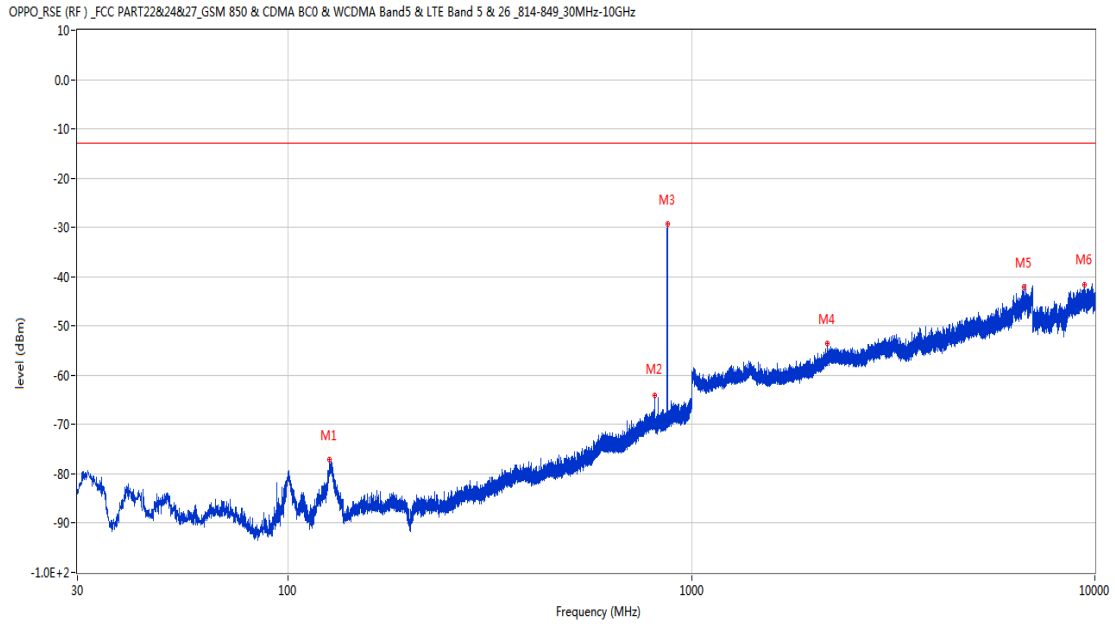
### 7.1 WCDMA Band 5 Low Channel

RSE-H&H WCDMA Band 5 CH4132



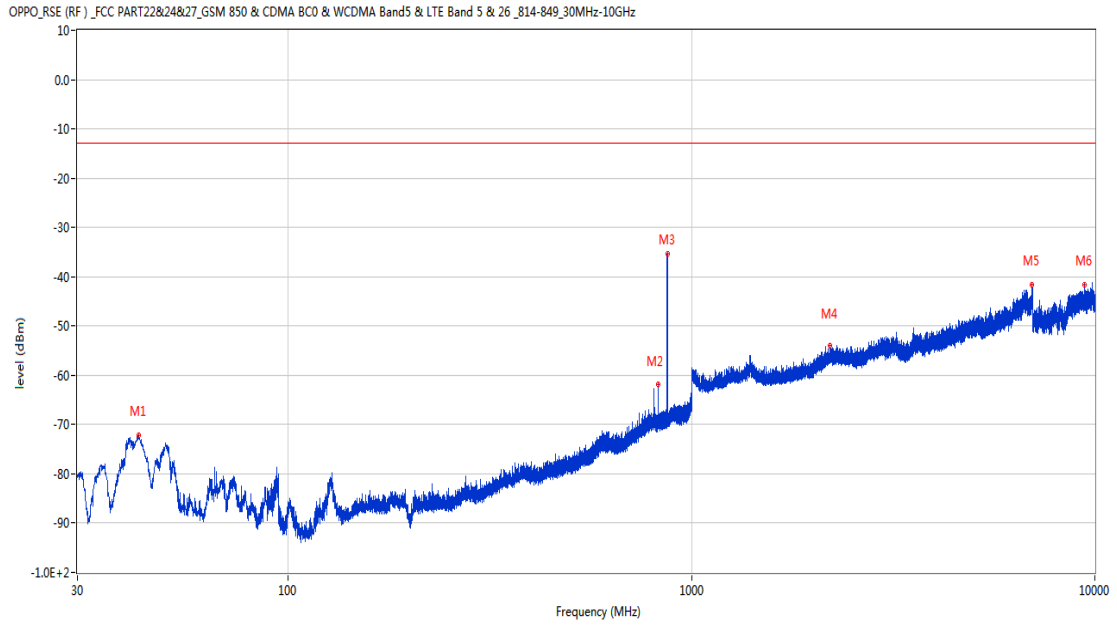
Frequency (MHz)	Result (dBm)	Factor (dB)	PK Limit (dBm)	Over Limit (dB)	Table (o)	ANT	EUT	Verdict
139.561	-71.45	-16.82	-13.0	-58.45	195.00	Horizontal	Horizontal	Pass
825.449	-63.06	2.26	-13.0	-50.06	227.00	Horizontal	Horizontal	N/A
871.572	-29.43	2.37	-13.0	-16.43	88.00	Horizontal	Horizontal	N/A
2227.400	-53.59	-1.11	-13.0	-40.59	107.00	Horizontal	Horizontal	Pass
7000.000	-41.81	13.64	-13.0	-28.81	96.00	Horizontal	Horizontal	Pass
9263.651	-41.77	15.16	-13.0	-28.77	76.00	Horizontal	Horizontal	Pass

RSE-H&V WCDMA Band 5 CH4132



Frequency (MHz)	Result (dBm)	Factor (dB)	PK Limit (dBm)	Over Limit (dB)	Table (o)	ANT	EUT	Verdict
126.612	-77.09	-18.48	-13.0	-64.09	1.00	Horizontal	Vertical	Pass
810.802	-64.04	2.10	-13.0	-51.04	83.00	Horizontal	Vertical	N/A
872.639	-29.31	2.37	-13.0	-16.31	83.00	Horizontal	Vertical	N/A
2175.000	-53.61	-1.59	-13.0	-40.61	248.00	Horizontal	Vertical	Pass
6685.600	-42.15	12.04	-13.0	-29.15	120.00	Horizontal	Vertical	Pass
9418.450	-41.52	16.04	-13.0	-28.52	360.00	Horizontal	Vertical	Pass

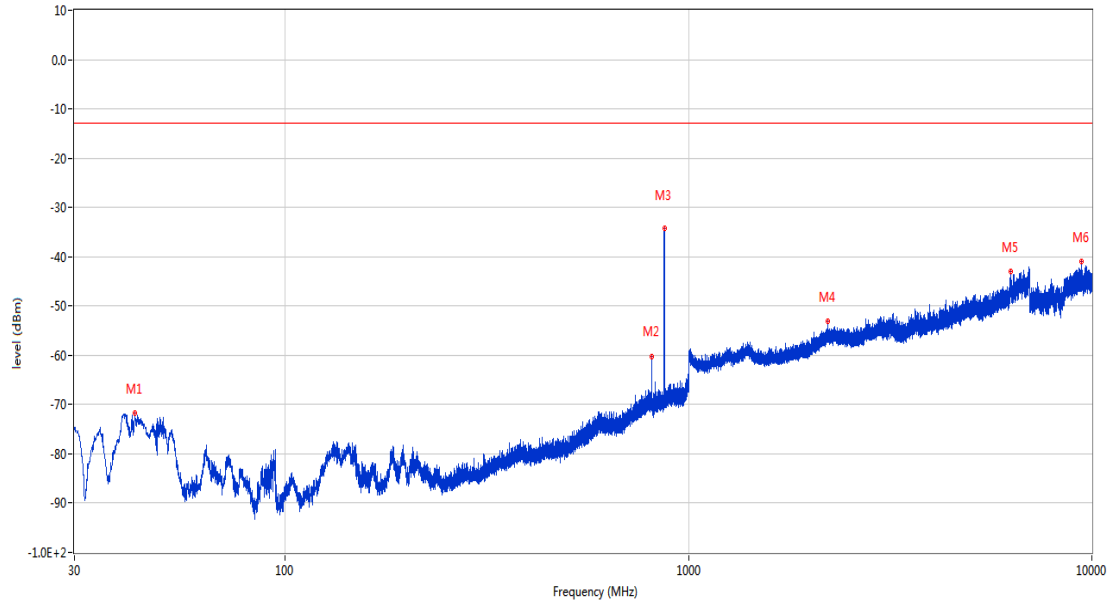
RSE-V&V WCDMA Band 5 CH4132



Frequency (MHz)	Result (dBm)	Factor (dB)	PK Limit (dBm)	Over Limit (dB)	Table (o)	ANT	EUT	Verdict
42.610	-72.16	-16.74	-13.0	-59.16	130.00	Vertical	Vertical	Pass
825.642	-61.80	2.26	-13.0	-48.80	40.00	Vertical	Vertical	N/A
872.494	-35.28	2.37	-13.0	-22.28	119.00	Vertical	Vertical	N/A
2204.500	-54.05	-1.42	-13.0	-41.05	254.00	Vertical	Vertical	Pass
6993.800	-41.67	13.64	-13.0	-28.67	0.00	Vertical	Vertical	Pass
9446.651	-41.54	16.65	-13.0	-28.54	170.00	Vertical	Vertical	Pass

RSE-V&H WCDMA Band 5 CH4132

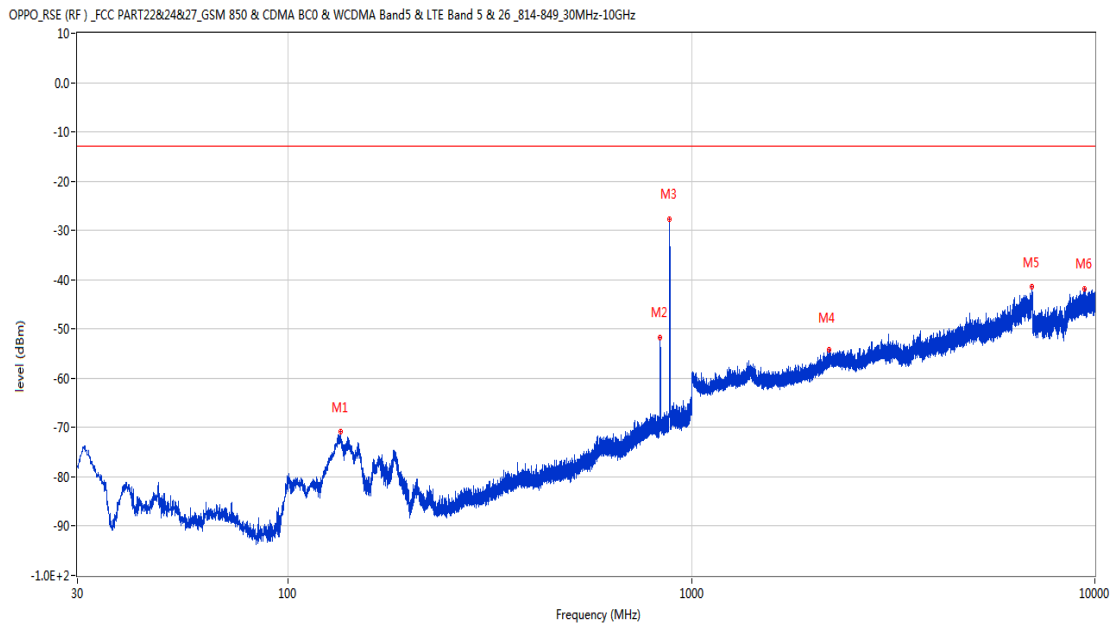
OPPO\_RSE (RF) \_ FCC PART22&24&27\_GSM 850 & CDMA BC0 & WCDMA Band5 & LTE Band 5 & 26 \_814-849\_30MHz-10GHz



Frequency (MHz)	Result (dBm)	Factor (dB)	PK Limit (dBm)	Over Limit (dB)	Table (o)	ANT	EUT	Verdict
42.319	-71.77	-17.03	-13.0	-58.77	55.00	Vertical	Horizontal	Pass
810.947	-60.19	2.10	-13.0	-47.19	149.00	Vertical	Horizontal	N/A
870.942	-34.17	2.37	-13.0	-21.17	117.00	Vertical	Horizontal	N/A
2218.000	-53.18	-0.97	-13.0	-40.18	207.00	Vertical	Horizontal	Pass
6291.400	-43.09	11.27	-13.0	-30.09	69.00	Vertical	Horizontal	Pass
9447.099	-41.00	16.66	-13.0	-28.00	318.00	Vertical	Horizontal	Pass

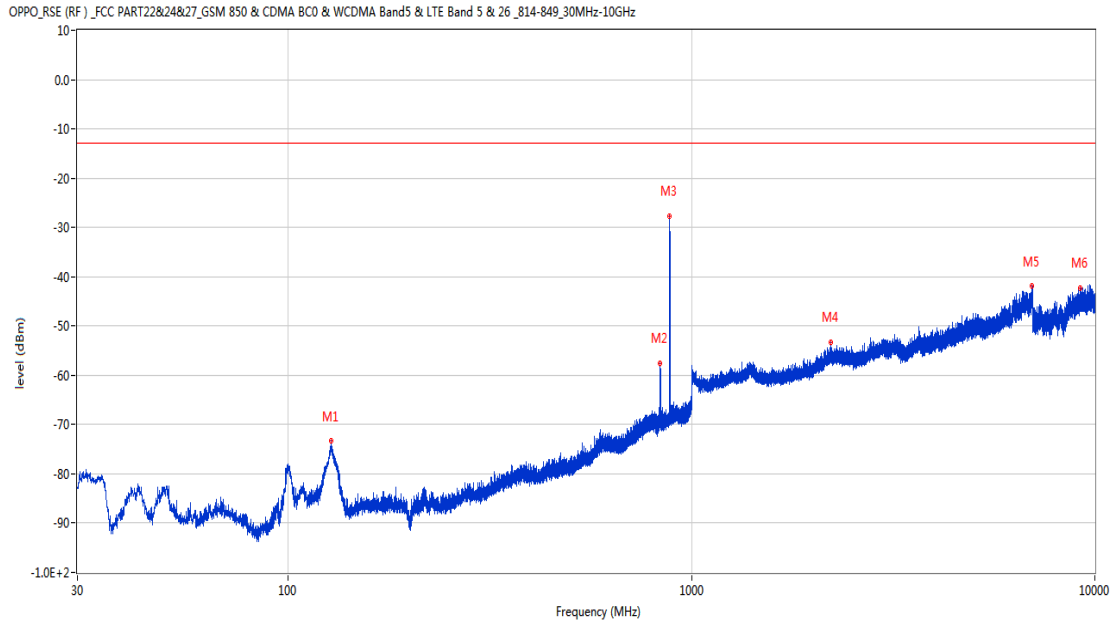
## 7.2 WCDMA Band 5 Middle Channel

RSE-H&H WCDMA Band 5 CH4183



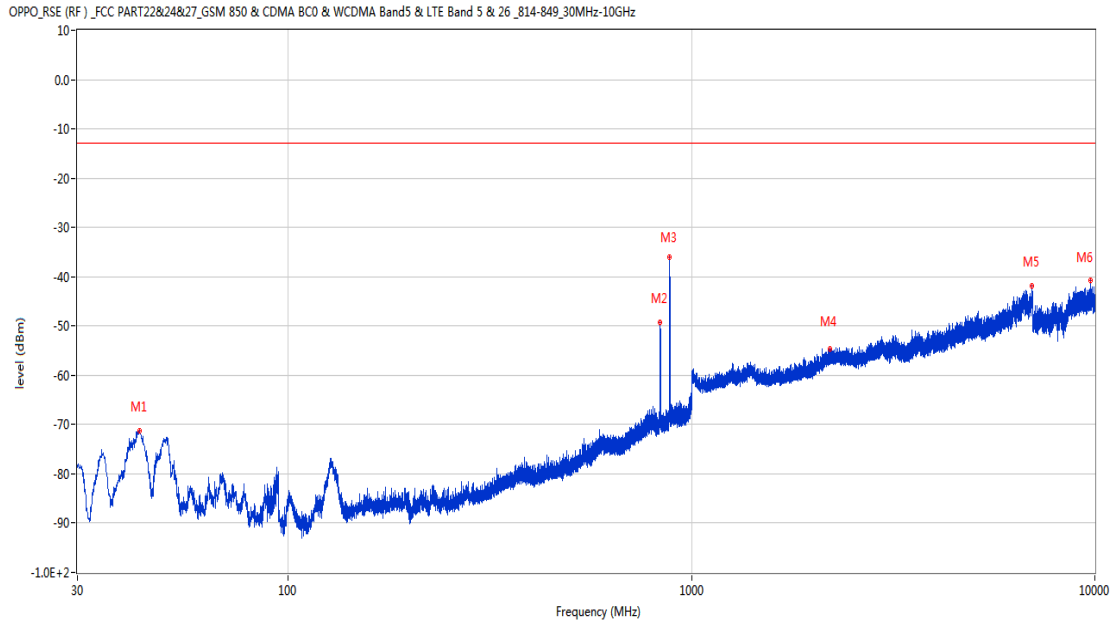
Frequency (MHz)	Result (dBm)	Factor (dB)	PK Limit (dBm)	Over Limit (dB)	Table (o)	ANT	EUT	Verdict
134.614	-70.90	-17.69	-13.0	-57.90	176.00	Horizontal	Horizontal	Pass
836.409	-51.64	2.59	-13.0	-38.64	50.00	Horizontal	Horizontal	N/A
880.108	-27.62	2.63	-13.0	-14.62	271.00	Horizontal	Horizontal	N/A
2191.900	-54.25	-1.94	-13.0	-41.25	265.00	Horizontal	Horizontal	Pass
6983.800	-41.43	13.82	-13.0	-28.43	14.00	Horizontal	Horizontal	Pass
9448.750	-41.84	16.71	-13.0	-28.84	79.00	Horizontal	Horizontal	Pass

RSE-H&V WCDMA Band 5 CH4183



Frequency (MHz)	Result (dBm)	Factor (dB)	PK Limit (dBm)	Over Limit (dB)	Table (o)	ANT	EUT	Verdict
127.776	-73.38	-18.30	-13.0	-60.38	6.00	Horizontal	Vertical	Pass
836.555	-57.48	2.59	-13.0	-44.48	19.00	Horizontal	Vertical	N/A
882.873	-27.64	2.96	-13.0	-14.64	290.00	Horizontal	Vertical	N/A
2217.300	-53.40	-0.97	-13.0	-40.40	10.00	Horizontal	Vertical	Pass
6985.200	-41.79	13.70	-13.0	-28.79	299.00	Horizontal	Vertical	Pass
9215.950	-42.22	15.34	-13.0	-29.22	33.00	Horizontal	Vertical	Pass

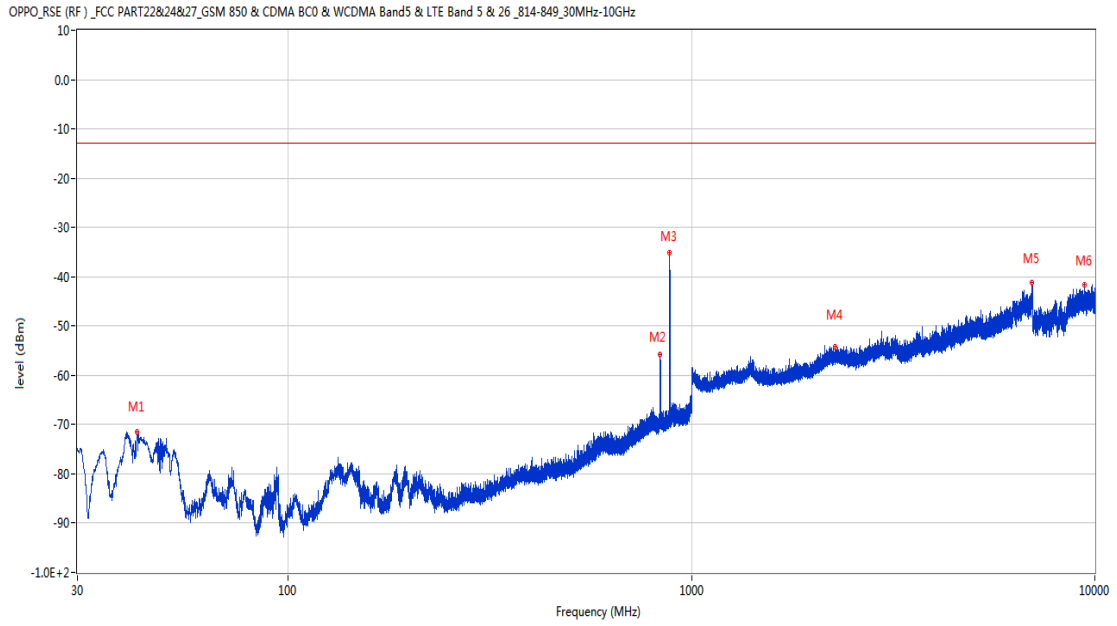
RSE-V&V WCDMA Band 5 CH4183



Frequency (MHz)	Result (dBm)	Factor (dB)	PK Limit (dBm)	Over Limit (dB)	Table (o)	ANT	EUT	Verdict
42.707	-71.28	-16.64	-13.0	-58.28	136.00	Vertical	Vertical	Pass
836.604	-49.19	2.59	-13.0	-36.19	12.00	Vertical	Vertical	N/A
880.399	-36.00	2.67	-13.0	-23.00	118.00	Vertical	Vertical	N/A
2208.400	-54.65	-1.20	-13.0	-41.65	74.00	Vertical	Vertical	Pass
6975.000	-41.76	13.72	-13.0	-28.76	154.00	Vertical	Vertical	Pass
9749.650	-40.70	16.12	-13.0	-27.70	121.00	Vertical	Vertical	Pass



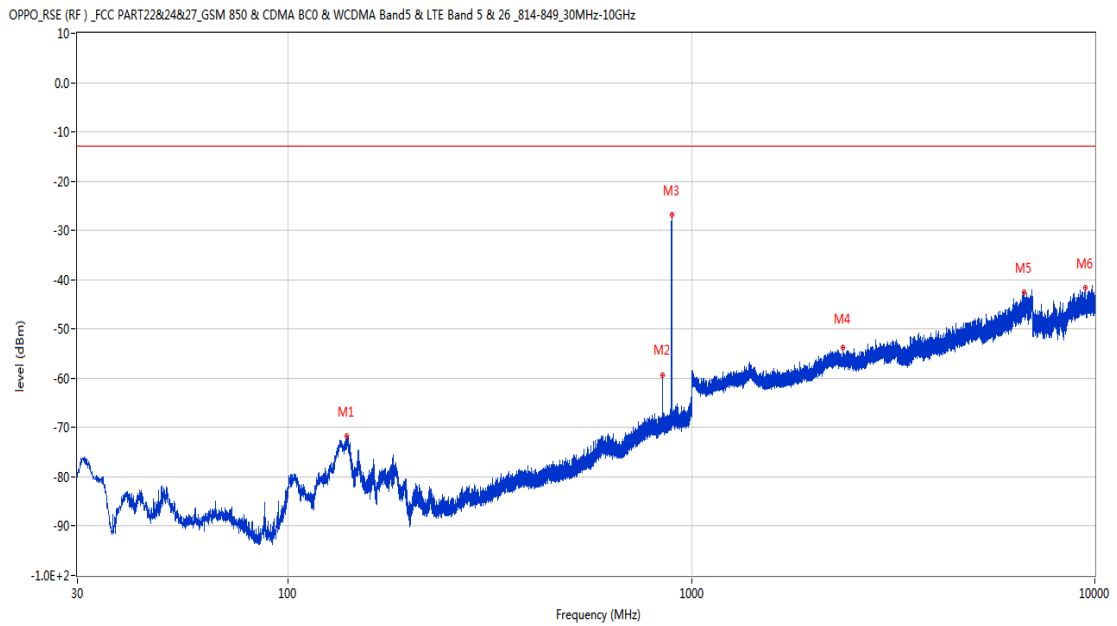
RSE-V&H WCDMA Band 5 CH4183



Frequency (MHz)	Result (dBm)	Factor (dB)	PK Limit (dBm)	Over Limit (dB)	Table (o)	ANT	EUT	Verdict
42.222	-71.41	-17.12	-13.0	-58.41	95.00	Vertical	Horizontal	Pass
836.604	-55.82	2.59	-13.0	-42.82	16.00	Vertical	Horizontal	N/A
880.108	-35.01	2.63	-13.0	-22.01	111.00	Vertical	Horizontal	N/A
2265.500	-54.30	-1.40	-13.0	-41.30	8.00	Vertical	Horizontal	Pass
6976.600	-41.23	13.76	-13.0	-28.23	203.00	Vertical	Horizontal	Pass
9441.250	-41.74	16.50	-13.0	-28.74	85.00	Vertical	Horizontal	Pass

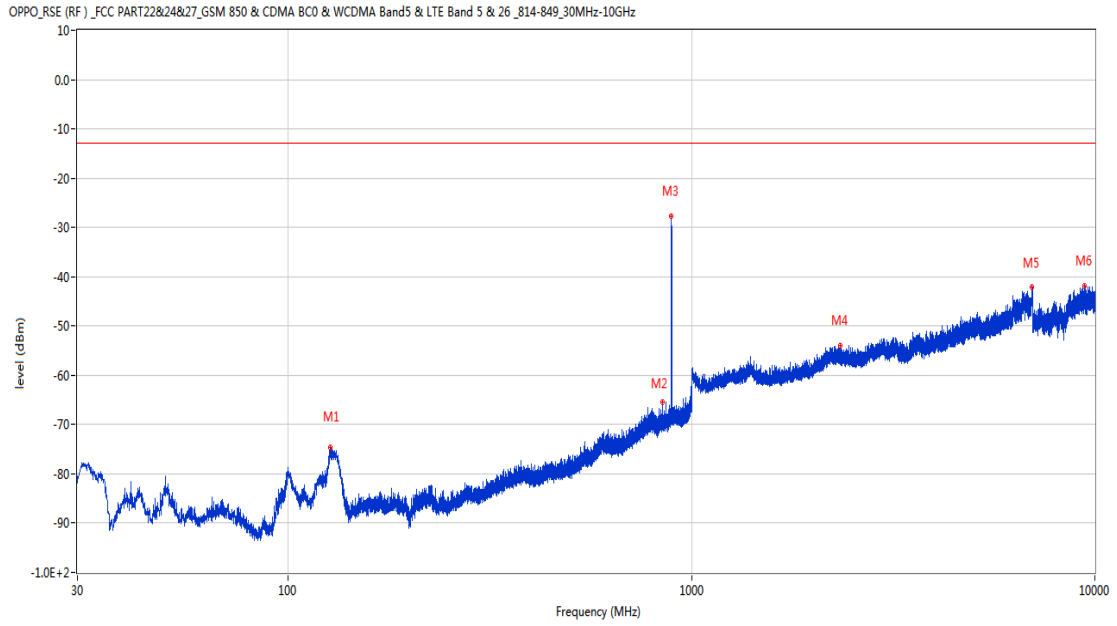
### 7.3 WCDMA Band 5 High Channel

RSE-H&H WCDMA Band 5 CH4233



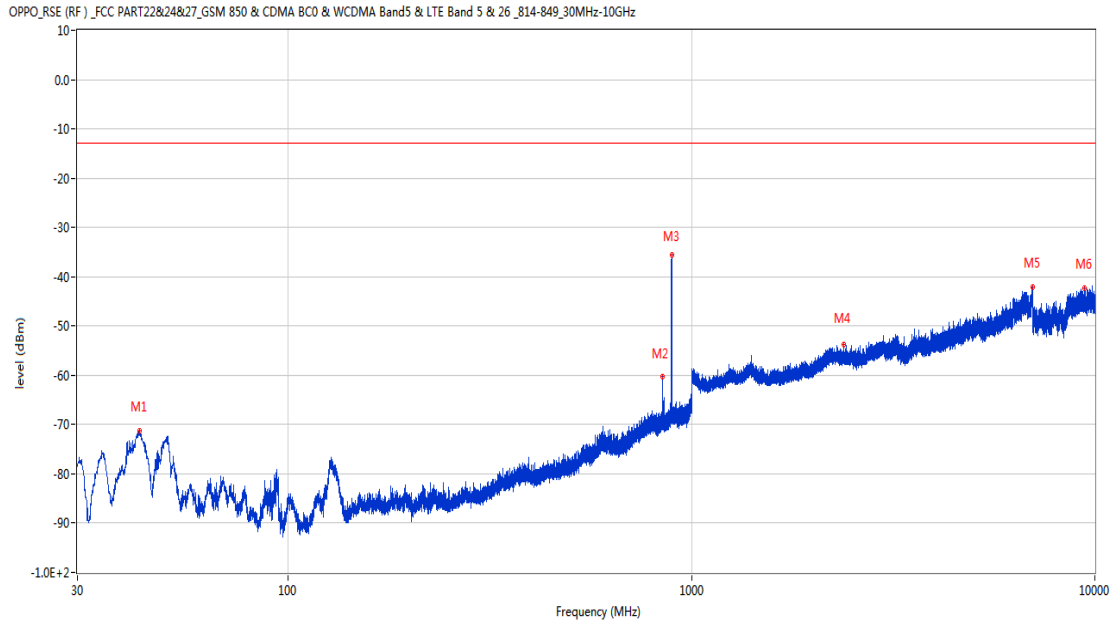
Frequency (MHz)	Result (dBm)	Factor (dB)	PK Limit (dBm)	Over Limit (dB)	Table (o)	ANT	EUT	Verdict
139.852	-71.66	-16.76	-13.0	-58.66	226.00	Horizontal	Horizontal	Pass
846.886	-59.26	2.52	-13.0	-46.26	176.00	Horizontal	Horizontal	N/A
893.106	-26.88	3.54	-13.0	-13.88	278.00	Horizontal	Horizontal	N/A
2370.500	-53.71	-0.60	-13.0	-40.71	122.00	Horizontal	Horizontal	Pass
6666.800	-42.56	11.55	-13.0	-29.56	279.00	Horizontal	Horizontal	Pass
9453.850	-41.64	16.66	-13.0	-28.64	148.00	Horizontal	Horizontal	Pass

RSE-H&V WCDMA Band 5 CH4233



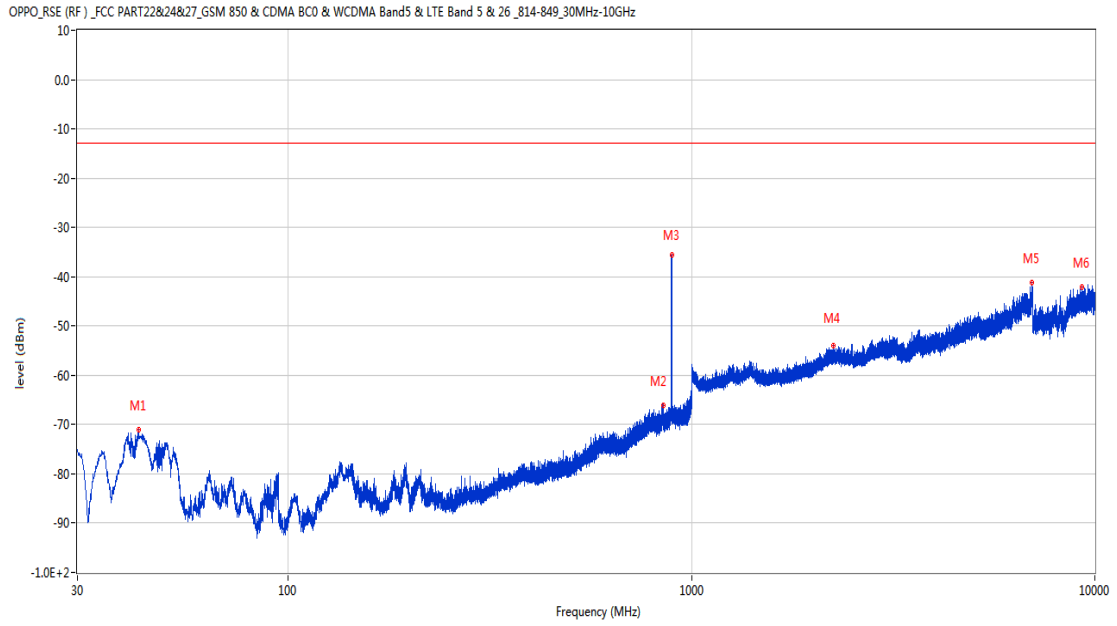
Frequency (MHz)	Result (dBm)	Factor (dB)	PK Limit (dBm)	Over Limit (dB)	Table (o)	ANT	EUT	Verdict
127.049	-74.74	-18.41	-13.0	-61.74	4.00	Horizontal	Vertical	Pass
847.031	-65.41	2.51	-13.0	-52.41	4.00	Horizontal	Vertical	N/A
890.050	-27.81	3.41	-13.0	-14.81	280.00	Horizontal	Vertical	N/A
2332.200	-54.03	-1.36	-13.0	-41.03	61.00	Horizontal	Vertical	Pass
6982.600	-42.12	13.91	-13.0	-29.12	-1.00	Horizontal	Vertical	Pass
9438.850	-41.80	16.44	-13.0	-28.80	210.00	Horizontal	Vertical	Pass

RSE-V&V WCDMA Band 5 CH4233



Frequency (MHz)	Result (dBm)	Factor (dB)	PK Limit (dBm)	Over Limit (dB)	Table (o)	ANT	EUT	Verdict
42.755	-71.31	-16.60	-13.0	-58.31	24.00	Vertical	Vertical	Pass
846.643	-60.18	2.52	-13.0	-47.18	127.00	Vertical	Vertical	N/A
893.154	-35.61	3.54	-13.0	-22.61	297.00	Vertical	Vertical	N/A
2385.100	-53.80	-1.41	-13.0	-40.80	101.00	Vertical	Vertical	Pass
6997.800	-42.14	13.63	-13.0	-29.14	-1.00	Vertical	Vertical	Pass
9443.500	-42.40	16.56	-13.0	-29.40	291.00	Vertical	Vertical	Pass

RSE-V&H WCDMA Band 5 CH4233



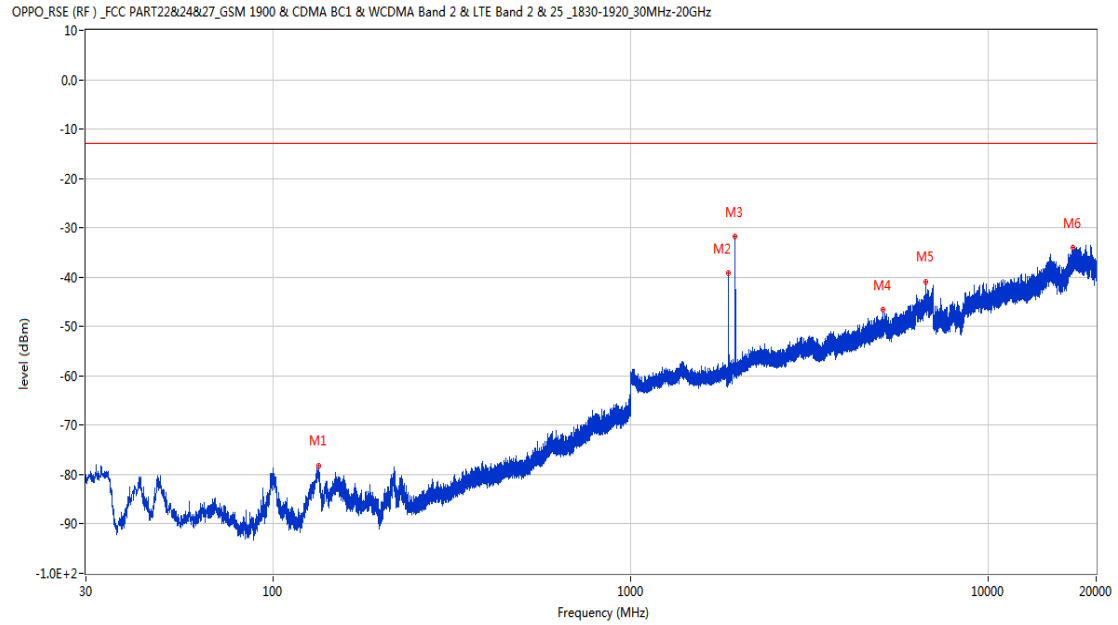
Frequency (MHz)	Result (dBm)	Factor (dB)	PK Limit (dBm)	Over Limit (dB)	Table (o)	ANT	EUT	Verdict
42.513	-71.15	-16.84	-13.0	-58.15	106.00	Vertical	Horizontal	Pass
853.385	-66.16	2.35	-13.0	-53.16	41.00	Vertical	Horizontal	N/A
892.718	-35.53	3.55	-13.0	-22.53	122.00	Vertical	Horizontal	N/A
2250.600	-53.88	-1.37	-13.0	-40.88	230.00	Vertical	Horizontal	Pass
6987.000	-41.21	13.69	-13.0	-28.21	189.00	Vertical	Horizontal	Pass
9280.600	-42.09	15.12	-13.0	-29.09	359.00	Vertical	Horizontal	Pass

# LTE

## 8 LTE Band 2

### 8.1 LTE Band 2 BW1.4, Middle Channel

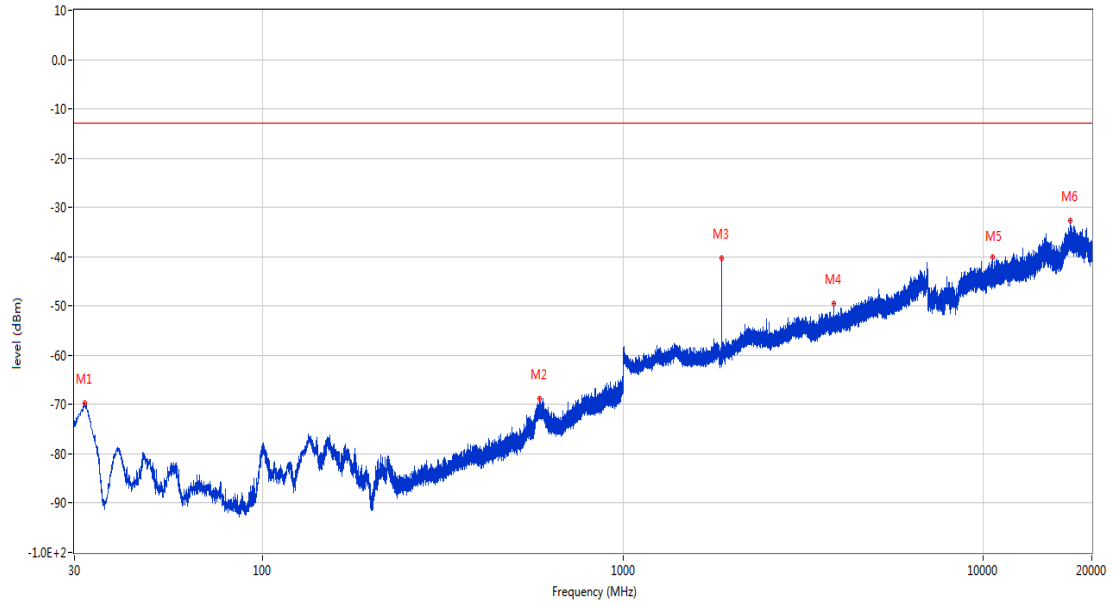
RSE-H&H LTE Band 2 BW1.4 CH18900



Frequency (MHz)	Result (dBm)	Factor (dB)	PK Limit (dBm)	Over Limit (dB)	Table (o)	ANT	EUT	Verdict
134.130	-78.31	-17.77	-13.0	-65.31	76.00	Horizontal	Horizontal	Pass
1879.500	-39.16	-4.04	-13.0	-26.16	325.00	Horizontal	Horizontal	N/A
1959.800	-31.76	-4.68	-13.0	-18.76	238.00	Horizontal	Horizontal	N/A
5065.400	-46.66	7.32	-13.0	-33.66	51.00	Horizontal	Horizontal	Pass
6685.800	-40.99	12.03	-13.0	-27.99	259.00	Horizontal	Horizontal	Pass
17215.275	-34.00	20.50	-13.0	-21.00	295.00	Horizontal	Horizontal	Pass

RSE-H&V LTE Band 2 BW1.4 CH18900

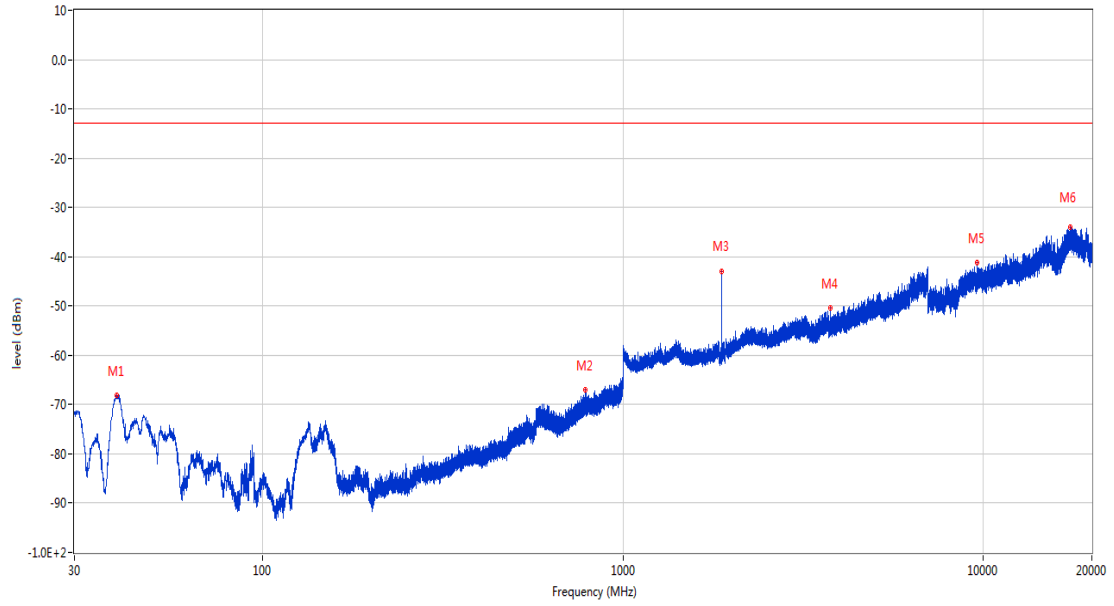
OPPO\_RSE (RF) \_FCC PART22&24&27\_GSM 1900 & CDMA BC1 & WCDMA Band 2 & LTE Band 2 & 25\_1830-1920\_30MHz-20GHz



Frequency (MHz)	Result (dBm)	Factor (dB)	PK Limit (dBm)	Over Limit (dB)	Table (o)	ANT	EUT	Verdict
31.988	-69.67	-16.87	-13.0	-56.67	194.00	Horizontal	Vertical	Pass
584.791	-68.77	-3.65	-13.0	-55.77	14.00	Horizontal	Vertical	Pass
1880.000	-40.31	-4.03	-13.0	-27.31	176.00	Horizontal	Vertical	N/A
3837.800	-49.47	5.65	-13.0	-36.47	361.00	Horizontal	Vertical	Pass
10631.700	-40.16	16.05	-13.0	-27.16	347.00	Horizontal	Vertical	Pass
17431.325	-32.75	22.37	-13.0	-19.75	58.00	Horizontal	Vertical	Pass

RSE-V&V LTE Band 2 BW1.4 CH18900

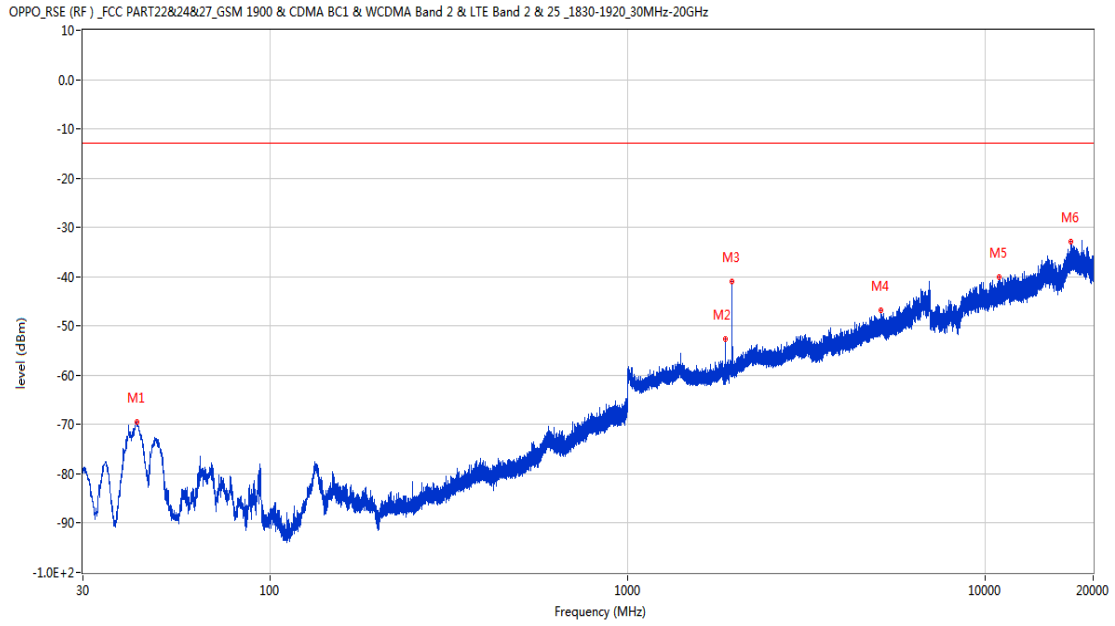
OPPO\_RSE (RF) \_ FCC PART22&24&27\_GSM 1900 & CDMA BC1 & WCDMA Band 2 & LTE Band 2 & 25\_1830-1920\_30MHz-20GHz



Frequency (MHz)	Result (dBm)	Factor (dB)	PK Limit (dBm)	Over Limit (dB)	Table (o)	ANT	EUT	Verdict
39.264	-68.15	-19.11	-13.0	-55.15	83.00	Vertical	Vertical	Pass
786.649	-66.98	1.82	-13.0	-53.98	360.00	Vertical	Vertical	Pass
1880.000	-43.05	-4.03	-13.0	-30.05	242.00	Vertical	Vertical	N/A
3759.600	-50.35	3.64	-13.0	-37.35	257.00	Vertical	Vertical	Pass
9603.313	-41.24	16.41	-13.0	-28.24	333.00	Vertical	Vertical	Pass
17417.187	-34.10	22.66	-13.0	-21.10	322.00	Vertical	Vertical	Pass



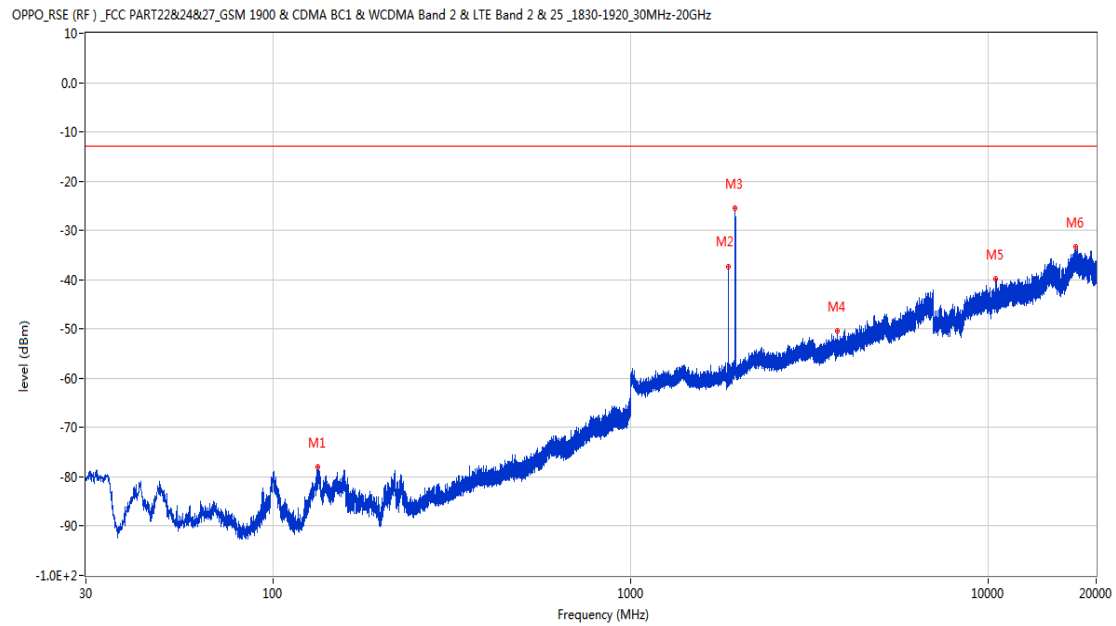
RSE-V&H LTE Band 2 BW1.4 CH18900



Frequency (MHz)	Result (dBm)	Factor (dB)	PK Limit (dBm)	Over Limit (dB)	Table (o)	ANT	EUT	Verdict
42.367	-69.57	-16.96	-13.0	-56.57	225.00	Vertical	Horizontal	Pass
1879.400	-52.65	-4.04	-13.0	-39.65	64.00	Vertical	Horizontal	N/A
1959.800	-40.94	-4.68	-13.0	-27.94	174.00	Vertical	Horizontal	N/A
5087.400	-46.81	7.45	-13.0	-33.81	173.00	Vertical	Horizontal	Pass
10905.113	-40.12	17.68	-13.0	-27.12	166.00	Vertical	Horizontal	Pass
17332.363	-32.94	21.08	-13.0	-19.94	58.00	Vertical	Horizontal	Pass

## 8.2 LTE Band 2 BW3, Middle Channel

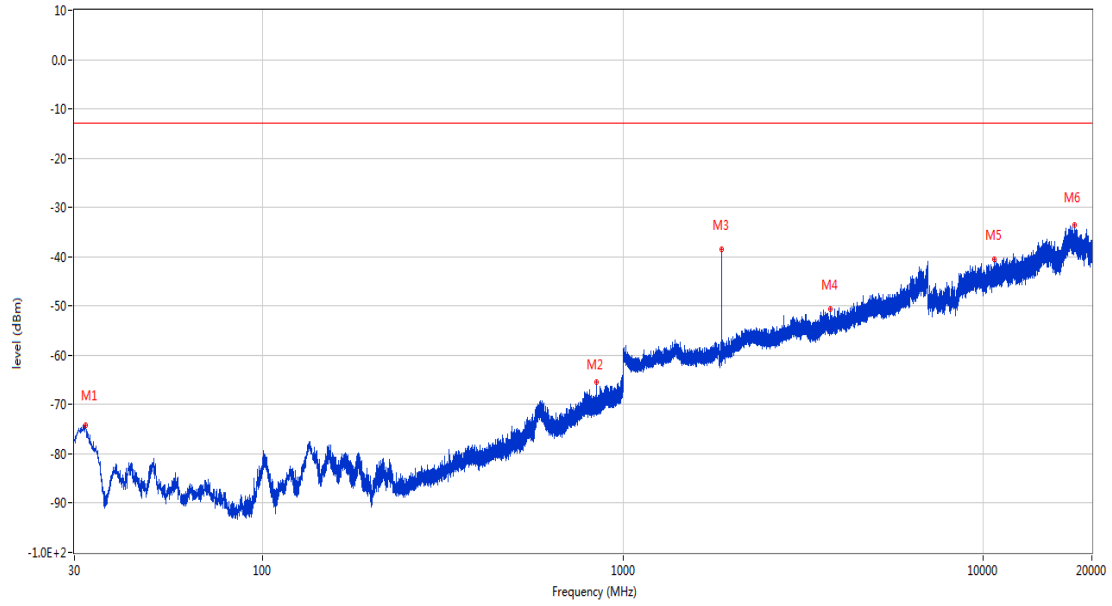
RSE-H&H LTE Band 2 BW3 CH18900



Frequency (MHz)	Result (dBm)	Factor (dB)	PK Limit (dBm)	Over Limit (dB)	Table (o)	ANT	EUT	Verdict
133.451	-77.98	-17.81	-13.0	-64.98	134.00	Horizontal	Horizontal	Pass
1878.700	-37.30	-4.05	-13.0	-24.30	321.00	Horizontal	Horizontal	N/A
1959.200	-25.44	-4.67	-13.0	-12.44	207.00	Horizontal	Horizontal	N/A
3785.000	-50.50	3.89	-13.0	-37.50	280.00	Horizontal	Horizontal	Pass
10501.175	-39.90	16.44	-13.0	-26.90	212.00	Horizontal	Horizontal	Pass
17569.438	-33.40	22.34	-13.0	-20.40	83.00	Horizontal	Horizontal	Pass

RSE-H&V LTE Band 2 BW3 CH18900

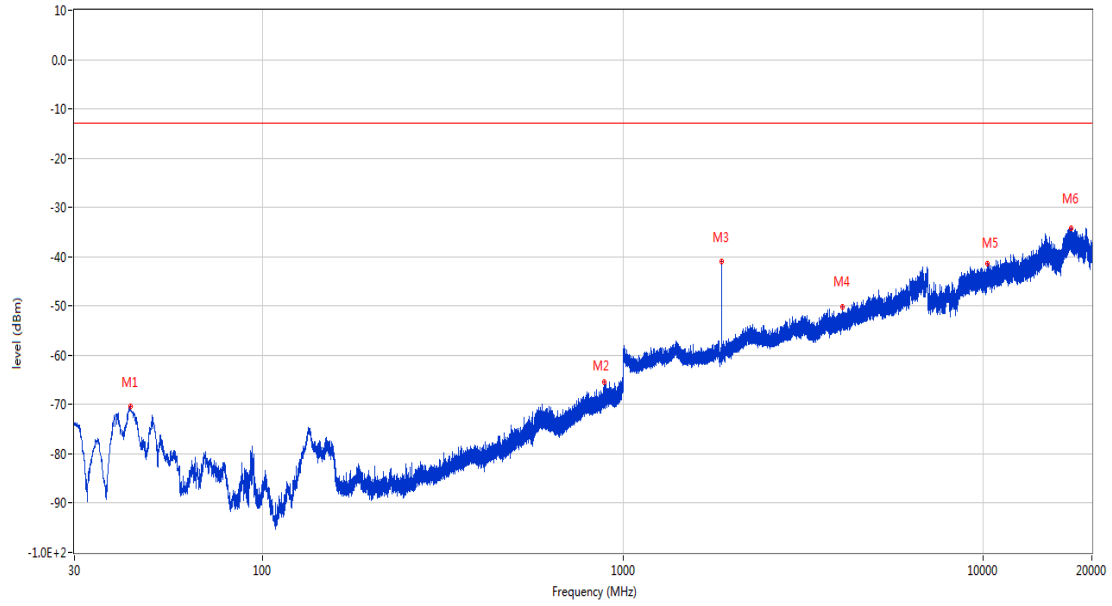
OPPO\_RSE (RF )\_ FCC PART22&24&27\_GSM 1900 & CDMA BC1 & WCDMA Band 2 & LTE Band 2 & 25\_1830-1920\_30MHz-20GHz



Frequency (MHz)	Result (dBm)	Factor (dB)	PK Limit (dBm)	Over Limit (dB)	Table (o)	ANT	EUT	Verdict
32.279	-74.26	-16.83	-13.0	-61.26	165.00	Horizontal	Vertical	Pass
843.782	-65.53	1.61	-13.0	-52.53	238.00	Horizontal	Vertical	Pass
1879.200	-38.59	-4.04	-13.0	-25.59	171.00	Horizontal	Vertical	N/A
3758.000	-50.61	3.62	-13.0	-37.61	200.00	Horizontal	Vertical	Pass
10736.349	-40.58	16.00	-13.0	-27.58	196.00	Horizontal	Vertical	Pass
17895.324	-33.56	22.81	-13.0	-20.56	198.00	Horizontal	Vertical	Pass

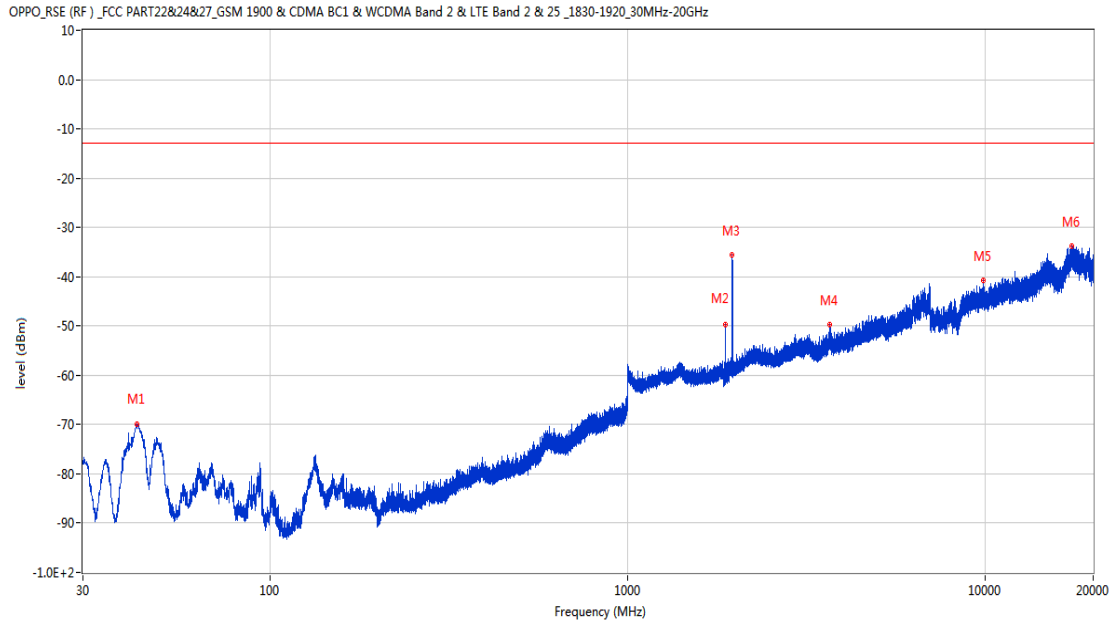
RSE-V&V LTE Band 2 BW3 CH18900

OPPO\_RSE (RF) \_ FCC PART22&24&27\_GSM 1900 & CDMA BC1 & WCDMA Band 2 & LTE Band 2 & 25\_1830-1920\_30MHz-20GHz



Frequency (MHz)	Result (dBm)	Factor (dB)	PK Limit (dBm)	Over Limit (dB)	Table (o)	ANT	EUT	Verdict
42.852	-70.40	-16.47	-13.0	-57.40	18.00	Vertical	Vertical	Pass
887.334	-65.38	2.99	-13.0	-52.38	125.00	Vertical	Vertical	Pass
1879.100	-40.93	-4.04	-13.0	-27.93	241.00	Vertical	Vertical	N/A
4052.800	-50.18	5.30	-13.0	-37.18	10.00	Vertical	Vertical	Pass
10266.575	-41.44	17.42	-13.0	-28.44	303.00	Vertical	Vertical	Pass
17534.636	-34.27	22.10	-13.0	-21.27	225.00	Vertical	Vertical	Pass

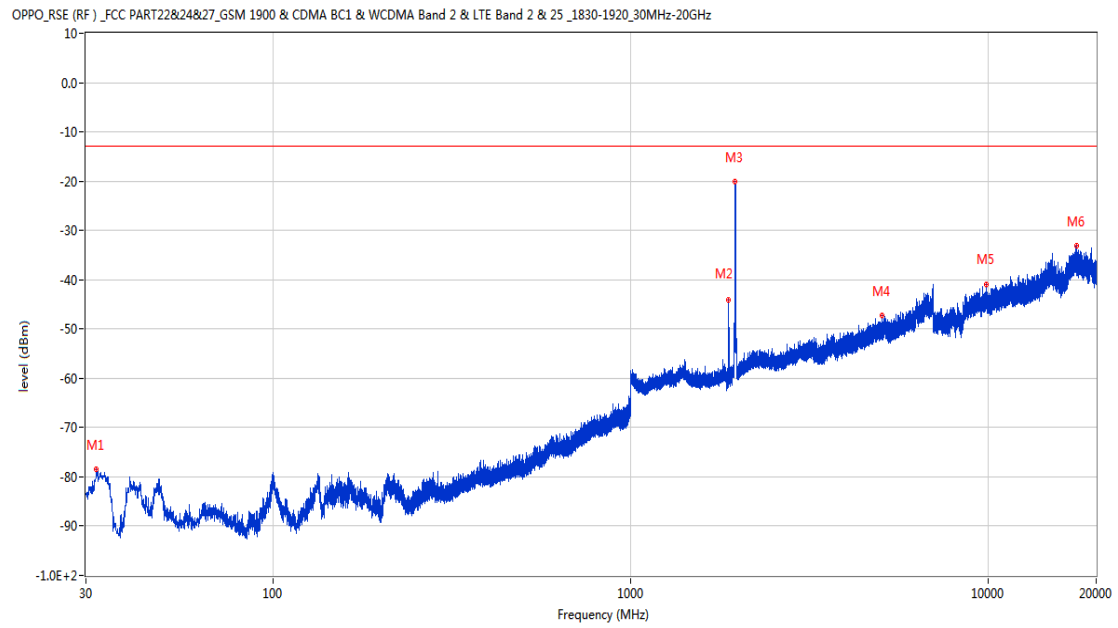
RSE-V&H LTE Band 2 BW3 CH18900



Frequency (MHz)	Result (dBm)	Factor (dB)	PK Limit (dBm)	Over Limit (dB)	Table (o)	ANT	EUT	Verdict
42.367	-69.82	-16.96	-13.0	-56.82	191.00	Vertical	Horizontal	Pass
1878.700	-49.82	-4.05	-13.0	-36.82	80.00	Vertical	Horizontal	N/A
1959.700	-35.66	-4.68	-13.0	-22.66	190.00	Vertical	Horizontal	N/A
3679.200	-49.74	4.54	-13.0	-36.74	348.00	Vertical	Horizontal	Pass
9840.213	-40.76	16.98	-13.0	-27.76	296.00	Vertical	Horizontal	Pass
17421.900	-33.83	22.60	-13.0	-20.83	304.00	Vertical	Horizontal	Pass

### 8.3 LTE Band 2 BW5, Middle Channel

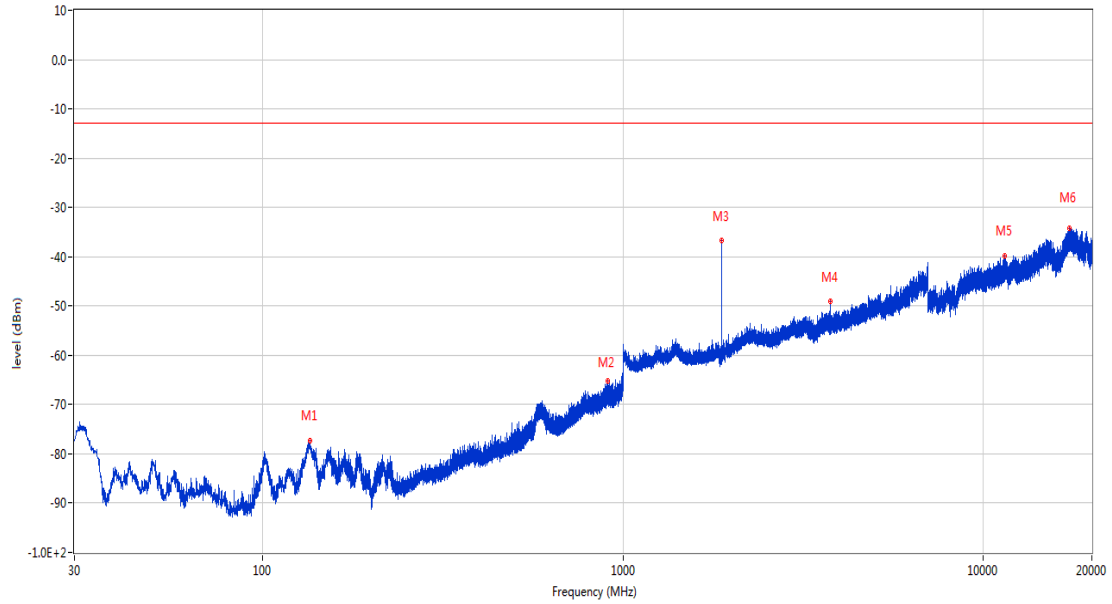
RSE-H&H LTE Band 2 BW5 CH18900



Frequency (MHz)	Result (dBm)	Factor (dB)	PK Limit (dBm)	Over Limit (dB)	Table (o)	ANT	EUT	Verdict
32.085	-78.42	-16.84	-13.0	-65.42	115.00	Horizontal	Horizontal	Pass
1878.200	-44.02	-4.05	-13.0	-31.02	331.00	Horizontal	Horizontal	N/A
1959.900	-20.12	-4.68	-13.0	-7.12	247.00	Horizontal	Horizontal	N/A
5034.200	-47.15	7.35	-13.0	-34.15	107.00	Horizontal	Horizontal	Pass
9868.100	-41.05	16.13	-13.0	-28.05	279.00	Horizontal	Horizontal	Pass
17601.337	-33.03	21.96	-13.0	-20.03	156.00	Horizontal	Horizontal	Pass

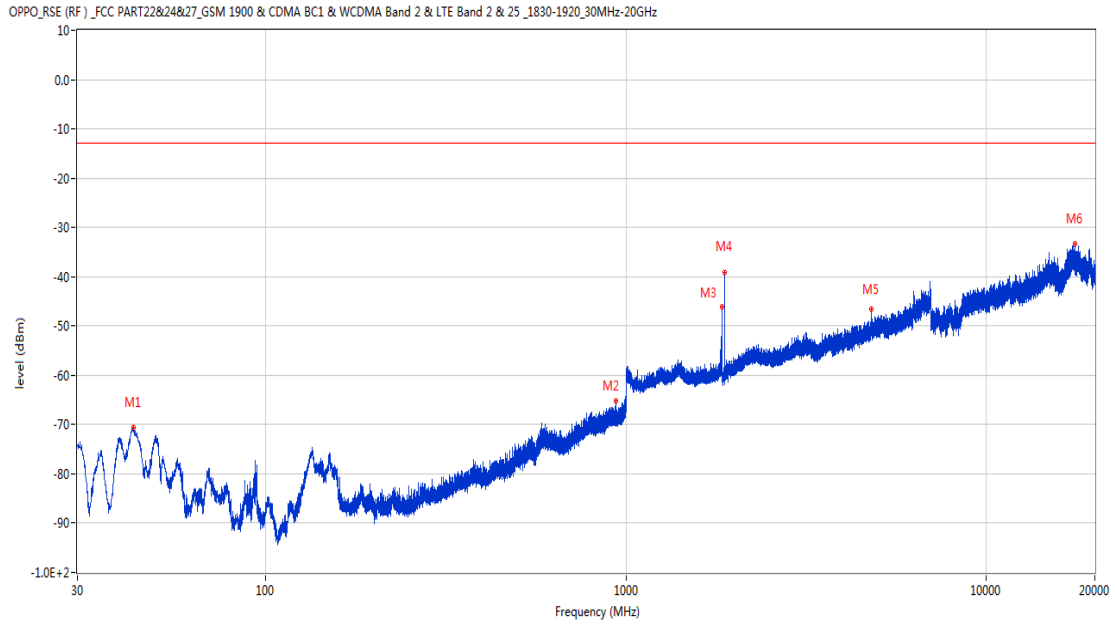
RSE-H&V LTE Band 2 BW5 CH18900

OPPO\_RSE (RF) \_ FCC PART22&24&27\_GSM 1900 & CDMA BC1 & WCDMA Band 2 & LTE Band 2 & 25\_1830-1920\_30MHz-20GHz



Frequency (MHz)	Result (dBm)	Factor (dB)	PK Limit (dBm)	Over Limit (dB)	Table (o)	ANT	EUT	Verdict
135.002	-77.41	-17.70	-13.0	-64.41	195.00	Horizontal	Vertical	Pass
907.317	-65.18	3.54	-13.0	-52.18	195.00	Horizontal	Vertical	Pass
1878.300	-36.73	-4.05	-13.0	-23.73	171.00	Horizontal	Vertical	N/A
3756.000	-49.14	3.58	-13.0	-36.14	123.00	Horizontal	Vertical	Pass
11487.013	-39.83	17.72	-13.0	-26.83	38.00	Horizontal	Vertical	Pass
17294.662	-34.19	21.13	-13.0	-21.19	352.00	Horizontal	Vertical	Pass

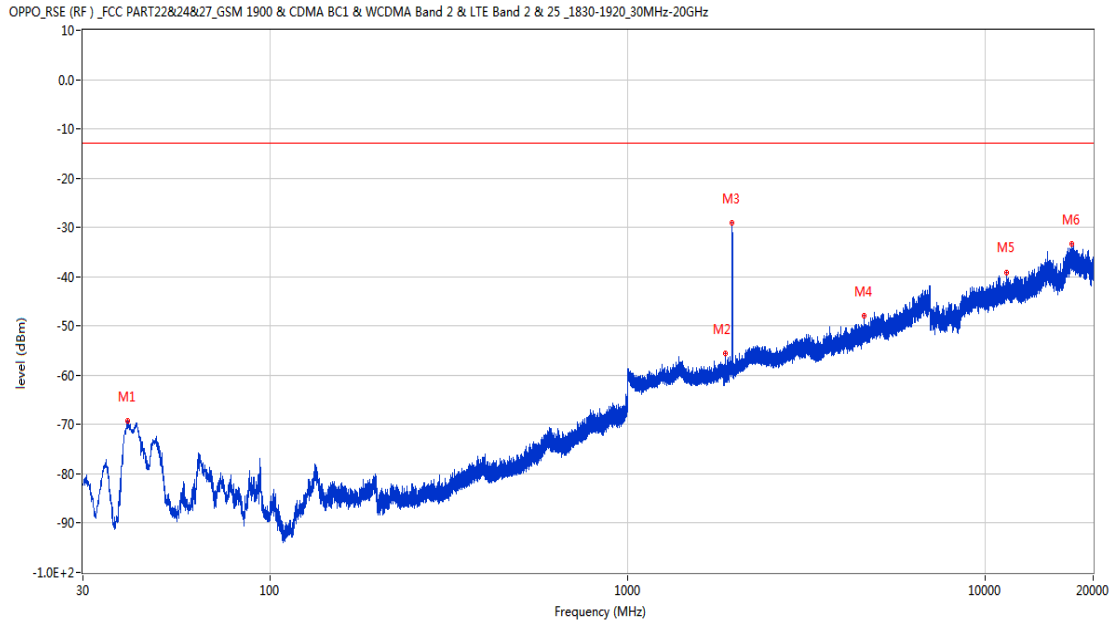
RSE-V&V LTE Band 2 BW5 CH18900



Frequency (MHz)	Result (dBm)	Factor (dB)	PK Limit (dBm)	Over Limit (dB)	Table (o)	ANT	EUT	Verdict
42.852	-70.66	-16.47	-13.0	-57.66	176.00	Vertical	Vertical	Pass
938.793	-65.15	3.16	-13.0	-52.15	348.00	Vertical	Vertical	Pass
1842.400	-46.18	-4.43	-13.0	-33.18	221.00	Vertical	Vertical	N/A
1878.200	-39.06	-4.05	-13.0	-26.06	226.00	Vertical	Vertical	N/A
4796.200	-46.66	7.51	-13.0	-33.66	18.00	Vertical	Vertical	Pass
17620.552	-33.33	21.78	-13.0	-20.33	190.00	Vertical	Vertical	Pass



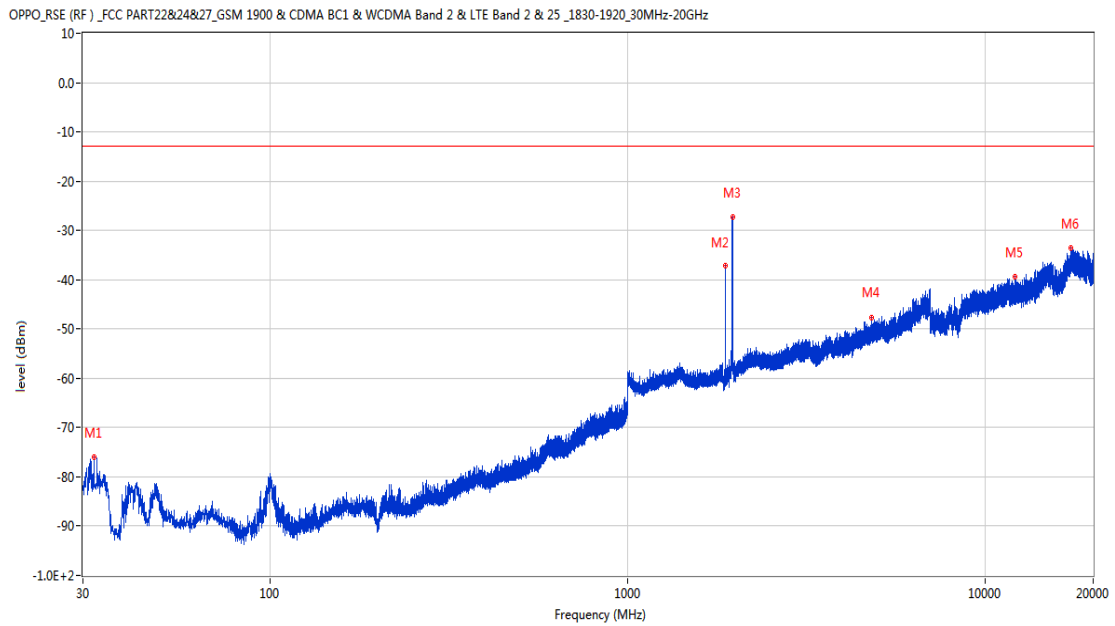
RSE-V&H LTE Band 2 BW5 CH18900



Frequency (MHz)	Result (dBm)	Factor (dB)	PK Limit (dBm)	Over Limit (dB)	Table (o)	ANT	EUT	Verdict
39.943	-69.32	-18.66	-13.0	-56.32	97.00	Vertical	Horizontal	Pass
1878.500	-55.66	-4.05	-13.0	-42.66	69.00	Vertical	Horizontal	N/A
1959.300	-29.12	-4.67	-13.0	-16.12	172.00	Vertical	Horizontal	N/A
4572.000	-48.00	6.21	-13.0	-35.00	238.00	Vertical	Horizontal	Pass
11478.963	-39.06	17.66	-13.0	-26.06	161.00	Vertical	Horizontal	Pass
17463.949	-33.35	21.74	-13.0	-20.35	59.00	Vertical	Horizontal	Pass

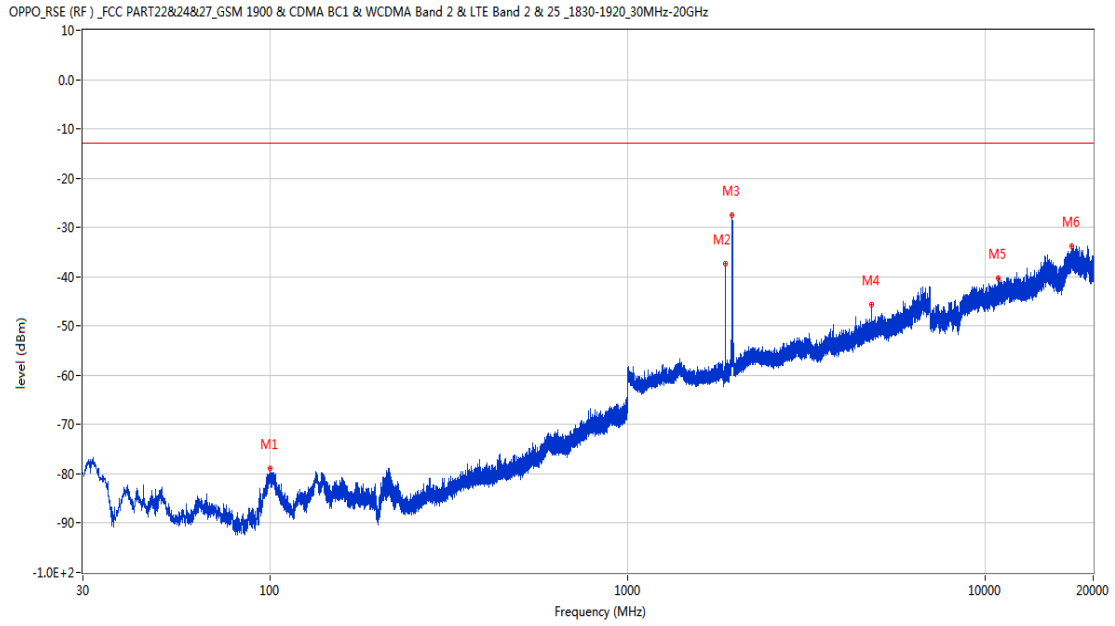
## 8.4 LTE Band 2 BW10, Middle Channel

RSE-H&H LTE Band 2 BW10 CH18900



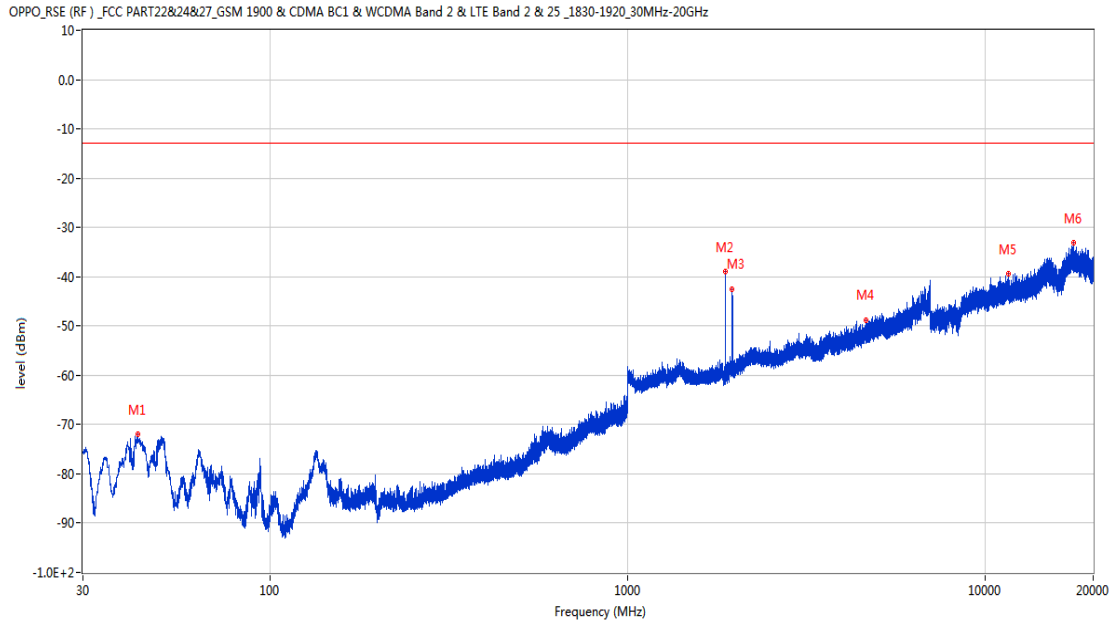
Frequency (MHz)	Result (dBm)	Factor (dB)	PK Limit (dBm)	Over Limit (dB)	Table (o)	ANT	EUT	Verdict
32.182	-76.02	-16.84	-13.0	-63.02	100.00	Horizontal	Horizontal	Pass
1875.500	-37.16	-4.09	-13.0	-24.16	327.00	Horizontal	Horizontal	N/A
1962.600	-27.37	-4.67	-13.0	-14.37	207.00	Horizontal	Horizontal	N/A
4812.800	-47.68	7.08	-13.0	-34.68	68.00	Horizontal	Horizontal	Pass
12122.100	-39.33	18.14	-13.0	-26.33	91.00	Horizontal	Horizontal	Pass
17369.698	-33.63	21.86	-13.0	-20.63	171.00	Horizontal	Horizontal	Pass

RSE-H&V LTE Band 2 BW10 CH18900



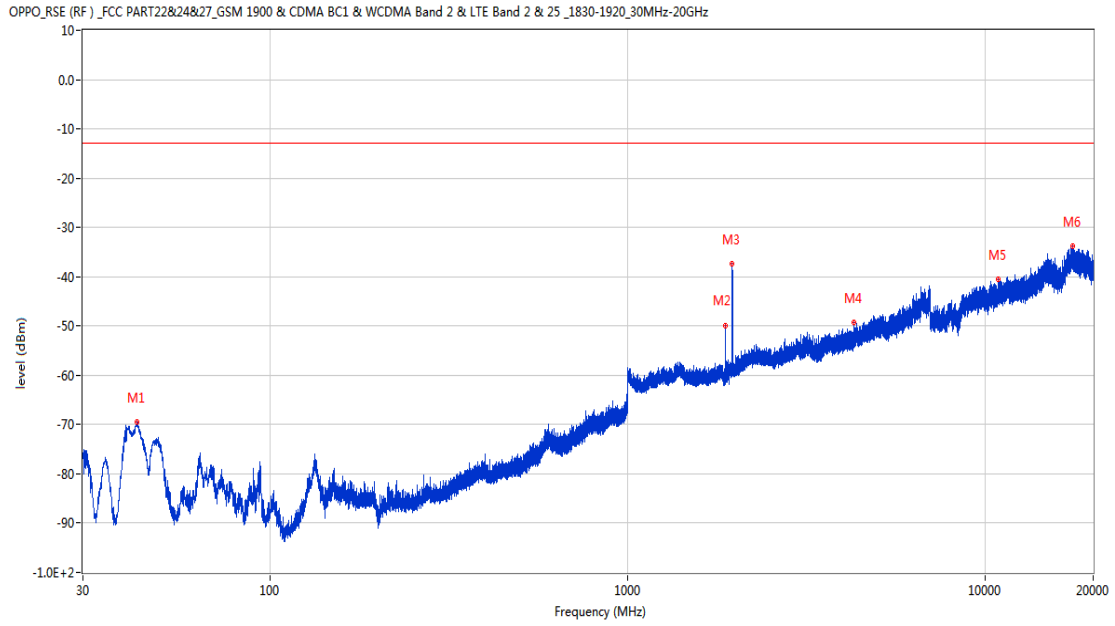
Frequency (MHz)	Result (dBm)	Factor (dB)	PK Limit (dBm)	Over Limit (dB)	Table (o)	ANT	EUT	Verdict
100.082	-78.96	-21.72	-13.0	-65.96	2.00	Horizontal	Vertical	Pass
1875.500	-37.37	-4.09	-13.0	-24.37	190.00	Horizontal	Vertical	N/A
1957.200	-27.48	-4.67	-13.0	-14.48	114.00	Horizontal	Vertical	N/A
4798.600	-45.60	7.66	-13.0	-32.60	185.00	Horizontal	Vertical	Pass
10869.175	-40.34	17.34	-13.0	-27.34	0.00	Horizontal	Vertical	Pass
17424.437	-33.77	22.54	-13.0	-20.77	240.00	Horizontal	Vertical	Pass

RSE-V&V LTE Band 2 BW10 CH18900



Frequency (MHz)	Result (dBm)	Factor (dB)	PK Limit (dBm)	Over Limit (dB)	Table (o)	ANT	EUT	Verdict
42.610	-72.02	-16.72	-13.0	-59.02	0.00	Vertical	Vertical	Pass
1875.600	-39.03	-4.09	-13.0	-26.03	221.00	Vertical	Vertical	N/A
1960.600	-42.60	-4.69	-13.0	-29.60	125.00	Vertical	Vertical	N/A
4640.600	-48.86	6.44	-13.0	-35.86	62.00	Vertical	Vertical	Pass
11579.013	-39.48	17.58	-13.0	-26.48	135.00	Vertical	Vertical	Pass
17587.562	-33.17	22.11	-13.0	-20.17	363.00	Vertical	Vertical	Pass

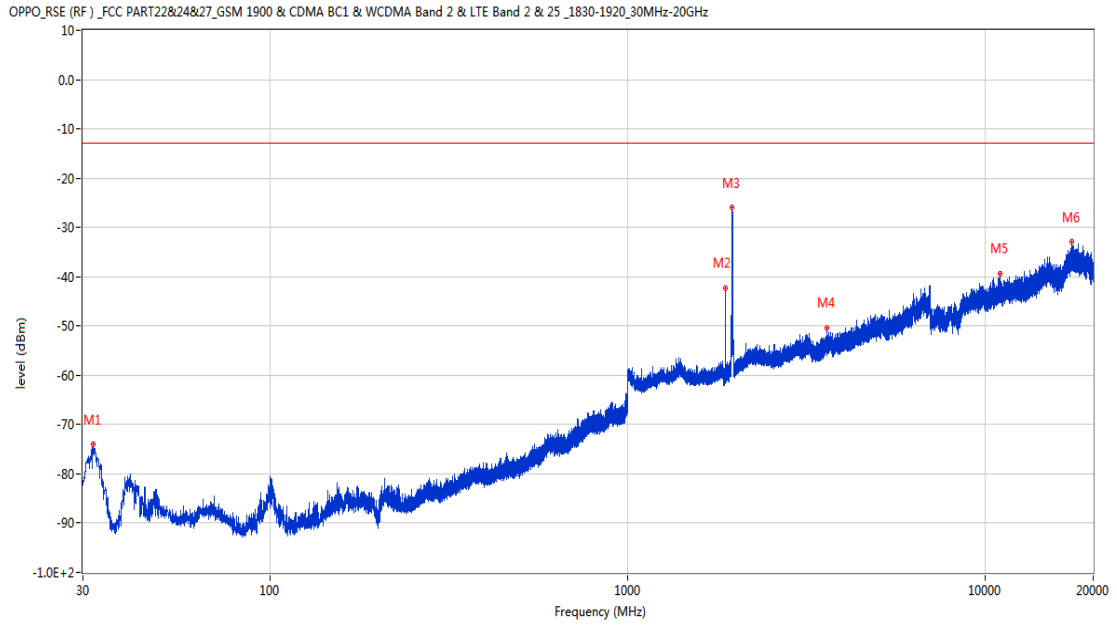
RSE-V&H LTE Band 2 BW10 CH18900



Frequency (MHz)	Result (dBm)	Factor (dB)	PK Limit (dBm)	Over Limit (dB)	Table (o)	ANT	EUT	Verdict
42.562	-69.51	-16.77	-13.0	-56.51	198.00	Vertical	Horizontal	Pass
1875.700	-49.87	-4.09	-13.0	-36.87	71.00	Vertical	Horizontal	N/A
1958.100	-37.36	-4.67	-13.0	-24.36	189.00	Vertical	Horizontal	N/A
4284.200	-49.34	5.36	-13.0	-36.34	293.00	Vertical	Horizontal	Pass
10860.838	-40.52	17.50	-13.0	-27.52	360.00	Vertical	Horizontal	Pass
17540.438	-33.82	22.37	-13.0	-20.82	154.00	Vertical	Horizontal	Pass

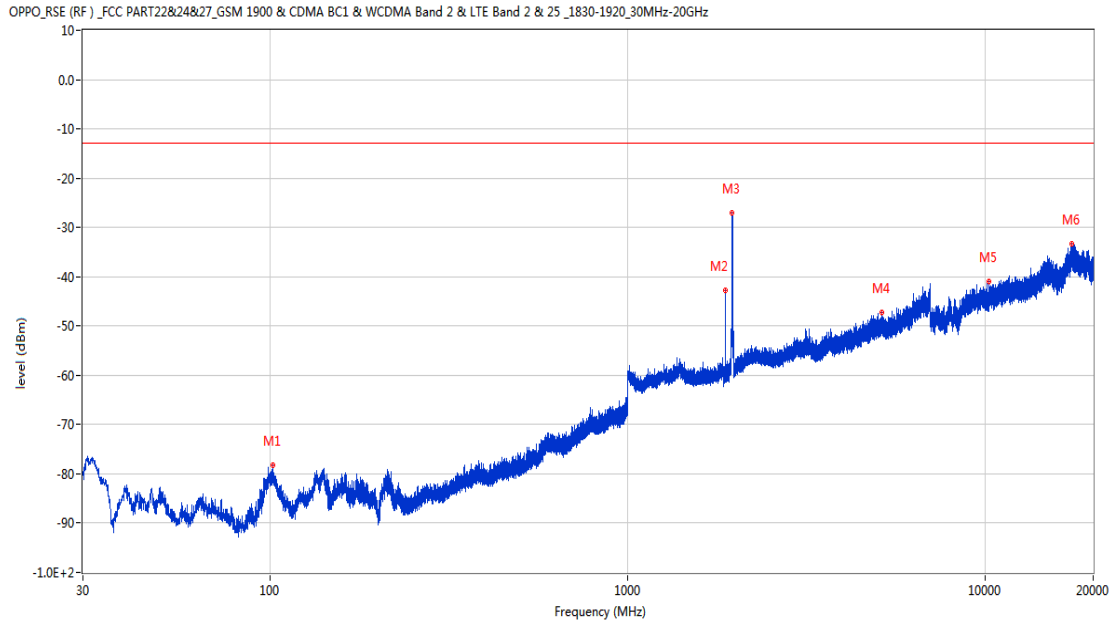
## 8.5 LTE Band 2 BW15, Middle Channel

RSE-H&H LTE Band 2 BW15 CH18900



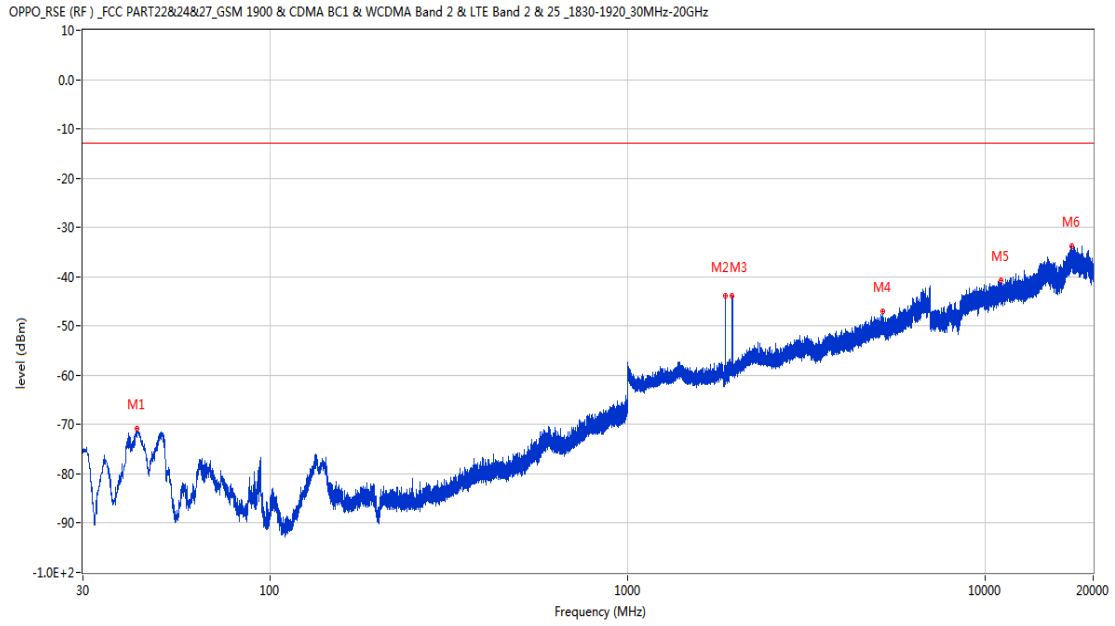
Frequency (MHz)	Result (dBm)	Factor (dB)	PK Limit (dBm)	Over Limit (dB)	Table (o)	ANT	EUT	Verdict
32.037	-74.06	-16.84	-13.0	-61.06	152.00	Horizontal	Horizontal	Pass
1873.300	-42.35	-4.12	-13.0	-29.35	318.00	Horizontal	Horizontal	N/A
1959.700	-25.88	-4.68	-13.0	-12.88	244.00	Horizontal	Horizontal	N/A
3606.600	-50.28	3.31	-13.0	-37.28	150.00	Horizontal	Horizontal	Pass
10993.662	-39.44	17.39	-13.0	-26.44	0.00	Horizontal	Horizontal	Pass
17433.500	-32.99	22.32	-13.0	-19.99	301.00	Horizontal	Horizontal	Pass

RSE-H&V LTE Band 2 BW15 CH18900



Frequency (MHz)	Result (dBm)	Factor (dB)	PK Limit (dBm)	Over Limit (dB)	Table (o)	ANT	EUT	Verdict
101.974	-78.22	-21.69	-13.0	-65.22	59.00	Horizontal	Vertical	Pass
1873.200	-42.86	-4.12	-13.0	-29.86	154.00	Horizontal	Vertical	N/A
1959.400	-27.01	-4.67	-13.0	-14.01	210.00	Horizontal	Vertical	N/A
5124.400	-47.26	7.96	-13.0	-34.26	209.00	Horizontal	Vertical	Pass
10249.612	-41.01	17.59	-13.0	-28.01	321.00	Horizontal	Vertical	Pass
17422.987	-33.25	22.58	-13.0	-20.25	332.00	Horizontal	Vertical	Pass

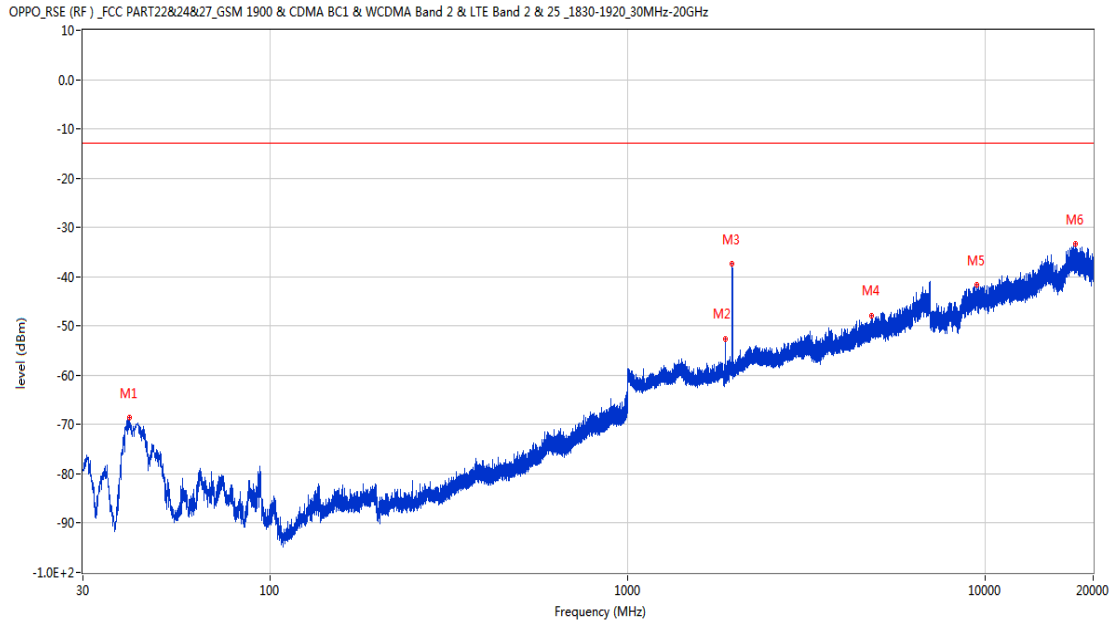
RSE-V&V LTE Band 2 BW15 CH18900



Frequency (MHz)	Result (dBm)	Factor (dB)	PK Limit (dBm)	Over Limit (dB)	Table (o)	ANT	EUT	Verdict
42.562	-70.92	-16.77	-13.0	-57.92	131.00	Vertical	Vertical	Pass
1873.200	-43.96	-4.12	-13.0	-30.96	279.00	Vertical	Vertical	N/A
1956.300	-43.85	-4.66	-13.0	-30.85	167.00	Vertical	Vertical	N/A
5172.200	-47.06	7.37	-13.0	-34.06	265.00	Vertical	Vertical	Pass
11037.362	-40.80	16.72	-13.0	-27.80	135.00	Vertical	Vertical	Pass
17468.301	-33.88	21.73	-13.0	-20.88	-3.00	Vertical	Vertical	Pass



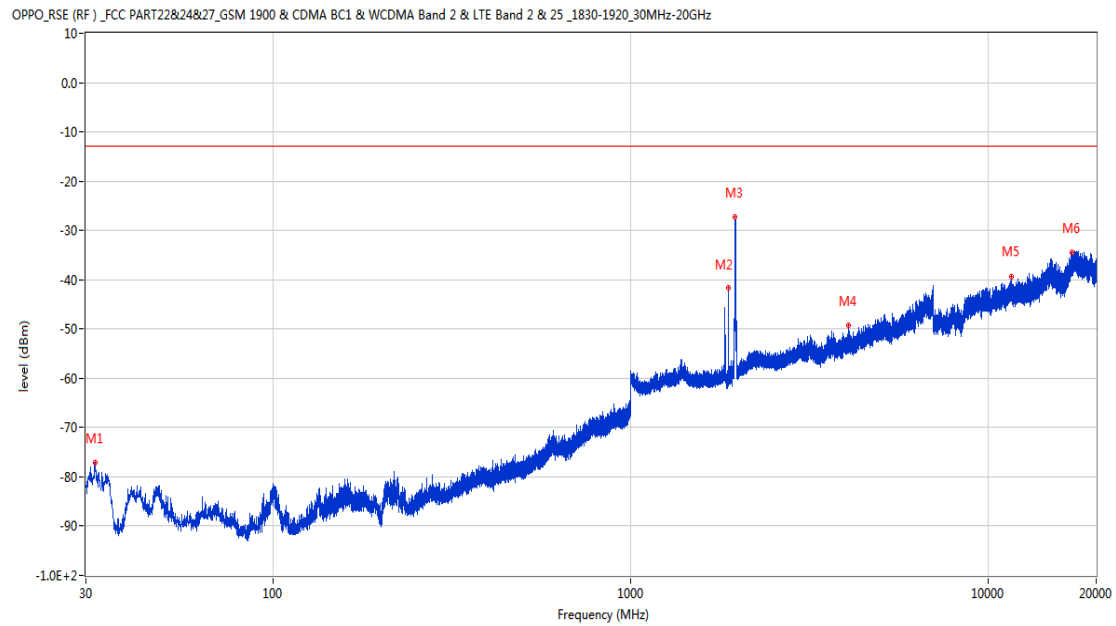
RSE-V&H LTE Band 2 BW15 CH18900



Frequency (MHz)	Result (dBm)	Factor (dB)	PK Limit (dBm)	Over Limit (dB)	Table (o)	ANT	EUT	Verdict
40.379	-68.58	-18.34	-13.0	-55.58	122.00	Vertical	Horizontal	Pass
1873.400	-52.70	-4.11	-13.0	-39.70	60.00	Vertical	Horizontal	N/A
1959.800	-37.45	-4.68	-13.0	-24.45	185.00	Vertical	Horizontal	N/A
4803.600	-47.98	7.49	-13.0	-34.98	142.00	Vertical	Horizontal	Pass
9431.963	-41.71	16.31	-13.0	-28.71	326.00	Vertical	Horizontal	Pass
17891.338	-33.26	22.77	-13.0	-20.26	156.00	Vertical	Horizontal	Pass

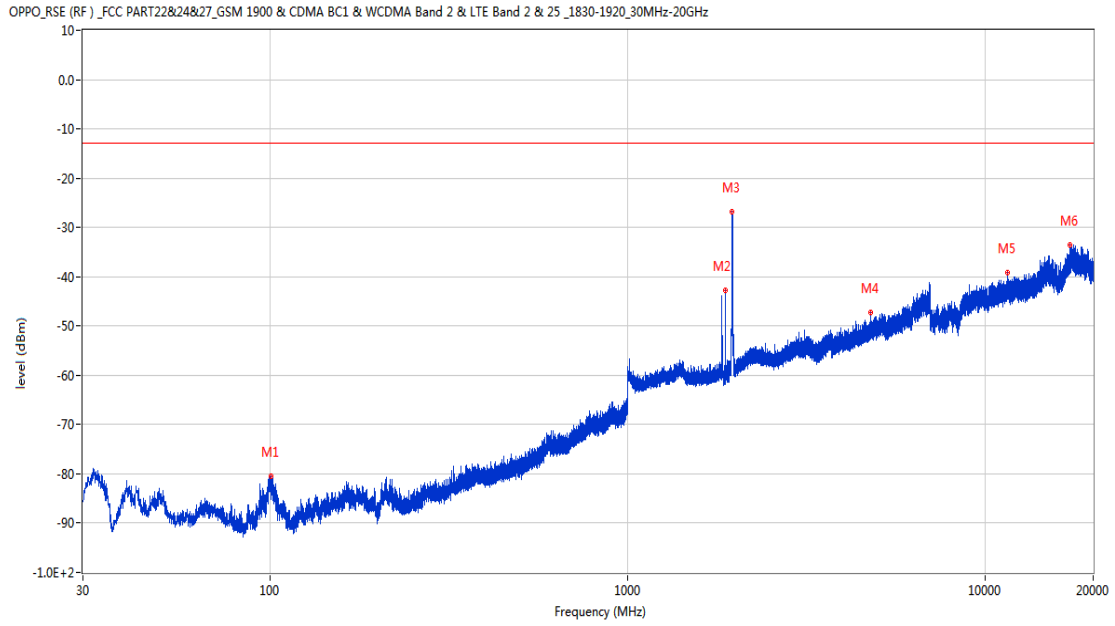
## 8.6 LTE Band 2 BW20, Middle Channel

RSE-H&H LTE Band 2 BW20 CH18900



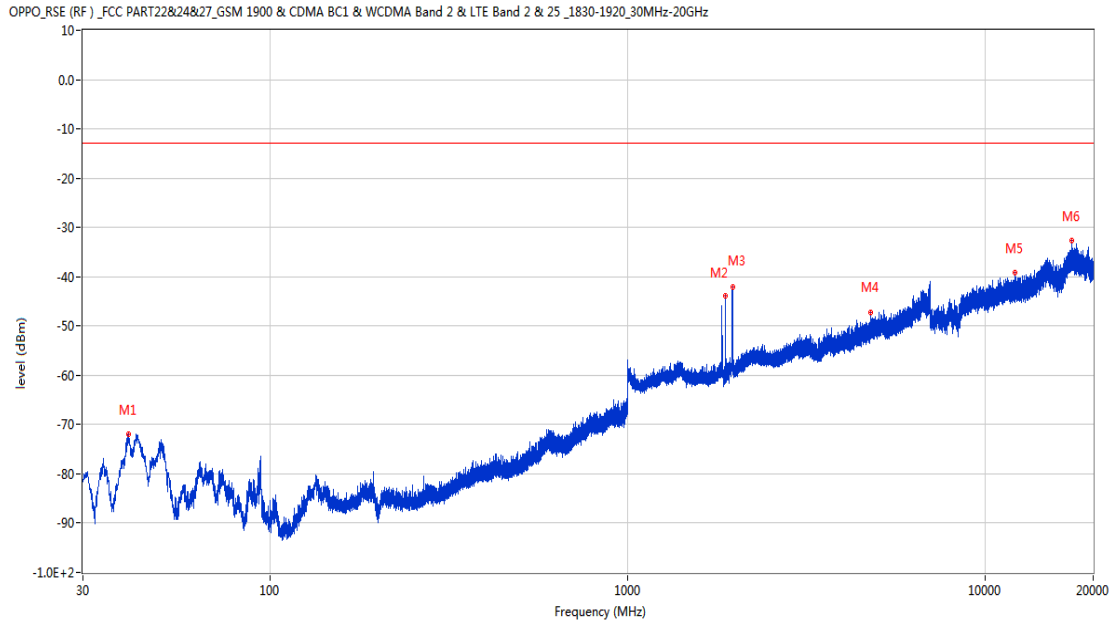
Frequency (MHz)	Result (dBm)	Factor (dB)	PK Limit (dBm)	Over Limit (dB)	Table (o)	ANT	EUT	Verdict
31.794	-77.19	-17.35	-13.0	-64.19	149.00	Horizontal	Horizontal	Pass
1871.000	-41.73	-4.14	-13.0	-28.73	315.00	Horizontal	Horizontal	N/A
1954.300	-27.17	-4.65	-13.0	-14.17	202.00	Horizontal	Horizontal	N/A
4062.600	-49.33	5.05	-13.0	-36.33	207.00	Horizontal	Horizontal	Pass
11560.325	-39.42	17.22	-13.0	-26.42	3.00	Horizontal	Horizontal	Pass
17142.051	-34.51	21.04	-13.0	-21.51	157.00	Horizontal	Horizontal	Pass

RSE-H&V LTE Band 2 BW20 CH18900



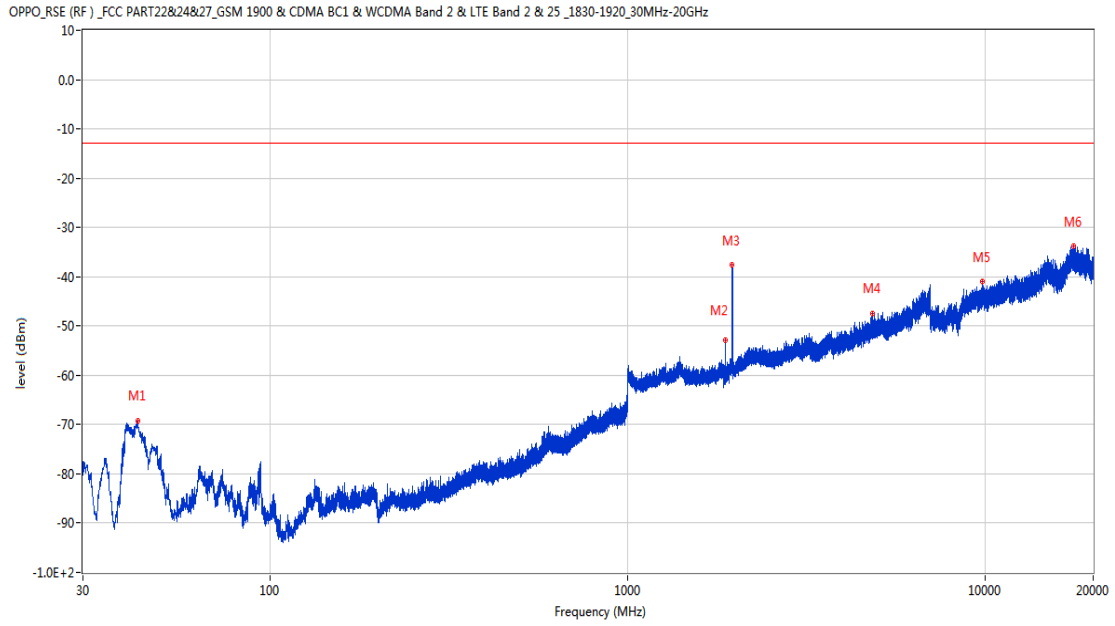
Frequency (MHz)	Result (dBm)	Factor (dB)	PK Limit (dBm)	Over Limit (dB)	Table (o)	ANT	EUT	Verdict
100.422	-80.53	-21.72	-13.0	-67.53	33.00	Horizontal	Vertical	Pass
1871.000	-42.86	-4.14	-13.0	-29.86	181.00	Horizontal	Vertical	N/A
1953.900	-26.81	-4.64	-13.0	-13.81	108.00	Horizontal	Vertical	N/A
4766.600	-47.32	6.79	-13.0	-34.32	360.00	Horizontal	Vertical	Pass
11490.463	-39.12	17.74	-13.0	-26.12	18.00	Horizontal	Vertical	Pass
17260.225	-33.66	21.04	-13.0	-20.66	303.00	Horizontal	Vertical	Pass

RSE-V&V LTE Band 2 BW20 CH18900



Frequency (MHz)	Result (dBm)	Factor (dB)	PK Limit (dBm)	Over Limit (dB)	Table (o)	ANT	EUT	Verdict
40.185	-71.98	-18.48	-13.0	-58.98	146.00	Vertical	Vertical	Pass
1871.000	-43.98	-4.14	-13.0	-30.98	268.00	Vertical	Vertical	N/A
1968.000	-42.09	-4.44	-13.0	-29.09	137.00	Vertical	Vertical	N/A
4788.800	-47.19	7.43	-13.0	-34.19	285.00	Vertical	Vertical	Pass
12093.350	-39.11	18.08	-13.0	-26.11	35.00	Vertical	Vertical	Pass
17390.725	-32.75	22.49	-13.0	-19.75	59.00	Vertical	Vertical	Pass

RSE-V&H LTE Band 2 BW20 CH18900

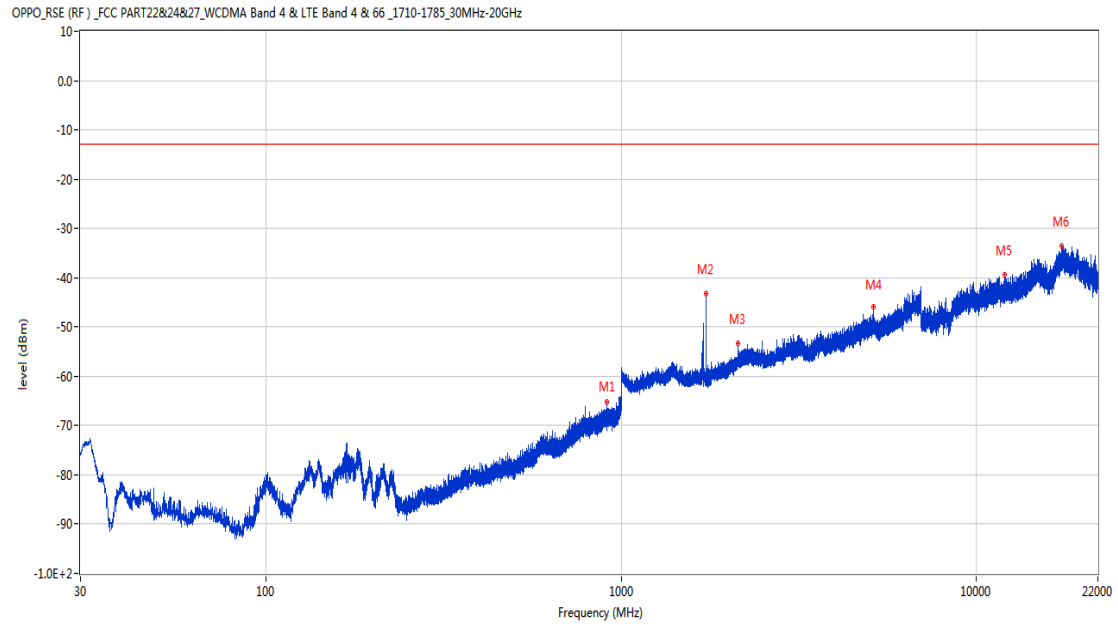


Frequency (MHz)	Result (dBm)	Factor (dB)	PK Limit (dBm)	Over Limit (dB)	Table (o)	ANT	EUT	Verdict
42.658	-69.18	-16.67	-13.0	-56.18	189.00	Vertical	Horizontal	Pass
1871.000	-52.76	-4.14	-13.0	-39.76	16.00	Vertical	Horizontal	N/A
1954.500	-37.59	-4.65	-13.0	-24.59	194.00	Vertical	Horizontal	N/A
4841.000	-47.46	6.98	-13.0	-34.46	285.00	Vertical	Horizontal	Pass
9816.637	-40.99	16.97	-13.0	-27.99	149.00	Vertical	Horizontal	Pass
17619.825	-33.88	21.79	-13.0	-20.88	-1.00	Vertical	Horizontal	Pass

## 9 LTE Band 4

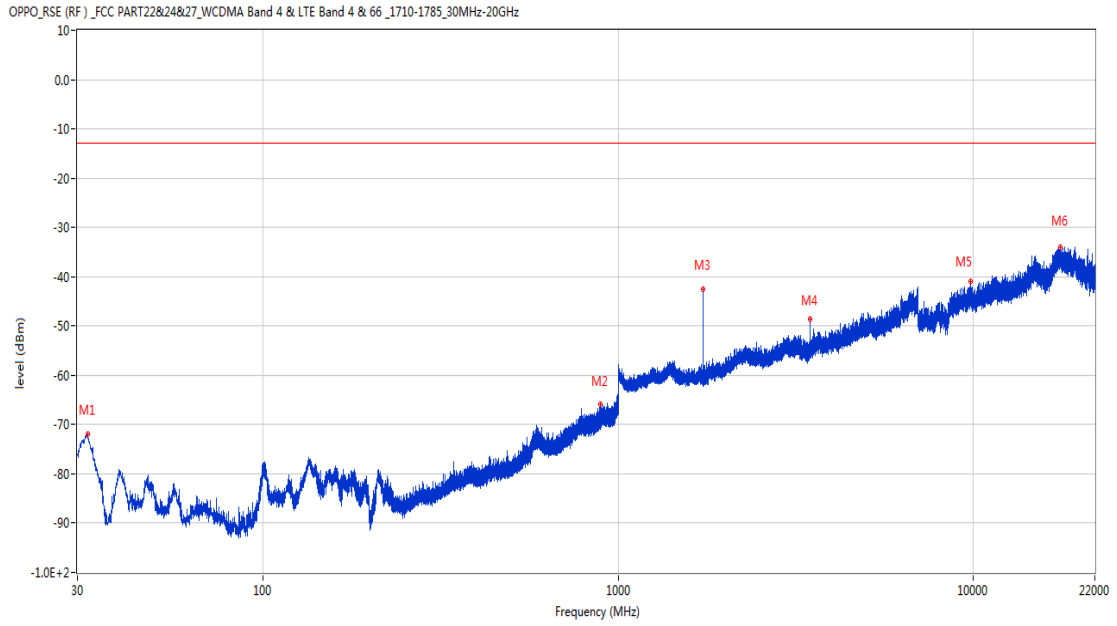
### 9.1 LTE Band 4 BW1.4, Middle Channel

RSE-H&H LTE Band 4 BW1.4 CH20175



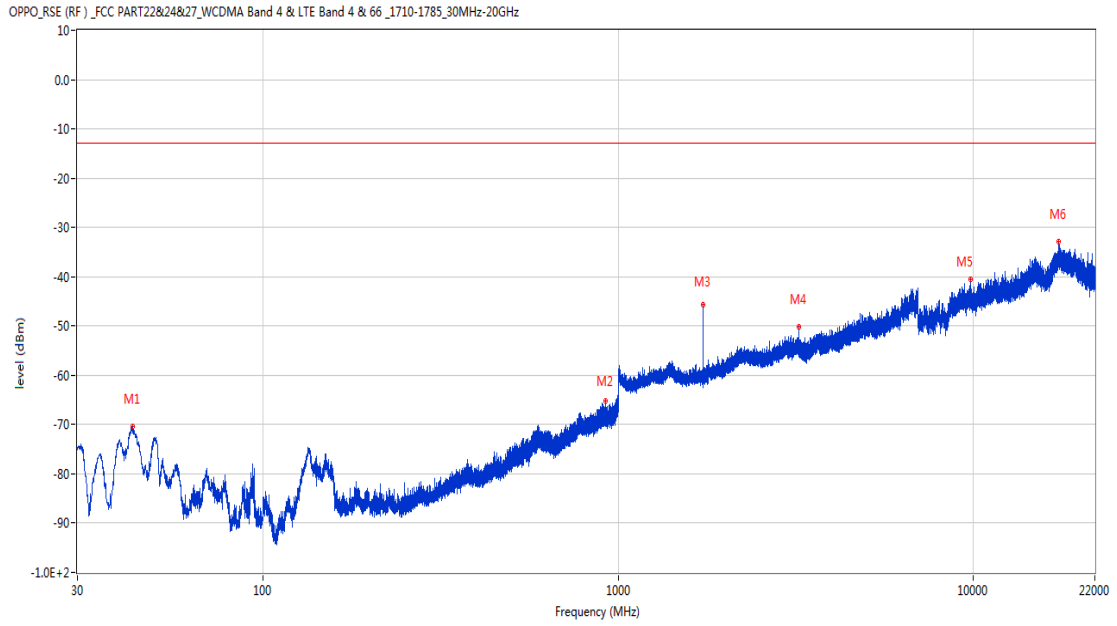
Frequency (MHz)	Result (dBm)	Factor (dB)	PK Limit (dBm)	Over Limit (dB)	Table (o)	ANT	EUT	Verdict
908.626	-65.11	3.45	-13.0	-52.11	331.00	Horizontal	Horizontal	Pass
1732.400	-43.25	-4.53	-13.0	-30.25	104.00	Horizontal	Horizontal	N/A
2133.200	-53.35	-2.60	-13.0	-40.35	214.00	Horizontal	Horizontal	N/A
5142.400	-45.94	7.51	-13.0	-32.94	19.00	Horizontal	Horizontal	Pass
12020.325	-39.32	17.74	-13.0	-26.32	171.00	Horizontal	Horizontal	Pass
17423.100	-33.57	22.57	-13.0	-20.57	289.00	Horizontal	Horizontal	Pass

RSE-H&V LTE Band 4 BW1.4 CH20175



Frequency (MHz)	Result (dBm)	Factor (dB)	PK Limit (dBm)	Over Limit (dB)	Table (o)	ANT	EUT	Verdict
32.085	-71.88	-16.81	-13.0	-58.88	160.00	Horizontal	Vertical	Pass
893.300	-65.93	3.27	-13.0	-52.93	0.00	Horizontal	Vertical	Pass
1732.400	-42.54	-4.53	-13.0	-29.54	167.00	Horizontal	Vertical	N/A
3464.600	-48.62	2.45	-13.0	-35.62	127.00	Horizontal	Vertical	Pass
9827.849	-40.97	17.05	-13.0	-27.97	78.00	Horizontal	Vertical	Pass
17636.313	-33.96	21.46	-13.0	-20.96	-3.00	Horizontal	Vertical	Pass

RSE-V&V LTE Band 4 BW1.4 CH20175

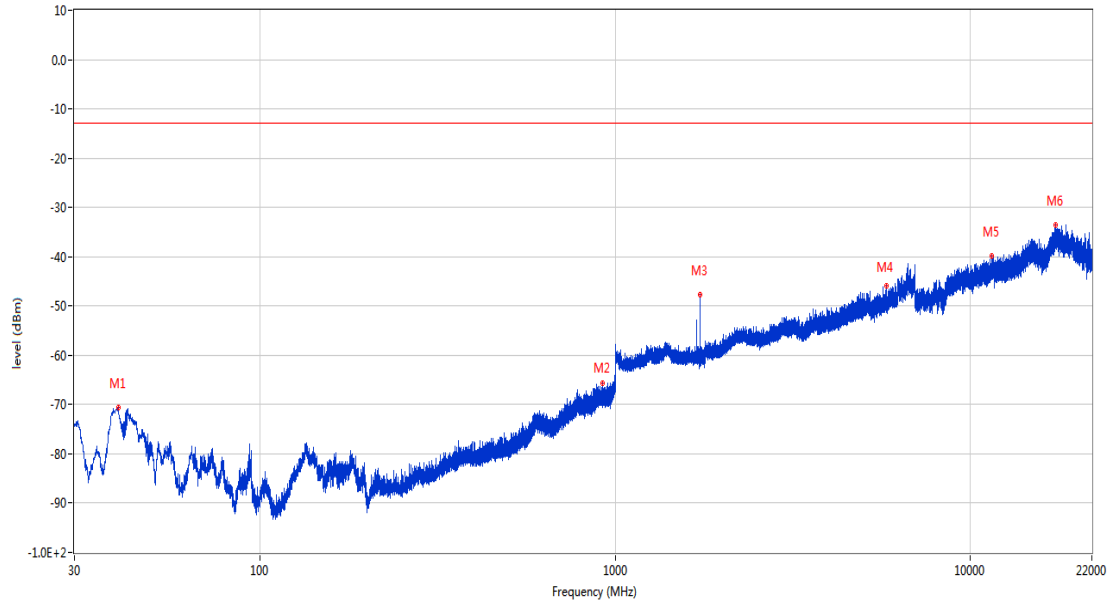


Frequency (MHz)	Result (dBm)	Factor (dB)	PK Limit (dBm)	Over Limit (dB)	Table (o)	ANT	EUT	Verdict
42.804	-70.35	-16.55	-13.0	-57.35	43.00	Vertical	Vertical	Pass
919.199	-65.27	3.46	-13.0	-52.27	328.00	Vertical	Vertical	Pass
1732.400	-45.69	-4.53	-13.0	-32.69	237.00	Vertical	Vertical	N/A
3218.600	-50.24	3.94	-13.0	-37.24	198.00	Vertical	Vertical	Pass
9845.963	-40.58	16.95	-13.0	-27.58	40.00	Vertical	Vertical	Pass
17432.349	-32.78	22.34	-13.0	-19.78	171.00	Vertical	Vertical	Pass



RSE-V&H LTE Band 4 BW1.4 CH20175

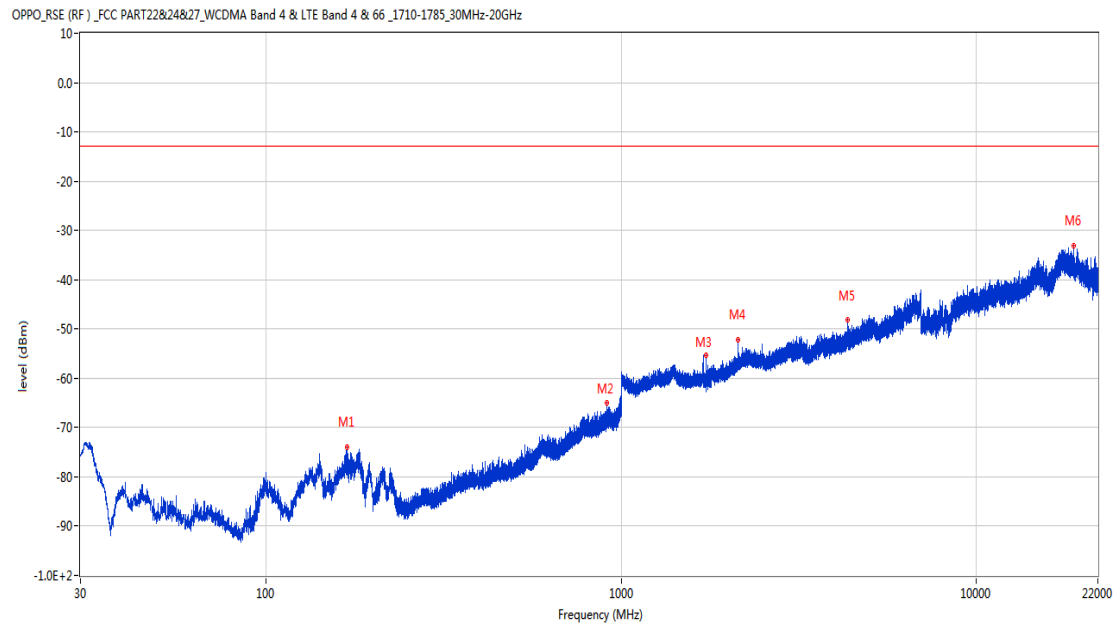
OPPO\_RSE (RF) \_ FCC PART22&24&27\_WCDMA Band 4 & LTE Band 4 & 66 \_1710-1785\_30MHz-20GHz



Frequency (MHz)	Result (dBm)	Factor (dB)	PK Limit (dBm)	Over Limit (dB)	Table (o)	ANT	EUT	Verdict
39.894	-70.55	-18.69	-13.0	-57.55	75.00	Vertical	Horizontal	Pass
922.400	-65.66	3.54	-13.0	-52.66	75.00	Vertical	Horizontal	Pass
1732.400	-47.74	-4.53	-13.0	-34.74	21.00	Vertical	Horizontal	N/A
5823.600	-45.93	7.45	-13.0	-32.93	266.00	Vertical	Horizontal	Pass
11511.737	-39.89	17.62	-13.0	-26.89	191.00	Vertical	Horizontal	Pass
17418.476	-33.52	22.66	-13.0	-20.52	363.00	Vertical	Horizontal	Pass

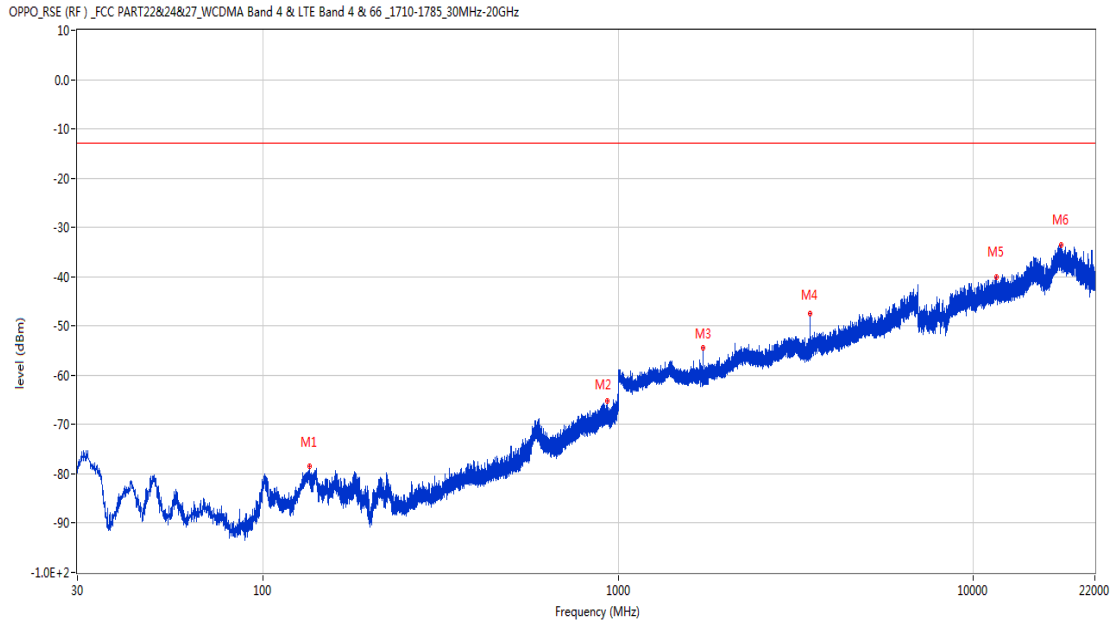
## 9.2 LTE Band 4 BW3, Middle Channel

RSE-H&H LTE Band 4 BW3 CH20175



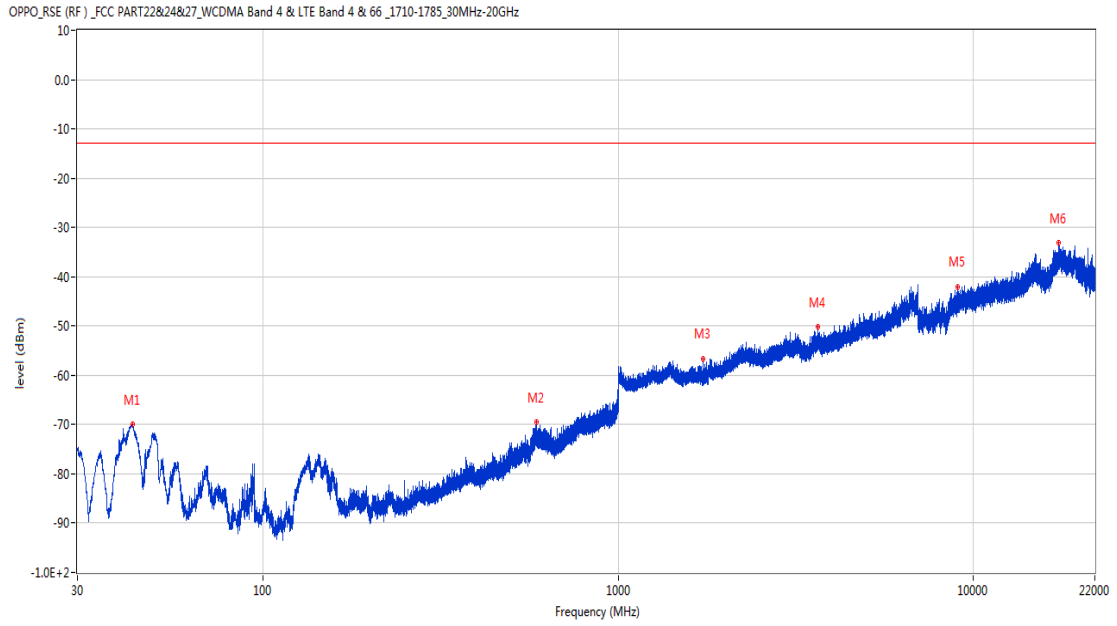
Frequency (MHz)	Result (dBm)	Factor (dB)	PK Limit (dBm)	Over Limit (dB)	Table (o)	ANT	EUT	Verdict
169.389	-73.93	-15.28	-13.0	-60.93	48.00	Horizontal	Horizontal	Pass
910.518	-64.96	3.37	-13.0	-51.96	246.00	Horizontal	Horizontal	Pass
1731.600	-55.26	-4.53	-13.0	-42.26	318.00	Horizontal	Horizontal	N/A
2132.300	-52.12	-2.63	-13.0	-39.12	199.00	Horizontal	Horizontal	N/A
4342.800	-48.15	6.20	-13.0	-35.15	231.00	Horizontal	Horizontal	Pass
18819.850	-33.08	24.35	-13.0	-20.08	332.00	Horizontal	Horizontal	Pass

RSE-H&V LTE Band 4 BW3 CH20175



Frequency (MHz)	Result (dBm)	Factor (dB)	PK Limit (dBm)	Over Limit (dB)	Table (o)	ANT	EUT	Verdict
134.906	-78.51	-17.74	-13.0	-65.51	17.00	Horizontal	Vertical	Pass
932.391	-65.18	3.48	-13.0	-52.18	63.00	Horizontal	Vertical	Pass
1731.700	-54.50	-4.53	-13.0	-41.50	330.00	Horizontal	Vertical	N/A
3463.000	-47.57	2.42	-13.0	-34.57	133.00	Horizontal	Vertical	Pass
11596.550	-40.10	17.94	-13.0	-27.10	49.00	Horizontal	Vertical	Pass
17719.099	-33.44	21.40	-13.0	-20.44	69.00	Horizontal	Vertical	Pass

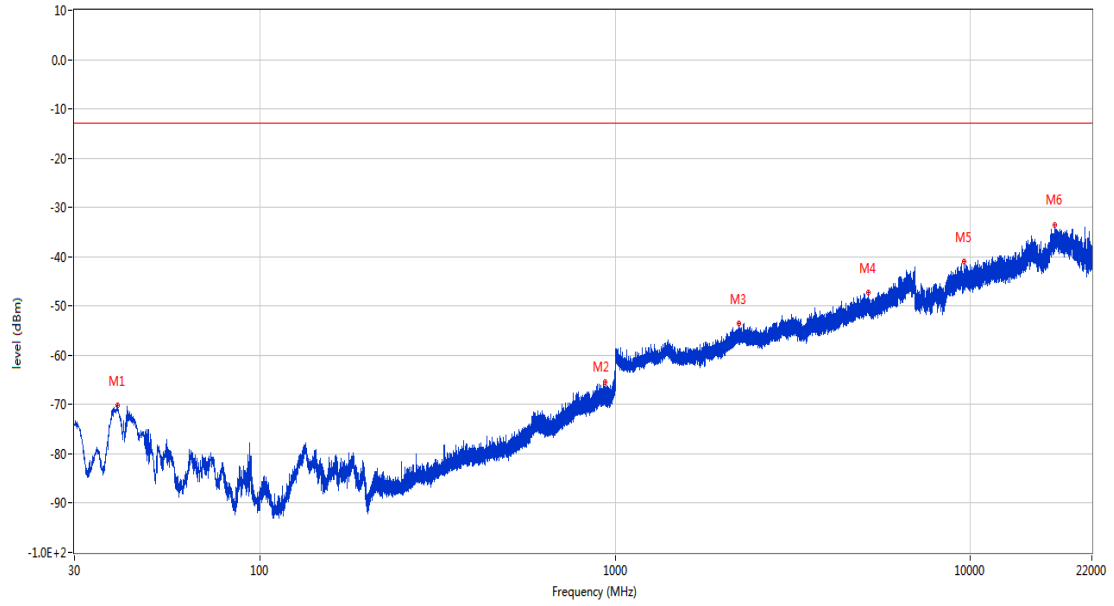
RSE-V&V LTE Band 4 BW3 CH20175



Frequency (MHz)	Result (dBm)	Factor (dB)	PK Limit (dBm)	Over Limit (dB)	Table (o)	ANT	EUT	Verdict
42.804	-70.01	-16.55	-13.0	-57.01	295.00	Vertical	Vertical	Pass
589.060	-69.49	-3.36	-13.0	-56.49	27.00	Vertical	Vertical	Pass
1731.500	-56.65	-4.53	-13.0	-43.65	229.00	Vertical	Vertical	N/A
3649.800	-50.22	4.47	-13.0	-37.22	300.00	Vertical	Vertical	Pass
9061.662	-42.18	14.87	-13.0	-29.18	219.00	Vertical	Vertical	Pass
17425.875	-33.13	22.51	-13.0	-20.13	-3.00	Vertical	Vertical	Pass

RSE-V&H LTE Band 4 BW3 CH20175

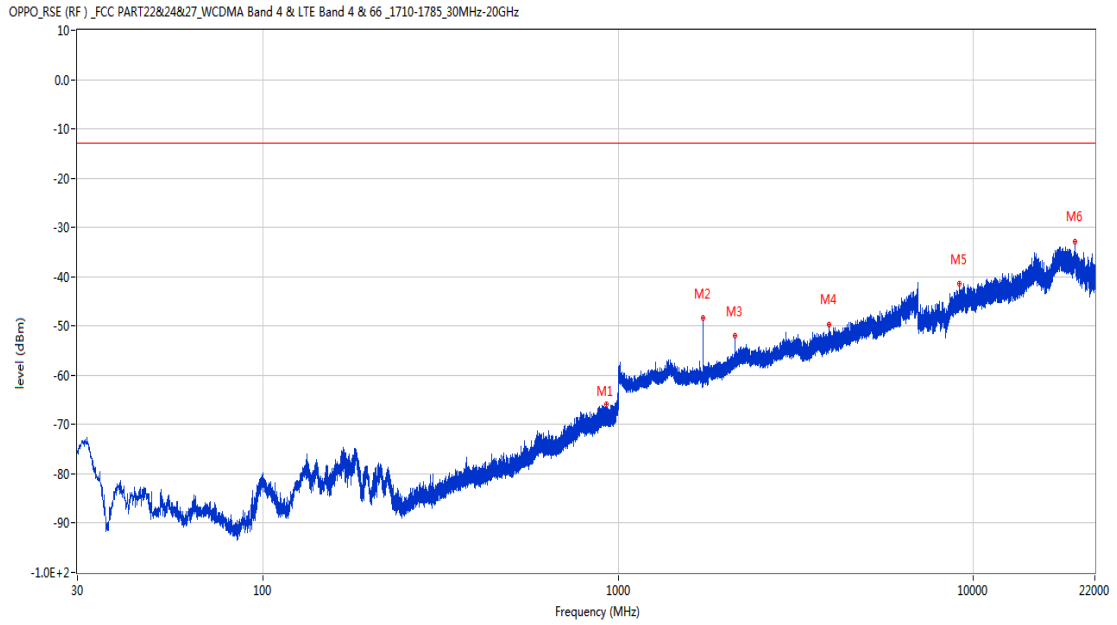
OPPO\_RSE (RF) \_ FCC PART22&24&27\_WCDMA Band 4 & LTE Band 4 & 66 \_1710-1785\_30MHz-20GHz



Frequency (MHz)	Result (dBm)	Factor (dB)	PK Limit (dBm)	Over Limit (dB)	Table (o)	ANT	EUT	Verdict
39.700	-70.18	-18.82	-13.0	-57.18	78.00	Vertical	Horizontal	Pass
939.230	-65.39	3.50	-13.0	-52.39	104.00	Vertical	Horizontal	Pass
2232.100	-53.62	-1.61	-13.0	-40.62	156.00	Vertical	Horizontal	Pass
5171.400	-47.23	7.39	-13.0	-34.23	198.00	Vertical	Horizontal	Pass
9611.076	-40.90	16.39	-13.0	-27.90	185.00	Vertical	Horizontal	Pass
17303.775	-33.48	21.13	-13.0	-20.48	297.00	Vertical	Horizontal	Pass

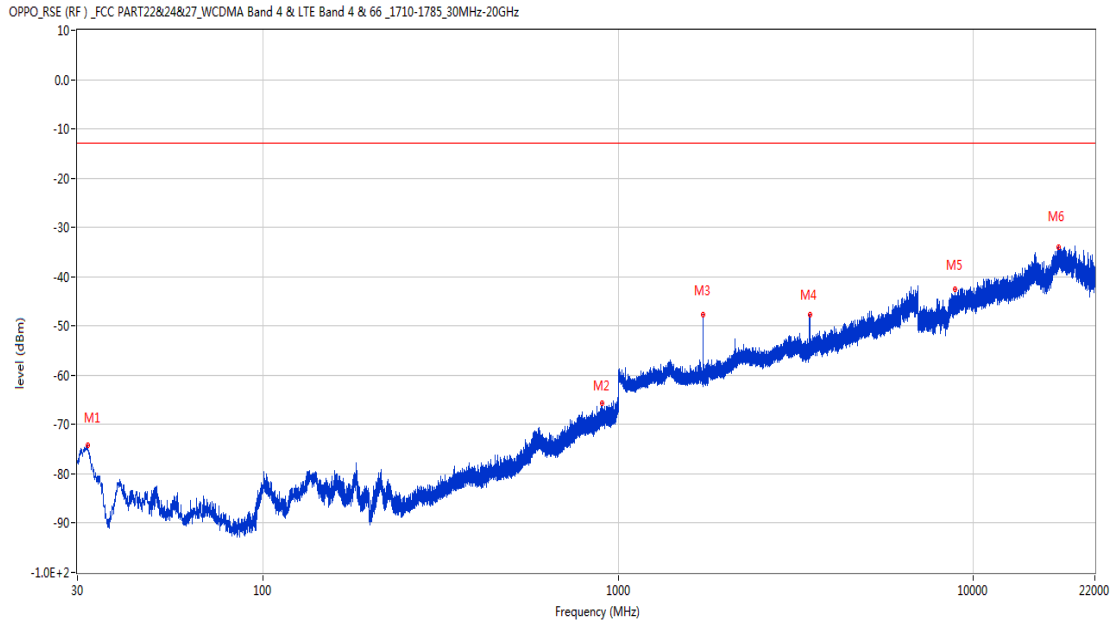
### 9.3 LTE Band 4 BW5, Middle Channel

RSE-H&H LTE Band 4 BW5 CH20175



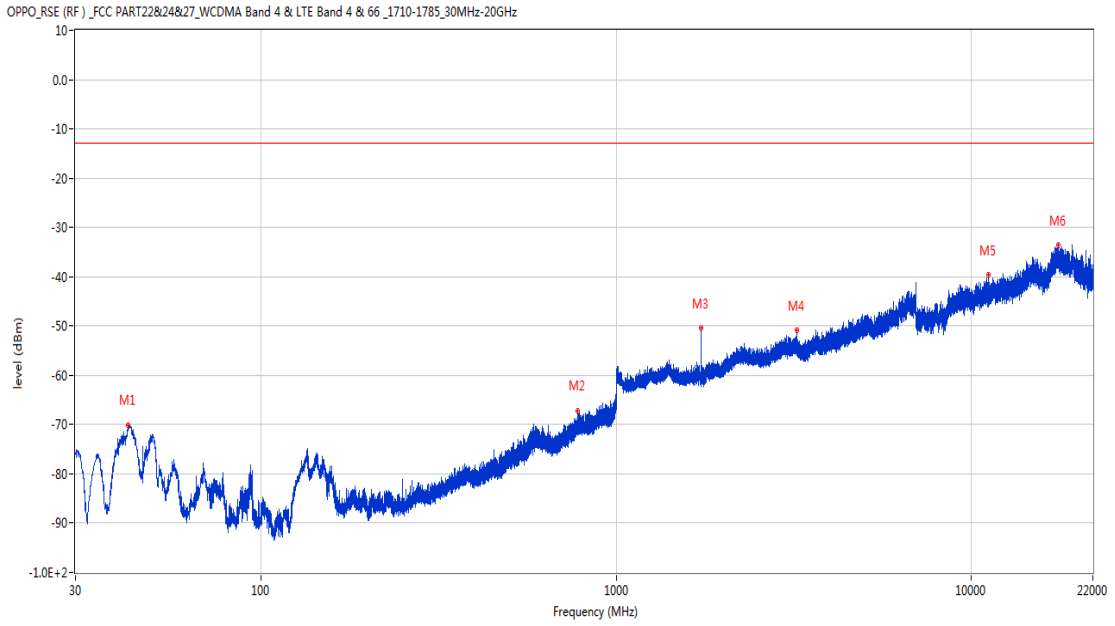
Frequency (MHz)	Result (dBm)	Factor (dB)	PK Limit (dBm)	Over Limit (dB)	Table (o)	ANT	EUT	Verdict
925.940	-65.79	3.52	-13.0	-52.79	347.00	Horizontal	Horizontal	Pass
1730.700	-48.46	-4.53	-13.0	-35.46	29.00	Horizontal	Horizontal	N/A
2131.300	-51.85	-2.65	-13.0	-38.85	204.00	Horizontal	Horizontal	N/A
3933.800	-49.64	4.56	-13.0	-36.64	317.00	Horizontal	Horizontal	Pass
9144.750	-41.49	14.58	-13.0	-28.49	250.00	Horizontal	Horizontal	Pass
19332.301	-32.92	27.73	-13.0	-19.92	361.00	Horizontal	Horizontal	Pass

RSE-H&V LTE Band 4 BW5 CH20175



Frequency (MHz)	Result (dBm)	Factor (dB)	PK Limit (dBm)	Over Limit (dB)	Table (o)	ANT	EUT	Verdict
32.037	-74.28	-16.81	-13.0	-61.28	142.00	Horizontal	Vertical	Pass
902.078	-65.73	3.44	-13.0	-52.73	-3.00	Horizontal	Vertical	Pass
1730.700	-47.70	-4.53	-13.0	-34.70	172.00	Horizontal	Vertical	N/A
3461.200	-47.60	2.30	-13.0	-34.60	122.00	Horizontal	Vertical	Pass
8874.500	-42.52	14.87	-13.0	-29.52	322.00	Horizontal	Vertical	Pass
17413.386	-33.92	22.67	-13.0	-20.92	107.00	Horizontal	Vertical	Pass

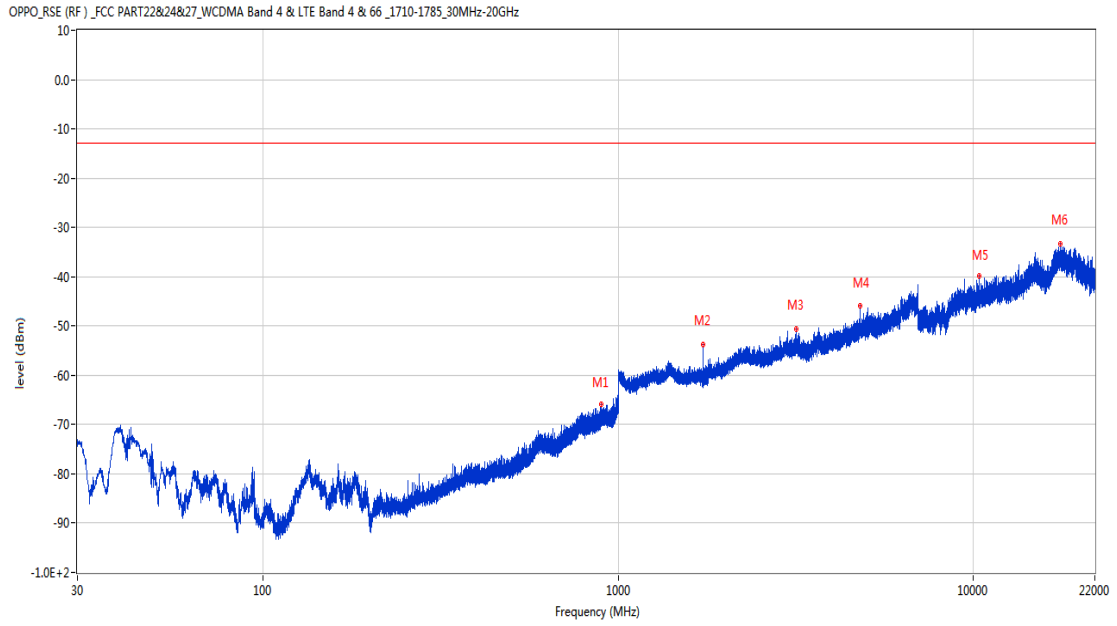
RSE-V&V LTE Band 4 BW5 CH20175



Frequency (MHz)	Result (dBm)	Factor (dB)	PK Limit (dBm)	Over Limit (dB)	Table (o)	ANT	EUT	Verdict
42.270	-70.07	-17.08	-13.0	-57.07	0.00	Vertical	Vertical	Pass
779.761	-67.22	1.70	-13.0	-54.22	33.00	Vertical	Vertical	Pass
1730.800	-50.47	-4.53	-13.0	-37.47	239.00	Vertical	Vertical	N/A
3224.200	-50.91	3.97	-13.0	-37.91	256.00	Vertical	Vertical	Pass
11167.313	-39.63	16.45	-13.0	-26.63	247.00	Vertical	Vertical	Pass
17599.775	-33.60	21.97	-13.0	-20.60	342.00	Vertical	Vertical	Pass



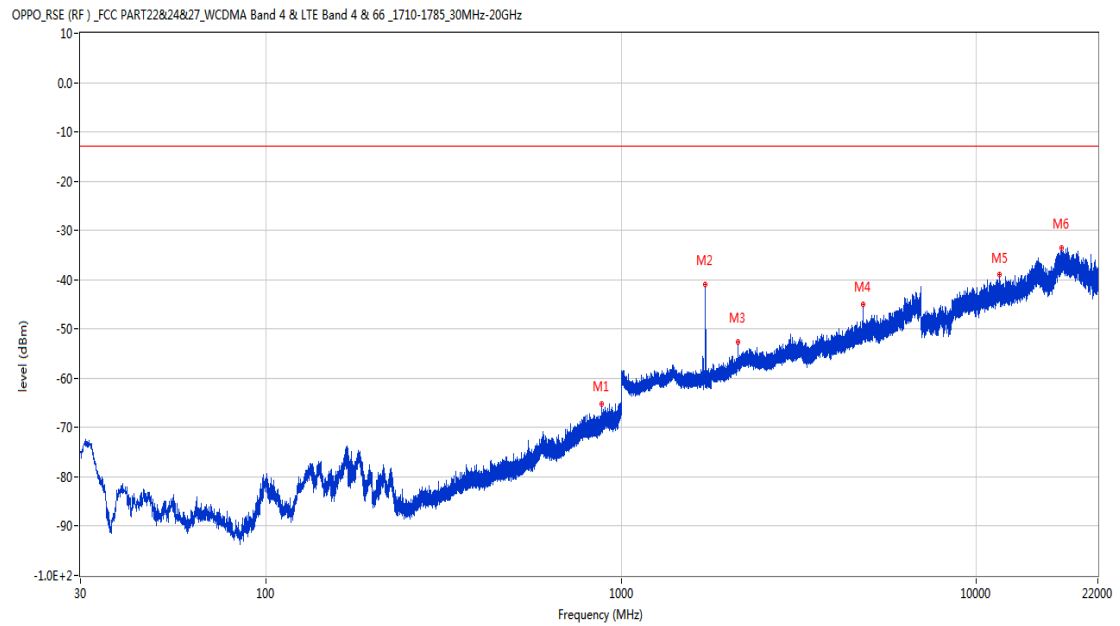
RSE-V&H LTE Band 4 BW5 CH20175



Frequency (MHz)	Result (dBm)	Factor (dB)	PK Limit (dBm)	Over Limit (dB)	Table (o)	ANT	EUT	Verdict
897.180	-65.95	3.40	-13.0	-52.95	14.00	Vertical	Horizontal	Pass
1730.800	-53.66	-4.53	-13.0	-40.66	28.00	Vertical	Horizontal	N/A
3167.800	-50.62	3.19	-13.0	-37.62	190.00	Vertical	Horizontal	Pass
4795.200	-45.81	7.56	-13.0	-32.81	44.00	Vertical	Horizontal	Pass
10402.275	-39.84	16.81	-13.0	-26.84	103.00	Vertical	Horizontal	Pass
17619.663	-33.23	21.79	-13.0	-20.23	242.00	Vertical	Horizontal	Pass

## 9.4 LTE Band 4 BW10, Middle Channel

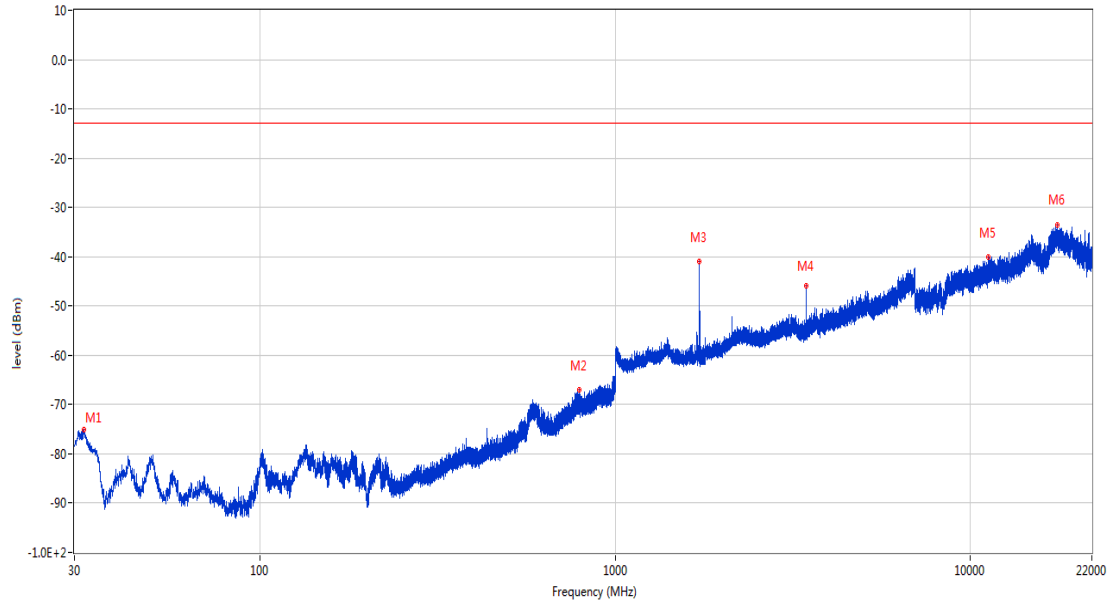
RSE-H&H LTE Band 4 BW10 CH20175



Frequency (MHz)	Result (dBm)	Factor (dB)	PK Limit (dBm)	Over Limit (dB)	Table (o)	ANT	EUT	Verdict
879.478	-65.31	2.50	-13.0	-52.31	305.00	Horizontal	Horizontal	Pass
1728.500	-41.01	-4.53	-13.0	-28.01	135.00	Horizontal	Horizontal	N/A
2131.800	-52.59	-2.64	-13.0	-39.59	201.00	Horizontal	Horizontal	N/A
4796.200	-45.06	7.51	-13.0	-32.06	338.00	Horizontal	Horizontal	Pass
11643.987	-38.96	17.07	-13.0	-25.96	338.00	Horizontal	Horizontal	Pass
17420.325	-33.50	22.64	-13.0	-20.50	11.00	Horizontal	Horizontal	Pass

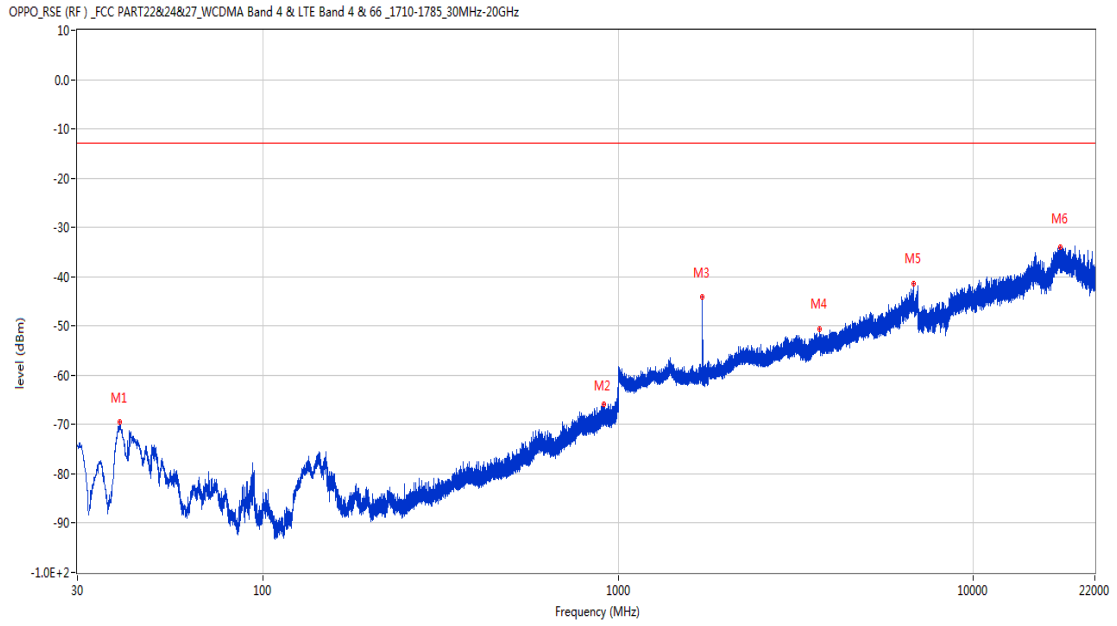
RSE-H&V LTE Band 4 BW10 CH20175

OPPO\_RSE (RF) \_ FCC PART22&24&27\_WCDMA Band 4 & LTE Band 4 & 66 \_1710-1785\_30MHz-20GHz



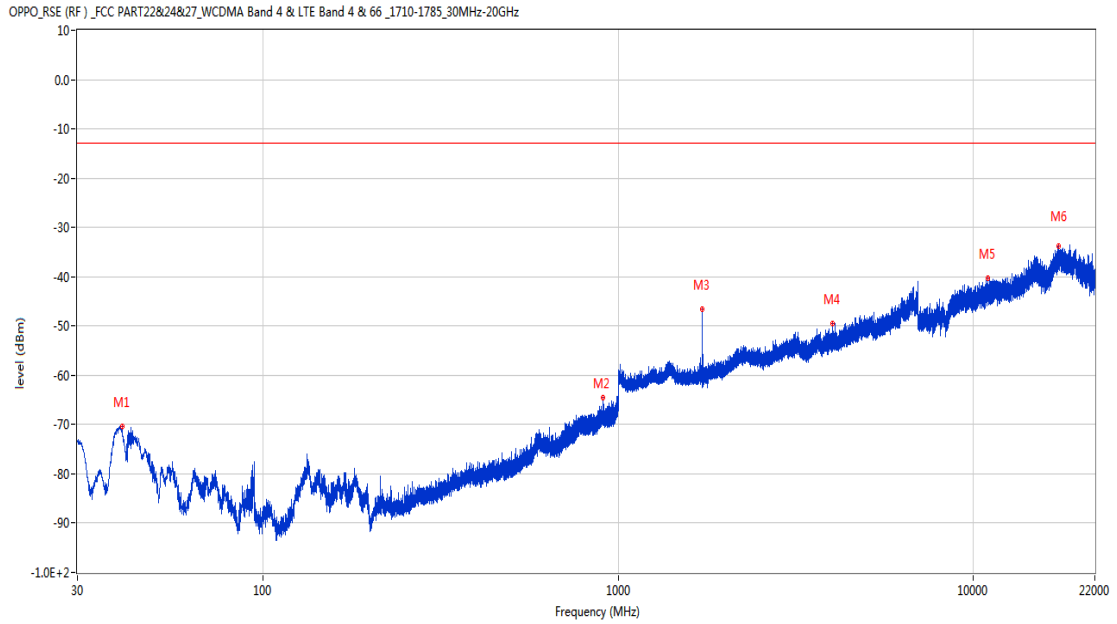
Frequency (MHz)	Result (dBm)	Factor (dB)	PK Limit (dBm)	Over Limit (dB)	Table (o)	ANT	EUT	Verdict
31.843	-75.08	-17.21	-13.0	-62.08	132.00	Horizontal	Vertical	Pass
790.189	-67.02	1.79	-13.0	-54.02	294.00	Horizontal	Vertical	Pass
1728.500	-40.99	-4.53	-13.0	-27.99	168.00	Horizontal	Vertical	N/A
3456.600	-45.97	2.28	-13.0	-32.97	129.00	Horizontal	Vertical	Pass
11211.875	-40.13	16.36	-13.0	-27.13	262.00	Horizontal	Vertical	Pass
17546.125	-33.63	22.46	-13.0	-20.63	361.00	Horizontal	Vertical	Pass

RSE-V&V LTE Band 4 BW10 CH20175



Frequency (MHz)	Result (dBm)	Factor (dB)	PK Limit (dBm)	Over Limit (dB)	Table (o)	ANT	EUT	Verdict
39.409	-69.50	-19.02	-13.0	-56.50	67.00	Vertical	Vertical	Pass
911.536	-65.79	3.36	-13.0	-52.79	166.00	Vertical	Vertical	Pass
1728.400	-44.15	-4.53	-13.0	-31.15	275.00	Vertical	Vertical	N/A
3697.000	-50.66	5.21	-13.0	-37.66	164.00	Vertical	Vertical	Pass
6798.000	-41.50	12.28	-13.0	-28.50	122.00	Vertical	Vertical	Pass
17568.324	-34.05	22.35	-13.0	-21.05	126.00	Vertical	Vertical	Pass

RSE-V&H LTE Band 4 BW10 CH20175

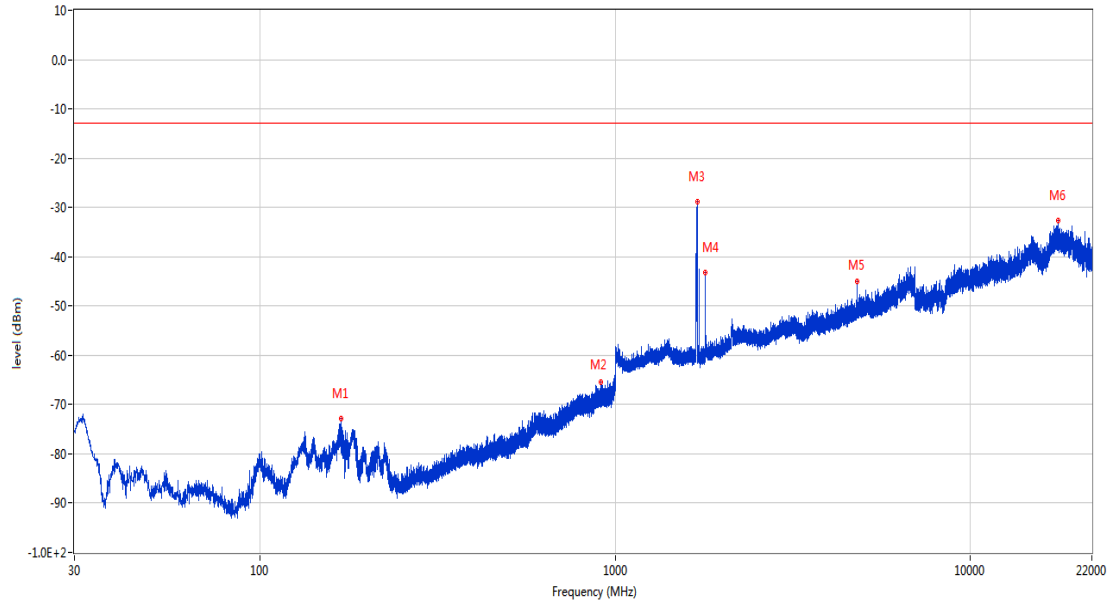


Frequency (MHz)	Result (dBm)	Factor (dB)	PK Limit (dBm)	Over Limit (dB)	Table (o)	ANT	EUT	Verdict
40.039	-70.35	-18.58	-13.0	-57.35	98.00	Vertical	Horizontal	Pass
907.607	-64.62	3.51	-13.0	-51.62	120.00	Vertical	Horizontal	Pass
1728.500	-46.67	-4.53	-13.0	-33.67	31.00	Vertical	Horizontal	N/A
4018.400	-49.50	5.04	-13.0	-36.50	319.00	Vertical	Horizontal	Pass
10996.537	-40.20	17.44	-13.0	-27.20	360.00	Vertical	Horizontal	Pass
17426.338	-33.82	22.49	-13.0	-20.82	-3.00	Vertical	Horizontal	Pass

## 9.5 LTE Band 4 BW15, Middle Channel

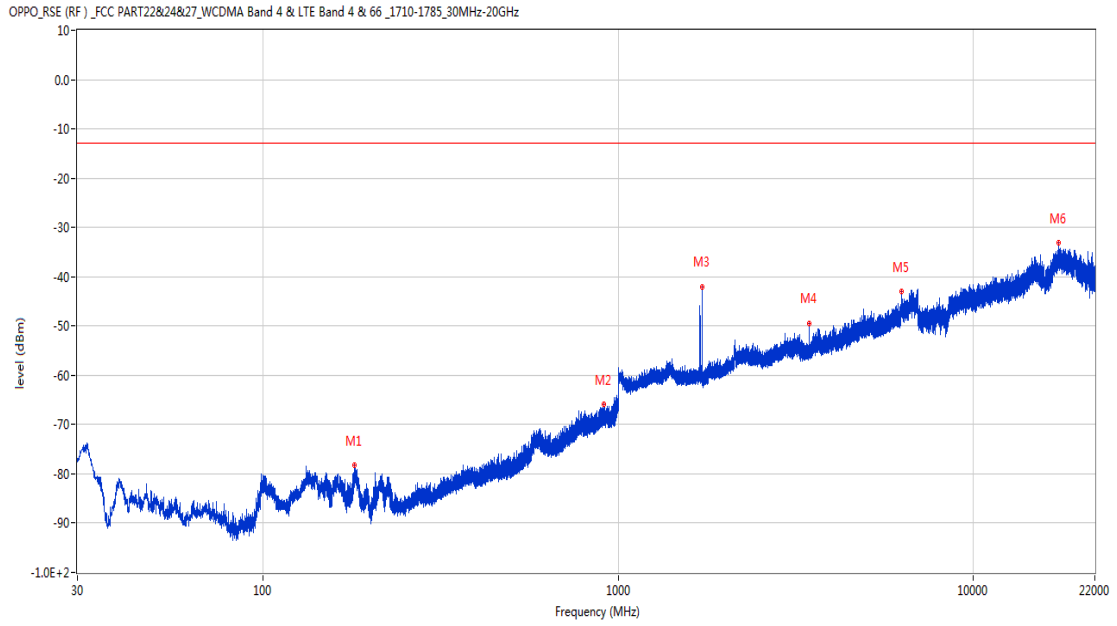
RSE-H&H LTE Band 4 BW15 CH20175

OPPO\_RSE (RF )\_FCC PART22&24&27\_WCDMA Band 4 & LTE Band 4 & 66\_1710-1785\_30MHz-20GHz



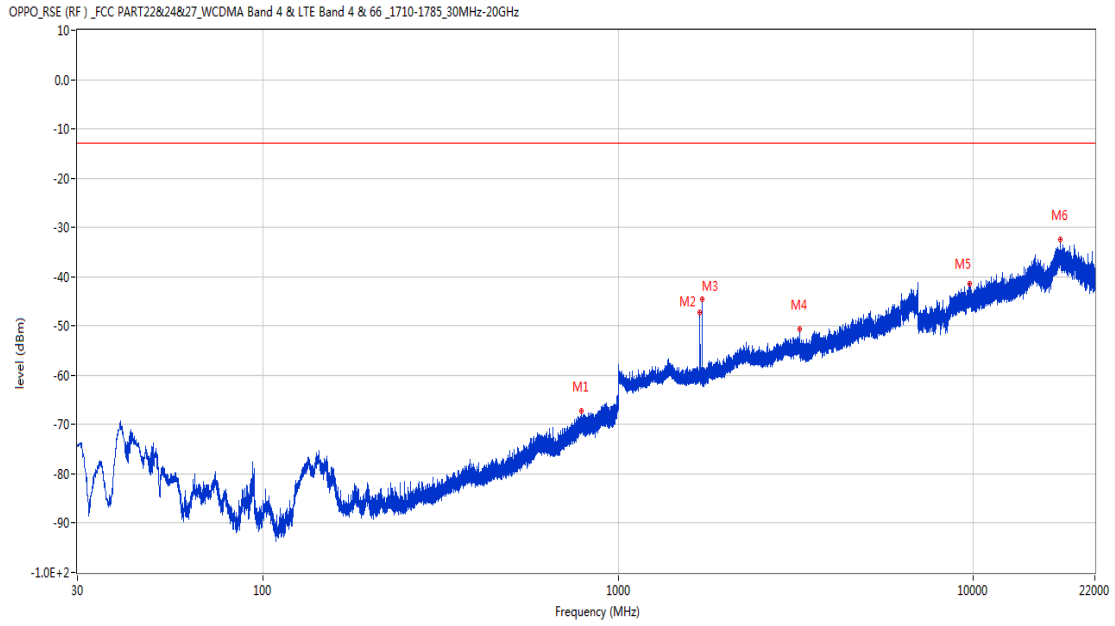
Frequency (MHz)	Result (dBm)	Factor (dB)	PK Limit (dBm)	Over Limit (dB)	Table (o)	ANT	EUT	Verdict
169.438	-72.74	-15.28	-13.0	-59.74	33.00	Horizontal	Horizontal	Pass
911.682	-65.45	3.36	-13.0	-52.45	-3.00	Horizontal	Horizontal	Pass
1700.900	-28.86	-4.53	-13.0	-15.86	143.00	Horizontal	Horizontal	N/A
1793.500	-43.15	-4.41	-13.0	-30.15	324.00	Horizontal	Horizontal	N/A
4796.200	-45.05	7.51	-13.0	-32.05	133.00	Horizontal	Horizontal	Pass
17722.800	-32.60	21.40	-13.0	-19.60	118.00	Horizontal	Horizontal	Pass

RSE-H&V LTE Band 4 BW15 CH20175



Frequency (MHz)	Result (dBm)	Factor (dB)	PK Limit (dBm)	Over Limit (dB)	Table (o)	ANT	EUT	Verdict
181.272	-78.14	-14.51	-13.0	-65.14	96.00	Horizontal	Vertical	Pass
909.305	-65.77	3.40	-13.0	-52.77	353.00	Horizontal	Vertical	Pass
1726.200	-42.05	-4.53	-13.0	-29.05	343.00	Horizontal	Vertical	N/A
3452.000	-49.41	2.28	-13.0	-36.41	122.00	Horizontal	Vertical	Pass
6275.200	-43.03	11.12	-13.0	-30.03	156.00	Horizontal	Vertical	Pass
17377.776	-33.09	22.15	-13.0	-20.09	-3.00	Horizontal	Vertical	Pass

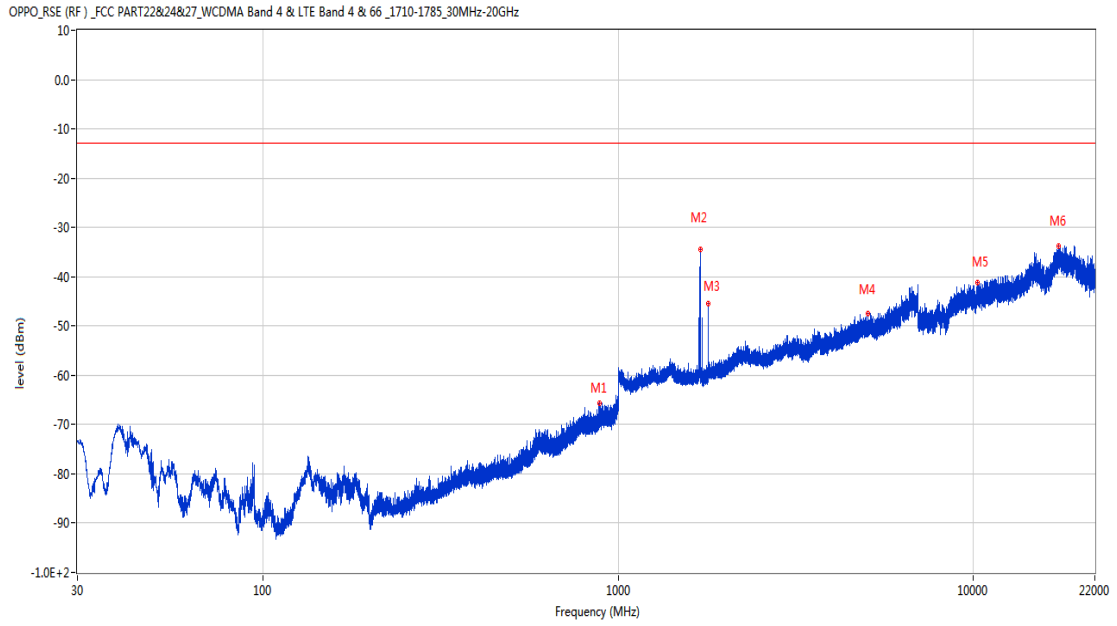
RSE-V&V LTE Band 4 BW15 CH20175



Frequency (MHz)	Result (dBm)	Factor (dB)	PK Limit (dBm)	Over Limit (dB)	Table (o)	ANT	EUT	Verdict
787.812	-67.12	1.89	-13.0	-54.12	29.00	Vertical	Vertical	Pass
1699.600	-47.33	-4.61	-13.0	-34.33	219.00	Vertical	Vertical	N/A
1726.300	-44.57	-4.53	-13.0	-31.57	219.00	Vertical	Vertical	N/A
3238.000	-50.69	2.81	-13.0	-37.69	94.00	Vertical	Vertical	Pass
9770.925	-41.46	16.21	-13.0	-28.46	326.00	Vertical	Vertical	Pass
17603.475	-32.53	21.94	-13.0	-19.53	334.00	Vertical	Vertical	Pass



RSE-V&H LTE Band 4 BW15 CH20175

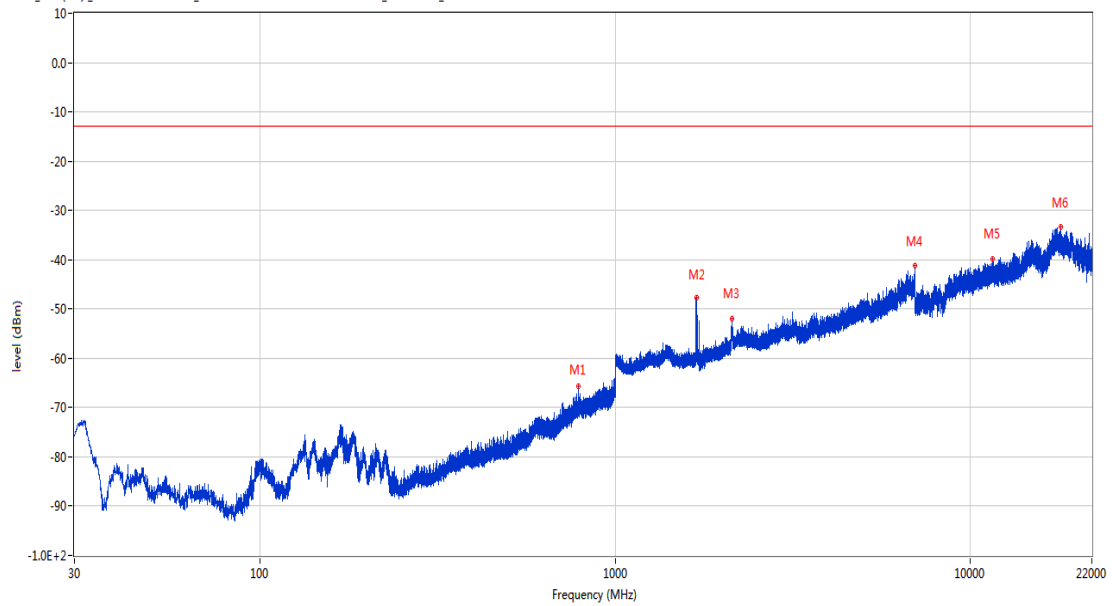


Frequency (MHz)	Result (dBm)	Factor (dB)	PK Limit (dBm)	Over Limit (dB)	Table (o)	ANT	EUT	Verdict
883.843	-65.72	2.88	-13.0	-52.72	0.00	Vertical	Horizontal	Pass
1701.000	-34.54	-4.53	-13.0	-21.54	27.00	Vertical	Horizontal	N/A
1793.600	-45.47	-4.41	-13.0	-32.47	27.00	Vertical	Horizontal	N/A
5056.000	-47.49	7.47	-13.0	-34.49	133.00	Vertical	Horizontal	Pass
10283.825	-41.27	16.81	-13.0	-28.27	278.00	Vertical	Horizontal	Pass
17426.338	-33.69	22.49	-13.0	-20.69	361.00	Vertical	Horizontal	Pass

## 9.6 LTE Band 4 BW20, Middle Channel

RSE-H&H LTE Band 4 BW20 CH20175

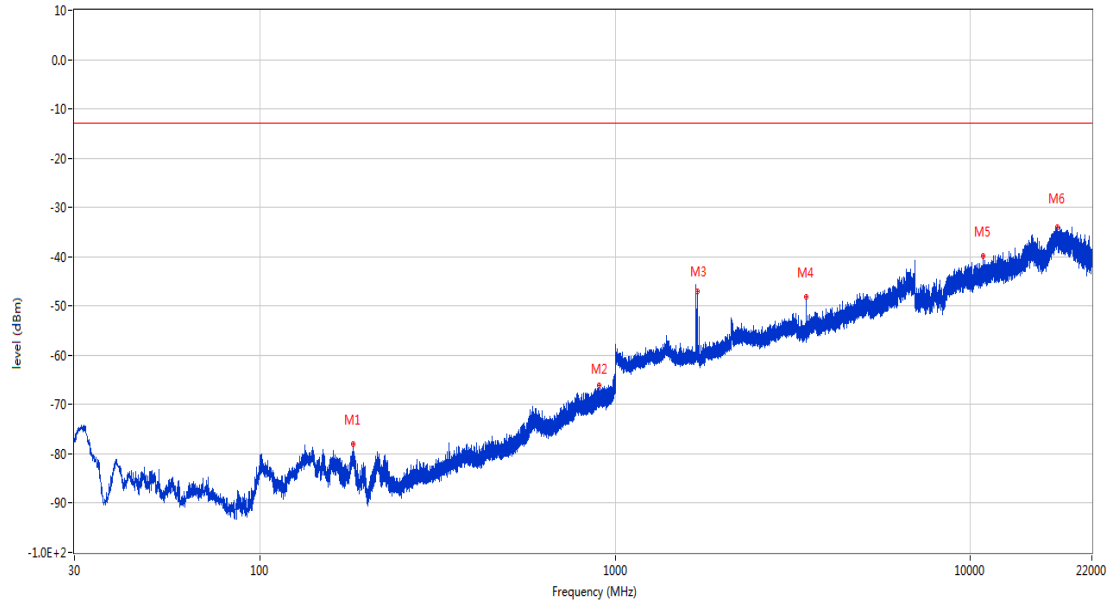
OPPO\_RSE (RF) \_FCC PART22&24&27\_WCDMA Band 4 & LTE Band 4 & 66 \_1710-1785\_30MHz-20GHz



Frequency (MHz)	Result (dBm)	Factor (dB)	PK Limit (dBm)	Over Limit (dB)	Table (o)	ANT	EUT	Verdict
789.704	-65.59	1.83	-13.0	-52.59	241.00	Horizontal	Horizontal	Pass
1693.500	-47.72	-5.14	-13.0	-34.72	166.00	Horizontal	Horizontal	N/A
2129.600	-51.89	-2.67	-13.0	-38.89	204.00	Horizontal	Horizontal	N/A
6995.000	-41.16	13.57	-13.0	-28.16	271.00	Horizontal	Horizontal	Pass
11539.912	-39.81	17.11	-13.0	-26.81	231.00	Horizontal	Horizontal	Pass
17994.287	-33.36	22.88	-13.0	-20.36	29.00	Horizontal	Horizontal	Pass

RSE-H&V LTE Band 4 BW20 CH20175

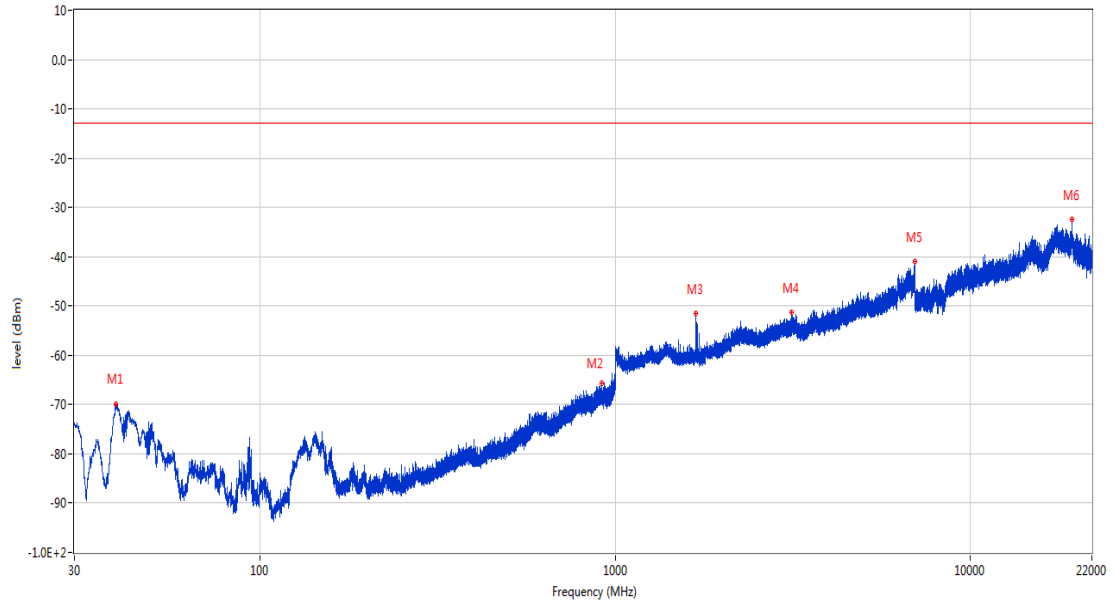
OPPO\_RSE (RF) \_ FCC PART22&24&27\_WCDMA Band 4 & LTE Band 4 & 66 \_1710-1785\_30MHz-20GHz



Frequency (MHz)	Result (dBm)	Factor (dB)	PK Limit (dBm)	Over Limit (dB)	Table (o)	ANT	EUT	Verdict
183.114	-78.08	-14.49	-13.0	-65.08	70.00	Horizontal	Vertical	Pass
899.799	-66.04	3.48	-13.0	-53.04	38.00	Horizontal	Vertical	Pass
1700.800	-47.13	-4.53	-13.0	-34.13	0.00	Horizontal	Vertical	N/A
3447.400	-48.19	2.33	-13.0	-35.19	133.00	Horizontal	Vertical	Pass
10879.237	-39.91	17.15	-13.0	-26.91	108.00	Horizontal	Vertical	Pass
17567.400	-33.93	22.37	-13.0	-20.93	361.00	Horizontal	Vertical	Pass

RSE-V&V LTE Band 4 BW20 CH20175

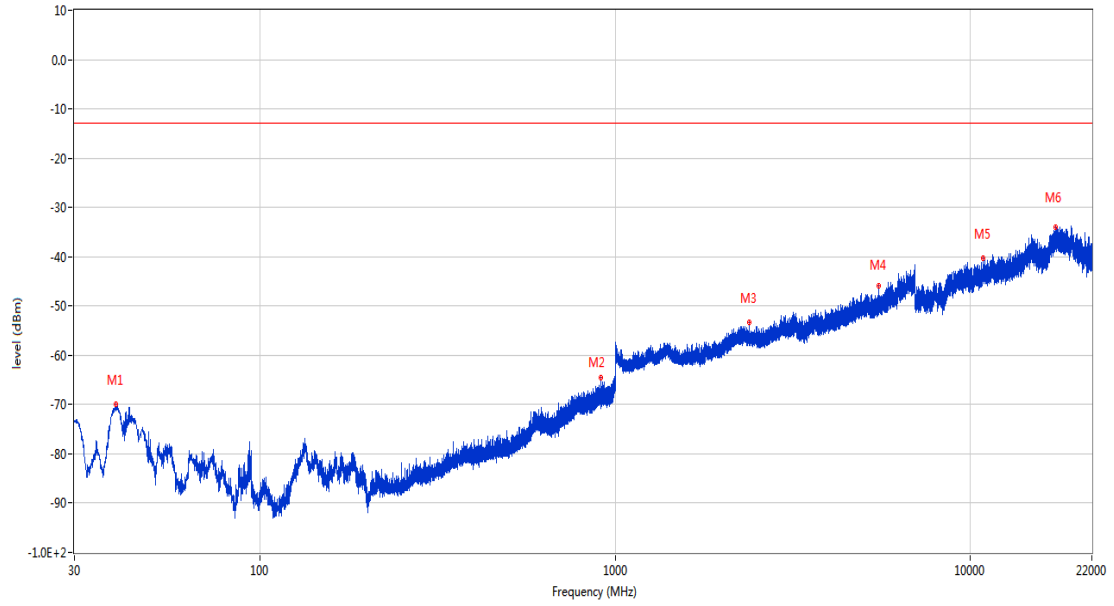
OPPO\_RSE (RF) \_ FCC PART22&24&27\_WCDMA Band 4 & LTE Band 4 & 66 \_1710-1785\_30MHz-20GHz



Frequency (MHz)	Result (dBm)	Factor (dB)	PK Limit (dBm)	Over Limit (dB)	Table (o)	ANT	EUT	Verdict
39.166	-69.83	-19.18	-13.0	-56.83	77.00	Vertical	Vertical	Pass
915.756	-65.55	3.49	-13.0	-52.55	222.00	Vertical	Vertical	Pass
1688.100	-51.58	-5.44	-13.0	-38.58	24.00	Vertical	Vertical	N/A
3140.600	-51.39	2.21	-13.0	-38.39	141.00	Vertical	Vertical	Pass
6998.200	-40.89	13.63	-13.0	-27.89	244.00	Vertical	Vertical	Pass
19324.436	-32.45	27.85	-13.0	-19.45	81.00	Vertical	Vertical	Pass

RSE-V&H LTE Band 4 BW20 CH20175

OPPO\_RSE (RF) \_ FCC PART22&24&27\_WCDMA Band 4 & LTE Band 4 & 66 \_1710-1785\_30MHz-20GHz

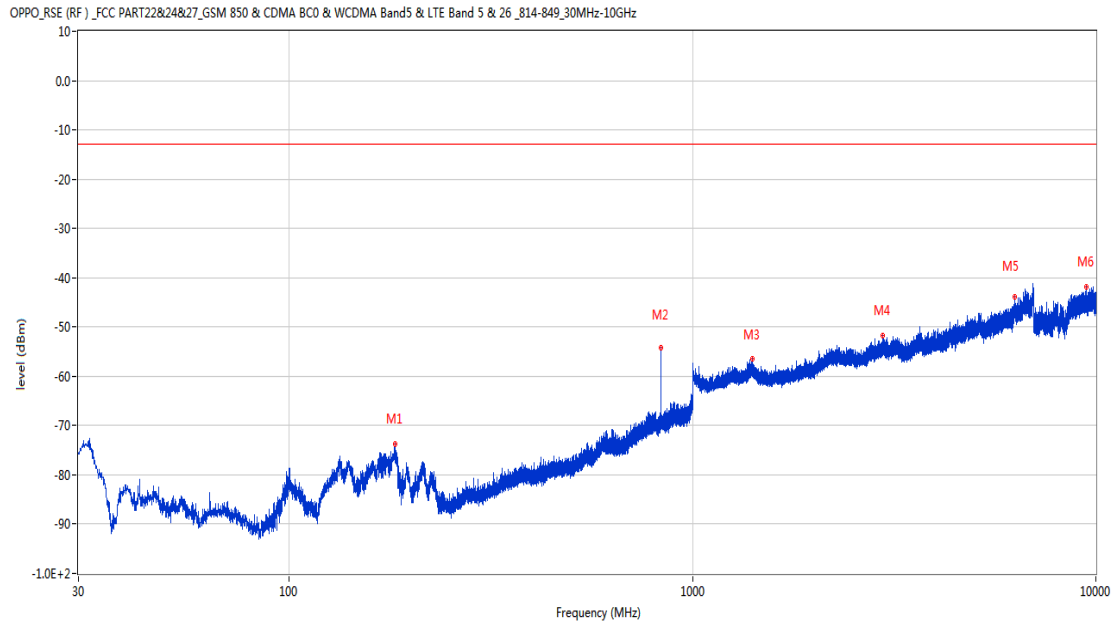


Frequency (MHz)	Result (dBm)	Factor (dB)	PK Limit (dBm)	Over Limit (dB)	Table (o)	ANT	EUT	Verdict
39.215	-69.97	-19.15	-13.0	-56.97	81.00	Vertical	Horizontal	Pass
913.476	-64.64	3.44	-13.0	-51.64	50.00	Vertical	Horizontal	Pass
2391.700	-53.39	-1.09	-13.0	-40.39	130.00	Vertical	Horizontal	Pass
5508.200	-45.90	7.46	-13.0	-32.90	70.00	Vertical	Horizontal	Pass
10894.188	-40.32	17.55	-13.0	-27.32	295.00	Vertical	Horizontal	Pass
17374.075	-34.02	22.01	-13.0	-21.02	-1.00	Vertical	Horizontal	Pass

## 10 LTE Band 5

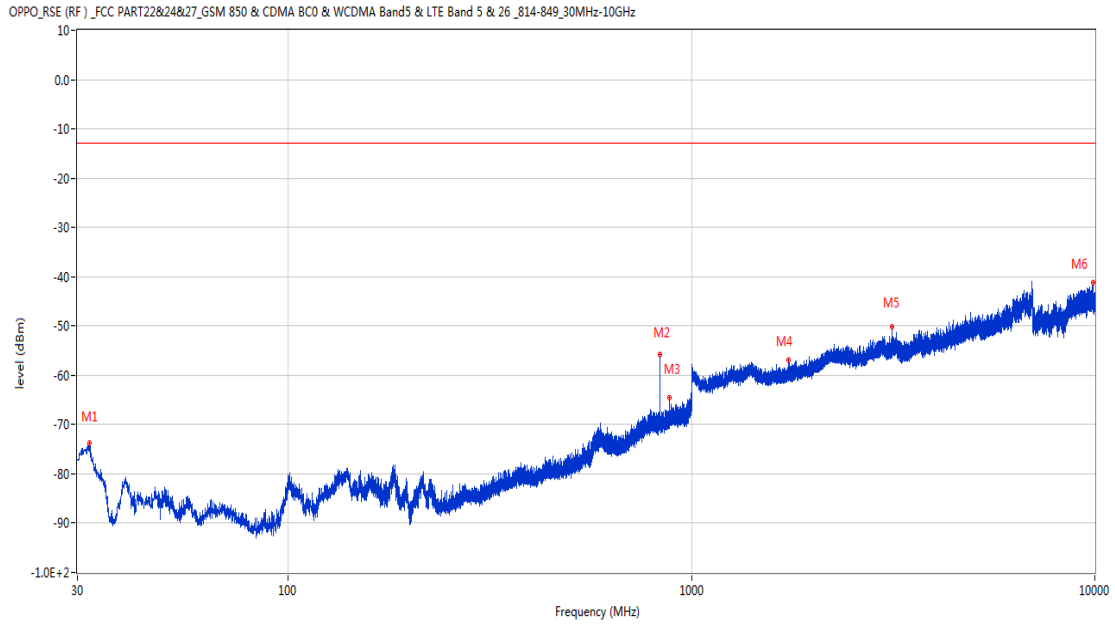
### 10.1 LTE Band 5 BW1.4, Middle Channel

RSE-H&H LTE Band 5 BW1.4 CH20525



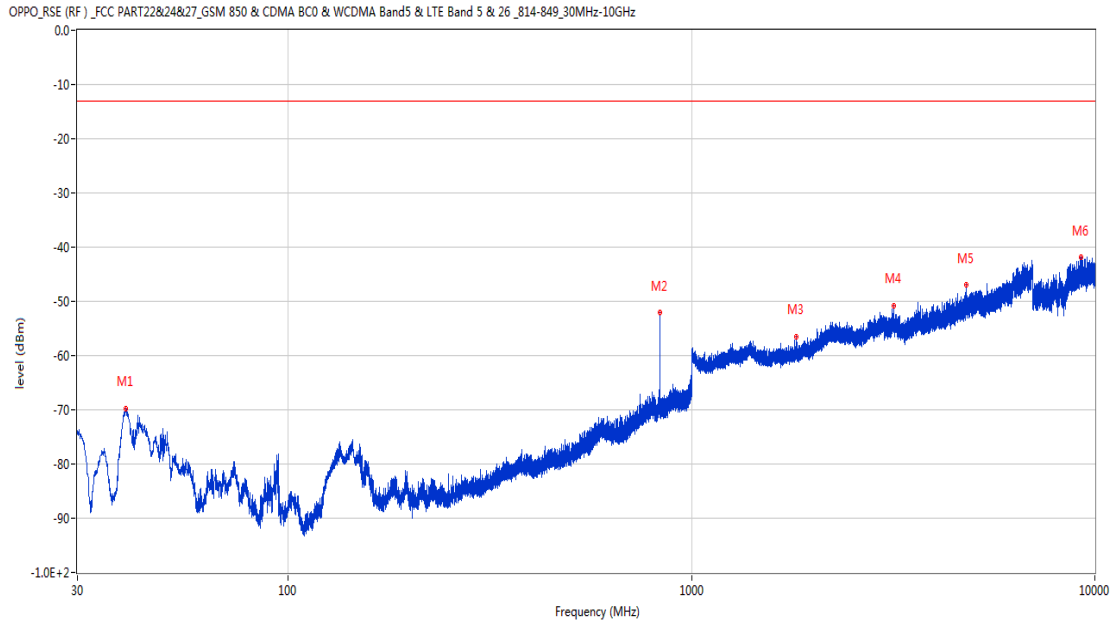
Frequency (MHz)	Result (dBm)	Factor (dB)	PK Limit (dBm)	Over Limit (dB)	Table (o)	ANT	EUT	Verdict
183.066	-73.79	-14.46	-13.0	-60.79	43.00	Horizontal	Horizontal	Pass
836.070	-54.14	2.58	-13.0	-41.14	57.00	Horizontal	Horizontal	N/A
1405.700	-56.46	-3.91	-13.0	-43.46	86.00	Horizontal	Horizontal	Pass
2956.000	-51.65	2.57	-13.0	-38.65	225.00	Horizontal	Horizontal	Pass
6295.200	-43.88	11.23	-13.0	-30.88	109.00	Horizontal	Horizontal	Pass
9453.700	-41.81	16.66	-13.0	-28.81	54.00	Horizontal	Horizontal	Pass

RSE-H&V LTE Band 5 BW1.4 CH20525



Frequency (MHz)	Result (dBm)	Factor (dB)	PK Limit (dBm)	Over Limit (dB)	Table (o)	ANT	EUT	Verdict
32.182	-73.68	-16.86	-13.0	-60.68	141.00	Horizontal	Vertical	Pass
836.167	-55.73	2.58	-13.0	-42.73	9.00	Horizontal	Vertical	N/A
881.903	-64.53	2.84	-13.0	-51.53	221.00	Horizontal	Vertical	N/A
1738.000	-56.96	-5.09	-13.0	-43.96	338.00	Horizontal	Vertical	Pass
3147.400	-50.18	2.29	-13.0	-37.18	-1.00	Horizontal	Vertical	Pass
9883.900	-41.28	15.65	-13.0	-28.28	305.00	Horizontal	Vertical	Pass

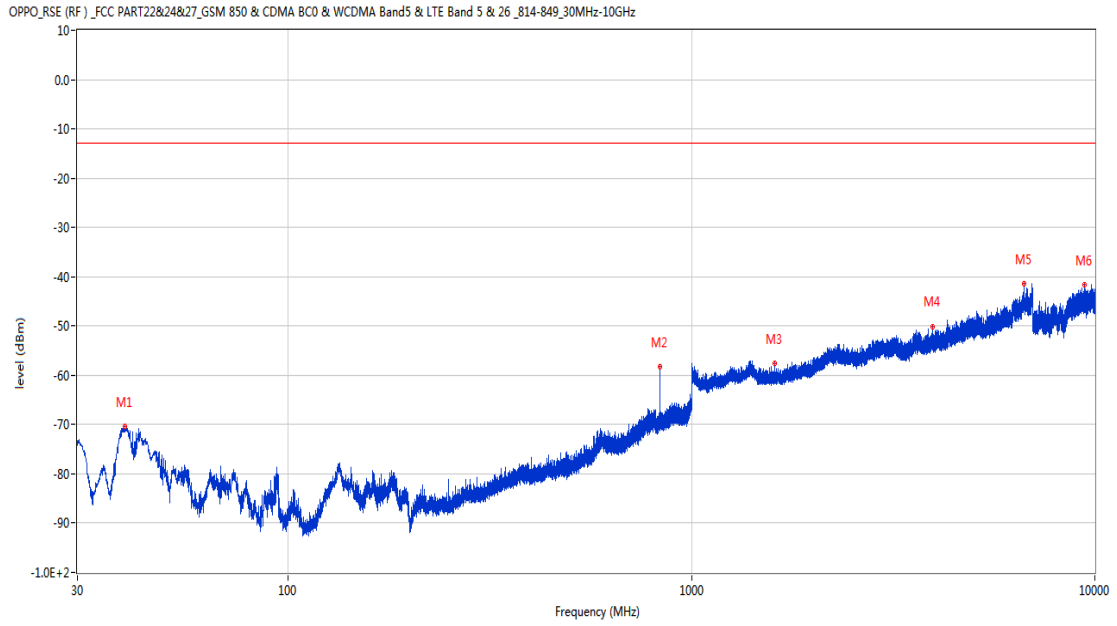
RSE-V&V LTE Band 5 BW1.4 CH20525



Frequency (MHz)	Result (dBm)	Factor (dB)	PK Limit (dBm)	Over Limit (dB)	Table (o)	ANT	EUT	Verdict
39.554	-69.80	-18.88	-13.0	-56.80	100.00	Vertical	Vertical	Pass
836.119	-51.98	2.58	-13.0	-38.98	60.00	Vertical	Vertical	N/A
1814.300	-56.52	-4.77	-13.0	-43.52	289.00	Vertical	Vertical	Pass
3167.200	-50.80	3.20	-13.0	-37.80	131.00	Vertical	Vertical	Pass
4791.200	-46.94	7.47	-13.0	-33.94	228.00	Vertical	Vertical	Pass
9237.401	-41.93	15.27	-13.0	-28.93	-1.00	Vertical	Vertical	Pass



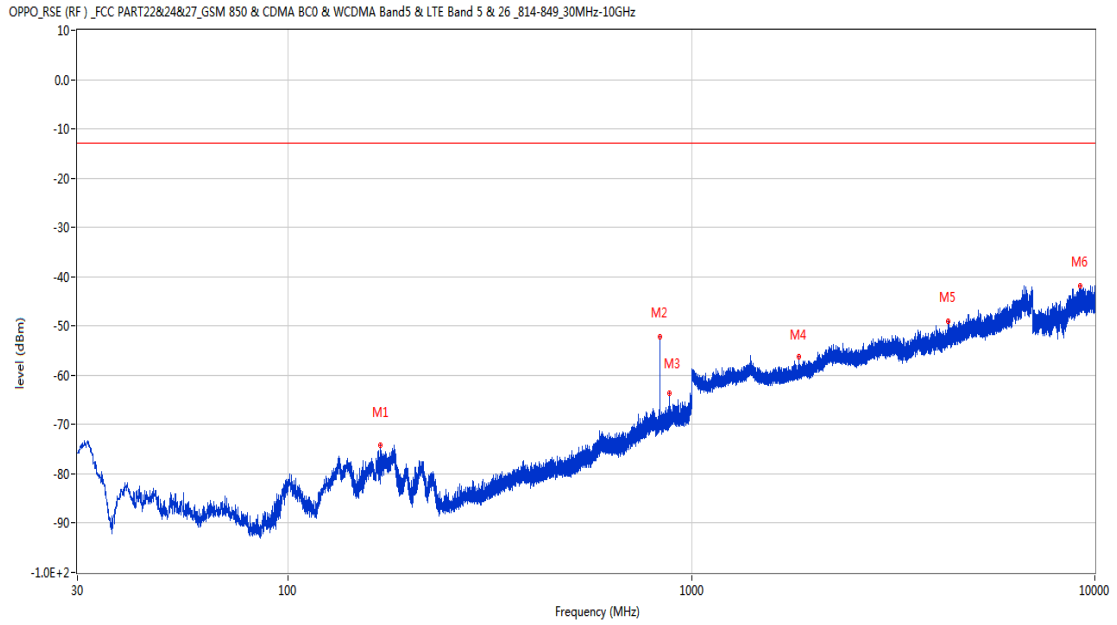
RSE-V&H LTE Band 5 BW1.4 CH20525



Frequency (MHz)	Result (dBm)	Factor (dB)	PK Limit (dBm)	Over Limit (dB)	Table (o)	ANT	EUT	Verdict
39.361	-70.39	-19.00	-13.0	-57.39	99.00	Vertical	Horizontal	Pass
836.119	-58.27	2.58	-13.0	-45.27	37.00	Vertical	Horizontal	N/A
1604.600	-57.56	-5.65	-13.0	-44.56	310.00	Vertical	Horizontal	Pass
3961.600	-50.17	5.53	-13.0	-37.17	264.00	Vertical	Horizontal	Pass
6685.800	-41.43	12.03	-13.0	-28.43	246.00	Vertical	Horizontal	Pass
9442.450	-41.74	16.53	-13.0	-28.74	119.00	Vertical	Horizontal	Pass

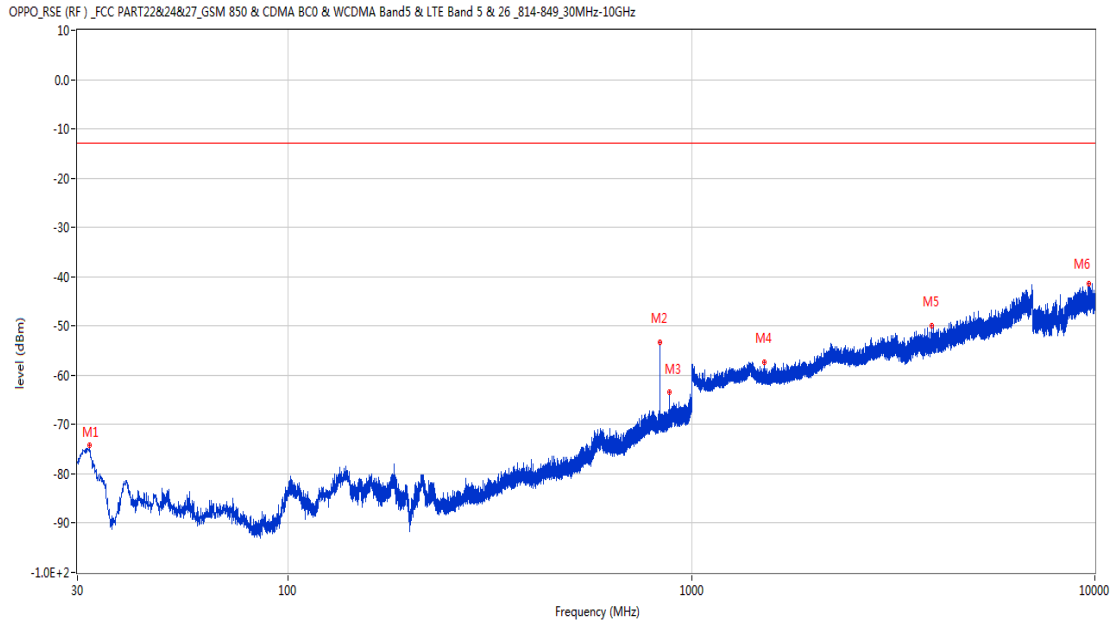
## 10.2 LTE Band 5 BW3, Middle Channel

RSE-H&H LTE Band 5 BW3 CH20525



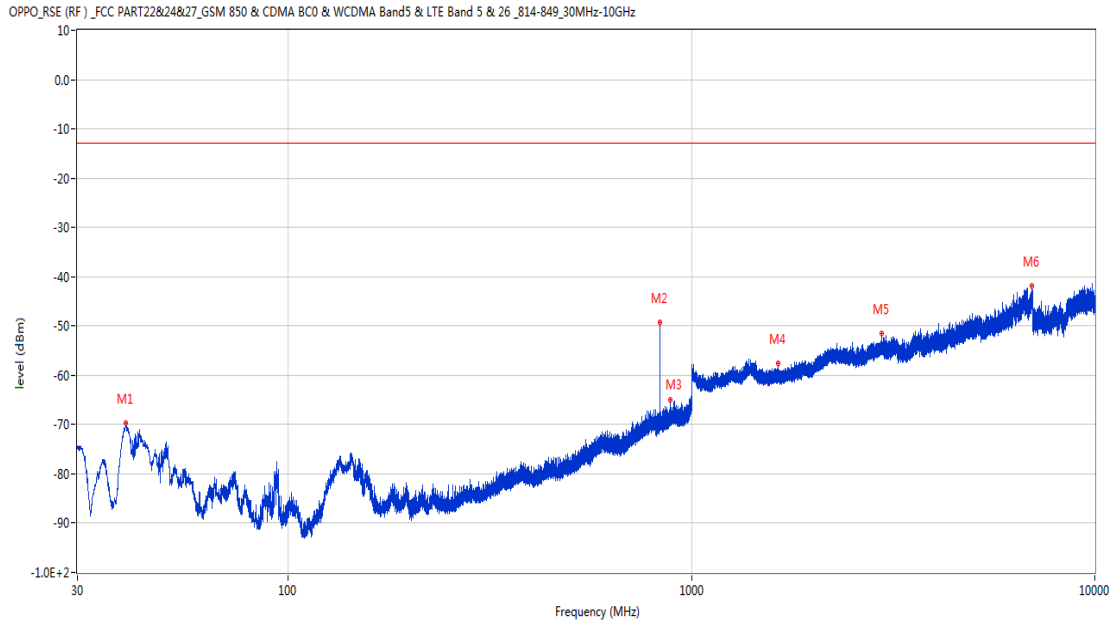
Frequency (MHz)	Result (dBm)	Factor (dB)	PK Limit (dBm)	Over Limit (dB)	Table (o)	ANT	EUT	Verdict
169.244	-74.13	-15.37	-13.0	-61.13	57.00	Horizontal	Horizontal	Pass
835.197	-52.29	2.55	-13.0	-39.29	57.00	Horizontal	Horizontal	N/A
880.447	-63.58	2.67	-13.0	-50.58	252.00	Horizontal	Horizontal	N/A
1841.000	-56.14	-4.99	-13.0	-43.14	54.00	Horizontal	Horizontal	Pass
4332.800	-49.08	5.94	-13.0	-36.08	1.00	Horizontal	Horizontal	Pass
9182.800	-41.90	15.06	-13.0	-28.90	301.00	Horizontal	Horizontal	Pass

RSE-H&V LTE Band 5 BW3 CH20525



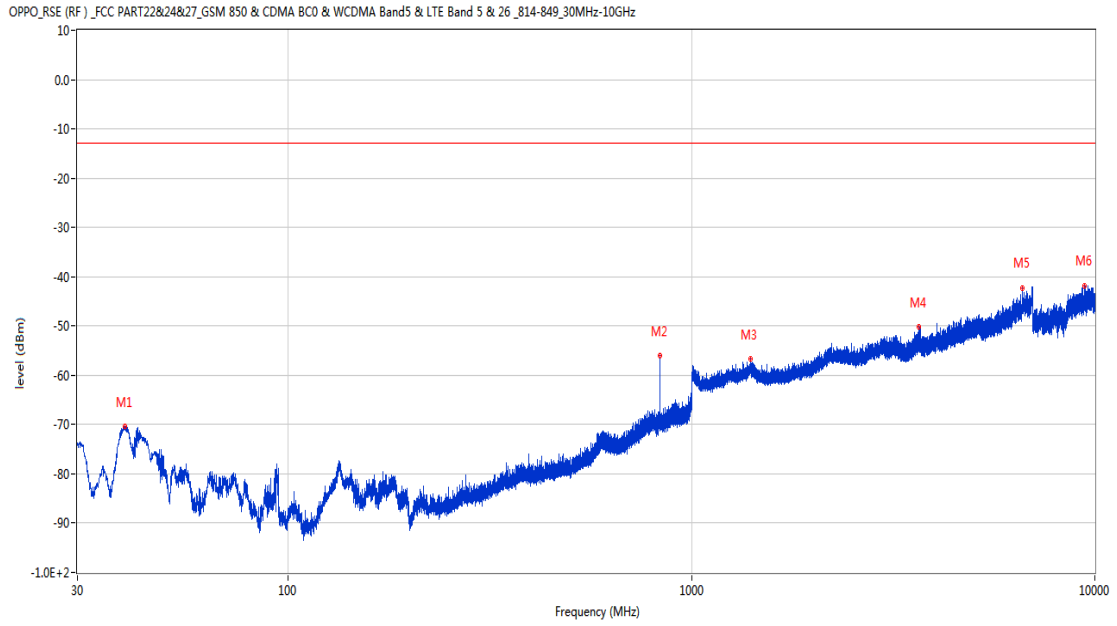
Frequency (MHz)	Result (dBm)	Factor (dB)	PK Limit (dBm)	Over Limit (dB)	Table (o)	ANT	EUT	Verdict
32.134	-74.17	-16.86	-13.0	-61.17	158.00	Horizontal	Vertical	Pass
835.246	-53.22	2.55	-13.0	-40.22	8.00	Horizontal	Vertical	N/A
881.757	-63.46	2.82	-13.0	-50.46	185.00	Horizontal	Vertical	N/A
1518.200	-57.43	-5.92	-13.0	-44.43	212.00	Horizontal	Vertical	Pass
3938.600	-49.99	4.86	-13.0	-36.99	181.00	Horizontal	Vertical	Pass
9646.900	-41.50	16.34	-13.0	-28.50	-1.00	Horizontal	Vertical	Pass

RSE-V&V LTE Band 5 BW3 CH20525



Frequency (MHz)	Result (dBm)	Factor (dB)	PK Limit (dBm)	Over Limit (dB)	Table (o)	ANT	EUT	Verdict
39.506	-69.59	-18.91	-13.0	-56.59	106.00	Vertical	Vertical	Pass
835.246	-49.35	2.55	-13.0	-36.35	36.00	Vertical	Vertical	N/A
883.940	-65.09	3.10	-13.0	-52.09	22.00	Vertical	Vertical	N/A
1639.900	-57.61	-5.58	-13.0	-44.61	345.00	Vertical	Vertical	Pass
2956.200	-51.62	2.56	-13.0	-38.62	168.00	Vertical	Vertical	Pass
6976.000	-41.88	13.74	-13.0	-28.88	242.00	Vertical	Vertical	Pass

RSE-V&H LTE Band 5 BW3 CH20525



Frequency (MHz)	Result (dBm)	Factor (dB)	PK Limit (dBm)	Over Limit (dB)	Table (o)	ANT	EUT	Verdict
39.361	-70.35	-19.00	-13.0	-57.35	68.00	Vertical	Horizontal	Pass
835.294	-55.93	2.56	-13.0	-42.93	51.00	Vertical	Horizontal	N/A
1399.600	-56.69	-3.46	-13.0	-43.69	176.00	Vertical	Horizontal	Pass
3656.600	-50.16	4.08	-13.0	-37.16	50.00	Vertical	Horizontal	Pass
6609.800	-42.23	12.29	-13.0	-29.23	310.00	Vertical	Horizontal	Pass
9443.049	-41.95	16.55	-13.0	-28.95	361.00	Vertical	Horizontal	Pass