

FCC

RF

TEST REPORT


ISSUED BY
Shenzhen BALUN Technology Co., Ltd.



FOR
Mobile Phone

ISSUED TO
Guangdong OPPO Mobile Telecommunications Corp., Ltd.

NO.18 HaiBin Road, Wusha village, Chang An Town, DongGuan City,
GuangDong, China



Prepared by: Ye Hongji
Ye Hongji
Date Jul. 15, 2020
Approved by: Tolan Tu
Tolan Tu
(Testing Director)
Date Jul. 15, 2020

Report No.: BL-SZ2060102-604
EUT Name: Mobile Phone
Model Name: CPH2123
Brand Name: OPPO
Test Standard: 47 CFR Part 15 Subpart E
FCC ID: R9C-CPH2123
Test Conclusion: Pass
Test Date: Jun. 03, 2020 ~ Jun. 28, 2020
Date of Issue: Jul. 15, 2020

NOTE: This test report of test results only related to testing samples, which can be duplicated completely for the legal use with the approval of the applicant; it shall not be reproduced except in full, without the written approval of Shenzhen BALUN Technology Co., Ltd. Any objections should be raised within thirty days from the date of issue. To validate the report, please contact us.

Revision History

<u>Version</u>	<u>Issue Date</u>	<u>Revisions Content</u>
<u>Rev. 01</u>	<u>Jul. 15, 2020</u>	<u>Initial Issue</u>

TABLE OF CONTENTS

1	ADMINISTRATIVE DATA (GENERAL INFORMATION)	4
1.1	Identification of the Testing Laboratory	4
1.2	Identification of the Responsible Testing Location	4
1.3	Laboratory Condition	4
1.4	Announce	5
2	PRODUCT INFORMATION	6
2.1	Applicant	6
2.2	Manufacturer	6
2.3	Factory	6
2.4	General Description for Equipment under Test (EUT)	6
2.5	Technical Information	7
2.6	Additional Instructions	8
2.7	Channel List	11
3	SUMMARY OF TEST RESULTS	14
3.1	Test Standards	14
3.2	Verdict	14
4	GENERAL TEST CONFIGURATIONS	15
4.1	Test Environments	15
4.2	Test Equipment List	15
4.3	Measurement Uncertainty	17
4.4	Description of Test Setup	17
5	TEST ITEMS	20
5.1	RF Output Power	20
5.2	Emission Bandwidth and 6 dB Bandwidth	21
5.3	Power Spectral density (PSD)	22
5.4	Conducted Emission	23
5.5	Radiated Spurious Emissions and Band Edge (Restricted-band)	24

ANNEX A	TEST RESULT	29
A.1	RF Output Power	29
A.2	Emission Bandwidth & 99% Bandwidth	31
A.3	6 dB Bandwidth	33
A.4	Power Spectral Density	34
A.5	Conducted Emissions	36
A.6	Radiated Spurious Emissions and Band Edge (Restricted-band).....	38
ANNEX B	TEST SETUP PHOTOS	113
ANNEX C	EUT EXTERNAL PHOTOS	113
ANNEX D	EUT INTERNAL PHOTOS	113

1 ADMINISTRATIVE DATA (GENERAL INFORMATION)

1.1 Identification of the Testing Laboratory

Company Name	Shenzhen BALUN Technology Co., Ltd.
Address	Block B, 1st FL, Baisha Science and Technology Park, Shahe Xi Road, Nanshan District, Shenzhen, Guangdong Province, P. R. China
Phone Number	+86 755 6685 0100

1.2 Identification of the Responsible Testing Location

Test Location	Shenzhen BALUN Technology Co., Ltd.
Address	Block B, 1st FL, Baisha Science and Technology Park, Shahe Xi Road, Nanshan District, Shenzhen, Guangdong Province, P. R. China
Accreditation Certificate	<p>The laboratory has been listed by Industry Canada to perform electromagnetic emission measurements. The recognition numbers of test site are 11524A-1.</p> <p>The laboratory is a testing organization accredited by FCC as a accredited testing laboratory. The designation number is CN1196.</p> <p>The laboratory is a testing organization accredited by American Association for Laboratory Accreditation(A2LA) according to ISO/IEC 17025.The accreditation certificate is 4344.01.</p> <p>The laboratory is a testing organization accredited by China National Accreditation Service for Conformity Assessment (CNAS) according to ISO/IEC 17025. The accreditation certificate number is L6791.</p>
Description	All measurement facilities used to collect the measurement data are located at Block B, FL 1, Baisha Science and Technology Park, Shahe Xi Road, Nanshan District, Shenzhen, Guangdong Province, P. R. China 518055

1.3 Laboratory Condition

Ambient Temperature	20°C to 25°C
Ambient Relative Humidity	45% to 55%
Ambient Pressure	100 kPa to 102 kPa

1.4 Announce

- (1) The test report reference to the report template version v4.4.
- (2) The test report is invalid if not marked with the signatures of the persons responsible for preparing and approving the test report.
- (3) The test report is invalid if there is any evidence and/or falsification.
- (4) The results documented in this report apply only to the tested sample, under the conditions and modes of operation as described herein.
- (5) This document may not be altered or revised in any way unless done so by BALUN and all revisions are duly noted in the revisions section.
- (6) Content of the test report, in part or in full, cannot be used for publicity and/or promotional purposes without prior written approval from the laboratory.
- (7) The laboratory is only responsible for the data released by the laboratory, except for the part provided by the applicant.

2 PRODUCT INFORMATION

2.1 Applicant

Applicant	Guangdong OPPO Mobile Telecommunications Corp., Ltd.
Address	NO.18 HaiBin Road, Wusha village, Chang An Town, DongGuan City, GuangDong, China

2.2 Manufacturer

Manufacturer	Guangdong OPPO Mobile Telecommunications Corp., Ltd.
Address	NO.18 HaiBin Road, Wusha village, Chang An Town, DongGuan City, GuangDong, China

2.3 Factory

Factory	Guangdong OPPO Mobile Telecommunications Corp., Ltd.
Address	NO.18 HaiBin Road, Wusha village, Chang An Town, DongGuan City, GuangDong, China

2.4 General Description for Equipment under Test (EUT)

EUT Name	Mobile Phone
Model Name Under Test	CPH2123
Series Model Name	N/A
Description of Model name differentiation	N/A
Hardware Version	11
Software Version	ColorOS 7.2
Dimensions (Approx.)	160.1x73.8x7.5mm
Weight (Approx.)	164g(with battery)

2.5 Technical Information

Network and Wireless connectivity	2G Network GSM/GPRS/EDGE 850/1900 MHz 3G Network WCDMA/HSDPA/HSUPA/HSPA+ Band 2/4/5 4G Network FDD LTE Band 2/4/5/7/12/17/26/66 TDD LTE Band 38/41 LTE CA Uplink (UL): CA_7C, CA_38C, CA_41C Bluetooth 5.1 (BR+EDR+BLE) 2.4G WIFI 802.11b, 802.11g, 802.11n(HT20) 5G WIFI 802.11a, 802.11n(HT20/40) and 802.11ac(VHT20/40/80) Band 1/2A/2C/3, GPS, GLONASS, BDS, SBAS, Galileo FM receiver, NFC
-----------------------------------	--

The requirement for the following technical information of the EUT was tested in this report:

Frequency Range	Band I: 5150 MHz to 5250 MHz, Band II: 5250 MHz to 5350 MHz, Band III: 5470 MHz to 5725 MHz Band IV: 5725 MHz to 5850 MHz
Product Type	<input type="checkbox"/> Mobile <input checked="" type="checkbox"/> Portable <input type="checkbox"/> Fix Location
Modulation technology	OFDM
Modulation Type	256QAM, 64QAM, 16QAM, BPSK, QPSK
Product Type	Mobile and portable for FCC standard
Transfer Rate (Mbps) (Single RF path)	802.11a: 54/ 48/ 36/ 24/ 18/ 12/ 9/ 6 Mbps 802.11n: up to 150 Mbps 802.11ac: up to VHT-MCS9
Channel Bandwidth	802.11a: 20 MHz 802.11n: 20 MHz, 40 MHz 802.11ac: 20 MHz, 40 MHz, 80 MHz
Maximum Output Power	Band I: 17.80 dBm Band II: 17.79 dBm Band III: 17.80 dBm Band IV: 17.85 dBm
Antenna System (eg., MIMO, Smart Antenna)	N/A
Categorization as Correlated or Completely Uncorrelated	N/A
Antenna Type	PIFA Antenna
Antenna Gain	-3 dBi (In test items related to antenna gain, the final results reflect this figure. This value is provided by the applicant.)
About the Product	The equipment is Mobile Phone, intended for used with information technology equipment.

2.6 Additional Instructions

EUT Software Settings:

Mode	<input checked="" type="checkbox"/> Special software is used. The software provided by client to enable the EUT under transmission condition continuously at specific channel frequencies individually.
------	--

During testing, Channel and Power Controlling Software provided by the customer was used to control the operating channel as well as the output power level. The RF output power selection is for the setting of RF output power expected by the customer and is going to be fixed on the firmware of the final end product.

Test Software Version	*##3646633##*
-----------------------	---------------

Band I (5150 - 5250 MHz) Power level setup in software			
Mode	Channel	Frequency (MHz)	Soft Set
11a	CH36	5180	16.00
11a	CH44	5220	18.00
11a	CH48	5240	18.00
11n (HT20)	CH36	5180	17.50
11n (HT20)	CH44	5220	18.00
11n (HT20)	CH48	5240	18.00
11n (HT40)	CH38	5190	14.00
11n (HT40)	CH46	5230	17.00
11ac (VHT20)	CH36	5180	18.00
11ac (VHT20)	CH44	5220	18.00
11ac (VHT20)	CH48	5240	18.00
11ac (VHT40)	CH38	5190	15.50
11ac (VHT40)	CH46	5230	17.00
11ac (VHT80)	CH42	5210	15.00

Band II (5250 - 5350 MHz) Power level setup in software			
Mode	Channel	Frequency (MHz)	Soft Set
11a	CH52	5260	18.00
11a	CH60	5300	18.00
11a	CH64	5320	17.00
11n (HT20)	CH52	5260	18.00
11n (HT20)	CH60	5300	18.00
11n (HT20)	CH64	5320	15.50
11n (HT40)	CH54	5270	17.00
11n (HT40)	CH62	5310	14.00
11ac (VHT20)	CH52	5260	18.00
11ac (VHT20)	CH60	5300	18.00
11ac (VHT20)	CH64	5320	16.50
11ac (VHT40)	CH54	5270	17.00
11ac (VHT40)	CH62	5310	14.50
11ac (VHT80)	CH58	5290	14.50

Band III (5470 - 5725 MHz) Power level setup in software			
Mode	Channel	Frequency (MHz)	Soft Set
11a	CH100	5500	17.00
11a	CH116	5580	18.00
11a	CH140	5700	18.00
11n (HT20)	CH100	5500	16.00
11n (HT20)	CH116	5580	18.00
11n (HT20)	CH140	5700	17.50
11n (HT40)	CH102	5510	14.50
11n (HT40)	CH110	5550	17.00
11n (HT40)	CH134	5670	17.00
11ac (VHT20)	CH100	5500	17.50
11ac (VHT20)	CH116	5580	18.00
11ac (VHT20)	CH140	5700	17.50
11ac (VHT40)	CH102	5510	15.00
11ac (VHT40)	CH110	5550	17.00
11ac (VHT40)	CH134	5670	17.00
11ac (VHT80)	CH106	5530	14.50

Band IV (5725 - 5850 MHz) Power level setup in software			
Mode	Channel	Frequency (MHz)	Soft Set
11a	CH149	5745	18.00
11a	CH157	5785	18.00
11a	CH165	5825	18.00
11n (HT20)	CH149	5745	18.00
11n (HT20)	CH157	5785	18.00
11n (HT20)	CH165	5825	18.00
11n (HT40)	CH149	5745	17.00
11n (HT40)	CH157	5785	17.00
11ac (VHT20)	CH149	5745	18.00
11ac (VHT20)	CH157	5785	18.00
11ac (VHT20)	CH165	5825	18.00
11ac (VHT40)	CH149	5745	17.00
11ac (VHT40)	CH157	5785	17.00
11ac (VHT80)	CH155	5775	17.00

Run Software

WiFi_Tx

NSS 1 2

WF0 WF1

Duplicate mode

Bandwidth: 20MHz ▼

DBW BW20 ▼

Primary Ch: 0 ▼

Tx0 channel Channel 1 [2412MHz] ▼

Rate: 6M ▼

Pkt length: 1024

Pkt cnt: 0

Tx power (dBm): 17.0

Preamble: Normal ▼

Guard interval: normal GI ▼

Mode: continuous packet tx ▼

2.7 Channel List

20 MHz		40 MHz		80 MHz	
Channel Number	Frequency (MHz)	Channel Number	Frequency (MHz)	Channel Number	Frequency (MHz)
36	5180	38	5190	42	5210
40	5200	46	5230	58	5290
44	5220	54	5270	106	5530
48	5240	62	5310	155	5775
52	5260	102	5510		
56	5280	110	5550		
60	5300	134	5670		
64	5320	151	5755		
100	5500	159	5795		
104	5520				
108	5540				
112	5560				
116	5580				
132	5660				
136	5680				
140	5700				
149	5745				
153	5765				
157	5785				
161	5805				
165	5825				

Note: Until further notice, devices subject to this section shall not be capable of transmitting in the band 5600-5650 MHz. This restriction is for the protection of weather radars operating in this band.

The Lowest frequency, the middle frequency and the highest frequency of channel were selected to perform the test, and the selected channel see below:

For 802.11a/n(HT20)/ac(VHT20)

Band I (5150 - 5250 MHz)			Band II (5250 - 5350 MHz)		
Channel Number	Channel	Frequency (MHz)	Channel Number	Channel	Frequency (MHz)
36	Low	5180	52	Low	5260
44	Mid	5220	60	Mid	5300
48	High	5240	64	High	5320

Band III (5470 - 5725 MHz)			Band IV (5725 - 5850 MHz)		
Channel Number	Channel	Frequency (MHz)	Channel Number	Channel	Frequency (MHz)
100	Low	5500	149	Low	5745
116	Mid	5580	157	Mid	5785
140	High	5700	165	High	5825

For 802.11n(HT40)/ac(VHT40)

Band I (5150 - 5250 MHz)			Band II (5250 - 5350 MHz)		
Channel Number	Channel	Frequency (MHz)	Channel Number	Channel	Frequency (MHz)
38	Low	5190	54	Low	5270
46	High	5230	62	High	5310

Band III (5150 - 5250 MHz)			Band IV (5725 - 5850 MHz)		
Channel Number	Channel	Frequency (MHz)	Channel Number	Channel	Frequency (MHz)
102	Low	5510	151	Low	5755
110	Mid	5550	159	High	5795
134	High	5670			

For 802.11ac(VHT80)

Band I (5150 - 5250 MHz)			Band II (5250 - 5350 MHz)		
Channel Number	Channel	Frequency (MHz)	Channel Number	Channel	Frequency (MHz)
42	Mid	5210	58	Mid	5290

Band III (5470 - 5725 MHz)			Band IV (5725 - 5850 MHz)		
Channel Number	Channel	Frequency (MHz)	Channel Number	Channel	Frequency (MHz)
106	Mid	5530	155	Mid	5775

Note: Preliminary tests were performed in different data rate in above table to find the worst radiated emission. The data rate shown in the table below is the worst-case rate with respect to the specific test item. Investigation has been done on all the possible configurations for searching the worst cases. The following table is a list of the test modes shown in this test report.

Test Items	Mode	Data Rate	Modulation Type	Band I	Band II	Band III	Band IV
				Channel	Channel	Channel	Channel
RF Output Power	11a	6	BPSK	48/44/36	64/60/52	140/116/100	165/157/149
	11n(20 MHz)	6.5		48/44/36	64/60/52	140/116/100	165/157/149
	11n(40 MHz)	13.5		46/38	62/54	134/110/102	159/151
	11ac(20 MHz)	6.5		48/44/36	64/60/52	140/116/100	165/157/149
	11ac(40 MHz)	13.5		46/38	62/54	134/110/102	159/151
	11ac(80 MHz)	29.3		42	58	106	155
Emission Bandwidth & 99% Occupied Bandwidth	11a	6	BPSK	48/44/36	64/60/52	140/116/100	165/157/149
	11n(20 MHz)	6.5		48/44/36	64/60/52	140/116/100	165/157/149
	11n(40 MHz)	13.5		46/38	62/54	134/110/102	159/151
	11ac(20 MHz)	6.5		48/44/36	64/60/52	140/116/100	165/157/149
	11ac(40 MHz)	13.5		46/38	62/54	134/110/102	159/151
	11ac(80 MHz)	29.3		42	58	106	155
6 dB bandwidth	11a	6	BPSK	N/A	N/A	N/A	165/157/149
	11n(20 MHz)	6.5		N/A	N/A	N/A	165/157/149
	11n(40 MHz)	13.5		N/A	N/A	N/A	159/151
	11ac(20 MHz)	6.5		N/A	N/A	N/A	165/157/149
	11ac(40 MHz)	13.5		N/A	N/A	N/A	159/151
	11ac(80 MHz)	29.3		N/A	N/A	N/A	155
Power Spectral Density	11a	6	BPSK	48/44/36	64/60/52	140/116/100	165/157/149
	11n(20 MHz)	6.5		48/44/36	64/60/52	140/116/100	165/157/149
	11n(40 MHz)	13.5		46/38	62/54	134/110/102	159/151
	11ac(20 MHz)	6.5		48/44/36	64/60/52	140/116/100	165/157/149
	11ac(40 MHz)	13.5		46/38	62/54	134/110/102	159/151
	11ac(80 MHz)	29.3		42	58	106	155
Radiated Spurious Emissions	11a	6	BPSK	48/44/36	64/60/52	140/116/100	165/157/149
	11n(20 MHz)	6.5		48/44/36	64/60/52	140/116/100	165/157/149
	11n(40 MHz)	13.5		46/38	62/54	134/110/102	159/151
	11ac(20 MHz)	6.5		48/44/36	64/60/52	140/116/100	165/157/149
	11ac(40 MHz)	13.5		46/38	62/54	134/110/102	159/151
	11ac(80 MHz)	29.3		42	58	106	155
Band Edge (Restricted -band)	11a	6	BPSK	48/44/36	64/60/52	140/116/100	165/157/149
	11n(20 MHz)	6.5		48/44/36	64/60/52	140/116/100	165/157/149
	11n(40 MHz)	13.5		46/38	62/54	134/110/102	159/151
	11ac(20 MHz)	6.5		48/44/36	64/60/52	140/116/100	165/157/149
	11ac(40 MHz)	13.5		46/38	62/54	134/110/102	159/151
	11ac(80 MHz)	29.3		42	58	106	155

3 SUMMARY OF TEST RESULTS

3.1 Test Standards

No.	Identity	Document Title
1	47 CFR Part 15 Subpart E (10-1-16 Edition)	Unlicensed National Information Infrastructure Devices
2	KDB Publication 789033 D02v02r01	Guidelines for Compliance Testing of Unlicensed National Information Infrastructure (U-NII) Devices Part 15, Subpart E
3	ANSI C63.10-2013	American National Standard for Testing Unlicensed Wireless Devices

3.2 Verdict

No.	Description	FCC Part No.	Test Result	Verdict
1	Antenna Requirement	15.203	--	Pass ^{Note1}
2	RF Output Power	15.407(a)	ANNEX A.1	Pass
3	Emission Bandwidth & 99% Occupied Bandwidth	15.407(a)	ANNEX A.2	Pass
4	6 dB bandwidth	15.407(e)	ANNEX A.3	Pass
5	Power Spectral Density	15.407(a)	ANNEX A.4	Pass
6	Conducted Emission	15.207	ANNEX A.5	Pass
7	Radiated Spurious Emissions and Band Edge (Restricted-band)	15.407(b)	ANNEX A.6	Pass
8	Receiver Spurious Emissions	--	--	N/A ^{Note2}

Note ¹: The EUT has a permanently and irreplaceable attached antenna, which complies with the requirement FCC 15.203.

Note ²: Only radio communication receivers operating in stand-alone mode within the band 30-960 MHz, as well as scanner receivers, are subject to Industry Canada requirements, so this test is not applicable

4 GENERAL TEST CONFIGURATIONS

4.1 Test Environments

During the measurement, the normal environmental conditions were within the listed ranges:

Relative Humidity	45% to 55%	
Atmospheric Pressure	100 kPa to 102 kPa	
Temperature	NT (Normal Temperature)	+22°C to +25°C
	LT (Low Temperature)	0°C
	HT (High Temperature)	+35°C
Working Voltage of the EUT	NV (Normal Voltage)	3.85 V
	LV (Low Voltage)	3.6 V
	HV (High Voltage)	4.4 V

4.2 Test Equipment List

Description	Manufacturer	Model	Serial No.	Cal. Date	Cal. Due
Spectrum Analyzer	ROHDE&SCHWARZ	FSV-30	103118	2019.06.13	2020.06.12
Switch Unit with OSP-B157	ROHDE&SCHWARZ	OSP120	101270	2019.06.13	2020.06.12
EMI Receiver	KEYSIGHT	N9038A	MY53220118	2019.10.29	2020.10.28
EMI Receiver	ROHDE&SCHWARZ	ESRP	101036	2019.06.13	2020.06.12
LISN	SCHWARZBECK	NSLK 8127	8127-687	2019.06.13	2020.06.12
Bluetooth Tester	ROHDE&SCHWARZ	CBT	101005	2019.06.15	2020.06.14
DC Power Supply	ROHDE&SCHWARZ	HMP2020	018141664	2019.06.18	2020.06.17
Power Splitter	KMW	DCPD-LDC	1305003215	--	--
Power Sensor	ROHDE&SCHWARZ	NRP-Z21	103971	2019.06.15	2020.06.14
Attenuator (20 dB)	KMW	ZA-S1-201	110617091	--	--
Attenuator (6 dB)	KMW	ZA-S1-61	1305003189	--	--
Temperature Chamber	AHK	SP20	1412	2019.06.24	2020.06.23
Test Antenna-Loop(9 kHz-30 MHz)	SCHWARZBECK	FMZB 1519	1519-037	2017.11.09	2020.11.08
Test Antenna-Bi-Log(30 MHz-3 GHz)	SCHWARZBECK	VULB 9163	9163-624	2018.08.22	2020.08.21
Test Antenna-Horn(1-18 GHz)	SCHWARZBECK	BBHA 9120D	9120D-1148	2018.07.11	2020.07.10
Test Antenna-Horn (18-40 GHz)	A-INFO	LB-180400KF	J211060273	2019.01.05	2021.01.04
Anechoic Chamber	RAINFORD	9m*6m*6m	N/A	2017.02.21	2022.02.20
Anechoic Chamber	EMC Electronic Co., Ltd	20.10*11.60*7.35m	N/A	2018.08.08	2021.08.07
Shielded Enclosure	ChangNing	CN-130701	130703	--	--
Signal Generator	ROHDE&SCHWARZ	SMB100A	177746	2019.08.23	2020.08.22
Power Amplifier	OPHIR RF	5225F	1037	2020.02.19	2021.02.18
Power Amplifier	OPHIR RF	5273F	1016	2020.02.19	2021.02.18
Directional Coupler	Werlantone	C5982-10	109275	N/A	N/A
Directional Coupler	Werlantone	CHP-273E	S00801z-01	N/A	N/A

Description	Manufacturer	Model	Serial No.	Cal. Date	Cal. Due
Sound Level Meter	B&K	NL-20	00844023	2019.11.12	2020.11.11
Ear Simulator	B&K	4185	2409449	2019.11.12	2020.11.11
Ear Simulator	B&K	4195	2418189	2019.11.12	2020.11.11
Audio analyzer	B&K	UPL 16	100129	2019.11.12	2020.11.11

Description	Manufacturer	Model	Serial No.	Cal. Date	Cal. Due
Spectrum Analyzer	ROHDE&SCHWARZ	FSV-30	103118	2020.06.08	2021.06.07
Switch Unit with OSP-B157	ROHDE&SCHWARZ	OSP120	101270	2020.06.08	2021.06.07
EMI Receiver	KEYSIGHT	N9038A	MY53220118	2020.06.09	2021.06.08
EMI Receiver	ROHDE&SCHWARZ	ESRP	101036	2020.06.09	2021.06.08
LISN	SCHWARZBECK	NSLK 8127	8127-687	2020.06.09	2021.06.08
Bluetooth Tester	ROHDE&SCHWARZ	CBT	101005	2020.06.08	2021.06.07
DC Power Supply	ROHDE&SCHWARZ	HMP2020	018141664	2020.06.08	2021.06.07
Power Splitter	KMW	DCPD-LDC	1305003215	--	--
Power Sensor	ROHDE&SCHWARZ	NRP-Z21	103971	2020.06.08	2021.06.07
Attenuator (20 dB)	KMW	ZA-S1-201	110617091	--	--
Attenuator (6 dB)	KMW	ZA-S1-61	1305003189	--	--
Temperature Chamber	AHK	SP20	1412	2020.06.10	2021.06.09
Test Antenna-Loop(9 kHz-30 MHz)	SCHWARZBECK	FMZB 1519	1519-037	2017.11.09	2020.11.08
Test Antenna-Bi-Log(30 MHz-3 GHz)	SCHWARZBECK	VULB 9163	9163-624	2018.08.22	2020.08.21
Test Antenna-Horn(1-18 GHz)	SCHWARZBECK	BBHA 9120D	9120D-1148	2019.07.22	2021.07.21
Test Antenna-Horn (18-40 GHz)	A-INFO	LB-180400KF	J211060273	2019.01.06	2021.01.05
Anechoic Chamber	RAINFORD	9m*6m*6m	N/A	2017.02.21	2022.02.20
Anechoic Chamber	EMC Electronic Co., Ltd	20.10*11.60*7.35m	N/A	2018.08.08	2021.08.07
Shielded Enclosure	ChangNing	CN-130701	130703	--	--
Signal Generator	ROHDE&SCHWARZ	SMB100A	177746	2020.06.08	2021.06.07
Power Amplifier	OPHIR RF	5225F	1037	2020.02.19	2021.02.18
Power Amplifier	OPHIR RF	5273F	1016	2020.02.19	2021.02.18
Directional Coupler	Werlantone	C5982-10	109275	N/A	N/A
Directional Coupler	Werlantone	CHP-273E	S00801z-01	N/A	N/A
Sound Level Meter	B&K	NL-20	00844023	2019.11.12	2020.11.11
Ear Simulator	B&K	4185	2409449	2019.11.12	2020.11.11
Ear Simulator	B&K	4195	2418189	2019.11.12	2020.11.11
Audio analyzer	B&K	UPL 16	100129	2019.11.12	2020.11.11

4.3 Measurement Uncertainty

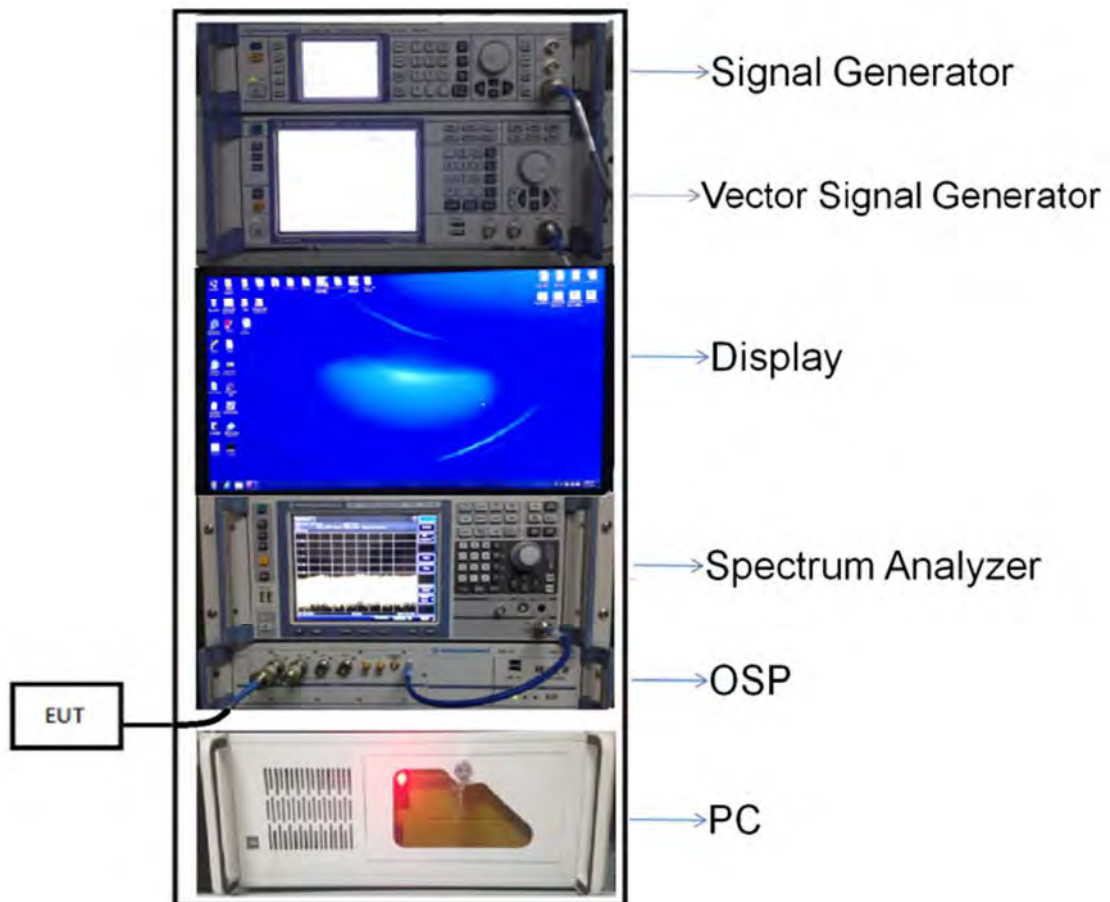
The following measurement uncertainty levels have been estimated for tests performed on the EUT as specified in CISPR 16-4-2.

This uncertainty represents an expanded uncertainty expressed at approximately the 95% confidence level using a coverage factor of k=2.

Measurement	Value
Occupied Channel Bandwidth	±4%
RF output power, conducted	±1.4 dB
Power Spectral Density, conducted	±2.5 dB
Unwanted Emissions, conducted	±2.8 dB
All emissions, radiated	±5.4 dB
Temperature	±1°C
Humidity	±4%

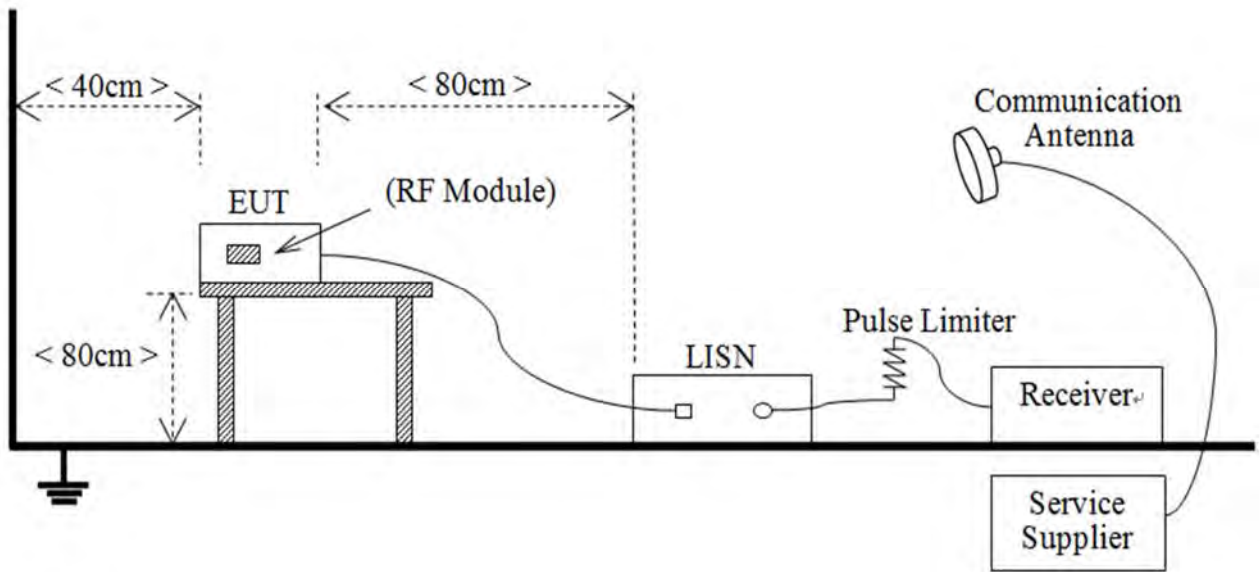
4.4 Description of Test Setup

4.4.1 For Antenna Port Test




(Diagram 1)

4.4.2 For AC Power Supply Port Test



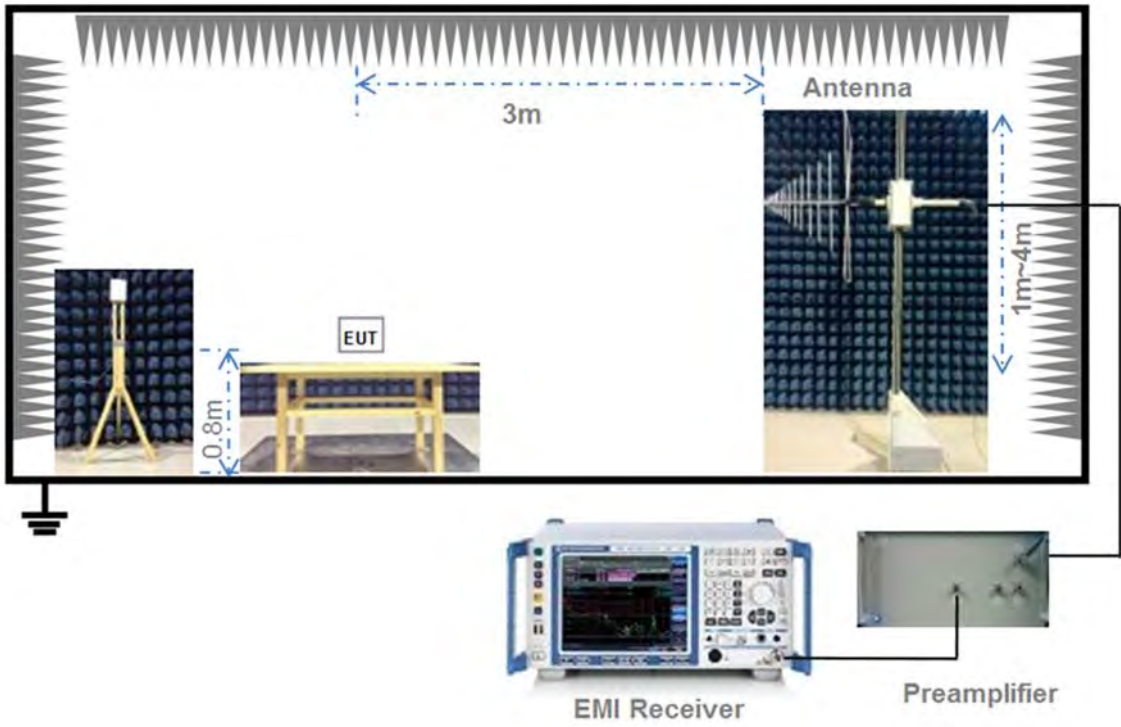
(Diagram 2)

4.4.3 For Radiated Test (Below 30 MHz)



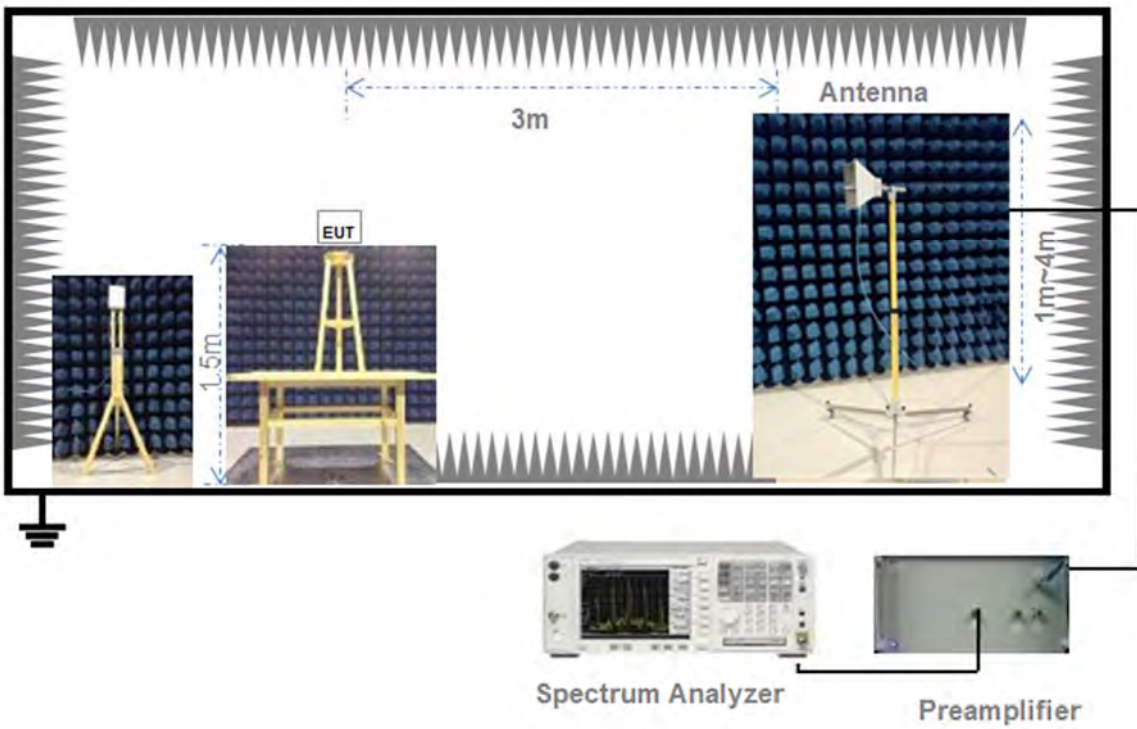
(Diagram 3)

4.4.4 For Radiated Test (30 MHz-1 GHz)



(Diagram 4)

4.4.5 For Radiated Test (Above 1 GHz)



(Diagram 5)

5 TEST ITEMS

5.1 RF Output Power

5.1.1 Test Limit

FCC §15.407(a)

The maximum conducted output power should not exceed:

Frequency Band (MHz)	Limit
5150-5250	250 mW
5250-5350	250 mW or 11 dBm + 10log B, whichever is less.
5470-5725	250 mW or 11 dBm + 10log B, whichever is less.
5725-5850	1 W
Note: Where "B" is the 26 dB emissions bandwidth in MHz.	

RSS-247, 6.2

The maximum conducted output power shall not exceed:

Frequency Band (MHz)	Limit
5150-5250	N/A
5250-5350	250 mW or 11 dBm + 10log B, whichever is less.
5470-5725	250 mW or 11 dBm + 10log B, whichever is less.
5725-5850	1 W
Note: Where "B" is the 99% emissions bandwidth in MHz.	

The maximum e.i.r.p. shall not exceed:

Frequency Band (MHz)	Limit
5150-5250	200 mW or 10 dBm + 10log B, whichever is less.
5250-5350	1W or 17 dBm + 10log B, whichever is less.
5470-5725	1W or 17 dBm + 10log B, whichever is less.
5725-5850	N/A
Note: Where "B" is the 99% emissions bandwidth in MHz.	

5.1.2 Test Setup

The section 4.4.1 (Diagram 1) test setup description was used for this test. The photo of test setup please refer to ANNEX B.

5.1.3 Test Procedure

The maximum peak conducted output power may be measured using a broadband Average RF power meter. The power meter shall have a video bandwidth that is greater than or equal to the emission bandwidth and utilize a fast-responding diode detector.

The E.I.R.P used radiated test method. At a test site that has been validated using the procedures of ANSI C63.4 or the latest CISPR 16-1-4 for measurements above 1 GHz, so as to simulate a near free-space environment.

5.1.4 Test Result

Please refer to ANNEX A.1.

5.2 Emission Bandwidth and 6 dB Bandwidth

5.2.1 Limit

FCC §15.407(a), RSS-247, 6.2

Within the 5.725-5.85 GHz band, the minimum 6 dB bandwidth of U-NII devices shall be at least 500 kHz.

5.2.2 Test Setup

The test setup photo please refer to 4.4.1 (Diagram 1) test setup description was used for this test. The photo of test setup please refer to ANNEX B.

5.2.3 Test Procedure

Emission bandwidth

1. Set RBW = approximately 1% of the emission bandwidth.
2. Set VBW $\geq 3 \times$ RBW,
3. Detector = Peak.
4. Trace mode = Max hold.
5. Measure the maximum width of the emission that is 26 dB down from the peak of the emission.

Occupied Bandwidth

1. Set Span = 1.5 times to 5.0 times the OBW
2. Set RBW = 1% to 5% of the OBW.
3. Set VBW $\geq 3 \times$ RBW, Detector = Peak.
4. Trace mode = Max hold.
5. Use the 99% power bandwidth function of the instrument.

6 dB bandwidth

1. Set RBW = 100 kHz, VBW = 300 kHz.
2. Detector = Peak. Trace mode = Max hold.
3. Allow the trace to stabilize.
4. Measure the maximum width of the emission that is constrained by the frequencies associated with the two outermost amplitude points (upper and lower frequencies) that are attenuated by 6 dB relative to the maximum level measured in the fundamental emission.

5.2.4 Test Result

Please refer to ANNEX A.2 and ANNEX A.3.

5.3 Power Spectral density (PSD)

5.3.1 Limit

FCC §15.407(a)

The maximum power spectral density should not exceed:

Frequency Band (MHz)	Limit
5150-5250	11 dBm/MHz
5250-5350	11 dBm/MHz
5470-5725	11 dBm/MHz
5725-5850	30 dBm/500kHz

RSS-247, 6.2

The maximum power spectral density should not exceed:

Frequency Band (MHz)	Limit
5150-5250	N/A
5250-5350	11 dBm/MHz
5470-5725	11 dBm/MHz
5725-5850	30 dBm/500kHz

The e.i.r.p. spectral density should not exceed:

Frequency Band (MHz)	Limit
5150-5250	10 dBm/MHz
5250-5350	N/A
5470-5725	N/A
5725-5850	N/A

5.3.2 Test Setup

The section 4.4.1 (Diagram 1) test setup description was used for this test. The photo of test setup please refer to ANNEX B.

5.3.3 Test Procedure

Set the spectrum analyzer or EMI receiver span to view the entire emission bandwidth.

1. Set RBW = 510 kHz/1 MHz, VBW \geq 3*RBW, Sweep time = Auto, Detector = RMS.
2. Allow the sweeps to continue until the trace stabilizes.
3. Use the peak marker function to determine the maximum amplitude level.
4. The E.I.R.P spectral density used radiated test method. At a test site that has been validated using the procedures of ANSI C63.4 or the latest CISPR 16-1-4 for measurements above 1 GHz, so as to simulate a near free-space environment.

5.3.4 Test Result

Please refer to ANNEX A.4.

5.4 Conducted Emission

5.4.1 Limit

FCC §15.207, RSS-GEN, 8.8

For an intentional radiator that is designed to be connected to the public utility (AC) power line, the radio frequency voltage that is conducted back onto the AC power line on any frequency within the band 150 kHz to 30 MHz shall not exceed the limits in the following table, as measured using a 50 μ H/50 Ω line impedance stabilization network (LISN).

Frequency range (MHz)	Conducted Limit (dB μ V)	
	Quai-peak	Average
0.15 - 0.50	66 to 56	56 to 46
0.50 - 5	56	46
0.50 - 30	60	50

5.4.2 Test Setup

The section 4.4.2 (Diagram 2) test setup description was used for this test. The photo of test setup please refer to ANNEX B.

5.4.3 Test Procedure

The maximum conducted interference is searched using Peak (PK), if the emission levels more than the AV and QP limits, and that have narrow margins from the AV and QP limits will be re-measured with AV and QP detectors. Tests for both L phase and N phase lines of the power mains connected to the EUT are performed. Refer to recorded points and plots below.

5.4.4 Test Result

Please refer to ANNEX A.5.

5.5 Radiated Spurious Emissions and Band Edge (Restricted-band)

5.5.1 Limit

FCC §15.209 & 15.407(b), RSS-247, 6.2

Frequency (MHz)	Field Strength (μV/m)	Measurement Distance (m)
0.009 - 0.490	2400/F(kHz)	300
0.490 - 1.705	24000/F(kHz)	30
1.705 - 30.0	30	30
30 - 88	100	3
88 - 216	150	3
216 - 960	200	3
Above 960	500	3

Note¹: The Limit for radiated test was performed according to FCC Part 15C

Note²: The tighter limit applies at the band edge.

Un-restricted band emissions	
Out Operating Band (MHz)	Limit
5150 - 5250	e.i.r.p. -27 dBm (68.2 dBuV/m@3m)
5250 - 5350	e.i.r.p. -27 dBm (68.2 dBuV/m@3m)
5470 - 5725	e.i.r.p. -27 dBm (68.2 dBuV/m@3m)
5725 - 5850	<p>All emissions shall be limited to a level of -27 dBm/MHz at 75 MHz or more above or below the band edge increasing linearly to 10 dBm/MHz at 25 MHz above or below the band edge, and from 25 MHz above or below the band edge increasing linearly to a level of 15.6 dBm/MHz at 5 MHz above or below the band edge, and from 5 MHz above or below the band edge increasing linearly to a level of 27 dBm/MHz at the band edge.</p>

Note: The following formula is used to convert the equipment isotropic radiated power (eirp) to field strength.

5.5.2 Test Setup

The section 4.4.3-4.4.5 (Diagram 3 - Diagram 5) test setup description was used for this test. The photo of test

setup please refer to ANNEX B.

5.5.3 Test Procedure

Since the emission limits are specified in terms of radiated field strength levels, measurements performed to demonstrate compliance have traditionally relied on a radiated test configuration. Radiated measurements remain the principal method for demonstrating compliance to the specified limits; however antenna-port conducted measurements are also now acceptable to demonstrate compliance (see below for details). When radiated measurements are utilized, test site requirements and procedures for maximizing and measuring radiated emissions that are described in ANSI C63.10 shall be followed.

Antenna-port conducted measurements may also be used as an alternative to radiated measurements for demonstrating compliance in the restricted frequency bands. If conducted measurements are performed, then proper impedance matching must be ensured and an additional radiated test for cabinet/case spurious emissions is required.

General Procedure for conducted measurements in restricted bands

- a) Measure the conducted output power (in dBm) using the detector specified (see guidance regarding measurement procedures for determining quasi-peak, peak, and average conducted output power, respectively).
- b) Add the maximum transmit antenna gain (in dBi) to the measured output power level to determine the EIRP level (see guidance on determining the applicable antenna gain)
- c) Add the appropriate maximum ground reflection factor to the EIRP level (6 dB for frequencies ≤ 30 MHz, 4.7 dB for frequencies between 30 MHz and 1000 MHz, inclusive and 0 dB for frequencies > 1000 MHz).
- d) For devices with multiple antenna-ports, measure the power of each individual chain and sum the EIRP of all chains in linear terms (e.g., Watts, mW).
- e) Convert the resultant EIRP level to an equivalent electric field strength using the following relationship:

$$E = \text{EIRP} - 20\log D + 104.8$$

where:

E = electric field strength in dB μ V/m,

EIRP = equivalent isotropic radiated power in dBm

D = specified measurement distance in meters.

- f) Compare the resultant electric field strength level to the applicable limit.
- g) Perform radiated spurious emission test.

Quasi-Peak measurement procedure

The specifications for measurements using the CISPR quasi-peak detector can be found in Publication 16 of the International Special Committee on Radio Frequency Interference (CISPR) of the International Electrotechnical Commission.

As an alternative to CISPR quasi-peak measurement, compliance can be demonstrated to the applicable emission limits using a peak detector.

Peak power measurement procedure

Peak emission levels are measured by setting the instrument as follows:

- a) RBW = as specified in Table 1.
- b) VBW $\geq 3 \times$ RBW.
- c) Detector = Peak.
- d) Sweep time = auto.
- e) Trace mode = max hold.
- f) Allow sweeps to continue until the trace stabilizes. (Note that the required measurement time may be longer for low duty cycle applications).

Table 1—RBW as a function of frequency

Frequency	RBW
9-150 kHz	200-300 Hz
0.15-30 MHz	9-10 kHz
30-1000 MHz	100-120 kHz
> 1000 MHz	1 MHz

If the peak-detected amplitude can be shown to comply with the average limit, then it is not necessary to perform a separate average measurement.

Trace averaging across on and off times of the EUT transmissions followed by duty cycle correction

If continuous transmission of the EUT (i.e., duty cycle ≥ 98 percent) cannot be achieved and the duty cycle is constant (i.e., duty cycle variations are less than ± 2 percent), then the following procedure shall be used:

- a) The EUT shall be configured to operate at the maximum achievable duty cycle.
- b) Measure the duty cycle, x, of the transmitter output signal as described in section 6.0.
- c) RBW = 1 MHz (unless otherwise specified).
- d) VBW $\geq 3 \times$ RBW.
- e) Detector = RMS, if span/(# of points in sweep) \leq (RBW/2). Satisfying this condition may require increasing the number of points in the sweep or reducing the span. If this condition cannot be satisfied, then the detector mode shall be set to peak.
- f) Averaging type = power (i.e., RMS).
 - 1) As an alternative, the detector and averaging type may be set for linear voltage averaging.
 - 2) Some instruments require linear display mode in order to use linear voltage averaging. Log or dB averaging shall not be used.
- g) Sweep time = auto.
- h) Perform a trace average of at least 100 traces.
- i) A correction factor shall be added to the measurement results prior to comparing to the emission limit in order to compute the emission level that would have been measured had the test been performed at 100 percent duty cycle. The correction factor is computed as follows:
 - 1) If power averaging (RMS) mode was used in step f), then the applicable correction factor is $10 \log(1/x)$, where x is the duty cycle.
 - 2) If linear voltage averaging mode was used in step f), then the applicable correction factor is $20 \log(1/x)$, where

x is the duty cycle.

3) If a specific emission is demonstrated to be continuous (≥ 98 percent duty cycle) rather than turning on and off with the transmit cycle, then no duty cycle correction is required for that emission.

NOTE: Reduction of the measured emission amplitude levels to account for operational duty factor is not permitted. Compliance is based on emission levels occurring during transmission - not on an average across on and off times of the transmitter.

Determining the applicable transmit antenna gain

A conducted power measurement will determine the maximum output power associated with a restricted band emission; however, in order to determine the associated EIRP level, the gain of the transmitting antenna (in dBi) must be added to the measured output power (in dBm).

Since the out-of-band characteristics of the EUT transmit antenna will often be unknown, the use of a conservative antenna gain value is necessary. Thus, when determining the EIRP based on the measured conducted power, the upper bound on antenna gain for a device with a single RF output shall be selected as the maximum in-band gain of the antenna across all operating bands, or 2 dBi, whichever is greater. However, for devices that operate in multiple frequency bands while using the same transmit antenna, the highest gain of the antenna within the operating band nearest in frequency to the restricted band emission being measured may be used in lieu of the overall highest gain when the emission is at a frequency that is within 20 percent of the nearest band edge frequency, but in no case shall a value less than 2 dBi be used.

See KDB 662911 for guidance on calculating the additional array gain term when determining the effective antenna gain for a EUT with multiple outputs occupying the same or overlapping frequency ranges in the same band.

Radiated spurious emission test

An additional consideration when performing conducted measurements of restricted band emissions is that unwanted emissions radiating from the EUT cabinet, control circuits, power leads, or intermediate circuit elements will likely go undetected in a conducted measurement configuration. To address this concern, a radiated test shall be performed to ensure that emissions emanating from the EUT cabinet (rather than the antenna port) also comply with the applicable limits.

For these cabinet radiated spurious emission measurements the EUT transmit antenna may be replaced with a termination matching the nominal impedance of the antenna. Procedures for performing radiated measurements are specified in ANSI C63.10. All detected emissions shall comply with the applicable limits.

The measurement frequency range is from 30 MHz to the 10th harmonic of the fundamental frequency. The Turn Table is actuated to turn from 0° to 360° , and both horizontal and vertical polarizations of the Test Antenna are used to find the maximum radiated power. Mid channels on all channel bandwidth verified. Only the worst RB size/offset presented.

The power of the EUT transmitting frequency should be ignored.

All Spurious Emission tests were performed in X, Y, Z axis direction. And only the worst axis test condition was recorded in this test report.

Use the following spectrum analyzer settings:

Span = wide enough to fully capture the emission being measured

RBW = 1 MHz for $f \geq 1$ GHz, 100 kHz for $f < 1$ GHz

VBW \geq RBW

Sweep = auto



Detector function = peak

Trace = max hold

5.5.4 Test Result

Please refer to ANNEX A.6.

ANNEX A TEST RESULT

A.1 RF Output Power

Note 1: For FCC standard, if transmitting antennas of directional gain greater than 6 dBi are used, all band maximum conducted output power shall be reduced by the amount in dB that the directional gain of the antenna exceeds 6 dBi.

Test Data

Conducted Power

Band I (5150 - 5250 MHz)					
Mode	Channel	Conducted Power (dBm)	Conducted Power (mW)	FCC Limit (mW)	Verdict
11a	CH36	15.77	37.76	250	Pass
11a	CH44	17.71	59.02	250	Pass
11a	CH48	17.56	57.02	250	Pass
11n (HT20)	CH36	17.28	53.46	250	Pass
11n (HT20)	CH44	17.61	57.68	250	Pass
11n (HT20)	CH48	17.74	59.43	250	Pass
11n (HT40)	CH38	13.63	23.07	250	Pass
11n (HT40)	CH46	16.38	43.45	250	Pass
11ac (VHT20)	CH36	17.78	59.98	250	Pass
11ac (VHT20)	CH44	17.80	60.26	250	Pass
11ac (HVT20)	CH48	17.77	59.84	250	Pass
11ac (VHT40)	CH38	15.07	32.14	250	Pass
11ac (VHT40)	CH46	16.45	44.16	250	Pass
11ac (VHT80)	CH42	14.25	26.61	250	Pass

Band II (5250 - 5350 MHz)					
Mode	Channel	Conducted Power (dBm)	Conducted Power (mW)	FCC Limit (mW)	Verdict
11a	CH52	17.76	59.70	250	Pass
11a	CH60	17.70	58.88	250	Pass
11a	CH64	16.77	47.53	250	Pass
11n (HT20)	CH52	17.78	59.98	250	Pass
11n (HT20)	CH60	17.64	58.08	250	Pass
11n (HT20)	CH64	15.17	32.89	250	Pass
11n (HT40)	CH54	16.56	45.29	250	Pass
11n (HT40)	CH62	13.46	22.18	250	Pass
11ac (VHT20)	CH52	17.79	60.12	250	Pass
11ac (VHT20)	CH60	17.78	59.98	250	Pass
11ac (HVT20)	CH64	16.31	42.76	250	Pass
11ac (VHT40)	CH54	16.48	44.46	250	Pass
11ac (VHT40)	CH62	14.17	26.12	250	Pass
11ac (VHT80)	CH58	13.87	24.38	250	Pass

Band III (5470 - 5725 MHz)					
Mode	Channel	Conducted Power (dBm)	Conducted Power (mW)	FCC Limit (mW)	Verdict
11a	CH100	16.71	46.88	250	Pass
11a	CH116	17.74	59.43	250	Pass
11a	CH140	17.80	60.26	250	Pass
11n (HT20)	CH100	15.81	38.11	250	Pass
11n (HT20)	CH116	17.76	59.70	250	Pass
11n (HT20)	CH140	17.17	52.12	250	Pass
11n (HT40)	CH102	13.89	24.49	250	Pass
11n (HT40)	CH110	16.69	46.67	250	Pass
11n (HT40)	CH134	16.43	43.95	250	Pass
11ac (VHT20)	CH100	17.06	50.82	250	Pass
11ac (VHT20)	CH116	17.73	59.29	250	Pass
11ac (VHT20)	CH140	17.09	51.17	250	Pass
11ac (VHT40)	CH102	14.37	27.35	250	Pass
11ac (VHT40)	CH110	16.38	43.45	250	Pass
11ac (VHT40)	CH134	16.49	44.57	250	Pass
11ac (VHT80)	CH106	13.87	24.38	250	Pass

Band IV (5725 - 5850 MHz)					
Mode	Channel	Conducted Power (dBm)	Conducted Power (mW)	FCC Limit (mW)	Verdict
11a	CH149	17.85	60.95	1000	Pass
11a	CH157	17.78	59.98	1000	Pass
11a	CH165	17.71	59.02	1000	Pass
11n (HT20)	CH149	17.77	59.84	1000	Pass
11n (HT20)	CH157	17.80	60.26	1000	Pass
11n (HT20)	CH165	17.71	59.02	1000	Pass
11n (HT40)	CH151	16.54	45.08	1000	Pass
11n (HT40)	CH159	16.39	43.55	1000	Pass
11ac (VHT20)	CH149	17.59	57.41	1000	Pass
11ac (VHT20)	CH157	17.78	59.98	1000	Pass
11ac (VHT20)	CH165	17.76	59.70	1000	Pass
11ac (VHT40)	CH151	16.64	46.13	1000	Pass
11ac (VHT40)	CH159	16.62	45.92	1000	Pass
11ac (VHT80)	CH155	16.29	42.56	1000	Pass

A.2 Emission Bandwidth & 99% Bandwidth

Note: Test plots please refer to the document "Annex No.: BL-SZ2060102-604 Data Part 1.pdf".

Test Data

Band I (5150 - 5250 MHz)			
Mode	Channel	26 dB Bandwidth (MHz)	99% Bandwidth (MHz)
11a	CH36	20.12	16.61
11a	CH44	20.20	16.61
11a	CH48	20.28	16.67
11n (HT20)	CH36	20.40	17.66
11n (HT20)	CH44	20.44	17.71
11n (HT20)	CH48	20.60	17.71
11n (HT40)	CH38	40.80	36.12
11n (HT40)	CH46	41.40	36.47
11ac (VHT20)	CH36	20.64	17.71
11ac (VHT20)	CH44	20.44	17.71
11ac (HVT20)	CH48	20.76	17.71
11ac (VHT40)	CH38	41.00	36.12
11ac (VHT40)	CH46	41.10	36.35
11ac (VHT80)	CH42	81.60	75.48

Band II (5250 - 5350 MHz)			
Mode	Channel	26 dB Bandwidth (MHz)	99% Bandwidth (MHz)
11a	CH52	20.20	16.67
11a	CH60	20.28	16.67
11a	CH64	20.12	16.61
11n (HT20)	CH52	20.56	17.71
11n (HT20)	CH60	20.72	17.71
11n (HT20)	CH64	20.32	17.60
11n (HT40)	CH54	41.10	36.35
11n (HT40)	CH62	40.80	36.12
11ac (VHT20)	CH52	20.44	17.71
11ac (VHT20)	CH60	20.56	17.71
11ac (VHT20)	CH64	20.40	17.66
11ac (VHT40)	CH54	41.10	36.24
11ac (VHT40)	CH62	40.80	36.12
11ac (VHT80)	CH58	81.60	75.48

Band III (5470 - 5725 MHz)			
Mode	Channel	26 dB Bandwidth (MHz)	99% Bandwidth (MHz)
11a	CH100	20.12	16.56
11a	CH116	20.48	16.61
11a	CH140	20.28	16.73
11n (HT20)	CH100	20.48	17.60
11n (HT20)	CH116	20.92	17.71
11n (HT20)	CH140	20.40	17.66
11n (HT40)	CH102	41.00	36.35
11n (HT40)	CH110	41.00	36.47
11n (HT40)	CH134	41.40	36.58
11ac (VHT20)	CH100	20.52	17.66
11ac (VHT20)	CH116	20.64	17.71
11ac (VHT20)	CH140	20.40	17.66
11ac (VHT40)	CH102	40.90	36.12
11ac (VHT40)	CH110	41.10	36.24
11ac (VHT40)	CH134	41.20	36.35
11ac (VHT80)	CH106	81.40	75.48

Band IV (5725 - 5850 MHz)			
Mode	Channel	26 dB Bandwidth (MHz)	99% Bandwidth (MHz)
11a	CH149	20.52	16.73
11a	CH157	20.16	16.67
11a	CH165	20.56	16.61
11n (HT20)	CH149	21.12	17.71
11n (HT20)	CH157	21.00	17.71
11n (HT20)	CH165	21.12	17.77
11n (HT40)	CH151	41.40	36.70
11n (HT40)	CH159	40.90	36.47
11ac (VHT20)	CH149	20.68	17.77
11ac (VHT20)	CH157	20.92	17.77
11ac (VHT20)	CH165	20.48	17.71
11ac (VHT40)	CH151	41.50	36.47
11ac (VHT40)	CH159	41.00	36.24
11ac (VHT80)	CH155	83.00	75.95

A.3 6 dB Bandwidth

Note: Test plots please refer to the document "Annex No.: BL-SZ2060102-604 Data Part 2.pdf".

Test Data

Band IV (5725 - 5850 MHz)				
Mode	Channel	6 dB Bandwidth (MHz)	Limit (kHz)	Verdict
11a	CH149	15.27	500.00	Pass
11a	CH157	15.22	500.00	Pass
11a	CH165	15.47	500.00	Pass
11n (HT20)	CH149	15.22	500.00	Pass
11n (HT20)	CH157	15.22	500.00	Pass
11n (HT20)	CH165	15.22	500.00	Pass
11n (HT40)	CH151	35.17	500.00	Pass
11n (HT40)	CH159	35.17	500.00	Pass
11ac (VHT20)	CH149	15.22	500.00	Pass
11ac (VHT20)	CH157	15.27	500.00	Pass
11ac (VHT20)	CH165	15.22	500.00	Pass
11ac (VHT40)	CH151	35.17	500.00	Pass
11ac (VHT40)	CH159	35.17	500.00	Pass
11ac (VHT80)	CH155	75.27	500.00	Pass

A.4 Power Spectral Density

Note: Test plots please refer to the document "Annex No.: BL-SZ2060102-604 Data Part 3.pdf".

Test Data

Note 1: The RBW used in Band IV is 1 MHz, and the PSD factor is: $10 \cdot \log(500 \text{ kHz/RBW}) = -3 \text{ dBm}$.

Band I (5150 - 5250 MHz)				
Mode	Channel	PSD (dBm/MHz)	Limit (dBm/MHz)	Verdict
11a	CH36	4.65	11.00	Pass
11a	CH44	6.81	11.00	Pass
11a	CH48	6.48	11.00	Pass
11n (HT20)	CH36	5.98	11.00	Pass
11n (HT20)	CH44	6.31	11.00	Pass
11n (HT20)	CH48	6.26	11.00	Pass
11n (HT40)	CH38	-1.56	11.00	Pass
11n (HT40)	CH46	1.69	11.00	Pass
11ac (VHT20)	CH36	6.24	11.00	Pass
11ac (VHT20)	CH44	6.21	11.00	Pass
11ac (VHT20)	CH48	6.08	11.00	Pass
11ac (VHT40)	CH38	0.42	11.00	Pass
11ac (VHT40)	CH46	1.41	11.00	Pass
11ac (VHT80)	CH42	-4.91	11.00	Pass

Band II (5250 - 5350 MHz)				
Mode	Channel	PSD (dBm/MHz)	Limit (dBm/MHz)	Verdict
11a	CH52	6.61	11.00	Pass
11a	CH60	6.48	11.00	Pass
11a	CH64	5.58	11.00	Pass
11n (HT20)	CH52	6.64	11.00	Pass
11n (HT20)	CH60	6.43	11.00	Pass
11n (HT20)	CH64	3.11	11.00	Pass
11n (HT40)	CH54	1.69	11.00	Pass
11n (HT40)	CH62	-1.22	11.00	Pass
11ac (VHT20)	CH52	6.46	11.00	Pass
11ac (VHT20)	CH60	6.75	11.00	Pass
11ac (VHT20)	CH64	4.47	11.00	Pass
11ac (VHT40)	CH54	1.58	11.00	Pass
11ac (VHT40)	CH62	-0.61	11.00	Pass
11ac (VHT80)	CH58	-5.47	11.00	Pass

Band III (5470 - 5725 MHz)				
Mode	Channel	PSD (dBm/MHz)	Limit (dBm/MHz)	Verdict
11a	CH100	5.67	11.00	Pass
11a	CH116	6.99	11.00	Pass
11a	CH140	6.22	11.00	Pass
11n (HT20)	CH100	4.24	11.00	Pass
11n (HT20)	CH116	6.73	11.00	Pass
11n (HT20)	CH140	5.02	11.00	Pass
11n (HT40)	CH102	-1.02	11.00	Pass
11n (HT40)	CH110	2.27	11.00	Pass
11n (HT40)	CH134	0.99	11.00	Pass
11ac (VHT20)	CH100	6.23	11.00	Pass
11ac (VHT20)	CH116	6.50	11.00	Pass
11ac (VHT20)	CH140	5.09	11.00	Pass
11ac (VHT40)	CH102	-0.27	11.00	Pass
11ac (VHT40)	CH110	2.11	11.00	Pass
11ac (VHT40)	CH134	1.19	11.00	Pass
11ac (VHT80)	CH106	-5.50	11.00	Pass

Band IV (5725 - 5850 MHz)				
Mode	Channel	PSD (dBm/500kHz)	Limit (dBm/500kHz)	Verdict
11a	CH149	3.64	30.00	Pass
11a	CH157	2.93	30.00	Pass
11a	CH165	3.47	30.00	Pass
11n (HT20)	CH149	3.05	30.00	Pass
11n (HT20)	CH157	2.57	30.00	Pass
11n (HT20)	CH165	3.32	30.00	Pass
11n (HT40)	CH151	-1.69	30.00	Pass
11n (HT40)	CH159	-1.43	30.00	Pass
11ac (VHT20)	CH149	3.16	30.00	Pass
11ac (VHT20)	CH157	2.57	30.00	Pass
11ac (HVT20)	CH165	3.24	30.00	Pass
11ac (VHT40)	CH151	-1.94	30.00	Pass
11ac (VHT40)	CH159	-0.84	30.00	Pass
11ac (VHT80)	CH155	-5.97	30.00	Pass

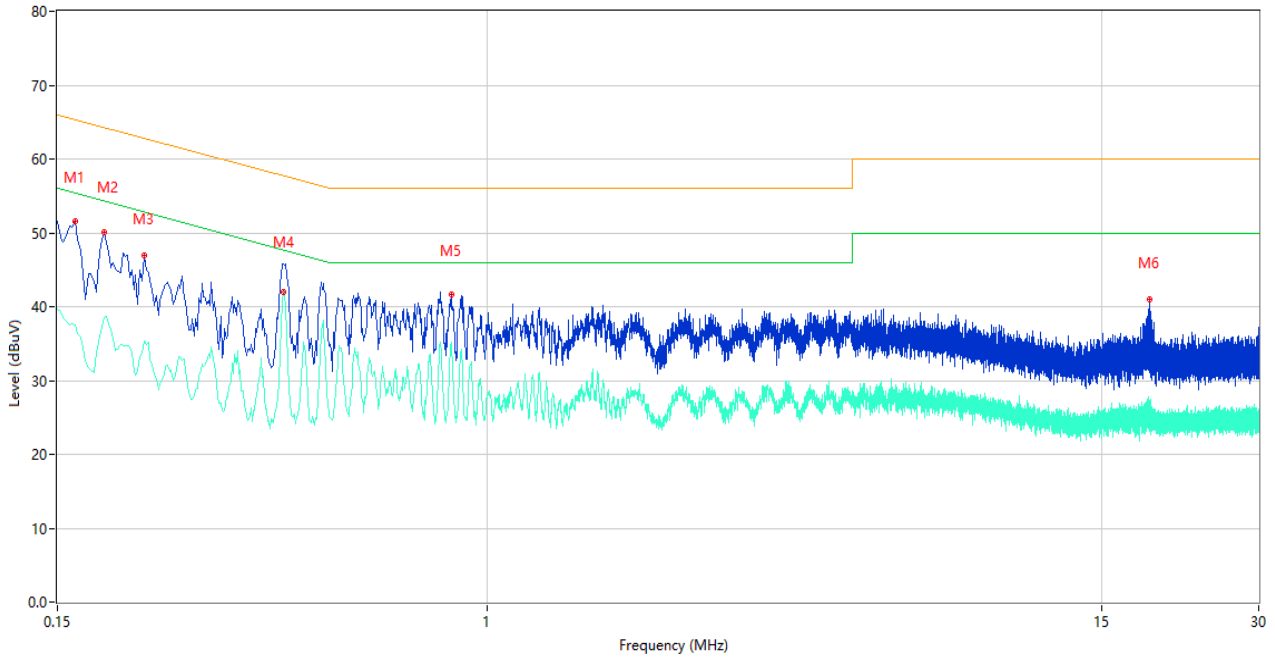
A.5 Conducted Emissions

Note¹: The EUT is working in the Normal link mode. All modes have been tested and normal link mode is worst.
 Note²: Devices subject to Part 15 must be tested for all available U.S. voltages and frequencies (such as a nominal 120 VAC, 60 Hz and 240 VAC, 50 Hz) for which the device is capable of operation. So, The configuration 120 VAC, 60 Hz and 240 VAC, 50 Hz were tested respectively, but only the worst configuration (120 VAC, 60 Hz) shown here.

Test Data and Plots

PHASE L

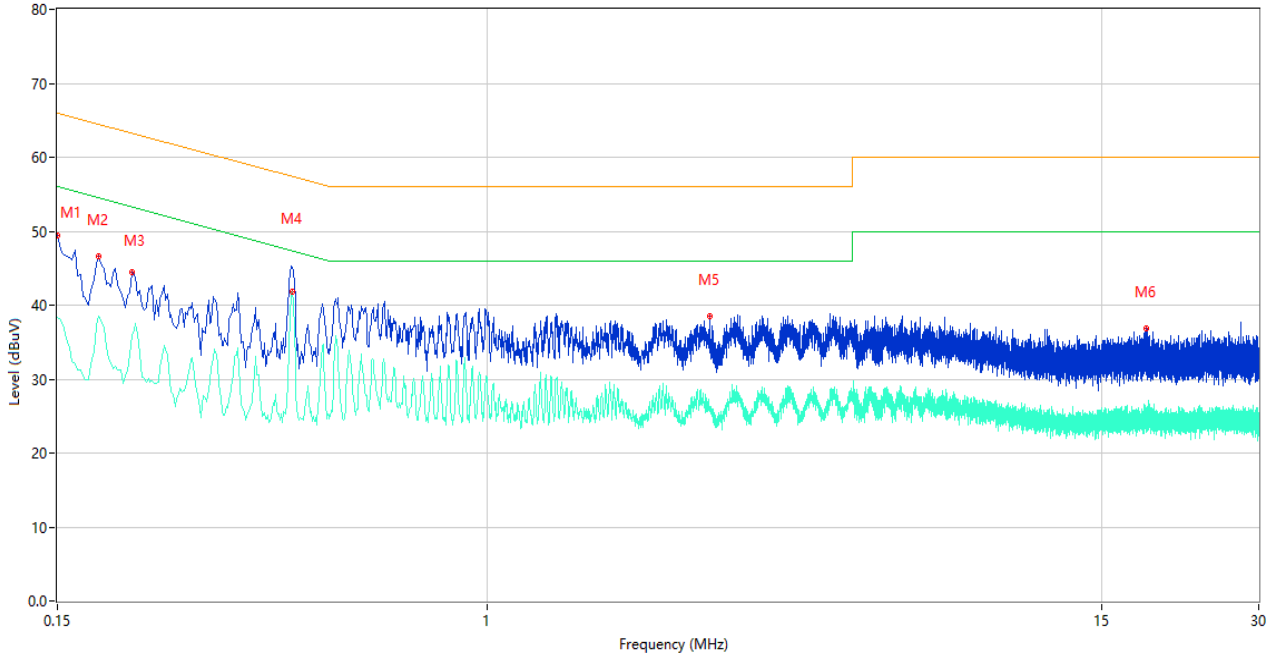
CE Test case_FCC_CE_FCC PART 15B_Class B



No.	Frequency (MHz)	Results (dBuV)	Factor (dB)	Limit (dBuV)	Over Limit (dB)	Detector	Line	Verdict
1	0.162	51.62	10.40	65.36	-13.74	Peak	L	Pass
1**	0.162	37.49	10.40	55.36	-17.87	AV	L	Pass
2	0.184	50.07	10.39	64.30	-14.23	Peak	L	Pass
2**	0.184	38.56	10.39	54.30	-15.74	AV	L	Pass
3	0.220	46.92	10.37	62.82	-15.90	Peak	L	Pass
3**	0.220	35.44	10.37	52.82	-17.38	AV	L	Pass
4	0.406	36.08	10.31	57.73	-21.65	Peak	L	N/A
4*	0.406	26.86	10.31	57.73	-30.87	QP	L	Pass
4**	0.406	41.51	10.31	47.73	-6.02	AV	L	Pass
5	0.852	41.60	10.24	56.00	-14.40	Peak	L	Pass
5**	0.852	35.20	10.24	46.00	-10.80	AV	L	Pass
6	18.554	40.91	10.50	60.00	-19.09	Peak	L	Pass
6**	18.554	24.47	10.50	50.00	-25.53	AV	L	Pass

PHASE N

CE Test case_FCC_CE_FCC PART 15B_Class B



No.	Frequency (MHz)	Results (dBUV)	Factor (dB)	Limit (dBUV)	Over Limit (dB)	Detector	Line	Verdict
1	0.150	49.49	10.41	66.00	-16.51	Peak	N	Pass
1**	0.150	38.42	10.41	56.00	-17.58	AV	N	Pass
2	0.180	46.60	10.39	64.49	-17.89	Peak	N	Pass
2**	0.180	38.49	10.39	54.49	-16.00	AV	N	Pass
3	0.208	44.48	10.38	63.28	-18.80	Peak	N	Pass
3**	0.208	35.80	10.38	53.28	-17.48	AV	N	Pass
4	0.422	45.70	10.31	57.41	-11.71	Peak	N	N/A
4*	0.422	43.79	10.31	57.41	-13.62	QP	N	Pass
4**	0.422	41.36	10.31	47.41	-6.05	AV	N	Pass
5	2.660	38.52	10.28	56.00	-17.48	Peak	N	Pass
5**	2.660	26.03	10.28	46.00	-19.97	AV	N	Pass
6	18.260	36.94	10.50	60.00	-23.06	Peak	N	Pass
6**	18.260	25.15	10.50	50.00	-24.85	AV	N	Pass

A.6 Radiated Spurious Emissions and Band Edge (Restricted-band)

Test Data

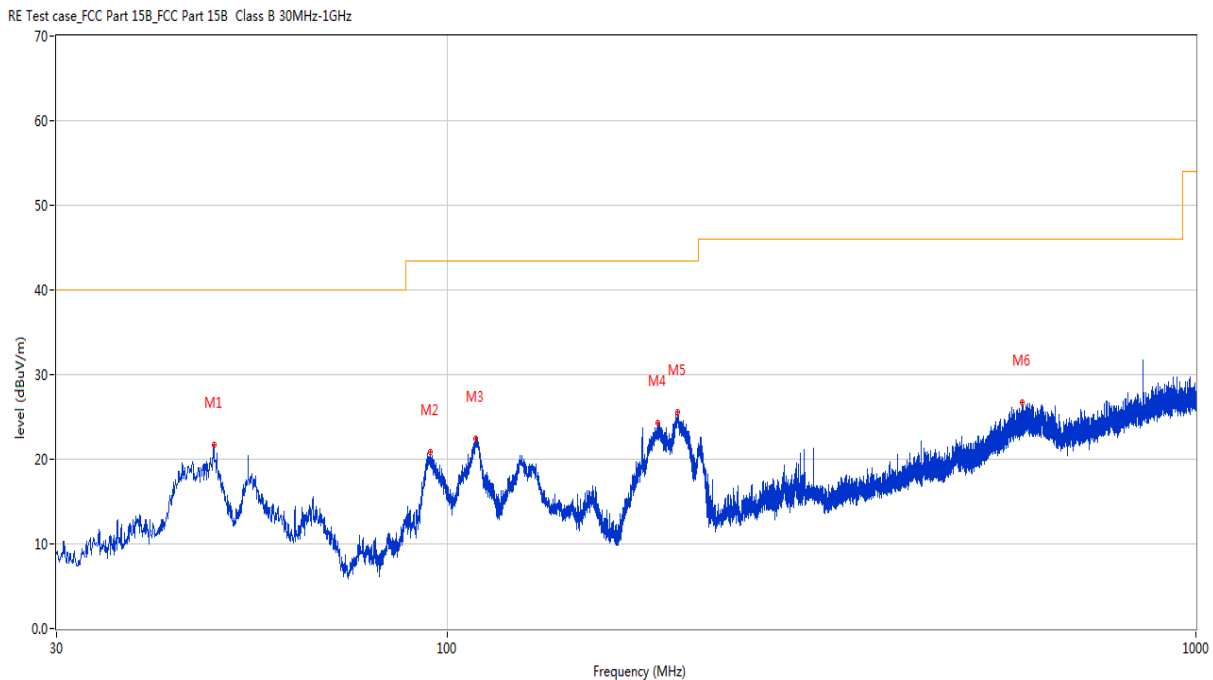
Note 1: The symbol of "--" in the table which means not application.

Note 2: For the test data above 1 GHz, According the ANSI C63.4, where limits are specified for both average and peak (or quasi-peak) detector functions, if the peak (or quasi-peak) measured value complies with the average limit, it is unnecessary to perform an average measurement.

Note 3: The low frequency, which started from 9 kHz to 30 MHz, was pre-scanned and the result which was 20 dB lower than the limit line per 15.31(o) was not reported.

Note 4: The EUT is working in the Normal link mode below 1 GHz. All modes have been tested and normal link mode is worst.

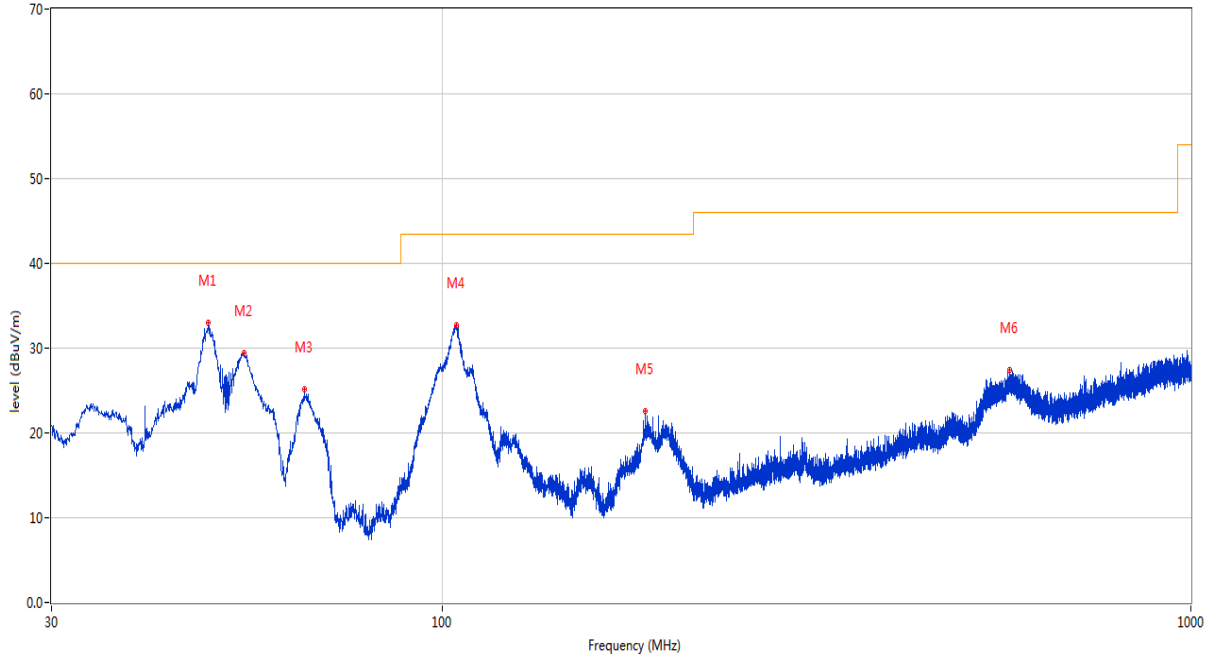
30 MHz to 1 GHz, ANT H



No.	Frequency (MHz)	Results (dBuV/m)	Factor (dB)	Limit (dBuV/m)	Over Limit (dB)	Detector	Table (Degree)	Height (cm)	Antenna	Verdict
1	48.672	21.78	-22.50	40.0	-18.22	Peak	360.00	200	Horizontal	Pass
2	94.796	20.89	-25.07	43.5	-22.61	Peak	260.10	200	Horizontal	Pass
3	109.104	22.43	-24.44	43.5	-21.07	Peak	251.80	100	Horizontal	Pass
4	190.874	24.23	-25.17	43.5	-19.27	Peak	94.80	100	Horizontal	Pass
5	203.194	25.51	-23.75	43.5	-17.99	Peak	86.80	100	Horizontal	Pass
6	586.537	26.68	-14.81	46.0	-19.32	Peak	86.60	200	Horizontal	Pass

30 MHz to 1 GHz, ANT V

RE Test case_FCC Part 15B_FCC Part 15B Class B 30MHz-1GHz



No.	Frequency (MHz)	Results (dBuV/m)	Factor (dB)	Limit (dBuV/m)	Over Limit (dB)	Detector	Table (Degree)	Height (cm)	Antenna	Verdict
1	48.575	32.93	-22.52	40.0	-7.07	Peak	236.10	100	Vertical	Pass
2	54.202	29.48	-23.02	40.0	-10.52	Peak	230.90	100	Vertical	Pass
3	65.356	25.08	-25.07	40.0	-14.92	Peak	102.70	100	Vertical	Pass
4	104.254	32.68	-24.36	43.5	-10.82	Peak	356.60	100	Vertical	Pass
5	186.607	22.58	-25.43	43.5	-20.92	Peak	343.60	100	Vertical	Pass
6	572.909	27.36	-14.83	46.0	-18.64	Peak	341.00	100	Vertical	Pass

Note: The spurious above 18G is noise only, do not show on the report.

11a, Band I, 1 GHz to 18 GHz, Low channel, ANT H

No.	Frequency (MHz)	Results (dBuV/m)	Factor (dB)	Limit (dBuV/m)	Over Limit (dB)	Detector	Table (Degree)	Height (cm)	Antenna	Verdict
1	1558.000	37.90	-14.97	74.0	-36.10	Peak	259.00	150	Horizontal	Pass
1**	1558.000	27.53	-14.97	54.0	-26.47	AV	259.00	150	Horizontal	Pass
2	2858.400	42.61	-8.05	74.0	-31.39	Peak	248.00	150	Horizontal	Pass
2**	2858.400	32.77	-8.05	54.0	-21.23	AV	248.00	150	Horizontal	Pass
3	4190.200	46.30	-4.07	74.0	-27.70	Peak	356.00	150	Horizontal	Pass
3**	4190.200	36.24	-4.07	54.0	-17.76	AV	356.00	150	Horizontal	Pass
4	5181.000	104.27	-0.58	--	56.27	Peak	48.00	150	Horizontal	N/A
4**	5181.000	97.24	-0.58	--	97.24	AV	48.00	150	Horizontal	N/A
5	12343.763	50.25	19.76	74.0	-23.75	Peak	152.00	150	Horizontal	Pass
5**	12343.763	37.57	19.76	54.0	-16.43	AV	152.00	150	Horizontal	Pass
6	15646.687	54.67	23.54	74.0	-19.33	Peak	294.00	150	Horizontal	Pass
6**	15646.687	43.73	23.54	54.0	-10.27	AV	294.00	150	Horizontal	Pass

11a, Band I, 1 GHz to 18 GHz, Low channel, ANT V

No.	Frequency (MHz)	Results (dBuV/m)	Factor (dB)	Limit (dBuV/m)	Over Limit (dB)	Detector	Table (Degree)	Height (cm)	Antenna	Verdict
1	1566.200	36.29	-15.14	74.0	-37.71	Peak	13.00	150	Vertical	Pass
1**	1566.200	27.73	-15.14	54.0	-26.27	AV	13.00	150	Vertical	Pass
2	2841.500	42.18	-8.59	74.0	-31.82	Peak	243.00	150	Vertical	Pass
2**	2841.500	31.87	-8.59	54.0	-22.13	AV	243.00	150	Vertical	Pass
3	4147.200	46.73	-3.62	74.0	-27.27	Peak	109.00	150	Vertical	Pass
3**	4147.200	37.11	-3.62	54.0	-16.89	AV	109.00	150	Vertical	Pass
4	5178.200	101.45	-0.62	--	4.45	Peak	97.00	150	Vertical	N/A
4**	5178.200	93.37	-0.62	--	93.37	AV	97.00	150	Vertical	N/A
5	11636.225	49.51	20.34	74.0	-24.49	Peak	101.00	150	Vertical	Pass
5**	11636.225	37.77	20.34	54.0	-16.23	AV	101.00	150	Vertical	Pass
6	15569.512	54.59	23.58	74.0	-19.41	Peak	51.00	150	Vertical	Pass
6**	15569.512	43.34	23.58	54.0	-10.66	AV	51.00	150	Vertical	Pass

11a, Band I, 1 GHz to 18 GHz, Middle channel, ANT H

No.	Frequency (MHz)	Results (dBuV/m)	Factor (dB)	Limit (dBuV/m)	Over Limit (dB)	Detector	Table (Degree)	Height (cm)	Antenna	Verdict
1	1461.600	36.97	-14.75	74.0	-37.03	Peak	113.00	150	Horizontal	Pass
1**	1461.600	27.98	-14.75	54.0	-26.02	AV	113.00	150	Horizontal	Pass
2	2747.600	41.91	-8.83	74.0	-32.09	Peak	113.00	150	Horizontal	Pass
2**	2747.600	32.49	-8.83	54.0	-21.51	AV	113.00	150	Horizontal	Pass
3	4046.800	45.35	-3.93	74.0	-28.65	Peak	125.00	150	Horizontal	Pass
3**	4046.800	37.35	-3.93	54.0	-16.65	AV	125.00	150	Horizontal	Pass
4	5220.800	105.07	-0.34	--	58.07	Peak	47.00	150	Horizontal	N/A
4**	5220.800	98.63	-0.34	--	98.63	AV	47.00	150	Horizontal	N/A
5	11875.425	50.17	18.07	74.0	-23.83	Peak	229.00	150	Horizontal	Pass
5**	11875.425	37.38	18.07	54.0	-16.62	AV	229.00	150	Horizontal	Pass
6	15913.125	55.48	23.52	74.0	-18.52	Peak	154.00	150	Horizontal	Pass
6**	15913.125	43.54	23.52	54.0	-10.46	AV	154.00	150	Horizontal	Pass

11a, Band I, 1 GHz to 18 GHz, Middle channel, ANT V

No.	Frequency (MHz)	Results (dBuV/m)	Factor (dB)	Limit (dBuV/m)	Over Limit (dB)	Detector	Table (Degree)	Height (cm)	Antenna	Verdict
1	1549.800	36.68	-14.98	74.0	-37.32	Peak	264.00	150	Vertical	Pass
1**	1549.800	27.78	-14.98	54.0	-26.22	AV	264.00	150	Vertical	Pass
2	2793.400	41.67	-8.87	74.0	-32.33	Peak	188.00	150	Vertical	Pass
2**	2793.400	31.63	-8.87	54.0	-22.37	AV	188.00	150	Vertical	Pass
3	4254.800	46.33	-3.07	74.0	-27.67	Peak	244.00	150	Vertical	Pass
3**	4254.800	36.80	-3.07	54.0	-17.20	AV	244.00	150	Vertical	Pass
4	5218.800	101.34	-0.21	--	-24.66	Peak	126.00	150	Vertical	N/A
4**	5218.800	95.52	-0.21	--	95.52	AV	126.00	150	Vertical	N/A
5	11672.450	49.32	20.14	74.0	-24.68	Peak	309.00	150	Vertical	Pass
5**	11672.450	37.42	20.14	54.0	-16.58	AV	309.00	150	Vertical	Pass
6	15966.937	54.68	24.00	74.0	-19.32	Peak	335.00	150	Vertical	Pass
6**	15966.937	43.06	24.00	54.0	-10.94	AV	335.00	150	Vertical	Pass

11a, Band I, 1 GHz to 18 GHz, High channel, ANT H

No.	Frequency (MHz)	Results (dBuV/m)	Factor (dB)	Limit (dBuV/m)	Over Limit (dB)	Detector	Table (Degree)	Height (cm)	Antenna	Verdict
1	1548.100	36.15	-15.00	74.0	-37.85	Peak	102.00	150	Horizontal	Pass
1**	1548.100	27.48	-15.00	54.0	-26.52	AV	102.00	150	Horizontal	Pass
2	2875.100	42.63	-8.34	74.0	-31.37	Peak	115.00	150	Horizontal	Pass
2**	2875.100	32.62	-8.34	54.0	-21.38	AV	115.00	150	Horizontal	Pass
3	3989.600	45.51	-4.36	74.0	-28.49	Peak	11.00	150	Horizontal	Pass
3**	3989.600	36.38	-4.36	54.0	-17.62	AV	11.00	150	Horizontal	Pass
4	5238.000	105.05	-0.92	--	77.05	Peak	28.00	150	Horizontal	N/A
4**	5238.000	98.35	-0.92	--	98.35	AV	28.00	150	Horizontal	N/A
5	11799.238	49.55	18.55	74.0	-24.45	Peak	190.00	150	Horizontal	Pass
5**	11799.238	37.31	18.55	54.0	-16.69	AV	190.00	150	Horizontal	Pass
6	15629.100	54.70	23.50	74.0	-19.30	Peak	243.00	150	Horizontal	Pass
6**	15629.100	43.41	23.50	54.0	-10.59	AV	243.00	150	Horizontal	Pass

11a, Band I, 1 GHz to 18 GHz, High channel, ANT V

No.	Frequency (MHz)	Results (dBuV/m)	Factor (dB)	Limit (dBuV/m)	Over Limit (dB)	Detector	Table (Degree)	Height (cm)	Antenna	Verdict
1	1541.300	36.36	-15.00	74.0	-37.64	Peak	9.00	150	Vertical	Pass
1**	1541.300	27.75	-15.00	54.0	-26.25	AV	9.00	150	Vertical	Pass
2	2776.500	42.16	-8.56	74.0	-31.84	Peak	246.00	150	Vertical	Pass
2**	2776.500	33.04	-8.56	54.0	-20.96	AV	246.00	150	Vertical	Pass
3	4301.200	46.91	-3.52	74.0	-27.09	Peak	63.00	150	Vertical	Pass
3**	4301.200	38.14	-3.52	54.0	-15.86	AV	63.00	150	Vertical	Pass
4	5241.000	100.44	-0.95	--	-255.56	Peak	356.00	150	Vertical	N/A
4**	5241.000	94.32	-0.95	--	94.32	AV	356.00	150	Vertical	N/A
5	11894.688	49.88	18.04	74.0	-24.12	Peak	212.00	150	Vertical	Pass
5**	11894.688	37.90	18.04	54.0	-16.10	AV	212.00	150	Vertical	Pass
6	15702.075	54.77	23.56	74.0	-19.23	Peak	298.00	150	Vertical	Pass
6**	15702.075	42.43	23.56	54.0	-11.57	AV	298.00	150	Vertical	Pass

11n20, Band I, 1 GHz to 18 GHz, Low channel, ANT H

No.	Frequency (MHz)	Results (dBuV/m)	Factor (dB)	Limit (dBuV/m)	Over Limit (dB)	Detector	Table (Degree)	Height (cm)	Antenna	Verdict
1	1505.000	36.72	-15.03	74.0	-37.28	Peak	175.00	150	Horizontal	Pass
1**	1505.000	27.57	-15.03	54.0	-26.43	AV	175.00	150	Horizontal	Pass
2	2778.600	42.33	-8.52	74.0	-31.67	Peak	271.00	150	Horizontal	Pass
2**	2778.600	31.74	-8.52	54.0	-22.26	AV	271.00	150	Horizontal	Pass
3	4162.000	46.11	-3.49	74.0	-27.89	Peak	166.00	150	Horizontal	Pass
3**	4162.000	36.15	-3.49	54.0	-17.85	AV	166.00	150	Horizontal	Pass
4	5179.600	105.02	-0.62	--	67.02	Peak	38.00	150	Horizontal	N/A
4**	5179.600	97.99	-0.62	--	97.99	AV	38.00	150	Horizontal	N/A
5	11626.450	49.52	20.28	74.0	-24.48	Peak	187.00	150	Horizontal	Pass
5**	11626.450	38.33	20.28	54.0	-15.67	AV	187.00	150	Horizontal	Pass
6	16002.638	54.78	24.01	74.0	-19.22	Peak	118.00	150	Horizontal	Pass
6**	16002.638	44.07	24.01	54.0	-9.93	AV	118.00	150	Horizontal	Pass

11n20, Band I, 1 GHz to 18 GHz, Low channel, ANT V

No.	Frequency (MHz)	Results (dBuV/m)	Factor (dB)	Limit (dBuV/m)	Over Limit (dB)	Detector	Table (Degree)	Height (cm)	Antenna	Verdict
1	1456.100	37.55	-14.64	74.0	-36.45	Peak	264.00	150	Vertical	Pass
1**	1456.100	28.42	-14.64	54.0	-25.58	AV	264.00	150	Vertical	Pass
2	2828.900	42.55	-8.24	74.0	-31.45	Peak	276.00	150	Vertical	Pass
2**	2828.900	32.23	-8.24	54.0	-21.77	AV	276.00	150	Vertical	Pass
3	3980.400	45.36	-4.04	74.0	-28.64	Peak	121.00	150	Vertical	Pass
3**	3980.400	35.43	-4.04	54.0	-18.57	AV	121.00	150	Vertical	Pass
4	5179.400	100.86	-0.63	--	-34.14	Peak	135.00	150	Vertical	N/A
4**	5179.400	94.91	-0.63	--	94.91	AV	135.00	150	Vertical	N/A
5	11633.637	49.00	20.32	74.0	-25.00	Peak	0.00	150	Vertical	Pass
5**	11633.637	38.39	20.32	54.0	-15.61	AV	0.00	150	Vertical	Pass
6	15528.037	54.67	23.75	74.0	-19.33	Peak	360.00	150	Vertical	Pass
6**	15528.037	43.50	23.75	54.0	-10.50	AV	360.00	150	Vertical	Pass

11n20, Band I, 1 GHz to 18 GHz, Middle channel, ANT H

No.	Frequency (MHz)	Results (dBuV/m)	Factor (dB)	Limit (dBuV/m)	Over Limit (dB)	Detector	Table (Degree)	Height (cm)	Antenna	Verdict
1	1570.600	36.69	-15.07	74.0	-37.31	Peak	275.00	150	Horizontal	Pass
1**	1570.600	27.77	-15.07	54.0	-26.23	AV	275.00	150	Horizontal	Pass
2	2834.300	42.46	-8.47	74.0	-31.54	Peak	245.00	150	Horizontal	Pass
2**	2834.300	34.56	-8.47	54.0	-19.44	AV	245.00	150	Horizontal	Pass
3	4126.600	46.15	-3.95	74.0	-27.85	Peak	197.00	150	Horizontal	Pass
3**	4126.600	36.99	-3.95	54.0	-17.01	AV	197.00	150	Horizontal	Pass
4	5221.400	104.92	-0.38	--	50.92	Peak	54.00	150	Horizontal	N/A
4**	5221.400	98.64	-0.38	--	98.64	AV	54.00	150	Horizontal	N/A
5	11690.276	49.62	19.94	74.0	-24.38	Peak	79.00	150	Horizontal	Pass
5**	11690.276	38.55	19.94	54.0	-15.45	AV	79.00	150	Horizontal	Pass
6	15931.763	55.53	23.80	74.0	-18.47	Peak	178.00	150	Horizontal	Pass
6**	15931.763	43.12	23.80	54.0	-10.88	AV	178.00	150	Horizontal	Pass

11n20, Band I, 1 GHz to 18 GHz, Middle channel, ANT V

No.	Frequency (MHz)	Results (dBuV/m)	Factor (dB)	Limit (dBuV/m)	Over Limit (dB)	Detector	Table (Degree)	Height (cm)	Antenna	Verdict
1	1544.500	36.30	-14.85	74.0	-37.70	Peak	139.00	150	Vertical	Pass
1**	1544.500	27.25	-14.85	54.0	-26.75	AV	139.00	150	Vertical	Pass
2	2775.600	41.89	-8.58	74.0	-32.11	Peak	70.00	150	Vertical	Pass
2**	2775.600	32.72	-8.58	54.0	-21.28	AV	70.00	150	Vertical	Pass
3	3964.600	45.70	-4.41	74.0	-28.30	Peak	40.00	150	Vertical	Pass
3**	3964.600	36.47	-4.41	54.0	-17.53	AV	40.00	150	Vertical	Pass
4	5218.200	100.74	-0.24	--	-32.26	Peak	133.00	150	Vertical	N/A
4**	5218.200	94.43	-0.24	--	94.43	AV	133.00	150	Vertical	N/A
5	12370.500	49.92	19.51	74.0	-24.08	Peak	318.00	150	Vertical	Pass
5**	12370.500	37.54	19.51	54.0	-16.46	AV	318.00	150	Vertical	Pass
6	15522.525	54.85	23.77	74.0	-19.15	Peak	336.00	150	Vertical	Pass
6**	15522.525	42.91	23.77	54.0	-11.09	AV	336.00	150	Vertical	Pass

11n20, Band I, 1 GHz to 18 GHz, High channel, ANT H

No.	Frequency (MHz)	Results (dBuV/m)	Factor (dB)	Limit (dBuV/m)	Over Limit (dB)	Detector	Table (Degree)	Height (cm)	Antenna	Verdict
1	1492.000	36.73	-14.98	74.0	-37.27	Peak	203.00	150	Horizontal	Pass
1**	1492.000	27.93	-14.98	54.0	-26.07	AV	203.00	150	Horizontal	Pass
2	2866.300	42.32	-8.06	74.0	-31.68	Peak	203.00	150	Horizontal	Pass
2**	2866.300	33.40	-8.06	54.0	-20.60	AV	203.00	150	Horizontal	Pass
3	4122.400	45.81	-4.13	74.0	-28.19	Peak	203.00	150	Horizontal	Pass
3**	4122.400	37.65	-4.13	54.0	-16.35	AV	203.00	150	Horizontal	Pass
4	5240.200	103.81	-0.96	--	48.81	Peak	55.00	150	Horizontal	N/A
4**	5240.200	96.26	-0.96	--	96.26	AV	55.00	150	Horizontal	N/A
5	12166.088	49.90	20.11	74.0	-24.10	Peak	27.00	150	Horizontal	Pass
5**	12166.088	38.69	20.11	54.0	-15.31	AV	27.00	150	Horizontal	Pass
6	15988.987	56.20	24.01	74.0	-17.80	Peak	294.00	150	Horizontal	Pass
6**	15988.987	43.36	24.01	54.0	-10.64	AV	294.00	150	Horizontal	Pass

11n20, Band I, 1 GHz to 18 GHz, High channel, ANT V

No.	Frequency (MHz)	Results (dBuV/m)	Factor (dB)	Limit (dBuV/m)	Over Limit (dB)	Detector	Table (Degree)	Height (cm)	Antenna	Verdict
1	1520.700	36.47	-15.02	74.0	-37.53	Peak	319.00	150	Vertical	Pass
1**	1520.700	27.18	-15.02	54.0	-26.82	AV	319.00	150	Vertical	Pass
2	2722.300	41.83	-8.66	74.0	-32.17	Peak	120.00	150	Vertical	Pass
2**	2722.300	33.41	-8.66	54.0	-20.59	AV	120.00	150	Vertical	Pass
3	4071.000	45.98	-3.95	74.0	-28.02	Peak	26.00	150	Vertical	Pass
3**	4071.000	36.03	-3.95	54.0	-17.97	AV	26.00	150	Vertical	Pass
4	5240.800	99.79	-0.95	--	-260.21	Peak	360.00	150	Vertical	N/A
4**	5240.800	93.95	-0.95	--	93.95	AV	360.00	150	Vertical	N/A
5	11766.462	49.42	18.80	74.0	-24.58	Peak	303.00	150	Vertical	Pass
5**	11766.462	37.80	18.80	54.0	-16.20	AV	303.00	150	Vertical	Pass
6	15613.875	55.22	23.48	74.0	-18.78	Peak	152.00	150	Vertical	Pass
6**	15613.875	43.51	23.48	54.0	-10.49	AV	152.00	150	Vertical	Pass

11n40, Band I, 1 GHz to 18 GHz, Low channel, ANT H

No.	Frequency (MHz)	Results (dBuV/m)	Factor (dB)	Limit (dBuV/m)	Over Limit (dB)	Detector	Table (Degree)	Height (cm)	Antenna	Verdict
1	1578.900	37.05	-15.16	74.0	-36.95	Peak	141.00	150	Horizontal	Pass
1**	1578.900	28.36	-15.16	54.0	-25.64	AV	141.00	150	Horizontal	Pass
2	2772.600	41.96	-8.46	74.0	-32.04	Peak	292.00	150	Horizontal	Pass
2**	2772.600	32.68	-8.46	54.0	-21.32	AV	292.00	150	Horizontal	Pass
3	4251.800	46.77	-3.19	74.0	-27.23	Peak	29.00	150	Horizontal	Pass
3**	4251.800	37.49	-3.19	54.0	-16.51	AV	29.00	150	Horizontal	Pass
4	5187.000	101.47	-0.69	--	57.47	Peak	44.00	150	Horizontal	N/A
4**	5187.000	95.08	-0.69	--	95.08	AV	44.00	150	Horizontal	N/A
5	12210.650	49.65	20.44	74.0	-24.35	Peak	15.00	150	Horizontal	Pass
5**	12210.650	37.73	20.44	54.0	-16.27	AV	15.00	150	Horizontal	Pass
6	15670.575	55.11	23.53	74.0	-18.89	Peak	78.00	150	Horizontal	Pass
6**	15670.575	42.77	23.53	54.0	-11.23	AV	78.00	150	Horizontal	Pass

11n40, Band I, 1 GHz to 18 GHz, Low channel, ANT V

No.	Frequency (MHz)	Results (dBuV/m)	Factor (dB)	Limit (dBuV/m)	Over Limit (dB)	Detector	Table (Degree)	Height (cm)	Antenna	Verdict
1	1556.400	36.70	-15.01	74.0	-37.30	Peak	318.00	150	Vertical	Pass
1**	1556.400	27.82	-15.01	54.0	-26.18	AV	318.00	150	Vertical	Pass
2	2720.700	42.67	-8.74	74.0	-31.33	Peak	0.00	150	Vertical	Pass
2**	2720.700	32.16	-8.74	54.0	-21.84	AV	0.00	150	Vertical	Pass
3	4174.400	45.79	-3.94	74.0	-28.21	Peak	349.00	150	Vertical	Pass
3**	4174.400	37.01	-3.94	54.0	-16.99	AV	349.00	150	Vertical	Pass
4	5188.000	96.19	-0.75	--	-51.81	Peak	148.00	150	Vertical	N/A
4**	5188.000	89.72	-0.75	--	89.72	AV	148.00	150	Vertical	N/A
5	11666.125	51.39	20.21	74.0	-22.61	Peak	283.00	150	Vertical	Pass
5**	11666.125	37.60	20.21	54.0	-16.40	AV	283.00	150	Vertical	Pass
6	15946.724	54.87	23.93	74.0	-19.13	Peak	360.00	150	Vertical	Pass
6**	15946.724	44.09	23.93	54.0	-9.91	AV	360.00	150	Vertical	Pass

11n40, Band I, 1 GHz to 18 GHz, High channel, ANT H

No.	Frequency (MHz)	Results (dBuV/m)	Factor (dB)	Limit (dBuV/m)	Over Limit (dB)	Detector	Table (Degree)	Height (cm)	Antenna	Verdict
1	1508.000	36.40	-15.10	74.0	-37.60	Peak	128.00	150	Horizontal	Pass
1**	1508.000	26.74	-15.10	54.0	-27.26	AV	128.00	150	Horizontal	Pass
2	2851.700	42.00	-8.18	74.0	-32.00	Peak	4.00	150	Horizontal	Pass
2**	2851.700	32.63	-8.18	54.0	-21.37	AV	4.00	150	Horizontal	Pass
3	3985.400	45.32	-4.32	74.0	-28.68	Peak	61.00	150	Horizontal	Pass
3**	3985.400	36.11	-4.32	54.0	-17.89	AV	61.00	150	Horizontal	Pass
4	5227.600	101.15	-0.48	--	40.15	Peak	61.00	150	Horizontal	N/A
4**	5227.600	94.73	-0.48	--	94.73	AV	61.00	150	Horizontal	N/A
5	11738.287	49.48	19.13	74.0	-24.52	Peak	360.00	150	Horizontal	Pass
5**	11738.287	37.34	19.13	54.0	-16.66	AV	360.00	150	Horizontal	Pass
6	15946.724	55.25	23.93	74.0	-18.75	Peak	231.00	150	Horizontal	Pass
6**	15946.724	43.75	23.93	54.0	-10.25	AV	231.00	150	Horizontal	Pass

11n40, Band I, 1 GHz to 18 GHz, High channel, ANT V

No.	Frequency (MHz)	Results (dBuV/m)	Factor (dB)	Limit (dBuV/m)	Over Limit (dB)	Detector	Table (Degree)	Height (cm)	Antenna	Verdict
1	1545.100	36.41	-14.82	74.0	-37.59	Peak	56.00	150	Vertical	Pass
1**	1545.100	26.71	-14.82	54.0	-27.29	AV	56.00	150	Vertical	Pass
2	2815.100	42.42	-8.34	74.0	-31.58	Peak	116.00	150	Vertical	Pass
2**	2815.100	33.66	-8.34	54.0	-20.34	AV	116.00	150	Vertical	Pass
3	4123.800	45.54	-4.04	74.0	-28.46	Peak	341.00	150	Vertical	Pass
3**	4123.800	36.57	-4.04	54.0	-17.43	AV	341.00	150	Vertical	Pass
4	5232.000	97.00	-0.52	--	-39.00	Peak	136.00	150	Vertical	N/A
4**	5232.000	91.86	-0.52	--	91.86	AV	136.00	150	Vertical	N/A
5	11686.250	49.52	19.99	74.0	-24.48	Peak	137.00	150	Vertical	Pass
5**	11686.250	37.93	19.99	54.0	-16.07	AV	137.00	150	Vertical	Pass
6	15624.637	54.54	23.47	74.0	-19.46	Peak	145.00	150	Vertical	Pass
6**	15624.637	42.88	23.47	54.0	-11.12	AV	145.00	150	Vertical	Pass

11ac20, Band I, 1 GHz to 18 GHz, Low channel, ANT H

No.	Frequency (MHz)	Results (dBuV/m)	Factor (dB)	Limit (dBuV/m)	Over Limit (dB)	Detector	Table (Degree)	Height (cm)	Antenna	Verdict
1	1487.500	36.70	-15.21	74.0	-37.30	Peak	0.00	150	Horizontal	Pass
1**	1487.500	26.81	-15.21	54.0	-27.19	AV	0.00	150	Horizontal	Pass
2	2840.900	42.62	-8.57	74.0	-31.38	Peak	177.00	150	Horizontal	Pass
2**	2840.900	32.30	-8.57	54.0	-21.70	AV	177.00	150	Horizontal	Pass
3	4209.400	46.31	-4.01	74.0	-27.69	Peak	45.00	150	Horizontal	Pass
3**	4209.400	37.04	-4.01	54.0	-16.96	AV	45.00	150	Horizontal	Pass
4	5181.200	104.31	-0.58	--	43.31	Peak	61.00	150	Horizontal	N/A
4**	5181.200	98.31	-0.58	--	98.31	AV	61.00	150	Horizontal	N/A
5	12209.500	49.75	20.44	74.0	-24.25	Peak	116.00	150	Horizontal	Pass
5**	12209.500	37.66	20.44	54.0	-16.34	AV	116.00	150	Horizontal	Pass
6	15900.262	54.68	23.27	74.0	-19.32	Peak	164.00	150	Horizontal	Pass
6**	15900.262	43.18	23.27	54.0	-10.82	AV	164.00	150	Horizontal	Pass

11ac20, Band I, 1 GHz to 18 GHz, Low channel, ANT V

No.	Frequency (MHz)	Results (dBuV/m)	Factor (dB)	Limit (dBuV/m)	Over Limit (dB)	Detector	Table (Degree)	Height (cm)	Antenna	Verdict
1	1536.200	36.38	-15.07	74.0	-37.62	Peak	220.00	150	Vertical	Pass
1**	1536.200	26.87	-15.07	54.0	-27.13	AV	220.00	150	Vertical	Pass
2	2879.900	42.53	-8.27	74.0	-31.47	Peak	360.00	150	Vertical	Pass
2**	2879.900	32.85	-8.27	54.0	-21.15	AV	360.00	150	Vertical	Pass
3	4055.800	45.37	-3.87	74.0	-28.63	Peak	337.00	150	Vertical	Pass
3**	4055.800	36.37	-3.87	54.0	-17.63	AV	337.00	150	Vertical	Pass
4	5179.200	100.60	-0.64	--	6.60	Peak	94.00	150	Vertical	N/A
4**	5179.200	94.96	-0.64	--	94.96	AV	94.00	150	Vertical	N/A
5	11879.451	49.20	18.06	74.0	-24.80	Peak	334.00	150	Vertical	Pass
5**	11879.451	38.07	18.06	54.0	-15.93	AV	334.00	150	Vertical	Pass
6	15656.662	54.40	23.48	74.0	-19.60	Peak	97.00	150	Vertical	Pass
6**	15656.662	42.93	23.48	54.0	-11.07	AV	97.00	150	Vertical	Pass

11ac20, Band I, 1 GHz to 18 GHz, Middle channel, ANT H

No.	Frequency (MHz)	Results (dBuV/m)	Factor (dB)	Limit (dBuV/m)	Over Limit (dB)	Detector	Table (Degree)	Height (cm)	Antenna	Verdict
1	1538.600	37.21	-14.99	74.0	-36.79	Peak	50.00	150	Horizontal	Pass
1**	1538.600	26.98	-14.99	54.0	-27.02	AV	50.00	150	Horizontal	Pass
2	2862.900	42.67	-8.04	74.0	-31.33	Peak	226.00	150	Horizontal	Pass
2**	2862.900	33.30	-8.04	54.0	-20.70	AV	226.00	150	Horizontal	Pass
3	3934.200	46.30	-4.84	74.0	-27.70	Peak	194.00	150	Horizontal	Pass
3**	3934.200	35.17	-4.84	54.0	-18.83	AV	194.00	150	Horizontal	Pass
4	5221.800	104.92	-0.38	--	58.92	Peak	46.00	150	Horizontal	N/A
4**	5221.800	98.97	-0.38	--	98.97	AV	46.00	150	Horizontal	N/A
5	11623.576	49.47	20.26	74.0	-24.53	Peak	174.00	150	Horizontal	Pass
5**	11623.576	37.66	20.26	54.0	-16.34	AV	174.00	150	Horizontal	Pass
6	15366.075	54.89	22.59	74.0	-19.11	Peak	0.00	150	Horizontal	Pass
6**	15366.075	42.64	22.59	54.0	-11.36	AV	0.00	150	Horizontal	Pass

11ac20, Band I, 1 GHz to 18 GHz, Middle channel, ANT V

No.	Frequency (MHz)	Results (dBuV/m)	Factor (dB)	Limit (dBuV/m)	Over Limit (dB)	Detector	Table (Degree)	Height (cm)	Antenna	Verdict
1	1600.000	37.09	-15.21	74.0	-36.91	Peak	2.00	150	Vertical	Pass
1**	1600.000	27.56	-15.21	54.0	-26.44	AV	2.00	150	Vertical	Pass
2	2837.000	41.79	-8.47	74.0	-32.21	Peak	17.00	150	Vertical	Pass
2**	2837.000	32.78	-8.47	54.0	-21.22	AV	17.00	150	Vertical	Pass
3	4025.400	45.42	-3.88	74.0	-28.58	Peak	271.00	150	Vertical	Pass
3**	4025.400	36.80	-3.88	54.0	-17.20	AV	271.00	150	Vertical	Pass
4	5219.200	101.33	-0.21	--	-55.67	Peak	157.00	150	Vertical	N/A
4**	5219.200	95.01	-0.21	--	95.01	AV	157.00	150	Vertical	N/A
5	11740.875	49.10	19.08	74.0	-24.90	Peak	147.00	150	Vertical	Pass
5**	11740.875	37.29	19.08	54.0	-16.71	AV	147.00	150	Vertical	Pass
6	15937.275	55.13	23.87	74.0	-18.87	Peak	132.00	150	Vertical	Pass
6**	15937.275	42.94	23.87	54.0	-11.06	AV	132.00	150	Vertical	Pass

11ac20, Band I, 1 GHz to 18 GHz, High channel, ANT H

No.	Frequency (MHz)	Results (dBuV/m)	Factor (dB)	Limit (dBuV/m)	Over Limit (dB)	Detector	Table (Degree)	Height (cm)	Antenna	Verdict
1	1480.700	36.61	-15.11	74.0	-37.39	Peak	100.00	150	Horizontal	Pass
1**	1480.700	27.36	-15.11	54.0	-26.64	AV	100.00	150	Horizontal	Pass
2	2873.000	42.91	-8.27	74.0	-31.09	Peak	183.00	150	Horizontal	Pass
2**	2873.000	33.49	-8.27	54.0	-20.51	AV	183.00	150	Horizontal	Pass
3	4021.000	45.90	-4.03	74.0	-28.10	Peak	153.00	150	Horizontal	Pass
3**	4021.000	36.12	-4.03	54.0	-17.88	AV	153.00	150	Horizontal	Pass
4	5239.400	104.51	-0.95	--	58.51	Peak	46.00	150	Horizontal	N/A
4**	5239.400	99.61	-0.95	--	99.61	AV	46.00	150	Horizontal	N/A
5	12133.599	50.10	19.78	74.0	-23.90	Peak	327.00	150	Horizontal	Pass
5**	12133.599	37.84	19.78	54.0	-16.16	AV	327.00	150	Horizontal	Pass
6	15620.700	54.85	23.45	74.0	-19.15	Peak	116.00	150	Horizontal	Pass
6**	15620.700	43.26	23.45	54.0	-10.74	AV	116.00	150	Horizontal	Pass

11ac20, Band I, 1 GHz to 18 GHz, High channel, ANT V

No.	Frequency (MHz)	Results (dBuV/m)	Factor (dB)	Limit (dBuV/m)	Over Limit (dB)	Detector	Table (Degree)	Height (cm)	Antenna	Verdict
1	1594.200	36.62	-15.23	74.0	-37.38	Peak	89.00	150	Vertical	Pass
1**	1594.200	27.59	-15.23	54.0	-26.41	AV	89.00	150	Vertical	Pass
2	2782.300	41.99	-8.71	74.0	-32.01	Peak	89.00	150	Vertical	Pass
2**	2782.300	31.86	-8.71	54.0	-22.14	AV	89.00	150	Vertical	Pass
3	4292.200	46.23	-3.79	74.0	-27.77	Peak	299.00	150	Vertical	Pass
3**	4292.200	36.31	-3.79	54.0	-17.69	AV	299.00	150	Vertical	Pass
4	5238.200	100.92	-0.93	--	88.92	Peak	12.00	150	Vertical	N/A
4**	5238.200	93.57	-0.93	--	93.57	AV	12.00	150	Vertical	N/A
5	11288.637	49.09	17.96	74.0	-24.91	Peak	35.00	150	Vertical	Pass
5**	11288.637	37.02	17.96	54.0	-16.98	AV	35.00	150	Vertical	Pass
6	15617.287	54.35	23.46	74.0	-19.65	Peak	66.00	150	Vertical	Pass
6**	15617.287	43.80	23.46	54.0	-10.20	AV	66.00	150	Vertical	Pass

11ac40, Band I, 1 GHz to 18 GHz, Low channel, ANT H

No.	Frequency (MHz)	Results (dBuV/m)	Factor (dB)	Limit (dBuV/m)	Over Limit (dB)	Detector	Table (Degree)	Height (cm)	Antenna	Verdict
1	1463.000	36.80	-14.77	74.0	-37.20	Peak	98.00	150	Horizontal	Pass
1**	1463.000	27.92	-14.77	54.0	-26.08	AV	98.00	150	Horizontal	Pass
2	2773.100	42.08	-8.46	74.0	-31.92	Peak	332.00	150	Horizontal	Pass
2**	2773.100	32.85	-8.46	54.0	-21.15	AV	332.00	150	Horizontal	Pass
3	4144.000	46.33	-3.91	74.0	-27.67	Peak	178.00	150	Horizontal	Pass
3**	4144.000	36.77	-3.91	54.0	-17.23	AV	178.00	150	Horizontal	Pass
4	5192.600	101.47	-0.65	--	55.47	Peak	46.00	150	Horizontal	N/A
4**	5192.600	96.32	-0.65	--	96.32	AV	46.00	150	Horizontal	N/A
5	11732.537	49.41	19.23	74.0	-24.59	Peak	240.00	150	Horizontal	Pass
5**	11732.537	37.79	19.23	54.0	-16.21	AV	240.00	150	Horizontal	Pass
6	15549.563	55.34	23.61	74.0	-18.66	Peak	228.00	150	Horizontal	Pass
6**	15549.563	43.54	23.61	54.0	-10.46	AV	228.00	150	Horizontal	Pass

11ac40, Band I, 1 GHz to 18 GHz, Low channel, ANT V

No.	Frequency (MHz)	Results (dBuV/m)	Factor (dB)	Limit (dBuV/m)	Over Limit (dB)	Detector	Table (Degree)	Height (cm)	Antenna	Verdict
1	1489.400	36.87	-15.16	74.0	-37.13	Peak	265.00	150	Vertical	Pass
1**	1489.400	28.57	-15.16	54.0	-25.43	AV	265.00	150	Vertical	Pass
2	2756.100	41.97	-9.05	74.0	-32.03	Peak	281.00	150	Vertical	Pass
2**	2756.100	32.81	-9.05	54.0	-21.19	AV	281.00	150	Vertical	Pass
3	3971.000	46.22	-4.20	74.0	-27.78	Peak	246.00	150	Vertical	Pass
3**	3971.000	37.28	-4.20	54.0	-16.72	AV	246.00	150	Vertical	Pass
4	5181.600	96.22	-0.58	--	-1.78	Peak	98.00	150	Vertical	N/A
4**	5181.600	88.64	-0.58	--	88.64	AV	98.00	150	Vertical	N/A
5	11612.650	49.27	20.20	74.0	-24.73	Peak	360.00	150	Vertical	Pass
5**	11612.650	38.05	20.20	54.0	-15.95	AV	360.00	150	Vertical	Pass
6	15504.938	54.47	23.92	74.0	-19.53	Peak	103.00	150	Vertical	Pass
6**	15504.938	43.84	23.92	54.0	-10.16	AV	103.00	150	Vertical	Pass

11ac40, Band I, 1 GHz to 18 GHz, High channel, ANT H

No.	Frequency (MHz)	Results (dBuV/m)	Factor (dB)	Limit (dBuV/m)	Over Limit (dB)	Detector	Table (Degree)	Height (cm)	Antenna	Verdict
1	1463.100	36.95	-14.77	74.0	-37.05	Peak	293.00	150	Horizontal	Pass
1**	1463.100	26.76	-14.77	54.0	-27.24	AV	293.00	150	Horizontal	Pass
2	2819.600	41.93	-8.38	74.0	-32.07	Peak	127.00	150	Horizontal	Pass
2**	2819.600	31.26	-8.38	54.0	-22.74	AV	127.00	150	Horizontal	Pass
3	4205.200	46.66	-4.06	74.0	-27.34	Peak	360.00	150	Horizontal	Pass
3**	4205.200	37.63	-4.06	54.0	-16.37	AV	360.00	150	Horizontal	Pass
4	5231.600	100.64	-0.51	--	81.64	Peak	19.00	150	Horizontal	N/A
4**	5231.600	94.41	-0.51	--	94.41	AV	19.00	150	Horizontal	N/A
5	12345.487	49.59	19.74	74.0	-24.41	Peak	102.00	150	Horizontal	Pass
5**	12345.487	38.09	19.74	54.0	-15.91	AV	102.00	150	Horizontal	Pass
6	15481.050	54.49	23.67	74.0	-19.51	Peak	85.00	150	Horizontal	Pass
6**	15481.050	43.58	23.67	54.0	-10.42	AV	85.00	150	Horizontal	Pass

11ac40, Band I, 1 GHz to 18 GHz, High channel, ANT V

No.	Frequency (MHz)	Results (dBuV/m)	Factor (dB)	Limit (dBuV/m)	Over Limit (dB)	Detector	Table (Degree)	Height (cm)	Antenna	Verdict
1	1368.200	35.79	-14.82	74.0	-38.21	Peak	330.00	150	Vertical	Pass
1**	1368.200	26.83	-14.82	54.0	-27.17	AV	330.00	150	Vertical	Pass
2	2865.200	42.33	-8.05	74.0	-31.67	Peak	0.00	150	Vertical	Pass
2**	2865.200	32.76	-8.05	54.0	-21.24	AV	0.00	150	Vertical	Pass
3	4305.200	46.29	-3.39	74.0	-27.71	Peak	65.00	150	Vertical	Pass
3**	4305.200	36.97	-3.39	54.0	-17.03	AV	65.00	150	Vertical	Pass
4	5226.800	97.34	-0.48	--	-262.66	Peak	360.00	150	Vertical	N/A
4**	5226.800	90.34	-0.48	--	90.34	AV	360.00	150	Vertical	N/A
5	11658.075	49.03	20.29	74.0	-24.97	Peak	305.00	150	Vertical	Pass
5**	11658.075	38.59	20.29	54.0	-15.41	AV	305.00	150	Vertical	Pass
6	15422.775	54.71	23.17	74.0	-19.29	Peak	89.00	150	Vertical	Pass
6**	15422.775	42.29	23.17	54.0	-11.71	AV	89.00	150	Vertical	Pass

11ac80, Band I, 1 GHz to 18 GHz, Middle channel, ANT H

No.	Frequency (MHz)	Results (dBuV/m)	Factor (dB)	Limit (dBuV/m)	Over Limit (dB)	Detector	Table (Degree)	Height (cm)	Antenna	Verdict
1	1471.100	36.65	-14.88	74.0	-37.35	Peak	233.00	150	Horizontal	Pass
1**	1471.100	28.30	-14.88	54.0	-25.70	AV	233.00	150	Horizontal	Pass
2	2770.200	41.95	-8.51	74.0	-32.05	Peak	324.00	150	Horizontal	Pass
2**	2770.200	31.50	-8.51	54.0	-22.50	AV	324.00	150	Horizontal	Pass
3	4058.600	45.00	-3.97	74.0	-29.00	Peak	247.00	150	Horizontal	Pass
3**	4058.600	35.71	-3.97	54.0	-18.29	AV	247.00	150	Horizontal	Pass
4	5203.600	98.75	-0.51	--	81.75	Peak	17.00	150	Horizontal	N/A
4**	5203.600	91.26	-0.51	--	91.26	AV	17.00	150	Horizontal	N/A
5	11762.725	48.62	18.83	74.0	-25.38	Peak	19.00	150	Horizontal	Pass
5**	11762.725	38.77	18.83	54.0	-15.23	AV	19.00	150	Horizontal	Pass
6	15577.912	54.34	23.57	74.0	-19.66	Peak	161.00	150	Horizontal	Pass
6**	15577.912	43.00	23.57	54.0	-11.00	AV	161.00	150	Horizontal	Pass

11ac80, Band I, 1 GHz to 18 GHz, Middle channel, ANT V

No.	Frequency (MHz)	Results (dBuV/m)	Factor (dB)	Limit (dBuV/m)	Over Limit (dB)	Detector	Table (Degree)	Height (cm)	Antenna	Verdict
1	1387.000	36.31	-14.84	74.0	-37.69	Peak	195.00	150	Vertical	Pass
1**	1387.000	27.33	-14.84	54.0	-26.67	AV	195.00	150	Vertical	Pass
2	2777.300	41.40	-8.54	74.0	-32.60	Peak	132.00	150	Vertical	Pass
2**	2777.300	32.65	-8.54	54.0	-21.35	AV	132.00	150	Vertical	Pass
3	3966.800	46.03	-4.20	74.0	-27.97	Peak	355.00	150	Vertical	Pass
3**	3966.800	35.95	-4.20	54.0	-18.05	AV	355.00	150	Vertical	Pass
4	5212.000	94.27	-0.49	--	-243.73	Peak	338.00	150	Vertical	N/A
4**	5212.000	86.18	-0.49	--	86.18	AV	338.00	150	Vertical	N/A
5	12368.775	49.30	19.53	74.0	-24.70	Peak	29.00	150	Vertical	Pass
5**	12368.775	36.72	19.53	54.0	-17.28	AV	29.00	150	Vertical	Pass
6	15593.138	53.93	23.56	74.0	-20.07	Peak	200.00	150	Vertical	Pass
6**	15593.138	42.38	23.56	54.0	-11.62	AV	200.00	150	Vertical	Pass

11a, Band II, 1 GHz to 18 GHz, Low channel, ANT H

No.	Frequency (MHz)	Results (dBuV/m)	Factor (dB)	Limit (dBuV/m)	Over Limit (dB)	Detector	Table (Degree)	Height (cm)	Antenna	Verdict
1	1527.300	36.48	-15.11	74.0	-37.52	Peak	111.00	150	Horizontal	Pass
1**	1527.300	27.12	-15.11	54.0	-26.88	AV	111.00	150	Horizontal	Pass
2	2854.200	42.20	-8.13	74.0	-31.80	Peak	168.00	150	Horizontal	Pass
2**	2854.200	32.33	-8.13	54.0	-21.67	AV	168.00	150	Horizontal	Pass
3	4030.000	45.21	-3.97	74.0	-28.79	Peak	42.00	150	Horizontal	Pass
3**	4030.000	35.82	-3.97	54.0	-18.18	AV	42.00	150	Horizontal	Pass
4	5260.800	104.20	-1.05	--	80.20	Peak	24.00	150	Horizontal	N/A
4**	5260.800	98.15	-1.05	--	98.15	AV	24.00	150	Horizontal	N/A
5	12034.413	48.65	18.85	74.0	-25.35	Peak	339.00	150	Horizontal	Pass
5**	12034.413	37.33	18.85	54.0	-16.67	AV	339.00	150	Horizontal	Pass
6	15899.737	54.66	23.27	74.0	-19.34	Peak	271.00	150	Horizontal	Pass
6**	15899.737	43.55	23.27	54.0	-10.45	AV	271.00	150	Horizontal	Pass

11a, Band II, 1 GHz to 18 GHz, Low channel, ANT V

No.	Frequency (MHz)	Results (dBuV/m)	Factor (dB)	Limit (dBuV/m)	Over Limit (dB)	Detector	Table (Degree)	Height (cm)	Antenna	Verdict
1	1568.300	36.81	-15.09	74.0	-37.19	Peak	48.00	150	Vertical	Pass
1**	1568.300	27.06	-15.09	54.0	-26.94	AV	48.00	150	Vertical	Pass
2	2806.600	41.47	-8.71	74.0	-32.53	Peak	179.00	150	Vertical	Pass
2**	2806.600	33.24	-8.71	54.0	-20.76	AV	179.00	150	Vertical	Pass
3	4083.400	45.53	-4.27	74.0	-28.47	Peak	195.00	150	Vertical	Pass
3**	4083.400	36.11	-4.27	54.0	-17.89	AV	195.00	150	Vertical	Pass
4	5261.800	99.88	-1.03	--	-4.12	Peak	104.00	150	Vertical	N/A
4**	5261.800	94.24	-1.03	--	94.24	AV	104.00	150	Vertical	N/A
5	11708.387	48.40	19.67	74.0	-25.60	Peak	186.00	150	Vertical	Pass
5**	11708.387	36.93	19.67	54.0	-17.07	AV	186.00	150	Vertical	Pass
6	15538.275	54.38	23.71	74.0	-19.62	Peak	171.00	150	Vertical	Pass
6**	15538.275	43.54	23.71	54.0	-10.46	AV	171.00	150	Vertical	Pass

11a, Band II, 1 GHz to 18 GHz, Middle channel, ANT H

No.	Frequency (MHz)	Results (dBuV/m)	Factor (dB)	Limit (dBuV/m)	Over Limit (dB)	Detector	Table (Degree)	Height (cm)	Antenna	Verdict
1	1489.100	36.03	-15.18	74.0	-37.97	Peak	157.00	150	Horizontal	Pass
1**	1489.100	27.08	-15.18	54.0	-26.92	AV	157.00	150	Horizontal	Pass
2	2847.900	41.95	-8.26	74.0	-32.05	Peak	201.00	150	Horizontal	Pass
2**	2847.900	31.74	-8.26	54.0	-22.26	AV	201.00	150	Horizontal	Pass
3	4015.000	45.42	-4.08	74.0	-28.58	Peak	270.00	150	Horizontal	Pass
3**	4015.000	36.46	-4.08	54.0	-17.54	AV	270.00	150	Horizontal	Pass
4	5299.200	105.04	0.27	--	90.04	Peak	15.00	150	Horizontal	N/A
4**	5299.200	98.42	0.27	--	98.42	AV	15.00	150	Horizontal	N/A
5	12357.562	49.74	19.65	74.0	-24.26	Peak	177.00	150	Horizontal	Pass
5**	12357.562	37.92	19.65	54.0	-16.08	AV	177.00	150	Horizontal	Pass
6	15552.187	54.40	23.60	74.0	-19.60	Peak	298.00	150	Horizontal	Pass
6**	15552.187	42.59	23.60	54.0	-11.41	AV	298.00	150	Horizontal	Pass

11a, Band II, 1 GHz to 18 GHz, Middle channel, ANT V

No.	Frequency (MHz)	Results (dBuV/m)	Factor (dB)	Limit (dBuV/m)		Detector	Table (Degree)	Height (cm)	Antenna	Verdict
1	1551.800	36.85	-14.97	74.0	-37.15	Peak	173.00	150	Vertical	Pass
1**	1551.800	27.39	-14.97	54.0	-26.61	AV	173.00	150	Vertical	Pass
2	2831.700	42.29	-8.38	74.0	-31.71	Peak	216.00	150	Vertical	Pass
2**	2831.700	32.14	-8.38	54.0	-21.86	AV	216.00	150	Vertical	Pass
3	4056.000	45.13	-3.88	74.0	-28.87	Peak	249.00	150	Vertical	Pass
3**	4056.000	35.70	-3.88	54.0	-18.30	AV	249.00	150	Vertical	Pass
4	5298.600	99.92	0.26	--	-9.08	Peak	109.00	150	Vertical	N/A
4**	5298.600	92.55	0.26	--	92.55	AV	109.00	150	Vertical	N/A
5	12179.599	48.96	20.25	74.0	-25.04	Peak	76.00	150	Vertical	Pass
5**	12179.599	37.41	20.25	54.0	-16.59	AV	76.00	150	Vertical	Pass
6	15606.263	54.00	23.52	74.0	-20.00	Peak	150.00	150	Vertical	Pass
6**	15606.263	43.49	23.52	54.0	-10.51	AV	150.00	150	Vertical	Pass

11a, Band II, 1 GHz to 18 GHz, High channel, ANT H

No.	Frequency (MHz)	Results (dBuV/m)	Factor (dB)	Limit (dBuV/m)	Over Limit (dB)	Detector	Table (Degree)	Height (cm)	Antenna	Verdict
1	1509.800	36.11	-15.13	74.0	-37.89	Peak	352.00	150	Horizontal	Pass
1**	1509.800	27.00	-15.13	54.0	-27.00	AV	352.00	150	Horizontal	Pass
2	2828.200	41.68	-8.26	74.0	-32.32	Peak	0.00	150	Horizontal	Pass
2**	2828.200	31.89	-8.26	54.0	-22.11	AV	0.00	150	Horizontal	Pass
3	4027.200	45.29	-3.84	74.0	-28.71	Peak	25.00	150	Horizontal	Pass
3**	4027.200	36.63	-3.84	54.0	-17.37	AV	25.00	150	Horizontal	Pass
4	5319.000	104.19	0.15	--	88.19	Peak	16.00	150	Horizontal	N/A
4**	5319.000	98.15	0.15	--	98.15	AV	16.00	150	Horizontal	N/A
5	11619.550	48.86	20.24	74.0	-25.14	Peak	20.00	150	Horizontal	Pass
5**	11619.550	37.17	20.24	54.0	-16.83	AV	20.00	150	Horizontal	Pass
6	15488.663	54.56	23.79	74.0	-19.44	Peak	283.00	150	Horizontal	Pass
6**	15488.663	43.59	23.79	54.0	-10.41	AV	283.00	150	Horizontal	Pass

11a, Band II, 1 GHz to 18 GHz, High channel, ANT V

No.	Frequency (MHz)	Results (dBuV/m)	Factor (dB)	Limit (dBuV/m)	Over Limit (dB)	Detector	Table (Degree)	Height (cm)	Antenna	Verdict
1	1566.900	36.53	-15.13	74.0	-37.47	Peak	102.00	150	Vertical	Pass
1**	1566.900	27.17	-15.13	54.0	-26.83	AV	102.00	150	Vertical	Pass
2	2827.600	41.94	-8.31	74.0	-32.06	Peak	320.00	150	Vertical	Pass
2**	2827.600	31.21	-8.31	54.0	-22.79	AV	320.00	150	Vertical	Pass
3	4130.800	45.86	-4.10	74.0	-28.14	Peak	103.00	150	Vertical	Pass
3**	4130.800	36.31	-4.10	54.0	-17.69	AV	103.00	150	Vertical	Pass
4	5322.400	99.21	-0.04	--	-24.79	Peak	124.00	150	Vertical	N/A
4**	5322.400	93.64	-0.04	--	93.64	AV	124.00	150	Vertical	N/A
5	12182.475	48.97	20.28	74.0	-25.03	Peak	190.00	150	Vertical	Pass
5**	12182.475	37.21	20.28	54.0	-16.79	AV	190.00	150	Vertical	Pass
6	15546.412	53.87	23.64	74.0	-20.13	Peak	243.00	150	Vertical	Pass
6**	15546.412	42.63	23.64	54.0	-11.37	AV	243.00	150	Vertical	Pass

11n20, Band II, 1 GHz to 18 GHz, Low channel, ANT H

No.	Frequency (MHz)	Results (dBuV/m)	Factor (dB)	Limit (dBuV/m)	Over Limit (dB)	Detector	Table (Degree)	Height (cm)	Antenna	Verdict
1	1574.700	37.18	-15.27	74.0	-36.82	Peak	277.00	150	Horizontal	Pass
1**	1574.700	27.22	-15.27	54.0	-26.78	AV	277.00	150	Horizontal	Pass
2	2771.600	41.83	-8.47	74.0	-32.17	Peak	348.00	150	Horizontal	Pass
2**	2771.600	31.73	-8.47	54.0	-22.27	AV	348.00	150	Horizontal	Pass
3	4218.600	45.74	-3.73	74.0	-28.26	Peak	0.00	150	Horizontal	Pass
3**	4218.600	36.82	-3.73	54.0	-17.18	AV	0.00	150	Horizontal	Pass
4	5263.800	104.02	-0.86	--	83.02	Peak	21.00	150	Horizontal	N/A
4**	5263.800	96.56	-0.86	--	96.56	AV	21.00	150	Horizontal	N/A
5	11768.762	49.02	18.79	74.0	-24.98	Peak	331.00	150	Horizontal	Pass
5**	11768.762	37.18	18.79	54.0	-16.82	AV	331.00	150	Horizontal	Pass
6	15941.474	55.32	23.91	74.0	-18.68	Peak	55.00	150	Horizontal	Pass
6**	15941.474	42.31	23.91	54.0	-11.69	AV	55.00	150	Horizontal	Pass

11n20, Band II, 1 GHz to 18 GHz, Low channel, ANT V

No.	Frequency (MHz)	Results (dBuV/m)	Factor (dB)	Limit (dBuV/m)	Over Limit (dB)	Detector	Table (Degree)	Height (cm)	Antenna	Verdict
1	1550.300	36.40	-14.97	74.0	-37.60	Peak	344.00	150	Vertical	Pass
1**	1550.300	27.23	-14.97	54.0	-26.77	AV	344.00	150	Vertical	Pass
2	2765.700	41.39	-8.61	74.0	-32.61	Peak	153.00	150	Vertical	Pass
2**	2765.700	31.97	-8.61	54.0	-22.03	AV	153.00	150	Vertical	Pass
3	4042.200	45.17	-3.92	74.0	-28.83	Peak	342.00	150	Vertical	Pass
3**	4042.200	35.48	-3.92	54.0	-18.52	AV	342.00	150	Vertical	Pass
4	5259.400	99.70	-1.05	--	-242.30	Peak	342.00	150	Vertical	N/A
4**	5259.400	94.06	-1.05	--	94.06	AV	342.00	150	Vertical	N/A
5	11671.588	49.08	20.15	74.0	-24.92	Peak	112.00	150	Vertical	Pass
5**	11671.588	36.82	20.15	54.0	-17.18	AV	112.00	150	Vertical	Pass
6	15548.250	54.40	23.63	74.0	-19.60	Peak	35.00	150	Vertical	Pass
6**	15548.250	43.43	23.63	54.0	-10.57	AV	35.00	150	Vertical	Pass

11n20, Band II, 1 GHz to 18 GHz, Middle channel, ANT H

No.	Frequency (MHz)	Results (dBuV/m)	Factor (dB)	Limit (dBuV/m)	Over Limit (dB)	Detector	Table (Degree)	Height (cm)	Antenna	Verdict
1	1566.400	36.40	-15.14	74.0	-37.60	Peak	0.00	150	Horizontal	Pass
1**	1566.400	27.01	-15.14	54.0	-26.99	AV	0.00	150	Horizontal	Pass
2	2783.300	41.78	-8.68	74.0	-32.22	Peak	229.00	150	Horizontal	Pass
2**	2783.300	32.34	-8.68	54.0	-21.66	AV	229.00	150	Horizontal	Pass
3	3906.800	44.90	-4.96	74.0	-29.10	Peak	1.00	150	Horizontal	Pass
3**	3906.800	35.61	-4.96	54.0	-18.39	AV	1.00	150	Horizontal	Pass
4	5298.800	104.75	0.26	--	86.75	Peak	18.00	150	Horizontal	N/A
4**	5298.800	96.93	0.26	--	96.93	AV	18.00	150	Horizontal	N/A
5	12181.037	48.78	20.27	74.0	-25.22	Peak	0.00	150	Horizontal	Pass
5**	12181.037	37.97	20.27	54.0	-16.03	AV	0.00	150	Horizontal	Pass
6	15681.863	54.40	23.59	74.0	-19.60	Peak	240.00	150	Horizontal	Pass
6**	15681.863	42.92	23.59	54.0	-11.08	AV	240.00	150	Horizontal	Pass

11n20, Band II, 1 GHz to 18 GHz, Middle channel, ANT V

No.	Frequency (MHz)	Results (dBuV/m)	Factor (dB)	Limit (dBuV/m)	Over Limit (dB)	Detector	Table (Degree)	Height (cm)	Antenna	Verdict
1	1489.600	36.95	-15.16	74.0	-37.05	Peak	263.00	150	Vertical	Pass
1**	1489.600	27.10	-15.16	54.0	-26.90	AV	263.00	150	Vertical	Pass
2	2770.900	41.60	-8.48	74.0	-32.40	Peak	210.00	150	Vertical	Pass
2**	2770.900	32.48	-8.48	54.0	-21.52	AV	210.00	150	Vertical	Pass
3	4048.600	45.13	-3.77	74.0	-28.87	Peak	307.00	150	Vertical	Pass
3**	4048.600	36.34	-3.77	54.0	-17.66	AV	307.00	150	Vertical	Pass
4	5302.600	99.08	0.31	--	-9.92	Peak	109.00	150	Vertical	N/A
4**	5302.600	92.02	0.31	--	92.02	AV	109.00	150	Vertical	N/A
5	12467.675	49.09	18.60	74.0	-24.91	Peak	0.00	150	Vertical	Pass
5**	12467.675	38.76	18.60	54.0	-15.24	AV	0.00	150	Vertical	Pass
6	15587.625	53.77	23.57	74.0	-20.23	Peak	32.00	150	Vertical	Pass
6**	15587.625	42.95	23.57	54.0	-11.05	AV	32.00	150	Vertical	Pass

11n20, Band II, 1 GHz to 18 GHz, High channel, ANT H

No.	Frequency (MHz)	Results (dBuV/m)	Factor (dB)	Limit (dBuV/m)	Over Limit (dB)	Detector	Table (Degree)	Height (cm)	Antenna	Verdict
1	1479.500	36.19	-15.05	74.0	-37.81	Peak	93.00	150	Horizontal	Pass
1**	1479.500	27.65	-15.05	54.0	-26.35	AV	93.00	150	Horizontal	Pass
2	2839.700	41.44	-8.50	74.0	-32.56	Peak	333.00	150	Horizontal	Pass
2**	2839.700	32.97	-8.50	54.0	-21.03	AV	333.00	150	Horizontal	Pass
3	4014.400	46.12	-4.08	74.0	-27.88	Peak	334.00	150	Horizontal	Pass
3**	4014.400	36.53	-4.08	54.0	-17.47	AV	334.00	150	Horizontal	Pass
4	5318.200	105.01	0.07	--	86.01	Peak	19.00	150	Horizontal	N/A
4**	5318.200	98.57	0.07	--	98.57	AV	19.00	150	Horizontal	N/A
5	12350.950	49.62	19.70	74.0	-24.38	Peak	72.00	150	Horizontal	Pass
5**	12350.950	37.57	19.70	54.0	-16.43	AV	72.00	150	Horizontal	Pass
6	15665.063	54.70	23.49	74.0	-19.30	Peak	351.00	150	Horizontal	Pass
6**	15665.063	43.39	23.49	54.0	-10.61	AV	351.00	150	Horizontal	Pass

11n20, Band II, 1 GHz to 18 GHz, High channel, ANT V

No.	Frequency (MHz)	Results (dBuV/m)	Factor (dB)	Limit (dBuV/m)	Over Limit (dB)	Detector	Table (Degree)	Height (cm)	Antenna	Verdict
1	1531.700	36.72	-15.06	74.0	-37.28	Peak	48.00	150	Vertical	Pass
1**	1531.700	27.52	-15.06	54.0	-26.48	AV	48.00	150	Vertical	Pass
2	2826.100	42.24	-8.38	74.0	-31.76	Peak	140.00	150	Vertical	Pass
2**	2826.100	32.11	-8.38	54.0	-21.89	AV	140.00	150	Vertical	Pass
3	3976.800	46.13	-4.10	74.0	-27.87	Peak	354.00	150	Vertical	Pass
3**	3976.800	35.10	-4.10	54.0	-18.90	AV	354.00	150	Vertical	Pass
4	5321.000	98.40	-0.11	--	-245.60	Peak	344.00	150	Vertical	N/A
4**	5321.000	92.49	-0.11	--	92.49	AV	344.00	150	Vertical	N/A
5	11785.437	49.42	18.67	74.0	-24.58	Peak	225.00	150	Vertical	Pass
5**	11785.437	36.93	18.67	54.0	-17.07	AV	225.00	150	Vertical	Pass
6	15882.412	54.72	23.34	74.0	-19.28	Peak	0.00	150	Vertical	Pass
6**	15882.412	42.35	23.34	54.0	-11.65	AV	0.00	150	Vertical	Pass

11n40, Band II, 1 GHz to 18 GHz, Low channel, ANT H

No.	Frequency (MHz)	Results (dBuV/m)	Factor (dB)	Limit (dBuV/m)	Over Limit (dB)	Detector	Table (Degree)	Height (cm)	Antenna	Verdict
1	1461.500	36.05	-14.75	74.0	-37.95	Peak	39.00	150	Horizontal	Pass
1**	1461.500	27.15	-14.75	54.0	-26.85	AV	39.00	150	Horizontal	Pass
2	2782.600	41.88	-8.70	74.0	-32.12	Peak	304.00	150	Horizontal	Pass
2**	2782.600	32.53	-8.70	54.0	-21.47	AV	304.00	150	Horizontal	Pass
3	4267.800	46.24	-3.35	74.0	-27.76	Peak	256.00	150	Horizontal	Pass
3**	4267.800	35.67	-3.35	54.0	-18.33	AV	256.00	150	Horizontal	Pass
4	5268.800	100.33	-0.45	--	73.33	Peak	27.00	150	Horizontal	N/A
4**	5268.800	94.15	-0.45	--	94.15	AV	27.00	150	Horizontal	N/A
5	11819.362	48.88	18.40	74.0	-25.12	Peak	144.00	150	Horizontal	Pass
5**	11819.362	38.68	18.40	54.0	-15.32	AV	144.00	150	Horizontal	Pass
6	15920.213	54.29	23.65	74.0	-19.71	Peak	104.00	150	Horizontal	Pass
6**	15920.213	44.68	23.65	54.0	-9.32	AV	104.00	150	Horizontal	Pass

11n40, Band II, 1 GHz to 18 GHz, Low channel, ANT V

No.	Frequency (MHz)	Results (dBuV/m)	Factor (dB)	Limit (dBuV/m)	Over Limit (dB)	Detector	Table (Degree)	Height (cm)	Antenna	Verdict
1	1576.400	36.58	-15.27	74.0	-37.42	Peak	353.00	150	Vertical	Pass
1**	1576.400	26.87	-15.27	54.0	-27.13	AV	353.00	150	Vertical	Pass
2	2771.800	42.15	-8.47	74.0	-31.85	Peak	257.00	150	Vertical	Pass
2**	2771.800	32.36	-8.47	54.0	-21.64	AV	257.00	150	Vertical	Pass
3	3965.800	45.95	-4.33	74.0	-28.05	Peak	107.00	150	Vertical	Pass
3**	3965.800	36.45	-4.33	54.0	-17.55	AV	107.00	150	Vertical	Pass
4	5272.200	96.67	-0.71	--	-257.33	Peak	354.00	150	Vertical	N/A
4**	5272.200	90.33	-0.71	--	90.33	AV	354.00	150	Vertical	N/A
5	11650.888	48.57	20.38	74.0	-25.43	Peak	349.00	150	Vertical	Pass
5**	11650.888	37.76	20.38	54.0	-16.24	AV	349.00	150	Vertical	Pass
6	15916.013	55.75	23.57	74.0	-18.25	Peak	44.00	150	Vertical	Pass
6**	15916.013	42.52	23.57	54.0	-11.48	AV	44.00	150	Vertical	Pass

11n40, Band II, 1 GHz to 18 GHz, High channel, ANT H

No.	Frequency (MHz)	Results (dBuV/m)	Factor (dB)	Limit (dBuV/m)	Over Limit (dB)	Detector	Table (Degree)	Height (cm)	Antenna	Verdict
1	1552.700	36.60	-14.96	74.0	-37.40	Peak	137.00	150	Horizontal	Pass
1**	1552.700	27.01	-14.96	54.0	-26.99	AV	137.00	150	Horizontal	Pass
2	2821.300	41.74	-8.39	74.0	-32.26	Peak	38.00	150	Horizontal	Pass
2**	2821.300	31.99	-8.39	54.0	-22.01	AV	38.00	150	Horizontal	Pass
3	3996.400	45.42	-4.53	74.0	-28.58	Peak	85.00	150	Horizontal	Pass
3**	3996.400	35.40	-4.53	54.0	-18.60	AV	85.00	150	Horizontal	Pass
4	5312.000	101.42	0.12	--	71.42	Peak	30.00	150	Horizontal	N/A
4**	5312.000	94.55	0.12	--	94.55	AV	30.00	150	Horizontal	N/A
5	12153.150	49.31	19.96	74.0	-24.69	Peak	126.00	150	Horizontal	Pass
5**	12153.150	37.03	19.96	54.0	-16.97	AV	126.00	150	Horizontal	Pass
6	15980.325	54.15	24.00	74.0	-19.85	Peak	277.00	150	Horizontal	Pass
6**	15980.325	43.31	24.00	54.0	-10.69	AV	277.00	150	Horizontal	Pass

11n40, Band II, 1 GHz to 18 GHz, High channel, ANT V

No.	Frequency (MHz)	Results (dBuV/m)	Factor (dB)	Limit (dBuV/m)	Over Limit (dB)	Detector	Table (Degree)	Height (cm)	Antenna	Verdict
1	1567.600	36.66	-15.11	74.0	-37.34	Peak	163.00	150	Vertical	Pass
1**	1567.600	28.03	-15.11	54.0	-25.97	AV	163.00	150	Vertical	Pass
2	2725.100	41.65	-8.71	74.0	-32.35	Peak	93.00	150	Vertical	Pass
2**	2725.100	32.46	-8.71	54.0	-21.54	AV	93.00	150	Vertical	Pass
3	3930.000	46.16	-4.86	74.0	-27.84	Peak	131.00	150	Vertical	Pass
3**	3930.000	34.80	-4.86	54.0	-19.20	AV	131.00	150	Vertical	Pass
4	5311.800	94.79	0.11	--	-45.21	Peak	140.00	150	Vertical	N/A
4**	5311.800	88.09	0.11	--	88.09	AV	140.00	150	Vertical	N/A
5	11265.063	49.94	18.02	74.0	-24.06	Peak	235.00	150	Vertical	Pass
5**	11265.063	35.80	18.02	54.0	-18.20	AV	235.00	150	Vertical	Pass
6	15940.688	54.61	23.91	74.0	-19.39	Peak	151.00	150	Vertical	Pass
6**	15940.688	42.93	23.91	54.0	-11.07	AV	151.00	150	Vertical	Pass

11ac20, Band II, 1 GHz to 18 GHz, Low channel, ANT H

No.	Frequency (MHz)	Results (dBuV/m)	Factor (dB)	Limit (dBuV/m)	Over Limit (dB)	Detector	Table (Degree)	Height (cm)	Antenna	Verdict
1	1336.300	36.83	-14.85	74.0	-37.17	Peak	269.00	150	Horizontal	Pass
1**	1336.300	26.78	-14.85	54.0	-27.22	AV	269.00	150	Horizontal	Pass
2	2817.800	41.54	-8.27	74.0	-32.46	Peak	317.00	150	Horizontal	Pass
2**	2817.800	32.28	-8.27	54.0	-21.72	AV	317.00	150	Horizontal	Pass
3	4195.800	45.85	-4.07	74.0	-28.15	Peak	343.00	150	Horizontal	Pass
3**	4195.800	36.95	-4.07	54.0	-17.05	AV	343.00	150	Horizontal	Pass
4	5261.000	103.84	-1.05	--	90.84	Peak	13.00	150	Horizontal	N/A
4**	5261.000	97.25	-1.05	--	97.25	AV	13.00	150	Horizontal	N/A
5	12347.787	48.84	19.73	74.0	-25.16	Peak	196.00	150	Horizontal	Pass
5**	12347.787	37.60	19.73	54.0	-16.40	AV	196.00	150	Horizontal	Pass
6	15523.049	54.21	23.76	74.0	-19.79	Peak	85.00	150	Horizontal	Pass
6**	15523.049	43.42	23.76	54.0	-10.58	AV	85.00	150	Horizontal	Pass

11ac20, Band II, 1 GHz to 18 GHz, Low channel, ANT V

No.	Frequency (MHz)	Results (dBuV/m)	Factor (dB)	Limit (dBuV/m)	Over Limit (dB)	Detector	Table (Degree)	Height (cm)	Antenna	Verdict
1	1523.500	36.36	-15.02	74.0	-37.64	Peak	5.00	150	Vertical	Pass
1**	1523.500	26.88	-15.02	54.0	-27.12	AV	5.00	150	Vertical	Pass
2	2807.400	40.96	-8.68	74.0	-33.04	Peak	31.00	150	Vertical	Pass
2**	2807.400	31.35	-8.68	54.0	-22.65	AV	31.00	150	Vertical	Pass
3	4159.800	45.27	-3.51	74.0	-28.73	Peak	160.00	150	Vertical	Pass
3**	4159.800	36.26	-3.51	54.0	-17.74	AV	160.00	150	Vertical	Pass
4	5257.800	99.84	-1.04	--	-244.16	Peak	344.00	150	Vertical	N/A
4**	5257.800	93.13	-1.04	--	93.13	AV	344.00	150	Vertical	N/A
5	11656.925	49.55	20.31	74.0	-24.45	Peak	360.00	150	Vertical	Pass
5**	11656.925	37.23	20.31	54.0	-16.77	AV	360.00	150	Vertical	Pass
6	15595.237	53.64	23.56	74.0	-20.36	Peak	303.00	150	Vertical	Pass
6**	15595.237	43.32	23.56	54.0	-10.68	AV	303.00	150	Vertical	Pass

11ac20, Band II, 1 GHz to 18 GHz, Middle channel, ANT H

No.	Frequency (MHz)	Results (dBuV/m)	Factor (dB)	Limit (dBuV/m)	Over Limit (dB)	Detector	Table (Degree)	Height (cm)	Antenna	Verdict
1	1578.500	36.81	-15.18	74.0	-37.19	Peak	208.00	150	Horizontal	Pass
1**	1578.500	28.05	-15.18	54.0	-25.95	AV	208.00	150	Horizontal	Pass
2	2767.900	42.52	-8.52	74.0	-31.48	Peak	161.00	150	Horizontal	Pass
2**	2767.900	31.96	-8.52	54.0	-22.04	AV	161.00	150	Horizontal	Pass
3	4026.800	45.44	-3.84	74.0	-28.56	Peak	360.00	150	Horizontal	Pass
3**	4026.800	36.20	-3.84	54.0	-17.80	AV	360.00	150	Horizontal	Pass
4	5298.400	104.23	0.26	--	79.23	Peak	25.00	150	Horizontal	N/A
4**	5298.400	98.32	0.26	--	98.32	AV	25.00	150	Horizontal	N/A
5	11117.000	49.21	18.80	74.0	-24.79	Peak	250.00	150	Horizontal	Pass
5**	11117.000	36.10	18.80	54.0	-17.90	AV	250.00	150	Horizontal	Pass
6	15679.500	54.44	23.59	74.0	-19.56	Peak	262.00	150	Horizontal	Pass
6**	15679.500	44.00	23.59	54.0	-10.00	AV	262.00	150	Horizontal	Pass

11ac20, Band II, 1 GHz to 18 GHz, Middle channel, ANT V

No.	Frequency (MHz)	Results (dBuV/m)	Factor (dB)	Limit (dBuV/m)	Over Limit (dB)	Detector	Table (Degree)	Height (cm)	Antenna	Verdict
1	1400.600	37.04	-14.92	74.0	-36.96	Peak	307.00	150	Vertical	Pass
1**	1400.600	27.49	-14.92	54.0	-26.51	AV	307.00	150	Vertical	Pass
2	2734.500	41.92	-8.68	74.0	-32.08	Peak	290.00	150	Vertical	Pass
2**	2734.500	31.90	-8.68	54.0	-22.10	AV	290.00	150	Vertical	Pass
3	4092.200	45.36	-4.43	74.0	-28.64	Peak	210.00	150	Vertical	Pass
3**	4092.200	35.46	-4.43	54.0	-18.54	AV	210.00	150	Vertical	Pass
4	5301.400	98.84	0.28	--	-20.16	Peak	119.00	150	Vertical	N/A
4**	5301.400	92.24	0.28	--	92.24	AV	119.00	150	Vertical	N/A
5	12146.825	48.98	19.90	74.0	-25.02	Peak	358.00	150	Vertical	Pass
5**	12146.825	36.99	19.90	54.0	-17.01	AV	358.00	150	Vertical	Pass
6	15965.100	54.59	23.99	74.0	-19.41	Peak	263.00	150	Vertical	Pass
6**	15965.100	42.68	23.99	54.0	-11.32	AV	263.00	150	Vertical	Pass

11ac20, Band II, 1 GHz to 18 GHz, High channel, ANT H

No.	Frequency (MHz)	Results (dBuV/m)	Factor (dB)	Limit (dBuV/m)	Over Limit (dB)	Detector	Table (Degree)	Height (cm)	Antenna	Verdict
1	1523.300	36.44	-15.02	74.0	-37.56	Peak	360.00	150	Horizontal	Pass
1**	1523.300	28.48	-15.02	54.0	-25.52	AV	360.00	150	Horizontal	Pass
2	2822.700	42.11	-8.36	74.0	-31.89	Peak	214.00	150	Horizontal	Pass
2**	2822.700	32.16	-8.36	54.0	-21.84	AV	214.00	150	Horizontal	Pass
3	4212.800	46.17	-3.87	74.0	-27.83	Peak	133.00	150	Horizontal	Pass
3**	4212.800	36.89	-3.87	54.0	-17.11	AV	133.00	150	Horizontal	Pass
4	5322.600	104.54	-0.03	--	90.54	Peak	14.00	150	Horizontal	N/A
4**	5322.600	99.89	-0.03	--	99.89	AV	14.00	150	Horizontal	N/A
5	11898.713	49.73	18.03	74.0	-24.27	Peak	44.00	150	Horizontal	Pass
5**	11898.713	37.56	18.03	54.0	-16.44	AV	44.00	150	Horizontal	Pass
6	15954.076	55.07	23.97	74.0	-18.93	Peak	0.00	150	Horizontal	Pass
6**	15954.076	43.04	23.97	54.0	-10.96	AV	0.00	150	Horizontal	Pass

11ac20, Band II, 1 GHz to 18 GHz, High channel, ANT V

No.	Frequency (MHz)	Results (dBuV/m)	Factor (dB)	Limit (dBuV/m)	Over Limit (dB)	Detector	Table (Degree)	Height (cm)	Antenna	Verdict
1	1469.000	36.96	-14.82	74.0	-37.04	Peak	52.00	150	Vertical	Pass
1**	1469.000	27.39	-14.82	54.0	-26.61	AV	52.00	150	Vertical	Pass
2	2813.700	41.67	-8.34	74.0	-32.33	Peak	199.00	150	Vertical	Pass
2**	2813.700	33.51	-8.34	54.0	-20.49	AV	199.00	150	Vertical	Pass
3	4173.400	46.10	-3.88	74.0	-27.90	Peak	137.00	150	Vertical	Pass
3**	4173.400	36.83	-3.88	54.0	-17.17	AV	137.00	150	Vertical	Pass
4	5321.000	99.67	-0.11	--	-242.33	Peak	342.00	150	Vertical	N/A
4**	5321.000	93.48	-0.11	--	93.48	AV	342.00	150	Vertical	N/A
5	11746.050	49.70	19.00	74.0	-24.30	Peak	345.00	150	Vertical	Pass
5**	11746.050	37.79	19.00	54.0	-16.21	AV	345.00	150	Vertical	Pass
6	15540.375	55.59	23.70	74.0	-18.41	Peak	291.00	150	Vertical	Pass
6**	15540.375	43.23	23.70	54.0	-10.77	AV	291.00	150	Vertical	Pass

11ac40, Band II, 1 GHz to 18 GHz, Low channel, ANT H

No.	Frequency (MHz)	Results (dBuV/m)	Factor (dB)	Limit (dBuV/m)	Over Limit (dB)	Detector	Table (Degree)	Height (cm)	Antenna	Verdict
1	1495.900	36.62	-15.14	74.0	-37.38	Peak	155.00	150	Horizontal	Pass
1**	1495.900	27.10	-15.14	54.0	-26.90	AV	155.00	150	Horizontal	Pass
2	2829.200	41.82	-8.25	74.0	-32.18	Peak	85.00	150	Horizontal	Pass
2**	2829.200	32.96	-8.25	54.0	-21.04	AV	85.00	150	Horizontal	Pass
3	4125.600	45.68	-3.97	74.0	-28.32	Peak	342.00	150	Horizontal	Pass
3**	4125.600	36.91	-3.97	54.0	-17.09	AV	342.00	150	Horizontal	Pass
4	5266.800	101.13	-0.58	--	80.13	Peak	21.00	150	Horizontal	N/A
4**	5266.800	93.79	-0.58	--	93.79	AV	21.00	150	Horizontal	N/A
5	12117.213	49.89	19.60	74.0	-24.11	Peak	234.00	150	Horizontal	Pass
5**	12117.213	37.45	19.60	54.0	-16.55	AV	234.00	150	Horizontal	Pass
6	15693.150	54.77	23.58	74.0	-19.23	Peak	258.00	150	Horizontal	Pass
6**	15693.150	41.95	23.58	54.0	-12.05	AV	258.00	150	Horizontal	Pass

11ac40, Band II, 1 GHz to 18 GHz, Low channel, ANT V

No.	Frequency (MHz)	Results (dBuV/m)	Factor (dB)	Limit (dBuV/m)	Over Limit (dB)	Detector	Table (Degree)	Height (cm)	Antenna	Verdict
1	1587.800	36.94	-15.27	74.0	-37.06	Peak	266.00	150	Vertical	Pass
1**	1587.800	27.44	-15.27	54.0	-26.56	AV	266.00	150	Vertical	Pass
2	2863.900	42.48	-8.04	74.0	-31.52	Peak	218.00	150	Vertical	Pass
2**	2863.900	32.63	-8.04	54.0	-21.37	AV	218.00	150	Vertical	Pass
3	4148.800	45.66	-3.53	74.0	-28.34	Peak	12.00	150	Vertical	Pass
3**	4148.800	36.16	-3.53	54.0	-17.84	AV	12.00	150	Vertical	Pass
4	5271.200	96.80	-0.62	--	96.80	Peak	0.00	150	Vertical	N/A
4**	5271.200	90.76	-0.62	--	90.76	AV	0.00	150	Vertical	N/A
5	12339.450	49.82	19.79	74.0	-24.18	Peak	259.00	150	Vertical	Pass
5**	12339.450	38.31	19.79	54.0	-15.69	AV	259.00	150	Vertical	Pass
6	15571.613	54.59	23.58	74.0	-19.41	Peak	43.00	150	Vertical	Pass
6**	15571.613	42.74	23.58	54.0	-11.26	AV	43.00	150	Vertical	Pass

11ac40, Band II, 1 GHz to 18 GHz, High channel, ANT H

No.	Frequency (MHz)	Results (dBuV/m)	Factor (dB)	Limit (dBuV/m)	Over Limit (dB)	Detector	Table (Degree)	Height (cm)	Antenna	Verdict
1	1588.100	37.11	-15.25	74.0	-36.89	Peak	309.00	150	Horizontal	Pass
1**	1588.100	27.38	-15.25	54.0	-26.62	AV	309.00	150	Horizontal	Pass
2	2830.900	41.87	-8.32	74.0	-32.13	Peak	169.00	150	Horizontal	Pass
2**	2830.900	32.83	-8.32	54.0	-21.17	AV	169.00	150	Horizontal	Pass
3	4138.400	46.35	-4.05	74.0	-27.65	Peak	90.00	150	Horizontal	Pass
3**	4138.400	38.24	-4.05	54.0	-15.76	AV	90.00	150	Horizontal	Pass
4	5312.000	102.91	0.12	--	90.91	Peak	12.00	150	Horizontal	N/A
4**	5312.000	95.66	0.12	--	95.66	AV	12.00	150	Horizontal	N/A
5	12256.650	49.57	20.41	74.0	-24.43	Peak	24.00	150	Horizontal	Pass
5**	12256.650	37.98	20.41	54.0	-16.02	AV	24.00	150	Horizontal	Pass
6	15578.700	54.84	23.57	74.0	-19.16	Peak	171.00	150	Horizontal	Pass
6**	15578.700	43.94	23.57	54.0	-10.06	AV	171.00	150	Horizontal	Pass

11ac40, Band II, 1 GHz to 18 GHz, High channel, ANT V

No.	Frequency (MHz)	Results (dBuV/m)	Factor (dB)	Limit (dBuV/m)	Over Limit (dB)	Detector	Table (Degree)	Height (cm)	Antenna	Verdict
1	1590.200	36.97	-15.20	74.0	-37.03	Peak	66.00	150	Vertical	Pass
1**	1590.200	26.63	-15.20	54.0	-27.37	AV	66.00	150	Vertical	Pass
2	2752.200	42.06	-8.94	74.0	-31.94	Peak	175.00	150	Vertical	Pass
2**	2752.200	32.69	-8.94	54.0	-21.31	AV	175.00	150	Vertical	Pass
3	4101.400	45.34	-4.22	74.0	-28.66	Peak	116.00	150	Vertical	Pass
3**	4101.400	36.91	-4.22	54.0	-17.09	AV	116.00	150	Vertical	Pass
4	5315.000	96.28	0.06	--	-245.72	Peak	342.00	150	Vertical	N/A
4**	5315.000	89.78	0.06	--	89.78	AV	342.00	150	Vertical	N/A
5	12186.500	50.16	20.32	74.0	-23.84	Peak	285.00	150	Vertical	Pass
5**	12186.500	39.35	20.32	54.0	-14.65	AV	285.00	150	Vertical	Pass
6	15875.063	54.23	23.35	74.0	-19.77	Peak	345.00	150	Vertical	Pass
6**	15875.063	44.09	23.35	54.0	-9.91	AV	345.00	150	Vertical	Pass

11ac80, Band II, 1 GHz to 18 GHz, Middle channel, ANT H

No.	Frequency (MHz)	Results (dBuV/m)	Factor (dB)	Limit (dBuV/m)	Over Limit (dB)	Detector	Table (Degree)	Height (cm)	Antenna	Verdict
1	1603.400	37.89	-15.30	74.0	-36.11	Peak	116.00	150	Horizontal	Pass
1**	1603.400	27.15	-15.30	54.0	-26.85	AV	116.00	150	Horizontal	Pass
2	2812.600	41.57	-8.39	74.0	-32.43	Peak	247.00	150	Horizontal	Pass
2**	2812.600	32.26	-8.39	54.0	-21.74	AV	247.00	150	Horizontal	Pass
3	4143.000	46.45	-3.95	74.0	-27.55	Peak	90.00	150	Horizontal	Pass
3**	4143.000	36.48	-3.95	54.0	-17.52	AV	90.00	150	Horizontal	Pass
4	5303.200	98.64	0.33	--	52.64	Peak	46.00	150	Horizontal	N/A
4**	5303.200	91.23	0.33	--	91.23	AV	46.00	150	Horizontal	N/A
5	12350.950	51.32	19.70	74.0	-22.68	Peak	55.00	150	Horizontal	Pass
5**	12350.950	38.93	19.70	54.0	-15.07	AV	55.00	150	Horizontal	Pass
6	15509.401	55.34	23.88	74.0	-18.66	Peak	22.00	150	Horizontal	Pass
6**	15509.401	43.51	23.88	54.0	-10.49	AV	22.00	150	Horizontal	Pass

11ac80, Band II, 1 GHz to 18 GHz, Middle channel, ANT V

No.	Frequency (MHz)	Results (dBuV/m)	Factor (dB)	Limit (dBuV/m)	Over Limit (dB)	Detector	Table (Degree)	Height (cm)	Antenna	Verdict
1	1489.700	36.76	-15.15	74.0	-37.24	Peak	229.00	150	Vertical	Pass
1**	1489.700	27.16	-15.15	54.0	-26.84	AV	229.00	150	Vertical	Pass
2	2871.000	42.67	-8.19	74.0	-31.33	Peak	242.00	150	Vertical	Pass
2**	2871.000	32.61	-8.19	54.0	-21.39	AV	242.00	150	Vertical	Pass
3	4251.400	47.01	-3.19	74.0	-26.99	Peak	220.00	150	Vertical	Pass
3**	4251.400	37.23	-3.19	54.0	-16.77	AV	220.00	150	Vertical	Pass
4	5283.400	93.09	-0.30	--	-251.91	Peak	345.00	150	Vertical	N/A
4**	5283.400	86.38	-0.30	--	86.38	AV	345.00	150	Vertical	N/A
5	11770.776	50.11	18.77	74.0	-23.89	Peak	103.00	150	Vertical	Pass
5**	11770.776	38.75	18.77	54.0	-15.25	AV	103.00	150	Vertical	Pass
6	15945.150	55.11	23.93	74.0	-18.89	Peak	270.00	150	Vertical	Pass
6**	15945.150	43.64	23.93	54.0	-10.36	AV	270.00	150	Vertical	Pass

11a, Band III, 1 GHz to 18 GHz, Low channel, ANT H

No.	Frequency (MHz)	Results (dBuV/m)	Factor (dB)	Limit (dBuV/m)	Over Limit (dB)	Detector	Table (Degree)	Height (cm)	Antenna	Verdict
1	1364.900	36.76	-14.78	74.0	-37.24	Peak	180.00	150	Horizontal	Pass
1**	1364.900	26.87	-14.78	54.0	-27.13	AV	180.00	150	Horizontal	Pass
2	2783.300	42.89	-8.68	74.0	-31.11	Peak	180.00	150	Horizontal	Pass
2**	2783.300	32.96	-8.68	54.0	-21.04	AV	180.00	150	Horizontal	Pass
3	4136.000	46.18	-4.14	74.0	-27.82	Peak	199.00	150	Horizontal	Pass
3**	4136.000	37.49	-4.14	54.0	-16.51	AV	199.00	150	Horizontal	Pass
4	5498.600	104.19	0.53	--	-77.81	Peak	182.00	150	Horizontal	N/A
4**	5498.600	97.40	0.53	--	97.40	AV	182.00	150	Horizontal	N/A
5	11633.063	50.43	20.32	74.0	-23.57	Peak	10.00	150	Horizontal	Pass
5**	11633.063	39.98	20.32	54.0	-14.02	AV	10.00	150	Horizontal	Pass
6	15666.900	55.22	23.50	74.0	-18.78	Peak	40.00	150	Horizontal	Pass
6**	15666.900	43.25	23.50	54.0	-10.75	AV	40.00	150	Horizontal	Pass

11a, Band III, 1 GHz to 18 GHz, Low channel, ANT V

No.	Frequency (MHz)	Results (dBuV/m)	Factor (dB)	Limit (dBuV/m)	Over Limit (dB)	Detector	Table (Degree)	Height (cm)	Antenna	Verdict
1	1514.700	36.54	-15.12	74.0	-37.46	Peak	130.00	100	Vertical	Pass
1**	1514.700	26.92	-15.12	54.0	-27.08	AV	130.00	100	Vertical	Pass
2	2774.300	42.47	-8.52	74.0	-31.53	Peak	272.00	100	Vertical	Pass
2**	2774.300	33.43	-8.52	54.0	-20.57	AV	272.00	100	Vertical	Pass
3	4253.400	46.57	-3.13	74.0	-27.43	Peak	297.00	100	Vertical	Pass
3**	4253.400	37.26	-3.13	54.0	-16.74	AV	297.00	100	Vertical	Pass
4	5501.200	97.87	0.47	--	-36.13	Peak	134.00	100	Vertical	N/A
4**	5501.200	91.00	0.47	--	91.00	AV	134.00	100	Vertical	N/A
5	12228.187	50.42	20.44	74.0	-23.58	Peak	160.00	100	Vertical	Pass
5**	12228.187	40.21	20.44	54.0	-13.79	AV	160.00	100	Vertical	Pass
6	16018.650	55.29	23.97	74.0	-18.71	Peak	52.00	100	Vertical	Pass
6**	16018.650	43.03	23.97	54.0	-10.97	AV	52.00	100	Vertical	Pass

11a, Band III, 1 GHz to 18 GHz, Middle channel, ANT H

No.	Frequency (MHz)	Results (dBuV/m)	Factor (dB)	Limit (dBuV/m)	Over Limit (dB)	Detector	Table (Degree)	Height (cm)	Antenna	Verdict
1	1393.200	36.58	-14.83	74.0	-37.42	Peak	73.00	150	Horizontal	Pass
1**	1393.200	27.16	-14.83	54.0	-26.84	AV	73.00	150	Horizontal	Pass
2	2840.500	42.02	-8.55	74.0	-31.98	Peak	61.00	150	Horizontal	Pass
2**	2840.500	33.06	-8.55	54.0	-20.94	AV	61.00	150	Horizontal	Pass
3	4075.000	46.18	-4.02	74.0	-27.82	Peak	214.00	150	Horizontal	Pass
3**	4075.000	36.82	-4.02	54.0	-17.18	AV	214.00	150	Horizontal	Pass
4	5580.200	105.39	0.91	--	-71.61	Peak	177.00	150	Horizontal	N/A
4**	5580.200	97.14	0.91	--	97.14	AV	177.00	150	Horizontal	N/A
5	11691.138	49.76	19.93	74.0	-24.24	Peak	21.00	150	Horizontal	Pass
5**	11691.138	39.09	19.93	54.0	-14.91	AV	21.00	150	Horizontal	Pass
6	15501.000	55.22	23.96	74.0	-18.78	Peak	16.00	150	Horizontal	Pass
6**	15501.000	43.60	23.96	54.0	-10.40	AV	16.00	150	Horizontal	Pass

11a, Band III, 1 GHz to 18 GHz, Middle channel, ANT V

No.	Frequency (MHz)	Results (dBuV/m)	Factor (dB)	Limit (dBuV/m)	Over Limit (dB)	Detector	Table (Degree)	Height (cm)	Antenna	Verdict
1	1584.100	37.50	-15.26	74.0	-36.50	Peak	164.00	150	Vertical	Pass
1**	1584.100	27.91	-15.26	54.0	-26.09	AV	164.00	150	Vertical	Pass
2	2856.200	42.63	-8.06	74.0	-31.37	Peak	312.00	150	Vertical	Pass
2**	2856.200	32.19	-8.06	54.0	-21.81	AV	312.00	150	Vertical	Pass
3	3914.800	46.43	-4.70	74.0	-27.57	Peak	13.00	150	Vertical	Pass
3**	3914.800	35.93	-4.70	54.0	-18.07	AV	13.00	150	Vertical	Pass
4	5578.600	95.91	0.79	--	-12.09	Peak	108.00	150	Vertical	N/A
4**	5578.600	89.99	0.79	--	89.99	AV	108.00	150	Vertical	N/A
5	11627.312	50.95	20.28	74.0	-23.05	Peak	111.00	150	Vertical	Pass
5**	11627.312	38.87	20.28	54.0	-15.13	AV	111.00	150	Vertical	Pass
6	16006.575	55.38	24.00	74.0	-18.62	Peak	94.00	150	Vertical	Pass
6**	16006.575	43.22	24.00	54.0	-10.78	AV	94.00	150	Vertical	Pass

11a, Band III, 1 GHz to 18 GHz, High channel, ANT H

No.	Frequency (MHz)	Results (dBuV/m)	Factor (dB)	Limit (dBuV/m)	Over Limit (dB)	Detector	Table (Degree)	Height (cm)	Antenna	Verdict
1	1503.400	36.57	-15.12	74.0	-37.43	Peak	217.00	150	Horizontal	Pass
1**	1503.400	27.61	-15.12	54.0	-26.39	AV	217.00	150	Horizontal	Pass
2	2770.100	42.66	-8.51	74.0	-31.34	Peak	259.00	150	Horizontal	Pass
2**	2770.100	32.44	-8.51	54.0	-21.56	AV	259.00	150	Horizontal	Pass
3	4146.200	45.87	-3.67	74.0	-28.13	Peak	252.00	150	Horizontal	Pass
3**	4146.200	37.63	-3.67	54.0	-16.37	AV	252.00	150	Horizontal	Pass
4	5700.800	105.09	-0.82	--	-80.91	Peak	186.00	150	Horizontal	N/A
4**	5700.800	98.80	-0.82	--	98.80	AV	186.00	150	Horizontal	N/A
5	11640.250	50.32	20.36	74.0	-23.68	Peak	332.00	150	Horizontal	Pass
5**	11640.250	39.39	20.36	54.0	-14.61	AV	332.00	150	Horizontal	Pass
6	15491.812	54.96	23.84	74.0	-19.04	Peak	130.00	150	Horizontal	Pass
6**	15491.812	43.21	23.84	54.0	-10.79	AV	130.00	150	Horizontal	Pass

11a, Band III, 1 GHz to 18 GHz, High channel, ANT V

No.	Frequency (MHz)	Results (dBuV/m)	Factor (dB)	Limit (dBuV/m)	Over Limit (dB)	Detector	Table (Degree)	Height (cm)	Antenna	Verdict
1	1308.100	36.78	-14.80	74.0	-37.22	Peak	111.00	150	Vertical	Pass
1**	1308.100	28.50	-14.80	54.0	-25.50	AV	111.00	150	Vertical	Pass
2	2712.100	42.21	-8.85	74.0	-31.79	Peak	330.00	150	Vertical	Pass
2**	2712.100	31.42	-8.85	54.0	-22.58	AV	330.00	150	Vertical	Pass
3	3963.600	45.86	-4.44	74.0	-28.14	Peak	56.00	150	Vertical	Pass
3**	3963.600	35.85	-4.44	54.0	-18.15	AV	56.00	150	Vertical	Pass
4	5701.200	93.92	-0.81	--	9.92	Peak	84.00	150	Vertical	N/A
4**	5701.200	88.32	-0.81	--	88.32	AV	84.00	150	Vertical	N/A
5	12288.275	50.28	20.12	74.0	-23.72	Peak	242.00	150	Vertical	Pass
5**	12288.275	38.31	20.12	54.0	-15.69	AV	242.00	150	Vertical	Pass
6	15919.950	55.68	23.64	74.0	-18.32	Peak	182.00	150	Vertical	Pass
6**	15919.950	43.51	23.64	54.0	-10.49	AV	182.00	150	Vertical	Pass

11n20, Band III, 1 GHz to 18 GHz, Low channel, ANT H

No.	Frequency (MHz)	Results (dBuV/m)	Factor (dB)	Limit (dBuV/m)	Over Limit (dB)	Detector	Table (Degree)	Height (cm)	Antenna	Verdict
1	1478.000	36.65	-14.98	74.0	-37.35	Peak	3.00	150	Horizontal	Pass
1**	1478.000	27.06	-14.98	54.0	-26.94	AV	3.00	150	Horizontal	Pass
2	2860.400	42.24	-7.96	74.0	-31.76	Peak	126.00	150	Horizontal	Pass
2**	2860.400	32.12	-7.96	54.0	-21.88	AV	126.00	150	Horizontal	Pass
3	4025.200	46.36	-3.89	74.0	-27.64	Peak	230.00	150	Horizontal	Pass
3**	4025.200	37.52	-3.89	54.0	-16.48	AV	230.00	150	Horizontal	Pass
4	5497.800	104.35	0.57	--	-75.65	Peak	180.00	150	Horizontal	N/A
4**	5497.800	97.16	0.57	--	97.16	AV	180.00	150	Horizontal	N/A
5	11649.450	50.40	20.39	74.0	-23.60	Peak	325.00	150	Horizontal	Pass
5**	11649.450	38.89	20.39	54.0	-15.11	AV	325.00	150	Horizontal	Pass
6	15656.138	55.59	23.48	74.0	-18.41	Peak	43.00	150	Horizontal	Pass
6**	15656.138	43.43	23.48	54.0	-10.57	AV	43.00	150	Horizontal	Pass

11n20, Band III, 1 GHz to 18 GHz, Low channel, ANT V

No.	Frequency (MHz)	Results (dBuV/m)	Factor (dB)	Limit (dBuV/m)	Over Limit (dB)	Detector	Table (Degree)	Height (cm)	Antenna	Verdict
1	1398.700	37.40	-14.91	74.0	-36.60	Peak	220.00	150	Vertical	Pass
1**	1398.700	27.35	-14.91	54.0	-26.65	AV	220.00	150	Vertical	Pass
2	2739.400	42.10	-8.70	74.0	-31.90	Peak	243.00	150	Vertical	Pass
2**	2739.400	32.40	-8.70	54.0	-21.60	AV	243.00	150	Vertical	Pass
3	4181.000	46.83	-3.95	74.0	-27.17	Peak	316.00	150	Vertical	Pass
3**	4181.000	36.04	-3.95	54.0	-17.96	AV	316.00	150	Vertical	Pass
4	5500.000	99.10	0.49	--	22.10	Peak	77.00	150	Vertical	N/A
4**	5500.000	90.60	0.49	--	90.60	AV	77.00	150	Vertical	N/A
5	12534.950	50.10	18.56	74.0	-23.90	Peak	212.00	150	Vertical	Pass
5**	12534.950	37.92	18.56	54.0	-16.08	AV	212.00	150	Vertical	Pass
6	15618.076	54.98	23.46	74.0	-19.02	Peak	197.00	150	Vertical	Pass
6**	15618.076	43.10	23.46	54.0	-10.90	AV	197.00	150	Vertical	Pass

11n20, Band III, 1 GHz to 18 GHz, Middle channel, ANT H

No.	Frequency (MHz)	Results (dBuV/m)	Factor (dB)	Limit (dBuV/m)	Over Limit (dB)	Detector	Table (Degree)	Height (cm)	Antenna	Verdict
1	1449.000	37.19	-14.64	74.0	-36.81	Peak	334.00	150	Horizontal	Pass
1**	1449.000	27.87	-14.64	54.0	-26.13	AV	334.00	150	Horizontal	Pass
2	2881.300	42.38	-8.29	74.0	-31.62	Peak	318.00	150	Horizontal	Pass
2**	2881.300	32.79	-8.29	54.0	-21.21	AV	318.00	150	Horizontal	Pass
3	4048.400	46.14	-3.76	74.0	-27.86	Peak	278.00	150	Horizontal	Pass
3**	4048.400	36.62	-3.76	54.0	-17.38	AV	278.00	150	Horizontal	Pass
4	5581.200	105.10	0.88	--	-72.90	Peak	178.00	150	Horizontal	N/A
4**	5581.200	98.10	0.88	--	98.10	AV	178.00	150	Horizontal	N/A
5	12138.488	51.08	19.83	74.0	-22.92	Peak	165.00	150	Horizontal	Pass
5**	12138.488	37.86	19.83	54.0	-16.14	AV	165.00	150	Horizontal	Pass
6	15963.787	54.97	23.99	74.0	-19.03	Peak	14.00	150	Horizontal	Pass
6**	15963.787	42.38	23.99	54.0	-11.62	AV	14.00	150	Horizontal	Pass

11n20, Band III, 1 GHz to 18 GHz, Middle channel, ANT V

No.	Frequency (MHz)	Results (dBuV/m)	Factor (dB)	Limit (dBuV/m)	Over Limit (dB)	Detector	Table (Degree)	Height (cm)	Antenna	Verdict
1	1385.400	36.70	-14.82	74.0	-37.30	Peak	225.00	150	Vertical	Pass
1**	1385.400	27.53	-14.82	54.0	-26.47	AV	225.00	150	Vertical	Pass
2	2825.900	41.71	-8.37	74.0	-32.29	Peak	12.00	150	Vertical	Pass
2**	2825.900	32.06	-8.37	54.0	-21.94	AV	12.00	150	Vertical	Pass
3	4330.600	47.31	-2.79	74.0	-26.69	Peak	128.00	150	Vertical	Pass
3**	4330.600	38.47	-2.79	54.0	-15.53	AV	128.00	150	Vertical	Pass
4	5581.000	95.09	0.89	--	31.09	Peak	64.00	150	Vertical	N/A
4**	5581.000	89.91	0.89	--	89.91	AV	64.00	150	Vertical	N/A
5	12346.925	50.33	19.73	74.0	-23.67	Peak	344.00	150	Vertical	Pass
5**	12346.925	38.17	19.73	54.0	-15.83	AV	344.00	150	Vertical	Pass
6	15505.724	55.29	23.91	74.0	-18.71	Peak	347.00	150	Vertical	Pass
6**	15505.724	43.89	23.91	54.0	-10.11	AV	347.00	150	Vertical	Pass

11n20, Band III, 1 GHz to 18 GHz, High channel, ANT H

No.	Frequency (MHz)	Results (dBuV/m)	Factor (dB)	Limit (dBuV/m)	Over Limit (dB)	Detector	Table (Degree)	Height (cm)	Antenna	Verdict
1	1547.600	39.01	-17.73	74.0	-34.99	Peak	67.00	150	Horizontal	Pass
1**	1547.600	28.58	-17.73	54.0	-25.42	AV	67.00	150	Horizontal	Pass
2	2779.000	42.82	-11.19	74.0	-31.18	Peak	312.00	150	Horizontal	Pass
2**	2779.000	33.47	-11.19	54.0	-20.53	AV	312.00	150	Horizontal	Pass
3	3770.000	46.48	-6.10	74.0	-27.52	Peak	28.00	150	Horizontal	Pass
3**	3770.000	37.18	-6.10	54.0	-16.82	AV	28.00	150	Horizontal	Pass
4	5701.400	106.94	-3.89	--	-142.06	Peak	249.00	150	Horizontal	N/A
4**	5701.400	99.64	-3.89	--	99.64	AV	249.00	150	Horizontal	N/A
5	12208.349	51.16	2.57	74.0	-22.84	Peak	15.00	150	Horizontal	Pass
5**	12208.349	42.33	2.57	54.0	-11.67	AV	15.00	150	Horizontal	Pass
6	16082.962	52.43	6.88	74.0	-21.57	Peak	231.00	150	Horizontal	Pass
6**	16082.962	47.04	6.88	54.0	-6.96	AV	231.00	150	Horizontal	Pass

11n20, Band III, 1 GHz to 18 GHz, High channel, ANT V

No.	Frequency (MHz)	Results (dBuV/m)	Factor (dB)	Limit (dBuV/m)	Over Limit (dB)	Detector	Table (Degree)	Height (cm)	Antenna	Verdict
1	1369.300	37.46	-17.59	74.0	-36.54	Peak	352.00	150	Vertical	Pass
1**	1369.300	28.07	-17.59	54.0	-25.93	AV	352.00	150	Vertical	Pass
2	2768.200	42.99	-11.22	74.0	-31.01	Peak	285.00	150	Vertical	Pass
2**	2768.200	33.17	-11.22	54.0	-20.83	AV	285.00	150	Vertical	Pass
3	4870.400	49.37	-3.61	74.0	-24.63	Peak	68.00	150	Vertical	Pass
3**	4870.400	40.30	-3.61	54.0	-13.70	AV	68.00	150	Vertical	Pass
4	5699.000	97.77	-3.93	--	-230.23	Peak	328.00	150	Vertical	N/A
4**	5699.000	90.16	-3.93	--	90.16	AV	328.00	150	Vertical	N/A
5	11722.474	51.16	1.96	74.0	-22.84	Peak	171.00	150	Vertical	Pass
5**	11722.474	41.74	1.96	54.0	-12.26	AV	171.00	150	Vertical	Pass
6	16098.975	52.19	6.89	74.0	-21.81	Peak	191.00	150	Vertical	Pass
6**	16098.975	47.25	6.89	54.0	-6.75	AV	191.00	150	Vertical	Pass

11n40, Band III, 1 GHz to 18 GHz, Low channel, ANT H

No.	Frequency (MHz)	Results (dBuV/m)	Factor (dB)	Limit (dBuV/m)	Over Limit (dB)	Detector	Table (Degree)	Height (cm)	Antenna	Verdict
1	1122.200	37.61	-18.28	74.0	-36.39	Peak	113.00	150	Horizontal	Pass
1**	1122.200	27.10	-18.28	54.0	-26.90	AV	113.00	150	Horizontal	Pass
2	2810.300	44.06	-10.84	74.0	-29.94	Peak	360.00	150	Horizontal	Pass
2**	2810.300	33.38	-10.84	54.0	-20.62	AV	360.00	150	Horizontal	Pass
3	4585.000	49.69	-4.28	74.0	-24.31	Peak	28.00	150	Horizontal	Pass
3**	4585.000	39.25	-4.28	54.0	-14.75	AV	28.00	150	Horizontal	Pass
4	5497.400	107.06	-2.80	--	-131.94	Peak	239.00	150	Horizontal	N/A
4**	5497.400	99.63	-2.80	--	99.63	AV	239.00	150	Horizontal	N/A
5	11606.612	50.83	2.08	74.0	-23.17	Peak	65.00	150	Horizontal	Pass
5**	11606.612	41.92	2.08	54.0	-12.08	AV	65.00	150	Horizontal	Pass
6	16087.425	53.18	6.89	74.0	-20.82	Peak	294.00	150	Horizontal	Pass
6**	16087.425	47.15	6.89	54.0	-6.85	AV	294.00	150	Horizontal	Pass

11n40, Band III, 1 GHz to 18 GHz, Low channel, ANT V

No.	Frequency (MHz)	Results (dBuV/m)	Factor (dB)	Limit (dBuV/m)	Over Limit (dB)	Detector	Table (Degree)	Height (cm)	Antenna	Verdict
1	1502.100	37.79	-17.69	74.0	-36.21	Peak	353.00	150	Vertical	Pass
1**	1502.100	28.29	-17.69	54.0	-25.71	AV	353.00	150	Vertical	Pass
2	2356.900	42.21	-12.94	74.0	-31.79	Peak	115.00	150	Vertical	Pass
2**	2356.900	31.87	-12.94	54.0	-22.13	AV	115.00	150	Vertical	Pass
3	4187.200	47.88	-5.18	74.0	-26.12	Peak	291.00	150	Vertical	Pass
3**	4187.200	38.40	-5.18	54.0	-15.60	AV	291.00	150	Vertical	Pass
4	5497.800	100.44	-2.81	--	-88.56	Peak	189.00	150	Vertical	Pass
4**	5497.800	93.11	-2.81	--	93.11	AV	189.00	150	Vertical	N/A
5	11599.425	50.87	2.00	74.0	-23.13	Peak	70.00	150	Vertical	Pass
5**	11599.425	41.58	2.00	54.0	-12.42	AV	70.00	150	Vertical	Pass
6	16088.475	53.68	6.89	74.0	-20.32	Peak	135.00	150	Vertical	Pass
6**	16088.475	47.35	6.89	54.0	-6.65	AV	135.00	150	Vertical	Pass

11n40, Band III, 1 GHz to 18 GHz, Middle channel, ANT H

No.	Frequency (MHz)	Results (dBuV/m)	Factor (dB)	Limit (dBuV/m)	Over Limit (dB)	Detector	Table (Degree)	Height (cm)	Antenna	Verdict
1	1400.700	38.56	-17.52	74.0	-35.44	Peak	95.00	150	Horizontal	Pass
1**	1400.700	28.65	-17.52	54.0	-25.35	AV	95.00	150	Horizontal	Pass
2	2762.600	43.12	-11.12	74.0	-30.88	Peak	258.00	150	Horizontal	Pass
2**	2762.600	33.11	-11.12	54.0	-20.89	AV	258.00	150	Horizontal	Pass
3	4666.800	49.09	-4.44	74.0	-24.91	Peak	341.00	150	Horizontal	Pass
3**	4666.800	39.08	-4.44	54.0	-14.92	AV	341.00	150	Horizontal	Pass
4	5583.400	106.72	-3.26	--	-132.28	Peak	239.00	150	Horizontal	N/A
4**	5583.400	98.96	-3.26	--	98.96	AV	239.00	150	Horizontal	N/A
5	11711.838	51.74	2.12	74.0	-22.26	Peak	140.00	150	Horizontal	Pass
5**	11711.838	41.75	2.12	54.0	-12.25	AV	140.00	150	Horizontal	Pass
6	16091.099	54.27	6.89	74.0	-19.73	Peak	103.00	150	Horizontal	Pass
6**	16091.099	47.38	6.89	54.0	-6.62	AV	103.00	150	Horizontal	Pass

11n40, Band III, 1 GHz to 18 GHz, Middle channel, ANT V

No.	Frequency (MHz)	Results (dBuV/m)	Factor (dB)	Limit (dBuV/m)	Over Limit (dB)	Detector	Table (Degree)	Height (cm)	Antenna	Verdict
1	1465.000	38.83	-17.71	74.0	-35.17	Peak	0.00	150	Vertical	Pass
1**	1465.000	28.41	-17.71	54.0	-25.59	AV	0.00	150	Vertical	Pass
2	2821.700	42.52	-10.54	74.0	-31.48	Peak	360.00	150	Vertical	Pass
2**	2821.700	33.57	-10.54	54.0	-20.43	AV	360.00	150	Vertical	Pass
3	4842.800	49.12	-3.53	74.0	-24.88	Peak	1.00	150	Vertical	Pass
3**	4842.800	39.72	-3.53	54.0	-14.28	AV	1.00	150	Vertical	Pass
4	5581.400	97.90	-3.24	--	-48.10	Peak	146.00	150	Vertical	N/A
4**	5581.400	90.60	-3.24	--	90.60	AV	146.00	150	Vertical	N/A
5	11685.387	51.56	2.42	74.0	-22.44	Peak	223.00	150	Vertical	Pass
5**	11685.387	42.31	2.42	54.0	-11.69	AV	223.00	150	Vertical	Pass
6	16083.488	52.47	6.88	74.0	-21.53	Peak	208.00	150	Vertical	Pass
6**	16083.488	47.36	6.88	54.0	-6.64	AV	208.00	150	Vertical	Pass

11n40, Band III, 1 GHz to 18 GHz, High channel, ANT H

No.	Frequency (MHz)	Results (dBuV/m)	Factor (dB)	Limit (dBuV/m)	Over Limit (dB)	Detector	Table (Degree)	Height (cm)	Antenna	Verdict
1	1361.600	38.22	-17.58	74.0	-35.78	Peak	344.00	150	Horizontal	Pass
1**	1361.600	28.00	-17.58	54.0	-26.00	AV	344.00	150	Horizontal	Pass
2	2231.600	41.95	-13.35	74.0	-32.05	Peak	38.00	150	Horizontal	Pass
2**	2231.600	32.24	-13.35	54.0	-21.76	AV	38.00	150	Horizontal	Pass
3	4846.800	49.51	-3.45	74.0	-24.49	Peak	321.00	150	Horizontal	Pass
3**	4846.800	40.53	-3.45	54.0	-13.47	AV	321.00	150	Horizontal	Pass
4	5656.800	106.55	-3.34	--	-143.45	Peak	250.00	150	Horizontal	N/A
4**	5656.800	98.56	-3.34	--	98.56	AV	250.00	150	Horizontal	N/A
5	11643.125	50.83	2.48	74.0	-23.17	Peak	300.00	150	Horizontal	Pass
5**	11643.125	41.97	2.48	54.0	-12.03	AV	300.00	150	Horizontal	Pass
6	16086.638	52.25	6.88	74.0	-21.75	Peak	0.00	150	Horizontal	Pass
6**	16086.638	47.43	6.88	54.0	-6.57	AV	0.00	150	Horizontal	Pass

11n40, Band III, 1 GHz to 18 GHz, High channel, ANT V

No.	Frequency (MHz)	Results (dBuV/m)	Factor (dB)	Limit (dBuV/m)	Over Limit (dB)	Detector	Table (Degree)	Height (cm)	Antenna	Verdict
1	1375.800	37.72	-17.57	74.0	-36.28	Peak	350.00	150	Vertical	Pass
1**	1375.800	28.82	-17.57	54.0	-25.18	AV	350.00	150	Vertical	Pass
2	2787.400	42.65	-11.07	74.0	-31.35	Peak	278.00	150	Vertical	Pass
2**	2787.400	33.75	-11.07	54.0	-20.25	AV	278.00	150	Vertical	Pass
3	4831.600	49.73	-3.59	74.0	-24.27	Peak	360.00	150	Vertical	Pass
3**	4831.600	39.88	-3.59	54.0	-14.12	AV	360.00	150	Vertical	Pass
4	5661.600	96.48	-3.45	--	-41.52	Peak	138.00	150	Vertical	Pass
4**	5661.600	88.68	-3.45	--	88.68	AV	138.00	150	Vertical	N/A
5	11656.637	51.28	2.53	74.0	-22.72	Peak	168.00	150	Vertical	Pass
5**	11656.637	42.42	2.53	54.0	-11.58	AV	168.00	150	Vertical	Pass
6	16026.526	51.78	6.58	74.0	-22.22	Peak	71.00	150	Vertical	Pass
6**	16026.526	46.98	6.58	54.0	-7.02	AV	71.00	150	Vertical	Pass

11ac20, Band III, 1 GHz to 18 GHz, Low channel, ANT H

No.	Frequency (MHz)	Results (dBuV/m)	Factor (dB)	Limit (dBuV/m)	Over Limit (dB)	Detector	Table (Degree)	Height (cm)	Antenna	Verdict
1	1392.100	38.23	-17.48	74.0	-35.77	Peak	303.00	150	Horizontal	Pass
1**	1392.100	28.62	-17.48	54.0	-25.38	AV	303.00	150	Horizontal	Pass
2	2761.000	42.88	-11.11	74.0	-31.12	Peak	303.00	150	Horizontal	Pass
2**	2761.000	33.71	-11.11	54.0	-20.29	AV	303.00	150	Horizontal	Pass
3	4825.000	49.14	-3.64	74.0	-24.86	Peak	360.00	150	Horizontal	Pass
3**	4825.000	40.37	-3.64	54.0	-13.63	AV	360.00	150	Horizontal	Pass
4	5497.600	107.73	-2.80	--	-133.27	Peak	241.00	150	Horizontal	N/A
4**	5497.600	99.95	-2.80	--	99.95	AV	241.00	150	Horizontal	N/A
5	11633.350	50.73	2.37	74.0	-23.27	Peak	360.00	150	Horizontal	Pass
5**	11633.350	41.81	2.37	54.0	-12.19	AV	360.00	150	Horizontal	Pass
6	15635.925	50.90	5.26	74.0	-23.10	Peak	245.00	150	Horizontal	Pass
6**	15635.925	46.22	5.26	54.0	-7.78	AV	245.00	150	Horizontal	Pass

11ac20, Band III, 1 GHz to 18 GHz, Low channel, ANT V

No.	Frequency (MHz)	Results (dBuV/m)	Factor (dB)	Limit (dBuV/m)	Over Limit (dB)	Detector	Table (Degree)	Height (cm)	Antenna	Verdict
1	1332.600	37.51	-17.75	74.0	-36.49	Peak	320.00	150	Vertical	Pass
1**	1332.600	28.34	-17.75	54.0	-25.66	AV	320.00	150	Vertical	Pass
2	2733.800	42.66	-10.77	74.0	-31.34	Peak	164.00	150	Vertical	Pass
2**	2733.800	33.33	-10.77	54.0	-20.67	AV	164.00	150	Vertical	Pass
3	4167.000	48.27	-4.92	74.0	-25.73	Peak	162.00	150	Vertical	Pass
3**	4167.000	37.39	-4.92	54.0	-16.61	AV	162.00	150	Vertical	Pass
4	5502.600	102.03	-2.91	--	-83.97	Peak	186.00	150	Vertical	N/A
4**	5502.600	94.17	-2.91	--	94.17	AV	186.00	150	Vertical	N/A
5	11641.400	51.08	2.46	74.0	-22.92	Peak	231.00	150	Vertical	Pass
5**	11641.400	42.07	2.46	54.0	-11.93	AV	231.00	150	Vertical	Pass
6	16133.625	53.17	6.74	74.0	-20.83	Peak	358.00	150	Vertical	Pass
6**	16133.625	47.18	6.74	54.0	-6.82	AV	358.00	150	Vertical	Pass

11ac20, Band III, 1 GHz to 18 GHz, Middle channel, ANT H

No.	Frequency (MHz)	Results (dBuV/m)	Factor (dB)	Limit (dBuV/m)	Over Limit (dB)	Detector	Table (Degree)	Height (cm)	Antenna	Verdict
1	1461.100	37.95	-17.70	74.0	-36.05	Peak	37.00	150	Horizontal	Pass
1**	1461.100	28.67	-17.70	54.0	-25.33	AV	37.00	150	Horizontal	Pass
2	2722.700	43.18	-10.92	74.0	-30.82	Peak	178.00	150	Horizontal	Pass
2**	2722.700	33.14	-10.92	54.0	-20.86	AV	178.00	150	Horizontal	Pass
3	3760.000	46.06	-6.66	74.0	-27.94	Peak	201.00	150	Horizontal	Pass
3**	3760.000	36.38	-6.66	54.0	-17.62	AV	201.00	150	Horizontal	Pass
4	5582.400	108.40	-3.25	--	-125.60	Peak	234.00	150	Horizontal	N/A
4**	5582.400	100.36	-3.25	--	100.36	AV	234.00	150	Horizontal	N/A
5	11597.987	51.97	1.98	74.0	-22.03	Peak	313.00	150	Horizontal	Pass
5**	11597.987	41.31	1.98	54.0	-12.69	AV	313.00	150	Horizontal	Pass
6	16098.187	53.41	6.89	74.0	-20.59	Peak	287.00	150	Horizontal	Pass
6**	16098.187	47.92	6.89	54.0	-6.08	AV	287.00	150	Horizontal	Pass

11ac20, Band III, 1 GHz to 18 GHz, Middle channel, ANT V

No.	Frequency (MHz)	Results (dBuV/m)	Factor (dB)	Limit (dBuV/m)	Over Limit (dB)	Detector	Table (Degree)	Height (cm)	Antenna	Verdict
1	1577.100	37.97	-17.51	74.0	-36.03	Peak	282.00	150	Vertical	Pass
1**	1577.100	28.49	-17.51	54.0	-25.51	AV	282.00	150	Vertical	Pass
2	2760.300	42.76	-11.09	74.0	-31.24	Peak	0.00	150	Vertical	Pass
2**	2760.300	33.22	-11.09	54.0	-20.78	AV	0.00	150	Vertical	Pass
3	4813.600	49.76	-3.58	74.0	-24.24	Peak	232.00	150	Vertical	Pass
3**	4813.600	39.76	-3.58	54.0	-14.24	AV	232.00	150	Vertical	Pass
4	5581.000	99.45	-3.23	--	-44.55	Peak	144.00	150	Vertical	N/A
4**	5581.000	92.03	-3.23	--	92.03	AV	144.00	150	Vertical	N/A
5	11636.513	51.02	2.41	74.0	-22.98	Peak	344.00	150	Vertical	Pass
5**	11636.513	42.26	2.41	54.0	-11.74	AV	344.00	150	Vertical	Pass
6	16085.850	54.04	6.88	74.0	-19.96	Peak	208.00	150	Vertical	Pass
6**	16085.850	47.31	6.88	54.0	-6.69	AV	208.00	150	Vertical	Pass

11ac20, Band III, 1 GHz to 18 GHz, High channel, ANT H

No.	Frequency (MHz)	Results (dBuV/m)	Factor (dB)	Limit (dBuV/m)	Over Limit (dB)	Detector	Table (Degree)	Height (cm)	Antenna	Verdict
1	1073.900	37.41	-18.74	74.0	-36.59	Peak	238.00	150	Horizontal	Pass
1**	1073.900	26.69	-18.74	54.0	-27.31	AV	238.00	150	Horizontal	Pass
2	2848.500	43.08	-10.77	74.0	-30.92	Peak	11.00	150	Horizontal	Pass
2**	2848.500	33.57	-10.77	54.0	-20.43	AV	11.00	150	Horizontal	Pass
3	3966.000	46.92	-5.29	74.0	-27.08	Peak	318.00	150	Horizontal	Pass
3**	3966.000	37.74	-5.29	54.0	-16.26	AV	318.00	150	Horizontal	Pass
4	5698.800	106.79	-3.93	--	-151.21	Peak	258.00	150	Horizontal	N/A
4**	5698.800	100.22	-3.93	--	100.22	AV	258.00	150	Horizontal	N/A
5	11712.125	50.93	2.12	74.0	-23.07	Peak	310.00	150	Horizontal	Pass
5**	11712.125	41.98	2.12	54.0	-12.02	AV	310.00	150	Horizontal	Pass
6	16082.700	52.56	6.88	74.0	-21.44	Peak	215.00	150	Horizontal	Pass
6**	16082.700	47.26	6.88	54.0	-6.74	AV	215.00	150	Horizontal	Pass

11ac20, Band III, 1 GHz to 18 GHz, High channel, ANT V

No.	Frequency (MHz)	Results (dBuV/m)	Factor (dB)	Limit (dBuV/m)	Over Limit (dB)	Detector	Table (Degree)	Height (cm)	Antenna	Verdict
1	1571.800	37.95	-17.58	74.0	-36.05	Peak	284.00	150	Vertical	Pass
1**	1571.800	28.23	-17.58	54.0	-25.77	AV	284.00	150	Vertical	Pass
2	2818.400	43.19	-10.61	74.0	-30.81	Peak	36.00	150	Vertical	Pass
2**	2818.400	33.97	-10.61	54.0	-20.03	AV	36.00	150	Vertical	Pass
3	4000.000	46.95	-5.64	74.0	-27.05	Peak	350.00	150	Vertical	Pass
3**	4000.000	36.54	-5.64	54.0	-17.46	AV	350.00	150	Vertical	Pass
4	5702.000	97.69	-3.89	--	-232.31	Peak	330.00	150	Vertical	N/A
4**	5702.000	90.66	-3.89	--	90.66	AV	330.00	150	Vertical	N/A
5	12201.162	51.55	2.56	74.0	-22.45	Peak	55.00	150	Vertical	Pass
5**	12201.162	42.05	2.56	54.0	-11.95	AV	55.00	150	Vertical	Pass
6	15701.550	52.30	5.26	74.0	-21.70	Peak	161.00	150	Vertical	Pass
6**	15701.550	45.99	5.26	54.0	-8.01	AV	161.00	150	Vertical	Pass

11ac40, Band III, 1 GHz to 18 GHz, Low channel, ANT H

No.	Frequency (MHz)	Results (dBuV/m)	Factor (dB)	Limit (dBuV/m)	Over Limit (dB)	Detector	Table (Degree)	Height (cm)	Antenna	Verdict
1	1559.300	38.79	-17.64	74.0	-35.21	Peak	0.00	150	Horizontal	Pass
1**	1559.300	28.31	-17.64	54.0	-25.69	AV	0.00	150	Horizontal	Pass
2	2828.100	43.39	-10.59	74.0	-30.61	Peak	243.00	150	Horizontal	Pass
2**	2828.100	33.65	-10.59	54.0	-20.35	AV	243.00	150	Horizontal	Pass
3	5034.600	49.61	-3.04	74.0	-24.39	Peak	190.00	150	Horizontal	Pass
3**	5034.600	40.37	-3.04	54.0	-13.63	AV	190.00	150	Horizontal	Pass
4	5500.400	107.12	-2.84	--	-144.88	Peak	252.00	150	Horizontal	N/A
4**	5500.400	99.25	-2.84	--	99.25	AV	252.00	150	Horizontal	N/A
5	11643.987	51.25	2.49	74.0	-22.75	Peak	93.00	150	Horizontal	Pass
5**	11643.987	42.87	2.49	54.0	-11.13	AV	93.00	150	Horizontal	Pass
6	16179.826	52.70	6.27	74.0	-21.30	Peak	287.00	150	Horizontal	Pass
6**	16179.826	47.75	6.27	54.0	-6.25	AV	287.00	150	Horizontal	Pass

11ac40, Band III, 1 GHz to 18 GHz, Low channel, ANT V

No.	Frequency (MHz)	Results (dBuV/m)	Factor (dB)	Limit (dBuV/m)	Over Limit (dB)	Detector	Table (Degree)	Height (cm)	Antenna	Verdict
1	1568.400	38.51	-17.58	74.0	-35.49	Peak	320.00	150	Vertical	Pass
1**	1568.400	28.24	-17.58	54.0	-25.76	AV	320.00	150	Vertical	Pass
2	2733.400	43.17	-10.76	74.0	-30.83	Peak	0.00	150	Vertical	Pass
2**	2733.400	34.12	-10.76	54.0	-19.88	AV	0.00	150	Vertical	Pass
3	4885.000	50.24	-3.64	74.0	-23.76	Peak	121.00	150	Vertical	Pass
3**	4885.000	40.01	-3.64	54.0	-13.99	AV	121.00	150	Vertical	Pass
4	5498.400	100.43	-2.82	--	-85.57	Peak	186.00	150	Vertical	N/A
4**	5498.400	93.43	-2.82	--	93.43	AV	186.00	150	Vertical	N/A
5	12301.787	51.66	2.29	74.0	-22.34	Peak	221.00	150	Vertical	Pass
5**	12301.787	41.16	2.29	54.0	-12.84	AV	221.00	150	Vertical	Pass
6	16091.362	52.81	6.89	74.0	-21.19	Peak	31.00	150	Vertical	Pass
6**	16091.362	46.93	6.89	54.0	-7.07	AV	31.00	150	Vertical	Pass

11ac40, Band III, 1 GHz to 18 GHz, Middle channel, ANT H

No.	Frequency (MHz)	Results (dBuV/m)	Factor (dB)	Limit (dBuV/m)	Over Limit (dB)	Detector	Table (Degree)	Height (cm)	Antenna	Verdict
1	1152.900	37.30	-18.36	74.0	-36.70	Peak	84.00	150	Horizontal	Pass
1**	1152.900	27.60	-18.36	54.0	-26.40	AV	84.00	150	Horizontal	Pass
2	2722.600	42.61	-10.93	74.0	-31.39	Peak	170.00	150	Horizontal	Pass
2**	2722.600	33.04	-10.93	54.0	-20.96	AV	170.00	150	Horizontal	Pass
3	4177.400	48.54	-4.89	74.0	-25.46	Peak	54.00	150	Horizontal	Pass
3**	4177.400	38.07	-4.89	54.0	-15.93	AV	54.00	150	Horizontal	Pass
4	5578.600	107.51	-3.15	--	-143.49	Peak	251.00	150	Horizontal	N/A
4**	5578.600	99.92	-3.15	--	99.92	AV	251.00	150	Horizontal	N/A
5	12261.826	52.43	2.56	74.0	-21.57	Peak	0.00	150	Horizontal	Pass
5**	12261.826	42.59	2.56	54.0	-11.41	AV	0.00	150	Horizontal	Pass
6	16005.262	52.66	6.47	74.0	-21.34	Peak	66.00	150	Horizontal	Pass
6**	16005.262	47.34	6.47	54.0	-6.66	AV	66.00	150	Horizontal	Pass

11ac40, Band III, 1 GHz to 18 GHz, Middle channel, ANT V

No.	Frequency (MHz)	Results (dBuV/m)	Factor (dB)	Limit (dBuV/m)	Over Limit (dB)	Detector	Table (Degree)	Height (cm)	Antenna	Verdict
1	1073.100	36.73	-18.76	74.0	-37.27	Peak	169.00	150	Vertical	Pass
1**	1073.100	26.64	-18.76	54.0	-27.36	AV	169.00	150	Vertical	Pass
2	2722.600	43.08	-10.93	74.0	-30.92	Peak	8.00	150	Vertical	Pass
2**	2722.600	32.95	-10.93	54.0	-21.05	AV	8.00	150	Vertical	Pass
3	4189.800	47.77	-5.27	74.0	-26.23	Peak	141.00	150	Vertical	Pass
3**	4189.800	36.97	-5.27	54.0	-17.03	AV	141.00	150	Vertical	Pass
4	5581.600	98.40	-3.24	--	-42.60	Peak	141.00	150	Vertical	N/A
4**	5581.600	90.60	-3.24	--	90.60	AV	141.00	150	Vertical	N/A
5	11628.463	51.15	2.32	74.0	-22.85	Peak	147.00	150	Vertical	Pass
5**	11628.463	41.55	2.32	54.0	-12.45	AV	147.00	150	Vertical	Pass
6	16081.912	51.96	6.88	74.0	-22.04	Peak	281.00	150	Vertical	Pass
6**	16081.912	47.55	6.88	54.0	-6.45	AV	281.00	150	Vertical	Pass

11ac40, Band III, 1 GHz to 18 GHz, High channel, ANT H

No.	Frequency (MHz)	Results (dBuV/m)	Factor (dB)	Limit (dBuV/m)	Over Limit (dB)	Detector	Table (Degree)	Height (cm)	Antenna	Verdict
1	1509.500	37.94	-17.81	74.0	-36.06	Peak	8.00	150	Horizontal	Pass
1**	1509.500	28.71	-17.81	54.0	-25.29	AV	8.00	150	Horizontal	Pass
2	2762.300	43.48	-11.11	74.0	-30.52	Peak	337.00	150	Horizontal	Pass
2**	2762.300	33.54	-11.11	54.0	-20.46	AV	337.00	150	Horizontal	Pass
3	4176.200	47.69	-4.86	74.0	-26.31	Peak	1.00	150	Horizontal	Pass
3**	4176.200	38.26	-4.86	54.0	-15.74	AV	1.00	150	Horizontal	Pass
4	5656.200	106.28	-3.33	--	-143.72	Peak	250.00	150	Horizontal	N/A
4**	5656.200	98.52	-3.33	--	98.52	AV	250.00	150	Horizontal	N/A
5	11728.224	51.35	1.87	74.0	-22.65	Peak	7.00	150	Horizontal	Pass
5**	11728.224	41.80	1.87	54.0	-12.20	AV	7.00	150	Horizontal	Pass
6	16087.162	53.65	6.89	74.0	-20.35	Peak	174.00	150	Horizontal	Pass
6**	16087.162	46.95	6.89	54.0	-7.05	AV	174.00	150	Horizontal	Pass

11ac40, Band III, 1 GHz to 18 GHz, High channel, ANT V

No.	Frequency (MHz)	Results (dBuV/m)	Factor (dB)	Limit (dBuV/m)	Over Limit (dB)	Detector	Table (Degree)	Height (cm)	Antenna	Verdict
1	1048.900	37.24	-18.45	74.0	-36.76	Peak	91.00	150	Vertical	Pass
1**	1048.900	27.80	-18.45	54.0	-26.20	AV	91.00	150	Vertical	Pass
2	2812.700	43.37	-10.82	74.0	-30.63	Peak	213.00	150	Vertical	Pass
2**	2812.700	34.78	-10.82	54.0	-19.22	AV	213.00	150	Vertical	Pass
3	4776.200	49.95	-3.85	74.0	-24.05	Peak	118.00	150	Vertical	Pass
3**	4776.200	39.26	-3.85	54.0	-14.74	AV	118.00	150	Vertical	Pass
4	5659.000	96.46	-3.46	--	3.46	Peak	93.00	150	Vertical	N/A
4**	5659.000	88.90	-3.46	--	88.90	AV	93.00	150	Vertical	N/A
5	11637.088	51.24	2.41	74.0	-22.76	Peak	85.00	150	Vertical	Pass
5**	11637.088	42.20	2.41	54.0	-11.80	AV	85.00	150	Vertical	Pass
6	16195.838	51.31	6.06	74.0	-22.69	Peak	284.00	150	Vertical	Pass
6**	16195.838	47.36	6.06	54.0	-6.64	AV	284.00	150	Vertical	Pass

11ac80, Band III, 1 GHz to 18 GHz, Middle channel, ANT H

No.	Frequency (MHz)	Results (dBuV/m)	Factor (dB)	Limit (dBuV/m)	Over Limit (dB)	Detector	Table (Degree)	Height (cm)	Antenna	Verdict
1	1553.400	37.30	-17.71	74.0	-36.70	Peak	230.00	150	Horizontal	Pass
1**	1553.400	28.80	-17.71	54.0	-25.20	AV	230.00	150	Horizontal	Pass
2	2802.200	42.77	-11.10	74.0	-31.23	Peak	30.00	150	Horizontal	Pass
2**	2802.200	32.91	-11.10	54.0	-21.09	AV	30.00	150	Horizontal	Pass
3	4840.200	49.00	-3.51	74.0	-25.00	Peak	284.00	150	Horizontal	Pass
3**	4840.200	39.81	-3.51	54.0	-14.19	AV	284.00	150	Horizontal	Pass
4	5498.800	107.52	-2.82	--	-135.48	Peak	243.00	150	Horizontal	N/A
4**	5498.800	99.63	-2.82	--	99.63	AV	243.00	150	Horizontal	N/A
5	11617.537	51.85	2.20	74.0	-22.15	Peak	0.00	150	Horizontal	Pass
5**	11617.537	41.83	2.20	54.0	-12.17	AV	0.00	150	Horizontal	Pass
6	16081.125	53.62	6.88	74.0	-20.38	Peak	266.00	150	Horizontal	Pass
6**	16081.125	47.21	6.88	54.0	-6.79	AV	266.00	150	Horizontal	Pass

11ac80, Band III, 1 GHz to 18 GHz, Middle channel, ANT V

No.	Frequency (MHz)	Results (dBuV/m)	Factor (dB)	Limit (dBuV/m)	Over Limit (dB)	Detector	Table (Degree)	Height (cm)	Antenna	Verdict
1	1536.600	38.73	-17.65	74.0	-35.27	Peak	295.00	150	Vertical	Pass
1**	1536.600	29.94	-17.65	54.0	-24.06	AV	295.00	150	Vertical	Pass
2	2807.200	43.07	-10.94	74.0	-30.93	Peak	80.00	150	Vertical	Pass
2**	2807.200	33.30	-10.94	54.0	-20.70	AV	80.00	150	Vertical	Pass
3	4785.400	49.70	-3.67	74.0	-24.30	Peak	301.00	150	Vertical	Pass
3**	4785.400	40.53	-3.67	54.0	-13.47	AV	301.00	150	Vertical	Pass
4	5497.400	101.27	-2.80	--	-93.73	Peak	195.00	150	Vertical	N/A
4**	5497.400	94.35	-2.80	--	94.35	AV	195.00	150	Vertical	N/A
5	12243.425	51.68	2.65	74.0	-22.32	Peak	46.00	150	Vertical	Pass
5**	12243.425	42.03	2.65	54.0	-11.97	AV	46.00	150	Vertical	Pass
6	15917.325	49.73	5.40	74.0	-24.27	Peak	271.00	150	Vertical	Pass
6**	15917.325	44.00	5.40	54.0	-10.00	AV	271.00	150	Vertical	Pass

11a, Band IV, 1 GHz to 18 GHz, Low channel, ANT H

No.	Frequency (MHz)	Results (dBuV/m)	Factor (dB)	Limit (dBuV/m)	Over Limit (dB)	Detector	Table (Degree)	Height (cm)	Antenna	Verdict
1	1560.700	38.77	-17.63	74.0	-35.23	Peak	0.00	150	Horizontal	Pass
1**	1560.700	28.88	-17.63	54.0	-25.12	AV	0.00	150	Horizontal	Pass
2	2768.000	43.50	-11.23	74.0	-30.50	Peak	130.00	150	Horizontal	Pass
2**	2768.000	33.26	-11.23	54.0	-20.74	AV	130.00	150	Horizontal	Pass
3	4031.600	47.44	-5.38	74.0	-26.56	Peak	99.00	150	Horizontal	Pass
3**	4031.600	37.45	-5.38	54.0	-16.55	AV	99.00	150	Horizontal	Pass
4	5743.800	106.64	-3.59	--	-135.36	Peak	242.00	150	Horizontal	N/A
4**	5743.800	99.42	-3.59	--	99.42	AV	242.00	150	Horizontal	N/A
5	11664.400	50.83	2.50	74.0	-23.17	Peak	110.00	150	Horizontal	Pass
5**	11664.400	41.84	2.50	54.0	-12.16	AV	110.00	150	Horizontal	Pass
6	16019.963	53.05	6.54	74.0	-20.95	Peak	70.00	150	Horizontal	Pass
6**	16019.963	47.20	6.54	54.0	-6.80	AV	70.00	150	Horizontal	Pass

11a, Band IV, 1 GHz to 18 GHz, Low channel, ANT V

No.	Frequency (MHz)	Results (dBuV/m)	Factor (dB)	Limit (dBuV/m)	Over Limit (dB)	Detector	Table (Degree)	Height (cm)	Antenna	Verdict
1	1515.600	38.19	-17.76	74.0	-35.81	Peak	360.00	150	Vertical	Pass
1**	1515.600	28.48	-17.76	54.0	-25.52	AV	360.00	150	Vertical	Pass
2	2755.500	43.02	-10.88	74.0	-30.98	Peak	311.00	150	Vertical	Pass
2**	2755.500	33.63	-10.88	54.0	-20.37	AV	311.00	150	Vertical	Pass
3	4891.600	50.03	-3.68	74.0	-23.97	Peak	208.00	150	Vertical	Pass
3**	4891.600	40.53	-3.68	54.0	-13.47	AV	208.00	150	Vertical	Pass
4	5744.000	98.07	-3.59	--	-38.93	Peak	137.00	150	Vertical	N/A
4**	5744.000	90.78	-3.59	--	90.78	AV	137.00	150	Vertical	N/A
5	11643.125	50.92	2.48	74.0	-23.08	Peak	314.00	150	Vertical	Pass
5**	11643.125	41.39	2.48	54.0	-12.61	AV	314.00	150	Vertical	Pass
6	16092.151	52.14	6.89	74.0	-21.86	Peak	156.00	150	Vertical	Pass
6**	16092.151	47.12	6.89	54.0	-6.88	AV	156.00	150	Vertical	Pass

11a, Band IV, 1 GHz to 18 GHz, Middle channel, ANT H

No.	Frequency (MHz)	Results (dBuV/m)	Factor (dB)	Limit (dBuV/m)	Over Limit (dB)	Detector	Table (Degree)	Height (cm)	Antenna	Verdict
1	1559.700	38.51	-17.61	74.0	-35.49	Peak	97.00	150	Horizontal	Pass
1**	1559.700	28.64	-17.61	54.0	-25.36	AV	97.00	150	Horizontal	Pass
2	2814.000	42.82	-10.80	74.0	-31.18	Peak	299.00	150	Horizontal	Pass
2**	2814.000	33.99	-10.80	54.0	-20.01	AV	299.00	150	Horizontal	Pass
3	4841.800	49.59	-3.52	74.0	-24.41	Peak	280.00	150	Horizontal	Pass
3**	4841.800	39.99	-3.52	54.0	-14.01	AV	280.00	150	Horizontal	Pass
4	5786.200	107.27	-3.00	--	-140.73	Peak	248.00	150	Horizontal	N/A
4**	5786.200	100.47	-3.00	--	100.47	AV	248.00	150	Horizontal	N/A
5	11691.713	51.84	2.37	74.0	-22.16	Peak	273.00	150	Horizontal	Pass
5**	11691.713	42.62	2.37	54.0	-11.38	AV	273.00	150	Horizontal	Pass
6	16136.250	52.39	6.73	74.0	-21.61	Peak	155.00	150	Horizontal	Pass
6**	16136.250	47.18	6.73	54.0	-6.82	AV	155.00	150	Horizontal	Pass

11a, Band IV, 1 GHz to 18 GHz, Middle channel, ANT V

No.	Frequency (MHz)	Results (dBuV/m)	Factor (dB)	Limit (dBuV/m)	Over Limit (dB)	Detector	Table (Degree)	Height (cm)	Antenna	Verdict
1	1558.800	37.93	-17.66	74.0	-36.07	Peak	183.00	150	Vertical	Pass
1**	1558.800	29.26	-17.66	54.0	-24.74	AV	183.00	150	Vertical	Pass
2	2742.500	42.79	-10.68	74.0	-31.21	Peak	296.00	150	Vertical	Pass
2**	2742.500	33.15	-10.68	54.0	-20.85	AV	296.00	150	Vertical	Pass
3	4858.600	49.21	-3.52	74.0	-24.79	Peak	290.00	150	Vertical	Pass
3**	4858.600	39.62	-3.52	54.0	-14.38	AV	290.00	150	Vertical	Pass
4	5783.600	99.19	-3.05	--	7.19	Peak	92.00	150	Vertical	N/A
4**	5783.600	90.70	-3.05	--	90.70	AV	92.00	150	Vertical	N/A
5	12215.825	51.32	2.59	74.0	-22.68	Peak	140.00	150	Vertical	Pass
5**	12215.825	43.06	2.59	54.0	-10.94	AV	140.00	150	Vertical	Pass
6	16090.575	52.99	6.89	74.0	-21.01	Peak	177.00	150	Vertical	Pass
6**	16090.575	47.18	6.89	54.0	-6.82	AV	177.00	150	Vertical	Pass

11a, Band IV, 1 GHz to 18 GHz, High channel, ANT H

No.	Frequency (MHz)	Results (dBuV/m)	Factor (dB)	Limit (dBuV/m)	Over Limit (dB)	Detector	Table (Degree)	Height (cm)	Antenna	Verdict
1	1569.200	38.41	-17.59	74.0	-35.59	Peak	187.00	150	Horizontal	Pass
1**	1569.200	28.80	-17.59	54.0	-25.20	AV	187.00	150	Horizontal	Pass
2	2757.600	42.75	-10.94	74.0	-31.25	Peak	77.00	150	Horizontal	Pass
2**	2757.600	32.91	-10.94	54.0	-21.09	AV	77.00	150	Horizontal	Pass
3	3964.200	47.53	-5.29	74.0	-26.47	Peak	356.00	150	Horizontal	Pass
3**	3964.200	37.33	-5.29	54.0	-16.67	AV	356.00	150	Horizontal	Pass
4	5822.800	107.84	-2.75	--	-145.16	Peak	253.00	150	Horizontal	N/A
4**	5822.800	100.41	-2.75	--	100.41	AV	253.00	150	Horizontal	N/A
5	11640.250	51.22	2.45	74.0	-22.78	Peak	360.00	150	Horizontal	Pass
5**	11640.250	42.08	2.45	54.0	-11.92	AV	360.00	150	Horizontal	Pass
6	16042.537	52.49	6.65	74.0	-21.51	Peak	0.00	150	Horizontal	Pass
6**	16042.537	47.15	6.65	54.0	-6.85	AV	0.00	150	Horizontal	Pass

11a, Band IV, 1 GHz to 18 GHz, High channel, ANT V

No.	Frequency (MHz)	Results (dBuV/m)	Factor (dB)	Limit (dBuV/m)	Over Limit (dB)	Detector	Table (Degree)	Height (cm)	Antenna	Verdict
1	1480.600	37.93	-17.76	74.0	-36.07	Peak	353.00	150	Vertical	Pass
1**	1480.600	28.20	-17.76	54.0	-25.80	AV	353.00	150	Vertical	Pass
2	2753.900	42.98	-10.87	74.0	-31.02	Peak	16.00	150	Vertical	Pass
2**	2753.900	33.51	-10.87	54.0	-20.49	AV	16.00	150	Vertical	Pass
3	4619.000	49.48	-4.32	74.0	-24.52	Peak	201.00	150	Vertical	Pass
3**	4619.000	39.87	-4.32	54.0	-14.13	AV	201.00	150	Vertical	Pass
4	5821.000	97.82	-2.77	--	6.82	Peak	91.00	150	Vertical	N/A
4**	5821.000	89.73	-2.77	--	89.73	AV	91.00	150	Vertical	N/A
5	11641.113	51.12	2.46	74.0	-22.88	Peak	38.00	150	Vertical	Pass
5**	11641.113	42.00	2.46	54.0	-12.00	AV	38.00	150	Vertical	Pass
6	15710.474	51.08	5.19	74.0	-22.92	Peak	251.00	150	Vertical	Pass
6**	15710.474	46.08	5.19	54.0	-7.92	AV	251.00	150	Vertical	Pass

11n20, Band IV, 1 GHz to 18 GHz, Low channel, ANT H

No.	Frequency (MHz)	Results (dBuV/m)	Factor (dB)	Limit (dBuV/m)	Over Limit (dB)	Detector	Table (Degree)	Height (cm)	Antenna	Verdict
1	1471.700	38.26	-17.67	74.0	-35.74	Peak	257.00	150	Horizontal	Pass
1**	1471.700	27.98	-17.67	54.0	-26.02	AV	257.00	150	Horizontal	Pass
2	2781.600	42.73	-11.15	74.0	-31.27	Peak	196.00	150	Horizontal	Pass
2**	2781.600	32.81	-11.15	54.0	-21.19	AV	196.00	150	Horizontal	Pass
3	4619.200	49.06	-4.32	74.0	-24.94	Peak	194.00	150	Horizontal	Pass
3**	4619.200	39.28	-4.32	54.0	-14.72	AV	194.00	150	Horizontal	Pass
4	5746.400	106.71	-3.59	--	-159.29	Peak	266.00	150	Horizontal	N/A
4**	5746.400	100.01	-3.59	--	100.01	AV	266.00	150	Horizontal	N/A
5	11622.713	50.86	2.25	74.0	-23.14	Peak	343.00	150	Horizontal	Pass
5**	11622.713	41.48	2.25	54.0	-12.52	AV	343.00	150	Horizontal	Pass
6	16089.000	52.83	6.89	74.0	-21.17	Peak	229.00	150	Horizontal	Pass
6**	16089.000	47.00	6.89	54.0	-7.00	AV	229.00	150	Horizontal	Pass

11n20, Band IV, 1 GHz to 18 GHz, Low channel, ANT V

No.	Frequency (MHz)	Results (dBuV/m)	Factor (dB)	Limit (dBuV/m)	Over Limit (dB)	Detector	Table (Degree)	Height (cm)	Antenna	Verdict
1	1348.500	38.29	-17.69	74.0	-35.71	Peak	165.00	150	Vertical	Pass
1**	1348.500	27.56	-17.69	54.0	-26.44	AV	165.00	150	Vertical	Pass
2	2805.100	43.32	-11.05	74.0	-30.68	Peak	72.00	150	Vertical	Pass
2**	2805.100	33.10	-11.05	54.0	-20.90	AV	72.00	150	Vertical	Pass
3	4838.400	49.48	-3.51	74.0	-24.52	Peak	161.00	150	Vertical	Pass
3**	4838.400	39.88	-3.51	54.0	-14.12	AV	161.00	150	Vertical	Pass
4	5746.600	97.63	-3.59	--	-31.37	Peak	129.00	150	Vertical	N/A
4**	5746.600	90.85	-3.59	--	90.85	AV	129.00	150	Vertical	N/A
5	12219.275	51.63	2.60	74.0	-22.37	Peak	0.00	150	Vertical	Pass
5**	12219.275	42.29	2.60	54.0	-11.71	AV	0.00	150	Vertical	Pass
6	16095.563	52.38	6.89	74.0	-21.62	Peak	360.00	150	Vertical	Pass
6**	16095.563	47.65	6.89	54.0	-6.35	AV	360.00	150	Vertical	Pass

11n20, Band IV, 1 GHz to 18 GHz, Middle channel, ANT H

No.	Frequency (MHz)	Results (dBuV/m)	Factor (dB)	Limit (dBuV/m)	Over Limit (dB)	Detector	Table (Degree)	Height (cm)	Antenna	Verdict
1	1537.600	38.03	-17.70	74.0	-35.97	Peak	94.00	150	Horizontal	Pass
1**	1537.600	28.90	-17.70	54.0	-25.10	AV	94.00	150	Horizontal	Pass
2	2834.300	43.51	-10.77	74.0	-30.49	Peak	101.00	150	Horizontal	Pass
2**	2834.300	34.35	-10.77	54.0	-19.65	AV	101.00	150	Horizontal	Pass
3	4021.400	47.75	-5.70	74.0	-26.25	Peak	329.00	150	Horizontal	Pass
3**	4021.400	38.02	-5.70	54.0	-15.98	AV	329.00	150	Horizontal	Pass
4	5788.600	107.19	-2.94	--	-149.81	Peak	257.00	150	Horizontal	N/A
4**	5788.600	99.91	-2.94	--	99.91	AV	257.00	150	Horizontal	N/A
5	11625.588	51.30	2.29	74.0	-22.70	Peak	9.00	150	Horizontal	Pass
5**	11625.588	42.16	2.29	54.0	-11.84	AV	9.00	150	Horizontal	Pass
6	16082.175	52.48	6.88	74.0	-21.52	Peak	360.00	150	Horizontal	Pass
6**	16082.175	47.37	6.88	54.0	-6.63	AV	360.00	150	Horizontal	Pass

11n20, Band IV, 1 GHz to 18 GHz, Middle channel, ANT V

No.	Frequency (MHz)	Results (dBuV/m)	Factor (dB)	Limit (dBuV/m)	Over Limit (dB)	Detector	Table (Degree)	Height (cm)	Antenna	Verdict
1	1381.500	38.85	-17.51	74.0	-35.15	Peak	182.00	150	Vertical	Pass
1**	1381.500	28.08	-17.51	54.0	-25.92	AV	182.00	150	Vertical	Pass
2	2233.600	41.87	-13.39	74.0	-32.13	Peak	315.00	150	Vertical	Pass
2**	2233.600	31.71	-13.39	54.0	-22.29	AV	315.00	150	Vertical	Pass
3	4202.600	47.66	-5.20	74.0	-26.34	Peak	311.00	150	Vertical	Pass
3**	4202.600	38.07	-5.20	54.0	-15.93	AV	311.00	150	Vertical	Pass
4	5786.000	98.69	-3.00	--	7.69	Peak	91.00	150	Vertical	N/A
4**	5786.000	90.91	-3.00	--	90.91	AV	91.00	150	Vertical	N/A
5	11625.300	51.37	2.28	74.0	-22.63	Peak	7.00	150	Vertical	Pass
5**	11625.300	41.89	2.28	54.0	-12.11	AV	7.00	150	Vertical	Pass
6	15708.637	51.27	5.21	74.0	-22.73	Peak	263.00	150	Vertical	Pass
6**	15708.637	46.97	5.21	54.0	-7.03	AV	263.00	150	Vertical	Pass

11n20, Band IV, 1 GHz to 18 GHz, High channel, ANT H

No.	Frequency (MHz)	Results (dBuV/m)	Factor (dB)	Limit (dBuV/m)	Over Limit (dB)	Detector	Table (Degree)	Height (cm)	Antenna	Verdict
1	1345.100	37.75	-17.67	74.0	-36.25	Peak	24.00	150	Horizontal	Pass
1**	1345.100	28.23	-17.67	54.0	-25.77	AV	24.00	150	Horizontal	Pass
2	2828.300	42.52	-10.60	74.0	-31.48	Peak	9.00	150	Horizontal	Pass
2**	2828.300	33.70	-10.60	54.0	-20.30	AV	9.00	150	Horizontal	Pass
3	4959.000	49.35	-3.96	74.0	-24.65	Peak	257.00	150	Horizontal	Pass
3**	4959.000	39.43	-3.96	54.0	-14.57	AV	257.00	150	Horizontal	Pass
4	5824.000	107.72	-2.75	--	-141.28	Peak	249.00	150	Horizontal	N/A
4**	5824.000	100.94	-2.75	--	100.94	AV	249.00	150	Horizontal	N/A
5	12294.313	51.42	2.32	74.0	-22.58	Peak	324.00	150	Horizontal	Pass
5**	12294.313	41.71	2.32	54.0	-12.29	AV	324.00	150	Horizontal	Pass
6	16005.000	52.65	6.47	74.0	-21.35	Peak	187.00	150	Horizontal	Pass
6**	16005.000	47.16	6.47	54.0	-6.84	AV	187.00	150	Horizontal	Pass

11n20, Band IV, 1 GHz to 18 GHz, High channel, ANT V

No.	Frequency (MHz)	Results (dBuV/m)	Factor (dB)	Limit (dBuV/m)	Over Limit (dB)	Detector	Table (Degree)	Height (cm)	Antenna	Verdict
1	1549.600	37.77	-17.69	74.0	-36.23	Peak	28.00	150	Vertical	Pass
1**	1549.600	28.62	-17.69	54.0	-25.38	AV	28.00	150	Vertical	Pass
2	2756.900	43.01	-10.91	74.0	-30.99	Peak	291.00	150	Vertical	Pass
2**	2756.900	33.32	-10.91	54.0	-20.68	AV	291.00	150	Vertical	Pass
3	4871.200	49.57	-3.60	74.0	-24.43	Peak	327.00	150	Vertical	Pass
3**	4871.200	39.86	-3.60	54.0	-14.14	AV	327.00	150	Vertical	Pass
4	5822.600	97.64	-2.75	--	4.64	Peak	93.00	150	Vertical	N/A
4**	5822.600	89.75	-2.75	--	89.75	AV	93.00	150	Vertical	N/A
5	11959.663	51.63	0.85	74.0	-22.37	Peak	71.00	150	Vertical	Pass
5**	11959.663	40.91	0.85	54.0	-13.09	AV	71.00	150	Vertical	Pass
6	16095.563	52.52	6.89	74.0	-21.48	Peak	70.00	150	Vertical	Pass
6**	16095.563	47.27	6.89	54.0	-6.73	AV	70.00	150	Vertical	Pass

11n40, Band IV, 1 GHz to 18 GHz, Low channel, ANT H

No.	Frequency (MHz)	Results (dBuV/m)	Factor (dB)	Limit (dBuV/m)	Over Limit (dB)	Detector	Table (Degree)	Height (cm)	Antenna	Verdict
1	1588.000	38.21	-17.64	74.0	-35.79	Peak	323.00	150	Horizontal	Pass
1**	1588.000	28.87	-17.64	54.0	-25.13	AV	323.00	150	Horizontal	Pass
2	2245.500	42.31	-13.20	74.0	-31.69	Peak	99.00	150	Horizontal	Pass
2**	2245.500	32.53	-13.20	54.0	-21.47	AV	99.00	150	Horizontal	Pass
3	5065.600	50.10	-2.96	74.0	-23.90	Peak	35.00	150	Horizontal	Pass
3**	5065.600	40.13	-2.96	54.0	-13.87	AV	35.00	150	Horizontal	Pass
4	5742.200	106.05	-3.63	--	-141.95	Peak	248.00	150	Horizontal	N/A
4**	5742.200	98.21	-3.63	--	98.21	AV	248.00	150	Horizontal	N/A
5	12264.700	51.87	2.54	74.0	-22.13	Peak	208.00	150	Horizontal	Pass
5**	12264.700	42.38	2.54	54.0	-11.62	AV	208.00	150	Horizontal	Pass
6	16097.138	53.66	6.89	74.0	-20.34	Peak	159.00	150	Horizontal	Pass
6**	16097.138	47.74	6.89	54.0	-6.26	AV	159.00	150	Horizontal	Pass

11n40, Band IV, 1 GHz to 18 GHz, Low channel, ANT V

No.	Frequency (MHz)	Results (dBuV/m)	Factor (dB)	Limit (dBuV/m)	Over Limit (dB)	Detector	Table (Degree)	Height (cm)	Antenna	Verdict
1	1458.400	38.88	-17.67	74.0	-35.12	Peak	155.00	150	Vertical	Pass
1**	1458.400	29.09	-17.67	54.0	-24.91	AV	155.00	150	Vertical	Pass
2	2828.100	43.23	-10.59	74.0	-30.77	Peak	277.00	150	Vertical	Pass
2**	2828.100	33.95	-10.59	54.0	-20.05	AV	277.00	150	Vertical	Pass
3	4292.200	47.93	-4.75	74.0	-26.07	Peak	227.00	150	Vertical	Pass
3**	4292.200	39.11	-4.75	54.0	-14.89	AV	227.00	150	Vertical	Pass
4	5744.200	96.08	-3.59	--	-39.92	Peak	136.00	150	Vertical	N/A
4**	5744.200	89.62	-3.59	--	89.62	AV	136.00	150	Vertical	N/A
5	11640.825	52.84	2.45	74.0	-21.16	Peak	170.00	150	Vertical	Pass
5**	11640.825	42.07	2.45	54.0	-11.93	AV	170.00	150	Vertical	Pass
6	16080.075	53.80	6.88	74.0	-20.20	Peak	155.00	150	Vertical	Pass
6**	16080.075	47.63	6.88	54.0	-6.37	AV	155.00	150	Vertical	Pass

11n40, Band IV, 1 GHz to 18 GHz, High channel, ANT H

No.	Frequency (MHz)	Results (dBuV/m)	Factor (dB)	Limit (dBuV/m)	Over Limit (dB)	Detector	Table (Degree)	Height (cm)	Antenna	Verdict
1	1541.100	38.18	-17.74	74.0	-35.82	Peak	222.00	150	Horizontal	Pass
1**	1541.100	27.99	-17.74	54.0	-26.01	AV	222.00	150	Horizontal	Pass
2	2264.400	42.66	-13.05	74.0	-31.34	Peak	23.00	150	Horizontal	Pass
2**	2264.400	32.03	-13.05	54.0	-21.97	AV	23.00	150	Horizontal	Pass
3	3772.800	46.58	-5.95	74.0	-27.42	Peak	27.00	150	Horizontal	Pass
3**	3772.800	36.46	-5.95	54.0	-17.54	AV	27.00	150	Horizontal	Pass
4	5788.200	106.54	-2.95	--	-144.46	Peak	251.00	150	Horizontal	N/A
4**	5788.200	99.69	-2.95	--	99.69	AV	251.00	150	Horizontal	N/A
5	11633.925	51.65	2.38	74.0	-22.35	Peak	57.00	150	Horizontal	Pass
5**	11633.925	42.02	2.38	54.0	-11.98	AV	57.00	150	Horizontal	Pass
6	16102.388	52.43	6.88	74.0	-21.57	Peak	279.00	150	Horizontal	Pass
6**	16102.388	47.29	6.88	54.0	-6.71	AV	279.00	150	Horizontal	Pass

11n40, Band IV, 1 GHz to 18 GHz, High channel, ANT V

No.	Frequency (MHz)	Results (dBuV/m)	Factor (dB)	Limit (dBuV/m)	Over Limit (dB)	Detector	Table (Degree)	Height (cm)	Antenna	Verdict
1	1360.800	38.51	-17.58	74.0	-35.49	Peak	55.00	150	Vertical	Pass
1**	1360.800	27.86	-17.58	54.0	-26.14	AV	55.00	150	Vertical	Pass
2	2766.800	43.08	-11.25	74.0	-30.92	Peak	181.00	150	Vertical	Pass
2**	2766.800	33.61	-11.25	54.0	-20.39	AV	181.00	150	Vertical	Pass
3	5070.400	49.81	-2.94	74.0	-24.19	Peak	244.00	150	Vertical	Pass
3**	5070.400	41.44	-2.94	54.0	-12.56	AV	244.00	150	Vertical	Pass
4	5786.600	97.12	-2.99	--	4.12	Peak	93.00	150	Vertical	N/A
4**	5786.600	89.21	-2.99	--	89.21	AV	93.00	150	Vertical	N/A
5	11699.188	50.97	2.31	74.0	-23.03	Peak	198.00	150	Vertical	Pass
5**	11699.188	41.75	2.31	54.0	-12.25	AV	198.00	150	Vertical	Pass
6	15556.650	51.37	5.12	74.0	-22.63	Peak	76.00	150	Vertical	Pass
6**	15556.650	46.09	5.12	54.0	-7.91	AV	76.00	150	Vertical	Pass

11ac20, Band IV, 1 GHz to 18 GHz, Low channel, ANT H

No.	Frequency (MHz)	Results (dBuV/m)	Factor (dB)	Limit (dBuV/m)	Over Limit (dB)	Detector	Table (Degree)	Height (cm)	Antenna	Verdict
1	1459.100	38.55	-17.68	74.0	-35.45	Peak	351.00	150	Horizontal	Pass
1**	1459.100	29.06	-17.68	54.0	-24.94	AV	351.00	150	Horizontal	Pass
2	2809.500	43.79	-10.84	74.0	-30.21	Peak	65.00	150	Horizontal	Pass
2**	2809.500	34.00	-10.84	54.0	-20.00	AV	65.00	150	Horizontal	Pass
3	4083.800	47.79	-5.07	74.0	-26.21	Peak	357.00	150	Horizontal	Pass
3**	4083.800	37.18	-5.07	54.0	-16.82	AV	357.00	150	Horizontal	Pass
4	5743.200	106.63	-3.60	--	-145.37	Peak	252.00	150	Horizontal	N/A
4**	5743.200	99.57	-3.60	--	99.57	AV	252.00	150	Horizontal	N/A
5	11652.325	51.39	2.55	74.0	-22.61	Peak	162.00	150	Horizontal	Pass
5**	11652.325	41.32	2.55	54.0	-12.68	AV	162.00	150	Horizontal	Pass
6	16020.750	53.23	6.55	74.0	-20.77	Peak	130.00	150	Horizontal	Pass
6**	16020.750	47.37	6.55	54.0	-6.63	AV	130.00	150	Horizontal	Pass

11ac20, Band IV, 1 GHz to 18 GHz, Low channel, ANT V

No.	Frequency (MHz)	Results (dBuV/m)	Factor (dB)	Limit (dBuV/m)	Over Limit (dB)	Detector	Table (Degree)	Height (cm)	Antenna	Verdict
1	1507.200	37.94	-17.79	74.0	-36.06	Peak	301.00	150	Vertical	Pass
1**	1507.200	28.44	-17.79	54.0	-25.56	AV	301.00	150	Vertical	Pass
2	2738.600	42.99	-10.69	74.0	-31.01	Peak	246.00	150	Vertical	Pass
2**	2738.600	33.33	-10.69	54.0	-20.67	AV	246.00	150	Vertical	Pass
3	4618.600	48.86	-4.32	74.0	-25.14	Peak	142.00	150	Vertical	Pass
3**	4618.600	39.49	-4.32	54.0	-14.51	AV	142.00	150	Vertical	Pass
4	5746.200	97.83	-3.59	--	-44.17	Peak	142.00	150	Vertical	N/A
4**	5746.200	89.55	-3.59	--	89.55	AV	142.00	150	Vertical	N/A
5	11606.901	50.94	2.08	74.0	-23.06	Peak	134.00	150	Vertical	Pass
5**	11606.901	41.70	2.08	54.0	-12.30	AV	134.00	150	Vertical	Pass
6	16105.538	52.47	6.87	74.0	-21.53	Peak	7.00	150	Vertical	Pass
6**	16105.538	47.15	6.87	54.0	-6.85	AV	7.00	150	Vertical	Pass

11ac20, Band IV, 1 GHz to 18 GHz, Middle channel, ANT H

No.	Frequency (MHz)	Results (dBuV/m)	Factor (dB)	Limit (dBuV/m)	Over Limit (dB)	Detector	Table (Degree)	Height (cm)	Antenna	Verdict
1	1532.900	38.49	-17.78	74.0	-35.51	Peak	44.00	150	Horizontal	Pass
1**	1532.900	27.91	-17.78	54.0	-26.09	AV	44.00	150	Horizontal	Pass
2	2765.100	42.87	-11.19	74.0	-31.13	Peak	198.00	150	Horizontal	Pass
2**	2765.100	33.22	-11.19	54.0	-20.78	AV	198.00	150	Horizontal	Pass
3	3984.800	46.76	-5.97	74.0	-27.24	Peak	155.00	150	Horizontal	Pass
3**	3984.800	37.18	-5.97	54.0	-16.82	AV	155.00	150	Horizontal	Pass
4	5786.000	107.86	-3.00	--	-144.14	Peak	252.00	150	Horizontal	N/A
4**	5786.000	99.88	-3.00	--	99.88	AV	252.00	150	Horizontal	N/A
5	11622.138	51.03	2.25	74.0	-22.97	Peak	339.00	150	Horizontal	Pass
5**	11622.138	41.46	2.25	54.0	-12.54	AV	339.00	150	Horizontal	Pass
6	16090.575	52.72	6.89	74.0	-21.28	Peak	261.00	150	Horizontal	Pass
6**	16090.575	47.34	6.89	54.0	-6.66	AV	261.00	150	Horizontal	Pass

11ac20, Band IV, 1 GHz to 18 GHz, Middle channel, ANT V

No.	Frequency (MHz)	Results (dBuV/m)	Factor (dB)	Limit (dBuV/m)	Over Limit (dB)	Detector	Table (Degree)	Height (cm)	Antenna	Verdict
1	1537.000	38.10	-17.67	74.0	-35.90	Peak	264.00	150	Vertical	Pass
1**	1537.000	28.62	-17.67	54.0	-25.38	AV	264.00	150	Vertical	Pass
2	2249.400	42.57	-13.15	74.0	-31.43	Peak	276.00	150	Vertical	Pass
2**	2249.400	33.33	-13.15	54.0	-20.67	AV	276.00	150	Vertical	Pass
3	5035.200	50.53	-3.03	74.0	-23.47	Peak	146.00	150	Vertical	Pass
3**	5035.200	40.55	-3.03	54.0	-13.45	AV	146.00	150	Vertical	Pass
4	5784.600	97.91	-3.02	--	1.91	Peak	96.00	150	Vertical	N/A
4**	5784.600	90.28	-3.02	--	90.28	AV	96.00	150	Vertical	N/A
5	12210.938	51.69	2.58	74.0	-22.31	Peak	360.00	150	Vertical	Pass
5**	12210.938	42.11	2.58	54.0	-11.89	AV	360.00	150	Vertical	Pass
6	16033.613	52.59	6.61	74.0	-21.41	Peak	126.00	150	Vertical	Pass
6**	16033.613	47.27	6.61	54.0	-6.73	AV	126.00	150	Vertical	Pass

11ac20, Band IV, 1 GHz to 18 GHz, High channel, ANT H

No.	Frequency (MHz)	Results (dBuV/m)	Factor (dB)	Limit (dBuV/m)	Over Limit (dB)	Detector	Table (Degree)	Height (cm)	Antenna	Verdict
1	1559.900	38.02	-17.61	74.0	-35.98	Peak	0.00	150	Horizontal	Pass
1**	1559.900	28.74	-17.61	54.0	-25.26	AV	0.00	150	Horizontal	Pass
2	2814.500	43.21	-10.77	74.0	-30.79	Peak	61.00	150	Horizontal	Pass
2**	2814.500	33.77	-10.77	54.0	-20.23	AV	61.00	150	Horizontal	Pass
3	4780.800	49.51	-3.78	74.0	-24.49	Peak	0.00	150	Horizontal	Pass
3**	4780.800	40.77	-3.78	54.0	-13.23	AV	0.00	150	Horizontal	Pass
4	5824.600	107.26	-2.75	--	-141.74	Peak	249.00	150	Horizontal	N/A
4**	5824.600	99.63	-2.75	--	99.63	AV	249.00	150	Horizontal	N/A
5	11617.537	50.78	2.20	74.0	-23.22	Peak	37.00	150	Horizontal	Pass
5**	11617.537	42.20	2.20	54.0	-11.80	AV	37.00	150	Horizontal	Pass
6	16124.438	51.55	6.78	74.0	-22.45	Peak	107.00	150	Horizontal	Pass
6**	16124.438	47.13	6.78	54.0	-6.87	AV	107.00	150	Horizontal	Pass

11ac20, Band IV, 1 GHz to 18 GHz, High channel, ANT V

No.	Frequency (MHz)	Results (dBuV/m)	Factor (dB)	Limit (dBuV/m)	Over Limit (dB)	Detector	Table (Degree)	Height (cm)	Antenna	Verdict
1	1519.000	37.98	-17.74	74.0	-36.02	Peak	61.00	150	Vertical	Pass
1**	1519.000	28.23	-17.74	54.0	-25.77	AV	61.00	150	Vertical	Pass
2	2827.300	43.44	-10.54	74.0	-30.56	Peak	237.00	150	Vertical	Pass
2**	2827.300	33.55	-10.54	54.0	-20.45	AV	237.00	150	Vertical	Pass
3	4770.400	49.57	-3.97	74.0	-24.43	Peak	60.00	150	Vertical	Pass
3**	4770.400	39.96	-3.97	54.0	-14.04	AV	60.00	150	Vertical	Pass
4	5824.000	97.62	-2.75	--	-53.38	Peak	151.00	150	Vertical	N/A
4**	5824.000	90.50	-2.75	--	90.50	AV	151.00	150	Vertical	N/A
5	11572.112	51.03	1.67	74.0	-22.97	Peak	312.00	150	Vertical	Pass
5**	11572.112	41.80	1.67	54.0	-12.20	AV	312.00	150	Vertical	Pass
6	16105.800	52.98	6.87	74.0	-21.02	Peak	65.00	150	Vertical	Pass
6**	16105.800	47.24	6.87	54.0	-6.76	AV	65.00	150	Vertical	Pass

11ac40, Band IV, 1 GHz to 18 GHz, Low channel, ANT H

No.	Frequency (MHz)	Results (dBuV/m)	Factor (dB)	Limit (dBuV/m)	Over Limit (dB)	Detector	Table (Degree)	Height (cm)	Antenna	Verdict
1	1579.200	38.01	-17.52	74.0	-35.99	Peak	235.00	150	Horizontal	Pass
1**	1579.200	28.57	-17.52	54.0	-25.43	AV	235.00	150	Horizontal	Pass
2	2780.800	43.70	-11.16	74.0	-30.30	Peak	44.00	150	Horizontal	Pass
2**	2780.800	33.18	-11.16	54.0	-20.82	AV	44.00	150	Horizontal	Pass
3	4902.600	49.69	-3.60	74.0	-24.31	Peak	161.00	150	Horizontal	Pass
3**	4902.600	39.92	-3.60	54.0	-14.08	AV	161.00	150	Horizontal	Pass
4	5741.400	106.11	-3.62	--	-152.89	Peak	259.00	150	Horizontal	N/A
4**	5741.400	97.87	-3.62	--	97.87	AV	259.00	150	Horizontal	N/A
5	11687.400	51.55	2.41	74.0	-22.45	Peak	239.00	150	Horizontal	Pass
5**	11687.400	41.70	2.41	54.0	-12.30	AV	239.00	150	Horizontal	Pass
6	16106.849	53.00	6.86	74.0	-21.00	Peak	196.00	150	Horizontal	Pass
6**	16106.849	47.27	6.86	54.0	-6.73	AV	196.00	150	Horizontal	Pass

11ac40, Band IV, 1 GHz to 18 GHz, Low channel, ANT V

No.	Frequency (MHz)	Results (dBuV/m)	Factor (dB)	Limit (dBuV/m)	Over Limit (dB)	Detector	Table (Degree)	Height (cm)	Antenna	Verdict
1	1521.100	37.60	-17.68	74.0	-36.40	Peak	84.00	150	Vertical	Pass
1**	1521.100	28.54	-17.68	54.0	-25.46	AV	84.00	150	Vertical	Pass
2	2822.700	42.94	-10.52	74.0	-31.06	Peak	97.00	150	Vertical	Pass
2**	2822.700	34.20	-10.52	54.0	-19.80	AV	97.00	150	Vertical	Pass
3	3965.600	47.10	-5.27	74.0	-26.90	Peak	123.00	150	Vertical	Pass
3**	3965.600	37.21	-5.27	54.0	-16.79	AV	123.00	150	Vertical	Pass
4	5743.000	96.06	-3.61	--	-40.94	Peak	137.00	150	Vertical	N/A
4**	5743.000	89.26	-3.61	--	89.26	AV	137.00	150	Vertical	N/A
5	11645.425	51.82	2.51	74.0	-22.18	Peak	162.00	150	Vertical	Pass
5**	11645.425	41.91	2.51	54.0	-12.09	AV	162.00	150	Vertical	Pass
6	16012.613	52.37	6.51	74.0	-21.63	Peak	300.00	150	Vertical	Pass
6**	16012.613	47.48	6.51	54.0	-6.52	AV	300.00	150	Vertical	Pass

11ac40, Band IV, 1 GHz to 18 GHz, High channel, ANT H

No.	Frequency (MHz)	Results (dBuV/m)	Factor (dB)	Limit (dBuV/m)	Over Limit (dB)	Detector	Table (Degree)	Height (cm)	Antenna	Verdict
1	1539.700	37.69	-17.75	74.0	-36.31	Peak	73.00	150	Horizontal	Pass
1**	1539.700	28.13	-17.75	54.0	-25.87	AV	73.00	150	Horizontal	Pass
2	2835.900	43.37	-10.80	74.0	-30.63	Peak	87.00	150	Horizontal	Pass
2**	2835.900	33.08	-10.80	54.0	-20.92	AV	87.00	150	Horizontal	Pass
3	4063.000	47.17	-5.40	74.0	-26.83	Peak	295.00	150	Horizontal	Pass
3**	4063.000	37.35	-5.40	54.0	-16.65	AV	295.00	150	Horizontal	Pass
4	5786.400	106.29	-2.99	--	-143.71	Peak	250.00	150	Horizontal	N/A
4**	5786.400	100.22	-2.99	--	100.22	AV	250.00	150	Horizontal	N/A
5	11647.725	51.51	2.53	74.0	-22.49	Peak	30.00	150	Horizontal	Pass
5**	11647.725	42.19	2.53	54.0	-11.81	AV	30.00	150	Horizontal	Pass
6	16115.512	52.82	6.82	74.0	-21.18	Peak	198.00	150	Horizontal	Pass
6**	16115.512	47.82	6.82	54.0	-6.18	AV	198.00	150	Horizontal	Pass

11ac40, Band IV, 1 GHz to 18 GHz, High channel, ANT V

No.	Frequency (MHz)	Results (dBuV/m)	Factor (dB)	Limit (dBuV/m)	Over Limit (dB)	Detector	Table (Degree)	Height (cm)	Antenna	Verdict
1	1544.400	38.16	-17.79	74.0	-35.84	Peak	360.00	150	Vertical	Pass
1**	1544.400	29.04	-17.79	54.0	-24.96	AV	360.00	150	Vertical	Pass
2	2873.600	43.91	-10.58	74.0	-30.09	Peak	49.00	150	Vertical	Pass
2**	2873.600	34.36	-10.58	54.0	-19.64	AV	49.00	150	Vertical	Pass
3	4966.600	49.90	-3.97	74.0	-24.10	Peak	291.00	150	Vertical	Pass
3**	4966.600	39.54	-3.97	54.0	-14.46	AV	291.00	150	Vertical	Pass
4	5787.000	96.88	-2.98	--	-54.12	Peak	151.00	150	Vertical	N/A
4**	5787.000	89.50	-2.98	--	89.50	AV	151.00	150	Vertical	N/A
5	11704.651	51.10	2.23	74.0	-22.90	Peak	236.00	150	Vertical	Pass
5**	11704.651	41.66	2.23	54.0	-12.34	AV	236.00	150	Vertical	Pass
6	16146.487	53.71	6.68	74.0	-20.29	Peak	0.00	150	Vertical	Pass
6**	16146.487	47.15	6.68	54.0	-6.85	AV	0.00	150	Vertical	Pass

11ac80, Band IV, 1 GHz to 18 GHz, Middle channel, ANT H

No.	Frequency (MHz)	Results (dBuV/m)	Factor (dB)	Limit (dBuV/m)	Over Limit (dB)	Detector	Table (Degree)	Height (cm)	Antenna	Verdict
1	1509.100	37.49	-17.81	74.0	-36.51	Peak	202.00	150	Horizontal	Pass
1**	1509.100	28.36	-17.81	54.0	-25.64	AV	202.00	150	Horizontal	Pass
2	2790.700	42.54	-11.11	74.0	-31.46	Peak	0.00	150	Horizontal	Pass
2**	2790.700	33.09	-11.11	54.0	-20.91	AV	0.00	150	Horizontal	Pass
3	4871.800	49.95	-3.59	74.0	-24.05	Peak	166.00	150	Horizontal	Pass
3**	4871.800	39.51	-3.59	54.0	-14.49	AV	166.00	150	Horizontal	Pass
4	5742.000	106.23	-3.63	--	-166.77	Peak	273.00	150	Horizontal	N/A
4**	5742.000	99.18	-3.63	--	99.18	AV	273.00	150	Horizontal	N/A
5	11618.688	51.06	2.21	74.0	-22.94	Peak	23.00	150	Horizontal	Pass
5**	11618.688	41.76	2.21	54.0	-12.24	AV	23.00	150	Horizontal	Pass
6	16182.187	51.94	6.24	74.0	-22.06	Peak	71.00	150	Horizontal	Pass
6**	16182.187	47.44	6.24	54.0	-6.56	AV	71.00	150	Horizontal	Pass

11ac80, Band IV, 1 GHz to 18 GHz, Middle channel, ANT V

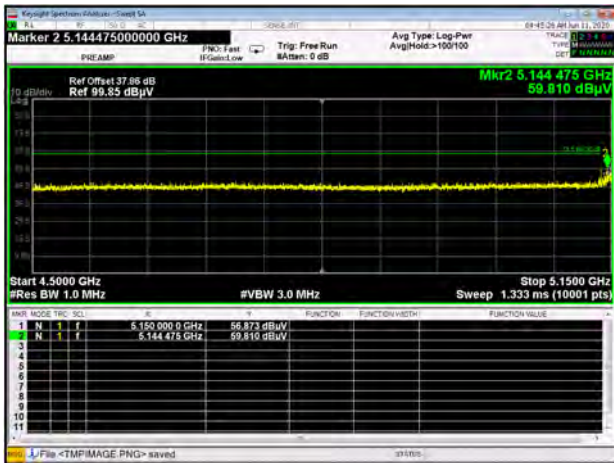
No.	Frequency (MHz)	Results (dBuV/m)	Factor (dB)	Limit (dBuV/m)	Over Limit (dB)	Detector	Table (Degree)	Height (cm)	Antenna	Verdict
1	1603.400	38.44	-17.72	74.0	-35.56	Peak	0.00	150	Vertical	Pass
1**	1603.400	28.23	-17.72	54.0	-25.77	AV	0.00	150	Vertical	Pass
2	2821.100	43.17	-10.57	74.0	-30.83	Peak	312.00	150	Vertical	Pass
2**	2821.100	33.65	-10.57	54.0	-20.35	AV	312.00	150	Vertical	Pass
3	4290.000	47.97	-4.77	74.0	-26.03	Peak	161.00	150	Vertical	Pass
3**	4290.000	37.97	-4.77	54.0	-16.03	AV	161.00	150	Vertical	Pass
4	5746.200	98.58	-3.59	--	-46.42	Peak	145.00	150	Vertical	N/A
4**	5746.200	91.03	-3.59	--	91.03	AV	145.00	150	Vertical	N/A
5	11621.850	50.76	2.24	74.0	-23.24	Peak	38.00	150	Vertical	Pass
5**	11621.850	41.79	2.24	54.0	-12.21	AV	38.00	150	Vertical	Pass
6	16075.088	53.42	6.88	74.0	-20.58	Peak	294.00	150	Vertical	Pass
6**	16075.088	46.97	6.88	54.0	-7.03	AV	294.00	150	Vertical	Pass

A.6.2 Band Edge (Restricted-band)

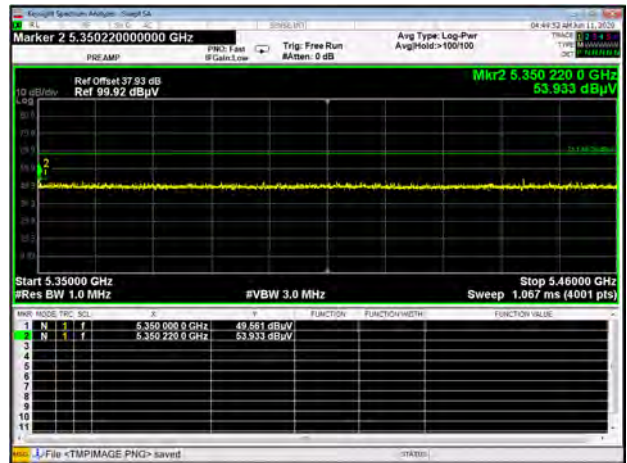
Test Band	Mode	Channel	Verdict
Band I	802.11a	Low	Pass
		High	Pass
	802.11n(HT20)	Low	Pass
		High	Pass
	802.11n(HT40)	Low	Pass
		High	Pass
	802.11ac(VHT20)	Low	Pass
		High	Pass
802.11ac(VHT40)	Low	Pass	
	High	Pass	
802.11ac(VHT80)	Middle	Pass	
Band II	802.11a	Low	Pass
		High	Pass
	802.11n(HT20)	Low	Pass
		High	Pass
	802.11n(HT40)	Low	Pass
		High	Pass
	802.11ac(VHT20)	Low	Pass
		High	Pass
802.11ac(VHT40)	Low	Pass	
	High	Pass	
802.11ac(VHT80)	Middle	Pass	
Band III	802.11a	Low	Pass
		High	Pass
	802.11n(HT20)	Low	Pass
		High	Pass
	802.11n(HT40)	Low	Pass
		High	Pass
	802.11ac(VHT20)	Low	Pass
		High	Pass
802.11ac(VHT40)	Low	Pass	
	High	Pass	
802.11ac(VHT80)	Middle	Pass	
Band IV	802.11a	Low	Pass
		High	Pass
	802.11n(HT20)	Low	Pass
		High	Pass
	802.11n(HT40)	Low	Pass
		High	Pass
	802.11ac(VHT20)	Low	Pass
		High	Pass
802.11ac(VHT40)	Low	Pass	
	High	Pass	
802.11ac(VHT80)	Middle	Pass	

Test Plots

Band I 11a CH36 Peak



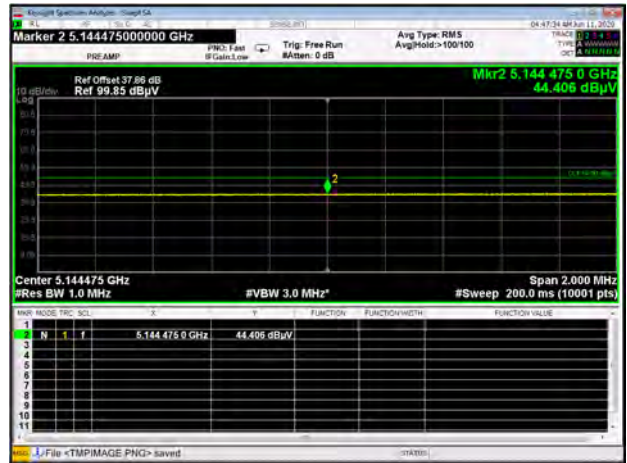
Band I 11a CH48 Peak



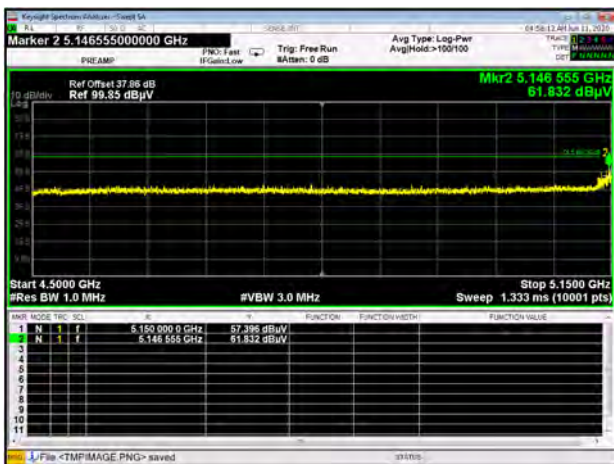
Band I 11a CH36 AV



Band I 11a CH36 AV



Band I 11n20 CH36 Peak



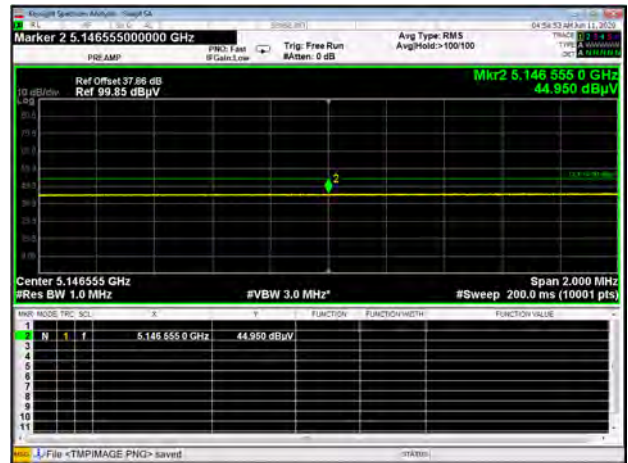
Band I 11n20 CH48 Peak



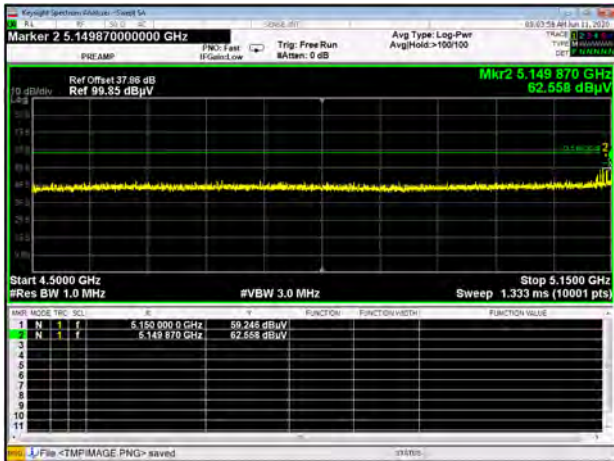
Band I 11n20 CH36 AV



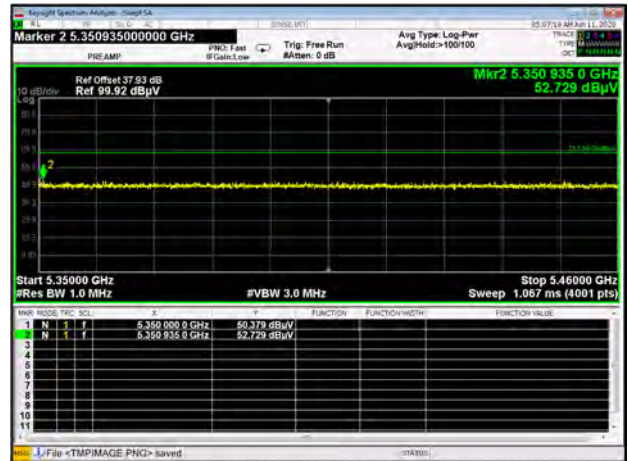
Band I 11n20 CH36 AV



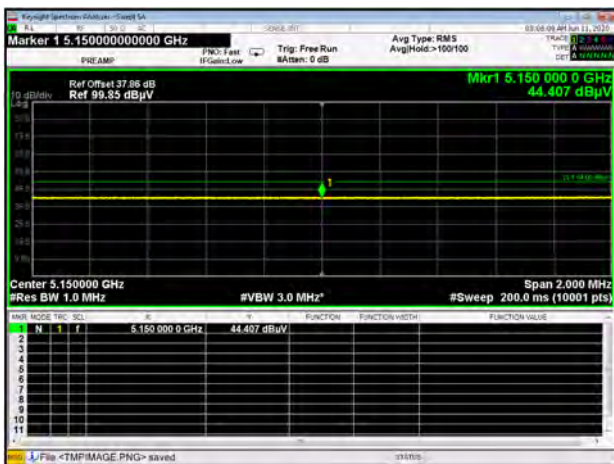
Band I 11n40 CH38 Peak



Band I 11n40 CH46 Peak



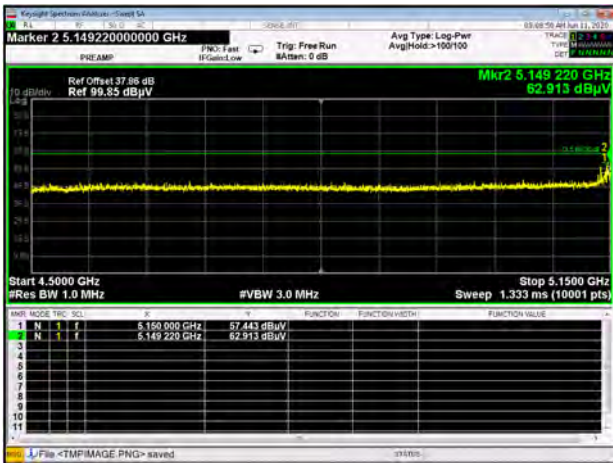
Band I 11n40 CH38 AV



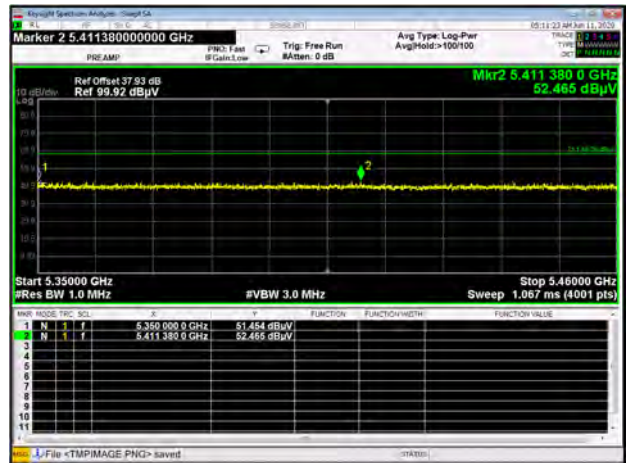
Band I 11n40 CH38 AV



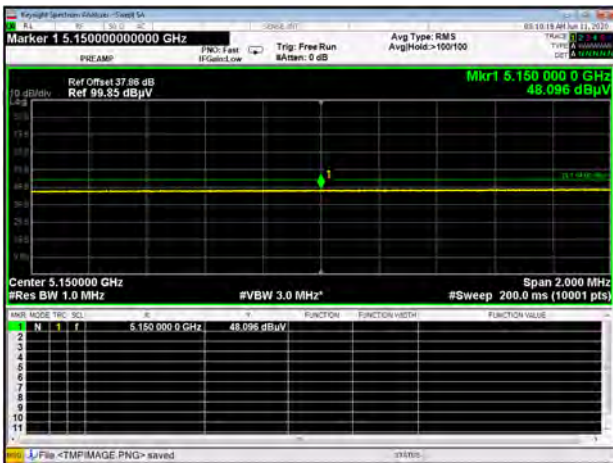
Band I 11ac20 CH36 Peak



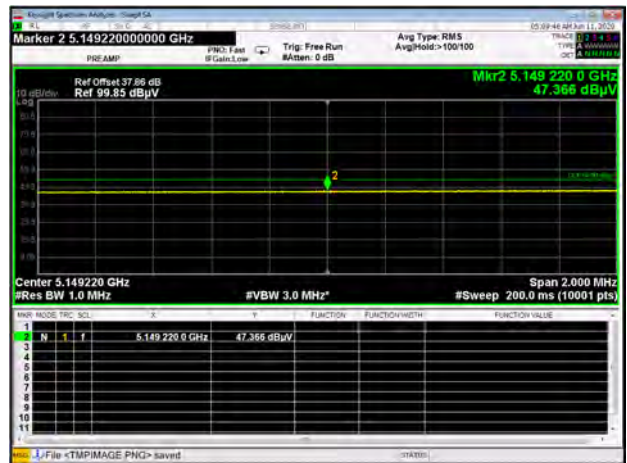
Band I 11ac20 CH48 Peak



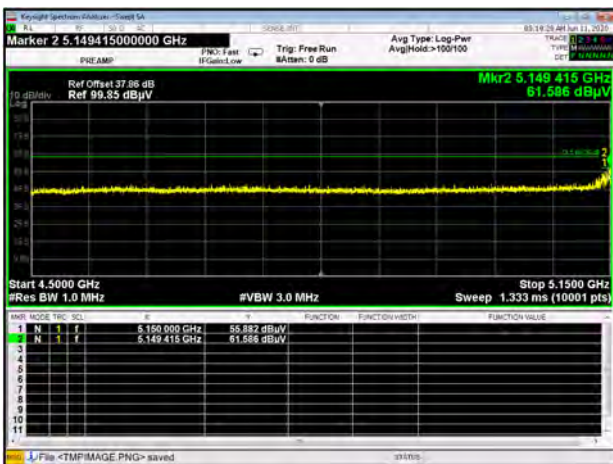
Band I 11ac20 CH36 AV



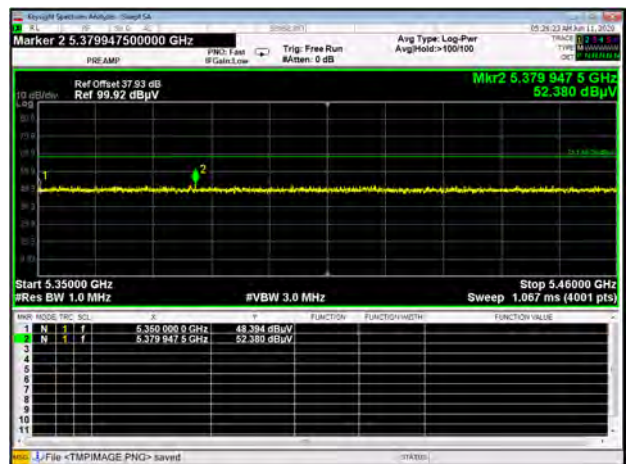
Band I 11ac20 CH36 AV



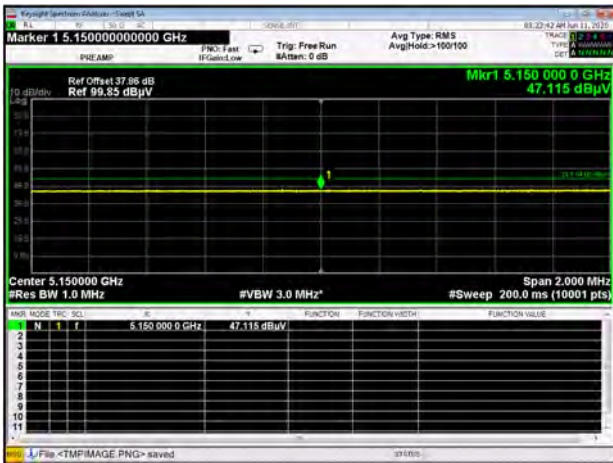
Band I 11ac40 CH38 Peak



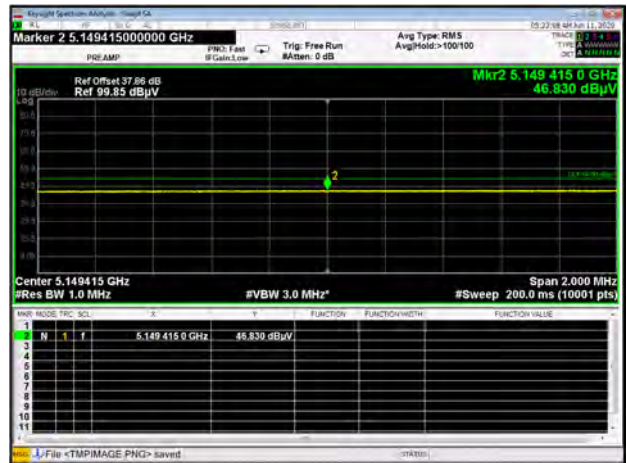
Band I 11ac40 CH46 Peak



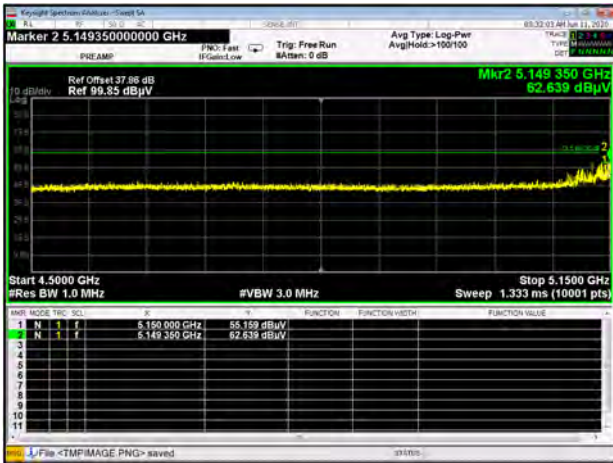
Band I 11ac40 CH38 AV



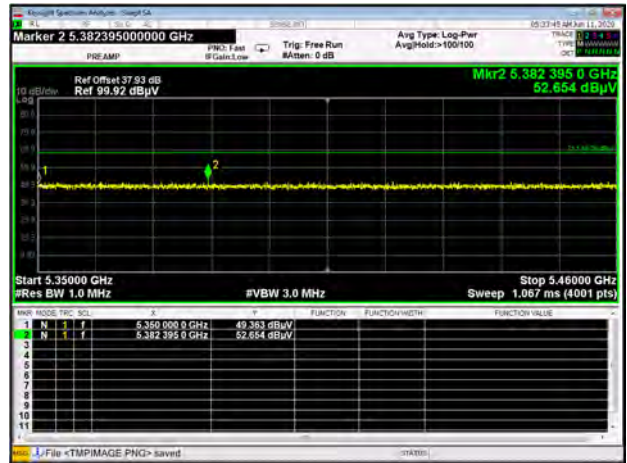
Band I 11ac40 CH38 AV



Band I 11ac80 CH42 Peak



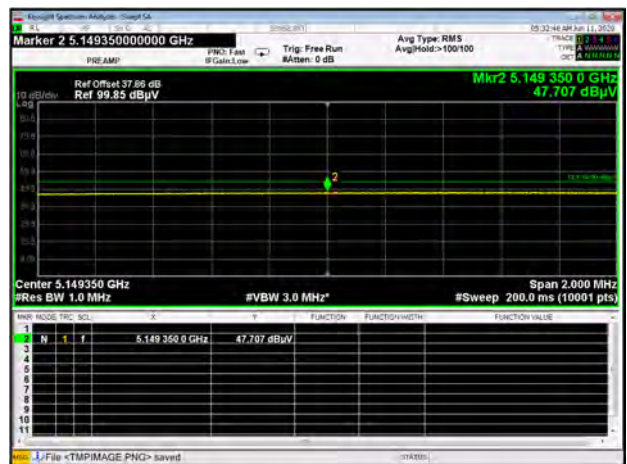
Band I 11ac80 CH42 Peak



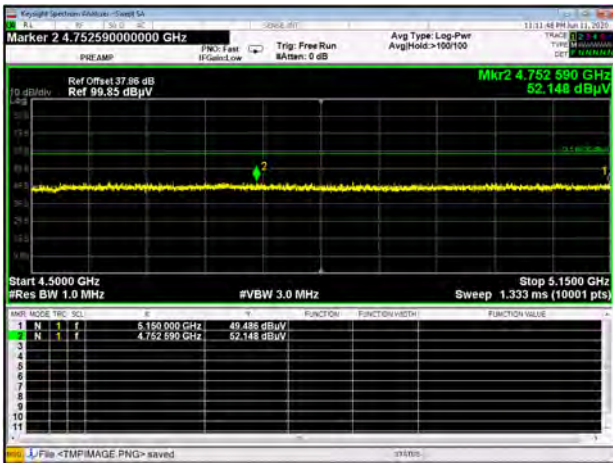
Band I 11ac80 CH42 AV



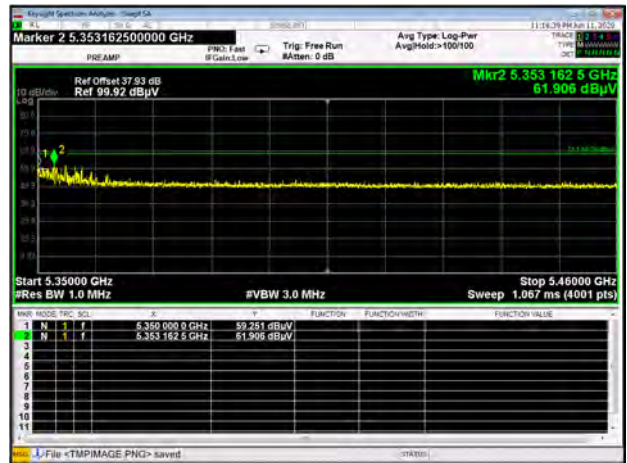
Band I 11ac80 CH42 AV



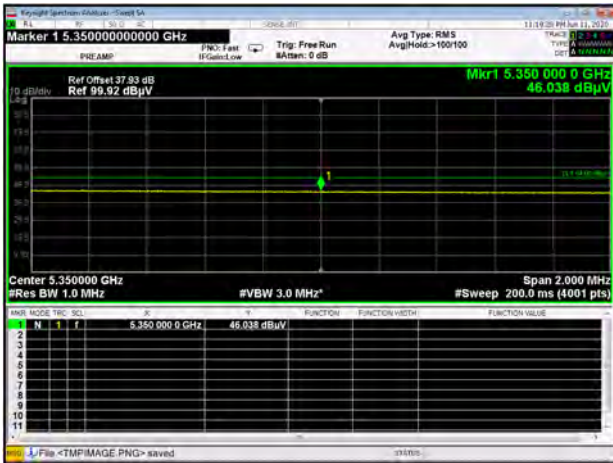
Band II 11a CH52 Peak



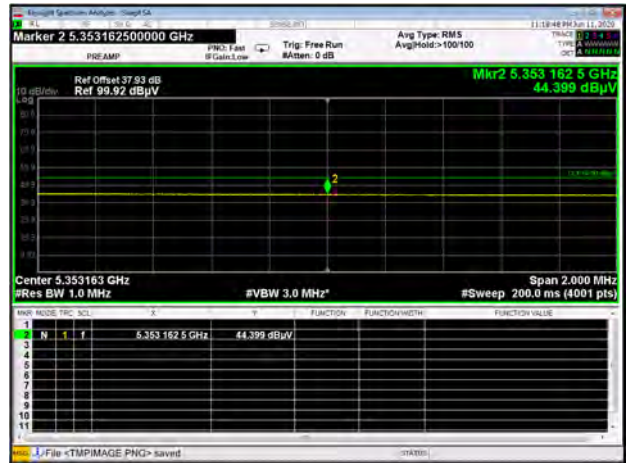
Band II 11a CH64 Peak



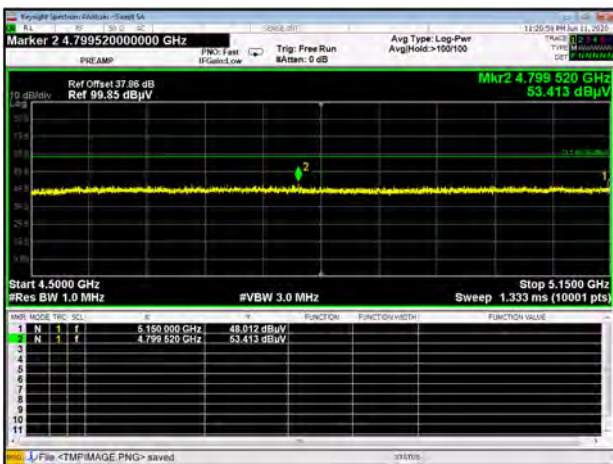
Band II 11a CH64 AV



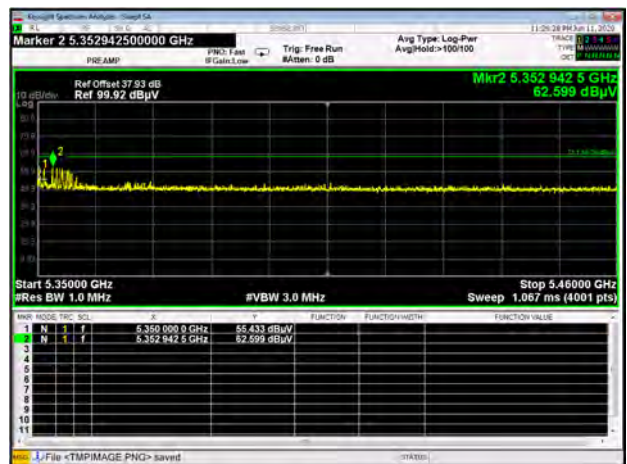
Band II 11a CH64 AV



Band II 11n20 CH52 Peak



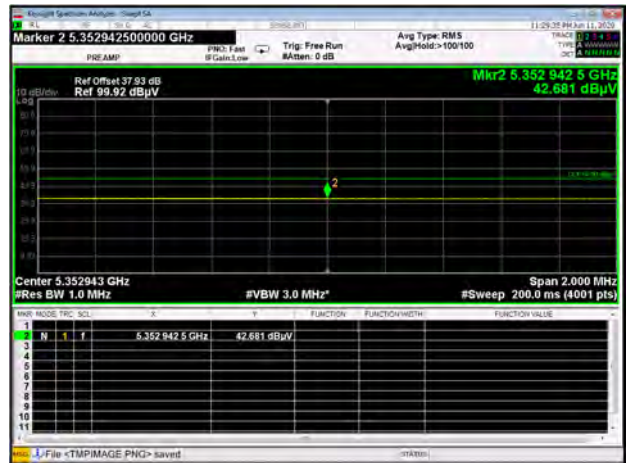
Band II 11n20 CH64 Peak



Band II 11n20 CH64 AV



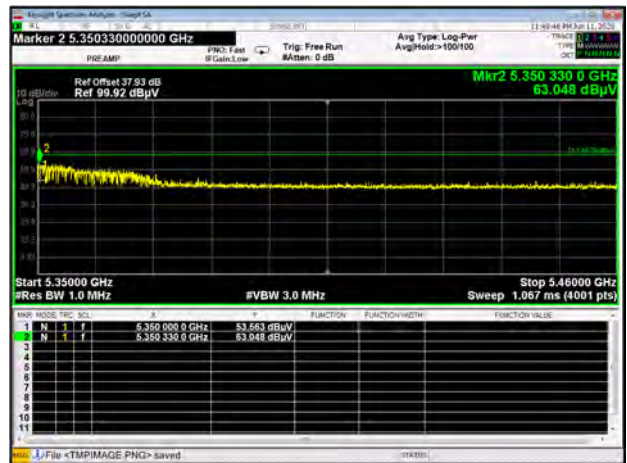
Band II 11n20 CH64 AV



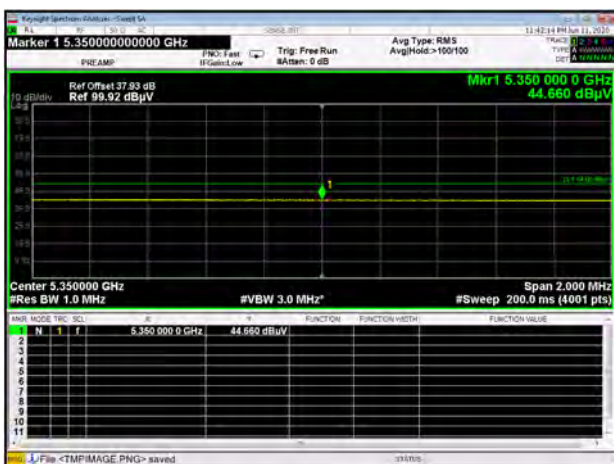
Band II 11n40 CH54 Peak



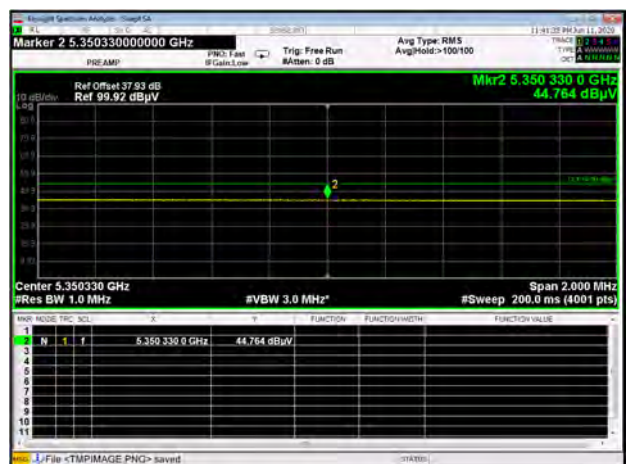
Band II 11n40 CH62 Peak



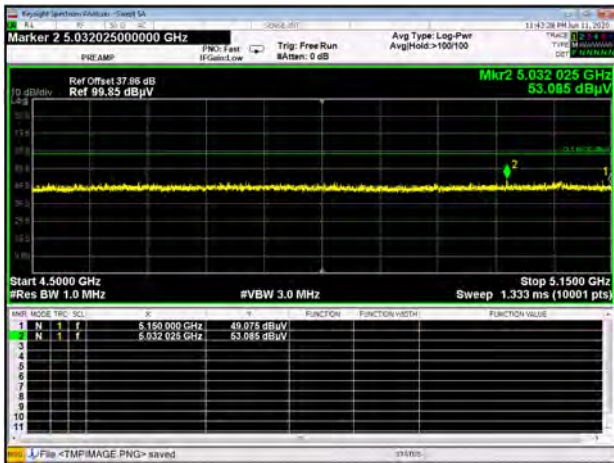
Band II 11n40 CH62 AV



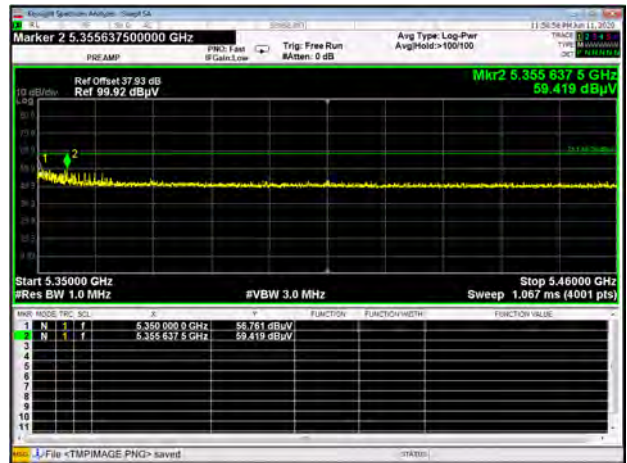
Band II 11n40 CH62 AV



Band II 11ac20 CH52 Peak



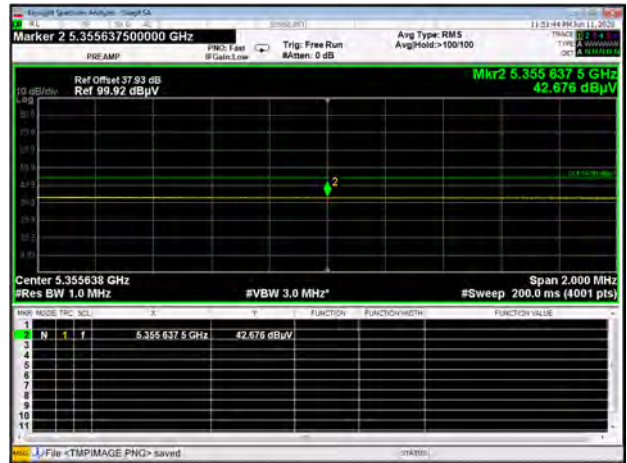
Band II 11ac20 CH64 Peak



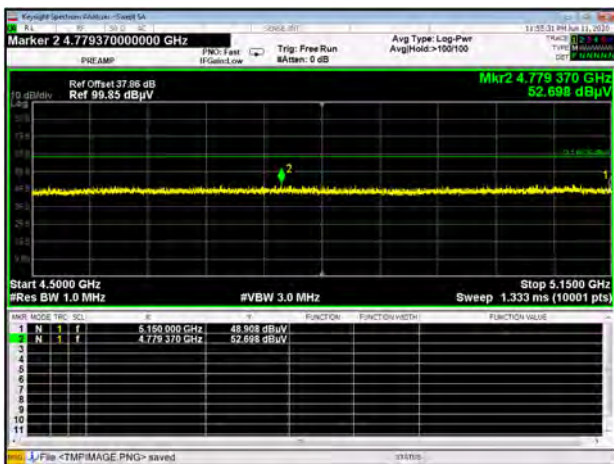
Band II 11ac20 CH64 AV



Band II 11ac20 CH64 AV



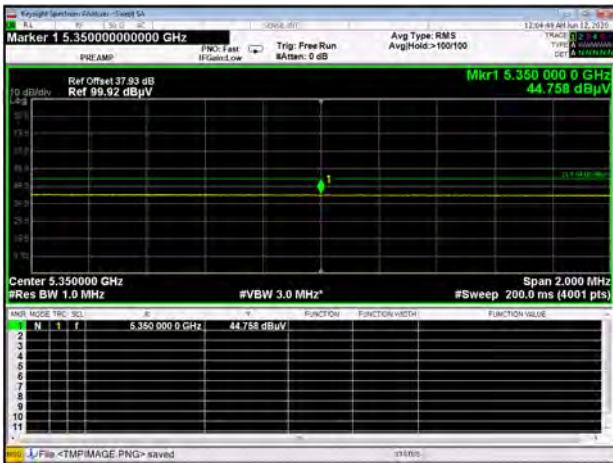
Band II 11ac40 CH54 Peak



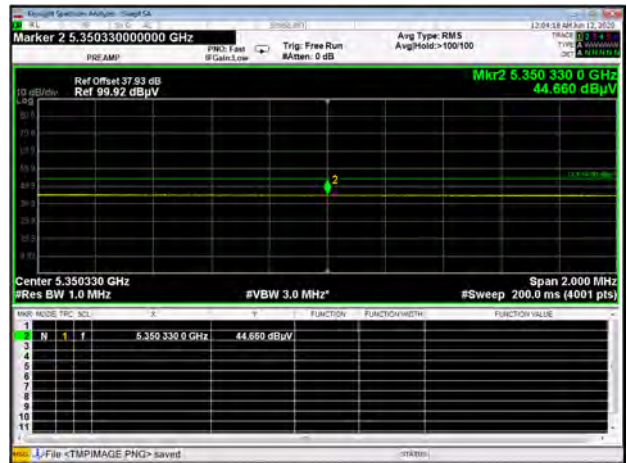
Band II 11ac40 CH62 Peak



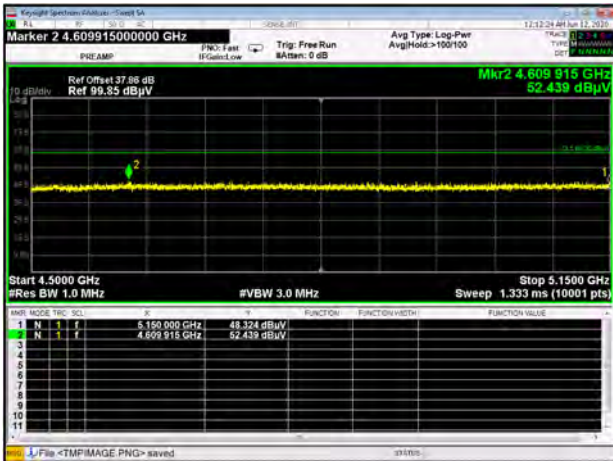
Band II 11ac40 CH62 AV



Band II 11ac40 CH62 AV



Band II 11ac80 CH58 Peak



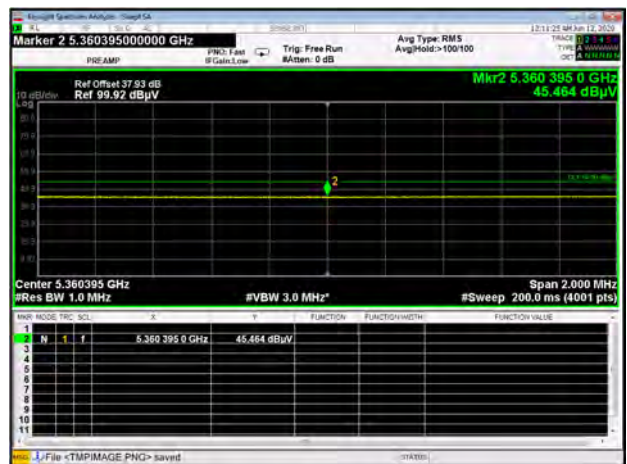
Band II 11ac80 CH58 Peak



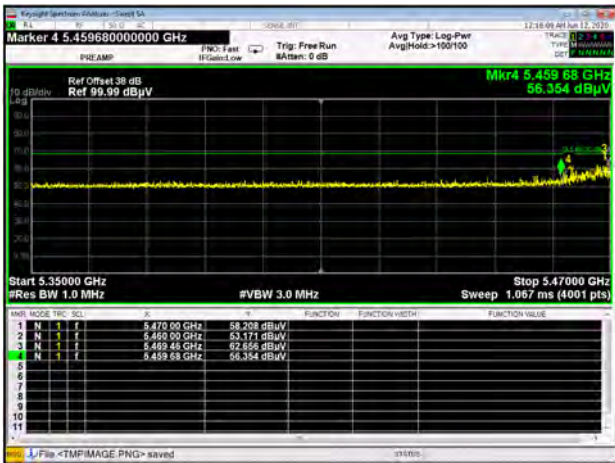
Band II 11ac80 CH58 AV



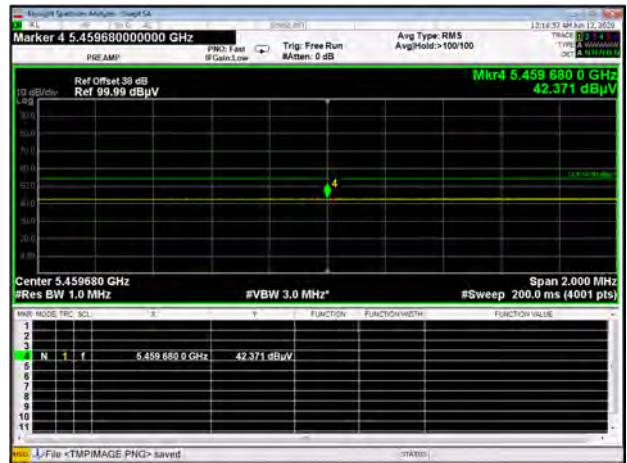
Band II 11ac80 CH58 AV



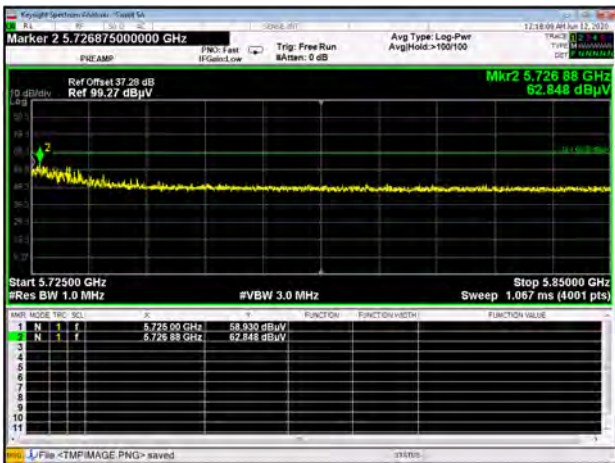
Band III 11a CH100 Peak



Band III 11a CH100 AV



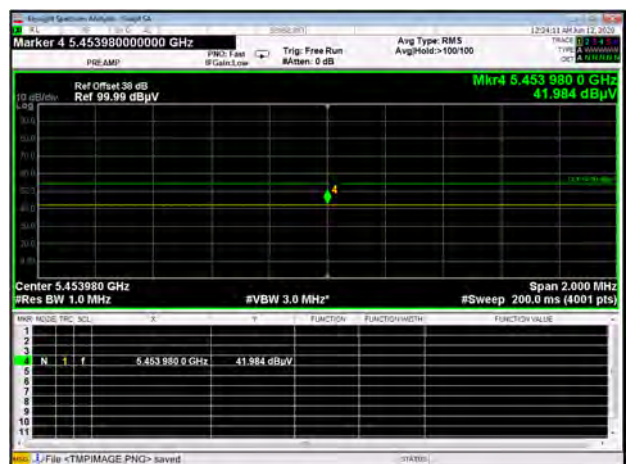
Band III 11a CH140 Peak



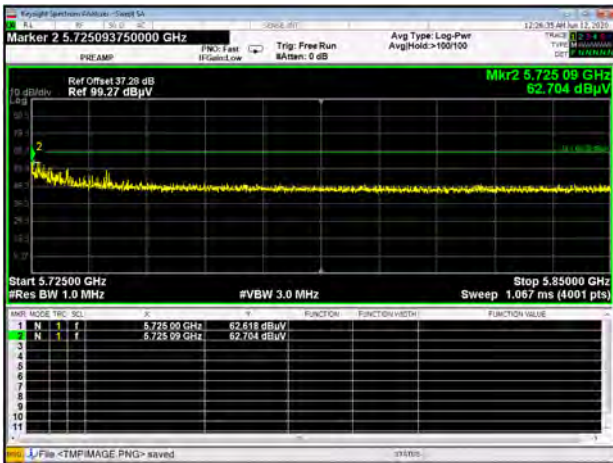
Band III 11n20 CH100 Peak



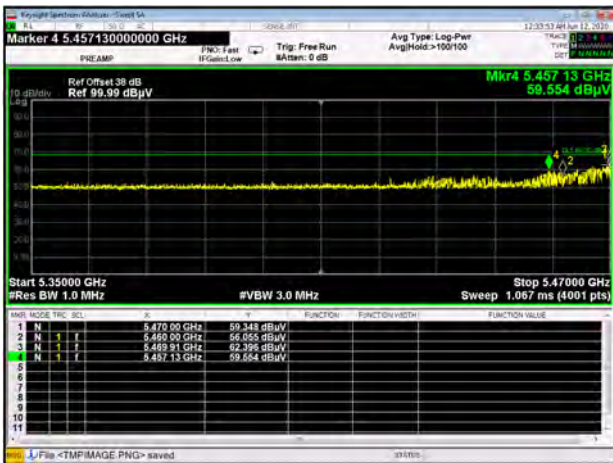
Band III 11n20 CH100 AV



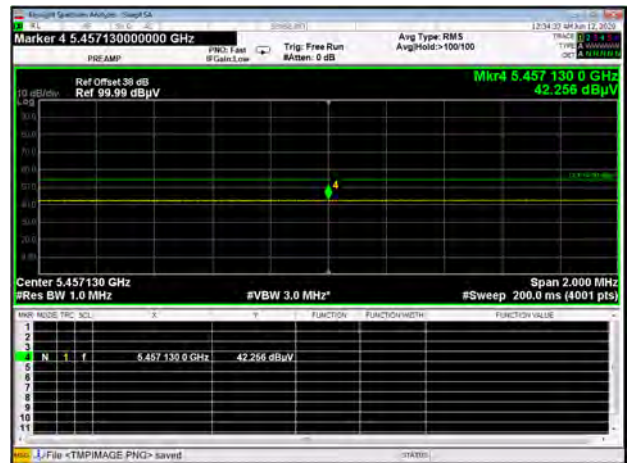
Band III 11n20 CH140 Peak



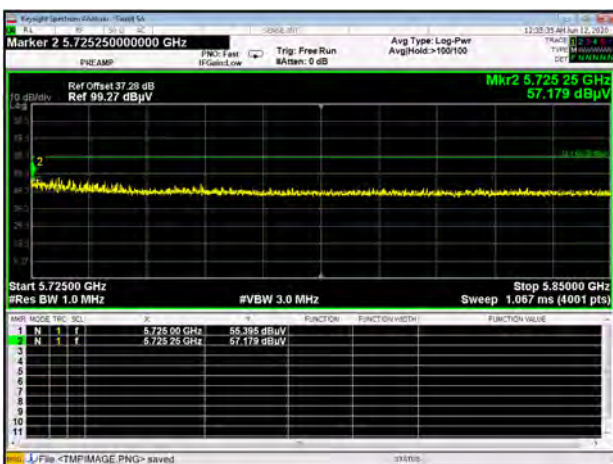
Band III 11n40 CH102 Peak



Band III 11n40 CH102 AV



Band III 11n40 CH134 Peak



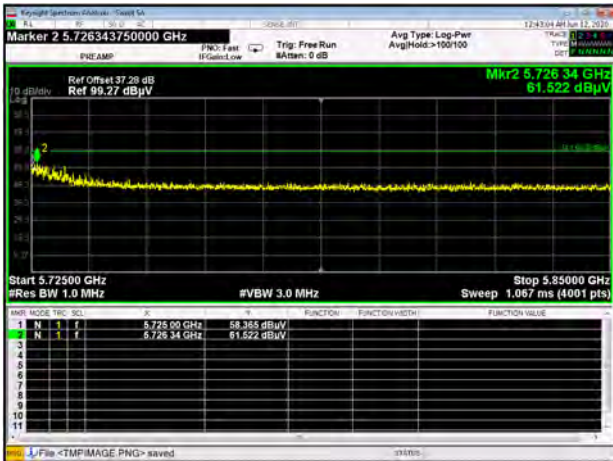
Band III 11ac20 CH100 Peak



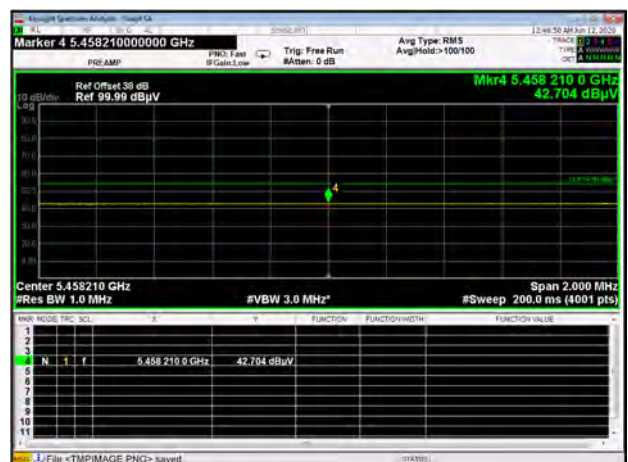
Band III 11ac20 CH100 AV



Band III 11ac20 CH140 Peak



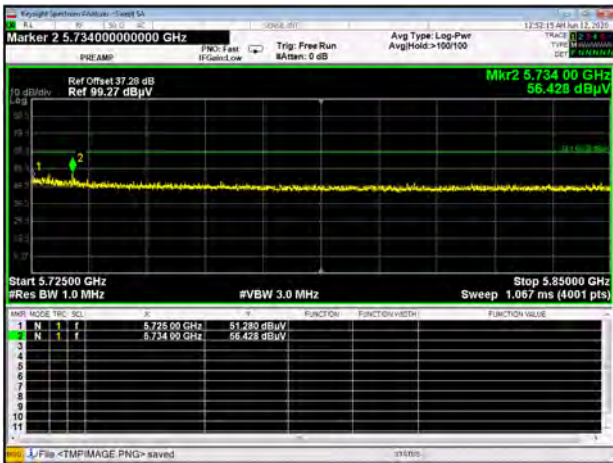
Band III 11ac40 CH102 AV



Band III 11ac40 CH102 Peak



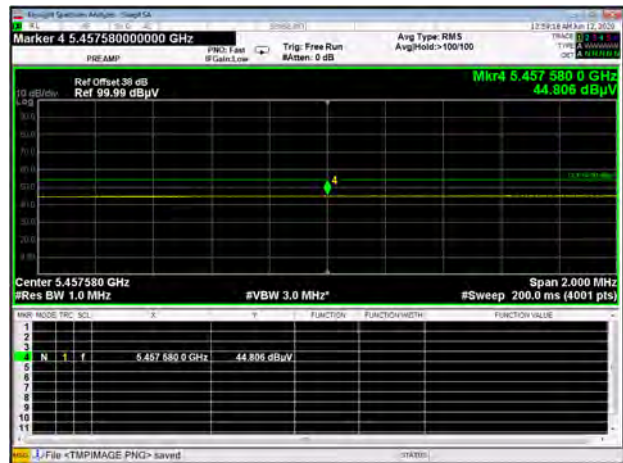
Band III 11ac40 CH134 Peak



Band III 11ac80 CH106 Peak



Band III 11ac80 CH106 AV



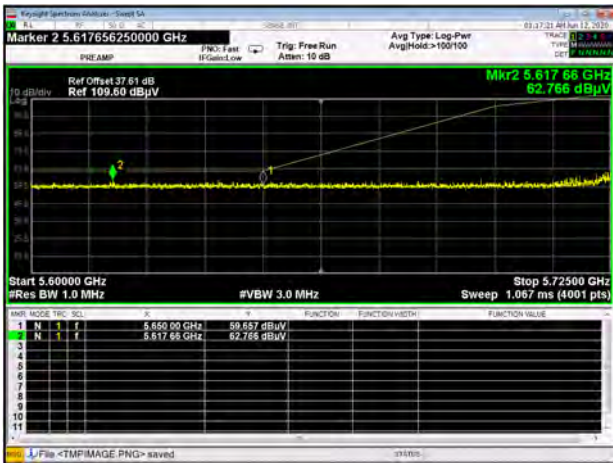
Band IV 11a CH149 Peak



Band IV 11a CH165 Peak



Band IV 11n20 CH149 Peak



Band IV 11n20 CH165 Peak



Band IV 11n40 CH151 Peak



Band IV 11n40 CH159 Peak



Band IV 11ac20 CH149 Peak



Band IV 11ac20 CH165 Peak



Band IV 11ac40 CH151 Peak



Band IV 11ac40 CH159 Peak



Band IV 11ac80 CH155 Peak



Band IV 11ac80 CH155 Peak



ANNEX B TEST SETUP PHOTOS

Please refer the document "BL-SZ2060102-AR.PDF".

ANNEX C EUT EXTERNAL PHOTOS

Please refer the document "BL-SZ2060102-AW.PDF".

ANNEX D EUT INTERNAL PHOTOS

Please refer the document "BL-SZ2060102-AI.PDF".

--END OF REPORT--