

# Appendix B

## Detailed Test Results

1. GSM
GSM850 for Head & Body
GSM1900 for Head & Body
2. WCDMA
WCDMA Band II for Head & Body
WCDMA Band IV for Head & Body
WCDMA Band V for Head & Body
3. LTE
LTE Band 2 for Head & Body
LTE Band 4 for Head & Body
LTE Band 5 for Head & Body
LTE Band 7 for Head & Body
LTE Band 12 for Head & Body
LTE Band 17 for Head & Body
LTE Band 26 for Head & Body
LTE Band 38 for Head & Body
LTE Band 41 for Head & Body
LTE Band 66 for Head & Body
4. 5G NR
NR Band n5 for Head & Body
NR Band n7 for Head & Body
NR Band n41 for Head & Body

5. WIFI
WIFI 2.4G for Head & Body
WIFI 5G for Head & Body
6. BT
BT for Head & Body

Test Laboratory: SGS-SAR Lab

## OPPO CPH2089 GSM850 GSM 190CH Right cheek Ant0

**DUT: CPH2089; Type: Mobile phone; Serial: 30e1997d**

Communication System: UID 0, GSM 850; Frequency: 836.6 MHz; Duty Cycle: 1:8.3

Medium: HSL835; Medium parameters used:  $f = 837$  MHz;  $\sigma = 0.912$  S/m;  $\epsilon_r = 41.599$ ;  $\rho = 1000$  kg/m<sup>3</sup>

Phantom section: Right Section

DASY 5 Configuration:

- Probe: EX3DV4 - SN3793; ConvF(9.05, 9.05, 9.05); Calibrated: 2020-05-09;
- Sensor-Surface: 2mm (Mechanical Surface Detection)
- Electronics: DAE4 Sn1267; Calibrated: 2019-12-17
- Phantom: SAM 7; Type: SAM; Serial: 1027
- DASY52 4.7.80(0); SEMCAD X 14.6.10(7331)

**Configuration/Head/Area Scan (9x13x1):** Measurement grid: dx=15mm, dy=15mm  
Maximum value of SAR (measured) = 0.316 W/kg

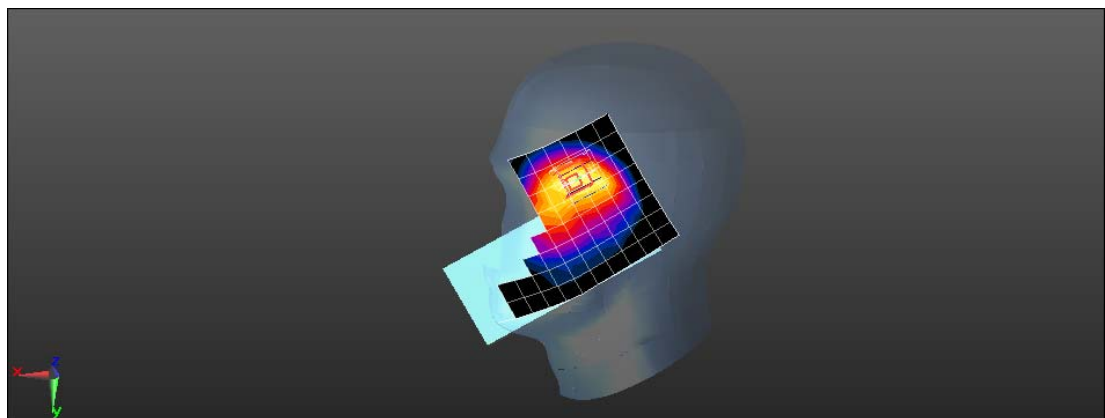
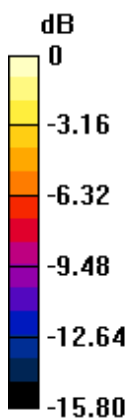
**Configuration/Head/Zoom Scan (5x5x7)/Cube 0:** Measurement grid: dx=8mm, dy=8mm, dz=5mm

Reference Value = 5.330 V/m; Power Drift = 0.10 dB

Peak SAR (extrapolated) = 0.679 W/kg

**SAR(1 g) = 0.298 W/kg; SAR(10 g) = 0.160 W/kg**

Maximum value of SAR (measured) = 0.441 W/kg



0 dB = 0.441 W/kg = -3.56 dBW/kg

Test Laboratory: SGS-SAR Lab

## OPPO CPH2089 GSM850 GSM 190CH Back side 15mm Ant0

**DUT: CPH2089; Type: Mobile phone; Serial: 30e1997d**

Communication System: UID 0, GSM 850; Frequency: 836.6 MHz; Duty Cycle: 1:8.3

Medium: HSL835; Medium parameters used:  $f = 837$  MHz;  $\sigma = 0.912$  S/m;  $\epsilon_r = 41.599$ ;  $\rho = 1000$  kg/m<sup>3</sup>

Phantom section: Flat Section

DASY 5 Configuration:

- Probe: EX3DV4 - SN3793; ConvF(9.05, 9.05, 9.05); Calibrated: 2020-05-09;
- Sensor-Surface: 2mm (Mechanical Surface Detection)
- Electronics: DAE4 Sn1267; Calibrated: 2019-12-17
- Phantom: SAM 7; Type: SAM; Serial: 1027
- DASY52 4.7.80(0); SEMCAD X 14.6.10(7331)

**Configuration/Body/Area Scan (8x13x1):** Measurement grid: dx=15mm, dy=15mm  
Maximum value of SAR (measured) = 0.270 W/kg

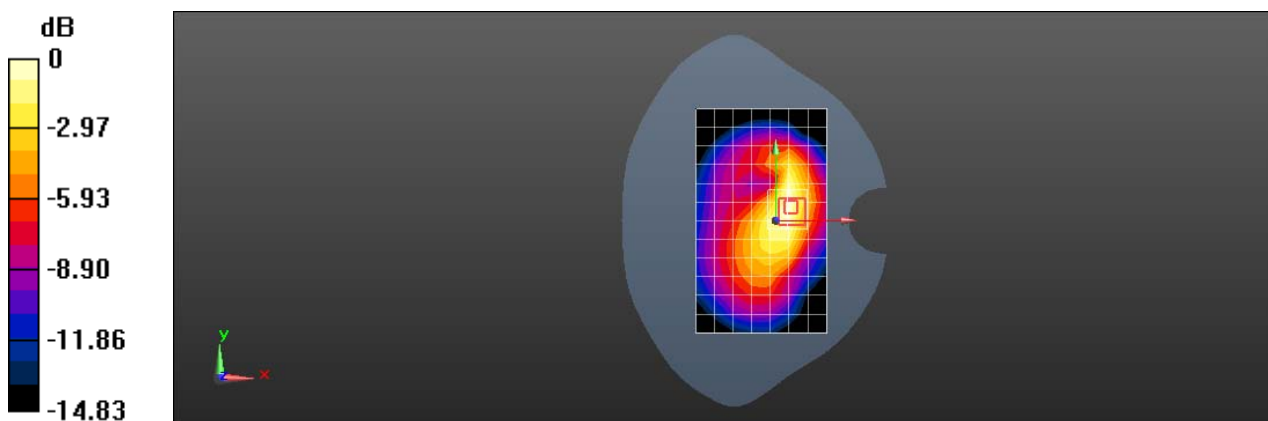
**Configuration/Body/Zoom Scan (5x5x7)/Cube 0:** Measurement grid: dx=8mm, dy=8mm, dz=5mm

Reference Value = 10.20 V/m; Power Drift = -0.09 dB

Peak SAR (extrapolated) = 0.340 W/kg

**SAR(1 g) = 0.218 W/kg; SAR(10 g) = 0.136 W/kg**

Maximum value of SAR (measured) = 0.276 W/kg



0 dB = 0.276 W/kg = -5.59 dBW/kg

Test Laboratory: SGS-SAR Lab

**OPPO CPH2089 GSM850 GPRS 4TS 190CH Left side 10mm Ant0**

**DUT: CPH2089; Type: Mobile phone; Serial: 30e1997d**

Communication System: UID 0, GSM 850 4TS; Frequency: 836.6 MHz; Duty Cycle: 1:2.075

Medium: HSL835; Medium parameters used:  $f = 837$  MHz;  $\sigma = 0.912$  S/m;  $\epsilon_r = 41.599$ ;  $\rho = 1000$  kg/m<sup>3</sup>

Phantom section: Flat Section

DASY 5 Configuration:

- Probe: EX3DV4 - SN3793; ConvF(9.05, 9.05, 9.05); Calibrated: 2020-05-09;
- Sensor-Surface: 2mm (Mechanical Surface Detection)
- Electronics: DAE4 Sn1267; Calibrated: 2019-12-17
- Phantom: SAM 7; Type: SAM; Serial: 1027
- DASY52 4.7.80(0); SEMCAD X 14.6.10(7331)

**Configuration/Body/Area Scan (6x13x1):** Measurement grid: dx=15mm, dy=15mm

Maximum value of SAR (measured) = 0.561 W/kg

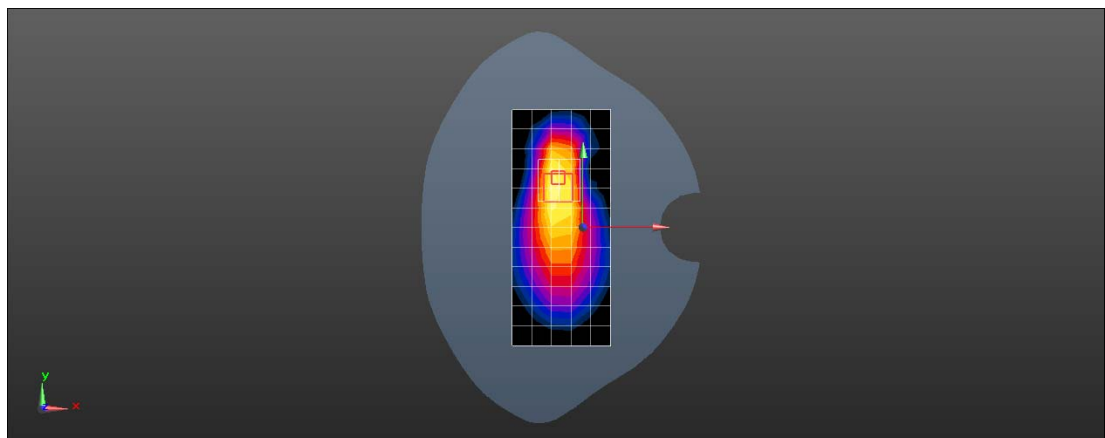
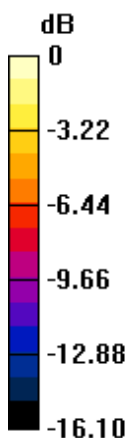
**Configuration/Body/Zoom Scan (5x5x7)/Cube 0:** Measurement grid: dx=8mm, dy=8mm, dz=5mm

Reference Value = 19.72 V/m; Power Drift = 0.03 dB

Peak SAR (extrapolated) = 0.978 W/kg

**SAR(1 g) = 0.519 W/kg; SAR(10 g) = 0.287 W/kg**

Maximum value of SAR (measured) = 0.768 W/kg



0 dB = 0.768 W/kg = -1.15 dBW/kg

Test Laboratory: SGS-SAR Lab

## OPPO CPH2089 GSM 850 GSM 190CH Right cheek Ant1

**DUT: CPH2089; Type: Mobile phone; Serial: 30e1997d**

Communication System: UID 0, GSM 850; Frequency: 836.6 MHz; Duty Cycle: 1:8.3

Medium: HSL835; Medium parameters used:  $f = 837$  MHz;  $\sigma = 0.912$  S/m;  $\epsilon_r = 41.599$ ;  $\rho = 1000$  kg/m<sup>3</sup>

Phantom section: Right Section

DASY 5 Configuration:

- Probe: EX3DV4 - SN3793; ConvF(9.05, 9.05, 9.05); Calibrated: 2020-05-09;
- Sensor-Surface: 2mm (Mechanical Surface Detection)
- Electronics: DAE4 Sn1267; Calibrated: 2019-12-17
- Phantom: SAM 7; Type: SAM; Serial: 1027
- DASY52 4.7.80(0); SEMCAD X 14.6.10(7331)

**Configuration/Head/Area Scan (8x13x1):** Measurement grid: dx=15mm, dy=15mm

Maximum value of SAR (measured) = 0.0371 W/kg


**Configuration/Head/Zoom Scan (5x5x7)/Cube 0:** Measurement grid: dx=8mm, dy=8mm, dz=5mm

Reference Value = 1.155 V/m; Power Drift = -0.08 dB

Peak SAR (extrapolated) = 0.0830 W/kg

**SAR(1 g) = 0.043 W/kg; SAR(10 g) = 0.022 W/kg**

Maximum value of SAR (measured) = 0.0373 W/kg



0 dB = 0.0373 W/kg = -14.28 dBW/kg

Test Laboratory: SGS-SAR Lab

## OPPO CPH2089 GSM850 GSM 190CH Back side 15mm Ant1

**DUT: CPH2089; Type: Mobile phone; Serial: 30e1997d**

Communication System: UID 0, GSM 850; Frequency: 836.6 MHz; Duty Cycle: 1:8.3

Medium: HSL835; Medium parameters used:  $f = 837$  MHz;  $\sigma = 0.912$  S/m;  $\epsilon_r = 41.599$ ;  $\rho = 1000$  kg/m<sup>3</sup>

Phantom section: Flat Section

DASY 5 Configuration:

- Probe: EX3DV4 - SN3793; ConvF(9.05, 9.05, 9.05); Calibrated: 2020-05-09;
- Sensor-Surface: 2mm (Mechanical Surface Detection)
- Electronics: DAE4 Sn1267; Calibrated: 2019-12-17
- Phantom: SAM 7; Type: SAM; Serial: 1027
- DASY52 4.7.80(0); SEMCAD X 14.6.10(7331)

**Configuration/Body/Area Scan (8x13x1):** Measurement grid: dx=15mm, dy=15mm  
Maximum value of SAR (measured) = 0.0817 W/kg

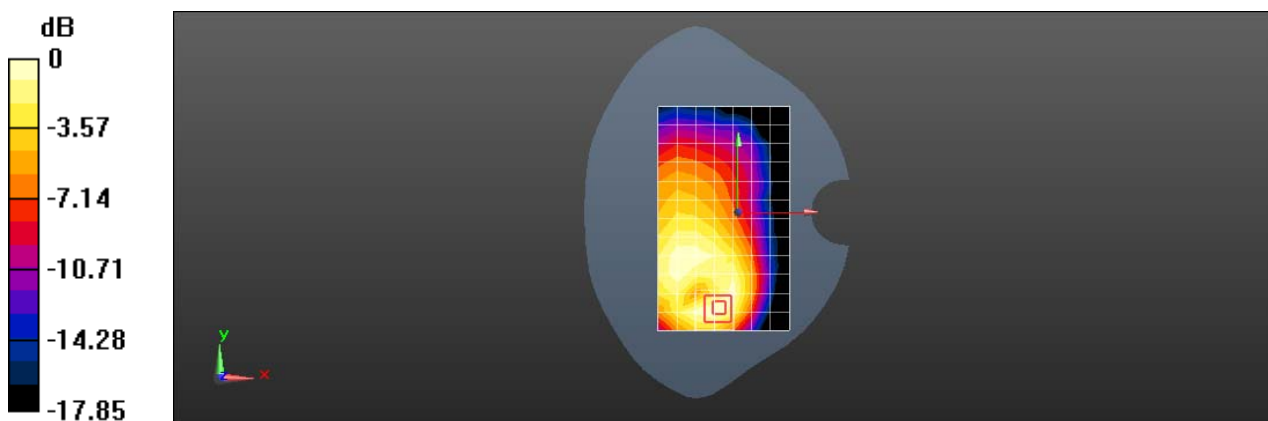
**Configuration/Body/Zoom Scan (5x5x7)/Cube 0:** Measurement grid: dx=8mm, dy=8mm, dz=5mm

Reference Value = 5.051 V/m; Power Drift = 0.16 dB

Peak SAR (extrapolated) = 0.104 W/kg

**SAR(1 g) = 0.062 W/kg; SAR(10 g) = 0.037 W/kg**

Maximum value of SAR (measured) = 0.0830 W/kg



0 dB = 0.0830 W/kg = -10.81 dBW/kg

Test Laboratory: SGS-SAR Lab

## OPPO CPH2089 GSM850 GPRS 4TS 190CH Back side 10mm Ant1

**DUT: CPH2089; Type: Mobile phone; Serial: 30e1997d**

Communication System: UID 0, GSM 850 4TS; Frequency: 836.6 MHz; Duty Cycle: 1:2.075

Medium: HSL835; Medium parameters used:  $f = 837$  MHz;  $\sigma = 0.912$  S/m;  $\epsilon_r = 41.599$ ;  $\rho = 1000$  kg/m<sup>3</sup>

Phantom section: Flat Section

DASY 5 Configuration:

- Probe: EX3DV4 - SN3793; ConvF(9.05, 9.05, 9.05); Calibrated: 2020-05-09;
- Sensor-Surface: 2mm (Mechanical Surface Detection)
- Electronics: DAE4 Sn1267; Calibrated: 2019-12-17
- Phantom: SAM 7; Type: SAM; Serial: 1027
- DASY52 4.7.80(0); SEMCAD X 14.6.10(7331)

**Configuration/Body/Area Scan (8x13x1):** Measurement grid: dx=15mm, dy=15mm  
Maximum value of SAR (measured) = 0.226 W/kg

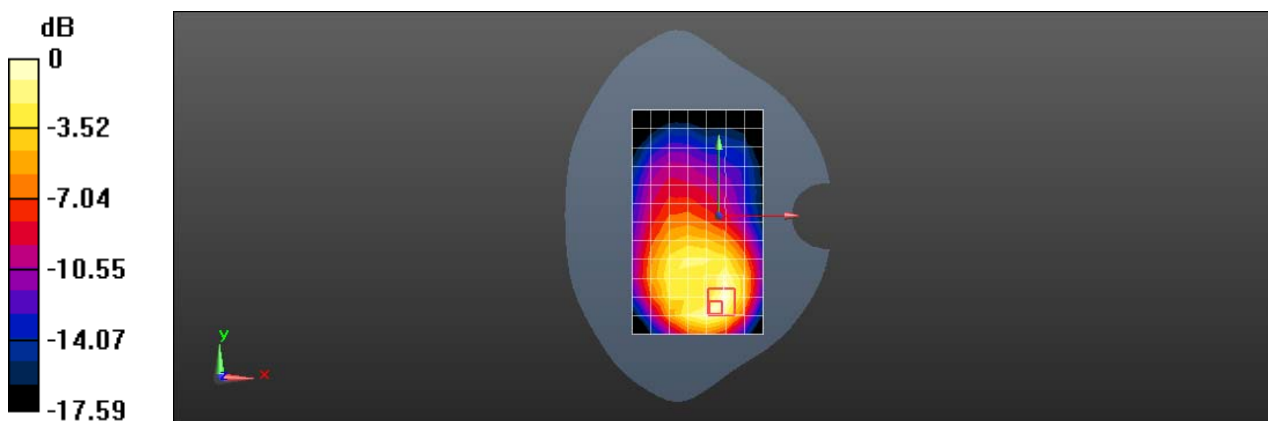
**Configuration/Body/Zoom Scan (5x5x7)/Cube 0:** Measurement grid: dx=8mm, dy=8mm, dz=5mm

Reference Value = 6.726 V/m; Power Drift = 0.10 dB

Peak SAR (extrapolated) = 0.300 W/kg

**SAR(1 g) = 0.166 W/kg; SAR(10 g) = 0.092 W/kg**

Maximum value of SAR (measured) = 0.225 W/kg



0 dB = 0.225 W/kg = -6.48 dBW/kg



Test Laboratory: SGS-SAR Lab

## OPPO CPH2089 GSM1900 GSM 661CH Right tilted Ant2

**DUT: CPH2089; Type: Mobile phone; Serial: 80b4eb97**

Communication System: UID 0, GSM Only Communication System (0); Frequency: 1880 MHz; Duty Cycle: 1:8.3

Medium: HSL1900; Medium parameters used:  $f = 1880$  MHz;  $\sigma = 1.322$  S/m;  $\epsilon_r = 39.989$ ;  $\rho = 1000$  kg/m<sup>3</sup>

Phantom section: Right Section

DASY 5 Configuration:

- Probe: EX3DV4 - SN3793; ConvF(7.61, 7.61, 7.61); Calibrated: 2020-05-09;
- Sensor-Surface: 2mm (Mechanical Surface Detection)
- Electronics: DAE4 Sn1267; Calibrated: 2019-12-17
- Phantom: SAM 7; Type: SAM; Serial: 1027
- DASY52 4.7.80(0); SEMCAD X 14.6.10(7331)

**Configuration/Head/Area Scan (8x13x1):** Measurement grid: dx=15mm, dy=15mm  
Maximum value of SAR (measured) = 0.324 W/kg


**Configuration/Head/Zoom Scan (5x5x7)/Cube 0:** Measurement grid: dx=8mm, dy=8mm, dz=5mm

Reference Value = 16.03 V/m; Power Drift = 0.09 dB

Peak SAR (extrapolated) = 0.702 W/kg

**SAR(1 g) = 0.357 W/kg; SAR(10 g) = 0.166 W/kg**

Maximum value of SAR (measured) = 0.556 W/kg



0 dB = 0.556 W/kg = -2.55 dBW/kg

Test Laboratory: SGS-SAR Lab

**OPPO CPH2089 GSM1900 GSM 661CH Back side 15mm Ant2**

**DUT: CPH2089; Type: Mobile phone; Serial: 80b4eb97**

Communication System: UID 0, GSM Only Communication System (0); Frequency: 1880 MHz; Duty Cycle: 1:8.3

Medium: HSL1900; Medium parameters used:  $f = 1880$  MHz;  $\sigma = 1.322$  S/m;  $\epsilon_r = 39.989$ ;  $\rho = 1000$  kg/m<sup>3</sup>

Phantom section: Flat Section

DASY 5 Configuration:

- Probe: EX3DV4 - SN3793; ConvF(7.61, 7.61, 7.61); Calibrated: 2020-05-09;
- Sensor-Surface: 2mm (Mechanical Surface Detection)
- Electronics: DAE4 Sn1267; Calibrated: 2019-12-17
- Phantom: SAM 7; Type: SAM; Serial: 1027
- DASY52 4.7.80(0); SEMCAD X 14.6.10(7331)

**Configuration/Body/Area Scan (8x13x1):** Measurement grid: dx=15mm, dy=15mm  
Maximum value of SAR (measured) = 0.149 W/kg

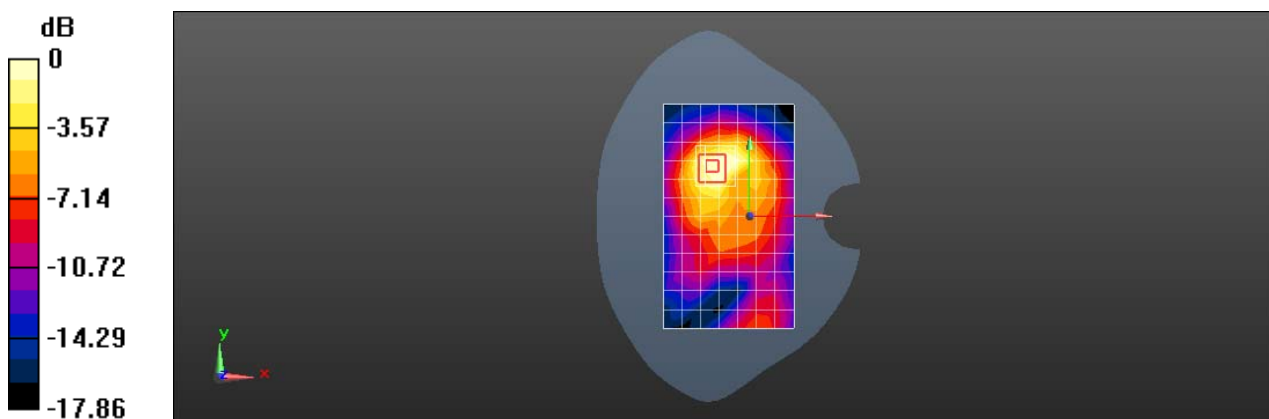
**Configuration/Body/Zoom Scan (5x5x7)/Cube 0:** Measurement grid: dx=8mm, dy=8mm, dz=5mm

Reference Value = 4.426 V/m; Power Drift = -0.06 dB

Peak SAR (extrapolated) = 0.130 W/kg

**SAR(1 g) = 0.092 W/kg; SAR(10 g) = 0.053 W/kg**

Maximum value of SAR (measured) = 0.123 W/kg



0 dB = 0.123 W/kg = -9.10 dBW/kg

Test Laboratory: SGS-SAR Lab

## OPPO CPH2089 GSM1900 GPRS 4TS 661CH Top side 10mm Ant2

**DUT: CPH2089; Type: Mobile phone; Serial: 80b4eb97**

Communication System: UID 0, GPRS/EGPRS Mode(4up) Communication System (0); Frequency: 1880 MHz; Duty Cycle: 1:2.075

Medium: HSL1900; Medium parameters used:  $f = 1880$  MHz;  $\sigma = 1.322$  S/m;  $\epsilon_r = 39.989$ ;  $\rho = 1000$  kg/m<sup>3</sup>

Phantom section: Flat Section

DASY 5 Configuration:

- Probe: EX3DV4 - SN3793; ConvF(7.61, 7.61, 7.61); Calibrated: 2020-05-09;
- Sensor-Surface: 2mm (Mechanical Surface Detection)
- Electronics: DAE4 Sn1267; Calibrated: 2019-12-17
- Phantom: SAM 7; Type: SAM; Serial: 1027
- DASY52 4.7.80(0); SEMCAD X 14.6.10(7331)

**Configuration/Body/Area Scan (6x9x1):** Measurement grid: dx=15mm, dy=15mm  
Maximum value of SAR (measured) = 0.356 W/kg

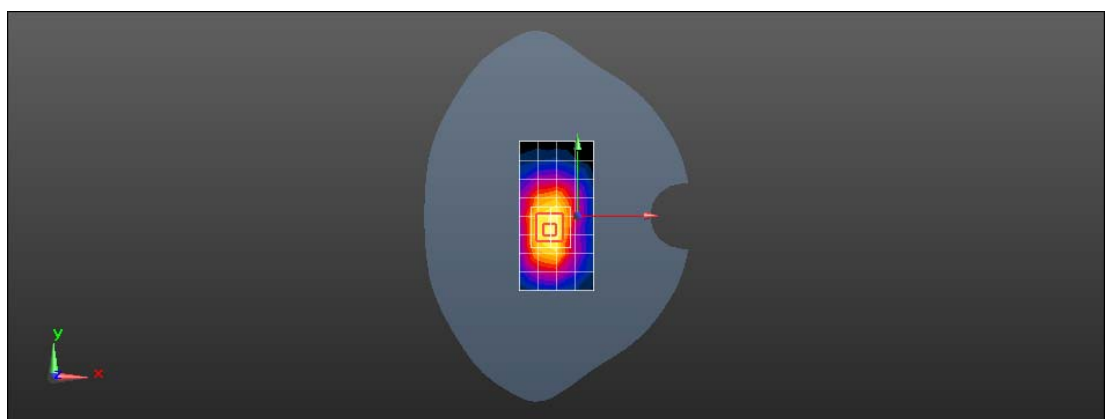
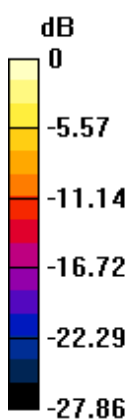
**Configuration/Body/Zoom Scan (5x5x7)/Cube 0:** Measurement grid: dx=8mm, dy=8mm, dz=5mm

Reference Value = 15.58 V/m; Power Drift = -0.03 dB

Peak SAR (extrapolated) = 0.590 W/kg

**SAR(1 g) = 0.348 W/kg; SAR(10 g) = 0.175 W/kg**

Maximum value of SAR (measured) = 0.485 W/kg



0 dB = 0.485 W/kg = -3.14 dBW/kg

Test Laboratory: SGS-SAR Lab

## OPPO CPH2089 GSM1900 GSM 661CH Left cheek Ant3

**DUT: CPH2089; Type: Mobile phone; Serial: 80b4eb97**

Communication System: UID 0, GSM Only Communication System (0); Frequency: 1880 MHz; Duty Cycle: 1:8.3

Medium: HSL1900; Medium parameters used:  $f = 1880$  MHz;  $\sigma = 1.322$  S/m;  $\epsilon_r = 39.989$ ;  $\rho = 1000$  kg/m<sup>3</sup>

Phantom section: Left Section

DASY 5 Configuration:

- Probe: EX3DV4 - SN3793; ConvF(7.61, 7.61, 7.61); Calibrated: 2020-05-09;
- Sensor-Surface: 2mm (Mechanical Surface Detection)
- Electronics: DAE4 Sn1267; Calibrated: 2019-12-17
- Phantom: SAM 7; Type: SAM; Serial: 1027
- DASY52 4.7.80(0); SEMCAD X 14.6.10(7331)

**Configuration/Head/Area Scan (8x13x1):** Measurement grid: dx=15mm, dy=15mm  
Maximum value of SAR (measured) = 0.0632 W/kg

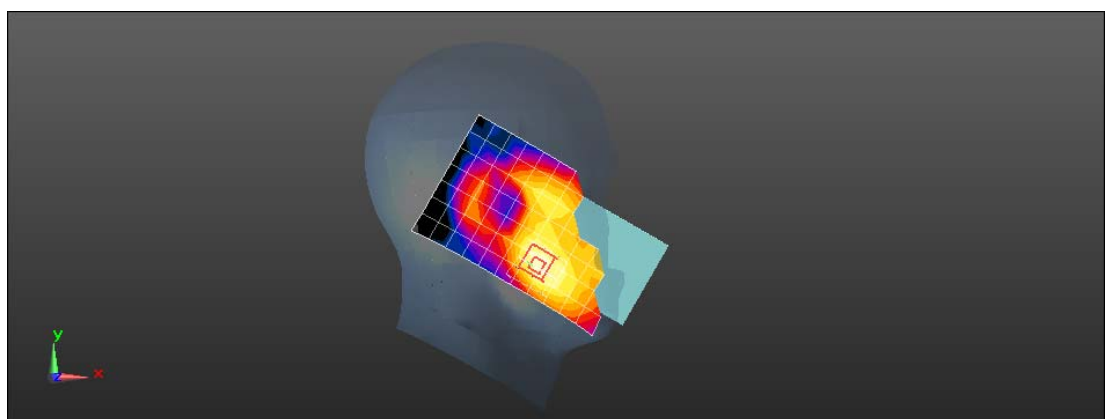
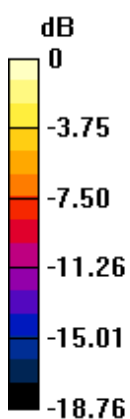
**Configuration/Head/Zoom Scan (5x5x7)/Cube 0:** Measurement grid: dx=8mm, dy=8mm, dz=5mm

Reference Value = 3.186 V/m; Power Drift = 0.06 dB

Peak SAR (extrapolated) = 0.0890 W/kg

**SAR(1 g) = 0.059 W/kg; SAR(10 g) = 0.036 W/kg**

Maximum value of SAR (measured) = 0.0734 W/kg



0 dB = 0.0734 W/kg = -11.34 dBW/kg

Test Laboratory: SGS-SAR Lab

## OPPO CPH2089 GSM1900 GSM 661CH Back side 15mm Ant3

**DUT: CPH2089; Type: Mobile phone; Serial: 80b4eb97**

Communication System: UID 0, GSM Only Communication System (0); Frequency: 1880 MHz; Duty Cycle: 1:8.3

Medium: HSL1900; Medium parameters used:  $f = 1880$  MHz;  $\sigma = 1.322$  S/m;  $\epsilon_r = 39.989$ ;  $\rho = 1000$  kg/m<sup>3</sup>

Phantom section: Flat Section

DASY 5 Configuration:

- Probe: EX3DV4 - SN3793; ConvF(7.61, 7.61, 7.61); Calibrated: 2020-05-09;
- Sensor-Surface: 2mm (Mechanical Surface Detection)
- Electronics: DAE4 Sn1267; Calibrated: 2019-12-17
- Phantom: SAM 7; Type: SAM; Serial: 1027
- DASY52 4.7.80(0); SEMCAD X 14.6.10(7331)

**Configuration/Body/Area Scan (8x13x1):** Measurement grid: dx=15mm, dy=15mm  
Maximum value of SAR (measured) = 0.243 W/kg

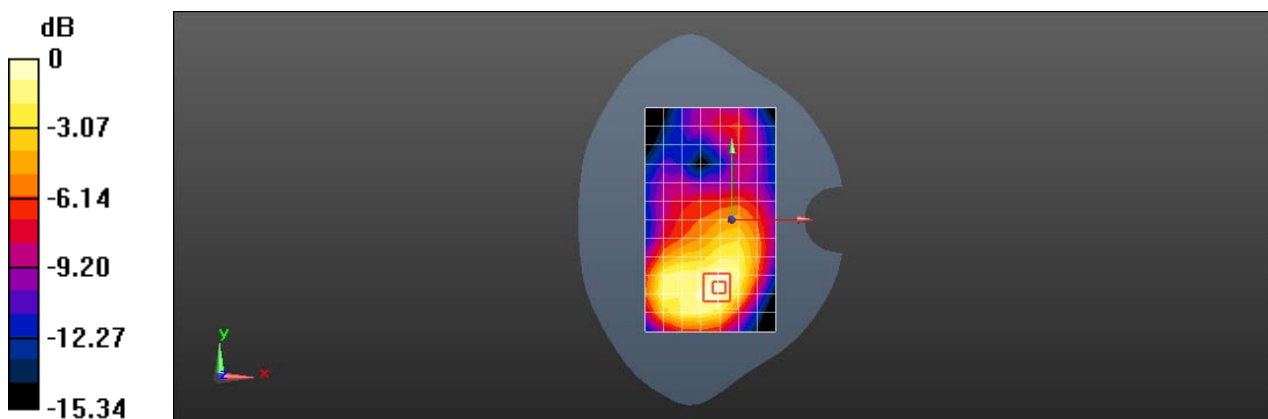
**Configuration/Body/Zoom Scan (5x5x7)/Cube 0:** Measurement grid: dx=8mm, dy=8mm, dz=5mm

Reference Value = 6.838 V/m; Power Drift = -0.18 dB

Peak SAR (extrapolated) = 0.309 W/kg

**SAR(1 g) = 0.202 W/kg; SAR(10 g) = 0.126 W/kg**

Maximum value of SAR (measured) = 0.257 W/kg



0 dB = 0.257 W/kg = -5.90 dBW/kg

Test Laboratory: SGS-SAR Lab

**OPPO CPH2089 GSM1900 GPRS 4TS 661CH Bottom side 10mm Ant3**

**DUT: CPH2089; Type: Mobile phone; Serial: 80b4eb97**

Communication System: UID 0, GPRS/EGPRS Mode(4up) Communication System (0);

Frequency: 1880 MHz;Duty Cycle: 1:2.075

Medium: HSL1900;Medium parameters used:  $f = 1880$  MHz;  $\sigma = 1.322$  S/m;  $\epsilon_r = 39.989$ ;  $\rho = 1000$  kg/m<sup>3</sup>

Phantom section: Flat Section

DASY 5 Configuration:

- Probe: EX3DV4 - SN3793; ConvF(7.61, 7.61, 7.61); Calibrated: 2020-05-09;
- Sensor-Surface: 2mm (Mechanical Surface Detection)
- Electronics: DAE4 Sn1267; Calibrated: 2019-12-17
- Phantom: SAM 7; Type: SAM; Serial: 1027
- DASY52 4.7.80(0); SEMCAD X 14.6.10(7331)

**Configuration/Body/Area Scan (4x9x1):** Measurement grid: dx=15mm, dy=15mm  
Maximum value of SAR (measured) = 0.502 W/kg

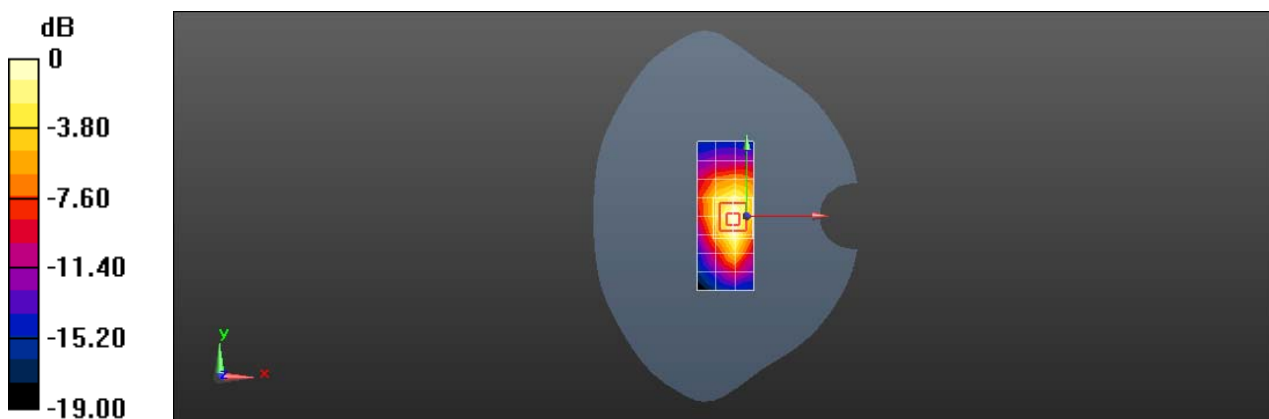
**Configuration/Body/Zoom Scan (5x5x7)/Cube 0:** Measurement grid: dx=8mm, dy=8mm, dz=5mm

Reference Value = 16.50 V/m; Power Drift = 0.13 dB

Peak SAR (extrapolated) = 0.585 W/kg

**SAR(1 g) = 0.367 W/kg; SAR(10 g) = 0.206 W/kg**

Maximum value of SAR (measured) = 0.493 W/kg



0 dB = 0.493 W/kg = -3.07 dBW/kg

Test Laboratory: SGS-SAR Lab

**OPPO CPH2089 WCDMA Band II 9400CH Right tilted Ant2**

**DUT: CPH2089; Type: Mobile phone; Serial: 80b4eb97**

Communication System: UID 0, WCDMA (0); Frequency: 1880 MHz; Duty Cycle: 1:1

Medium: HSL1900; Medium parameters used:  $f = 1880 \text{ MHz}$ ;  $\sigma = 1.322 \text{ S/m}$ ;  $\epsilon_r = 39.989$ ;  $\rho = 1000 \text{ kg/m}^3$

Phantom section: Right Section

DASY 5 Configuration:

- Probe: EX3DV4 - SN3793; ConvF(7.61, 7.61, 7.61); Calibrated: 2020-05-09;
- Sensor-Surface: 2mm (Mechanical Surface Detection)
- Electronics: DAE4 Sn1267; Calibrated: 2019-12-17
- Phantom: SAM 7; Type: SAM; Serial: 1027
- DASY52 4.7.80(0); SEMCAD X 14.6.10(7331)

**Configuration/Head/Area Scan (8x13x1):** Measurement grid:  $dx=15\text{mm}$ ,  $dy=15\text{mm}$   
 Maximum value of SAR (measured) = 0.551 W/kg

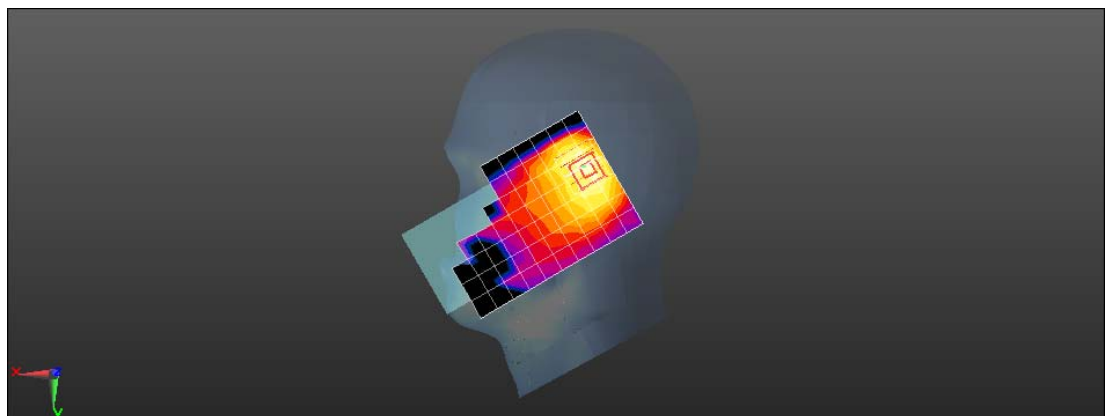
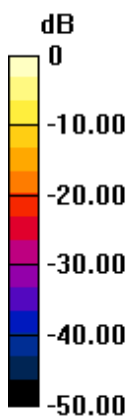
**Configuration/Head/Zoom Scan (5x5x7)/Cube 0:** Measurement grid:  $dx=8\text{mm}$ ,  $dy=8\text{mm}$ ,  $dz=5\text{mm}$

Reference Value = 16.68 V/m; Power Drift = -0.12 dB

Peak SAR (extrapolated) = 0.736 W/kg

**SAR(1 g) = 0.375 W/kg; SAR(10 g) = 0.172 W/kg**

Maximum value of SAR (measured) = 0.592 W/kg



0 dB = 0.592 W/kg = -2.28 dBW/kg

Test Laboratory: SGS-SAR Lab

**OPPO CPH2089 WCDMA Band II 9400CH Back side 15mm Ant2**

**DUT: CPH2089; Type: Mobile phone; Serial: 80b4eb97**

Communication System: UID 0, WCDMA (0); Frequency: 1880 MHz;Duty Cycle: 1:1

Medium: HSL1900;Medium parameters used:  $f = 1880$  MHz;  $\sigma = 1.322$  S/m;  $\epsilon_r = 39.989$ ;  $\rho = 1000$  kg/m<sup>3</sup>

Phantom section: Flat Section

DASY 5 Configuration:

- Probe: EX3DV4 - SN3793; ConvF(7.61, 7.61, 7.61); Calibrated: 2020-05-09;
- Sensor-Surface: 2mm (Mechanical Surface Detection)
- Electronics: DAE4 Sn1267; Calibrated: 2019-12-17
- Phantom: SAM 7; Type: SAM; Serial: 1027
- DASY52 4.7.80(0); SEMCAD X 14.6.10(7331)

**Configuration/Body/Area Scan (8x13x1):** Measurement grid: dx=15mm, dy=15mm  
Maximum value of SAR (measured) = 0.115 W/kg

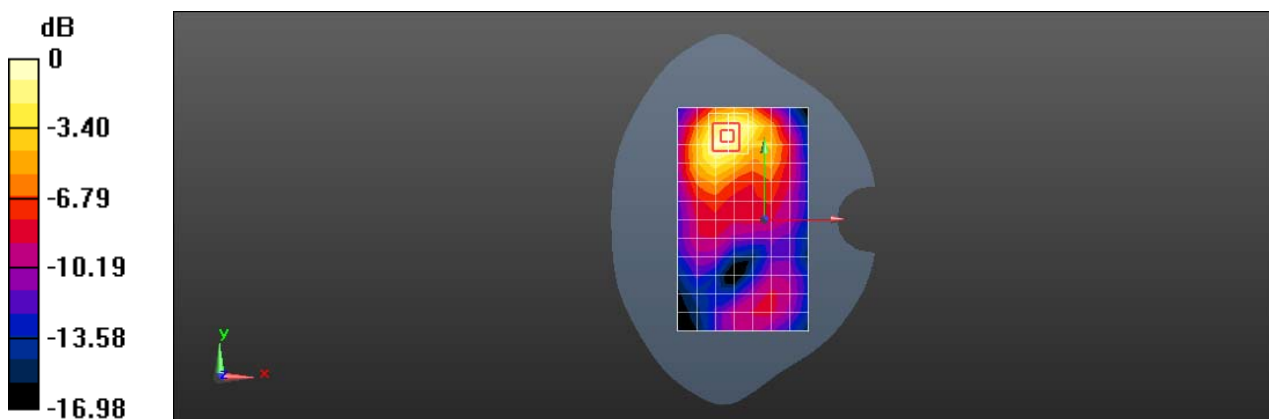
**Configuration/Body/Zoom Scan (5x5x7)/Cube 0:** Measurement grid: dx=8mm, dy=8mm, dz=5mm

Reference Value = 3.357 V/m; Power Drift = 0.10 dB

Peak SAR (extrapolated) = 0.156 W/kg

**SAR(1 g) = 0.098 W/kg; SAR(10 g) = 0.058 W/kg**

Maximum value of SAR (measured) = 0.130 W/kg



0 dB = 0.130 W/kg = -8.86 dBW/kg



Test Laboratory: SGS-SAR Lab

**OPPO CPH2089 WCDMA Band II 9400CH Top side 10mm Ant2**

**DUT: CPH2089; Type: Mobile phone; Serial: 80b4eb97**

Communication System: UID 0, WCDMA (0); Frequency: 1880 MHz;Duty Cycle: 1:1

Medium: HSL1900;Medium parameters used:  $f = 1880$  MHz;  $\sigma = 1.322$  S/m;  $\epsilon_r = 39.989$ ;  $\rho = 1000$  kg/m<sup>3</sup>

Phantom section: Flat Section

DASY 5 Configuration:

- Probe: EX3DV4 - SN3793; ConvF(7.61, 7.61, 7.61); Calibrated: 2020-05-09;
- Sensor-Surface: 2mm (Mechanical Surface Detection)
- Electronics: DAE4 Sn1267; Calibrated: 2019-12-17
- Phantom: SAM 7; Type: SAM; Serial: 1027
- DASY52 4.7.80(0); SEMCAD X 14.6.10(7331)

**Configuration/Body/Area Scan (6x9x1):** Measurement grid: dx=15mm, dy=15mm  
Maximum value of SAR (measured) = 0.366 W/kg

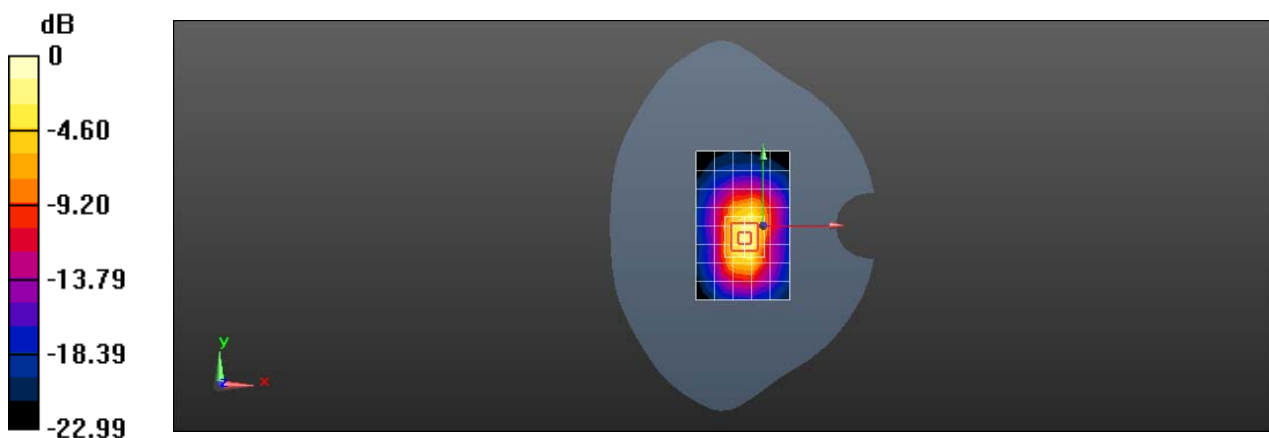
**Configuration/Body/Zoom Scan (5x5x7)/Cube 0:** Measurement grid: dx=8mm, dy=8mm, dz=5mm

Reference Value = 15.48 V/m; Power Drift = -0.05 dB

Peak SAR (extrapolated) = 0.591 W/kg

**SAR(1 g) = 0.349 W/kg; SAR(10 g) = 0.183 W/kg**

Maximum value of SAR (measured) = 0.487 W/kg



0 dB = 0.487 W/kg = -3.12 dBW/kg

Test Laboratory: SGS-SAR Lab

## OPPO CPH2089 WCDMA Band II 9400CH Right cheek Ant3

**DUT: CPH2089; Type: Mobile phone; Serial: 80b4eb97**

Communication System: UID 0, WCDMA (0); Frequency: 1880 MHz; Duty Cycle: 1:1

Medium: HSL1900; Medium parameters used:  $f = 1880$  MHz;  $\sigma = 1.322$  S/m;  $\epsilon_r = 39.989$ ;  $\rho = 1000$  kg/m<sup>3</sup>

Phantom section: Right Section

DASY 5 Configuration:

- Probe: EX3DV4 - SN3793; ConvF(7.61, 7.61, 7.61); Calibrated: 2020-05-09;
- Sensor-Surface: 2mm (Mechanical Surface Detection)
- Electronics: DAE4 Sn1267; Calibrated: 2019-12-17
- Phantom: SAM 7; Type: SAM; Serial: 1027
- DASY52 4.7.80(0); SEMCAD X 14.6.10(7331)

**Configuration/Head/Area Scan (8x13x1):** Measurement grid: dx=15mm, dy=15mm  
Maximum value of SAR (measured) = 0.159 W/kg

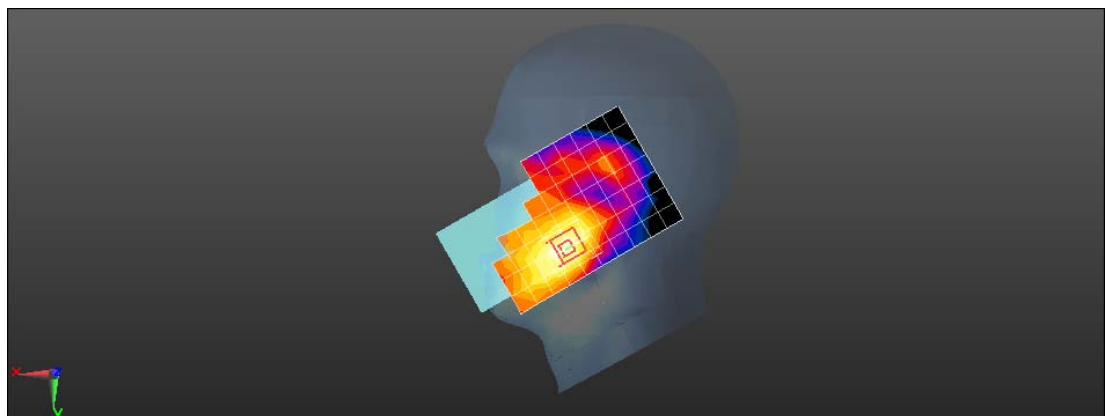
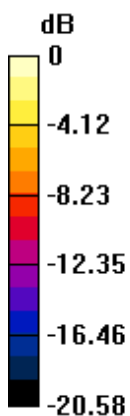
**Configuration/Head/Zoom Scan (5x5x7)/Cube 0:** Measurement grid: dx=8mm, dy=8mm, dz=5mm

Reference Value = 3.503 V/m; Power Drift = 0.04 dB

Peak SAR (extrapolated) = 0.200 W/kg

**SAR(1 g) = 0.132 W/kg; SAR(10 g) = 0.081 W/kg**

Maximum value of SAR (measured) = 0.169 W/kg



0 dB = 0.169 W/kg = -7.72 dBW/kg

Test Laboratory: SGS-SAR Lab

**OPPO CPH2089 WCDMA Band II 9400CH Back side 15mm Ant3**

**DUT: CPH2089; Type: Mobile phone; Serial: 80b4eb97**

Communication System: UID 0, WCDMA (0); Frequency: 1880 MHz; Duty Cycle: 1:1

Medium: HSL1900; Medium parameters used:  $f = 1880$  MHz;  $\sigma = 1.322$  S/m;  $\epsilon_r = 39.989$ ;  $\rho = 1000$  kg/m<sup>3</sup>

Phantom section: Flat Section

DASY 5 Configuration:

- Probe: EX3DV4 - SN3793; ConvF(7.61, 7.61, 7.61); Calibrated: 2020-05-09;
- Sensor-Surface: 2mm (Mechanical Surface Detection)
- Electronics: DAE4 Sn1267; Calibrated: 2019-12-17
- Phantom: SAM 7; Type: SAM; Serial: 1027
- DASY52 4.7.80(0); SEMCAD X 14.6.10(7331)

**Configuration/Body/Area Scan (8x13x1):** Measurement grid: dx=15mm, dy=15mm  
Maximum value of SAR (measured) = 0.244 W/kg

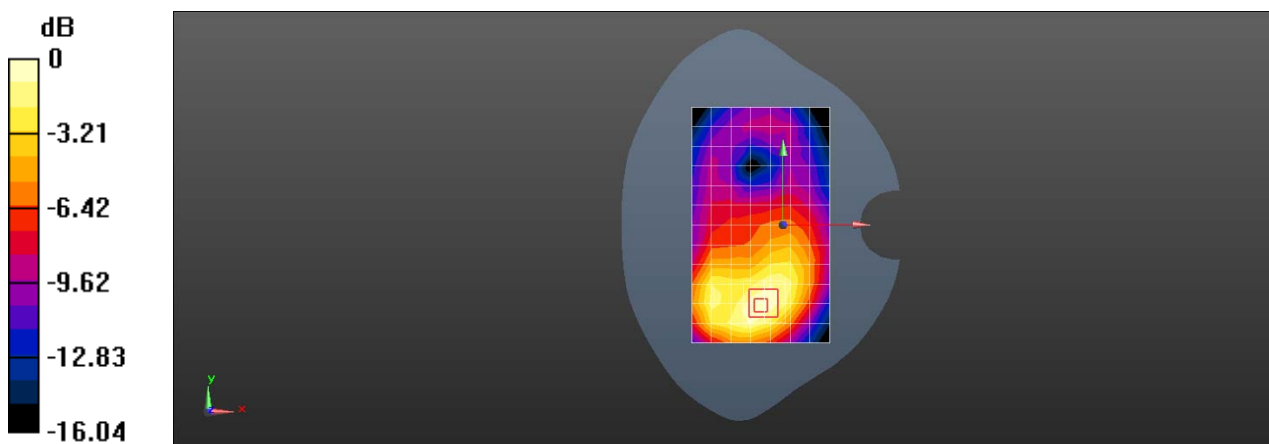
**Configuration/Body/Zoom Scan (5x5x7)/Cube 0:** Measurement grid: dx=8mm, dy=8mm, dz=5mm

Reference Value = 6.117 V/m; Power Drift = 0.04 dB

Peak SAR (extrapolated) = 0.309 W/kg

**SAR(1 g) = 0.201 W/kg; SAR(10 g) = 0.123 W/kg**

Maximum value of SAR (measured) = 0.256 W/kg



0 dB = 0.256 W/kg = -5.92 dBW/kg

Test Laboratory: SGS-SAR Lab

## OPPO CPH2089 WCDMA Band II 9538CH Botom side 10mm Ant3

**DUT: CPH2089; Type: Mobile phone; Serial: 80b4eb97**

Communication System: UID 0, WCDMA (0); Frequency: 1907.6 MHz; Duty Cycle: 1:1

Medium: HSL1900; Medium parameters used:  $f = 1908$  MHz;  $\sigma = 1.379$  S/m;  $\epsilon_r = 39.73$ ;  $\rho = 1000$  kg/m<sup>3</sup>

Phantom section: Flat Section

DASY 5 Configuration:

- Probe: EX3DV4 - SN3793; ConvF(7.61, 7.61, 7.61); Calibrated: 2020-05-09;
- Sensor-Surface: 2mm (Mechanical Surface Detection)
- Electronics: DAE4 Sn1267; Calibrated: 2019-12-17
- Phantom: SAM 7; Type: SAM; Serial: 1027
- DASY52 4.7.80(0); SEMCAD X 14.6.10(7331)

**Configuration/Body/Area Scan (6x9x1):** Measurement grid: dx=15mm, dy=15mm  
Maximum value of SAR (measured) = 0.889 W/kg

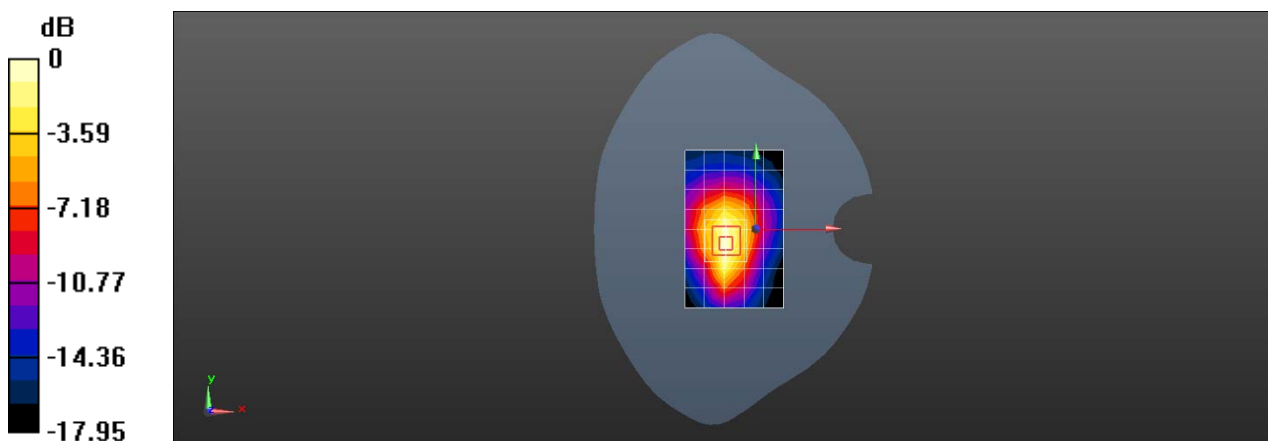
**Configuration/Body/Zoom Scan (5x5x7)/Cube 0:** Measurement grid: dx=8mm, dy=8mm, dz=5mm

Reference Value = 20.37 V/m; Power Drift = 0.06 dB

Peak SAR (extrapolated) = 1.09 W/kg

**SAR(1 g) = 0.671 W/kg; SAR(10 g) = 0.372 W/kg**

Maximum value of SAR (measured) = 0.904 W/kg



0 dB = 0.904 W/kg = -0.44 dBW/kg

Test Laboratory: SGS-SAR Lab

## OPPO CPH2089 WCDMA Band IV 1412CH Right tilted Ant2

**DUT: CPH2089; Type: Mobile phone; Serial: 80b4eb97**

Communication System: UID 0, WCDMA (0); Frequency: 1732.4 MHz; Duty Cycle: 1:1

Medium: HSL1750; Medium parameters used (interpolated):  $f = 1732.4$  MHz;  $\sigma = 1.323$  S/m;  $\epsilon_r = 40.347$ ;  $\rho = 1000$  kg/m<sup>3</sup>

Phantom section: Right Section

DASY 5 Configuration:

- Probe: EX3DV4 - SN3793; ConvF(7.81, 7.81, 7.81); Calibrated: 2020-05-09;
- Sensor-Surface: 2mm (Mechanical Surface Detection)
- Electronics: DAE4 Sn1267; Calibrated: 2019-12-17
- Phantom: SAM 7; Type: SAM; Serial: 1027
- DASY52 4.7.80(0); SEMCAD X 14.6.10(7331)

**Configuration/Head/Area Scan (8x13x1):** Measurement grid: dx=15mm, dy=15mm

Maximum value of SAR (measured) = 0.651 W/kg


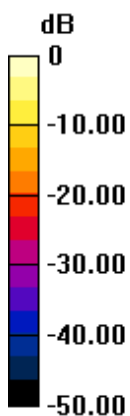
**Configuration/Head/Zoom Scan (5x5x7)/Cube 0:** Measurement grid: dx=8mm, dy=8mm, dz=5mm

Reference Value = 18.68 V/m; Power Drift = -0.10 dB

Peak SAR (extrapolated) = 0.942 W/kg

**SAR(1 g) = 0.483 W/kg; SAR(10 g) = 0.225 W/kg**

Maximum value of SAR (measured) = 0.764 W/kg



0 dB = 0.764 W/kg = -1.17 dBW/kg

Test Laboratory: SGS-SAR Lab

**OPPO CPH2089 WCDMA Band IV 1412CH Back side 15mm Ant2**

**DUT: CPH2089; Type: Mobile phone; Serial: 80b4eb97**

Communication System: UID 0, WCDMA (0); Frequency: 1732.4 MHz; Duty Cycle: 1:1

Medium: HSL1750; Medium parameters used (interpolated):  $f = 1732.4$  MHz;  $\sigma = 1.323$  S/m;  $\epsilon_r = 40.347$ ;  $\rho = 1000$  kg/m<sup>3</sup>

Phantom section: Flat Section

DASY 5 Configuration:

- Probe: EX3DV4 - SN3793; ConvF(7.81, 7.81, 7.81); Calibrated: 2020-05-09;
- Sensor-Surface: 2mm (Mechanical Surface Detection)
- Electronics: DAE4 Sn1267; Calibrated: 2019-12-17
- Phantom: SAM 7; Type: SAM; Serial: 1027
- DASY52 4.7.80(0); SEMCAD X 14.6.10(7331)

**Configuration/Body/Area Scan (8x13x1):** Measurement grid: dx=15mm, dy=15mm

Maximum value of SAR (measured) = 0.203 W/kg

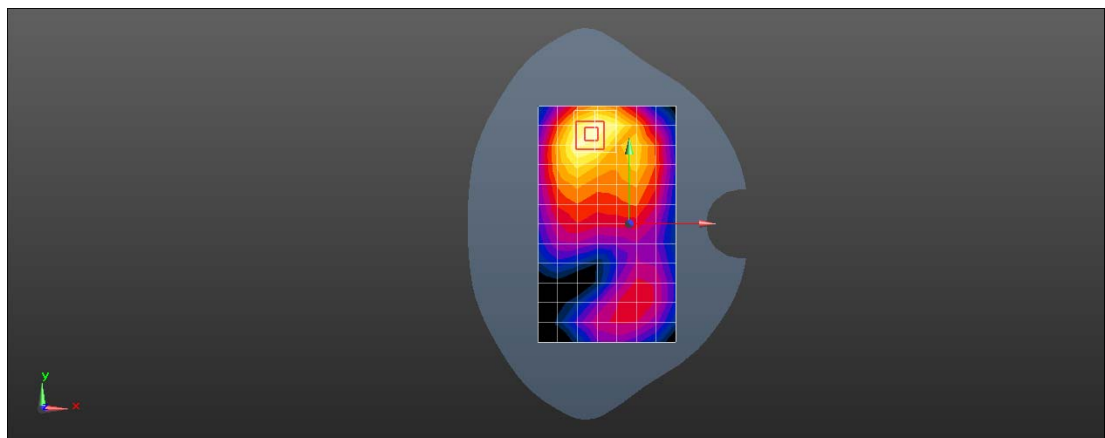
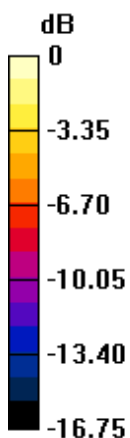
**Configuration/Body/Zoom Scan (5x5x7)/Cube 0:** Measurement grid: dx=8mm, dy=8mm, dz=5mm

Reference Value = 4.428 V/m; Power Drift = 0.07 dB

Peak SAR (extrapolated) = 0.264 W/kg

**SAR(1 g) = 0.167 W/kg; SAR(10 g) = 0.098 W/kg**

Maximum value of SAR (measured) = 0.219 W/kg



0 dB = 0.219 W/kg = -6.60 dBW/kg

Test Laboratory: SGS-SAR Lab

**OPPO CPH2089 WCDMA Band IV 1412CH Top side 10mm Ant2**

**DUT: CPH2089; Type: Mobile phone; Serial: 80b4eb97**

Communication System: UID 0, WCDMA (0); Frequency: 1732.4 MHz; Duty Cycle: 1:1

Medium: HSL1750; Medium parameters used (interpolated):  $f = 1732.4$  MHz;  $\sigma = 1.323$  S/m;  $\epsilon_r = 40.347$ ;  $\rho = 1000$  kg/m<sup>3</sup>

Phantom section: Flat Section

DASY 5 Configuration:

- Probe: EX3DV4 - SN3793; ConvF(7.81, 7.81, 7.81); Calibrated: 2020-05-09;
- Sensor-Surface: 2mm (Mechanical Surface Detection)
- Electronics: DAE4 Sn1267; Calibrated: 2019-12-17
- Phantom: SAM 7; Type: SAM; Serial: 1027
- DASY52 4.7.80(0); SEMCAD X 14.6.10(7331)

**Configuration/Body/Area Scan (5x9x1):** Measurement grid: dx=15mm, dy=15mm

Maximum value of SAR (measured) = 0.469 W/kg

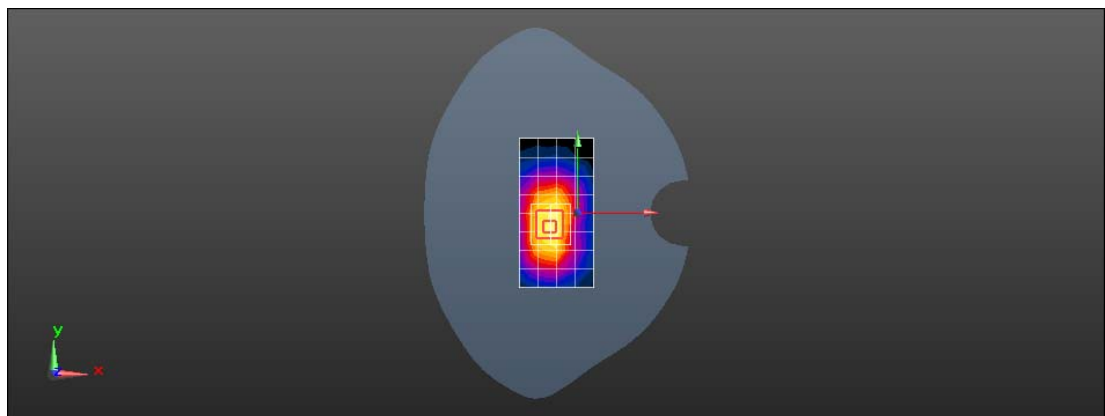
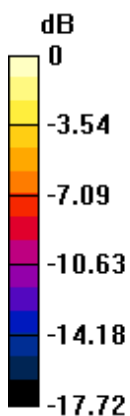
**Configuration/Body/Zoom Scan (5x5x7)/Cube 0:** Measurement grid: dx=8mm, dy=8mm, dz=5mm

Reference Value = 16.16 V/m; Power Drift = 0.18 dB

Peak SAR (extrapolated) = 0.730 W/kg

**SAR(1 g) = 0.435 W/kg; SAR(10 g) = 0.229 W/kg**

Maximum value of SAR (measured) = 0.601 W/kg



0 dB = 0.601 W/kg = -2.21 dBW/kg

Test Laboratory: SGS-SAR Lab

## OPPO CPH2089 WCDMA Band IV 1412CH Left cheek Ant3

**DUT: CPH2089; Type: Mobile phone; Serial: 30e1997d**

Communication System: UID 0, WCDMA Band IV; Frequency: 1732.4 MHz; Duty Cycle: 1:1

Medium: HSL1750; Medium parameters used (interpolated):  $f = 1732.4$  MHz;  $\sigma = 1.3$  S/m;  $\epsilon_r = 40.279$ ;  $\rho = 1000$  kg/m<sup>3</sup>

Phantom section: Left Section

DASY 5 Configuration:

- Probe: EX3DV4 - SN3793; ConvF(7.81, 7.81, 7.81); Calibrated: 2020-05-09;
- Sensor-Surface: 2mm (Mechanical Surface Detection)
- Electronics: DAE4 Sn1267; Calibrated: 2019-12-17
- Phantom: SAM 7; Type: SAM; Serial: 1027
- DASY52 4.7.80(0); SEMCAD X 14.6.10(7331)

**Configuration/Head/Area Scan (8x13x1):** Measurement grid: dx=15mm, dy=15mm  
Maximum value of SAR (measured) = 0.171 W/kg

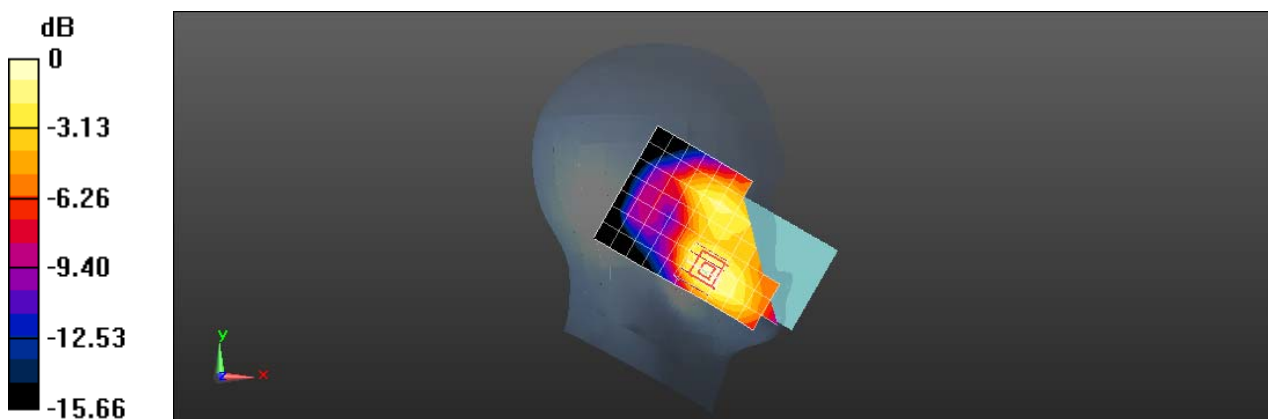
**Configuration/Head/Zoom Scan (5x5x7)/Cube 0:** Measurement grid: dx=8mm, dy=8mm, dz=5mm

Reference Value = 4.726 V/m; Power Drift = 0.04 dB

Peak SAR (extrapolated) = 0.237 W/kg

**SAR(1 g) = 0.159 W/kg; SAR(10 g) = 0.102 W/kg**

Maximum value of SAR (measured) = 0.203 W/kg



0 dB = 0.203 W/kg = -6.93 dBW/kg



Test Laboratory: SGS-SAR Lab

## OPPO CPH2089 WCDMA Band IV 1412CH Back side 15mm Ant3

**DUT: CPH2089; Type: Mobile phone; Serial: 80b4eb97**

Communication System: UID 0, WCDMA (0); Frequency: 1732.4 MHz; Duty Cycle: 1:1

Medium: HSL1750; Medium parameters used (interpolated):  $f = 1732.4$  MHz;  $\sigma = 1.323$  S/m;  $\epsilon_r = 40.347$ ;  $\rho = 1000$  kg/m<sup>3</sup>

Phantom section: Flat Section

DASY 5 Configuration:

- Probe: EX3DV4 - SN3793; ConvF(7.81, 7.81, 7.81); Calibrated: 2020-05-09;
- Sensor-Surface: 2mm (Mechanical Surface Detection)
- Electronics: DAE4 Sn1267; Calibrated: 2019-12-17
- Phantom: SAM 7; Type: SAM; Serial: 1027
- DASY52 4.7.80(0); SEMCAD X 14.6.10(7331)

**Configuration/Body/Area Scan (8x13x1):** Measurement grid: dx=15mm, dy=15mm  
Maximum value of SAR (measured) = 0.168 W/kg

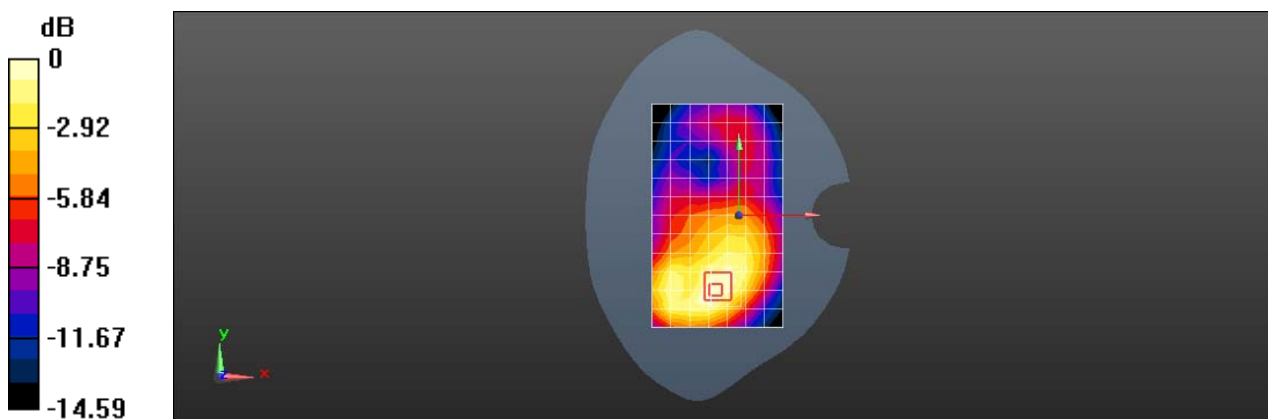
**Configuration/Body/Zoom Scan (5x5x7)/Cube 0:** Measurement grid: dx=8mm, dy=8mm, dz=5mm

Reference Value = 6.149 V/m; Power Drift = -0.13 dB

Peak SAR (extrapolated) = 0.209 W/kg

**SAR(1 g) = 0.139 W/kg; SAR(10 g) = 0.088 W/kg**

Maximum value of SAR (measured) = 0.174 W/kg



0 dB = 0.174 W/kg = -7.59 dBW/kg

Test Laboratory: SGS-SAR Lab

**OPPO CPH2089 WCDMA Band IV 1412CH Bottom side 10mm Ant3**

**DUT: CPH2089; Type: Mobile phone; Serial: 80b4eb97**

Communication System: UID 0, WCDMA (0); Frequency: 1732.4 MHz; Duty Cycle: 1:1

Medium: HSL1750; Medium parameters used (interpolated):  $f = 1732.4$  MHz;  $\sigma = 1.323$  S/m;  $\epsilon_r = 40.347$ ;  $\rho = 1000$  kg/m<sup>3</sup>

Phantom section: Flat Section

DASY 5 Configuration:

- Probe: EX3DV4 - SN3793; ConvF(7.81, 7.81, 7.81); Calibrated: 2020-05-09;
- Sensor-Surface: 2mm (Mechanical Surface Detection)
- Electronics: DAE4 Sn1267; Calibrated: 2019-12-17
- Phantom: SAM 7; Type: SAM; Serial: 1027
- DASY52 4.7.80(0); SEMCAD X 14.6.10(7331)

**Configuration/Body/Area Scan (6x9x1):** Measurement grid: dx=15mm, dy=15mm  
Maximum value of SAR (measured) = 0.675 W/kg

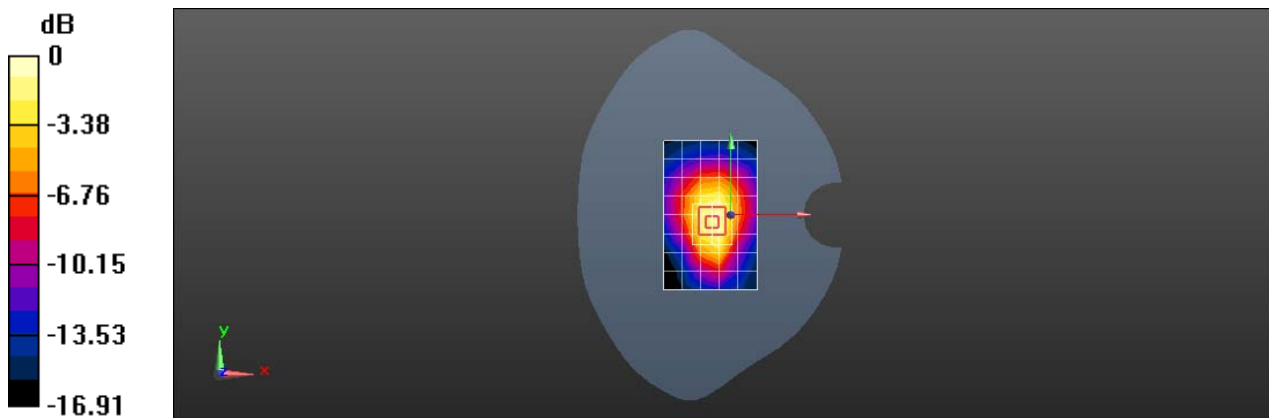
**Configuration/Body/Zoom Scan (5x5x7)/Cube 0:** Measurement grid: dx=8mm, dy=8mm, dz=5mm

Reference Value = 21.77 V/m; Power Drift = -0.04 dB

Peak SAR (extrapolated) = 0.938 W/kg

**SAR(1 g) = 0.601 W/kg; SAR(10 g) = 0.351 W/kg**

Maximum value of SAR (measured) = 0.794 W/kg



0 dB = 0.794 W/kg = -1.00 dBW/kg

Test Laboratory: SGS-SAR Lab

**OPPO CPH2089 WCDMA Band V 4233CH Right cheek Ant0**

**DUT: CPH2089; Type: Mobile phone; Serial: 30e1997d**

Communication System: UID 0, WCDMA Band V; Frequency: 846.6 MHz; Duty Cycle: 1:1

Medium: HSL835; Medium parameters used:  $f = 847$  MHz;  $\sigma = 0.919$  S/m;  $\epsilon_r = 41.492$ ;  $\rho = 1000$  kg/m<sup>3</sup>

Phantom section: Right Section

DASY 5 Configuration:

- Probe: EX3DV4 - SN3793; ConvF(9.05, 9.05, 9.05); Calibrated: 2020-05-09;
- Sensor-Surface: 2mm (Mechanical Surface Detection)
- Electronics: DAE4 Sn1267; Calibrated: 2019-12-17
- Phantom: SAM 7; Type: SAM; Serial: 1027
- DASY52 4.7.80(0); SEMCAD X 14.6.10(7331)

**Configuration/Head/Area Scan (9x13x1):** Measurement grid: dx=15mm, dy=15mm  
Maximum value of SAR (measured) = 0.711 W/kg

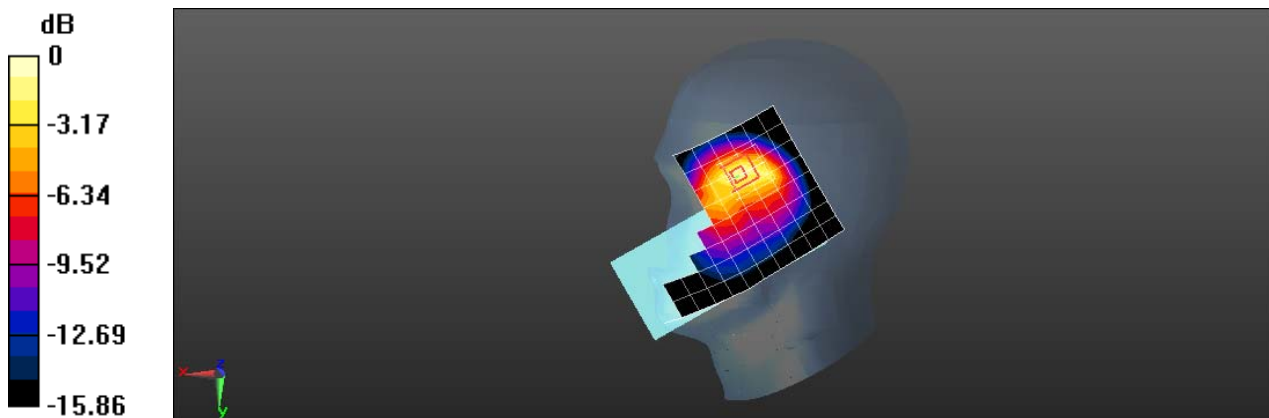
**Configuration/Head/Zoom Scan (5x5x7)/Cube 0:** Measurement grid: dx=8mm, dy=8mm, dz=5mm

Reference Value = 8.440 V/m; Power Drift = -0.09 dB

Peak SAR (extrapolated) = 1.50 W/kg

**SAR(1 g) = 0.668 W/kg; SAR(10 g) = 0.358 W/kg**

Maximum value of SAR (measured) = 1.00 W/kg



0 dB = 1.00 W/kg = 0.00 dBW/kg

Test Laboratory: SGS-SAR Lab

**OPPO CPH2089 WCDMA Band V 4182CH Back side 15mm Ant0**

**DUT: CPH2089; Type: Mobile phone; Serial: 30e1997d**

Communication System: UID 0, WCDMA Band V; Frequency: 836.4 MHz; Duty Cycle: 1:1

Medium: HSL835; Medium parameters used (interpolated):  $f = 836.4$  MHz;  $\sigma = 0.909$  S/m;  $\epsilon_r = 41.614$ ;  $\rho = 1000$  kg/m<sup>3</sup>

Phantom section: Flat Section

DASY 5 Configuration:

- Probe: EX3DV4 - SN3793; ConvF(9.05, 9.05, 9.05); Calibrated: 2020-05-09;
- Sensor-Surface: 2mm (Mechanical Surface Detection)
- Electronics: DAE4 Sn1267; Calibrated: 2019-12-17
- Phantom: SAM 7; Type: SAM; Serial: 1027
- DASY52 4.7.80(0); SEMCAD X 14.6.10(7331)

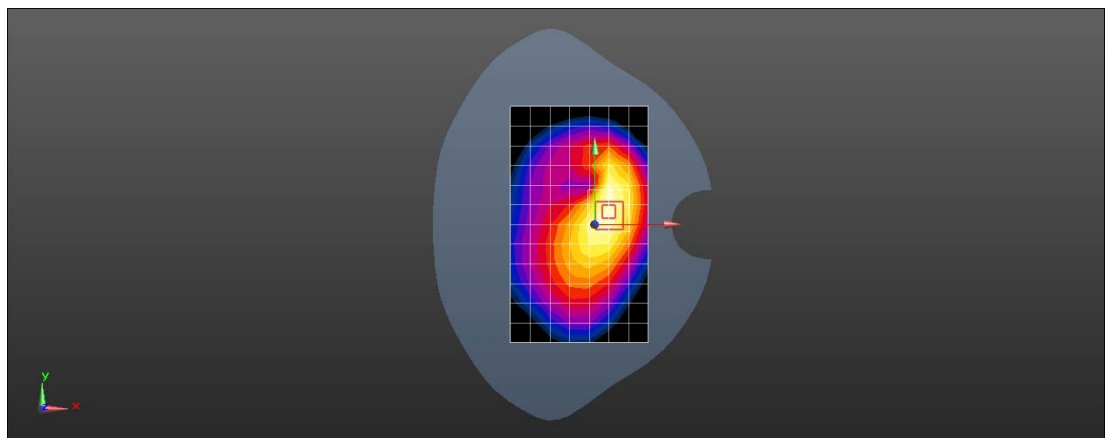
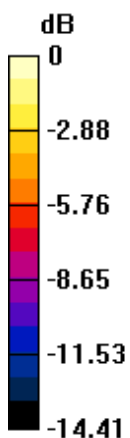
**Configuration/Body/Area Scan (8x13x1):** Measurement grid: dx=15mm, dy=15mm  
Maximum value of SAR (measured) = 0.248 W/kg

**Configuration/Body/Zoom Scan (5x5x7)/Cube 0:** Measurement grid: dx=8mm, dy=8mm, dz=5mm

Reference Value = 9.861 V/m; Power Drift = 0.04 dB

Peak SAR (extrapolated) = 0.294 W/kg

**SAR(1 g) = 0.196 W/kg; SAR(10 g) = 0.128 W/kg**



0 dB = 0.248 W/kg = -6.06 dBW/kg

Test Laboratory: SGS-SAR Lab

**OPPO CPH2089 WCDMA Band V 4182CH Left side 10mm Ant0**

**DUT: CPH2089; Type: Mobile phone; Serial: 30e1997d**

Communication System: UID 0, WCDMA Band V; Frequency: 836.4 MHz; Duty Cycle: 1:1

Medium: HSL835; Medium parameters used (interpolated):  $f = 836.4$  MHz;  $\sigma = 0.909$  S/m;  $\epsilon_r = 41.614$ ;  $\rho = 1000$  kg/m<sup>3</sup>

Phantom section: Flat Section

DASY 5 Configuration:

- Probe: EX3DV4 - SN3793; ConvF(9.05, 9.05, 9.05); Calibrated: 2020-05-09;
- Sensor-Surface: 2mm (Mechanical Surface Detection)
- Electronics: DAE4 Sn1267; Calibrated: 2019-12-17
- Phantom: SAM 7; Type: SAM; Serial: 1027
- DASY52 4.7.80(0); SEMCAD X 14.6.10(7331)

**Configuration/Body/Area Scan (6x13x1):** Measurement grid: dx=15mm, dy=15mm

Maximum value of SAR (measured) = 0.556 W/kg

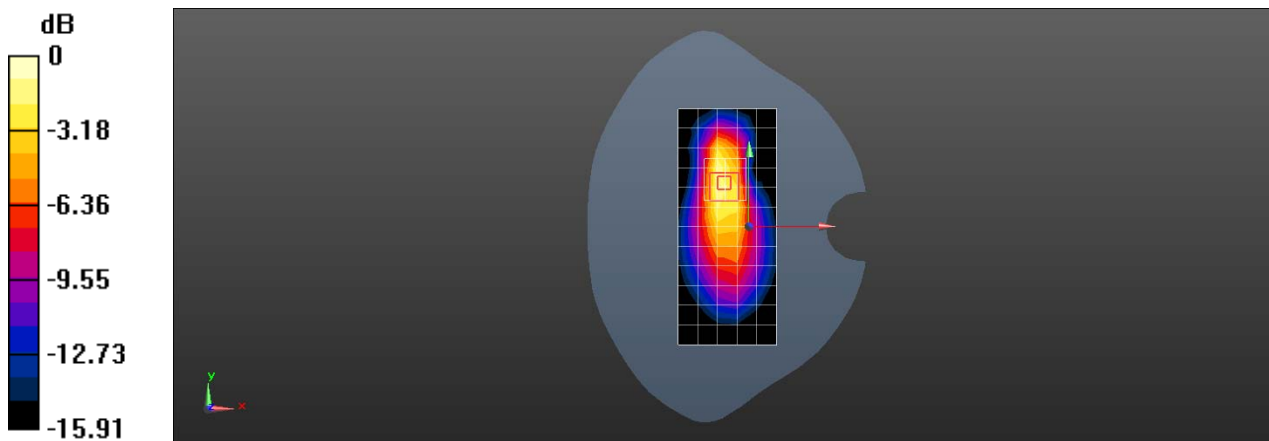
**Configuration/Body/Zoom Scan (5x5x7)/Cube 0:** Measurement grid: dx=8mm, dy=8mm, dz=5mm

Reference Value = 18.96 V/m; Power Drift = -0.05 dB

Peak SAR (extrapolated) = 0.914 W/kg

**SAR(1 g) = 0.505 W/kg; SAR(10 g) = 0.282 W/kg**

Maximum value of SAR (measured) = 0.711 W/kg



0 dB = 0.711 W/kg = -1.48 dBW/kg

Test Laboratory: SGS-SAR Lab

**OPPO CPH2089 WCDMA Band V 4182CH Right cheek Ant1**

**DUT: CPH2089; Type: Mobile phone; Serial: 30e1997d**

Communication System: UID 0, WCDMA Band V; Frequency: 836.4 MHz; Duty Cycle: 1:1

Medium: HSL835; Medium parameters used (interpolated):  $f = 836.4$  MHz;  $\sigma = 0.909$  S/m;  $\epsilon_r = 41.614$ ;  $\rho = 1000$  kg/m<sup>3</sup>

Phantom section: Right Section

DASY 5 Configuration:

- Probe: EX3DV4 - SN3793; ConvF(9.05, 9.05, 9.05); Calibrated: 2020-05-09;
- Sensor-Surface: 2mm (Mechanical Surface Detection)
- Electronics: DAE4 Sn1267; Calibrated: 2019-12-17
- Phantom: SAM 7; Type: SAM; Serial: 1027
- DASY52 4.7.80(0); SEMCAD X 14.6.10(7331)

**Configuration/Head/Area Scan (8x13x1):** Measurement grid: dx=15mm, dy=15mm  
Maximum value of SAR (measured) = 0.0462 W/kg


**Configuration/Head/Zoom Scan (5x5x7)/Cube 0:** Measurement grid: dx=8mm, dy=8mm, dz=5mm

Reference Value = 2.133 V/m; Power Drift = 0.02 dB

Peak SAR (extrapolated) = 0.0480 W/kg

**SAR(1 g) = 0.041 W/kg; SAR(10 g) = 0.032 W/kg**

Maximum value of SAR (measured) = 0.0447 W/kg



0 dB = 0.0447 W/kg = -13.50 dBW/kg

Test Laboratory: SGS-SAR Lab

## OPPO CPH2089 WCDMA Band V 4182CH Back side 15mm Ant1

**DUT: CPH2089; Type: Mobile phone; Serial: 30e1997d**

Communication System: UID 0, WCDMA Band V; Frequency: 836.4 MHz; Duty Cycle: 1:1

Medium: HSL835; Medium parameters used (interpolated):  $f = 836.4$  MHz;  $\sigma = 0.909$  S/m;  $\epsilon_r = 41.614$ ;  $\rho = 1000$  kg/m<sup>3</sup>

Phantom section: Flat Section

DASY 5 Configuration:

- Probe: EX3DV4 - SN3793; ConvF(9.05, 9.05, 9.05); Calibrated: 2020-05-09;
- Sensor-Surface: 2mm (Mechanical Surface Detection)
- Electronics: DAE4 Sn1267; Calibrated: 2019-12-17
- Phantom: SAM 7; Type: SAM; Serial: 1027
- DASY52 4.7.80(0); SEMCAD X 14.6.10(7331)

**Configuration/Body/Area Scan (8x13x1):** Measurement grid: dx=15mm, dy=15mm  
Maximum value of SAR (measured) = 0.130 W/kg

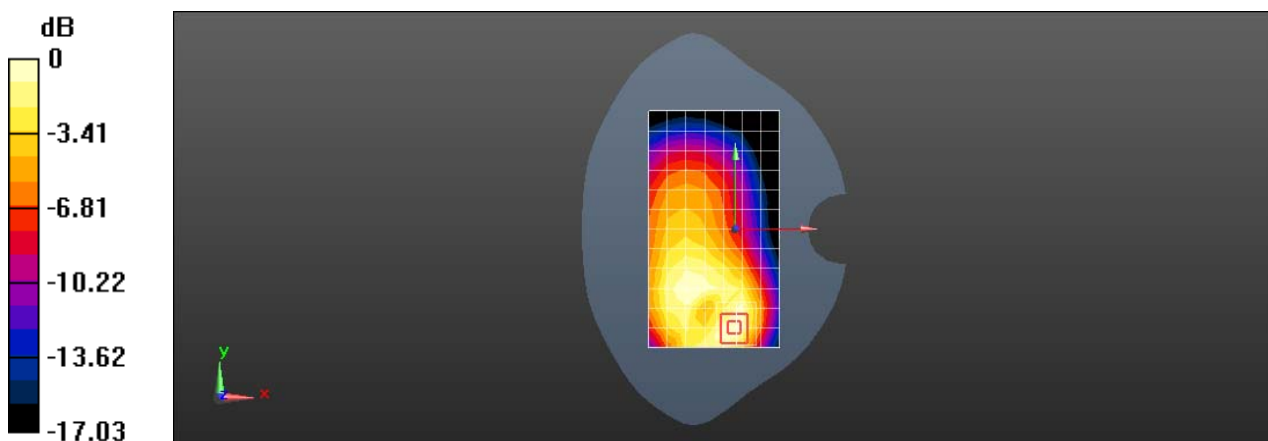
**Configuration/Body/Zoom Scan (5x5x7)/Cube 0:** Measurement grid: dx=8mm, dy=8mm, dz=5mm

Reference Value = 6.860 V/m; Power Drift = 0.03 dB

Peak SAR (extrapolated) = 0.153 W/kg

**SAR(1 g) = 0.109 W/kg; SAR(10 g) = 0.076 W/kg**

Maximum value of SAR (measured) = 0.132 W/kg



0 dB = 0.132 W/kg = -8.79 dBW/kg

Test Laboratory: SGS-SAR Lab

**OPPO CPH2089 WCDMA Band V 4182CH Back side 10mm Ant1**

**DUT: CPH2089; Type: Mobile phone; Serial: 30e1997d**

Communication System: UID 0, WCDMA Band V; Frequency: 836.4 MHz; Duty Cycle: 1:1

Medium: HSL835; Medium parameters used (interpolated):  $f = 836.4$  MHz;  $\sigma = 0.909$  S/m;  $\epsilon_r = 41.614$ ;  $\rho = 1000$  kg/m<sup>3</sup>

Phantom section: Flat Section

DASY 5 Configuration:

- Probe: EX3DV4 - SN3793; ConvF(9.05, 9.05, 9.05); Calibrated: 2020-05-09;
- Sensor-Surface: 2mm (Mechanical Surface Detection)
- Electronics: DAE4 Sn1267; Calibrated: 2019-12-17
- Phantom: SAM 7; Type: SAM; Serial: 1027
- DASY52 4.7.80(0); SEMCAD X 14.6.10(7331)

**Configuration/Body/Area Scan (8x13x1):** Measurement grid: dx=15mm, dy=15mm

Maximum value of SAR (measured) = 0.360 W/kg

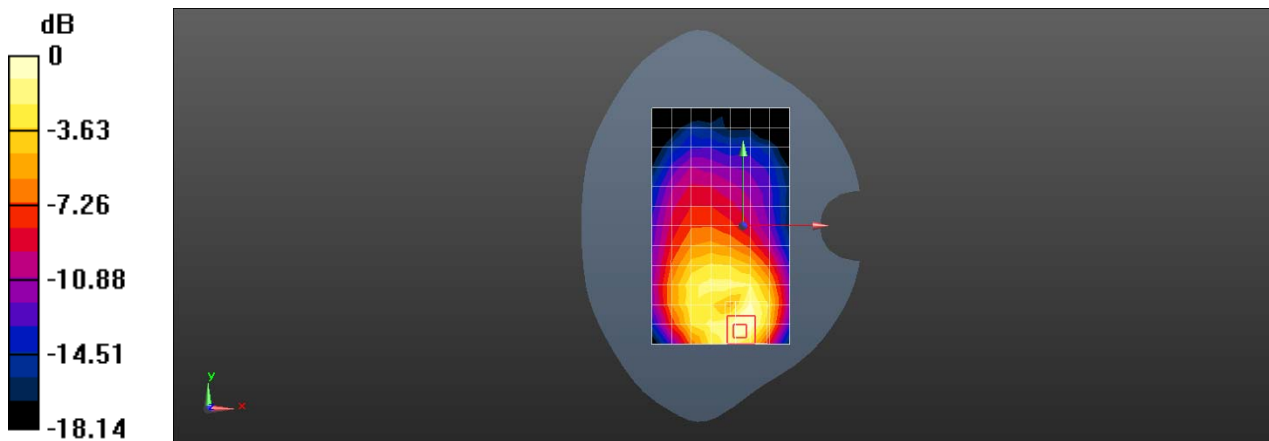
**Configuration/Body/Zoom Scan (5x5x7)/Cube 0:** Measurement grid: dx=8mm, dy=8mm, dz=5mm

Reference Value = 7.979 V/m; Power Drift = 0.00 dB

Peak SAR (extrapolated) = 0.478 W/kg

**SAR(1 g) = 0.268 W/kg; SAR(10 g) = 0.150 W/kg**

Maximum value of SAR (measured) = 0.362 W/kg



0 dB = 0.362 W/kg = -4.41 dBW/kg



Test Laboratory: SGS-SAR Lab

## OPPO CPH2089 LTE Band 2 20M QPSK 50RB25 18700CH Right tilted Ant2

**DUT: CPH2089; Type: Mobile phone; Serial: 80b4eb97**

Communication System: UID 0, LTE-FDD BW 20MHz (0); Frequency: 1860 MHz; Duty Cycle: 1:1

Medium: HSL1900; Medium parameters used:  $f = 1860$  MHz;  $\sigma = 1.312$  S/m;  $\epsilon_r = 40.032$ ;  $\rho = 1000$  kg/m<sup>3</sup>

Phantom section: Right Section

DASY 5 Configuration:

- Probe: EX3DV4 - SN3793; ConvF(7.61, 7.61, 7.61); Calibrated: 2020-05-09;
- Sensor-Surface: 2mm (Mechanical Surface Detection)
- Electronics: DAE4 Sn1267; Calibrated: 2019-12-17
- Phantom: SAM 7; Type: SAM; Serial: 1027
- DASY52 4.7.80(0); SEMCAD X 14.6.10(7331)

**Configuration/Head/Area Scan (8x13x1):** Measurement grid: dx=15mm, dy=15mm  
Maximum value of SAR (measured) = 0.289 W/kg


**Configuration/Head/Zoom Scan (5x5x7)/Cube 0:** Measurement grid: dx=8mm, dy=8mm, dz=5mm

Reference Value = 14.86 V/m; Power Drift = -0.09 dB

Peak SAR (extrapolated) = 0.592 W/kg

**SAR(1 g) = 0.310 W/kg; SAR(10 g) = 0.144 W/kg**

Maximum value of SAR (measured) = 0.479 W/kg



0 dB = 0.479 W/kg = -3.20 dBW/kg

Test Laboratory: SGS-SAR Lab

**OPPO CPH2089 LTE Band 2 20M QPSK 50RB0 18900CH Back side 15mm Ant2**

**DUT: CPH2089; Type: Mobile phone; Serial: 80b4eb97**

Communication System: UID 0, LTE-FDD BW 20MHz (0); Frequency: 1880 MHz; Duty Cycle: 1:1

Medium: HSL1900; Medium parameters used:  $f = 1880$  MHz;  $\sigma = 1.322$  S/m;  $\epsilon_r = 39.989$ ;  $\rho = 1000$  kg/m<sup>3</sup>

Phantom section: Flat Section

DASY 5 Configuration:

- Probe: EX3DV4 - SN3793; ConvF(7.61, 7.61, 7.61); Calibrated: 2020-05-09;
- Sensor-Surface: 2mm (Mechanical Surface Detection)
- Electronics: DAE4 Sn1267; Calibrated: 2019-12-17
- Phantom: SAM 7; Type: SAM; Serial: 1027
- DASY52 4.7.80(0); SEMCAD X 14.6.10(7331)

**Configuration/Body/Area Scan (8x13x1):** Measurement grid: dx=15mm, dy=15mm  
Maximum value of SAR (measured) = 0.117 W/kg

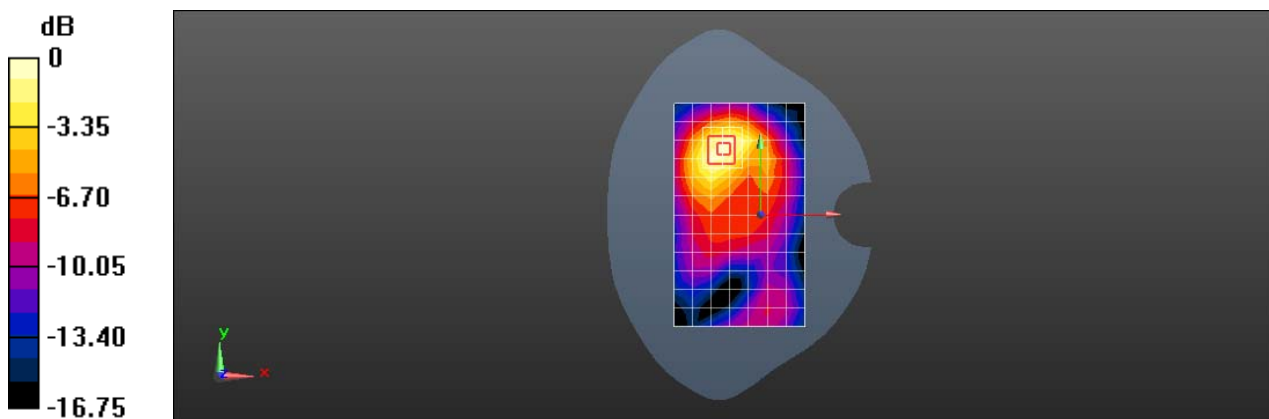
**Configuration/Body/Zoom Scan (5x5x7)/Cube 0:** Measurement grid: dx=8mm, dy=8mm, dz=5mm

Reference Value = 4.065 V/m; Power Drift = 0.10 dB

Peak SAR (extrapolated) = 0.160 W/kg

**SAR(1 g) = 0.100 W/kg; SAR(10 g) = 0.059 W/kg**

Maximum value of SAR (measured) = 0.132 W/kg



0 dB = 0.132 W/kg = -8.79 dBW/kg

Test Laboratory: SGS-SAR Lab

## OPPO CPH2089 LTE Band 2 20M QPSK 50RB0 18900CH Top side 10mm Ant2

**DUT: CPH2089; Type: Mobile phone; Serial: 80b4eb97**

Communication System: UID 0, LTE-FDD BW 20MHz (0); Frequency: 1880 MHz;Duty Cycle: 1:1

Medium: HSL1900;Medium parameters used:  $f = 1880$  MHz;  $\sigma = 1.322$  S/m;  $\epsilon_r = 39.989$ ;  $\rho = 1000$  kg/m<sup>3</sup>

Phantom section: Flat Section

DASY 5 Configuration:

- Probe: EX3DV4 - SN3793; ConvF(7.61, 7.61, 7.61); Calibrated: 2020-05-09;
- Sensor-Surface: 2mm (Mechanical Surface Detection)
- Electronics: DAE4 Sn1267; Calibrated: 2019-12-17
- Phantom: SAM 7; Type: SAM; Serial: 1027
- DASY52 4.7.80(0); SEMCAD X 14.6.10(7331)

**Configuration/Body/Area Scan (6x9x1):** Measurement grid: dx=15mm, dy=15mm

Maximum value of SAR (measured) = 0.277 W/kg

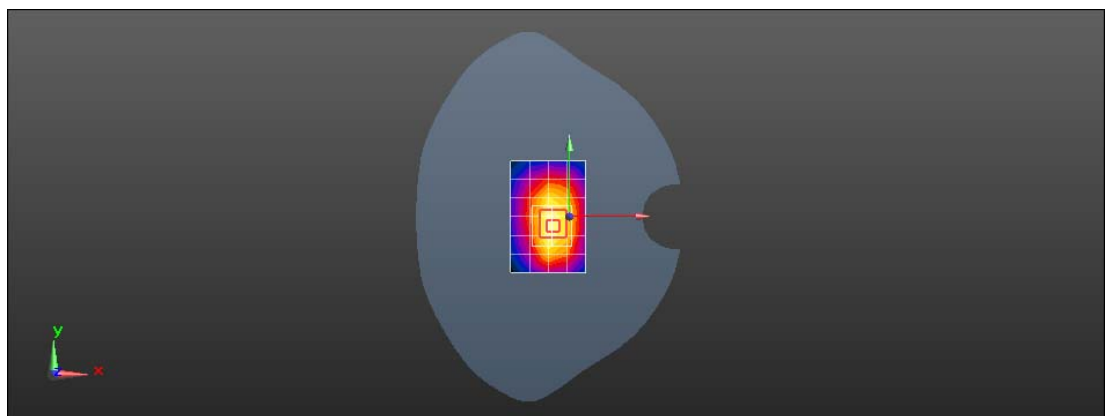
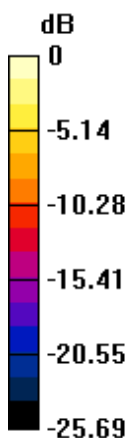
**Configuration/Body/Zoom Scan (5x5x7)/Cube 0:** Measurement grid: dx=8mm, dy=8mm, dz=5mm

Reference Value = 15.26 V/m; Power Drift = -0.14 dB

Peak SAR (extrapolated) = 0.477 W/kg

**SAR(1 g) = 0.278 W/kg; SAR(10 g) = 0.143 W/kg**

Maximum value of SAR (measured) = 0.393 W/kg



0 dB = 0.393 W/kg = -4.06 dBW/kg

Test Laboratory: SGS-SAR Lab

**OPPO CPH2089 LTE Band 2 20M QPSK 1RB0 18900CH Right cheek Ant3**

**DUT: CPH2089; Type: Mobile phone; Serial: 80b4eb97**

Communication System: UID 0, LTE-FDD BW 20MHz (0); Frequency: 1880 MHz;Duty Cycle: 1:1

Medium: HSL1900;Medium parameters used:  $f = 1880$  MHz;  $\sigma = 1.322$  S/m;  $\epsilon_r = 39.989$ ;  $\rho = 1000$  kg/m<sup>3</sup>

Phantom section: Right Section

DASY 5 Configuration:

- Probe: EX3DV4 - SN3793; ConvF(7.61, 7.61, 7.61); Calibrated: 2020-05-09;
- Sensor-Surface: 2mm (Mechanical Surface Detection)
- Electronics: DAE4 Sn1267; Calibrated: 2019-12-17
- Phantom: SAM 7; Type: SAM; Serial: 1027
- DASY52 4.7.80(0); SEMCAD X 14.6.10(7331)

**Configuration/Head/Area Scan (8x13x1):** Measurement grid: dx=15mm, dy=15mm

Maximum value of SAR (measured) = 0.131 W/kg


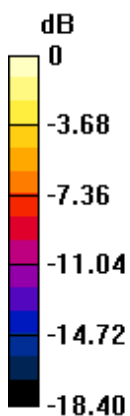
**Configuration/Head/Zoom Scan (5x5x7)/Cube 0:** Measurement grid: dx=8mm, dy=8mm, dz=5mm

Reference Value = 3.571 V/m; Power Drift = -0.08 dB

Peak SAR (extrapolated) = 0.168 W/kg

**SAR(1 g) = 0.108 W/kg; SAR(10 g) = 0.066 W/kg**

Maximum value of SAR (measured) = 0.137 W/kg



0 dB = 0.137 W/kg = -8.63 dBW/kg

Test Laboratory: SGS-SAR Lab

**OPPO CPH2089 LTE Band 2 20M QPSK 50RB50 18700CH Back side 15mm Ant3**

**DUT: CPH2089; Type: Mobile phone; Serial: 80b4eb97**

Communication System: UID 0, LTE-FDD BW 20MHz (0); Frequency: 1860 MHz; Duty Cycle: 1:1

Medium: HSL1900; Medium parameters used:  $f = 1860$  MHz;  $\sigma = 1.312$  S/m;  $\epsilon_r = 40.032$ ;  $\rho = 1000$  kg/m<sup>3</sup>

Phantom section: Flat Section

DASY 5 Configuration:

- Probe: EX3DV4 - SN3793; ConvF(7.61, 7.61, 7.61); Calibrated: 2020-05-09;
- Sensor-Surface: 2mm (Mechanical Surface Detection)
- Electronics: DAE4 Sn1267; Calibrated: 2019-12-17
- Phantom: SAM 7; Type: SAM; Serial: 1027
- DASY52 4.7.80(0); SEMCAD X 14.6.10(7331)

**Configuration/Body/Area Scan (8x13x1):** Measurement grid: dx=15mm, dy=15mm  
Maximum value of SAR (measured) = 0.210 W/kg

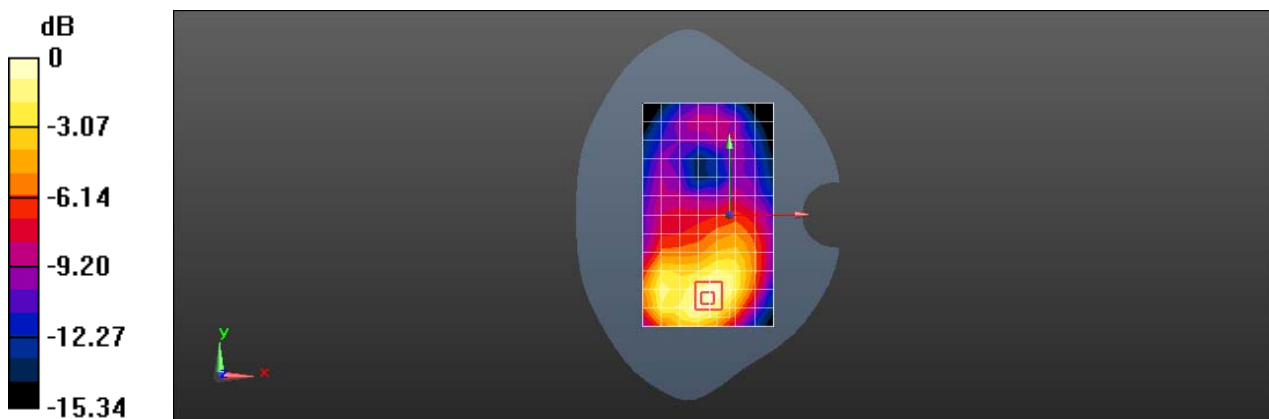
**Configuration/Body/Zoom Scan (5x5x7)/Cube 0:** Measurement grid: dx=8mm, dy=8mm, dz=5mm

Reference Value = 5.167 V/m; Power Drift = 0.07 dB

Peak SAR (extrapolated) = 0.266 W/kg

**SAR(1 g) = 0.173 W/kg; SAR(10 g) = 0.106 W/kg**

Maximum value of SAR (measured) = 0.223 W/kg



0 dB = 0.223 W/kg = -6.52 dBW/kg

Test Laboratory: SGS-SAR Lab

## OPPO CPH2089 LTE Band 2 20M QPSK 50RB50 18900CH Bottom side 10mm Ant3

**DUT: CPH2089; Type: Mobile phone; Serial: 80b4eb97**

Communication System: UID 0, LTE-FDD BW 20MHz (0); Frequency: 1880 MHz; Duty Cycle: 1:1

Medium: HSL1900; Medium parameters used:  $f = 1880$  MHz;  $\sigma = 1.322$  S/m;  $\epsilon_r = 39.989$ ;  $\rho = 1000$  kg/m<sup>3</sup>

Phantom section: Flat Section

DASY 5 Configuration:

- Probe: EX3DV4 - SN3793; ConvF(7.61, 7.61, 7.61); Calibrated: 2020-05-09;
- Sensor-Surface: 2mm (Mechanical Surface Detection)
- Electronics: DAE4 Sn1267; Calibrated: 2019-12-17
- Phantom: SAM 7; Type: SAM; Serial: 1027
- DASY52 4.7.80(0); SEMCAD X 14.6.10(7331)

**Configuration/Body/Area Scan (6x9x1):** Measurement grid: dx=15mm, dy=15mm  
Maximum value of SAR (measured) = 0.715 W/kg

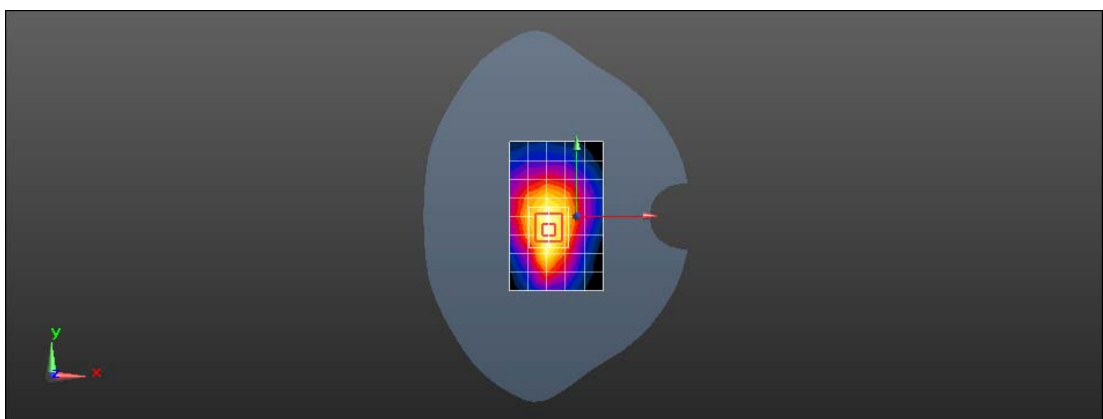
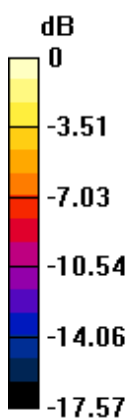
**Configuration/Body/Zoom Scan (5x5x7)/Cube 0:** Measurement grid: dx=8mm, dy=8mm, dz=5mm

Reference Value = 18.70 V/m; Power Drift = 0.05 dB

Peak SAR (extrapolated) = 0.873 W/kg

**SAR(1 g) = 0.539 W/kg; SAR(10 g) = 0.301 W/kg**

Maximum value of SAR (measured) = 0.725 W/kg



0 dB = 0.725 W/kg = -1.40 dBW/kg

Test Laboratory: SGS-SAR Lab

**OPPO CPH2089 LTE Band 4 20M QPSK 50RB0 20175CH Right tilted Ant2**

**DUT: CPH2089; Type: Mobile phone; Serial: 80b4eb97**

Communication System: UID 0, LTE-FDD BW 20MHz (0); Frequency: 1732.5 MHz;Duty Cycle: 1:1

Medium: HSL1750;Medium parameters used (interpolated):  $f = 1732.5$  MHz;  $\sigma = 1.327$  S/m;  $\epsilon_r = 40.333$ ;  $\rho = 1000$  kg/m<sup>3</sup>

Phantom section: Right Section

DASY 5 Configuration:

- Probe: EX3DV4 - SN3793; ConvF(7.81, 7.81, 7.81); Calibrated: 2020-05-09;
- Sensor-Surface: 2mm (Mechanical Surface Detection)
- Electronics: DAE4 Sn1267; Calibrated: 2019-12-17
- Phantom: SAM 7; Type: SAM; Serial: 1027
- DASY52 4.7.80(0); SEMCAD X 14.6.10(7331)

**Configuration/Head/Area Scan (8x13x1):** Measurement grid: dx=15mm, dy=15mm  
Maximum value of SAR (measured) = 0.456 W/kg


**Configuration/Head/Zoom Scan (5x5x7)/Cube 0:** Measurement grid: dx=8mm, dy=8mm, dz=5mm

Reference Value = 19.00 V/m; Power Drift = -0.12 dB

Peak SAR (extrapolated) = 0.983 W/kg

**SAR(1 g) = 0.508 W/kg; SAR(10 g) = 0.238 W/kg**

Maximum value of SAR (measured) = 0.784 W/kg



0 dB = 0.784 W/kg = -1.06 dBW/kg

Test Laboratory: SGS-SAR Lab

**OPPO CPH2089 LTE Band 4 20M QPSK 50RB0 20175CH Back side 15mm Ant2**

**DUT: CPH2089; Type: Mobile phone; Serial: 80b4eb97**

Communication System: UID 0, LTE-FDD BW 20MHz (0); Frequency: 1732.5 MHz; Duty Cycle: 1:1

Medium: HSL1750; Medium parameters used (interpolated):  $f = 1732.5$  MHz;  $\sigma = 1.327$  S/m;  $\epsilon_r = 40.333$ ;  $\rho = 1000$  kg/m<sup>3</sup>  
Phantom section: Flat Section

DASY 5 Configuration:

- Probe: EX3DV4 - SN3793; ConvF(7.81, 7.81, 7.81); Calibrated: 2020-05-09;
- Sensor-Surface: 2mm (Mechanical Surface Detection)
- Electronics: DAE4 Sn1267; Calibrated: 2019-12-17
- Phantom: SAM 7; Type: SAM; Serial: 1027
- DASY52 4.7.80(0); SEMCAD X 14.6.10(7331)

**Configuration/Body/Area Scan (8x13x1):** Measurement grid: dx=15mm, dy=15mm  
Maximum value of SAR (measured) = 0.283 W/kg

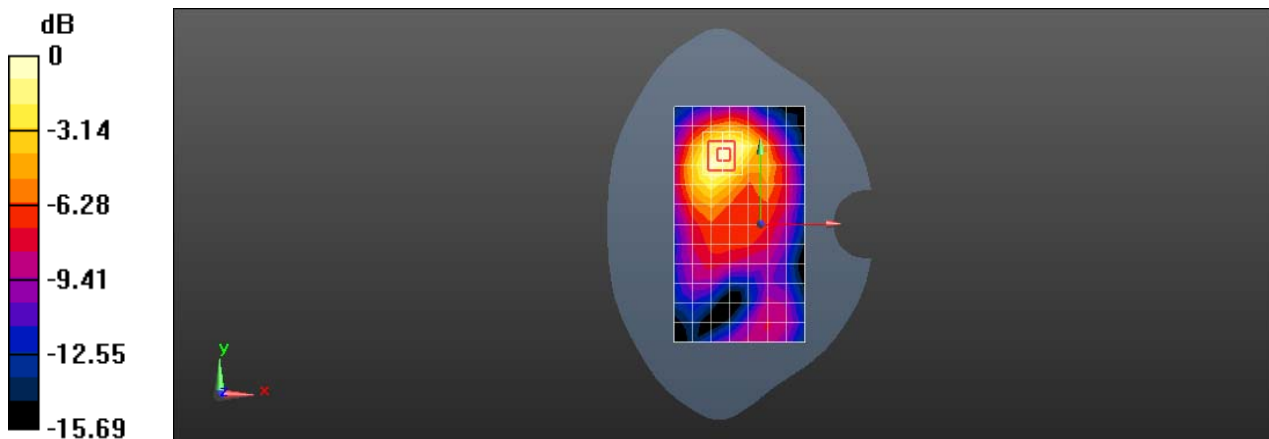
**Configuration/Body/Zoom Scan (5x5x7)/Cube 0:** Measurement grid: dx=8mm, dy=8mm, dz=5mm

Reference Value = 6.498 V/m; Power Drift = 0.12 dB

Peak SAR (extrapolated) = 0.373 W/kg

**SAR(1 g) = 0.237 W/kg; SAR(10 g) = 0.139 W/kg**

Maximum value of SAR (measured) = 0.310 W/kg



0 dB = 0.310 W/kg = -5.09 dBW/kg



Test Laboratory: SGS-SAR Lab

## OPPO CPH2089 LTE Band 4 20M QPSK 50RB0 20175CH Top side 10mm Ant2

**DUT: CPH2089; Type: Mobile phone; Serial: 80b4eb97**

Communication System: UID 0, LTE-FDD BW 20MHz (0); Frequency: 1732.5 MHz; Duty Cycle: 1:1

Medium: HSL1750; Medium parameters used (interpolated):  $f = 1732.5$  MHz;  $\sigma = 1.327$  S/m;  $\epsilon_r = 40.333$ ;  $\rho = 1000$  kg/m<sup>3</sup>  
Phantom section: Flat Section

DASY 5 Configuration:

- Probe: EX3DV4 - SN3793; ConvF(7.81, 7.81, 7.81); Calibrated: 2020-05-09;
- Sensor-Surface: 2mm (Mechanical Surface Detection)
- Electronics: DAE4 Sn1267; Calibrated: 2019-12-17
- Phantom: SAM 7; Type: SAM; Serial: 1027
- DASY52 4.7.80(0); SEMCAD X 14.6.10(7331)

**Configuration/Body/Area Scan (6x9x1):** Measurement grid: dx=15mm, dy=15mm  
Maximum value of SAR (measured) = 0.682 W/kg

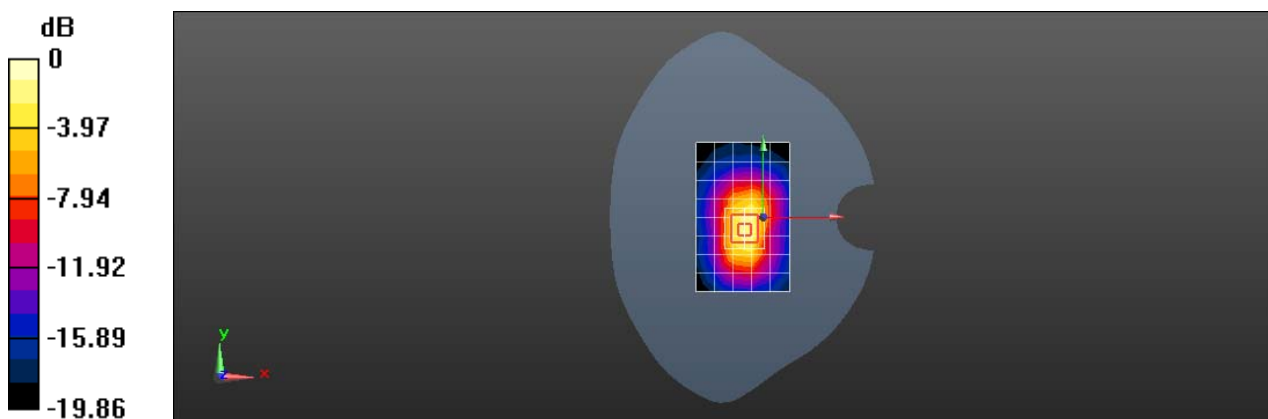
**Configuration/Body/Zoom Scan (5x5x7)/Cube 0:** Measurement grid: dx=8mm, dy=8mm, dz=5mm

Reference Value = 21.18 V/m; Power Drift = -0.04 dB

Peak SAR (extrapolated) = 1.12 W/kg

**SAR(1 g) = 0.668 W/kg; SAR(10 g) = 0.351 W/kg**

Maximum value of SAR (measured) = 0.929 W/kg



0 dB = 0.929 W/kg = -0.32 dBW/kg

Test Laboratory: SGS-SAR Lab

**OPPO CPH2089 LTE Band 4 20M QPSK 1RB0 20175CH Right Cheek Ant3**

**DUT: CPH2089; Type: Mobile phone; Serial: 80b4eb97**

Communication System: UID 0, LTE-FDD BW 20MHz (0); Frequency: 1732.5 MHz;Duty Cycle: 1:1

Medium: HSL1750;Medium parameters used (interpolated):  $f = 1732.5$  MHz;  $\sigma = 1.327$  S/m;  $\epsilon_r = 40.333$ ;  $\rho = 1000$  kg/m<sup>3</sup>

Phantom section: Right Section

DASY 5 Configuration:

- Probe: EX3DV4 - SN3793; ConvF(7.81, 7.81, 7.81); Calibrated: 2020-05-09;
- Sensor-Surface: 2mm (Mechanical Surface Detection)
- Electronics: DAE4 Sn1267; Calibrated: 2019-12-17
- Phantom: SAM 7; Type: SAM; Serial: 1027
- DASY52 4.7.80(0); SEMCAD X 14.6.10(7331)

**Configuration/Head/Area Scan (8x13x1):** Measurement grid: dx=15mm, dy=15mm  
Maximum value of SAR (measured) = 0.176 W/kg


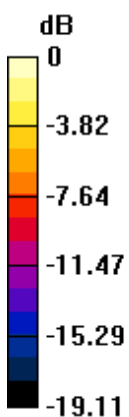
**Configuration/Head/Zoom Scan (5x5x7)/Cube 0:** Measurement grid: dx=8mm, dy=8mm, dz=5mm

Reference Value = 3.956 V/m; Power Drift = 0.08 dB

Peak SAR (extrapolated) = 0.225 W/kg

**SAR(1 g) = 0.151 W/kg; SAR(10 g) = 0.096 W/kg**

Maximum value of SAR (measured) = 0.192 W/kg



0 dB = 0.192 W/kg = -7.17 dBW/kg

Test Laboratory: SGS-SAR Lab

## OPPO CPH2089 LTE Band 4 20M QPSK 1RB0 20050CH Back side 15mm Ant3

**DUT: CPH2089; Type: Mobile phone; Serial: 80b4eb97**

Communication System: UID 0, LTE-FDD BW 20MHz (0); Frequency: 1720 MHz;Duty Cycle: 1:1

Medium: HSL1750;Medium parameters used:  $f = 1720$  MHz;  $\sigma = 1.299$  S/m;  $\epsilon_r = 40.173$ ;  $\rho = 1000$  kg/m<sup>3</sup>

Phantom section: Flat Section

DASY 5 Configuration:

- Probe: EX3DV4 - SN3793; ConvF(7.81, 7.81, 7.81); Calibrated: 2020-05-09;
- Sensor-Surface: 2mm (Mechanical Surface Detection)
- Electronics: DAE4 Sn1267; Calibrated: 2019-12-17
- Phantom: SAM 7; Type: SAM; Serial: 1027
- DASY52 4.7.80(0); SEMCAD X 14.6.10(7331)

**Configuration/Body/Area Scan (8x13x1):** Measurement grid: dx=15mm, dy=15mm  
Maximum value of SAR (measured) = 0.175 W/kg

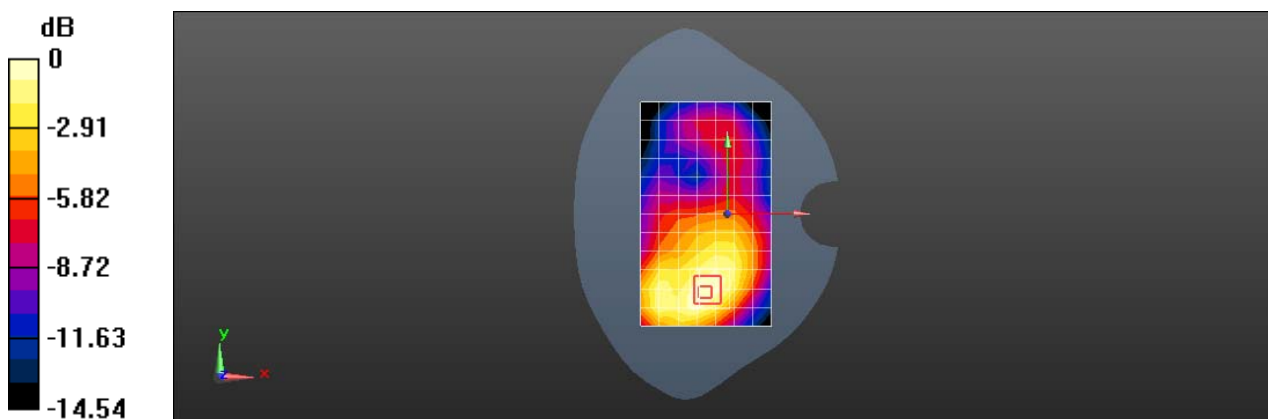
**Configuration/Body/Zoom Scan (5x5x7)/Cube 0:** Measurement grid: dx=8mm, dy=8mm, dz=5mm

Reference Value = 5.684 V/m; Power Drift = 0.04 dB

Peak SAR (extrapolated) = 0.216 W/kg

**SAR(1 g) = 0.145 W/kg; SAR(10 g) = 0.093 W/kg**

Maximum value of SAR (measured) = 0.182 W/kg



0 dB = 0.182 W/kg = -7.40 dBW/kg

Test Laboratory: SGS-SAR Lab

**OPPO CPH2089 LTE Band 4 20M QPSK 50RB25 20050CH Bottom side 10mm Ant3**

**DUT: CPH2089; Type: Mobile phone; Serial: 80b4eb97**

Communication System: UID 0, LTE-FDD BW 20MHz (0); Frequency: 1720 MHz; Duty Cycle: 1:1

Medium: HSL1750; Medium parameters used:  $f = 1720$  MHz;  $\sigma = 1.299$  S/m;  $\epsilon_r = 40.173$ ;  $\rho = 1000$  kg/m<sup>3</sup>

Phantom section: Flat Section

DASY 5 Configuration:

- Probe: EX3DV4 - SN3793; ConvF(7.81, 7.81, 7.81); Calibrated: 2020-05-09;
- Sensor-Surface: 2mm (Mechanical Surface Detection)
- Electronics: DAE4 Sn1267; Calibrated: 2019-12-17
- Phantom: SAM 7; Type: SAM; Serial: 1027
- DASY52 4.7.80(0); SEMCAD X 14.6.10(7331)

**Configuration/Body/Area Scan (6x9x1):** Measurement grid: dx=15mm, dy=15mm  
Maximum value of SAR (measured) = 0.673 W/kg

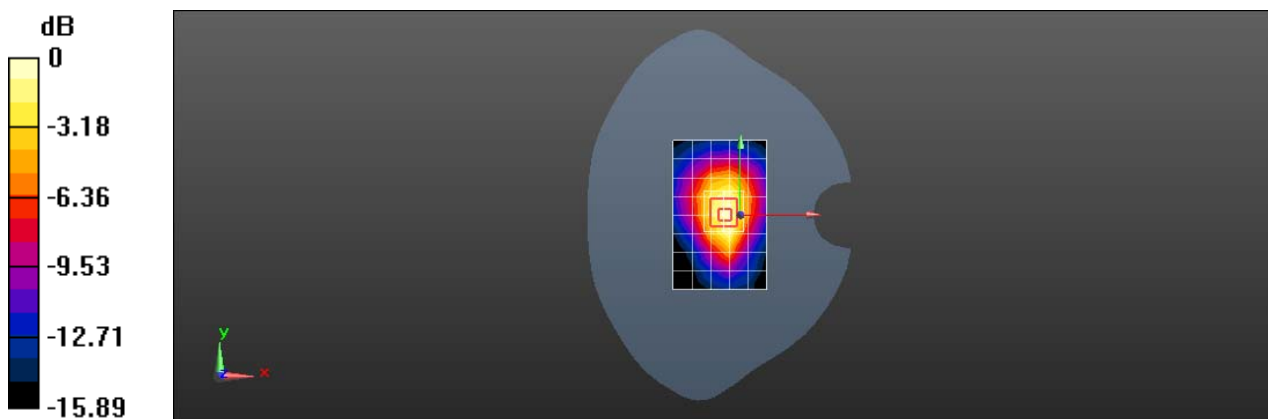
**Configuration/Body/Zoom Scan (5x5x7)/Cube 0:** Measurement grid: dx=8mm, dy=8mm, dz=5mm

Reference Value = 20.76 V/m; Power Drift = -0.01 dB

Peak SAR (extrapolated) = 0.841 W/kg

**SAR(1 g) = 0.544 W/kg; SAR(10 g) = 0.317 W/kg**

Maximum value of SAR (measured) = 0.709 W/kg



0 dB = 0.709 W/kg = -1.49 dBW/kg

Test Laboratory: SGS-SAR Lab

**OPPO CPH2089 LTE Band 5 10M QPSK 1RB0 20600CH Right cheek Ant0**

**DUT: CPH2089; Type: Mobile phone; Serial: bd91df44**

Communication System: UID 0, LTE Band 5 10MHz; Frequency: 844 MHz;Duty Cycle: 1:1

Medium: HSL835;Medium parameters used:  $f = 844 \text{ MHz}$ ;  $\sigma = 0.935 \text{ S/m}$ ;  $\epsilon_r = 42.429$ ;  $\rho = 1000 \text{ kg/m}^3$

Phantom section: Right Section

DASY 5 Configuration:

- Probe: EX3DV4 - SN3793; ConvF(9.05, 9.05, 9.05); Calibrated: 2020-05-09;
- Sensor-Surface: 2mm (Mechanical Surface Detection)
- Electronics: DAE4 Sn1267; Calibrated: 2019-12-17
- Phantom: SAM 7; Type: SAM; Serial: 1027
- DASY52 4.7.80(0); SEMCAD X 14.6.10(7331)

**Configuration/Head/Area Scan (9x13x1):** Measurement grid:  $dx=15\text{mm}$ ,  $dy=15\text{mm}$   
 Maximum value of SAR (measured) = 0.618 W/kg

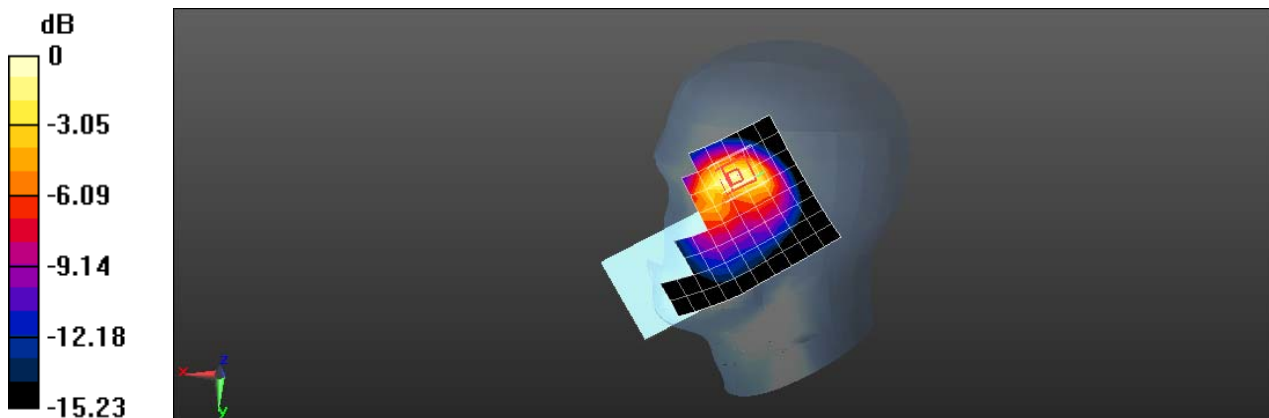
**Configuration/Head/Zoom Scan (5x5x7)/Cube 0:** Measurement grid:  $dx=8\text{mm}$ ,  $dy=8\text{mm}$ ,  $dz=5\text{mm}$

Reference Value = 7.028 V/m; Power Drift = -0.17 dB

Peak SAR (extrapolated) = 1.11 W/kg

**SAR(1 g) = 0.477 W/kg; SAR(10 g) = 0.258 W/kg**

Maximum value of SAR (measured) = 0.699 W/kg



0 dB = 0.699 W/kg = -1.56 dBW/kg

Test Laboratory: SGS-SAR Lab

**OPPO CPH2089 LTE Band 5 10M QPSK 1RB0 20450CH Back side 15mm Ant0**

**DUT: CPH2089; Type: Mobile phone; Serial: bd91df44**

Communication System: UID 0, LTE Band 5 10MHz; Frequency: 829 MHz; Duty Cycle: 1:1

Medium: HSL835; Medium parameters used:  $f = 829$  MHz;  $\sigma = 0.941$  S/m;  $\epsilon_r = 42.308$ ;  $\rho = 1000$  kg/m<sup>3</sup>

Phantom section: Flat Section

DASY 5 Configuration:

- Probe: EX3DV4 - SN3793; ConvF(9.05, 9.05, 9.05); Calibrated: 2020-05-09;
- Sensor-Surface: 2mm (Mechanical Surface Detection)
- Electronics: DAE4 Sn1267; Calibrated: 2019-12-17
- Phantom: SAM 7; Type: SAM; Serial: 1027
- DASY52 4.7.80(0); SEMCAD X 14.6.10(7331)

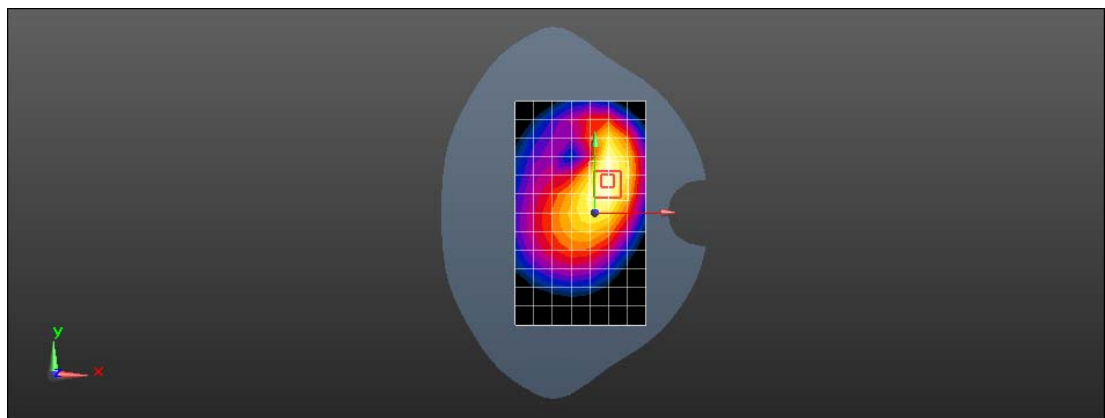
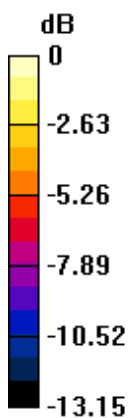
**Configuration/Body/Area Scan (8x13x1):** Measurement grid: dx=15mm, dy=15mm  
Maximum value of SAR (measured) = 0.202 W/kg

**Configuration/Body/Zoom Scan (5x5x7)/Cube 0:** Measurement grid: dx=8mm, dy=8mm, dz=5mm

Reference Value = 10.31 V/m; Power Drift = -0.05 dB

Peak SAR (extrapolated) = 0.237 W/kg

**SAR(1 g) = 0.161 W/kg; SAR(10 g) = 0.106 W/kg**



0 dB = 0.202 W/kg = -6.95 dBW/kg

Test Laboratory: SGS-SAR Lab

## OPPO CPH2089 LTE Band 5 10M QPSK 1RB0 20450CH Left side 10mm Ant0

**DUT: CPH2089; Type: Mobile phone; Serial: bd91df44**

Communication System: UID 0, LTE Band 5 10MHz; Frequency: 844 MHz; Duty Cycle: 1:1

Medium: HSL835; Medium parameters used:  $f = 844$  MHz;  $\sigma = 0.935$  S/m;  $\epsilon_r = 42.429$ ;  $\rho = 1000$  kg/m<sup>3</sup>

Phantom section: Flat Section

DASY 5 Configuration:

- Probe: EX3DV4 - SN3793; ConvF(9.05, 9.05, 9.05); Calibrated: 2020-05-09;
- Sensor-Surface: 2mm (Mechanical Surface Detection)
- Electronics: DAE4 Sn1267; Calibrated: 2019-12-17
- Phantom: SAM 7; Type: SAM; Serial: 1027
- DASY52 4.7.80(0); SEMCAD X 14.6.10(7331)

**Configuration/Body/Area Scan (6x13x1):** Measurement grid: dx=15mm, dy=15mm  
Maximum value of SAR (measured) = 0.485 W/kg

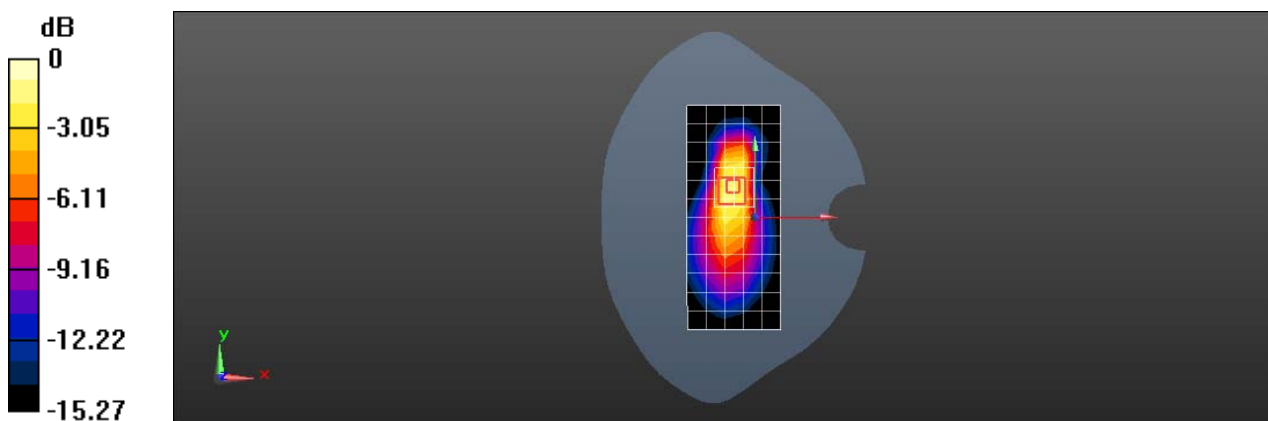
**Configuration/Body/Zoom Scan (5x5x7)/Cube 0:** Measurement grid: dx=8mm, dy=8mm, dz=5mm

Reference Value = 20.14 V/m; Power Drift = 0.04 dB

Peak SAR (extrapolated) = 0.884 W/kg

**SAR(1 g) = 0.489 W/kg; SAR(10 g) = 0.273 W/kg**

Maximum value of SAR (measured) = 0.683 W/kg



0 dB = 0.683 W/kg = -1.66 dBW/kg

Test Laboratory: SGS-SAR Lab

**OPPO CPH2089 LTE Band 5 10M QPSK 1RB0 20450CH Right cheek Ant1**

**DUT: CPH2089; Type: Mobile phone; Serial: bd91df44**

Communication System: UID 0, LTE Band 5 10MHz; Frequency: 829 MHz; Duty Cycle: 1:1

Medium: HSL835; Medium parameters used:  $f = 829$  MHz;  $\sigma = 0.929$  S/m;  $\epsilon_r = 42.512$ ;  $\rho = 1000$  kg/m<sup>3</sup>

Phantom section: Right Section

DASY 5 Configuration:

- Probe: EX3DV4 - SN3793; ConvF(9.05, 9.05, 9.05); Calibrated: 2020-05-09;
- Sensor-Surface: 2mm (Mechanical Surface Detection)
- Electronics: DAE4 Sn1267; Calibrated: 2019-12-17
- Phantom: SAM 7; Type: SAM; Serial: 1027
- DASY52 4.7.80(0); SEMCAD X 14.6.10(7331)

**Configuration/Head/Area Scan (8x13x1):** Measurement grid: dx=15mm, dy=15mm  
Maximum value of SAR (measured) = 0.0603 W/kg

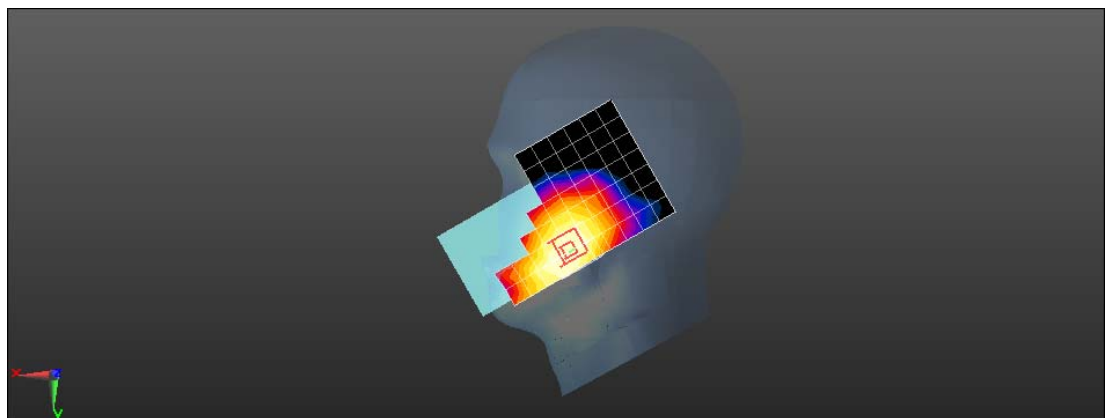
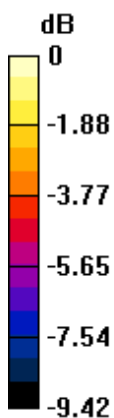
**Configuration/Head/Zoom Scan (5x5x7)/Cube 0:** Measurement grid: dx=8mm, dy=8mm, dz=5mm

Reference Value = 2.391 V/m; Power Drift = 0.03 dB

Peak SAR (extrapolated) = 0.0590 W/kg

**SAR(1 g) = 0.049 W/kg; SAR(10 g) = 0.039 W/kg**

Maximum value of SAR (measured) = 0.0549 W/kg



0 dB = 0.0549 W/kg = -12.60 dBW/kg



Test Laboratory: SGS-SAR Lab

**OPPO CPH2089 LTE Band 5 10M QPSK 1RB0 20450CH Back side 15mm Ant1**

**DUT: CPH2089; Type: Mobile phone; Serial: 30e1997d**

Communication System: UID 0, LTE Band 5 10MHz; Frequency: 829 MHz; Duty Cycle: 1:1

Medium: HSL835; Medium parameters used:  $f = 829 \text{ MHz}$ ;  $\sigma = 0.929 \text{ S/m}$ ;  $\epsilon_r = 42.512$ ;  $\rho = 1000 \text{ kg/m}^3$

Phantom section: Flat Section

DASY 5 Configuration:

- Probe: EX3DV4 - SN3793; ConvF(9.05, 9.05, 9.05); Calibrated: 2020-05-09;
- Sensor-Surface: 2mm (Mechanical Surface Detection)
- Electronics: DAE4 Sn1267; Calibrated: 2019-12-17
- Phantom: SAM 7; Type: SAM; Serial: 1027
- DASY52 4.7.80(0); SEMCAD X 14.6.10(7331)

**Configuration/Body/Area Scan (8x13x1):** Measurement grid:  $dx=15\text{mm}$ ,  $dy=15\text{mm}$

Maximum value of SAR (measured) = 0.127 W/kg

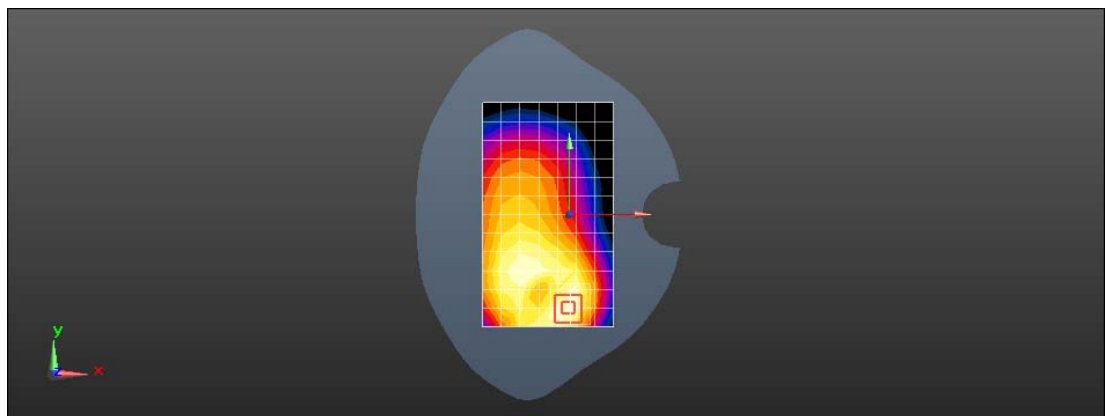
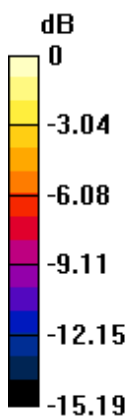
**Configuration/Body/Zoom Scan (5x5x7)/Cube 0:** Measurement grid:  $dx=8\text{mm}$ ,  $dy=8\text{mm}$ ,  $dz=5\text{mm}$

Reference Value = 6.793 V/m; Power Drift = -0.03 dB

Peak SAR (extrapolated) = 0.159 W/kg

**SAR(1 g) = 0.103 W/kg; SAR(10 g) = 0.063 W/kg**

Maximum value of SAR (measured) = 0.133 W/kg



0 dB = 0.133 W/kg = -8.76 dBW/kg

Test Laboratory: SGS-SAR Lab

**OPPO CPH2089 LTE Band 5 10M QPSK 1RB0 20450CH Back side 10mm Ant1**

**DUT: CPH2089; Type: Mobile phone; Serial: 30e1997d**

Communication System: UID 0, LTE Band 5 10MHz; Frequency: 829 MHz; Duty Cycle: 1:1

Medium: HSL835; Medium parameters used:  $f = 829$  MHz;  $\sigma = 0.929$  S/m;  $\epsilon_r = 42.512$ ;  $\rho = 1000$  kg/m<sup>3</sup>

Phantom section: Flat Section

DASY 5 Configuration:

- Probe: EX3DV4 - SN3793; ConvF(9.05, 9.05, 9.05); Calibrated: 2020-05-09;
- Sensor-Surface: 2mm (Mechanical Surface Detection)
- Electronics: DAE4 Sn1267; Calibrated: 2019-12-17
- Phantom: SAM 7; Type: SAM; Serial: 1027
- DASY52 4.7.80(0); SEMCAD X 14.6.10(7331)

**Configuration/Body/Area Scan (8x13x1):** Measurement grid: dx=15mm, dy=15mm

Maximum value of SAR (measured) = 0.280 W/kg

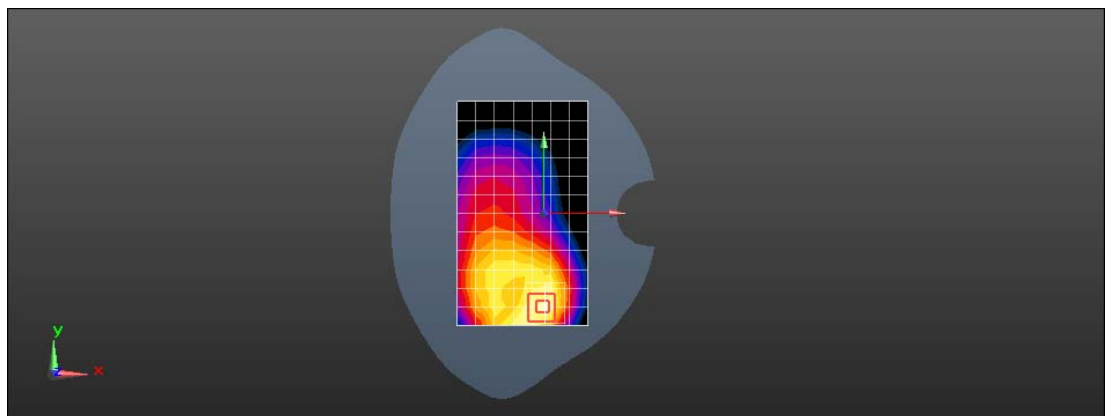
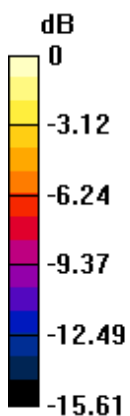
**Configuration/Body/Zoom Scan (5x5x7)/Cube 0:** Measurement grid: dx=8mm, dy=8mm, dz=5mm

Reference Value = 7.153 V/m; Power Drift = 0.02 dB

Peak SAR (extrapolated) = 0.412 W/kg

**SAR(1 g) = 0.248 W/kg; SAR(10 g) = 0.143 W/kg**

Maximum value of SAR (measured) = 0.335 W/kg



0 dB = 0.335 W/kg = -4.75 dBW/kg

Test Laboratory: SGS-SAR Lab

**OPPO CPH2089 LTE Band 7 20M QPSK 50RB25 21350CH Right tilted Ant2**

**DUT: CPH2089; Type: Mobile phone; Serial: 80b4eb97**

Communication System: UID 0, LTE-FDD BW 20MHz (0); Frequency: 2560 MHz;Duty Cycle: 1:1

Medium: HSL2600;Medium parameters used:  $f = 2560$  MHz;  $\sigma = 1.908$  S/m;  $\epsilon_r = 40.343$ ;  $\rho = 1000$  kg/m<sup>3</sup>

Phantom section: Right Section

DASY 5 Configuration:

- Probe: EX3DV4 - SN3923; ConvF(7.74, 7.74, 7.74); Calibrated: 2019-10-22
- Sensor-Surface: 2mm (Mechanical Surface Detection)
- Electronics: DAE4 Sn1428; Calibrated: 2020-03-03
- Phantom: SAM 2; Type: SAM; Serial: 1913
- DASY52 52.10.3(1513); SEMCAD X 14.6.13(7474)

**Configuration/Head/Area Scan (9x17x1):** Measurement grid: dx=12mm, dy=12mm

Maximum value of SAR (measured) = 1.01 W/kg

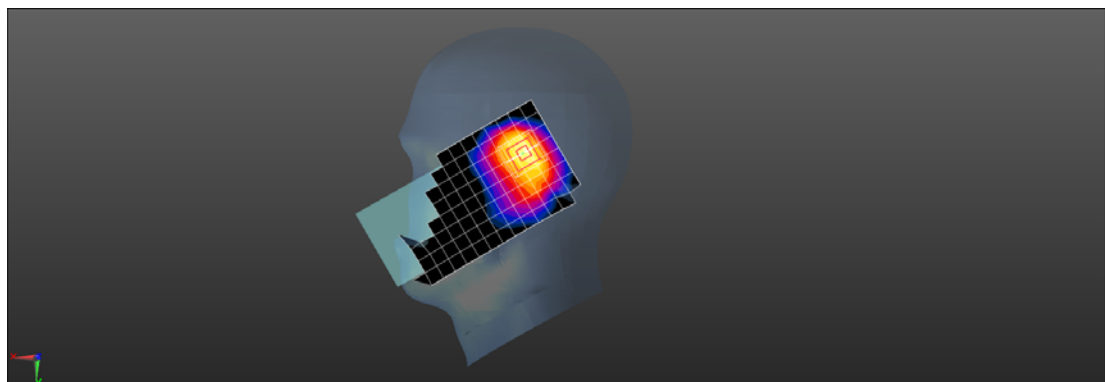
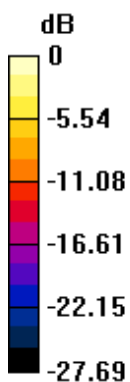
**Configuration/Head/Zoom Scan (7x7x7)/Cube 0:** Measurement grid: dx=5mm, dy=5mm, dz=5mm

Reference Value = 18.05 V/m; Power Drift = -0.01 dB

Peak SAR (extrapolated) = 1.79 W/kg

**SAR(1 g) = 0.751 W/kg; SAR(10 g) = 0.312 W/kg**

Maximum value of SAR (measured) = 1.25 W/kg



0 dB = 1.25 W/kg = 0.97 dBW/kg

Test Laboratory: SGS-SAR Lab

**OPPO CPH2089 LTE Band 7 20M QPSK 50RB0 20850CH Back side 15mm Ant2**

**DUT: CPH2089; Type: Mobile phone; Serial: 80b4eb97**

Communication System: UID 0, LTE-FDD BW 20MHz (0); Frequency: 2510 MHz; Duty Cycle: 1:1

Medium: HSL2600; Medium parameters used:  $f = 2510$  MHz;  $\sigma = 1.851$  S/m;  $\epsilon_r = 40.537$ ;  $\rho = 1000$  kg/m<sup>3</sup>

Phantom section: Flat Section

DASY 5 Configuration:

- Probe: EX3DV4 - SN3923; ConvF(7.74, 7.74, 7.74); Calibrated: 2019-10-22
- Sensor-Surface: 2mm (Mechanical Surface Detection)
- Electronics: DAE4 Sn1428; Calibrated: 2020-03-03
- Phantom: SAM 2; Type: SAM; Serial: 1913
- DASY52 52.10.3(1513); SEMCAD X 14.6.13(7474)

**Configuration/Body/Area Scan (9x16x1):** Measurement grid: dx=12mm, dy=12mm  
Maximum value of SAR (measured) = 0.193 W/kg

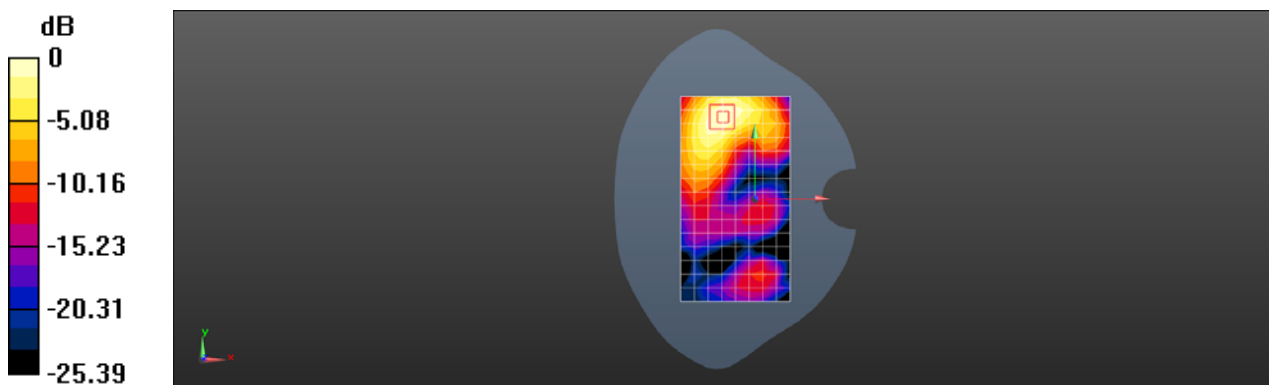
**Configuration/Body/Zoom Scan (7x7x7)/Cube 0:** Measurement grid: dx=5mm, dy=5mm, dz=5mm

Reference Value = 0.8490 V/m; Power Drift = 0.02 dB

Peak SAR (extrapolated) = 0.271 W/kg

**SAR(1 g) = 0.150 W/kg; SAR(10 g) = 0.080 W/kg**

Maximum value of SAR (measured) = 0.210 W/kg



0 dB = 0.210 W/kg = -6.78 dBW/kg

Test Laboratory: SGS-SAR Lab

**OPPO CPH2089 LTE Band 7 20M QPSK 1RB0 20850CH Top side 10mm Ant2**

**DUT: CPH2089; Type: Mobile phone; Serial: 80b4eb97**

Communication System: UID 0, LTE-FDD BW 20MHz (0); Frequency: 2510 MHz; Duty Cycle: 1:1

Medium: HSL2600; Medium parameters used:  $f = 2510$  MHz;  $\sigma = 1.851$  S/m;  $\epsilon_r = 40.537$ ;  $\rho = 1000$  kg/m<sup>3</sup>

Phantom section: Flat Section

DASY 5 Configuration:

- Probe: EX3DV4 - SN3923; ConvF(7.74, 7.74, 7.74); Calibrated: 2019-10-22
- Sensor-Surface: 2mm (Mechanical Surface Detection)
- Electronics: DAE4 Sn1428; Calibrated: 2020-03-03
- Phantom: SAM 2; Type: SAM; Serial: 1913
- DASY52 52.10.3(1513); SEMCAD X 14.6.13(7474)

**Configuration/Body/Area Scan (6x9x1):** Measurement grid: dx=12mm, dy=12mm

Maximum value of SAR (measured) = 0.707 W/kg

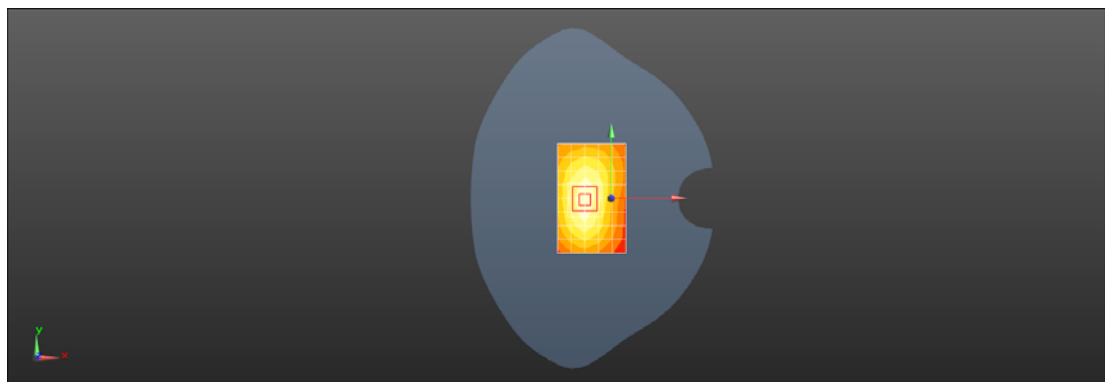
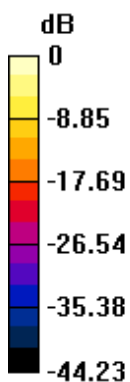
**Configuration/Body/Zoom Scan (7x7x7)/Cube 0:** Measurement grid: dx=5mm, dy=5mm, dz=5mm

Reference Value = 15.32 V/m; Power Drift = 0.02 dB

Peak SAR (extrapolated) = 0.912 W/kg

**SAR(1 g) = 0.474 W/kg; SAR(10 g) = 0.230 W/kg**

Maximum value of SAR (measured) = 0.698 W/kg



0 dB = 0.698 W/kg = -1.56 dBW/kg

Test Laboratory: SGS-SAR Lab

## OPPO CPH2089 LTE Band 7 20M QPSK 1RB0 20850CH Right cheek Ant3

**DUT: CPH2089; Type: Mobile phone; Serial: 80b4eb97**

Communication System: UID 0, LTE-FDD BW 20MHz (0); Frequency: 2510 MHz; Duty Cycle: 1:1

Medium: HSL2600; Medium parameters used:  $f = 2510$  MHz;  $\sigma = 1.851$  S/m;  $\epsilon_r = 40.537$ ;  $\rho = 1000$  kg/m<sup>3</sup>

Phantom section: Right Section

DASY 5 Configuration:

- Probe: EX3DV4 - SN3923; ConvF(7.74, 7.74, 7.74); Calibrated: 2019-10-22
- Sensor-Surface: 2mm (Mechanical Surface Detection)
- Electronics: DAE4 Sn1428; Calibrated: 2020-03-03
- Phantom: SAM 2; Type: SAM; Serial: 1913
- DASY52 52.10.3(1513); SEMCAD X 14.6.13(7474)

**Configuration/Head/Area Scan (9x17x1):** Measurement grid: dx=12mm, dy=12mm

Maximum value of SAR (measured) = 0.112 W/kg


**Configuration/Head/Zoom Scan (7x7x7)/Cube 0:** Measurement grid: dx=5mm, dy=5mm, dz=5mm

Reference Value = 2.060 V/m; Power Drift = 0.04 dB

Peak SAR (extrapolated) = 0.147 W/kg

**SAR(1 g) = 0.079 W/kg; SAR(10 g) = 0.041 W/kg**

Maximum value of SAR (measured) = 0.113 W/kg



Test Laboratory: SGS-SAR Lab

**OPPO CPH2089 LTE Band 7 20M QPSK 50RB50 20850CH Front side 15mm Ant3**

**DUT: CPH2089; Type: Mobile phone; Serial: 80b4eb97**

Communication System: UID 0, LTE-FDD BW 20MHz (0); Frequency: 2510 MHz; Duty Cycle: 1:1

Medium: HSL2600; Medium parameters used:  $f = 2510$  MHz;  $\sigma = 1.851$  S/m;  $\epsilon_r = 40.537$ ;  $\rho = 1000$  kg/m<sup>3</sup>

Phantom section: Flat Section

DASY 5 Configuration:

- Probe: EX3DV4 - SN3923; ConvF(7.74, 7.74, 7.74); Calibrated: 2019-10-22
- Sensor-Surface: 2mm (Mechanical Surface Detection)
- Electronics: DAE4 Sn1428; Calibrated: 2020-03-03
- Phantom: SAM 2; Type: SAM; Serial: 1913
- DASY52 52.10.3(1513); SEMCAD X 14.6.13(7474)

**Configuration/Body/Area Scan (9x17x1):** Measurement grid: dx=12mm, dy=12mm  
Maximum value of SAR (measured) = 0.118 W/kg

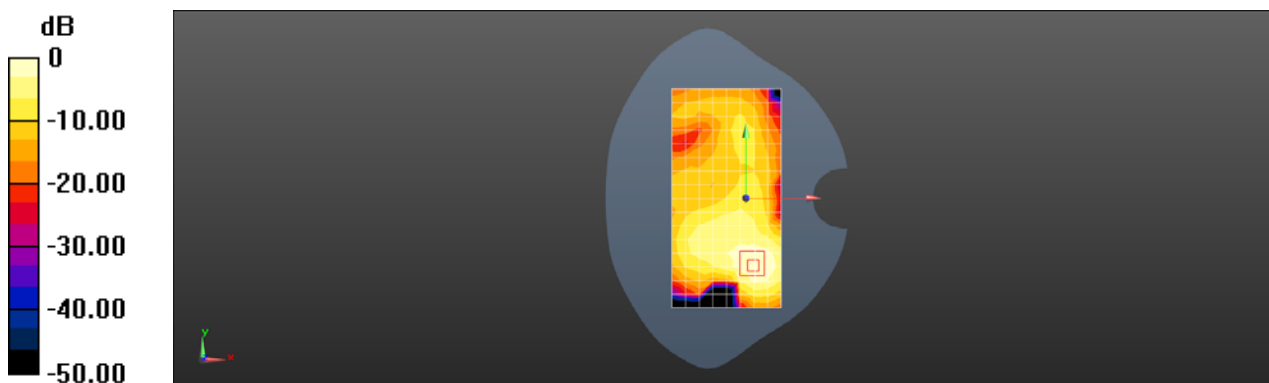
**Configuration/Body/Zoom Scan (7x7x7)/Cube 0:** Measurement grid: dx=5mm, dy=5mm, dz=5mm

Reference Value = 2.449 V/m; Power Drift = -0.03 dB

Peak SAR (extrapolated) = 0.143 W/kg

**SAR(1 g) = 0.082 W/kg; SAR(10 g) = 0.035 W/kg**

Maximum value of SAR (measured) = 0.119 W/kg



0 dB = 0.119 W/kg = -9.24 dBW/kg

Test Laboratory: SGS-SAR Lab

**OPPO CPH2089 LTE Band 7 20M QPSK 1RB0 20850CH Front side 10mm Ant3**

**DUT: CPH2089; Type: Mobile phone; Serial: 80b4eb97**

Communication System: UID 0, LTE-FDD BW 20MHz (0); Frequency: 2510 MHz; Duty Cycle: 1:1

Medium: HSL2600; Medium parameters used:  $f = 2510$  MHz;  $\sigma = 1.851$  S/m;  $\epsilon_r = 40.537$ ;  $\rho = 1000$  kg/m<sup>3</sup>

Phantom section: Flat Section

DASY 5 Configuration:

- Probe: EX3DV4 - SN3923; ConvF(7.74, 7.74, 7.74); Calibrated: 2019-10-22
- Sensor-Surface: 2mm (Mechanical Surface Detection)
- Electronics: DAE4 Sn1428; Calibrated: 2020-03-03
- Phantom: SAM 2; Type: SAM; Serial: 1913
- DASY52 52.10.3(1513); SEMCAD X 14.6.13(7474)

**Configuration/Body/Area Scan (9x17x1):** Measurement grid: dx=12mm, dy=12mm  
 Maximum value of SAR (measured) = 0.129 W/kg

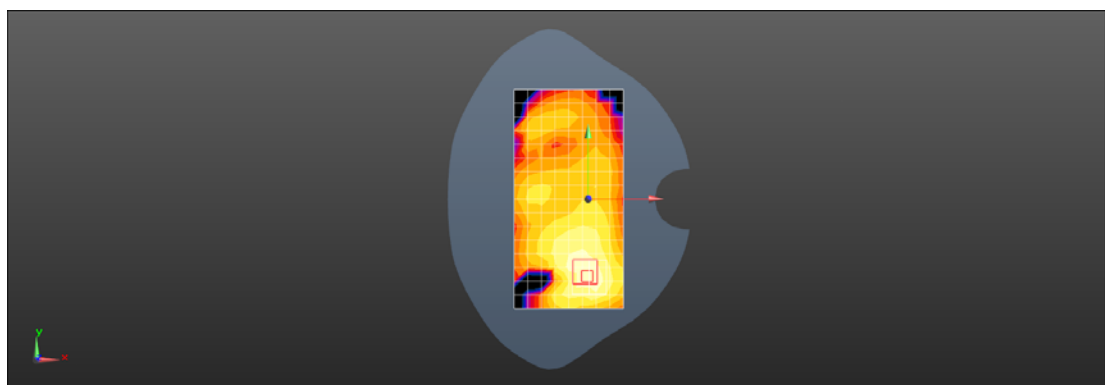
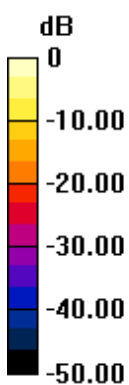
**Configuration/Body/Zoom Scan (7x7x7)/Cube 0:** Measurement grid: dx=5mm, dy=5mm, dz=5mm

Reference Value = 2.462 V/m; Power Drift = -0.05 dB

Peak SAR (extrapolated) = 0.200 W/kg

**SAR(1 g) = 0.108 W/kg; SAR(10 g) = 0.053 W/kg**

Maximum value of SAR (measured) = 0.154 W/kg



0 dB = 0.154 W/kg = -8.12 dBW/kg



Test Laboratory: SGS-SAR Lab

**OPPO CPH2089 ENDC LTE Band 7 20M QPSK 50RB50 20850CH Left cheek Ant4**

**DUT: CPH2089; Type: Mobile phone; Serial: 80b4eb97**

Communication System: UID 0, LTE-FDD BW 20MHz (0); Frequency: 2510 MHz; Duty Cycle: 1:1

Medium: HSL2600; Medium parameters used:  $f = 2510$  MHz;  $\sigma = 1.851$  S/m;  $\epsilon_r = 40.537$ ;  $\rho = 1000$  kg/m<sup>3</sup>

Phantom section: Left Section

DASY 5 Configuration:

- Probe: EX3DV4 - SN3923; ConvF(7.74, 7.74, 7.74); Calibrated: 2019-10-22
- Sensor-Surface: 2mm (Mechanical Surface Detection)
- Electronics: DAE4 Sn1428; Calibrated: 2020-03-03
- Phantom: SAM 2; Type: SAM; Serial: 1913
- DASY52 52.10.3(1513); SEMCAD X 14.6.13(7474)

**Configuration/Head/Area Scan (9x16x1):** Measurement grid: dx=12mm, dy=12mm  
Maximum value of SAR (measured) = 0.865 W/kg


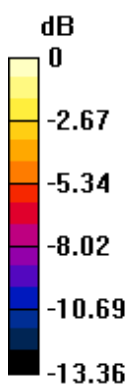
**Configuration/Head/Zoom Scan (7x7x7)/Cube 0:** Measurement grid: dx=5mm, dy=5mm, dz=5mm

Reference Value = 7.390 V/m; Power Drift = 0.12 dB

Peak SAR (extrapolated) = 1.58 W/kg

**SAR(1 g) = 0.681 W/kg; SAR(10 g) = 0.329 W/kg**

Maximum value of SAR (measured) = 1.11 W/kg



0 dB = 1.11 W/kg = 0.45 dBW/kg

Test Laboratory: SGS-SAR Lab

## OPPO CPH2089 ENDC LTE Band 7 20M QPSK 50RB50 20850CH Back side 15mm Ant4

**DUT: CPH2089; Type: Mobile phone; Serial: 80b4eb97**

Communication System: UID 0, LTE-FDD BW 20MHz (0); Frequency: 2510 MHz; Duty Cycle: 1:1

Medium: HSL2600; Medium parameters used:  $f = 2510$  MHz;  $\sigma = 1.851$  S/m;  $\epsilon_r = 40.537$ ;  $\rho = 1000$  kg/m<sup>3</sup>

Phantom section: Flat Section

DASY 5 Configuration:

- Probe: EX3DV4 - SN3923; ConvF(7.74, 7.74, 7.74); Calibrated: 2019-10-22
- Sensor-Surface: 2mm (Mechanical Surface Detection)
- Electronics: DAE4 Sn1428; Calibrated: 2020-03-03
- Phantom: SAM 2; Type: SAM; Serial: 1913
- DASY52 52.10.3(1513); SEMCAD X 14.6.13(7474)

**Configuration/Body/Area Scan (9x16x1):** Measurement grid: dx=12mm, dy=12mm  
Maximum value of SAR (measured) = 0.248 W/kg

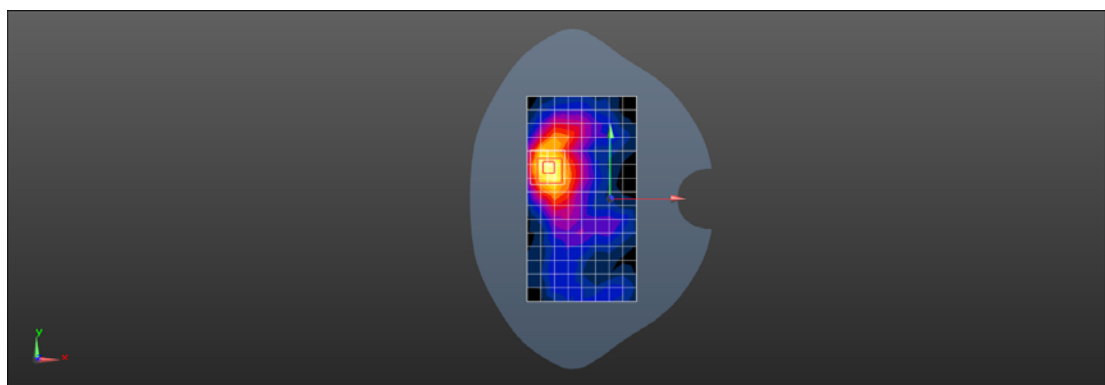
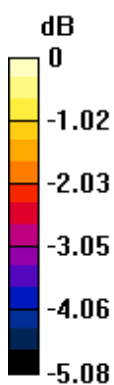
**Configuration/Body/Zoom Scan (7x7x7)/Cube 0:** Measurement grid: dx=5mm, dy=5mm, dz=5mm

Reference Value = 6.661 V/m; Power Drift = 0.08 dB

Peak SAR (extrapolated) = 0.316 W/kg

**SAR(1 g) = 0.203 W/kg; SAR(10 g) = 0.141 W/kg**

Maximum value of SAR (measured) = 0.262 W/kg



Test Laboratory: SGS-SAR Lab

**OPPO CPH2089 ENDC LTE Band 7 20M QPSK 50RB50 20850CH Right side  
10mm Ant4**

**DUT: CPH2089; Type: Mobile phone; Serial: 80b4eb97**

Communication System: UID 0, LTE-FDD BW 20MHz (0); Frequency: 2510 MHz; Duty Cycle: 1:1

Medium: HSL2600; Medium parameters used:  $f = 2510$  MHz;  $\sigma = 1.851$  S/m;  $\epsilon_r = 40.537$ ;  $\rho = 1000$  kg/m<sup>3</sup>

Phantom section: Flat Section

DASY 5 Configuration:

- Probe: EX3DV4 - SN3923; ConvF(7.74, 7.74, 7.74); Calibrated: 2019-10-22
- Sensor-Surface: 2mm (Mechanical Surface Detection)
- Electronics: DAE4 Sn1428; Calibrated: 2020-03-03
- Phantom: SAM 2; Type: SAM; Serial: 1913
- DASY52 52.10.3(1513); SEMCAD X 14.6.13(7474)

**Configuration/Body/Area Scan (6x16x1):** Measurement grid: dx=12mm, dy=12mm  
Maximum value of SAR (measured) = 0.967 W/kg

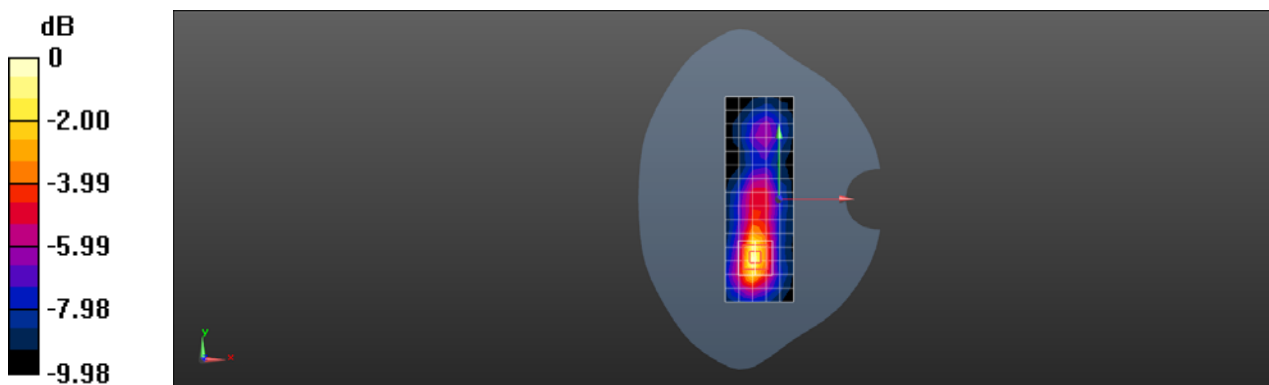
**Configuration/Body/Zoom Scan (7x7x7)/Cube 0:** Measurement grid: dx=5mm, dy=5mm, dz=5mm

Reference Value = 13.01 V/m; Power Drift = -0.15 dB

Peak SAR (extrapolated) = 1.31 W/kg

**SAR(1 g) = 0.689 W/kg; SAR(10 g) = 0.359 W/kg**

Maximum value of SAR (measured) = 1.01 W/kg



0 dB = 1.01 W/kg = 0.04 dBW/kg

Test Laboratory: SGS-SAR Lab

## OPPO CPH2089 LTE Band 12 10M QPSK 1RB49 23130CH Right cheek Ant0

**DUT: CPH2089; Type: Mobile phone; Serial: 30e1997d**

Communication System: UID 0, LTE Band 12 10MHz; Frequency: 711 MHz; Duty Cycle: 1:1

Medium: HSL750; Medium parameters used:  $f = 711$  MHz;  $\sigma = 0.888$  S/m;  $\epsilon_r = 42.8$ ;  $\rho = 1000$  kg/m<sup>3</sup>

Phantom section: Right Section

DASY 5 Configuration:

- Probe: EX3DV4 - SN3793; ConvF(9.34, 9.34, 9.34); Calibrated: 2020-05-09;
- Sensor-Surface: 2mm (Mechanical Surface Detection)
- Electronics: DAE4 Sn1267; Calibrated: 2019-12-17
- Phantom: SAM 7; Type: SAM; Serial: 1027
- DASY52 4.7.80(0); SEMCAD X 14.6.10(7331)

**Configuration/Head/Area Scan (9x13x1):** Measurement grid: dx=15mm, dy=15mm  
Maximum value of SAR (measured) = 0.652 W/kg

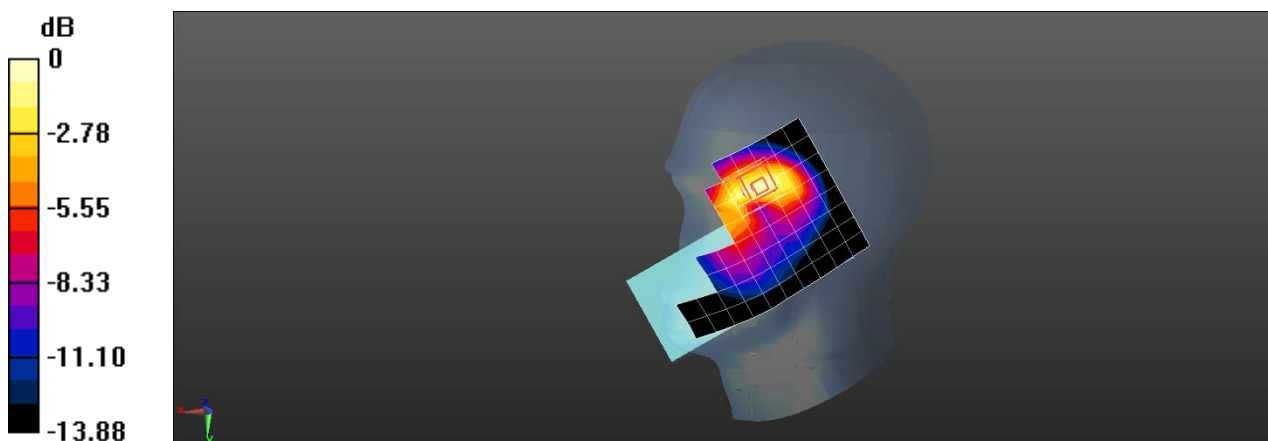
**Configuration/Head/Zoom Scan (5x5x7)/Cube 0:** Measurement grid: dx=8mm, dy=8mm, dz=5mm

Reference Value = 6.705 V/m; Power Drift = 0.03 dB

Peak SAR (extrapolated) = 1.03 W/kg

**SAR(1 g) = 0.485 W/kg; SAR(10 g) = 0.271 W/kg**

Maximum value of SAR (measured) = 0.683 W/kg



0 dB = 0.683 W/kg = -1.66 dBW/kg

Test Laboratory: SGS-SAR Lab

**OPPO CPH2089 LTE Band 12 10M QPSK 1RB49 23130CH Back side 15mm Ant0**

**DUT: CPH2089; Type: Mobile phone; Serial: 30e1997d**

Communication System: UID 0, LTE Band 12 10MHz; Frequency: 711 MHz; Duty Cycle: 1:1

Medium: HSL750; Medium parameters used:  $f = 711 \text{ MHz}$ ;  $\sigma = 0.888 \text{ S/m}$ ;  $\epsilon_r = 42.8$ ;  $\rho = 1000 \text{ kg/m}^3$

Phantom section: Flat Section

DASY 5 Configuration:

- Probe: EX3DV4 - SN3793; ConvF(9.34, 9.34, 9.34); Calibrated: 2020-05-09;
- Sensor-Surface: 2mm (Mechanical Surface Detection)
- Electronics: DAE4 Sn1267; Calibrated: 2019-12-17
- Phantom: SAM 7; Type: SAM; Serial: 1027
- DASY52 4.7.80(0); SEMCAD X 14.6.10(7331)

**Configuration/Body/Area Scan (8x13x1):** Measurement grid:  $dx=15\text{mm}$ ,  $dy=15\text{mm}$   
 Maximum value of SAR (measured) =  $0.178 \text{ W/kg}$

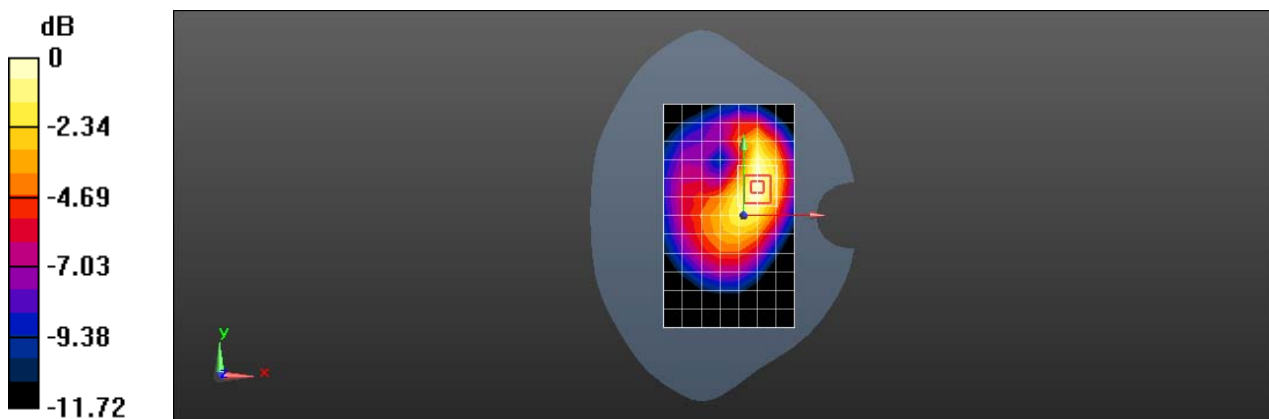
**Configuration/Body/Zoom Scan (5x5x7)/Cube 0:** Measurement grid:  $dx=8\text{mm}$ ,  $dy=8\text{mm}$ ,  $dz=5\text{mm}$

Reference Value =  $9.208 \text{ V/m}$ ; Power Drift =  $0.00 \text{ dB}$

Peak SAR (extrapolated) =  $0.212 \text{ W/kg}$

**SAR(1 g) =  $0.146 \text{ W/kg}$ ; SAR(10 g) =  $0.098 \text{ W/kg}$**

Maximum value of SAR (measured) =  $0.182 \text{ W/kg}$



0 dB =  $0.182 \text{ W/kg} = -7.40 \text{ dBW/kg}$

Test Laboratory: SGS-SAR Lab

## OPPO CPH2089 LTE Band 12 10M QPSK 1RB49 23130CH Left side 10mm Ant0

**DUT: CPH2089; Type: Mobile phone; Serial: 30e1997d**

Communication System: UID 0, LTE Band 12 10MHz; Frequency: 711 MHz; Duty Cycle: 1:1

Medium: HSL750; Medium parameters used:  $f = 711$  MHz;  $\sigma = 0.888$  S/m;  $\epsilon_r = 42.8$ ;  $\rho = 1000$  kg/m<sup>3</sup>

Phantom section: Flat Section

DASY 5 Configuration:

- Probe: EX3DV4 - SN3793; ConvF(9.34, 9.34, 9.34); Calibrated: 2020-05-09;
- Sensor-Surface: 2mm (Mechanical Surface Detection)
- Electronics: DAE4 Sn1267; Calibrated: 2019-12-17
- Phantom: SAM 7; Type: SAM; Serial: 1027
- DASY52 4.7.80(0); SEMCAD X 14.6.10(7331)

**Configuration/Body/Area Scan (6x13x1):** Measurement grid: dx=15mm, dy=15mm  
Maximum value of SAR (measured) = 0.447 W/kg

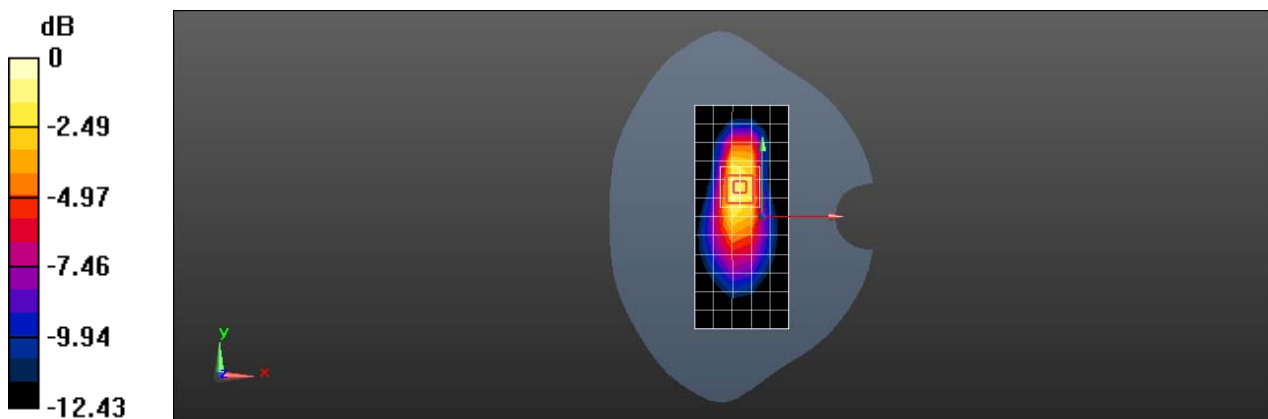
**Configuration/Body/Zoom Scan (5x5x7)/Cube 0:** Measurement grid: dx=8mm, dy=8mm, dz=5mm

Reference Value = 19.54 V/m; Power Drift = 0.04 dB

Peak SAR (extrapolated) = 0.739 W/kg

**SAR(1 g) = 0.448 W/kg; SAR(10 g) = 0.268 W/kg**

Maximum value of SAR (measured) = 0.602 W/kg



0 dB = 0.602 W/kg = -2.20 dBW/kg

Test Laboratory: SGS-SAR Lab

**OPPO CPH2089 LTE Band 12 10M QPSK 1RB0 23095CH Right cheek Ant1**

**DUT: CPH2089; Type: Mobile phone; Serial: 30e1997d**

Communication System: UID 0, LTE Band 12 10MHz; Frequency: 707.5 MHz; Duty Cycle: 1:1

Medium: HSL750; Medium parameters used (interpolated):  $f = 707.5$  MHz;  $\sigma = 0.887$  S/m;  $\epsilon_r = 42.826$ ;  $\rho = 1000$  kg/m<sup>3</sup>

Phantom section: Right Section

DASY 5 Configuration:

- Probe: EX3DV4 - SN3793; ConvF(9.34, 9.34, 9.34); Calibrated: 2020-05-09;
- Sensor-Surface: 2mm (Mechanical Surface Detection)
- Electronics: DAE4 Sn1267; Calibrated: 2019-12-17
- Phantom: SAM 7; Type: SAM; Serial: 1027
- DASY52 4.7.80(0); SEMCAD X 14.6.10(7331)

**Configuration/Head/Area Scan (8x13x1):** Measurement grid: dx=15mm, dy=15mm

Maximum value of SAR (measured) = 0.0670 W/kg

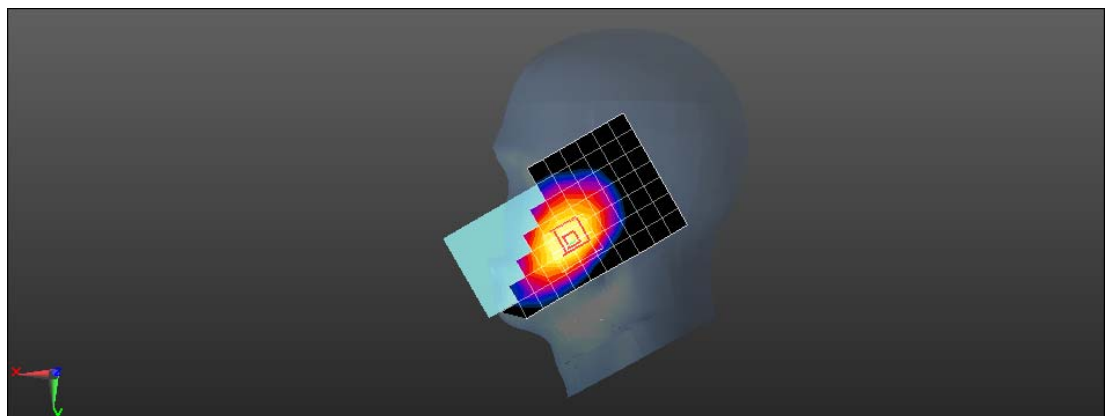
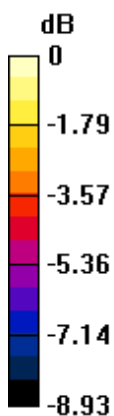
**Configuration/Head/Zoom Scan (5x5x7)/Cube 0:** Measurement grid: dx=8mm, dy=8mm, dz=5mm

Reference Value = 2.016 V/m; Power Drift = 0.12 dB

Peak SAR (extrapolated) = 0.0800 W/kg

**SAR(1 g) = 0.061 W/kg; SAR(10 g) = 0.047 W/kg**

Maximum value of SAR (measured) = 0.0709 W/kg



0 dB = 0.0709 W/kg = -11.49 dBW/kg

Test Laboratory: SGS-SAR Lab

## OPPO CPH2089 LTE Band 12 10M QPSK 1RB0 23095CH Back side 15mm Ant1

**DUT: CPH2089; Type: Mobile phone; Serial: 30e1997d**

Communication System: UID 0, LTE Band 12 10MHz; Frequency: 707.5 MHz; Duty Cycle: 1:1

Medium: HSL750; Medium parameters used (interpolated):  $f = 707.5$  MHz;  $\sigma = 0.877$  S/m;  $\epsilon_r = 43.03$ ;  $\rho = 1000$  kg/m<sup>3</sup>

Phantom section: Flat Section

DASY 5 Configuration:

- Probe: EX3DV4 - SN3793; ConvF(9.34, 9.34, 9.34); Calibrated: 2020-05-09;
- Sensor-Surface: 2mm (Mechanical Surface Detection)
- Electronics: DAE4 Sn1267; Calibrated: 2019-12-17
- Phantom: SAM 7; Type: SAM; Serial: 1027
- DASY52 4.7.80(0); SEMCAD X 14.6.10(7331)

**Configuration/Body/Area Scan (8x13x1):** Measurement grid: dx=15mm, dy=15mm  
Maximum value of SAR (measured) = 0.120 W/kg

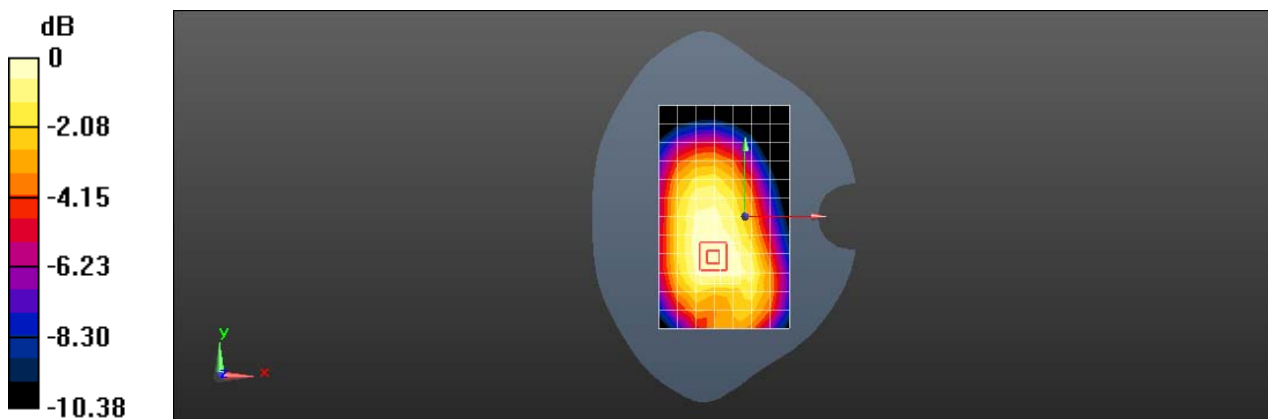
**Configuration/Body/Zoom Scan (5x5x7)/Cube 0:** Measurement grid: dx=8mm, dy=8mm, dz=5mm

Reference Value = 10.16 V/m; Power Drift = 0.02 dB

Peak SAR (extrapolated) = 0.127 W/kg

**SAR(1 g) = 0.105 W/kg; SAR(10 g) = 0.082 W/kg**

Maximum value of SAR (measured) = 0.117 W/kg



0 dB = 0.117 W/kg = -9.32 dBW/kg



Test Laboratory: SGS-SAR Lab

**OPPO CPH2089 LTE Band 12 10M QPSK 1RB0 23095CH Back side 10mm Ant1**

**DUT: CPH2089; Type: Mobile phone; Serial: 30e1997d**

Communication System: UID 0, LTE Band 12 10MHz; Frequency: 707.5 MHz; Duty Cycle: 1:1

Medium: HSL750; Medium parameters used (interpolated):  $f = 707.5$  MHz;  $\sigma = 0.877$  S/m;  $\epsilon_r = 43.03$ ;  $\rho = 1000$  kg/m<sup>3</sup>

Phantom section: Flat Section

DASY 5 Configuration:

- Probe: EX3DV4 - SN3793; ConvF(9.34, 9.34, 9.34); Calibrated: 2020-05-09;
- Sensor-Surface: 2mm (Mechanical Surface Detection)
- Electronics: DAE4 Sn1267; Calibrated: 2019-12-17
- Phantom: SAM 7; Type: SAM; Serial: 1027
- DASY52 4.7.80(0); SEMCAD X 14.6.10(7331)

**Configuration/Body/Area Scan (8x13x1):** Measurement grid: dx=15mm, dy=15mm  
Maximum value of SAR (measured) = 0.165 W/kg

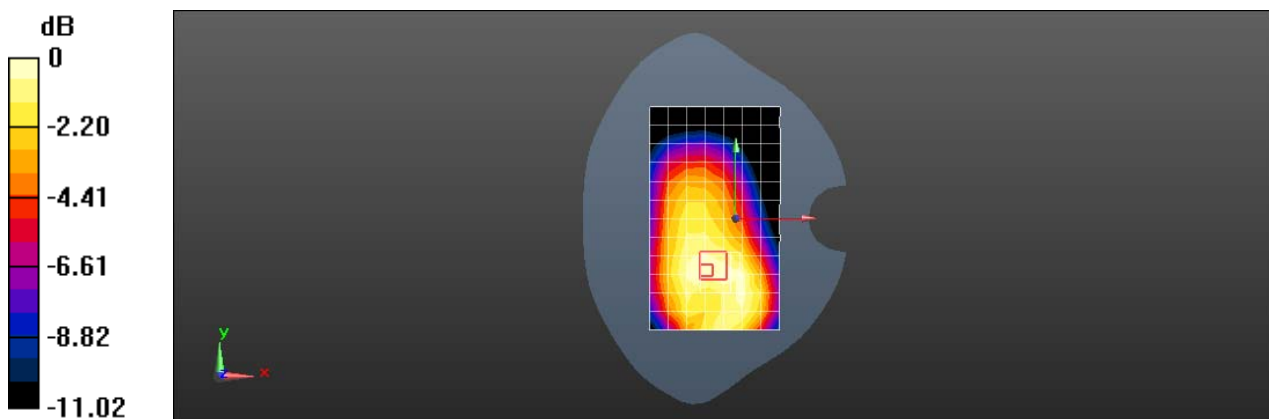
**Configuration/Body/Zoom Scan (5x5x7)/Cube 0:** Measurement grid: dx=8mm, dy=8mm, dz=5mm

Reference Value = 10.25 V/m; Power Drift = 0.02 dB

Peak SAR (extrapolated) = 0.191 W/kg

**SAR(1 g) = 0.139 W/kg; SAR(10 g) = 0.103 W/kg**

Maximum value of SAR (measured) = 0.164 W/kg



0 dB = 0.164 W/kg = -7.85 dBW/kg

Test Laboratory: SGS-SAR Lab

**OPPO CPH2089 LTE Band 17 10M QPSK 1RB0 23780CH Right cheek Ant0**

**DUT: CPH2089; Type: Mobile phone; Serial: 30e1997d**

Communication System: UID 0, LTE Band 17 10MHz; Frequency: 709 MHz; Duty Cycle: 1:1

Medium: HSL750; Medium parameters used:  $f = 709 \text{ MHz}$ ;  $\sigma = 0.877 \text{ S/m}$ ;  $\epsilon_r = 43.018$ ;  $\rho = 1000 \text{ kg/m}^3$

Phantom section: Right Section

DASY 5 Configuration:

- Probe: EX3DV4 - SN3793; ConvF(9.34, 9.34, 9.34); Calibrated: 2020-05-09;
- Sensor-Surface: 2mm (Mechanical Surface Detection)
- Electronics: DAE4 Sn1267; Calibrated: 2019-12-17
- Phantom: SAM 7; Type: SAM; Serial: 1027
- DASY52 4.7.80(0); SEMCAD X 14.6.10(7331)

**Configuration/Head/Area Scan (9x13x1):** Measurement grid:  $dx=15\text{mm}$ ,  $dy=15\text{mm}$   
 Maximum value of SAR (measured) = 0.552 W/kg

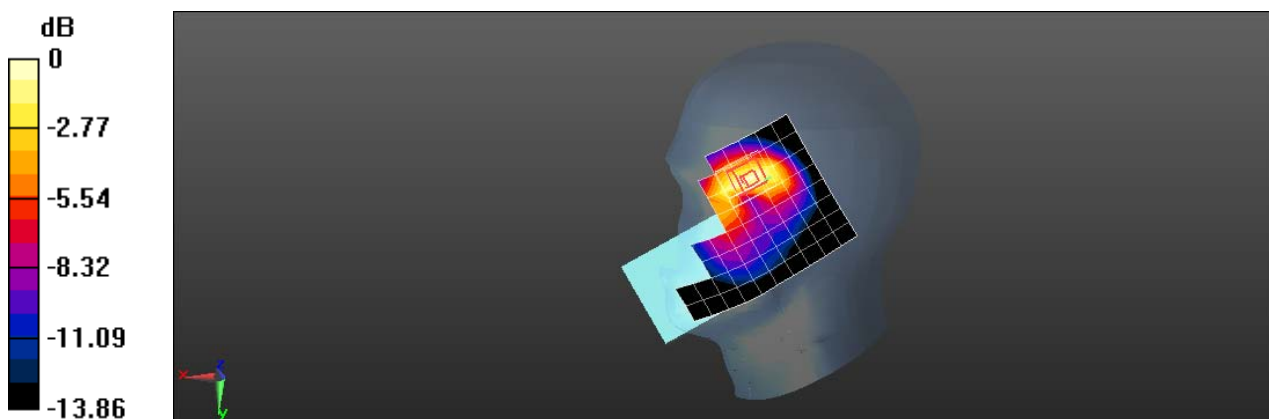
**Configuration/Head/Zoom Scan (5x5x7)/Cube 0:** Measurement grid:  $dx=8\text{mm}$ ,  $dy=8\text{mm}$ ,  $dz=5\text{mm}$

Reference Value = 6.086 V/m; Power Drift = 0.04 dB

Peak SAR (extrapolated) = 0.878 W/kg

**SAR(1 g) = 0.410 W/kg; SAR(10 g) = 0.229 W/kg**

Maximum value of SAR (measured) = 0.579 W/kg



0 dB = 0.579 W/kg = -2.37 dBW/kg

Test Laboratory: SGS-SAR Lab

**OPPO CPH2089 LTE Band 17 10M QPSK 1RB0 23780CH Back side 15mm Ant0**

**DUT: CPH2089; Type: Mobile phone; Serial: 30e1997d**

Communication System: UID 0, LTE Band 17 10MHz; Frequency: 709 MHz; Duty Cycle: 1:1

Medium: HSL750; Medium parameters used:  $f = 709$  MHz;  $\sigma = 0.887$  S/m;  $\epsilon_r = 42.814$ ;  $\rho = 1000$  kg/m<sup>3</sup>

Phantom section: Flat Section

DASY 5 Configuration:

- Probe: EX3DV4 - SN3793; ConvF(9.34, 9.34, 9.34); Calibrated: 2020-05-09;
- Sensor-Surface: 2mm (Mechanical Surface Detection)
- Electronics: DAE4 Sn1267; Calibrated: 2019-12-17
- Phantom: SAM 7; Type: SAM; Serial: 1027
- DASY52 4.7.80(0); SEMCAD X 14.6.10(7331)

**Configuration/Body/Area Scan (8x13x1):** Measurement grid: dx=15mm, dy=15mm  
Maximum value of SAR (measured) = 0.132 W/kg

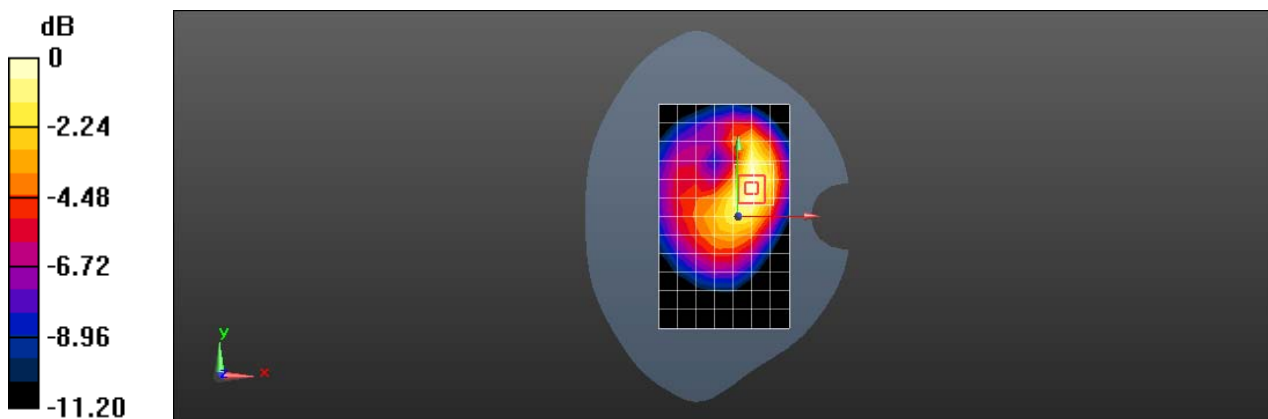
**Configuration/Body/Zoom Scan (5x5x7)/Cube 0:** Measurement grid: dx=8mm, dy=8mm, dz=5mm

Reference Value = 8.460 V/m; Power Drift = 0.12 dB

Peak SAR (extrapolated) = 0.156 W/kg

**SAR(1 g) = 0.108 W/kg; SAR(10 g) = 0.073 W/kg**

Maximum value of SAR (measured) = 0.134 W/kg



0 dB = 0.134 W/kg = -8.73 dBW/kg

Test Laboratory: SGS-SAR Lab

**OPPO CPH2089 LTE Band 17 10M QPSK 1RB0 23780CH Left side 10mm Ant0**

**DUT: CPH2089; Type: Mobile phone; Serial: 30e1997d**

Communication System: UID 0, LTE Band 17 10MHz; Frequency: 709 MHz; Duty Cycle: 1:1

Medium: HSL750; Medium parameters used:  $f = 709$  MHz;  $\sigma = 0.877$  S/m;  $\epsilon_r = 43.018$ ;  $\rho = 1000$  kg/m<sup>3</sup>

Phantom section: Flat Section

DASY 5 Configuration:

- Probe: EX3DV4 - SN3793; ConvF(9.34, 9.34, 9.34); Calibrated: 2020-05-09;
- Sensor-Surface: 2mm (Mechanical Surface Detection)
- Electronics: DAE4 Sn1267; Calibrated: 2019-12-17
- Phantom: SAM 7; Type: SAM; Serial: 1027
- DASY52 4.7.80(0); SEMCAD X 14.6.10(7331)

**Configuration/Body/Area Scan (6x13x1):** Measurement grid: dx=15mm, dy=15mm

Maximum value of SAR (measured) = 0.319 W/kg

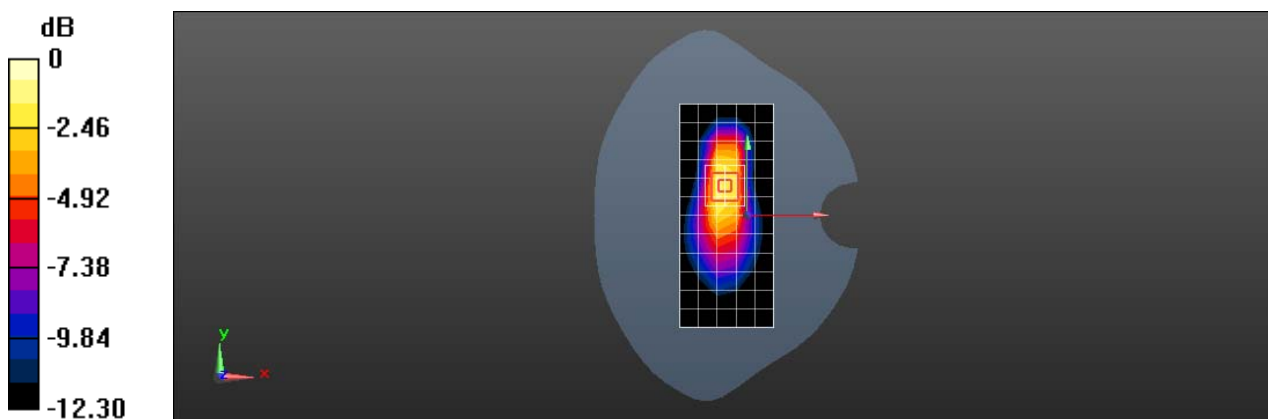
**Configuration/Body/Zoom Scan (5x5x7)/Cube 0:** Measurement grid: dx=8mm, dy=8mm, dz=5mm

Reference Value = 16.65 V/m; Power Drift = 0.01 dB

Peak SAR (extrapolated) = 0.535 W/kg

**SAR(1 g) = 0.325 W/kg; SAR(10 g) = 0.194 W/kg**

Maximum value of SAR (measured) = 0.437 W/kg



0 dB = 0.437 W/kg = -3.60 dBW/kg

Test Laboratory: SGS-SAR Lab

**OPPO CPH2089 LTE Band 17 10M QPSK 1RB0 23790CH Right cheek Ant1**

**DUT: CPH2089; Type: Mobile phone; Serial: 30e1997d**

Communication System: UID 0, LTE Band 17 10MHz; Frequency: 710 MHz; Duty Cycle: 1:1

Medium: HSL750; Medium parameters used:  $f = 710 \text{ MHz}$ ;  $\sigma = 0.878 \text{ S/m}$ ;  $\epsilon_r = 43.01$ ;  $\rho = 1000 \text{ kg/m}^3$

Phantom section: Right Section

DASY 5 Configuration:

- Probe: EX3DV4 - SN3793; ConvF(9.34, 9.34, 9.34); Calibrated: 2020-05-09;
- Sensor-Surface: 2mm (Mechanical Surface Detection)
- Electronics: DAE4 Sn1267; Calibrated: 2019-12-17
- Phantom: SAM 7; Type: SAM; Serial: 1027
- DASY52 4.7.80(0); SEMCAD X 14.6.10(7331)

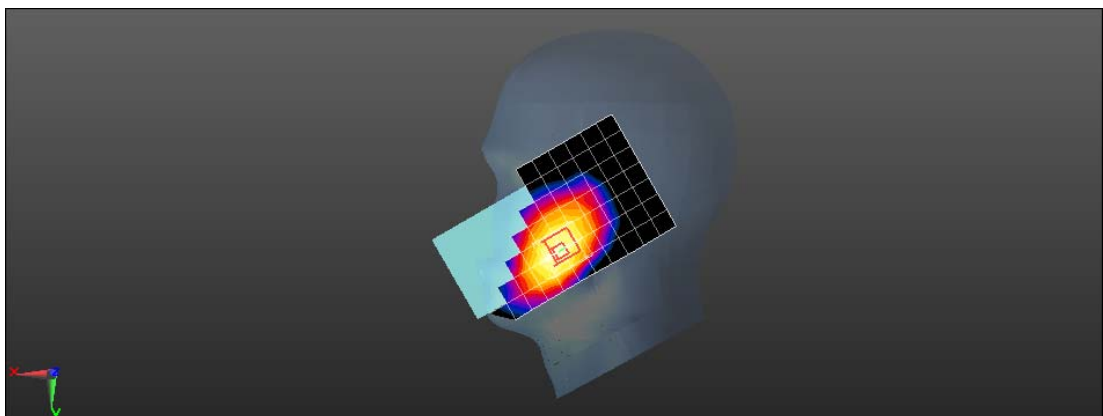
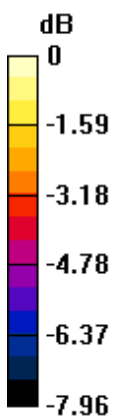
**Configuration/Head/Area Scan (8x13x1):** Measurement grid:  $dx=15\text{mm}$ ,  $dy=15\text{mm}$   
 Maximum value of SAR (measured) = 0.0620 W/kg

**Configuration/Head/Zoom Scan (5x5x7)/Cube 0:** Measurement grid:  $dx=8\text{mm}$ ,  $dy=8\text{mm}$ ,  $dz=5\text{mm}$

Reference Value = 2.391 V/m; Power Drift = 0.05 dB

Peak SAR (extrapolated) = 0.0670 W/kg

**SAR(1 g) = 0.055 W/kg; SAR(10 g) = 0.044 W/kg**



0 dB = 0.0620 W/kg = -12.08 dBW/kg

Test Laboratory: SGS-SAR Lab

**OPPO CPH2089 LTE Band 17 10M QPSK 1RB0 23790CH Back side 15mm Ant1**

**DUT: CPH2089; Type: Mobile phone; Serial: 30e1997d**

Communication System: UID 0, LTE Band 17 10MHz; Frequency: 710 MHz; Duty Cycle: 1:1

Medium: HSL750; Medium parameters used:  $f = 710 \text{ MHz}$ ;  $\sigma = 0.878 \text{ S/m}$ ;  $\epsilon_r = 43.01$ ;  $\rho = 1000 \text{ kg/m}^3$

Phantom section: Flat Section

DASY 5 Configuration:

- Probe: EX3DV4 - SN3793; ConvF(9.34, 9.34, 9.34); Calibrated: 2020-05-09;
- Sensor-Surface: 2mm (Mechanical Surface Detection)
- Electronics: DAE4 Sn1267; Calibrated: 2019-12-17
- Phantom: SAM 7; Type: SAM; Serial: 1027
- DASY52 4.7.80(0); SEMCAD X 14.6.10(7331)

**Configuration/Body/Area Scan (8x13x1):** Measurement grid:  $dx=15\text{mm}$ ,  $dy=15\text{mm}$   
 Maximum value of SAR (measured) = 0.127 W/kg

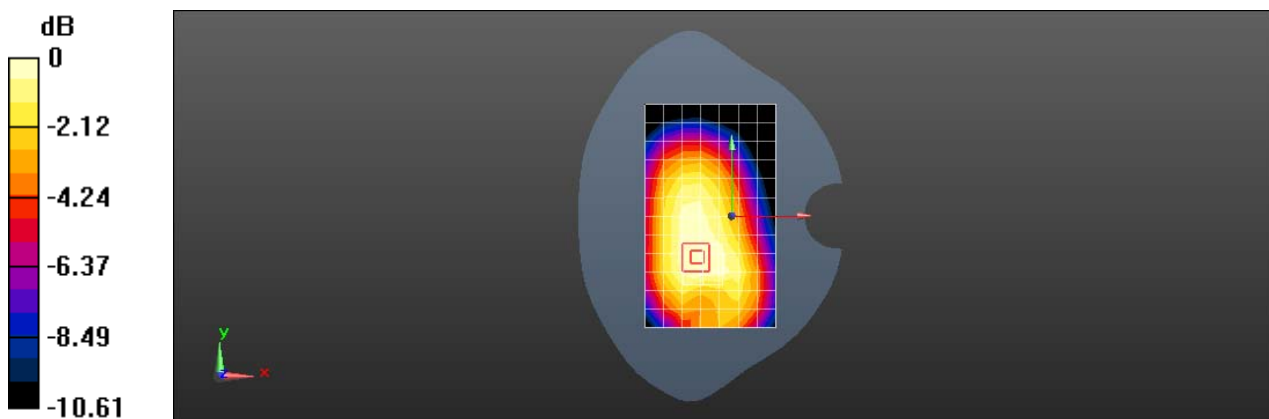
**Configuration/Body/Zoom Scan (5x5x7)/Cube 0:** Measurement grid:  $dx=8\text{mm}$ ,  $dy=8\text{mm}$ ,  $dz=5\text{mm}$

Reference Value = 10.43 V/m; Power Drift = 0.06 dB

Peak SAR (extrapolated) = 0.137 W/kg

**SAR(1 g) = 0.113 W/kg; SAR(10 g) = 0.089 W/kg**

Maximum value of SAR (measured) = 0.126 W/kg



0 dB = 0.126 W/kg = -9.00 dBW/kg

Test Laboratory: SGS-SAR Lab

**OPPO CPH2089 LTE Band 17 10M QPSK 1RB0 23790CH Back side 10mm Ant1**

**DUT: CPH2089; Type: Mobile phone; Serial: 30e1997d**

Communication System: UID 0, LTE Band 17 10MHz; Frequency: 710 MHz; Duty Cycle: 1:1

Medium: HSL750; Medium parameters used:  $f = 710 \text{ MHz}$ ;  $\sigma = 0.878 \text{ S/m}$ ;  $\epsilon_r = 43.01$ ;  $\rho = 1000 \text{ kg/m}^3$

Phantom section: Flat Section

DASY 5 Configuration:

- Probe: EX3DV4 - SN3793; ConvF(9.34, 9.34, 9.34); Calibrated: 2020-05-09;
- Sensor-Surface: 2mm (Mechanical Surface Detection)
- Electronics: DAE4 Sn1267; Calibrated: 2019-12-17
- Phantom: SAM 7; Type: SAM; Serial: 1027
- DASY52 4.7.80(0); SEMCAD X 14.6.10(7331)

**Configuration/Body/Area Scan (8x13x1):** Measurement grid:  $dx=15\text{mm}$ ,  $dy=15\text{mm}$   
 Maximum value of SAR (measured) = 0.180 W/kg

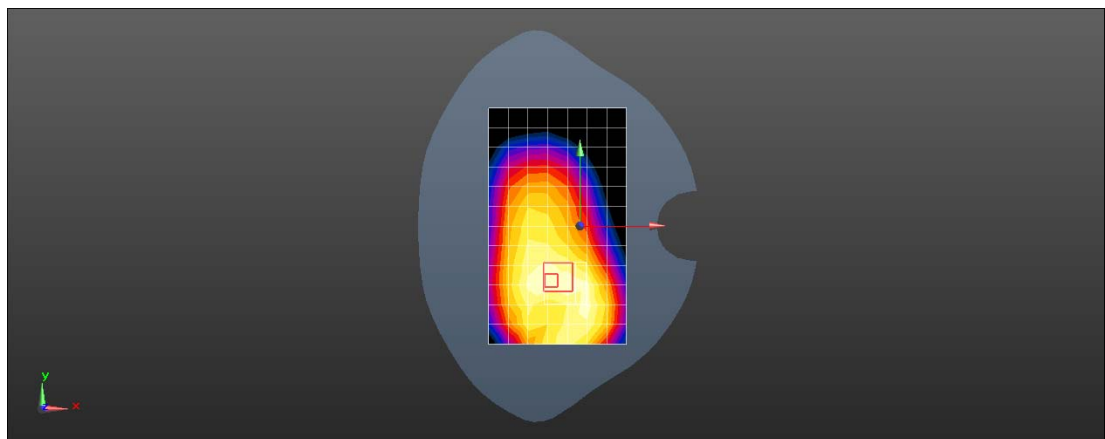
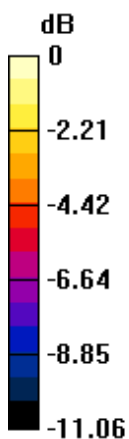
**Configuration/Body/Zoom Scan (5x5x7)/Cube 0:** Measurement grid:  $dx=8\text{mm}$ ,  $dy=8\text{mm}$ ,  $dz=5\text{mm}$

Reference Value = 10.54 V/m; Power Drift = 0.01 dB

Peak SAR (extrapolated) = 0.205 W/kg

**SAR(1 g) = 0.150 W/kg; SAR(10 g) = 0.110 W/kg**

Maximum value of SAR (measured) = 0.177 W/kg



0 dB = 0.177 W/kg = -7.52 dBW/kg

Test Laboratory: SGS-SAR Lab

**OPPO CPH2089 LTE Band 26 15M QPSK 36RB39 26865CH Right cheek Ant0**

**DUT: CPH2089; Type: Mobile phone; Serial: 30e1997d**

Communication System: UID 0, LTE Band 26 15MHz; Frequency: 831.5 MHz; Duty Cycle: 1:1

Medium: HSL835; Medium parameters used (interpolated):  $f = 831.5$  MHz;  $\sigma = 0.942$  S/m;  $\epsilon_r = 42.295$ ;  $\rho = 1000$  kg/m<sup>3</sup>

Phantom section: Right Section

DASY 5 Configuration:

- Probe: EX3DV4 - SN3793; ConvF(9.05, 9.05, 9.05); Calibrated: 2020-05-09;
- Sensor-Surface: 2mm (Mechanical Surface Detection)
- Electronics: DAE4 Sn1267; Calibrated: 2019-12-17
- Phantom: SAM 7; Type: SAM; Serial: 1027
- DASY52 4.7.80(0); SEMCAD X 14.6.10(7331)

**Configuration/Head/Area Scan (9x13x1):** Measurement grid: dx=15mm, dy=15mm

Maximum value of SAR (measured) = 0.628 W/kg

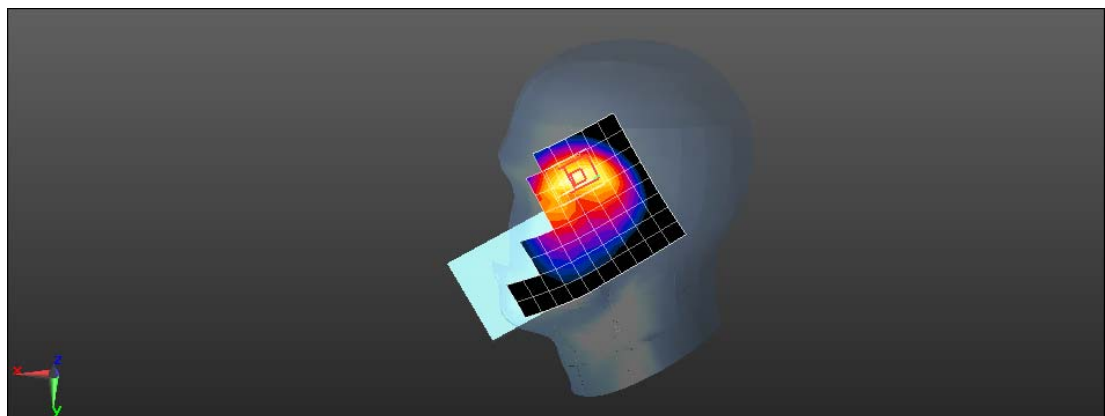
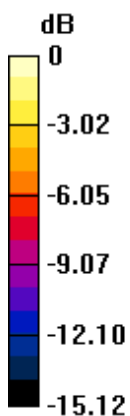
**Configuration/Head/Zoom Scan (5x5x7)/Cube 0:** Measurement grid: dx=8mm, dy=8mm, dz=5mm

Reference Value = 6.735 V/m; Power Drift = 0.11 dB

Peak SAR (extrapolated) = 1.06 W/kg

**SAR(1 g) = 0.481 W/kg; SAR(10 g) = 0.260 W/kg**

Maximum value of SAR (measured) = 0.689 W/kg



0 dB = 0.689 W/kg = -1.62 dBW/kg



Test Laboratory: SGS-SAR Lab

**OPPO CPH2089 LTE Band 26 15M QPSK 1RB74 26775CH Back side 15mm Ant0**

**DUT: CPH2089; Type: Mobile phone; Serial: 30e1997d**

Communication System: UID 0, LTE Band 26 15MHz; Frequency: 822.5 MHz; Duty Cycle: 1:1

Medium: HSL835; Medium parameters used (interpolated):  $f = 822.5$  MHz;  $\sigma = 0.938$  S/m;  $\epsilon_r = 42.347$ ;  $\rho = 1000$  kg/m<sup>3</sup>

Phantom section: Flat Section

DASY 5 Configuration:

- Probe: EX3DV4 - SN3793; ConvF(9.05, 9.05, 9.05); Calibrated: 2020-05-09;
- Sensor-Surface: 2mm (Mechanical Surface Detection)
- Electronics: DAE4 Sn1267; Calibrated: 2019-12-17
- Phantom: SAM 7; Type: SAM; Serial: 1027
- DASY52 4.7.80(0); SEMCAD X 14.6.10(7331)

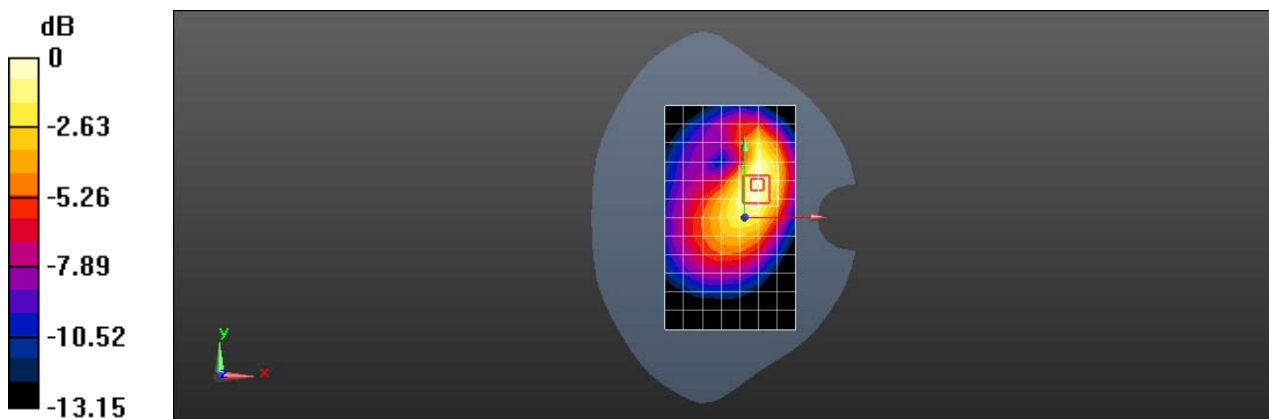
**Configuration/Body/Area Scan (8x13x1):** Measurement grid: dx=15mm, dy=15mm  
Maximum value of SAR (measured) = 0.208 W/kg

**Configuration/Body/Zoom Scan (5x5x7)/Cube 0:** Measurement grid: dx=8mm, dy=8mm, dz=5mm

Reference Value = 10.13 V/m; Power Drift = -0.01 dB

Peak SAR (extrapolated) = 0.246 W/kg

**SAR(1 g) = 0.166 W/kg; SAR(10 g) = 0.109 W/kg**



0 dB = 0.208 W/kg = -6.82 dBW/kg

Test Laboratory: SGS-SAR Lab

**OPPO CPH2089 LTE Band 26 15M QPSK 1RB74 26775CH Left side 10mm Ant0**

**DUT: CPH2089; Type: Mobile phone; Serial: 30e1997d**

Communication System: UID 0, LTE Band 26 15MHz; Frequency: 822.5 MHz; Duty Cycle: 1:1

Medium: HSL835; Medium parameters used (interpolated):  $f = 822.5$  MHz;  $\sigma = 0.938$  S/m;  $\epsilon_r = 42.347$ ;  $\rho = 1000$  kg/m<sup>3</sup>

Phantom section: Flat Section

DASY 5 Configuration:

- Probe: EX3DV4 - SN3793; ConvF(9.05, 9.05, 9.05); Calibrated: 2020-05-09;
- Sensor-Surface: 2mm (Mechanical Surface Detection)
- Electronics: DAE4 Sn1267; Calibrated: 2019-12-17
- Phantom: SAM 7; Type: SAM; Serial: 1027
- DASY52 4.7.80(0); SEMCAD X 14.6.10(7331)

**Configuration/Body/Area Scan (6x13x1):** Measurement grid: dx=15mm, dy=15mm  
Maximum value of SAR (measured) = 0.468 W/kg

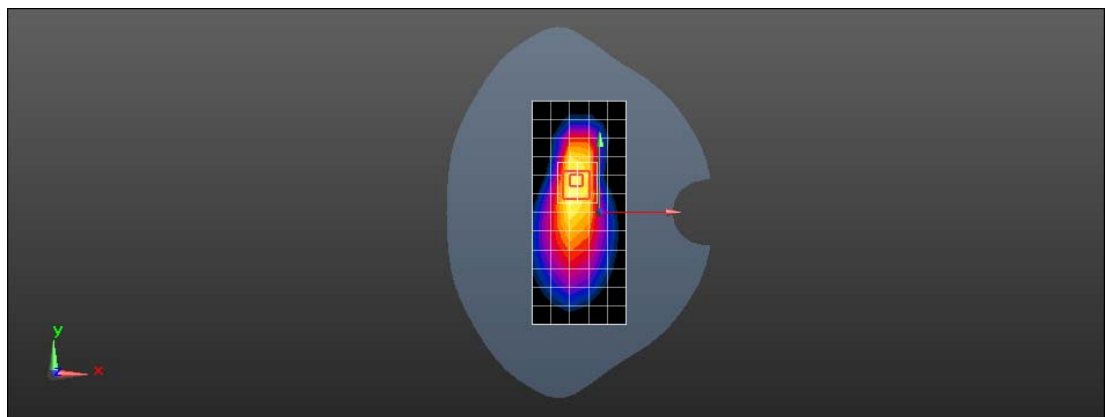
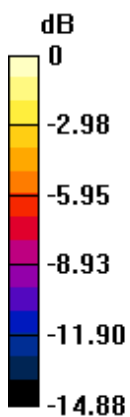
**Configuration/Body/Zoom Scan (5x5x7)/Cube 0:** Measurement grid: dx=8mm, dy=8mm, dz=5mm

Reference Value = 19.09 V/m; Power Drift = 0.01 dB

Peak SAR (extrapolated) = 0.815 W/kg

**SAR(1 g) = 0.447 W/kg; SAR(10 g) = 0.251 W/kg**

Maximum value of SAR (measured) = 0.629 W/kg



0 dB = 0.629 W/kg = -2.01 dBW/kg

Test Laboratory: SGS-SAR Lab

**OPPO CPH2089 LTE Band 26 15M QPSK 1RB0 26865CH Right cheek Ant1**

**DUT: CPH2089; Type: Mobile phone; Serial: 30e1997d**

Communication System: UID 0, LTE Band 26 15MHz; Frequency: 831.5 MHz; Duty Cycle: 1:1

Medium: HSL835; Medium parameters used (interpolated):  $f = 831.5$  MHz;  $\sigma = 0.93$  S/m;  $\epsilon_r = 42.5$ ;  
 $\rho = 1000$  kg/m<sup>3</sup>

Phantom section: Right Section

DASY 5 Configuration:

- Probe: EX3DV4 - SN3793; ConvF(9.05, 9.05, 9.05); Calibrated: 2020-05-09;
- Sensor-Surface: 2mm (Mechanical Surface Detection)
- Electronics: DAE4 Sn1267; Calibrated: 2019-12-17
- Phantom: SAM 7; Type: SAM; Serial: 1027
- DASY52 4.7.80(0); SEMCAD X 14.6.10(7331)

**Configuration/Head/Area Scan (8x13x1):** Measurement grid: dx=15mm, dy=15mm

Maximum value of SAR (measured) = 0.0488 W/kg


**Configuration/Head/Zoom Scan (5x5x7)/Cube 0:** Measurement grid: dx=8mm, dy=8mm, dz=5mm

Reference Value = 1.911 V/m; Power Drift = 0.01 dB

Peak SAR (extrapolated) = 0.0530 W/kg

**SAR(1 g) = 0.045 W/kg; SAR(10 g) = 0.036 W/kg**

Maximum value of SAR (measured) = 0.0492 W/kg



0 dB = 0.0492 W/kg = -13.08 dBW/kg

Test Laboratory: SGS-SAR Lab

**OPPO CPH2089 LTE Band 26 15M QPSK 1RB0 26865CH Back side 15mm Ant1**

**DUT: CPH2089; Type: Mobile phone; Serial: 30e1997d**

Communication System: UID 0, LTE Band 26 15MHz; Frequency: 831.5 MHz;Duty Cycle: 1:1

Medium: HSL835;Medium parameters used (interpolated):  $f = 831.5 \text{ MHz}$ ;  $\sigma = 0.93 \text{ S/m}$ ;  $\epsilon_r = 42.5$ ;  
 $\rho = 1000 \text{ kg/m}^3$

Phantom section: Flat Section

DASY 5 Configuration:

- Probe: EX3DV4 - SN3793; ConvF(9.05, 9.05, 9.05); Calibrated: 2020-05-09;
- Sensor-Surface: 2mm (Mechanical Surface Detection)
- Electronics: DAE4 Sn1267; Calibrated: 2019-12-17
- Phantom: SAM 7; Type: SAM; Serial: 1027
- DASY52 4.7.80(0); SEMCAD X 14.6.10(7331)

**Configuration/Body/Area Scan (8x13x1):** Measurement grid:  $dx=15\text{mm}$ ,  $dy=15\text{mm}$   
 Maximum value of SAR (measured) =  $0.125 \text{ W/kg}$

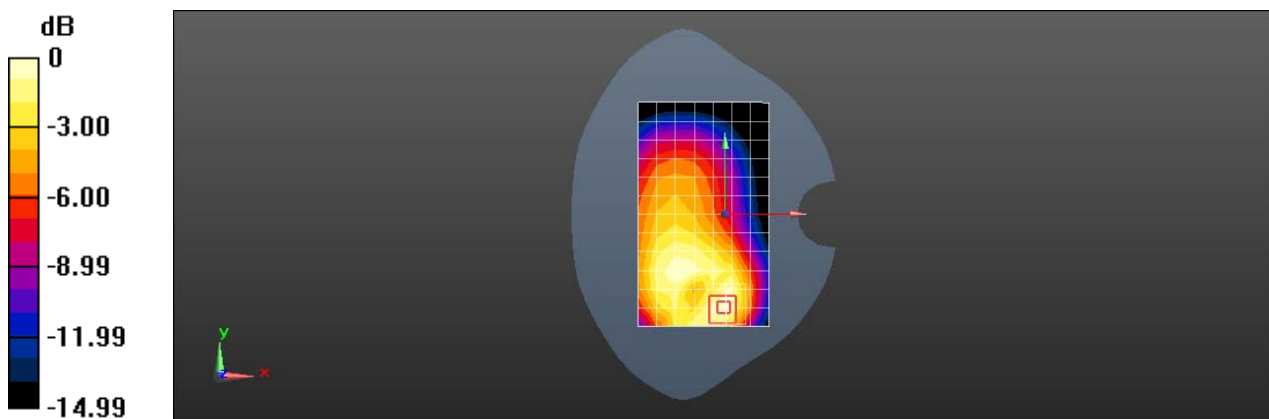
**Configuration/Body/Zoom Scan (5x5x7)/Cube 0:** Measurement grid:  $dx=8\text{mm}$ ,  $dy=8\text{mm}$ ,  
 $dz=5\text{mm}$

Reference Value =  $6.723 \text{ V/m}$ ; Power Drift =  $-0.09 \text{ dB}$

Peak SAR (extrapolated) =  $0.156 \text{ W/kg}$

**SAR(1 g) =  $0.101 \text{ W/kg}$ ; SAR(10 g) =  $0.062 \text{ W/kg}$**

Maximum value of SAR (measured) =  $0.132 \text{ W/kg}$



0 dB =  $0.132 \text{ W/kg} = -8.79 \text{ dBW/kg}$

Test Laboratory: SGS-SAR Lab

**OPPO CPH2089 LTE Band 26 15M QPSK 1RB0 26865CH Back side 10mm Ant1**

**DUT: CPH2089; Type: Mobile phone; Serial: 30e1997d**

Communication System: UID 0, LTE Band 26 15MHz; Frequency: 831.5 MHz; Duty Cycle: 1:1

Medium: HSL835; Medium parameters used (interpolated):  $f = 831.5$  MHz;  $\sigma = 0.93$  S/m;  $\epsilon_r = 42.5$ ;  
 $\rho = 1000$  kg/m<sup>3</sup>

Phantom section: Flat Section

DASY 5 Configuration:

- Probe: EX3DV4 - SN3793; ConvF(9.05, 9.05, 9.05); Calibrated: 2020-05-09;
- Sensor-Surface: 2mm (Mechanical Surface Detection)
- Electronics: DAE4 Sn1267; Calibrated: 2019-12-17
- Phantom: SAM 7; Type: SAM; Serial: 1027
- DASY52 4.7.80(0); SEMCAD X 14.6.10(7331)

**Configuration/Body/Area Scan (8x13x1):** Measurement grid: dx=15mm, dy=15mm  
 Maximum value of SAR (measured) = 0.265 W/kg

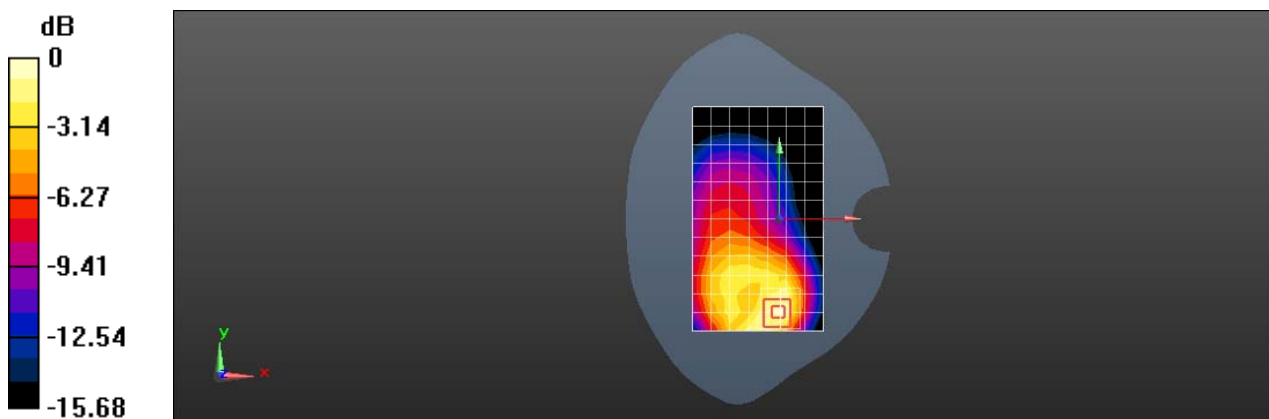
**Configuration/Body/Zoom Scan (5x5x7)/Cube 0:** Measurement grid: dx=8mm, dy=8mm, dz=5mm

Reference Value = 6.891 V/m; Power Drift = 0.04 dB

Peak SAR (extrapolated) = 0.395 W/kg

**SAR(1 g) = 0.237 W/kg; SAR(10 g) = 0.137 W/kg**

Maximum value of SAR (measured) = 0.322 W/kg



0 dB = 0.322 W/kg = -4.92 dBW/kg

Test Laboratory: SGS-SAR Lab

**OPPO CPH2089 LTE Band 38 20M QPSK 50RB0 38000CH Right cheek Ant2**

**DUT: CPH2089; Type: Mobile phone; Serial: 80b4eb97**

Communication System: UID 0, LTE-TDD BW 20MHz (0); Frequency: 2595 MHz;Duty Cycle: 1:1.58

Medium: HSL2600;Medium parameters used:  $f = 2595$  MHz;  $\sigma = 1.928$  S/m;  $\epsilon_r = 38.852$ ;  $\rho = 1000$  kg/m<sup>3</sup>

Phantom section: Right Section

DASY 5 Configuration:

- Probe: EX3DV4 - SN3923; ConvF(7.74, 7.74, 7.74); Calibrated: 2019-10-22
- Sensor-Surface: 2mm (Mechanical Surface Detection)
- Electronics: DAE4 Sn1428; Calibrated: 2020-03-03
- Phantom: SAM 2; Type: SAM; Serial: 1913
- DASY52 52.10.3(1513); SEMCAD X 14.6.13(7474)

**Configuration/Head/Area Scan (9x17x1):** Measurement grid: dx=12mm, dy=12mm  
Maximum value of SAR (measured) = 1.42 W/kg


**Configuration/Head/Zoom Scan (7x7x7)/Cube 0:** Measurement grid: dx=5mm, dy=5mm, dz=5mm

Reference Value = 19.49 V/m; Power Drift = -0.01 dB

Peak SAR (extrapolated) = 2.02 W/kg

**SAR(1 g) = 0.896 W/kg; SAR(10 g) = 0.403 W/kg**

Maximum value of SAR (measured) = 1.43 W/kg



0 dB = 1.43 W/kg = 1.55 dBW/kg

Test Laboratory: SGS-SAR Lab

**OPPO CPH2089 LTE Band 38 20M QPSK 50RB0 38150CH Back side 15mm Ant2**

**DUT: CPH2089; Type: Mobile phone; Serial: 80b4eb97**

Communication System: UID 0, LTE-TDD BW 20MHz (0); Frequency: 2610 MHz; Duty Cycle: 1:1.58

Medium: HSL2600; Medium parameters used:  $f = 2610$  MHz;  $\sigma = 1.945$  S/m;  $\epsilon_r = 38.798$ ;  $\rho = 1000$  kg/m<sup>3</sup>

Phantom section: Flat Section

DASY 5 Configuration:

- Probe: EX3DV4 - SN3923; ConvF(7.74, 7.74, 7.74); Calibrated: 2019-10-22
- Sensor-Surface: 2mm (Mechanical Surface Detection)
- Electronics: DAE4 Sn1428; Calibrated: 2020-03-03
- Phantom: SAM 2; Type: SAM; Serial: 1913
- DASY52 52.10.3(1513); SEMCAD X 14.6.13(7474)

**Configuration/Body/Area Scan (9x16x1):** Measurement grid: dx=12mm, dy=12mm

Maximum value of SAR (measured) = 0.168 W/kg

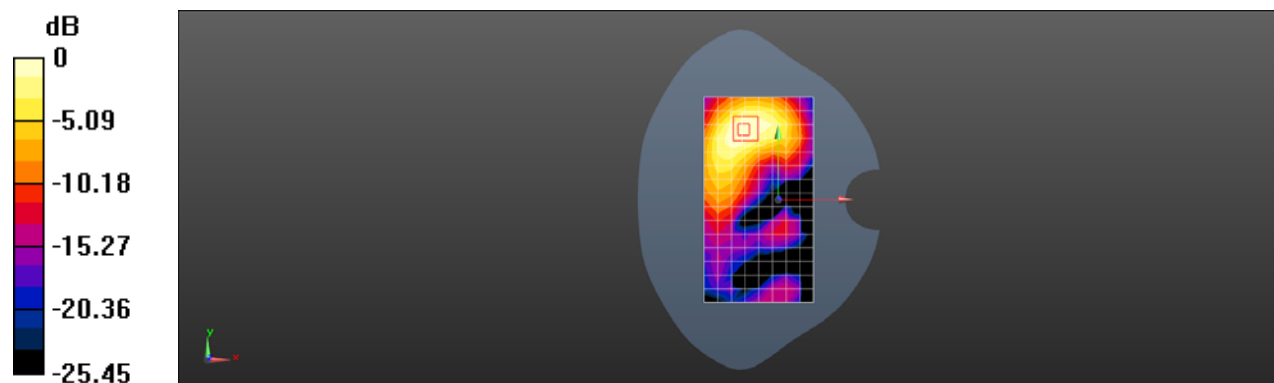
**Configuration/Body/Zoom Scan (7x7x7)/Cube 0:** Measurement grid: dx=5mm, dy=5mm, dz=5mm

Reference Value = 0.8260 V/m; Power Drift = 0.04 dB

Peak SAR (extrapolated) = 0.232 W/kg

**SAR(1 g) = 0.115 W/kg; SAR(10 g) = 0.060 W/kg**

Maximum value of SAR (measured) = 0.169 W/kg



0 dB = 0.169 W/kg = -7.72 dBW/kg

Test Laboratory: SGS-SAR Lab

## OPPO CPH2089 LTE Band 38 20M QPSK 1RB0 38150CH Top side 10mm Ant2

**DUT: CPH2089; Type: Mobile phone; Serial: 80b4eb97**

Communication System: UID 0, LTE-TDD BW 20MHz (0); Frequency: 2610 MHz; Duty Cycle: 1:1.58

Medium: HSL2600; Medium parameters used:  $f = 2610$  MHz;  $\sigma = 1.945$  S/m;  $\epsilon_r = 38.798$ ;  $\rho = 1000$  kg/m<sup>3</sup>

Phantom section: Flat Section

DASY 5 Configuration:

- Probe: EX3DV4 - SN3923; ConvF(7.74, 7.74, 7.74); Calibrated: 2019-10-22
- Sensor-Surface: 2mm (Mechanical Surface Detection)
- Electronics: DAE4 Sn1428; Calibrated: 2020-03-03
- Phantom: SAM 2; Type: SAM; Serial: 1913
- DASY52 52.10.3(1513); SEMCAD X 14.6.13(7474)

**Configuration/Body/Area Scan (6x9x1):** Measurement grid: dx=12mm, dy=12mm  
Maximum value of SAR (measured) = 0.555 W/kg

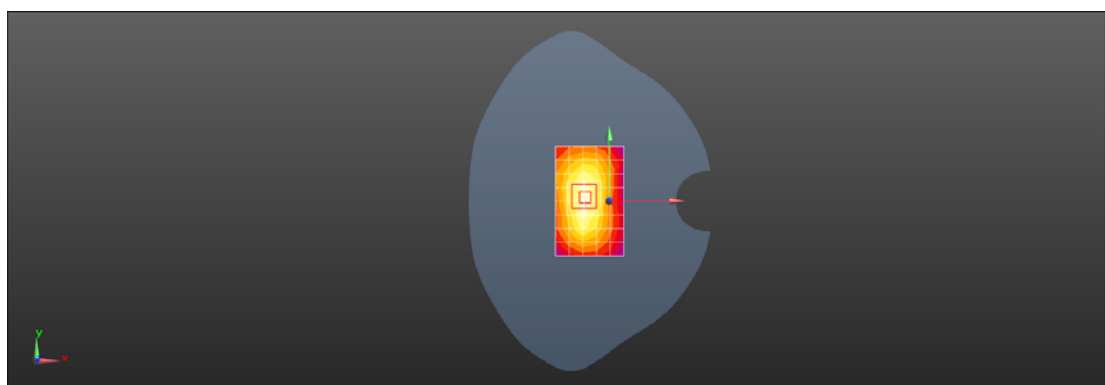
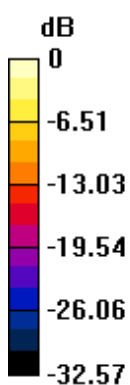
**Configuration/Body/Zoom Scan (7x7x7)/Cube 0:** Measurement grid: dx=5mm, dy=5mm, dz=5mm

Reference Value = 13.73 V/m; Power Drift = 0.04 dB

Peak SAR (extrapolated) = 0.757 W/kg

**SAR(1 g) = 0.383 W/kg; SAR(10 g) = 0.186 W/kg**

Maximum value of SAR (measured) = 0.577 W/kg



0 dB = 0.577 W/kg = -2.39 dBW/kg



Test Laboratory: SGS-SAR Lab

## OPPO CPH2089 LTE Band 38 20M QPSK 1RB0 38000CH Right cheek Ant3

**DUT: CPH2089; Type: Mobile phone; Serial: 80b4eb97**

Communication System: UID 0, LTE-TDD BW 20MHz (0); Frequency: 2595 MHz; Duty Cycle: 1:1.58

Medium: HSL2600; Medium parameters used:  $f = 2595$  MHz;  $\sigma = 1.928$  S/m;  $\epsilon_r = 38.852$ ;  $\rho = 1000$  kg/m<sup>3</sup>

Phantom section: Right Section

DASY 5 Configuration:

- Probe: EX3DV4 - SN3923; ConvF(7.74, 7.74, 7.74); Calibrated: 2019-10-22
- Sensor-Surface: 2mm (Mechanical Surface Detection)
- Electronics: DAE4 Sn1428; Calibrated: 2020-03-03
- Phantom: SAM 2; Type: SAM; Serial: 1913
- DASY52 52.10.3(1513); SEMCAD X 14.6.13(7474)

**Configuration/Head/Area Scan (9x17x1):** Measurement grid: dx=12mm, dy=12mm  
Maximum value of SAR (measured) = 0.0626 W/kg


**Configuration/Head/Zoom Scan (7x7x7)/Cube 0:** Measurement grid: dx=5mm, dy=5mm, dz=5mm

Reference Value = 0.4840 V/m; Power Drift = 0.03 dB

Peak SAR (extrapolated) = 0.0850 W/kg

**SAR(1 g) = 0.046 W/kg; SAR(10 g) = 0.023 W/kg**

Maximum value of SAR (measured) = 0.0667 W/kg



Test Laboratory: SGS-SAR Lab

**OPPO CPH2089 LTE Band 38 20M QPSK 1RB0 38000CH Front side 15mm Ant3**

**DUT: COH2089; Type: Mobile phone; Serial: 80b4eb97**

Communication System: UID 0, LTE-TDD BW 20MHz (0); Frequency: 2595 MHz; Duty Cycle: 1:1.58

Medium: HSL2600; Medium parameters used:  $f = 2595$  MHz;  $\sigma = 1.928$  S/m;  $\epsilon_r = 38.852$ ;  $\rho = 1000$  kg/m<sup>3</sup>

Phantom section: Flat Section

DASY 5 Configuration:

- Probe: EX3DV4 - SN3923; ConvF(7.74, 7.74, 7.74); Calibrated: 2019-10-22
- Sensor-Surface: 2mm (Mechanical Surface Detection)
- Electronics: DAE4 Sn1428; Calibrated: 2020-03-03
- Phantom: SAM 2; Type: SAM; Serial: 1913
- DASY52 52.10.3(1513); SEMCAD X 14.6.13(7474)

**Configuration/Body/Area Scan (9x17x1):** Measurement grid: dx=12mm, dy=12mm

Maximum value of SAR (measured) = 0.123 W/kg

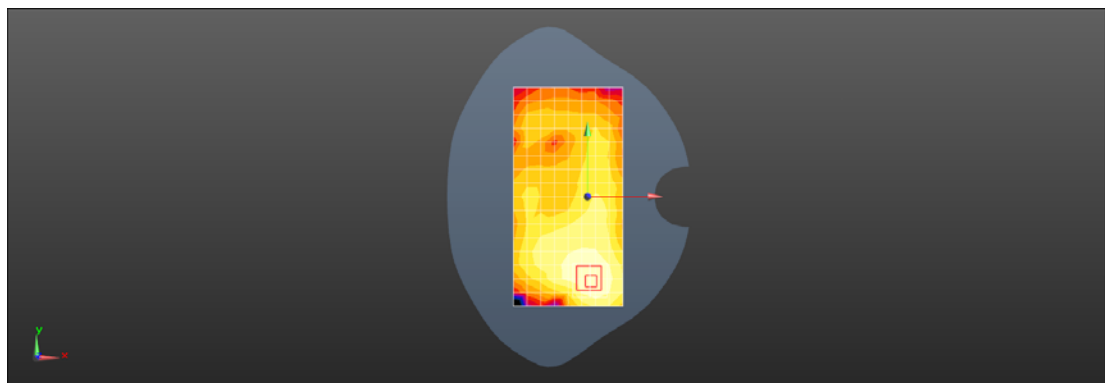
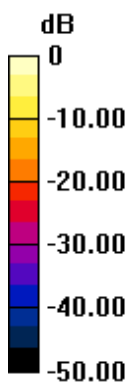
**Configuration/Body/Zoom Scan (7x7x7)/Cube 0:** Measurement grid: dx=5mm, dy=5mm, dz=5mm

Reference Value = 2.041 V/m; Power Drift = -0.02 dB

Peak SAR (extrapolated) = 0.174 W/kg

**SAR(1 g) = 0.092 W/kg; SAR(10 g) = 0.048 W/kg**

Maximum value of SAR (measured) = 0.131 W/kg



0 dB = 0.131 W/kg = -8.83 dBW/kg

Test Laboratory: SGS-SAR Lab

**OPPO CPH2089 LTE Band 38 20M QPSK 1RB0 38000CH Front side 10mm Ant3**

**DUT: COH2089; Type: Mobile phone; Serial: 80b4eb97**

Communication System: UID 0, LTE-TDD BW 20MHz (0); Frequency: 2595 MHz; Duty Cycle: 1:1.58

Medium: HSL2600; Medium parameters used:  $f = 2595$  MHz;  $\sigma = 1.928$  S/m;  $\epsilon_r = 38.852$ ;  $\rho = 1000$  kg/m<sup>3</sup>

Phantom section: Flat Section

DASY 5 Configuration:

- Probe: EX3DV4 - SN3923; ConvF(7.74, 7.74, 7.74); Calibrated: 2019-10-22
- Sensor-Surface: 2mm (Mechanical Surface Detection)
- Electronics: DAE4 Sn1428; Calibrated: 2020-03-03
- Phantom: SAM 2; Type: SAM; Serial: 1913
- DASY52 52.10.3(1513); SEMCAD X 14.6.13(7474)

**Configuration/Body/Area Scan (9x17x1):** Measurement grid: dx=12mm, dy=12mm

Maximum value of SAR (measured) = 0.274 W/kg

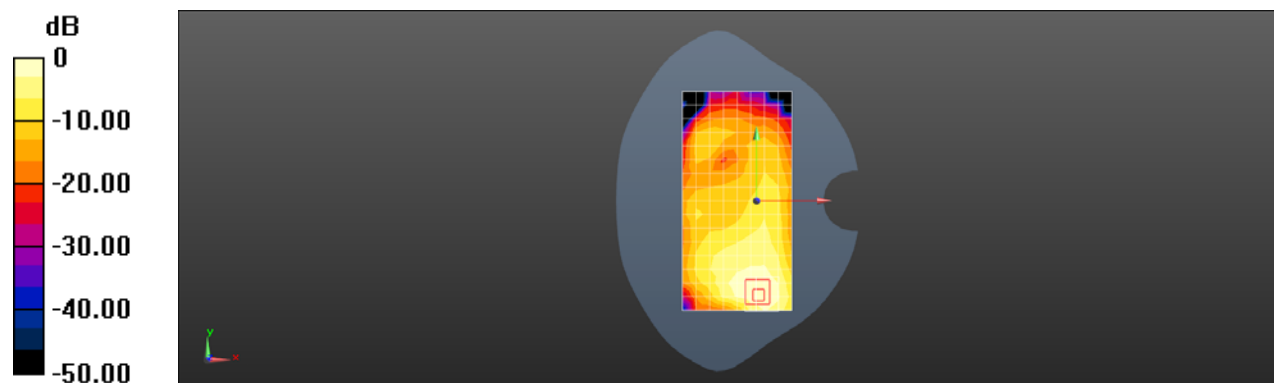
**Configuration/Body/Zoom Scan (7x7x7)/Cube 0:** Measurement grid: dx=5mm, dy=5mm, dz=5mm

Reference Value = 2.825 V/m; Power Drift = 0.02 dB

Peak SAR (extrapolated) = 0.365 W/kg

**SAR(1 g) = 0.200 W/kg; SAR(10 g) = 0.102 W/kg**

Maximum value of SAR (measured) = 0.280 W/kg



0 dB = 0.280 W/kg = -5.53 dBW/kg

Test Laboratory: SGS-SAR Lab

**OPPO CPH2089 LTE Band 41 20M QPSK 1RB0 40620CH Right tilted Ant2**

**DUT: CPH2089; Type: Mobile phone; Serial: 80b4eb97**

Communication System: UID 0, LTE-TDD BW 20MHz (0); Frequency: 2593 MHz;Duty Cycle: 1:1.58

Medium: HSL2600;Medium parameters used:  $f = 2593$  MHz;  $\sigma = 1.959$  S/m;  $\epsilon_r = 39.705$ ;  $\rho = 1000$  kg/m<sup>3</sup>

Phantom section: Right Section

DASY 5 Configuration:

- Probe: EX3DV4 - SN3923; ConvF(7.74, 7.74, 7.74); Calibrated: 2019-10-22
- Sensor-Surface: 2mm (Mechanical Surface Detection)
- Electronics: DAE4 Sn1428; Calibrated: 2020-03-03
- Phantom: SAM 2; Type: SAM; Serial: 1913
- DASY52 52.10.3(1513); SEMCAD X 14.6.13(7474)

**Configuration/Head/Area Scan (9x17x1):** Measurement grid: dx=12mm, dy=12mm  
Maximum value of SAR (measured) = 1.33 W/kg


**Configuration/Head/Zoom Scan (7x7x7)/Cube 0:** Measurement grid: dx=5mm, dy=5mm, dz=5mm

Reference Value = 19.80 V/m; Power Drift = -0.10 dB

Peak SAR (extrapolated) = 2.37 W/kg

**SAR(1 g) = 1.08 W/kg; SAR(10 g) = 0.469 W/kg**

Maximum value of SAR (measured) = 1.70 W/kg



0 dB = 1.70 W/kg = 2.30 dBW/kg

Test Laboratory: SGS-SAR Lab

**OPPO CPH2089 LTE Band 41 20M QPSK 1RB0 41055CH Back side 15mm Ant2**

**DUT: CPH2089; Type: Mobile phone; Serial: 80b4eb97**

Communication System: UID 0, LTE-TDD BW 20MHz (0); Frequency: 2636.5 MHz; Duty Cycle: 1:1.58

Medium: HSL2600; Medium parameters used (interpolated):  $f = 2636.5$  MHz;  $\sigma = 2.013$  S/m;  $\epsilon_r = 39.553$ ;  $\rho = 1000$  kg/m<sup>3</sup>  
Phantom section: Flat Section

DASY 5 Configuration:

- Probe: EX3DV4 - SN3923; ConvF(7.74, 7.74, 7.74); Calibrated: 2019-10-22
- Sensor-Surface: 2mm (Mechanical Surface Detection)
- Electronics: DAE4 Sn1428; Calibrated: 2020-03-03
- Phantom: SAM 2; Type: SAM; Serial: 1913
- DASY52 52.10.3(1513); SEMCAD X 14.6.13(7474)

**Configuration/Body/Area Scan (9x16x1):** Measurement grid: dx=12mm, dy=12mm  
Maximum value of SAR (measured) = 0.198 W/kg

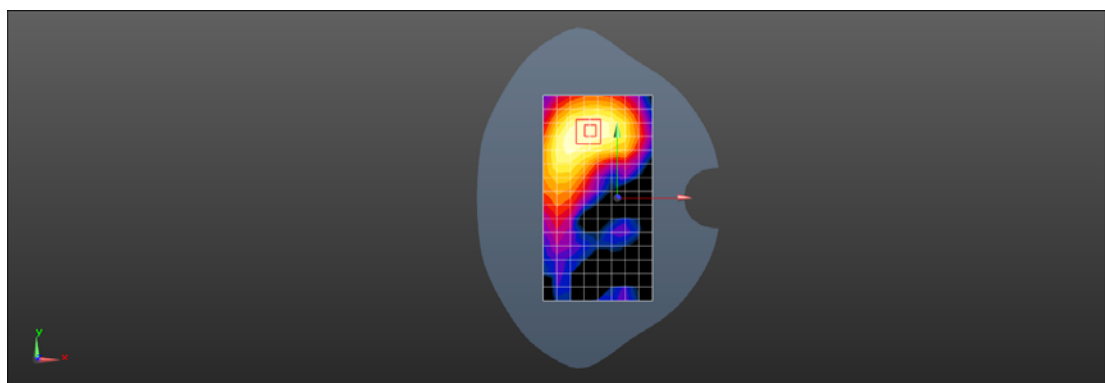
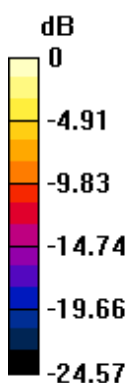
**Configuration/Body/Zoom Scan (7x7x7)/Cube 0:** Measurement grid: dx=5mm, dy=5mm, dz=5mm

Reference Value = 0.8720 V/m; Power Drift = 0.03 dB

Peak SAR (extrapolated) = 0.253 W/kg

**SAR(1 g) = 0.245 W/kg; SAR(10 g) = 0.116 W/kg**

Maximum value of SAR (measured) = 0.185 W/kg



0 dB = 0.185 W/kg = -7.33 dBW/kg

Test Laboratory: SGS-SAR Lab

**OPPO CPH2089 LTE Band 41 20M QPSK 50RB0 40620CH Top side 10mm Ant2**

**DUT: CPH2089; Type: Mobile phone; Serial: 80b4eb97**

Communication System: UID 0, LTE-TDD BW 20MHz (0); Frequency: 2593 MHz; Duty Cycle: 1:1.58

Medium: HSL2600; Medium parameters used:  $f = 2593$  MHz;  $\sigma = 1.959$  S/m;  $\epsilon_r = 39.705$ ;  $\rho = 1000$  kg/m<sup>3</sup>

Phantom section: Flat Section

DASY 5 Configuration:

- Probe: EX3DV4 - SN3923; ConvF(7.74, 7.74, 7.74); Calibrated: 2019-10-22
- Sensor-Surface: 2mm (Mechanical Surface Detection)
- Electronics: DAE4 Sn1428; Calibrated: 2020-03-03
- Phantom: SAM 2; Type: SAM; Serial: 1913
- DASY52 52.10.3(1513); SEMCAD X 14.6.13(7474)

**Configuration/Body/Area Scan (6x9x1):** Measurement grid: dx=12mm, dy=12mm

Maximum value of SAR (measured) = 0.709 W/kg

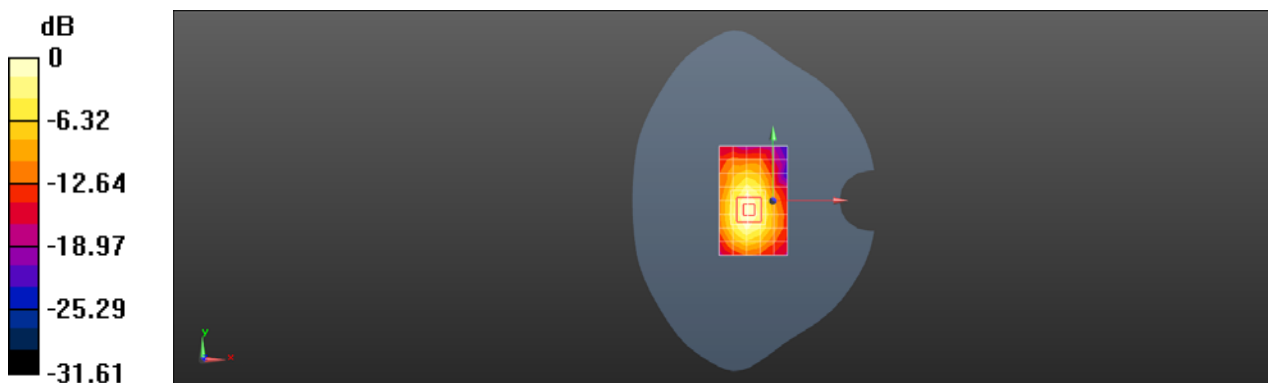
**Configuration/Body/Zoom Scan (7x7x7)/Cube 0:** Measurement grid: dx=5mm, dy=5mm, dz=5mm

Reference Value = 14.34 V/m; Power Drift = -0.04 dB

Peak SAR (extrapolated) = 0.868 W/kg

**SAR(1 g) = 0.444 W/kg; SAR(10 g) = 0.209 W/kg**

Maximum value of SAR (measured) = 0.656 W/kg



0 dB = 0.656 W/kg = -1.83 dBW/kg

Test Laboratory: SGS-SAR Lab

## OPPO CPH2089 LTE Band 41 20M QPSK 1RB0 40620CH Right cheek Ant3

**DUT: CPH2089; Type: Mobile phone; Serial: 80b4eb97**

Communication System: UID 0, LTE-TDD BW 20MHz (0); Frequency: 2593 MHz; Duty Cycle: 1:1.58

Medium: HSL2600; Medium parameters used:  $f = 2593$  MHz;  $\sigma = 1.959$  S/m;  $\epsilon_r = 39.705$ ;  $\rho = 1000$  kg/m<sup>3</sup>

Phantom section: Right Section

DASY 5 Configuration:

- Probe: EX3DV4 - SN3923; ConvF(7.74, 7.74, 7.74); Calibrated: 2019-10-22
- Sensor-Surface: 2mm (Mechanical Surface Detection)
- Electronics: DAE4 Sn1428; Calibrated: 2020-03-03
- Phantom: SAM 2; Type: SAM; Serial: 1913
- DASY52 52.10.3(1513); SEMCAD X 14.6.13(7474)

**Configuration/Head/Area Scan (9x17x1):** Measurement grid: dx=12mm, dy=12mm  
Maximum value of SAR (measured) = 0.0683 W/kg


**Configuration/Head/Zoom Scan (7x7x7)/Cube 0:** Measurement grid: dx=5mm, dy=5mm, dz=5mm

Reference Value = 0.4320 V/m; Power Drift = 0.02 dB

Peak SAR (extrapolated) = 0.124 W/kg

**SAR(1 g) = 0.049 W/kg; SAR(10 g) = 0.024 W/kg**

Maximum value of SAR (measured) = 0.0684 W/kg



0 dB = 0.0684 W/kg = -11.65 dBW/kg

Test Laboratory: SGS-SAR Lab

**OPPO CPH2089 LTE Band 41 20M QPSK 1RB0 40620CH Back side 15mm Ant3**

**DUT: COH2089; Type: Mobile phone; Serial: 80b4eb97**

Communication System: UID 0, LTE-TDD BW 20MHz (0); Frequency: 2593 MHz; Duty Cycle: 1:1.58

Medium: HSL2600; Medium parameters used:  $f = 2593$  MHz;  $\sigma = 1.959$  S/m;  $\epsilon_r = 39.705$ ;  $\rho = 1000$  kg/m<sup>3</sup>

Phantom section: Flat Section

DASY 5 Configuration:

- Probe: EX3DV4 - SN3923; ConvF(7.74, 7.74, 7.74); Calibrated: 2019-10-22
- Sensor-Surface: 2mm (Mechanical Surface Detection)
- Electronics: DAE4 Sn1428; Calibrated: 2020-03-03
- Phantom: SAM 2; Type: SAM; Serial: 1913
- DASY52 52.10.3(1513); SEMCAD X 14.6.13(7474)

**Configuration/Body/Area Scan (9x17x1):** Measurement grid: dx=12mm, dy=12mm

Maximum value of SAR (measured) = 0.296 W/kg

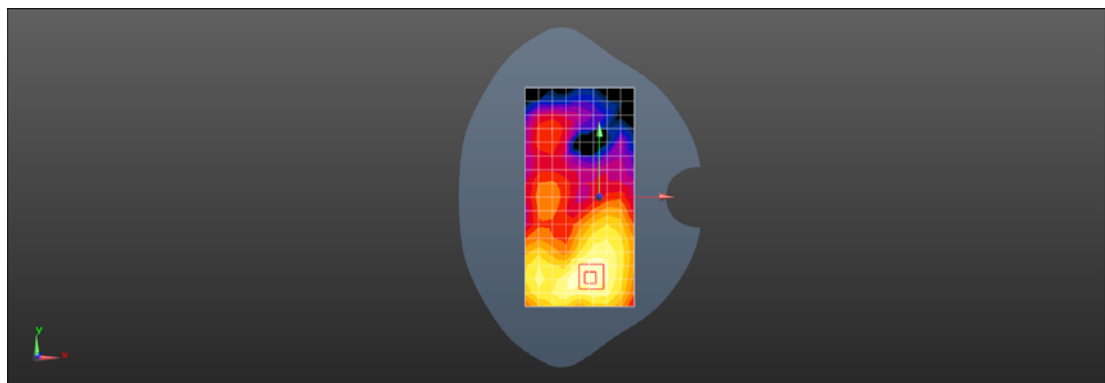
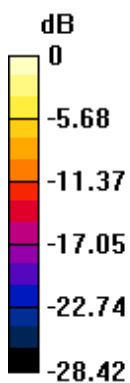
**Configuration/Body/Zoom Scan (7x7x7)/Cube 0:** Measurement grid: dx=5mm, dy=5mm, dz=5mm

Reference Value = 1.763 V/m; Power Drift = -0.04 dB

Peak SAR (extrapolated) = 0.376 W/kg

**SAR(1 g) = 0.214 W/kg; SAR(10 g) = 0.116 W/kg**

Maximum value of SAR (measured) = 0.297 W/kg



0 dB = 0.297 W/kg = -5.27 dBW/kg



Test Laboratory: SGS-SAR Lab

**OPPO CPH2089 LTE Band 41 20M QPSK 1RB0 40620CH Back side 10mm Ant3**

**DUT: COH2089; Type: Mobile phone; Serial: 80b4eb97**

Communication System: UID 0, LTE-TDD BW 20MHz (0); Frequency: 2593 MHz; Duty Cycle: 1:1.58

Medium: HSL2600; Medium parameters used:  $f = 2593$  MHz;  $\sigma = 1.959$  S/m;  $\epsilon_r = 39.705$ ;  $\rho = 1000$  kg/m<sup>3</sup>

Phantom section: Flat Section

DASY 5 Configuration:

- Probe: EX3DV4 - SN3923; ConvF(7.74, 7.74, 7.74); Calibrated: 2019-10-22
- Sensor-Surface: 2mm (Mechanical Surface Detection)
- Electronics: DAE4 Sn1428; Calibrated: 2020-03-03
- Phantom: SAM 2; Type: SAM; Serial: 1913
- DASY52 52.10.3(1513); SEMCAD X 14.6.13(7474)

**Configuration/Body/Area Scan (9x17x1):** Measurement grid: dx=12mm, dy=12mm

Maximum value of SAR (measured) = 0.579 W/kg

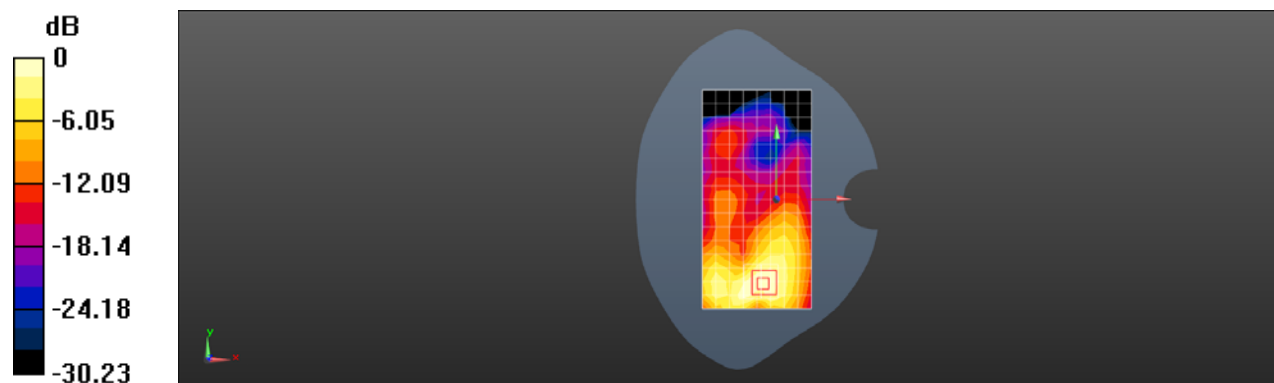
**Configuration/Body/Zoom Scan (7x7x7)/Cube 0:** Measurement grid: dx=5mm, dy=5mm, dz=5mm

Reference Value = 2.331 V/m; Power Drift = -0.03 dB

Peak SAR (extrapolated) = 0.750 W/kg

**SAR(1 g) = 0.422 W/kg; SAR(10 g) = 0.221 W/kg**

Maximum value of SAR (measured) = 0.578 W/kg



0 dB = 0.578 W/kg = -2.38 dBW/kg

Test Laboratory: SGS-SAR Lab

## OPPO CPH2089 LTE Band 66 20M QPSK 50RB0 132572CH Right titled Ant2

**DUT: CPH2089; Type: Mobile phone; Serial: 30e1997d**

Communication System: UID 0, LTE Band 66 20MHz; Frequency: 1770 MHz; Duty Cycle: 1:1

Medium: HSL1750; Medium parameters used:  $f = 1770$  MHz;  $\sigma = 1.362$  S/m;  $\epsilon_r = 40.57$ ;  $\rho = 1000$  kg/m<sup>3</sup>

Phantom section: Right Section

DASY 5 Configuration:

- Probe: EX3DV4 - SN3793; ConvF(7.81, 7.81, 7.81); Calibrated: 2020-05-09;
- Sensor-Surface: 2mm (Mechanical Surface Detection)
- Electronics: DAE4 Sn1267; Calibrated: 2019-12-17
- Phantom: SAM 7; Type: SAM; Serial: 1027
- DASY52 4.7.80(0); SEMCAD X 14.6.10(7331)

**Configuration/Head/Area Scan (8x14x1):** Measurement grid: dx=15mm, dy=15mm  
Maximum value of SAR (measured) = 1.05 W/kg


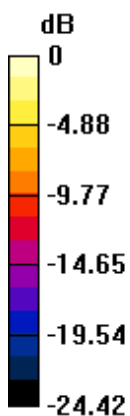
**Configuration/Head/Zoom Scan (5x5x7)/Cube 0:** Measurement grid: dx=8mm, dy=8mm, dz=5mm

Reference Value = 18.18 V/m; Power Drift = -0.04 dB

Peak SAR (extrapolated) = 1.60 W/kg

**SAR(1 g) = 0.656 W/kg; SAR(10 g) = 0.295 W/kg**

Maximum value of SAR (measured) = 1.11 W/kg



0 dB = 1.11 W/kg = 0.45 dBW/kg

Test Laboratory: SGS-SAR Lab

**OPPO CPH2089 LTE Band 66 20M QPSK 50RB0 132322H Back side 15mm Ant2**

**DUT: CPH2089; Type: Mobile phone; Serial: 30e1997d**

Communication System: UID 0, LTE Band 66 20MHz; Frequency: 1745 MHz; Duty Cycle: 1:1

Medium: HSL1750; Medium parameters used:  $f = 1745 \text{ MHz}$ ;  $\sigma = 1.342 \text{ S/m}$ ;  $\epsilon_r = 40.78$ ;  $\rho = 1000 \text{ kg/m}^3$

Phantom section: Flat Section

DASY 5 Configuration:

- Probe: EX3DV4 - SN3793; ConvF(7.81, 7.81, 7.81); Calibrated: 2020-05-09;
- Sensor-Surface: 2mm (Mechanical Surface Detection)
- Electronics: DAE4 Sn1267; Calibrated: 2019-12-17
- Phantom: SAM 7; Type: SAM; Serial: 1027
- DASY52 4.7.80(0); SEMCAD X 14.6.10(7331)

**Configuration/Body/Area Scan (8x13x1):** Measurement grid:  $dx=15\text{mm}$ ,  $dy=15\text{mm}$   
 Maximum value of SAR (measured) = 0.374 W/kg

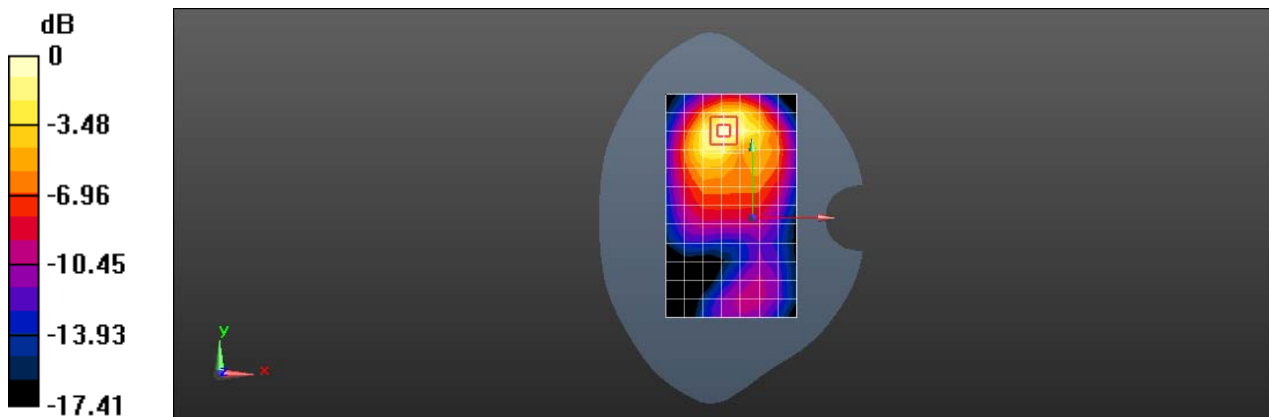
**Configuration/Body/Zoom Scan (5x5x7)/Cube 0:** Measurement grid:  $dx=8\text{mm}$ ,  $dy=8\text{mm}$ ,  $dz=5\text{mm}$

Reference Value = 5.461 V/m; Power Drift = 0.17 dB

Peak SAR (extrapolated) = 0.461 W/kg

**SAR(1 g) = 0.289 W/kg; SAR(10 g) = 0.168 W/kg**

Maximum value of SAR (measured) = 0.382 W/kg



0 dB = 0.382 W/kg = -4.18 dBW/kg

Test Laboratory: SGS-SAR Lab

## OPPO CPH2089 LTE Band 66 20M QPSK 50RB0 132322H Top side 10mm Ant2

**DUT: CPH2089; Type: Mobile phone; Serial: 30e1997d**

Communication System: UID 0, LTE Band 66 20MHz; Frequency: 1745 MHz; Duty Cycle: 1:1

Medium: HSL1750; Medium parameters used:  $f = 1745$  MHz;  $\sigma = 1.342$  S/m;  $\epsilon_r = 40.78$ ;  $\rho = 1000$  kg/m<sup>3</sup>

Phantom section: Flat Section

DASY 5 Configuration:

- Probe: EX3DV4 - SN3793; ConvF(7.81, 7.81, 7.81); Calibrated: 2020-05-09;
- Sensor-Surface: 2mm (Mechanical Surface Detection)
- Electronics: DAE4 Sn1267; Calibrated: 2019-12-17
- Phantom: SAM 7; Type: SAM; Serial: 1027
- DASY52 4.7.80(0); SEMCAD X 14.6.10(7331)

**Configuration/Body/Area Scan (5x8x1):** Measurement grid: dx=15mm, dy=15mm  
Maximum value of SAR (measured) = 0.659 W/kg

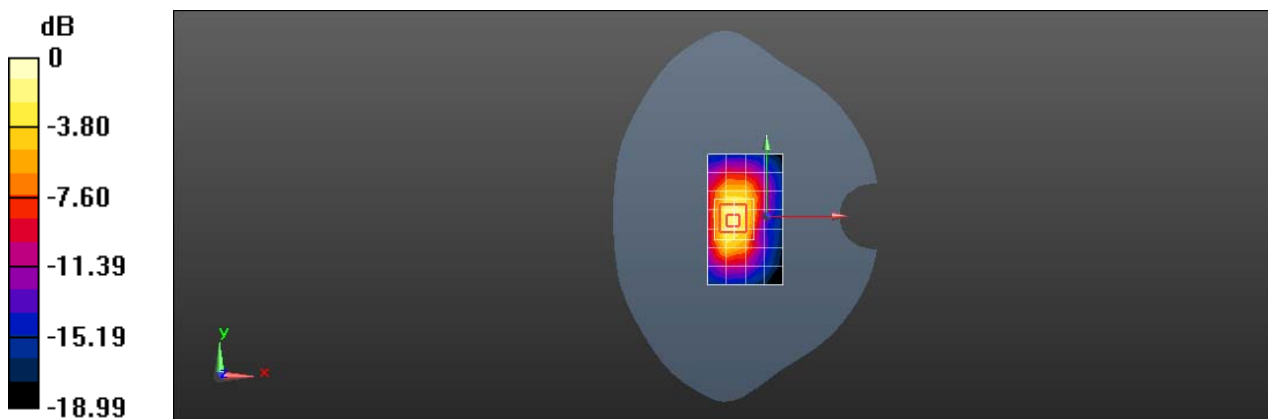
**Configuration/Body/Zoom Scan (5x5x7)/Cube 0:** Measurement grid: dx=8mm, dy=8mm, dz=5mm

Reference Value = 17.43 V/m; Power Drift = 0.04 dB

Peak SAR (extrapolated) = 1.09 W/kg

**SAR(1 g) = 0.630 W/kg; SAR(10 g) = 0.331 W/kg**

Maximum value of SAR (measured) = 0.890 W/kg



0 dB = 0.890 W/kg = -0.51 dBW/kg

Test Laboratory: SGS-SAR Lab

**OPPO CPH2089 LTE Band 66 20M QPSK 1RB0 132072CH Right cheek Ant3**

**DUT: CPH2089; Type: Mobile phone; Serial: 30e1997d**

Communication System: UID 0, LTE Band 66 20MHz; Frequency: 1720 MHz; Duty Cycle: 1:1

Medium: HSL1750; Medium parameters used:  $f = 1720$  MHz;  $\sigma = 1.31$  S/m;  $\epsilon_r = 40.774$ ;  $\rho = 1000$  kg/m<sup>3</sup>

Phantom section: Right Section

DASY 5 Configuration:

- Probe: EX3DV4 - SN3793; ConvF(7.81, 7.81, 7.81); Calibrated: 2020-05-09;
- Sensor-Surface: 2mm (Mechanical Surface Detection)
- Electronics: DAE4 Sn1267; Calibrated: 2019-12-17
- Phantom: SAM 7; Type: SAM; Serial: 1027
- DASY52 4.7.80(0); SEMCAD X 14.6.10(7331)

**Configuration/Head/Area Scan (8x13x1):** Measurement grid: dx=15mm, dy=15mm  
Maximum value of SAR (measured) = 0.173 W/kg


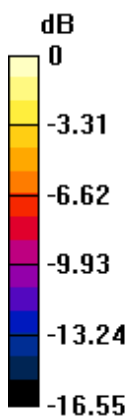
**Configuration/Head/Zoom Scan (5x5x7)/Cube 0:** Measurement grid: dx=8mm, dy=8mm, dz=5mm

Reference Value = 3.918 V/m; Power Drift = 0.19 dB

Peak SAR (extrapolated) = 0.220 W/kg

**SAR(1 g) = 0.151 W/kg; SAR(10 g) = 0.100 W/kg**

Maximum value of SAR (measured) = 0.189 W/kg



0 dB = 0.189 W/kg = -7.24 dBW/kg

Test Laboratory: SGS-SAR Lab

**OPPO CPH2089 LTE Band 66 20M QPSK 1RB0 132572CH Front side 15mm Ant3**

**DUT: CPH2089; Type: Mobile phone; Serial: 30e1997d**

Communication System: UID 0, LTE Band 66 20MHz; Frequency: 1770 MHz; Duty Cycle: 1:1

Medium: HSL1750; Medium parameters used:  $f = 1770$  MHz;  $\sigma = 1.362$  S/m;  $\epsilon_r = 40.57$ ;  $\rho = 1000$  kg/m<sup>3</sup>

Phantom section: Flat Section

DASY 5 Configuration:

- Probe: EX3DV4 - SN3793; ConvF(7.81, 7.81, 7.81); Calibrated: 2020-05-09;
- Sensor-Surface: 2mm (Mechanical Surface Detection)
- Electronics: DAE4 Sn1267; Calibrated: 2019-12-17
- Phantom: SAM 7; Type: SAM; Serial: 1027
- DASY52 4.7.80(0); SEMCAD X 14.6.10(7331)

**Configuration/Body/Area Scan (8x13x1):** Measurement grid: dx=15mm, dy=15mm  
Maximum value of SAR (measured) = 0.251 W/kg

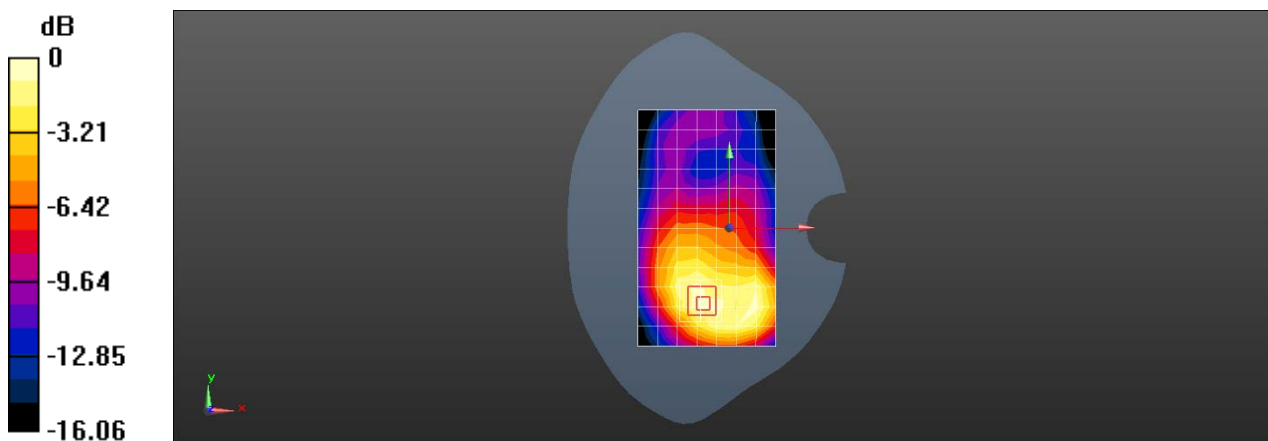
**Configuration/Body/Zoom Scan (5x5x7)/Cube 0:** Measurement grid: dx=8mm, dy=8mm, dz=5mm

Reference Value = 6.553 V/m; Power Drift = 0.07 dB

Peak SAR (extrapolated) = 0.324 W/kg

**SAR(1 g) = 0.210 W/kg; SAR(10 g) = 0.131 W/kg**

Maximum value of SAR (measured) = 0.270 W/kg



0 dB = 0.270 W/kg = -5.69 dBW/kg

Test Laboratory: SGS-SAR Lab

**OPPO CPH2089 LTE Band 66 20M QPSK 1RB0 132572CH Bottom side 10mm Ant3**

**DUT: CPH2089; Type: Mobile phone; Serial: 30e1997d**

Communication System: UID 0, LTE Band 66 20MHz; Frequency: 1770 MHz; Duty Cycle: 1:1

Medium: HSL1750; Medium parameters used:  $f = 1770$  MHz;  $\sigma = 1.362$  S/m;  $\epsilon_r = 40.57$ ;  $\rho = 1000$  kg/m<sup>3</sup>

Phantom section: Flat Section

DASY 5 Configuration:

- Probe: EX3DV4 - SN3793; ConvF(7.81, 7.81, 7.81); Calibrated: 2020-05-09;
- Sensor-Surface: 2mm (Mechanical Surface Detection)
- Electronics: DAE4 Sn1267; Calibrated: 2019-12-17
- Phantom: SAM 7; Type: SAM; Serial: 1027
- DASY52 4.7.80(0); SEMCAD X 14.6.10(7331)

**Configuration/Body/Area Scan (5x8x1):** Measurement grid: dx=15mm, dy=15mm  
Maximum value of SAR (measured) = 0.648 W/kg

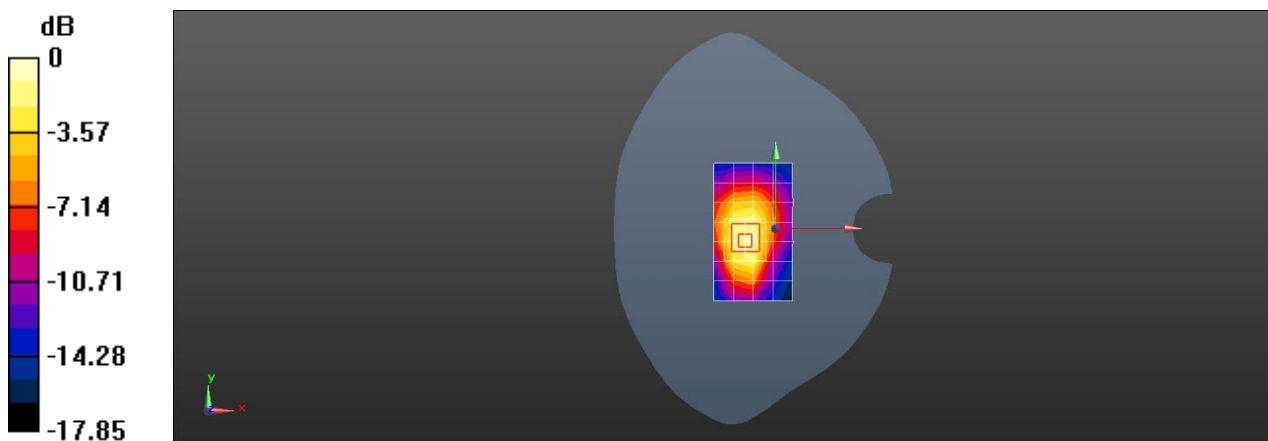
**Configuration/Body/Zoom Scan (5x5x7)/Cube 0:** Measurement grid: dx=8mm, dy=8mm, dz=5mm

Reference Value = 19.39 V/m; Power Drift = 0.10 dB

Peak SAR (extrapolated) = 0.930 W/kg

**SAR(1 g) = 0.576 W/kg; SAR(10 g) = 0.329 W/kg**

Maximum value of SAR (measured) = 0.775 W/kg



0 dB = 0.775 W/kg = -1.11 dBW/kg

Test Laboratory: SGS-SAR Lab

**OPPO CPH2089 5G NR NSA N5 20M QPSK 1RB53 167800CH Right cheek Ant0**

**DUT: CPH2089; Type: Mobile phone; Serial: bd91df44**

Communication System: UID 0, 5G NR N5 ; Frequency: 839 MHz; Duty Cycle: 1:1

Medium: HSL835; Medium parameters used:  $f = 839$  MHz;  $\sigma = 0.933$  S/m;  $\epsilon_r = 42.457$ ;  $\rho = 1000$  kg/m<sup>3</sup>

Phantom section: Right Section

DASY 5 Configuration:

- Probe: EX3DV4 - SN3793; ConvF(9.05, 9.05, 9.05); Calibrated: 2020-05-09;
- Sensor-Surface: 2mm (Mechanical Surface Detection)
- Electronics: DAE4 Sn1267; Calibrated: 2019-12-17
- Phantom: SAM 7; Type: SAM; Serial: 1027
- DASY52 4.7.80(0); SEMCAD X 14.6.10(7331)

**Configuration/Head/Area Scan (8x13x1):** Measurement grid: dx=15mm, dy=15mm  
Maximum value of SAR (measured) = 0.559 W/kg

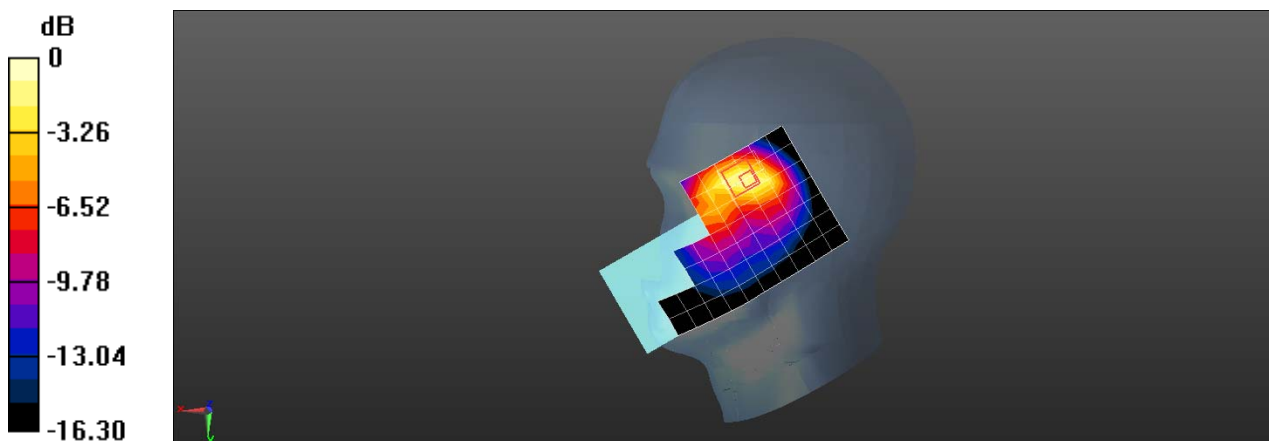
**Configuration/Head/Zoom Scan (5x5x7)/Cube 0:** Measurement grid: dx=8mm, dy=8mm, dz=5mm

Reference Value = 7.429 V/m; Power Drift = 0.09 dB

Peak SAR (extrapolated) = 1.26 W/kg

**SAR(1 g) = 0.530 W/kg; SAR(10 g) = 0.276 W/kg**

Maximum value of SAR (measured) = 0.819 W/kg



0 dB = 0.819 W/kg = -0.87 dBW/kg



Test Laboratory: SGS-SAR Lab

**OPPO CPH2089 5G NR NSA N5 20M QPSK 1RB53 166800CH Back side 15mm Ant0**

**DUT: CPH2089; Type: Mobile phone; Serial: bd91df44**

Communication System: UID 0, 5G NR N5 ; Frequency: 834 MHz; Duty Cycle: 1:1

Medium: HSL835; Medium parameters used:  $f = 834 \text{ MHz}$ ;  $\sigma = 0.931 \text{ S/m}$ ;  $\epsilon_r = 42.485$ ;  $\rho = 1000 \text{ kg/m}^3$

Phantom section: Flat Section

DASY 5 Configuration:

- Probe: EX3DV4 - SN3793; ConvF(9.05, 9.05, 9.05); Calibrated: 2020-05-09;
- Sensor-Surface: 2mm (Mechanical Surface Detection)
- Electronics: DAE4 Sn1267; Calibrated: 2019-12-17
- Phantom: SAM 7; Type: SAM; Serial: 1027
- DASY52 4.7.80(0); SEMCAD X 14.6.10(7331)

**Configuration/Body/Area Scan (8x13x1):** Measurement grid:  $dx=15\text{mm}$ ,  $dy=15\text{mm}$   
 Maximum value of SAR (measured) =  $0.235 \text{ W/kg}$

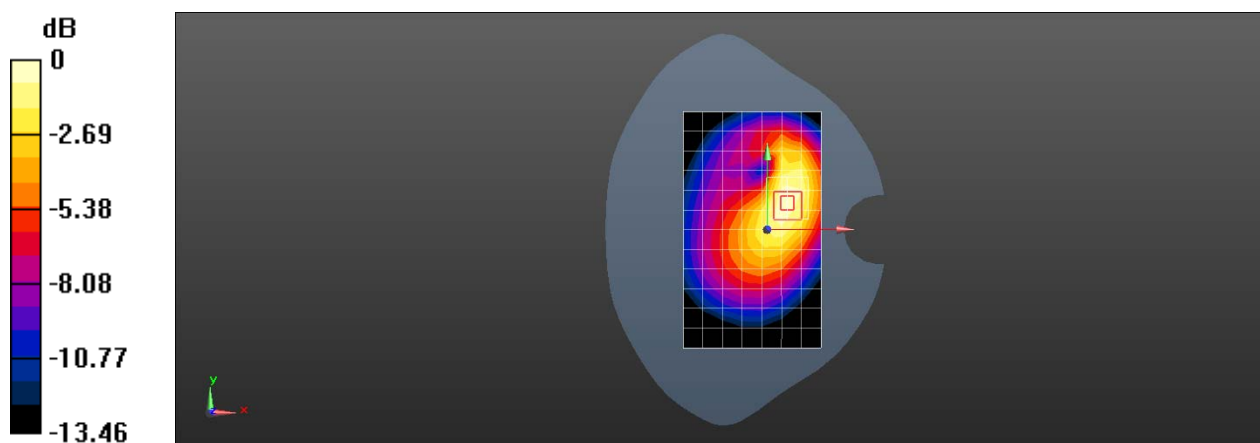
**Configuration/Body/Zoom Scan (5x5x7)/Cube 0:** Measurement grid:  $dx=8\text{mm}$ ,  $dy=8\text{mm}$ ,  $dz=5\text{mm}$

Reference Value =  $10.13 \text{ V/m}$ ; Power Drift =  $-0.03 \text{ dB}$

Peak SAR (extrapolated) =  $0.293 \text{ W/kg}$

**SAR(1 g) =  $0.197 \text{ W/kg}$ ; SAR(10 g) =  $0.131 \text{ W/kg}$**

Maximum value of SAR (measured) =  $0.246 \text{ W/kg}$



0 dB =  $0.246 \text{ W/kg} = -6.09 \text{ dBW/kg}$

Test Laboratory: SGS-SAR Lab

**OPPO CPH2089 5G NR NSA N5 20M QPSK 1RB53 166800CH Back side 10mm Ant0**

**DUT: CPH2089; Type: Mobile phone; Serial: bd91df44**

Communication System: UID 0, 5G NR N5 ; Frequency: 834 MHz; Duty Cycle: 1:1

Medium: HSL835; Medium parameters used:  $f = 834 \text{ MHz}$ ;  $\sigma = 0.931 \text{ S/m}$ ;  $\epsilon_r = 42.485$ ;  $\rho = 1000 \text{ kg/m}^3$

Phantom section: Flat Section

DASY 5 Configuration:

- Probe: EX3DV4 - SN3793; ConvF(9.05, 9.05, 9.05); Calibrated: 2020-05-09;
- Sensor-Surface: 2mm (Mechanical Surface Detection)
- Electronics: DAE4 Sn1267; Calibrated: 2019-12-17
- Phantom: SAM 7; Type: SAM; Serial: 1027
- DASY52 4.7.80(0); SEMCAD X 14.6.10(7331)

**Configuration/Body/Area Scan (8x13x1):** Measurement grid:  $dx=15\text{mm}$ ,  $dy=15\text{mm}$   
 Maximum value of SAR (measured) = 0.393 W/kg

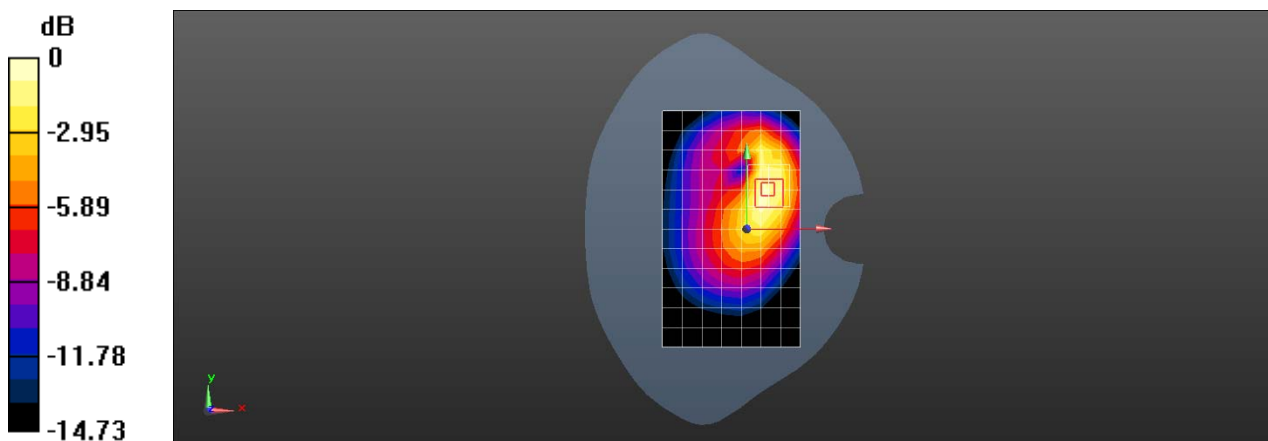
**Configuration/Body/Zoom Scan (5x5x7)/Cube 0:** Measurement grid:  $dx=8\text{mm}$ ,  $dy=8\text{mm}$ ,  $dz=5\text{mm}$

Reference Value = 11.49 V/m; Power Drift = 0.02 dB

Peak SAR (extrapolated) = 0.572 W/kg

**SAR(1 g) = 0.480 W/kg; SAR(10 g) = 0.216 W/kg**

Maximum value of SAR (measured) = 0.458 W/kg



0 dB = 0.458 W/kg = -3.39 dBW/kg

Test Laboratory: SGS-SAR Lab

**OPPO CPH2089 5G NR NSA N5 20M QPSK 1RB53 167300CH Right cheek Ant1**

**DUT: CPH2089; Type: Mobile phone; Serial: bd91df44**

Communication System: UID 0, 5G NR N5 ; Frequency: 836.5 MHz; Duty Cycle: 1:1

Medium: HSL835; Medium parameters used (interpolated):  $f = 836.5$  MHz;  $\sigma = 0.932$  S/m;  $\epsilon_r = 42.469$ ;  $\rho = 1000$  kg/m<sup>3</sup>

Phantom section: Right Section

DASY 5 Configuration:

- Probe: EX3DV4 - SN3793; ConvF(9.05, 9.05, 9.05); Calibrated: 2020-05-09;
- Sensor-Surface: 2mm (Mechanical Surface Detection)
- Electronics: DAE4 Sn1267; Calibrated: 2019-12-17
- Phantom: SAM 7; Type: SAM; Serial: 1027
- DASY52 4.7.80(0); SEMCAD X 14.6.10(7331)

**Configuration/Head/Area Scan (8x13x1):** Measurement grid: dx=15mm, dy=15mm  
Maximum value of SAR (measured) = 0.0501 W/kg

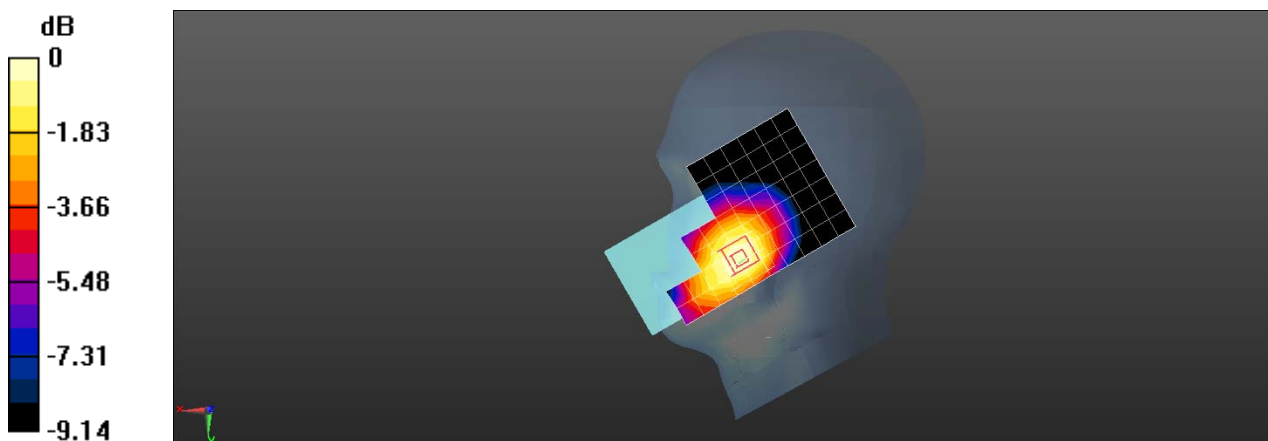
**Configuration/Head/Zoom Scan (5x5x7)/Cube 0:** Measurement grid: dx=8mm, dy=8mm, dz=5mm

Reference Value = 1.941 V/m; Power Drift = 0.06 dB

Peak SAR (extrapolated) = 0.0580 W/kg

**SAR(1 g) = 0.045 W/kg; SAR(10 g) = 0.034 W/kg**

Maximum value of SAR (measured) = 0.0514 W/kg



0 dB = 0.0514 W/kg = -12.89 dBW/kg

Test Laboratory: SGS-SAR Lab

**OPPO CPH2089 5G NR NSA N5 20M QPSK 50RB28 167300CH Back side  
15mm Ant1**

**DUT: CPH2089; Type: Mobile phone; Serial: bd91df44**

Communication System: UID 0, 5G NR N5 ; Frequency: 836.5 MHz; Duty Cycle: 1:1

Medium: HSL835; Medium parameters used (interpolated):  $f = 836.5$  MHz;  $\sigma = 0.932$  S/m;  $\epsilon_r = 42.469$ ;  $\rho = 1000$  kg/m<sup>3</sup>

Phantom section: Flat Section

DASY 5 Configuration:

- Probe: EX3DV4 - SN3793; ConvF(9.05, 9.05, 9.05); Calibrated: 2020-05-09;
- Sensor-Surface: 2mm (Mechanical Surface Detection)
- Electronics: DAE4 Sn1267; Calibrated: 2019-12-17
- Phantom: SAM 7; Type: SAM; Serial: 1027
- DASY52 4.7.80(0); SEMCAD X 14.6.10(7331)

**Configuration/Head/Area Scan (7x13x1):** Measurement grid: dx=15mm, dy=15mm  
Maximum value of SAR (measured) = 0.147 W/kg

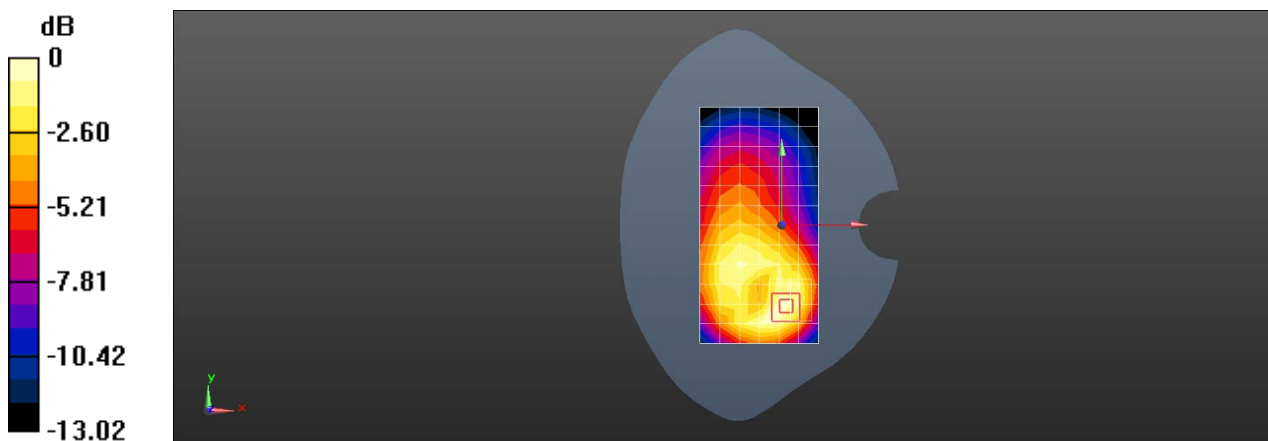
**Configuration/Head/Zoom Scan (5x5x7)/Cube 0:** Measurement grid: dx=8mm, dy=8mm, dz=5mm

Reference Value = 8.411 V/m; Power Drift = -0.01 dB

Peak SAR (extrapolated) = 0.201 W/kg

**SAR(1 g) = 0.131 W/kg; SAR(10 g) = 0.080 W/kg**

Maximum value of SAR (measured) = 0.166 W/kg



0 dB = 0.166 W/kg = -7.80 dBW/kg

Test Laboratory: SGS-SAR Lab

## OPPO CPH2089 5G NR NSA N5 20M QPSK 50RB28 167300CH Back side 10mm Ant1

**DUT: CPH2089; Type: Mobile phone; Serial: bd91df44**

Communication System: UID 0, 5G NR N5 ; Frequency: 836.5 MHz; Duty Cycle: 1:1

Medium: HSL835; Medium parameters used (interpolated):  $f = 836.5$  MHz;  $\sigma = 0.932$  S/m;  $\epsilon_r = 42.469$ ;  $\rho = 1000$  kg/m<sup>3</sup>

Phantom section: Flat Section

DASY 5 Configuration:

- Probe: EX3DV4 - SN3793; ConvF(9.05, 9.05, 9.05); Calibrated: 2020-05-09;
- Sensor-Surface: 2mm (Mechanical Surface Detection)
- Electronics: DAE4 Sn1267; Calibrated: 2019-12-17
- Phantom: SAM 7; Type: SAM; Serial: 1027
- DASY52 4.7.80(0); SEMCAD X 14.6.10(7331)

**Configuration/Head/Area Scan (7x13x1):** Measurement grid: dx=15mm, dy=15mm  
Maximum value of SAR (measured) = 0.337 W/kg

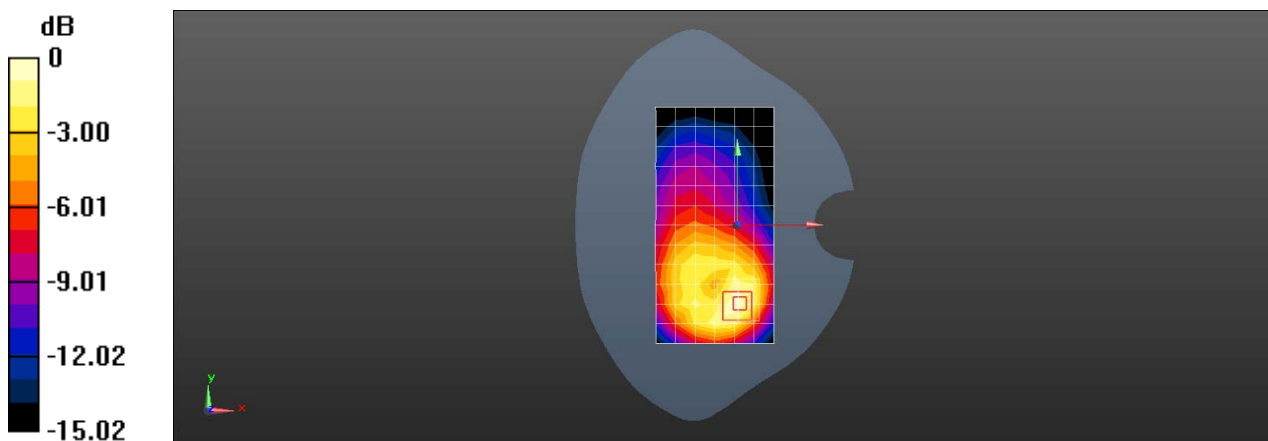
**Configuration/Head/Zoom Scan (5x5x7)/Cube 0:** Measurement grid: dx=8mm, dy=8mm, dz=5mm

Reference Value = 9.236 V/m; Power Drift = 0.04 dB

Peak SAR (extrapolated) = 0.440 W/kg

**SAR(1 g) = 0.267 W/kg; SAR(10 g) = 0.156 W/kg**

Maximum value of SAR (measured) = 0.351 W/kg



0 dB = 0.351 W/kg = -4.55 dBW/kg

Test Laboratory: SGS-SAR Lab

**OPPO CPH2089 SA 5G NR N7 QPSK 20M 1RB1 512000CH Right tilted Ant2**

**DUT: CPH2089; Type: Mobile phone; Serial: ba1aebc**

Communication System: UID 0, NR (0); Frequency: 2560 MHz; Duty Cycle: 1:1

Medium: HSL2600; Medium parameters used:  $f = 2560$  MHz;  $\sigma = 1.937$  S/m;  $\epsilon_r = 40.652$ ;  $\rho = 1000$  kg/m<sup>3</sup>

Phantom section: Right Section

DASY 5 Configuration:

- Probe: EX3DV4 - SN3923; ConvF(7.74, 7.74, 7.74); Calibrated: 2019-10-22
- Sensor-Surface: 2mm (Mechanical Surface Detection)
- Electronics: DAE4 Sn1428; Calibrated: 2020-03-03
- Phantom: SAM 2; Type: SAM; Serial: 1913
- DASY52 52.10.3(1513); SEMCAD X 14.6.13(7474)

**Configuration/Head/Area Scan (10x18x1):** Measurement grid: dx=12mm, dy=12mm  
Maximum value of SAR (measured) = 1.27 W/kg


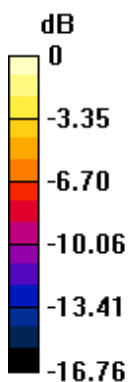
**Configuration/Head/Zoom Scan (7x7x7)/Cube 0:** Measurement grid: dx=5mm, dy=5mm, dz=5mm

Reference Value = 18.17 V/m; Power Drift = -0.15 dB

Peak SAR (extrapolated) = 2.28 W/kg

**SAR(1 g) = 1 W/kg; SAR(10 g) = 0.445 W/kg**

Maximum value of SAR (measured) = 1.61 W/kg



0 dB = 1.61 W/kg = 2.07 dBW/kg

Test Laboratory: SGS-SAR Lab

**OPPO CPH2089 SA 5G NR N7 QPSK 20M 1RB104 507000CH Back side 15mm Ant2**

**DUT: CPH2009; Type: Mobile phone; Serial: ba1aebc**

Communication System: UID 0, NR (0); Frequency: 2535 MHz; Duty Cycle: 1:1

Medium: HSL2600; Medium parameters used:  $f = 2535$  MHz;  $\sigma = 1.907$  S/m;  $\epsilon_r = 40.748$ ;  $\rho = 1000$  kg/m<sup>3</sup>

Phantom section: Flat Section

DASY 5 Configuration:

- Probe: EX3DV4 - SN3923; ConvF(7.74, 7.74, 7.74); Calibrated: 2019-10-22
- Sensor-Surface: 2mm (Mechanical Surface Detection)
- Electronics: DAE4 Sn1428; Calibrated: 2020-03-03
- Phantom: SAM 2; Type: SAM; Serial: 1913
- DASY52 52.10.3(1513); SEMCAD X 14.6.13(7474)

**Configuration/Body/Area Scan (10x16x1):** Measurement grid: dx=12mm, dy=12mm  
Maximum value of SAR (measured) = 0.501 W/kg

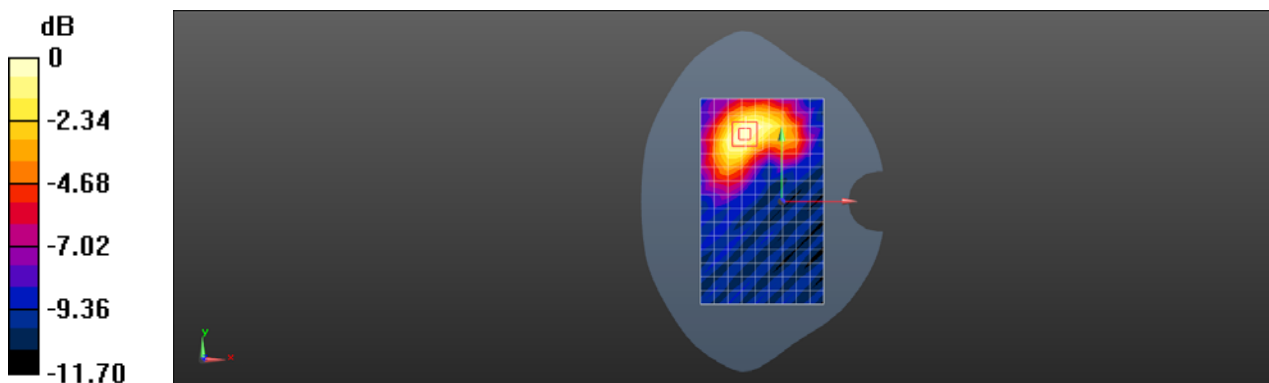
**Configuration/Body/Zoom Scan (7x7x7)/Cube 0:** Measurement grid: dx=5mm, dy=5mm, dz=5mm

Reference Value = 4.723 V/m; Power Drift = -0.08 dB

Peak SAR (extrapolated) = 0.647 W/kg

**SAR(1 g) = 0.376 W/kg; SAR(10 g) = 0.219 W/kg**

Maximum value of SAR (measured) = 0.514 W/kg



0 dB = 0.514 W/kg = -2.89 dBW/kg

Test Laboratory: SGS-SAR Lab

**OPPO CPH2089 SA 5GNR N7 QPSK 20M 50RB28 512000CH Top side 10mm Ant2**

**DUT: CPH2009; Type: Mobile phone; Serial: 80b4eb97**

Communication System: UID 0, NR (0); Frequency: 2560 MHz; Duty Cycle: 1:1

Medium: HSL2600; Medium parameters used:  $f = 2560$  MHz;  $\sigma = 1.937$  S/m;  $\epsilon_r = 40.652$ ;  $\rho = 1000$  kg/m<sup>3</sup>

Phantom section: Flat Section

DASY 5 Configuration:

- Probe: EX3DV4 - SN3923; ConvF(7.74, 7.74, 7.74); Calibrated: 2019-10-22
- Sensor-Surface: 2mm (Mechanical Surface Detection)
- Electronics: DAE4 Sn1428; Calibrated: 2020-03-03
- Phantom: SAM 2; Type: SAM; Serial: 1913
- DASY52 52.10.3(1513); SEMCAD X 14.6.13(7474)

**Configuration/Body/Area Scan (6x9x1):** Measurement grid: dx=12mm, dy=12mm  
Maximum value of SAR (measured) = 0.912 W/kg

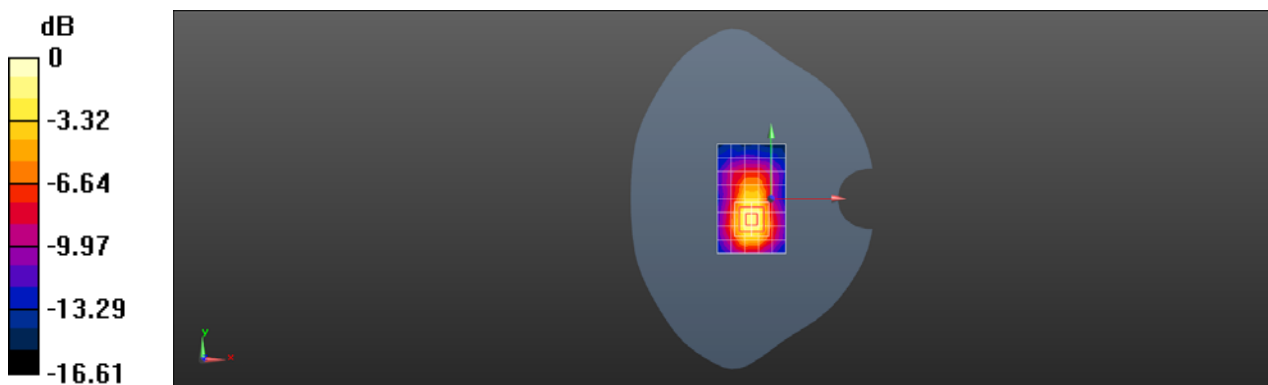
**Configuration/Body/Zoom Scan (7x7x7)/Cube 0:** Measurement grid: dx=5mm, dy=5mm, dz=5mm

Reference Value = 17.12 V/m; Power Drift = -0.15 dB

Peak SAR (extrapolated) = 1.59 W/kg

**SAR(1 g) = 0.836 W/kg; SAR(10 g) = 0.415 W/kg**

Maximum value of SAR (measured) = 1.22 W/kg



0 dB = 1.22 W/kg = 0.86 dBW/kg



Test Laboratory: SGS-SAR Lab

**OPPO CPH2089 SA 5G NR N7 QPSK 20M 50RB28 512000CH Left cheek Ant3**

**DUT: CPH2089; Type: Mobile phone; Serial: ba1aebc**

Communication System: UID 0, NR (0); Frequency: 2560 MHz; Duty Cycle: 1:1

Medium: HSL2600; Medium parameters used:  $f = 2560$  MHz;  $\sigma = 1.937$  S/m;  $\epsilon_r = 40.652$ ;  $\rho = 1000$  kg/m<sup>3</sup>

Phantom section: Left Section

DASY 5 Configuration:

- Probe: EX3DV4 - SN3923; ConvF(7.74, 7.74, 7.74); Calibrated: 2019-10-22
- Sensor-Surface: 2mm (Mechanical Surface Detection)
- Electronics: DAE4 Sn1428; Calibrated: 2020-03-03
- Phantom: SAM 2; Type: SAM; Serial: 1913
- DASY52 52.10.3(1513); SEMCAD X 14.6.13(7474)

**Configuration/Head/Area Scan (10x18x1):** Measurement grid: dx=12mm, dy=12mm  
Maximum value of SAR (measured) = 0.163 W/kg


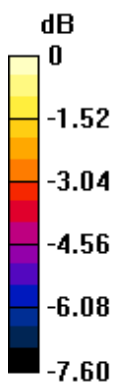
**Configuration/Head/Zoom Scan (7x7x7)/Cube 0:** Measurement grid: dx=5mm, dy=5mm, dz=5mm

Reference Value = 4.519 V/m; Power Drift = -0.12 dB

Peak SAR (extrapolated) = 0.190 W/kg

**SAR(1 g) = 0.122 W/kg; SAR(10 g) = 0.078 W/kg**

Maximum value of SAR (measured) = 0.156 W/kg



0 dB = 0.156 W/kg = -8.07 dBW/kg

Test Laboratory: SGS-SAR Lab

**OPPO CPH2089 SA 5G NR N7 QPSK 20M 1RB1 512000CH Back side 15mm Ant3**

**DUT: CPH2009; Type: Mobile phone; Serial: bd91df44**

Communication System: UID 0, NR (0); Frequency: 2560 MHz; Duty Cycle: 1:1

Medium: HSL2600; Medium parameters used:  $f = 2560$  MHz;  $\sigma = 1.937$  S/m;  $\epsilon_r = 40.652$ ;  $\rho = 1000$  kg/m<sup>3</sup>

Phantom section: Flat Section

DASY 5 Configuration:

- Probe: EX3DV4 - SN3923; ConvF(7.74, 7.74, 7.74); Calibrated: 2019-10-22
- Sensor-Surface: 2mm (Mechanical Surface Detection)
- Electronics: DAE4 Sn1428; Calibrated: 2020-03-03
- Phantom: SAM 2; Type: SAM; Serial: 1913
- DASY52 52.10.3(1513); SEMCAD X 14.6.13(7474)

**Configuration/Body/Area Scan (10x16x1):** Measurement grid: dx=12mm, dy=12mm  
Maximum value of SAR (measured) = 0.531 W/kg

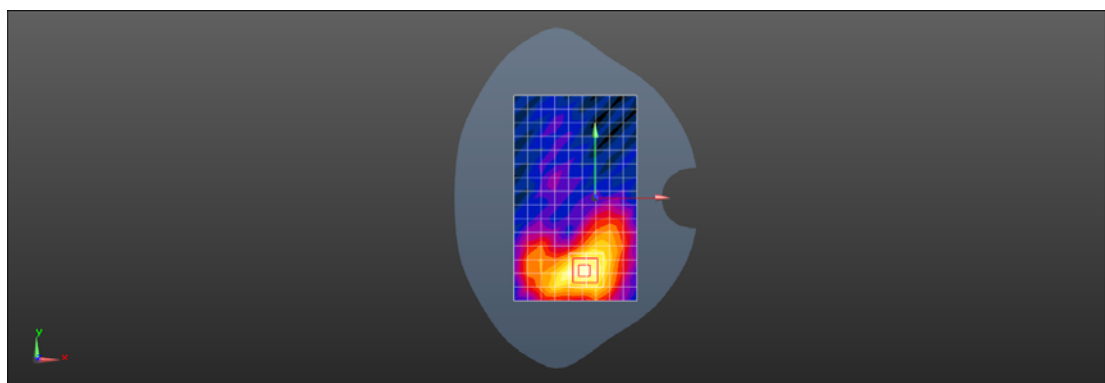
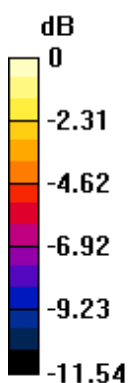
**Configuration/Body/Zoom Scan (7x7x7)/Cube 0:** Measurement grid: dx=5mm, dy=5mm, dz=5mm

Reference Value = 6.155 V/m; Power Drift = -0.13 dB

Peak SAR (extrapolated) = 0.681 W/kg

**SAR(1 g) = 0.402 W/kg; SAR(10 g) = 0.233 W/kg**

Maximum value of SAR (measured) = 0.543 W/kg



0 dB = 0.543 W/kg = -2.65 dBW/kg

Test Laboratory: SGS-SAR Lab

**OPPO CPH2089 SA 5G NR N7 QPSK 20M 1RB1 507000CH Back side 10mm Ant3**

**DUT: CPH2009; Type: Mobile phone; Serial: bd91df44**

Communication System: UID 0, NR (0); Frequency: 2535 MHz; Duty Cycle: 1:1

Medium: HSL2600; Medium parameters used:  $f = 2535$  MHz;  $\sigma = 1.907$  S/m;  $\epsilon_r = 40.748$ ;  $\rho = 1000$  kg/m<sup>3</sup>

Phantom section: Flat Section

DASY 5 Configuration:

- Probe: EX3DV4 - SN3923; ConvF(7.74, 7.74, 7.74); Calibrated: 2019-10-22
- Sensor-Surface: 2mm (Mechanical Surface Detection)
- Electronics: DAE4 Sn1428; Calibrated: 2020-03-03
- Phantom: SAM 2; Type: SAM; Serial: 1913
- DASY52 52.10.3(1513); SEMCAD X 14.6.13(7474)

**Configuration/Body/Area Scan (10x16x1):** Measurement grid: dx=12mm, dy=12mm  
Maximum value of SAR (measured) = 0.968 W/kg

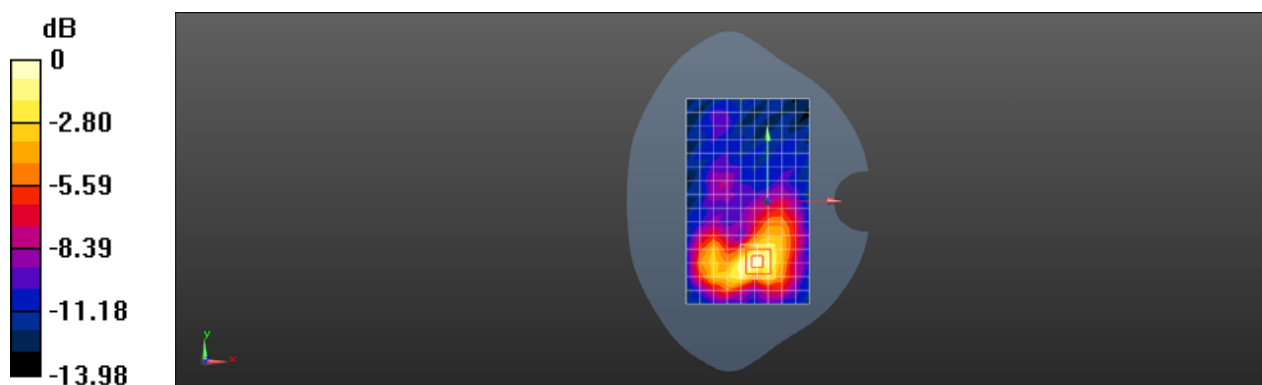
**Configuration/Body/Zoom Scan (7x7x7)/Cube 0:** Measurement grid: dx=5mm, dy=5mm, dz=5mm

Reference Value = 6.916 V/m; Power Drift = -0.03 dB

Peak SAR (extrapolated) = 1.22 W/kg

**SAR(1 g) = 0.690 W/kg; SAR(10 g) = 0.374 W/kg**

Maximum value of SAR (measured) = 0.962 W/kg



0 dB = 0.962 W/kg = -0.17 dBW/kg

Test Laboratory: SGS-SAR Lab

**OPPO CPH2089 SA 5G NR N41 QPSK 20M 135RB138 513900CH Right cheek Ant0**

**DUT: CPH2089; Type: Mobile phone; Serial: bd91df44**

Communication System: UID 0, NR (0); Frequency: 2569.5 MHz; Duty Cycle: 1:1

Medium: HSL2600; Medium parameters used (interpolated):  $f = 2569.5$  MHz;  $\sigma = 1.977$  S/m;  $\epsilon_r = 37.931$ ;  $\rho = 1000$  kg/m<sup>3</sup>

Phantom section: Right Section

DASY 5 Configuration:

- Probe: EX3DV4 - SN3923; ConvF(7.74, 7.74, 7.74); Calibrated: 2019-10-22
- Sensor-Surface: 2mm (Mechanical Surface Detection)
- Electronics: DAE4 Sn1428; Calibrated: 2020-03-03
- Phantom: SAM 2; Type: SAM; Serial: 1913
- DASY52 52.10.3(1513); SEMCAD X 14.6.13(7474)

**Configuration/Head/Area Scan (10x15x1):** Measurement grid: dx=12mm, dy=12mm  
Maximum value of SAR (measured) = 0.982 W/kg


**Configuration/Head/Zoom Scan (7x7x7)/Cube 0:** Measurement grid: dx=5mm, dy=5mm, dz=5mm

Reference Value = 7.245 V/m; Power Drift = -0.09 dB

Peak SAR (extrapolated) = 1.87 W/kg

**SAR(1 g) = 0.811 W/kg; SAR(10 g) = 0.367 W/kg**

Maximum value of SAR (measured) = 1.33 W/kg



0 dB = 1.33 W/kg = 1.24 dBW/kg

Test Laboratory: SGS-SAR Lab

## OPPO CPH2089 SA 5GNR N41 QPSK 20M 135RB69 528000CH Back side 15mm Ant0

**DUT: CPH2009; Type: Mobile phone; Serial: bd91df44**

Communication System: UID 0, NR (0); Frequency: 2640 MHz; Duty Cycle: 1:1

Medium: HSL2600; Medium parameters used:  $f = 2640$  MHz;  $\sigma = 2.054$  S/m;  $\epsilon_r = 37.662$ ;  $\rho = 1000$  kg/m<sup>3</sup>

Phantom section: Flat Section

DASY 5 Configuration:

- Probe: EX3DV4 - SN3923; ConvF(7.74, 7.74, 7.74); Calibrated: 2019-10-22
- Sensor-Surface: 2mm (Mechanical Surface Detection)
- Electronics: DAE4 Sn1428; Calibrated: 2020-03-03
- Phantom: SAM 2; Type: SAM; Serial: 1913
- DASY52 52.10.3(1513); SEMCAD X 14.6.13(7474)

**Configuration/Body/Area Scan (9x16x1):** Measurement grid: dx=12mm, dy=12mm  
Maximum value of SAR (measured) = 0.868 W/kg

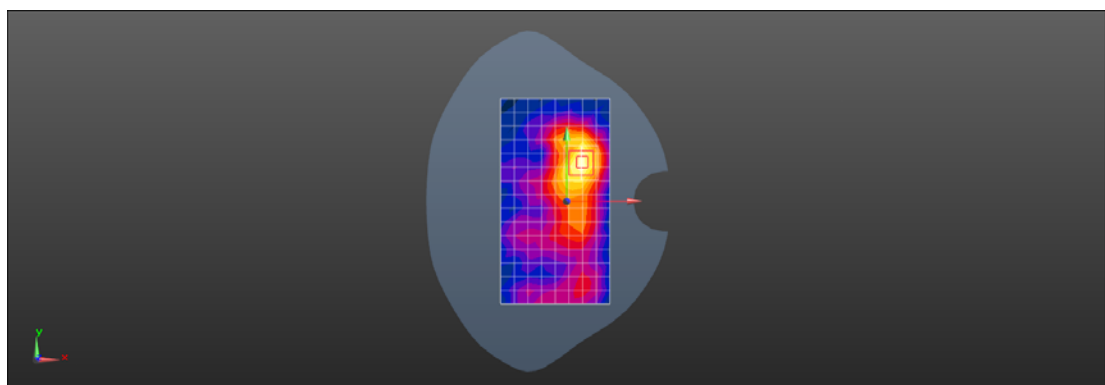
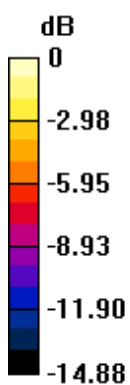
**Configuration/Body/Zoom Scan (7x7x7)/Cube 0:** Measurement grid: dx=5mm, dy=5mm, dz=5mm

Reference Value = 7.288 V/m; Power Drift = -0.12 dB

Peak SAR (extrapolated) = 1.20 W/kg

**SAR(1 g) = 0.304 W/kg; SAR(10 g) = 0.163 W/kg**

Maximum value of SAR (measured) = 0.622 W/kg



0 dB = 0.622 W/kg = -0.35 dBW/kg

Test Laboratory: SGS-SAR Lab

**OPPO CPH2089 SA 5GNR N41 QPSK 20M 1RB137 518598CH Left side 10mm Ant0**

**DUT: CPH2009; Type: Mobile phone; Serial: ba1aebc**

Communication System: UID 0, NR (0); Frequency: 2592.99 MHz; Duty Cycle: 1:1

Medium: HSL2600; Medium parameters used:  $f = 2593$  MHz;  $\sigma = 2.004$  S/m;  $\epsilon_r = 37.858$ ;  $\rho = 1000$  kg/m<sup>3</sup>

Phantom section: Flat Section

DASY 5 Configuration:

- Probe: EX3DV4 - SN3923; ConvF(7.74, 7.74, 7.74); Calibrated: 2019-10-22
- Sensor-Surface: 2mm (Mechanical Surface Detection)
- Electronics: DAE4 Sn1428; Calibrated: 2020-03-03
- Phantom: SAM 2; Type: SAM; Serial: 1913
- DASY52 52.10.3(1513); SEMCAD X 14.6.13(7474)

**Configuration/Body/Area Scan (6x16x1):** Measurement grid: dx=12mm, dy=12mm  
Maximum value of SAR (measured) = 1.60 W/kg

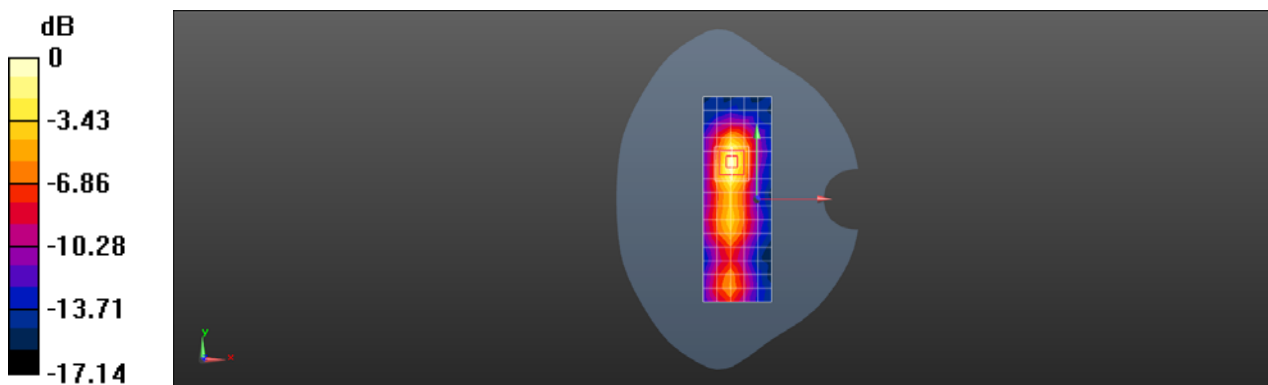
**Configuration/Body/Zoom Scan (7x7x7)/Cube 0:** Measurement grid: dx=5mm, dy=5mm, dz=5mm

Reference Value = 13.76 V/m; Power Drift = 0.02 dB

Peak SAR (extrapolated) = 2.08 W/kg

**SAR(1 g) = 1.07 W/kg; SAR(10 g) = 0.503 W/kg**

Maximum value of SAR (measured) = 1.60 W/kg



0 dB = 1.60 W/kg = 2.04 dBW/kg

Test Laboratory: SGS-SAR Lab

## OPPO CPH2089 SA 5G NR N41 QPSK 20M 1RB1 528000CH Right titled Ant2

**DUT: CPH2089; Type: Mobile phone; Serial: ba1aebc**

Communication System: UID 0, NR (0); Frequency: 2640 MHz; Duty Cycle: 1:1

Medium: HSL2600; Medium parameters used:  $f = 2640$  MHz;  $\sigma = 2.054$  S/m;  $\epsilon_r = 37.662$ ;  $\rho = 1000$  kg/m<sup>3</sup>

Phantom section: Right Section

DASY 5 Configuration:

- Probe: EX3DV4 - SN3923; ConvF(7.74, 7.74, 7.74); Calibrated: 2019-10-22
- Sensor-Surface: 2mm (Mechanical Surface Detection)
- Electronics: DAE4 Sn1428; Calibrated: 2020-03-03
- Phantom: SAM 2; Type: SAM; Serial: 1913
- DASY52 52.10.3(1513); SEMCAD X 14.6.13(7474)

**Configuration/Head/Area Scan (10x17x1):** Measurement grid: dx=12mm, dy=12mm  
Maximum value of SAR (measured) = 1.07 W/kg


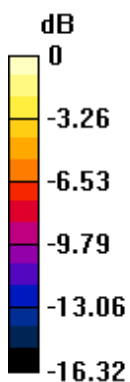
**Configuration/Head/Zoom Scan (7x7x7)/Cube 0:** Measurement grid: dx=5mm, dy=5mm, dz=5mm

Reference Value = 20.08 V/m; Power Drift = -0.17 dB

Peak SAR (extrapolated) = 2.40 W/kg

**SAR(1 g) = 1.07 W/kg; SAR(10 g) = 0.465 W/kg**

Maximum value of SAR (measured) = 1.69 W/kg



0 dB = 1.69 W/kg = 2.28 dBW/kg

Test Laboratory: SGS-SAR Lab

**OPPO CPH2089 SA 5G NR N41 QPSK 20M 1RB271 523302CH Back side 15mm Ant2**

**DUT: CPH2089; Type: Mobile phone; Serial: ba1aebc**

Communication System: UID 0, NR (0); Frequency: 2616.51 MHz; Duty Cycle: 1:1

Medium: HSL2600; Medium parameters used:  $f = 2617$  MHz;  $\sigma = 2.029$  S/m;  $\epsilon_r = 37.758$ ;  $\rho = 1000$  kg/m<sup>3</sup>

Phantom section: Flat Section

DASY 5 Configuration:

- Probe: EX3DV4 - SN3923; ConvF(7.74, 7.74, 7.74); Calibrated: 2019-10-22
- Sensor-Surface: 2mm (Mechanical Surface Detection)
- Electronics: DAE4 Sn1428; Calibrated: 2020-03-03
- Phantom: SAM 2; Type: SAM; Serial: 1913
- DASY52 52.10.3(1513); SEMCAD X 14.6.13(7474)

**Configuration/Body/Area Scan (10x16x1):** Measurement grid: dx=12mm, dy=12mm  
Maximum value of SAR (measured) = 0.304 W/kg

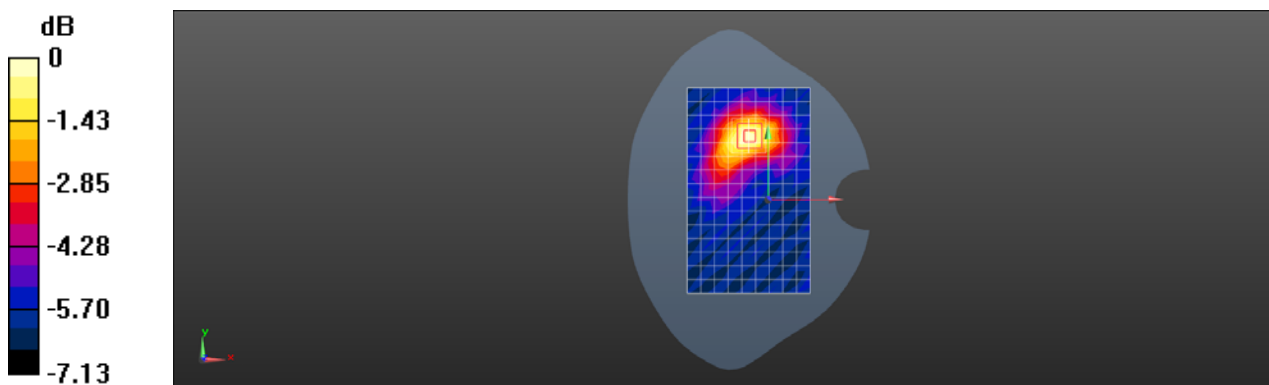
**Configuration/Body/Zoom Scan (7x7x7)/Cube 0:** Measurement grid: dx=5mm, dy=5mm, dz=5mm

Reference Value = 6.334 V/m; Power Drift = -0.07 dB

Peak SAR (extrapolated) = 0.407 W/kg

**SAR(1 g) = 0.251 W/kg; SAR(10 g) = 0.164 W/kg**

Maximum value of SAR (measured) = 0.327 W/kg



0 dB = 0.327 W/kg = -4.85 dBW/kg



Test Laboratory: SGS-SAR Lab

**OPPO CPH2089 SA 5G NR N41 QPSK 20M 1RB271 523302CH Top side 10mm Ant2**

**DUT: CPH2089; Type: Mobile phone; Serial: ba1aebc**

Communication System: UID 0, NR (0); Frequency: 2616.51 MHz; Duty Cycle: 1:1

Medium: HSL2600; Medium parameters used:  $f = 2617$  MHz;  $\sigma = 2.029$  S/m;  $\epsilon_r = 37.758$ ;  $\rho = 1000$  kg/m<sup>3</sup>

Phantom section: Flat Section

DASY 5 Configuration:

- Probe: EX3DV4 - SN3923; ConvF(7.74, 7.74, 7.74); Calibrated: 2019-10-22
- Sensor-Surface: 2mm (Mechanical Surface Detection)
- Electronics: DAE4 Sn1428; Calibrated: 2020-03-03
- Phantom: SAM 2; Type: SAM; Serial: 1913
- DASY52 52.10.3(1513); SEMCAD X 14.6.13(7474)

**Configuration/Body/Area Scan (5x9x1):** Measurement grid: dx=12mm, dy=12mm  
Maximum value of SAR (measured) = 0.907 W/kg

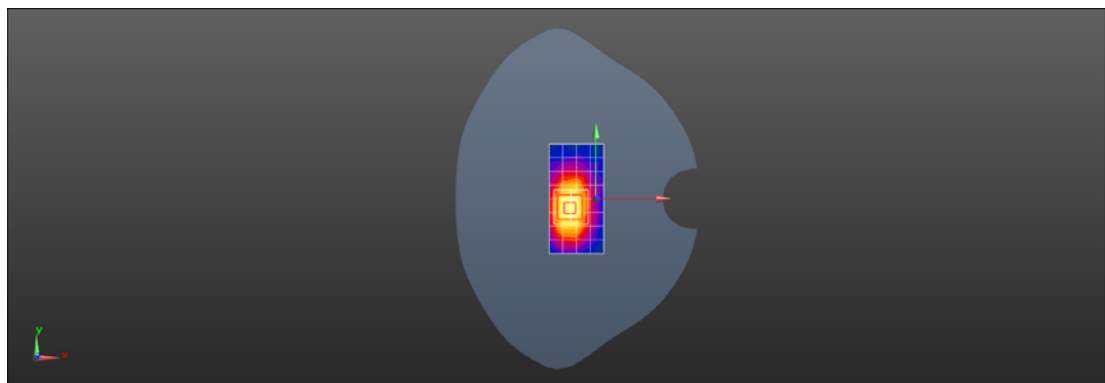
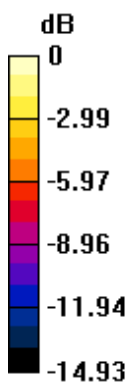
**Configuration/Body/Zoom Scan (7x7x7)/Cube 0:** Measurement grid: dx=5mm, dy=5mm, dz=5mm

Reference Value = 18.25 V/m; Power Drift = -0.04 dB

Peak SAR (extrapolated) = 1.47 W/kg

**SAR(1 g) = 0.787 W/kg; SAR(10 g) = 0.390 W/kg**

Maximum value of SAR (measured) = 1.14 W/kg



0 dB = 1.14 W/kg = 0.57 dBW/kg

Test Laboratory: SGS-SAR Lab

## OPPO CPH2089 WIFI 2.4G 802.11b 1CH Left cheek ANT7

**DUT: CPH2089; Type: Mobile phone; Serial: 80b4eb97**

Communication System: UID 0, WI-FI(2.4GHz) (0); Frequency: 2412 MHz;Duty Cycle: 1:1.007

Medium: HSL2450;Medium parameters used:  $f = 2412$  MHz;  $\sigma = 1.74$  S/m;  $\epsilon_r = 40.88$ ;  $\rho = 1000$  kg/m<sup>3</sup>

Phantom section: Left Section

DASY 5 Configuration:

- Probe: EX3DV4 - SN3923; ConvF(7.87, 7.87, 7.87); Calibrated: 2019-10-22
- Sensor-Surface: 2mm (Mechanical Surface Detection)
- Electronics: DAE4 Sn1428; Calibrated: 2020-03-03
- Phantom: SAM 2; Type: SAM; Serial: 1913
- DASY52 52.10.3(1513); SEMCAD X 14.6.13(7474)

**Configuration/Head/Area Scan (9x16x1):** Measurement grid: dx=12mm, dy=12mm  
Maximum value of SAR (measured) = 0.956 W/kg

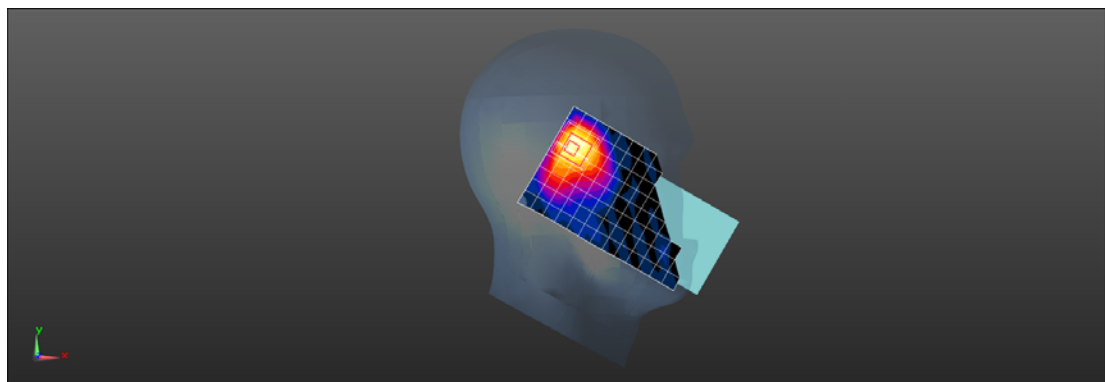
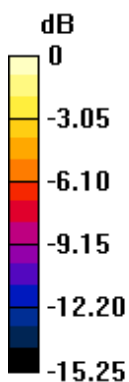
**Configuration/Head/Zoom Scan (7x7x7)/Cube 0:** Measurement grid: dx=5mm, dy=5mm, dz=5mm

Reference Value = 13.24 V/m; Power Drift = 0.03 dB

Peak SAR (extrapolated) = 1.48 W/kg

**SAR(1 g) = 0.726 W/kg; SAR(10 g) = 0.377 W/kg**

Maximum value of SAR (measured) = 1.03 W/kg



0 dB = 1.03 W/kg = 0.13 dBW/kg

Test Laboratory: SGS-SAR Lab

## OPPO CPH2089 WIFI 2.4G 802.11b 1CH Front side 15mm Ant7

**DUT: CPH2089; Type: Mobile phone; Serial: 80b4eb97**

Communication System: UID 0, WI-FI(2.4GHz) (0); Frequency: 2412 MHz;Duty Cycle: 1:1.007

Medium: HSL2450;Medium parameters used:  $f = 2412$  MHz;  $\sigma = 1.74$  S/m;  $\epsilon_r = 40.88$ ;  $\rho = 1000$  kg/m<sup>3</sup>

Phantom section: Flat Section

DASY 5 Configuration:

- Probe: EX3DV4 - SN3923; ConvF(7.87, 7.87, 7.87); Calibrated: 2019-10-22
- Sensor-Surface: 2mm (Mechanical Surface Detection)
- Electronics: DAE4 Sn1428; Calibrated: 2020-03-03
- Phantom: SAM 2; Type: SAM; Serial: 1913
- DASY52 52.10.3(1513); SEMCAD X 14.6.13(7474)

**Configuration/Body/Area Scan (9x16x1):** Measurement grid: dx=12mm, dy=12mm  
Maximum value of SAR (measured) = 0.208 W/kg

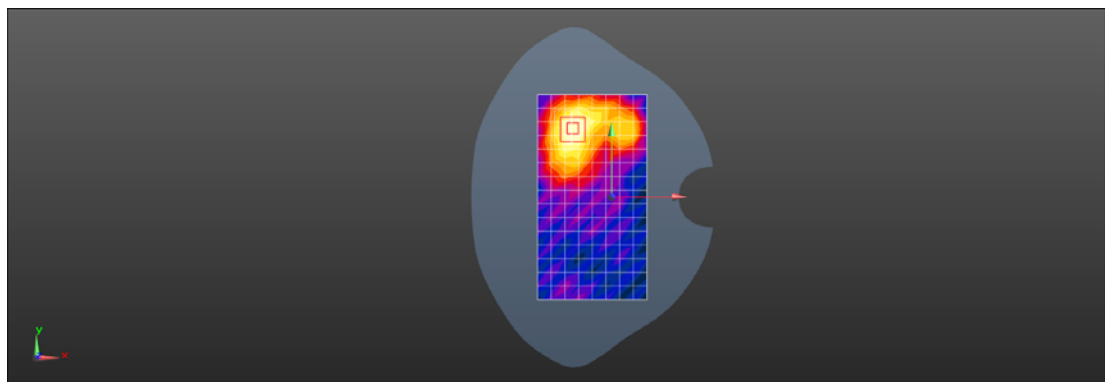
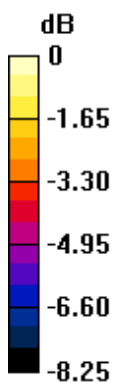
**Configuration/Body/Zoom Scan (7x7x7)/Cube 0:** Measurement grid: dx=5mm, dy=5mm, dz=5mm

Reference Value = 5.175 V/m; Power Drift = -0.05 dB

Peak SAR (extrapolated) = 0.256 W/kg

**SAR(1 g) = 0.165 W/kg; SAR(10 g) = 0.109 W/kg**

Maximum value of SAR (measured) = 0.211 W/kg



0 dB = 0.211 W/kg = -6.76 dBW/kg

Test Laboratory: SGS-SAR Lab

## OPPO CPH2089 WIFI 2.4G 802.11b 1CH Top side 10mm Ant7

**DUT: CPH2089; Type: Mobile phone; Serial: 80b4eb97**

Communication System: UID 0, WI-FI(2.4GHz) (0); Frequency: 2412 MHz;Duty Cycle: 1:1.007

Medium: HSL2450;Medium parameters used:  $f = 2412$  MHz;  $\sigma = 1.74$  S/m;  $\epsilon_r = 40.88$ ;  $\rho = 1000$  kg/m<sup>3</sup>

Phantom section: Flat Section

DASY 5 Configuration:

- Probe: EX3DV4 - SN3923; ConvF(7.87, 7.87, 7.87); Calibrated: 2019-10-22
- Sensor-Surface: 2mm (Mechanical Surface Detection)
- Electronics: DAE4 Sn1428; Calibrated: 2020-03-03
- Phantom: SAM 2; Type: SAM; Serial: 1913
- DASY52 52.10.3(1513); SEMCAD X 14.6.13(7474)

**Configuration/Body/Area Scan (6x10x1):** Measurement grid: dx=12mm, dy=12mm  
Maximum value of SAR (measured) = 0.546 W/kg

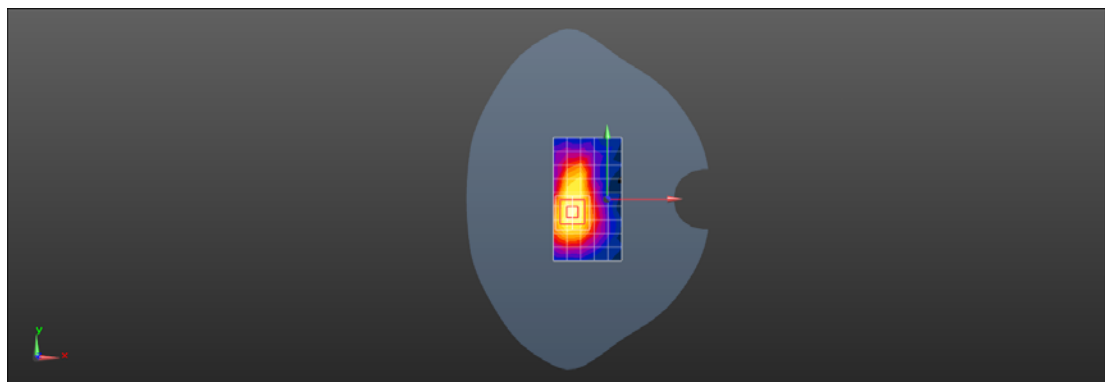
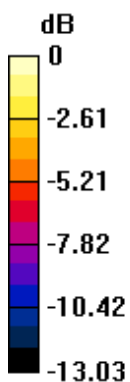
**Configuration/Body/Zoom Scan (7x7x7)/Cube 0:** Measurement grid: dx=5mm, dy=5mm, dz=5mm

Reference Value = 10.94 V/m; Power Drift = 0.06 dB

Peak SAR (extrapolated) = 0.775 W/kg

**SAR(1 g) = 0.461 W/kg; SAR(10 g) = 0.259 W/kg**

Maximum value of SAR (measured) = 0.631 W/kg



0 dB = 0.631 W/kg = -2.00 dBW/kg

Test Laboratory: SGS-SAR Lab

**OPPO CPH2089 WIFI 2.4G 802.11g 1CH Right cheek Ant8**

**DUT: CPH2089; Type: Mobile phone; Serial: 80b4eb97**

Communication System: UID 0, WI-FI(2.4GHz) (0); Frequency: 2412 MHz;Duty Cycle: 1:1.03

Medium: HSL2450;Medium parameters used:  $f = 2412 \text{ MHz}$ ;  $\sigma = 1.74 \text{ S/m}$ ;  $\epsilon_r = 40.88$ ;  $\rho = 1000 \text{ kg/m}^3$

Phantom section: Right Section

DASY 5 Configuration:

- Probe: EX3DV4 - SN3923; ConvF(7.87, 7.87, 7.87); Calibrated: 2019-10-22
- Sensor-Surface: 2mm (Mechanical Surface Detection)
- Electronics: DAE4 Sn1428; Calibrated: 2020-03-03
- Phantom: SAM 2; Type: SAM; Serial: 1913
- DASY52 52.10.3(1513); SEMCAD X 14.6.13(7474)

**Configuration/Head/Area Scan (9x16x1):** Measurement grid:  $dx=12\text{mm}$ ,  $dy=12\text{mm}$

Maximum value of SAR (measured) = 0.367 W/kg


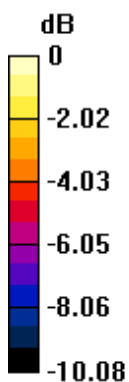
**Configuration/Head/Zoom Scan (7x7x7)/Cube 0:** Measurement grid:  $dx=5\text{mm}$ ,  $dy=5\text{mm}$ ,  $dz=5\text{mm}$

Reference Value = 12.67 V/m; Power Drift = -0.09 dB

Peak SAR (extrapolated) = 0.502 W/kg

**SAR(1 g) = 0.1 W/kg; SAR(10 g) = 0.065 W/kg**

Maximum value of SAR (measured) = 0.409 W/kg



0 dB = 0.409 W/kg = -3.88 dBW/kg

Test Laboratory: SGS-SAR Lab

**OPPO CPH2089 WIFI 2.4G 802.11g 1CH Back side 15mm Ant8**

**DUT: CPH2089; Type: Mobile phone; Serial: 80b4eb97**

Communication System: UID 0, WI-FI(2.4GHz) (0); Frequency: 2412 MHz;Duty Cycle: 1:1.03

Medium: HSL2450;Medium parameters used:  $f = 2412 \text{ MHz}$ ;  $\sigma = 1.74 \text{ S/m}$ ;  $\epsilon_r = 40.88$ ;  $\rho = 1000 \text{ kg/m}^3$

Phantom section: Flat Section

DASY 5 Configuration:

- Probe: EX3DV4 - SN3923; ConvF(7.87, 7.87, 7.87); Calibrated: 2019-10-22
- Sensor-Surface: 2mm (Mechanical Surface Detection)
- Electronics: DAE4 Sn1428; Calibrated: 2020-03-03
- Phantom: SAM 2; Type: SAM; Serial: 1913
- DASY52 52.10.3(1513); SEMCAD X 14.6.13(7474)

**Configuration/Body/Area Scan (9x16x1):** Measurement grid:  $dx=12\text{mm}$ ,  $dy=12\text{mm}$

Maximum value of SAR (measured) = 0.121 W/kg

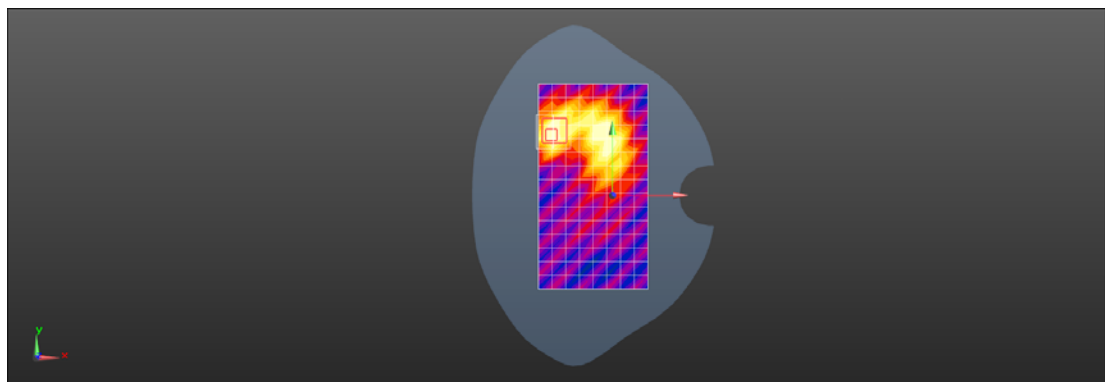
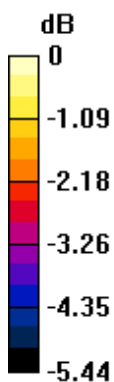
**Configuration/Body/Zoom Scan (7x7x7)/Cube 0:** Measurement grid:  $dx=5\text{mm}$ ,  $dy=5\text{mm}$ ,  $dz=5\text{mm}$

Reference Value = 5.584 V/m; Power Drift = -0.06 dB

Peak SAR (extrapolated) = 0.146 W/kg

**SAR(1 g) = 0.033 W/kg; SAR(10 g) = 0.014 W/kg**

Maximum value of SAR (measured) = 0.117 W/kg



0 dB = 0.117 W/kg = -9.32 dBW/kg

Test Laboratory: SGS-SAR Lab

## OPPO CPH2089 WIFI 2.4G 802.11g 1CH Right side 10mm Ant8

**DUT: CPH2089; Type: Mobile phone; Serial: 80b4eb97**

Communication System: UID 0, WI-FI(2.4GHz) (0); Frequency: 2412 MHz;Duty Cycle: 1:1.03

Medium: HSL2450;Medium parameters used:  $f = 2412$  MHz;  $\sigma = 1.74$  S/m;  $\epsilon_r = 40.88$ ;  $\rho = 1000$  kg/m<sup>3</sup>

Phantom section: Flat Section

DASY 5 Configuration:

- Probe: EX3DV4 - SN3923; ConvF(7.87, 7.87, 7.87); Calibrated: 2019-10-22
- Sensor-Surface: 2mm (Mechanical Surface Detection)
- Electronics: DAE4 Sn1428; Calibrated: 2020-03-03
- Phantom: SAM 2; Type: SAM; Serial: 1913
- DASY52 52.10.3(1513); SEMCAD X 14.6.13(7474)

**Configuration/Body/Area Scan (6x16x1):** Measurement grid: dx=12mm, dy=12mm  
Maximum value of SAR (measured) = 0.168 W/kg

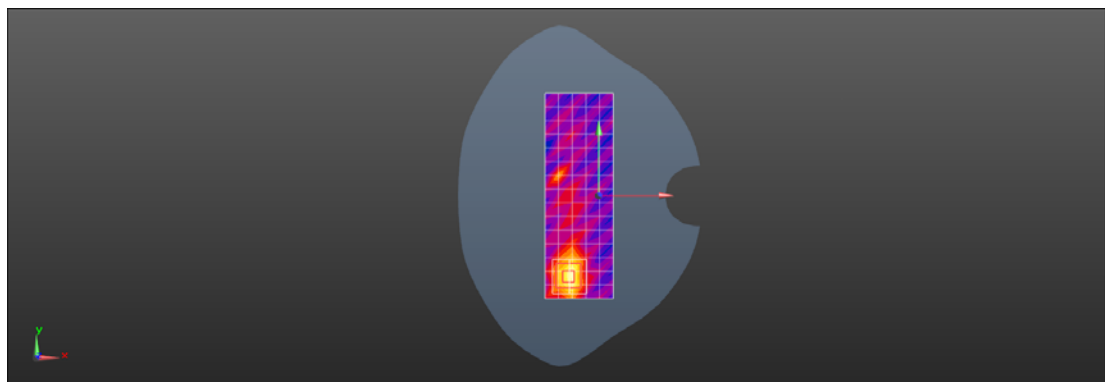
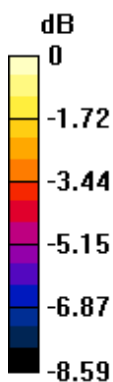
**Configuration/Body/Zoom Scan (7x7x7)/Cube 0:** Measurement grid: dx=5mm, dy=5mm, dz=5mm

Reference Value = 5.467 V/m; Power Drift = 0.01 dB

Peak SAR (extrapolated) = 0.234 W/kg

**SAR(1 g) = 0.285 W/kg; SAR(10 g) = 0.153 W/kg**

Maximum value of SAR (measured) = 0.280 W/kg



0 dB = 0.280 W/kg = -7.45 dBW/kg

Test Laboratory: SGS-SAR Lab

## OPPO CPH2089 WIFI 2.4G 802.11g 1CH Left cheek MIMO

**DUT: CPH2089; Type: Mobile phone; Serial: 80b4eb97**

Communication System: UID 0, WI-FI(2.4GHz) (0); Frequency: 2412 MHz;Duty Cycle: 1:1.03

Medium: HSL2450;Medium parameters used:  $f = 2412$  MHz;  $\sigma = 1.74$  S/m;  $\epsilon_r = 40.88$ ;  $\rho = 1000$  kg/m<sup>3</sup>

Phantom section: Left Section

DASY 5 Configuration:

- Probe: EX3DV4 - SN3923; ConvF(7.87, 7.87, 7.87); Calibrated: 2019-10-22
- Sensor-Surface: 2mm (Mechanical Surface Detection)
- Electronics: DAE4 Sn1428; Calibrated: 2020-03-03
- Phantom: SAM 2; Type: SAM; Serial: 1913
- DASY52 52.10.3(1513); SEMCAD X 14.6.13(7474)

**Configuration/Head/Area Scan (9x16x1):** Measurement grid: dx=12mm, dy=12mm  
Maximum value of SAR (measured) = 0.958 W/kg


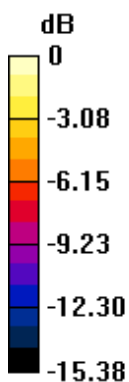
**Configuration/Head/Zoom Scan (7x7x7)/Cube 0:** Measurement grid: dx=5mm, dy=5mm, dz=5mm

Reference Value = 13.34 V/m; Power Drift = -0.07 dB

Peak SAR (extrapolated) = 1.49 W/kg

**SAR(1 g) = 0.726 W/kg; SAR(10 g) = 0.376 W/kg**

Maximum value of SAR (measured) = 1.06 W/kg



0 dB = 1.06 W/kg = 0.25 dBW/kg



Test Laboratory: SGS-SAR Lab

## OPPO CPH2089 WIFI 2.4G 802.11g 1CH Front side 15mm MIMO

**DUT: CPH2089; Type: Mobile phone; Serial: 80b4eb97**

Communication System: UID 0, WI-FI(2.4GHz) (0); Frequency: 2412 MHz;Duty Cycle: 1:1.03

Medium: HSL2450;Medium parameters used:  $f = 2412$  MHz;  $\sigma = 1.74$  S/m;  $\epsilon_r = 40.88$ ;  $\rho = 1000$  kg/m<sup>3</sup>

Phantom section: Flat Section

DASY 5 Configuration:

- Probe: EX3DV4 - SN3923; ConvF(7.87, 7.87, 7.87); Calibrated: 2019-10-22
- Sensor-Surface: 2mm (Mechanical Surface Detection)
- Electronics: DAE4 Sn1428; Calibrated: 2020-03-03
- Phantom: SAM 2; Type: SAM; Serial: 1913
- DASY52 52.10.3(1513); SEMCAD X 14.6.13(7474)

**Configuration/Body/Area Scan (9x16x1):** Measurement grid: dx=12mm, dy=12mm  
Maximum value of SAR (measured) = 0.169 W/kg

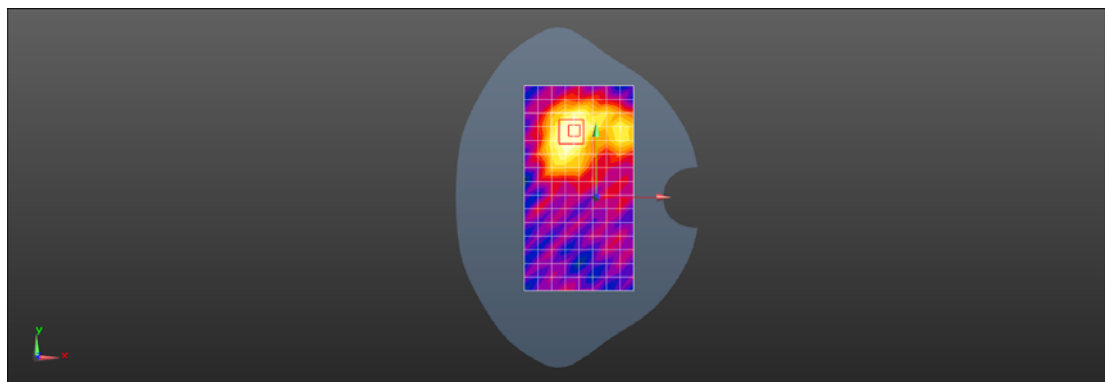
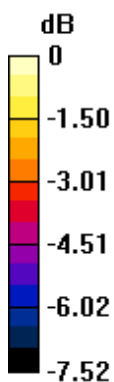
**Configuration/Body/Zoom Scan (7x7x7)/Cube 0:** Measurement grid: dx=5mm, dy=5mm, dz=5mm

Reference Value = 5.217 V/m; Power Drift = -0.06 dB

Peak SAR (extrapolated) = 0.192 W/kg

**SAR(1 g) = 0.123 W/kg; SAR(10 g) = 0.085 W/kg**

Maximum value of SAR (measured) = 0.160 W/kg



0 dB = 0.160 W/kg = -7.96 dBW/kg

Test Laboratory: SGS-SAR Lab

## OPPO CPH2089 WIFI 2.4G 802.11g 1CH Top side 10mm MIMO

**DUT: CPH2089; Type: Mobile phone; Serial: 80b4eb97**

Communication System: UID 0, WI-FI(2.4GHz) (0); Frequency: 2412 MHz;Duty Cycle: 1:1.03

Medium: HSL2450;Medium parameters used:  $f = 2412$  MHz;  $\sigma = 1.74$  S/m;  $\epsilon_r = 40.88$ ;  $\rho = 1000$  kg/m<sup>3</sup>

Phantom section: Flat Section

DASY 5 Configuration:

- Probe: EX3DV4 - SN3923; ConvF(7.87, 7.87, 7.87); Calibrated: 2019-10-22
- Sensor-Surface: 2mm (Mechanical Surface Detection)
- Electronics: DAE4 Sn1428; Calibrated: 2020-03-03
- Phantom: SAM 2; Type: SAM; Serial: 1913
- DASY52 52.10.3(1513); SEMCAD X 14.6.13(7474)

**Configuration/Body/Area Scan (6x10x1):** Measurement grid: dx=12mm, dy=12mm  
Maximum value of SAR (measured) = 0.513 W/kg

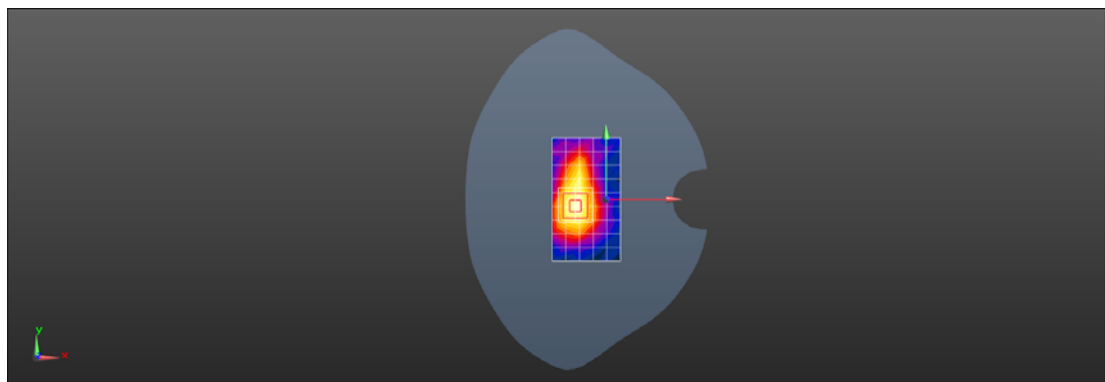
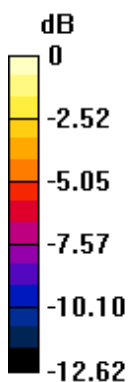
**Configuration/Body/Zoom Scan (7x7x7)/Cube 0:** Measurement grid: dx=5mm, dy=5mm, dz=5mm

Reference Value = 12.89 V/m; Power Drift = -0.15 dB

Peak SAR (extrapolated) = 0.620 W/kg

**SAR(1 g) = 0.372 W/kg; SAR(10 g) = 0.210 W/kg**

Maximum value of SAR (measured) = 0.508 W/kg



0 dB = 0.508 W/kg = -2.94 dBW/kg

Test Laboratory: SGS-SAR Lab

**OPPO CPH2089 WIFI 5G 802.11a 64CH Left cheek Ant7**

**DUT: CPH2089; Type: Mobile phone; Serial: 30e1997d**

Communication System: UID 0, WI-FI(5GHz) (0); Frequency: 5320 MHz;Duty Cycle: 1:1.039

Medium: HSL5G;Medium parameters used:  $f = 5320 \text{ MHz}$ ;  $\sigma = 4.758 \text{ S/m}$ ;  $\epsilon_r = 36.481$ ;  $\rho = 1000 \text{ kg/m}^3$

Phantom section: Left Section

DASY 5 Configuration:

- Probe: EX3DV4 - SN3923; ConvF(5.34, 5.34, 5.34); Calibrated: 2019-10-22
- Sensor-Surface: 1.4mm (Mechanical Surface Detection)
- Electronics: DAE4 Sn1428; Calibrated: 2020-03-03
- Phantom: SAM 1; Type: SAM; Serial: 1640
- DASY52 52.10.3(1513); SEMCAD X 14.6.13(7474)

**Configuration/Head/Area Scan (11x19x1):** Measurement grid:  $dx=10\text{mm}$ ,  $dy=10\text{mm}$

Maximum value of SAR (measured) = 1.42 W/kg


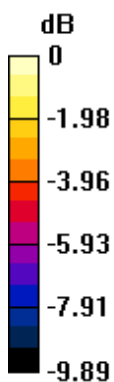
**Configuration/Head/Zoom Scan (7x7x12)/Cube 0:** Measurement grid:  $dx=4\text{mm}$ ,  $dy=4\text{mm}$ ,  $dz=1.4\text{mm}$

Reference Value = 7.348 V/m; Power Drift = -0.09 dB

Peak SAR (extrapolated) = 3.95 W/kg

**SAR(1 g) = 0.857 W/kg; SAR(10 g) = 0.365 W/kg**

Maximum value of SAR (measured) = 1.71 W/kg



0 dB = 1.71 W/kg = 2.33 dBW/kg

Test Laboratory: SGS-SAR Lab

## OPPO CPH2089 WIFI 5G 802.11a 64CH Front side 15mm Ant7

**DUT: CPH2089; Type: Mobile phone; Serial: 30e1997d**

Communication System: UID 0, WI-FI(5GHz) (0); Frequency: 5320 MHz;Duty Cycle: 1:1.039

Medium: HSL5G;Medium parameters used:  $f = 5320$  MHz;  $\sigma = 4.758$  S/m;  $\epsilon_r = 36.481$ ;  $\rho = 1000$  kg/m<sup>3</sup>

Phantom section: Flat Section

DASY 5 Configuration:

- Probe: EX3DV4 - SN3923; ConvF(5.34, 5.34, 5.34); Calibrated: 2019-10-22
- Sensor-Surface: 1.4mm (Mechanical Surface Detection)
- Electronics: DAE4 Sn1428; Calibrated: 2020-03-03
- Phantom: SAM 1; Type: SAM; Serial: 1640
- DASY52 52.10.3(1513); SEMCAD X 14.6.13(7474)

**Configuration/Body/Area Scan (11x19x1):** Measurement grid: dx=10mm, dy=10mm  
Maximum value of SAR (measured) = 0.269 W/kg

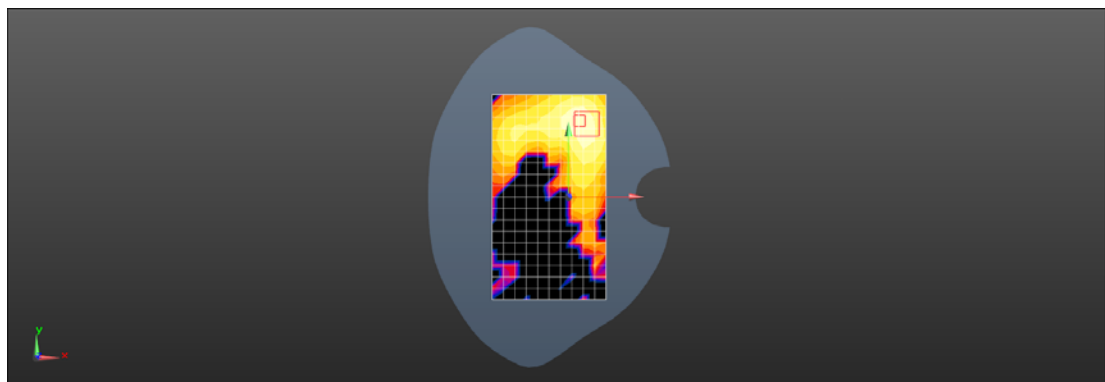
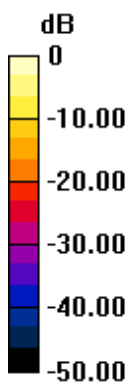
**Configuration/Body/Zoom Scan (7x7x12)/Cube 0:** Measurement grid: dx=4mm, dy=4mm, dz=1.4mm

Reference Value = 0 V/m; Power Drift = 0.00 dB

Peak SAR (extrapolated) = 0.966 W/kg

**SAR(1 g) = 0.117 W/kg; SAR(10 g) = 0.043 W/kg**

Maximum value of SAR (measured) = 0.284 W/kg



0 dB = 0.284 W/kg = -5.47 dBW/kg

Test Laboratory: SGS-SAR Lab

## OPPO CPH2089 WIFI 5G 802.11a 48CH Top side 10mm Ant7

**DUT: CPH2089; Type: Mobile phone; Serial: 30e1997d**

Communication System: UID 0, WI-FI(5GHz) (0); Frequency: 5240 MHz;Duty Cycle: 1:1.039

Medium: HSL5G;Medium parameters used:  $f = 5240$  MHz;  $\sigma = 4.696$  S/m;  $\epsilon_r = 36.709$ ;  $\rho = 1000$  kg/m<sup>3</sup>

Phantom section: Flat Section

DASY 5 Configuration:

- Probe: EX3DV4 - SN3923; ConvF(5.34, 5.34, 5.34); Calibrated: 2019-10-22
- Sensor-Surface: 1.4mm (Mechanical Surface Detection)
- Electronics: DAE4 Sn1428; Calibrated: 2020-03-03
- Phantom: SAM 1; Type: SAM; Serial: 1640
- DASY52 52.10.3(1513); SEMCAD X 14.6.13(7474)

**Configuration/Body/Area Scan (6x11x1):** Measurement grid: dx=10mm, dy=10mm  
Maximum value of SAR (measured) = 1.01 W/kg

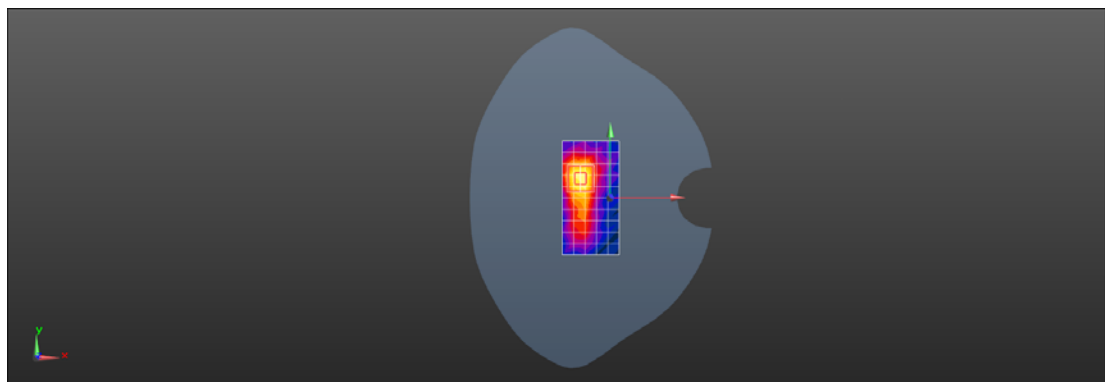
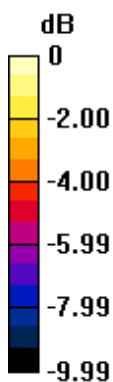
**Configuration/Body/Zoom Scan (7x7x12)/Cube 0:** Measurement grid: dx=4mm, dy=4mm, dz=1.4mm

Reference Value = 8.192 V/m; Power Drift = -0.14 dB

Peak SAR (extrapolated) = 2.12 W/kg

**SAR(1 g) = 0.678 W/kg; SAR(10 g) = 0.326 W/kg**

Maximum value of SAR (measured) = 1.21 W/kg



0 dB = 1.21 W/kg = 0.83 dBW/kg

Test Laboratory: SGS-SAR Lab

**OPPO CPH2089 WIFI 5G 802.11a 64CH Top side 0mm Ant7**

**DUT: CPH2089; Type: Mobile phone; Serial: 30e1997d**

Communication System: UID 0, WI-FI(5GHz) (0); Frequency: 5320 MHz;Duty Cycle: 1:1.039

Medium: HSL5G;Medium parameters used:  $f = 5320 \text{ MHz}$ ;  $\sigma = 4.758 \text{ S/m}$ ;  $\epsilon_r = 36.481$ ;  $\rho = 1000 \text{ kg/m}^3$

Phantom section: Flat Section

DASY 5 Configuration:

- Probe: EX3DV4 - SN3923; ConvF(5.34, 5.34, 5.34); Calibrated: 2019-10-22
- Sensor-Surface: 1.4mm (Mechanical Surface Detection)
- Electronics: DAE4 Sn1428; Calibrated: 2020-03-03
- Phantom: SAM 1; Type: SAM; Serial: 1640
- DASY52 52.10.3(1513); SEMCAD X 14.6.13(7474)

**Configuration/Body/Area Scan (5x10x1):** Measurement grid:  $dx=10\text{mm}$ ,  $dy=10\text{mm}$

Maximum value of SAR (measured) = 14.7 W/kg

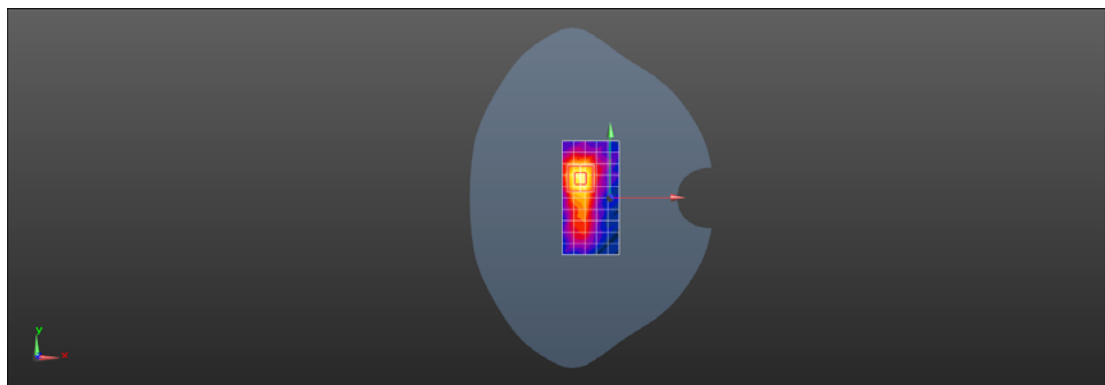
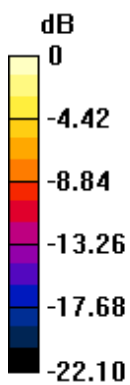
**Configuration/Body/Zoom Scan (5x5x7)/Cube 0:** Measurement grid:  $dx=4\text{mm}$ ,  $dy=4\text{mm}$ ,  $dz=1.4\text{mm}$

Reference Value = 6.492 V/m; Power Drift = -0.03 dB

Peak SAR (extrapolated) = 43.7 W/kg

**SAR(1 g) = 7.17 W/kg; SAR(10 g) = 1.83 W/kg**

Maximum value of SAR (measured) = 21.7 W/kg



0 dB = 21.7 W/kg = 13.36 dBW/kg

Test Laboratory: SGS-SAR Lab

## OPPO CPH2089 WIFI 5G 802.11a 100CH Left cheek Ant8

**DUT: CPH2089; Type: Mobile phone; Serial: 30e1997d**

Communication System: UID 0, WI-FI(5GHz) (0); Frequency: 5500 MHz;Duty Cycle: 1:1.049

Medium: HSL5G;Medium parameters used:  $f = 5500$  MHz;  $\sigma = 4.962$  S/m;  $\epsilon_r = 36.093$ ;  $\rho = 1000$  kg/m<sup>3</sup>

Phantom section: Left Section

DASY 5 Configuration:

- Probe: EX3DV4 - SN3923; ConvF(4.9, 4.9, 4.9); Calibrated: 2019-10-22
- Sensor-Surface: 1.4mm (Mechanical Surface Detection)
- Electronics: DAE4 Sn1428; Calibrated: 2020-03-03
- Phantom: SAM 1; Type: SAM; Serial: 1640
- DASY52 52.10.3(1513); SEMCAD X 14.6.13(7474)

**Configuration/Head/Area Scan (11x19x1):** Measurement grid: dx=10mm, dy=10mm  
Maximum value of SAR (measured) = 0.454 W/kg


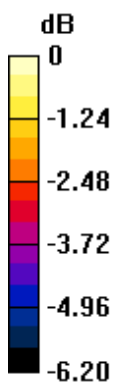
**Configuration/Head/Zoom Scan (7x7x12)/Cube 0:** Measurement grid: dx=4mm, dy=4mm, dz=1.4mm

Reference Value = 7.135 V/m; Power Drift = -1.97 dB

Peak SAR (extrapolated) = 1.24 W/kg

**SAR(1 g) = 0.421 W/kg; SAR(10 g) = 0.291 W/kg**

Maximum value of SAR (measured) = 0.689 W/kg



0 dB = 0.689 W/kg = -2.30 dBW/kg

Test Laboratory: SGS-SAR Lab

**OPPO CPH2089 WIFI 5G 802.11a 100CH Back side 15mm Ant8**

**DUT: CPH2089; Type: Mobile phone; Serial: 30e1997d**

Communication System: UID 0, WI-FI(5GHz) (0); Frequency: 5500 MHz;Duty Cycle: 1:1.049

Medium: HSL5G;Medium parameters used:  $f = 5500 \text{ MHz}$ ;  $\sigma = 4.962 \text{ S/m}$ ;  $\epsilon_r = 36.093$ ;  $\rho = 1000 \text{ kg/m}^3$

Phantom section: Flat Section

DASY 5 Configuration:

- Probe: EX3DV4 - SN3923; ConvF(4.9, 4.9, 4.9); Calibrated: 2019-10-22
- Sensor-Surface: 1.4mm (Mechanical Surface Detection)
- Electronics: DAE4 Sn1428; Calibrated: 2020-03-03
- Phantom: SAM 1; Type: SAM; Serial: 1640
- DASY52 52.10.3(1513); SEMCAD X 14.6.13(7474)

**Configuration/Body/Area Scan (11x19x1):** Measurement grid:  $dx=10\text{mm}$ ,  $dy=10\text{mm}$

Maximum value of SAR (measured) = 0.419 W/kg

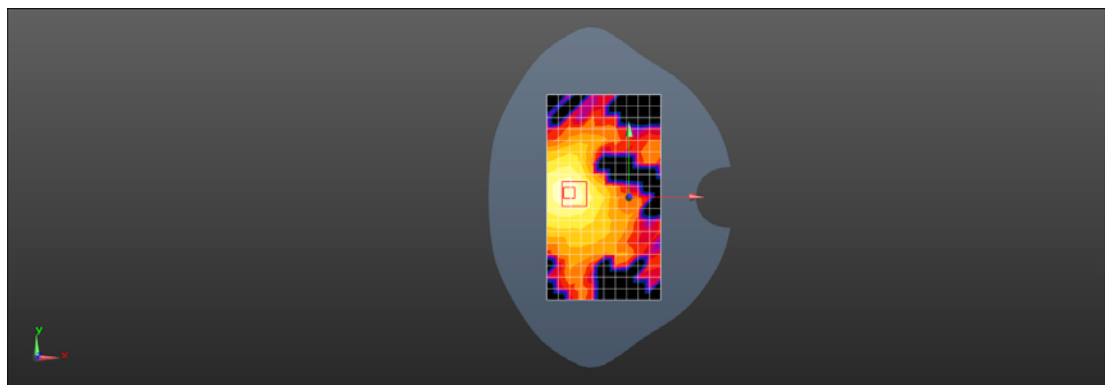
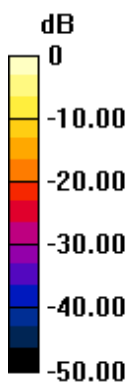
**Configuration/Body/Zoom Scan (7x7x12)/Cube 0:** Measurement grid:  $dx=4\text{mm}$ ,  $dy=4\text{mm}$ ,  $dz=1.4\text{mm}$

Reference Value = 1.621 V/m; Power Drift = 0.03 dB

Peak SAR (extrapolated) = 0.990 W/kg

**SAR(1 g) = 0.214 W/kg; SAR(10 g) = 0.068 W/kg**

Maximum value of SAR (measured) = 0.459 W/kg



0 dB = 0.459 W/kg = -3.38 dBW/kg



Test Laboratory: SGS-SAR Lab

## OPPO CPH2089 WIFI 5G 802.11a 48CH Right side 10mm Ant8

**DUT: CPH2089; Type: Mobile phone; Serial: 30e1997d**

Communication System: UID 0, WI-FI(5GHz) (0); Frequency: 5240 MHz;Duty Cycle: 1:1.049

Medium: HSL5G;Medium parameters used:  $f = 5240$  MHz;  $\sigma = 4.696$  S/m;  $\epsilon_r = 36.709$ ;  $\rho = 1000$  kg/m<sup>3</sup>

Phantom section: Flat Section

DASY 5 Configuration:

- Probe: EX3DV4 - SN3923; ConvF(5.34, 5.34, 5.34); Calibrated: 2019-10-22
- Sensor-Surface: 1.4mm (Mechanical Surface Detection)
- Electronics: DAE4 Sn1428; Calibrated: 2020-03-03
- Phantom: SAM 1; Type: SAM; Serial: 1640
- DASY52 52.10.3(1513); SEMCAD X 14.6.13(7474)

**Configuration/Body/Area Scan (7x19x1):** Measurement grid: dx=10mm, dy=10mm

Maximum value of SAR (measured) = 1.25 W/kg

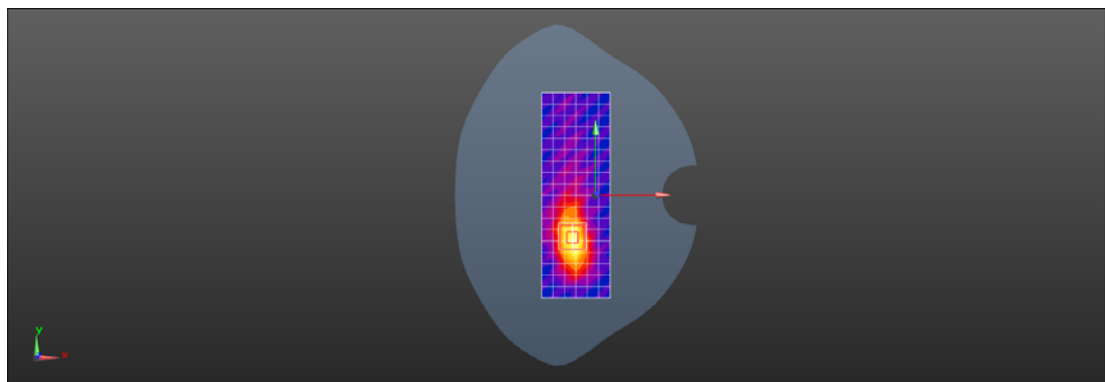
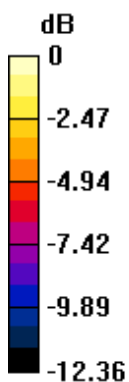
**Configuration/Body/Zoom Scan (7x7x12)/Cube 0:** Measurement grid: dx=4mm, dy=4mm, dz=1.4mm

Reference Value = 6.913 V/m; Power Drift = -0.07 dB

Peak SAR (extrapolated) = 2.57 W/kg

**SAR(1 g) = 0.474 W/kg; SAR(10 g) = 0.205 W/kg**

Maximum value of SAR (measured) = 1.09 W/kg



0 dB = 1.09 W/kg = 1.43 dBW/kg

Test Laboratory: SGS-SAR Lab

## OPPO CPH2089 WIFI 5G 802.11a 100CH Right side 0mm Ant8

**DUT: CPH2089; Type: Mobile phone; Serial: 30e1997d**

Communication System: UID 0, WI-FI(5GHz) (0); Frequency: 5500 MHz;Duty Cycle: 1:1.049

Medium: HSL5G;Medium parameters used:  $f = 5500$  MHz;  $\sigma = 4.962$  S/m;  $\epsilon_r = 36.093$ ;  $\rho = 1000$  kg/m<sup>3</sup>

Phantom section: Flat Section

DASY 5 Configuration:

- Probe: EX3DV4 - SN3923; ConvF(4.9, 4.9, 4.9); Calibrated: 2019-10-22
- Sensor-Surface: 1.4mm (Mechanical Surface Detection)
- Electronics: DAE4 Sn1428; Calibrated: 2020-03-03
- Phantom: SAM 1; Type: SAM; Serial: 1640
- DASY52 52.10.3(1513); SEMCAD X 14.6.13(7474)

**Configuration/Body/Area Scan (6x19x1):** Measurement grid: dx=10mm, dy=10mm

Maximum value of SAR (measured) = 12.7 W/kg

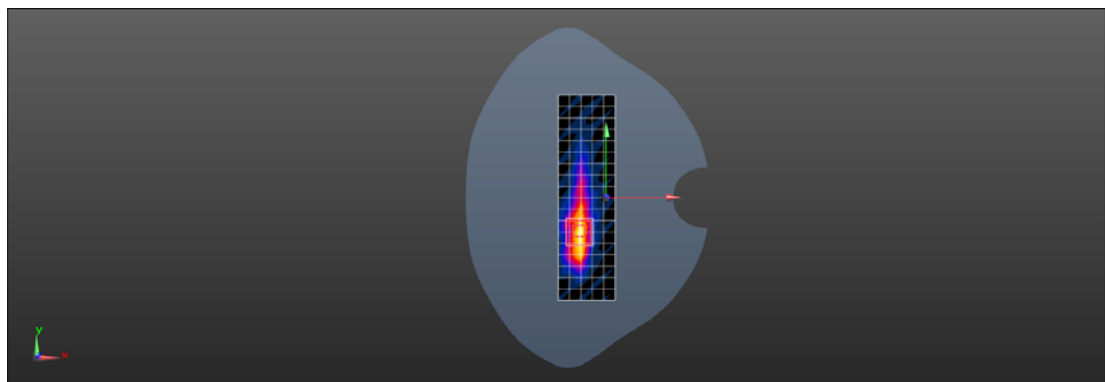
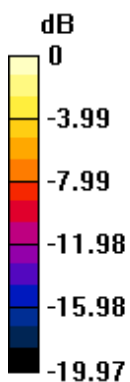
**Configuration/Body/Zoom Scan (7x7x12)/Cube 0:** Measurement grid: dx=4mm, dy=4mm, dz=1.4mm

Reference Value = 12.22 V/m; Power Drift = -0.06 dB

Peak SAR (extrapolated) = 40.0 W/kg

**SAR(1 g) = 5.27 W/kg; SAR(10 g) = 1.37 W/kg**

Maximum value of SAR (measured) = 15.2 W/kg



0 dB = 15.2 W/kg = 11.82 dBW/kg

Test Laboratory: SGS-SAR Lab

## OPPO CPH2089 WIFI 5G 802.11a 64CH Left cheek MIMO

**DUT: CPH2089; Type: Mobile phone; Serial: 30e1997d**

Communication System: UID 0, WI-FI(5GHz) (0); Frequency: 5320 MHz;Duty Cycle: 1:1.029

Medium: HSL5G;Medium parameters used:  $f = 5320$  MHz;  $\sigma = 4.758$  S/m;  $\epsilon_r = 36.481$ ;  $\rho = 1000$  kg/m<sup>3</sup>

Phantom section: Left Section

DASY 5 Configuration:

- Probe: EX3DV4 - SN3923; ConvF(5.34, 5.34, 5.34); Calibrated: 2019-10-22
- Sensor-Surface: 1.4mm (Mechanical Surface Detection)
- Electronics: DAE4 Sn1428; Calibrated: 2020-03-03
- Phantom: SAM 1; Type: SAM; Serial: 1640
- DASY52 52.10.3(1513); SEMCAD X 14.6.13(7474)

**Configuration/Head/Area Scan (11x19x1):** Measurement grid: dx=10mm, dy=10mm  
Maximum value of SAR (measured) = 1.21 W/kg


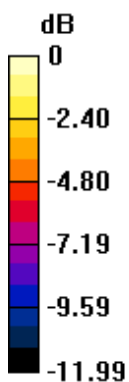
**Configuration/Head/Zoom Scan (7x7x12)/Cube 0:** Measurement grid: dx=4mm, dy=4mm, dz=1.4mm

Reference Value = 6.172 V/m; Power Drift = 0.03 dB

Peak SAR (extrapolated) = 4.23 W/kg

**SAR(1 g) = 0.851 W/kg; SAR(10 g) = 0.323 W/kg**

Maximum value of SAR (measured) = 1.76 W/kg



0 dB = 1.76 W/kg = 2.46 dBW/kg

Test Laboratory: SGS-SAR Lab

## OPPO CPH2089 WIFI 5G 802.11a 64CH Back side 15mm MIMO

**DUT: CPH2089; Type: Mobile phone; Serial: 30e1997d**

Communication System: UID 0, WI-FI(5GHz) (0); Frequency: 5320 MHz; Duty Cycle: 1:1.029

Medium: HSL5G; Medium parameters used:  $f = 5320 \text{ MHz}$ ;  $\sigma = 4.758 \text{ S/m}$ ;  $\epsilon_r = 36.481$ ;  $\rho = 1000 \text{ kg/m}^3$

Phantom section: Flat Section

DASY 5 Configuration:

- Probe: EX3DV4 - SN3923; ConvF(5.34, 5.34, 5.34); Calibrated: 2019-10-22
- Sensor-Surface: 1.4mm (Mechanical Surface Detection)
- Electronics: DAE4 Sn1428; Calibrated: 2020-03-03
- Phantom: SAM 1; Type: SAM; Serial: 1640
- DASY52 52.10.3(1513); SEMCAD X 14.6.13(7474)

**Configuration/Body/Area Scan (11x19x1):** Measurement grid:  $dx=10\text{mm}$ ,  $dy=10\text{mm}$   
 Maximum value of SAR (measured) = 0.492 W/kg

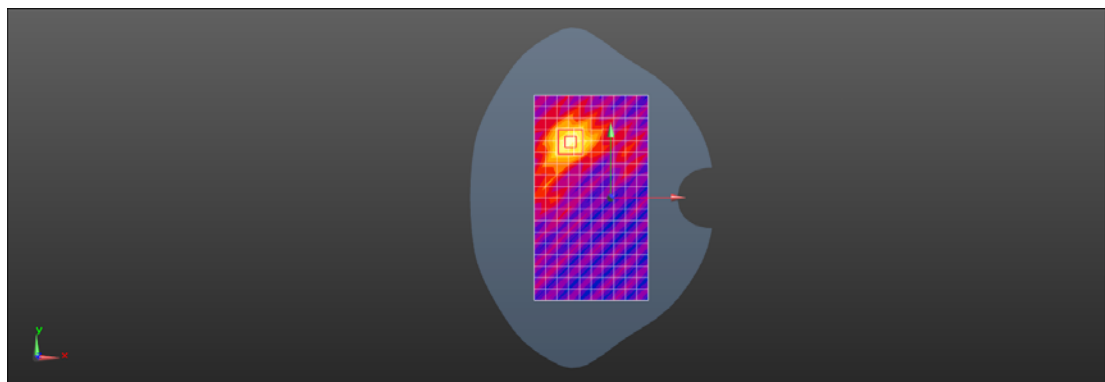
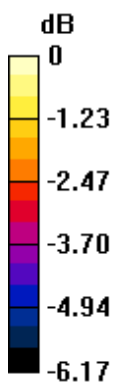
**Configuration/Body/Zoom Scan (7x7x12)/Cube 0:** Measurement grid:  $dx=4\text{mm}$ ,  $dy=4\text{mm}$ ,  
 $dz=1.4\text{mm}$

Reference Value = 5.957 V/m; Power Drift = -0.03 dB

Peak SAR (extrapolated) = 1.01 W/kg

**SAR(1 g) = 0.337 W/kg; SAR(10 g) = 0.228 W/kg**

Maximum value of SAR (measured) = 0.477 W/kg



0 dB = 0.477 W/kg = -3.21 dBW/kg

Test Laboratory: SGS-SAR Lab

**OPPO CPH2089 WIFI 5G 802.11a 48CH Right side 10mm MIMO**

**DUT: CPH2089; Type: Mobile phone; Serial: 30e1997d**

Communication System: UID 0, WI-FI(5GHz) (0); Frequency: 5240 MHz;Duty Cycle: 1:1.029

Medium: HSL5G;Medium parameters used:  $f = 5240 \text{ MHz}$ ;  $\sigma = 4.696 \text{ S/m}$ ;  $\epsilon_r = 36.709$ ;  $\rho = 1000 \text{ kg/m}^3$

Phantom section: Flat Section

DASY 5 Configuration:

- Probe: EX3DV4 - SN3923; ConvF(5.34, 5.34, 5.34); Calibrated: 2019-10-22
- Sensor-Surface: 1.4mm (Mechanical Surface Detection)
- Electronics: DAE4 Sn1428; Calibrated: 2020-03-03
- Phantom: SAM 1; Type: SAM; Serial: 1640
- DASY52 52.10.3(1513); SEMCAD X 14.6.13(7474)

**Configuration/Body/Area Scan (7x19x1):** Measurement grid:  $dx=10\text{mm}$ ,  $dy=10\text{mm}$

Maximum value of SAR (measured) = 0.774 W/kg

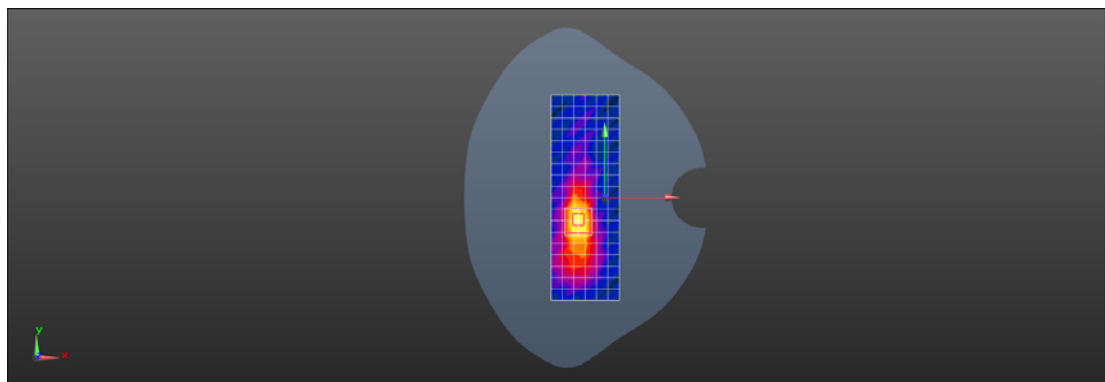
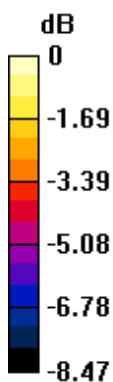
**Configuration/Body/Zoom Scan (7x7x12)/Cube 0:** Measurement grid:  $dx=4\text{mm}$ ,  $dy=4\text{mm}$ ,  $dz=1.4\text{mm}$

Reference Value = 7.304 V/m; Power Drift = -0.01 dB

Peak SAR (extrapolated) = 1.51 W/kg

**SAR(1 g) = 0.519 W/kg; SAR(10 g) = 0.272 W/kg**

Maximum value of SAR (measured) = 0.905 W/kg



0 dB = 0.905 W/kg = -0.43 dBW/kg

Test Laboratory: SGS-SAR Lab

## OPPO CPH2089 WIFI 5G 802.11a 60CH Top side 0mm MIMO

**DUT: CPH2089; Type: Mobile phone; Serial: 30e1997d**

Communication System: UID 0, WI-FI(5GHz) (0); Frequency: 5300 MHz; Duty Cycle: 1:1.029

Medium: HSL5G; Medium parameters used:  $f = 5300$  MHz;  $\sigma = 4.765$  S/m;  $\epsilon_r = 36.564$ ;  $\rho = 1000$  kg/m<sup>3</sup>

Phantom section: Flat Section

DASY 5 Configuration:

- Probe: EX3DV4 - SN3923; ConvF(5.34, 5.34, 5.34); Calibrated: 2019-10-22
- Sensor-Surface: 1.4mm (Mechanical Surface Detection)
- Electronics: DAE4 Sn1428; Calibrated: 2020-03-03
- Phantom: SAM 1; Type: SAM; Serial: 1640
- DASY52 52.10.3(1513); SEMCAD X 14.6.13(7474)

**Configuration/Body/Area Scan (6x11x1):** Measurement grid: dx=10mm, dy=10mm

Maximum value of SAR (measured) = 10.1 W/kg

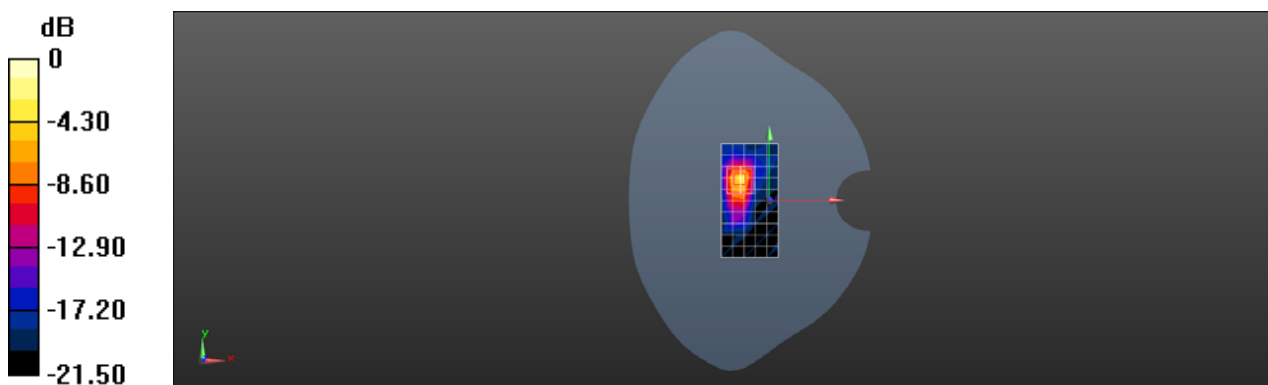
**Configuration/Body/Zoom Scan (7x7x12)/Cube 0:** Measurement grid: dx=4mm, dy=4mm, dz=1.4mm

Reference Value = 8.169 V/m; Power Drift = 0.06 dB

Peak SAR (extrapolated) = 46.1 W/kg

**SAR(1 g) = 7.76 W/kg; SAR(10 g) = 1.84 W/kg**

Maximum value of SAR (measured) = 19.4 W/kg



0 dB = 19.4 W/kg = 12.88 dBW/kg

Test Laboratory: SGS-SAR Lab

## OPPO CPH2089 Bluetooth DH5 39CH Left cheek

**DUT: CPH2089; Type: Mobile Phone; Serial: 1e56cc5b0401**

Communication System: UID 0, Bluetooth (0); Frequency: 2441 MHz; Duty Cycle: 1:1.301

Medium: HSL2450; Medium parameters used:  $f = 2441$  MHz;  $\sigma = 1.773$  S/m;  $\epsilon_r = 40.767$ ;  $\rho = 1000$  kg/m<sup>3</sup>

Phantom section: Left Section

DASY 5 Configuration:

- Probe: EX3DV4 - SN3923; ConvF(7.87, 7.87, 7.87); Calibrated: 2019-10-22
- Sensor-Surface: 2mm (Mechanical Surface Detection)
- Electronics: DAE4 Sn1428; Calibrated: 2020-03-03
- Phantom: SAM 2; Type: SAM; Serial: 1913
- DASY52 52.10.3(1513); SEMCAD X 14.6.13(7474)

**Configuration/Head/Area Scan (10x16x1):** Measurement grid: dx=12mm, dy=12mm  
Maximum value of SAR (measured) = 0.447 W/kg

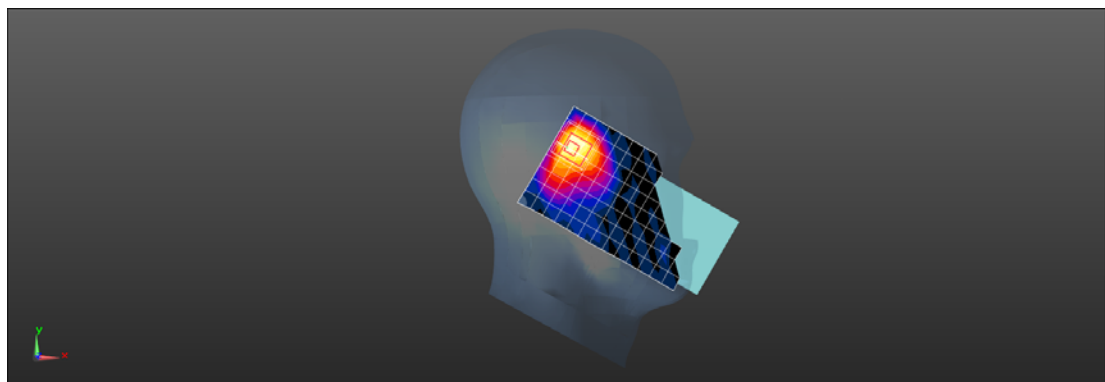
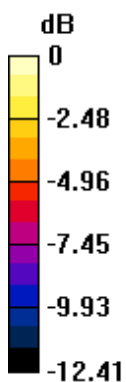
**Configuration/Head/Zoom Scan (7x7x7)/Cube 0:** Measurement grid: dx=5mm, dy=5mm, dz=5mm

Reference Value = 10.04 V/m; Power Drift = -0.14 dB

Peak SAR (extrapolated) = 0.684 W/kg

**SAR(1 g) = 0.339 W/kg; SAR(10 g) = 0.175 W/kg**

Maximum value of SAR (measured) = 0.502 W/kg



0 dB = 0.502 W/kg = -2.99 dBW/kg

Test Laboratory: SGS-SAR Lab

## OPPO CPH2089 Bluetooth DH5 39CH Front side 15mm

**DUT: CPH2089; Type: Mobile phone; Serial: 80b4eb97**

Communication System: UID 0, Bluetooth (0); Frequency: 2441 MHz; Duty Cycle: 1:1.301

Medium: HSL2450; Medium parameters used:  $f = 2441$  MHz;  $\sigma = 1.773$  S/m;  $\epsilon_r = 40.767$ ;  $\rho = 1000$  kg/m<sup>3</sup>

Phantom section: Flat Section

DASY 5 Configuration:

- Probe: EX3DV4 - SN3923; ConvF(7.87, 7.87, 7.87); Calibrated: 2019-10-22
- Sensor-Surface: 2mm (Mechanical Surface Detection)
- Electronics: DAE4 Sn1428; Calibrated: 2020-03-03
- Phantom: SAM 2; Type: SAM; Serial: 1913
- DASY52 52.10.3(1513); SEMCAD X 14.6.13(7474)

**Configuration/Body/Area Scan (9x16x1):** Measurement grid: dx=12mm, dy=12mm  
Maximum value of SAR (measured) = 0.0809 W/kg


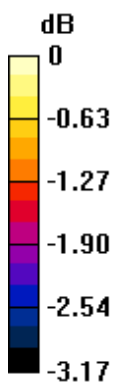
**Configuration/Body/Zoom Scan (7x7x7)/Cube 0:** Measurement grid: dx=5mm, dy=5mm, dz=5mm

Reference Value = 4.646 V/m; Power Drift = -0.04 dB

Peak SAR (extrapolated) = 0.0770 W/kg

**SAR(1 g) = 0.055 W/kg; SAR(10 g) = 0.045 W/kg**

Maximum value of SAR (measured) = 0.0645 W/kg



0 dB = 0.0645 W/kg = -11.90 dBW/kg



Test Laboratory: SGS-SAR Lab

## OPPO CPH2089 Bluetooth DH5 39CH Top side 10mm

**DUT: CPH2089; Type: Mobile phone; Serial: 80b4eb97**

Communication System: UID 0, Bluetooth (0); Frequency: 2441 MHz; Duty Cycle: 1:1.301

Medium: HSL2450; Medium parameters used:  $f = 2441$  MHz;  $\sigma = 1.773$  S/m;  $\epsilon_r = 40.767$ ;  $\rho = 1000$  kg/m<sup>3</sup>

Phantom section: Flat Section

DASY 5 Configuration:

- Probe: EX3DV4 - SN3923; ConvF(7.87, 7.87, 7.87); Calibrated: 2019-10-22
- Sensor-Surface: 2mm (Mechanical Surface Detection)
- Electronics: DAE4 Sn1428; Calibrated: 2020-03-03
- Phantom: SAM 2; Type: SAM; Serial: 1913
- DASY52 52.10.3(1513); SEMCAD X 14.6.13(7474)

**Configuration/Body/Area Scan (5x10x1):** Measurement grid: dx=12mm, dy=12mm  
Maximum value of SAR (measured) = 0.109 W/kg

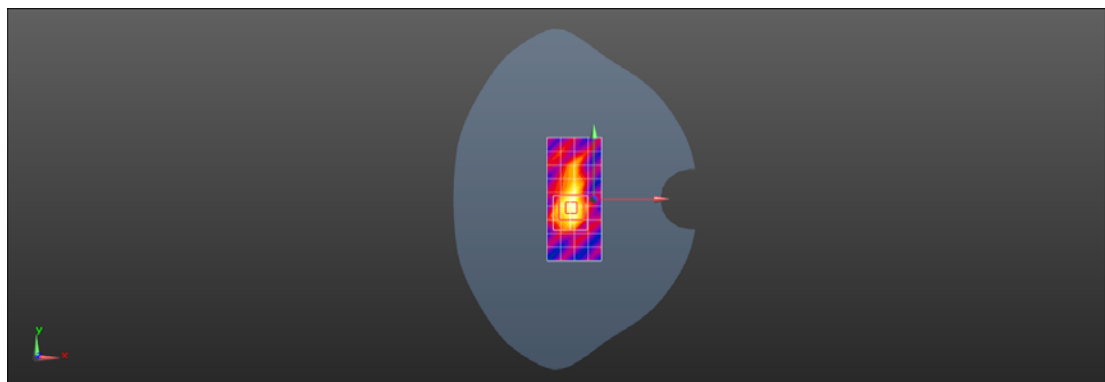
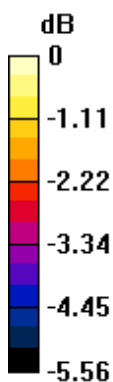
**Configuration/Body/Zoom Scan (7x7x7)/Cube 0:** Measurement grid: dx=5mm, dy=5mm, dz=5mm

Reference Value = 6.960 V/m; Power Drift = -0.05 dB

Peak SAR (extrapolated) = 0.132 W/kg

**SAR(1 g) = 0.085 W/kg; SAR(10 g) = 0.055 W/kg**

Maximum value of SAR (measured) = 0.110 W/kg



0 dB = 0.110 W/kg = -9.59 dBW/kg