

Test Laboratory: BTL Inc.

Date: 2020/4/07

System Check_H750_0407

DUT: Dipole 750 MHz D750V3;SN:1095;

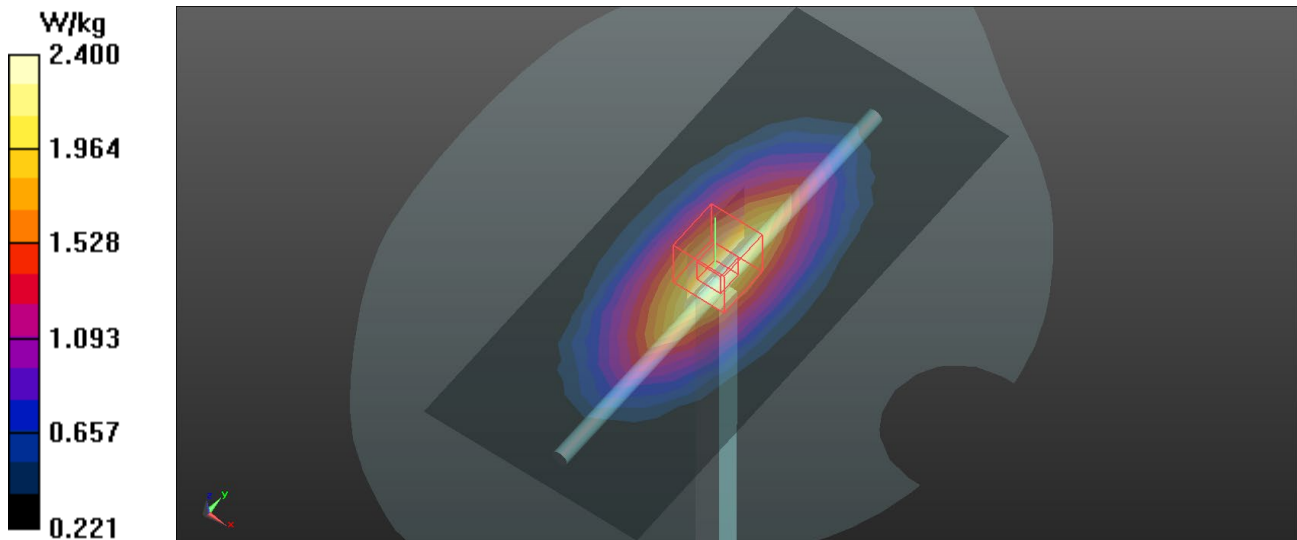
Communication System: UID 0, CW (0); Frequency: 750 MHz; Duty Cycle: 1:1
Medium parameters used: $f = 750$ MHz; $\sigma = 0.894$ S/m; $\epsilon_r = 41.446$; $\rho = 1000$ kg/m³
Ambient Temperature: 22.8 °C; Liquid Temperature: 22.3 °C

DASY Configuration:

- Probe: EX3DV4 - SN7544; ConvF(10.49, 10.49, 10.49) @ 750 MHz; Calibrated: 2019/9/9
- Sensor-Surface: 4mm (Mechanical Surface Detection), $z = 1.0, 31.0$
- Electronics: DAE4 Sn1390; Calibrated: 2019/10/29
- Phantom: SAM Right; Type: Twin SAM; Serial: 1896
- DASY52 52.10.2(1495); SEMCAD X 14.6.12(7450)

Area Scan (7x15x1): Measurement grid: $dx=15$ mm, $dy=15$ mm
Maximum value of SAR (measured) = 2.39 W/kg

Zoom Scan (5x5x7)/Cube 0: Measurement grid: $dx=8$ mm, $dy=8$ mm, $dz=5$ mm
Reference Value = 57.41 V/m; Power Drift = 0.00 dB
Peak SAR (extrapolated) = 3.32 W/kg
SAR(1 g) = 2.21 W/kg; SAR(10 g) = 1.46 W/kg
Maximum value of SAR (measured) = 2.40 W/kg



Test Laboratory: BTL Inc.

Date: 2020/4/8

System Check_H835_0408

DUT: Dipole 835 MHz D835V2;SN:4d160;

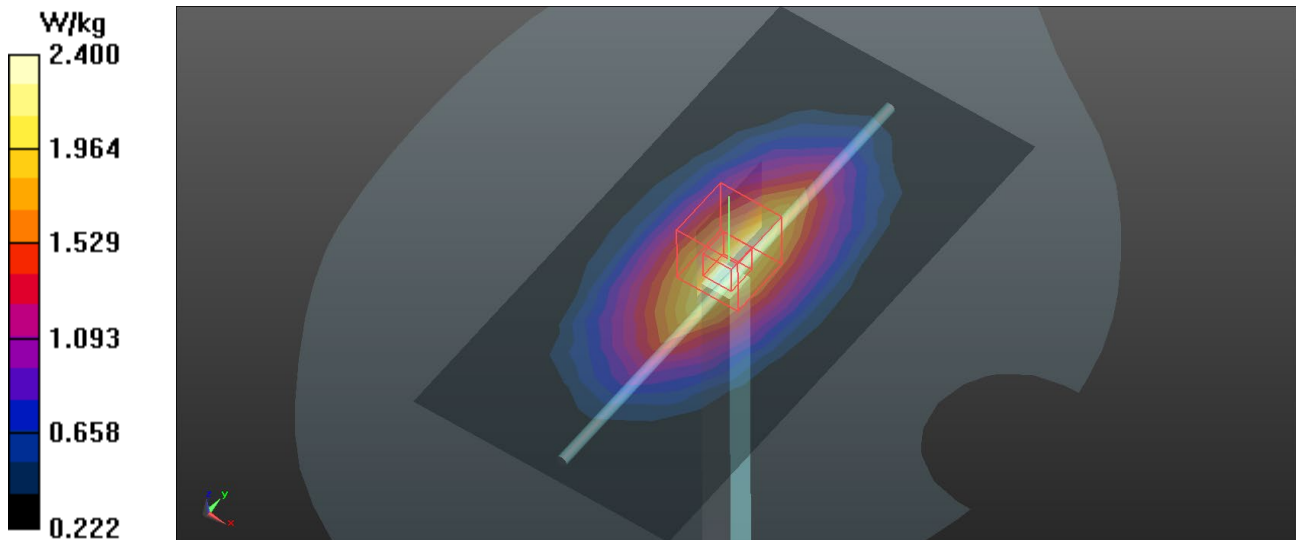
Communication System: UID 0, CW (0); Frequency: 835 MHz; Duty Cycle: 1:1
Medium parameters used: $f = 835$ MHz; $\sigma = 0.903$ S/m; $\epsilon_r = 42.919$; $\rho = 1000$ kg/m³
Ambient Temperature: 23.1 °C; Liquid Temperature: 22.2 °C

DASY Configuration:

- Probe: EX3DV4 - SN7544; ConvF(10.14, 10.14, 10.14) @ 835 MHz; Calibrated: 2019/9/9
- Sensor-Surface: 4mm (Mechanical Surface Detection), $z = 1.0, 31.0$
- Electronics: DAE4 Sn1390; Calibrated: 2019/10/29
- Phantom: SAM Right; Type: Twin SAM; Serial: 1896
- DASY52 52.10.2(1495); SEMCAD X 14.6.12(7450)

Area Scan (7x13x1): Measurement grid: $dx=15$ mm, $dy=15$ mm
Maximum value of SAR (measured) = 2.39 W/kg

Zoom Scan (5x5x7)/Cube 0: Measurement grid: $dx=8$ mm, $dy=8$ mm, $dz=5$ mm
Reference Value = 56.94 V/m; Power Drift = 0.01 dB
Peak SAR (extrapolated) = 3.28 W/kg
SAR(1 g) = 2.22 W/kg; SAR(10 g) = 1.47 W/kg
Maximum value of SAR (measured) = 2.40 W/kg



Test Laboratory: BTL Inc.

Date: 2020/4/9

System Check_H835_0409

DUT: Dipole 835 MHz D835V2;SN:4d160;

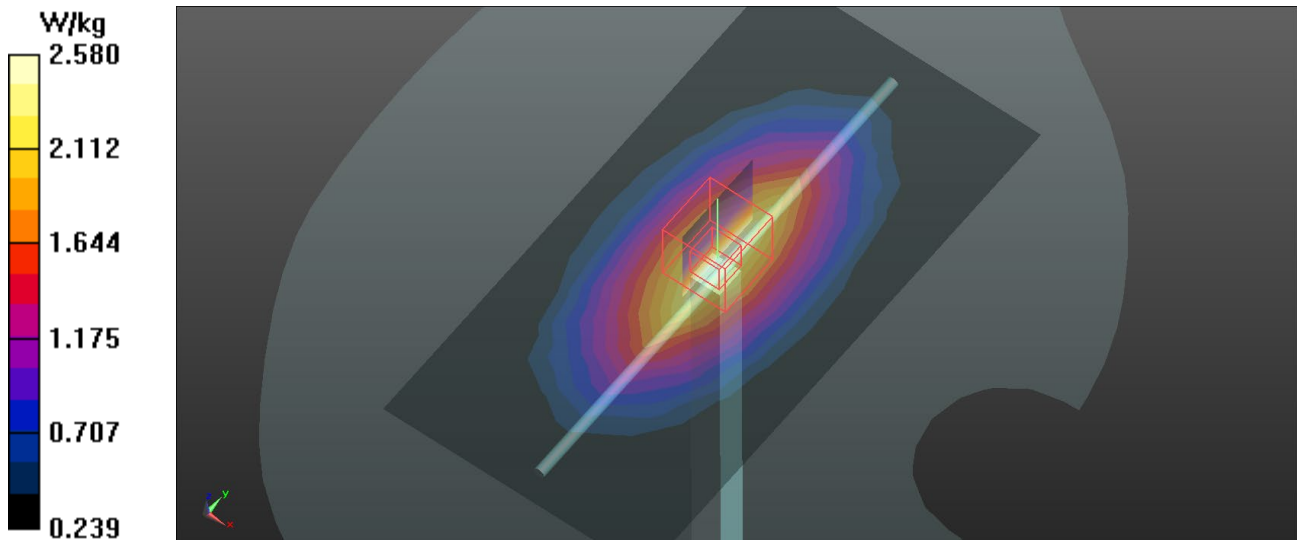
Communication System: UID 0, CW (0); Frequency: 835 MHz; Duty Cycle: 1:1
Medium parameters used: $f = 835 \text{ MHz}$; $\sigma = 0.935 \text{ S/m}$; $\epsilon_r = 41.801$; $\rho = 1000 \text{ kg/m}^3$
Ambient Temperature: $23.2 \text{ }^\circ\text{C}$; Liquid Temperature: $22.4 \text{ }^\circ\text{C}$

DASY Configuration:

- Probe: EX3DV4 - SN7544; ConvF(10.14, 10.14, 10.14) @ 835 MHz; Calibrated: 2019/9/9
- Sensor-Surface: 4mm (Mechanical Surface Detection), $z = 1.0, 31.0$
- Electronics: DAE4 Sn1390; Calibrated: 2019/10/29
- Phantom: SAM Right; Type: Twin SAM; Serial: 1896
- DASY52 52.10.2(1495); SEMCAD X 14.6.12(7450)

Area Scan (7x13x1): Measurement grid: $dx=15\text{mm}$, $dy=15\text{mm}$
Maximum value of SAR (measured) = 2.55 W/kg

Zoom Scan (5x5x7)/Cube 0: Measurement grid: $dx=8\text{mm}$, $dy=8\text{mm}$, $dz=5\text{mm}$
Reference Value = 57.92 V/m ; Power Drift = 0.00 dB
Peak SAR (extrapolated) = 3.51 W/kg
SAR(1 g) = 2.39 W/kg ; SAR(10 g) = 1.55 W/kg
Maximum value of SAR (measured) = 2.58 W/kg



Test Laboratory: BTL Inc.

Date: 2020/4/10

System Check_H835_0410

DUT: Dipole 835 MHz D835V2;SN:4d160;

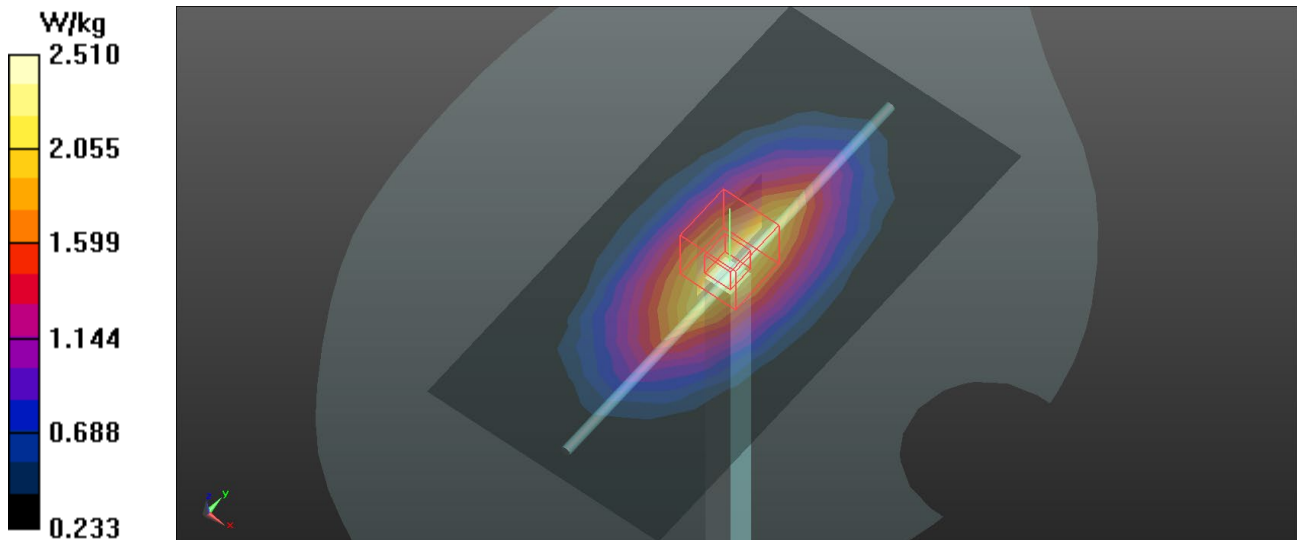
Communication System: UID 0, CW (0); Frequency: 835 MHz; Duty Cycle: 1:1
Medium parameters used: $f = 835 \text{ MHz}$; $\sigma = 0.92 \text{ S/m}$; $\epsilon_r = 42.99$; $\rho = 1000 \text{ kg/m}^3$
Ambient Temperature: $23.2 \text{ }^\circ\text{C}$; Liquid Temperature: $22.1 \text{ }^\circ\text{C}$

DASY Configuration:

- Probe: EX3DV4 - SN7544; ConvF(10.14, 10.14, 10.14) @ 835 MHz; Calibrated: 2019/9/9
- Sensor-Surface: 4mm (Mechanical Surface Detection), $z = 1.0, 31.0$
- Electronics: DAE4 Sn1390; Calibrated: 2019/10/29
- Phantom: SAM Right; Type: Twin SAM; Serial: 1896
- DASY52 52.10.2(1495); SEMCAD X 14.6.12(7450)

Area Scan (7x13x1): Measurement grid: $dx=15\text{mm}$, $dy=15\text{mm}$
Maximum value of SAR (measured) = 2.49 W/kg

Zoom Scan (5x5x7)/Cube 0: Measurement grid: $dx=8\text{mm}$, $dy=8\text{mm}$, $dz=5\text{mm}$
Reference Value = 57.72 V/m ; Power Drift = -0.02 dB
Peak SAR (extrapolated) = 3.42 W/kg
SAR(1 g) = 2.32 W/kg ; SAR(10 g) = 1.53 W/kg
Maximum value of SAR (measured) = 2.51 W/kg



Test Laboratory: BTL Inc.

Date: 2020/4/14

System Check_H1750_0414

DUT: Dipole 1750 MHz D1750V2;SN:1101;

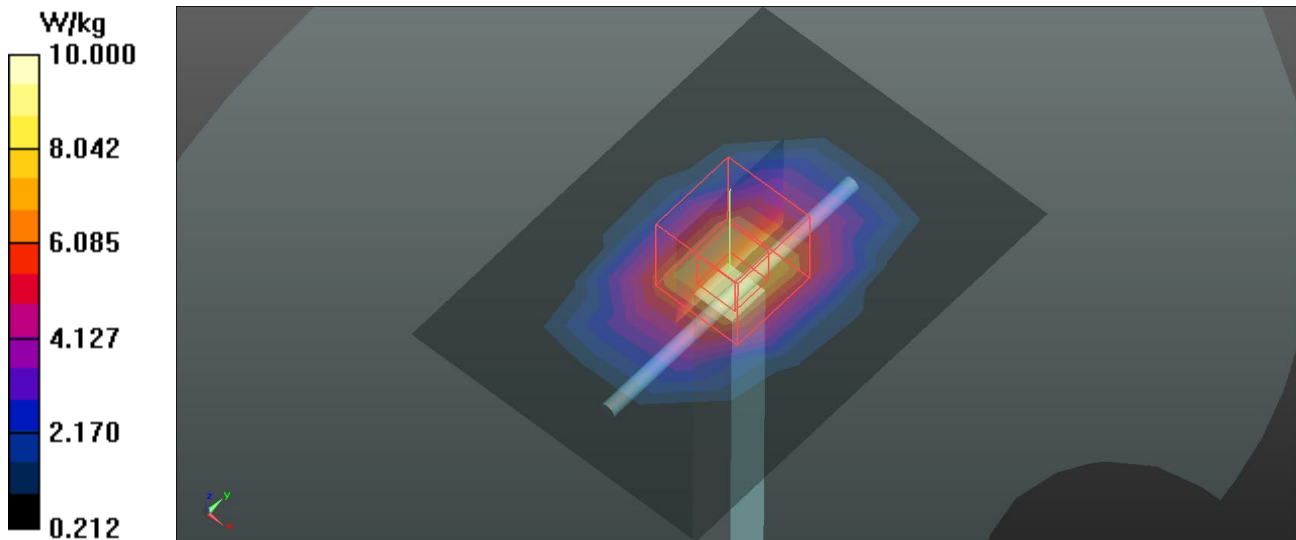
Communication System: UID 0, CW (0); Frequency: 1750 MHz; Duty Cycle: 1:1
Medium parameters used: $f = 1750$ MHz; $\sigma = 1.321$ S/m; $\epsilon_r = 40.183$; $\rho = 1000$ kg/m³
Ambient Temperature: 23.2 °C; Liquid Temperature: 22.3 °C

DASY Configuration:

- Probe: ES3DV3 - SN3228; ConvF(5.4, 5.4, 5.4) @ 1750 MHz; Calibrated: 2019/6/19
- Sensor-Surface: 4mm (Mechanical Surface Detection), $z = 2.0, 32.0$
- Electronics: DAE3 Sn420; Calibrated: 2019/6/21
- Phantom: SAM Right; Type: Twin SAM; Serial: 1896
- DASY52 52.10.2(1495); SEMCAD X 14.6.12(7450)

Area Scan (6x8x1): Measurement grid: $dx=15$ mm, $dy=15$ mm
Maximum value of SAR (measured) = 7.10 W/kg

Zoom Scan (5x5x7)/Cube 0: Measurement grid: $dx=8$ mm, $dy=8$ mm, $dz=5$ mm
Reference Value = 100.9 V/m; Power Drift = -0.09 dB
Peak SAR (extrapolated) = 16.3 W/kg
SAR(1 g) = 8.99 W/kg; SAR(10 g) = 4.79 W/kg
Maximum value of SAR (measured) = 10.0 W/kg



Test Laboratory: BTL Inc.

Date: 2020/4/15

System Check_H1750_0415

DUT: Dipole 1750 MHz D1750V2;SN:1101;

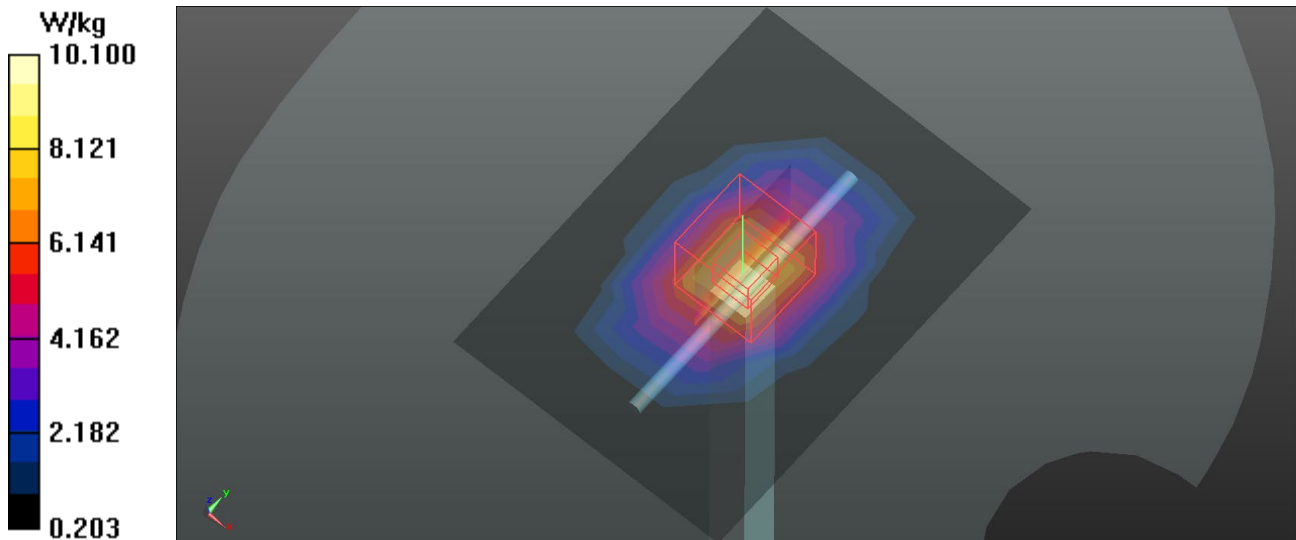
Communication System: UID 0, CW (0); Frequency: 1750 MHz; Duty Cycle: 1:1
Medium parameters used: $f = 1750$ MHz; $\sigma = 1.398$ S/m; $\epsilon_r = 39.355$; $\rho = 1000$ kg/m³
Ambient Temperature: 23.1 °C; Liquid Temperature: 22.4 °C

DASY Configuration:

- Probe: ES3DV3 - SN3228; ConvF(5.4, 5.4, 5.4) @ 1750 MHz; Calibrated: 2019/6/19
- Sensor-Surface: 4mm (Mechanical Surface Detection), $z = 2.0, 32.0$
- Electronics: DAE3 Sn420; Calibrated: 2019/6/21
- Phantom: SAM Right; Type: Twin SAM; Serial: 1896
- DASY52 52.10.2(1495); SEMCAD X 14.6.12(7450)

Area Scan (6x8x1): Measurement grid: $dx=15$ mm, $dy=15$ mm
Maximum value of SAR (measured) = 7.05 W/kg

Zoom Scan (5x5x7)/Cube 0: Measurement grid: $dx=8$ mm, $dy=8$ mm, $dz=5$ mm
Reference Value = 97.52 V/m; Power Drift = 0.01 dB
Peak SAR (extrapolated) = 16.5 W/kg
SAR(1 g) = 9.03 W/kg; SAR(10 g) = 4.8 W/kg
Maximum value of SAR (measured) = 10.1 W/kg



Test Laboratory: BTL Inc.

Date: 2020/4/16

System Check_H1750_0416

DUT: Dipole 1750 MHz D1750V2;SN:1101;

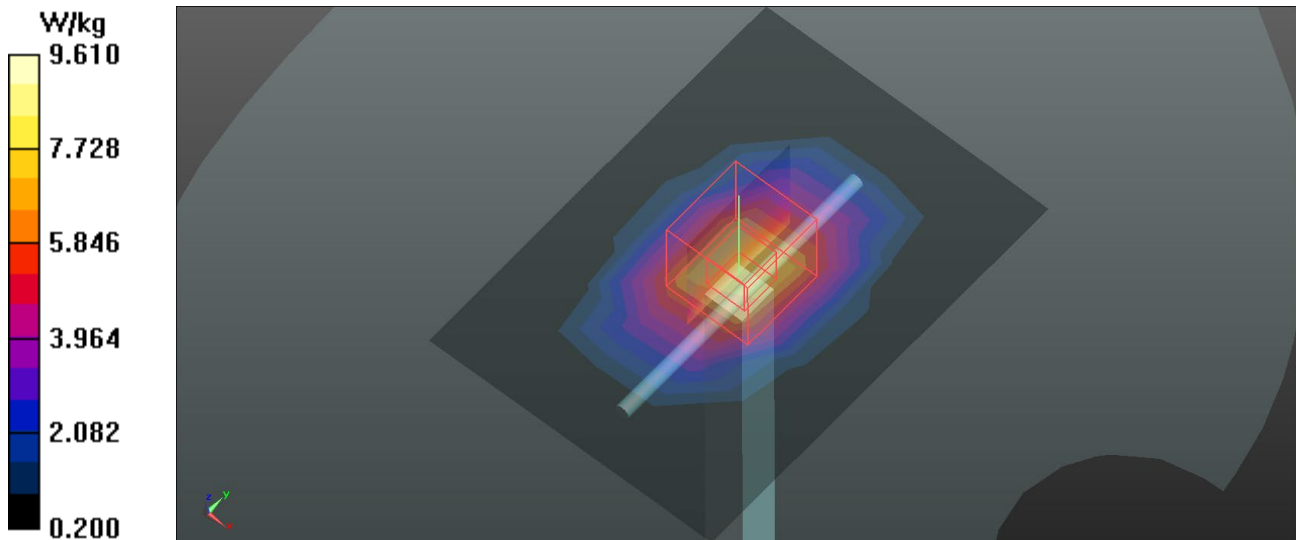
Communication System: UID 0, CW (0); Frequency: 1750 MHz; Duty Cycle: 1:1
Medium parameters used: $f = 1750$ MHz; $\sigma = 1.32$ S/m; $\epsilon_r = 40.066$; $\rho = 1000$ kg/m³
Ambient Temperature: 23.3 °C; Liquid Temperature: 22.2 °C

DASY Configuration:

- Probe: ES3DV3 - SN3228; ConvF(5.4, 5.4, 5.4) @ 1750 MHz; Calibrated: 2019/6/19
- Sensor-Surface: 4mm (Mechanical Surface Detection), $z = 2.0, 32.0$
- Electronics: DAE3 Sn420; Calibrated: 2019/6/21
- Phantom: SAM Right; Type: Twin SAM; Serial: 1896
- DASY52 52.10.2(1495); SEMCAD X 14.6.12(7450)

Area Scan (6x8x1): Measurement grid: $dx=15$ mm, $dy=15$ mm
Maximum value of SAR (measured) = 6.72 W/kg

Zoom Scan (5x5x7)/Cube 0: Measurement grid: $dx=8$ mm, $dy=8$ mm, $dz=5$ mm
Reference Value = 97.99 V/m; Power Drift = -0.02 dB
Peak SAR (extrapolated) = 15.7 W/kg
SAR(1 g) = 8.82 W/kg; SAR(10 g) = 4.75 W/kg
Maximum value of SAR (measured) = 9.61 W/kg



Test Laboratory: BTL Inc.

Date: 2020/4/24

System Check_H1750_0424

DUT: Dipole 1750 MHz D1750V2;SN:1101;

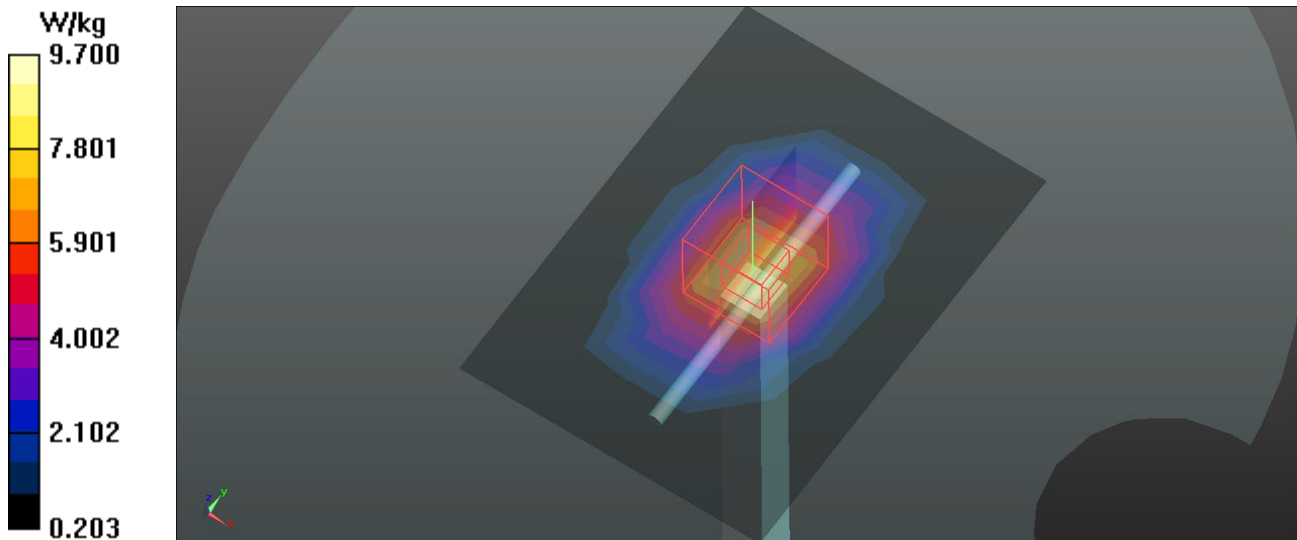
Communication System: UID 0, CW (0); Frequency: 1750 MHz; Duty Cycle: 1:1
Medium parameters used: $f = 1750$ MHz; $\sigma = 1.32$ S/m; $\epsilon_r = 40.141$; $\rho = 1000$ kg/m³
Ambient Temperature: 23.2 °C; Liquid Temperature: 22.5 °C

DASY Configuration:

- Probe: ES3DV3 - SN3228; ConvF(5.4, 5.4, 5.4) @ 1750 MHz; Calibrated: 2019/6/19
- Sensor-Surface: 4mm (Mechanical Surface Detection), $z = 2.0, 32.0$
- Electronics: DAE3 Sn420; Calibrated: 2019/6/21
- Phantom: SAM Right; Type: Twin SAM; Serial: 1896
- DASY52 52.10.2(1495); SEMCAD X 14.6.12(7450)

Area Scan (6x8x1): Measurement grid: $dx=15$ mm, $dy=15$ mm
Maximum value of SAR (measured) = 6.81 W/kg

Zoom Scan (5x5x7)/Cube 0: Measurement grid: $dx=8$ mm, $dy=8$ mm, $dz=5$ mm
Reference Value = 98.76 V/m; Power Drift = -0.04 dB
Peak SAR (extrapolated) = 15.9 W/kg
SAR(1 g) = 8.91 W/kg; SAR(10 g) = 4.78 W/kg
Maximum value of SAR (measured) = 9.70 W/kg



Test Laboratory: BTL Inc.

Date: 2020/4/25

System Check_H1750_0425

DUT: Dipole 1750 MHz D1750V2;SN:1101;

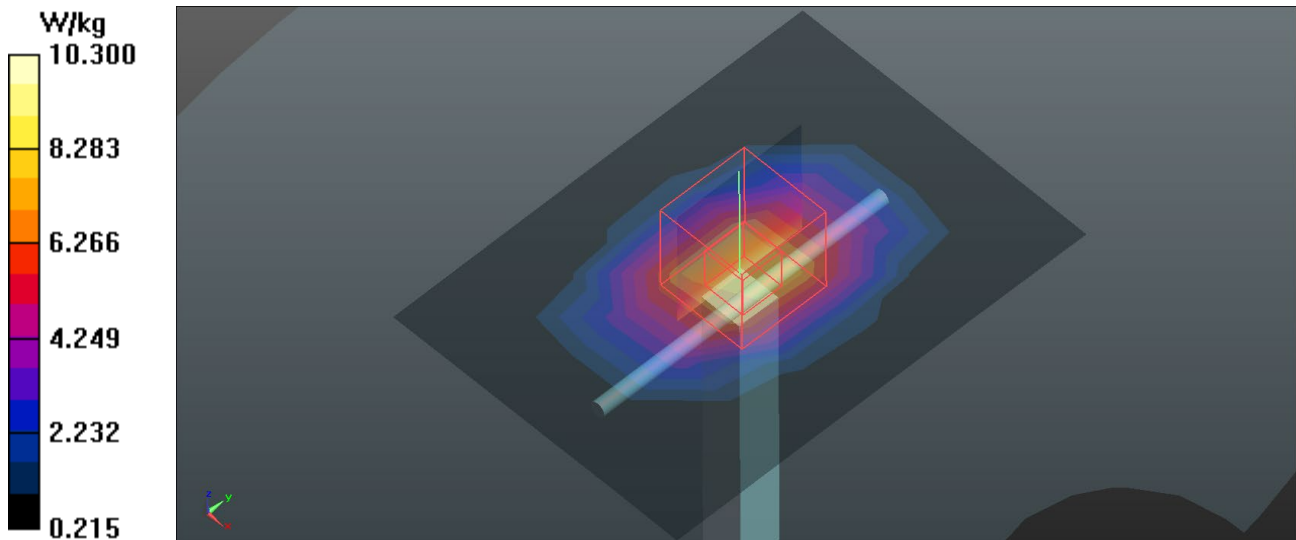
Communication System: UID 0, CW (0); Frequency: 1750 MHz; Duty Cycle: 1:1
Medium parameters used: $f = 1750$ MHz; $\sigma = 1.413$ S/m; $\epsilon_r = 41.313$; $\rho = 1000$ kg/m³
Ambient Temperature: 22.9 °C; Liquid Temperature: 22.1 °C

DASY Configuration:

- Probe: ES3DV3 - SN3228; ConvF(5.4, 5.4, 5.4) @ 1750 MHz; Calibrated: 2019/6/19
- Sensor-Surface: 4mm (Mechanical Surface Detection), $z = 2.0, 32.0$
- Electronics: DAE3 Sn420; Calibrated: 2019/6/21
- Phantom: SAM Right; Type: Twin SAM; Serial: 1896
- DASY52 52.10.2(1495); SEMCAD X 14.6.12(7450)

Area Scan (6x8x1): Measurement grid: $dx=15$ mm, $dy=15$ mm
Maximum value of SAR (measured) = 7.20 W/kg

Zoom Scan (5x5x7)/Cube 0: Measurement grid: $dx=8$ mm, $dy=8$ mm, $dz=5$ mm
Reference Value = 97.99 V/m; Power Drift = -0.02 dB
Peak SAR (extrapolated) = 16.8 W/kg
SAR(1 g) = 9.2 W/kg; SAR(10 g) = 4.89 W/kg
Maximum value of SAR (measured) = 10.3 W/kg



Test Laboratory: BTL Inc.

Date: 2020/4/4

System Check_H1900_0404

DUT: Dipole 1900 MHz D1900V2;SN:5d179;

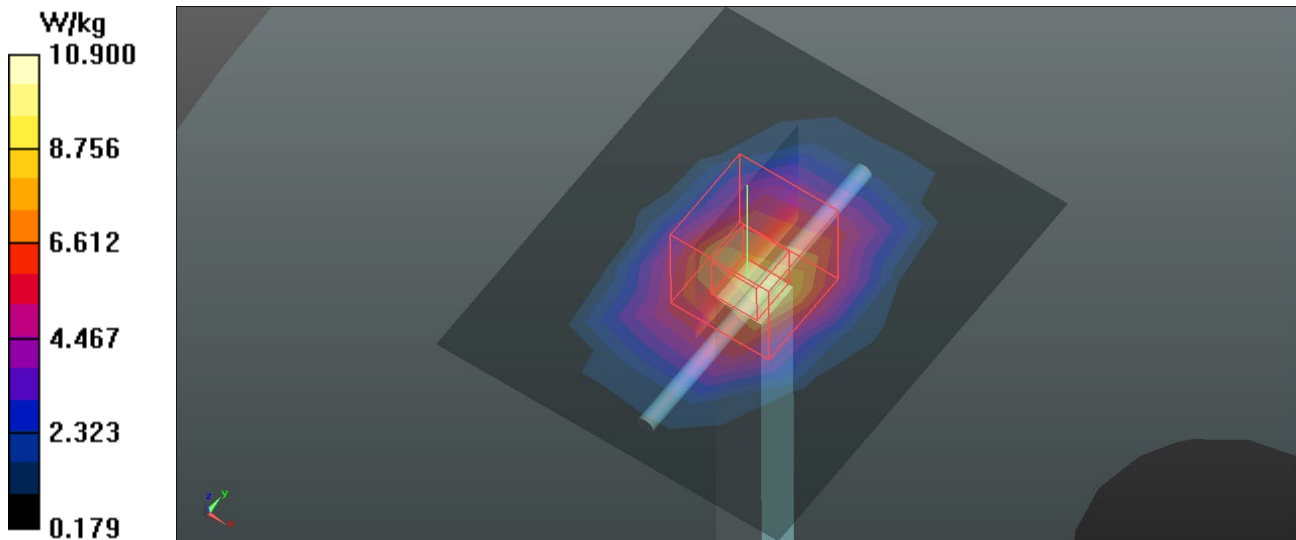
Communication System: UID 0, CW (0); Frequency: 1900 MHz; Duty Cycle: 1:1
Medium parameters used: $f = 1900$ MHz; $\sigma = 1.424$ S/m; $\epsilon_r = 39.132$; $\rho = 1000$ kg/m³
Ambient Temperature: 23.2 °C; Liquid Temperature: 22.3 °C

DASY Configuration:

- Probe: EX3DV4 - SN7544; ConvF(8.26, 8.26, 8.26) @ 1900 MHz; Calibrated: 2019/9/9
- Sensor-Surface: 4mm (Mechanical Surface Detection), $z = 1.0, 31.0$
- Electronics: DAE4 Sn1390; Calibrated: 2019/10/29
- Phantom: SAM Right; Type: Twin SAM; Serial: 1896
- DASY52 52.10.2(1495); SEMCAD X 14.6.12(7450)

Area Scan (6x7x1): Measurement grid: $dx=15$ mm, $dy=15$ mm
Maximum value of SAR (measured) = 8.27 W/kg

Zoom Scan (5x5x7)/Cube 0: Measurement grid: $dx=8$ mm, $dy=8$ mm, $dz=5$ mm
Reference Value = 101.2 V/m; Power Drift = -0.03 dB
Peak SAR (extrapolated) = 18.2 W/kg
SAR(1 g) = 9.76 W/kg; SAR(10 g) = 5.08 W/kg
Maximum value of SAR (measured) = 10.9 W/kg



Test Laboratory: BTL Inc.

Date: 2020/4/5

System Check_H1900_0405**DUT: Dipole 1900 MHz D1900V2;SN:5d179;**

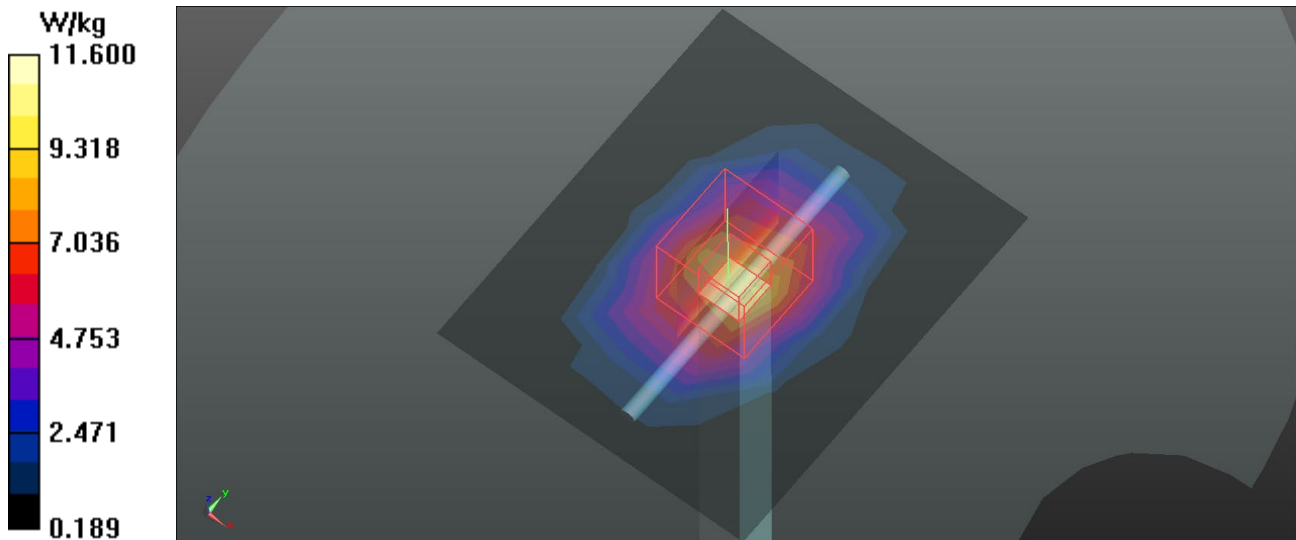
Communication System: UID 0, CW (0); Frequency: 1900 MHz; Duty Cycle: 1:1
Medium parameters used: $f = 1900$ MHz; $\sigma = 1.442$ S/m; $\epsilon_r = 39.194$; $\rho = 1000$ kg/m³
Ambient Temperature: 22.9 °C; Liquid Temperature: 22.4 °C

DASY Configuration:

- Probe: EX3DV4 - SN7544; ConvF(8.26, 8.26, 8.26) @ 1900 MHz; Calibrated: 2019/9/9
- Sensor-Surface: 4mm (Mechanical Surface Detection), $z = 1.0, 31.0$
- Electronics: DAE4 Sn1390; Calibrated: 2019/10/29
- Phantom: SAM Right; Type: Twin SAM; Serial: 1896
- DASY52 52.10.2(1495); SEMCAD X 14.6.12(7450)

Area Scan (6x7x1): Measurement grid: $dx=15$ mm, $dy=15$ mm
Maximum value of SAR (measured) = 8.78 W/kg

Zoom Scan (5x5x7)/Cube 0: Measurement grid: $dx=8$ mm, $dy=8$ mm, $dz=5$ mm
Reference Value = 103.3 V/m; Power Drift = 0.01 dB
Peak SAR (extrapolated) = 19.3 W/kg
SAR(1 g) = 10.3 W/kg; SAR(10 g) = 5.36 W/kg
Maximum value of SAR (measured) = 11.6 W/kg



Test Laboratory: BTL Inc.

Date: 2020/4/6

System Check_H1900_0406

DUT: Dipole 1900 MHz D1900V2;SN:5d179;

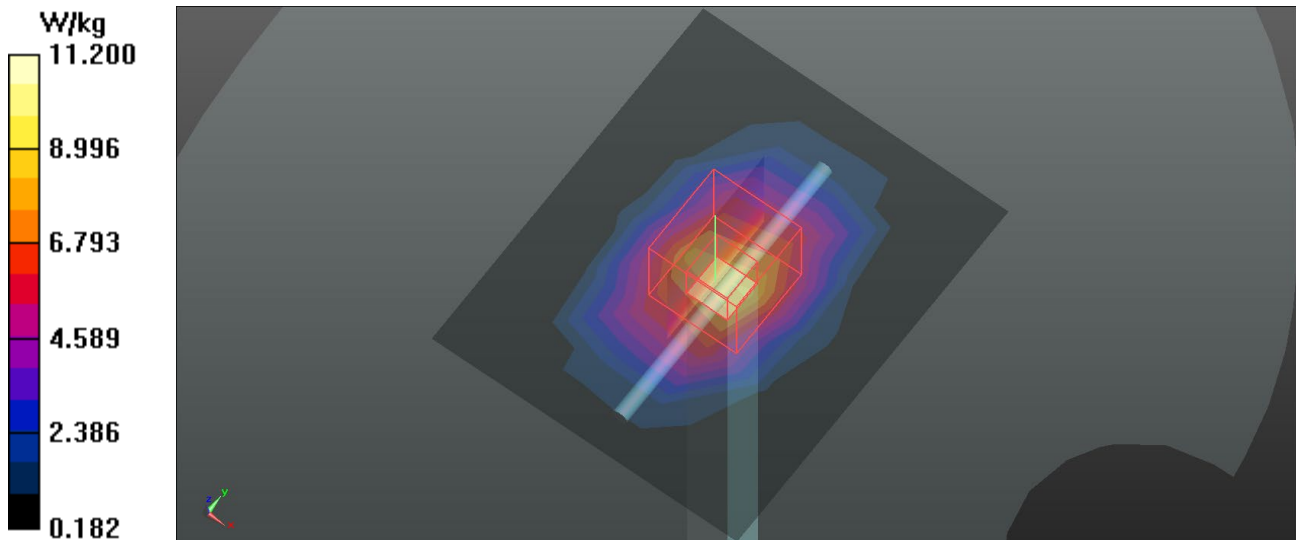
Communication System: UID 0, CW (0); Frequency: 1900 MHz; Duty Cycle: 1:1
Medium parameters used: $f = 1900$ MHz; $\sigma = 1.443$ S/m; $\epsilon_r = 38.941$; $\rho = 1000$ kg/m³
Ambient Temperature: 23.3 °C; Liquid Temperature: 22.5 °C

DASY Configuration:

- Probe: EX3DV4 - SN7544; ConvF(8.26, 8.26, 8.26) @ 1900 MHz; Calibrated: 2019/9/9
- Sensor-Surface: 4mm (Mechanical Surface Detection), $z = 1.0, 31.0$
- Electronics: DAE4 Sn1390; Calibrated: 2019/10/29
- Phantom: SAM Right; Type: Twin SAM; Serial: 1896
- DASY52 52.10.2(1495); SEMCAD X 14.6.12(7450)

Area Scan (6x7x1): Measurement grid: $dx=15$ mm, $dy=15$ mm
Maximum value of SAR (measured) = 8.48 W/kg

Zoom Scan (5x5x7)/Cube 0: Measurement grid: $dx=8$ mm, $dy=8$ mm, $dz=5$ mm
Reference Value = 101.6 V/m; Power Drift = -0.01 dB
Peak SAR (extrapolated) = 18.6 W/kg
SAR(1 g) = 10 W/kg; SAR(10 g) = 5.21 W/kg
Maximum value of SAR (measured) = 11.2 W/kg



Test Laboratory: BTL Inc.

Date: 2020/4/22

System Check_H1900_0422

DUT: Dipole 1900 MHz D1900V2;SN:5d179;

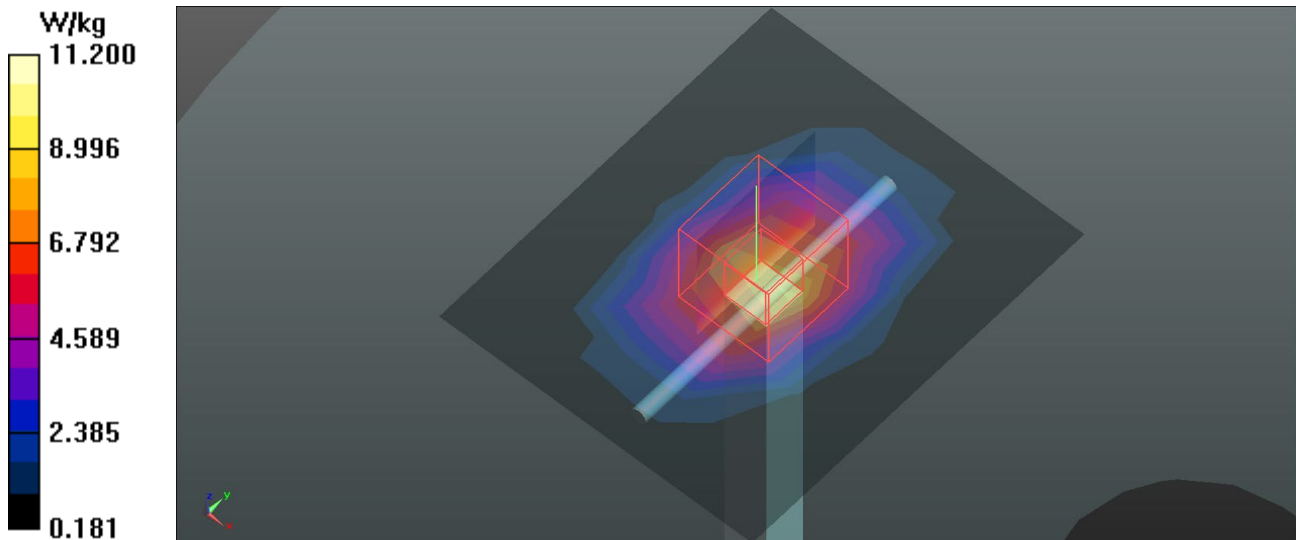
Communication System: UID 0, CW (0); Frequency: 1900 MHz; Duty Cycle: 1:1
Medium parameters used: $f = 1900$ MHz; $\sigma = 1.379$ S/m; $\epsilon_r = 39.607$; $\rho = 1000$ kg/m³
Ambient Temperature: 23.1 °C; Liquid Temperature: 22.3 °C

DASY Configuration:

- Probe: ES3DV3 - SN3228; ConvF(5.15, 5.15, 5.15) @ 1900 MHz; Calibrated: 2019/6/19
- Sensor-Surface: 4mm (Mechanical Surface Detection), $z = 2.0, 32.0$
- Electronics: DAE3 Sn420; Calibrated: 2019/6/21
- Phantom: SAM Right; Type: Twin SAM; Serial: 1896
- DASY52 52.10.2(1495); SEMCAD X 14.6.12(7450)

Area Scan (6x7x1): Measurement grid: $dx=15$ mm, $dy=15$ mm
Maximum value of SAR (measured) = 8.44 W/kg

Zoom Scan (5x5x7)/Cube 0: Measurement grid: $dx=8$ mm, $dy=8$ mm, $dz=5$ mm
Reference Value = 103.6 V/m; Power Drift = 0.01 dB
Peak SAR (extrapolated) = 18.6 W/kg
SAR(1 g) = 9.98 W/kg; SAR(10 g) = 5.18 W/kg
Maximum value of SAR (measured) = 11.2 W/kg



Test Laboratory: BTL Inc.

Date: 2020/4/23

System Check_H1900_0423

DUT: Dipole 1900 MHz D1900V2;SN:5d179;

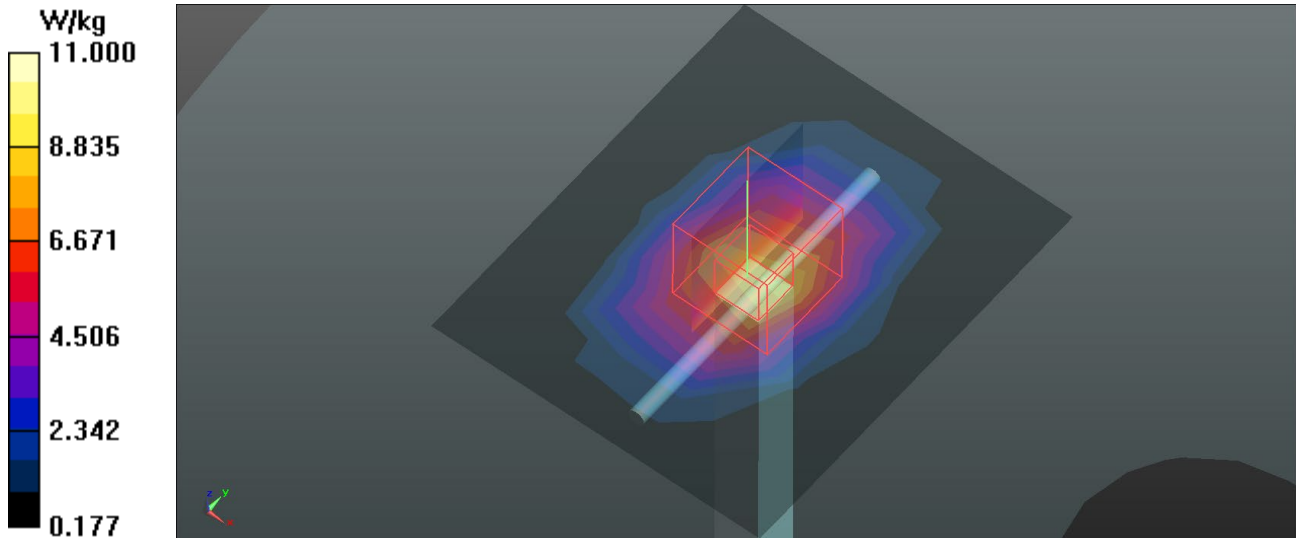
Communication System: UID 0, CW (0); Frequency: 1900 MHz; Duty Cycle: 1:1
Medium parameters used: $f = 1900$ MHz; $\sigma = 1.384$ S/m; $\epsilon_r = 39.557$; $\rho = 1000$ kg/m³
Ambient Temperature: 23.2 °C; Liquid Temperature: 22.5 °C

DASY Configuration:

- Probe: ES3DV3 - SN3228; ConvF(5.15, 5.15, 5.15) @ 1900 MHz; Calibrated: 2019/6/19
- Sensor-Surface: 4mm (Mechanical Surface Detection), $z = 2.0, 32.0$
- Electronics: DAE3 Sn420; Calibrated: 2019/6/21
- Phantom: SAM Right; Type: Twin SAM; Serial: 1896
- DASY52 52.10.2(1495); SEMCAD X 14.6.12(7450)

Area Scan (6x7x1): Measurement grid: $dx=15$ mm, $dy=15$ mm
Maximum value of SAR (measured) = 8.42 W/kg

Zoom Scan (5x5x7)/Cube 0: Measurement grid: $dx=8$ mm, $dy=8$ mm, $dz=5$ mm
Reference Value = 103.3 V/m; Power Drift = -0.03 dB
Peak SAR (extrapolated) = 18.4 W/kg
SAR(1 g) = 9.87 W/kg; SAR(10 g) = 5.13 W/kg
Maximum value of SAR (measured) = 11.0 W/kg



Test Laboratory: BTL Inc.

Date: 2020/4/17

System Check_H2450_0417

DUT: Dipole 2450 MHz D2450V2;SN:919;

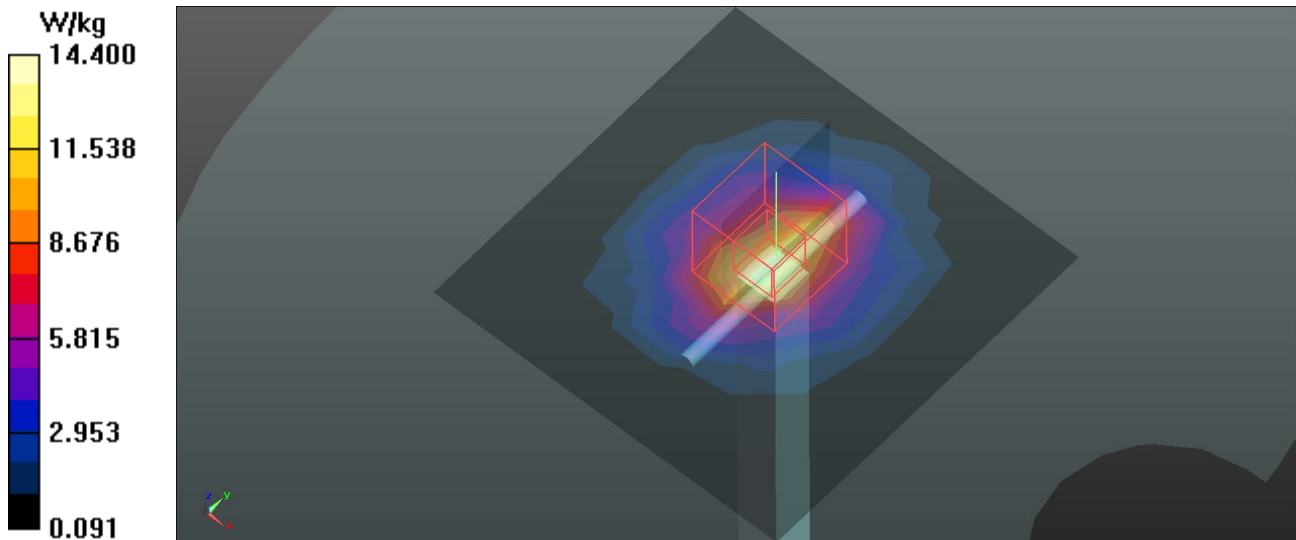
Communication System: UID 0, CW (0); Frequency: 2450 MHz; Duty Cycle: 1:1
Medium parameters used (interpolated): $f = 2450$ MHz; $\sigma = 1.874$ S/m; $\epsilon_r = 38.309$; $\rho = 1000$ kg/m³
Ambient Temperature: 23.3 °C; Liquid Temperature: 22.4 °C

DASY Configuration:

- Probe: EX3DV4 - SN7544; ConvF(7.58, 7.58, 7.58) @ 2450 MHz; Calibrated: 2019/9/9
- Sensor-Surface: 4mm (Mechanical Surface Detection), $z = 1.0, 31.0$
- Electronics: DAE4 Sn1390; Calibrated: 2019/10/29
- Phantom: SAM Right; Type: Twin SAM; Serial: 1896
- DASY52 52.10.2(1495); SEMCAD X 14.6.12(7450)

Area Scan (7x7x1): Measurement grid: $dx=12$ mm, $dy=12$ mm
Maximum value of SAR (measured) = 13.9 W/kg

Zoom Scan (7x7x7)/Cube 0: Measurement grid: $dx=5$ mm, $dy=5$ mm, $dz=5$ mm
Reference Value = 102.4 V/m; Power Drift = -0.01 dB
Peak SAR (extrapolated) = 26.0 W/kg
SAR(1 g) = 13 W/kg; SAR(10 g) = 6.39 W/kg
Maximum value of SAR (measured) = 14.4 W/kg



Test Laboratory: BTL Inc.

Date: 2020/4/17

System Check_H2450_0417

DUT: Dipole 2450 MHz D2450V2;SN:919;

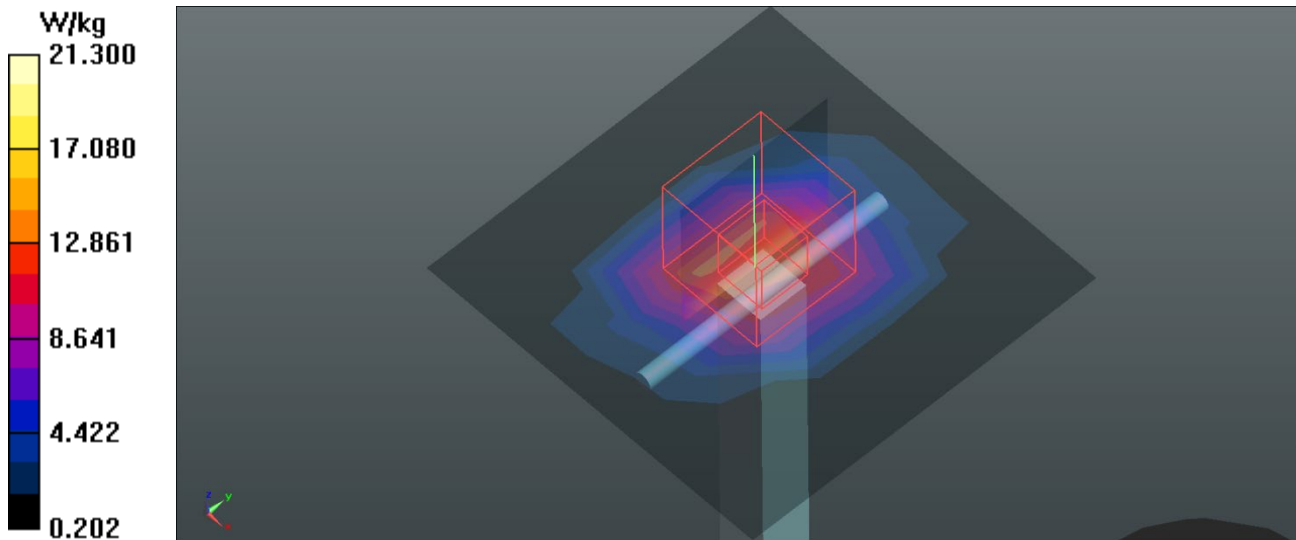
Communication System: UID 0, CW (0); Frequency: 2450 MHz; Duty Cycle: 1:1
Medium parameters used (interpolated): $f = 2450$ MHz; $\sigma = 1.874$ S/m; $\epsilon_r = 38.309$; $\rho = 1000$ kg/m³
Ambient Temperature: 23.2 °C; Liquid Temperature: 22.6 °C

DASY Configuration:

- Probe: ES3DV3 - SN3228; ConvF(4.72, 4.72, 4.72) @ 2450 MHz; Calibrated: 2019/6/19
- Sensor-Surface: 4mm (Mechanical Surface Detection), $z = 2.0, 32.0$
- Electronics: DAE3 Sn420; Calibrated: 2019/6/21
- Phantom: SAM Right; Type: Twin SAM; Serial: 1896
- DASY52 52.10.2(1495); SEMCAD X 14.6.12(7450)

Area Scan (7x7x1): Measurement grid: $dx=12$ mm, $dy=12$ mm
Maximum value of SAR (measured) = 13.2 W/kg

Zoom Scan (7x7x7)/Cube 0: Measurement grid: $dx=5$ mm, $dy=5$ mm, $dz=5$ mm
Reference Value = 103.8 V/m; Power Drift = -0.08 dB
Peak SAR (extrapolated) = 25.3 W/kg
SAR(1 g) = 13.2 W/kg; SAR(10 g) = 6.28 W/kg
Maximum value of SAR (measured) = 21.3 W/kg



Test Laboratory: BTL Inc.

Date: 2020/4/11

System Check_H2600_0411

DUT: Dipole 2600 MHz D2600V2;SN:1067;

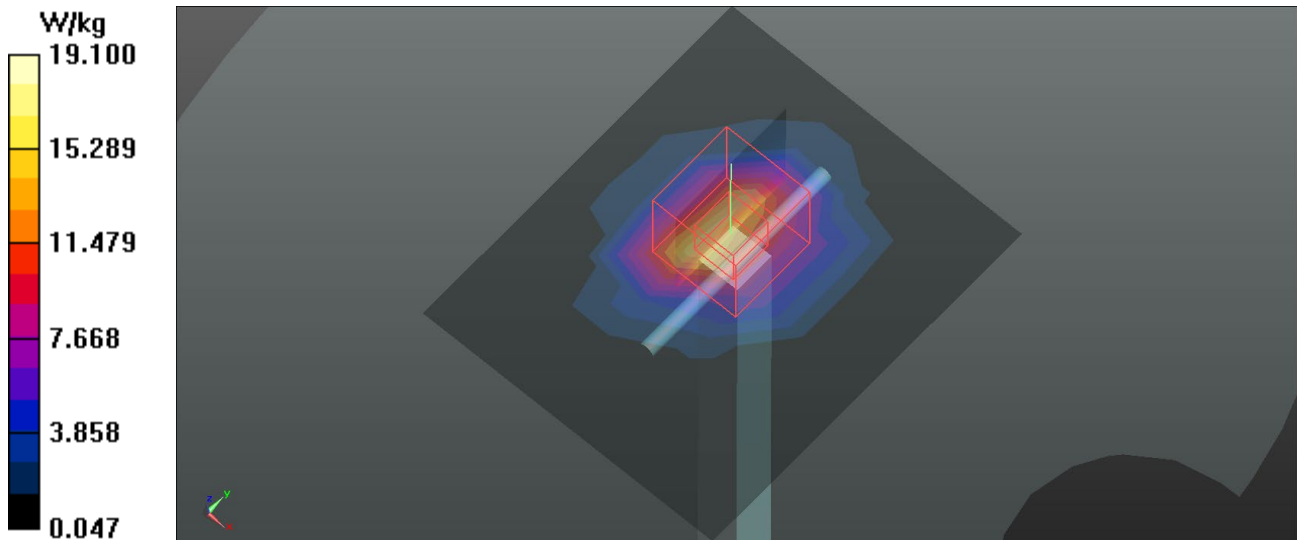
Communication System: UID 0, CW (0); Frequency: 2600 MHz; Duty Cycle: 1:1
Medium parameters used: $f = 2600$ MHz; $\sigma = 2.048$ S/m; $\epsilon_r = 37.716$; $\rho = 1000$ kg/m³
Ambient Temperature: 23.1 °C; Liquid Temperature: 22.2 °C

DASY Configuration:

- Probe: EX3DV4 - SN7544; ConvF(7.4, 7.4, 7.4) @ 2600 MHz; Calibrated: 2019/9/9
- Sensor-Surface: 4mm (Mechanical Surface Detection), $z = 1.0, 31.0$
- Electronics: DAE4 Sn1390; Calibrated: 2019/10/29
- Phantom: SAM Right; Type: Twin SAM; Serial: 1896
- DASY52 52.10.2(1495); SEMCAD X 14.6.12(7450)

Area Scan (7x8x1): Measurement grid: $dx=12$ mm, $dy=12$ mm
Maximum value of SAR (measured) = 15.4 W/kg

Zoom Scan (7x7x7)/Cube 0: Measurement grid: $dx=5$ mm, $dy=5$ mm, $dz=5$ mm
Reference Value = 98.83 V/m; Power Drift = 0.08 dB
Peak SAR (extrapolated) = 32.7 W/kg
SAR(1 g) = 14.2 W/kg; SAR(10 g) = 6.17 W/kg
Maximum value of SAR (measured) = 19.1 W/kg



Test Laboratory: BTL Inc.

Date: 2020/4/12

System Check_H2600_0412

DUT: Dipole 2600 MHz D2600V2;SN:1067;

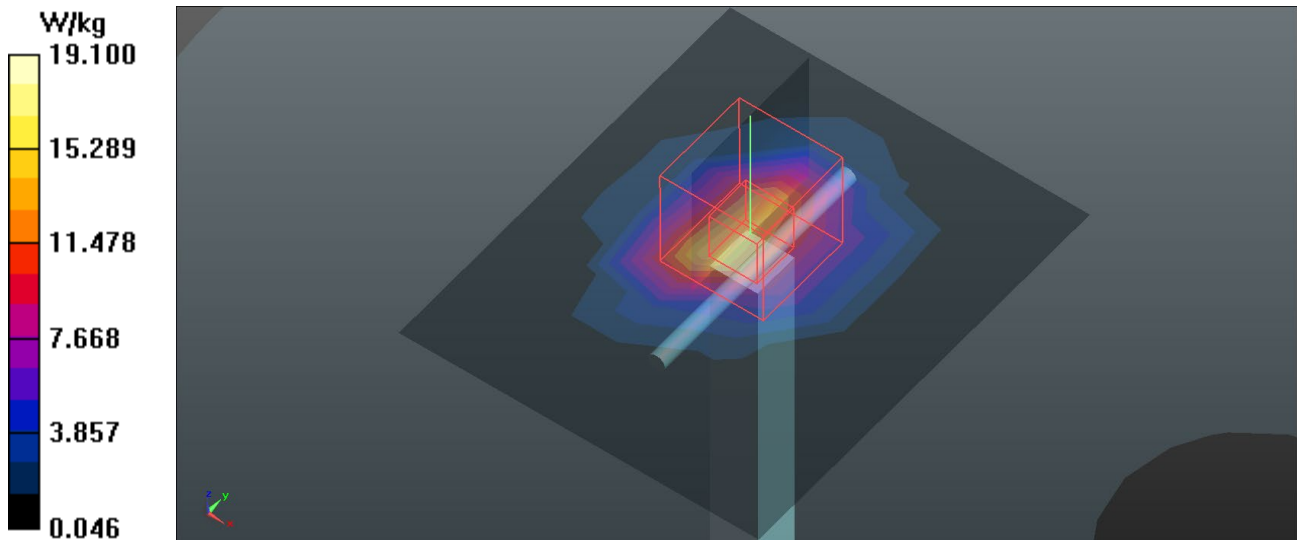
Communication System: UID 0, CW (0); Frequency: 2600 MHz; Duty Cycle: 1:1
Medium parameters used: $f = 2600$ MHz; $\sigma = 2.024$ S/m; $\epsilon_r = 38.655$; $\rho = 1000$ kg/m³
Ambient Temperature: 23.4 °C; Liquid Temperature: 22.3 °C

DASY Configuration:

- Probe: ES3DV3 - SN3228; ConvF(4.48, 4.48, 4.48) @ 2600 MHz; Calibrated: 2019/6/19
- Sensor-Surface: 4mm (Mechanical Surface Detection), $z = 2.0, 32.0$
- Electronics: DAE3 Sn420; Calibrated: 2019/6/21
- Phantom: SAM Right; Type: Twin SAM; Serial: 1896
- DASY52 52.10.2(1495); SEMCAD X 14.6.12(7450)

Area Scan (7x8x1): Measurement grid: $dx=12$ mm, $dy=12$ mm
Maximum value of SAR (measured) = 15.2 W/kg

Zoom Scan (7x7x7)/Cube 0: Measurement grid: $dx=5$ mm, $dy=5$ mm, $dz=5$ mm
Reference Value = 99.62 V/m; Power Drift = 0.08 dB
Peak SAR (extrapolated) = 32.8 W/kg
SAR(1 g) = 14 W/kg; SAR(10 g) = 6.13 W/kg
Maximum value of SAR (measured) = 19.1 W/kg



Test Laboratory: BTL Inc.

Date: 2020/4/13

System Check_H2600_0413

DUT: Dipole 2600 MHz D2600V2;SN:1067;

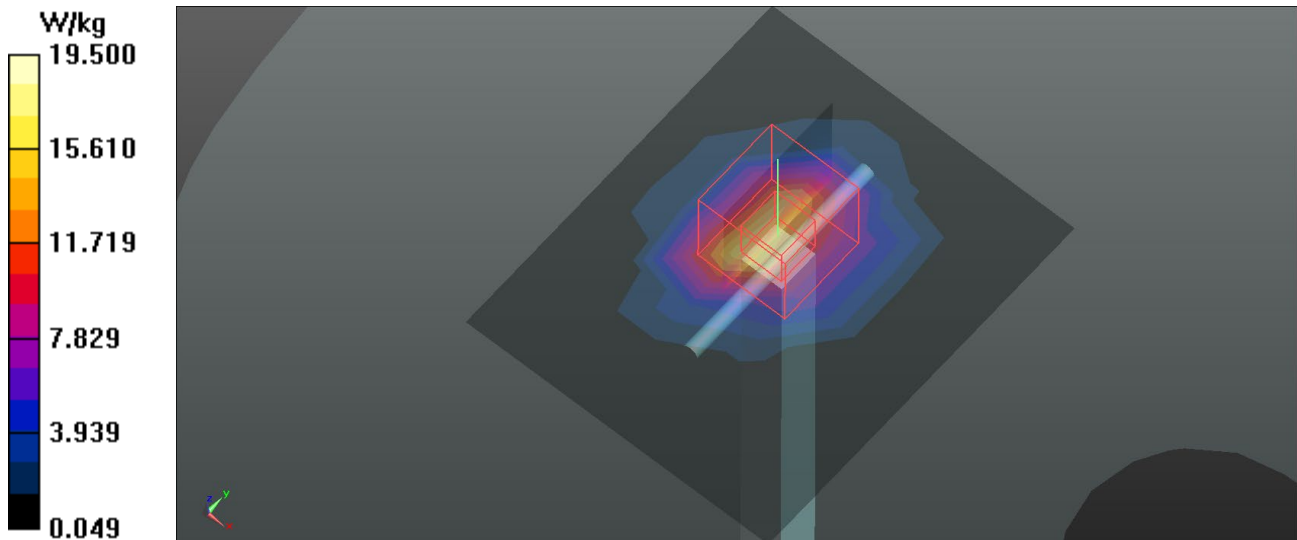
Communication System: UID 0, CW (0); Frequency: 2600 MHz; Duty Cycle: 1:1
Medium parameters used: $f = 2600$ MHz; $\sigma = 2.027$ S/m; $\epsilon_r = 38.946$; $\rho = 1000$ kg/m³
Ambient Temperature: 23.2 °C; Liquid Temperature: 22.1 °C

DASY Configuration:

- Probe: ES3DV3 - SN3228; ConvF(4.48, 4.48, 4.48) @ 2600 MHz; Calibrated: 2019/6/19
- Sensor-Surface: 4mm (Mechanical Surface Detection), $z = 2.0, 32.0$
- Electronics: DAE3 Sn420; Calibrated: 2019/6/21
- Phantom: SAM Right; Type: Twin SAM; Serial: 1896
- DASY52 52.10.2(1495); SEMCAD X 14.6.12(7450)

Area Scan (7x8x1): Measurement grid: $dx=12$ mm, $dy=12$ mm
Maximum value of SAR (measured) = 15.7 W/kg

Zoom Scan (7x7x7)/Cube 0: Measurement grid: $dx=5$ mm, $dy=5$ mm, $dz=5$ mm
Reference Value = 100.8 V/m; Power Drift = 0.08 dB
Peak SAR (extrapolated) = 33.4 W/kg
SAR(1 g) = 14.5 W/kg; SAR(10 g) = 6.31 W/kg
Maximum value of SAR (measured) = 19.5 W/kg



Test Laboratory: BTL Inc.

Date: 2020/4/20

System Check_H2600_0420**DUT: Dipole 2600 MHz D2600V2;SN:1067;**

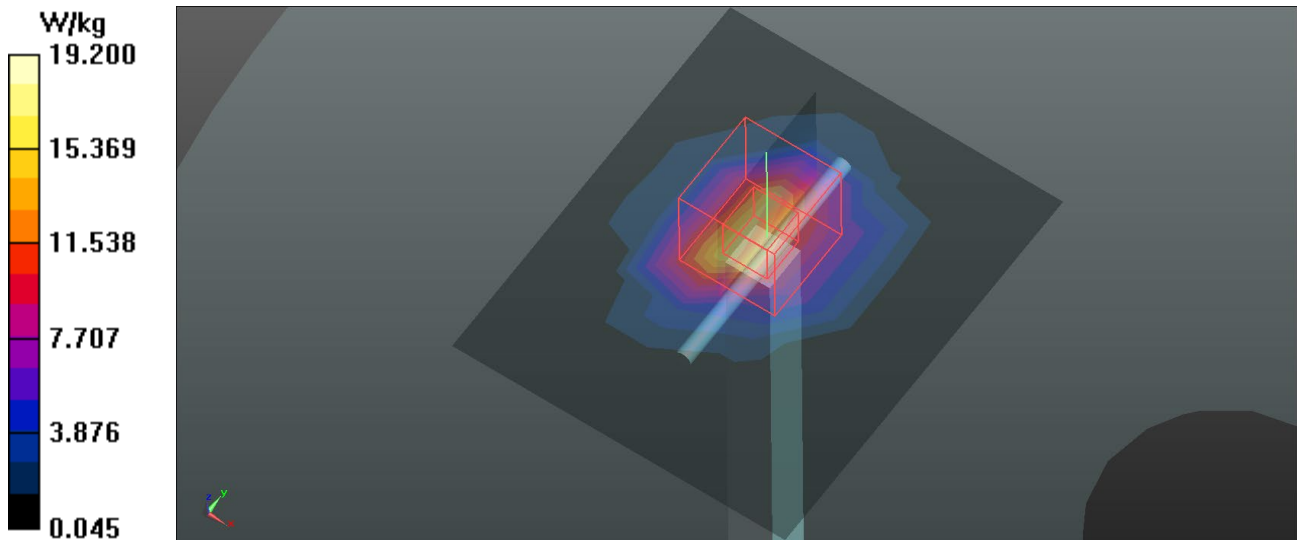
Communication System: UID 0, CW (0); Frequency: 2600 MHz; Duty Cycle: 1:1
Medium parameters used: $f = 2600$ MHz; $\sigma = 2.024$ S/m; $\epsilon_r = 38.849$; $\rho = 1000$ kg/m³
Ambient Temperature: 23.3 °C; Liquid Temperature: 22.4 °C

DASY Configuration:

- Probe: ES3DV3 - SN3228; ConvF(4.48, 4.48, 4.48) @ 2600 MHz; Calibrated: 2019/6/19
- Sensor-Surface: 4mm (Mechanical Surface Detection), $z = 2.0, 32.0$
- Electronics: DAE3 Sn420; Calibrated: 2019/6/21
- Phantom: SAM Right; Type: Twin SAM; Serial: 1896
- DASY52 52.10.2(1495); SEMCAD X 14.6.12(7450)

Area Scan (7x8x1): Measurement grid: $dx=12$ mm, $dy=12$ mm
Maximum value of SAR (measured) = 15.6 W/kg

Zoom Scan (7x7x7)/Cube 0: Measurement grid: $dx=5$ mm, $dy=5$ mm, $dz=5$ mm
Reference Value = 100.4 V/m; Power Drift = 0.06 dB
Peak SAR (extrapolated) = 33.1 W/kg
SAR(1 g) = 14.4 W/kg; SAR(10 g) = 6.25 W/kg
Maximum value of SAR (measured) = 19.2 W/kg



Test Laboratory: BTL Inc.

Date: 2020/4/21

System Check_H2600_0421

DUT: Dipole 2600 MHz D2600V2;SN:1067;

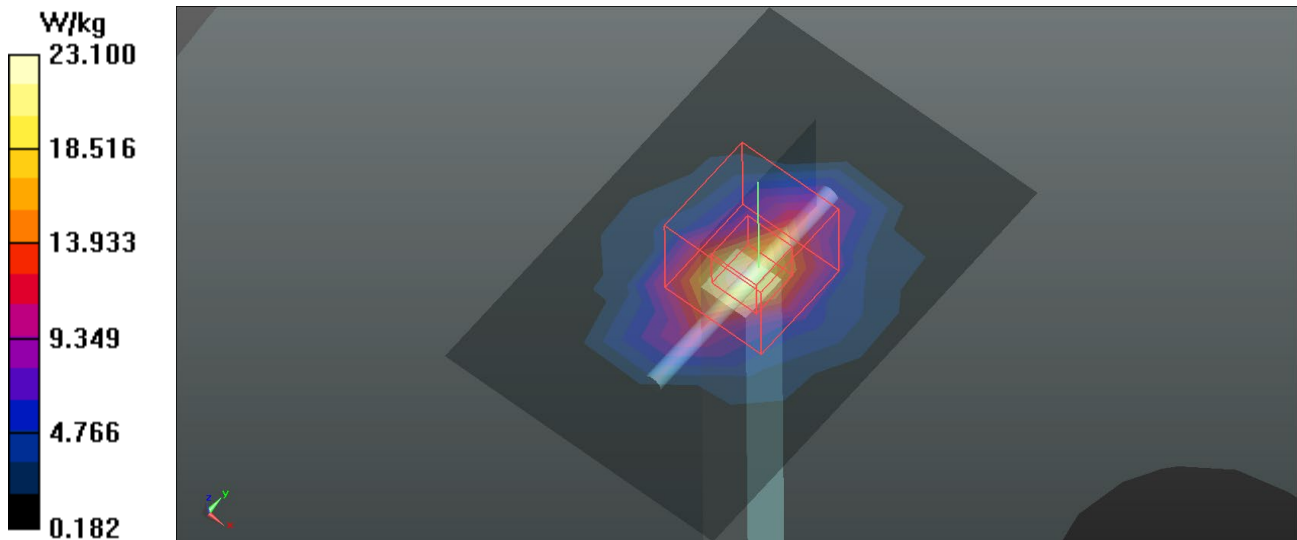
Communication System: UID 0, CW (0); Frequency: 2600 MHz; Duty Cycle: 1:1
Medium parameters used: $f = 2600$ MHz; $\sigma = 2.024$ S/m; $\epsilon_r = 38.836$; $\rho = 1000$ kg/m³
Ambient Temperature: 23.2 °C; Liquid Temperature: 22.3 °C

DASY Configuration:

- Probe: ES3DV3 - SN3228; ConvF(4.48, 4.48, 4.48) @ 2600 MHz; Calibrated: 2019/6/19
- Sensor-Surface: 4mm (Mechanical Surface Detection), $z = 2.0, 32.0$
- Electronics: DAE3 Sn420; Calibrated: 2019/6/21
- Phantom: SAM Right; Type: Twin SAM; Serial: 1896
- DASY52 52.10.2(1495); SEMCAD X 14.6.12(7450)

Area Scan (6x8x1): Measurement grid: $dx=12$ mm, $dy=12$ mm
Maximum value of SAR (measured) = 22.8 W/kg

Zoom Scan (7x7x7)/Cube 0: Measurement grid: $dx=5$ mm, $dy=5$ mm, $dz=5$ mm
Reference Value = 103.1 V/m; Power Drift = -0.02 dB
Peak SAR (extrapolated) = 28.9 W/kg
SAR(1 g) = 13.9 W/kg; SAR(10 g) = 6.32 W/kg
Maximum value of SAR (measured) = 23.1 W/kg



Test Laboratory: BTL Inc.

Date: 2020/4/18

System Check_H5200_0418

DUT: Dipole D5GHzV2;SN;1160;

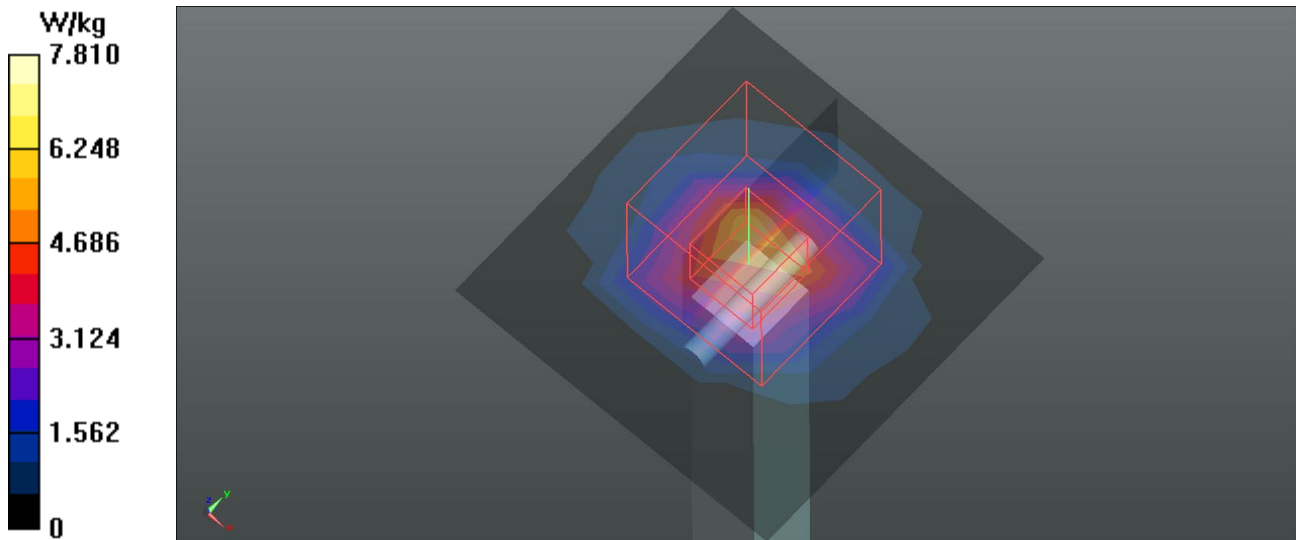
Communication System: UID 0, CW (0); Frequency: 5200 MHz; Duty Cycle: 1:1
Medium parameters used: $f = 5200$ MHz; $\sigma = 4.703$ S/m; $\epsilon_r = 36.197$; $\rho = 1000$ kg/m³
Ambient Temperature: 23.1 °C; Liquid Temperature: 22.5 °C

DASY Configuration:

- Probe: EX3DV4 - SN7544; ConvF(5.54, 5.54, 5.54) @ 5200 MHz; Calibrated: 2019/9/9
- Sensor-Surface: 2mm (Mechanical Surface Detection), $z = 1.0, 23.0$
- Electronics: DAE4 Sn1390; Calibrated: 2019/10/29
- Phantom: SAM Right; Type: Twin SAM; Serial: 1896
- DASY52 52.10.2(1495); SEMCAD X 14.6.12(7450)

Area Scan (6x6x1): Measurement grid: $dx=10$ mm, $dy=10$ mm
Maximum value of SAR (measured) = 5.74 W/kg

Zoom Scan (7x7x12)/Cube 0: Measurement grid: $dx=4$ mm, $dy=4$ mm, $dz=2$ mm
Reference Value = 40.63 V/m; Power Drift = -0.01 dB
Peak SAR (extrapolated) = 32.9 W/kg
SAR(1 g) = 7.35 W/kg; SAR(10 g) = 2.09 W/kg
Maximum value of SAR (measured) = 7.81 W/kg



Test Laboratory: BTL Inc.

Date: 2020/4/26

System Check_H5200_0426

DUT: Dipole D5GHzV2;SN;1160;


Communication System: UID 0, CW (0); Frequency: 5200 MHz; Duty Cycle: 1:1
Medium parameters used: $f = 5200$ MHz; $\sigma = 4.664$ S/m; $\epsilon_r = 37.549$; $\rho = 1000$ kg/m³
Ambient Temperature: 23.2 °C; Liquid Temperature: 22.2 °C

DASY Configuration:

- Probe: EX3DV4 - SN7544; ConvF(5.54, 5.54, 5.54) @ 5200 MHz; Calibrated: 2019/9/9
- Sensor-Surface: 2mm (Mechanical Surface Detection), $z = 1.0, 23.0$
- Electronics: DAE4 Sn1390; Calibrated: 2019/10/29
- Phantom: SAM Right; Type: Twin SAM; Serial: 1896
- DASY52 52.10.2(1495); SEMCAD X 14.6.12(7450)

Area Scan (6x6x1): Measurement grid: $dx=10$ mm, $dy=10$ mm
Maximum value of SAR (measured) = 5.57 W/kg

Zoom Scan (7x7x12)/Cube 0: Measurement grid: $dx=4$ mm, $dy=4$ mm, $dz=2$ mm
Reference Value = 39.79 V/m; Power Drift = 0.04 dB
Peak SAR (extrapolated) = 34.2 W/kg
SAR(1 g) = 7.26 W/kg; SAR(10 g) = 2.07 W/kg
Maximum value of SAR (measured) = 7.54 W/kg



Test Laboratory: BTL Inc.

Date: 2020/4/18

System Check_H5300_0418**DUT: Dipole D5GHzV2;SN;1160;**

Communication System: UID 0, CW (0); Frequency: 5300 MHz; Duty Cycle: 1:1

Medium parameters used (interpolated): $f = 5300$ MHz; $\sigma = 4.815$ S/m; $\epsilon_r = 35.945$; $\rho = 1000$ kg/m³

Ambient Temperature: 23.1 °C; Liquid Temperature: 22.5 °C

DASY Configuration:

- Probe: EX3DV4 - SN7544; ConvF(5.21, 5.21, 5.21) @ 5300 MHz; Calibrated: 2019/9/9
- Sensor-Surface: 2mm (Mechanical Surface Detection), $z = 1.0, 23.0$
- Electronics: DAE4 Sn1390; Calibrated: 2019/10/29
- Phantom: SAM Right; Type: Twin SAM; Serial: 1896
- DASY52 52.10.2(1495); SEMCAD X 14.6.12(7450)

Area Scan (6x6x1): Measurement grid: $dx=10$ mm, $dy=10$ mm

Maximum value of SAR (measured) = 5.57 W/kg

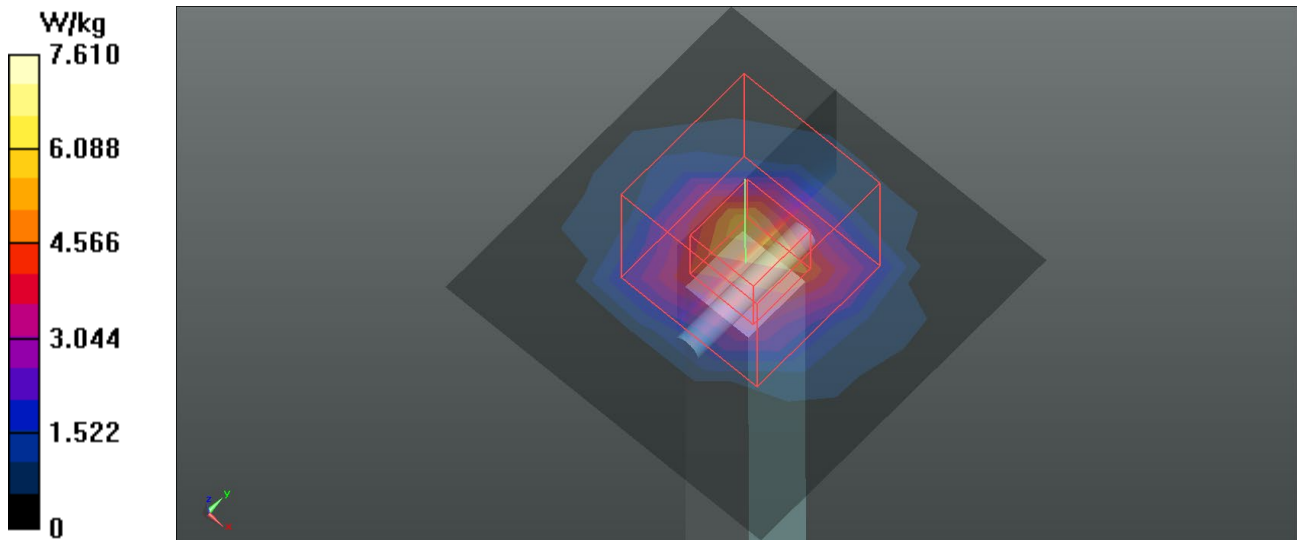
Zoom Scan (7x7x12)/Cube 0: Measurement grid: $dx=4$ mm, $dy=4$ mm, $dz=2$ mm

Reference Value = 39.25 V/m; Power Drift = 0.01 dB

Peak SAR (extrapolated) = 37.2 W/kg

SAR(1 g) = 7.48 W/kg; SAR(10 g) = 2.15 W/kg

Maximum value of SAR (measured) = 7.61 W/kg



Test Laboratory: BTL Inc.

Date: 2020/4/26

System Check_H5300_0426

DUT: Dipole D5GHzV2;SN;1160;

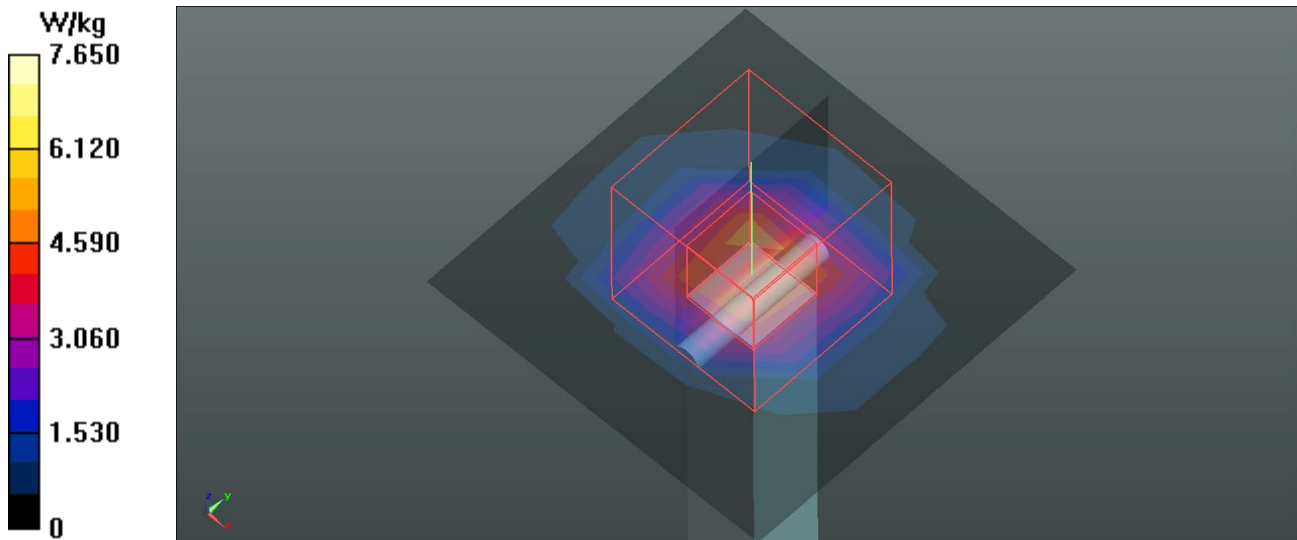
Communication System: UID 0, CW (0); Frequency: 5300 MHz; Duty Cycle: 1:1
Medium parameters used: $f = 5300$ MHz; $\sigma = 4.803$ S/m; $\epsilon_r = 37.348$; $\rho = 1000$ kg/m³
Ambient Temperature: 23.2 °C; Liquid Temperature: 22.2 °C

DASY Configuration:

- Probe: EX3DV4 - SN7544; ConvF(5.21, 5.21, 5.21) @ 5300 MHz; Calibrated: 2019/9/9
- Sensor-Surface: 2mm (Mechanical Surface Detection), $z = 1.0, 23.0$
- Electronics: DAE4 Sn1390; Calibrated: 2019/10/29
- Phantom: SAM Right; Type: Twin SAM; Serial: 1896
- DASY52 52.10.2(1495); SEMCAD X 14.6.12(7450)

Area Scan (6x6x1): Measurement grid: $dx=10$ mm, $dy=10$ mm
Maximum value of SAR (measured) = 4.74 W/kg

Zoom Scan (7x7x12)/Cube 0: Measurement grid: $dx=4$ mm, $dy=4$ mm, $dz=2$ mm
Reference Value = 40.29 V/m; Power Drift = -0.01 dB
Peak SAR (extrapolated) = 40.6 W/kg
SAR(1 g) = 7.79 W/kg; SAR(10 g) = 2.17 W/kg
Maximum value of SAR (measured) = 7.65 W/kg



Test Laboratory: BTL Inc.

Date: 2020/4/26

System Check_H5500_0426

DUT: Dipole D5GHzV2;SN;1160;

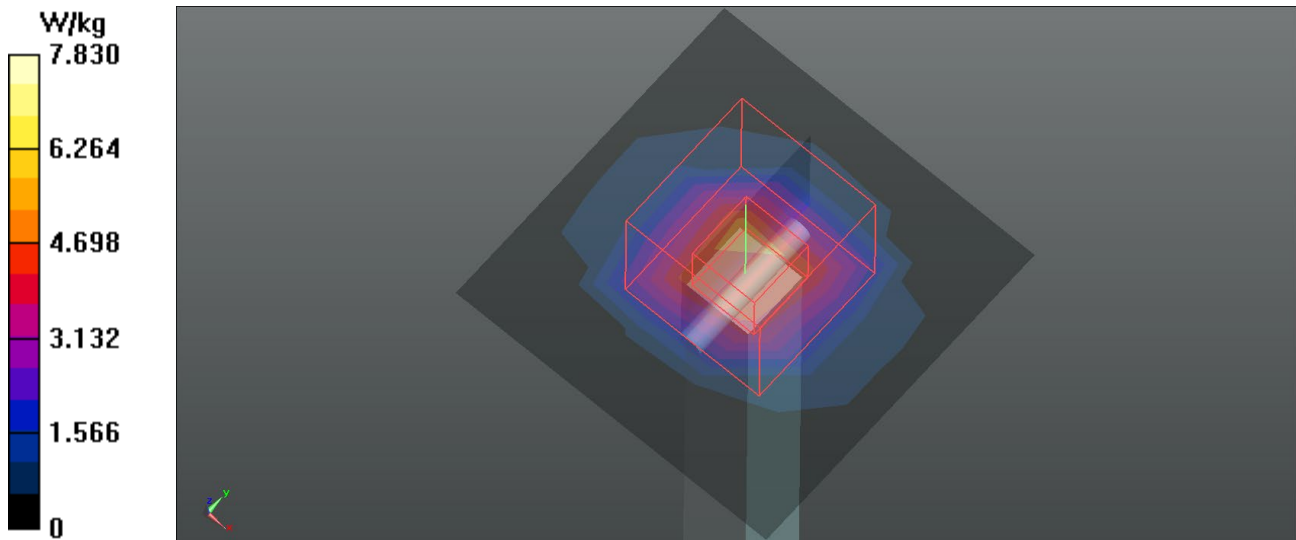
Communication System: UID 0, CW (0); Frequency: 5500 MHz; Duty Cycle: 1:1
Medium parameters used: $f = 5500$ MHz; $\sigma = 5.045$ S/m; $\epsilon_r = 36.832$; $\rho = 1000$ kg/m³
Ambient Temperature: 23.2 °C; Liquid Temperature: 22.2 °C

DASY Configuration:

- Probe: EX3DV4 - SN7544; ConvF(4.95, 4.95, 4.95) @ 5500 MHz; Calibrated: 2019/9/9
- Sensor-Surface: 2mm (Mechanical Surface Detection), $z = 1.0, 23.0$
- Electronics: DAE4 Sn1390; Calibrated: 2019/10/29
- Phantom: SAM Right; Type: Twin SAM; Serial: 1896
- DASY52 52.10.2(1495); SEMCAD X 14.6.12(7450)

Area Scan (6x6x1): Measurement grid: $dx=10$ mm, $dy=10$ mm
Maximum value of SAR (measured) = 4.91 W/kg

Zoom Scan (7x7x12)/Cube 0: Measurement grid: $dx=4$ mm, $dy=4$ mm, $dz=2$ mm
Reference Value = 39.76 V/m; Power Drift = 0.02 dB
Peak SAR (extrapolated) = 45.8 W/kg
SAR(1 g) = 8.31 W/kg; SAR(10 g) = 2.32 W/kg
Maximum value of SAR (measured) = 7.83 W/kg



Test Laboratory: BTL Inc.

Date: 2020/4/26

System Check_H5600_0426

DUT: Dipole D5GHzV2;SN;1160;


Communication System: UID 0, CW (0); Frequency: 5600 MHz; Duty Cycle: 1:1
Medium parameters used: $f = 5600$ MHz; $\sigma = 5.168$ S/m; $\epsilon_r = 36.653$; $\rho = 1000$ kg/m³
Ambient Temperature: 23.2 °C; Liquid Temperature: 22.2 °C

DASY Configuration:

- Probe: EX3DV4 - SN7544; ConvF(4.81, 4.81, 4.81) @ 5600 MHz; Calibrated: 2019/9/9
- Sensor-Surface: 2mm (Mechanical Surface Detection), $z = 1.0, 23.0$
- Electronics: DAE4 Sn1390; Calibrated: 2019/10/29
- Phantom: SAM Right; Type: Twin SAM; Serial: 1896
- DASY52 52.10.2(1495); SEMCAD X 14.6.12(7450)

Area Scan (6x6x1): Measurement grid: $dx=10$ mm, $dy=10$ mm
Maximum value of SAR (measured) = 5.68 W/kg

Zoom Scan (7x7x12)/Cube 0: Measurement grid: $dx=4$ mm, $dy=4$ mm, $dz=2$ mm
Reference Value = 38.77 V/m; Power Drift = 0.07 dB
Peak SAR (extrapolated) = 43.9 W/kg
SAR(1 g) = 8.18 W/kg; SAR(10 g) = 2.29 W/kg
Maximum value of SAR (measured) = 7.77 W/kg



Test Laboratory: BTL Inc.

Date: 2020/4/27

System Check_H5800_0427**DUT: Dipole D5GHzV2;SN;1160;**

Communication System: UID 0, CW (0); Frequency: 5800 MHz; Duty Cycle: 1:1
Medium parameters used: $f = 5800$ MHz; $\sigma = 5.416$ S/m; $\epsilon_r = 36.203$; $\rho = 1000$ kg/m³
Ambient Temperature: 23.3 °C; Liquid Temperature: 22.6 °C

DASY Configuration:

- Probe: EX3DV4 - SN7544; ConvF(4.75, 4.75, 4.75) @ 5800 MHz; Calibrated: 2019/9/9
- Sensor-Surface: 2mm (Mechanical Surface Detection), $z = 1.0, 23.0$
- Electronics: DAE4 Sn1390; Calibrated: 2019/10/29
- Phantom: SAM Right; Type: Twin SAM; Serial: 1896
- DASY52 52.10.2(1495); SEMCAD X 14.6.12(7450)

Area Scan (6x6x1): Measurement grid: $dx=10$ mm, $dy=10$ mm
Maximum value of SAR (measured) = 5.13 W/kg

Zoom Scan (7x7x12)/Cube 0: Measurement grid: $dx=4$ mm, $dy=4$ mm, $dz=2$ mm
Reference Value = 35.77 V/m; Power Drift = -0.01 dB
Peak SAR (extrapolated) = 44.4 W/kg
SAR(1 g) = 7.75 W/kg; SAR(10 g) = 2.17 W/kg
Maximum value of SAR (measured) = 7.12 W/kg

