

Test Laboratory: BTL Inc.

Date: 2020/4/8

G03_GSM 850_GSM_CH190_Left Cheek_Ant Main_Battery 1

DUT: Mobile Phone;


Communication System: UID 0, Generic GSM (0); Frequency: 836.6 MHz; Duty Cycle: 1:8.3
Medium parameters used: $f = 837$ MHz; $\sigma = 0.905$ S/m; $\epsilon_r = 42.898$; $\rho = 1000$ kg/m³
Ambient Temperature: 23.1 °C; Liquid Temperature: 22.2 °C

DASY Configuration:

- Probe: EX3DV4 - SN7544; ConvF(10.14, 10.14, 10.14) @ 836.6 MHz; Calibrated: 2019/9/9
- Sensor-Surface: 4mm (Mechanical Surface Detection), $z = 1.0, 31.0$
- Electronics: DAE4 Sn1390; Calibrated: 2019/10/29
- Phantom: SAM Right; Type: Twin SAM; Serial: 1896
- DASY52 52.10.2(1495); SEMCAD X 14.6.12(7450)

Area Scan (8x13x1): Measurement grid: $dx=15$ mm, $dy=15$ mm
Maximum value of SAR (measured) = 0.209 W/kg

Zoom Scan (5x5x7)/Cube 0: Measurement grid: $dx=8$ mm, $dy=8$ mm, $dz=5$ mm
Reference Value = 5.790 V/m; Power Drift = -0.08 dB
Peak SAR (extrapolated) = 0.252 W/kg
SAR(1 g) = 0.203 W/kg; SAR(10 g) = 0.155 W/kg
Maximum value of SAR (measured) = 0.214 W/kg



Test Laboratory: BTL Inc.

Date: 2020/4/8

G13_GSM 850_GSM_CH190_Right Cheek_Ant Second_Battery 3

DUT: Mobile Phone;


Communication System: UID 0, Generic GSM (0); Frequency: 836.6 MHz; Duty Cycle: 1:8.3
Medium parameters used: $f = 837$ MHz; $\sigma = 0.905$ S/m; $\epsilon_r = 42.898$; $\rho = 1000$ kg/m³
Ambient Temperature: 23.1 °C; Liquid Temperature: 22.2 °C

DASY Configuration:

- Probe: EX3DV4 - SN7544; ConvF(10.14, 10.14, 10.14) @ 836.6 MHz; Calibrated: 2019/9/9
- Sensor-Surface: 4mm (Mechanical Surface Detection), $z = 1.0, 31.0$
- Electronics: DAE4 Sn1390; Calibrated: 2019/10/29
- Phantom: SAM Right; Type: Twin SAM; Serial: 1896
- DASY52 52.10.2(1495); SEMCAD X 14.6.12(7450)

Area Scan (8x13x1): Measurement grid: $dx=15$ mm, $dy=15$ mm
Maximum value of SAR (measured) = 0.452 W/kg

Zoom Scan (5x5x7)/Cube 0: Measurement grid: $dx=8$ mm, $dy=8$ mm, $dz=5$ mm
Reference Value = 18.71 V/m; Power Drift = 0.03 dB
Peak SAR (extrapolated) = 0.990 W/kg
SAR(1 g) = 0.470 W/kg; SAR(10 g) = 0.276 W/kg
Maximum value of SAR (measured) = 0.498 W/kg



Test Laboratory: BTL Inc.

Date: 2020/4/4

G19_GSM 1900_GSM_CH661_Left Cheek_Ant Main_Battery 2

DUT: Mobile Phone;


Communication System: UID 0, Generic GSM (0); Frequency: 1880 MHz; Duty Cycle: 1:8.3
Medium parameters used: $f = 1880$ MHz; $\sigma = 1.399$ S/m; $\epsilon_r = 39.241$; $\rho = 1000$ kg/m³
Ambient Temperature: 23.2 °C; Liquid Temperature: 22.3 °C

DASY Configuration:

- Probe: EX3DV4 - SN7544; ConvF(8.26, 8.26, 8.26) @ 1880 MHz; Calibrated: 2019/9/9
- Sensor-Surface: 4mm (Mechanical Surface Detection), $z = 1.0, 31.0$
- Electronics: DAE4 Sn1390; Calibrated: 2019/10/29
- Phantom: SAM Right; Type: Twin SAM; Serial: 1896
- DASY52 52.10.2(1495); SEMCAD X 14.6.12(7450)

Area Scan (8x13x1): Measurement grid: $dx=15$ mm, $dy=15$ mm
Maximum value of SAR (measured) = 0.0108 W/kg

Zoom Scan (5x5x7)/Cube 0: Measurement grid: $dx=8$ mm, $dy=8$ mm, $dz=5$ mm
Reference Value = 0.1720 V/m; Power Drift = 0.09 dB
Peak SAR (extrapolated) = 0.0210 W/kg
SAR(1 g) = 0.014 W/kg; SAR(10 g) = 0.00788 W/kg
Maximum value of SAR (measured) = 0.0192 W/kg



Test Laboratory: BTL Inc.

Date: 2020/4/4

G23_GSM 1900_GSM_CH661_Right Tilted_Ant Second_Battery 1

DUT: Mobile Phone;

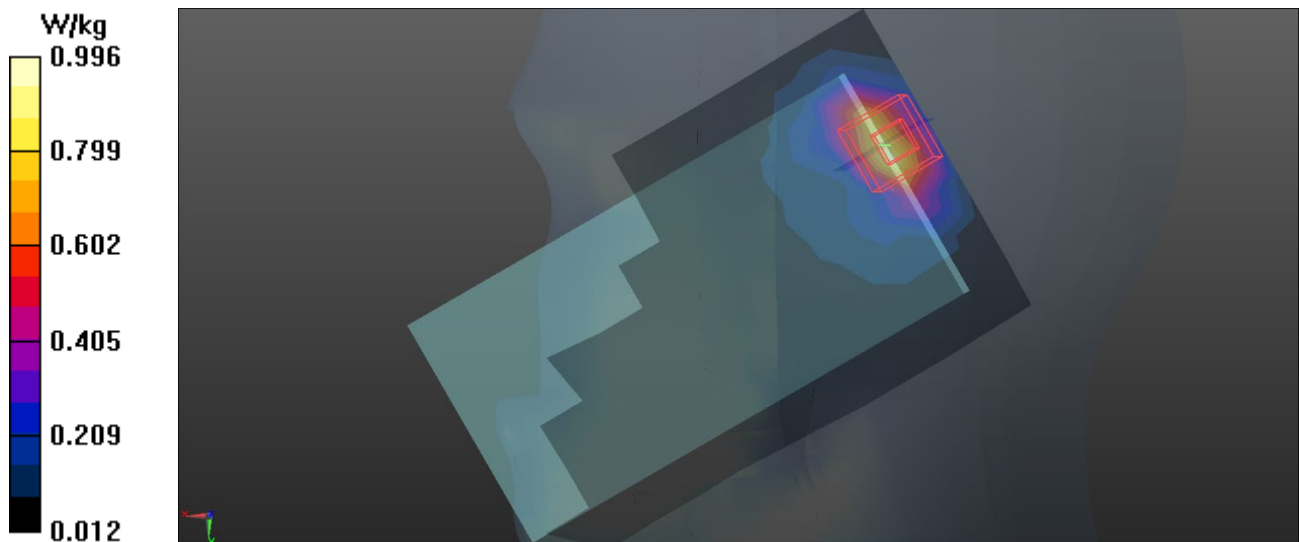
Communication System: UID 0, Generic GSM (0); Frequency: 1880 MHz; Duty Cycle: 1:8.3
Medium parameters used: $f = 1880$ MHz; $\sigma = 1.399$ S/m; $\epsilon_r = 39.241$; $\rho = 1000$ kg/m³
Ambient Temperature: 23.2 °C; Liquid Temperature: 22.3 °C

DASY Configuration:

- Probe: EX3DV4 - SN7544; ConvF(8.26, 8.26, 8.26) @ 1880 MHz; Calibrated: 2019/9/9
- Sensor-Surface: 4mm (Mechanical Surface Detection), $z = 1.0, 31.0$
- Electronics: DAE4 Sn1390; Calibrated: 2019/10/29
- Phantom: SAM Right; Type: Twin SAM; Serial: 1896
- DASY52 52.10.2(1495); SEMCAD X 14.6.12(7450)

Area Scan (8x13x1): Measurement grid: $dx=15$ mm, $dy=15$ mm
Maximum value of SAR (measured) = 0.914 W/kg

Zoom Scan (5x5x7)/Cube 0: Measurement grid: $dx=8$ mm, $dy=8$ mm, $dz=5$ mm
Reference Value = 18.09 V/m; Power Drift = 0.09 dB
Peak SAR (extrapolated) = 1.79 W/kg
SAR(1 g) = 0.857 W/kg; SAR(10 g) = 0.403 W/kg
Maximum value of SAR (measured) = 0.996 W/kg



Test Laboratory: BTL Inc.

Date: 2020/4/4

U03_UMTS B2_RMC12.2K_CH9400_Left Cheek_Ant Main_Battery 1

DUT: Mobile Phone;


Communication System: UID 0, UMTS-FDD(WCDMA) (0); Frequency: 1880 MHz; Duty Cycle: 1:1
Medium parameters used: $f = 1880 \text{ MHz}$; $\sigma = 1.399 \text{ S/m}$; $\epsilon_r = 39.241$; $\rho = 1000 \text{ kg/m}^3$
Ambient Temperature: $23.2 \text{ }^\circ\text{C}$; Liquid Temperature: $22.3 \text{ }^\circ\text{C}$

DASY Configuration:

- Probe: EX3DV4 - SN7544; ConvF(8.26, 8.26, 8.26) @ 1880 MHz; Calibrated: 2019/9/9
- Sensor-Surface: 4mm (Mechanical Surface Detection), $z = 1.0, 31.0$
- Electronics: DAE4 Sn1390; Calibrated: 2019/10/29
- Phantom: SAM Right; Type: Twin SAM; Serial: 1896
- DASY52 52.10.2(1495); SEMCAD X 14.6.12(7450)

Area Scan (8x13x1): Measurement grid: $dx=15\text{mm}$, $dy=15\text{mm}$
Maximum value of SAR (measured) = 0.0315 W/kg

Zoom Scan (5x5x7)/Cube 0: Measurement grid: $dx=8\text{mm}$, $dy=8\text{mm}$, $dz=5\text{mm}$
Reference Value = 2.401 V/m ; Power Drift = 0.01 dB
Peak SAR (extrapolated) = 0.0500 W/kg
SAR(1 g) = 0.032 W/kg ; SAR(10 g) = 0.019 W/kg
Maximum value of SAR (measured) = 0.0345 W/kg



Test Laboratory: BTL Inc.

Date: 2020/4/4

U13_UMTS B2_RMC12.2K_CH9538_Right Tilted_Ant Second_Battery 1

DUT: Mobile Phone;


Communication System: UID 0, UMTS-FDD(WCDMA) (0); Frequency: 1907.6 MHz; Duty Cycle: 1:1
Medium parameters used: $f = 1908$ MHz; $\sigma = 1.433$ S/m; $\epsilon_r = 39.097$; $\rho = 1000$ kg/m³
Ambient Temperature: 23.2 °C; Liquid Temperature: 22.3 °C

DASY Configuration:

- Probe: EX3DV4 - SN7544; ConvF(8.26, 8.26, 8.26) @ 1907.6 MHz; Calibrated: 2019/9/9
- Sensor-Surface: 4mm (Mechanical Surface Detection), z = 1.0, 31.0
- Electronics: DAE4 Sn1390; Calibrated: 2019/10/29
- Phantom: SAM Right; Type: Twin SAM; Serial: 1896
- DASY52 52.10.2(1495); SEMCAD X 14.6.12(7450)

Area Scan (8x13x1): Measurement grid: dx=15mm, dy=15mm
Maximum value of SAR (measured) = 0.862 W/kg

Zoom Scan (5x5x7)/Cube 0: Measurement grid: dx=8mm, dy=8mm, dz=5mm
Reference Value = 17.28 V/m; Power Drift = 0.08 dB
Peak SAR (extrapolated) = 1.73 W/kg
SAR(1 g) = 0.813 W/kg; SAR(10 g) = 0.377 W/kg
Maximum value of SAR (measured) = 0.945 W/kg



Test Laboratory: BTL Inc.

Date: 2020/4/16

U20_UMTS B4_RMC12.2K_CH1413_Left Cheek_Ant Main_Battery 1

DUT: Mobile Phone;


Communication System: UID 0, UMTS-FDD(WCDMA) (0); Frequency: 1732.6 MHz; Duty Cycle: 1:1
Medium parameters used: $f = 1733$ MHz; $\sigma = 1.302$ S/m; $\epsilon_r = 40.146$; $\rho = 1000$ kg/m³
Ambient Temperature: 23.3 °C; Liquid Temperature: 22.2 °C

DASY Configuration:

- Probe: ES3DV3 - SN3228; ConvF(5.4, 5.4, 5.4) @ 1732.6 MHz; Calibrated: 2019/6/19
- Sensor-Surface: 4mm (Mechanical Surface Detection), $z = 2.0, 32.0$
- Electronics: DAE3 Sn420; Calibrated: 2019/6/21
- Phantom: SAM Right; Type: Twin SAM; Serial: 1896
- DASY52 52.10.2(1495); SEMCAD X 14.6.12(7450)

Area Scan (8x13x1): Measurement grid: $dx=15$ mm, $dy=15$ mm
Maximum value of SAR (measured) = 0.0312 W/kg

Zoom Scan (5x5x7)/Cube 0: Measurement grid: $dx=8$ mm, $dy=8$ mm, $dz=5$ mm
Reference Value = 0 V/m; Power Drift = 0.09 dB
Peak SAR (extrapolated) = 0.0430 W/kg
SAR(1 g) = 0.028 W/kg; SAR(10 g) = 0.016 W/kg
Maximum value of SAR (measured) = 0.0311 W/kg



Test Laboratory: BTL Inc.

Date: 2020/4/16

U26_UMTS B4_RMC12.2K_CH1413_Right Tilted_Ant Second_Battery 1

DUT: Mobile Phone;

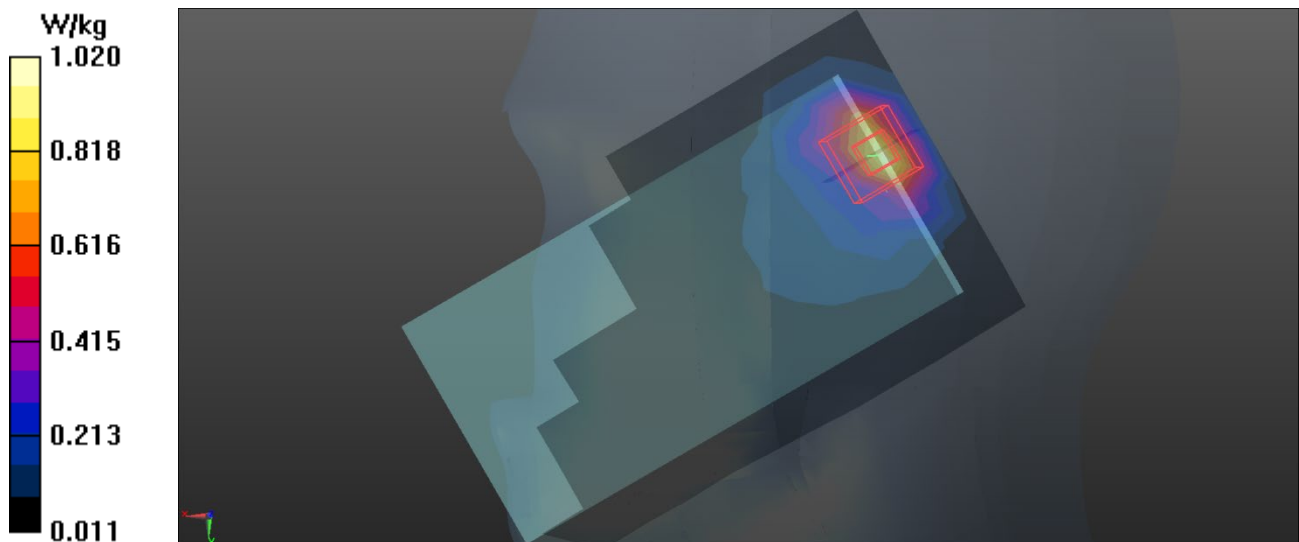
Communication System: UID 0, UMTS-FDD(WCDMA) (0); Frequency: 1732.6 MHz; Duty Cycle: 1:1
Medium parameters used: $f = 1733$ MHz; $\sigma = 1.302$ S/m; $\epsilon_r = 40.146$; $\rho = 1000$ kg/m³
Ambient Temperature: 23.3 °C; Liquid Temperature: 22.2 °C

DASY Configuration:

- Probe: ES3DV3 - SN3228; ConvF(5.4, 5.4, 5.4) @ 1732.6 MHz; Calibrated: 2019/6/19
- Sensor-Surface: 4mm (Mechanical Surface Detection), $z = 2.0, 32.0$
- Electronics: DAE3 Sn420; Calibrated: 2019/6/21
- Phantom: SAM Right; Type: Twin SAM; Serial: 1896
- DASY52 52.10.2(1495); SEMCAD X 14.6.12(7450)

Area Scan (8x13x1): Measurement grid: $dx=15$ mm, $dy=15$ mm
Maximum value of SAR (measured) = 0.940 W/kg

Zoom Scan (5x5x7)/Cube 0: Measurement grid: $dx=8$ mm, $dy=8$ mm, $dz=5$ mm
Reference Value = 23.18 V/m; Power Drift = 0.06 dB
Peak SAR (extrapolated) = 1.85 W/kg
SAR(1 g) = 0.866 W/kg; SAR(10 g) = 0.408 W/kg
Maximum value of SAR (measured) = 1.02 W/kg



Test Laboratory: BTL Inc.

Date: 2020/4/9

U44_UMTS B5_RMC12.2K_CH4182_Left Cheek_Ant Main_Battery 3

DUT: Mobile Phone;


Communication System: UID 0, UMTS-FDD(WCDMA) (0); Frequency: 836.4 MHz; Duty Cycle: 1:1
Medium parameters used (interpolated): $f = 836.4$ MHz; $\sigma = 0.936$ S/m; $\epsilon_r = 41.786$; $\rho = 1000$ kg/m³
Ambient Temperature: 23.2 °C; Liquid Temperature: 22.4 °C

DASY Configuration:

- Probe: EX3DV4 - SN7544; ConvF(10.14, 10.14, 10.14) @ 836.4 MHz; Calibrated: 2019/9/9
- Sensor-Surface: 4mm (Mechanical Surface Detection), $z = 1.0, 31.0$
- Electronics: DAE4 Sn1390; Calibrated: 2019/10/29
- Phantom: SAM Right; Type: Twin SAM; Serial: 1896
- DASY52 52.10.2(1495); SEMCAD X 14.6.12(7450)

Area Scan (8x13x1): Measurement grid: $dx=15$ mm, $dy=15$ mm
Maximum value of SAR (measured) = 0.172 W/kg

Zoom Scan (5x5x7)/Cube 0: Measurement grid: $dx=8$ mm, $dy=8$ mm, $dz=5$ mm
Reference Value = 4.602 V/m; Power Drift = 0.09 dB
Peak SAR (extrapolated) = 0.203 W/kg
SAR(1 g) = 0.167 W/kg; SAR(10 g) = 0.128 W/kg
Maximum value of SAR (measured) = 0.176 W/kg



Test Laboratory: BTL Inc.

Date: 2020/4/9

U50_UMTS B5_RMC12.2K_CH4182_Right Cheek_Ant Second_Battery 2**DUT: Mobile Phone;**


Communication System: UID 0, UMTS-FDD(WCDMA) (0); Frequency: 836.4 MHz; Duty Cycle: 1:1
Medium parameters used (interpolated): $f = 836.4$ MHz; $\sigma = 0.936$ S/m; $\epsilon_r = 41.786$; $\rho = 1000$ kg/m³
Ambient Temperature: 23.2 °C; Liquid Temperature: 22.4 °C

DASY Configuration:

- Probe: EX3DV4 - SN7544; ConvF(10.14, 10.14, 10.14) @ 836.4 MHz; Calibrated: 2019/9/9
- Sensor-Surface: 4mm (Mechanical Surface Detection), $z = 1.0, 31.0$
- Electronics: DAE4 Sn1390; Calibrated: 2019/10/29
- Phantom: SAM Right; Type: Twin SAM; Serial: 1896
- DASY52 52.10.2(1495); SEMCAD X 14.6.12(7450)

Area Scan (8x13x1): Measurement grid: $dx=15$ mm, $dy=15$ mm
Maximum value of SAR (measured) = 0.528 W/kg

Zoom Scan (5x5x7)/Cube 0: Measurement grid: $dx=8$ mm, $dy=8$ mm, $dz=5$ mm
Reference Value = 20.05 V/m; Power Drift = -0.01 dB
Peak SAR (extrapolated) = 1.24 W/kg
SAR(1 g) = 0.574 W/kg; SAR(10 g) = 0.330 W/kg
Maximum value of SAR (measured) = 0.608 W/kg



Test Laboratory: BTL Inc.

Date: 2020/4/6

L10_LTE B2_QPSK20M_CH18900_1RB_Left Cheek_Ant Main_Battery 3

DUT: Mobile Phone;

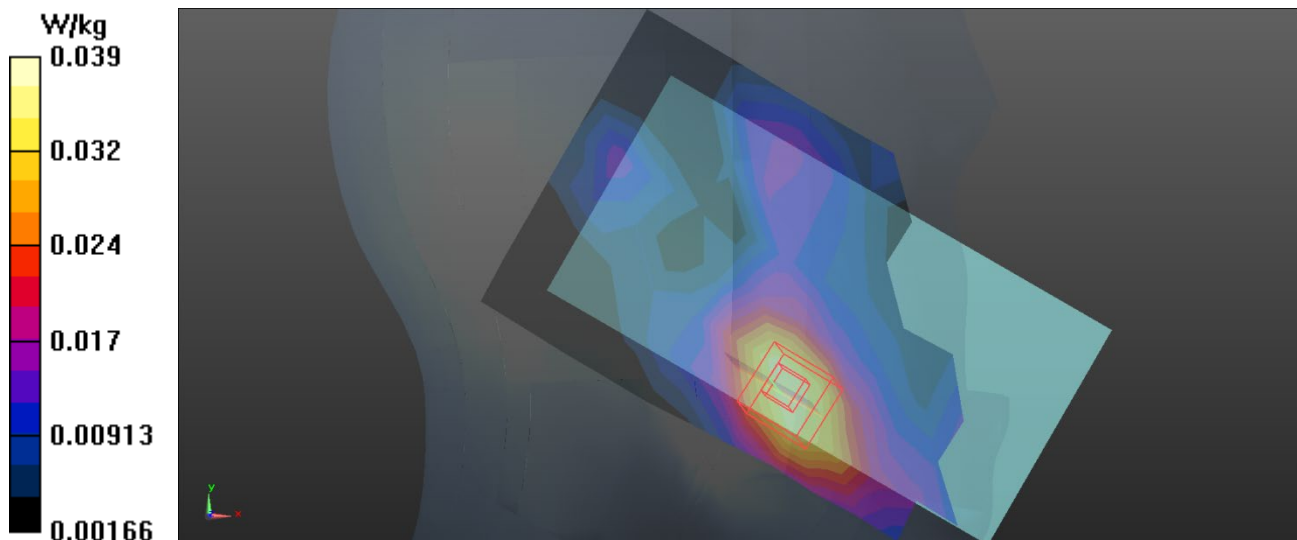
Communication System: UID 0, LTE-FDD(1RB,20MHz,QPSK) (0); Frequency: 1880 MHz; Duty Cycle: 1:1
Medium parameters used: $f = 1880$ MHz; $\sigma = 1.424$ S/m; $\epsilon_r = 39.014$; $\rho = 1000$ kg/m³
Ambient Temperature: 23.3 °C; Liquid Temperature: 22.5 °C

DASY Configuration:

- Probe: EX3DV4 - SN7544; ConvF(8.26, 8.26, 8.26) @ 1880 MHz; Calibrated: 2019/9/9
- Sensor-Surface: 4mm (Mechanical Surface Detection), $z = 1.0, 31.0$
- Electronics: DAE4 Sn1390; Calibrated: 2019/10/29
- Phantom: SAM Right; Type: Twin SAM; Serial: 1896
- DASY52 52.10.2(1495); SEMCAD X 14.6.12(7450)

Area Scan (8x13x1): Measurement grid: $dx=15$ mm, $dy=15$ mm
Maximum value of SAR (measured) = 0.0368 W/kg

Zoom Scan (5x5x7)/Cube 0: Measurement grid: $dx=8$ mm, $dy=8$ mm, $dz=5$ mm
Reference Value = 3.234 V/m; Power Drift = 0.05 dB
Peak SAR (extrapolated) = 0.0520 W/kg
SAR(1 g) = 0.036 W/kg; SAR(10 g) = 0.023 W/kg
Maximum value of SAR (measured) = 0.0390 W/kg



Test Laboratory: BTL Inc.

Date: 2020/4/22

L17_LTE B2_QPSK20M_CH18900_50RB_Right Tilted_Ant Second_Battery 1

DUT: Mobile Phone;


Communication System: UID 0, LTE-FDD(50% RB, 20MHz, QPSK) (0); Frequency: 1880 MHz; Duty Cycle: 1:1
Medium parameters used: $f = 1880$ MHz; $\sigma = 1.362$ S/m; $\epsilon_r = 39.671$; $\rho = 1000$ kg/m³
Ambient Temperature: 23.1 °C; Liquid Temperature: 22.3 °C

DASY Configuration:

- Probe: ES3DV3 - SN3228; ConvF(5.15, 5.15, 5.15) @ 1880 MHz; Calibrated: 2019/6/19
- Sensor-Surface: 4mm (Mechanical Surface Detection), $z = 2.0, 32.0$
- Electronics: DAE3 Sn420; Calibrated: 2019/6/21
- Phantom: SAM Right; Type: Twin SAM; Serial: 1896
- DASY52 52.10.2(1495); SEMCAD X 14.6.12(7450)

Area Scan (8x13x1): Measurement grid: $dx=15$ mm, $dy=15$ mm
Maximum value of SAR (measured) = 0.870 W/kg

Zoom Scan (5x5x7)/Cube 0: Measurement grid: $dx=8$ mm, $dy=8$ mm, $dz=5$ mm
Reference Value = 20.10 V/m; Power Drift = 0.02 dB
Peak SAR (extrapolated) = 1.89 W/kg
SAR(1 g) = 0.883 W/kg; SAR(10 g) = 0.411 W/kg
Maximum value of SAR (measured) = 1.02 W/kg



Test Laboratory: BTL Inc.

Date: 2020/4/14

L45_LTE B4_QPSK20M_CH20175_50RB_Left Cheek_Ant Main_Battery 1**DUT: Mobile Phone;**


Communication System: UID 0, LTE-FDD(50%RB,20MHz,QPSK) (0); Frequency: 1732.5 MHz; Duty Cycle: 1:1
Medium parameters used: $f = 1733$ MHz; $\sigma = 1.303$ S/m; $\epsilon_r = 40.26$; $\rho = 1000$ kg/m³
Ambient Temperature: 23.2 °C; Liquid Temperature: 22.3 °C

DASY Configuration:

- Probe: ES3DV3 - SN3228; ConvF(5.4, 5.4, 5.4) @ 1732.5 MHz; Calibrated: 2019/6/19
- Sensor-Surface: 4mm (Mechanical Surface Detection), $z = 2.0, 32.0$
- Electronics: DAE3 Sn420; Calibrated: 2019/6/21
- Phantom: SAM Right; Type: Twin SAM; Serial: 1896
- DASY52 52.10.2(1495); SEMCAD X 14.6.12(7450)

Area Scan (8x13x1): Measurement grid: $dx=15$ mm, $dy=15$ mm
Maximum value of SAR (measured) = 0.0194 W/kg

Zoom Scan (5x5x7)/Cube 0: Measurement grid: $dx=8$ mm, $dy=8$ mm, $dz=5$ mm
Reference Value = 0 V/m; Power Drift = 0.00 dB
Peak SAR (extrapolated) = 0.0300 W/kg
SAR(1 g) = 0.018 W/kg; SAR(10 g) = 0.010 W/kg
Maximum value of SAR (measured) = 0.0204 W/kg



Test Laboratory: BTL Inc.

Date: 2020/4/14

L71_LTE B4_QPSK20M_CH20175_1RB_Right Tilted_Ant Second_Battery 2

DUT: Mobile Phone;

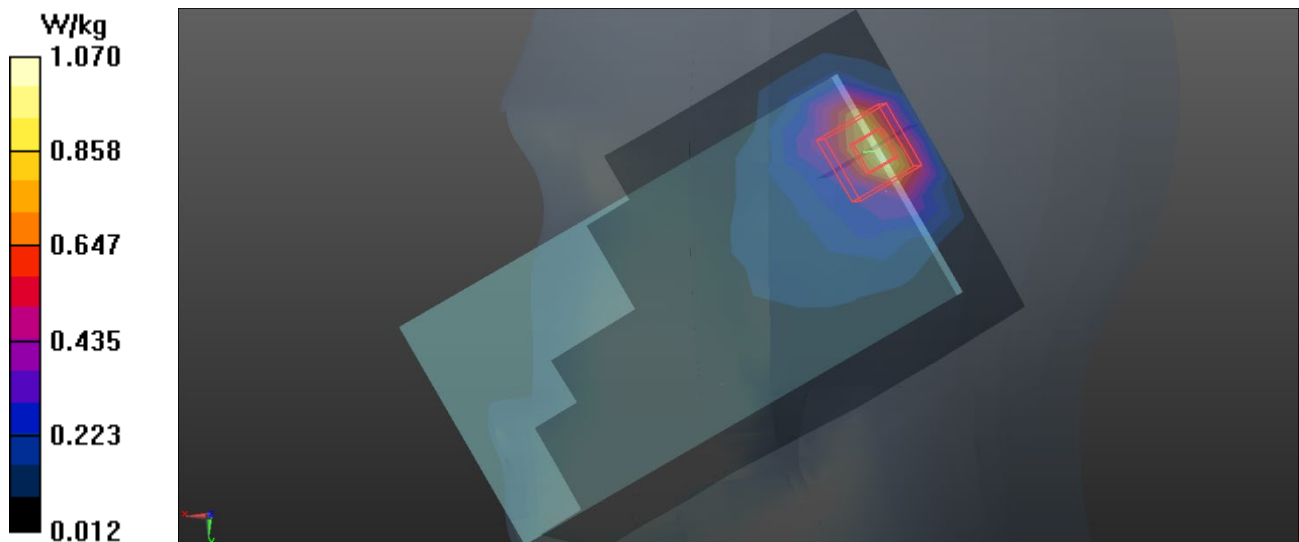
Communication System: UID 0, LTE-FDD(1RB,20MHz,QPSK) (0); Frequency: 1732.5 MHz; Duty Cycle: 1:1
Medium parameters used: $f = 1733 \text{ MHz}$; $\sigma = 1.303 \text{ S/m}$; $\epsilon_r = 40.26$; $\rho = 1000 \text{ kg/m}^3$
Ambient Temperature: $23.2 \text{ }^\circ\text{C}$; Liquid Temperature: $22.3 \text{ }^\circ\text{C}$

DASY Configuration:

- Probe: ES3DV3 - SN3228; ConvF(5.4, 5.4, 5.4) @ 1732.5 MHz; Calibrated: 2019/6/19
- Sensor-Surface: 4mm (Mechanical Surface Detection), $z = 2.0, 32.0$
- Electronics: DAE3 Sn420; Calibrated: 2019/6/21
- Phantom: SAM Right; Type: Twin SAM; Serial: 1896
- DASY52 52.10.2(1495); SEMCAD X 14.6.12(7450)

Area Scan (8x13x1): Measurement grid: $dx=15\text{mm}$, $dy=15\text{mm}$
Maximum value of SAR (measured) = 0.970 W/kg

Zoom Scan (5x5x7)/Cube 0: Measurement grid: $dx=8\text{mm}$, $dy=8\text{mm}$, $dz=5\text{mm}$
Reference Value = 23.43 V/m ; Power Drift = 0.18 dB
Peak SAR (extrapolated) = 1.92 W/kg
SAR(1 g) = 0.912 W/kg ; SAR(10 g) = 0.434 W/kg
Maximum value of SAR (measured) = 1.07 W/kg



Test Laboratory: BTL Inc.

Date: 2020/4/8

L77_LTE B5_QPSK10M_CH20450_1RB_Left Cheek_Ant Main_Battery 1

DUT: Mobile Phone;


Communication System: UID 0, LTE-FDD(1RB,10MHz,QPSK) (0); Frequency: 829 MHz; Duty Cycle: 1:1
Medium parameters used: $f = 829 \text{ MHz}$; $\sigma = 0.898 \text{ S/m}$; $\epsilon_r = 42.993$; $\rho = 1000 \text{ kg/m}^3$
Ambient Temperature: $23.1 \text{ }^\circ\text{C}$; Liquid Temperature: $22.2 \text{ }^\circ\text{C}$

DASY Configuration:

- Probe: EX3DV4 - SN7544; ConvF(10.14, 10.14, 10.14) @ 829 MHz; Calibrated: 2019/9/9
- Sensor-Surface: 4mm (Mechanical Surface Detection), $z = 1.0, 31.0$
- Electronics: DAE4 Sn1390; Calibrated: 2019/10/29
- Phantom: SAM Right; Type: Twin SAM; Serial: 1896
- DASY52 52.10.2(1495); SEMCAD X 14.6.12(7450)

Area Scan (8x13x1): Measurement grid: $dx=15\text{mm}$, $dy=15\text{mm}$
Maximum value of SAR (measured) = 0.149 W/kg

Zoom Scan (5x5x7)/Cube 0: Measurement grid: $dx=8\text{mm}$, $dy=8\text{mm}$, $dz=5\text{mm}$
Reference Value = 4.642 V/m ; Power Drift = -0.11 dB
Peak SAR (extrapolated) = 0.182 W/kg
SAR(1 g) = 0.148 W/kg ; SAR(10 g) = 0.115 W/kg
Maximum value of SAR (measured) = 0.156 W/kg



Test Laboratory: BTL Inc.

Date: 2020/4/8

L94_LTE B5_QPSK10M_CH20525_1RB_Right Cheek_Ant Second_Battery 2

DUT: Mobile Phone;


Communication System: UID 0, LTE-FDD(1RB,10MHz,QPSK) (0); Frequency: 836.5 MHz; Duty Cycle: 1:1
Medium parameters used (interpolated): $f = 836.5$ MHz; $\sigma = 0.905$ S/m; $\epsilon_r = 42.902$; $\rho = 1000$ kg/m³
Ambient Temperature: 23.1 °C; Liquid Temperature: 22.2 °C

DASY Configuration:

- Probe: EX3DV4 - SN7544; ConvF(10.14, 10.14, 10.14) @ 836.5 MHz; Calibrated: 2019/9/9
- Sensor-Surface: 4mm (Mechanical Surface Detection), $z = 1.0, 31.0$
- Electronics: DAE4 Sn1390; Calibrated: 2019/10/29
- Phantom: SAM Right; Type: Twin SAM; Serial: 1896
- DASY52 52.10.2(1495); SEMCAD X 14.6.12(7450)

Area Scan (8x13x1): Measurement grid: $dx=15$ mm, $dy=15$ mm
Maximum value of SAR (measured) = 0.439 W/kg

Zoom Scan (5x5x7)/Cube 0: Measurement grid: $dx=8$ mm, $dy=8$ mm, $dz=5$ mm
Reference Value = 18.28 V/m; Power Drift = 0.07 dB
Peak SAR (extrapolated) = 0.953 W/kg
SAR(1 g) = 0.462 W/kg; SAR(10 g) = 0.273 W/kg
Maximum value of SAR (measured) = 0.488 W/kg



Test Laboratory: BTL Inc.

Date: 2020/4/11

L97_LTE B7_QPSK20M_CH20850_1RB_Right Cheek_Ant Main_Battery 1**DUT: Mobile Phone;**

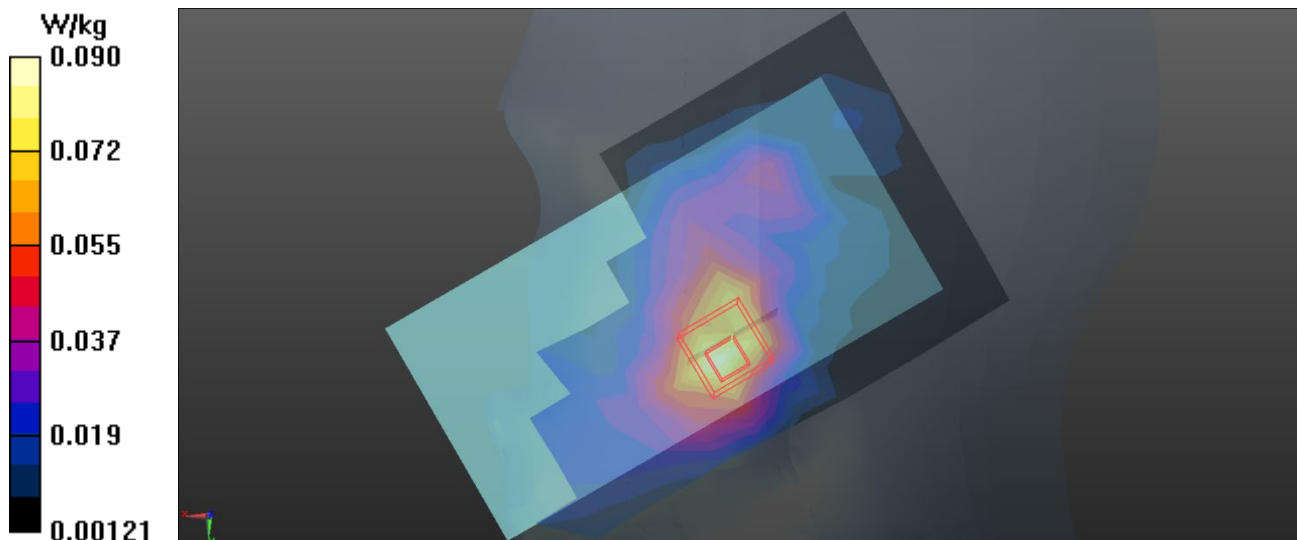
Communication System: UID 0, LTE-FDD(1RB,20MHz,QPSK) (0); Frequency: 2510 MHz; Duty Cycle: 1:1
Medium parameters used: $f = 2510$ MHz; $\sigma = 1.942$ S/m; $\epsilon_r = 38.045$; $\rho = 1000$ kg/m³
Ambient Temperature: 23.1 °C; Liquid Temperature: 22.2 °C

DASY Configuration:

- Probe: EX3DV4 - SN7544; ConvF(7.58, 7.58, 7.58) @ 2510 MHz; Calibrated: 2019/9/9
- Sensor-Surface: 4mm (Mechanical Surface Detection), $z = 1.0, 31.0$
- Electronics: DAE4 Sn1390; Calibrated: 2019/10/29
- Phantom: SAM Right; Type: Twin SAM; Serial: 1896
- DASY52 52.10.2(1495); SEMCAD X 14.6.12(7450)

Area Scan (10x16x1): Measurement grid: $dx=12$ mm, $dy=12$ mm
Maximum value of SAR (measured) = 0.0897 W/kg

Zoom Scan (7x7x7)/Cube 0: Measurement grid: $dx=5$ mm, $dy=5$ mm, $dz=5$ mm
Reference Value = 2.244 V/m; Power Drift = -0.02 dB
Peak SAR (extrapolated) = 0.149 W/kg
SAR(1 g) = 0.086 W/kg; SAR(10 g) = 0.047 W/kg
Maximum value of SAR (measured) = 0.0901 W/kg



Test Laboratory: BTL Inc.

Date: 2020/4/21

L109_LTE B7_QPSK20M_CH20850_1RB_Right Tilted_Ant Second_Battery 1

DUT: Mobile Phone;


Communication System: UID 0, LTE-FDD(1RB,20MHz,QPSK) (0); Frequency: 2510 MHz; Duty Cycle: 1:1
Medium parameters used: $f = 2510$ MHz; $\sigma = 1.932$ S/m; $\epsilon_r = 39.186$; $\rho = 1000$ kg/m³
Ambient Temperature: 23.2 °C; Liquid Temperature: 22.3 °C

DASY Configuration:

- Probe: ES3DV3 - SN3228; ConvF(4.72, 4.72, 4.72) @ 2510 MHz; Calibrated: 2019/6/19
- Sensor-Surface: 4mm (Mechanical Surface Detection), $z = 2.0, 32.0$
- Electronics: DAE3 Sn420; Calibrated: 2019/6/21
- Phantom: SAM Right; Type: Twin SAM; Serial: 1896
- DASY52 52.10.2(1495); SEMCAD X 14.6.12(7450)

Area Scan (10x16x1): Measurement grid: $dx=12$ mm, $dy=12$ mm
Maximum value of SAR (measured) = 0.994 W/kg

Zoom Scan (7x7x7)/Cube 0: Measurement grid: $dx=5$ mm, $dy=5$ mm, $dz=5$ mm
Reference Value = 5.700 V/m; Power Drift = 0.09 dB
Peak SAR (extrapolated) = 2.22 W/kg
SAR(1 g) = 0.846 W/kg; SAR(10 g) = 0.345 W/kg
Maximum value of SAR (measured) = 0.873 W/kg



Test Laboratory: BTL Inc.

Date: 2020/4/7

L134_LTE B12_QPSK10M_CH23095_1RB_Left Cheek_Ant Main_Battery 3

DUT: Mobile Phone;


Communication System: UID 0, LTE-FDD(1RB,10MHz,QPSK) (0); Frequency: 707.5 MHz; Duty Cycle: 1:1
Medium parameters used (interpolated): $f = 707.5 \text{ MHz}$; $\sigma = 0.851 \text{ S/m}$; $\epsilon_r = 42.078$; $\rho = 1000 \text{ kg/m}^3$
Ambient Temperature: $22.8 \text{ }^\circ\text{C}$; Liquid Temperature: $22.3 \text{ }^\circ\text{C}$

DASY Configuration:

- Probe: EX3DV4 - SN7544; ConvF(10.49, 10.49, 10.49) @ 707.5 MHz; Calibrated: 2019/9/9
- Sensor-Surface: 4mm (Mechanical Surface Detection), $z = 1.0, 31.0$
- Electronics: DAE4 Sn1390; Calibrated: 2019/10/29
- Phantom: SAM Right; Type: Twin SAM; Serial: 1896
- DASY52 52.10.2(1495); SEMCAD X 14.6.12(7450)

Area Scan (8x13x1): Measurement grid: $dx=15\text{mm}$, $dy=15\text{mm}$
Maximum value of SAR (measured) = 0.111 W/kg

Zoom Scan (5x5x7)/Cube 0: Measurement grid: $dx=8\text{mm}$, $dy=8\text{mm}$, $dz=5\text{mm}$
Reference Value = 3.202 V/m ; Power Drift = 0.04 dB
Peak SAR (extrapolated) = 0.132 W/kg
SAR(1 g) = 0.109 W/kg ; SAR(10 g) = 0.086 W/kg
Maximum value of SAR (measured) = 0.113 W/kg



Test Laboratory: BTL Inc.

Date: 2020/4/7

L136_LTE B12_QPSK10M_CH23095_1RB_Right Cheek_Ant Second_Battery 1**DUT: Mobile Phone;**

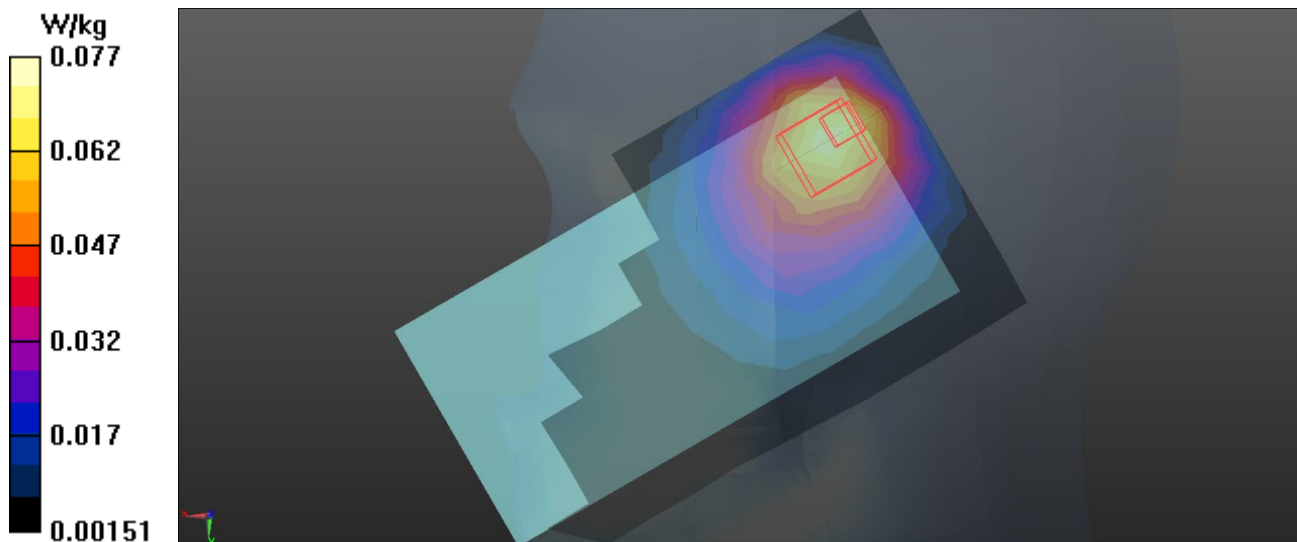
Communication System: UID 0, LTE-FDD(1RB,10MHz,QPSK) (0); Frequency: 707.5 MHz; Duty Cycle: 1:1
Medium parameters used (interpolated): $f = 707.5$ MHz; $\sigma = 0.851$ S/m; $\epsilon_r = 42.078$; $\rho = 1000$ kg/m³
Ambient Temperature: 22.8 °C; Liquid Temperature: 22.3 °C

DASY Configuration:

- Probe: EX3DV4 - SN7544; ConvF(10.49, 10.49, 10.49) @ 707.5 MHz; Calibrated: 2019/9/9
- Sensor-Surface: 4mm (Mechanical Surface Detection), $z = 1.0, 31.0$
- Electronics: DAE4 Sn1390; Calibrated: 2019/10/29
- Phantom: SAM Right; Type: Twin SAM; Serial: 1896
- DASY52 52.10.2(1495); SEMCAD X 14.6.12(7450)

Area Scan (8x13x1): Measurement grid: $dx=15$ mm, $dy=15$ mm
Maximum value of SAR (measured) = 0.0721 W/kg

Zoom Scan (5x5x7)/Cube 0: Measurement grid: $dx=8$ mm, $dy=8$ mm, $dz=5$ mm
Reference Value = 7.353 V/m; Power Drift = 0.12 dB
Peak SAR (extrapolated) = 0.147 W/kg
SAR(1 g) = 0.074 W/kg; SAR(10 g) = 0.046 W/kg
Maximum value of SAR (measured) = 0.0773 W/kg



Test Laboratory: BTL Inc.

Date: 2020/4/9

L149_LTE B26_QPSK15M_CH26865_1RB_Left Cheek_Ant Main_Battery 1

DUT: Mobile Phone;


Communication System: UID 0, LTE-FDD (SC-FDMA, 1RB, 15 MHz, QPSK (0)); Frequency: 831 MHz; Duty Cycle: 1:1
Medium parameters used: $f = 831 \text{ MHz}$; $\sigma = 0.931 \text{ S/m}$; $\epsilon_r = 41.855$; $\rho = 1000 \text{ kg/m}^3$
Ambient Temperature: $23.2 \text{ }^\circ\text{C}$; Liquid Temperature: $22.4 \text{ }^\circ\text{C}$

DASY Configuration:

- Probe: EX3DV4 - SN7544; ConvF(10.14, 10.14, 10.14) @ 831 MHz; Calibrated: 2019/9/9
- Sensor-Surface: 4mm (Mechanical Surface Detection), $z = 1.0, 31.0$
- Electronics: DAE4 Sn1390; Calibrated: 2019/10/29
- Phantom: SAM Right; Type: Twin SAM; Serial: 1896
- DASY52 52.10.2(1495); SEMCAD X 14.6.12(7450)

Area Scan (8x13x1): Measurement grid: $dx=15\text{mm}$, $dy=15\text{mm}$
Maximum value of SAR (measured) = 0.174 W/kg

Zoom Scan (5x5x7)/Cube 0: Measurement grid: $dx=8\text{mm}$, $dy=8\text{mm}$, $dz=5\text{mm}$
Reference Value = 4.903 V/m ; Power Drift = -0.01 dB
Peak SAR (extrapolated) = 0.206 W/kg
SAR(1 g) = 0.169 W/kg ; SAR(10 g) = 0.130 W/kg
Maximum value of SAR (measured) = 0.178 W/kg



Test Laboratory: BTL Inc.

Date: 2020/4/9

L166_LTE B26_QPSK15M_CH26865_1RB_Right Cheek_Ant Second_Battery 2

DUT: Mobile Phone;


Communication System: UID 0, LTE-FDD (SC-FDMA, 1RB, 15 MHz,QPSK (0)); Frequency: 831 MHz; Duty Cycle: 1:1
Medium parameters used: $f = 831 \text{ MHz}$; $\sigma = 0.931 \text{ S/m}$; $\epsilon_r = 41.855$; $\rho = 1000 \text{ kg/m}^3$
Ambient Temperature: $23.2 \text{ }^\circ\text{C}$; Liquid Temperature: $22.4 \text{ }^\circ\text{C}$

DASY Configuration:

- Probe: EX3DV4 - SN7544; ConvF(10.14, 10.14, 10.14) @ 831 MHz; Calibrated: 2019/9/9
- Sensor-Surface: 4mm (Mechanical Surface Detection), $z = 1.0, 31.0$
- Electronics: DAE4 Sn1390; Calibrated: 2019/10/29
- Phantom: SAM Right; Type: Twin SAM; Serial: 1896
- DASY52 52.10.2(1495); SEMCAD X 14.6.12(7450)

Area Scan (8x13x1): Measurement grid: $dx=15\text{mm}$, $dy=15\text{mm}$
Maximum value of SAR (measured) = 0.554 W/kg

Zoom Scan (5x5x7)/Cube 0: Measurement grid: $dx=8\text{mm}$, $dy=8\text{mm}$, $dz=5\text{mm}$
Reference Value = 20.89 V/m ; Power Drift = -0.07 dB
Peak SAR (extrapolated) = 1.19 W/kg
SAR(1 g) = 0.555 W/kg ; SAR(10 g) = 0.321 W/kg
Maximum value of SAR (measured) = 0.586 W/kg



Test Laboratory: BTL Inc.

Date: 2020/4/12

L170_LTE B38_QPSK20M_CH38000_1RB_Right Tilted_Ant Main_Battery 1

DUT: Mobile Phone;

Communication System: UID 0, LTE-TDD (SC-FDMA, 1 RB,20MHz, QPSK) (0); Frequency: 2595 MHz; Duty Cycle: 1:1.58

Medium parameters used: $f = 2595$ MHz; $\sigma = 2.018$ S/m; $\epsilon_r = 38.675$; $\rho = 1000$ kg/m³

Ambient Temperature: 23.4 °C; Liquid Temperature: 22.3 °C

DASY Configuration:

- Probe: ES3DV3 - SN3228; ConvF(4.48, 4.48, 4.48) @ 2595 MHz; Calibrated: 2019/6/19
- Sensor-Surface: 4mm (Mechanical Surface Detection), $z = 2.0, 32.0$
- Electronics: DAE3 Sn420; Calibrated: 2019/6/21
- Phantom: SAM Right; Type: Twin SAM; Serial: 1896
- DASY52 52.10.2(1495); SEMCAD X 14.6.12(7450)

Area Scan (10x16x1): Measurement grid: $dx=12$ mm, $dy=12$ mm

Maximum value of SAR (measured) = 0.0320 W/kg


Zoom Scan (7x7x7)/Cube 0: Measurement grid: $dx=5$ mm, $dy=5$ mm, $dz=5$ mm

Reference Value = 1.167 V/m; Power Drift = 0.08 dB

Peak SAR (extrapolated) = 0.0610 W/kg

SAR(1 g) = 0.034 W/kg; SAR(10 g) = 0.015 W/kg

Maximum value of SAR (measured) = 0.0390 W/kg



Test Laboratory: BTL Inc.

Date: 2020/4/20

L185_LTE B38_QPSK20M_CH37850_50RB_Right Tilted_Ant Second_Battery 1

DUT: Mobile Phone;

Communication System: UID 0, LTE-TDD (SC-FDMA, 50% RB, 20MHz, QPSK) (0); Frequency: 2580 MHz; Duty Cycle: 1:1.58

Medium parameters used: $f = 2580$ MHz; $\sigma = 2$ S/m; $\epsilon_r = 38.933$; $\rho = 1000$ kg/m³

Ambient Temperature: 23.3 °C; Liquid Temperature: 22.4 °C

DASY Configuration:

- Probe: ES3DV3 - SN3228; ConvF(4.48, 4.48, 4.48) @ 2580 MHz; Calibrated: 2019/6/19
- Sensor-Surface: 4mm (Mechanical Surface Detection), $z = 2.0, 32.0$
- Electronics: DAE3 Sn420; Calibrated: 2019/6/21
- Phantom: SAM Right; Type: Twin SAM; Serial: 1896
- DASY52 52.10.2(1495); SEMCAD X 14.6.12(7450)

Area Scan (10x16x1): Measurement grid: $dx=12$ mm, $dy=12$ mm

Maximum value of SAR (measured) = 0.638 W/kg


Zoom Scan (7x7x7)/Cube 0: Measurement grid: $dx=5$ mm, $dy=5$ mm, $dz=5$ mm

Reference Value = 5.404 V/m; Power Drift = 0.07 dB

Peak SAR (extrapolated) = 1.45 W/kg

SAR(1 g) = 0.548 W/kg; SAR(10 g) = 0.223 W/kg

Maximum value of SAR (measured) = 0.556 W/kg



Test Laboratory: BTL Inc.

Date: 2020/4/13

L210_LTE B41_QPSK20M_CH40140_1RB_Right Cheek_Ant Main_Battery 3**DUT: Mobile Phone;**

Communication System: UID 0, LTE-TDD (SC-FDMA, 1 RB,20MHz, QPSK) (0); Frequency: 2545 MHz; Duty Cycle: 1:1.58

Medium parameters used (interpolated): $f = 2545$ MHz; $\sigma = 1.967$ S/m; $\epsilon_r = 39.171$; $\rho = 1000$ kg/m³

Ambient Temperature: 23.2 °C; Liquid Temperature: 22.1 °C

DASY Configuration:

- Probe: ES3DV3 - SN3228; ConvF(4.72, 4.72, 4.72) @ 2545 MHz; Calibrated: 2019/6/19
- Sensor-Surface: 4mm (Mechanical Surface Detection), $z = 2.0, 32.0$
- Electronics: DAE3 Sn420; Calibrated: 2019/6/21
- Phantom: SAM Right; Type: Twin SAM; Serial: 1896
- DASY52 52.10.2(1495); SEMCAD X 14.6.12(7450)

Area Scan (10x16x1): Measurement grid: $dx=12$ mm, $dy=12$ mm

Maximum value of SAR (measured) = 0.0458 W/kg

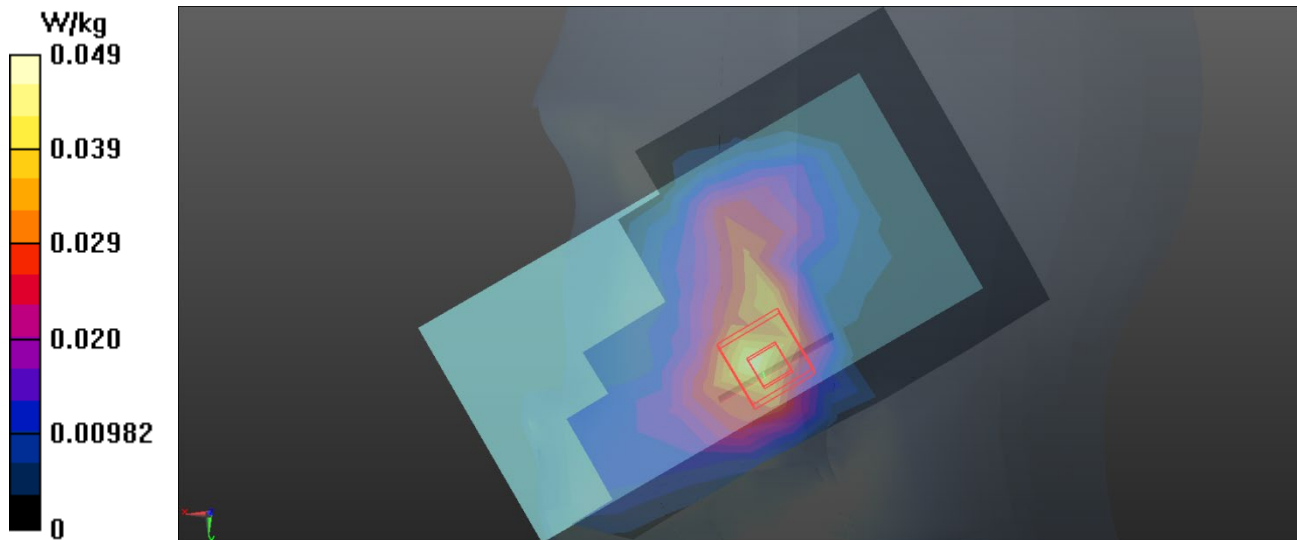
Zoom Scan (7x7x7)/Cube 0: Measurement grid: $dx=5$ mm, $dy=5$ mm, $dz=5$ mm

Reference Value = 0 V/m; Power Drift = 0.00 dB

Peak SAR (extrapolated) = 0.0740 W/kg

SAR(1 g) = 0.043 W/kg; SAR(10 g) = 0.022 W/kg

Maximum value of SAR (measured) = 0.0491 W/kg



Test Laboratory: BTL Inc.

Date: 2020/4/20

L217_LTE B41_QPSK20M_CH40140_50RB_Right Tilted_Ant Second_Battery 1

DUT: Mobile Phone;

Communication System: UID 0, LTE-TDD (SC-FDMA, 50% RB, 20MHz, QPSK) (0); Frequency: 2545 MHz; Duty Cycle: 1:1.58

Medium parameters used (interpolated): $f = 2545$ MHz; $\sigma = 1.963$ S/m; $\epsilon_r = 39.075$; $\rho = 1000$ kg/m³

Ambient Temperature: 23.3 °C; Liquid Temperature: 22.4 °C

DASY Configuration:

- Probe: ES3DV3 - SN3228; ConvF(4.72, 4.72, 4.72) @ 2545 MHz; Calibrated: 2019/6/19
- Sensor-Surface: 4mm (Mechanical Surface Detection), $z = 2.0, 32.0$
- Electronics: DAE3 Sn420; Calibrated: 2019/6/21
- Phantom: SAM Right; Type: Twin SAM; Serial: 1896
- DASY52 52.10.2(1495); SEMCAD X 14.6.12(7450)

Area Scan (10x16x1): Measurement grid: $dx=12$ mm, $dy=12$ mm

Maximum value of SAR (measured) = 0.692 W/kg


Zoom Scan (7x7x7)/Cube 0: Measurement grid: $dx=5$ mm, $dy=5$ mm, $dz=5$ mm

Reference Value = 5.372 V/m; Power Drift = 0.08 dB

Peak SAR (extrapolated) = 1.53 W/kg

SAR(1 g) = 0.583 W/kg; SAR(10 g) = 0.238 W/kg

Maximum value of SAR (measured) = 0.574 W/kg



Test Laboratory: BTL Inc.

Date: 2020/4/15

L236_LTE B66_QPSK20M_CH132572_50RB_Left Cheek_Ant Main_Battery 1**DUT: Mobile Phone;**


Communication System: UID 0, LTE-FDD(50RB,20MHz,QPSK) (0); Frequency: 1770 MHz; Duty Cycle: 1:1
Medium parameters used: $f = 1770$ MHz; $\sigma = 1.419$ S/m; $\epsilon_r = 39.27$; $\rho = 1000$ kg/m³
Ambient Temperature: 23.1 °C; Liquid Temperature: 22.4 °C

DASY Configuration:

- Probe: ES3DV3 - SN3228; ConvF(5.4, 5.4, 5.4) @ 1770 MHz; Calibrated: 2019/6/19
- Sensor-Surface: 4mm (Mechanical Surface Detection), $z = 2.0, 32.0$
- Electronics: DAE3 Sn420; Calibrated: 2019/6/21
- Phantom: SAM Right; Type: Twin SAM; Serial: 1896
- DASY52 52.10.2(1495); SEMCAD X 14.6.12(7450)

Area Scan (8x13x1): Measurement grid: $dx=15$ mm, $dy=15$ mm
Maximum value of SAR (measured) = 0.0288 W/kg

Zoom Scan (5x5x7)/Cube 0: Measurement grid: $dx=8$ mm, $dy=8$ mm, $dz=5$ mm
Reference Value = 0 V/m; Power Drift = 0.09 dB
Peak SAR (extrapolated) = 0.0430 W/kg
SAR(1 g) = 0.026 W/kg; SAR(10 g) = 0.015 W/kg
Maximum value of SAR (measured) = 0.0286 W/kg



Test Laboratory: BTL Inc.

Date: 2020/4/24

L242_LTE B66_QPSK20M_CH132572_1RB_Right Tilted_Ant Second_Battery 1

DUT: Mobile Phone;

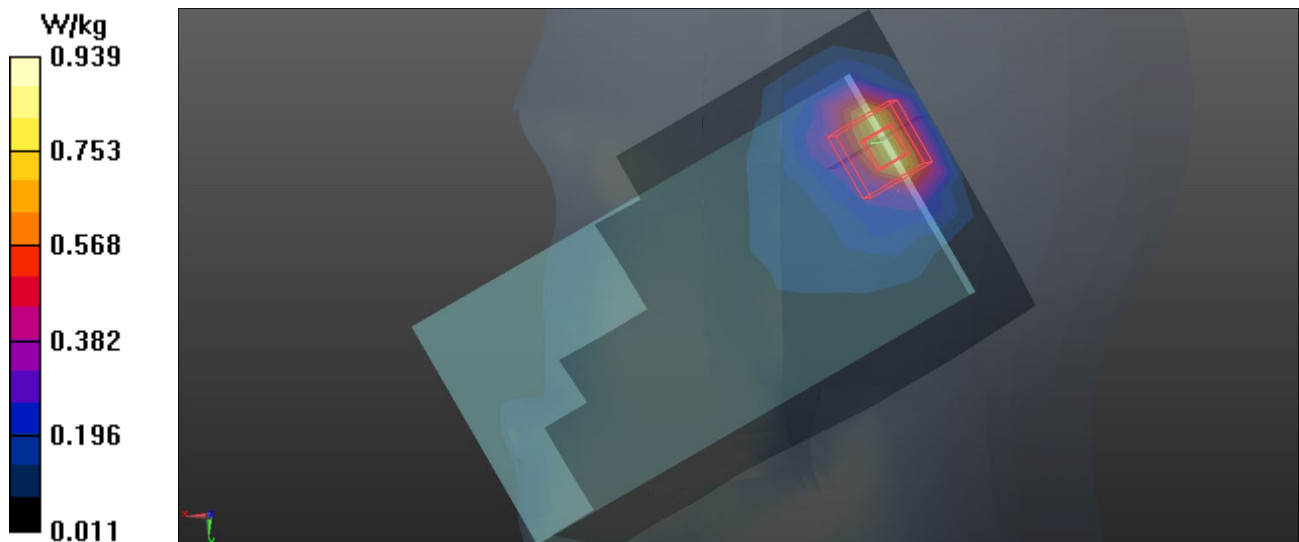
Communication System: UID 0, LTE-FDD(1RB,20MHz,QPSK) (0); Frequency: 1770 MHz; Duty Cycle: 1:1
Medium parameters used: $f = 1770$ MHz; $\sigma = 1.339$ S/m; $\epsilon_r = 40.083$; $\rho = 1000$ kg/m³
Ambient Temperature: 23.2 °C; Liquid Temperature: 22.5 °C

DASY Configuration:

- Probe: ES3DV3 - SN3228; ConvF(5.4, 5.4, 5.4) @ 1770 MHz; Calibrated: 2019/6/19
- Sensor-Surface: 4mm (Mechanical Surface Detection), $z = 2.0, 32.0$
- Electronics: DAE3 Sn420; Calibrated: 2019/6/21
- Phantom: SAM Right; Type: Twin SAM; Serial: 1896
- DASY52 52.10.2(1495); SEMCAD X 14.6.12(7450)

Area Scan (8x13x1): Measurement grid: $dx=15$ mm, $dy=15$ mm
Maximum value of SAR (measured) = 0.804 W/kg

Zoom Scan (5x5x7)/Cube 0: Measurement grid: $dx=8$ mm, $dy=8$ mm, $dz=5$ mm
Reference Value = 21.02 V/m; Power Drift = 0.08 dB
Peak SAR (extrapolated) = 1.73 W/kg
SAR(1 g) = 0.813 W/kg; SAR(10 g) = 0.387 W/kg
Maximum value of SAR (measured) = 0.939 W/kg



Test Laboratory: BTL Inc.

Date: 2020/4/17

W03_802.11b_CH6_Left Cheek_Battery 1_standlone

DUT: Mobile Phone;


Communication System: UID 0, IEEE 802.11b WiFi 2.4GHz (DSSS,1Mbps) (0); Frequency: 2437 MHz; Duty Cycle: 1:1
Medium parameters used (interpolated): $f = 2437$ MHz; $\sigma = 1.86$ S/m; $\epsilon_r = 38.355$; $\rho = 1000$ kg/m³
Ambient Temperature: 23.3 °C; Liquid Temperature: 22.4 °C

DASY Configuration:

- Probe: EX3DV4 - SN7544; ConvF(7.58, 7.58, 7.58) @ 2437 MHz; Calibrated: 2019/9/9
- Sensor-Surface: 4mm (Mechanical Surface Detection), $z = 1.0, 31.0$
- Electronics: DAE4 Sn1390; Calibrated: 2019/10/29
- Phantom: SAM Right; Type: Twin SAM; Serial: 1896
- DASY52 52.10.2(1495); SEMCAD X 14.6.12(7450)

Area Scan (10x16x1): Measurement grid: $dx=12$ mm, $dy=12$ mm
Maximum value of SAR (measured) = 0.819 W/kg

Zoom Scan (7x7x7)/Cube 0: Measurement grid: $dx=5$ mm, $dy=5$ mm, $dz=5$ mm
Reference Value = 10.99 V/m; Power Drift = 0.15 dB
Peak SAR (extrapolated) = 1.88 W/kg
SAR(1 g) = 0.837 W/kg; SAR(10 g) = 0.394 W/kg
Maximum value of SAR (measured) = 0.854 W/kg



Test Laboratory: BTL Inc.

Date: 2020/4/17

W11_802.11b_CH6_Left Cheek_Battery 1_ simutanous with 2/3/4G

DUT: Mobile Phone;


Communication System: UID 0, IEEE 802.11b WiFi 2.4GHz (DSSS,1Mbps) (0); Frequency: 2437 MHz; Duty Cycle: 1:1
Medium parameters used (interpolated): $f = 2437$ MHz; $\sigma = 1.86$ S/m; $\epsilon_r = 38.355$; $\rho = 1000$ kg/m³
Ambient Temperature: 23.3 °C; Liquid Temperature: 22.4 °C

DASY Configuration:

- Probe: EX3DV4 - SN7544; ConvF(7.58, 7.58, 7.58) @ 2437 MHz; Calibrated: 2019/9/9
- Sensor-Surface: 4mm (Mechanical Surface Detection), z = 1.0, 31.0
- Electronics: DAE4 Sn1390; Calibrated: 2019/10/29
- Phantom: SAM Right; Type: Twin SAM; Serial: 1896
- DASY52 52.10.2(1495); SEMCAD X 14.6.12(7450)

Area Scan (10x16x1): Measurement grid: dx=12mm, dy=12mm
Maximum value of SAR (measured) = 0.391 W/kg

Zoom Scan (7x7x7)/Cube 0: Measurement grid: dx=5mm, dy=5mm, dz=5mm
Reference Value = 7.801 V/m; Power Drift = 0.05 dB
Peak SAR (extrapolated) = 0.910 W/kg
SAR(1 g) = 0.404 W/kg; SAR(10 g) = 0.192 W/kg
Maximum value of SAR (measured) = 0.443 W/kg



Test Laboratory: BTL Inc.

Date: 2020/4/17

W18_BT DH5_CH39_Left Cheek_Battery 1

DUT: Mobile Phone;


Communication System: UID 0, Bluetooth (0); Frequency: 2441 MHz; Duty Cycle: 1:1
Medium parameters used (interpolated): $f = 2441$ MHz; $\sigma = 1.863$ S/m; $\epsilon_r = 38.341$; $\rho = 1000$ kg/m³
Ambient Temperature: 23.2 °C; Liquid Temperature: 22.6 °C

DASY Configuration:

- Probe: ES3DV3 - SN3228; ConvF(4.72, 4.72, 4.72) @ 2441 MHz; Calibrated: 2019/6/19
- Sensor-Surface: 4mm (Mechanical Surface Detection), $z = 2.0, 32.0$
- Electronics: DAE3 Sn420; Calibrated: 2019/6/21
- Phantom: SAM Right; Type: Twin SAM; Serial: 1896
- DASY52 52.10.2(1495); SEMCAD X 14.6.12(7450)

Area Scan (10x16x1): Measurement grid: $dx=12$ mm, $dy=12$ mm
Maximum value of SAR (measured) = 0.0307 W/kg

Zoom Scan (7x7x7)/Cube 0: Measurement grid: $dx=5$ mm, $dy=5$ mm, $dz=5$ mm
Reference Value = 0 V/m; Power Drift = 0.00 dB
Peak SAR (extrapolated) = 0.0840 W/kg
SAR(1 g) = 0.032 W/kg; SAR(10 g) = 0.013 W/kg
Maximum value of SAR (measured) = 0.0331 W/kg



Test Laboratory: BTL Inc.

Date: 2020/4/26

W27_802.11a_CH60_Left Cheek_Battery 1_standlone

DUT: Mobile Phone;


Communication System: UID 0, IEEE 802.11a WiFi 5G(OFDM, 6 Mbps,) (0); Frequency: 5300 MHz; Duty Cycle: 1:1
Medium parameters used: $f = 5300$ MHz; $\sigma = 4.803$ S/m; $\epsilon_r = 37.348$; $\rho = 1000$ kg/m³
Ambient Temperature: 23.2 °C; Liquid Temperature: 22.2 °C

DASY Configuration:

- Probe: EX3DV4 - SN7544; ConvF(5.21, 5.21, 5.21) @ 5300 MHz; Calibrated: 2019/9/9
- Sensor-Surface: 2mm (Mechanical Surface Detection), $z = 1.0, 23.0$
- Electronics: DAE4 Sn1390; Calibrated: 2019/10/29
- Phantom: SAM Right; Type: Twin SAM; Serial: 1896
- DASY52 52.10.2(1495); SEMCAD X 14.6.12(7450)

Area Scan (12x19x1): Measurement grid: $dx=10$ mm, $dy=10$ mm
Maximum value of SAR (measured) = 1.46 W/kg

Zoom Scan (7x7x12)/Cube 0: Measurement grid: $dx=4$ mm, $dy=4$ mm, $dz=2$ mm
Reference Value = 3.904 V/m; Power Drift = -0.01 dB
Peak SAR (extrapolated) = 4.50 W/kg
SAR(1 g) = 0.952 W/kg; SAR(10 g) = 0.340 W/kg
Maximum value of SAR (measured) = 1.58 W/kg



Test Laboratory: BTL Inc.

Date: 2020/4/26

W33_802.11a_CH64_Left Cheek_Battery 1_ simutanous with 2/3/4G**DUT: Mobile Phone;**


Communication System: UID 0, IEEE 802.11a WiFi 5G(OFDM, 6 Mbps,) (0); Frequency: 5320 MHz; Duty Cycle: 1:1
Medium parameters used: $f = 5320$ MHz; $\sigma = 4.824$ S/m; $\epsilon_r = 37.306$; $\rho = 1000$ kg/m³
Ambient Temperature: 23.2 °C; Liquid Temperature: 22.2 °C

DASY Configuration:

- Probe: EX3DV4 - SN7544; ConvF(5.21, 5.21, 5.21) @ 5320 MHz; Calibrated: 2019/9/9
- Sensor-Surface: 2mm (Mechanical Surface Detection), $z = 1.0, 23.0$
- Electronics: DAE4 Sn1390; Calibrated: 2019/10/29
- Phantom: SAM Right; Type: Twin SAM; Serial: 1896
- DASY52 52.10.2(1495); SEMCAD X 14.6.12(7450)

Area Scan (12x19x1): Measurement grid: $dx=10$ mm, $dy=10$ mm
Maximum value of SAR (measured) = 0.571 W/kg

Zoom Scan (7x7x12)/Cube 0: Measurement grid: $dx=4$ mm, $dy=4$ mm, $dz=2$ mm
Reference Value = 1.298 V/m; Power Drift = 0.04 dB
Peak SAR (extrapolated) = 1.12 W/kg
SAR(1 g) = 0.321 W/kg; SAR(10 g) = 0.114 W/kg
Maximum value of SAR (measured) = 0.649 W/kg



Test Laboratory: BTL Inc.

Date: 2020/4/26

W45_802.11a_CH104_Left Cheek_Battery 1_standlone**DUT: Mobile Phone;**


Communication System: UID 0, IEEE 802.11a WiFi 5G(OFDM, 6 Mbps,) (0); Frequency: 5520 MHz; Duty Cycle: 1:1
Medium parameters used: $f = 5520$ MHz; $\sigma = 5.068$ S/m; $\epsilon_r = 36.793$; $\rho = 1000$ kg/m³
Ambient Temperature: 23.2 °C; Liquid Temperature: 22.2 °C

DASY Configuration:

- Probe: EX3DV4 - SN7544; ConvF(4.95, 4.95, 4.95) @ 5520 MHz; Calibrated: 2019/9/9
- Sensor-Surface: 2mm (Mechanical Surface Detection), $z = 1.0, 23.0$
- Electronics: DAE4 Sn1390; Calibrated: 2019/10/29
- Phantom: SAM Right; Type: Twin SAM; Serial: 1896
- DASY52 52.10.2(1495); SEMCAD X 14.6.12(7450)

Area Scan (12x19x1): Measurement grid: $dx=10$ mm, $dy=10$ mm
Maximum value of SAR (measured) = 1.95 W/kg

Zoom Scan (7x7x12)/Cube 0: Measurement grid: $dx=4$ mm, $dy=4$ mm, $dz=2$ mm
Reference Value = 5.615 V/m; Power Drift = 0.08 dB
Peak SAR (extrapolated) = 6.33 W/kg
SAR(1 g) = 1.14 W/kg; SAR(10 g) = 0.385 W/kg
Maximum value of SAR (measured) = 1.98 W/kg



Test Laboratory: BTL Inc.

Date: 2020/4/26

W54_802.11a_CH112_Left Cheek_Battery 3_ simutanous with 2/3/4G**DUT: Mobile Phone;**

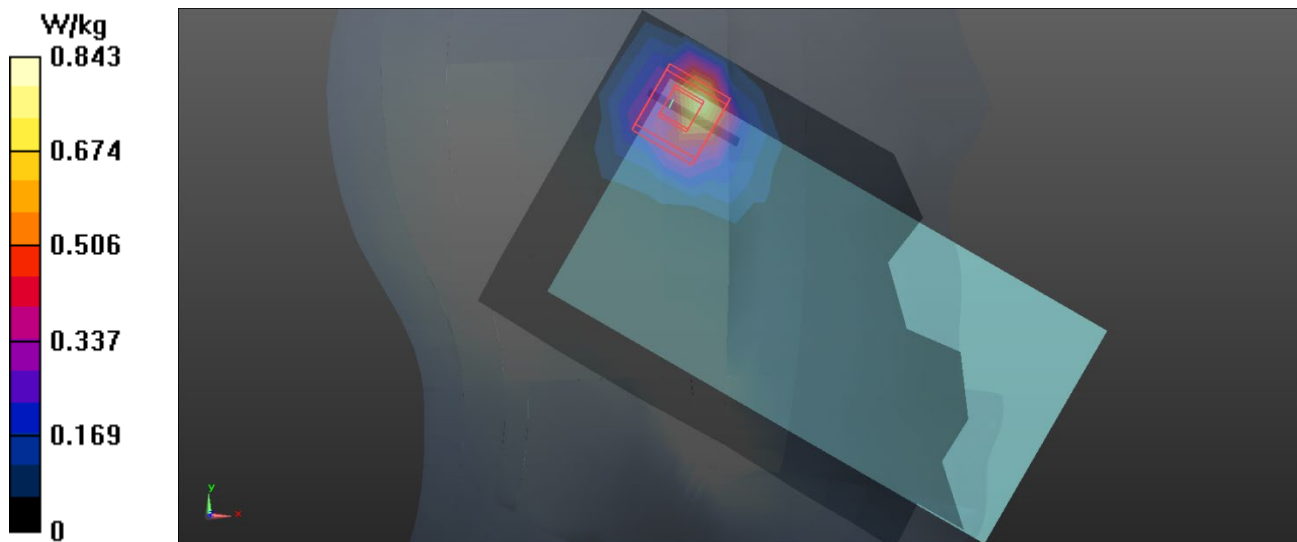
Communication System: UID 0, IEEE 802.11a WiFi 5G(OFDM, 6 Mbps,) (0); Frequency: 5560 MHz; Duty Cycle: 1:1
Medium parameters used: $f = 5560$ MHz; $\sigma = 5.122$ S/m; $\epsilon_r = 36.734$; $\rho = 1000$ kg/m³
Ambient Temperature: 23.2 °C; Liquid Temperature: 22.2 °C

DASY Configuration:

- Probe: EX3DV4 - SN7544; ConvF(4.81, 4.81, 4.81) @ 5560 MHz; Calibrated: 2019/9/9
- Sensor-Surface: 2mm (Mechanical Surface Detection), $z = 1.0, 23.0$
- Electronics: DAE4 Sn1390; Calibrated: 2019/10/29
- Phantom: SAM Right; Type: Twin SAM; Serial: 1896
- DASY52 52.10.2(1495); SEMCAD X 14.6.12(7450)

Area Scan (12x19x1): Measurement grid: $dx=10$ mm, $dy=10$ mm
Maximum value of SAR (measured) = 0.793 W/kg

Zoom Scan (7x7x12)/Cube 0: Measurement grid: $dx=4$ mm, $dy=4$ mm, $dz=2$ mm
Reference Value = 3.748 V/m; Power Drift = 0.03 dB
Peak SAR (extrapolated) = 1.45 W/kg
SAR(1 g) = 0.402 W/kg; SAR(10 g) = 0.137 W/kg
Maximum value of SAR (measured) = 0.843 W/kg



Test Laboratory: BTL Inc.

Date: 2020/4/27

W60_802.11a_CH153_Left Cheek_Battery 1_standlone

DUT: Mobile Phone;


Communication System: UID 0, IEEE 802.11a WiFi 5G(OFDMA, 6 Mbps,) (0); Frequency: 5765 MHz; Duty Cycle: 1:1
Medium parameters used: $f = 5765 \text{ MHz}$; $\sigma = 5.37 \text{ S/m}$; $\epsilon_r = 36.283$; $\rho = 1000 \text{ kg/m}^3$
Ambient Temperature: $23.3 \text{ }^\circ\text{C}$; Liquid Temperature: $22.6 \text{ }^\circ\text{C}$

DASY Configuration:

- Probe: EX3DV4 - SN7544; ConvF(4.75, 4.75, 4.75) @ 5765 MHz; Calibrated: 2019/9/9
- Sensor-Surface: 2mm (Mechanical Surface Detection), $z = 1.0, 23.0$
- Electronics: DAE4 Sn1390; Calibrated: 2019/10/29
- Phantom: SAM Right; Type: Twin SAM; Serial: 1896
- DASY52 52.10.2(1495); SEMCAD X 14.6.12(7450)

Area Scan (12x19x1): Measurement grid: $dx=10\text{mm}$, $dy=10\text{mm}$
Maximum value of SAR (measured) = 1.46 W/kg

Zoom Scan (7x7x12)/Cube 0: Measurement grid: $dx=4\text{mm}$, $dy=4\text{mm}$, $dz=2\text{mm}$
Reference Value = 3.383 V/m; Power Drift = 0.04 dB
Peak SAR (extrapolated) = 6.46 W/kg
SAR(1 g) = 0.931 W/kg; SAR(10 g) = 0.289 W/kg
Maximum value of SAR (measured) = 1.53 W/kg



Test Laboratory: BTL Inc.

Date: 2020/4/27

W66_802.11a_CH161_Left Cheek_Battery 3_ simutanous with 2/3/4G

DUT: Mobile Phone;


Communication System: UID 0, IEEE 802.11a WiFi 5G(OFDM, 6 Mbps,) (0); Frequency: 5805 MHz; Duty Cycle: 1:1
Medium parameters used: $f = 5805$ MHz; $\sigma = 5.422$ S/m; $\epsilon_r = 36.191$; $\rho = 1000$ kg/m³
Ambient Temperature: 23.3 °C; Liquid Temperature: 22.6 °C

DASY Configuration:

- Probe: EX3DV4 - SN7544; ConvF(4.75, 4.75, 4.75) @ 5805 MHz; Calibrated: 2019/9/9
- Sensor-Surface: 2mm (Mechanical Surface Detection), $z = 1.0, 23.0$
- Electronics: DAE4 Sn1390; Calibrated: 2019/10/29
- Phantom: SAM Right; Type: Twin SAM; Serial: 1896
- DASY52 52.10.2(1495); SEMCAD X 14.6.12(7450)

Area Scan (12x19x1): Measurement grid: $dx=10$ mm, $dy=10$ mm
Maximum value of SAR (measured) = 0.553 W/kg

Zoom Scan (7x7x12)/Cube 0: Measurement grid: $dx=4$ mm, $dy=4$ mm, $dz=2$ mm
Reference Value = 1.558 V/m; Power Drift = 0.09 dB
Peak SAR (extrapolated) = 1.14 W/kg
SAR(1 g) = 0.287 W/kg; SAR(10 g) = 0.091 W/kg
Maximum value of SAR (measured) = 0.656 W/kg



Test Laboratory: BTL Inc.

Date: 2020/4/10

G37_GSM 850_GSM_CH190_Rear Face_1.5cm_Ant Main_Battery 3

DUT: Mobile Phone;

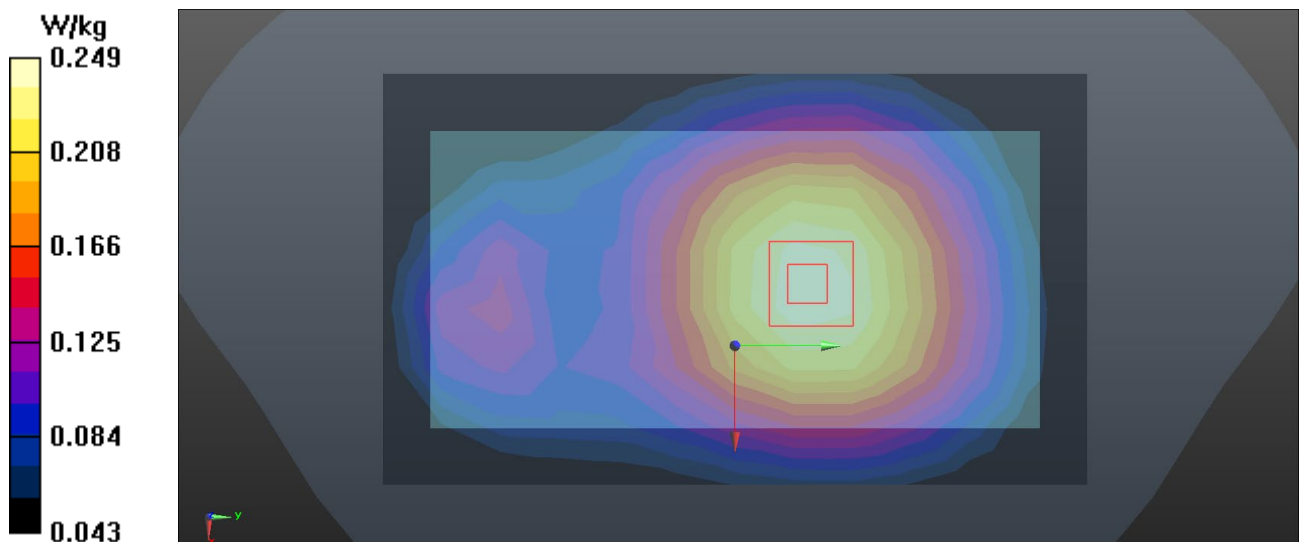
Communication System: UID 0, Generic GSM (0); Frequency: 836.6 MHz; Duty Cycle: 1:8.3
Medium parameters used: $f = 837$ MHz; $\sigma = 0.922$ S/m; $\epsilon_r = 42.966$; $\rho = 1000$ kg/m³
Ambient Temperature: 23.2 °C; Liquid Temperature: 22.1 °C

DASY Configuration:

- Probe: EX3DV4 - SN7544; ConvF(10.14, 10.14, 10.14) @ 836.6 MHz; Calibrated: 2019/9/9
- Sensor-Surface: 4mm (Mechanical Surface Detection), $z = 1.0, 31.0$
- Electronics: DAE4 Sn1390; Calibrated: 2019/10/29
- Phantom: SAM Right; Type: Twin SAM; Serial: 1896
- DASY52 52.10.2(1495); SEMCAD X 14.6.12(7450)

Area Scan (8x13x1): Measurement grid: $dx=15$ mm, $dy=15$ mm
Maximum value of SAR (measured) = 0.245 W/kg

Zoom Scan (5x5x7)/Cube 0: Measurement grid: $dx=8$ mm, $dy=8$ mm, $dz=5$ mm
Reference Value = 15.73 V/m; Power Drift = -0.03 dB
Peak SAR (extrapolated) = 0.291 W/kg
SAR(1 g) = 0.237 W/kg; SAR(10 g) = 0.182 W/kg
Maximum value of SAR (measured) = 0.249 W/kg



Test Laboratory: BTL Inc.

Date: 2020/4/10

G48_GSM 850_GSM_CH190_Rear Face_1.5cm_Ant Second_Battery 1

DUT: Mobile Phone;

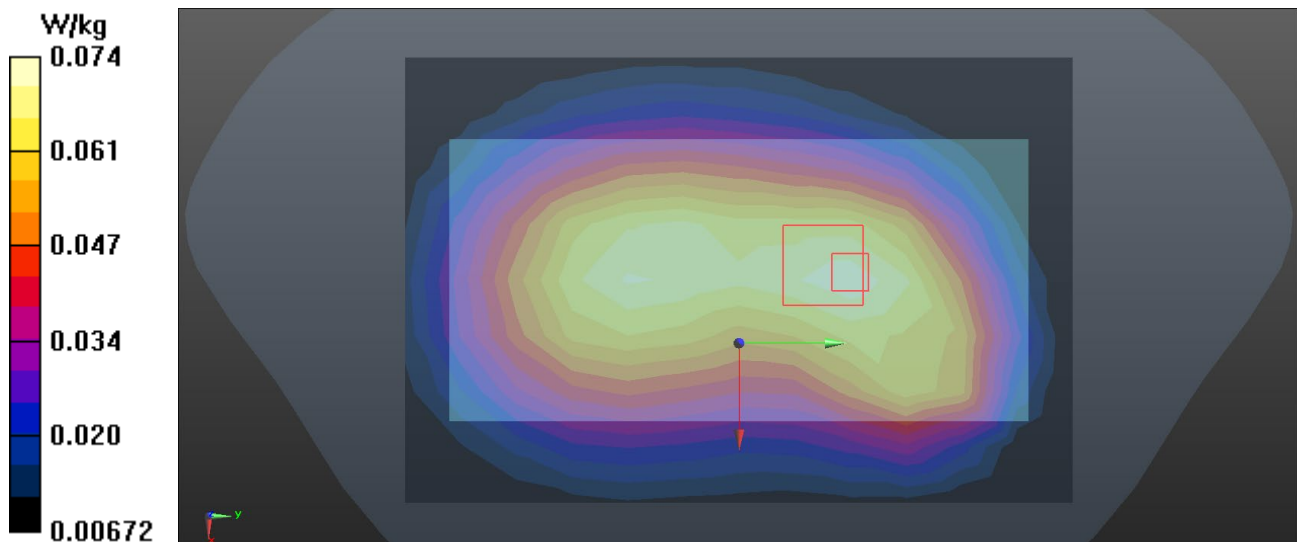
Communication System: UID 0, Generic GSM (0); Frequency: 836.6 MHz; Duty Cycle: 1:8.3
Medium parameters used: $f = 837$ MHz; $\sigma = 0.922$ S/m; $\epsilon_r = 42.966$; $\rho = 1000$ kg/m³
Ambient Temperature: 23.2 °C; Liquid Temperature: 22.1 °C

DASY Configuration:

- Probe: EX3DV4 - SN7544; ConvF(10.14, 10.14, 10.14) @ 836.6 MHz; Calibrated: 2019/9/9
- Sensor-Surface: 4mm (Mechanical Surface Detection), $z = 1.0, 31.0$
- Electronics: DAE4 Sn1390; Calibrated: 2019/10/29
- Phantom: SAM Right; Type: Twin SAM; Serial: 1896
- DASY52 52.10.2(1495); SEMCAD X 14.6.12(7450)

Area Scan (9x13x1): Measurement grid: $dx=15$ mm, $dy=15$ mm
Maximum value of SAR (measured) = 0.0737 W/kg

Zoom Scan (5x5x7)/Cube 0: Measurement grid: $dx=8$ mm, $dy=8$ mm, $dz=5$ mm
Reference Value = 8.527 V/m; Power Drift = 0.02 dB
Peak SAR (extrapolated) = 0.0940 W/kg
SAR(1 g) = 0.070 W/kg; SAR(10 g) = 0.051 W/kg
Maximum value of SAR (measured) = 0.0744 W/kg



Test Laboratory: BTL Inc.

Date: 2020/4/4

G60_GSM 1900_GSM_CH661_Rear Face_1.5cm_Ant Main_Battery 1

DUT: Mobile Phone;

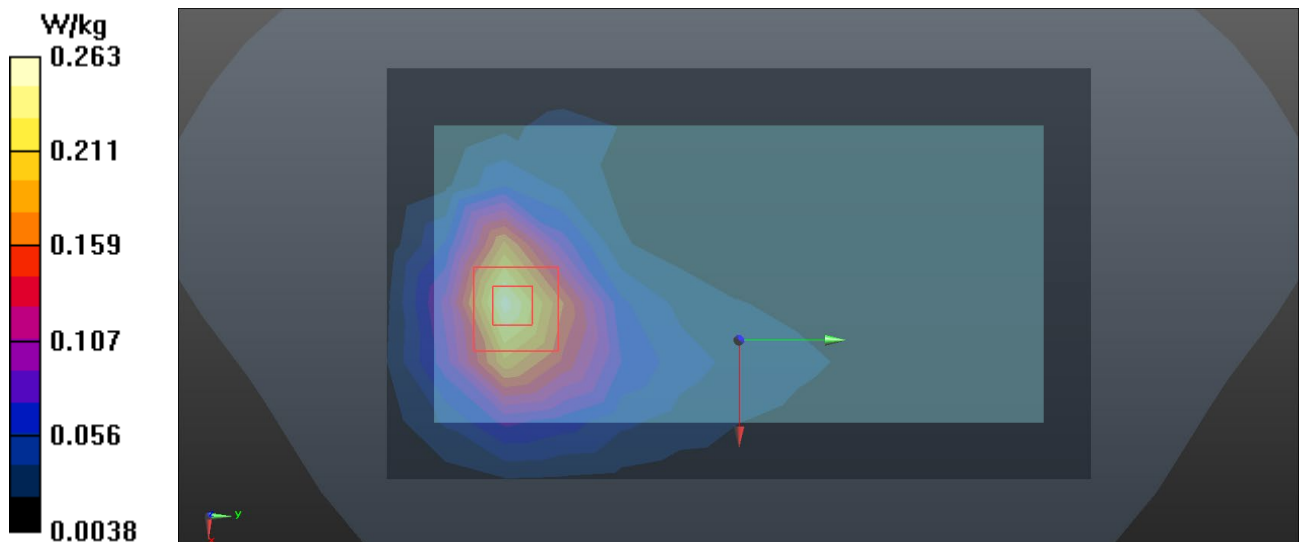
Communication System: UID 0, Generic GSM (0); Frequency: 1880 MHz; Duty Cycle: 1:8.3
Medium parameters used: $f = 1880$ MHz; $\sigma = 1.399$ S/m; $\epsilon_r = 39.241$; $\rho = 1000$ kg/m³
Ambient Temperature: 23.2 °C; Liquid Temperature: 22.3 °C

DASY Configuration:

- Probe: EX3DV4 - SN7544; ConvF(8.26, 8.26, 8.26) @ 1880 MHz; Calibrated: 2019/9/9
- Sensor-Surface: 4mm (Mechanical Surface Detection), $z = 1.0, 31.0$
- Electronics: DAE4 Sn1390; Calibrated: 2019/10/29
- Phantom: SAM Right; Type: Twin SAM; Serial: 1896
- DASY52 52.10.2(1495); SEMCAD X 14.6.12(7450)

Area Scan (8x13x1): Measurement grid: $dx=15$ mm, $dy=15$ mm
Maximum value of SAR (measured) = 0.258 W/kg

Zoom Scan (5x5x7)/Cube 0: Measurement grid: $dx=8$ mm, $dy=8$ mm, $dz=5$ mm
Reference Value = 3.386 V/m; Power Drift = 0.07 dB
Peak SAR (extrapolated) = 0.381 W/kg
SAR(1 g) = 0.238 W/kg; SAR(10 g) = 0.138 W/kg
Maximum value of SAR (measured) = 0.263 W/kg



Test Laboratory: BTL Inc.

Date: 2020/4/22

G76_GSM 1900_GSM_CH661_Rear Face_1.5cm_Ant Second_Battery 2

DUT: Mobile Phone;

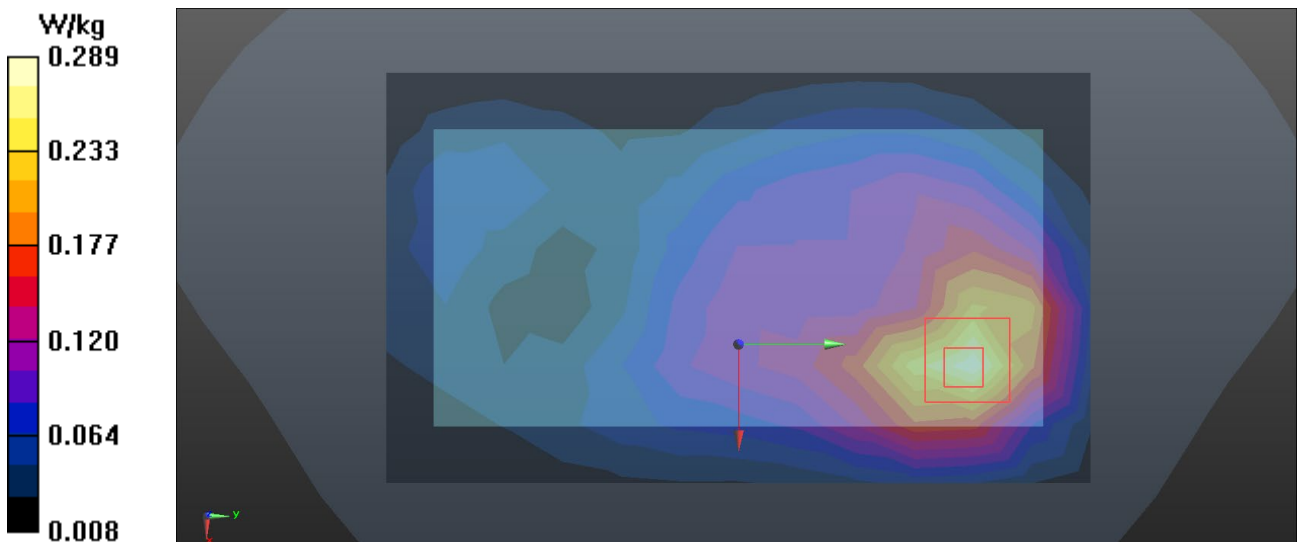
Communication System: UID 0, Generic GSM (0); Frequency: 1880 MHz; Duty Cycle: 1:8.3
Medium parameters used: $f = 1880$ MHz; $\sigma = 1.362$ S/m; $\epsilon_r = 39.671$; $\rho = 1000$ kg/m³
Ambient Temperature: 23.1 °C; Liquid Temperature: 22.3 °C

DASY Configuration:

- Probe: ES3DV3 - SN3228; ConvF(5.15, 5.15, 5.15) @ 1880 MHz; Calibrated: 2019/6/19
- Sensor-Surface: 4mm (Mechanical Surface Detection), $z = 2.0, 32.0$
- Electronics: DAE3 Sn420; Calibrated: 2019/6/21
- Phantom: SAM Right; Type: Twin SAM; Serial: 1896
- DASY52 52.10.2(1495); SEMCAD X 14.6.12(7450)

Area Scan (8x13x1): Measurement grid: $dx=15$ mm, $dy=15$ mm
Maximum value of SAR (measured) = 0.287 W/kg

Zoom Scan (5x5x7)/Cube 0: Measurement grid: $dx=8$ mm, $dy=8$ mm, $dz=5$ mm
Reference Value = 9.016 V/m; Power Drift = 0.13 dB
Peak SAR (extrapolated) = 0.453 W/kg
SAR(1 g) = 0.267 W/kg; SAR(10 g) = 0.157 W/kg
Maximum value of SAR (measured) = 0.289 W/kg



Test Laboratory: BTL Inc.

Date: 2020/4/22

U56_UMTS B2_RMC12.2K_CH9400_Rear Face_1.5cm_Ant Main_Battery 1

DUT: Mobile Phone;

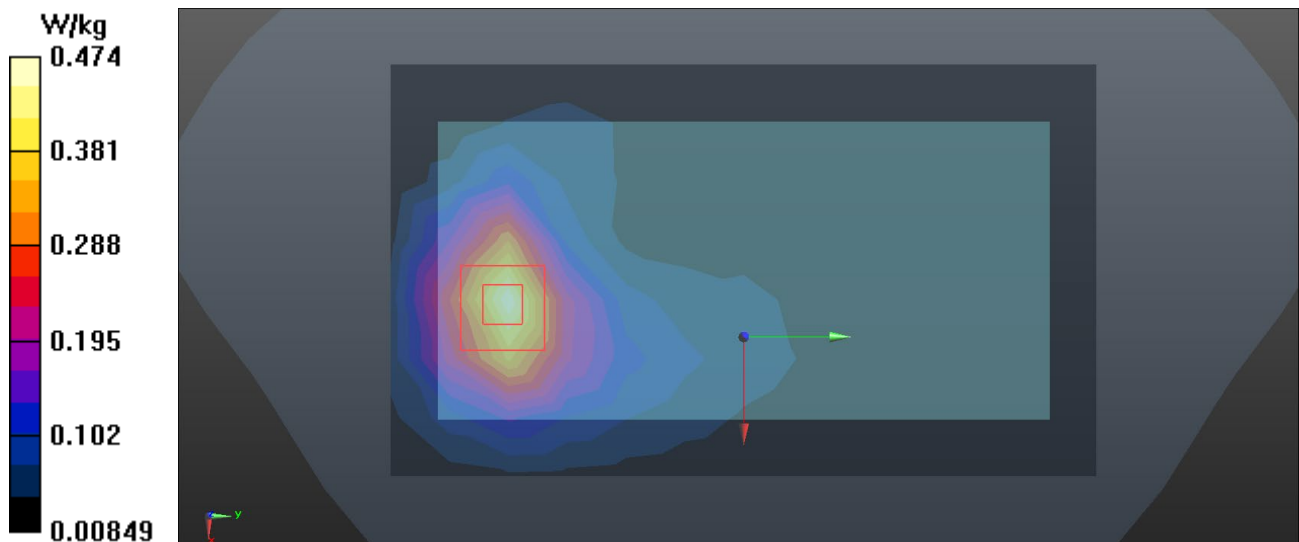
Communication System: UID 0, UMTS-FDD(WCDMA) (0); Frequency: 1880 MHz; Duty Cycle: 1:1
Medium parameters used: $f = 1880$ MHz; $\sigma = 1.362$ S/m; $\epsilon_r = 39.671$; $\rho = 1000$ kg/m³
Ambient Temperature: 23.1 °C; Liquid Temperature: 22.3 °C

DASY Configuration:

- Probe: ES3DV3 - SN3228; ConvF(5.15, 5.15, 5.15) @ 1880 MHz; Calibrated: 2019/6/19
- Sensor-Surface: 4mm (Mechanical Surface Detection), $z = 2.0, 32.0$
- Electronics: DAE3 Sn420; Calibrated: 2019/6/21
- Phantom: SAM Right; Type: Twin SAM; Serial: 1896
- DASY52 52.10.2(1495); SEMCAD X 14.6.12(7450)

Area Scan (8x13x1): Measurement grid: $dx=15$ mm, $dy=15$ mm
Maximum value of SAR (measured) = 0.472 W/kg

Zoom Scan (5x5x7)/Cube 0: Measurement grid: $dx=8$ mm, $dy=8$ mm, $dz=5$ mm
Reference Value = 4.978 V/m; Power Drift = 0.06 dB
Peak SAR (extrapolated) = 0.694 W/kg
SAR(1 g) = 0.432 W/kg; SAR(10 g) = 0.250 W/kg
Maximum value of SAR (measured) = 0.474 W/kg



Test Laboratory: BTL Inc.

Date: 2020/4/5

U72_UMTS B2_RMC12.2K_CH9400_Rear Face_1.5cm_Ant Second_Battery 1

DUT: Mobile Phone;

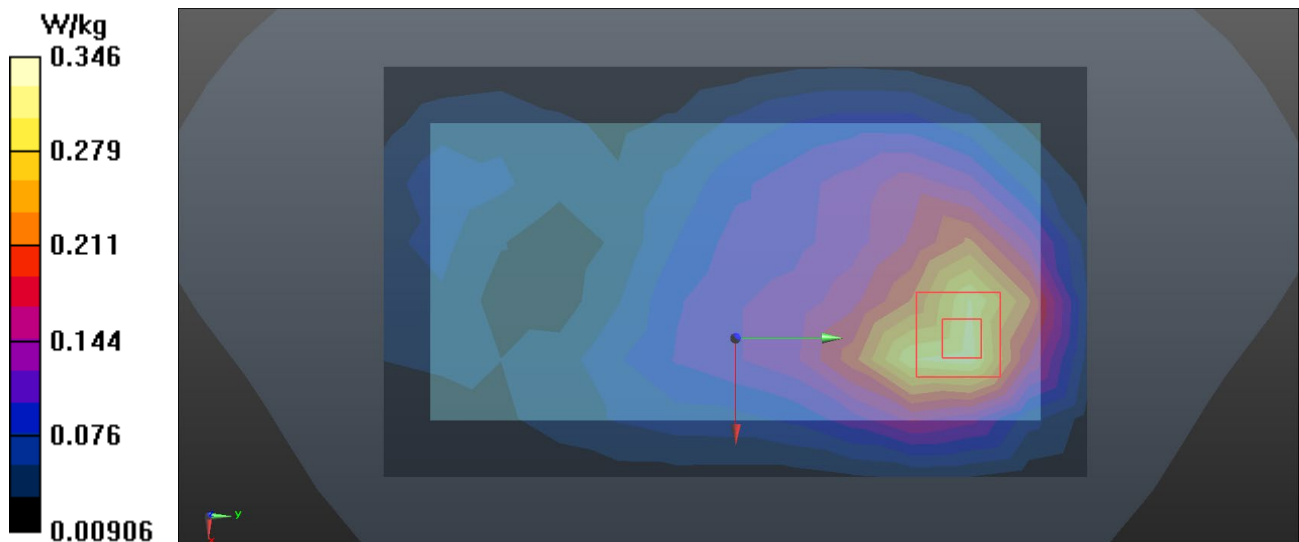
Communication System: UID 0, UMTS-FDD(WCDMA) (0); Frequency: 1880 MHz; Duty Cycle: 1:1
Medium parameters used: $f = 1880$ MHz; $\sigma = 1.419$ S/m; $\epsilon_r = 39.276$; $\rho = 1000$ kg/m³
Ambient Temperature: 22.9 °C; Liquid Temperature: 22.4 °C

DASY Configuration:

- Probe: EX3DV4 - SN7544; ConvF(8.26, 8.26, 8.26) @ 1880 MHz; Calibrated: 2019/9/9
- Sensor-Surface: 4mm (Mechanical Surface Detection), $z = 1.0, 31.0$
- Electronics: DAE4 Sn1390; Calibrated: 2019/10/29
- Phantom: SAM Right; Type: Twin SAM; Serial: 1896
- DASY52 52.10.2(1495); SEMCAD X 14.6.12(7450)

Area Scan (8x13x1): Measurement grid: $dx=15$ mm, $dy=15$ mm
Maximum value of SAR (measured) = 0.315 W/kg

Zoom Scan (5x5x7)/Cube 0: Measurement grid: $dx=8$ mm, $dy=8$ mm, $dz=5$ mm
Reference Value = 8.951 V/m; Power Drift = 0.03 dB
Peak SAR (extrapolated) = 0.531 W/kg
SAR(1 g) = 0.316 W/kg; SAR(10 g) = 0.186 W/kg
Maximum value of SAR (measured) = 0.346 W/kg



Test Laboratory: BTL Inc.

Date: 2020/4/25

U84_UMTS B4_RMC12.2K_CH1413_Rear Face_1.5cm_Ant Main_Battery 1

DUT: Mobile Phone;

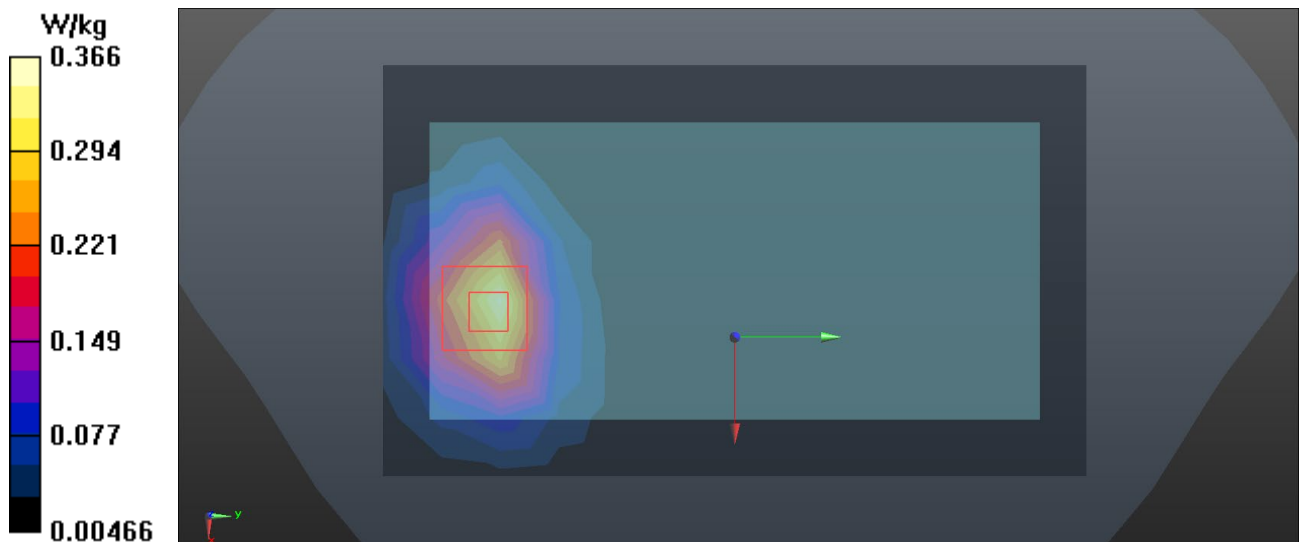
Communication System: UID 0, UMTS-FDD(WCDMA) (0); Frequency: 1732.6 MHz; Duty Cycle: 1:1
Medium parameters used: $f = 1733 \text{ MHz}$; $\sigma = 1.397 \text{ S/m}$; $\epsilon_r = 41.386$; $\rho = 1000 \text{ kg/m}^3$
Ambient Temperature: $22.9 \text{ }^\circ\text{C}$; Liquid Temperature: $22.1 \text{ }^\circ\text{C}$

DASY Configuration:

- Probe: ES3DV3 - SN3228; ConvF(5.4, 5.4, 5.4) @ 1732.6 MHz; Calibrated: 2019/6/19
- Sensor-Surface: 4mm (Mechanical Surface Detection), $z = 2.0, 32.0$
- Electronics: DAE3 Sn420; Calibrated: 2019/6/21
- Phantom: SAM Right; Type: Twin SAM; Serial: 1896
- DASY52 52.10.2(1495); SEMCAD X 14.6.12(7450)

Area Scan (8x13x1): Measurement grid: $dx=15\text{mm}$, $dy=15\text{mm}$
Maximum value of SAR (measured) = 0.350 W/kg

Zoom Scan (5x5x7)/Cube 0: Measurement grid: $dx=8\text{mm}$, $dy=8\text{mm}$, $dz=5\text{mm}$
Reference Value = 3.102 V/m ; Power Drift = 0.03 dB
Peak SAR (extrapolated) = 0.563 W/kg
SAR(1 g) = 0.330 W/kg ; SAR(10 g) = 0.181 W/kg
Maximum value of SAR (measured) = 0.366 W/kg



Test Laboratory: BTL Inc.

Date: 2020/4/16

U101_UMTS B4_RMC12.2K_CH1413_Rear Face_1.5cm_Ant Second_Battery 1**DUT: Mobile Phone;**

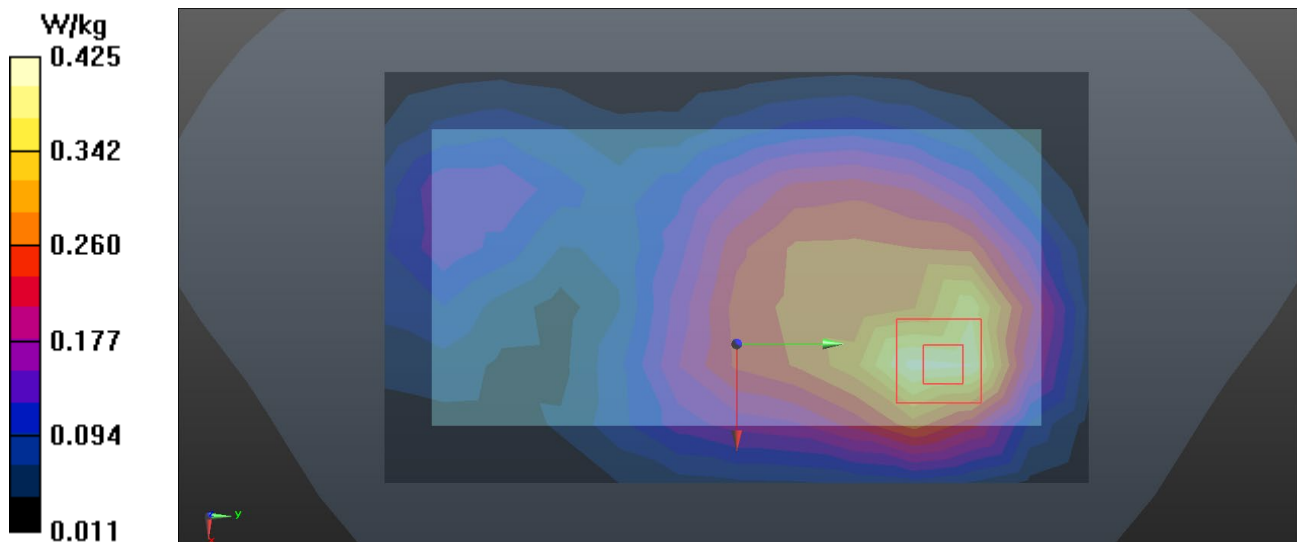
Communication System: UID 0, UMTS-FDD(WCDMA) (0); Frequency: 1732.6 MHz; Duty Cycle: 1:1
Medium parameters used: $f = 1733$ MHz; $\sigma = 1.302$ S/m; $\epsilon_r = 40.146$; $\rho = 1000$ kg/m³
Ambient Temperature: 23.3 °C; Liquid Temperature: 22.2 °C

DASY Configuration:

- Probe: ES3DV3 - SN3228; ConvF(5.4, 5.4, 5.4) @ 1732.6 MHz; Calibrated: 2019/6/19
- Sensor-Surface: 4mm (Mechanical Surface Detection), $z = 2.0, 32.0$
- Electronics: DAE3 Sn420; Calibrated: 2019/6/21
- Phantom: SAM Right; Type: Twin SAM; Serial: 1896
- DASY52 52.10.2(1495); SEMCAD X 14.6.12(7450)

Area Scan (8x13x1): Measurement grid: $dx=15$ mm, $dy=15$ mm
Maximum value of SAR (measured) = 0.411 W/kg

Zoom Scan (5x5x7)/Cube 0: Measurement grid: $dx=8$ mm, $dy=8$ mm, $dz=5$ mm
Reference Value = 13.73 V/m; Power Drift = -0.07 dB
Peak SAR (extrapolated) = 0.678 W/kg
SAR(1 g) = 0.398 W/kg; SAR(10 g) = 0.233 W/kg
Maximum value of SAR (measured) = 0.425 W/kg



Test Laboratory: BTL Inc.

Date: 2020/4/10

U117_UMTS B5_RMC12.2K_CH4182_Rear Face_1.5cm_Ant Main_Battery 1

DUT: Mobile Phone;

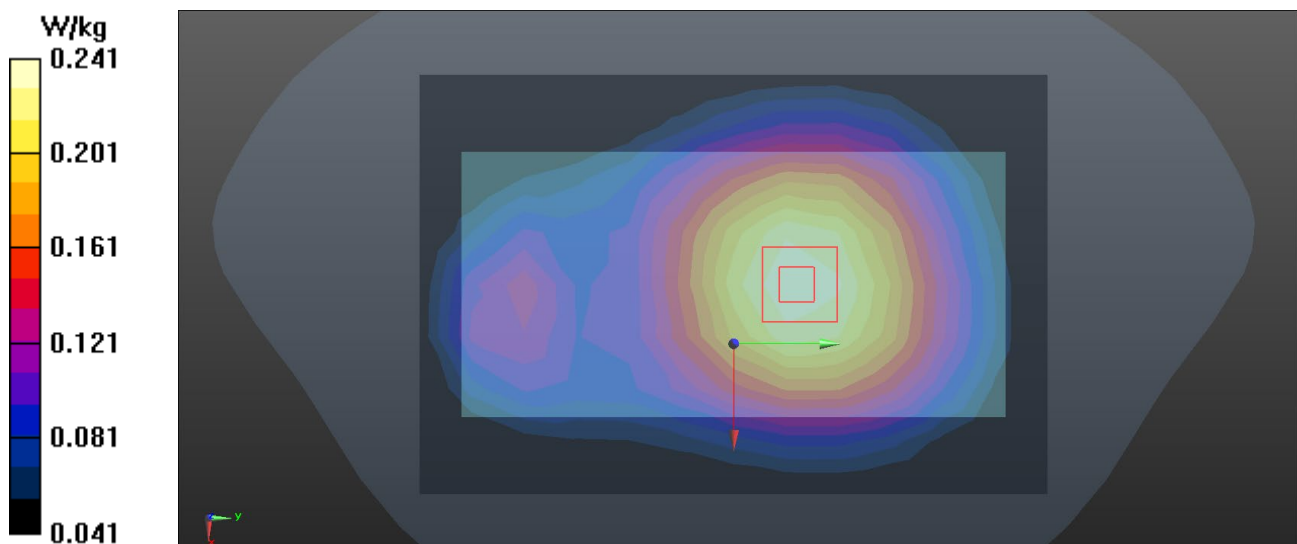
Communication System: UID 0, UMTS-FDD(WCDMA) (0); Frequency: 836.4 MHz; Duty Cycle: 1:1
Medium parameters used (interpolated): $f = 836.4$ MHz; $\sigma = 0.921$ S/m; $\epsilon_r = 42.973$; $\rho = 1000$ kg/m³
Ambient Temperature: 23.2 °C; Liquid Temperature: 22.1 °C

DASY Configuration:

- Probe: EX3DV4 - SN7544; ConvF(10.14, 10.14, 10.14) @ 836.4 MHz; Calibrated: 2019/9/9
- Sensor-Surface: 4mm (Mechanical Surface Detection), $z = 1.0, 31.0$
- Electronics: DAE4 Sn1390; Calibrated: 2019/10/29
- Phantom: SAM Right; Type: Twin SAM; Serial: 1896
- DASY52 52.10.2(1495); SEMCAD X 14.6.12(7450)

Area Scan (9x13x1): Measurement grid: $dx=15$ mm, $dy=15$ mm
Maximum value of SAR (measured) = 0.241 W/kg

Zoom Scan (5x5x7)/Cube 0: Measurement grid: $dx=8$ mm, $dy=8$ mm, $dz=5$ mm
Reference Value = 15.22 V/m; Power Drift = -0.08 dB
Peak SAR (extrapolated) = 0.283 W/kg
SAR(1 g) = 0.229 W/kg; SAR(10 g) = 0.176 W/kg
Maximum value of SAR (measured) = 0.241 W/kg



Test Laboratory: BTL Inc.

Date: 2020/4/10

U131_UMTS B5_RMC12.2K_CH4182_Rear Face_1.5cm_Ant Second_Battery 2

DUT: Mobile Phone;

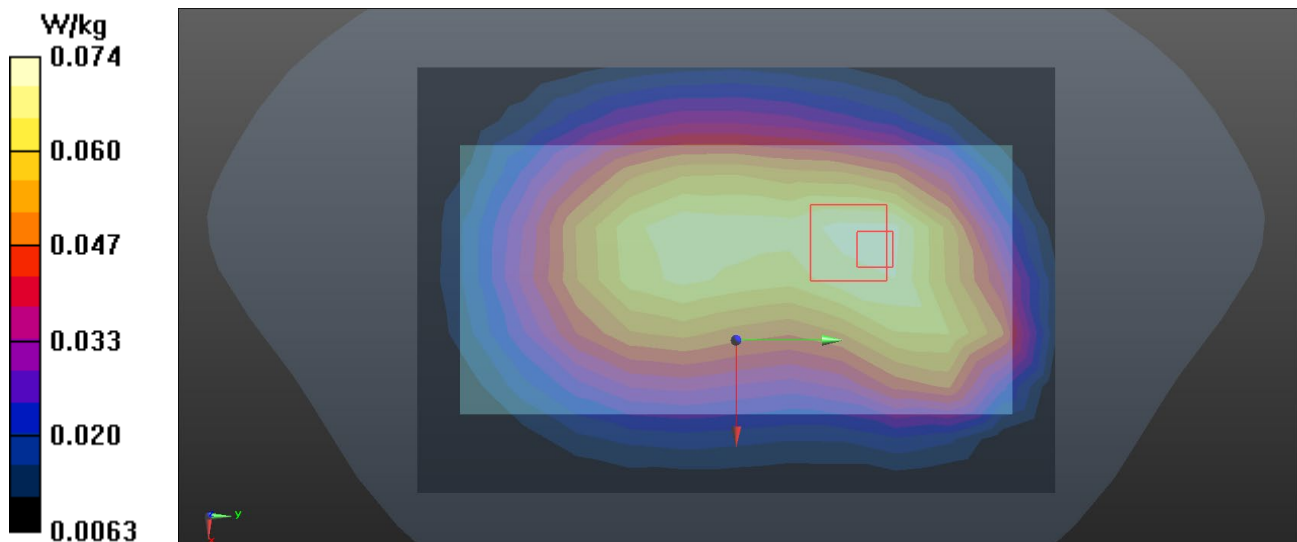
Communication System: UID 0, UMTS-FDD(WCDMA) (0); Frequency: 836.4 MHz; Duty Cycle: 1:1
Medium parameters used (interpolated): $f = 836.4$ MHz; $\sigma = 0.921$ S/m; $\epsilon_r = 42.973$; $\rho = 1000$ kg/m³
Ambient Temperature: 23.2 °C; Liquid Temperature: 22.1 °C

DASY Configuration:

- Probe: EX3DV4 - SN7544; ConvF(10.14, 10.14, 10.14) @ 836.4 MHz; Calibrated: 2019/9/9
- Sensor-Surface: 4mm (Mechanical Surface Detection), $z = 1.0, 31.0$
- Electronics: DAE4 Sn1390; Calibrated: 2019/10/29
- Phantom: SAM Right; Type: Twin SAM; Serial: 1896
- DASY52 52.10.2(1495); SEMCAD X 14.6.12(7450)

Area Scan (9x13x1): Measurement grid: $dx=15$ mm, $dy=15$ mm
Maximum value of SAR (measured) = 0.0708 W/kg

Zoom Scan (5x5x7)/Cube 0: Measurement grid: $dx=8$ mm, $dy=8$ mm, $dz=5$ mm
Reference Value = 8.466 V/m; Power Drift = 0.10 dB
Peak SAR (extrapolated) = 0.0940 W/kg
SAR(1 g) = 0.070 W/kg; SAR(10 g) = 0.050 W/kg
Maximum value of SAR (measured) = 0.0738 W/kg



Test Laboratory: BTL Inc.

Date: 2020/4/23

L261_LTE B2_QPSK20M_CH18900_1RB_Rear Face_1.5cm_Ant Main_Battery 2**DUT: Mobile Phone;**

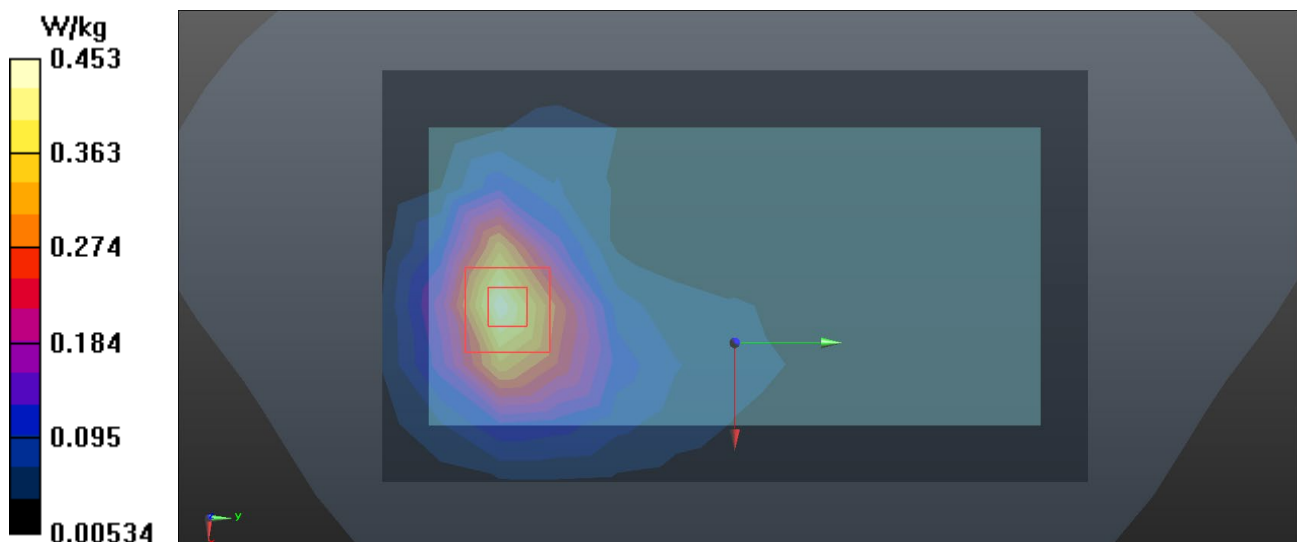
Communication System: UID 0, LTE-FDD(1RB,20MHz,QPSK) (0); Frequency: 1880 MHz; Duty Cycle: 1:1
Medium parameters used: $f = 1880$ MHz; $\sigma = 1.365$ S/m; $\epsilon_r = 39.623$; $\rho = 1000$ kg/m³
Ambient Temperature: 23.2 °C; Liquid Temperature: 22.5 °C

DASY Configuration:

- Probe: ES3DV3 - SN3228; ConvF(5.15, 5.15, 5.15) @ 1880 MHz; Calibrated: 2019/6/19
- Sensor-Surface: 4mm (Mechanical Surface Detection), $z = 2.0, 32.0$
- Electronics: DAE3 Sn420; Calibrated: 2019/6/21
- Phantom: SAM Right; Type: Twin SAM; Serial: 1896
- DASY52 52.10.2(1495); SEMCAD X 14.6.12(7450)

Area Scan (8x13x1): Measurement grid: $dx=15$ mm, $dy=15$ mm
Maximum value of SAR (measured) = 0.451 W/kg

Zoom Scan (5x5x7)/Cube 0: Measurement grid: $dx=8$ mm, $dy=8$ mm, $dz=5$ mm
Reference Value = 4.912 V/m; Power Drift = 0.02 dB
Peak SAR (extrapolated) = 0.680 W/kg
SAR(1 g) = 0.416 W/kg; SAR(10 g) = 0.237 W/kg
Maximum value of SAR (measured) = 0.453 W/kg



Test Laboratory: BTL Inc.

Date: 2020/4/23

L290_LTE B2_QPSK20M_CH18900_50RB_Rear Face_1.5cm_Ant Second_Battery 1

DUT: Mobile Phone;

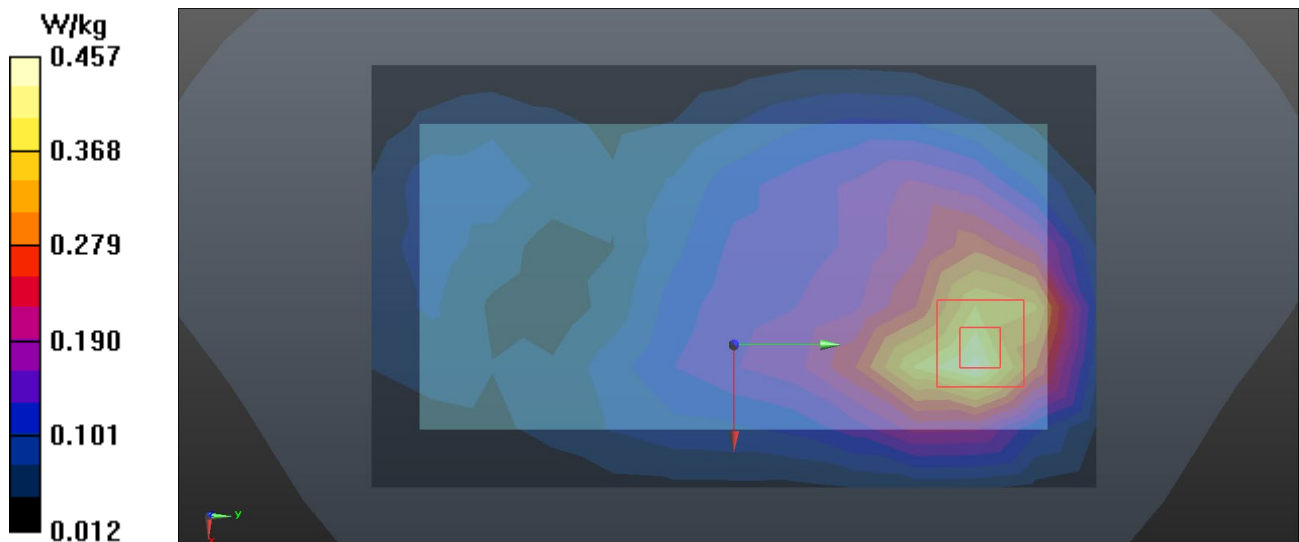
Communication System: UID 0, LTE-FDD(50% RB, 20MHz, QPSK) (0); Frequency: 1880 MHz; Duty Cycle: 1:1
Medium parameters used: $f = 1880 \text{ MHz}$; $\sigma = 1.365 \text{ S/m}$; $\epsilon_r = 39.623$; $\rho = 1000 \text{ kg/m}^3$
Ambient Temperature: $23.2 \text{ }^\circ\text{C}$; Liquid Temperature: $22.5 \text{ }^\circ\text{C}$

DASY Configuration:

- Probe: ES3DV3 - SN3228; ConvF(5.15, 5.15, 5.15) @ 1880 MHz; Calibrated: 2019/6/19
- Sensor-Surface: 4mm (Mechanical Surface Detection), $z = 2.0, 32.0$
- Electronics: DAE3 Sn420; Calibrated: 2019/6/21
- Phantom: SAM Right; Type: Twin SAM; Serial: 1896
- DASY52 52.10.2(1495); SEMCAD X 14.6.12(7450)

Area Scan (8x13x1): Measurement grid: $dx=15\text{mm}$, $dy=15\text{mm}$
Maximum value of SAR (measured) = 0.442 W/kg

Zoom Scan (5x5x7)/Cube 0: Measurement grid: $dx=8\text{mm}$, $dy=8\text{mm}$, $dz=5\text{mm}$
Reference Value = 10.28 V/m ; Power Drift = 0.03 dB
Peak SAR (extrapolated) = 0.706 W/kg
SAR(1 g) = 0.422 W/kg ; SAR(10 g) = 0.249 W/kg
Maximum value of SAR (measured) = 0.457 W/kg



Test Laboratory: BTL Inc.

Date: 2020/4/25

L320_LTE B4_QPSK20M_CH20050_1RB_Rear Face_1.5cm_Ant Main_Battery 2**DUT: Mobile Phone;**

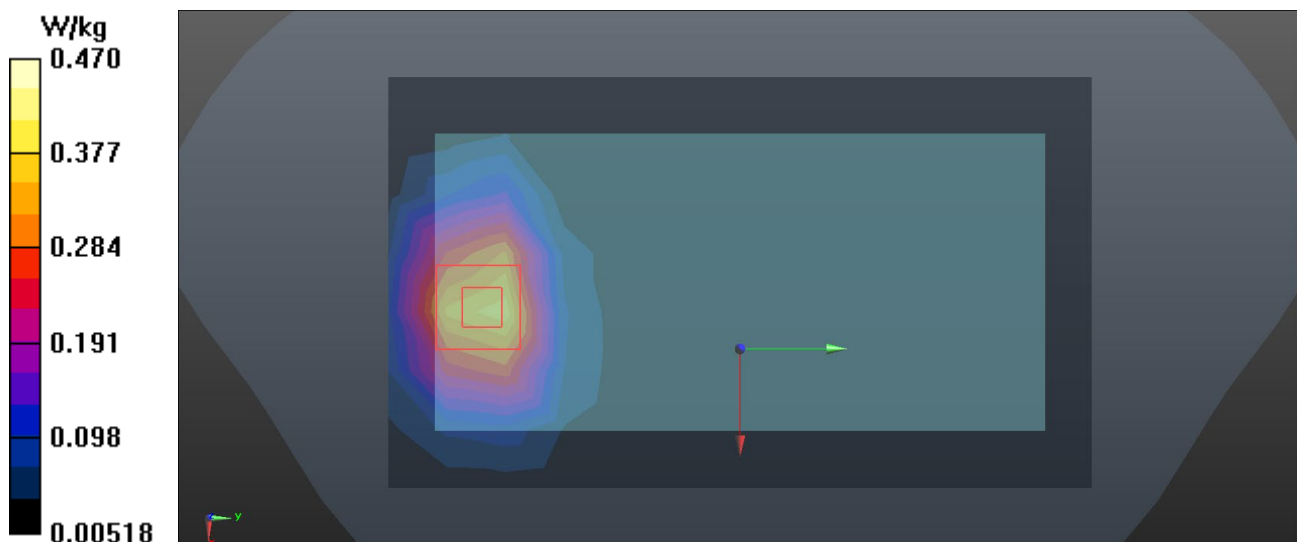
Communication System: UID 0, LTE-FDD(1RB,20MHz,QPSK) (0); Frequency: 1720 MHz; Duty Cycle: 1:1
Medium parameters used: $f = 1720$ MHz; $\sigma = 1.384$ S/m; $\epsilon_r = 41.444$; $\rho = 1000$ kg/m³
Ambient Temperature: 22.9 °C; Liquid Temperature: 22.1 °C

DASY Configuration:

- Probe: ES3DV3 - SN3228; ConvF(5.4, 5.4, 5.4) @ 1720 MHz; Calibrated: 2019/6/19
- Sensor-Surface: 4mm (Mechanical Surface Detection), $z = 2.0, 32.0$
- Electronics: DAE3 Sn420; Calibrated: 2019/6/21
- Phantom: SAM Right; Type: Twin SAM; Serial: 1896
- DASY52 52.10.2(1495); SEMCAD X 14.6.12(7450)

Area Scan (8x13x1): Measurement grid: $dx=15$ mm, $dy=15$ mm
Maximum value of SAR (measured) = 0.399 W/kg

Zoom Scan (5x5x7)/Cube 0: Measurement grid: $dx=8$ mm, $dy=8$ mm, $dz=5$ mm
Reference Value = 3.082 V/m; Power Drift = 0.02 dB
Peak SAR (extrapolated) = 0.714 W/kg
SAR(1 g) = 0.417 W/kg; SAR(10 g) = 0.226 W/kg
Maximum value of SAR (measured) = 0.470 W/kg



Test Laboratory: BTL Inc.

Date: 2020/4/25

L351_LTE B4_QPSK20M_CH20050_1RB_Rear Face_1.5cm_Ant Second_Battery 3

DUT: Mobile Phone;

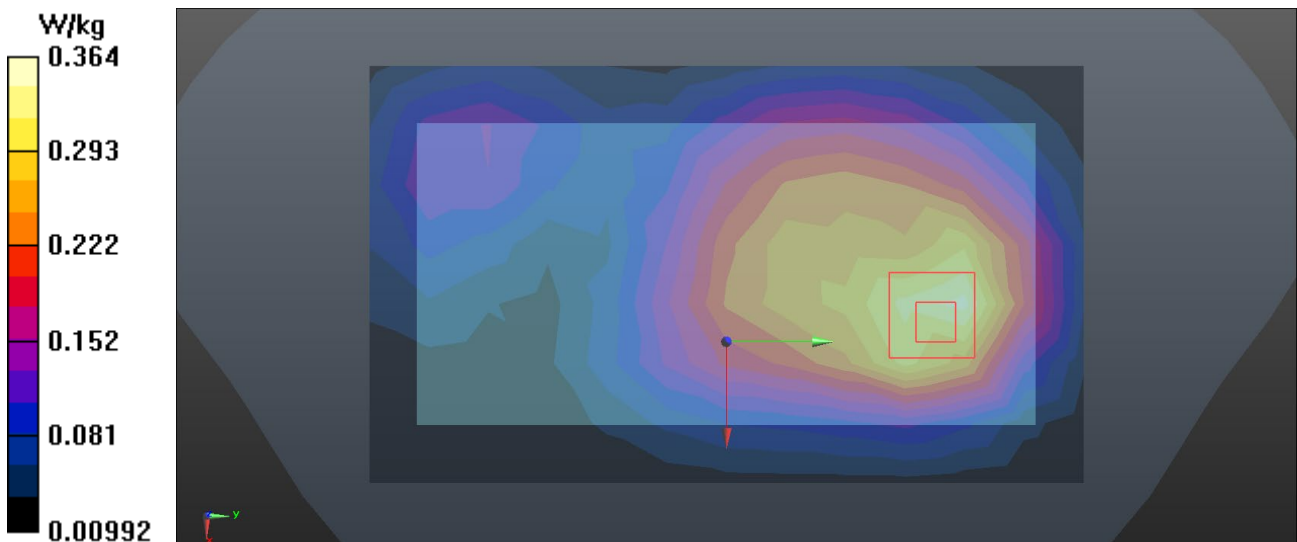
Communication System: UID 0, LTE-FDD(1RB,20MHz,QPSK) (0); Frequency: 1720 MHz; Duty Cycle: 1:1
Medium parameters used: $f = 1720$ MHz; $\sigma = 1.384$ S/m; $\epsilon_r = 41.444$; $\rho = 1000$ kg/m³
Ambient Temperature: 22.9 °C; Liquid Temperature: 22.1 °C

DASY Configuration:

- Probe: ES3DV3 - SN3228; ConvF(5.4, 5.4, 5.4) @ 1720 MHz; Calibrated: 2019/6/19
- Sensor-Surface: 4mm (Mechanical Surface Detection), $z = 2.0, 32.0$
- Electronics: DAE3 Sn420; Calibrated: 2019/6/21
- Phantom: SAM Right; Type: Twin SAM; Serial: 1896
- DASY52 52.10.2(1495); SEMCAD X 14.6.12(7450)

Area Scan (8x13x1): Measurement grid: $dx=15$ mm, $dy=15$ mm
Maximum value of SAR (measured) = 0.351 W/kg

Zoom Scan (5x5x7)/Cube 0: Measurement grid: $dx=8$ mm, $dy=8$ mm, $dz=5$ mm
Reference Value = 12.88 V/m; Power Drift = 0.10 dB
Peak SAR (extrapolated) = 0.582 W/kg
SAR(1 g) = 0.342 W/kg; SAR(10 g) = 0.203 W/kg
Maximum value of SAR (measured) = 0.364 W/kg



Test Laboratory: BTL Inc.

Date: 2020/4/8

L374_LTE B5_QPSK10M_CH20450_1RB_Rear Face_1.5cm_Ant Main_Battery 3**DUT: Mobile Phone;**

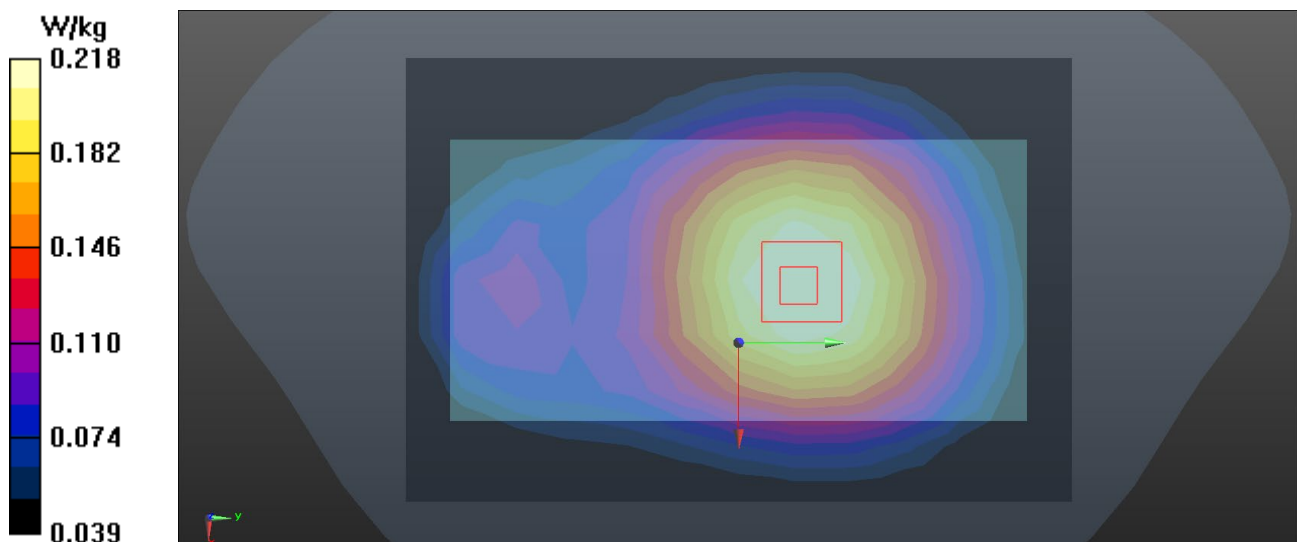
Communication System: UID 0, LTE-FDD(1RB,10MHz,QPSK) (0); Frequency: 829 MHz; Duty Cycle: 1:1
Medium parameters used: $f = 829$ MHz; $\sigma = 0.898$ S/m; $\epsilon_r = 42.993$; $\rho = 1000$ kg/m³
Ambient Temperature: 23.1 °C; Liquid Temperature: 22.2 °C

DASY Configuration:

- Probe: EX3DV4 - SN7544; ConvF(10.14, 10.14, 10.14) @ 829 MHz; Calibrated: 2019/9/9
- Sensor-Surface: 4mm (Mechanical Surface Detection), $z = 1.0, 31.0$
- Electronics: DAE4 Sn1390; Calibrated: 2019/10/29
- Phantom: SAM Right; Type: Twin SAM; Serial: 1896
- DASY52 52.10.2(1495); SEMCAD X 14.6.12(7450)

Area Scan (9x13x1): Measurement grid: $dx=15$ mm, $dy=15$ mm
Maximum value of SAR (measured) = 0.227 W/kg

Zoom Scan (5x5x7)/Cube 0: Measurement grid: $dx=8$ mm, $dy=8$ mm, $dz=5$ mm
Reference Value = 15.34 V/m; Power Drift = -0.04 dB
Peak SAR (extrapolated) = 0.257 W/kg
SAR(1 g) = 0.209 W/kg; SAR(10 g) = 0.161 W/kg
Maximum value of SAR (measured) = 0.218 W/kg



Test Laboratory: BTL Inc.

Date: 2020/4/8

L390_LTE B5_QPSK10M_CH20525_1RB_Rear Face_1.5cm_Ant Second_Battery 1**DUT: Mobile Phone;**

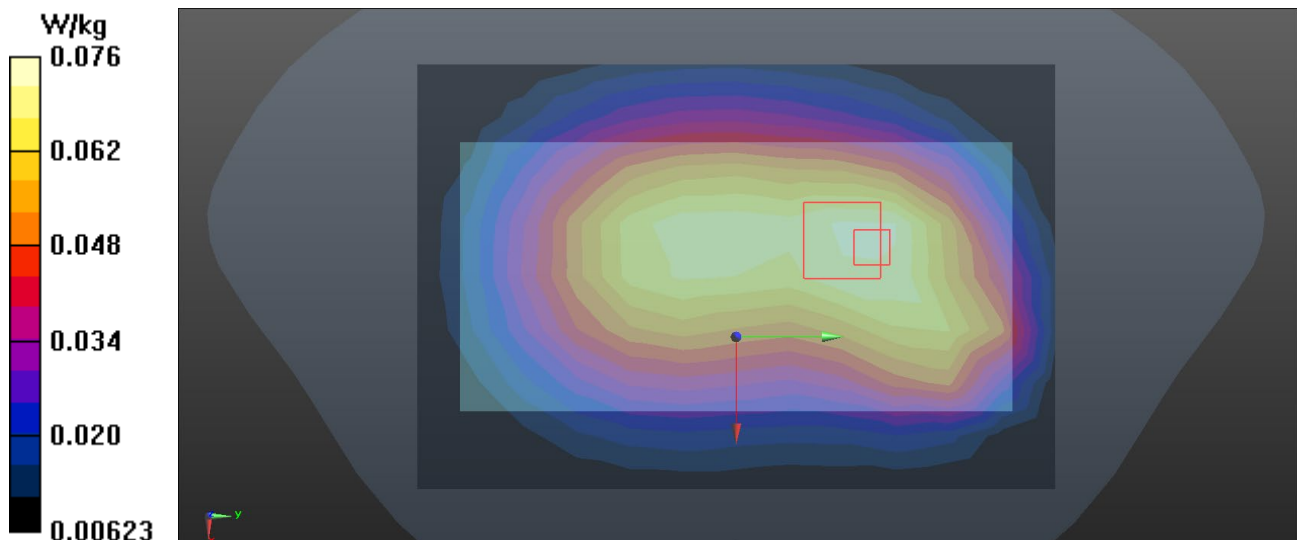
Communication System: UID 0, LTE-FDD(1RB,10MHz,QPSK) (0); Frequency: 836.5 MHz; Duty Cycle: 1:1
Medium parameters used (interpolated): $f = 836.5$ MHz; $\sigma = 0.905$ S/m; $\epsilon_r = 42.902$; $\rho = 1000$ kg/m³
Ambient Temperature: 23.1 °C; Liquid Temperature: 22.2 °C

DASY Configuration:

- Probe: EX3DV4 - SN7544; ConvF(10.14, 10.14, 10.14) @ 836.5 MHz; Calibrated: 2019/9/9
- Sensor-Surface: 4mm (Mechanical Surface Detection), $z = 1.0, 31.0$
- Electronics: DAE4 Sn1390; Calibrated: 2019/10/29
- Phantom: SAM Right; Type: Twin SAM; Serial: 1896
- DASY52 52.10.2(1495); SEMCAD X 14.6.12(7450)

Area Scan (9x13x1): Measurement grid: $dx=15$ mm, $dy=15$ mm
Maximum value of SAR (measured) = 0.0722 W/kg

Zoom Scan (5x5x7)/Cube 0: Measurement grid: $dx=8$ mm, $dy=8$ mm, $dz=5$ mm
Reference Value = 8.687 V/m; Power Drift = -0.02 dB
Peak SAR (extrapolated) = 0.0960 W/kg
SAR(1 g) = 0.072 W/kg; SAR(10 g) = 0.053 W/kg
Maximum value of SAR (measured) = 0.0761 W/kg



Test Laboratory: BTL Inc.

Date: 2020/4/21

L410_LTE B7_QPSK20M_CH20850_50RB_Rear Face_1.5cm_Ant Main_Battery 1

DUT: Mobile Phone;

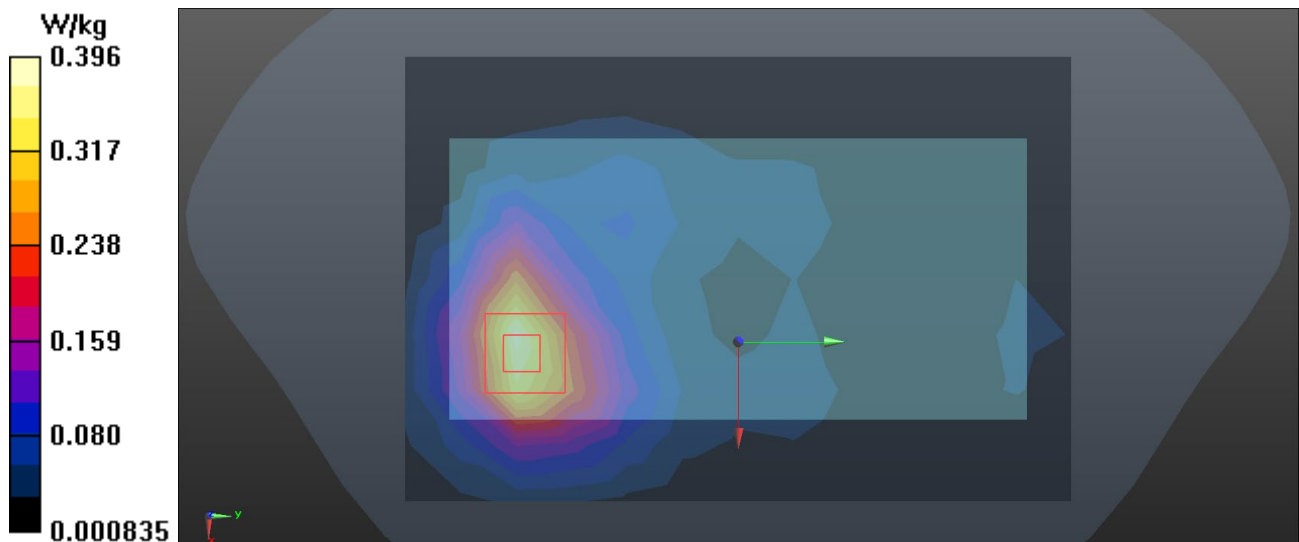
Communication System: UID 0, LTE-FDD(50% RB, 20MHz, QPSK) (0); Frequency: 2510 MHz; Duty Cycle: 1:1
Medium parameters used: $f = 2510$ MHz; $\sigma = 1.932$ S/m; $\epsilon_r = 39.186$; $\rho = 1000$ kg/m³
Ambient Temperature: 23.2 °C; Liquid Temperature: 22.3 °C

DASY Configuration:

- Probe: ES3DV3 - SN3228; ConvF(4.72, 4.72, 4.72) @ 2510 MHz; Calibrated: 2019/6/19
- Sensor-Surface: 4mm (Mechanical Surface Detection), $z = 2.0, 32.0$
- Electronics: DAE3 Sn420; Calibrated: 2019/6/21
- Phantom: SAM Right; Type: Twin SAM; Serial: 1896
- DASY52 52.10.2(1495); SEMCAD X 14.6.12(7450)

Area Scan (11x16x1): Measurement grid: $dx=12$ mm, $dy=12$ mm
Maximum value of SAR (measured) = 0.383 W/kg

Zoom Scan (7x7x7)/Cube 0: Measurement grid: $dx=5$ mm, $dy=5$ mm, $dz=5$ mm
Reference Value = 3.200 V/m; Power Drift = 0.04 dB
Peak SAR (extrapolated) = 0.692 W/kg
SAR(1 g) = 0.319 W/kg; SAR(10 g) = 0.156 W/kg
Maximum value of SAR (measured) = 0.396 W/kg



Test Laboratory: BTL Inc.

Date: 2020/4/11

L434_LTE B7_QPSK20M_CH20850_1RB_Rear Face _1.5cm_Ant Second_Battery 1

DUT: Mobile Phone;

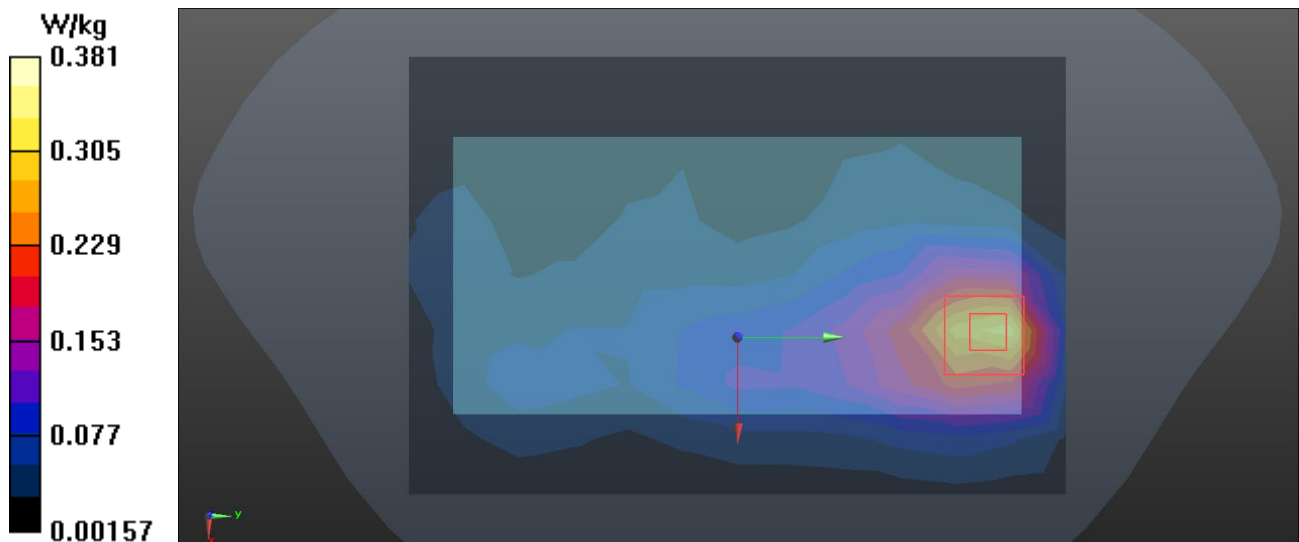
Communication System: UID 0, LTE-FDD(1RB,20MHz,QPSK) (0); Frequency: 2510 MHz; Duty Cycle: 1:1
Medium parameters used: $f = 2510$ MHz; $\sigma = 1.942$ S/m; $\epsilon_r = 38.045$; $\rho = 1000$ kg/m³
Ambient Temperature: 23.1 °C; Liquid Temperature: 22.2 °C

DASY Configuration:

- Probe: EX3DV4 - SN7544; ConvF(7.58, 7.58, 7.58) @ 2510 MHz; Calibrated: 2019/9/9
- Sensor-Surface: 4mm (Mechanical Surface Detection), $z = 1.0, 31.0$
- Electronics: DAE4 Sn1390; Calibrated: 2019/10/29
- Phantom: SAM Right; Type: Twin SAM; Serial: 1896
- DASY52 52.10.2(1495); SEMCAD X 14.6.12(7450)

Area Scan (11x16x1): Measurement grid: $dx=12$ mm, $dy=12$ mm
Maximum value of SAR (measured) = 0.321 W/kg

Zoom Scan (7x7x7)/Cube 0: Measurement grid: $dx=5$ mm, $dy=5$ mm, $dz=5$ mm
Reference Value = 4.625 V/m; Power Drift = 0.14 dB
Peak SAR (extrapolated) = 0.715 W/kg
SAR(1 g) = 0.346 W/kg; SAR(10 g) = 0.170 W/kg
Maximum value of SAR (measured) = 0.381 W/kg



Test Laboratory: BTL Inc.

Date: 2020/4/7

L464_LTE B12_QPSK10M_CH23095_1RB_Rear Face_1.5cm_Ant Main_Battery 3

DUT: Mobile Phone;

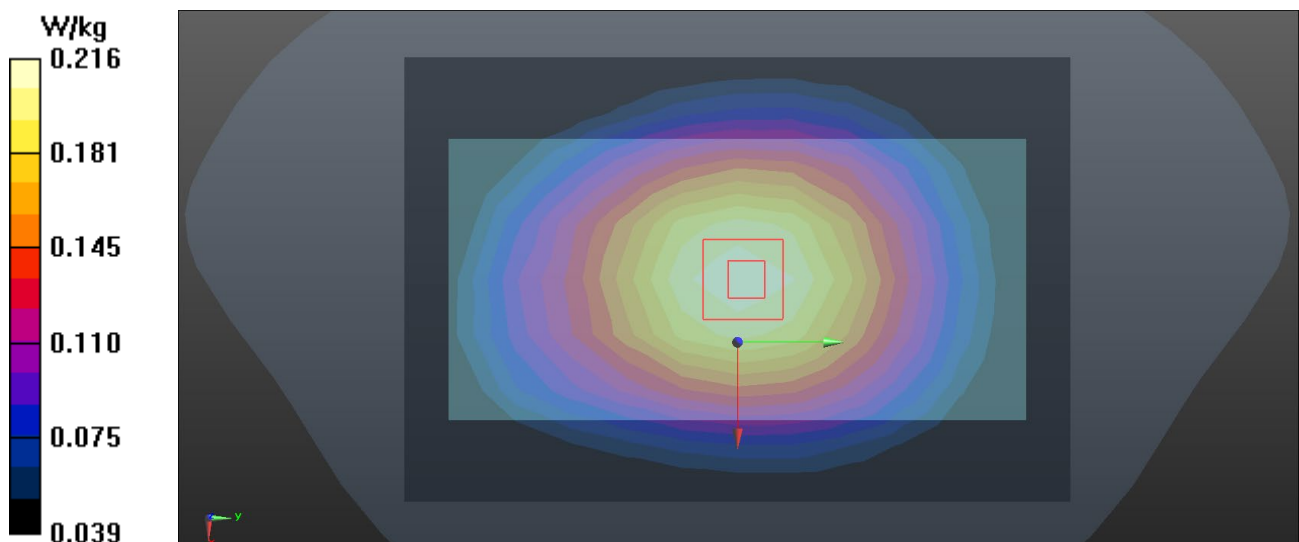
Communication System: UID 0, LTE-FDD(1RB,10MHz,QPSK) (0); Frequency: 707.5 MHz; Duty Cycle: 1:1
Medium parameters used (interpolated): $f = 707.5$ MHz; $\sigma = 0.851$ S/m; $\epsilon_r = 42.078$; $\rho = 1000$ kg/m³
Ambient Temperature: 22.8 °C; Liquid Temperature: 22.3 °C

DASY Configuration:

- Probe: EX3DV4 - SN7544; ConvF(10.49, 10.49, 10.49) @ 707.5 MHz; Calibrated: 2019/9/9
- Sensor-Surface: 4mm (Mechanical Surface Detection), z = 1.0, 31.0
- Electronics: DAE4 Sn1390; Calibrated: 2019/10/29
- Phantom: SAM Right; Type: Twin SAM; Serial: 1896
- DASY52 52.10.2(1495); SEMCAD X 14.6.12(7450)

Area Scan (9x13x1): Measurement grid: dx=15mm, dy=15mm
Maximum value of SAR (measured) = 0.215 W/kg

Zoom Scan (5x5x7)/Cube 0: Measurement grid: dx=8mm, dy=8mm, dz=5mm
Reference Value = 15.98 V/m; Power Drift = -0.01 dB
Peak SAR (extrapolated) = 0.252 W/kg
SAR(1 g) = 0.205 W/kg; SAR(10 g) = 0.159 W/kg
Maximum value of SAR (measured) = 0.216 W/kg



Test Laboratory: BTL Inc.

Date: 2020/4/7

L478_LTE B12_QPSK10M_CH23095_1RB_Rear Face_1.5cm_Ant Second_Battery 1**DUT: Mobile Phone;**

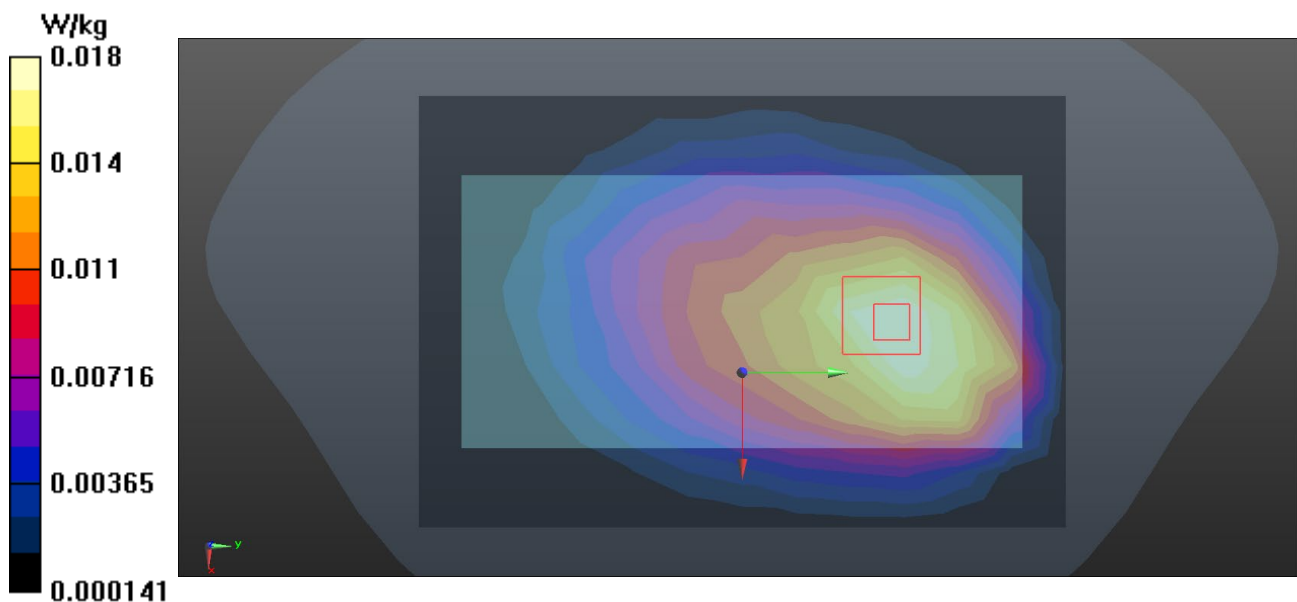
Communication System: UID 0, LTE-FDD(1RB,10MHz,QPSK) (0); Frequency: 707.5 MHz; Duty Cycle: 1:1
Medium parameters used (interpolated): $f = 707.5$ MHz; $\sigma = 0.851$ S/m; $\epsilon_r = 42.078$; $\rho = 1000$ kg/m³
Ambient Temperature: 22.8 °C; Liquid Temperature: 22.3 °C

DASY Configuration:

- Probe: EX3DV4 - SN7544; ConvF(10.49, 10.49, 10.49) @ 707.5 MHz; Calibrated: 2019/9/9
- Sensor-Surface: 4mm (Mechanical Surface Detection), $z = 1.0, 31.0$
- Electronics: DAE4 Sn1390; Calibrated: 2019/10/29
- Phantom: SAM Right; Type: Twin SAM; Serial: 1896
- DASY52 52.10.2(1495); SEMCAD X 14.6.12(7450)

Area Scan (9x13x1): Measurement grid: $dx=15$ mm, $dy=15$ mm
Maximum value of SAR (measured) = 0.0177 W/kg

Zoom Scan (5x5x7)/Cube 0: Measurement grid: $dx=8$ mm, $dy=8$ mm, $dz=5$ mm
Reference Value = 3.779 V/m; Power Drift = 0.02 dB
Peak SAR (extrapolated) = 0.0204 W/kg
SAR(1 g) = 0.0166 W/kg; SAR(10 g) = 0.0132 W/kg
Maximum value of SAR (measured) = 0.0177 W/kg



Test Laboratory: BTL Inc.

Date: 2020/4/9

L496_LTE B26_QPSK15M_CH26865_1RB_Rear Face_1.5cm_Ant Main_Battery 1

DUT: Mobile Phone;

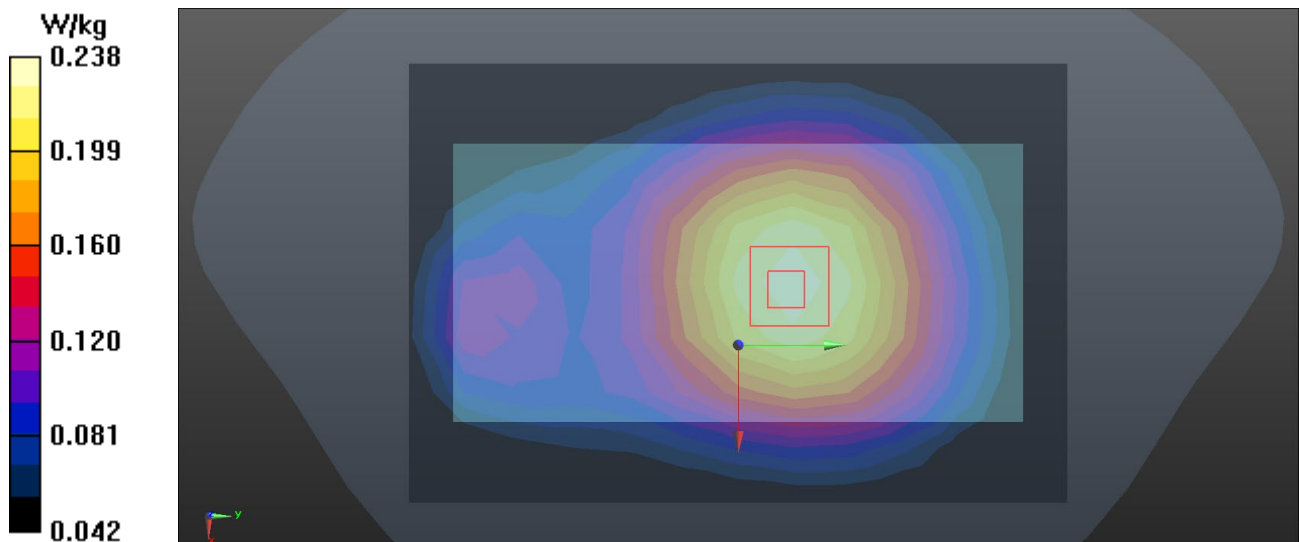
Communication System: UID 0, LTE-FDD (SC-FDMA, 1RB, 15 MHz,QPSK (0)); Frequency: 831 MHz; Duty Cycle: 1:1
Medium parameters used: $f = 831 \text{ MHz}$; $\sigma = 0.931 \text{ S/m}$; $\epsilon_r = 41.855$; $\rho = 1000 \text{ kg/m}^3$
Ambient Temperature: $23.2 \text{ }^\circ\text{C}$; Liquid Temperature: $22.4 \text{ }^\circ\text{C}$

DASY Configuration:

- Probe: EX3DV4 - SN7544; ConvF(10.14, 10.14, 10.14) @ 831 MHz; Calibrated: 2019/9/9
- Sensor-Surface: 4mm (Mechanical Surface Detection), $z = 1.0, 31.0$
- Electronics: DAE4 Sn1390; Calibrated: 2019/10/29
- Phantom: SAM Right; Type: Twin SAM; Serial: 1896
- DASY52 52.10.2(1495); SEMCAD X 14.6.12(7450)

Area Scan (9x13x1): Measurement grid: $dx=15\text{mm}$, $dy=15\text{mm}$
Maximum value of SAR (measured) = 0.235 W/kg

Zoom Scan (5x5x7)/Cube 0: Measurement grid: $dx=8\text{mm}$, $dy=8\text{mm}$, $dz=5\text{mm}$
Reference Value = 15.58 V/m ; Power Drift = -0.08 dB
Peak SAR (extrapolated) = 0.278 W/kg
SAR(1 g) = 0.227 W/kg ; SAR(10 g) = 0.176 W/kg
Maximum value of SAR (measured) = 0.238 W/kg



Test Laboratory: BTL Inc.

Date: 2020/4/9

L519_LTE B26_QPSK15M_CH26865_1RB_Rear Face_1.5cm_Ant Second_Battery 2**DUT: Mobile Phone;**

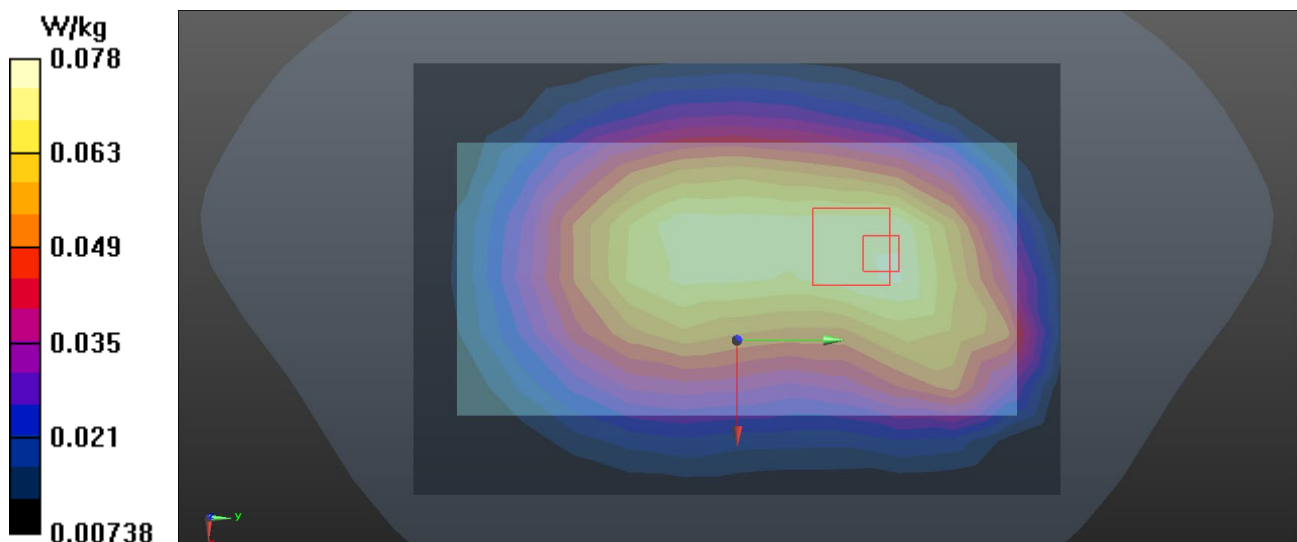
Communication System: UID 0, LTE-FDD (SC-FDMA, 1RB, 15 MHz, QPSK (0)); Frequency: 831 MHz; Duty Cycle: 1:1
Medium parameters used: $f = 831 \text{ MHz}$; $\sigma = 0.931 \text{ S/m}$; $\epsilon_r = 41.855$; $\rho = 1000 \text{ kg/m}^3$
Ambient Temperature: $23.2 \text{ }^\circ\text{C}$; Liquid Temperature: $22.4 \text{ }^\circ\text{C}$

DASY Configuration:

- Probe: EX3DV4 - SN7544; ConvF(10.14, 10.14, 10.14) @ 831 MHz; Calibrated: 2019/9/9
- Sensor-Surface: 4mm (Mechanical Surface Detection), $z = 1.0, 31.0$
- Electronics: DAE4 Sn1390; Calibrated: 2019/10/29
- Phantom: SAM Right; Type: Twin SAM; Serial: 1896
- DASY52 52.10.2(1495); SEMCAD X 14.6.12(7450)

Area Scan (9x13x1): Measurement grid: $dx=15\text{mm}$, $dy=15\text{mm}$
Maximum value of SAR (measured) = 0.0738 W/kg

Zoom Scan (5x5x7)/Cube 0: Measurement grid: $dx=8\text{mm}$, $dy=8\text{mm}$, $dz=5\text{mm}$
Reference Value = 8.589 V/m ; Power Drift = 0.10 dB
Peak SAR (extrapolated) = 0.0960 W/kg
SAR(1 g) = 0.073 W/kg ; SAR(10 g) = 0.054 W/kg
Maximum value of SAR (measured) = 0.0775 W/kg



Test Laboratory: BTL Inc.

Date: 2020/4/12

L538_LTE B38_QPSK20M_CH38000_1RB_Rear Face_1.5cm_Ant Main_Battery 3**DUT: Mobile Phone;**

Communication System: UID 0, LTE-TDD (SC-FDMA, 1 RB,20MHz, QPSK) (0); Frequency: 2595 MHz; Duty Cycle: 1:1.58

Medium parameters used: $f = 2595$ MHz; $\sigma = 2.018$ S/m; $\epsilon_r = 38.675$; $\rho = 1000$ kg/m³

Ambient Temperature: 23.4 °C; Liquid Temperature: 22.3 °C

DASY Configuration:

- Probe: ES3DV3 - SN3228; ConvF(4.48, 4.48, 4.48) @ 2595 MHz; Calibrated: 2019/6/19
- Sensor-Surface: 4mm (Mechanical Surface Detection), $z = 2.0, 32.0$
- Electronics: DAE3 Sn420; Calibrated: 2019/6/21
- Phantom: SAM Right; Type: Twin SAM; Serial: 1896
- DASY52 52.10.2(1495); SEMCAD X 14.6.12(7450)

Area Scan (10x16x1): Measurement grid: $dx=12$ mm, $dy=12$ mm

Maximum value of SAR (measured) = 0.311 W/kg

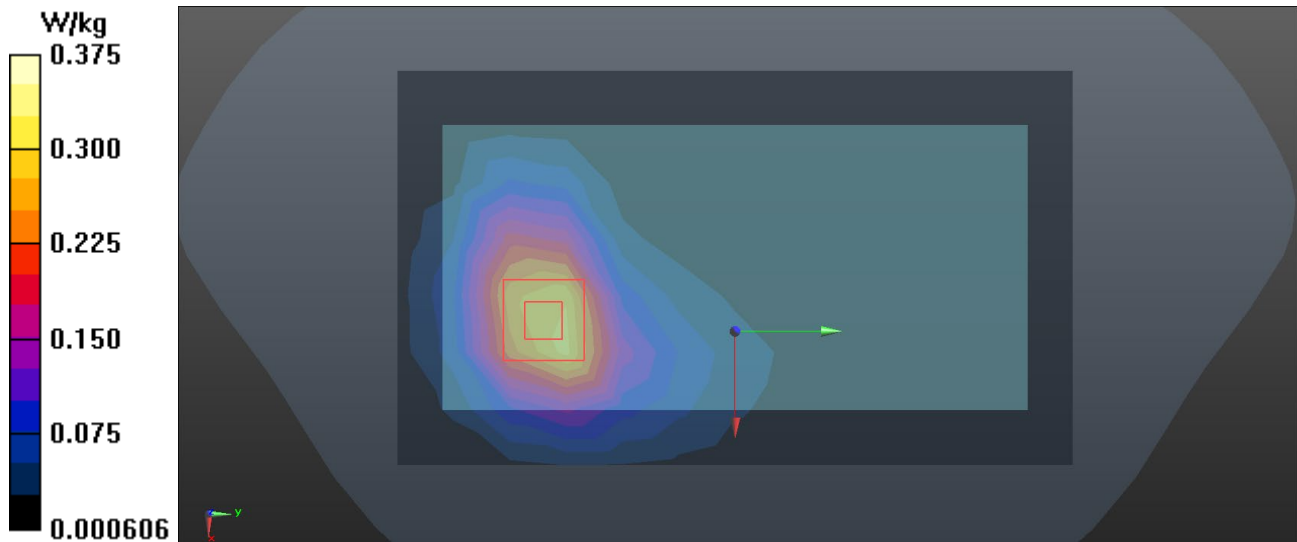
Zoom Scan (7x7x7)/Cube 0: Measurement grid: $dx=5$ mm, $dy=5$ mm, $dz=5$ mm

Reference Value = 2.653 V/m; Power Drift = 0.04 dB

Peak SAR (extrapolated) = 0.689 W/kg

SAR(1 g) = 0.341 W/kg; SAR(10 g) = 0.172 W/kg

Maximum value of SAR (measured) = 0.375 W/kg



Test Laboratory: BTL Inc.

Date: 2020/4/12

L562_LTE B38_QPSK20M_CH38000_1RB_Rear Face_1.5cm_Ant Second_Battery 1**DUT: Mobile Phone;**

Communication System: UID 0, LTE-TDD (SC-FDMA, 1 RB,20MHz, QPSK) (0); Frequency: 2595 MHz; Duty Cycle: 1:1.58

Medium parameters used: $f = 2595$ MHz; $\sigma = 2.018$ S/m; $\epsilon_r = 38.675$; $\rho = 1000$ kg/m³

Ambient Temperature: 23.4 °C; Liquid Temperature: 22.3 °C

DASY Configuration:

- Probe: ES3DV3 - SN3228; ConvF(4.48, 4.48, 4.48) @ 2595 MHz; Calibrated: 2019/6/19
- Sensor-Surface: 4mm (Mechanical Surface Detection), $z = 2.0, 32.0$
- Electronics: DAE3 Sn420; Calibrated: 2019/6/21
- Phantom: SAM Right; Type: Twin SAM; Serial: 1896
- DASY52 52.10.2(1495); SEMCAD X 14.6.12(7450)

Area Scan (10x16x1): Measurement grid: $dx=12$ mm, $dy=12$ mm

Maximum value of SAR (measured) = 0.350 W/kg

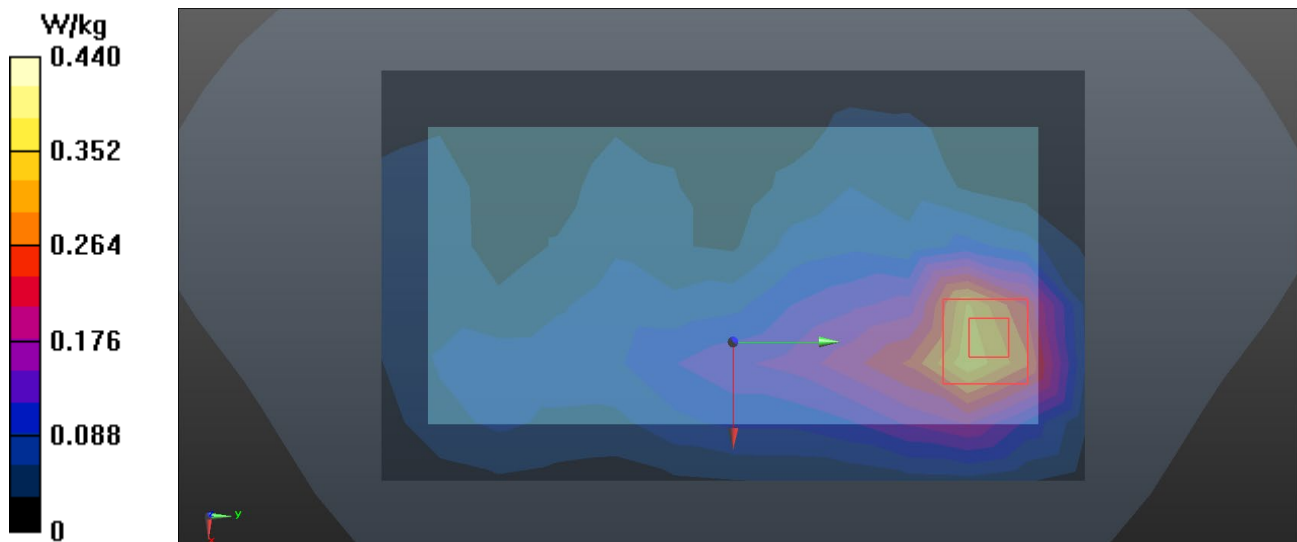
Zoom Scan (7x7x7)/Cube 0: Measurement grid: $dx=5$ mm, $dy=5$ mm, $dz=5$ mm

Reference Value = 4.707 V/m; Power Drift = 0.01 dB

Peak SAR (extrapolated) = 0.864 W/kg

SAR(1 g) = 0.397 W/kg; SAR(10 g) = 0.189 W/kg

Maximum value of SAR (measured) = 0.440 W/kg



Test Laboratory: BTL Inc.

Date: 2020/4/13

L588_LTE B41_QPSK20M_CH40140_1RB_Rear Face_1.5cm_Ant Main_Battery 1

DUT: Mobile Phone;

Communication System: UID 0, LTE-TDD (SC-FDMA, 1 RB,20MHz, QPSK) (0); Frequency: 2545 MHz; Duty Cycle: 1:1.58

Medium parameters used (interpolated): $f = 2545$ MHz; $\sigma = 1.967$ S/m; $\epsilon_r = 39.171$; $\rho = 1000$ kg/m³

Ambient Temperature: 23.2 °C; Liquid Temperature: 22.1 °C

DASY Configuration:

- Probe: ES3DV3 - SN3228; ConvF(4.72, 4.72, 4.72) @ 2545 MHz; Calibrated: 2019/6/19
- Sensor-Surface: 4mm (Mechanical Surface Detection), $z = 2.0, 32.0$
- Electronics: DAE3 Sn420; Calibrated: 2019/6/21
- Phantom: SAM Right; Type: Twin SAM; Serial: 1896
- DASY52 52.10.2(1495); SEMCAD X 14.6.12(7450)

Area Scan (10x16x1): Measurement grid: $dx=12$ mm, $dy=12$ mm

Maximum value of SAR (measured) = 0.313 W/kg

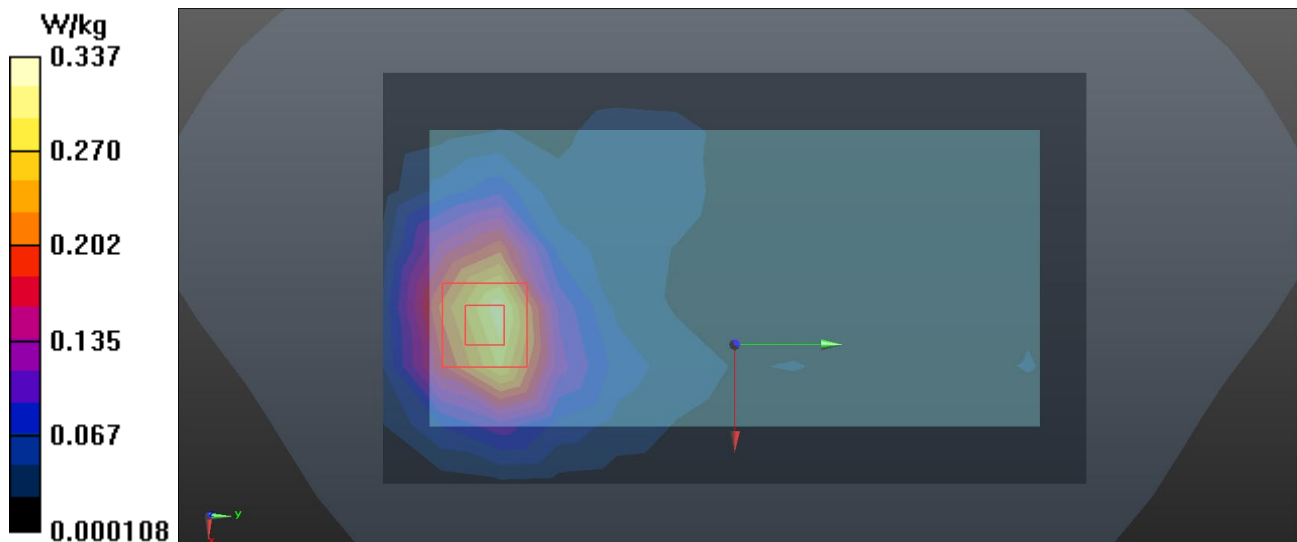
Zoom Scan (7x7x7)/Cube 0: Measurement grid: $dx=5$ mm, $dy=5$ mm, $dz=5$ mm

Reference Value = 1.603 V/m; Power Drift = 0.04 dB

Peak SAR (extrapolated) = 0.621 W/kg

SAR(1 g) = 0.307 W/kg; SAR(10 g) = 0.156 W/kg

Maximum value of SAR (measured) = 0.337 W/kg



Test Laboratory: BTL Inc.

Date: 2020/4/20

L624_LTE B41_QPSK20M_CH40140_1RB_Rear Face_1.5cm_Ant Second_Battery 2**DUT: Mobile Phone;**

Communication System: UID 0, LTE-TDD (SC-FDMA, 1 RB,20MHz, QPSK) (0); Frequency: 2545 MHz; Duty Cycle: 1:1.58

Medium parameters used (interpolated): $f = 2545$ MHz; $\sigma = 1.963$ S/m; $\epsilon_r = 39.075$; $\rho = 1000$ kg/m³

Ambient Temperature: 23.3 °C; Liquid Temperature: 22.4 °C

DASY Configuration:

- Probe: ES3DV3 - SN3228; ConvF(4.72, 4.72, 4.72) @ 2545 MHz; Calibrated: 2019/6/19
- Sensor-Surface: 4mm (Mechanical Surface Detection), $z = 2.0, 32.0$
- Electronics: DAE3 Sn420; Calibrated: 2019/6/21
- Phantom: SAM Right; Type: Twin SAM; Serial: 1896
- DASY52 52.10.2(1495); SEMCAD X 14.6.12(7450)

Area Scan (10x16x1): Measurement grid: $dx=12$ mm, $dy=12$ mm

Maximum value of SAR (measured) = 0.381 W/kg

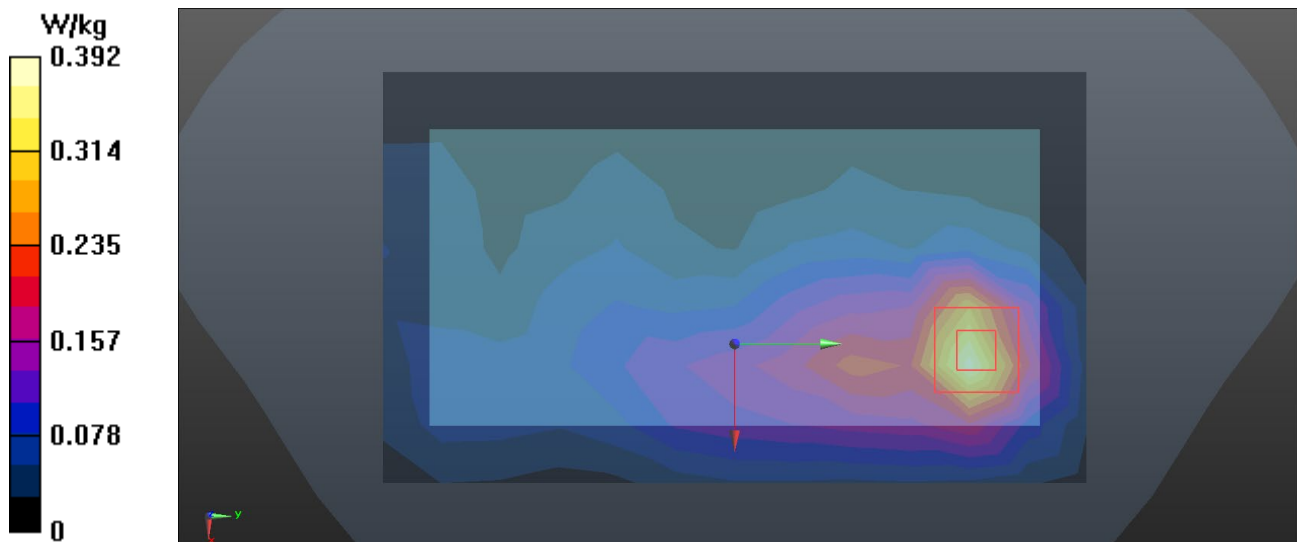
Zoom Scan (7x7x7)/Cube 0: Measurement grid: $dx=5$ mm, $dy=5$ mm, $dz=5$ mm

Reference Value = 4.900 V/m; Power Drift = 0.09 dB

Peak SAR (extrapolated) = 0.728 W/kg

SAR(1 g) = 0.356 W/kg; SAR(10 g) = 0.172 W/kg

Maximum value of SAR (measured) = 0.392 W/kg



Test Laboratory: BTL Inc.

Date: 2020/4/24

L654_LTE B66_QPSK20M_CH132572_50RB_Rear Face_1.5cm_Ant Main_Battery 1

DUT: Mobile Phone;

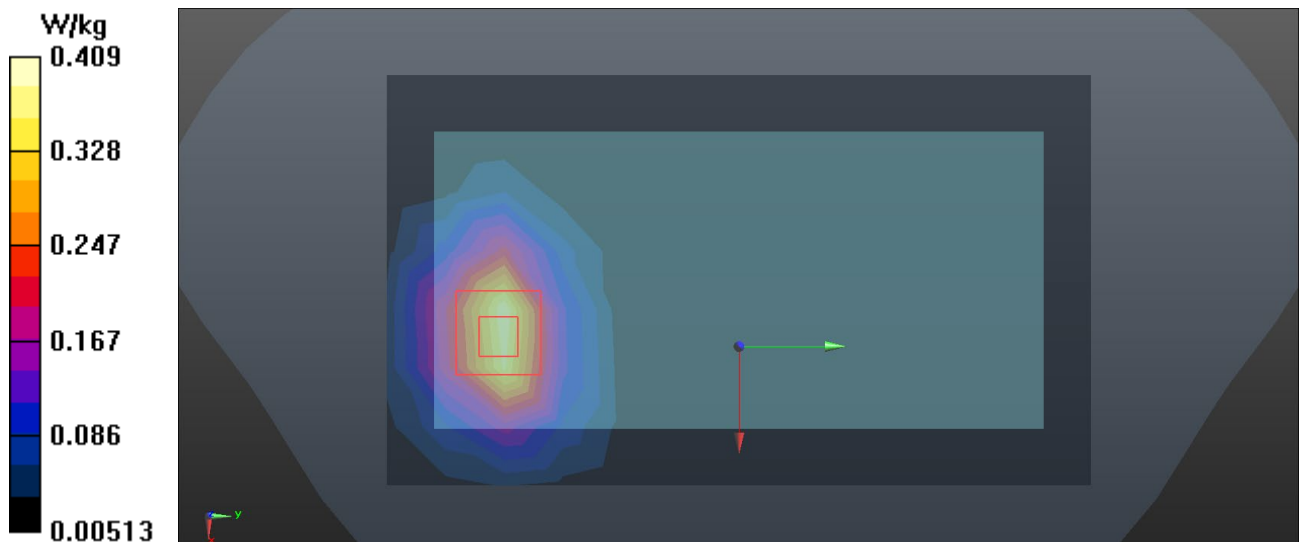
Communication System: UID 0, LTE-FDD(50% RB, 20MHz, QPSK) (0); Frequency: 1770 MHz; Duty Cycle: 1:1
Medium parameters used: $f = 1770$ MHz; $\sigma = 1.339$ S/m; $\epsilon_r = 40.083$; $\rho = 1000$ kg/m³
Ambient Temperature: 23.2 °C; Liquid Temperature: 22.5 °C

DASY Configuration:

- Probe: ES3DV3 - SN3228; ConvF(5.4, 5.4, 5.4) @ 1770 MHz; Calibrated: 2019/6/19
- Sensor-Surface: 4mm (Mechanical Surface Detection), $z = 2.0, 32.0$
- Electronics: DAE3 Sn420; Calibrated: 2019/6/21
- Phantom: SAM Right; Type: Twin SAM; Serial: 1896
- DASY52 52.10.2(1495); SEMCAD X 14.6.12(7450)

Area Scan (8x13x1): Measurement grid: $dx=15$ mm, $dy=15$ mm
Maximum value of SAR (measured) = 0.382 W/kg

Zoom Scan (5x5x7)/Cube 0: Measurement grid: $dx=8$ mm, $dy=8$ mm, $dz=5$ mm
Reference Value = 3.091 V/m; Power Drift = 0.03 dB
Peak SAR (extrapolated) = 0.632 W/kg
SAR(1 g) = 0.369 W/kg; SAR(10 g) = 0.202 W/kg
Maximum value of SAR (measured) = 0.409 W/kg



Test Laboratory: BTL Inc.

Date: 2020/4/24

L688_LTE B66_QPSK20M_CH132572_50RB_Rear Face_1.5cm_Ant Second_Battery 1**DUT: Mobile Phone;**

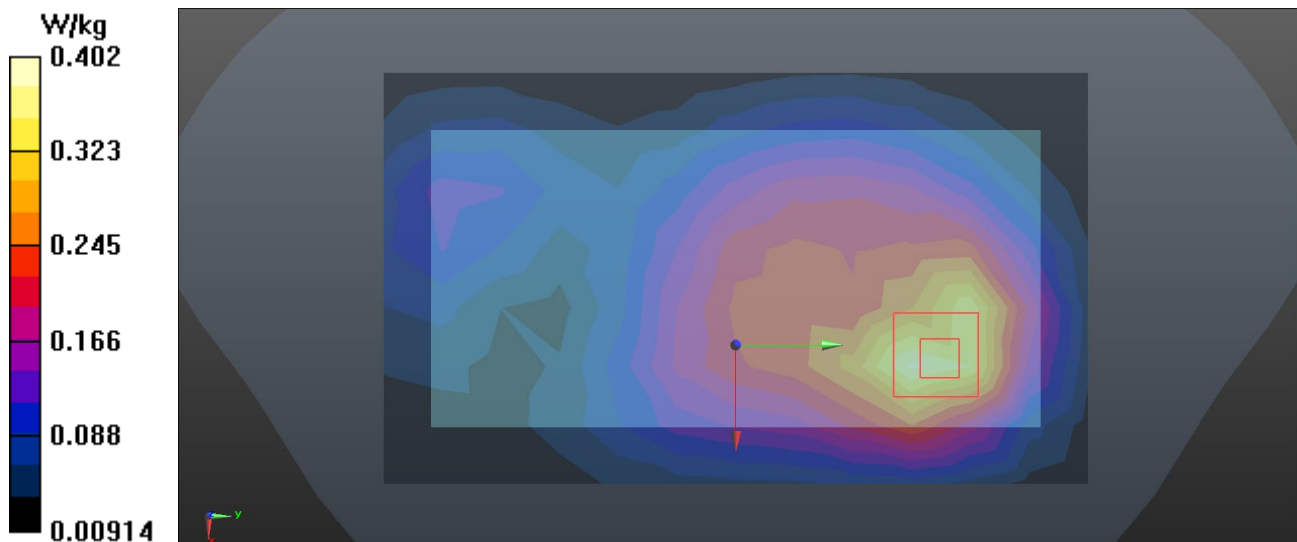
Communication System: UID 0, LTE-FDD(50% RB, 20MHz, QPSK) (0); Frequency: 1770 MHz; Duty Cycle: 1:1
Medium parameters used: $f = 1770$ MHz; $\sigma = 1.339$ S/m; $\epsilon_r = 40.083$; $\rho = 1000$ kg/m³
Ambient Temperature: 23.2 °C; Liquid Temperature: 22.5 °C

DASY Configuration:

- Probe: ES3DV3 - SN3228; ConvF(5.4, 5.4, 5.4) @ 1770 MHz; Calibrated: 2019/6/19
- Sensor-Surface: 4mm (Mechanical Surface Detection), $z = 2.0, 32.0$
- Electronics: DAE3 Sn420; Calibrated: 2019/6/21
- Phantom: SAM Right; Type: Twin SAM; Serial: 1896
- DASY52 52.10.2(1495); SEMCAD X 14.6.12(7450)

Area Scan (8x13x1): Measurement grid: $dx=15$ mm, $dy=15$ mm
Maximum value of SAR (measured) = 0.384 W/kg

Zoom Scan (5x5x7)/Cube 0: Measurement grid: $dx=8$ mm, $dy=8$ mm, $dz=5$ mm
Reference Value = 13.05 V/m; Power Drift = 0.03 dB
Peak SAR (extrapolated) = 0.634 W/kg
SAR(1 g) = 0.371 W/kg; SAR(10 g) = 0.218 W/kg
Maximum value of SAR (measured) = 0.402 W/kg



Test Laboratory: BTL Inc.

Date: 2020/4/17

W74_802.11b_CH6_Rear Face_1.5cm_Battery 3_standlone

DUT: Mobile Phone;

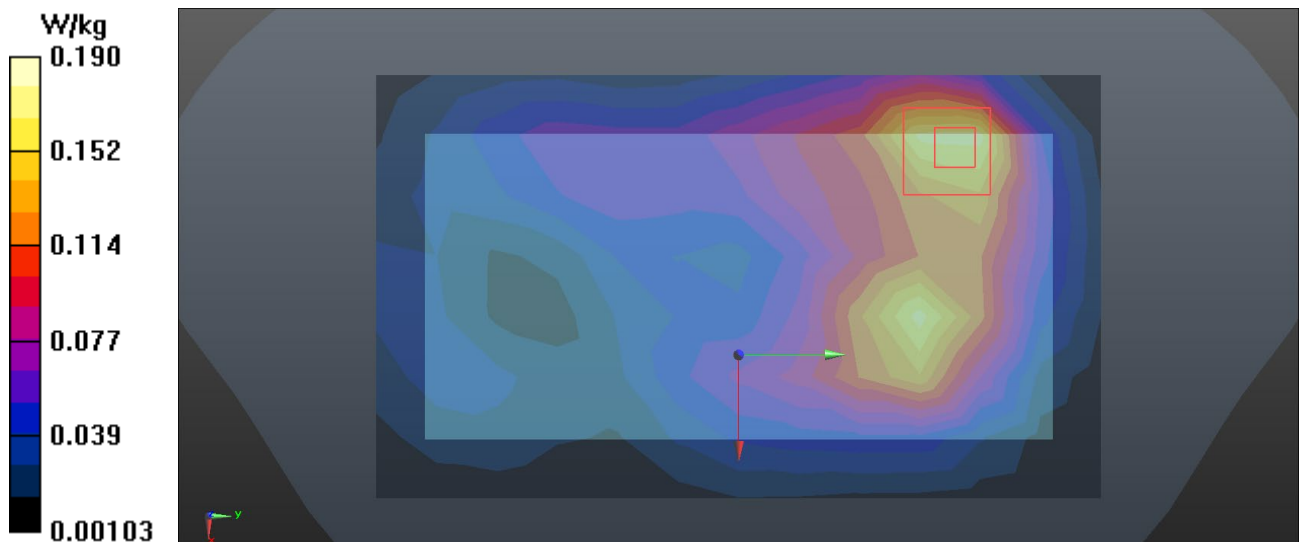
Communication System: UID 0, IEEE 802.11b WiFi 2.4GHz (DSSS,1Mbps) (0); Frequency: 2437 MHz; Duty Cycle: 1:1
Medium parameters used (interpolated): $f = 2437$ MHz; $\sigma = 1.86$ S/m; $\epsilon_r = 38.355$; $\rho = 1000$ kg/m³
Ambient Temperature: 23.3 °C; Liquid Temperature: 22.4 °C

DASY Configuration:

- Probe: EX3DV4 - SN7544; ConvF(7.58, 7.58, 7.58) @ 2437 MHz; Calibrated: 2019/9/9
- Sensor-Surface: 4mm (Mechanical Surface Detection), $z = 1.0, 31.0$
- Electronics: DAE4 Sn1390; Calibrated: 2019/10/29
- Phantom: SAM Right; Type: Twin SAM; Serial: 1896
- DASY52 52.10.2(1495); SEMCAD X 14.6.12(7450)

Area Scan (10x16x1): Measurement grid: $dx=12$ mm, $dy=12$ mm
Maximum value of SAR (measured) = 0.172 W/kg

Zoom Scan (7x7x7)/Cube 0: Measurement grid: $dx=5$ mm, $dy=5$ mm, $dz=5$ mm
Reference Value = 4.149 V/m; Power Drift = 0.09 dB
Peak SAR (extrapolated) = 0.356 W/kg
SAR(1 g) = 0.175 W/kg; SAR(10 g) = 0.091 W/kg
Maximum value of SAR (measured) = 0.190 W/kg



Test Laboratory: BTL Inc.

Date: 2020/4/17

W85_802.11b_CH6_Rear Face_1.5cm_Battery 1_ simutanous with 2/3/4G**DUT: Mobile Phone;**

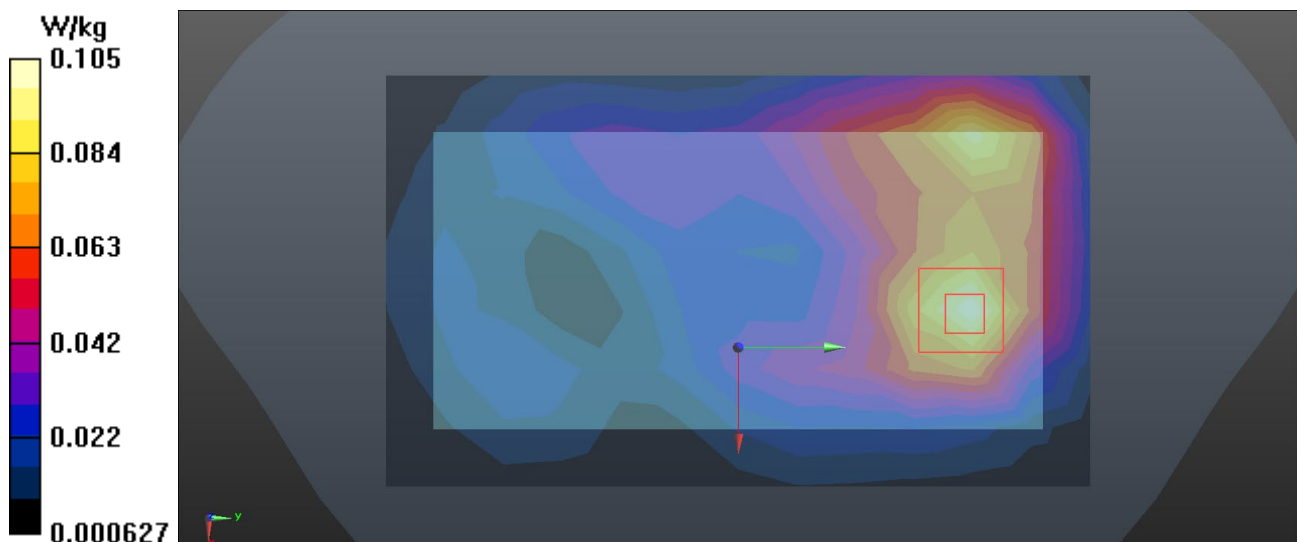
Communication System: UID 0, IEEE 802.11b WiFi 2.4GHz (DSSS,1Mbps) (0); Frequency: 2437 MHz; Duty Cycle: 1:1
Medium parameters used (interpolated): $f = 2437$ MHz; $\sigma = 1.86$ S/m; $\epsilon_r = 38.355$; $\rho = 1000$ kg/m³
Ambient Temperature: 23.3 °C; Liquid Temperature: 22.4 °C

DASY Configuration:

- Probe: EX3DV4 - SN7544; ConvF(7.58, 7.58, 7.58) @ 2437 MHz; Calibrated: 2019/9/9
- Sensor-Surface: 4mm (Mechanical Surface Detection), $z = 1.0, 31.0$
- Electronics: DAE4 Sn1390; Calibrated: 2019/10/29
- Phantom: SAM Right; Type: Twin SAM; Serial: 1896
- DASY52 52.10.2(1495); SEMCAD X 14.6.12(7450)

Area Scan (10x16x1): Measurement grid: $dx=12$ mm, $dy=12$ mm
Maximum value of SAR (measured) = 0.105 W/kg

Zoom Scan (7x7x7)/Cube 0: Measurement grid: $dx=5$ mm, $dy=5$ mm, $dz=5$ mm
Reference Value = 3.397 V/m; Power Drift = 0.14 dB
Peak SAR (extrapolated) = 0.172 W/kg
SAR(1 g) = 0.097 W/kg; SAR(10 g) = 0.054 W/kg
Maximum value of SAR (measured) = 0.105 W/kg



Test Laboratory: BTL Inc.

Date: 2020/4/17

W98_BT DH5_CH39_Rear Face_1.5cm_Battery 1**DUT: Mobile Phone;**

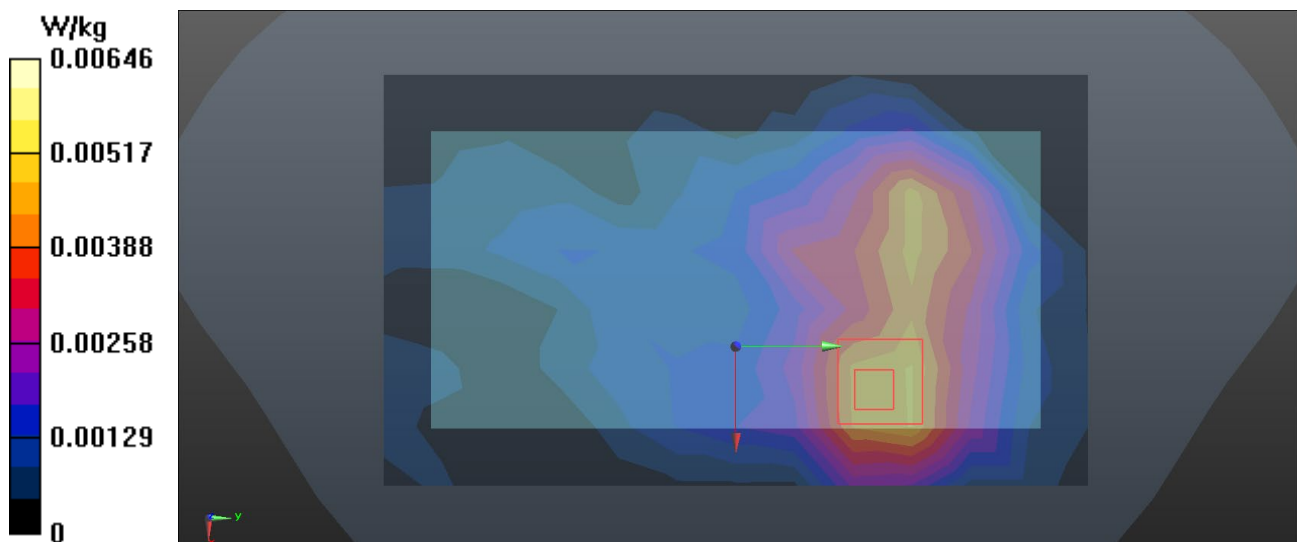
Communication System: UID 0, Bluetooth (0); Frequency: 2441 MHz; Duty Cycle: 1:1
Medium parameters used (interpolated): $f = 2441$ MHz; $\sigma = 1.863$ S/m; $\epsilon_r = 38.341$; $\rho = 1000$ kg/m³
Ambient Temperature: 23.2 °C; Liquid Temperature: 22.6 °C

DASY Configuration:

- Probe: ES3DV3 - SN3228; ConvF(4.72, 4.72, 4.72) @ 2441 MHz; Calibrated: 2019/6/19
- Sensor-Surface: 4mm (Mechanical Surface Detection), $z = 2.0, 32.0$
- Electronics: DAE3 Sn420; Calibrated: 2019/6/21
- Phantom: SAM Right; Type: Twin SAM; Serial: 1896
- DASY52 52.10.2(1495); SEMCAD X 14.6.12(7450)

Area Scan (10x16x1): Measurement grid: $dx=12$ mm, $dy=12$ mm
Maximum value of SAR (measured) = 0.00479 W/kg

Zoom Scan (7x7x7)/Cube 0: Measurement grid: $dx=5$ mm, $dy=5$ mm, $dz=5$ mm
Reference Value = 0.6840 V/m; Power Drift = 0.04 dB
Peak SAR (extrapolated) = 0.00842 W/kg
SAR(1 g) = 0.00432 W/kg; SAR(10 g) = 0.00217 W/kg
Maximum value of SAR (measured) = 0.00646 W/kg



Test Laboratory: BTL Inc.

Date: 2020/4/18

W119_802.11a_CH52_Rear Face_1.5cm_Battery 3_standlone

DUT: Mobile Phone;

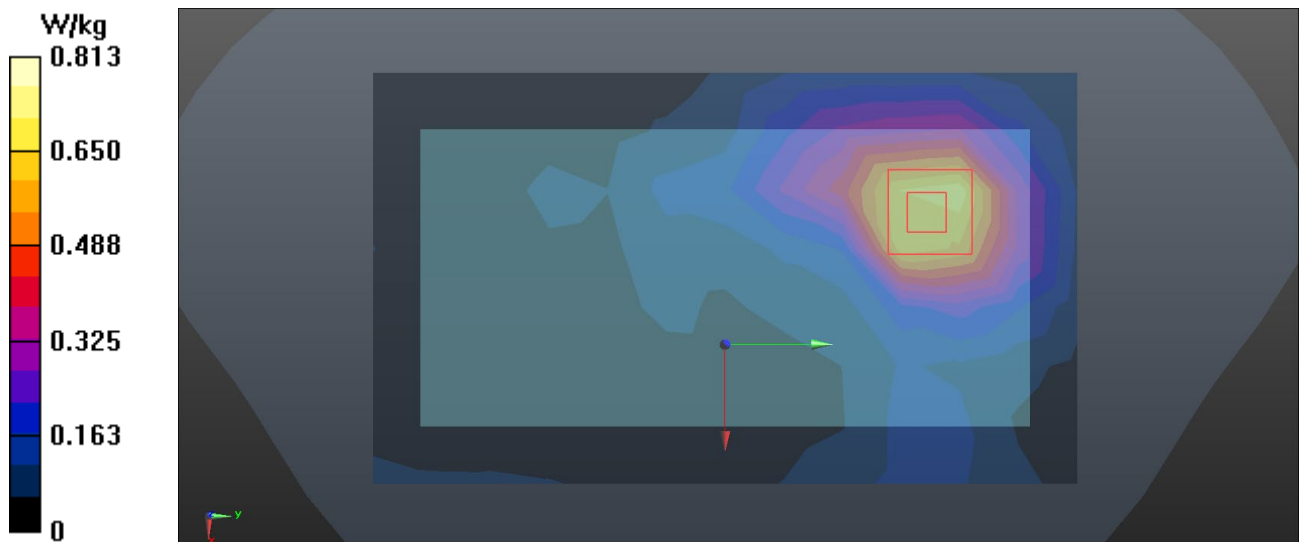
Communication System: UID 0, IEEE 802.11a WiFi 5G(OFDM, 6 Mbps,) (0); Frequency: 5260 MHz; Duty Cycle: 1:1
Medium parameters used: $f = 5260$ MHz; $\sigma = 4.76$ S/m; $\epsilon_r = 36.081$; $\rho = 1000$ kg/m³
Ambient Temperature: 23.1 °C; Liquid Temperature: 22.5 °C

DASY Configuration:

- Probe: EX3DV4 - SN7544; ConvF(5.21, 5.21, 5.21) @ 5260 MHz; Calibrated: 2019/9/9
- Sensor-Surface: 2mm (Mechanical Surface Detection), $z = 1.0, 23.0$
- Electronics: DAE4 Sn1390; Calibrated: 2019/10/29
- Phantom: SAM Right; Type: Twin SAM; Serial: 1896
- DASY52 52.10.2(1495); SEMCAD X 14.6.12(7450)

Area Scan (12x19x1): Measurement grid: $dx=10$ mm, $dy=10$ mm
Maximum value of SAR (measured) = 0.691 W/kg

Zoom Scan (7x7x12)/Cube 0: Measurement grid: $dx=4$ mm, $dy=4$ mm, $dz=2$ mm
Reference Value = 8.550 V/m; Power Drift = -0.04 dB
Peak SAR (extrapolated) = 1.65 W/kg
SAR(1 g) = 0.455 W/kg; SAR(10 g) = 0.187 W/kg
Maximum value of SAR (measured) = 0.813 W/kg



Test Laboratory: BTL Inc.

Date: 2020/4/18

W130_802.11a_CH60_Rear Face_1.5cm_Battery 2_ simutanous with 2/3/4G

DUT: Mobile Phone;

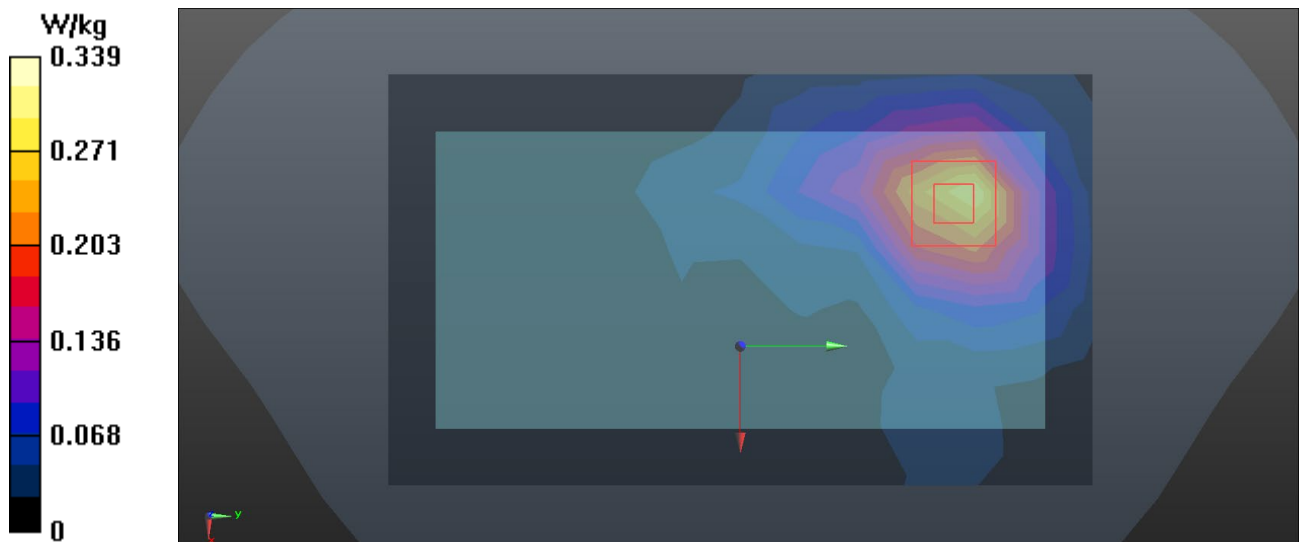
Communication System: UID 0, IEEE 802.11a WiFi 5G(OFDM, 6 Mbps,) (0); Frequency: 5300 MHz; Duty Cycle: 1:1
Medium parameters used (interpolated): $f = 5300$ MHz; $\sigma = 4.815$ S/m; $\epsilon_r = 35.945$; $\rho = 1000$ kg/m³
Ambient Temperature: 23.1 °C; Liquid Temperature: 22.5 °C

DASY Configuration:

- Probe: EX3DV4 - SN7544; ConvF(5.21, 5.21, 5.21) @ 5300 MHz; Calibrated: 2019/9/9
- Sensor-Surface: 2mm (Mechanical Surface Detection), $z = 1.0, 23.0$
- Electronics: DAE4 Sn1390; Calibrated: 2019/10/29
- Phantom: SAM Right; Type: Twin SAM; Serial: 1896
- DASY52 52.10.2(1495); SEMCAD X 14.6.12(7450)

Area Scan (12x19x1): Measurement grid: $dx=10$ mm, $dy=10$ mm
Maximum value of SAR (measured) = 0.298 W/kg

Zoom Scan (7x7x12)/Cube 0: Measurement grid: $dx=4$ mm, $dy=4$ mm, $dz=2$ mm
Reference Value = 2.177 V/m; Power Drift = -0.08 dB
Peak SAR (extrapolated) = 0.782 W/kg
SAR(1 g) = 0.184 W/kg; SAR(10 g) = 0.073 W/kg
Maximum value of SAR (measured) = 0.339 W/kg



Test Laboratory: BTL Inc.

Date: 2020/4/26

W144_802.11a_CH132_Rear Face_1.5cm_Battery 3_standlone

DUT: Mobile Phone;

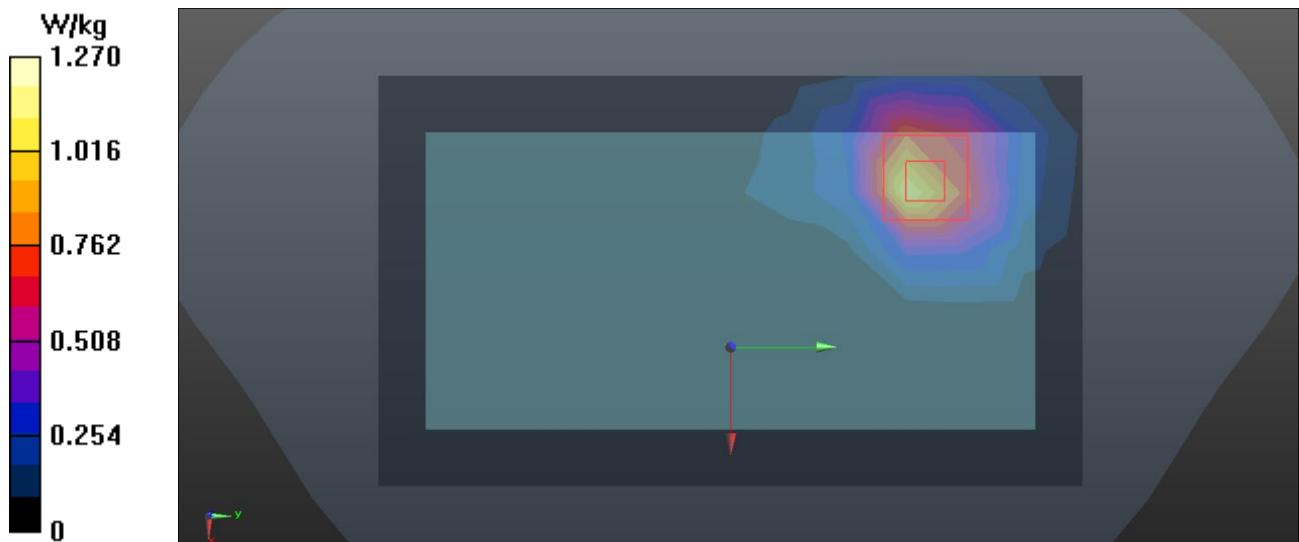
Communication System: UID 0, IEEE 802.11a WiFi 5G(OFDMA, 6 Mbps,) (0); Frequency: 5660 MHz; Duty Cycle: 1:1
Medium parameters used: $f = 5660$ MHz; $\sigma = 5.249$ S/m; $\epsilon_r = 36.501$; $\rho = 1000$ kg/m³
Ambient Temperature: 23.2 °C; Liquid Temperature: 22.2 °C

DASY Configuration:

- Probe: EX3DV4 - SN7544; ConvF(4.81, 4.81, 4.81) @ 5660 MHz; Calibrated: 2019/9/9
- Sensor-Surface: 2mm (Mechanical Surface Detection), $z = 1.0, 23.0$
- Electronics: DAE4 Sn1390; Calibrated: 2019/10/29
- Phantom: SAM Right; Type: Twin SAM; Serial: 1896
- DASY52 52.10.2(1495); SEMCAD X 14.6.12(7450)

Area Scan (12x19x1): Measurement grid: $dx=10$ mm, $dy=10$ mm
Maximum value of SAR (measured) = 1.12 W/kg

Zoom Scan (7x7x12)/Cube 0: Measurement grid: $dx=4$ mm, $dy=4$ mm, $dz=2$ mm
Reference Value = 1.694 V/m; Power Drift = 0.02 dB
Peak SAR (extrapolated) = 3.19 W/kg
SAR(1 g) = 0.682 W/kg; SAR(10 g) = 0.252 W/kg
Maximum value of SAR (measured) = 1.27 W/kg



Test Laboratory: BTL Inc.

Date: 2020/4/26

W154_802.11a_CH108_Rear Face_1.5cm_Battery 2_ simultaneous with 2/3/4G

DUT: Mobile Phone;

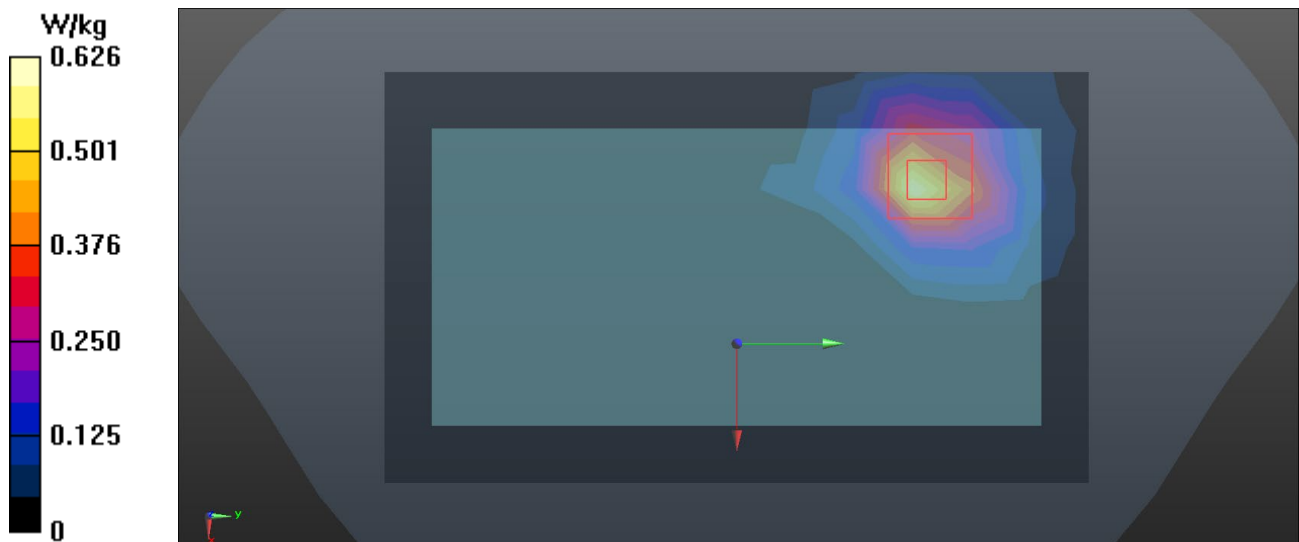
Communication System: UID 0, IEEE 802.11a WiFi 5G(OFDM, 6 Mbps,) (0); Frequency: 5540 MHz; Duty Cycle: 1:1
Medium parameters used (interpolated): $f = 5540$ MHz; $\sigma = 5.096$ S/m; $\epsilon_r = 36.759$; $\rho = 1000$ kg/m³
Ambient Temperature: 23.2 °C; Liquid Temperature: 22.2 °C

DASY Configuration:

- Probe: EX3DV4 - SN7544; ConvF(4.95, 4.95, 4.95) @ 5540 MHz; Calibrated: 2019/9/9
- Sensor-Surface: 2mm (Mechanical Surface Detection), $z = 1.0, 23.0$
- Electronics: DAE4 Sn1390; Calibrated: 2019/10/29
- Phantom: SAM Right; Type: Twin SAM; Serial: 1896
- DASY52 52.10.2(1495); SEMCAD X 14.6.12(7450)

Area Scan (12x19x1): Measurement grid: $dx=10$ mm, $dy=10$ mm
Maximum value of SAR (measured) = 0.592 W/kg

Zoom Scan (7x7x12)/Cube 0: Measurement grid: $dx=4$ mm, $dy=4$ mm, $dz=2$ mm
Reference Value = 0 V/m; Power Drift = 0.00 dB
Peak SAR (extrapolated) = 1.82 W/kg
SAR(1 g) = 0.348 W/kg; SAR(10 g) = 0.127 W/kg
Maximum value of SAR (measured) = 0.626 W/kg



Test Laboratory: BTL Inc.

Date: 2020/4/27

W165_802.11a_CH157_Rear Face_1.5cm_Battery 1_standlone

DUT: Mobile Phone;

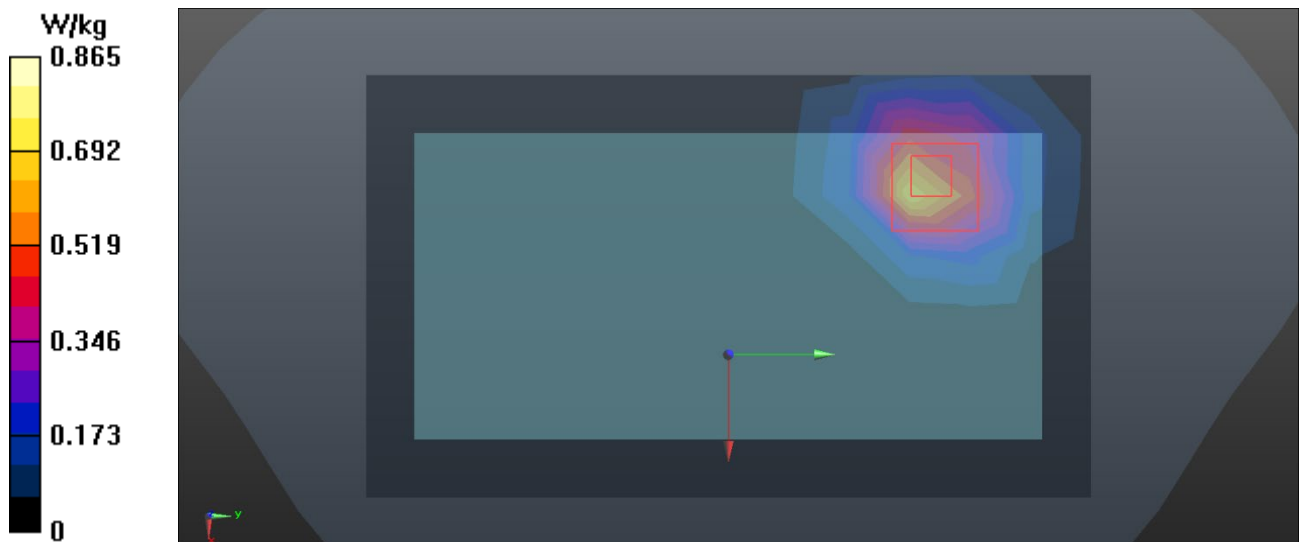
Communication System: UID 0, IEEE 802.11a WiFi 5G(OFDM, 6 Mbps,) (0); Frequency: 5785 MHz; Duty Cycle: 1:1
Medium parameters used (interpolated): $f = 5785$ MHz; $\sigma = 5.397$ S/m; $\epsilon_r = 36.236$; $\rho = 1000$ kg/m³
Ambient Temperature: 23.3 °C; Liquid Temperature: 22.6 °C

DASY Configuration:

- Probe: EX3DV4 - SN7544; ConvF(4.75, 4.75, 4.75) @ 5785 MHz; Calibrated: 2019/9/9
- Sensor-Surface: 2mm (Mechanical Surface Detection), $z = 1.0, 23.0$
- Electronics: DAE4 Sn1390; Calibrated: 2019/10/29
- Phantom: SAM Right; Type: Twin SAM; Serial: 1896
- DASY52 52.10.2(1495); SEMCAD X 14.6.12(7450)

Area Scan (12x19x1): Measurement grid: $dx=10$ mm, $dy=10$ mm
Maximum value of SAR (measured) = 0.692 W/kg

Zoom Scan (7x7x12)/Cube 0: Measurement grid: $dx=4$ mm, $dy=4$ mm, $dz=2$ mm
Reference Value = 1.092 V/m; Power Drift = -0.00 dB
Peak SAR (extrapolated) = 1.47 W/kg
SAR(1 g) = 0.431 W/kg; SAR(10 g) = 0.154 W/kg
Maximum value of SAR (measured) = 0.865 W/kg



Test Laboratory: BTL Inc.

Date: 2020/4/27

W179_802.11a_CH161_Rear Face_1.5cm_Battery 3_ simultaneous with 2/3/4G

DUT: Mobile Phone;

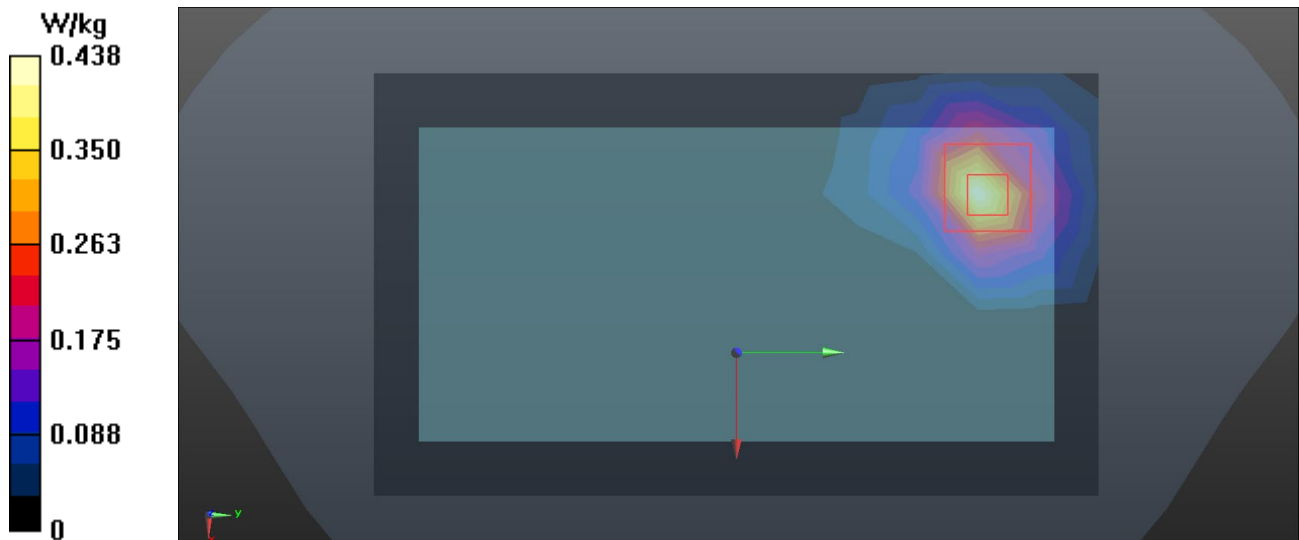
Communication System: UID 0, IEEE 802.11a WiFi 5G(OFDM, 6 Mbps,) (0); Frequency: 5805 MHz; Duty Cycle: 1:1
Medium parameters used (interpolated): $f = 5805$ MHz; $\sigma = 5.422$ S/m; $\epsilon_r = 36.191$; $\rho = 1000$ kg/m³
Ambient Temperature: 23.3 °C; Liquid Temperature: 22.6 °C

DASY Configuration:

- Probe: EX3DV4 - SN7544; ConvF(4.75, 4.75, 4.75) @ 5805 MHz; Calibrated: 2019/9/9
- Sensor-Surface: 2mm (Mechanical Surface Detection), $z = 1.0, 23.0$
- Electronics: DAE4 Sn1390; Calibrated: 2019/10/29
- Phantom: SAM Right; Type: Twin SAM; Serial: 1896
- DASY52 52.10.2(1495); SEMCAD X 14.6.12(7450)

Area Scan (12x19x1): Measurement grid: $dx=10$ mm, $dy=10$ mm
Maximum value of SAR (measured) = 0.444 W/kg

Zoom Scan (7x7x12)/Cube 0: Measurement grid: $dx=4$ mm, $dy=4$ mm, $dz=2$ mm
Reference Value = 0.7890 V/m; Power Drift = 0.08 dB
Peak SAR (extrapolated) = 0.654 W/kg
SAR(1 g) = 0.170 W/kg; SAR(10 g) = 0.060 W/kg
Maximum value of SAR (measured) = 0.438 W/kg



Test Laboratory: BTL Inc.

Date: 2020/4/10

G45_GSM 850_GPRS2TX_CH190_Rear Face_1.0cm_Ant Main_Battery 3

DUT: Mobile Phone;

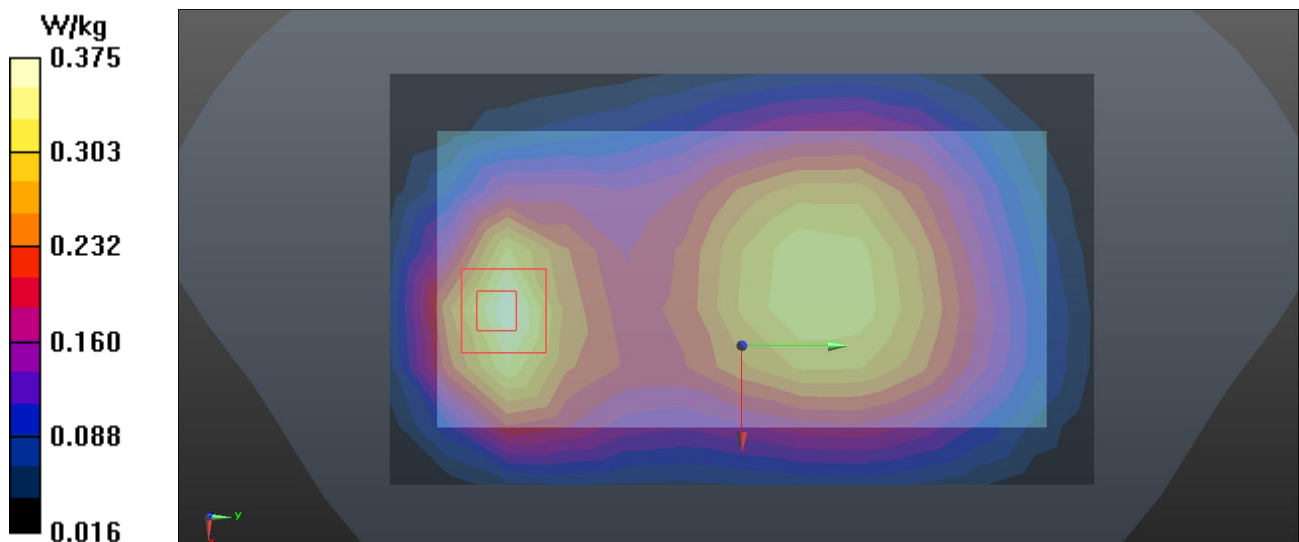
Communication System: UID 0, GPRS 2TX (0); Frequency: 836.6 MHz; Duty Cycle: 1:4
Medium parameters used: $f = 837$ MHz; $\sigma = 0.922$ S/m; $\epsilon_r = 42.966$; $\rho = 1000$ kg/m³
Ambient Temperature: 23.2 °C; Liquid Temperature: 22.1 °C

DASY Configuration:

- Probe: EX3DV4 - SN7544; ConvF(10.14, 10.14, 10.14) @ 836.6 MHz; Calibrated: 2019/9/9
- Sensor-Surface: 4mm (Mechanical Surface Detection), $z = 1.0, 31.0$
- Electronics: DAE4 Sn1390; Calibrated: 2019/10/29
- Phantom: SAM Right; Type: Twin SAM; Serial: 1896
- DASY52 52.10.2(1495); SEMCAD X 14.6.12(7450)

Area Scan (8x13x1): Measurement grid: $dx=15$ mm, $dy=15$ mm
Maximum value of SAR (measured) = 0.379 W/kg

Zoom Scan (5x5x7)/Cube 0: Measurement grid: $dx=8$ mm, $dy=8$ mm, $dz=5$ mm
Reference Value = 17.69 V/m; Power Drift = -0.02 dB
Peak SAR (extrapolated) = 0.586 W/kg
SAR(1 g) = 0.354 W/kg; SAR(10 g) = 0.216 W/kg
Maximum value of SAR (measured) = 0.375 W/kg



Test Laboratory: BTL Inc.

Date: 2020/4/10

G57_GSM 850_GPRS2TX_CH190_Rear Face_1.0cm_Ant Second_Battery 3

DUT: Mobile Phone;


Communication System: UID 0, GPRS 2TX (0); Frequency: 836.6 MHz; Duty Cycle: 1:4
Medium parameters used: $f = 837$ MHz; $\sigma = 0.922$ S/m; $\epsilon_r = 42.966$; $\rho = 1000$ kg/m³
Ambient Temperature: 23.2 °C; Liquid Temperature: 22.1 °C

DASY Configuration:

- Probe: EX3DV4 - SN7544; ConvF(10.14, 10.14, 10.14) @ 836.6 MHz; Calibrated: 2019/9/9
- Sensor-Surface: 4mm (Mechanical Surface Detection), $z = 1.0, 31.0$
- Electronics: DAE4 Sn1390; Calibrated: 2019/10/29
- Phantom: SAM Right; Type: Twin SAM; Serial: 1896
- DASY52 52.10.2(1495); SEMCAD X 14.6.12(7450)

Area Scan (8x13x1): Measurement grid: $dx=15$ mm, $dy=15$ mm
Maximum value of SAR (measured) = 0.167 W/kg

Zoom Scan (5x5x7)/Cube 0: Measurement grid: $dx=8$ mm, $dy=8$ mm, $dz=5$ mm
Reference Value = 10.66 V/m; Power Drift = 0.03 dB
Peak SAR (extrapolated) = 0.296 W/kg
SAR(1 g) = 0.171 W/kg; SAR(10 g) = 0.105 W/kg
Maximum value of SAR (measured) = 0.179 W/kg



Test Laboratory: BTL Inc.

Date: 2020/4/4

G71_GSM 1900_GPRS4TX_CH661_Rear Face_1.0cm_Ant Main_Battery 2

DUT: Mobile Phone;

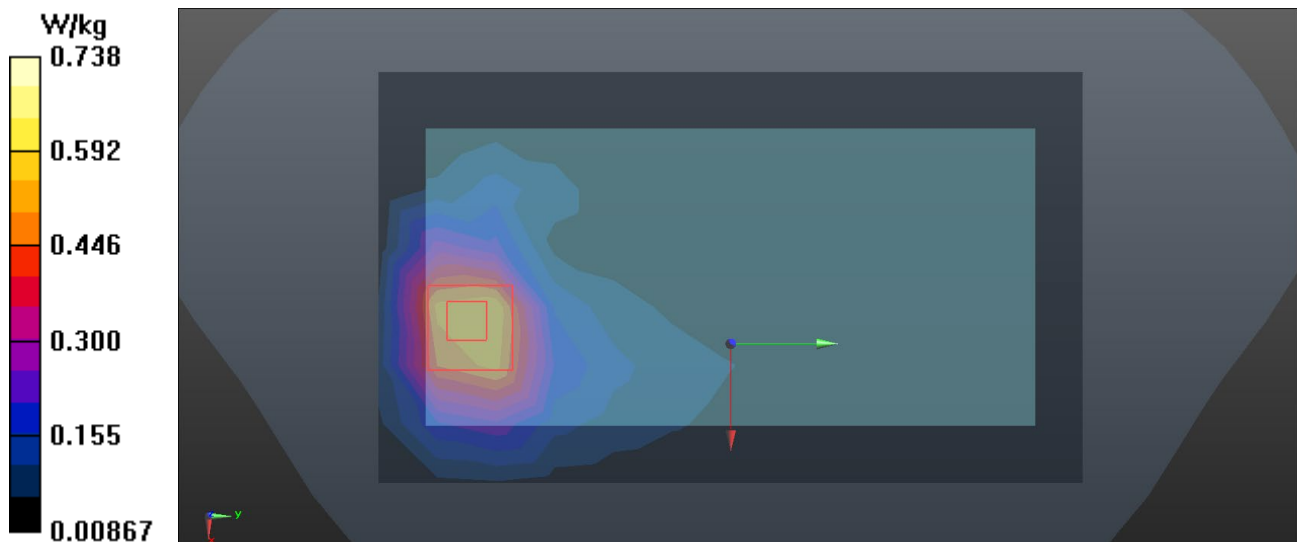
Communication System: UID 0, GPRS 4TX (0); Frequency: 1880 MHz; Duty Cycle: 1:2
Medium parameters used: $f = 1880$ MHz; $\sigma = 1.399$ S/m; $\epsilon_r = 39.241$; $\rho = 1000$ kg/m³
Ambient Temperature: 23.2 °C; Liquid Temperature: 22.3 °C

DASY Configuration:

- Probe: EX3DV4 - SN7544; ConvF(8.26, 8.26, 8.26) @ 1880 MHz; Calibrated: 2019/9/9
- Sensor-Surface: 4mm (Mechanical Surface Detection), $z = 1.0, 31.0$
- Electronics: DAE4 Sn1390; Calibrated: 2019/10/29
- Phantom: SAM Right; Type: Twin SAM; Serial: 1896
- DASY52 52.10.2(1495); SEMCAD X 14.6.12(7450)

Area Scan (8x13x1): Measurement grid: $dx=15$ mm, $dy=15$ mm
Maximum value of SAR (measured) = 0.541 W/kg

Zoom Scan (5x5x7)/Cube 0: Measurement grid: $dx=8$ mm, $dy=8$ mm, $dz=5$ mm
Reference Value = 4.592 V/m; Power Drift = 0.11 dB
Peak SAR (extrapolated) = 1.10 W/kg
SAR(1 g) = 0.655 W/kg; SAR(10 g) = 0.362 W/kg
Maximum value of SAR (measured) = 0.738 W/kg



Test Laboratory: BTL Inc.

Date: 2020/4/22

G86_GSM 1900_GPRS2TX_CH661_Top Side_1.0cm_Ant Second_Battery 3**DUT: Mobile Phone;**

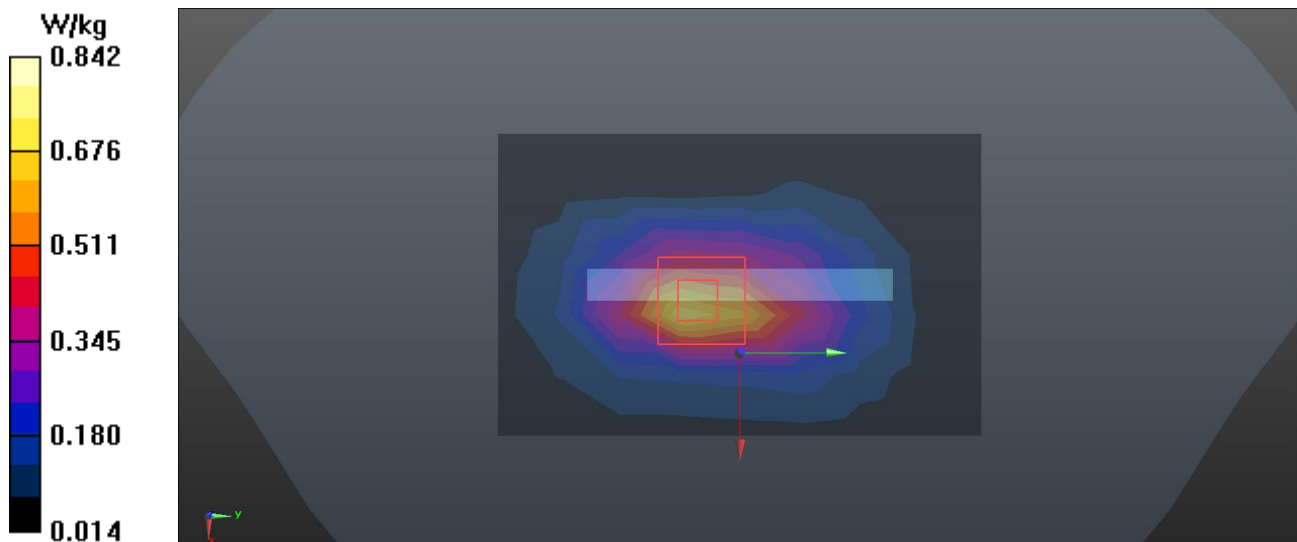
Communication System: UID 0, GPRS 2TX (0); Frequency: 1880 MHz; Duty Cycle: 1:4
Medium parameters used: $f = 1880$ MHz; $\sigma = 1.362$ S/m; $\epsilon_r = 39.671$; $\rho = 1000$ kg/m³
Ambient Temperature: 23.1 °C; Liquid Temperature: 22.3 °C

DASY Configuration:

- Probe: ES3DV3 - SN3228; ConvF(5.15, 5.15, 5.15) @ 1880 MHz; Calibrated: 2019/6/19
- Sensor-Surface: 4mm (Mechanical Surface Detection), $z = 2.0, 32.0$
- Electronics: DAE3 Sn420; Calibrated: 2019/6/21
- Phantom: SAM Right; Type: Twin SAM; Serial: 1896
- DASY52 52.10.2(1495); SEMCAD X 14.6.12(7450)

Area Scan (6x9x1): Measurement grid: $dx=15$ mm, $dy=15$ mm
Maximum value of SAR (measured) = 0.723 W/kg

Zoom Scan (5x5x7)/Cube 0: Measurement grid: $dx=8$ mm, $dy=8$ mm, $dz=5$ mm
Reference Value = 22.33 V/m; Power Drift = -0.16 dB
Peak SAR (extrapolated) = 1.41 W/kg
SAR(1 g) = 0.742 W/kg; SAR(10 g) = 0.378 W/kg
Maximum value of SAR (measured) = 0.842 W/kg



Test Laboratory: BTL Inc.

Date: 2020/4/22

U67_UMTS B2_RMC12.2K_CH9538_Bottom Side_1.0cm_Ant Main_Battery 1

DUT: Mobile Phone;

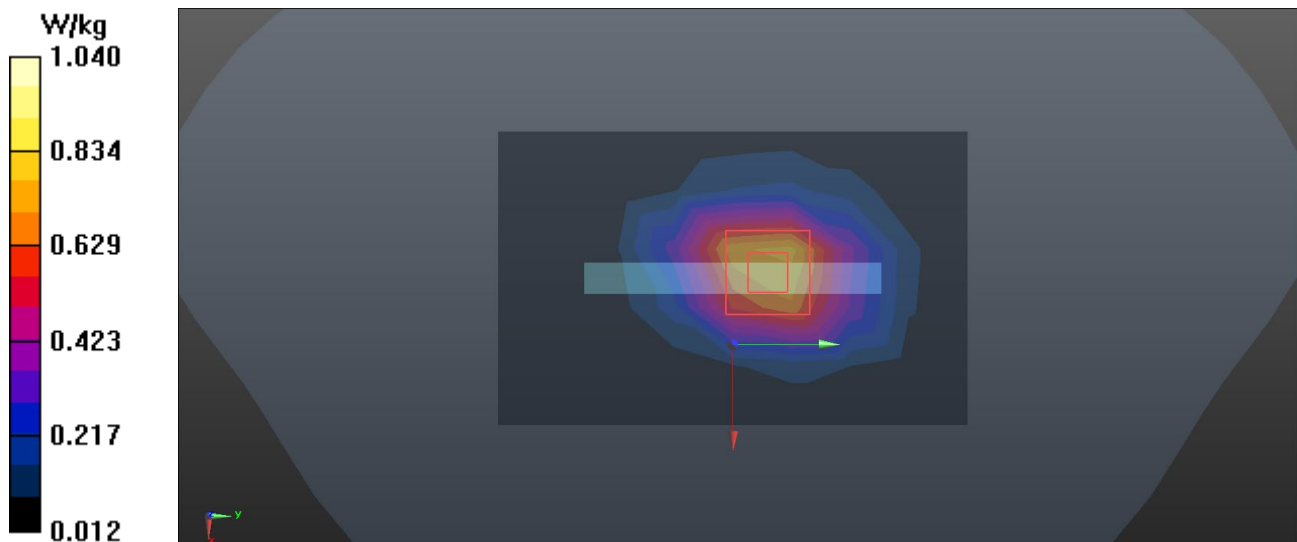
Communication System: UID 0, UMTS-FDD(WCDMA) (0); Frequency: 1907.6 MHz; Duty Cycle: 1:1
Medium parameters used: $f = 1908$ MHz; $\sigma = 1.387$ S/m; $\epsilon_r = 39.581$; $\rho = 1000$ kg/m³
Ambient Temperature: 23.1 °C; Liquid Temperature: 22.3 °C

DASY Configuration:

- Probe: ES3DV3 - SN3228; ConvF(5.15, 5.15, 5.15) @ 1907.6 MHz; Calibrated: 2019/6/19
- Sensor-Surface: 4mm (Mechanical Surface Detection), $z = 2.0, 32.0$
- Electronics: DAE3 Sn420; Calibrated: 2019/6/21
- Phantom: SAM Right; Type: Twin SAM; Serial: 1896
- DASY52 52.10.2(1495); SEMCAD X 14.6.12(7450)

Area Scan (6x9x1): Measurement grid: $dx=15$ mm, $dy=15$ mm
Maximum value of SAR (measured) = 0.794 W/kg

Zoom Scan (5x5x7)/Cube 0: Measurement grid: $dx=8$ mm, $dy=8$ mm, $dz=5$ mm
Reference Value = 25.67 V/m; Power Drift = -0.00 dB
Peak SAR (extrapolated) = 1.66 W/kg
SAR(1 g) = 0.931 W/kg; SAR(10 g) = 0.498 W/kg
Maximum value of SAR (measured) = 1.04 W/kg



Test Laboratory: BTL Inc.

Date: 2020/4/5

U80_UMTS B2_RMC12.2K_CH9538_Top Side_1.0cm_Ant Second_Battery 1

DUT: Mobile Phone;

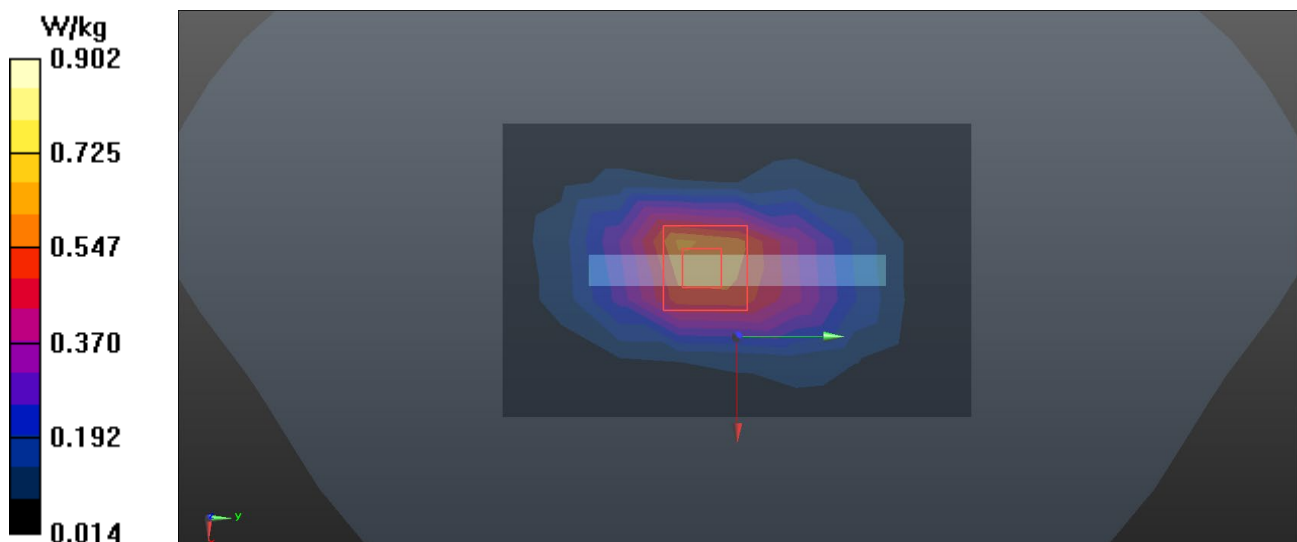
Communication System: UID 0, UMTS-FDD(WCDMA) (0); Frequency: 1907.6 MHz; Duty Cycle: 1:1
Medium parameters used: $f = 1908$ MHz; $\sigma = 1.45$ S/m; $\epsilon_r = 39.163$; $\rho = 1000$ kg/m³
Ambient Temperature: 22.9 °C; Liquid Temperature: 22.4 °C

DASY Configuration:

- Probe: EX3DV4 - SN7544; ConvF(8.26, 8.26, 8.26) @ 1907.6 MHz; Calibrated: 2019/9/9
- Sensor-Surface: 4mm (Mechanical Surface Detection), $z = 1.0, 31.0$
- Electronics: DAE4 Sn1390; Calibrated: 2019/10/29
- Phantom: SAM Right; Type: Twin SAM; Serial: 1896
- DASY52 52.10.2(1495); SEMCAD X 14.6.12(7450)

Area Scan (6x9x1): Measurement grid: $dx=15$ mm, $dy=15$ mm
Maximum value of SAR (measured) = 0.622 W/kg

Zoom Scan (5x5x7)/Cube 0: Measurement grid: $dx=8$ mm, $dy=8$ mm, $dz=5$ mm
Reference Value = 23.49 V/m; Power Drift = -0.01 dB
Peak SAR (extrapolated) = 1.47 W/kg
SAR(1 g) = 0.793 W/kg; SAR(10 g) = 0.403 W/kg
Maximum value of SAR (measured) = 0.902 W/kg



Test Laboratory: BTL Inc.

Date: 2020/4/25

U95_UMTS B4_RMC12.2K_CH1513_Bottom Side_1.0cm_Ant Main_Battery 1

DUT: Mobile Phone;

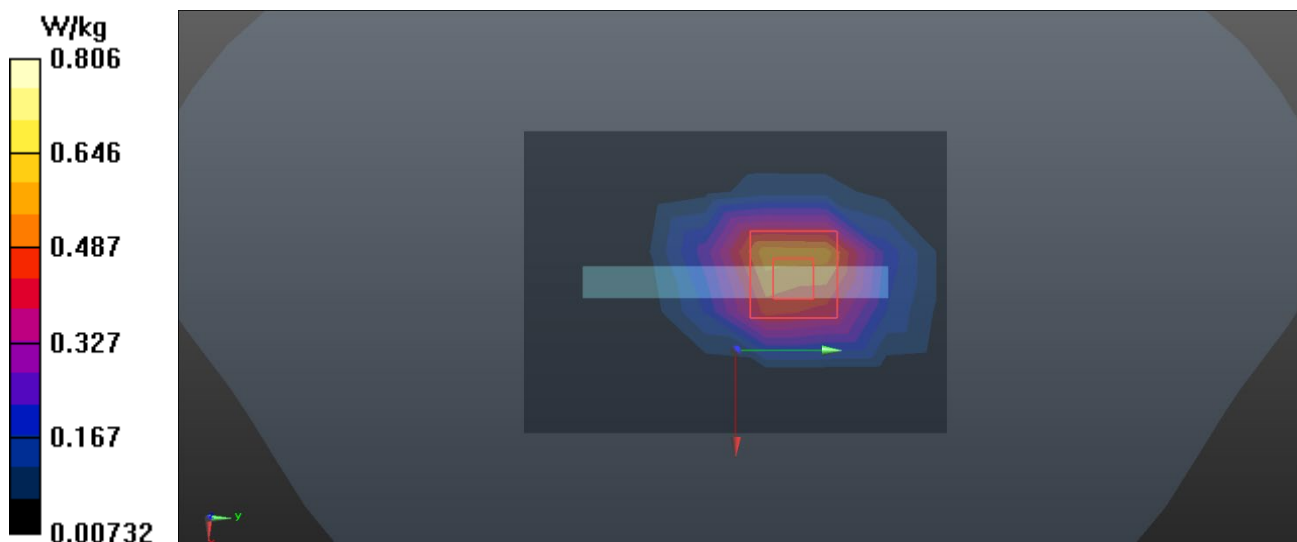
Communication System: UID 0, UMTS-FDD(WCDMA) (0); Frequency: 1752.6 MHz; Duty Cycle: 1:1
Medium parameters used: $f = 1753$ MHz; $\sigma = 1.416$ S/m; $\epsilon_r = 41.299$; $\rho = 1000$ kg/m³
Ambient Temperature: 22.9 °C; Liquid Temperature: 22.1 °C

DASY Configuration:

- Probe: ES3DV3 - SN3228; ConvF(5.4, 5.4, 5.4) @ 1752.6 MHz; Calibrated: 2019/6/19
- Sensor-Surface: 4mm (Mechanical Surface Detection), $z = 2.0, 32.0$
- Electronics: DAE3 Sn420; Calibrated: 2019/6/21
- Phantom: SAM Right; Type: Twin SAM; Serial: 1896
- DASY52 52.10.2(1495); SEMCAD X 14.6.12(7450)

Area Scan (6x8x1): Measurement grid: $dx=15$ mm, $dy=15$ mm
Maximum value of SAR (measured) = 0.581 W/kg

Zoom Scan (5x5x7)/Cube 0: Measurement grid: $dx=8$ mm, $dy=8$ mm, $dz=5$ mm
Reference Value = 19.54 V/m; Power Drift = 0.02 dB
Peak SAR (extrapolated) = 1.36 W/kg
SAR(1 g) = 0.724 W/kg; SAR(10 g) = 0.366 W/kg
Maximum value of SAR (measured) = 0.806 W/kg



Test Laboratory: BTL Inc.

Date: 2020/4/16

U114_UMTS B4_RMC12.2K_CH1513_Top Side_1.0cm_Ant Second_Battery 3

DUT: Mobile Phone;

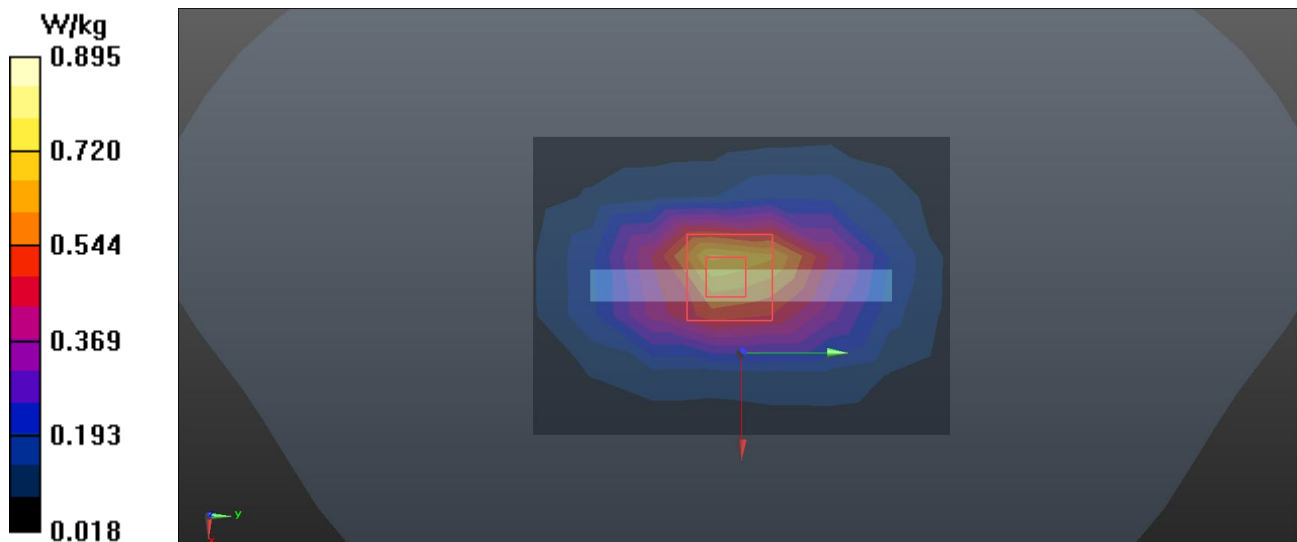
Communication System: UID 0, UMTS-FDD(WCDMA) (0); Frequency: 1752.6 MHz; Duty Cycle: 1:1
Medium parameters used: $f = 1753$ MHz; $\sigma = 1.323$ S/m; $\epsilon_r = 40.056$; $\rho = 1000$ kg/m³
Ambient Temperature: 23.3 °C; Liquid Temperature: 22.2 °C

DASY Configuration:

- Probe: ES3DV3 - SN3228; ConvF(5.4, 5.4, 5.4) @ 1752.6 MHz; Calibrated: 2019/6/19
- Sensor-Surface: 4mm (Mechanical Surface Detection), $z = 2.0, 32.0$
- Electronics: DAE3 Sn420; Calibrated: 2019/6/21
- Phantom: SAM Right; Type: Twin SAM; Serial: 1896
- DASY52 52.10.2(1495); SEMCAD X 14.6.12(7450)

Area Scan (6x8x1): Measurement grid: $dx=15$ mm, $dy=15$ mm
Maximum value of SAR (measured) = 0.738 W/kg

Zoom Scan (5x5x7)/Cube 0: Measurement grid: $dx=8$ mm, $dy=8$ mm, $dz=5$ mm
Reference Value = 25.77 V/m; Power Drift = 0.05 dB
Peak SAR (extrapolated) = 1.47 W/kg
SAR(1 g) = 0.798 W/kg; SAR(10 g) = 0.420 W/kg
Maximum value of SAR (measured) = 0.895 W/kg



Test Laboratory: BTL Inc.

Date: 2020/4/10

U122_UMTS B5_RMC12.2K_CH4182_Rear Face_1.0cm_Ant Main_Battery 1

DUT: Mobile Phone;

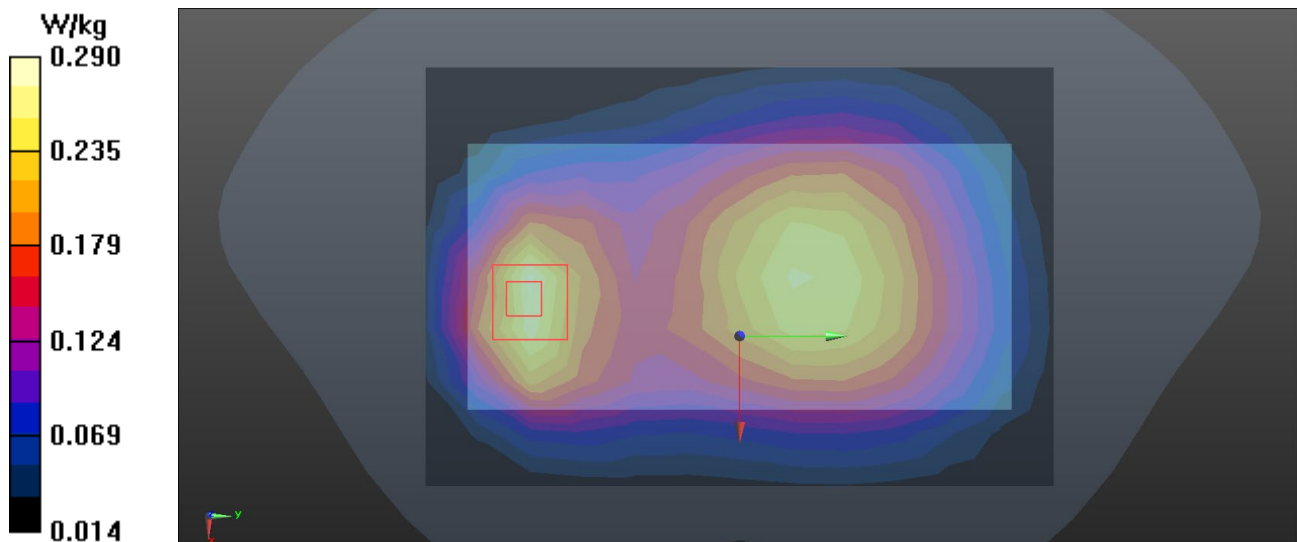
Communication System: UID 0, UMTS-FDD(WCDMA) (0); Frequency: 836.4 MHz; Duty Cycle: 1:1
Medium parameters used (interpolated): $f = 836.4$ MHz; $\sigma = 0.921$ S/m; $\epsilon_r = 42.973$; $\rho = 1000$ kg/m³
Ambient Temperature: 23.2 °C; Liquid Temperature: 22.1 °C

DASY Configuration:

- Probe: EX3DV4 - SN7544; ConvF(10.14, 10.14, 10.14) @ 836.4 MHz; Calibrated: 2019/9/9
- Sensor-Surface: 4mm (Mechanical Surface Detection), $z = 1.0, 31.0$
- Electronics: DAE4 Sn1390; Calibrated: 2019/10/29
- Phantom: SAM Right; Type: Twin SAM; Serial: 1896
- DASY52 52.10.2(1495); SEMCAD X 14.6.12(7450)

Area Scan (9x13x1): Measurement grid: $dx=15$ mm, $dy=15$ mm
Maximum value of SAR (measured) = 0.276 W/kg

Zoom Scan (5x5x7)/Cube 0: Measurement grid: $dx=8$ mm, $dy=8$ mm, $dz=5$ mm
Reference Value = 15.54 V/m; Power Drift = 0.02 dB
Peak SAR (extrapolated) = 0.444 W/kg
SAR(1 g) = 0.268 W/kg; SAR(10 g) = 0.163 W/kg
Maximum value of SAR (measured) = 0.290 W/kg



Test Laboratory: BTL Inc.

Date: 2020/4/10

U135_UMTS B5_RMC12.2K_CH4182_Rear Face_1.0cm_Ant Second_Battery 1**DUT: Mobile Phone;**


Communication System: UID 0, UMTS-FDD(WCDMA) (0); Frequency: 836.4 MHz; Duty Cycle: 1:1
Medium parameters used (interpolated): $f = 836.4$ MHz; $\sigma = 0.921$ S/m; $\epsilon_r = 42.973$; $\rho = 1000$ kg/m³
Ambient Temperature: 23.2 °C; Liquid Temperature: 22.1 °C

DASY Configuration:

- Probe: EX3DV4 - SN7544; ConvF(10.14, 10.14, 10.14) @ 836.4 MHz; Calibrated: 2019/9/9
- Sensor-Surface: 4mm (Mechanical Surface Detection), $z = 1.0, 31.0$
- Electronics: DAE4 Sn1390; Calibrated: 2019/10/29
- Phantom: SAM Right; Type: Twin SAM; Serial: 1896
- DASY52 52.10.2(1495); SEMCAD X 14.6.12(7450)

Area Scan (9x13x1): Measurement grid: $dx=15$ mm, $dy=15$ mm
Maximum value of SAR (measured) = 0.141 W/kg

Zoom Scan (5x5x7)/Cube 0: Measurement grid: $dx=8$ mm, $dy=8$ mm, $dz=5$ mm
Reference Value = 8.902 V/m; Power Drift = 0.04 dB
Peak SAR (extrapolated) = 0.240 W/kg
SAR(1 g) = 0.136 W/kg; SAR(10 g) = 0.082 W/kg
Maximum value of SAR (measured) = 0.144 W/kg



Test Laboratory: BTL Inc.

Date: 2020/4/23

L279_LTE B2_QPSK20M_CH19100_1RB_Bottom Side_1.0cm_Ant Main_Battery 1**DUT: Mobile Phone;**

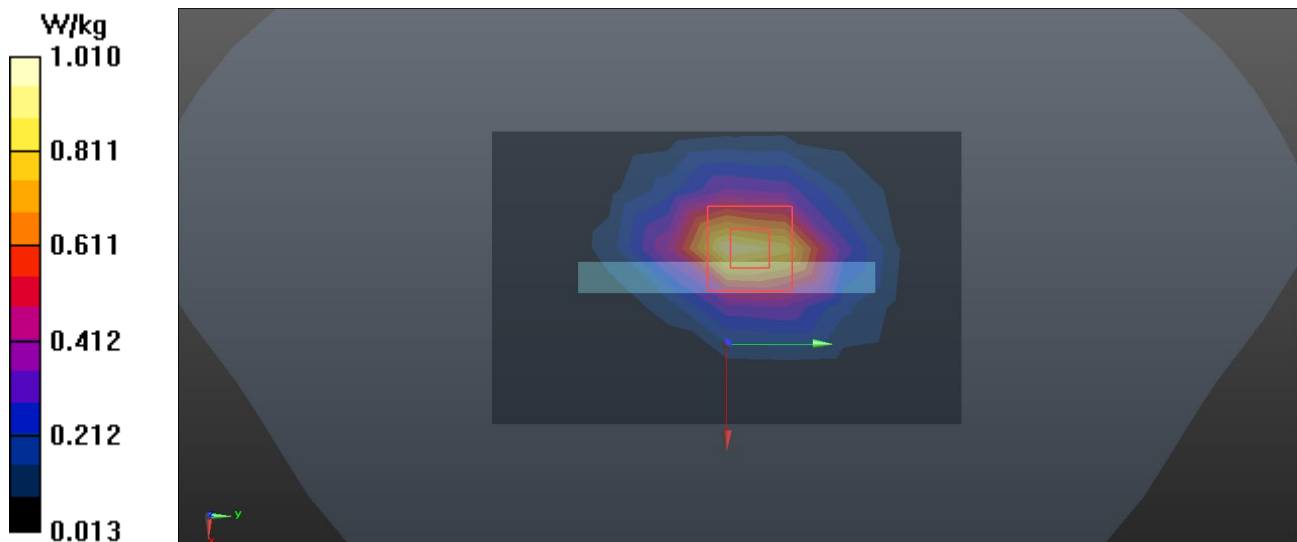
Communication System: UID 0, LTE-FDD(1RB,20MHz,QPSK) (0); Frequency: 1900 MHz; Duty Cycle: 1:1
Medium parameters used: $f = 1900$ MHz; $\sigma = 1.384$ S/m; $\epsilon_r = 39.557$; $\rho = 1000$ kg/m³
Ambient Temperature: 23.2 °C; Liquid Temperature: 22.5 °C

DASY Configuration:

- Probe: ES3DV3 - SN3228; ConvF(5.15, 5.15, 5.15) @ 1900 MHz; Calibrated: 2019/6/19
- Sensor-Surface: 4mm (Mechanical Surface Detection), $z = 2.0, 32.0$
- Electronics: DAE3 Sn420; Calibrated: 2019/6/21
- Phantom: SAM Right; Type: Twin SAM; Serial: 1896
- DASY52 52.10.2(1495); SEMCAD X 14.6.12(7450)

Area Scan (6x9x1): Measurement grid: $dx=15$ mm, $dy=15$ mm
Maximum value of SAR (measured) = 0.951 W/kg

Zoom Scan (5x5x7)/Cube 0: Measurement grid: $dx=8$ mm, $dy=8$ mm, $dz=5$ mm
Reference Value = 22.94 V/m; Power Drift = 0.14 dB
Peak SAR (extrapolated) = 1.51 W/kg
SAR(1 g) = 0.894 W/kg; SAR(10 g) = 0.497 W/kg
Maximum value of SAR (measured) = 1.01 W/kg



Test Laboratory: BTL Inc.

Date: 2020/4/23

L301_LTE B2_QPSK20M_CH18900_50RB_Top Side_1.0cm_Ant Second_Battery 1

DUT: Mobile Phone;

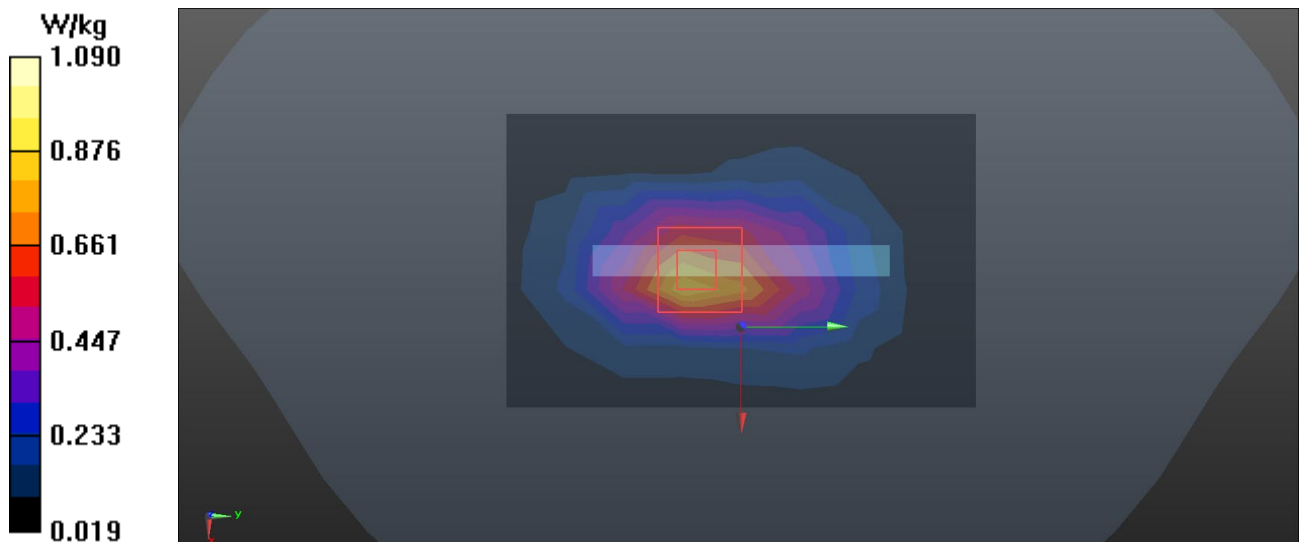
Communication System: UID 0, LTE-FDD(50% RB, 20MHz, QPSK) (0); Frequency: 1880 MHz; Duty Cycle: 1:1
Medium parameters used: $f = 1880 \text{ MHz}$; $\sigma = 1.365 \text{ S/m}$; $\epsilon_r = 39.623$; $\rho = 1000 \text{ kg/m}^3$
Ambient Temperature: $23.2 \text{ }^\circ\text{C}$; Liquid Temperature: $22.5 \text{ }^\circ\text{C}$

DASY Configuration:

- Probe: ES3DV3 - SN3228; ConvF(5.15, 5.15, 5.15) @ 1880 MHz; Calibrated: 2019/6/19
- Sensor-Surface: 4mm (Mechanical Surface Detection), $z = 2.0, 32.0$
- Electronics: DAE3 Sn420; Calibrated: 2019/6/21
- Phantom: SAM Right; Type: Twin SAM; Serial: 1896
- DASY52 52.10.2(1495); SEMCAD X 14.6.12(7450)

Area Scan (6x9x1): Measurement grid: $dx=15\text{mm}$, $dy=15\text{mm}$
Maximum value of SAR (measured) = 0.872 W/kg

Zoom Scan (5x5x7)/Cube 0: Measurement grid: $dx=8\text{mm}$, $dy=8\text{mm}$, $dz=5\text{mm}$
Reference Value = 25.61 V/m ; Power Drift = -0.03 dB
Peak SAR (extrapolated) = 1.83 W/kg
SAR(1 g) = 0.960 W/kg ; SAR(10 g) = 0.490 W/kg
Maximum value of SAR (measured) = 1.09 W/kg



Test Laboratory: BTL Inc.

Date: 2020/4/25

L336_LTE B4_QPSK20M_CH20300_1RB_Bottom Side_1.0cm_Ant Main_Battery 1

DUT: Mobile Phone;

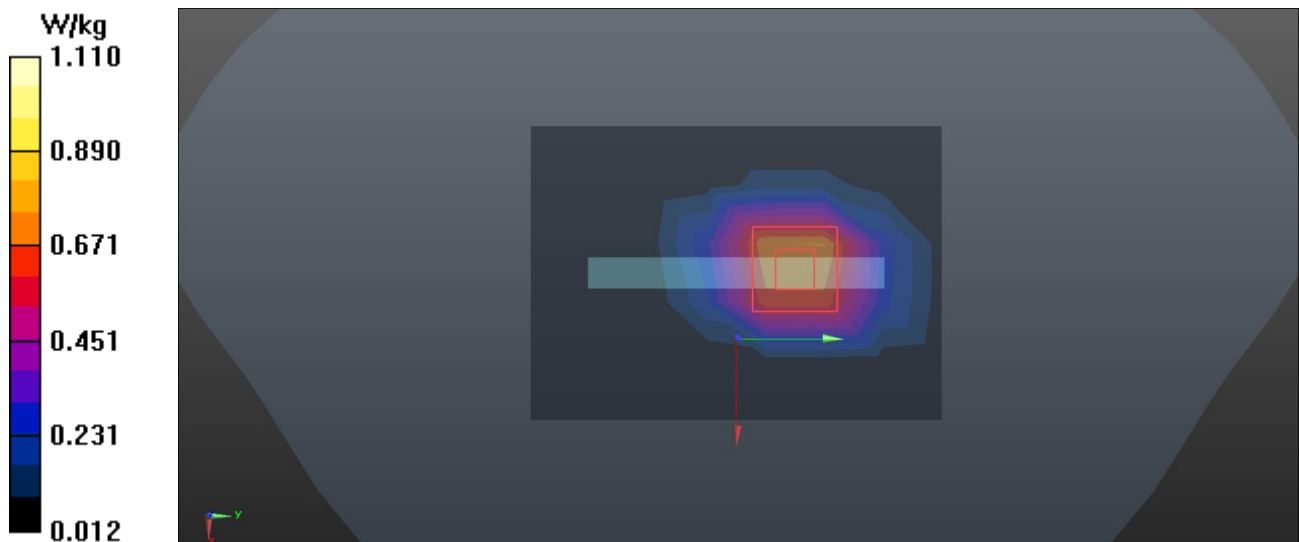
Communication System: UID 0, LTE-FDD(1RB,20MHz,QPSK) (0); Frequency: 1745 MHz; Duty Cycle: 1:1
Medium parameters used: $f = 1745$ MHz; $\sigma = 1.409$ S/m; $\epsilon_r = 41.335$; $\rho = 1000$ kg/m³
Ambient Temperature: 22.9 °C; Liquid Temperature: 22.1 °C

DASY Configuration:

- Probe: ES3DV3 - SN3228; ConvF(5.4, 5.4, 5.4) @ 1745 MHz; Calibrated: 2019/6/19
- Sensor-Surface: 4mm (Mechanical Surface Detection), $z = 2.0, 32.0$
- Electronics: DAE3 Sn420; Calibrated: 2019/6/21
- Phantom: SAM Right; Type: Twin SAM; Serial: 1896
- DASY52 52.10.2(1495); SEMCAD X 14.6.12(7450)

Area Scan (6x8x1): Measurement grid: $dx=15$ mm, $dy=15$ mm
Maximum value of SAR (measured) = 0.750 W/kg

Zoom Scan (5x5x7)/Cube 0: Measurement grid: $dx=8$ mm, $dy=8$ mm, $dz=5$ mm
Reference Value = 22.43 V/m; Power Drift = -0.02 dB
Peak SAR (extrapolated) = 1.83 W/kg
SAR(1 g) = 0.938 W/kg; SAR(10 g) = 0.469 W/kg
Maximum value of SAR (measured) = 1.11 W/kg



Test Laboratory: BTL Inc.

Date: 2020/4/25

L362_LTE B4_QPSK20M_CH20300_1RB_Top Side_1.0cm_Ant Second_Battery 1

DUT: Mobile Phone;

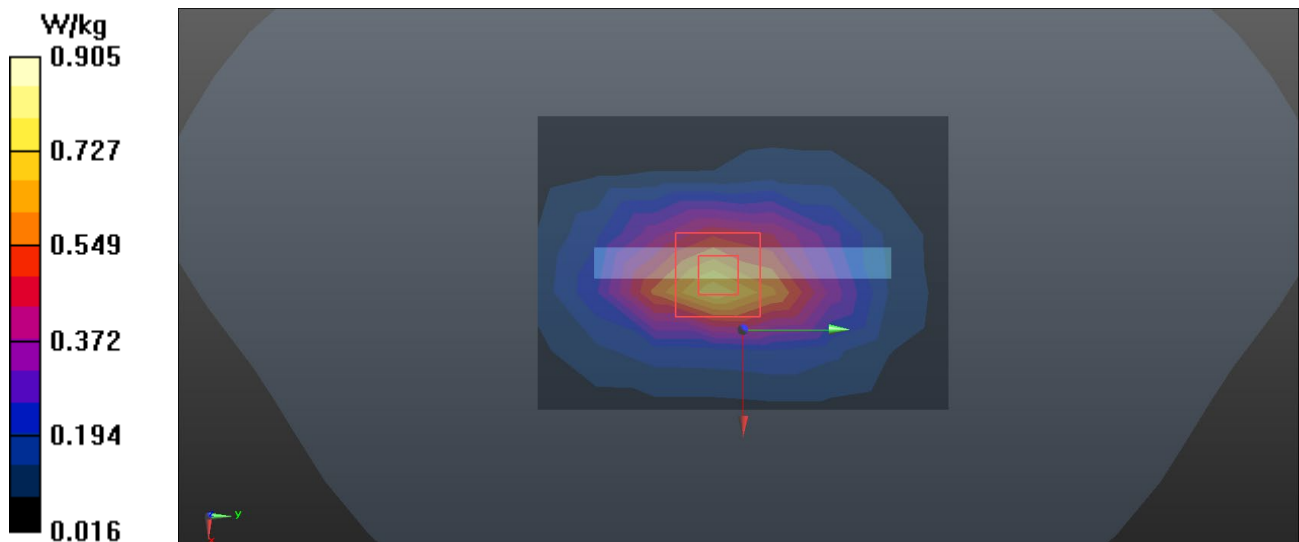
Communication System: UID 0, LTE-FDD(1RB,20MHz,QPSK) (0); Frequency: 1745 MHz; Duty Cycle: 1:1
Medium parameters used: $f = 1745$ MHz; $\sigma = 1.409$ S/m; $\epsilon_r = 41.335$; $\rho = 1000$ kg/m³
Ambient Temperature: 22.9 °C; Liquid Temperature: 22.1 °C

DASY Configuration:

- Probe: ES3DV3 - SN3228; ConvF(5.4, 5.4, 5.4) @ 1745 MHz; Calibrated: 2019/6/19
- Sensor-Surface: 4mm (Mechanical Surface Detection), $z = 2.0, 32.0$
- Electronics: DAE3 Sn420; Calibrated: 2019/6/21
- Phantom: SAM Right; Type: Twin SAM; Serial: 1896
- DASY52 52.10.2(1495); SEMCAD X 14.6.12(7450)

Area Scan (6x8x1): Measurement grid: $dx=15$ mm, $dy=15$ mm
Maximum value of SAR (measured) = 0.785 W/kg

Zoom Scan (5x5x7)/Cube 0: Measurement grid: $dx=8$ mm, $dy=8$ mm, $dz=5$ mm
Reference Value = 24.27 V/m; Power Drift = -0.08 dB
Peak SAR (extrapolated) = 1.50 W/kg
SAR(1 g) = 0.803 W/kg; SAR(10 g) = 0.418 W/kg
Maximum value of SAR (measured) = 0.905 W/kg



Test Laboratory: BTL Inc.

Date: 2020/4/8

L386_LTE B5_QPSK10M_CH20450_1RB_Rear Face_1.0cm_Ant Main_Battery 2

DUT: Mobile Phone;

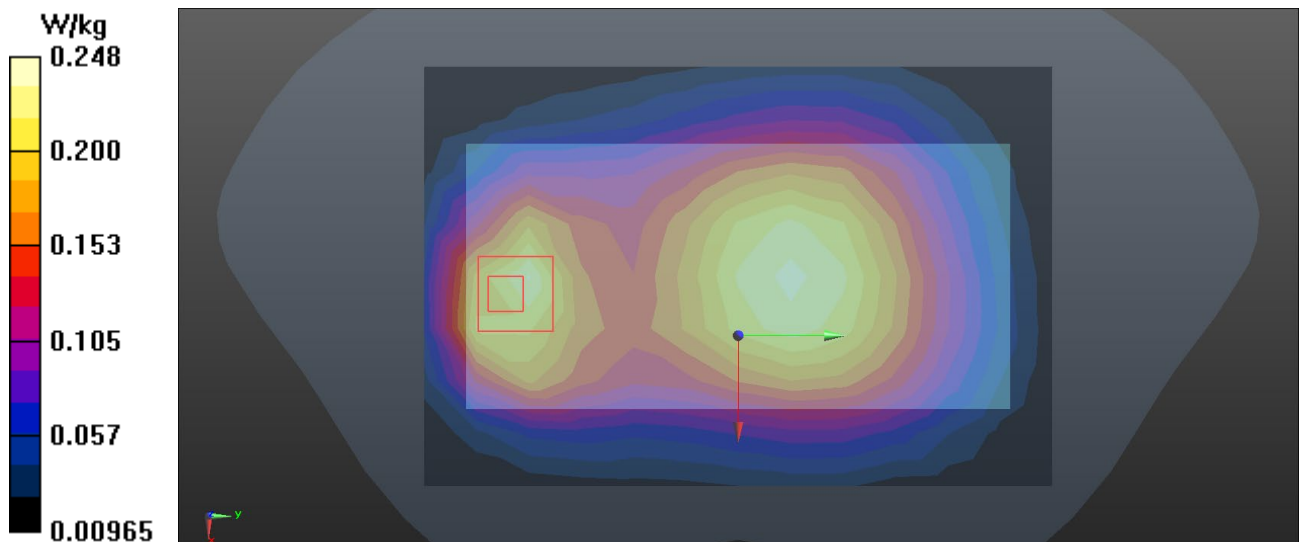
Communication System: UID 0, LTE-FDD(1RB,10MHz,QPSK) (0); Frequency: 829 MHz; Duty Cycle: 1:1
Medium parameters used: $f = 829 \text{ MHz}$; $\sigma = 0.898 \text{ S/m}$; $\epsilon_r = 42.993$; $\rho = 1000 \text{ kg/m}^3$
Ambient Temperature: $23.1 \text{ }^\circ\text{C}$; Liquid Temperature: $22.2 \text{ }^\circ\text{C}$

DASY Configuration:

- Probe: EX3DV4 - SN7544; ConvF(10.14, 10.14, 10.14) @ 829 MHz; Calibrated: 2019/9/9
- Sensor-Surface: 4mm (Mechanical Surface Detection), $z = 1.0, 31.0$
- Electronics: DAE4 Sn1390; Calibrated: 2019/10/29
- Phantom: SAM Right; Type: Twin SAM; Serial: 1896
- DASY52 52.10.2(1495); SEMCAD X 14.6.12(7450)

Area Scan (9x13x1): Measurement grid: $dx=15\text{mm}$, $dy=15\text{mm}$
Maximum value of SAR (measured) = 0.238 W/kg

Zoom Scan (5x5x7)/Cube 0: Measurement grid: $dx=8\text{mm}$, $dy=8\text{mm}$, $dz=5\text{mm}$
Reference Value = 15.75 V/m ; Power Drift = -0.04 dB
Peak SAR (extrapolated) = 0.380 W/kg
SAR(1 g) = 0.229 W/kg ; SAR(10 g) = 0.141 W/kg
Maximum value of SAR (measured) = 0.248 W/kg



Test Laboratory: BTL Inc.

Date: 2020/4/8

L404_LTE B5_QPSK10M_CH20525_1RB_Rear Face_1.0cm_Ant Second_Battery 2

DUT: Mobile Phone;


Communication System: UID 0, LTE-FDD(1RB,10MHz,QPSK) (0); Frequency: 836.5 MHz; Duty Cycle: 1:1
Medium parameters used (interpolated): $f = 836.5$ MHz; $\sigma = 0.905$ S/m; $\epsilon_r = 42.902$; $\rho = 1000$ kg/m³
Ambient Temperature: 23.1 °C; Liquid Temperature: 22.2 °C

DASY Configuration:

- Probe: EX3DV4 - SN7544; ConvF(10.14, 10.14, 10.14) @ 836.5 MHz; Calibrated: 2019/9/9
- Sensor-Surface: 4mm (Mechanical Surface Detection), $z = 1.0, 31.0$
- Electronics: DAE4 Sn1390; Calibrated: 2019/10/29
- Phantom: SAM Right; Type: Twin SAM; Serial: 1896
- DASY52 52.10.2(1495); SEMCAD X 14.6.12(7450)

Area Scan (9x13x1): Measurement grid: $dx=15$ mm, $dy=15$ mm
Maximum value of SAR (measured) = 0.134 W/kg

Zoom Scan (5x5x7)/Cube 0: Measurement grid: $dx=8$ mm, $dy=8$ mm, $dz=5$ mm
Reference Value = 9.248 V/m; Power Drift = 0.14 dB
Peak SAR (extrapolated) = 0.241 W/kg
SAR(1 g) = 0.136 W/kg; SAR(10 g) = 0.083 W/kg
Maximum value of SAR (measured) = 0.142 W/kg



Test Laboratory: BTL Inc.

Date: 2020/4/21

L425_LTE B7_QPSK20M_CH21350_1RB_Bottom Side_1.0cm_Ant Main_Battery 1

DUT: Mobile Phone;

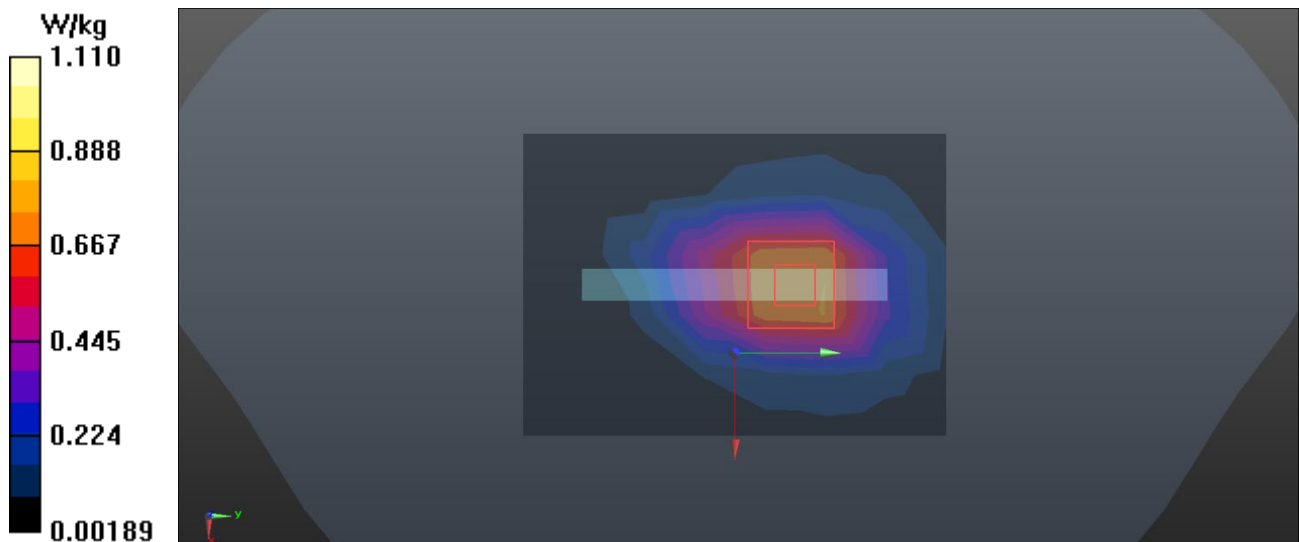
Communication System: UID 0, LTE-FDD(1RB,20MHz,QPSK) (0); Frequency: 2560 MHz; Duty Cycle: 1:1
Medium parameters used: $f = 2560$ MHz; $\sigma = 1.979$ S/m; $\epsilon_r = 39.004$; $\rho = 1000$ kg/m³
Ambient Temperature: 23.2 °C; Liquid Temperature: 22.3 °C

DASY Configuration:

- Probe: ES3DV3 - SN3228; ConvF(4.48, 4.48, 4.48) @ 2560 MHz; Calibrated: 2019/6/19
- Sensor-Surface: 4mm (Mechanical Surface Detection), $z = 2.0, 32.0$
- Electronics: DAE3 Sn420; Calibrated: 2019/6/21
- Phantom: SAM Right; Type: Twin SAM; Serial: 1896
- DASY52 52.10.2(1495); SEMCAD X 14.6.12(7450)

Area Scan (7x10x1): Measurement grid: $dx=12$ mm, $dy=12$ mm
Maximum value of SAR (measured) = 0.744 W/kg

Zoom Scan (7x7x7)/Cube 0: Measurement grid: $dx=5$ mm, $dy=5$ mm, $dz=5$ mm
Reference Value = 21.01 V/m; Power Drift = 0.03 dB
Peak SAR (extrapolated) = 2.05 W/kg
SAR(1 g) = 0.952 W/kg; SAR(10 g) = 0.435 W/kg
Maximum value of SAR (measured) = 1.11 W/kg



Test Laboratory: BTL Inc.

Date: 2020/4/11

L443_LTE B7_QPSK20M_CH20850_1RB_Top Side _1.0cm_Ant Second_Battery 1**DUT: Mobile Phone;**

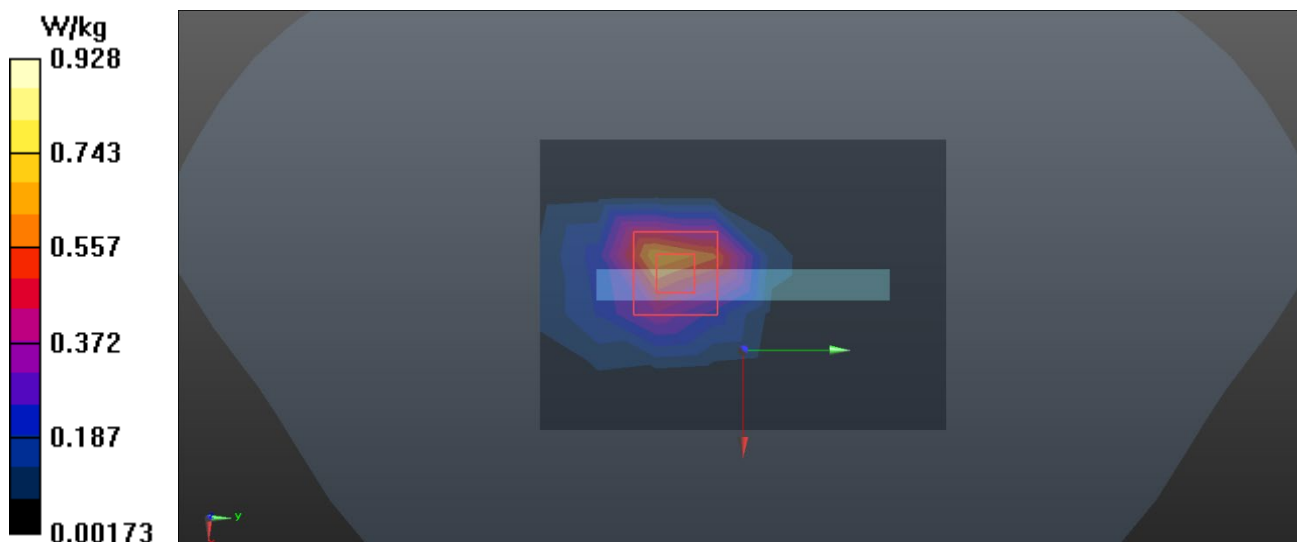
Communication System: UID 0, LTE-FDD(1RB,20MHz,QPSK) (0); Frequency: 2510 MHz; Duty Cycle: 1:1
Medium parameters used: $f = 2510$ MHz; $\sigma = 1.942$ S/m; $\epsilon_r = 38.045$; $\rho = 1000$ kg/m³
Ambient Temperature: 23.1 °C; Liquid Temperature: 22.2 °C

DASY Configuration:

- Probe: EX3DV4 - SN7544; ConvF(7.58, 7.58, 7.58) @ 2510 MHz; Calibrated: 2019/9/9
- Sensor-Surface: 4mm (Mechanical Surface Detection), $z = 1.0, 31.0$
- Electronics: DAE4 Sn1390; Calibrated: 2019/10/29
- Phantom: SAM Right; Type: Twin SAM; Serial: 1896
- DASY52 52.10.2(1495); SEMCAD X 14.6.12(7450)

Area Scan (7x10x1): Measurement grid: $dx=12$ mm, $dy=12$ mm
Maximum value of SAR (measured) = 0.691 W/kg

Zoom Scan (7x7x7)/Cube 0: Measurement grid: $dx=5$ mm, $dy=5$ mm, $dz=5$ mm
Reference Value = 11.90 V/m; Power Drift = 0.09 dB
Peak SAR (extrapolated) = 1.85 W/kg
SAR(1 g) = 0.813 W/kg; SAR(10 g) = 0.344 W/kg
Maximum value of SAR (measured) = 0.928 W/kg



Test Laboratory: BTL Inc.

Date: 2020/4/7

L475_LTE B12_QPSK10M_CH23095_1RB_Left Side_1.0cm_Ant Main_Battery 2

DUT: Mobile Phone;

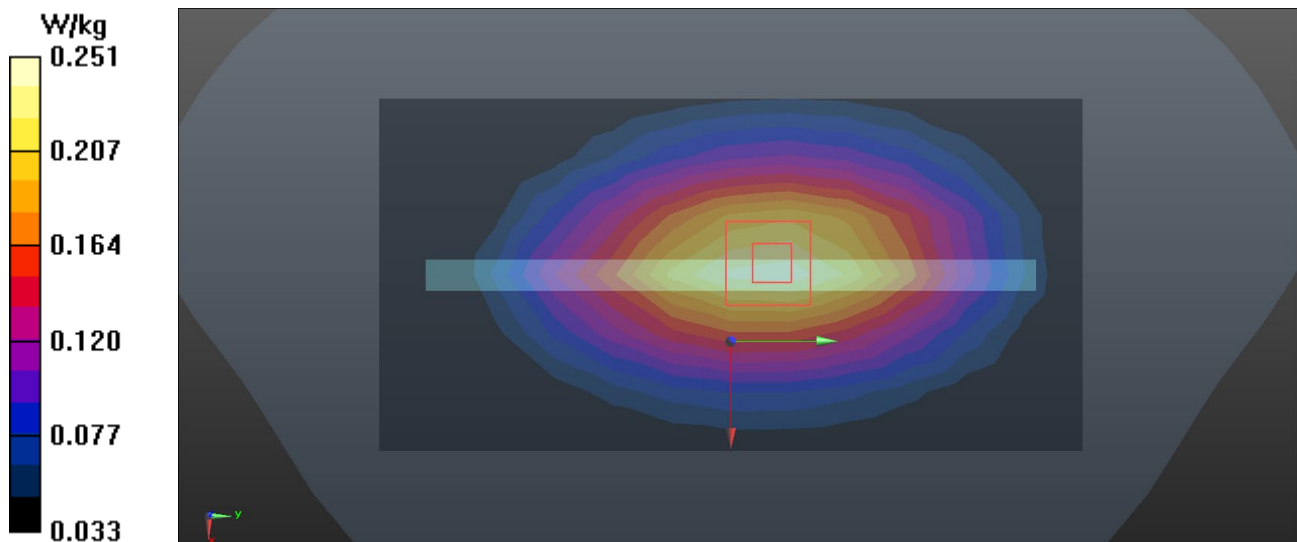
Communication System: UID 0, LTE-FDD(1RB,10MHz,QPSK) (0); Frequency: 707.5 MHz; Duty Cycle: 1:1
Medium parameters used (interpolated): $f = 707.5$ MHz; $\sigma = 0.851$ S/m; $\epsilon_r = 42.078$; $\rho = 1000$ kg/m³
Ambient Temperature: 22.8 °C; Liquid Temperature: 22.3 °C

DASY Configuration:

- Probe: EX3DV4 - SN7544; ConvF(10.49, 10.49, 10.49) @ 707.5 MHz; Calibrated: 2019/9/9
- Sensor-Surface: 4mm (Mechanical Surface Detection), $z = 1.0, 31.0$
- Electronics: DAE4 Sn1390; Calibrated: 2019/10/29
- Phantom: SAM Right; Type: Twin SAM; Serial: 1896
- DASY52 52.10.2(1495); SEMCAD X 14.6.12(7450)

Area Scan (7x13x1): Measurement grid: $dx=15$ mm, $dy=15$ mm
Maximum value of SAR (measured) = 0.247 W/kg

Zoom Scan (5x5x7)/Cube 0: Measurement grid: $dx=8$ mm, $dy=8$ mm, $dz=5$ mm
Reference Value = 16.90 V/m; Power Drift = -0.02 dB
Peak SAR (extrapolated) = 0.325 W/kg
SAR(1 g) = 0.235 W/kg; SAR(10 g) = 0.165 W/kg
Maximum value of SAR (measured) = 0.251 W/kg



Test Laboratory: BTL Inc.

Date: 2020/4/7

L493_LTE B12_QPSK10M_CH23095_1RB_Rear Face_1.0cm_Ant Second_Battery 3**DUT: Mobile Phone;**

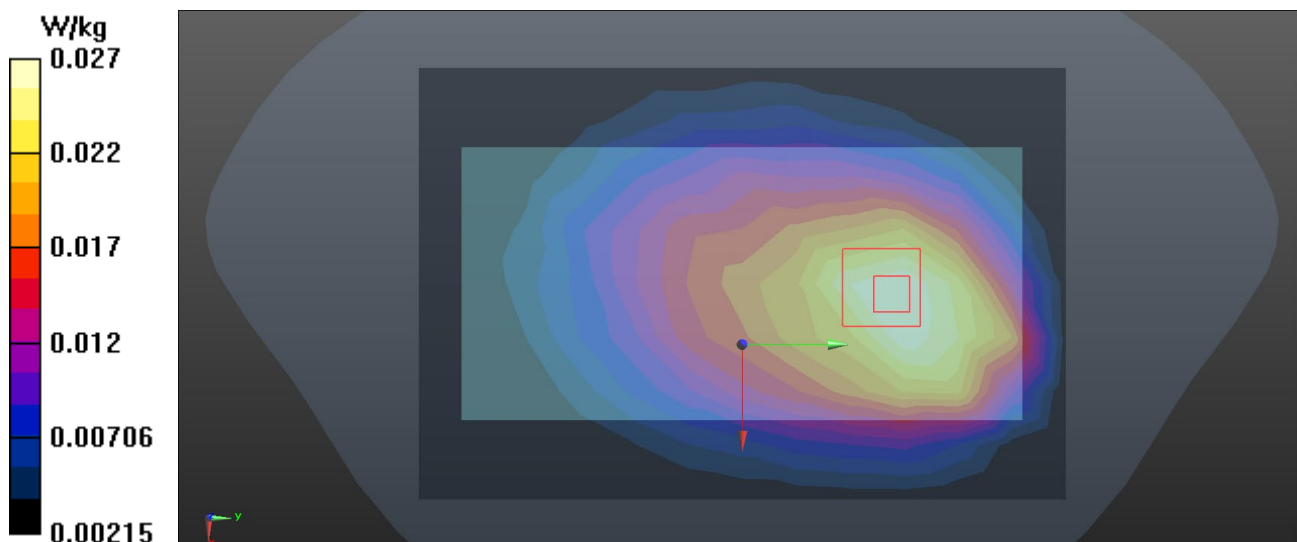
Communication System: UID 0, LTE-FDD(1RB,10MHz,QPSK) (0); Frequency: 707.5 MHz; Duty Cycle: 1:1
Medium parameters used (interpolated): $f = 707.5$ MHz; $\sigma = 0.851$ S/m; $\epsilon_r = 42.078$; $\rho = 1000$ kg/m³
Ambient Temperature: 22.8 °C; Liquid Temperature: 22.3 °C

DASY Configuration:

- Probe: EX3DV4 - SN7544; ConvF(10.49, 10.49, 10.49) @ 707.5 MHz; Calibrated: 2019/9/9
- Sensor-Surface: 4mm (Mechanical Surface Detection), $z = 1.0, 31.0$
- Electronics: DAE4 Sn1390; Calibrated: 2019/10/29
- Phantom: SAM Right; Type: Twin SAM; Serial: 1896
- DASY52 52.10.2(1495); SEMCAD X 14.6.12(7450)

Area Scan (9x13x1): Measurement grid: $dx=15$ mm, $dy=15$ mm
Maximum value of SAR (measured) = 0.0267 W/kg

Zoom Scan (5x5x7)/Cube 0: Measurement grid: $dx=8$ mm, $dy=8$ mm, $dz=5$ mm
Reference Value = 4.672 V/m; Power Drift = 0.11 dB
Peak SAR (extrapolated) = 0.0350 W/kg
SAR(1 g) = 0.025 W/kg; SAR(10 g) = 0.018 W/kg
Maximum value of SAR (measured) = 0.0267 W/kg



Test Laboratory: BTL Inc.

Date: 2020/4/9

L503_LTE B26_QPSK15M_CH26865_1RB_Rear Face_1.0cm_Ant Main_Battery 1**DUT: Mobile Phone;**

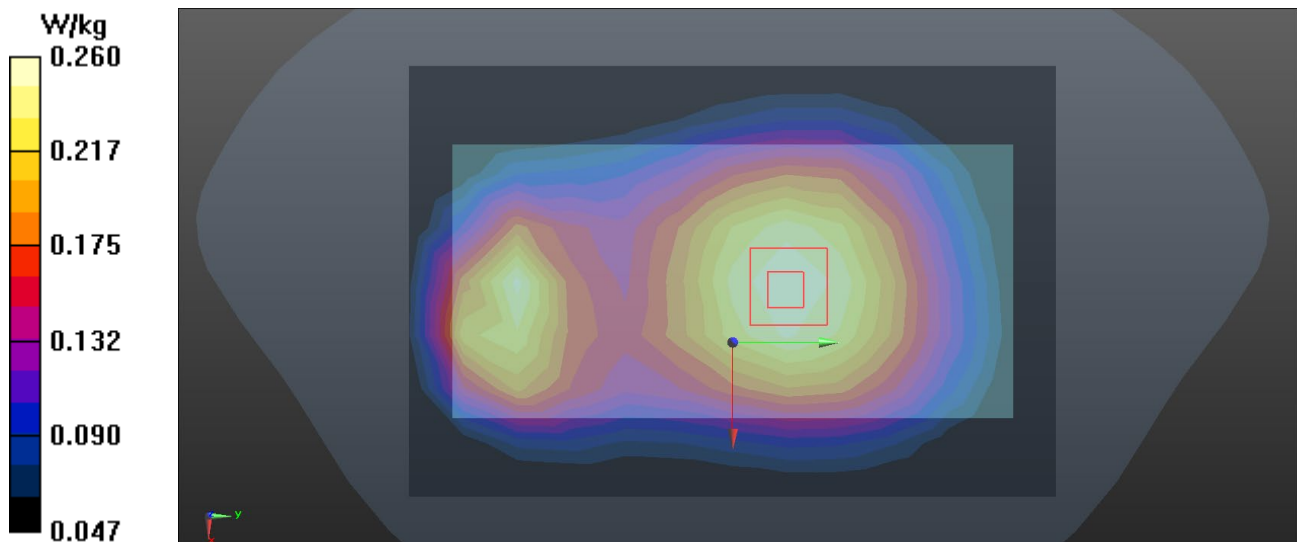
Communication System: UID 0, LTE-FDD (SC-FDMA, 1RB, 15 MHz,QPSK (0)); Frequency: 831 MHz; Duty Cycle: 1:1
Medium parameters used: $f = 831 \text{ MHz}$; $\sigma = 0.931 \text{ S/m}$; $\epsilon_r = 41.855$; $\rho = 1000 \text{ kg/m}^3$
Ambient Temperature: $23.2 \text{ }^\circ\text{C}$; Liquid Temperature: $22.4 \text{ }^\circ\text{C}$

DASY Configuration:

- Probe: EX3DV4 - SN7544; ConvF(10.14, 10.14, 10.14) @ 831 MHz; Calibrated: 2019/9/9
- Sensor-Surface: 4mm (Mechanical Surface Detection), $z = 1.0, 31.0$
- Electronics: DAE4 Sn1390; Calibrated: 2019/10/29
- Phantom: SAM Right; Type: Twin SAM; Serial: 1896
- DASY52 52.10.2(1495); SEMCAD X 14.6.12(7450)

Area Scan (9x13x1): Measurement grid: $dx=15\text{mm}$, $dy=15\text{mm}$
Maximum value of SAR (measured) = 0.261 W/kg

Zoom Scan (5x5x7)/Cube 0: Measurement grid: $dx=8\text{mm}$, $dy=8\text{mm}$, $dz=5\text{mm}$
Reference Value = 15.99 V/m ; Power Drift = -0.02 dB
Peak SAR (extrapolated) = 0.302 W/kg
SAR(1 g) = 0.249 W/kg ; SAR(10 g) = 0.194 W/kg
Maximum value of SAR (measured) = 0.260 W/kg



Test Laboratory: BTL Inc.

Date: 2020/4/9

L523_LTE B26_QPSK15M_CH26865_1RB_Rear Face_1.0cm_Ant Second_Battery 1

DUT: Mobile Phone;

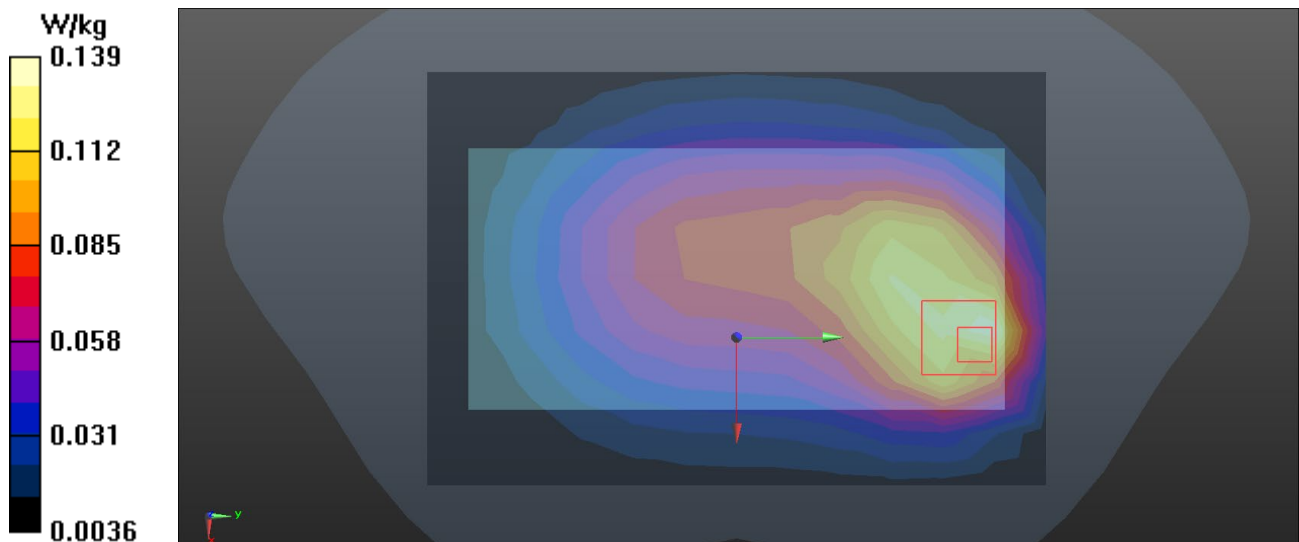
Communication System: UID 0, LTE-FDD (SC-FDMA, 1RB, 15 MHz, QPSK (0)); Frequency: 831 MHz; Duty Cycle: 1:1
Medium parameters used: $f = 831 \text{ MHz}$; $\sigma = 0.931 \text{ S/m}$; $\epsilon_r = 41.855$; $\rho = 1000 \text{ kg/m}^3$
Ambient Temperature: $23.2 \text{ }^\circ\text{C}$; Liquid Temperature: $22.4 \text{ }^\circ\text{C}$

DASY Configuration:

- Probe: EX3DV4 - SN7544; ConvF(10.14, 10.14, 10.14) @ 831 MHz; Calibrated: 2019/9/9
- Sensor-Surface: 4mm (Mechanical Surface Detection), $z = 1.0, 31.0$
- Electronics: DAE4 Sn1390; Calibrated: 2019/10/29
- Phantom: SAM Right; Type: Twin SAM; Serial: 1896
- DASY52 52.10.2(1495); SEMCAD X 14.6.12(7450)

Area Scan (9x13x1): Measurement grid: $dx=15\text{mm}$, $dy=15\text{mm}$
Maximum value of SAR (measured) = 0.137 W/kg

Zoom Scan (5x5x7)/Cube 0: Measurement grid: $dx=8\text{mm}$, $dy=8\text{mm}$, $dz=5\text{mm}$
Reference Value = 9.217 V/m ; Power Drift = 0.10 dB
Peak SAR (extrapolated) = 0.233 W/kg
SAR(1 g) = 0.133 W/kg ; SAR(10 g) = 0.081 W/kg
Maximum value of SAR (measured) = 0.139 W/kg



Test Laboratory: BTL Inc.

Date: 2020/4/12

L553_LTE B38_QPSK20M_CH38150_1RB_Bottom Side_1.0cmAnt Main_Battery 1**DUT: Mobile Phone;**

Communication System: UID 0, LTE-TDD (SC-FDMA, 1 RB,20MHz, QPSK) (0); Frequency: 2610 MHz; Duty Cycle: 1:1.58

Medium parameters used (interpolated): $f = 2610$ MHz; $\sigma = 2.036$ S/m; $\epsilon_r = 38.622$; $\rho = 1000$ kg/m³

Ambient Temperature: 23.4 °C; Liquid Temperature: 22.3 °C

DASY Configuration:

- Probe: ES3DV3 - SN3228; ConvF(4.48, 4.48, 4.48) @ 2610 MHz; Calibrated: 2019/6/19
- Sensor-Surface: 4mm (Mechanical Surface Detection), $z = 2.0, 32.0$
- Electronics: DAE3 Sn420; Calibrated: 2019/6/21
- Phantom: SAM Right; Type: Twin SAM; Serial: 1896
- DASY52 52.10.2(1495); SEMCAD X 14.6.12(7450)

Area Scan (7x10x1): Measurement grid: $dx=12$ mm, $dy=12$ mm

Maximum value of SAR (measured) = 0.779 W/kg

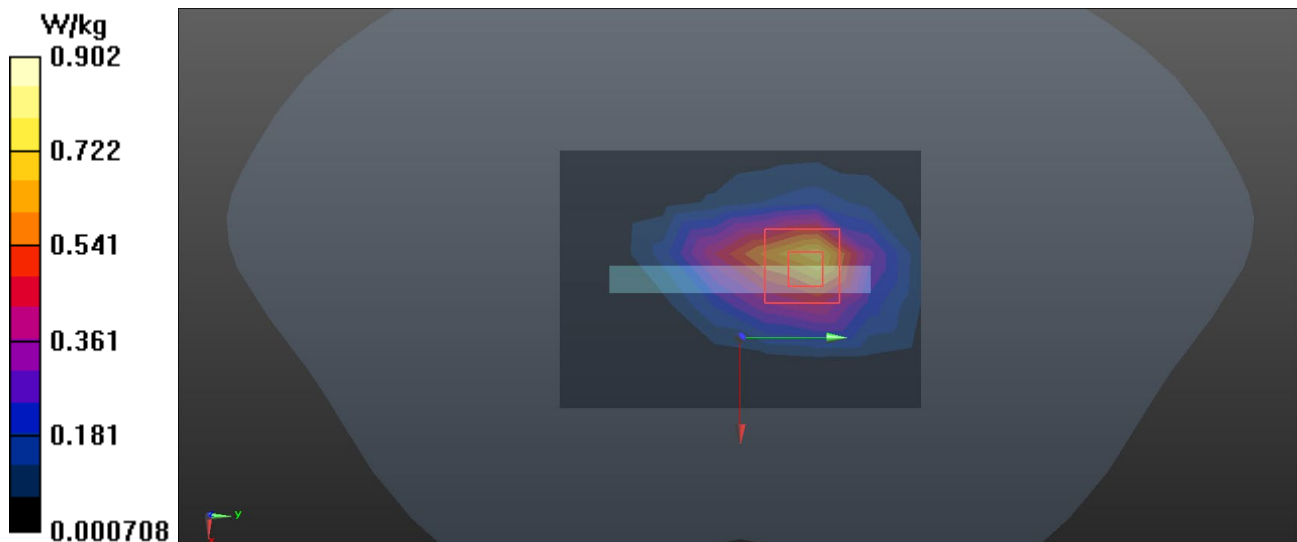
Zoom Scan (7x7x7)/Cube 0: Measurement grid: $dx=5$ mm, $dy=5$ mm, $dz=5$ mm

Reference Value = 16.77 V/m; Power Drift = 0.06 dB

Peak SAR (extrapolated) = 1.76 W/kg

SAR(1 g) = 0.803 W/kg; SAR(10 g) = 0.369 W/kg

Maximum value of SAR (measured) = 0.902 W/kg



Test Laboratory: BTL Inc.

Date: 2020/4/12

L585_LTE B38_QPSK20M_CH37850_1RB_Top Side_1.0cm_Ant Second_Battery 3**DUT: Mobile Phone;**

Communication System: UID 0, LTE-TDD (SC-FDMA, 1 RB,20MHz, QPSK) (0); Frequency: 2580 MHz; Duty Cycle: 1:1.58

Medium parameters used: $f = 2580$ MHz; $\sigma = 2$ S/m; $\epsilon_r = 38.738$; $\rho = 1000$ kg/m³

Ambient Temperature: 23.4 °C; Liquid Temperature: 22.3 °C

DASY Configuration:

- Probe: ES3DV3 - SN3228; ConvF(4.48, 4.48, 4.48) @ 2580 MHz; Calibrated: 2019/6/19
- Sensor-Surface: 4mm (Mechanical Surface Detection), $z = 2.0, 32.0$
- Electronics: DAE3 Sn420; Calibrated: 2019/6/21
- Phantom: SAM Right; Type: Twin SAM; Serial: 1896
- DASY52 52.10.2(1495); SEMCAD X 14.6.12(7450)

Area Scan (7x10x1): Measurement grid: $dx=12$ mm, $dy=12$ mm

Maximum value of SAR (measured) = 0.708 W/kg

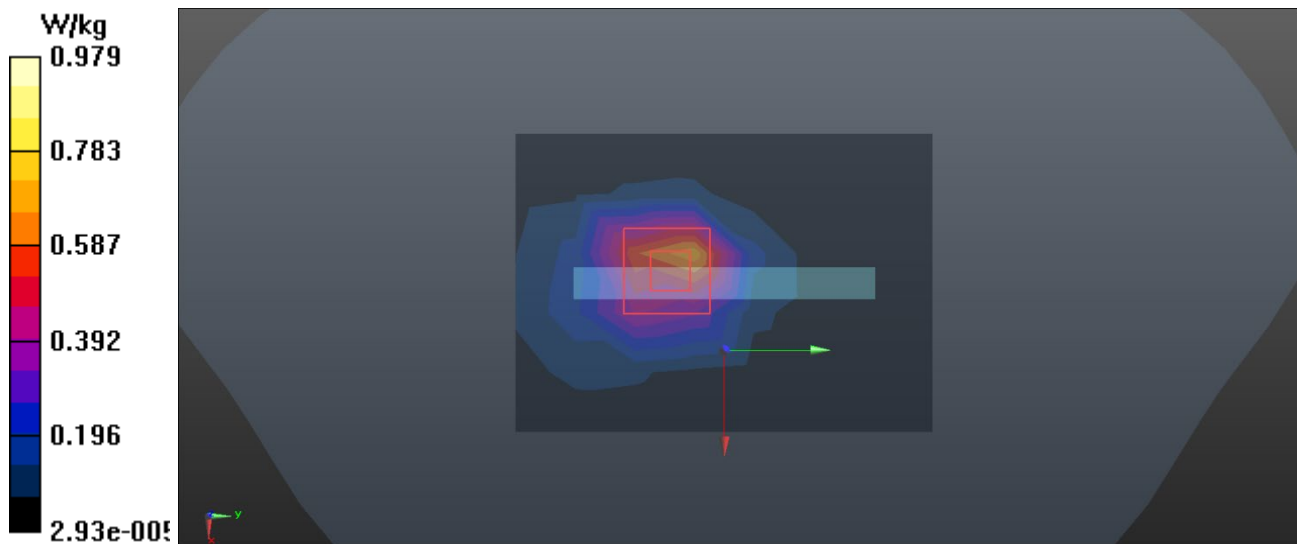
Zoom Scan (7x7x7)/Cube 0: Measurement grid: $dx=5$ mm, $dy=5$ mm, $dz=5$ mm

Reference Value = 14.86 V/m; Power Drift = 0.06 dB

Peak SAR (extrapolated) = 2.02 W/kg

SAR(1 g) = 0.856 W/kg; SAR(10 g) = 0.360 W/kg

Maximum value of SAR (measured) = 0.979 W/kg



Test Laboratory: BTL Inc.

Date: 2020/4/13

L598_LTE B41_QPSK20M_CH40140_1RB_Bottom Side_1.0cm_Ant Main_Battery 1**DUT: Mobile Phone;**

Communication System: UID 0, LTE-TDD (SC-FDMA, 1 RB,20MHz, QPSK) (0); Frequency: 2545 MHz; Duty Cycle: 1:1.58

Medium parameters used (interpolated): $f = 2545$ MHz; $\sigma = 1.967$ S/m; $\epsilon_r = 39.171$; $\rho = 1000$ kg/m³

Ambient Temperature: 23.2 °C; Liquid Temperature: 22.1 °C

DASY Configuration:

- Probe: ES3DV3 - SN3228; ConvF(4.72, 4.72, 4.72) @ 2545 MHz; Calibrated: 2019/6/19
- Sensor-Surface: 4mm (Mechanical Surface Detection), $z = 2.0, 32.0$
- Electronics: DAE3 Sn420; Calibrated: 2019/6/21
- Phantom: SAM Right; Type: Twin SAM; Serial: 1896
- DASY52 52.10.2(1495); SEMCAD X 14.6.12(7450)

Area Scan (7x10x1): Measurement grid: $dx=12$ mm, $dy=12$ mm

Maximum value of SAR (measured) = 0.616 W/kg

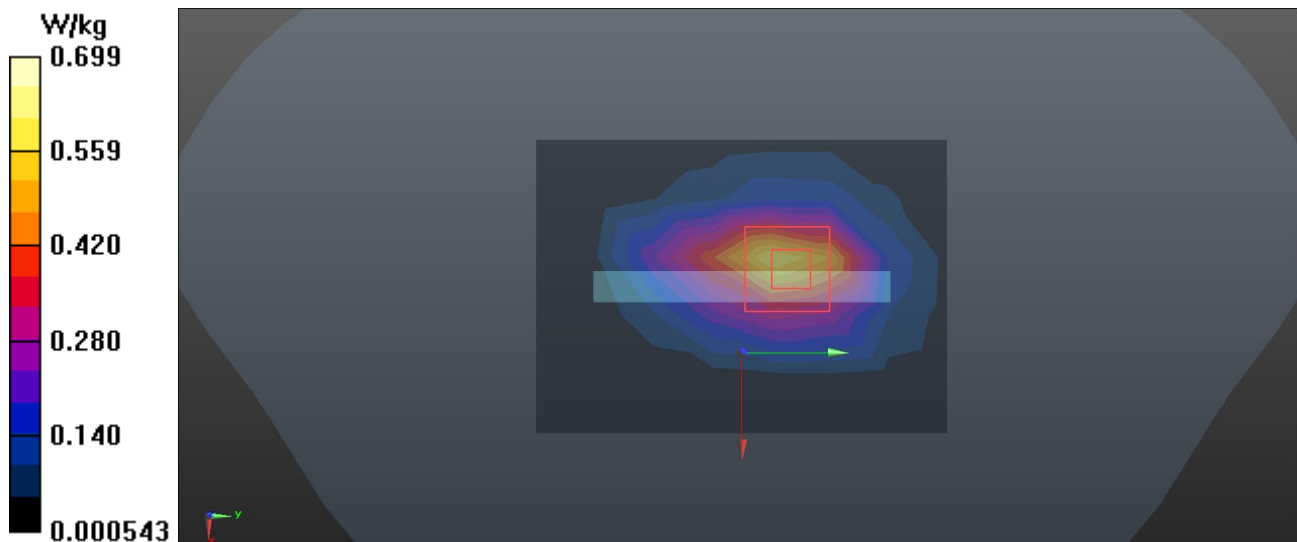
Zoom Scan (7x7x7)/Cube 0: Measurement grid: $dx=5$ mm, $dy=5$ mm, $dz=5$ mm

Reference Value = 16.24 V/m; Power Drift = 0.11 dB

Peak SAR (extrapolated) = 1.34 W/kg

SAR(1 g) = 0.622 W/kg; SAR(10 g) = 0.290 W/kg

Maximum value of SAR (measured) = 0.699 W/kg



Test Laboratory: BTL Inc.

Date: 2020/4/20

L627_LTE B41_QPSK20M_CH40140_1RB_Rear Face_1.0cm_Ant Second_Battery 1

DUT: Mobile Phone;

Communication System: UID 0, LTE-TDD (SC-FDMA, 1 RB,20MHz, QPSK) (0); Frequency: 2545 MHz; Duty Cycle: 1:1.57943

Medium parameters used (interpolated): $f = 2545$ MHz; $\sigma = 1.963$ S/m; $\epsilon_r = 39.075$; $\rho = 1000$ kg/m³

Ambient Temperature: 23.3 °C; Liquid Temperature: 22.4 °C

DASY Configuration:

- Probe: ES3DV3 - SN3228; ConvF(4.72, 4.72, 4.72) @ 2545 MHz; Calibrated: 2019/6/19
- Sensor-Surface: 4mm (Mechanical Surface Detection), $z = 2.0, 32.0$
- Electronics: DAE3 Sn420; Calibrated: 2019/6/21
- Phantom: SAM Right; Type: Twin SAM; Serial: 1896
- DASY52 52.10.2(1495); SEMCAD X 14.6.12(7450)

Area Scan (10x16x1): Measurement grid: $dx=12$ mm, $dy=12$ mm

Maximum value of SAR (measured) = 0.791 W/kg

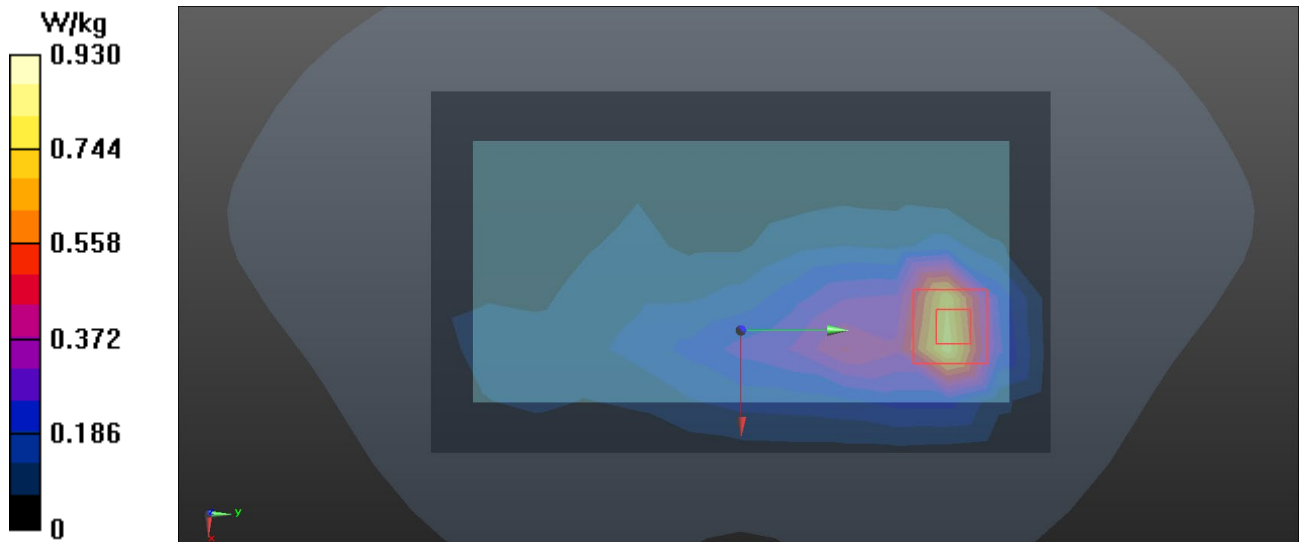
Zoom Scan (7x7x7)/Cube 0: Measurement grid: $dx=5$ mm, $dy=5$ mm, $dz=5$ mm

Reference Value = 7.001 V/m; Power Drift = -0.04 dB

Peak SAR (extrapolated) = 1.83 W/kg

SAR(1 g) = 0.820 W/kg; SAR(10 g) = 0.361 W/kg

Maximum value of SAR (measured) = 0.930 W/kg



Test Laboratory: BTL Inc.

Date: 2020/4/24

L678_LTE B66_QPSK20M_CH132572_1RB_Bottom Side_1.0cm_Ant Main_Battery 3**DUT: Mobile Phone;**

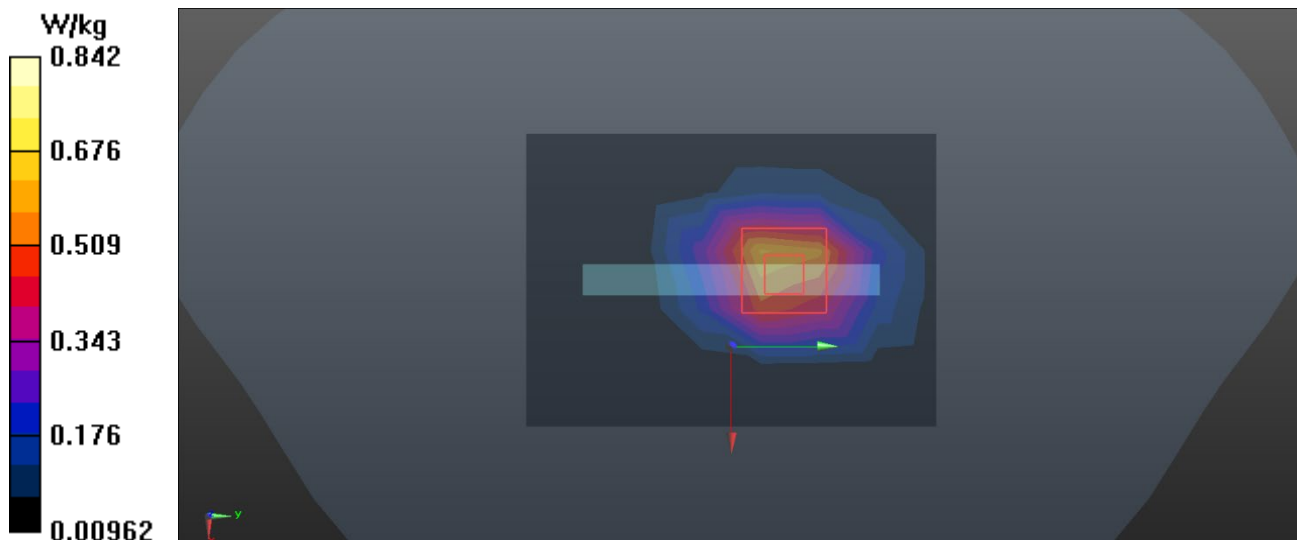
Communication System: UID 0, LTE-FDD(1RB,20MHz,QPSK) (0); Frequency: 1770 MHz; Duty Cycle: 1:1
Medium parameters used: $f = 1770$ MHz; $\sigma = 1.339$ S/m; $\epsilon_r = 40.083$; $\rho = 1000$ kg/m³
Ambient Temperature: 23.2 °C; Liquid Temperature: 22.5 °C

DASY Configuration:

- Probe: ES3DV3 - SN3228; ConvF(5.4, 5.4, 5.4) @ 1770 MHz; Calibrated: 2019/6/19
- Sensor-Surface: 4mm (Mechanical Surface Detection), $z = 2.0, 32.0$
- Electronics: DAE3 Sn420; Calibrated: 2019/6/21
- Phantom: SAM Right; Type: Twin SAM; Serial: 1896
- DASY52 52.10.2(1495); SEMCAD X 14.6.12(7450)

Area Scan (6x8x1): Measurement grid: $dx=15$ mm, $dy=15$ mm
Maximum value of SAR (measured) = 0.630 W/kg

Zoom Scan (5x5x7)/Cube 0: Measurement grid: $dx=8$ mm, $dy=8$ mm, $dz=5$ mm
Reference Value = 20.87 V/m; Power Drift = 0.02 dB
Peak SAR (extrapolated) = 1.37 W/kg
SAR(1 g) = 0.748 W/kg; SAR(10 g) = 0.381 W/kg
Maximum value of SAR (measured) = 0.842 W/kg



Test Laboratory: BTL Inc.

Date: 2020/4/24

L693_LTE B66_QPSK20M_CH132572_50RB_Top Side_1.0cm_Ant Second_Battery 1

DUT: Mobile Phone;

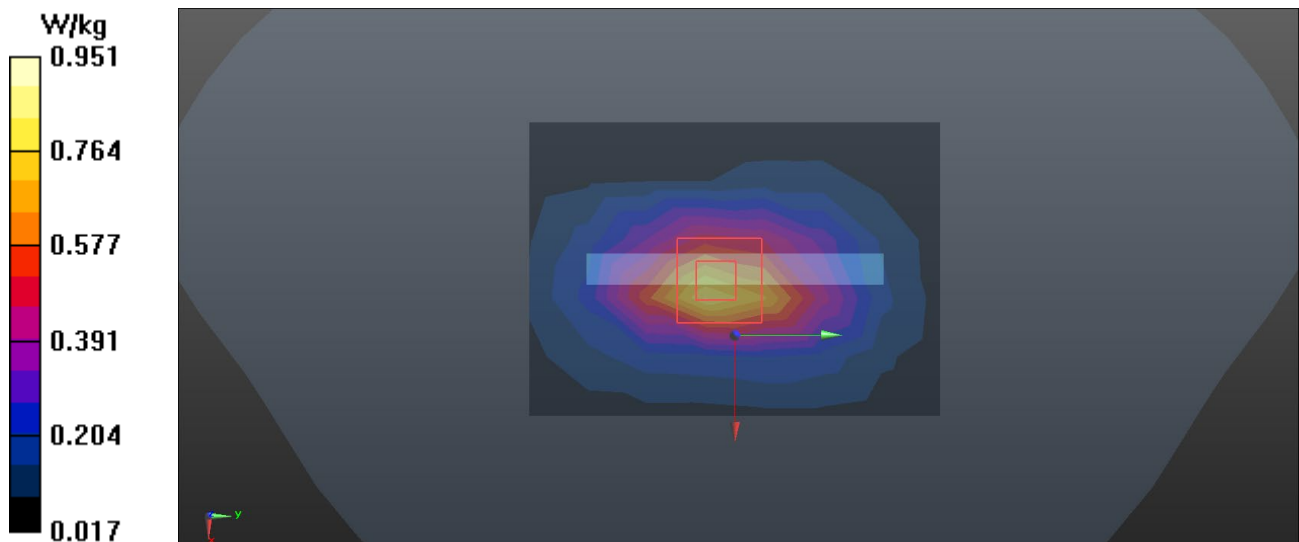
Communication System: UID 0, LTE-FDD(50% RB, 20MHz, QPSK) (0); Frequency: 1770 MHz; Duty Cycle: 1:1
Medium parameters used: $f = 1770$ MHz; $\sigma = 1.339$ S/m; $\epsilon_r = 40.083$; $\rho = 1000$ kg/m³
Ambient Temperature: 23.2 °C; Liquid Temperature: 22.5 °C

DASY Configuration:

- Probe: ES3DV3 - SN3228; ConvF(5.4, 5.4, 5.4) @ 1770 MHz; Calibrated: 2019/6/19
- Sensor-Surface: 4mm (Mechanical Surface Detection), $z = 2.0, 32.0$
- Electronics: DAE3 Sn420; Calibrated: 2019/6/21
- Phantom: SAM Right; Type: Twin SAM; Serial: 1896
- DASY52 52.10.2(1495); SEMCAD X 14.6.12(7450)

Area Scan (6x8x1): Measurement grid: $dx=15$ mm, $dy=15$ mm
Maximum value of SAR (measured) = 0.834 W/kg

Zoom Scan (5x5x7)/Cube 0: Measurement grid: $dx=8$ mm, $dy=8$ mm, $dz=5$ mm
Reference Value = 25.80 V/m; Power Drift = -0.07 dB
Peak SAR (extrapolated) = 1.58 W/kg
SAR(1 g) = 0.846 W/kg; SAR(10 g) = 0.440 W/kg
Maximum value of SAR (measured) = 0.951 W/kg



Test Laboratory: BTL Inc.

Date: 2020/4/17

W77_802.11b_CH6_Rear Face_1.0cm_Battery 1_standlone**DUT: Mobile Phone;**

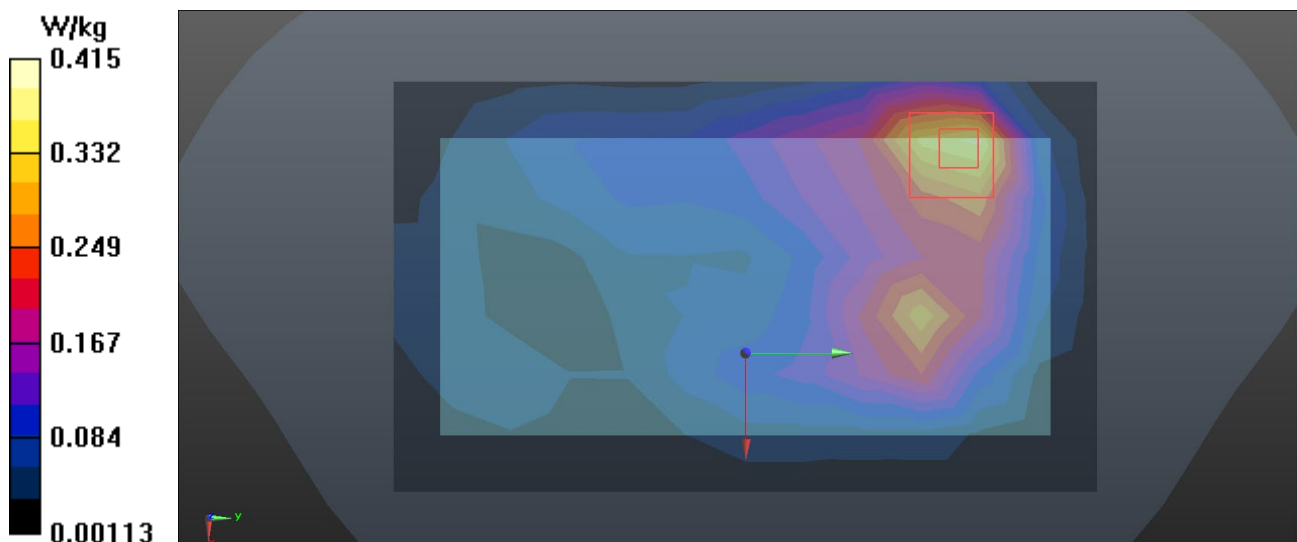
Communication System: UID 0, IEEE 802.11b WiFi 2.4GHz (DSSS,1Mbps) (0); Frequency: 2437 MHz; Duty Cycle: 1:1
Medium parameters used (interpolated): $f = 2437$ MHz; $\sigma = 1.86$ S/m; $\epsilon_r = 38.355$; $\rho = 1000$ kg/m³
Ambient Temperature: 23.3 °C; Liquid Temperature: 22.4 °C

DASY Configuration:

- Probe: EX3DV4 - SN7544; ConvF(7.58, 7.58, 7.58) @ 2437 MHz; Calibrated: 2019/9/9
- Sensor-Surface: 4mm (Mechanical Surface Detection), $z = 1.0, 31.0$
- Electronics: DAE4 Sn1390; Calibrated: 2019/10/29
- Phantom: SAM Right; Type: Twin SAM; Serial: 1896
- DASY52 52.10.2(1495); SEMCAD X 14.6.12(7450)

Area Scan (10x16x1): Measurement grid: $dx=12$ mm, $dy=12$ mm
Maximum value of SAR (measured) = 0.370 W/kg

Zoom Scan (7x7x7)/Cube 0: Measurement grid: $dx=5$ mm, $dy=5$ mm, $dz=5$ mm
Reference Value = 5.288 V/m; Power Drift = 0.10 dB
Peak SAR (extrapolated) = 0.816 W/kg
SAR(1 g) = 0.378 W/kg; SAR(10 g) = 0.188 W/kg
Maximum value of SAR (measured) = 0.415 W/kg



Test Laboratory: BTL Inc.

Date: 2020/4/17

W92_802.11b_CH6_Top Side_1.0cm_Battery 1_ simutanous with 2/3/4G

DUT: Mobile Phone;

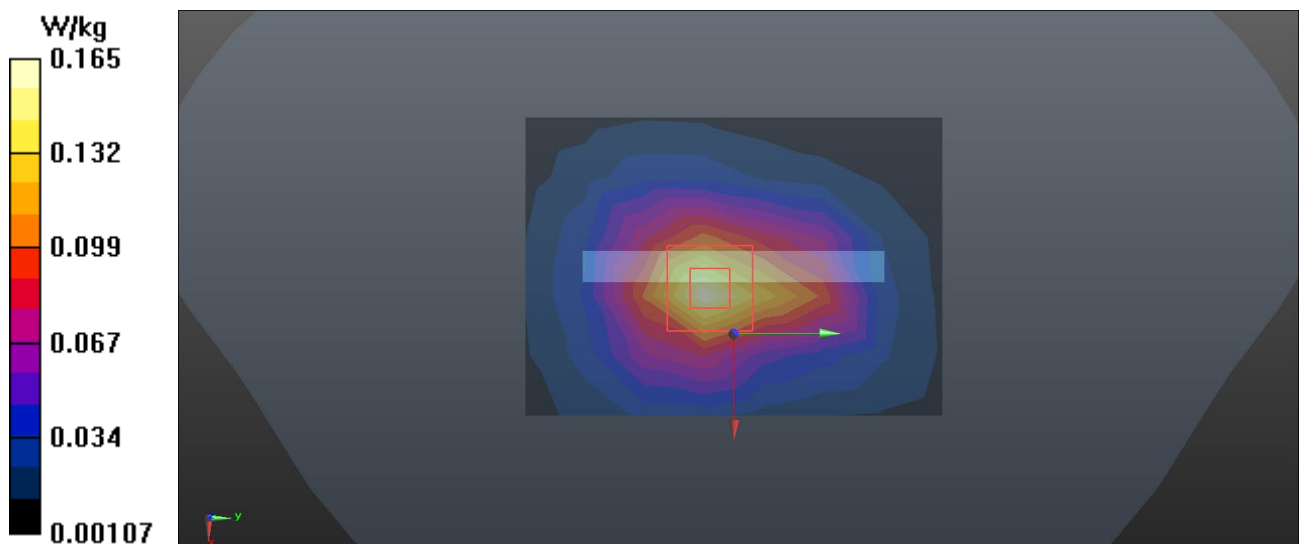
Communication System: UID 0, IEEE 802.11b WiFi 2.4GHz (DSSS,1Mbps) (0); Frequency: 2437 MHz; Duty Cycle: 1:1
Medium parameters used (interpolated): $f = 2437$ MHz; $\sigma = 1.86$ S/m; $\epsilon_r = 38.355$; $\rho = 1000$ kg/m³
Ambient Temperature: 23.3 °C; Liquid Temperature: 22.4 °C

DASY Configuration:

- Probe: EX3DV4 - SN7544; ConvF(7.58, 7.58, 7.58) @ 2437 MHz; Calibrated: 2019/9/9
- Sensor-Surface: 4mm (Mechanical Surface Detection), z = 1.0, 31.0
- Electronics: DAE4 Sn1390; Calibrated: 2019/10/29
- Phantom: SAM Right; Type: Twin SAM; Serial: 1896
- DASY52 52.10.2(1495); SEMCAD X 14.6.12(7450)

Area Scan (7x10x1): Measurement grid: dx=12mm, dy=12mm
Maximum value of SAR (measured) = 0.165 W/kg

Zoom Scan (7x7x7)/Cube 0: Measurement grid: dx=5mm, dy=5mm, dz=5mm
Reference Value = 8.916 V/m; Power Drift = -0.12 dB
Peak SAR (extrapolated) = 0.279 W/kg
SAR(1 g) = 0.150 W/kg; SAR(10 g) = 0.080 W/kg
Maximum value of SAR (measured) = 0.165 W/kg



Test Laboratory: BTL Inc.

Date: 2020/4/18

W107_802.11a_CH48_Rear Face_1.0cm_Battery 3_standlone

DUT: Mobile Phone;

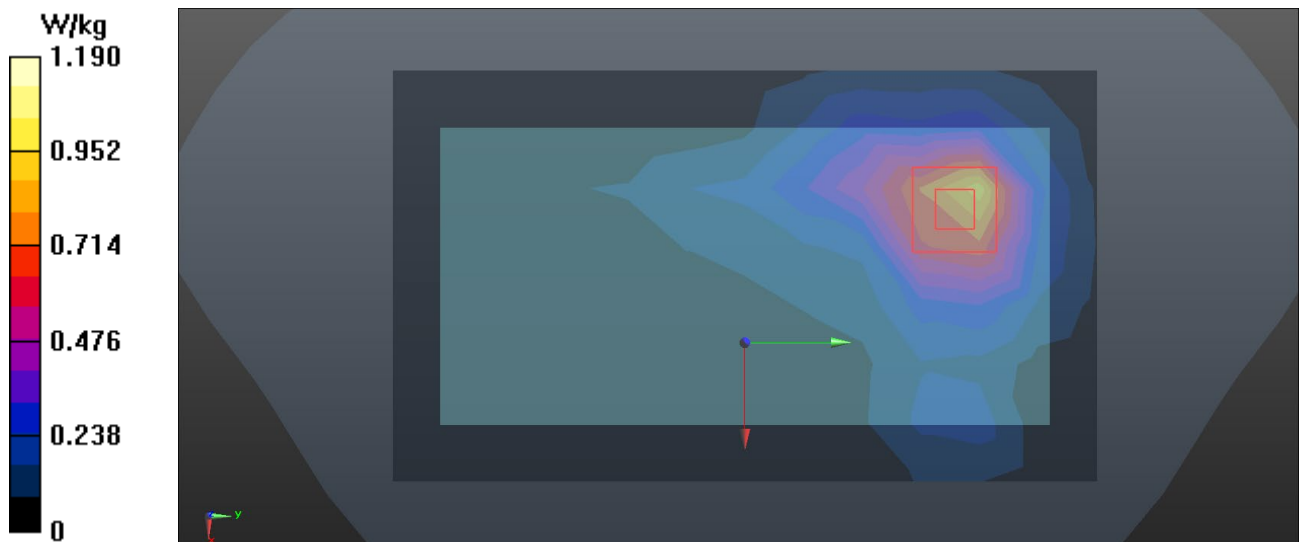
Communication System: UID 0, IEEE 802.11a WiFi 5G(OFDM, 6 Mbps,) (0); Frequency: 5240 MHz; Duty Cycle: 1:1
Medium parameters used: $f = 5240 \text{ MHz}$; $\sigma = 4.742 \text{ S/m}$; $\epsilon_r = 36.157$; $\rho = 1000 \text{ kg/m}^3$
Ambient Temperature: $23.1 \text{ }^\circ\text{C}$; Liquid Temperature: $22.5 \text{ }^\circ\text{C}$

DASY Configuration:

- Probe: EX3DV4 - SN7544; ConvF(5.54, 5.54, 5.54) @ 5240 MHz; Calibrated: 2019/9/9
- Sensor-Surface: 2mm (Mechanical Surface Detection), $z = 1.0, 23.0$
- Electronics: DAE4 Sn1390; Calibrated: 2019/10/29
- Phantom: SAM Right; Type: Twin SAM; Serial: 1896
- DASY52 52.10.2(1495); SEMCAD X 14.6.12(7450)

Area Scan (12x19x1): Measurement grid: $dx=10\text{mm}$, $dy=10\text{mm}$
Maximum value of SAR (measured) = 0.926 W/kg

Zoom Scan (7x7x12)/Cube 0: Measurement grid: $dx=4\text{mm}$, $dy=4\text{mm}$, $dz=2\text{mm}$
Reference Value = 4.062 V/m ; Power Drift = 0.06 dB
Peak SAR (extrapolated) = 2.50 W/kg
SAR(1 g) = 0.636 W/kg ; SAR(10 g) = 0.235 W/kg
Maximum value of SAR (measured) = 1.19 W/kg



Test Laboratory: BTL Inc.

Date: 2020/4/18

W113_802.11a_CH40_Rear Face_1.0cm_Battery 2_ simutanous with 2/3/4G**DUT: Mobile Phone;**

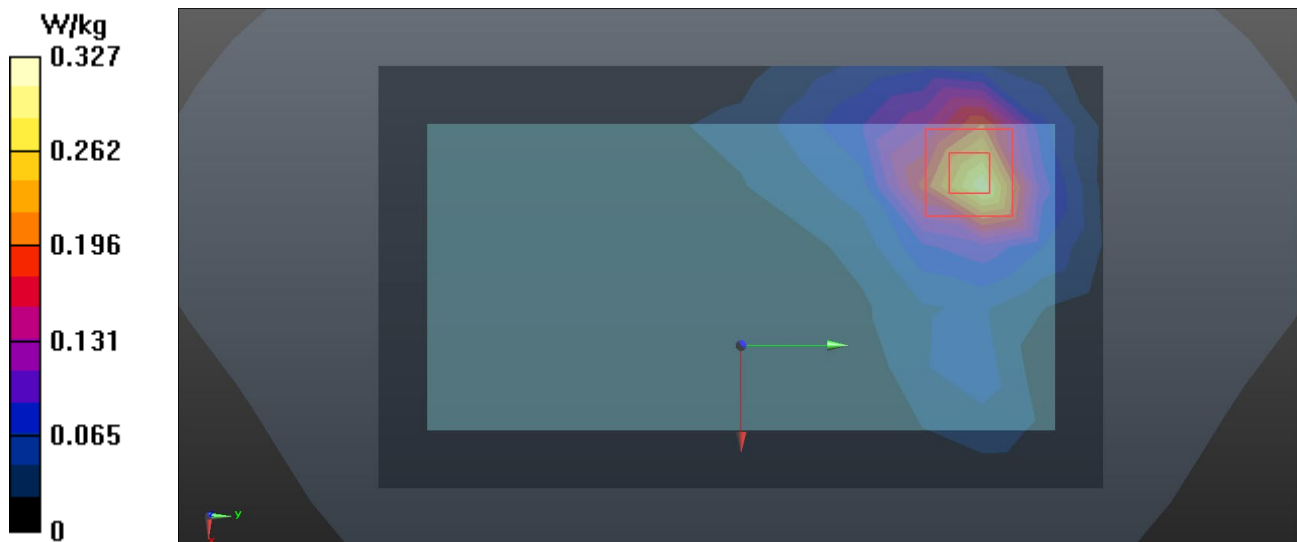
Communication System: UID 0, IEEE 802.11a WiFi 5G(OFDM, 6 Mbps,) (0); Frequency: 5200 MHz; Duty Cycle: 1:1
Medium parameters used: $f = 5200$ MHz; $\sigma = 4.703$ S/m; $\epsilon_r = 36.197$; $\rho = 1000$ kg/m³
Ambient Temperature: 23.1 °C; Liquid Temperature: 22.5 °C

DASY Configuration:

- Probe: EX3DV4 - SN7544; ConvF(5.54, 5.54, 5.54) @ 5200 MHz; Calibrated: 2019/9/9
- Sensor-Surface: 2mm (Mechanical Surface Detection), $z = 1.0, 23.0$
- Electronics: DAE4 Sn1390; Calibrated: 2019/10/29
- Phantom: SAM Right; Type: Twin SAM; Serial: 1896
- DASY52 52.10.2(1495); SEMCAD X 14.6.12(7450)

Area Scan (12x19x1): Measurement grid: $dx=10$ mm, $dy=10$ mm
Maximum value of SAR (measured) = 0.305 W/kg

Zoom Scan (7x7x12)/Cube 0: Measurement grid: $dx=4$ mm, $dy=4$ mm, $dz=2$ mm
Reference Value = 0.5810 V/m; Power Drift = 0.18 dB
Peak SAR (extrapolated) = 0.863 W/kg
SAR(1 g) = 0.291 W/kg; SAR(10 g) = 0.109 W/kg
Maximum value of SAR (measured) = 0.327 W/kg



Test Laboratory: BTL Inc.

Date: 2020/4/27

W170_802.11a_CH157_Rear Face_1.0cm_Battery 1_standalone

DUT: Mobile Phone;

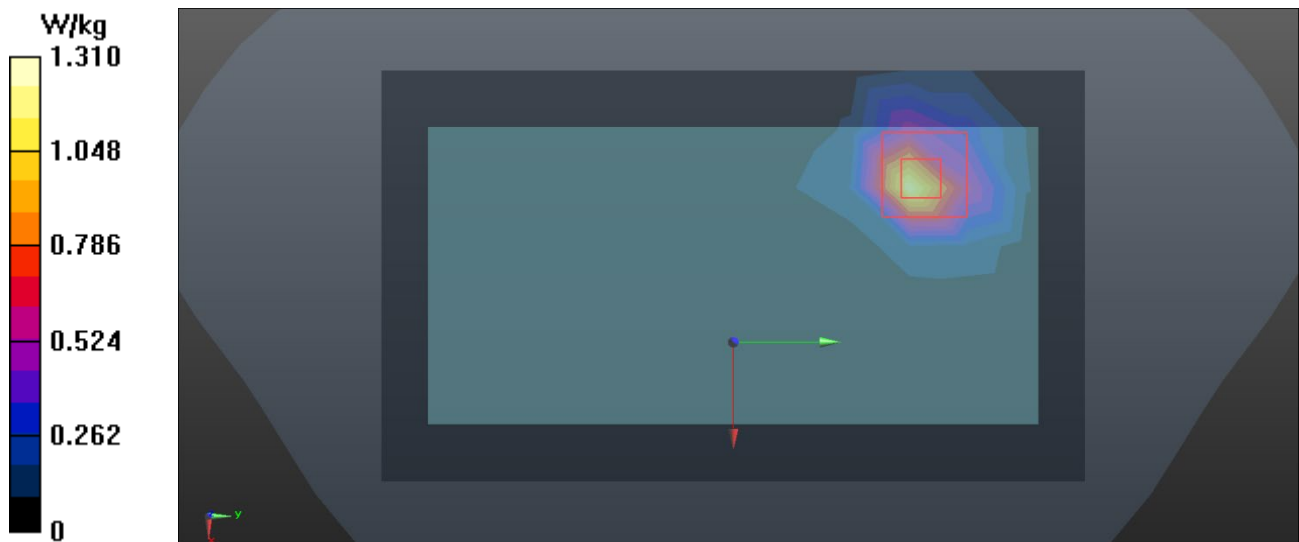
Communication System: UID 0, IEEE 802.11a WiFi 5G(OFDMA, 6 Mbps,) (0); Frequency: 5785 MHz; Duty Cycle: 1:1
Medium parameters used (interpolated): $f = 5785$ MHz; $\sigma = 5.397$ S/m; $\epsilon_r = 36.236$; $\rho = 1000$ kg/m³
Ambient Temperature: 23.3 °C; Liquid Temperature: 22.6 °C

DASY Configuration:

- Probe: EX3DV4 - SN7544; ConvF(4.75, 4.75, 4.75) @ 5785 MHz; Calibrated: 2019/9/9
- Sensor-Surface: 2mm (Mechanical Surface Detection), $z = 1.0, 23.0$
- Electronics: DAE4 Sn1390; Calibrated: 2019/10/29
- Phantom: SAM Right; Type: Twin SAM; Serial: 1896
- DASY52 52.10.2(1495); SEMCAD X 14.6.12(7450)

Area Scan (12x19x1): Measurement grid: $dx=10$ mm, $dy=10$ mm
Maximum value of SAR (measured) = 1.21 W/kg

Zoom Scan (7x7x12)/Cube 0: Measurement grid: $dx=4$ mm, $dy=4$ mm, $dz=2$ mm
Reference Value = 1.518 V/m; Power Drift = 0.08 dB
Peak SAR (extrapolated) = 3.81 W/kg
SAR(1 g) = 0.689 W/kg; SAR(10 g) = 0.223 W/kg
Maximum value of SAR (measured) = 1.31 W/kg



Test Laboratory: BTL Inc.

Date: 2020/4/27

W182_802.11a_CH161_Rear Face_1.0cm_Battery 1_ simutanous with 2/3/4G

DUT: Mobile Phone;

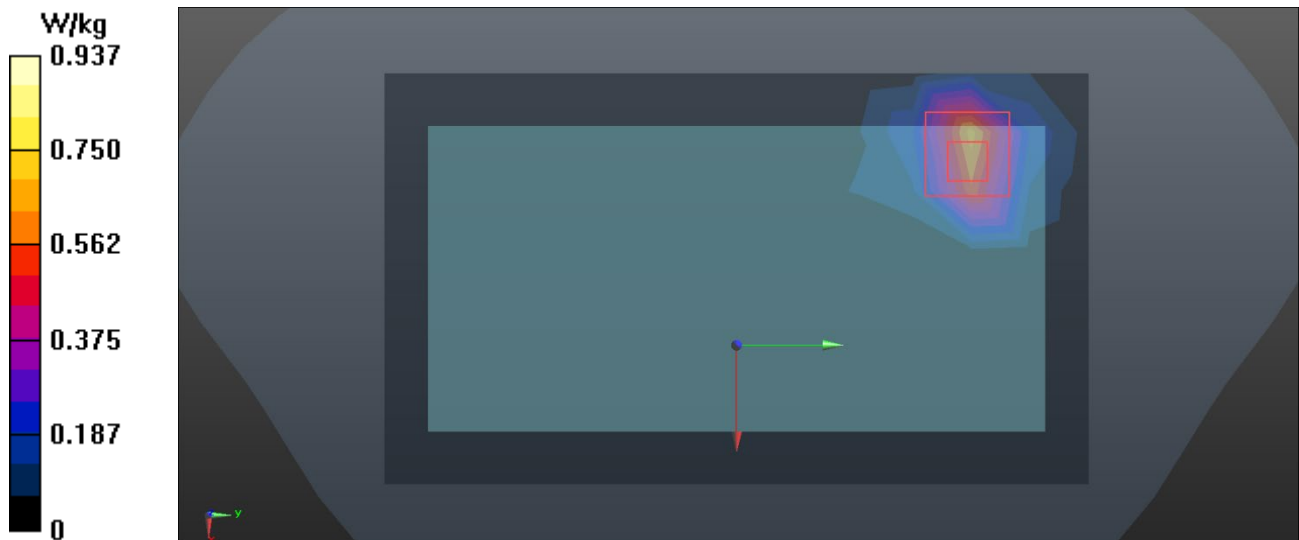
Communication System: UID 0, IEEE 802.11a WiFi 5G(OFDM, 6 Mbps,) (0); Frequency: 5805 MHz; Duty Cycle: 1:1
Medium parameters used (interpolated): $f = 5805$ MHz; $\sigma = 5.422$ S/m; $\epsilon_r = 36.191$; $\rho = 1000$ kg/m³
Ambient Temperature: 23.3 °C; Liquid Temperature: 22.6 °C

DASY Configuration:

- Probe: EX3DV4 - SN7544; ConvF(4.75, 4.75, 4.75) @ 5805 MHz; Calibrated: 2019/9/9
- Sensor-Surface: 2mm (Mechanical Surface Detection), $z = 1.0, 23.0$
- Electronics: DAE4 Sn1390; Calibrated: 2019/10/29
- Phantom: SAM Right; Type: Twin SAM; Serial: 1896
- DASY52 52.10.2(1495); SEMCAD X 14.6.12(7450)

Area Scan (12x19x1): Measurement grid: $dx=10$ mm, $dy=10$ mm
Maximum value of SAR (measured) = 0.662 W/kg

Zoom Scan (7x7x12)/Cube 0: Measurement grid: $dx=4$ mm, $dy=4$ mm, $dz=2$ mm
Reference Value = 0 V/m; Power Drift = 0.00 dB
Peak SAR (extrapolated) = 2.04 W/kg
SAR(1 g) = 0.342 W/kg; SAR(10 g) = 0.105 W/kg
Maximum value of SAR (measured) = 0.937 W/kg



Test Laboratory: BTL Inc.

Date: 2020/4/18

W122_802.11a_CH52_Rear Face_0cm_Battery 1_standalone

DUT: Mobile Phone;

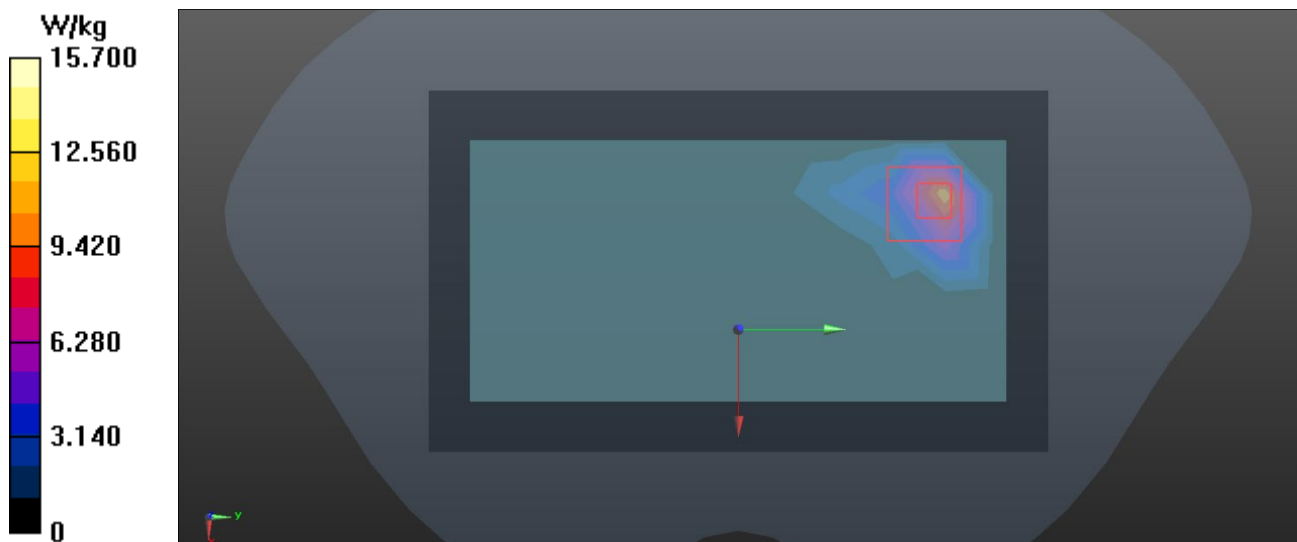
Communication System: UID 0, IEEE 802.11a WiFi 5G(OFDM, 6 Mbps,) (0); Frequency: 5260 MHz; Duty Cycle: 1:1
Medium parameters used: $f = 5260$ MHz; $\sigma = 4.76$ S/m; $\epsilon_r = 36.081$; $\rho = 1000$ kg/m³
Ambient Temperature: 23.1 °C; Liquid Temperature: 22.5 °C

DASY Configuration:

- Probe: EX3DV4 - SN7544; ConvF(5.21, 5.21, 5.21) @ 5260 MHz; Calibrated: 2019/9/9
- Sensor-Surface: 2mm (Mechanical Surface Detection), $z = 1.0, 23.0$
- Electronics: DAE4 Sn1390; Calibrated: 2019/10/29
- Phantom: SAM Right; Type: Twin SAM; Serial: 1896
- DASY52 52.10.2(1495); SEMCAD X 14.6.12(7450)

Area Scan (12x19x1): Measurement grid: $dx=10$ mm, $dy=10$ mm
Maximum value of SAR (measured) = 10.4 W/kg

Zoom Scan (7x7x12)/Cube 0: Measurement grid: $dx=4$ mm, $dy=4$ mm, $dz=2$ mm
Reference Value = 4.097 V/m; Power Drift = -0.04 dB
Peak SAR (extrapolated) = 43.4 W/kg
SAR(1 g) = 6.63 W/kg; SAR(10 g) = 1.89 W/kg
Maximum value of SAR (measured) = 15.7 W/kg



Test Laboratory: BTL Inc.

Date: 2020/4/18

W134_802.11a_CH60_Rear Face_0cm_Battery 1_ simultaneous with 2/3/4G**DUT: Mobile Phone;**

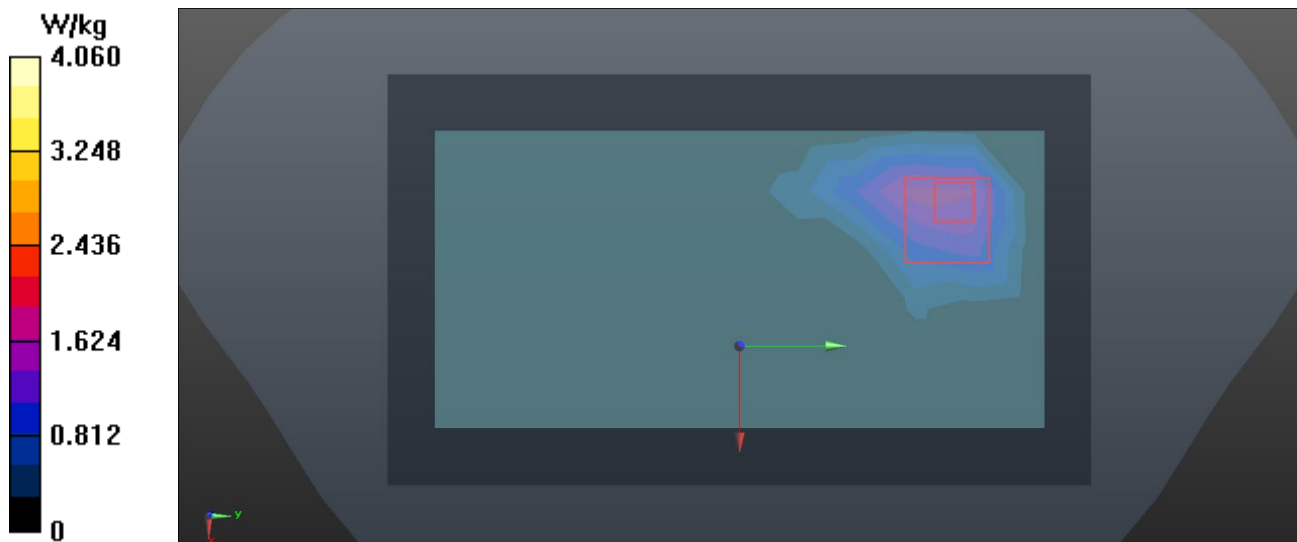
Communication System: UID 0, IEEE 802.11a WiFi 5G(OFDM, 6 Mbps,) (0); Frequency: 5300 MHz; Duty Cycle: 1:1
Medium parameters used (interpolated): $f = 5300$ MHz; $\sigma = 4.815$ S/m; $\epsilon_r = 35.945$; $\rho = 1000$ kg/m³
Ambient Temperature: 23.1 °C; Liquid Temperature: 22.5 °C

DASY Configuration:

- Probe: EX3DV4 - SN7544; ConvF(5.21, 5.21, 5.21) @ 5300 MHz; Calibrated: 2019/9/9
- Sensor-Surface: 2mm (Mechanical Surface Detection), $z = 1.0, 23.0$
- Electronics: DAE4 Sn1390; Calibrated: 2019/10/29
- Phantom: SAM Right; Type: Twin SAM; Serial: 1896
- DASY52 52.10.2(1495); SEMCAD X 14.6.12(7450)

Area Scan (12x19x1): Measurement grid: $dx=10$ mm, $dy=10$ mm
Maximum value of SAR (measured) = 1.79 W/kg

Zoom Scan (7x7x12)/Cube 0: Measurement grid: $dx=4$ mm, $dy=4$ mm, $dz=2$ mm
Reference Value = 1.970 V/m; Power Drift = -0.00 dB
Peak SAR (extrapolated) = 14.8 W/kg
SAR(1 g) = 1.92 W/kg; SAR(10 g) = 0.505 W/kg
Maximum value of SAR (measured) = 4.06 W/kg



Test Laboratory: BTL Inc.

Date: 2020/4/26

W146_802.11a_CH132_Rear Face_0cm_Battery 1_standalone

DUT: Mobile Phone;

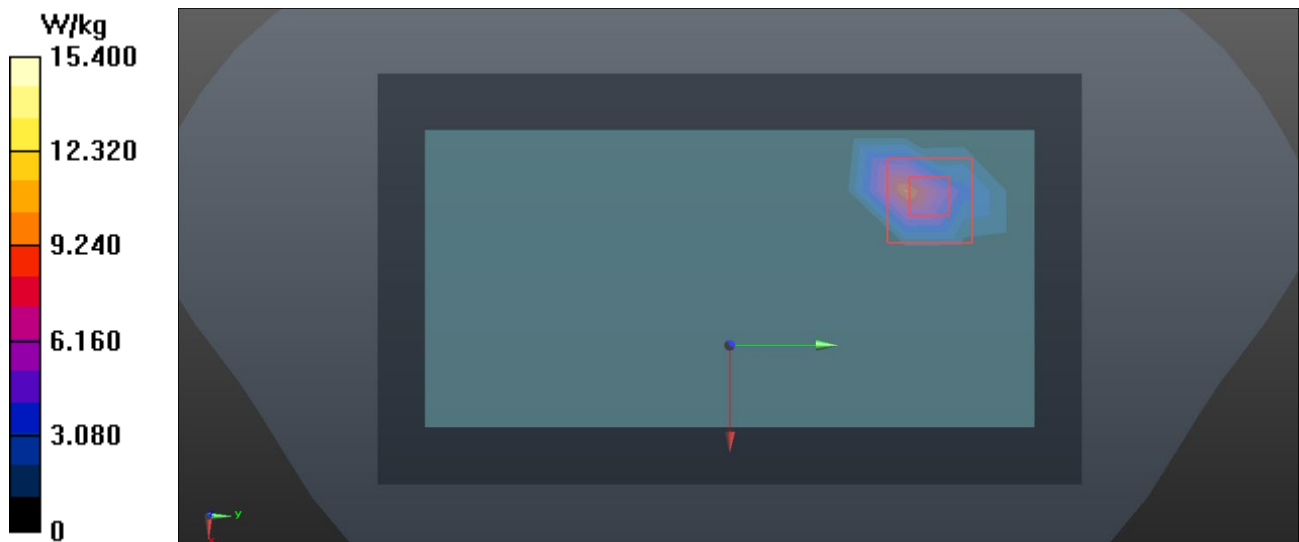
Communication System: UID 0, IEEE 802.11a WiFi 5G(OFDMA, 6 Mbps,) (0); Frequency: 5660 MHz; Duty Cycle: 1:1
Medium parameters used: $f = 5660$ MHz; $\sigma = 5.249$ S/m; $\epsilon_r = 36.501$; $\rho = 1000$ kg/m³
Ambient Temperature: 23.2 °C; Liquid Temperature: 22.2 °C

DASY Configuration:

- Probe: EX3DV4 - SN7544; ConvF(4.81, 4.81, 4.81) @ 5660 MHz; Calibrated: 2019/9/9
- Sensor-Surface: 2mm (Mechanical Surface Detection), $z = 1.0, 23.0$
- Electronics: DAE4 Sn1390; Calibrated: 2019/10/29
- Phantom: SAM Right; Type: Twin SAM; Serial: 1896
- DASY52 52.10.2(1495); SEMCAD X 14.6.12(7450)

Area Scan (12x19x1): Measurement grid: $dx=10$ mm, $dy=10$ mm
Maximum value of SAR (measured) = 9.48 W/kg

Zoom Scan (7x7x12)/Cube 0: Measurement grid: $dx=4$ mm, $dy=4$ mm, $dz=2$ mm
Reference Value = 1.509 V/m; Power Drift = 0.06 dB
Peak SAR (extrapolated) = 69.2 W/kg
SAR(1 g) = 7.98 W/kg; SAR(10 g) = 1.6 W/kg
Maximum value of SAR (measured) = 15.4 W/kg



Test Laboratory: BTL Inc.

Date: 2020/4/26

W158_802.11a_CH108_Rear Face_0cm_Battery 1_ simutanous with 2/3/4G

DUT: Mobile Phone;

Communication System: UID 0, IEEE 802.11a WiFi 5G(OFDM, 6 Mbps,) (0); Frequency: 5540 MHz; Duty Cycle: 1:1
Medium parameters used (interpolated): $f = 5540$ MHz; $\sigma = 5.096$ S/m; $\epsilon_r = 36.759$; $\rho = 1000$ kg/m³
Ambient Temperature: 23.2 °C; Liquid Temperature: 22.2 °C

DASY Configuration:

- Probe: EX3DV4 - SN7544; ConvF(4.95, 4.95, 4.95) @ 5540 MHz; Calibrated: 2019/9/9
- Sensor-Surface: 2mm (Mechanical Surface Detection), $z = 1.0, 23.0$
- Electronics: DAE4 Sn1390; Calibrated: 2019/10/29
- Phantom: SAM Right; Type: Twin SAM; Serial: 1896
- DASY52 52.10.2(1495); SEMCAD X 14.6.12(7450)

Area Scan (12x19x1): Measurement grid: $dx=10$ mm, $dy=10$ mm
Maximum value of SAR (measured) = 10.8 W/kg

Zoom Scan (7x7x12)/Cube 0: Measurement grid: $dx=4$ mm, $dy=4$ mm, $dz=2$ mm
Reference Value = 0.1290 V/m; Power Drift = 0.06 dB
Peak SAR (extrapolated) = 34.2 W/kg
SAR(1 g) = 3.82 W/kg; SAR(10 g) = 0.719 W/kg
Maximum value of SAR (measured) = 10.6 W/kg

