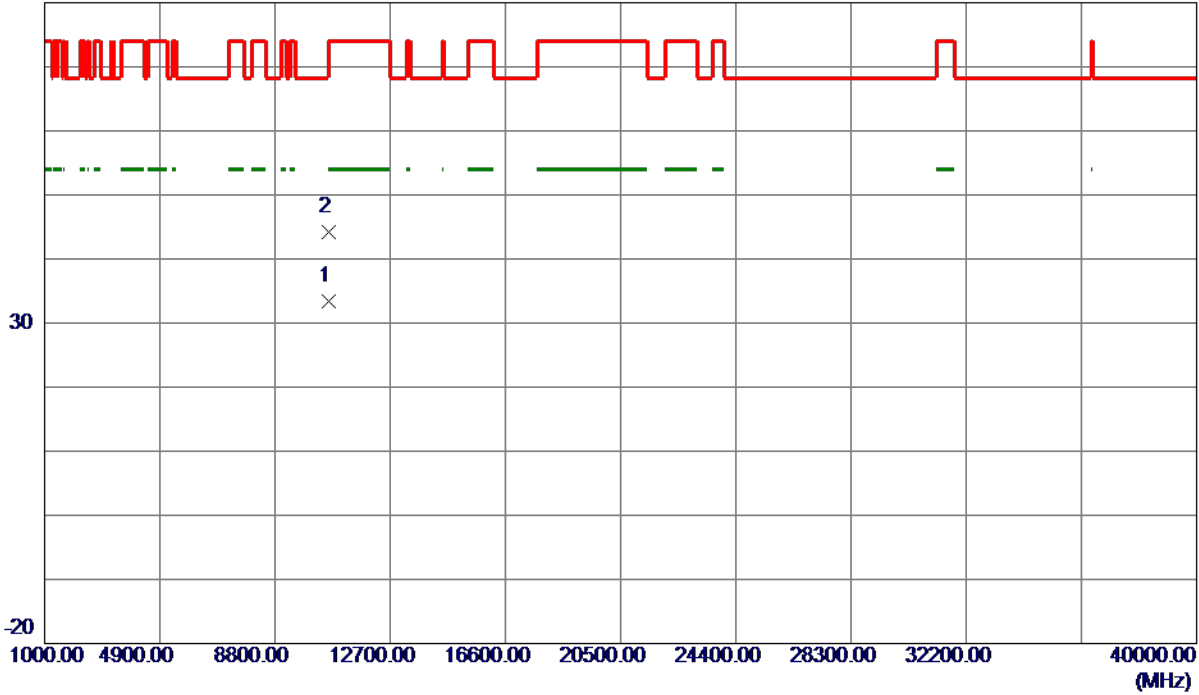


Orthogonal Axis	X
Test Mode	UNII-2A_TX AC (VHT20) Mode 5300 MHz

Horizontal

80 dBuV/m



No.	Freq. MHz	Reading Level dBuV/m	Correct Factor dB	Measure ment dBuV/m	Limit dBuV/m	Margin dB	Detector	Comment
1 *	10603.7250	21.86	11.55	33.41	54.00	-20.59	AVG	
2	10604.8550	32.70	11.55	44.25	74.00	-29.75	Peak	

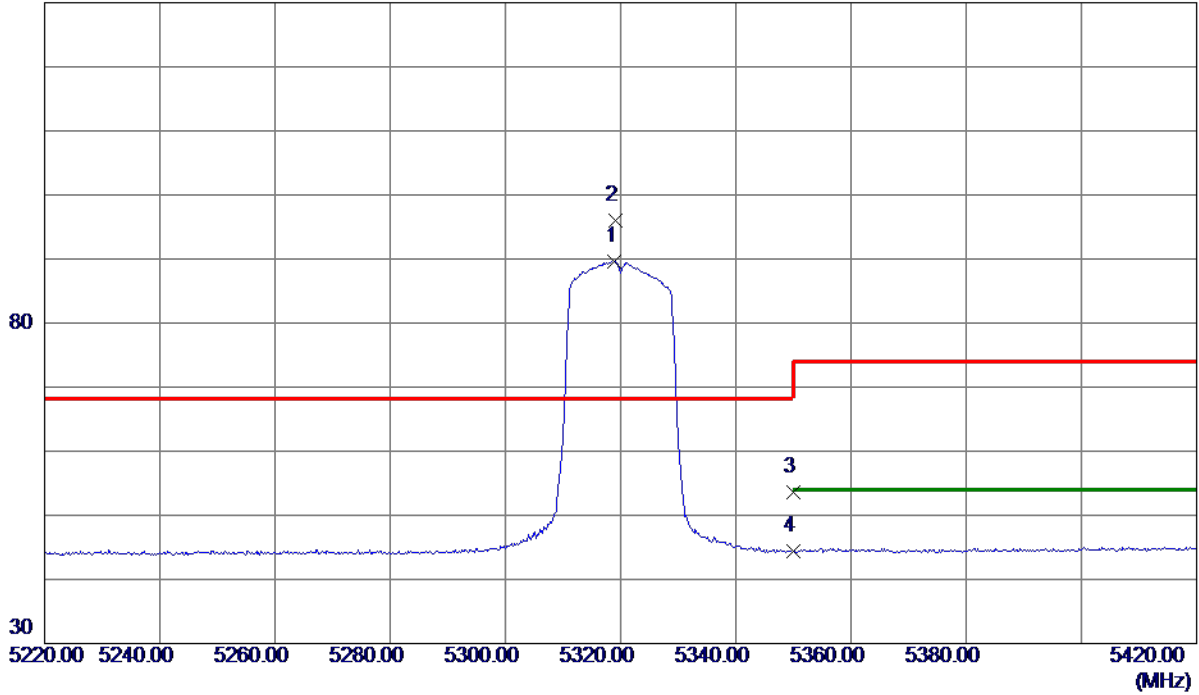
REMARKS:

- (1) Measurement Value = Reading Level + Correct Factor.
- (2) Margin Level = Measurement Value - Limit Value.

Orthogonal Axis	X
Test Mode	UNII-2A_TX AC (VHT20) Mode 5320 MHz

Vertical

130 dBuV/m



No.	Freq. MHz	Reading Level dBuV/m	Correct Factor dB	Measure ment dBuV/m	Limit dBuV/m	Margin dB	Detector	Comment
1	5319.0000	74.61	14.94	89.55	999.00	-909.45	AVG	No Limit
2 *	5319.2000	81.08	14.94	96.02	68.30	27.72	Peak	No Limit
3	5350.0000	38.56	15.02	53.58	74.00	-20.42	Peak	
4	5350.0000	29.36	15.02	44.38	54.00	-9.62	AVG	

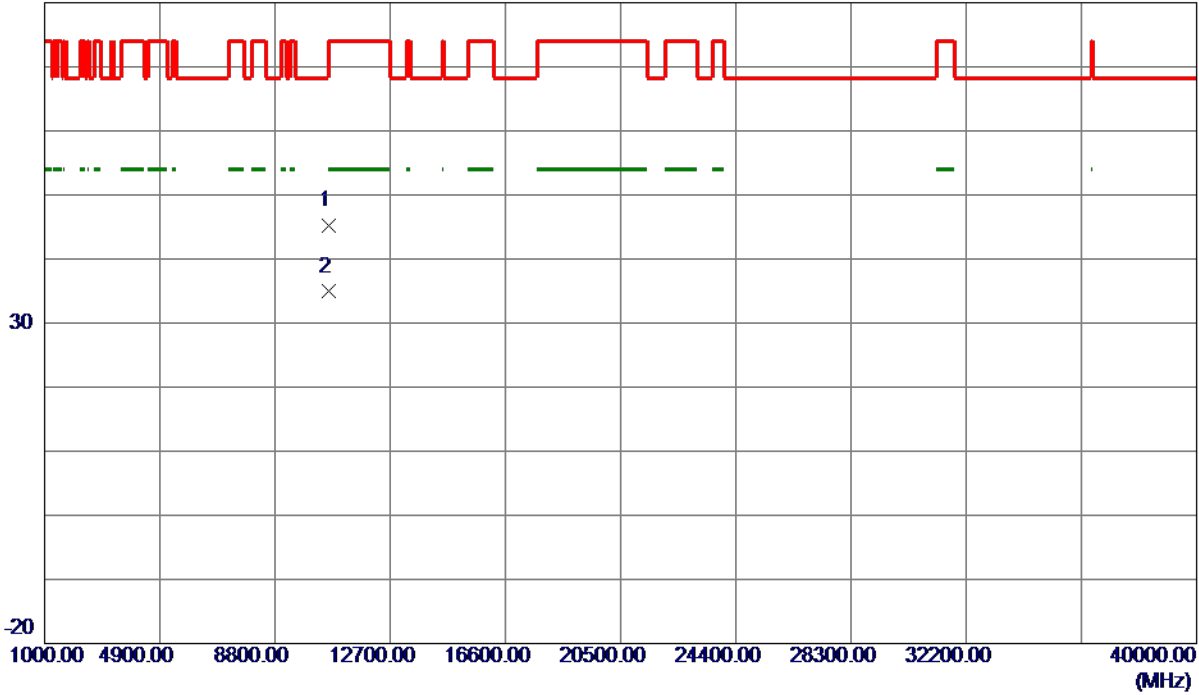
REMARKS:

- (1) Measurement Value = Reading Level + Correct Factor.
- (2) Margin Level = Measurement Value - Limit Value.

Orthogonal Axis	X
Test Mode	UNII-2A_TX AC (VHT20) Mode 5320 MHz

Vertical

80 dBuV/m



No.	Freq. MHz	Reading Level dBuV/m	Correct Factor dB	Measure ment dBuV/m	Limit dBuV/m	Margin dB	Detector	Comment
1	10636.8300	33.66	11.56	45.22	74.00	-28.78	Peak	
2 *	10637.9500	23.34	11.56	34.90	54.00	-19.10	AVG	

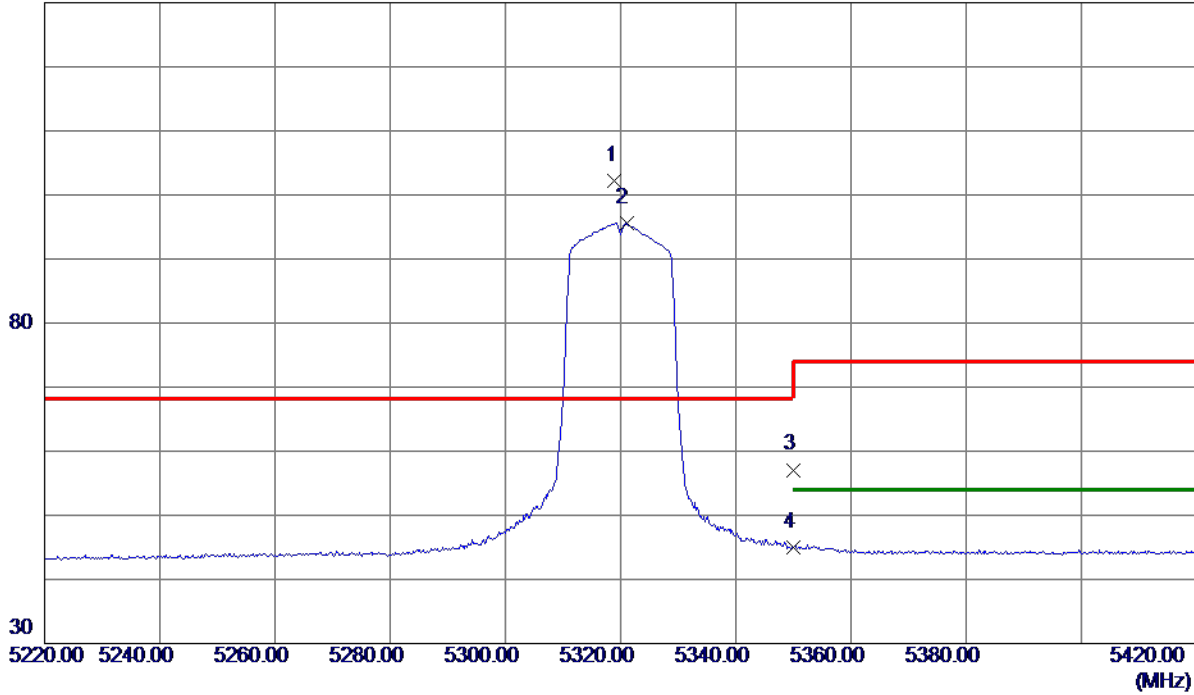
REMARKS:

- (1) Measurement Value = Reading Level + Correct Factor.
- (2) Margin Level = Measurement Value - Limit Value.

Orthogonal Axis	X
Test Mode	UNII-2A_TX AC (VHT20) Mode 5320 MHz

Horizontal

130 dBuV/m



No.	Freq. MHz	Reading Level dBuV/m	Correct Factor dB	Measure ment dBuV/m	Limit dBuV/m	Margin dB	Detector	Comment
1 *	5319.0000	87.28	14.94	102.22	68.30	33.92	Peak	No Limit
2	5321.0000	80.71	14.94	95.65	999.00	-903.35	AVG	No Limit
3	5350.0000	42.08	15.02	57.10	74.00	-16.90	Peak	
4	5350.0000	29.95	15.02	44.97	54.00	-9.03	AVG	

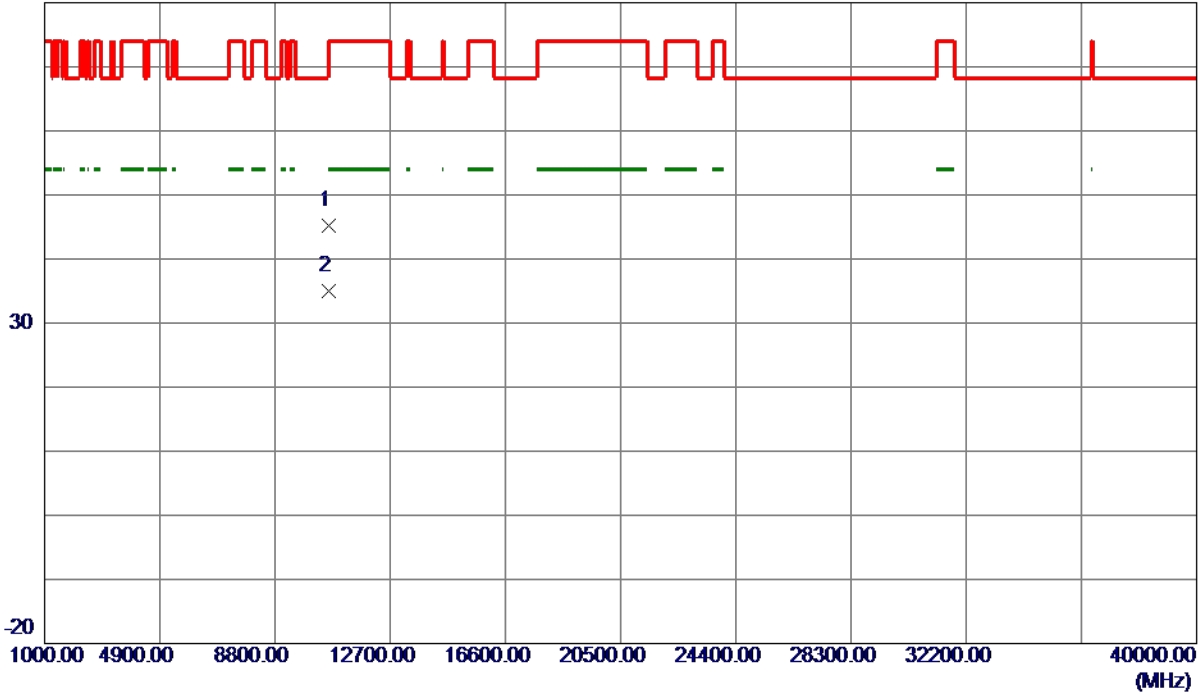
REMARKS:

- (1) Measurement Value = Reading Level + Correct Factor.
- (2) Margin Level = Measurement Value - Limit Value.

Orthogonal Axis	X
Test Mode	UNII-2A_TX AC (VHT20) Mode 5320 MHz

Horizontal

80 dBuV/m



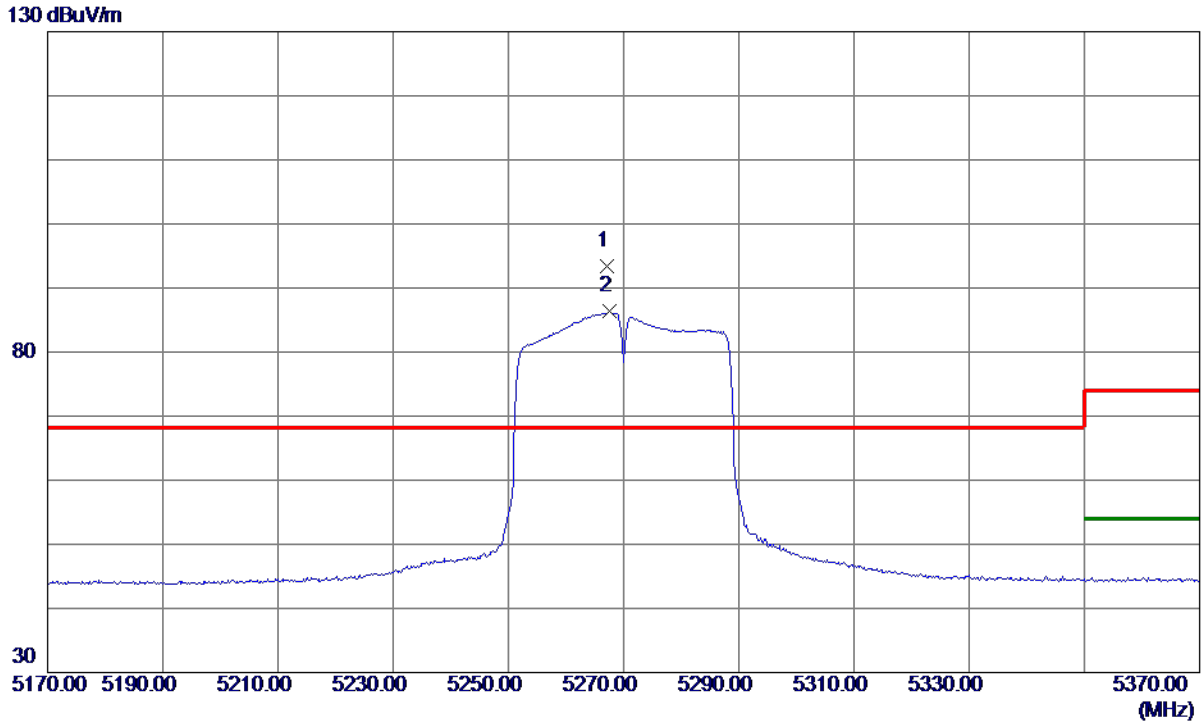
No.	Freq. MHz	Reading Level dBuV/m	Correct Factor dB	Measure ment dBuV/m	Limit dBuV/m	Margin dB	Detector	Comment
1	10635.0300	33.57	11.56	45.13	74.00	-28.87	Peak	
2 *	10638.6800	23.46	11.56	35.02	54.00	-18.98	AVG	

REMARKS:

- (1) Measurement Value = Reading Level + Correct Factor.
- (2) Margin Level = Measurement Value - Limit Value.

Orthogonal Axis	X
Test Mode	UNII-2A_TX AC (VHT40) Mode 5270 MHz

Vertical



No.	Freq. MHz	Reading Level dBuV/m	Correct Factor dB	Measure ment dBuV/m	Limit dBuV/m	Margin dB	Detector	Comment
1 *	5267.2000	78.56	14.81	93.37	68.30	25.07	Peak	No Limit
2	5267.6000	71.52	14.81	86.33	999.00	-912.67	AVG	No Limit

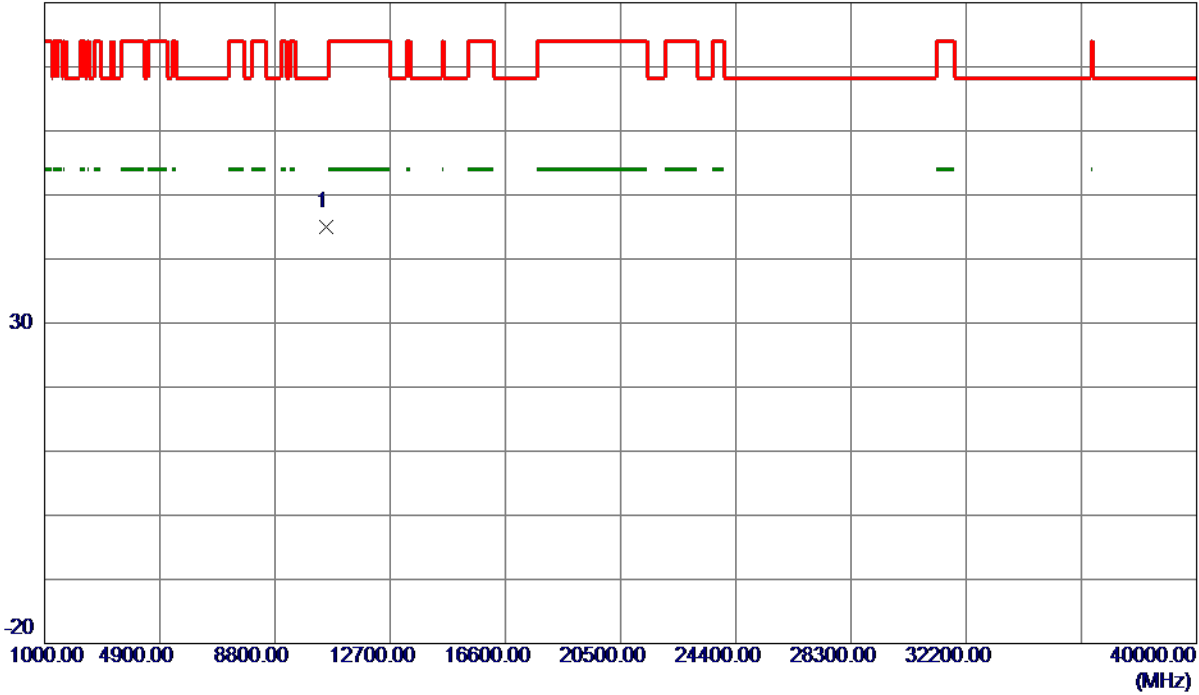
REMARKS:

- (1) Measurement Value = Reading Level + Correct Factor.
- (2) Margin Level = Measurement Value - Limit Value.

Orthogonal Axis	X
Test Mode	UNII-2A_TX AC (VHT40) Mode 5270 MHz

Vertical

80 dBuV/m



No.	Freq. MHz	Reading Level dBuV/m	Correct Factor dB	Measure ment dBuV/m	Limit dBuV/m	Margin dB	Detector	Comment
1 *	10536.9900	33.42	11.54	44.96	68.30	-23.34	Peak	

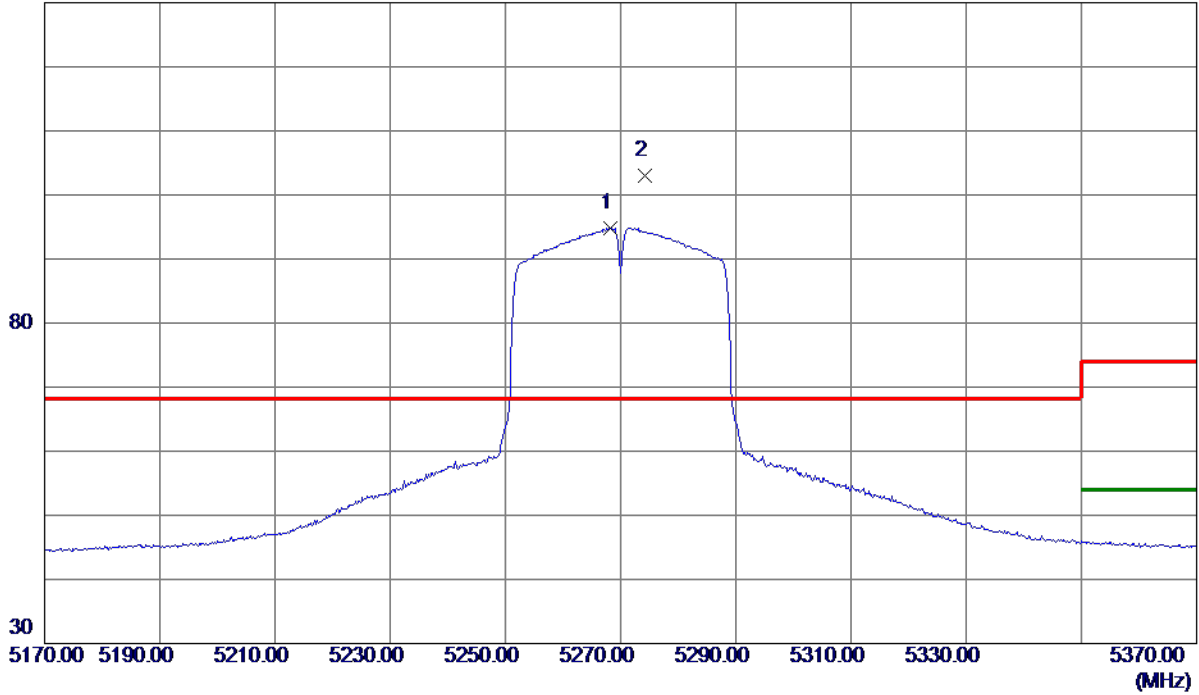
REMARKS:

- (1) Measurement Value = Reading Level + Correct Factor.
- (2) Margin Level = Measurement Value - Limit Value.

Orthogonal Axis	X
Test Mode	UNII-2A_TX AC (VHT40) Mode 5270 MHz

Horizontal

130 dBuV/m



No.	Freq. MHz	Reading Level dBuV/m	Correct Factor dB	Measure ment dBuV/m	Limit dBuV/m	Margin dB	Detector	Comment
1	5268.2000	80.06	14.81	94.87	999.00	-904.13	AVG	No Limit
2 *	5274.2000	88.24	14.82	103.06	68.30	34.76	Peak	No Limit

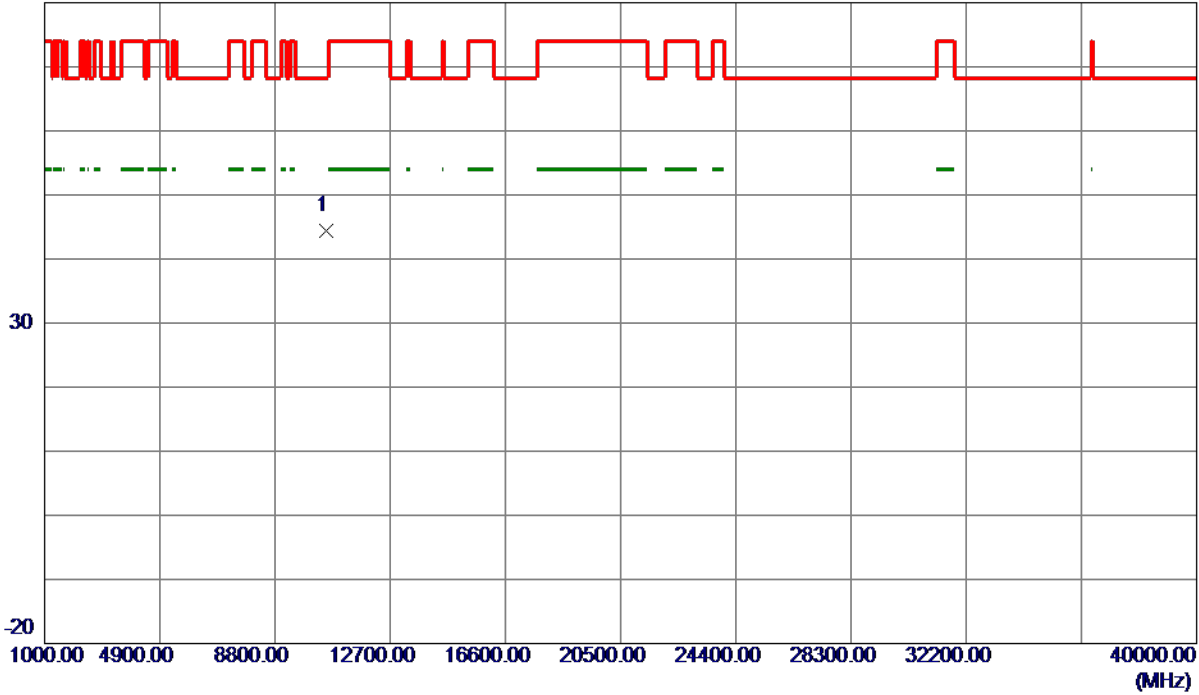
REMARKS:

- (1) Measurement Value = Reading Level + Correct Factor.
- (2) Margin Level = Measurement Value - Limit Value.

Orthogonal Axis	X
Test Mode	UNII-2A_TX AC (VHT40) Mode 5270 MHz

Horizontal

80 dBuV/m



No.	Freq. MHz	Reading Level dBuV/m	Correct Factor dB	Measure ment dBuV/m	Limit dBuV/m	Margin dB	Detector	Comment
1 *	10541.6449	32.90	11.54	44.44	68.30	-23.86	Peak	

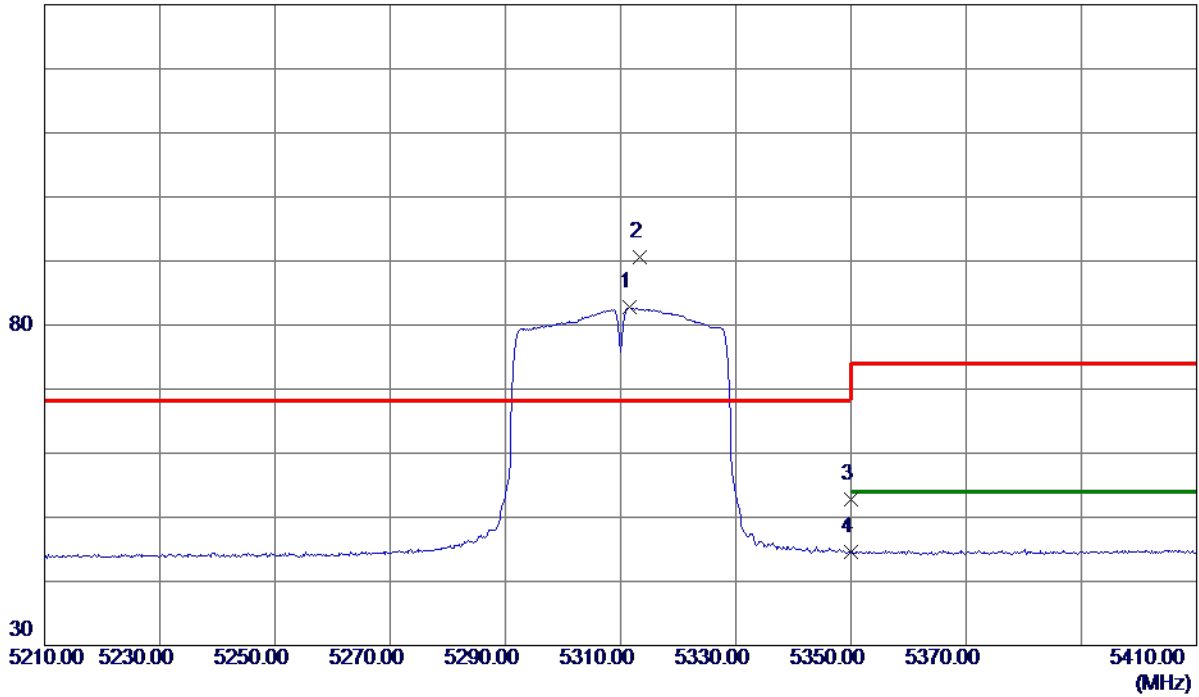
REMARKS:

- (1) Measurement Value = Reading Level + Correct Factor.
- (2) Margin Level = Measurement Value - Limit Value.

Orthogonal Axis	X
Test Mode	UNII-2A_TX AC (VHT40) Mode 5310 MHz

Vertical

130 dBuV/m



No.	Freq. MHz	Reading Level dBuV/m	Correct Factor dB	Measure ment dBuV/m	Limit dBuV/m	Margin dB	Detector	Comment
1	5311.6000	67.80	14.92	82.72	999.00	-916.28	AVG	No Limit
2 *	5313.4000	75.71	14.92	90.63	68.30	22.33	Peak	No Limit
3	5350.0000	37.75	15.02	52.77	74.00	-21.23	Peak	
4	5350.0000	29.51	15.02	44.53	54.00	-9.47	AVG	

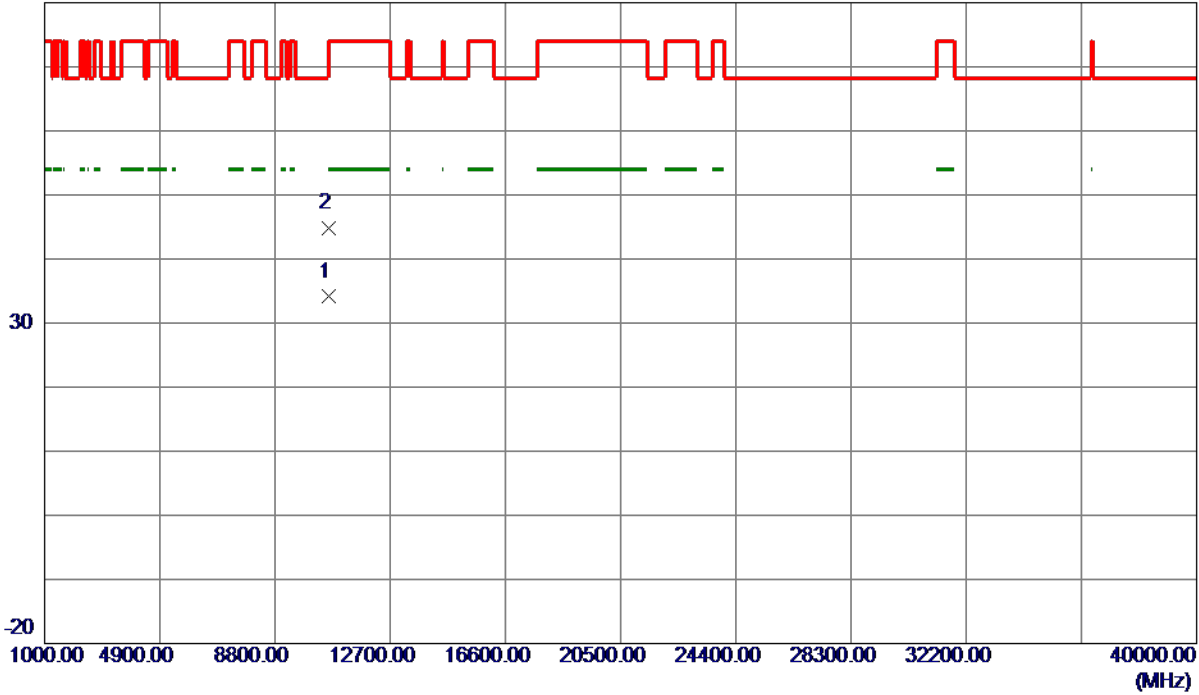
REMARKS:

- (1) Measurement Value = Reading Level + Correct Factor.
- (2) Margin Level = Measurement Value - Limit Value.

Orthogonal Axis	X
Test Mode	UNII-2A_TX AC (VHT40) Mode 5310 MHz

Vertical

80 dBuV/m



No.	Freq. MHz	Reading Level dBuV/m	Correct Factor dB	Measure ment dBuV/m	Limit dBuV/m	Margin dB	Detector	Comment
1 *	10620.8850	22.54	11.56	34.10	54.00	-19.90	AVG	
2	10623.9150	33.25	11.56	44.81	74.00	-29.19	Peak	

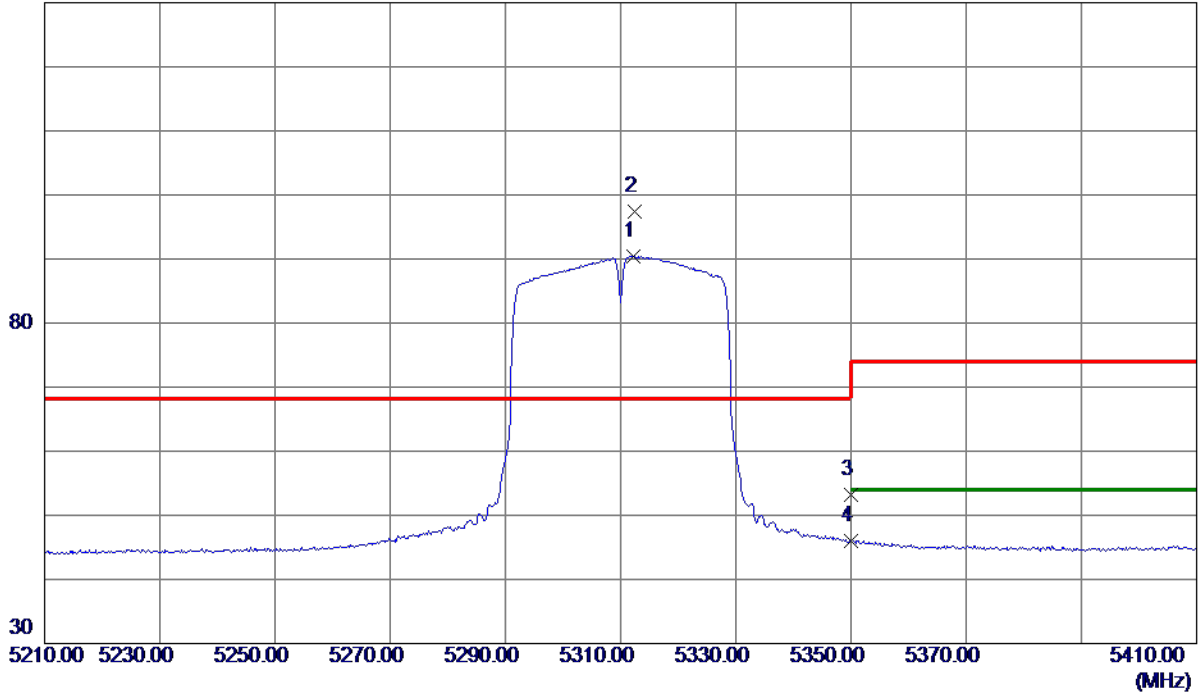
REMARKS:

- (1) Measurement Value = Reading Level + Correct Factor.
- (2) Margin Level = Measurement Value - Limit Value.

Orthogonal Axis	X
Test Mode	UNII-2A_TX AC (VHT40) Mode 5310 MHz

Horizontal

130 dBuV/m



No.	Freq. MHz	Reading Level dBuV/m	Correct Factor dB	Measure ment dBuV/m	Limit dBuV/m	Margin dB	Detector	Comment
1	5312.2000	75.51	14.92	90.43	999.00	-908.57	AVG	No Limit
2 *	5312.4000	82.42	14.92	97.34	68.30	29.04	Peak	No Limit
3	5350.0000	38.15	15.02	53.17	74.00	-20.83	Peak	
4	5350.0000	30.99	15.02	46.01	54.00	-7.99	AVG	

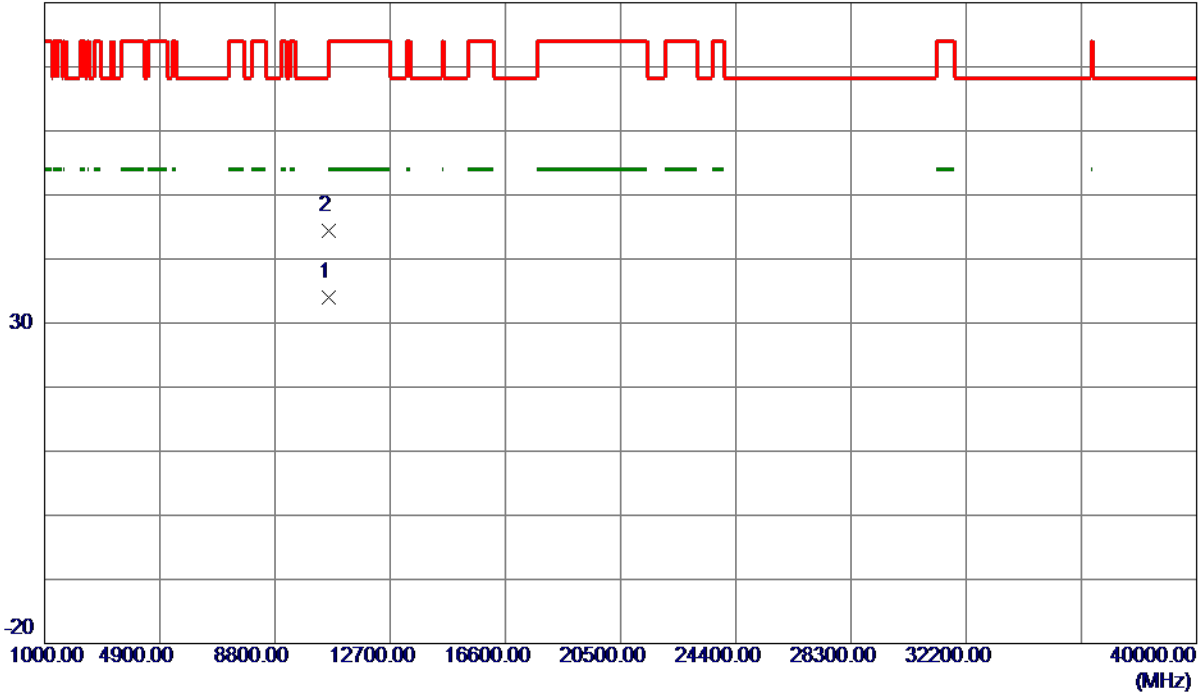
REMARKS:

- (1) Measurement Value = Reading Level + Correct Factor.
- (2) Margin Level = Measurement Value - Limit Value.

Orthogonal Axis	X
Test Mode	UNII-2A_TX AC (VHT40) Mode 5310 MHz

Horizontal

80 dBuV/m



No.	Freq. MHz	Reading Level dBuV/m	Correct Factor dB	Measure ment dBuV/m	Limit dBuV/m	Margin dB	Detector	Comment
1 *	10616.8650	22.45	11.55	34.00	54.00	-20.00	AVG	
2	10617.4200	32.85	11.55	44.40	74.00	-29.60	Peak	

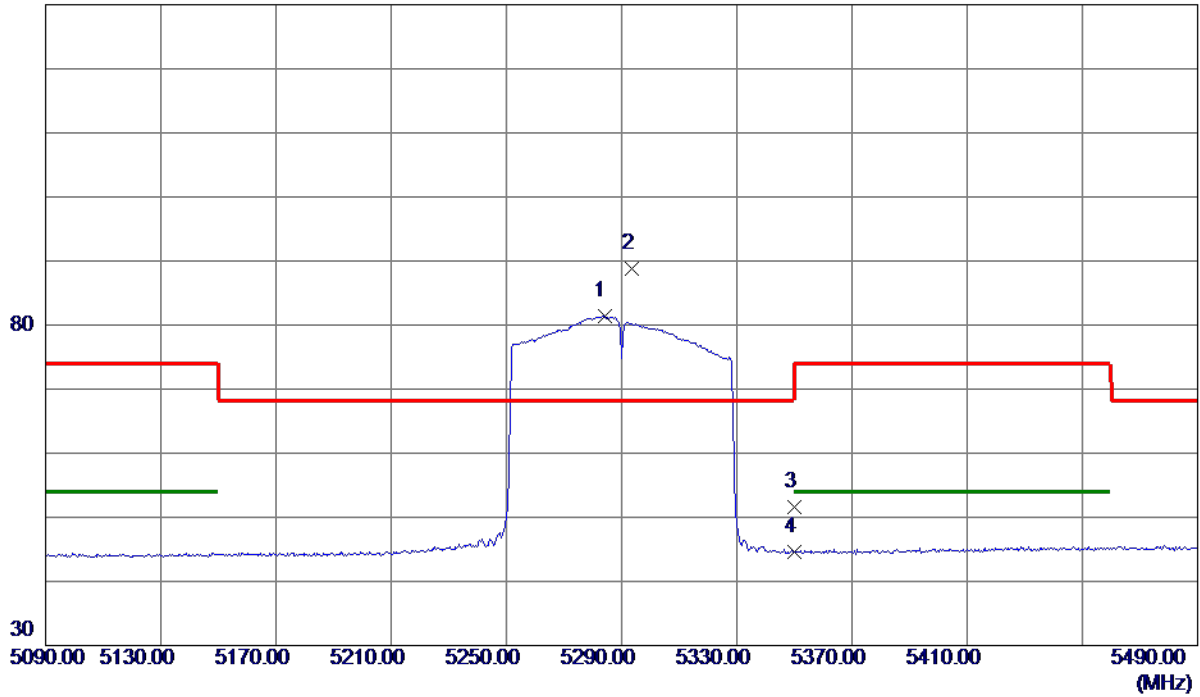
REMARKS:

- (1) Measurement Value = Reading Level + Correct Factor.
- (2) Margin Level = Measurement Value - Limit Value.

Orthogonal Axis	X
Test Mode	UNII-2A_TX AC (VHT80) Mode 5290 MHz

Vertical

130 dBuV/m



No.	Freq. MHz	Reading Level dBuV/m	Correct Factor dB	Measure ment dBuV/m	Limit dBuV/m	Margin dB	Detector	Comment
1	5284.0000	66.48	14.85	81.33	999.00	-917.67	AVG	No Limit
2 *	5293.6000	73.98	14.87	88.85	68.30	20.55	Peak	No Limit
3	5350.0000	36.53	15.02	51.55	74.00	-22.45	Peak	
4	5350.0000	29.50	15.02	44.52	54.00	-9.48	AVG	

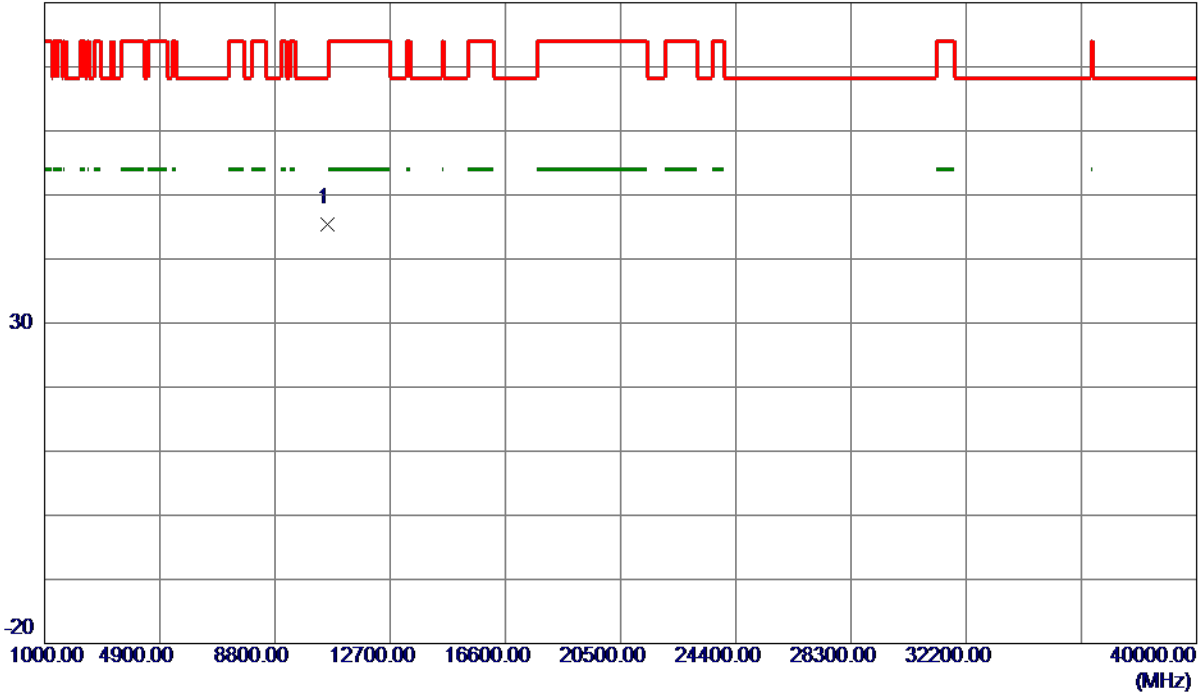
REMARKS:

- (1) Measurement Value = Reading Level + Correct Factor.
- (2) Margin Level = Measurement Value - Limit Value.

Orthogonal Axis	X
Test Mode	UNII-2A_TX AC (VHT80) Mode 5290 MHz

Vertical

80 dBuV/m



No.	Freq. MHz	Reading Level dBuV/m	Correct Factor dB	Measure ment dBuV/m	Limit dBuV/m	Margin dB	Detector	Comment
1 *	10584.9550	33.95	11.55	45.50	68.30	-22.80	Peak	

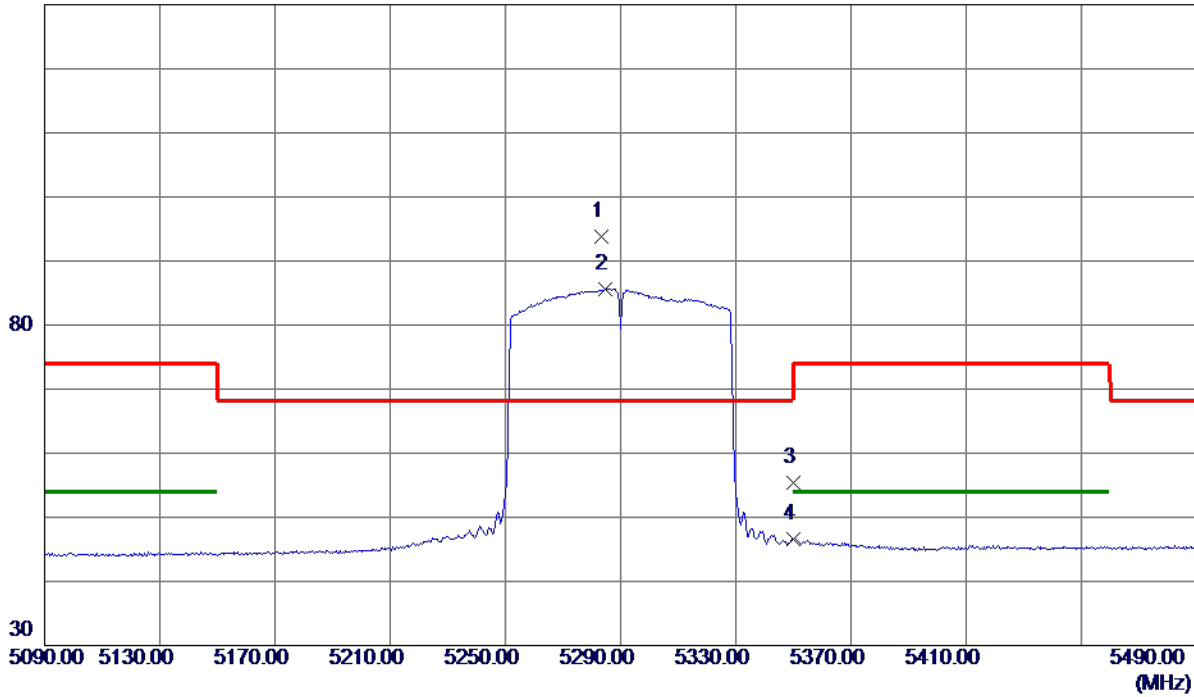
REMARKS:

- (1) Measurement Value = Reading Level + Correct Factor.
- (2) Margin Level = Measurement Value - Limit Value.

Orthogonal Axis	X
Test Mode	UNII-2A_TX AC (VHT80) Mode 5290 MHz

Horizontal

130 dBuV/m



No.	Freq. MHz	Reading Level dBuV/m	Correct Factor dB	Measure ment dBuV/m	Limit dBuV/m	Margin dB	Detector	Comment
1 *	5283.2000	78.96	14.85	93.81	68.30	25.51	Peak	No Limit
2	5284.8000	70.80	14.85	85.65	999.00	-913.35	AVG	No Limit
3	5350.0000	40.36	15.02	55.38	74.00	-18.62	Peak	
4	5350.0000	31.59	15.02	46.61	54.00	-7.39	AVG	

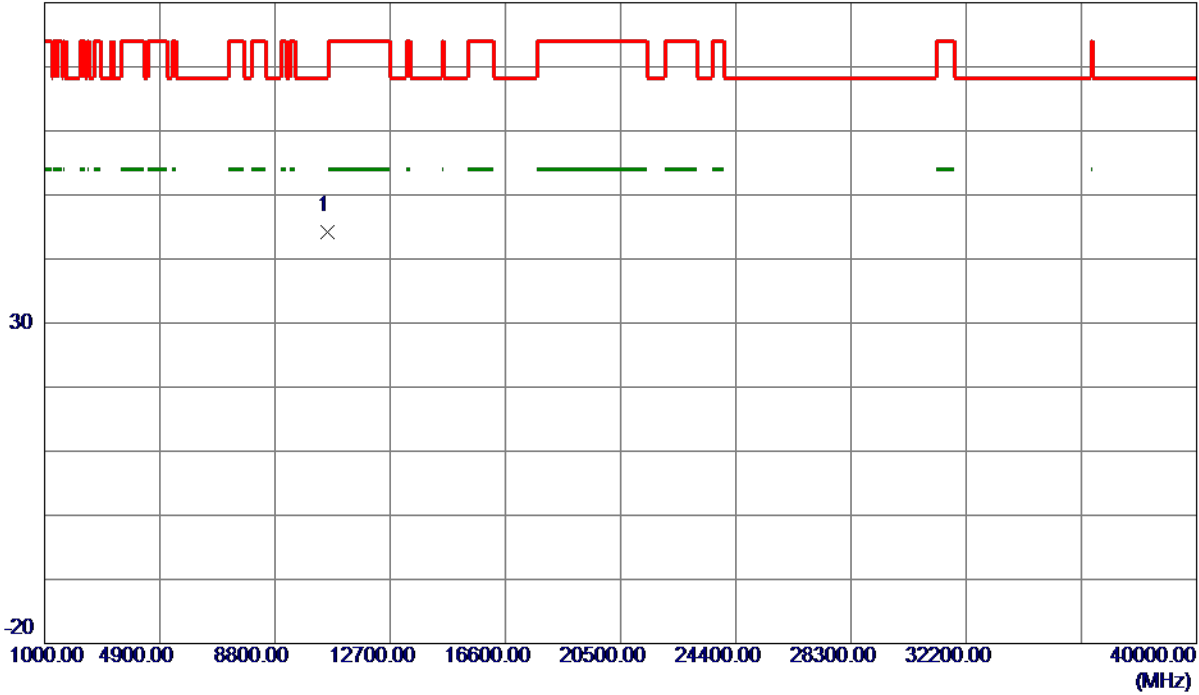
REMARKS:

- (1) Measurement Value = Reading Level + Correct Factor.
- (2) Margin Level = Measurement Value - Limit Value.

Orthogonal Axis	X
Test Mode	UNII-2A_TX AC (VHT80) Mode 5290 MHz

Horizontal

80 dBuV/m



No.	Freq. MHz	Reading Level dBuV/m	Correct Factor dB	Measure ment dBuV/m	Limit dBuV/m	Margin dB	Detector	Comment
1 *	10575.8050	32.75	11.55	44.30	68.30	-24.00	Peak	

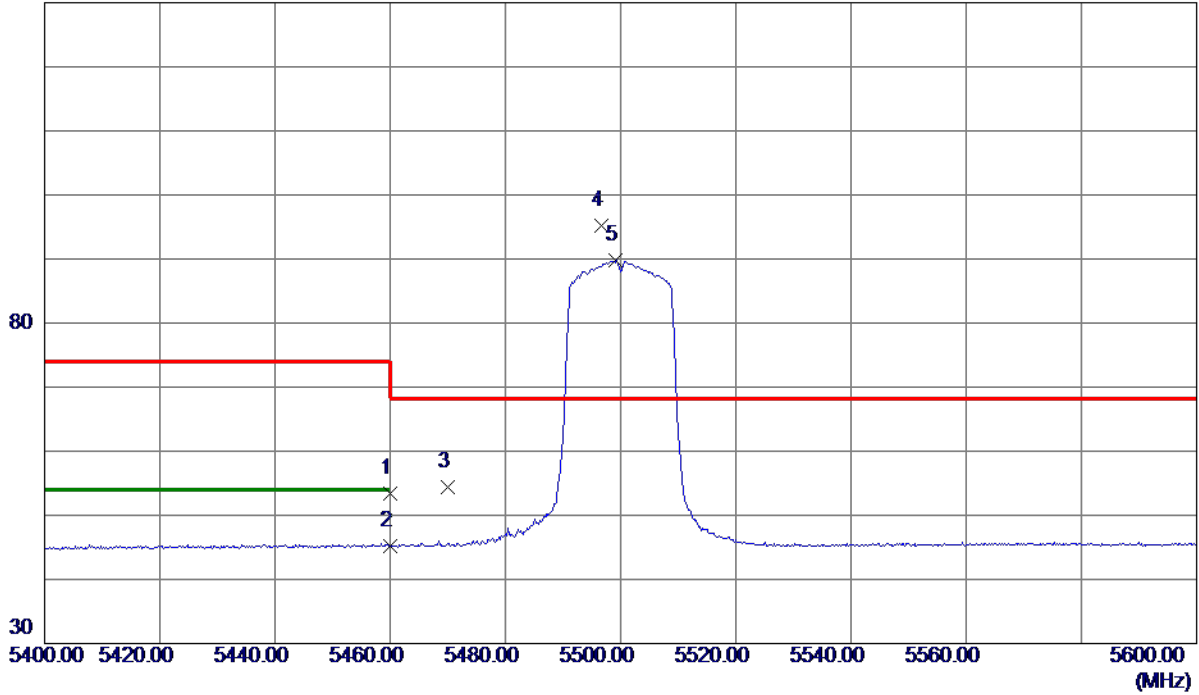
REMARKS:

- (1) Measurement Value = Reading Level + Correct Factor.
- (2) Margin Level = Measurement Value - Limit Value.

Orthogonal Axis	X
Test Mode	UNII-2C_TX AC (VHT20) Mode 5500 MHz

Vertical

130 dBuV/m



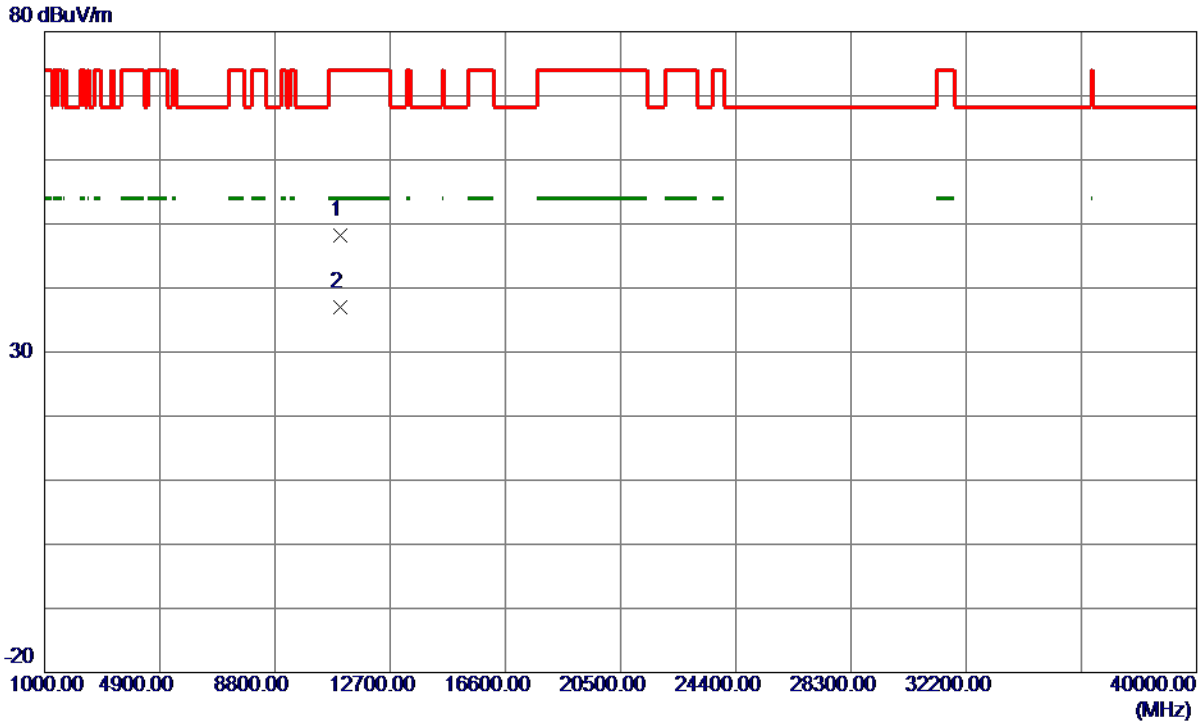
No.	Freq. MHz	Reading Level dBuV/m	Correct Factor dB	Measure ment dBuV/m	Limit dBuV/m	Margin dB	Detector	Comment
1	5460.0000	38.07	15.29	53.36	74.00	-20.64	Peak	
2	5460.0000	29.98	15.29	45.27	54.00	-8.73	AVG	
3	5470.0000	39.00	15.32	54.32	68.30	-13.98	Peak	
4 *	5496.6000	79.73	15.39	95.12	68.30	26.82	Peak	No Limit
5	5499.2000	74.40	15.39	89.79	999.00	-909.21	AVG	No Limit

REMARKS:

- (1) Measurement Value = Reading Level + Correct Factor.
- (2) Margin Level = Measurement Value - Limit Value.

Orthogonal Axis	X
Test Mode	UNII-2C_TX AC (VHT20) Mode 5500 MHz

Vertical



No.	Freq. MHz	Reading Level dBuV/m	Correct Factor dB	Measure ment dBuV/m	Limit dBuV/m	Margin dB	Detector	Comment
1	11000.0000	34.76	13.49	48.25	74.00	-25.75	Peak	
2 *	11000.0000	23.42	13.49	36.91	54.00	-17.09	AVG	

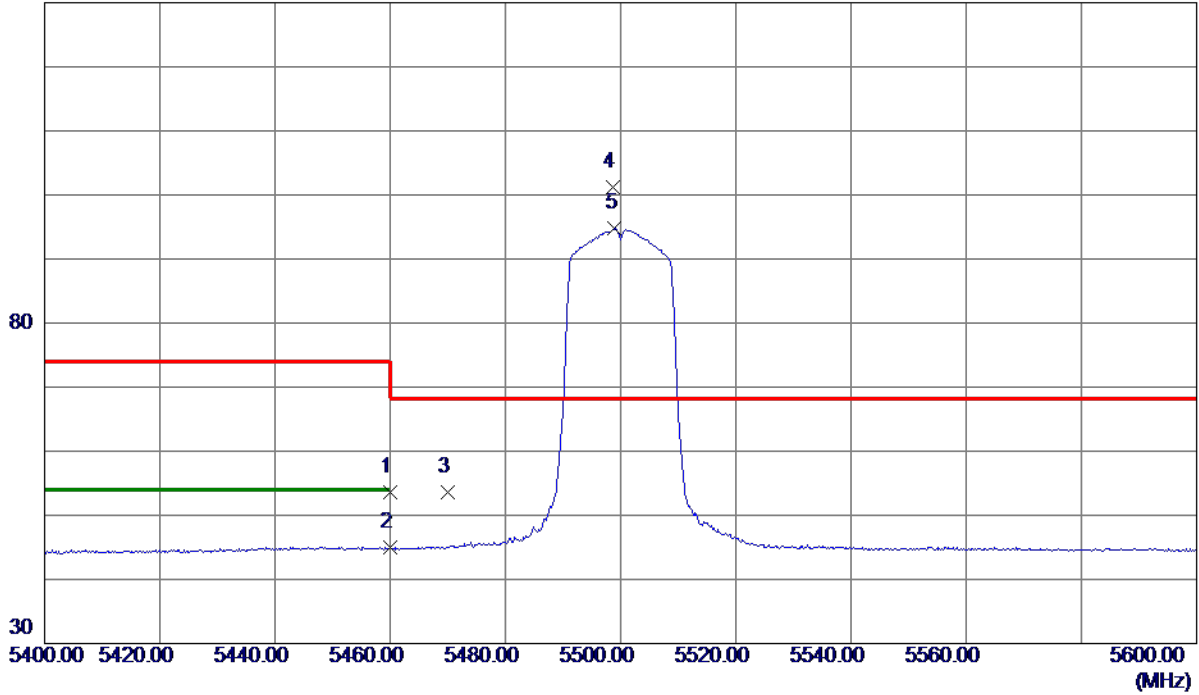
REMARKS:

- (1) Measurement Value = Reading Level + Correct Factor.
- (2) Margin Level = Measurement Value - Limit Value.

Orthogonal Axis	X
Test Mode	UNII-2C_TX AC (VHT20) Mode 5500 MHz

Horizontal

130 dBuV/m



No.	Freq. MHz	Reading Level dBuV/m	Correct Factor dB	Measure ment dBuV/m	Limit dBuV/m	Margin dB	Detector	Comment
1	5460.0000	38.37	15.29	53.66	74.00	-20.34	Peak	
2	5460.0000	29.68	15.29	44.97	54.00	-9.03	AVG	
3	5470.0000	38.21	15.32	53.53	68.30	-14.77	Peak	
4 *	5498.6000	85.82	15.39	101.21	68.30	32.91	Peak	No Limit
5	5499.0000	79.35	15.39	94.74	999.00	-904.26	AVG	No Limit

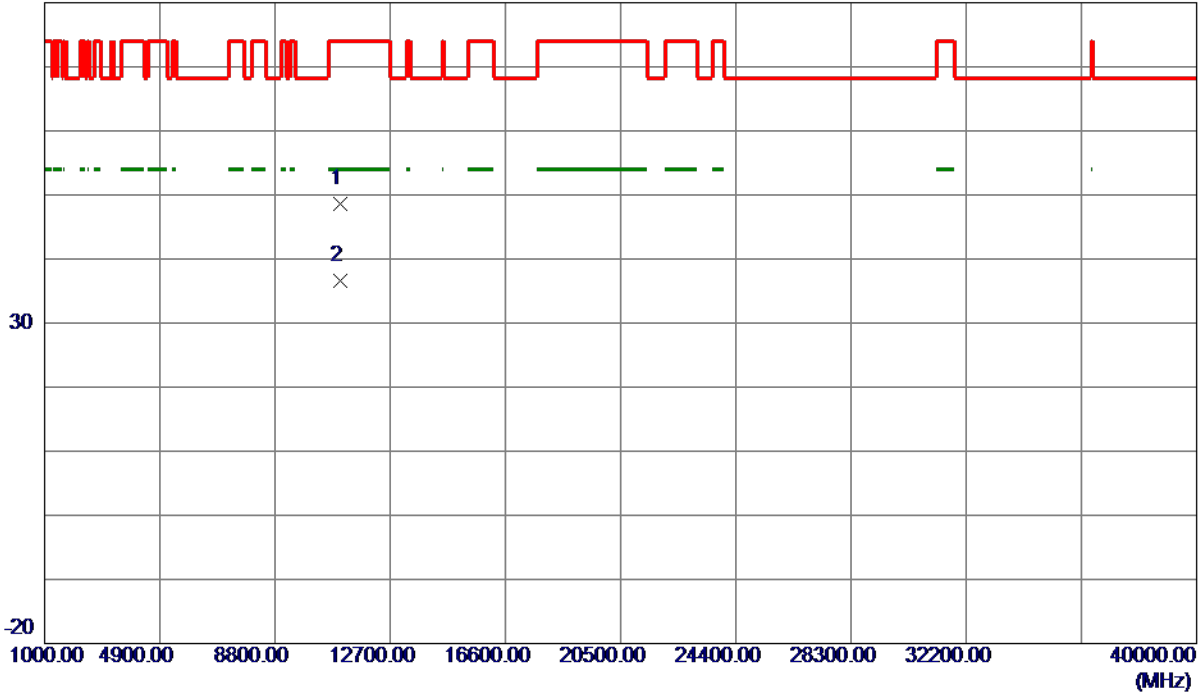
REMARKS:

- (1) Measurement Value = Reading Level + Correct Factor.
- (2) Margin Level = Measurement Value - Limit Value.

Orthogonal Axis	X
Test Mode	UNII-2C_TX AC (VHT20) Mode 5500 MHz

Horizontal

80 dBuV/m



No.	Freq. MHz	Reading Level dBuV/m	Correct Factor dB	Measure ment dBuV/m	Limit dBuV/m	Margin dB	Detector	Comment
1	11000.0000	35.03	13.49	48.52	74.00	-25.48	Peak	
2 *	11000.0000	23.09	13.49	36.58	54.00	-17.42	AVG	

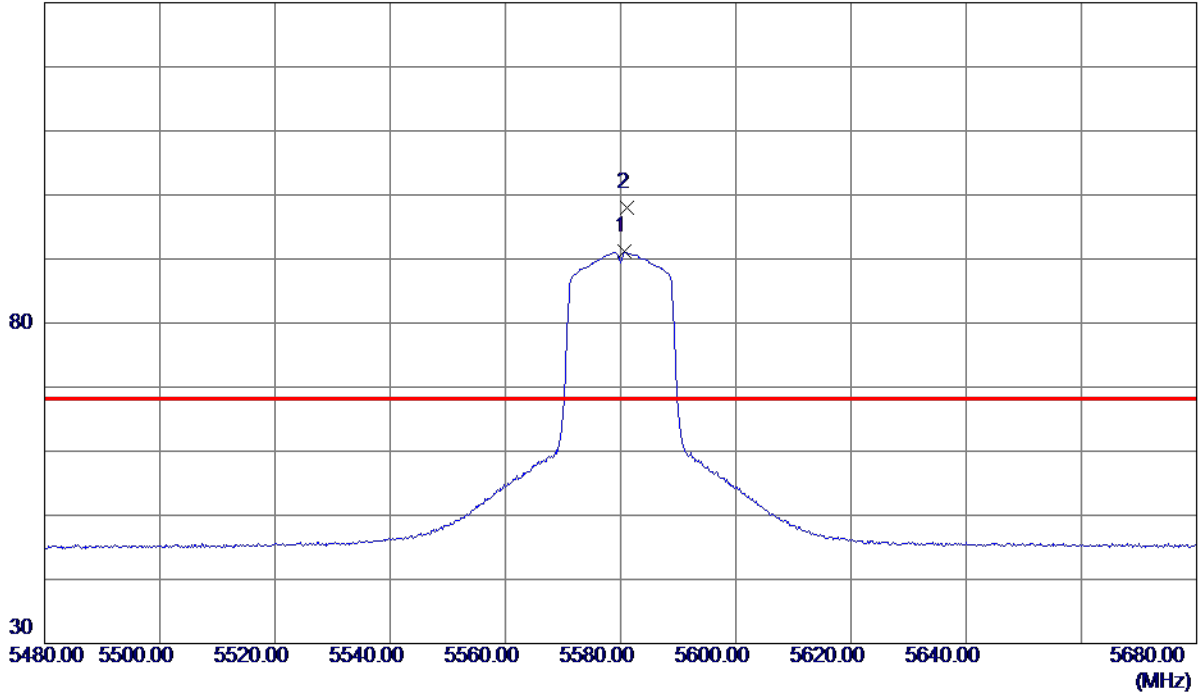
REMARKS:

- (1) Measurement Value = Reading Level + Correct Factor.
- (2) Margin Level = Measurement Value - Limit Value.

Orthogonal Axis	X
Test Mode	UNII-2C_TX AC (VHT20) Mode 5580 MHz

Vertical

130 dBuV/m



No.	Freq. MHz	Reading Level dBuV/m	Correct Factor dB	Measure ment dBuV/m	Limit dBuV/m	Margin dB	Detector	Comment
1	5580.6000	75.55	15.57	91.12	999.00	-907.88	AVG	No Limit
2 *	5581.2000	82.49	15.57	98.06	68.30	29.76	Peak	No Limit

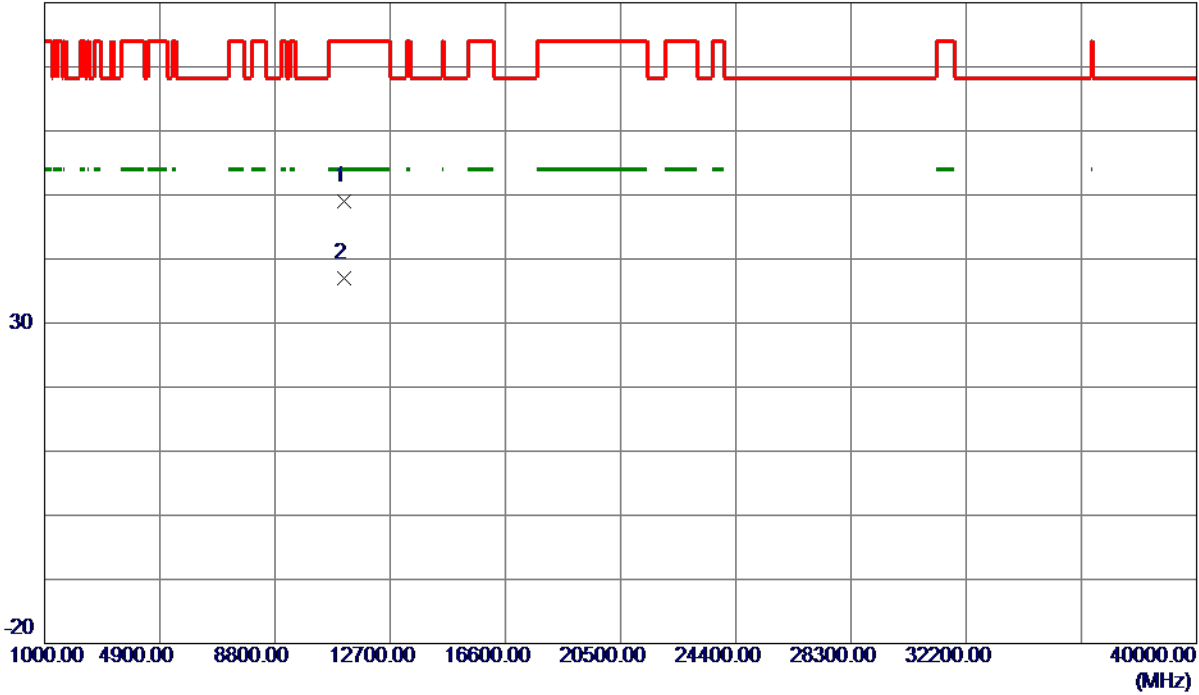
REMARKS:

- (1) Measurement Value = Reading Level + Correct Factor.
- (2) Margin Level = Measurement Value - Limit Value.

Orthogonal Axis	X
Test Mode	UNII-2C_TX AC (VHT20) Mode 5580 MHz

Vertical

80 dBuV/m



No.	Freq. MHz	Reading Level dBuV/m	Correct Factor dB	Measure ment dBuV/m	Limit dBuV/m	Margin dB	Detector	Comment
1	11160.0000	35.26	13.68	48.94	74.00	-25.06	Peak	
2 *	11160.0000	23.35	13.68	37.03	54.00	-16.97	AVG	

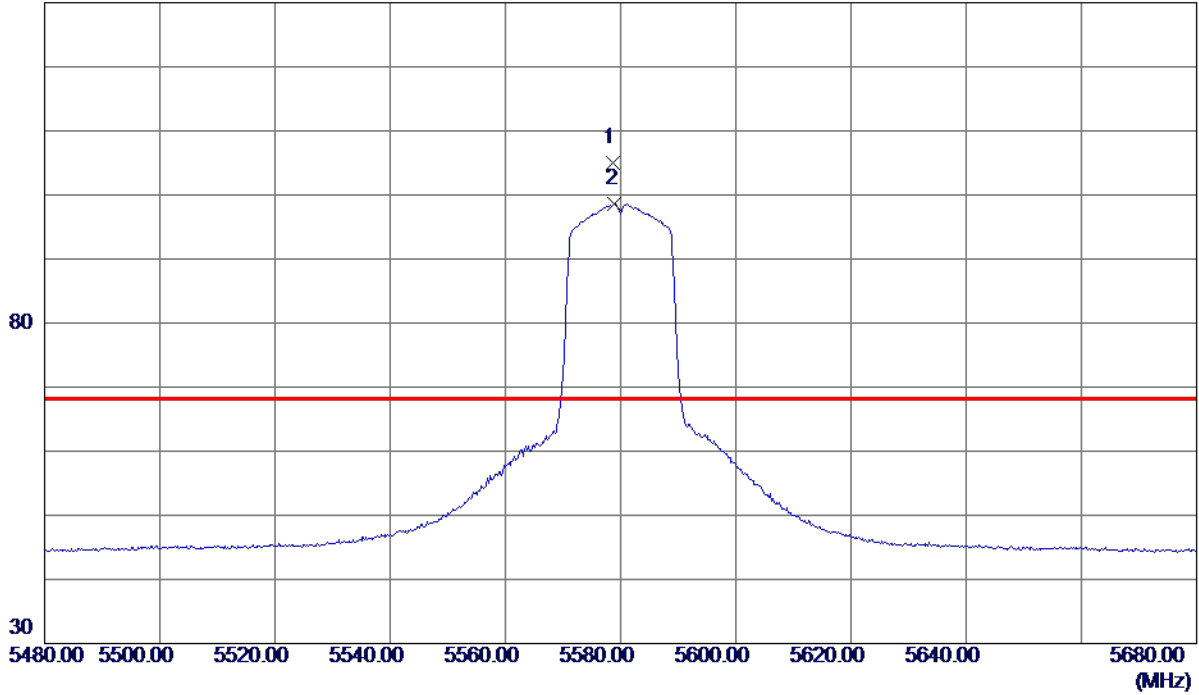
REMARKS:

- (1) Measurement Value = Reading Level + Correct Factor.
- (2) Margin Level = Measurement Value - Limit Value.

Orthogonal Axis	X
Test Mode	UNII-2C_TX AC (VHT20) Mode 5580 MHz

Horizontal

130 dBuV/m



No.	Freq. MHz	Reading Level dBuV/m	Correct Factor dB	Measure ment dBuV/m	Limit dBuV/m	Margin dB	Detector	Comment
1 *	5578.6000	89.51	15.57	105.08	68.30	36.78	Peak	No Limit
2	5579.0000	83.10	15.57	98.67	999.00	-900.33	AVG	No Limit

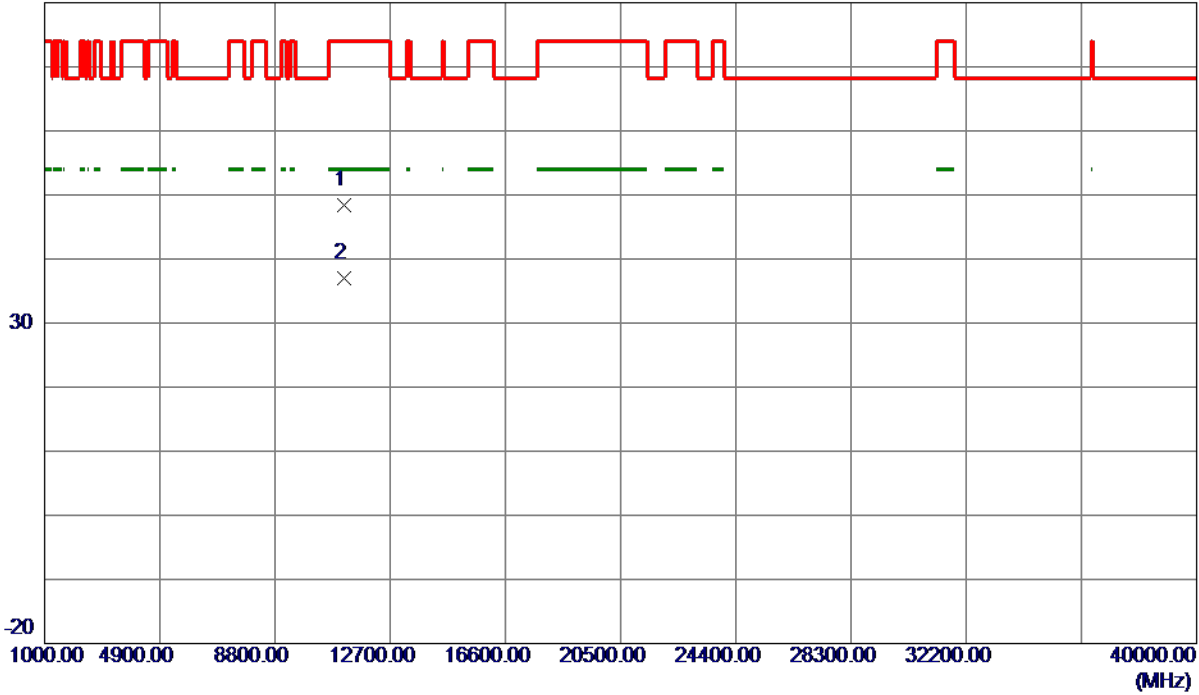
REMARKS:

- (1) Measurement Value = Reading Level + Correct Factor.
- (2) Margin Level = Measurement Value - Limit Value.

Orthogonal Axis	X
Test Mode	UNII-2C_TX AC (VHT20) Mode 5580 MHz

Horizontal

80 dBuV/m



No.	Freq. MHz	Reading Level dBuV/m	Correct Factor dB	Measure ment dBuV/m	Limit dBuV/m	Margin dB	Detector	Comment
1	11160.0000	34.76	13.68	48.44	74.00	-25.56	Peak	
2 *	11160.0000	23.33	13.68	37.01	54.00	-16.99	AVG	

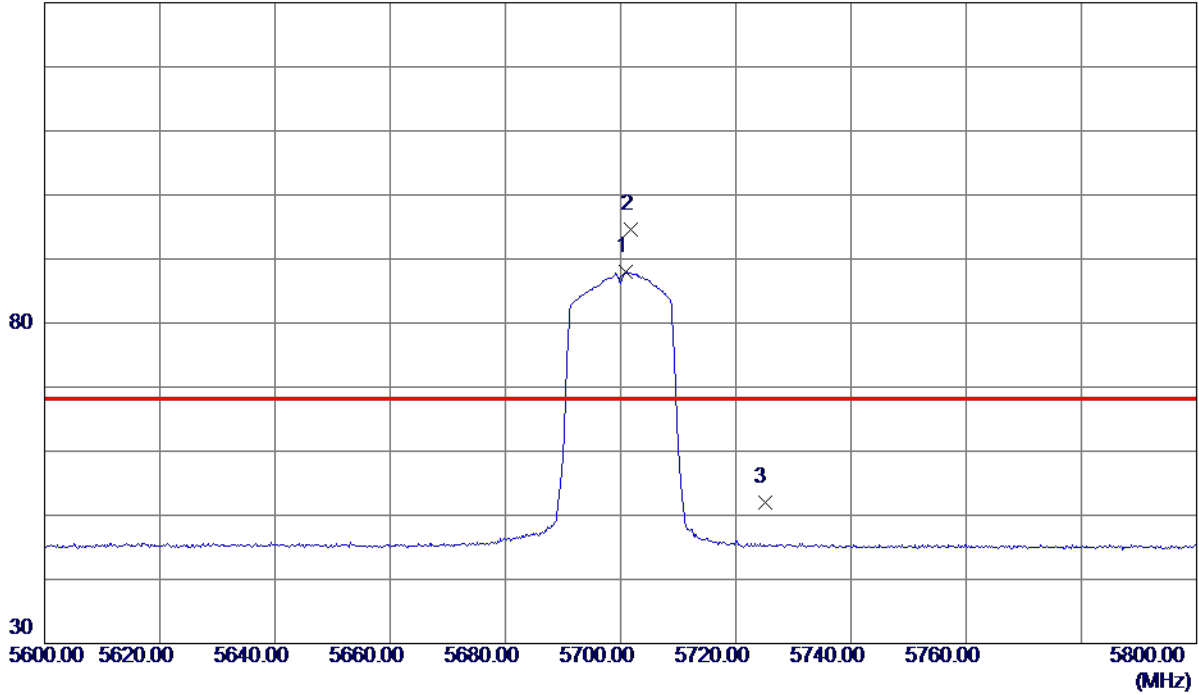
REMARKS:

- (1) Measurement Value = Reading Level + Correct Factor.
- (2) Margin Level = Measurement Value - Limit Value.

Orthogonal Axis	X
Test Mode	UNII-2C_TX AC (VHT20) Mode 5700 MHz

Vertical

130 dBuV/m



No.	Freq. MHz	Reading Level dBuV/m	Correct Factor dB	Measure ment dBuV/m	Limit dBuV/m	Margin dB	Detector	Comment
1	5700.8000	72.19	15.83	88.02	999.00	-910.98	AVG	No Limit
2 *	5701.8000	78.78	15.83	94.61	68.30	26.31	Peak	No Limit
3	5725.0000	36.18	15.88	52.06	68.30	-16.24	Peak	

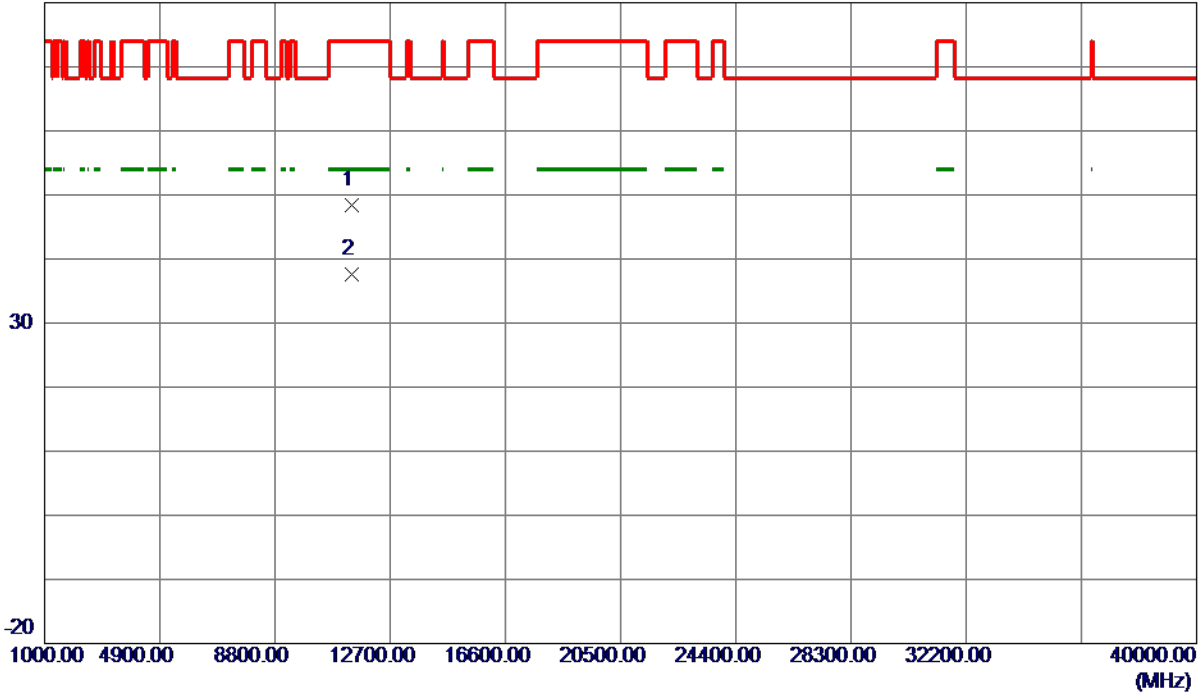
REMARKS:

- (1) Measurement Value = Reading Level + Correct Factor.
- (2) Margin Level = Measurement Value - Limit Value.

Orthogonal Axis	X
Test Mode	UNII-2C_TX AC (VHT20) Mode 5700 MHz

Vertical

80 dBuV/m



No.	Freq. MHz	Reading Level dBuV/m	Correct Factor dB	Measure ment dBuV/m	Limit dBuV/m	Margin dB	Detector	Comment
1	11400.0000	34.48	13.97	48.45	74.00	-25.55	Peak	
2 *	11400.0000	23.57	13.97	37.54	54.00	-16.46	AVG	

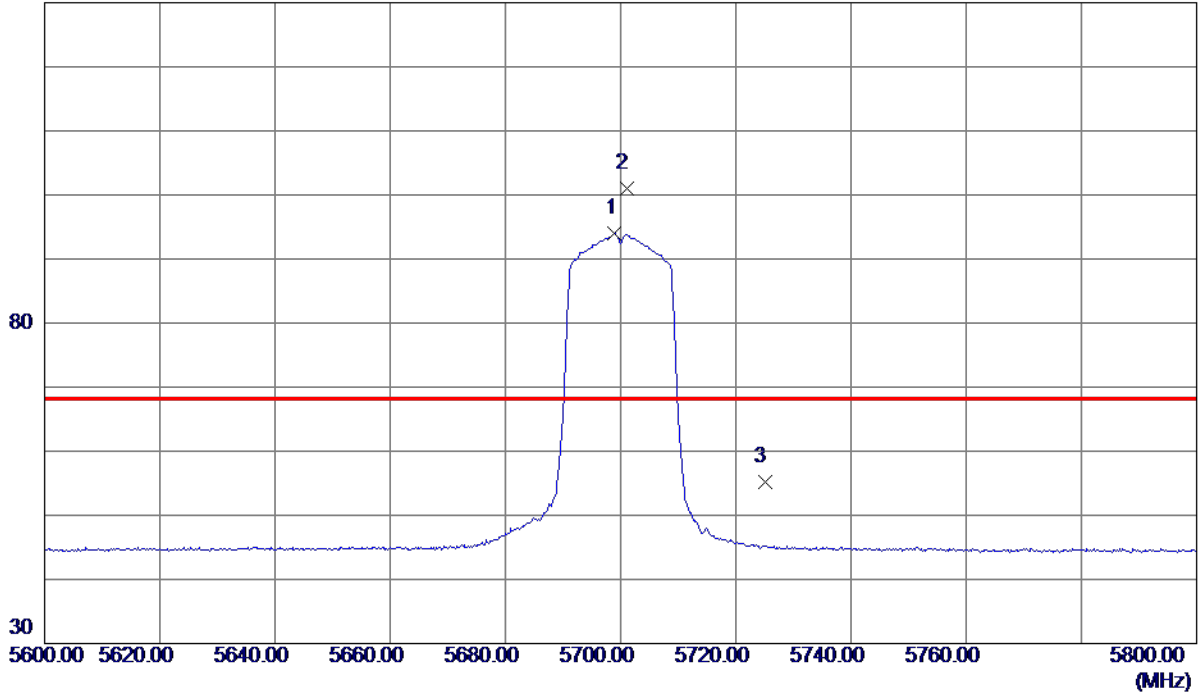
REMARKS:

- (1) Measurement Value = Reading Level + Correct Factor.
- (2) Margin Level = Measurement Value - Limit Value.

Orthogonal Axis	X
Test Mode	UNII-2C_TX AC (VHT20) Mode 5700 MHz

Horizontal

130 dBuV/m



No.	Freq. MHz	Reading Level dBuV/m	Correct Factor dB	Measure ment dBuV/m	Limit dBuV/m	Margin dB	Detector	Comment
1	5699.0000	78.12	15.83	93.95	999.00	-905.05	AVG	No Limit
2 *	5701.0000	85.15	15.83	100.98	68.30	32.68	Peak	No Limit
3	5725.0000	39.37	15.88	55.25	68.30	-13.05	Peak	

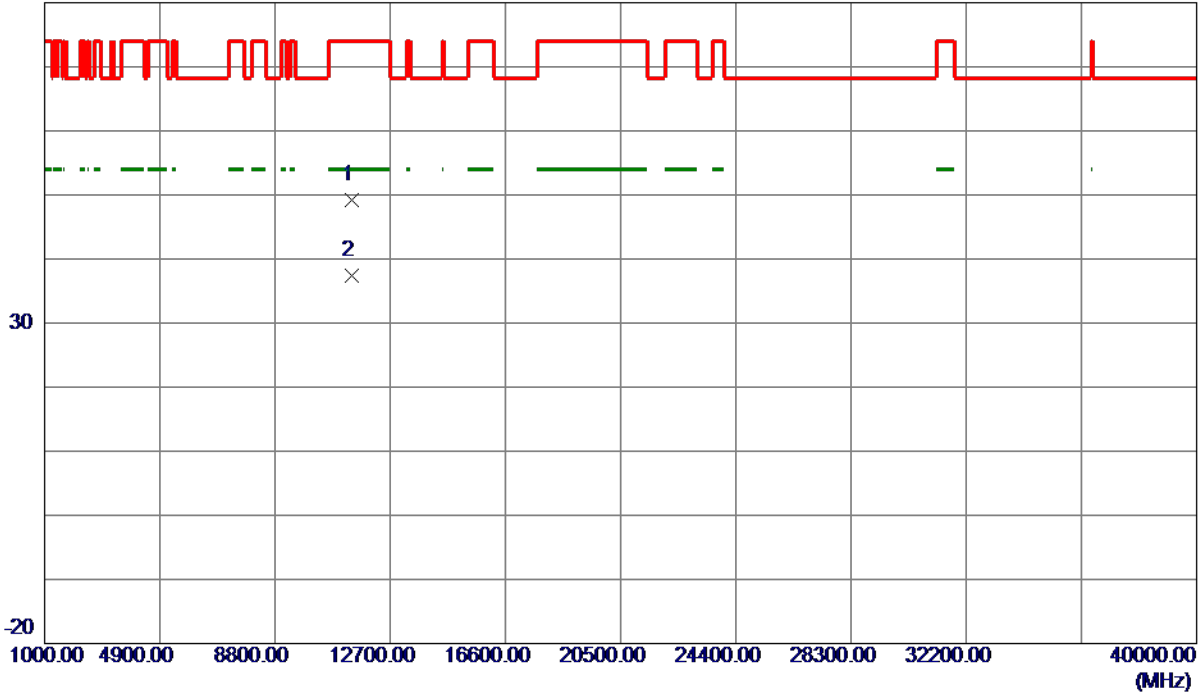
REMARKS:

- (1) Measurement Value = Reading Level + Correct Factor.
- (2) Margin Level = Measurement Value - Limit Value.

Orthogonal Axis	X
Test Mode	UNII-2C_TX AC (VHT20) Mode 5700 MHz

Horizontal

80 dBuV/m



No.	Freq. MHz	Reading Level dBuV/m	Correct Factor dB	Measure ment dBuV/m	Limit dBuV/m	Margin dB	Detector	Comment
1	11400.0000	35.31	13.97	49.28	74.00	-24.72	Peak	
2 *	11400.0000	23.51	13.97	37.48	54.00	-16.52	AVG	

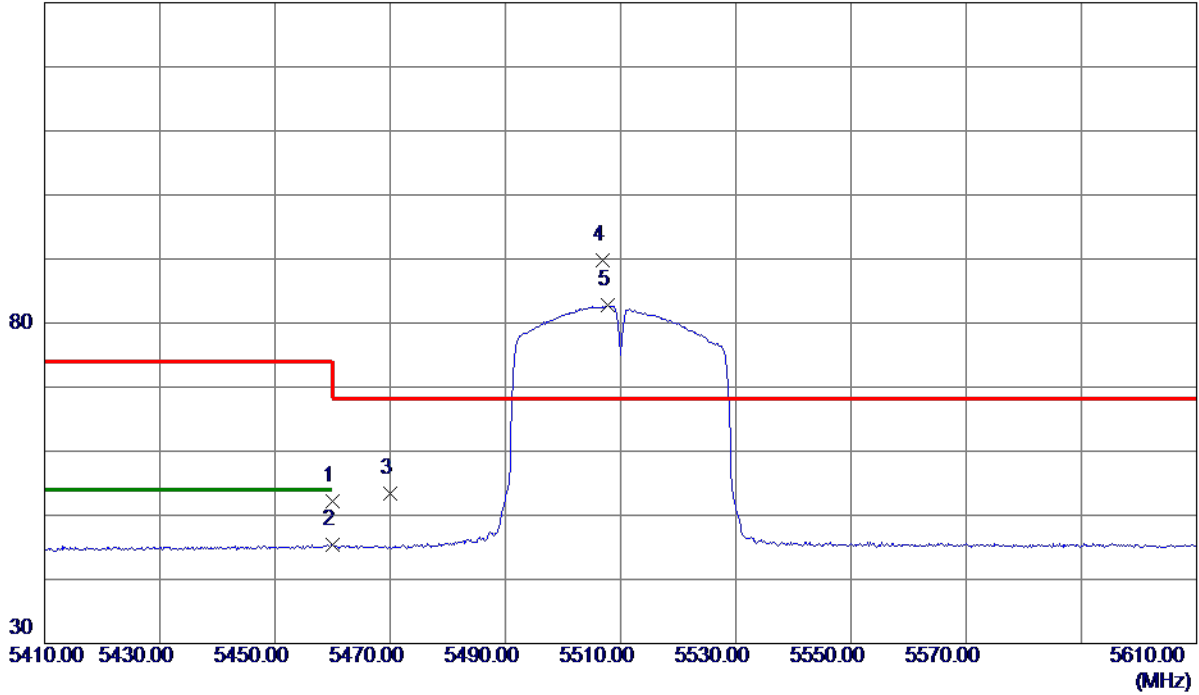
REMARKS:

- (1) Measurement Value = Reading Level + Correct Factor.
- (2) Margin Level = Measurement Value - Limit Value.

Orthogonal Axis	X
Test Mode	UNII-2C_TX AC (VHT40) Mode 5510 MHz

Vertical

130 dBuV/m



No.	Freq. MHz	Reading Level dBuV/m	Correct Factor dB	Measure ment dBuV/m	Limit dBuV/m	Margin dB	Detector	Comment
1	5460.0000	37.00	15.29	52.29	74.00	-21.71	Peak	
2	5460.0000	30.07	15.29	45.36	54.00	-8.64	AVG	
3	5470.0000	38.14	15.32	53.46	68.30	-14.84	Peak	
4 *	5506.8000	74.39	15.41	89.80	68.30	21.50	Peak	No Limit
5	5507.8000	67.32	15.41	82.73	999.00	-916.27	AVG	No Limit

REMARKS:

- (1) Measurement Value = Reading Level + Correct Factor.
- (2) Margin Level = Measurement Value - Limit Value.

Orthogonal Axis	X
Test Mode	UNII-2C_TX AC (VHT40) Mode 5510 MHz

Vertical

80 dBuV/m



No.	Freq. MHz	Reading Level dBuV/m	Correct Factor dB	Measure ment dBuV/m	Limit dBuV/m	Margin dB	Detector	Comment
1	11020.0000	35.14	13.51	48.65	74.00	-25.35	Peak	
2 *	11020.0000	23.34	13.51	36.85	54.00	-17.15	AVG	

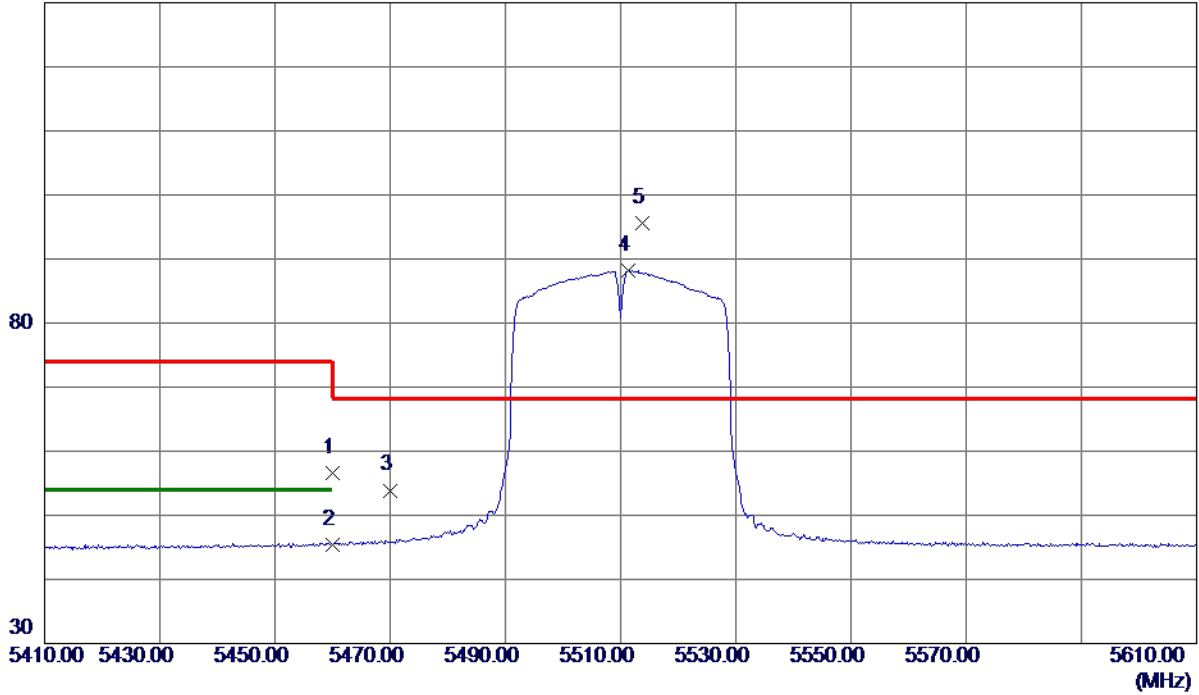
REMARKS:

- (1) Measurement Value = Reading Level + Correct Factor.
- (2) Margin Level = Measurement Value - Limit Value.

Orthogonal Axis	X
Test Mode	UNII-2C_TX AC (VHT40) Mode 5510 MHz

Horizontal

130 dBuV/m



No.	Freq. MHz	Reading Level dBuV/m	Correct Factor dB	Measure ment dBuV/m	Limit dBuV/m	Margin dB	Detector	Comment
1	5460.0000	41.34	15.29	56.63	74.00	-17.37	Peak	
2	5460.0000	30.05	15.29	45.34	54.00	-8.66	AVG	
3	5470.0000	38.58	15.32	53.90	68.30	-14.40	Peak	
4	5511.4000	72.75	15.42	88.17	999.00	-910.83	AVG	No Limit
5 *	5513.8000	80.13	15.43	95.56	68.30	27.26	Peak	No Limit

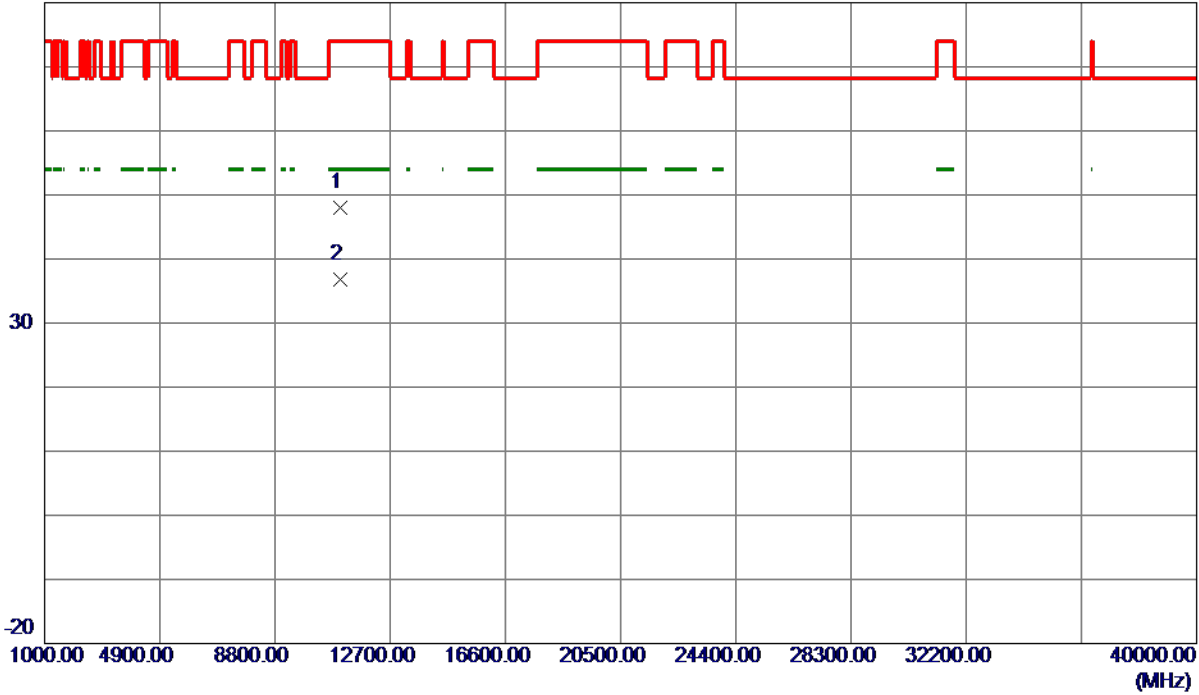
REMARKS:

- (1) Measurement Value = Reading Level + Correct Factor.
- (2) Margin Level = Measurement Value - Limit Value.

Orthogonal Axis	X
Test Mode	UNII-2C_TX AC (VHT40) Mode 5510 MHz

Horizontal

80 dBuV/m



No.	Freq. MHz	Reading Level dBuV/m	Correct Factor dB	Measure ment dBuV/m	Limit dBuV/m	Margin dB	Detector	Comment
1	11020.0000	34.43	13.51	47.94	74.00	-26.06	Peak	
2 *	11020.0000	23.29	13.51	36.80	54.00	-17.20	AVG	

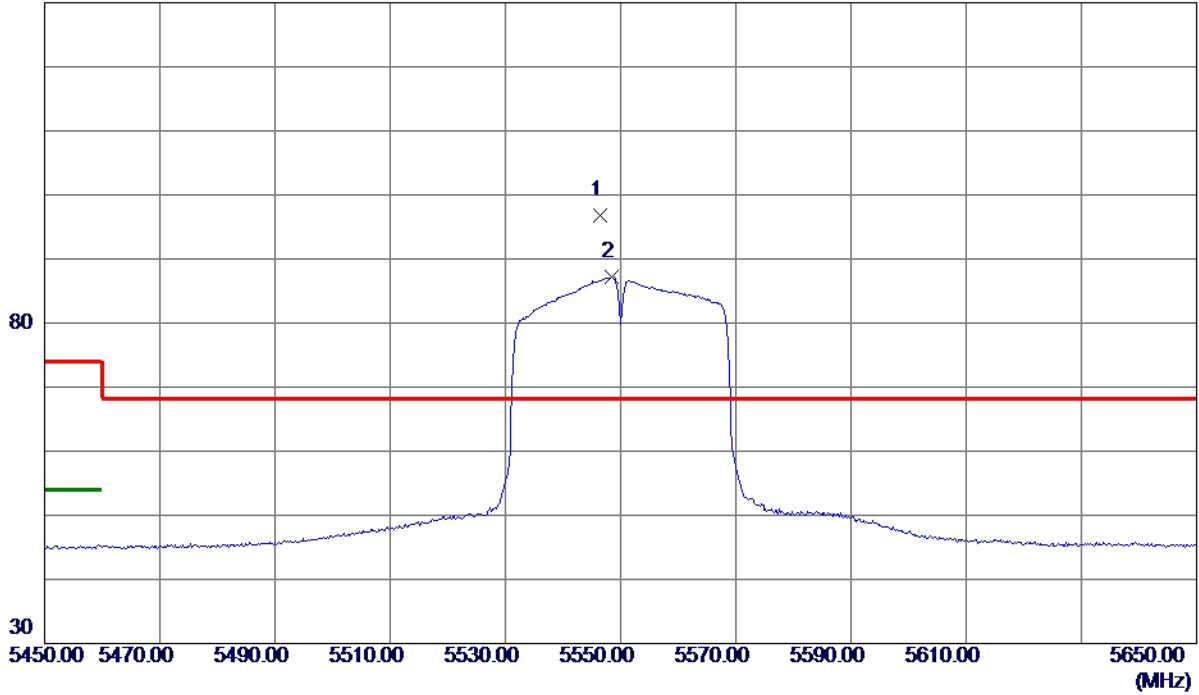
REMARKS:

- (1) Measurement Value = Reading Level + Correct Factor.
- (2) Margin Level = Measurement Value - Limit Value.

Orthogonal Axis	X
Test Mode	UNII-2C_TX AC (VHT40) Mode 5550 MHz

Vertical

130 dBuV/m



No.	Freq. MHz	Reading Level dBuV/m	Correct Factor dB	Measure ment dBuV/m	Limit dBuV/m	Margin dB	Detector	Comment
1 *	5546.4000	81.24	15.50	96.74	68.30	28.44	Peak	No Limit
2	5548.4000	71.69	15.50	87.19	999.00	-911.81	AVG	No Limit

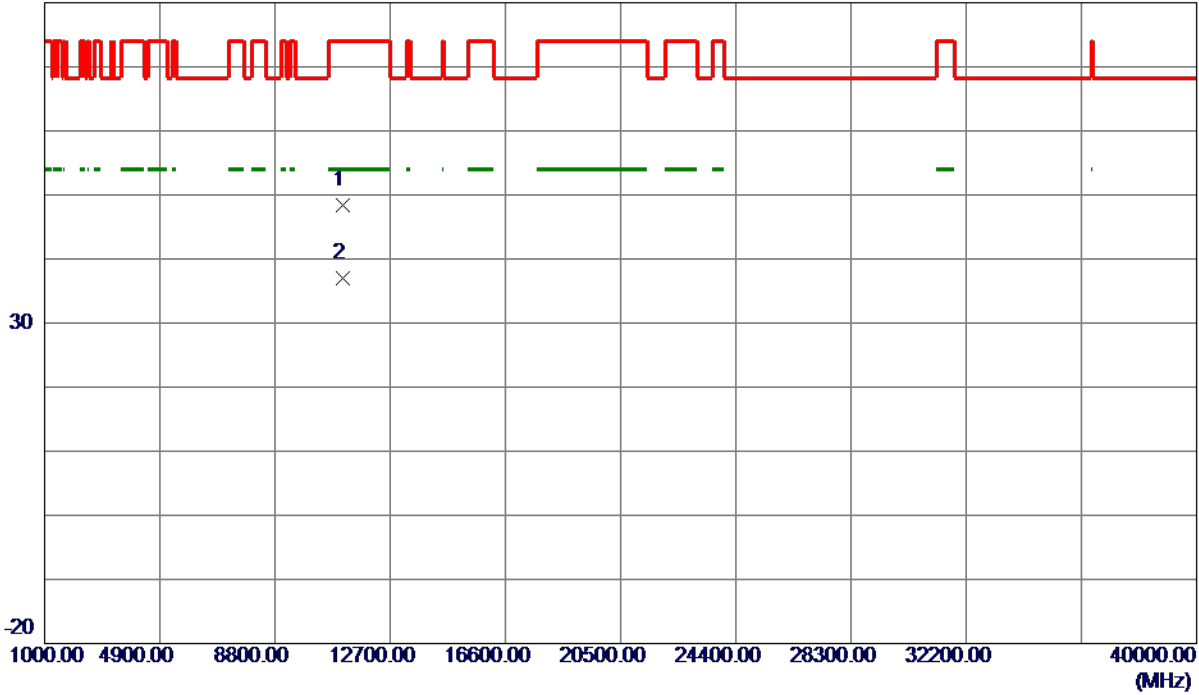
REMARKS:

- (1) Measurement Value = Reading Level + Correct Factor.
- (2) Margin Level = Measurement Value - Limit Value.

Orthogonal Axis	X
Test Mode	UNII-2C_TX AC (VHT40) Mode 5550 MHz

Vertical

80 dBuV/m



No.	Freq. MHz	Reading Level dBuV/m	Correct Factor dB	Measure ment dBuV/m	Limit dBuV/m	Margin dB	Detector	Comment
1	11100.0000	34.84	13.61	48.45	74.00	-25.55	Peak	
2 *	11100.0000	23.39	13.61	37.00	54.00	-17.00	AVG	

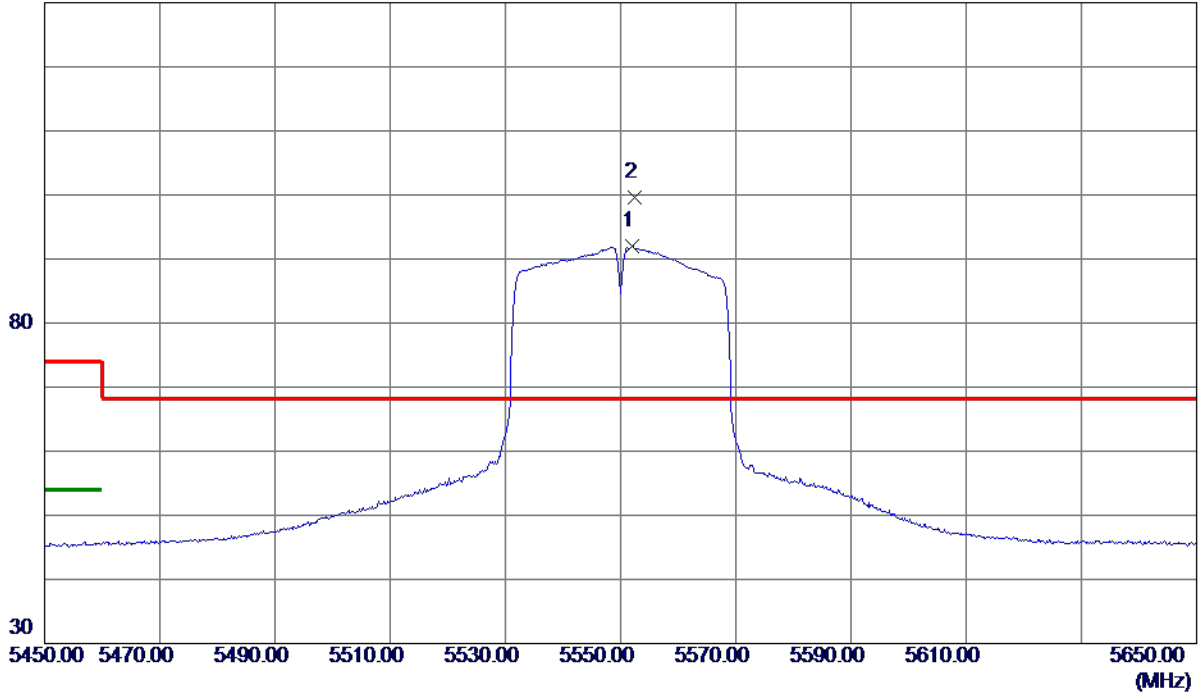
REMARKS:

- (1) Measurement Value = Reading Level + Correct Factor.
- (2) Margin Level = Measurement Value - Limit Value.

Orthogonal Axis	X
Test Mode	UNII-2C_TX AC (VHT40) Mode 5550 MHz

Horizontal

130 dBuV/m



No.	Freq. MHz	Reading Level dBuV/m	Correct Factor dB	Measure ment dBuV/m	Limit dBuV/m	Margin dB	Detector	Comment
1	5552.0000	76.42	15.51	91.93	999.00	-907.07	AVG	No Limit
2 *	5552.4000	84.17	15.51	99.68	68.30	31.38	Peak	No Limit

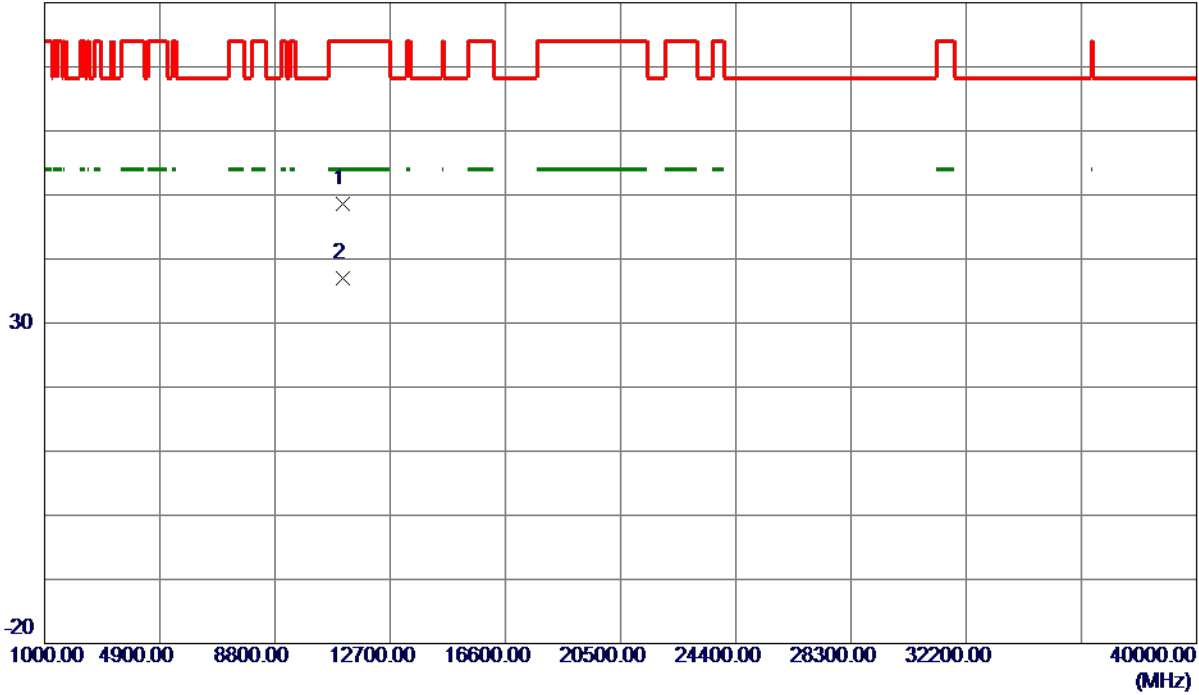
REMARKS:

- (1) Measurement Value = Reading Level + Correct Factor.
- (2) Margin Level = Measurement Value - Limit Value.

Orthogonal Axis	X
Test Mode	UNII-2C_TX AC (VHT40) Mode 5550 MHz

Horizontal

80 dBuV/m



No.	Freq. MHz	Reading Level dBuV/m	Correct Factor dB	Measure ment dBuV/m	Limit dBuV/m	Margin dB	Detector	Comment
1	11100.0000	35.01	13.61	48.62	74.00	-25.38	Peak	
2 *	11100.0000	23.34	13.61	36.95	54.00	-17.05	AVG	

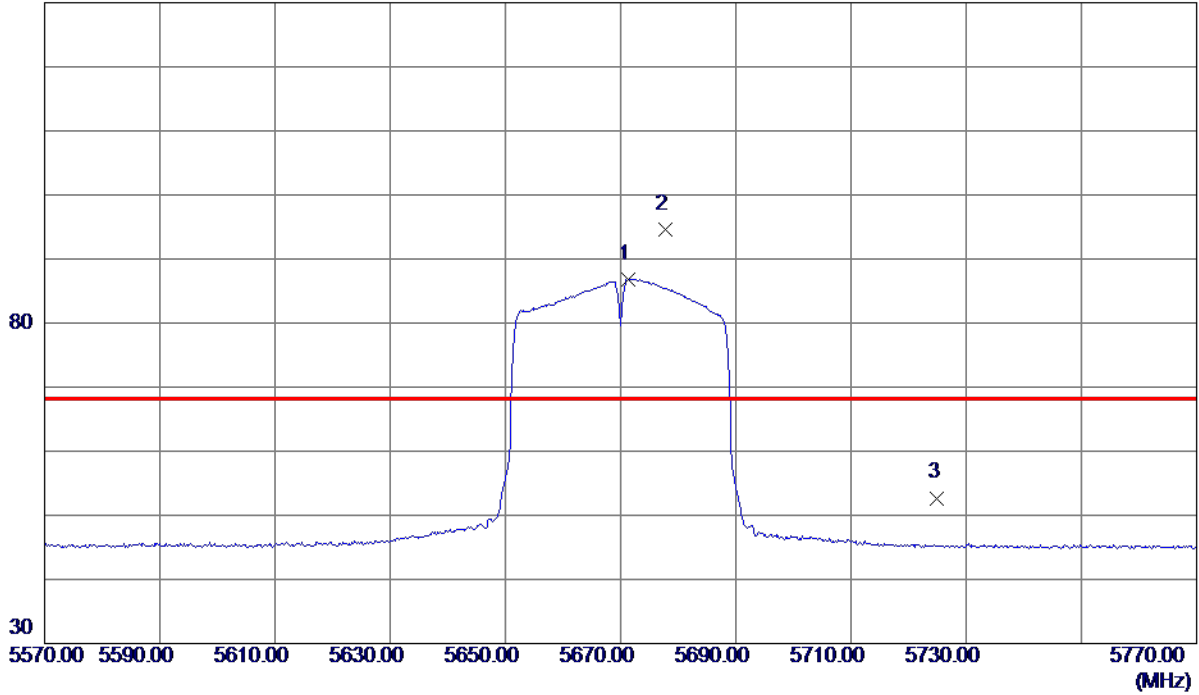
REMARKS:

- (1) Measurement Value = Reading Level + Correct Factor.
- (2) Margin Level = Measurement Value - Limit Value.

Orthogonal Axis	X
Test Mode	UNII-2C_TX AC (VHT40) Mode 5670 MHz

Vertical

130 dBuV/m



No.	Freq. MHz	Reading Level dBuV/m	Correct Factor dB	Measure ment dBuV/m	Limit dBuV/m	Margin dB	Detector	Comment
1	5671.4000	71.12	15.77	86.89	999.00	-912.11	AVG	No Limit
2 *	5677.8000	78.78	15.78	94.56	68.30	26.26	Peak	No Limit
3	5725.0000	36.82	15.88	52.70	68.30	-15.60	Peak	

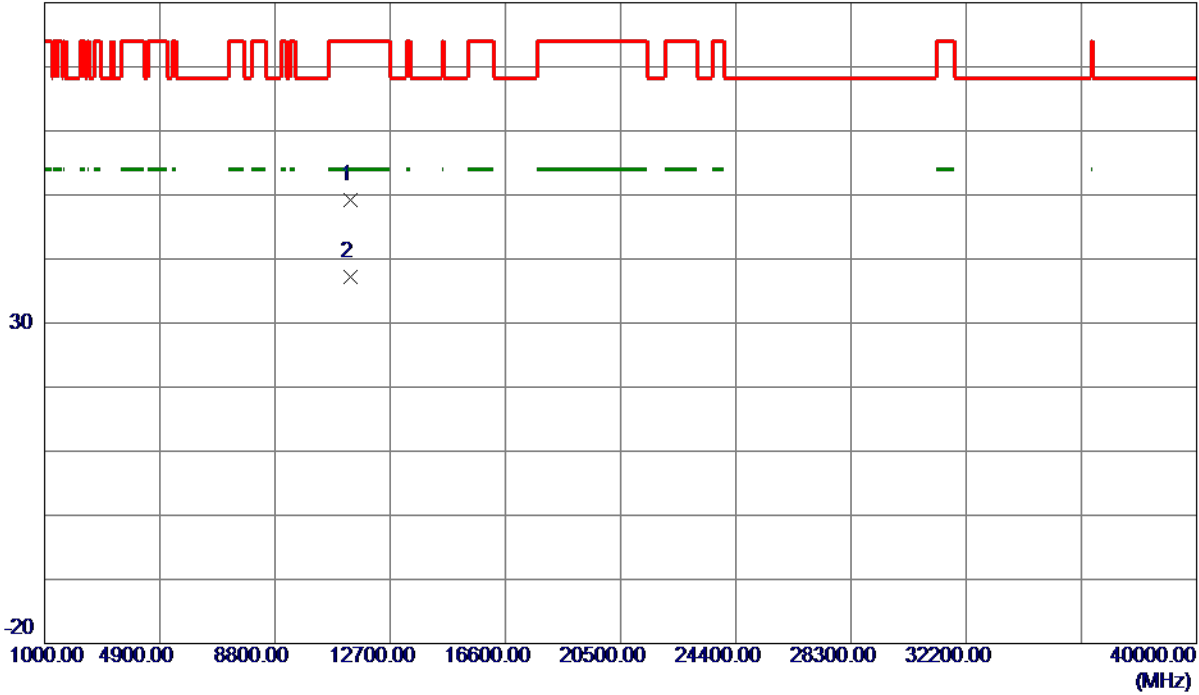
REMARKS:

- (1) Measurement Value = Reading Level + Correct Factor.
- (2) Margin Level = Measurement Value - Limit Value.

Orthogonal Axis	X
Test Mode	UNII-2C_TX AC (VHT40) Mode 5670 MHz

Vertical

80 dBuV/m



No.	Freq. MHz	Reading Level dBuV/m	Correct Factor dB	Measure ment dBuV/m	Limit dBuV/m	Margin dB	Detector	Comment
1	11340.0000	35.30	13.90	49.20	74.00	-24.80	Peak	
2 *	11340.0000	23.28	13.90	37.18	54.00	-16.82	AVG	

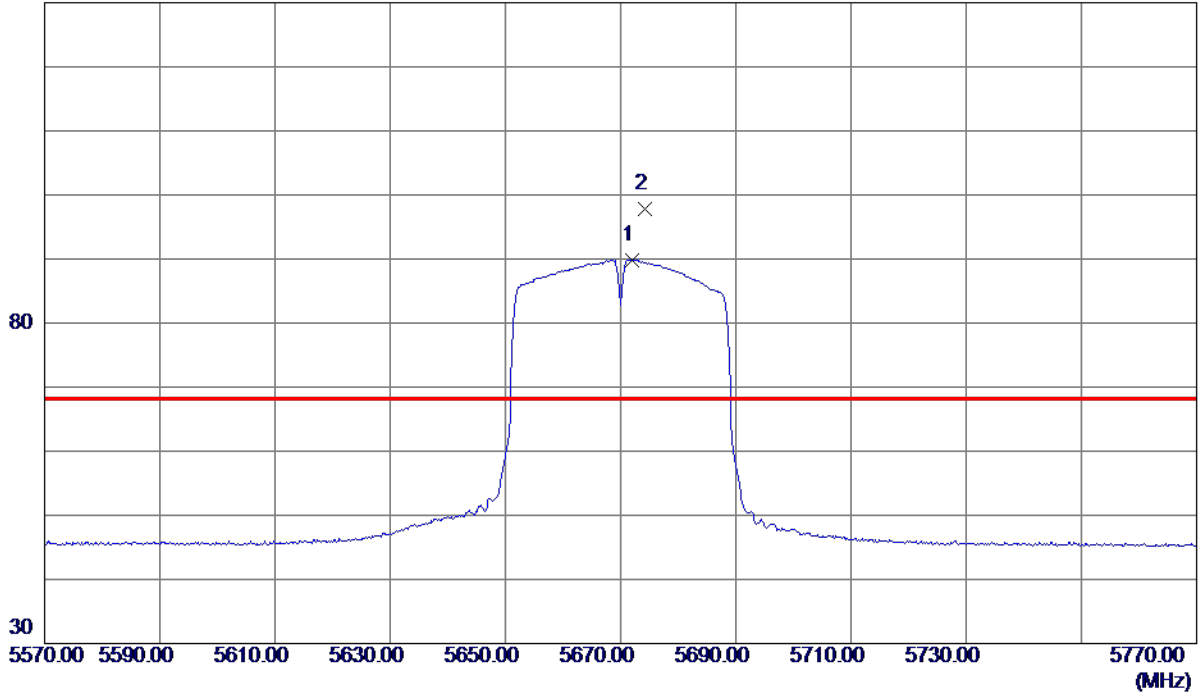
REMARKS:

- (1) Measurement Value = Reading Level + Correct Factor.
- (2) Margin Level = Measurement Value - Limit Value.

Orthogonal Axis	X
Test Mode	UNII-2C_TX AC (VHT40) Mode 5670 MHz

Horizontal

130 dBuV/m



No.	Freq. MHz	Reading Level dBuV/m	Correct Factor dB	Measure ment dBuV/m	Limit dBuV/m	Margin dB	Detector	Comment
1	5672.0000	74.07	15.77	89.84	999.00	-909.16	AVG	No Limit
2 *	5674.2000	82.11	15.77	97.88	68.30	29.58	Peak	No Limit

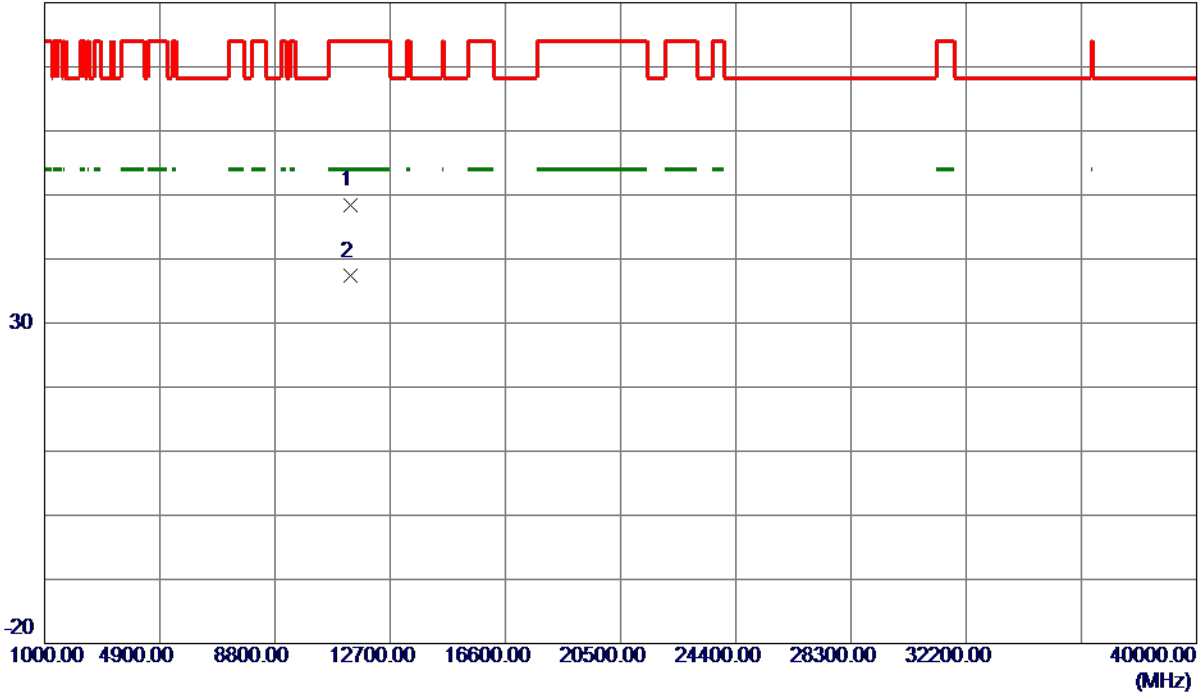
REMARKS:

- (1) Measurement Value = Reading Level + Correct Factor.
- (2) Margin Level = Measurement Value - Limit Value.

Orthogonal Axis	X
Test Mode	UNII-2C_TX AC (VHT40) Mode 5670 MHz

Horizontal

80 dBuV/m



No.	Freq. MHz	Reading Level dBuV/m	Correct Factor dB	Measure ment dBuV/m	Limit dBuV/m	Margin dB	Detector	Comment
1	11340.0000	34.54	13.90	48.44	74.00	-25.56	Peak	
2 *	11340.0000	23.40	13.90	37.30	54.00	-16.70	AVG	

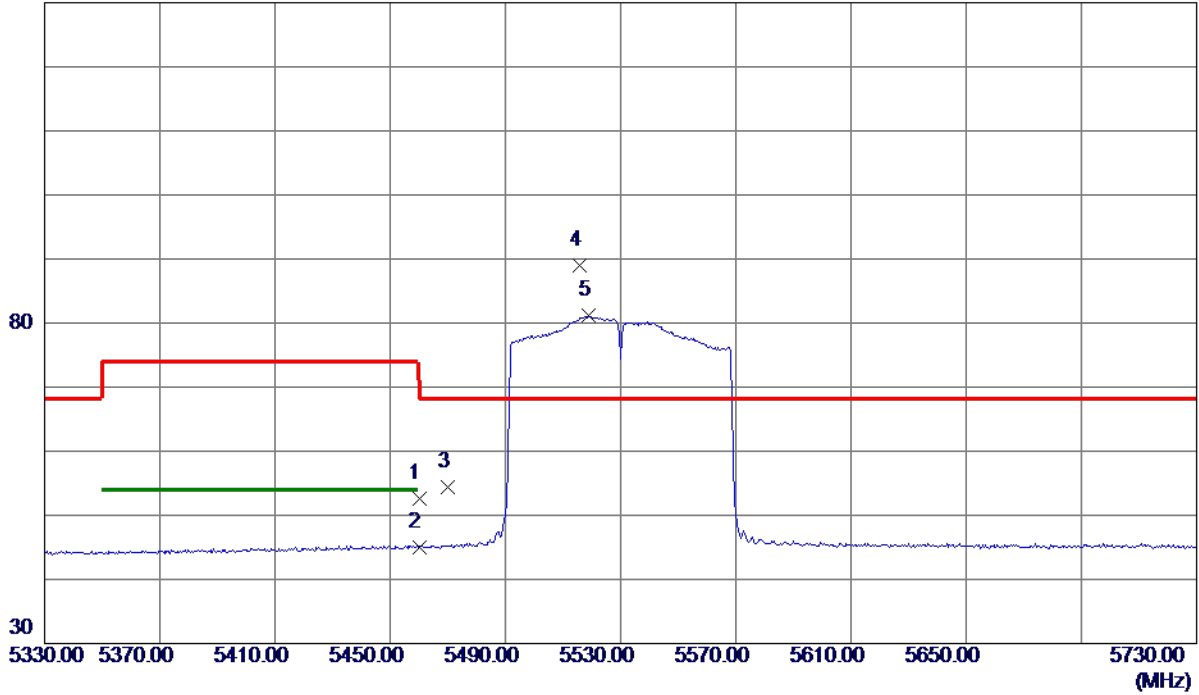
REMARKS:

- (1) Measurement Value = Reading Level + Correct Factor.
- (2) Margin Level = Measurement Value - Limit Value.

Orthogonal Axis	X
Test Mode	UNII-2C_TX AC (VHT80) Mode 5530 MHz

Vertical

130 dBuV/m



No.	Freq. MHz	Reading Level dBuV/m	Correct Factor dB	Measure ment dBuV/m	Limit dBuV/m	Margin dB	Detector	Comment
1	5460.0000	37.35	15.29	52.64	74.00	-21.36	Peak	
2	5460.0000	29.63	15.29	44.92	54.00	-9.08	AVG	
3	5470.0000	39.10	15.32	54.42	68.30	-13.88	Peak	
4 *	5515.6000	73.57	15.43	89.00	68.30	20.70	Peak	No Limit
5	5518.8000	65.67	15.44	81.11	999.00	-917.89	AVG	No Limit

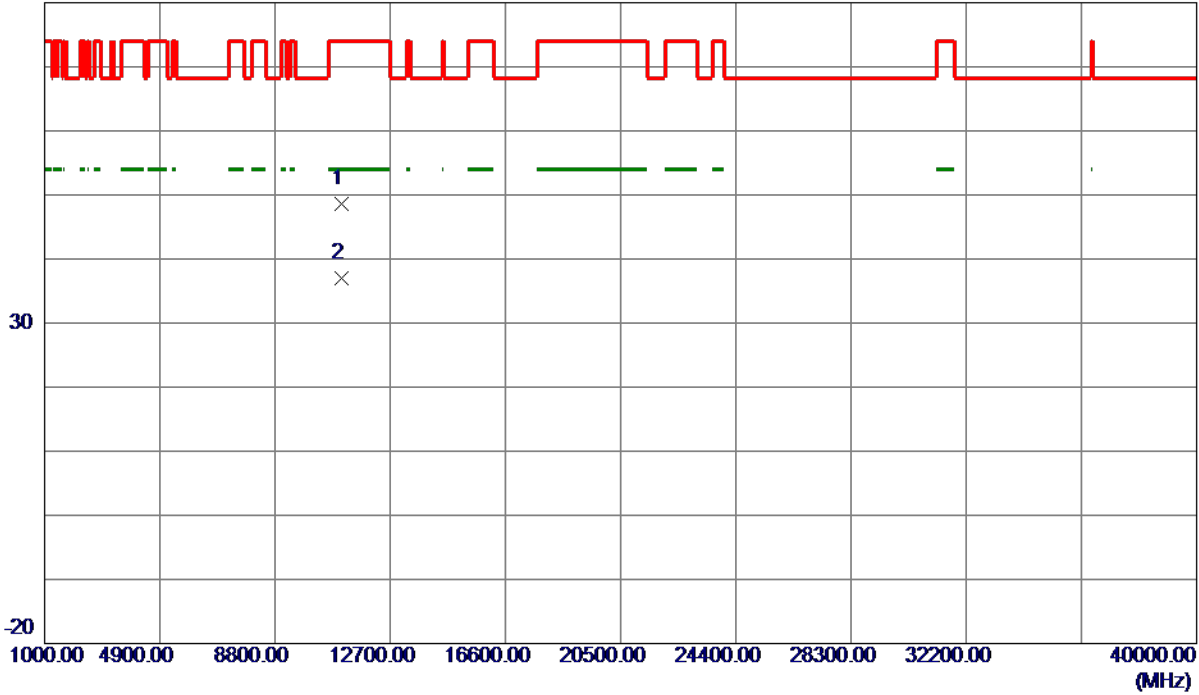
REMARKS:

- (1) Measurement Value = Reading Level + Correct Factor.
- (2) Margin Level = Measurement Value - Limit Value.

Orthogonal Axis	X
Test Mode	UNII-2C_TX AC (VHT80) Mode 5530 MHz

Vertical

80 dBuV/m



No.	Freq. MHz	Reading Level dBuV/m	Correct Factor dB	Measure ment dBuV/m	Limit dBuV/m	Margin dB	Detector	Comment
1	11060.0000	35.06	13.56	48.62	74.00	-25.38	Peak	
2 *	11060.0000	23.43	13.56	36.99	54.00	-17.01	AVG	

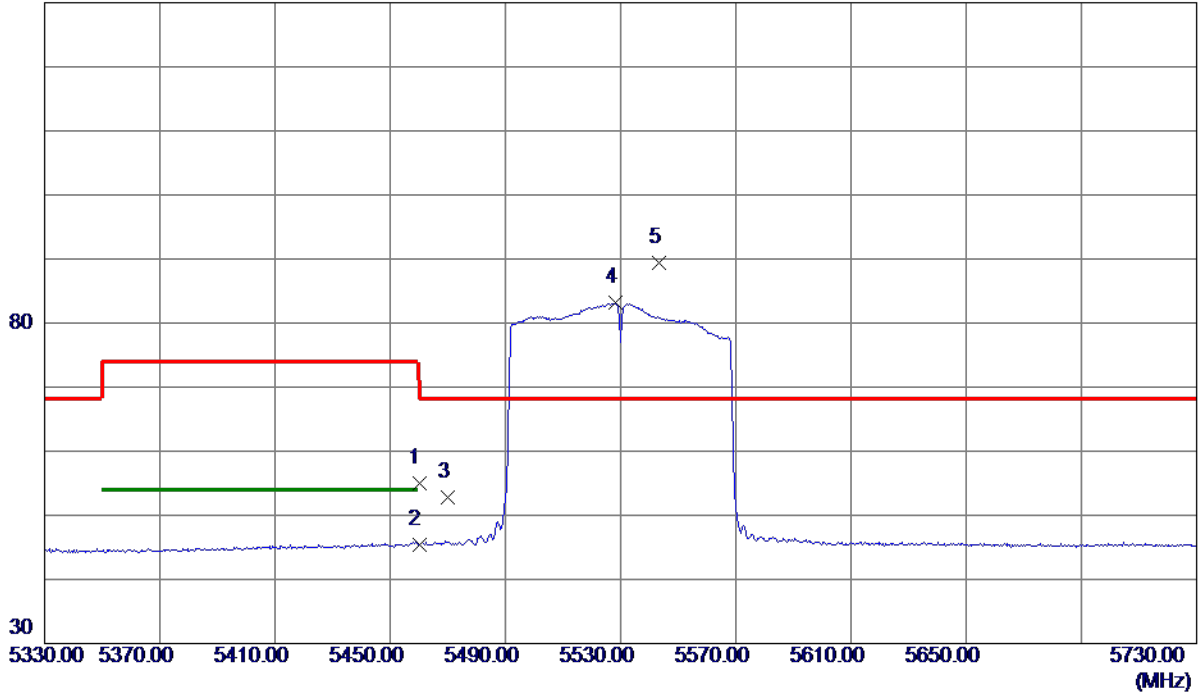
REMARKS:

- (1) Measurement Value = Reading Level + Correct Factor.
- (2) Margin Level = Measurement Value - Limit Value.

Orthogonal Axis	X
Test Mode	UNII-2C_TX AC (VHT80) Mode 5530 MHz

Horizontal

130 dBuV/m



No.	Freq. MHz	Reading Level dBuV/m	Correct Factor dB	Measure ment dBuV/m	Limit dBuV/m	Margin dB	Detector	Comment
1	5460.0000	39.65	15.29	54.94	74.00	-19.06	Peak	
2	5460.0000	30.16	15.29	45.45	54.00	-8.55	AVG	
3	5470.0000	37.54	15.32	52.86	68.30	-15.44	Peak	
4	5528.4000	67.68	15.46	83.14	999.00	-915.86	AVG	No Limit
5 *	5543.2000	73.94	15.49	89.43	68.30	21.13	Peak	No Limit

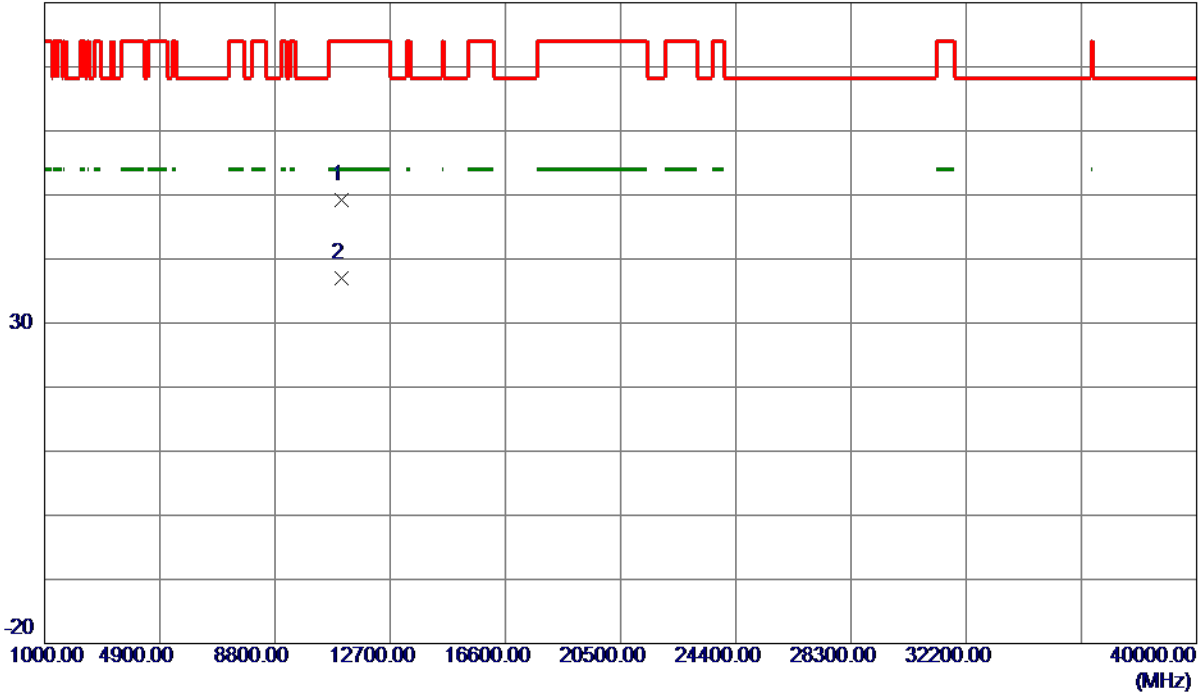
REMARKS:

- (1) Measurement Value = Reading Level + Correct Factor.
- (2) Margin Level = Measurement Value - Limit Value.

Orthogonal Axis	X
Test Mode	UNII-2C_TX AC (VHT80) Mode 5530 MHz

Horizontal

80 dBuV/m



No.	Freq. MHz	Reading Level dBuV/m	Correct Factor dB	Measure ment dBuV/m	Limit dBuV/m	Margin dB	Detector	Comment
1	11060.0000	35.66	13.56	49.22	74.00	-24.78	Peak	
2 *	11060.0000	23.41	13.56	36.97	54.00	-17.03	AVG	

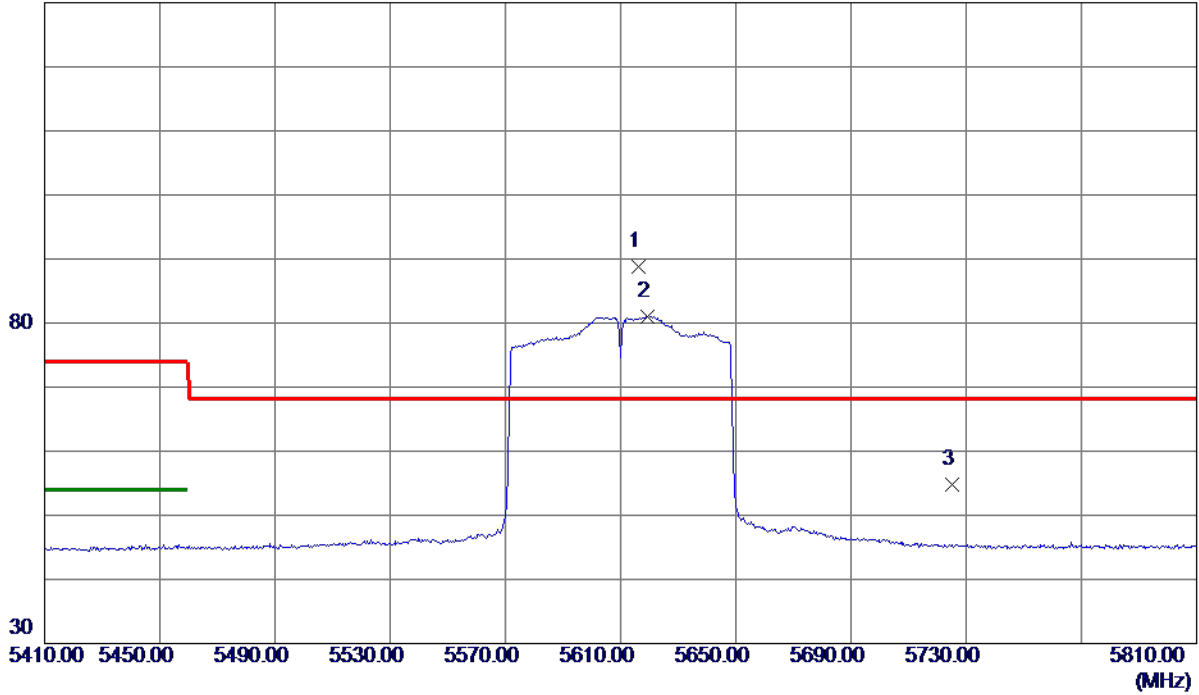
REMARKS:

- (1) Measurement Value = Reading Level + Correct Factor.
- (2) Margin Level = Measurement Value - Limit Value.

Orthogonal Axis	X
Test Mode	UNII-2C_TX AC (VHT80) Mode 5610 MHz

Vertical

130 dBuV/m



No.	Freq. MHz	Reading Level dBuV/m	Correct Factor dB	Measure ment dBuV/m	Limit dBuV/m	Margin dB	Detector	Comment
1 *	5616.4000	73.16	15.65	88.81	68.30	20.51	Peak	No Limit
2	5619.2000	65.42	15.65	81.07	999.00	-917.93	AVG	No Limit
3	5725.0000	38.91	15.88	54.79	68.30	-13.51	Peak	

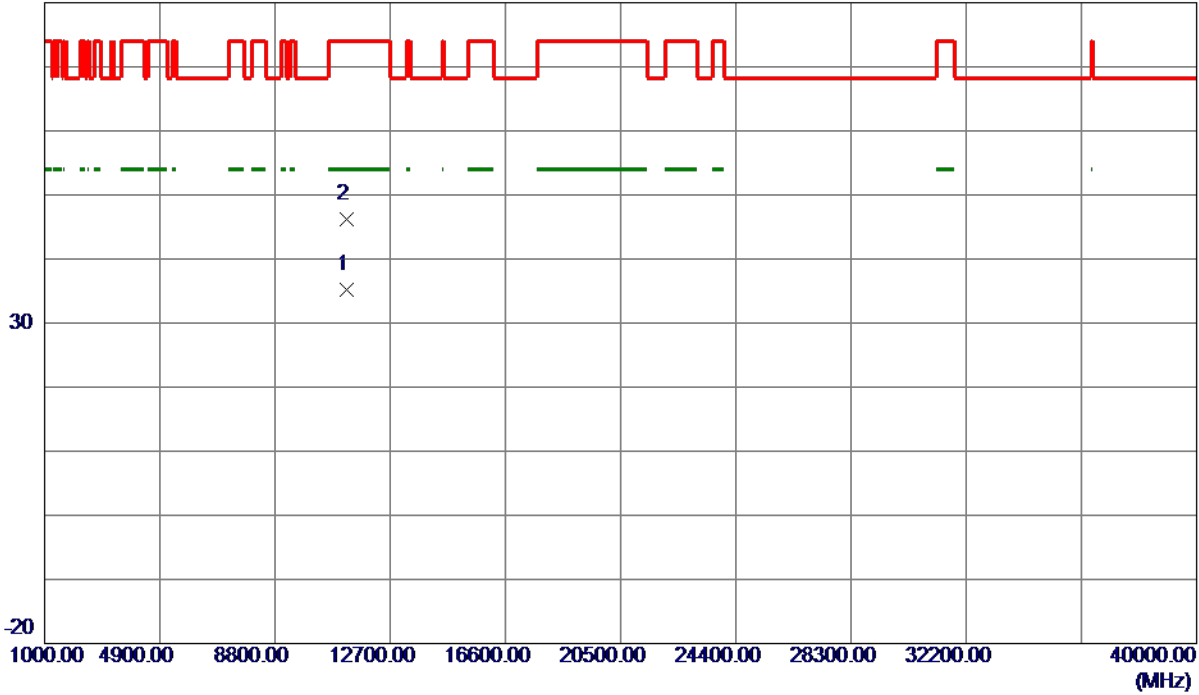
REMARKS:

- (1) Measurement Value = Reading Level + Correct Factor.
- (2) Margin Level = Measurement Value - Limit Value.

Orthogonal Axis	X
Test Mode	UNII-2C_TX AC (VHT80) Mode 5610 MHz

Vertical

80 dBuV/m



No.	Freq. MHz	Reading Level dBuV/m	Correct Factor dB	Measure ment dBuV/m	Limit dBuV/m	Margin dB	Detector	Comment
1 *	11218.5100	23.46	11.82	35.28	54.00	-18.72	AVG	
2	11229.4600	34.29	11.83	46.12	74.00	-27.88	Peak	

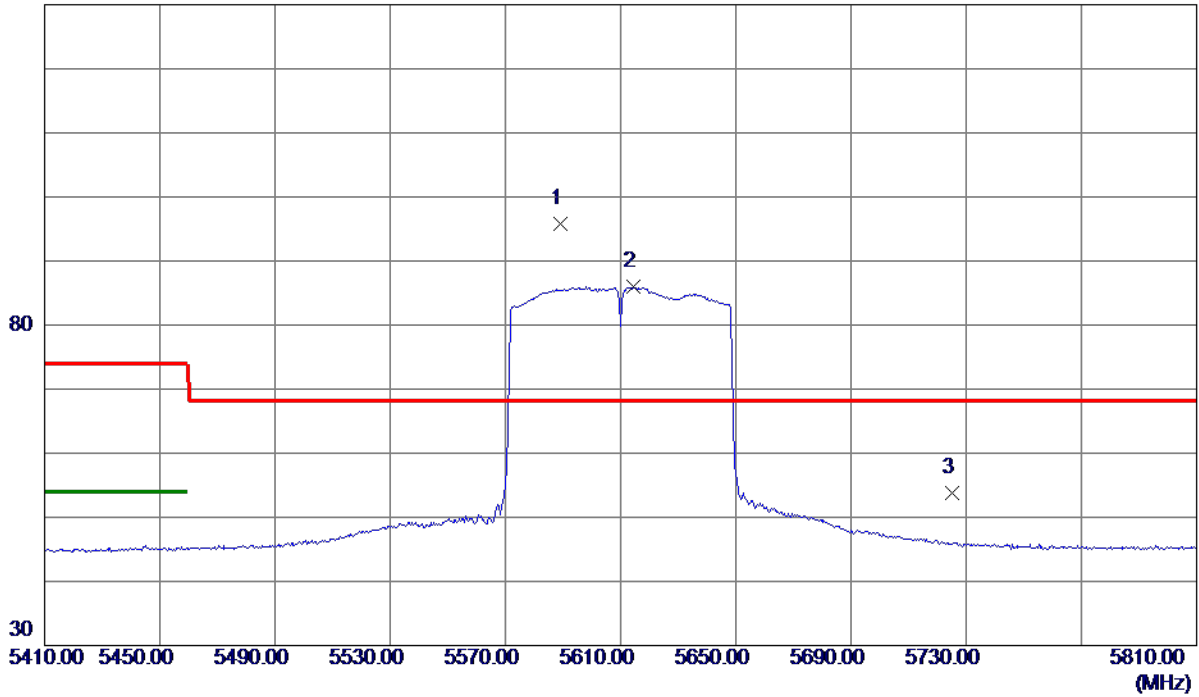
REMARKS:

- (1) Measurement Value = Reading Level + Correct Factor.
- (2) Margin Level = Measurement Value - Limit Value.

Orthogonal Axis	X
Test Mode	UNII-2C_TX AC (VHT80) Mode 5610 MHz

Horizontal

130 dBuV/m



No.	Freq. MHz	Reading Level dBuV/m	Correct Factor dB	Measure ment dBuV/m	Limit dBuV/m	Margin dB	Detector	Comment
1 *	5589.2000	80.17	15.59	95.76	68.30	27.46	Peak	No Limit
2	5614.4000	70.31	15.64	85.95	999.00	-913.05	AVG	No Limit
3	5725.0000	37.88	15.88	53.76	68.30	-14.54	Peak	

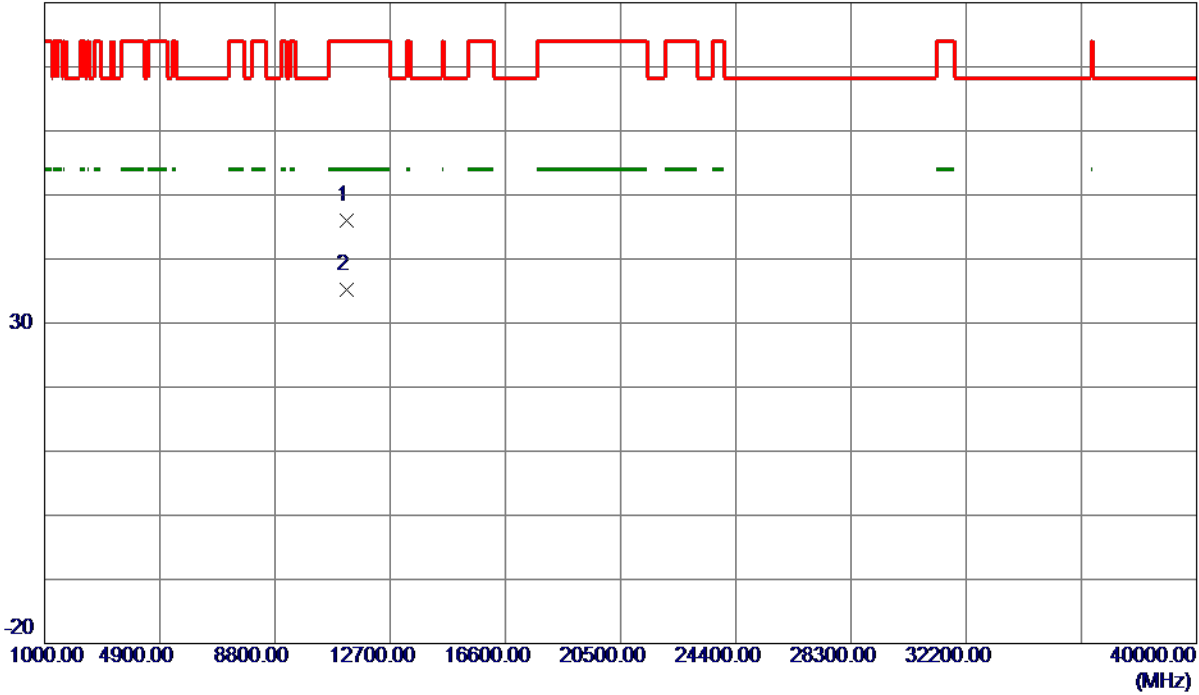
REMARKS:

- (1) Measurement Value = Reading Level + Correct Factor.
- (2) Margin Level = Measurement Value - Limit Value.

Orthogonal Axis	X
Test Mode	UNII-2C_TX AC (VHT80) Mode 5610 MHz

Horizontal

80 dBuV/m



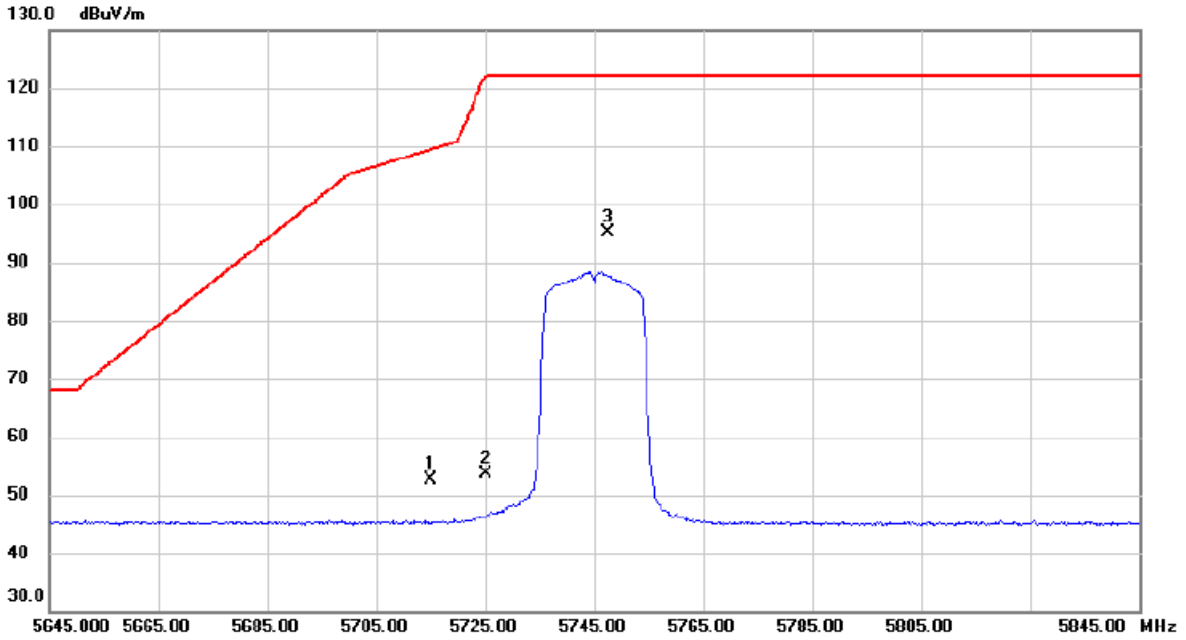
No.	Freq. MHz	Reading Level dBuV/m	Correct Factor dB	Measure ment dBuV/m	Limit dBuV/m	Margin dB	Detector	Comment
1	11220.7200	34.18	11.82	46.00	74.00	-28.00	Peak	
2 *	11226.8600	23.32	11.83	35.15	54.00	-18.85	AVG	

REMARKS:

- (1) Measurement Value = Reading Level + Correct Factor.
- (2) Margin Level = Measurement Value - Limit Value.

Orthogonal Axis	X
Test Mode	UNII-3_TX AC (VHT20) Mode 5745 MHz

Vertical



No.	Mk.	Freq.	Reading Level	Correct Factor	Measurement	Limit	Margin	Detector	Comment
		MHz	dBuV	dB	dBuV/m	dBuV/m	dB		
1		5715.000	36.72	15.86	52.58	109.40	-56.82	peak	
2		5725.000	37.83	15.88	53.71	122.20	-68.49	peak	
3	*	5747.600	79.26	15.93	95.19	122.20	-27.01	peak	No Limit

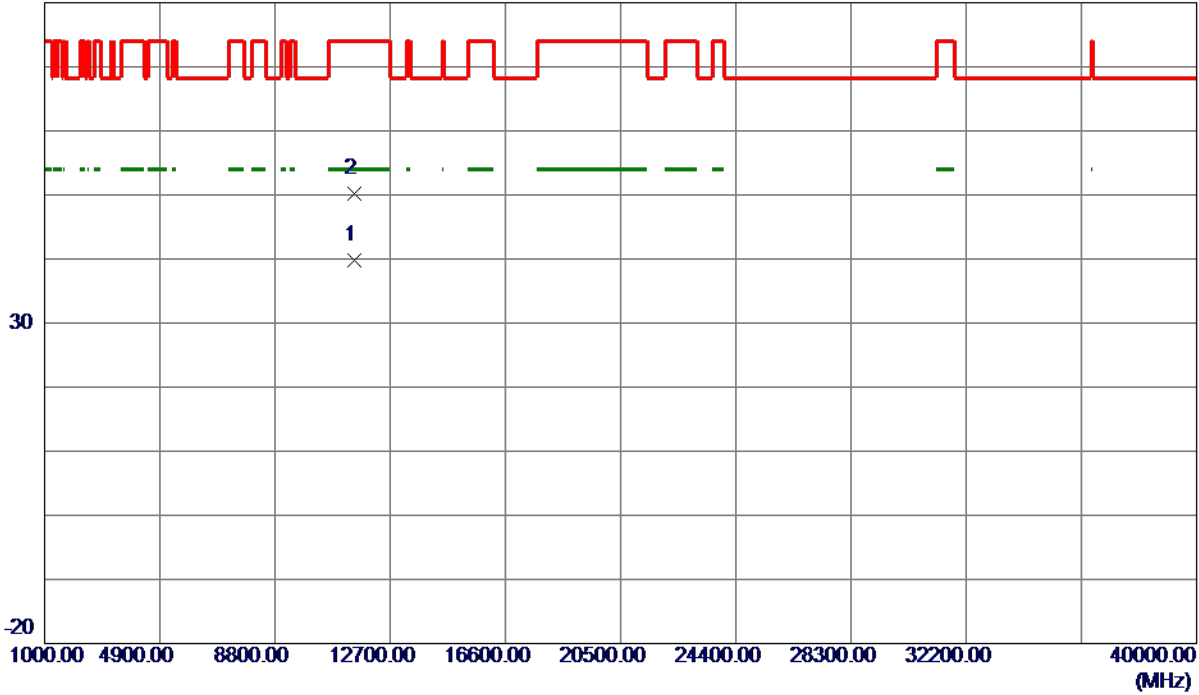
REMARKS:

- (1) Measurement Value = Reading Level + Correct Factor.
- (2) Margin Level = Measurement Value - Limit Value.

Orthogonal Axis	X
Test Mode	UNII-3_TX AC (VHT20) Mode 5745 MHz

Vertical

80 dBuV/m



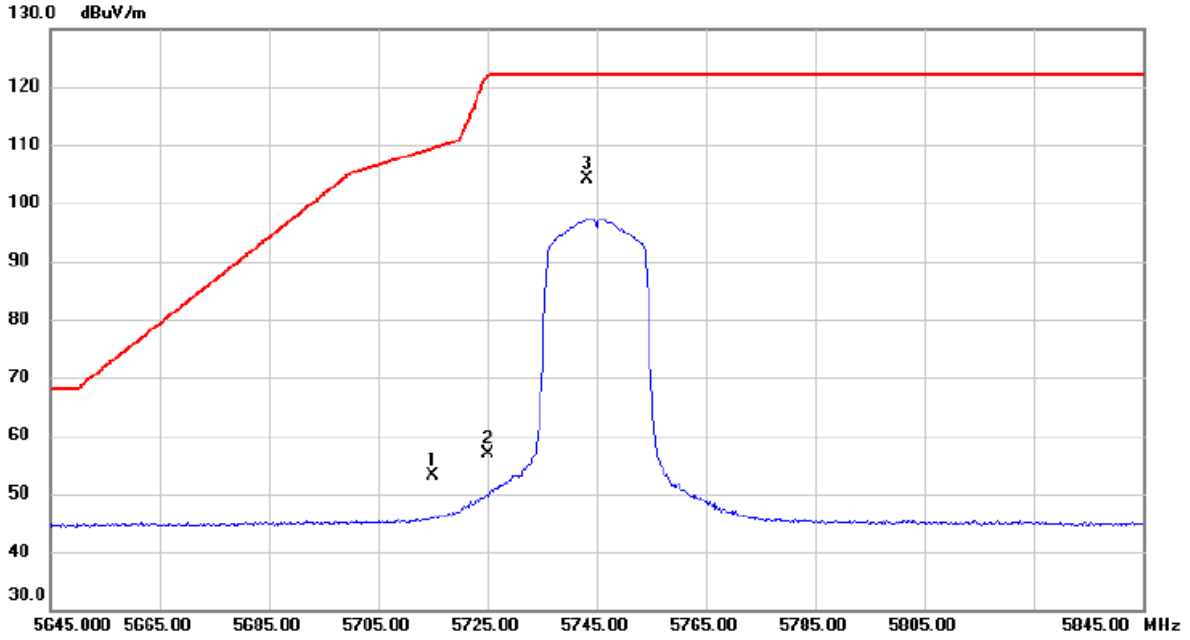
No.	Freq. MHz	Reading Level dBuV/m	Correct Factor dB	Measure ment dBuV/m	Limit dBuV/m	Margin dB	Detector	Comment
1 *	11482.7600	27.11	12.74	39.85	54.00	-14.15	AVG	
2	11499.0800	37.49	12.76	50.25	74.00	-23.75	Peak	

REMARKS:

- (1) Measurement Value = Reading Level + Correct Factor.
- (2) Margin Level = Measurement Value - Limit Value.

Orthogonal Axis	X
Test Mode	UNII-3_TX AC (VHT20) Mode 5745 MHz

Horizontal



No.	Mk.	Freq. MHz	Reading Level dBuV	Correct Factor dB	Measure- ment dBuV/m	Limit dBuV/m	Margin dB	Detector	Comment
1		5715.000	37.16	15.86	53.02	109.40	-56.38	peak	
2		5725.000	41.11	15.88	56.99	122.20	-65.21	peak	
3	*	5743.400	88.26	15.92	104.18	122.20	-18.02	peak	No Limit

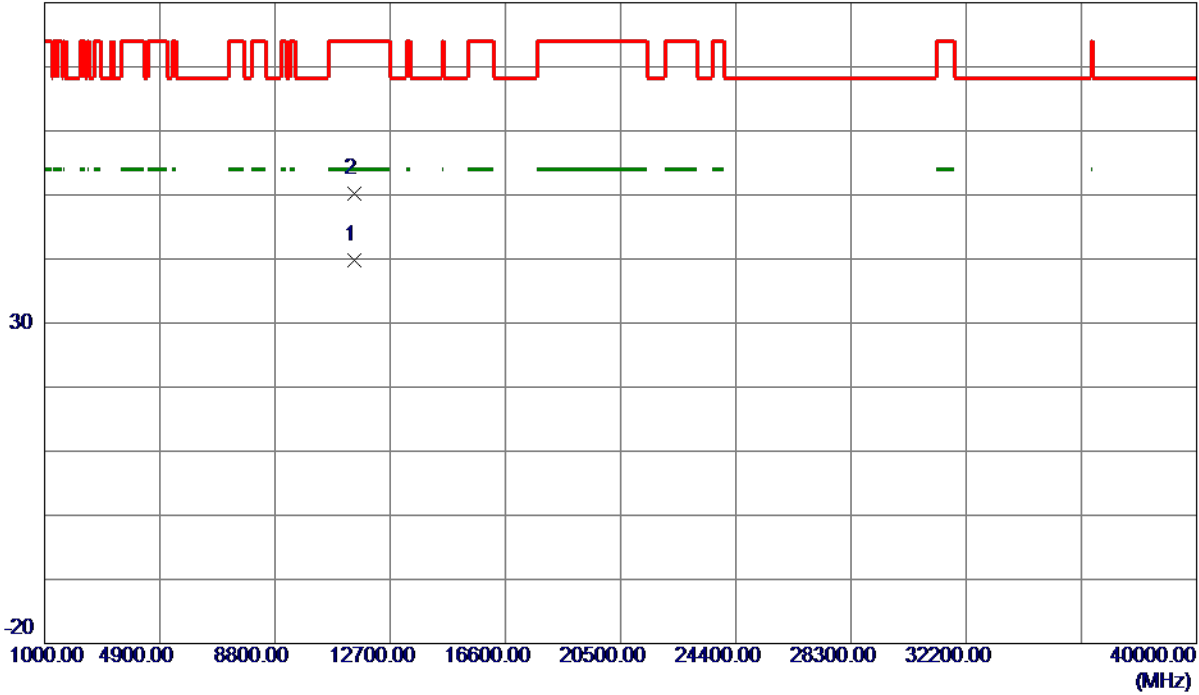
REMARKS:

- (1) Measurement Value = Reading Level + Correct Factor.
- (2) Margin Level = Measurement Value - Limit Value.

Orthogonal Axis	X
Test Mode	UNII-3_TX AC (VHT20) Mode 5745 MHz

Horizontal

80 dBuV/m



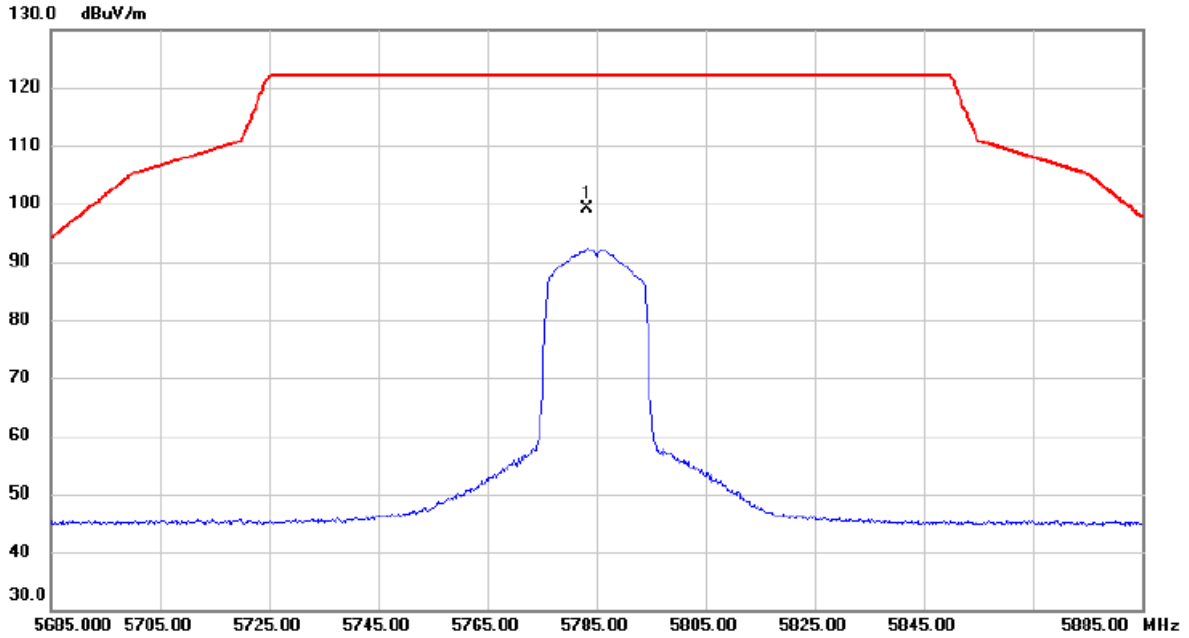
No.	Freq. MHz	Reading Level dBuV/m	Correct Factor dB	Measure ment dBuV/m	Limit dBuV/m	Margin dB	Detector	Comment
1 *	11485.0800	27.10	12.74	39.84	54.00	-14.16	AVG	
2	11499.3600	37.43	12.76	50.19	74.00	-23.81	Peak	

REMARKS:

- (1) Measurement Value = Reading Level + Correct Factor.
- (2) Margin Level = Measurement Value - Limit Value.

Orthogonal Axis	X
Test Mode	UNII-3_TX AC (VHT20) Mode 5785 MHz

Vertical



No.	Mk.	Freq.	Reading Level	Correct Factor	Measurement	Limit	Margin	Detector	Comment
		MHz	dBuV	dB	dBuV/m	dBuV/m	dB		
1	*	5783.200	83.08	16.01	99.09	122.20	-23.11	peak	No Limit

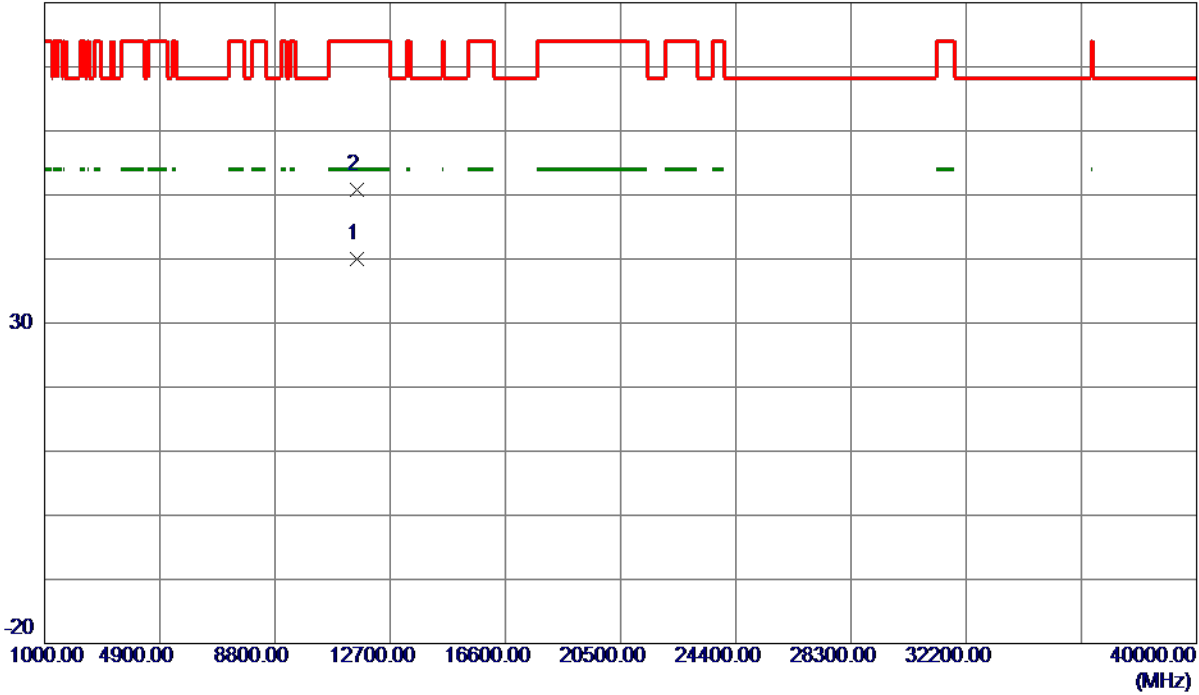
REMARKS:

- (1) Measurement Value = Reading Level + Correct Factor.
- (2) Margin Level = Measurement Value - Limit Value.

Orthogonal Axis	X
Test Mode	UNII-3_TX AC (VHT20) Mode 5785 MHz

Vertical

80 dBuV/m



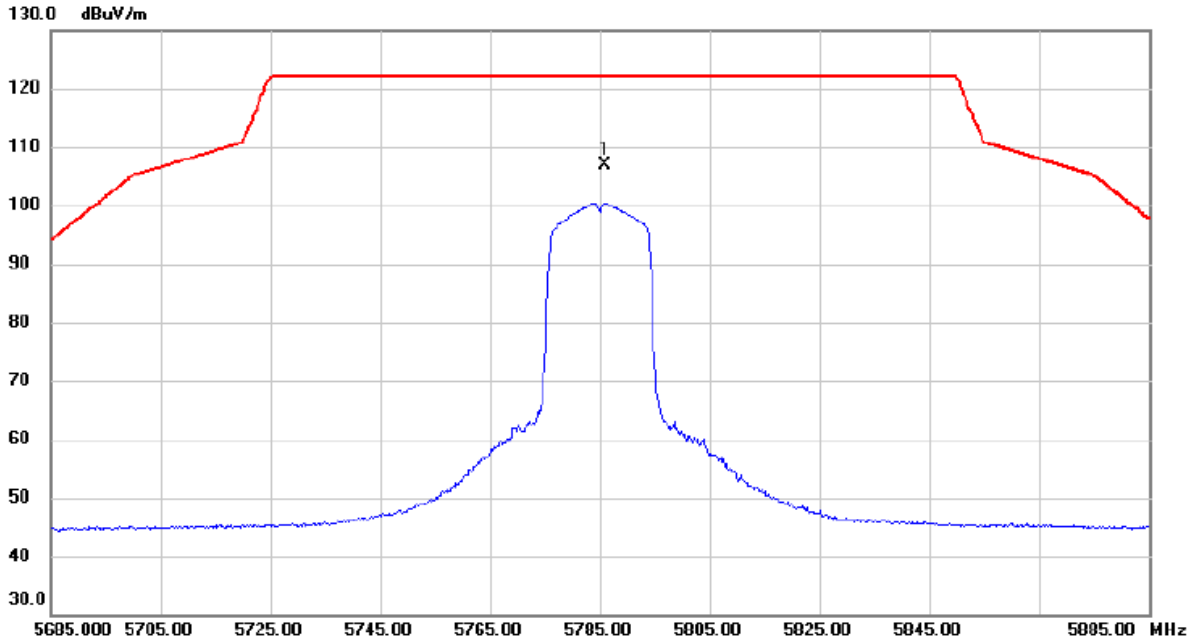
No.	Freq. MHz	Reading Level dBuV/m	Correct Factor dB	Measure ment dBuV/m	Limit dBuV/m	Margin dB	Detector	Comment
1 *	11563.0199	27.13	12.82	39.95	54.00	-14.05	AVG	
2	11575.1600	37.99	12.83	50.82	74.00	-23.18	Peak	

REMARKS:

- (1) Measurement Value = Reading Level + Correct Factor.
- (2) Margin Level = Measurement Value - Limit Value.

Orthogonal Axis	X
Test Mode	UNII-3_TX AC (VHT20) Mode 5785 MHz

Horizontal



No.	Mk.	Freq.	Reading Level	Correct Factor	Measurement	Limit	Margin	Detector	Comment
		MHz	dBuV	dB	dBuV/m	dBuV/m	dB		
1	*	5786.000	90.94	16.01	106.95	122.20	-15.25	peak	No Limit

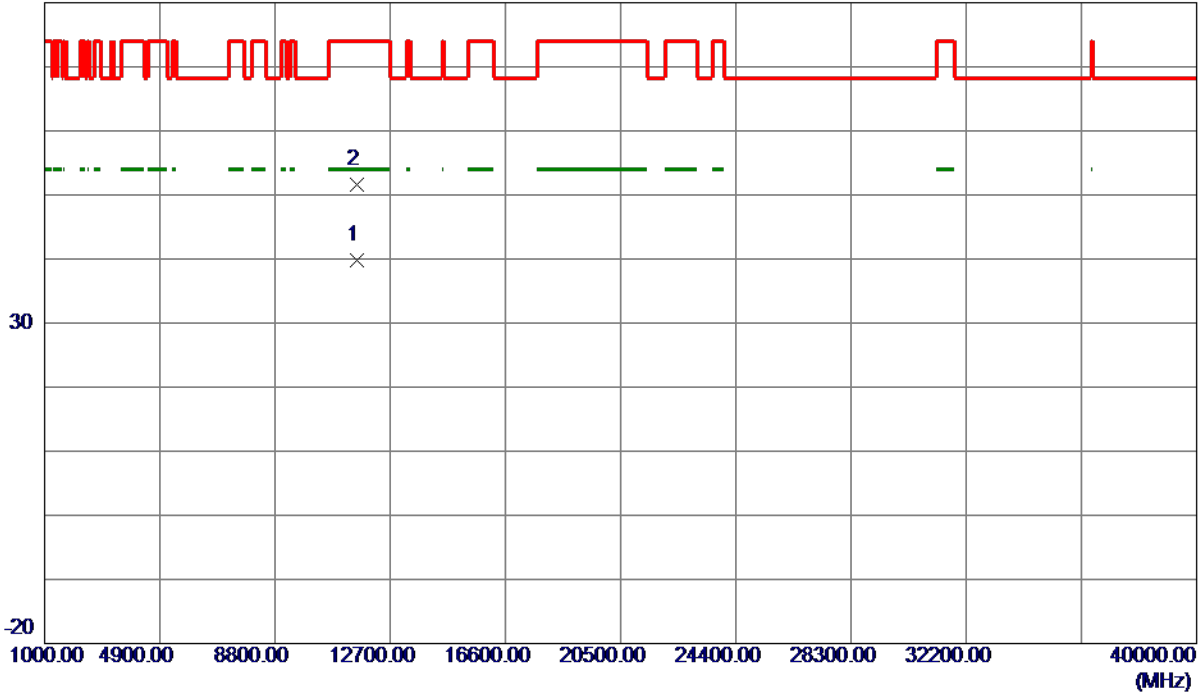
REMARKS:

- (1) Measurement Value = Reading Level + Correct Factor.
- (2) Margin Level = Measurement Value - Limit Value.

Orthogonal Axis	X
Test Mode	UNII-3_TX AC (VHT20) Mode 5785 MHz

Horizontal

80 dBuV/m



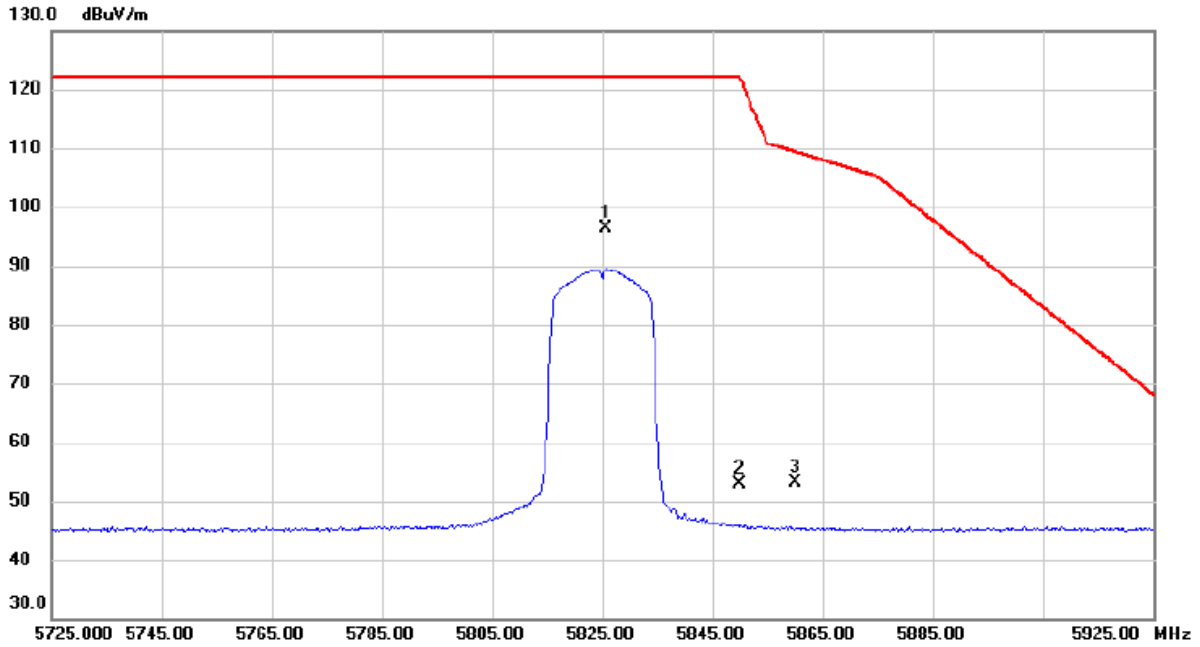
No.	Freq. MHz	Reading Level dBuV/m	Correct Factor dB	Measure ment dBuV/m	Limit dBuV/m	Margin dB	Detector	Comment
1 *	11569.2400	27.06	12.82	39.88	54.00	-14.12	AVG	
2	11574.1000	38.73	12.83	51.56	74.00	-22.44	Peak	

REMARKS:

- (1) Measurement Value = Reading Level + Correct Factor.
- (2) Margin Level = Measurement Value - Limit Value.

Orthogonal Axis	X
Test Mode	UNII-3_TX AC (VHT20) Mode 5825 MHz

Vertical



No.	Mk.	Freq. MHz	Reading Level dBuV	Correct Factor dB	Measure- ment dBuV/m	Limit dBuV/m	Margin dB	Detector	Comment
1	*	5825.600	80.28	16.10	96.38	122.20	-25.82	peak	No Limit
2		5850.000	36.72	16.16	52.88	122.20	-69.32	peak	
3		5860.000	36.90	16.18	53.08	109.40	-56.32	peak	

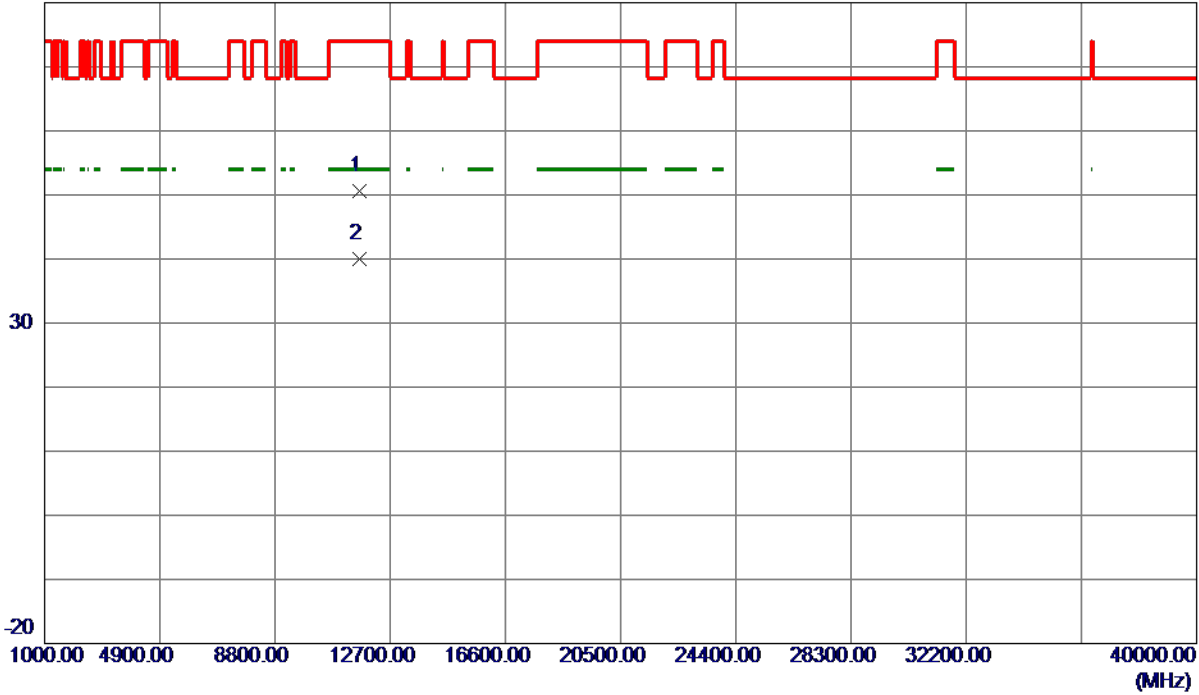
REMARKS:

- (1) Measurement Value = Reading Level + Correct Factor.
- (2) Margin Level = Measurement Value - Limit Value.

Orthogonal Axis	X
Test Mode	UNII-3_TX AC (VHT20) Mode 5825 MHz

Vertical

80 dBuV/m



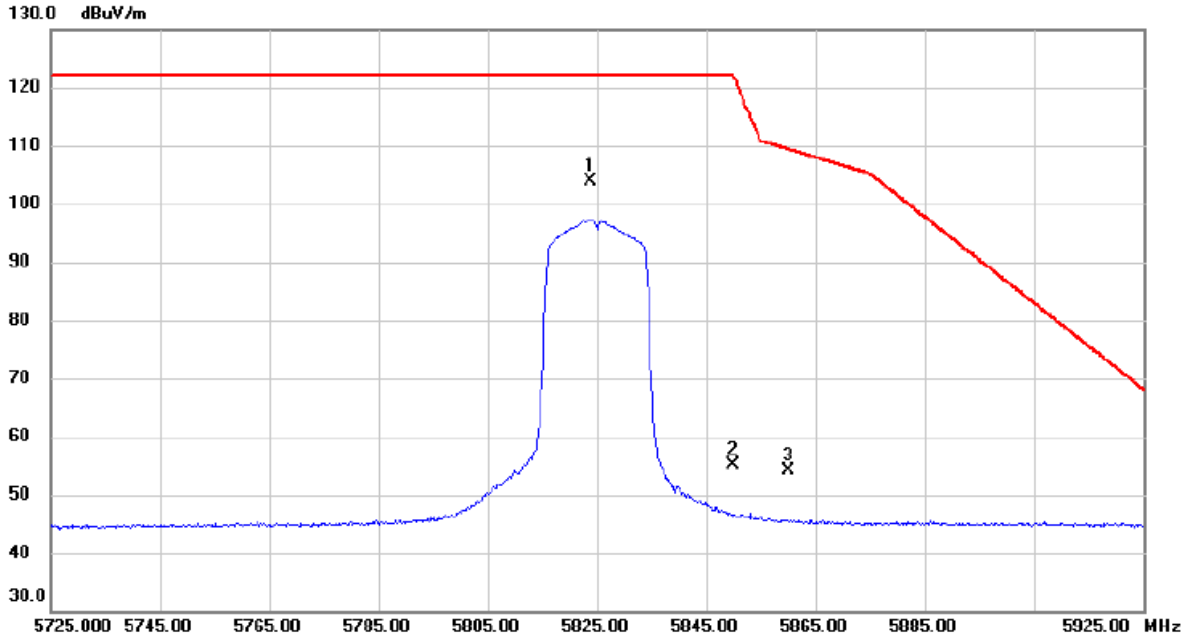
No.	Freq. MHz	Reading Level dBuV/m	Correct Factor dB	Measure ment dBuV/m	Limit dBuV/m	Margin dB	Detector	Comment
1	11649.3200	37.74	12.89	50.63	74.00	-23.37	Peak	
2 *	11654.2400	27.08	12.90	39.98	54.00	-14.02	AVG	

REMARKS:

- (1) Measurement Value = Reading Level + Correct Factor.
- (2) Margin Level = Measurement Value - Limit Value.

Orthogonal Axis	X
Test Mode	UNII-3_TX AC (VHT20) Mode 5825 MHz

Horizontal



No.	Mk.	Freq. MHz	Reading Level dBuV	Correct Factor dB	Measure- ment dBuV/m	Limit dBuV/m	Margin dB	Detector	Comment
1	*	5823.800	87.70	16.10	103.80	122.20	-18.40	peak	No Limit
2		5850.000	39.02	16.16	55.18	122.20	-67.02	peak	
3		5860.000	37.89	16.18	54.07	109.40	-55.33	peak	

REMARKS:

- (1) Measurement Value = Reading Level + Correct Factor.
- (2) Margin Level = Measurement Value - Limit Value.

Orthogonal Axis	X
Test Mode	UNII-3_TX AC (VHT20) Mode 5825 MHz

Horizontal

80 dBuV/m



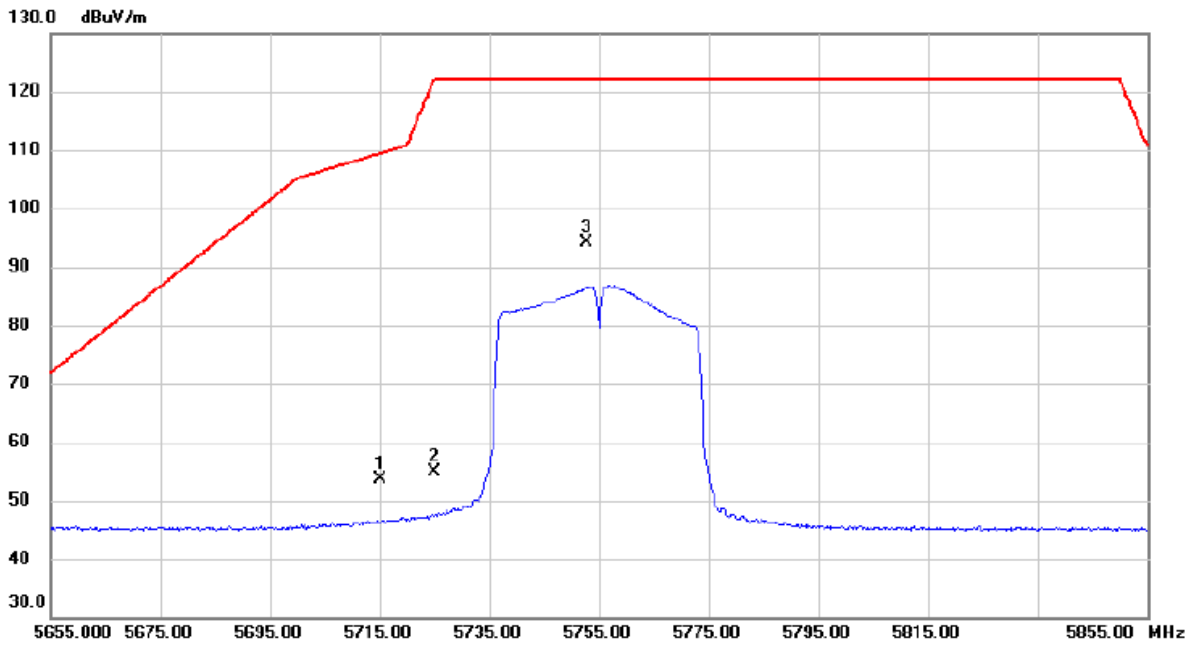
No.	Freq. MHz	Reading Level dBuV/m	Correct Factor dB	Measure ment dBuV/m	Limit dBuV/m	Margin dB	Detector	Comment
1 *	11642.3600	27.14	12.89	40.03	54.00	-13.97	AVG	
2	11651.6200	38.15	12.89	51.04	74.00	-22.96	Peak	

REMARKS:

- (1) Measurement Value = Reading Level + Correct Factor.
- (2) Margin Level = Measurement Value - Limit Value.

Orthogonal Axis	X
Test Mode	UNII-3_TX AC (VHT40) Mode 5755 MHz

Vertical



No.	Mk.	Freq. MHz	Reading Level dBuV	Correct Factor dB	Measure- ment dBuV/m	Limit dBuV/m	Margin dB	Detector	Comment
1		5715.000	37.71	15.86	53.57	109.40	-55.83	peak	
2		5725.000	38.92	15.88	54.80	122.20	-67.40	peak	
3	*	5752.800	78.23	15.95	94.18	122.20	-28.02	peak	No Limit

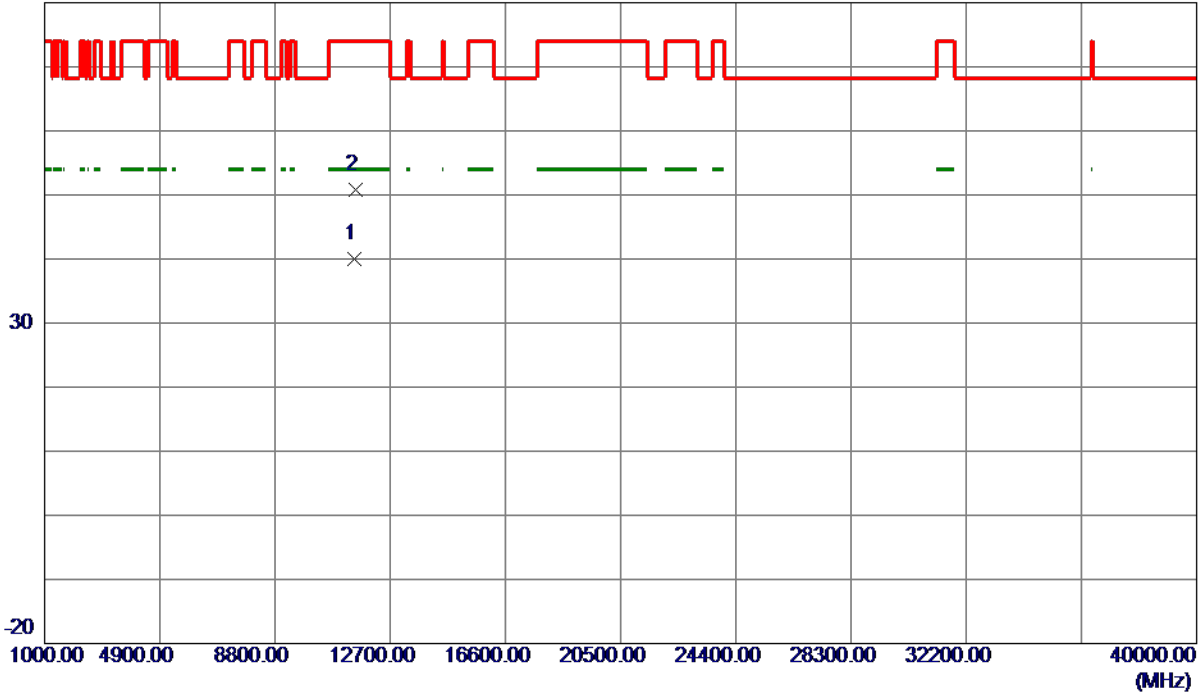
REMARKS:

- (1) Measurement Value = Reading Level + Correct Factor.
- (2) Margin Level = Measurement Value - Limit Value.

Orthogonal Axis	X
Test Mode	UNII-3_TX AC (VHT40) Mode 5755 MHz

Vertical

80 dBuV/m



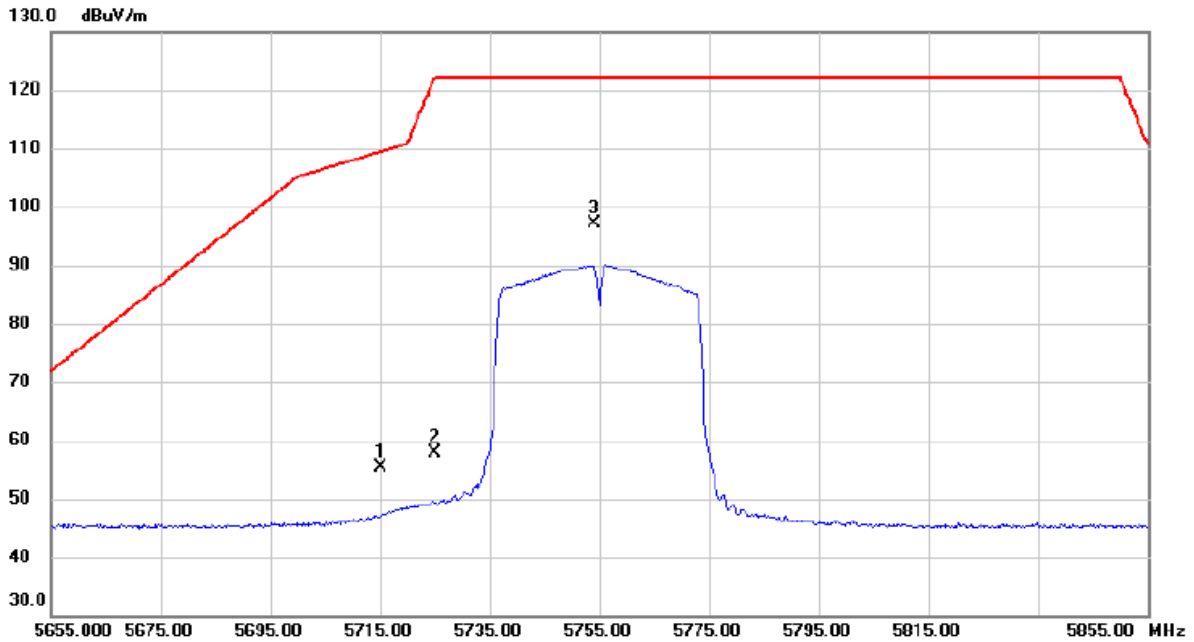
No.	Freq. MHz	Reading Level dBuV/m	Correct Factor dB	Measure ment dBuV/m	Limit dBuV/m	Margin dB	Detector	Comment
1 *	11504.6600	27.16	12.77	39.93	54.00	-14.07	AVG	
2	11517.3800	38.08	12.78	50.86	74.00	-23.14	Peak	

REMARKS:

- (1) Measurement Value = Reading Level + Correct Factor.
- (2) Margin Level = Measurement Value - Limit Value.

Orthogonal Axis	X
Test Mode	UNII-3_TX AC (VHT40) Mode 5755 MHz

Horizontal



No.	Mk.	Freq. MHz	Reading Level dBuV	Correct Factor dB	Measure- ment dBuV/m	Limit dBuV/m	Margin dB	Detector	Comment
1		5715.000	39.46	15.86	55.32	109.40	-54.08	peak	
2		5725.000	42.11	15.88	57.99	122.20	-64.21	peak	
3	*	5754.000	81.20	15.95	97.15	122.20	-25.05	peak	No Limit

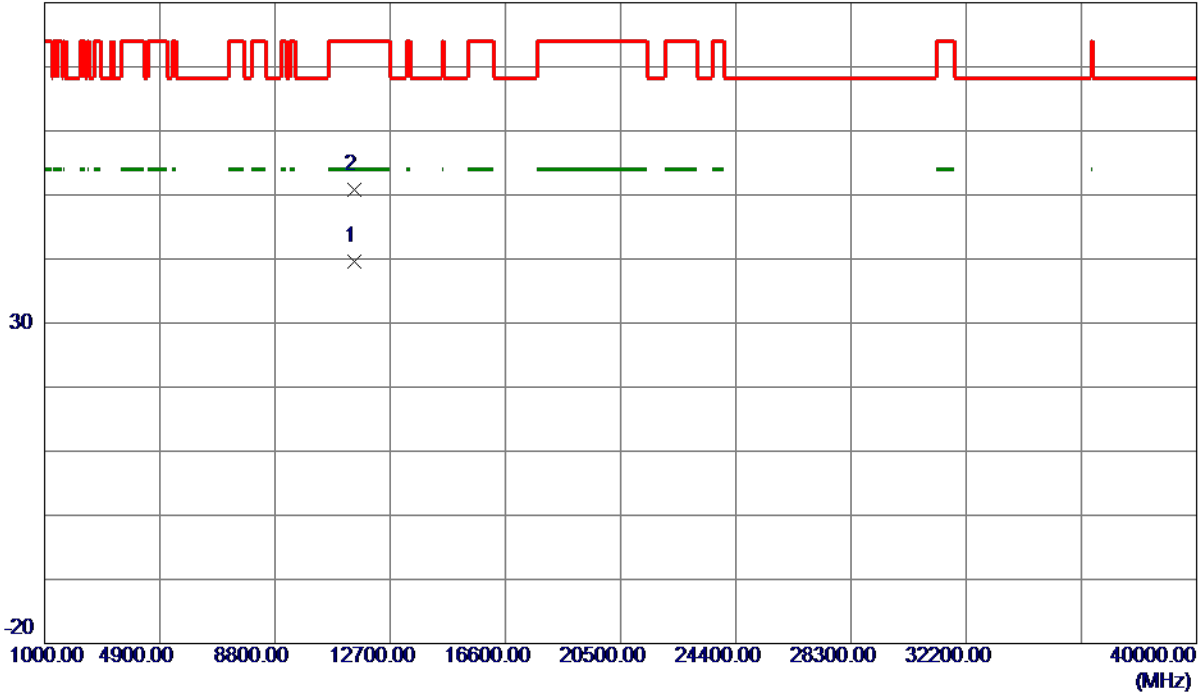
REMARKS:

- (1) Measurement Value = Reading Level + Correct Factor.
- (2) Margin Level = Measurement Value - Limit Value.

Orthogonal Axis	X
Test Mode	UNII-3_TX AC (VHT40) Mode 5755 MHz

Horizontal

80 dBuV/m



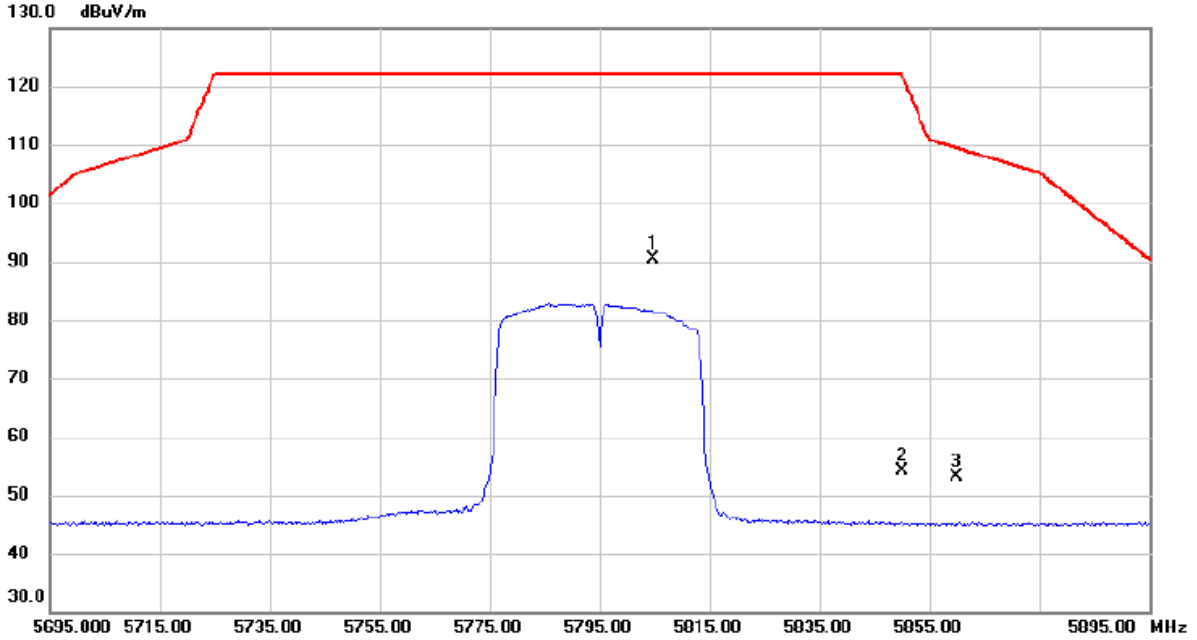
No.	Freq. MHz	Reading Level dBuV/m	Correct Factor dB	Measure ment dBuV/m	Limit dBuV/m	Margin dB	Detector	Comment
1 *	11506.5400	26.91	12.77	39.68	54.00	-14.32	AVG	
2	11507.6600	38.05	12.77	50.82	74.00	-23.18	Peak	

REMARKS:

- (1) Measurement Value = Reading Level + Correct Factor.
- (2) Margin Level = Measurement Value - Limit Value.

Orthogonal Axis	X
Test Mode	UNII-3_TX AC (VHT40) Mode 5795 MHz

Vertical



No.	Mk.	Freq. MHz	Reading Level dBuV	Correct Factor dB	Measure- ment dBuV/m	Limit dBuV/m	Margin dB	Detector	Comment
1	*	5804.800	74.30	16.06	90.36	122.20	-31.84	peak	No Limit
2		5850.000	38.02	16.16	54.18	122.20	-68.02	peak	
3		5860.000	36.93	16.18	53.11	109.40	-56.29	peak	

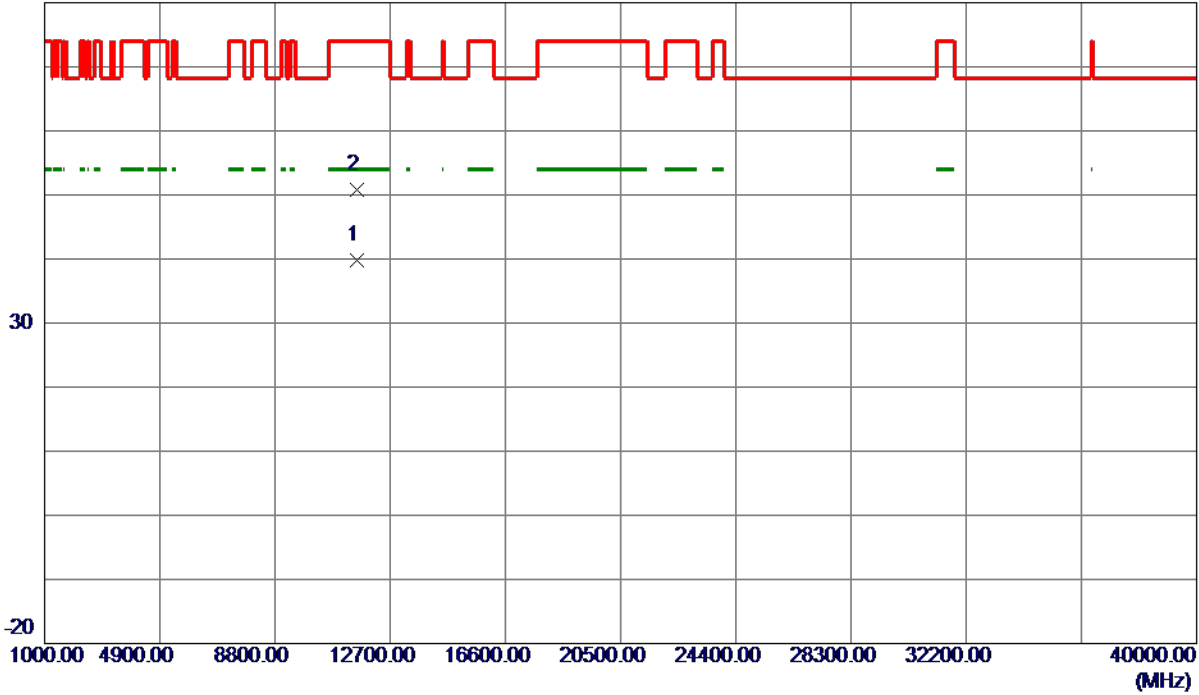
REMARKS:

- (1) Measurement Value = Reading Level + Correct Factor.
- (2) Margin Level = Measurement Value - Limit Value.

Orthogonal Axis	X
Test Mode	UNII-3_TX AC (VHT40) Mode 5795 MHz

Vertical

80 dBuV/m



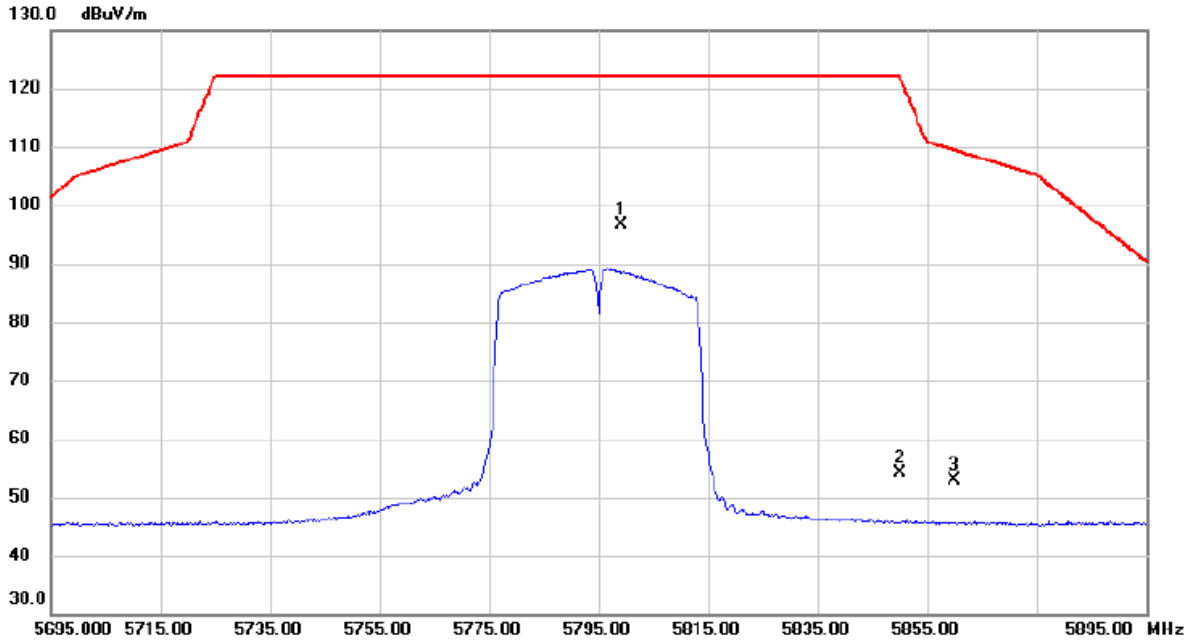
No.	Freq. MHz	Reading Level dBuV/m	Correct Factor dB	Measure ment dBuV/m	Limit dBuV/m	Margin dB	Detector	Comment
1 *	11583.5800	26.90	12.84	39.74	54.00	-14.26	AVG	
2	11586.7600	38.05	12.84	50.89	74.00	-23.11	Peak	

REMARKS:

- (1) Measurement Value = Reading Level + Correct Factor.
- (2) Margin Level = Measurement Value - Limit Value.

Orthogonal Axis	X
Test Mode	UNII-3_TX AC (VHT40) Mode 5795 MHz

Horizontal



No.	Mk.	Freq. MHz	Reading Level dBuV	Correct Factor dB	Measure- ment dBuV/m	Limit dBuV/m	Margin dB	Detector	Comment
1	*	5799.200	80.59	16.05	96.64	122.20	-25.56	peak	No Limit
2		5850.000	37.95	16.16	54.11	122.20	-68.09	peak	
3		5860.000	36.73	16.18	52.91	109.40	-56.49	peak	

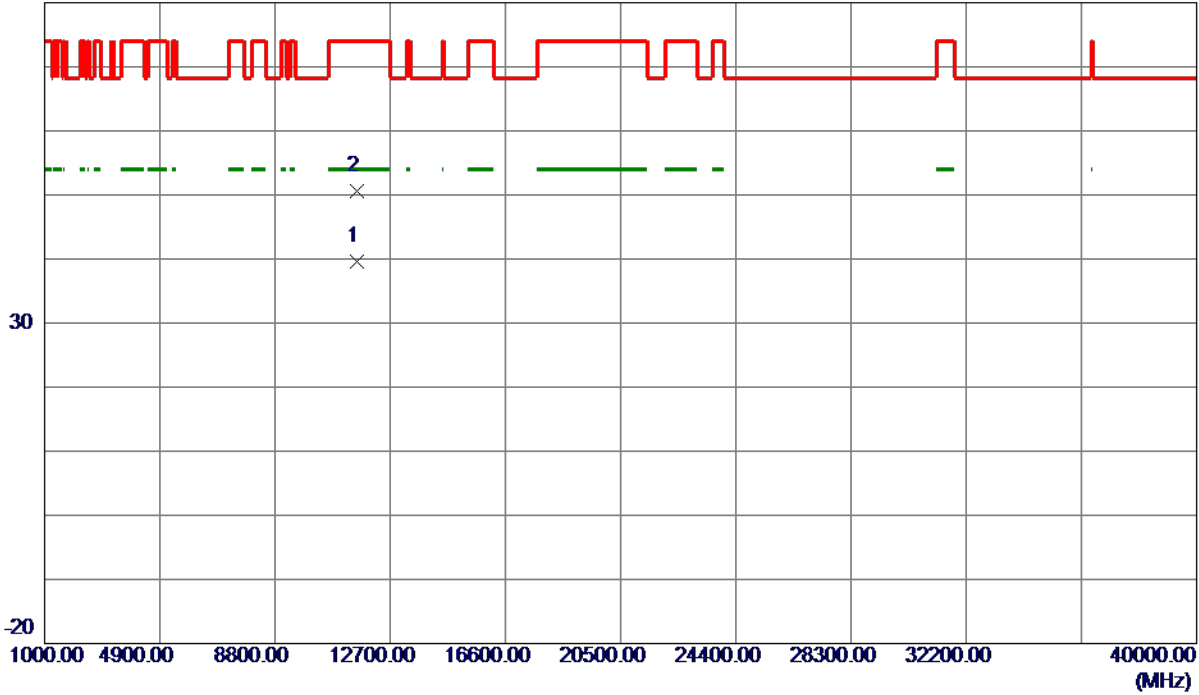
REMARKS:

- (1) Measurement Value = Reading Level + Correct Factor.
- (2) Margin Level = Measurement Value - Limit Value.

Orthogonal Axis	X
Test Mode	UNII-3_TX AC (VHT40) Mode 5795 MHz

Horizontal

80 dBuV/m



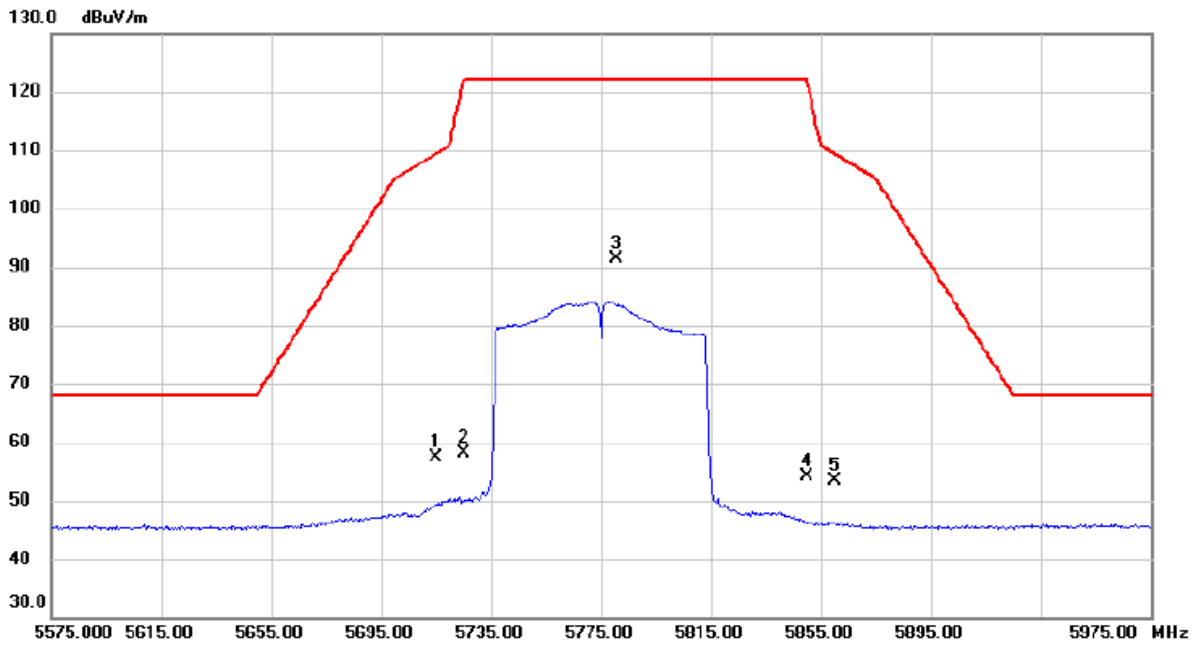
No.	Freq. MHz	Reading Level dBuV/m	Correct Factor dB	Measure ment dBuV/m	Limit dBuV/m	Margin dB	Detector	Comment
1 *	11583.0800	26.82	12.84	39.66	54.00	-14.34	AVG	
2	11583.4000	37.70	12.84	50.54	74.00	-23.46	Peak	

REMARKS:

- (1) Measurement Value = Reading Level + Correct Factor.
- (2) Margin Level = Measurement Value - Limit Value.

Orthogonal Axis	X
Test Mode	UNII-3_TX AC (VHT80) Mode 5775 MHz

Vertical



No.	Mk.	Freq. MHz	Reading Level dBuV	Correct Factor dB	Measure- ment dBuV/m	Limit dBuV/m	Margin dB	Detector	Comment
1		5715.000	41.52	15.86	57.38	109.40	-52.02	peak	
2		5725.000	42.20	15.88	58.08	122.20	-64.12	peak	
3	*	5780.600	75.34	16.00	91.34	122.20	-30.86	peak	No Limit
4		5850.000	38.01	16.16	54.17	122.20	-68.03	peak	
5		5860.000	37.11	16.18	53.29	109.40	-56.11	peak	

REMARKS:

- (1) Measurement Value = Reading Level + Correct Factor.
- (2) Margin Level = Measurement Value - Limit Value.

Orthogonal Axis	X
Test Mode	UNII-3_TX AC (VHT80) Mode 5775 MHz

Vertical

80 dBuV/m



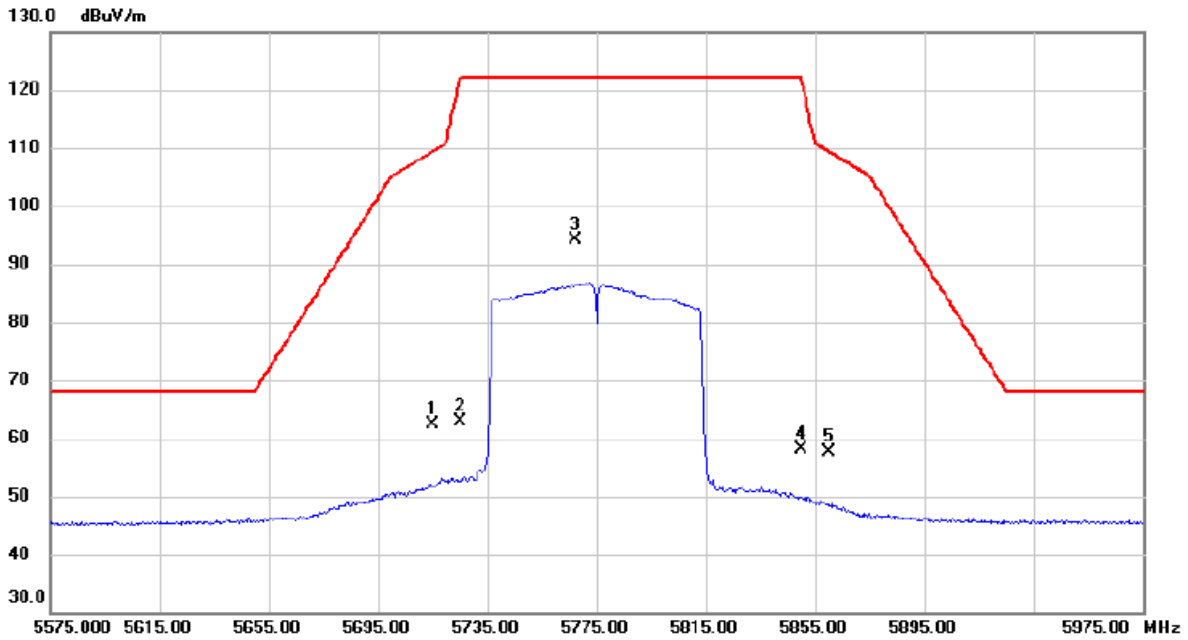
No.	Freq. MHz	Reading Level dBuV/m	Correct Factor dB	Measure ment dBuV/m	Limit dBuV/m	Margin dB	Detector	Comment
1	11551.2600	38.01	12.81	50.82	74.00	-23.18	Peak	
2 *	11554.6400	26.97	12.81	39.78	54.00	-14.22	AVG	

REMARKS:

- (1) Measurement Value = Reading Level + Correct Factor.
- (2) Margin Level = Measurement Value - Limit Value.

Orthogonal Axis	X
Test Mode	UNII-3_TX AC (VHT80) Mode 5775 MHz

Horizontal



No.	Mk.	Freq. MHz	Reading Level dBuV	Correct Factor dB	Measure- ment dBuV/m	Limit dBuV/m	Margin dB	Detector	Comment
1		5715.000	46.54	15.86	62.40	109.40	-47.00	peak	
2		5725.000	46.93	15.88	62.81	122.20	-59.39	peak	
3	*	5767.000	78.23	15.97	94.20	122.20	-28.00	peak	No Limit
4		5850.000	41.89	16.16	58.05	122.20	-64.15	peak	
5		5860.000	41.43	16.18	57.61	109.40	-51.79	peak	

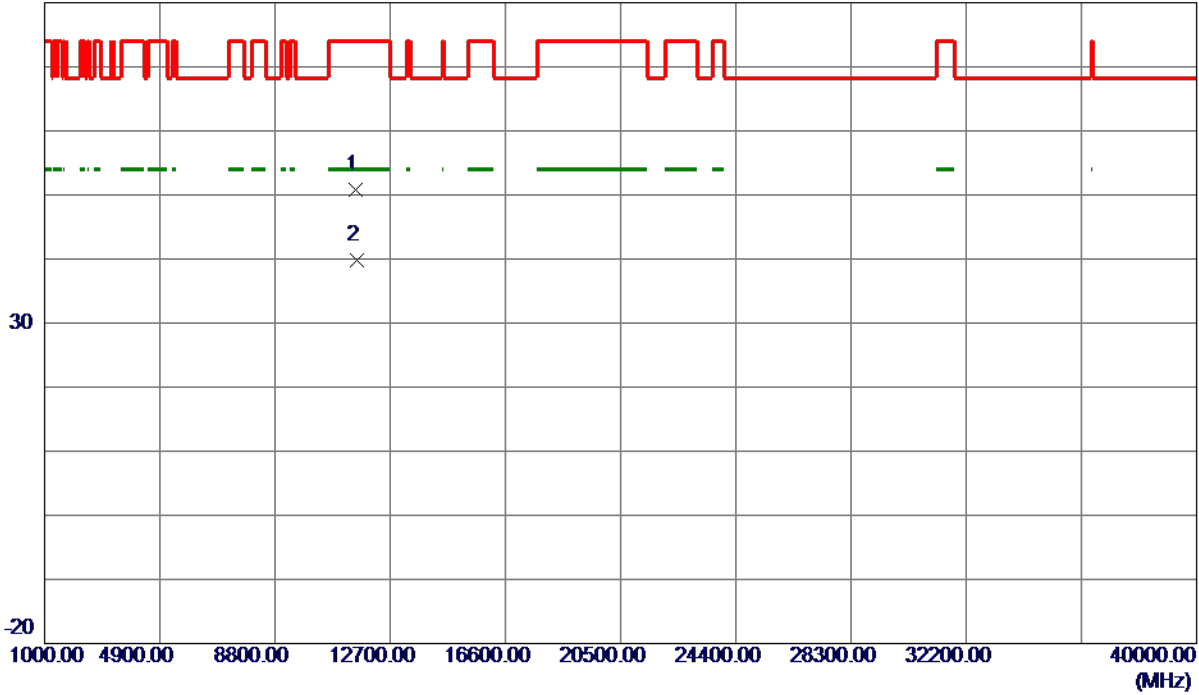
REMARKS:

- (1) Measurement Value = Reading Level + Correct Factor.
- (2) Margin Level = Measurement Value - Limit Value.

Orthogonal Axis	X
Test Mode	UNII-3_TX AC (VHT80) Mode 5775 MHz

Horizontal

80 dBuV/m



No.	Freq. MHz	Reading Level dBuV/m	Correct Factor dB	Measure ment dBuV/m	Limit dBuV/m	Margin dB	Detector	Comment
1	11540.7000	38.06	12.80	50.86	74.00	-23.14	Peak	
2 *	11556.9400	27.06	12.81	39.87	54.00	-14.13	AVG	

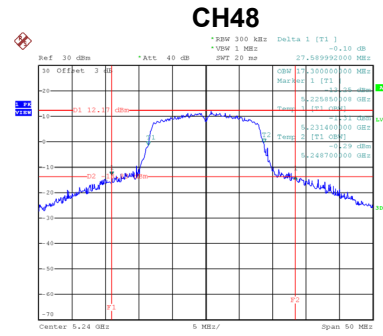
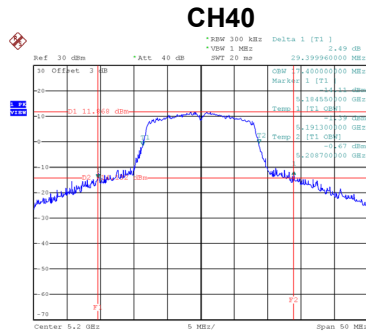
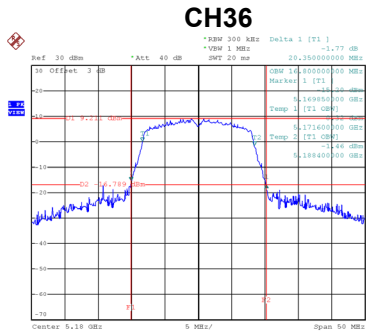
REMARKS:

- (1) Measurement Value = Reading Level + Correct Factor.
- (2) Margin Level = Measurement Value - Limit Value.

APPENDIX E - BANDWIDTH

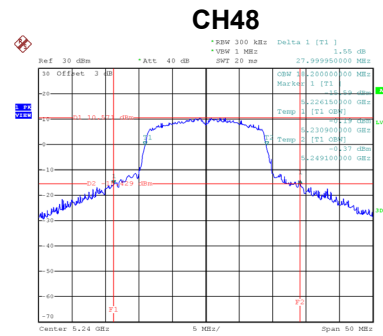
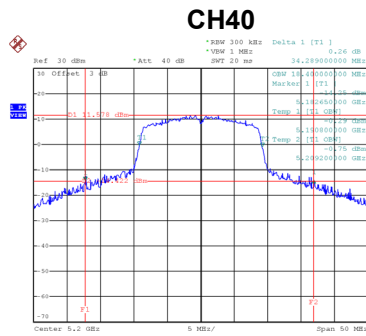
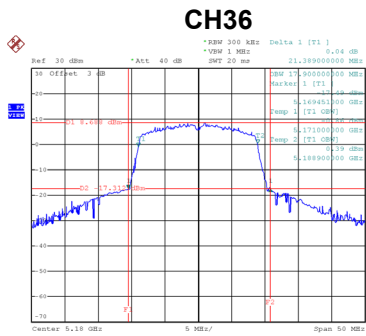
Test Mode	UNII-1_TX A Mode
-----------	------------------

Channel	Frequency (MHz)	26 dB Bandwidth (MHz)	99 % Emission Bandwidth (MHz)
36	5180	20.35	16.80
40	5200	29.40	17.40
48	5240	27.59	17.30



Test Mode	UNII-1_TX N (HT20) Mode
-----------	-------------------------

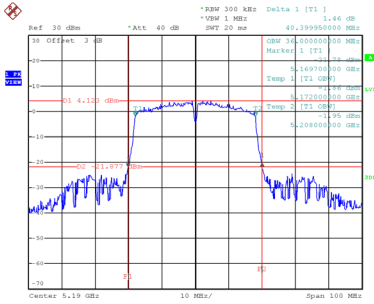
Channel	Frequency (MHz)	26 dB Bandwidth (MHz)	99 % Emission Bandwidth (MHz)
36	5180	21.39	17.90
40	5200	34.29	18.40
48	5240	28.00	18.20



Test Mode	UNII-1_TX N (HT40) Mode
-----------	-------------------------

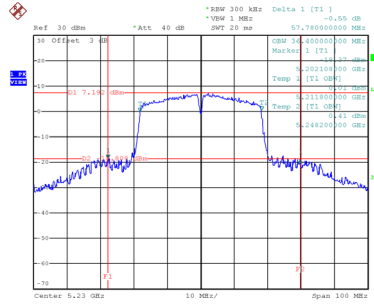
Channel	Frequency (MHz)	26 dB Bandwidth (MHz)	99 % Emission Bandwidth (MHz)
38	5190	40.40	36.00
46	5230	57.78	36.40

CH38



Date: 10.APR.2020 10:37:29

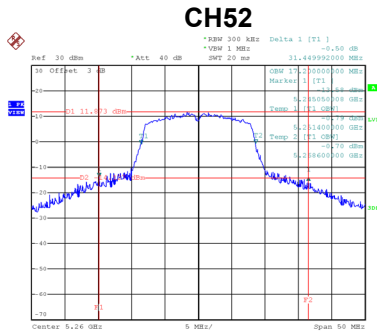
CH46



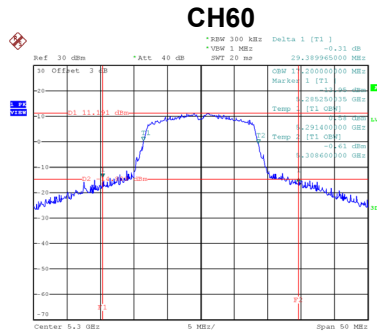
Date: 10.APR.2020 10:38:26

Test Mode	UNII-2A_TX A Mode
-----------	-------------------

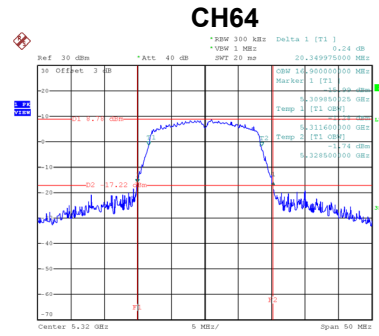
Channel	Frequency (MHz)	26 dB Bandwidth (MHz)	99 % Emission Bandwidth (MHz)
52	5260	31.45	17.20
60	5300	29.39	17.20
64	5320	20.35	16.90



Date: 10.APR.2020 09:59:59



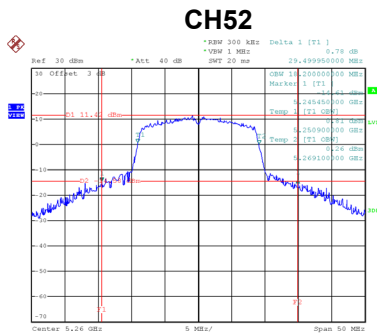
Date: 10.APR.2020 10:00:42



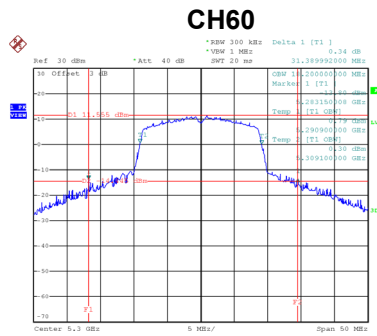
Date: 10.APR.2020 10:03:15

Test Mode	UNII-2A_TX N (HT20) Mode
-----------	--------------------------

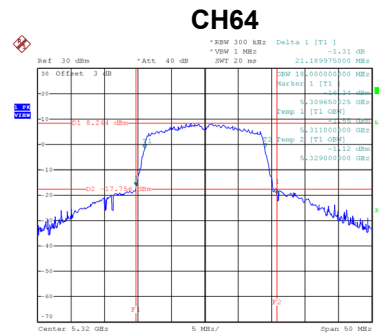
Channel	Frequency (MHz)	26 dB Bandwidth (MHz)	99 % Emission Bandwidth (MHz)
52	5260	29.50	18.20
60	5300	31.39	18.20
64	5320	21.19	18.00



Date: 10.APR.2020 10:14:55



Date: 10.APR.2020 10:15:38

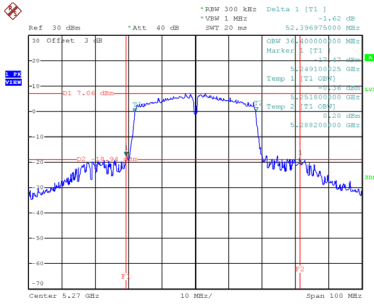


Date: 10.APR.2020 10:16:29

Test Mode	UNII-2A_TX N (HT40) Mode
-----------	--------------------------

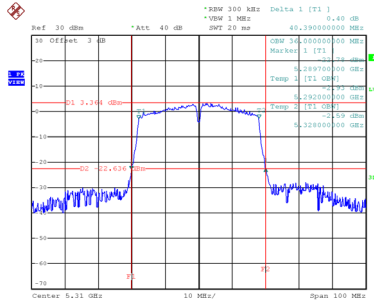
Channel	Frequency (MHz)	26 dB Bandwidth (MHz)	99 % Emission Bandwidth (MHz)
54	5270	52.40	36.40
62	5310	40.39	36.00

CH54



Date: 10.APR.2020 10:39:56

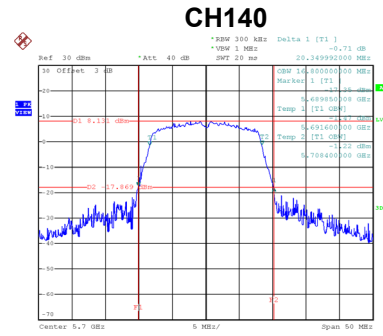
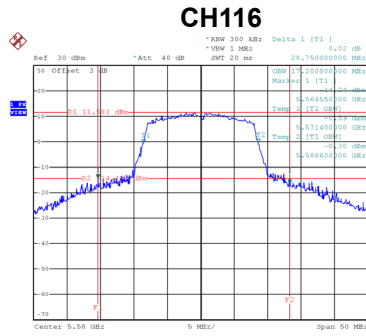
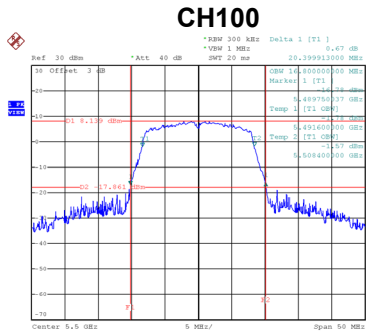
CH62



Date: 10.APR.2020 10:41:30

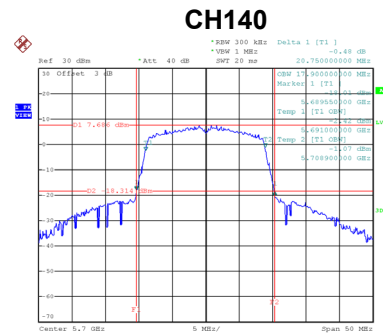
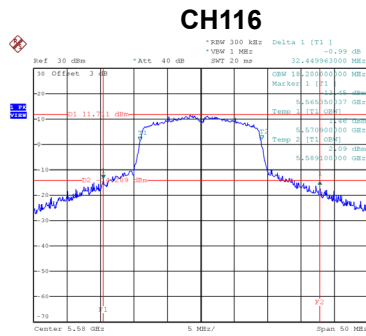
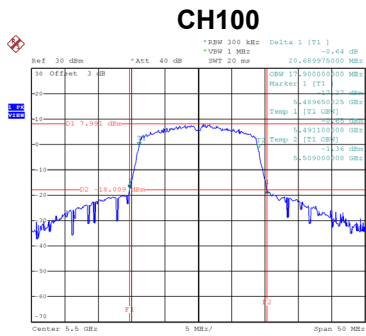
Test Mode	UNII-2C_TX A Mode
-----------	-------------------

Channel	Frequency (MHz)	26 dB Bandwidth (MHz)	99 % Emission Bandwidth (MHz)
100	5500	20.40	16.80
116	5580	28.75	17.20
140	5700	20.35	16.80



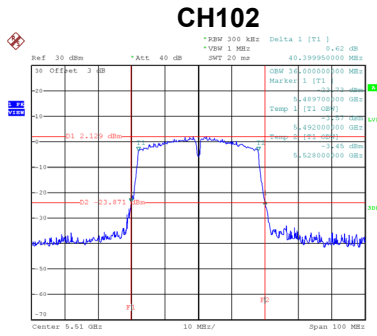
Test Mode	UNII-2C_TX N (HT20) Mode
-----------	--------------------------

Channel	Frequency (MHz)	26 dB Bandwidth (MHz)	99 % Emission Bandwidth (MHz)
100	5500	20.69	17.90
116	5580	32.45	18.20
140	5700	20.75	17.90

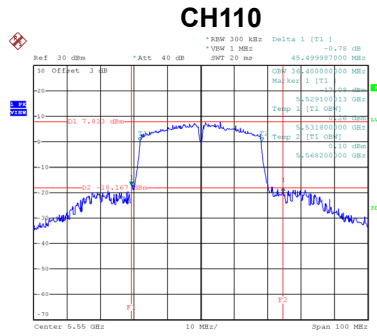


Test Mode	UNII-2C_TX N (HT40) Mode
-----------	--------------------------

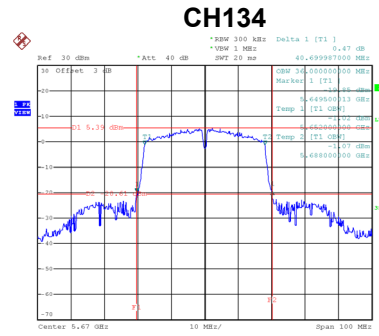
Channel	Frequency (MHz)	26 dB Bandwidth (MHz)	99 % Emission Bandwidth (MHz)
102	5510	40.40	36.00
110	5550	45.50	36.40
134	5670	40.70	36.00



Date: 10.APR.2020 10:42:28



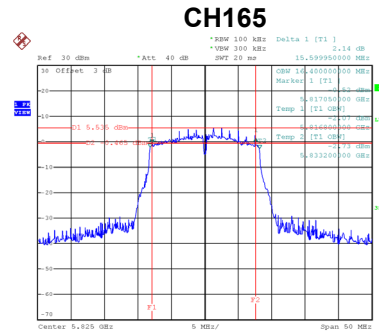
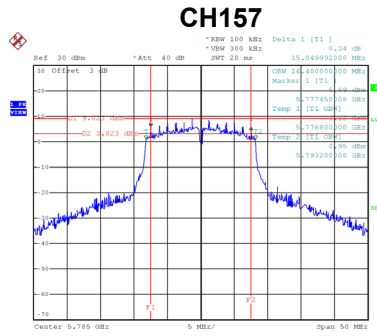
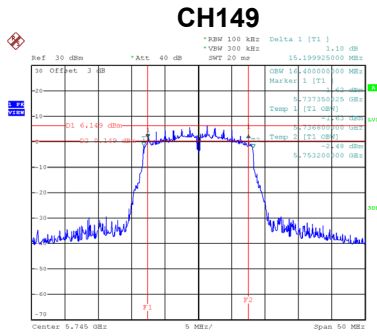
Date: 10.APR.2020 10:43:22



Date: 10.APR.2020 10:44:43

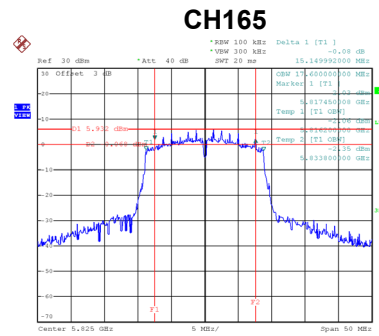
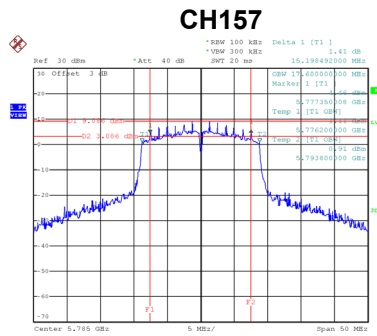
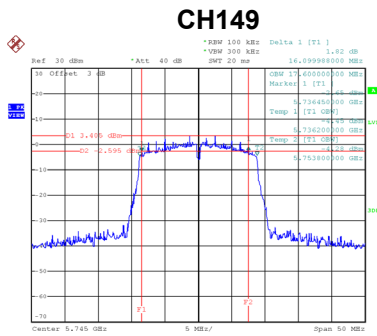
Test Mode	UNII-3_TX A Mode
-----------	------------------

Channel	Frequency (MHz)	6 dB Bandwidth (MHz)	6 dB Bandwidth Min. Limit (kHz)	Result
149	5745	15.20	500	Complies
157	5785	15.05	500	Complies
165	5825	15.60	500	Complies



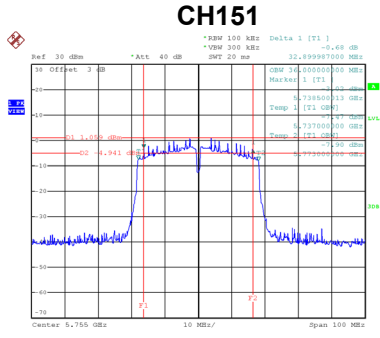
Test Mode	UNII-3_TX N (HT20) Mode
-----------	-------------------------

Channel	Frequency (MHz)	6 dB Bandwidth (MHz)	6 dB Bandwidth Min. Limit (kHz)	Result
149	5745	16.10	500	Complies
157	5785	15.20	500	Complies
165	5825	15.15	500	Complies

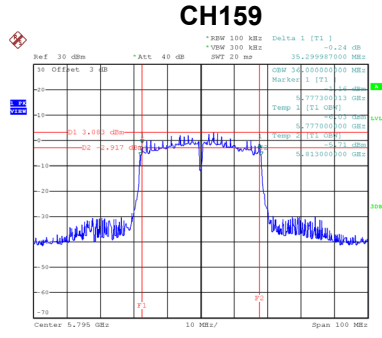


Test Mode	UNII-3_TX N (HT40) Mode
-----------	-------------------------

Channel	Frequency (MHz)	6 dB Bandwidth (MHz)	6 dB Bandwidth Min. Limit (kHz)	Result
151	5755	32.90	500	Complies
159	5795	35.30	500	Complies



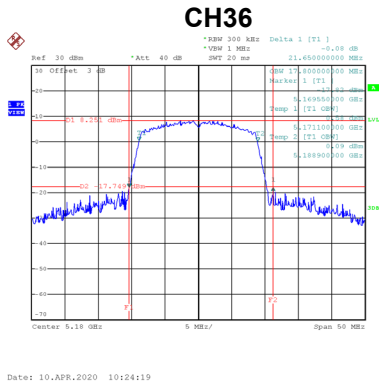
Date: 10.APR.2020 10:46:25



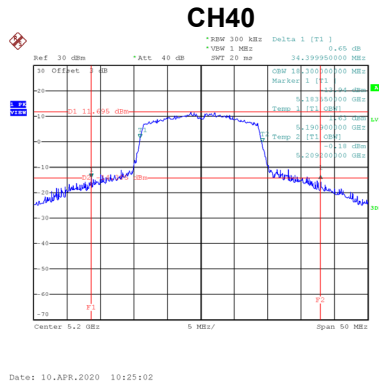
Date: 10.APR.2020 10:48:00

Test Mode	UNII-1_TX AC (VHT20) Mode
-----------	---------------------------

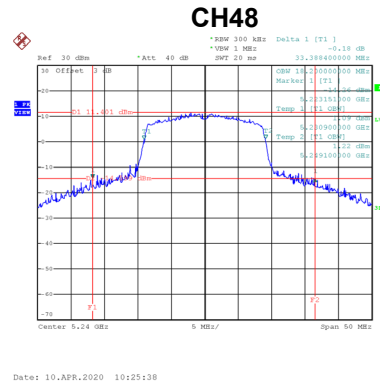
Channel	Frequency (MHz)	26 dB Bandwidth (MHz)	99 % Emission Bandwidth (MHz)
36	5180	21.65	17.80
40	5200	34.40	18.30
48	5240	33.39	18.20



Date: 10.APR.2020 10:24:19



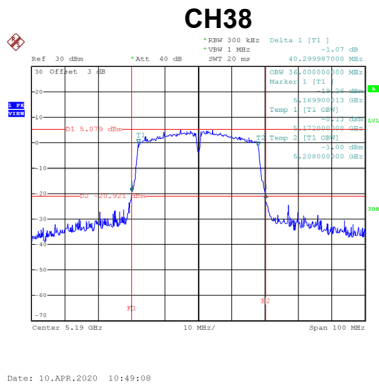
Date: 10.APR.2020 10:25:02



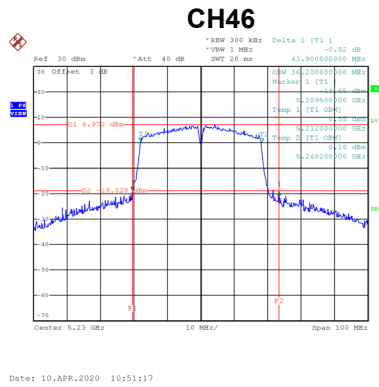
Date: 10.APR.2020 10:25:38

Test Mode	UNII-1_TX AC (VHT40) Mode
-----------	---------------------------

Channel	Frequency (MHz)	26 dB Bandwidth (MHz)	99 % Emission Bandwidth (MHz)
38	5190	40.30	36.00
46	5230	43.90	36.20



Date: 10.APR.2020 10:49:08

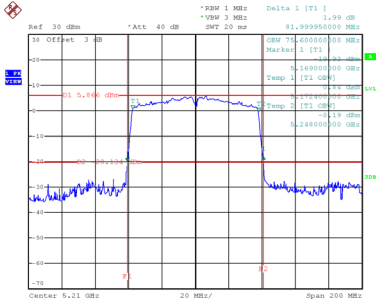


Date: 10.APR.2020 10:51:17

Test Mode	UNII-1_TX AC (VHT80)
-----------	----------------------

Channel	Frequency (MHz)	26 dB Bandwidth (MHz)	99 % Emission Bandwidth (MHz)
42	5210	82.00	75.60

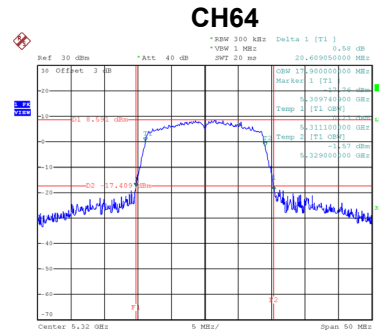
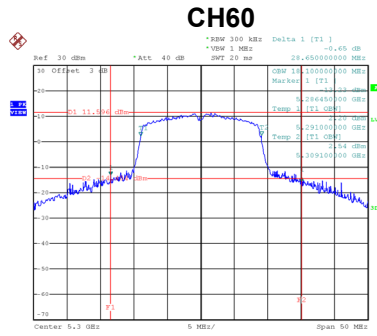
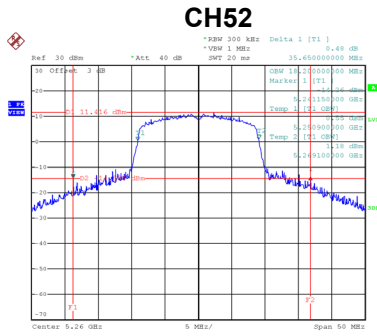
CH42



Date: 10.APR.2020 11:01:19

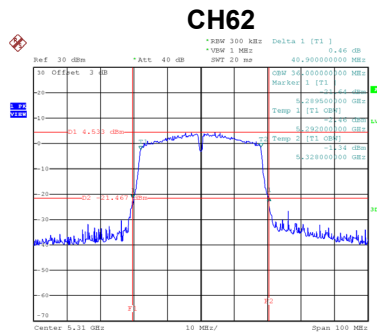
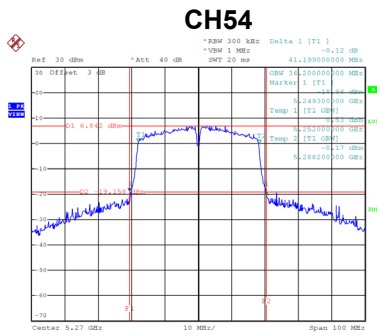
Test Mode	UNII-2A_TX AC (VHT20) Mode
-----------	----------------------------

Channel	Frequency (MHz)	26 dB Bandwidth (MHz)	99 % Emission Bandwidth (MHz)
52	5260	35.65	18.20
60	5300	28.65	18.10
64	5320	20.61	17.90



Test Mode	UNII-2A_TX AC (VHT40) Mode
-----------	----------------------------

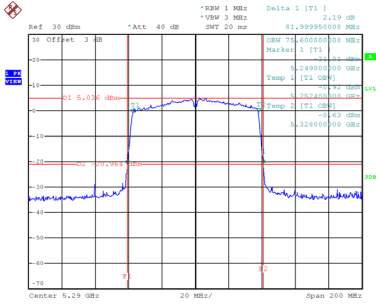
Channel	Frequency (MHz)	26 dB Bandwidth (MHz)	99 % Emission Bandwidth (MHz)
54	5270	41.20	36.20
62	5310	40.90	36.00



Test Mode	UNII-2A_TX AC (VHT80)
-----------	-----------------------

Channel	Frequency (MHz)	26 dB Bandwidth (MHz)	99 % Emission Bandwidth (MHz)
58	5290	82.00	75.60

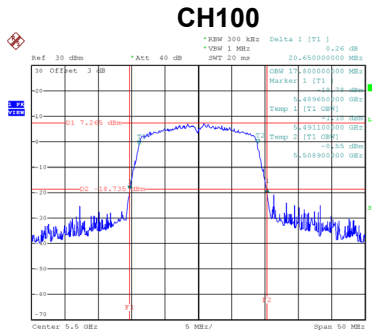
CH58



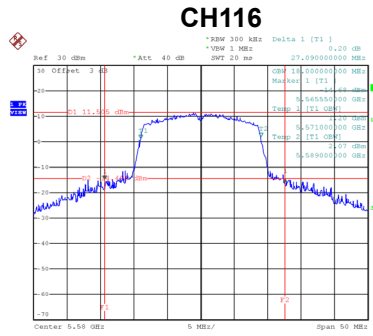
Date: 10.APR.2020 11:02:33

Test Mode UNII-2C_TX AC (VHT20) Mode

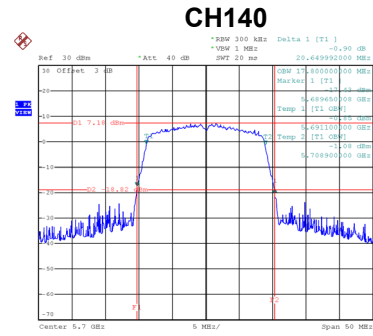
Channel	Frequency (MHz)	26 dB Bandwidth (MHz)	99 % Emission Bandwidth (MHz)
100	5500	20.65	17.80
116	5580	27.09	18.00
140	5700	20.65	17.80



Date: 10.APR.2020 10:30:22



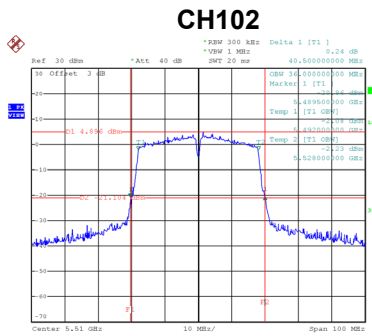
Date: 10.APR.2020 10:31:13



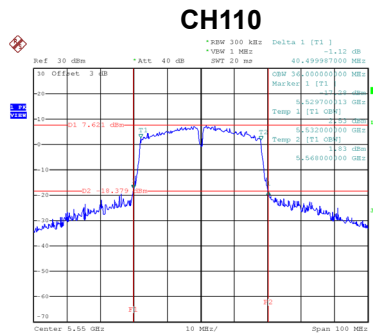
Date: 10.APR.2020 10:32:04

Test Mode UNII-2C_TX AC (VHT40) Mode

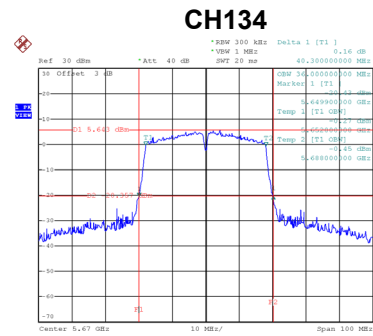
Channel	Frequency (MHz)	26 dB Bandwidth (MHz)	99 % Emission Bandwidth (MHz)
102	5510	40.50	36.00
110	5550	40.50	36.00
134	5670	40.30	36.00



Date: 10.APR.2020 10:55:54



Date: 10.APR.2020 10:56:56

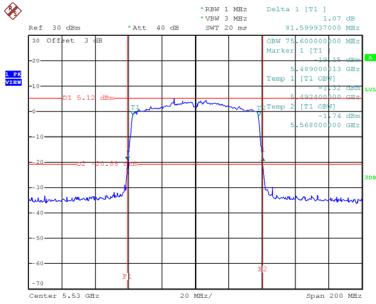


Date: 10.APR.2020 10:57:56

Test Mode	UNII-2C_TX AC (VHT80)
-----------	-----------------------

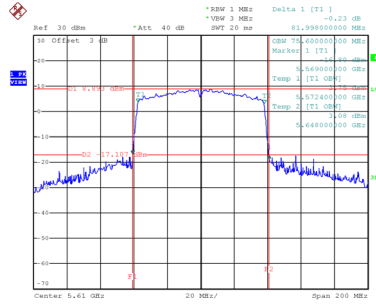
Channel	Frequency (MHz)	26 dB Bandwidth (MHz)	99 % Emission Bandwidth (MHz)
106	5530	81.60	75.60
122	5610	82.00	75.60

CH106



Date: 10.APR.2020 11:04:11

CH122



Date: 10.APR.2020 11:05:13