

14_NSA N5_20M_BPSK_50_28_DFT-15_Right Cheek_Ch167300


Communication System: UID 0, 5G NR (0); Frequency: 836.5 MHz; Duty Cycle: 1:1
Medium: HSL_835_200611 Medium parameters used: $f = 836.5$ MHz; $\sigma = 0.912$ S/m; $\epsilon_r = 42.892$;
 $\rho = 1000$ kg/m³
Ambient Temperature : 23.5 °C; Liquid Temperature : 22.4 °C

DASY5 Configuration:

- Probe: EX3DV4 - SN7576; ConvF(10.45, 10.45, 10.45); Calibrated: 2020.01.22;
- Sensor-Surface: 2mm (Mechanical Surface Detection)
- Electronics: DAE3 Sn528; Calibrated: 2020.03.16
- Phantom: SAM (Front) with CRP v5.0; Type: QD000P40CD; Serial: TP:1795
- Measurement SW: DASY52, Version 52.8 (8); SEMCAD X Version 14.6.10 (7331)

Ch167300/Area Scan (71x71x1): Interpolated grid: dx=1.500 mm, dy=1.500 mm
Maximum value of SAR (interpolated) = 0.350 W/kg

Ch167300/Zoom Scan (5x5x7)/Cube 0: Measurement grid: dx=8mm, dy=8mm, dz=5mm
Reference Value = 15.68 V/m; Power Drift = -0.05 dB
Peak SAR (extrapolated) = 0.536 W/kg
SAR(1 g) = 0.257 W/kg; SAR(10 g) = 0.153 W/kg
Maximum value of SAR (measured) = 0.386 W/kg



15_Bluetooth_DH5 1Mbps_Left Cheek_Ch39

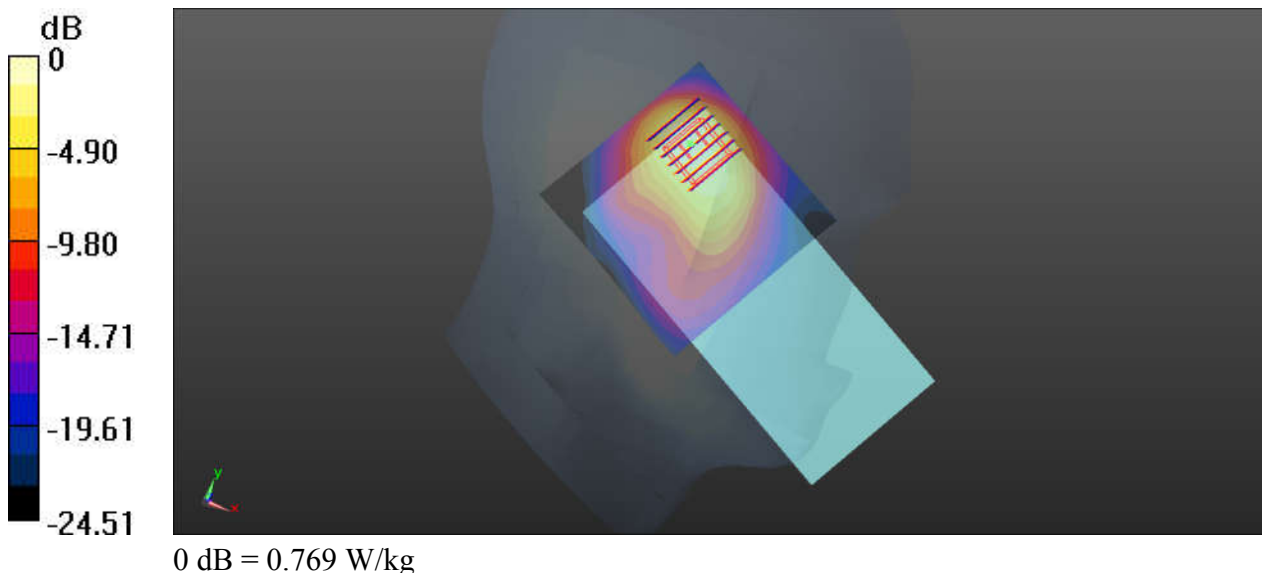
Communication System: UID 0, Bluetooth (0); Frequency: 2441 MHz; Duty Cycle: 1:1.302
Medium: HSL_2450_200615 Medium parameters used: $f = 2441$ MHz; $\sigma = 1.851$ S/m; $\epsilon_r = 39.608$;
 $\rho = 1000$ kg/m³
Ambient Temperature : 23.4 °C ; Liquid Temperature : 22.6 °C

DASY5 Configuration:

- Probe: EX3DV4 - SN7576; ConvF(7.76, 7.76, 7.76); Calibrated: 2020.01.22;
- Sensor-Surface: 2mm (Mechanical Surface Detection)
- Electronics: DAE3 Sn528; Calibrated: 2020.03.16
- Phantom: SAM (Front) with CRP v5.0; Type: QD000P40CD; Serial: TP:1795
- Measurement SW: DASY52, Version 52.8 (8); SEMCAD X Version 14.6.10 (7331)

Ch39/Area Scan (81x81x1): Interpolated grid: dx=1.200 mm, dy=1.200 mm
Maximum value of SAR (interpolated) = 0.864 W/kg

Ch39/Zoom Scan (7x7x7)/Cube 0: Measurement grid: dx=5mm, dy=5mm, dz=5mm
Reference Value = 10.95 V/m; Power Drift = 0.05 dB
Peak SAR (extrapolated) = 1.05 W/kg
SAR(1 g) = 0.520 W/kg; SAR(10 g) = 0.251 W/kg
Maximum value of SAR (measured) = 0.769 W/kg



16_WLAN2.4GHz_802.11b 1Mbps_Left Cheek_Ch11

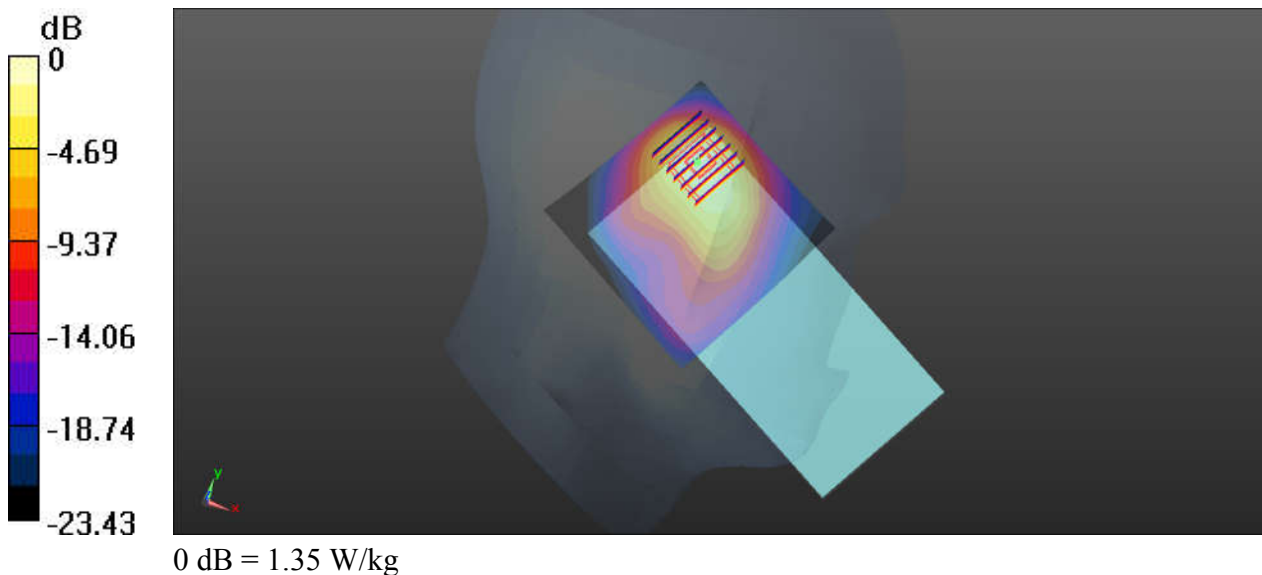
Communication System: UID 0, WIFI (0); Frequency: 2462 MHz; Duty Cycle: 1:1.007
Medium: HSL_2450_200615 Medium parameters used: $f = 2462$ MHz; $\sigma = 1.874$ S/m; $\epsilon_r = 39.532$;
 $\rho = 1000$ kg/m³
Ambient Temperature : 23.4 °C; Liquid Temperature : 22.6 °C

DASY5 Configuration:

- Probe: EX3DV4 - SN7576; ConvF(7.76, 7.76, 7.76); Calibrated: 2020.01.22;
- Sensor-Surface: 2mm (Mechanical Surface Detection)
- Electronics: DAE3 Sn528; Calibrated: 2020.03.16
- Phantom: SAM (Front) with CRP v5.0; Type: QD000P40CD; Serial: TP:1795
- Measurement SW: DASY52, Version 52.8 (8); SEMCAD X Version 14.6.10 (7331)

Ch11/Area Scan (81x81x1): Interpolated grid: dx=1.200 mm, dy=1.200 mm
Maximum value of SAR (interpolated) = 1.50 W/kg

Ch11/Zoom Scan (7x7x7)/Cube 0: Measurement grid: dx=5mm, dy=5mm, dz=5mm
Reference Value = 13.10 V/m; Power Drift = -0.03 dB
Peak SAR (extrapolated) = 1.85 W/kg
SAR(1 g) = 0.899 W/kg; SAR(10 g) = 0.434 W/kg
Maximum value of SAR (measured) = 1.35 W/kg



17_WLAN5GHz_802.11a 6Mbps_Left Tilted_Ch52

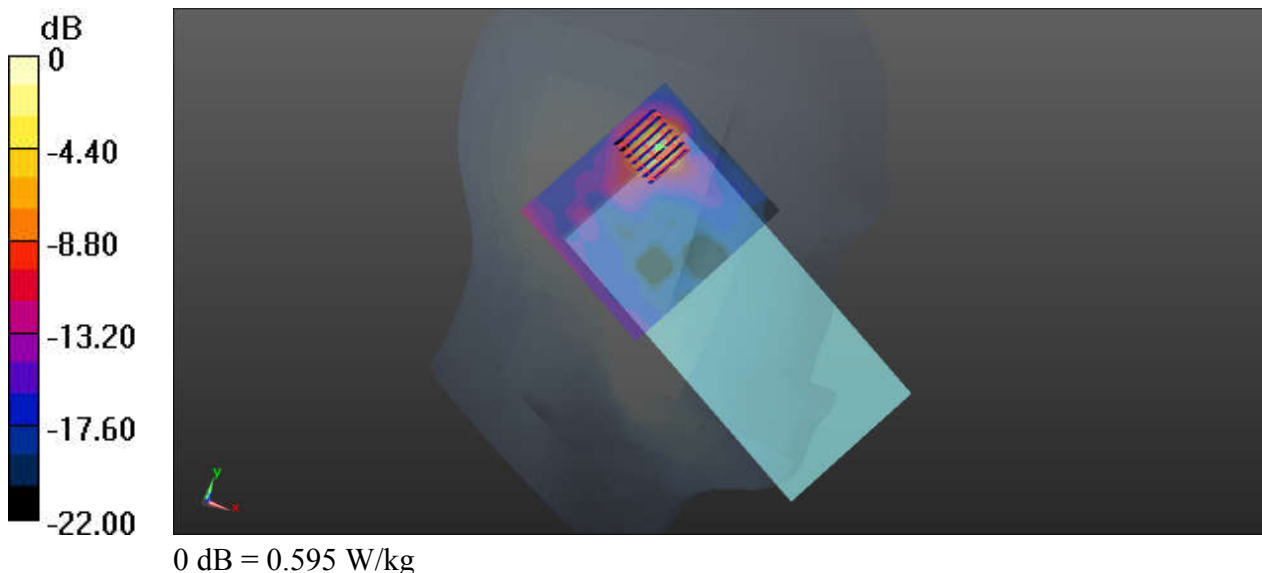
Communication System: UID 0, WIFI (0); Frequency: 5260 MHz; Duty Cycle: 1:1.033
Medium: HSL_5250_200619 Medium parameters used: $f = 5260$ MHz; $\sigma = 4.611$ S/m; $\epsilon_r = 36.609$;
 $\rho = 1000$ kg/m³
Ambient Temperature : 23.7 °C; Liquid Temperature : 22.4 °C

DASY5 Configuration:

- Probe: EX3DV4 - SN7576; ConvF(5.2, 5.2, 5.2); Calibrated: 2020.01.22;
- Sensor-Surface: 1.4mm (Mechanical Surface Detection)
- Electronics: DAE3 Sn528; Calibrated: 2020.03.16
- Phantom: SAM (Front) with CRP v5.0; Type: QD000P40CD; Serial: TP:1795
- Measurement SW: DASY52, Version 52.8 (8); SEMCAD X Version 14.6.10 (7331)

Ch52/Area Scan (91x81x1): Interpolated grid: dx=1.000 mm, dy=1.000 mm
Maximum value of SAR (interpolated) = 0.652 W/kg

Ch52/Zoom Scan (7x7x7)/Cube 0: Measurement grid: dx=4mm, dy=4mm, dz=1.4mm
Reference Value = 4.577 V/m; Power Drift = -0.12 dB
Peak SAR (extrapolated) = 0.927 W/kg
SAR(1 g) = 0.218 W/kg; SAR(10 g) = 0.049 W/kg
Maximum value of SAR (measured) = 0.595 W/kg



18_WLAN5GHz_802.11a 6Mbps_Left Tilted_Ch124

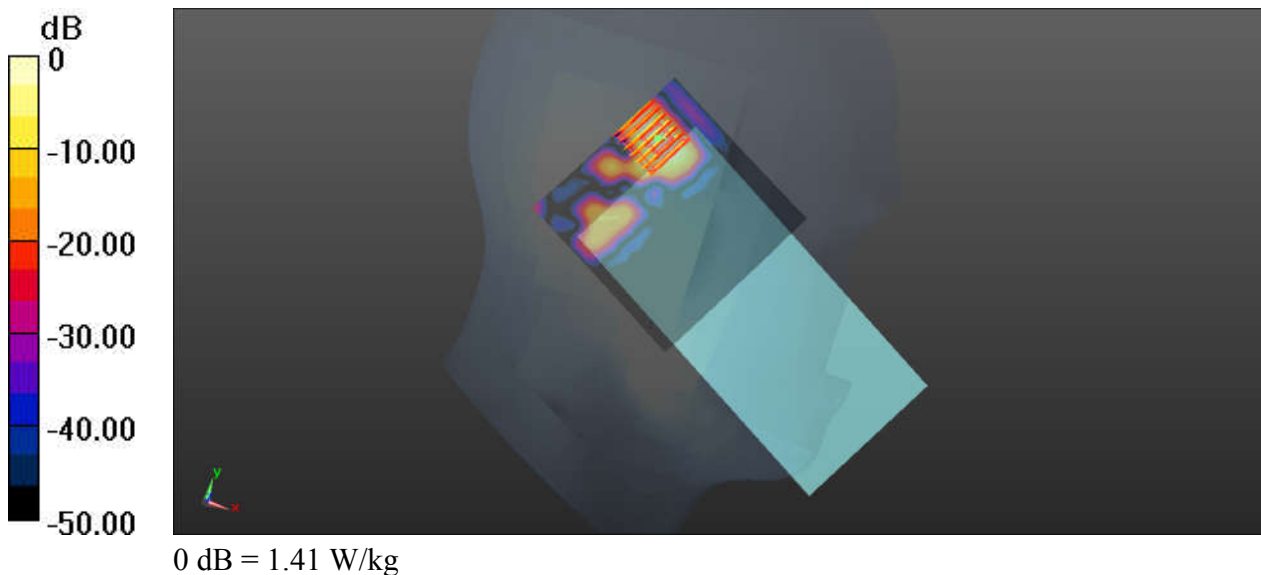
Communication System: UID 0, WIFI (0); Frequency: 5620 MHz;Duty Cycle: 1:1.033
Medium: HSL_5600_200622 Medium parameters used: $f = 5620$ MHz; $\sigma = 5.024$ S/m; $\epsilon_r = 36.059$;
 $\rho = 1000$ kg/m³
Ambient Temperature : 23.5 °C ; Liquid Temperature : 22.6 °C

DASY5 Configuration:

- Probe: EX3DV4 - SN7576; ConvF(4.62, 4.62, 4.62); Calibrated: 2020.01.22;
- Sensor-Surface: 1.4mm (Mechanical Surface Detection)
- Electronics: DAE3 Sn528; Calibrated: 2020.03.16
- Phantom: SAM (Front) with CRP v5.0; Type: QD000P40CD; Serial: TP:1795
- Measurement SW: DASY52, Version 52.8 (8); SEMCAD X Version 14.6.10 (7331)

Ch124/Area Scan (91x91x1): Interpolated grid: dx=1.000 mm, dy=1.000 mm
Maximum value of SAR (interpolated) = 2.82 W/kg

Ch124/Zoom Scan (7x7x7)/Cube 0: Measurement grid: dx=4mm, dy=4mm, dz=1.4mm
Reference Value = 4.769 V/m; Power Drift = -0.06 dB
Peak SAR (extrapolated) = 2.33 W/kg
SAR(1 g) = 0.505 W/kg; SAR(10 g) = 0.122 W/kg
Maximum value of SAR (measured) = 1.41 W/kg



19_WLAN5GHz_802.11ac-VHT80 MCS0_Left Tilted_Ch155

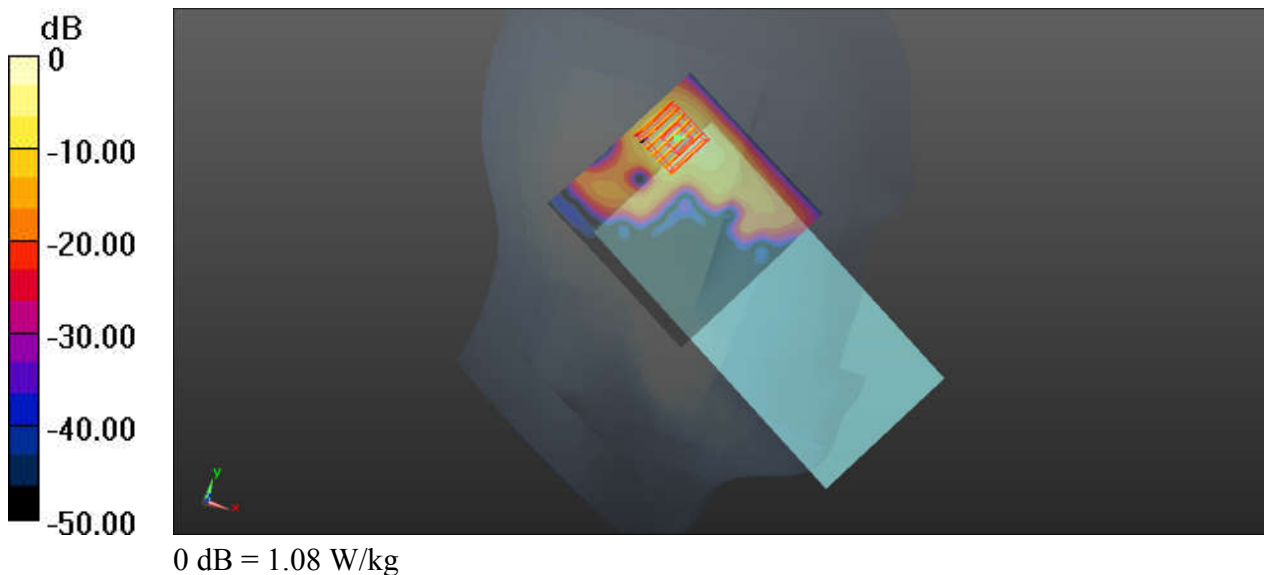
Communication System: UID 0, WIFI (0); Frequency: 5775 MHz; Duty Cycle: 1:1.134
Medium: HSL_5750_200626 Medium parameters used: $f = 5775$ MHz; $\sigma = 5.203$ S/m; $\epsilon_r = 35.794$;
 $\rho = 1000$ kg/m³
Ambient Temperature : 23.6 °C; Liquid Temperature : 22.5 °C

DASY5 Configuration:

- Probe: EX3DV4 - SN7576; ConvF(4.83, 4.83, 4.83); Calibrated: 2020.01.22;
- Sensor-Surface: 1.4mm (Mechanical Surface Detection)
- Electronics: DAE3 Sn528; Calibrated: 2020.03.16
- Phantom: SAM (Front) with CRP v5.0; Type: QD000P40CD; Serial: TP:1795
- Measurement SW: DASY52, Version 52.8 (8); SEMCAD X Version 14.6.10 (7331)

Ch155/Area Scan (91x91x1): Interpolated grid: dx=1.000 mm, dy=1.000 mm
Maximum value of SAR (interpolated) = 0.996 W/kg

Ch155/Zoom Scan (7x7x7)/Cube 0: Measurement grid: dx=4mm, dy=4mm, dz=1.4mm
Reference Value = 3.844 V/m; Power Drift = -0.07 dB
Peak SAR (extrapolated) = 1.77 W/kg
SAR(1 g) = 0.391 W/kg; SAR(10 g) = 0.095 W/kg
Maximum value of SAR (measured) = 1.08 W/kg



20_GSM850_GPRS(4 Tx slot)_Back_10mm_Ch189

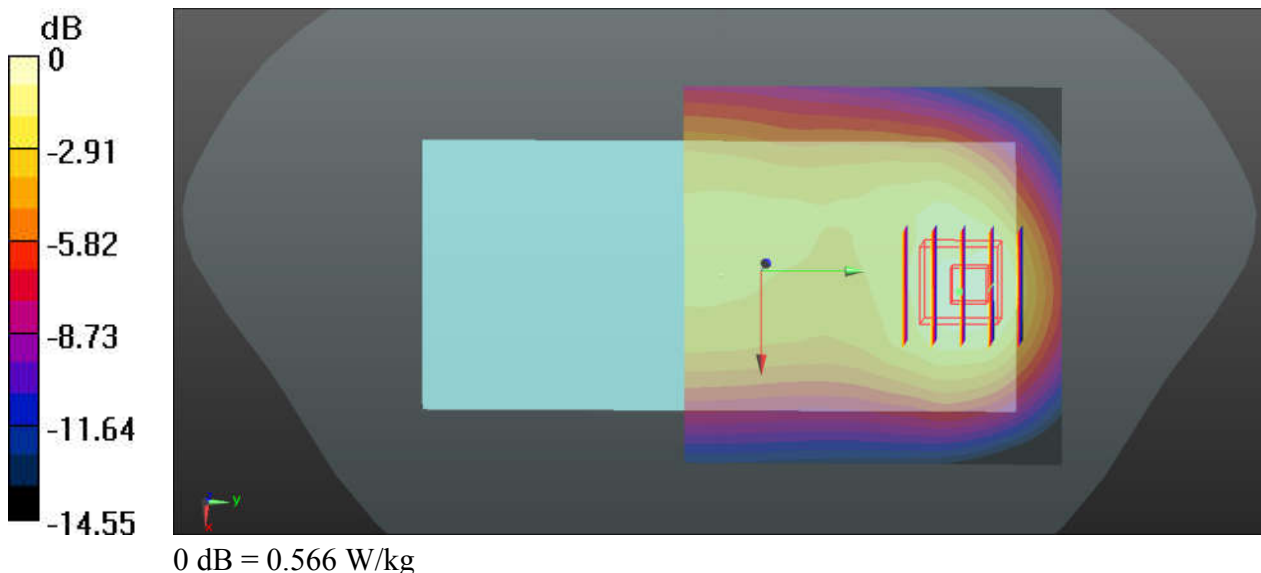
Communication System: UID 0, GPRS/EDGE12 (0); Frequency: 836.4 MHz; Duty Cycle: 1:2.08
Medium: HSL_835_200611 Medium parameters used: $f = 836.4$ MHz; $\sigma = 0.912$ S/m; $\epsilon_r = 42.893$;
 $\rho = 1000$ kg/m³
Ambient Temperature : 23.5 °C; Liquid Temperature : 22.4 °C

DASY5 Configuration:

- Probe: EX3DV4 - SN7576; ConvF(10.45, 10.45, 10.45); Calibrated: 2020.01.22;
- Sensor-Surface: 2mm (Mechanical Surface Detection)
- Electronics: DAE3 Sn528; Calibrated: 2020.03.16
- Phantom: SAM (Front) with CRP v5.0; Type: QD000P40CD; Serial: TP:1795
- Measurement SW: DASY52, Version 52.8 (8); SEMCAD X Version 14.6.10 (7331)

Ch189/Area Scan (71x71x1): Interpolated grid: dx=1.500 mm, dy=1.500 mm
Maximum value of SAR (interpolated) = 0.542 W/kg

Ch189/Zoom Scan (5x5x7)/Cube 0: Measurement grid: dx=8mm, dy=8mm, dz=5mm
Reference Value = 19.33 V/m; Power Drift = -0.10 dB
Peak SAR (extrapolated) = 0.749 W/kg
SAR(1 g) = 0.428 W/kg; SAR(10 g) = 0.256 W/kg
Maximum value of SAR (measured) = 0.566 W/kg



21_GSM1900_GPRS(3 Tx slots)_Bottom Side_10mm_Ch661

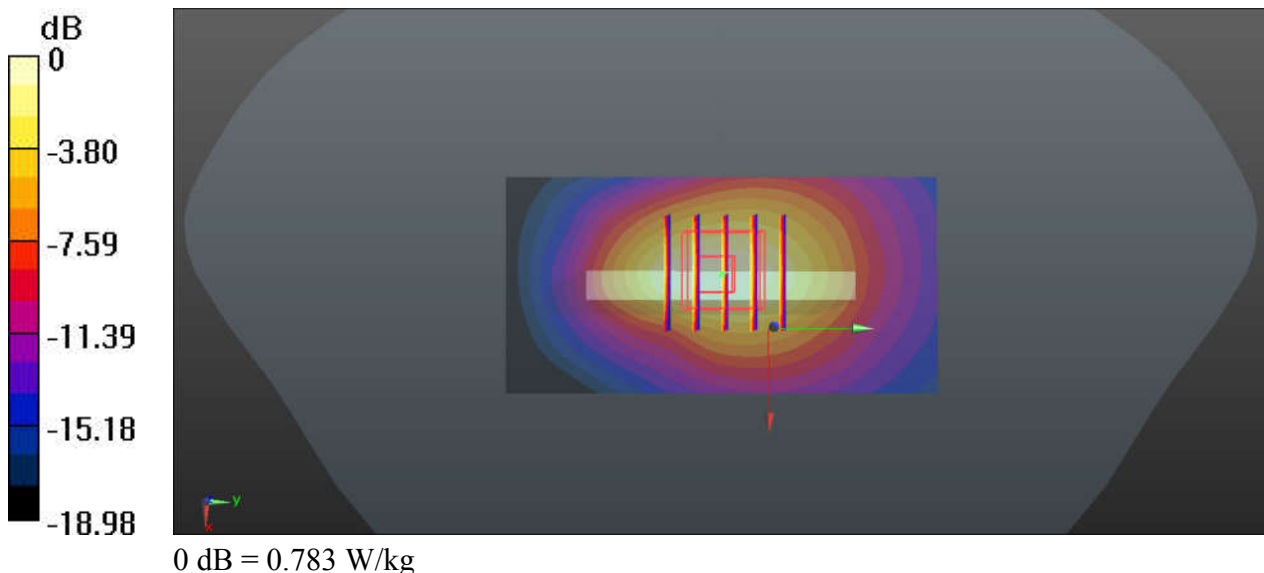
Communication System: UID 0, GPRS/EDGE11 (0); Frequency: 1880 MHz; Duty Cycle: 1:2.77
Medium: HSL_1900_200606 Medium parameters used: $f = 1880$ MHz; $\sigma = 1.402$ S/m; $\epsilon_r = 40.407$;
 $\rho = 1000$ kg/m³
Ambient Temperature : 23.4 °C; Liquid Temperature : 22.5 °C

DASY5 Configuration:

- Probe: EX3DV4 - SN7576; ConvF(8.58, 8.58, 8.58); Calibrated: 2020.01.22;
- Sensor-Surface: 2mm (Mechanical Surface Detection)
- Electronics: DAE3 Sn528; Calibrated: 2020.03.16
- Phantom: SAM (Front) with CRP v5.0; Type: QD000P40CD; Serial: TP:1795
- Measurement SW: DASY52, Version 52.8 (8); SEMCAD X Version 14.6.10 (7331)

Ch661/Area Scan (41x81x1): Interpolated grid: dx=1.500 mm, dy=1.500 mm
Maximum value of SAR (interpolated) = 0.790 W/kg

Ch661/Zoom Scan (5x5x7)/Cube 0: Measurement grid: dx=8mm, dy=8mm, dz=5mm
Reference Value = 13.39 V/m; Power Drift = 0.04 dB
Peak SAR (extrapolated) = 0.986 W/kg
SAR(1 g) = 0.572 W/kg; SAR(10 g) = 0.314 W/kg
Maximum value of SAR (measured) = 0.783 W/kg



22_WCDMA V_RMC 12.2Kbps_Back_10mm_Ch4233

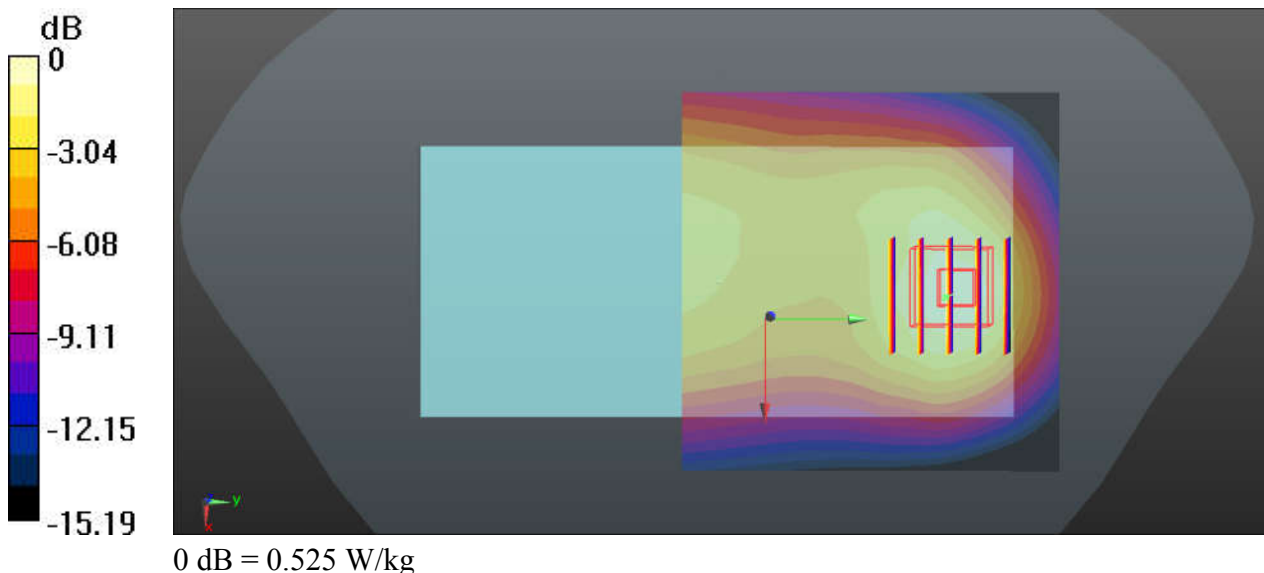
Communication System: UID 0, UMTS (0); Frequency: 846.6 MHz; Duty Cycle: 1:1
Medium: HSL_835_200611 Medium parameters used: $f = 846.6$ MHz; $\sigma = 0.923$ S/m; $\epsilon_r = 42.747$;
 $\rho = 1000$ kg/m³
Ambient Temperature : 23.5 °C; Liquid Temperature : 22.4 °C

DASY5 Configuration:

- Probe: EX3DV4 - SN7576; ConvF(10.45, 10.45, 10.45); Calibrated: 2020.01.22;
- Sensor-Surface: 2mm (Mechanical Surface Detection)
- Electronics: DAE3 Sn528; Calibrated: 2020.03.16
- Phantom: SAM (Front) with CRP v5.0; Type: QD000P40CD; Serial: TP:1795
- Measurement SW: DASY52, Version 52.8 (8); SEMCAD X Version 14.6.10 (7331)

Ch4233/Area Scan (71x71x1): Interpolated grid: dx=1.500 mm, dy=1.500 mm
Maximum value of SAR (interpolated) = 0.499 W/kg

Ch4233/Zoom Scan (5x5x7)/Cube 0: Measurement grid: dx=8mm, dy=8mm, dz=5mm
Reference Value = 17.64 V/m; Power Drift = -0.17 dB
Peak SAR (extrapolated) = 0.696 W/kg
SAR(1 g) = 0.395 W/kg; SAR(10 g) = 0.233 W/kg
Maximum value of SAR (measured) = 0.525 W/kg



23_WCDMA IV_RMC 12.2Kbps_Top Side_10mm_Ch1413

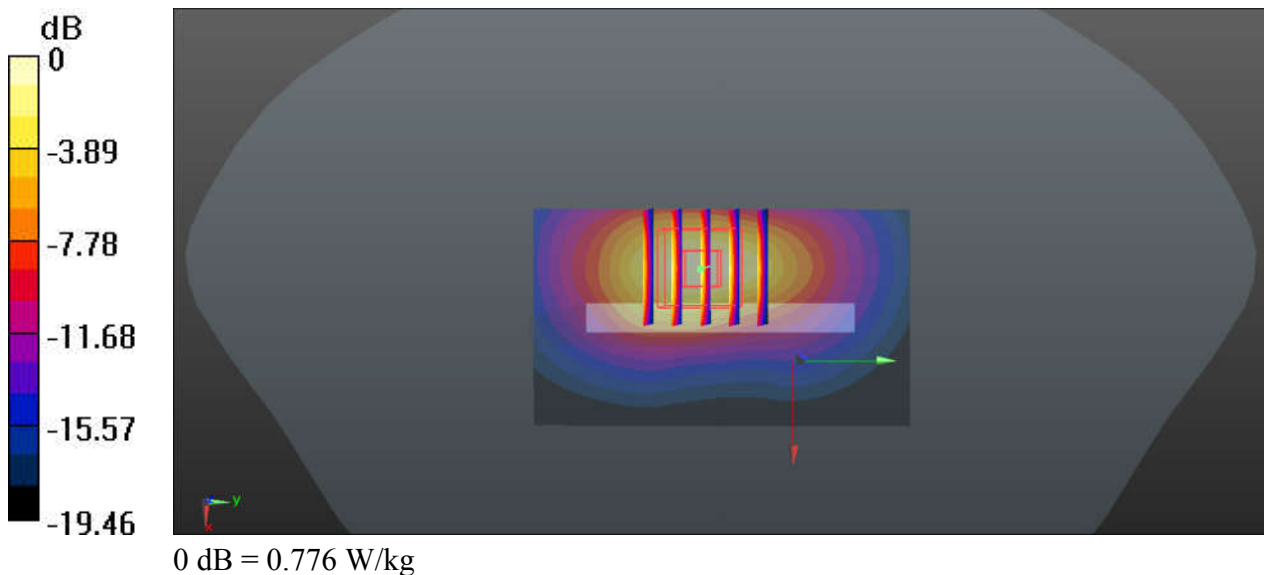
Communication System: UID 0, UMTS (0); Frequency: 1732.6 MHz; Duty Cycle: 1:1
Medium: HSL_1750_200702 Medium parameters used: $f = 1732.6$ MHz; $\sigma = 1.379$ S/m; $\epsilon_r = 41.432$;
 $\rho = 1000$ kg/m³
Ambient Temperature : 23.6 °C ; Liquid Temperature : 22.6 °C

DASY5 Configuration:

- Probe: EX3DV4 - SN7576; ConvF(8.88, 8.88, 8.88); Calibrated: 2020.01.22;
- Sensor-Surface: 2mm (Mechanical Surface Detection)
- Electronics: DAE3 Sn528; Calibrated: 2020.03.16
- Phantom: SAM (Front) with CRP v5.0; Type: QD000P40CD; Serial: TP:1795
- Measurement SW: DASY52, Version 52.8 (8); SEMCAD X Version 14.6.10 (7331)

Ch1413/Area Scan (41x71x1): Interpolated grid: dx=1.500 mm, dy=1.500 mm
Maximum value of SAR (interpolated) = 0.757 W/kg

Ch1413/Zoom Scan (5x5x7)/Cube 0: Measurement grid: dx=8mm, dy=8mm, dz=5mm
Reference Value = 2.009 V/m; Power Drift = 0.10 dB
Peak SAR (extrapolated) = 0.975 W/kg
SAR(1 g) = 0.533 W/kg; SAR(10 g) = 0.263 W/kg
Maximum value of SAR (measured) = 0.776 W/kg



24_WCDMA II_RMC 12.2Kbps_Bottom Side_10mm_Ch9262

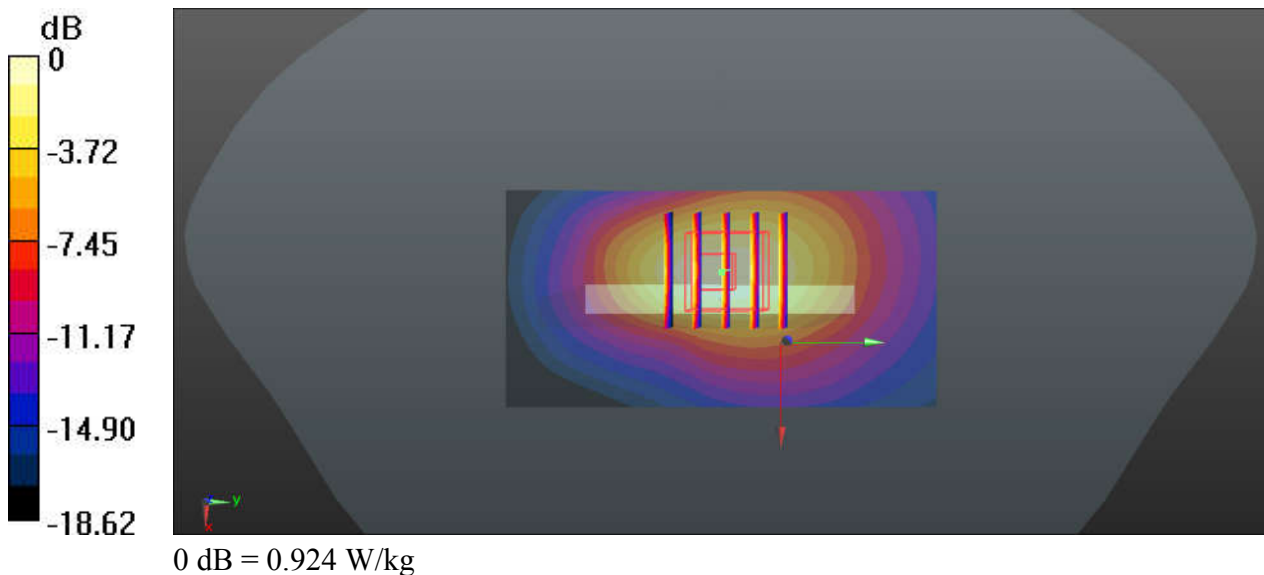
Communication System: UID 0, UMTS (0); Frequency: 1852.4 MHz; Duty Cycle: 1:1
Medium: HSL_1900_200705 Medium parameters used: $f = 1852.4$ MHz; $\sigma = 1.398$ S/m; $\epsilon_r = 40.233$; $\rho = 1000$ kg/m³
Ambient Temperature : 23.6 °C; Liquid Temperature : 22.7 °C

DASY5 Configuration:

- Probe: EX3DV4 - SN7576; ConvF(8.58, 8.58, 8.58); Calibrated: 2020.01.22;
- Sensor-Surface: 2mm (Mechanical Surface Detection)
- Electronics: DAE3 Sn528; Calibrated: 2020.03.16
- Phantom: SAM (Front) with CRP v5.0; Type: QD000P40CD; Serial: TP:1795
- Measurement SW: DASY52, Version 52.8 (8); SEMCAD X Version 14.6.10 (7331)

Ch9262/Area Scan (41x81x1): Interpolated grid: dx=1.500 mm, dy=1.500 mm
Maximum value of SAR (interpolated) = 0.911 W/kg

Ch9262/Zoom Scan (5x5x7)/Cube 0: Measurement grid: dx=8mm, dy=8mm, dz=5mm
Reference Value = 4.213 V/m; Power Drift = 0.03 dB
Peak SAR (extrapolated) = 1.16 W/kg
SAR(1 g) = 0.673 W/kg; SAR(10 g) = 0.369 W/kg
Maximum value of SAR (measured) = 0.924 W/kg



25_LTE Band 12_10M_QPSK_1_25_Left Side_10mm_Ch23095

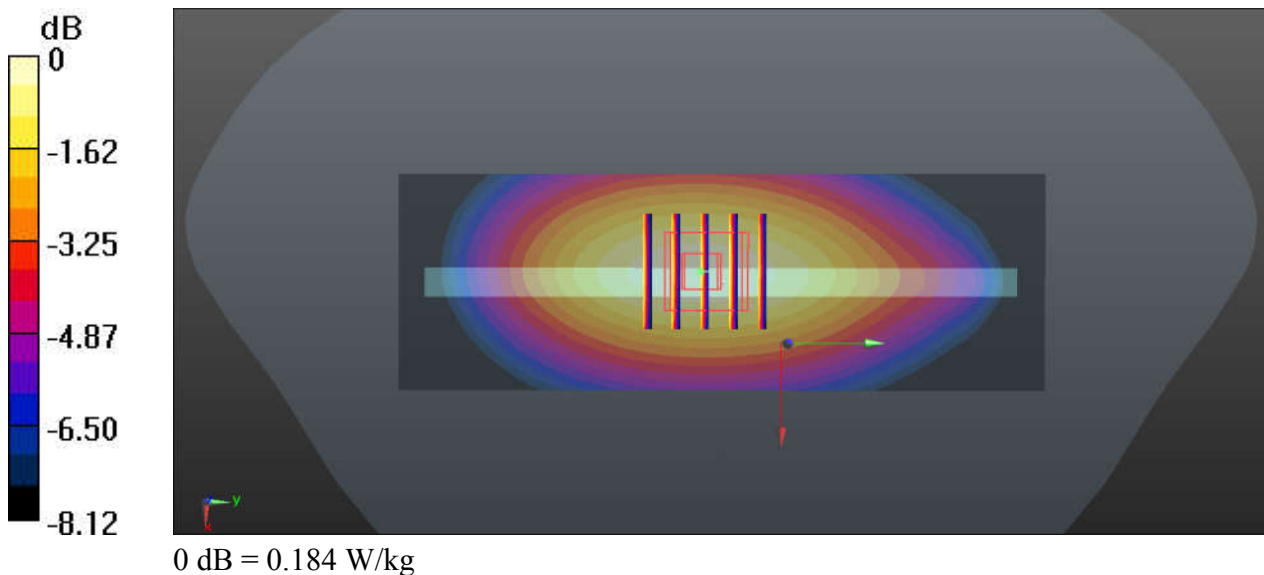
Communication System: UID 0, LTE (0); Frequency: 707.5 MHz; Duty Cycle: 1:1
Medium: HSL_750_200610 Medium parameters used: $f = 707.5$ MHz; $\sigma = 0.859$ S/m; $\epsilon_r = 41.717$;
 $\rho = 1000$ kg/m³
Ambient Temperature : 23.4 °C; Liquid Temperature : 22.4 °C

DASY5 Configuration:

- Probe: EX3DV4 - SN7576; ConvF(10.71, 10.71, 10.71); Calibrated: 2020.01.22;
- Sensor-Surface: 2mm (Mechanical Surface Detection)
- Electronics: DAE3 Sn528; Calibrated: 2020.03.16
- Phantom: SAM (Front) with CRP v5.0; Type: QD000P40CD; Serial: TP:1795
- Measurement SW: DASY52, Version 52.8 (8); SEMCAD X Version 14.6.10 (7331)

Ch23095/Area Scan (41x121x1): Interpolated grid: dx=1.500 mm, dy=1.500 mm
Maximum value of SAR (interpolated) = 0.182 W/kg

Ch23095/Zoom Scan (5x5x7)/Cube 0: Measurement grid: dx=8mm, dy=8mm, dz=5mm
Reference Value = 14.82 V/m; Power Drift = 0.04 dB
Peak SAR (extrapolated) = 0.207 W/kg
SAR(1 g) = 0.153 W/kg; SAR(10 g) = 0.110 W/kg
Maximum value of SAR (measured) = 0.184 W/kg



26_LTE Band 5_10M_QPSK_1_25_Back_10mm_Ch20525

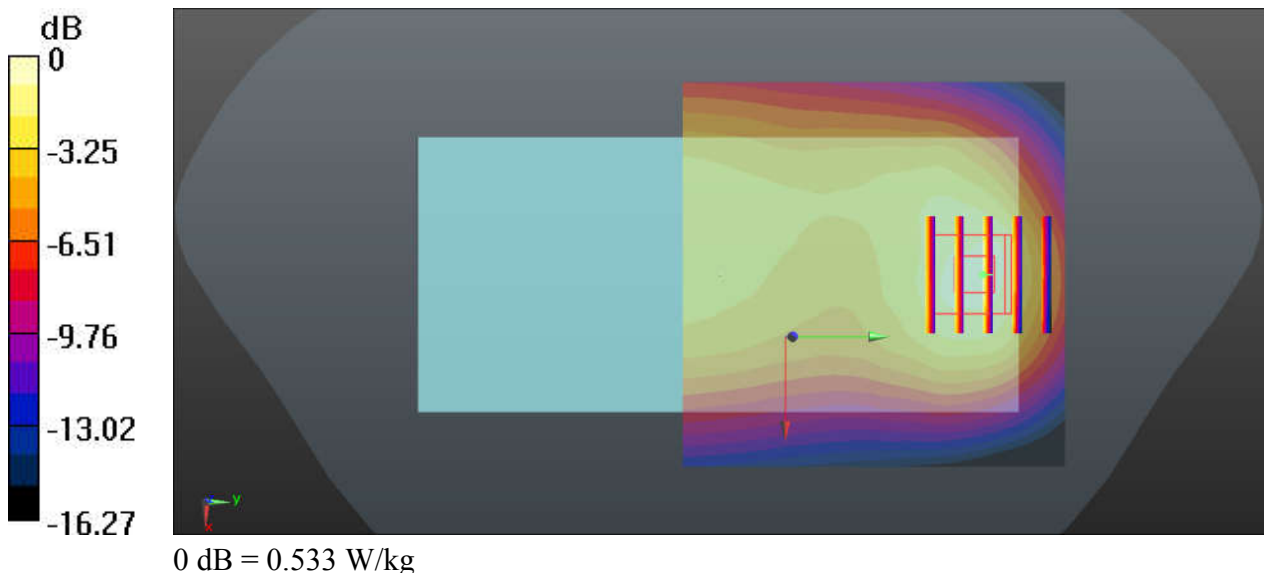
Communication System: UID 0, LTE (0); Frequency: 836.5 MHz; Duty Cycle: 1:1
Medium: HSL_835_200611 Medium parameters used: $f = 836.5$ MHz; $\sigma = 0.912$ S/m; $\epsilon_r = 42.892$;
 $\rho = 1000$ kg/m³
Ambient Temperature : 23.5 °C ; Liquid Temperature : 22.4 °C

DASY5 Configuration:

- Probe: EX3DV4 - SN7576; ConvF(10.45, 10.45, 10.45); Calibrated: 2020.01.22;
- Sensor-Surface: 2mm (Mechanical Surface Detection)
- Electronics: DAE3 Sn528; Calibrated: 2020.03.16
- Phantom: SAM (Front) with CRP v5.0; Type: QD000P40CD; Serial: TP:1795
- Measurement SW: DASY52, Version 52.8 (8); SEMCAD X Version 14.6.10 (7331)

Ch20525/Area Scan (71x71x1): Interpolated grid: dx=1.500 mm, dy=1.500 mm
Maximum value of SAR (interpolated) = 0.467 W/kg

Ch20525/Zoom Scan (5x5x7)/Cube 0: Measurement grid: dx=8mm, dy=8mm, dz=5mm
Reference Value = 18.21 V/m; Power Drift = -0.03 dB
Peak SAR (extrapolated) = 0.673 W/kg
SAR(1 g) = 0.380 W/kg; SAR(10 g) = 0.225 W/kg
Maximum value of SAR (measured) = 0.533 W/kg



27_LTE Band 26_15M_QPSK_1_37_Back_10mm_Ch26865

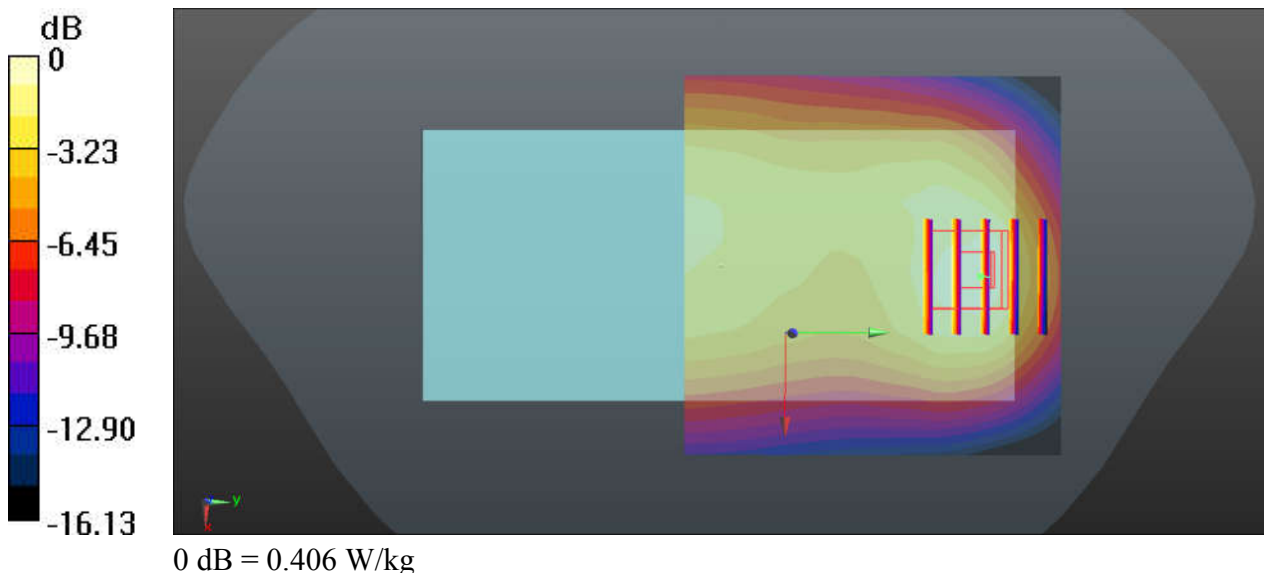
Communication System: UID 0, LTE (0); Frequency: 831.5 MHz; Duty Cycle: 1:1
Medium: HSL_835_200611 Medium parameters used: $f = 831.5$ MHz; $\sigma = 0.906$ S/m; $\epsilon_r = 42.952$;
 $\rho = 1000$ kg/m³
Ambient Temperature : 23.5 °C; Liquid Temperature : 22.4 °C

DASY5 Configuration:

- Probe: EX3DV4 - SN7576; ConvF(10.45, 10.45, 10.45); Calibrated: 2020.01.22;
- Sensor-Surface: 2mm (Mechanical Surface Detection)
- Electronics: DAE3 Sn528; Calibrated: 2020.03.16
- Phantom: SAM (Front) with CRP v5.0; Type: QD000P40CD; Serial: TP:1795
- Measurement SW: DASY52, Version 52.8 (8); SEMCAD X Version 14.6.10 (7331)

Ch26865/Area Scan (71x71x1): Interpolated grid: dx=1.500 mm, dy=1.500 mm
Maximum value of SAR (interpolated) = 0.370 W/kg

Ch26865/Zoom Scan (5x5x7)/Cube 0: Measurement grid: dx=8mm, dy=8mm, dz=5mm
Reference Value = 17.06 V/m; Power Drift = -0.10 dB
Peak SAR (extrapolated) = 0.520 W/kg
SAR(1 g) = 0.296 W/kg; SAR(10 g) = 0.176 W/kg
Maximum value of SAR (measured) = 0.406 W/kg



28_LTE Band 66_20M_QPSK_50_24_Top Side_10mm_Ch132322

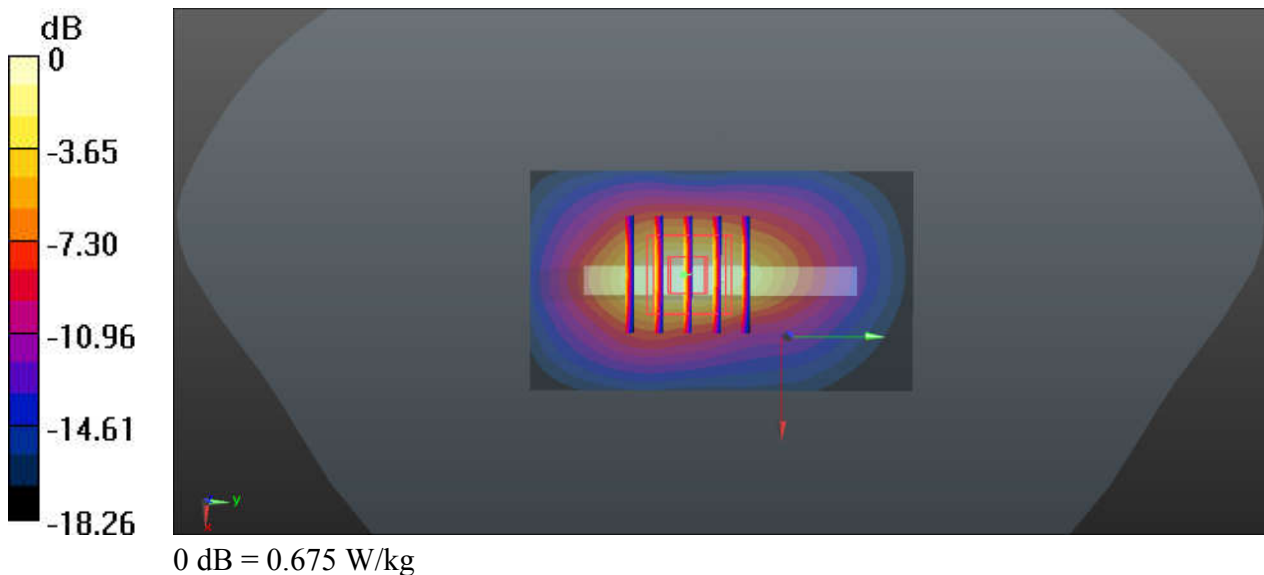
Communication System: UID 0, LTE (0); Frequency: 1745 MHz; Duty Cycle: 1:1
Medium: HSL_1750_200702 Medium parameters used: $f = 1745$ MHz; $\sigma = 1.393$ S/m; $\epsilon_r = 41.394$;
 $\rho = 1000$ kg/m³
Ambient Temperature : 23.6 °C ; Liquid Temperature : 22.6 °C

DASY5 Configuration:

- Probe: EX3DV4 - SN7576; ConvF(8.88, 8.88, 8.88); Calibrated: 2020.01.22;
- Sensor-Surface: 2mm (Mechanical Surface Detection)
- Electronics: DAE3 Sn528; Calibrated: 2020.03.16
- Phantom: SAM (Front) with CRP v5.0; Type: QD000P40CD; Serial: TP:1795
- Measurement SW: DASY52, Version 52.8 (8); SEMCAD X Version 14.6.10 (7331)

Ch132322/Area Scan (41x71x1): Interpolated grid: dx=1.500 mm, dy=1.500 mm
Maximum value of SAR (interpolated) = 0.679 W/kg

Ch132322/Zoom Scan (5x5x7)/Cube 0: Measurement grid: dx=8mm, dy=8mm, dz=5mm
Reference Value = 1.776 V/m; Power Drift = 0.07 dB
Peak SAR (extrapolated) = 0.841 W/kg
SAR(1 g) = 0.473 W/kg; SAR(10 g) = 0.240 W/kg
Maximum value of SAR (measured) = 0.675 W/kg



29_LTE Band 2_20M_QPSK_50_24_Bottom Side_10mm_Ch18900

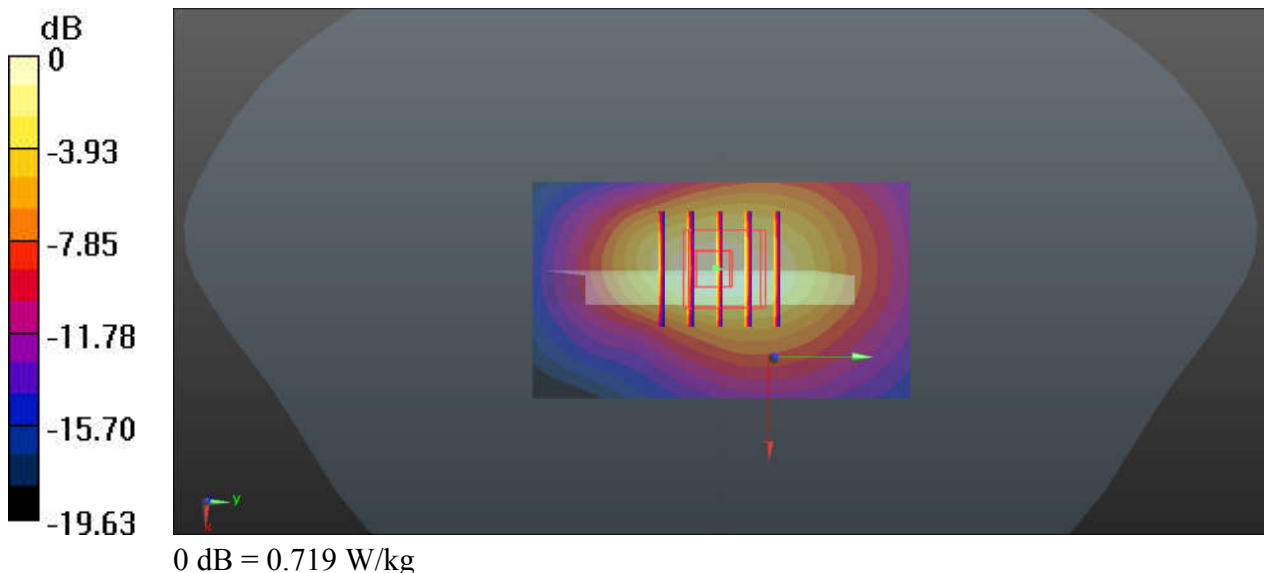
Communication System: UID 0, LTE (0); Frequency: 1880 MHz; Duty Cycle: 1:1
Medium: HSL_1900_200705 Medium parameters used: $f = 1880$ MHz; $\sigma = 1.427$ S/m; $\epsilon_r = 40.109$;
 $\rho = 1000$ kg/m³
Ambient Temperature : 23.6 °C ; Liquid Temperature : 22.7 °C

DASY5 Configuration:

- Probe: EX3DV4 - SN7576; ConvF(8.58, 8.58, 8.58); Calibrated: 2020.01.22;
- Sensor-Surface: 2mm (Mechanical Surface Detection)
- Electronics: DAE3 Sn528; Calibrated: 2020.03.16
- Phantom: SAM (Front) with CRP v5.0; Type: QD000P40CD; Serial: TP:1795
- Measurement SW: DASY52, Version 52.8 (8); SEMCAD X Version 14.6.10 (7331)

Ch18900/Area Scan (41x71x1): Interpolated grid: dx=1.500 mm, dy=1.500 mm
Maximum value of SAR (interpolated) = 0.730 W/kg

Ch18900/Zoom Scan (5x5x7)/Cube 0: Measurement grid: dx=8mm, dy=8mm, dz=5mm
Reference Value = 21.97 V/m; Power Drift = -0.05 dB
Peak SAR (extrapolated) = 0.898 W/kg
SAR(1 g) = 0.520 W/kg; SAR(10 g) = 0.286 W/kg
Maximum value of SAR (measured) = 0.719 W/kg



30_LTE Band 7_20M_QPSK_1_49_Back_10mm_Ch21350

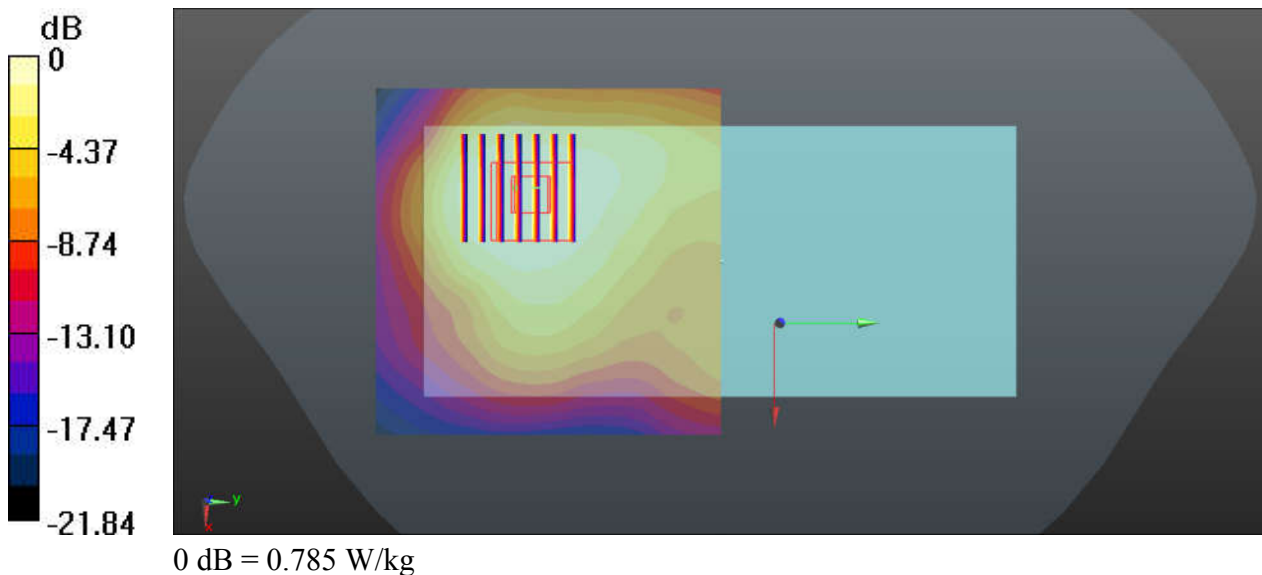
Communication System: UID 0, LTE (0); Frequency: 2560 MHz; Duty Cycle: 1:1
Medium: HSL_2600_200613 Medium parameters used: $f = 2560$ MHz; $\sigma = 2.005$ S/m; $\epsilon_r = 38.547$;
 $\rho = 1000$ kg/m³
Ambient Temperature : 23.5 °C; Liquid Temperature : 22.5 °C

DASY5 Configuration:

- Probe: EX3DV4 - SN7576; ConvF(7.47, 7.47, 7.47); Calibrated: 2020.01.22;
- Sensor-Surface: 2mm (Mechanical Surface Detection)
- Electronics: DAE3 Sn528; Calibrated: 2020.03.16
- Phantom: SAM (Front) with CRP v5.0; Type: QD000P40CD; Serial: TP:1795
- Measurement SW: DASY52, Version 52.8 (8); SEMCAD X Version 14.6.10 (7331)

Ch21350/Area Scan (81x81x1): Interpolated grid: dx=1.200 mm, dy=1.200 mm
Maximum value of SAR (interpolated) = 0.821 W/kg

Ch21350/Zoom Scan (7x7x7)/Cube 0: Measurement grid: dx=5mm, dy=5mm, dz=5mm
Reference Value = 10.11 V/m; Power Drift = -0.01 dB
Peak SAR (extrapolated) = 1.03 W/kg
SAR(1 g) = 0.562 W/kg; SAR(10 g) = 0.314 W/kg
Maximum value of SAR (measured) = 0.785 W/kg



31_LTE Band 41_20M_QPSK_50_24_Back_10mm_Ch40620

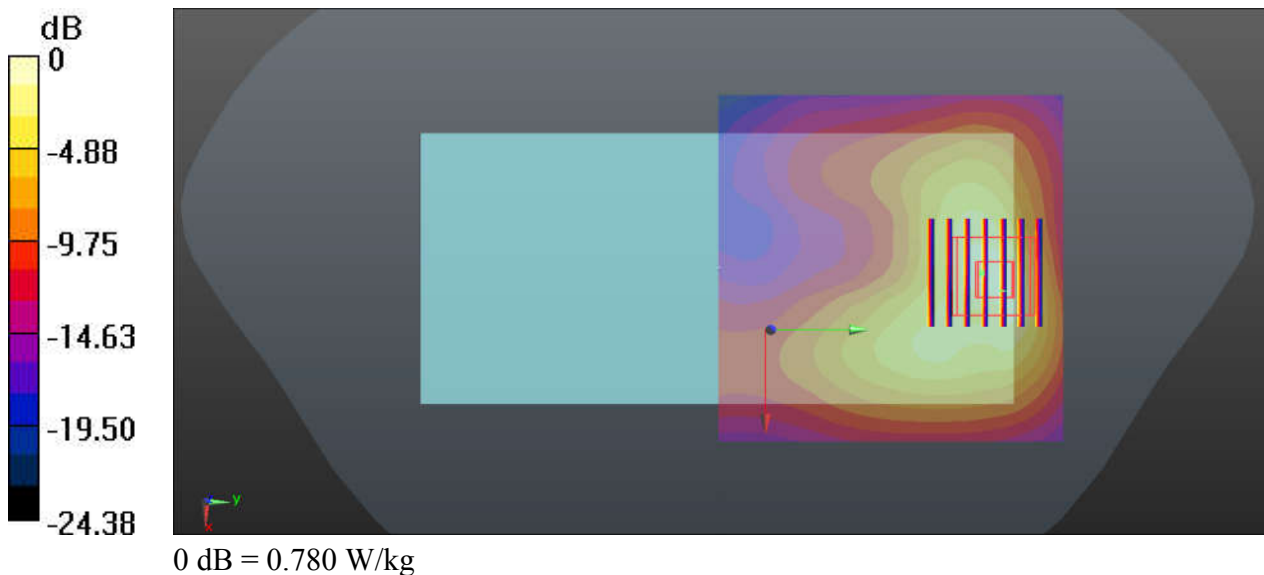
Communication System: UID 0, LTE (0); Frequency: 2593 MHz; Duty Cycle: 1:1.59
Medium: HSL_2600_200629 Medium parameters used: $f = 2593$ MHz; $\sigma = 1.927$ S/m; $\epsilon_r = 38.834$;
 $\rho = 1000$ kg/m³
Ambient Temperature : 23.7 °C ; Liquid Temperature : 22.5 °C

DASY5 Configuration:

- Probe: EX3DV4 - SN7576; ConvF(7.47, 7.47, 7.47); Calibrated: 2020.01.22;
- Sensor-Surface: 2mm (Mechanical Surface Detection)
- Electronics: DAE3 Sn528; Calibrated: 2020.03.16
- Phantom: SAM (Front) with CRP v5.0; Type: QD000P40CD; Serial: TP:1795
- Measurement SW: DASY52, Version 52.8 (8); SEMCAD X Version 14.6.10 (7331)

Ch40620/Area Scan (81x81x1): Interpolated grid: dx=1.200 mm, dy=1.200 mm
Maximum value of SAR (interpolated) = 0.687 W/kg

Ch40620/Zoom Scan (7x7x7)/Cube 0: Measurement grid: dx=5mm, dy=5mm, dz=5mm
Reference Value = 3.624 V/m; Power Drift = -0.18 dB
Peak SAR (extrapolated) = 1.15 W/kg
SAR(1 g) = 0.485 W/kg; SAR(10 g) = 0.209 W/kg
Maximum value of SAR (measured) = 0.780 W/kg



32_SA N7_20M_BPSK_50_28_DFT-15_Back_10mm_Ch507000

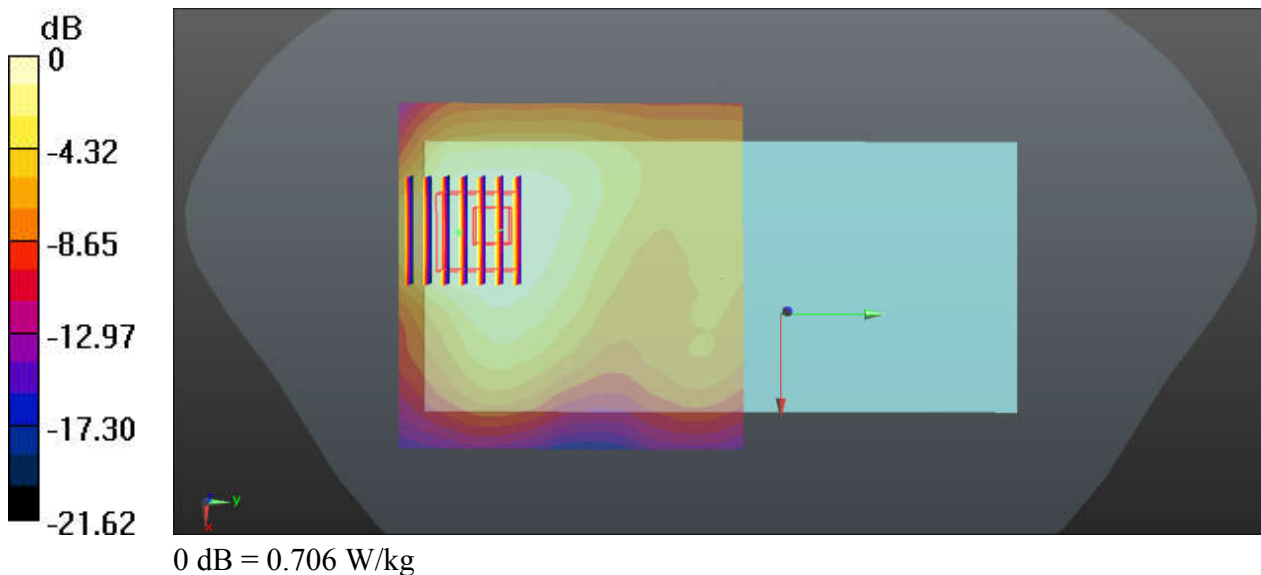
Communication System: UID 0, 5G NR (0); Frequency: 2535 MHz; Duty Cycle: 1:1
Medium: HSL_2600_200613 Medium parameters used: $f = 2535$ MHz; $\sigma = 1.978$ S/m; $\epsilon_r = 38.613$;
 $\rho = 1000$ kg/m³
Ambient Temperature : 23.5 °C ; Liquid Temperature : 22.5 °C

DASY5 Configuration:

- Probe: EX3DV4 - SN7576; ConvF(7.47, 7.47, 7.47); Calibrated: 2020.01.22;
- Sensor-Surface: 2mm (Mechanical Surface Detection)
- Electronics: DAE3 Sn528; Calibrated: 2020.03.16
- Phantom: SAM (Front) with CRP v5.0; Type: QD000P40CD; Serial: TP:1795
- Measurement SW: DASY52, Version 52.8 (8); SEMCAD X Version 14.6.10 (7331)

Ch507000/Area Scan (81x81x1): Interpolated grid: dx=1.200 mm, dy=1.200 mm
Maximum value of SAR (interpolated) = 0.739 W/kg

Ch507000/Zoom Scan (7x7x7)/Cube 0: Measurement grid: dx=5mm, dy=5mm, dz=5mm
Reference Value = 11.01 V/m; Power Drift = -0.09 dB
Peak SAR (extrapolated) = 0.913 W/kg
SAR(1 g) = 0.512 W/kg; SAR(10 g) = 0.283 W/kg
Maximum value of SAR (measured) = 0.706 W/kg



33_NSA N5_20M_BPSK_50_28_DFT-15_Back_10mm_Ch167300

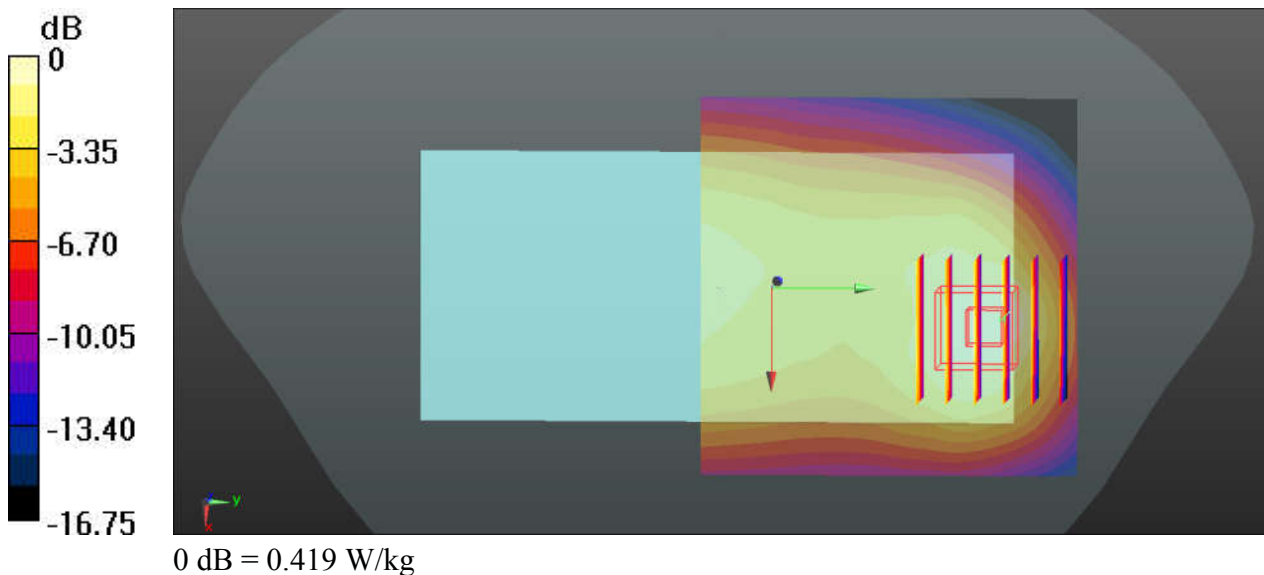
Communication System: UID 0, 5G NR (0); Frequency: 836.5 MHz; Duty Cycle: 1:1
Medium: HSL_835_200611 Medium parameters used: $f = 836.5$ MHz; $\sigma = 0.912$ S/m; $\epsilon_r = 42.892$;
 $\rho = 1000$ kg/m³
Ambient Temperature : 23.5 °C; Liquid Temperature : 22.4 °C

DASY5 Configuration:

- Probe: EX3DV4 - SN7576; ConvF(10.45, 10.45, 10.45); Calibrated: 2020.01.22;
- Sensor-Surface: 2mm (Mechanical Surface Detection)
- Electronics: DAE3 Sn528; Calibrated: 2020.03.16
- Phantom: SAM (Front) with CRP v5.0; Type: QD000P40CD; Serial: TP:1795
- Measurement SW: DASY52, Version 52.8 (8); SEMCAD X Version 14.6.10 (7331)

Ch167300/Area Scan (71x71x1): Interpolated grid: dx=1.500 mm, dy=1.500 mm
Maximum value of SAR (interpolated) = 0.398 W/kg

Ch167300/Zoom Scan (6x6x7)/Cube 0: Measurement grid: dx=8mm, dy=8mm, dz=5mm
Reference Value = 17.79 V/m; Power Drift = -0.16 dB
Peak SAR (extrapolated) = 0.550 W/kg
SAR(1 g) = 0.317 W/kg; SAR(10 g) = 0.192 W/kg
Maximum value of SAR (measured) = 0.419 W/kg



34_Bluetooth_DH5 1Mbps_Back_10mm_Ch39

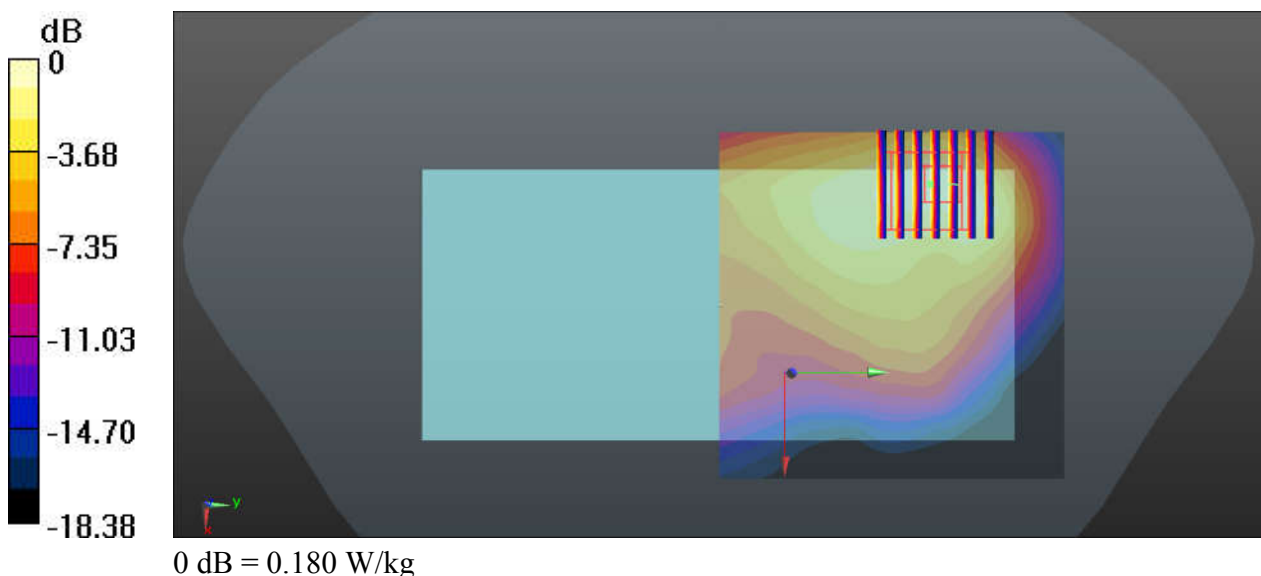
Communication System: UID 0, Bluetooth (0); Frequency: 2441 MHz; Duty Cycle: 1:1.302
Medium: HSL_2450_200615 Medium parameters used: $f = 2441$ MHz; $\sigma = 1.851$ S/m; $\epsilon_r = 39.608$;
 $\rho = 1000$ kg/m³
Ambient Temperature : 23.4 °C ; Liquid Temperature : 22.6 °C

DASY5 Configuration:

- Probe: EX3DV4 - SN7576; ConvF(7.76, 7.76, 7.76); Calibrated: 2020.01.22;
- Sensor-Surface: 2mm (Mechanical Surface Detection)
- Electronics: DAE3 Sn528; Calibrated: 2020.03.16
- Phantom: SAM (Front) with CRP v5.0; Type: QD000P40CD; Serial: TP:1795
- Measurement SW: DASY52, Version 52.8 (8); SEMCAD X Version 14.6.10 (7331)

Ch39/Area Scan (81x81x1): Interpolated grid: dx=1.200 mm, dy=1.200 mm
Maximum value of SAR (interpolated) = 0.186 W/kg

Ch39/Zoom Scan (7x7x7)/Cube 0: Measurement grid: dx=5mm, dy=5mm, dz=5mm
Reference Value = 4.366 V/m; Power Drift = -0.03 dB
Peak SAR (extrapolated) = 0.250 W/kg
SAR(1 g) = 0.119 W/kg; SAR(10 g) = 0.060 W/kg
Maximum value of SAR (measured) = 0.180 W/kg



35_WLAN2.4GHz_802.11b 1Mbps_Back_10mm_Ch6

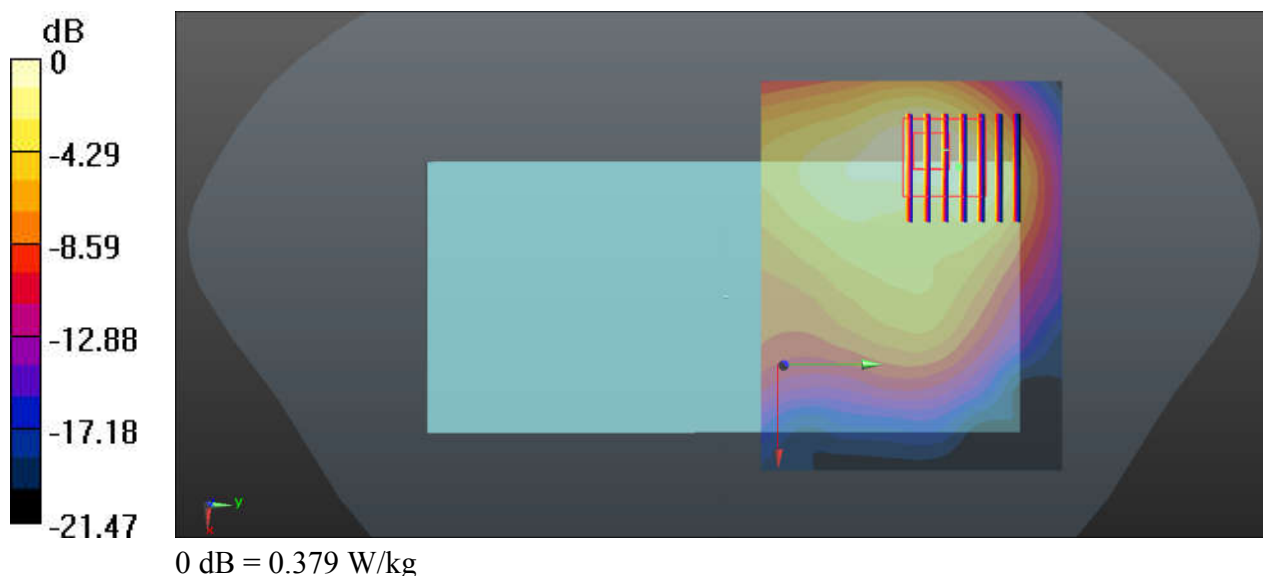
Communication System: UID 0, WIFI (0); Frequency: 2437 MHz; Duty Cycle: 1:1.007
 Medium: HSL_2450_200615 Medium parameters used: $f = 2437$ MHz; $\sigma = 1.846$ S/m; $\epsilon_r = 39.627$;
 $\rho = 1000$ kg/m³
 Ambient Temperature : 23.4 °C ; Liquid Temperature : 22.6 °C

DASY5 Configuration:

- Probe: EX3DV4 - SN7576; ConvF(7.76, 7.76, 7.76); Calibrated: 2020.01.22;
- Sensor-Surface: 2mm (Mechanical Surface Detection)
- Electronics: DAE3 Sn528; Calibrated: 2020.03.16
- Phantom: SAM (Front) with CRP v5.0; Type: QD000P40CD; Serial: TP:1795
- Measurement SW: DASY52, Version 52.8 (8); SEMCAD X Version 14.6.10 (7331)

Ch6/Area Scan (91x71x1): Interpolated grid: dx=1.200 mm, dy=1.200 mm
 Maximum value of SAR (interpolated) = 0.372 W/kg

Ch6/Zoom Scan (7x7x7)/Cube 0: Measurement grid: dx=5mm, dy=5mm, dz=5mm
 Reference Value = 6.531 V/m; Power Drift = 0.02 dB
 Peak SAR (extrapolated) = 0.518 W/kg
SAR(1 g) = 0.256 W/kg; SAR(10 g) = 0.124 W/kg
 Maximum value of SAR (measured) = 0.379 W/kg



36_WLAN5.8GHz_802.11ac-VHT80 MCS0_Top Side_10mm_Ch155

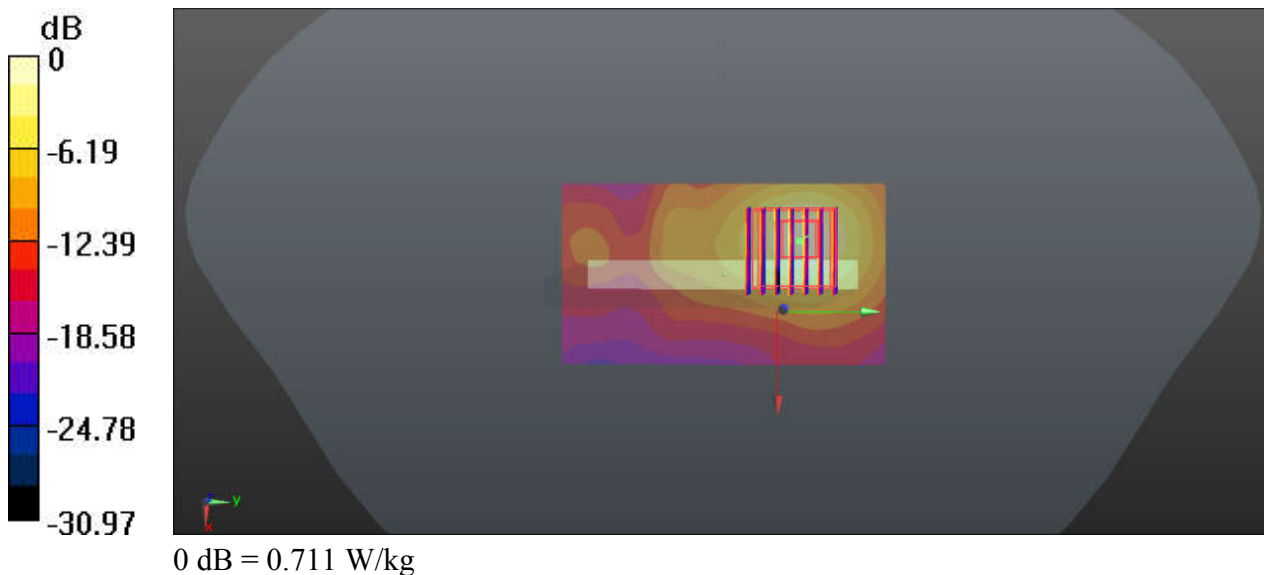
Communication System: UID 0, WIFI (0); Frequency: 5775 MHz; Duty Cycle: 1:1.134
Medium: HSL_5750_200626 Medium parameters used: $f = 5775$ MHz; $\sigma = 5.203$ S/m; $\epsilon_r = 35.794$;
 $\rho = 1000$ kg/m³
Ambient Temperature : 23.6 °C; Liquid Temperature : 22.5 °C

DASY5 Configuration:

- Probe: EX3DV4 - SN7576; ConvF(4.83, 4.83, 4.83); Calibrated: 2020.01.22;
- Sensor-Surface: 1.4mm (Mechanical Surface Detection)
- Electronics: DAE3 Sn528; Calibrated: 2020.03.16
- Phantom: SAM (Front) with CRP v5.0; Type: QD000P40CD; Serial: TP:1795
- Measurement SW: DASY52, Version 52.8 (8); SEMCAD X Version 14.6.10 (7331)

Ch155/Area Scan (51x91x1): Interpolated grid: dx=1.000 mm, dy=1.000 mm
Maximum value of SAR (interpolated) = 0.696 W/kg

Ch155/Zoom Scan (7x7x7)/Cube 0: Measurement grid: dx=4mm, dy=4mm, dz=1.4mm
Reference Value = 3.798 V/m; Power Drift = 0.04 dB
Peak SAR (extrapolated) = 1.29 W/kg
SAR(1 g) = 0.292 W/kg; SAR(10 g) = 0.095 W/kg
Maximum value of SAR (measured) = 0.711 W/kg



37_GSM850_GPRS(4 Tx slots)_Back_15mm_Ch189

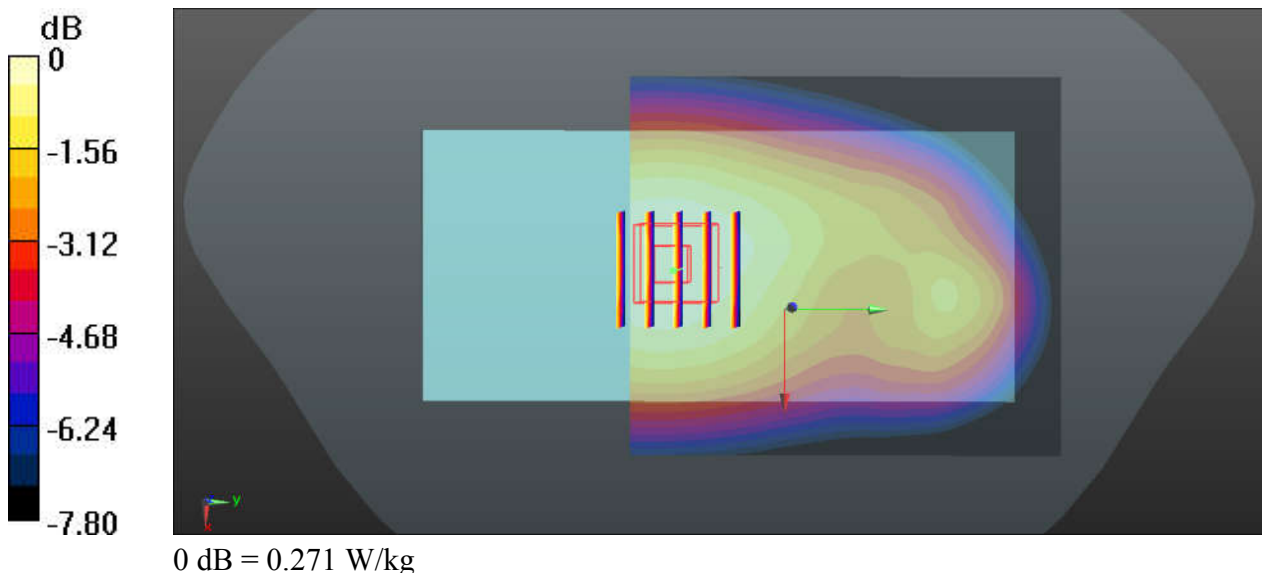
Communication System: UID 0, GPRS/EDGE12 (0); Frequency: 836.4 MHz; Duty Cycle: 1:2.08
Medium: HSL_835_200611 Medium parameters used: $f = 836.4$ MHz; $\sigma = 0.912$ S/m; $\epsilon_r = 42.893$;
 $\rho = 1000$ kg/m³
Ambient Temperature : 23.5 °C; Liquid Temperature : 22.4 °C

DASY5 Configuration:

- Probe: EX3DV4 - SN7576; ConvF(10.45, 10.45, 10.45); Calibrated: 2020.01.22;
- Sensor-Surface: 2mm (Mechanical Surface Detection)
- Electronics: DAE3 Sn528; Calibrated: 2020.03.16
- Phantom: SAM (Front) with CRP v5.0; Type: QD000P40CD; Serial: TP:1795
- Measurement SW: DASY52, Version 52.8 (8); SEMCAD X Version 14.6.10 (7331)

Ch189/Area Scan (71x81x1): Interpolated grid: dx=1.500 mm, dy=1.500 mm
Maximum value of SAR (interpolated) = 0.268 W/kg

Ch189/Zoom Scan (5x5x7)/Cube 0: Measurement grid: dx=8mm, dy=8mm, dz=5mm
Reference Value = 17.31 V/m; Power Drift = -0.02 dB
Peak SAR (extrapolated) = 0.298 W/kg
SAR(1 g) = 0.236 W/kg; SAR(10 g) = 0.181 W/kg
Maximum value of SAR (measured) = 0.271 W/kg



38_GSM1900_GPRS(3 Tx slots)_Back_15mm_Ch661

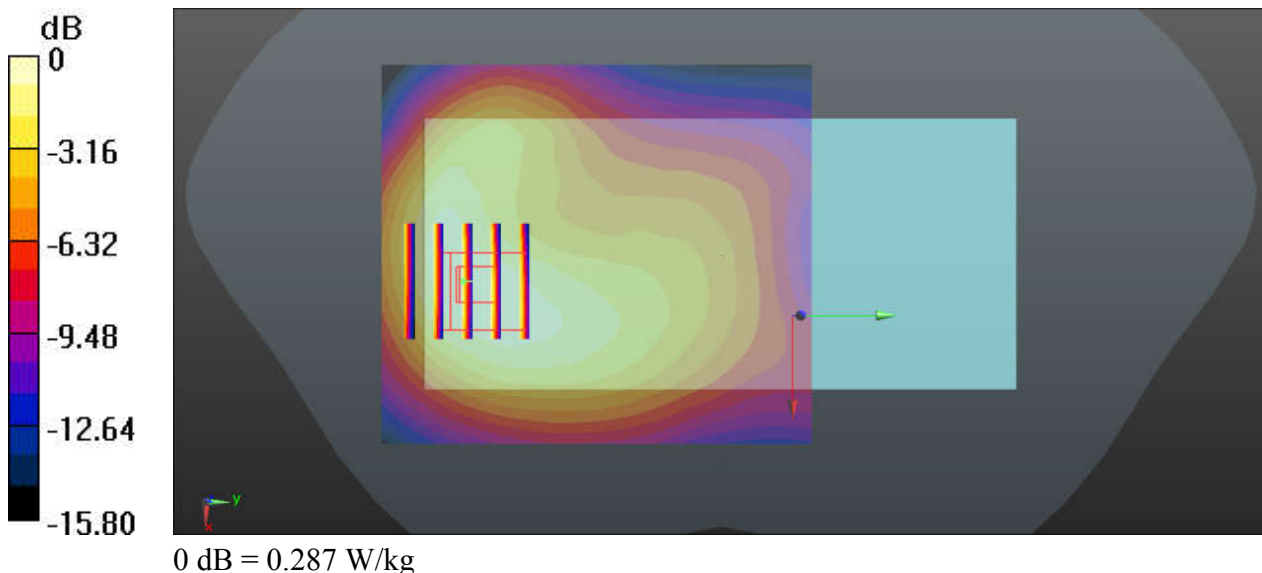
Communication System: UID 0, GPRS/EDGE11 (0); Frequency: 1880 MHz; Duty Cycle: 1:2.77
Medium: HSL_1900_200606 Medium parameters used: $f = 1880$ MHz; $\sigma = 1.402$ S/m; $\epsilon_r = 40.407$;
 $\rho = 1000$ kg/m³
Ambient Temperature : 23.4 °C; Liquid Temperature : 22.5 °C

DASY5 Configuration:

- Probe: EX3DV4 - SN7576; ConvF(8.58, 8.58, 8.58); Calibrated: 2020.01.22;
- Sensor-Surface: 2mm (Mechanical Surface Detection)
- Electronics: DAE3 Sn528; Calibrated: 2020.03.16
- Phantom: SAM (Front) with CRP v5.0; Type: QD000P40CD; Serial: TP:1795
- Measurement SW: DASY52, Version 52.8 (8); SEMCAD X Version 14.6.10 (7331)

Ch661/Area Scan (71x81x1): Interpolated grid: dx=1.500 mm, dy=1.500 mm
Maximum value of SAR (interpolated) = 0.286 W/kg

Ch661/Zoom Scan (5x5x7)/Cube 0: Measurement grid: dx=8mm, dy=8mm, dz=5mm
Reference Value = 9.911 V/m; Power Drift = -0.10 dB
Peak SAR (extrapolated) = 0.348 W/kg
SAR(1 g) = 0.223 W/kg; SAR(10 g) = 0.138 W/kg
Maximum value of SAR (measured) = 0.287 W/kg



39_WCDMA V_RMC 12.2Kbps_Back_15mm_Ch4233

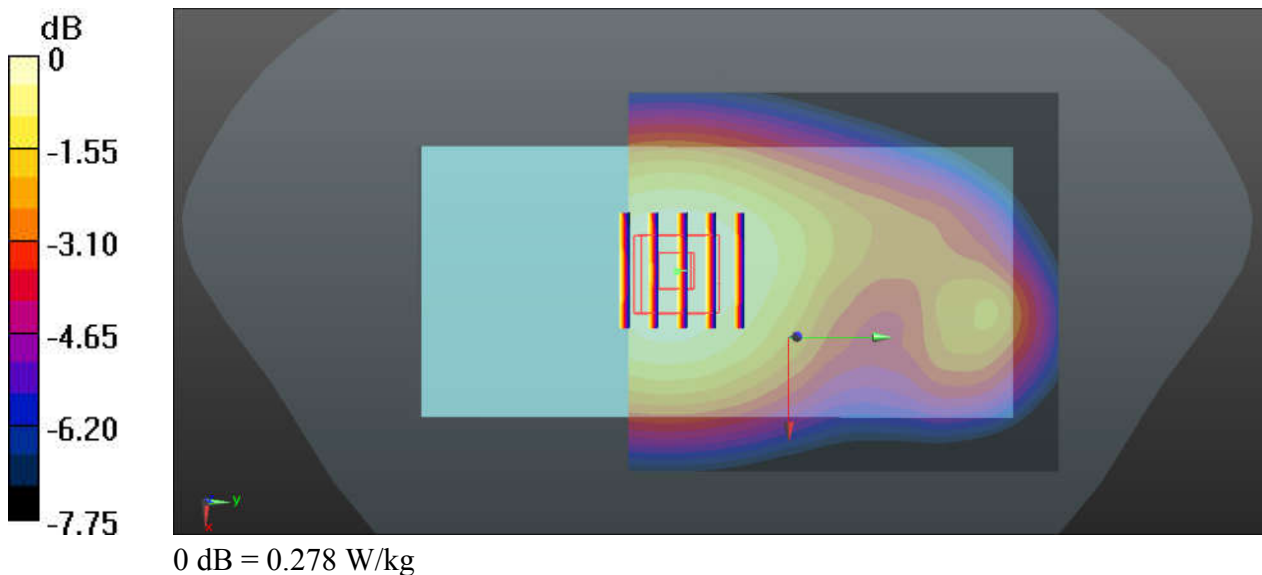
Communication System: UID 0, UMTS (0); Frequency: 846.6 MHz; Duty Cycle: 1:1
Medium: HSL_835_200611 Medium parameters used: $f = 846.6$ MHz; $\sigma = 0.923$ S/m; $\epsilon_r = 42.747$;
 $\rho = 1000$ kg/m³
Ambient Temperature : 23.5 °C ; Liquid Temperature : 22.4 °C

DASY5 Configuration:

- Probe: EX3DV4 - SN7576; ConvF(10.45, 10.45, 10.45); Calibrated: 2020.01.22;
- Sensor-Surface: 2mm (Mechanical Surface Detection)
- Electronics: DAE3 Sn528; Calibrated: 2020.03.16
- Phantom: SAM (Front) with CRP v5.0; Type: QD000P40CD; Serial: TP:1795
- Measurement SW: DASY52, Version 52.8 (8); SEMCAD X Version 14.6.10 (7331)

Ch4233/Area Scan (71x81x1): Interpolated grid: dx=1.500 mm, dy=1.500 mm
Maximum value of SAR (interpolated) = 0.276 W/kg

Ch4233/Zoom Scan (5x5x7)/Cube 0: Measurement grid: dx=8mm, dy=8mm, dz=5mm
Reference Value = 17.39 V/m; Power Drift = 0.01 dB
Peak SAR (extrapolated) = 0.303 W/kg
SAR(1 g) = 0.242 W/kg; SAR(10 g) = 0.185 W/kg
Maximum value of SAR (measured) = 0.278 W/kg



40_WCDMA IV_RMC 12.2Kbps_Back_15mm_Ch1413

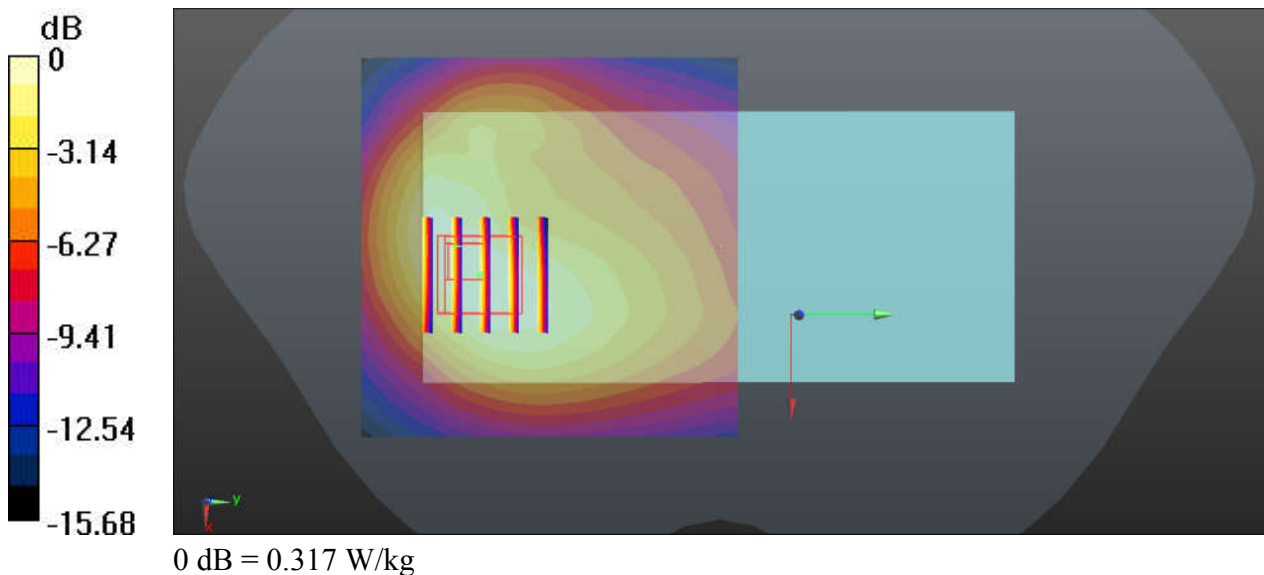
Communication System: UID 0, UMTS (0); Frequency: 1732.6 MHz; Duty Cycle: 1:1
Medium: HSL_1750_200702 Medium parameters used: $f = 1732.6$ MHz; $\sigma = 1.379$ S/m; $\epsilon_r = 41.432$;
 $\rho = 1000$ kg/m³
Ambient Temperature : 23.6 °C ; Liquid Temperature : 22.6 °C

DASY5 Configuration:

- Probe: EX3DV4 - SN7576; ConvF(8.88, 8.88, 8.88); Calibrated: 2020.01.22;
- Sensor-Surface: 2mm (Mechanical Surface Detection)
- Electronics: DAE3 Sn528; Calibrated: 2020.03.16
- Phantom: SAM (Front) with CRP v5.0; Type: QD000P40CD; Serial: TP:1795
- Measurement SW: DASY52, Version 52.8 (8); SEMCAD X Version 14.6.10 (7331)

Ch1413/Area Scan (71x71x1): Interpolated grid: dx=1.500 mm, dy=1.500 mm
Maximum value of SAR (interpolated) = 0.327 W/kg

Ch1413/Zoom Scan (5x5x7)/Cube 0: Measurement grid: dx=8mm, dy=8mm, dz=5mm
Reference Value = 2.210 V/m; Power Drift = -0.01 dB
Peak SAR (extrapolated) = 0.381 W/kg
SAR(1 g) = 0.251 W/kg; SAR(10 g) = 0.157 W/kg
Maximum value of SAR (measured) = 0.317 W/kg



41_WCDMA II_RMC 12.2Kbps_Back_15mm_Ch9262

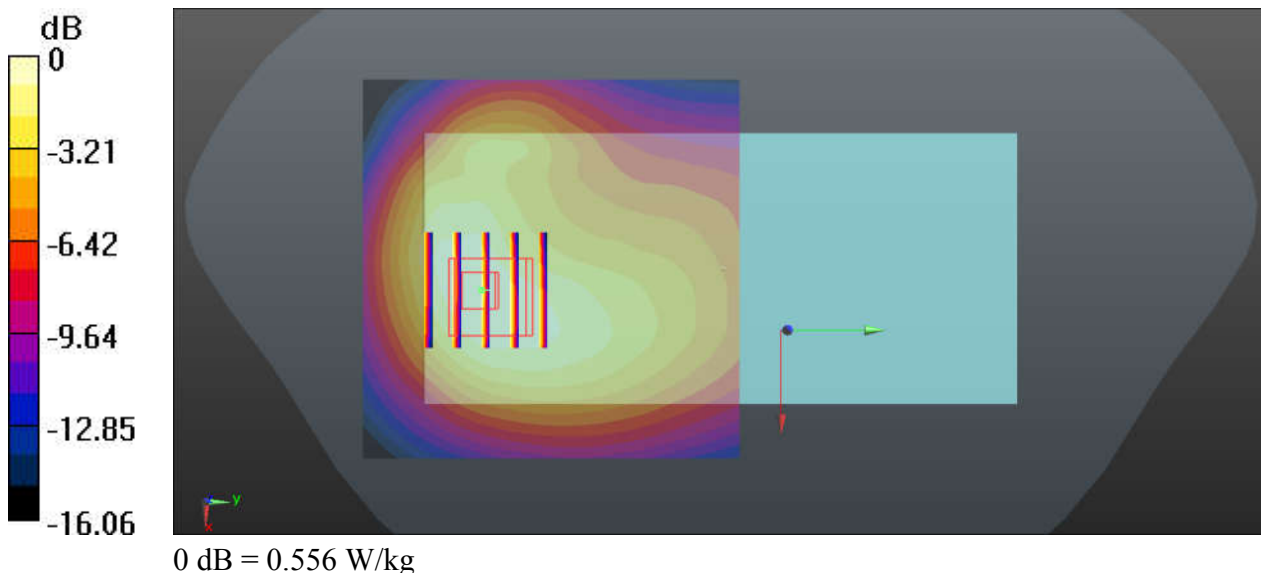
Communication System: UID 0, UMTS (0); Frequency: 1852.4 MHz; Duty Cycle: 1:1
Medium: HSL_1900_200705 Medium parameters used: $f = 1852.4$ MHz; $\sigma = 1.398$ S/m; $\epsilon_r = 40.233$;
 $\rho = 1000$ kg/m³
Ambient Temperature : 23.6 °C; Liquid Temperature : 22.7 °C

DASY5 Configuration:

- Probe: EX3DV4 - SN7576; ConvF(8.58, 8.58, 8.58); Calibrated: 2020.01.22;
- Sensor-Surface: 2mm (Mechanical Surface Detection)
- Electronics: DAE3 Sn528; Calibrated: 2020.03.16
- Phantom: SAM (Front) with CRP v5.0; Type: QD000P40CD; Serial: TP:1795
- Measurement SW: DASY52, Version 52.8 (8); SEMCAD X Version 14.6.10 (7331)

Ch9262/Area Scan (71x71x1): Interpolated grid: dx=1.500 mm, dy=1.500 mm
Maximum value of SAR (interpolated) = 0.575 W/kg

Ch9262/Zoom Scan (5x5x7)/Cube 0: Measurement grid: dx=8mm, dy=8mm, dz=5mm
Reference Value = 2.849 V/m; Power Drift = -0.13 dB
Peak SAR (extrapolated) = 0.669 W/kg
SAR(1 g) = 0.428 W/kg; SAR(10 g) = 0.264 W/kg
Maximum value of SAR (measured) = 0.556 W/kg



42_LTE Band 12_10M_QPSK_1_25_Back_15mm_Ch23095


Communication System: UID 0, LTE (0); Frequency: 707.5 MHz; Duty Cycle: 1:1
Medium: HSL_750_200610 Medium parameters used: $f = 707.5$ MHz; $\sigma = 0.859$ S/m; $\epsilon_r = 41.717$;
 $\rho = 1000$ kg/m³
Ambient Temperature : 23.4 °C ; Liquid Temperature : 22.4 °C

DASY5 Configuration:

- Probe: EX3DV4 - SN7576; ConvF(10.71, 10.71, 10.71); Calibrated: 2020.01.22;
- Sensor-Surface: 2mm (Mechanical Surface Detection)
- Electronics: DAE3 Sn528; Calibrated: 2020.03.16
- Phantom: SAM (Front) with CRP v5.0; Type: QD000P40CD; Serial: TP:1795
- Measurement SW: DASY52, Version 52.8 (8); SEMCAD X Version 14.6.10 (7331)

Ch23095/Area Scan (71x71x1): Interpolated grid: dx=1.500 mm, dy=1.500 mm
Maximum value of SAR (interpolated) = 0.165 W/kg

Ch23095/Zoom Scan (5x5x7)/Cube 0: Measurement grid: dx=8mm, dy=8mm, dz=5mm
Reference Value = 14.00 V/m; Power Drift = 0.08 dB
Peak SAR (extrapolated) = 0.180 W/kg
SAR(1 g) = 0.148 W/kg; SAR(10 g) = 0.117 W/kg
Maximum value of SAR (measured) = 0.167 W/kg



43_LTE Band 5_10M_QPSK_1_25_Back_15mm_Ch20525

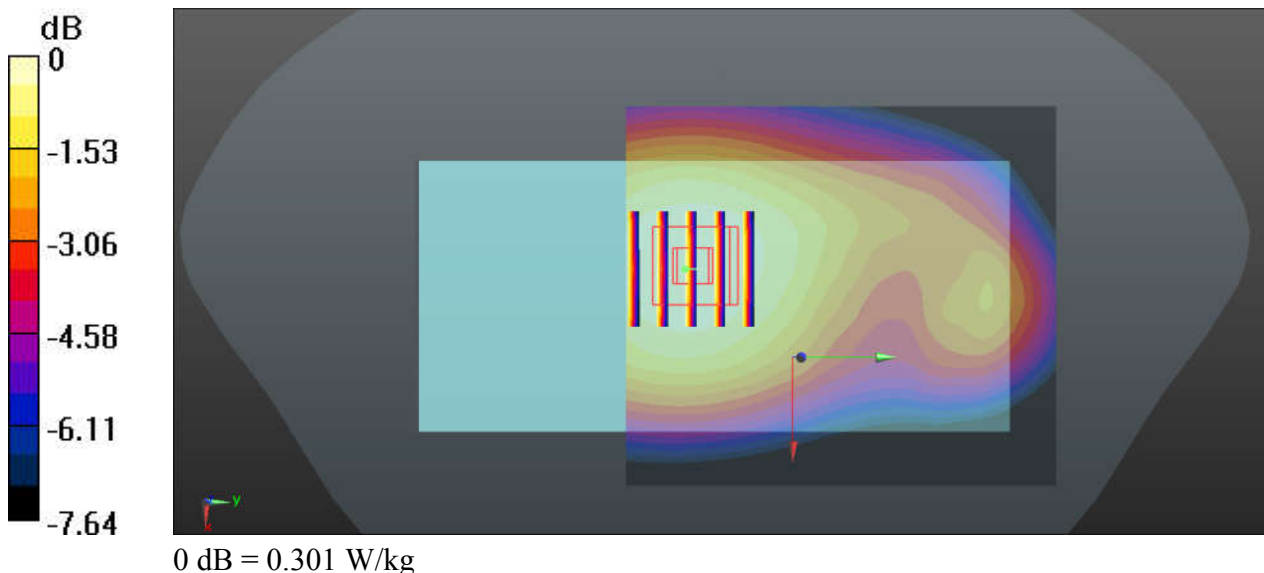
Communication System: UID 0, LTE (0); Frequency: 836.5 MHz; Duty Cycle: 1:1
Medium: HSL_835_200611 Medium parameters used: $f = 836.5$ MHz; $\sigma = 0.912$ S/m; $\epsilon_r = 42.892$;
 $\rho = 1000$ kg/m³
Ambient Temperature : 23.5 °C ; Liquid Temperature : 22.4 °C

DASY5 Configuration:

- Probe: EX3DV4 - SN7576; ConvF(10.45, 10.45, 10.45); Calibrated: 2020.01.22;
- Sensor-Surface: 2mm (Mechanical Surface Detection)
- Electronics: DAE3 Sn528; Calibrated: 2020.03.16
- Phantom: SAM (Front) with CRP v5.0; Type: QD000P40CD; Serial: TP:1795
- Measurement SW: DASY52, Version 52.8 (8); SEMCAD X Version 14.6.10 (7331)

Ch20525/Area Scan (71x81x1): Interpolated grid: dx=1.500 mm, dy=1.500 mm
Maximum value of SAR (interpolated) = 0.300 W/kg

Ch20525/Zoom Scan (5x5x7)/Cube 0: Measurement grid: dx=8mm, dy=8mm, dz=5mm
Reference Value = 18.47 V/m; Power Drift = -0.06 dB
Peak SAR (extrapolated) = 0.327 W/kg
SAR(1 g) = 0.264 W/kg; SAR(10 g) = 0.202 W/kg
Maximum value of SAR (measured) = 0.301 W/kg



44_LTE Band 26_15M_QPSK_1_37_Back_15mm_Ch26865

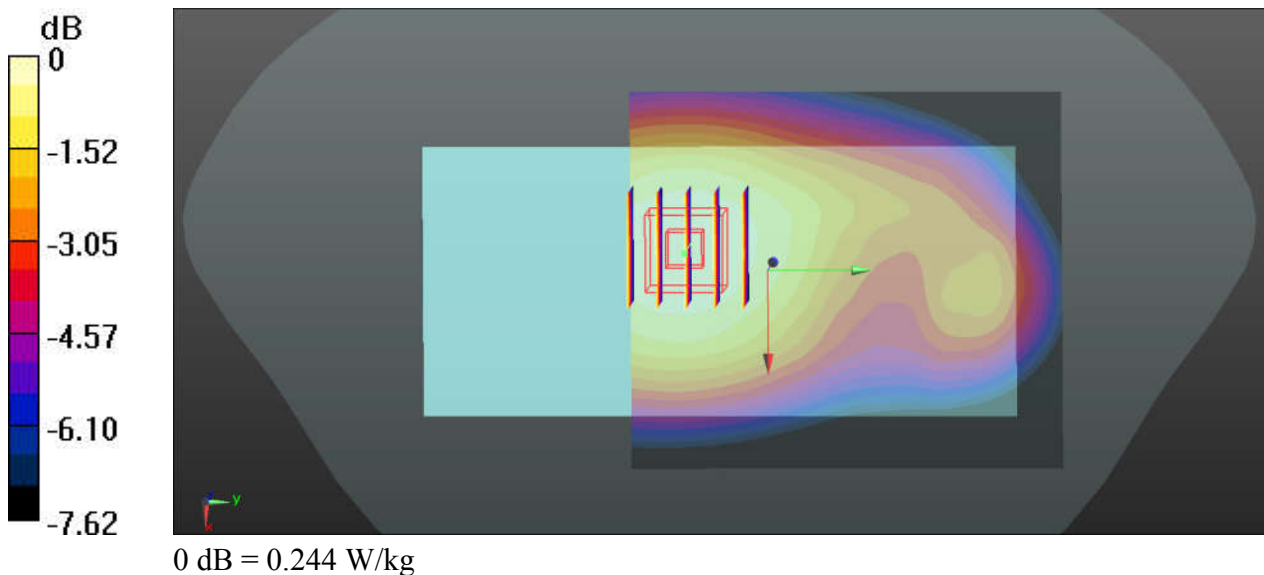
Communication System: UID 0, LTE (0); Frequency: 831.5 MHz; Duty Cycle: 1:1
Medium: HSL_835_200611 Medium parameters used: $f = 831.5$ MHz; $\sigma = 0.906$ S/m; $\epsilon_r = 42.952$;
 $\rho = 1000$ kg/m³
Ambient Temperature : 23.5 °C; Liquid Temperature : 22.4 °C

DASY5 Configuration:

- Probe: EX3DV4 - SN7576; ConvF(10.45, 10.45, 10.45); Calibrated: 2020.01.22;
- Sensor-Surface: 2mm (Mechanical Surface Detection)
- Electronics: DAE3 Sn528; Calibrated: 2020.03.16
- Phantom: SAM (Front) with CRP v5.0; Type: QD000P40CD; Serial: TP:1795
- Measurement SW: DASY52, Version 52.8 (8); SEMCAD X Version 14.6.10 (7331)

Ch26865/Area Scan (71x81x1): Interpolated grid: dx=1.500 mm, dy=1.500 mm
Maximum value of SAR (interpolated) = 0.243 W/kg

Ch26865/Zoom Scan (5x5x7)/Cube 0: Measurement grid: dx=8mm, dy=8mm, dz=5mm
Reference Value = 16.38 V/m; Power Drift = 0.03 dB
Peak SAR (extrapolated) = 0.265 W/kg
SAR(1 g) = 0.214 W/kg; SAR(10 g) = 0.164 W/kg
Maximum value of SAR (measured) = 0.244 W/kg



45_LTE Band 66_20M_QPSK_50_24_Back_15mm_Ch132322

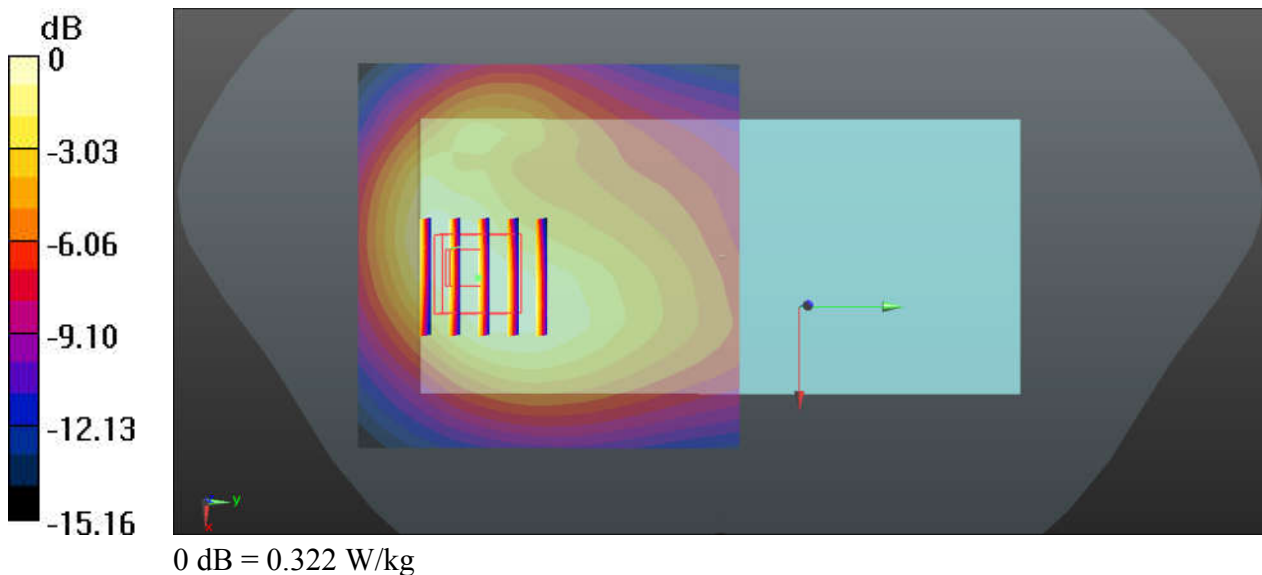
Communication System: UID 0, LTE (0); Frequency: 1745 MHz; Duty Cycle: 1:1
Medium: HSL_1750_200702 Medium parameters used: $f = 1745$ MHz; $\sigma = 1.393$ S/m; $\epsilon_r = 41.394$;
 $\rho = 1000$ kg/m³
Ambient Temperature : 23.6 °C ; Liquid Temperature : 22.6 °C

DASY5 Configuration:

- Probe: EX3DV4 - SN7576; ConvF(8.88, 8.88, 8.88); Calibrated: 2020.01.22;
- Sensor-Surface: 2mm (Mechanical Surface Detection)
- Electronics: DAE3 Sn528; Calibrated: 2020.03.16
- Phantom: SAM (Front) with CRP v5.0; Type: QD000P40CD; Serial: TP:1795
- Measurement SW: DASY52, Version 52.8 (8); SEMCAD X Version 14.6.10 (7331)

Ch132322/Area Scan (71x71x1): Interpolated grid: dx=1.500 mm, dy=1.500 mm
Maximum value of SAR (interpolated) = 0.330 W/kg

Ch132322/Zoom Scan (5x5x7)/Cube 0: Measurement grid: dx=8mm, dy=8mm, dz=5mm
Reference Value = 2.429 V/m; Power Drift = 0.01 dB
Peak SAR (extrapolated) = 0.388 W/kg
SAR(1 g) = 0.256 W/kg; SAR(10 g) = 0.159 W/kg
Maximum value of SAR (measured) = 0.322 W/kg



46_LTE Band 2_20M_QPSK_1_49_Back_15mm_Ch18900

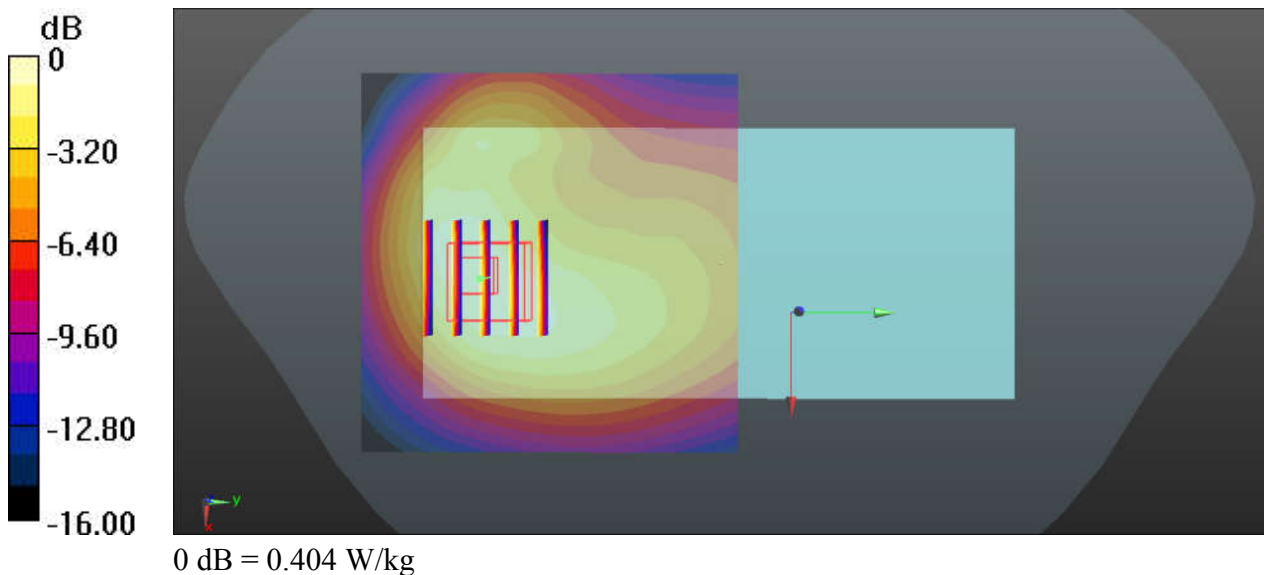
Communication System: UID 0, LTE (0); Frequency: 1880 MHz; Duty Cycle: 1:1
Medium: HSL_1900_200705 Medium parameters used: $f = 1880$ MHz; $\sigma = 1.427$ S/m; $\epsilon_r = 40.109$;
 $\rho = 1000$ kg/m³
Ambient Temperature : 23.6 °C ; Liquid Temperature : 22.7 °C

DASY5 Configuration:

- Probe: EX3DV4 - SN7576; ConvF(8.58, 8.58, 8.58); Calibrated: 2020.01.22;
- Sensor-Surface: 2mm (Mechanical Surface Detection)
- Electronics: DAE3 Sn528; Calibrated: 2020.03.16
- Phantom: SAM (Front) with CRP v5.0; Type: QD000P40CD; Serial: TP:1795
- Measurement SW: DASY52, Version 52.8 (8); SEMCAD X Version 14.6.10 (7331)

Ch18900/Area Scan (71x71x1): Interpolated grid: dx=1.500 mm, dy=1.500 mm
Maximum value of SAR (interpolated) = 0.413 W/kg

Ch18900/Zoom Scan (5x5x7)/Cube 0: Measurement grid: dx=8mm, dy=8mm, dz=5mm
Reference Value = 2.604 V/m; Power Drift = -0.19 dB
Peak SAR (extrapolated) = 0.488 W/kg
SAR(1 g) = 0.310 W/kg; SAR(10 g) = 0.190 W/kg
Maximum value of SAR (measured) = 0.404 W/kg



47_LTE Band 7_20M_QPSK_50_24_Back_15mm_Ch21350

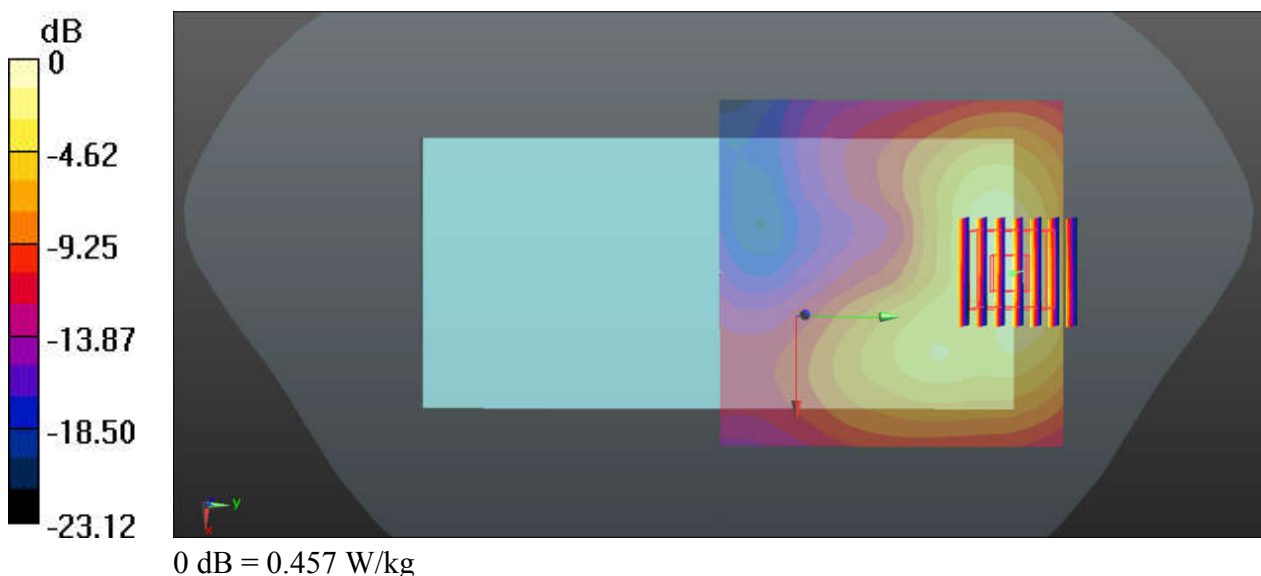
Communication System: UID 0, LTE (0); Frequency: 2560 MHz; Duty Cycle: 1:1
Medium: HSL_2600_200629 Medium parameters used: $f = 2560$ MHz; $\sigma = 1.89$ S/m; $\epsilon_r = 38.979$;
 $\rho = 1000$ kg/m³
Ambient Temperature : 23.7 °C ; Liquid Temperature : 22.5 °C

DASY5 Configuration:

- Probe: EX3DV4 - SN7576; ConvF(7.47, 7.47, 7.47); Calibrated: 2020.01.22;
- Sensor-Surface: 2mm (Mechanical Surface Detection)
- Electronics: DAE3 Sn528; Calibrated: 2020.03.16
- Phantom: SAM (Front) with CRP v5.0; Type: QD000P40CD; Serial: TP:1795
- Measurement SW: DASY52, Version 52.8 (8); SEMCAD X Version 14.6.10 (7331)

Ch21350/Area Scan (81x81x1): Interpolated grid: dx=1.200 mm, dy=1.200 mm
Maximum value of SAR (interpolated) = 0.455 W/kg

Ch21350/Zoom Scan (7x7x7)/Cube 0: Measurement grid: dx=5mm, dy=5mm, dz=5mm
Reference Value = 2.863 V/m; Power Drift = -0.01 dB
Peak SAR (extrapolated) = 0.636 W/kg
SAR(1 g) = 0.298 W/kg; SAR(10 g) = 0.139 W/kg
Maximum value of SAR (measured) = 0.457 W/kg



48_LTE Band 41_20M_QPSK_50_24_Back_15mm_Ch40620

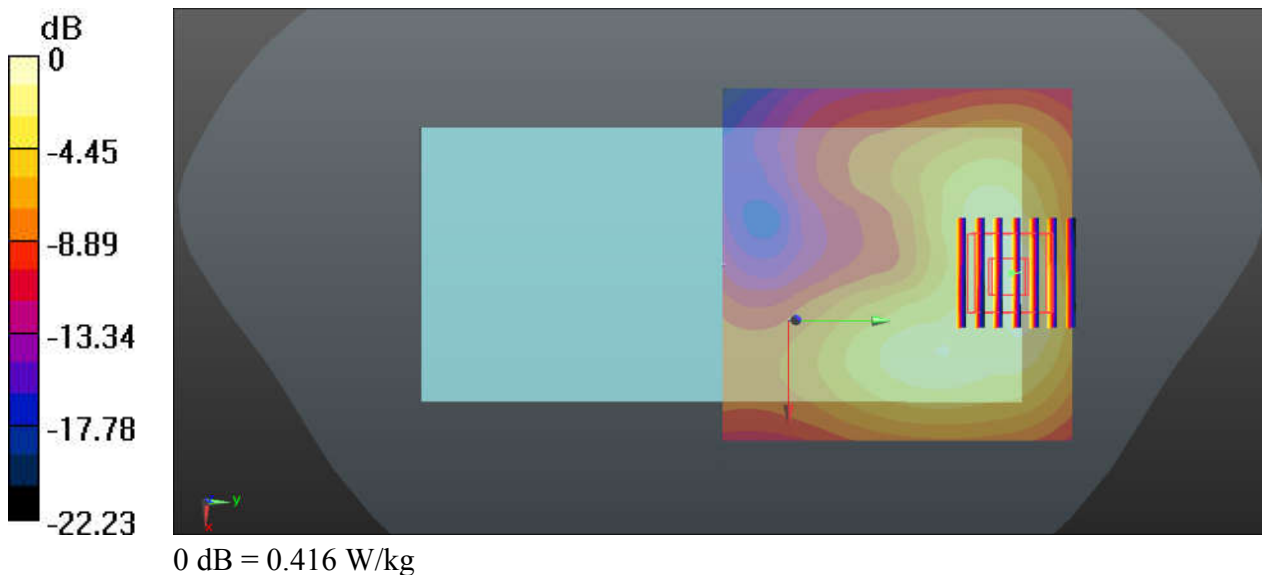
Communication System: UID 0, LTE (0); Frequency: 2593 MHz; Duty Cycle: 1:1.59
Medium: HSL_2600_200629 Medium parameters used: $f = 2593$ MHz; $\sigma = 1.927$ S/m; $\epsilon_r = 38.834$;
 $\rho = 1000$ kg/m³
Ambient Temperature : 23.7 °C ; Liquid Temperature : 22.5 °C

DASY5 Configuration:

- Probe: EX3DV4 - SN7576; ConvF(7.47, 7.47, 7.47); Calibrated: 2020.01.22;
- Sensor-Surface: 2mm (Mechanical Surface Detection)
- Electronics: DAE3 Sn528; Calibrated: 2020.03.16
- Phantom: SAM (Front) with CRP v5.0; Type: QD000P40CD; Serial: TP:1795
- Measurement SW: DASY52, Version 52.8 (8); SEMCAD X Version 14.6.10 (7331)

Ch40620/Area Scan (81x81x1): Interpolated grid: dx=1.200 mm, dy=1.200 mm
Maximum value of SAR (interpolated) = 0.388 W/kg

Ch40620/Zoom Scan (7x7x7)/Cube 0: Measurement grid: dx=5mm, dy=5mm, dz=5mm
Reference Value = 3.772 V/m; Power Drift = -0.13 dB
Peak SAR (extrapolated) = 0.586 W/kg
SAR(1 g) = 0.274 W/kg; SAR(10 g) = 0.130 W/kg
Maximum value of SAR (measured) = 0.416 W/kg



49_SA N7_20M_BPSK_50_28_DFT-15_Back_15mm_Ch507000

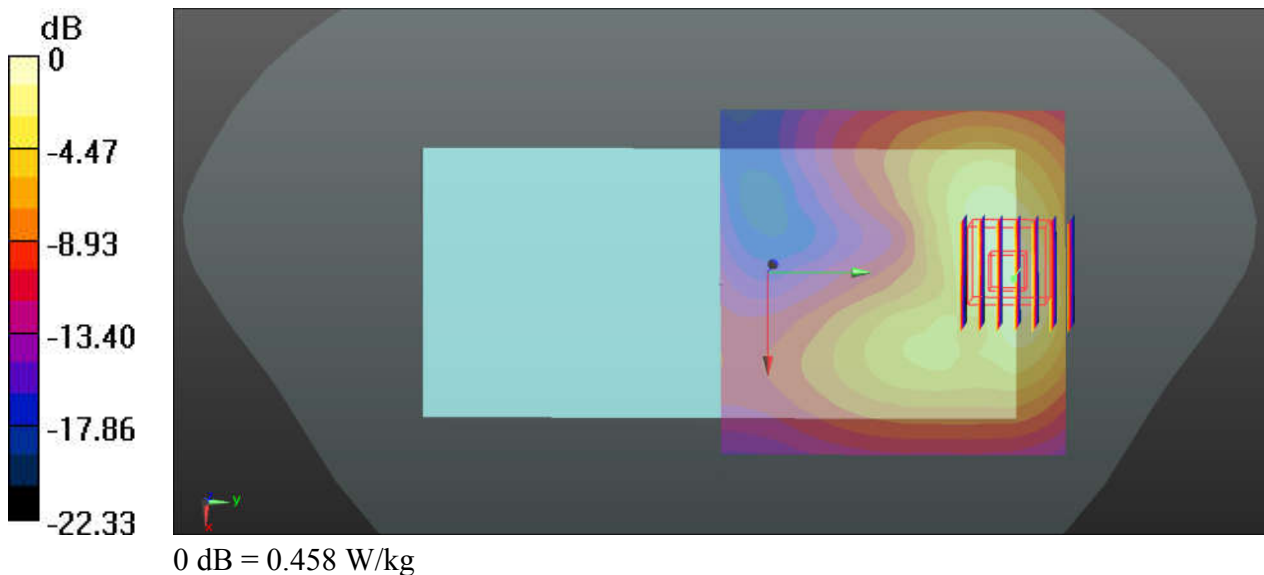
Communication System: UID 0, 5G NR (0); Frequency: 2535 MHz; Duty Cycle: 1:1
Medium: HSL_2600_200629 Medium parameters used: $f = 2535 \text{ MHz}$; $\sigma = 1.866 \text{ S/m}$; $\epsilon_r = 39.122$;
 $\rho = 1000 \text{ kg/m}^3$
Ambient Temperature : $23.7 \text{ }^\circ\text{C}$; Liquid Temperature : $22.5 \text{ }^\circ\text{C}$

DASY5 Configuration:

- Probe: EX3DV4 - SN7576; ConvF(7.47, 7.47, 7.47); Calibrated: 2020.01.22;
- Sensor-Surface: 2mm (Mechanical Surface Detection)
- Electronics: DAE3 Sn528; Calibrated: 2020.03.16
- Phantom: SAM (Front) with CRP v5.0; Type: QD000P40CD; Serial: TP:1795
- Measurement SW: DASY52, Version 52.8 (8); SEMCAD X Version 14.6.10 (7331)

Ch507000/Area Scan (81x81x1): Interpolated grid: $dx=1.200 \text{ mm}$, $dy=1.200 \text{ mm}$
Maximum value of SAR (interpolated) = 0.454 W/kg

Ch507000/Zoom Scan (7x7x7)/Cube 0: Measurement grid: $dx=5\text{mm}$, $dy=5\text{mm}$, $dz=5\text{mm}$
Reference Value = 3.789 V/m ; Power Drift = -0.04 dB
Peak SAR (extrapolated) = 0.637 W/kg
SAR(1 g) = 0.303 W/kg ; SAR(10 g) = 0.144 W/kg
Maximum value of SAR (measured) = 0.458 W/kg



50_NSA N5_20M_BPSK_50_28_DFT-15_Back_15mm_Ch167300

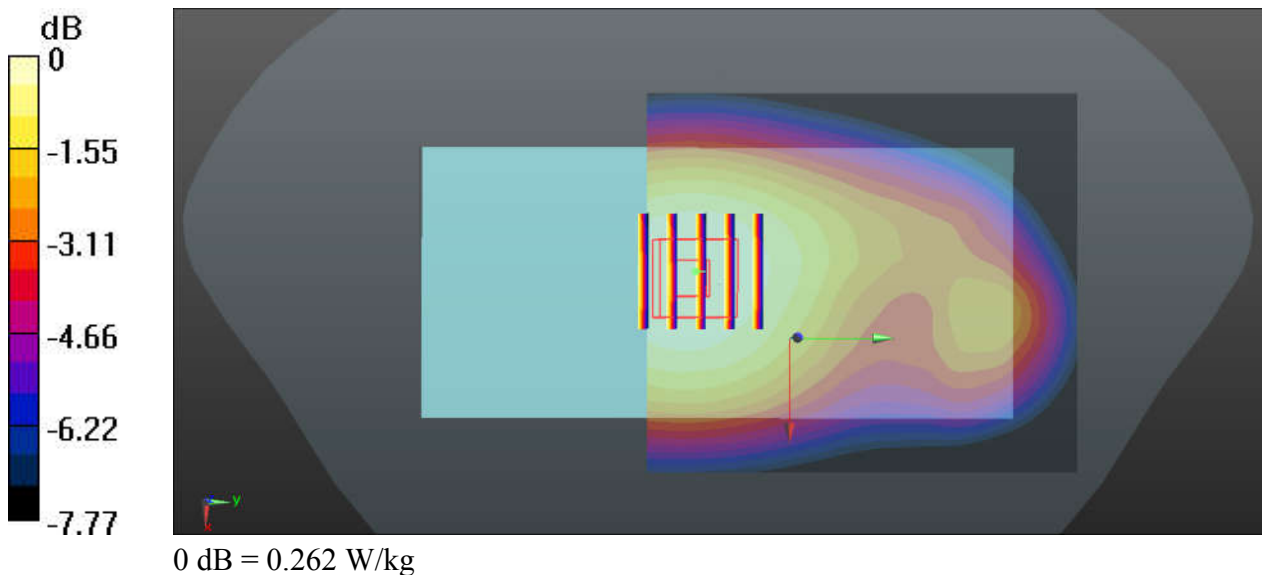
Communication System: UID 0, 5G NR (0); Frequency: 836.5 MHz; Duty Cycle: 1:1
Medium: HSL_835_200611 Medium parameters used: $f = 836.5$ MHz; $\sigma = 0.912$ S/m;
 $\epsilon_r = 42.892$; $\rho = 1000$ kg/m³
Ambient Temperature : 23.5 °C; Liquid Temperature : 22.4 °C

DASY5 Configuration:

- Probe: EX3DV4 - SN7576; ConvF(10.45, 10.45, 10.45); Calibrated: 2020.01.22;
- Sensor-Surface: 2mm (Mechanical Surface Detection)
- Electronics: DAE3 Sn528; Calibrated: 2020.03.16
- Phantom: SAM (Front) with CRP v5.0; Type: QD000P40CD; Serial: TP:1795
- Measurement SW: DASY52, Version 52.8 (8); SEMCAD X Version 14.6.10 (7331)

Ch167300/Area Scan (71x81x1): Interpolated grid: dx=1.500 mm, dy=1.500 mm
Maximum value of SAR (interpolated) = 0.264 W/kg

Ch167300/Zoom Scan (5x5x7)/Cube 0: Measurement grid: dx=8mm, dy=8mm, dz=5mm
Reference Value = 17.24 V/m; Power Drift = 0.02 dB
Peak SAR (extrapolated) = 0.285 W/kg
SAR(1 g) = 0.230 W/kg; SAR(10 g) = 0.176 W/kg
Maximum value of SAR (measured) = 0.262 W/kg



51_Bluetooth_DH5 1Mbps_Back_15mm_Ch39

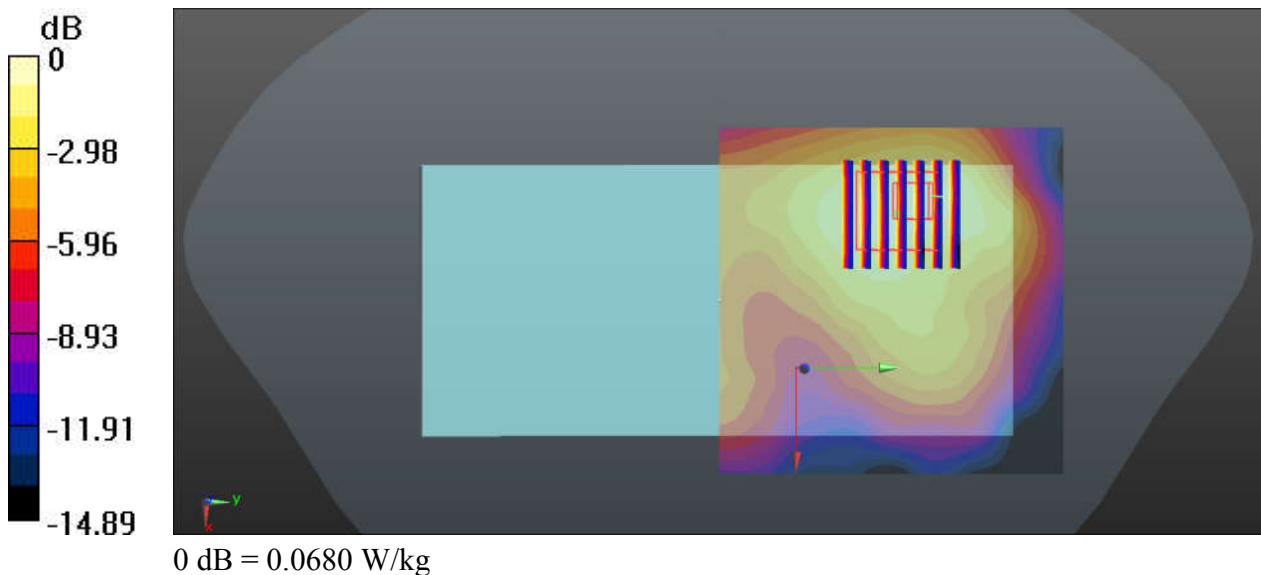
Communication System: UID 0, Bluetooth (0); Frequency: 2441 MHz; Duty Cycle: 1:1.302
Medium: HSL_2450_200615 Medium parameters used: $f = 2441$ MHz; $\sigma = 1.851$ S/m; $\epsilon_r = 39.608$;
 $\rho = 1000$ kg/m³
Ambient Temperature : 23.4 °C ; Liquid Temperature : 22.6 °C

DASY5 Configuration:

- Probe: EX3DV4 - SN7576; ConvF(7.76, 7.76, 7.76); Calibrated: 2020.01.22;
- Sensor-Surface: 2mm (Mechanical Surface Detection)
- Electronics: DAE3 Sn528; Calibrated: 2020.03.16
- Phantom: SAM (Front) with CRP v5.0; Type: QD000P40CD; Serial: TP:1795
- Measurement SW: DASY52, Version 52.8 (8); SEMCAD X Version 14.6.10 (7331)

Ch39/Area Scan (81x81x1): Interpolated grid: dx=1.200 mm, dy=1.200 mm
Maximum value of SAR (interpolated) = 0.0615 W/kg

Ch39/Zoom Scan (7x7x7)/Cube 0: Measurement grid: dx=5mm, dy=5mm, dz=5mm
Reference Value = 3.427 V/m; Power Drift = 0.04 dB
Peak SAR (extrapolated) = 0.0900 W/kg
SAR(1 g) = 0.047 W/kg; SAR(10 g) = 0.026 W/kg
Maximum value of SAR (measured) = 0.0680 W/kg



52_WLAN2.4GHz_802.11b 1Mbps_Back_15mm_Ch6

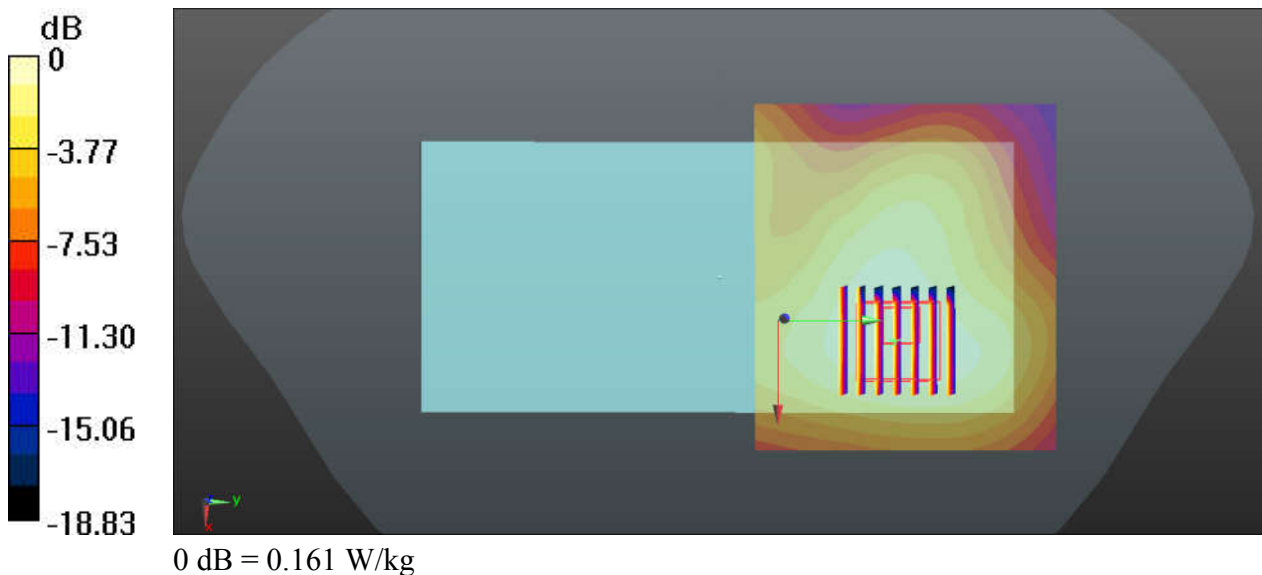
Communication System: UID 0, WIFI (0); Frequency: 2437 MHz; Duty Cycle: 1:1.007
Medium: HSL_2450_200615 Medium parameters used: $f = 2437$ MHz; $\sigma = 1.846$ S/m; $\epsilon_r = 39.627$;
 $\rho = 1000$ kg/m³
Ambient Temperature : 23.4 °C ; Liquid Temperature : 22.6 °C

DASY5 Configuration:

- Probe: EX3DV4 - SN7576; ConvF(7.76, 7.76, 7.76); Calibrated: 2020.01.22;
- Sensor-Surface: 2mm (Mechanical Surface Detection)
- Electronics: DAE3 Sn528; Calibrated: 2020.03.16
- Phantom: SAM (Front) with CRP v5.0; Type: QD000P40CD; Serial: TP:1795
- Measurement SW: DASY52, Version 52.8 (8); SEMCAD X Version 14.6.10 (7331)

Ch6/Area Scan (81x71x1): Interpolated grid: dx=1.200 mm, dy=1.200 mm
Maximum value of SAR (interpolated) = 0.161 W/kg

Ch6/Zoom Scan (7x7x7)/Cube 0: Measurement grid: dx=5mm, dy=5mm, dz=5mm
Reference Value = 6.311 V/m; Power Drift = -0.08 dB
Peak SAR (extrapolated) = 0.290 W/kg
SAR(1 g) = 0.125 W/kg; SAR(10 g) = 0.068 W/kg
Maximum value of SAR (measured) = 0.159 W/kg



53_WLAN5.3GHz_802.11a 6Mbps_Back_15mm_Ch52

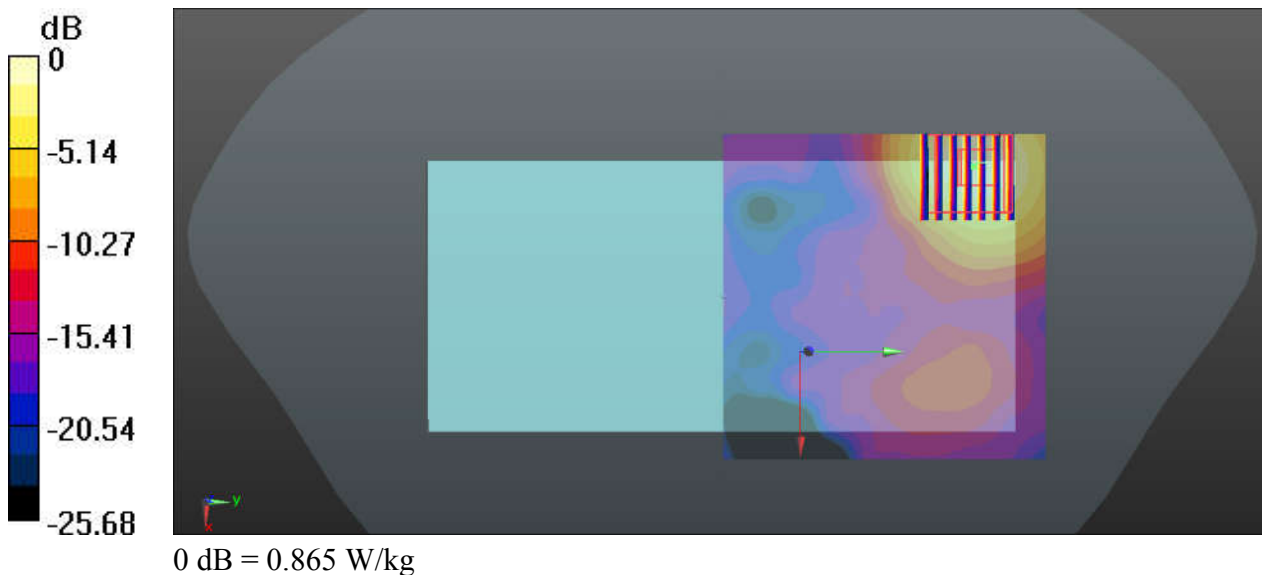
Communication System: UID 0, WIFI (0); Frequency: 5260 MHz; Duty Cycle: 1:1.033
Medium: HSL_5250_200619 Medium parameters used: $f = 5260$ MHz; $\sigma = 4.611$ S/m; $\epsilon_r = 36.609$;
 $\rho = 1000$ kg/m³
Ambient Temperature : 23.7 °C ; Liquid Temperature : 22.4 °C

DASY5 Configuration:

- Probe: EX3DV4 - SN7576; ConvF(5.2, 5.2, 5.2); Calibrated: 2020.01.22;
- Sensor-Surface: 1.4mm (Mechanical Surface Detection)
- Electronics: DAE3 Sn528; Calibrated: 2020.03.16
- Phantom: SAM (Front) with CRP v5.0; Type: QD000P40CD; Serial: TP:1795
- Measurement SW: DASY52, Version 52.8 (8); SEMCAD X Version 14.6.10 (7331)

Ch52/Area Scan (91x91x1): Interpolated grid: dx=1.000 mm, dy=1.000 mm
Maximum value of SAR (interpolated) = 0.840 W/kg

Ch52/Zoom Scan (7x7x7)/Cube 0: Measurement grid: dx=4mm, dy=4mm, dz=1.4mm
Reference Value = 11.75 V/m; Power Drift = -0.07 dB
Peak SAR (extrapolated) = 1.36 W/kg
SAR(1 g) = 0.395 W/kg; SAR(10 g) = 0.151 W/kg
Maximum value of SAR (measured) = 0.865 W/kg



54_WLAN5.5GHz_802.11a 6Mbps_Back_15mm_Ch124

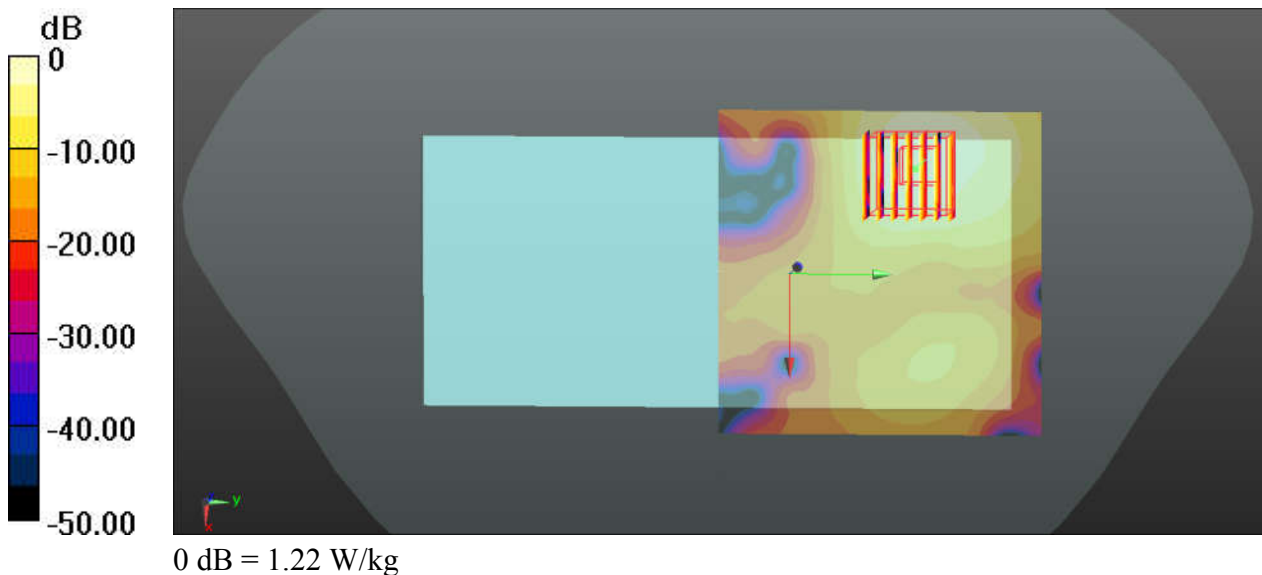
Communication System: UID 0, WIFI (0); Frequency: 5620 MHz; Duty Cycle: 1:1.033
Medium: HSL_5600_200622 Medium parameters used: $f = 5620$ MHz; $\sigma = 5.024$ S/m; $\epsilon_r = 36.059$;
 $\rho = 1000$ kg/m³
Ambient Temperature : 23.5 °C ; Liquid Temperature : 22.6 °C

DASY5 Configuration:

- Probe: EX3DV4 - SN7576; ConvF(4.62, 4.62, 4.62); Calibrated: 2020.01.22;
- Sensor-Surface: 1.4mm (Mechanical Surface Detection)
- Electronics: DAE3 Sn528; Calibrated: 2020.03.16
- Phantom: SAM (Front) with CRP v5.0; Type: QD000P40CD; Serial: TP:1795
- Measurement SW: DASY52, Version 52.8 (8); SEMCAD X Version 14.6.10 (7331)

Ch124/Area Scan (91x91x1): Interpolated grid: dx=1.000 mm, dy=1.000 mm
Maximum value of SAR (interpolated) = 1.22 W/kg

Ch124/Zoom Scan (7x7x7)/Cube 0: Measurement grid: dx=4mm, dy=4mm, dz=1.4mm
Reference Value = 1.900 V/m; Power Drift = 0.11 dB
Peak SAR (extrapolated) = 2.02 W/kg
SAR(1 g) = 0.542 W/kg; SAR(10 g) = 0.196 W/kg
Maximum value of SAR (measured) = 1.22 W/kg



55_WLAN5.8GHz_802.11ac-VHT80 MCS0_Back_15mm_Ch155

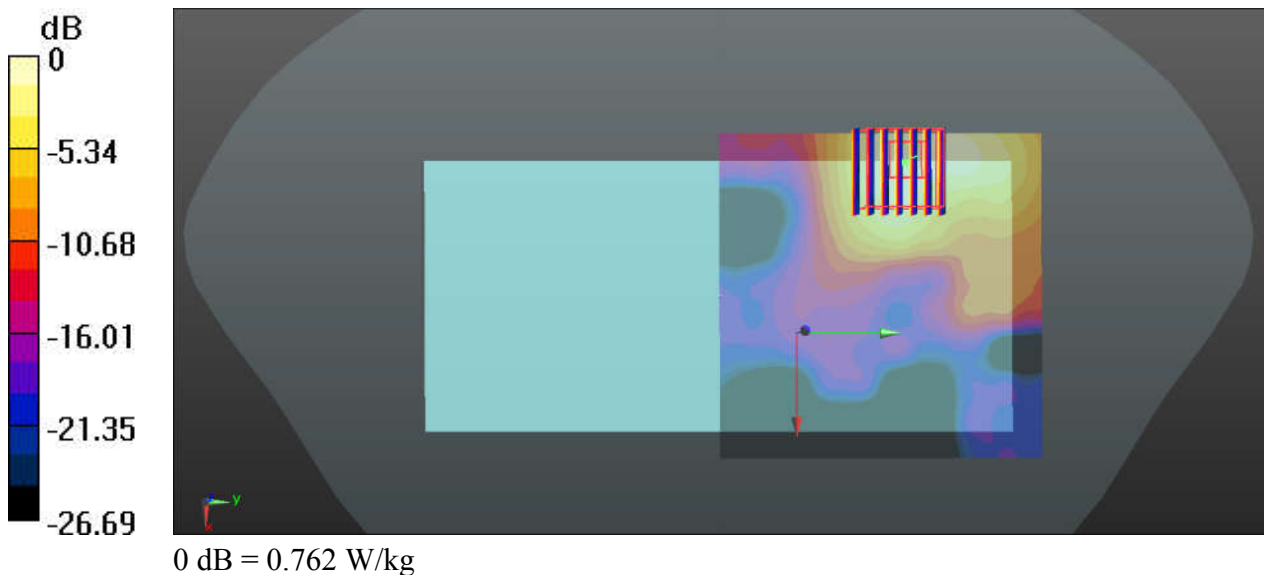
Communication System: UID 0, WIFI (0); Frequency: 5775 MHz; Duty Cycle: 1:1.134
Medium: HSL_5750_200626 Medium parameters used: $f = 5775$ MHz; $\sigma = 5.203$ S/m; $\epsilon_r = 35.794$;
 $\rho = 1000$ kg/m³
Ambient Temperature : 23.6 °C ; Liquid Temperature : 22.5 °C

DASY5 Configuration:

- Probe: EX3DV4 - SN7576; ConvF(4.83, 4.83, 4.83); Calibrated: 2020.01.22;
- Sensor-Surface: 1.4mm (Mechanical Surface Detection)
- Electronics: DAE3 Sn528; Calibrated: 2020.03.16
- Phantom: SAM (Front) with CRP v5.0; Type: QD000P40CD; Serial: TP:1795
- Measurement SW: DASY52, Version 52.8 (8); SEMCAD X Version 14.6.10 (7331)

Ch155/Area Scan (91x91x1): Interpolated grid: dx=1.000 mm, dy=1.000 mm
Maximum value of SAR (interpolated) = 0.781 W/kg

Ch155/Zoom Scan (7x7x7)/Cube 0: Measurement grid: dx=4mm, dy=4mm, dz=1.4mm
Reference Value = 1.541 V/m; Power Drift = -0.04 dB
Peak SAR (extrapolated) = 1.29 W/kg
SAR(1 g) = 0.339 W/kg; SAR(10 g) = 0.131 W/kg
Maximum value of SAR (measured) = 0.762 W/kg



56_WLAN5.3GHz_802.11a 6Mbps_Top Side_0mm_Ch52

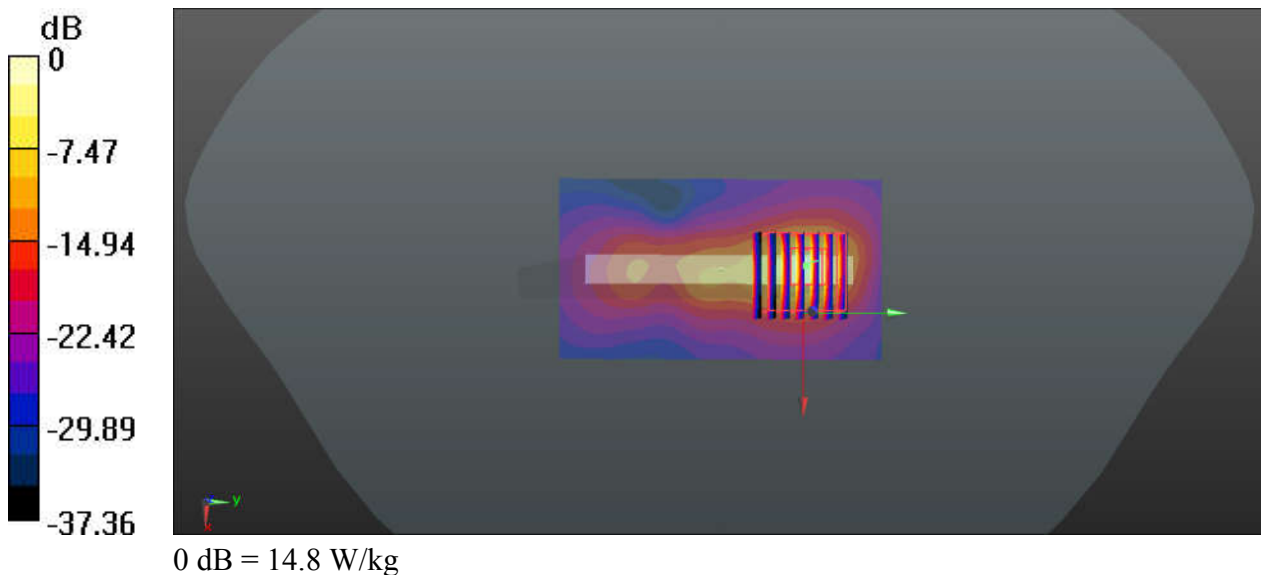
Communication System: UID 0, WIFI (0); Frequency: 5260 MHz; Duty Cycle: 1:1.033
Medium: HSL_5250_200619 Medium parameters used: $f = 5260$ MHz; $\sigma = 4.611$ S/m; $\epsilon_r = 36.609$;
 $\rho = 1000$ kg/m³
Ambient Temperature : 23.7 °C ; Liquid Temperature : 22.4 °C

DASY5 Configuration:

- Probe: EX3DV4 - SN7576; ConvF(5.2, 5.2, 5.2); Calibrated: 2020.01.22;
- Sensor-Surface: 1.4mm (Mechanical Surface Detection)
- Electronics: DAE3 Sn528; Calibrated: 2020.03.16
- Phantom: SAM (Front) with CRP v5.0; Type: QD000P40CD; Serial: TP:1795
- Measurement SW: DASY52, Version 52.8 (8); SEMCAD X Version 14.6.10 (7331)

Ch52/Area Scan (51x91x1): Interpolated grid: dx=1.000 mm, dy=1.000 mm
Maximum value of SAR (interpolated) = 9.43 W/kg

Ch52/Zoom Scan (7x7x7)/Cube 0: Measurement grid: dx=4mm, dy=4mm, dz=1.4mm
Reference Value = 19.28 V/m; Power Drift = -0.03 dB
Peak SAR (extrapolated) = 34.3 W/kg
SAR(1 g) = 4.98 W/kg; SAR(10 g) = 0.962 W/kg
Maximum value of SAR (measured) = 14.8 W/kg



57_WLAN5.5GHz_802.11a 6Mbps_Top Side_0mm_Ch132

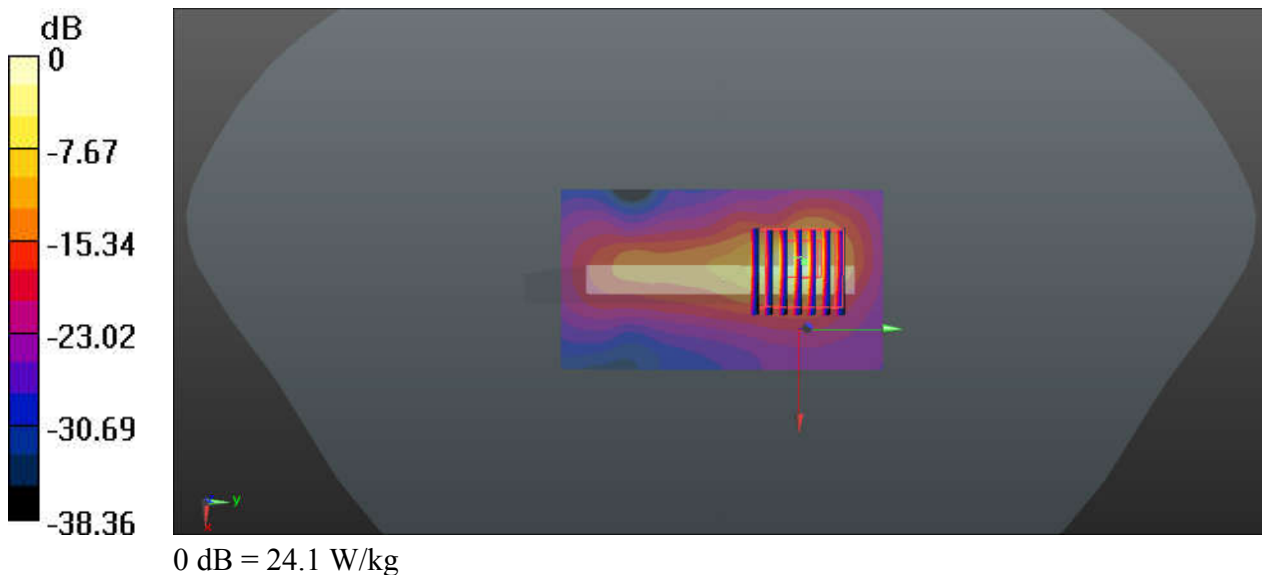
Communication System: UID 0, WIFI (0); Frequency: 5660 MHz; Duty Cycle: 1:1.033
Medium: HSL_5600_200622 Medium parameters used: $f = 5660$ MHz; $\sigma = 5.075$ S/m; $\epsilon_r = 35.988$;
 $\rho = 1000$ kg/m³
Ambient Temperature : 23.5 °C ; Liquid Temperature : 22.6 °C

DASY5 Configuration:

- Probe: EX3DV4 - SN7576; ConvF(4.62, 4.62, 4.62); Calibrated: 2020.01.22;
- Sensor-Surface: 1.4mm (Mechanical Surface Detection)
- Electronics: DAE3 Sn528; Calibrated: 2020.03.16
- Phantom: SAM (Front) with CRP v5.0; Type: QD000P40CD; Serial: TP:1795
- Measurement SW: DASY52, Version 52.8 (8); SEMCAD X Version 14.6.10 (7331)

Ch132/Area Scan (51x91x1): Interpolated grid: dx=1.000 mm, dy=1.000 mm
Maximum value of SAR (interpolated) = 19.7 W/kg

Ch132/Zoom Scan (7x7x7)/Cube 0: Measurement grid: dx=4mm, dy=4mm, dz=1.4mm
Reference Value = 16.56 V/m; Power Drift = -0.10 dB
Peak SAR (extrapolated) = 50.8 W/kg
SAR(1 g) = 6.45 W/kg; SAR(10 g) = 1.24 W/kg
Maximum value of SAR (measured) = 24.1 W/kg





Appendix C. DAS Y Calibration Certificate

The DAS Y calibration certificates are shown as follows.



Add: No.51 Xueyuan Road, Haidian District, Beijing, 100191, China
Tel: +86-10-62304633-2079 Fax: +86-10-62304633-2504
E-mail: cttl@chinattl.com http://www.chinattl.cn

Client **Sporton**

Certificate No: **Z18-60532**

CALIBRATION CERTIFICATE

Object **D750V3 - SN: 1099**

Calibration Procedure(s) **FF-Z11-003-01**
Calibration Procedures for dipole validation kits

Calibration date: **December 6, 2018**

This calibration Certificate documents the traceability to national standards, which realize the physical units of measurements(SI). The measurements and the uncertainties with confidence probability are given on the following pages and are part of the certificate.

All calibrations have been conducted in the closed laboratory facility: environment temperature(22±3)°C and humidity<70%.

Calibration Equipment used (M&TE critical for calibration)

Primary Standards	ID #	Cal Date(Calibrated by, Certificate No.)	Scheduled Calibration
Power Meter NRVD	102196	07-Mar-18 (CTTL, No.J18X01510)	Mar-19
Power sensor NRV-Z5	100596	07-Mar-18 (CTTL, No.J18X01510)	Mar-19
Reference Probe EX3DV4	SN 7514	27-Aug-18(SPEAG,No.EX3-7514_Aug18)	Aug-19
DAE4	SN 1555	20-Aug-18(SPEAG,No.DAE4-1555_Aug18)	Aug-19
Secondary Standards	ID #	Cal Date(Calibrated by, Certificate No.)	Scheduled Calibration
Signal Generator E4438C	MY49071430	23-Jan-18 (CTTL, No.J18X00560)	Jan-19
NetworkAnalyzer E5071C	MY46110673	24-Jan-18 (CTTL, No.J18X00561)	Jan-19

	Name	Function
Calibrated by:	Zhao Jing	SAR Test Engineer
Reviewed by:	Lin Hao	SAR Test Engineer
Approved by:	Qi Dianyuan	SAR Project Leader

Signature

Issued: December 9, 2018

This calibration certificate shall not be reproduced except in full without written approval of the laboratory.



In Collaboration with

s p e a g
CALIBRATION LABORATORY

Add: No.51 Xueyuan Road, Haidian District, Beijing, 100191, China
Tel: +86-10-62304633-2079 Fax: +86-10-62304633-2504
E-mail: cttl@chinattl.com http://www.chinattl.cn

Glossary:

TSL	tissue simulating liquid
ConvF	sensitivity in TSL / NORM _{x,y,z}
N/A	not applicable or not measured

Calibration is Performed According to the Following Standards:

- IEEE Std 1528-2013, "IEEE Recommended Practice for Determining the Peak Spatial-Averaged Specific Absorption Rate (SAR) in the Human Head from Wireless Communications Devices: Measurement Techniques", June 2013
- IEC 62209-1, "Measurement procedure for assessment of specific absorption rate of human exposure to radio frequency fields from hand-held and body-mounted wireless communication devices- Part 1: Device used next to the ear (Frequency range of 300MHz to 6GHz)", July 2016
- IEC 62209-2, "Procedure to measure the Specific Absorption Rate (SAR) For wireless communication devices used in close proximity to the human body (frequency range of 30MHz to 6GHz)", March 2010
- KDB865664, SAR Measurement Requirements for 100 MHz to 6 GHz

Additional Documentation:

- DASY4/5 System Handbook

Methods Applied and Interpretation of Parameters:

- Measurement Conditions:** Further details are available from the Validation Report at the end of the certificate. All figures stated in the certificate are valid at the frequency indicated.
- Antenna Parameters with TSL:** The dipole is mounted with the spacer to position its feed point exactly below the center marking of the flat phantom section, with the arms oriented parallel to the body axis.
- Feed Point Impedance and Return Loss:** These parameters are measured with the dipole positioned under the liquid filled phantom. The impedance stated is transformed from the measurement at the SMA connector to the feed point. The Return Loss ensures low reflected power. No uncertainty required.
- Electrical Delay:** One-way delay between the SMA connector and the antenna feed point. No uncertainty required.
- SAR measured:** SAR measured at the stated antenna input power.
- SAR normalized:** SAR as measured, normalized to an input power of 1 W at the antenna connector.
- SAR for nominal TSL parameters:** The measured TSL parameters are used to calculate the nominal SAR result.

The reported uncertainty of measurement is stated as the standard uncertainty of Measurement multiplied by the coverage factor $k=2$, which for a normal distribution Corresponds to a coverage probability of approximately 95%.



Add: No.51 Xueyuan Road, Haidian District, Beijing, 100191, China
 Tel: +86-10-62304633-2079 Fax: +86-10-62304633-2504
 E-mail: cttl@chinattl.com http://www.chinattl.cn

Measurement Conditions

DASY system configuration, as far as not given on page 1.

DASY Version	DASY52	52.10.2.1495
Extrapolation	Advanced Extrapolation	
Phantom	Triple Flat Phantom 5.1C	
Distance Dipole Center - TSL	15 mm	with Spacer
Zoom Scan Resolution	dx, dy, dz = 5 mm	
Frequency	750 MHz ± 1 MHz	

Head TSL parameters

The following parameters and calculations were applied.

	Temperature	Permittivity	Conductivity
Nominal Head TSL parameters	22.0 °C	41.9	0.89 mho/m
Measured Head TSL parameters	(22.0 ± 0.2) °C	43.1 ± 6 %	0.87 mho/m ± 6 %
Head TSL temperature change during test	<1.0 °C	---	---

SAR result with Head TSL

SAR averaged over 1 cm ³ (1 g) of Head TSL	Condition	
SAR measured	250 mW input power	2.07 mW / g
SAR for nominal Head TSL parameters	normalized to 1W	8.52 mW / g ± 18.8 % (k=2)
SAR averaged over 10 cm ³ (10 g) of Head TSL	Condition	
SAR measured	250 mW input power	1.38 mW / g
SAR for nominal Head TSL parameters	normalized to 1W	5.64 mW / g ± 18.7 % (k=2)

Body TSL parameters

The following parameters and calculations were applied.

	Temperature	Permittivity	Conductivity
Nominal Body TSL parameters	22.0 °C	55.5	0.96 mho/m
Measured Body TSL parameters	(22.0 ± 0.2) °C	54.0 ± 6 %	0.95 mho/m ± 6 %
Body TSL temperature change during test	<1.0 °C	---	---

SAR result with Body TSL

SAR averaged over 1 cm ³ (1 g) of Body TSL	Condition	
SAR measured	250 mW input power	2.15 mW / g
SAR for nominal Body TSL parameters	normalized to 1W	8.61 mW / g ± 18.8 % (k=2)
SAR averaged over 10 cm ³ (10 g) of Body TSL	Condition	
SAR measured	250 mW input power	1.44 mW / g
SAR for nominal Body TSL parameters	normalized to 1W	5.77 mW / g ± 18.7 % (k=2)



Add: No.51 Xueyuan Road, Haidian District, Beijing, 100191, China
Tel: +86-10-62304633-2079 Fax: +86-10-62304633-2504
E-mail: cttl@chinattl.com http://www.chinattl.cn

Appendix (Additional assessments outside the scope of CNAS L0570)

Antenna Parameters with Head TSL

Impedance, transformed to feed point	54.2 Ω - 1.12j Ω
Return Loss	- 27.7dB

Antenna Parameters with Body TSL

Impedance, transformed to feed point	49.8 Ω - 3.37j Ω
Return Loss	- 29.4dB

General Antenna Parameters and Design

Electrical Delay (one direction)	0.900 ns
----------------------------------	----------

After long term use with 100W radiated power, only a slight warming of the dipole near the feedpoint can be measured.

The dipole is made of standard semirigid coaxial cable. The center conductor of the feeding line is directly connected to the second arm of the dipole. The antenna is therefore short-circuited for DC-signals. On some of the dipoles, small end caps are added to the dipole arms in order to improve matching when loaded according to the position as explained in the "Measurement Conditions" paragraph. The SAR data are not affected by this change. The overall dipole length is still according to the Standard.

No excessive force must be applied to the dipole arms, because they might bend or the soldered connections near the feedpoint may be damaged.

Additional EUT Data

Manufactured by	SPEAG
-----------------	-------



In Collaboration with

s p e a g
CALIBRATION LABORATORY

Add: No.51 Xueyuan Road, Haidian District, Beijing, 100191, China
Tel: +86-10-62304633-2079 Fax: +86-10-62304633-2504
E-mail: cttl@chinattl.com http://www.chinattl.cn

DASY5 Validation Report for Head TSL

Date: 12.05.2018

Test Laboratory: CTTL, Beijing, China

DUT: Dipole 750 MHz; Type: D750V3; Serial: D750V3 - SN: 1099

Communication System: UID 0, CW; Frequency: 750 MHz; Duty Cycle: 1:1

Medium parameters used: $f = 750$ MHz; $\sigma = 0.865$ S/m; $\epsilon_r = 43.13$; $\rho = 1000$ kg/m³

Phantom section: Right Section

DASY5 Configuration:

- Probe: EX3DV4 - SN7514; ConvF(9.47, 9.47, 9.47) @ 750 MHz; Calibrated: 8/27/2018
- Sensor-Surface: 1.4mm (Mechanical Surface Detection)
- Electronics: DAE4 Sn1555; Calibrated: 8/20/2018
- Phantom: MFP_V5.1C ; Type: QD 000 P51CA; Serial: 1062
- Measurement SW: DASY52, Version 52.10 (2); SEMCAD X Version 14.6.12 (7450)

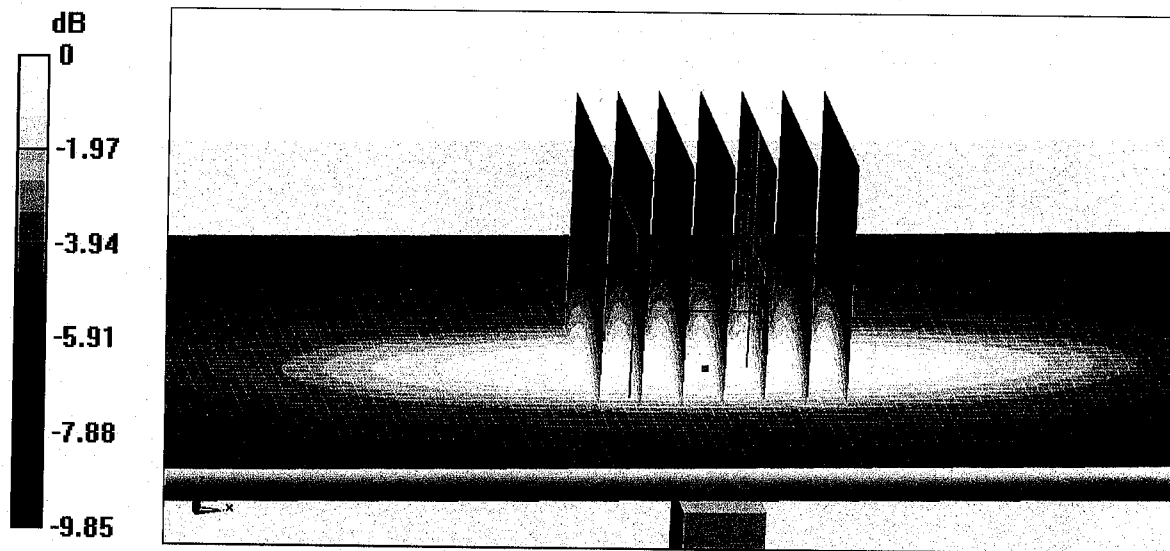
Dipole Calibration/Zoom Scan (7x7x7) (7x7x7)/Cube 0: Measurement grid: dx=5mm, dy=5mm, dz=5mm

Reference Value = 53.37 V/m; Power Drift = 0.00 dB

Peak SAR (extrapolated) = 3.12 W/kg

SAR(1 g) = 2.07 W/kg; SAR(10 g) = 1.38 W/kg

Maximum value of SAR (measured) = 2.75 W/kg

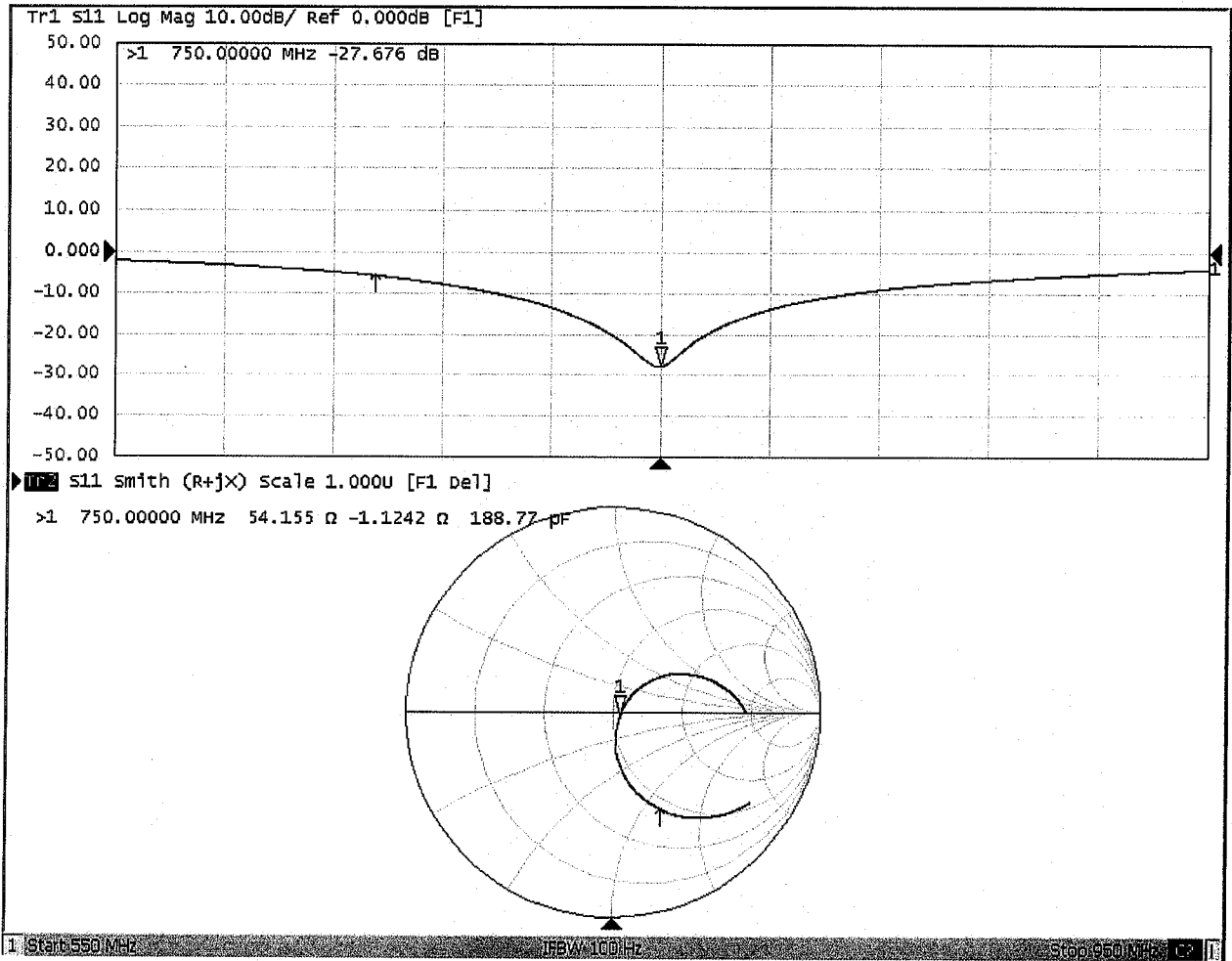


0 dB = 2.75 W/kg = 4.39 dBW/kg



Add: No.51 Xueyuan Road, Haidian District, Beijing, 100191, China
Tel: +86-10-62304633-2079 Fax: +86-10-62304633-2504
E-mail: cttl@chinattl.com http://www.chinattl.cn

Impedance Measurement Plot for Head TSL





Add: No.51 Xueyuan Road, Haidian District, Beijing, 100191, China
Tel: +86-10-62304633-2079 Fax: +86-10-62304633-2504
E-mail: cttl@chinattl.com http://www.chinattl.cn

DASY5 Validation Report for Body TSL

Date: 12.05.2018

Test Laboratory: CTTL, Beijing, China

DUT: Dipole 750 MHz; Type: D750V3; Serial: D750V3 - SN: 1099

Communication System: UID 0, CW; Frequency: 750 MHz; Duty Cycle: 1:1

Medium parameters used: $f = 750$ MHz; $\sigma = 0.951$ S/m; $\epsilon_r = 54.02$; $\rho = 1000$ kg/m³

Phantom section: Center Section

DASY5 Configuration:

- Probe: EX3DV4 - SN7514; ConvF(9.68, 9.68, 9.68) @ 750 MHz; Calibrated: 8/27/2018
- Sensor-Surface: 1.4mm (Mechanical Surface Detection)
- Electronics: DAE4 Sn1555; Calibrated: 8/20/2018
- Phantom: MFP_V5.1C ; Type: QD 000 P51CA; Serial: 1062
- Measurement SW: DASY52, Version 52.10 (2); SEMCAD X Version 14.6.12 (7450)

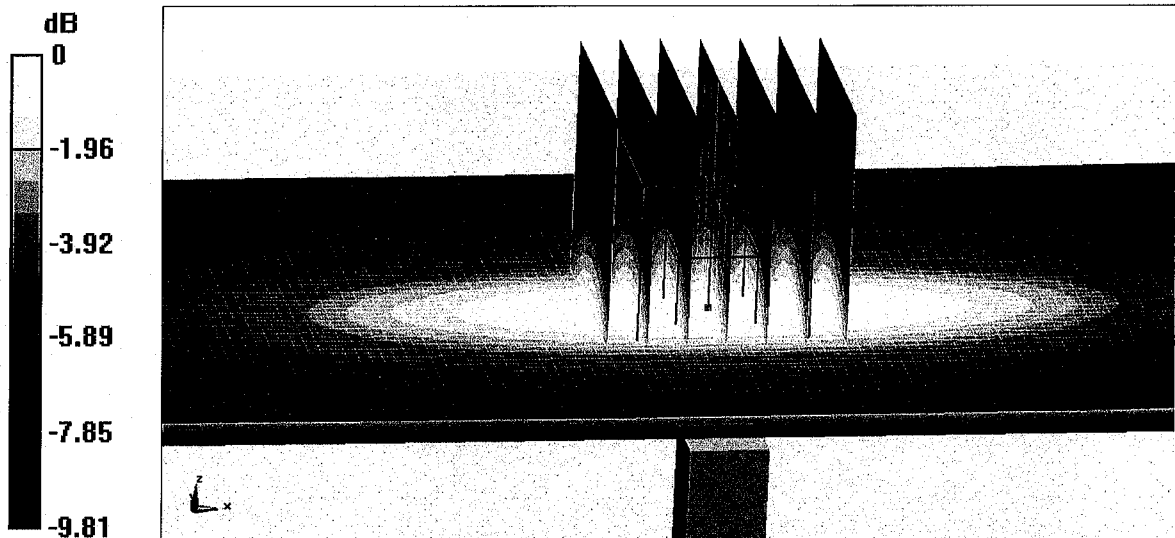
Dipole Calibration/Zoom Scan (7x7x7) (7x7x7)/Cube 0: Measurement grid: dx=5mm, dy=5mm, dz=5mm

Reference Value = 51.51 V/m; Power Drift = -0.07 dB

Peak SAR (extrapolated) = 3.29 W/kg

SAR(1 g) = 2.15 W/kg; SAR(10 g) = 1.44 W/kg

Maximum value of SAR (measured) = 2.88 W/kg

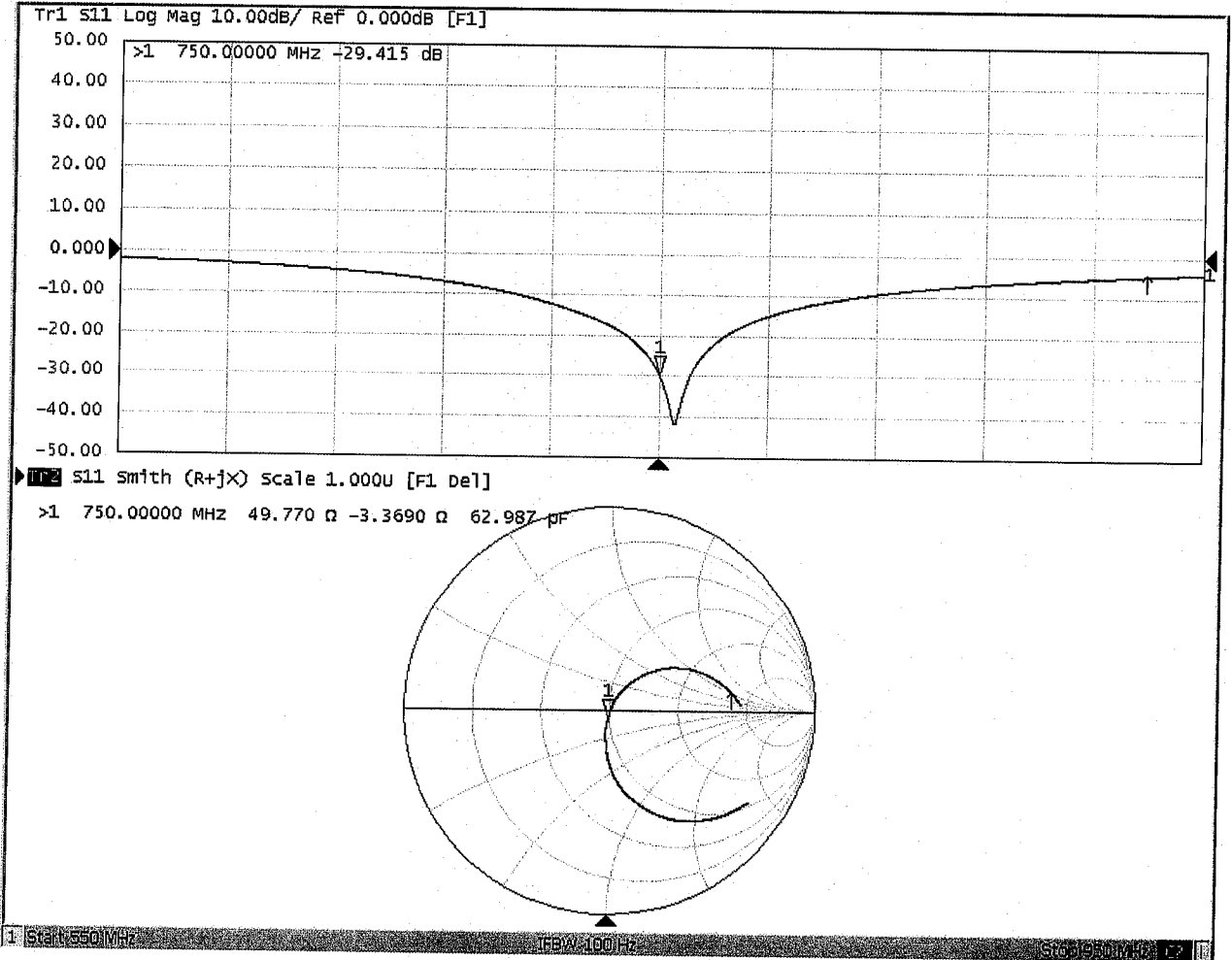


0 dB = 2.88 W/kg = 4.59 dBW/kg



Add: No.51 Xueyuan Road, Haidian District, Beijing, 100191, China
Tel: +86-10-62304633-2079 Fax: +86-10-62304633-2504
E-mail: cttl@chinattl.com http://www.chinattl.cn

Impedance Measurement Plot for Body TSL





D750V3, Serial No. 1099 Extended Dipole Calibrations

Referring to KDB 865664 D01 v01r02, if dipoles are verified in return loss ($< -20\text{dB}$, within 20% of prior calibration), and in impedance (within 5 ohm of prior calibration), the annual calibration is not necessary and the calibration interval can be extended.

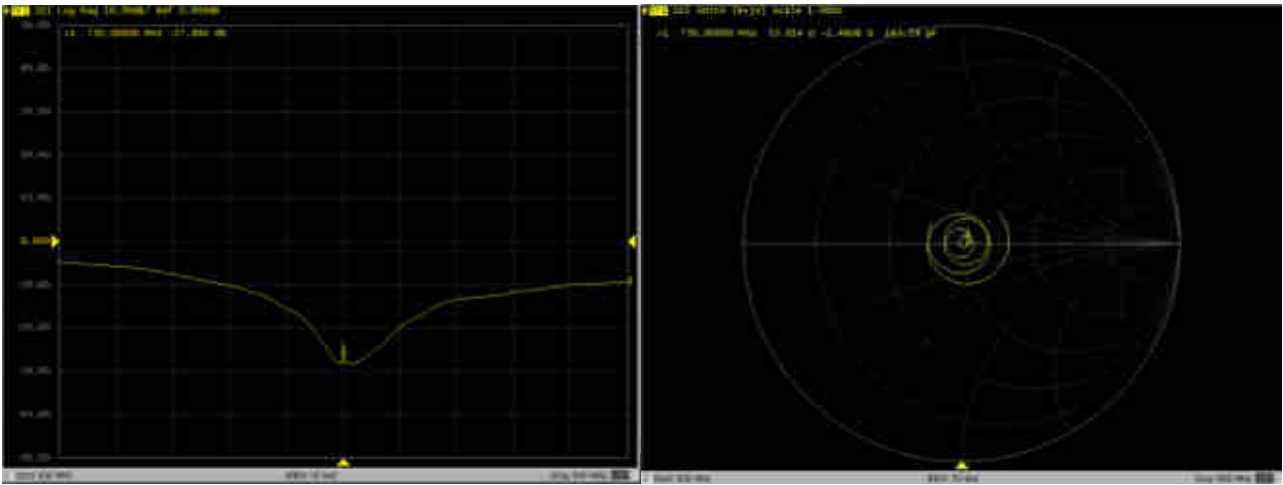
D750V3 – serial no. 1099												
	750 Head						750 Body					
Date of Measurement	Return-Loss (dB)	Delta (%)	Real Impedance (ohm)	Delta (ohm)	Imaginary Impedance (ohm)	Delta (ohm)	Return-Loss (dB)	Delta (%)	Real Impedance (ohm)	Delta (ohm)	Imaginary Impedance (ohm)	Delta (ohm)
2018.12.6	-27.7		54.2		-1.12		-29.4		49.8		-3.37	
2019.11.25	-27.9	-0.7	53.0	-1.2	-1.46	-0.34	-29.2	0.7	48.7	-1.1	-3.17	0.2

<Justification of the extended calibration>

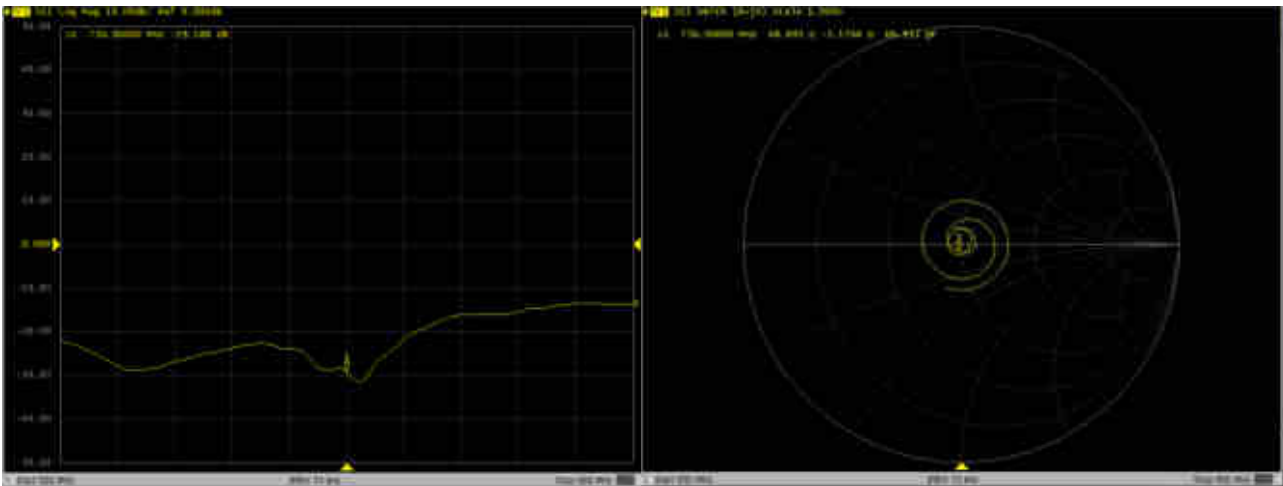
The return loss is $< -20\text{dB}$, within 20% of prior calibration; the impedance is within 5 ohm of prior calibration. Therefore the verification result should support extended calibration.

Dipole Verification Data> D750V3, serial no. 1099

750MHz - Head



750MHz - Body





In Collaboration with
s p e a g
 CALIBRATION LABORATORY



中国认可
 国际互认
 校准
 CALIBRATION
 CNAS L0570

Add: No.51 Xueyuan Road, Haidian District, Beijing, 100191, China
 Tel: +86-10-62304633-2079 Fax: +86-10-62304633-2504
 E-mail: cttl@chinattl.com http://www.chinattl.cn

Client **Sporton**

Certificate No: **Z18-60533**

CALIBRATION CERTIFICATE

Object **D835V2 - SN: 4d162**

Calibration Procedure(s) **FF-Z11-003-01
 Calibration Procedures for dipole validation kits**

Calibration date: **December 5, 2018**

This calibration Certificate documents the traceability to national standards, which realize the physical units of measurements(SI). The measurements and the uncertainties with confidence probability are given on the following pages and are part of the certificate.

All calibrations have been conducted in the closed laboratory facility: environment temperature(22±3)°C and humidity<70%.

Calibration Equipment used (M&TE critical for calibration)

Primary Standards	ID #	Cal Date(Calibrated by, Certificate No.)	Scheduled Calibration
Power Meter NRVD	102196	07-Mar-18 (CTTL, No.J18X01510)	Mar-19
Power sensor NRV-Z5	100596	07-Mar-18 (CTTL, No.J18X01510)	Mar-19
Reference Probe EX3DV4	SN 7514	27-Aug-18(SPEAG,No.EX3-7514_Aug18)	Aug-19
DAE4	SN 1555	20-Aug-18(SPEAG,No.DAE4-1555_Aug18)	Aug-19
Secondary Standards	ID #	Cal Date(Calibrated by, Certificate No.)	Scheduled Calibration
Signal Generator E4438C	MY49071430	23-Jan-18 (CTTL, No.J18X00560)	Jan-19
NetworkAnalyzer E5071C	MY46110673	24-Jan-18 (CTTL, No.J18X00561)	Jan-19

	Name	Function	Signature
Calibrated by:	Zhao Jing	SAR Test Engineer	
Reviewed by:	Lin Hao	SAR Test Engineer	
Approved by:	Qi Dianyuan	SAR Project Leader	

Issued: December 8, 2018

This calibration certificate shall not be reproduced except in full without written approval of the laboratory.



Add: No.51 Xueyuan Road, Haidian District, Beijing, 100191, China
Tel: +86-10-62304633-2079 Fax: +86-10-62304633-2504
E-mail: cttl@chinattl.com http://www.chinattl.cn

Glossary:

TSL	tissue simulating liquid
ConvF	sensitivity in TSL / NORM _{x,y,z}
N/A	not applicable or not measured

Calibration is Performed According to the Following Standards:

- IEEE Std 1528-2013, "IEEE Recommended Practice for Determining the Peak Spatial-Averaged Specific Absorption Rate (SAR) in the Human Head from Wireless Communications Devices: Measurement Techniques", June 2013
- IEC 62209-1, "Measurement procedure for assessment of specific absorption rate of human exposure to radio frequency fields from hand-held and body-mounted wireless communication devices- Part 1: Device used next to the ear (Frequency range of 300MHz to 6GHz)", July 2016
- IEC 62209-2, "Procedure to measure the Specific Absorption Rate (SAR) For wireless communication devices used in close proximity to the human body (frequency range of 30MHz to 6GHz)", March 2010
- KDB865664, SAR Measurement Requirements for 100 MHz to 6 GHz

Additional Documentation:

- DASY4/5 System Handbook

Methods Applied and Interpretation of Parameters:

- Measurement Conditions:** Further details are available from the Validation Report at the end of the certificate. All figures stated in the certificate are valid at the frequency indicated.
- Antenna Parameters with TSL:** The dipole is mounted with the spacer to position its feed point exactly below the center marking of the flat phantom section, with the arms oriented parallel to the body axis.
- Feed Point Impedance and Return Loss:** These parameters are measured with the dipole positioned under the liquid filled phantom. The impedance stated is transformed from the measurement at the SMA connector to the feed point. The Return Loss ensures low reflected power. No uncertainty required.
- Electrical Delay:** One-way delay between the SMA connector and the antenna feed point. No uncertainty required.
- SAR measured:** SAR measured at the stated antenna input power.
- SAR normalized:** SAR as measured, normalized to an input power of 1 W at the antenna connector.
- SAR for nominal TSL parameters:** The measured TSL parameters are used to calculate the nominal SAR result.

The reported uncertainty of measurement is stated as the standard uncertainty of Measurement multiplied by the coverage factor $k=2$, which for a normal distribution Corresponds to a coverage probability of approximately 95%.



Add: No.51 Xueyuan Road, Haidian District, Beijing, 100191, China
 Tel: +86-10-62304633-2079 Fax: +86-10-62304633-2504
 E-mail: cttl@chinattl.com http://www.chinattl.cn

Measurement Conditions

DASY system configuration, as far as not given on page 1.

DASY Version	DASY52	52.10.2.1495
Extrapolation	Advanced Extrapolation	
Phantom	Triple Flat Phantom 5.1C	
Distance Dipole Center - TSL	15 mm	with Spacer
Zoom Scan Resolution	dx, dy, dz = 5 mm	
Frequency	835 MHz ± 1 MHz	

Head TSL parameters

The following parameters and calculations were applied.

	Temperature	Permittivity	Conductivity
Nominal Head TSL parameters	22.0 °C	41.5	0.90 mho/m
Measured Head TSL parameters	(22.0 ± 0.2) °C	42.7 ± 6 %	0.88 mho/m ± 6 %
Head TSL temperature change during test	<1.0 °C	----	----

SAR result with Head TSL

SAR averaged over 1 cm ³ (1 g) of Head TSL	Condition	
SAR measured	250 mW input power	2.35 mW / g
SAR for nominal Head TSL parameters	normalized to 1W	9.61 mW / g ± 18.8 % (k=2)
SAR averaged over 10 cm ³ (10 g) of Head TSL	Condition	
SAR measured	250 mW input power	1.56 mW / g
SAR for nominal Head TSL parameters	normalized to 1W	6.35 mW / g ± 18.7 % (k=2)

Body TSL parameters

The following parameters and calculations were applied.

	Temperature	Permittivity	Conductivity
Nominal Body TSL parameters	22.0 °C	55.2	0.97 mho/m
Measured Body TSL parameters	(22.0 ± 0.2) °C	53.7 ± 6 %	0.99 mho/m ± 6 %
Body TSL temperature change during test	<1.0 °C	----	----

SAR result with Body TSL

SAR averaged over 1 cm ³ (1 g) of Body TSL	Condition	
SAR measured	250 mW input power	2.47 mW / g
SAR for nominal Body TSL parameters	normalized to 1W	9.70 mW / g ± 18.8 % (k=2)
SAR averaged over 10 cm ³ (10 g) of Body TSL	Condition	
SAR measured	250 mW input power	1.64 mW / g
SAR for nominal Body TSL parameters	normalized to 1W	6.47 mW / g ± 18.7 % (k=2)



Add: No.51 Xueyuan Road, Haidian District, Beijing, 100191, China
 Tel: +86-10-62304633-2079 Fax: +86-10-62304633-2504
 E-mail: cttl@chinattl.com http://www.chinattl.cn

Appendix (Additional assessments outside the scope of CNAS L0570)

Antenna Parameters with Head TSL

Impedance, transformed to feed point	52.6Ω- 2.56jΩ
Return Loss	- 28.9dB

Antenna Parameters with Body TSL

Impedance, transformed to feed point	47.2Ω- 6.92jΩ
Return Loss	- 22.3dB

General Antenna Parameters and Design

Electrical Delay (one direction)	1.306 ns
----------------------------------	----------

After long term use with 100W radiated power, only a slight warming of the dipole near the feedpoint can be measured.

The dipole is made of standard semirigid coaxial cable. The center conductor of the feeding line is directly connected to the second arm of the dipole. The antenna is therefore short-circuited for DC-signals. On some of the dipoles, small end caps are added to the dipole arms in order to improve matching when loaded according to the position as explained in the "Measurement Conditions" paragraph. The SAR data are not affected by this change. The overall dipole length is still according to the Standard. No excessive force must be applied to the dipole arms, because they might bend or the soldered connections near the feedpoint may be damaged.

Additional EUT Data

Manufactured by	SPEAG
-----------------	-------



Add: No.51 Xueyuan Road, Haidian District, Beijing, 100191, China
Tel: +86-10-62304633-2079 Fax: +86-10-62304633-2504
E-mail: cttl@chinattl.com http://www.chinattl.cn

DASY5 Validation Report for Head TSL

Date: 12.04.2018

Test Laboratory: CTTL, Beijing, China

DUT: Dipole 835 MHz; Type: D835V2; Serial: D835V2 - SN: 4d162

Communication System: UID 0, CW; Frequency: 835 MHz; Duty Cycle: 1:1

Medium parameters used: $f = 835$ MHz; $\sigma = 0.881$ S/m; $\epsilon_r = 42.71$; $\rho = 1000$ kg/m³

Phantom section: Right Section

DASY5 Configuration:

- Probe: EX3DV4 - SN7514; ConvF(9.09, 9.09, 9.09) @ 835 MHz; Calibrated: 8/27/2018
- Sensor-Surface: 1.4mm (Mechanical Surface Detection)
- Electronics: DAE4 Sn1555; Calibrated: 8/20/2018
- Phantom: MFP_V5.1C ; Type: QD 000 P51CA; Serial: 1062
- Measurement SW: DASY52, Version 52.10 (2); SEMCAD X Version 14.6.12 (7450)

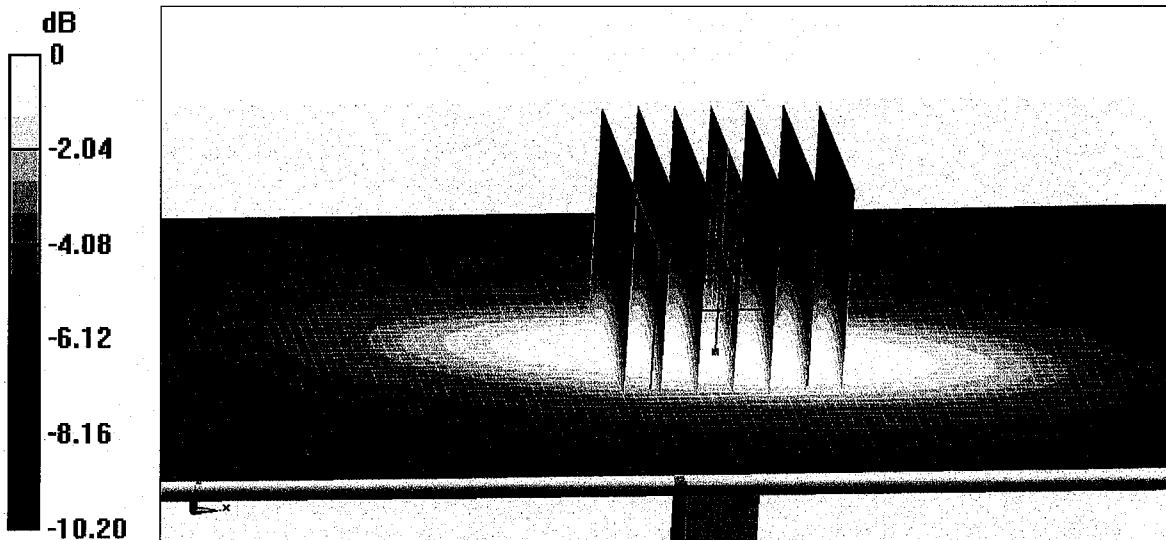
Dipole Calibration/Zoom Scan (7x7x7) (7x7x7)/Cube 0: Measurement grid: dx=5mm, dy=5mm, dz=5mm

Reference Value = 57.75 V/m; Power Drift = 0.03 dB

Peak SAR (extrapolated) = 3.50 W/kg

SAR(1 g) = 2.35 W/kg; SAR(10 g) = 1.56 W/kg

Maximum value of SAR (measured) = 3.11 W/kg

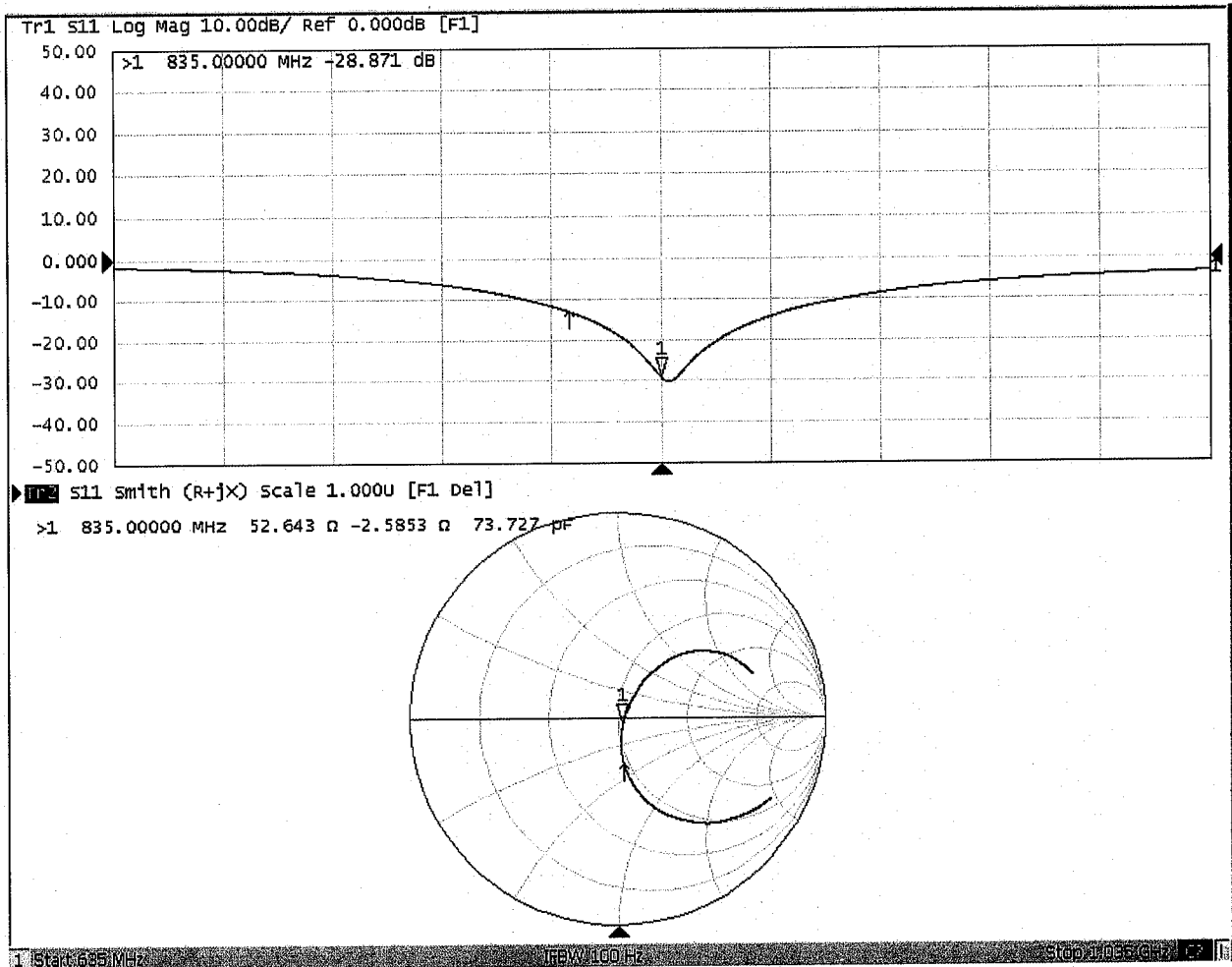


0 dB = 3.11 W/kg = 4.93 dBW/kg



Add: No.51 Xueyuan Road, Haidian District, Beijing, 100191, China
Tel: +86-10-62304633-2079 Fax: +86-10-62304633-2504
E-mail: cttl@chinattl.com http://www.chinattl.cn

Impedance Measurement Plot for Head TSL





Add: No.51 Xueyuan Road, Haidian District, Beijing, 100191, China
Tel: +86-10-62304633-2079 Fax: +86-10-62304633-2504
E-mail: cttl@chinattl.com http://www.chinattl.cn

DASY5 Validation Report for Body TSL

Date: 12.04.2018

Test Laboratory: CTTL, Beijing, China

DUT: Dipole 835 MHz; Type: D835V2; Serial: D835V2 - SN: 4d162

Communication System: UID 0, CW; Frequency: 835 MHz; Duty Cycle: 1:1

Medium parameters used: $f = 835$ MHz; $\sigma = 0.986$ S/m; $\epsilon_r = 53.72$; $\rho = 1000$ kg/m³

Phantom section: Center Section

DASY5 Configuration:

- Probe: EX3DV4 - SN7514; ConvF(9.47, 9.47, 9.47) @ 835 MHz; Calibrated: 8/27/2018
- Sensor-Surface: 1.4mm (Mechanical Surface Detection)
- Electronics: DAE4 Sn1555; Calibrated: 8/20/2018
- Phantom: MFP_V5.1C ; Type: QD 000 P51CA; Serial: 1062
- Measurement SW: DASY52, Version 52.10 (2); SEMCAD X Version 14.6.12 (7450)

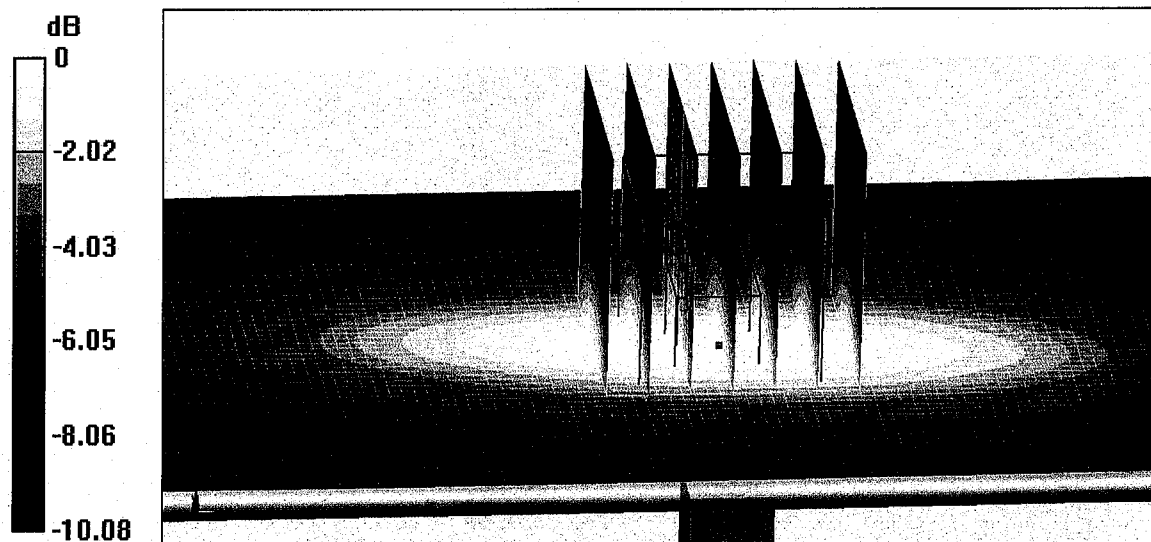
Dipole Calibration/Zoom Scan (7x7x7) (7x7x7)/Cube 0: Measurement grid: dx=5mm, dy=5mm, dz=5mm

Reference Value = 55.24 V/m; Power Drift = -0.03 dB

Peak SAR (extrapolated) = 3.72 W/kg

SAR(1 g) = 2.47 W/kg; SAR(10 g) = 1.64 W/kg

Maximum value of SAR (measured) = 3.29 W/kg

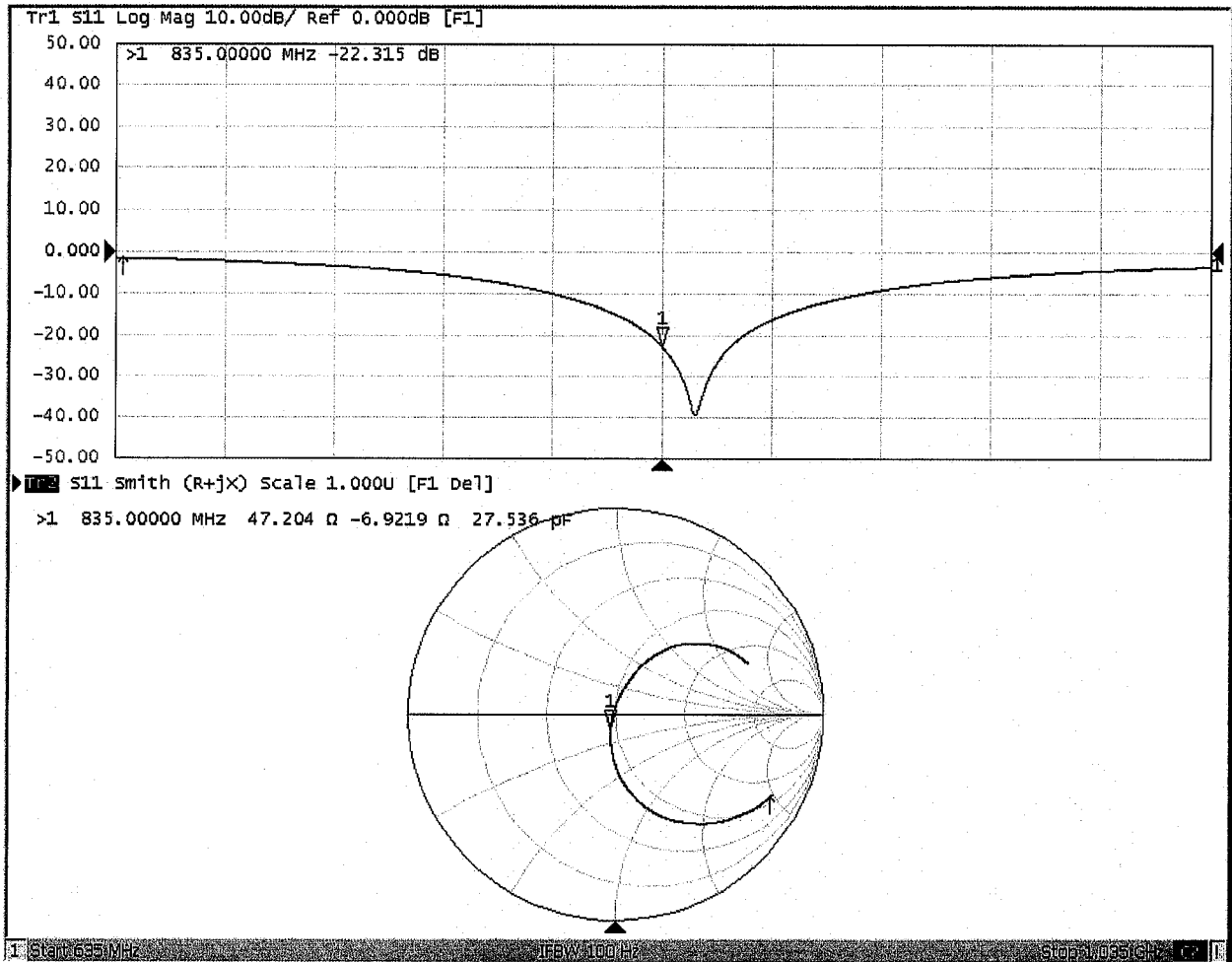


0 dB = 3.29 W/kg = 5.17 dBW/kg



Add: No.51 Xueyuan Road, Haidian District, Beijing, 100191, China
Tel: +86-10-62304633-2079 Fax: +86-10-62304633-2504
E-mail: cttl@chinattl.com http://www.chinattl.cn

Impedance Measurement Plot for Body TSL





D835V2, Serial No. 4d162 Extended Dipole Calibrations

Referring to KDB 865664 D01 v01r02, if dipoles are verified in return loss (<-20dB, within 20% of prior calibration), and in impedance (within 5 ohm of prior calibration), the annual calibration is not necessary and the calibration interval can be extended.

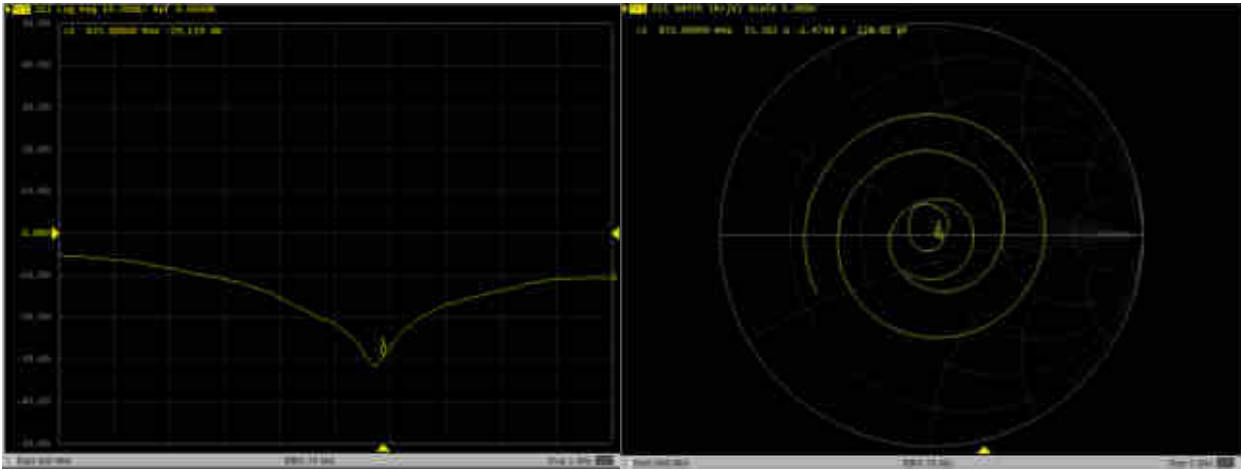
D835V2 – serial no. 4d162												
	835 Head						835 Body					
Date of Measurement	Return-Loss (dB)	Delta (%)	Real Impedance (ohm)	Delta (ohm)	Imaginary Impedance (ohm)	Delta (ohm)	Return-Loss (dB)	Delta (%)	Real Impedance (ohm)	Delta (ohm)	Imaginary Impedance (ohm)	Delta (ohm)
2018.12.5	-28.9		52.6		-2.56		-22.3		47.2		-6.92	
2019.11.25	-29.2	1.0	53.4	0.8	-1.48	1.08	-21.1	5.4	46.6	-0.6	-7.81	-0.89

<Justification of the extended calibration>

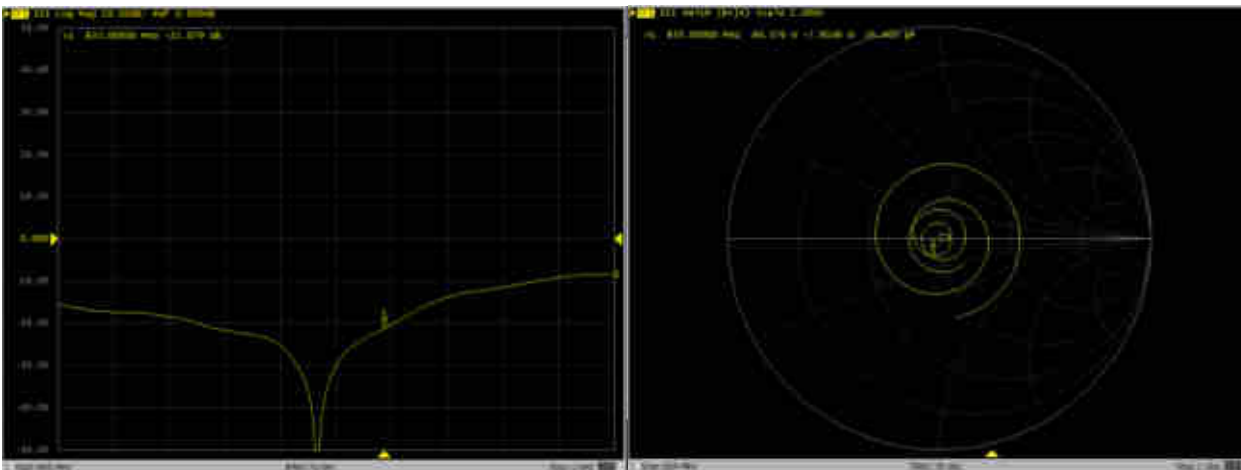
The return loss is < -20dB, within 20% of prior calibration; the impedance is within 5 ohm of prior calibration. Therefore the verification result should support extended calibration.

Dipole Verification Data> 835V2, serial no. 4d162

835MHz - Head



835MHz - Body





In Collaboration with
s p e a g
CALIBRATION LABORATORY



中国认可
国际互认
校准
CALIBRATION
CNAS L0570

Add: No.51 Xueyuan Road, Haidian District, Beijing, 100191, China
Tel: +86-10-62304633-2079 Fax: +86-10-62304633-2504
E-mail: cttl@chinattl.com http://www.chinattl.cn

Client **Sporton**

Certificate No: **Z18-60258**

CALIBRATION CERTIFICATE

Object **D1750V2 - SN: 1137**

Calibration Procedure(s) **FF-Z11-003-01**
Calibration Procedures for dipole validation kits

Calibration date: **July 30, 2018**

This calibration Certificate documents the traceability to national standards, which realize the physical units of measurements(SI). The measurements and the uncertainties with confidence probability are given on the following pages and are part of the certificate.

All calibrations have been conducted in the closed laboratory facility: environment temperature(22±3)°C and humidity<70%.

Calibration Equipment used (M&TE critical for calibration)

Primary Standards	ID #	Cal Date(Calibrated by, Certificate No.)	Scheduled Calibration
Power Meter NRVD	102083	01-Nov-17 (CTTL, No.J17X08756)	Oct-18
Power sensor NRV-Z5	100542	01-Nov-17 (CTTL, No.J17X08756)	Oct-18
Reference Probe EX3DV4	SN 7464	12-Sep-17(SPEAG,No.EX3-7464_Sep17)	Sep-18
DAE4	SN 1524	13-Sep-17(SPEAG,No.DAE4-1524_Sep17)	Sep-18
Secondary Standards	ID #	Cal Date(Calibrated by, Certificate No.)	Scheduled Calibration
Signal Generator E4438C	MY49071430	23-Jan-18 (CTTL, No.J18X00560)	Jan-19
NetworkAnalyzer E5071C	MY46110673	24-Jan-18 (CTTL, No.J18X00561)	Jan-19

	Name	Function	Signature
Calibrated by:	Zhao Jing	SAR Test Engineer	
Reviewed by:	Lin Hao	SAR Test Engineer	
Approved by:	Qi Dianyuan	SAR Project Leader	

Issued: August 3, 2018

This calibration certificate shall not be reproduced except in full without written approval of the laboratory.



Glossary:

TSL	tissue simulating liquid
ConvF	sensitivity in TSL / NORM _{x,y,z}
N/A	not applicable or not measured

Calibration is Performed According to the Following Standards:

- IEEE Std 1528-2013, "IEEE Recommended Practice for Determining the Peak Spatial-Averaged Specific Absorption Rate (SAR) in the Human Head from Wireless Communications Devices: Measurement Techniques", June 2013
- IEC 62209-1, "Measurement procedure for assessment of specific absorption rate of human exposure to radio frequency fields from hand-held and body-mounted wireless communication devices- Part 1: Device used next to the ear (Frequency range of 300MHz to 6GHz)", July 2016
- IEC 62209-2, "Procedure to measure the Specific Absorption Rate (SAR) For wireless communication devices used in close proximity to the human body (frequency range of 30MHz to 6GHz)", March 2010
- KDB865664, SAR Measurement Requirements for 100 MHz to 6 GHz

Additional Documentation:

- DASY4/5 System Handbook

Methods Applied and Interpretation of Parameters:

- Measurement Conditions:** Further details are available from the Validation Report at the end of the certificate. All figures stated in the certificate are valid at the frequency indicated.
- Antenna Parameters with TSL:** The dipole is mounted with the spacer to position its feed point exactly below the center marking of the flat phantom section, with the arms oriented parallel to the body axis.
- Feed Point Impedance and Return Loss:** These parameters are measured with the dipole positioned under the liquid filled phantom. The impedance stated is transformed from the measurement at the SMA connector to the feed point. The Return Loss ensures low reflected power. No uncertainty required.
- Electrical Delay:** One-way delay between the SMA connector and the antenna feed point. No uncertainty required.
- SAR measured:** SAR measured at the stated antenna input power.
- SAR normalized:** SAR as measured, normalized to an input power of 1 W at the antenna connector.
- SAR for nominal TSL parameters:** The measured TSL parameters are used to calculate the nominal SAR result.

The reported uncertainty of measurement is stated as the standard uncertainty of Measurement multiplied by the coverage factor $k=2$, which for a normal distribution Corresponds to a coverage probability of approximately 95%.