


Appendix C. Setup Photographs

<Radiated Emission>

<Lower Antenna>

X Plane with Earphone for LTE Band 26

LF




HF




X Plane with Adapter for LTE Band 41C

LF



HF




Y Plane for LTE Band 7 / 25

LF



HF




Z Plane with Adapter for LTE Band 12 / 13 / 41 / 66

LF




HF




<Upper Antenna 1>

X Plane with Adapter for LTE Band 66

LF



HF




Y Plane with Adapter for LTE Band 7C

LF




HF




Z Plane with Adapter for LTE Band 7 / 12 / 13 / 25 / 41 / 41C

LF




HF




Z Plane with Earphone for LTE Band 26

LF



HF




<Upper Antenna 2>

Y Plane with Adapter for LTE Band 7C

LF




HF




Z Plane with Adapter for LTE Band 7 / 41

LF



HF



————THE END————