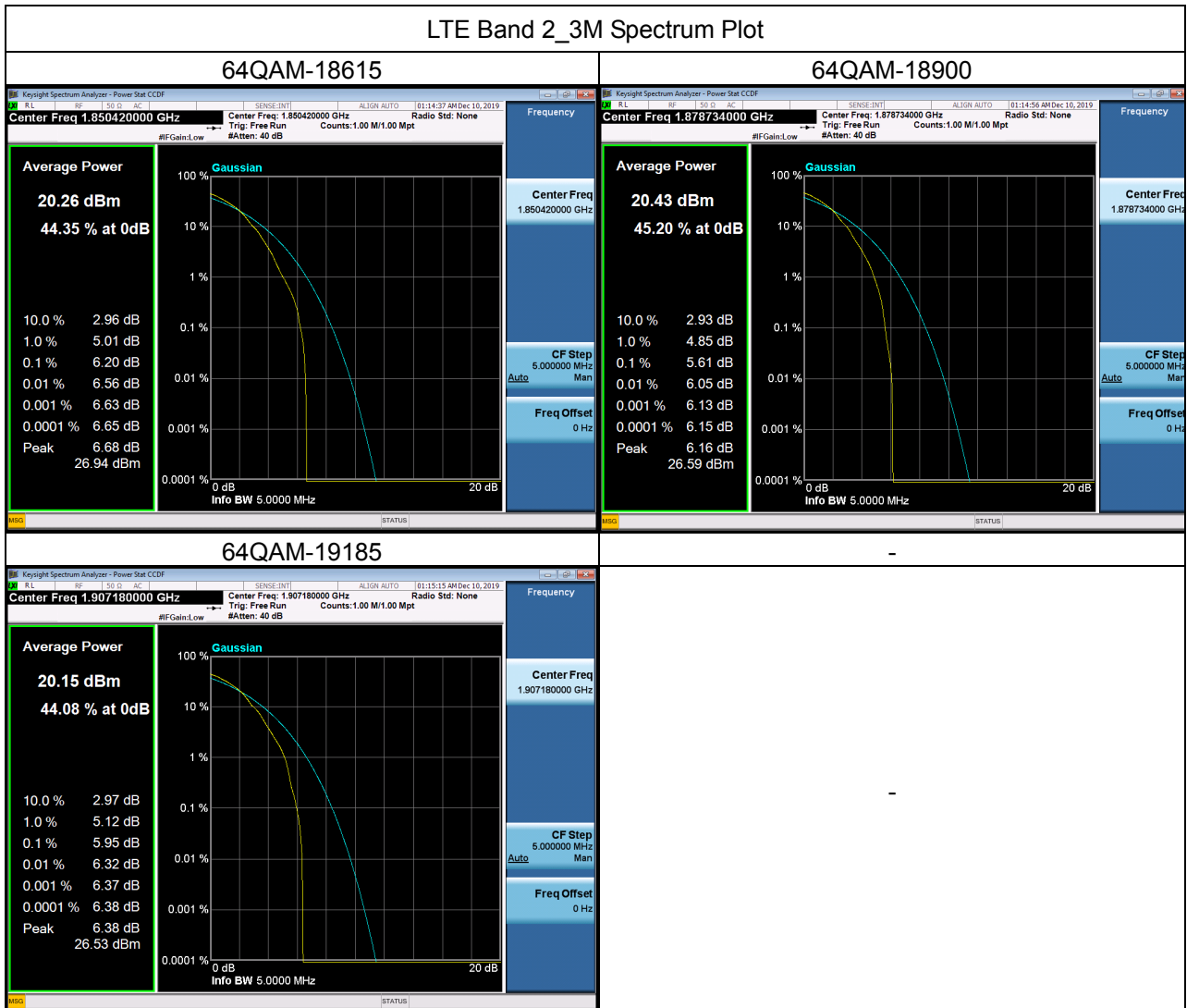
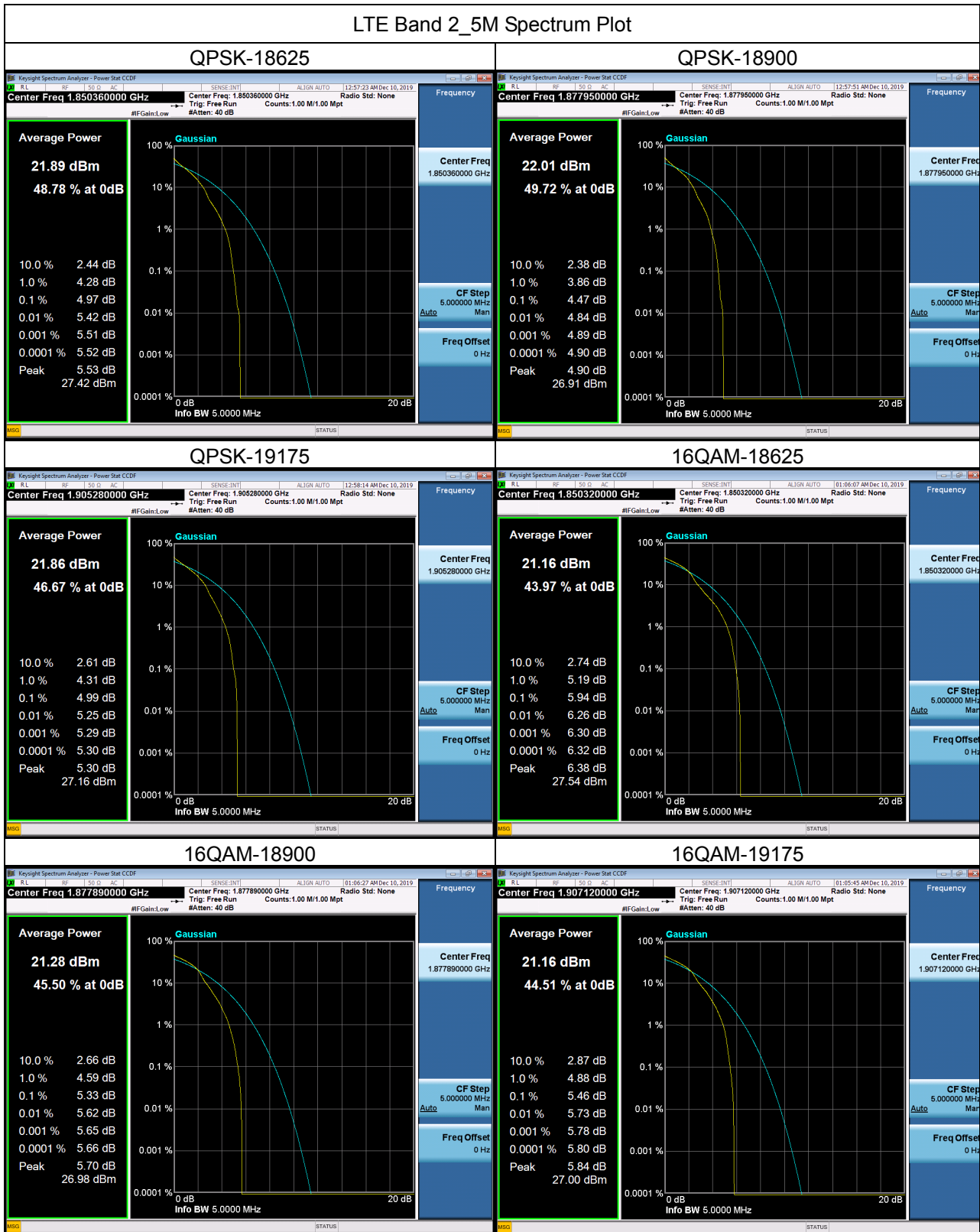


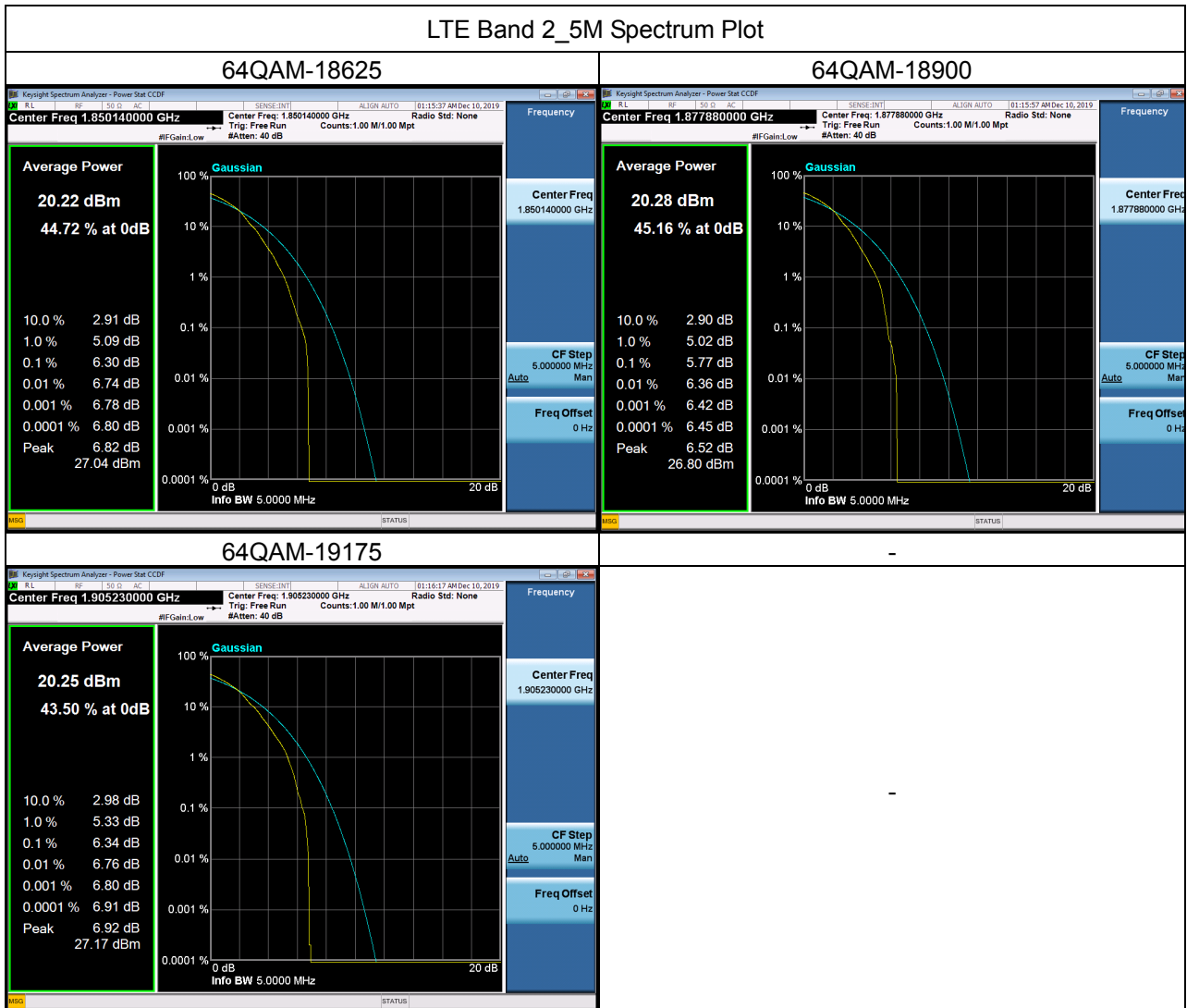
## LTE Band 2\_3M Spectrum Plot



## LTE Band 2\_5M Spectrum Plot



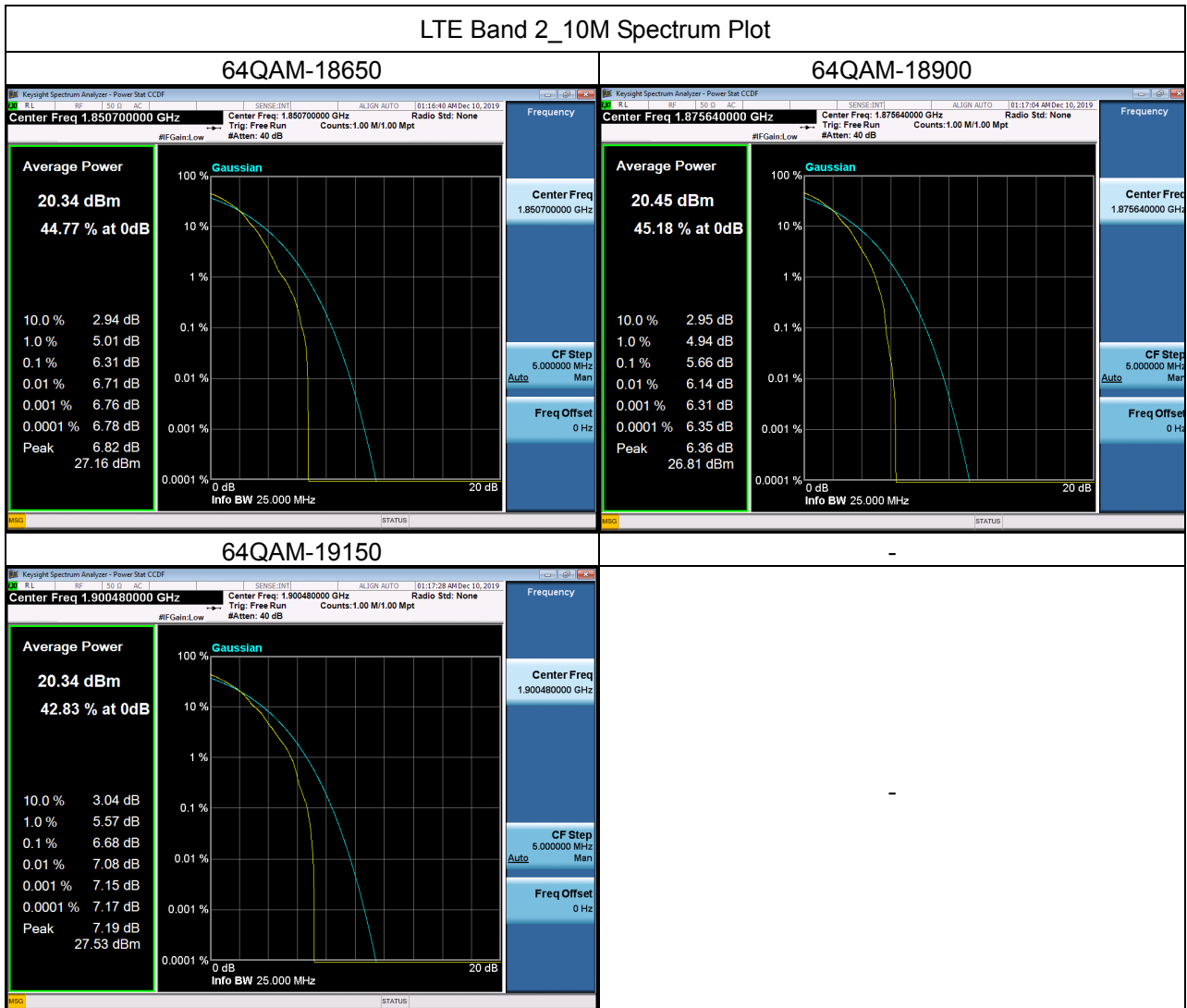
## LTE Band 2\_5M Spectrum Plot



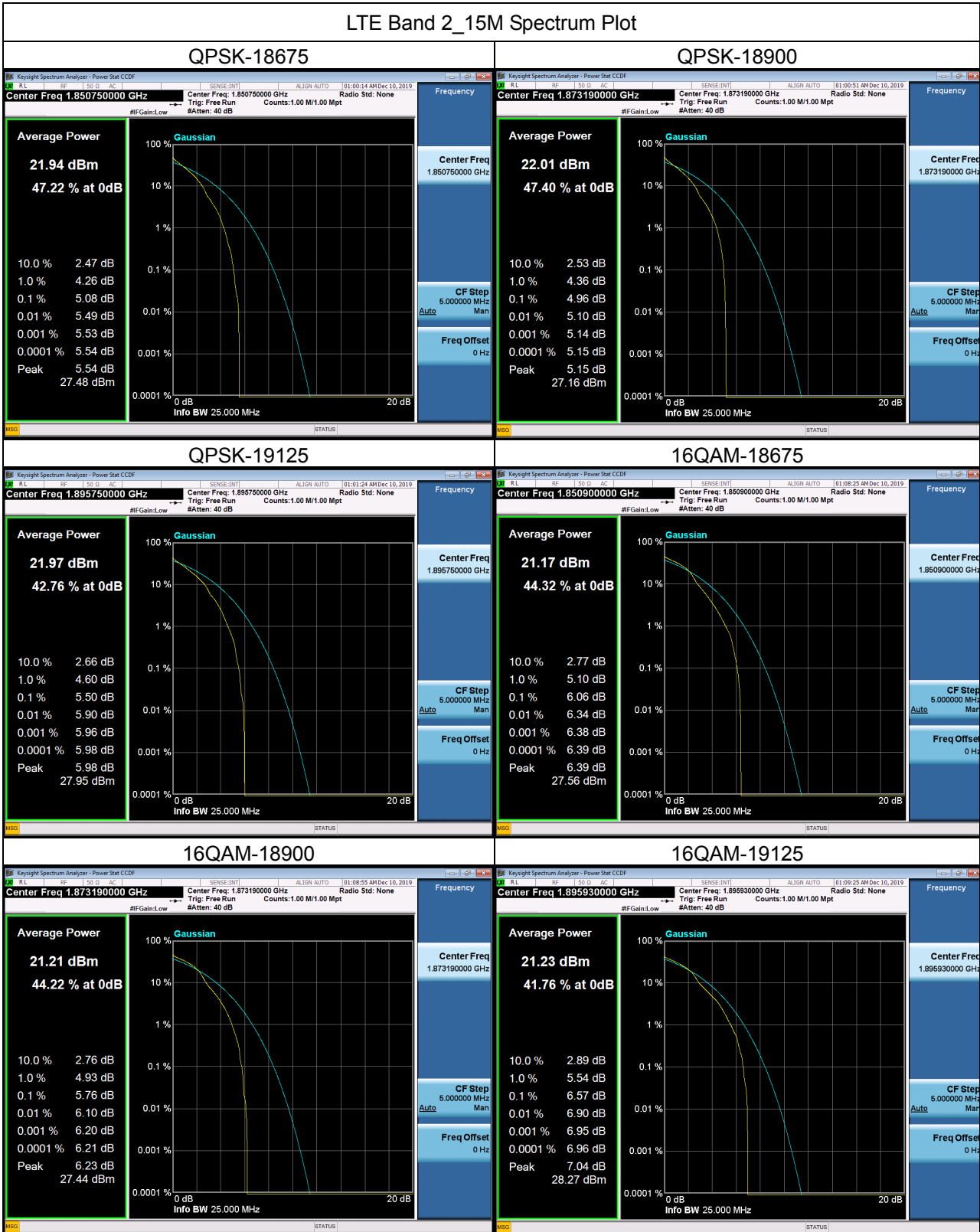
## LTE Band 2\_10M Spectrum Plot



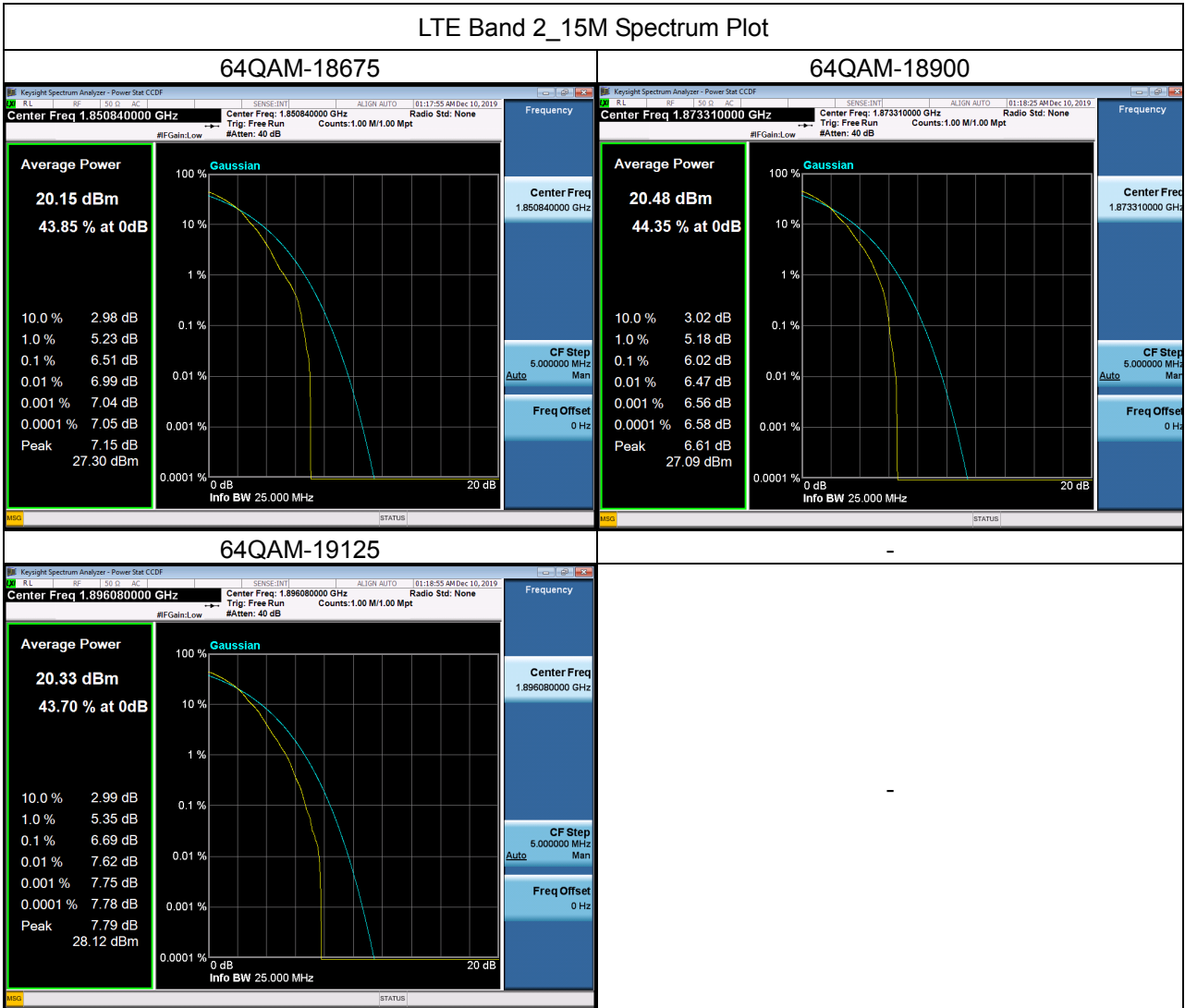
## LTE Band 2\_10M Spectrum Plot



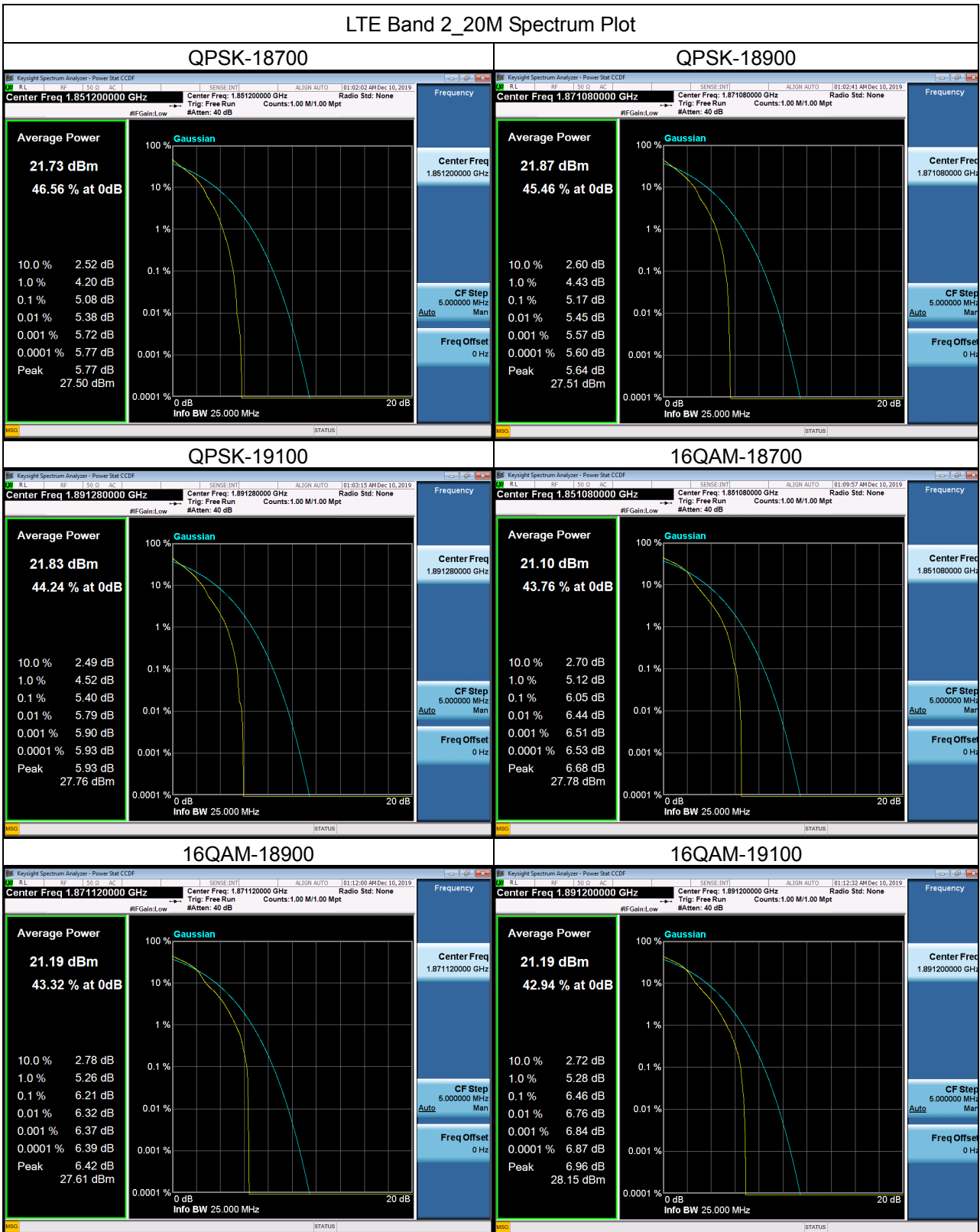
## LTE Band 2\_15M Spectrum Plot



## LTE Band 2\_15M Spectrum Plot

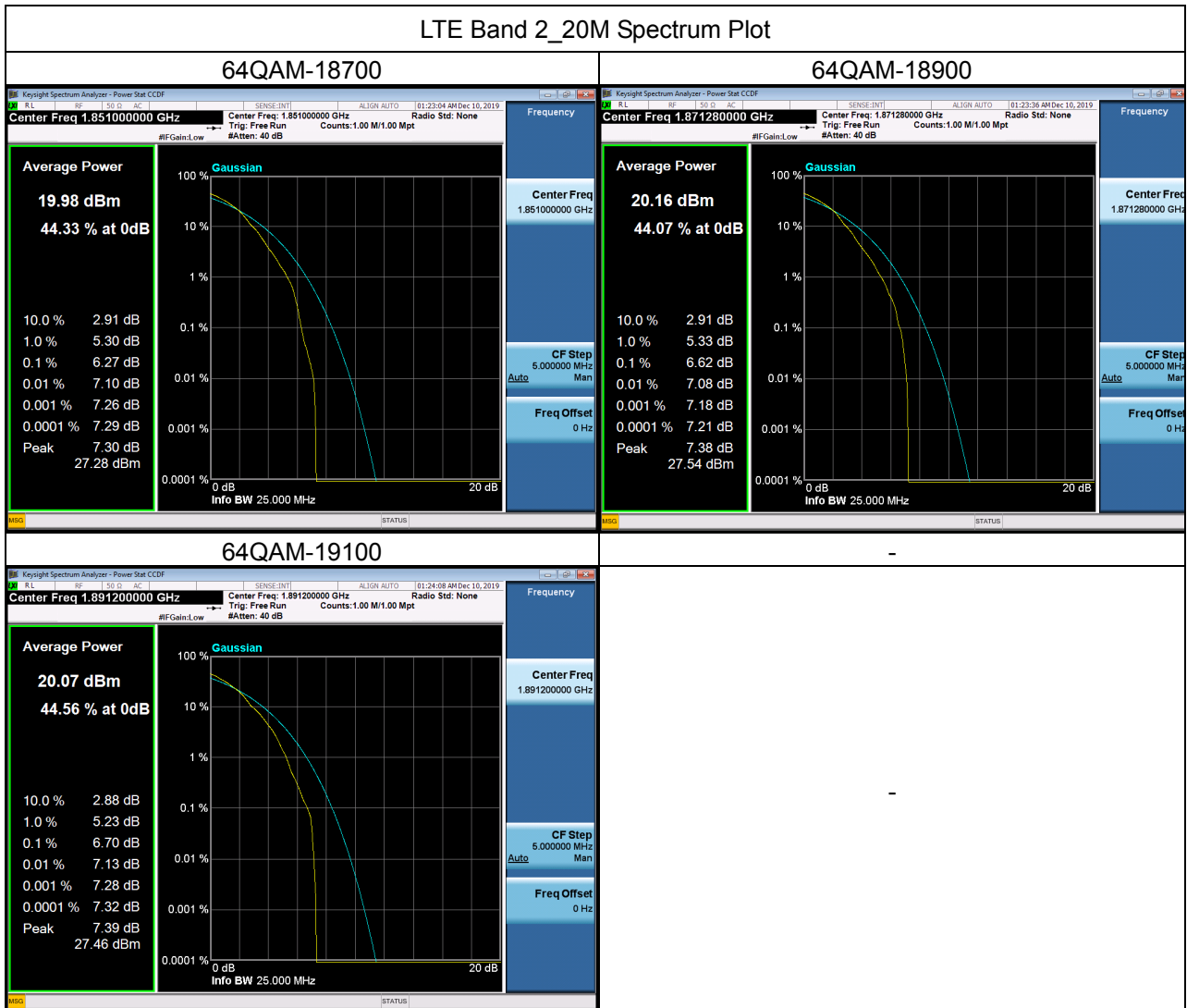


## LTE Band 2\_20M Spectrum Plot





## LTE Band 2\_20M Spectrum Plot



## APPENDIX I - FREQUENCY STABILITY

Test Mode	PCS1900_CH661
-----------	---------------

**Temperature vs. Frequency Stability**

Temperature(°C)	Frequency Error (Hz)	Frequency Error (ppm)	Limit(ppm)
0	5.46	0.002904255	±2.5
5	3.8	0.002021277	
15	6.67	0.003547872	
25	6.98	0.003712766	
35	2.36	0.001255319	
Max. Deviation (ppm)	6.98	0.003712766	

**Voltage vs. Frequency Stability**

Voltage(Volts)	Frequency Error (Hz)	Frequency Error (ppm)	Limit(ppm)
4.45	3.05	0.00162234	±2.5
3.85	3.58	0.001904255	
3.5	3.53	0.00187766	
Max. Deviation (ppm)	3.58	0.001904255	

Test Mode	WCDMA Band II_CH9400
-----------	----------------------

**Temperature vs. Frequency Stability**

Temperature(°C)	Frequency Error (Hz)	Frequency Error (ppm)	Limit(ppm)
0	2.66	0.001414894	±2.5
5	4.84	0.002574468	
15	1.73	0.000920213	
25	0.38	0.000202128	
35	7.98	0.004244681	
Max. Deviation (ppm)	7.98	0.004244681	

**Voltage vs. Frequency Stability**

Voltage(Volts)	Frequency Error (Hz)	Frequency Error (ppm)	Limit(ppm)
4.45	0.92	0.000489362	±2.5
3.85	2.15	0.001143617	
3.5	1.40	0.000744681	
Max. Deviation (ppm)	2.15	0.001143617	

Test Mode	LTE Band 2_CH18900_1.4M
-----------	-------------------------

**Temperature vs. Frequency Stability**

Temperature(°C)	Frequency Error (Hz)	Frequency Error (ppm)	Limit(ppm)
0	-9.90	-0.005265957	±2.5
5	-6.56	-0.003489362	
15	-5.07	-0.002696809	
25	6.15	0.003271277	
35	0.52	0.000276596	
Max. Deviation (ppm)	-9.9	-0.005265957	

**Voltage vs. Frequency Stability**

Voltage(Volts)	Frequency Error (Hz)	Frequency Error (ppm)	Limit(ppm)
4.45	4.11	0.00218617	±2.5
3.85	3.52	0.00187234	
3.5	-1.89	-0.001005319	
Max. Deviation (ppm)	4.11	0.00218617	

Test Mode	LTE Band 2_CH18900_3M
-----------	-----------------------

**Temperature vs. Frequency Stability**

Temperature(°C)	Frequency Error (Hz)	Frequency Error (ppm)	Limit(ppm)
0	1.89	0.001005319	±2.5
5	4.63	0.002462766	
15	-6.41	-0.003409574	
25	-7.85	-0.004175532	
35	4.92	0.002617021	
Max. Deviation (ppm)	-7.85	-0.004175532	

**Voltage vs. Frequency Stability**

Voltage(Volts)	Frequency Error (Hz)	Frequency Error (ppm)	Limit(ppm)
4.45	4.47	0.00237766	±2.5
3.85	2.34	0.001244681	
3.5	-5.84	-0.003106383	
Max. Deviation (ppm)	-5.84	-0.003106383	

Test Mode	LTE Band 2_CH18900_5M
-----------	-----------------------

**Temperature vs. Frequency Stability**

Temperature(°C)	Frequency Error (Hz)	Frequency Error (ppm)	Limit(ppm)
0	3.68	0.001957447	±2.5
5	-6.14	-0.003265957	
15	5.18	0.002755319	
25	7.55	0.004015957	
35	-1.05	-0.000558511	
Max. Deviation (ppm)	7.55	0.004015957	

**Voltage vs. Frequency Stability**

Voltage(Volts)	Frequency Error (Hz)	Frequency Error (ppm)	Limit(ppm)
4.45	1.64	0.00087234	±2.5
3.85	-5.95	-0.003164894	
3.5	5.96	0.003170213	
Max. Deviation (ppm)	5.96	0.003170213	

Test Mode	LTE Band 2_CH18900_10M
-----------	------------------------

**Temperature vs. Frequency Stability**

Temperature(°C)	Frequency Error (Hz)	Frequency Error (ppm)	Limit(ppm)
0	-0.43	-0.000228723	±2.5
5	-9.61	-0.005111702	
15	7.24	0.003851064	
25	4.72	0.002510638	
35	6.08	0.003234043	
Max. Deviation (ppm)	-9.61	-0.005111702	

**Voltage vs. Frequency Stability**

Voltage(Volts)	Frequency Error (Hz)	Frequency Error (ppm)	Limit(ppm)
4.45	5.61	0.002984043	±2.5
3.85	-2.70	-0.00143617	
3.5	4.10	0.002180851	
Max. Deviation (ppm)	5.61	0.002984043	



Test Mode	LTE Band 2_CH18900_15M
-----------	------------------------

**Temperature vs. Frequency Stability**

Temperature(°C)	Frequency Error (Hz)	Frequency Error (ppm)	Limit(ppm)
0	4.02	0.002138298	±2.5
5	3.53	0.00187766	
15	-8.25	-0.004388298	
25	-7.07	-0.003760638	
35	-4.27	-0.002271277	
Max. Deviation (ppm)	-8.25	-0.004388298	

**Voltage vs. Frequency Stability**

Voltage(Volts)	Frequency Error (Hz)	Frequency Error (ppm)	Limit(ppm)
4.45	4.22	0.002244681	±2.5
3.85	-5.71	-0.003037234	
3.5	4.43	0.002356383	
Max. Deviation (ppm)	-5.71	-0.003037234	

Test Mode	LTE Band 2_CH18900_20M
-----------	------------------------

**Temperature vs. Frequency Stability**

Temperature(°C)	Frequency Error (Hz)	Frequency Error (ppm)	Limit(ppm)
0	7.47	0.003973404	±2.5
5	-5.13	-0.002728723	
15	2.80	0.001489362	
25	-5.79	-0.003079787	
35	8.90	0.004734043	
Max. Deviation (ppm)	8.9	0.004734043	

**Voltage vs. Frequency Stability**

Voltage(Volts)	Frequency Error (Hz)	Frequency Error (ppm)	Limit(ppm)
4.45	1.83	0.000973404	±2.5
3.85	-4.11	-0.00218617	
3.5	-4.00	-0.00212766	
Max. Deviation (ppm)	-4.11	-0.00218617	

End of Test Report