



This user manual provides the product safety information. Before using the phone, please read the Safety Guide carefully.

#### Statement

The Safety Guide contains information regarding safety, operation and customer service. Before using the OPPO smartphone, please read all the instructions and the security information below, and keep it for backup. More detailed instructions are kept in this product as an electronic file. Please read the built-in instructions on the OPPO smartphone. For the latest information, please visit <http://www.oppo.com>.

#### Safety & security information

- Read all information before using the device to ensure safe and proper use.
- This mobile phone is suitable for working in an environment of 0°C to 35°C. Temperature for storage should be between -20°C and 45°C. Excessively high or low temperatures may damage the mobile phone or reduce the battery's lifespan.
- When charging, please keep the device in a well-ventilated area. Please charge this mobile phone in an environment between 5°C and 35°C. If the phone has a flash charging function, it may not be able to enter the flash charging mode when the temperature is below 15°C or over 35°C.
- Do not charge the battery over 12 hours.
- The adapter, as the disconnect device from the mains, shall be installed near the device and easily accessible.
- Use manufacturer-approved chargers, data cables, batteries and other accessories to prevent potential electric shock, fire, explosion or other hazards.
- Back cover can't be removed.



- Do not replace, disassemble, modify, mechanically crush or cut the battery, as it may cause battery leakage, overheating, explosion or fire.
- Do not place the phone or battery directly in sunlight, near/inside sources of heat or in a low air pressure location, which may lead to an explosion or battery leakage.
- To prevent damage to your device's parts or internal circuits, do not use it in dusty, smoky, damp or dirty environments or near magnetic fields.
- If any part of the product is cracked or damaged, discontinue use immediately and contact the OPPO Service Center.
- Adhere to all safety warnings and regulations regarding mobile device usage while driving.
- Power off your device in any area with a potentially explosive atmosphere, and comply with all signs and instructions.
- The battery can be charged and discharged hundreds of times at least, but it will eventually wear out.
-  To prevent hearing damage by high sound pressure, do not listen at high volume levels for long periods.
-  Listening to a portable device at high volume may damage the user's ears and cause auditory disorders (temporary or permanent deafness, buzzing in the ears, tinnitus or hyperacusis). It is therefore strongly recommended not to use the portable device at full volume or more than one hour a day at medium volume.
- The operation of this equipment is subject to the following two conditions: (1) this equipment or device may not cause harmful interference and (2) this equipment or device must accept any interference, including that which may cause undesired operation.

oddo

- Precautions:
  - Persons with electronic implants are recommended to place the mobile telephone 15 cm away from the implant or on the opposite side of the implant.
  - Recommendations for use:
    - No danger relating to the use of a mobile telephone has been observed and this is purely a preventive measure.
    - To reduce the level of exposure to radiation, you should use the mobile telephone:
      - In good reception conditions.
      - When the signal indicator displays a full signal on the signal reception bar.
      - With a hands-free kit.
      - Giving priority to the use of data, SMS and MMS messages rather than calls.
    - Pregnant women should keep the mobile phone away from their abdomen and teenagers should keep the mobile phone away from their lower abdomen.
  - All personal information may be removed during or after the product software upgrade. Please back up your personal information before upgrading.
  - The operating system of this product supports official system updates. If the user rooted the ROM system of any third party or modified the system file by cracking, it may lead to security risks of the system. OPPO will not provide any support nor take any responsibility for the final use in these cases.
  - To better understand how we protect your personal information, please see the privacy policy at OPPO official website.

- Observe all safety instructions for any places.
- For more information, please check the User Guide on your device.
- Waste Electrical and Electronic Equipment (WEEE)**

This symbol means that according to local laws and regulations your product and/or its battery shall be disposed of separately from household waste. When this product reaches its end of life, user has the choice to give his product to a competent recycling organization. Proper recycling of your product will protect human health and the environment.

  -  OPPO Mobiles will seek shared responsibility and cooperation from customers in reducing the environmental impact of their products.
  -  OPPO Mobiles will comply with all the applicable laws related to WEEE management.
- CE certification information (SAR)**

This device was tested for typical body-worn operations with the back of the handset kept 0.5cm away. To maintain compliance with RF exposure requirements, use accessories that maintain a 0.5cm separation distance between the user's body and the back of the handset. The use of belt clips, holsters and similar accessories should not contain metallic components in its assembly. The use of accessories that do not satisfy these requirements may not comply with RF exposure requirements, and should be avoided.

If you are using pacemaker, hearing aid, cochlear implant or other device, please use the phone according to the doctor's advice.

- Consult your service provider or the manufacturer of this phone for information on hearing aid compatibility. If you have questions about return or exchange policies, consult your service provider or phone retailer.
- Hearing devices may also be rated. Your hearing device manufacturer or hearing health professional may help you find this rating. For more information about FCC Hearing Aid Compatibility, please go to <http://www.fcc.gov/cgb/dto>.

#### Body worn operation

The device complies with RF specifications when used near your ear or at a distance of 1.5 cm from your body. Ensure that the device accessories, such as a device case and device holster, are not composed of metal components. Keep the device away from your body to meet the distance requirement.

#### EU Declaration of Conformity (DoC)

Hereby Guangdong OPPO Mobile Telecommunications Corp., Ltd. declares that this wireless device is in compliance with the essential requirements and other relevant provisions of Directive 2014/53/EU.

The full text of the EU declaration of conformity is available at the following internet address: [www.oppo.com/en/certification](http://www.oppo.com/en/certification).


Observe national and local regulations where the device is used. This device may be restricted for use, depending on the local network.


The operation frequency in 5150-5350MHz of Wi-Fi 5G are restricted to indoor usage only.

Please check Radio Waves Specifications in the Quick Guide to see whether this product supports Wi-Fi 5G or not.

#### FCC Regulatory Conformance

##### FCC Statement

- This device complies with part 15 of the FCC rules. Operation is subject to the following two conditions:
  - (1) This device may not cause harmful interference; and
  - (2) This device must accept any interference received, including interference that may cause undesired operation.
-  Warning: The manufacturer is not responsible for any radio or TV interference caused by unauthorized modifications or changes to this equipment. Such modifications or changes could void the user's authority to operate the equipment.

-  Warning: This equipment has been tested and found to comply with the limits for a Class B digital device, pursuant to part 15 of the FCC Rules. These limits are designed to provide reasonable protection against harmful to part interference in a residential installation. This equipment generates uses and can radiate radio frequency energy and, if not installed and used in accordance with the instructions, may cause harmful interference to radio communications.
- However, there is no guarantee that interference will not occur in a particular installation. If this equipment does cause harmful interference to radio or television reception, which can be determined by turning the equipment off and on, the user is encouraged to try to correct the interference by one or more of the following measures:
  - Reorient or relocate the receiving antenna.
  - Increase the separation between the equipment and receiver.
  - Connect the equipment into an outlet on a circuit different from that to which the receiver is connected.
  - Consult the dealer or an experienced radio/TV technician for help.
- FCC Caution**
  - Any changes or modifications not expressly approved by the party responsible for compliance could void the user's authority to operate the equipment.
  - The antenna(s) used for this transmitter must not be collocated or operate in conjunction with any other antenna or transmitter.
  - The country code selection is for non-US model only and is not available for all US models. Per FCC regulation, all Wi-Fi products marketed in US must be fixed to US operation channels only.

#### RF Exposure Information (SAR)


This device is designed and manufactured not to exceed the emission limits for exposure to radio exceed the emission limits for exposure to radio exceed the emission limits for exposure to radio frequency (RF) energy set by the Federal Communications Commission of the U.S. Government.

- The SAR limit set by the FCC is 1.6W/kg. The highest SAR value of this device type complies with this limit. And please see the "Quick Start Guide" to find the highest SAR value reported to FCC.
- Tests for SAR are conducted using standard operating positions accepted by the FCC with the device transmitting at its highest certified power level in all tested frequency bands.
- Although the SAR is determined at the highest certified power level, the actual SAR level of the device while operating can be well below the maximum value. This is because the device is designed to operate at multiple power levels so as to use only the power required to reach the network. In general, the closer you are to a wireless base station antenna, the lower the power output.
- While there may be differences between the SAR levels of various devices and at various positions, they all meet the government requirement.
- This device has also been tested and meets the FCC RF exposure guidelines for use with an accessory that contains no metal and positions the handset a minimum of 15mm from the body. Use of other accessories may not ensure compliance with FCC RF exposure guidelines. Position the handset a minimum of 15mm from your body when the device is switched on.
- Choose the belt clips, holsters, or other similar body-worn accessories which do not contain metallic components to support the minimum distance of body-worn operation.

- Cases with metal parts may change the RF performance of the device, including its compliance with RF exposure guidelines, in a manner that has not been tested or certified, and use such accessories should be avoided.
- Hearing Aid Compatibility (HAC) regulations for Mobile phones**
  - Your phone is compliant with the FCC Hearing Aid Compatibility requirements.
  - The FCC has adopted HAC rules for digital wireless phones. These rules require certain phone to be tested and rated under the American National Standard Institute(ANSI) C63.19-2011 hearing aid compatibility standards.
  - The ANSI standard for hearing aid compatibility contains two types of ratings.
    - M-Ratings: Rating for less radio frequency interference to enable acoustic coupling with hearing aids.
      - T-Ratings: Rating for inductive coupling with hearing aids in tele-coil mode.
    - Not all phones have been rated, a phone is considered hearing aid compatible under FCC rules if it is rated M3 or M4 for acoustic coupling and T3 or T4 for inductive coupling. These ratings are given on a scale from one to four, where four is the most compatible. Your phone meets the M3/T3 level rating.
  - However, hearing aid compatibility ratings don't guarantee that interference to your hearing aids won't happen. Results will vary, depending on the level of immunity of your hearing device and the degree of your hearing loss. If your hearing device happens to be vulnerable to interference, you may not be able to use a rated phone successfully. Trying out the phone with your hearing device is the best way to evaluate it for your personal needs.
  - This phone has been tested and rated for use with hearing aids for some of the wireless technologies that it uses. However, there may be some newer wireless technologies used in this phone that have not been tested yet for use with hearing aids. It is important to try the different features of this phone thoroughly and in different locations, using your hearing aid or cochlear implant, to determine if you hear any interfering noise.

#### OPPO Mobile Warranty Information

##### I: Service Terms

- Thank you for using OPPO mobile phone. We will provide our product with comprehensive warranty services in accordance with applicable national laws and regulations. In case of any conflict between the following policies and the National Policies, or Commissions, the national policies shall prevail.
- Within 12 months from the purchasing date, in the event that performance failure occurs from normal use, consumer can claim for maintenance. The accessories such as charger, data cable and earphone have a 6-month warranty. The battery (including internal battery) has a 12-month warranty.
- Please be sure to fill in your mobile phone warranty card in a complete, correct and truthful manner, ask the dealer to issue an invoice and keep it in a safe place.
- Valid purchase invoice: the invoice shall indicate the serial number of the mobile phone, factory serial number (batch number) of the accessories, product model, sales date, Seller's seal, amount and so on.
- A valid warranty card and invoice are essential for protecting your warranty rights. (Valid warranty card and invoice: the information filled in shall be complete, true and correct without alteration). If you lose the valid invoice and warranty card and are unable to provide us with a photocopy of them, we will provide your mobile phone with a 12-month warranty service beginning from the 90th day after the manufacturing date of your mobile phone.
- Our warranty does not cover the other accessories for the product (for instance: the user manual, warranty card, etc).
-  Note: The above warranty is only valid for the products sold in this country. OPPO has the power of final review and interpretation for the warranty policy.

##### II: Warranty Instructions and Conditions

- Your warranty (please refer to the Warranty Information Card) is only valid under normal use of your device. All man-made damages and any of the following conditions are out of free warranty, but a repair can be still implemented at your own cost:
  - A. The warranty period has expired;
  - B. Damage caused by human factors, including damages caused by usage under improper operating environment and follow failure to the user manual;
  - C. The customer disassembles, repairs or modifies the device without the Company's authorization or has it repaired at a repair shop that is not included in the Company's approved repair network;
  - D. Damage caused by a force majeure (such as floods, fires, earthquakes and lightning);
  - E. The user is unable to provide the warranty card and valid proof of purchase or the product model and barcode do not match or are altered;
  - F. Natural wear and tear of the product (such as casing, keypad, display screen, antenna and other accessories);
  - G. Faults, damages or defects not caused by the company;
  - H. QR code and warranty labels are damaged and unrecognizable.
- Others
  - A. External damages(including wear, tear, and scratches) are not entitled to the warranty service;
  - B. Faults caused by the Internet and wireless information service providers (operators) are not covered by the warranty;

- Our warranty does not cover services verbally promised by the dealer which violate principles set forth on the warranty card. For products that meet the replacement requirements, you can go to our nearest approved warranty service centre for replacement. Upon replacement, if the device is faulty, we can replace it with a device of the same specification and model; if any accessory is faulty, the faulty accessory will be replaced. Both replacements are free of charge.
- If any of our products is required to be fixed, you may take it to any warranty shop in our national warranty network.
- If the product requires repair since water enters the device or it is seriously damaged by human factors, the customer needs to sign the repair agreement form with the OPPO Customer Service Centre firstly.
- All components, parts and accessories replaced during the warranty period shall become the property of the Company.

##### III: Considerations for Sending the Device for Repair and Collecting It

- When completing the OPPO Mobile Phone Repair Form, the customer must fill in valid information in clear handwriting as required (name, address, phone number and fault symptoms).
- The Customer shall collect the mobile phone by presenting the OPPO Mobile Phone Repair Form. In case the Customer loses the Customer Copy, the Customer shall go through the loss reporting procedures with his/her personal ID or valid proof of identity before collecting the mobile phone.

#### Warranty Card

##### User Information

User Name : \_\_\_\_\_

Phone No. : \_\_\_\_\_

User Address : \_\_\_\_\_

Zip Code : \_\_\_\_\_

E-mail : \_\_\_\_\_

##### Product Information & Dealer Information

Model/Color/IMEI : \_\_\_\_\_

Dealer's Name : \_\_\_\_\_

Date of purchase (DD/MM/YY): \_\_\_\_\_

oppo



Safety Guide