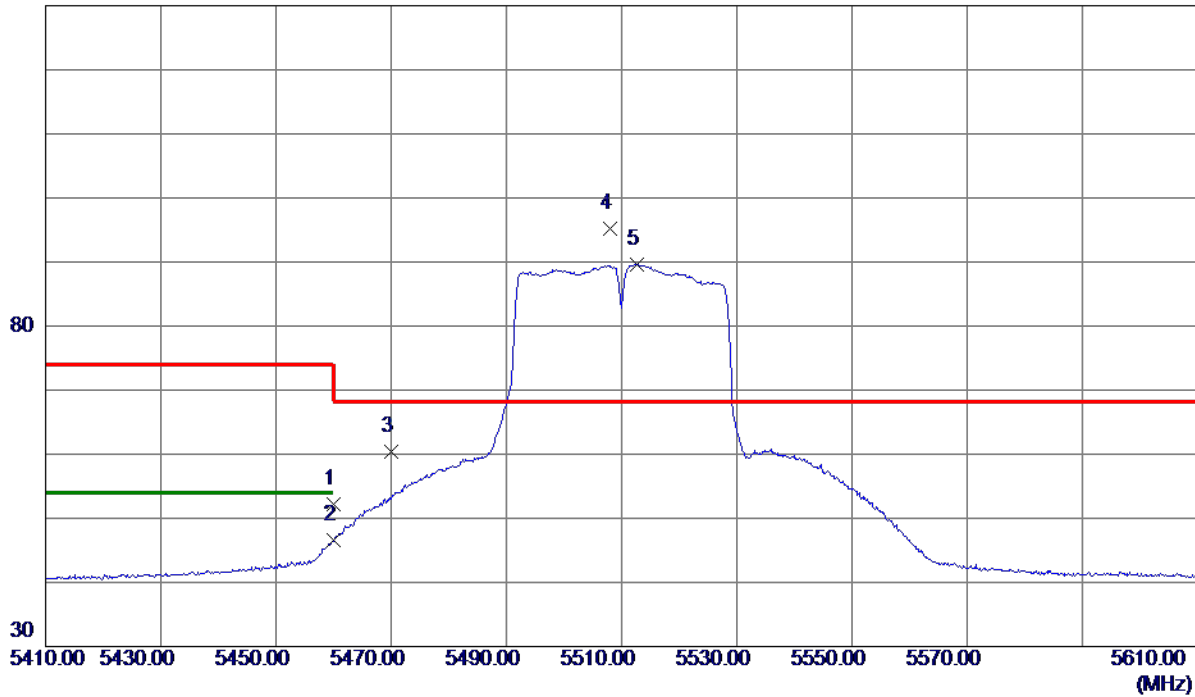


Orthogonal Axis	X
Test Mode	UNII-2C_TX AC (VHT40) Mode 5510 MHz

Horizontal

130 dBuV/m



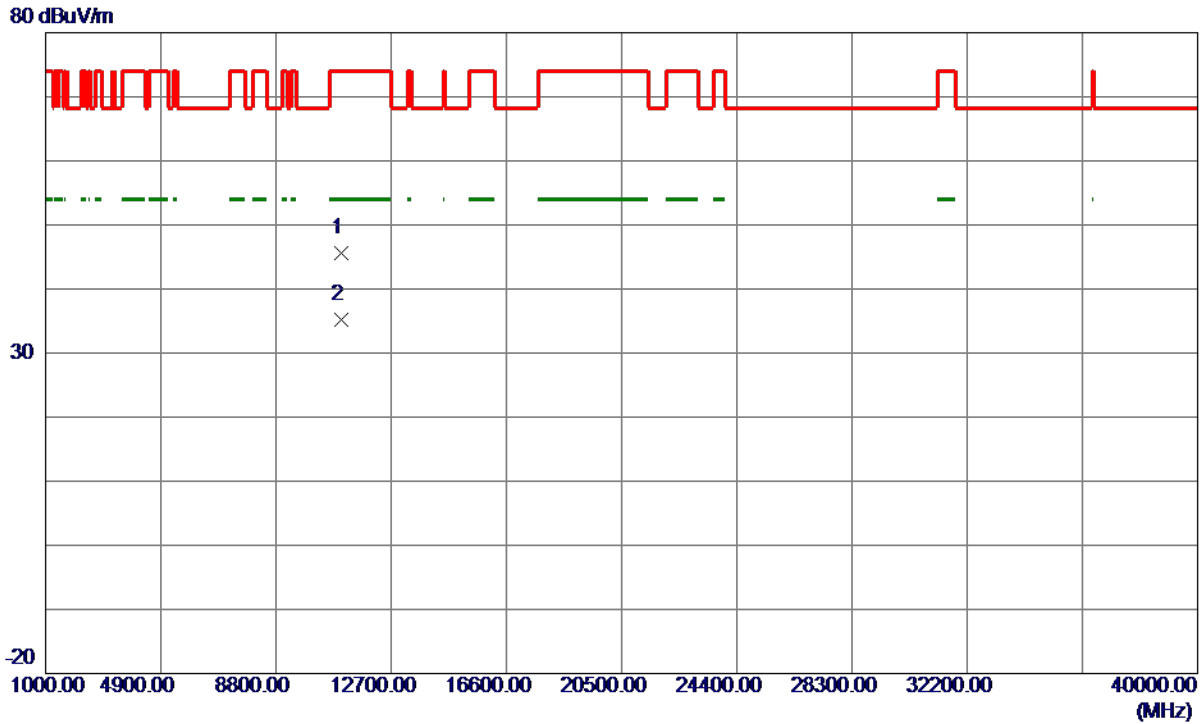
No.	Freq. MHz	Reading Level dBuV/m	Correct Factor dB	Measure ment dBuV/m	Limit dBuV/m	Margin dB	Detector	Comment
1	5460.0000	38.03	14.24	52.27	74.00	-21.73	Peak	
2	5460.0000	32.35	14.24	46.59	54.00	-7.41	AVG	
3	5470.0000	46.10	14.27	60.37	68.30	-7.93	Peak	
4 *	5508.0000	80.74	14.37	95.11	68.30	26.81	Peak	No Limit
5	5512.6000	75.21	14.38	89.59	999.00	-909.41	AVG	No Limit

REMARKS:

- (1) Measurement Value = Reading Level + Correct Factor.
- (2) Margin Level = Measurement Value - Limit Value.

Orthogonal Axis	X
Test Mode	UNII-2C_TX AC (VHT40) Mode 5510 MHz

Horizontal



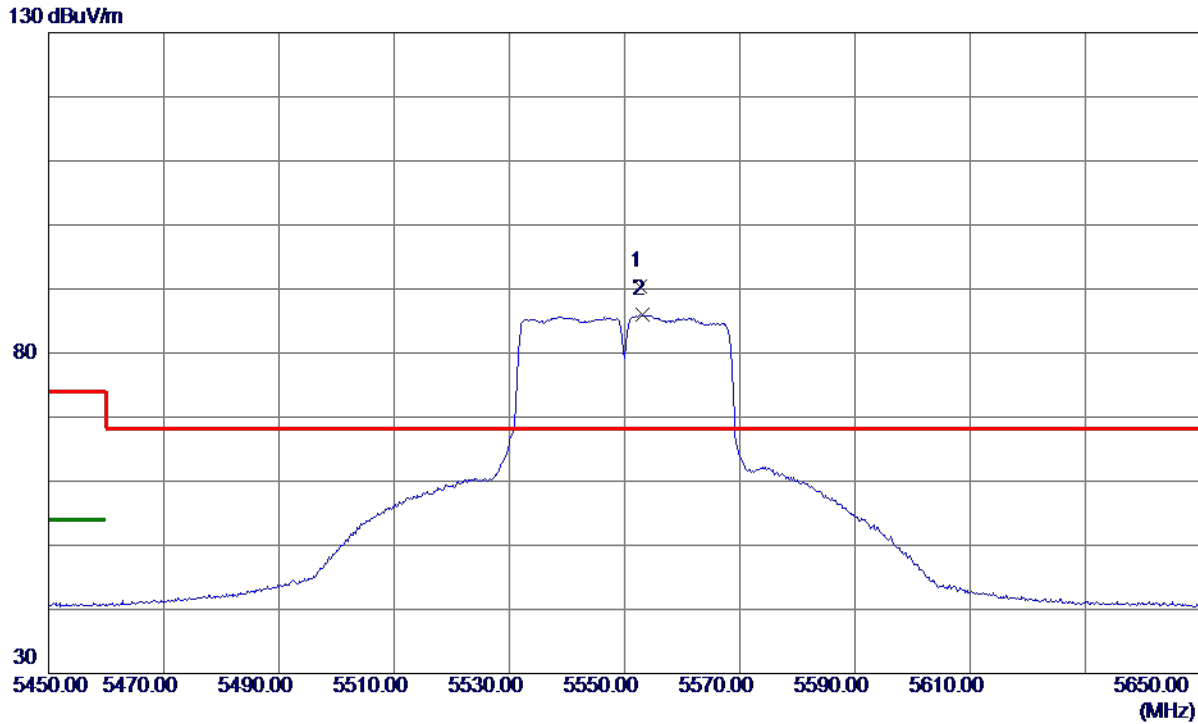
No.	Freq. MHz	Reading Level dBuV/m	Correct Factor dB	Measure ment dBuV/m	Limit dBuV/m	Margin dB	Detector	Comment
1	11021.8600	33.84	11.70	45.54	74.00	-28.46	Peak	
2 *	11024.2300	23.50	11.70	35.20	54.00	-18.80	AVG	

REMARKS:

- (1) Measurement Value = Reading Level + Correct Factor.
- (2) Margin Level = Measurement Value - Limit Value.

Orthogonal Axis	X
Test Mode	UNII-2C_TX AC (VHT40) Mode 5550 MHz

Vertical



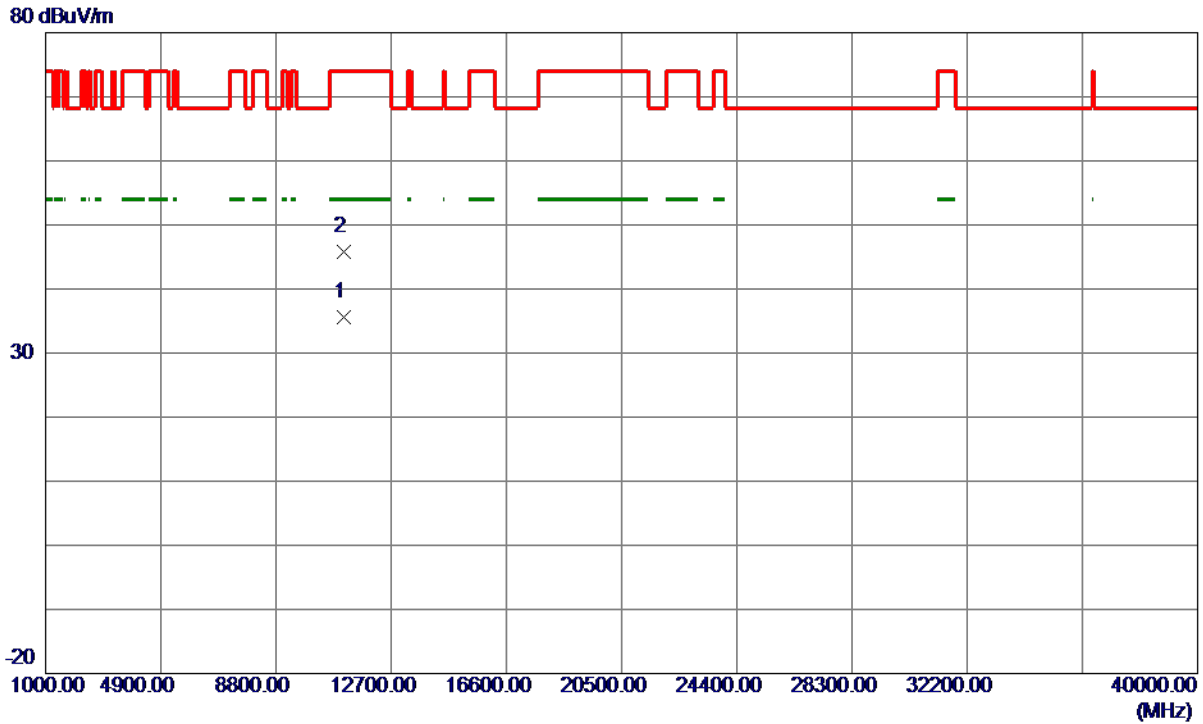
No.	Freq. MHz	Reading Level dBuV/m	Correct Factor dB	Measure ment dBuV/m	Limit dBuV/m	Margin dB	Detector	Comment
1 *	5552.7000	75.99	14.48	90.47	68.30	22.17	Peak	No Limit
2	5553.1000	71.46	14.48	85.94	999.00	-913.06	AVG	No Limit

REMARKS:

- (1) Measurement Value = Reading Level + Correct Factor.
- (2) Margin Level = Measurement Value - Limit Value.

Orthogonal Axis	X
Test Mode	UNII-2C_TX AC (VHT40) Mode 5550 MHz

Vertical



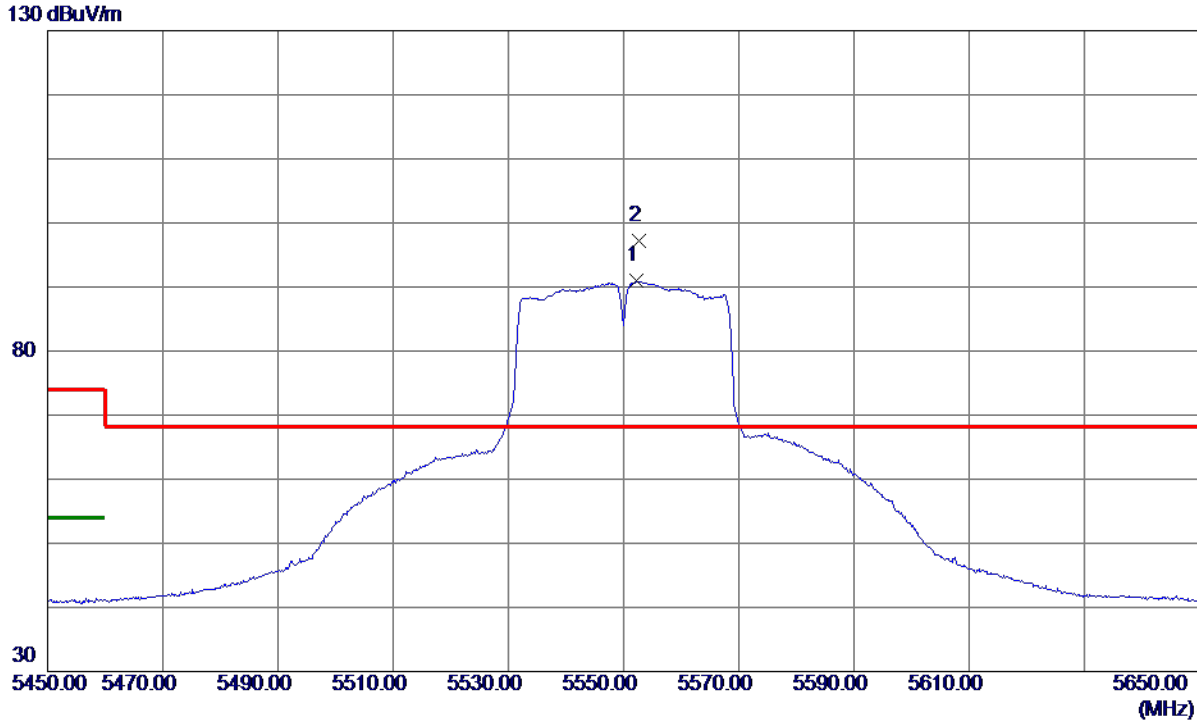
No.	Freq. MHz	Reading Level dBuV/m	Correct Factor dB	Measure ment dBuV/m	Limit dBuV/m	Margin dB	Detector	Comment
1 *	11099.2400	23.72	11.79	35.51	54.00	-18.49	AVG	
2	11103.2550	33.94	11.79	45.73	74.00	-28.27	Peak	

REMARKS:

- (1) Measurement Value = Reading Level + Correct Factor.
- (2) Margin Level = Measurement Value - Limit Value.

Orthogonal Axis	X
Test Mode	UNII-2C_TX AC (VHT40) Mode 5550 MHz

Horizontal



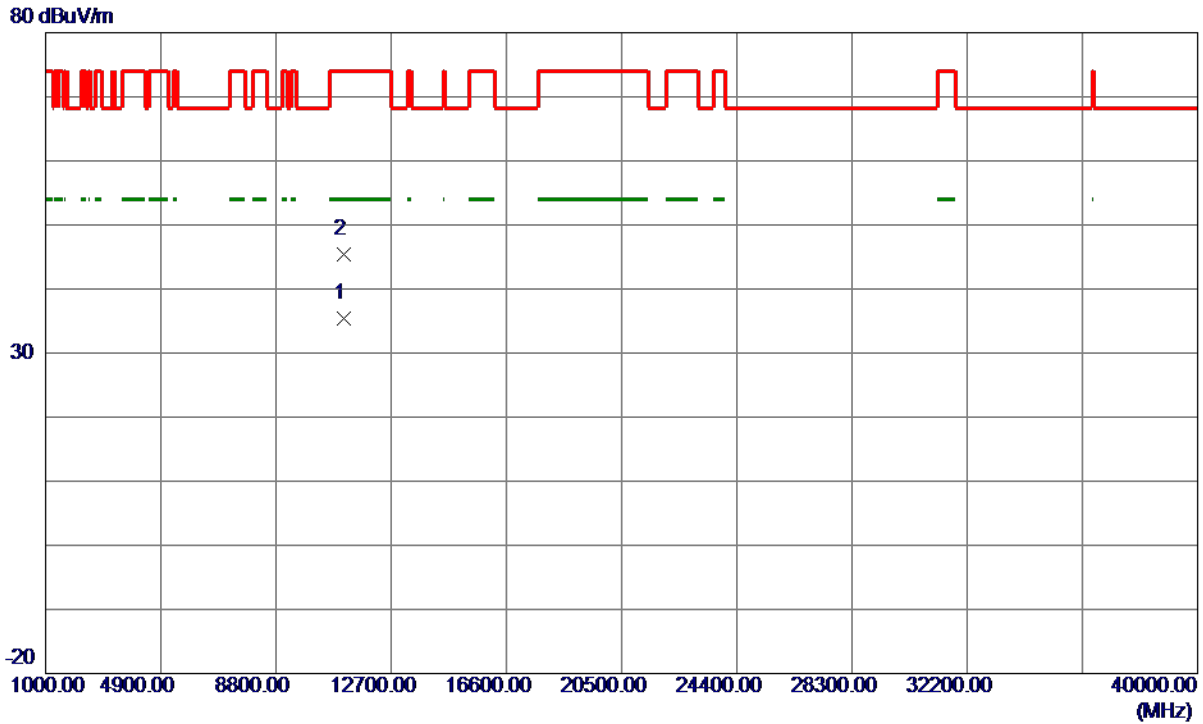
No.	Freq. MHz	Reading Level dBuV/m	Correct Factor dB	Measure ment dBuV/m	Limit dBuV/m	Margin dB	Detector	Comment
1	5552.3000	76.51	14.48	90.99	999.00	-908.01	AVG	No Limit
2 *	5552.7000	82.78	14.48	97.26	68.30	28.96	Peak	No Limit

REMARKS:

- (1) Measurement Value = Reading Level + Correct Factor.
- (2) Margin Level = Measurement Value - Limit Value.

Orthogonal Axis	X
Test Mode	UNII-2C_TX AC (VHT40) Mode 5550 MHz

Horizontal



No.	Freq. MHz	Reading Level dBuV/m	Correct Factor dB	Measure ment dBuV/m	Limit dBuV/m	Margin dB	Detector	Comment
1 *	11097.4200	23.66	11.78	35.44	54.00	-18.56	AVG	
2	11098.0599	33.66	11.78	45.44	74.00	-28.56	Peak	

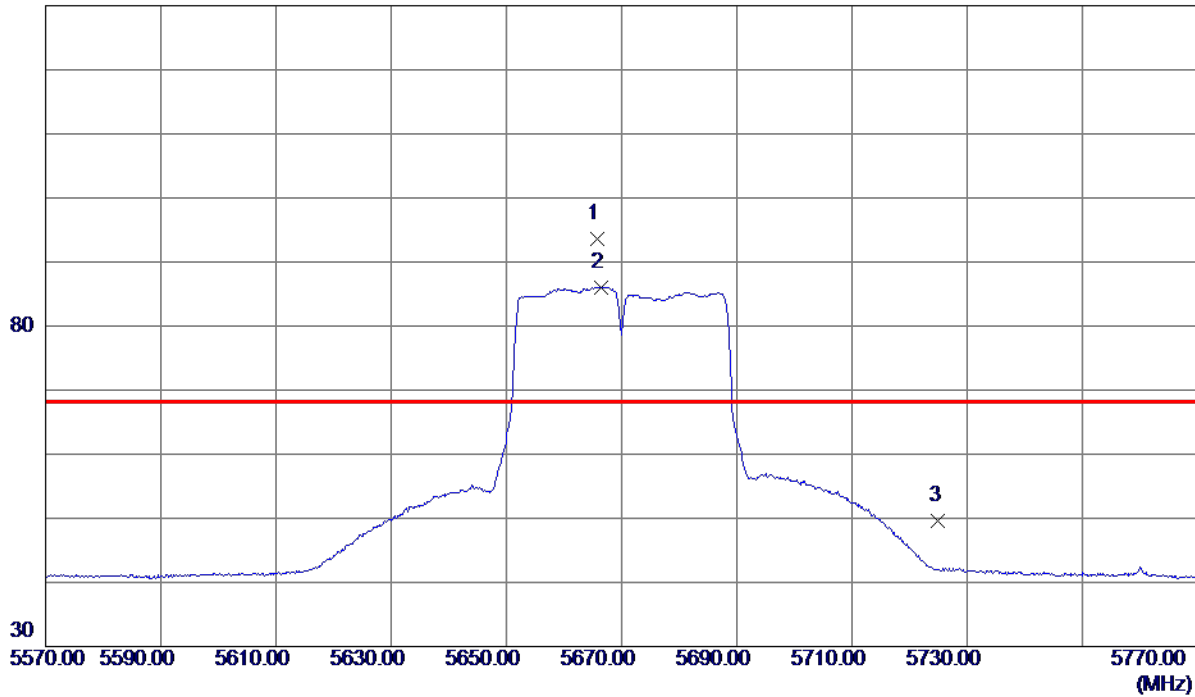
REMARKS:

- (1) Measurement Value = Reading Level + Correct Factor.
- (2) Margin Level = Measurement Value - Limit Value.

Orthogonal Axis	X
Test Mode	UNII-2C_TX AC (VHT40) Mode 5670 MHz

Vertical

130 dBuV/m



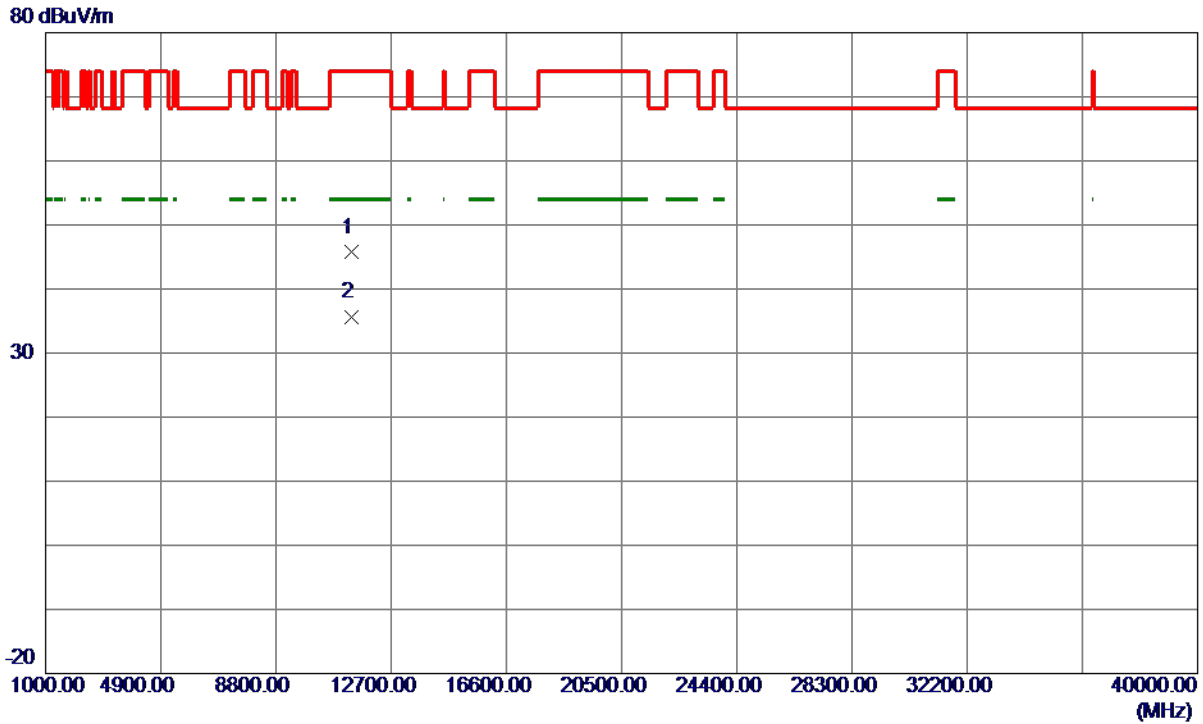
No.	Freq. MHz	Reading Level dBuV/m	Correct Factor dB	Measure ment dBuV/m	Limit dBuV/m	Margin dB	Detector	Comment
1 *	5665.7000	78.84	14.77	93.61	68.30	25.31	Peak	No Limit
2	5666.5000	71.32	14.77	86.09	999.00	-912.91	AVG	No Limit
3	5725.0000	34.72	14.92	49.64	68.30	-18.66	Peak	

REMARKS:

- (1) Measurement Value = Reading Level + Correct Factor.
- (2) Margin Level = Measurement Value - Limit Value.

Orthogonal Axis	X
Test Mode	UNII-2C_TX AC (VHT40) Mode 5670 MHz

Vertical



No.	Freq. MHz	Reading Level dBuV/m	Correct Factor dB	Measure ment dBuV/m	Limit dBuV/m	Margin dB	Detector	Comment
1	11340.1650	33.64	12.06	45.70	74.00	-28.30	Peak	
2 *	11344.6250	23.60	12.07	35.67	54.00	-18.33	AVG	

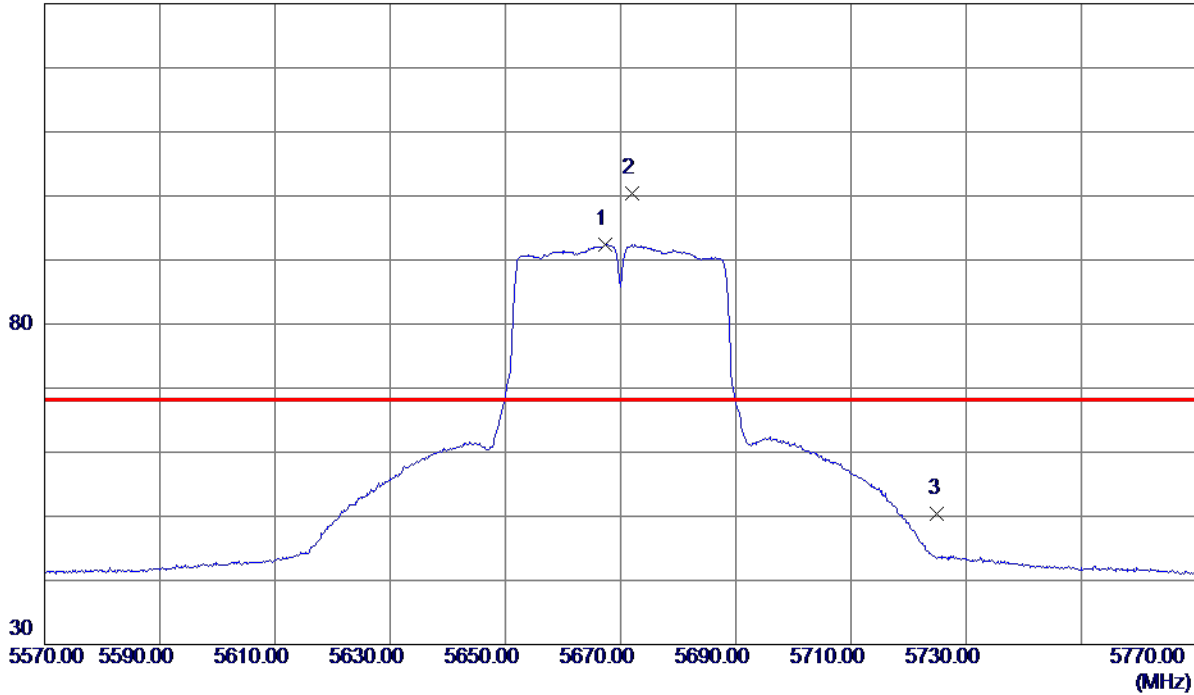
REMARKS:

- (1) Measurement Value = Reading Level + Correct Factor.
- (2) Margin Level = Measurement Value - Limit Value.

Orthogonal Axis	X
Test Mode	UNII-2C_TX AC (VHT40) Mode 5670 MHz

Horizontal

130 dBuV/m



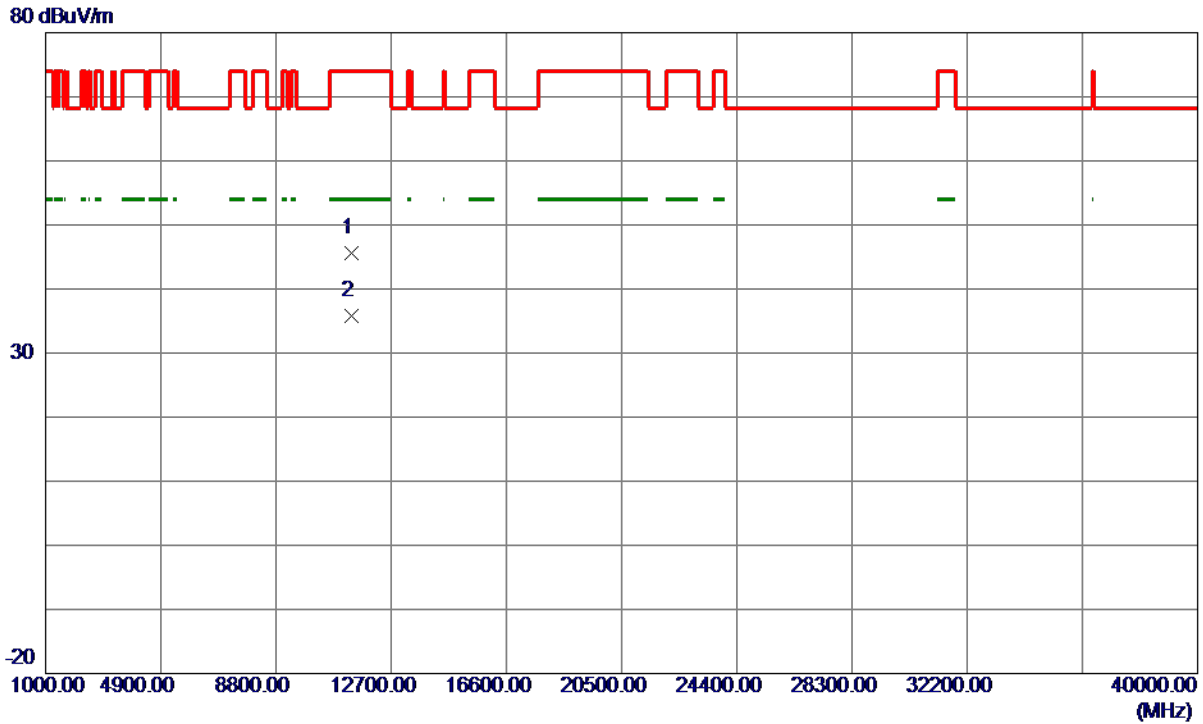
No.	Freq. MHz	Reading Level dBuV/m	Correct Factor dB	Measure ment dBuV/m	Limit dBuV/m	Margin dB	Detector	Comment
1	5667.4000	77.64	14.78	92.42	999.00	-906.58	AVG	No Limit
2 *	5672.1000	85.63	14.79	100.42	68.30	32.12	Peak	No Limit
3	5725.0000	35.42	14.92	50.34	68.30	-17.96	Peak	

REMARKS:

- (1) Measurement Value = Reading Level + Correct Factor.
- (2) Margin Level = Measurement Value - Limit Value.

Orthogonal Axis	X
Test Mode	UNII-2C_TX AC (VHT40) Mode 5670 MHz

Horizontal



No.	Freq. MHz	Reading Level dBuV/m	Correct Factor dB	Measure ment dBuV/m	Limit dBuV/m	Margin dB	Detector	Comment
1	11335.6600	33.48	12.06	45.54	74.00	-28.46	Peak	
2 *	11341.0850	23.67	12.07	35.74	54.00	-18.26	AVG	

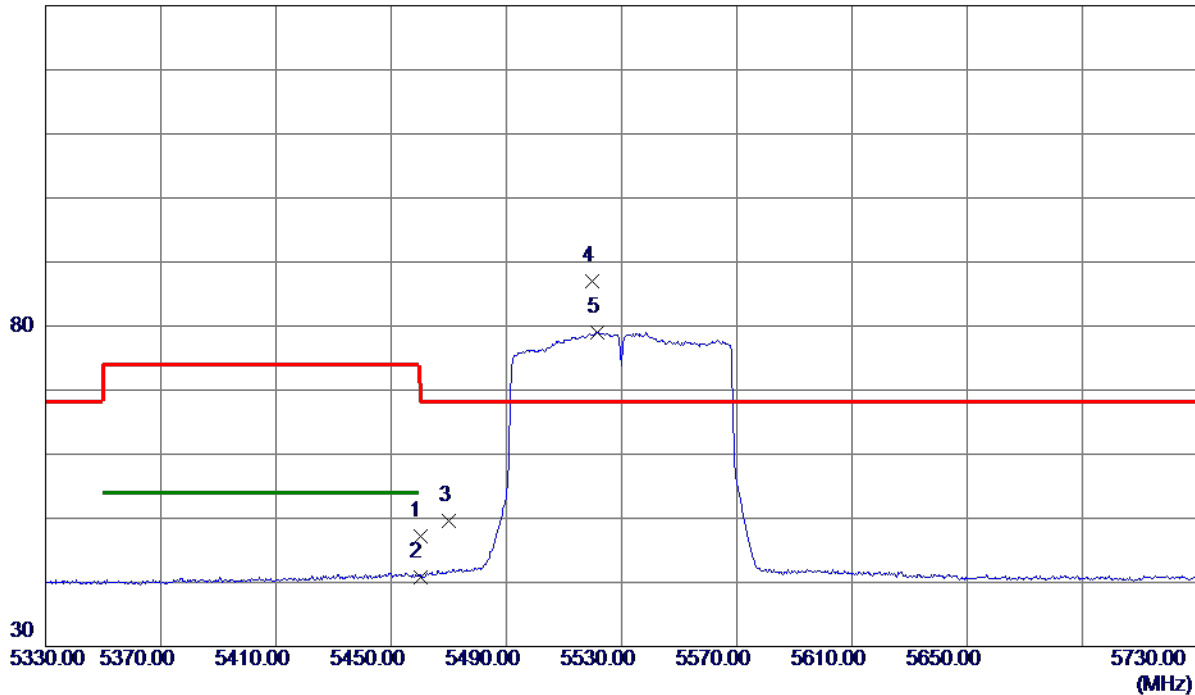
REMARKS:

- (1) Measurement Value = Reading Level + Correct Factor.
- (2) Margin Level = Measurement Value - Limit Value.

Orthogonal Axis	X
Test Mode	UNII-2C_TX AC (VHT80) Mode 5530 MHz

Vertical

130 dBuV/m



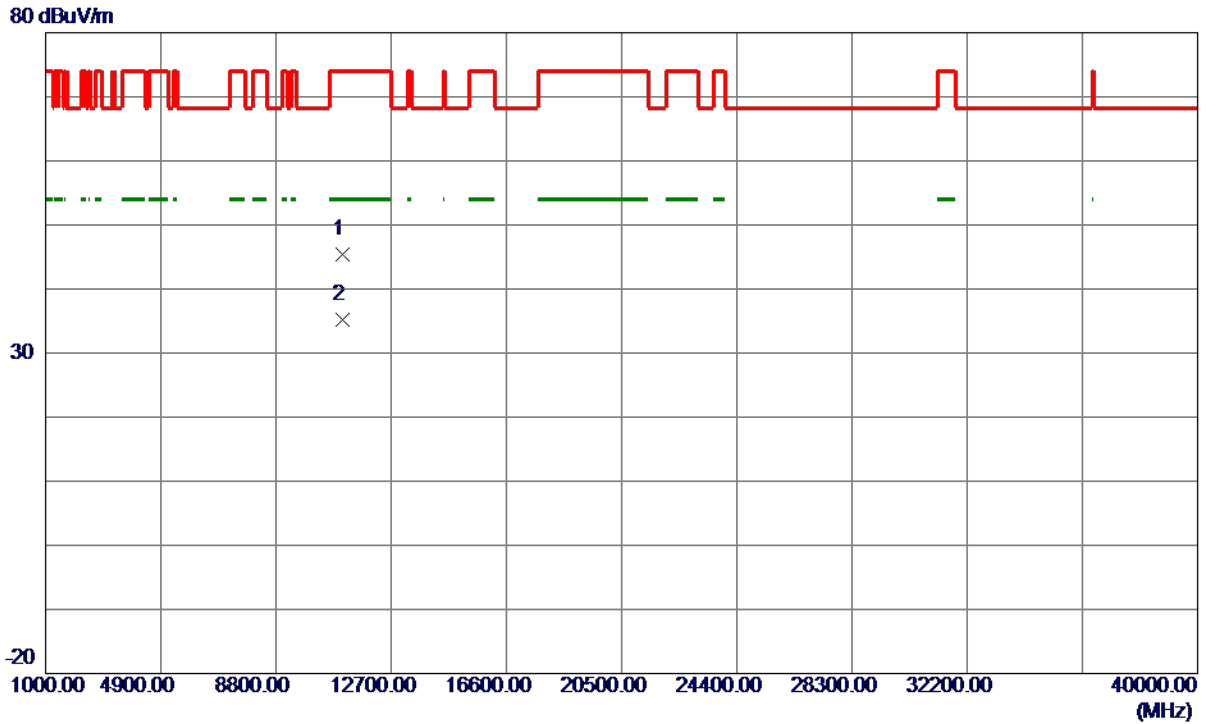
No.	Freq. MHz	Reading Level dBuV/m	Correct Factor dB	Measure ment dBuV/m	Limit dBuV/m	Margin dB	Detector	Comment
1	5460.0000	33.03	14.24	47.27	74.00	-26.73	Peak	
2	5460.0000	26.64	14.24	40.88	54.00	-13.12	AVG	
3	5470.0000	35.39	14.27	49.66	68.30	-18.64	Peak	
4 *	5519.8000	72.55	14.40	86.95	68.30	18.65	Peak	No Limit
5	5521.4000	64.69	14.40	79.09	999.00	-919.91	AVG	No Limit

REMARKS:

- (1) Measurement Value = Reading Level + Correct Factor.
- (2) Margin Level = Measurement Value - Limit Value.

Orthogonal Axis	X
Test Mode	UNII-2C_TX AC (VHT80) Mode 5530 MHz

Vertical



No.	Freq. MHz	Reading Level dBuV/m	Correct Factor dB	Measure ment dBuV/m	Limit dBuV/m	Margin dB	Detector	Comment
1	11058.8200	33.73	11.74	45.47	74.00	-28.53	Peak	
2 *	11059.7200	23.54	11.74	35.28	54.00	-18.72	AVG	

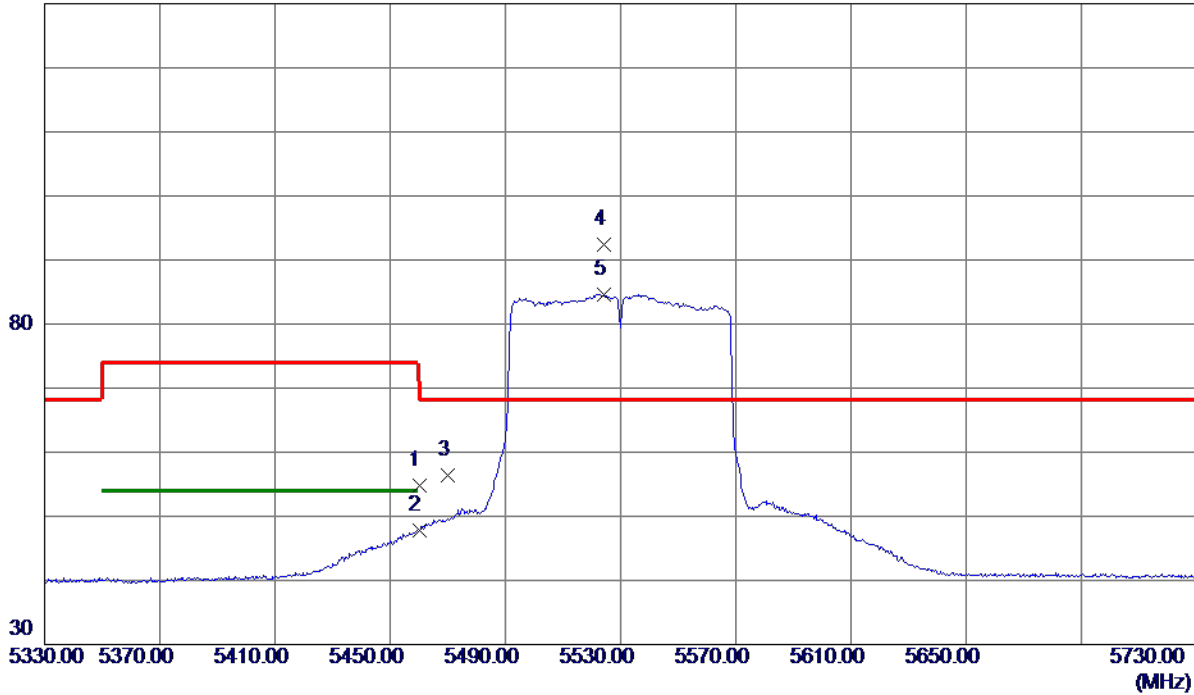
REMARKS:

- (1) Measurement Value = Reading Level + Correct Factor.
- (2) Margin Level = Measurement Value - Limit Value.

Orthogonal Axis	X
Test Mode	UNII-2C_TX AC (VHT80) Mode 5530 MHz

Horizontal

130 dBuV/m



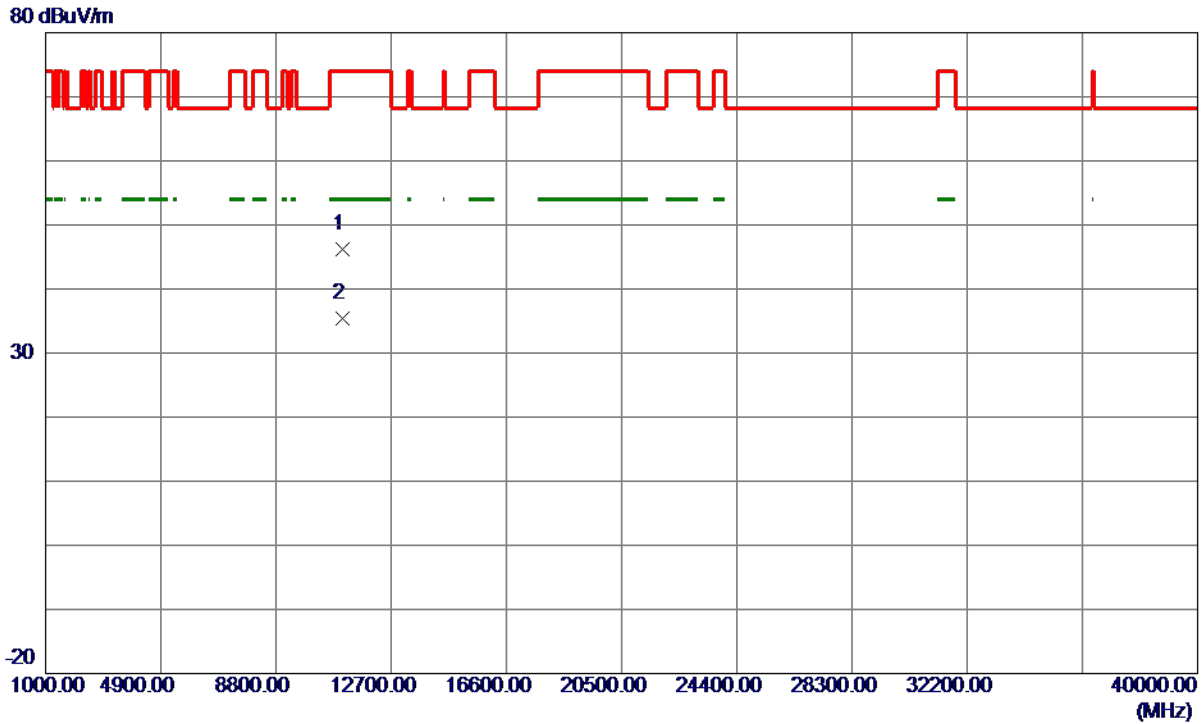
No.	Freq. MHz	Reading Level dBuV/m	Correct Factor dB	Measure ment dBuV/m	Limit dBuV/m	Margin dB	Detector	Comment
1	5460.0000	40.50	14.24	54.74	74.00	-19.26	Peak	
2	5460.0000	33.55	14.24	47.79	54.00	-6.21	AVG	
3	5470.0000	42.16	14.27	56.43	68.30	-11.87	Peak	
4 *	5524.2000	77.95	14.41	92.36	68.30	24.06	Peak	No Limit
5	5524.2000	70.24	14.41	84.65	999.00	-914.35	AVG	No Limit

REMARKS:

- (1) Measurement Value = Reading Level + Correct Factor.
- (2) Margin Level = Measurement Value - Limit Value.

Orthogonal Axis	X
Test Mode	UNII-2C_TX AC (VHT80) Mode 5530 MHz

Horizontal



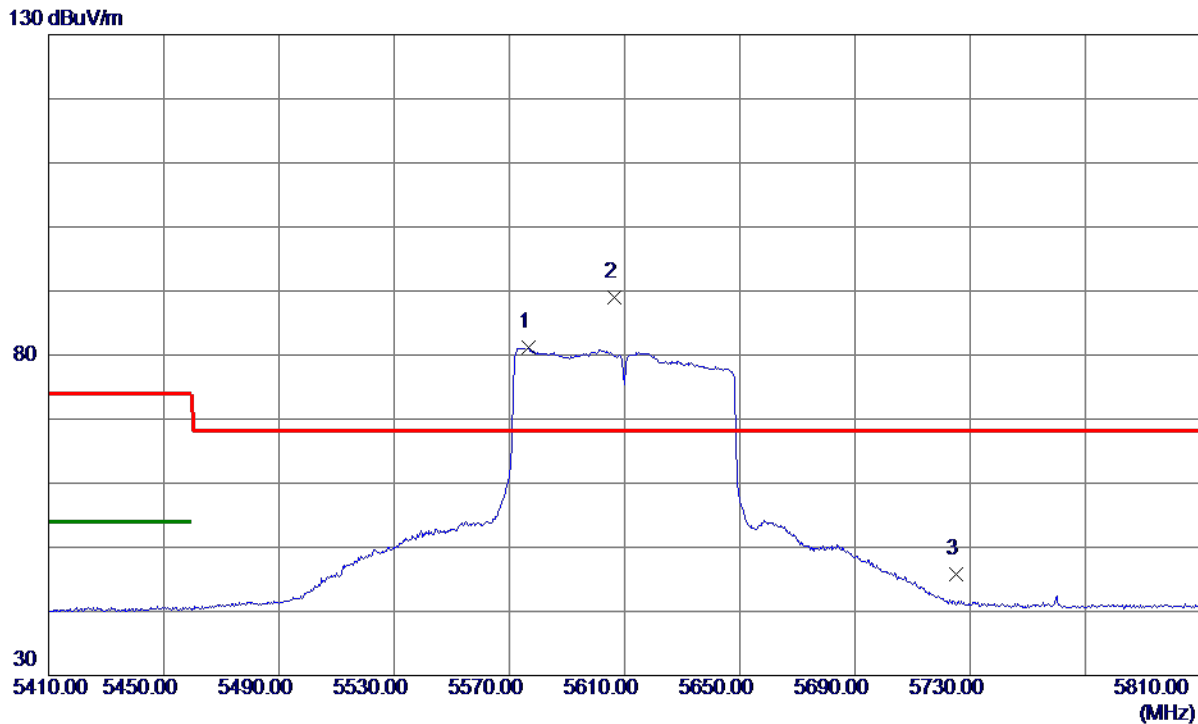
No.	Freq. MHz	Reading Level dBuV/m	Correct Factor dB	Measure ment dBuV/m	Limit dBuV/m	Margin dB	Detector	Comment
1	11057.8150	34.48	11.74	46.22	74.00	-27.78	Peak	
2 *	11058.3250	23.62	11.74	35.36	54.00	-18.64	AVG	

REMARKS:

- (1) Measurement Value = Reading Level + Correct Factor.
- (2) Margin Level = Measurement Value - Limit Value.

Orthogonal Axis	X
Test Mode	UNII-2C_TX AC (VHT80) Mode 5610 MHz

Vertical



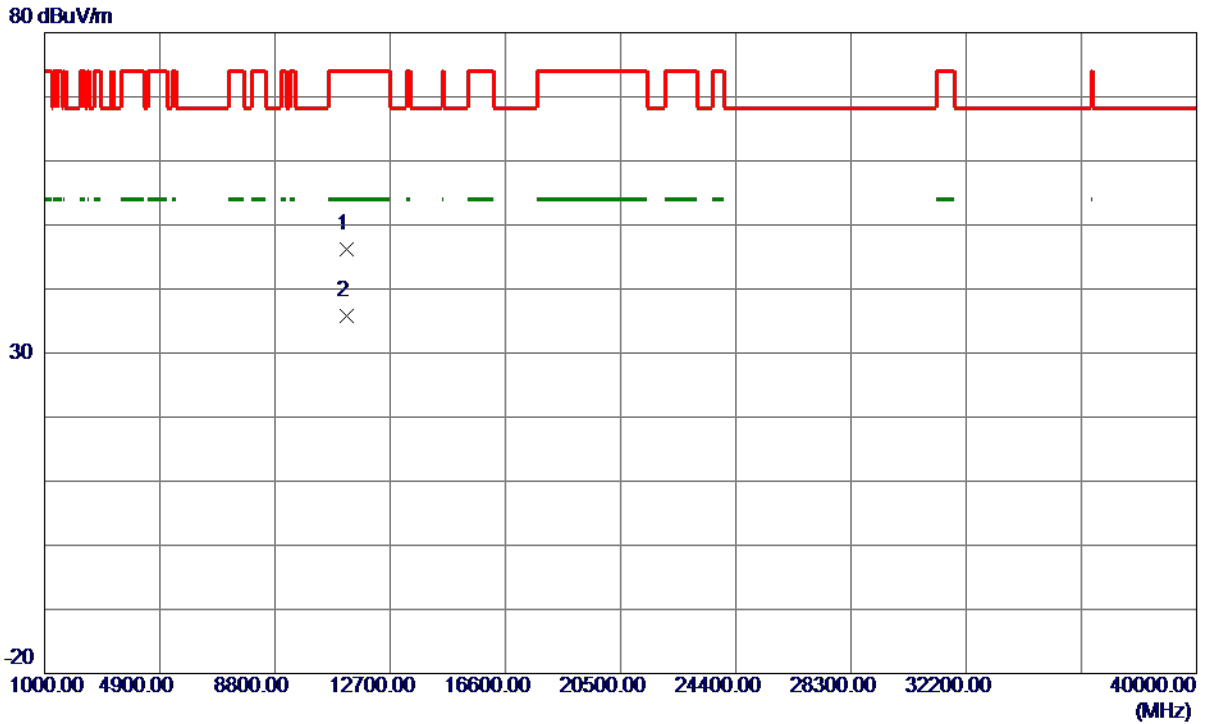
No.	Freq. MHz	Reading Level dBuV/m	Correct Factor dB	Measure ment dBuV/m	Limit dBuV/m	Margin dB	Detector	Comment
1	5576.8000	66.61	14.54	81.15	999.00	-917.85	AVG	No Limit
2 *	5606.4000	74.39	14.62	89.01	68.30	20.71	Peak	No Limit
3	5725.0000	30.85	14.92	45.77	68.30	-22.53	Peak	

REMARKS:

- (1) Measurement Value = Reading Level + Correct Factor.
- (2) Margin Level = Measurement Value - Limit Value.

Orthogonal Axis	X
Test Mode	UNII-2C_TX AC (VHT80) Mode 5610 MHz

Vertical



No.	Freq. MHz	Reading Level dBuV/m	Correct Factor dB	Measure ment dBuV/m	Limit dBuV/m	Margin dB	Detector	Comment
1	11220.0850	34.21	11.93	46.14	74.00	-27.86	Peak	
2 *	11224.7650	23.84	11.93	35.77	54.00	-18.23	AVG	

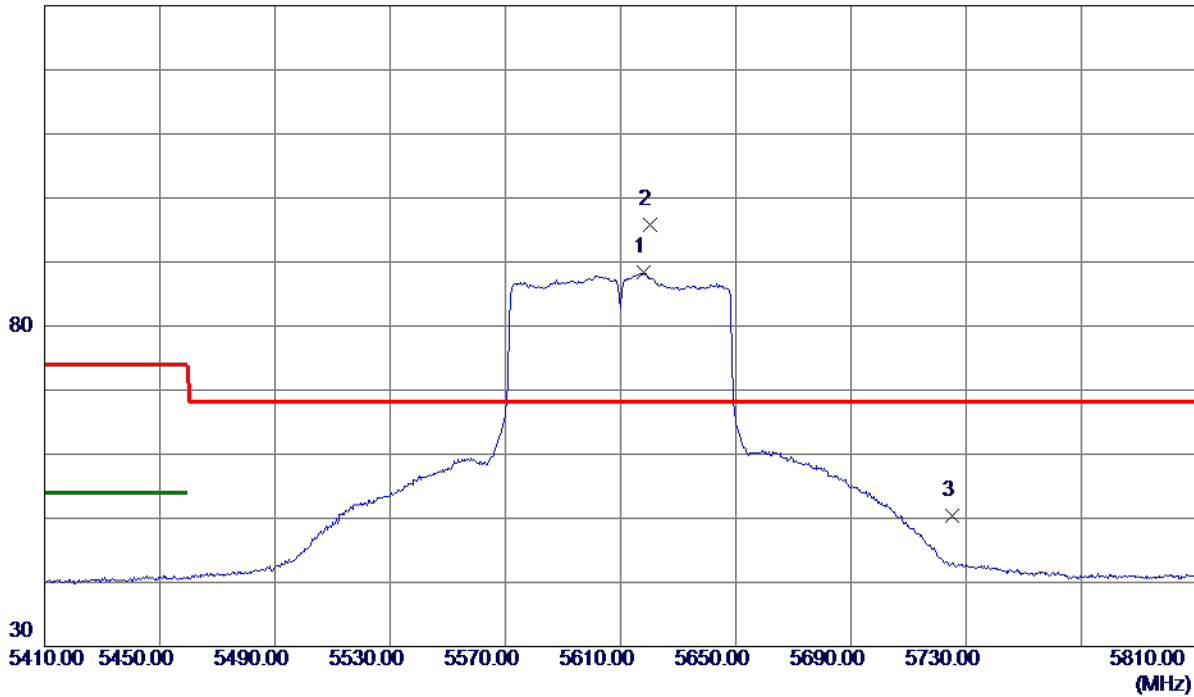
REMARKS:

- (1) Measurement Value = Reading Level + Correct Factor.
- (2) Margin Level = Measurement Value - Limit Value.

Orthogonal Axis	X
Test Mode	UNII-2C_TX AC (VHT80) Mode 5610 MHz

Horizontal

130 dBuV/m



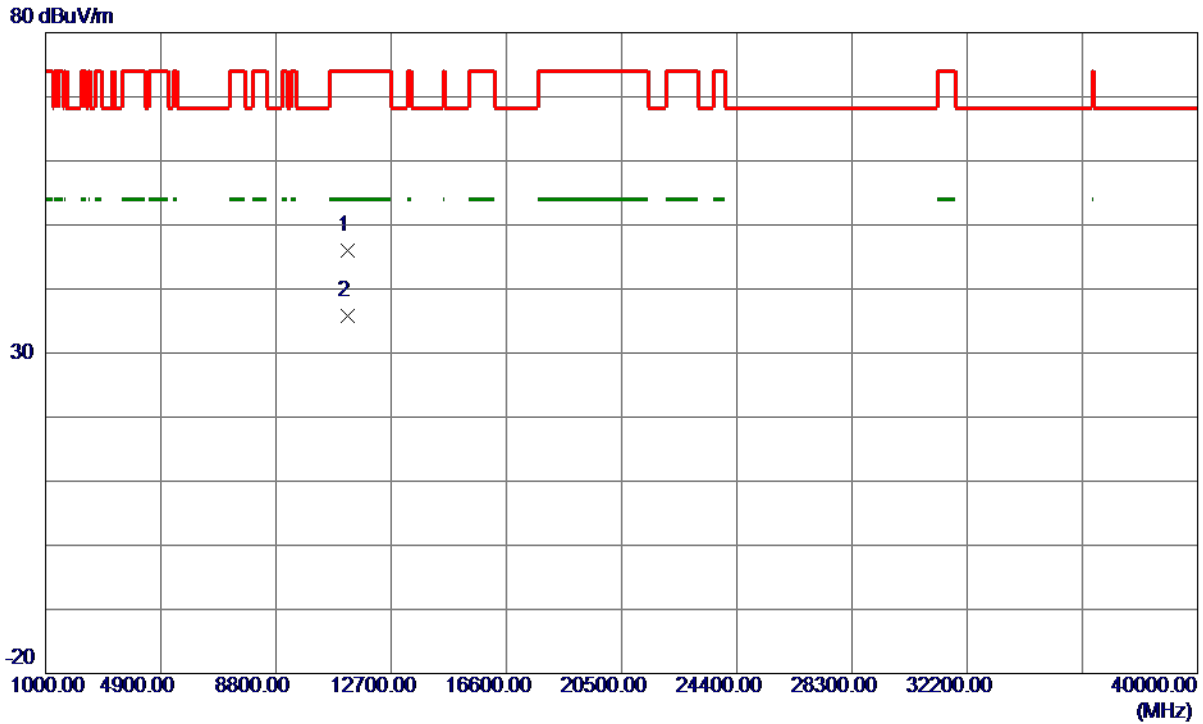
No.	Freq. MHz	Reading Level dBuV/m	Correct Factor dB	Measure ment dBuV/m	Limit dBuV/m	Margin dB	Detector	Comment
1	5618.0000	73.66	14.65	88.31	999.00	-910.69	AVG	No Limit
2 *	5620.0000	81.12	14.65	95.77	68.30	27.47	Peak	No Limit
3	5725.0000	35.43	14.92	50.35	68.30	-17.95	Peak	

REMARKS:

- (1) Measurement Value = Reading Level + Correct Factor.
- (2) Margin Level = Measurement Value - Limit Value.

Orthogonal Axis	X
Test Mode	UNII-2C_TX AC (VHT80) Mode 5610 MHz

Horizontal



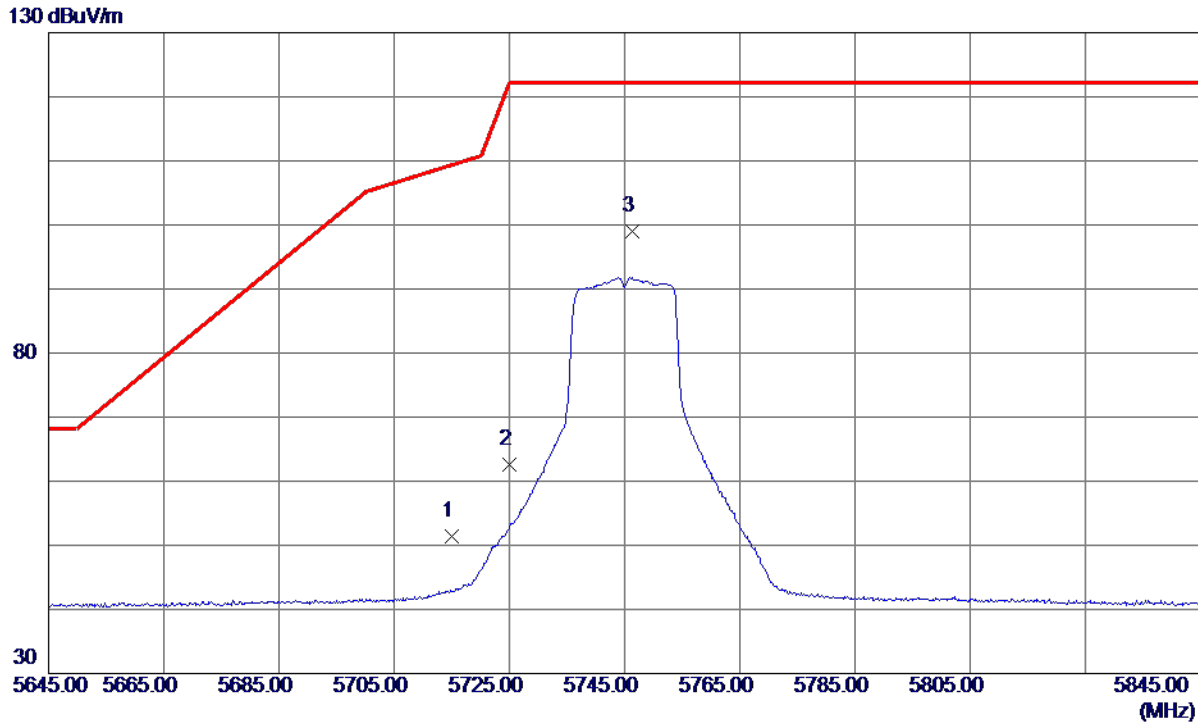
No.	Freq. MHz	Reading Level dBuV/m	Correct Factor dB	Measure ment dBuV/m	Limit dBuV/m	Margin dB	Detector	Comment
1	11215.5250	34.05	11.92	45.97	74.00	-28.03	Peak	
2 *	11220.8900	23.82	11.93	35.75	54.00	-18.25	AVG	

REMARKS:

- (1) Measurement Value = Reading Level + Correct Factor.
- (2) Margin Level = Measurement Value - Limit Value.

Orthogonal Axis	X
Test Mode	UNII-3_TX AC (VHT20) Mode 5745 MHz

Vertical



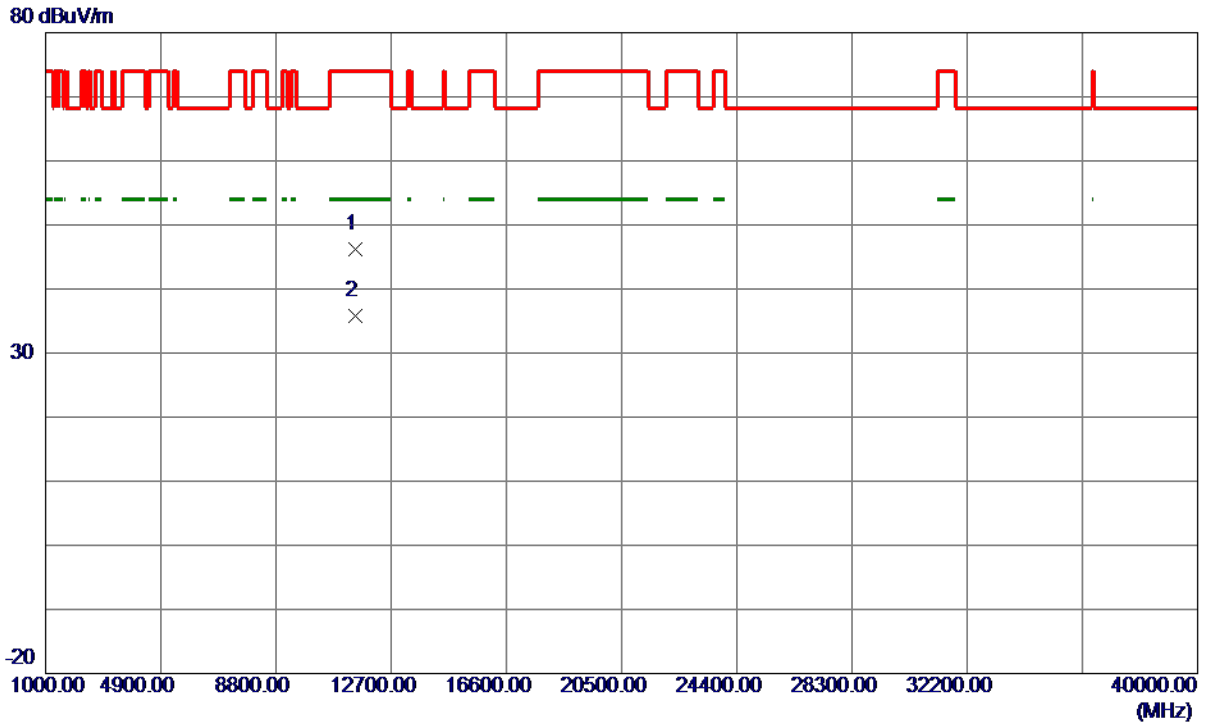
No.	Freq. MHz	Reading Level dBuV/m	Correct Factor dB	Measure ment dBuV/m	Limit dBuV/m	Margin dB	Detector	Comment
1	5715.0000	36.55	14.90	51.45	109.40	-57.95	Peak	
2	5725.0000	47.73	14.92	62.65	122.20	-59.55	Peak	
3 *	5746.3000	84.06	14.98	99.04	122.20	-23.16	Peak	No Limit

REMARKS:

- (1) Measurement Value = Reading Level + Correct Factor.
- (2) Margin Level = Measurement Value - Limit Value.

Orthogonal Axis	X
Test Mode	UNII-3_TX AC (VHT20) Mode 5745 MHz

Vertical



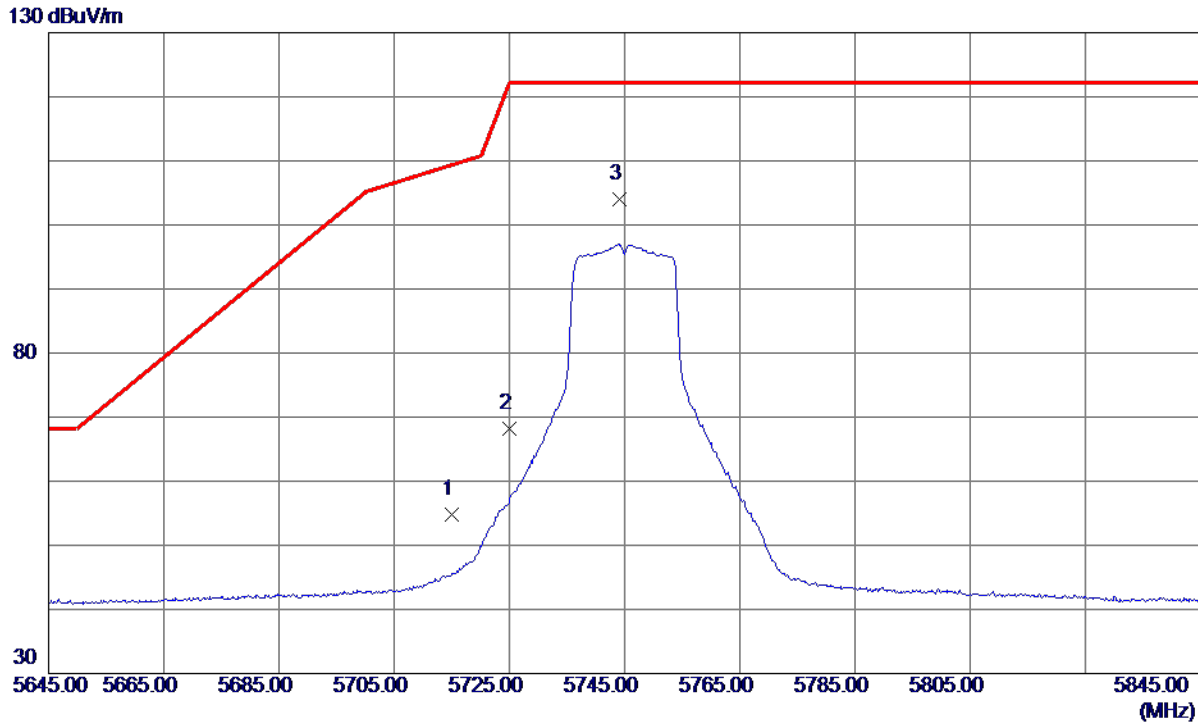
No.	Freq. MHz	Reading Level dBuV/m	Correct Factor dB	Measure ment dBuV/m	Limit dBuV/m	Margin dB	Detector	Comment
1	11489.6650	33.92	12.24	46.16	74.00	-27.84	Peak	
2 *	11494.5050	23.59	12.24	35.83	54.00	-18.17	AVG	

REMARKS:

- (1) Measurement Value = Reading Level + Correct Factor.
- (2) Margin Level = Measurement Value - Limit Value.

Orthogonal Axis	X
Test Mode	UNII-3_TX AC (VHT20) Mode 5745 MHz

Horizontal



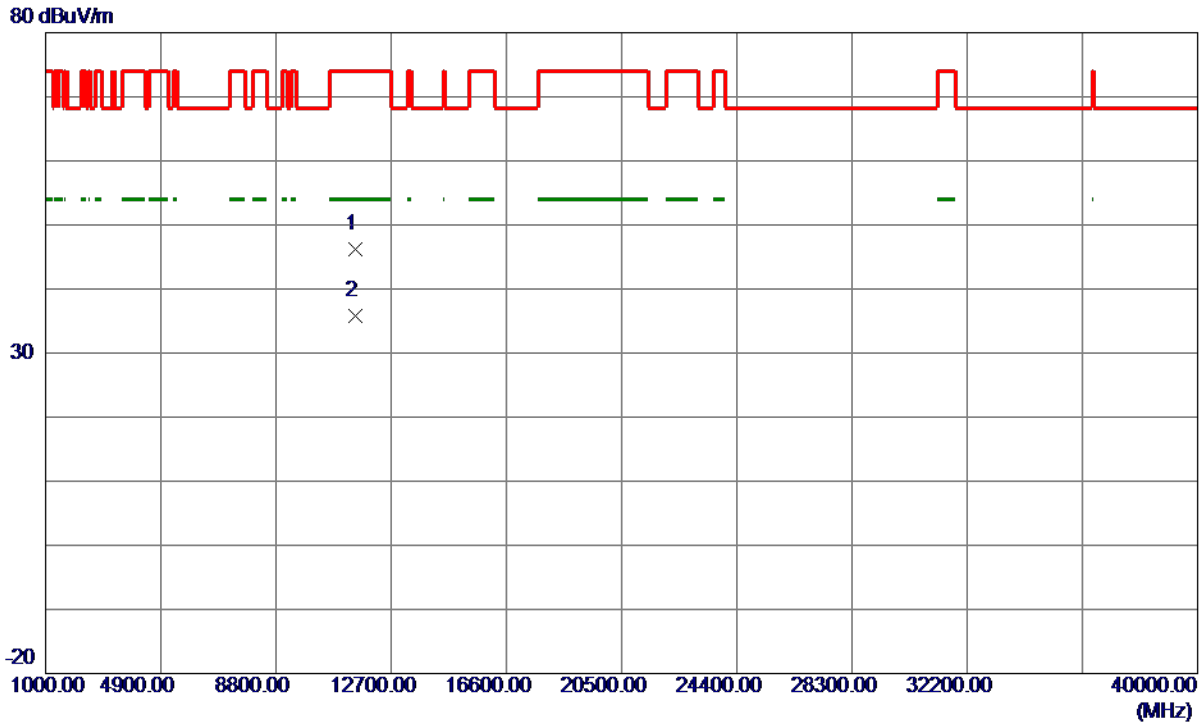
No.	Freq. MHz	Reading Level dBuV/m	Correct Factor dB	Measure ment dBuV/m	Limit dBuV/m	Margin dB	Detector	Comment
1	5715.0000	39.81	14.90	54.71	109.40	-54.69	Peak	
2	5725.0000	53.27	14.92	68.19	122.20	-54.01	Peak	
3 *	5744.1000	89.13	14.97	104.10	122.20	-18.10	Peak	No Limit

REMARKS:

- (1) Measurement Value = Reading Level + Correct Factor.
- (2) Margin Level = Measurement Value - Limit Value.

Orthogonal Axis	X
Test Mode	UNII-3_TX AC (VHT20) Mode 5745 MHz

Horizontal



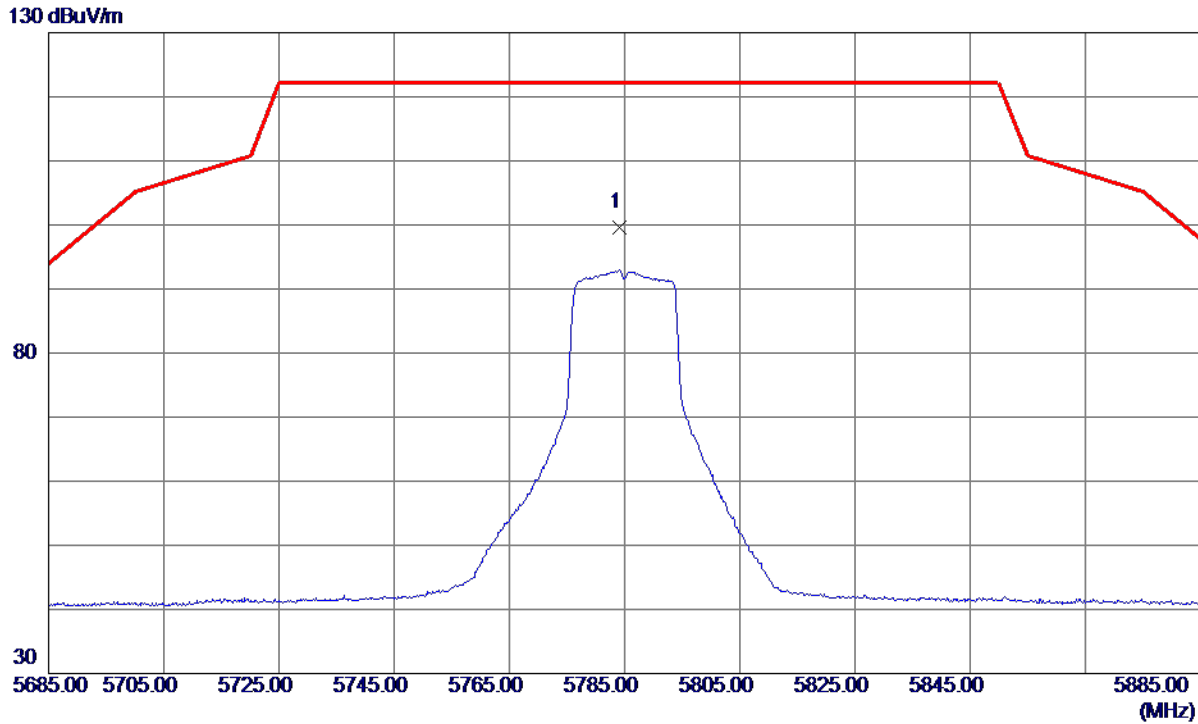
No.	Freq. MHz	Reading Level dBuV/m	Correct Factor dB	Measure ment dBuV/m	Limit dBuV/m	Margin dB	Detector	Comment
1	11487.5400	33.99	12.24	46.23	74.00	-27.77	Peak	
2 *	11489.4800	23.54	12.24	35.78	54.00	-18.22	AVG	

REMARKS:

- (1) Measurement Value = Reading Level + Correct Factor.
- (2) Margin Level = Measurement Value - Limit Value.

Orthogonal Axis	X
Test Mode	UNII-3_TX AC (VHT20) Mode 5785 MHz

Vertical



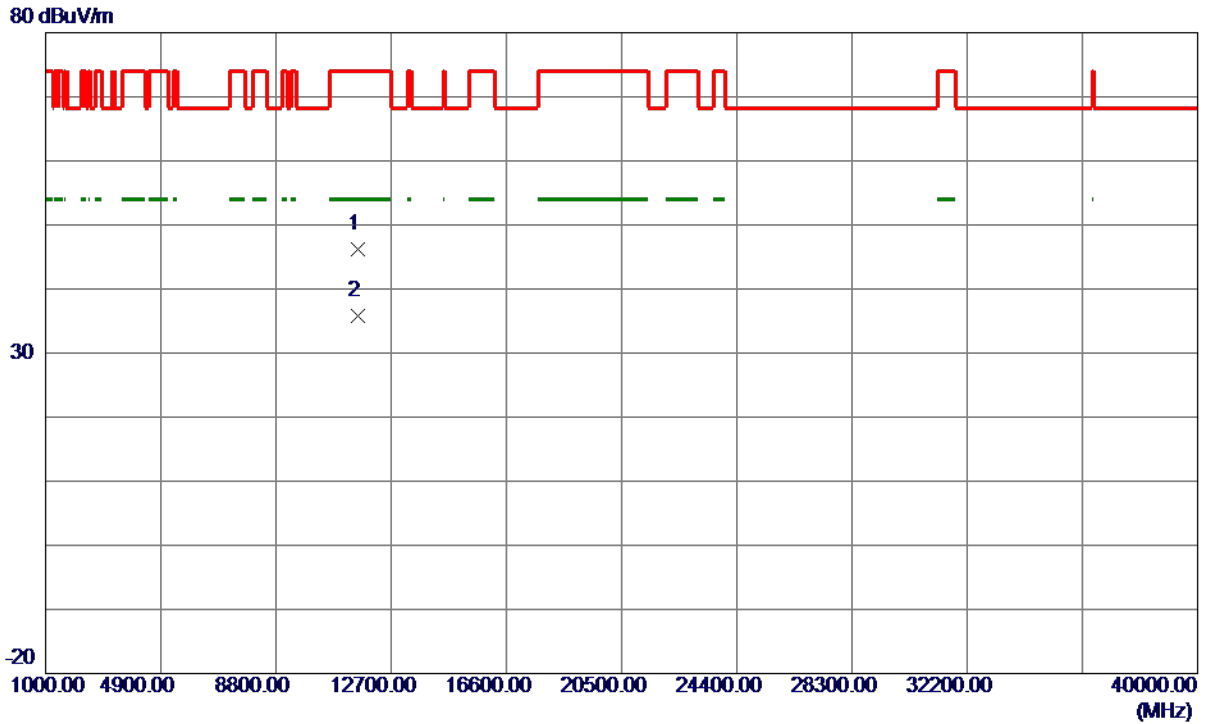
No.	Freq. MHz	Reading Level dBuV/m	Correct Factor dB	Measure ment dBuV/m	Limit dBuV/m	Margin dB	Detector	Comment
1 *	5784.2000	84.57	15.08	99.65	122.20	-22.55	Peak	No Limit

REMARKS:

- (1) Measurement Value = Reading Level + Correct Factor.
- (2) Margin Level = Measurement Value - Limit Value.

Orthogonal Axis	X
Test Mode	UNII-3_TX AC (VHT20) Mode 5785 MHz

Vertical



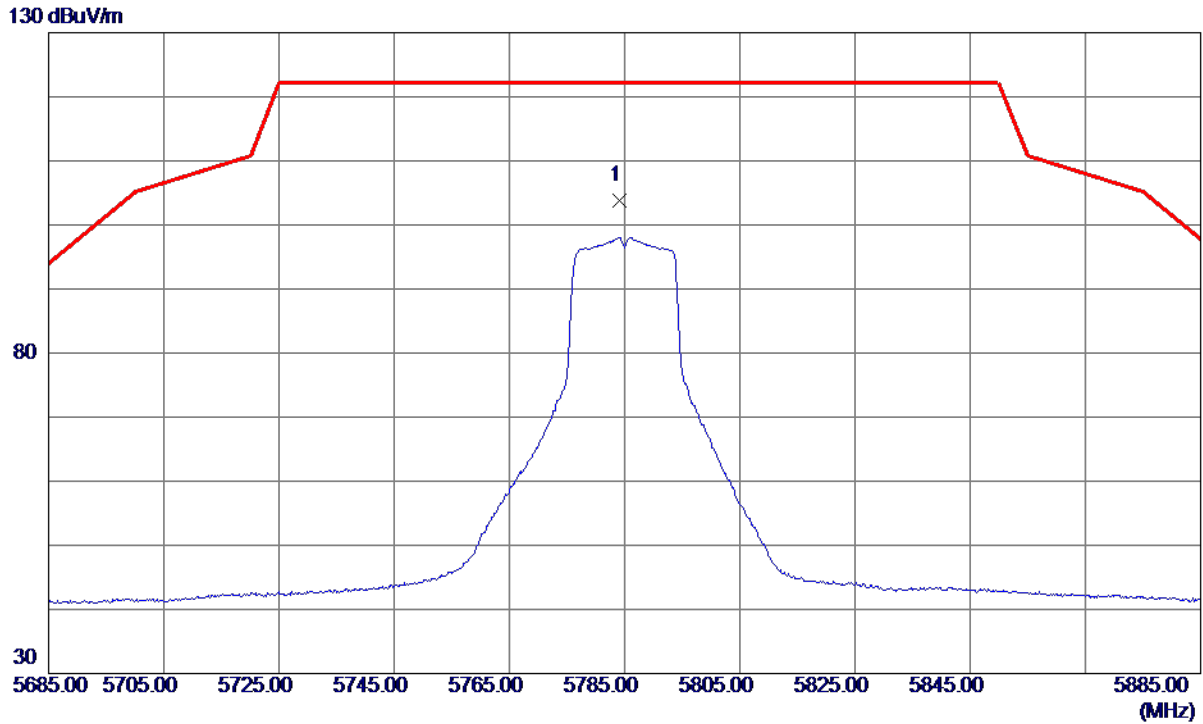
No.	Freq. MHz	Reading Level dBuV/m	Correct Factor dB	Measure ment dBuV/m	Limit dBuV/m	Margin dB	Detector	Comment
1	11569.9200	33.90	12.34	46.24	74.00	-27.76	Peak	
2 *	11571.7550	23.47	12.34	35.81	54.00	-18.19	AVG	

REMARKS:

- (1) Measurement Value = Reading Level + Correct Factor.
- (2) Margin Level = Measurement Value - Limit Value.

Orthogonal Axis	X
Test Mode	UNII-3_TX AC (VHT20) Mode 5785 MHz

Horizontal



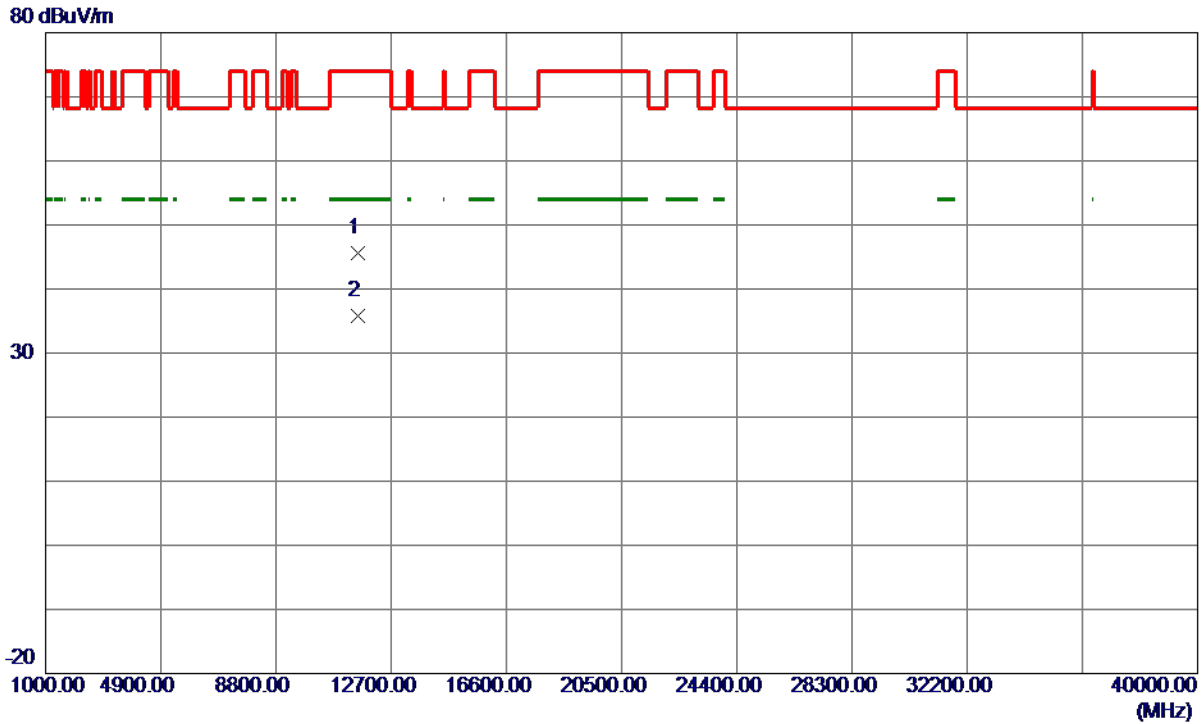
No.	Freq. MHz	Reading Level dBuV/m	Correct Factor dB	Measure ment dBuV/m	Limit dBuV/m	Margin dB	Detector	Comment
1 *	5784.2000	88.68	15.08	103.76	122.20	-18.44	Peak	No Limit

REMARKS:

- (1) Measurement Value = Reading Level + Correct Factor.
- (2) Margin Level = Measurement Value - Limit Value.

Orthogonal Axis	X
Test Mode	UNII-3_TX AC (VHT20) Mode 5785 MHz

Horizontal



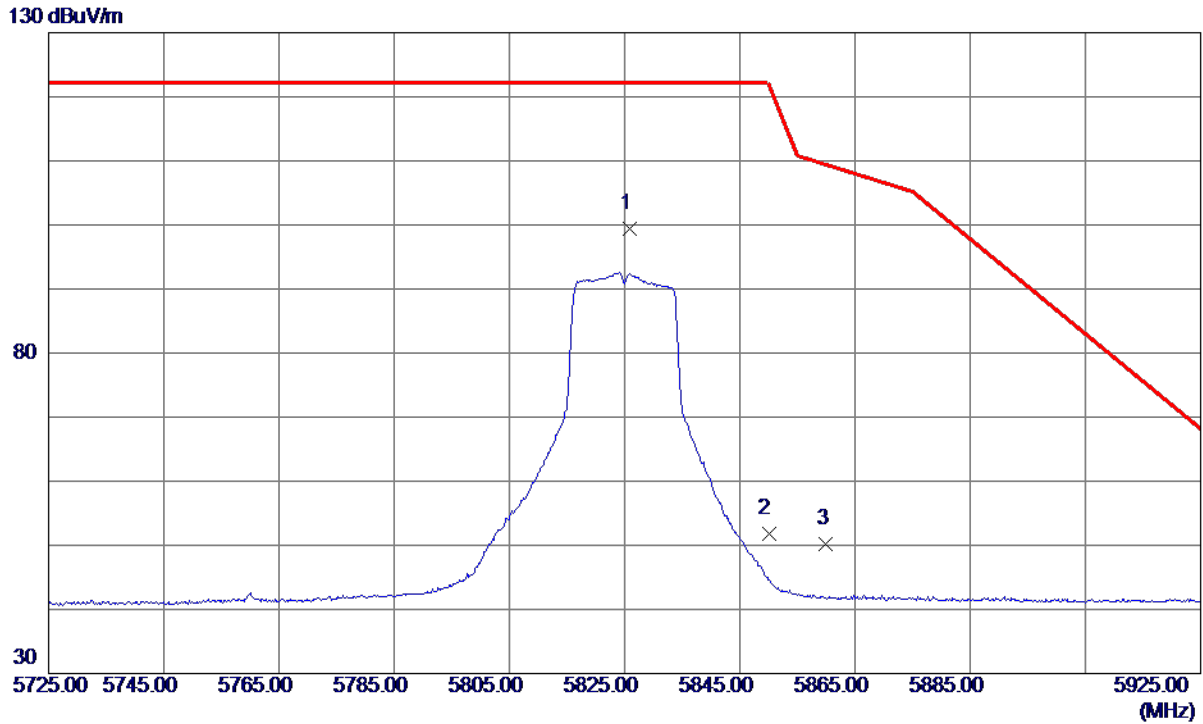
No.	Freq. MHz	Reading Level dBuV/m	Correct Factor dB	Measure ment dBuV/m	Limit dBuV/m	Margin dB	Detector	Comment
1	11574.3700	33.35	12.34	45.69	74.00	-28.31	Peak	
2 *	11574.8250	23.45	12.34	35.79	54.00	-18.21	AVG	

REMARKS:

- (1) Measurement Value = Reading Level + Correct Factor.
- (2) Margin Level = Measurement Value - Limit Value.

Orthogonal Axis	X
Test Mode	UNII-3_TX AC (VHT20) Mode 5825 MHz

Vertical



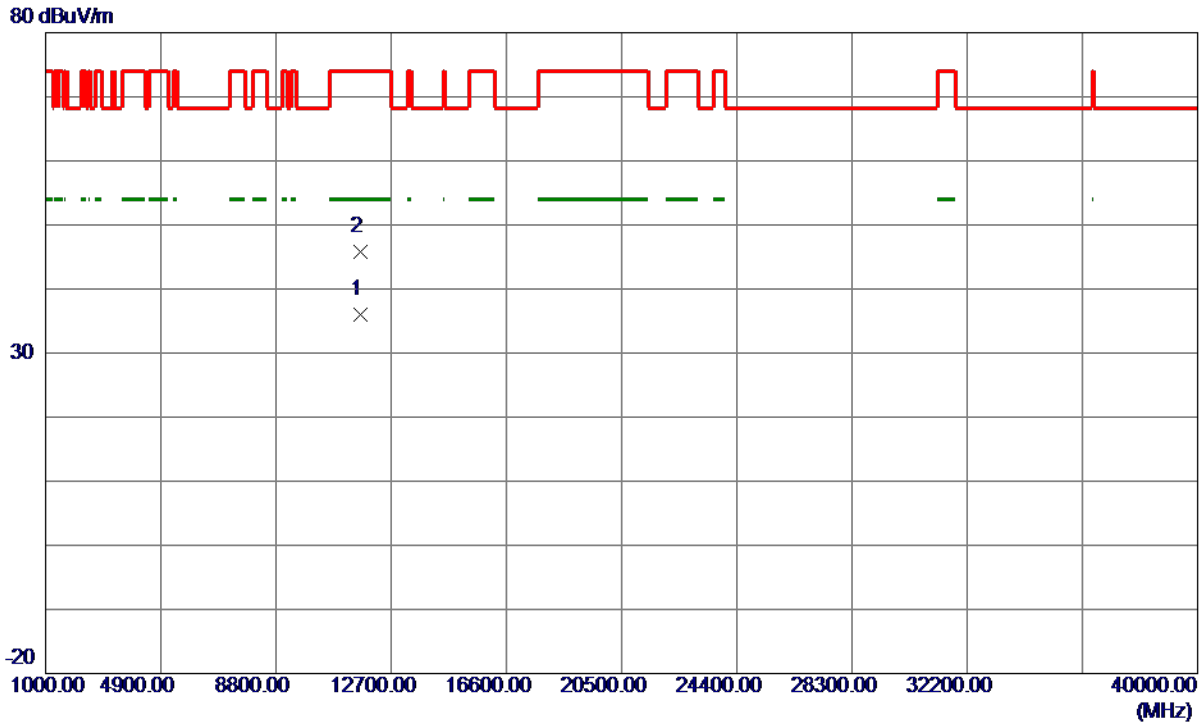
No.	Freq. MHz	Reading Level dBuV/m	Correct Factor dB	Measure ment dBuV/m	Limit dBuV/m	Margin dB	Detector	Comment
1 *	5825.9000	84.17	15.18	99.35	122.20	-22.85	Peak	No Limit
2	5850.0000	36.60	15.24	51.84	122.20	-70.36	Peak	
3	5860.0000	34.84	15.27	50.11	109.40	-59.29	Peak	

REMARKS:

- (1) Measurement Value = Reading Level + Correct Factor.
- (2) Margin Level = Measurement Value - Limit Value.

Orthogonal Axis	X
Test Mode	UNII-3_TX AC (VHT20) Mode 5825 MHz

Vertical



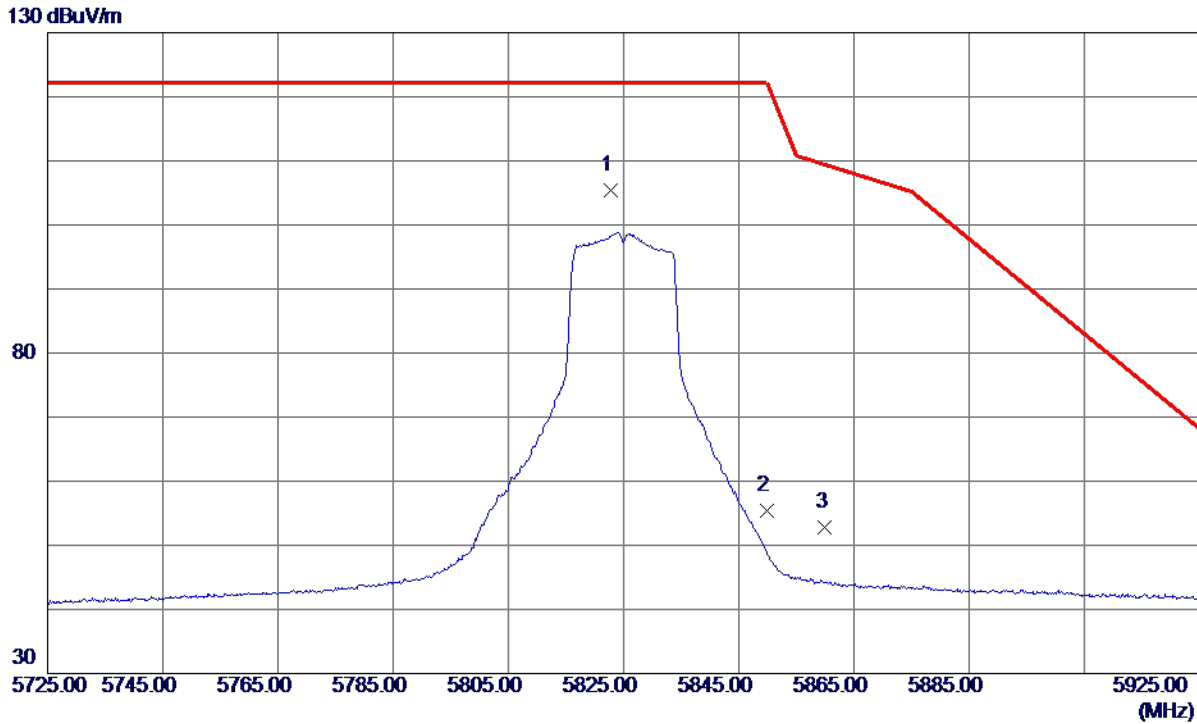
No.	Freq. MHz	Reading Level dBuV/m	Correct Factor dB	Measure ment dBuV/m	Limit dBuV/m	Margin dB	Detector	Comment
1 *	11650.8099	23.56	12.44	36.00	54.00	-18.00	AVG	
2	11652.8750	33.45	12.44	45.89	74.00	-28.11	Peak	

REMARKS:

- (1) Measurement Value = Reading Level + Correct Factor.
- (2) Margin Level = Measurement Value - Limit Value.

Orthogonal Axis	X
Test Mode	UNII-3_TX AC (VHT20) Mode 5825 MHz

Horizontal



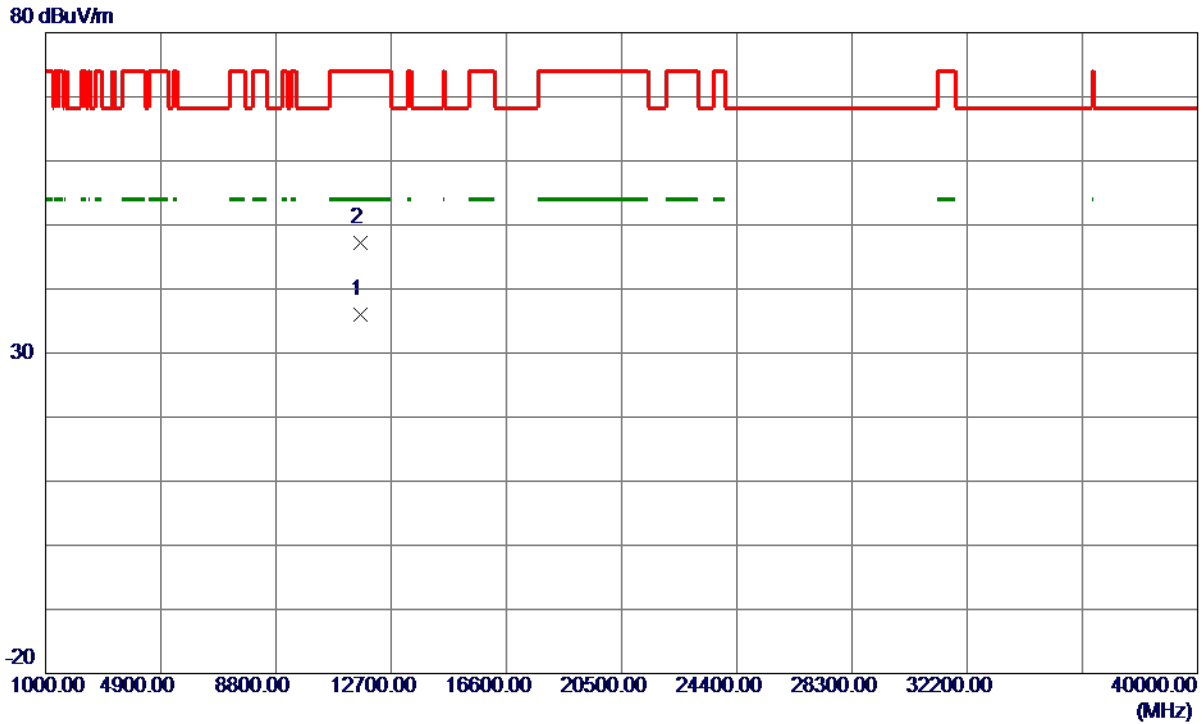
No.	Freq. MHz	Reading Level dBuV/m	Correct Factor dB	Measure ment dBuV/m	Limit dBuV/m	Margin dB	Detector	Comment
1 *	5822.8000	90.19	15.17	105.36	122.20	-16.84	Peak	No Limit
2	5849.9000	40.16	15.24	55.40	122.20	-66.80	Peak	
3	5860.0000	37.58	15.27	52.85	109.40	-56.55	Peak	

REMARKS:

- (1) Measurement Value = Reading Level + Correct Factor.
- (2) Margin Level = Measurement Value - Limit Value.

Orthogonal Axis	X
Test Mode	UNII-3_TX AC (VHT20) Mode 5825 MHz

Horizontal



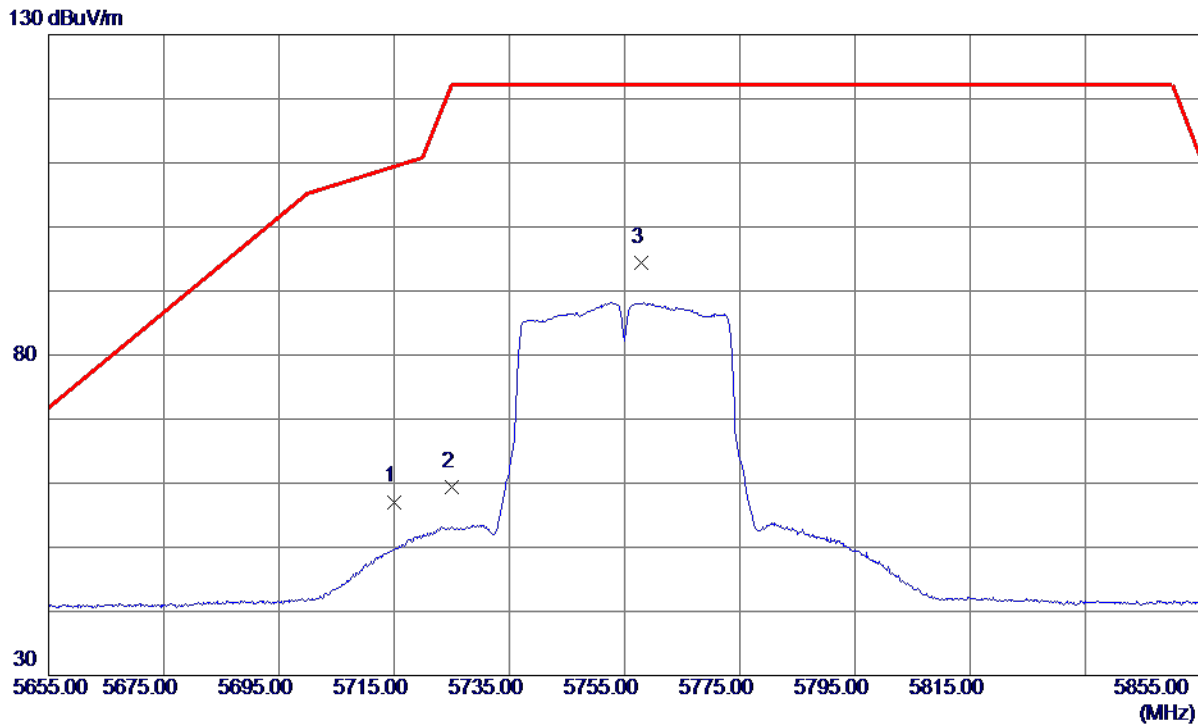
No.	Freq. MHz	Reading Level dBuV/m	Correct Factor dB	Measure ment dBuV/m	Limit dBuV/m	Margin dB	Detector	Comment
1 *	11650.2150	23.55	12.44	35.99	54.00	-18.01	AVG	
2	11652.6400	34.81	12.44	47.25	74.00	-26.75	Peak	

REMARKS:

- (1) Measurement Value = Reading Level + Correct Factor.
- (2) Margin Level = Measurement Value - Limit Value.

Orthogonal Axis	X
Test Mode	UNII-3_TX AC (VHT40) Mode 5755 MHz

Vertical



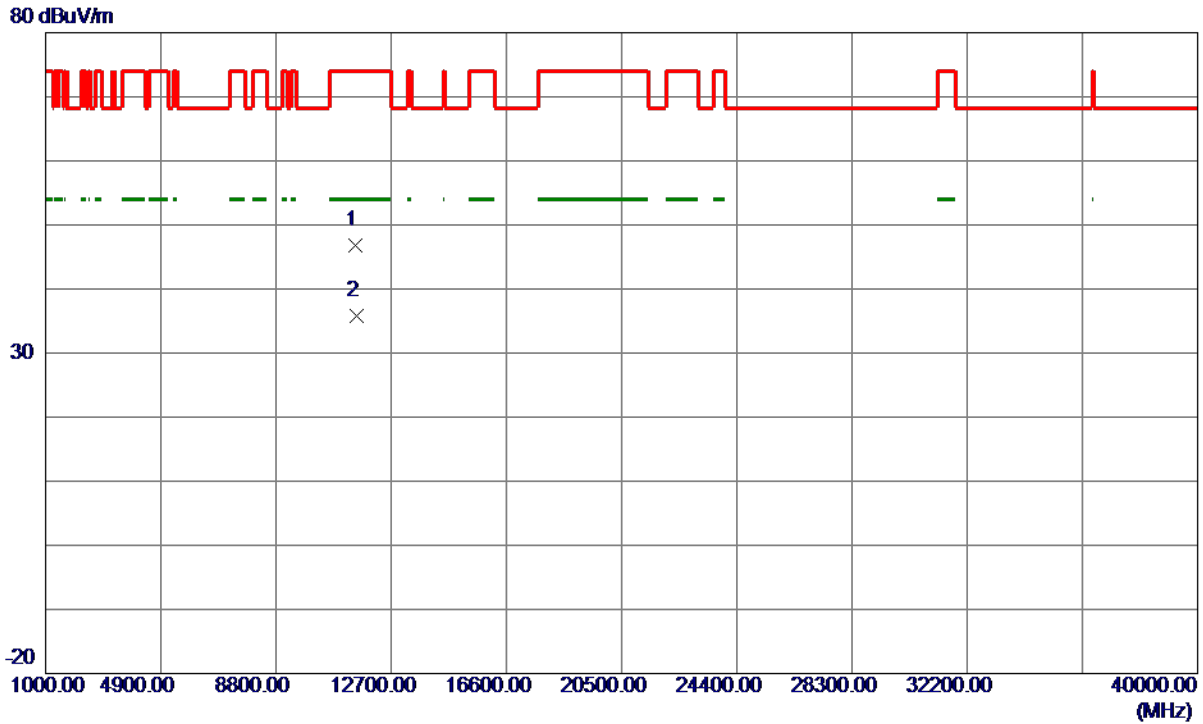
No.	Freq. MHz	Reading Level dBuV/m	Correct Factor dB	Measure ment dBuV/m	Limit dBuV/m	Margin dB	Detector	Comment
1	5715.0000	42.20	14.90	57.10	109.40	-52.30	Peak	
2	5725.0000	44.47	14.92	59.39	122.20	-62.81	Peak	
3 *	5757.9000	79.45	15.01	94.46	122.20	-27.74	Peak	No Limit

REMARKS:

- (1) Measurement Value = Reading Level + Correct Factor.
- (2) Margin Level = Measurement Value - Limit Value.

Orthogonal Axis	X
Test Mode	UNII-3_TX AC (VHT40) Mode 5755 MHz

Vertical



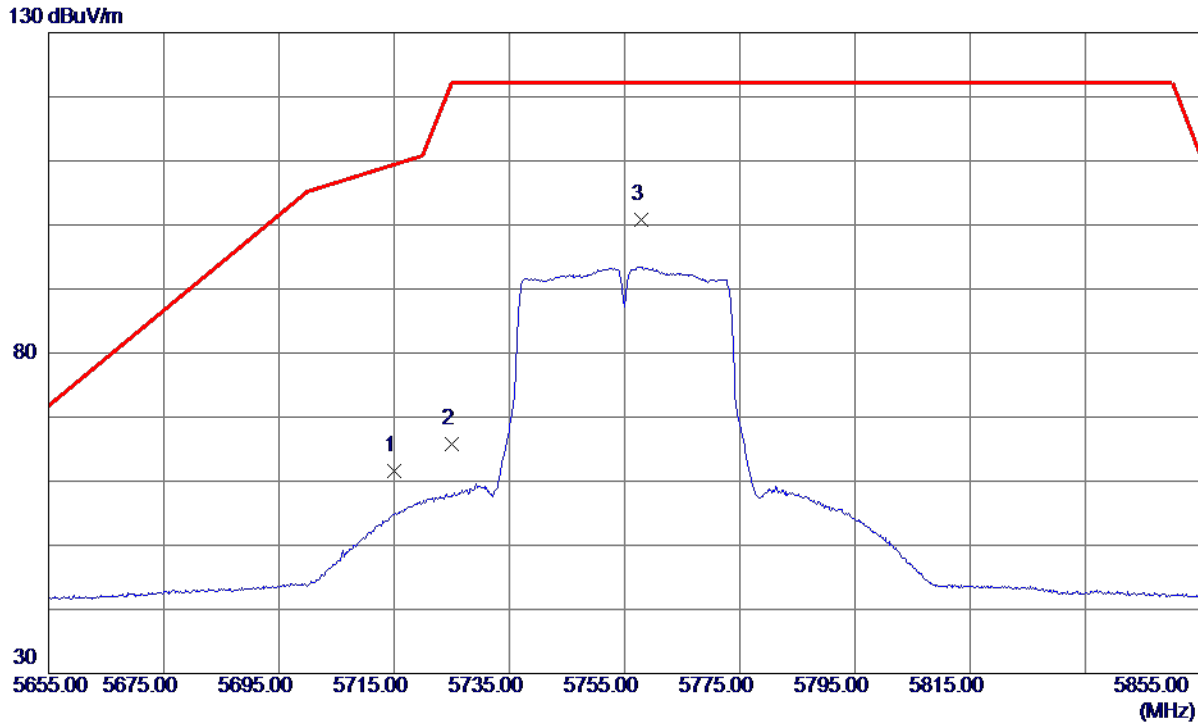
No.	Freq. MHz	Reading Level dBuV/m	Correct Factor dB	Measure ment dBuV/m	Limit dBuV/m	Margin dB	Detector	Comment
1	11507.1550	34.53	12.26	46.79	74.00	-27.21	Peak	
2 *	11512.6950	23.53	12.27	35.80	54.00	-18.20	AVG	

REMARKS:

- (1) Measurement Value = Reading Level + Correct Factor.
- (2) Margin Level = Measurement Value - Limit Value.

Orthogonal Axis	X
Test Mode	UNII-3_TX AC (VHT40) Mode 5755 MHz

Horizontal



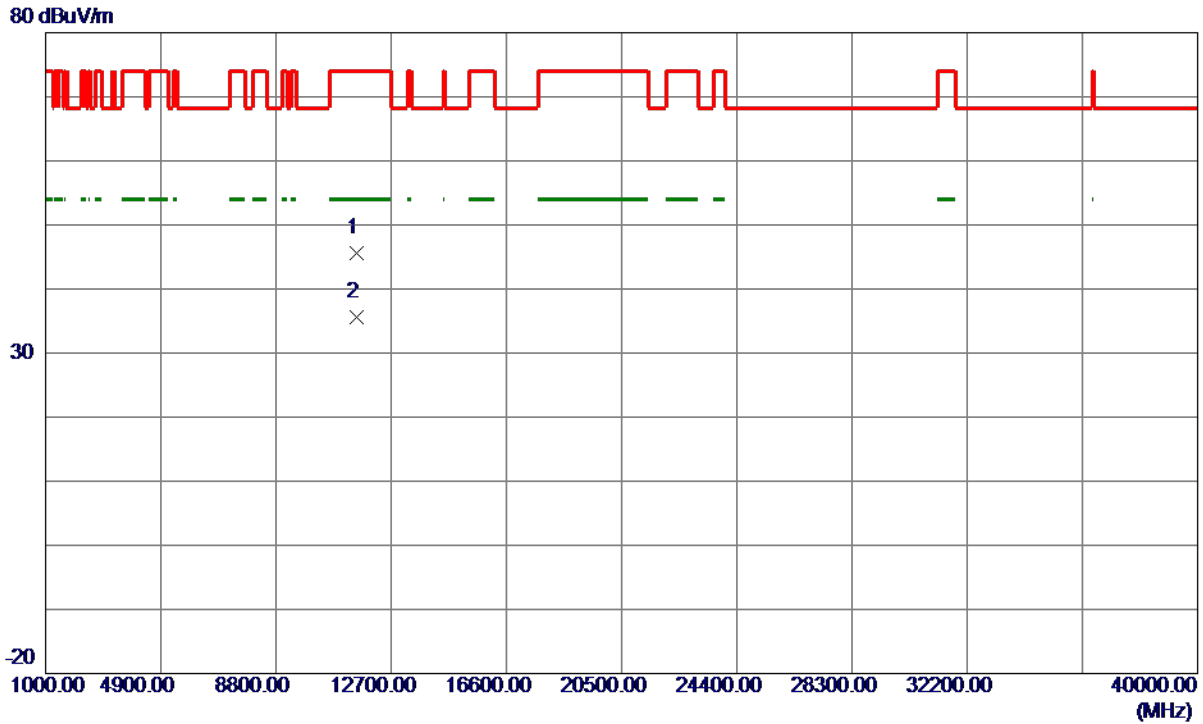
No.	Freq. MHz	Reading Level dBuV/m	Correct Factor dB	Measure ment dBuV/m	Limit dBuV/m	Margin dB	Detector	Comment
1	5715.0000	46.76	14.90	61.66	109.40	-47.74	Peak	
2	5725.0000	50.88	14.92	65.80	122.20	-56.40	Peak	
3 *	5757.9000	85.77	15.01	100.78	122.20	-21.42	Peak	No Limit

REMARKS:

- (1) Measurement Value = Reading Level + Correct Factor.
- (2) Margin Level = Measurement Value - Limit Value.

Orthogonal Axis	X
Test Mode	UNII-3_TX AC (VHT40) Mode 5755 MHz

Horizontal



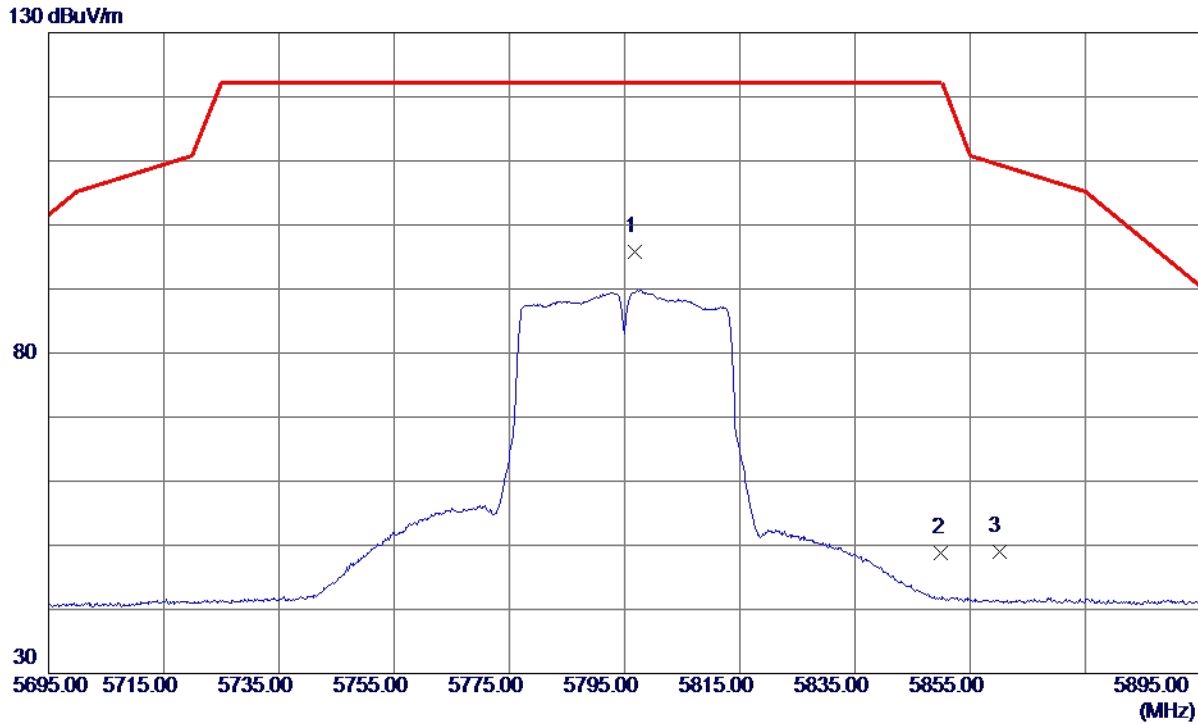
No.	Freq. MHz	Reading Level dBuV/m	Correct Factor dB	Measure ment dBuV/m	Limit dBuV/m	Margin dB	Detector	Comment
1	11508.8700	33.43	12.26	45.69	74.00	-28.31	Peak	
2 *	11512.1849	23.39	12.27	35.66	54.00	-18.34	AVG	

REMARKS:

- (1) Measurement Value = Reading Level + Correct Factor.
- (2) Margin Level = Measurement Value - Limit Value.

Orthogonal Axis	X
Test Mode	UNII-3_TX AC (VHT40) Mode 5795 MHz

Vertical



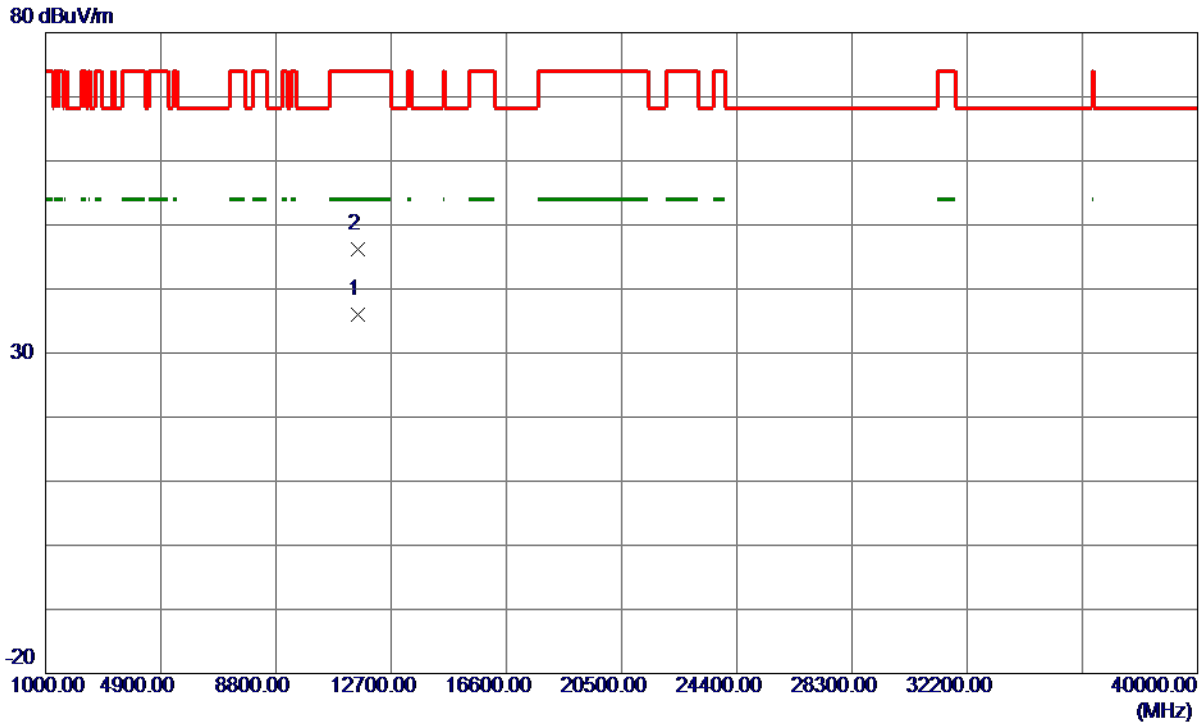
No.	Freq. MHz	Reading Level dBuV/m	Correct Factor dB	Measure ment dBuV/m	Limit dBuV/m	Margin dB	Detector	Comment
1 *	5796.7000	80.60	15.11	95.71	122.20	-26.49	Peak	No Limit
2	5850.0000	33.56	15.24	48.80	122.20	-73.40	Peak	
3	5860.0000	33.69	15.27	48.96	109.40	-60.44	Peak	

REMARKS:

- (1) Measurement Value = Reading Level + Correct Factor.
- (2) Margin Level = Measurement Value - Limit Value.

Orthogonal Axis	X
Test Mode	UNII-3_TX AC (VHT40) Mode 5795 MHz

Vertical



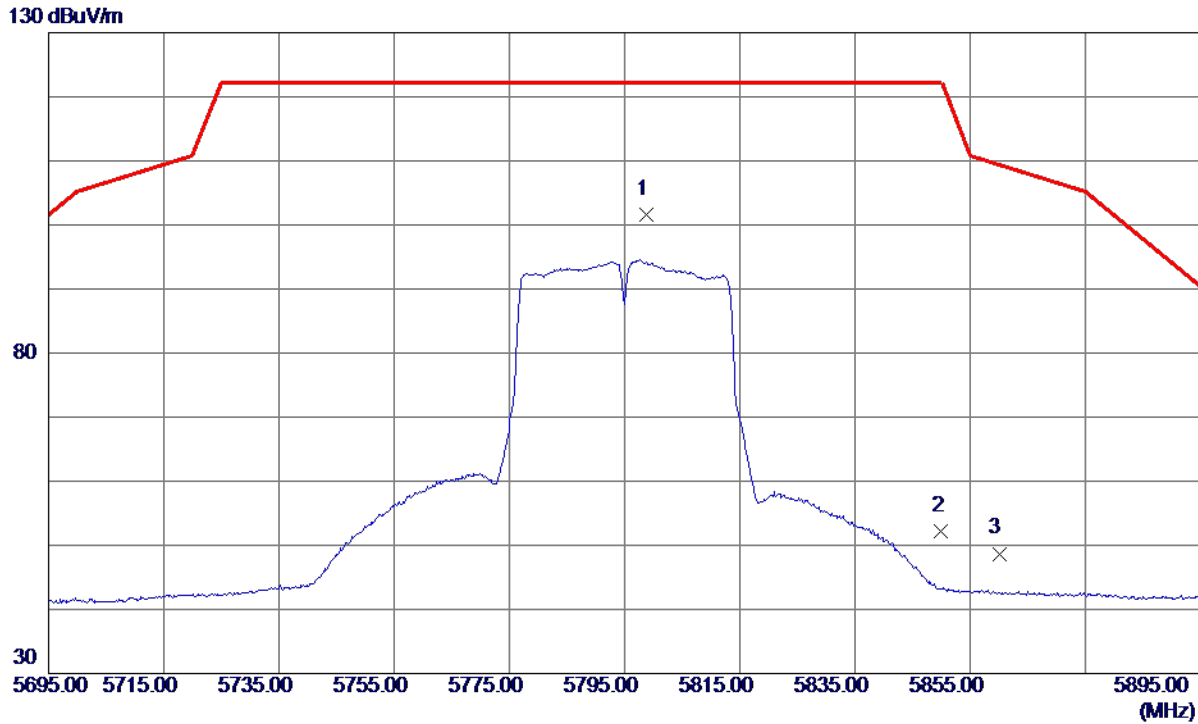
No.	Freq. MHz	Reading Level dBuV/m	Correct Factor dB	Measure ment dBuV/m	Limit dBuV/m	Margin dB	Detector	Comment
1 *	11585.0250	23.63	12.36	35.99	54.00	-18.01	AVG	
2	11588.2050	33.84	12.36	46.20	74.00	-27.80	Peak	

REMARKS:

- (1) Measurement Value = Reading Level + Correct Factor.
- (2) Margin Level = Measurement Value - Limit Value.

Orthogonal Axis	X
Test Mode	UNII-3_TX AC (VHT40) Mode 5795 MHz

Horizontal



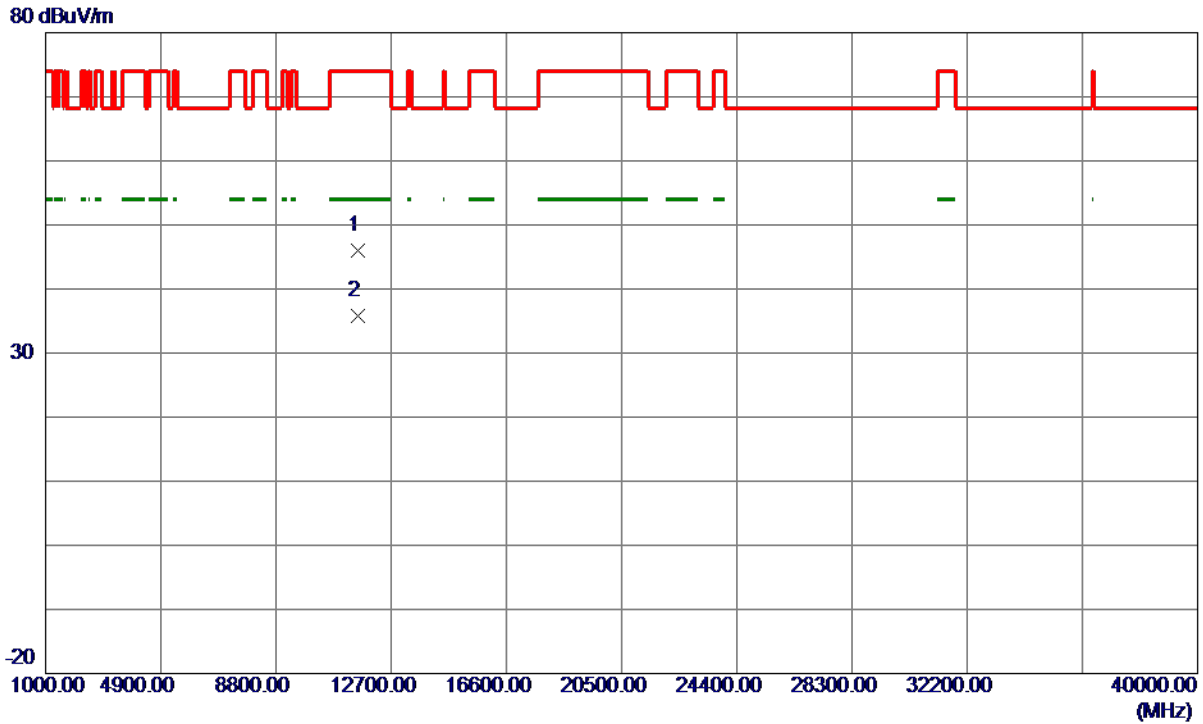
No.	Freq. MHz	Reading Level dBuV/m	Correct Factor dB	Measure ment dBuV/m	Limit dBuV/m	Margin dB	Detector	Comment
1 *	5798.8000	86.45	15.11	101.56	122.20	-20.64	Peak	No Limit
2	5850.0000	37.02	15.24	52.26	122.20	-69.94	Peak	
3	5860.0000	33.43	15.27	48.70	109.40	-60.70	Peak	

REMARKS:

- (1) Measurement Value = Reading Level + Correct Factor.
- (2) Margin Level = Measurement Value - Limit Value.

Orthogonal Axis	X
Test Mode	UNII-3_TX AC (VHT40) Mode 5795 MHz

Horizontal



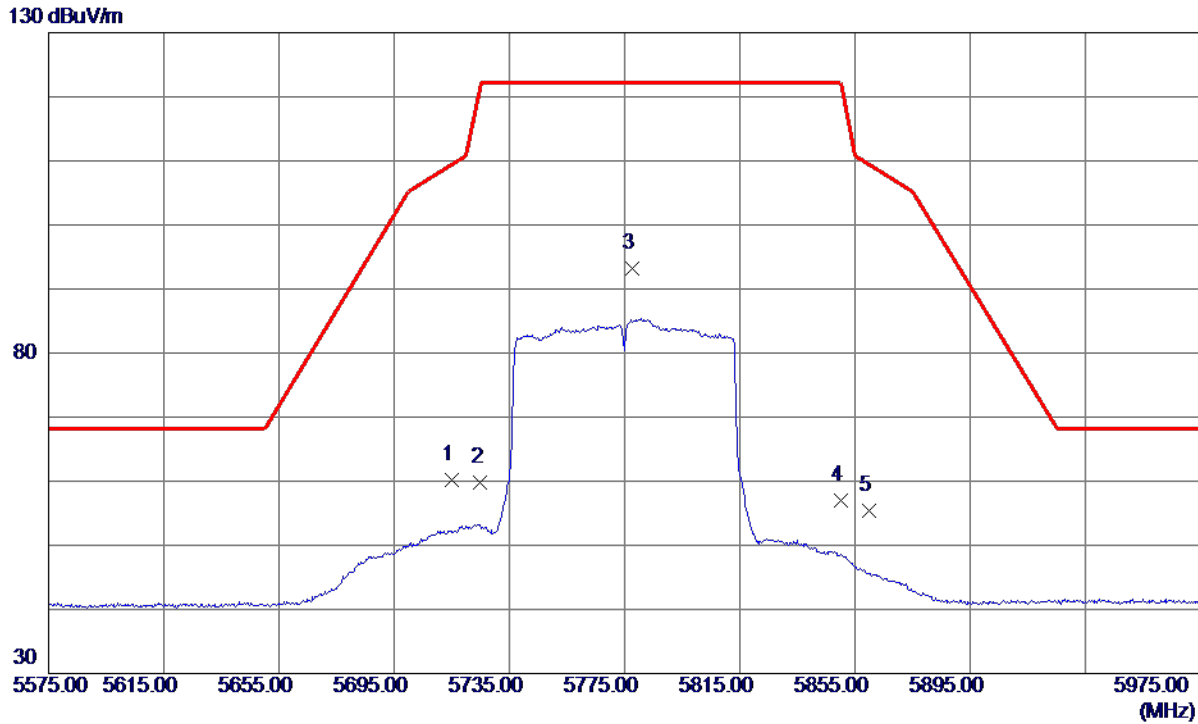
No.	Freq. MHz	Reading Level dBuV/m	Correct Factor dB	Measure ment dBuV/m	Limit dBuV/m	Margin dB	Detector	Comment
1	11585.0400	33.56	12.36	45.92	74.00	-28.08	Peak	
2 *	11585.2100	23.49	12.36	35.85	54.00	-18.15	AVG	

REMARKS:

- (1) Measurement Value = Reading Level + Correct Factor.
- (2) Margin Level = Measurement Value - Limit Value.

Orthogonal Axis	X
Test Mode	UNII-3_TX AC (VHT80) Mode 5775 MHz

Vertical



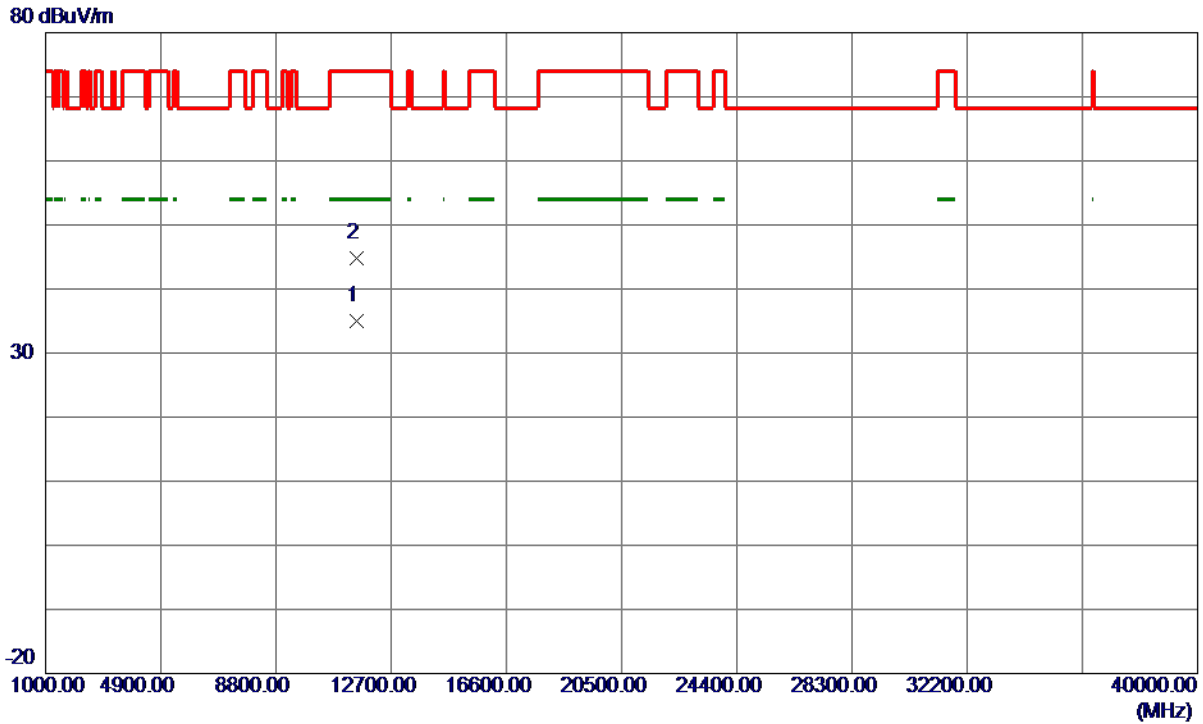
No.	Freq. MHz	Reading Level dBuV/m	Correct Factor dB	Measure ment dBuV/m	Limit dBuV/m	Margin dB	Detector	Comment
1	5715.0000	45.30	14.90	60.20	109.40	-49.20	Peak	
2	5725.0000	44.87	14.92	59.79	122.20	-62.41	Peak	
3 *	5777.6000	78.08	15.06	93.14	122.20	-29.06	Peak	No Limit
4	5850.0000	41.71	15.24	56.95	122.20	-65.25	Peak	
5	5860.0000	40.20	15.27	55.47	109.40	-53.93	Peak	

REMARKS:

- (1) Measurement Value = Reading Level + Correct Factor.
- (2) Margin Level = Measurement Value - Limit Value.

Orthogonal Axis	X
Test Mode	UNII-3_TX AC (VHT80) Mode 5775 MHz

Vertical



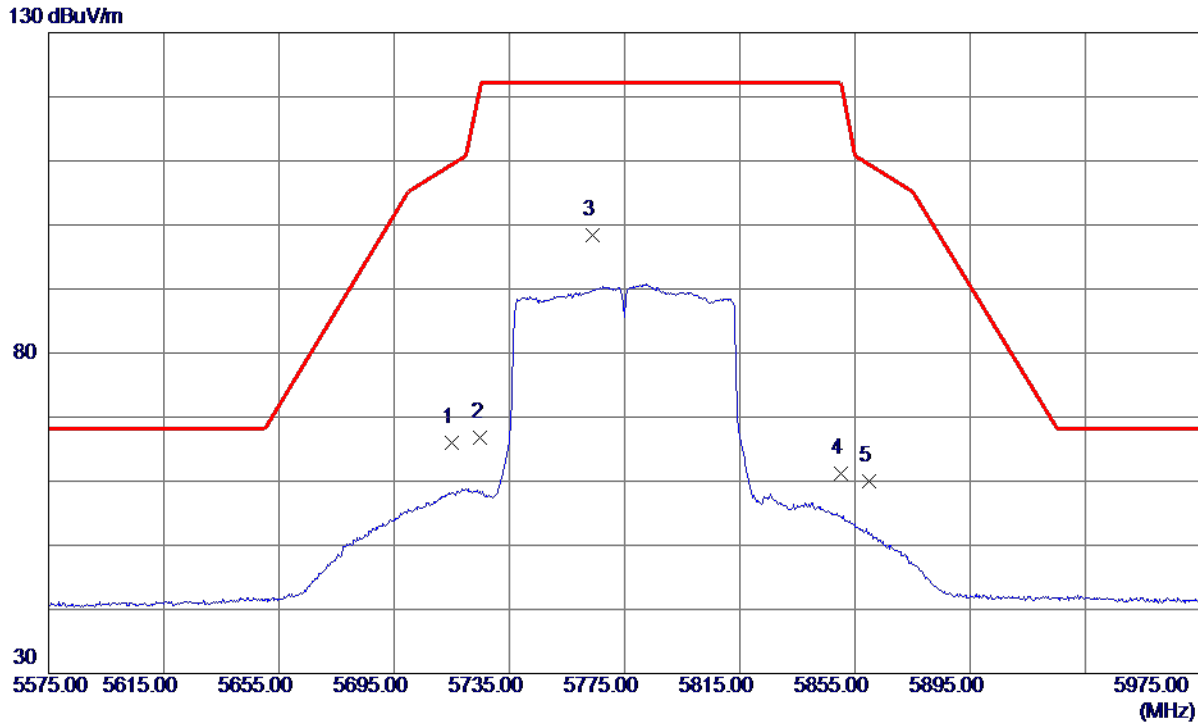
No.	Freq. MHz	Reading Level dBuV/m	Correct Factor dB	Measure ment dBuV/m	Limit dBuV/m	Margin dB	Detector	Comment
1 *	11545.5900	22.76	12.31	35.07	54.00	-18.93	AVG	
2	11548.8450	32.56	12.31	44.87	74.00	-29.13	Peak	

REMARKS:

- (1) Measurement Value = Reading Level + Correct Factor.
- (2) Margin Level = Measurement Value - Limit Value.

Orthogonal Axis	X
Test Mode	UNII-3_TX AC (VHT80) Mode 5775 MHz

Horizontal



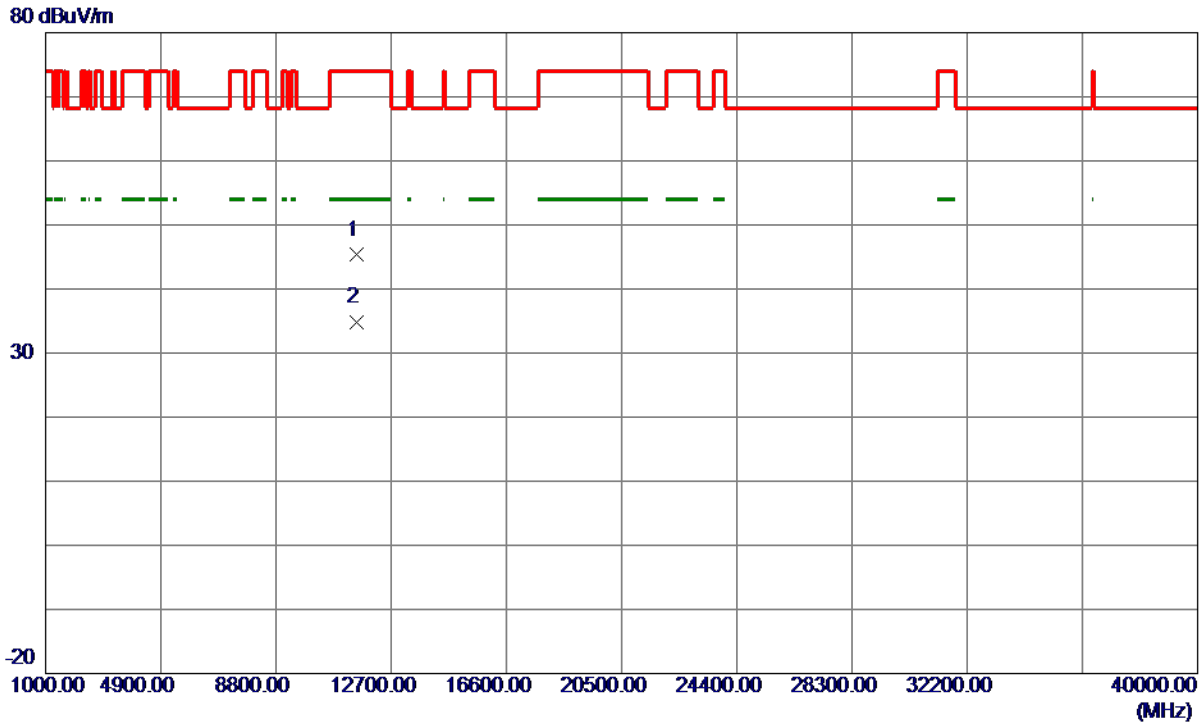
No.	Freq. MHz	Reading Level dBuV/m	Correct Factor dB	Measure ment dBuV/m	Limit dBuV/m	Margin dB	Detector	Comment
1	5715.0000	51.01	14.90	65.91	109.40	-43.49	Peak	
2	5725.0000	51.93	14.92	66.85	122.20	-55.35	Peak	
3 *	5763.8000	83.41	15.02	98.43	122.20	-23.77	Peak	No Limit
4	5850.0000	46.04	15.24	61.28	122.20	-60.92	Peak	
5	5860.0000	44.71	15.27	59.98	109.40	-49.42	Peak	

REMARKS:

- (1) Measurement Value = Reading Level + Correct Factor.
- (2) Margin Level = Measurement Value - Limit Value.

Orthogonal Axis	X
Test Mode	UNII-3_TX AC (VHT80) Mode 5775 MHz

Horizontal



No.	Freq. MHz	Reading Level dBuV/m	Correct Factor dB	Measure ment dBuV/m	Limit dBuV/m	Margin dB	Detector	Comment
1	11548.7200	32.99	12.31	45.30	74.00	-28.70	Peak	
2 *	11551.1250	22.44	12.31	34.75	54.00	-19.25	AVG	

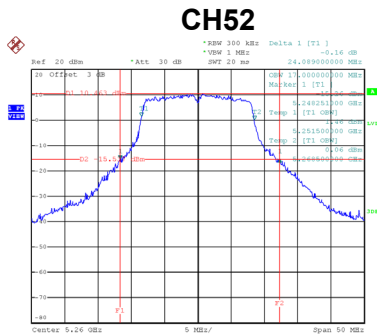
REMARKS:

- (1) Measurement Value = Reading Level + Correct Factor.
- (2) Margin Level = Measurement Value - Limit Value.

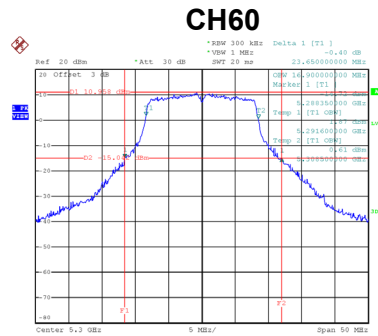
APPENDIX E - BANDWIDTH

Test Mode	UNII-2A_TX A Mode
-----------	-------------------

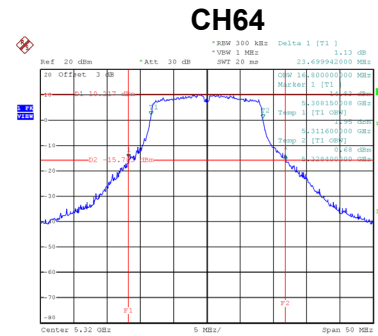
Channel	Frequency (MHz)	26 dB Bandwidth (MHz)	99 % Emission Bandwidth (MHz)
52	5260	24.09	17.00
60	5300	23.65	16.90
64	5320	23.70	16.80



Date: 29_SEP.2019 13:45:16



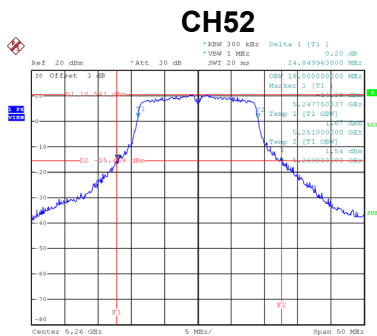
Date: 29_SEP.2019 13:47:45



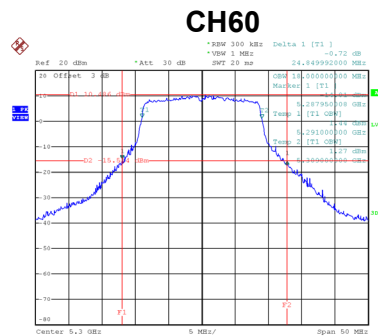
Date: 29_SEP.2019 13:48:17

Test Mode	UNII-2A_TX N (HT20) Mode
-----------	--------------------------

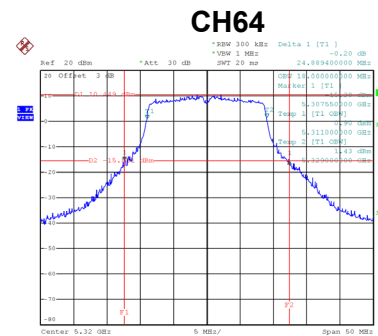
Channel	Frequency (MHz)	26 dB Bandwidth (MHz)	99 % Emission Bandwidth (MHz)
52	5260	24.85	18.00
60	5300	24.85	18.00
64	5320	24.89	18.00



Date: 29_SEP.2019 14:01:05



Date: 29_SEP.2019 14:01:52

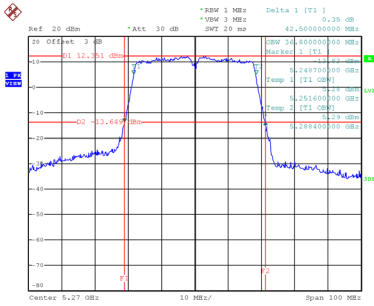


Date: 29_SEP.2019 14:02:40

Test Mode	UNII-2A_TX N (HT40) Mode
-----------	--------------------------

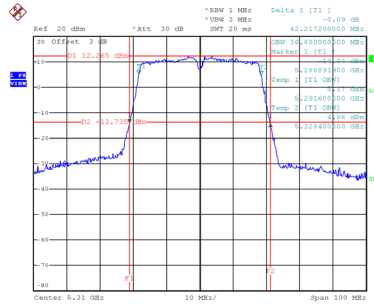
Channel	Frequency (MHz)	26 dB Bandwidth (MHz)	99 % Emission Bandwidth (MHz)
54	5270	42.50	36.80
62	5310	42.22	36.80

CH54



Date: 29_SEP.2019 14:25:46

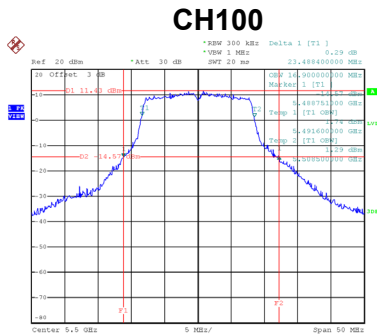
CH62



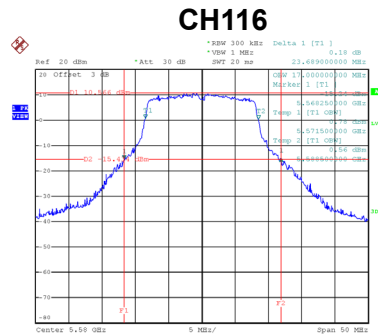
Date: 29_SEP.2019 14:26:43

Test Mode	UNII-2C_TX A Mode
-----------	-------------------

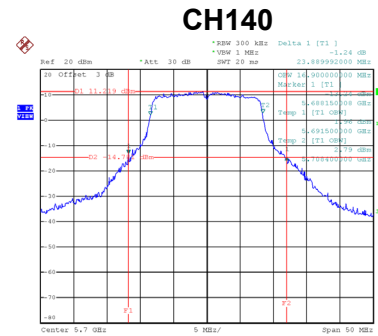
Channel	Frequency (MHz)	26 dB Bandwidth (MHz)	99 % Emission Bandwidth (MHz)
100	5500	23.49	16.90
116	5580	23.69	17.00
140	5700	23.89	16.90



Date: 29_SEP.2019 13:49:28



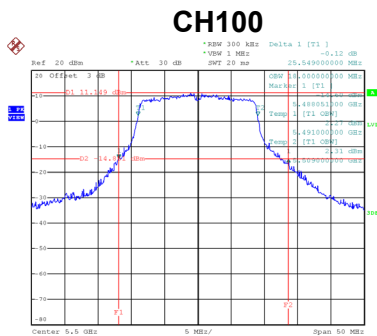
Date: 29_SEP.2019 13:51:55



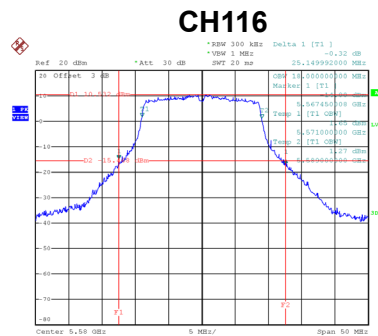
Date: 29_SEP.2019 13:52:48

Test Mode	UNII-2C_TX N (HT20) Mode
-----------	--------------------------

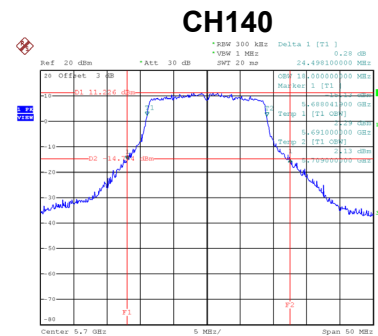
Channel	Frequency (MHz)	26 dB Bandwidth (MHz)	99 % Emission Bandwidth (MHz)
100	5500	25.55	18.00
116	5580	25.15	18.00
140	5700	24.50	18.00



Date: 29_SEP.2019 14:03:25



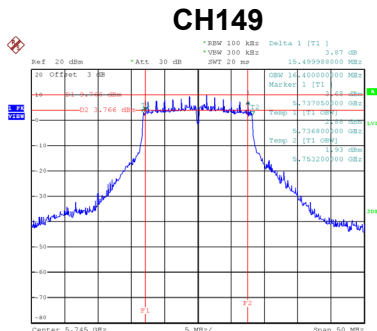
Date: 29_SEP.2019 14:04:11



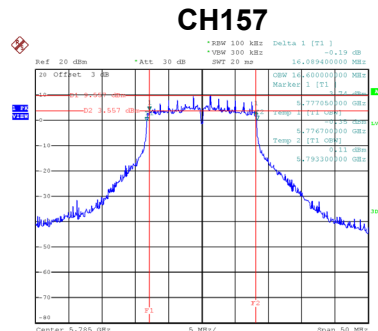
Date: 29_SEP.2019 14:05:02

Test Mode	UNII-3_TX A Mode
-----------	------------------

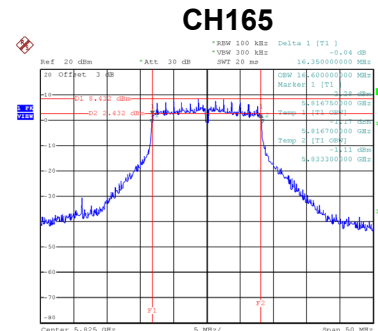
Channel	Frequency (MHz)	6 dB Bandwidth (MHz)	6 dB Bandwidth Min. Limit (kHz)	Result
149	5745	15.50	500	Complies
157	5785	16.09	500	Complies
165	5825	16.35	500	Complies



Date: 29_SEP.2019 13:53:33

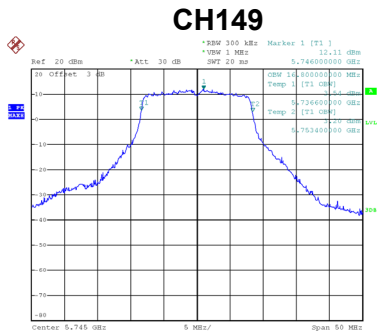


Date: 29_SEP.2019 13:56:10

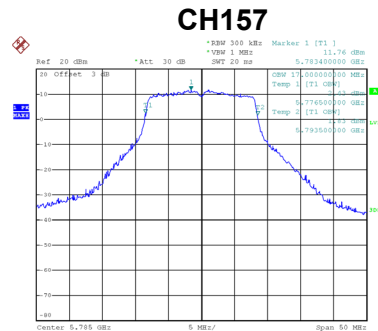


Date: 29_SEP.2019 13:57:05

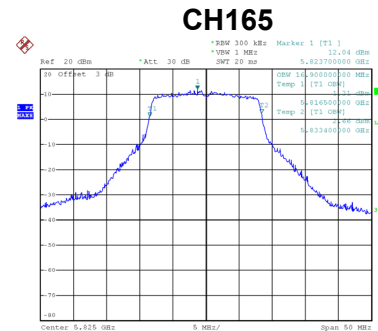
Channel	Frequency (MHz)	99 % Emission Bandwidth (MHz)	Result
149	5745	16.80	Complies
157	5785	17.00	Complies
165	5825	16.90	Complies



Date: 29_SEP.2019 15:05:10



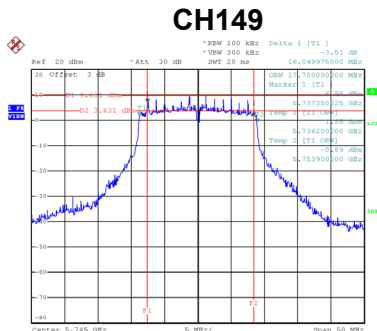
Date: 29_SEP.2019 15:05:38



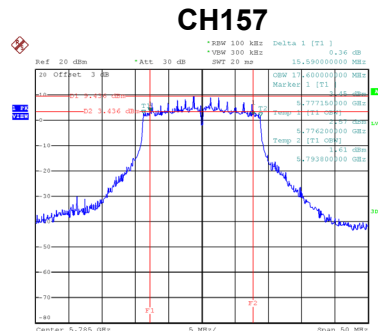
Date: 29_SEP.2019 15:06:56

Test Mode	UNII-3_TX N (HT20) Mode
-----------	-------------------------

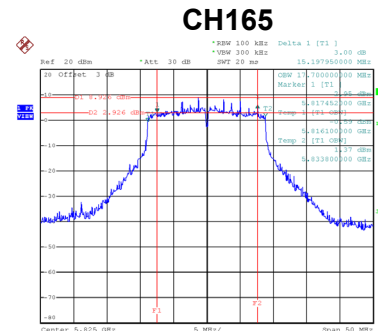
Channel	Frequency (MHz)	6 dB Bandwidth (MHz)	6 dB Bandwidth Min. Limit (kHz)	Result
149	5745	16.05	500	Complies
157	5785	15.59	500	Complies
165	5825	15.20	500	Complies



Date: 29_SEP.2019 14:06:01

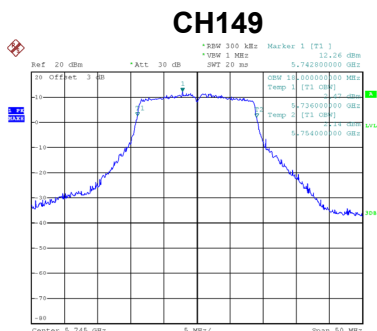


Date: 29_SEP.2019 14:06:59

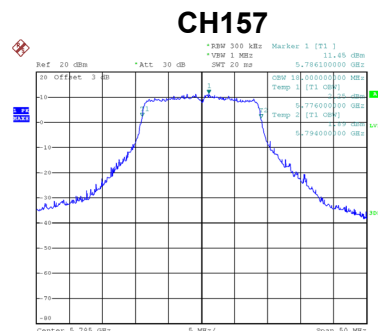


Date: 29_SEP.2019 14:08:55

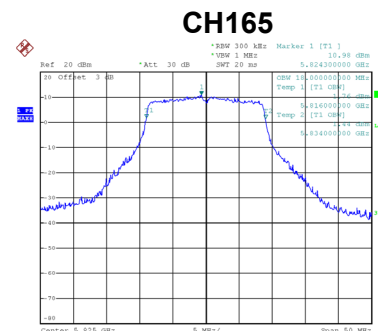
Channel	Frequency (MHz)	99 % Emission Bandwidth (MHz)	Result
149	5745	18.00	Complies
157	5785	18.00	Complies
165	5825	18.00	Complies



Date: 29_SEP.2019 15:08:26



Date: 29_SEP.2019 15:08:38

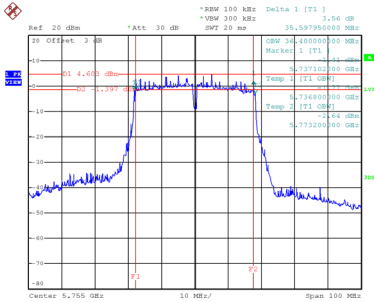


Date: 29_SEP.2019 15:09:01

Test Mode	UNII-3_TX N (HT40) Mode
-----------	-------------------------

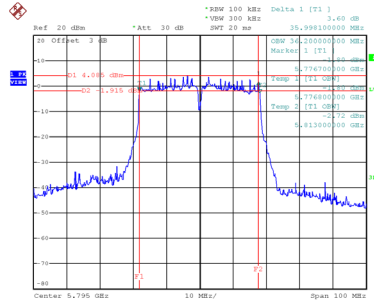
Channel	Frequency (MHz)	6 dB Bandwidth (MHz)	6 dB Bandwidth Min. Limit (kHz)	Result
151	5755	35.60	500	Complies
159	5795	36.00	500	Complies

CH151



Date: 29_SEP.2019 14:31:14

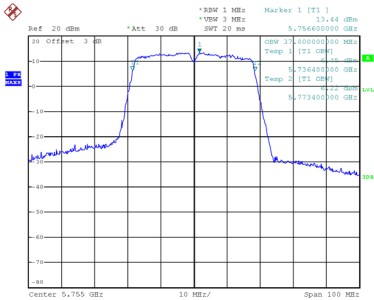
CH159



Date: 29_SEP.2019 14:32:11

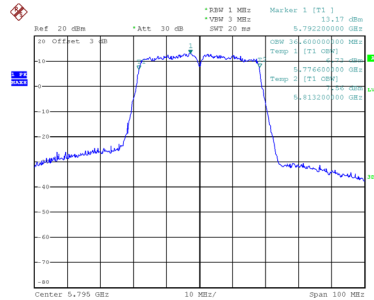
Channel	Frequency (MHz)	99 % Emission Bandwidth (MHz)	Result
151	5755	37.00	Complies
159	5795	36.60	Complies

CH151



Date: 29_SEP.2019 15:11:45

CH159

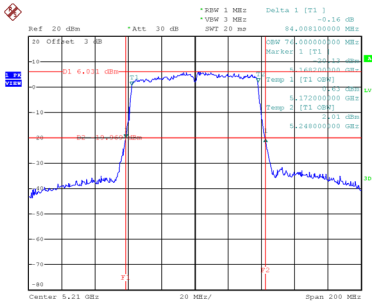


Date: 29_SEP.2019 15:11:58

Test Mode	UNII-1_TX AC (VHT80)
-----------	----------------------

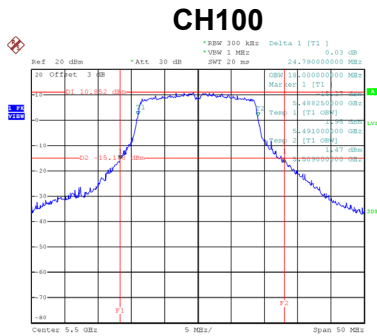
Channel	Frequency (MHz)	26 dB Bandwidth (MHz)	99 % Emission Bandwidth (MHz)
42	5210	84.01	76.00

CH42

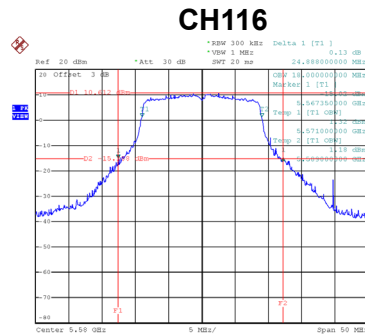


Test Mode	UNII-2C_TX AC (VHT20) Mode
-----------	----------------------------

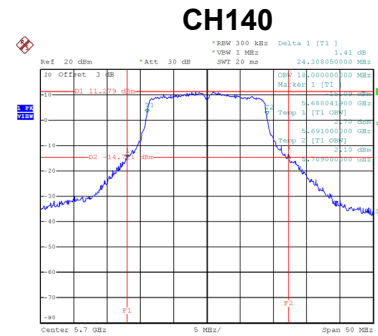
Channel	Frequency (MHz)	26 dB Bandwidth (MHz)	99 % Emission Bandwidth (MHz)
100	5500	24.79	18.00
116	5580	24.89	18.00
140	5700	24.31	18.00



Date: 29_SEP.2019 14:16:40



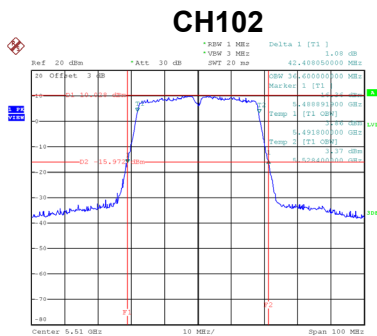
Date: 29_SEP.2019 14:17:26



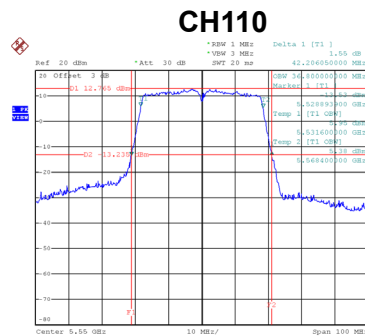
Date: 29_SEP.2019 14:18:21

Test Mode	UNII-2C_TX AC (VHT40) Mode
-----------	----------------------------

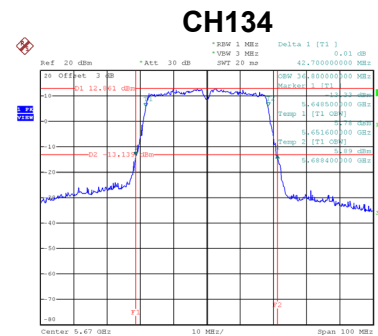
Channel	Frequency (MHz)	26 dB Bandwidth (MHz)	99 % Emission Bandwidth (MHz)
102	5510	42.41	36.60
110	5550	42.21	36.80
134	5670	42.70	36.80



Date: 29_SEP.2019 15:02:22



Date: 29_SEP.2019 14:38:18

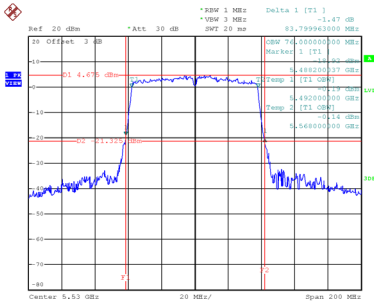


Date: 29_SEP.2019 14:39:20

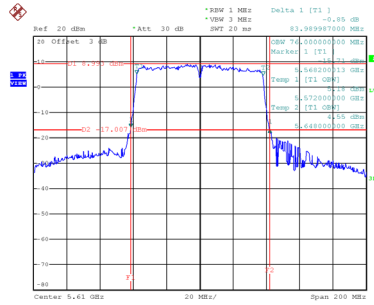
Test Mode	UNII-2C_TX AC (VHT80)
-----------	-----------------------

Channel	Frequency (MHz)	26 dB Bandwidth (MHz)	99 % Emission Bandwidth (MHz)
106	5530	83.80	76.00
122	5610	83.99	76.00

CH106

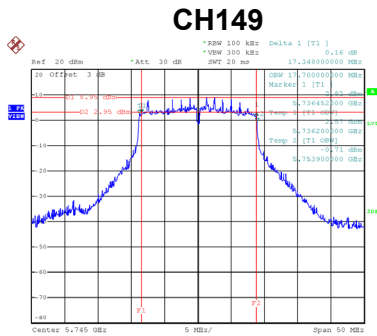


CH122

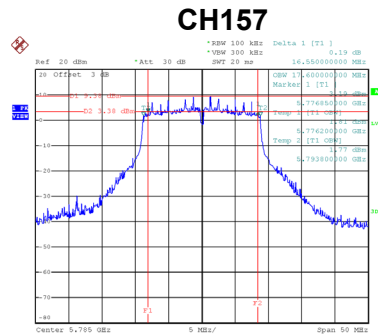


Test Mode	UNII-3_TX AC (VHT20) Mode
-----------	---------------------------

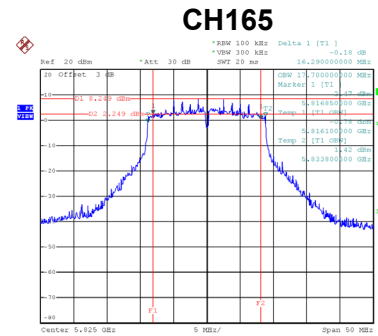
Channel	Frequency (MHz)	6 dB Bandwidth (MHz)	6 dB Bandwidth Min. Limit (kHz)	Result
149	5745	17.35	500	Complies
157	5785	16.55	500	Complies
165	5825	16.29	500	Complies



Date: 29_SEP.2019 14:19:05

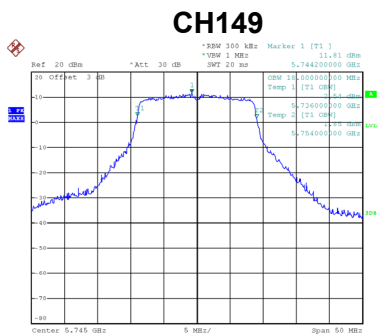


Date: 29_SEP.2019 14:19:54

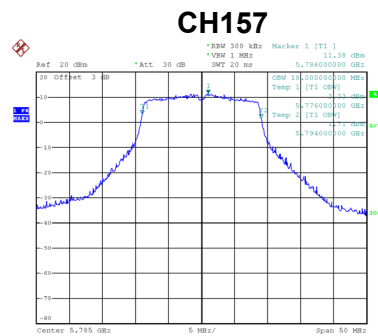


Date: 29_SEP.2019 14:20:47

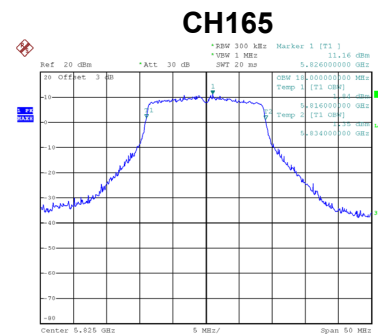
Channel	Frequency (MHz)	99 % Emission Bandwidth (MHz)	Result
149	5745	18.00	Complies
157	5785	18.00	Complies
165	5825	18.00	Complies



Date: 29_SEP.2019 15:09:51



Date: 29_SEP.2019 15:10:05



Date: 29_SEP.2019 15:10:22