

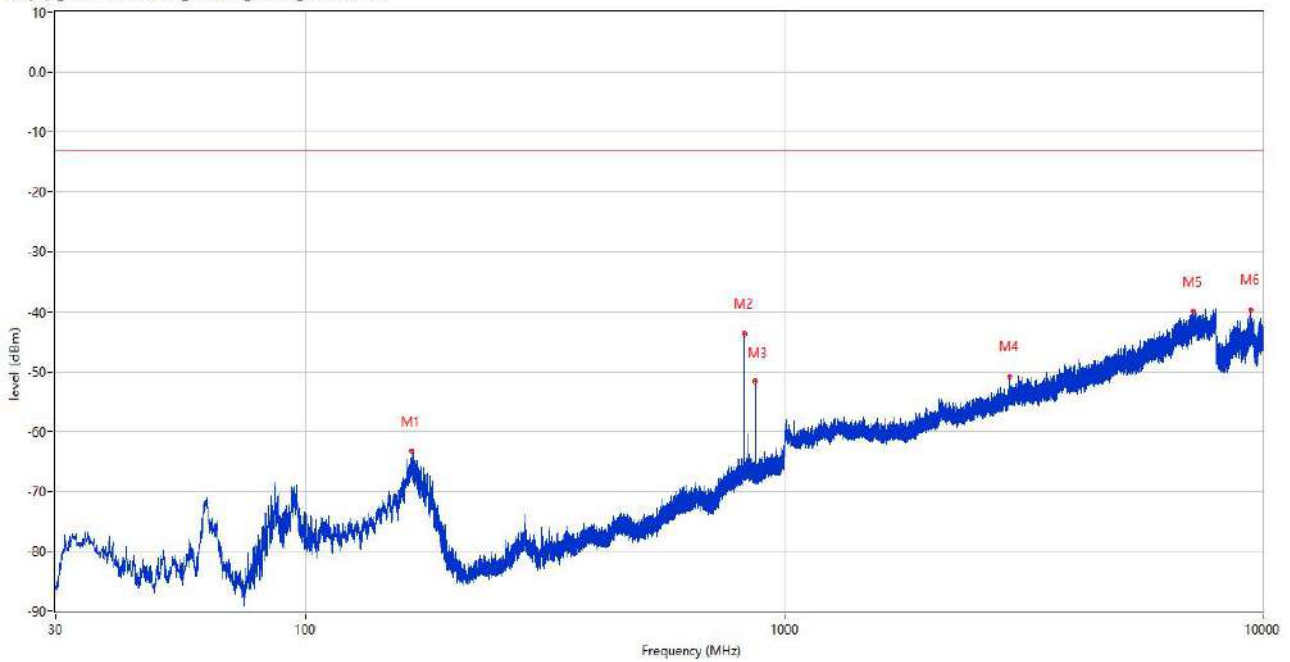
A.7 Field Strength of Spurious Radiation

1. GSM

1.1 GSM 850

Test Configuration	Band:GSM850,Channel:LOW range
--------------------	-------------------------------

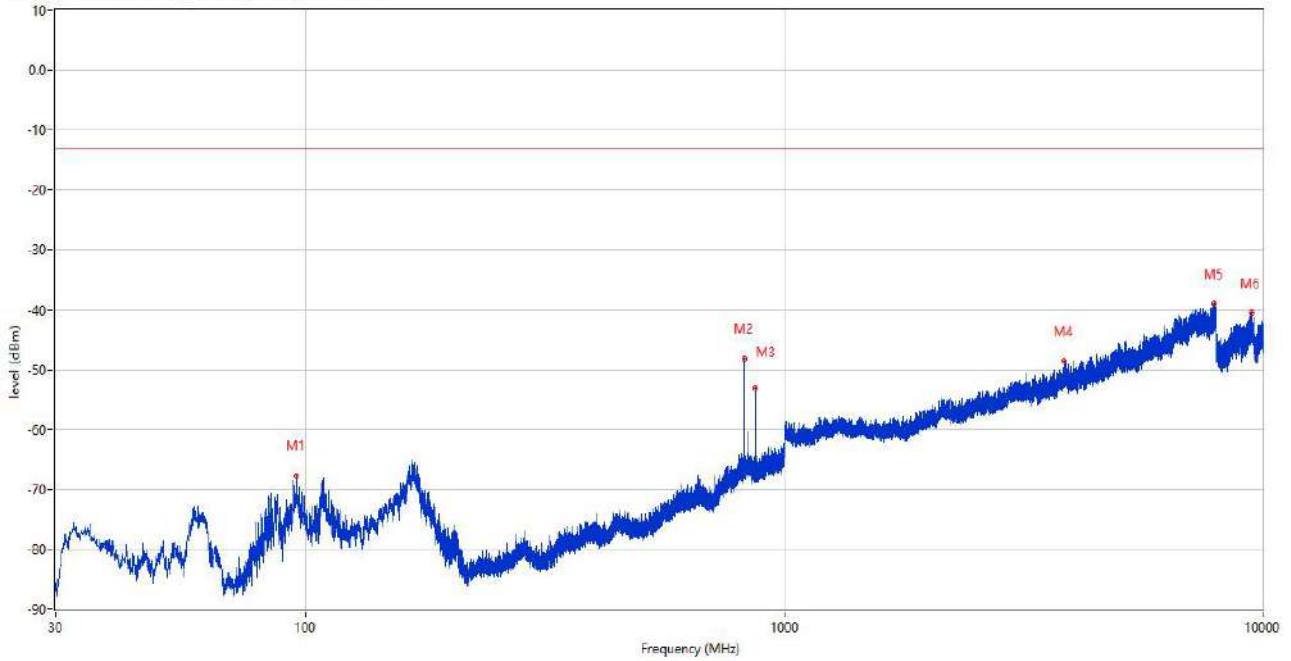
RSE (RF) _FCC PART22&24&27_GSM 850_814-849_30MHz-10GHz



Frequency (MHz)	Result (dBm)	Factor (dB)	Limit (dBm)	Margin (dB)	Table (o)	ANT	EUT	Verdict
166.576	-63.34	-16.88	-13.0	50.34	247.00	Horizontal	Horizontal	Pass
824.284	-43.65	4.26	-13.0	30.65	223.00	Horizontal	Horizontal	N/A
869.244	-51.61	3.50	-13.0	38.61	331.00	Horizontal	Horizontal	N/A
2963.600	-50.75	2.91	-13.0	37.75	20.00	Horizontal	Horizontal	Pass
7160.000	-39.97	13.79	-13.0	26.97	244.00	Horizontal	Horizontal	Pass
9430.500	-39.71	13.62	-13.0	26.71	165.00	Horizontal	Horizontal	Pass

Test Configuration	Band:GSM850,Channel:LOW range
--------------------	-------------------------------

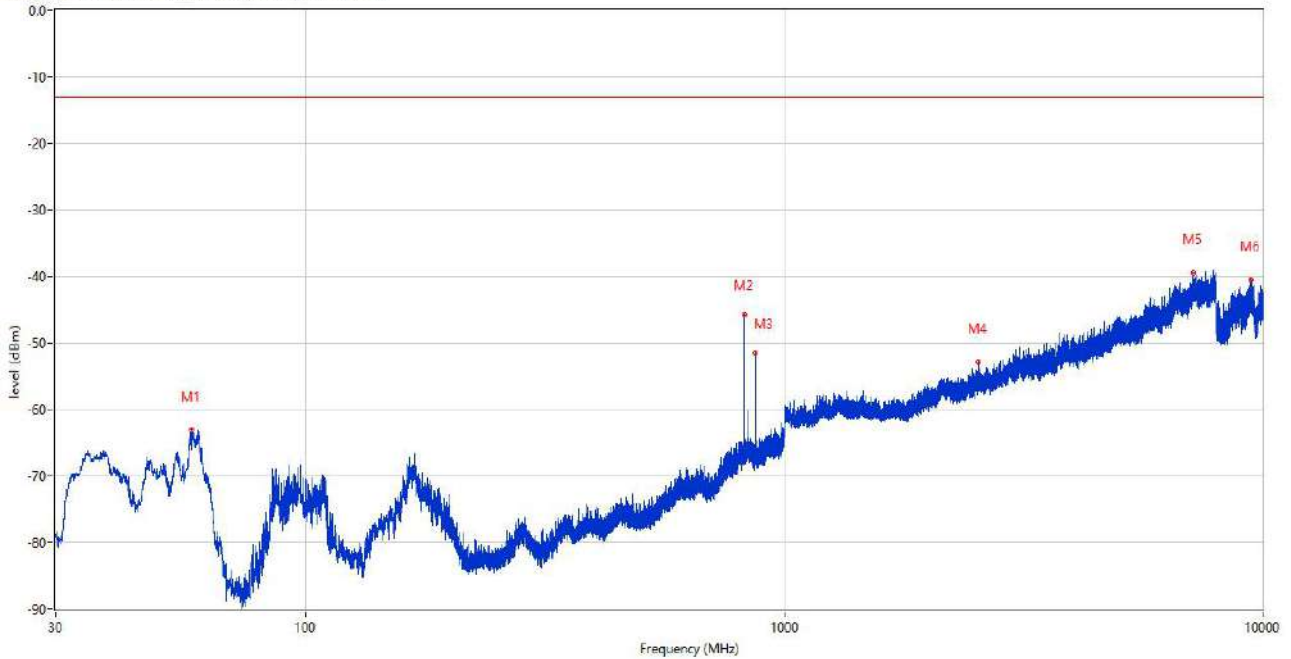
RSE (RF) _FCC PART22&24&27_GSM 850_814-849_30MHz-10GHz



Frequency (MHz)	Result (dBm)	Factor (dB)	Limit (dBm)	Margin (dB)	Table (o)	ANT	EUT	Verdict
95.669	-67.78	-18.13	-13.0	54.78	91.00	Horizontal	Vertical	Pass
824.284	-48.18	4.26	-13.0	35.18	31.00	Horizontal	Vertical	N/A
869.244	-53.08	3.50	-13.0	40.08	331.00	Horizontal	Vertical	N/A
3837.500	-48.48	6.39	-13.0	35.48	341.00	Horizontal	Vertical	Pass
7941.000	-38.98	14.97	-13.0	25.98	360.00	Horizontal	Vertical	Pass
9461.599	-40.49	13.53	-13.0	27.49	3.00	Horizontal	Vertical	Pass

Test Configuration	Band:GSM850,Channel:LOW range
--------------------	-------------------------------

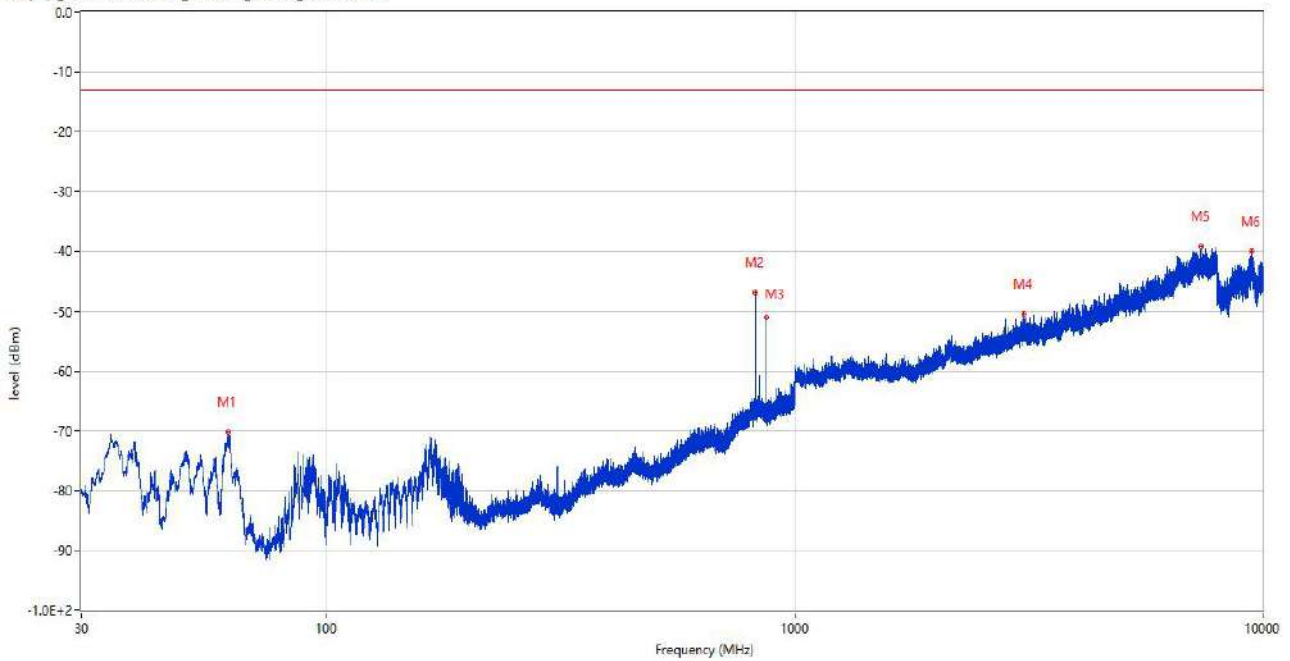
RSE (RF) _FCC PART22&24&27_GSM 850_814-849_30MHz-10GHz



Frequency (MHz)	Result (dBm)	Factor (dB)	Limit (dBm)	Margin (dB)	Table (o)	ANT	EUT	Verdict
57.791	-63.06	-16.80	-13.0	50.06	198.00	Vertical	Vertical	Pass
824.284	-45.81	4.26	-13.0	32.81	40.00	Vertical	Vertical	N/A
869.147	-51.47	3.50	-13.0	38.47	154.00	Vertical	Vertical	N/A
2550.500	-52.83	-0.71	-13.0	39.83	121.00	Vertical	Vertical	Pass
7166.000	-39.47	13.99	-13.0	26.47	218.00	Vertical	Vertical	Pass
9446.700	-40.45	13.75	-13.0	27.45	285.00	Vertical	Vertical	Pass

Test Configuration	Band:GSM850,Channel:LOW range
--------------------	-------------------------------

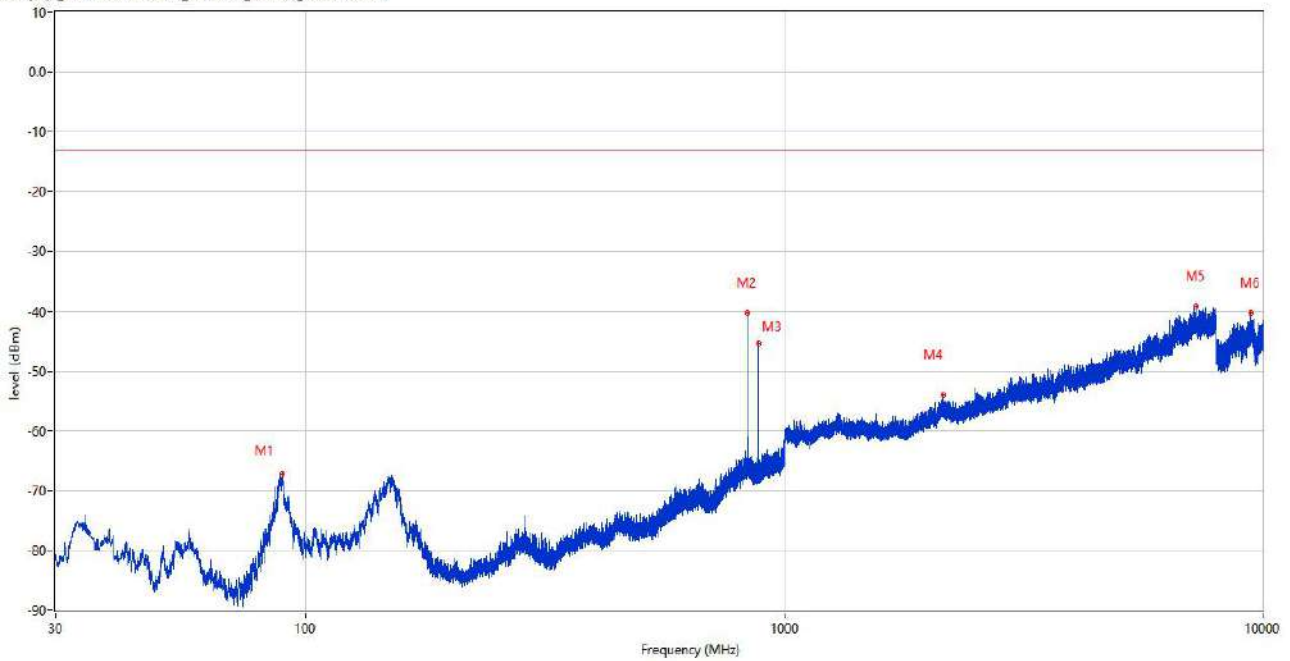
RSE (RF) FCC PART22&24&27_GSM 850_814-849_30MHz-10GHz



Frequency (MHz)	Result (dBm)	Factor (dB)	Limit (dBm)	Margin (dB)	Table (o)	ANT	EUT	Verdict
61.574	-70.23	-17.58	-13.0	57.23	142.00	Vertical	Horizontal	Pass
824.284	-46.86	4.26	-13.0	33.86	325.00	Vertical	Horizontal	N/A
869.147	-50.97	3.50	-13.0	37.97	58.00	Vertical	Horizontal	N/A
3090.000	-50.51	4.15	-13.0	37.51	100.00	Vertical	Horizontal	Pass
7404.750	-39.18	14.03	-13.0	26.18	281.00	Vertical	Horizontal	Pass
9447.099	-39.99	13.76	-13.0	26.99	253.00	Vertical	Horizontal	Pass

Test Configuration	Band:GSM850,Channel:Mid range
--------------------	-------------------------------

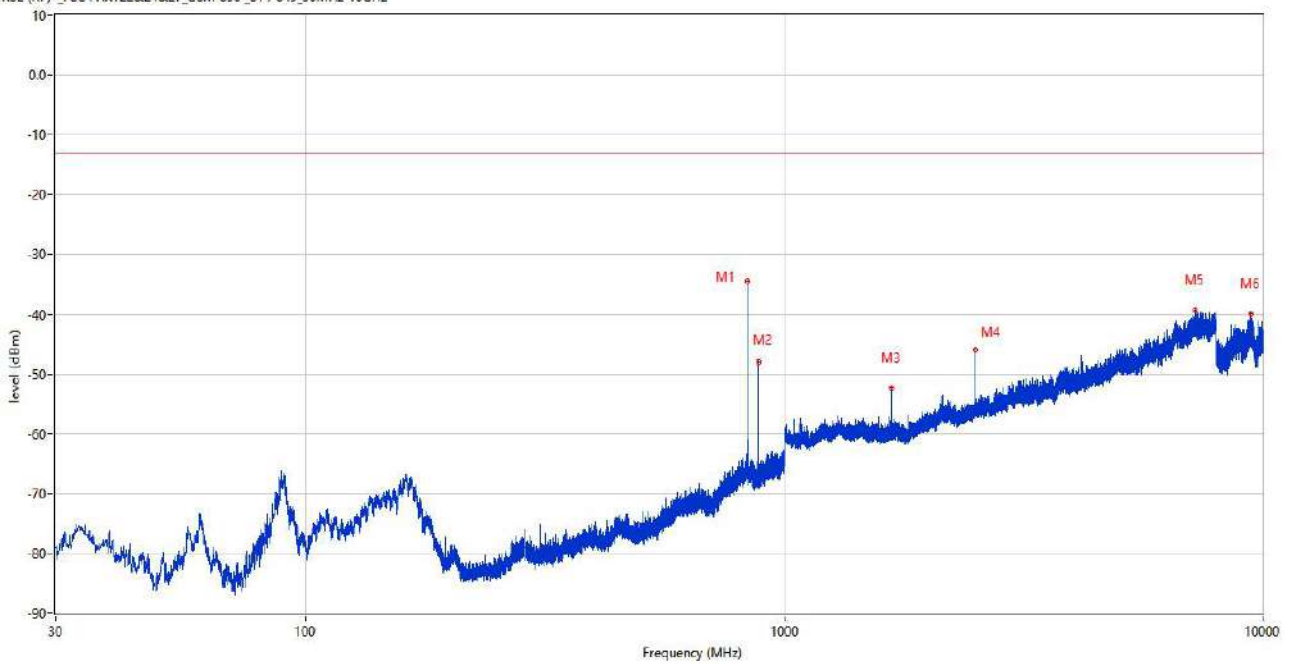
RSE (RF) _FCC PART22&24&27_GSM 850_814-849_30MHz-10GHz



Frequency (MHz)	Result (dBm)	Factor (dB)	Limit (dBm)	Margin (dB)	Table (o)	ANT	EUT	Verdict
89.412	-67.22	-17.99	-13.0	54.22	265.00	Horizontal	Horizontal	Pass
836.604	-40.24	4.74	-13.0	27.24	250.00	Horizontal	Horizontal	N/A
881.660	-45.44	3.51	-13.0	32.44	223.00	Horizontal	Horizontal	N/A
2148.900	-54.01	-1.98	-13.0	41.01	220.00	Horizontal	Horizontal	Pass
7262.500	-39.15	14.60	-13.0	26.15	273.00	Horizontal	Horizontal	Pass
9450.100	-40.22	13.78	-13.0	27.22	75.00	Horizontal	Horizontal	Pass

Test Configuration	Band:GSM850,Channel:Mid range
--------------------	-------------------------------

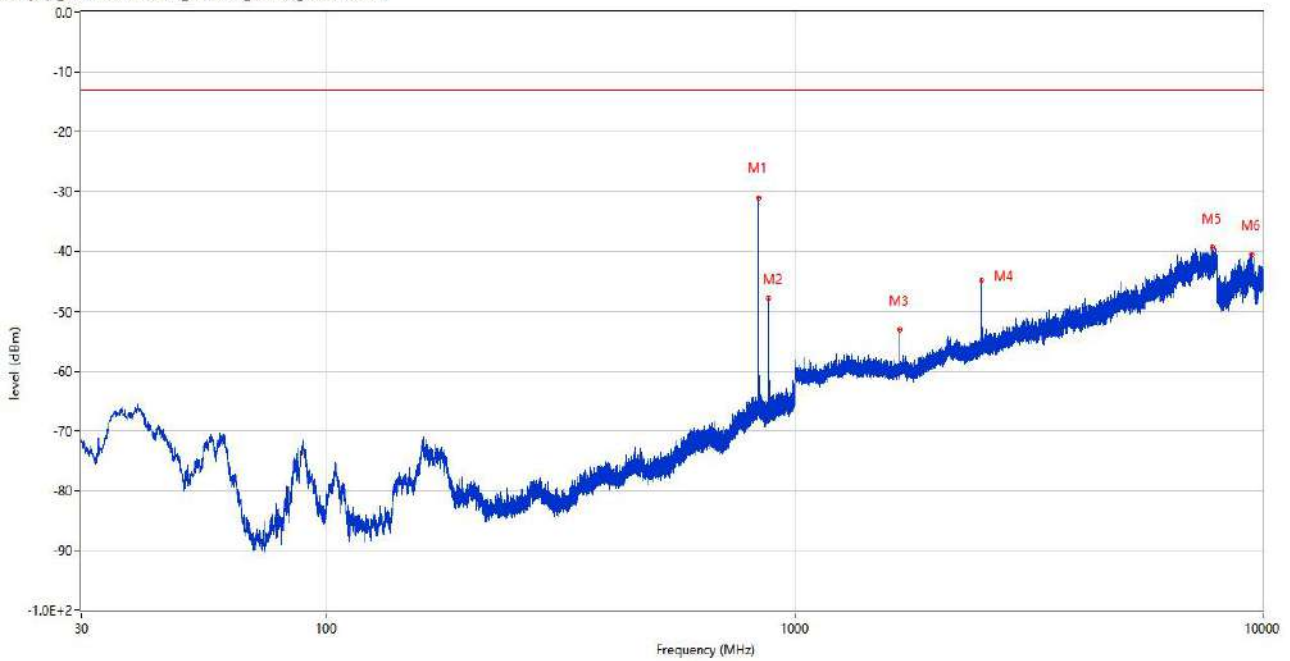
RSE (RF) _FCC PART22&24&27_GSM 850_814-849_30MHz-10GHz



Frequency (MHz)	Result (dBm)	Factor (dB)	Limit (dBm)	Margin (dB)	Table (o)	ANT	EUT	Verdict
836.555	-34.42	4.74	-13.0	21.42	359.00	Horizontal	Vertical	N/A
881.563	-48.05	3.51	-13.0	35.05	225.00	Horizontal	Vertical	N/A
1674.300	-52.30	-5.65	-13.0	39.30	205.00	Horizontal	Vertical	Pass
2510.800	-45.95	-0.64	-13.0	32.95	123.00	Horizontal	Vertical	Pass
7237.500	-39.27	14.47	-13.0	26.27	227.00	Horizontal	Vertical	Pass
9441.100	-39.83	13.71	-13.0	26.83	269.00	Horizontal	Vertical	Pass

Test Configuration	Band:GSM850,Channel:Mid range
--------------------	-------------------------------

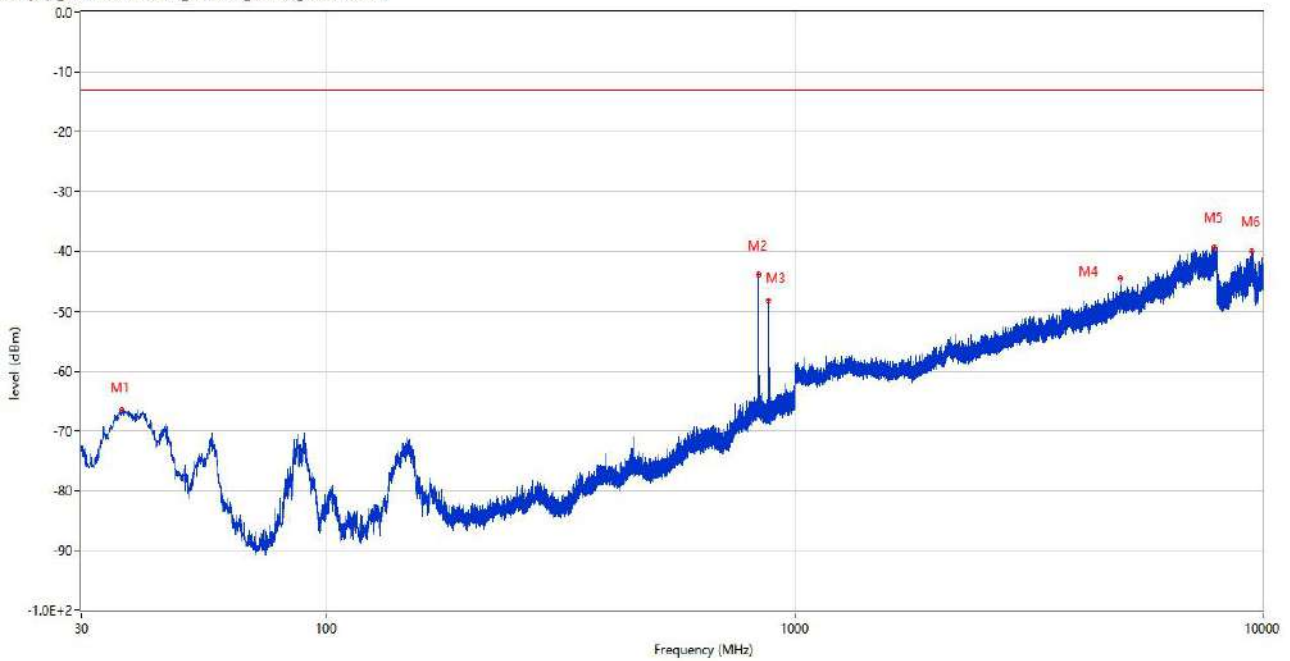
RSE (RF) FCC PART22&24&27_GSM 850_814-849_30MHz-10GHz



Frequency (MHz)	Result (dBm)	Factor (dB)	Limit (dBm)	Margin (dB)	Table (o)	ANT	EUT	Verdict
836.555	-31.16	4.74	-13.0	18.16	47.00	Vertical	Vertical	N/A
881.612	-47.86	3.51	-13.0	34.86	205.00	Vertical	Vertical	N/A
1674.000	-53.15	-5.63	-13.0	40.15	179.00	Vertical	Vertical	Pass
2510.500	-44.76	-0.69	-13.0	31.76	348.00	Vertical	Vertical	Pass
7813.750	-39.41	15.24	-13.0	26.41	155.00	Vertical	Vertical	Pass
9455.100	-40.50	13.67	-13.0	27.50	125.00	Vertical	Vertical	Pass

Test Configuration	Band:GSM850,Channel:Mid range
--------------------	-------------------------------

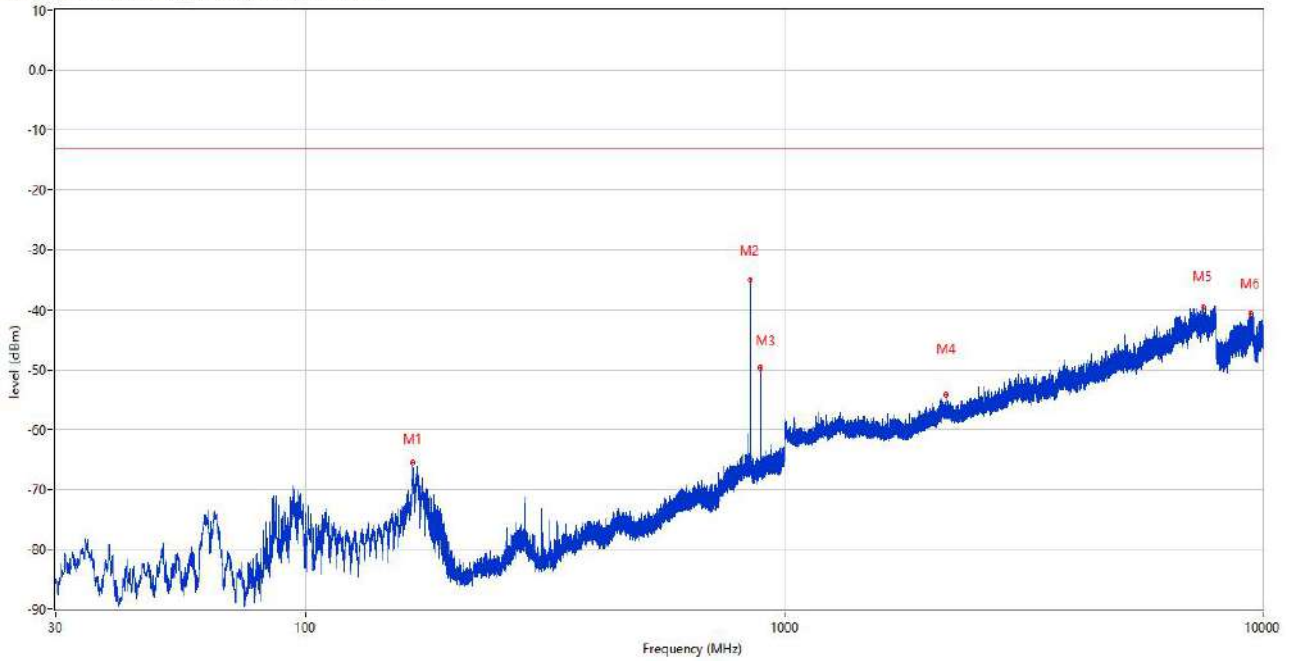
RSE (RF) FCC PART22&24&27_GSM 850_B14-849_30MHz-10GHz



Frequency (MHz)	Result (dBm)	Factor (dB)	Limit (dBm)	Margin (dB)	Table (o)	ANT	EUT	Verdict
36.547	-66.51	-21.15	-13.0	53.51	93.00	Vertical	Horizontal	Pass
836.652	-43.92	4.74	-13.0	30.92	66.00	Vertical	Horizontal	N/A
881.563	-48.23	3.51	-13.0	35.23	66.00	Vertical	Horizontal	N/A
4969.500	-44.46	9.14	-13.0	31.46	332.00	Vertical	Horizontal	Pass
7888.500	-39.33	14.64	-13.0	26.33	223.00	Vertical	Horizontal	Pass
9446.799	-40.00	13.75	-13.0	27.00	310.00	Vertical	Horizontal	Pass

Test Configuration	Band:GSM850,Channel:HIGH range
--------------------	--------------------------------

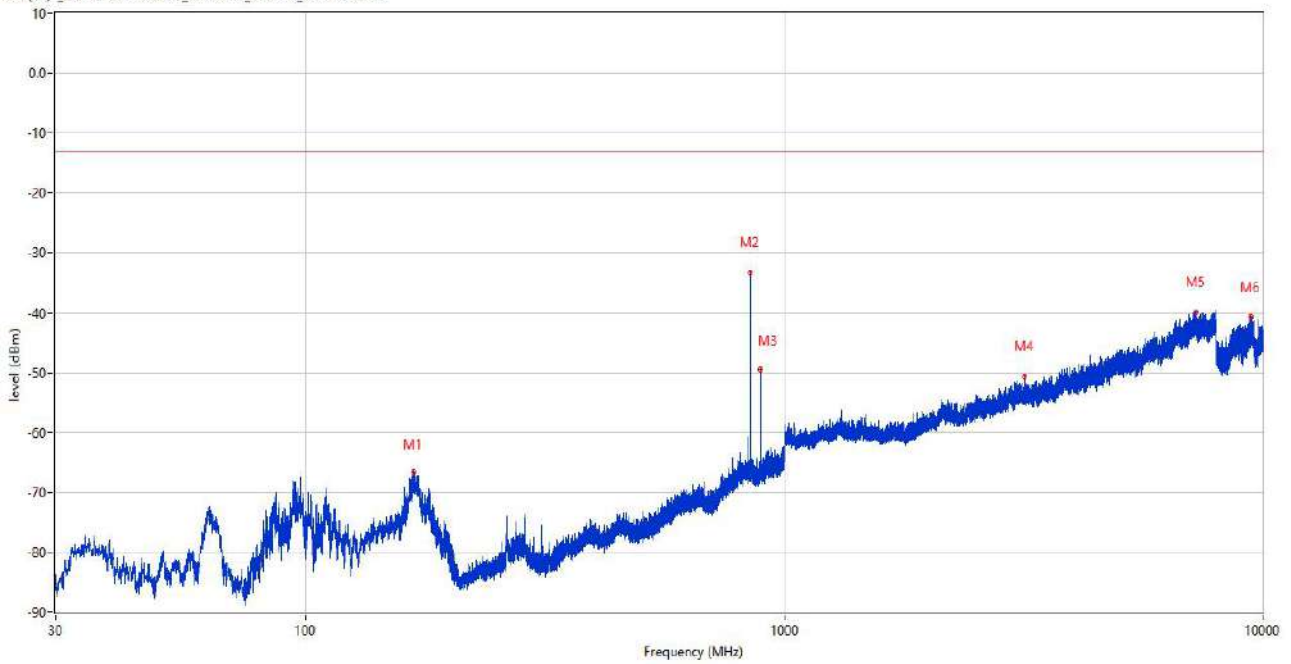
RSE (RF) _FCC PART22&24&27_GSM 850_814-849_30MHz-10GHz



Frequency (MHz)	Result (dBm)	Factor (dB)	Limit (dBm)	Margin (dB)	Table (o)	ANT	EUT	Verdict
167.498	-65.55	-16.92	-13.0	52.55	199.00	Horizontal	Horizontal	Pass
848.825	-35.10	4.54	-13.0	22.10	230.00	Horizontal	Horizontal	N/A
893.833	-49.78	4.01	-13.0	36.78	341.00	Horizontal	Horizontal	N/A
2174.000	-54.18	-2.13	-13.0	41.18	317.00	Horizontal	Horizontal	Pass
7499.000	-39.48	13.78	-13.0	26.48	201.00	Horizontal	Horizontal	Pass
9432.001	-40.63	13.63	-13.0	27.63	43.00	Horizontal	Horizontal	Pass

Test Configuration	Band:GSM850,Channel:HIGH range
--------------------	--------------------------------

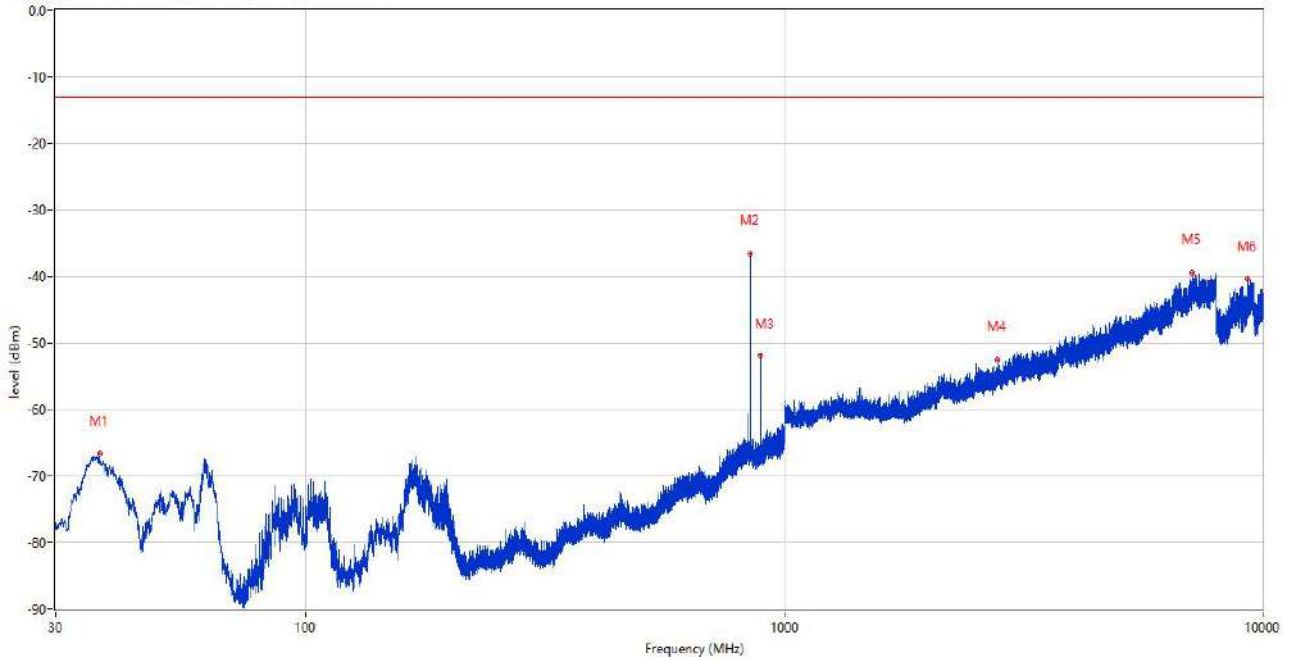
RSE (RF) _FCC PART22&24&27_GSM 850_814-849_30MHz-10GHz



Frequency (MHz)	Result (dBm)	Factor (dB)	Limit (dBm)	Margin (dB)	Table (o)	ANT	EUT	Verdict
167.643	-66.56	-16.91	-13.0	53.56	208.00	Horizontal	Vertical	Pass
848.874	-33.25	4.53	-13.0	20.25	24.00	Horizontal	Vertical	N/A
893.833	-49.60	4.01	-13.0	36.60	333.00	Horizontal	Vertical	N/A
3175.250	-50.63	3.69	-13.0	37.63	92.00	Horizontal	Vertical	Pass
7249.500	-39.90	14.60	-13.0	26.90	360.00	Horizontal	Vertical	Pass
9432.401	-40.69	13.64	-13.0	27.69	186.00	Horizontal	Vertical	Pass

Test Configuration	Band:GSM850,Channel:HIGH range
--------------------	--------------------------------

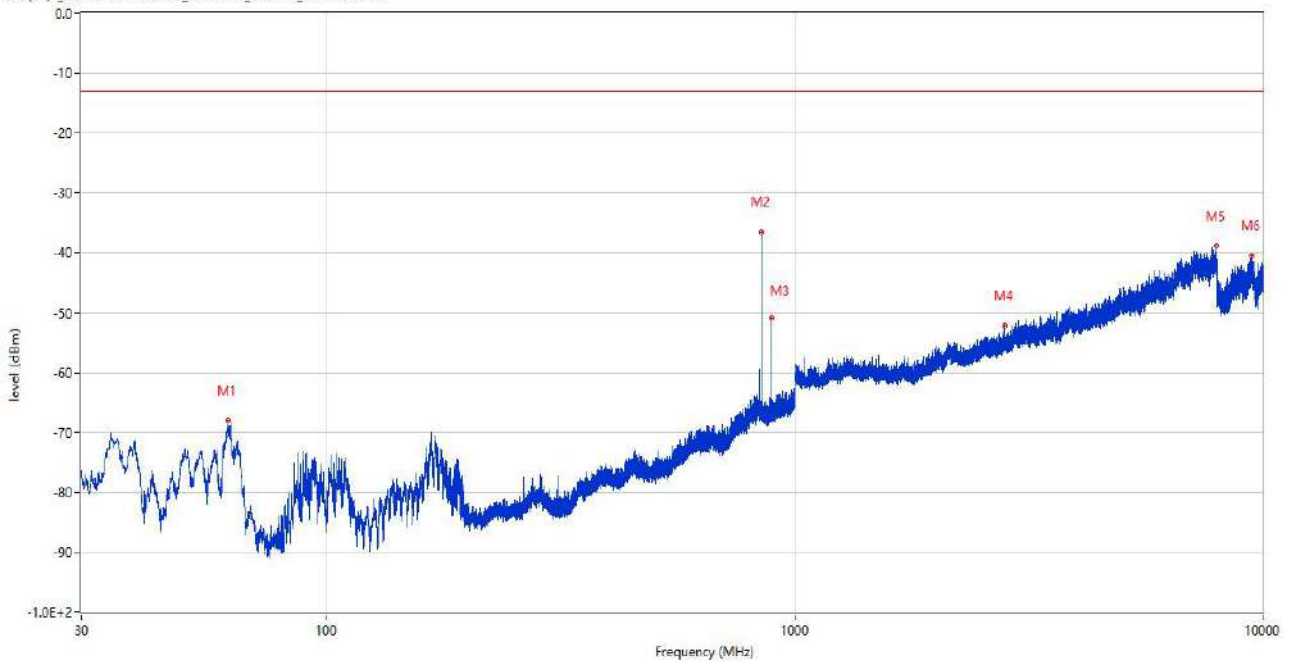
RSE (RF) _FCC PART22&24&27_GSM 850_814-849_30MHz-10GHz



Frequency (MHz)	Result (dBm)	Factor (dB)	Limit (dBm)	Margin (dB)	Table (o)	ANT	EUT	Verdict
37.081	-66.68	-20.72	-13.0	53.68	226.00	Vertical	Vertical	Pass
848.874	-36.53	4.53	-13.0	23.53	106.00	Vertical	Vertical	N/A
893.833	-51.84	4.01	-13.0	38.84	203.00	Vertical	Vertical	N/A
2795.000	-52.47	0.58	-13.0	39.47	232.00	Vertical	Vertical	Pass
7134.250	-39.42	13.84	-13.0	26.42	116.00	Vertical	Vertical	Pass
9309.799	-40.36	14.33	-13.0	27.36	314.00	Vertical	Vertical	Pass

Test Configuration	Band:GSM850,Channel:HIGH range
--------------------	--------------------------------

RSE (RF) _FCC PART22&24&27_GSM 850_814-849_30MHz-10GHz

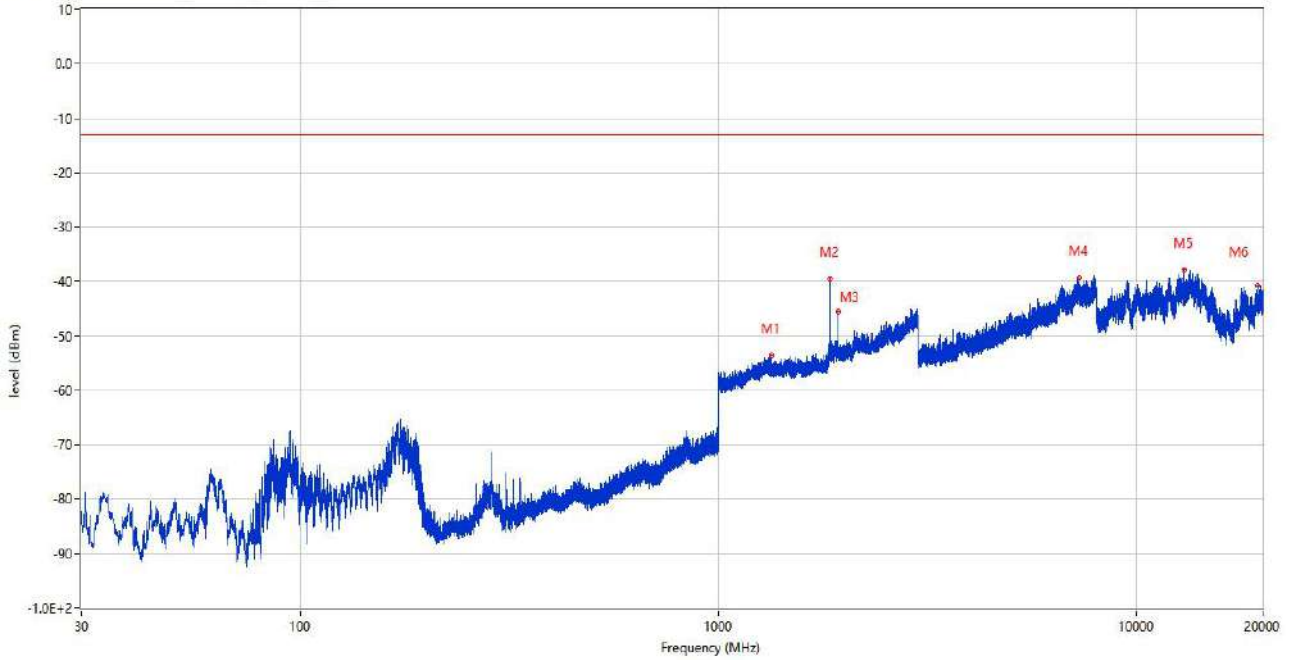


Frequency (MHz)	Result (dBm)	Factor (dB)	Limit (dBm)	Margin (dB)	Table (o)	ANT	EUT	Verdict
61.525	-68.06	-17.57	-13.0	55.06	93.00	Vertical	Horizontal	Pass
848.874	-36.51	4.53	-13.0	23.51	182.00	Vertical	Horizontal	N/A
893.737	-50.94	4.01	-13.0	37.94	98.00	Vertical	Horizontal	N/A
2805.400	-52.12	1.06	-13.0	39.12	240.00	Vertical	Horizontal	Pass
7963.750	-38.88	15.12	-13.0	25.88	244.00	Vertical	Horizontal	Pass
9465.700	-40.47	13.45	-13.0	27.47	16.00	Vertical	Horizontal	Pass

1.2 GSM 1900

Test Configuration	Band:GSM1900,Channel:LOW range
--------------------	--------------------------------

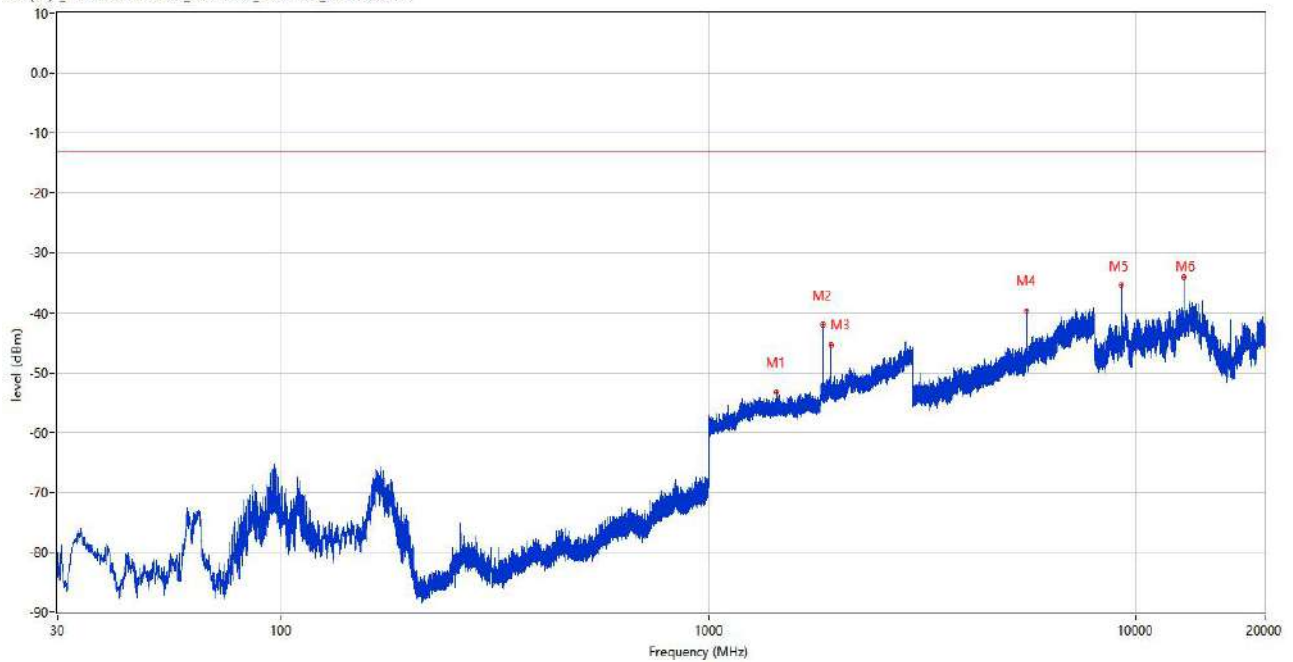
RSE (RF) FCC PART22&24&27_GSM 1900_1830-1920_30MHz-20GHz



Frequency (MHz)	Result (dBm)	Factor (dB)	Limit (dBm)	Margin (dB)	Table (o)	ANT	EUT	Verdict
1337.100	-53.63	-1.54	-13.0	40.63	136.00	Horizontal	Horizontal	Pass
1851.000	-39.54	1.17	-13.0	26.54	136.00	Horizontal	Horizontal	N/A
1931.000	-45.55	2.03	-13.0	32.55	265.00	Horizontal	Horizontal	N/A
7269.750	-39.40	14.64	-13.0	26.40	253.00	Horizontal	Horizontal	Pass
12951.550	-37.80	15.09	-13.0	24.80	1.00	Horizontal	Horizontal	Pass
19467.850	-40.77	12.60	-13.0	27.77	305.00	Horizontal	Horizontal	Pass

Test Configuration	Band:GSM1900,Channel:LOW range
--------------------	--------------------------------

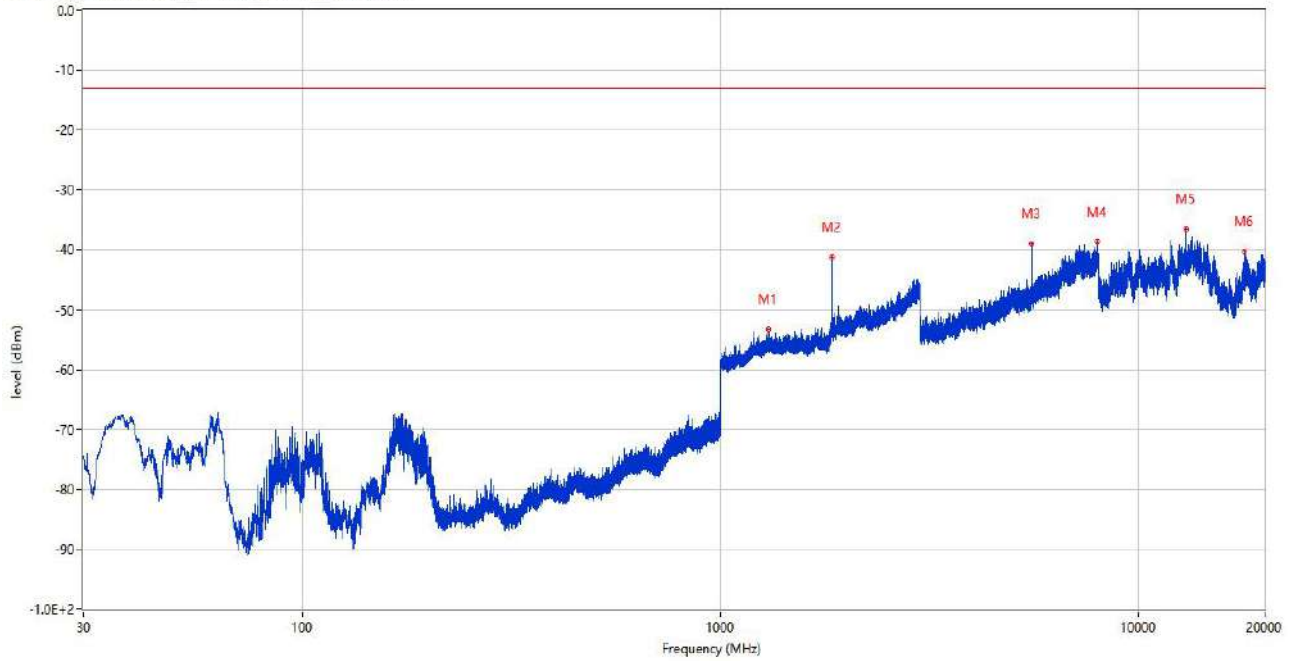
RSE (RF) _FCC PART22&24&27_GSM 1900_1830-1920_30MHz-20GHz



Frequency (MHz)	Result (dBm)	Factor (dB)	Limit (dBm)	Margin (dB)	Table (o)	ANT	EUT	Verdict
1442.800	-53.26	-1.22	-13.0	40.26	245.00	Horizontal	Vertical	Pass
1851.000	-42.05	1.17	-13.0	29.05	161.00	Horizontal	Vertical	N/A
1930.700	-45.40	2.03	-13.0	32.40	251.00	Horizontal	Vertical	N/A
5551.250	-39.63	9.42	-13.0	26.63	205.00	Horizontal	Vertical	Pass
9251.863	-35.43	13.08	-13.0	22.43	205.00	Horizontal	Vertical	Pass
12951.912	-34.13	15.08	-13.0	21.13	188.00	Horizontal	Vertical	Pass

Test Configuration	Band:GSM1900,Channel:LOW range
--------------------	--------------------------------

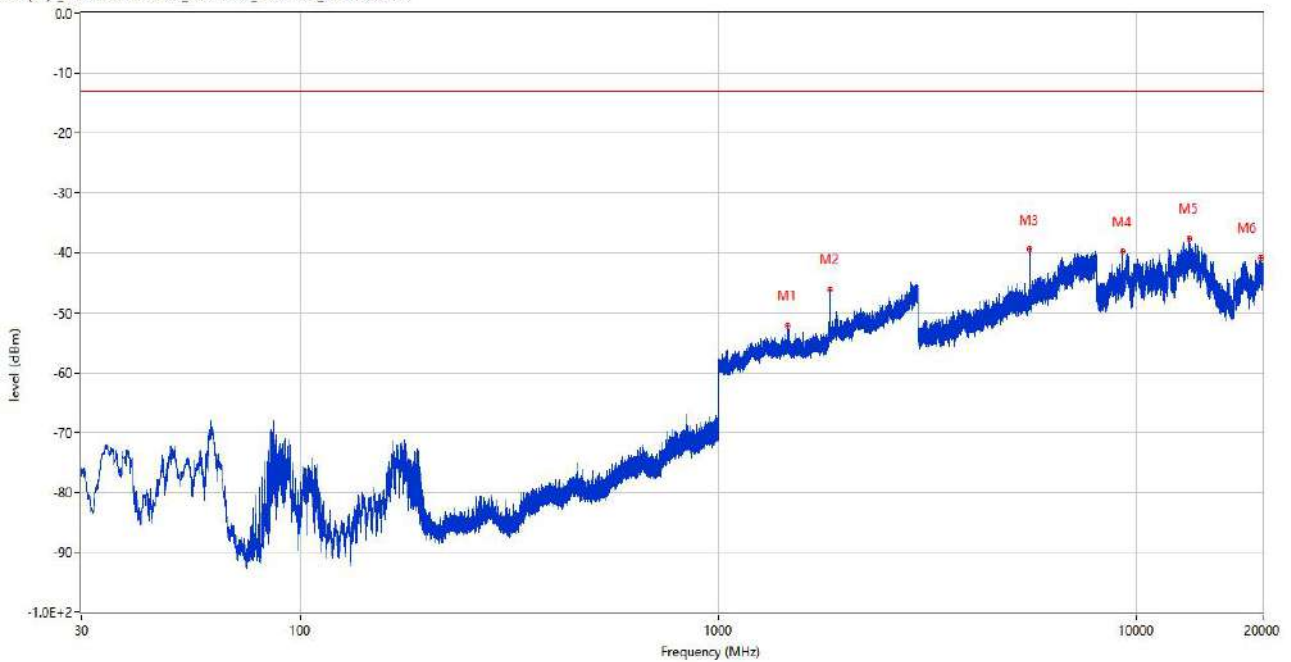
RSE (RF) _FCC PART22&24&27_GSM 1900_1830-1920_30MHz-20GHz



Frequency (MHz)	Result (dBm)	Factor (dB)	Limit (dBm)	Margin (dB)	Table (o)	ANT	EUT	Verdict
1304.100	-53.23	-0.81	-13.0	40.23	2.00	Vertical	Vertical	Pass
1850.900	-41.16	1.17	-13.0	28.16	145.00	Vertical	Vertical	N/A
5550.750	-38.98	9.43	-13.0	25.98	176.00	Vertical	Vertical	Pass
7943.250	-38.70	14.98	-13.0	25.70	52.00	Vertical	Vertical	Pass
12952.275	-36.53	15.08	-13.0	23.53	169.00	Vertical	Vertical	Pass
17944.988	-40.38	13.62	-13.0	27.38	360.00	Vertical	Vertical	Pass

Test Configuration	Band:GSM1900,Channel:LOW range
--------------------	--------------------------------

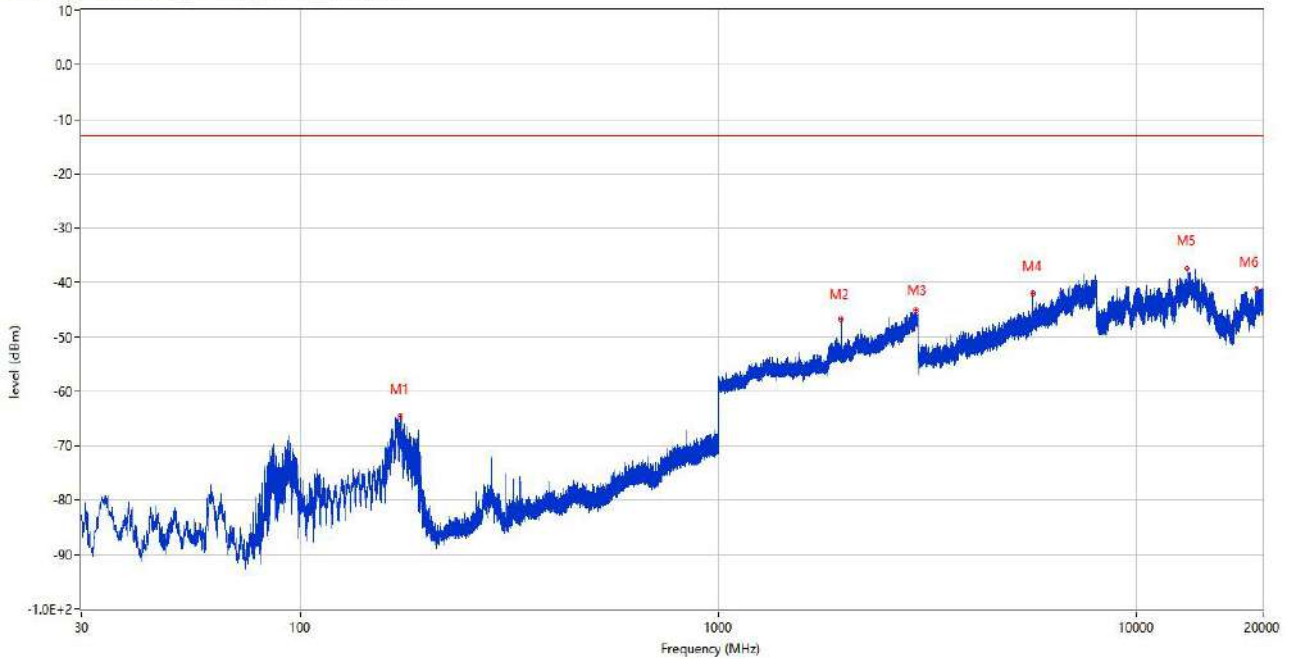
RSE (RF) _FCC PART22&24&27_GSM 1900_1830-1920_30MHz-20GHz



Frequency (MHz)	Result (dBm)	Factor (dB)	Limit (dBm)	Margin (dB)	Table (o)	ANT	EUT	Verdict
1462.300	-52.13	-1.35	-13.0	39.13	1.00	Vertical	Horizontal	Pass
1851.100	-46.13	1.17	-13.0	33.13	22.00	Vertical	Horizontal	N/A
5550.750	-39.45	9.43	-13.0	26.45	83.00	Vertical	Horizontal	Pass
9251.863	-39.83	13.08	-13.0	26.83	215.00	Vertical	Horizontal	Pass
13355.737	-37.62	16.76	-13.0	24.62	169.00	Vertical	Horizontal	Pass
19780.323	-40.84	12.67	-13.0	27.84	91.00	Vertical	Horizontal	Pass

Test Configuration	Band:GSM1900, Channel:MID range
--------------------	---------------------------------

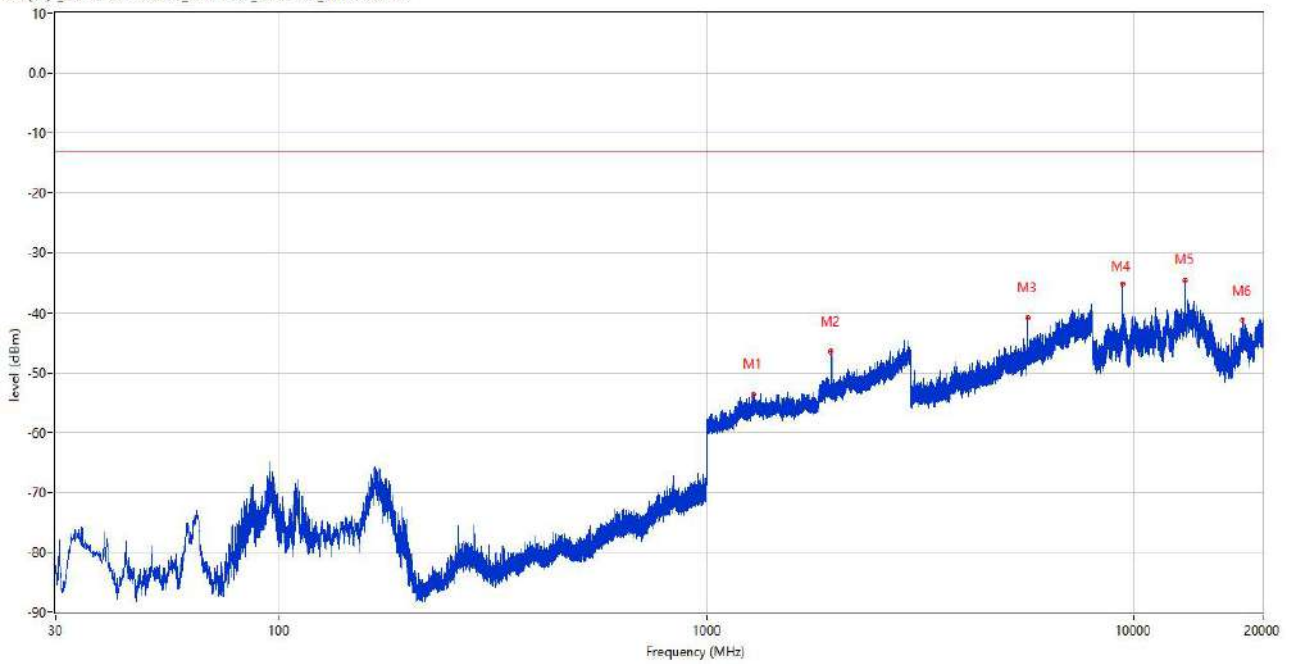
RSE (RF) _FCC PART22&24&27_GSM 1900_1830-1920_30MHz-20GHz



Frequency (MHz)	Result (dBm)	Factor (dB)	Limit (dBm)	Margin (dB)	Table (o)	ANT	EUT	Verdict
173.754	-64.51	-18.10	-13.0	51.51	225.00	Horizontal	Horizontal	Pass
1960.700	-46.75	1.23	-13.0	33.75	279.00	Horizontal	Horizontal	N/A
2955.700	-45.09	9.15	-13.0	32.09	161.00	Horizontal	Horizontal	Pass
5640.500	-42.07	9.90	-13.0	29.07	339.00	Horizontal	Horizontal	Pass
13161.075	-37.35	15.28	-13.0	24.35	320.00	Horizontal	Horizontal	Pass
19310.524	-41.19	12.56	-13.0	28.19	239.00	Horizontal	Horizontal	Pass

Test Configuration	Band:GSM1900, Channel:MID range
--------------------	---------------------------------

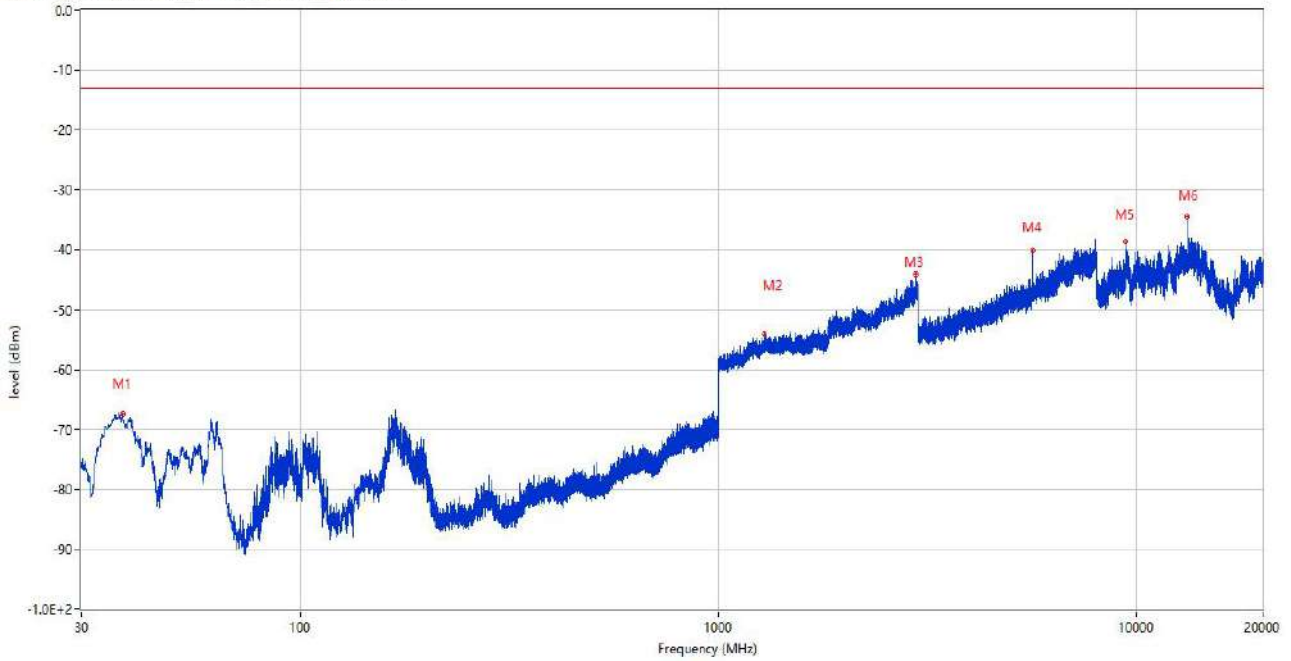
RSE (RF) _FCC PART22&24&27_GSM 1900_1830-1920_30MHz-20GHz



Frequency (MHz)	Result (dBm)	Factor (dB)	Limit (dBm)	Margin (dB)	Table (o)	ANT	EUT	Verdict
1287.000	-53.61	-1.08	-13.0	40.61	132.00	Horizontal	Vertical	Pass
1960.800	-46.43	1.23	-13.0	33.43	268.00	Horizontal	Vertical	N/A
5640.500	-40.77	9.90	-13.0	27.77	245.00	Horizontal	Vertical	Pass
9400.537	-35.20	13.37	-13.0	22.20	216.00	Horizontal	Vertical	Pass
13159.987	-34.70	15.29	-13.0	21.70	242.00	Horizontal	Vertical	Pass
17944.263	-41.29	13.59	-13.0	28.29	3.00	Horizontal	Vertical	Pass

Test Configuration	Band:GSM1900, Channel:MID range
--------------------	---------------------------------

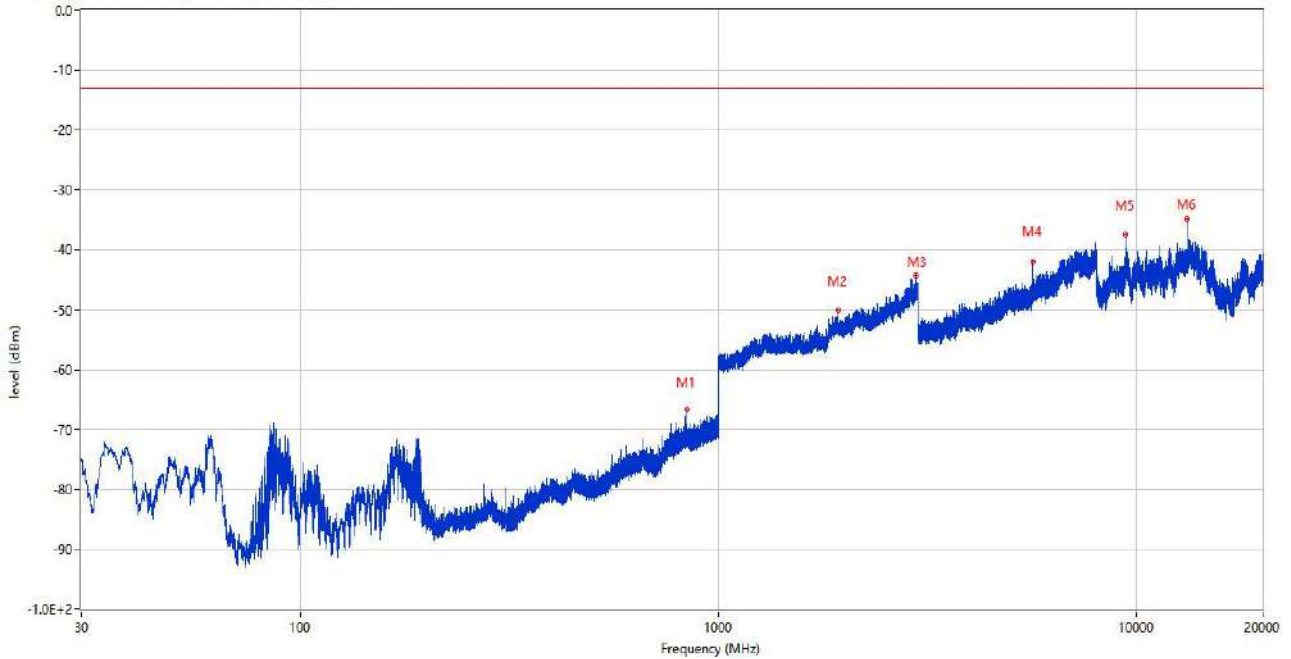
RSE (RF) _FCC PART22&24&27_GSM 1900_1830-1920_30MHz-20GHz



Frequency (MHz)	Result (dBm)	Factor (dB)	Limit (dBm)	Margin (dB)	Table (o)	ANT	EUT	Verdict
37.614	-67.45	-20.84	-13.0	54.45	324.00	Vertical	Vertical	Pass
1288.700	-53.96	-1.02	-13.0	40.96	102.00	Vertical	Vertical	Pass
2953.200	-44.12	8.83	-13.0	31.12	247.00	Vertical	Vertical	Pass
5640.500	-40.08	9.90	-13.0	27.08	220.00	Vertical	Vertical	Pass
9400.776	-38.68	13.38	-13.0	25.68	91.00	Vertical	Vertical	Pass
13160.713	-34.37	15.28	-13.0	21.37	131.00	Vertical	Vertical	Pass

Test Configuration	Band:GSM1900, Channel:MID range
--------------------	---------------------------------

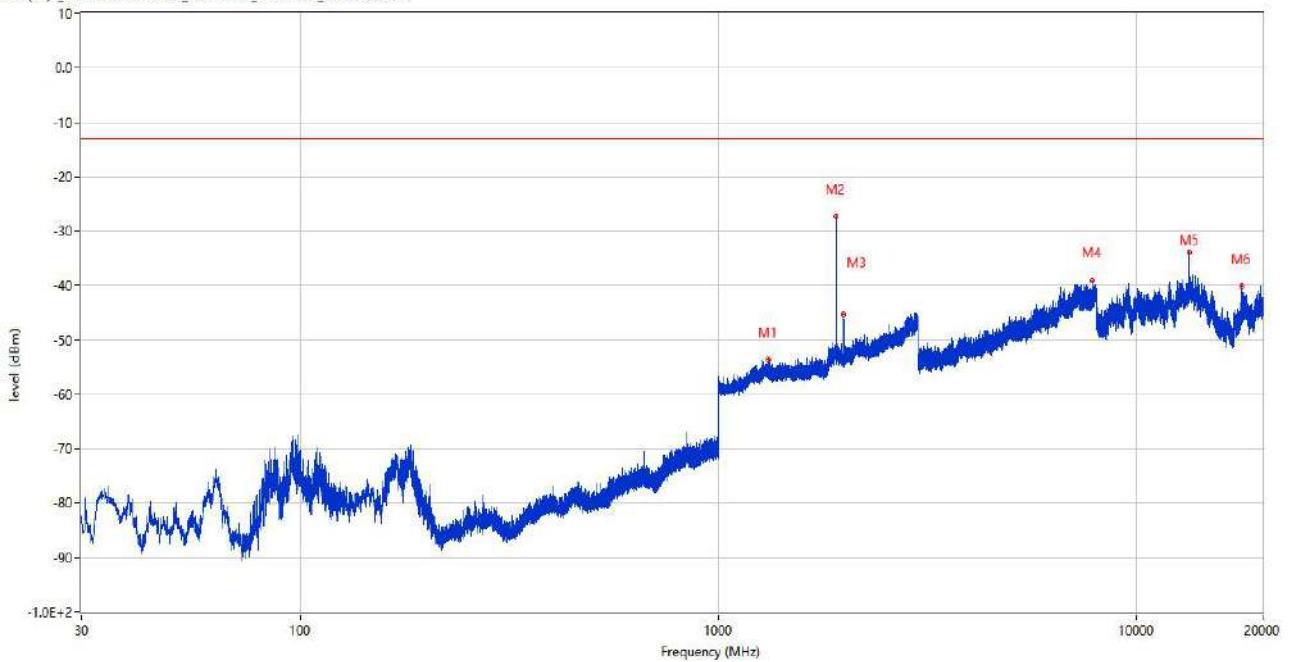
RSE (RF) _FCC PART22&24&27_GSM 1900_1830-1920_30MHz-20GHz



Frequency (MHz)	Result (dBm)	Factor (dB)	Limit (dBm)	Margin (dB)	Table (o)	ANT	EUT	Verdict
840.047	-66.74	-0.13	-13.0	53.74	175.00	Vertical	Horizontal	Pass
1926.100	-50.18	2.02	-13.0	37.18	36.00	Vertical	Horizontal	Pass
2960.500	-44.25	9.88	-13.0	31.25	360.00	Vertical	Horizontal	Pass
5641.250	-41.97	9.74	-13.0	28.97	89.00	Vertical	Horizontal	Pass
9400.537	-37.57	13.37	-13.0	24.57	74.00	Vertical	Horizontal	Pass
13159.625	-34.75	15.30	-13.0	21.75	2.00	Vertical	Horizontal	Pass

Test Configuration	Band:GSM1900,Channel: HIGH range
--------------------	----------------------------------

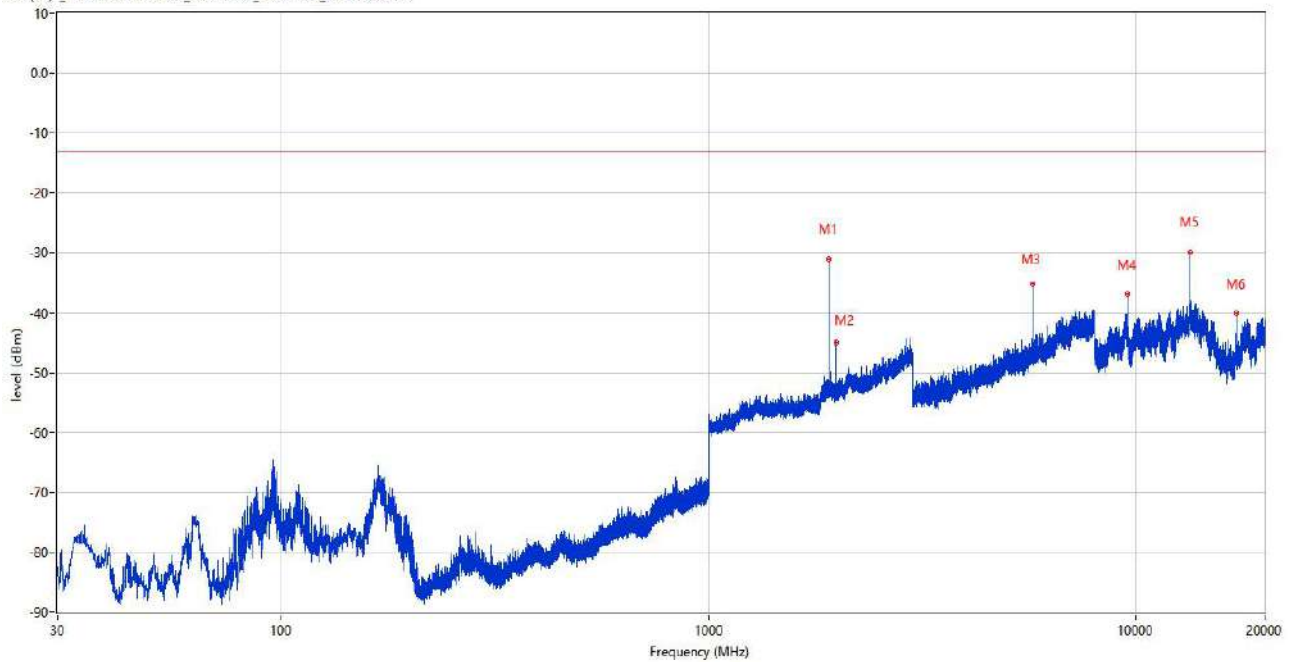
RSE (RF) _FCC PART22&24&27_GSM 1900_1830-1920_30MHz-20GHz



Frequency (MHz)	Result (dBm)	Factor (dB)	Limit (dBm)	Margin (dB)	Table (o)	ANT	EUT	Verdict
1317.200	-53.59	-1.20	-13.0	40.59	279.00	Horizontal	Horizontal	Pass
1910.600	-27.24	1.96	-13.0	14.24	127.00	Horizontal	Horizontal	N/A
1990.600	-45.37	0.91	-13.0	32.37	259.00	Horizontal	Horizontal	N/A
7806.750	-39.00	14.95	-13.0	26.00	116.00	Horizontal	Horizontal	Pass
13368.424	-33.91	16.74	-13.0	20.91	1.00	Horizontal	Horizontal	Pass
17788.387	-40.20	12.00	-13.0	27.20	1.00	Horizontal	Horizontal	Pass

Test Configuration	Band:GSM1900,Channel: HIGH range
--------------------	----------------------------------

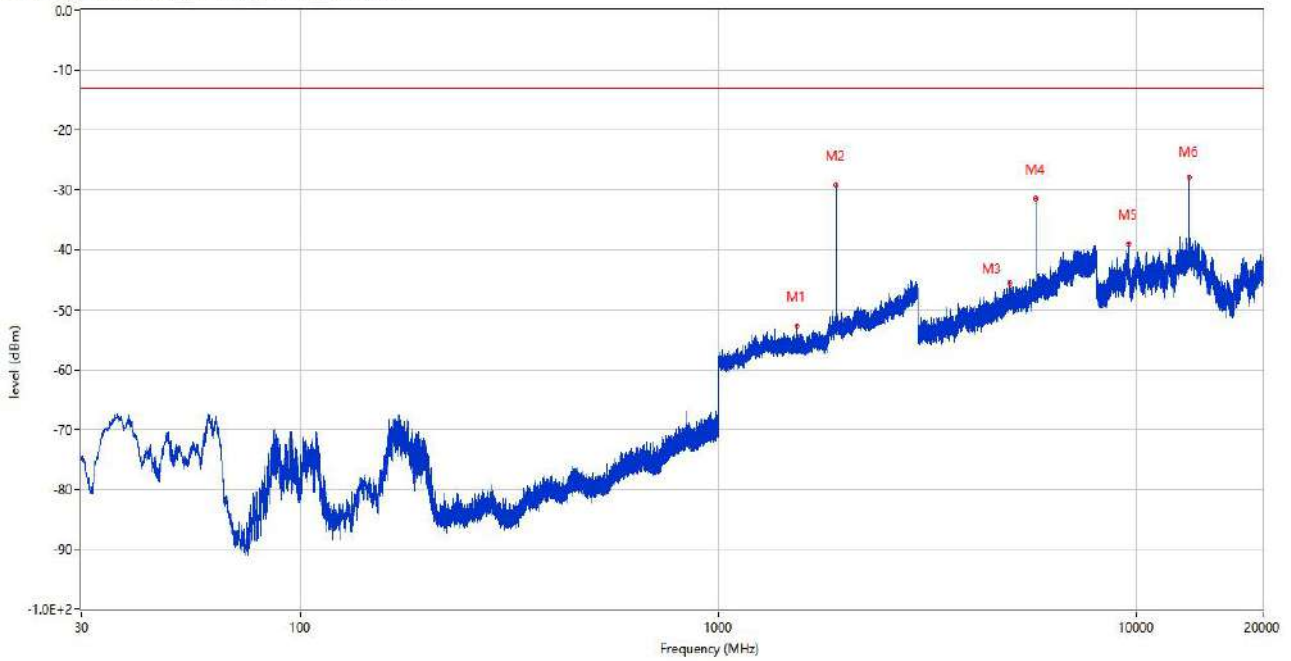
RSE (RF) _FCC PART22&24&27_GSM 1900_1830-1920_30MHz-20GHz



Frequency (MHz)	Result (dBm)	Factor (dB)	Limit (dBm)	Margin (dB)	Table (o)	ANT	EUT	Verdict
1910.600	-30.97	1.96	-13.0	17.97	14.00	Horizontal	Vertical	N/A
1990.400	-44.97	0.93	-13.0	31.97	258.00	Horizontal	Vertical	N/A
5729.750	-35.18	9.75	-13.0	22.18	104.00	Horizontal	Vertical	Pass
9550.162	-36.93	13.31	-13.0	23.93	216.00	Horizontal	Vertical	Pass
13369.513	-29.87	16.73	-13.0	16.87	165.00	Horizontal	Vertical	Pass
17187.725	-40.14	9.16	-13.0	27.14	165.00	Horizontal	Vertical	Pass

Test Configuration	Band:GSM1900,Channel: HIGH range
--------------------	----------------------------------

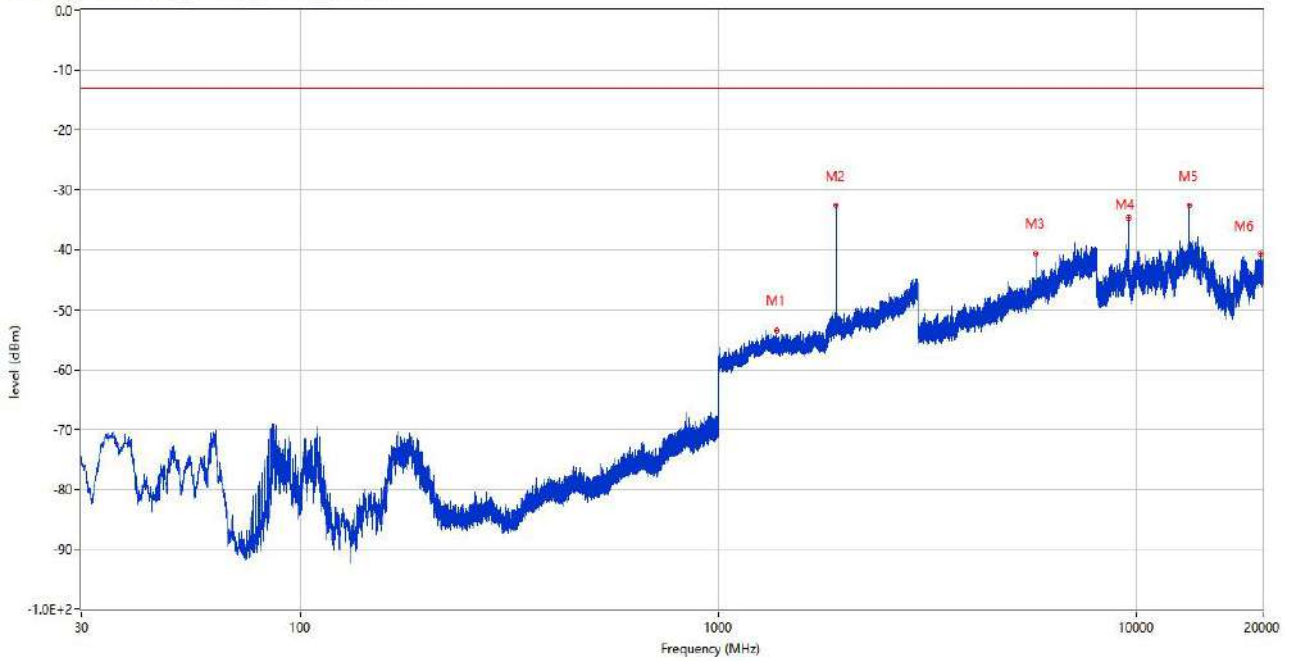
RSE (RF) _FCC PART22&24&27_GSM 1900_1830-1920_30MHz-20GHz



Frequency (MHz)	Result (dBm)	Factor (dB)	Limit (dBm)	Margin (dB)	Table (o)	ANT	EUT	Verdict
1540.800	-52.72	-1.44	-13.0	39.72	249.00	Vertical	Vertical	Pass
1910.600	-29.21	1.96	-13.0	16.21	32.00	Vertical	Vertical	N/A
4954.250	-45.58	8.76	-13.0	32.58	291.00	Vertical	Vertical	Pass
5730.250	-31.50	9.78	-13.0	18.50	178.00	Vertical	Vertical	Pass
9549.450	-39.00	13.31	-13.0	26.00	3.00	Vertical	Vertical	Pass
13369.150	-27.86	16.74	-13.0	14.86	208.00	Vertical	Vertical	Pass

Test Configuration	Band:GSM1900,Channel: HIGH range
--------------------	----------------------------------

RSE (RF) _FCC PART22&24&27_GSM 1900_1830-1920_30MHz-20GHz



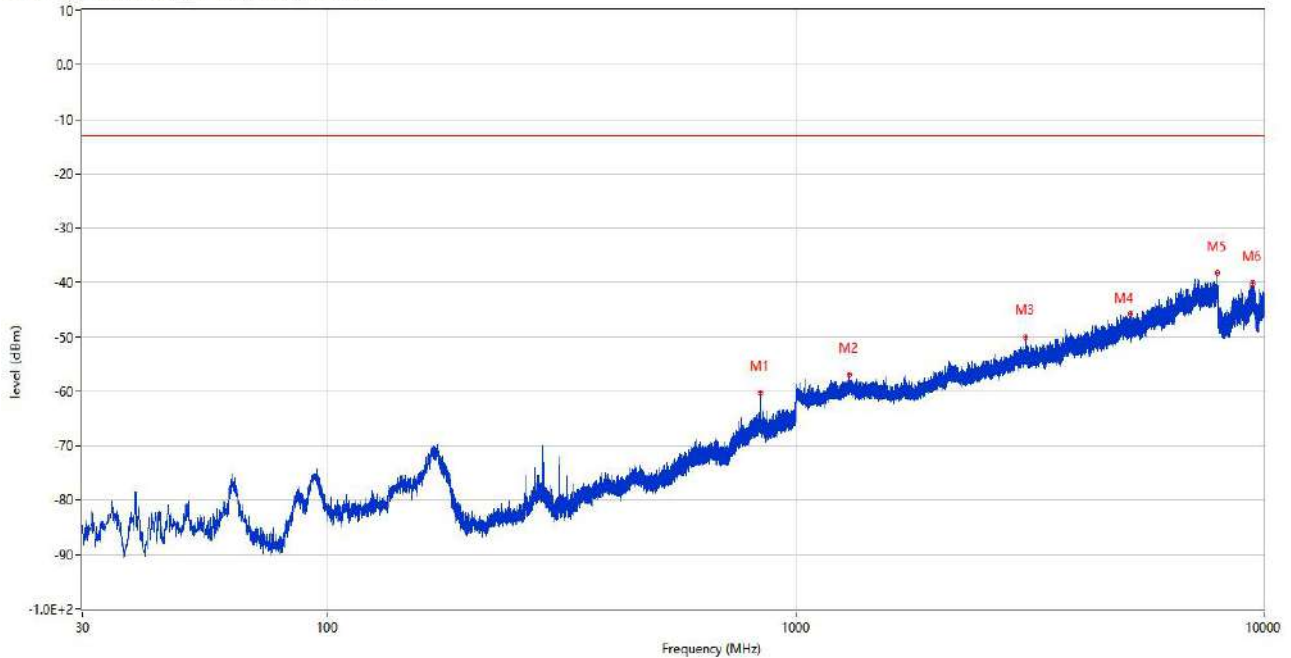
Frequency (MHz)	Result (dBm)	Factor (dB)	Limit (dBm)	Margin (dB)	Table (o)	ANT	EUT	Verdict
1378.400	-53.47	-1.65	-13.0	40.47	1.00	Vertical	Horizontal	Pass
1910.500	-32.59	1.96	-13.0	19.59	2.00	Vertical	Horizontal	N/A
5729.750	-40.75	9.75	-13.0	27.75	285.00	Vertical	Horizontal	Pass
9549.213	-34.74	13.31	-13.0	21.74	167.00	Vertical	Horizontal	Pass
13368.787	-32.65	16.74	-13.0	19.65	123.00	Vertical	Horizontal	Pass
19808.238	-40.74	12.68	-13.0	27.74	297.00	Vertical	Horizontal	Pass

2. EGPRS

2.1 EGPRS 850

Test Configuration	Band: EGPRS 850,Channel:LOW range
--------------------	-----------------------------------

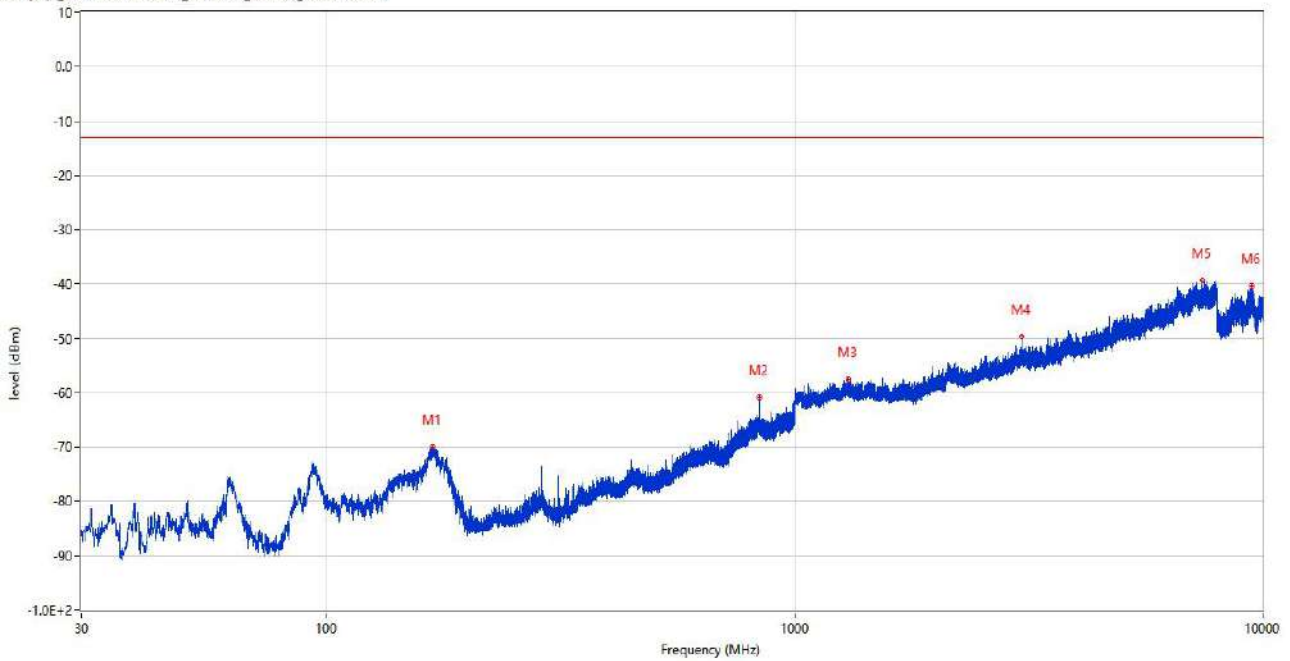
RSE (RF) _FCC PART22&24&27_GSM 850_814-849_30MHz-10GHz



Frequency (MHz)	Result (dBm)	Factor (dB)	Limit (dBm)	Margin (dB)	Table (o)	ANT	EUT	Verdict
824.998	-60.18	4.87	-13.0	47.18	102.00	Horizontal	Horizontal	N/A
1301.000	-56.89	-4.52	-13.0	43.89	231.00	Horizontal	Horizontal	Pass
3098.250	-50.00	4.06	-13.0	37.00	85.00	Horizontal	Horizontal	Pass
5183.000	-45.78	8.53	-13.0	32.78	222.00	Horizontal	Horizontal	Pass
7955.500	-38.36	15.06	-13.0	25.36	47.00	Horizontal	Horizontal	Pass
9447.000	-40.18	13.76	-13.0	27.18	14.00	Horizontal	Horizontal	Pass

Test Configuration	Band: EGPRS 850,Channel:LOW range
--------------------	-----------------------------------

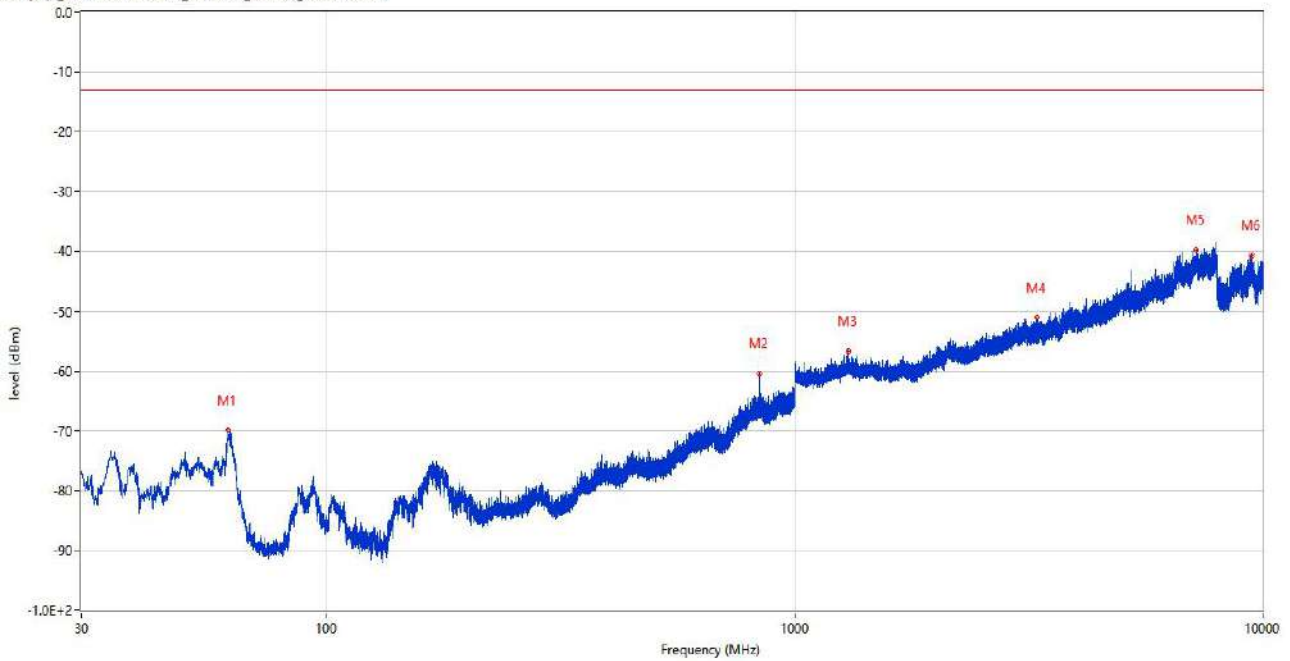
RSE (RF) FCC PART22&24&27_GSM 850_814-849_30MHz-10GHz



Frequency (MHz)	Result (dBm)	Factor (dB)	Limit (dBm)	Margin (dB)	Table (o)	ANT	EUT	Verdict
168.758	-70.00	-16.79	-13.0	57.00	233.00	Horizontal	Vertical	Pass
824.998	-60.79	4.87	-13.0	47.79	316.00	Horizontal	Vertical	N/A
1304.400	-57.51	-4.46	-13.0	44.51	303.00	Horizontal	Vertical	Pass
3059.000	-49.61	3.52	-13.0	36.61	26.00	Horizontal	Vertical	Pass
7417.250	-39.33	14.11	-13.0	26.33	147.00	Horizontal	Vertical	Pass
9477.500	-40.38	13.20	-13.0	27.38	3.00	Horizontal	Vertical	Pass

Test Configuration	Band: EGPRS 850,Channel:LOW range
--------------------	-----------------------------------

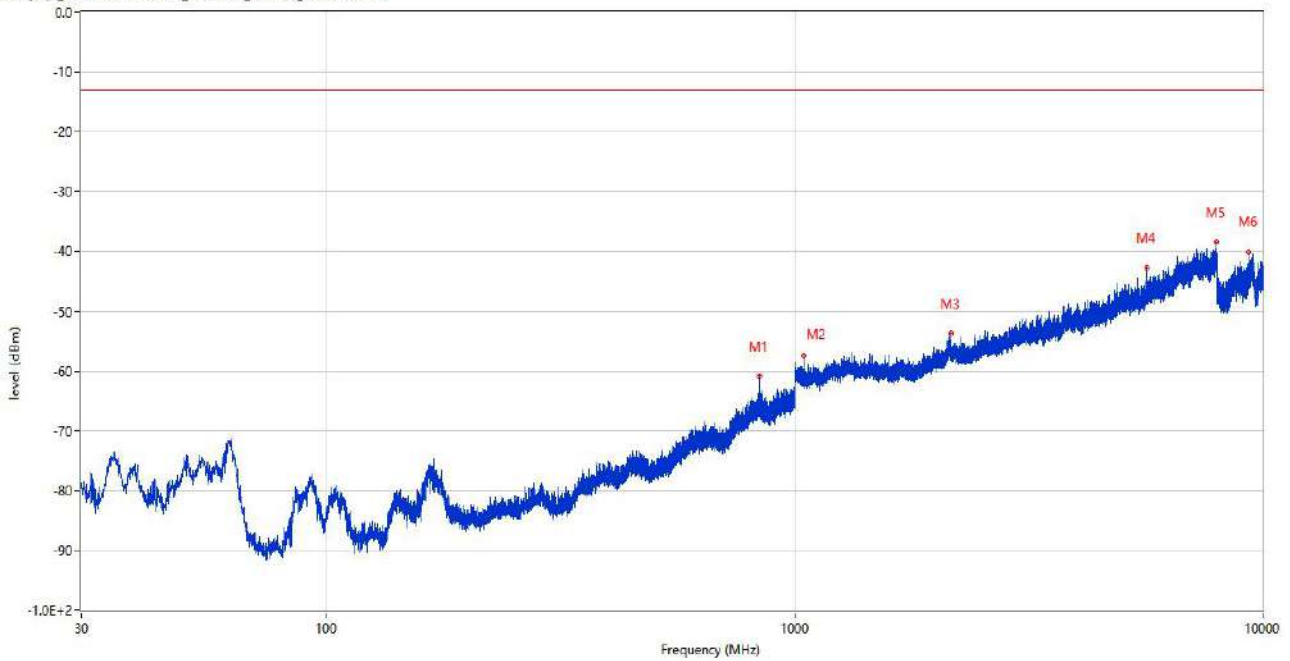
RSE (RF) FCC PART22&24&27_GSM 850_814-849_30MHz-10GHz



Frequency (MHz)	Result (dBm)	Factor (dB)	Limit (dBm)	Margin (dB)	Table (o)	ANT	EUT	Verdict
61.574	-69.96	-17.58	-13.0	56.96	135.00	Vertical	Vertical	Pass
824.998	-60.42	4.87	-13.0	47.42	330.00	Vertical	Vertical	N/A
1302.200	-56.62	-4.34	-13.0	43.62	158.00	Vertical	Vertical	Pass
3292.000	-51.08	3.76	-13.0	38.08	260.00	Vertical	Vertical	Pass
7211.250	-39.67	13.88	-13.0	26.67	123.00	Vertical	Vertical	Pass
9448.700	-40.61	13.77	-13.0	27.61	3.00	Vertical	Vertical	Pass

Test Configuration Band: EGPRS 850,Channel:LOW range

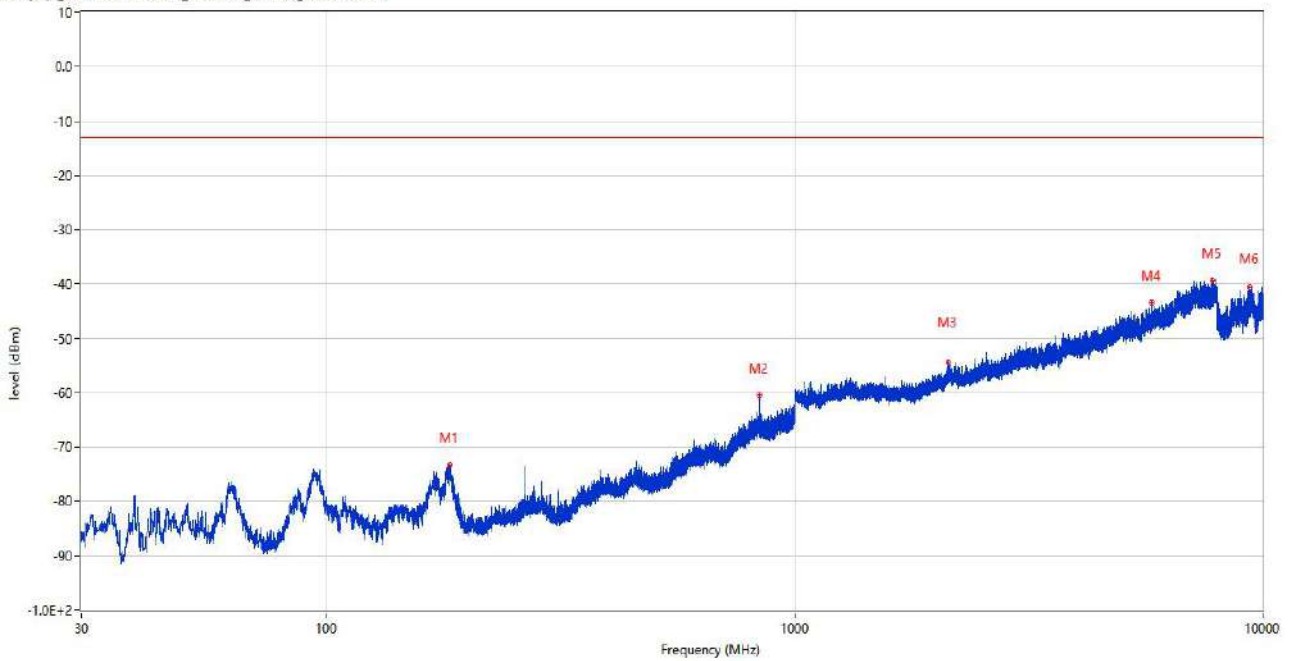
RSE (RF) FCC PART22&24&27_GSM 850_814-849_30MHz-10GHz



Frequency (MHz)	Result (dBm)	Factor (dB)	Limit (dBm)	Margin (dB)	Table (o)	ANT	EUT	Verdict
824.998	-60.89	4.87	-13.0	47.89	65.00	Vertical	Horizontal	N/A
1047.800	-57.48	-6.07	-13.0	44.48	290.00	Vertical	Horizontal	Pass
2156.100	-53.72	-2.04	-13.0	40.72	78.00	Vertical	Horizontal	Pass
5661.250	-42.74	9.33	-13.0	29.74	32.00	Vertical	Horizontal	Pass
7950.500	-38.50	15.09	-13.0	25.50	114.00	Vertical	Horizontal	Pass
9315.599	-40.11	14.27	-13.0	27.11	292.00	Vertical	Horizontal	Pass

Test Configuration	Band: EGPRS 850,Channel:MID range
--------------------	-----------------------------------

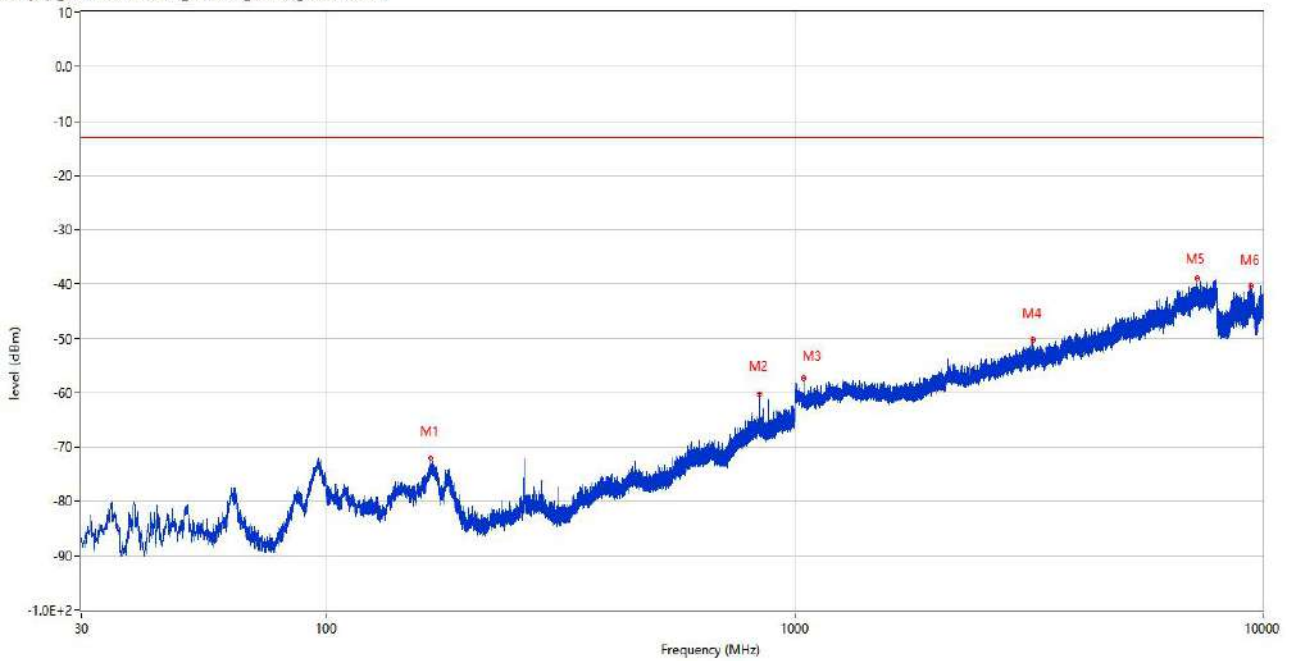
RSE (RF) FCC PART22&24&27_GSM 850_814-849_30MHz-10GHz



Frequency (MHz)	Result (dBm)	Factor (dB)	Limit (dBm)	Margin (dB)	Table (o)	ANT	EUT	Verdict
183.406	-73.28	-15.38	-13.0	60.28	198.00	Horizontal	Horizontal	Pass
836.998	-60.47	4.87	-13.0	47.47	128.00	Horizontal	Horizontal	N/A
2124.000	-54.49	-2.35	-13.0	41.49	240.00	Horizontal	Horizontal	Pass
5807.500	-43.46	10.09	-13.0	30.46	32.00	Horizontal	Horizontal	Pass
7804.500	-39.31	14.86	-13.0	26.31	286.00	Horizontal	Horizontal	Pass
9363.100	-40.46	13.77	-13.0	27.46	2.00	Horizontal	Horizontal	Pass

Test Configuration	Band: EGPRS 850,Channel:MID range
--------------------	-----------------------------------

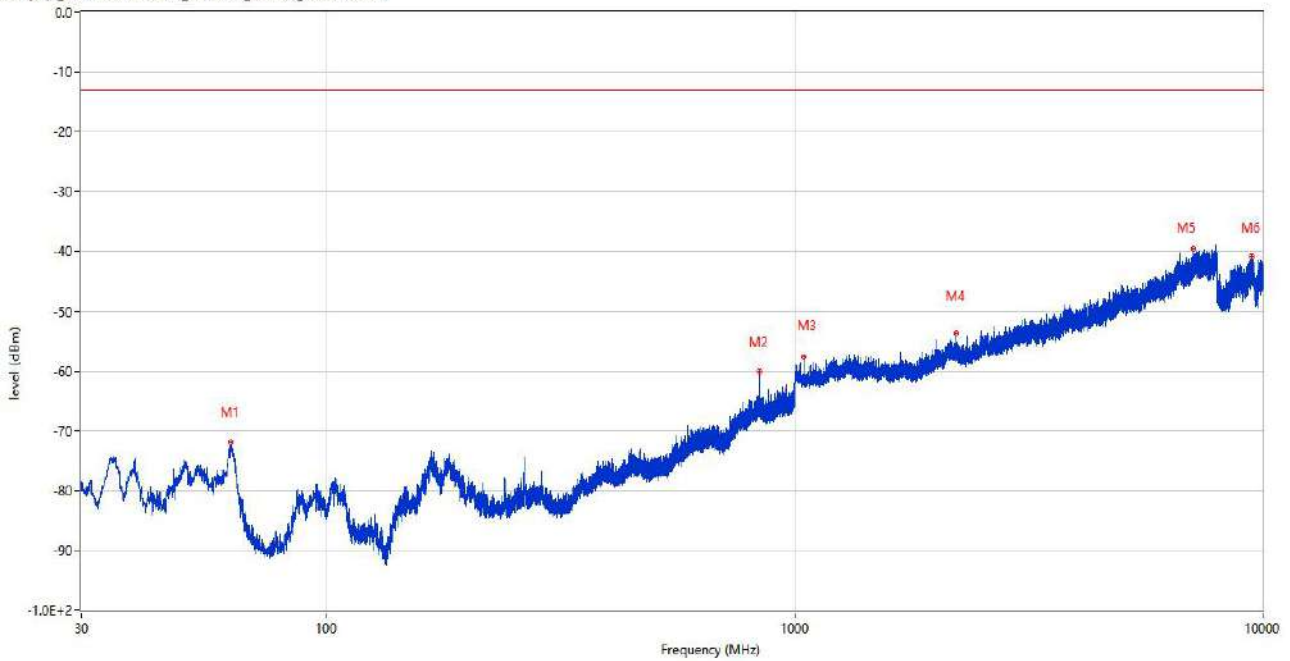
RSE (RF) FCC PART22&24&27_GSM 850_814-849_30MHz-10GHz



Frequency (MHz)	Result (dBm)	Factor (dB)	Limit (dBm)	Margin (dB)	Table (o)	ANT	EUT	Verdict
166.722	-72.09	-16.84	-13.0	59.09	217.00	Horizontal	Vertical	Pass
836.998	-60.12	4.87	-13.0	47.12	130.00	Horizontal	Vertical	N/A
1047.500	-57.37	-6.06	-13.0	44.37	39.00	Horizontal	Vertical	Pass
3229.750	-50.35	4.57	-13.0	37.35	1.00	Horizontal	Vertical	Pass
7251.500	-38.87	14.69	-13.0	25.87	197.00	Horizontal	Vertical	Pass
9444.799	-40.38	13.74	-13.0	27.38	3.00	Horizontal	Vertical	Pass

Test Configuration	Band: EGPRS 850,Channel:MID range
--------------------	-----------------------------------

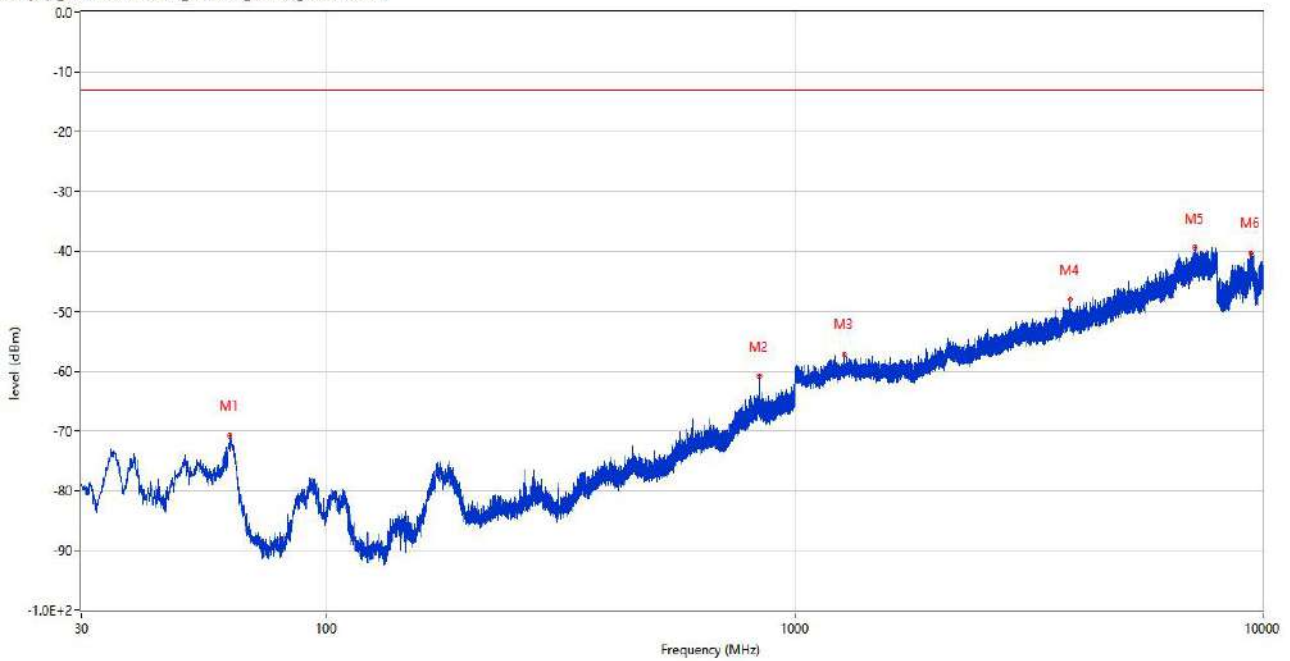
RSE (RF) FCC PART22&24&27_GSM 850_814-849_30MHz-10GHz



Frequency (MHz)	Result (dBm)	Factor (dB)	Limit (dBm)	Margin (dB)	Table (o)	ANT	EUT	Verdict
62.641	-71.93	-17.28	-13.0	58.93	114.00	Vertical	Vertical	Pass
836.998	-60.11	4.87	-13.0	47.11	0.00	Vertical	Vertical	N/A
1047.500	-57.63	-6.06	-13.0	44.63	149.00	Vertical	Vertical	Pass
2214.200	-53.70	-2.33	-13.0	40.70	197.00	Vertical	Vertical	Pass
7116.750	-39.61	13.70	-13.0	26.61	170.00	Vertical	Vertical	Pass
9464.401	-40.95	13.47	-13.0	27.95	13.00	Vertical	Vertical	Pass

Test Configuration	Band: EGPRS 850,Channel:MID range
--------------------	-----------------------------------

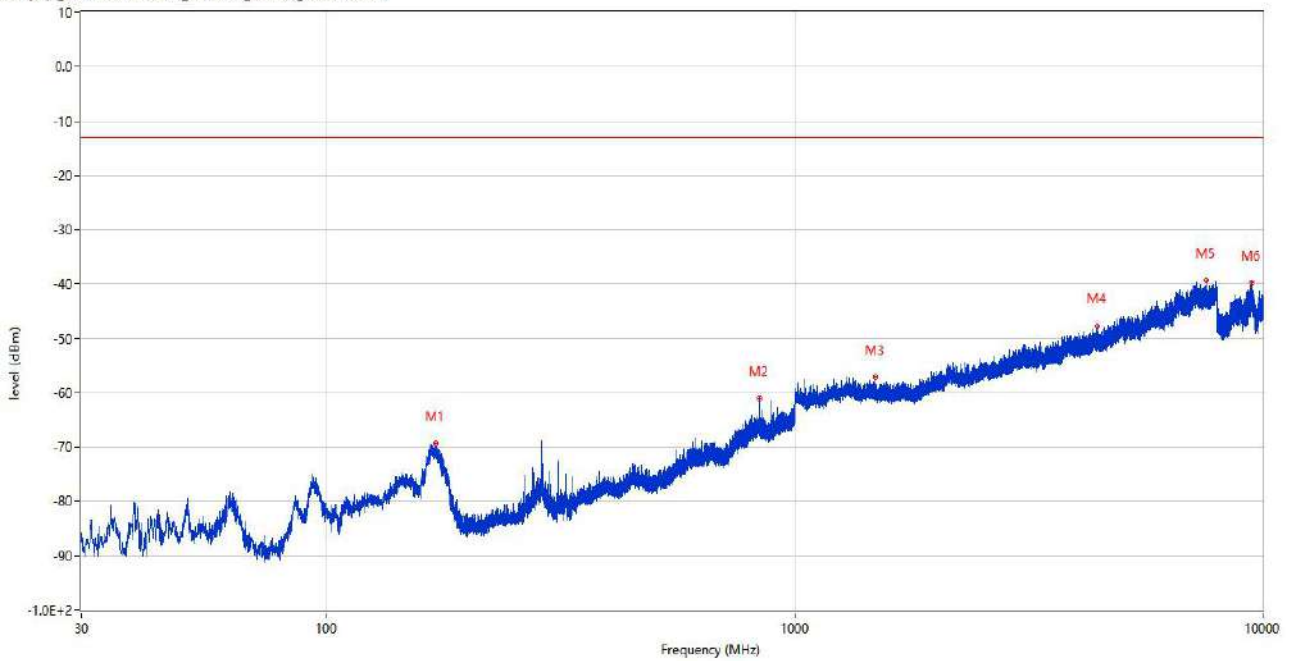
RSE (RF) FCC PART22&24&27_GSM 850_814-849_30MHz-10GHz



Frequency (MHz)	Result (dBm)	Factor (dB)	Limit (dBm)	Margin (dB)	Table (o)	ANT	EUT	Verdict
62.204	-70.81	-17.55	-13.0	57.81	117.00	Vertical	Horizontal	Pass
836.047	-60.84	4.87	-13.0	47.84	155.00	Vertical	Horizontal	N/A
1277.500	-57.22	-5.00	-13.0	44.22	296.00	Vertical	Horizontal	Pass
3871.250	-48.11	7.05	-13.0	35.11	255.00	Vertical	Horizontal	Pass
7165.000	-39.39	14.00	-13.0	26.39	220.00	Vertical	Horizontal	Pass
9437.100	-40.23	13.67	-13.0	27.23	294.00	Vertical	Horizontal	Pass

Test Configuration	Band: EGPRS 850,Channel:HIGH range
--------------------	------------------------------------

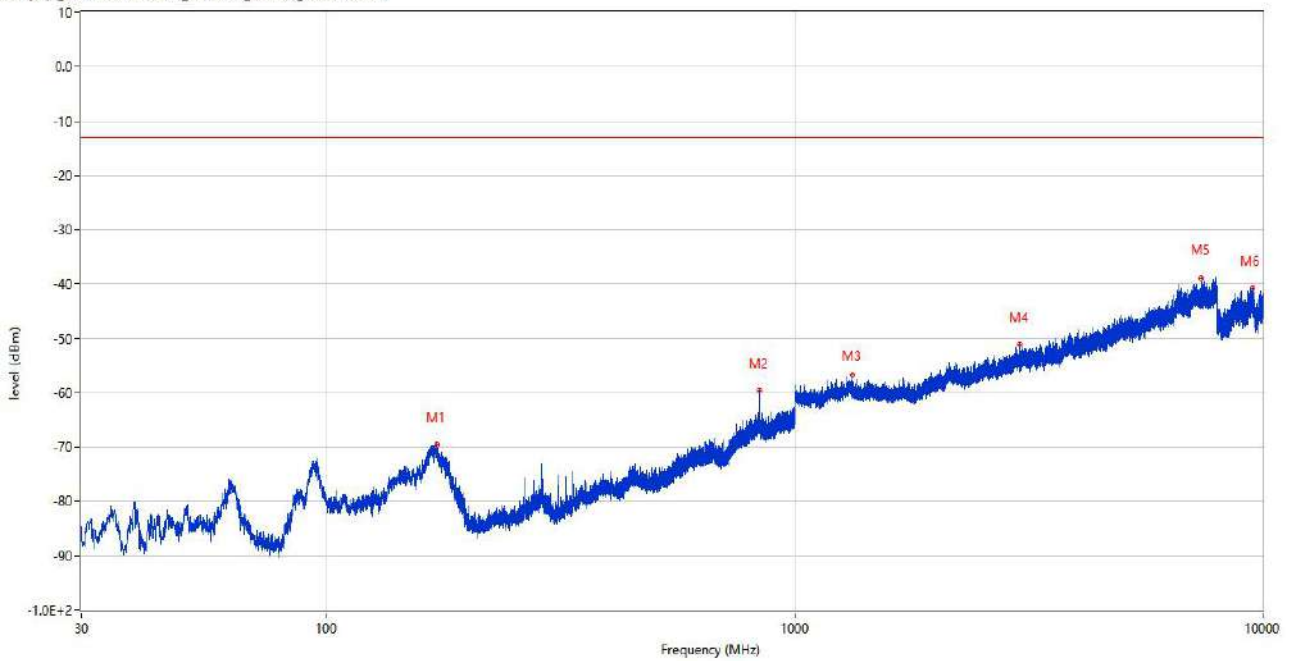
RSE (RF) FCC PART22&24&27_GSM 850_814-849_30MHz-10GHz



Frequency (MHz)	Result (dBm)	Factor (dB)	Limit (dBm)	Margin (dB)	Table (o)	ANT	EUT	Verdict
171.523	-69.32	-16.66	-13.0	56.32	238.00	Horizontal	Horizontal	Pass
849.998	-61.15	4.87	-13.0	48.15	155.00	Horizontal	Horizontal	Pass
1490.400	-57.19	-5.52	-13.0	44.19	114.00	Horizontal	Horizontal	Pass
4430.750	-47.72	7.42	-13.0	34.72	184.00	Horizontal	Horizontal	Pass
7577.250	-39.34	14.28	-13.0	26.34	123.00	Horizontal	Horizontal	Pass
9451.000	-39.75	13.76	-13.0	26.75	66.00	Horizontal	Horizontal	Pass

Test Configuration	Band: EGPRS 850,Channel:HIGH range
--------------------	------------------------------------

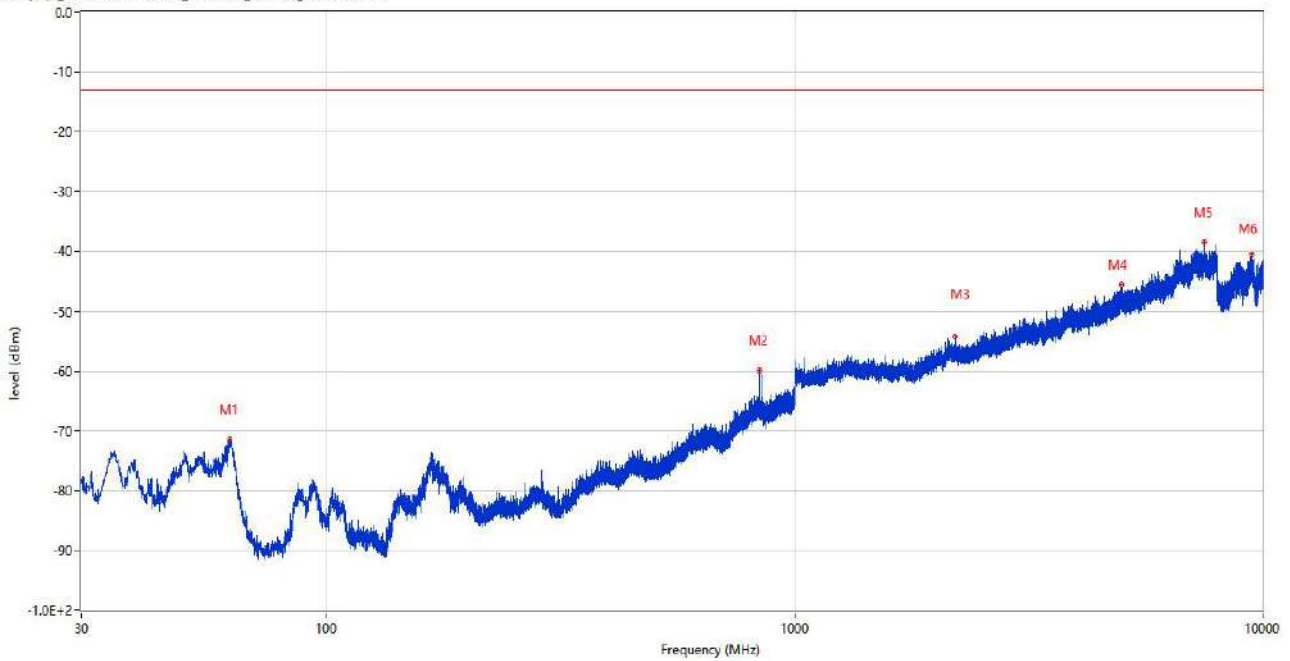
RSE (RF) FCC PART22&24&27_GSM 850_814-849_30MHz-10GHz



Frequency (MHz)	Result (dBm)	Factor (dB)	Limit (dBm)	Margin (dB)	Table (o)	ANT	EUT	Verdict
171.668	-69.59	-16.63	-13.0	56.59	32.00	Horizontal	Vertical	Pass
849.998	-59.61	4.87	-13.0	46.61	153.00	Horizontal	Vertical	Pass
1324.900	-56.78	-5.04	-13.0	43.78	215.00	Horizontal	Vertical	Pass
3018.750	-51.12	3.20	-13.0	38.12	9.00	Horizontal	Vertical	Pass
7389.500	-38.80	13.75	-13.0	25.80	327.00	Horizontal	Vertical	Pass
9527.400	-40.69	13.05	-13.0	27.69	2.00	Horizontal	Vertical	Pass

Test Configuration	Band: EGPRS 850,Channel:HIGH range
--------------------	------------------------------------

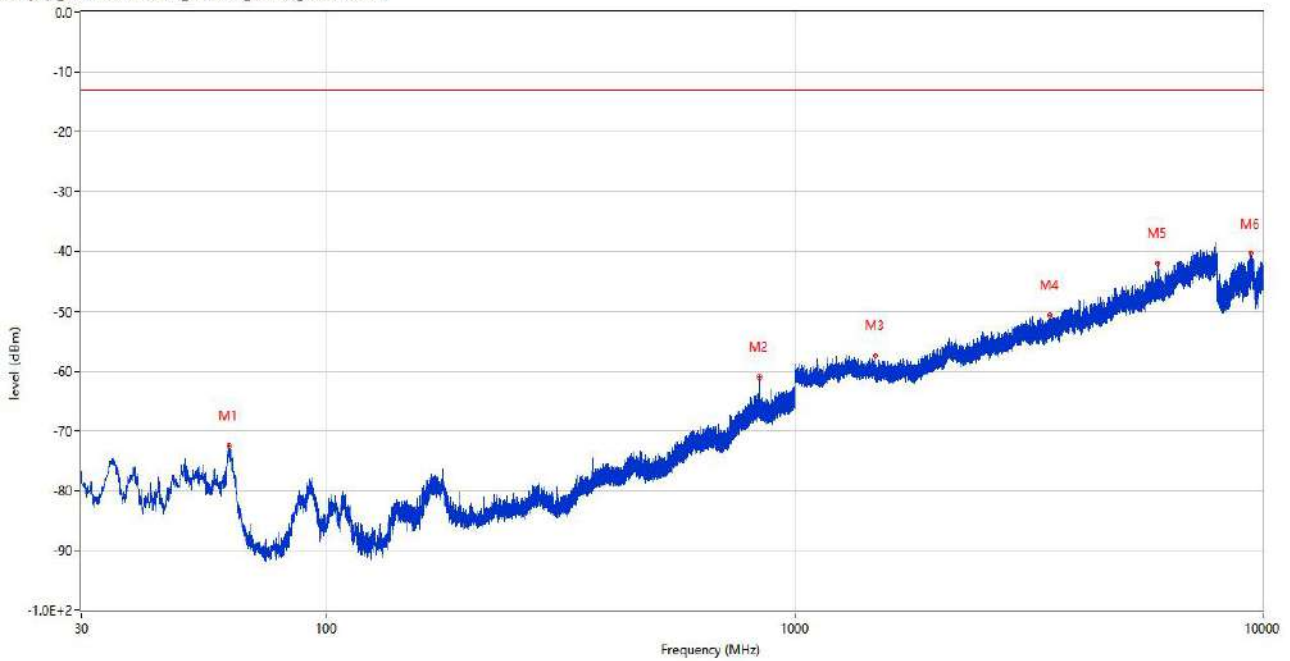
RSE (RF) FCC PART22&24&27_GSM 850_814-849_30MHz-10GHz



Frequency (MHz)	Result (dBm)	Factor (dB)	Limit (dBm)	Margin (dB)	Table (o)	ANT	EUT	Verdict
62.204	-71.45	-17.55	-13.0	58.45	123.00	Vertical	Vertical	Pass
849.998	-59.83	4.87	-13.0	46.83	32.00	Vertical	Vertical	Pass
2207.800	-54.27	-2.30	-13.0	41.27	27.00	Vertical	Vertical	Pass
4998.000	-45.63	9.02	-13.0	32.63	360.00	Vertical	Vertical	Pass
7492.000	-38.50	13.96	-13.0	25.50	140.00	Vertical	Vertical	Pass
9459.599	-40.54	13.58	-13.0	27.54	114.00	Vertical	Vertical	Pass

Test Configuration	Band: EGPRS 850,Channel:HIGH range
--------------------	------------------------------------

RSE (RF) FCC PART22&24&27_GSM 850_814-849_30MHz-10GHz

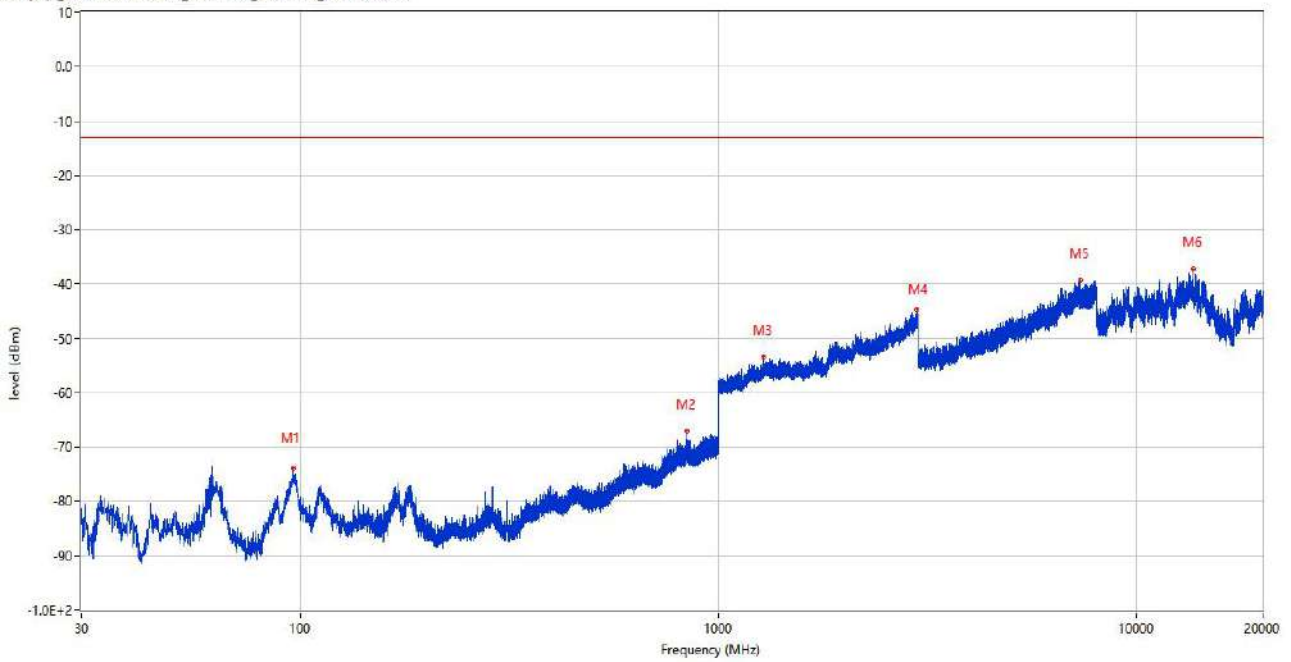


Frequency (MHz)	Result (dBm)	Factor (dB)	Limit (dBm)	Margin (dB)	Table (o)	ANT	EUT	Verdict
61.816	-72.50	-17.64	-13.0	59.50	118.00	Vertical	Horizontal	Pass
849.998	-60.95	4.87	-13.0	47.95	109.00	Vertical	Horizontal	Pass
1490.600	-57.41	-5.54	-13.0	44.41	178.00	Vertical	Horizontal	Pass
3508.000	-50.60	5.06	-13.0	37.60	160.00	Vertical	Horizontal	Pass
5965.500	-41.96	11.52	-13.0	28.96	288.00	Vertical	Horizontal	Pass
9439.500	-40.32	13.69	-13.0	27.32	67.00	Vertical	Horizontal	Pass

2.2 EGPRS 1900

Test Configuration	Band: EGPRS 1900,Channel:LOW range
--------------------	------------------------------------

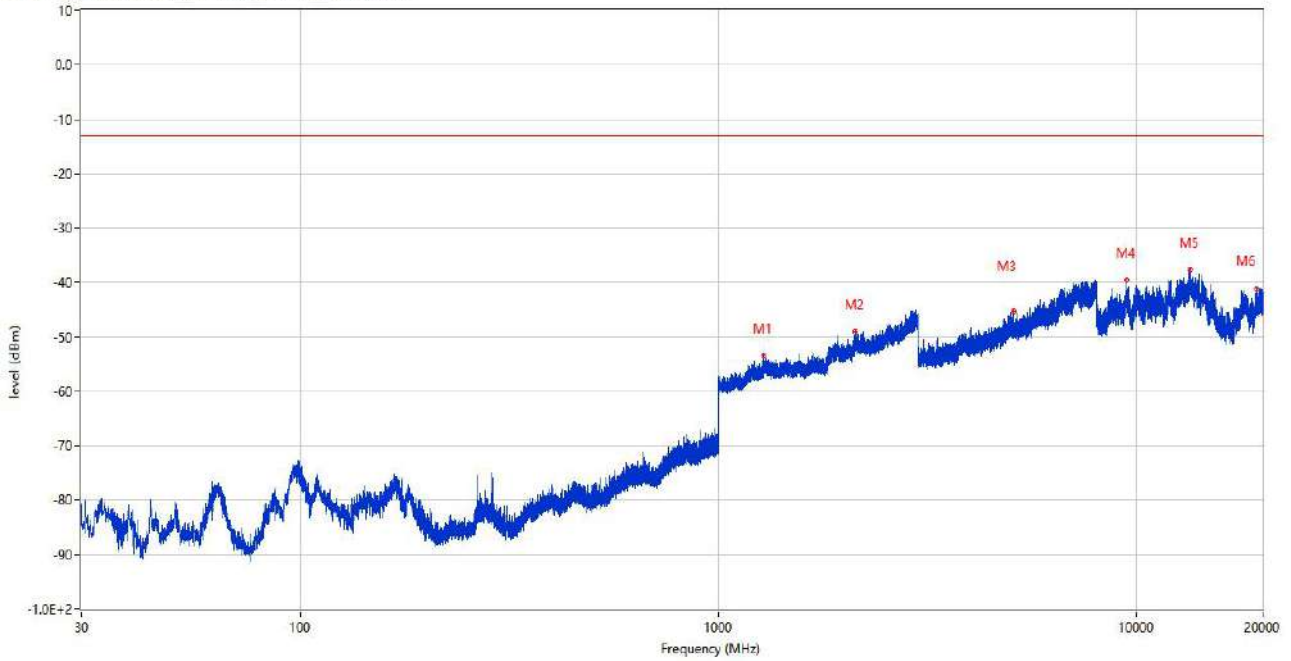
RSE (RF) _FCC PART22&24&27_GSM 1900_1830-1920_30MHz-20GHz



Frequency (MHz)	Result (dBm)	Factor (dB)	Limit (dBm)	Margin (dB)	Table (o)	ANT	EUT	Verdict
96.154	-73.96	-19.23	-13.0	60.96	76.00	Horizontal	Horizontal	Pass
839.998	-67.02	-0.14	-13.0	54.02	205.00	Horizontal	Horizontal	Pass
1279.000	-53.40	-1.43	-13.0	40.40	273.00	Horizontal	Horizontal	Pass
2971.100	-44.60	9.95	-13.0	31.60	94.00	Horizontal	Horizontal	Pass
7301.750	-39.32	13.88	-13.0	26.32	33.00	Horizontal	Horizontal	Pass
13646.463	-37.23	16.47	-13.0	24.23	360.00	Horizontal	Horizontal	Pass

Test Configuration	Band: EGPRS 1900,Channel:LOW range
--------------------	------------------------------------

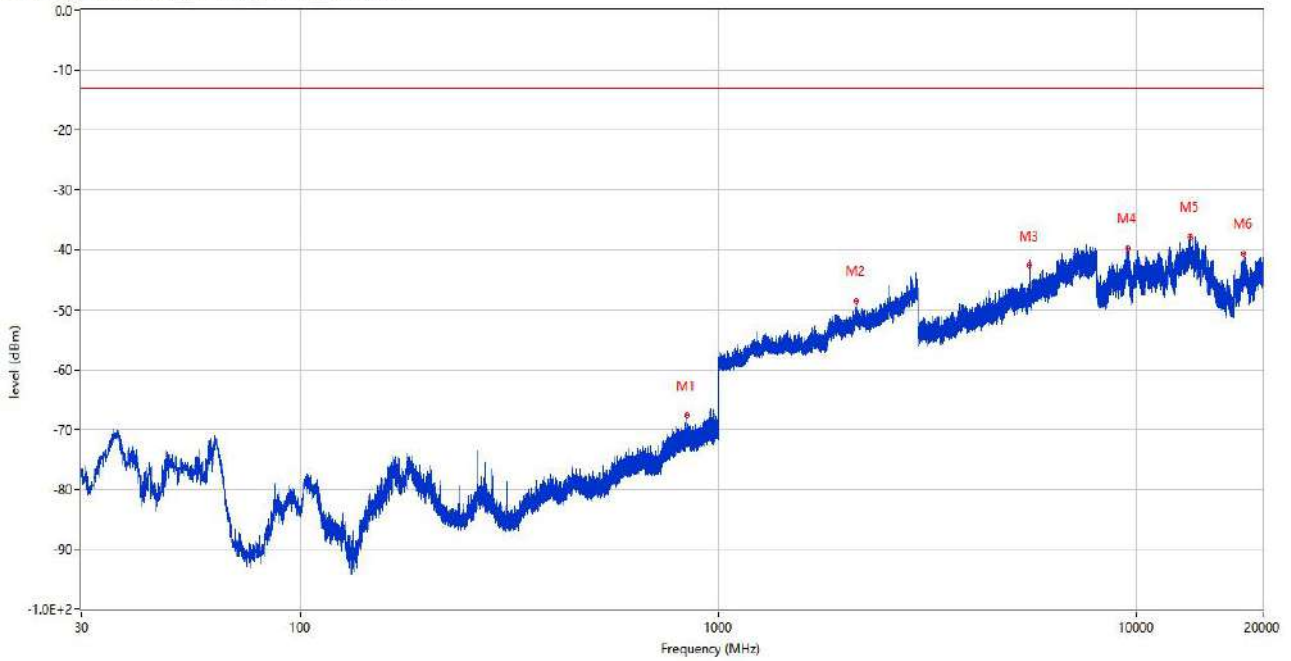
RSE (RF) _FCC PART22&24&27_GSM 1900_1830-1920_30MHz-20GHz



Frequency (MHz)	Result (dBm)	Factor (dB)	Limit (dBm)	Margin (dB)	Table (o)	ANT	EUT	Verdict
1282.200	-53.36	-1.43	-13.0	40.36	191.00	Horizontal	Vertical	Pass
2118.100	-49.07	2.81	-13.0	36.07	197.00	Horizontal	Vertical	Pass
5073.250	-45.27	9.27	-13.0	32.27	283.00	Horizontal	Vertical	Pass
9471.075	-39.44	13.33	-13.0	26.44	222.00	Horizontal	Vertical	Pass
13372.775	-37.61	16.73	-13.0	24.61	130.00	Horizontal	Vertical	Pass
19293.850	-41.09	12.56	-13.0	28.09	1.00	Horizontal	Vertical	Pass

Test Configuration	Band: EGPRS 1900,Channel:LOW range
--------------------	------------------------------------

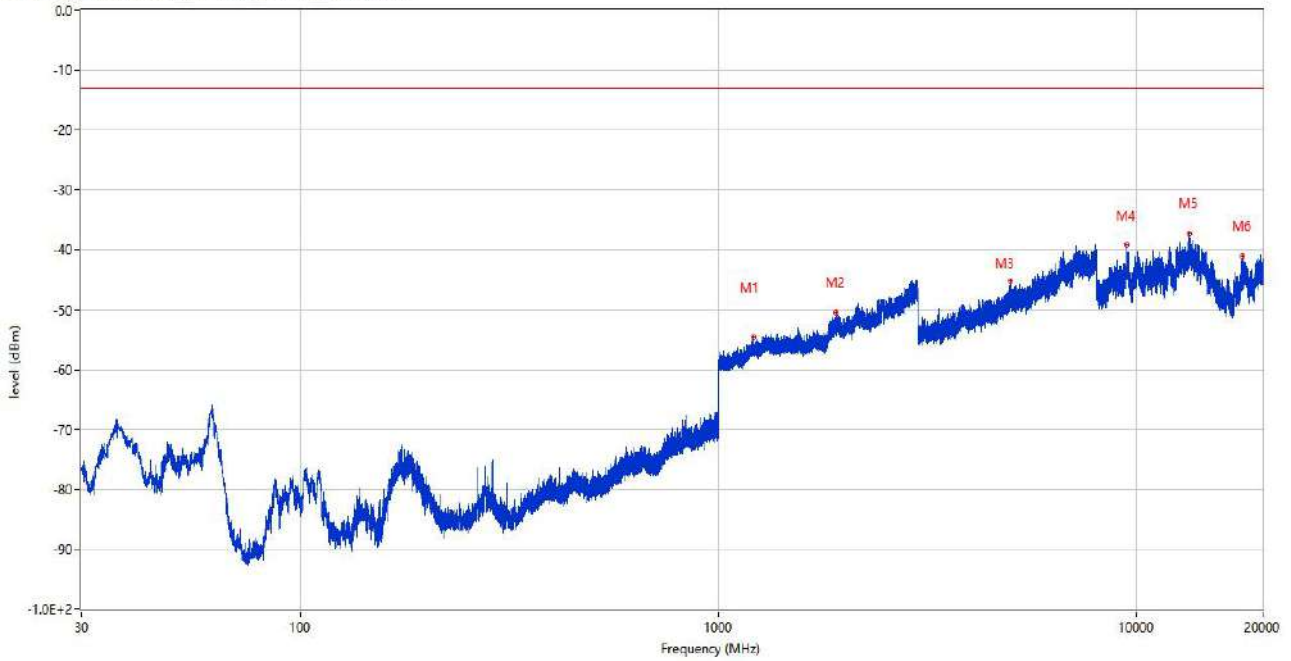
RSE (RF) _FCC PART22&24&27_GSM 1900_1830-1920_30MHz-20GHz



Frequency (MHz)	Result (dBm)	Factor (dB)	Limit (dBm)	Margin (dB)	Table (o)	ANT	EUT	Verdict
839.998	-67.65	-0.14	-13.0	54.65	290.00	Vertical	Vertical	Pass
2133.400	-48.51	2.98	-13.0	35.51	1.00	Vertical	Vertical	Pass
5550.750	-42.66	9.43	-13.0	29.66	265.00	Vertical	Vertical	Pass
9495.775	-39.65	12.81	-13.0	26.65	92.00	Vertical	Vertical	Pass
13389.088	-37.81	16.70	-13.0	24.81	360.00	Vertical	Vertical	Pass
17949.700	-40.66	13.82	-13.0	27.66	29.00	Vertical	Vertical	Pass

Test Configuration	Band: EGPRS 1900,Channel:LOW range
--------------------	------------------------------------

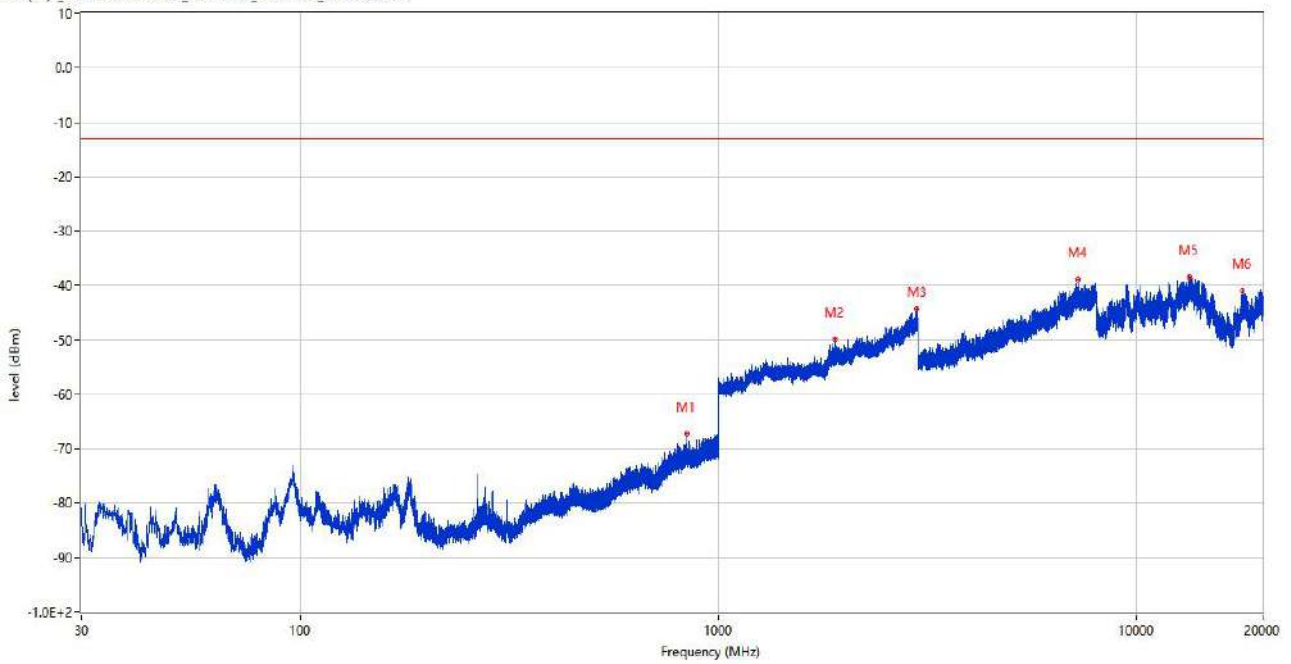
RSE (RF) _FCC PART22&24&27_GSM 1900_1830-1920_30MHz-20GHz



Frequency (MHz)	Result (dBm)	Factor (dB)	Limit (dBm)	Margin (dB)	Table (o)	ANT	EUT	Verdict
1212.100	-54.71	-1.82	-13.0	41.71	311.00	Vertical	Horizontal	Pass
1909.800	-50.47	1.96	-13.0	37.47	360.00	Vertical	Horizontal	Pass
4985.250	-45.20	9.04	-13.0	32.20	203.00	Vertical	Horizontal	Pass
9449.224	-39.23	13.77	-13.0	26.23	260.00	Vertical	Horizontal	Pass
13355.013	-37.25	16.76	-13.0	24.25	1.00	Vertical	Horizontal	Pass
17937.013	-41.11	13.28	-13.0	28.11	1.00	Vertical	Horizontal	Pass

Test Configuration	Band: EGPRS 1900,Channel: MID range
--------------------	-------------------------------------

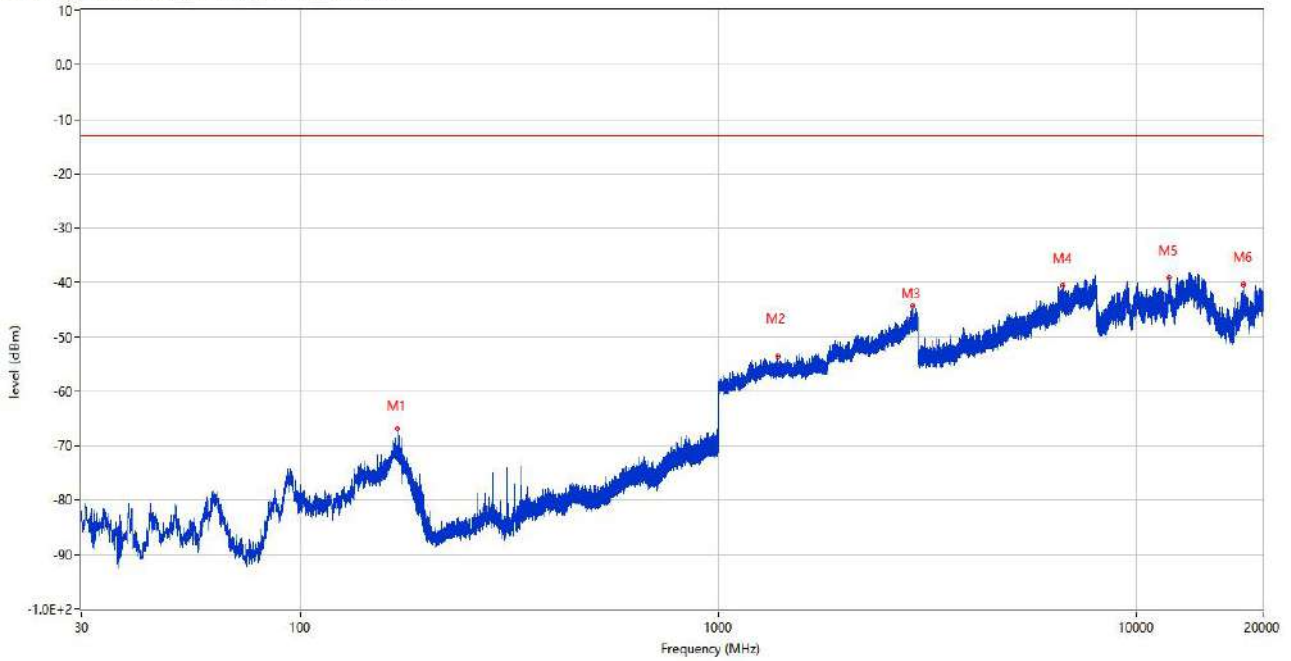
RSE (RF) _FCC PART22&24&27_GSM 1900_1830-1920_30MHz-20GHz



Frequency (MHz)	Result (dBm)	Factor (dB)	Limit (dBm)	Margin (dB)	Table (o)	ANT	EUT	Verdict
839.998	-67.25	-0.14	-13.0	54.25	148.00	Horizontal	Horizontal	Pass
1898.400	-49.84	1.90	-13.0	36.84	103.00	Horizontal	Horizontal	Pass
2976.400	-44.37	9.33	-13.0	31.37	1.00	Horizontal	Horizontal	Pass
7253.000	-38.85	14.59	-13.0	25.85	253.00	Horizontal	Horizontal	Pass
13332.175	-38.42	16.17	-13.0	25.42	360.00	Horizontal	Horizontal	Pass
17943.900	-40.91	13.57	-13.0	27.91	360.00	Horizontal	Horizontal	Pass

Test Configuration	Band: EGPRS 1900,Channel: MID range
--------------------	-------------------------------------

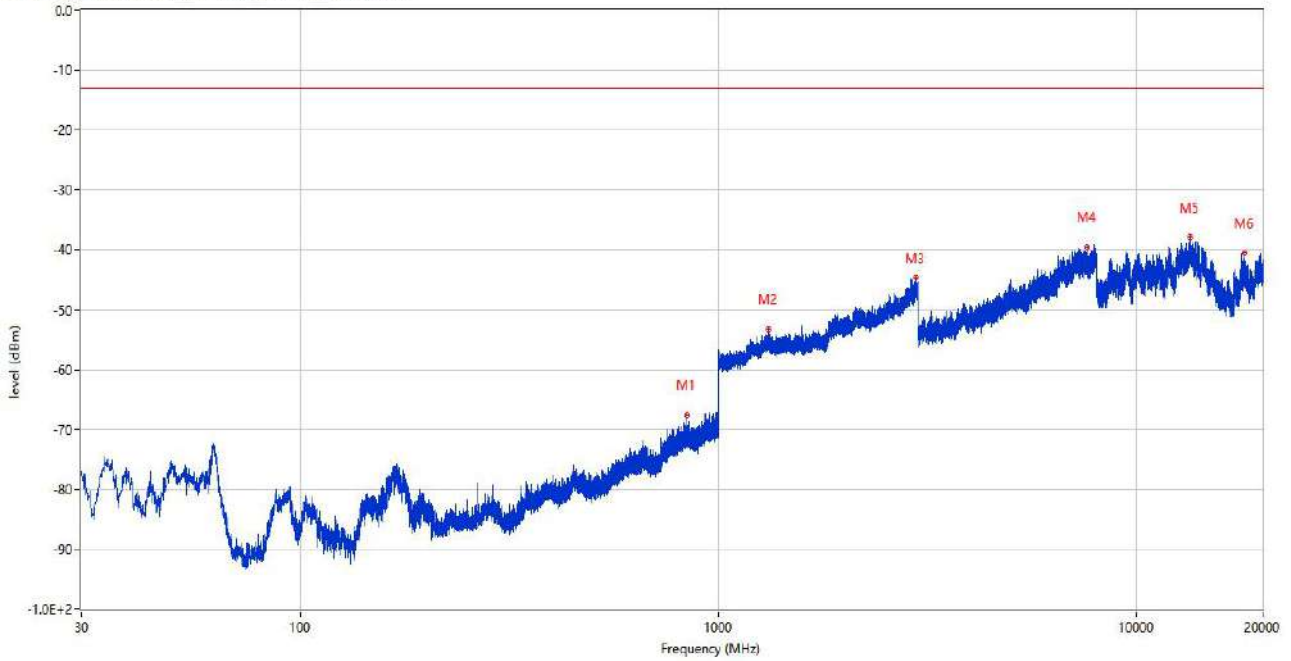
RSE (RF) _FCC PART22&24&27_GSM 1900_1830-1920_30MHz-20GHz



Frequency (MHz)	Result (dBm)	Factor (dB)	Limit (dBm)	Margin (dB)	Table (o)	ANT	EUT	Verdict
170.262	-66.91	-18.34	-13.0	53.91	232.00	Horizontal	Vertical	Pass
1387.100	-53.67	-1.51	-13.0	40.67	360.00	Horizontal	Vertical	Pass
2909.300	-44.18	8.66	-13.0	31.18	360.00	Horizontal	Vertical	Pass
6654.000	-40.55	12.87	-13.0	27.55	190.00	Horizontal	Vertical	Pass
11952.474	-39.17	14.04	-13.0	26.17	204.00	Horizontal	Vertical	Pass
17949.700	-40.38	13.82	-13.0	27.38	1.00	Horizontal	Vertical	Pass

Test Configuration	Band: EGPRS 1900,Channel: MID range
--------------------	-------------------------------------

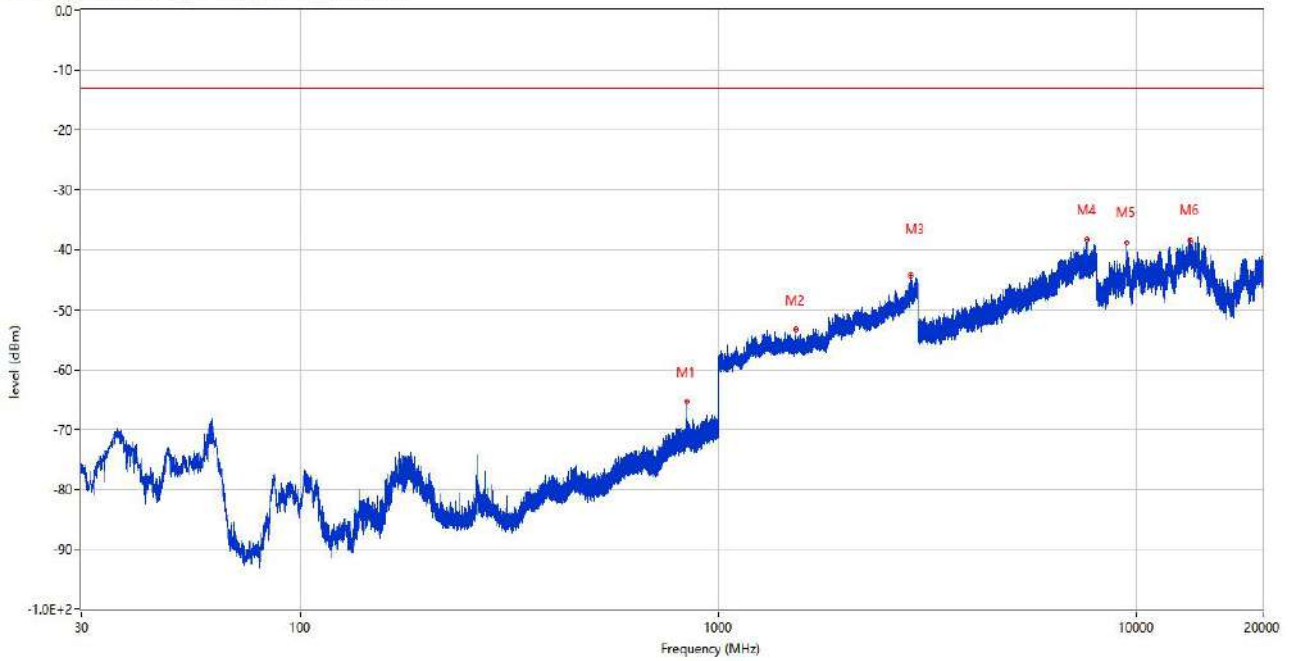
RSE (RF) _FCC PART22&24&27_GSM 1900_1830-1920_30MHz-20GHz



Frequency (MHz)	Result (dBm)	Factor (dB)	Limit (dBm)	Margin (dB)	Table (o)	ANT	EUT	Verdict
839.998	-67.69	-0.14	-13.0	54.69	356.00	Vertical	Vertical	Pass
1316.600	-53.22	-1.12	-13.0	40.22	294.00	Vertical	Vertical	Pass
2959.000	-44.65	9.62	-13.0	31.65	167.00	Vertical	Vertical	Pass
7592.000	-39.49	13.94	-13.0	26.49	251.00	Vertical	Vertical	Pass
13373.138	-37.90	16.73	-13.0	24.90	360.00	Vertical	Vertical	Pass
18050.839	-40.57	12.27	-13.0	27.57	3.00	Vertical	Vertical	Pass

Test Configuration	Band: EGPRS 1900,Channel: MID range
--------------------	-------------------------------------

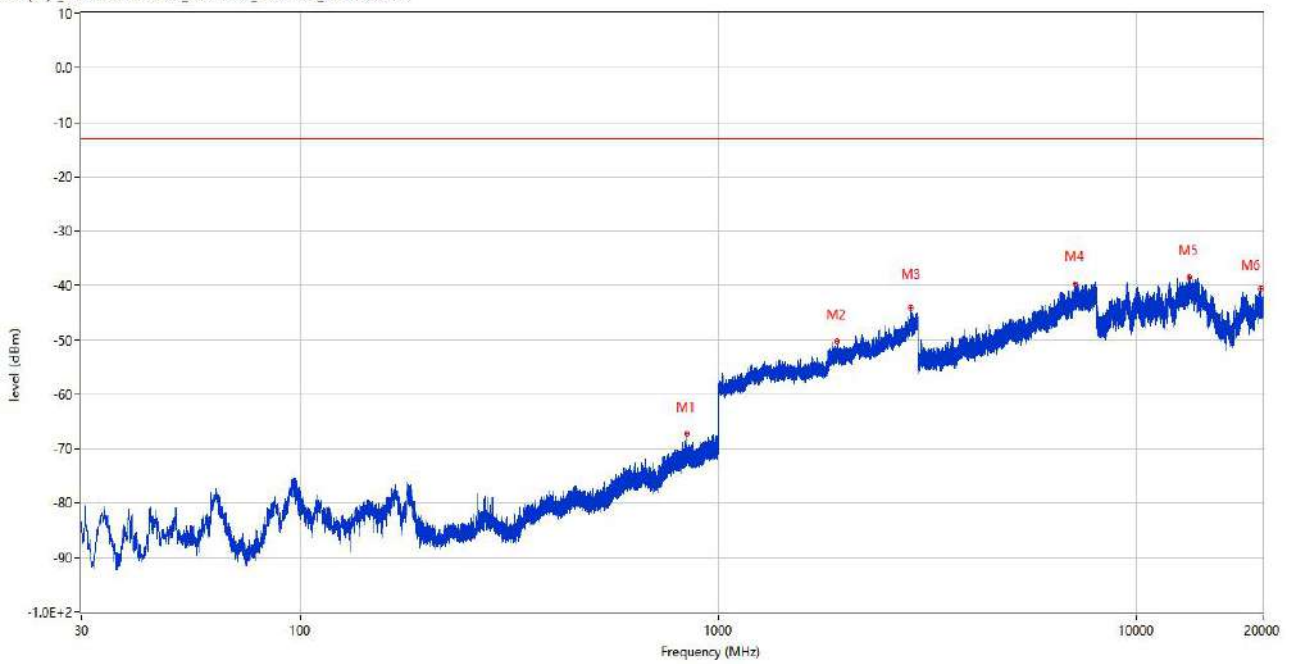
RSE (RF) _FCC PART22&24&27_GSM 1900_1830-1920_30MHz-20GHz



Frequency (MHz)	Result (dBm)	Factor (dB)	Limit (dBm)	Margin (dB)	Table (o)	ANT	EUT	Verdict
839.998	-65.37	-0.14	-13.0	52.37	292.00	Vertical	Horizontal	Pass
1525.800	-53.32	-1.68	-13.0	40.32	108.00	Vertical	Horizontal	Pass
2887.300	-44.29	9.99	-13.0	31.29	14.00	Vertical	Horizontal	Pass
7589.750	-38.30	13.98	-13.0	25.30	93.00	Vertical	Horizontal	Pass
9474.400	-38.78	13.26	-13.0	25.78	289.00	Vertical	Horizontal	Pass
13376.037	-38.34	16.72	-13.0	25.34	1.00	Vertical	Horizontal	Pass

Test Configuration	Band: EGPRS 1900, Channel: HIGH range
--------------------	---------------------------------------

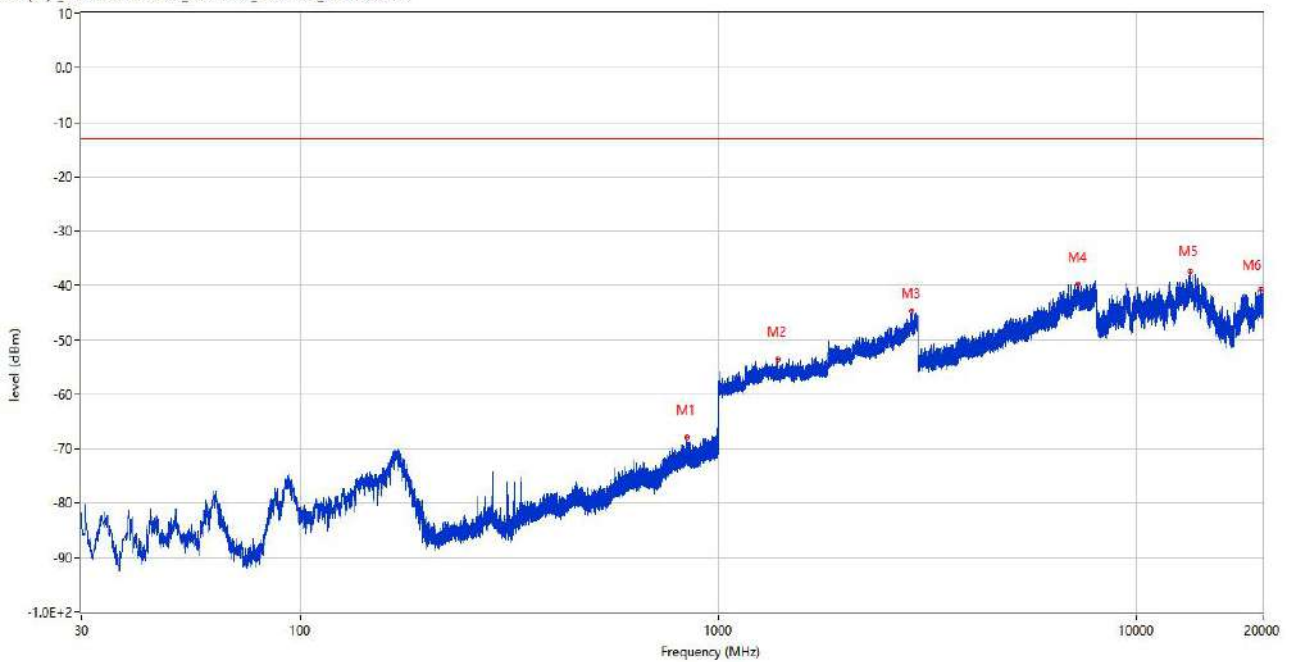
RSE (RF) _FCC PART22&24&27_GSM 1900_1830-1920_30MHz-20GHz



Frequency (MHz)	Result (dBm)	Factor (dB)	Limit (dBm)	Margin (dB)	Table (o)	ANT	EUT	Verdict
839.998	-67.20	-0.14	-13.0	54.20	1.00	Horizontal	Horizontal	Pass
1925.500	-50.25	2.01	-13.0	37.25	120.00	Horizontal	Horizontal	Pass
2886.500	-44.09	9.74	-13.0	31.09	360.00	Horizontal	Horizontal	Pass
7110.000	-39.63	13.73	-13.0	26.63	28.00	Horizontal	Horizontal	Pass
13331.812	-38.50	16.16	-13.0	25.50	2.00	Horizontal	Horizontal	Pass
19808.600	-40.52	12.68	-13.0	27.52	43.00	Horizontal	Horizontal	Pass

Test Configuration	Band: EGPRS 1900, Channel: HIGH range
--------------------	---------------------------------------

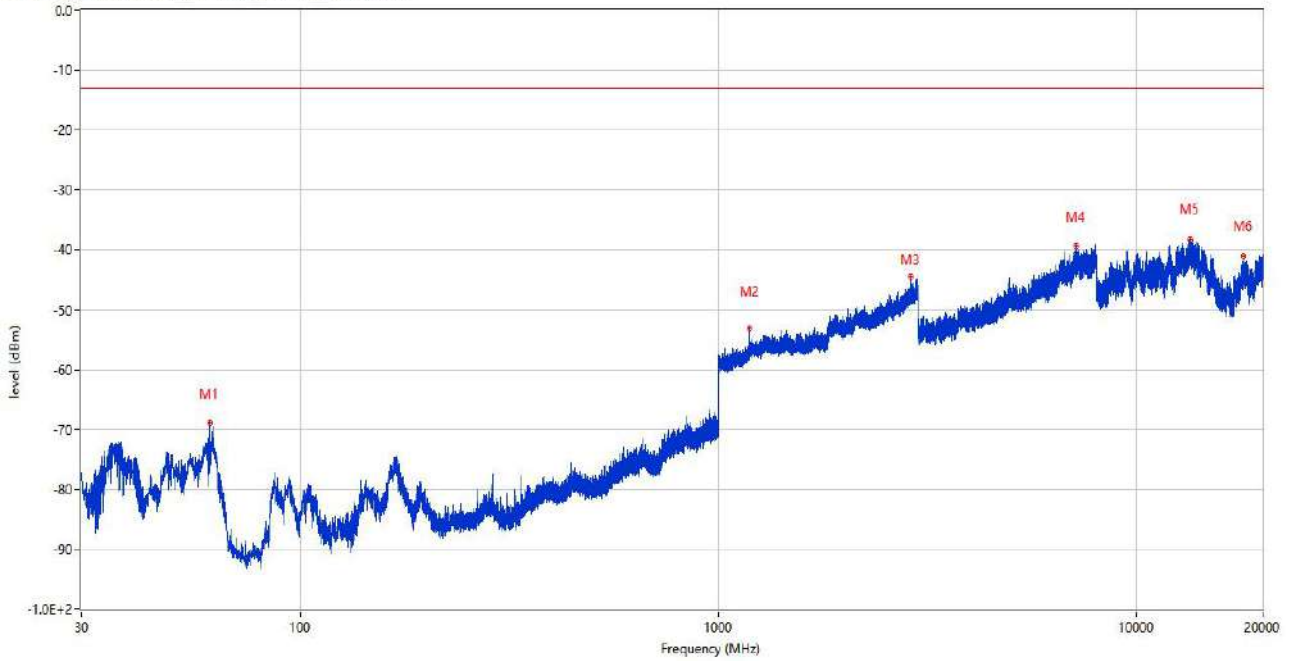
RSE (RF) _FCC PART22&24&27_GSM 1900_1830-1920_30MHz-20GHz



Frequency (MHz)	Result (dBm)	Factor (dB)	Limit (dBm)	Margin (dB)	Table (o)	ANT	EUT	Verdict
840.096	-67.88	-0.13	-13.0	54.88	316.00	Horizontal	Vertical	Pass
1383.700	-53.51	-1.57	-13.0	40.51	233.00	Horizontal	Vertical	Pass
2891.200	-44.59	10.34	-13.0	31.59	69.00	Horizontal	Vertical	Pass
7255.500	-39.77	14.61	-13.0	26.77	340.00	Horizontal	Vertical	Pass
13374.950	-37.42	16.73	-13.0	24.42	3.00	Horizontal	Vertical	Pass
19748.426	-40.67	12.66	-13.0	27.67	8.00	Horizontal	Vertical	Pass

Test Configuration	Band: EGPRS 1900, Channel: HIGH range
--------------------	---------------------------------------

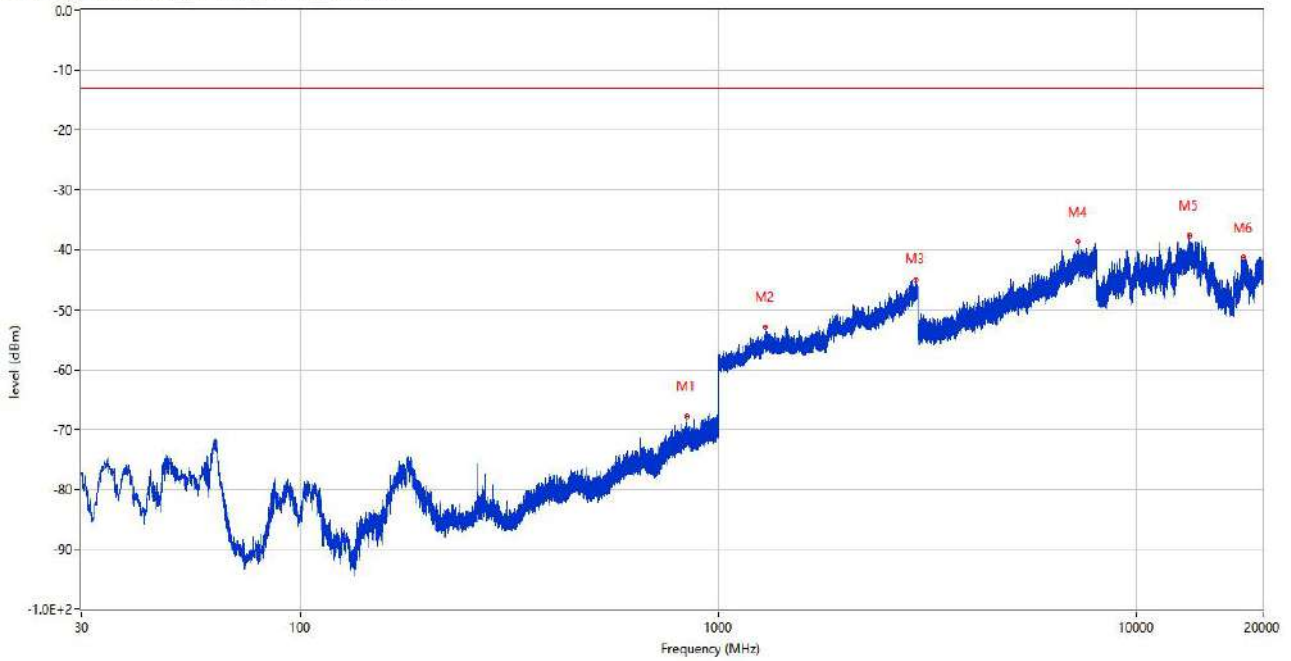
RSE (RF) _FCC PART22&24&27_GSM 1900_1830-1920_30MHz-20GHz



Frequency (MHz)	Result (dBm)	Factor (dB)	Limit (dBm)	Margin (dB)	Table (o)	ANT	EUT	Verdict
60.700	-68.97	-18.14	-13.0	55.97	71.00	Vertical	Vertical	Pass
1183.200	-53.08	-2.10	-13.0	40.08	357.00	Vertical	Vertical	Pass
2885.400	-44.48	9.48	-13.0	31.48	54.00	Vertical	Vertical	Pass
7147.750	-39.45	13.79	-13.0	26.45	120.00	Vertical	Vertical	Pass
13388.724	-38.14	16.70	-13.0	25.14	289.00	Vertical	Vertical	Pass
17964.562	-41.10	13.37	-13.0	28.10	234.00	Vertical	Vertical	Pass

Test Configuration	Band: EGPRS 1900,Channel: HIGH range
--------------------	--------------------------------------

RSE (RF) _FCC PART22&24&27_GSM 1900_1830-1920_30MHz-20GHz



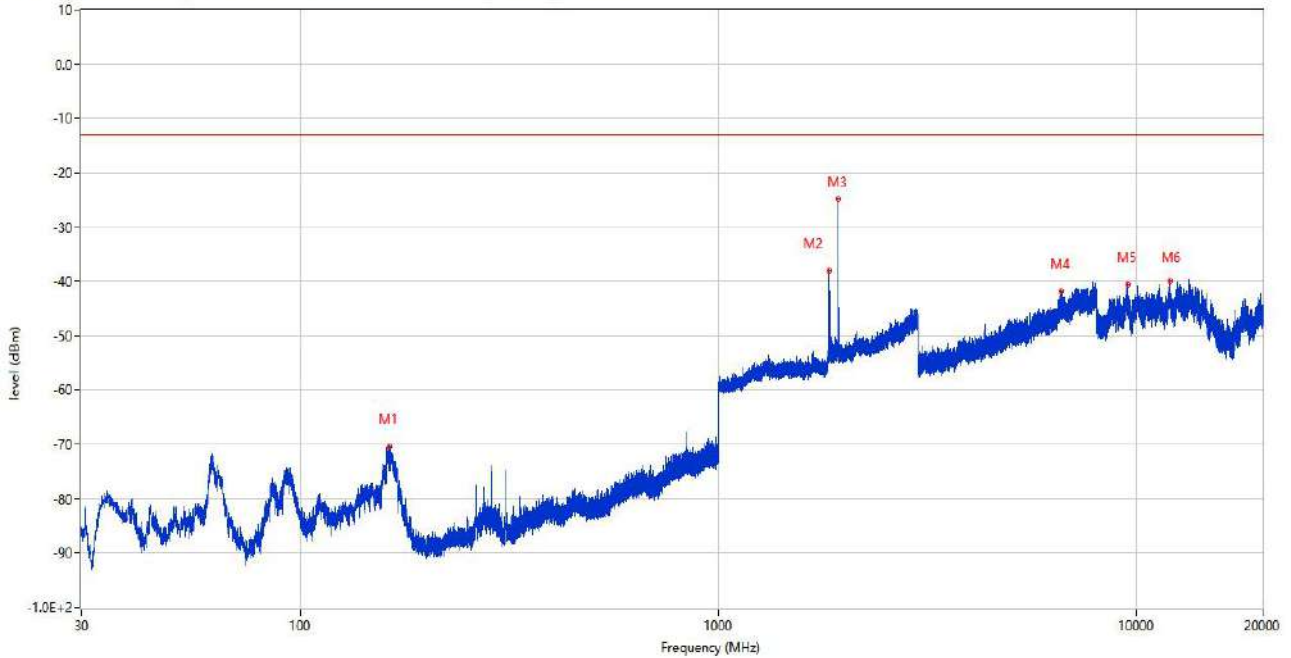
Frequency (MHz)	Result (dBm)	Factor (dB)	Limit (dBm)	Margin (dB)	Table (o)	ANT	EUT	Verdict
840.047	-67.78	-0.13	-13.0	54.78	282.00	Vertical	Horizontal	Pass
1291.800	-52.89	-1.20	-13.0	39.89	99.00	Vertical	Horizontal	Pass
2967.500	-45.01	10.18	-13.0	32.01	167.00	Vertical	Horizontal	Pass
7228.500	-38.66	14.29	-13.0	25.66	34.00	Vertical	Horizontal	Pass
13344.862	-37.69	16.60	-13.0	24.69	3.00	Vertical	Horizontal	Pass
17948.975	-41.30	13.79	-13.0	28.30	360.00	Vertical	Horizontal	Pass

3. WCDMA

3.1 WCDMA Band 2

Test Configuration	WCDMA B2,Channel:LOW range
--------------------	----------------------------

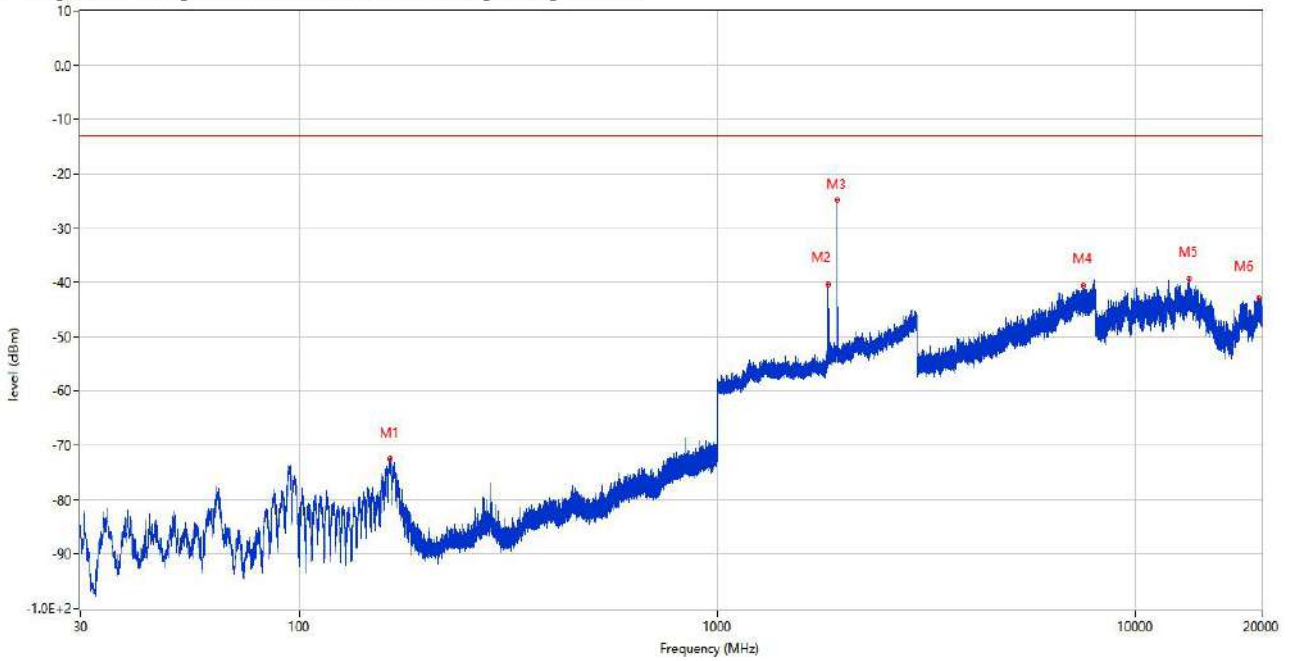
RSE (RF) _FCC PART22&24&27_CDMA BC1 & WCDMA Band 2 & LTE Band 2 & 25_1630-1920_30MHz-20GHz



Frequency (MHz)	Result (dBm)	Factor (dB)	Limit (dBm)	Margin (dB)	Table (o)	ANT	EUT	Verdict
162.890	-70.45	-18.87	-13.0	57.45	360.00	Horizontal	Horizontal	Pass
1852.500	-38.06	1.06	-13.0	25.06	135.00	Horizontal	Horizontal	N/A
1932.500	-24.78	1.88	-13.0	11.78	246.00	Horizontal	Horizontal	N/A
6592.500	-41.84	12.75	-13.0	28.84	360.00	Horizontal	Horizontal	Pass
9482.713	-40.57	13.09	-13.0	27.57	13.00	Horizontal	Horizontal	Pass
11986.912	-39.96	14.02	-13.0	26.96	360.00	Horizontal	Horizontal	Pass

Test Configuration	WCDMA B2,Channel:LOW range
--------------------	----------------------------

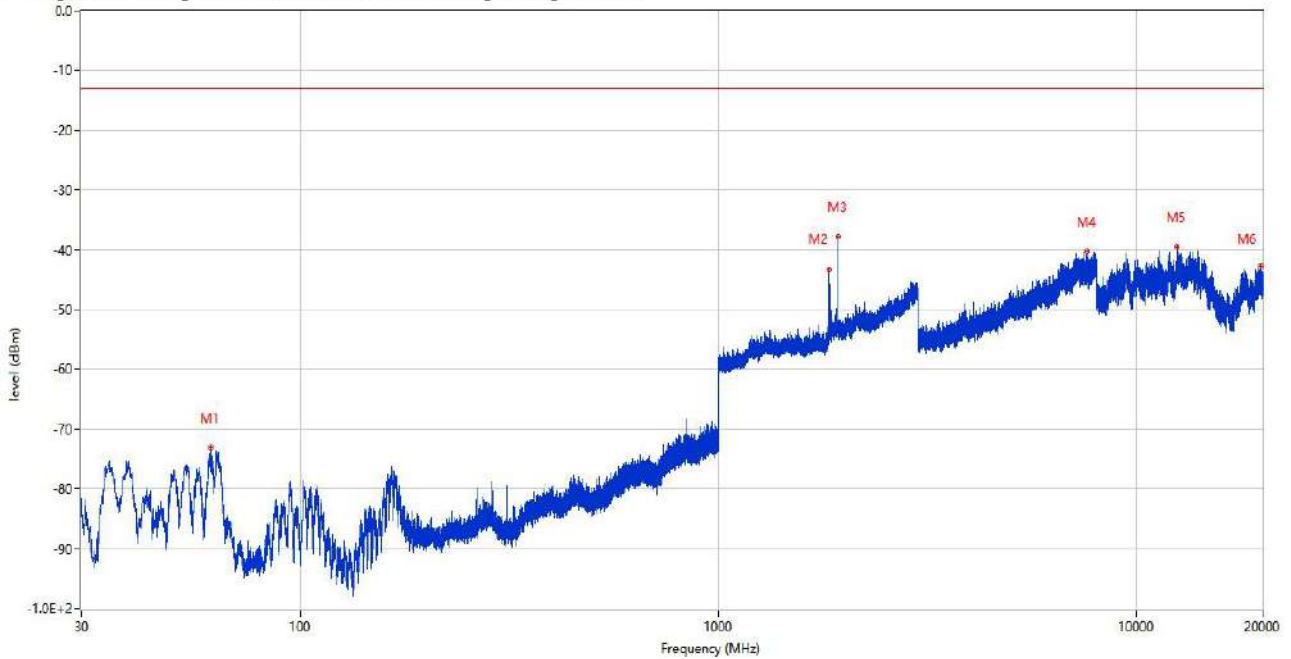
RSE (RF) _FCC PART22&24&27_CDMA BC1 & WCDMA Band 2 & LTE Band 2 & 25_1630-1920_30MHz-20GHz



Frequency (MHz)	Result (dBm)	Factor (dB)	Limit (dBm)	Margin (dB)	Table (o)	ANT	EUT	Verdict
164.684	-72.58	-18.64	-13.0	59.58	224.00	Horizontal	Vertical	Pass
1852.100	-40.34	1.07	-13.0	27.34	176.00	Horizontal	Vertical	N/A
1932.100	-24.81	1.71	-13.0	11.81	255.00	Horizontal	Vertical	N/A
7485.000	-40.61	14.11	-13.0	27.61	44.00	Horizontal	Vertical	Pass
13389.450	-39.30	16.70	-13.0	26.30	298.00	Horizontal	Vertical	Pass
19674.474	-42.90	12.65	-13.0	29.90	1.00	Horizontal	Vertical	Pass

Test Configuration	WCDMA B2,Channel:LOW range
--------------------	----------------------------

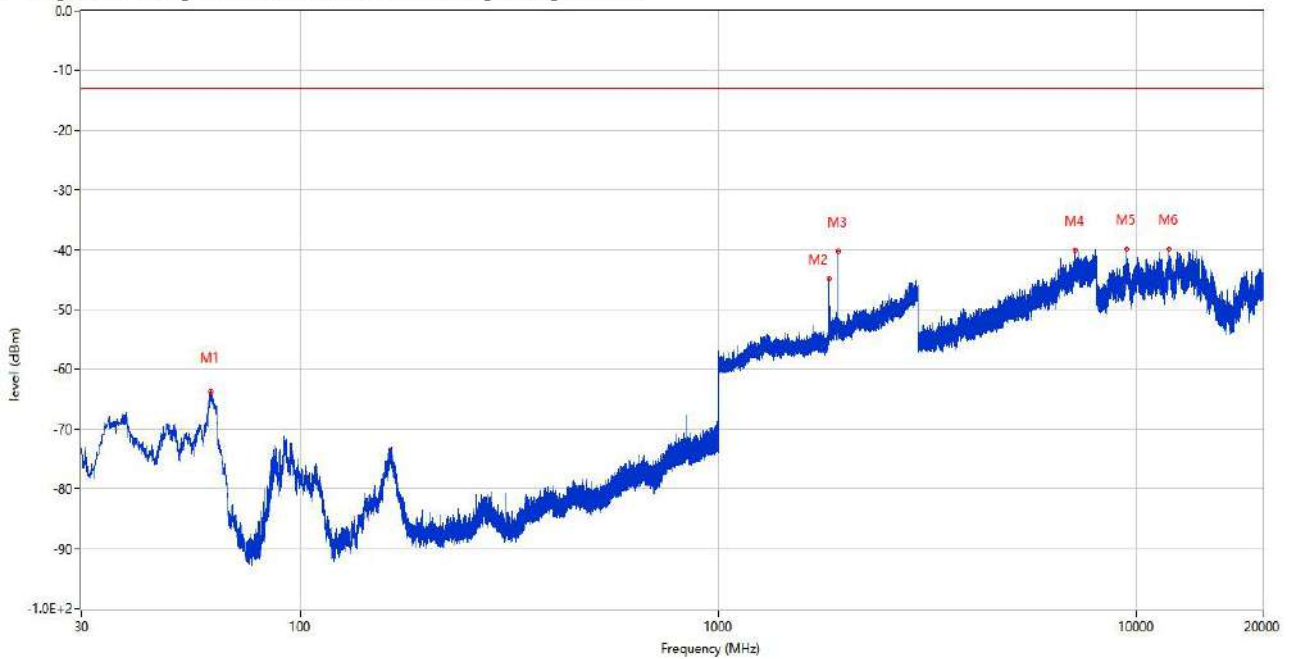
RSE (RF) _FCC PART22&24&27_CDMA BC1 & WCDMA Band 2 & LTE Band 2 & 25_1630-1920_30MHz-20GHz



Frequency (MHz)	Result (dBm)	Factor (dB)	Limit (dBm)	Margin (dB)	Table (o)	ANT	EUT	Verdict
61.089	-73.04	-18.28	-13.0	60.04	115.00	Vertical	Vertical	Pass
1852.900	-43.33	1.07	-13.0	30.33	151.00	Vertical	Vertical	N/A
1932.600	-37.83	1.79	-13.0	24.83	118.00	Vertical	Vertical	N/A
7591.750	-40.29	13.95	-13.0	27.29	199.00	Vertical	Vertical	Pass
12486.612	-39.53	14.44	-13.0	26.53	291.00	Vertical	Vertical	Pass
19770.175	-42.75	12.67	-13.0	29.75	60.00	Vertical	Vertical	Pass

Test Configuration	WCDMA B2,Channel:LOW range
--------------------	----------------------------

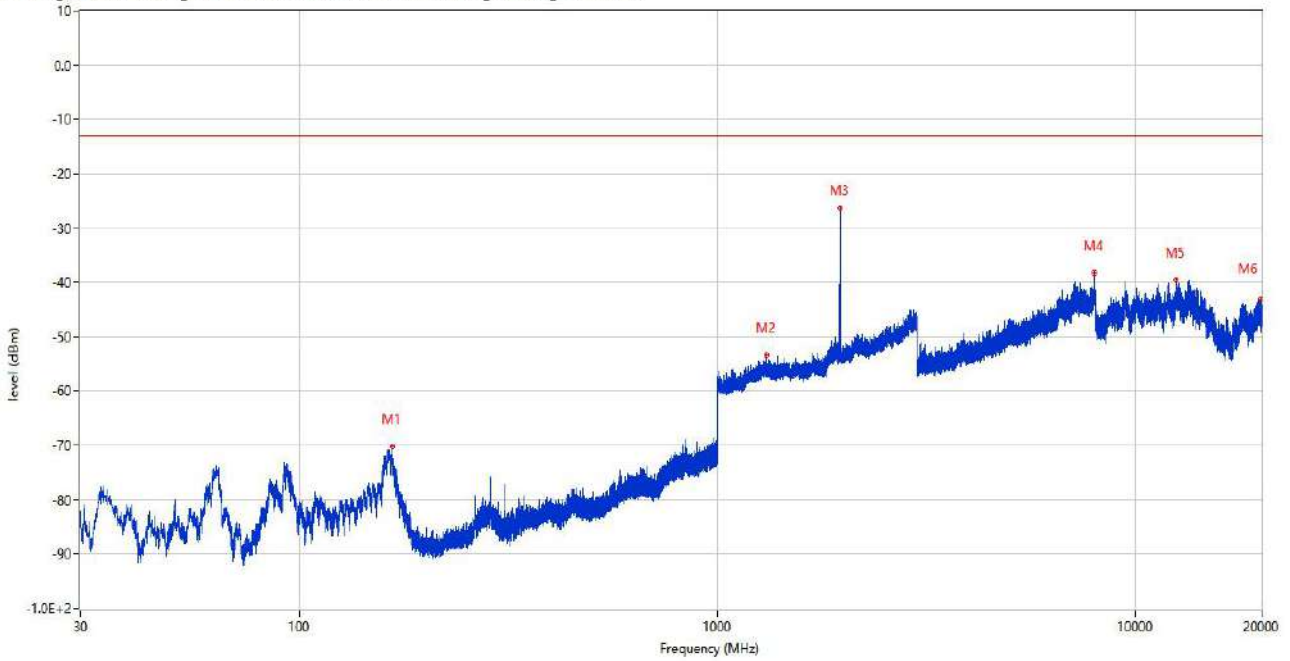
RSE (RF) _FCC PART22&24&27_CDMA BC1 & WCDMA Band 2 & LTE Band 2 & 25_1630-1920_30MHz-20GHz



Frequency (MHz)	Result (dBm)	Factor (dB)	Limit (dBm)	Margin (dB)	Table (o)	ANT	EUT	Verdict
60.992	-63.73	-18.24	-13.0	50.73	139.00	Vertical	Horizontal	Pass
1852.500	-44.88	1.06	-13.0	31.88	156.00	Vertical	Horizontal	N/A
1932.700	-40.36	1.77	-13.0	27.36	183.00	Vertical	Horizontal	N/A
7120.500	-40.12	13.76	-13.0	27.12	202.00	Vertical	Horizontal	Pass
9451.600	-39.83	13.75	-13.0	26.83	269.00	Vertical	Horizontal	Pass
11955.562	-39.87	14.04	-13.0	26.87	108.00	Vertical	Horizontal	Pass

Test Configuration	WCDMA B2,Channel:MID range
--------------------	----------------------------

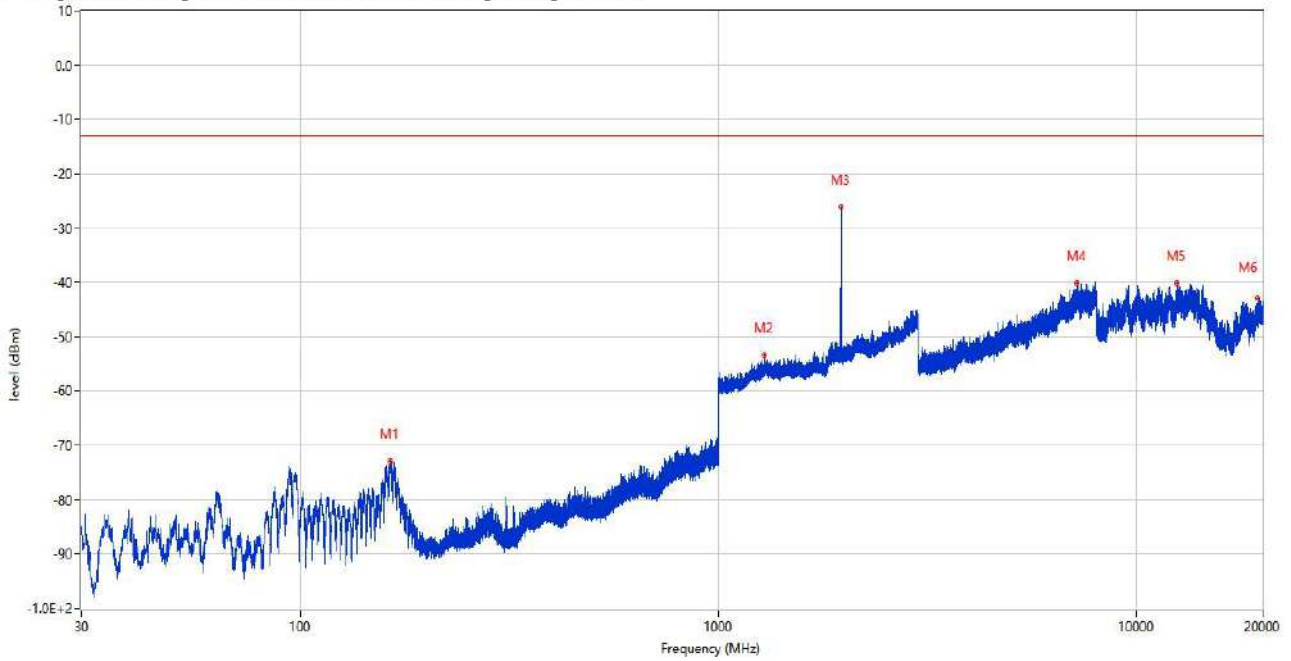
RSE (RF) _FCC PART22&24&27_CDMA BC1 & WCDMA Band 2 & LTE Band 2 & 25_1630-1920_30MHz-20GHz



Frequency (MHz)	Result (dBm)	Factor (dB)	Limit (dBm)	Margin (dB)	Table (o)	ANT	EUT	Verdict
166.576	-70.15	-18.52	-13.0	57.15	225.00	Horizontal	Horizontal	Pass
1306.100	-53.43	-0.78	-13.0	40.43	292.00	Horizontal	Horizontal	Pass
1960.900	-26.38	1.22	-13.0	13.38	250.00	Horizontal	Horizontal	N/A
7973.000	-38.27	15.14	-13.0	25.27	275.00	Horizontal	Horizontal	Pass
12484.000	-39.56	14.40	-13.0	26.56	313.00	Horizontal	Horizontal	Pass
19925.688	-43.14	12.70	-13.0	30.14	131.00	Horizontal	Horizontal	Pass

Test Configuration	WCDMA B2,Channel:MID range
--------------------	----------------------------

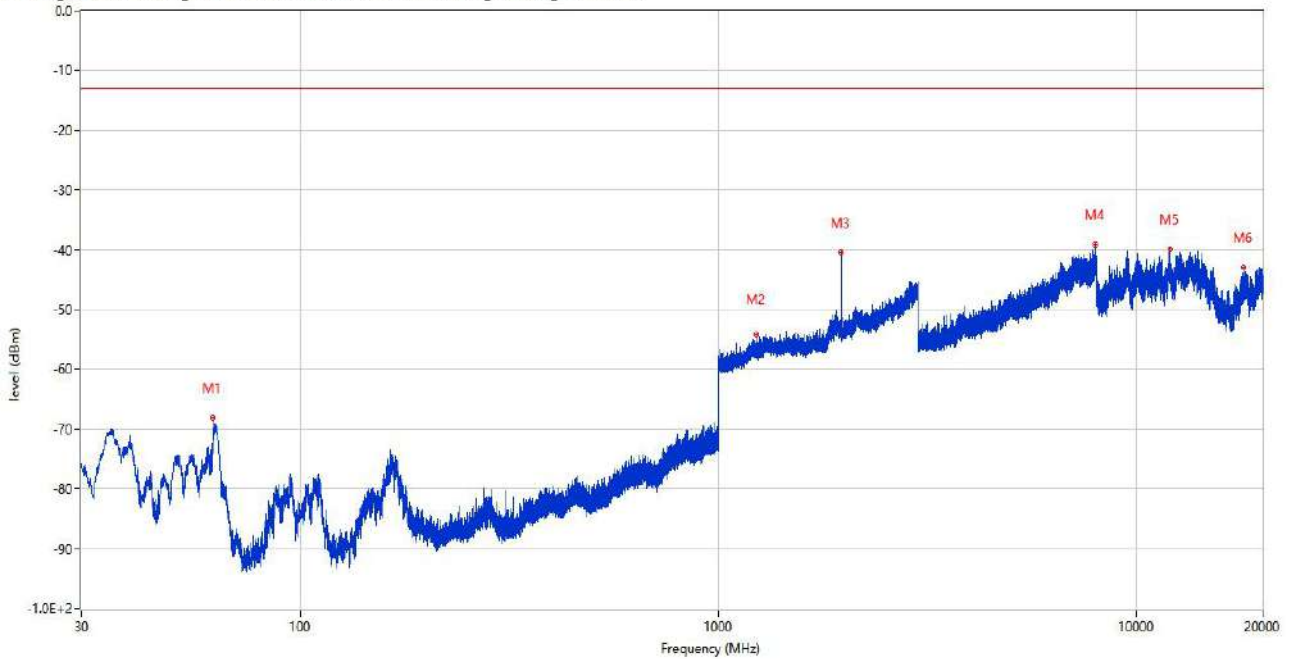
RSE (RF) _FCC PART22&24&27_CDMA BC1 & WCDMA Band 2 & LTE Band 2 & 25_1630-1920_30MHz-20GHz



Frequency (MHz)	Result (dBm)	Factor (dB)	Limit (dBm)	Margin (dB)	Table (o)	ANT	EUT	Verdict
164.248	-72.84	-18.65	-13.0	59.84	213.00	Horizontal	Vertical	Pass
1289.900	-53.46	-1.08	-13.0	40.46	218.00	Horizontal	Vertical	Pass
1959.700	-26.05	1.21	-13.0	13.05	259.00	Horizontal	Vertical	N/A
7193.750	-40.09	14.33	-13.0	27.09	83.00	Horizontal	Vertical	Pass
12467.613	-40.08	14.18	-13.0	27.08	19.00	Horizontal	Vertical	Pass
19500.839	-42.82	12.61	-13.0	29.82	360.00	Horizontal	Vertical	Pass

Test Configuration	WCDMA B2,Channel:MID range
--------------------	----------------------------

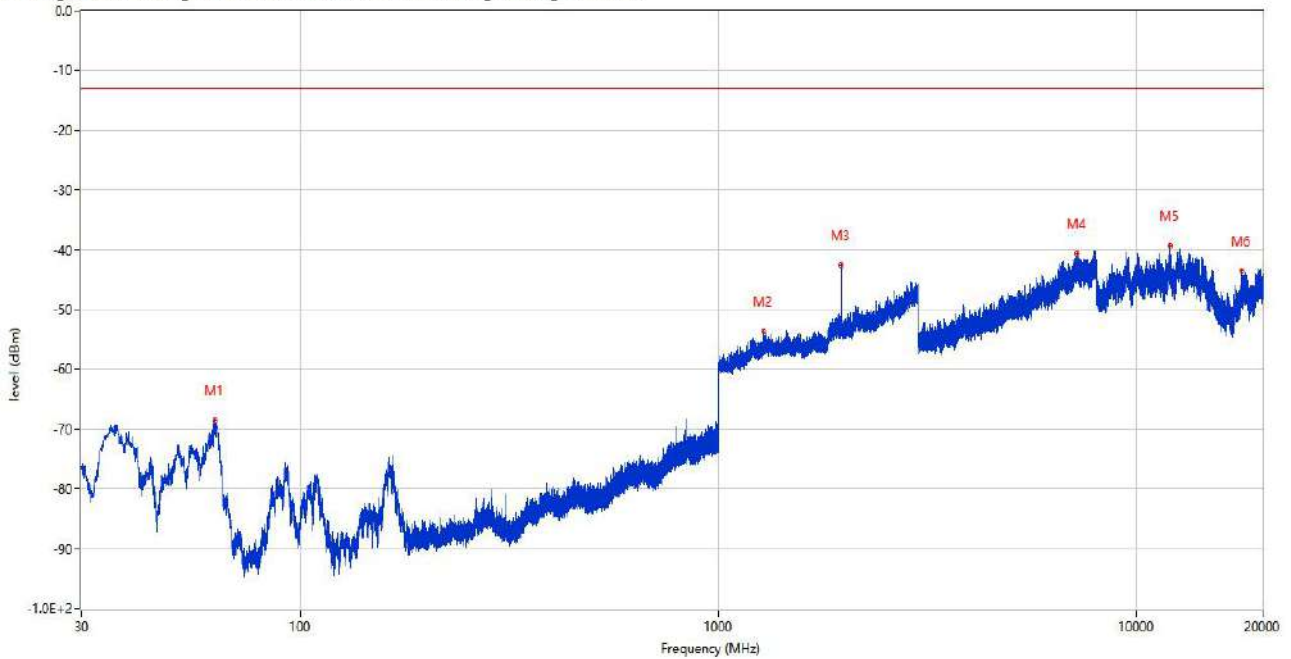
RSE (RF) _FCC PART22&24&27_CDMA BC1 & WCDMA Band 2 & LTE Band 2 & 25_1630-1920_30MHz-20GHz



Frequency (MHz)	Result (dBm)	Factor (dB)	Limit (dBm)	Margin (dB)	Table (o)	ANT	EUT	Verdict
61.864	-68.15	-18.56	-13.0	55.15	100.00	Vertical	Vertical	Pass
1233.400	-54.20	-1.77	-13.0	41.20	74.00	Vertical	Vertical	Pass
1960.600	-40.52	1.43	-13.0	27.52	108.00	Vertical	Vertical	N/A
7970.500	-39.19	15.32	-13.0	26.19	352.00	Vertical	Vertical	Pass
11992.138	-39.84	14.01	-13.0	26.84	40.00	Vertical	Vertical	Pass
17962.025	-42.97	13.45	-13.0	29.97	1.00	Vertical	Vertical	Pass

Test Configuration	WCDMA B2,Channel:MID range
--------------------	----------------------------

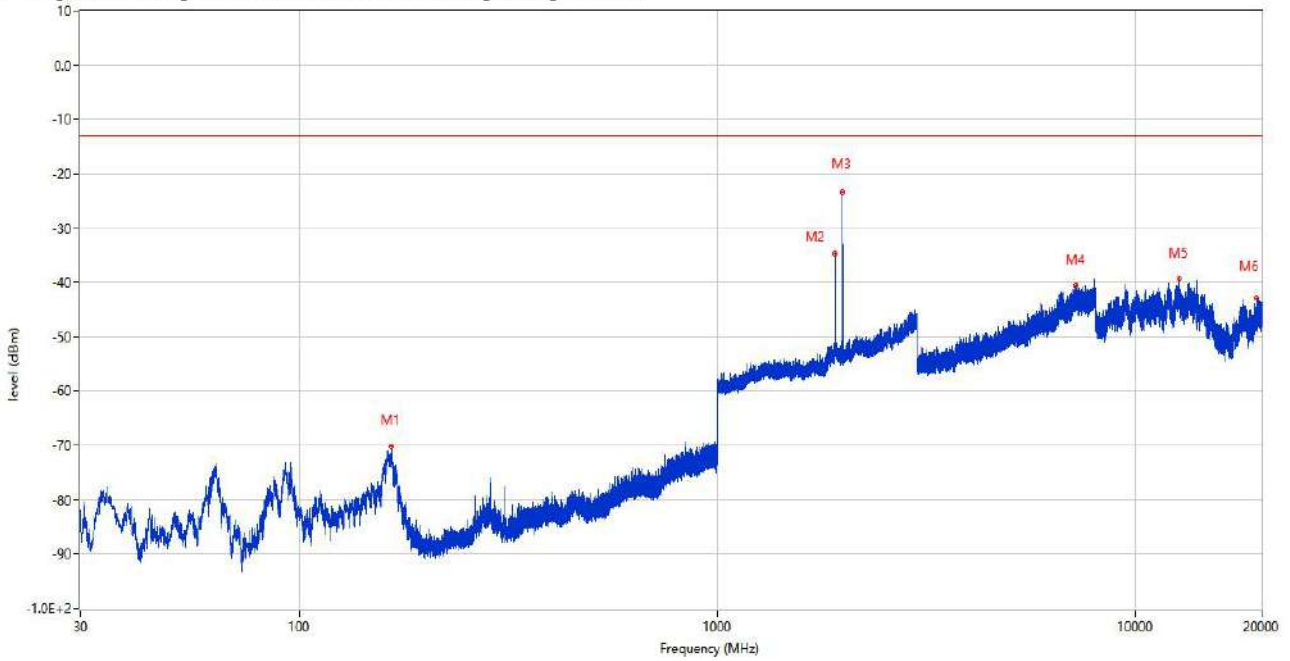
RSE (RF) _FCC PART22&24&27_CDMA BC1 & WCDMA Band 2 & LTE Band 2 & 25_1630-1920_30MHz-20GHz



Frequency (MHz)	Result (dBm)	Factor (dB)	Limit (dBm)	Margin (dB)	Table (o)	ANT	EUT	Verdict
62.495	-68.46	-18.27	-13.0	55.46	108.00	Vertical	Horizontal	Pass
1283.000	-53.64	-1.38	-13.0	40.64	305.00	Vertical	Horizontal	Pass
1960.300	-42.56	1.38	-13.0	29.56	107.00	Vertical	Horizontal	N/A
7197.750	-40.67	14.31	-13.0	27.67	360.00	Vertical	Horizontal	Pass
11985.013	-39.40	14.02	-13.0	26.40	77.00	Vertical	Horizontal	Pass
17793.100	-43.59	12.23	-13.0	30.59	288.00	Vertical	Horizontal	Pass

Test Configuration	WCDMA B2,Channel:HIGH range
--------------------	-----------------------------

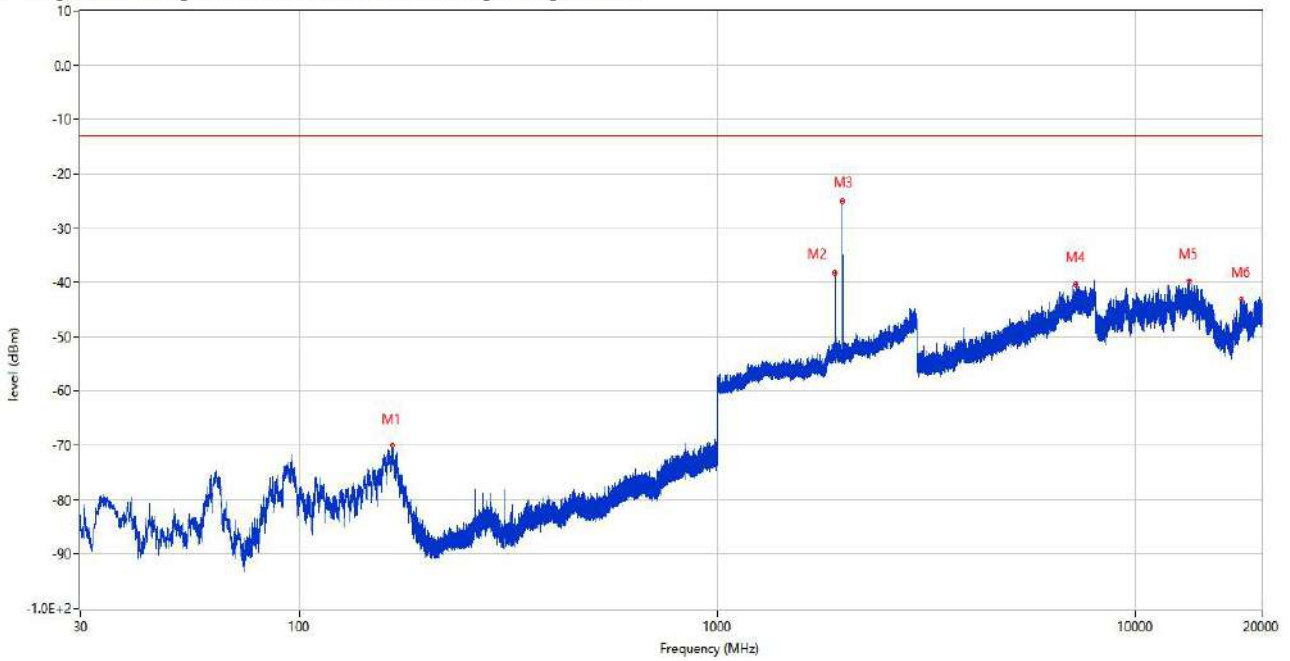
RSE (RF) _FCC PART22&24&27_CDMA BC1 & WCDMA Band 2 & LTE Band 2 & 25_1630-1920_30MHz-20GHz



Frequency (MHz)	Result (dBm)	Factor (dB)	Limit (dBm)	Margin (dB)	Table (o)	ANT	EUT	Verdict
166.334	-70.29	-18.58	-13.0	57.29	360.00	Horizontal	Horizontal	Pass
1907.000	-34.76	1.96	-13.0	21.76	158.00	Horizontal	Horizontal	N/A
1987.400	-23.30	0.98	-13.0	10.30	256.00	Horizontal	Horizontal	N/A
7208.250	-40.64	14.04	-13.0	27.64	306.00	Horizontal	Horizontal	Pass
12667.350	-39.44	14.38	-13.0	26.44	29.00	Horizontal	Horizontal	Pass
19427.613	-42.91	12.59	-13.0	29.91	3.00	Horizontal	Horizontal	Pass

Test Configuration	WCDMA B2,Channel:HIGH range
--------------------	-----------------------------

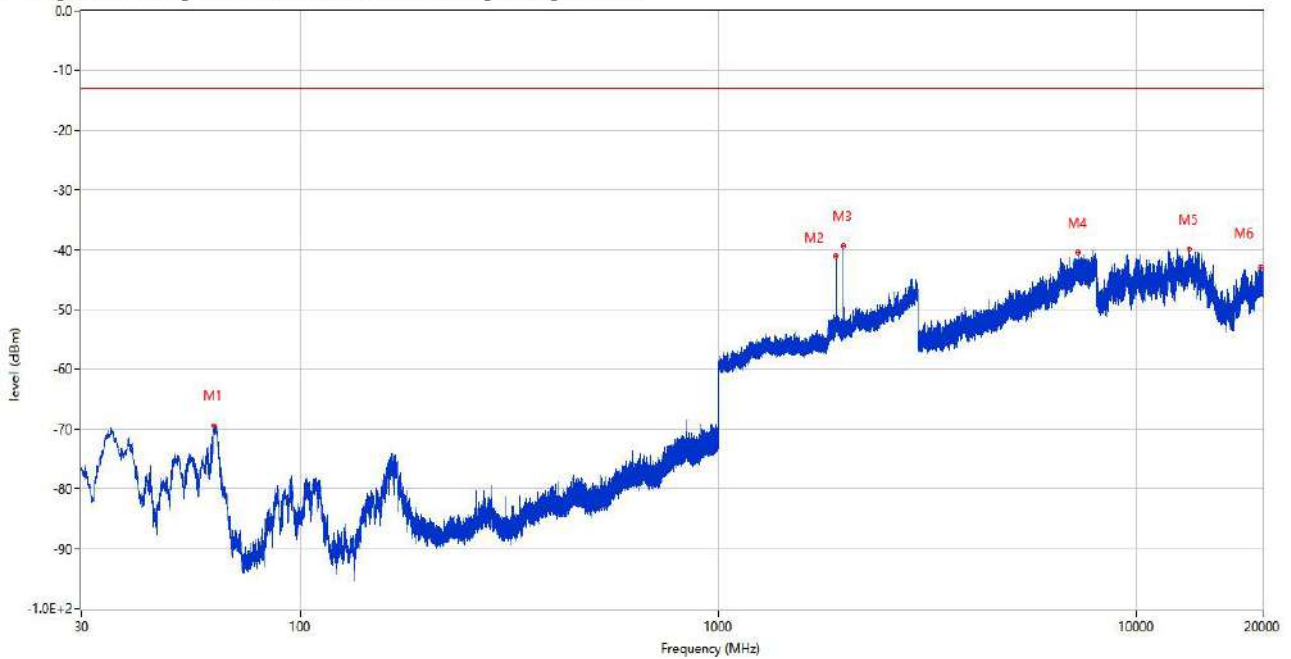
RSE (RF) _FCC PART22&24&27_CDMA BC1 & WCDMA Band 2 & LTE Band 2 & 25_1630-1920_30MHz-20GHz



Frequency (MHz)	Result (dBm)	Factor (dB)	Limit (dBm)	Margin (dB)	Table (o)	ANT	EUT	Verdict
166.770	-70.07	-18.48	-13.0	57.07	55.00	Horizontal	Vertical	Pass
1907.600	-38.34	1.96	-13.0	25.34	172.00	Horizontal	Vertical	N/A
1989.200	-25.05	0.92	-13.0	12.05	263.00	Horizontal	Vertical	N/A
7192.750	-40.42	14.28	-13.0	27.42	211.00	Horizontal	Vertical	Pass
13386.550	-39.66	16.70	-13.0	26.66	65.00	Horizontal	Vertical	Pass
17947.525	-43.16	13.73	-13.0	30.16	195.00	Horizontal	Vertical	Pass

Test Configuration	WCDMA B2,Channel:HIGH range
--------------------	-----------------------------

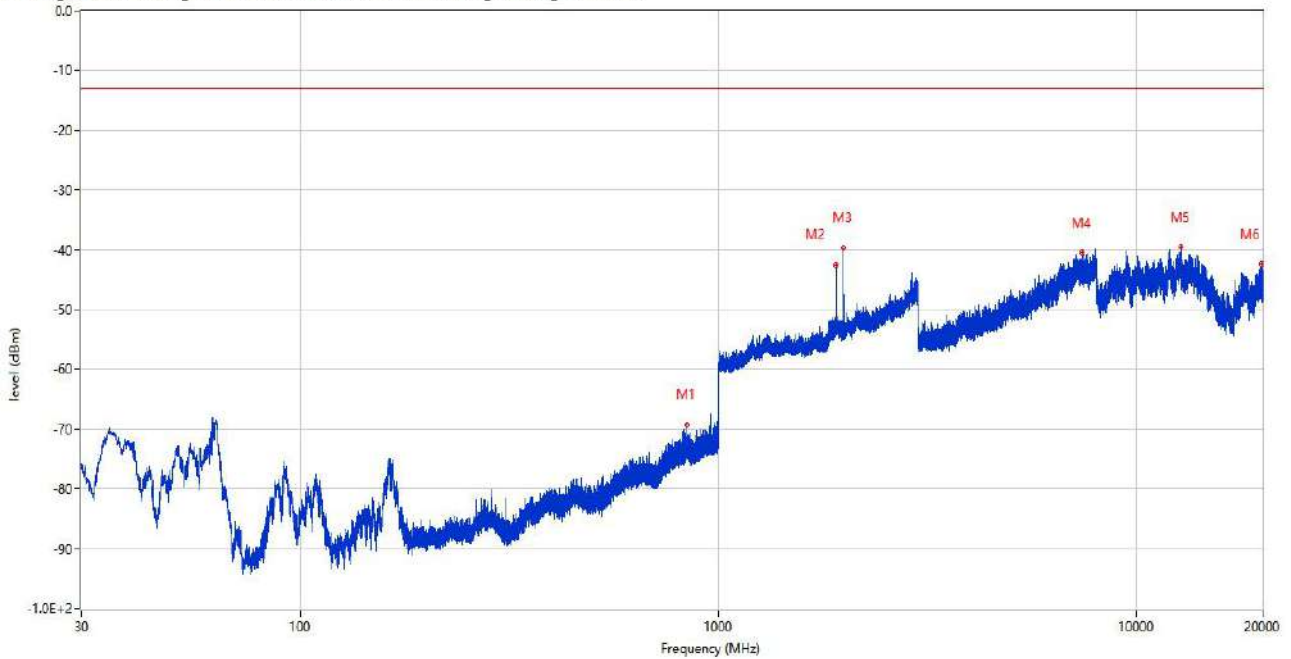
RSE (RF) _FCC PART22&24&27_CDMA BC1 & WCDMA Band 2 & LTE Band 2 & 25_1630-1920_30MHz-20GHz



Frequency (MHz)	Result (dBm)	Factor (dB)	Limit (dBm)	Margin (dB)	Table (o)	ANT	EUT	Verdict
62.252	-69.38	-18.45	-13.0	56.38	89.00	Vertical	Vertical	Pass
1907.300	-41.06	1.96	-13.0	28.06	135.00	Vertical	Vertical	N/A
1989.600	-39.30	0.95	-13.0	26.30	96.00	Vertical	Vertical	N/A
7221.500	-40.50	13.90	-13.0	27.50	255.00	Vertical	Vertical	Pass
13345.588	-39.96	16.62	-13.0	26.96	360.00	Vertical	Vertical	Pass
19816.212	-43.00	12.68	-13.0	30.00	192.00	Vertical	Vertical	Pass

Test Configuration	WCDMA B2,Channel:HIGH range
--------------------	-----------------------------

RSE (RF) _FCC PART22&24&27_CDMA BC1 & WCDMA Band 2 & LTE Band 2 & 25_1630-1920_30MHz-20GHz

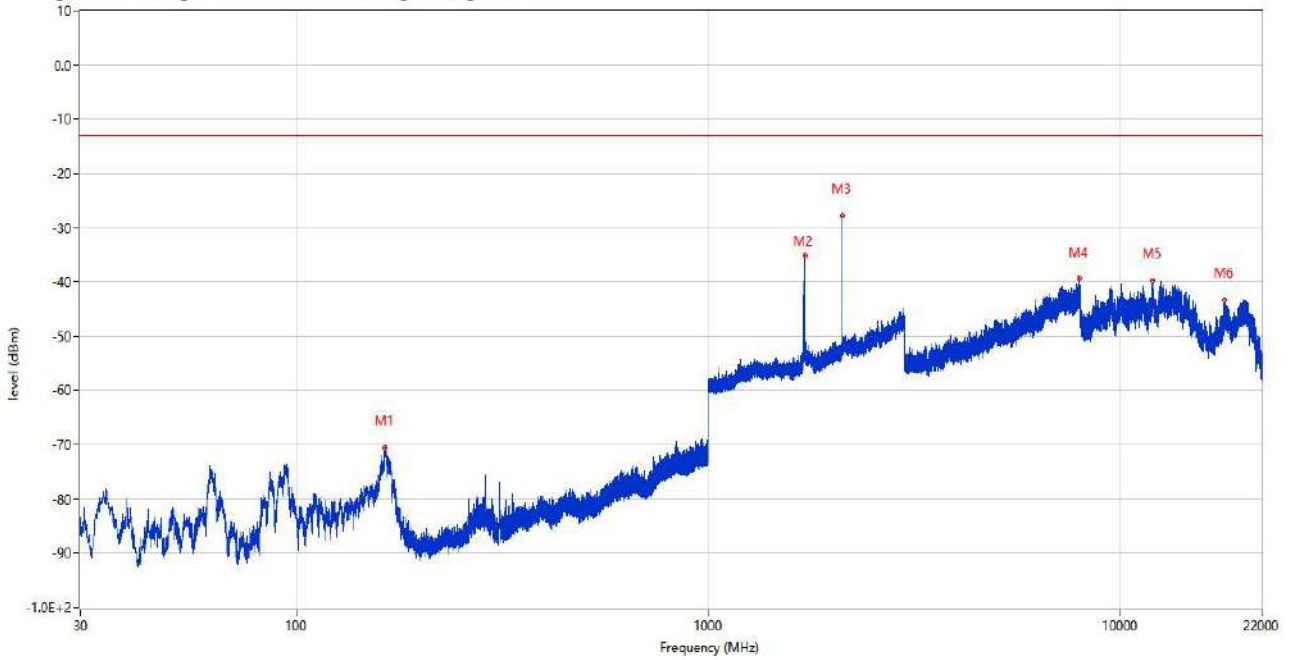


Frequency (MHz)	Result (dBm)	Factor (dB)	Limit (dBm)	Margin (dB)	Table (o)	ANT	EUT	Verdict
839.998	-69.18	-0.14	-13.0	56.18	236.00	Vertical	Horizontal	Pass
1907.200	-42.58	1.95	-13.0	29.58	40.00	Vertical	Horizontal	N/A
1989.600	-39.61	0.95	-13.0	26.61	134.00	Vertical	Horizontal	N/A
7395.500	-40.42	13.63	-13.0	27.42	1.00	Vertical	Horizontal	Pass
12722.688	-39.59	14.83	-13.0	26.59	113.00	Vertical	Horizontal	Pass
19919.161	-42.41	12.70	-13.0	29.41	212.00	Vertical	Horizontal	Pass

3.2 WCDMA Band 4

Test Configuration	WCDMA B4,Channel:LOW range
--------------------	----------------------------

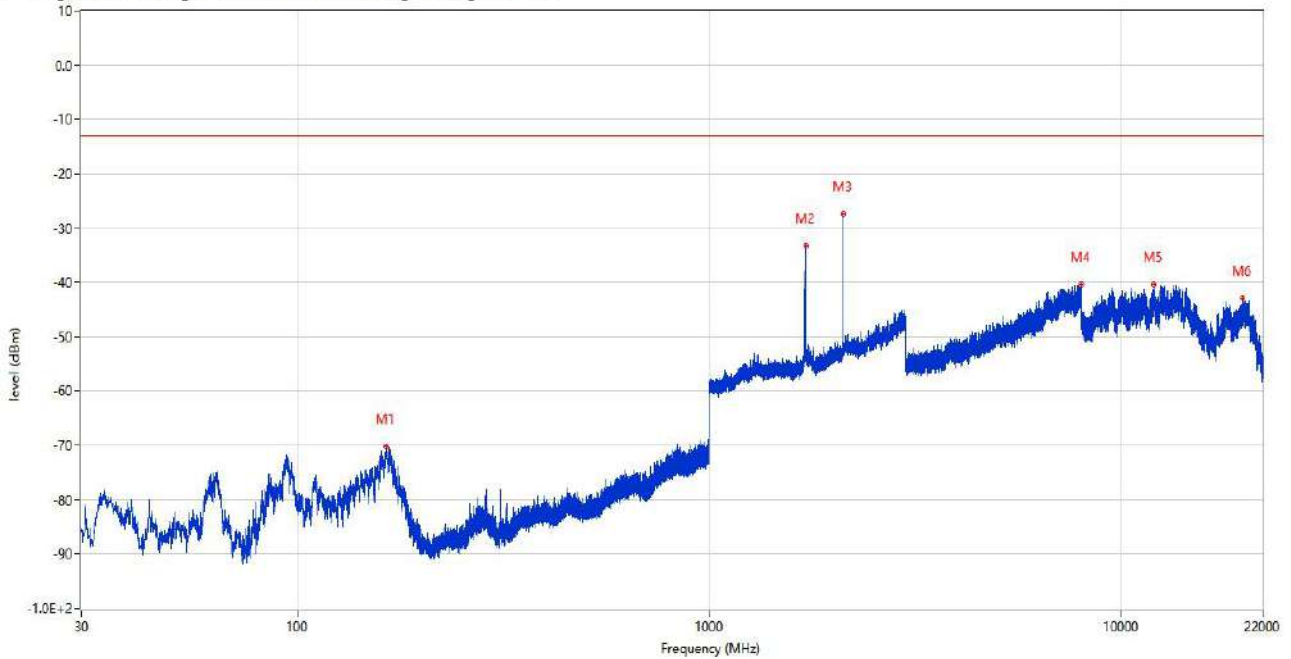
RSE (RF) FCC PART22&24&27_WCDMA Band 4 & LTE Band 4 & 66_1710-1785_30MHz-20GHz



Frequency (MHz)	Result (dBm)	Factor (dB)	Limit (dBm)	Margin (dB)	Table (o)	ANT	EUT	Verdict
164.927	-70.60	-18.63	-13.0	57.60	360.00	Horizontal	Horizontal	Pass
1712.000	-35.15	1.37	-13.0	22.15	58.00	Horizontal	Horizontal	N/A
2112.300	-27.83	2.75	-13.0	14.83	236.00	Horizontal	Horizontal	N/A
7949.500	-39.41	15.11	-13.0	26.41	173.00	Horizontal	Horizontal	Pass
11990.475	-39.67	14.02	-13.0	26.67	37.00	Horizontal	Horizontal	Pass
17827.787	-43.24	11.98	-13.0	30.24	162.00	Horizontal	Horizontal	Pass

Test Configuration	WCDMA B4,Channel:LOW range
--------------------	----------------------------

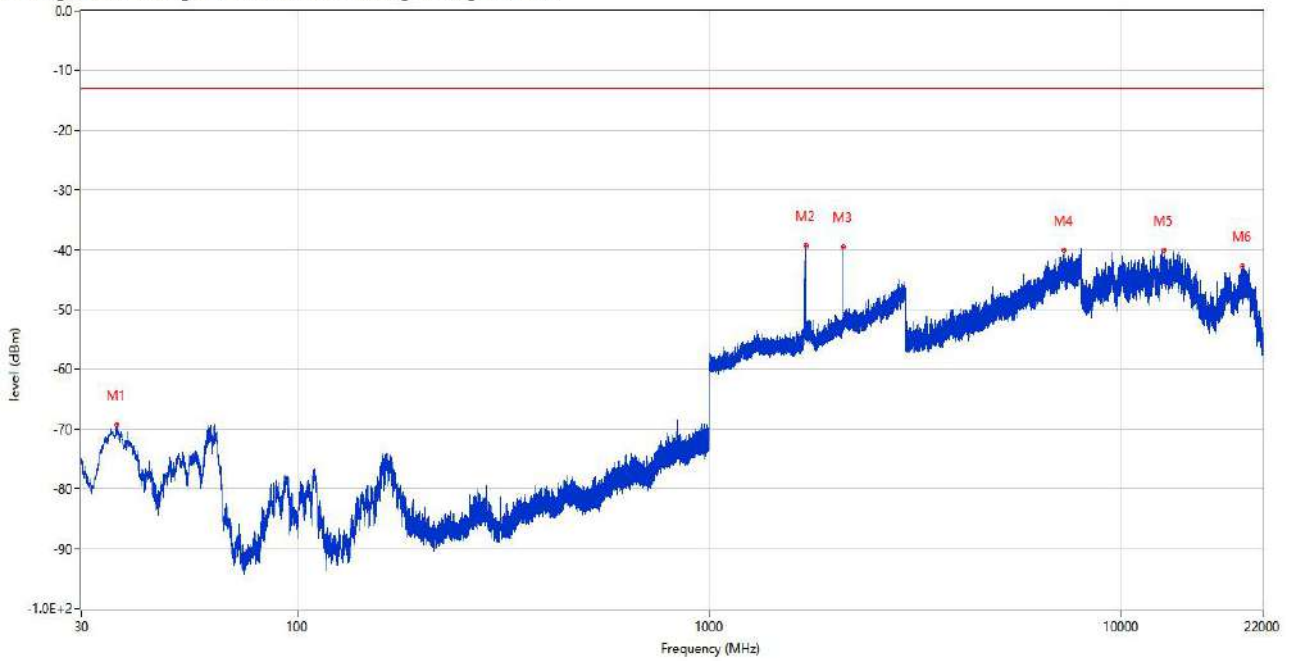
RSE (RF) _FCC PART22&24&27_WCDMA Band 4 & LTE Band 4 & G6_1710-1785_30MHz-20GHz



Frequency (MHz)	Result (dBm)	Factor (dB)	Limit (dBm)	Margin (dB)	Table (o)	ANT	EUT	Verdict
164.636	-70.13	-18.64	-13.0	57.13	210.00	Horizontal	Vertical	Pass
1711.900	-33.35	1.37	-13.0	20.35	179.00	Horizontal	Vertical	N/A
2112.400	-27.32	2.75	-13.0	14.32	241.00	Horizontal	Vertical	N/A
7970.750	-40.45	15.29	-13.0	27.45	263.00	Horizontal	Vertical	Pass
11967.438	-40.38	14.03	-13.0	27.38	128.00	Horizontal	Vertical	Pass
19692.587	-42.95	12.65	-13.0	29.95	204.00	Horizontal	Vertical	Pass

Test Configuration	WCDMA B4,Channel:LOW range
--------------------	----------------------------

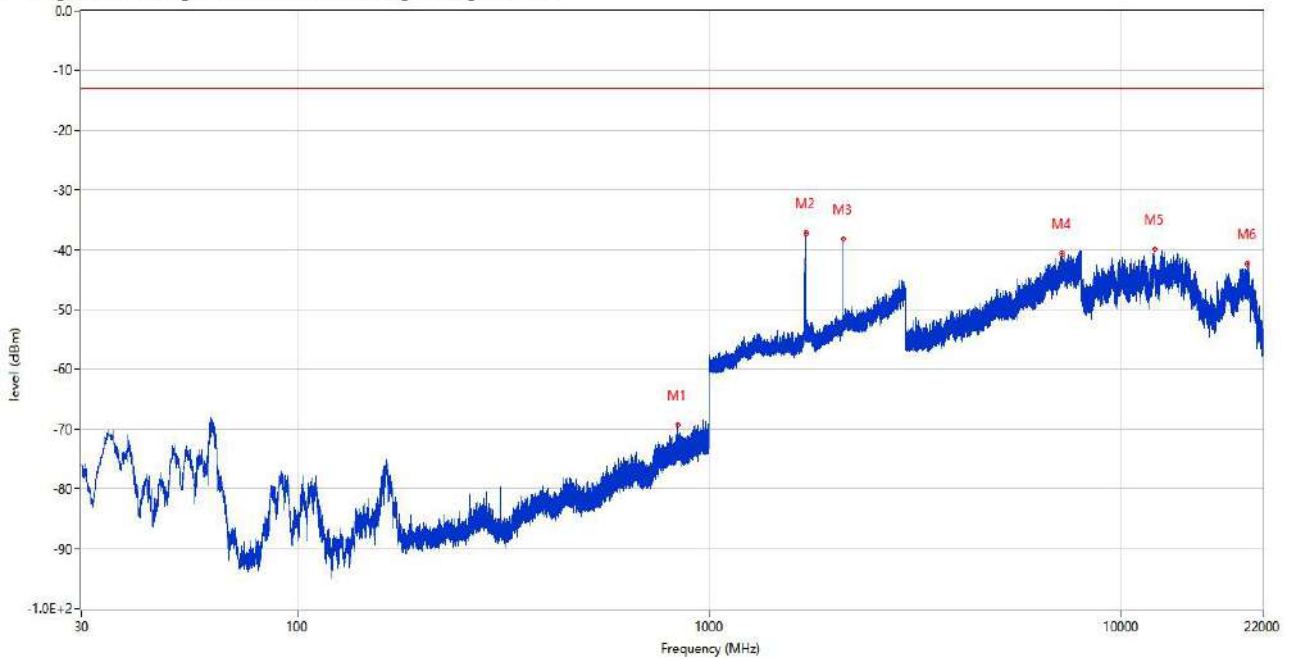
RSE (RF) _FCC PART22&24&27_WCDMA Band 4 & LTE Band 4 & G6_1710-1785_30MHz-20GHz



Frequency (MHz)	Result (dBm)	Factor (dB)	Limit (dBm)	Margin (dB)	Table (o)	ANT	EUT	Verdict
36.547	-69.36	-21.86	-13.0	56.36	276.00	Vertical	Vertical	Pass
1712.000	-39.26	1.37	-13.0	26.26	304.00	Vertical	Vertical	N/A
2113.500	-39.48	2.85	-13.0	26.48	133.00	Vertical	Vertical	N/A
7233.500	-40.17	14.26	-13.0	27.17	10.00	Vertical	Vertical	Pass
12646.688	-40.13	14.11	-13.0	27.13	197.00	Vertical	Vertical	Pass
19662.062	-42.69	12.64	-13.0	29.69	1.00	Vertical	Vertical	Pass

Test Configuration	WCDMA B4,Channel:LOW range
--------------------	----------------------------

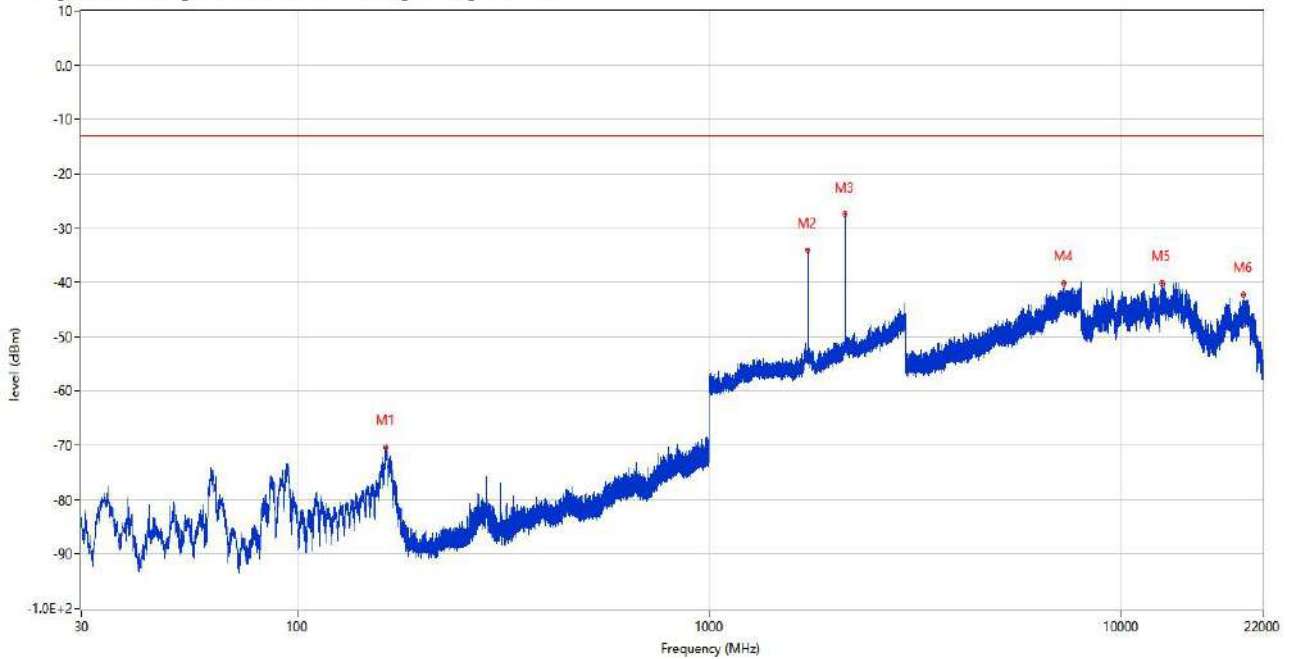
RSE (RF) _FCC PART22&24&27_WCDMA Band 4 & LTE Band 4 & G6_1710-1785_30MHz-20GHz



Frequency (MHz)	Result (dBm)	Factor (dB)	Limit (dBm)	Margin (dB)	Table (o)	ANT	EUT	Verdict
839.998	-69.34	-0.14	-13.0	56.34	27.00	Vertical	Horizontal	Pass
1711.600	-37.17	1.37	-13.0	24.17	166.00	Vertical	Horizontal	N/A
2112.500	-38.24	2.76	-13.0	25.24	305.00	Vertical	Horizontal	N/A
7176.500	-40.70	14.09	-13.0	27.70	326.00	Vertical	Horizontal	Pass
12040.350	-39.84	13.18	-13.0	26.84	50.00	Vertical	Horizontal	Pass
20254.063	-42.37	12.78	-13.0	29.37	165.00	Vertical	Horizontal	Pass

Test Configuration	WCDMA B4,Channel:MID range
--------------------	----------------------------

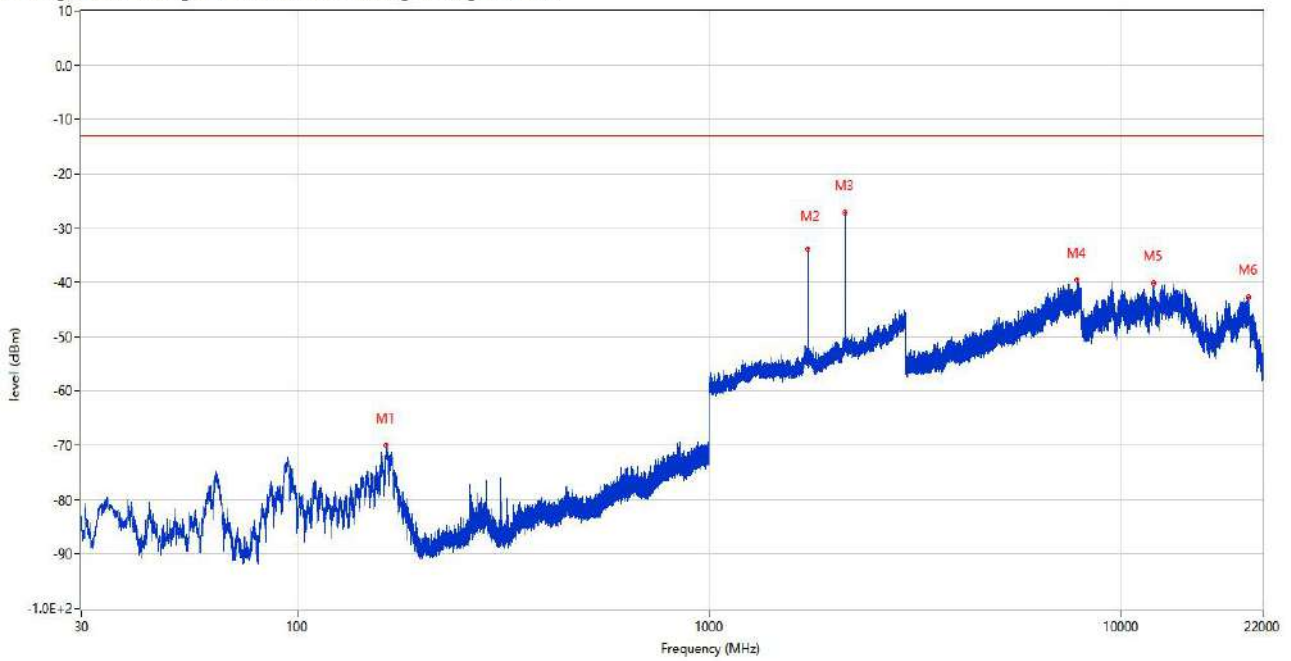
RSE (RF) _FCC PART22&24&27_WCDMA Band 4 & LTE Band 4 & G6_1710-1785_30MHz-20GHz



Frequency (MHz)	Result (dBm)	Factor (dB)	Limit (dBm)	Margin (dB)	Table (o)	ANT	EUT	Verdict
164.296	-70.48	-18.65	-13.0	57.48	12.00	Horizontal	Horizontal	Pass
1731.800	-34.08	1.10	-13.0	21.08	140.00	Horizontal	Horizontal	N/A
2134.500	-27.45	3.26	-13.0	14.45	212.00	Horizontal	Horizontal	N/A
7257.500	-40.21	14.63	-13.0	27.21	35.00	Horizontal	Horizontal	Pass
12512.263	-40.10	14.35	-13.0	27.10	118.00	Horizontal	Horizontal	Pass
19820.239	-42.21	12.68	-13.0	29.21	360.00	Horizontal	Horizontal	Pass

Test Configuration	WCDMA B4,Channel:MID range
--------------------	----------------------------

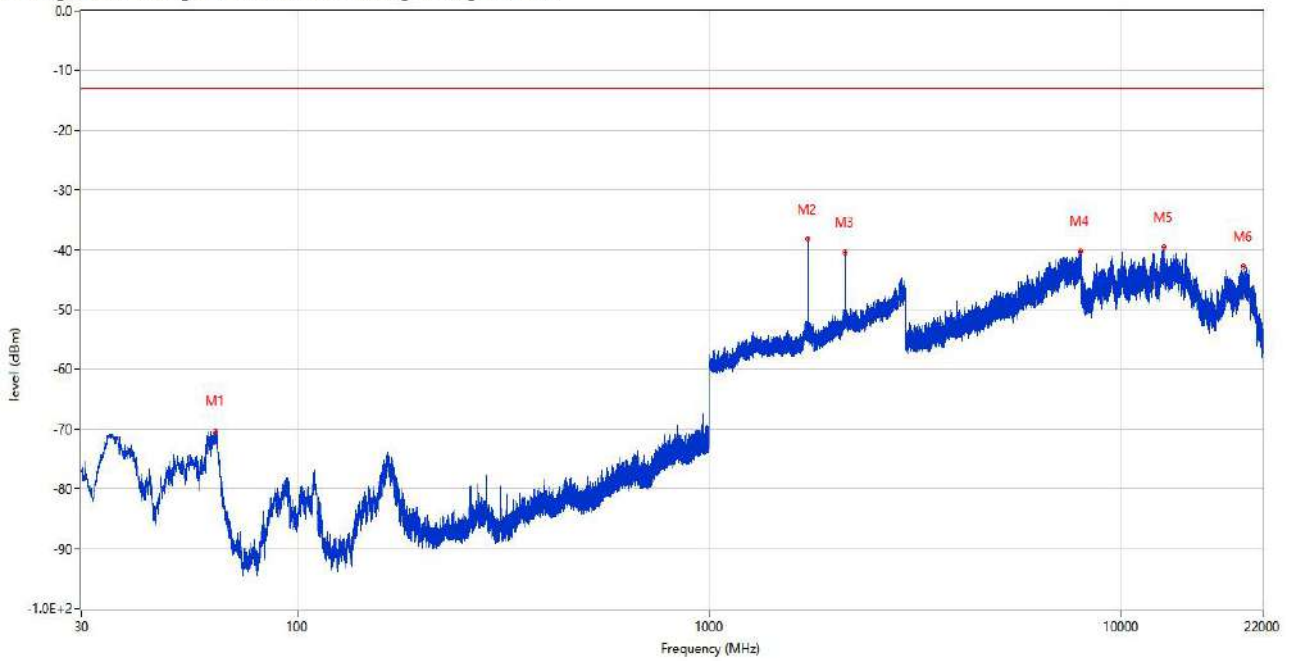
RSE (RF) _FCC PART22&24&27_WCDMA Band 4 & LTE Band 4 & G6_1710-1785_30MHz-20GHz



Frequency (MHz)	Result (dBm)	Factor (dB)	Limit (dBm)	Margin (dB)	Table (o)	ANT	EUT	Verdict
164.393	-70.04	-18.65	-13.0	57.04	220.00	Horizontal	Vertical	Pass
1732.000	-33.95	1.09	-13.0	20.95	180.00	Horizontal	Vertical	N/A
2132.100	-27.19	3.02	-13.0	14.19	194.00	Horizontal	Vertical	N/A
7811.500	-39.60	15.29	-13.0	26.60	84.00	Horizontal	Vertical	Pass
11956.750	-40.15	14.04	-13.0	27.15	3.00	Horizontal	Vertical	Pass
20369.687	-42.65	12.81	-13.0	29.65	1.00	Horizontal	Vertical	Pass

Test Configuration	WCDMA B4,Channel:MID range
--------------------	----------------------------

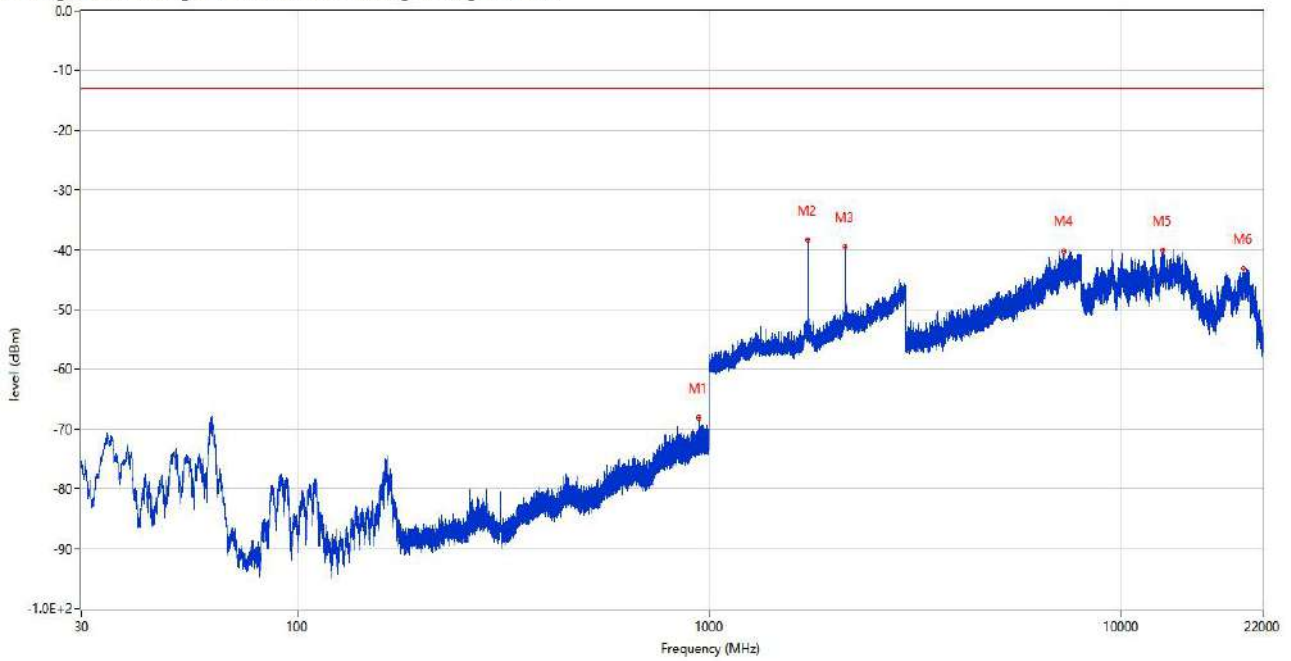
RSE (RF) _FCC PART22&24&27_WCDMA Band 4 & LTE Band 4 & G6_1710-1785_30MHz-20GHz



Frequency (MHz)	Result (dBm)	Factor (dB)	Limit (dBm)	Margin (dB)	Table (o)	ANT	EUT	Verdict
63.465	-70.34	-17.68	-13.0	57.34	114.00	Vertical	Vertical	Pass
1732.000	-38.24	1.09	-13.0	25.24	8.00	Vertical	Vertical	N/A
2132.900	-40.40	3.09	-13.0	27.40	126.00	Vertical	Vertical	N/A
7919.500	-40.18	14.61	-13.0	27.18	178.00	Vertical	Vertical	Pass
12662.838	-39.51	14.31	-13.0	26.51	360.00	Vertical	Vertical	Pass
19789.713	-42.82	12.67	-13.0	29.82	360.00	Vertical	Vertical	Pass

Test Configuration	WCDMA B4,Channel:MID range
--------------------	----------------------------

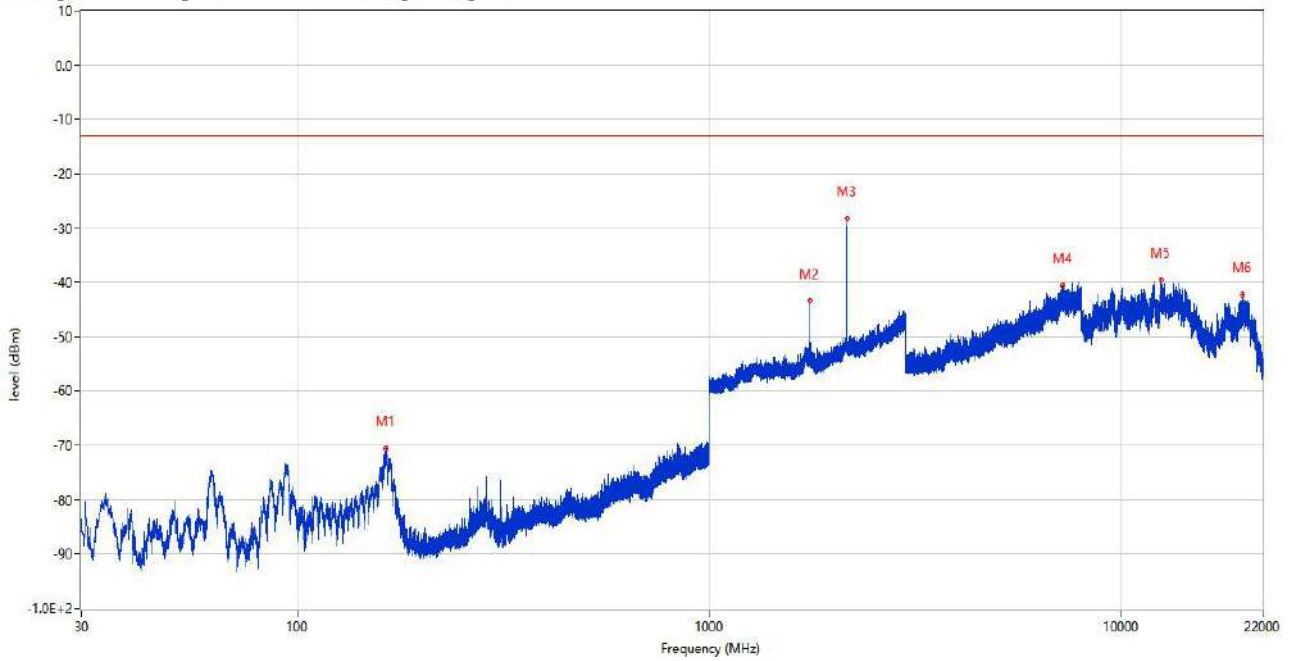
RSE (RF) _FCC PART22&24&27_WCDMA Band 4 & LTE Band 4 & G6_1710-1785_30MHz-20GHz



Frequency (MHz)	Result (dBm)	Factor (dB)	Limit (dBm)	Margin (dB)	Table (o)	ANT	EUT	Verdict
940.878	-68.13	0.88	-13.0	55.13	360.00	Vertical	Horizontal	Pass
1732.000	-38.37	1.09	-13.0	25.37	164.00	Vertical	Horizontal	N/A
2132.700	-39.51	3.08	-13.0	26.51	118.00	Vertical	Horizontal	N/A
7239.250	-40.20	14.41	-13.0	27.20	210.00	Vertical	Horizontal	Pass
12604.888	-40.03	14.00	-13.0	27.03	317.00	Vertical	Horizontal	Pass
19761.963	-43.06	12.67	-13.0	30.06	58.00	Vertical	Horizontal	Pass

Test Configuration	WCDMA B4,Channel:HIGH range
--------------------	-----------------------------

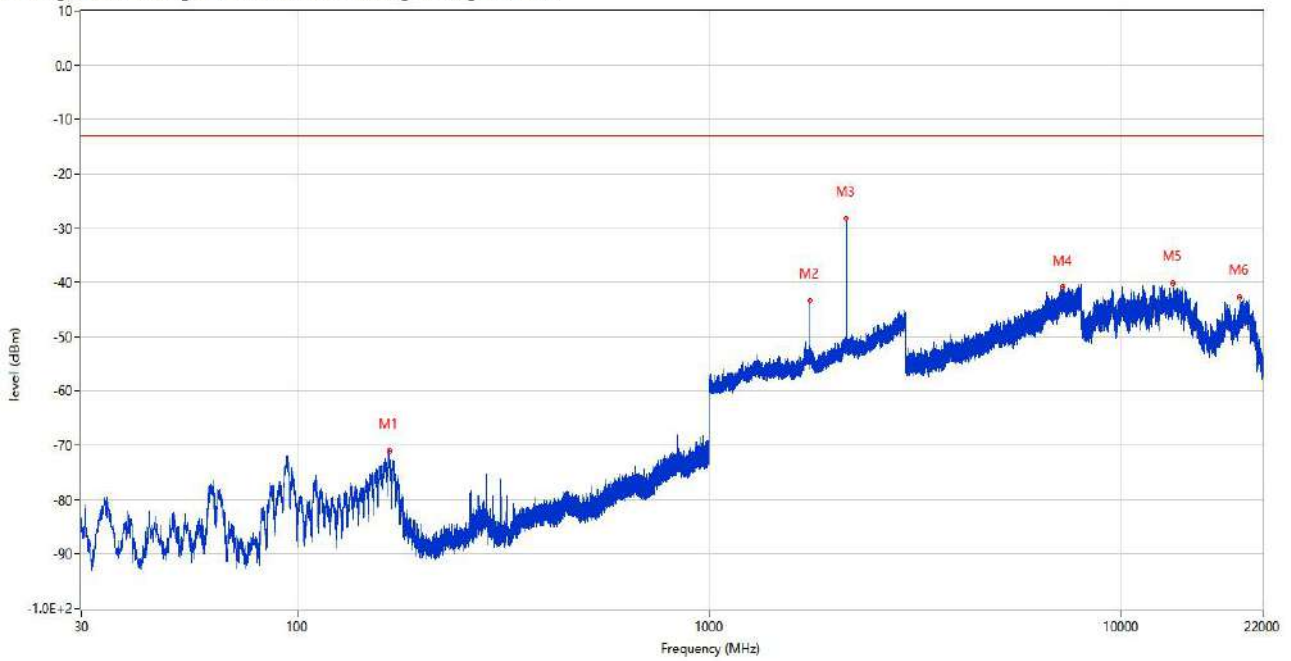
RSE (RF) _FCC PART22&24&27_WCDMA Band 4 & LTE Band 4 & G6_1710-1785_30MHz-20GHz



Frequency (MHz)	Result (dBm)	Factor (dB)	Limit (dBm)	Margin (dB)	Table (o)	ANT	EUT	Verdict
164.054	-70.54	-18.67	-13.0	57.54	360.00	Horizontal	Horizontal	Pass
1753.200	-43.28	0.83	-13.0	30.28	134.00	Horizontal	Horizontal	N/A
2153.500	-28.14	3.05	-13.0	15.14	233.00	Horizontal	Horizontal	N/A
7198.500	-40.52	14.29	-13.0	27.52	175.00	Horizontal	Horizontal	Pass
12442.438	-39.57	13.87	-13.0	26.57	234.00	Horizontal	Horizontal	Pass
19650.501	-42.25	12.64	-13.0	29.25	86.00	Horizontal	Horizontal	Pass

Test Configuration	WCDMA B4,Channel:HIGH range
--------------------	-----------------------------

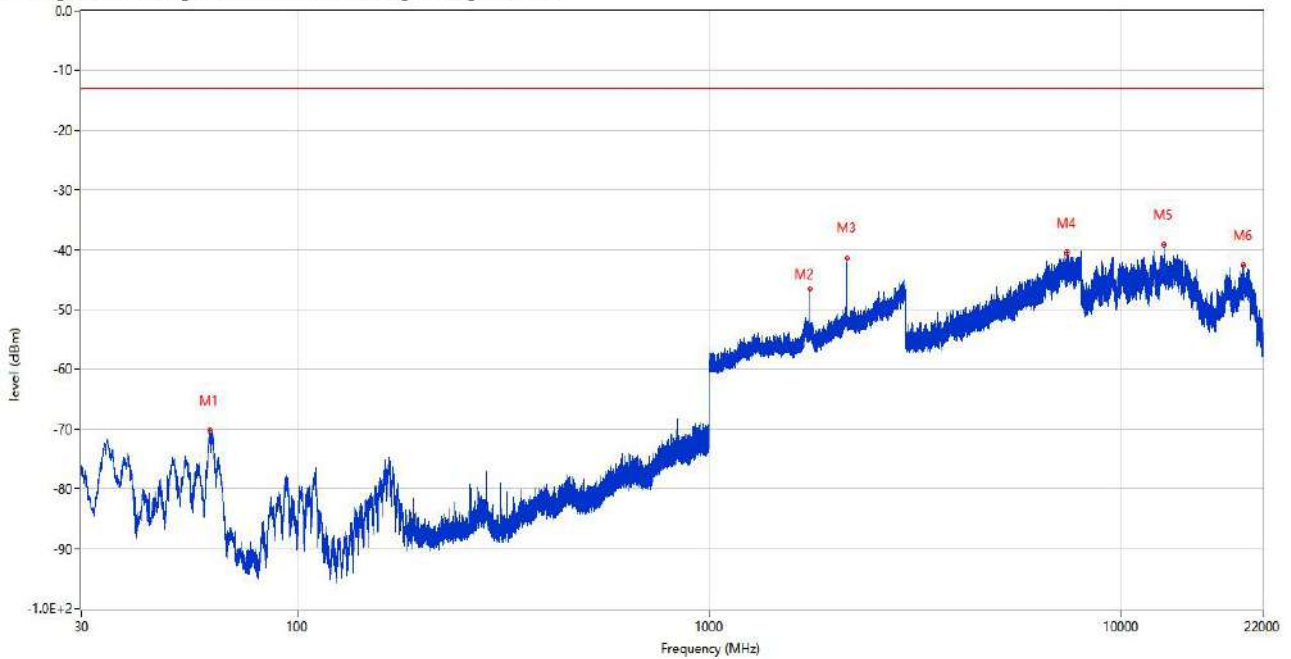
RSE (RF) _FCC PART22&24&27_WCDMA Band 4 & LTE Band 4 & G6_1710-1785_30MHz-20GHz



Frequency (MHz)	Result (dBm)	Factor (dB)	Limit (dBm)	Margin (dB)	Table (o)	ANT	EUT	Verdict
167.449	-71.06	-18.41	-13.0	58.06	231.00	Horizontal	Vertical	Pass
1753.000	-43.33	0.83	-13.0	30.33	189.00	Horizontal	Vertical	N/A
2153.000	-28.24	3.07	-13.0	15.24	210.00	Horizontal	Vertical	N/A
7214.000	-40.87	13.87	-13.0	27.87	170.00	Horizontal	Vertical	Pass
13359.575	-40.24	16.75	-13.0	27.24	360.00	Horizontal	Vertical	Pass
19317.963	-42.59	12.56	-13.0	29.59	360.00	Horizontal	Vertical	Pass

Test Configuration	WCDMA B4,Channel:HIGH range
--------------------	-----------------------------

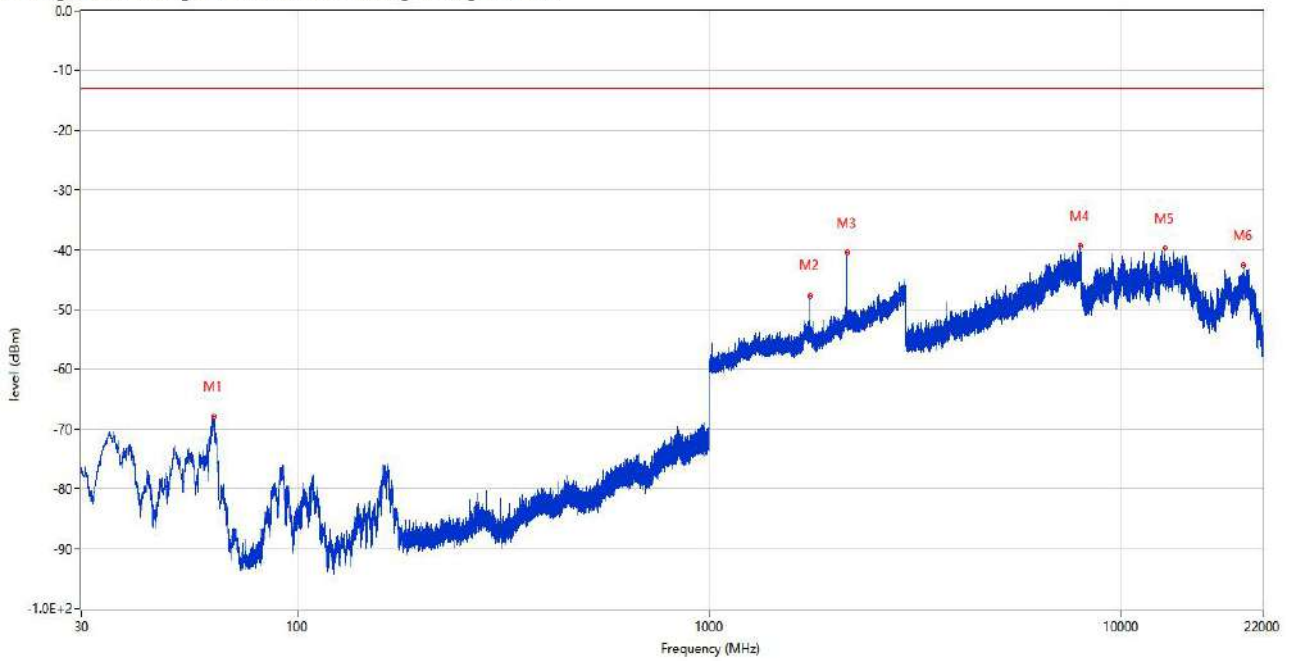
RSE (RF) _FCC PART22&24&27_WCDMA Band 4 & LTE Band 4 & G6_1710-1785_30MHz-20GHz



Frequency (MHz)	Result (dBm)	Factor (dB)	Limit (dBm)	Margin (dB)	Table (o)	ANT	EUT	Verdict
61.428	-70.32	-18.40	-13.0	57.32	111.00	Vertical	Vertical	Pass
1753.400	-46.53	0.82	-13.0	33.53	360.00	Vertical	Vertical	N/A
2154.400	-41.33	3.01	-13.0	28.33	278.00	Vertical	Vertical	N/A
7364.250	-40.41	14.26	-13.0	27.41	292.00	Vertical	Vertical	Pass
12670.913	-39.07	14.43	-13.0	26.07	3.00	Vertical	Vertical	Pass
19813.761	-42.63	12.68	-13.0	29.63	93.00	Vertical	Vertical	Pass

Test Configuration	WCDMA B4,Channel:HIGH range
--------------------	-----------------------------

RSE (RF) _FCC PART22&24&27_WCDMA Band 4 & LTE Band 4 & G6_1710-1785_30MHz-20GHz

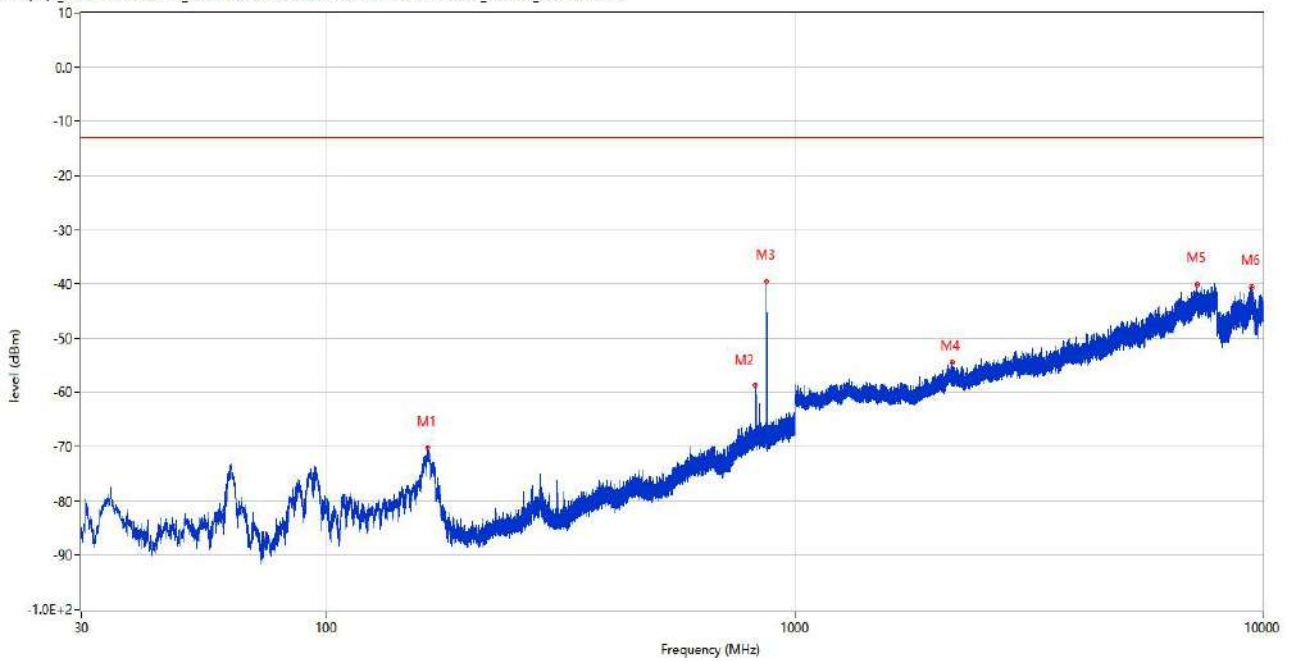


Frequency (MHz)	Result (dBm)	Factor (dB)	Limit (dBm)	Margin (dB)	Table (o)	ANT	EUT	Verdict
62.641	-68.02	-18.16	-13.0	55.02	82.00	Vertical	Horizontal	Pass
1753.200	-47.64	0.83	-13.0	34.64	167.00	Vertical	Horizontal	N/A
2154.300	-40.49	3.00	-13.0	27.49	306.00	Vertical	Horizontal	N/A
7953.750	-39.40	14.99	-13.0	26.40	159.00	Vertical	Horizontal	Pass
12741.213	-39.73	14.80	-13.0	26.73	21.00	Vertical	Horizontal	Pass
19768.900	-42.65	12.67	-13.0	29.65	360.00	Vertical	Horizontal	Pass

3.3 WCDMA Band 5

Test Configuration	WCDMA B5,Channel:LOW range
--------------------	----------------------------

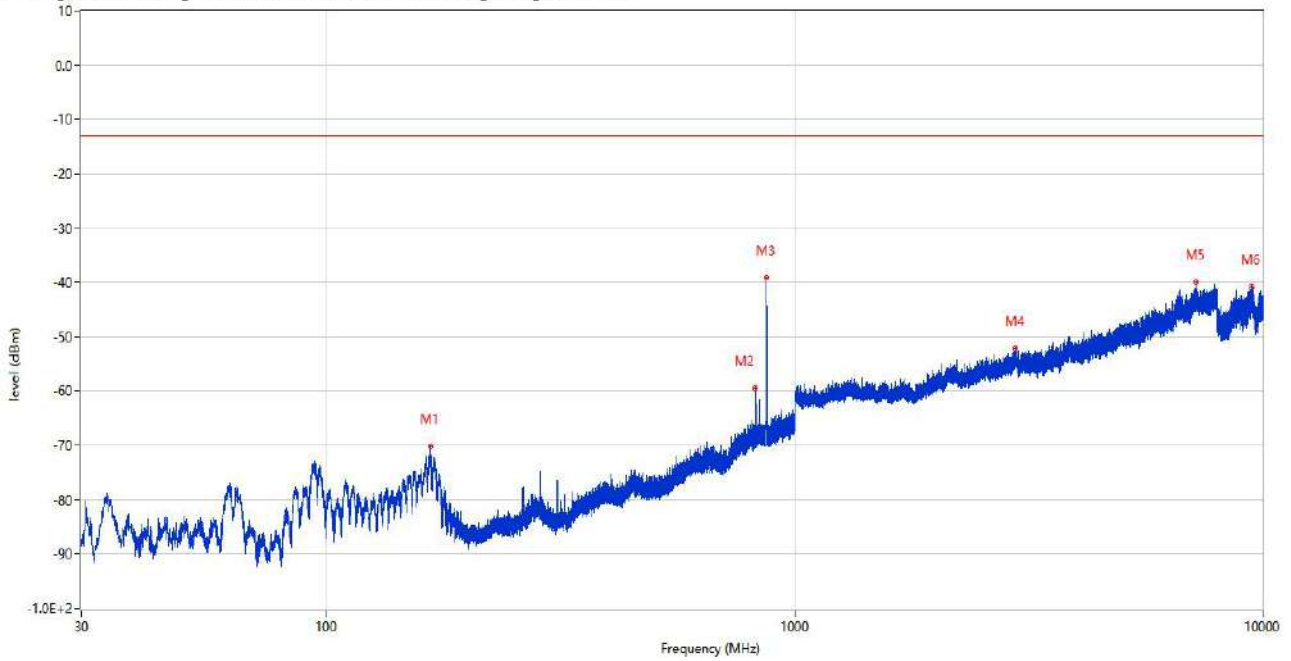
RSE (RF) _FCC PART22&24&27_CDMA BCO & WCDMA Band5 & LTE Band 5 & 26 _814-849_30MHz-10GHz



Frequency (MHz)	Result (dBm)	Factor (dB)	Limit (dBm)	Margin (dB)	Table (o)	ANT	EUT	Verdict
164.345	-70.27	-16.83	-13.0	57.27	190.00	Horizontal	Horizontal	Pass
825.012	-58.73	4.45	-13.0	45.73	227.00	Horizontal	Horizontal	N/A
872.445	-39.55	4.23	-13.0	26.55	293.00	Horizontal	Horizontal	N/A
2167.000	-54.45	-2.29	-13.0	41.45	354.00	Horizontal	Horizontal	Pass
7253.000	-40.24	14.59	-13.0	27.24	151.00	Horizontal	Horizontal	Pass
9448.100	-40.53	13.76	-13.0	27.53	291.00	Horizontal	Horizontal	Pass

Test Configuration	WCDMA B5,Channel:LOW range
--------------------	----------------------------

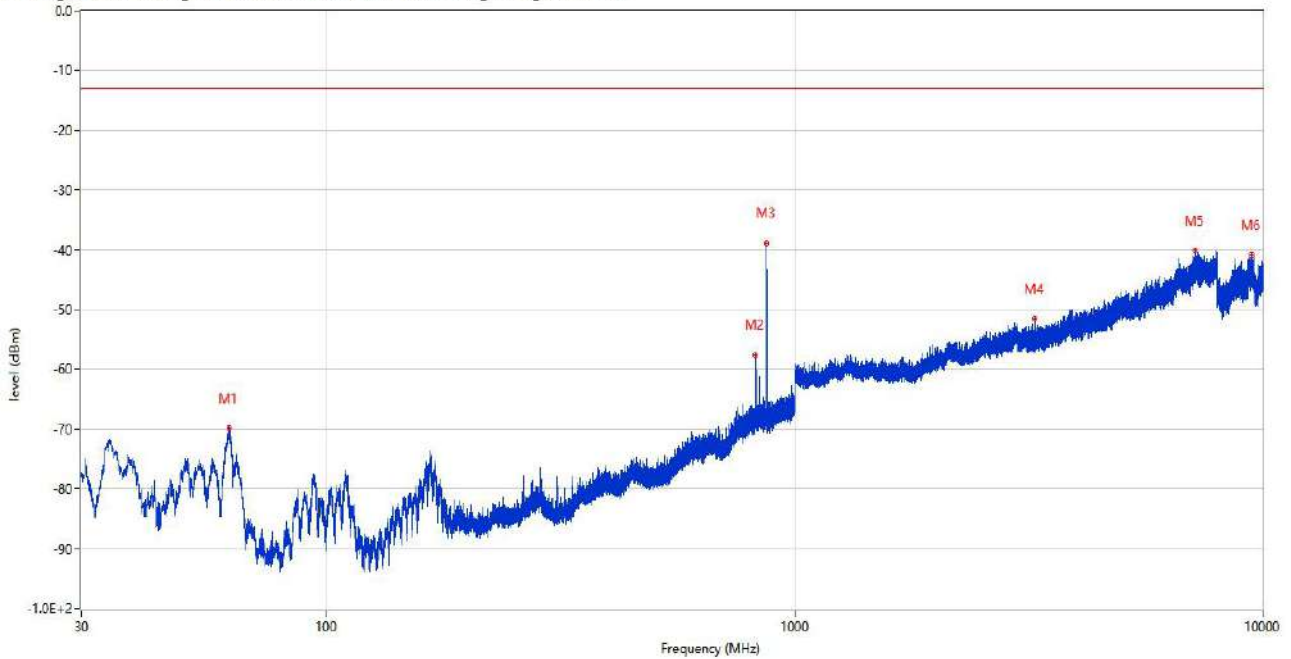
RSE (RF) _FCC PART22&24&27_CDMA BC0 & WCDMA Band5 & LTE Band 5 & 26 _B14-849_30MHz-10GHz



Frequency (MHz)	Result (dBm)	Factor (dB)	Limit (dBm)	Margin (dB)	Table (o)	ANT	EUT	Verdict
166.867	-70.10	-16.67	-13.0	57.10	239.00	Horizontal	Vertical	Pass
825.594	-59.46	4.47	-13.0	46.46	31.00	Horizontal	Vertical	N/A
872.639	-39.04	4.19	-13.0	26.04	103.00	Horizontal	Vertical	N/A
2962.600	-52.13	2.93	-13.0	39.13	235.00	Horizontal	Vertical	Pass
7219.500	-39.88	14.03	-13.0	26.88	322.00	Horizontal	Vertical	Pass
9449.201	-40.76	13.77	-13.0	27.76	31.00	Horizontal	Vertical	Pass

Test Configuration	WCDMA B5,Channel:LOW range
--------------------	----------------------------

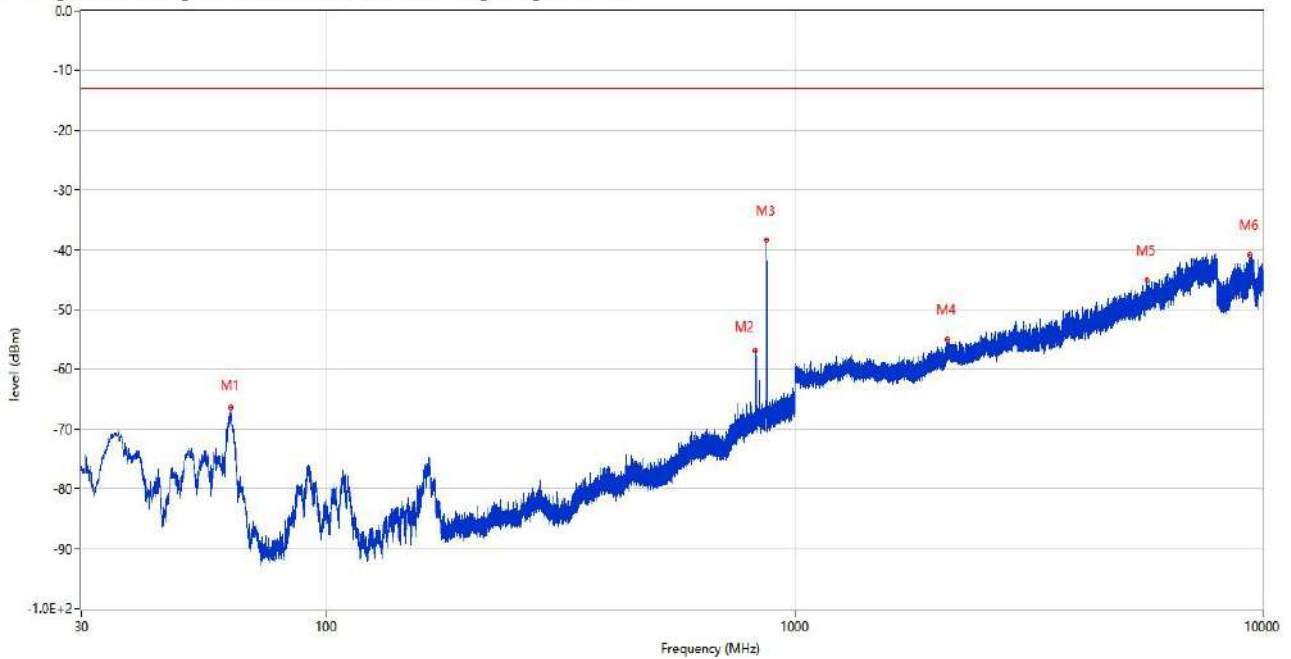
RSE (RF) _FCC PART22&24&27_CDMA BC0 & WCDMA Band5 & LTE Band 5 & 26 _814-849_30MHz-10GHz



Frequency (MHz)	Result (dBm)	Factor (dB)	Limit (dBm)	Margin (dB)	Table (o)	ANT	EUT	Verdict
61.864	-69.92	-17.48	-13.0	56.92	96.00	Vertical	Vertical	Pass
825.933	-57.56	4.48	-13.0	44.56	105.00	Vertical	Vertical	N/A
872.978	-38.85	4.12	-13.0	25.85	221.00	Vertical	Vertical	N/A
3256.250	-51.57	3.79	-13.0	38.57	317.00	Vertical	Vertical	Pass
7187.000	-40.16	14.21	-13.0	27.16	353.00	Vertical	Vertical	Pass
9465.000	-40.89	13.46	-13.0	27.89	267.00	Vertical	Vertical	Pass

Test Configuration	WCDMA B5,Channel:LOW range
--------------------	----------------------------

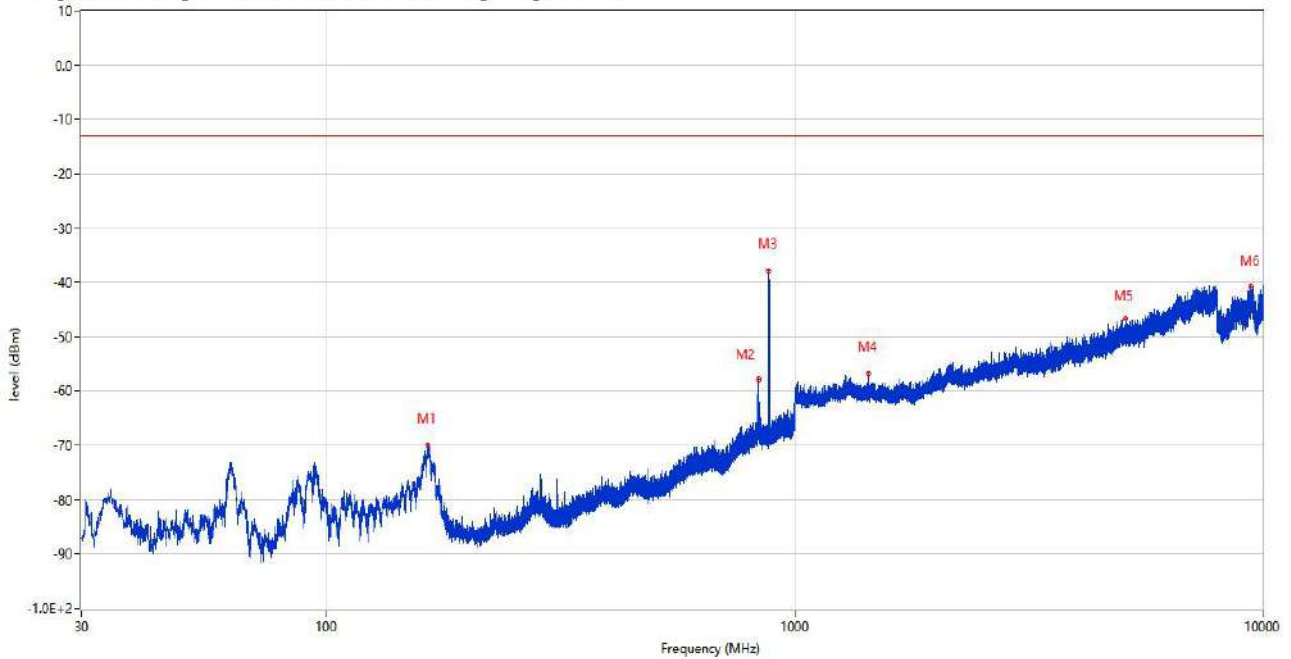
RSE (RF) _FCC PART22&24&27_CDMA BC0 & WCDMA Band5 & LTE Band 5 & 26 _B14-849_30MHz-10GHz



Frequency (MHz)	Result (dBm)	Factor (dB)	Limit (dBm)	Margin (dB)	Table (o)	ANT	EUT	Verdict
62.398	-66.46	-17.24	-13.0	53.46	91.00	Vertical	Horizontal	Pass
825.400	-56.82	4.46	-13.0	43.82	195.00	Vertical	Horizontal	N/A
871.960	-38.38	4.31	-13.0	25.38	240.00	Vertical	Horizontal	N/A
2119.500	-54.93	-2.44	-13.0	41.93	139.00	Vertical	Horizontal	Pass
5645.250	-45.07	9.63	-13.0	32.07	223.00	Vertical	Horizontal	Pass
9376.400	-40.92	13.62	-13.0	27.92	343.00	Vertical	Horizontal	Pass

Test Configuration	Band:WCDMA B5,Channel:MID range
--------------------	---------------------------------

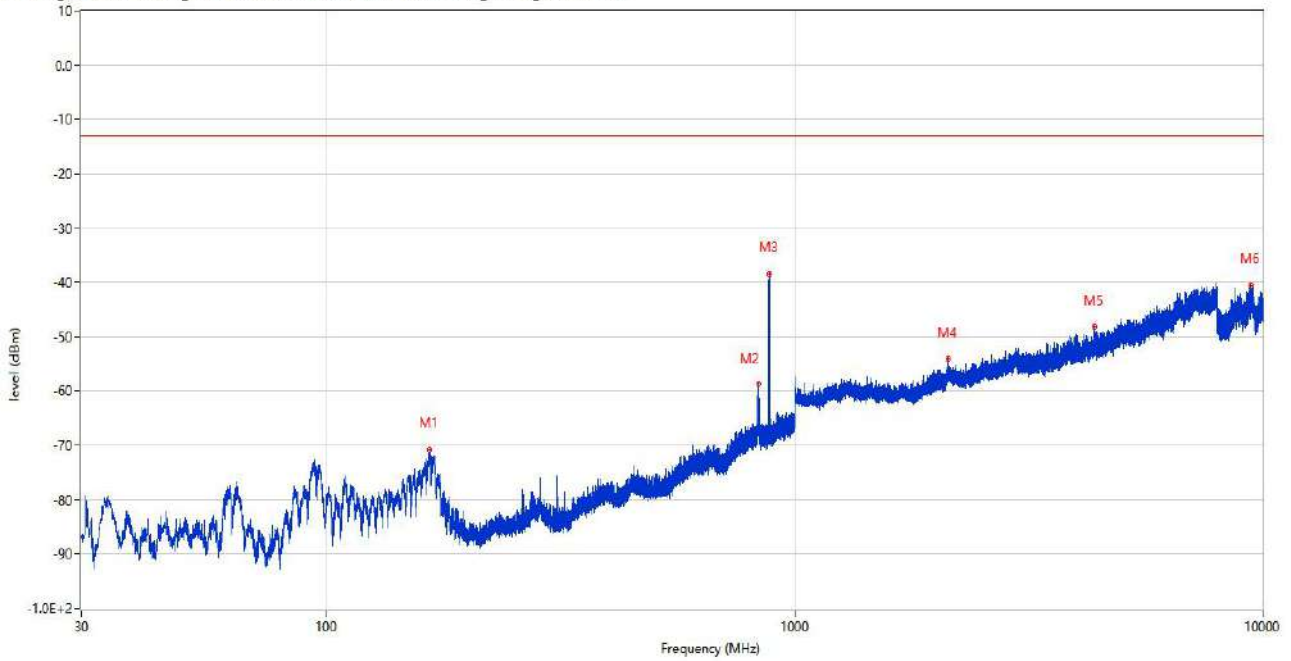
RSE (RF) _FCC PART22&24&27_CDMA BC0 & WCDMA Band5 & LTE Band 5 & 26 _814-849_30MHz-10GHz



Frequency (MHz)	Result (dBm)	Factor (dB)	Limit (dBm)	Margin (dB)	Table (o)	ANT	EUT	Verdict
164.684	-70.03	-16.81	-13.0	57.03	6.00	Horizontal	Horizontal	Pass
835.633	-57.71	4.86	-13.0	44.71	226.00	Horizontal	Horizontal	N/A
881.612	-37.80	4.19	-13.0	24.80	292.00	Horizontal	Horizontal	N/A
1437.000	-56.81	-5.18	-13.0	43.81	16.00	Horizontal	Horizontal	Pass
5098.250	-46.67	9.44	-13.0	33.67	32.00	Horizontal	Horizontal	Pass
9440.400	-40.76	13.70	-13.0	27.76	3.00	Horizontal	Horizontal	Pass

Test Configuration	Band:WCDMA B5,Channel:MID range
--------------------	---------------------------------

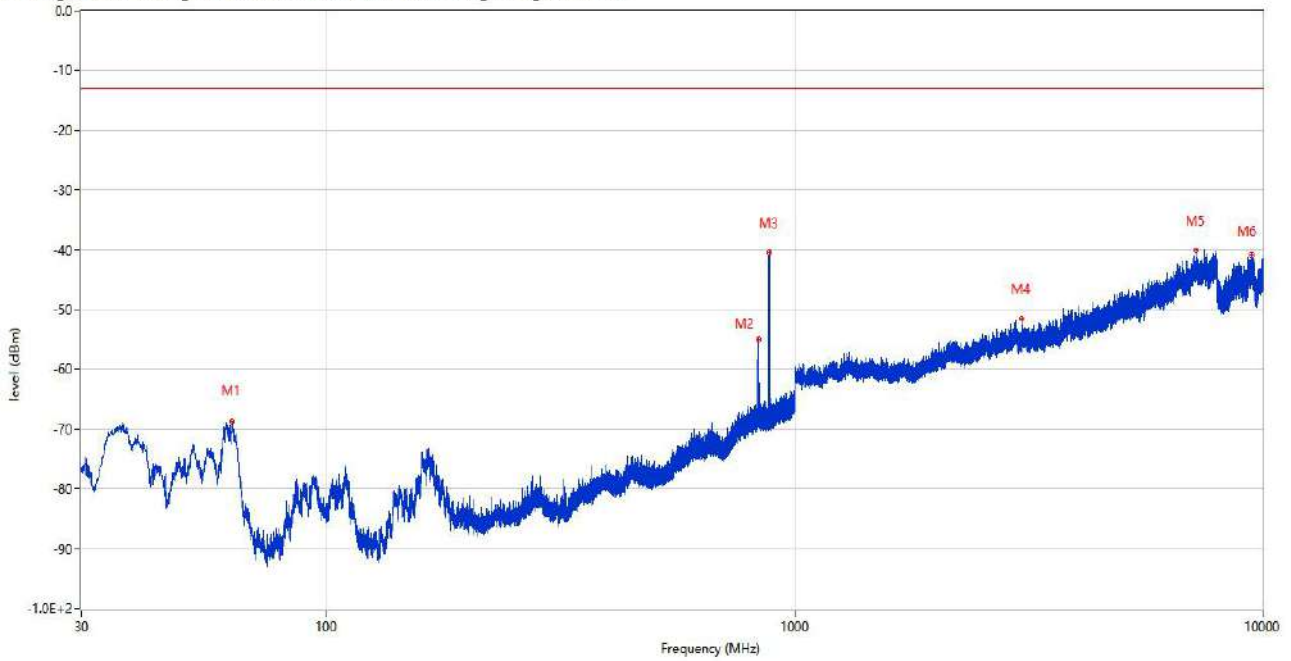
RSE (RF) _FCC PART22&24&27_CDMA BC0 & WCDMA Band5 & LTE Band 5 & 26 _014-049_30MHz-10GHz



Frequency (MHz)	Result (dBm)	Factor (dB)	Limit (dBm)	Margin (dB)	Table (o)	ANT	EUT	Verdict
165.800	-70.75	-16.84	-13.0	57.75	237.00	Horizontal	Vertical	Pass
837.137	-58.64	4.92	-13.0	45.64	28.00	Horizontal	Vertical	N/A
882.533	-38.46	4.34	-13.0	25.46	298.00	Horizontal	Vertical	N/A
2129.200	-54.12	-2.00	-13.0	41.12	204.00	Horizontal	Vertical	Pass
4376.500	-48.24	7.05	-13.0	35.24	80.00	Horizontal	Vertical	Pass
9436.401	-40.61	13.67	-13.0	27.61	339.00	Horizontal	Vertical	Pass

Test Configuration	Band:WCDMA B5,Channel:MID range
--------------------	---------------------------------

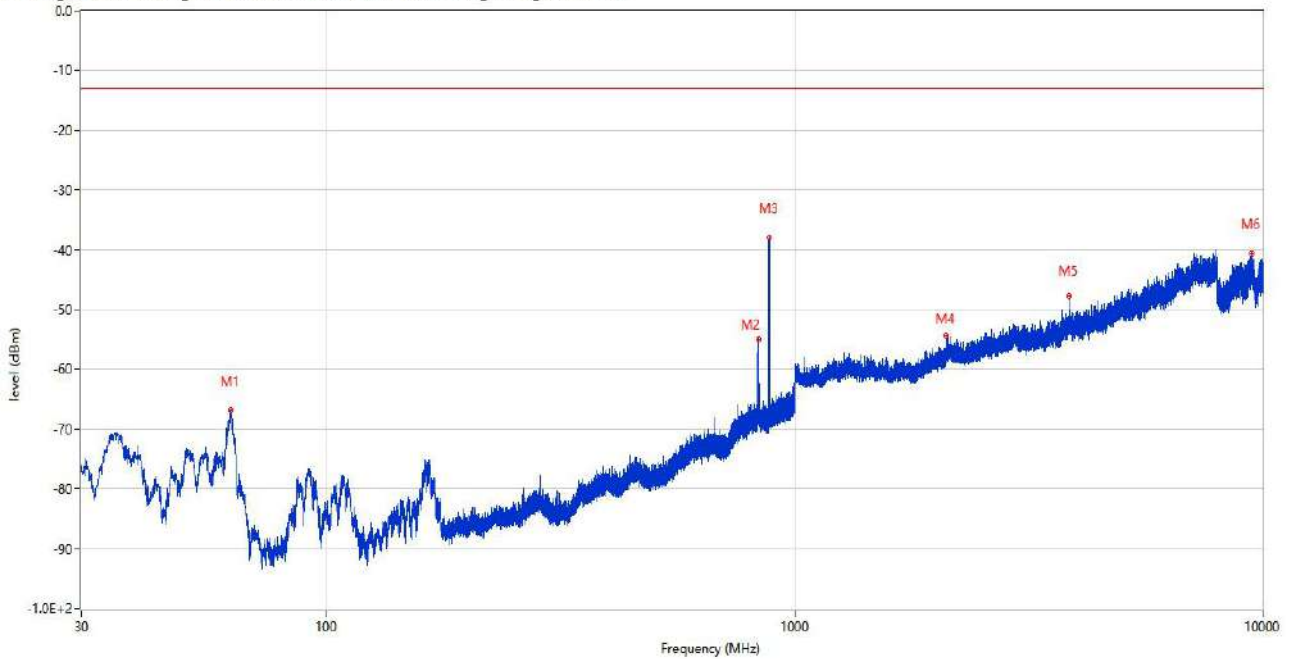
RSE (RF) _FCC PART22&24&27_CDMA BC0 & WCDMA Band5 & LTE Band 5 & 26 _814-849_30MHz-10GHz



Frequency (MHz)	Result (dBm)	Factor (dB)	Limit (dBm)	Margin (dB)	Table (o)	ANT	EUT	Verdict
62.834	-68.61	-16.99	-13.0	55.61	74.00	Vertical	Vertical	Pass
835.439	-54.96	4.85	-13.0	41.96	118.00	Vertical	Vertical	N/A
882.727	-40.52	4.34	-13.0	27.52	280.00	Vertical	Vertical	N/A
3055.250	-51.51	3.23	-13.0	38.51	191.00	Vertical	Vertical	Pass
7223.500	-40.14	14.07	-13.0	27.14	1.00	Vertical	Vertical	Pass
9476.400	-40.89	13.22	-13.0	27.89	106.00	Vertical	Vertical	Pass

Test Configuration	Band:WCDMA B5,Channel:MID range
--------------------	---------------------------------

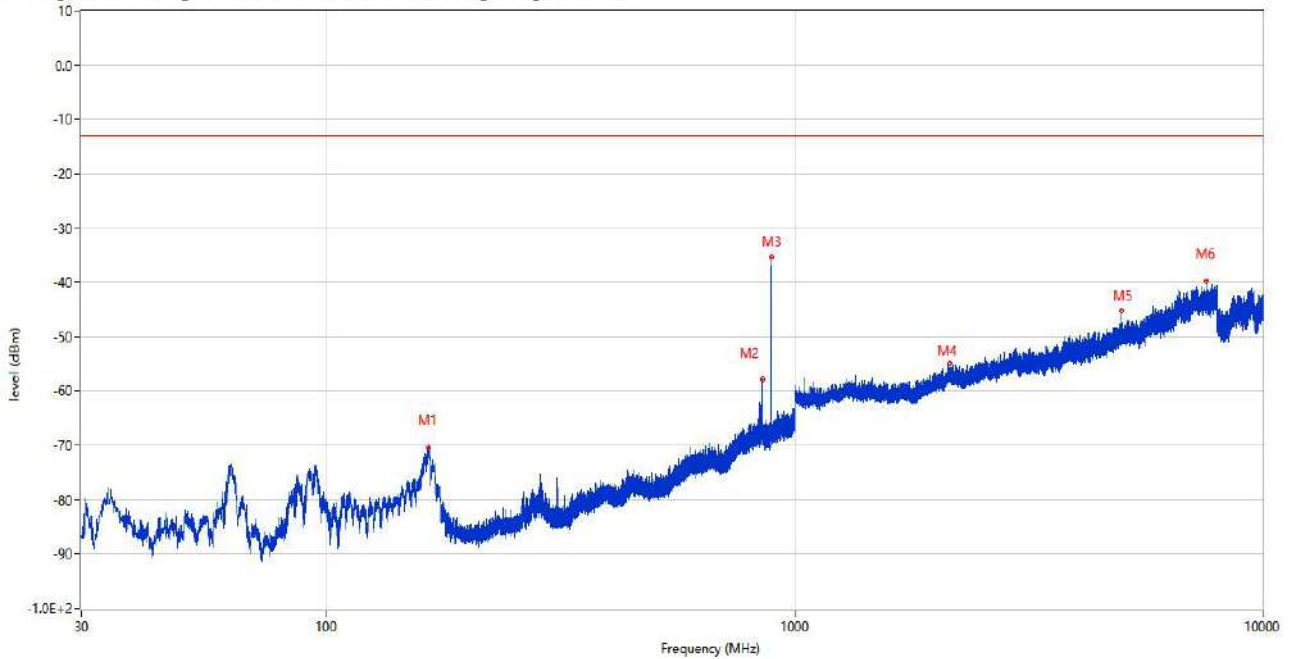
RSE (RF) _FCC PART22&24&27_CDMA BC0 & WCDMA Band5 & LTE Band 5 & 26 _B14-849_30MHz-10GHz



Frequency (MHz)	Result (dBm)	Factor (dB)	Limit (dBm)	Margin (dB)	Table (o)	ANT	EUT	Verdict
62.544	-66.80	-17.16	-13.0	53.80	92.00	Vertical	Horizontal	Pass
835.246	-55.03	4.84	-13.0	42.03	203.00	Vertical	Horizontal	N/A
882.436	-37.96	4.34	-13.0	24.96	74.00	Vertical	Horizontal	N/A
2103.700	-54.31	-2.31	-13.0	41.31	161.00	Vertical	Horizontal	Pass
3862.500	-47.76	7.12	-13.0	34.76	10.00	Vertical	Horizontal	Pass
9448.600	-40.65	13.77	-13.0	27.65	360.00	Vertical	Horizontal	Pass

Test Configuration	Band:WCDMA B5,Channel:HIGH range
--------------------	----------------------------------

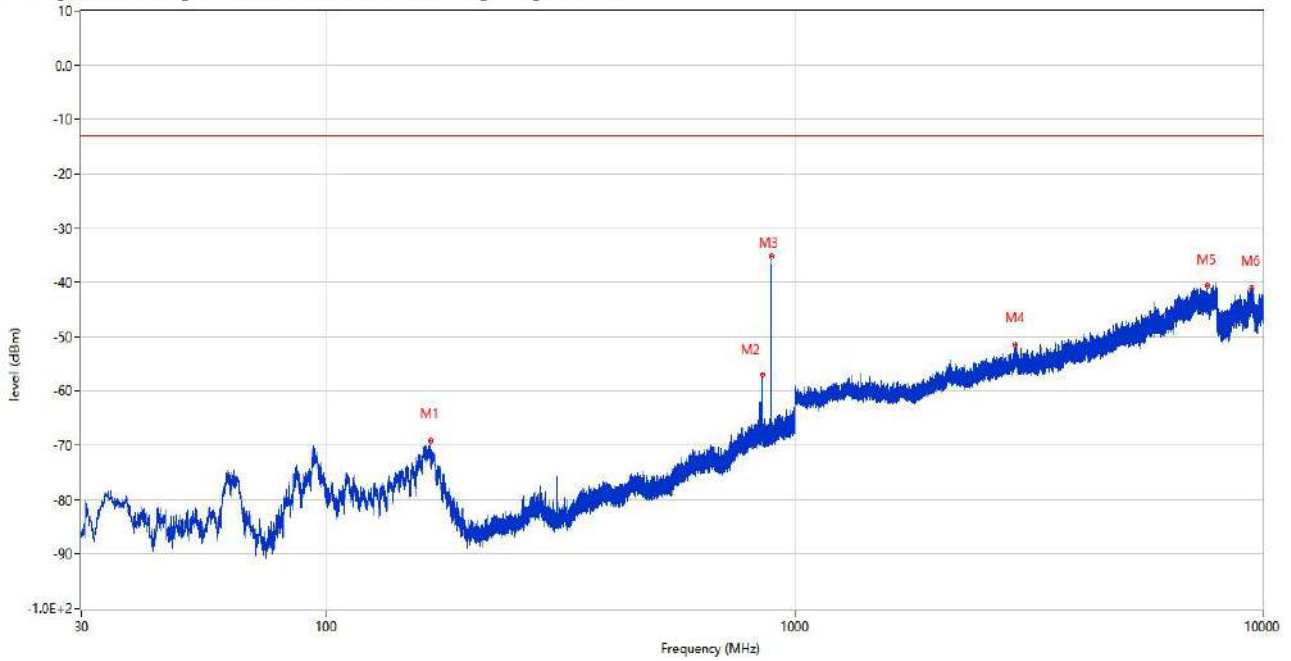
RSE (RF) _FCC PART22&24&27_CDMA BC0 & WCDMA Band5 & LTE Band 5 & 26 _814-849_30MHz-10GHz



Frequency (MHz)	Result (dBm)	Factor (dB)	Limit (dBm)	Margin (dB)	Table (o)	ANT	EUT	Verdict
165.072	-70.40	-16.79	-13.0	57.40	215.00	Horizontal	Horizontal	Pass
852.026	-57.81	4.57	-13.0	44.81	313.00	Horizontal	Horizontal	N/A
891.360	-35.37	4.70	-13.0	22.37	295.00	Horizontal	Horizontal	N/A
2144.900	-54.81	-1.92	-13.0	41.81	125.00	Horizontal	Horizontal	Pass
4984.000	-45.17	9.13	-13.0	32.17	68.00	Horizontal	Horizontal	Pass
7583.250	-39.81	14.33	-13.0	26.81	92.00	Horizontal	Horizontal	Pass

Test Configuration	Band:WCDMA B5,Channel:HIGH range
--------------------	----------------------------------

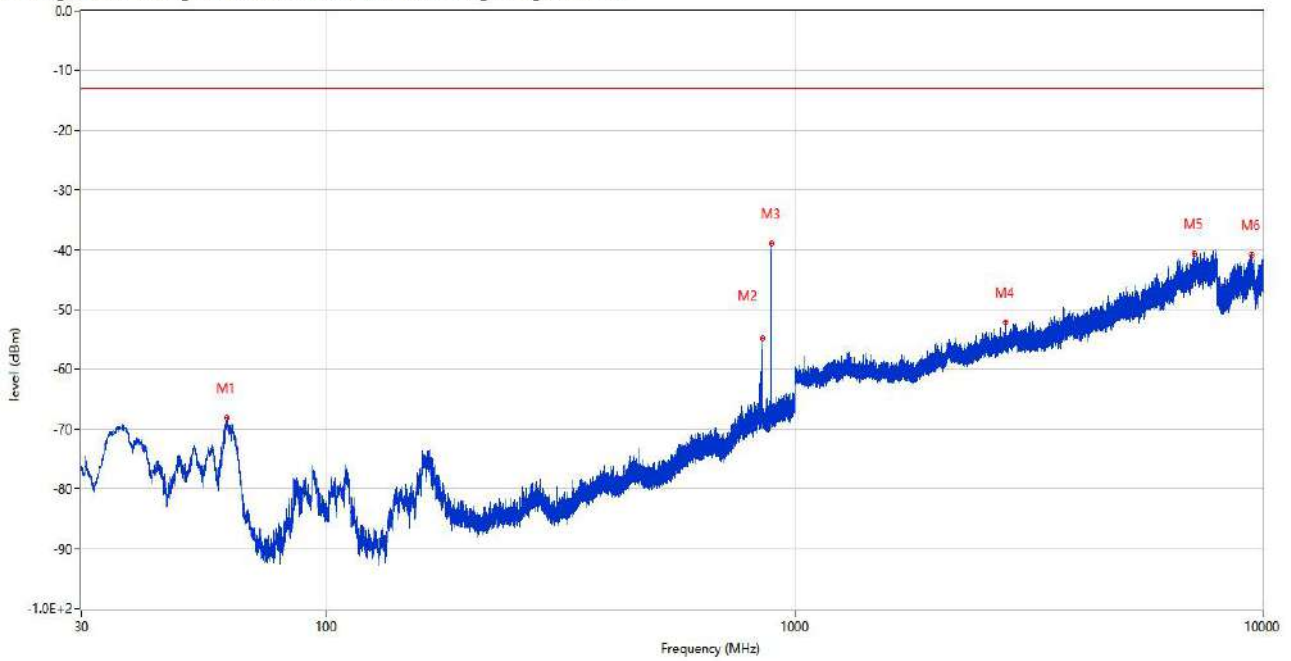
RSE (RF) _FCC PART22&24&27_CDMA BC0 & WCDMA Band5 & LTE Band 5 & 26 _814-849_30MHz-10GHz



Frequency (MHz)	Result (dBm)	Factor (dB)	Limit (dBm)	Margin (dB)	Table (o)	ANT	EUT	Verdict
166.624	-69.21	-16.69	-13.0	56.21	64.00	Horizontal	Vertical	Pass
851.833	-56.87	4.57	-13.0	43.87	37.00	Horizontal	Vertical	N/A
892.524	-35.22	4.72	-13.0	22.22	304.00	Horizontal	Vertical	N/A
2961.200	-51.51	2.91	-13.0	38.51	171.00	Horizontal	Vertical	Pass
7597.250	-40.67	13.74	-13.0	27.67	81.00	Horizontal	Vertical	Pass
9475.299	-40.96	13.24	-13.0	27.96	3.00	Horizontal	Vertical	Pass

Test Configuration	Band:WCDMA B5,Channel:HIGH range
--------------------	----------------------------------

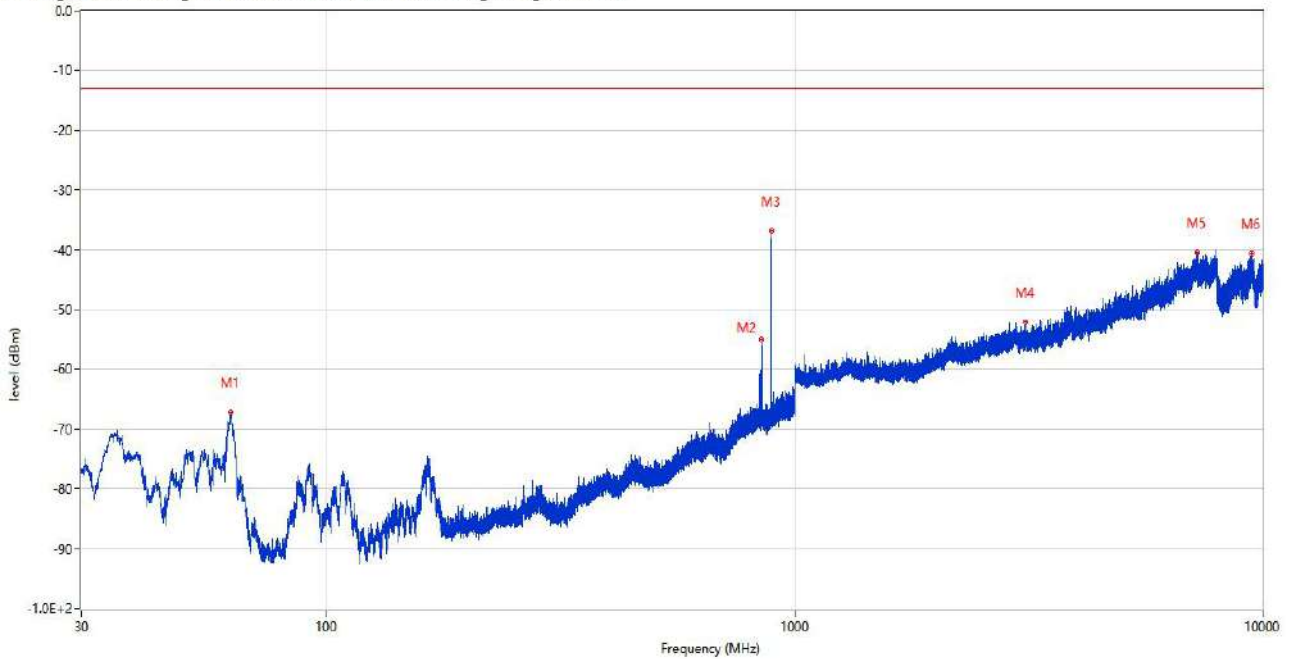
RSE (RF) _FCC PART22&24&27_CDMA BC0 & WCDMA Band5 & LTE Band 5 & 26 _814-849_30MHz-10GHz



Frequency (MHz)	Result (dBm)	Factor (dB)	Limit (dBm)	Margin (dB)	Table (o)	ANT	EUT	Verdict
61.331	-68.10	-17.38	-13.0	55.10	131.00	Vertical	Vertical	Pass
851.930	-54.78	4.57	-13.0	41.78	95.00	Vertical	Vertical	N/A
892.088	-38.90	4.71	-13.0	25.90	283.00	Vertical	Vertical	N/A
2823.700	-52.09	1.10	-13.0	39.09	305.00	Vertical	Vertical	Pass
7149.000	-40.63	13.80	-13.0	27.63	324.00	Vertical	Vertical	Pass
9465.700	-40.79	13.45	-13.0	27.79	10.00	Vertical	Vertical	Pass

Test Configuration	Band:WCDMA B5,Channel:HIGH range
--------------------	----------------------------------

RSE (RF) _FCC PART22&24&27_CDMA BC0 & WCDMA Band5 & LTE Band 5 & 26 _814-849_30MHz-10GHz



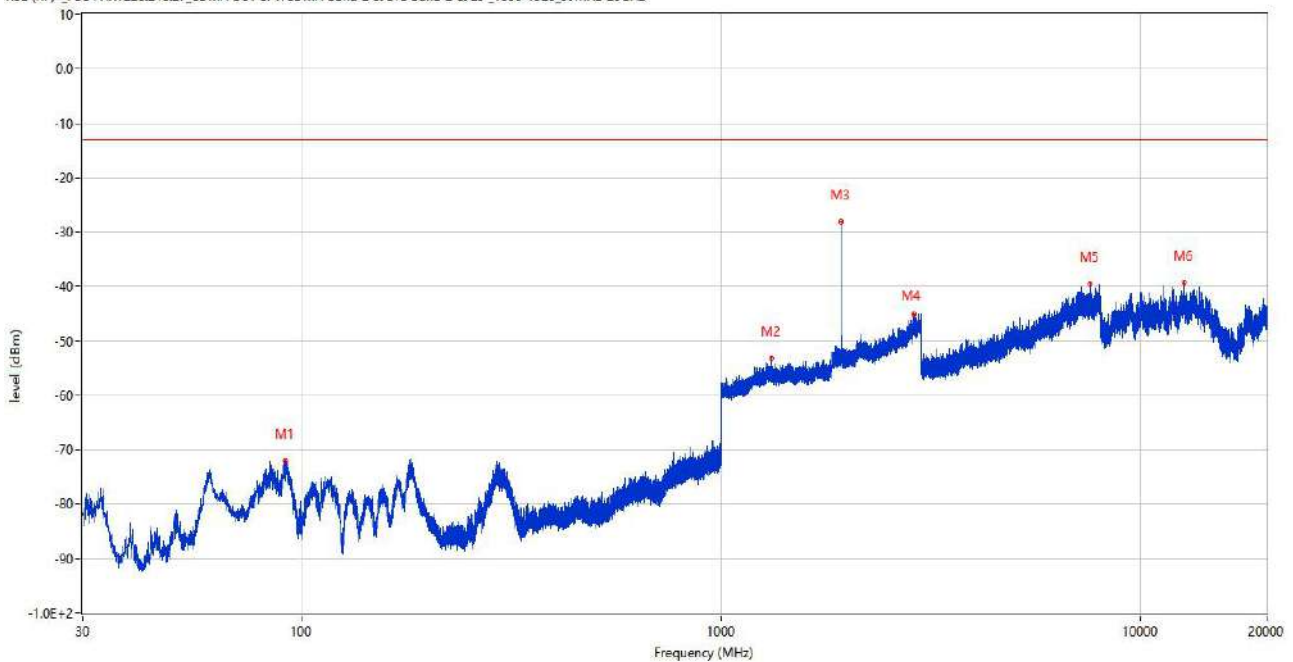
Frequency (MHz)	Result (dBm)	Factor (dB)	Limit (dBm)	Margin (dB)	Table (o)	ANT	EUT	Verdict
62.592	-67.21	-17.13	-13.0	54.21	95.00	Vertical	Horizontal	Pass
851.687	-54.94	4.58	-13.0	41.94	204.00	Vertical	Horizontal	N/A
892.039	-36.88	4.71	-13.0	23.88	95.00	Vertical	Horizontal	N/A
3119.250	-52.19	4.24	-13.0	39.19	315.00	Vertical	Horizontal	Pass
7242.500	-40.50	14.56	-13.0	27.50	278.00	Vertical	Horizontal	Pass
9483.000	-40.69	13.08	-13.0	27.69	112.00	Vertical	Horizontal	Pass

4. LTE

4.1 LTE Band 2

Test Configuration	Band:LTE B2 Channel:MID range BW:5
--------------------	------------------------------------

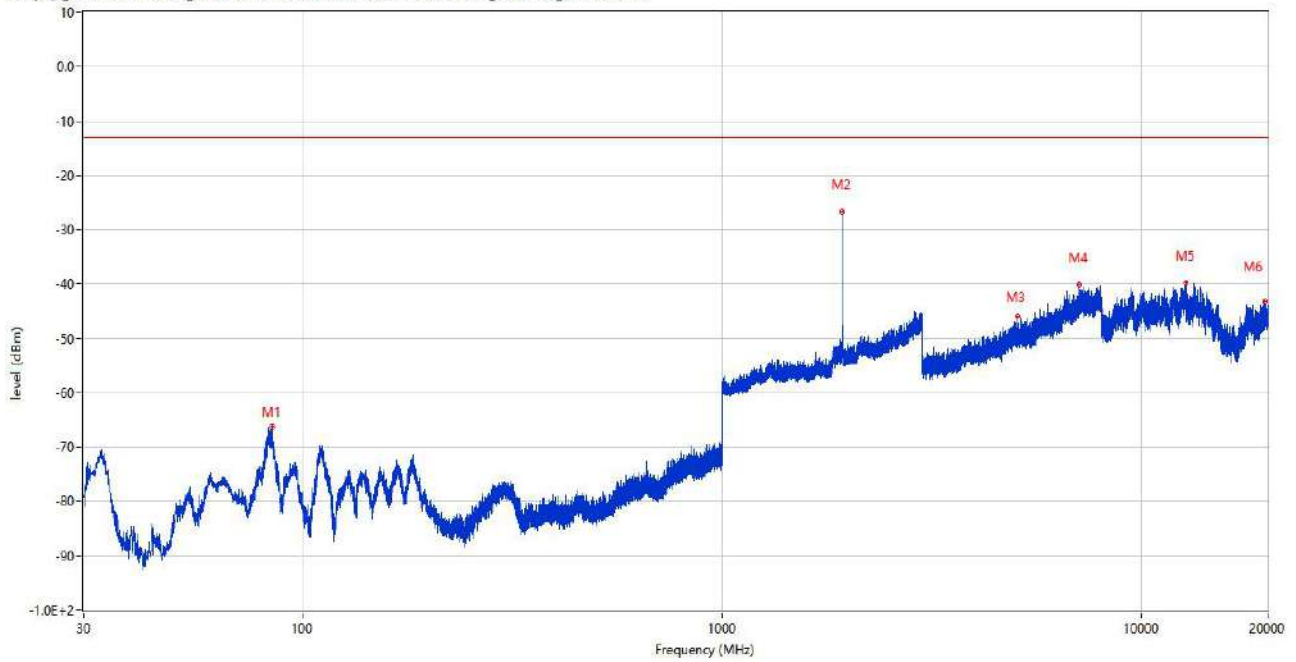
RSE (RF) _FCC PART22&24&27_CDMA BC1 & WCDMA Band 2 & LTE Band 2 & 25 _1830-1920_30MHz-20GHz



Frequency (MHz)	Result (dBm)	Factor (dB)	Limit (dBm)	Margin (dB)	Table (o)	ANT	EUT	Verdict
91.401	-71.96	-19.36	-13.0	58.96	247.00	Horizontal	Horizontal	Pass
1319.000	-53.27	-1.21	-13.0	40.27	1.00	Horizontal	Horizontal	Pass
1932.700	-28.09	1.89	-13.0	15.09	250.00	Horizontal	Horizontal	N/A
2878.900	-45.10	8.72	-13.0	32.10	71.00	Horizontal	Horizontal	Pass
7573.250	-39.45	14.05	-13.0	26.45	105.00	Horizontal	Horizontal	Pass
12717.938	-39.31	14.84	-13.0	26.31	360.00	Horizontal	Horizontal	Pass

Test Configuration	Band:LTE B2 Channel:MID range BW:5
--------------------	------------------------------------

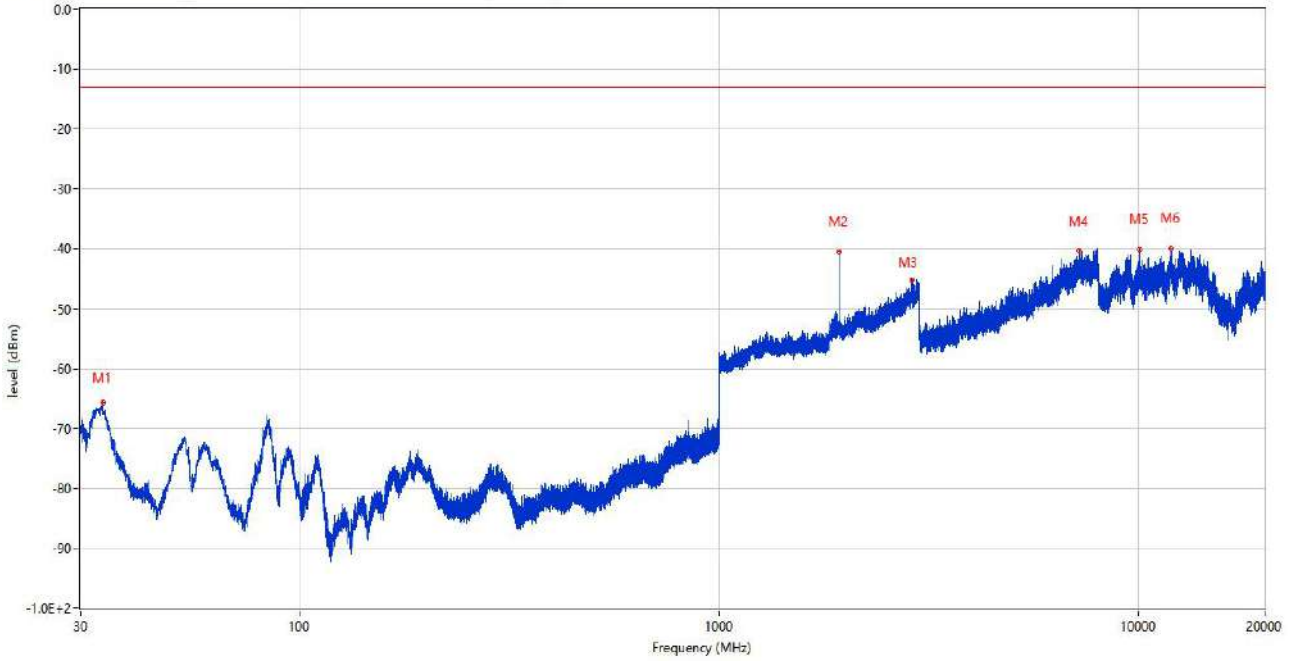
RSE (RF) _FCC PART22&24&27_CDMA BC1 & WCDMA Band 2 & LTE Band 2 & 25 _1830-1920_30MHz-20GHz



Frequency (MHz)	Result (dBm)	Factor (dB)	Limit (dBm)	Margin (dB)	Table (o)	ANT	EUT	Verdict
84.660	-66.32	-19.73	-13.0	53.32	285.00	Horizontal	Vertical	Pass
1934.400	-26.70	1.66	-13.0	13.70	259.00	Horizontal	Vertical	N/A
5054.750	-45.92	9.25	-13.0	32.92	75.00	Horizontal	Vertical	Pass
7110.000	-40.11	13.73	-13.0	27.11	166.00	Horizontal	Vertical	Pass
12739.787	-39.69	14.81	-13.0	26.69	224.00	Horizontal	Vertical	Pass
19667.587	-43.14	12.65	-13.0	30.14	360.00	Horizontal	Vertical	Pass

Test Configuration	Band:LTE B2 Channel:MID range BW:5
--------------------	------------------------------------

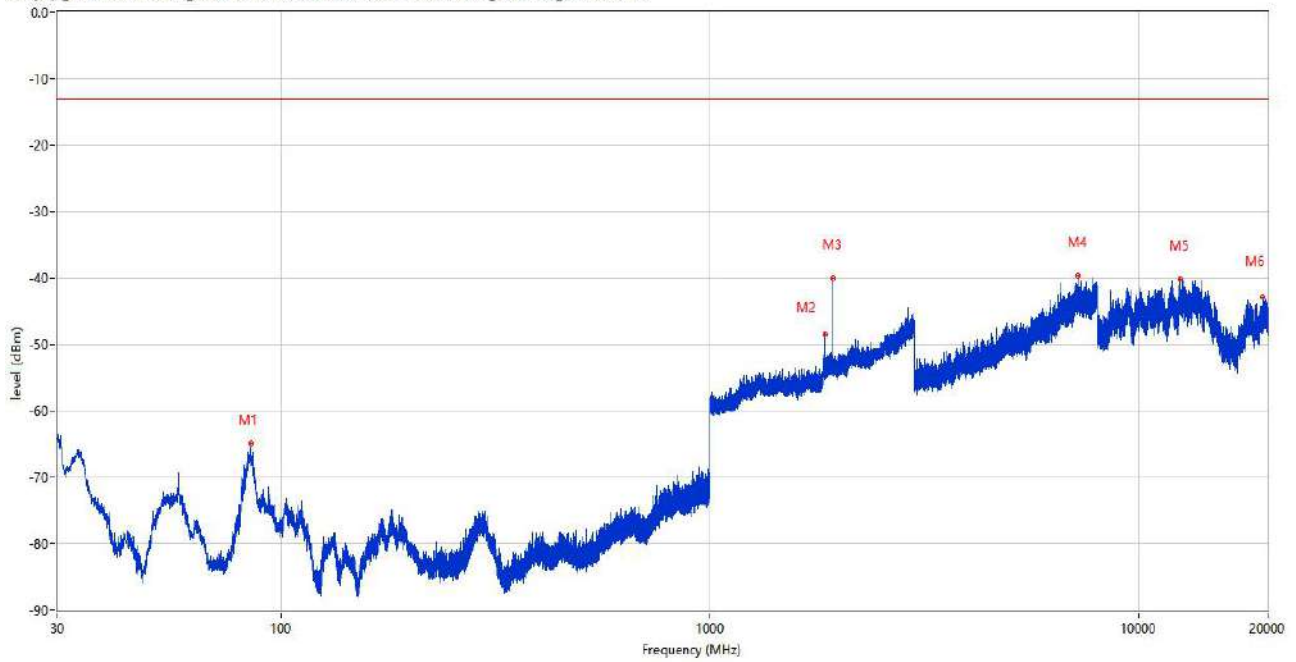
RSE (RF) _FCC PART22&24&27_CDMA BC1 & WCDMA Band 2 & LTE Band 2 & 25 _1830-1920_30MHz-20GHz



Frequency (MHz)	Result (dBm)	Factor (dB)	Limit (dBm)	Margin (dB)	Table (o)	ANT	EUT	Verdict
33.880	-65.81	-22.56	-13.0	52.81	112.00	Vertical	Vertical	Pass
1932.100	-40.49	1.88	-13.0	27.49	114.00	Vertical	Vertical	N/A
2877.100	-45.29	8.52	-13.0	32.29	1.00	Vertical	Vertical	Pass
7227.500	-40.35	14.17	-13.0	27.35	353.00	Vertical	Vertical	Pass
10054.850	-40.12	14.01	-13.0	27.12	75.00	Vertical	Vertical	Pass
11948.200	-39.92	14.02	-13.0	26.92	214.00	Vertical	Vertical	Pass

Test Configuration	Band:LTE B2 Channel:MID range BW:5
--------------------	------------------------------------

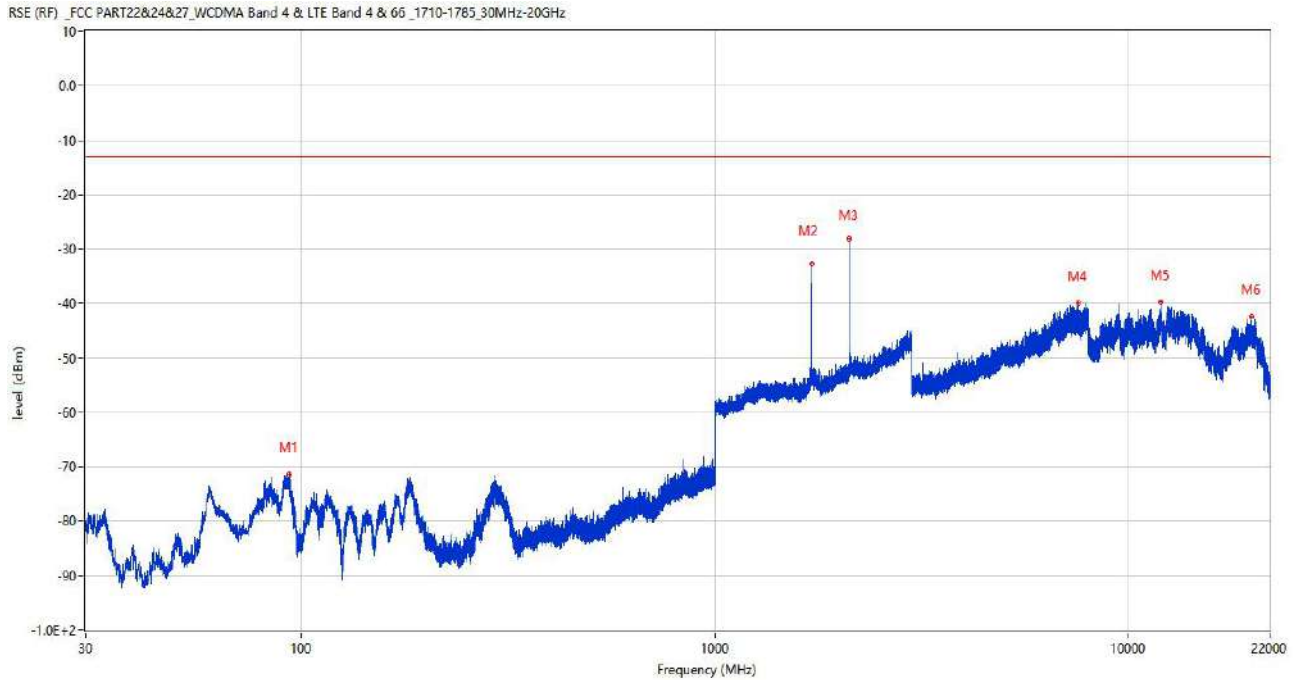
RSE (RF) _FCC PART22&24&27_CDMA BC1 & WCDMA Band 2 & LTE Band 2 & 25 _1830-1920_30MHz-20GHz



Frequency (MHz)	Result (dBm)	Factor (dB)	Limit (dBm)	Margin (dB)	Table (o)	ANT	EUT	Verdict
84.854	-64.96	-19.66	-13.0	51.96	346.00	Vertical	Horizontal	Pass
1851.100	-48.49	1.17	-13.0	35.49	69.00	Vertical	Horizontal	N/A
1934.000	-39.97	1.72	-13.0	26.97	185.00	Vertical	Horizontal	N/A
7209.500	-39.60	14.00	-13.0	26.60	121.00	Vertical	Horizontal	Pass
12473.787	-40.12	14.26	-13.0	27.12	176.00	Vertical	Horizontal	Pass
19414.563	-42.82	12.59	-13.0	29.82	1.00	Vertical	Horizontal	Pass

4.2 LTE Band 4

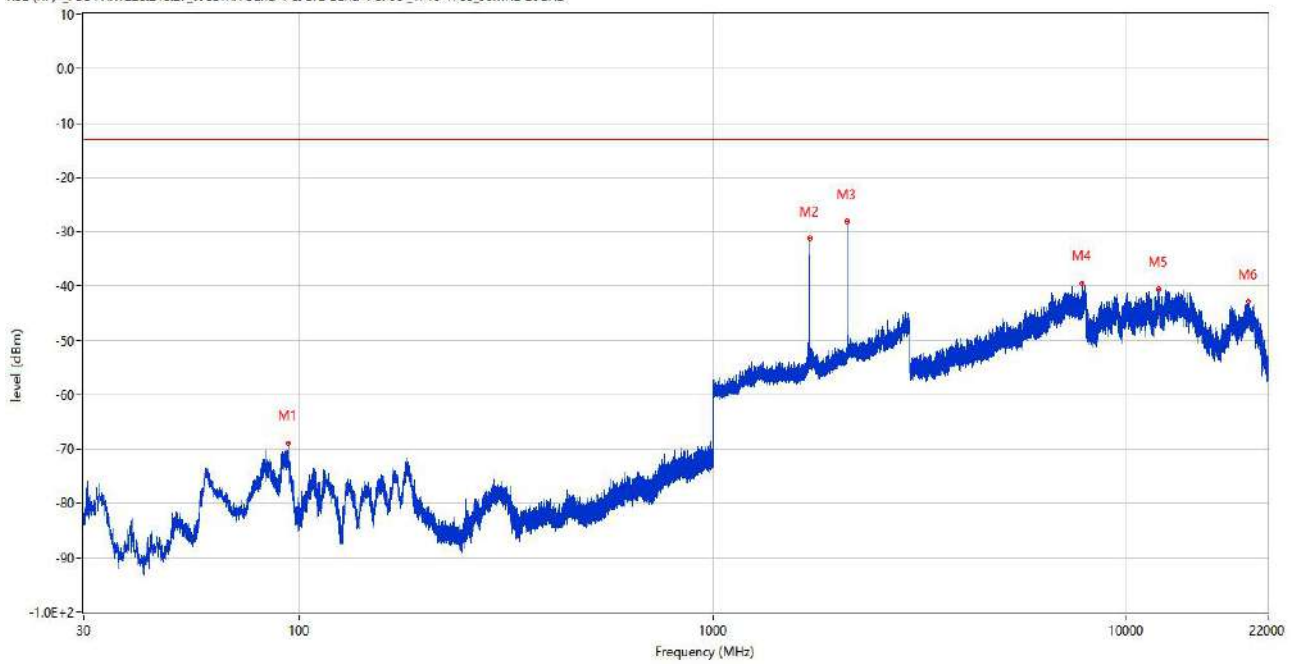
Test Configuration	Band:LTE B4 Channel:MID range BW:5
--------------------	------------------------------------



Frequency (MHz)	Result (dBm)	Factor (dB)	Limit (dBm)	Margin (dB)	Table (o)	ANT	EUT	Verdict
93.293	-71.41	-19.50	-13.0	58.41	283.00	Horizontal	Horizontal	Pass
1711.200	-32.64	1.38	-13.0	19.64	65.00	Horizontal	Horizontal	N/A
2113.300	-28.16	2.83	-13.0	15.16	241.00	Horizontal	Horizontal	N/A
7580.750	-39.96	14.34	-13.0	26.96	184.00	Horizontal	Horizontal	Pass
11986.201	-39.69	14.02	-13.0	26.69	225.00	Horizontal	Horizontal	Pass
19886.838	-42.36	12.70	-13.0	29.36	1.00	Horizontal	Horizontal	Pass

Test Configuration	Band:LTE B4 Channel:MID range BW:5
--------------------	------------------------------------

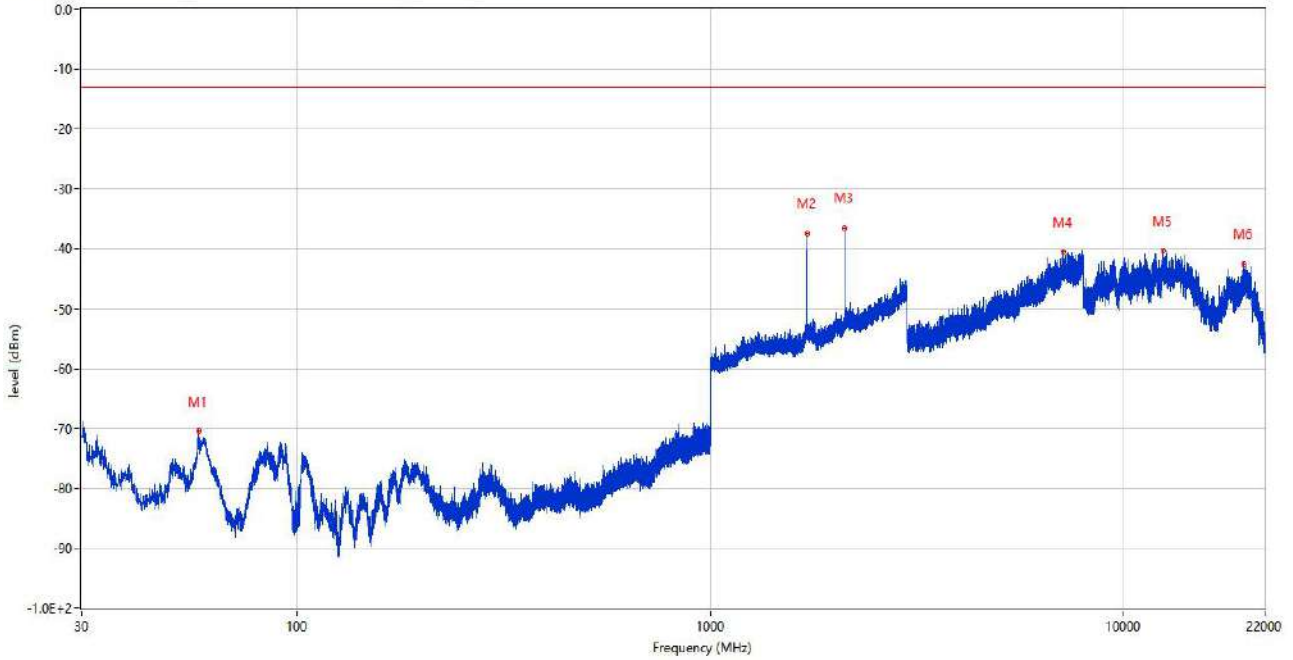
RSE (RF) _FCC PART22&24&27_WCDMA Band 4 & LTE Band 4 & 66 _1710-1765.30MHz-20GHz



Frequency (MHz)	Result (dBm)	Factor (dB)	Limit (dBm)	Margin (dB)	Table (o)	ANT	EUT	Verdict
93.680	-68.85	-19.47	-13.0	55.85	251.00	Horizontal	Vertical	Pass
1711.200	-31.20	1.38	-13.0	18.20	2.00	Horizontal	Vertical	N/A
2114.300	-28.14	2.92	-13.0	15.14	250.00	Horizontal	Vertical	N/A
7816.750	-39.60	15.40	-13.0	26.60	342.00	Horizontal	Vertical	Pass
11966.012	-40.47	14.03	-13.0	27.47	360.00	Horizontal	Vertical	Pass
19740.226	-42.79	12.66	-13.0	29.79	56.00	Horizontal	Vertical	Pass

Test Configuration	Band:LTE B4 Channel:MID range BW:5
--------------------	------------------------------------

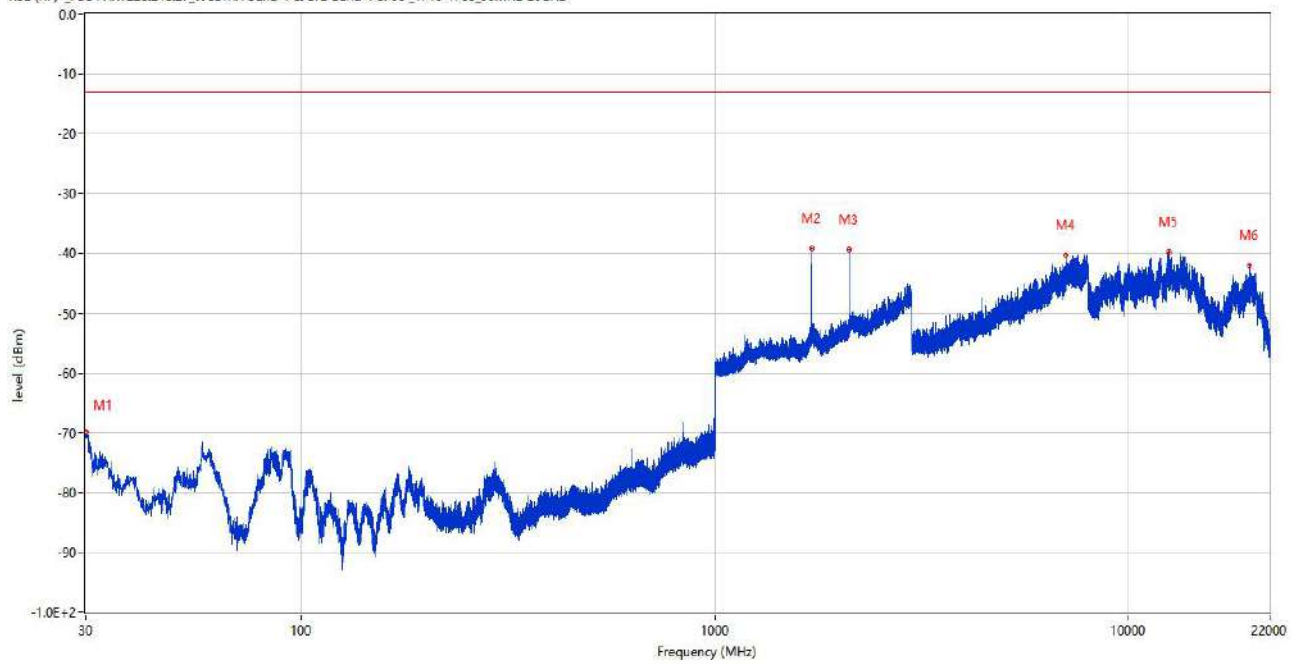
RSE (RF) _FCC PART22&24&27_WCDMA Band 4 & LTE Band 4 & 66_1710-1765_30MHz-20GHz



Frequency (MHz)	Result (dBm)	Factor (dB)	Limit (dBm)	Margin (dB)	Table (o)	ANT	EUT	Verdict
57.451	-70.48	-17.47	-13.0	57.48	95.00	Vertical	Vertical	Pass
1711.100	-37.47	1.38	-13.0	24.47	139.00	Vertical	Vertical	N/A
2113.800	-36.53	2.88	-13.0	23.53	184.00	Vertical	Vertical	N/A
7153.250	-40.51	13.76	-13.0	27.51	9.00	Vertical	Vertical	Pass
12504.662	-40.37	14.52	-13.0	27.37	34.00	Vertical	Vertical	Pass
19504.349	-42.54	12.61	-13.0	29.54	1.00	Vertical	Vertical	Pass

Test Configuration	Band:LTE B4 Channel:MID range BW:5
--------------------	------------------------------------

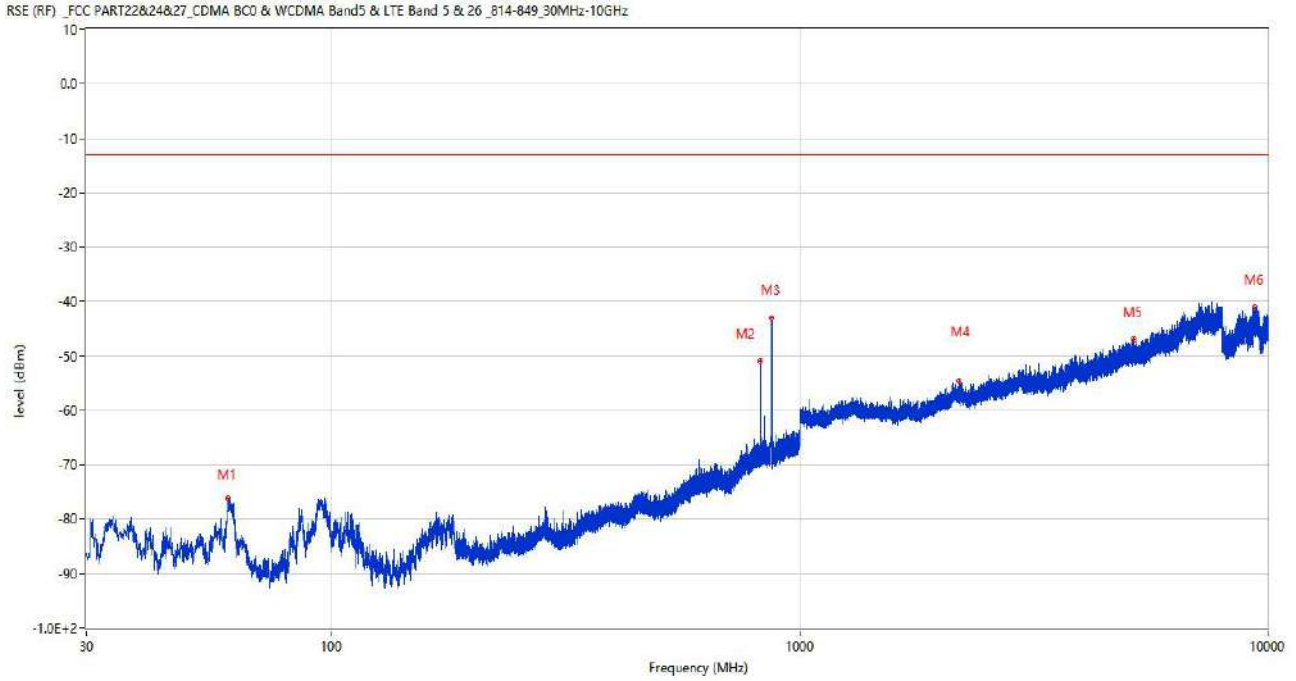
RSE (RF) _FCC PART22&24&27_WCDMA Band 4 & LTE Band 4 & 66 _1710-1765.30MHz-20GHz



Frequency (MHz)	Result (dBm)	Factor (dB)	Limit (dBm)	Margin (dB)	Table (o)	ANT	EUT	Verdict
30.097	-69.93	-18.47	-13.0	56.93	254.00	Vertical	Horizontal	Pass
1711.200	-39.14	1.38	-13.0	26.14	1.00	Vertical	Horizontal	N/A
2114.600	-39.28	2.93	-13.0	26.28	342.00	Vertical	Horizontal	N/A
7061.000	-40.31	13.24	-13.0	27.31	0.00	Vertical	Horizontal	Pass
12506.800	-39.65	14.47	-13.0	26.65	286.00	Vertical	Horizontal	Pass
19656.051	-41.95	12.64	-13.0	28.95	112.00	Vertical	Horizontal	Pass

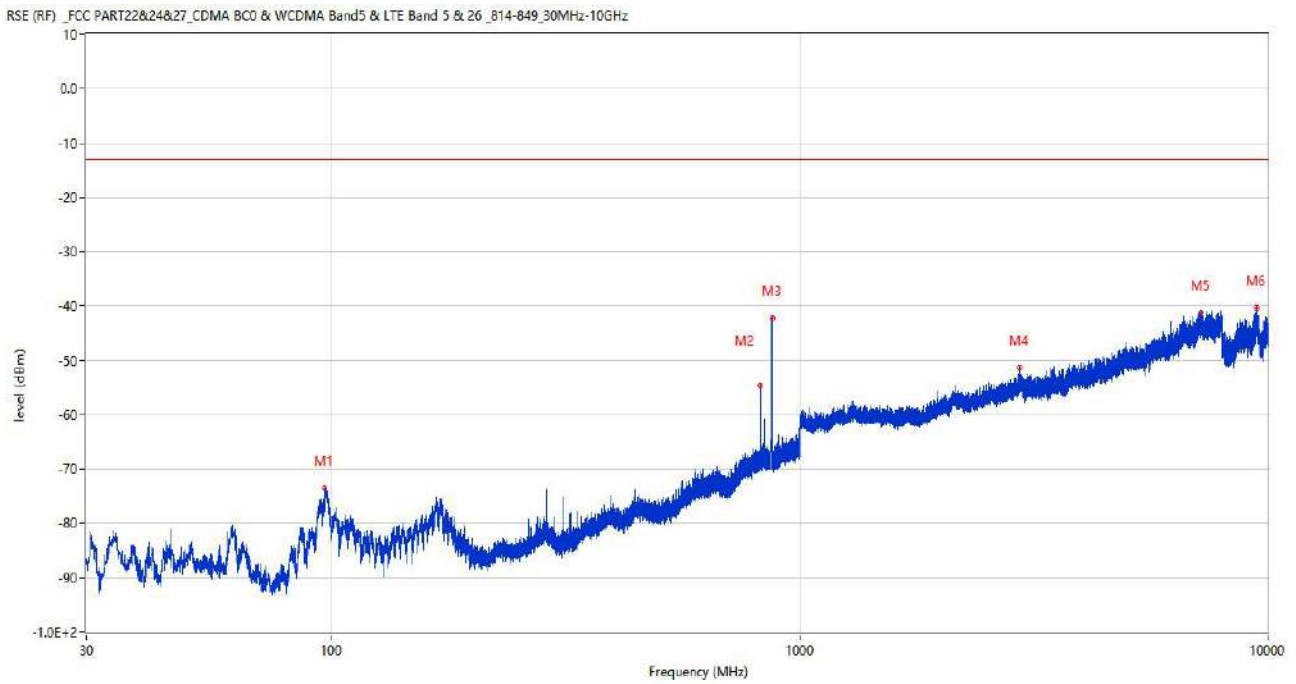
4.3 LTE Band 5

Test Configuration	Band:LTE B5 Channel:MID range BW:5
--------------------	------------------------------------



Frequency (MHz)	Result (dBm)	Factor (dB)	Limit (dBm)	Margin (dB)	Table (o)	ANT	EUT	Verdict
60.167	-76.08	-17.06	-13.0	63.08	355.00	Horizontal	Horizontal	Pass
824.430	-50.87	4.43	-13.0	37.87	48.00	Horizontal	Horizontal	N/A
871.475	-42.94	4.35	-13.0	29.94	295.00	Horizontal	Horizontal	N/A
2188.900	-54.68	-2.17	-13.0	41.68	78.00	Horizontal	Horizontal	Pass
5163.750	-46.93	9.27	-13.0	33.93	9.00	Horizontal	Horizontal	Pass
9363.401	-41.00	13.77	-13.0	28.00	80.00	Horizontal	Horizontal	Pass

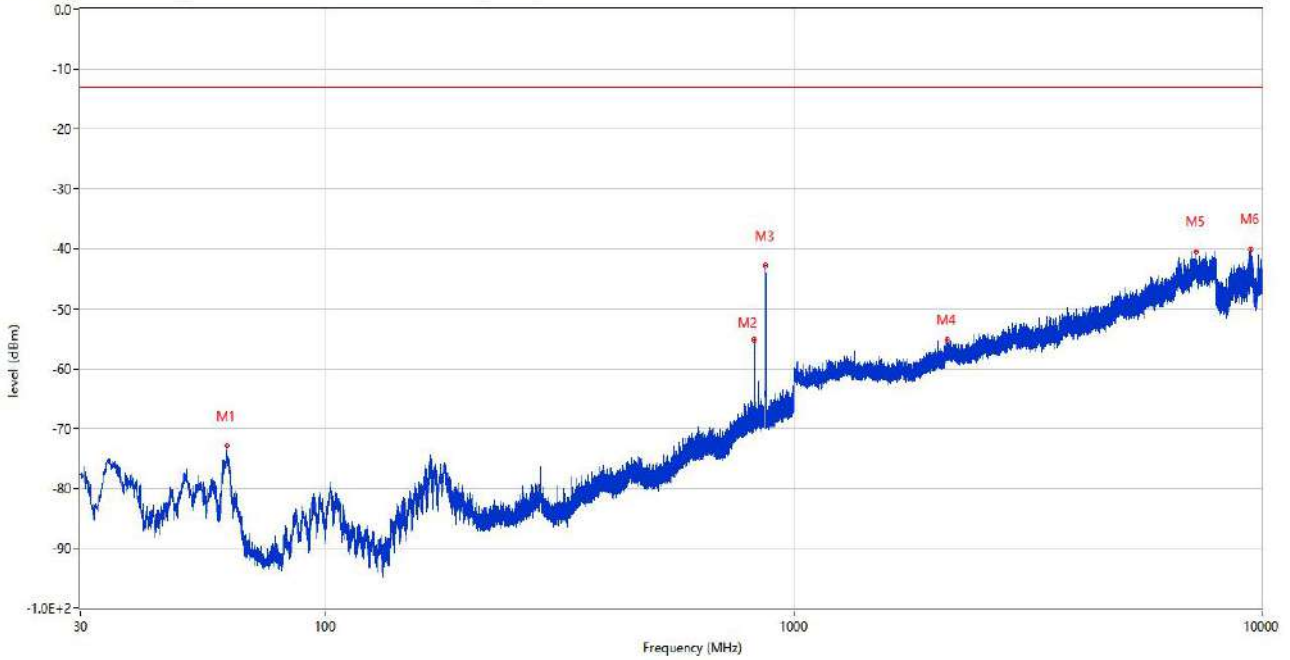
Test Configuration	Band:LTE B5 Channel:MID range BW:5
--------------------	------------------------------------



Frequency (MHz)	Result (dBm)	Factor (dB)	Limit (dBm)	Margin (dB)	Table (o)	ANT	EUT	Verdict
96.882	-73.50	-18.03	-13.0	60.50	77.00	Horizontal	Vertical	Pass
824.333	-54.62	4.42	-13.0	41.62	193.00	Horizontal	Vertical	N/A
873.318	-42.19	4.11	-13.0	29.19	265.00	Horizontal	Vertical	N/A
2957.500	-51.27	2.64	-13.0	38.27	24.00	Horizontal	Vertical	Pass
7205.750	-41.23	14.03	-13.0	28.23	200.00	Horizontal	Vertical	Pass
9462.400	-40.30	13.52	-13.0	27.30	216.00	Horizontal	Vertical	Pass

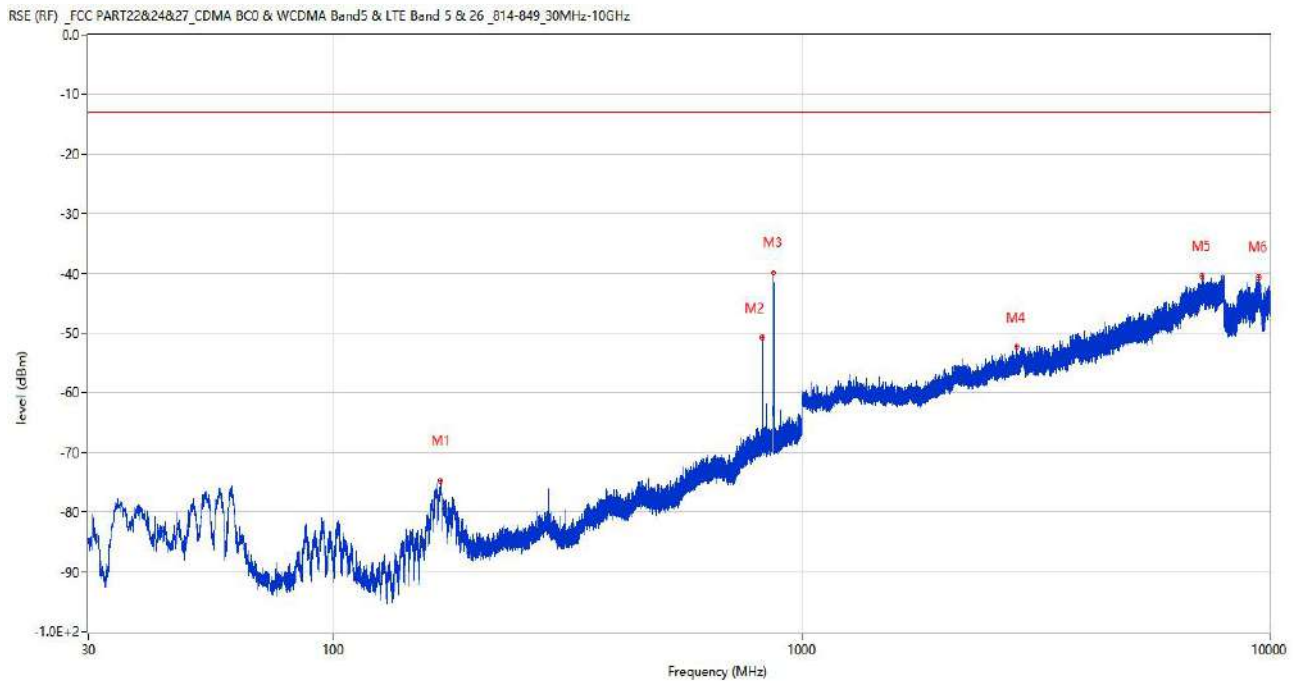
Test Configuration	Band:LTE B5 Channel:MID range BW:5
--------------------	------------------------------------

RSE (RF) FCC PART22&24&27_CDMA BC0 & WCDMA Band5 & LTE Band 5 & 26_814-849_30MHz-10GHz



Frequency (MHz)	Result (dBm)	Factor (dB)	Limit (dBm)	Margin (dB)	Table (o)	ANT	EUT	Verdict
61.719	-72.89	-17.45	-13.0	59.89	93.00	Vertical	Vertical	Pass
824.284	-55.19	4.42	-13.0	42.19	118.00	Vertical	Vertical	N/A
871.863	-42.78	4.31	-13.0	29.78	227.00	Vertical	Vertical	N/A
2129.900	-55.11	-2.05	-13.0	42.11	0.00	Vertical	Vertical	Pass
7234.000	-40.40	14.34	-13.0	27.40	27.00	Vertical	Vertical	Pass
9447.700	-40.11	13.76	-13.0	27.11	1.00	Vertical	Vertical	Pass

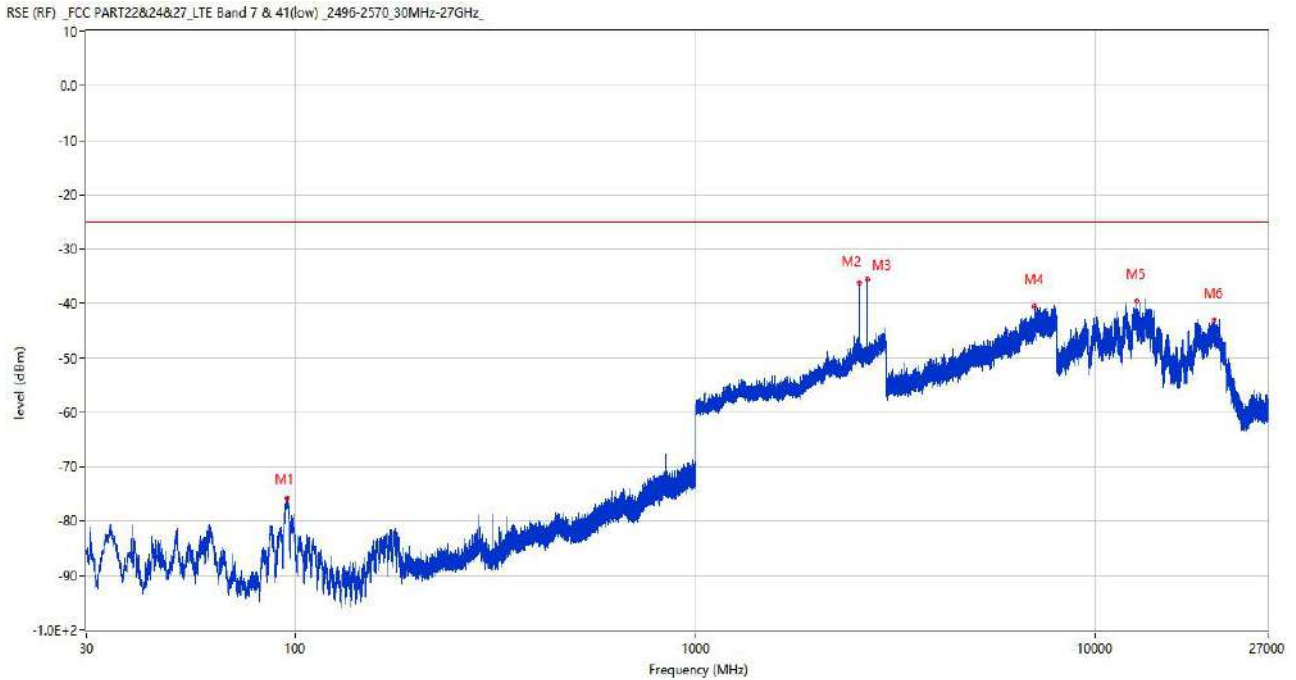
Test Configuration	Band:LTE B5 Channel:MID range BW:5
--------------------	------------------------------------



Frequency (MHz)	Result (dBm)	Factor (dB)	Limit (dBm)	Margin (dB)	Table (o)	ANT	EUT	Verdict
169.583	-74.87	-16.48	-13.0	61.87	1.00	Vertical	Horizontal	Pass
824.430	-50.81	4.43	-13.0	37.81	222.00	Vertical	Horizontal	N/A
871.426	-39.82	4.35	-13.0	26.82	236.00	Vertical	Horizontal	N/A
2883.700	-52.24	1.37	-13.0	39.24	259.00	Vertical	Horizontal	Pass
7188.500	-40.52	14.17	-13.0	27.52	69.00	Vertical	Horizontal	Pass
9447.000	-40.57	13.76	-13.0	27.57	194.00	Vertical	Horizontal	Pass

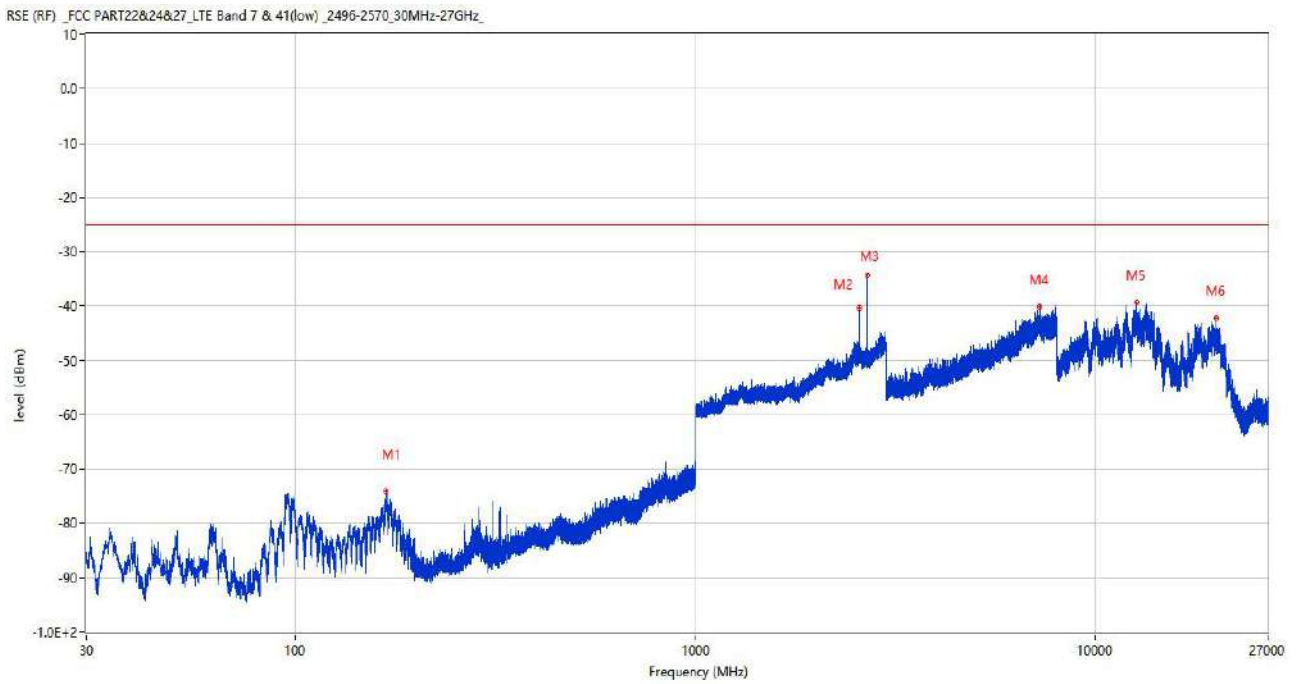
4.4 LTE Band 7

Test Configuration	Band:LTE B7 Channel:HIGH range BW:5
--------------------	-------------------------------------



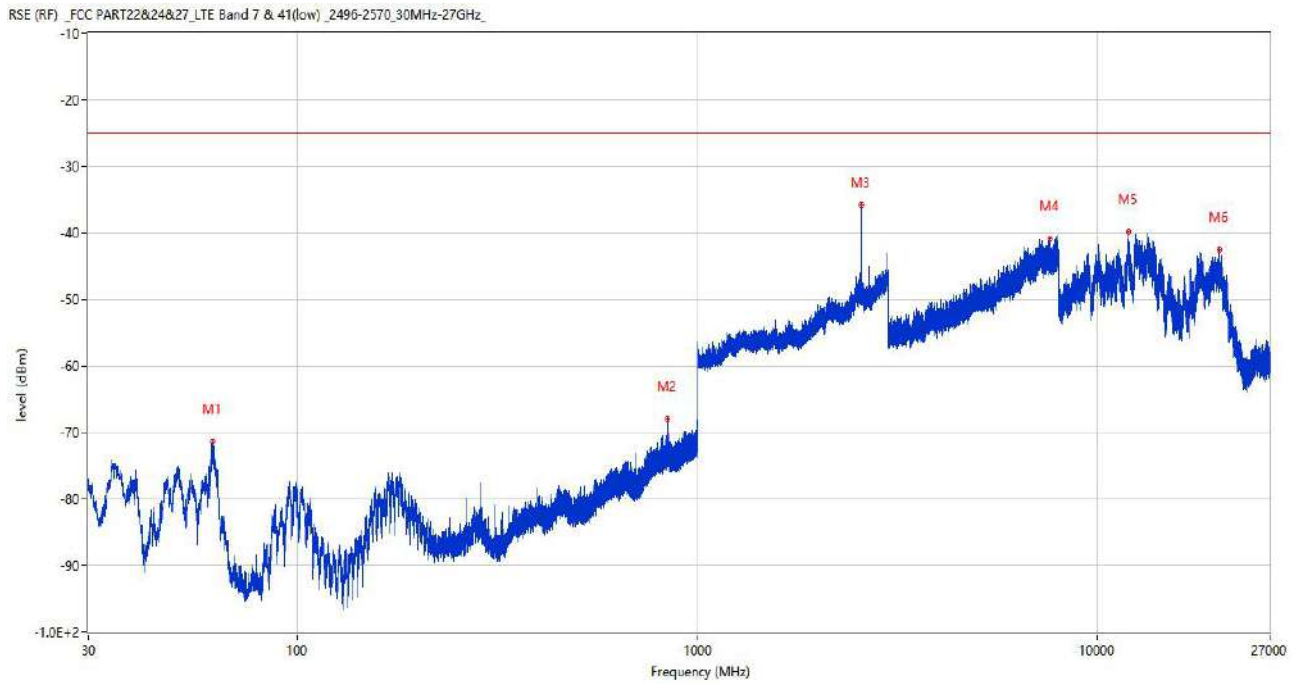
Frequency (MHz)	Result (dBm)	Factor (dB)	Limit (dBm)	Margin (dB)	Table (o)	ANT	EUT	Verdict
95.232	-75.76	-19.22	-25.0	50.76	91.00	Horizontal	Horizontal	Pass
2570.600	-36.26	7.38	-25.0	11.26	139.00	Horizontal	Horizontal	N/A
2689.600	-35.55	6.00	-25.0	10.55	302.00	Horizontal	Horizontal	N/A
7046.000	-40.56	13.22	-25.0	15.56	158.00	Horizontal	Horizontal	Pass
12694.901	-39.49	14.74	-25.0	14.49	171.00	Horizontal	Horizontal	Pass
19811.699	-43.02	12.94	-25.0	18.02	91.00	Horizontal	Horizontal	Pass

Test Configuration	Band:LTE B7 Channel:HIGH range BW:5
--------------------	-------------------------------------



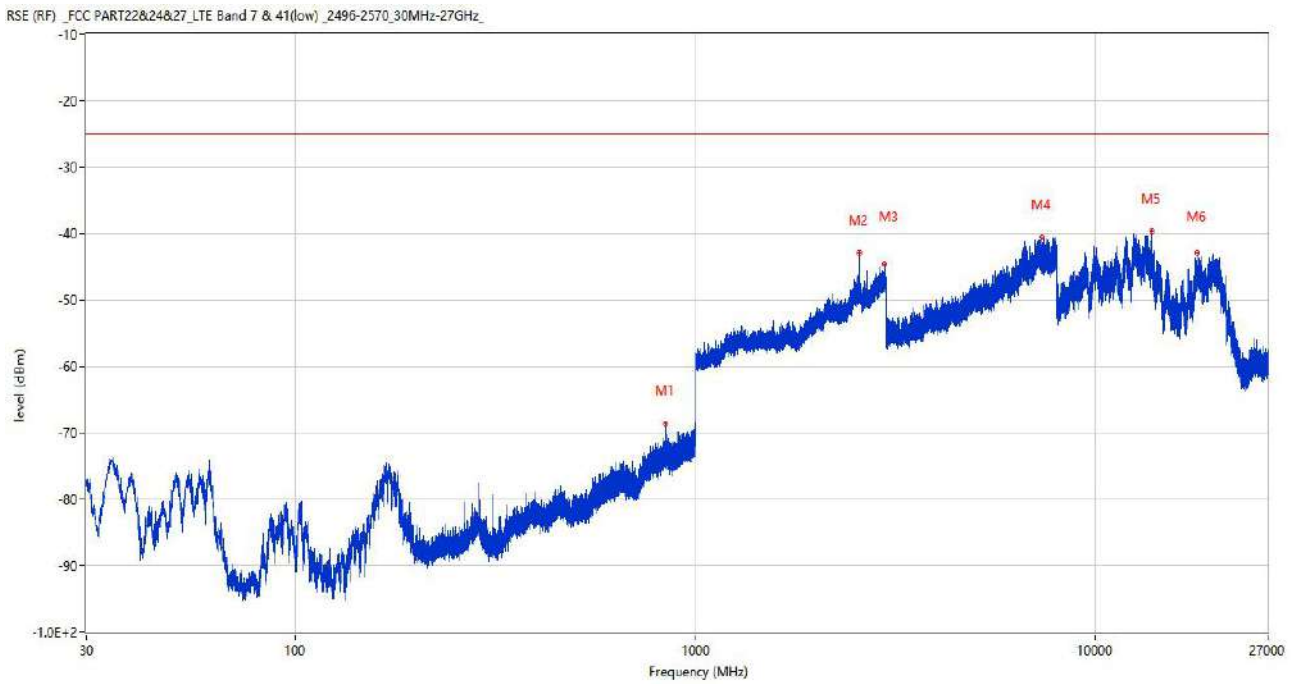
Frequency (MHz)	Result (dBm)	Factor (dB)	Limit (dBm)	Margin (dB)	Table (o)	ANT	EUT	Verdict
168.419	-74.07	-18.26	-25.0	49.07	81.00	Horizontal	Vertical	Pass
2570.500	-40.35	7.38	-25.0	15.35	194.00	Horizontal	Vertical	N/A
2688.400	-34.33	6.13	-25.0	9.33	208.00	Horizontal	Vertical	N/A
7270.750	-40.15	14.59	-25.0	15.15	2.00	Horizontal	Vertical	Pass
12717.225	-39.23	14.76	-25.0	14.23	230.00	Horizontal	Vertical	Pass
20050.651	-42.19	12.95	-25.0	17.19	1.00	Horizontal	Vertical	Pass

Test Configuration	Band:LTE B7 Channel:HIGH range BW:5
--------------------	-------------------------------------



Frequency (MHz)	Result (dBm)	Factor (dB)	Limit (dBm)	Margin (dB)	Table (o)	ANT	EUT	Verdict
61.185	-71.39	-18.31	-25.0	46.39	127.00	Vertical	Vertical	Pass
839.998	-67.97	-0.14	-25.0	42.97	228.00	Vertical	Vertical	Pass
2570.400	-35.84	7.38	-25.0	10.84	14.00	Vertical	Vertical	N/A
7626.250	-40.89	13.28	-25.0	15.89	17.00	Vertical	Vertical	Pass
12001.162	-39.88	13.78	-25.0	14.88	360.00	Vertical	Vertical	Pass
20233.802	-42.59	12.96	-25.0	17.59	360.00	Vertical	Vertical	Pass

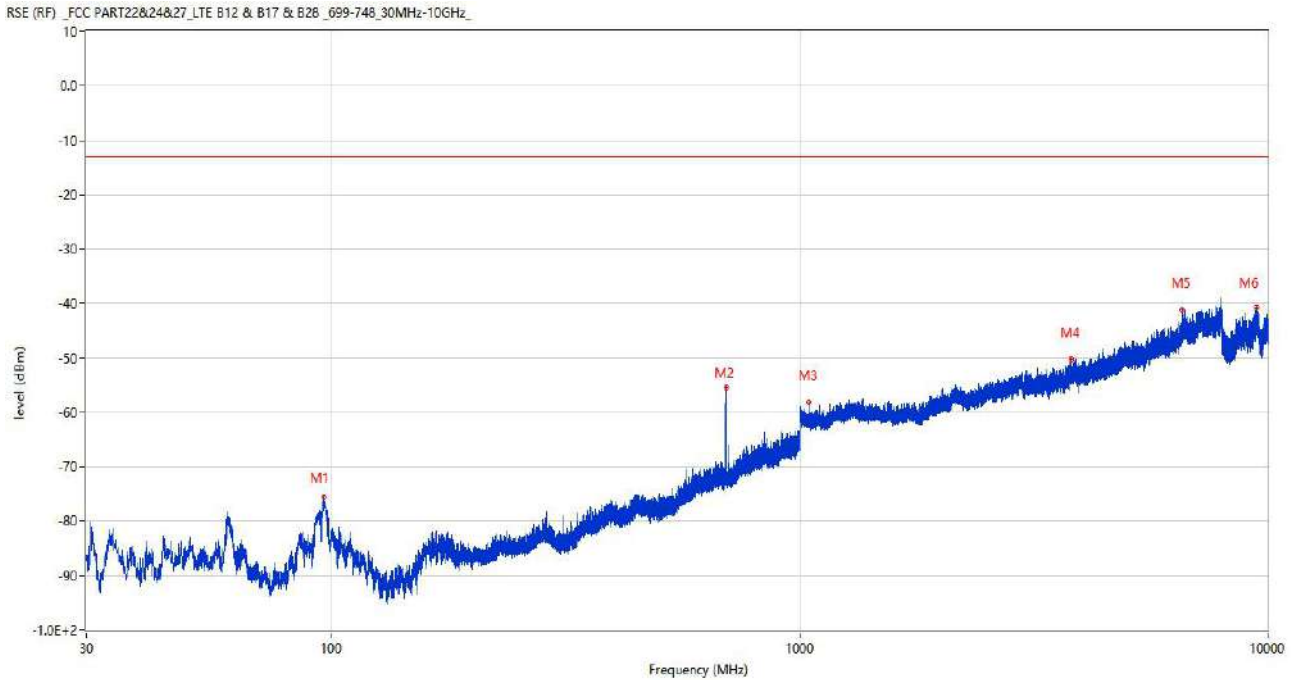
Test Configuration	Band:LTE B7 Channel:HIGH range BW:5
--------------------	-------------------------------------



Frequency (MHz)	Result (dBm)	Factor (dB)	Limit (dBm)	Margin (dB)	Table (o)	ANT	EUT	Verdict
839.998	-68.61	-0.14	-25.0	43.61	72.00	Vertical	Horizontal	Pass
2570.400	-42.89	7.38	-25.0	17.89	1.00	Vertical	Horizontal	N/A
2970.300	-44.66	10.52	-25.0	19.66	273.00	Vertical	Horizontal	Pass
7343.500	-40.52	13.97	-25.0	15.52	254.00	Vertical	Horizontal	Pass
13812.862	-39.69	16.71	-25.0	14.69	223.00	Vertical	Horizontal	Pass
17943.824	-42.83	13.94	-25.0	17.83	3.00	Vertical	Horizontal	Pass

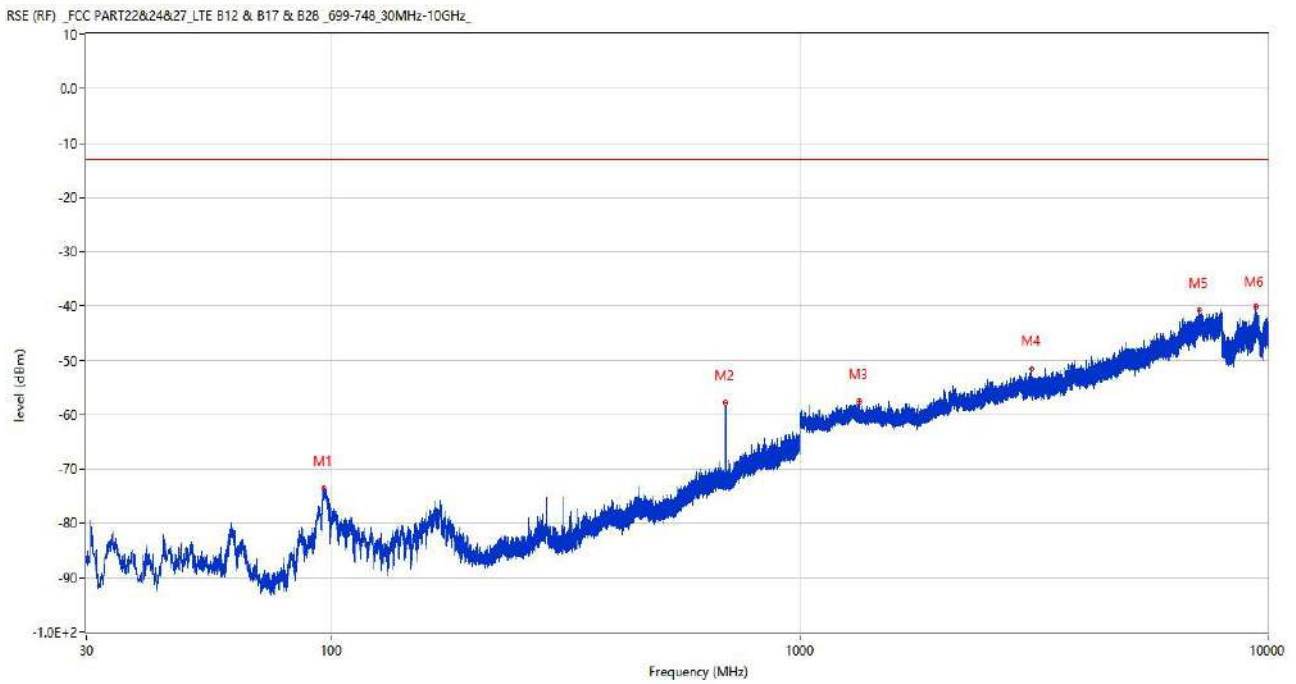
4.5 LTE Band 12

Test Configuration	Band:LTE B12 Channel:HIGH range BW:5
--------------------	--------------------------------------



Frequency (MHz)	Result (dBm)	Factor (dB)	Limit (dBm)	Margin (dB)	Table (o)	ANT	EUT	Verdict
96.154	-75.47	-17.93	-13.0	62.47	269.00	Horizontal	Horizontal	Pass
695.323	-55.52	1.15	-13.0	42.52	338.00	Horizontal	Horizontal	N/A
1048.000	-58.18	-6.08	-13.0	45.18	36.00	Horizontal	Horizontal	Pass
3795.250	-50.19	6.33	-13.0	37.19	293.00	Horizontal	Horizontal	Pass
6562.000	-41.13	12.79	-13.0	28.13	201.00	Horizontal	Horizontal	Pass
9463.099	-40.80	13.50	-13.0	27.80	360.00	Horizontal	Horizontal	Pass

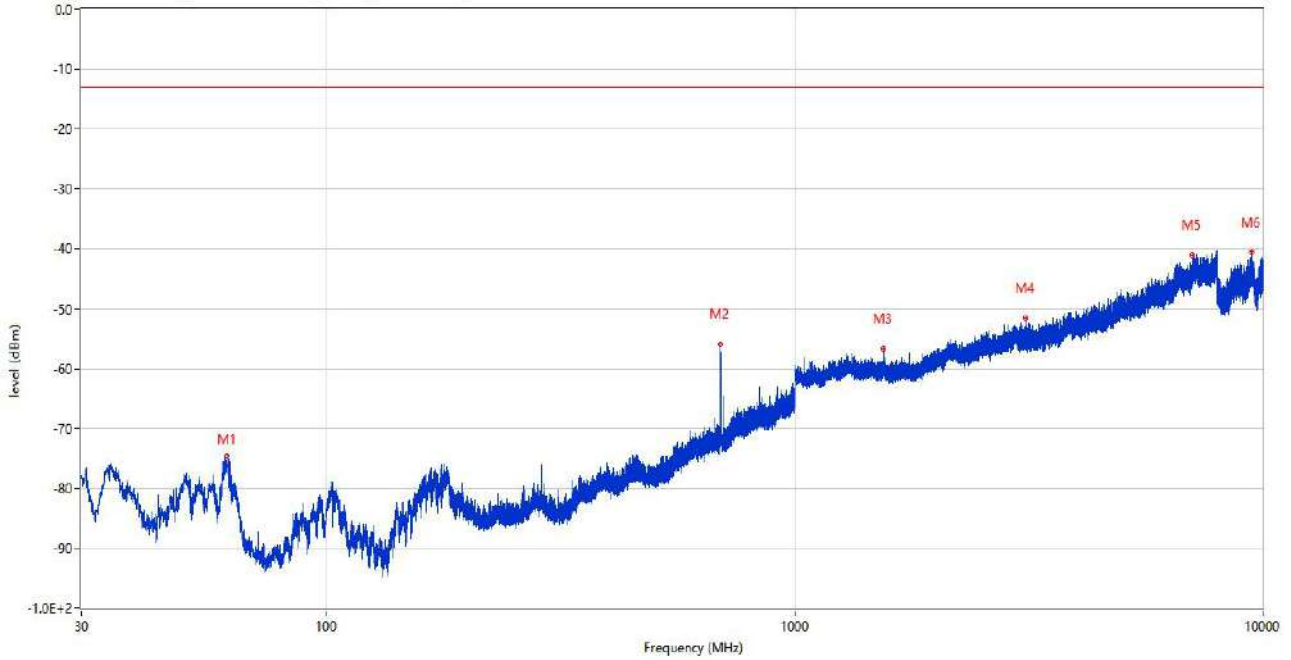
Test Configuration	Band:LTE B12 Channel:HIGH range BW:5
--------------------	--------------------------------------



Frequency (MHz)	Result (dBm)	Factor (dB)	Limit (dBm)	Margin (dB)	Table (o)	ANT	EUT	Verdict
96.057	-73.55	-17.91	-13.0	60.55	246.00	Horizontal	Vertical	Pass
694.886	-57.66	1.16	-13.0	44.66	242.00	Horizontal	Vertical	N/A
1340.400	-57.51	-5.17	-13.0	44.51	309.00	Horizontal	Vertical	Pass
3127.750	-51.43	3.76	-13.0	38.43	215.00	Horizontal	Vertical	Pass
7130.750	-40.72	13.83	-13.0	27.72	8.00	Horizontal	Vertical	Pass
9436.000	-40.11	13.67	-13.0	27.11	94.00	Horizontal	Vertical	Pass

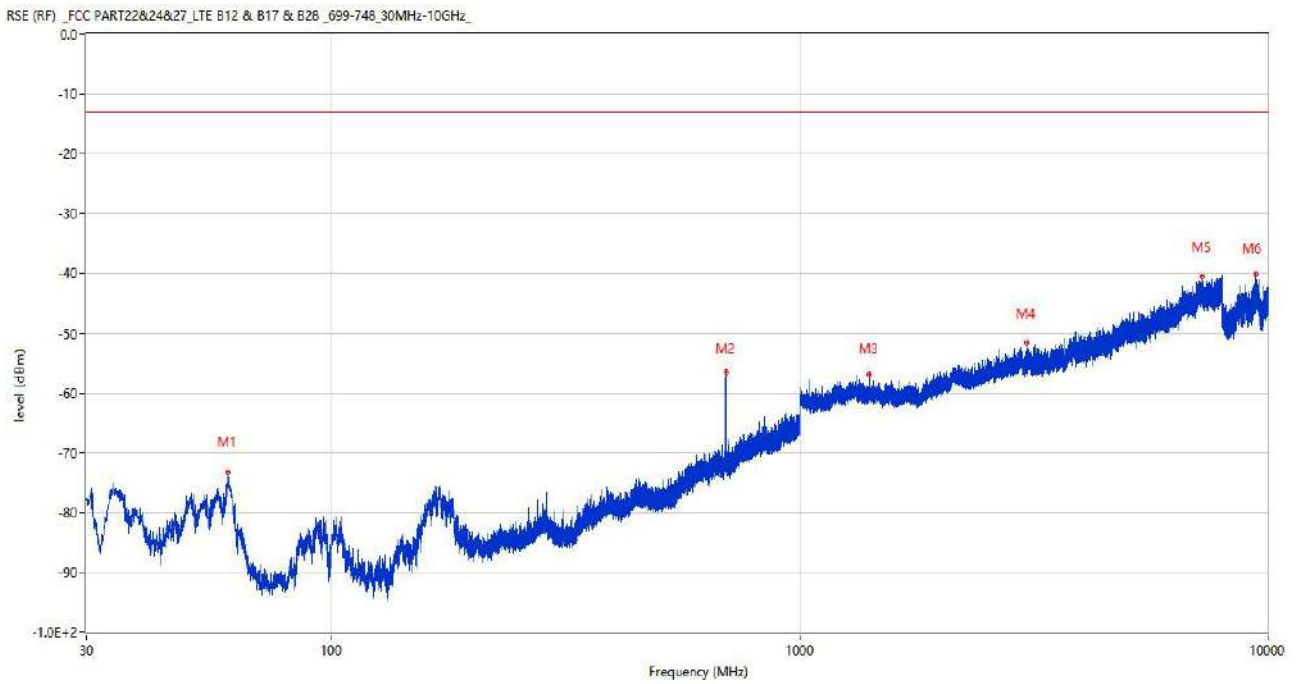
Test Configuration	Band:LTE B12 Channel:HIGH range BW:5
--------------------	--------------------------------------

RSE (RF) FCC PART22&24&27_LTE B12 & B17 & B26_699-746_30MHz-10GHz_



Frequency (MHz)	Result (dBm)	Factor (dB)	Limit (dBm)	Margin (dB)	Table (o)	ANT	EUT	Verdict
61.380	-74.60	-17.43	-13.0	61.60	79.00	Vertical	Vertical	Pass
694.886	-55.90	1.16	-13.0	42.90	117.00	Vertical	Vertical	N/A
1546.400	-56.63	-5.36	-13.0	43.63	30.00	Vertical	Vertical	Pass
3120.750	-51.53	4.23	-13.0	38.53	251.00	Vertical	Vertical	Pass
7062.750	-41.13	13.27	-13.0	28.13	46.00	Vertical	Vertical	Pass
9453.901	-40.51	13.70	-13.0	27.51	348.00	Vertical	Vertical	Pass

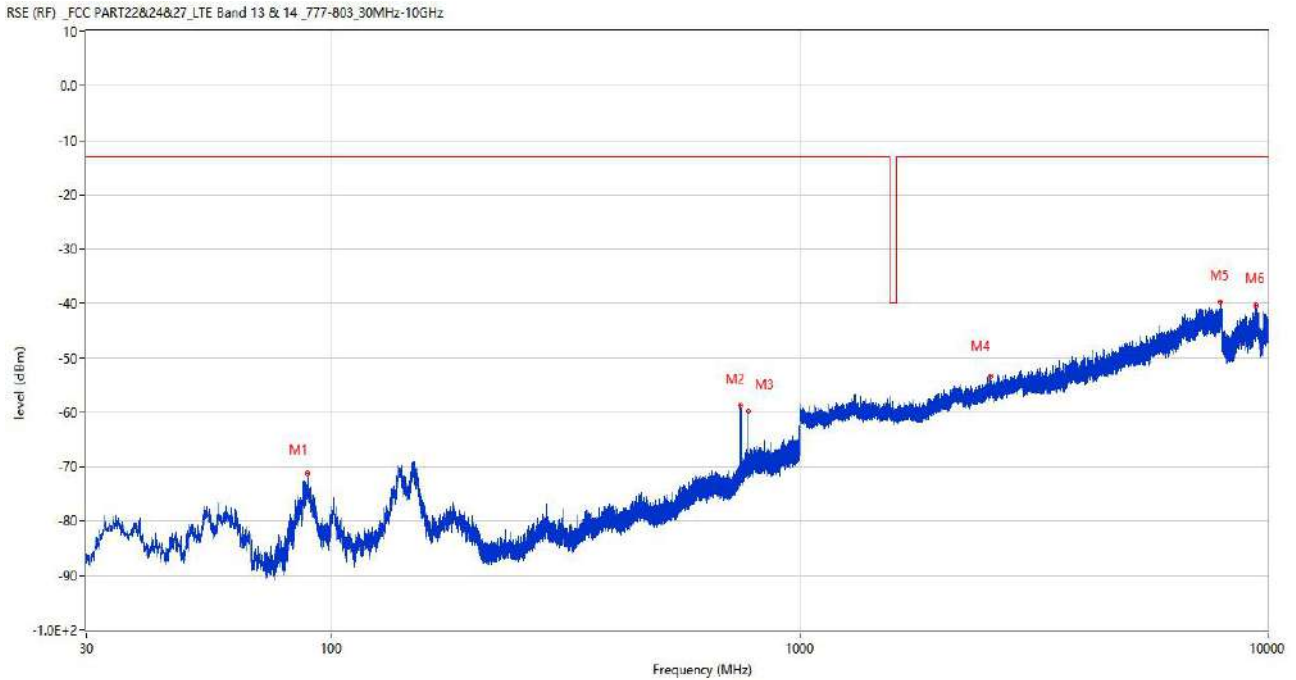
Test Configuration	Band:LTE B12 Channel:HIGH range BW:5
--------------------	--------------------------------------



Frequency (MHz)	Result (dBm)	Factor (dB)	Limit (dBm)	Margin (dB)	Table (o)	ANT	EUT	Verdict
60.022	-73.17	-16.91	-13.0	60.17	88.00	Vertical	Horizontal	Pass
695.032	-56.41	1.15	-13.0	43.41	63.00	Vertical	Horizontal	N/A
1407.900	-56.95	-5.23	-13.0	43.95	237.00	Vertical	Horizontal	Pass
3058.750	-51.62	3.50	-13.0	38.62	271.00	Vertical	Horizontal	Pass
7226.250	-40.50	14.17	-13.0	27.50	247.00	Vertical	Horizontal	Pass
9430.000	-40.06	13.62	-13.0	27.06	266.00	Vertical	Horizontal	Pass

4.6 LTE Band 13

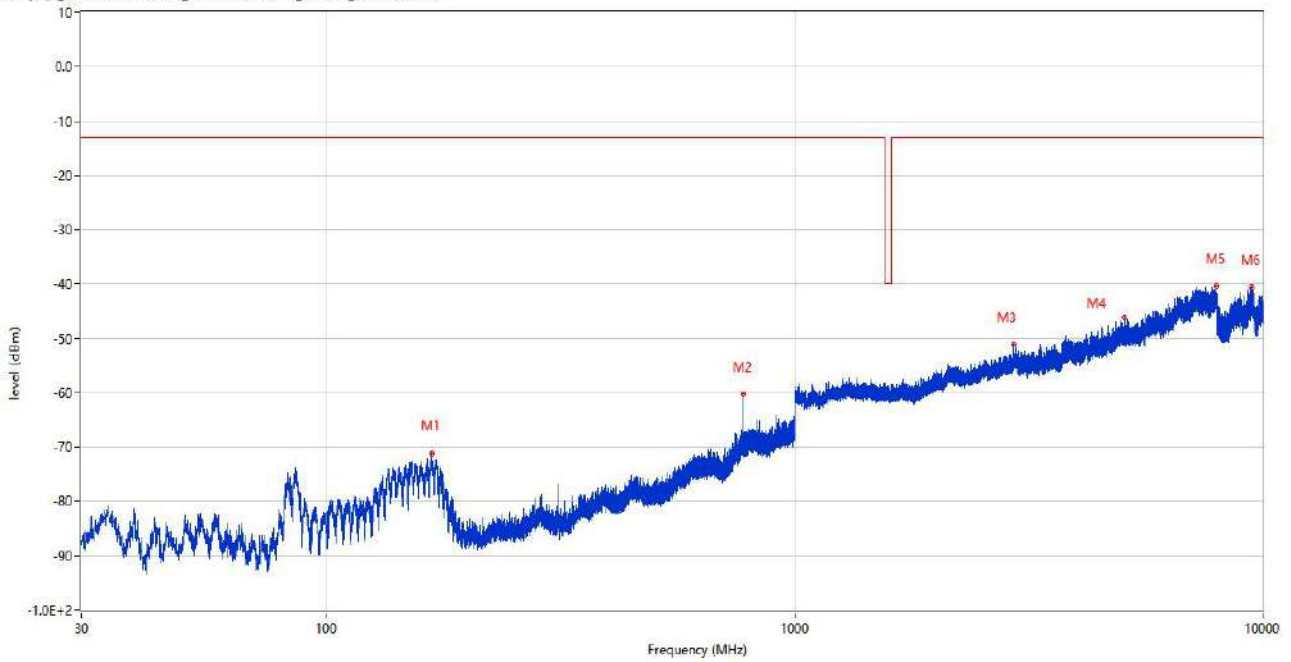
Test Configuration	Band:LTE B13 Channel:MID range BW:5
--------------------	-------------------------------------



Frequency (MHz)	Result (dBm)	Factor (dB)	Limit (dBm)	Margin (dB)	Table (o)	ANT	EUT	Verdict
88.830	-71.20	-18.00	-13.0	58.20	281.00	Horizontal	Horizontal	Pass
746.393	-58.67	1.02	-13.0	45.67	246.00	Horizontal	Horizontal	N/A
777.337	-59.84	3.42	-13.0	46.84	267.00	Horizontal	Horizontal	N/A
2560.300	-53.47	-0.33	-13.0	40.47	120.00	Horizontal	Horizontal	Pass
7920.250	-39.80	14.78	-13.0	26.80	289.00	Horizontal	Horizontal	Pass
9429.100	-40.38	13.61	-13.0	27.38	205.00	Horizontal	Horizontal	Pass

Test Configuration	Band:LTE B13 Channel:MID range BW:5
--------------------	-------------------------------------

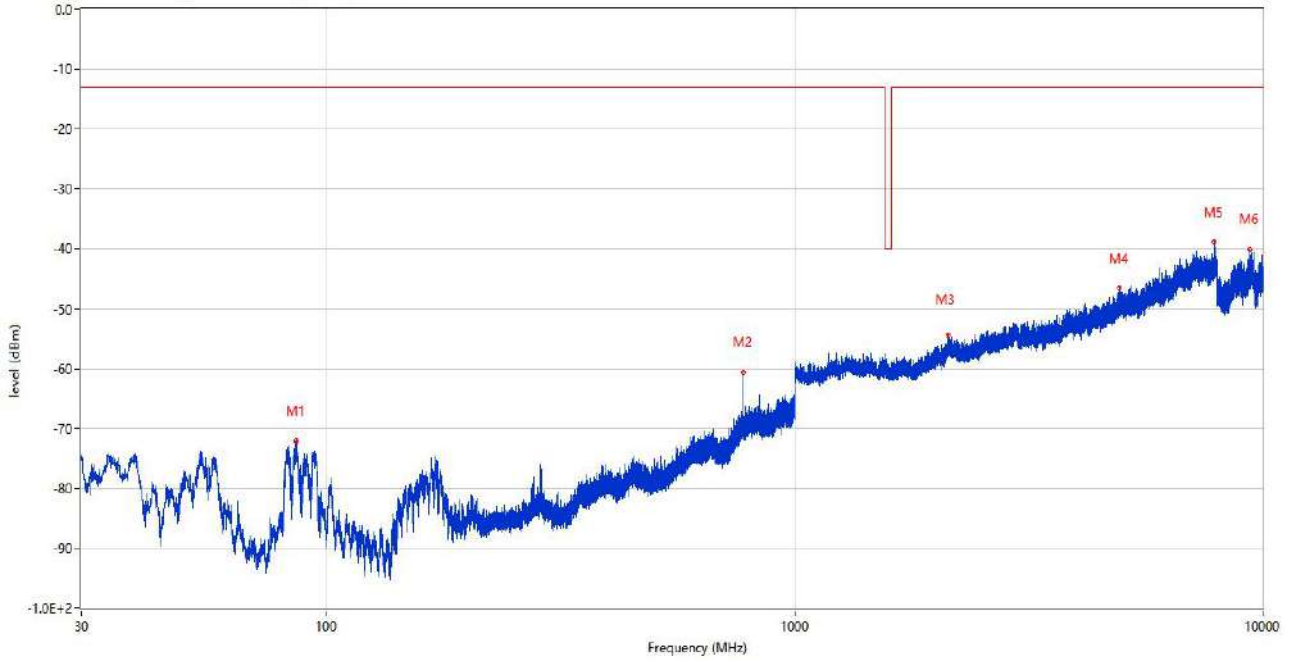
RSE (RF) _FCC PART22&24&27_LTE Band 13 & 14 _777-803_30MHz-10GHz



Frequency (MHz)	Result (dBm)	Factor (dB)	Limit (dBm)	Margin (dB)	Table (o)	ANT	EUT	Verdict
167.594	-71.12	-16.82	-13.0	58.12	249.00	Horizontal	Vertical	Pass
777.288	-60.31	3.42	-13.0	47.31	32.00	Horizontal	Vertical	N/A
2943.400	-51.08	1.79	-13.0	38.08	360.00	Horizontal	Vertical	Pass
5060.000	-46.07	9.35	-13.0	33.07	164.00	Horizontal	Vertical	Pass
7974.250	-40.38	15.24	-13.0	27.38	338.00	Horizontal	Vertical	Pass
9445.500	-40.50	13.74	-13.0	27.50	0.00	Horizontal	Vertical	Pass

Test Configuration	Band:LTE B13 Channel:MID range BW:5
--------------------	-------------------------------------

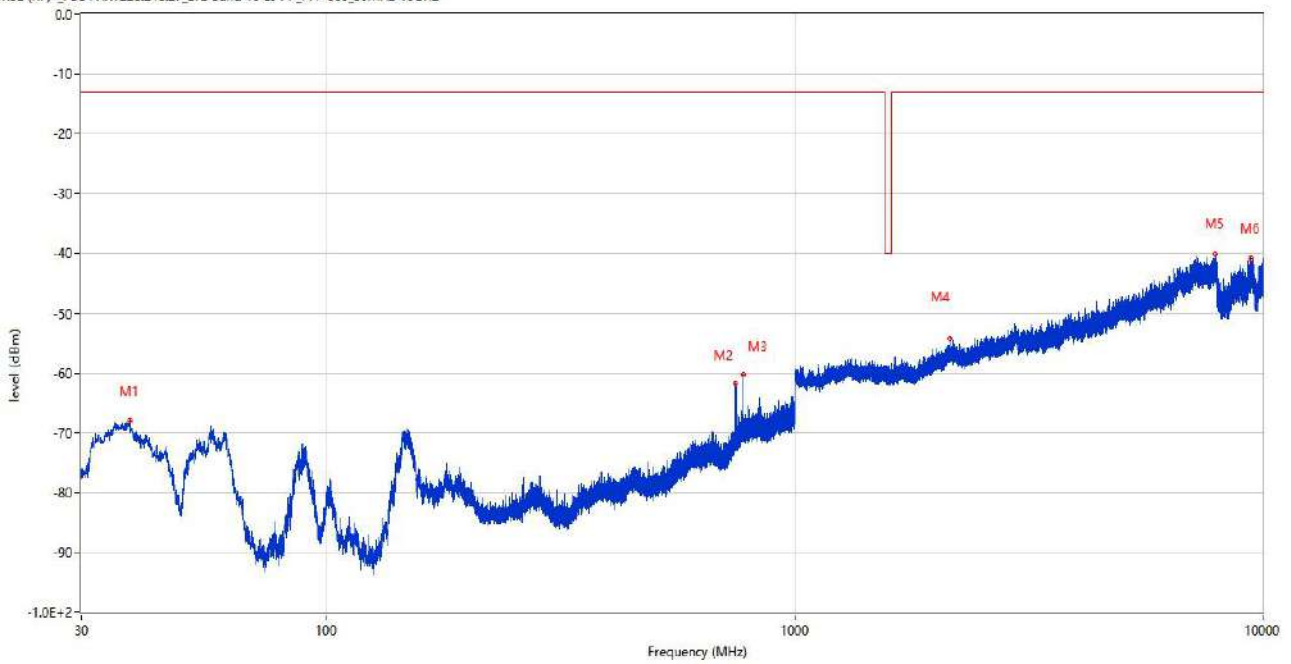
RSE (RF) FCC PART22&24&27_LTE Band 13 & 14_777-803_30MHz-10GHz



Frequency (MHz)	Result (dBm)	Factor (dB)	Limit (dBm)	Margin (dB)	Table (o)	ANT	EUT	Verdict
86.212	-72.14	-18.38	-13.0	59.14	0.00	Vertical	Vertical	Pass
777.288	-60.57	3.42	-13.0	47.57	25.00	Vertical	Vertical	N/A
2129.500	-54.36	-2.01	-13.0	41.36	213.00	Vertical	Vertical	Pass
4955.250	-46.55	8.71	-13.0	33.55	317.00	Vertical	Vertical	Pass
7874.500	-38.88	14.68	-13.0	25.88	358.00	Vertical	Vertical	Pass
9391.901	-40.05	13.46	-13.0	27.05	320.00	Vertical	Vertical	Pass

Test Configuration	Band:LTE B13 Channel:MID range BW:5
--------------------	-------------------------------------

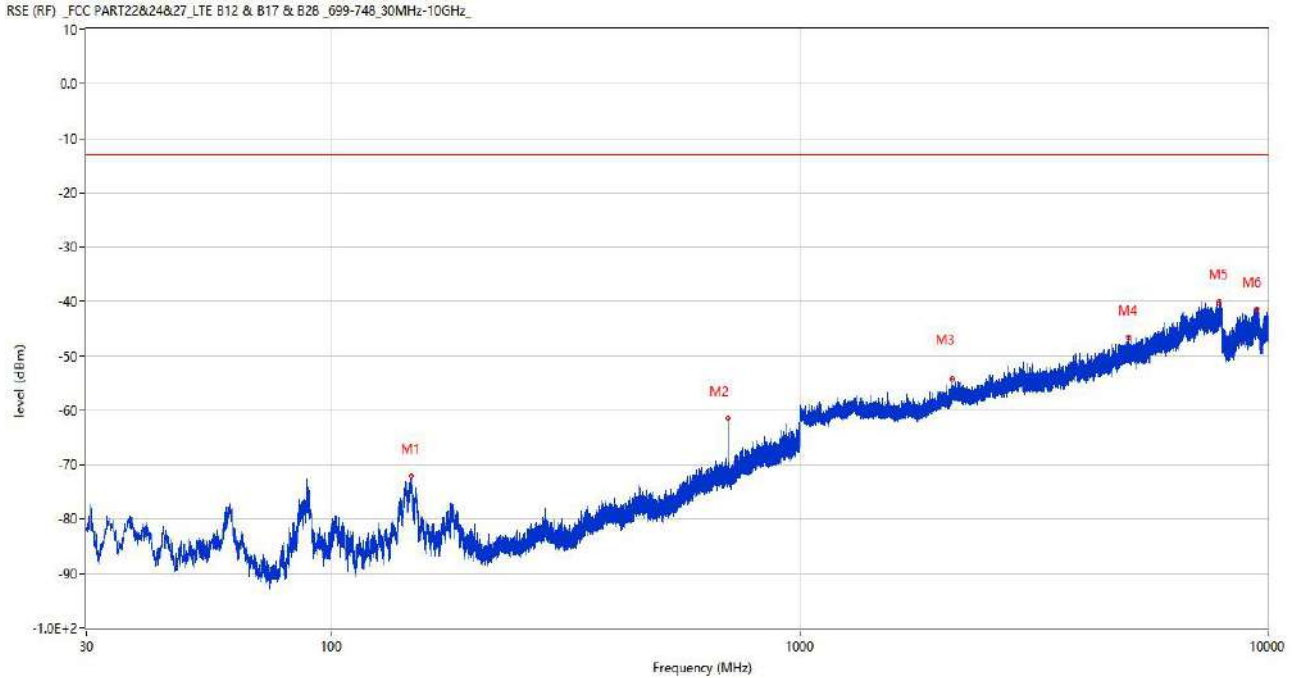
RSE (RF) _FCC PART22&24&27_LTE Band 13 & 14 _777-803_30MHz-10GHz



Frequency (MHz)	Result (dBm)	Factor (dB)	Limit (dBm)	Margin (dB)	Table (o)	ANT	EUT	Verdict
38.051	-68.06	-19.73	-13.0	55.06	254.00	Vertical	Horizontal	Pass
748.430	-61.84	1.21	-13.0	48.84	187.00	Vertical	Horizontal	N/A
777.385	-60.22	3.42	-13.0	47.22	200.00	Vertical	Horizontal	N/A
2150.200	-54.28	-1.95	-13.0	41.28	239.00	Vertical	Horizontal	Pass
7937.000	-40.07	14.77	-13.0	27.07	156.00	Vertical	Horizontal	Pass
9442.400	-40.81	13.72	-13.0	27.81	320.00	Vertical	Horizontal	Pass

4.7 LTE Band 17

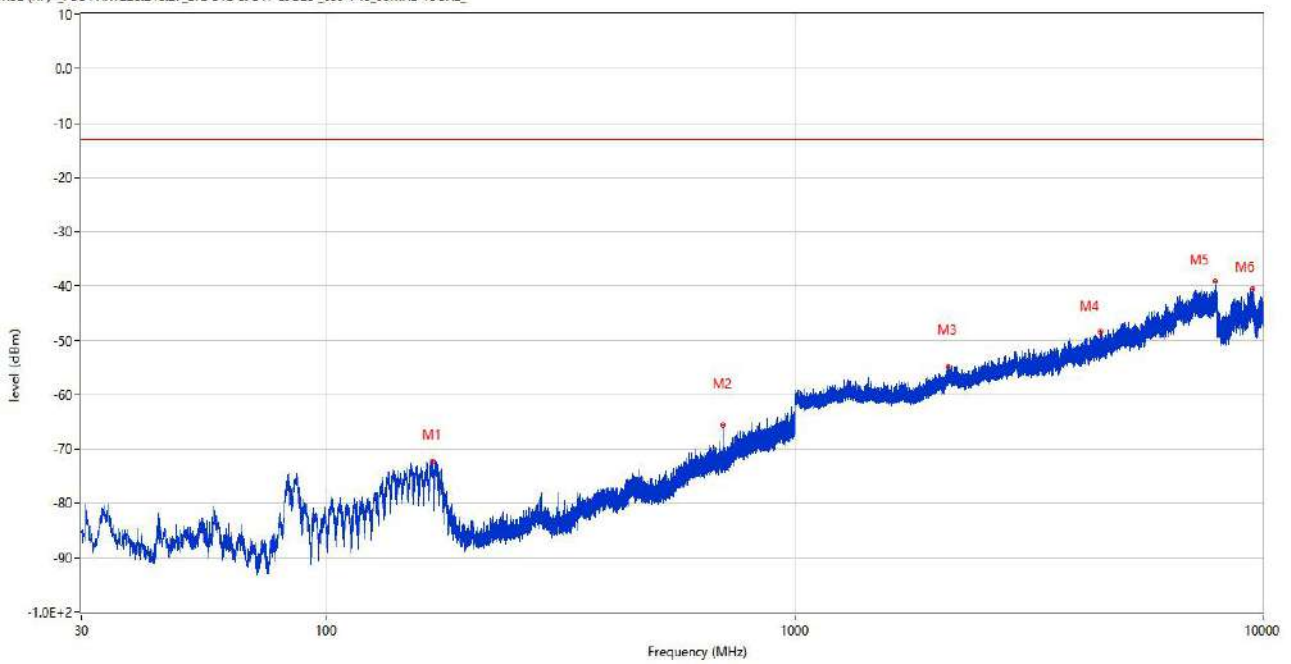
Test Configuration	Band:LTE B17 Channel:MID range BW:5
--------------------	-------------------------------------



Frequency (MHz)	Result (dBm)	Factor (dB)	Limit (dBm)	Margin (dB)	Table (o)	ANT	EUT	Verdict
148.292	-72.03	-20.79	-13.0	59.03	212.00	Horizontal	Horizontal	Pass
704.393	-61.53	1.08	-13.0	48.53	239.00	Horizontal	Horizontal	N/A
2113.500	-54.27	-2.40	-13.0	41.27	112.00	Horizontal	Horizontal	Pass
5050.500	-46.61	9.12	-13.0	33.61	63.00	Horizontal	Horizontal	Pass
7881.250	-40.03	14.81	-13.0	27.03	171.00	Horizontal	Horizontal	Pass
9453.500	-41.40	13.71	-13.0	28.40	42.00	Horizontal	Horizontal	Pass

Test Configuration	Band:LTE B17 Channel:MID range BW:5
--------------------	-------------------------------------

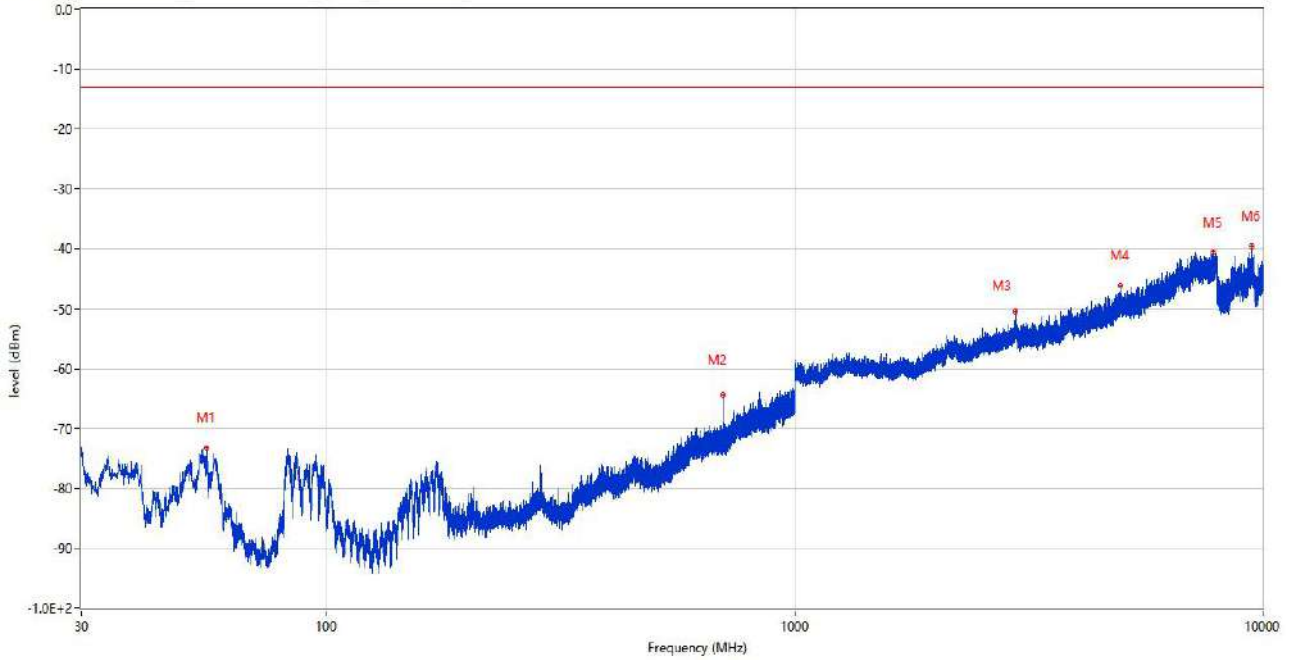
RSE (RF) _FCC PART22&24&27_LTE B12 & B17 & B26 _699-746_30MHz-10GHz_



Frequency (MHz)	Result (dBm)	Factor (dB)	Limit (dBm)	Margin (dB)	Table (o)	ANT	EUT	Verdict
168.516	-72.17	-16.42	-13.0	59.17	238.00	Horizontal	Vertical	Pass
704.393	-65.71	1.08	-13.0	52.71	190.00	Horizontal	Vertical	N/A
2125.600	-54.88	-2.23	-13.0	41.88	44.00	Horizontal	Vertical	Pass
4509.750	-48.40	7.52	-13.0	35.40	238.00	Horizontal	Vertical	Pass
7937.000	-39.11	14.77	-13.0	26.11	303.00	Horizontal	Vertical	Pass
9494.000	-40.54	12.85	-13.0	27.54	20.00	Horizontal	Vertical	Pass

Test Configuration	Band:LTE B17 Channel:MID range BW:5
--------------------	-------------------------------------

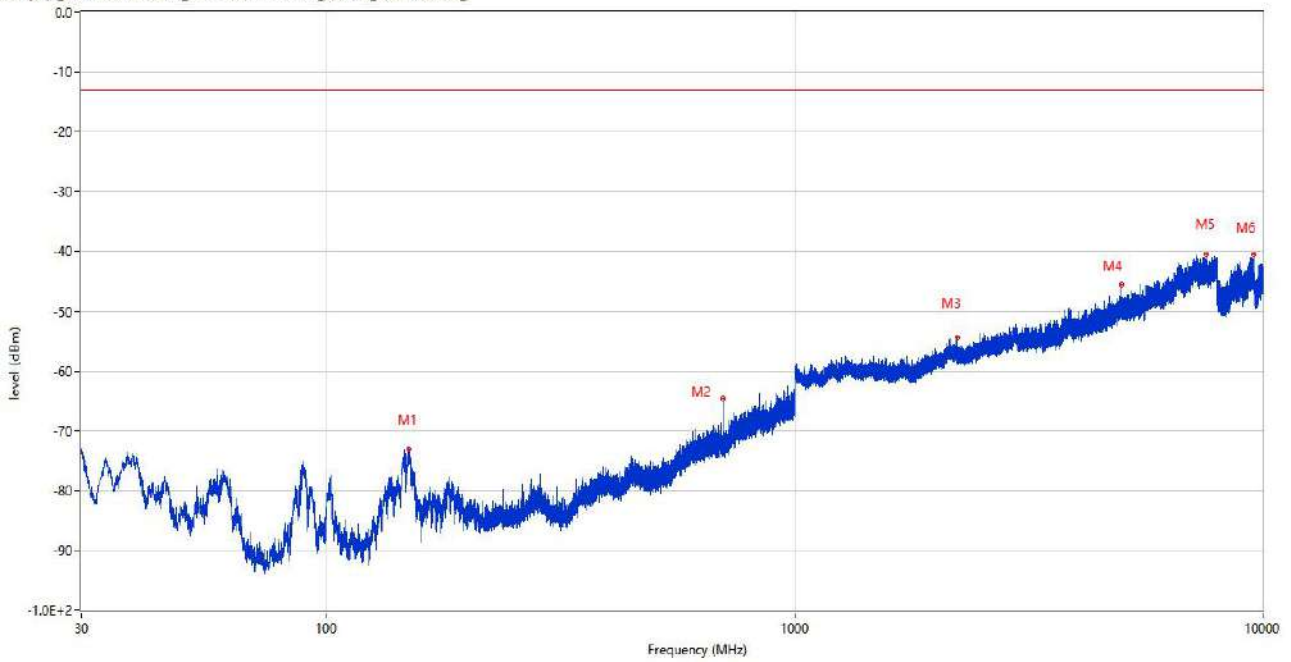
RSE (RF) FCC PART22&24&27_LTE B12 & B17 & B26_699-746_30MHz-10GHz_



Frequency (MHz)	Result (dBm)	Factor (dB)	Limit (dBm)	Margin (dB)	Table (o)	ANT	EUT	Verdict
55.559	-73.24	-15.93	-13.0	60.24	205.00	Vertical	Vertical	Pass
704.393	-64.32	1.08	-13.0	51.32	173.00	Vertical	Vertical	N/A
2961.500	-50.42	2.94	-13.0	37.42	124.00	Vertical	Vertical	Pass
4965.250	-46.10	8.88	-13.0	33.10	103.00	Vertical	Vertical	Pass
7857.000	-40.51	14.08	-13.0	27.51	293.00	Vertical	Vertical	Pass
9451.700	-39.50	13.74	-13.0	26.50	19.00	Vertical	Vertical	Pass

Test Configuration	Band:LTE B17 Channel:MID range BW:5
--------------------	-------------------------------------

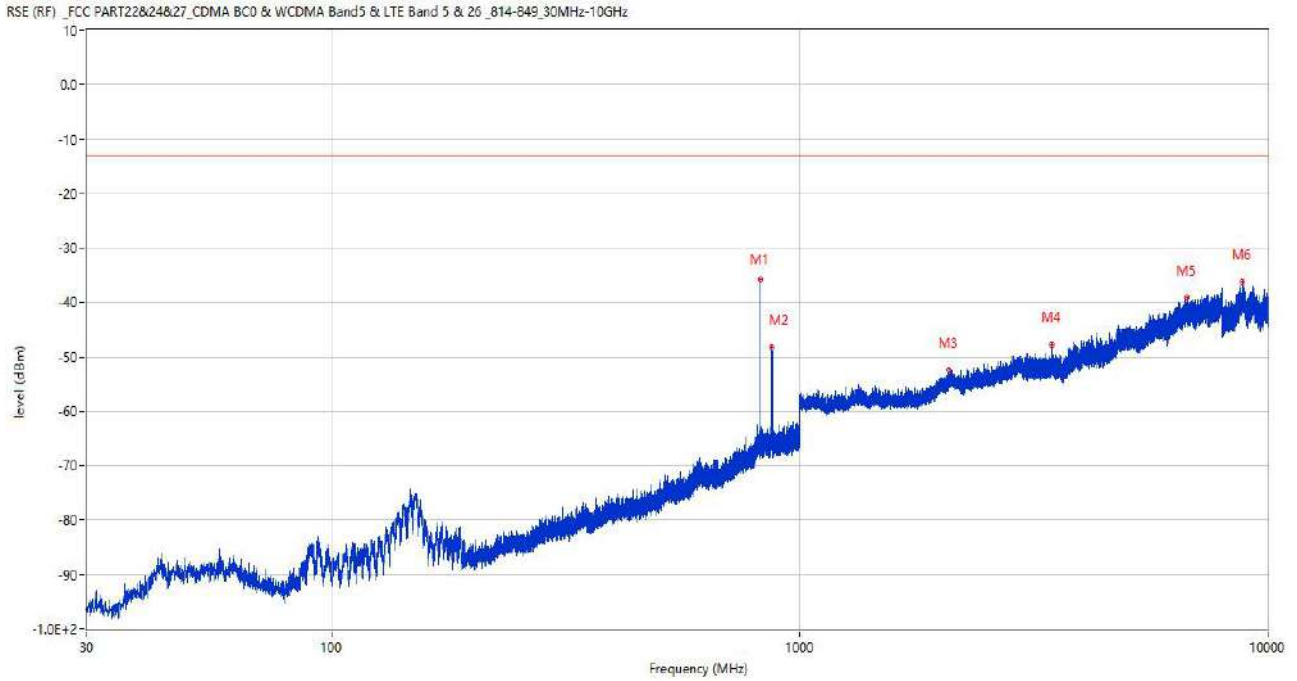
RSE (RF) _FCC PART22&24&27_LTE B12 & B17 & B26 _699-746_30MHz-10GHz_



Frequency (MHz)	Result (dBm)	Factor (dB)	Limit (dBm)	Margin (dB)	Table (o)	ANT	EUT	Verdict
149.747	-73.14	-20.48	-13.0	60.14	276.00	Vertical	Horizontal	Pass
704.344	-64.55	1.08	-13.0	51.55	182.00	Vertical	Horizontal	N/A
2227.200	-54.42	-2.35	-13.0	41.42	195.00	Vertical	Horizontal	Pass
4999.750	-45.55	9.07	-13.0	32.55	22.00	Vertical	Horizontal	Pass
7580.000	-40.48	14.37	-13.0	27.48	147.00	Vertical	Horizontal	Pass
9555.599	-40.57	13.12	-13.0	27.57	157.00	Vertical	Horizontal	Pass

4.8 LTE Band 26 (Part 22)

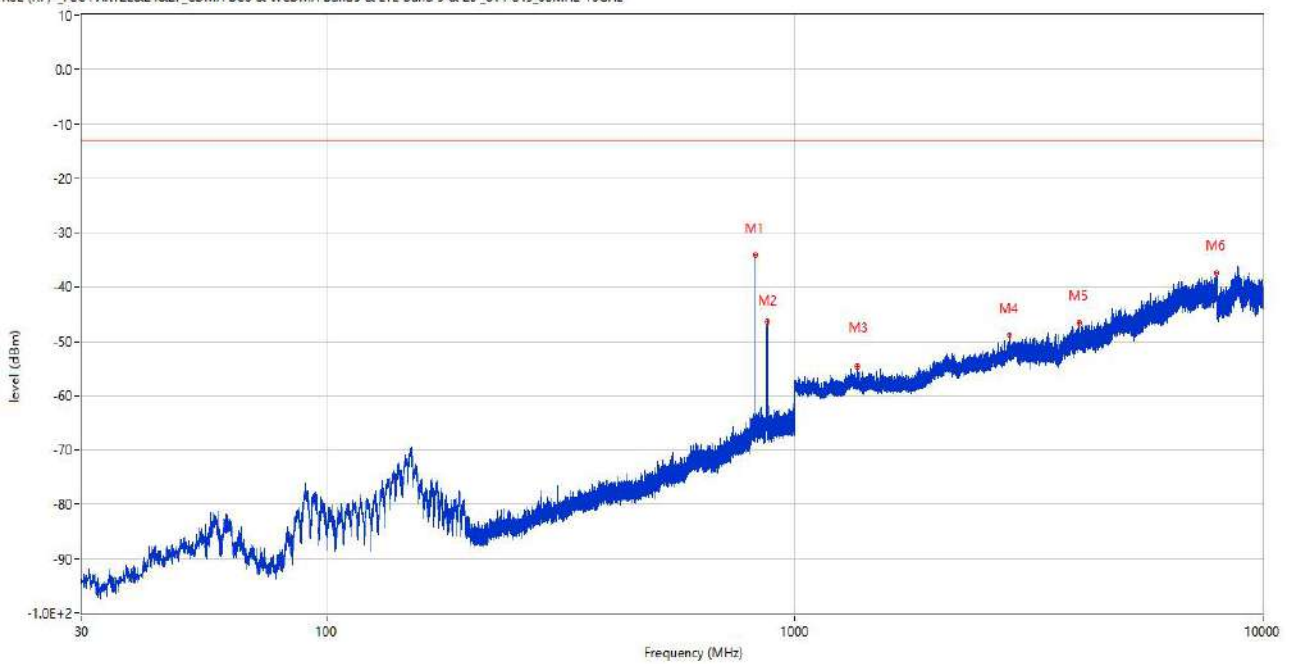
Test Configuration	Band:LTE B26 Channel:MID range BW:5
--------------------	-------------------------------------



Frequency (MHz)	Result (dBm)	Factor (dB)	Limit (dBm)	Margin (dB)	Table (o)	ANT	EUT	Verdict
824.430	-35.81	6.91	-13.0	22.81	274.00	Horizontal	Horizontal	N/A
869.778	-48.18	6.40	-13.0	35.18	202.00	Horizontal	Horizontal	N/A
2081.900	-52.30	0.16	-13.0	39.30	121.00	Horizontal	Horizontal	Pass
3464.750	-47.81	7.03	-13.0	34.81	185.00	Horizontal	Horizontal	Pass
6709.000	-39.10	16.64	-13.0	26.10	87.00	Horizontal	Horizontal	Pass
8846.099	-36.13	20.30	-13.0	23.13	219.00	Horizontal	Horizontal	Pass

Test Configuration	Band:LTE B26 Channel:MID range BW:5
--------------------	-------------------------------------

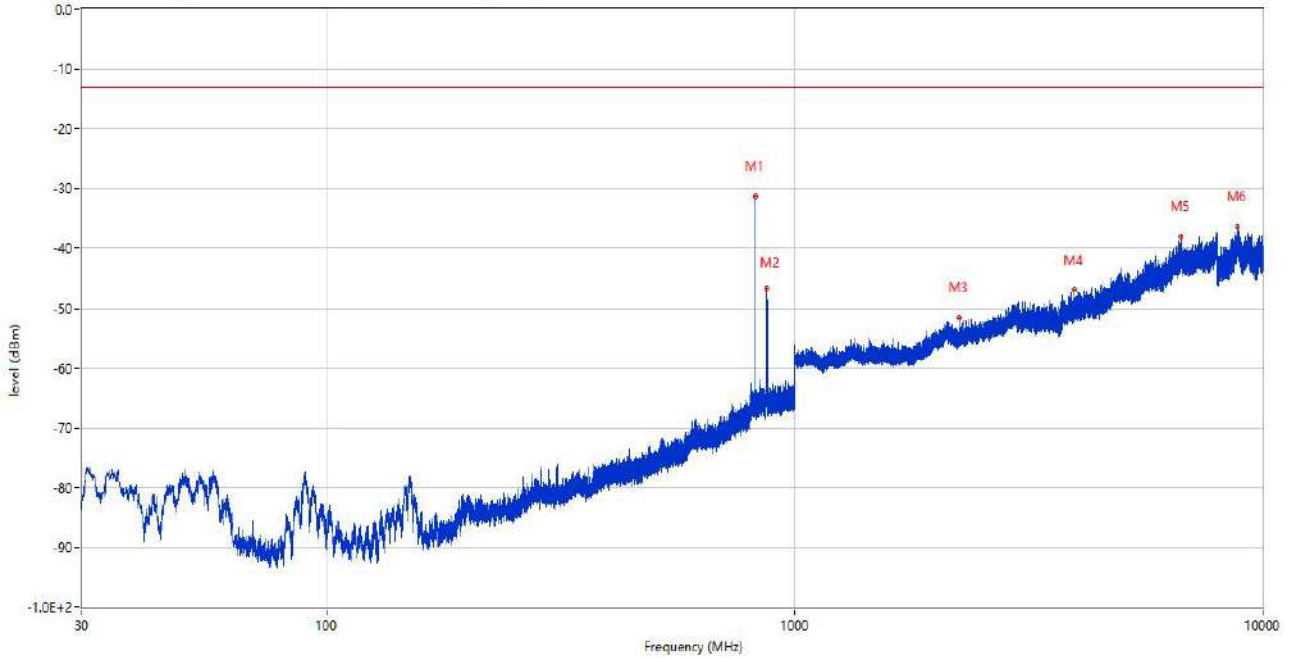
RSE (RF) _FCC PART22&24&27_CDMA BC0 & WCDMA Band5 & LTE Band 5 & 26 _814-849_30MHz-10GHz



Frequency (MHz)	Result (dBm)	Factor (dB)	Limit (dBm)	Margin (dB)	Table (o)	ANT	EUT	Verdict
824.381	-34.10	6.91	-13.0	21.10	1.00	Horizontal	Vertical	N/A
873.221	-46.41	6.43	-13.0	33.41	159.00	Horizontal	Vertical	N/A
1362.300	-54.71	-3.19	-13.0	41.71	322.00	Horizontal	Vertical	Pass
2883.200	-48.90	3.86	-13.0	35.90	190.00	Horizontal	Vertical	Pass
4059.750	-46.62	10.82	-13.0	33.62	317.00	Horizontal	Vertical	Pass
7944.500	-37.35	18.88	-13.0	24.35	21.00	Horizontal	Vertical	Pass

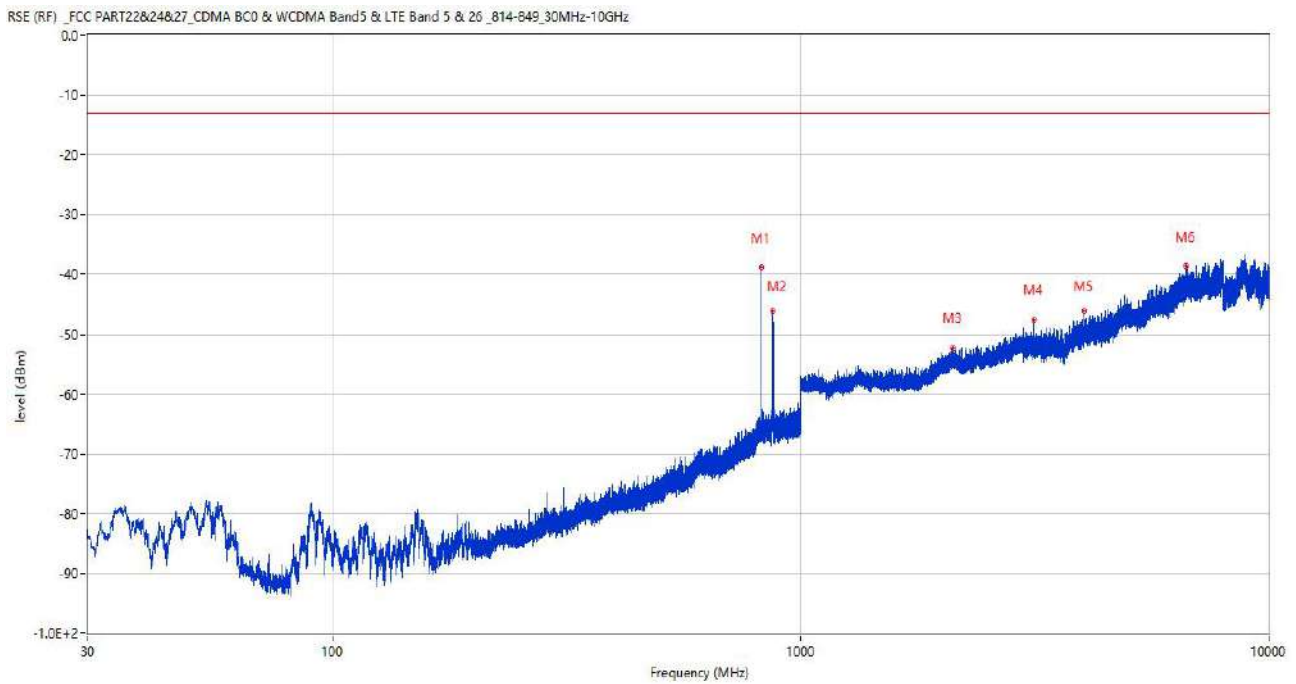
Test Configuration	Band:LTE B26 Channel:MID range BW:5
--------------------	-------------------------------------

RSE (RF) _FCC PART22&24&27_CDMA BC0 & WCDMA Band5 & LTE Band 5 & 26 _814-849_30MHz-10GHz



Frequency (MHz)	Result (dBm)	Factor (dB)	Limit (dBm)	Margin (dB)	Table (o)	ANT	EUT	Verdict
824.381	-31.18	6.91	-13.0	18.18	360.00	Vertical	Vertical	N/A
869.681	-46.65	6.41	-13.0	33.65	301.00	Vertical	Vertical	N/A
2244.900	-51.56	-0.18	-13.0	38.56	2.00	Vertical	Vertical	Pass
3957.750	-46.98	9.66	-13.0	33.98	3.00	Vertical	Vertical	Pass
6705.500	-38.10	16.74	-13.0	25.10	54.00	Vertical	Vertical	Pass
8845.600	-36.27	20.29	-13.0	23.27	39.00	Vertical	Vertical	Pass

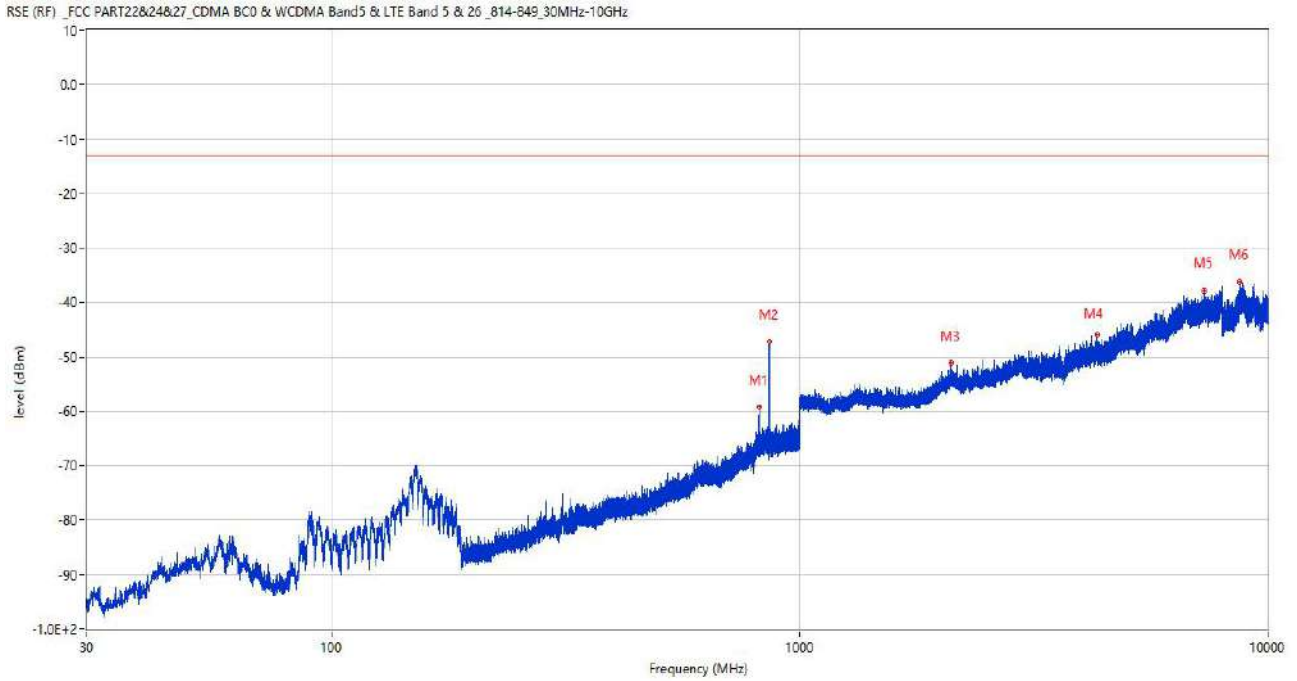
Test Configuration	Band:LTE B26 Channel:MID range BW:5
--------------------	-------------------------------------



Frequency (MHz)	Result (dBm)	Factor (dB)	Limit (dBm)	Margin (dB)	Table (o)	ANT	EUT	Verdict
824.430	-38.85	6.91	-13.0	25.85	148.00	Vertical	Horizontal	N/A
870.748	-46.22	6.39	-13.0	33.22	316.00	Vertical	Horizontal	N/A
2118.900	-52.27	-0.07	-13.0	39.27	360.00	Vertical	Horizontal	Pass
3154.000	-47.71	6.04	-13.0	34.71	120.00	Vertical	Horizontal	Pass
4042.250	-46.16	10.17	-13.0	33.16	187.00	Vertical	Horizontal	Pass
6654.250	-38.67	16.11	-13.0	25.67	137.00	Vertical	Horizontal	Pass

4.9 LTE Band 26 (Part 90)

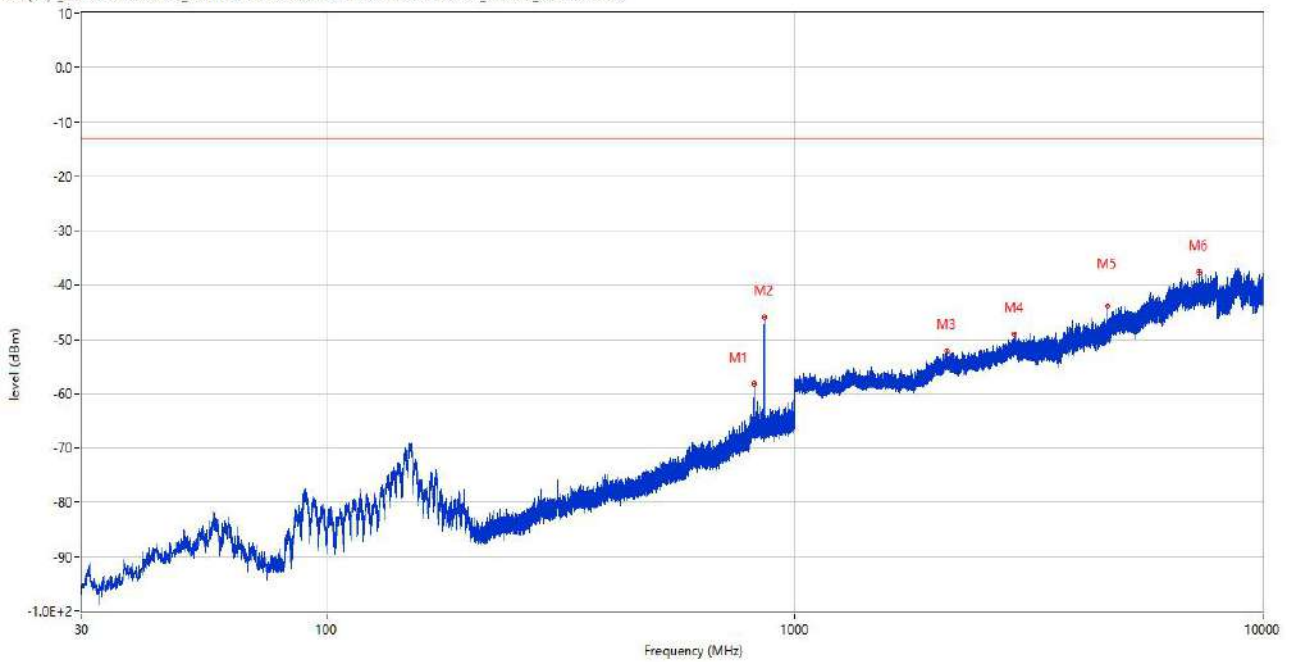
Test Configuration	Band:LTE B26 Channel:MID range BW:5
--------------------	-------------------------------------



Frequency (MHz)	Result (dBm)	Factor (dB)	Limit (dBm)	Margin (dB)	Table (o)	ANT	EUT	Verdict
818.610	-59.14	6.82	-13.0	46.14	281.00	Horizontal	Horizontal	N/A
862.890	-47.15	6.25	-13.0	34.15	277.00	Horizontal	Horizontal	N/A
2106.100	-51.17	0.25	-13.0	38.17	335.00	Horizontal	Horizontal	Pass
4314.250	-45.83	10.15	-13.0	32.83	187.00	Horizontal	Horizontal	Pass
7317.250	-37.75	17.12	-13.0	24.75	187.00	Horizontal	Horizontal	Pass
8721.700	-36.18	19.17	-13.0	23.18	131.00	Horizontal	Horizontal	Pass

Test Configuration	Band:LTE B26 Channel:MID range BW:5
--------------------	-------------------------------------

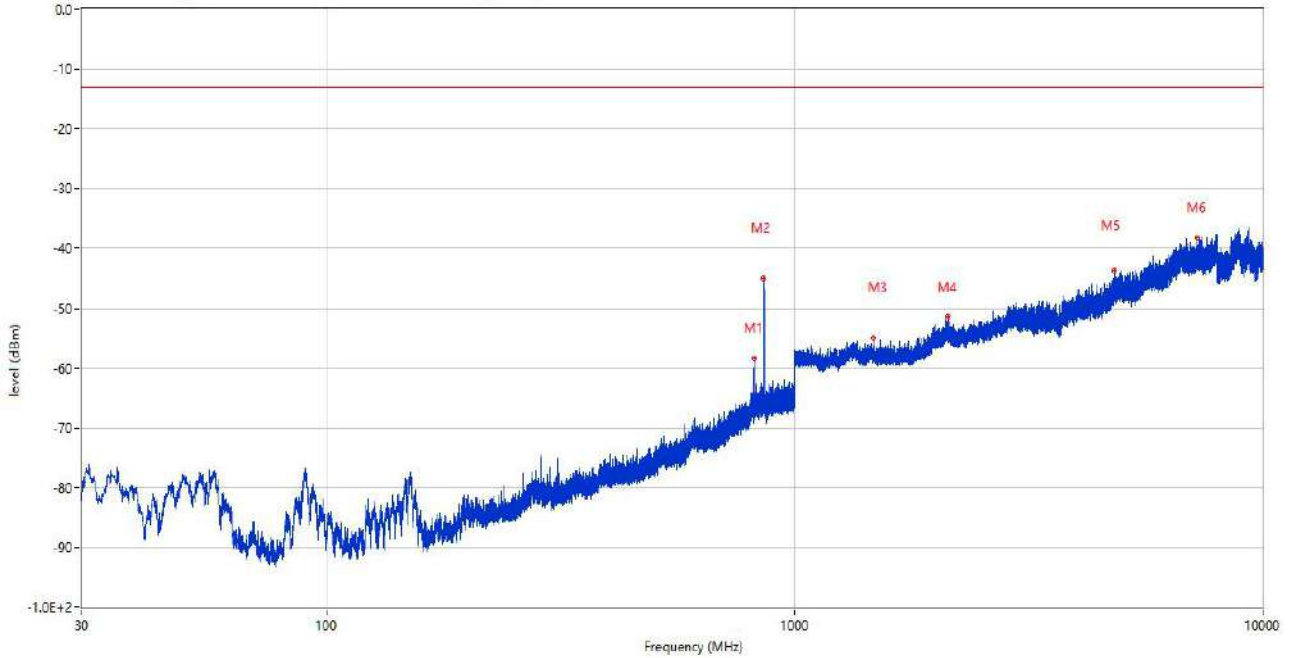
RSE (RF) _FCC PART22&24&27_CDMA BC0 & WCDMA Band5 & LTE Band 5 & 26 _814-849_30MHz-10GHz



Frequency (MHz)	Result (dBm)	Factor (dB)	Limit (dBm)	Margin (dB)	Table (o)	ANT	EUT	Verdict
818.756	-58.19	6.82	-13.0	45.19	360.00	Horizontal	Vertical	N/A
861.338	-45.89	6.27	-13.0	32.89	286.00	Horizontal	Vertical	N/A
2112.500	-52.21	0.27	-13.0	39.21	360.00	Horizontal	Vertical	Pass
2950.800	-49.04	4.75	-13.0	36.04	39.00	Horizontal	Vertical	Pass
4657.250	-43.78	10.62	-13.0	30.78	57.00	Horizontal	Vertical	Pass
7317.250	-37.75	17.12	-13.0	24.75	90.00	Horizontal	Vertical	Pass

Test Configuration	Band:LTE B26 Channel:MID range BW:5
--------------------	-------------------------------------

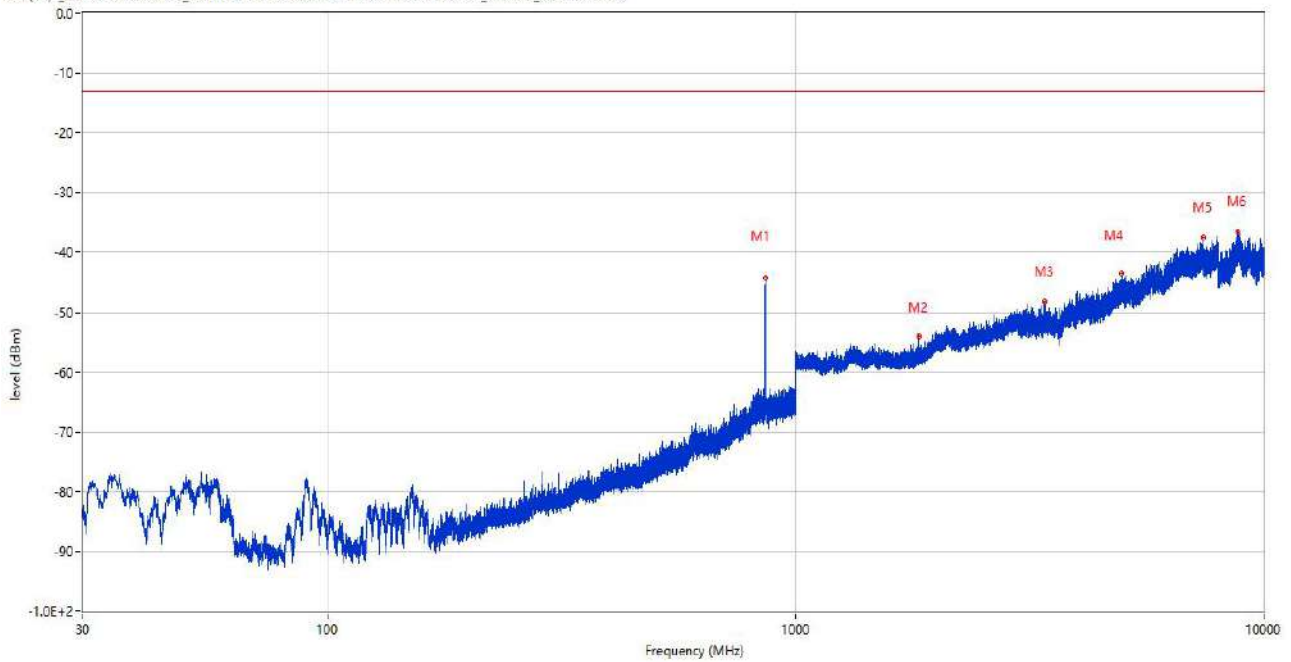
RSE (RF) _FCC PART22&24&27_CDMA BC0 & WCDMA Band5 & LTE Band 5 & 26 _814-849_30MHz-10GHz



Frequency (MHz)	Result (dBm)	Factor (dB)	Limit (dBm)	Margin (dB)	Table (o)	ANT	EUT	Verdict
818.707	-58.38	6.82	-13.0	45.38	0.00	Vertical	Vertical	N/A
859.593	-44.93	6.19	-13.0	31.93	209.00	Vertical	Vertical	N/A
1473.600	-55.08	-3.20	-13.0	42.08	348.00	Vertical	Vertical	Pass
2128.700	-51.49	-0.28	-13.0	38.49	302.00	Vertical	Vertical	Pass
4815.750	-43.64	12.94	-13.0	30.64	170.00	Vertical	Vertical	Pass
7235.000	-38.31	17.25	-13.0	25.31	318.00	Vertical	Vertical	Pass

Test Configuration	Band:LTE B26 Channel:MID range BW:5
--------------------	-------------------------------------

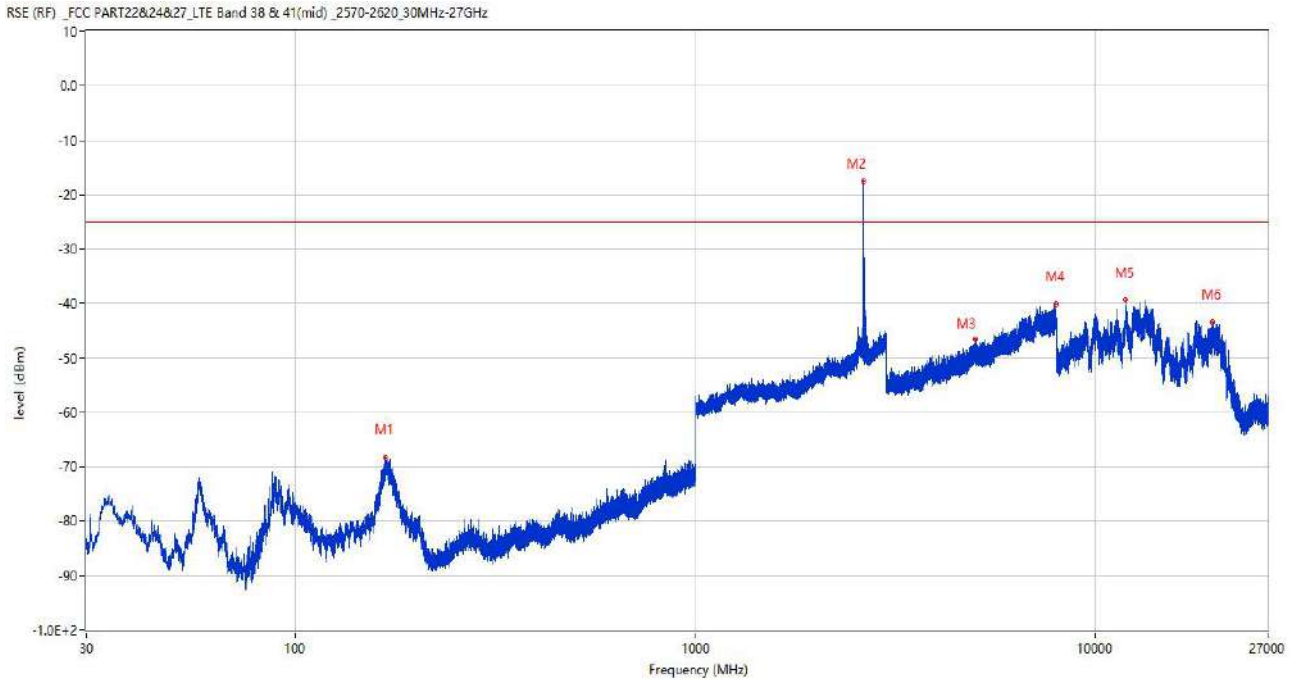
RSE (RF) _FCC PART22&24&27_CDMA BC0 & WCDMA Band5 & LTE Band 5 & 26 _814-849_30MHz-10GHz



Frequency (MHz)	Result (dBm)	Factor (dB)	Limit (dBm)	Margin (dB)	Table (o)	ANT	EUT	Verdict
860.320	-44.23	6.20	-13.0	31.23	148.00	Vertical	Horizontal	N/A
1832.800	-54.12	-3.30	-13.0	41.12	271.00	Vertical	Horizontal	N/A
3402.250	-48.25	7.25	-13.0	35.25	42.00	Vertical	Horizontal	Pass
4961.000	-43.59	13.09	-13.0	30.59	208.00	Vertical	Horizontal	Pass
7412.250	-37.43	18.12	-13.0	24.43	91.00	Vertical	Horizontal	Pass
8787.000	-36.47	19.36	-13.0	23.47	120.00	Vertical	Horizontal	Pass

4.10 LTE Band 38

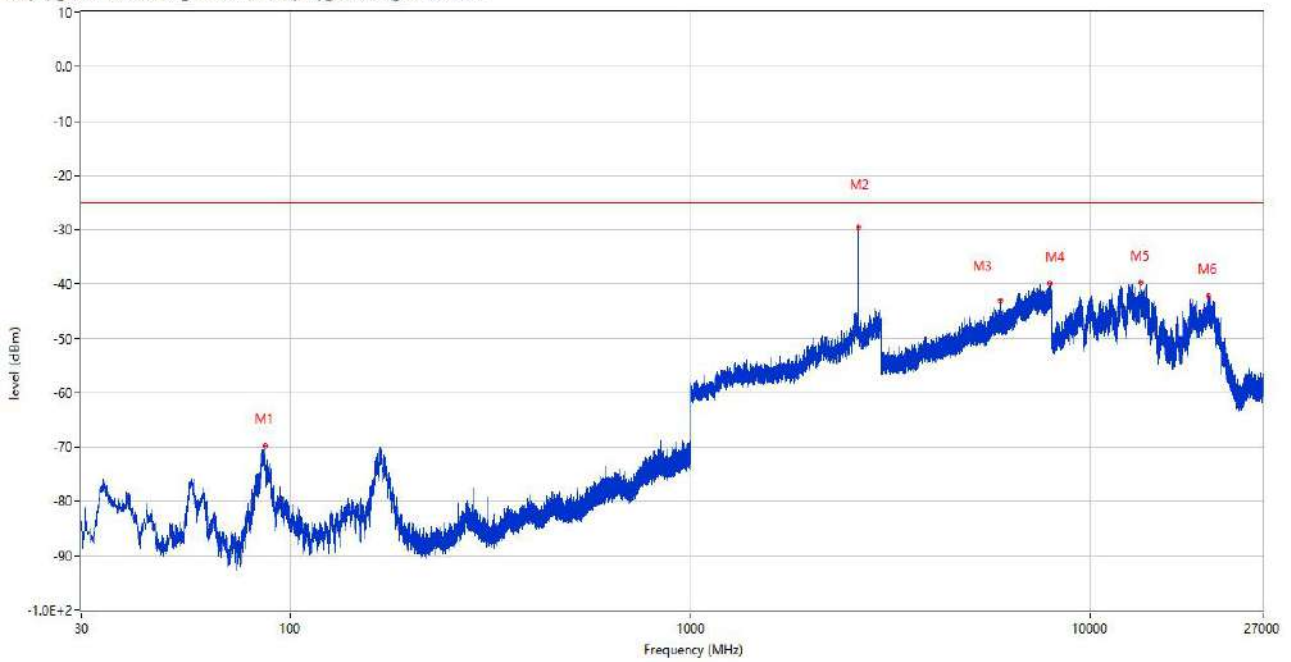
Test Configuration	Band:LTE B38 Channel:High range BW:5
--------------------	--------------------------------------



Frequency (MHz)	Result (dBm)	Factor (dB)	Limit (dBm)	Margin (dB)	Table (o)	ANT	EUT	Verdict
167.788	-68.22	-18.36	-25.0	43.22	95.00	Horizontal	Horizontal	Pass
2625.000	-17.59	8.49	-25.0	-7.41	90.00	Horizontal	Horizontal	N/A
5014.000	-46.66	8.94	-25.0	21.66	306.00	Horizontal	Horizontal	Pass
7972.500	-40.05	15.15	-25.0	15.05	143.00	Horizontal	Horizontal	Pass
11911.151	-39.25	13.96	-25.0	14.25	360.00	Horizontal	Horizontal	Pass
19669.948	-43.37	12.94	-25.0	18.37	0.00	Horizontal	Horizontal	Pass

Test Configuration	Band:LTE B38 Channel:High range BW:5
--------------------	--------------------------------------

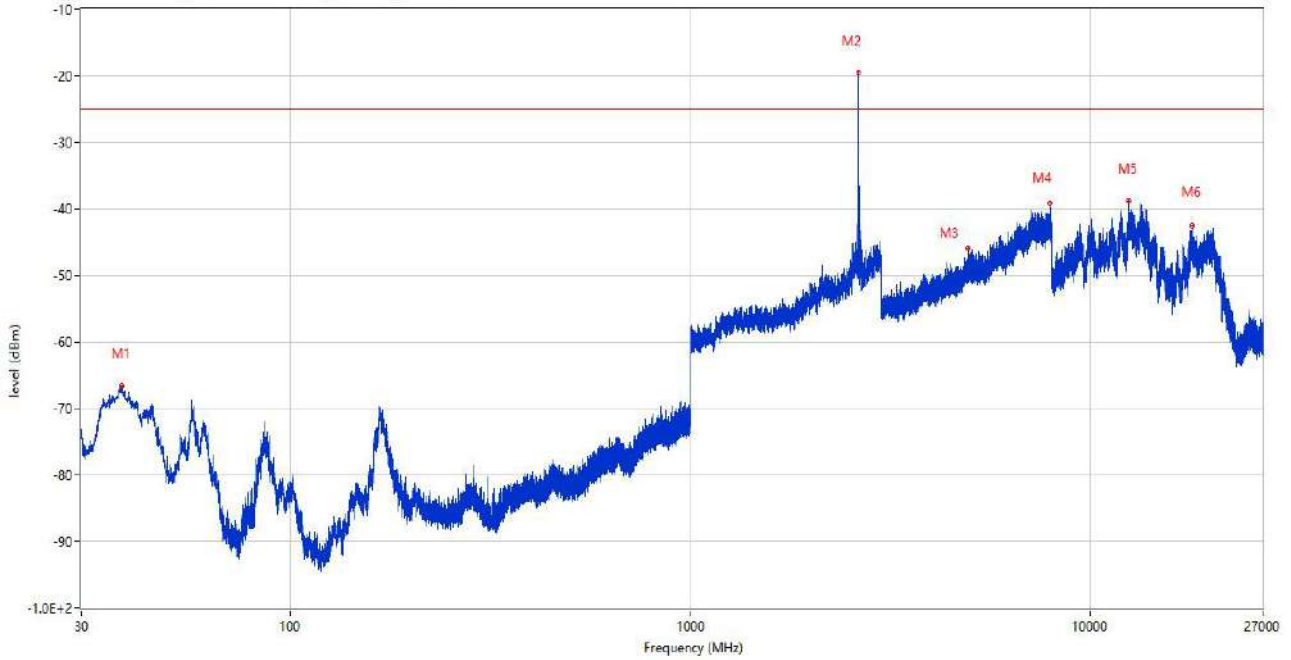
RSE (RF) _FCC PART22&24&27_LTE Band 38 & 41(mid) _2570-2620_30MHz-27GHz



Frequency (MHz)	Result (dBm)	Factor (dB)	Limit (dBm)	Margin (dB)	Table (o)	ANT	EUT	Verdict
86.260	-69.75	-19.29	-25.0	44.75	238.00	Horizontal	Vertical	Pass
2623.800	-29.61	8.47	-25.0	4.61	199.00	Horizontal	Vertical	N/A
5974.750	-43.06	10.98	-25.0	18.06	37.00	Horizontal	Vertical	Pass
7939.250	-39.96	14.83	-25.0	14.96	21.00	Horizontal	Vertical	Pass
13399.687	-39.79	17.01	-25.0	14.79	39.00	Horizontal	Vertical	Pass
19725.302	-42.15	12.94	-25.0	17.15	0.00	Horizontal	Vertical	Pass

Test Configuration	Band:LTE B38 Channel:High range BW:5
--------------------	--------------------------------------

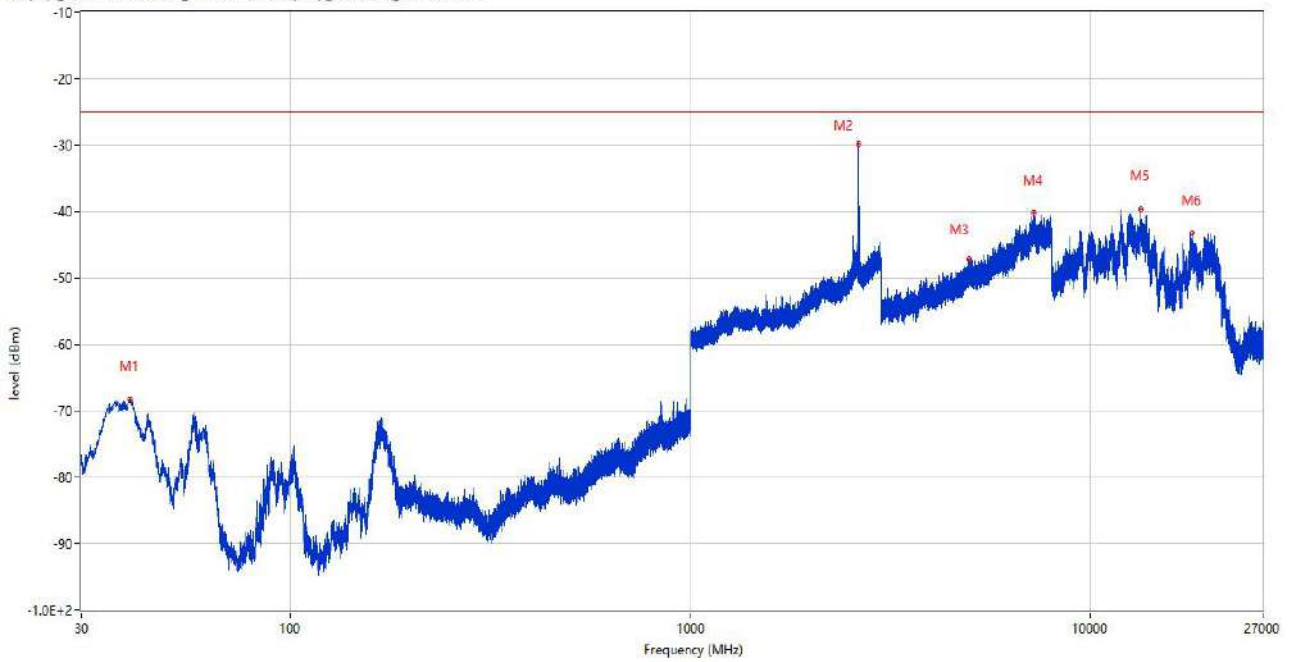
RSE (RF) _FCC PART22&24&27_LTE Band 38 & 41(mid) _2570-2620_30MHz-27GHz



Frequency (MHz)	Result (dBm)	Factor (dB)	Limit (dBm)	Margin (dB)	Table (o)	ANT	EUT	Verdict
37.760	-66.64	-20.69	-25.0	41.64	148.00	Vertical	Vertical	Pass
2625.500	-19.56	8.49	-25.0	-5.44	119.00	Vertical	Vertical	N/A
4943.750	-45.85	8.79	-25.0	20.85	299.00	Vertical	Vertical	Pass
7940.750	-39.19	14.98	-25.0	14.19	331.00	Vertical	Vertical	Pass
12455.262	-38.88	14.32	-25.0	13.88	360.00	Vertical	Vertical	Pass
17930.177	-42.52	13.61	-25.0	17.52	4.00	Vertical	Vertical	Pass

Test Configuration	Band:LTE B38 Channel:High range BW:5
--------------------	--------------------------------------

RSE (RF) _FCC PART22&24&27_LTE Band 38 & 41(mid) _2570-2620_30MHz-27GHz

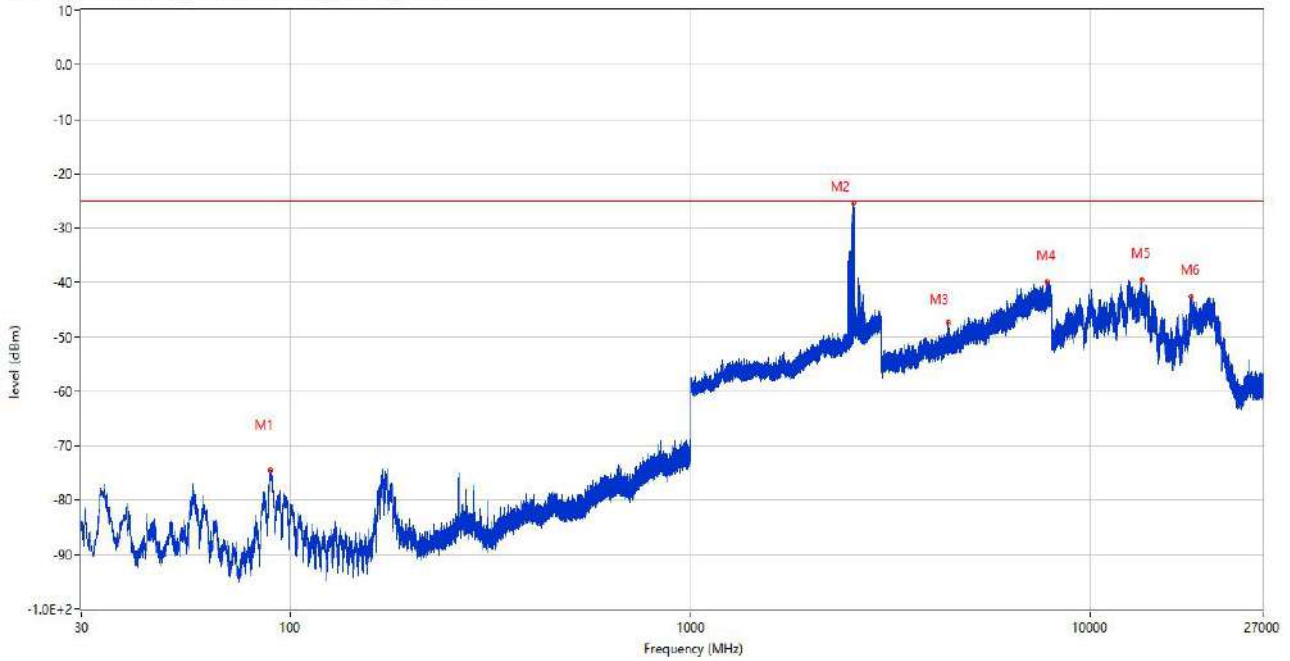


Frequency (MHz)	Result (dBm)	Factor (dB)	Limit (dBm)	Margin (dB)	Table (o)	ANT	EUT	Verdict
39.651	-68.35	-19.58	-25.0	43.35	196.00	Vertical	Horizontal	Pass
2624.700	-29.79	8.48	-25.0	4.79	22.00	Vertical	Horizontal	N/A
4981.250	-47.06	9.30	-25.0	22.06	156.00	Vertical	Horizontal	Pass
7242.750	-40.24	14.56	-25.0	15.24	1.00	Vertical	Horizontal	Pass
13385.250	-39.64	16.87	-25.0	14.64	234.00	Vertical	Horizontal	Pass
17957.738	-43.30	13.90	-25.0	18.30	118.00	Vertical	Horizontal	Pass

4.11 LTE Band 41

Test Configuration	Band:LTE B41 Channel:MID range BW:10
--------------------	--------------------------------------

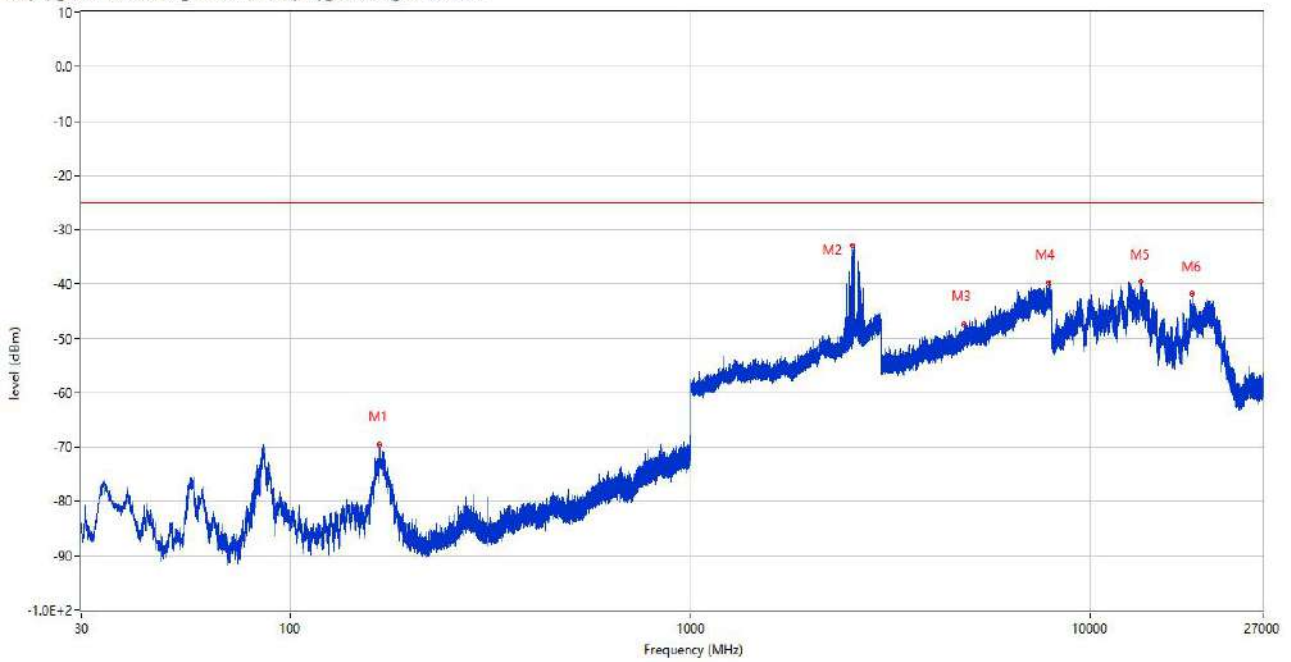
RSE (RF) _FCC PART2&24&27_LTE Band 38 & 41(mid) _2570-2620_30MHz-27GHz



Frequency (MHz)	Result (dBm)	Factor (dB)	Limit (dBm)	Margin (dB)	Table (o)	ANT	EUT	Verdict
88.830	-74.53	-19.03	-25.0	49.53	257.00	Horizontal	Horizontal	Pass
2565.000	-25.43	7.73	-25.0	0.43	148.00	Horizontal	Horizontal	N/A
4412.250	-47.38	7.17	-25.0	22.38	360.00	Horizontal	Horizontal	Pass
7807.250	-39.96	15.09	-25.0	14.96	184.00	Horizontal	Horizontal	Pass
13409.401	-39.55	16.80	-25.0	14.55	129.00	Horizontal	Horizontal	Pass
17910.749	-42.69	13.15	-25.0	17.69	199.00	Horizontal	Horizontal	Pass

Test Configuration	Band:LTE B41 Channel:MID range BW:10
--------------------	--------------------------------------

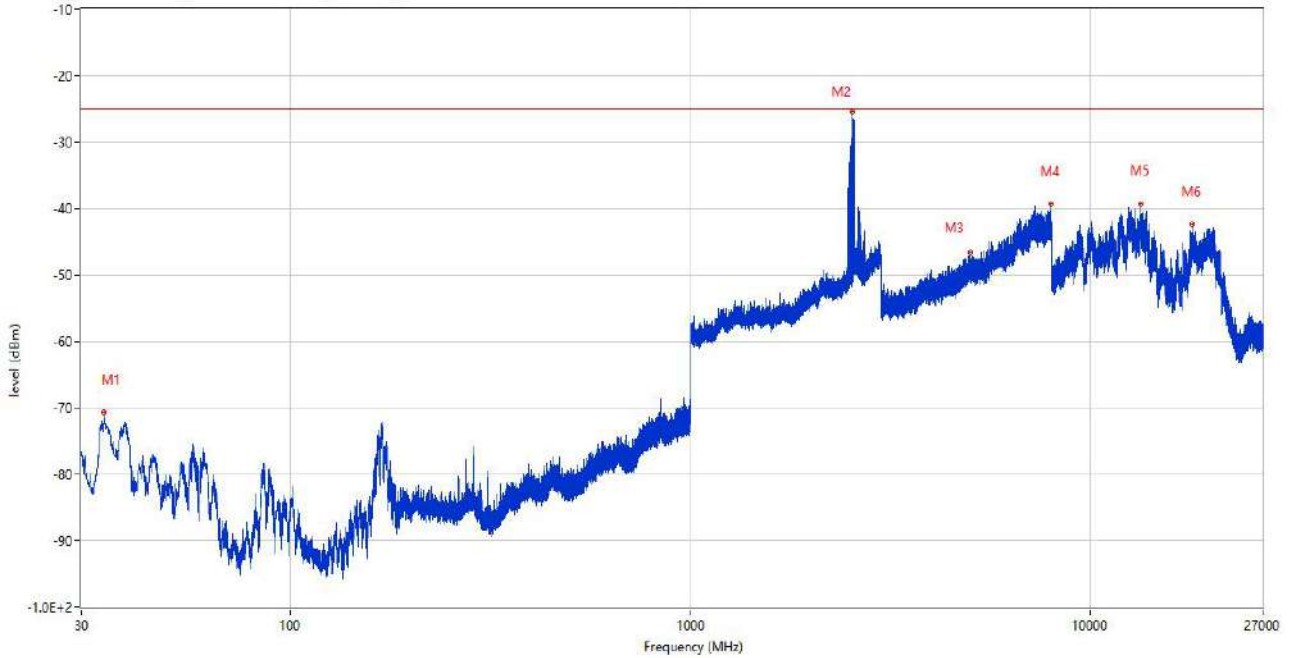
RSE (RF) _FCC PART22&24&27_LTE Band 38 & 41(mid) _2570-2620_30MHz-27GHz



Frequency (MHz)	Result (dBm)	Factor (dB)	Limit (dBm)	Margin (dB)	Table (o)	ANT	EUT	Verdict
166.673	-69.54	-18.49	-25.0	44.54	218.00	Horizontal	Vertical	Pass
2565.200	-32.78	5.57	-25.0	7.78	360.00	Horizontal	Vertical	N/A
4824.000	-47.30	8.01	-25.0	22.30	2.00	Horizontal	Vertical	Pass
7876.000	-39.62	14.73	-25.0	14.62	125.00	Horizontal	Vertical	Pass
13399.687	-39.53	17.01	-25.0	14.53	84.00	Horizontal	Vertical	Pass
17934.375	-41.83	13.71	-25.0	16.83	-3.00	Horizontal	Vertical	Pass

Test Configuration	Band:LTE B41 Channel:MID range BW:10
--------------------	--------------------------------------

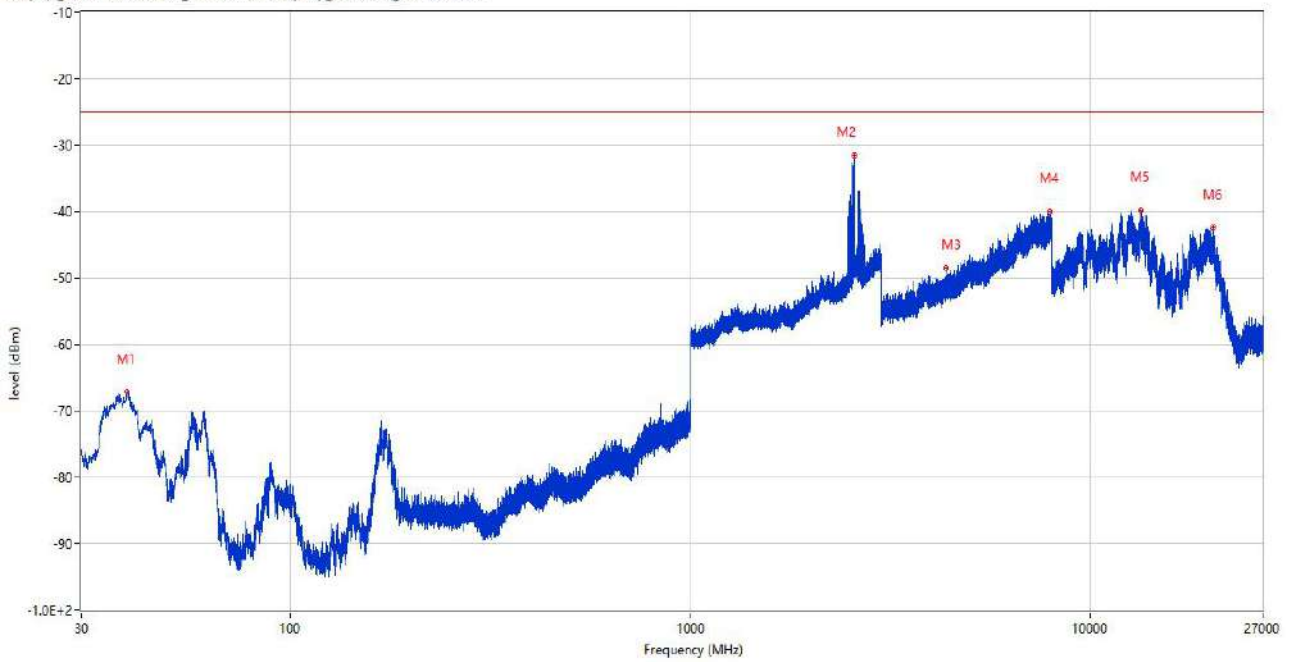
RSE (RF) _FCC PART22&24&27_LTE Band 38 & 41(mid) _2570-2620_30MHz-27GHz



Frequency (MHz)	Result (dBm)	Factor (dB)	Limit (dBm)	Margin (dB)	Table (o)	ANT	EUT	Verdict
34.123	-70.73	-22.37	-25.0	45.73	68.00	Vertical	Vertical	Pass
2565.800	-25.35	5.73	-25.0	0.35	358.00	Vertical	Vertical	N/A
5011.500	-46.64	8.85	-25.0	21.64	248.00	Vertical	Vertical	Pass
7956.000	-39.36	15.13	-25.0	14.36	264.00	Vertical	Vertical	Pass
13361.100	-39.25	16.64	-25.0	14.25	360.00	Vertical	Vertical	Pass
17935.161	-42.31	13.73	-25.0	17.31	319.00	Vertical	Vertical	Pass

Test Configuration	Band:LTE B41 Channel:MID range BW:10
--------------------	--------------------------------------

RSE (RF) _FCC PART22&24&27_LTE Band 38 & 41(mid) _2570-2620_30MHz-27GHz



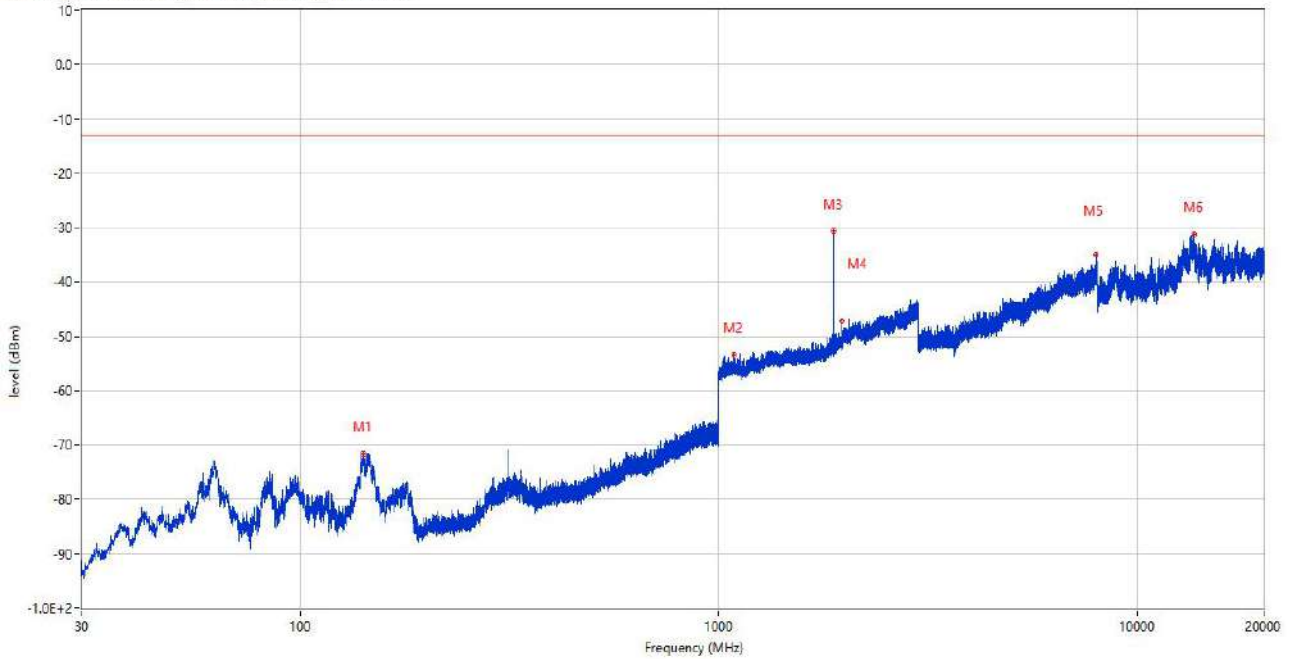
Frequency (MHz)	Result (dBm)	Factor (dB)	Limit (dBm)	Margin (dB)	Table (o)	ANT	EUT	Verdict
38.924	-67.20	-19.83	-25.0	42.20	140.00	Vertical	Horizontal	Pass
2565.000	-31.57	7.91	-25.0	6.57	0.00	Vertical	Horizontal	N/A
4364.000	-48.46	7.21	-25.0	23.46	110.00	Vertical	Horizontal	Pass
7945.000	-39.99	14.97	-25.0	14.99	332.00	Vertical	Horizontal	Pass
13356.112	-39.80	16.60	-25.0	14.80	103.00	Vertical	Horizontal	Pass
20268.900	-42.39	12.97	-25.0	17.39	0.00	Vertical	Horizontal	Pass

5. worse case verified

5.1 GSM 1900

Test Configuration	Band:GSM1900 ,Channel:MID range
--------------------	---------------------------------

RSE (RF) _FCC PART22&24&27_GSM 1900_1830-1920_30MHz-20GHz

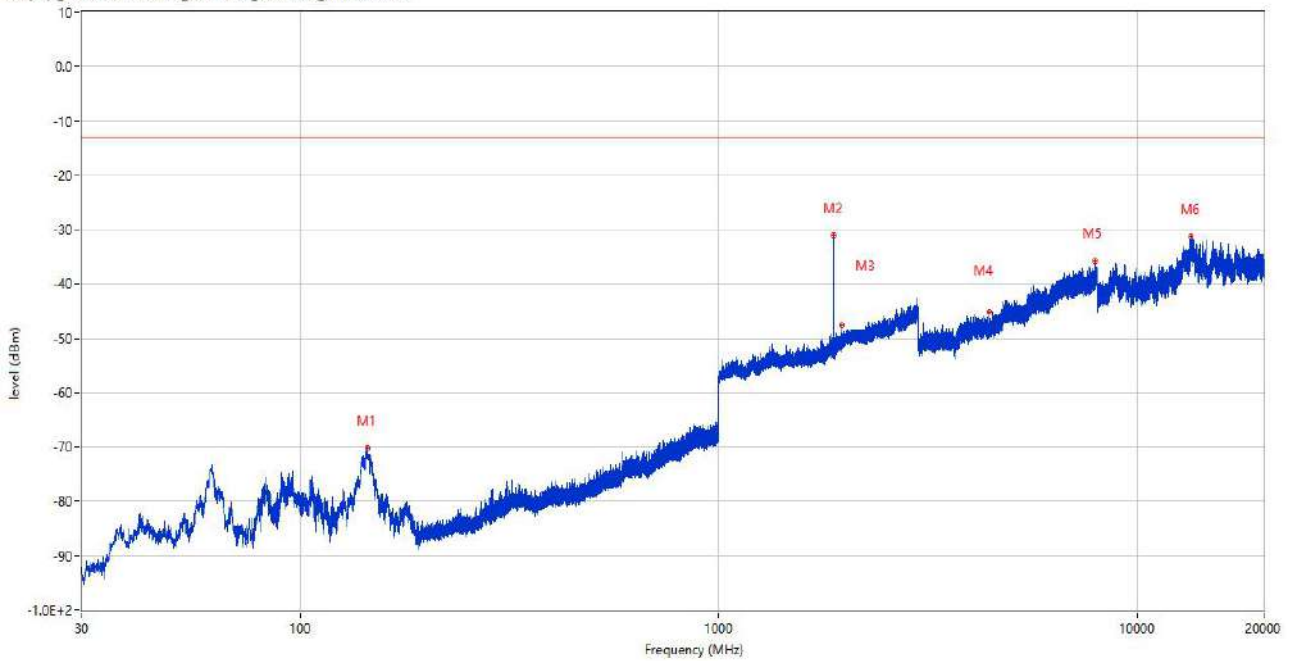


Frequency (MHz)	Result (dBm)	Factor (dB)	Limit (dBm)	Margin (dB)	Table (o)	ANT	EUT	Verdict
141.162	-71.68	-20.98	-13.0	58.68	287.00	Horizontal	Horizontal	Pass
1082.800	-53.40	-0.86	-13.0	40.40	92.00	Horizontal	Horizontal	Pass
1880.800	-30.70	2.77	-13.0	17.70	43.00	Horizontal	Horizontal	N/A
1960.800	-47.12	3.39	-13.0	34.12	270.00	Horizontal	Horizontal	N/A
7970.000	-35.04	18.08	-13.0	22.04	181.00	Horizontal	Horizontal	Pass
13646.099	-31.25	24.83	-13.0	18.25	360.00	Horizontal	Horizontal	Pass

Note: This is validated Radiated Spurious Emissions worse case test data.

Test Configuration	Band:GSM1900 ,Channel:MID range
--------------------	---------------------------------

RSE (RF) FCC PART22&24&27_GSM 1900_1830-1920_30MHz-20GHz

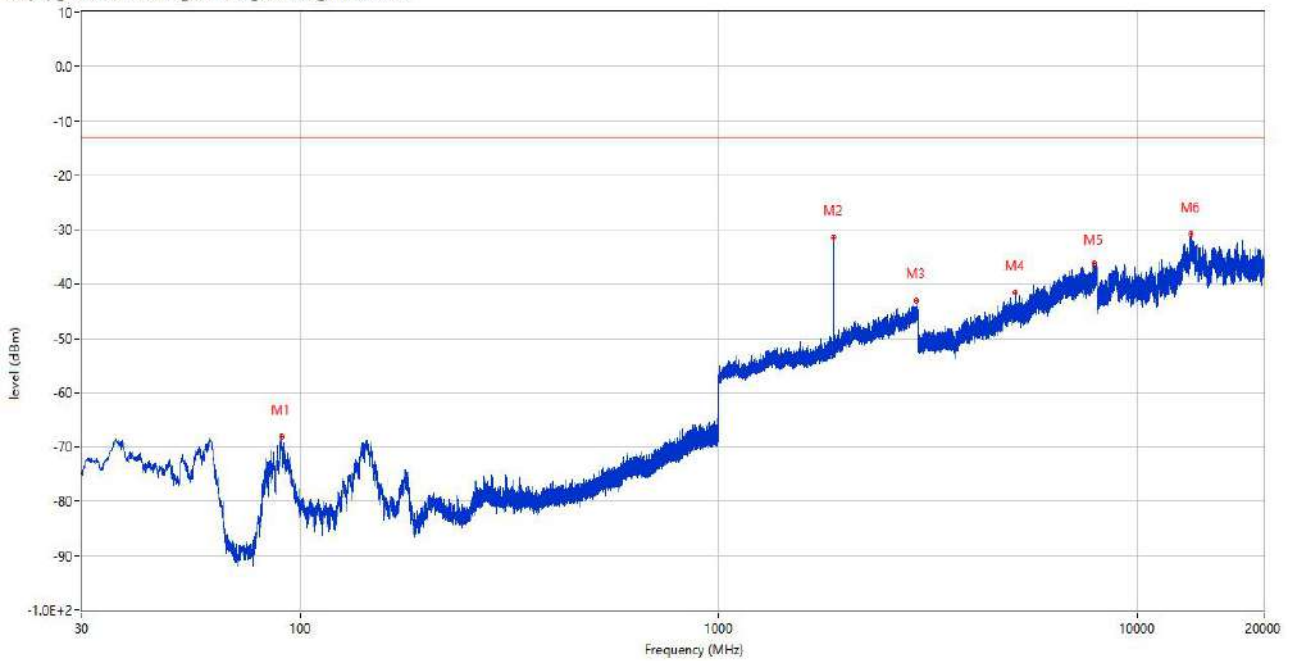


Frequency (MHz)	Result (dBm)	Factor (dB)	Limit (dBm)	Margin (dB)	Table (o)	ANT	EUT	Verdict
144.460	-70.18	-20.86	-13.0	57.18	333.00	Horizontal	Vertical	Pass
1880.800	-30.97	2.77	-13.0	17.97	193.00	Horizontal	Vertical	N/A
1961.000	-47.61	3.38	-13.0	34.61	309.00	Horizontal	Vertical	N/A
4424.000	-45.02	10.61	-13.0	32.02	7.00	Horizontal	Vertical	Pass
7913.250	-35.70	18.11	-13.0	22.70	18.00	Horizontal	Vertical	Pass
13424.975	-31.15	24.68	-13.0	18.15	274.00	Horizontal	Vertical	Pass

Note: This is validated Radiated Spurious Emissions worse case test data.

Test Configuration	Band:GSM1900 ,Channel:MID range
--------------------	---------------------------------

RSE (RF) _FCC PART22&24&27_GSM 1900_1830-1920_30MHz-20GHz

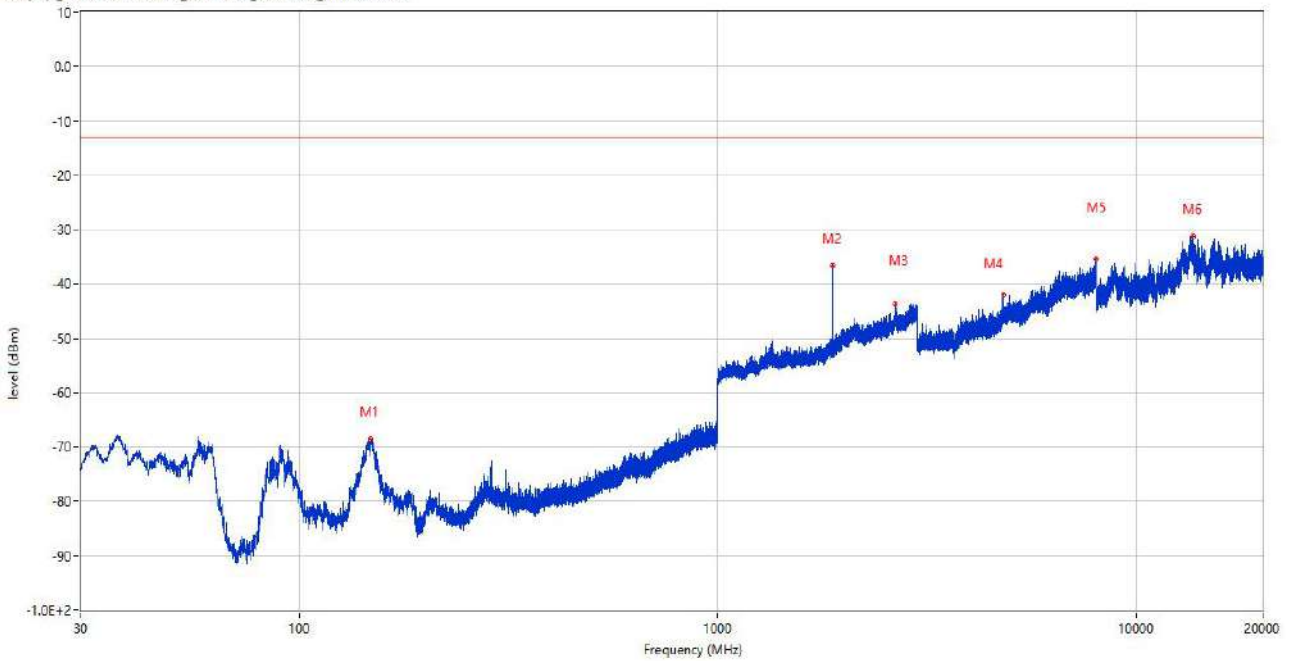


Frequency (MHz)	Result (dBm)	Factor (dB)	Limit (dBm)	Margin (dB)	Table (o)	ANT	EUT	Verdict
89.946	-68.03	-18.89	-13.0	55.03	239.00	Vertical	Vertical	Pass
1880.800	-31.53	2.77	-13.0	18.53	149.00	Vertical	Vertical	N/A
2956.300	-42.97	10.80	-13.0	29.97	76.00	Vertical	Vertical	Pass
5090.750	-41.61	12.64	-13.0	28.61	319.00	Vertical	Vertical	Pass
7855.250	-36.21	17.91	-13.0	23.21	297.00	Vertical	Vertical	Pass
13395.250	-30.79	24.82	-13.0	17.79	299.00	Vertical	Vertical	Pass

Note: This is validated Radiated Spurious Emissions worse case test data.

Test Configuration	Band:GSM1900 ,Channel:MID range
--------------------	---------------------------------

RSE (RF) _FCC PART22&24&27_GSM 1900_1830-1920_30MHz-20GHz



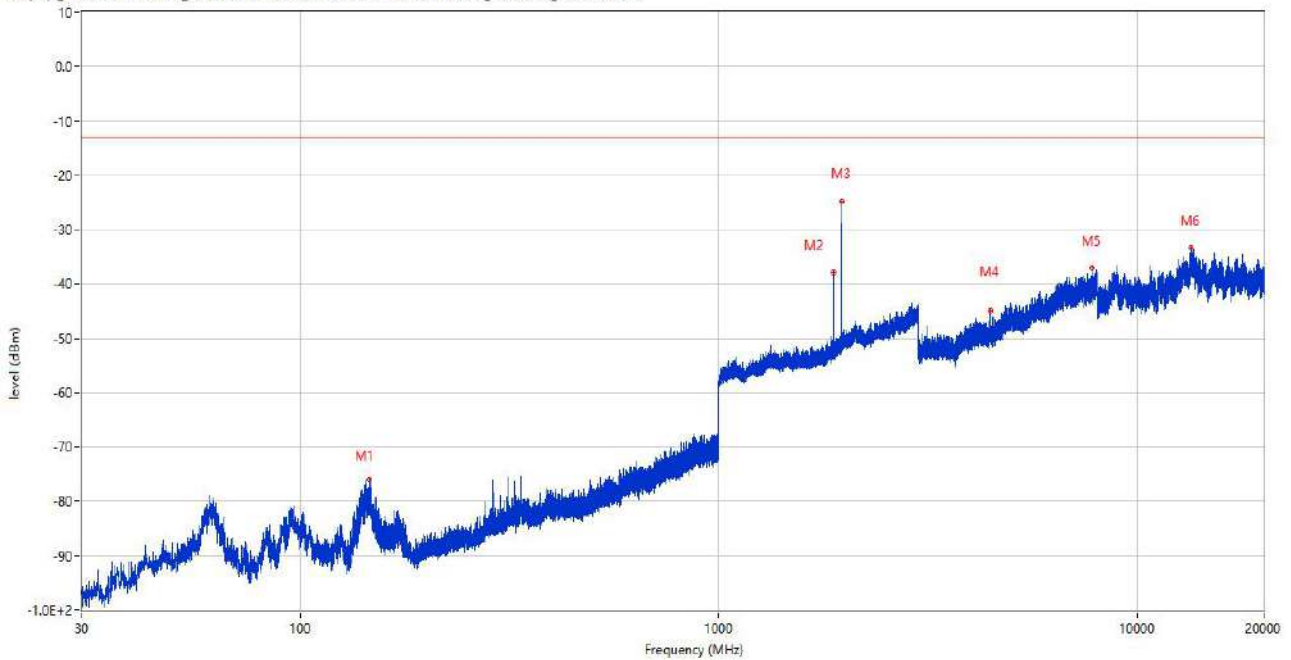
Frequency (MHz)	Result (dBm)	Factor (dB)	Limit (dBm)	Margin (dB)	Table (o)	ANT	EUT	Verdict
147.710	-68.51	-20.47	-13.0	55.51	67.00	Vertical	Horizontal	Pass
1880.900	-36.54	2.77	-13.0	23.54	126.00	Vertical	Horizontal	N/A
2648.700	-43.71	9.16	-13.0	30.71	292.00	Vertical	Horizontal	Pass
4797.750	-42.03	12.53	-13.0	29.03	243.00	Vertical	Horizontal	Pass
7989.250	-35.38	18.40	-13.0	22.38	154.00	Vertical	Horizontal	Pass
13617.100	-31.19	24.86	-13.0	18.19	274.00	Vertical	Horizontal	Pass

Note: This is validated Radiated Spurious Emissions worse case test data.

5.2 WCDMA Band 2

Test Configuration	Band:WCDMA B2 ,Channel:MID range
--------------------	----------------------------------

RSE (RF) _FCC PART22&24&27_CDMA BC1 & WCDMA Band 2 & LTE Band 2 & 25 _1830-1920_30MHz-20GHz

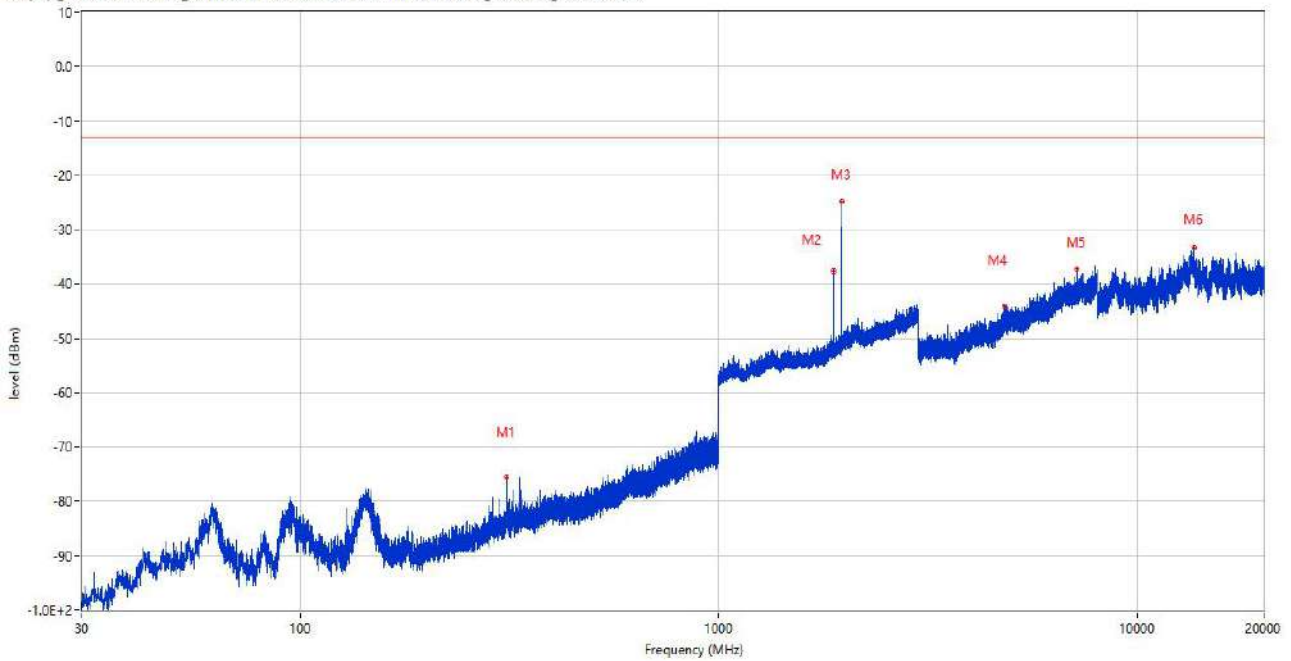


Frequency (MHz)	Result (dBm)	Factor (dB)	Limit (dBm)	Margin (dB)	Table (o)	ANT	EUT	Verdict
145.915	-76.06	-20.66	-13.0	63.06	297.00	Horizontal	Horizontal	Pass
1879.100	-37.90	2.75	-13.0	24.90	201.00	Horizontal	Horizontal	N/A
1960.800	-24.71	3.39	-13.0	11.71	288.00	Horizontal	Horizontal	N/A
4446.750	-44.96	10.21	-13.0	31.96	137.00	Horizontal	Horizontal	Pass
7780.750	-37.11	18.22	-13.0	24.11	104.00	Horizontal	Horizontal	Pass
13392.349	-33.32	24.80	-13.0	20.32	44.00	Horizontal	Horizontal	Pass

Note: This is validated Radiated Spurious Emissions worst case test data.

Test Configuration	Band:WCDMA B2 ,Channel:MID range
--------------------	----------------------------------

RSE (RF) _FCC PART22&24&27_CDMA BC1 & WCDMA Band 2 & LTE Band 2 & 25_1830-1920_30MHz-20GHz

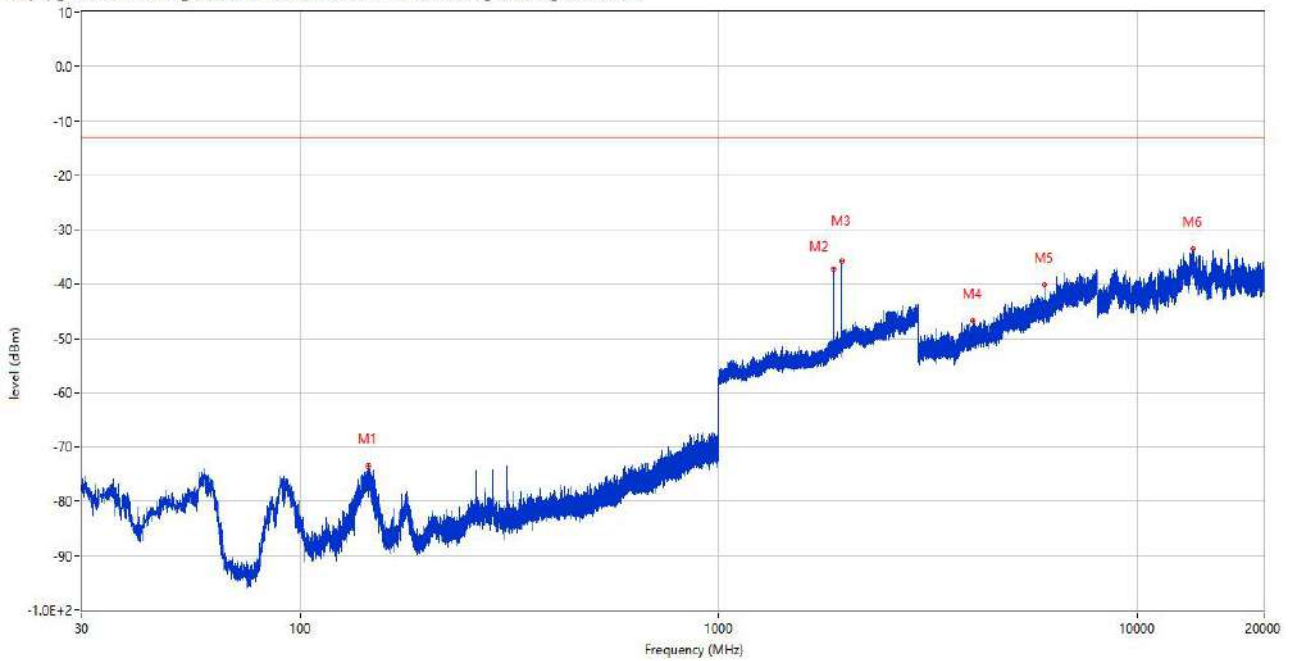


Frequency (MHz)	Result (dBm)	Factor (dB)	Limit (dBm)	Margin (dB)	Table (o)	ANT	EUT	Verdict
310.766	-75.51	-11.71	-13.0	62.51	181.00	Horizontal	Vertical	Pass
1879.200	-37.56	2.75	-13.0	24.56	186.00	Horizontal	Vertical	N/A
1960.100	-24.89	3.42	-13.0	11.89	278.00	Horizontal	Vertical	N/A
4808.500	-44.08	12.79	-13.0	31.08	201.00	Horizontal	Vertical	Pass
7166.750	-37.32	15.72	-13.0	24.32	61.00	Horizontal	Vertical	Pass
13645.737	-33.22	24.83	-13.0	20.22	156.00	Horizontal	Vertical	Pass

Note: This is validated Radiated Spurious Emissions worse case test data.

Test Configuration	Band:WCDMA B2 ,Channel:MID range
--------------------	----------------------------------

RSE (RF) _FCC PART22&24&27_CDMA BC1 & WCDMA Band 2 & LTE Band 2 & 25_1830-1920_30MHz-20GHz

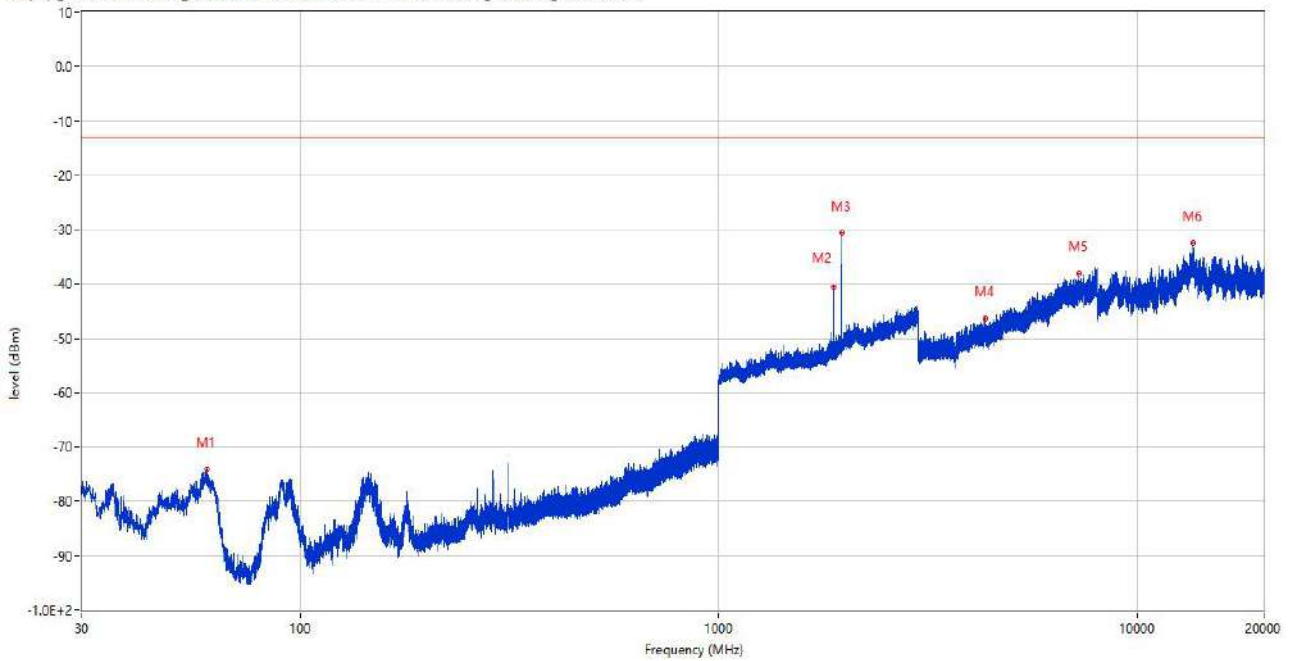


Frequency (MHz)	Result (dBm)	Factor (dB)	Limit (dBm)	Margin (dB)	Table (o)	ANT	EUT	Verdict
145.236	-73.53	-20.73	-13.0	60.53	129.00	Vertical	Vertical	Pass
1879.200	-37.33	2.75	-13.0	24.33	140.00	Vertical	Vertical	N/A
1959.100	-35.83	3.38	-13.0	22.83	152.00	Vertical	Vertical	N/A
4049.000	-46.73	10.79	-13.0	33.73	343.00	Vertical	Vertical	Pass
6010.500	-40.20	15.12	-13.0	27.20	156.00	Vertical	Vertical	Pass
13547.138	-33.47	25.15	-13.0	20.47	320.00	Vertical	Vertical	Pass

Note: This is validated Radiated Spurious Emissions worse case test data.

Test Configuration	Band:WCDMA B2 ,Channel:MID range
--------------------	----------------------------------

RSE (RF) _FCC PART22&24&27_CDMA BC1 & WCDMA Band 2 & LTE Band 2 & 25_1830-1920_30MHz-20GHz

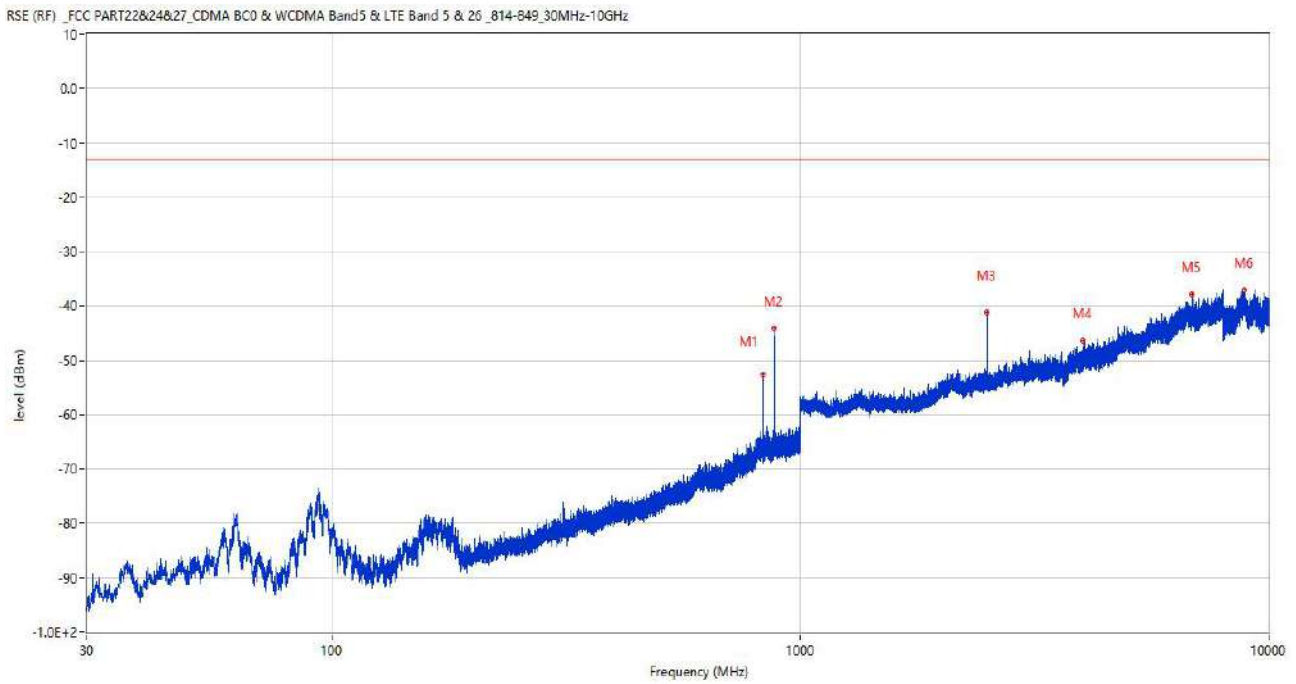


Frequency (MHz)	Result (dBm)	Factor (dB)	Limit (dBm)	Margin (dB)	Table (o)	ANT	EUT	Verdict
59.682	-74.13	-17.30	-13.0	61.13	225.00	Vertical	Horizontal	Pass
1878.700	-40.58	2.75	-13.0	27.58	235.00	Vertical	Horizontal	N/A
1958.800	-30.67	3.43	-13.0	17.67	308.00	Vertical	Horizontal	N/A
4308.500	-46.28	10.52	-13.0	33.28	313.00	Vertical	Horizontal	Pass
7253.000	-38.14	17.68	-13.0	25.14	301.00	Vertical	Horizontal	Pass
13554.025	-32.55	25.19	-13.0	19.55	272.00	Vertical	Horizontal	Pass

Note: This is validated Radiated Spurious Emissions worst case test data.

5.3 LTE Band 26 (Part 22)

Test Configuration	Band:LTE B26 ,Channel:MID range
--------------------	---------------------------------

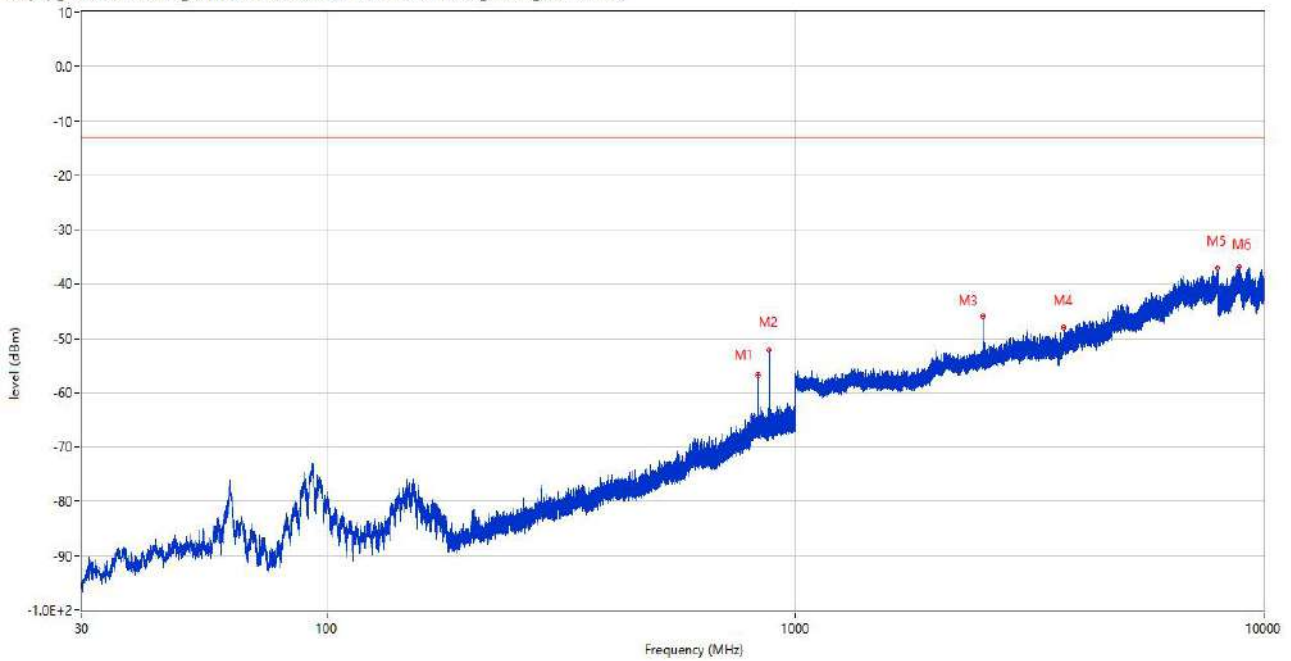


Frequency (MHz)	Result (dBm)	Factor (dB)	Limit (dBm)	Margin (dB)	Table (o)	ANT	EUT	Verdict
834.372	-52.60	7.09	-13.0	39.60	115.00	Horizontal	Horizontal	N/A
880.205	-44.05	6.64	-13.0	31.05	283.00	Horizontal	Horizontal	N/A
2504.000	-45.18	1.98	-13.0	32.18	41.00	Horizontal	Horizontal	Pass
4012.500	-46.32	9.41	-13.0	33.32	342.00	Horizontal	Horizontal	Pass
6875.500	-37.92	16.23	-13.0	24.92	287.00	Horizontal	Horizontal	Pass
8871.700	-36.97	20.10	-13.0	23.97	110.00	Horizontal	Horizontal	Pass

Note: This is validated Radiated Spurious Emissions worse case test data.

Test Configuration	Band:LTE B26 ,Channel:MID range
--------------------	---------------------------------

RSE (RF) _FCC PART22&24&27_CDMA BC0 & WCDMA Band5 & LTE Band 5 & 26 _814-849_30MHz-10GHz

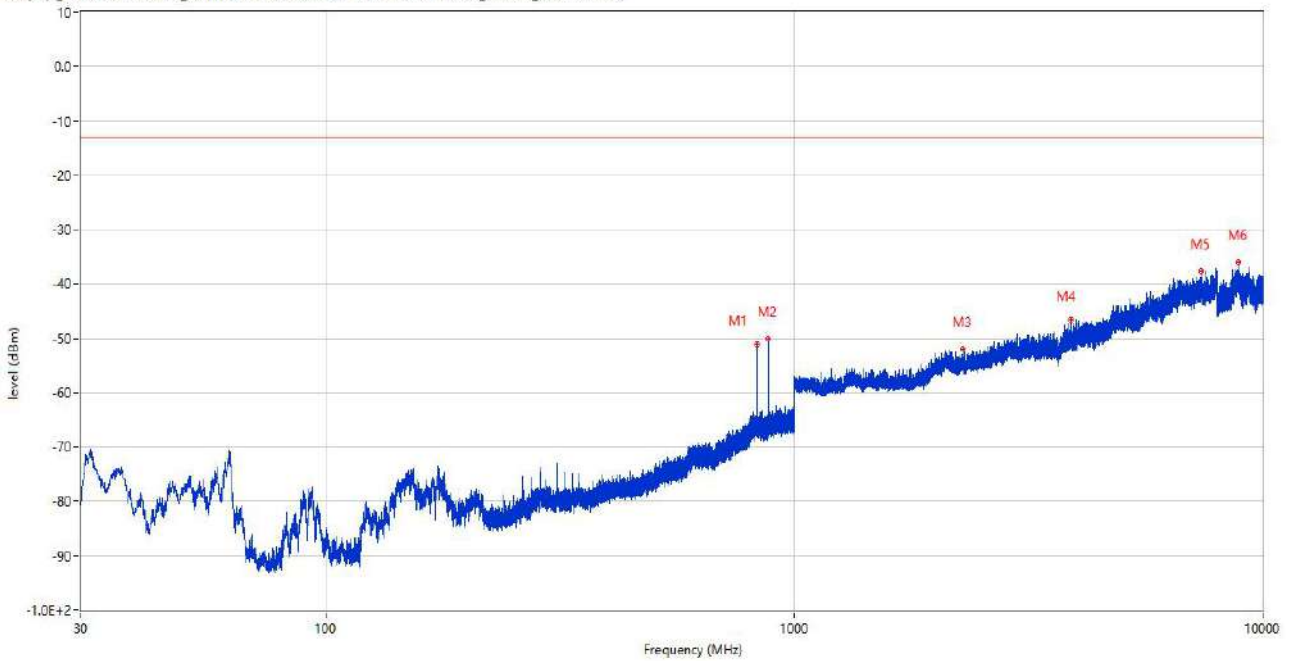


Frequency (MHz)	Result (dBm)	Factor (dB)	Limit (dBm)	Margin (dB)	Table (o)	ANT	EUT	Verdict
834.372	-56.68	7.09	-13.0	43.68	118.00	Horizontal	Vertical	N/A
880.981	-52.06	6.73	-13.0	39.06	283.00	Horizontal	Vertical	N/A
2519.000	-46.00	1.15	-13.0	33.00	360.00	Horizontal	Vertical	Pass
3747.500	-48.03	9.42	-13.0	35.03	319.00	Horizontal	Vertical	Pass
7952.500	-37.07	18.46	-13.0	24.07	50.00	Horizontal	Vertical	Pass
8888.700	-36.75	19.89	-13.0	23.75	340.00	Horizontal	Vertical	Pass

Note: This is validated Radiated Spurious Emissions worse case test data.

Test Configuration	Band:LTE B26 ,Channel:MID range
--------------------	---------------------------------

RSE (RF) _FCC PART22&24&27_CDMA BC0 & WCDMA Band5 & LTE Band 5 & 26 _814-849_30MHz-10GHz

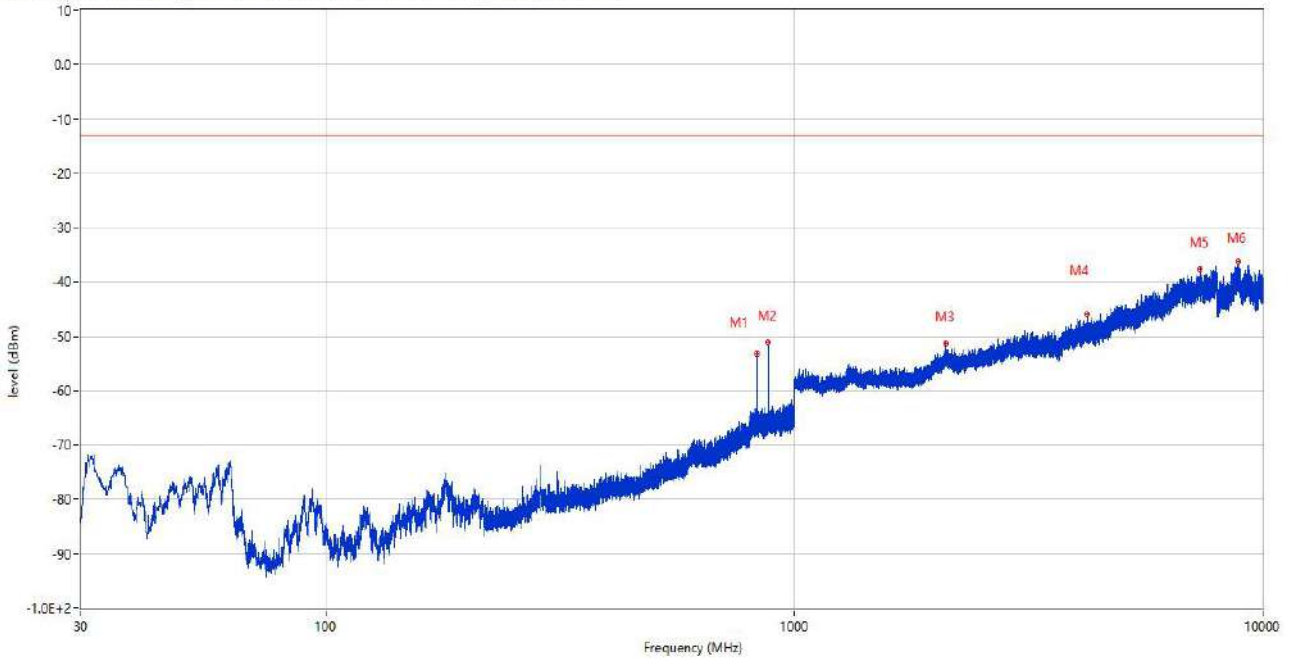


Frequency (MHz)	Result (dBm)	Factor (dB)	Limit (dBm)	Margin (dB)	Table (o)	ANT	EUT	Verdict
834.372	-51.12	7.09	-13.0	38.12	146.00	Vertical	Vertical	N/A
881.417	-50.02	6.74	-13.0	37.02	27.00	Vertical	Vertical	N/A
2291.400	-51.96	0.76	-13.0	38.96	309.00	Vertical	Vertical	Pass
3905.000	-46.56	9.95	-13.0	33.56	0.00	Vertical	Vertical	Pass
7405.000	-37.72	17.93	-13.0	24.72	342.00	Vertical	Vertical	Pass
8867.401	-35.92	20.15	-13.0	22.92	360.00	Vertical	Vertical	Pass

Note: This is validated Radiated Spurious Emissions worse case test data.

Test Configuration	Band:LTE B26 ,Channel:MID range
--------------------	---------------------------------

RSE (RF) _FCC PART22&24&27_CDMA BC0 & WCDMA Band5 & LTE Band 5 & 26 _814-849_30MHz-10GHz



Frequency (MHz)	Result (dBm)	Factor (dB)	Limit (dBm)	Margin (dB)	Table (o)	ANT	EUT	Verdict
834.324	-53.21	7.09	-13.0	40.21	121.00	Vertical	Horizontal	N/A
880.447	-51.05	6.69	-13.0	38.05	24.00	Vertical	Horizontal	N/A
2108.100	-51.38	0.32	-13.0	38.38	35.00	Vertical	Horizontal	Pass
4218.000	-45.90	10.27	-13.0	32.90	285.00	Vertical	Horizontal	Pass
7336.250	-37.60	17.19	-13.0	24.60	217.00	Vertical	Horizontal	Pass
8855.900	-36.29	20.29	-13.0	23.29	360.00	Vertical	Horizontal	Pass

Note: This is validated Radiated Spurious Emissions worse case test data.

--BLANK BELOW--