

TEST REPORT

Applicant: Guangdong OPPO Mobile Telecommunications Corp., Ltd.
Address: NO.18 Haibin Road, Wusha Village, Chang'an Town, Dongguan City, Guangdong, China
Equipment Type: Mobile Phone
Model Name: CPH2557
Brand Name: OPPO
FCC ID: R9C-AC105
Test Standard: 47 CFR Part 15 Subpart E (refer to section 3.1)
Sample Arrival Date: Jun. 16, 2023
Test Date: Jun. 20, 2023 - Jul. 26, 2023
Date of Issue: Sep. 06, 2023

ISSUED BY:

Shenzhen BALUN Technology Co., Ltd.

Tested by: Yu Yingyuan

Checked by: Ye Hongji

Approved by: Liao Jianming
(Technical Director)

Yu Ying Yuan

Ye Hongji

Liao Jianming

Revision History		
Version	Issue Date	Revisions
<u>Rev. 01</u>	<u>Sep. 06, 2023</u>	<u>Initial Issue</u>

TABLE OF CONTENTS

1	GENERAL INFORMATION.....	4
1.1	Test Laboratory	4
1.2	Test Location	4
2	PRODUCT INFORMATION	5
2.1	Applicant Information	5
2.2	Manufacturer Information.....	5
2.3	General Description for Equipment under Test (EUT).....	5
2.4	Technical Information	6
2.5	Channel List	8
3	SUMMARY OF TEST RESULTS	12
3.1	Test Standards	12
3.2	Test Verdict	12
4	GENERAL TEST CONFIGURATIONS	13
4.1	Test Environments.....	13
4.2	Test Equipment List.....	13
4.3	Test Software List.....	14
4.4	Measurement Uncertainty.....	14
4.5	Description of Test Setup	15
5	TEST ITEMS	18
5.1	RF Output Power.....	18
5.2	Emission Bandwidth and 6 dB Bandwidth.....	19
5.3	Power Spectral density (PSD)	20
5.4	Conducted Emission.....	21
5.5	Radiated Spurious Emissions and Band Edge (Restricted-band).....	22

ANNEX A	TEST RESULT	27
A.1	RF Output Power	27
A.2	Emission Bandwidth & 99% Bandwidth	30
A.3	6 dB Bandwidth	32
A.4	Power Spectral Density	33
A.5	Conducted Emissions	35
A.6	Radiated Spurious Emissions and Band Edge (Restricted-band).....	37
ANNEX B	TEST SETUP PHOTOS	148
ANNEX C	EUT EXTERNAL PHOTOS.....	148
ANNEX D	EUT INTERNAL PHOTOS.....	148

1 GENERAL INFORMATION

1.1 Test Laboratory

Name	Shenzhen BALUN Technology Co., Ltd.
Address	Block B, 1/F, Baisha Science and Technology Park, Shahe Xi Road, Nanshan District, Shenzhen, Guangdong Province, P. R. China
Phone Number	+86 755 6685 0100

1.2 Test Location

Name	Shenzhen BALUN Technology Co., Ltd.
Location	<input checked="" type="checkbox"/> Block B, 1/F, Baisha Science and Technology Park, Shahe Xi Road, Nanshan District, Shenzhen, Guangdong Province, P. R. China
	<input type="checkbox"/> 1/F, Building B, Ganghongji High-tech Intelligent Industrial Park, No. 1008, Songbai Road, Yangguang Community, Xili Sub-district, Nanshan District, Shenzhen, Guangdong Province, P. R. China
Accreditation Certificate	The laboratory is a testing organization accredited by FCC as a accredited testing laboratory. The designation number is CN1196.

2 PRODUCT INFORMATION

2.1 Applicant Information

Applicant	Guangdong OPPO Mobile Telecommunications Corp., Ltd.
Address	NO.18 Haibin Road, Wusha Village, Chang'an Town, Dongguan City, Guangdong, China

2.2 Manufacturer Information

Manufacturer	Guangdong OPPO Mobile Telecommunications Corp., Ltd.
Address	NO.18 Haibin Road, Wusha Village, Chang'an Town, Dongguan City, Guangdong, China

2.3 General Description for Equipment under Test (EUT)

EUT Name	Mobile Phone
Model Name Under Test	CPH2557
Series Model Name	N/A
Description of Model name differentiation	N/A
Hardware Version	11
Software Version	ColorOS 13.1
Dimensions (Approx.)	165.61*76.02*7.99 mm
Weight (Approx.)	193 g
EUT ID	S06, S07, S10, S11
IMEI Number	S06: IMEI1:862780060032475, IMEI2:862780060032467
	S07: IMEI1:862780060032699, IMEI2:862780060032681
	S10: IMEI1:862780060036633, IMEI2:862780060036625
	S11: IMEI1:862780060029372, IMEI2:862780060029364

2.4 Technical Information

Network and Wireless connectivity	<p>2G Network GSM/GPRS/EDGE 850/1900 MHz</p> <p>3G Network WCDMA/HSDPA/HSUPA Band 2/4/5</p> <p>4G Network LTE FDD Band 2/4/5/7/12/13/17/26/66 LTE TDD Band 38/41</p> <p>LTE CA Uplink (UL): CA_7C, CA_38C, CA_41C</p> <p>5G Network</p> <p>SA: NR n5/n7/n38/n41/n66</p> <p>NSA(EN-DC): DC_2A_n7A, DC_2A_n66A, DC_5A_n7A, DC_5A_n66A, DC_7A_5A, DC_7A_n66A, DC_12A_n66A, DC_26A_n41A, DC_66A_n5A, DC_66A_n7A, DC_66A_n41A</p> <p>Bluetooth (BR+EDR+BLE)</p> <p>2.4G WIFI 802.11b, 802.11g, 802.11n(HT20/40), VHT20/40</p> <p>5G WIFI 802.11a, 802.11n(HT20/40), 802.11ac(VHT20/40/80)</p> <p>U-NII-1/2A/2C/3, GPS, GLONASS, BDS, Galileo, SBAS, FM Receiver, NFC</p>
-----------------------------------	---

The requirement for the following technical information of the EUT was tested in this report:

Frequency Range	U-NII-1: 5150 MHz to 5250 MHz, U-NII-2A: 5250 MHz to 5350 MHz, U-NII-2C: 5470 MHz to 5725 MHz, U-NII-3: 5725 MHz to 5850 MHz
Product Type	<input type="checkbox"/> Mobile <input checked="" type="checkbox"/> Portable <input type="checkbox"/> Fix Location
Modulation technology	OFDM
Modulation Type	256QAM, 64QAM, 16QAM, BPSK, QPSK
Product Type	Portable for FCC standard
Transfer Rate (Mbps) (Single RF path)	802.11a: 54/ 48/ 36/ 24/ 18/ 12/ 9/ 6 Mbps 802.11n: up to 150 Mbps 802.11ac: up to VHT-MCS9
Channel Bandwidth	802.11a: 20 MHz 802.11n: 20 MHz, 40 MHz 802.11ac: 20 MHz, 40 MHz, 80 MHz
Maximum Output Power	U-NII-1: 47.86 mW U-NII-2A: 48.31 mW U-NII-2C: 49.20 mW U-NII-3: 49.66 mW
Antenna System (eg., MIMO, Smart Antenna)	N/A
Categorization as Correlated or Completely Uncorrelated	N/A
Antenna Type	PIFA Antenna

Antenna Gain	U-NII-1: 5150 MHz to 5250 MHz: 0.90 dBi U-NII-2A: 5250 MHz to 5350 MHz:1.60 dBi U-NII-2C: 5470 MHz to 5725 MHz: 1.60 dBi U-NII-3: 5725 MHz to 5850 MHz: 1.60 dBi
About the Product	The equipment is Mobile Phone, intended for used with information technology equipment.

2.5 Channel List

20 MHz		40 MHz		80 MHz	
Channel Number	Frequency (MHz)	Channel Number	Frequency (MHz)	Channel Number	Frequency (MHz)
36	5180	38	5190	42	5210
40	5200	46	5230	58	5290
44	5220	54	5270	106	5530
48	5240	62	5310	122	5610
52	5260	102	5510	155	5775
56	5280	110	5550		
60	5300	118	5590		
64	5320	126	5630		
100	5500	134	5670		
104	5520	151	5755		
108	5540	159	5795		
112	5560				
116	5580				
120	5600				
124	5620				
128	5640				
132	5660				
136	5680				
140	5700				
149	5745				
153	5765				
157	5785				
161	5805				
165	5825				

The Lowest frequency, the middle frequency and the highest frequency of channel were selected to perform the test, and the selected channel see below:

For 802.11a/n(HT20)/ac(VHT20)

U-NII-1 (5150 - 5250 MHz)			U-NII-2A (5250 - 5350 MHz)		
Channel Number	Channel	Frequency (MHz)	Channel Number	Channel	Frequency (MHz)
36	Low	5180	52	Low	5260
44	Mid	5220	60	Mid	5300
48	High	5240	64	High	5320

U-NII-2C (5470 - 5725 MHz)			U-NII-3 (5725 - 5850 MHz)		
Channel Number	Channel	Frequency (MHz)	Channel Number	Channel	Frequency (MHz)
100	Low	5500	149	Low	5745
116	Mid	5580	157	Mid	5785
140	High	5700	165	High	5825

For 802.11n(HT40)/ac(VHT40)

U-NII-1 (5150 - 5250 MHz)			U-NII-2A (5250 - 5350 MHz)		
Channel Number	Channel	Frequency (MHz)	Channel Number	Channel	Frequency (MHz)
38	Low	5190	54	Low	5270
46	High	5230	62	High	5310

U-NII-2C (5470 - 5725 MHz)			U-NII-3 (5725 - 5850 MHz)		
Channel Number	Channel	Frequency (MHz)	Channel Number	Channel	Frequency (MHz)
102	Low	5510	151	Low	5755
118	Mid	5590	159	High	5795
134	High	5670			

For 802.11ac(VHT80)

U-NII-1 (5150 - 5250 MHz)			U-NII-2A (5250 - 5350 MHz)		
Channel Number	Channel	Frequency (MHz)	Channel Number	Channel	Frequency (MHz)
42	Mid	5210	58	Mid	5290

U-NII-2C (5470 - 5725 MHz)			U-NII-3 (5725 - 5850 MHz)		
Channel Number	Channel	Frequency (MHz)	Channel Number	Channel	Frequency (MHz)
106	Low	5530	155	Mid	5775
122	High	5610			

Note: Preliminary tests were performed in different data rate in above table to find the worst radiated emission. The data rate shown in the table below is the worst-case rate with respect to the specific test item. Investigation has been done on all the possible configurations for searching the worst cases. The following table is a list of the test modes shown in this test report.

Test Items	Mode	Data Rate	Modulation Type	U-NII-1	U-NII-2A	U-NII-2C	U-NII-3
				Channel	Channel	Channel	Channel
RF Output Power	11a	6	BPSK	48/44/36	64/60/52	140/116/100	165/157/149
	11n(20 MHz)	6.5		48/44/36	64/60/52	140/116/100	165/157/149
	11n(40 MHz)	13.5		46/38	62/54	134/118/102	159/151
	11ac(20 MHz)	6.5		48/44/36	64/60/52	140/116/100	165/157/149
	11ac(40 MHz)	13.5		46/38	62/54	134/118/102	159/151
	11ac(80 MHz)	29.3		42	58	122/106	155
	11ax(20 MHz)	4		48/44/36	64/60/52	140/116/100	165/157/149
	11ax(40 MHz)	8		46/38	62/54	134/118/102	159/151
	11ax(80 MHz)	17		42	58	122/106	155
Emission Bandwidth & 99% Occupied Bandwidth	11a	6	BPSK	48/44/36	64/60/52	140/116/100	165/157/149
	11n(20 MHz)	6.5		48/44/36	64/60/52	140/116/100	165/157/149
	11n(40 MHz)	13.5		46/38	62/54	134/118/102	159/151
	11ac(20 MHz)	6.5		48/44/36	64/60/52	140/116/100	165/157/149
	11ac(40 MHz)	13.5		46/38	62/54	134/118/102	159/151
	11ac(80 MHz)	29.3		42	58	122/106	155
	11ax(20 MHz)	4		48/44/36	64/60/52	140/116/100	165/157/149
	11ax(40 MHz)	8		46/38	62/54	134/118/102	159/151
	11ax(80 MHz)	17		42	58	122/106	155
6 dB bandwidth	11a	6	BPSK	N/A	N/A	N/A	165/157/149
	11n(20 MHz)	6.5		N/A	N/A	N/A	165/157/149
	11n(40 MHz)	13.5		N/A	N/A	N/A	159/151
	11ac(20 MHz)	6.5		N/A	N/A	N/A	165/157/149
	11ac(40 MHz)	13.5		N/A	N/A	N/A	159/151
	11ac(80 MHz)	29.3		N/A	N/A	N/A	155
	11ax(20 MHz)	4		N/A	N/A	N/A	165/157/149
	11ax(40 MHz)	8		N/A	N/A	N/A	159/151
	11ax(80 MHz)	17		N/A	N/A	N/A	155
Power Spectral Density	11a	6	BPSK	48/44/36	64/60/52	140/116/100	165/157/149
	11n(20 MHz)	6.5		48/44/36	64/60/52	140/116/100	165/157/149
	11n(40 MHz)	13.5		46/38	62/54	134/118/102	159/151
	11ac(20 MHz)	6.5		48/44/36	64/60/52	140/116/100	165/157/149
	11ac(40 MHz)	13.5		46/38	62/54	134/118/102	159/151
	11ac(80 MHz)	29.3		42	58	122/106	155
	11ax(20 MHz)	4		48/44/36	64/60/52	140/116/100	165/157/149
	11ax(40 MHz)	8		46/38	62/54	134/118/102	159/151
	11ax(80 MHz)	17		42	58	122/106	155

Radiated Spurious Emissions	11a	6	BPSK	48/44/36	64/60/52	140/116/100	165/157/149
	11n(20 MHz)	6.5		48/44/36	64/60/52	140/116/100	165/157/149
	11n(40 MHz)	13.5		46/38	62/54	134/118/102	159/151
	11ac(20 MHz)	6.5		48/44/36	64/60/52	140/116/100	165/157/149
	11ac(40 MHz)	13.5		46/38	62/54	134/118/102	159/151
	11ac(80 MHz)	29.3		42	58	122/106	155
	11ax(20 MHz)	4		48/44/36	64/60/52	140/116/100	165/157/149
	11ax(40 MHz)	8		46/38	62/54	134/118/102	159/151
	11ax(80 MHz)	17		42	58	122/106	155
Band Edge (Restricted-band)	11a	6	BPSK	48/36	64/52	140/100	165/149
	11n(20 MHz)	6.5		48/36	64/52	140/100	165/149
	11n(40 MHz)	13.5		46/38	62/54	134/102	159/151
	11ac(20 MHz)	6.5		48/36	64/52	140/100	165/149
	11ac(40 MHz)	13.5		46/38	62/54	134/102	159/151
	11ac(80 MHz)	29.3		42	58	122/106	155
	11ax(20 MHz)	4		48/36	64/52	140/100	165/149
	11ax(40 MHz)	8		46/38	62/54	134/102	159/151
	11ax(80 MHz)	17		42	58	122/106	155

3 SUMMARY OF TEST RESULTS

3.1 Test Standards

No.	Identity	Document Title
1	47 CFR Part 15 Subpart E	Unlicensed National Information Infrastructure Devices
2	KDB Publication 789033 D02v02r01	Guidelines for Compliance Testing of Unlicensed National Information Infrastructure (U-NII) Devices Part 15, Subpart E
3	ANSI C63.10-2013	American National Standard for Testing Unlicensed Wireless Devices

3.2 Test Verdict

No.	Description	FCC Part No.	Test Result	Verdict
1	Antenna Requirement	15.203	--	Pass ^{Note1}
2	RF Output Power	15.407(a)	ANNEX A.1	Pass
3	Emission Bandwidth & 99% Occupied Bandwidth	15.407(a)	ANNEX A.2	Pass
4	6 dB bandwidth	15.407(e)	ANNEX A.3	Pass
5	Power Spectral Density	15.407(a)	ANNEX A.4	Pass
6	Conducted Emission	15.207	ANNEX A.5	Pass
7	Radiated Spurious Emissions and Band Edge (Restricted-band)	15.407(b)	ANNEX A.6	Pass

Note ¹: The EUT has a permanently and irreplaceable attached antenna, which complies with the requirement FCC 15.203.

Note ²: Under all normal operating conditions specified in the user manual, frequency stability can keep radiation within the operating frequency band.

4 GENERAL TEST CONFIGURATIONS

4.1 Test Environments

During the measurement, the normal environmental conditions were within the listed ranges:

Relative Humidity	50% to 69%	
Atmospheric Pressure	100 kPa to 102 kPa	
Temperature	NT (Normal Temperature)	+19.3°C to +26.1°C
	LT (Low Temperature)	0°C
	HT (High Temperature)	+35°C
Working Voltage of the EUT	NV (Normal Voltage)	3.91 V
	LV (Low Voltage)	3.50 V
	HV (High Voltage)	4.50 V

4.2 Test Equipment List

Description	Manufacturer	Model	Serial No.	Cal. Date	Cal. Due
Spectrum Analyzer	KEYSIGHT	N9020A	MY46471071	2022.07.26	2023.07.25
				2023.07.25	2024.07.24
Power Sensor	KEYSIGHT	U2063XA	MY58000251	2022.07.28	2023.07.27
Spectrum Analyzer	ROHDE&SCHWARZ	FSV-40	101544	2022.12.28	2023.12.27
Spectrum Analyzer	KEYSIGHT	N9020A	MY52510065	2022.09.06	2023.09.05
Signaling Unit	ROHDE&SCHWARZ	CMW500	171150	2022.06.29	2023.06.28
				2023.06.19	2024.06.18
Test Antenna-Horn	SCHWARZBECK	BBHA 9120D	01631	2022.02.03	2025.02.02
Test Antenna-Horn	A-INFO	LB- 180400KF	J211060273	2021.07.02	2024.07.01
Anechoic Chamber	RAINFORD	9m*6m*6m	144	2022.02.19	2024.09.03
EMI Receiver	ROHDE&SCHWARZ	ESRP	101036	2022.09.09	2023.09.08
Test Antenna-Loop	SCHWARZBECK	FMZB 1519	1519-037	2021.04.16	2024.04.15
Anechoic Chamber	EMC Electronic Co., Ltd	20.10*11.60 *7.35m	130	2021.08.15	2024.08.14
EMI Receiver	KEYSIGHT	N9010B	MY57110309	2022.09.09	2023.09.08
LISN	SCHWARZBECK	NSLK 8127	8127-687	2023.05.16	2024.05.15
Shielded Enclosure	YiHeng Electronic Co., Ltd	3.5m*3.1m* 2.8m	112	2022.02.19	2025.02.18
EMI Receiver	Agilent	N9038A	MY55330120	2022.09.09	2023.09.08
Test Antenna-Bi-Log	SCHWARZBECK	VULB 9168	9168-00867	2022.04.12	2025.04.11
Anechoic Chamber	YiHeng	9m*6m*6m	142	2022.02.19	2024.08.18

4.3 Test Software List

Description	Manufacturer	Software Version	Serial No.	Applicable test Setup
BL410R	BALUN	V2.1.1.488	N/A	The section 4.5.1
BL410E	BALUN	V22.930	N/A	The section 4.5.2&4.5.3&4.5.4&4.5.5

4.4 Measurement Uncertainty

The following measurement uncertainty levels have been estimated for tests performed on the EUT as specified in CISPR 16-4-2.

This uncertainty represents an expanded uncertainty expressed at approximately the 95% confidence level using a coverage factor of k=2.

Parameters	Uncertainty
Occupied Channel Bandwidth	2.8%
RF output power, conducted	1.28 dB
Power Spectral Density, conducted	1.30 dB
Unwanted Emissions, conducted	1.84 dB
All emissions, radiated	5.36 dB
Temperature	0.8°C
Humidity	4%

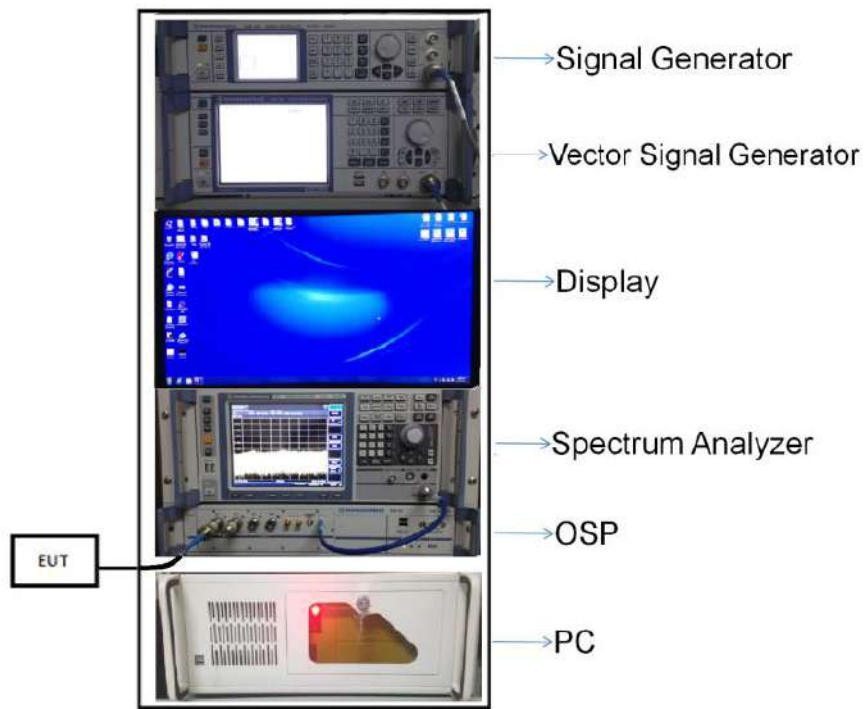
4.5 Description of Test Setup

4.5.1 For Antenna Port Test

Conducted value (dBm) = Measurement value (dBm) + cable loss (dB)

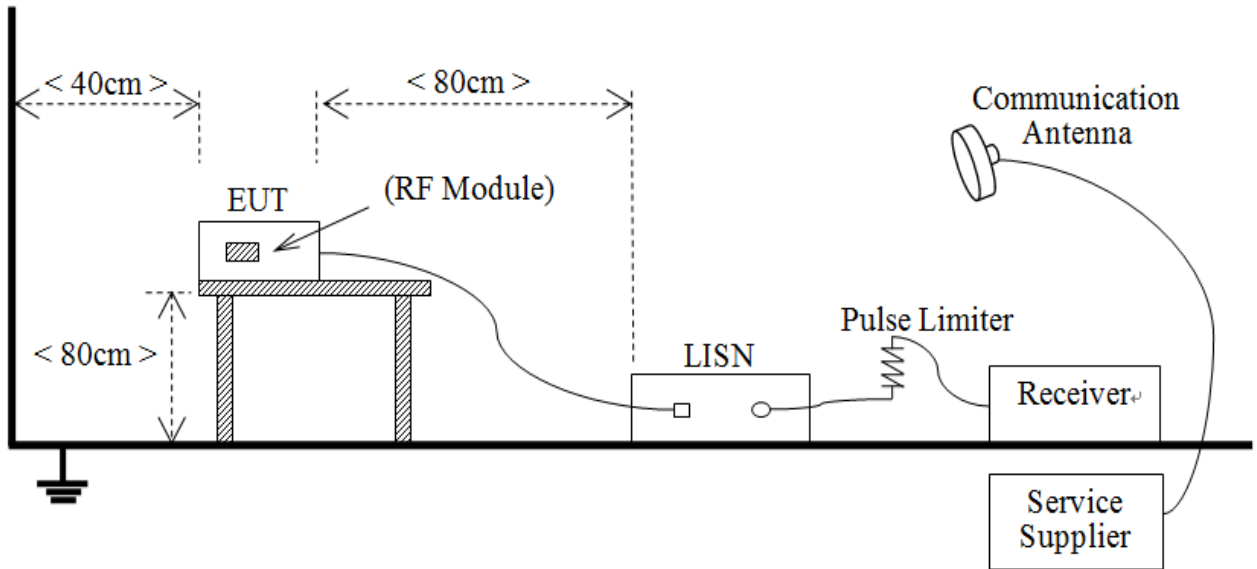
For example: the measurement value is 10 dBm and the cable 0.5dBm used, then the final result of EUT:

Conducted value (dBm) = 10 dBm + 0.5 dB = 10.5 dBm



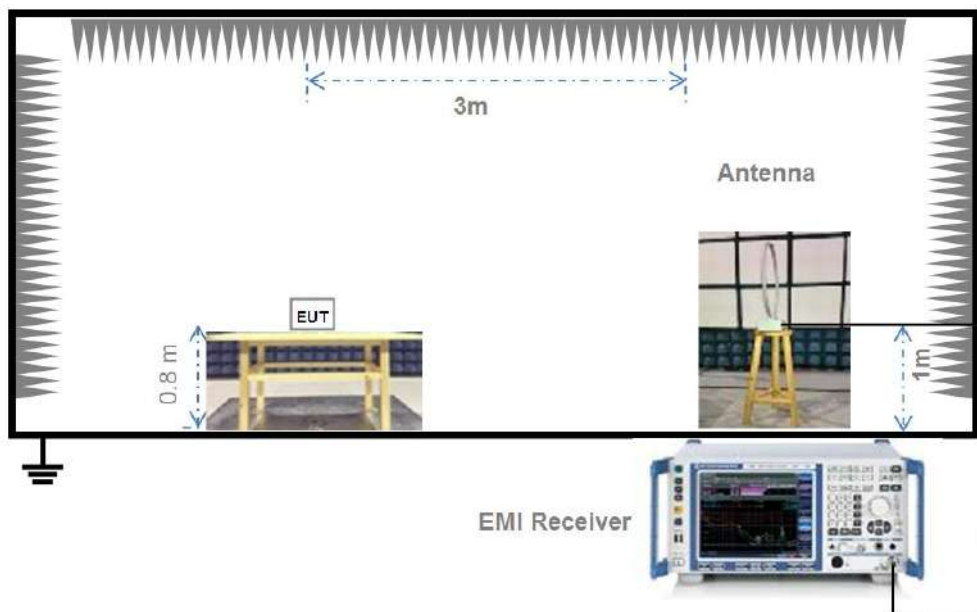
(Diagram 1)

4.5.2 For AC Power Supply Port Test



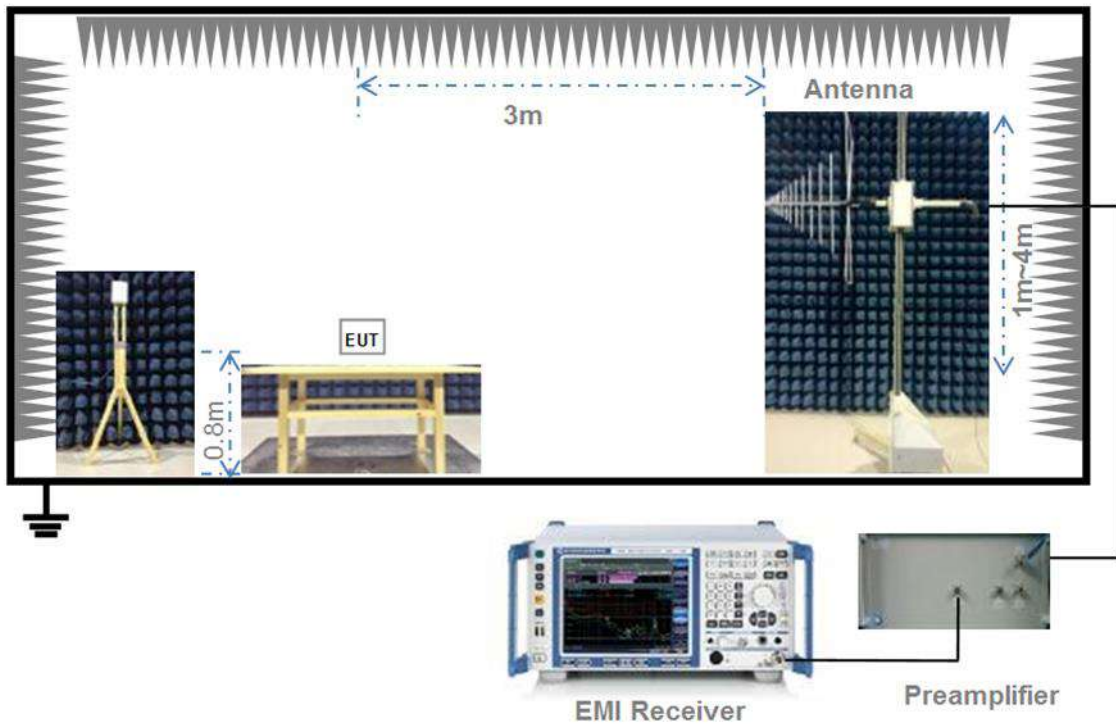
(Diagram 2)

4.5.3 For Radiated Test (Below 30 MHz)




(Diagram 3)

4.5.4 For Radiated Test (30 MHz-1 GHz)



(Diagram 4)

4.5.5 For Radiated Test (Above 1 GHz)



(Diagram 5)

5 TEST ITEMS

5.1 RF Output Power

5.1.1 Test Limit

FCC §15.407(a)

The maximum conducted output power should not exceed:

Frequency Band (MHz)	Limit
5150-5250	250 mW
5250-5350	250 mW or 11 dBm + 10log B, whichever is less.
5470-5725	250 mW or 11 dBm + 10log B, whichever is less.
5725-5850	1 W
Note: Where "B" is the 26 dB emissions bandwidth in MHz.	

5.1.2 Test Setup

The section 4.5.1 (Diagram 1) test setup description was used for this test. The photo of test setup please refer to ANNEX B.

5.1.3 Test Procedure

The maximum peak conducted output power may be measured using a broadband Average RF power meter. The power meter shall have a video bandwidth that is greater than or equal to the emission bandwidth and utilize a fast-responding diode detector.

The E.I.R.P used radiated test method. At a test site that has been validated using the procedures of ANSI C63.4 or the latest CISPR 16-1-4 for measurements above 1 GHz, so as to simulate a near free-space environment.

5.1.4 Test Result

Please refer to ANNEX A.1.

5.2 Emission Bandwidth and 6 dB Bandwidth

5.2.1 Limit

FCC §15.407(a)

Within the 5.725-5.85 GHz band, the minimum 6 dB bandwidth of U-NII devices shall be at least 500 kHz.

5.2.2 Test Setup

The test setup photo please refer to 4.5.1 (Diagram 1) test setup description was used for this test. The photo of test setup please refer to ANNEX B.

5.2.3 Test Procedure

Emission bandwidth

1. Set RBW = approximately 1% of the emission bandwidth.
2. Set VBW $\geq 3 \times$ RBW,
3. Detector = Peak.
4. Trace mode = Max hold.
5. Measure the maximum width of the emission that is 26 dB down from the peak of the emission.

Occupied Bandwidth

1. Set Span = 1.5 times to 5.0 times the OBW
2. Set RBW = 1% to 5% of the OBW.
3. Set VBW $\geq 3 \times$ RBW, Detector = Peak.
4. Trace mode = Max hold.
5. Use the 99% power bandwidth function of the instrument.

6 dB bandwidth

1. Set RBW = 100 kHz, VBW = 300 kHz.
2. Detector = Peak. Trace mode = Max hold.
3. Allow the trace to stabilize.
4. Measure the maximum width of the emission that is constrained by the frequencies associated with the two outermost amplitude points (upper and lower frequencies) that are attenuated by 6 dB relative to the maximum level measured in the fundamental emission.

5.2.4 Test Result

Please refer to ANNEX A.2 and ANNEX A.3.

5.3 Power Spectral density (PSD)

5.3.1 Limit

FCC §15.407(a)

The maximum power spectral density should not exceed:

Frequency Band (MHz)	Limit
5150-5250	11 dBm/MHz
5250-5350	11 dBm/MHz
5470-5725	11 dBm/MHz
5725-5850	30 dBm/500kHz

5.3.2 Test Setup

The section 4.5.1 (Diagram 1) test setup description was used for this test. The photo of test setup please refer to ANNEX B.

5.3.3 Test Procedure

Set the spectrum analyzer or EMI receiver span to view the entire emission bandwidth.

1. Set RBW = 510 kHz/1 MHz, VBW \geq 3*RBW, Sweep time = Auto, Detector = RMS.
2. Allow the sweeps to continue until the trace stabilizes.
3. Use the peak marker function to determine the maximum amplitude level.
4. The E.I.R.P spectral density used radiated test method. At a test site that has been validated using the procedures of ANSI C63.4 or the latest CISPR 16-1-4 for measurements above 1 GHz, so as to simulate a near free-space environment.

5.3.4 Test Result

Please refer to ANNEX A.4.

5.4 Conducted Emission

5.4.1 Limit

FCC §15.207

For an intentional radiator that is designed to be connected to the public utility (AC) power line, the radio frequency voltage that is conducted back onto the AC power line on any frequency within the U-NII-150 kHz to 30 MHz shall not exceed the limits in the following table, as measured using a 50 μ H/50 Ω line impedance stabilization network (LISN).

Frequency range (MHz)	Conducted Limit (dB μ V)	
	Quai-peak	Average
0.15 - 0.50	66 to 56	56 to 46
0.50 - 5	56	46
0.50 - 30	60	50

5.4.2 Test Setup

The section 4.5.2 (Diagram 2) test setup description was used for this test. The photo of test setup please refer to ANNEX B.

5.4.3 Test Procedure

The maximum conducted interference is searched using Peak (PK), if the emission levels more than the AV and QP limits, and that have narrow margins from the AV and QP limits will be re-measured with AV and QP detectors. Tests for both L phase and N phase lines of the power mains connected to the EUT are performed. Refer to recorded points and plots below.

5.4.4 Test Result

Please refer to ANNEX A.5.

5.5 Radiated Spurious Emissions and Band Edge (Restricted-band)

5.5.1 Limit

FCC §15.209 & 15.407(b)

Frequency (MHz)	Field Strength (µV/m)	Measurement Distance (m)
0.009 - 0.490	2400/F(kHz)	300
0.490 - 1.705	24000/F(kHz)	30
1.705 - 30.0	30	30
30 - 88	100	3
88 - 216	150	3
216 - 960	200	3
Above 960	500	3

Note¹: The Limit for radiated test was performed according to FCC Part 15C

Note²: The tighter limit applies at the band edge.

Un-restricted band emissions	
Out Operating Band (MHz)	Limit
5150 - 5250	e.i.r.p. -27 dBm (68.2 dBuV/m@3m)
5250 - 5350	e.i.r.p. -27 dBm (68.2 dBuV/m@3m)
5470 - 5725	e.i.r.p. -27 dBm (68.2 dBuV/m@3m)
5725 - 5850	<p>All emissions shall be limited to a level of -27 dBm/MHz at 75 MHz or more above or below the band edge increasing linearly to 10 dBm/MHz at 25 MHz above or below the band edge, and from 25 MHz above or below the band edge increasing linearly to a level of 15.6 dBm/MHz at 5 MHz above or below the band edge, and from 5 MHz above or below the band edge increasing linearly to a level of 27 dBm/MHz at the band edge.</p>

Note: The following formula is used to convert the equipment isotropic radiated power (eirp) to field strength.

5.5.2 Test Setup

The section 4.5.3-4.5.5 (Diagram 3 - Diagram 5) test setup description was used for this test. The photo of test setup please refer to ANNEX B.

5.5.3 Test Procedure

Since the emission limits are specified in terms of radiated field strength levels, measurements performed to demonstrate compliance have traditionally relied on a radiated test configuration. Radiated measurements remain the principal method for demonstrating compliance to the specified limits; however antenna-port conducted measurements are also now acceptable to demonstrate compliance (see below for details). When radiated measurements are utilized, test site requirements and procedures for maximizing and measuring radiated emissions that are described in ANSI C63.10 shall be followed.

Antenna-port conducted measurements may also be used as an alternative to radiated measurements for demonstrating compliance in the restricted frequency bands. If conducted measurements are performed, then proper impedance matching must be ensured and an additional radiated test for cabinet/case spurious emissions is required.

General Procedure for conducted measurements in restricted bands

a) Measure the conducted output power (in dBm) using the detector specified (see guidance regarding measurement procedures for determining quasi-peak, peak, and average conducted output power, respectively).

b) Add the appropriate maximum ground reflection factor to the EIRP level (6 dB for frequencies ≤ 30 MHz, 4.7 dB for frequencies between 30 MHz and 1000 MHz, inclusive and 0 dB for frequencies > 1000 MHz).

c) For devices with multiple antenna-ports, measure the power of each individual chain and sum the EIRP of all chains in linear terms (e.g., Watts, mW).

d) Convert the resultant EIRP level to an equivalent electric field strength using the following relationship:

$$E = \text{EIRP} - 20\log D + 104.8$$

where:

E = electric field strength in dB μ V/m,

EIRP = equivalent isotropic radiated power in dBm

D = specified measurement distance in meters.

e) Compare the resultant electric field strength level to the applicable limit.

f) Perform radiated spurious emission test.

Quasi-Peak measurement procedure

The specifications for measurements using the CISPR quasi-peak detector can be found in Publication 16 of the International Special Committee on Radio Frequency Interference (CISPR) of the International Electrotechnical Commission.

As an alternative to CISPR quasi-peak measurement, compliance can be demonstrated to the applicable

emission limits using a peak detector.

Peak power measurement procedure

Peak emission levels are measured by setting the instrument as follows:

- a) RBW = as specified in Table 1.
- b) VBW $\geq 3 \times$ RBW.
- c) Detector = Peak.
- d) Sweep time = auto.
- e) Trace mode = max hold.
- f) Allow sweeps to continue until the trace stabilizes. (Note that the required measurement time may be longer for low duty cycle applications).

Table 1—RBW as a function of frequency

Frequency	RBW
9-150 kHz	200-300 Hz
0.15-30 MHz	9-10 kHz
30-1000 MHz	100-120 kHz
> 1000 MHz	1 MHz

If the peak-detected amplitude can be shown to comply with the average limit, then it is not necessary to perform a separate average measurement.

Trace averaging across on and off times of the EUT transmissions followed by duty cycle correction

If continuous transmission of the EUT (i.e., duty cycle ≥ 98 percent) cannot be achieved and the duty cycle is constant (i.e., duty cycle variations are less than ± 2 percent), then the following procedure shall be used:

- a) The EUT shall be configured to operate at the maximum achievable duty cycle.
- b) Measure the duty cycle, x , of the transmitter output signal as described in section 6.0.
- c) RBW = 1 MHz (unless otherwise specified).
- d) VBW $\geq 3 \times$ RBW.
- e) Detector = RMS, if $\text{span}/(\# \text{ of points in sweep}) \leq (\text{RBW}/2)$. Satisfying this condition may require increasing the number of points in the sweep or reducing the span. If this condition cannot be satisfied, then the detector mode shall be set to peak.
- f) Averaging type = power (i.e., RMS).
 - 1) As an alternative, the detector and averaging type may be set for linear voltage averaging.
 - 2) Some instruments require linear display mode in order to use linear voltage averaging. Log or dB averaging shall not be used.
- g) Sweep time = auto.

h) Perform a trace average of at least 100 traces.

i) A correction factor shall be added to the measurement results prior to comparing to the emission limit in order to compute the emission level that would have been measured had the test been performed at 100 percent duty cycle. The correction factor is computed as follows:

1) If power averaging (RMS) mode was used in step f), then the applicable correction factor is $10 \log(1/x)$, where x is the duty cycle.

2) If linear voltage averaging mode was used in step f), then the applicable correction factor is $20 \log(1/x)$, where x is the duty cycle.

3) If a specific emission is demonstrated to be continuous (≥ 98 percent duty cycle) rather than turning on and off with the transmit cycle, then no duty cycle correction is required for that emission.

NOTE: Reduction of the measured emission amplitude levels to account for operational duty factor is not permitted. Compliance is based on emission levels occurring during transmission - not on an average across on and off times of the transmitter.

Determining the applicable transmit antenna gain

A conducted power measurement will determine the maximum output power associated with a restricted band emission; however, in order to determine the associated EIRP level, the gain of the transmitting antenna (in dBi) must be added to the measured output power (in dBm).

Since the out-of-band characteristics of the EUT transmit antenna will often be unknown, the use of a conservative antenna gain value is necessary. Thus, when determining the EIRP based on the measured conducted power, the upper bound on antenna gain for a device with a single RF output shall be selected as the maximum in-band gain of the antenna across all operating bands, or 2 dBi, whichever is greater. However, for devices that operate in multiple frequency bands while using the same transmit antenna, the highest gain of the antenna within the operating band nearest in frequency to the restricted band emission being measured may be used in lieu of the overall highest gain when the emission is at a frequency that is within 20 percent of the nearest band edge frequency, but in no case shall a value less than 2 dBi be used.

See KDB 662911 for guidance on calculating the additional array gain term when determining the effective antenna gain for a EUT with multiple outputs occupying the same or overlapping frequency ranges in the same band.

Radiated spurious emission test

An additional consideration when performing conducted measurements of restricted band emissions is that unwanted emissions radiating from the EUT cabinet, control circuits, power leads, or intermediate circuit elements will likely go undetected in a conducted measurement configuration. To address this concern, a radiated test shall be performed to ensure that emissions emanating from the EUT cabinet (rather than the antenna port) also comply with the applicable limits.

For these cabinet radiated spurious emission measurements the EUT transmit antenna may be replaced with a termination matching the nominal impedance of the antenna. Procedures for performing radiated measurements are specified in ANSI C63.10. All detected emissions shall comply with the applicable limits.

The measurement frequency range is from 30 MHz to the 10th harmonic of the fundamental frequency. The Turn Table is actuated to turn from 0° to 360°, and both horizontal and vertical polarizations of the Test Antenna are used to find the maximum radiated power. Mid channels on all channel bandwidth verified. Only the worst RB size/offset presented.

The power of the EUT transmitting frequency should be ignored.

All Spurious Emission tests were performed in X, Y, Z axis direction. And only the worst axis test condition was recorded in this test report.

Use the following spectrum analyzer settings:

Span = wide enough to fully capture the emission being measured

RBW = 1 MHz for $f \geq 1$ GHz, 100 kHz for $f < 1$ GHz

VBW \geq RBW

Sweep = auto

Detector function = peak

Trace = max hold

5.5.4 Test Result

Please refer to ANNEX A.6.

ANNEX A TEST RESULT

A.1 RF Output Power

Note 1: For FCC standard, if transmitting antennas of directional gain greater than 6 dBi are used, all band maximum conducted output power shall be reduced by the amount in dB that the directional gain of Duty Cycle

Test Mode	On Time (ms)	On+Off time (ms)	Duty Cycle
11a	1.393	1.427	97.62%
11n (HT20)	1.300	1.334	97.45%
11n (HT40)	0.647	0.683	94.80%
11ac (VHT20)	1.312	1.346	97.47%
11ac (VHT40)	0.652	0.687	94.82%
11ac (VHT80)	0.324	0.359	90.22%

Test Data

Conducted Power

U-NII-1 (5150 - 5250 MHz)					
Mode	Channel	Conducted Power (dBm)	Conducted Power (mW)	FCC Limit (mW)	Verdict
11a	CH36	16.71	46.88	250	Pass
11a	CH44	16.69	46.67	250	Pass
11a	CH48	16.62	45.92	250	Pass
11n (HT20)	CH36	16.61	45.81	250	Pass
11n (HT20)	CH44	16.56	45.29	250	Pass
11n (HT20)	CH48	16.62	45.92	250	Pass
11n (HT40)	CH38	12.69	18.58	250	Pass
11n (HT40)	CH46	16.71	46.88	250	Pass
11ac (VHT20)	CH36	16.54	45.08	250	Pass
11ac (VHT20)	CH44	16.51	44.77	250	Pass
11ac (VHT20)	CH48	16.59	45.60	250	Pass
11ac (VHT40)	CH38	12.59	18.16	250	Pass
11ac (VHT40)	CH46	16.80	47.86	250	Pass
11ac (VHT80)	CH42	10.09	10.21	250	Pass

U-NII-2A (5250 - 5350 MHz)					
Mode	Channel	Conducted Power (dBm)	Conducted Power (mW)	FCC Limit (mW)	Verdict
11a	CH52	16.81	47.97	250	Pass
11a	CH60	16.84	48.31	250	Pass
11a	CH64	14.79	30.13	250	Pass
11n (HT20)	CH52	16.68	46.56	250	Pass
11n (HT20)	CH60	16.81	47.97	250	Pass
11n (HT20)	CH64	15.65	36.73	250	Pass
11n (HT40)	CH54	16.83	48.19	250	Pass
11n (HT40)	CH62	12.28	16.90	250	Pass
11ac (VHT20)	CH52	16.71	46.88	250	Pass
11ac (VHT20)	CH60	16.70	46.77	250	Pass
11ac (VHT20)	CH64	15.70	37.15	250	Pass
11ac (VHT40)	CH54	16.83	48.19	250	Pass
11ac (VHT40)	CH62	12.25	16.79	250	Pass
11ac (VHT80)	CH58	10.08	10.19	250	Pass

U-NII-2C (5470 - 5725 MHz)					
Mode	Channel	Conducted Power (dBm)	Conducted Power (mW)	FCC Limit (mW)	Verdict
11a	CH100	14.84	30.48	250	Pass
11a	CH116	16.91	49.09	250	Pass
11a	CH140	14.47	27.99	250	Pass
11n (HT20)	CH100	12.23	16.71	250	Pass
11n (HT20)	CH116	16.88	48.75	250	Pass
11n (HT20)	CH140	13.30	21.38	250	Pass
11n (HT40)	CH102	10.18	10.42	250	Pass
11n (HT40)	CH118	16.90	48.98	250	Pass
11n (HT40)	CH134	13.37	21.73	250	Pass
11ac (VHT20)	CH100	13.21	20.94	250	Pass
11ac (VHT20)	CH116	16.81	47.97	250	Pass
11ac (VHT20)	CH140	14.27	26.73	250	Pass
11ac (VHT40)	CH102	10.29	10.69	250	Pass
11ac (VHT40)	CH118	16.92	49.20	250	Pass
11ac (VHT40)	CH134	13.38	21.78	250	Pass
11ac (VHT80)	CH106	11.18	13.12	250	Pass
11ac (VHT80)	CH122	16.85	48.42	250	Pass

U-NII-3 (5725 - 5850 MHz)					
Mode	Channel	Conducted Power (dBm)	Conducted Power (mW)	FCC Limit (mW)	Verdict
11a	CH149	16.87	48.64	1000	Pass
11a	CH157	16.93	49.32	1000	Pass
11a	CH165	16.94	49.43	1000	Pass
11n (HT20)	CH149	16.77	47.53	1000	Pass
11n (HT20)	CH157	16.80	47.86	1000	Pass
11n (HT20)	CH165	16.79	47.75	1000	Pass
11n (HT40)	CH151	16.95	49.55	1000	Pass
11n (HT40)	CH159	16.94	49.43	1000	Pass
11ac (VHT20)	CH149	16.80	47.86	1000	Pass
11ac (VHT20)	CH157	16.74	47.21	1000	Pass
11ac (VHT20)	CH165	16.76	47.42	1000	Pass
11ac (VHT40)	CH151	16.96	49.66	1000	Pass
11ac (VHT40)	CH159	16.95	49.55	1000	Pass
11ac (VHT80)	CH155	16.77	47.53	1000	Pass

A.2 Emission Bandwidth & 99% Bandwidth

Note: Test plots please refer to the document "Annex No.: BL-SZ2360554-604 Data Part 1.pdf".

Test Data

U-NII-1 (5150 - 5250 MHz)			
Mode	Channel	26 dB Bandwidth (MHz)	99% Bandwidth (MHz)
11a	CH36	20.51	16.53
11a	CH44	20.71	16.56
11a	CH48	20.58	16.57
11n (HT20)	CH36	20.76	17.65
11n (HT20)	CH44	20.90	17.64
11n (HT20)	CH48	21.07	17.65
11n (HT40)	CH38	40.46	36.10
11n (HT40)	CH46	41.64	36.18
11ac (VHT20)	CH36	20.65	17.62
11ac (VHT20)	CH44	20.64	17.63
11ac (VHT20)	CH48	21.04	17.66
11ac (VHT40)	CH38	40.62	36.03
11ac (VHT40)	CH46	40.90	36.12
11ac (VHT80)	CH42	81.10	75.46

U-NII-2A (5250 - 5350 MHz)			
Mode	Channel	26 dB Bandwidth (MHz)	99% Bandwidth (MHz)
11a	CH52	20.52	16.56
11a	CH60	20.85	16.56
11a	CH64	20.72	16.58
11n (HT20)	CH52	20.72	17.67
11n (HT20)	CH60	21.77	17.63
11n (HT20)	CH64	20.80	17.63
11n (HT40)	CH54	41.30	36.14
11n (HT40)	CH62	40.76	36.08
11ac (VHT20)	CH52	21.35	17.63
11ac (VHT20)	CH60	20.52	17.62
11ac (VHT20)	CH64	21.51	17.62
11ac (VHT40)	CH54	41.06	36.12
11ac (VHT40)	CH62	40.64	36.07
11ac (VHT80)	CH58	81.36	75.68

U-NII-2C (5470 - 5725 MHz)			
Mode	Channel	26 dB Bandwidth (MHz)	99% Bandwidth (MHz)
11a	CH100	20.20	16.52
11a	CH116	21.49	16.58
11a	CH140	20.08	16.52
11n (HT20)	CH100	20.35	17.59
11n (HT20)	CH116	22.65	17.65
11n (HT20)	CH140	20.35	17.60
11n (HT40)	CH102	40.57	36.06
11n (HT40)	CH118	41.19	36.18
11n (HT40)	CH134	40.64	36.05
11ac (VHT20)	CH100	20.32	17.59
11ac (VHT20)	CH116	20.75	17.66
11ac (VHT20)	CH140	20.42	17.58
11ac (VHT40)	CH102	40.70	36.08
11ac (VHT40)	CH118	41.07	36.12
11ac (VHT40)	CH134	40.52	36.10
11ac (VHT80)	CH106	81.19	75.49
11ac (VHT80)	CH122	91.71	75.51

U-NII-3 (5725 - 5850 MHz)			
Mode	Channel	26 dB Bandwidth (MHz)	99% Bandwidth (MHz)
11a	CH149	21.30	16.58
11a	CH157	21.55	16.59
11a	CH165	21.06	16.62
11n (HT20)	CH149	21.60	17.67
11n (HT20)	CH157	22.89	17.67
11n (HT20)	CH165	21.39	17.68
11n (HT40)	CH151	41.87	36.22
11n (HT40)	CH159	41.62	36.24
11ac (VHT20)	CH149	20.73	17.65
11ac (VHT20)	CH157	21.61	17.64
11ac (VHT20)	CH165	22.39	17.69
11ac (VHT40)	CH151	41.26	36.15
11ac (VHT40)	CH159	43.06	36.13
11ac (VHT80)	CH155	94.58	75.54

A.3 6 dB Bandwidth

Note: Test plots please refer to the document "Annex No.: BL-SZ2360554-604 Data Part 2.pdf".

Test Data

U-NII-3 (5725 - 5850 MHz)				
Mode	Channel	6 dB Bandwidth (MHz)	Limit (kHz)	Verdict
11a	CH149	15.20	500.00	Pass
11a	CH157	15.20	500.00	Pass
11a	CH165	15.20	500.00	Pass
11n (HT20)	CH149	15.20	500.00	Pass
11n (HT20)	CH157	15.20	500.00	Pass
11n (HT20)	CH165	15.20	500.00	Pass
11n (HT40)	CH151	35.20	500.00	Pass
11n (HT40)	CH159	35.20	500.00	Pass
11ac (VHT20)	CH149	15.20	500.00	Pass
11ac (VHT20)	CH157	15.20	500.00	Pass
11ac (VHT20)	CH165	15.20	500.00	Pass
11ac (VHT40)	CH151	35.20	500.00	Pass
11ac (VHT40)	CH159	35.20	500.00	Pass
11ac (VHT80)	CH155	75.20	500.00	Pass

A.4 Power Spectral Density

Note: Test plots please refer to the document "Annex No.: BL-SZ2360554-604 Data Part 3.pdf".

Test Data

U-NII-1 (5150 - 5250 MHz)				
Mode	Channel	PSD (dBm/MHz)	Limit (dBm/MHz)	Verdict
11a	CH36	5.39	11.00	Pass
11a	CH44	5.14	11.00	Pass
11a	CH48	5.02	11.00	Pass
11n (HT20)	CH36	5.14	11.00	Pass
11n (HT20)	CH44	4.91	11.00	Pass
11n (HT20)	CH48	4.83	11.00	Pass
11n (HT40)	CH38	-1.67	11.00	Pass
11n (HT40)	CH46	1.94	11.00	Pass
11ac (VHT20)	CH36	5.11	11.00	Pass
11ac (VHT20)	CH44	4.83	11.00	Pass
11ac (VHT20)	CH48	4.84	11.00	Pass
11ac (VHT40)	CH38	-1.75	11.00	Pass
11ac (VHT40)	CH46	1.90	11.00	Pass
11ac (VHT80)	CH42	-8.02	11.00	Pass

U-NII-2A (5250 - 5350 MHz)				
Mode	Channel	PSD (dBm/MHz)	Limit (dBm/MHz)	Verdict
11a	CH52	5.15	11.00	Pass
11a	CH60	5.18	11.00	Pass
11a	CH64	3.34	11.00	Pass
11n (HT20)	CH52	4.86	11.00	Pass
11n (HT20)	CH60	4.91	11.00	Pass
11n (HT20)	CH64	3.98	11.00	Pass
11n (HT40)	CH54	1.81	11.00	Pass
11n (HT40)	CH62	-2.77	11.00	Pass
11ac (VHT20)	CH52	4.80	11.00	Pass
11ac (VHT20)	CH60	4.76	11.00	Pass
11ac (VHT20)	CH64	3.96	11.00	Pass
11ac (VHT40)	CH54	1.78	11.00	Pass
11ac (VHT40)	CH62	-2.13	11.00	Pass
11ac (VHT80)	CH58	-8.31	11.00	Pass

U-NII-2C (5470 - 5725 MHz)				
Mode	Channel	PSD (dBm/MHz)	Limit (dBm/MHz)	Verdict
11a	CH100	3.34	11.00	Pass
11a	CH116	5.67	11.00	Pass
11a	CH140	3.46	11.00	Pass
11n (HT20)	CH100	0.82	11.00	Pass
11n (HT20)	CH116	5.40	11.00	Pass
11n (HT20)	CH140	1.95	11.00	Pass
11n (HT40)	CH102	-4.04	11.00	Pass
11n (HT40)	CH118	2.44	11.00	Pass
11n (HT40)	CH134	-1.06	11.00	Pass
11ac (VHT20)	CH100	2.00	11.00	Pass
11ac (VHT20)	CH116	5.36	11.00	Pass
11ac (VHT20)	CH140	3.01	11.00	Pass
11ac (VHT40)	CH102	-4.10	11.00	Pass
11ac (VHT40)	CH118	2.59	11.00	Pass
11ac (VHT40)	CH134	2.09	11.00	Pass
11ac (VHT80)	CH106	-6.34	11.00	Pass
11ac (VHT80)	CH122	-0.98	11.00	Pass

U-NII-3 (5725 - 5850 MHz)				
Mode	Channel	PSD (dBm/500kHz)	Limit (dBm/500kHz)	Verdict
11a	CH149	2.66	30.00	Pass
11a	CH157	2.65	30.00	Pass
11a	CH165	2.57	30.00	Pass
11n (HT20)	CH149	2.25	30.00	Pass
11n (HT20)	CH157	2.30	30.00	Pass
11n (HT20)	CH165	2.23	30.00	Pass
11n (HT40)	CH151	-0.40	30.00	Pass
11n (HT40)	CH159	-0.70	30.00	Pass
11ac (VHT20)	CH149	2.42	30.00	Pass
11ac (VHT20)	CH157	2.36	30.00	Pass
11ac (VHT20)	CH165	2.23	30.00	Pass
11ac (VHT40)	CH151	-0.69	30.00	Pass
11ac (VHT40)	CH159	-0.67	30.00	Pass
11ac (VHT80)	CH155	-3.93	30.00	Pass

A.5 Conducted Emissions

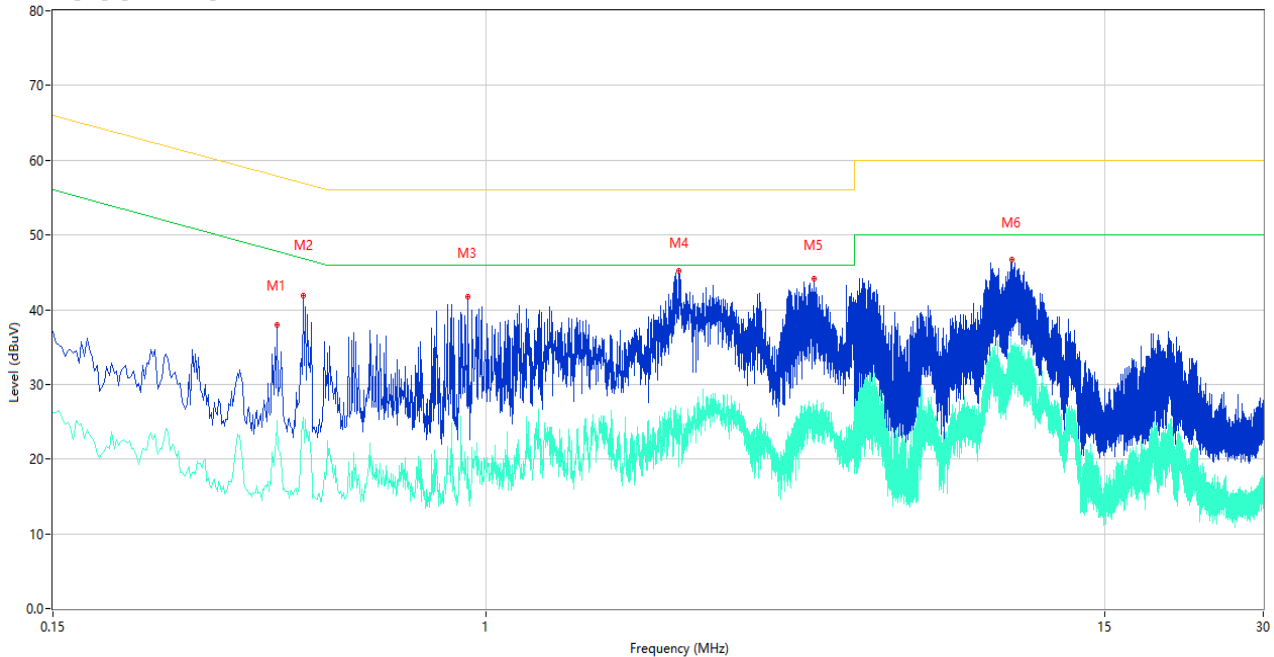
Note ¹: The EUT is working in the Normal link mode. All modes have been tested and normal link mode is worst.

Note ²: Devices subject to Part 15 must be tested for all available U.S. voltages and frequencies (such as a nominal 120 VAC, 60 Hz and 240 VAC, 50 Hz) for which the device is capable of operation. So, The configuration 120 VAC, 60 Hz and 240 VAC, 50 Hz were tested respectively, but only the worst configuration (120 VAC, 60 Hz) shown here.

Test Data and Plots

PHASE L

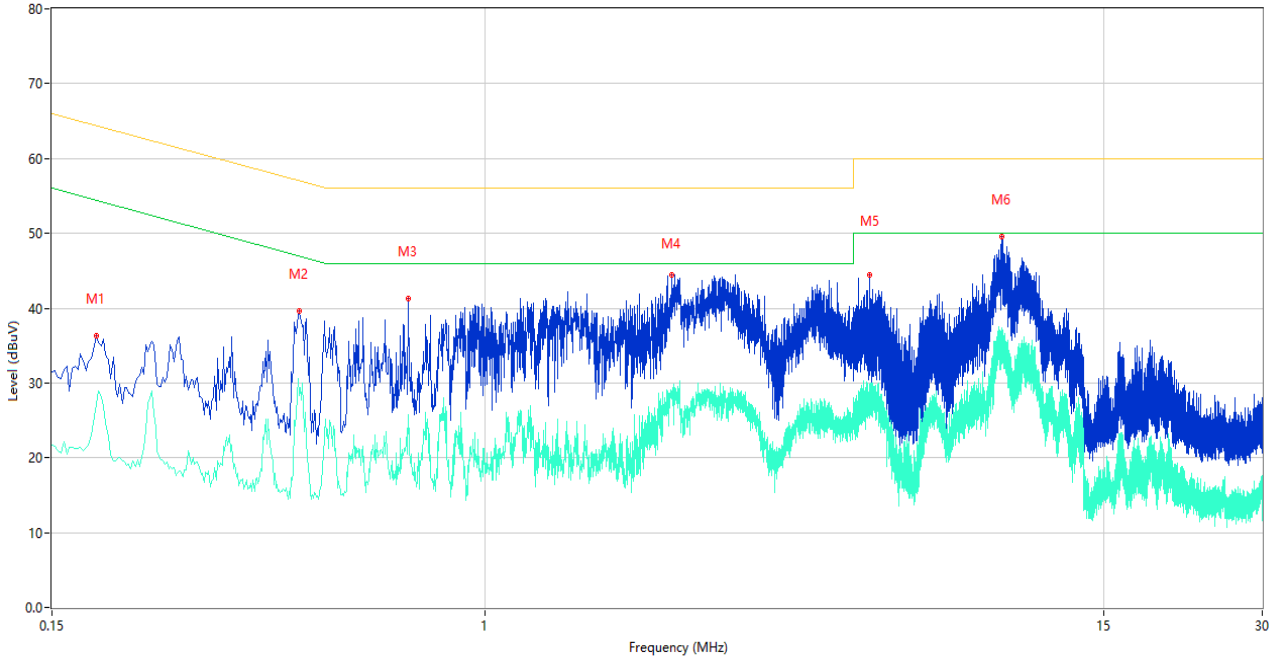
CE Test case_FCC_CE_FCC PART 15B_Class B



No.	Frequency (MHz)	Results (dBuV)	Factor (dB)	Limit (dBuV)	Margin (dB)	Detector	Line	Verdict
1	0.400	38.04	10.38	57.85	19.81	Peak	L	Pass
1**	0.400	25.16	10.38	47.85	22.69	AV	L	Pass
2	0.448	41.93	10.31	56.91	14.98	Peak	L	Pass
2**	0.448	25.65	10.31	46.91	21.26	AV	L	Pass
3	0.924	41.70	10.23	56.00	14.30	Peak	L	Pass
3**	0.924	20.29	10.23	46.00	25.71	AV	L	Pass
4	2.320	45.20	10.25	56.00	10.80	Peak	L	Pass
4**	2.320	25.72	10.25	46.00	20.28	AV	L	Pass
5	4.198	44.15	9.92	56.00	11.85	Peak	L	Pass
5**	4.198	26.79	9.92	46.00	19.21	AV	L	Pass
6	9.980	46.71	10.41	60.00	13.29	Peak	L	Pass
6**	9.980	33.65	10.41	50.00	16.35	AV	L	Pass

PHASE N

CE Test case_FCC_CE_FCC PART 15B_Class B



No.	Frequency (MHz)	Results (dBuV)	Factor (dB)	Limit (dBuV)	Margin (dB)	Detector	Line	Verdict
1	0.182	36.31	9.80	64.39	28.08	Peak	N	Pass
1**	0.182	27.16	9.80	54.39	27.23	AV	N	Pass
2	0.442	39.57	10.32	57.02	17.45	Peak	N	Pass
2**	0.442	28.38	10.32	47.02	18.64	AV	N	Pass
3	0.714	41.27	10.27	56.00	14.73	Peak	N	Pass
3**	0.714	25.80	10.27	46.00	20.20	AV	N	Pass
4	2.266	44.50	10.22	56.00	11.50	Peak	N	Pass
4**	2.266	28.20	10.22	46.00	17.80	AV	N	Pass
5	5.388	44.50	10.15	60.00	15.50	Peak	N	Pass
5**	5.388	29.83	10.15	50.00	20.17	AV	N	Pass
6	9.594	49.55	10.44	60.00	10.45	Peak	N	Pass
6**	9.594	37.32	10.44	50.00	12.68	AV	N	Pass

A.6 Radiated Spurious Emissions and Band Edge (Restricted-band)

Note 1: The symbol of "--" in the table which means not application.

Note 2: For the test data above 1 GHz, According the ANSI C63.4, where limits are specified for both average and peak (or quasi-peak) detector functions, if the peak (or quasi-peak) measured value complies with the average limit, it is unnecessary to perform an average measurement.

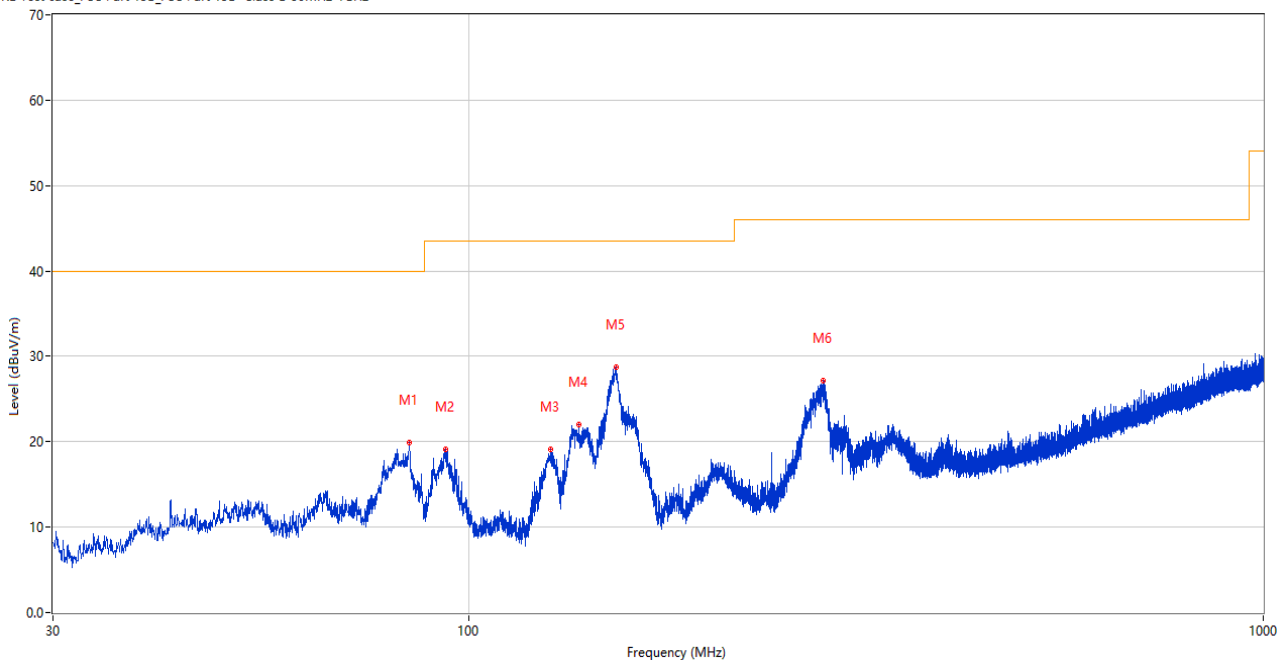
Note 3: The low frequency, which started from 9 kHz to 30 MHz, was pre-scanned and the result which was 20 dB lower than the limit line per 15.31(o) was not reported.

Note 4: The EUT is working in the Normal link mode below 1 GHz. All modes have been tested and normal link mode is worst.

Test Data and Plots

30 MHz to 1 GHz, ANT H

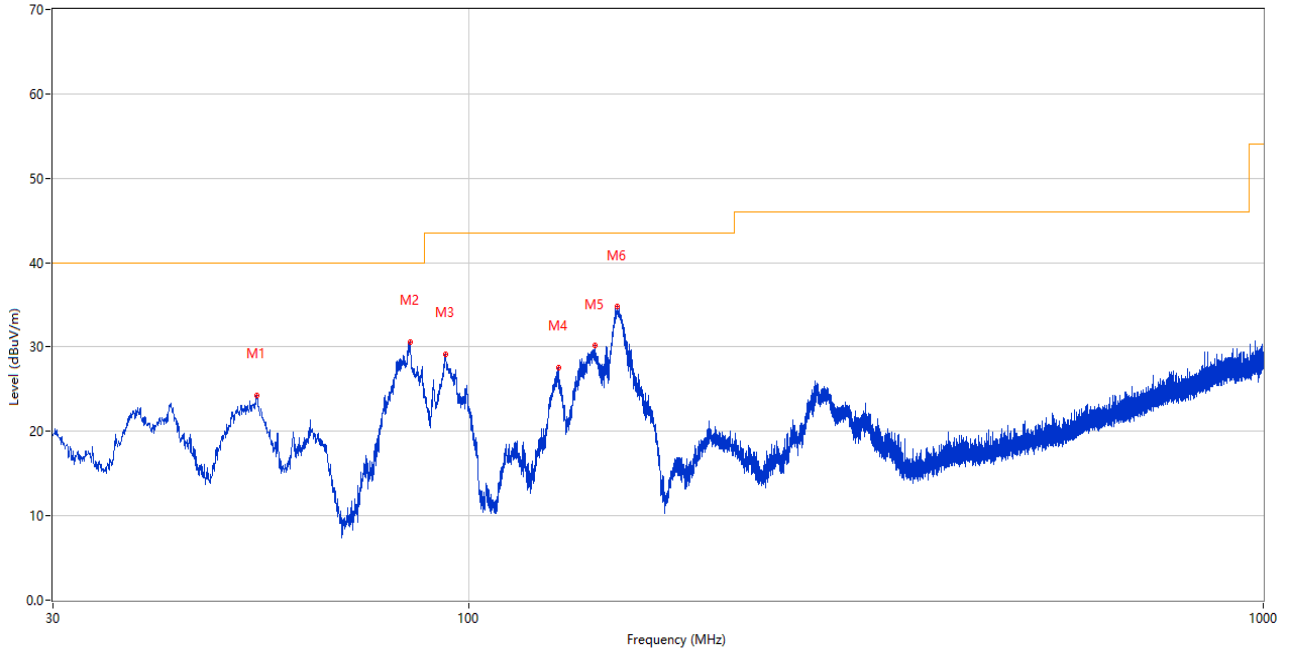
RE Test case_FCC Part 15B_FCC Part 15B Class B 30MHz-1GHz



No.	Frequency (MHz)	Results (dBuV/m)	Factor (dB)	Limit (dBuV/m)	Margin (dB)	Detector	Table (Degree)	Height (cm)	Antenna	Verdict
1	84.174	19.88	-30.08	40.0	20.12	Peak	298.00	200	Horizontal	Pass
2	93.584	19.09	-27.75	43.5	24.41	Peak	263.00	200	Horizontal	Pass
3	126.854	19.07	-29.51	43.5	24.43	Peak	307.00	200	Horizontal	Pass
4	137.573	22.03	-30.19	43.5	21.47	Peak	279.00	200	Horizontal	Pass
5	153.287	28.71	-29.86	43.5	14.79	Peak	280.00	200	Horizontal	Pass
6	279.629	27.15	-24.17	46.0	18.85	Peak	225.00	100	Horizontal	Pass

30 MHz to 1 GHz, ANT V

RE Test case_FCC Part 15B_FCC Part 15B Class B 30MHz-1GHz



No.	Frequency (MHz)	Results (dBuV/m)	Factor (dB)	Limit (dBuV/m)	Margin (dB)	Detector	Table (Degree)	Height (cm)	Antenna	Verdict
1	54.153	24.32	-25.56	40.0	15.68	Peak	242.00	100	Vertical	Pass
2	84.368	30.63	-30.04	40.0	9.37	Peak	44.00	100	Vertical	Pass
3	93.584	29.13	-27.75	43.5	14.37	Peak	18.00	100	Vertical	Pass
4	129.716	27.49	-29.69	43.5	16.01	Peak	17.00	100	Vertical	Pass
5	144.314	30.22	-30.22	43.5	13.28	Peak	8.00	100	Vertical	Pass
6	153.723	34.86	-29.90	43.5	8.64	Peak	276.00	100	Vertical	Pass

Note: The spurious above 18G is noise only, do not show on the report.

11a, U-NII-1, 1 GHz to 18 GHz, Low Channel, ANT H

No.	Frequency (MHz)	Results (dBuV/m)	Factor (dB)	Limit (dBuV/m)	Margin (dB)	Detector	Table (Degree)	Height (cm)	Antenna	Verdict
1	1575.000	38.51	-17.58	74.0	35.49	Peak	229.00	400	Horizontal	Pass
1**	1575.000	29.53	-17.58	54.0	24.47	AV	229.00	400	Horizontal	Pass
2	4351.800	49.14	-3.61	74.0	24.86	Peak	10.00	400	Horizontal	Pass
2**	4351.800	40.59	-3.61	54.0	13.41	AV	10.00	400	Horizontal	Pass
3	5177.800	105.92	-2.66	--	--	Peak	352.00	100	Horizontal	N/A
3**	5177.800	98.47	-2.66	--	--	AV	352.00	100	Horizontal	N/A
4	7347.588	49.42	-3.22	74.0	24.58	Peak	156.00	200	Horizontal	Pass
4**	7347.588	41.59	-3.22	54.0	12.41	AV	156.00	200	Horizontal	Pass
5	12319.037	53.30	1.42	74.0	20.70	Peak	194.00	150	Horizontal	Pass
5**	12319.037	43.99	1.42	54.0	10.01	AV	194.00	150	Horizontal	Pass
6	15845.925	52.57	1.36	74.0	21.43	Peak	108.00	400	Horizontal	Pass
6**	15845.925	44.80	1.36	54.0	9.20	AV	108.00	400	Horizontal	Pass

11a, U-NII-1, 1 GHz to 18 GHz, Low Channel, ANT V

No.	Frequency (MHz)	Results (dBuV/m)	Factor (dB)	Limit (dBuV/m)	Margin (dB)	Detector	Table (Degree)	Height (cm)	Antenna	Verdict
1	1577.500	38.69	-17.44	74.0	35.31	Peak	112.00	100	Vertical	Pass
1**	1577.500	28.90	-17.44	54.0	25.10	AV	112.00	100	Vertical	Pass
2	4350.200	50.41	-3.71	74.0	23.59	Peak	22.00	100	Vertical	Pass
2**	4350.200	41.27	-3.71	54.0	12.73	AV	22.00	100	Vertical	Pass
3	5177.800	101.82	-2.66	--	--	Peak	155.00	100	Vertical	N/A
3**	5177.800	93.03	-2.66	--	--	AV	155.00	100	Vertical	N/A
4	7335.800	50.21	-3.24	74.0	23.79	Peak	104.00	300	Vertical	Pass
4**	7335.800	40.44	-3.24	54.0	13.56	AV	104.00	300	Vertical	Pass
5	12237.100	53.07	1.12	74.0	20.93	Peak	0.00	150	Vertical	Pass
5**	12237.100	43.72	1.12	54.0	10.28	AV	0.00	150	Vertical	Pass
6	15981.112	56.00	0.29	74.0	18.00	Peak	105.00	300	Vertical	Pass
6**	15981.112	46.73	0.29	54.0	7.27	AV	105.00	300	Vertical	Pass

11a, U-NII-1, 1 GHz to 18 GHz, Middle Channel, ANT H

No.	Frequency (MHz)	Results (dBuV/m)	Factor (dB)	Limit (dBuV/m)	Margin (dB)	Detector	Table (Degree)	Height (cm)	Antenna	Verdict
1	1485.300	38.32	-17.59	74.0	35.68	Peak	0.00	400	Horizontal	Pass
1**	1485.300	30.08	-17.59	54.0	23.92	AV	0.00	400	Horizontal	Pass
2	4384.800	49.31	-4.66	74.0	24.69	Peak	232.00	100	Horizontal	Pass
2**	4384.800	40.85	-4.66	54.0	13.15	AV	232.00	100	Horizontal	Pass
3	5218.600	107.94	-2.65	--	--	Peak	89.00	150	Horizontal	N/A
3**	5218.600	99.82	-2.65	--	--	AV	89.00	150	Horizontal	N/A
4	7721.913	50.12	-2.94	74.0	23.88	Peak	94.00	100	Horizontal	Pass
4**	7721.913	39.46	-2.94	54.0	14.54	AV	94.00	100	Horizontal	Pass
5	12409.888	53.10	1.44	74.0	20.90	Peak	347.00	100	Horizontal	Pass
5**	12409.888	43.61	1.44	54.0	10.39	AV	347.00	100	Horizontal	Pass
6	16035.713	55.90	0.76	74.0	18.10	Peak	15.00	200	Horizontal	Pass
6**	16035.713	45.83	0.76	54.0	8.17	AV	15.00	200	Horizontal	Pass

11a, U-NII-1, 1 GHz to 18 GHz, Middle Channel, ANT V

No.	Frequency (MHz)	Results (dBuV/m)	Factor (dB)	Limit (dBuV/m)	Margin (dB)	Detector	Table (Degree)	Height (cm)	Antenna	Verdict
1	1544.400	38.35	-17.30	74.0	35.65	Peak	40.00	400	Vertical	Pass
1**	1544.400	29.29	-17.30	54.0	24.71	AV	40.00	400	Vertical	Pass
2	4349.600	49.96	-3.76	74.0	24.04	Peak	99.00	100	Vertical	Pass
2**	4349.600	39.97	-3.76	54.0	14.03	AV	99.00	100	Vertical	Pass
3	5221.600	101.03	-2.76	--	--	Peak	232.00	200	Vertical	N/A
3**	5221.600	94.49	-2.76	--	--	AV	232.00	200	Vertical	N/A
4	7360.813	49.47	-3.73	74.0	24.53	Peak	269.00	400	Vertical	Pass
4**	7360.813	40.39	-3.73	54.0	13.61	AV	269.00	400	Vertical	Pass
5	12272.463	52.79	1.53	74.0	21.21	Peak	0.00	150	Vertical	Pass
5**	12272.463	43.77	1.53	54.0	10.23	AV	0.00	150	Vertical	Pass
6	16114.987	56.02	0.68	74.0	17.98	Peak	216.00	300	Vertical	Pass
6**	16114.987	46.58	0.68	54.0	7.42	AV	216.00	300	Vertical	Pass

11a, U-NII-1, 1 GHz to 18 GHz, High Channel, ANT H

No.	Frequency (MHz)	Results (dBuV/m)	Factor (dB)	Limit (dBuV/m)	Margin (dB)	Detector	Table (Degree)	Height (cm)	Antenna	Verdict
1	1495.000	38.97	-17.53	74.0	35.03	Peak	0.00	100	Horizontal	Pass
1**	1495.000	29.14	-17.53	54.0	24.86	AV	0.00	100	Horizontal	Pass
2	4374.400	49.65	-4.73	74.0	24.35	Peak	27.00	200	Horizontal	Pass
2**	4374.400	40.15	-4.73	54.0	13.85	AV	27.00	200	Horizontal	Pass
3	5237.800	107.14	-2.27	--	--	Peak	108.00	150	Horizontal	N/A
3**	5237.800	99.52	-2.27	--	--	AV	108.00	150	Horizontal	N/A
4	7328.037	50.07	-3.76	74.0	23.93	Peak	269.00	400	Horizontal	Pass
4**	7328.037	40.41	-3.76	54.0	13.59	AV	269.00	400	Horizontal	Pass
5	12332.550	53.23	1.38	74.0	20.77	Peak	31.00	150	Horizontal	Pass
5**	12332.550	44.25	1.38	54.0	9.75	AV	31.00	150	Horizontal	Pass
6	15844.350	55.59	1.38	74.0	18.41	Peak	52.00	300	Horizontal	Pass
6**	15844.350	46.49	1.38	54.0	7.51	AV	52.00	300	Horizontal	Pass

11a, U-NII-1, 1 GHz to 18 GHz, High Channel, ANT V

No.	Frequency (MHz)	Results (dBuV/m)	Factor (dB)	Limit (dBuV/m)	Margin (dB)	Detector	Table (Degree)	Height (cm)	Antenna	Verdict
1	1558.700	38.55	-17.42	74.0	35.45	Peak	229.00	100	Vertical	Pass
1**	1558.700	28.85	-17.42	54.0	25.15	AV	229.00	100	Vertical	Pass
2	4243.000	50.31	-4.89	74.0	23.69	Peak	110.00	400	Vertical	Pass
2**	4243.000	39.42	-4.89	54.0	14.58	AV	110.00	400	Vertical	Pass
3	5237.600	100.49	-2.26	--	--	Peak	233.00	150	Vertical	N/A
3**	5237.600	92.57	-2.26	--	--	AV	233.00	150	Vertical	N/A
4	7346.725	50.98	-3.32	74.0	23.02	Peak	16.00	200	Vertical	Pass
4**	7346.725	41.22	-3.32	54.0	12.78	AV	16.00	200	Vertical	Pass
5	12413.338	53.22	1.42	74.0	20.78	Peak	64.00	100	Vertical	Pass
5**	12413.338	44.31	1.42	54.0	9.69	AV	64.00	100	Vertical	Pass
6	16084.013	56.44	1.55	74.0	17.56	Peak	251.00	300	Vertical	Pass
6**	16084.013	46.65	1.55	54.0	7.35	AV	251.00	300	Vertical	Pass

11n20, U-NII-1, 1 GHz to 18 GHz, Low Channel, ANT H

No.	Frequency (MHz)	Results (dBuV/m)	Factor (dB)	Limit (dBuV/m)	Margin (dB)	Detector	Table (Degree)	Height (cm)	Antenna	Verdict
1	1446.800	38.53	-17.24	74.0	35.47	Peak	125.00	400	Horizontal	Pass
1**	1446.800	30.13	-17.24	54.0	23.87	AV	125.00	400	Horizontal	Pass
2	4362.000	49.69	-4.45	74.0	24.31	Peak	244.00	400	Horizontal	Pass
2**	4362.000	40.24	-4.45	54.0	13.76	AV	244.00	400	Horizontal	Pass
3	5178.400	106.30	-2.65	--	--	Peak	78.00	100	Horizontal	N/A
3**	5178.400	98.54	-2.65	--	--	AV	78.00	100	Horizontal	N/A
4	7336.375	49.52	-3.26	74.0	24.48	Peak	30.00	400	Horizontal	Pass
4**	7336.375	40.87	-3.26	54.0	13.13	AV	30.00	400	Horizontal	Pass
5	12323.350	53.41	1.42	74.0	20.59	Peak	78.00	200	Horizontal	Pass
5**	12323.350	44.26	1.42	54.0	9.74	AV	78.00	200	Horizontal	Pass
6	15814.688	55.55	2.07	74.0	18.45	Peak	1.00	300	Horizontal	Pass
6**	15814.688	46.95	2.07	54.0	7.05	AV	1.00	300	Horizontal	Pass

11n20, U-NII-1, 1 GHz to 18 GHz, Low Channel, ANT V

No.	Frequency (MHz)	Results (dBuV/m)	Factor (dB)	Limit (dBuV/m)	Margin (dB)	Detector	Table (Degree)	Height (cm)	Antenna	Verdict
1	1540.600	38.64	-17.38	74.0	35.36	Peak	200.00	300	Vertical	Pass
1**	1540.600	28.72	-17.38	54.0	25.28	AV	200.00	300	Vertical	Pass
2	4218.200	49.20	-5.09	74.0	24.80	Peak	266.00	200	Vertical	Pass
2**	4218.200	40.03	-5.09	54.0	13.97	AV	266.00	200	Vertical	Pass
3	5178.800	100.10	-2.64	--	--	Peak	245.00	200	Vertical	N/A
3**	5178.800	92.54	-2.64	--	--	AV	245.00	200	Vertical	N/A
4	7359.663	49.79	-3.80	74.0	24.21	Peak	236.00	300	Vertical	Pass
4**	7359.663	40.54	-3.80	54.0	13.46	AV	236.00	300	Vertical	Pass
5	12290.288	53.15	1.66	74.0	20.85	Peak	316.00	100	Vertical	Pass
5**	12290.288	44.81	1.66	54.0	9.19	AV	316.00	100	Vertical	Pass
6	15509.137	55.60	1.41	74.0	18.40	Peak	16.00	300	Vertical	Pass
6**	15509.137	46.54	1.41	54.0	7.46	AV	16.00	300	Vertical	Pass

11n20, U-NII-1, 1 GHz to 18 GHz, Middle Channel, ANT H

No.	Frequency (MHz)	Results (dBuV/m)	Factor (dB)	Limit (dBuV/m)	Margin (dB)	Detector	Table (Degree)	Height (cm)	Antenna	Verdict
1	1441.200	38.39	-17.38	74.0	35.61	Peak	90.00	100	Horizontal	Pass
1**	1441.200	29.50	-17.38	54.0	24.50	AV	90.00	100	Horizontal	Pass
2	4381.000	49.88	-4.56	74.0	24.12	Peak	293.00	100	Horizontal	Pass
2**	4381.000	40.58	-4.56	54.0	13.42	AV	293.00	100	Horizontal	Pass
3	5218.800	106.97	-2.66	--	--	Peak	105.00	100	Horizontal	N/A
3**	5218.800	99.19	-2.66	--	--	AV	105.00	100	Horizontal	N/A
4	7350.750	49.69	-3.40	74.0	24.31	Peak	158.00	300	Horizontal	Pass
4**	7350.750	41.27	-3.40	54.0	12.73	AV	158.00	300	Horizontal	Pass
5	12627.526	53.24	1.51	74.0	20.76	Peak	291.00	100	Horizontal	Pass
5**	12627.526	43.55	1.51	54.0	10.45	AV	291.00	100	Horizontal	Pass
6	15802.350	55.85	2.30	74.0	18.15	Peak	128.00	100	Horizontal	Pass
6**	15802.350	46.52	2.30	54.0	7.48	AV	128.00	100	Horizontal	Pass

11n20, U-NII-1, 1 GHz to 18 GHz, Middle Channel, ANT V

No.	Frequency (MHz)	Results (dBuV/m)	Factor (dB)	Limit (dBuV/m)	Margin (dB)	Detector	Table (Degree)	Height (cm)	Antenna	Verdict
1	1540.600	38.51	-17.38	74.0	35.49	Peak	143.00	300	Vertical	Pass
1**	1540.600	29.57	-17.38	54.0	24.43	AV	143.00	300	Vertical	Pass
2	4364.600	49.68	-4.36	74.0	24.32	Peak	190.00	300	Vertical	Pass
2**	4364.600	40.81	-4.36	54.0	13.19	AV	190.00	300	Vertical	Pass
3	5219.200	100.47	-2.67	--	--	Peak	243.00	200	Vertical	N/A
3**	5219.200	93.43	-2.67	--	--	AV	243.00	200	Vertical	N/A
4	7347.013	50.16	-3.29	74.0	23.84	Peak	74.00	300	Vertical	Pass
4**	7347.013	40.57	-3.29	54.0	13.43	AV	74.00	300	Vertical	Pass
5	12387.174	53.24	1.54	74.0	20.76	Peak	43.00	200	Vertical	Pass
5**	12387.174	43.43	1.54	54.0	10.57	AV	43.00	200	Vertical	Pass
6	15628.575	56.01	1.71	74.0	17.99	Peak	90.00	100	Vertical	Pass
6**	15628.575	46.44	1.71	54.0	7.56	AV	90.00	100	Vertical	Pass

11n20, U-NII-1, 1 GHz to 18 GHz, High Channel, ANT H

No.	Frequency (MHz)	Results (dBuV/m)	Factor (dB)	Limit (dBuV/m)	Margin (dB)	Detector	Table (Degree)	Height (cm)	Antenna	Verdict
1	1516.900	38.72	-17.52	74.0	35.28	Peak	228.00	200	Horizontal	Pass
1**	1516.900	30.93	-17.52	54.0	23.07	AV	228.00	200	Horizontal	Pass
2	4353.200	49.92	-3.71	74.0	24.08	Peak	49.00	400	Horizontal	Pass
2**	4353.200	40.80	-3.71	54.0	13.20	AV	49.00	400	Horizontal	Pass
3	5241.800	107.13	-2.19	--	--	Peak	101.00	200	Horizontal	N/A
3**	5241.800	99.64	-2.19	--	--	AV	101.00	200	Horizontal	N/A
4	7347.875	49.66	-3.18	74.0	24.34	Peak	360.00	400	Horizontal	Pass
4**	7347.875	41.07	-3.18	54.0	12.93	AV	360.00	400	Horizontal	Pass
5	11946.150	53.05	1.51	74.0	20.95	Peak	314.00	100	Horizontal	Pass
5**	11946.150	43.23	1.51	54.0	10.77	AV	314.00	100	Horizontal	Pass
6	15819.412	56.15	1.90	74.0	17.85	Peak	318.00	300	Horizontal	Pass
6**	15819.412	46.34	1.90	54.0	7.66	AV	318.00	300	Horizontal	Pass

11n20, U-NII-1, 1 GHz to 18 GHz, High Channel, ANT V

No.	Frequency (MHz)	Results (dBuV/m)	Factor (dB)	Limit (dBuV/m)	Margin (dB)	Detector	Table (Degree)	Height (cm)	Antenna	Verdict
1	1516.200	38.51	-17.55	74.0	35.49	Peak	10.00	300	Vertical	Pass
1**	1516.200	28.73	-17.55	54.0	25.27	AV	10.00	300	Vertical	Pass
2	4345.000	50.10	-4.14	74.0	23.90	Peak	40.00	300	Vertical	Pass
2**	4345.000	40.20	-4.14	54.0	13.80	AV	40.00	300	Vertical	Pass
3	5242.200	99.96	-2.18	--	--	Peak	240.00	150	Vertical	N/A
3**	5242.200	92.62	-2.18	--	--	AV	240.00	150	Vertical	N/A
4	7288.937	49.66	-3.06	74.0	24.34	Peak	314.00	400	Vertical	Pass
4**	7288.937	41.46	-3.06	54.0	12.54	AV	314.00	400	Vertical	Pass
5	11503.974	54.33	-0.05	74.0	19.67	Peak	314.00	200	Vertical	Pass
5**	11503.974	43.42	-0.05	54.0	10.58	AV	314.00	200	Vertical	Pass
6	15866.662	56.44	0.75	74.0	17.56	Peak	54.00	100	Vertical	Pass
6**	15866.662	45.79	0.75	54.0	8.21	AV	54.00	100	Vertical	Pass

11n40, U-NII-1, 1 GHz to 18 GHz, Low Channel, ANT H

No.	Frequency (MHz)	Results (dBuV/m)	Factor (dB)	Limit (dBuV/m)	Margin (dB)	Detector	Table (Degree)	Height (cm)	Antenna	Verdict
1	1619.200	38.63	-17.61	74.0	35.37	Peak	202.00	100	Horizontal	Pass
1**	1619.200	29.22	-17.61	54.0	24.78	AV	202.00	100	Horizontal	Pass
2	4044.600	49.33	-4.92	74.0	24.67	Peak	281.00	200	Horizontal	Pass
2**	4044.600	39.62	-4.92	54.0	14.38	AV	281.00	200	Horizontal	Pass
3	5192.400	101.70	-2.78	--	--	Peak	80.00	100	Horizontal	N/A
3**	5192.400	93.87	-2.78	--	--	AV	80.00	100	Horizontal	N/A
4	7385.250	49.47	-3.83	74.0	24.53	Peak	123.00	300	Horizontal	Pass
4**	7385.250	39.78	-3.83	54.0	14.22	AV	123.00	300	Horizontal	Pass
5	12314.150	53.55	1.40	74.0	20.45	Peak	123.00	200	Horizontal	Pass
5**	12314.150	44.18	1.40	54.0	9.82	AV	123.00	200	Horizontal	Pass
6	15782.138	55.22	1.65	74.0	18.78	Peak	0.00	400	Horizontal	Pass
6**	15782.138	45.85	1.65	54.0	8.15	AV	0.00	400	Horizontal	Pass

11n40, U-NII-1, 1 GHz to 18 GHz, Low Channel, ANT V

No.	Frequency (MHz)	Results (dBuV/m)	Factor (dB)	Limit (dBuV/m)	Margin (dB)	Detector	Table (Degree)	Height (cm)	Antenna	Verdict
1	1626.100	38.63	-17.64	74.0	35.37	Peak	297.00	200	Vertical	Pass
1**	1626.100	28.97	-17.64	54.0	25.03	AV	297.00	200	Vertical	Pass
2	4367.400	49.59	-4.27	74.0	24.41	Peak	18.00	200	Vertical	Pass
2**	4367.400	40.18	-4.27	54.0	13.82	AV	18.00	200	Vertical	Pass
3	5192.000	95.93	-2.73	--	--	Peak	238.00	100	Vertical	N/A
3**	5192.000	88.50	-2.73	--	--	AV	238.00	100	Vertical	N/A
4	7336.375	49.80	-3.26	74.0	24.20	Peak	47.00	100	Vertical	Pass
4**	7336.375	41.03	-3.26	54.0	12.97	AV	47.00	100	Vertical	Pass
5	12296.325	53.17	1.55	74.0	20.83	Peak	14.00	150	Vertical	Pass
5**	12296.325	44.18	1.55	54.0	9.82	AV	14.00	150	Vertical	Pass
6	15851.700	55.95	1.28	74.0	18.05	Peak	0.00	400	Vertical	Pass
6**	15851.700	46.82	1.28	54.0	7.18	AV	0.00	400	Vertical	Pass

11n40, U-NII-1, 1 GHz to 18 GHz, High Channel, ANT H

No.	Frequency (MHz)	Results (dBuV/m)	Factor (dB)	Limit (dBuV/m)	Margin (dB)	Detector	Table (Degree)	Height (cm)	Antenna	Verdict
1	1478.300	38.50	-17.56	74.0	35.50	Peak	270.00	400	Horizontal	Pass
1**	1478.300	29.23	-17.56	54.0	24.77	AV	270.00	400	Horizontal	Pass
2	4366.600	49.57	-4.22	74.0	24.43	Peak	153.00	200	Horizontal	Pass
2**	4366.600	41.04	-4.22	54.0	12.96	AV	153.00	200	Horizontal	Pass
3	5227.400	104.18	-2.49	--	--	Peak	109.00	150	Horizontal	N/A
3**	5227.400	97.10	-2.49	--	--	AV	109.00	150	Horizontal	N/A
4	7365.125	49.49	-3.98	74.0	24.51	Peak	49.00	200	Horizontal	Pass
4**	7365.125	40.71	-3.98	54.0	13.29	AV	49.00	200	Horizontal	Pass
5	10939.900	53.19	-0.06	74.0	20.81	Peak	0.00	150	Horizontal	Pass
5**	10939.900	43.21	-0.06	54.0	10.79	AV	0.00	150	Horizontal	Pass
6	15613.875	55.96	1.44	74.0	18.04	Peak	350.00	300	Horizontal	Pass
6**	15613.875	46.25	1.44	54.0	7.75	AV	350.00	300	Horizontal	Pass

11n40, U-NII-1, 1 GHz to 18 GHz, High Channel, ANT V

No.	Frequency (MHz)	Results (dBuV/m)	Factor (dB)	Limit (dBuV/m)	Margin (dB)	Detector	Table (Degree)	Height (cm)	Antenna	Verdict
1	1572.800	39.73	-17.59	74.0	34.27	Peak	79.00	400	Vertical	Pass
1**	1572.800	29.52	-17.59	54.0	24.48	AV	79.00	400	Vertical	Pass
2	3986.800	50.05	-5.91	74.0	23.95	Peak	302.00	400	Vertical	Pass
2**	3986.800	38.83	-5.91	54.0	15.17	AV	302.00	400	Vertical	Pass
3	5226.400	97.69	-2.56	--	--	Peak	230.00	100	Vertical	N/A
3**	5226.400	90.10	-2.56	--	--	AV	230.00	100	Vertical	N/A
4	7319.700	50.24	-3.37	74.0	23.76	Peak	329.00	200	Vertical	Pass
4**	7319.700	40.58	-3.37	54.0	13.42	AV	329.00	200	Vertical	Pass
5	12277.925	53.22	1.73	74.0	20.78	Peak	360.00	100	Vertical	Pass
5**	12277.925	45.08	1.73	54.0	8.92	AV	360.00	100	Vertical	Pass
6	15852.488	55.73	1.26	74.0	18.27	Peak	254.00	200	Vertical	Pass
6**	15852.488	46.87	1.26	54.0	7.13	AV	254.00	200	Vertical	Pass

11ac20, U-NII-1, 1 GHz to 18 GHz, Low Channel, ANT H

No.	Frequency (MHz)	Results (dBuV/m)	Factor (dB)	Limit (dBuV/m)	Margin (dB)	Detector	Table (Degree)	Height (cm)	Antenna	Verdict
1	1512.700	38.42	-17.64	74.0	35.58	Peak	48.00	200	Horizontal	Pass
1**	1512.700	28.37	-17.64	54.0	25.63	AV	48.00	200	Horizontal	Pass
2	4352.400	49.63	-3.62	74.0	24.37	Peak	86.00	100	Horizontal	Pass
2**	4352.400	42.10	-3.62	54.0	11.90	AV	86.00	100	Horizontal	Pass
3	5181.200	106.02	-2.57	--	--	Peak	65.00	100	Horizontal	N/A
3**	5181.200	98.66	-2.57	--	--	AV	65.00	100	Horizontal	N/A
4	7335.513	50.49	-3.23	74.0	23.51	Peak	28.00	200	Horizontal	Pass
4**	7335.513	41.93	-3.23	54.0	12.07	AV	28.00	200	Horizontal	Pass
5	12358.425	53.60	1.17	74.0	20.40	Peak	221.00	150	Horizontal	Pass
5**	12358.425	43.07	1.17	54.0	10.93	AV	221.00	150	Horizontal	Pass
6	15510.713	55.47	1.43	74.0	18.53	Peak	345.00	400	Horizontal	Pass
6**	15510.713	44.89	1.43	54.0	9.11	AV	345.00	400	Horizontal	Pass

11ac20, U-NII-1, 1 GHz to 18 GHz, Low Channel, ANT V

No.	Frequency (MHz)	Results (dBuV/m)	Factor (dB)	Limit (dBuV/m)	Margin (dB)	Detector	Table (Degree)	Height (cm)	Antenna	Verdict
1	1539.000	39.08	-17.37	74.0	34.92	Peak	316.00	400	Vertical	Pass
1**	1539.000	29.20	-17.37	54.0	24.80	AV	316.00	400	Vertical	Pass
2	4351.600	49.95	-3.62	74.0	24.05	Peak	110.00	200	Vertical	Pass
2**	4351.600	40.97	-3.62	54.0	13.03	AV	110.00	200	Vertical	Pass
3	5181.400	100.01	-2.58	--	--	Peak	222.00	100	Vertical	N/A
3**	5181.400	92.59	-2.58	--	--	AV	222.00	100	Vertical	N/A
4	7702.362	50.33	-2.14	74.0	23.67	Peak	112.00	400	Vertical	Pass
4**	7702.362	39.72	-2.14	54.0	14.28	AV	112.00	400	Vertical	Pass
5	12360.150	53.46	1.17	74.0	20.54	Peak	63.00	150	Vertical	Pass
5**	12360.150	43.65	1.17	54.0	10.35	AV	63.00	150	Vertical	Pass
6	15844.350	56.06	1.38	74.0	17.94	Peak	217.00	100	Vertical	Pass
6**	15844.350	46.48	1.38	54.0	7.52	AV	217.00	100	Vertical	Pass

11ac20, U-NII-1, 1 GHz to 18 GHz, Middle Channel, ANT H

No.	Frequency (MHz)	Results (dBuV/m)	Factor (dB)	Limit (dBuV/m)	Margin (dB)	Detector	Table (Degree)	Height (cm)	Antenna	Verdict
1	1561.800	39.09	-17.53	74.0	34.91	Peak	88.00	300	Horizontal	Pass
1**	1561.800	28.95	-17.53	54.0	25.05	AV	88.00	300	Horizontal	Pass
2	4381.200	50.22	-4.57	74.0	23.78	Peak	166.00	400	Horizontal	Pass
2**	4381.200	40.07	-4.57	54.0	13.93	AV	166.00	400	Horizontal	Pass
3	5221.400	107.17	-2.77	--	--	Peak	73.00	100	Horizontal	N/A
3**	5221.400	99.91	-2.77	--	--	AV	73.00	100	Horizontal	N/A
4	7342.700	50.33	-3.37	74.0	23.67	Peak	220.00	100	Horizontal	Pass
4**	7342.700	41.05	-3.37	54.0	12.95	AV	220.00	100	Horizontal	Pass
5	12614.587	53.52	1.88	74.0	20.48	Peak	109.00	200	Horizontal	Pass
5**	12614.587	43.97	1.88	54.0	10.03	AV	109.00	200	Horizontal	Pass
6	15819.150	56.26	1.91	74.0	17.74	Peak	217.00	400	Horizontal	Pass
6**	15819.150	46.98	1.91	54.0	7.02	AV	217.00	400	Horizontal	Pass

11ac20, U-NII-1, 1 GHz to 18 GHz, Middle Channel, ANT V

No.	Frequency (MHz)	Results (dBuV/m)	Factor (dB)	Limit (dBuV/m)	Margin (dB)	Detector	Table (Degree)	Height (cm)	Antenna	Verdict
1	1575.400	39.01	-17.55	74.0	34.99	Peak	165.00	400	Vertical	Pass
1**	1575.400	29.04	-17.55	54.0	24.96	AV	165.00	400	Vertical	Pass
2	4279.000	49.60	-4.49	74.0	24.40	Peak	343.00	300	Vertical	Pass
2**	4279.000	40.06	-4.49	54.0	13.94	AV	343.00	300	Vertical	Pass
3	5219.000	100.23	-2.66	--	--	Peak	226.00	200	Vertical	N/A
3**	5219.000	93.23	-2.66	--	--	AV	226.00	200	Vertical	N/A
4	7350.462	49.98	-3.37	74.0	24.02	Peak	330.00	200	Vertical	Pass
4**	7350.462	41.15	-3.37	54.0	12.85	AV	330.00	200	Vertical	Pass
5	12364.750	53.56	1.20	74.0	20.44	Peak	267.00	200	Vertical	Pass
5**	12364.750	43.72	1.20	54.0	10.28	AV	267.00	200	Vertical	Pass
6	15820.463	55.56	1.85	74.0	18.44	Peak	326.00	400	Vertical	Pass
6**	15820.463	45.91	1.85	54.0	8.09	AV	326.00	400	Vertical	Pass

11ac20, U-NII-1, 1 GHz to 18 GHz, High Channel, ANT H

No.	Frequency (MHz)	Results (dBuV/m)	Factor (dB)	Limit (dBuV/m)	Margin (dB)	Detector	Table (Degree)	Height (cm)	Antenna	Verdict
1	1531.800	38.73	-17.53	74.0	35.27	Peak	256.00	100	Horizontal	Pass
1**	1531.800	28.16	-17.53	54.0	25.84	AV	256.00	100	Horizontal	Pass
2	4353.400	49.30	-3.73	74.0	24.70	Peak	124.00	100	Horizontal	Pass
2**	4353.400	40.31	-3.73	54.0	13.69	AV	124.00	100	Horizontal	Pass
3	5238.600	107.48	-2.26	--	--	Peak	73.00	150	Horizontal	N/A
3**	5238.600	99.59	-2.26	--	--	AV	73.00	150	Horizontal	N/A
4	7385.250	50.18	-3.83	74.0	23.82	Peak	111.00	400	Horizontal	Pass
4**	7385.250	39.90	-3.83	54.0	14.10	AV	111.00	400	Horizontal	Pass
5	12416.500	53.61	1.41	74.0	20.39	Peak	111.00	200	Horizontal	Pass
5**	12416.500	43.56	1.41	54.0	10.44	AV	111.00	200	Horizontal	Pass
6	15582.375	55.83	1.35	74.0	18.17	Peak	345.00	400	Horizontal	Pass
6**	15582.375	46.42	1.35	54.0	7.58	AV	345.00	400	Horizontal	Pass

11ac20, U-NII-1, 1 GHz to 18 GHz, High Channel, ANT V

No.	Frequency (MHz)	Results (dBuV/m)	Factor (dB)	Limit (dBuV/m)	Margin (dB)	Detector	Table (Degree)	Height (cm)	Antenna	Verdict
1	1480.700	38.80	-17.63	74.0	35.20	Peak	36.00	200	Vertical	Pass
1**	1480.700	28.79	-17.63	54.0	25.21	AV	36.00	200	Vertical	Pass
2	4356.000	49.68	-3.94	74.0	24.32	Peak	292.00	200	Vertical	Pass
2**	4356.000	41.23	-3.94	54.0	12.77	AV	292.00	200	Vertical	Pass
3	5238.400	100.75	-2.26	--	--	Peak	219.00	200	Vertical	N/A
3**	5238.400	92.97	-2.26	--	--	AV	219.00	200	Vertical	N/A
4	7729.100	49.77	-3.15	74.0	24.23	Peak	275.00	400	Vertical	Pass
4**	7729.100	40.39	-3.15	54.0	13.61	AV	275.00	400	Vertical	Pass
5	12250.900	53.38	0.96	74.0	20.62	Peak	127.00	200	Vertical	Pass
5**	12250.900	44.90	0.96	54.0	9.10	AV	127.00	200	Vertical	Pass
6	16083.225	56.40	1.57	74.0	17.60	Peak	271.00	100	Vertical	Pass
6**	16083.225	46.63	1.57	54.0	7.37	AV	271.00	100	Vertical	Pass

11ac40, U-NII-1, 1 GHz to 18 GHz, Low Channel, ANT H

No.	Frequency (MHz)	Results (dBuV/m)	Factor (dB)	Limit (dBuV/m)	Margin (dB)	Detector	Table (Degree)	Height (cm)	Antenna	Verdict
1	1466.500	38.71	-17.54	74.0	35.29	Peak	287.00	200	Horizontal	Pass
1**	1466.500	29.02	-17.54	54.0	24.98	AV	287.00	200	Horizontal	Pass
2	4353.400	49.26	-3.73	74.0	24.74	Peak	173.00	100	Horizontal	Pass
2**	4353.400	40.74	-3.73	54.0	13.26	AV	173.00	100	Horizontal	Pass
3	5188.200	103.08	-2.65	--	--	Peak	66.00	150	Horizontal	N/A
3**	5188.200	94.78	-2.65	--	--	AV	66.00	150	Horizontal	N/A
4	7692.013	49.70	-1.96	74.0	24.30	Peak	113.00	200	Horizontal	Pass
4**	7692.013	41.14	-1.96	54.0	12.86	AV	113.00	200	Horizontal	Pass
5	12351.526	53.88	1.21	74.0	20.12	Peak	360.00	200	Horizontal	Pass
5**	12351.526	43.47	1.21	54.0	10.53	AV	360.00	200	Horizontal	Pass
6	16012.613	55.80	0.46	74.0	18.20	Peak	0.00	300	Horizontal	Pass
6**	16012.613	46.57	0.46	54.0	7.43	AV	0.00	300	Horizontal	Pass

11ac40, U-NII-1, 1 GHz to 18 GHz, Low Channel, ANT V

No.	Frequency (MHz)	Results (dBuV/m)	Factor (dB)	Limit (dBuV/m)	Margin (dB)	Detector	Table (Degree)	Height (cm)	Antenna	Verdict
1	1597.700	39.74	-17.85	74.0	34.26	Peak	308.00	300	Vertical	Pass
1**	1597.700	28.69	-17.85	54.0	25.31	AV	308.00	300	Vertical	Pass
2	4202.600	49.24	-4.87	74.0	24.76	Peak	123.00	400	Vertical	Pass
2**	4202.600	40.08	-4.87	54.0	13.92	AV	123.00	400	Vertical	Pass
3	5188.000	96.41	-2.64	--	--	Peak	215.00	100	Vertical	N/A
3**	5188.000	88.75	-2.64	--	--	AV	215.00	100	Vertical	N/A
4	7301.587	50.18	-2.76	74.0	23.82	Peak	360.00	400	Vertical	Pass
4**	7301.587	40.05	-2.76	54.0	13.95	AV	360.00	400	Vertical	Pass
5	12327.088	53.52	1.42	74.0	20.48	Peak	259.00	200	Vertical	Pass
5**	12327.088	45.49	1.42	54.0	8.51	AV	259.00	200	Vertical	Pass
6	16095.563	55.62	1.31	74.0	18.38	Peak	271.00	300	Vertical	Pass
6**	16095.563	46.89	1.31	54.0	7.11	AV	271.00	300	Vertical	Pass

11ac40, U-NII-1, 1 GHz to 18 GHz, High Channel, ANT H

No.	Frequency (MHz)	Results (dBuV/m)	Factor (dB)	Limit (dBuV/m)	Margin (dB)	Detector	Table (Degree)	Height (cm)	Antenna	Verdict
1	1527.900	38.81	-17.43	74.0	35.19	Peak	54.00	400	Horizontal	Pass
1**	1527.900	28.84	-17.43	54.0	25.16	AV	54.00	400	Horizontal	Pass
2	4355.800	49.24	-3.93	74.0	24.76	Peak	166.00	100	Horizontal	Pass
2**	4355.800	41.12	-3.93	54.0	12.88	AV	166.00	100	Horizontal	Pass
3	5232.800	104.54	-2.30	--	--	Peak	63.00	200	Horizontal	N/A
3**	5232.800	97.23	-2.30	--	--	AV	63.00	200	Horizontal	N/A
4	7359.375	50.01	-3.82	74.0	23.99	Peak	220.00	200	Horizontal	Pass
4**	7359.375	40.79	-3.82	54.0	13.21	AV	220.00	200	Horizontal	Pass
5	12445.825	52.90	1.83	74.0	21.10	Peak	284.00	200	Horizontal	Pass
5**	12445.825	43.59	1.83	54.0	10.41	AV	284.00	200	Horizontal	Pass
6	15849.338	55.89	1.34	74.0	18.11	Peak	326.00	300	Horizontal	Pass
6**	15849.338	47.02	1.34	54.0	6.98	AV	326.00	300	Horizontal	Pass

11ac40, U-NII-1, 1 GHz to 18 GHz, High Channel, ANT V

No.	Frequency (MHz)	Results (dBuV/m)	Factor (dB)	Limit (dBuV/m)	Margin (dB)	Detector	Table (Degree)	Height (cm)	Antenna	Verdict
1	1607.200	38.40	-17.86	74.0	35.60	Peak	0.00	300	Vertical	Pass
1**	1607.200	28.73	-17.86	54.0	25.27	AV	0.00	300	Vertical	Pass
2	4355.400	49.97	-3.90	74.0	24.03	Peak	65.00	200	Vertical	Pass
2**	4355.400	40.53	-3.90	54.0	13.47	AV	65.00	200	Vertical	Pass
3	5228.200	98.64	-2.48	--	--	Peak	221.00	150	Vertical	N/A
3**	5228.200	91.31	-2.48	--	--	AV	221.00	150	Vertical	N/A
4	7337.812	50.15	-3.33	74.0	23.85	Peak	93.00	400	Vertical	Pass
4**	7337.812	41.40	-3.33	54.0	12.60	AV	93.00	400	Vertical	Pass
5	12331.112	53.44	1.40	74.0	20.56	Peak	77.00	100	Vertical	Pass
5**	12331.112	44.27	1.40	54.0	9.73	AV	77.00	100	Vertical	Pass
6	16124.438	56.13	0.78	74.0	17.87	Peak	271.00	400	Vertical	Pass
6**	16124.438	47.12	0.78	54.0	6.88	AV	271.00	400	Vertical	Pass

11ac80, U-NII-1, 1 GHz to 18 GHz, Middle Channel, ANT H

No.	Frequency (MHz)	Results (dBuV/m)	Factor (dB)	Limit (dBuV/m)	Margin (dB)	Detector	Table (Degree)	Height (cm)	Antenna	Verdict
1	1609.600	38.58	-17.69	74.0	35.42	Peak	212.00	100	Horizontal	Pass
1**	1609.600	28.62	-17.69	54.0	25.38	AV	212.00	100	Horizontal	Pass
2	4360.600	49.61	-4.16	74.0	24.39	Peak	238.00	400	Horizontal	Pass
2**	4360.600	40.63	-4.16	54.0	13.37	AV	238.00	400	Horizontal	Pass
3	5206.600	98.41	-2.32	--	--	Peak	70.00	100	Horizontal	N/A
3**	5206.600	90.68	-2.32	--	--	AV	70.00	100	Horizontal	N/A
4	7391.000	49.65	-3.80	74.0	24.35	Peak	360.00	200	Horizontal	Pass
4**	7391.000	40.29	-3.80	54.0	13.71	AV	360.00	200	Horizontal	Pass
5	12094.788	53.59	0.51	74.0	20.41	Peak	288.00	100	Horizontal	Pass
5**	12094.788	44.31	0.51	54.0	9.69	AV	288.00	100	Horizontal	Pass
6	15851.437	55.68	1.29	74.0	18.32	Peak	159.00	100	Horizontal	Pass
6**	15851.437	47.02	1.29	54.0	6.98	AV	159.00	100	Horizontal	Pass

11ac80, U-NII-1, 1 GHz to 18 GHz, Middle Channel, ANT V

No.	Frequency (MHz)	Results (dBuV/m)	Factor (dB)	Limit (dBuV/m)	Margin (dB)	Detector	Table (Degree)	Height (cm)	Antenna	Verdict
1	1447.800	38.28	-17.30	74.0	35.72	Peak	37.00	400	Vertical	Pass
1**	1447.800	29.11	-17.30	54.0	24.89	AV	37.00	400	Vertical	Pass
2	4366.400	49.59	-4.23	74.0	24.41	Peak	288.00	400	Vertical	Pass
2**	4366.400	41.13	-4.23	54.0	12.87	AV	288.00	400	Vertical	Pass
3	5203.200	93.11	-2.28	--	--	Peak	231.00	100	Vertical	N/A
3**	5203.200	85.74	-2.28	--	--	AV	231.00	100	Vertical	N/A
4	7336.088	50.40	-3.25	74.0	23.60	Peak	360.00	300	Vertical	Pass
4**	7336.088	41.13	-3.25	54.0	12.87	AV	360.00	300	Vertical	Pass
5	12396.951	53.39	1.59	74.0	20.61	Peak	144.00	200	Vertical	Pass
5**	12396.951	44.67	1.59	54.0	9.33	AV	144.00	200	Vertical	Pass
6	15813.900	56.05	2.08	74.0	17.95	Peak	101.00	300	Vertical	Pass
6**	15813.900	46.09	2.08	54.0	7.91	AV	101.00	300	Vertical	Pass

11a, U-NII-2A, 1 GHz to 18 GHz, Low Channel, ANT H

No.	Frequency (MHz)	Results (dBuV/m)	Factor (dB)	Limit (dBuV/m)	Margin (dB)	Detector	Table (Degree)	Height (cm)	Antenna	Verdict
1	1436.000	38.56	-17.48	74.0	35.44	Peak	0.00	100	Horizontal	Pass
1**	1436.000	28.77	-17.48	54.0	25.23	AV	0.00	100	Horizontal	Pass
2	4384.200	50.34	-4.65	74.0	23.66	Peak	107.00	100	Horizontal	Pass
2**	4384.200	40.66	-4.65	54.0	13.34	AV	107.00	100	Horizontal	Pass
3	5259.000	107.61	-2.39	--	--	Peak	96.00	200	Horizontal	N/A
3**	5259.000	99.80	-2.39	--	--	AV	96.00	200	Horizontal	N/A
4	7266.800	49.70	-2.46	74.0	24.30	Peak	360.00	400	Horizontal	Pass
4**	7266.800	40.54	-2.46	54.0	13.46	AV	360.00	400	Horizontal	Pass
5	11959.663	53.31	0.94	74.0	20.69	Peak	235.00	200	Horizontal	Pass
5**	11959.663	43.37	0.94	54.0	10.63	AV	235.00	200	Horizontal	Pass
6	15851.700	56.29	1.28	74.0	17.71	Peak	88.00	400	Horizontal	Pass
6**	15851.700	46.80	1.28	54.0	7.20	AV	88.00	400	Horizontal	Pass

11a, U-NII-2A, 1 GHz to 18 GHz, Low Channel, ANT V

No.	Frequency (MHz)	Results (dBuV/m)	Factor (dB)	Limit (dBuV/m)	Margin (dB)	Detector	Table (Degree)	Height (cm)	Antenna	Verdict
1	1528.700	38.52	-17.44	74.0	35.48	Peak	311.00	400	Vertical	Pass
1**	1528.700	28.92	-17.44	54.0	25.08	AV	311.00	400	Vertical	Pass
2	4228.800	49.94	-4.82	74.0	24.06	Peak	183.00	300	Vertical	Pass
2**	4228.800	39.85	-4.82	54.0	14.15	AV	183.00	300	Vertical	Pass
3	5258.400	101.19	-2.36	--	--	Peak	226.00	200	Vertical	N/A
3**	5258.400	93.13	-2.36	--	--	AV	226.00	200	Vertical	N/A
4	7335.513	49.76	-3.23	74.0	24.24	Peak	236.00	400	Vertical	Pass
4**	7335.513	41.81	-3.23	54.0	12.19	AV	236.00	400	Vertical	Pass
5	11951.325	53.17	1.34	74.0	20.83	Peak	92.00	150	Vertical	Pass
5**	11951.325	43.22	1.34	54.0	10.78	AV	92.00	150	Vertical	Pass
6	15836.474	55.88	1.45	74.0	18.12	Peak	231.00	100	Vertical	Pass
6**	15836.474	46.53	1.45	54.0	7.47	AV	231.00	100	Vertical	Pass

11a, U-NII-2A, 1 GHz to 18 GHz, Middle Channel, ANT H

No.	Frequency (MHz)	Results (dBuV/m)	Factor (dB)	Limit (dBuV/m)	Margin (dB)	Detector	Table (Degree)	Height (cm)	Antenna	Verdict
1	1504.500	38.61	-17.38	74.0	35.39	Peak	112.00	300	Horizontal	Pass
1**	1504.500	29.35	-17.38	54.0	24.65	AV	112.00	300	Horizontal	Pass
2	4126.800	49.41	-5.02	74.0	24.59	Peak	217.00	100	Horizontal	Pass
2**	4126.800	39.94	-5.02	54.0	14.06	AV	217.00	100	Horizontal	Pass
3	5301.400	107.25	-3.06	--	--	Peak	71.00	200	Horizontal	N/A
3**	5301.400	100.84	-3.06	--	--	AV	71.00	200	Horizontal	N/A
4	7327.175	50.10	-3.71	74.0	23.90	Peak	93.00	100	Horizontal	Pass
4**	7327.175	40.84	-3.71	54.0	13.16	AV	93.00	100	Horizontal	Pass
5	12268.438	53.65	1.40	74.0	20.35	Peak	360.00	200	Horizontal	Pass
5**	12268.438	43.17	1.40	54.0	10.83	AV	360.00	200	Horizontal	Pass
6	15819.412	56.61	1.90	74.0	17.39	Peak	216.00	300	Horizontal	Pass
6**	15819.412	47.08	1.90	54.0	6.92	AV	216.00	300	Horizontal	Pass

11a, U-NII-2A, 1 GHz to 18 GHz, Middle Channel, ANT V

No.	Frequency (MHz)	Results (dBuV/m)	Factor (dB)	Limit (dBuV/m)	Margin (dB)	Detector	Table (Degree)	Height (cm)	Antenna	Verdict
1	1488.800	38.85	-17.68	74.0	35.15	Peak	86.00	200	Vertical	Pass
1**	1488.800	28.79	-17.68	54.0	25.21	AV	86.00	200	Vertical	Pass
2	4370.200	49.58	-4.39	74.0	24.42	Peak	312.00	400	Vertical	Pass
2**	4370.200	40.71	-4.39	54.0	13.29	AV	312.00	400	Vertical	Pass
3	5301.800	99.95	-3.04	--	--	Peak	199.00	100	Vertical	N/A
3**	5301.800	93.60	-3.04	--	--	AV	199.00	100	Vertical	N/A
4	7702.650	49.81	-2.11	74.0	24.19	Peak	78.00	400	Vertical	Pass
4**	7702.650	40.25	-2.11	54.0	13.75	AV	78.00	400	Vertical	Pass
5	12363.888	54.28	1.20	74.0	19.72	Peak	337.00	200	Vertical	Pass
5**	12363.888	43.80	1.20	54.0	10.20	AV	337.00	200	Vertical	Pass
6	15799.725	55.99	2.33	74.0	18.01	Peak	0.00	400	Vertical	Pass
6**	15799.725	46.47	2.33	54.0	7.53	AV	0.00	400	Vertical	Pass

11a, U-NII-2A, 1 GHz to 18 GHz, High Channel, ANT H

No.	Frequency (MHz)	Results (dBuV/m)	Factor (dB)	Limit (dBuV/m)	Margin (dB)	Detector	Table (Degree)	Height (cm)	Antenna	Verdict
1	1469.100	38.82	-17.49	74.0	35.18	Peak	209.00	400	Horizontal	Pass
1**	1469.100	28.55	-17.49	54.0	25.45	AV	209.00	400	Horizontal	Pass
2	4351.600	49.56	-3.62	74.0	24.44	Peak	300.00	100	Horizontal	Pass
2**	4351.600	41.01	-3.62	54.0	12.99	AV	300.00	100	Horizontal	Pass
3	5321.200	106.97	-2.85	--	--	Peak	0.00	100	Horizontal	N/A
3**	5321.200	100.12	-2.85	--	--	AV	0.00	100	Horizontal	N/A
4	7286.350	49.88	-3.38	74.0	24.12	Peak	63.00	300	Horizontal	Pass
4**	7286.350	39.52	-3.38	54.0	14.48	AV	63.00	300	Horizontal	Pass
5	12280.513	53.65	1.80	74.0	20.35	Peak	338.00	100	Horizontal	Pass
5**	12280.513	44.71	1.80	54.0	9.29	AV	338.00	100	Horizontal	Pass
6	16074.299	55.56	1.51	74.0	18.44	Peak	61.00	300	Horizontal	Pass
6**	16074.299	46.14	1.51	54.0	7.86	AV	61.00	300	Horizontal	Pass

11a, U-NII-2A, 1 GHz to 18 GHz, High Channel, ANT V

No.	Frequency (MHz)	Results (dBuV/m)	Factor (dB)	Limit (dBuV/m)	Margin (dB)	Detector	Table (Degree)	Height (cm)	Antenna	Verdict
1	1518.800	38.45	-17.58	74.0	35.55	Peak	239.00	100	Vertical	Pass
1**	1518.800	29.47	-17.58	54.0	24.53	AV	239.00	100	Vertical	Pass
2	4370.400	49.40	-4.34	74.0	24.60	Peak	99.00	300	Vertical	Pass
2**	4370.400	42.00	-4.34	54.0	12.00	AV	99.00	300	Vertical	Pass
3	5321.800	101.09	-2.83	--	--	Peak	130.00	200	Vertical	N/A
3**	5321.800	93.58	-2.83	--	--	AV	130.00	200	Vertical	N/A
4	7322.000	49.79	-3.53	74.0	24.21	Peak	195.00	400	Vertical	Pass
4**	7322.000	40.95	-3.53	54.0	13.05	AV	195.00	400	Vertical	Pass
5	11554.862	53.20	-0.41	74.0	20.80	Peak	163.00	100	Vertical	Pass
5**	11554.862	43.36	-0.41	54.0	10.64	AV	163.00	100	Vertical	Pass
6	15799.725	55.45	2.33	74.0	18.55	Peak	9.00	200	Vertical	Pass
6**	15799.725	46.78	2.33	54.0	7.22	AV	9.00	200	Vertical	Pass

11n20, U-NII-2A, 1 GHz to 18 GHz, Low Channel, ANT H

No.	Frequency (MHz)	Results (dBuV/m)	Factor (dB)	Limit (dBuV/m)	Margin (dB)	Detector	Table (Degree)	Height (cm)	Antenna	Verdict
1	1445.600	39.25	-17.19	74.0	34.75	Peak	128.00	300	Horizontal	Pass
1**	1445.600	29.09	-17.19	54.0	24.91	AV	128.00	300	Horizontal	Pass
2	4388.200	49.51	-4.68	74.0	24.49	Peak	153.00	400	Horizontal	Pass
2**	4388.200	40.48	-4.68	54.0	13.52	AV	153.00	400	Horizontal	Pass
3	5258.600	106.48	-2.37	--	--	Peak	342.00	200	Horizontal	N/A
3**	5258.600	98.83	-2.37	--	--	AV	342.00	200	Horizontal	N/A
4	7338.675	49.87	-3.36	74.0	24.13	Peak	95.00	400	Horizontal	Pass
4**	7338.675	40.96	-3.36	54.0	13.04	AV	95.00	400	Horizontal	Pass
5	11896.988	53.01	1.71	74.0	20.99	Peak	45.00	200	Horizontal	Pass
5**	11896.988	44.12	1.71	54.0	9.88	AV	45.00	200	Horizontal	Pass
6	16032.825	55.62	0.74	74.0	18.38	Peak	159.00	300	Horizontal	Pass
6**	16032.825	47.13	0.74	54.0	6.87	AV	159.00	300	Horizontal	Pass

11n20, U-NII-2A, 1 GHz to 18 GHz, Low Channel, ANT V

No.	Frequency (MHz)	Results (dBuV/m)	Factor (dB)	Limit (dBuV/m)	Margin (dB)	Detector	Table (Degree)	Height (cm)	Antenna	Verdict
1	1435.900	39.08	-17.48	74.0	34.92	Peak	165.00	400	Vertical	Pass
1**	1435.900	28.81	-17.48	54.0	25.19	AV	165.00	400	Vertical	Pass
2	4372.800	49.71	-4.53	74.0	24.29	Peak	190.00	400	Vertical	Pass
2**	4372.800	40.79	-4.53	54.0	13.21	AV	190.00	400	Vertical	Pass
3	5257.800	101.28	-2.33	--	--	Peak	128.00	150	Vertical	N/A
3**	5257.800	93.50	-2.33	--	--	AV	128.00	150	Vertical	N/A
4	7692.875	49.74	-1.99	74.0	24.26	Peak	144.00	300	Vertical	Pass
4**	7692.875	40.29	-1.99	54.0	13.71	AV	144.00	300	Vertical	Pass
5	12454.450	54.03	1.88	74.0	19.97	Peak	13.00	100	Vertical	Pass
5**	12454.450	44.10	1.88	54.0	9.90	AV	13.00	100	Vertical	Pass
6	15818.362	56.36	1.94	74.0	17.64	Peak	326.00	400	Vertical	Pass
6**	15818.362	46.22	1.94	54.0	7.78	AV	326.00	400	Vertical	Pass

11n20, U-NII-2A, 1 GHz to 18 GHz, Middle Channel, ANT H

No.	Frequency (MHz)	Results (dBuV/m)	Factor (dB)	Limit (dBuV/m)	Margin (dB)	Detector	Table (Degree)	Height (cm)	Antenna	Verdict
1	1495.100	38.77	-17.51	74.0	35.23	Peak	242.00	400	Horizontal	Pass
1**	1495.100	29.06	-17.51	54.0	24.94	AV	242.00	400	Horizontal	Pass
2	4348.000	49.60	-3.90	74.0	24.40	Peak	98.00	300	Horizontal	Pass
2**	4348.000	40.35	-3.90	54.0	13.65	AV	98.00	300	Horizontal	Pass
3	5298.000	106.76	-3.28	--	--	Peak	2.00	150	Horizontal	N/A
3**	5298.000	98.13	-3.28	--	--	AV	2.00	150	Horizontal	N/A
4	7371.163	49.63	-4.06	74.0	24.37	Peak	61.00	400	Horizontal	Pass
4**	7371.163	39.49	-4.06	54.0	14.51	AV	61.00	400	Horizontal	Pass
5	12282.237	53.61	1.79	74.0	20.39	Peak	61.00	150	Horizontal	Pass
5**	12282.237	45.04	1.79	54.0	8.96	AV	61.00	150	Horizontal	Pass
6	16075.875	55.68	1.56	74.0	18.32	Peak	251.00	300	Horizontal	Pass
6**	16075.875	47.10	1.56	54.0	6.90	AV	251.00	300	Horizontal	Pass

11n20, U-NII-2A, 1 GHz to 18 GHz, Middle Channel, ANT V

No.	Frequency (MHz)	Results (dBuV/m)	Factor (dB)	Limit (dBuV/m)	Margin (dB)	Detector	Table (Degree)	Height (cm)	Antenna	Verdict
1	1554.000	38.07	-17.32	74.0	35.93	Peak	189.00	300	Vertical	Pass
1**	1554.000	29.83	-17.32	54.0	24.17	AV	189.00	300	Vertical	Pass
2	4244.600	49.49	-4.91	74.0	24.51	Peak	300.00	300	Vertical	Pass
2**	4244.600	39.71	-4.91	54.0	14.29	AV	300.00	300	Vertical	Pass
3	5298.000	100.21	-3.28	--	--	Peak	129.00	200	Vertical	N/A
3**	5298.000	92.08	-3.28	--	--	AV	129.00	200	Vertical	N/A
4	7347.588	50.22	-3.22	74.0	23.78	Peak	128.00	400	Vertical	Pass
4**	7347.588	40.65	-3.22	54.0	13.35	AV	128.00	400	Vertical	Pass
5	12449.849	53.21	1.89	74.0	20.79	Peak	46.00	200	Vertical	Pass
5**	12449.849	43.40	1.89	54.0	10.60	AV	46.00	200	Vertical	Pass
6	15798.150	56.27	2.27	74.0	17.73	Peak	249.00	100	Vertical	Pass
6**	15798.150	46.79	2.27	54.0	7.21	AV	249.00	100	Vertical	Pass

11n20, U-NII-2A, 1 GHz to 18 GHz, High Channel, ANT H

No.	Frequency (MHz)	Results (dBuV/m)	Factor (dB)	Limit (dBuV/m)	Margin (dB)	Detector	Table (Degree)	Height (cm)	Antenna	Verdict
1	1616.600	38.49	-17.76	74.0	35.51	Peak	277.00	200	Horizontal	Pass
1**	1616.600	29.20	-17.76	54.0	24.80	AV	277.00	200	Horizontal	Pass
2	4279.200	49.74	-4.50	74.0	24.26	Peak	311.00	200	Horizontal	Pass
2**	4279.200	41.58	-4.50	54.0	12.42	AV	311.00	200	Horizontal	Pass
3	5319.600	107.46	-2.74	--	--	Peak	360.00	200	Horizontal	N/A
3**	5319.600	99.86	-2.74	--	--	AV	360.00	200	Horizontal	N/A
4	7292.675	49.65	-3.15	74.0	24.35	Peak	0.00	200	Horizontal	Pass
4**	7292.675	40.18	-3.15	54.0	13.82	AV	0.00	200	Horizontal	Pass
5	12380.276	53.87	1.47	74.0	20.13	Peak	209.00	100	Horizontal	Pass
5**	12380.276	43.84	1.47	54.0	10.16	AV	209.00	100	Horizontal	Pass
6	16080.338	55.95	1.63	74.0	18.05	Peak	140.00	200	Horizontal	Pass
6**	16080.338	46.61	1.63	54.0	7.39	AV	140.00	200	Horizontal	Pass

11n20, U-NII-2A, 1 GHz to 18 GHz, High Channel, ANT V

No.	Frequency (MHz)	Results (dBuV/m)	Factor (dB)	Limit (dBuV/m)	Margin (dB)	Detector	Table (Degree)	Height (cm)	Antenna	Verdict
1	1511.900	38.55	-17.59	74.0	35.45	Peak	250.00	300	Vertical	Pass
1**	1511.900	28.36	-17.59	54.0	25.64	AV	250.00	300	Vertical	Pass
2	4241.200	50.30	-4.85	74.0	23.70	Peak	300.00	300	Vertical	Pass
2**	4241.200	39.25	-4.85	54.0	14.75	AV	300.00	300	Vertical	Pass
3	5321.400	101.21	-2.84	--	--	Peak	131.00	200	Vertical	N/A
3**	5321.400	94.37	-2.84	--	--	AV	131.00	200	Vertical	N/A
4	7349.313	50.25	-3.24	74.0	23.75	Peak	158.00	200	Vertical	Pass
4**	7349.313	40.48	-3.24	54.0	13.52	AV	158.00	200	Vertical	Pass
5	12422.250	53.53	1.41	74.0	20.47	Peak	78.00	150	Vertical	Pass
5**	12422.250	44.10	1.41	54.0	9.90	AV	78.00	150	Vertical	Pass
6	16084.013	55.58	1.55	74.0	18.42	Peak	325.00	100	Vertical	Pass
6**	16084.013	46.76	1.55	54.0	7.24	AV	325.00	100	Vertical	Pass

11n40, U-NII-2A, 1 GHz to 18 GHz, Low Channel, ANT H

No.	Frequency (MHz)	Results (dBuV/m)	Factor (dB)	Limit (dBuV/m)	Margin (dB)	Detector	Table (Degree)	Height (cm)	Antenna	Verdict
1	1540.500	38.40	-17.38	74.0	35.60	Peak	320.00	300	Horizontal	Pass
1**	1540.500	29.79	-17.38	54.0	24.21	AV	320.00	300	Horizontal	Pass
2	4350.800	49.18	-3.67	74.0	24.82	Peak	218.00	100	Horizontal	Pass
2**	4350.800	40.08	-3.67	54.0	13.92	AV	218.00	100	Horizontal	Pass
3	5271.800	103.78	-2.74	--	--	Peak	7.00	150	Horizontal	N/A
3**	5271.800	96.50	-2.74	--	--	AV	7.00	150	Horizontal	N/A
4	7282.612	49.80	-3.49	74.0	24.20	Peak	13.00	300	Horizontal	Pass
4**	7282.612	40.44	-3.49	54.0	13.56	AV	13.00	300	Horizontal	Pass
5	12282.812	53.48	1.79	74.0	20.52	Peak	46.00	100	Horizontal	Pass
5**	12282.812	43.52	1.79	54.0	10.48	AV	46.00	100	Horizontal	Pass
6	15491.287	55.83	0.97	74.0	18.17	Peak	86.00	300	Horizontal	Pass
6**	15491.287	45.77	0.97	54.0	8.23	AV	86.00	300	Horizontal	Pass

11n40, U-NII-2A, 1 GHz to 18 GHz, Low Channel, ANT V

No.	Frequency (MHz)	Results (dBuV/m)	Factor (dB)	Limit (dBuV/m)	Margin (dB)	Detector	Table (Degree)	Height (cm)	Antenna	Verdict
1	1613.900	38.68	-17.73	74.0	35.32	Peak	245.00	200	Vertical	Pass
1**	1613.900	28.85	-17.73	54.0	25.15	AV	245.00	200	Vertical	Pass
2	4355.800	49.62	-3.93	74.0	24.38	Peak	155.00	400	Vertical	Pass
2**	4355.800	40.78	-3.93	54.0	13.22	AV	155.00	400	Vertical	Pass
3	5265.400	98.15	-2.76	--	--	Peak	133.00	100	Vertical	N/A
3**	5265.400	90.06	-2.76	--	--	AV	133.00	100	Vertical	N/A
4	7348.738	49.64	-3.18	74.0	24.36	Peak	62.00	100	Vertical	Pass
4**	7348.738	41.47	-3.18	54.0	12.53	AV	62.00	100	Vertical	Pass
5	12659.151	52.91	1.00	74.0	21.09	Peak	339.00	200	Vertical	Pass
5**	12659.151	43.61	1.00	54.0	10.39	AV	339.00	200	Vertical	Pass
6	16088.475	56.12	1.46	74.0	17.88	Peak	344.00	300	Vertical	Pass
6**	16088.475	46.97	1.46	54.0	7.03	AV	344.00	300	Vertical	Pass

11n40, U-NII-2A, 1 GHz to 18 GHz, High Channel, ANT H

No.	Frequency (MHz)	Results (dBuV/m)	Factor (dB)	Limit (dBuV/m)	Margin (dB)	Detector	Table (Degree)	Height (cm)	Antenna	Verdict
1	1471.300	38.33	-17.49	74.0	35.67	Peak	0.00	400	Horizontal	Pass
1**	1471.300	28.92	-17.49	54.0	25.08	AV	0.00	400	Horizontal	Pass
2	4381.800	49.56	-4.61	74.0	24.44	Peak	56.00	400	Horizontal	Pass
2**	4381.800	40.77	-4.61	54.0	13.23	AV	56.00	400	Horizontal	Pass
3	5311.400	101.16	-2.64	--	--	Peak	341.00	100	Horizontal	N/A
3**	5311.400	94.63	-2.64	--	--	AV	341.00	100	Horizontal	N/A
4	7355.350	50.06	-3.47	74.0	23.94	Peak	61.00	400	Horizontal	Pass
4**	7355.350	40.84	-3.47	54.0	13.16	AV	61.00	400	Horizontal	Pass
5	11930.050	53.13	1.56	74.0	20.87	Peak	360.00	100	Horizontal	Pass
5**	11930.050	43.91	1.56	54.0	10.09	AV	360.00	100	Horizontal	Pass
6	15599.963	55.70	1.03	74.0	18.30	Peak	195.00	200	Horizontal	Pass
6**	15599.963	45.14	1.03	54.0	8.86	AV	195.00	200	Horizontal	Pass

11n40, U-NII-2A, 1 GHz to 18 GHz, High Channel, ANT V

No.	Frequency (MHz)	Results (dBuV/m)	Factor (dB)	Limit (dBuV/m)	Margin (dB)	Detector	Table (Degree)	Height (cm)	Antenna	Verdict
1	1575.300	38.44	-17.55	74.0	35.56	Peak	303.00	100	Vertical	Pass
1**	1575.300	29.92	-17.55	54.0	24.08	AV	303.00	100	Vertical	Pass
2	4255.200	49.37	-5.14	74.0	24.63	Peak	360.00	300	Vertical	Pass
2**	4255.200	39.70	-5.14	54.0	14.30	AV	360.00	300	Vertical	Pass
3	5308.400	95.65	-2.97	--	--	Peak	131.00	200	Vertical	N/A
3**	5308.400	87.56	-2.97	--	--	AV	131.00	200	Vertical	N/A
4	7340.112	50.07	-3.40	74.0	23.93	Peak	336.00	200	Vertical	Pass
4**	7340.112	41.12	-3.40	54.0	12.88	AV	336.00	200	Vertical	Pass
5	12300.925	53.42	1.46	74.0	20.58	Peak	272.00	150	Vertical	Pass
5**	12300.925	43.57	1.46	54.0	10.43	AV	272.00	150	Vertical	Pass
6	16109.475	55.76	0.79	74.0	18.24	Peak	289.00	200	Vertical	Pass
6**	16109.475	45.96	0.79	54.0	8.04	AV	289.00	200	Vertical	Pass

11ac20, U-NII-2A, 1 GHz to 18 GHz, Low Channel, ANT H

No.	Frequency (MHz)	Results (dBuV/m)	Factor (dB)	Limit (dBuV/m)	Margin (dB)	Detector	Table (Degree)	Height (cm)	Antenna	Verdict
1	1589.800	38.52	-17.65	74.0	35.48	Peak	189.00	300	Horizontal	Pass
1**	1589.800	29.27	-17.65	54.0	24.73	AV	189.00	300	Horizontal	Pass
2	4378.600	50.18	-4.55	74.0	23.82	Peak	25.00	300	Horizontal	Pass
2**	4378.600	40.82	-4.55	54.0	13.18	AV	25.00	300	Horizontal	Pass
3	5259.000	106.18	-2.39	--	--	Peak	343.00	150	Horizontal	N/A
3**	5259.000	99.07	-2.39	--	--	AV	343.00	150	Horizontal	N/A
4	7332.638	49.43	-3.76	74.0	24.57	Peak	224.00	400	Horizontal	Pass
4**	7332.638	39.83	-3.76	54.0	14.17	AV	224.00	400	Horizontal	Pass
5	12599.638	53.36	1.89	74.0	20.64	Peak	191.00	200	Horizontal	Pass
5**	12599.638	43.46	1.89	54.0	10.54	AV	191.00	200	Horizontal	Pass
6	16128.638	56.31	0.96	74.0	17.69	Peak	8.00	400	Horizontal	Pass
6**	16128.638	46.07	0.96	54.0	7.93	AV	8.00	400	Horizontal	Pass

11ac20, U-NII-2A, 1 GHz to 18 GHz, Low Channel, ANT V

No.	Frequency (MHz)	Results (dBuV/m)	Factor (dB)	Limit (dBuV/m)	Margin (dB)	Detector	Table (Degree)	Height (cm)	Antenna	Verdict
1	1527.900	38.47	-17.43	74.0	35.53	Peak	126.00	100	Vertical	Pass
1**	1527.900	30.03	-17.43	54.0	23.97	AV	126.00	100	Vertical	Pass
2	4023.800	49.63	-4.93	74.0	24.37	Peak	10.00	200	Vertical	Pass
2**	4023.800	39.63	-4.93	54.0	14.37	AV	10.00	200	Vertical	Pass
3	5258.400	100.96	-2.36	--	--	Peak	135.00	150	Vertical	N/A
3**	5258.400	93.43	-2.36	--	--	AV	135.00	150	Vertical	N/A
4	7299.000	49.57	-2.77	74.0	24.43	Peak	242.00	100	Vertical	Pass
4**	7299.000	40.28	-2.77	54.0	13.72	AV	242.00	100	Vertical	Pass
5	12599.925	53.23	1.90	74.0	20.77	Peak	12.00	100	Vertical	Pass
5**	12599.925	43.28	1.90	54.0	10.72	AV	12.00	100	Vertical	Pass
6	15800.513	55.68	2.33	74.0	18.32	Peak	177.00	300	Vertical	Pass
6**	15800.513	47.35	2.33	54.0	6.65	AV	177.00	300	Vertical	Pass

11ac20, U-NII-2A, 1 GHz to 18 GHz, Middle Channel, ANT H

No.	Frequency (MHz)	Results (dBuV/m)	Factor (dB)	Limit (dBuV/m)	Margin (dB)	Detector	Table (Degree)	Height (cm)	Antenna	Verdict
1	1568.200	38.40	-17.47	74.0	35.60	Peak	27.00	300	Horizontal	Pass
1**	1568.200	28.17	-17.47	54.0	25.83	AV	27.00	300	Horizontal	Pass
2	4352.600	49.77	-3.64	74.0	24.23	Peak	227.00	100	Horizontal	Pass
2**	4352.600	40.21	-3.64	54.0	13.79	AV	227.00	100	Horizontal	Pass
3	5298.600	105.87	-3.23	--	--	Peak	343.00	150	Horizontal	N/A
3**	5298.600	98.54	-3.23	--	--	AV	343.00	150	Horizontal	N/A
4	7340.975	49.78	-3.42	74.0	24.22	Peak	114.00	200	Horizontal	Pass
4**	7340.975	40.42	-3.42	54.0	13.58	AV	114.00	200	Horizontal	Pass
5	11597.700	52.87	-0.11	74.0	21.13	Peak	146.00	200	Horizontal	Pass
5**	11597.700	42.74	-0.11	54.0	11.26	AV	146.00	200	Horizontal	Pass
6	15843.299	56.17	1.39	74.0	17.83	Peak	306.00	200	Horizontal	Pass
6**	15843.299	46.66	1.39	54.0	7.34	AV	306.00	200	Horizontal	Pass

11ac20, U-NII-2A, 1 GHz to 18 GHz, Middle Channel, ANT V

No.	Frequency (MHz)	Results (dBuV/m)	Factor (dB)	Limit (dBuV/m)	Margin (dB)	Detector	Table (Degree)	Height (cm)	Antenna	Verdict
1	1449.200	38.39	-17.39	74.0	35.61	Peak	269.00	300	Vertical	Pass
1**	1449.200	28.68	-17.39	54.0	25.32	AV	269.00	300	Vertical	Pass
2	4368.000	49.27	-4.40	74.0	24.73	Peak	192.00	100	Vertical	Pass
2**	4368.000	40.36	-4.40	54.0	13.64	AV	192.00	100	Vertical	Pass
3	5303.200	100.09	-2.97	--	--	Peak	126.00	150	Vertical	N/A
3**	5303.200	93.10	-2.97	--	--	AV	126.00	150	Vertical	N/A
4	7372.888	49.34	-3.99	74.0	24.66	Peak	231.00	200	Vertical	Pass
4**	7372.888	40.13	-3.99	54.0	13.87	AV	231.00	200	Vertical	Pass
5	12242.850	52.94	1.04	74.0	21.06	Peak	100.00	100	Vertical	Pass
5**	12242.850	43.75	1.04	54.0	10.25	AV	100.00	100	Vertical	Pass
6	15631.462	55.74	1.66	74.0	18.26	Peak	101.00	400	Vertical	Pass
6**	15631.462	45.65	1.66	54.0	8.35	AV	101.00	400	Vertical	Pass

11ac20, U-NII-2A, 1 GHz to 18 GHz, High Channel, ANT H

No.	Frequency (MHz)	Results (dBuV/m)	Factor (dB)	Limit (dBuV/m)	Margin (dB)	Detector	Table (Degree)	Height (cm)	Antenna	Verdict
1	1578.800	38.68	-17.47	74.0	35.32	Peak	2.00	100	Horizontal	Pass
1**	1578.800	28.24	-17.47	54.0	25.76	AV	2.00	100	Horizontal	Pass
2	4352.000	49.96	-3.60	74.0	24.04	Peak	213.00	100	Horizontal	Pass
2**	4352.000	41.08	-3.60	54.0	12.92	AV	213.00	100	Horizontal	Pass
3	5322.000	107.75	-2.82	--	--	Peak	0.00	150	Horizontal	N/A
3**	5322.000	99.28	-2.82	--	--	AV	0.00	150	Horizontal	N/A
4	7462.875	49.59	-3.77	74.0	24.41	Peak	13.00	100	Horizontal	Pass
4**	7462.875	39.61	-3.77	54.0	14.39	AV	13.00	100	Horizontal	Pass
5	11925.162	53.02	1.52	74.0	20.98	Peak	193.00	200	Horizontal	Pass
5**	11925.162	44.82	1.52	54.0	9.18	AV	193.00	200	Horizontal	Pass
6	15838.576	56.10	1.45	74.0	17.90	Peak	247.00	100	Horizontal	Pass
6**	15838.576	46.98	1.45	54.0	7.02	AV	247.00	100	Horizontal	Pass

11ac20, U-NII-2A, 1 GHz to 18 GHz, High Channel, ANT V

No.	Frequency (MHz)	Results (dBuV/m)	Factor (dB)	Limit (dBuV/m)	Margin (dB)	Detector	Table (Degree)	Height (cm)	Antenna	Verdict
1	1517.500	38.63	-17.50	74.0	35.37	Peak	244.00	300	Vertical	Pass
1**	1517.500	29.31	-17.50	54.0	24.69	AV	244.00	300	Vertical	Pass
2	4356.800	49.59	-4.02	74.0	24.41	Peak	74.00	200	Vertical	Pass
2**	4356.800	40.01	-4.02	54.0	13.99	AV	74.00	200	Vertical	Pass
3	5321.800	100.74	-2.83	--	--	Peak	127.00	200	Vertical	N/A
3**	5321.800	93.79	-2.83	--	--	AV	127.00	200	Vertical	N/A
4	7391.288	49.69	-3.81	74.0	24.31	Peak	360.00	100	Vertical	Pass
4**	7391.288	40.38	-3.81	54.0	13.62	AV	360.00	100	Vertical	Pass
5	12282.237	53.11	1.79	74.0	20.89	Peak	195.00	150	Vertical	Pass
5**	12282.237	44.82	1.79	54.0	9.18	AV	195.00	150	Vertical	Pass
6	15811.537	56.33	2.13	74.0	17.67	Peak	232.00	400	Vertical	Pass
6**	15811.537	46.82	2.13	54.0	7.18	AV	232.00	400	Vertical	Pass

11ac40, U-NII-2A, 1 GHz to 18 GHz, Low Channel, ANT H

No.	Frequency (MHz)	Results (dBuV/m)	Factor (dB)	Limit (dBuV/m)	Margin (dB)	Detector	Table (Degree)	Height (cm)	Antenna	Verdict
1	1469.200	38.45	-17.48	74.0	35.55	Peak	240.00	300	Horizontal	Pass
1**	1469.200	28.67	-17.48	54.0	25.33	AV	240.00	300	Horizontal	Pass
2	4326.400	49.37	-4.37	74.0	24.63	Peak	39.00	100	Horizontal	Pass
2**	4326.400	38.82	-4.37	54.0	15.18	AV	39.00	100	Horizontal	Pass
3	5271.400	103.47	-2.74	--	--	Peak	9.00	100	Horizontal	N/A
3**	5271.400	96.73	-2.74	--	--	AV	9.00	100	Horizontal	N/A
4	7682.525	49.47	-2.35	74.0	24.53	Peak	325.00	100	Horizontal	Pass
4**	7682.525	39.99	-2.35	54.0	14.01	AV	325.00	100	Horizontal	Pass
5	11752.375	52.76	0.99	74.0	21.24	Peak	308.00	200	Horizontal	Pass
5**	11752.375	42.72	0.99	54.0	11.28	AV	308.00	200	Horizontal	Pass
6	16066.688	55.74	1.21	74.0	18.26	Peak	290.00	100	Horizontal	Pass
6**	16066.688	46.66	1.21	54.0	7.34	AV	290.00	100	Horizontal	Pass

11ac40, U-NII-2A, 1 GHz to 18 GHz, Low Channel, ANT V

No.	Frequency (MHz)	Results (dBuV/m)	Factor (dB)	Limit (dBuV/m)	Margin (dB)	Detector	Table (Degree)	Height (cm)	Antenna	Verdict
1	1578.400	38.43	-17.46	74.0	35.57	Peak	360.00	200	Vertical	Pass
1**	1578.400	29.22	-17.46	54.0	24.78	AV	360.00	200	Vertical	Pass
2	4271.200	49.43	-4.43	74.0	24.57	Peak	89.00	400	Vertical	Pass
2**	4271.200	39.91	-4.43	54.0	14.09	AV	89.00	400	Vertical	Pass
3	5273.600	98.17	-2.73	--	--	Peak	131.00	150	Vertical	N/A
3**	5273.600	90.75	-2.73	--	--	AV	131.00	150	Vertical	N/A
4	7290.087	49.37	-3.10	74.0	24.63	Peak	258.00	200	Vertical	Pass
4**	7290.087	40.26	-3.10	54.0	13.74	AV	258.00	200	Vertical	Pass
5	12262.400	52.75	1.18	74.0	21.25	Peak	360.00	200	Vertical	Pass
5**	12262.400	43.08	1.18	54.0	10.92	AV	360.00	200	Vertical	Pass
6	15514.912	56.11	1.40	74.0	17.89	Peak	326.00	300	Vertical	Pass
6**	15514.912	46.49	1.40	54.0	7.51	AV	326.00	300	Vertical	Pass

11ac40, U-NII-2A, 1 GHz to 18 GHz, High Channel, ANT H

No.	Frequency (MHz)	Results (dBuV/m)	Factor (dB)	Limit (dBuV/m)	Margin (dB)	Detector	Table (Degree)	Height (cm)	Antenna	Verdict
1	1482.900	38.35	-17.68	74.0	35.65	Peak	349.00	100	Horizontal	Pass
1**	1482.900	29.04	-17.68	54.0	24.96	AV	349.00	100	Horizontal	Pass
2	4263.800	49.10	-4.95	74.0	24.90	Peak	195.00	100	Horizontal	Pass
2**	4263.800	39.42	-4.95	54.0	14.58	AV	195.00	100	Horizontal	Pass
3	5307.200	102.26	-2.86	--	--	Peak	5.00	100	Horizontal	N/A
3**	5307.200	94.33	-2.86	--	--	AV	5.00	100	Horizontal	N/A
4	7460.575	50.43	-3.97	74.0	23.57	Peak	286.00	200	Horizontal	Pass
4**	7460.575	39.83	-3.97	54.0	14.17	AV	286.00	200	Horizontal	Pass
5	12615.737	53.53	1.86	74.0	20.47	Peak	207.00	100	Horizontal	Pass
5**	12615.737	43.63	1.86	54.0	10.37	AV	207.00	100	Horizontal	Pass
6	16079.287	55.76	1.63	74.0	18.24	Peak	99.00	300	Horizontal	Pass
6**	16079.287	46.15	1.63	54.0	7.85	AV	99.00	300	Horizontal	Pass

11ac40, U-NII-2A, 1 GHz to 18 GHz, High Channel, ANT V

No.	Frequency (MHz)	Results (dBuV/m)	Factor (dB)	Limit (dBuV/m)	Margin (dB)	Detector	Table (Degree)	Height (cm)	Antenna	Verdict
1	1530.100	38.71	-17.46	74.0	35.29	Peak	301.00	300	Vertical	Pass
1**	1530.100	30.35	-17.46	54.0	23.65	AV	301.00	300	Vertical	Pass
2	4371.200	49.38	-4.16	74.0	24.62	Peak	320.00	100	Vertical	Pass
2**	4371.200	40.74	-4.16	54.0	13.26	AV	320.00	100	Vertical	Pass
3	5307.400	96.32	-2.88	--	--	Peak	133.00	100	Vertical	N/A
3**	5307.400	88.03	-2.88	--	--	AV	133.00	100	Vertical	N/A
4	7703.225	49.78	-2.05	74.0	24.22	Peak	190.00	300	Vertical	Pass
4**	7703.225	40.25	-2.05	54.0	13.75	AV	190.00	300	Vertical	Pass
5	12374.237	53.14	1.34	74.0	20.86	Peak	304.00	200	Vertical	Pass
5**	12374.237	44.15	1.34	54.0	9.85	AV	304.00	200	Vertical	Pass
6	15395.738	55.50	0.68	74.0	18.50	Peak	287.00	100	Vertical	Pass
6**	15395.738	46.47	0.68	54.0	7.53	AV	287.00	100	Vertical	Pass

11ac80, U-NII-2A, 1 GHz to 18 GHz, Middle Channel, ANT H

No.	Frequency (MHz)	Results (dBuV/m)	Factor (dB)	Limit (dBuV/m)	Margin (dB)	Detector	Table (Degree)	Height (cm)	Antenna	Verdict
1	1525.700	38.36	-17.42	74.0	35.64	Peak	293.00	400	Horizontal	Pass
1**	1525.700	28.64	-17.42	54.0	25.36	AV	293.00	400	Horizontal	Pass
2	4211.000	49.46	-4.99	74.0	24.54	Peak	224.00	400	Horizontal	Pass
2**	4211.000	39.56	-4.99	54.0	14.44	AV	224.00	400	Horizontal	Pass
3	5295.800	96.99	-3.27	--	--	Peak	3.00	150	Horizontal	N/A
3**	5295.800	88.59	-3.27	--	--	AV	3.00	150	Horizontal	N/A
4	7648.600	49.35	-2.82	74.0	24.65	Peak	304.00	100	Horizontal	Pass
4**	7648.600	39.65	-2.82	54.0	14.35	AV	304.00	100	Horizontal	Pass
5	12273.325	53.97	1.56	74.0	20.03	Peak	190.00	100	Horizontal	Pass
5**	12273.325	43.63	1.56	54.0	10.37	AV	190.00	100	Horizontal	Pass
6	15644.063	55.80	1.26	74.0	18.20	Peak	325.00	300	Horizontal	Pass
6**	15644.063	46.37	1.26	54.0	7.63	AV	325.00	300	Horizontal	Pass

11ac80, U-NII-2A, 1 GHz to 18 GHz, Middle Channel, ANT V

No.	Frequency (MHz)	Results (dBuV/m)	Factor (dB)	Limit (dBuV/m)	Margin (dB)	Detector	Table (Degree)	Height (cm)	Antenna	Verdict
1	1576.100	38.53	-17.50	74.0	35.47	Peak	287.00	100	Vertical	Pass
1**	1576.100	28.89	-17.50	54.0	25.11	AV	287.00	100	Vertical	Pass
2	4351.600	49.32	-3.62	74.0	24.68	Peak	276.00	100	Vertical	Pass
2**	4351.600	40.56	-3.62	54.0	13.44	AV	276.00	100	Vertical	Pass
3	5283.400	91.74	-3.06	--	--	Peak	127.00	150	Vertical	N/A
3**	5283.400	83.92	-3.06	--	--	AV	127.00	150	Vertical	N/A
4	7344.425	49.16	-3.29	74.0	24.84	Peak	359.00	400	Vertical	Pass
4**	7344.425	40.32	-3.29	54.0	13.68	AV	359.00	400	Vertical	Pass
5	11993.012	52.85	1.18	74.0	21.15	Peak	64.00	200	Vertical	Pass
5**	11993.012	42.59	1.18	54.0	11.41	AV	64.00	200	Vertical	Pass
6	15647.737	56.95	1.21	74.0	17.05	Peak	250.00	200	Vertical	Pass
6**	15647.737	46.49	1.21	54.0	7.51	AV	250.00	200	Vertical	Pass

11a, U-NII-2C, 1 GHz to 18 GHz, Low Channel, ANT H

No.	Frequency (MHz)	Results (dBuV/m)	Factor (dB)	Limit (dBuV/m)	Margin (dB)	Detector	Table (Degree)	Height (cm)	Antenna	Verdict
1	1505.300	38.58	-17.45	74.0	35.42	Peak	0.00	100	Horizontal	Pass
1**	1505.300	29.74	-17.45	54.0	24.26	AV	0.00	100	Horizontal	Pass
2	4368.200	49.59	-4.44	74.0	24.41	Peak	112.00	200	Horizontal	Pass
2**	4368.200	40.85	-4.44	54.0	13.15	AV	112.00	200	Horizontal	Pass
3	5501.200	106.06	-2.34	--	--	Peak	0.00	100	Horizontal	N/A
3**	5501.200	98.95	-2.34	--	--	AV	0.00	100	Horizontal	N/A
4	7487.025	49.25	-3.53	74.0	24.75	Peak	303.00	200	Horizontal	Pass
4**	7487.025	39.45	-3.53	54.0	14.55	AV	303.00	200	Horizontal	Pass
5	12611.425	53.32	1.89	74.0	20.68	Peak	46.00	200	Horizontal	Pass
5**	12611.425	44.32	1.89	54.0	9.68	AV	46.00	200	Horizontal	Pass
6	16181.137	55.59	1.51	74.0	18.41	Peak	0.00	200	Horizontal	Pass
6**	16181.137	45.78	1.51	54.0	8.22	AV	0.00	200	Horizontal	Pass

11a, U-NII-2C, 1 GHz to 18 GHz, Low Channel, ANT V

No.	Frequency (MHz)	Results (dBuV/m)	Factor (dB)	Limit (dBuV/m)	Margin (dB)	Detector	Table (Degree)	Height (cm)	Antenna	Verdict
1	1546.000	38.14	-17.34	74.0	35.86	Peak	16.00	400	Vertical	Pass
1**	1546.000	29.36	-17.34	54.0	24.64	AV	16.00	400	Vertical	Pass
2	4378.400	49.59	-4.56	74.0	24.41	Peak	299.00	400	Vertical	Pass
2**	4378.400	41.16	-4.56	54.0	12.84	AV	299.00	400	Vertical	Pass
3	5501.200	99.45	-2.34	--	--	Peak	139.00	200	Vertical	N/A
3**	5501.200	91.78	-2.34	--	--	AV	139.00	200	Vertical	N/A
4	7558.038	49.82	-3.38	74.0	24.18	Peak	45.00	400	Vertical	Pass
4**	7558.038	39.37	-3.38	54.0	14.63	AV	45.00	400	Vertical	Pass
5	12229.913	53.07	1.30	74.0	20.93	Peak	307.00	200	Vertical	Pass
5**	12229.913	43.16	1.30	54.0	10.84	AV	307.00	200	Vertical	Pass
6	15504.938	55.35	1.28	74.0	18.65	Peak	122.00	400	Vertical	Pass
6**	15504.938	46.09	1.28	54.0	7.91	AV	122.00	400	Vertical	Pass

11a, U-NII-2C, 1 GHz to 18 GHz, Middle Channel, ANT H

No.	Frequency (MHz)	Results (dBuV/m)	Factor (dB)	Limit (dBuV/m)	Margin (dB)	Detector	Table (Degree)	Height (cm)	Antenna	Verdict
1	1588.700	38.77	-17.68	74.0	35.23	Peak	233.00	400	Horizontal	Pass
1**	1588.700	29.15	-17.68	54.0	24.85	AV	233.00	400	Horizontal	Pass
2	4378.800	48.83	-4.54	74.0	25.17	Peak	239.00	100	Horizontal	Pass
2**	4378.800	41.27	-4.54	54.0	12.73	AV	239.00	100	Horizontal	Pass
3	5581.200	107.28	-1.86	--	--	Peak	360.00	100	Horizontal	N/A
3**	5581.200	100.00	-1.86	--	--	AV	360.00	100	Horizontal	N/A
4	7742.038	49.72	-3.02	74.0	24.28	Peak	93.00	100	Horizontal	Pass
4**	7742.038	40.29	-3.02	54.0	13.71	AV	93.00	100	Horizontal	Pass
5	12613.724	52.85	1.88	74.0	21.15	Peak	61.00	100	Horizontal	Pass
5**	12613.724	44.19	1.88	54.0	9.81	AV	61.00	100	Horizontal	Pass
6	15775.050	55.40	1.27	74.0	18.60	Peak	216.00	100	Horizontal	Pass
6**	15775.050	46.18	1.27	54.0	7.82	AV	216.00	100	Horizontal	Pass

11a, U-NII-2C, 1 GHz to 18 GHz, Middle Channel, ANT V

No.	Frequency (MHz)	Results (dBuV/m)	Factor (dB)	Limit (dBuV/m)	Margin (dB)	Detector	Table (Degree)	Height (cm)	Antenna	Verdict
1	1529.400	38.22	-17.45	74.0	35.78	Peak	186.00	400	Vertical	Pass
1**	1529.400	28.61	-17.45	54.0	25.39	AV	186.00	400	Vertical	Pass
2	4383.800	50.03	-4.65	74.0	23.97	Peak	130.00	400	Vertical	Pass
2**	4383.800	40.15	-4.65	54.0	13.85	AV	130.00	400	Vertical	Pass
3	5577.800	100.64	-1.96	--	--	Peak	141.00	200	Vertical	N/A
3**	5577.800	92.77	-1.96	--	--	AV	141.00	200	Vertical	N/A
4	7703.800	49.81	-2.10	74.0	24.19	Peak	78.00	100	Vertical	Pass
4**	7703.800	39.90	-2.10	54.0	14.10	AV	78.00	100	Vertical	Pass
5	12416.500	53.22	1.41	74.0	20.78	Peak	303.00	100	Vertical	Pass
5**	12416.500	43.64	1.41	54.0	10.36	AV	303.00	100	Vertical	Pass
6	15922.575	56.08	-0.06	74.0	17.92	Peak	326.00	100	Vertical	Pass
6**	15922.575	44.46	-0.06	54.0	9.54	AV	326.00	100	Vertical	Pass

11a, U-NII-2C, 1 GHz to 18 GHz, High Channel, ANT H

No.	Frequency (MHz)	Results (dBuV/m)	Factor (dB)	Limit (dBuV/m)	Margin (dB)	Detector	Table (Degree)	Height (cm)	Antenna	Verdict
1	1554.300	38.41	-17.33	74.0	35.59	Peak	140.00	200	Horizontal	Pass
1**	1554.300	28.62	-17.33	54.0	25.38	AV	140.00	200	Horizontal	Pass
2	4377.000	49.06	-4.65	74.0	24.94	Peak	35.00	200	Horizontal	Pass
2**	4377.000	40.13	-4.65	54.0	13.87	AV	35.00	200	Horizontal	Pass
3	5701.800	105.19	-1.48	--	--	Peak	99.00	150	Horizontal	N/A
3**	5701.800	98.06	-1.48	--	--	AV	99.00	150	Horizontal	N/A
4	7647.450	49.19	-2.83	74.0	24.81	Peak	113.00	100	Horizontal	Pass
4**	7647.450	40.54	-2.83	54.0	13.46	AV	113.00	100	Horizontal	Pass
5	12273.901	52.75	1.58	74.0	21.25	Peak	360.00	200	Horizontal	Pass
5**	12273.901	44.09	1.58	54.0	9.91	AV	360.00	200	Horizontal	Pass
6	15518.063	56.15	1.39	74.0	17.85	Peak	344.00	300	Horizontal	Pass
6**	15518.063	46.39	1.39	54.0	7.61	AV	344.00	300	Horizontal	Pass

11a, U-NII-2C, 1 GHz to 18 GHz, High Channel, ANT V

No.	Frequency (MHz)	Results (dBuV/m)	Factor (dB)	Limit (dBuV/m)	Margin (dB)	Detector	Table (Degree)	Height (cm)	Antenna	Verdict
1	1544.100	38.79	-17.30	74.0	35.21	Peak	259.00	400	Vertical	Pass
1**	1544.100	29.01	-17.30	54.0	24.99	AV	259.00	400	Vertical	Pass
2	4361.800	49.70	-4.41	74.0	24.30	Peak	93.00	200	Vertical	Pass
2**	4361.800	40.29	-4.41	54.0	13.71	AV	93.00	200	Vertical	Pass
3	5703.000	100.44	-1.39	--	--	Peak	160.00	150	Vertical	N/A
3**	5703.000	93.17	-1.39	--	--	AV	160.00	150	Vertical	N/A
4	7688.850	49.75	-2.09	74.0	24.25	Peak	195.00	100	Vertical	Pass
4**	7688.850	40.46	-2.09	54.0	13.54	AV	195.00	100	Vertical	Pass
5	12699.400	53.20	0.84	74.0	20.80	Peak	163.00	150	Vertical	Pass
5**	12699.400	44.44	0.84	54.0	9.56	AV	163.00	150	Vertical	Pass
6	16126.800	56.59	0.88	74.0	17.41	Peak	233.00	200	Vertical	Pass
6**	16126.800	46.76	0.88	54.0	7.24	AV	233.00	200	Vertical	Pass

11n20, U-NII-2C, 1 GHz to 18 GHz, Low Channel, ANT H

No.	Frequency (MHz)	Results (dBuV/m)	Factor (dB)	Limit (dBuV/m)	Margin (dB)	Detector	Table (Degree)	Height (cm)	Antenna	Verdict
1	1586.800	38.12	-17.66	74.0	35.88	Peak	302.00	300	Horizontal	Pass
1**	1586.800	28.70	-17.66	54.0	25.30	AV	302.00	300	Horizontal	Pass
2	4371.600	49.29	-4.23	74.0	24.71	Peak	24.00	200	Horizontal	Pass
2**	4371.600	40.55	-4.23	54.0	13.45	AV	24.00	200	Horizontal	Pass
3	5499.800	105.10	-2.31	--	--	Peak	2.00	200	Horizontal	N/A
3**	5499.800	96.99	-2.31	--	--	AV	2.00	200	Horizontal	N/A
4	7349.313	49.56	-3.24	74.0	24.44	Peak	306.00	200	Horizontal	Pass
4**	7349.313	40.51	-3.24	54.0	13.49	AV	306.00	200	Horizontal	Pass
5	11990.138	53.09	1.14	74.0	20.91	Peak	257.00	150	Horizontal	Pass
5**	11990.138	43.95	1.14	54.0	10.05	AV	257.00	150	Horizontal	Pass
6	16178.513	55.35	1.45	74.0	18.65	Peak	140.00	300	Horizontal	Pass
6**	16178.513	46.14	1.45	54.0	7.86	AV	140.00	300	Horizontal	Pass

11n20, U-NII-2C, 1 GHz to 18 GHz, Low Channel, ANT V

No.	Frequency (MHz)	Results (dBuV/m)	Factor (dB)	Limit (dBuV/m)	Margin (dB)	Detector	Table (Degree)	Height (cm)	Antenna	Verdict
1	1516.100	38.46	-17.55	74.0	35.54	Peak	157.00	100	Vertical	Pass
1**	1516.100	28.99	-17.55	54.0	25.01	AV	157.00	100	Vertical	Pass
2	4349.000	49.50	-3.81	74.0	24.50	Peak	82.00	300	Vertical	Pass
2**	4349.000	40.73	-3.81	54.0	13.27	AV	82.00	300	Vertical	Pass
3	5501.400	98.05	-2.34	--	--	Peak	124.00	100	Vertical	N/A
3**	5501.400	90.47	-2.34	--	--	AV	124.00	100	Vertical	N/A
4	7411.700	49.07	-3.82	74.0	24.93	Peak	93.00	100	Vertical	Pass
4**	7411.700	39.20	-3.82	54.0	14.80	AV	93.00	100	Vertical	Pass
5	11217.050	53.41	-0.19	74.0	20.59	Peak	360.00	150	Vertical	Pass
5**	11217.050	44.01	-0.19	54.0	9.99	AV	360.00	150	Vertical	Pass
6	16044.637	55.79	0.75	74.0	18.21	Peak	9.00	200	Vertical	Pass
6**	16044.637	45.96	0.75	54.0	8.04	AV	9.00	200	Vertical	Pass

11n20, U-NII-2C, 1 GHz to 18 GHz, Middle Channel, ANT H

No.	Frequency (MHz)	Results (dBuV/m)	Factor (dB)	Limit (dBuV/m)	Margin (dB)	Detector	Table (Degree)	Height (cm)	Antenna	Verdict
1	1576.800	38.26	-17.45	74.0	35.74	Peak	64.00	100	Horizontal	Pass
1**	1576.800	28.87	-17.45	54.0	25.13	AV	64.00	100	Horizontal	Pass
2	4191.400	49.55	-4.74	74.0	24.45	Peak	192.00	300	Horizontal	Pass
2**	4191.400	39.69	-4.74	54.0	14.31	AV	192.00	300	Horizontal	Pass
3	5581.000	107.32	-1.85	--	--	Peak	0.00	200	Horizontal	N/A
3**	5581.000	99.99	-1.85	--	--	AV	0.00	200	Horizontal	N/A
4	7574.712	49.28	-2.98	74.0	24.72	Peak	96.00	200	Horizontal	Pass
4**	7574.712	39.87	-2.98	54.0	14.13	AV	96.00	200	Horizontal	Pass
5	12314.150	53.18	1.40	74.0	20.82	Peak	0.00	150	Horizontal	Pass
5**	12314.150	43.92	1.40	54.0	10.08	AV	0.00	150	Horizontal	Pass
6	15845.401	55.74	1.37	74.0	18.26	Peak	289.00	100	Horizontal	Pass
6**	15845.401	46.71	1.37	54.0	7.29	AV	289.00	100	Horizontal	Pass

11n20, U-NII-2C, 1 GHz to 18 GHz, Middle Channel, ANT V

No.	Frequency (MHz)	Results (dBuV/m)	Factor (dB)	Limit (dBuV/m)	Margin (dB)	Detector	Table (Degree)	Height (cm)	Antenna	Verdict
1	1496.000	38.66	-17.39	74.0	35.34	Peak	124.00	200	Vertical	Pass
1**	1496.000	29.16	-17.39	54.0	24.84	AV	124.00	200	Vertical	Pass
2	4359.600	50.17	-4.20	74.0	23.83	Peak	24.00	100	Vertical	Pass
2**	4359.600	39.54	-4.20	54.0	14.46	AV	24.00	100	Vertical	Pass
3	5578.600	100.96	-1.97	--	--	Peak	133.00	100	Vertical	N/A
3**	5578.600	93.54	-1.97	--	--	AV	133.00	100	Vertical	N/A
4	7290.087	49.15	-3.10	74.0	24.85	Peak	80.00	100	Vertical	Pass
4**	7290.087	40.58	-3.10	54.0	13.42	AV	80.00	100	Vertical	Pass
5	12280.513	53.01	1.80	74.0	20.99	Peak	258.00	200	Vertical	Pass
5**	12280.513	43.86	1.80	54.0	10.14	AV	258.00	200	Vertical	Pass
6	15837.787	55.53	1.45	74.0	18.47	Peak	64.00	400	Vertical	Pass
6**	15837.787	47.09	1.45	54.0	6.91	AV	64.00	400	Vertical	Pass

11n20, U-NII-2C, 1 GHz to 18 GHz, High Channel, ANT H

No.	Frequency (MHz)	Results (dBuV/m)	Factor (dB)	Limit (dBuV/m)	Margin (dB)	Detector	Table (Degree)	Height (cm)	Antenna	Verdict
1	1549.400	38.84	-17.51	74.0	35.16	Peak	214.00	400	Horizontal	Pass
1**	1549.400	29.46	-17.51	54.0	24.54	AV	214.00	400	Horizontal	Pass
2	4345.600	50.25	-4.10	74.0	23.75	Peak	162.00	100	Horizontal	Pass
2**	4345.600	39.61	-4.10	54.0	14.39	AV	162.00	100	Horizontal	Pass
3	5701.800	102.95	-1.48	--	--	Peak	107.00	100	Horizontal	N/A
3**	5701.800	94.96	-1.48	--	--	AV	107.00	100	Horizontal	N/A
4	7342.987	49.21	-3.35	74.0	24.79	Peak	60.00	200	Horizontal	Pass
4**	7342.987	40.72	-3.35	54.0	13.28	AV	60.00	200	Horizontal	Pass
5	12257.800	53.17	1.03	74.0	20.83	Peak	360.00	150	Horizontal	Pass
5**	12257.800	43.69	1.03	54.0	10.31	AV	360.00	150	Horizontal	Pass
6	16076.401	55.98	1.57	74.0	18.02	Peak	10.00	300	Horizontal	Pass
6**	16076.401	46.21	1.57	54.0	7.79	AV	10.00	300	Horizontal	Pass

11n20, U-NII-2C, 1 GHz to 18 GHz, High Channel, ANT V

No.	Frequency (MHz)	Results (dBuV/m)	Factor (dB)	Limit (dBuV/m)	Margin (dB)	Detector	Table (Degree)	Height (cm)	Antenna	Verdict
1	1580.500	38.77	-17.35	74.0	35.23	Peak	162.00	300	Vertical	Pass
1**	1580.500	28.90	-17.35	54.0	25.10	AV	162.00	300	Vertical	Pass
2	4367.000	49.52	-4.20	74.0	24.48	Peak	93.00	300	Vertical	Pass
2**	4367.000	40.66	-4.20	54.0	13.34	AV	93.00	300	Vertical	Pass
3	5703.000	97.62	-1.39	--	--	Peak	167.00	150	Vertical	N/A
3**	5703.000	90.12	-1.39	--	--	AV	167.00	150	Vertical	N/A
4	7662.688	49.14	-2.29	74.0	24.86	Peak	306.00	200	Vertical	Pass
4**	7662.688	39.73	-2.29	54.0	14.27	AV	306.00	200	Vertical	Pass
5	12618.037	53.12	1.82	74.0	20.88	Peak	0.00	150	Vertical	Pass
5**	12618.037	43.33	1.82	54.0	10.67	AV	0.00	150	Vertical	Pass
6	15834.112	55.64	1.46	74.0	18.36	Peak	0.00	100	Vertical	Pass
6**	15834.112	46.13	1.46	54.0	7.87	AV	0.00	100	Vertical	Pass

11n40, U-NII-2C, 1 GHz to 18 GHz, Low Channel, ANT H

No.	Frequency (MHz)	Results (dBuV/m)	Factor (dB)	Limit (dBuV/m)	Margin (dB)	Detector	Table (Degree)	Height (cm)	Antenna	Verdict
1	1552.700	38.14	-17.37	74.0	35.86	Peak	84.00	300	Horizontal	Pass
1**	1552.700	28.60	-17.37	54.0	25.40	AV	84.00	300	Horizontal	Pass
2	4371.200	49.36	-4.16	74.0	24.64	Peak	141.00	300	Horizontal	Pass
2**	4371.200	40.66	-4.16	54.0	13.34	AV	141.00	300	Horizontal	Pass
3	5504.600	98.42	-2.37	--	--	Peak	360.00	200	Horizontal	N/A
3**	5504.600	90.62	-2.37	--	--	AV	360.00	200	Horizontal	N/A
4	7642.275	49.04	-3.32	74.0	24.96	Peak	276.00	100	Horizontal	Pass
4**	7642.275	39.52	-3.32	54.0	14.48	AV	276.00	100	Horizontal	Pass
5	12225.887	52.96	1.31	74.0	21.04	Peak	360.00	150	Horizontal	Pass
5**	12225.887	43.08	1.31	54.0	10.92	AV	360.00	150	Horizontal	Pass
6	15400.988	55.86	0.77	74.0	18.14	Peak	270.00	200	Horizontal	Pass
6**	15400.988	45.91	0.77	54.0	8.09	AV	270.00	200	Horizontal	Pass

11n40, U-NII-2C, 1 GHz to 18 GHz, Low Channel, ANT V

No.	Frequency (MHz)	Results (dBuV/m)	Factor (dB)	Limit (dBuV/m)	Margin (dB)	Detector	Table (Degree)	Height (cm)	Antenna	Verdict
1	1564.500	38.64	-17.52	74.0	35.36	Peak	29.00	100	Vertical	Pass
1**	1564.500	29.19	-17.52	54.0	24.81	AV	29.00	100	Vertical	Pass
2	4279.200	49.49	-4.50	74.0	24.51	Peak	360.00	100	Vertical	Pass
2**	4279.200	39.84	-4.50	54.0	14.16	AV	360.00	100	Vertical	Pass
3	5511.800	91.96	-2.52	--	--	Peak	123.00	200	Vertical	N/A
3**	5511.800	84.53	-2.52	--	--	AV	123.00	200	Vertical	N/A
4	7621.287	49.34	-2.99	74.0	24.66	Peak	360.00	200	Vertical	Pass
4**	7621.287	39.60	-2.99	54.0	14.40	AV	360.00	200	Vertical	Pass
5	12327.663	53.15	1.42	74.0	20.85	Peak	241.00	150	Vertical	Pass
5**	12327.663	44.67	1.42	54.0	9.33	AV	241.00	150	Vertical	Pass
6	15796.575	55.81	2.22	74.0	18.19	Peak	307.00	400	Vertical	Pass
6**	15796.575	46.69	2.22	54.0	7.31	AV	307.00	400	Vertical	Pass

11n40, U-NII-2C, 1 GHz to 18 GHz, Middle Channel, ANT H

No.	Frequency (MHz)	Results (dBuV/m)	Factor (dB)	Limit (dBuV/m)	Margin (dB)	Detector	Table (Degree)	Height (cm)	Antenna	Verdict
1	1554.900	38.53	-17.35	74.0	35.47	Peak	325.00	400	Horizontal	Pass
1**	1554.900	29.82	-17.35	54.0	24.18	AV	325.00	400	Horizontal	Pass
2	4371.200	49.31	-4.16	74.0	24.69	Peak	74.00	200	Horizontal	Pass
2**	4371.200	40.58	-4.16	54.0	13.42	AV	74.00	200	Horizontal	Pass
3	5592.200	103.79	-2.03	--	--	Peak	0.00	100	Horizontal	N/A
3**	5592.200	96.52	-2.03	--	--	AV	0.00	100	Horizontal	N/A
4	7672.750	49.66	-2.33	74.0	24.34	Peak	13.00	200	Horizontal	Pass
4**	7672.750	40.03	-2.33	54.0	13.97	AV	13.00	200	Horizontal	Pass
5	12436.912	53.11	1.73	74.0	20.89	Peak	261.00	200	Horizontal	Pass
5**	12436.912	43.64	1.73	54.0	10.36	AV	261.00	200	Horizontal	Pass
6	15504.412	55.33	1.26	74.0	18.67	Peak	139.00	100	Horizontal	Pass
6**	15504.412	46.44	1.26	54.0	7.56	AV	139.00	100	Horizontal	Pass

11n40, U-NII-2C, 1 GHz to 18 GHz, Middle Channel, ANT V

No.	Frequency (MHz)	Results (dBuV/m)	Factor (dB)	Limit (dBuV/m)	Margin (dB)	Detector	Table (Degree)	Height (cm)	Antenna	Verdict
1	1505.700	38.24	-17.51	74.0	35.76	Peak	173.00	200	Vertical	Pass
1**	1505.700	28.73	-17.51	54.0	25.27	AV	173.00	200	Vertical	Pass
2	4370.600	49.28	-4.30	74.0	24.72	Peak	77.00	100	Vertical	Pass
2**	4370.600	40.84	-4.30	54.0	13.16	AV	77.00	100	Vertical	Pass
3	5594.400	97.54	-2.13	--	--	Peak	120.00	200	Vertical	N/A
3**	5594.400	89.53	-2.13	--	--	AV	120.00	200	Vertical	N/A
4	7338.675	49.25	-3.36	74.0	24.75	Peak	44.00	300	Vertical	Pass
4**	7338.675	40.66	-3.36	54.0	13.34	AV	44.00	300	Vertical	Pass
5	12411.900	52.75	1.43	74.0	21.25	Peak	189.00	100	Vertical	Pass
5**	12411.900	43.87	1.43	54.0	10.13	AV	189.00	100	Vertical	Pass
6	15800.776	55.36	2.32	74.0	18.64	Peak	26.00	200	Vertical	Pass
6**	15800.776	46.35	2.32	54.0	7.65	AV	26.00	200	Vertical	Pass

11n40, U-NII-2C, 1 GHz to 18 GHz, High Channel, ANT H

No.	Frequency (MHz)	Results (dBuV/m)	Factor (dB)	Limit (dBuV/m)	Margin (dB)	Detector	Table (Degree)	Height (cm)	Antenna	Verdict
1	1503.900	38.57	-17.40	74.0	35.43	Peak	355.00	100	Horizontal	Pass
1**	1503.900	28.86	-17.40	54.0	25.14	AV	355.00	100	Horizontal	Pass
2	4222.000	49.64	-5.02	74.0	24.36	Peak	75.00	300	Horizontal	Pass
2**	4222.000	39.62	-5.02	54.0	14.38	AV	75.00	300	Horizontal	Pass
3	5672.200	100.55	-2.12	--	--	Peak	351.00	100	Horizontal	N/A
3**	5672.200	93.64	-2.12	--	--	AV	351.00	100	Horizontal	N/A
4	7646.587	49.57	-2.90	74.0	24.43	Peak	112.00	400	Horizontal	Pass
4**	7646.587	41.05	-2.90	54.0	12.95	AV	112.00	400	Horizontal	Pass
5	12298.625	53.18	1.50	74.0	20.82	Peak	13.00	150	Horizontal	Pass
5**	12298.625	43.96	1.50	54.0	10.04	AV	13.00	150	Horizontal	Pass
6	15838.838	55.84	1.45	74.0	18.16	Peak	45.00	100	Horizontal	Pass
6**	15838.838	46.31	1.45	54.0	7.69	AV	45.00	100	Horizontal	Pass

11n40, U-NII-2C, 1 GHz to 18 GHz, High Channel, ANT V

No.	Frequency (MHz)	Results (dBuV/m)	Factor (dB)	Limit (dBuV/m)	Margin (dB)	Detector	Table (Degree)	Height (cm)	Antenna	Verdict
1	1583.300	38.13	-17.44	74.0	35.87	Peak	196.00	100	Vertical	Pass
1**	1583.300	29.54	-17.44	54.0	24.46	AV	196.00	100	Vertical	Pass
2	4346.200	49.13	-4.05	74.0	24.87	Peak	331.00	300	Vertical	Pass
2**	4346.200	39.96	-4.05	54.0	14.04	AV	331.00	300	Vertical	Pass
3	5671.200	95.40	-2.17	--	--	Peak	160.00	200	Vertical	N/A
3**	5671.200	87.51	-2.17	--	--	AV	160.00	200	Vertical	N/A
4	7672.750	49.42	-2.33	74.0	24.58	Peak	96.00	100	Vertical	Pass
4**	7672.750	39.73	-2.33	54.0	14.27	AV	96.00	100	Vertical	Pass
5	12331.688	52.83	1.39	74.0	21.17	Peak	96.00	150	Vertical	Pass
5**	12331.688	43.77	1.39	54.0	10.23	AV	96.00	150	Vertical	Pass
6	15673.463	55.85	1.50	74.0	18.15	Peak	80.00	200	Vertical	Pass
6**	15673.463	46.34	1.50	54.0	7.66	AV	80.00	200	Vertical	Pass

11ac20, U-NII-2C, 1 GHz to 18 GHz, Low Channel, ANT H

No.	Frequency (MHz)	Results (dBuV/m)	Factor (dB)	Limit (dBuV/m)	Margin (dB)	Detector	Table (Degree)	Height (cm)	Antenna	Verdict
1	1602.300	38.42	-17.78	74.0	35.58	Peak	163.00	200	Horizontal	Pass
1**	1602.300	28.57	-17.78	54.0	25.43	AV	163.00	200	Horizontal	Pass
2	4339.200	49.96	-4.39	74.0	24.04	Peak	331.00	400	Horizontal	Pass
2**	4339.200	39.66	-4.39	54.0	14.34	AV	331.00	400	Horizontal	Pass
3	5501.200	104.75	-2.34	--	--	Peak	1.00	200	Horizontal	N/A
3**	5501.200	97.59	-2.34	--	--	AV	1.00	200	Horizontal	N/A
4	7622.150	49.31	-2.98	74.0	24.69	Peak	45.00	300	Horizontal	Pass
4**	7622.150	40.29	-2.98	54.0	13.71	AV	45.00	300	Horizontal	Pass
5	12329.388	53.02	1.42	74.0	20.98	Peak	309.00	150	Horizontal	Pass
5**	12329.388	43.69	1.42	54.0	10.31	AV	309.00	150	Horizontal	Pass
6	16173.000	55.44	1.26	74.0	18.56	Peak	344.00	200	Horizontal	Pass
6**	16173.000	46.07	1.26	54.0	7.93	AV	344.00	200	Horizontal	Pass

11ac20, U-NII-2C, 1 GHz to 18 GHz, Low Channel, ANT V

No.	Frequency (MHz)	Results (dBuV/m)	Factor (dB)	Limit (dBuV/m)	Margin (dB)	Detector	Table (Degree)	Height (cm)	Antenna	Verdict
1	1540.600	38.53	-17.38	74.0	35.47	Peak	131.00	400	Vertical	Pass
1**	1540.600	29.21	-17.38	54.0	24.79	AV	131.00	400	Vertical	Pass
2	4206.200	49.84	-4.75	74.0	24.16	Peak	341.00	100	Vertical	Pass
2**	4206.200	40.15	-4.75	54.0	13.85	AV	341.00	100	Vertical	Pass
3	5501.200	97.99	-2.34	--	--	Peak	125.00	200	Vertical	N/A
3**	5501.200	90.82	-2.34	--	--	AV	125.00	200	Vertical	N/A
4	7352.763	49.91	-3.55	74.0	24.09	Peak	259.00	300	Vertical	Pass
4**	7352.763	40.21	-3.55	54.0	13.79	AV	259.00	300	Vertical	Pass
5	12330.250	52.90	1.41	74.0	21.10	Peak	0.00	100	Vertical	Pass
5**	12330.250	43.24	1.41	54.0	10.76	AV	0.00	100	Vertical	Pass
6	15674.776	55.64	1.53	74.0	18.36	Peak	118.00	300	Vertical	Pass
6**	15674.776	46.18	1.53	54.0	7.82	AV	118.00	300	Vertical	Pass

11ac20, U-NII-2C, 1 GHz to 18 GHz, Middle Channel, ANT H

No.	Frequency (MHz)	Results (dBuV/m)	Factor (dB)	Limit (dBuV/m)	Margin (dB)	Detector	Table (Degree)	Height (cm)	Antenna	Verdict
1	1596.000	38.69	-17.72	74.0	35.31	Peak	201.00	400	Horizontal	Pass
1**	1596.000	28.29	-17.72	54.0	25.71	AV	201.00	400	Horizontal	Pass
2	4355.000	49.80	-3.87	74.0	24.20	Peak	0.00	200	Horizontal	Pass
2**	4355.000	40.60	-3.87	54.0	13.40	AV	0.00	200	Horizontal	Pass
3	5581.200	106.89	-1.86	--	--	Peak	354.00	100	Horizontal	N/A
3**	5581.200	99.67	-1.86	--	--	AV	354.00	100	Horizontal	N/A
4	7731.112	49.70	-2.94	74.0	24.30	Peak	351.00	100	Horizontal	Pass
4**	7731.112	39.20	-2.94	54.0	14.80	AV	351.00	100	Horizontal	Pass
5	11943.562	53.48	1.58	74.0	20.52	Peak	271.00	100	Horizontal	Pass
5**	11943.562	42.78	1.58	54.0	11.22	AV	271.00	100	Horizontal	Pass
6	15787.650	55.73	1.91	74.0	18.27	Peak	158.00	100	Horizontal	Pass
6**	15787.650	46.06	1.91	54.0	7.94	AV	158.00	100	Horizontal	Pass

11ac20, U-NII-2C, 1 GHz to 18 GHz, Middle Channel, ANT V

No.	Frequency (MHz)	Results (dBuV/m)	Factor (dB)	Limit (dBuV/m)	Margin (dB)	Detector	Table (Degree)	Height (cm)	Antenna	Verdict
1	1462.400	38.60	-17.48	74.0	35.40	Peak	192.00	100	Vertical	Pass
1**	1462.400	29.78	-17.48	54.0	24.22	AV	192.00	100	Vertical	Pass
2	4394.600	49.58	-4.71	74.0	24.42	Peak	201.00	200	Vertical	Pass
2**	4394.600	39.72	-4.71	54.0	14.28	AV	201.00	200	Vertical	Pass
3	5581.200	100.42	-1.86	--	--	Peak	125.00	200	Vertical	N/A
3**	5581.200	92.66	-1.86	--	--	AV	125.00	200	Vertical	N/A
4	7515.200	49.26	-3.21	74.0	24.74	Peak	242.00	200	Vertical	Pass
4**	7515.200	39.82	-3.21	54.0	14.18	AV	242.00	200	Vertical	Pass
5	12304.950	53.31	1.39	74.0	20.69	Peak	29.00	150	Vertical	Pass
5**	12304.950	43.35	1.39	54.0	10.65	AV	29.00	150	Vertical	Pass
6	15639.599	56.34	1.37	74.0	17.66	Peak	42.00	100	Vertical	Pass
6**	15639.599	45.85	1.37	54.0	8.15	AV	42.00	100	Vertical	Pass

11ac20, U-NII-2C, 1 GHz to 18 GHz, High Channel, ANT H

No.	Frequency (MHz)	Results (dBuV/m)	Factor (dB)	Limit (dBuV/m)	Margin (dB)	Detector	Table (Degree)	Height (cm)	Antenna	Verdict
1	1579.100	38.16	-17.47	74.0	35.84	Peak	292.00	200	Horizontal	Pass
1**	1579.100	28.95	-17.47	54.0	25.05	AV	292.00	200	Horizontal	Pass
2	4372.200	49.40	-4.38	74.0	24.60	Peak	116.00	200	Horizontal	Pass
2**	4372.200	40.95	-4.38	54.0	13.05	AV	116.00	200	Horizontal	Pass
3	5702.800	104.65	-1.41	--	--	Peak	116.00	150	Horizontal	N/A
3**	5702.800	97.34	-1.41	--	--	AV	116.00	150	Horizontal	N/A
4	7344.425	49.92	-3.29	74.0	24.08	Peak	29.00	300	Horizontal	Pass
4**	7344.425	40.05	-3.29	54.0	13.95	AV	29.00	300	Horizontal	Pass
5	12325.075	52.77	1.42	74.0	21.23	Peak	79.00	200	Horizontal	Pass
5**	12325.075	43.31	1.42	54.0	10.69	AV	79.00	200	Horizontal	Pass
6	15845.925	55.75	1.36	74.0	18.25	Peak	326.00	300	Horizontal	Pass
6**	15845.925	46.38	1.36	54.0	7.62	AV	326.00	300	Horizontal	Pass

11ac20, U-NII-2C, 1 GHz to 18 GHz, High Channel, ANT V

No.	Frequency (MHz)	Results (dBuV/m)	Factor (dB)	Limit (dBuV/m)	Margin (dB)	Detector	Table (Degree)	Height (cm)	Antenna	Verdict
1	1545.100	38.34	-17.29	74.0	35.66	Peak	313.00	400	Vertical	Pass
1**	1545.100	29.40	-17.29	54.0	24.60	AV	313.00	400	Vertical	Pass
2	4270.800	49.34	-4.49	74.0	24.66	Peak	50.00	200	Vertical	Pass
2**	4270.800	40.52	-4.49	54.0	13.48	AV	50.00	200	Vertical	Pass
3	5702.600	99.55	-1.42	--	--	Peak	146.00	150	Vertical	N/A
3**	5702.600	92.42	-1.42	--	--	AV	146.00	150	Vertical	N/A
4	7519.513	50.16	-3.22	74.0	23.84	Peak	360.00	300	Vertical	Pass
4**	7519.513	39.93	-3.22	54.0	14.07	AV	360.00	300	Vertical	Pass
5	12276.487	52.67	1.67	74.0	21.33	Peak	359.00	150	Vertical	Pass
5**	12276.487	43.55	1.67	54.0	10.45	AV	359.00	150	Vertical	Pass
6	15836.738	55.54	1.45	74.0	18.46	Peak	81.00	100	Vertical	Pass
6**	15836.738	46.98	1.45	54.0	7.02	AV	81.00	100	Vertical	Pass

11ac40, U-NII-2C, 1 GHz to 18 GHz, Low Channel, ANT H

No.	Frequency (MHz)	Results (dBuV/m)	Factor (dB)	Limit (dBuV/m)	Margin (dB)	Detector	Table (Degree)	Height (cm)	Antenna	Verdict
1	1620.900	38.54	-17.64	74.0	35.46	Peak	103.00	300	Horizontal	Pass
1**	1620.900	29.34	-17.64	54.0	24.66	AV	103.00	300	Horizontal	Pass
2	4273.600	50.00	-4.38	74.0	24.00	Peak	360.00	300	Horizontal	Pass
2**	4273.600	39.99	-4.38	54.0	14.01	AV	360.00	300	Horizontal	Pass
3	5506.200	104.70	-2.38	--	--	Peak	360.00	150	Horizontal	N/A
3**	5506.200	96.60	-2.38	--	--	AV	360.00	150	Horizontal	N/A
4	7265.937	49.48	-2.42	74.0	24.52	Peak	0.00	300	Horizontal	Pass
4**	7265.937	39.69	-2.42	54.0	14.31	AV	0.00	300	Horizontal	Pass
5	12289.424	52.78	1.68	74.0	21.22	Peak	320.00	150	Horizontal	Pass
5**	12289.424	43.89	1.68	54.0	10.11	AV	320.00	150	Horizontal	Pass
6	15486.825	56.16	0.91	74.0	17.84	Peak	0.00	300	Horizontal	Pass
6**	15486.825	45.76	0.91	54.0	8.24	AV	0.00	300	Horizontal	Pass

11ac40, U-NII-2C, 1 GHz to 18 GHz, Low Channel, ANT V

No.	Frequency (MHz)	Results (dBuV/m)	Factor (dB)	Limit (dBuV/m)	Margin (dB)	Detector	Table (Degree)	Height (cm)	Antenna	Verdict
1	1469.200	38.97	-17.48	74.0	35.03	Peak	0.00	100	Vertical	Pass
1**	1469.200	28.49	-17.48	54.0	25.51	AV	0.00	100	Vertical	Pass
2	4284.600	49.08	-4.98	74.0	24.92	Peak	161.00	400	Vertical	Pass
2**	4284.600	40.19	-4.98	54.0	13.81	AV	161.00	400	Vertical	Pass
3	5508.400	97.50	-2.51	--	--	Peak	138.00	100	Vertical	N/A
3**	5508.400	90.10	-2.51	--	--	AV	138.00	100	Vertical	N/A
4	7351.037	49.85	-3.43	74.0	24.15	Peak	257.00	400	Vertical	Pass
4**	7351.037	40.57	-3.43	54.0	13.43	AV	257.00	400	Vertical	Pass
5	12291.438	52.93	1.64	74.0	21.07	Peak	167.00	150	Vertical	Pass
5**	12291.438	43.50	1.64	54.0	10.50	AV	167.00	150	Vertical	Pass
6	16081.388	55.95	1.61	74.0	18.05	Peak	343.00	200	Vertical	Pass
6**	16081.388	46.60	1.61	54.0	7.40	AV	343.00	200	Vertical	Pass

11ac40, U-NII-2C, 1 GHz to 18 GHz, Middle Channel, ANT H

No.	Frequency (MHz)	Results (dBuV/m)	Factor (dB)	Limit (dBuV/m)	Margin (dB)	Detector	Table (Degree)	Height (cm)	Antenna	Verdict
1	1436.800	38.76	-17.46	74.0	35.24	Peak	204.00	300	Horizontal	Pass
1**	1436.800	28.73	-17.46	54.0	25.27	AV	204.00	300	Horizontal	Pass
2	4388.800	49.97	-4.72	74.0	24.03	Peak	118.00	300	Horizontal	Pass
2**	4388.800	40.04	-4.72	54.0	13.96	AV	118.00	300	Horizontal	Pass
3	5587.200	104.25	-1.81	--	--	Peak	360.00	100	Horizontal	N/A
3**	5587.200	97.09	-1.81	--	--	AV	360.00	100	Horizontal	N/A
4	7690.000	48.93	-1.93	74.0	25.07	Peak	263.00	200	Horizontal	Pass
4**	7690.000	40.31	-1.93	54.0	13.69	AV	263.00	200	Horizontal	Pass
5	11958.225	53.12	1.01	74.0	20.88	Peak	83.00	150	Horizontal	Pass
5**	11958.225	43.30	1.01	54.0	10.70	AV	83.00	150	Horizontal	Pass
6	15807.075	55.66	2.23	74.0	18.34	Peak	193.00	300	Horizontal	Pass
6**	15807.075	46.30	2.23	54.0	7.70	AV	193.00	300	Horizontal	Pass

11ac40, U-NII-2C, 1 GHz to 18 GHz, Middle Channel, ANT V

No.	Frequency (MHz)	Results (dBuV/m)	Factor (dB)	Limit (dBuV/m)	Margin (dB)	Detector	Table (Degree)	Height (cm)	Antenna	Verdict
1	1454.900	38.22	-17.61	74.0	35.78	Peak	217.00	400	Vertical	Pass
1**	1454.900	28.23	-17.61	54.0	25.77	AV	217.00	400	Vertical	Pass
2	4354.600	49.89	-3.85	74.0	24.11	Peak	139.00	400	Vertical	Pass
2**	4354.600	39.90	-3.85	54.0	14.10	AV	139.00	400	Vertical	Pass
3	5587.000	97.57	-1.78	--	--	Peak	130.00	200	Vertical	N/A
3**	5587.000	90.16	-1.78	--	--	AV	130.00	200	Vertical	N/A
4	7292.962	49.85	-3.15	74.0	24.15	Peak	258.00	400	Vertical	Pass
4**	7292.962	40.54	-3.15	54.0	13.46	AV	258.00	400	Vertical	Pass
5	12314.438	52.55	1.40	74.0	21.45	Peak	129.00	200	Vertical	Pass
5**	12314.438	43.52	1.40	54.0	10.48	AV	129.00	200	Vertical	Pass
6	15867.975	55.28	0.70	74.0	18.72	Peak	7.00	200	Vertical	Pass
6**	15867.975	46.55	0.70	54.0	7.45	AV	7.00	200	Vertical	Pass

11ac40, U-NII-2C, 1 GHz to 18 GHz, High Channel, ANT H

No.	Frequency (MHz)	Results (dBuV/m)	Factor (dB)	Limit (dBuV/m)	Margin (dB)	Detector	Table (Degree)	Height (cm)	Antenna	Verdict
1	1554.400	38.40	-17.34	74.0	35.60	Peak	0.00	300	Horizontal	Pass
1**	1554.400	28.95	-17.34	54.0	25.05	AV	0.00	300	Horizontal	Pass
2	4373.800	49.21	-4.70	74.0	24.79	Peak	76.00	100	Horizontal	Pass
2**	4373.800	39.58	-4.70	54.0	14.42	AV	76.00	100	Horizontal	Pass
3	5668.200	103.75	-2.23	--	--	Peak	360.00	100	Horizontal	N/A
3**	5668.200	96.53	-2.23	--	--	AV	360.00	100	Horizontal	N/A
4	7476.388	49.59	-3.60	74.0	24.41	Peak	242.00	400	Horizontal	Pass
4**	7476.388	39.94	-3.60	54.0	14.06	AV	242.00	400	Horizontal	Pass
5	12334.276	53.07	1.36	74.0	20.93	Peak	112.00	200	Horizontal	Pass
5**	12334.276	43.98	1.36	54.0	10.02	AV	112.00	200	Horizontal	Pass
6	15797.100	56.10	2.24	74.0	17.90	Peak	214.00	300	Horizontal	Pass
6**	15797.100	46.40	2.24	54.0	7.60	AV	214.00	300	Horizontal	Pass

11ac40, U-NII-2C, 1 GHz to 18 GHz, High Channel, ANT V

No.	Frequency (MHz)	Results (dBuV/m)	Factor (dB)	Limit (dBuV/m)	Margin (dB)	Detector	Table (Degree)	Height (cm)	Antenna	Verdict
1	1602.300	38.31	-17.78	74.0	35.69	Peak	0.00	300	Vertical	Pass
1**	1602.300	28.28	-17.78	54.0	25.72	AV	0.00	300	Vertical	Pass
2	4355.400	49.60	-3.90	74.0	24.40	Peak	166.00	100	Vertical	Pass
2**	4355.400	40.28	-3.90	54.0	13.72	AV	166.00	100	Vertical	Pass
3	5671.600	98.80	-2.15	--	--	Peak	155.00	200	Vertical	N/A
3**	5671.600	91.64	-2.15	--	--	AV	155.00	200	Vertical	N/A
4	7345.575	49.60	-3.36	74.0	24.40	Peak	46.00	200	Vertical	Pass
4**	7345.575	40.06	-3.36	54.0	13.94	AV	46.00	200	Vertical	Pass
5	11217.338	52.71	-0.20	74.0	21.29	Peak	95.00	150	Vertical	Pass
5**	11217.338	42.59	-0.20	54.0	11.41	AV	95.00	150	Vertical	Pass
6	16101.075	55.58	1.15	74.0	18.42	Peak	286.00	300	Vertical	Pass
6**	16101.075	45.90	1.15	54.0	8.10	AV	286.00	300	Vertical	Pass

11ac80, U-NII-2C, 1 GHz to 18 GHz, Low Channel, ANT H

No.	Frequency (MHz)	Results (dBuV/m)	Factor (dB)	Limit (dBuV/m)	Margin (dB)	Detector	Table (Degree)	Height (cm)	Antenna	Verdict
1	1623.000	38.55	-17.59	74.0	35.45	Peak	228.00	300	Horizontal	Pass
1**	1623.000	28.75	-17.59	54.0	25.25	AV	228.00	300	Horizontal	Pass
2	4302.400	49.86	-5.20	74.0	24.14	Peak	87.00	200	Horizontal	Pass
2**	4302.400	38.85	-5.20	54.0	15.15	AV	87.00	200	Horizontal	Pass
3	5543.400	96.51	-1.55	--	--	Peak	352.00	100	Horizontal	N/A
3**	5543.400	88.96	-1.55	--	--	AV	352.00	100	Horizontal	N/A
4	7494.213	49.68	-3.47	74.0	24.32	Peak	360.00	300	Horizontal	Pass
4**	7494.213	39.93	-3.47	54.0	14.07	AV	360.00	300	Horizontal	Pass
5	12266.424	53.27	1.34	74.0	20.73	Peak	336.00	100	Horizontal	Pass
5**	12266.424	43.86	1.34	54.0	10.14	AV	336.00	100	Horizontal	Pass
6	16081.388	56.20	1.61	74.0	17.80	Peak	155.00	400	Horizontal	Pass
6**	16081.388	46.20	1.61	54.0	7.80	AV	155.00	400	Horizontal	Pass

11ac80, U-NII-2C, 1 GHz to 18 GHz, Low Channel, ANT V

No.	Frequency (MHz)	Results (dBuV/m)	Factor (dB)	Limit (dBuV/m)	Margin (dB)	Detector	Table (Degree)	Height (cm)	Antenna	Verdict
1	1566.600	38.88	-17.52	74.0	35.12	Peak	82.00	200	Vertical	Pass
1**	1566.600	28.75	-17.52	54.0	25.25	AV	82.00	200	Vertical	Pass
2	4383.600	49.17	-4.64	74.0	24.83	Peak	158.00	100	Vertical	Pass
2**	4383.600	40.12	-4.64	54.0	13.88	AV	158.00	100	Vertical	Pass
3	5523.400	90.32	-2.26	--	--	Peak	125.00	100	Vertical	N/A
3**	5523.400	83.23	-2.26	--	--	AV	125.00	100	Vertical	N/A
4	7612.663	49.25	-2.95	74.0	24.75	Peak	280.00	200	Vertical	Pass
4**	7612.663	39.64	-2.95	54.0	14.36	AV	280.00	200	Vertical	Pass
5	12438.925	52.77	1.76	74.0	21.23	Peak	263.00	150	Vertical	Pass
5**	12438.925	42.95	1.76	54.0	11.05	AV	263.00	150	Vertical	Pass
6	16085.588	56.16	1.52	74.0	17.84	Peak	212.00	300	Vertical	Pass
6**	16085.588	45.57	1.52	54.0	8.43	AV	212.00	300	Vertical	Pass

11ac80, U-NII-2C, 1 GHz to 18 GHz, High Channel, ANT H

No.	Frequency (MHz)	Results (dBuV/m)	Factor (dB)	Limit (dBuV/m)	Margin (dB)	Detector	Table (Degree)	Height (cm)	Antenna	Verdict
1	1527.200	38.46	-17.44	74.0	35.54	Peak	5.00	400	Horizontal	Pass
1**	1527.200	29.24	-17.44	54.0	24.76	AV	5.00	400	Horizontal	Pass
2	4367.400	49.67	-4.27	74.0	24.33	Peak	227.00	300	Horizontal	Pass
2**	4367.400	40.37	-4.27	54.0	13.63	AV	227.00	300	Horizontal	Pass
3	5611.600	100.78	-2.26	--	--	Peak	343.00	100	Horizontal	N/A
3**	5611.600	93.48	-2.26	--	--	AV	343.00	100	Horizontal	N/A
4	7578.450	49.03	-3.00	74.0	24.97	Peak	145.00	100	Horizontal	Pass
4**	7578.450	39.54	-3.00	54.0	14.46	AV	145.00	100	Horizontal	Pass
5	12599.638	52.85	1.89	74.0	21.15	Peak	0.00	150	Horizontal	Pass
5**	12599.638	43.41	1.89	54.0	10.59	AV	0.00	150	Horizontal	Pass
6	15816.526	55.96	2.00	74.0	18.04	Peak	100.00	200	Horizontal	Pass
6**	15816.526	46.39	2.00	54.0	7.61	AV	100.00	200	Horizontal	Pass

11ac80, U-NII-2C, 1 GHz to 18 GHz, High Channel, ANT V

No.	Frequency (MHz)	Results (dBuV/m)	Factor (dB)	Limit (dBuV/m)	Margin (dB)	Detector	Table (Degree)	Height (cm)	Antenna	Verdict
1	1588.300	38.09	-17.70	74.0	35.91	Peak	0.00	100	Vertical	Pass
1**	1588.300	29.02	-17.70	54.0	24.98	AV	0.00	100	Vertical	Pass
2	4372.600	49.48	-4.48	74.0	24.52	Peak	320.00	200	Vertical	Pass
2**	4372.600	40.04	-4.48	54.0	13.96	AV	320.00	200	Vertical	Pass
3	5608.400	94.99	-2.38	--	--	Peak	160.00	100	Vertical	N/A
3**	5608.400	87.28	-2.38	--	--	AV	160.00	100	Vertical	N/A
4	7335.513	49.03	-3.23	74.0	24.97	Peak	67.00	400	Vertical	Pass
4**	7335.513	40.91	-3.23	54.0	13.09	AV	67.00	400	Vertical	Pass
5	11750.075	52.94	0.93	74.0	21.06	Peak	51.00	100	Vertical	Pass
5**	11750.075	42.84	0.93	54.0	11.16	AV	51.00	100	Vertical	Pass
6	15573.713	55.17	1.41	74.0	18.83	Peak	46.00	200	Vertical	Pass
6**	15573.713	45.66	1.41	54.0	8.34	AV	46.00	200	Vertical	Pass

11a, U-NII-3, 1 GHz to 18 GHz, Low Channel, ANT H

No.	Frequency (MHz)	Results (dBuV/m)	Factor (dB)	Limit (dBuV/m)	Margin (dB)	Detector	Table (Degree)	Height (cm)	Antenna	Verdict
1	1531.600	39.93	-16.82	74.0	34.07	Peak	67.00	400	Horizontal	Pass
1**	1531.600	28.38	-16.82	54.0	25.62	AV	67.00	400	Horizontal	Pass
2	4322.750	47.18	-4.95	74.0	26.82	Peak	164.00	200	Horizontal	Pass
2**	4322.750	38.27	-4.95	54.0	15.73	AV	164.00	200	Horizontal	Pass
3	5746.000	108.15	-2.00	--	--	Peak	120.00	150	Horizontal	N/A
3**	5746.000	101.03	-2.00	--	--	AV	120.00	150	Horizontal	N/A
4	7485.000	52.91	1.23	74.0	21.09	Peak	254.00	400	Horizontal	Pass
4**	7485.000	43.79	1.23	54.0	10.21	AV	254.00	400	Horizontal	Pass
5	11773.162	52.90	-0.17	74.0	21.10	Peak	142.00	150	Horizontal	Pass
5**	11773.162	42.91	-0.17	54.0	11.09	AV	142.00	150	Horizontal	Pass
6	15713.887	53.41	1.50	74.0	20.59	Peak	107.00	150	Horizontal	Pass
6**	15713.887	43.74	1.50	54.0	10.26	AV	107.00	150	Horizontal	Pass

11a, U-NII-3, 1 GHz to 18 GHz, Low Channel, ANT V

No.	Frequency (MHz)	Results (dBuV/m)	Factor (dB)	Limit (dBuV/m)	Margin (dB)	Detector	Table (Degree)	Height (cm)	Antenna	Verdict
1	1564.800	38.20	-17.26	74.0	35.80	Peak	95.00	300	Vertical	Pass
1**	1564.800	29.38	-17.26	54.0	24.62	AV	95.00	300	Vertical	Pass
2	4309.500	47.21	-5.05	74.0	26.79	Peak	166.00	100	Vertical	Pass
2**	4309.500	37.78	-5.05	54.0	16.22	AV	166.00	100	Vertical	Pass
3	5746.250	104.68	-1.99	--	--	Peak	166.00	100	Vertical	N/A
3**	5746.250	97.73	-1.99	--	--	AV	166.00	100	Vertical	N/A
4	7623.500	52.98	0.27	74.0	21.02	Peak	33.00	400	Vertical	Pass
4**	7623.500	42.55	0.27	54.0	11.45	AV	33.00	400	Vertical	Pass
5	11790.975	52.82	-0.15	74.0	21.18	Peak	322.00	150	Vertical	Pass
5**	11790.975	43.28	-0.15	54.0	10.72	AV	322.00	150	Vertical	Pass
6	15482.100	52.80	1.60	74.0	21.20	Peak	43.00	150	Vertical	Pass
6**	15482.100	43.39	1.60	54.0	10.61	AV	43.00	150	Vertical	Pass

11a, U-NII-3, 1 GHz to 18 GHz, Middle Channel, ANT H

No.	Frequency (MHz)	Results (dBuV/m)	Factor (dB)	Limit (dBuV/m)	Margin (dB)	Detector	Table (Degree)	Height (cm)	Antenna	Verdict
1	1559.200	37.66	-17.20	74.0	36.34	Peak	359.00	150	Horizontal	Pass
1**	1559.200	28.57	-17.20	54.0	25.43	AV	359.00	150	Horizontal	Pass
2	4288.750	46.61	-4.72	74.0	27.39	Peak	75.00	100	Horizontal	Pass
2**	4288.750	37.37	-4.72	54.0	16.63	AV	75.00	100	Horizontal	Pass
3	5787.250	108.36	-2.42	--	--	Peak	121.00	200	Horizontal	N/A
3**	5787.250	100.71	-2.42	--	--	AV	121.00	200	Horizontal	N/A
4	7705.250	53.09	2.03	74.0	20.91	Peak	75.00	300	Horizontal	Pass
4**	7705.250	43.92	2.03	54.0	10.08	AV	75.00	300	Horizontal	Pass
5	12270.012	52.36	0.88	74.0	21.64	Peak	125.00	150	Horizontal	Pass
5**	12270.012	44.18	0.88	54.0	9.82	AV	125.00	150	Horizontal	Pass
6	15825.974	53.11	1.36	74.0	20.89	Peak	320.00	150	Horizontal	Pass
6**	15825.974	43.93	1.36	54.0	10.07	AV	320.00	150	Horizontal	Pass

11a, U-NII-3, 1 GHz to 18 GHz, Middle Channel, ANT V

No.	Frequency (MHz)	Results (dBuV/m)	Factor (dB)	Limit (dBuV/m)	Margin (dB)	Detector	Table (Degree)	Height (cm)	Antenna	Verdict
1	1516.100	38.05	-16.98	74.0	35.95	Peak	352.00	300	Vertical	Pass
1**	1516.100	28.56	-16.98	54.0	25.44	AV	352.00	300	Vertical	Pass
2	4252.000	47.07	-4.23	74.0	26.93	Peak	76.00	400	Vertical	Pass
2**	4252.000	37.37	-4.23	54.0	16.63	AV	76.00	400	Vertical	Pass
3	5788.000	104.26	-2.41	--	--	Peak	166.00	150	Vertical	N/A
3**	5788.000	97.47	-2.41	--	--	AV	166.00	150	Vertical	N/A
4	7572.250	53.15	0.13	74.0	20.85	Peak	11.00	300	Vertical	Pass
4**	7572.250	42.81	0.13	54.0	11.19	AV	11.00	300	Vertical	Pass
5	11794.300	52.89	-0.15	74.0	21.11	Peak	11.00	100	Vertical	Pass
5**	11794.300	43.80	-0.15	54.0	10.20	AV	11.00	100	Vertical	Pass
6	15480.001	52.31	1.62	74.0	21.69	Peak	9.00	150	Vertical	Pass
6**	15480.001	43.49	1.62	54.0	10.51	AV	9.00	150	Vertical	Pass

11a, U-NII-3, 1 GHz to 18 GHz, High Channel, ANT H

No.	Frequency (MHz)	Results (dBuV/m)	Factor (dB)	Limit (dBuV/m)	Margin (dB)	Detector	Table (Degree)	Height (cm)	Antenna	Verdict
1	1613.200	38.60	-16.65	74.0	35.40	Peak	50.00	200	Horizontal	Pass
1**	1613.200	29.02	-16.65	54.0	24.98	AV	50.00	200	Horizontal	Pass
2	4290.250	46.90	-4.86	74.0	27.10	Peak	232.00	200	Horizontal	Pass
2**	4290.250	37.88	-4.86	54.0	16.12	AV	232.00	200	Horizontal	Pass
3	5823.750	107.77	-2.78	--	--	Peak	139.00	100	Horizontal	N/A
3**	5823.750	100.30	-2.78	--	--	AV	139.00	100	Horizontal	N/A
4	7496.250	52.43	0.84	74.0	21.57	Peak	49.00	200	Horizontal	Pass
4**	7496.250	43.71	0.84	54.0	10.29	AV	49.00	200	Horizontal	Pass
5	12406.813	53.74	1.10	74.0	20.26	Peak	184.00	150	Horizontal	Pass
5**	12406.813	43.09	1.10	54.0	10.91	AV	184.00	150	Horizontal	Pass
6	15829.913	53.17	1.40	74.0	20.83	Peak	103.00	150	Horizontal	Pass
6**	15829.913	44.32	1.40	54.0	9.68	AV	103.00	150	Horizontal	Pass

11a, U-NII-3, 1 GHz to 18 GHz, High Channel, ANT V

No.	Frequency (MHz)	Results (dBuV/m)	Factor (dB)	Limit (dBuV/m)	Margin (dB)	Detector	Table (Degree)	Height (cm)	Antenna	Verdict
1	1576.000	38.27	-16.80	74.0	35.73	Peak	103.00	200	Vertical	Pass
1**	1576.000	29.72	-16.80	54.0	24.28	AV	103.00	200	Vertical	Pass
2	4315.250	46.78	-4.91	74.0	27.22	Peak	264.00	300	Vertical	Pass
2**	4315.250	38.09	-4.91	54.0	15.91	AV	264.00	300	Vertical	Pass
3	5823.000	104.97	-2.53	--	--	Peak	183.00	200	Vertical	N/A
3**	5823.000	97.40	-2.53	--	--	AV	183.00	200	Vertical	N/A
4	7486.500	54.03	1.41	74.0	19.97	Peak	203.00	100	Vertical	Pass
4**	7486.500	44.28	1.41	54.0	9.72	AV	203.00	100	Vertical	Pass
5	11798.100	52.47	-0.15	74.0	21.53	Peak	359.00	150	Vertical	Pass
5**	11798.100	44.72	-0.15	54.0	9.28	AV	359.00	150	Vertical	Pass
6	15462.674	53.45	1.81	74.0	20.55	Peak	138.00	150	Vertical	Pass
6**	15462.674	43.98	1.81	54.0	10.02	AV	138.00	150	Vertical	Pass

11n20, U-NII-3, 1 GHz to 18 GHz, Low Channel, ANT H

No.	Frequency (MHz)	Results (dBuV/m)	Factor (dB)	Limit (dBuV/m)	Margin (dB)	Detector	Table (Degree)	Height (cm)	Antenna	Verdict
1	1614.300	37.97	-16.99	74.0	36.03	Peak	256.00	200	Horizontal	Pass
1**	1614.300	28.98	-16.99	54.0	25.02	AV	256.00	200	Horizontal	Pass
2	4171.500	46.93	-5.41	74.0	27.07	Peak	105.00	400	Horizontal	Pass
2**	4171.500	37.39	-5.41	54.0	16.61	AV	105.00	400	Horizontal	Pass
3	5742.000	107.07	-2.08	--	--	Peak	144.00	200	Horizontal	N/A
3**	5742.000	99.68	-2.08	--	--	AV	144.00	200	Horizontal	N/A
4	7656.000	53.17	1.21	74.0	20.83	Peak	125.00	300	Horizontal	Pass
4**	7656.000	43.64	1.21	54.0	10.36	AV	125.00	300	Horizontal	Pass
5	11155.425	52.21	-1.63	74.0	21.79	Peak	211.00	100	Horizontal	Pass
5**	11155.425	41.73	-1.63	54.0	12.27	AV	211.00	100	Horizontal	Pass
6	15480.263	52.98	1.62	74.0	21.02	Peak	84.00	150	Horizontal	Pass
6**	15480.263	44.06	1.62	54.0	9.94	AV	84.00	150	Horizontal	Pass

11n20, U-NII-3, 1 GHz to 18 GHz, Low Channel, ANT V

No.	Frequency (MHz)	Results (dBuV/m)	Factor (dB)	Limit (dBuV/m)	Margin (dB)	Detector	Table (Degree)	Height (cm)	Antenna	Verdict
1	1500.500	38.73	-16.82	74.0	35.27	Peak	101.00	300	Vertical	Pass
1**	1500.500	29.15	-16.82	54.0	24.85	AV	101.00	300	Vertical	Pass
2	4368.000	47.06	-4.67	74.0	26.94	Peak	60.00	400	Vertical	Pass
2**	4368.000	37.59	-4.67	54.0	16.41	AV	60.00	400	Vertical	Pass
3	5744.000	104.32	-2.18	--	--	Peak	183.00	100	Vertical	N/A
3**	5744.000	97.44	-2.18	--	--	AV	183.00	100	Vertical	N/A
4	7385.000	53.78	-0.45	74.0	20.22	Peak	101.00	200	Vertical	Pass
4**	7385.000	43.55	-0.45	54.0	10.45	AV	101.00	200	Vertical	Pass
5	11698.113	52.50	-0.55	74.0	21.50	Peak	256.00	200	Vertical	Pass
5**	11698.113	43.03	-0.55	54.0	10.97	AV	256.00	200	Vertical	Pass
6	15845.137	53.08	1.59	74.0	20.92	Peak	259.00	150	Vertical	Pass
6**	15845.137	43.98	1.59	54.0	10.02	AV	259.00	150	Vertical	Pass

11n20, U-NII-3, 1 GHz to 18 GHz, Middle Channel, ANT H

No.	Frequency (MHz)	Results (dBuV/m)	Factor (dB)	Limit (dBuV/m)	Margin (dB)	Detector	Table (Degree)	Height (cm)	Antenna	Verdict
1	1449.200	38.25	-16.97	74.0	35.75	Peak	137.00	400	Horizontal	Pass
1**	1449.200	28.49	-16.97	54.0	25.51	AV	137.00	400	Horizontal	Pass
2	4259.750	47.27	-4.42	74.0	26.73	Peak	81.00	300	Horizontal	Pass
2**	4259.750	37.76	-4.42	54.0	16.24	AV	81.00	300	Horizontal	Pass
3	5783.750	108.02	-2.79	--	--	Peak	122.00	150	Horizontal	N/A
3**	5783.750	100.10	-2.79	--	--	AV	122.00	150	Horizontal	N/A
4	7373.500	53.86	0.77	74.0	20.14	Peak	0.00	400	Horizontal	Pass
4**	7373.500	45.08	0.77	54.0	8.92	AV	0.00	400	Horizontal	Pass
5	12203.037	52.33	0.45	74.0	21.67	Peak	152.00	200	Horizontal	Pass
5**	12203.037	43.46	0.45	54.0	10.54	AV	152.00	200	Horizontal	Pass
6	15486.562	53.12	1.55	74.0	20.88	Peak	261.00	150	Horizontal	Pass
6**	15486.562	43.44	1.55	54.0	10.56	AV	261.00	150	Horizontal	Pass

11n20, U-NII-3, 1 GHz to 18 GHz, Middle Channel, ANT V

No.	Frequency (MHz)	Results (dBuV/m)	Factor (dB)	Limit (dBuV/m)	Margin (dB)	Detector	Table (Degree)	Height (cm)	Antenna	Verdict
1	1590.600	37.90	-16.99	74.0	36.10	Peak	315.00	150	Vertical	Pass
1**	1590.600	28.15	-16.99	54.0	25.85	AV	315.00	150	Vertical	Pass
2	3795.750	47.63	-6.11	74.0	26.37	Peak	206.00	200	Vertical	Pass
2**	3795.750	36.49	-6.11	54.0	17.51	AV	206.00	200	Vertical	Pass
3	5786.750	104.25	-2.38	--	--	Peak	183.00	200	Vertical	N/A
3**	5786.750	97.73	-2.38	--	--	AV	183.00	200	Vertical	N/A
4	7376.750	53.27	0.62	74.0	20.73	Peak	23.00	300	Vertical	Pass
4**	7376.750	43.86	0.62	54.0	10.14	AV	23.00	300	Vertical	Pass
5	11690.988	52.11	-0.67	74.0	21.89	Peak	11.00	150	Vertical	Pass
5**	11690.988	43.37	-0.67	54.0	10.63	AV	11.00	150	Vertical	Pass
6	15691.837	53.33	1.69	74.0	20.67	Peak	65.00	150	Vertical	Pass
6**	15691.837	43.56	1.69	54.0	10.44	AV	65.00	150	Vertical	Pass

11n20, U-NII-3, 1 GHz to 18 GHz, High Channel, ANT H

No.	Frequency (MHz)	Results (dBuV/m)	Factor (dB)	Limit (dBuV/m)	Margin (dB)	Detector	Table (Degree)	Height (cm)	Antenna	Verdict
1	1488.200	38.24	-16.97	74.0	35.76	Peak	353.00	100	Horizontal	Pass
1**	1488.200	28.80	-16.97	54.0	25.20	AV	353.00	100	Horizontal	Pass
2	4271.000	46.99	-4.98	74.0	27.01	Peak	52.00	200	Horizontal	Pass
2**	4271.000	38.39	-4.98	54.0	15.61	AV	52.00	200	Horizontal	Pass
3	5826.500	107.98	-2.70	--	--	Peak	142.00	100	Horizontal	N/A
3**	5826.500	100.59	-2.70	--	--	AV	142.00	100	Horizontal	N/A
4	7491.000	52.88	1.29	74.0	21.12	Peak	276.00	100	Horizontal	Pass
4**	7491.000	44.03	1.29	54.0	9.97	AV	276.00	100	Horizontal	Pass
5	11801.425	52.70	-0.16	74.0	21.30	Peak	191.00	150	Horizontal	Pass
5**	11801.425	43.44	-0.16	54.0	10.56	AV	191.00	150	Horizontal	Pass
6	15724.650	52.88	1.42	74.0	21.12	Peak	331.00	150	Horizontal	Pass
6**	15724.650	43.37	1.42	54.0	10.63	AV	331.00	150	Horizontal	Pass

11n20, U-NII-3, 1 GHz to 18 GHz, High Channel, ANT V

No.	Frequency (MHz)	Results (dBuV/m)	Factor (dB)	Limit (dBuV/m)	Margin (dB)	Detector	Table (Degree)	Height (cm)	Antenna	Verdict
1	1486.000	37.99	-16.85	74.0	36.01	Peak	0.00	150	Vertical	Pass
1**	1486.000	29.20	-16.85	54.0	24.80	AV	0.00	150	Vertical	Pass
2	4255.750	47.42	-3.94	74.0	26.58	Peak	30.00	300	Vertical	Pass
2**	4255.750	38.57	-3.94	54.0	15.43	AV	30.00	300	Vertical	Pass
3	5826.750	104.63	-2.49	--	--	Peak	198.00	200	Vertical	N/A
3**	5826.750	96.69	-2.49	--	--	AV	198.00	200	Vertical	N/A
4	7493.250	52.98	1.01	74.0	21.02	Peak	261.00	300	Vertical	Pass
4**	7493.250	44.04	1.01	54.0	9.96	AV	261.00	300	Vertical	Pass
5	11786.937	53.18	-0.16	74.0	20.82	Peak	169.00	100	Vertical	Pass
5**	11786.937	43.59	-0.16	54.0	10.41	AV	169.00	100	Vertical	Pass
6	15717.826	52.68	1.47	74.0	21.32	Peak	177.00	150	Vertical	Pass
6**	15717.826	43.62	1.47	54.0	10.38	AV	177.00	150	Vertical	Pass

11n40, U-NII-3, 1 GHz to 18 GHz, Low Channel, ANT H

No.	Frequency (MHz)	Results (dBuV/m)	Factor (dB)	Limit (dBuV/m)	Margin (dB)	Detector	Table (Degree)	Height (cm)	Antenna	Verdict
1	1479.900	38.22	-17.00	74.0	35.78	Peak	202.00	200	Horizontal	Pass
1**	1479.900	28.23	-17.00	54.0	25.77	AV	202.00	200	Horizontal	Pass
2	4282.000	47.04	-5.02	74.0	26.96	Peak	162.00	100	Horizontal	Pass
2**	4282.000	37.83	-5.02	54.0	16.17	AV	162.00	100	Horizontal	Pass
3	5758.000	104.50	-2.05	--	35.50	Peak	140.00	150	Horizontal	N/A
3**	5758.000	97.76	-2.05	--	-97.76	AV	140.00	150	Horizontal	N/A
4	7495.750	52.86	1.29	74.0	21.14	Peak	0.00	200	Horizontal	Pass
4**	7495.750	43.91	1.29	54.0	10.09	AV	0.00	200	Horizontal	Pass
5	12282.599	52.76	0.75	74.0	21.24	Peak	0.00	150	Horizontal	Pass
5**	12282.599	43.33	0.75	54.0	10.67	AV	0.00	150	Horizontal	Pass
6	15930.188	53.62	1.50	74.0	20.38	Peak	48.00	200	Horizontal	Pass
6**	15930.188	44.08	1.50	54.0	9.92	AV	48.00	200	Horizontal	Pass

11n40, U-NII-3, 1 GHz to 18 GHz, Low Channel, ANT V

No.	Frequency (MHz)	Results (dBuV/m)	Factor (dB)	Limit (dBuV/m)	Margin (dB)	Detector	Table (Degree)	Height (cm)	Antenna	Verdict
1	1576.900	38.69	-16.96	74.0	35.31	Peak	157.00	300	Vertical	Pass
1**	1576.900	29.68	-16.96	54.0	24.32	AV	157.00	300	Vertical	Pass
2	4210.750	47.35	-5.15	74.0	26.65	Peak	342.00	100	Vertical	Pass
2**	4210.750	37.33	-5.15	54.0	16.67	AV	342.00	100	Vertical	Pass
3	5757.000	102.05	-2.47	--	85.95	Peak	188.00	100	Vertical	N/A
3**	5757.000	95.15	-2.47	--	-95.15	AV	188.00	100	Vertical	N/A
4	7460.000	52.88	0.31	74.0	21.12	Peak	230.00	200	Vertical	Pass
4**	7460.000	43.26	0.31	54.0	10.74	AV	230.00	200	Vertical	Pass
5	11788.363	53.03	-0.16	74.0	20.97	Peak	215.00	200	Vertical	Pass
5**	11788.363	44.89	-0.16	54.0	9.11	AV	215.00	200	Vertical	Pass
6	15699.974	53.28	1.60	74.0	20.72	Peak	278.00	200	Vertical	Pass
6**	15699.974	43.56	1.60	54.0	10.44	AV	278.00	200	Vertical	Pass

11n40, U-NII-3, 1 GHz to 18 GHz, High Channel, ANT H

No.	Frequency (MHz)	Results (dBuV/m)	Factor (dB)	Limit (dBuV/m)	Margin (dB)	Detector	Table (Degree)	Height (cm)	Antenna	Verdict
1	1617.300	38.34	-16.99	74.0	35.66	Peak	267.00	400	Horizontal	Pass
1**	1617.300	28.61	-16.99	54.0	25.39	AV	267.00	400	Horizontal	Pass
2	4166.000	47.01	-5.37	74.0	26.99	Peak	245.00	150	Horizontal	Pass
2**	4166.000	37.90	-5.37	54.0	16.10	AV	245.00	150	Horizontal	Pass
3	5792.000	105.86	-2.25	--	--	Peak	128.00	150	Horizontal	N/A
3**	5792.000	98.49	-2.25	--	--	AV	128.00	150	Horizontal	N/A
4	7487.750	53.86	1.49	74.0	20.14	Peak	35.00	200	Horizontal	Pass
4**	7487.750	44.18	1.49	54.0	9.82	AV	35.00	200	Horizontal	Pass
5	11785.037	52.90	-0.16	74.0	21.10	Peak	332.00	100	Horizontal	Pass
5**	11785.037	43.82	-0.16	54.0	10.18	AV	332.00	100	Horizontal	Pass
6	15957.224	53.26	1.17	74.0	20.74	Peak	337.00	150	Horizontal	Pass
6**	15957.224	44.26	1.17	54.0	9.74	AV	337.00	150	Horizontal	Pass

11n40, U-NII-3, 1 GHz to 18 GHz, High Channel, ANT V

No.	Frequency (MHz)	Results (dBuV/m)	Factor (dB)	Limit (dBuV/m)	Margin (dB)	Detector	Table (Degree)	Height (cm)	Antenna	Verdict
1	1496.500	37.95	-16.85	74.0	36.05	Peak	256.00	100	Vertical	Pass
1**	1496.500	28.61	-16.85	54.0	25.39	AV	256.00	100	Vertical	Pass
2	4117.750	47.54	-5.61	74.0	26.46	Peak	148.00	300	Vertical	Pass
2**	4117.750	37.36	-5.61	54.0	16.64	AV	148.00	300	Vertical	Pass
3	5793.000	102.87	-2.18	--	--	Peak	171.00	150	Vertical	N/A
3**	5793.000	95.61	-2.18	--	--	AV	171.00	150	Vertical	N/A
4	7487.500	52.69	1.35	74.0	21.31	Peak	60.00	150	Vertical	Pass
4**	7487.500	43.43	1.35	54.0	10.57	AV	60.00	150	Vertical	Pass
5	11783.612	52.97	-0.16	74.0	21.03	Peak	115.00	100	Vertical	Pass
5**	11783.612	44.07	-0.16	54.0	9.93	AV	115.00	100	Vertical	Pass
6	15854.063	52.94	1.68	74.0	21.06	Peak	108.00	150	Vertical	Pass
6**	15854.063	43.71	1.68	54.0	10.29	AV	108.00	150	Vertical	Pass

11ac20, U-NII-3, 1 GHz to 18 GHz, Low Channel, ANT H

No.	Frequency (MHz)	Results (dBuV/m)	Factor (dB)	Limit (dBuV/m)	Margin (dB)	Detector	Table (Degree)	Height (cm)	Antenna	Verdict
1	1618.100	38.57	-16.96	74.0	35.43	Peak	33.00	400	Horizontal	Pass
1**	1618.100	28.67	-16.96	54.0	25.33	AV	33.00	400	Horizontal	Pass
2	4260.500	46.86	-4.43	74.0	27.14	Peak	186.00	100	Horizontal	Pass
2**	4260.500	38.86	-4.43	54.0	15.14	AV	186.00	100	Horizontal	Pass
3	5744.250	108.07	-1.96	--	--	Peak	130.00	200	Horizontal	N/A
3**	5744.250	101.04	-1.96	--	--	AV	130.00	200	Horizontal	N/A
4	7370.500	53.62	0.92	74.0	20.38	Peak	234.00	100	Horizontal	Pass
4**	7370.500	43.98	0.92	54.0	10.02	AV	234.00	100	Horizontal	Pass
5	11795.724	53.44	-0.15	74.0	20.56	Peak	360.00	150	Horizontal	Pass
5**	11795.724	43.47	-0.15	54.0	10.53	AV	360.00	150	Horizontal	Pass
6	15828.862	53.53	1.39	74.0	20.47	Peak	286.00	150	Horizontal	Pass
6**	15828.862	45.07	1.39	54.0	8.93	AV	286.00	150	Horizontal	Pass

11ac20, U-NII-3, 1 GHz to 18 GHz, Low Channel, ANT V

No.	Frequency (MHz)	Results (dBuV/m)	Factor (dB)	Limit (dBuV/m)	Margin (dB)	Detector	Table (Degree)	Height (cm)	Antenna	Verdict
1	1468.500	38.43	-17.21	74.0	35.57	Peak	3.00	100	Vertical	Pass
1**	1468.500	29.17	-17.21	54.0	24.83	AV	3.00	100	Vertical	Pass
2	4353.500	47.19	-4.72	74.0	26.81	Peak	0.00	300	Vertical	Pass
2**	4353.500	37.38	-4.72	54.0	16.62	AV	0.00	300	Vertical	Pass
3	5746.000	105.09	-2.00	--	--	Peak	166.00	200	Vertical	N/A
3**	5746.000	98.10	-2.00	--	--	AV	166.00	200	Vertical	N/A
4	7479.750	54.02	0.88	74.0	19.98	Peak	79.00	100	Vertical	Pass
4**	7479.750	43.78	0.88	54.0	10.22	AV	79.00	100	Vertical	Pass
5	11775.776	53.85	-0.17	74.0	20.15	Peak	149.00	100	Vertical	Pass
5**	11775.776	43.97	-0.17	54.0	10.03	AV	149.00	100	Vertical	Pass
6	15701.812	53.50	1.59	74.0	20.50	Peak	332.00	150	Vertical	Pass
6**	15701.812	44.28	1.59	54.0	9.72	AV	332.00	150	Vertical	Pass

11ac20, U-NII-3, 1 GHz to 18 GHz, Middle Channel, ANT H

No.	Frequency (MHz)	Results (dBuV/m)	Factor (dB)	Limit (dBuV/m)	Margin (dB)	Detector	Table (Degree)	Height (cm)	Antenna	Verdict
1	1505.100	38.47	-16.99	74.0	35.53	Peak	13.00	300	Horizontal	Pass
1**	1505.100	29.09	-16.99	54.0	24.91	AV	13.00	300	Horizontal	Pass
2	4249.000	46.97	-4.30	74.0	27.03	Peak	234.00	400	Horizontal	Pass
2**	4249.000	37.92	-4.30	54.0	16.08	AV	234.00	400	Horizontal	Pass
3	5784.000	107.71	-2.66	--	--	Peak	127.00	200	Horizontal	N/A
3**	5784.000	100.58	-2.66	--	--	AV	127.00	200	Horizontal	N/A
4	7646.250	53.84	0.71	74.0	20.16	Peak	0.00	100	Horizontal	Pass
4**	7646.250	44.46	0.71	54.0	9.54	AV	0.00	100	Horizontal	Pass
5	12429.850	52.87	1.07	74.0	21.13	Peak	247.00	200	Horizontal	Pass
5**	12429.850	43.86	1.07	54.0	10.14	AV	247.00	200	Horizontal	Pass
6	15835.950	52.99	1.48	74.0	21.01	Peak	111.00	150	Horizontal	Pass
6**	15835.950	44.68	1.48	54.0	9.32	AV	111.00	150	Horizontal	Pass

11ac20, U-NII-3, 1 GHz to 18 GHz, Middle Channel, ANT V

No.	Frequency (MHz)	Results (dBuV/m)	Factor (dB)	Limit (dBuV/m)	Margin (dB)	Detector	Table (Degree)	Height (cm)	Antenna	Verdict
1	1531.900	38.12	-16.93	74.0	35.88	Peak	13.00	100	Vertical	Pass
1**	1531.900	28.20	-16.93	54.0	25.80	AV	13.00	100	Vertical	Pass
2	4215.250	47.26	-5.03	74.0	26.74	Peak	261.00	200	Vertical	Pass
2**	4215.250	37.12	-5.03	54.0	16.88	AV	261.00	200	Vertical	Pass
3	5786.250	104.40	-2.30	--	--	Peak	178.00	150	Vertical	N/A
3**	5786.250	98.34	-2.30	--	--	AV	178.00	150	Vertical	N/A
4	7497.500	52.97	0.70	74.0	21.03	Peak	219.00	150	Vertical	Pass
4**	7497.500	43.35	0.70	54.0	10.65	AV	219.00	150	Vertical	Pass
5	12043.912	52.77	-0.13	74.0	21.23	Peak	360.00	100	Vertical	Pass
5**	12043.912	42.55	-0.13	54.0	11.45	AV	360.00	100	Vertical	Pass
6	15826.237	53.25	1.36	74.0	20.75	Peak	103.00	150	Vertical	Pass
6**	15826.237	44.08	1.36	54.0	9.92	AV	103.00	150	Vertical	Pass

11ac20, U-NII-3, 1 GHz to 18 GHz, High Channel, ANT H

No.	Frequency (MHz)	Results (dBuV/m)	Factor (dB)	Limit (dBuV/m)	Margin (dB)	Detector	Table (Degree)	Height (cm)	Antenna	Verdict
1	1500.000	38.17	-16.90	74.0	35.83	Peak	224.00	400	Horizontal	Pass
1**	1500.000	29.29	-16.90	54.0	24.71	AV	224.00	400	Horizontal	Pass
2	4207.750	47.26	-4.90	74.0	26.74	Peak	40.00	300	Horizontal	Pass
2**	4207.750	38.00	-4.90	54.0	16.00	AV	40.00	300	Horizontal	Pass
3	5827.000	108.04	-2.45	--	--	Peak	149.00	200	Horizontal	N/A
3**	5827.000	99.88	-2.45	--	--	AV	149.00	200	Horizontal	N/A
4	7491.250	52.49	1.20	74.0	21.51	Peak	300.00	150	Horizontal	Pass
4**	7491.250	43.08	1.20	54.0	10.92	AV	300.00	150	Horizontal	Pass
5	12038.450	53.13	-0.05	74.0	20.87	Peak	337.00	150	Horizontal	Pass
5**	12038.450	42.71	-0.05	54.0	11.29	AV	337.00	150	Horizontal	Pass
6	15445.613	52.58	2.04	74.0	21.42	Peak	196.00	150	Horizontal	Pass
6**	15445.613	44.00	2.04	54.0	10.00	AV	196.00	150	Horizontal	Pass

11ac20, U-NII-3, 1 GHz to 18 GHz, High Channel, ANT V

No.	Frequency (MHz)	Results (dBuV/m)	Factor (dB)	Limit (dBuV/m)	Margin (dB)	Detector	Table (Degree)	Height (cm)	Antenna	Verdict
1	1440.600	38.65	-16.95	74.0	35.35	Peak	0.00	200	Vertical	Pass
1**	1440.600	28.58	-16.95	54.0	25.42	AV	0.00	200	Vertical	Pass
2	4280.250	46.97	-4.62	74.0	27.03	Peak	326.00	200	Vertical	Pass
2**	4280.250	37.59	-4.62	54.0	16.41	AV	326.00	200	Vertical	Pass
3	5827.000	103.94	-2.45	--	--	Peak	188.00	150	Vertical	N/A
3**	5827.000	96.94	-2.45	--	--	AV	188.00	150	Vertical	N/A
4	7493.000	52.96	1.10	74.0	21.04	Peak	188.00	100	Vertical	Pass
4**	7493.000	43.73	1.10	54.0	10.27	AV	188.00	100	Vertical	Pass
5	12369.762	52.67	0.95	74.0	21.33	Peak	360.00	200	Vertical	Pass
5**	12369.762	42.37	0.95	54.0	11.63	AV	360.00	200	Vertical	Pass
6	15806.287	53.81	1.12	74.0	20.19	Peak	239.00	150	Vertical	Pass
6**	15806.287	43.05	1.12	54.0	10.95	AV	239.00	150	Vertical	Pass

11ac40, U-NII-3, 1 GHz to 18 GHz, Low Channel, ANT H

No.	Frequency (MHz)	Results (dBuV/m)	Factor (dB)	Limit (dBuV/m)	Margin (dB)	Detector	Table (Degree)	Height (cm)	Antenna	Verdict
1	1447.300	38.77	-16.85	74.0	35.23	Peak	268.00	300	Horizontal	Pass
1**	1447.300	29.12	-16.85	54.0	24.88	AV	268.00	300	Horizontal	Pass
2	4306.750	46.85	-5.27	74.0	27.15	Peak	302.00	150	Horizontal	Pass
2**	4306.750	38.84	-5.27	54.0	15.16	AV	302.00	150	Horizontal	Pass
3	5756.500	105.29	-2.32	--	--	Peak	152.00	150	Horizontal	N/A
3**	5756.500	96.88	-2.32	--	--	AV	152.00	150	Horizontal	N/A
4	7637.500	52.58	0.34	74.0	21.42	Peak	86.00	150	Horizontal	Pass
4**	7637.500	43.55	0.34	54.0	10.45	AV	86.00	150	Horizontal	Pass
5	12425.813	52.73	1.07	74.0	21.27	Peak	62.00	150	Horizontal	Pass
5**	12425.813	42.72	1.07	54.0	11.28	AV	62.00	150	Horizontal	Pass
6	15836.213	53.28	1.48	74.0	20.72	Peak	84.00	150	Horizontal	Pass
6**	15836.213	44.74	1.48	54.0	9.26	AV	84.00	150	Horizontal	Pass

11ac40, U-NII-3, 1 GHz to 18 GHz, Low Channel, ANT V

No.	Frequency (MHz)	Results (dBuV/m)	Factor (dB)	Limit (dBuV/m)	Margin (dB)	Detector	Table (Degree)	Height (cm)	Antenna	Verdict
1	1496.100	38.62	-16.91	74.0	35.38	Peak	241.00	300	Vertical	Pass
1**	1496.100	29.07	-16.91	54.0	24.93	AV	241.00	300	Vertical	Pass
2	4336.000	46.77	-4.72	74.0	27.23	Peak	144.00	400	Vertical	Pass
2**	4336.000	38.02	-4.72	54.0	15.98	AV	144.00	400	Vertical	Pass
3	5759.000	101.62	-2.26	--	--	Peak	166.00	150	Vertical	N/A
3**	5759.000	94.14	-2.26	--	--	AV	166.00	150	Vertical	N/A
4	7478.250	53.02	0.52	74.0	20.98	Peak	0.00	150	Vertical	Pass
4**	7478.250	43.16	0.52	54.0	10.84	AV	0.00	150	Vertical	Pass
5	12374.513	52.89	0.97	74.0	21.11	Peak	290.00	150	Vertical	Pass
5**	12374.513	42.87	0.97	54.0	11.13	AV	290.00	150	Vertical	Pass
6	15491.550	53.06	1.49	74.0	20.94	Peak	99.00	150	Vertical	Pass
6**	15491.550	42.40	1.49	54.0	11.60	AV	99.00	150	Vertical	Pass

11ac40, U-NII-3, 1 GHz to 18 GHz, High Channel, ANT H

No.	Frequency (MHz)	Results (dBuV/m)	Factor (dB)	Limit (dBuV/m)	Margin (dB)	Detector	Table (Degree)	Height (cm)	Antenna	Verdict
1	1474.400	38.40	-17.17	74.0	35.60	Peak	96.00	400	Horizontal	Pass
1**	1474.400	28.77	-17.17	54.0	25.23	AV	96.00	400	Horizontal	Pass
2	4278.000	47.08	-4.86	74.0	26.92	Peak	254.00	100	Horizontal	Pass
2**	4278.000	37.37	-4.86	54.0	16.63	AV	254.00	100	Horizontal	Pass
3	5790.500	105.13	-2.42	--	--	Peak	123.00	100	Horizontal	N/A
3**	5790.500	97.23	-2.42	--	--	AV	123.00	100	Horizontal	N/A
4	7373.250	52.93	0.78	74.0	21.07	Peak	101.00	300	Horizontal	Pass
4**	7373.250	43.77	0.78	54.0	10.23	AV	101.00	300	Horizontal	Pass
5	12177.150	52.38	0.21	74.0	21.62	Peak	160.00	100	Horizontal	Pass
5**	12177.150	42.87	0.21	54.0	11.13	AV	160.00	100	Horizontal	Pass
6	15550.088	52.95	1.14	74.0	21.05	Peak	117.00	150	Horizontal	Pass
6**	15550.088	42.49	1.14	54.0	11.51	AV	117.00	150	Horizontal	Pass

11ac40, U-NII-3, 1 GHz to 18 GHz, High Channel, ANT V

No.	Frequency (MHz)	Results (dBuV/m)	Factor (dB)	Limit (dBuV/m)	Margin (dB)	Detector	Table (Degree)	Height (cm)	Antenna	Verdict
1	1477.300	37.83	-16.99	74.0	36.17	Peak	327.00	100	Vertical	Pass
1**	1477.300	28.33	-16.99	54.0	25.67	AV	327.00	100	Vertical	Pass
2	4293.500	47.49	-4.94	74.0	26.51	Peak	40.00	200	Vertical	Pass
2**	4293.500	37.60	-4.94	54.0	16.40	AV	40.00	200	Vertical	Pass
3	5797.000	103.12	-2.38	--	--	Peak	171.00	200	Vertical	N/A
3**	5797.000	95.00	-2.38	--	--	AV	171.00	200	Vertical	N/A
4	7578.750	53.25	0.27	74.0	20.75	Peak	83.00	300	Vertical	Pass
4**	7578.750	43.65	0.27	54.0	10.35	AV	83.00	300	Vertical	Pass
5	12051.512	53.29	-0.21	74.0	20.71	Peak	360.00	200	Vertical	Pass
5**	12051.512	42.50	-0.21	54.0	11.50	AV	360.00	200	Vertical	Pass
6	15762.187	52.93	1.19	74.0	21.07	Peak	283.00	150	Vertical	Pass
6**	15762.187	43.02	1.19	54.0	10.98	AV	283.00	150	Vertical	Pass

11ac80, U-NII-3, 1 GHz to 18 GHz, Middle Channel, ANT H

No.	Frequency (MHz)	Results (dBuV/m)	Factor (dB)	Limit (dBuV/m)	Margin (dB)	Detector	Table (Degree)	Height (cm)	Antenna	Verdict
1	1499.700	38.33	-16.98	74.0	35.67	Peak	298.00	300	Horizontal	Pass
1**	1499.700	28.61	-16.98	54.0	25.39	AV	298.00	300	Horizontal	Pass
2	4231.750	47.23	-5.10	74.0	26.77	Peak	38.00	200	Horizontal	Pass
2**	4231.750	37.45	-5.10	54.0	16.55	AV	38.00	200	Horizontal	Pass
3	5769.000	102.02	-2.50	--	--	Peak	145.00	100	Horizontal	N/A
3**	5769.000	95.26	-2.50	--	--	AV	145.00	100	Horizontal	N/A
4	7365.500	52.42	0.90	74.0	21.58	Peak	190.00	150	Horizontal	Pass
4**	7365.500	43.78	0.90	54.0	10.22	AV	190.00	150	Horizontal	Pass
5	11787.412	52.47	-0.16	74.0	21.53	Peak	222.00	100	Horizontal	Pass
5**	11787.412	43.57	-0.16	54.0	10.43	AV	222.00	100	Horizontal	Pass
6	15838.050	54.37	1.50	74.0	19.63	Peak	47.00	200	Horizontal	Pass
6**	15838.050	43.96	1.50	54.0	10.04	AV	47.00	200	Horizontal	Pass

11ac80, U-NII-3, 1 GHz to 18 GHz, Middle Channel, ANT V

No.	Frequency (MHz)	Results (dBuV/m)	Factor (dB)	Limit (dBuV/m)	Margin (dB)	Detector	Table (Degree)	Height (cm)	Antenna	Verdict
1	1520.700	37.88	-17.26	74.0	36.12	Peak	304.00	400	Vertical	Pass
1**	1520.700	28.26	-17.26	54.0	25.74	AV	304.00	400	Vertical	Pass
2	4260.500	47.61	-4.43	74.0	26.39	Peak	191.00	100	Vertical	Pass
2**	4260.500	38.02	-4.43	54.0	15.98	AV	191.00	100	Vertical	Pass
3	5768.250	99.83	-2.30	--	--	Peak	169.00	200	Vertical	N/A
3**	5768.250	91.66	-2.30	--	--	AV	169.00	200	Vertical	N/A
4	7567.000	53.85	0.52	74.0	20.15	Peak	81.00	300	Vertical	Pass
4**	7567.000	44.98	0.52	54.0	9.02	AV	81.00	300	Vertical	Pass
5	12519.151	52.38	1.33	74.0	21.62	Peak	63.00	200	Vertical	Pass
5**	12519.151	42.88	1.33	54.0	11.12	AV	63.00	200	Vertical	Pass
6	15827.025	53.35	1.37	74.0	20.65	Peak	48.00	150	Vertical	Pass
6**	15827.025	44.11	1.37	54.0	9.89	AV	48.00	150	Vertical	Pass

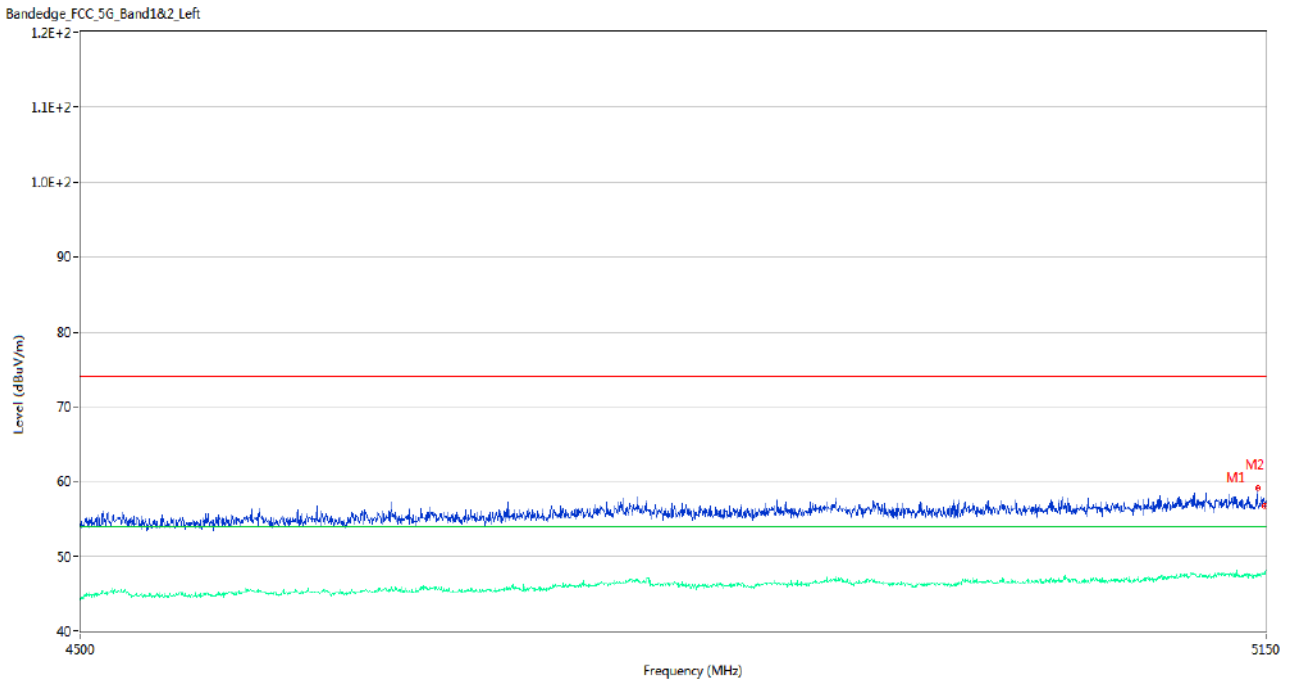
A.6.2 Band Edge (Restricted-band)

Test Band	Mode	Channel	Verdict
U-NII-1	802.11a	Low	Pass
		High	Pass
	802.11n(HT20)	Low	Pass
		High	Pass
	802.11n(HT40)	Low	Pass
		High	Pass
	802.11ac(VHT20)	Low	Pass
		High	Pass
	802.11ac(VHT40)	Low	Pass
		High	Pass
802.11ac(VHT80)	Middle	Pass	
U-NII-2A	802.11a	Low	Pass
		High	Pass
	802.11n(HT20)	Low	Pass
		High	Pass
	802.11n(HT40)	Low	Pass
		High	Pass
	802.11ac(VHT20)	Low	Pass
		High	Pass
	802.11ac(VHT40)	Low	Pass
		High	Pass
802.11ac(VHT80)	Middle	Pass	
U-NII-2C	802.11a	Low	Pass
		High	Pass
	802.11n(HT20)	Low	Pass
		High	Pass
	802.11n(HT40)	Low	Pass
		High	Pass
	802.11ac(VHT20)	Low	Pass
		High	Pass
	802.11ac(VHT40)	Low	Pass
		High	Pass
802.11ac(VHT80)	Low	Pass	
	High	Pass	
U-NII-3	802.11a	Low	Pass
		High	Pass
	802.11n(HT20)	Low	Pass
		High	Pass
	802.11n(HT40)	Low	Pass
		High	Pass

	802.11ac(VHT20)	Low	Pass
		High	Pass
	802.11ac(VHT40)	Low	Pass
		High	Pass
	802.11ac(VHT80)	Middle	Pass

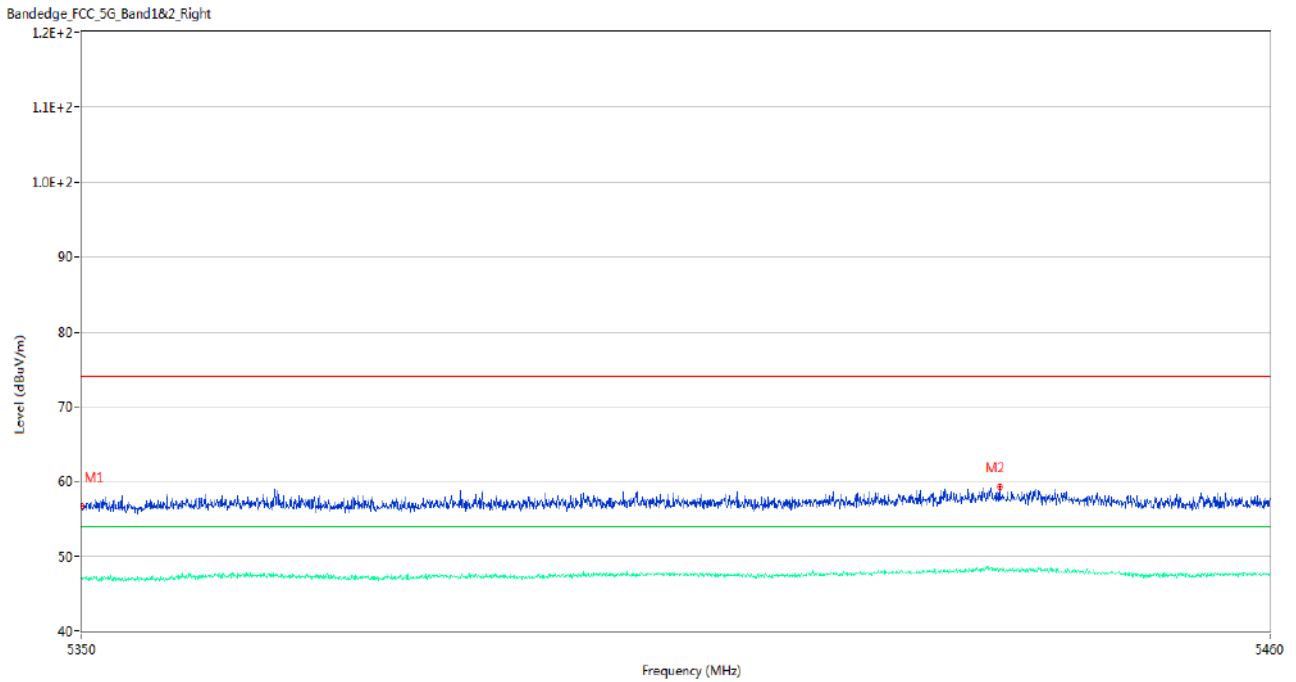
Test Data and Plots

U-NII-1 11a Low Channel



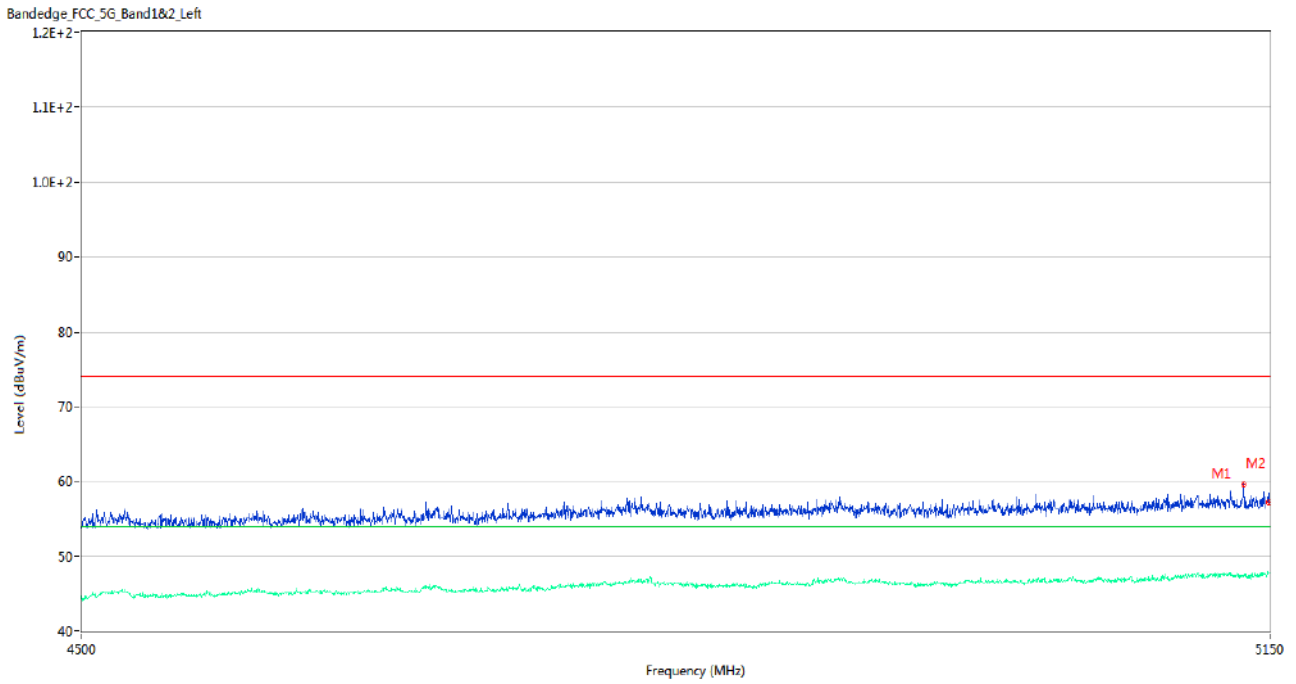
No.	Frequency (MHz)	Results (dBuV/m)	Factor (dB)	Limit (dBuV/m)	Margin (dB)	Detector	Table (Degree)	Height (cm)	Antenna	Verdict
1	5145.125	59.13	3.67	74.0	14.87	Peak	17.00	100	Horizontal	Pass
1**	5145.125	47.66	3.67	54.0	6.34	AV	17.00	100	Horizontal	Pass
2	5149.675	56.73	3.43	74.0	17.27	Peak	80.00	200	Horizontal	Pass
2**	5149.675	47.77	3.43	54.0	6.23	AV	80.00	200	Horizontal	Pass

U-NII-1 11a High Channel



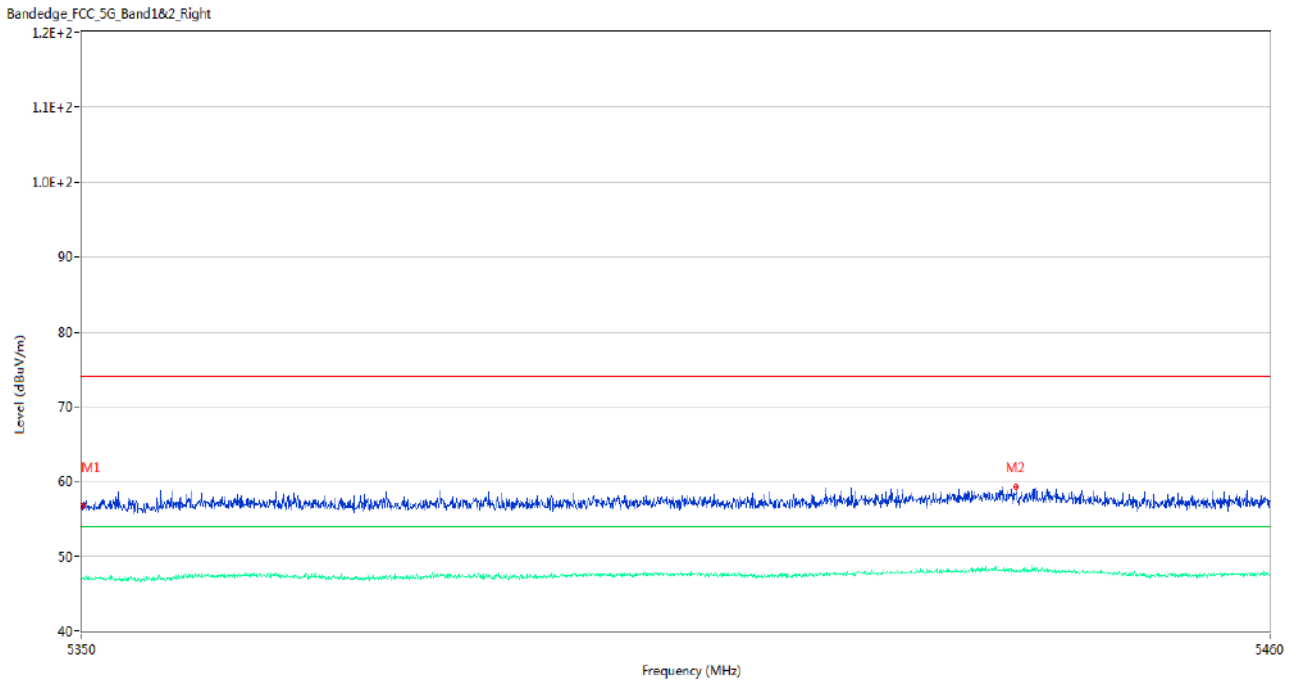
No.	Frequency (MHz)	Results (dBuV/m)	Factor (dB)	Limit (dBuV/m)	Margin (dB)	Detector	Table (Degree)	Height (cm)	Antenna	Verdict
1	5350.000	56.69	3.26	74.0	17.31	Peak	21.00	100	Horizontal	Pass
1**	5350.000	47.07	3.26	54.0	6.93	AV	21.00	100	Horizontal	Pass
2	5434.810	59.28	4.41	74.0	14.72	Peak	40.00	100	Horizontal	Pass
2**	5434.810	48.11	4.41	54.0	5.89	AV	40.00	100	Horizontal	Pass

U-NII-1 11n20 Low Channel



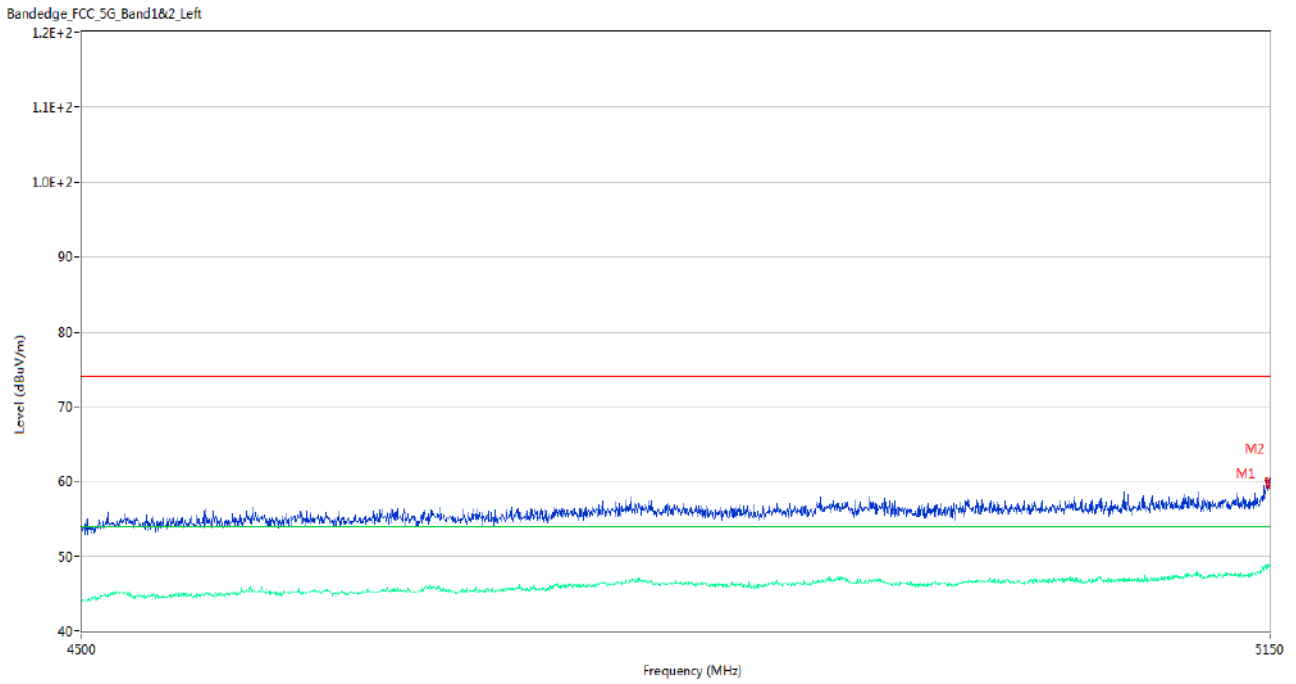
No.	Frequency (MHz)	Results (dBuV/m)	Factor (dB)	Limit (dBuV/m)	Margin (dB)	Detector	Table (Degree)	Height (cm)	Antenna	Verdict
1	5134.725	59.54	3.90	74.0	14.46	Peak	100.00	200	Horizontal	Pass
1**	5134.725	47.35	3.90	54.0	6.65	AV	100.00	200	Horizontal	Pass
2	5149.675	57.18	3.43	74.0	16.82	Peak	206.00	200	Horizontal	Pass
2**	5149.675	47.85	3.43	54.0	6.15	AV	206.00	200	Horizontal	Pass

U-NII-1 11n20 High Channel



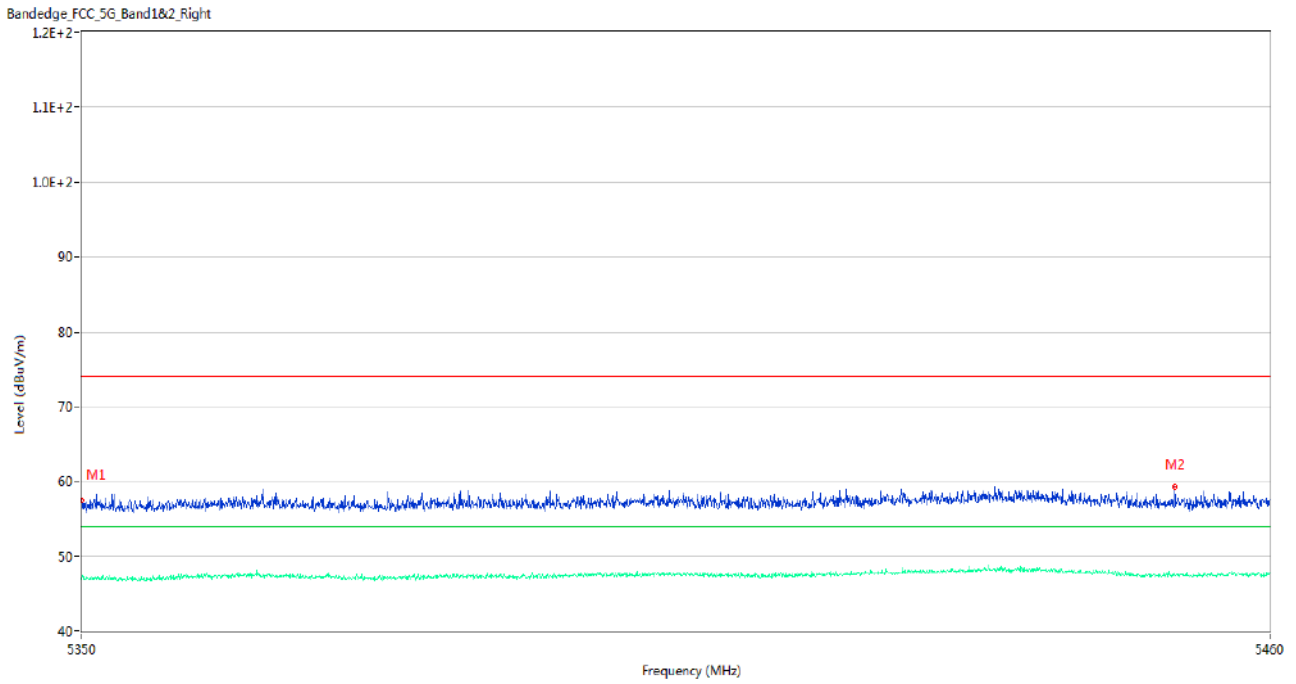
No.	Frequency (MHz)	Results (dBuV/m)	Factor (dB)	Limit (dBuV/m)	Margin (dB)	Detector	Table (Degree)	Height (cm)	Antenna	Verdict
1	5350.055	56.71	3.25	74.0	17.29	Peak	196.00	150	Horizontal	Pass
1**	5350.055	47.12	3.25	54.0	6.88	AV	196.00	150	Horizontal	Pass
2	5436.350	59.32	4.37	74.0	14.68	Peak	355.00	150	Horizontal	Pass
2**	5436.350	47.93	4.37	54.0	6.07	AV	355.00	150	Horizontal	Pass

U-NII-1 11n40 Low Channel



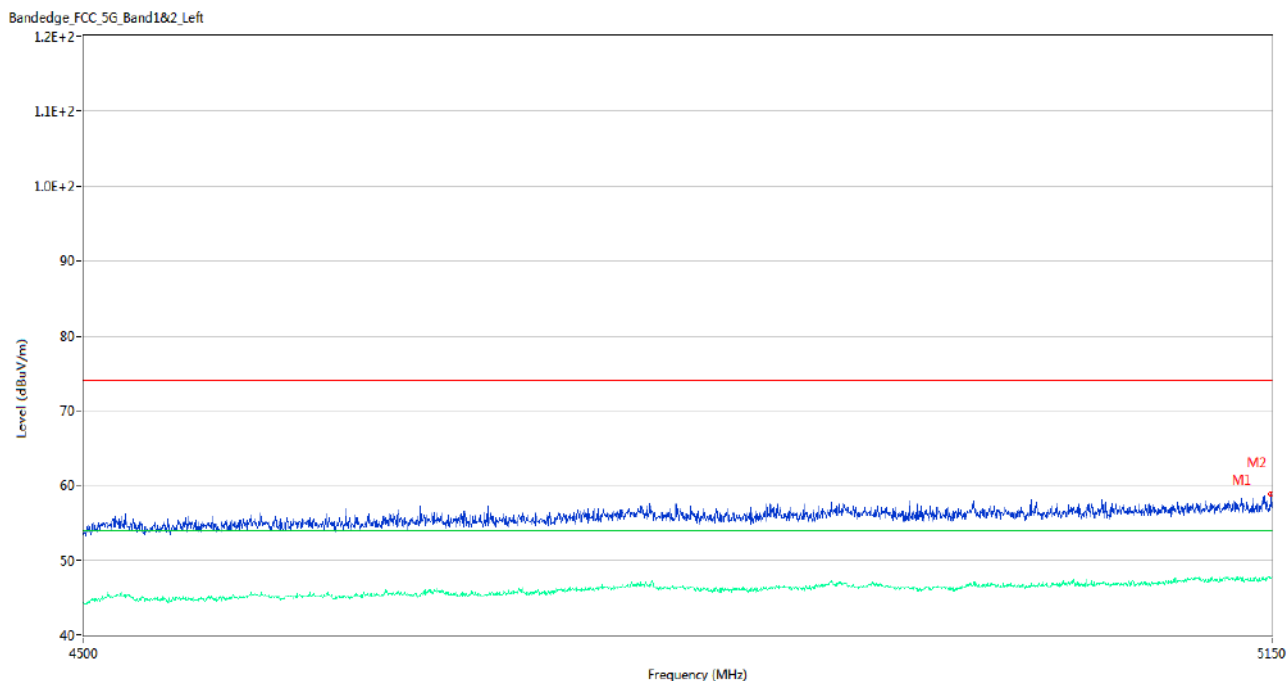
No.	Frequency (MHz)	Results (dBuV/m)	Factor (dB)	Limit (dBuV/m)	Margin (dB)	Detector	Table (Degree)	Height (cm)	Antenna	Verdict
1	5148.050	60.16	3.52	74.0	13.84	Peak	341.00	200	Horizontal	Pass
1**	5148.050	48.31	3.52	54.0	5.69	AV	341.00	200	Horizontal	Pass
2	5149.675	59.47	3.43	74.0	14.53	Peak	0.00	200	Horizontal	Pass
2**	5149.675	48.52	3.43	54.0	5.48	AV	0.00	200	Horizontal	Pass

U-NII-1 11n40 High Channel



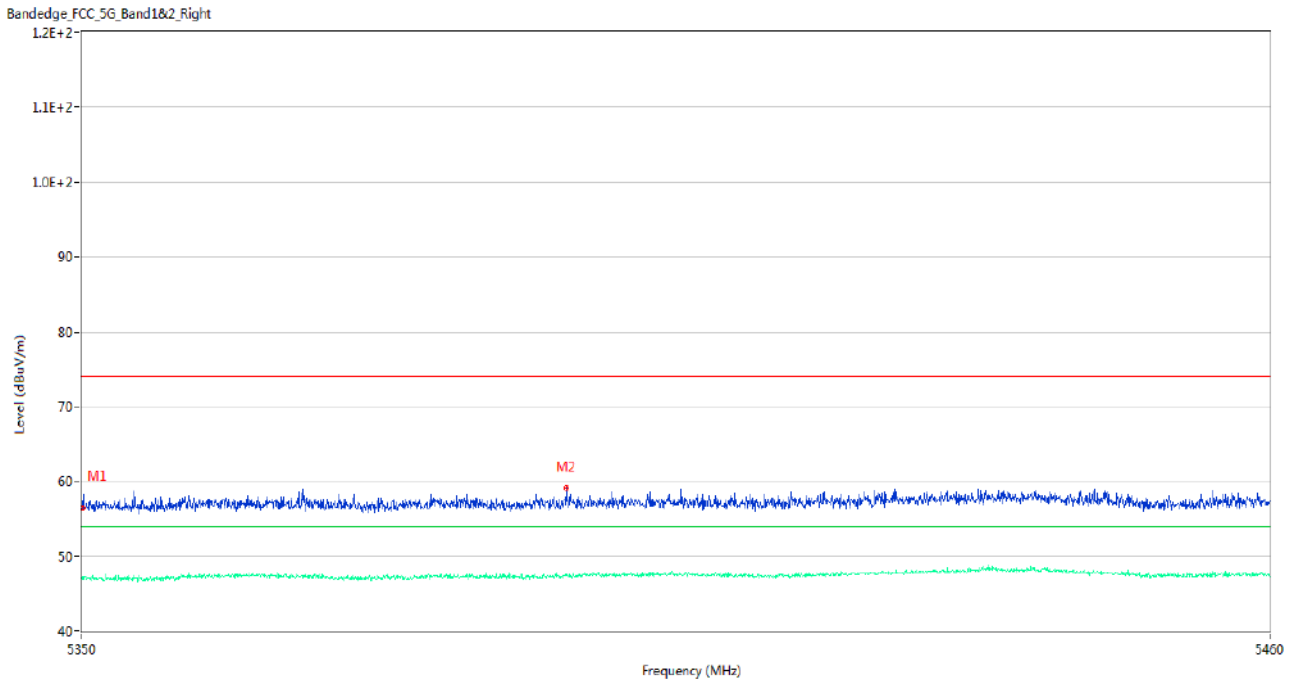
No.	Frequency (MHz)	Results (dBuV/m)	Factor (dB)	Limit (dBuV/m)	Margin (dB)	Detector	Table (Degree)	Height (cm)	Antenna	Verdict
1	5350.000	57.48	3.26	74.0	16.52	Peak	207.00	200	Horizontal	Pass
1**	5350.000	46.96	3.26	54.0	7.04	AV	207.00	200	Horizontal	Pass
2	5451.145	59.24	3.96	74.0	14.76	Peak	87.00	200	Horizontal	Pass
2**	5451.145	47.42	3.96	54.0	6.58	AV	87.00	200	Horizontal	Pass

U-NII-1 11ac20 Low Channel



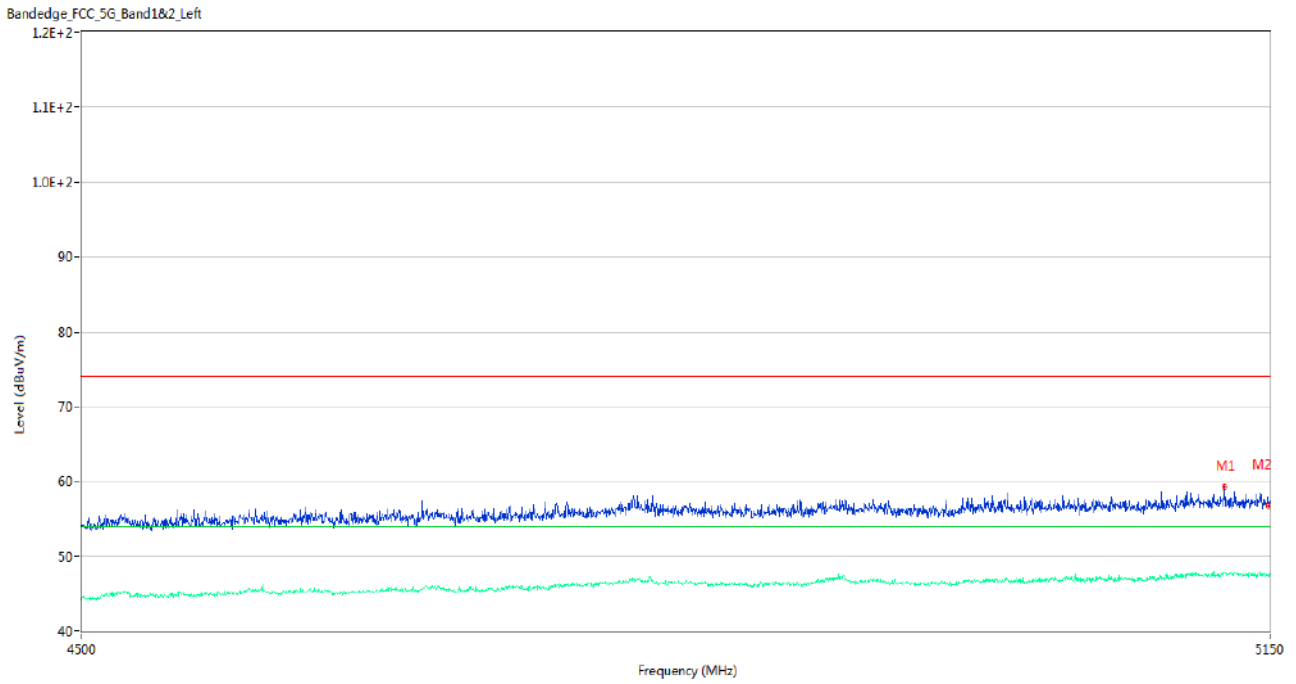
No.	Frequency (MHz)	Results (dBuV/m)	Factor (dB)	Limit (dBuV/m)	Margin (dB)	Detector	Table (Degree)	Height (cm)	Antenna	Verdict
1	5149.675	58.84	3.43	74.0	15.16	Peak	84.00	150	Horizontal	Pass
1**	5149.675	47.55	3.43	54.0	6.45	AV	84.00	150	Horizontal	Pass
2	5149.675	58.84	3.43	74.0	15.16	Peak	84.00	150	Horizontal	Pass
2**	5149.675	47.55	3.43	54.0	6.45	AV	84.00	150	Horizontal	Pass

U-NII-1 11ac20 High Channel



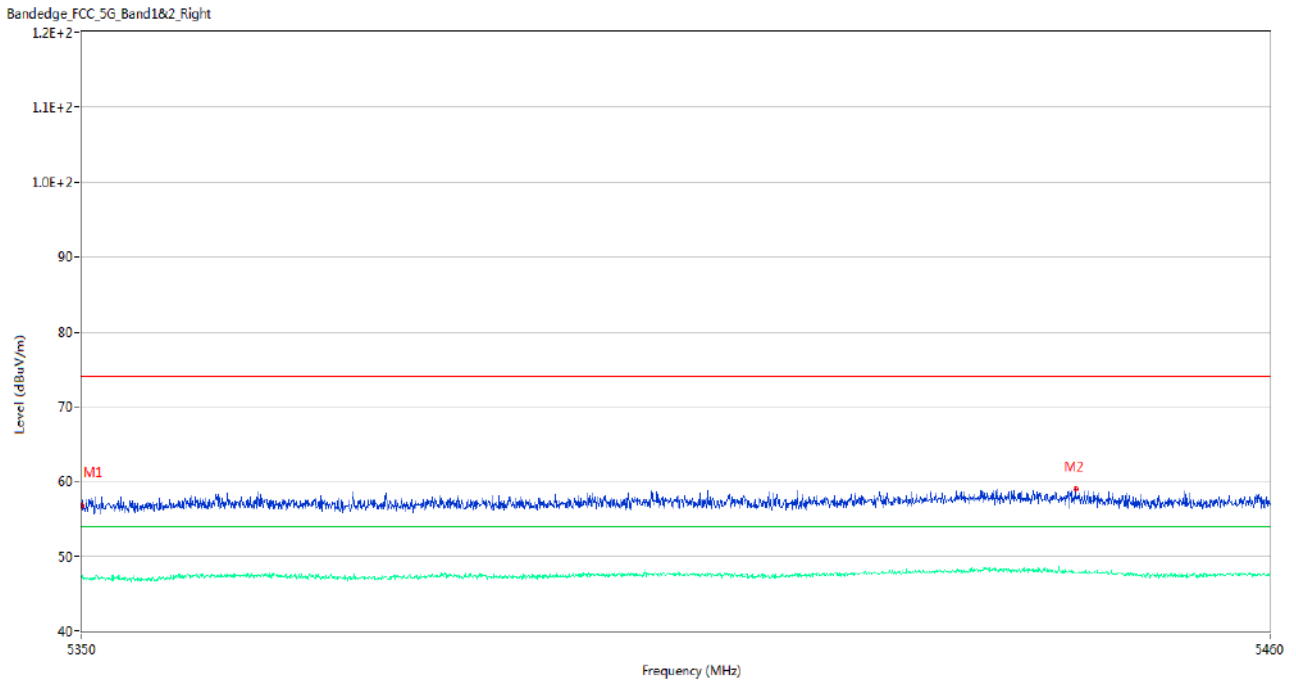
No.	Frequency (MHz)	Results (dBuV/m)	Factor (dB)	Limit (dBuV/m)	Margin (dB)	Detector	Table (Degree)	Height (cm)	Antenna	Verdict
1	5350.055	56.42	3.25	74.0	17.58	Peak	278.00	100	Horizontal	Pass
1**	5350.055	46.91	3.25	54.0	7.09	AV	278.00	100	Horizontal	Pass
2	5394.605	59.13	3.75	74.0	14.87	Peak	172.00	100	Horizontal	Pass
2**	5394.605	47.35	3.75	54.0	6.65	AV	172.00	100	Horizontal	Pass

U-NII-1 11ac40 Low Channel



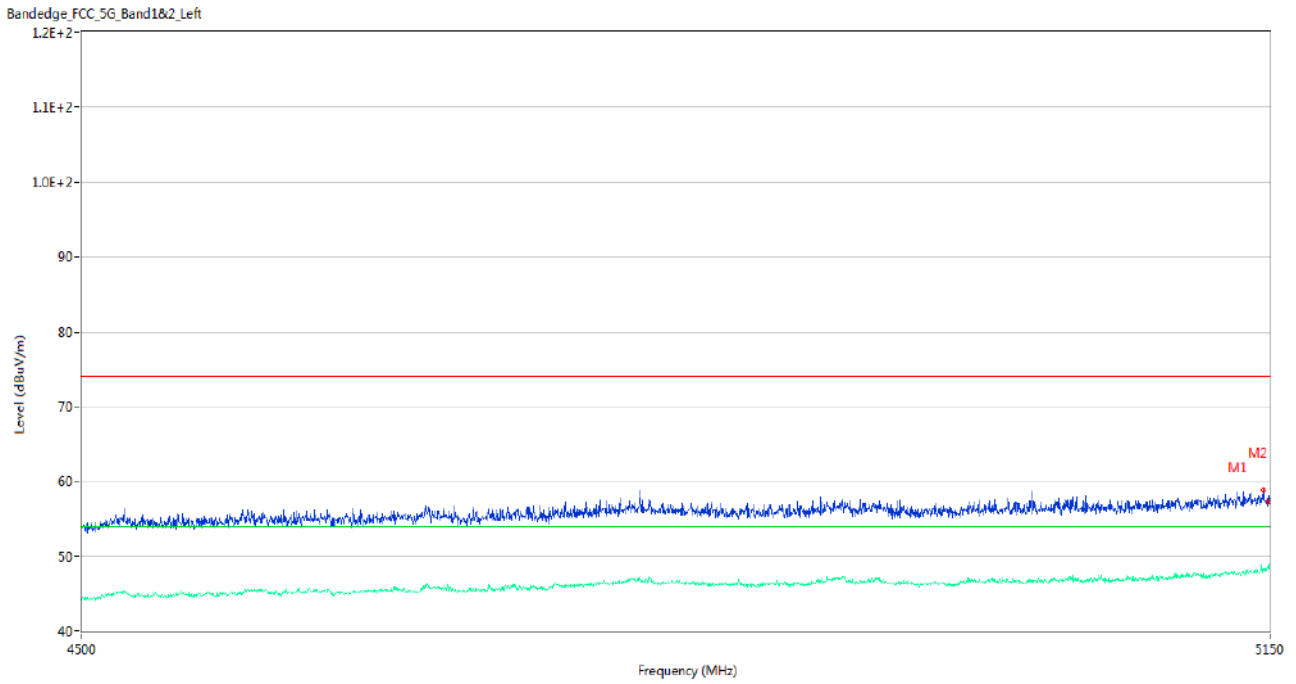
No.	Frequency (MHz)	Results (dBuV/m)	Factor (dB)	Limit (dBuV/m)	Margin (dB)	Detector	Table (Degree)	Height (cm)	Antenna	Verdict
1	5123.675	59.21	4.16	74.0	14.79	Peak	252.00	150	Horizontal	Pass
1**	5123.675	47.67	4.16	54.0	6.33	AV	252.00	150	Horizontal	Pass
2	5149.675	56.65	3.43	74.0	17.35	Peak	360.00	200	Horizontal	Pass
2**	5149.675	47.27	3.43	54.0	6.73	AV	360.00	200	Horizontal	Pass

U-NII-1 11ac40 High Channel



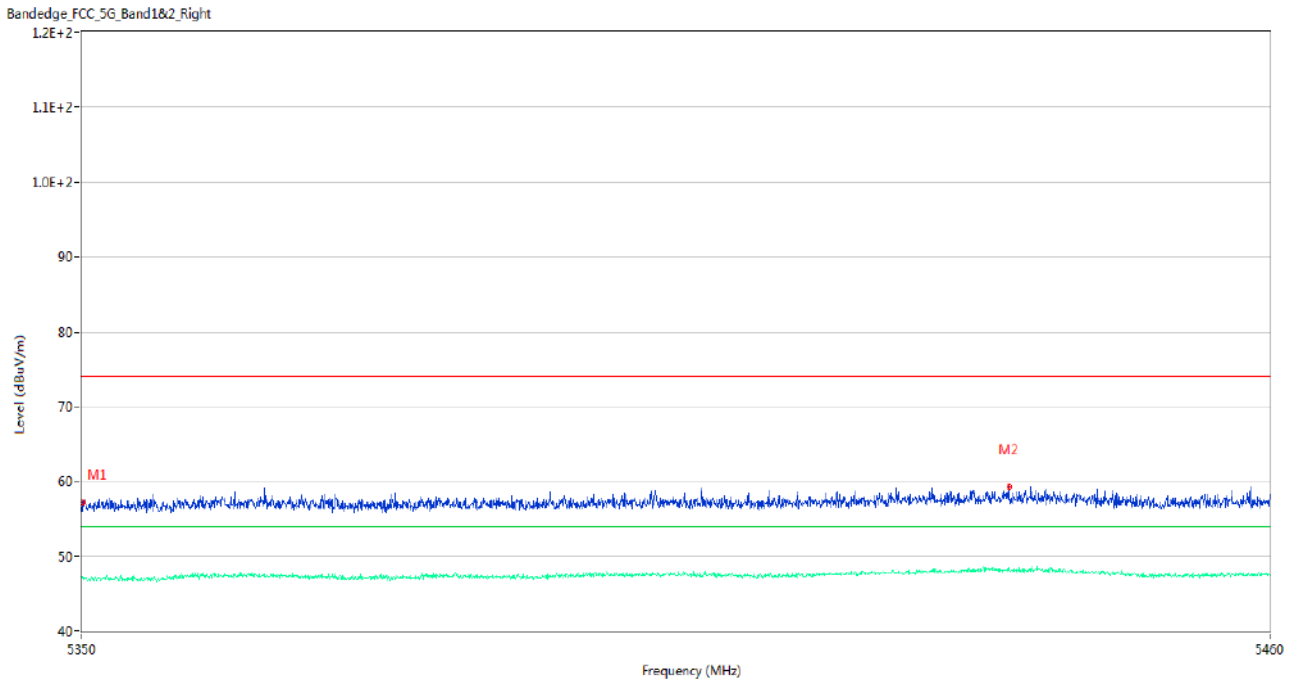
No.	Frequency (MHz)	Results (dBuV/m)	Factor (dB)	Limit (dBuV/m)	Margin (dB)	Detector	Table (Degree)	Height (cm)	Antenna	Verdict
1	5350.000	56.78	3.26	74.0	17.22	Peak	292.00	150	Horizontal	Pass
1**	5350.000	47.22	3.26	54.0	6.78	AV	292.00	150	Horizontal	Pass
2	5441.850	58.99	4.25	74.0	15.01	Peak	321.00	100	Horizontal	Pass
2**	5441.850	47.77	4.25	54.0	6.23	AV	321.00	100	Horizontal	Pass

U-NII-1 11ac80 Middle Channel



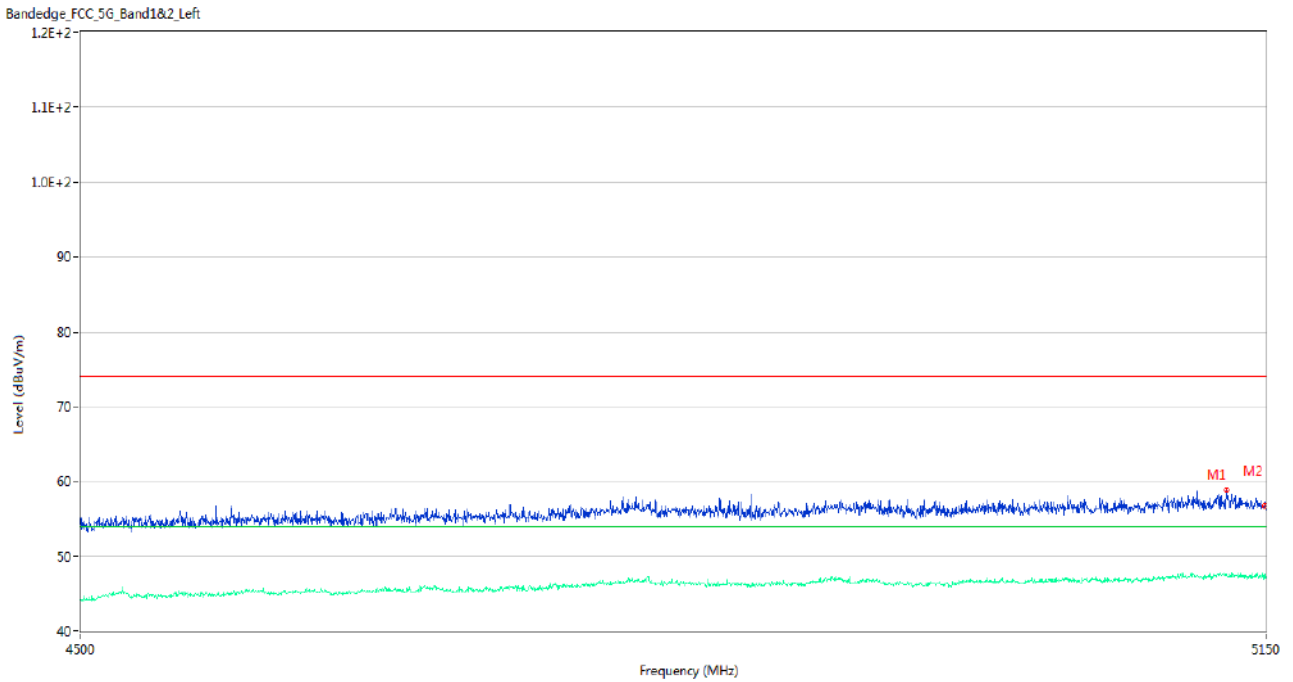
No.	Frequency (MHz)	Results (dBuV/m)	Factor (dB)	Limit (dBuV/m)	Margin (dB)	Detector	Table (Degree)	Height (cm)	Antenna	Verdict
1	5146.425	58.80	3.60	74.0	15.20	Peak	33.00	150	Horizontal	Pass
1**	5146.425	48.11	3.60	54.0	5.89	AV	33.00	150	Horizontal	Pass
2	5149.675	57.40	3.43	74.0	16.60	Peak	297.00	100	Horizontal	Pass
2**	5149.675	48.77	3.43	54.0	5.23	AV	297.00	100	Horizontal	Pass

U-NII-1 11ac80 Middle Channel



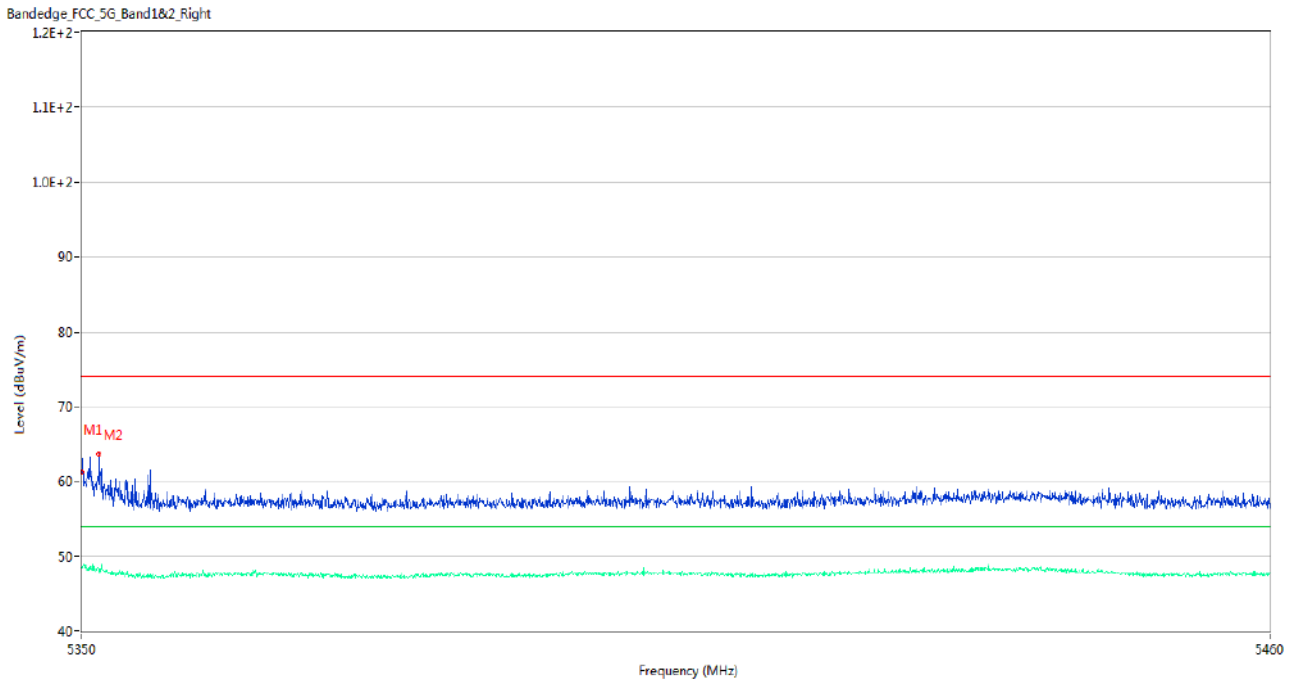
No.	Frequency (MHz)	Results (dBuV/m)	Factor (dB)	Limit (dBuV/m)	Margin (dB)	Detector	Table (Degree)	Height (cm)	Antenna	Verdict
1	5350.055	57.11	3.25	74.0	16.89	Peak	332.00	200	Horizontal	Pass
1**	5350.055	47.06	3.25	54.0	6.94	AV	332.00	200	Horizontal	Pass
2	5435.635	59.29	4.36	74.0	14.71	Peak	83.00	150	Horizontal	Pass
2**	5435.635	48.41	4.36	54.0	5.59	AV	83.00	150	Horizontal	Pass

U-NII-2A 11a Low Channel



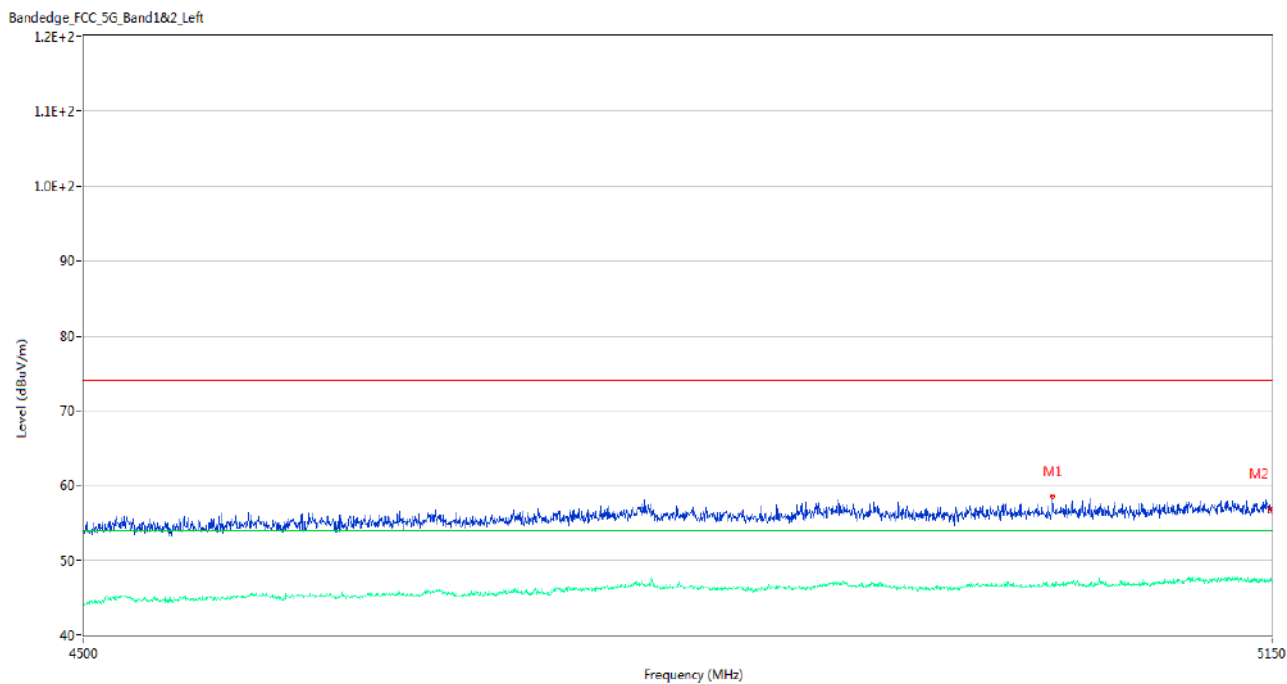
No.	Frequency (MHz)	Results (dBuV/m)	Factor (dB)	Limit (dBuV/m)	Margin (dB)	Detector	Table (Degree)	Height (cm)	Antenna	Verdict
1	5127.250	58.83	4.09	74.0	15.17	Peak	224.00	100	Horizontal	Pass
1**	5127.250	47.49	4.09	54.0	6.51	AV	224.00	100	Horizontal	Pass
2	5149.675	56.69	3.43	74.0	17.31	Peak	299.00	100	Horizontal	Pass
2**	5149.675	47.47	3.43	54.0	6.53	AV	299.00	100	Horizontal	Pass

U-NII-2A 11a High Channel



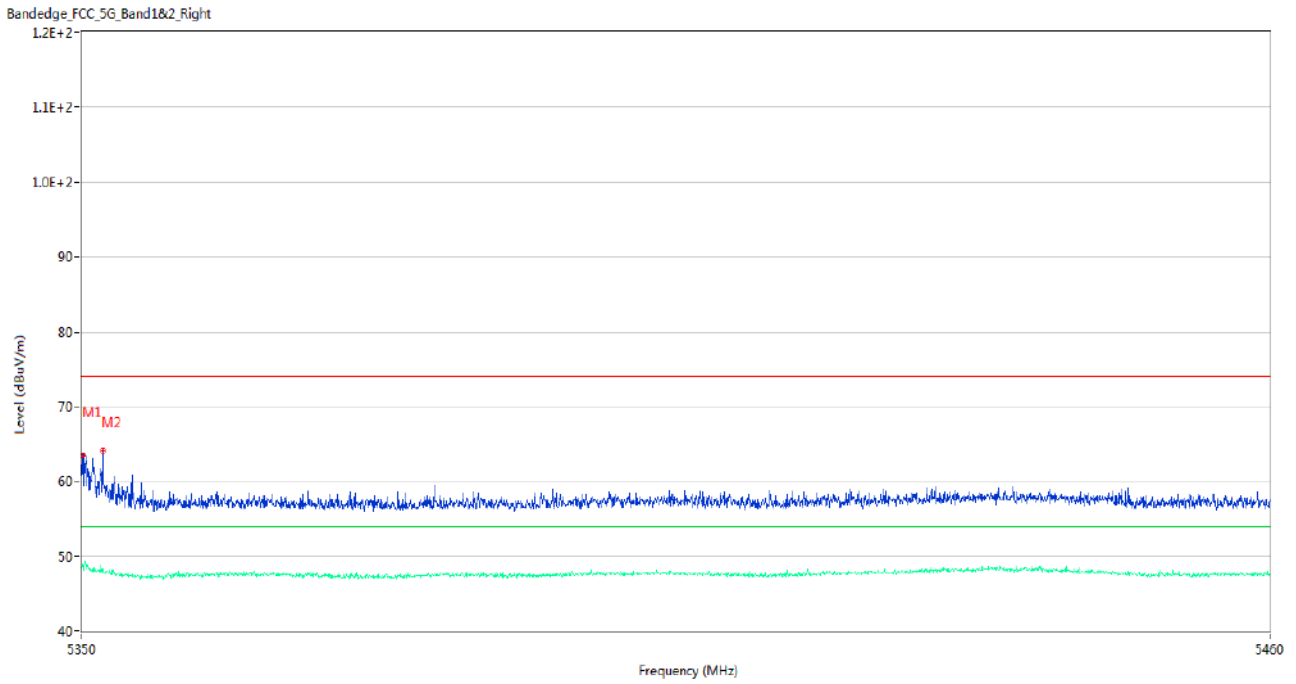
No.	Frequency (MHz)	Results (dBuV/m)	Factor (dB)	Limit (dBuV/m)	Margin (dB)	Detector	Table (Degree)	Height (cm)	Antenna	Verdict
1	5350.000	61.20	3.26	74.0	12.80	Peak	1.00	200	Horizontal	Pass
1**	5350.000	48.44	3.26	54.0	5.56	AV	1.00	200	Horizontal	Pass
2	5351.595	63.72	3.27	74.0	10.28	Peak	12.00	150	Horizontal	Pass
2**	5351.595	47.91	3.27	54.0	6.09	AV	12.00	150	Horizontal	Pass

U-NII-2A 11n20 Low Channel



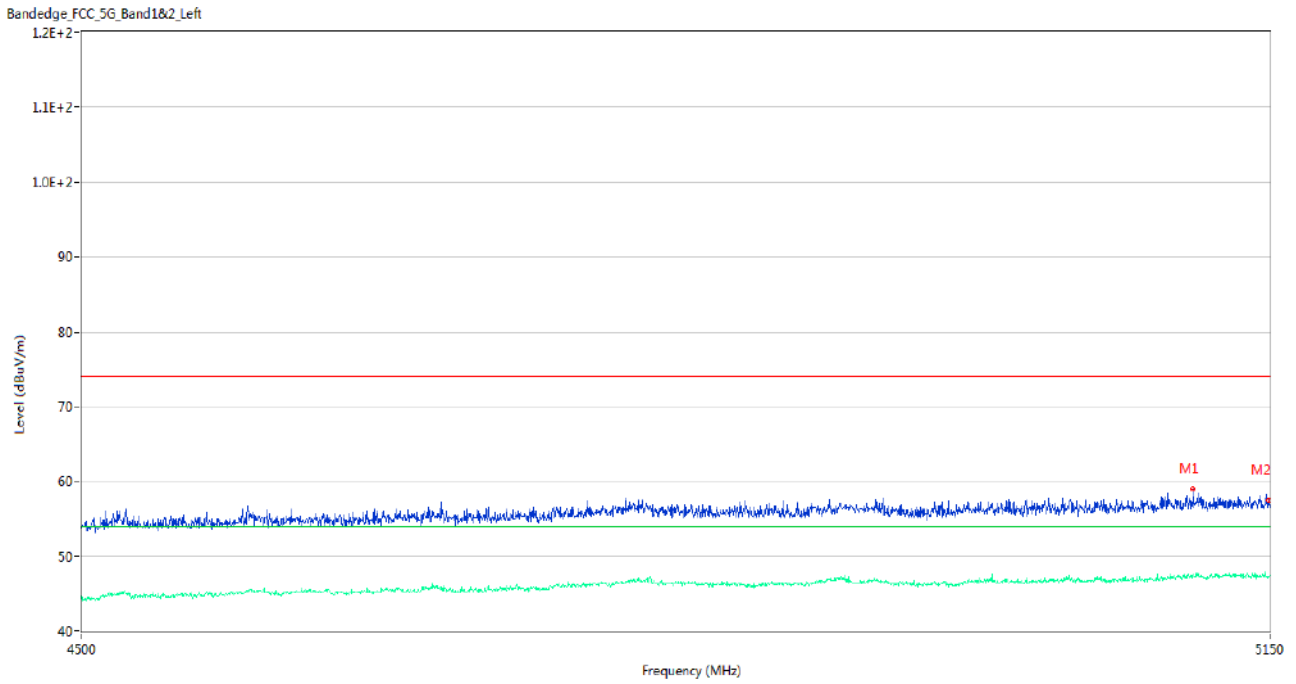
No.	Frequency (MHz)	Results (dBuV/m)	Factor (dB)	Limit (dBuV/m)	Margin (dB)	Detector	Table (Degree)	Height (cm)	Antenna	Verdict
1	5023.575	58.47	2.97	74.0	15.53	Peak	207.00	200	Horizontal	Pass
1**	5023.575	46.82	2.97	54.0	7.18	AV	207.00	200	Horizontal	Pass
2	5149.675	56.74	3.43	74.0	17.26	Peak	123.00	150	Horizontal	Pass
2**	5149.675	47.30	3.43	54.0	6.70	AV	123.00	150	Horizontal	Pass

U-NII-2A 11n20 High Channel



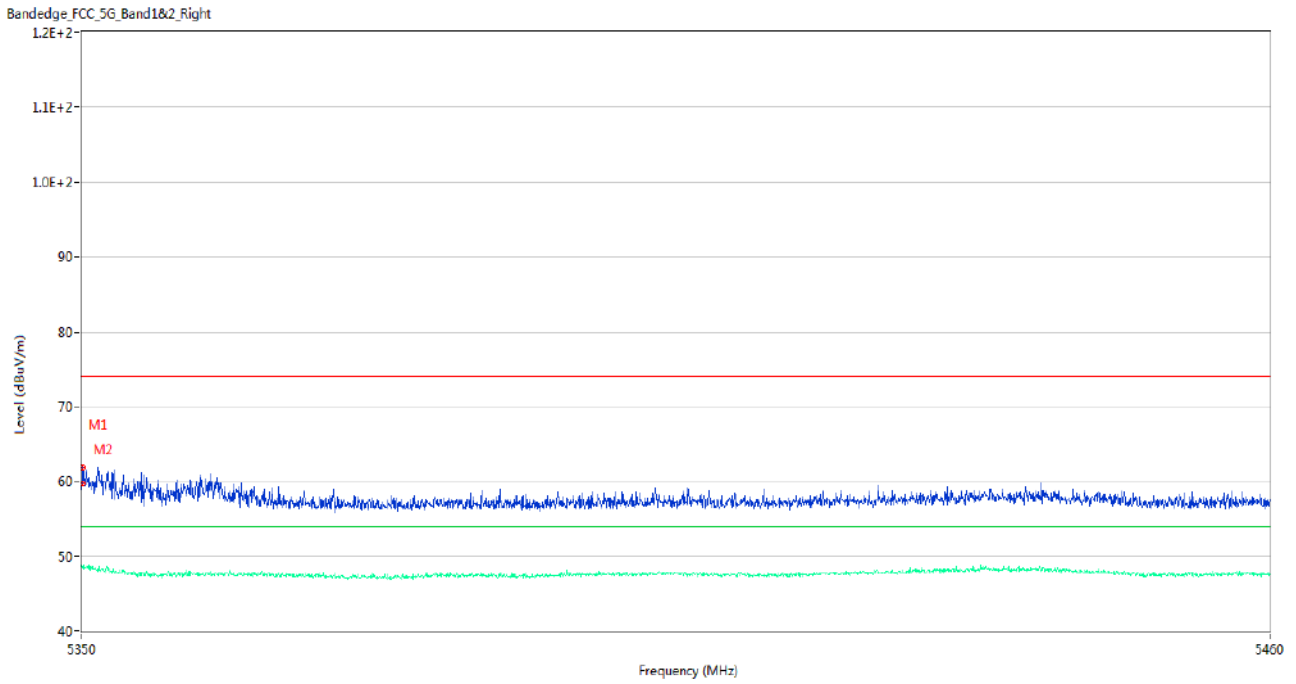
No.	Frequency (MHz)	Results (dBuV/m)	Factor (dB)	Limit (dBuV/m)	Margin (dB)	Detector	Table (Degree)	Height (cm)	Antenna	Verdict
1	5350.055	63.50	3.25	74.0	10.50	Peak	336.00	100	Horizontal	Pass
1**	5350.055	48.65	3.25	54.0	5.35	AV	336.00	100	Horizontal	Pass
2	5351.925	64.06	3.28	74.0	9.94	Peak	360.00	200	Horizontal	Pass
2**	5351.925	48.26	3.28	54.0	5.74	AV	360.00	200	Horizontal	Pass

U-NII-2A 11n40 Low Channel



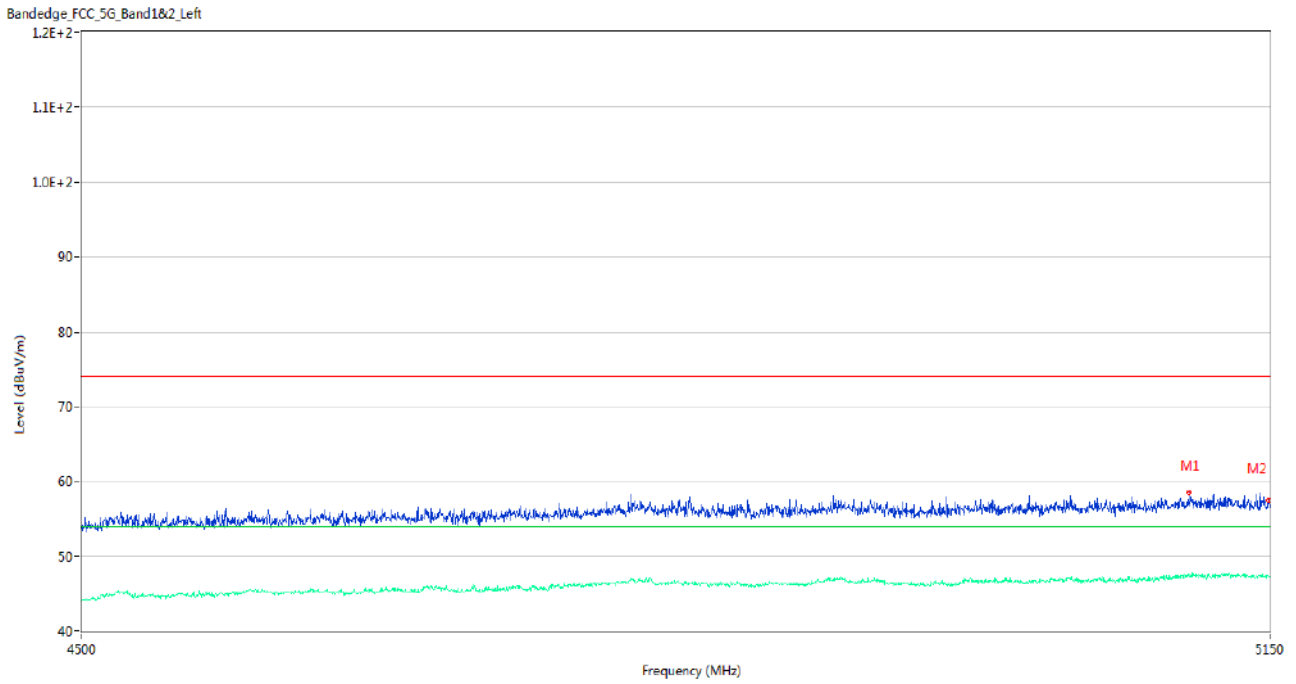
No.	Frequency (MHz)	Results (dBuV/m)	Factor (dB)	Limit (dBuV/m)	Margin (dB)	Detector	Table (Degree)	Height (cm)	Antenna	Verdict
1	5105.475	58.92	3.95	74.0	15.08	Peak	357.00	150	Horizontal	Pass
1**	5105.475	47.39	3.95	54.0	6.61	AV	357.00	150	Horizontal	Pass
2	5149.675	57.49	3.43	74.0	16.51	Peak	79.00	150	Horizontal	Pass
2**	5149.675	47.19	3.43	54.0	6.81	AV	79.00	150	Horizontal	Pass

U-NII-2A 11n40 High Channel



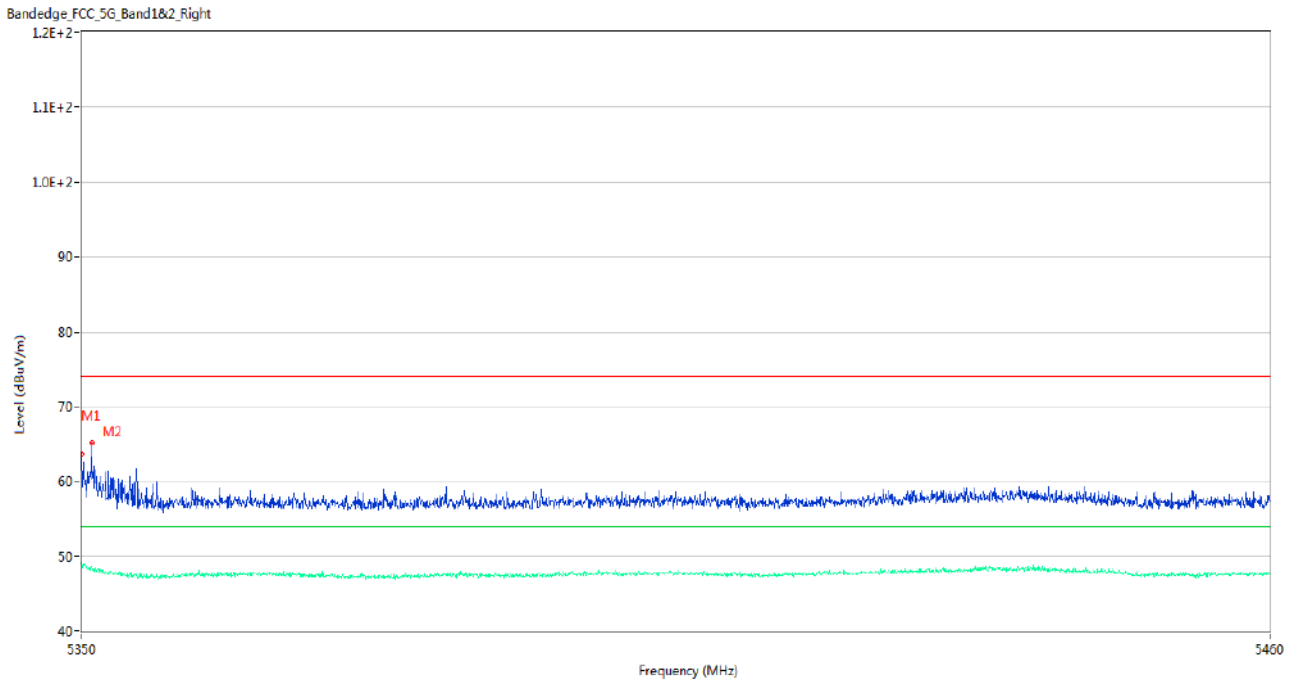
No.	Frequency (MHz)	Results (dBuV/m)	Factor (dB)	Limit (dBuV/m)	Margin (dB)	Detector	Table (Degree)	Height (cm)	Antenna	Verdict
1	5350.055	59.80	3.25	74.0	14.20	Peak	37.00	100	Horizontal	Pass
1**	5350.055	48.48	3.25	54.0	5.52	AV	37.00	100	Horizontal	Pass
2	5350.110	61.83	3.25	74.0	12.17	Peak	0.00	200	Horizontal	Pass
2**	5350.110	48.59	3.25	54.0	5.41	AV	0.00	200	Horizontal	Pass

U-NII-2A 11ac20 Low Channel



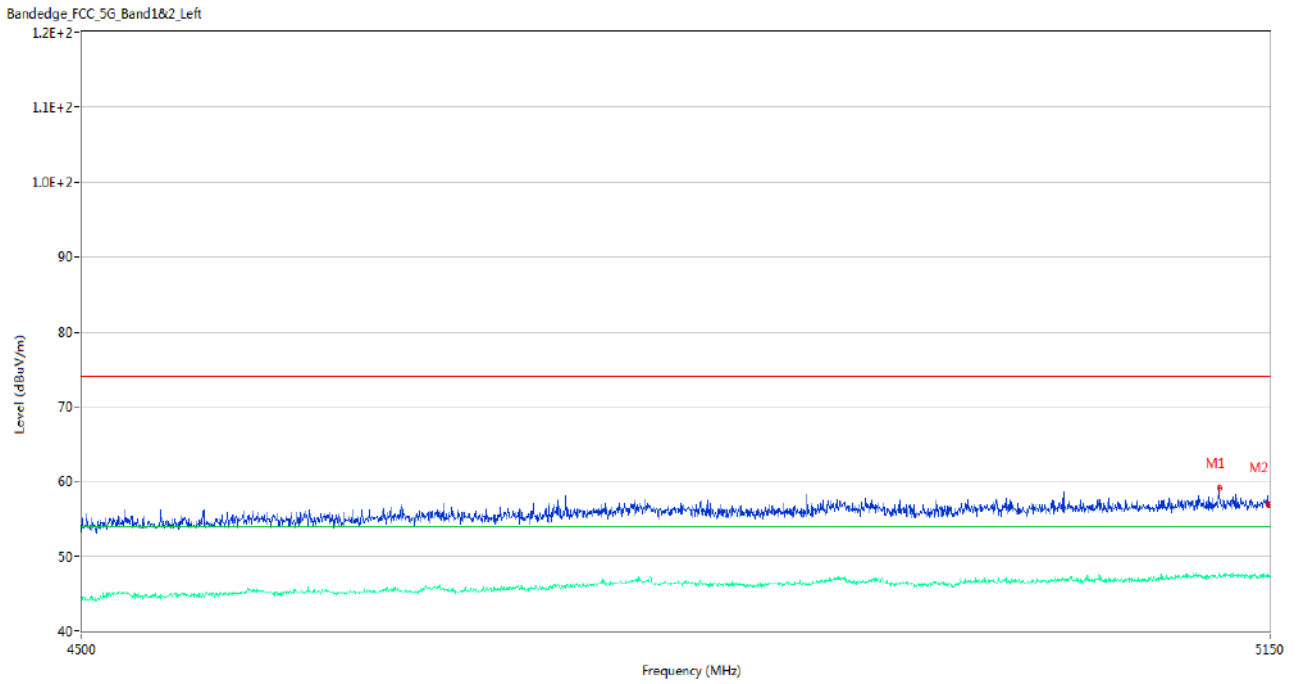
No.	Frequency (MHz)	Results (dBuV/m)	Factor (dB)	Limit (dBuV/m)	Margin (dB)	Detector	Table (Degree)	Height (cm)	Antenna	Verdict
1	5102.875	58.54	3.91	74.0	15.46	Peak	285.00	200	Horizontal	Pass
1**	5102.875	47.56	3.91	54.0	6.44	AV	285.00	200	Horizontal	Pass
2	5149.675	57.47	3.43	74.0	16.53	Peak	293.00	200	Horizontal	Pass
2**	5149.675	47.22	3.43	54.0	6.78	AV	293.00	200	Horizontal	Pass

U-NII-2A 11ac20 High Channel



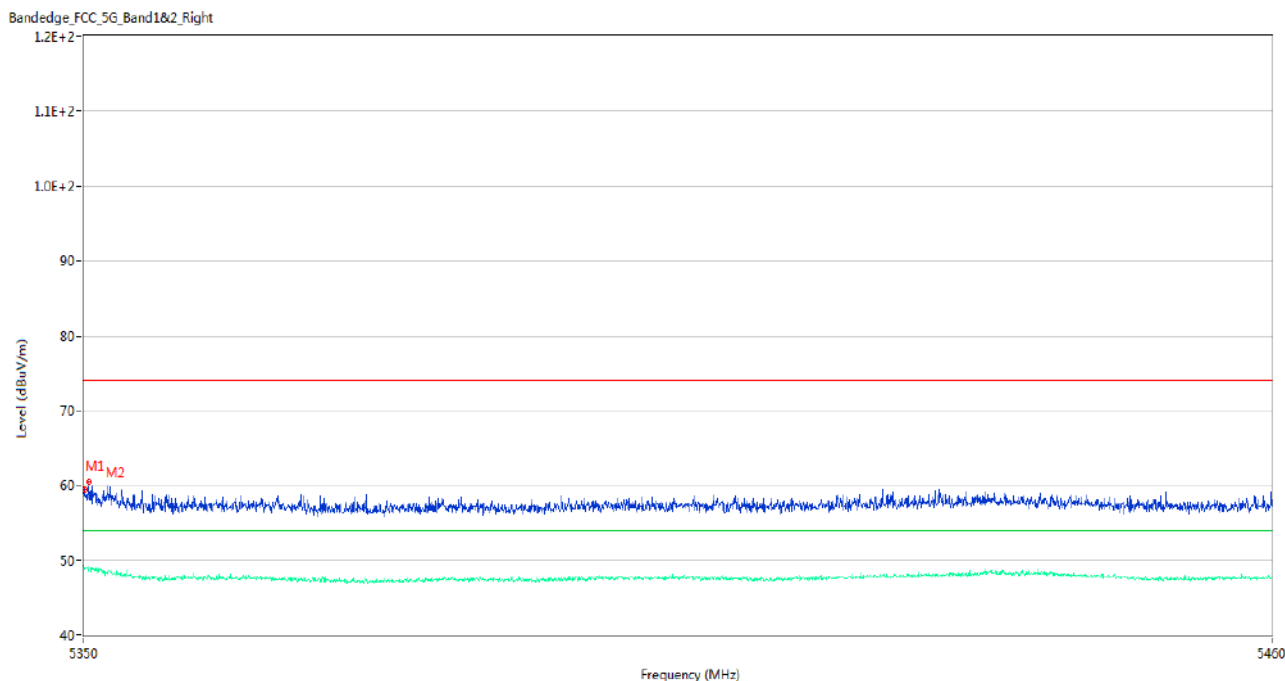
No.	Frequency (MHz)	Results (dBuV/m)	Factor (dB)	Limit (dBuV/m)	Margin (dB)	Detector	Table (Degree)	Height (cm)	Antenna	Verdict
1	5350.000	63.71	3.26	74.0	10.29	Peak	347.00	150	Horizontal	Pass
1**	5350.000	48.92	3.26	54.0	5.08	AV	347.00	150	Horizontal	Pass
2	5350.880	65.14	3.24	74.0	8.86	Peak	360.00	150	Horizontal	Pass
2**	5350.880	48.55	3.24	54.0	5.45	AV	360.00	150	Horizontal	Pass

U-NII-2A 11ac40 Low Channel



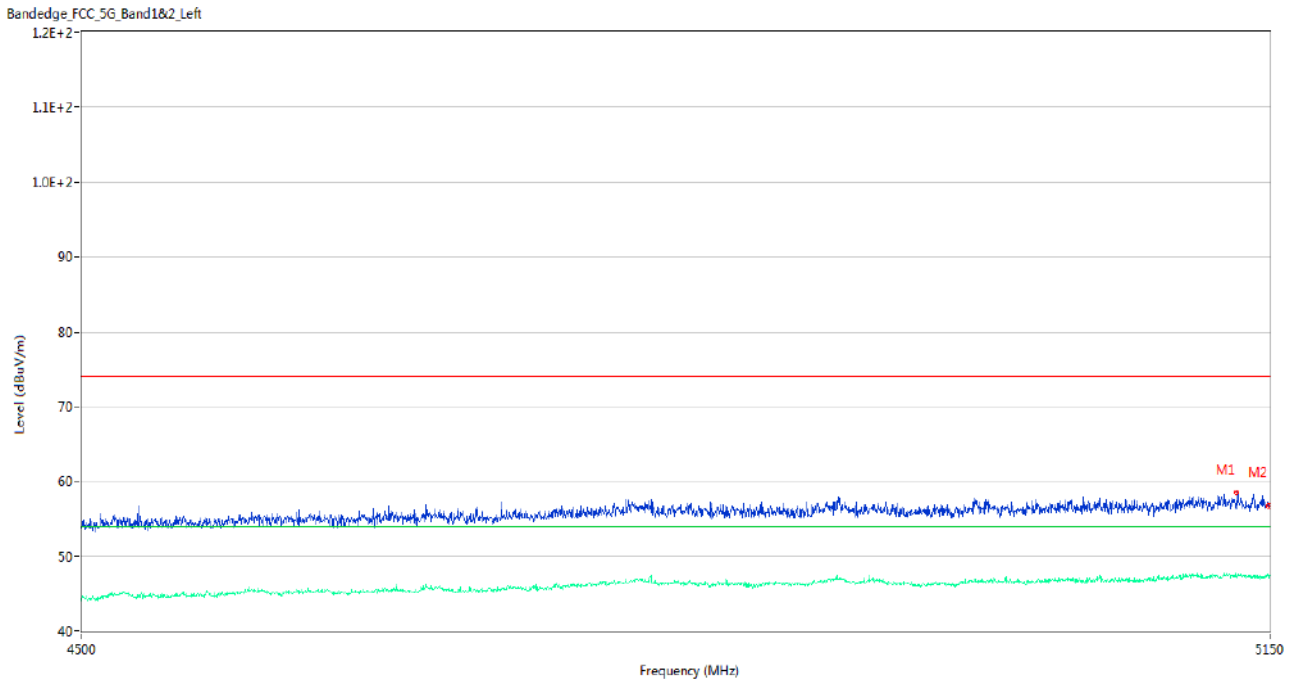
No.	Frequency (MHz)	Results (dBuV/m)	Factor (dB)	Limit (dBuV/m)	Margin (dB)	Detector	Table (Degree)	Height (cm)	Antenna	Verdict
1	5120.425	59.07	4.00	74.0	14.93	Peak	31.00	150	Horizontal	Pass
1**	5120.425	47.41	4.00	54.0	6.59	AV	31.00	150	Horizontal	Pass
2	5149.675	56.91	3.43	74.0	17.09	Peak	339.00	200	Horizontal	Pass
2**	5149.675	47.18	3.43	54.0	6.82	AV	339.00	200	Horizontal	Pass

U-NII-2A 11ac40 High Channel



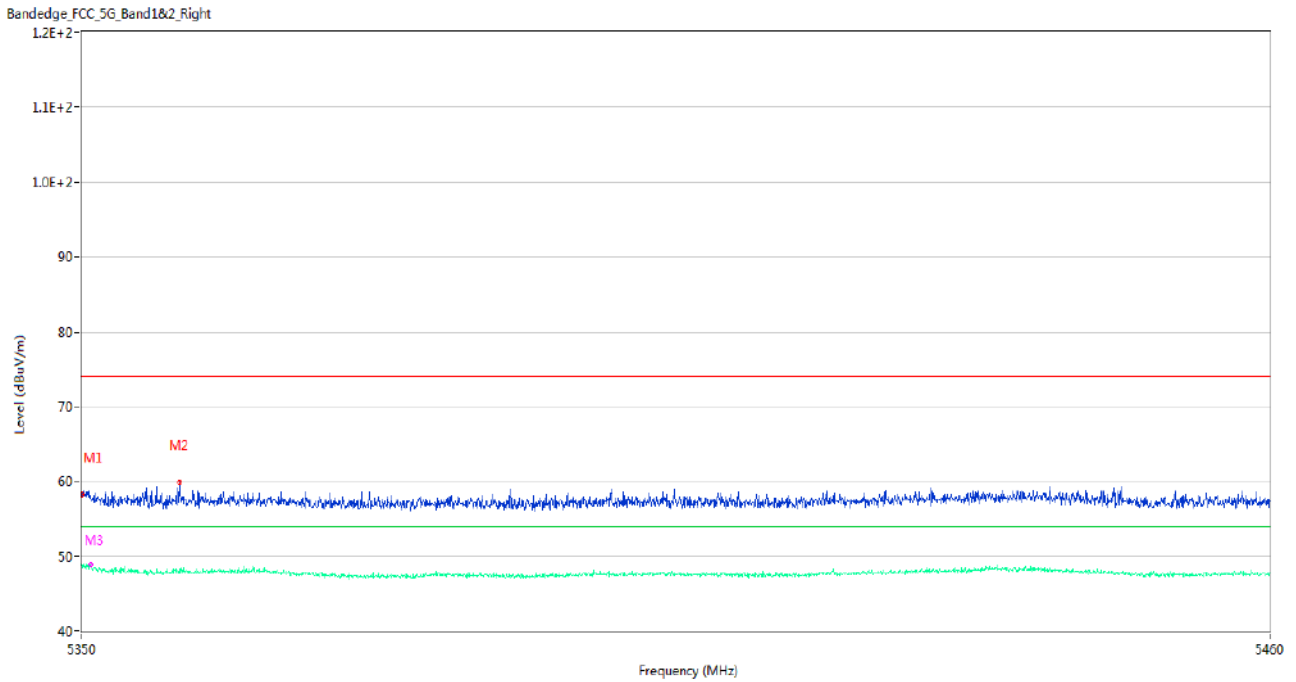
No.	Frequency (MHz)	Results (dBuV/m)	Factor (dB)	Limit (dBuV/m)	Margin (dB)	Detector	Table (Degree)	Height (cm)	Antenna	Verdict
1	5350.055	59.51	3.25	74.0	14.49	Peak	0.00	150	Horizontal	Pass
1**	5350.055	48.85	3.25	54.0	5.15	AV	0.00	150	Horizontal	Pass
2	5350.495	60.45	3.25	74.0	13.55	Peak	352.00	200	Horizontal	Pass
2**	5350.495	48.66	3.25	54.0	5.34	AV	352.00	200	Horizontal	Pass

U-NII-2A 11ac80 Middle Channel



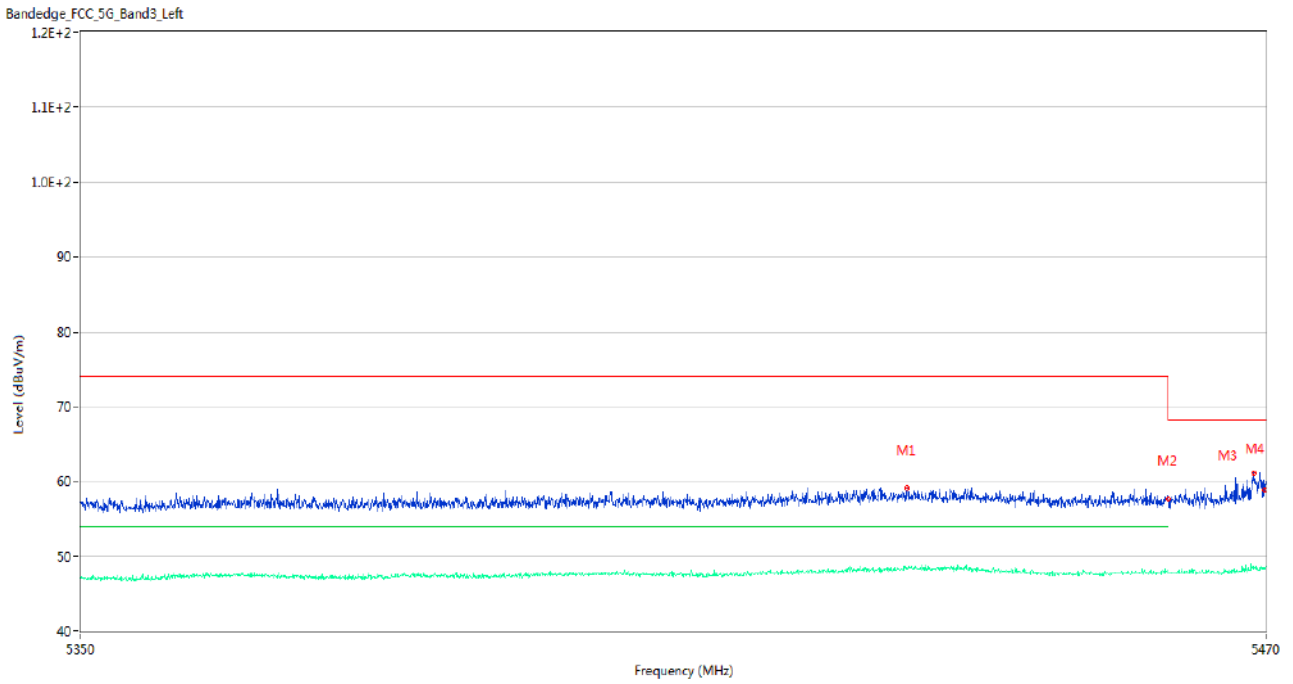
No.	Frequency (MHz)	Results (dBuV/m)	Factor (dB)	Limit (dBuV/m)	Margin (dB)	Detector	Table (Degree)	Height (cm)	Antenna	Verdict
1	5130.825	58.47	4.04	74.0	15.53	Peak	253.00	150	Horizontal	Pass
1**	5130.825	47.37	4.04	54.0	6.63	AV	253.00	150	Horizontal	Pass
2	5149.675	56.75	3.43	74.0	17.25	Peak	351.00	100	Horizontal	Pass
2**	5149.675	47.05	3.43	54.0	6.95	AV	351.00	100	Horizontal	Pass

U-NII-2A 11ac80 Middle Channel



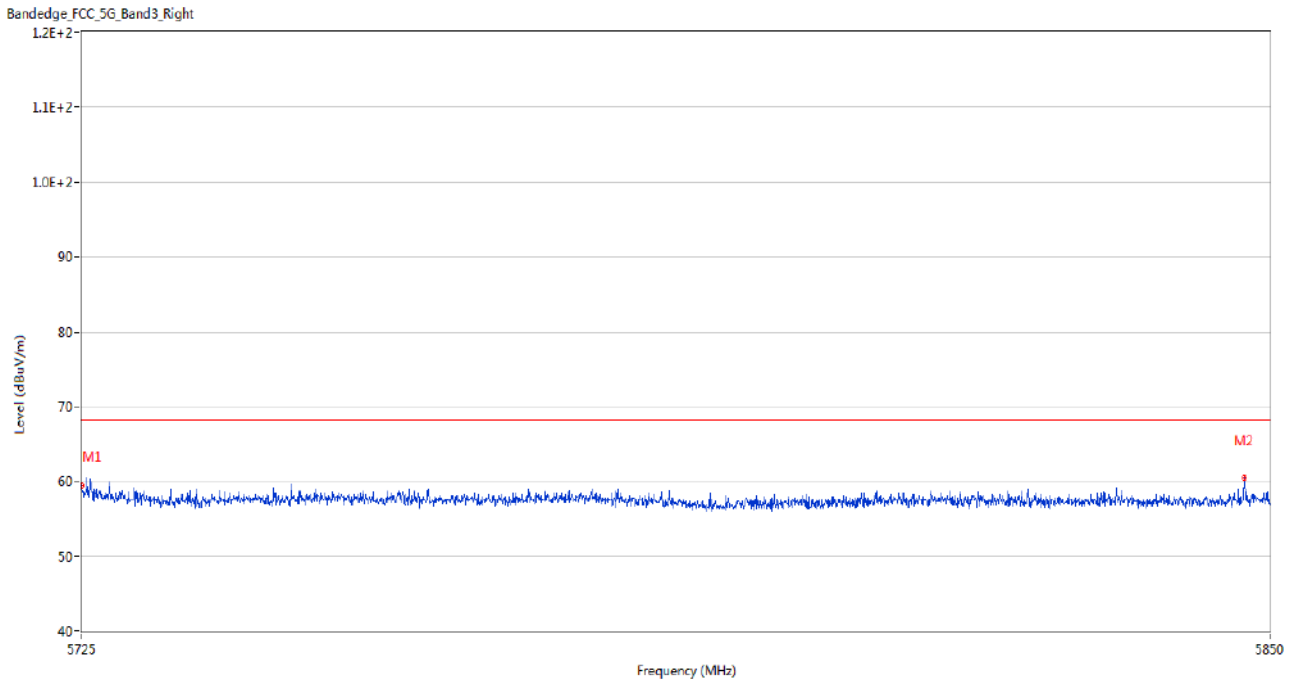
No.	Frequency (MHz)	Results (dBuV/m)	Factor (dB)	Limit (dBuV/m)	Margin (dB)	Detector	Table (Degree)	Height (cm)	Antenna	Verdict
1	5350.000	58.18	3.26	74.0	15.82	Peak	349.00	200	Horizontal	Pass
1**	5350.000	48.83	3.26	54.0	5.17	AV	349.00	200	Horizontal	Pass
2	5358.965	59.82	3.64	74.0	14.18	Peak	350.00	150	Horizontal	Pass
2**	5358.965	47.72	3.64	54.0	6.28	AV	350.00	150	Horizontal	Pass
3	5350.825	57.47	3.24	74.0	16.53	Peak	2.00	150	Horizontal	Pass
3**	5350.825	48.88	3.24	54.0	5.12	AV	2.00	150	Horizontal	Pass

U-NII-2C 11a Low Channel



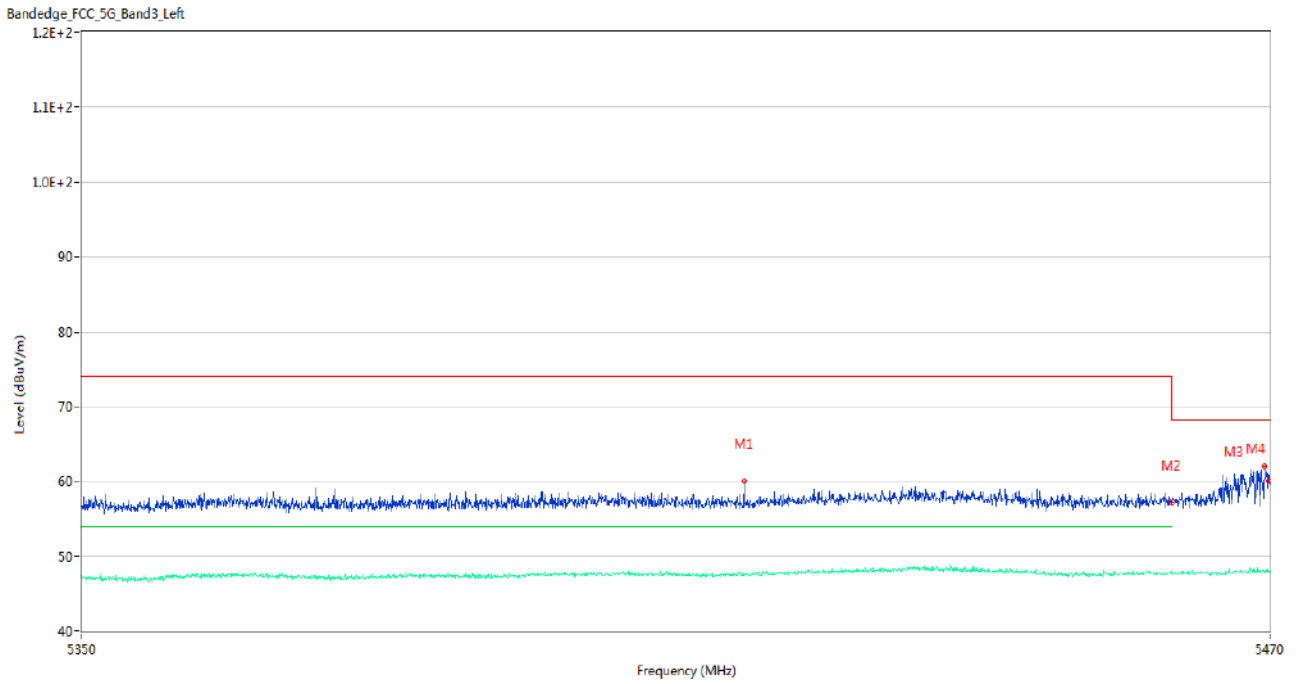
No.	Frequency (MHz)	Results (dBuV/m)	Factor (dB)	Limit (dBuV/m)	Margin (dB)	Detector	Table (Degree)	Height (cm)	Antenna	Verdict
1	5433.400	59.17	4.43	74.0	14.83	Peak	128.00	100	Horizontal	Pass
1**	5433.400	48.34	4.43	54.0	5.66	AV	128.00	100	Horizontal	Pass
2	5459.980	57.68	4.10	74.0	16.32	Peak	343.00	200	Horizontal	Pass
2**	5459.980	47.85	4.10	54.0	6.15	AV	343.00	200	Horizontal	Pass
3	5468.800	61.14	4.10	68.2	7.06	Peak	349.00	200	Horizontal	Pass
3**	5468.800	48.32	4.10	--	--	AV	349.00	200	Horizontal	N/A
4	5469.940	58.79	4.06	68.2	9.41	Peak	343.00	150	Horizontal	Pass
4**	5469.940	48.25	4.06	--	--	AV	343.00	150	Horizontal	N/A

U-NII-2C 11a High Channel



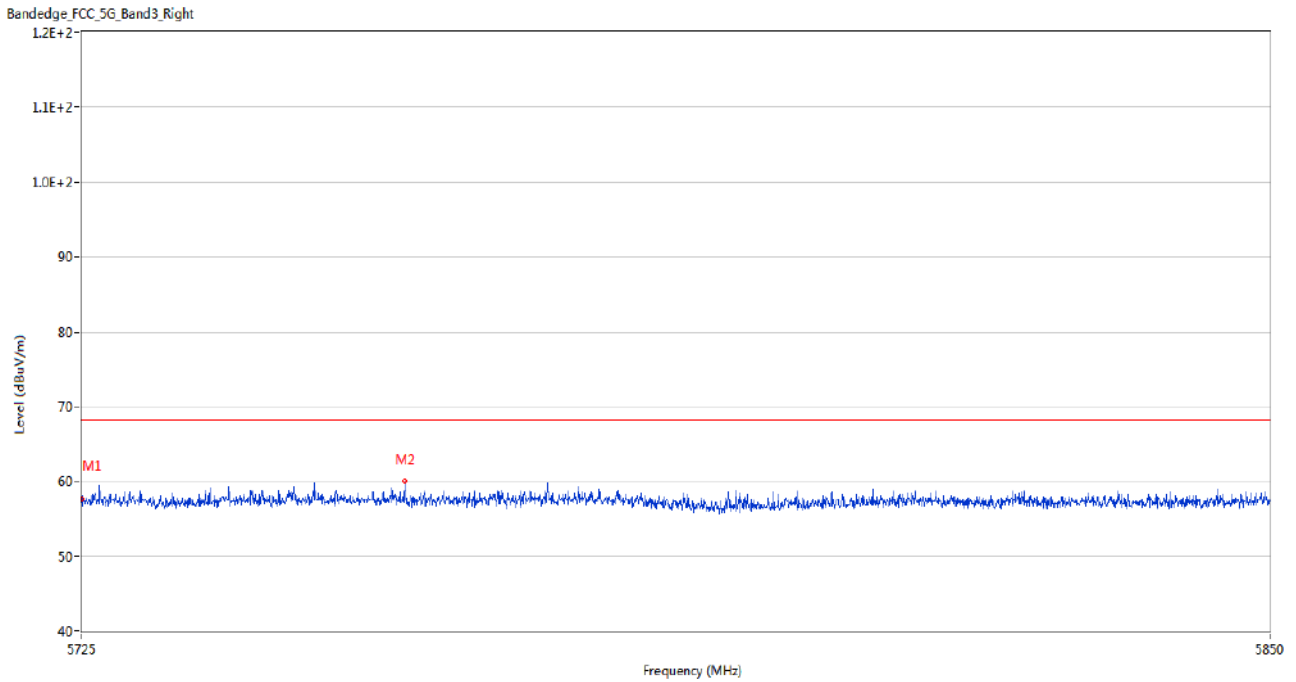
No.	Frequency (MHz)	Results (dBuV/m)	Factor (dB)	Limit (dBuV/m)	Margin (dB)	Detector	Table (Degree)	Height (cm)	Antenna	Verdict
1	5725.000	59.41	4.12	68.2	8.79	Peak	83.00	200	Horizontal	Pass
2	5847.312	60.52	4.22	68.2	7.68	Peak	200.00	100	Horizontal	Pass

U-NII-2C 11n20 Low Channel



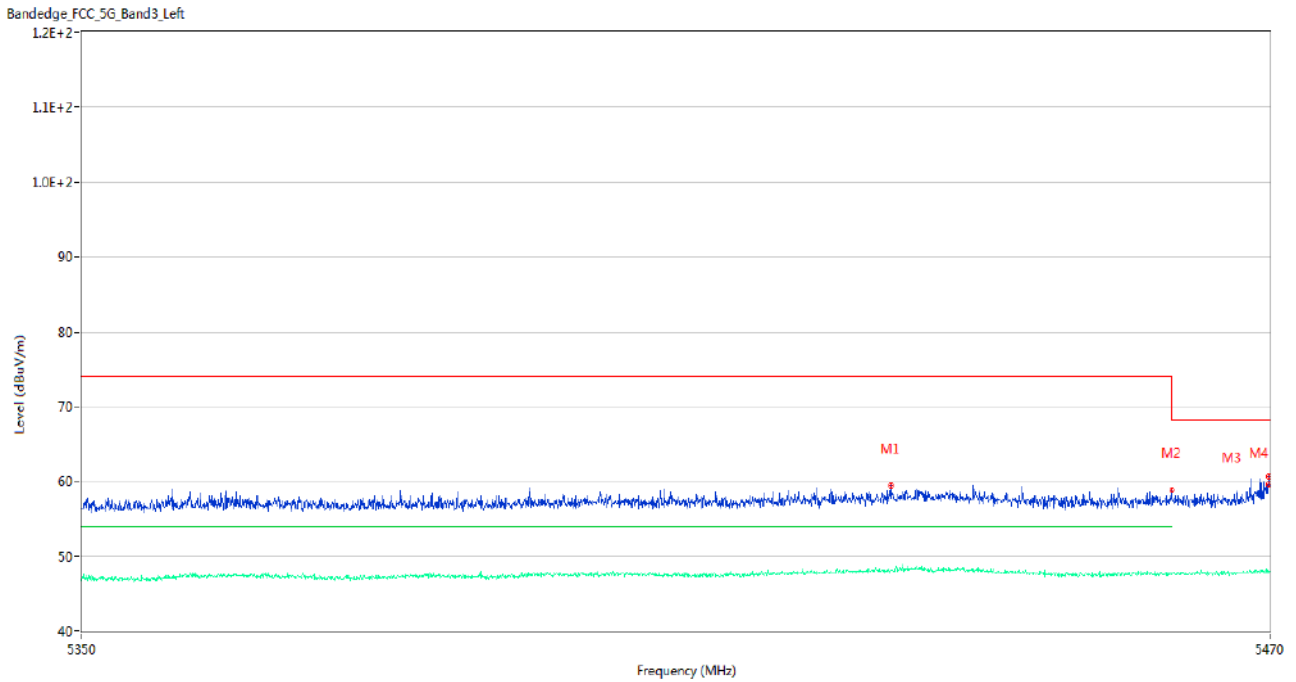
No.	Frequency (MHz)	Results (dBuV/m)	Factor (dB)	Limit (dBuV/m)	Margin (dB)	Detector	Table (Degree)	Height (cm)	Antenna	Verdict
1	5416.600	60.02	3.60	74.0	13.98	Peak	82.00	150	Horizontal	Pass
1**	5416.600	47.49	3.60	54.0	6.51	AV	82.00	150	Horizontal	Pass
2	5459.980	57.20	4.10	74.0	16.80	Peak	3.00	100	Horizontal	Pass
2**	5459.980	47.69	4.10	54.0	6.31	AV	3.00	100	Horizontal	Pass
3	5469.460	62.01	4.08	68.2	6.19	Peak	354.00	100	Horizontal	Pass
3**	5469.460	47.67	4.08	--	--	AV	354.00	100	Horizontal	N/A
4	5469.940	60.00	4.06	68.2	8.20	Peak	106.00	150	Horizontal	Pass
4**	5469.940	48.04	4.06	--	--	AV	106.00	150	Horizontal	N/A

U-NII-2C 11n20 High Channel



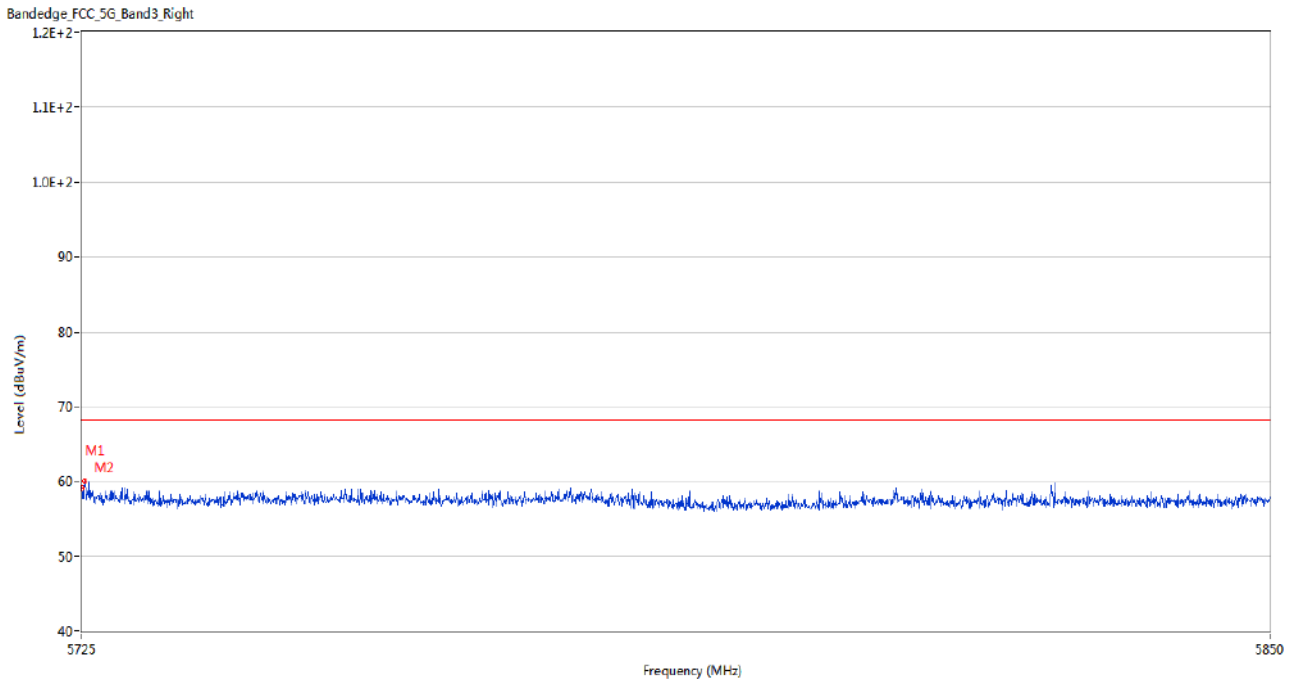
No.	Frequency (MHz)	Results (dBuV/m)	Factor (dB)	Limit (dBuV/m)	Margin (dB)	Detector	Table (Degree)	Height (cm)	Antenna	Verdict
1	5725.000	57.56	4.12	68.2	10.64	Peak	139.00	200	Horizontal	Pass
2	5758.750	60.01	4.03	68.2	8.19	Peak	193.00	150	Horizontal	Pass

U-NII-2C 11n40 Low Channel



No.	Frequency (MHz)	Results (dBuV/m)	Factor (dB)	Limit (dBuV/m)	Margin (dB)	Detector	Table (Degree)	Height (cm)	Antenna	Verdict
1	5431.420	59.42	4.16	74.0	14.58	Peak	78.00	100	Horizontal	Pass
1**	5431.420	48.19	4.16	54.0	5.81	AV	78.00	100	Horizontal	Pass
2	5459.980	58.88	4.10	74.0	15.12	Peak	356.00	100	Horizontal	Pass
2**	5459.980	47.62	4.10	54.0	6.38	AV	356.00	100	Horizontal	Pass
3	5469.880	60.69	4.06	68.2	7.51	Peak	360.00	150	Horizontal	Pass
3**	5469.880	47.98	4.06	--	--	AV	360.00	150	Horizontal	N/A
4	5469.940	59.64	4.06	68.2	8.56	Peak	30.00	100	Horizontal	Pass
4**	5469.940	47.86	4.06	--	--	AV	30.00	100	Horizontal	N/A

U-NII-2C 11n40 High Channel



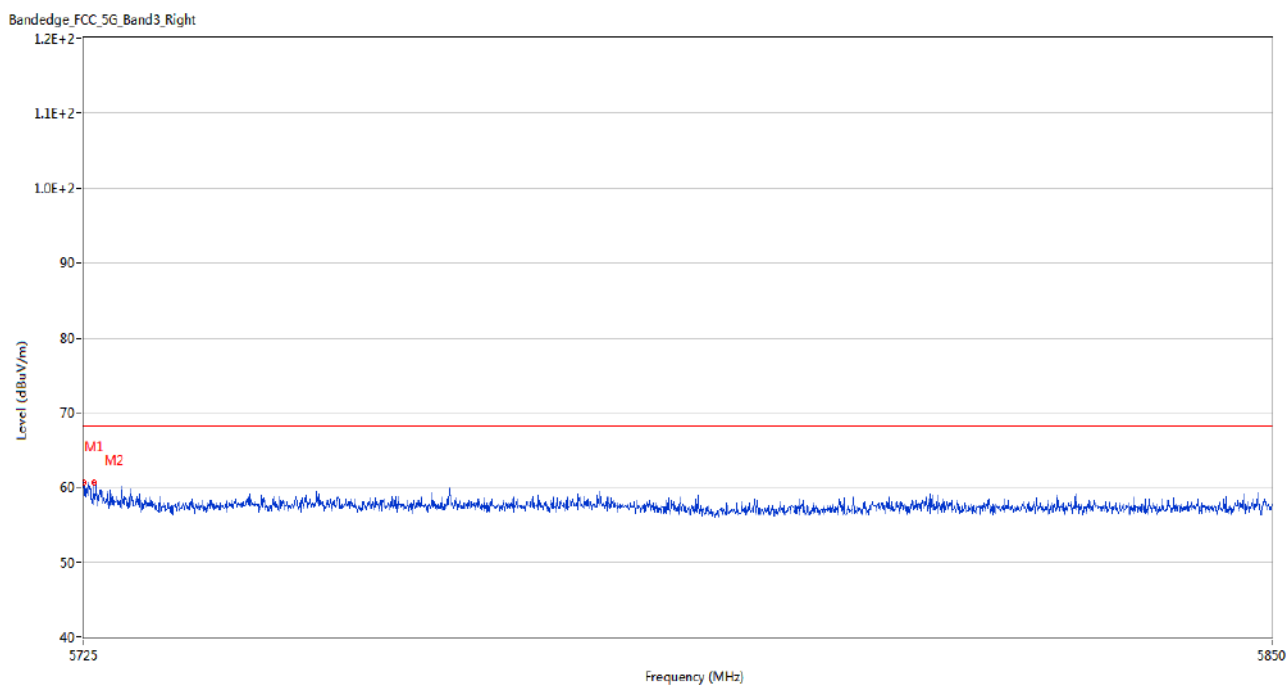
No.	Frequency (MHz)	Results (dBuV/m)	Factor (dB)	Limit (dBuV/m)	Margin (dB)	Detector	Table (Degree)	Height (cm)	Antenna	Verdict
1	5725.000	59.20	4.12	68.2	9.00	Peak	184.00	200	Horizontal	Pass
2	5725.313	60.00	4.12	68.2	8.20	Peak	236.00	200	Horizontal	Pass

U-NII-2C 11ac20 Low Channel



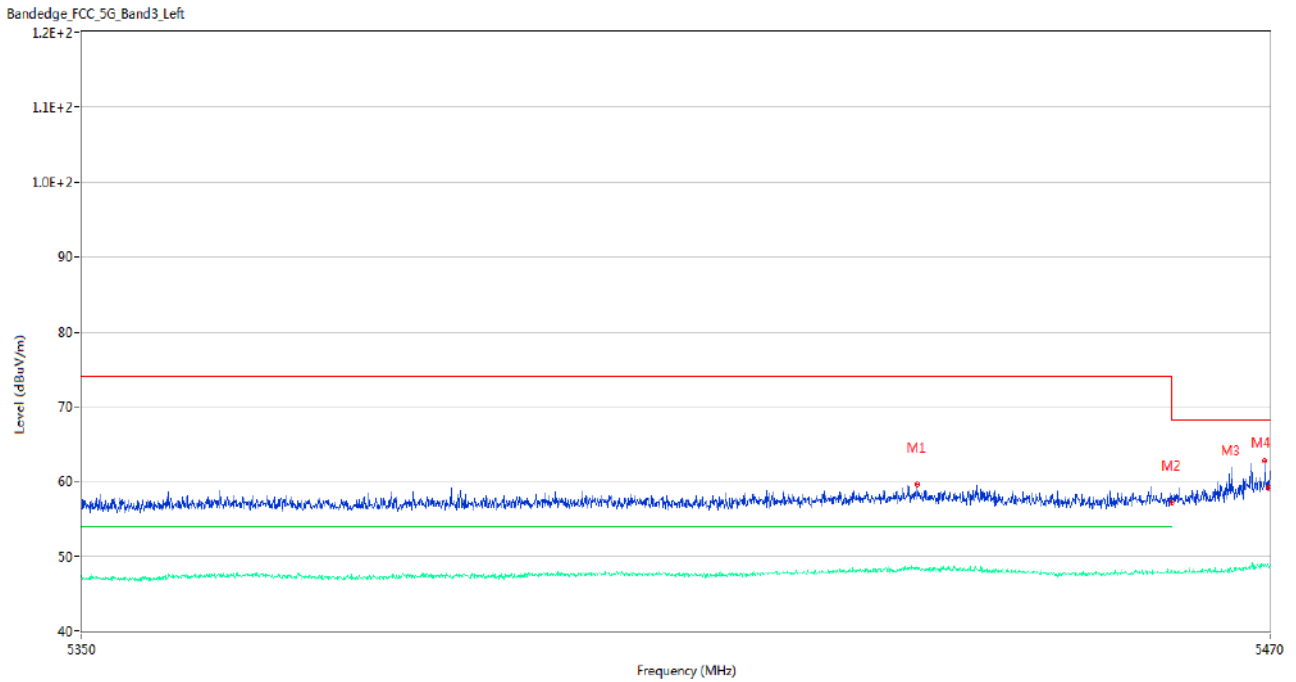
No.	Frequency (MHz)	Results (dBuV/m)	Factor (dB)	Limit (dBuV/m)	Margin (dB)	Detector	Table (Degree)	Height (cm)	Antenna	Verdict
1	5436.520	59.73	4.38	74.0	14.27	Peak	295.00	100	Horizontal	Pass
1**	5436.520	48.17	4.38	54.0	5.83	AV	295.00	100	Horizontal	Pass
2	5459.980	57.80	4.10	74.0	16.20	Peak	354.00	150	Horizontal	Pass
2**	5459.980	47.96	4.10	54.0	6.04	AV	354.00	150	Horizontal	Pass
3	5468.500	61.16	4.11	68.2	7.04	Peak	0.00	100	Horizontal	Pass
3**	5468.500	48.25	4.11	--	--	AV	0.00	100	Horizontal	N/A
4	5469.940	59.43	4.06	68.2	8.77	Peak	360.00	100	Horizontal	Pass
4**	5469.940	48.11	4.06	--	--	AV	360.00	100	Horizontal	N/A

U-NII-2C 11ac20 High Channel



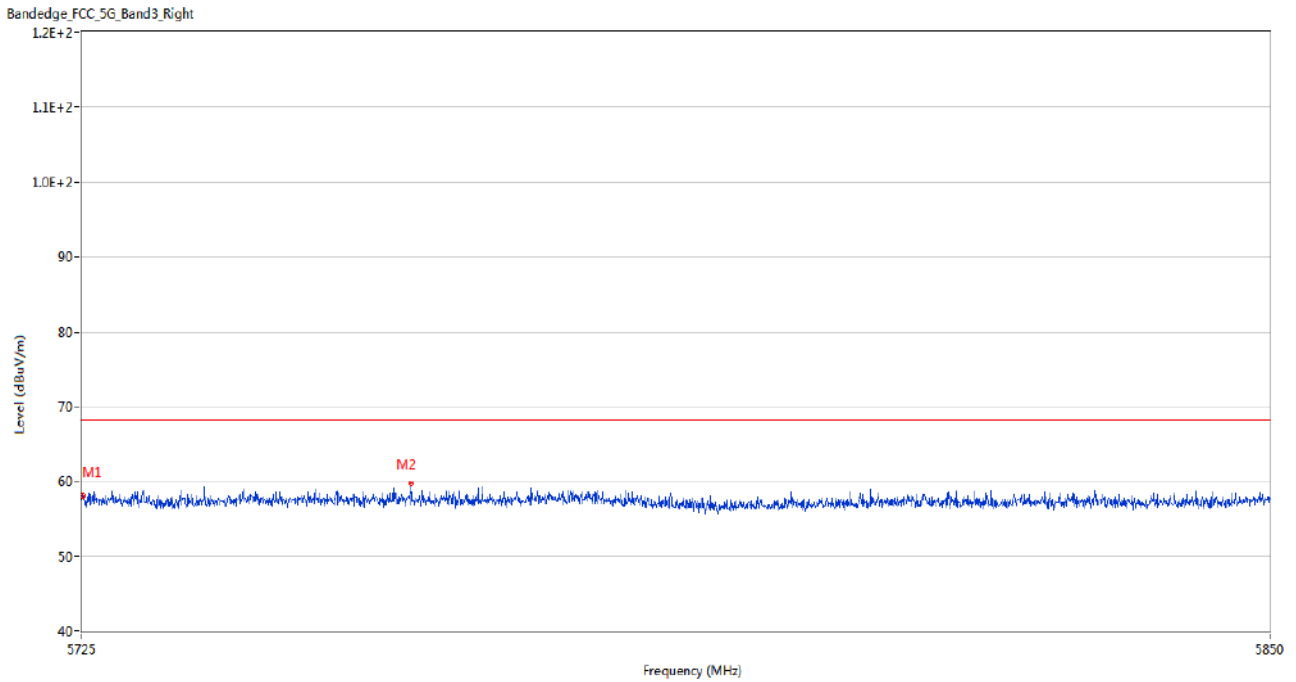
No.	Frequency (MHz)	Results (dBuV/m)	Factor (dB)	Limit (dBuV/m)	Margin (dB)	Detector	Table (Degree)	Height (cm)	Antenna	Verdict
1	5725.000	60.66	4.12	68.2	7.54	Peak	229.00	150	Horizontal	Pass
2	5726.000	60.58	4.12	68.2	7.62	Peak	179.00	150	Horizontal	Pass

U-NII-2C 11ac40 Low Channel



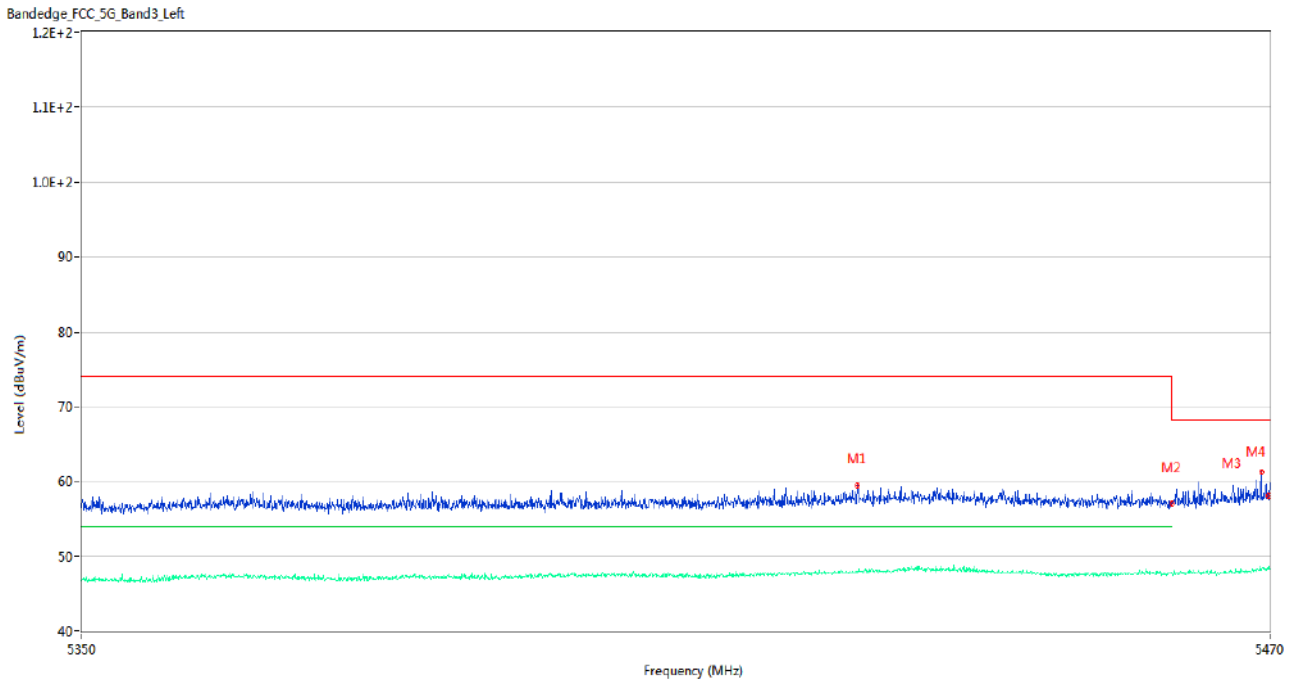
No.	Frequency (MHz)	Results (dBuV/m)	Factor (dB)	Limit (dBuV/m)	Margin (dB)	Detector	Table (Degree)	Height (cm)	Antenna	Verdict
1	5434.120	59.60	4.46	74.0	14.40	Peak	144.00	150	Horizontal	Pass
1**	5434.120	48.31	4.46	54.0	5.69	AV	144.00	150	Horizontal	Pass
2	5459.980	57.18	4.10	74.0	16.82	Peak	123.00	200	Horizontal	Pass
2**	5459.980	47.83	4.10	54.0	6.17	AV	123.00	200	Horizontal	Pass
3	5469.520	62.82	4.07	68.2	5.38	Peak	0.00	200	Horizontal	Pass
3**	5469.520	48.76	4.07	--	--	AV	0.00	200	Horizontal	N/A
4	5469.940	59.20	4.06	68.2	9.00	Peak	298.00	100	Horizontal	Pass
4**	5469.940	48.41	4.06	--	--	AV	298.00	100	Horizontal	N/A

U-NII-2C 11ac40 High Channel



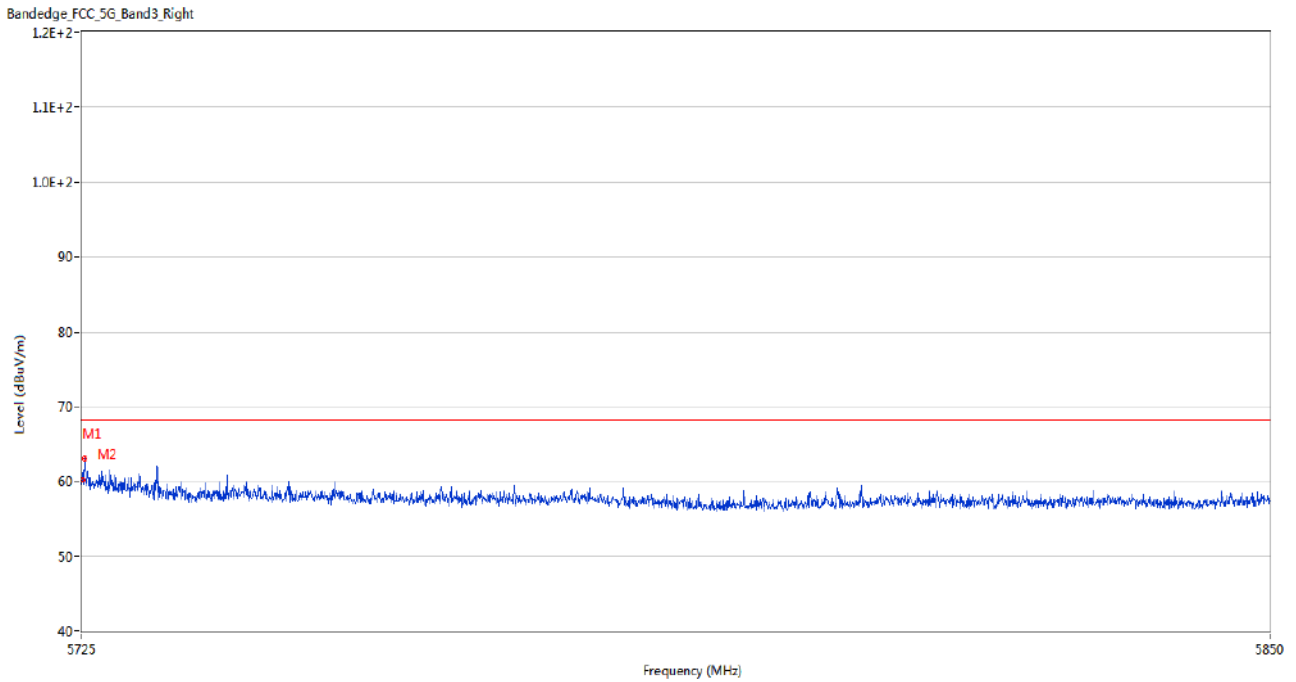
No.	Frequency (MHz)	Results (dBuV/m)	Factor (dB)	Limit (dBuV/m)	Margin (dB)	Detector	Table (Degree)	Height (cm)	Antenna	Verdict
1	5725.063	58.07	4.12	68.2	10.13	Peak	267.00	100	Horizontal	Pass
2	5759.375	59.70	4.00	68.2	8.50	Peak	111.00	150	Horizontal	Pass

U-NII-2C 11ac80 Low Channel



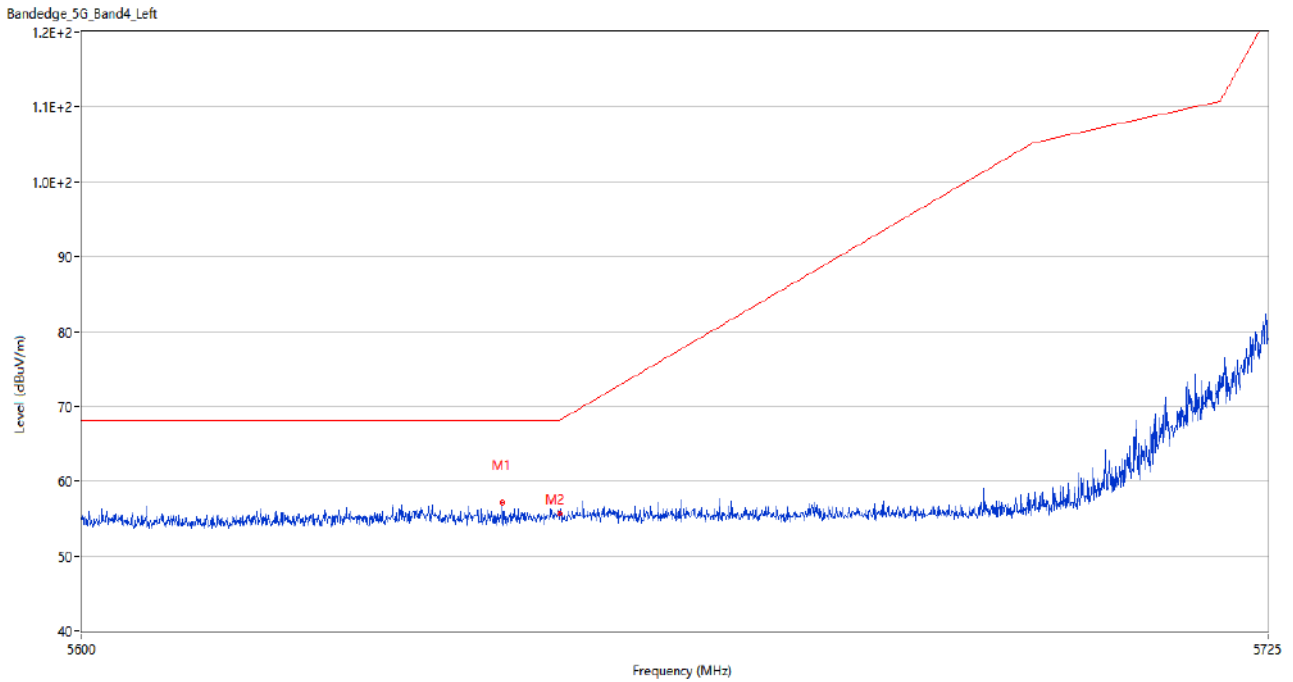
No.	Frequency (MHz)	Results (dBuV/m)	Factor (dB)	Limit (dBuV/m)	Margin (dB)	Detector	Table (Degree)	Height (cm)	Antenna	Verdict
1	5428.060	59.46	4.05	74.0	14.54	Peak	34.00	150	Horizontal	Pass
1**	5428.060	47.80	4.05	54.0	6.20	AV	34.00	150	Horizontal	Pass
2	5459.980	57.09	4.10	74.0	16.91	Peak	320.00	100	Horizontal	Pass
2**	5459.980	47.77	4.10	54.0	6.23	AV	320.00	100	Horizontal	Pass
3	5469.160	61.22	4.09	68.2	6.98	Peak	102.00	150	Horizontal	Pass
3**	5469.160	48.15	4.09	--	--	AV	102.00	150	Horizontal	N/A
4	5469.940	58.14	4.06	68.2	10.06	Peak	97.00	200	Horizontal	Pass
4**	5469.940	48.59	4.06	--	--	AV	97.00	200	Horizontal	N/A

U-NII-2C 11ac80 High Channel



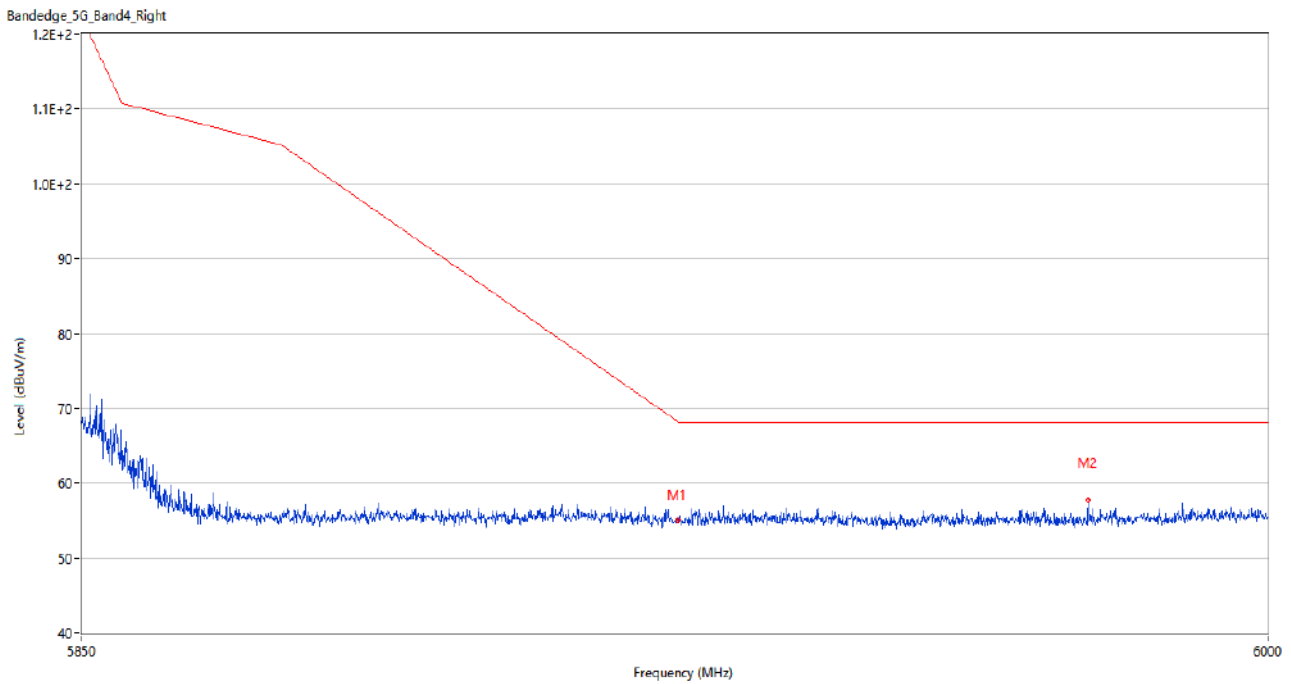
No.	Frequency (MHz)	Results (dBuV/m)	Factor (dB)	Limit (dBuV/m)	Margin (dB)	Detector	Table (Degree)	Height (cm)	Antenna	Verdict
1	5725.063	60.21	4.12	68.2	7.99	Peak	208.00	200	Horizontal	Pass
2	5725.313	63.00	4.12	68.2	5.20	Peak	208.00	150	Horizontal	Pass

U-NII-3 11a Low Channel



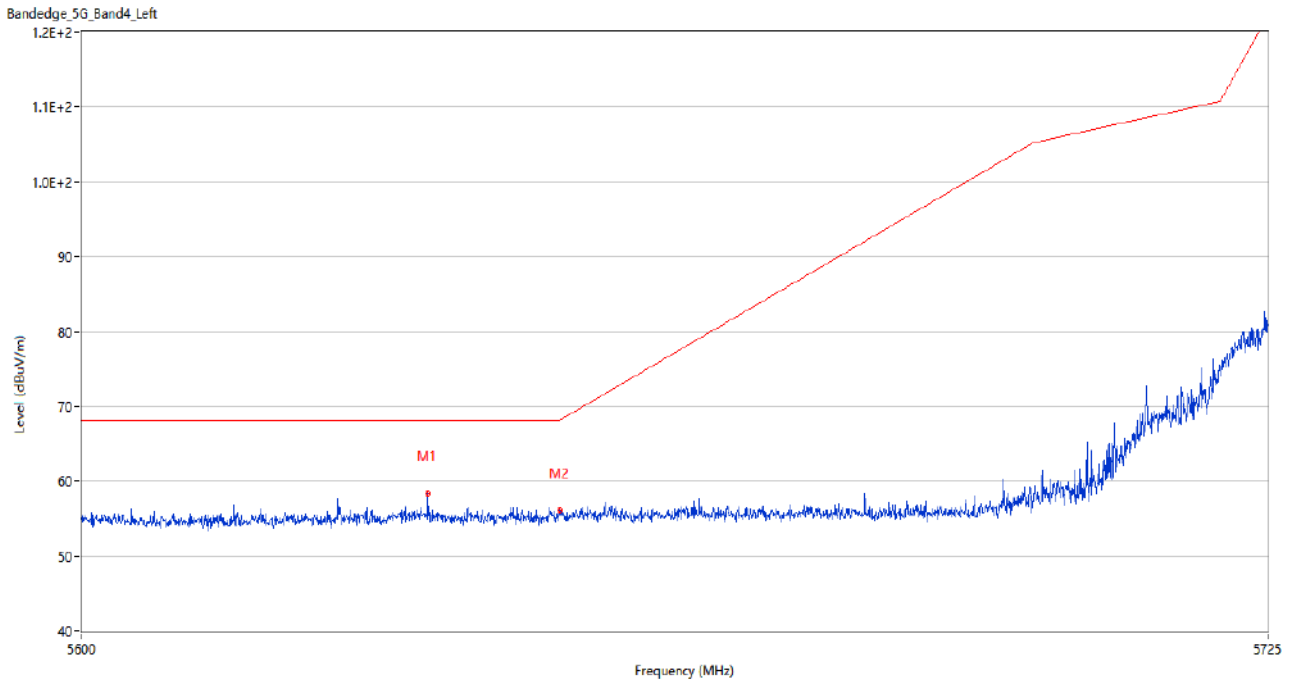
No.	Frequency (MHz)	Results (dBuV/m)	Factor (dB)	Limit (dBuV/m)	Margin (dB)	Detector	Table (Degree)	Height (cm)	Antenna	Verdict
1	5644.000	57.11	3.28	68.2	11.09	Peak	347.00	150	Horizontal	Pass
2	5650.000	55.60	3.72	68.2	12.60	Peak	150.00	150	Horizontal	Pass

U-NII-3 11a High Channel



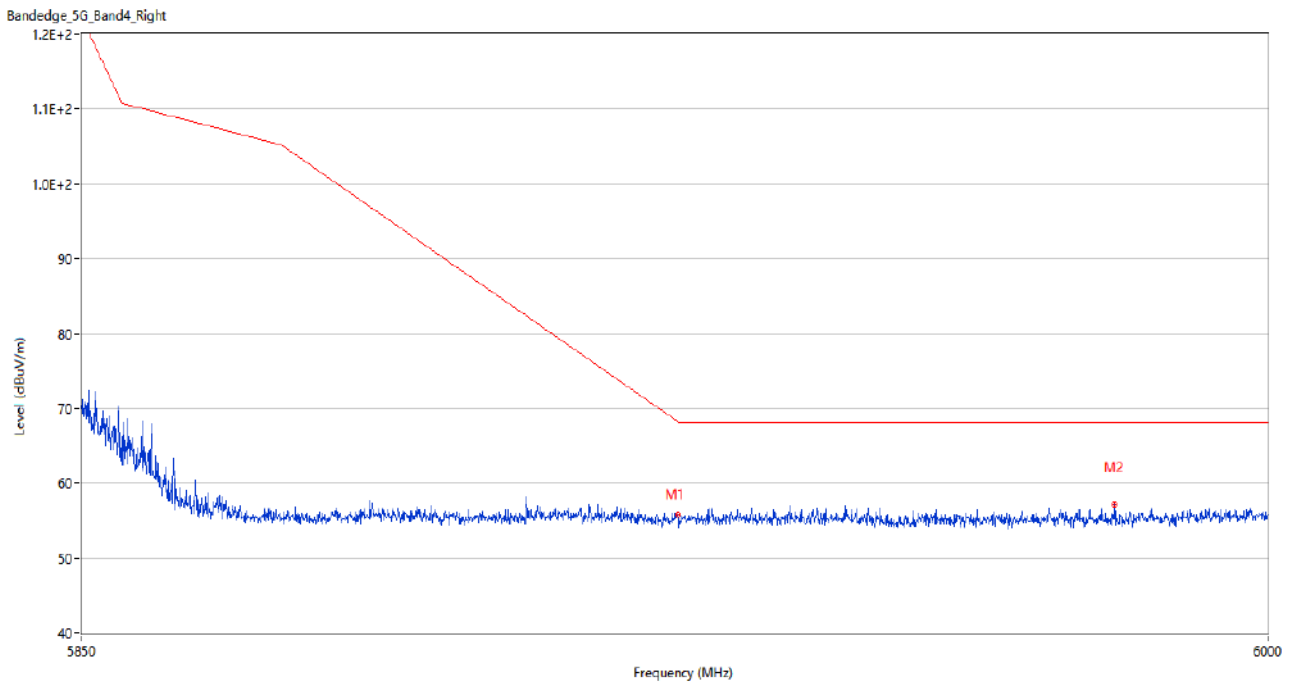
No.	Frequency (MHz)	Results (dBuV/m)	Factor (dB)	Limit (dBuV/m)	Margin (dB)	Detector	Table (Degree)	Height (cm)	Antenna	Verdict
1	5924.925	55.08	3.42	68.3	13.22	Peak	138.00	150	Horizontal	Pass
2	5977.050	57.79	3.99	68.2	10.41	Peak	103.00	200	Horizontal	Pass

U-NII-3 11n20 Low Channel



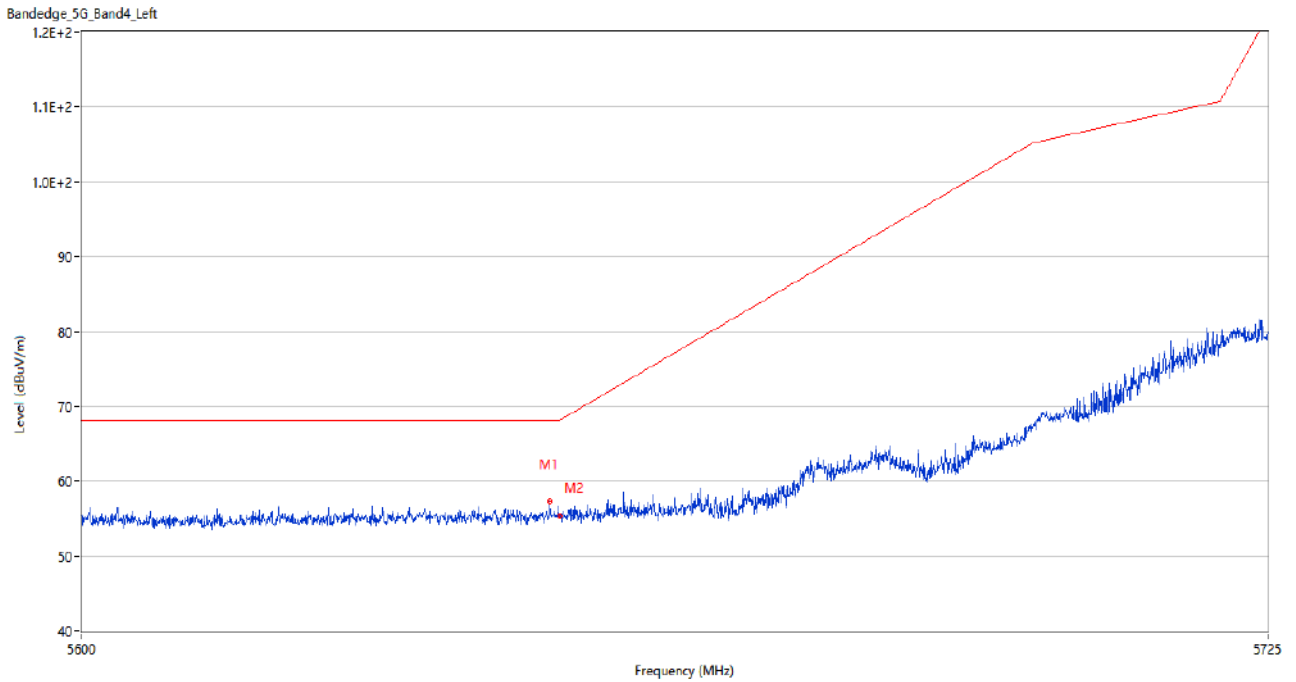
No.	Frequency (MHz)	Results (dBuV/m)	Factor (dB)	Limit (dBuV/m)	Margin (dB)	Detector	Table (Degree)	Height (cm)	Antenna	Verdict
1	5636.188	58.36	3.74	68.2	9.84	Peak	120.00	100	Horizontal	Pass
2	5650.000	56.06	3.72	68.2	12.14	Peak	101.00	100	Horizontal	Pass

U-NII-3 11n20 High Channel



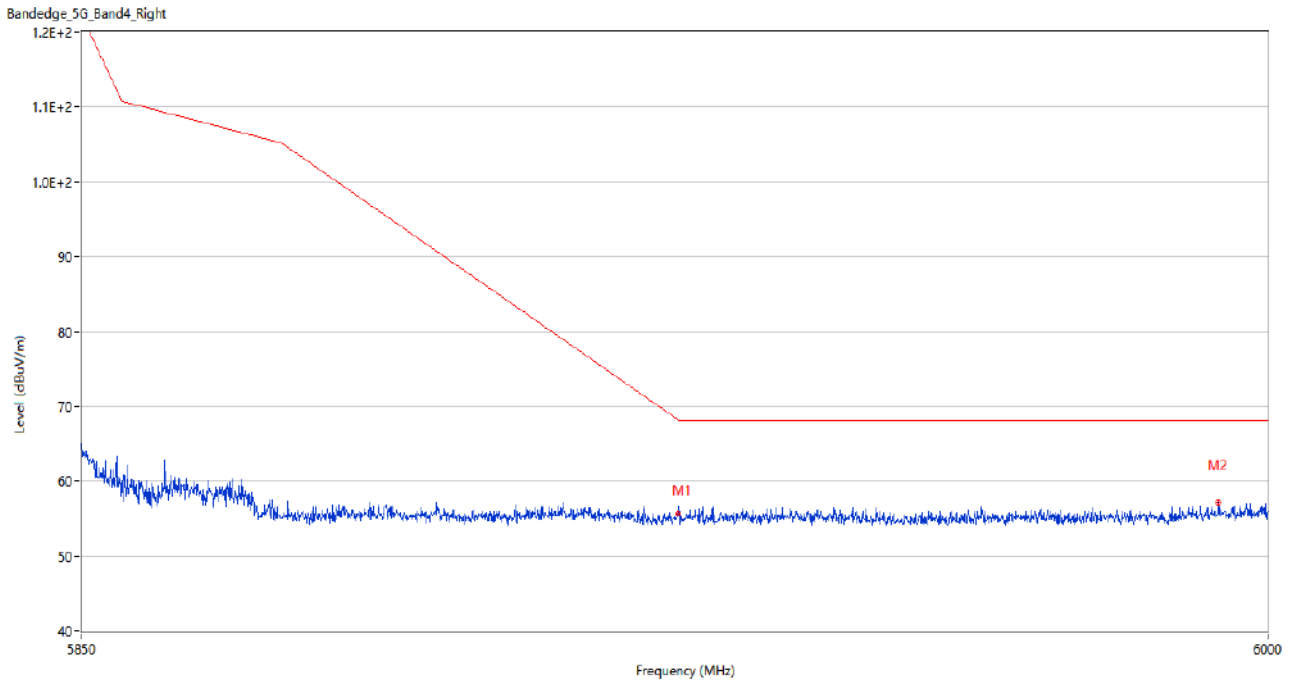
No.	Frequency (MHz)	Results (dBuV/m)	Factor (dB)	Limit (dBuV/m)	Margin (dB)	Detector	Table (Degree)	Height (cm)	Antenna	Verdict
1	5924.925	55.85	3.42	68.3	12.45	Peak	75.00	150	Horizontal	Pass
2	5980.425	57.18	4.22	68.2	11.02	Peak	155.00	200	Horizontal	Pass

U-NII-3 11n40 Low Channel



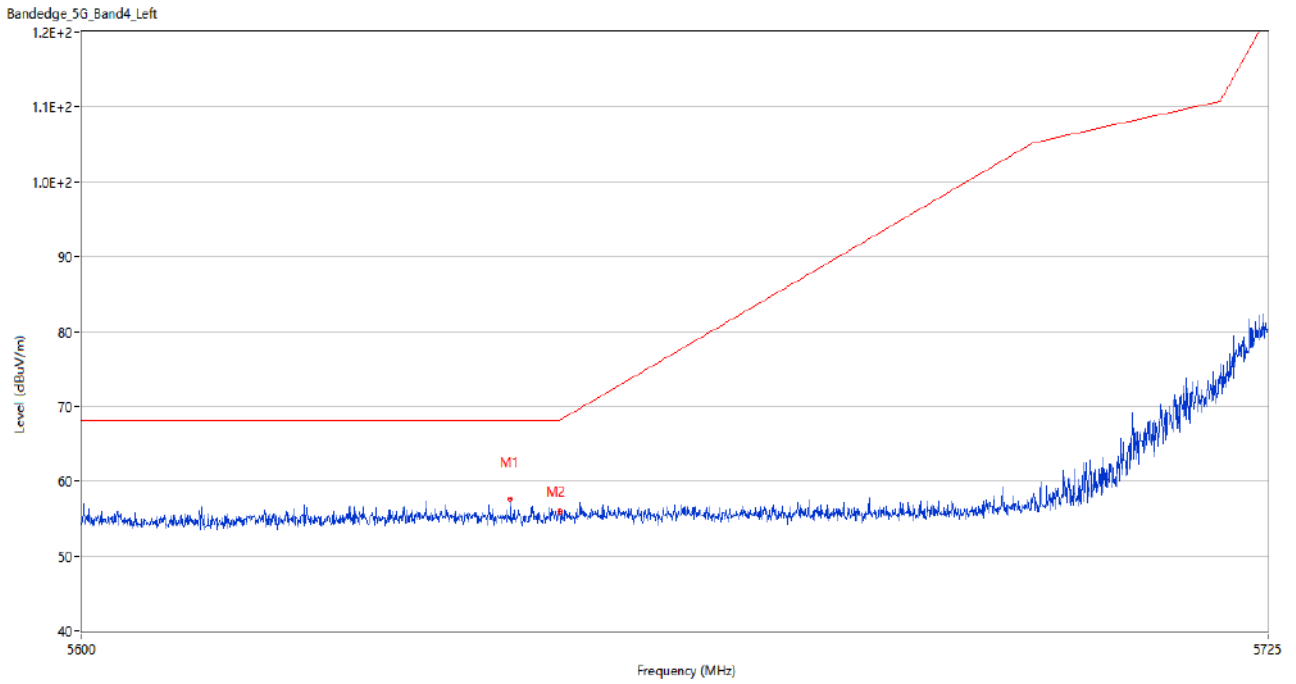
No.	Frequency (MHz)	Results (dBuV/m)	Factor (dB)	Limit (dBuV/m)	Margin (dB)	Detector	Table (Degree)	Height (cm)	Antenna	Verdict
1	5649.000	57.35	3.60	68.2	10.85	Peak	7.00	150	Horizontal	Pass
2	5650.000	55.43	3.72	68.2	12.77	Peak	82.00	200	Horizontal	Pass

U-NII-3 11n40 High Channel



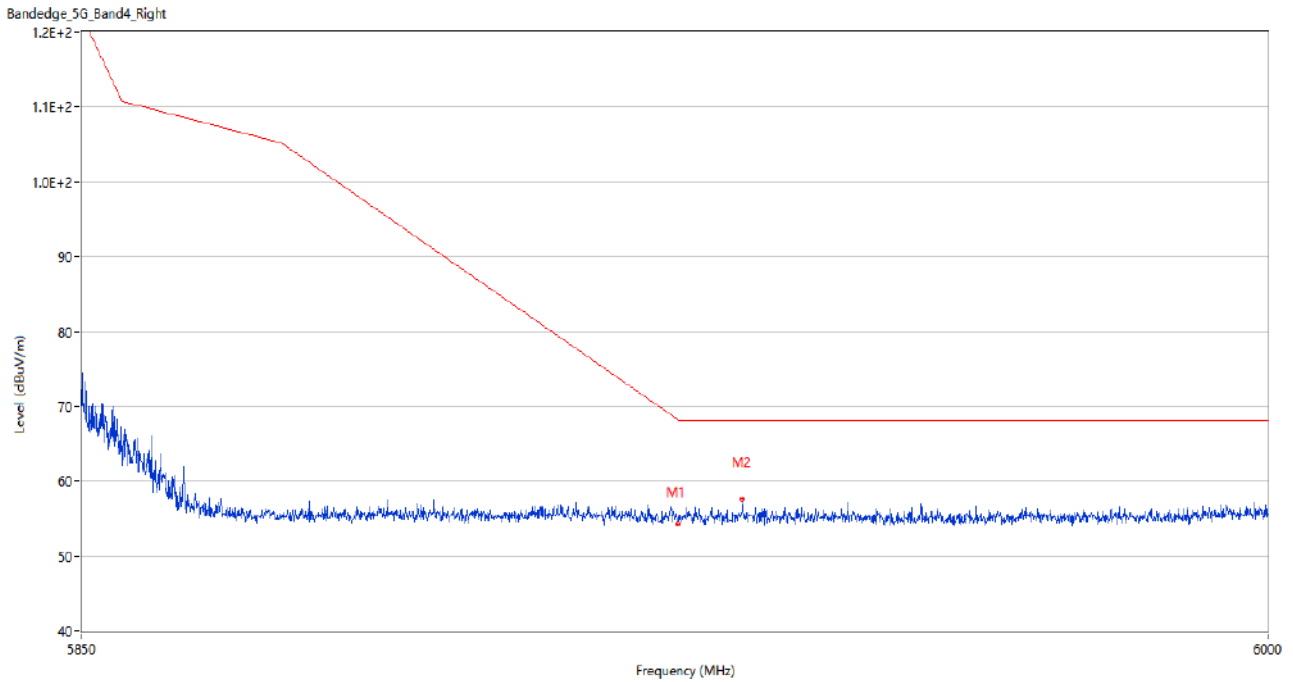
No.	Frequency (MHz)	Results (dBuV/m)	Factor (dB)	Limit (dBuV/m)	Margin (dB)	Detector	Table (Degree)	Height (cm)	Antenna	Verdict
1	5924.925	55.70	3.42	68.3	12.60	Peak	113.00	150	Horizontal	Pass
2	5993.700	57.22	4.68	68.2	10.98	Peak	0.00	100	Horizontal	Pass

U-NII-3 11ac20 Low Channel



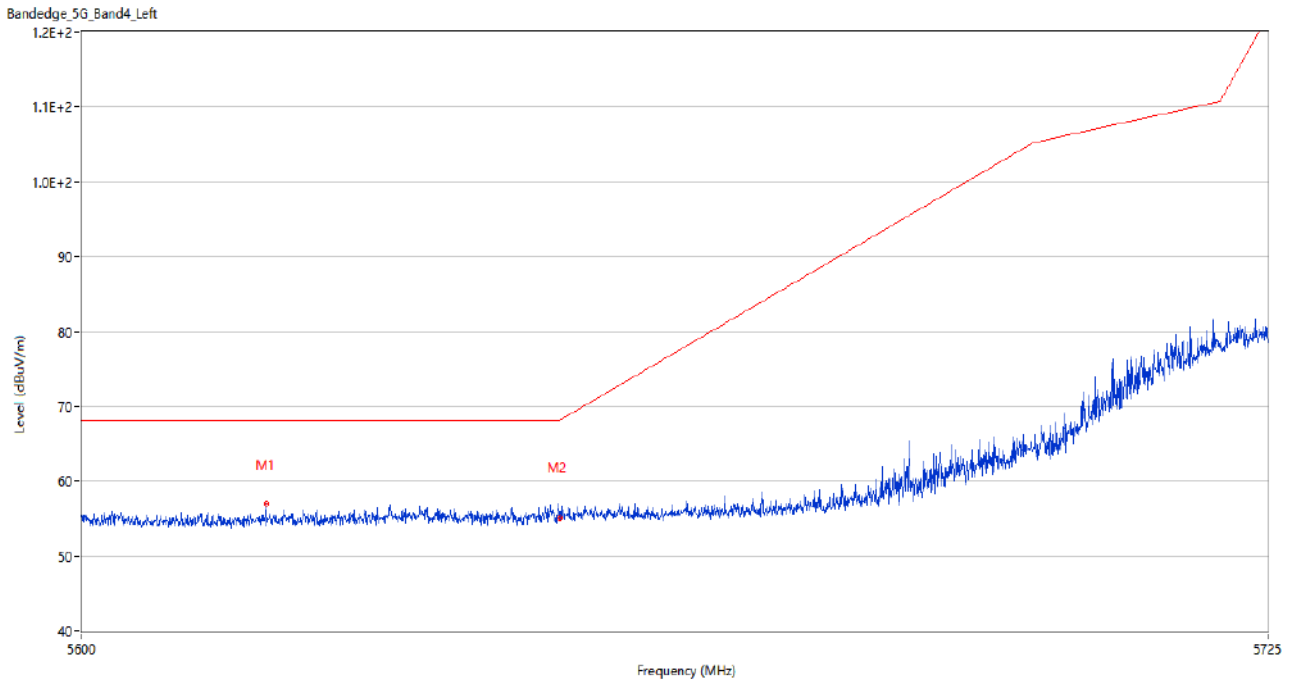
No.	Frequency (MHz)	Results (dBuV/m)	Factor (dB)	Limit (dBuV/m)	Margin (dB)	Detector	Table (Degree)	Height (cm)	Antenna	Verdict
1	5644.875	57.58	3.53	68.2	10.62	Peak	0.00	100	Horizontal	Pass
2	5650.000	55.90	3.72	68.2	12.30	Peak	118.00	100	Horizontal	Pass

U-NII-3 11ac20 High Channel



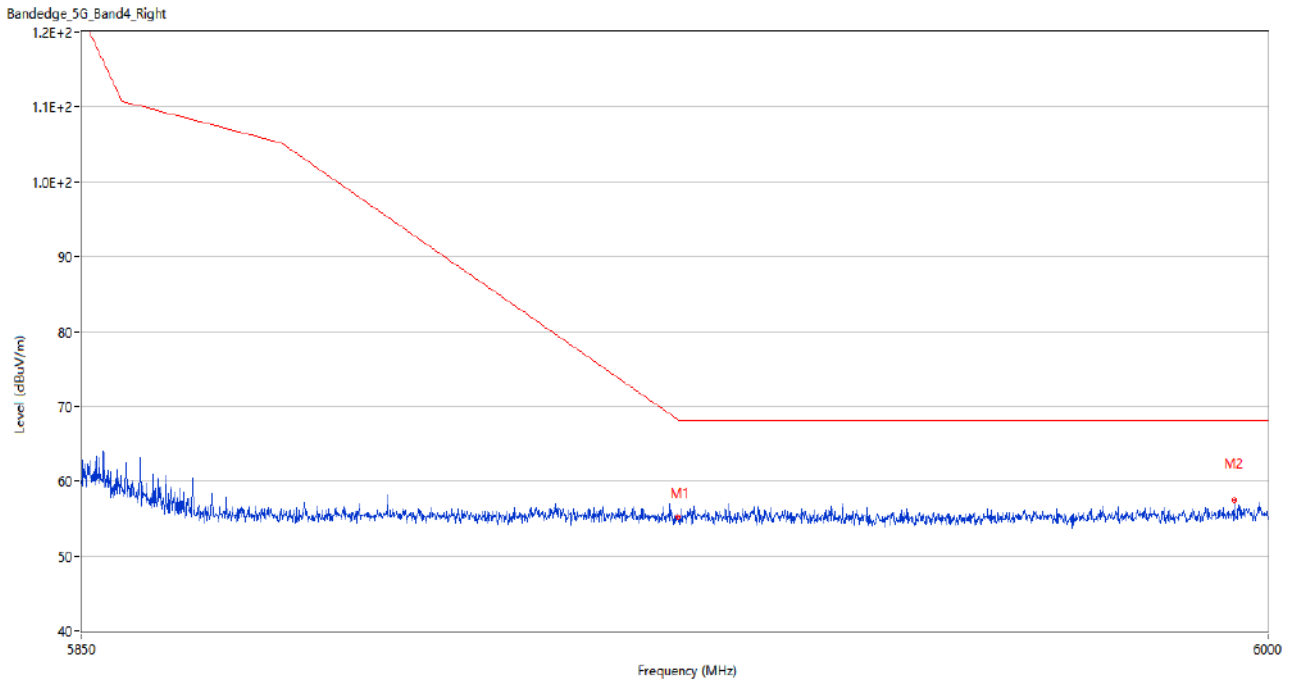
No.	Frequency (MHz)	Results (dBuV/m)	Factor (dB)	Limit (dBuV/m)	Margin (dB)	Detector	Table (Degree)	Height (cm)	Antenna	Verdict
1	5924.925	54.35	3.42	68.3	13.95	Peak	182.00	100	Horizontal	Pass
2	5933.100	57.58	3.73	68.2	10.62	Peak	152.00	150	Horizontal	Pass

U-NII-3 11ac40 Low Channel



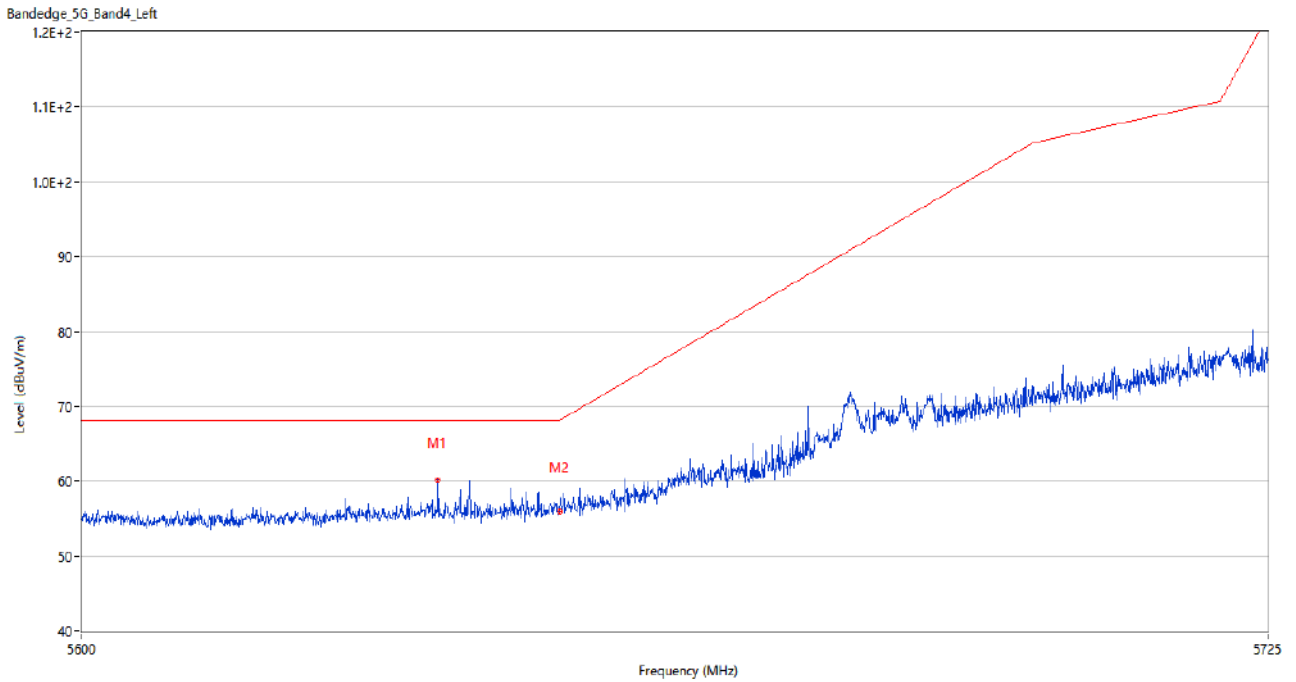
No.	Frequency (MHz)	Results (dBuV/m)	Factor (dB)	Limit (dBuV/m)	Margin (dB)	Detector	Table (Degree)	Height (cm)	Antenna	Verdict
1	5619.250	57.08	3.34	68.2	11.12	Peak	91.00	100	Horizontal	Pass
2	5650.000	55.04	3.72	68.2	13.16	Peak	16.00	200	Horizontal	Pass

U-NII-3 11ac40 High Channel



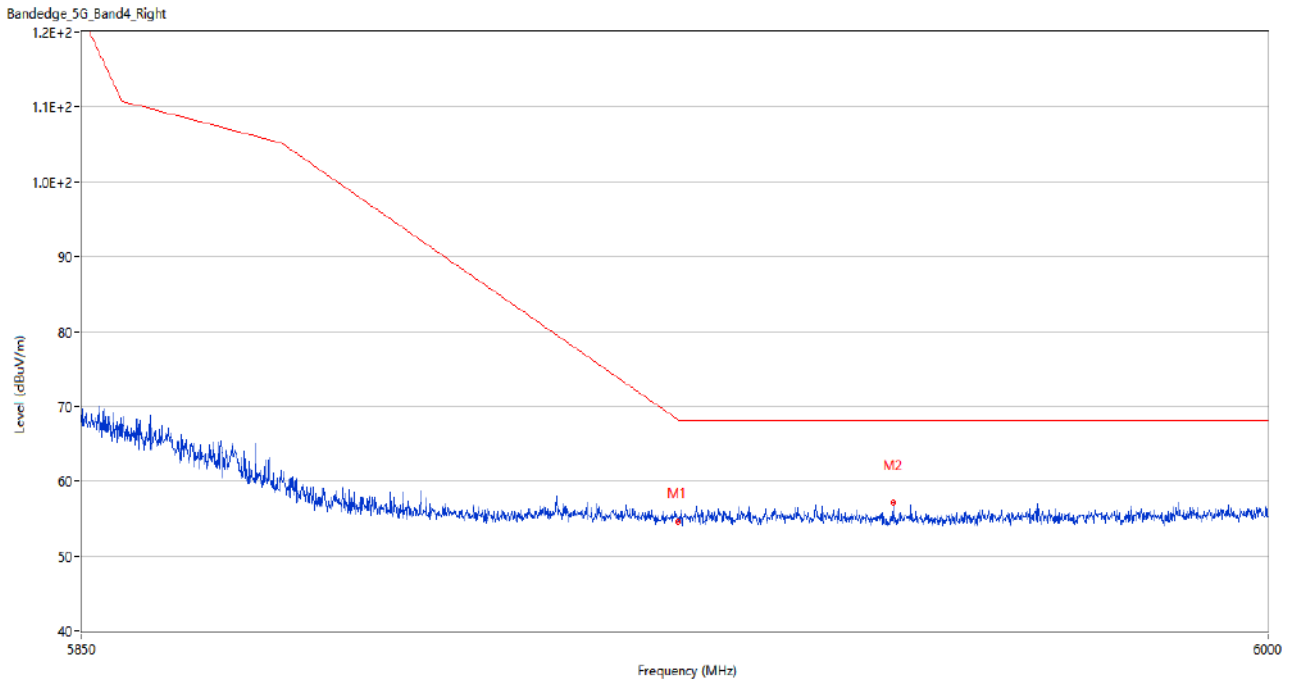
No.	Frequency (MHz)	Results (dBuV/m)	Factor (dB)	Limit (dBuV/m)	Margin (dB)	Detector	Table (Degree)	Height (cm)	Antenna	Verdict
1	5924.925	55.15	3.42	68.3	13.15	Peak	101.00	200	Horizontal	Pass
2	5995.725	57.45	4.62	68.2	10.75	Peak	60.00	100	Horizontal	Pass

U-NII-3 11ac80 Middle Channel



No.	Frequency (MHz)	Results (dBuV/m)	Factor (dB)	Limit (dBuV/m)	Margin (dB)	Detector	Table (Degree)	Height (cm)	Antenna	Verdict
1	5637.250	60.19	3.57	68.2	8.01	Peak	33.00	150	Horizontal	Pass
2	5650.000	56.02	3.72	68.2	12.18	Peak	0.00	100	Horizontal	Pass

U-NII-3 11ac80 Middle Channel



No.	Frequency (MHz)	Results (dBuV/m)	Factor (dB)	Limit (dBuV/m)	Margin (dB)	Detector	Table (Degree)	Height (cm)	Antenna	Verdict
1	5924.925	54.63	3.42	68.3	13.67	Peak	288.00	200	Horizontal	Pass
2	5952.225	57.18	3.28	68.2	11.02	Peak	152.00	150	Horizontal	Pass

ANNEX B TEST SETUP PHOTOS

Please refer the document “BL-SZ2360554-AR.PDF”.

ANNEX C EUT EXTERNAL PHOTOS

Please refer the document “BL-SZ2360554-AW.PDF”.

ANNEX D EUT INTERNAL PHOTOS

Please refer the document “BL-SZ2360554-AI.PDF”.

Statement

1. The laboratory guarantees the scientificity, accuracy and impartiality of the test, and is responsible for all the information in the report, except the information provided by the customer. The customer is responsible for the impact of the information provided on the validity of the results.
2. The report without China inspection body and laboratory Mandatory Approval (CMA) mark has no effect of proving to the society.
3. For the report with CNAS mark or A2LA mark, the items marked with "☆" are not within the accredited scope.
4. This report is invalid if it is altered, without the signature of the testing and approval personnel, or without the "inspection and testing dedicated stamp" or test report stamp.
5. The test data and results are only valid for the tested samples provided by the customer.
6. This report shall not be partially reproduced without the written permission of the laboratory.
7. Any objection shall be raised to the laboratory within 30 days after receiving the report.

--END OF REPORT--