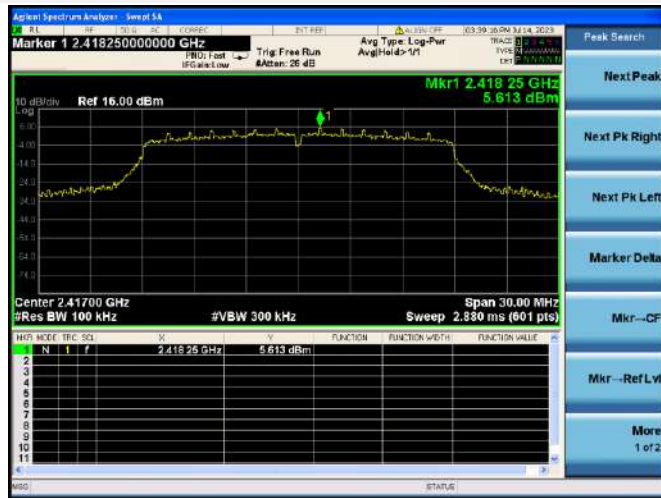
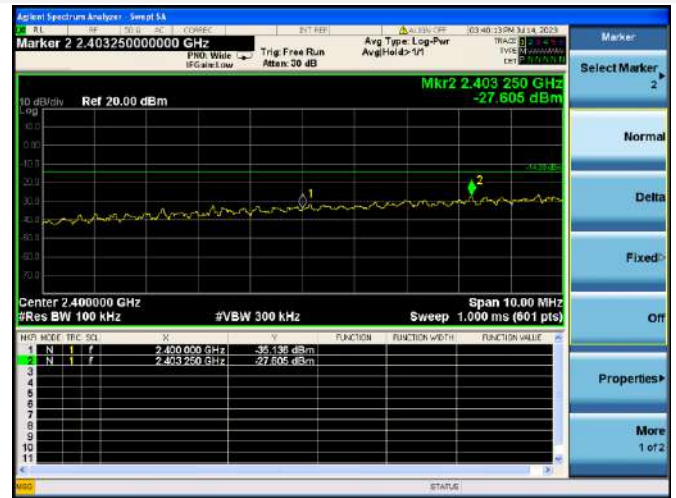


802.11n-20 MHz CHANNEL 2, CARRIER LEVEL



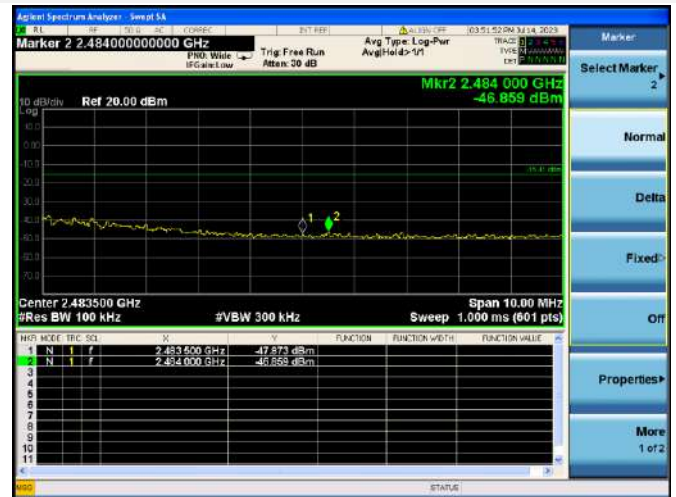
802.11n-20 MHz CHANNEL 2, BAND EDGE



802.11n-20 MHz CHANNEL 10, CARRIER LEVEL



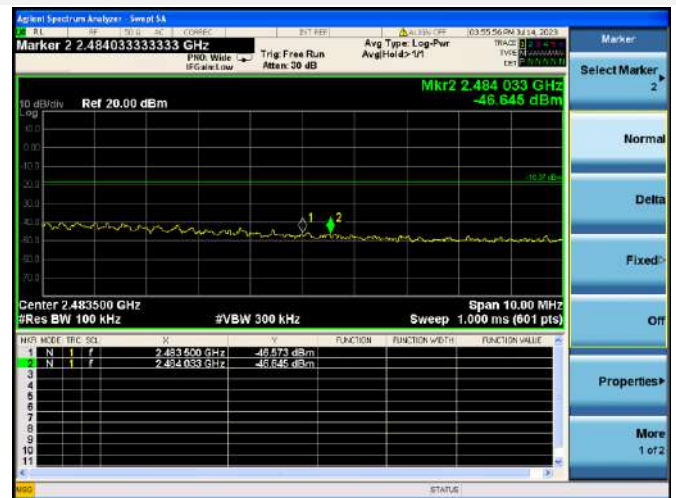
802.11n-20 MHz CHANNEL 10, BAND EDGE



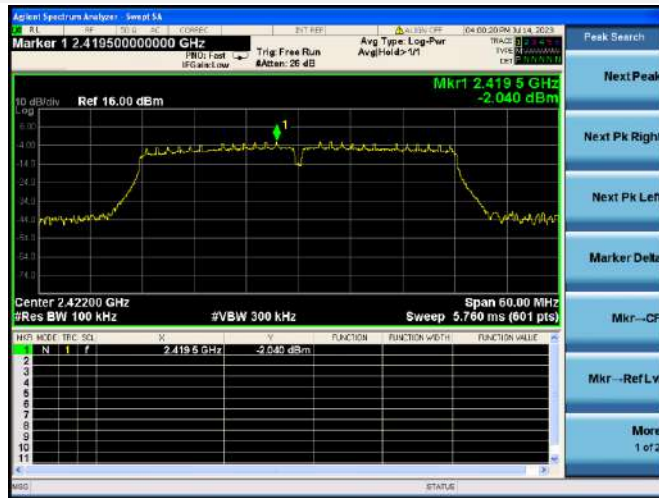
802.11n-20 MHz CHANNEL 11, CARRIER LEVEL



802.11n-20 MHz CHANNEL 11, BAND EDGE



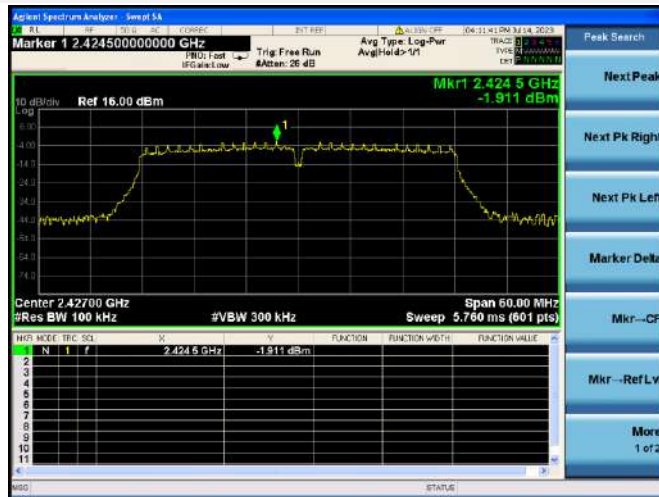
802.11n-40 MHz CHANNEL 3, CARRIER LEVEL



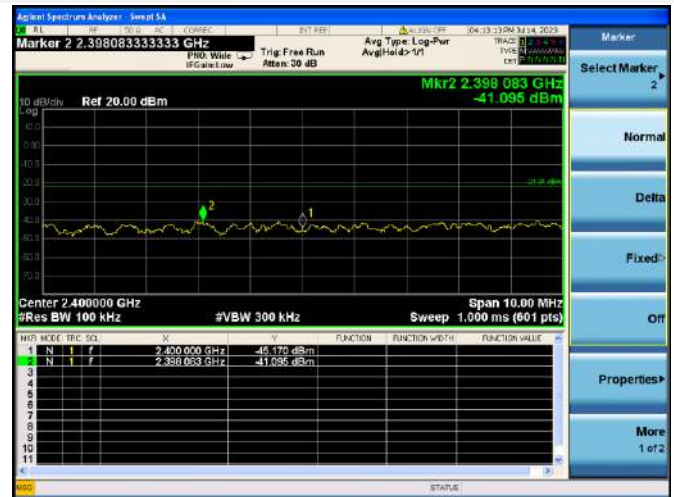
802.11n-40 MHz CHANNEL 3, BAND EDGE



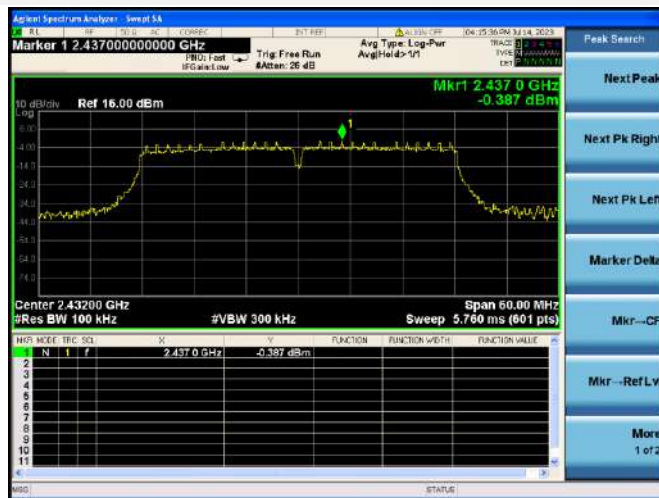
802.11n-40 MHz CHANNEL 4, CARRIER LEVEL



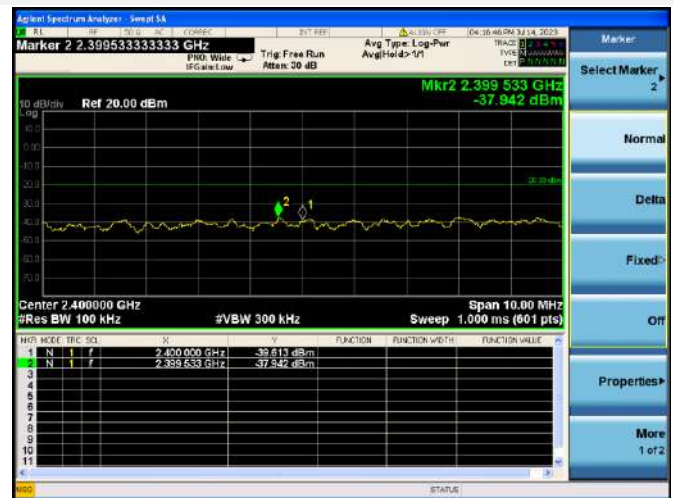
802.11n-40 MHz CHANNEL 4, BAND EDGE



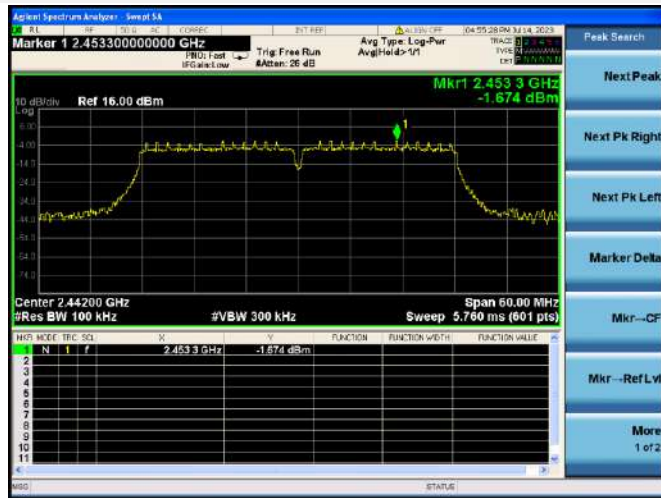
802.11n-40 MHz CHANNEL 5, CARRIER LEVEL



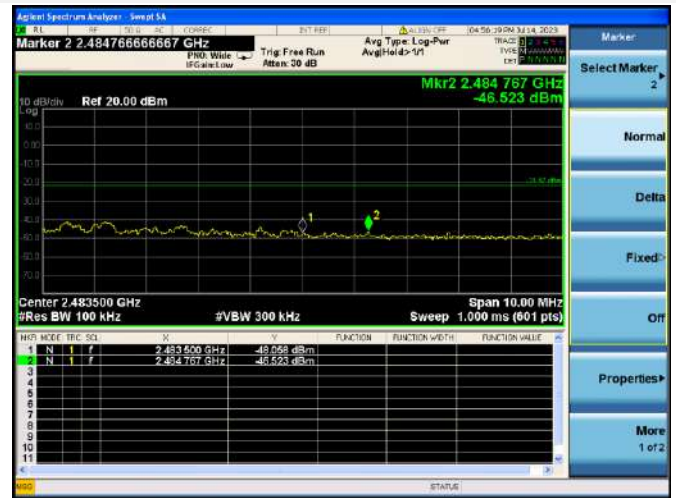
802.11n-40 MHz CHANNEL 5, BAND EDGE



802.11n-40 MHz CHANNEL 7, CARRIER LEVEL



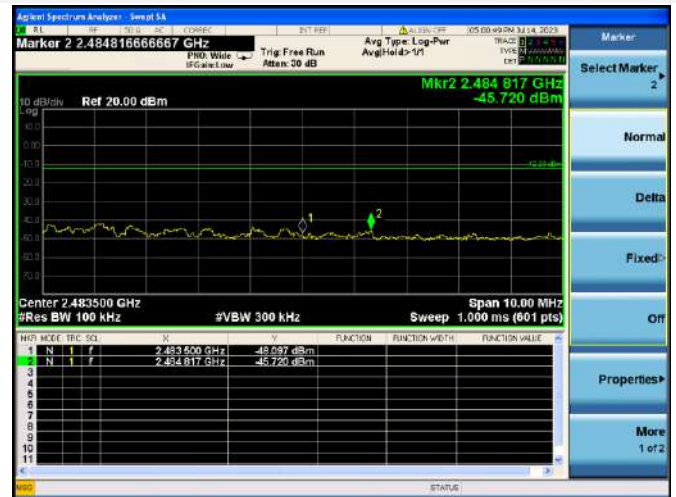
802.11n-40 MHz CHANNEL 7, BAND EDGE



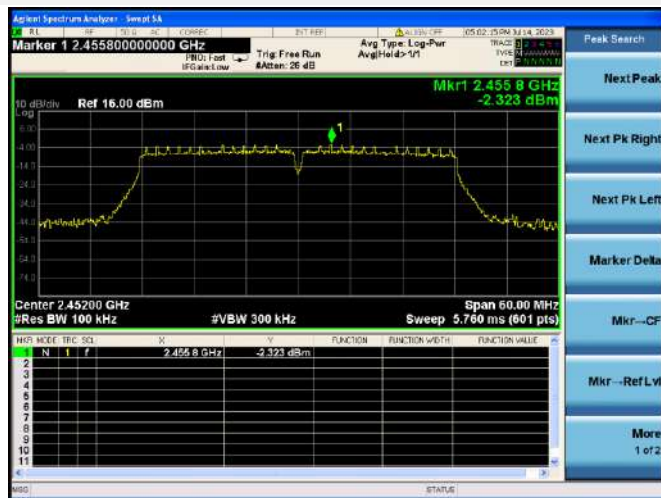
802.11n-40 MHz CHANNEL 8, CARRIER LEVEL



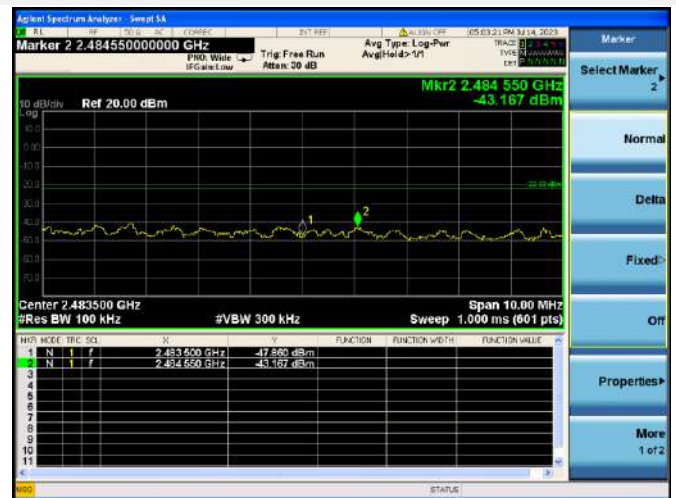
802.11n-40 MHz CHANNEL 8, BAND EDGE



802.11n-40 MHz CHANNEL 9, CARRIER LEVEL



802.11n-40 MHz CHANNEL 9, BAND EDGE



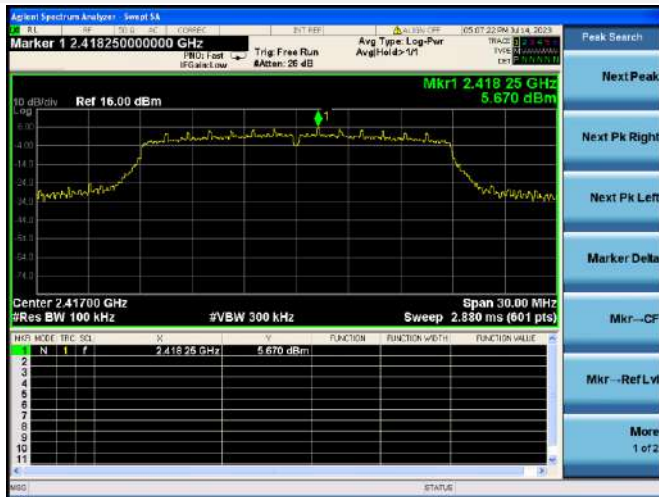
VHT-20 MHz CHANNEL 1, CARRIER LEVEL



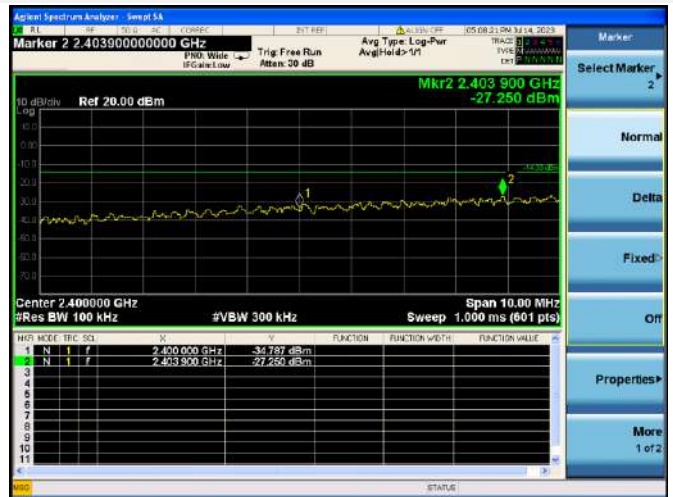
VHT-20 MHz CHANNEL 1, BAND EDGE



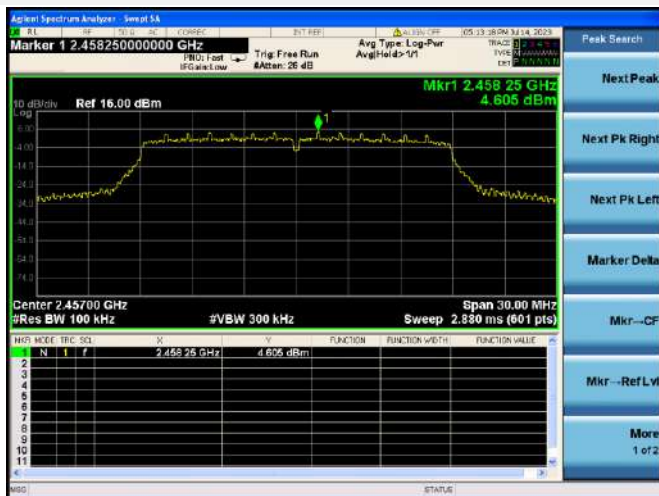
VHT-20 MHz CHANNEL 2, CARRIER LEVEL



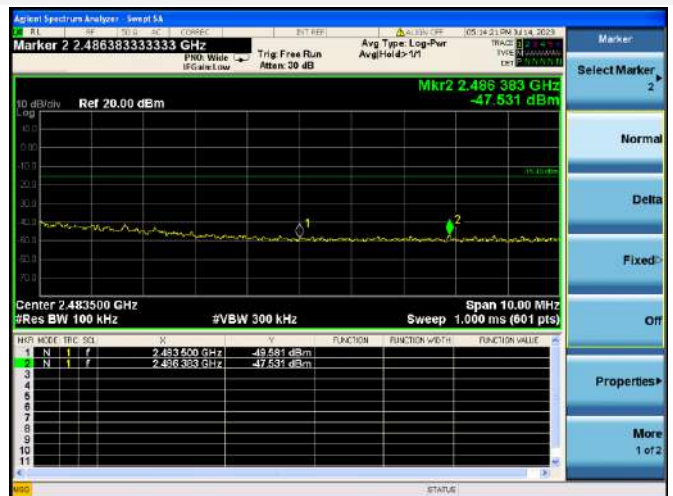
VHT-20 MHz CHANNEL 2, BAND EDGE



VHT-20 MHz CHANNEL 10, CARRIER LEVEL



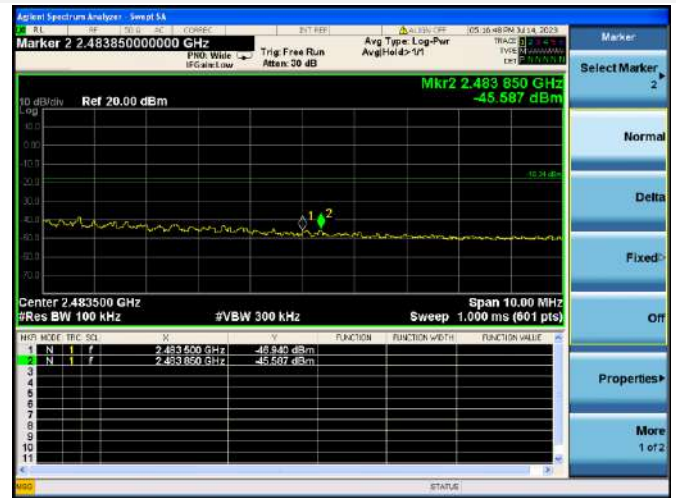
VHT-20 MHz CHANNEL 10, BAND EDGE



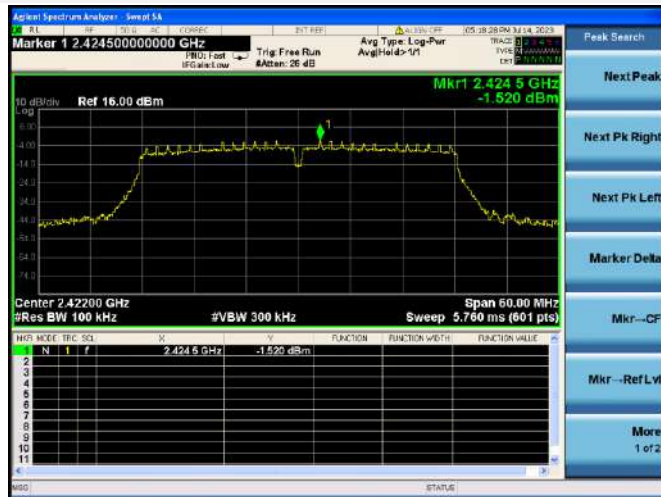
VHT-20 MHz CHANNEL 11, CARRIER LEVEL



VHT-20 MHz CHANNEL 11, BAND EDGE



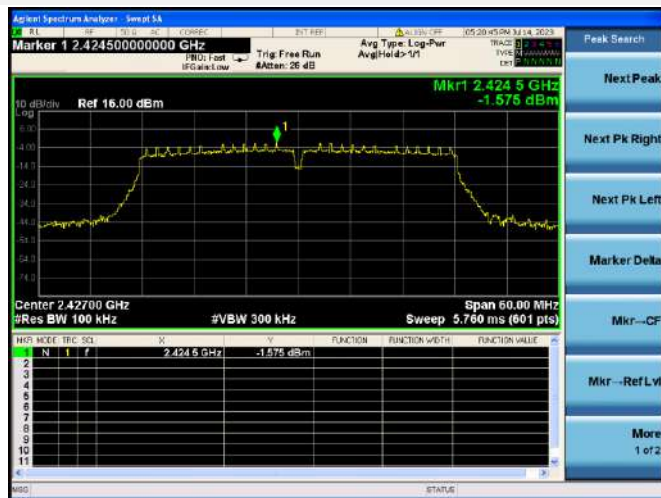
VHT-40 MHz CHANNEL 3, CARRIER LEVEL



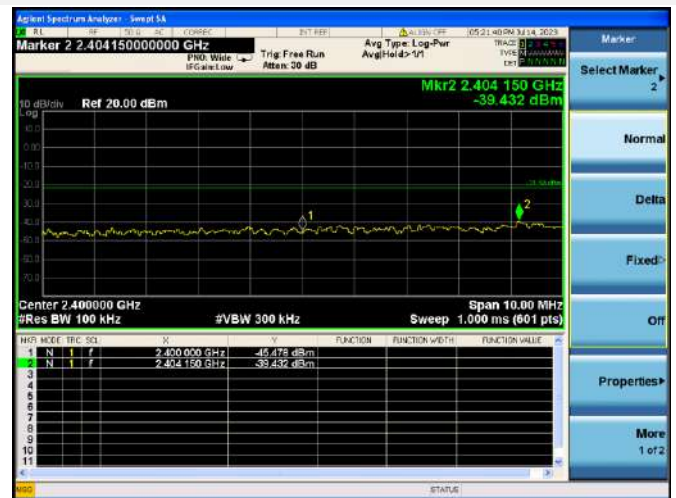
VHT-40 MHz CHANNEL 3, BAND EDGE



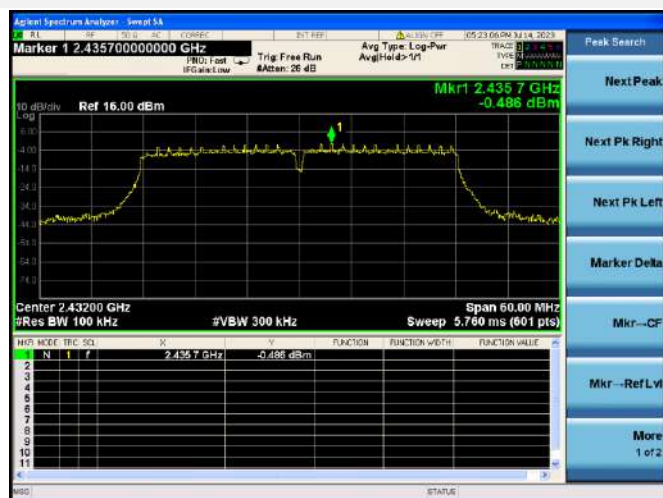
VHT-40 MHz CHANNEL 4, CARRIER LEVEL



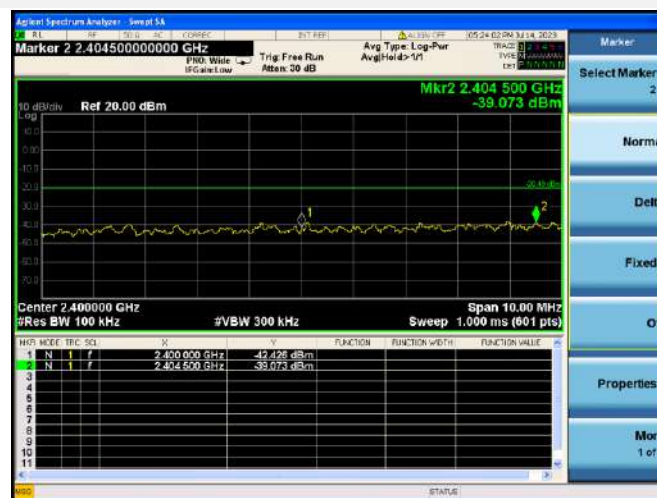
VHT-40 MHz CHANNEL 4, BAND EDGE



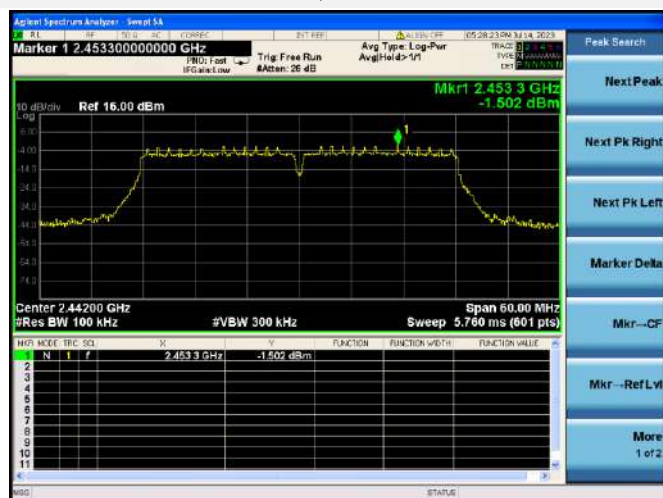
VHT-40 MHz CHANNEL 5, CARRIER LEVEL



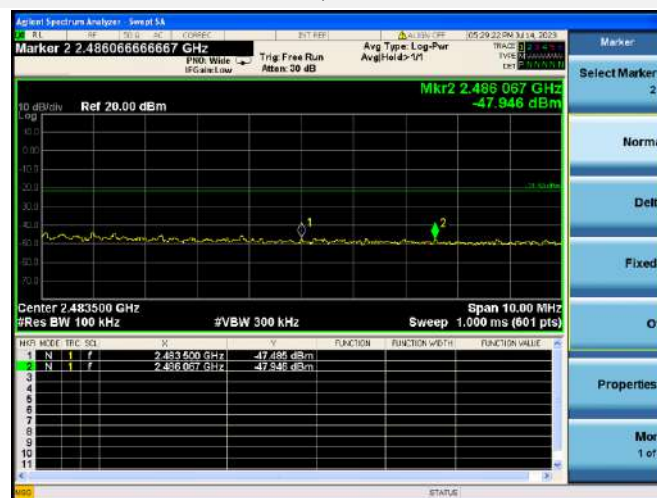
VHT-40 MHz CHANNEL 5, BAND EDGE



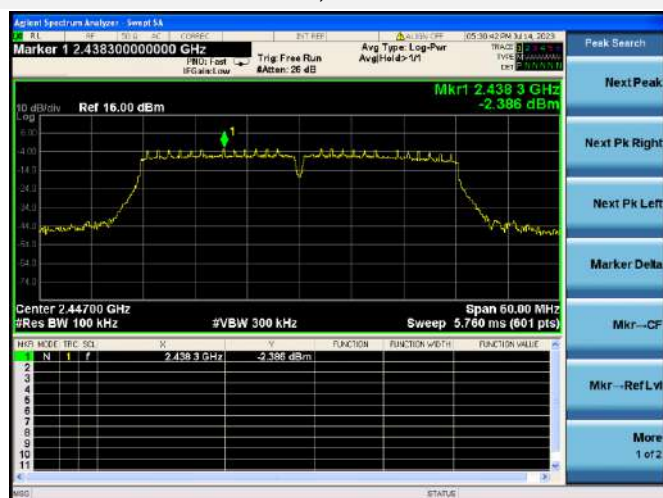
VHT-40 MHz CHANNEL 7, CARRIER LEVEL



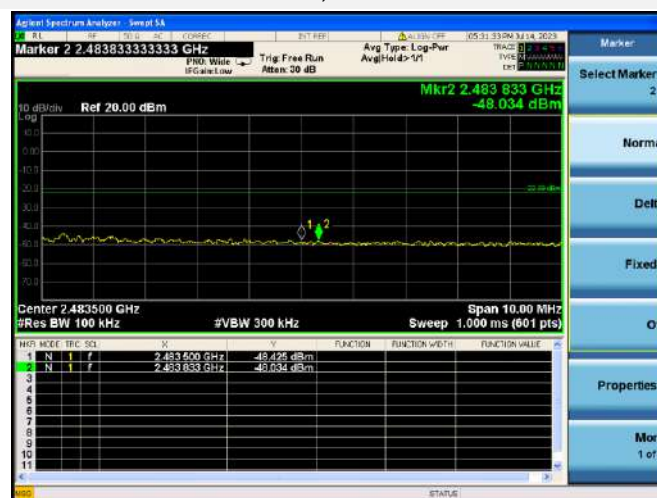
VHT-40 MHz CHANNEL 7, BAND EDGE



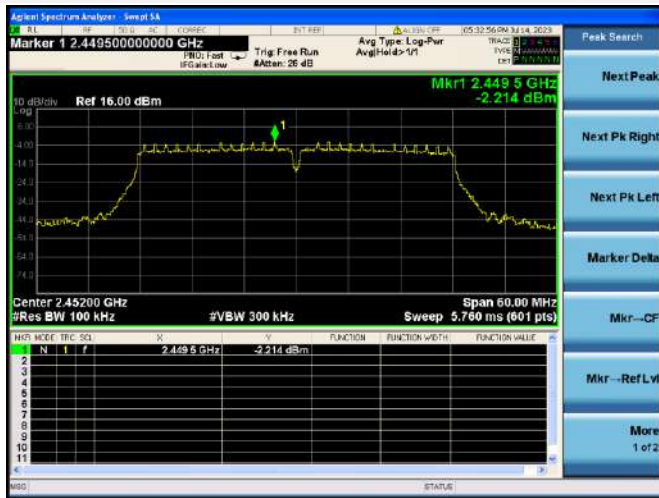
VHT-40 MHz CHANNEL 8, CARRIER LEVEL



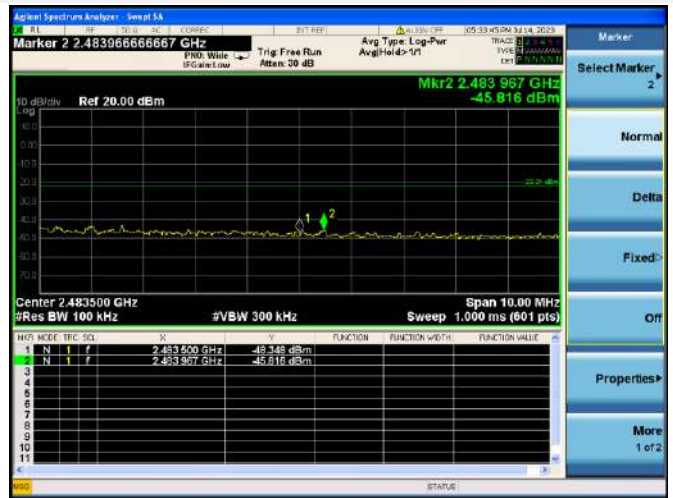
VHT-40 MHz CHANNEL 8, BAND EDGE



VHT-40 MHz CHANNEL 9, CARRIER LEVEL



VHT-40 MHz CHANNEL 9, BAND EDGE



A.5 Conducted Emissions

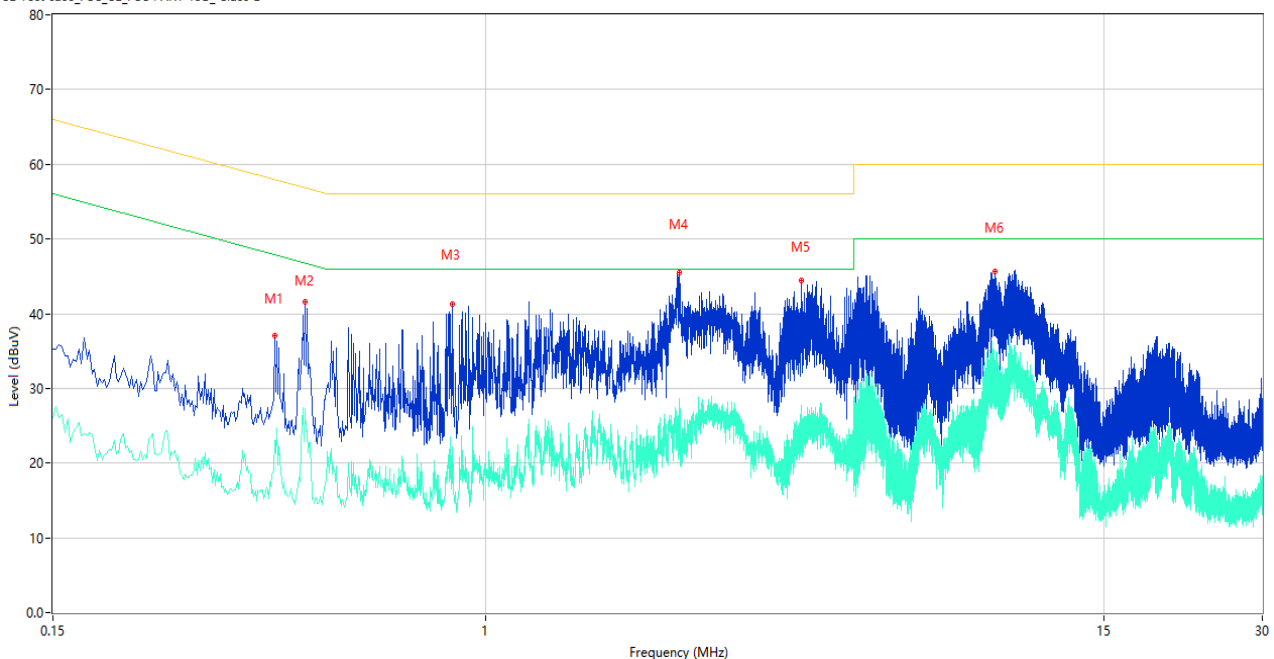
Note ¹: The EUT is working in the Normal link mode. All modes have been tested and normal link mode is worst.

Note ²: Devices subject to Part 15 must be tested for all available U.S. voltages and frequencies (such as a nominal 120 VAC, 60 Hz and 240 VAC, 50 Hz) for which the device is capable of operation. So, The configuration 120 VAC, 60 Hz and 240 VAC, 50 Hz were tested respectively, but only the worst configuration (120 VAC, 60 Hz) shown here.

Test Data and Plots

PHASE L

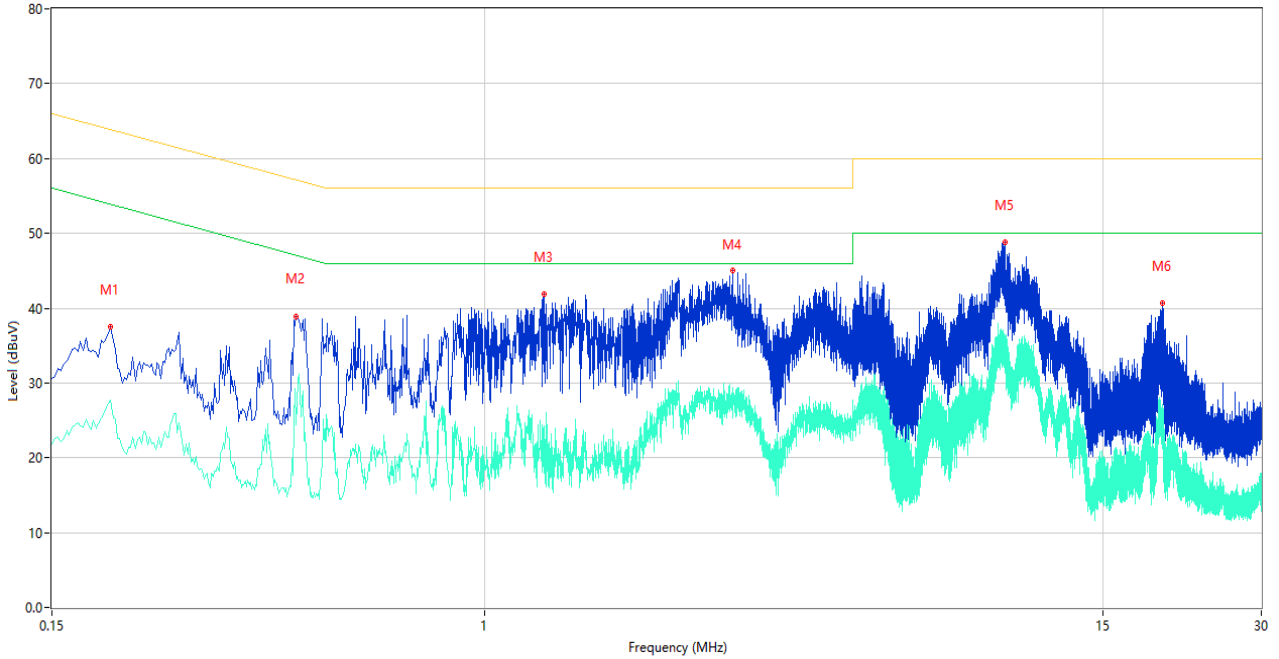
CE Test case_FCC_CE_FCC PART 15B_Class B



No.	Frequency (MHz)	Results (dBuV)	Factor (dB)	Limit (dBuV)	Margin (dB)	Detector	Line	Verdict
1	0.396	37.06	10.33	57.94	20.88	Peak	L	Pass
1**	0.396	23.00	10.33	47.94	24.94	AV	L	Pass
2	0.452	41.60	10.30	56.84	15.24	Peak	L	Pass
2**	0.452	27.29	10.30	46.84	19.55	AV	L	Pass
3	0.864	41.34	10.18	56.00	14.66	Peak	L	Pass
3**	0.864	22.21	10.18	46.00	23.79	AV	L	Pass
4	2.328	45.55	10.23	56.00	10.45	Peak	L	Pass
4**	2.328	26.57	10.23	46.00	19.43	AV	L	Pass
5	3.982	44.47	10.16	56.00	11.53	Peak	L	Pass
5**	3.982	27.66	10.16	46.00	18.34	AV	L	Pass
6	9.290	45.70	10.28	60.00	14.30	Peak	L	Pass
6**	9.290	33.57	10.28	50.00	16.43	AV	L	Pass

PHASE N

CE Test case_FCC_CE_FCC PART 15B_Class B



No.	Frequency (MHz)	Results (dBuV)	Factor (dB)	Limit (dBuV)	Margin (dB)	Detector	Line	Verdict
1	0.194	37.49	9.79	63.86	26.37	Peak	N	Pass
1**	0.194	27.65	9.79	53.86	26.21	AV	N	Pass
2	0.438	38.94	10.33	57.10	18.16	Peak	N	Pass
2**	0.438	24.38	10.33	47.10	22.72	AV	N	Pass
3	1.296	41.84	10.19	56.00	14.16	Peak	N	Pass
3**	1.296	19.83	10.19	46.00	26.17	AV	N	Pass
4	2.956	45.12	10.46	56.00	10.88	Peak	N	Pass
4**	2.956	29.12	10.46	46.00	16.88	AV	N	Pass
5	9.748	48.78	10.16	60.00	11.22	Peak	N	Pass
5**	9.748	36.35	10.16	50.00	13.65	AV	N	Pass
6	19.420	40.71	10.76	60.00	19.29	Peak	N	Pass
6**	19.420	26.42	10.76	50.00	23.58	AV	N	Pass

A.6 Radiated Emission

Note ¹: The symbol of "--" in the table which means not application.

Note ²: For the test data above 1 GHz, According the ANSI C63.10-2013, where limits are specified for both average and peak (or quasi-peak) detector functions, if the peak (or quasi-peak) measured value complies with the average limit, it is unnecessary to perform an average measurement.

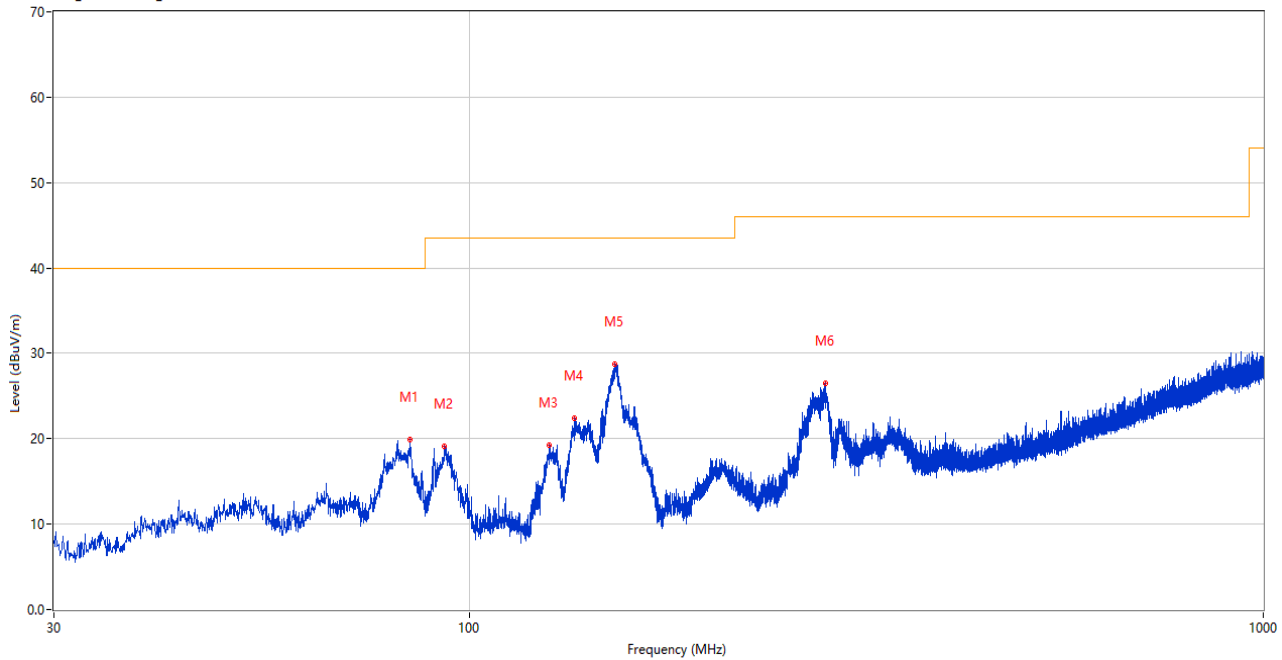
Note ³: The low frequency, which started from 9 kHz to 30 MHz, was pre-scanned and the result which was 20 dB lower than the limit line per 15.31(o) was not reported.

Note ⁴: The EUT is working in the Normal link mode below 1 GHz. All modes have been tested and normal link mode is worst.

Test Data and Plots

30 MHz to 1 GHz, ANT H

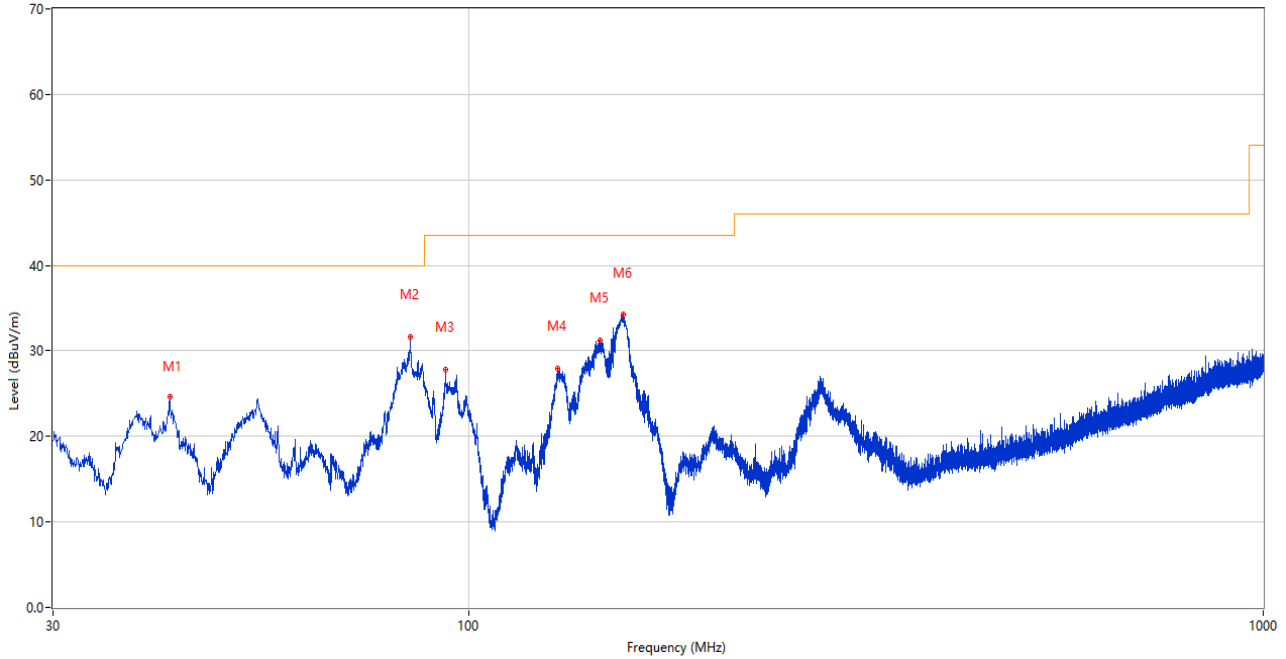
RE Test case_FCC Part 15B_FCC Part 15B Class B 30MHz-1GHz



No.	Frequency (MHz)	Results (dBuV/m)	Factor (dB)	Limit (dBuV/m)	Margin (dB)	Detector	Table (Degree)	Height (cm)	Antenna	Verdict
1	84.271	19.88	-30.05	40.0	20.12	Peak	245.00	200	Horizontal	Pass
2	93.147	19.13	-27.85	43.5	24.37	Peak	277.00	200	Horizontal	Pass
3	125.981	19.24	-29.40	43.5	24.26	Peak	284.00	200	Horizontal	Pass
4	135.778	22.43	-30.11	43.5	21.07	Peak	266.00	200	Horizontal	Pass
5	152.317	28.74	-30.05	43.5	14.76	Peak	270.00	200	Horizontal	Pass
6	280.890	26.52	-24.12	46.0	19.48	Peak	236.00	100	Horizontal	Pass

30 MHz to 1 GHz, ANT V

RE Test case_FCC Part 15B_FCC Part 15B Class B 30MHz-1GHz



No.	Frequency (MHz)	Results (dBuV/m)	Factor (dB)	Limit (dBuV/m)	Margin (dB)	Detector	Table (Degree)	Height (cm)	Antenna	Verdict
1	42.077	24.59	-25.95	40.0	15.41	Peak	178.00	100	Vertical	Pass
2	84.465	31.59	-30.02	40.0	8.41	Peak	19.00	100	Vertical	Pass
3	93.632	27.83	-27.74	43.5	15.67	Peak	34.00	100	Vertical	Pass
4	129.328	27.93	-29.64	43.5	15.57	Peak	1.00	100	Vertical	Pass
5	146.206	31.30	-30.23	43.5	12.20	Peak	1.00	100	Vertical	Pass
6	156.440	34.21	-29.74	43.5	9.29	Peak	306.00	100	Vertical	Pass

Note 1: The marked spikes near 2400 MHz with circle should be ignored because they are Fundamental signal.

Note 2: The spurious above 18G is noise only, do not show on the report.

1 GHz to 18 GHz, ANT H 802.11b Channel 1

No.	Frequency (MHz)	Results (dBuV/m)	Factor (dB)	Limit (dBuV/m)	Margin (dB)	Detector	Table (Degree)	Height (cm)	Antenna	Verdict
1	1287.600	39.29	-17.47	74.0	34.71	Peak	315.00	300	Horizontal	Pass
1**	1287.600	29.06	-17.47	54.0	24.94	AV	315.00	300	Horizontal	Pass
2	2413.300	103.66	-12.52	74.0	-29.66	Peak	88.00	200	Horizontal	N/A
2**	2413.300	100.58	-12.52	54.0	-46.58	AV	88.00	200	Horizontal	N/A
3	4824.200	51.80	-3.42	74.0	22.20	Peak	72.00	150	Horizontal	Pass
3**	4824.200	47.57	-3.42	54.0	6.43	AV	72.00	150	Horizontal	Pass
4	6677.600	54.94	0.28	74.0	19.06	Peak	61.00	300	Horizontal	Pass
4**	6677.600	45.64	0.28	54.0	8.36	AV	61.00	300	Horizontal	Pass
5	12728.724	53.49	1.29	74.0	20.51	Peak	360.00	400	Horizontal	Pass
5**	12728.724	44.27	1.29	54.0	9.73	AV	360.00	400	Horizontal	Pass
6	17177.588	53.70	2.59	74.0	20.30	Peak	17.00	300	Horizontal	Pass
6**	17177.588	46.27	2.59	54.0	7.73	AV	17.00	300	Horizontal	Pass

1 GHz to 18 GHz, ANT V 802.11b Channel 1

No.	Frequency (MHz)	Results (dBuV/m)	Factor (dB)	Limit (dBuV/m)	Margin (dB)	Detector	Table (Degree)	Height (cm)	Antenna	Verdict
1	1385.700	40.49	-17.36	74.0	33.51	Peak	267.00	300	Vertical	Pass
1**	1385.700	29.57	-17.36	54.0	24.43	AV	267.00	300	Vertical	Pass
2	2413.100	93.46	-12.52	74.0	-19.46	Peak	109.00	200	Vertical	N/A
2**	2413.100	90.66	-12.52	54.0	-36.66	AV	109.00	200	Vertical	N/A
3	4824.000	50.10	-3.41	74.0	23.90	Peak	303.00	150	Vertical	Pass
3**	4824.000	45.18	-3.41	54.0	8.82	AV	303.00	150	Vertical	Pass
4	6676.800	55.87	0.33	74.0	18.13	Peak	183.00	300	Vertical	Pass
4**	6676.800	47.55	0.33	54.0	6.45	AV	183.00	300	Vertical	Pass
5	12318.175	53.41	1.42	74.0	20.59	Peak	162.00	300	Vertical	Pass
5**	12318.175	44.58	1.42	54.0	9.42	AV	162.00	300	Vertical	Pass
6	17186.775	54.41	2.46	74.0	19.59	Peak	220.00	150	Vertical	Pass
6**	17186.775	47.12	2.46	54.0	6.88	AV	220.00	150	Vertical	Pass

1 GHz to 18 GHz, ANT H 802.11b Channel 2

No.	Frequency (MHz)	Results (dBUV/m)	Factor (dB)	Limit (dBUV/m)	Margin (dB)	Detector	Table (Degree)	Height (cm)	Antenna	Verdict
1	1292.100	39.70	-17.50	74.0	34.30	Peak	28.00	400	Horizontal	Pass
1**	1292.100	30.18	-17.50	54.0	23.82	AV	28.00	400	Horizontal	Pass
2	2418.200	104.00	-12.39	74.0	-30.00	Peak	80.00	200	Horizontal	N/A
2**	2418.200	101.05	-12.39	54.0	-47.05	AV	80.00	200	Horizontal	N/A
3	4834.400	51.10	-3.50	74.0	22.90	Peak	78.00	150	Horizontal	Pass
3**	4834.400	47.99	-3.50	54.0	6.01	AV	78.00	150	Horizontal	Pass
4	6745.000	54.56	0.88	74.0	19.44	Peak	78.00	200	Horizontal	Pass
4**	6745.000	46.04	0.88	54.0	7.96	AV	78.00	200	Horizontal	Pass
5	12312.424	53.54	1.39	74.0	20.46	Peak	60.00	100	Horizontal	Pass
5**	12312.424	43.69	1.39	54.0	10.31	AV	60.00	100	Horizontal	Pass
6	17162.887	53.26	2.25	74.0	20.74	Peak	334.00	400	Horizontal	Pass
6**	17162.887	45.20	2.25	54.0	8.80	AV	334.00	400	Horizontal	Pass

1 GHz to 18 GHz, ANT V 802.11b Channel 2

No.	Frequency (MHz)	Results (dBUV/m)	Factor (dB)	Limit (dBUV/m)	Margin (dB)	Detector	Table (Degree)	Height (cm)	Antenna	Verdict
1	1599.500	39.67	-17.83	74.0	34.33	Peak	62.00	300	Vertical	Pass
1**	1599.500	30.16	-17.83	54.0	23.84	AV	62.00	300	Vertical	Pass
2	2418.100	94.75	-12.38	74.0	-20.75	Peak	108.00	100	Vertical	N/A
2**	2418.100	91.86	-12.38	54.0	-37.86	AV	108.00	100	Vertical	N/A
3	4834.200	50.22	-3.51	74.0	23.78	Peak	88.00	150	Vertical	Pass
3**	4834.200	45.52	-3.51	54.0	8.48	AV	88.00	150	Vertical	Pass
4	6605.800	55.26	1.32	74.0	18.74	Peak	78.00	300	Vertical	Pass
4**	6605.800	46.12	1.32	54.0	7.88	AV	78.00	300	Vertical	Pass
5	12325.363	53.79	1.42	74.0	20.21	Peak	0.00	400	Vertical	Pass
5**	12325.363	44.33	1.42	54.0	9.67	AV	0.00	400	Vertical	Pass
6	17453.738	53.72	2.84	74.0	20.28	Peak	360.00	200	Vertical	Pass
6**	17453.738	44.94	2.84	54.0	9.06	AV	360.00	200	Vertical	Pass

1 GHz to 18 GHz, ANT H 802.11b Channel 6

No.	Frequency (MHz)	Results (dBuV/m)	Factor (dB)	Limit (dBuV/m)	Margin (dB)	Detector	Table (Degree)	Height (cm)	Antenna	Verdict
1	1504.800	39.29	-17.37	74.0	34.71	Peak	100.00	200	Horizontal	Pass
1**	1504.800	30.38	-17.37	54.0	23.62	AV	100.00	200	Horizontal	Pass
2	2438.300	104.02	-12.44	74.0	-30.02	Peak	197.00	150	Horizontal	N/A
2**	2438.300	100.99	-12.44	54.0	-46.99	AV	197.00	150	Horizontal	N/A
3	4874.000	51.21	-3.29	74.0	22.79	Peak	360.00	150	Horizontal	Pass
3**	4874.000	47.18	-3.29	54.0	6.82	AV	360.00	150	Horizontal	Pass
4	6609.200	54.87	1.58	74.0	19.13	Peak	303.00	300	Horizontal	Pass
4**	6609.200	46.68	1.58	54.0	7.32	AV	303.00	300	Horizontal	Pass
5	11597.412	53.83	-0.12	74.0	20.17	Peak	111.00	200	Horizontal	Pass
5**	11597.412	43.33	-0.12	54.0	10.67	AV	111.00	200	Horizontal	Pass
6	17188.088	53.67	2.41	74.0	20.33	Peak	261.00	300	Horizontal	Pass
6**	17188.088	46.50	2.41	54.0	7.50	AV	261.00	300	Horizontal	Pass

1 GHz to 18 GHz, ANT V 802.11b Channel 6

No.	Frequency (MHz)	Results (dBuV/m)	Factor (dB)	Limit (dBuV/m)	Margin (dB)	Detector	Table (Degree)	Height (cm)	Antenna	Verdict
1	1445.900	39.13	-17.20	74.0	34.87	Peak	336.00	100	Vertical	Pass
1**	1445.900	30.07	-17.20	54.0	23.93	AV	336.00	100	Vertical	Pass
2	2438.200	93.19	-12.45	74.0	-19.19	Peak	13.00	100	Vertical	N/A
2**	2438.200	90.42	-12.45	54.0	-36.42	AV	13.00	100	Vertical	N/A
3	4779.200	51.05	-2.93	74.0	22.95	Peak	147.00	200	Vertical	Pass
3**	4779.200	41.57	-2.93	54.0	12.43	AV	147.00	200	Vertical	Pass
4	6608.600	56.34	1.59	74.0	17.66	Peak	242.00	300	Vertical	Pass
4**	6608.600	45.67	1.59	54.0	8.33	AV	242.00	300	Vertical	Pass
5	12267.575	53.17	1.37	74.0	20.83	Peak	96.00	100	Vertical	Pass
5**	12267.575	43.99	1.37	54.0	10.01	AV	96.00	100	Vertical	Pass
6	17127.450	54.23	2.25	74.0	19.77	Peak	28.00	100	Vertical	Pass
6**	17127.450	45.76	2.25	54.0	8.24	AV	28.00	100	Vertical	Pass

1 GHz to 18 GHz, ANT H 802.11b Channel 10

No.	Frequency (MHz)	Results (dBuV/m)	Factor (dB)	Limit (dBuV/m)	Margin (dB)	Detector	Table (Degree)	Height (cm)	Antenna	Verdict
1	1255.500	39.31	-17.44	74.0	34.69	Peak	50.00	300	Horizontal	Pass
1**	1255.500	29.08	-17.44	54.0	24.92	AV	50.00	300	Horizontal	Pass
2	2455.800	103.56	-12.52	74.0	-29.56	Peak	349.00	100	Horizontal	N/A
2**	2455.800	100.54	-12.52	54.0	-46.54	AV	349.00	100	Horizontal	N/A
3	4914.200	51.34	-2.69	74.0	22.66	Peak	351.00	100	Horizontal	Pass
3**	4914.200	47.96	-2.69	54.0	6.04	AV	351.00	100	Horizontal	Pass
4	6746.200	54.88	0.83	74.0	19.12	Peak	28.00	200	Horizontal	Pass
4**	6746.200	45.44	0.83	54.0	8.56	AV	28.00	200	Horizontal	Pass
5	12377.400	53.85	1.41	74.0	20.15	Peak	96.00	400	Horizontal	Pass
5**	12377.400	43.55	1.41	54.0	10.45	AV	96.00	400	Horizontal	Pass
6	17180.475	53.68	2.67	74.0	20.32	Peak	341.00	100	Horizontal	Pass
6**	17180.475	46.16	2.67	54.0	7.84	AV	341.00	100	Horizontal	Pass

1 GHz to 18 GHz, ANT V 802.11b Channel 10

No.	Frequency (MHz)	Results (dBuV/m)	Factor (dB)	Limit (dBuV/m)	Margin (dB)	Detector	Table (Degree)	Height (cm)	Antenna	Verdict
1	1463.300	39.20	-17.48	74.0	34.80	Peak	112.00	300	Vertical	Pass
1**	1463.300	29.46	-17.48	54.0	24.54	AV	112.00	300	Vertical	Pass
2	2455.900	97.10	-12.51	74.0	-23.10	Peak	310.00	150	Vertical	N/A
2**	2455.900	94.21	-12.51	54.0	-40.21	AV	310.00	150	Vertical	N/A
3	4914.000	51.01	-2.71	74.0	22.99	Peak	302.00	100	Vertical	Pass
3**	4914.000	46.27	-2.71	54.0	7.73	AV	302.00	100	Vertical	Pass
4	6604.200	55.87	1.05	74.0	18.13	Peak	17.00	300	Vertical	Pass
4**	6604.200	45.82	1.05	54.0	8.18	AV	17.00	300	Vertical	Pass
5	12698.250	53.22	0.84	74.0	20.78	Peak	246.00	300	Vertical	Pass
5**	12698.250	43.56	0.84	54.0	10.44	AV	246.00	300	Vertical	Pass
6	17410.949	53.85	3.48	74.0	20.15	Peak	274.00	200	Vertical	Pass
6**	17410.949	45.09	3.48	54.0	8.91	AV	274.00	200	Vertical	Pass

1 GHz to 18 GHz, ANT H 802.11b Channel 11

No.	Frequency (MHz)	Results (dBuV/m)	Factor (dB)	Limit (dBuV/m)	Margin (dB)	Detector	Table (Degree)	Height (cm)	Antenna	Verdict
1	1535.000	39.35	-17.30	74.0	34.65	Peak	17.00	400	Horizontal	Pass
1**	1535.000	29.58	-17.30	54.0	24.42	AV	17.00	400	Horizontal	Pass
2	2463.200	103.93	-12.50	74.0	-29.93	Peak	347.00	150	Horizontal	N/A
2**	2463.200	100.90	-12.50	54.0	-46.90	AV	347.00	150	Horizontal	N/A
3	4924.200	52.09	-2.35	74.0	21.91	Peak	4.00	150	Horizontal	Pass
3**	4924.200	47.98	-2.35	54.0	6.02	AV	4.00	150	Horizontal	Pass
4	6678.600	55.03	0.22	74.0	18.97	Peak	201.00	400	Horizontal	Pass
4**	6678.600	45.42	0.22	54.0	8.58	AV	201.00	400	Horizontal	Pass
5	12728.438	53.03	1.28	74.0	20.97	Peak	305.00	300	Horizontal	Pass
5**	12728.438	43.93	1.28	54.0	10.07	AV	305.00	300	Horizontal	Pass
6	17186.775	53.45	2.46	74.0	20.55	Peak	297.00	300	Horizontal	Pass
6**	17186.775	46.68	2.46	54.0	7.32	AV	297.00	300	Horizontal	Pass

1 GHz to 18 GHz, ANT V 802.11b Channel 11

No.	Frequency (MHz)	Results (dBuV/m)	Factor (dB)	Limit (dBuV/m)	Margin (dB)	Detector	Table (Degree)	Height (cm)	Antenna	Verdict
1	1536.500	39.02	-17.25	74.0	34.98	Peak	358.00	100	Vertical	Pass
1**	1536.500	30.51	-17.25	54.0	23.49	AV	358.00	100	Vertical	Pass
2	2463.300	92.14	-12.50	74.0	-18.14	Peak	18.00	150	Vertical	N/A
2**	2463.300	89.24	-12.50	54.0	-35.24	AV	18.00	150	Vertical	N/A
3	4957.400	51.04	-2.87	74.0	22.96	Peak	210.00	100	Vertical	Pass
3**	4957.400	41.45	-2.87	54.0	12.55	AV	210.00	100	Vertical	Pass
4	6604.400	55.53	1.08	74.0	18.47	Peak	252.00	400	Vertical	Pass
4**	6604.400	46.06	1.08	54.0	7.94	AV	252.00	400	Vertical	Pass
5	12746.263	53.12	1.21	74.0	20.88	Peak	20.00	300	Vertical	Pass
5**	12746.263	43.61	1.21	54.0	10.39	AV	20.00	300	Vertical	Pass
6	17187.824	53.50	2.42	74.0	20.50	Peak	285.00	400	Vertical	Pass
6**	17187.824	45.75	2.42	54.0	8.25	AV	285.00	400	Vertical	Pass

1 GHz to 18 GHz, ANT H 802.11g Channel 1

No.	Frequency (MHz)	Results (dBuV/m)	Factor (dB)	Limit (dBuV/m)	Margin (dB)	Detector	Table (Degree)	Height (cm)	Antenna	Verdict
1	1273.400	39.10	-17.32	74.0	34.90	Peak	173.00	200	Horizontal	Pass
1**	1273.400	28.53	-17.32	54.0	25.47	AV	173.00	200	Horizontal	Pass
2	2413.200	105.58	-12.52	74.0	-31.58	Peak	349.00	150	Horizontal	N/A
2**	2413.200	97.97	-12.52	54.0	-43.97	AV	349.00	150	Horizontal	N/A
3	4785.800	51.13	-2.71	74.0	22.87	Peak	323.00	100	Horizontal	Pass
3**	4785.800	41.44	-2.71	54.0	12.56	AV	323.00	100	Horizontal	Pass
4	6615.200	54.56	0.91	74.0	19.44	Peak	87.00	300	Horizontal	Pass
4**	6615.200	45.52	0.91	54.0	8.48	AV	87.00	300	Horizontal	Pass
5	12711.763	53.75	1.00	74.0	20.25	Peak	59.00	100	Horizontal	Pass
5**	12711.763	44.47	1.00	54.0	9.53	AV	59.00	100	Horizontal	Pass
6	17412.262	53.71	3.53	74.0	20.29	Peak	217.00	300	Horizontal	Pass
6**	17412.262	45.87	3.53	54.0	8.13	AV	217.00	300	Horizontal	Pass

1 GHz to 18 GHz, ANT V 802.11g Channel 1

No.	Frequency (MHz)	Results (dBuV/m)	Factor (dB)	Limit (dBuV/m)	Margin (dB)	Detector	Table (Degree)	Height (cm)	Antenna	Verdict
1	1590.200	38.74	-17.68	74.0	35.26	Peak	218.00	200	Vertical	Pass
1**	1590.200	29.63	-17.68	54.0	24.37	AV	218.00	200	Vertical	Pass
2	2410.900	91.97	-12.59	74.0	-17.97	Peak	21.00	150	Vertical	N/A
2**	2410.900	84.39	-12.59	54.0	-30.39	AV	21.00	150	Vertical	N/A
3	4978.800	51.45	-2.81	74.0	22.55	Peak	259.00	150	Vertical	Pass
3**	4978.800	41.85	-2.81	54.0	12.15	AV	259.00	150	Vertical	Pass
4	6992.000	55.50	0.65	74.0	18.50	Peak	217.00	400	Vertical	Pass
4**	6992.000	44.44	0.65	54.0	9.56	AV	217.00	400	Vertical	Pass
5	12728.150	54.31	1.28	74.0	19.69	Peak	139.00	100	Vertical	Pass
5**	12728.150	44.99	1.28	54.0	9.01	AV	139.00	100	Vertical	Pass
6	17185.462	54.33	2.51	74.0	19.67	Peak	360.00	300	Vertical	Pass
6**	17185.462	46.73	2.51	54.0	7.27	AV	360.00	300	Vertical	Pass

1 GHz to 18 GHz, ANT H 802.11g Channel 2

No.	Frequency (MHz)	Results (dBuV/m)	Factor (dB)	Limit (dBuV/m)	Margin (dB)	Detector	Table (Degree)	Height (cm)	Antenna	Verdict
1	1341.800	38.60	-17.21	74.0	35.40	Peak	14.00	300	Horizontal	Pass
1**	1341.800	30.05	-17.21	54.0	23.95	AV	14.00	300	Horizontal	Pass
2	2415.800	106.71	-12.34	74.0	-32.71	Peak	358.00	100	Horizontal	N/A
2**	2415.800	99.66	-12.34	54.0	-45.66	AV	358.00	100	Horizontal	N/A
3	4824.000	51.09	-3.41	74.0	22.91	Peak	360.00	150	Horizontal	Pass
3**	4824.000	42.80	-3.41	54.0	11.20	AV	360.00	150	Horizontal	Pass
4	6600.200	55.51	0.33	74.0	18.49	Peak	127.00	100	Horizontal	Pass
4**	6600.200	45.43	0.33	54.0	8.57	AV	127.00	100	Horizontal	Pass
5	11945.575	53.07	1.52	74.0	20.93	Peak	360.00	100	Horizontal	Pass
5**	11945.575	43.50	1.52	54.0	10.50	AV	360.00	100	Horizontal	Pass
6	17250.562	54.60	1.58	74.0	19.40	Peak	90.00	300	Horizontal	Pass
6**	17250.562	45.37	1.58	54.0	8.63	AV	90.00	300	Horizontal	Pass

1 GHz to 18 GHz, ANT V 802.11g Channel 2

No.	Frequency (MHz)	Results (dBuV/m)	Factor (dB)	Limit (dBuV/m)	Margin (dB)	Detector	Table (Degree)	Height (cm)	Antenna	Verdict
1	1509.300	39.12	-17.56	74.0	34.88	Peak	72.00	200	Vertical	Pass
1**	1509.300	28.85	-17.56	54.0	25.15	AV	72.00	200	Vertical	Pass
2	2415.600	94.37	-12.37	74.0	-20.37	Peak	20.00	100	Vertical	N/A
2**	2415.600	86.98	-12.37	54.0	-32.98	AV	20.00	100	Vertical	N/A
3	4792.800	51.41	-2.42	74.0	22.59	Peak	170.00	200	Vertical	Pass
3**	4792.800	42.01	-2.42	54.0	11.99	AV	170.00	200	Vertical	Pass
4	6621.800	55.27	0.45	74.0	18.73	Peak	291.00	300	Vertical	Pass
4**	6621.800	45.13	0.45	54.0	8.87	AV	291.00	300	Vertical	Pass
5	12234.225	53.70	1.18	74.0	20.30	Peak	242.00	200	Vertical	Pass
5**	12234.225	43.28	1.18	54.0	10.72	AV	242.00	200	Vertical	Pass
6	17151.863	54.22	2.12	74.0	19.78	Peak	29.00	100	Vertical	Pass
6**	17151.863	45.77	2.12	54.0	8.23	AV	29.00	100	Vertical	Pass

1 GHz to 18 GHz, ANT H 802.11g Channel 6

No.	Frequency (MHz)	Results (dBuV/m)	Factor (dB)	Limit (dBuV/m)	Margin (dB)	Detector	Table (Degree)	Height (cm)	Antenna	Verdict
1	1447.000	39.00	-17.25	74.0	35.00	Peak	125.00	400	Horizontal	Pass
1**	1447.000	29.42	-17.25	54.0	24.58	AV	125.00	400	Horizontal	Pass
2	2438.300	106.68	-12.44	74.0	-32.68	Peak	215.00	100	Horizontal	N/A
2**	2438.300	99.09	-12.44	54.0	-45.09	AV	215.00	100	Horizontal	N/A
3	4904.200	51.53	-2.35	74.0	22.47	Peak	188.00	150	Horizontal	Pass
3**	4904.200	41.80	-2.35	54.0	12.20	AV	188.00	150	Horizontal	Pass
4	6611.000	54.77	1.47	74.0	19.23	Peak	198.00	200	Horizontal	Pass
4**	6611.000	46.03	1.47	54.0	7.97	AV	198.00	200	Horizontal	Pass
5	12269.875	53.67	1.45	74.0	20.33	Peak	204.00	400	Horizontal	Pass
5**	12269.875	44.08	1.45	54.0	9.92	AV	204.00	400	Horizontal	Pass
6	17278.650	53.88	1.62	74.0	20.12	Peak	158.00	400	Horizontal	Pass
6**	17278.650	45.78	1.62	54.0	8.22	AV	158.00	400	Horizontal	Pass

1 GHz to 18 GHz, ANT V 802.11g Channel 6

No.	Frequency (MHz)	Results (dBuV/m)	Factor (dB)	Limit (dBuV/m)	Margin (dB)	Detector	Table (Degree)	Height (cm)	Antenna	Verdict
1	1595.400	39.35	-17.72	74.0	34.65	Peak	360.00	400	Vertical	Pass
1**	1595.400	28.94	-17.72	54.0	25.06	AV	360.00	400	Vertical	Pass
2	2438.300	95.50	-12.44	74.0	-21.50	Peak	20.00	100	Vertical	N/A
2**	2438.300	88.98	-12.44	54.0	-34.98	AV	20.00	100	Vertical	N/A
3	4994.600	51.12	-2.87	74.0	22.88	Peak	151.00	150	Vertical	Pass
3**	4994.600	41.41	-2.87	54.0	12.59	AV	151.00	150	Vertical	Pass
4	6966.600	54.52	1.58	74.0	19.48	Peak	0.00	300	Vertical	Pass
4**	6966.600	45.35	1.58	54.0	8.65	AV	0.00	300	Vertical	Pass
5	12414.488	53.39	1.42	74.0	20.61	Peak	244.00	300	Vertical	Pass
5**	12414.488	44.57	1.42	54.0	9.43	AV	244.00	300	Vertical	Pass
6	17287.838	55.50	1.68	74.0	18.50	Peak	28.00	100	Vertical	Pass
6**	17287.838	46.06	1.68	54.0	7.94	AV	28.00	100	Vertical	Pass

1 GHz to 18 GHz, ANT H 802.11g Channel 10

No.	Frequency (MHz)	Results (dBuV/m)	Factor (dB)	Limit (dBuV/m)	Margin (dB)	Detector	Table (Degree)	Height (cm)	Antenna	Verdict
1	1285.300	38.50	-17.51	74.0	35.50	Peak	193.00	100	Horizontal	Pass
1**	1285.300	28.25	-17.51	54.0	25.75	AV	193.00	100	Horizontal	Pass
2	2451.900	106.38	-12.43	74.0	-32.38	Peak	217.00	200	Horizontal	N/A
2**	2451.900	98.64	-12.43	54.0	-44.64	AV	217.00	200	Horizontal	N/A
3	4906.800	51.37	-2.27	74.0	22.63	Peak	0.00	150	Horizontal	Pass
3**	4906.800	42.30	-2.27	54.0	11.70	AV	0.00	150	Horizontal	Pass
4	6617.400	55.11	0.71	74.0	18.89	Peak	167.00	400	Horizontal	Pass
4**	6617.400	45.56	0.71	54.0	8.44	AV	167.00	400	Horizontal	Pass
5	12324.213	53.24	1.42	74.0	20.76	Peak	143.00	400	Horizontal	Pass
5**	12324.213	44.30	1.42	54.0	9.70	AV	143.00	400	Horizontal	Pass
6	17168.400	54.16	2.37	74.0	19.84	Peak	0.00	400	Horizontal	Pass
6**	17168.400	45.12	2.37	54.0	8.88	AV	0.00	400	Horizontal	Pass

1 GHz to 18 GHz, ANT V 802.11g Channel 10

No.	Frequency (MHz)	Results (dBuV/m)	Factor (dB)	Limit (dBuV/m)	Margin (dB)	Detector	Table (Degree)	Height (cm)	Antenna	Verdict
1	1588.900	39.08	-17.68	74.0	34.92	Peak	313.00	400	Vertical	Pass
1**	1588.900	29.69	-17.68	54.0	24.31	AV	313.00	400	Vertical	Pass
2	2453.000	96.01	-12.52	74.0	-22.01	Peak	26.00	150	Vertical	N/A
2**	2453.000	87.35	-12.52	54.0	-33.35	AV	26.00	150	Vertical	N/A
3	4912.000	51.45	-2.66	74.0	22.55	Peak	127.00	100	Vertical	Pass
3**	4912.000	41.62	-2.66	54.0	12.38	AV	127.00	100	Vertical	Pass
4	6607.200	55.78	1.50	74.0	18.22	Peak	313.00	400	Vertical	Pass
4**	6607.200	47.37	1.50	54.0	6.63	AV	313.00	400	Vertical	Pass
5	12614.300	53.49	1.88	74.0	20.51	Peak	221.00	100	Vertical	Pass
5**	12614.300	43.41	1.88	54.0	10.59	AV	221.00	100	Vertical	Pass
6	17179.688	54.05	2.67	74.0	19.95	Peak	269.00	300	Vertical	Pass
6**	17179.688	45.94	2.67	54.0	8.06	AV	269.00	300	Vertical	Pass

1 GHz to 18 GHz, ANT H 802.11g Channel 11

No.	Frequency (MHz)	Results (dBuV/m)	Factor (dB)	Limit (dBuV/m)	Margin (dB)	Detector	Table (Degree)	Height (cm)	Antenna	Verdict
1	1500.600	38.53	-17.46	74.0	35.47	Peak	192.00	100	Horizontal	Pass
1**	1500.600	28.61	-17.46	54.0	25.39	AV	192.00	100	Horizontal	Pass
2	2464.200	104.35	-12.47	74.0	-30.35	Peak	359.00	150	Horizontal	N/A
2**	2464.200	97.04	-12.47	54.0	-43.04	AV	359.00	150	Horizontal	N/A
3	4799.000	51.67	-2.62	74.0	22.33	Peak	224.00	150	Horizontal	Pass
3**	4799.000	42.74	-2.62	54.0	11.26	AV	224.00	150	Horizontal	Pass
4	6404.600	54.98	0.24	74.0	19.02	Peak	352.00	300	Horizontal	Pass
4**	6404.600	45.16	0.24	54.0	8.84	AV	352.00	300	Horizontal	Pass
5	12619.187	53.39	1.81	74.0	20.61	Peak	306.00	300	Horizontal	Pass
5**	12619.187	44.30	1.81	54.0	9.70	AV	306.00	300	Horizontal	Pass
6	17183.887	54.41	2.56	74.0	19.59	Peak	0.00	200	Horizontal	Pass
6**	17183.887	47.58	2.56	54.0	6.42	AV	0.00	200	Horizontal	Pass

1 GHz to 18 GHz, ANT V 802.11g Channel 11

No.	Frequency (MHz)	Results (dBuV/m)	Factor (dB)	Limit (dBuV/m)	Margin (dB)	Detector	Table (Degree)	Height (cm)	Antenna	Verdict
1	1556.900	38.89	-17.36	74.0	35.11	Peak	316.00	100	Vertical	Pass
1**	1556.900	28.83	-17.36	54.0	25.17	AV	316.00	100	Vertical	Pass
2	2465.900	94.36	-12.46	74.0	-20.36	Peak	20.00	150	Vertical	N/A
2**	2465.900	86.15	-12.46	54.0	-32.15	AV	20.00	150	Vertical	N/A
3	4986.400	50.96	-2.82	74.0	23.04	Peak	177.00	200	Vertical	Pass
3**	4986.400	41.79	-2.82	54.0	12.21	AV	177.00	200	Vertical	Pass
4	6606.400	55.23	1.42	74.0	18.77	Peak	145.00	300	Vertical	Pass
4**	6606.400	46.72	1.42	54.0	7.28	AV	145.00	300	Vertical	Pass
5	12286.262	53.10	1.75	74.0	20.90	Peak	349.00	200	Vertical	Pass
5**	12286.262	44.43	1.75	54.0	9.57	AV	349.00	200	Vertical	Pass
6	17322.750	53.83	1.34	74.0	20.17	Peak	0.00	200	Vertical	Pass
6**	17322.750	43.75	1.34	54.0	10.25	AV	0.00	200	Vertical	Pass

1 GHz to 18 GHz, ANT H 802.11n20 Channel 1

No.	Frequency (MHz)	Results (dBUV/m)	Factor (dB)	Limit (dBUV/m)	Margin (dB)	Detector	Table (Degree)	Height (cm)	Antenna	Verdict
1	1577.400	39.24	-17.44	74.0	34.76	Peak	207.00	100	Horizontal	Pass
1**	1577.400	29.94	-17.44	54.0	24.06	AV	207.00	100	Horizontal	Pass
2	2410.700	105.66	-12.60	74.0	-31.66	Peak	339.00	100	Horizontal	N/A
2**	2410.700	98.40	-12.60	54.0	-44.40	AV	339.00	100	Horizontal	N/A
3	4922.800	51.06	-2.33	74.0	22.94	Peak	220.00	200	Horizontal	Pass
3**	4922.800	41.75	-2.33	54.0	12.25	AV	220.00	200	Horizontal	Pass
4	6603.200	54.97	0.88	74.0	19.03	Peak	50.00	400	Horizontal	Pass
4**	6603.200	46.93	0.88	54.0	7.07	AV	50.00	400	Horizontal	Pass
5	12741.662	52.89	1.28	74.0	21.11	Peak	339.00	200	Horizontal	Pass
5**	12741.662	44.13	1.28	54.0	9.87	AV	339.00	200	Horizontal	Pass
6	17412.526	54.03	3.54	74.0	19.97	Peak	5.00	100	Horizontal	Pass
6**	17412.526	46.30	3.54	54.0	7.70	AV	5.00	100	Horizontal	Pass

1 GHz to 18 GHz, ANT V 802.11n20 Channel 1

No.	Frequency (MHz)	Results (dBUV/m)	Factor (dB)	Limit (dBUV/m)	Margin (dB)	Detector	Table (Degree)	Height (cm)	Antenna	Verdict
1	1594.200	38.76	-17.72	74.0	35.24	Peak	360.00	300	Vertical	Pass
1**	1594.200	29.43	-17.72	54.0	24.57	AV	360.00	300	Vertical	Pass
2	2413.900	92.29	-12.52	74.0	-18.29	Peak	19.00	150	Vertical	N/A
2**	2413.900	84.60	-12.52	54.0	-30.60	AV	19.00	150	Vertical	N/A
3	4798.600	51.27	-2.56	74.0	22.73	Peak	179.00	150	Vertical	Pass
3**	4798.600	41.68	-2.56	54.0	12.32	AV	179.00	150	Vertical	Pass
4	6585.800	54.96	-1.23	74.0	19.04	Peak	360.00	100	Vertical	Pass
4**	6585.800	44.83	-1.23	54.0	9.17	AV	360.00	100	Vertical	Pass
5	11667.562	53.53	0.20	74.0	20.47	Peak	360.00	400	Vertical	Pass
5**	11667.562	43.40	0.20	54.0	10.60	AV	360.00	400	Vertical	Pass
6	17361.601	54.22	2.25	74.0	19.78	Peak	144.00	100	Vertical	Pass
6**	17361.601	46.20	2.25	54.0	7.80	AV	144.00	100	Vertical	Pass

1 GHz to 18 GHz, ANT H 802.11n20 Channel 2

No.	Frequency (MHz)	Results (dBuV/m)	Factor (dB)	Limit (dBuV/m)	Margin (dB)	Detector	Table (Degree)	Height (cm)	Antenna	Verdict
1	1526.100	39.24	-17.44	74.0	34.76	Peak	314.00	200	Horizontal	Pass
1**	1526.100	29.87	-17.44	54.0	24.13	AV	314.00	200	Horizontal	Pass
2	2415.100	106.68	-12.42	74.0	-32.68	Peak	350.00	100	Horizontal	N/A
2**	2415.100	98.99	-12.42	54.0	-44.99	AV	350.00	100	Horizontal	N/A
3	4799.400	51.45	-2.68	74.0	22.55	Peak	210.00	200	Horizontal	Pass
3**	4799.400	42.02	-2.68	54.0	11.98	AV	210.00	200	Horizontal	Pass
4	6409.000	55.25	0.28	74.0	18.75	Peak	54.00	200	Horizontal	Pass
4**	6409.000	45.58	0.28	54.0	8.42	AV	54.00	200	Horizontal	Pass
5	12293.737	54.06	1.60	74.0	19.94	Peak	337.00	200	Horizontal	Pass
5**	12293.737	44.57	1.60	54.0	9.43	AV	337.00	200	Horizontal	Pass
6	17287.838	54.10	1.68	74.0	19.90	Peak	126.00	100	Horizontal	Pass
6**	17287.838	45.52	1.68	54.0	8.48	AV	126.00	100	Horizontal	Pass

1 GHz to 18 GHz, ANT V 802.11n20 Channel 2

No.	Frequency (MHz)	Results (dBuV/m)	Factor (dB)	Limit (dBuV/m)	Margin (dB)	Detector	Table (Degree)	Height (cm)	Antenna	Verdict
1	1491.600	39.12	-17.54	74.0	34.88	Peak	0.00	400	Vertical	Pass
1**	1491.600	29.91	-17.54	54.0	24.09	AV	0.00	400	Vertical	Pass
2	2416.200	93.65	-12.30	74.0	-19.65	Peak	20.00	150	Vertical	N/A
2**	2416.200	87.57	-12.30	54.0	-33.57	AV	20.00	150	Vertical	N/A
3	4790.800	51.51	-2.41	74.0	22.49	Peak	35.00	200	Vertical	Pass
3**	4790.800	41.72	-2.41	54.0	12.28	AV	35.00	200	Vertical	Pass
4	6604.800	54.81	1.15	74.0	19.19	Peak	169.00	200	Vertical	Pass
4**	6604.800	45.92	1.15	54.0	8.08	AV	169.00	200	Vertical	Pass
5	12330.537	53.58	1.41	74.0	20.42	Peak	112.00	100	Vertical	Pass
5**	12330.537	44.11	1.41	54.0	9.89	AV	112.00	100	Vertical	Pass
6	17176.012	54.00	2.53	74.0	20.00	Peak	9.00	400	Vertical	Pass
6**	17176.012	45.96	2.53	54.0	8.04	AV	9.00	400	Vertical	Pass

1 GHz to 18 GHz, ANT H 802.11n20 Channel 6

No.	Frequency (MHz)	Results (dBuV/m)	Factor (dB)	Limit (dBuV/m)	Margin (dB)	Detector	Table (Degree)	Height (cm)	Antenna	Verdict
1	1422.100	38.82	-17.42	74.0	35.18	Peak	322.00	200	Horizontal	Pass
1**	1422.100	28.89	-17.42	54.0	25.11	AV	322.00	200	Horizontal	Pass
2	2438.900	106.71	-12.42	74.0	-32.71	Peak	350.00	200	Horizontal	N/A
2**	2438.900	99.26	-12.42	54.0	-45.26	AV	350.00	200	Horizontal	N/A
3	4802.200	51.31	-2.98	74.0	22.69	Peak	218.00	150	Horizontal	Pass
3**	4802.200	41.38	-2.98	54.0	12.62	AV	218.00	150	Horizontal	Pass
4	6603.200	54.93	0.88	74.0	19.07	Peak	342.00	300	Horizontal	Pass
4**	6603.200	46.28	0.88	54.0	7.72	AV	342.00	300	Horizontal	Pass
5	12295.750	53.63	1.56	74.0	20.37	Peak	29.00	200	Horizontal	Pass
5**	12295.750	44.24	1.56	54.0	9.76	AV	29.00	200	Horizontal	Pass
6	17166.824	53.55	2.34	74.0	20.45	Peak	235.00	300	Horizontal	Pass
6**	17166.824	45.03	2.34	54.0	8.97	AV	235.00	300	Horizontal	Pass

1 GHz to 18 GHz, ANT V 802.11n20 Channel 6

No.	Frequency (MHz)	Results (dBuV/m)	Factor (dB)	Limit (dBuV/m)	Margin (dB)	Detector	Table (Degree)	Height (cm)	Antenna	Verdict
1	1544.000	38.81	-17.30	74.0	35.19	Peak	177.00	400	Vertical	Pass
1**	1544.000	29.31	-17.30	54.0	24.69	AV	177.00	400	Vertical	Pass
2	2438.000	96.21	-12.45	74.0	-22.21	Peak	20.00	200	Vertical	N/A
2**	2438.000	87.57	-12.45	54.0	-33.57	AV	20.00	200	Vertical	N/A
3	4667.000	51.18	-3.49	74.0	22.82	Peak	312.00	200	Vertical	Pass
3**	4667.000	39.72	-3.49	54.0	14.28	AV	312.00	200	Vertical	Pass
4	6742.600	55.06	0.86	74.0	18.94	Peak	117.00	400	Vertical	Pass
4**	6742.600	44.89	0.86	54.0	9.11	AV	117.00	400	Vertical	Pass
5	12732.750	53.34	1.30	74.0	20.66	Peak	300.00	400	Vertical	Pass
5**	12732.750	43.92	1.30	54.0	10.08	AV	300.00	400	Vertical	Pass
6	17230.875	54.12	1.49	74.0	19.88	Peak	163.00	100	Vertical	Pass
6**	17230.875	45.67	1.49	54.0	8.33	AV	163.00	100	Vertical	Pass

1 GHz to 18 GHz, ANT H 802.11n20 Channel 10

No.	Frequency (MHz)	Results (dBuV/m)	Factor (dB)	Limit (dBuV/m)	Margin (dB)	Detector	Table (Degree)	Height (cm)	Antenna	Verdict
1	1436.300	39.55	-17.47	74.0	34.45	Peak	103.00	400	Horizontal	Pass
1**	1436.300	29.36	-17.47	54.0	24.64	AV	103.00	400	Horizontal	Pass
2	2453.100	106.01	-12.52	74.0	-32.01	Peak	206.00	100	Horizontal	N/A
2**	2453.100	98.60	-12.52	54.0	-44.60	AV	206.00	100	Horizontal	N/A
3	5033.000	52.02	-2.84	74.0	21.98	Peak	188.00	150	Horizontal	Pass
3**	5033.000	42.44	-2.84	54.0	11.56	AV	188.00	150	Horizontal	Pass
4	6613.200	54.84	1.32	74.0	19.16	Peak	360.00	100	Horizontal	Pass
4**	6613.200	46.22	1.32	54.0	7.78	AV	360.00	100	Horizontal	Pass
5	12328.237	53.71	1.42	74.0	20.29	Peak	220.00	300	Horizontal	Pass
5**	12328.237	43.86	1.42	54.0	10.14	AV	220.00	300	Horizontal	Pass
6	17193.339	53.88	2.24	74.0	20.12	Peak	289.00	200	Horizontal	Pass
6**	17193.339	46.09	2.24	54.0	7.91	AV	289.00	200	Horizontal	Pass

1 GHz to 18 GHz, ANT V 802.11n20 Channel 10

No.	Frequency (MHz)	Results (dBuV/m)	Factor (dB)	Limit (dBuV/m)	Margin (dB)	Detector	Table (Degree)	Height (cm)	Antenna	Verdict
1	1367.200	39.24	-17.39	74.0	34.76	Peak	146.00	200	Vertical	Pass
1**	1367.200	29.09	-17.39	54.0	24.91	AV	146.00	200	Vertical	Pass
2	2453.200	95.67	-12.53	74.0	-21.67	Peak	19.00	200	Vertical	N/A
2**	2453.200	88.56	-12.53	54.0	-34.56	AV	19.00	200	Vertical	N/A
3	4827.800	51.21	-3.37	74.0	22.79	Peak	100.00	150	Vertical	Pass
3**	4827.800	41.52	-3.37	54.0	12.48	AV	100.00	150	Vertical	Pass
4	6610.400	55.17	1.50	74.0	18.83	Peak	266.00	200	Vertical	Pass
4**	6610.400	46.04	1.50	54.0	7.96	AV	266.00	200	Vertical	Pass
5	12253.776	53.72	0.98	74.0	20.28	Peak	174.00	400	Vertical	Pass
5**	12253.776	43.97	0.98	54.0	10.03	AV	174.00	400	Vertical	Pass
6	17179.426	54.81	2.66	74.0	19.19	Peak	0.00	100	Vertical	Pass
6**	17179.426	46.11	2.66	54.0	7.89	AV	0.00	100	Vertical	Pass

1 GHz to 18 GHz, ANT H 802.11n20 Channel 11

No.	Frequency (MHz)	Results (dBuV/m)	Factor (dB)	Limit (dBuV/m)	Margin (dB)	Detector	Table (Degree)	Height (cm)	Antenna	Verdict
1	1405.000	39.08	-17.45	74.0	34.92	Peak	76.00	200	Horizontal	Pass
1**	1405.000	28.73	-17.45	54.0	25.27	AV	76.00	200	Horizontal	Pass
2	2465.200	104.37	-12.44	74.0	-30.37	Peak	358.00	150	Horizontal	N/A
2**	2465.200	96.70	-12.44	54.0	-42.70	AV	358.00	150	Horizontal	N/A
3	5397.800	52.88	-2.10	74.0	21.12	Peak	17.00	150	Horizontal	Pass
3**	5397.800	43.15	-2.10	54.0	10.85	AV	17.00	150	Horizontal	Pass
4	6608.800	54.71	1.60	74.0	19.29	Peak	303.00	200	Horizontal	Pass
4**	6608.800	46.60	1.60	54.0	7.40	AV	303.00	200	Horizontal	Pass
5	12088.175	53.28	0.53	74.0	20.72	Peak	124.00	400	Horizontal	Pass
5**	12088.175	43.19	0.53	54.0	10.81	AV	124.00	400	Horizontal	Pass
6	17405.962	54.35	3.34	74.0	19.65	Peak	59.00	100	Horizontal	Pass
6**	17405.962	46.82	3.34	54.0	7.18	AV	59.00	100	Horizontal	Pass

1 GHz to 18 GHz, ANT V 802.11n20 Channel 11

No.	Frequency (MHz)	Results (dBuV/m)	Factor (dB)	Limit (dBuV/m)	Margin (dB)	Detector	Table (Degree)	Height (cm)	Antenna	Verdict
1	1522.200	39.25	-17.40	74.0	34.75	Peak	27.00	400	Vertical	Pass
1**	1522.200	29.32	-17.40	54.0	24.68	AV	27.00	400	Vertical	Pass
2	2467.100	93.78	-12.50	74.0	-19.78	Peak	21.00	200	Vertical	N/A
2**	2467.100	85.81	-12.50	54.0	-31.81	AV	21.00	200	Vertical	N/A
3	4949.000	51.02	-3.15	74.0	22.98	Peak	55.00	150	Vertical	Pass
3**	4949.000	41.30	-3.15	54.0	12.70	AV	55.00	150	Vertical	Pass
4	6296.400	55.67	0.30	74.0	18.33	Peak	195.00	100	Vertical	Pass
4**	6296.400	44.80	0.30	54.0	9.20	AV	195.00	100	Vertical	Pass
5	12284.250	53.40	1.78	74.0	20.60	Peak	51.00	300	Vertical	Pass
5**	12284.250	44.87	1.78	54.0	9.13	AV	51.00	300	Vertical	Pass
6	17406.489	54.25	3.36	74.0	19.75	Peak	360.00	400	Vertical	Pass
6**	17406.489	46.14	3.36	54.0	7.86	AV	360.00	400	Vertical	Pass

1 GHz to 18 GHz, ANT H 802.11n40 Channel 3

No.	Frequency (MHz)	Results (dBuV/m)	Factor (dB)	Limit (dBuV/m)	Margin (dB)	Detector	Table (Degree)	Height (cm)	Antenna	Verdict
1	1264.800	39.81	-17.46	74.0	34.19	Peak	112.00	300	Horizontal	Pass
1**	1264.800	29.13	-17.46	54.0	24.87	AV	112.00	300	Horizontal	Pass
2	2419.500	101.29	-12.40	74.0	-27.29	Peak	340.00	200	Horizontal	N/A
2**	2419.500	93.34	-12.40	54.0	-39.34	AV	340.00	200	Horizontal	N/A
3	4767.600	51.03	-3.20	74.0	22.97	Peak	248.00	150	Horizontal	Pass
3**	4767.600	41.56	-3.20	54.0	12.44	AV	248.00	150	Horizontal	Pass
4	6674.200	55.29	0.20	74.0	18.71	Peak	327.00	400	Horizontal	Pass
4**	6674.200	45.27	0.20	54.0	8.73	AV	327.00	400	Horizontal	Pass
5	12730.450	53.53	1.30	74.0	20.47	Peak	360.00	400	Horizontal	Pass
5**	12730.450	44.71	1.30	54.0	9.29	AV	360.00	400	Horizontal	Pass
6	17418.301	54.11	3.72	74.0	19.89	Peak	146.00	300	Horizontal	Pass
6**	17418.301	46.10	3.72	54.0	7.90	AV	146.00	300	Horizontal	Pass

1 GHz to 18 GHz, ANT V 802.11n40 Channel 3

No.	Frequency (MHz)	Results (dBuV/m)	Factor (dB)	Limit (dBuV/m)	Margin (dB)	Detector	Table (Degree)	Height (cm)	Antenna	Verdict
1	1440.500	39.13	-17.40	74.0	34.87	Peak	54.00	300	Vertical	Pass
1**	1440.500	29.34	-17.40	54.0	24.66	AV	54.00	300	Vertical	Pass
2	2429.100	88.28	-12.74	74.0	-14.28	Peak	33.00	200	Vertical	N/A
2**	2429.100	80.68	-12.74	54.0	-26.68	AV	33.00	200	Vertical	N/A
3	4842.600	51.03	-3.51	74.0	22.97	Peak	349.00	200	Vertical	Pass
3**	4842.600	41.77	-3.51	54.0	12.23	AV	349.00	200	Vertical	Pass
4	6273.000	55.37	0.58	74.0	18.63	Peak	191.00	300	Vertical	Pass
4**	6273.000	46.05	0.58	54.0	7.95	AV	191.00	300	Vertical	Pass
5	11957.363	53.72	1.05	74.0	20.28	Peak	89.00	200	Vertical	Pass
5**	11957.363	43.77	1.05	54.0	10.23	AV	89.00	200	Vertical	Pass
6	17235.075	54.38	1.57	74.0	19.62	Peak	200.00	100	Vertical	Pass
6**	17235.075	45.38	1.57	54.0	8.62	AV	200.00	100	Vertical	Pass

1 GHz to 18 GHz, ANT H 802.11n40 Channel 4

No.	Frequency (MHz)	Results (dBuV/m)	Factor (dB)	Limit (dBuV/m)	Margin (dB)	Detector	Table (Degree)	Height (cm)	Antenna	Verdict
1	1210.000	39.02	-17.94	74.0	34.98	Peak	168.00	100	Horizontal	Pass
1**	1210.000	29.98	-17.94	54.0	24.02	AV	168.00	100	Horizontal	Pass
2	2428.800	102.64	-12.74	74.0	-28.64	Peak	213.00	150	Horizontal	N/A
2**	2428.800	94.23	-12.74	54.0	-40.23	AV	213.00	150	Horizontal	N/A
3	4788.400	51.21	-2.55	74.0	22.79	Peak	325.00	150	Horizontal	Pass
3**	4788.400	42.59	-2.55	54.0	11.41	AV	325.00	150	Horizontal	Pass
4	6607.400	54.76	1.51	74.0	19.24	Peak	21.00	300	Horizontal	Pass
4**	6607.400	46.34	1.51	54.0	7.66	AV	21.00	300	Horizontal	Pass
5	12283.388	54.87	1.78	74.0	19.13	Peak	269.00	100	Horizontal	Pass
5**	12283.388	44.57	1.78	54.0	9.43	AV	269.00	100	Horizontal	Pass
6	17409.374	53.99	3.43	74.0	20.01	Peak	360.00	400	Horizontal	Pass
6**	17409.374	46.99	3.43	54.0	7.01	AV	360.00	400	Horizontal	Pass

1 GHz to 18 GHz, ANT V 802.11n40 Channel 4

No.	Frequency (MHz)	Results (dBuV/m)	Factor (dB)	Limit (dBuV/m)	Margin (dB)	Detector	Table (Degree)	Height (cm)	Antenna	Verdict
1	1428.400	39.61	-17.49	74.0	34.39	Peak	107.00	300	Vertical	Pass
1**	1428.400	28.89	-17.49	54.0	25.11	AV	107.00	300	Vertical	Pass
2	2432.000	88.78	-12.71	74.0	-14.78	Peak	38.00	100	Vertical	N/A
2**	2432.000	80.94	-12.71	54.0	-26.94	AV	38.00	100	Vertical	N/A
3	4844.600	52.04	-3.41	74.0	21.96	Peak	281.00	150	Vertical	Pass
3**	4844.600	41.77	-3.41	54.0	12.23	AV	281.00	150	Vertical	Pass
4	6611.800	55.84	1.42	74.0	18.16	Peak	134.00	200	Vertical	Pass
4**	6611.800	46.42	1.42	54.0	7.58	AV	134.00	200	Vertical	Pass
5	12324.500	54.43	1.42	74.0	19.57	Peak	306.00	200	Vertical	Pass
5**	12324.500	44.77	1.42	54.0	9.23	AV	306.00	200	Vertical	Pass
6	17240.588	54.09	1.56	74.0	19.91	Peak	61.00	300	Vertical	Pass
6**	17240.588	46.28	1.56	54.0	7.72	AV	61.00	300	Vertical	Pass

1 GHz to 18 GHz, ANT H 802.11n40 Channel 5

No.	Frequency (MHz)	Results (dBuV/m)	Factor (dB)	Limit (dBuV/m)	Margin (dB)	Detector	Table (Degree)	Height (cm)	Antenna	Verdict
1	1314.800	39.07	-17.39	74.0	34.93	Peak	120.00	200	Horizontal	Pass
1**	1314.800	29.02	-17.39	54.0	24.98	AV	120.00	200	Horizontal	Pass
2	2437.600	103.90	-12.46	74.0	-29.90	Peak	348.00	100	Horizontal	N/A
2**	2437.600	96.80	-12.46	54.0	-42.80	AV	348.00	100	Horizontal	N/A
3	4906.000	51.61	-2.28	74.0	22.39	Peak	307.00	150	Horizontal	Pass
3**	4906.000	41.80	-2.28	54.0	12.20	AV	307.00	150	Horizontal	Pass
4	6608.000	55.55	1.55	74.0	18.45	Peak	9.00	200	Horizontal	Pass
4**	6608.000	46.59	1.55	54.0	7.41	AV	9.00	200	Horizontal	Pass
5	12287.700	53.60	1.72	74.0	20.40	Peak	360.00	200	Horizontal	Pass
5**	12287.700	44.42	1.72	54.0	9.58	AV	360.00	200	Horizontal	Pass
6	17181.000	53.86	2.65	74.0	20.14	Peak	134.00	300	Horizontal	Pass
6**	17181.000	46.44	2.65	54.0	7.56	AV	134.00	300	Horizontal	Pass

1 GHz to 18 GHz, ANT V 802.11n40 Channel 5

No.	Frequency (MHz)	Results (dBuV/m)	Factor (dB)	Limit (dBuV/m)	Margin (dB)	Detector	Table (Degree)	Height (cm)	Antenna	Verdict
1	1446.900	39.98	-17.25	74.0	34.02	Peak	25.00	200	Vertical	Pass
1**	1446.900	29.74	-17.25	54.0	24.26	AV	25.00	200	Vertical	Pass
2	2438.200	92.34	-12.45	74.0	-18.34	Peak	25.00	100	Vertical	N/A
2**	2438.200	85.22	-12.45	54.0	-31.22	AV	25.00	100	Vertical	N/A
3	4789.200	51.25	-2.44	74.0	22.75	Peak	117.00	200	Vertical	Pass
3**	4789.200	42.06	-2.44	54.0	11.94	AV	117.00	200	Vertical	Pass
4	6603.400	55.36	0.91	74.0	18.64	Peak	0.00	300	Vertical	Pass
4**	6603.400	46.31	0.91	54.0	7.69	AV	0.00	300	Vertical	Pass
5	12256.650	53.37	1.01	74.0	20.63	Peak	310.00	100	Vertical	Pass
5**	12256.650	43.69	1.01	54.0	10.31	AV	310.00	100	Vertical	Pass
6	17239.276	54.84	1.56	74.0	19.16	Peak	240.00	300	Vertical	Pass
6**	17239.276	47.30	1.56	54.0	6.70	AV	240.00	300	Vertical	Pass

1 GHz to 18 GHz, ANT H 802.11n40 Channel 6

No.	Frequency (MHz)	Results (dBuV/m)	Factor (dB)	Limit (dBuV/m)	Margin (dB)	Detector	Table (Degree)	Height (cm)	Antenna	Verdict
1	1342.500	39.25	-17.22	74.0	34.75	Peak	0.00	300	Horizontal	Pass
1**	1342.500	29.40	-17.22	54.0	24.60	AV	0.00	300	Horizontal	Pass
2	2440.100	103.71	-12.41	74.0	-29.71	Peak	208.00	100	Horizontal	N/A
2**	2440.100	95.86	-12.41	54.0	-41.86	AV	208.00	100	Horizontal	N/A
3	4878.400	51.39	-3.42	74.0	22.61	Peak	360.00	150	Horizontal	Pass
3**	4878.400	41.97	-3.42	54.0	12.03	AV	360.00	150	Horizontal	Pass
4	6614.200	55.75	1.12	74.0	18.25	Peak	0.00	100	Horizontal	Pass
4**	6614.200	45.67	1.12	54.0	8.33	AV	0.00	100	Horizontal	Pass
5	12311.276	53.52	1.38	74.0	20.48	Peak	127.00	200	Horizontal	Pass
5**	12311.276	43.83	1.38	54.0	10.17	AV	127.00	200	Horizontal	Pass
6	17189.401	53.74	2.36	74.0	20.26	Peak	237.00	200	Horizontal	Pass
6**	17189.401	45.04	2.36	54.0	8.96	AV	237.00	200	Horizontal	Pass

1 GHz to 18 GHz, ANT V 802.11n40 Channel 6

No.	Frequency (MHz)	Results (dBuV/m)	Factor (dB)	Limit (dBuV/m)	Margin (dB)	Detector	Table (Degree)	Height (cm)	Antenna	Verdict
1	1554.000	38.64	-17.32	74.0	35.36	Peak	39.00	300	Vertical	Pass
1**	1554.000	29.41	-17.32	54.0	24.59	AV	39.00	300	Vertical	Pass
2	2438.600	92.10	-12.43	74.0	-18.10	Peak	19.00	150	Vertical	N/A
2**	2438.600	84.58	-12.43	54.0	-30.58	AV	19.00	150	Vertical	N/A
3	4897.000	51.08	-2.83	74.0	22.92	Peak	119.00	200	Vertical	Pass
3**	4897.000	41.99	-2.83	54.0	12.01	AV	119.00	200	Vertical	Pass
4	6607.600	55.94	1.52	74.0	18.06	Peak	90.00	200	Vertical	Pass
4**	6607.600	46.61	1.52	54.0	7.39	AV	90.00	200	Vertical	Pass
5	12281.088	54.23	1.80	74.0	19.77	Peak	0.00	100	Vertical	Pass
5**	12281.088	45.33	1.80	54.0	8.67	AV	0.00	100	Vertical	Pass
6	17196.225	53.98	2.12	74.0	20.02	Peak	250.00	400	Vertical	Pass
6**	17196.225	45.79	2.12	54.0	8.21	AV	250.00	400	Vertical	Pass

1 GHz to 18 GHz, ANT H 802.11n40 Channel 7

No.	Frequency (MHz)	Results (dBUV/m)	Factor (dB)	Limit (dBUV/m)	Margin (dB)	Detector	Table (Degree)	Height (cm)	Antenna	Verdict
1	1568.200	39.02	-17.47	74.0	34.98	Peak	134.00	300	Horizontal	Pass
1**	1568.200	29.57	-17.47	54.0	24.43	AV	134.00	300	Horizontal	Pass
2	2453.600	103.58	-12.56	74.0	-29.58	Peak	210.00	150	Horizontal	N/A
2**	2453.600	94.48	-12.56	54.0	-40.48	AV	210.00	150	Horizontal	N/A
3	5206.800	52.53	-2.33	74.0	21.47	Peak	339.00	150	Horizontal	Pass
3**	5206.800	42.28	-2.33	54.0	11.72	AV	339.00	150	Horizontal	Pass
4	6606.600	55.44	1.45	74.0	18.56	Peak	230.00	300	Horizontal	Pass
4**	6606.600	46.26	1.45	54.0	7.74	AV	230.00	300	Horizontal	Pass
5	12431.450	53.51	1.60	74.0	20.49	Peak	187.00	300	Horizontal	Pass
5**	12431.450	43.79	1.60	54.0	10.21	AV	187.00	300	Horizontal	Pass
6	13319.888	53.85	0.90	74.0	20.15	Peak	132.00	100	Horizontal	Pass
6**	13319.888	45.42	0.90	54.0	8.58	AV	132.00	100	Horizontal	Pass

1 GHz to 18 GHz, ANT V 802.11n40 Channel 7

No.	Frequency (MHz)	Results (dBUV/m)	Factor (dB)	Limit (dBUV/m)	Margin (dB)	Detector	Table (Degree)	Height (cm)	Antenna	Verdict
1	1496.200	38.81	-17.37	74.0	35.19	Peak	134.00	300	Vertical	Pass
1**	1496.200	29.72	-17.37	54.0	24.28	AV	134.00	300	Vertical	Pass
2	2434.800	92.37	-12.57	74.0	-18.37	Peak	19.00	200	Vertical	N/A
2**	2434.800	84.54	-12.57	54.0	-30.54	AV	19.00	200	Vertical	N/A
3	4663.000	50.30	-3.33	74.0	23.70	Peak	143.00	150	Vertical	Pass
3**	4663.000	41.06	-3.33	54.0	12.94	AV	143.00	150	Vertical	Pass
4	6606.200	55.00	1.38	74.0	19.00	Peak	204.00	200	Vertical	Pass
4**	6606.200	46.09	1.38	54.0	7.91	AV	204.00	200	Vertical	Pass
5	12308.975	53.88	1.37	74.0	20.12	Peak	165.00	100	Vertical	Pass
5**	12308.975	43.29	1.37	54.0	10.71	AV	165.00	100	Vertical	Pass
6	17180.738	54.03	2.66	74.0	19.97	Peak	58.00	200	Vertical	Pass
6**	17180.738	45.86	2.66	54.0	8.14	AV	58.00	200	Vertical	Pass

1 GHz to 18 GHz, ANT H 802.11n40 Channel 8

No.	Frequency (MHz)	Results (dBUV/m)	Factor (dB)	Limit (dBUV/m)	Margin (dB)	Detector	Table (Degree)	Height (cm)	Antenna	Verdict
1	1526.900	39.02	-17.44	74.0	34.98	Peak	139.00	100	Horizontal	Pass
1**	1526.900	29.62	-17.44	54.0	24.38	AV	139.00	100	Horizontal	Pass
2	2439.200	101.56	-12.41	74.0	-27.56	Peak	203.00	100	Horizontal	N/A
2**	2439.200	94.16	-12.41	54.0	-40.16	AV	203.00	100	Horizontal	N/A
3	4789.000	51.02	-2.47	74.0	22.98	Peak	245.00	150	Horizontal	Pass
3**	4789.000	41.48	-2.47	54.0	12.52	AV	245.00	150	Horizontal	Pass
4	6679.200	55.22	0.19	74.0	18.78	Peak	103.00	300	Horizontal	Pass
4**	6679.200	46.85	0.19	54.0	7.15	AV	103.00	300	Horizontal	Pass
5	12525.175	53.83	1.37	74.0	20.17	Peak	242.00	400	Horizontal	Pass
5**	12525.175	43.98	1.37	54.0	10.02	AV	242.00	400	Horizontal	Pass
6	17185.462	54.05	2.51	74.0	19.95	Peak	322.00	400	Horizontal	Pass
6**	17185.462	46.01	2.51	54.0	7.99	AV	322.00	400	Horizontal	Pass

1 GHz to 18 GHz, ANT V 802.11n40 Channel 8

No.	Frequency (MHz)	Results (dBUV/m)	Factor (dB)	Limit (dBUV/m)	Margin (dB)	Detector	Table (Degree)	Height (cm)	Antenna	Verdict
1	1538.500	39.12	-17.35	74.0	34.88	Peak	104.00	400	Vertical	Pass
1**	1538.500	29.62	-17.35	54.0	24.38	AV	104.00	400	Vertical	Pass
2	2437.800	89.65	-12.46	74.0	-15.65	Peak	20.00	150	Vertical	N/A
2**	2437.800	81.52	-12.46	54.0	-27.52	AV	20.00	150	Vertical	N/A
3	4929.400	51.38	-2.60	74.0	22.62	Peak	217.00	200	Vertical	Pass
3**	4929.400	42.35	-2.60	54.0	11.65	AV	217.00	200	Vertical	Pass
4	6680.200	55.07	0.17	74.0	18.93	Peak	10.00	200	Vertical	Pass
4**	6680.200	46.02	0.17	54.0	7.98	AV	10.00	200	Vertical	Pass
5	12284.250	53.47	1.78	74.0	20.53	Peak	353.00	300	Vertical	Pass
5**	12284.250	45.29	1.78	54.0	8.71	AV	353.00	300	Vertical	Pass
6	17189.401	55.41	2.36	74.0	18.59	Peak	156.00	300	Vertical	Pass
6**	17189.401	46.80	2.36	54.0	7.20	AV	156.00	300	Vertical	Pass

1 GHz to 18 GHz, ANT H 802.11n40 Channel 9

No.	Frequency (MHz)	Results (dBuV/m)	Factor (dB)	Limit (dBuV/m)	Margin (dB)	Detector	Table (Degree)	Height (cm)	Antenna	Verdict
1	1598.800	38.88	-17.87	74.0	35.12	Peak	82.00	200	Horizontal	Pass
1**	1598.800	29.40	-17.87	54.0	24.60	AV	82.00	200	Horizontal	Pass
2	2439.800	101.27	-12.40	74.0	-27.27	Peak	200.00	200	Horizontal	N/A
2**	2439.800	93.21	-12.40	54.0	-39.21	AV	200.00	200	Horizontal	N/A
3	5426.600	52.54	-2.05	74.0	21.46	Peak	325.00	150	Horizontal	Pass
3**	5426.600	43.87	-2.05	54.0	10.13	AV	325.00	150	Horizontal	Pass
4	6773.400	54.67	-0.13	74.0	19.33	Peak	303.00	200	Horizontal	Pass
4**	6773.400	44.71	-0.13	54.0	9.29	AV	303.00	200	Horizontal	Pass
5	12623.787	53.98	1.64	74.0	20.02	Peak	54.00	100	Horizontal	Pass
5**	12623.787	43.73	1.64	54.0	10.27	AV	54.00	100	Horizontal	Pass
6	17174.176	53.85	2.48	74.0	20.15	Peak	150.00	200	Horizontal	Pass
6**	17174.176	46.43	2.48	54.0	7.57	AV	150.00	200	Horizontal	Pass

1 GHz to 18 GHz, ANT V 802.11n40 Channel 9

No.	Frequency (MHz)	Results (dBuV/m)	Factor (dB)	Limit (dBuV/m)	Margin (dB)	Detector	Table (Degree)	Height (cm)	Antenna	Verdict
1	1370.000	38.98	-17.39	74.0	35.02	Peak	21.00	200	Vertical	Pass
1**	1370.000	29.53	-17.39	54.0	24.47	AV	21.00	200	Vertical	Pass
2	2469.100	89.10	-12.40	74.0	-15.10	Peak	15.00	200	Vertical	N/A
2**	2469.100	81.15	-12.40	54.0	-27.15	AV	15.00	200	Vertical	N/A
3	4798.600	51.58	-2.56	74.0	22.42	Peak	302.00	150	Vertical	Pass
3**	4798.600	41.69	-2.56	54.0	12.31	AV	302.00	150	Vertical	Pass
4	6603.800	55.13	0.98	74.0	18.87	Peak	91.00	200	Vertical	Pass
4**	6603.800	45.99	0.98	54.0	8.01	AV	91.00	200	Vertical	Pass
5	11921.713	53.40	1.50	74.0	20.60	Peak	242.00	200	Vertical	Pass
5**	11921.713	43.98	1.50	54.0	10.02	AV	242.00	200	Vertical	Pass
6	17284.950	54.00	1.69	74.0	20.00	Peak	209.00	400	Vertical	Pass
6**	17284.950	45.58	1.69	54.0	8.42	AV	209.00	400	Vertical	Pass

1 GHz to 18 GHz, ANT H VHT20 Channel 1

No.	Frequency (MHz)	Results (dBuV/m)	Factor (dB)	Limit (dBuV/m)	Margin (dB)	Detector	Table (Degree)	Height (cm)	Antenna	Verdict
1	1413.800	38.75	-17.54	74.0	35.25	Peak	31.00	200	Horizontal	Pass
1**	1413.800	29.12	-17.54	54.0	24.88	AV	31.00	200	Horizontal	Pass
2	2413.400	105.19	-12.52	74.0	-31.19	Peak	344.00	200	Horizontal	N/A
2**	2413.400	98.13	-12.52	54.0	-44.13	AV	344.00	200	Horizontal	N/A
3	4889.600	51.20	-3.32	74.0	22.80	Peak	304.00	150	Horizontal	Pass
3**	4889.600	41.23	-3.32	54.0	12.77	AV	304.00	150	Horizontal	Pass
4	6665.400	55.62	-0.28	74.0	18.38	Peak	242.00	200	Horizontal	Pass
4**	6665.400	44.64	-0.28	54.0	9.36	AV	242.00	200	Horizontal	Pass
5	11948.450	54.45	1.44	74.0	19.55	Peak	173.00	300	Horizontal	Pass
5**	11948.450	43.59	1.44	54.0	10.41	AV	173.00	300	Horizontal	Pass
6	17280.225	53.95	1.64	74.0	20.05	Peak	288.00	100	Horizontal	Pass
6**	17280.225	45.67	1.64	54.0	8.33	AV	288.00	100	Horizontal	Pass

1 GHz to 18 GHz, ANT V VHT20 Channel 1

No.	Frequency (MHz)	Results (dBuV/m)	Factor (dB)	Limit (dBuV/m)	Margin (dB)	Detector	Table (Degree)	Height (cm)	Antenna	Verdict
1	1542.600	38.96	-17.33	74.0	35.04	Peak	95.00	100	Vertical	Pass
1**	1542.600	29.86	-17.33	54.0	24.14	AV	95.00	100	Vertical	Pass
2	2414.400	91.45	-12.50	74.0	-17.45	Peak	5.00	150	Vertical	N/A
2**	2414.400	84.29	-12.50	54.0	-30.29	AV	5.00	150	Vertical	N/A
3	4901.200	51.58	-2.56	74.0	22.42	Peak	143.00	150	Vertical	Pass
3**	4901.200	42.17	-2.56	54.0	11.83	AV	143.00	150	Vertical	Pass
4	6611.600	55.38	1.43	74.0	18.62	Peak	265.00	400	Vertical	Pass
4**	6611.600	46.20	1.43	54.0	7.80	AV	265.00	400	Vertical	Pass
5	12750.000	53.25	1.12	74.0	20.75	Peak	93.00	400	Vertical	Pass
5**	12750.000	43.65	1.12	54.0	10.35	AV	93.00	400	Vertical	Pass
6	17144.250	53.80	2.17	74.0	20.20	Peak	360.00	200	Vertical	Pass
6**	17144.250	44.09	2.17	54.0	9.91	AV	360.00	200	Vertical	Pass

1 GHz to 18 GHz, ANT H VHT20 Channel 2

No.	Frequency (MHz)	Results (dBuV/m)	Factor (dB)	Limit (dBuV/m)	Margin (dB)	Detector	Table (Degree)	Height (cm)	Antenna	Verdict
1	1538.900	39.06	-17.37	74.0	34.94	Peak	47.00	100	Horizontal	Pass
1**	1538.900	29.08	-17.37	54.0	24.92	AV	47.00	100	Horizontal	Pass
2	2418.400	106.65	-12.40	74.0	-32.65	Peak	360.00	100	Horizontal	N/A
2**	2418.400	99.41	-12.40	54.0	-45.41	AV	360.00	100	Horizontal	N/A
3	4925.600	51.93	-2.37	74.0	22.07	Peak	360.00	100	Horizontal	Pass
3**	4925.600	42.56	-2.37	54.0	11.44	AV	360.00	100	Horizontal	Pass
4	6610.800	55.96	1.48	74.0	18.04	Peak	118.00	200	Horizontal	Pass
4**	6610.800	46.44	1.48	54.0	7.56	AV	118.00	200	Horizontal	Pass
5	11961.675	53.60	0.90	74.0	20.40	Peak	93.00	100	Horizontal	Pass
5**	11961.675	43.75	0.90	54.0	10.25	AV	93.00	100	Horizontal	Pass
6	17197.011	53.97	2.07	74.0	20.03	Peak	265.00	400	Horizontal	Pass
6**	17197.011	46.06	2.07	54.0	7.94	AV	265.00	400	Horizontal	Pass

1 GHz to 18 GHz, ANT V VHT20 Channel 2

No.	Frequency (MHz)	Results (dBuV/m)	Factor (dB)	Limit (dBuV/m)	Margin (dB)	Detector	Table (Degree)	Height (cm)	Antenna	Verdict
1	1450.800	39.10	-17.48	74.0	34.90	Peak	20.00	400	Vertical	Pass
1**	1450.800	29.44	-17.48	54.0	24.56	AV	20.00	400	Vertical	Pass
2	2415.900	94.17	-12.33	74.0	-20.17	Peak	14.00	150	Vertical	N/A
2**	2415.900	87.21	-12.33	54.0	-33.21	AV	14.00	150	Vertical	N/A
3	4938.600	51.06	-2.82	74.0	22.94	Peak	288.00	200	Vertical	Pass
3**	4938.600	42.22	-2.82	54.0	11.78	AV	288.00	200	Vertical	Pass
4	6603.800	54.75	0.98	74.0	19.25	Peak	312.00	400	Vertical	Pass
4**	6603.800	45.98	0.98	54.0	8.02	AV	312.00	400	Vertical	Pass
5	12279.075	53.62	1.77	74.0	20.38	Peak	188.00	200	Vertical	Pass
5**	12279.075	45.08	1.77	54.0	8.92	AV	188.00	200	Vertical	Pass
6	17179.162	54.23	2.65	74.0	19.77	Peak	179.00	400	Vertical	Pass
6**	17179.162	46.80	2.65	54.0	7.20	AV	179.00	400	Vertical	Pass

1 GHz to 18 GHz, ANT H VHT20 Channel 6

No.	Frequency (MHz)	Results (dBuV/m)	Factor (dB)	Limit (dBuV/m)	Margin (dB)	Detector	Table (Degree)	Height (cm)	Antenna	Verdict
1	1505.500	38.62	-17.48	74.0	35.38	Peak	127.00	100	Horizontal	Pass
1**	1505.500	28.91	-17.48	54.0	25.09	AV	127.00	100	Horizontal	Pass
2	2441.600	106.82	-12.45	74.0	-32.82	Peak	199.00	200	Horizontal	N/A
2**	2441.600	98.96	-12.45	54.0	-44.96	AV	199.00	200	Horizontal	N/A
3	4799.200	51.53	-2.65	74.0	22.47	Peak	141.00	150	Horizontal	Pass
3**	4799.200	42.38	-2.65	54.0	11.62	AV	141.00	150	Horizontal	Pass
4	6607.400	55.98	1.51	74.0	18.02	Peak	360.00	300	Horizontal	Pass
4**	6607.400	46.31	1.51	54.0	7.69	AV	360.00	300	Horizontal	Pass
5	12305.812	53.57	1.38	74.0	20.43	Peak	76.00	100	Horizontal	Pass
5**	12305.812	44.14	1.38	54.0	9.86	AV	76.00	100	Horizontal	Pass
6	17179.949	54.29	2.68	74.0	19.71	Peak	87.00	400	Horizontal	Pass
6**	17179.949	47.15	2.68	54.0	6.85	AV	87.00	400	Horizontal	Pass

1 GHz to 18 GHz, ANT V VHT20 Channel 6

No.	Frequency (MHz)	Results (dBuV/m)	Factor (dB)	Limit (dBuV/m)	Margin (dB)	Detector	Table (Degree)	Height (cm)	Antenna	Verdict
1	1526.700	39.32	-17.44	74.0	34.68	Peak	351.00	300	Vertical	Pass
1**	1526.700	29.27	-17.44	54.0	24.73	AV	351.00	300	Vertical	Pass
2	2440.500	96.10	-12.42	74.0	-22.10	Peak	9.00	200	Vertical	N/A
2**	2440.500	88.30	-12.42	54.0	-34.30	AV	9.00	200	Vertical	N/A
3	4978.600	51.44	-2.80	74.0	22.56	Peak	237.00	100	Vertical	Pass
3**	4978.600	42.08	-2.80	54.0	11.92	AV	237.00	100	Vertical	Pass
4	6271.400	55.02	0.54	74.0	18.98	Peak	201.00	400	Vertical	Pass
4**	6271.400	45.73	0.54	54.0	8.27	AV	201.00	400	Vertical	Pass
5	12281.088	53.78	1.80	74.0	20.22	Peak	1.00	200	Vertical	Pass
5**	12281.088	44.84	1.80	54.0	9.16	AV	1.00	200	Vertical	Pass
6	17175.750	53.98	2.53	74.0	20.02	Peak	155.00	400	Vertical	Pass
6**	17175.750	45.80	2.53	54.0	8.20	AV	155.00	400	Vertical	Pass

1 GHz to 18 GHz, ANT H VHT20 Channel 10

No.	Frequency (MHz)	Results (dBuV/m)	Factor (dB)	Limit (dBuV/m)	Margin (dB)	Detector	Table (Degree)	Height (cm)	Antenna	Verdict
1	1318.200	39.01	-17.35	74.0	34.99	Peak	53.00	100	Horizontal	Pass
1**	1318.200	29.37	-17.35	54.0	24.63	AV	53.00	100	Horizontal	Pass
2	2454.600	106.10	-12.64	74.0	-32.10	Peak	209.00	150	Horizontal	N/A
2**	2454.600	98.74	-12.64	54.0	-44.74	AV	209.00	150	Horizontal	N/A
3	4909.600	51.62	-2.53	74.0	22.38	Peak	8.00	150	Horizontal	Pass
3**	4909.600	43.20	-2.53	54.0	10.80	AV	8.00	150	Horizontal	Pass
4	6607.000	55.84	1.48	74.0	18.16	Peak	334.00	400	Horizontal	Pass
4**	6607.000	46.91	1.48	54.0	7.09	AV	334.00	400	Horizontal	Pass
5	12216.112	53.56	1.19	74.0	20.44	Peak	342.00	100	Horizontal	Pass
5**	12216.112	43.64	1.19	54.0	10.36	AV	342.00	100	Horizontal	Pass
6	17164.199	54.49	2.29	74.0	19.51	Peak	360.00	200	Horizontal	Pass
6**	17164.199	46.24	2.29	54.0	7.76	AV	360.00	200	Horizontal	Pass

1 GHz to 18 GHz, ANT V VHT20 Channel 10

No.	Frequency (MHz)	Results (dBuV/m)	Factor (dB)	Limit (dBuV/m)	Margin (dB)	Detector	Table (Degree)	Height (cm)	Antenna	Verdict
1	1298.500	38.84	-17.42	74.0	35.16	Peak	198.00	200	Vertical	Pass
1**	1298.500	28.87	-17.42	54.0	25.13	AV	198.00	200	Vertical	Pass
2	2454.100	95.78	-12.61	74.0	-21.78	Peak	17.00	150	Vertical	N/A
2**	2454.100	87.73	-12.61	54.0	-33.73	AV	17.00	150	Vertical	N/A
3	4788.800	51.74	-2.50	74.0	22.26	Peak	141.00	200	Vertical	Pass
3**	4788.800	41.64	-2.50	54.0	12.36	AV	141.00	200	Vertical	Pass
4	6600.400	54.62	0.38	74.0	19.38	Peak	360.00	200	Vertical	Pass
4**	6600.400	46.21	0.38	54.0	7.79	AV	360.00	200	Vertical	Pass
5	12053.675	53.59	1.03	74.0	20.41	Peak	21.00	100	Vertical	Pass
5**	12053.675	44.06	1.03	54.0	9.94	AV	21.00	100	Vertical	Pass
6	17179.426	54.04	2.66	74.0	19.96	Peak	221.00	100	Vertical	Pass
6**	17179.426	46.35	2.66	54.0	7.65	AV	221.00	100	Vertical	Pass

1 GHz to 18 GHz, ANT H VHT20 Channel 11

No.	Frequency (MHz)	Results (dBuV/m)	Factor (dB)	Limit (dBuV/m)	Margin (dB)	Detector	Table (Degree)	Height (cm)	Antenna	Verdict
1	1495.300	39.08	-17.49	74.0	34.92	Peak	360.00	200	Horizontal	Pass
1**	1495.300	29.20	-17.49	54.0	24.80	AV	360.00	200	Horizontal	Pass
2	2466.700	103.93	-12.48	74.0	-29.93	Peak	344.00	100	Horizontal	N/A
2**	2466.700	96.54	-12.48	54.0	-42.54	AV	344.00	100	Horizontal	N/A
3	4630.400	50.74	-4.20	74.0	23.26	Peak	10.00	150	Horizontal	Pass
3**	4630.400	41.16	-4.20	54.0	12.84	AV	10.00	150	Horizontal	Pass
4	6268.600	55.31	0.30	74.0	18.69	Peak	194.00	400	Horizontal	Pass
4**	6268.600	46.73	0.30	54.0	7.27	AV	194.00	400	Horizontal	Pass
5	12605.100	53.86	1.92	74.0	20.14	Peak	244.00	400	Horizontal	Pass
5**	12605.100	45.80	1.92	54.0	8.20	AV	244.00	400	Horizontal	Pass
6	17416.989	53.92	3.69	74.0	20.08	Peak	250.00	400	Horizontal	Pass
6**	17416.989	46.19	3.69	54.0	7.81	AV	250.00	400	Horizontal	Pass

1 GHz to 18 GHz, ANT V VHT20 Channel 11

No.	Frequency (MHz)	Results (dBuV/m)	Factor (dB)	Limit (dBuV/m)	Margin (dB)	Detector	Table (Degree)	Height (cm)	Antenna	Verdict
1	1524.800	39.34	-17.37	74.0	34.66	Peak	332.00	400	Vertical	Pass
1**	1524.800	29.45	-17.37	54.0	24.55	AV	332.00	400	Vertical	Pass
2	2469.300	93.20	-12.39	74.0	-19.20	Peak	13.00	200	Vertical	N/A
2**	2469.300	85.86	-12.39	54.0	-31.86	AV	13.00	200	Vertical	N/A
3	4897.200	51.33	-2.80	74.0	22.67	Peak	316.00	200	Vertical	Pass
3**	4897.200	41.99	-2.80	54.0	12.01	AV	316.00	200	Vertical	Pass
4	6606.800	55.07	1.47	74.0	18.93	Peak	0.00	200	Vertical	Pass
4**	6606.800	46.08	1.47	54.0	7.92	AV	0.00	200	Vertical	Pass
5	12288.275	53.70	1.70	74.0	20.30	Peak	306.00	100	Vertical	Pass
5**	12288.275	44.44	1.70	54.0	9.56	AV	306.00	100	Vertical	Pass
6	17187.824	54.06	2.42	74.0	19.94	Peak	334.00	200	Vertical	Pass
6**	17187.824	46.19	2.42	54.0	7.81	AV	334.00	200	Vertical	Pass

1 GHz to 18 GHz, ANT H VHT40 Channel 3

No.	Frequency (MHz)	Results (dBuV/m)	Factor (dB)	Limit (dBuV/m)	Margin (dB)	Detector	Table (Degree)	Height (cm)	Antenna	Verdict
1	1423.400	38.71	-17.45	74.0	35.29	Peak	312.00	300	Horizontal	Pass
1**	1423.400	30.08	-17.45	54.0	23.92	AV	312.00	300	Horizontal	Pass
2	2426.900	101.45	-12.74	74.0	-27.45	Peak	203.00	200	Horizontal	N/A
2**	2426.900	94.09	-12.74	54.0	-40.09	AV	203.00	200	Horizontal	N/A
3	4747.800	50.44	-3.53	74.0	23.56	Peak	45.00	150	Horizontal	Pass
3**	4747.800	41.19	-3.53	54.0	12.81	AV	45.00	150	Horizontal	Pass
4	6603.800	54.89	0.98	74.0	19.11	Peak	265.00	300	Horizontal	Pass
4**	6603.800	46.54	0.98	54.0	7.46	AV	265.00	300	Horizontal	Pass
5	12233.075	53.69	1.21	74.0	20.31	Peak	18.00	300	Horizontal	Pass
5**	12233.075	43.68	1.21	54.0	10.32	AV	18.00	300	Horizontal	Pass
6	17189.136	54.81	2.37	74.0	19.19	Peak	45.00	300	Horizontal	Pass
6**	17189.136	45.62	2.37	54.0	8.38	AV	45.00	300	Horizontal	Pass

1 GHz to 18 GHz, ANT V VHT40 Channel 3

No.	Frequency (MHz)	Results (dBuV/m)	Factor (dB)	Limit (dBuV/m)	Margin (dB)	Detector	Table (Degree)	Height (cm)	Antenna	Verdict
1	1539.500	39.12	-17.37	74.0	34.88	Peak	255.00	300	Vertical	Pass
1**	1539.500	29.13	-17.37	54.0	24.87	AV	255.00	300	Vertical	Pass
2	2425.700	88.12	-12.67	74.0	-14.12	Peak	16.00	150	Vertical	N/A
2**	2425.700	81.38	-12.67	54.0	-27.38	AV	16.00	150	Vertical	N/A
3	4949.800	51.61	-3.11	74.0	22.39	Peak	112.00	100	Vertical	Pass
3**	4949.800	41.00	-3.11	54.0	13.00	AV	112.00	100	Vertical	Pass
4	6611.200	55.36	1.46	74.0	18.64	Peak	148.00	300	Vertical	Pass
4**	6611.200	46.50	1.46	54.0	7.50	AV	148.00	300	Vertical	Pass
5	12053.675	53.78	1.03	74.0	20.22	Peak	212.00	300	Vertical	Pass
5**	12053.675	43.60	1.03	54.0	10.40	AV	212.00	300	Vertical	Pass
6	17155.537	53.91	2.14	74.0	20.09	Peak	242.00	100	Vertical	Pass
6**	17155.537	46.28	2.14	54.0	7.72	AV	242.00	100	Vertical	Pass

1 GHz to 18 GHz, ANT H VHT40 Channel 4

No.	Frequency (MHz)	Results (dBuV/m)	Factor (dB)	Limit (dBuV/m)	Margin (dB)	Detector	Table (Degree)	Height (cm)	Antenna	Verdict
1	1474.100	40.13	-17.66	74.0	33.87	Peak	84.00	100	Horizontal	Pass
1**	1474.100	28.81	-17.66	54.0	25.19	AV	84.00	100	Horizontal	Pass
2	2430.200	102.12	-12.74	74.0	-28.12	Peak	335.00	200	Horizontal	N/A
2**	2430.200	94.47	-12.74	54.0	-40.47	AV	335.00	200	Horizontal	N/A
3	4791.800	51.01	-2.48	74.0	22.99	Peak	324.00	150	Horizontal	Pass
3**	4791.800	41.53	-2.48	54.0	12.47	AV	324.00	150	Horizontal	Pass
4	6611.000	55.97	1.47	74.0	18.03	Peak	106.00	400	Horizontal	Pass
4**	6611.000	46.75	1.47	54.0	7.25	AV	106.00	400	Horizontal	Pass
5	12605.674	54.75	1.91	74.0	19.25	Peak	283.00	200	Horizontal	Pass
5**	12605.674	44.12	1.91	54.0	9.88	AV	283.00	200	Horizontal	Pass
6	17242.425	54.36	1.57	74.0	19.64	Peak	233.00	400	Horizontal	Pass
6**	17242.425	45.41	1.57	54.0	8.59	AV	233.00	400	Horizontal	Pass

1 GHz to 18 GHz, ANT V VHT40 Channel 4

No.	Frequency (MHz)	Results (dBuV/m)	Factor (dB)	Limit (dBuV/m)	Margin (dB)	Detector	Table (Degree)	Height (cm)	Antenna	Verdict
1	1596.600	38.92	-17.76	74.0	35.08	Peak	42.00	400	Vertical	Pass
1**	1596.600	29.65	-17.76	54.0	24.35	AV	42.00	400	Vertical	Pass
2	2431.000	89.12	-12.74	74.0	-15.12	Peak	29.00	150	Vertical	N/A
2**	2431.000	81.72	-12.74	54.0	-27.72	AV	29.00	150	Vertical	N/A
3	4885.000	51.52	-3.48	74.0	22.48	Peak	161.00	150	Vertical	Pass
3**	4885.000	41.36	-3.48	54.0	12.64	AV	161.00	150	Vertical	Pass
4	6676.000	54.91	0.29	74.0	19.09	Peak	295.00	300	Vertical	Pass
4**	6676.000	45.77	0.29	54.0	8.23	AV	295.00	300	Vertical	Pass
5	12297.475	53.69	1.53	74.0	20.31	Peak	0.00	300	Vertical	Pass
5**	12297.475	44.60	1.53	54.0	9.40	AV	0.00	300	Vertical	Pass
6	17237.963	54.61	1.56	74.0	19.39	Peak	352.00	200	Vertical	Pass
6**	17237.963	45.67	1.56	54.0	8.33	AV	352.00	200	Vertical	Pass

1 GHz to 18 GHz, ANT H VHT40 Channel 5

No.	Frequency (MHz)	Results (dBuV/m)	Factor (dB)	Limit (dBuV/m)	Margin (dB)	Detector	Table (Degree)	Height (cm)	Antenna	Verdict
1	1408.600	39.20	-17.41	74.0	34.80	Peak	181.00	400	Horizontal	Pass
1**	1408.600	28.83	-17.41	54.0	25.17	AV	181.00	400	Horizontal	Pass
2	2439.600	104.16	-12.40	74.0	-30.16	Peak	202.00	100	Horizontal	N/A
2**	2439.600	96.62	-12.40	54.0	-42.62	AV	202.00	100	Horizontal	N/A
3	4886.600	51.24	-3.48	74.0	22.76	Peak	85.00	150	Horizontal	Pass
3**	4886.600	41.21	-3.48	54.0	12.79	AV	85.00	150	Horizontal	Pass
4	6609.400	54.84	1.57	74.0	19.16	Peak	21.00	200	Horizontal	Pass
4**	6609.400	46.47	1.57	54.0	7.53	AV	21.00	200	Horizontal	Pass
5	12709.463	53.07	0.97	74.0	20.93	Peak	152.00	100	Horizontal	Pass
5**	12709.463	44.20	0.97	54.0	9.80	AV	152.00	100	Horizontal	Pass
6	17147.926	54.38	2.13	74.0	19.62	Peak	358.00	100	Horizontal	Pass
6**	17147.926	44.54	2.13	54.0	9.46	AV	358.00	100	Horizontal	Pass

1 GHz to 18 GHz, ANT V VHT40 Channel 5

No.	Frequency (MHz)	Results (dBuV/m)	Factor (dB)	Limit (dBuV/m)	Margin (dB)	Detector	Table (Degree)	Height (cm)	Antenna	Verdict
1	1352.200	39.03	-17.46	74.0	34.97	Peak	338.00	300	Vertical	Pass
1**	1352.200	29.54	-17.46	54.0	24.46	AV	338.00	300	Vertical	Pass
2	2434.900	92.89	-12.57	74.0	-18.89	Peak	28.00	150	Vertical	N/A
2**	2434.900	85.52	-12.57	54.0	-31.52	AV	28.00	150	Vertical	N/A
3	4784.000	51.17	-2.69	74.0	22.83	Peak	352.00	200	Vertical	Pass
3**	4784.000	43.19	-2.69	54.0	10.81	AV	352.00	200	Vertical	Pass
4	6686.800	55.00	-0.08	74.0	19.00	Peak	32.00	200	Vertical	Pass
4**	6686.800	45.20	-0.08	54.0	8.80	AV	32.00	200	Vertical	Pass
5	12284.250	54.93	1.78	74.0	19.07	Peak	344.00	300	Vertical	Pass
5**	12284.250	44.43	1.78	54.0	9.57	AV	344.00	300	Vertical	Pass
6	17236.650	54.02	1.56	74.0	19.98	Peak	0.00	300	Vertical	Pass
6**	17236.650	44.48	1.56	54.0	9.52	AV	0.00	300	Vertical	Pass

1 GHz to 18 GHz, ANT H VHT40 Channel 6

No.	Frequency (MHz)	Results (dBuV/m)	Factor (dB)	Limit (dBuV/m)	Margin (dB)	Detector	Table (Degree)	Height (cm)	Antenna	Verdict
1	1408.600	39.20	-17.41	74.0	34.80	Peak	181.00	400	Horizontal	Pass
1**	1408.600	28.83	-17.41	54.0	25.17	AV	181.00	400	Horizontal	Pass
2	2439.600	104.16	-12.40	74.0	-30.16	Peak	202.00	100	Horizontal	N/A
2**	2439.600	96.62	-12.40	54.0	-42.62	AV	202.00	100	Horizontal	N/A
3	4886.600	51.24	-3.48	74.0	22.76	Peak	85.00	150	Horizontal	Pass
3**	4886.600	41.21	-3.48	54.0	12.79	AV	85.00	150	Horizontal	Pass
4	6609.400	54.84	1.57	74.0	19.16	Peak	21.00	200	Horizontal	Pass
4**	6609.400	46.47	1.57	54.0	7.53	AV	21.00	200	Horizontal	Pass
5	12709.463	53.07	0.97	74.0	20.93	Peak	152.00	100	Horizontal	Pass
5**	12709.463	44.20	0.97	54.0	9.80	AV	152.00	100	Horizontal	Pass
6	17147.926	54.38	2.13	74.0	19.62	Peak	358.00	100	Horizontal	Pass
6**	17147.926	44.54	2.13	54.0	9.46	AV	358.00	100	Horizontal	Pass

1 GHz to 18 GHz, ANT V VHT40 Channel 6

No.	Frequency (MHz)	Results (dBuV/m)	Factor (dB)	Limit (dBuV/m)	Margin (dB)	Detector	Table (Degree)	Height (cm)	Antenna	Verdict
1	1341.700	39.25	-17.21	74.0	34.75	Peak	24.00	100	Vertical	Pass
1**	1341.700	29.38	-17.21	54.0	24.62	AV	24.00	100	Vertical	Pass
2	2439.900	92.16	-12.40	74.0	-18.16	Peak	11.00	150	Vertical	N/A
2**	2439.900	84.80	-12.40	54.0	-30.80	AV	11.00	150	Vertical	N/A
3	4946.600	51.69	-3.15	74.0	22.31	Peak	261.00	150	Vertical	Pass
3**	4946.600	41.39	-3.15	54.0	12.61	AV	261.00	150	Vertical	Pass
4	6610.800	55.14	1.48	74.0	18.86	Peak	215.00	300	Vertical	Pass
4**	6610.800	46.12	1.48	54.0	7.88	AV	215.00	300	Vertical	Pass
5	12532.362	53.42	1.28	74.0	20.58	Peak	44.00	300	Vertical	Pass
5**	12532.362	43.15	1.28	54.0	10.85	AV	44.00	300	Vertical	Pass
6	17188.614	54.13	2.39	74.0	19.87	Peak	308.00	300	Vertical	Pass
6**	17188.614	45.79	2.39	54.0	8.21	AV	308.00	300	Vertical	Pass

1 GHz to 18 GHz, ANT H VHT40 Channel 7

No.	Frequency (MHz)	Results (dBuV/m)	Factor (dB)	Limit (dBuV/m)	Margin (dB)	Detector	Table (Degree)	Height (cm)	Antenna	Verdict
1	1305.900	39.15	-17.37	74.0	34.85	Peak	22.00	400	Horizontal	Pass
1**	1305.900	28.53	-17.37	54.0	25.47	AV	22.00	400	Horizontal	Pass
2	2436.200	103.63	-12.51	74.0	-29.63	Peak	199.00	150	Horizontal	N/A
2**	2436.200	96.12	-12.51	54.0	-42.12	AV	199.00	150	Horizontal	N/A
3	4904.800	52.04	-2.31	74.0	21.96	Peak	57.00	150	Horizontal	Pass
3**	4904.800	42.68	-2.31	54.0	11.32	AV	57.00	150	Horizontal	Pass
4	6609.000	54.72	1.59	74.0	19.28	Peak	9.00	200	Horizontal	Pass
4**	6609.000	46.03	1.59	54.0	7.97	AV	9.00	200	Horizontal	Pass
5	12604.526	54.21	1.91	74.0	19.79	Peak	180.00	400	Horizontal	Pass
5**	12604.526	44.32	1.91	54.0	9.68	AV	180.00	400	Horizontal	Pass
6	17395.200	54.31	3.01	74.0	19.69	Peak	309.00	400	Horizontal	Pass
6**	17395.200	46.33	3.01	54.0	7.67	AV	309.00	400	Horizontal	Pass

1 GHz to 18 GHz, ANT V VHT40 Channel 7

No.	Frequency (MHz)	Results (dBuV/m)	Factor (dB)	Limit (dBuV/m)	Margin (dB)	Detector	Table (Degree)	Height (cm)	Antenna	Verdict
1	1467.300	38.98	-17.53	74.0	35.02	Peak	72.00	200	Vertical	Pass
1**	1467.300	29.07	-17.53	54.0	24.93	AV	72.00	200	Vertical	Pass
2	2438.400	92.46	-12.44	74.0	-18.46	Peak	16.00	150	Vertical	N/A
2**	2438.400	84.99	-12.44	54.0	-30.99	AV	16.00	150	Vertical	N/A
3	4659.800	49.94	-3.44	74.0	24.06	Peak	188.00	150	Vertical	Pass
3**	4659.800	40.70	-3.44	54.0	13.30	AV	188.00	150	Vertical	Pass
4	6607.000	55.00	1.48	74.0	19.00	Peak	360.00	400	Vertical	Pass
4**	6607.000	46.79	1.48	54.0	7.21	AV	360.00	400	Vertical	Pass
5	12290.288	53.91	1.66	74.0	20.09	Peak	172.00	400	Vertical	Pass
5**	12290.288	44.10	1.66	54.0	9.90	AV	172.00	400	Vertical	Pass
6	17172.074	54.19	2.44	74.0	19.81	Peak	303.00	400	Vertical	Pass
6**	17172.074	45.87	2.44	54.0	8.13	AV	303.00	400	Vertical	Pass

1 GHz to 18 GHz, ANT H VHT40 Channel 8

No.	Frequency (MHz)	Results (dBuV/m)	Factor (dB)	Limit (dBuV/m)	Margin (dB)	Detector	Table (Degree)	Height (cm)	Antenna	Verdict
1	1578.300	38.80	-17.46	74.0	35.20	Peak	228.00	300	Horizontal	Pass
1**	1578.300	29.70	-17.46	54.0	24.30	AV	228.00	300	Horizontal	Pass
2	2441.600	101.87	-12.45	74.0	-27.87	Peak	207.00	200	Horizontal	N/A
2**	2441.600	94.14	-12.45	54.0	-40.14	AV	207.00	200	Horizontal	N/A
3	5104.200	52.19	-2.11	74.0	21.81	Peak	285.00	150	Horizontal	Pass
3**	5104.200	42.07	-2.11	54.0	11.93	AV	285.00	150	Horizontal	Pass
4	6607.000	55.51	1.48	74.0	18.49	Peak	261.00	100	Horizontal	Pass
4**	6607.000	46.06	1.48	54.0	7.94	AV	261.00	100	Horizontal	Pass
5	12294.600	53.58	1.58	74.0	20.42	Peak	45.00	200	Horizontal	Pass
5**	12294.600	44.73	1.58	54.0	9.27	AV	45.00	200	Horizontal	Pass
6	17169.188	55.10	2.38	74.0	18.90	Peak	341.00	200	Horizontal	Pass
6**	17169.188	45.84	2.38	54.0	8.16	AV	341.00	200	Horizontal	Pass

1 GHz to 18 GHz, ANT V VHT40 Channel 8

No.	Frequency (MHz)	Results (dBuV/m)	Factor (dB)	Limit (dBuV/m)	Margin (dB)	Detector	Table (Degree)	Height (cm)	Antenna	Verdict
1	1534.700	38.94	-17.31	74.0	35.06	Peak	261.00	300	Vertical	Pass
1**	1534.700	29.46	-17.31	54.0	24.54	AV	261.00	300	Vertical	Pass
2	2438.400	89.19	-12.44	74.0	-15.19	Peak	12.00	200	Vertical	N/A
2**	2438.400	81.58	-12.44	54.0	-27.58	AV	12.00	200	Vertical	N/A
3	4920.400	52.11	-2.42	74.0	21.89	Peak	342.00	100	Vertical	Pass
3**	4920.400	42.06	-2.42	54.0	11.94	AV	342.00	100	Vertical	Pass
4	6746.600	55.20	0.82	74.0	18.80	Peak	280.00	100	Vertical	Pass
4**	6746.600	45.60	0.82	54.0	8.40	AV	280.00	100	Vertical	Pass
5	10387.037	53.19	0.09	74.0	20.81	Peak	222.00	200	Vertical	Pass
5**	10387.037	42.59	0.09	54.0	11.41	AV	222.00	200	Vertical	Pass
6	17172.863	54.03	2.45	74.0	19.97	Peak	343.00	200	Vertical	Pass
6**	17172.863	46.30	2.45	54.0	7.70	AV	343.00	200	Vertical	Pass

1 GHz to 18 GHz, ANT H VHT40 Channel 9

No.	Frequency (MHz)	Results (dBuV/m)	Factor (dB)	Limit (dBuV/m)	Margin (dB)	Detector	Table (Degree)	Height (cm)	Antenna	Verdict
1	1463.700	39.06	-17.48	74.0	34.94	Peak	11.00	100	Horizontal	Pass
1**	1463.700	29.57	-17.48	54.0	24.43	AV	11.00	100	Horizontal	Pass
2	2441.900	100.98	-12.46	74.0	-26.98	Peak	205.00	100	Horizontal	N/A
2**	2441.900	92.52	-12.46	54.0	-38.52	AV	205.00	100	Horizontal	N/A
3	4790.200	50.96	-2.37	74.0	23.04	Peak	211.00	150	Horizontal	Pass
3**	4790.200	42.10	-2.37	54.0	11.90	AV	211.00	150	Horizontal	Pass
4	6610.200	55.58	1.52	74.0	18.42	Peak	141.00	100	Horizontal	Pass
4**	6610.200	46.47	1.52	54.0	7.53	AV	141.00	100	Horizontal	Pass
5	12749.138	53.50	1.14	74.0	20.50	Peak	328.00	300	Horizontal	Pass
5**	12749.138	43.39	1.14	54.0	10.61	AV	328.00	300	Horizontal	Pass
6	17232.974	54.35	1.53	74.0	19.65	Peak	360.00	200	Horizontal	Pass
6**	17232.974	47.84	1.53	54.0	6.16	AV	360.00	200	Horizontal	Pass

1 GHz to 18 GHz, ANT V VHT40 Channel 9

No.	Frequency (MHz)	Results (dBuV/m)	Factor (dB)	Limit (dBuV/m)	Margin (dB)	Detector	Table (Degree)	Height (cm)	Antenna	Verdict
1	1456.400	38.88	-17.66	74.0	35.12	Peak	235.00	100	Vertical	Pass
1**	1456.400	29.07	-17.66	54.0	24.93	AV	235.00	100	Vertical	Pass
2	2438.700	88.60	-12.43	74.0	-14.60	Peak	32.00	100	Vertical	N/A
2**	2438.700	81.37	-12.43	54.0	-27.37	AV	32.00	100	Vertical	N/A
3	4907.800	51.98	-2.39	74.0	22.02	Peak	297.00	150	Vertical	Pass
3**	4907.800	42.45	-2.39	54.0	11.55	AV	297.00	150	Vertical	Pass
4	6681.400	54.61	0.14	74.0	19.39	Peak	90.00	300	Vertical	Pass
4**	6681.400	45.98	0.14	54.0	8.02	AV	90.00	300	Vertical	Pass
5	11942.125	53.43	1.62	74.0	20.57	Peak	0.00	300	Vertical	Pass
5**	11942.125	43.65	1.62	54.0	10.35	AV	0.00	300	Vertical	Pass
6	17271.824	54.63	1.56	74.0	19.37	Peak	90.00	100	Vertical	Pass
6**	17271.824	45.73	1.56	54.0	8.27	AV	90.00	100	Vertical	Pass

A.7 Band Edge (Restricted-band band-edge)

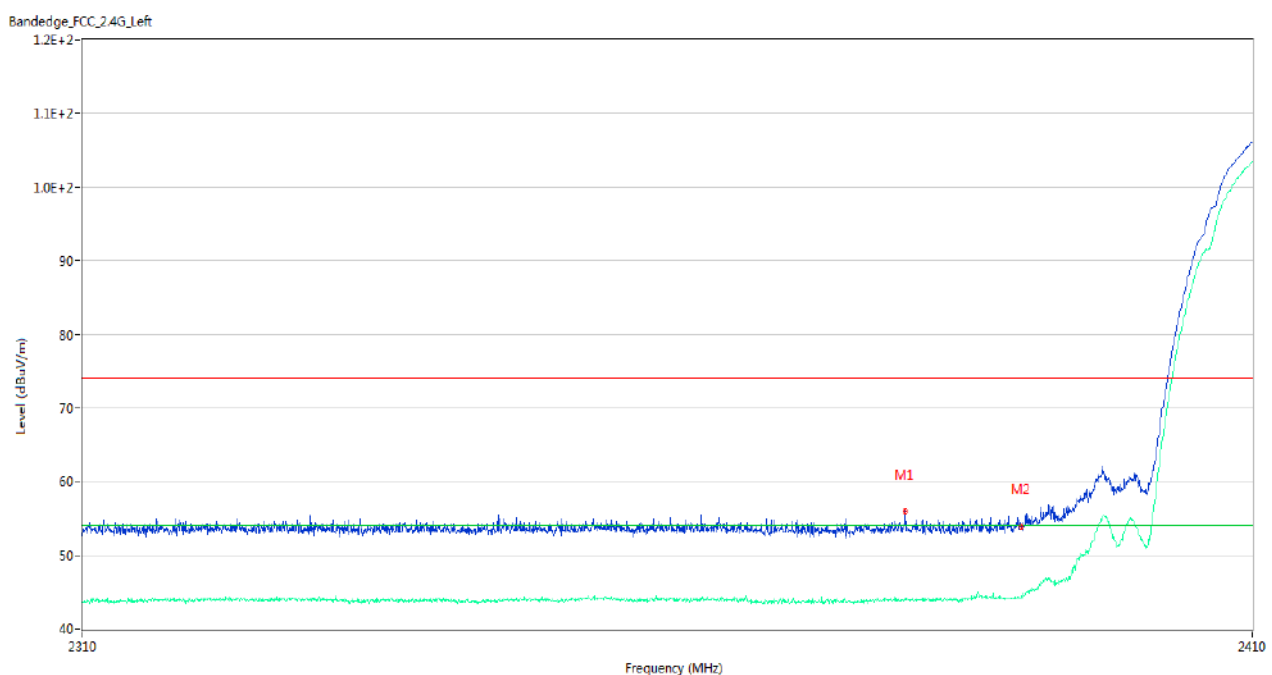
Note ¹: The lowest and highest channels are tested to verify the band edge emissions. Please refer to the following the plots for emissions values.

Note ²: The test data all are tested in the vertical and horizontal antenna which the trace is max hold. So these plots have shown the worst case.

Note ³: According the ANSI C63.10-2013, where limits are specified for both average and peak (or quasi-peak) detector functions, if the peak (or quasi-peak) measured value complies with the average limit, it is unnecessary to perform an average measurement.

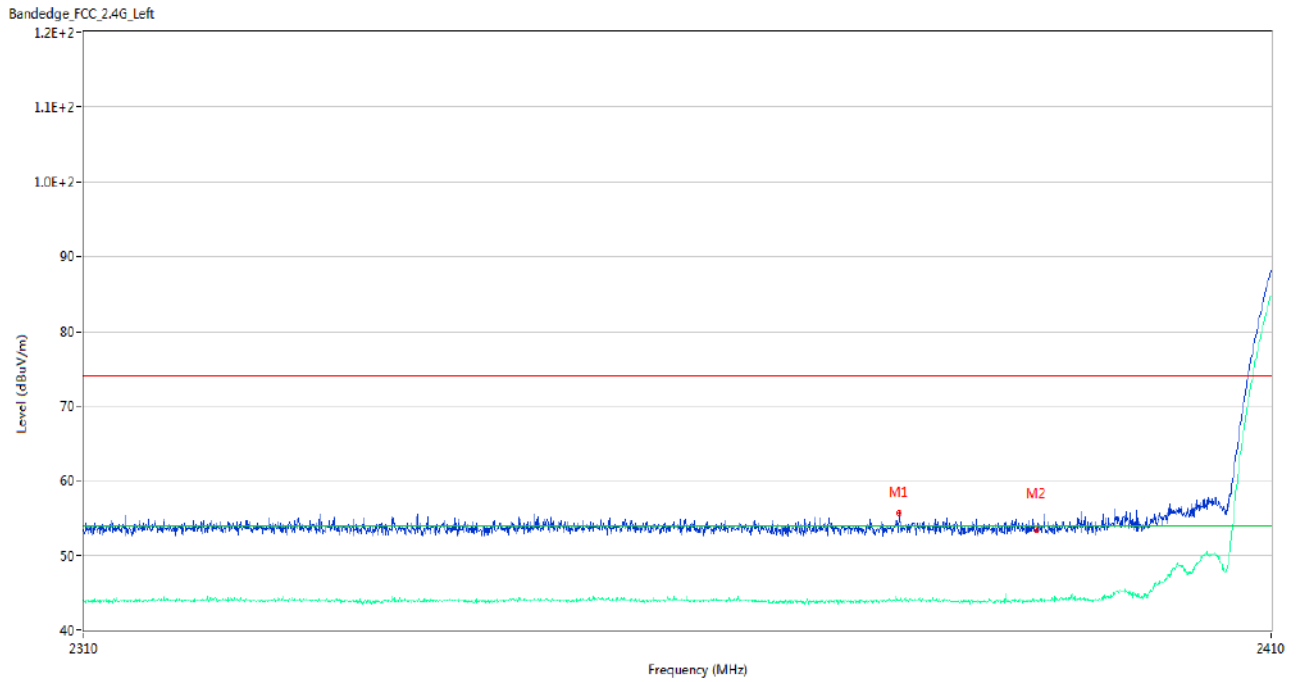
Test Data and Plots

802.11b CHANNEL 1



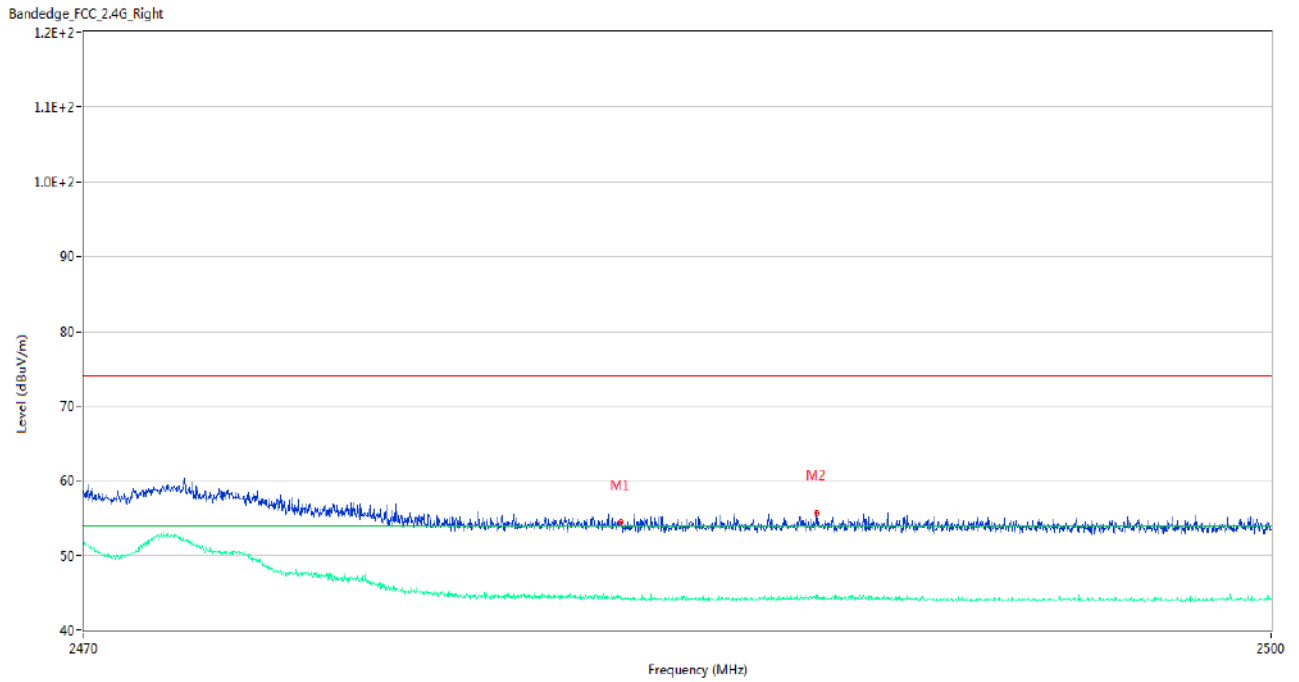
No.	Frequency (MHz)	Results (dBuV/m)	Factor (dB)	Limit (dBuV/m)	Margin (dB)	Detector	Table (Degree)	Height (cm)	Antenna	Verdict
1	2379.900	55.96	-0.51	74.0	18.04	Peak	40.00	200	Horizontal	Pass
1**	2379.900	44.03	-0.51	54.0	9.97	AV	40.00	200	Horizontal	Pass
2	2389.950	53.92	-0.59	74.0	20.08	Peak	352.00	150	Horizontal	Pass
2**	2389.950	44.52	-0.59	54.0	9.48	AV	352.00	150	Horizontal	Pass

802.11b CHANNEL 2



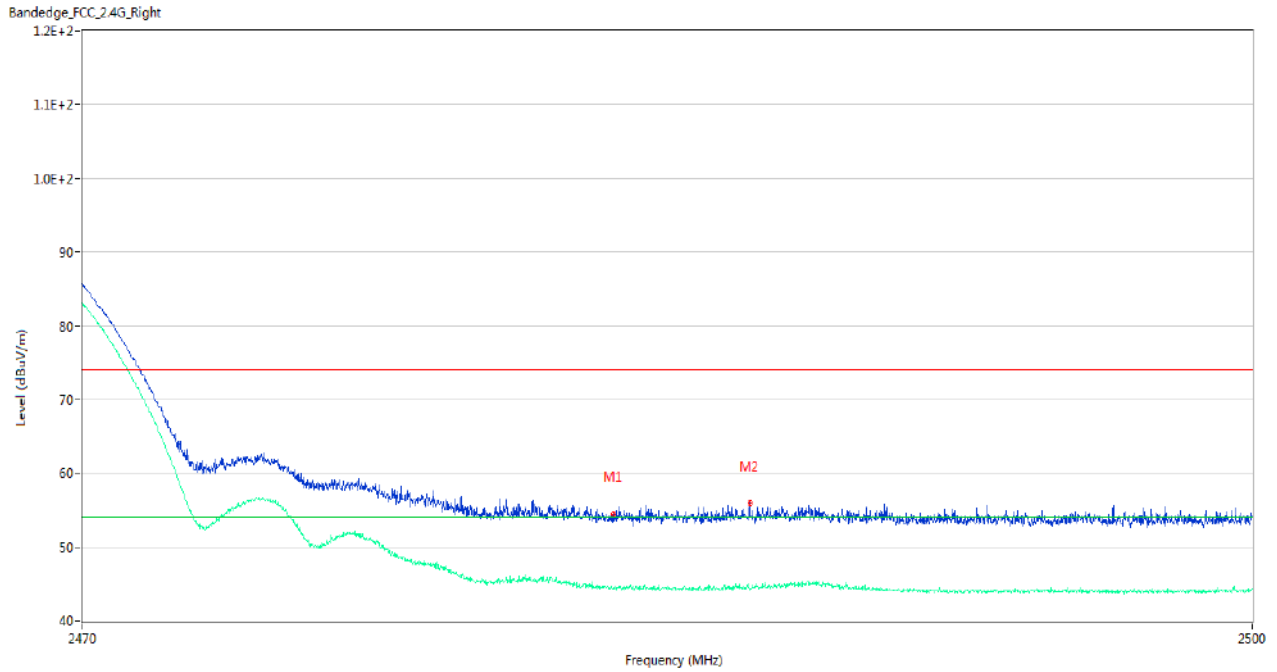
No.	Frequency (MHz)	Results (dBuV/m)	Factor (dB)	Limit (dBuV/m)	Margin (dB)	Detector	Table (Degree)	Height (cm)	Antenna	Verdict
1	2378.250	55.74	-0.50	74.0	18.26	Peak	252.00	150	Horizontal	Pass
1**	2378.250	43.86	-0.50	54.0	10.14	AV	252.00	150	Horizontal	Pass
2	2389.950	53.38	-0.59	74.0	20.62	Peak	193.00	200	Horizontal	Pass
2**	2389.950	44.05	-0.59	54.0	9.95	AV	193.00	200	Horizontal	Pass

802.11b CHANNEL 10



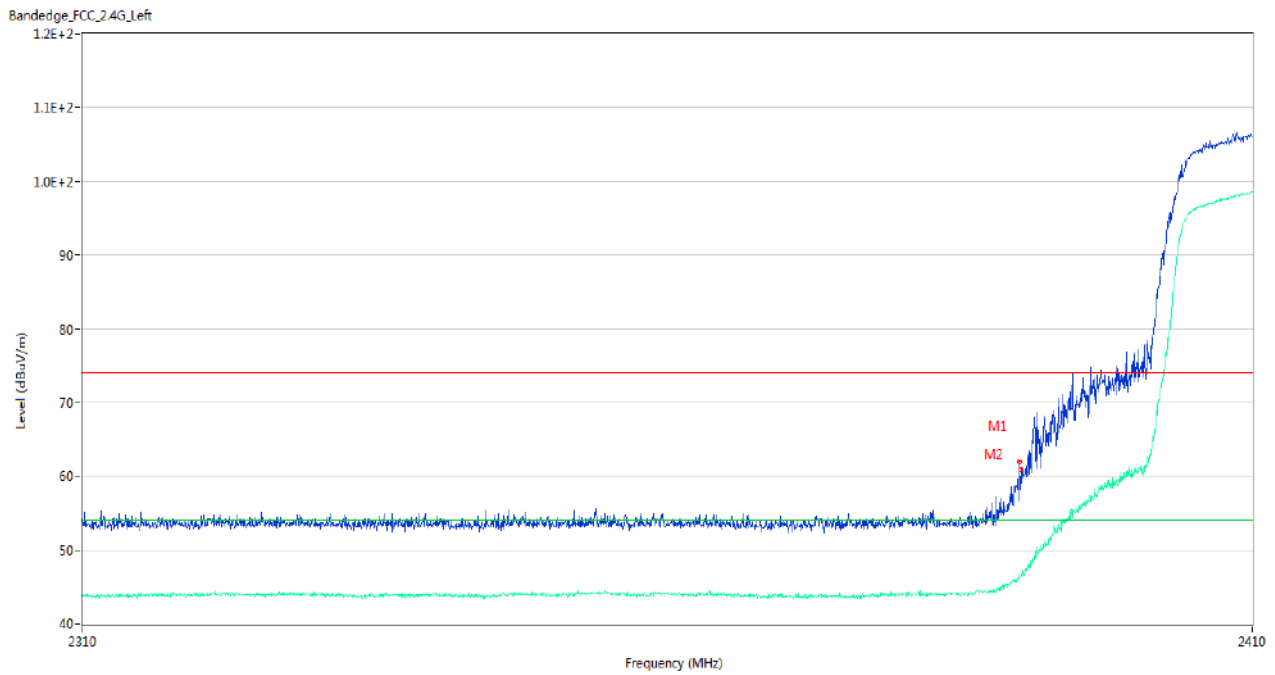
No.	Frequency (MHz)	Results (dBuV/m)	Factor (dB)	Limit (dBuV/m)	Margin (dB)	Detector	Table (Degree)	Height (cm)	Antenna	Verdict
1	2483.515	54.47	-0.05	74.0	19.53	Peak	122.00	100	Horizontal	Pass
1**	2483.515	44.46	-0.05	54.0	9.54	AV	122.00	100	Horizontal	Pass
2	2488.480	55.72	-0.07	74.0	18.28	Peak	40.00	100	Horizontal	Pass
2**	2488.480	44.24	-0.07	54.0	9.76	AV	40.00	100	Horizontal	Pass

802.11b CHANNEL 11



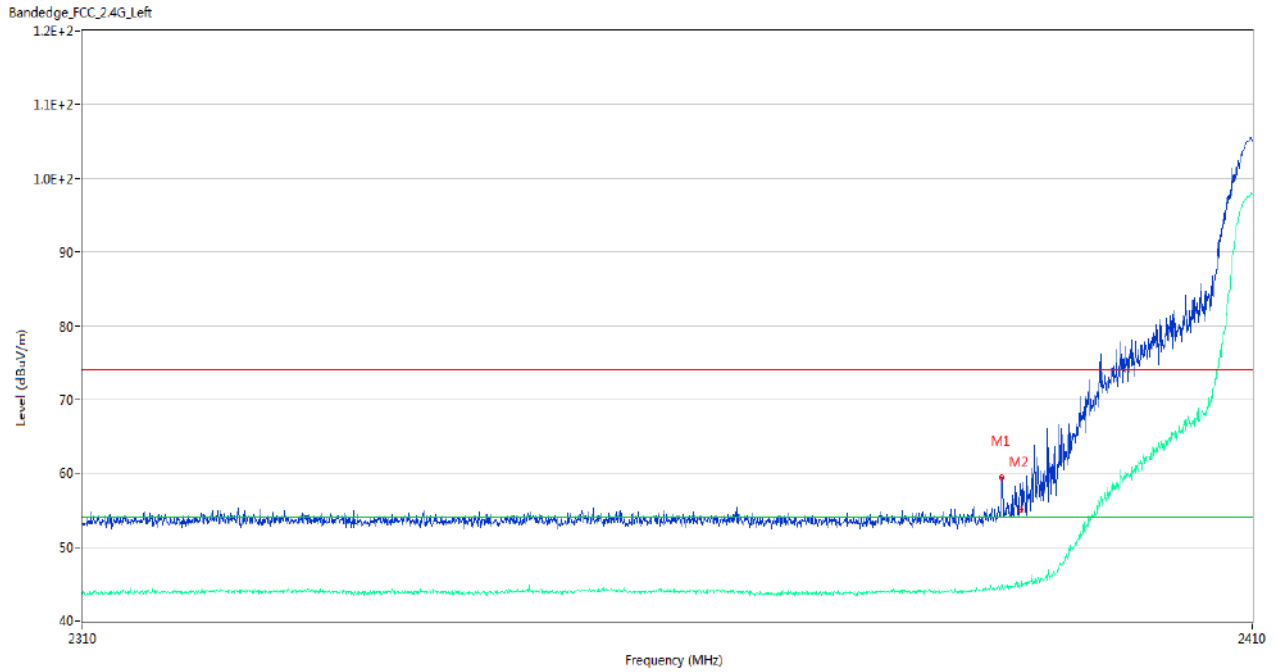
No.	Frequency (MHz)	Results (dBuV/m)	Factor (dB)	Limit (dBuV/m)	Margin (dB)	Detector	Table (Degree)	Height (cm)	Antenna	Verdict
1	2483.590	54.52	-0.06	74.0	19.48	Peak	341.00	200	Horizontal	Pass
1**	2483.590	44.39	-0.06	54.0	9.61	AV	341.00	200	Horizontal	Pass
2	2487.070	55.95	-0.17	74.0	18.05	Peak	198.00	150	Horizontal	Pass
2**	2487.070	44.33	-0.17	54.0	9.67	AV	198.00	150	Horizontal	Pass

802.11g CHANNEL 1



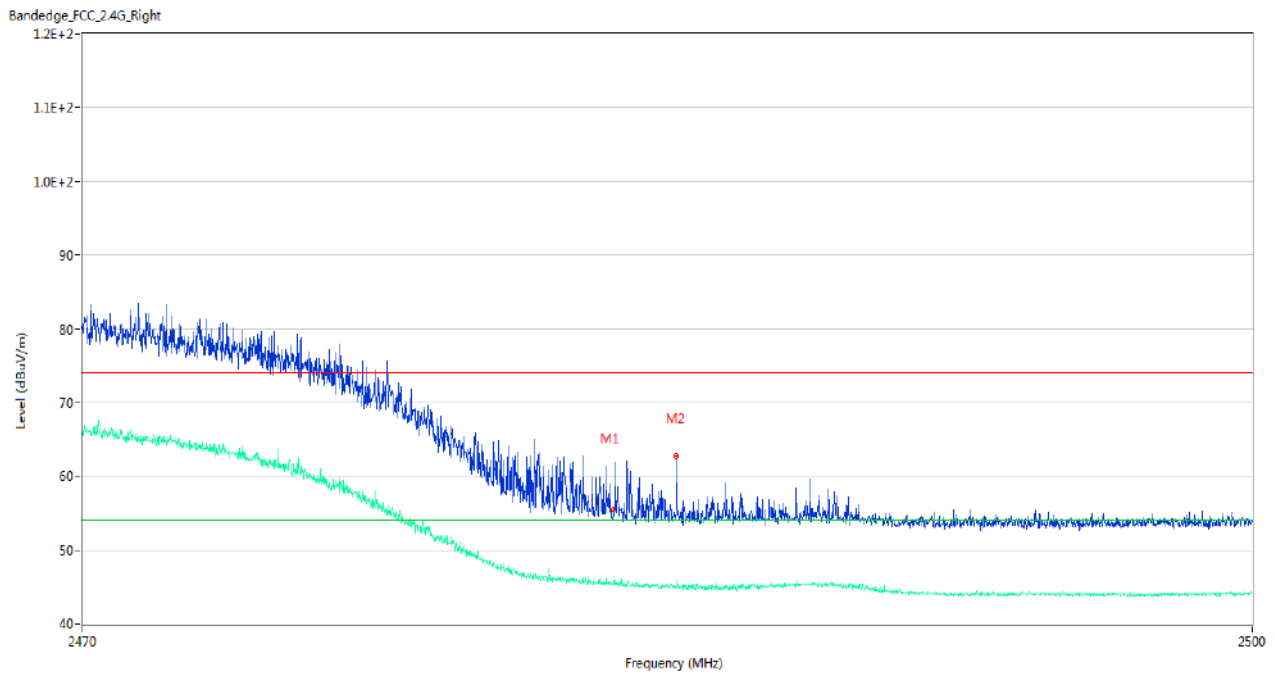
No.	Frequency (MHz)	Results (dBuV/m)	Factor (dB)	Limit (dBuV/m)	Margin (dB)	Detector	Table (Degree)	Height (cm)	Antenna	Verdict
1	2389.800	61.92	-0.60	74.0	12.08	Peak	240.00	150	Horizontal	Pass
1**	2389.800	46.50	-0.60	54.0	7.50	AV	240.00	150	Horizontal	Pass
2	2389.950	60.97	-0.59	74.0	13.03	Peak	200.00	150	Horizontal	Pass
2**	2389.950	46.73	-0.59	54.0	7.27	AV	200.00	150	Horizontal	Pass

802.11g CHANNEL 2



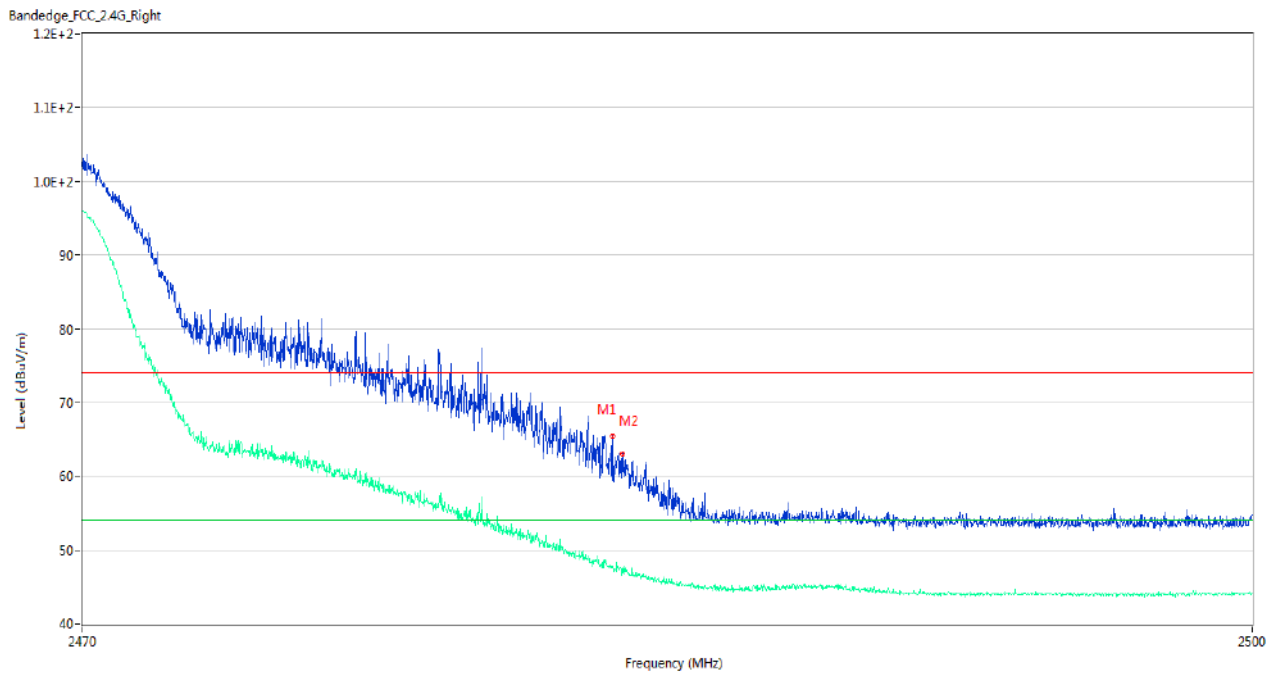
No.	Frequency (MHz)	Results (dBuV/m)	Factor (dB)	Limit (dBuV/m)	Margin (dB)	Detector	Table (Degree)	Height (cm)	Antenna	Verdict
1	2388.250	59.40	-0.65	74.0	14.60	Peak	352.00	150	Horizontal	Pass
1**	2388.250	44.73	-0.65	54.0	9.27	AV	352.00	150	Horizontal	Pass
2	2389.950	55.13	-0.59	74.0	18.87	Peak	196.00	150	Horizontal	Pass
2**	2389.950	45.44	-0.59	54.0	8.56	AV	196.00	150	Horizontal	Pass

802.11g CHANNEL 10



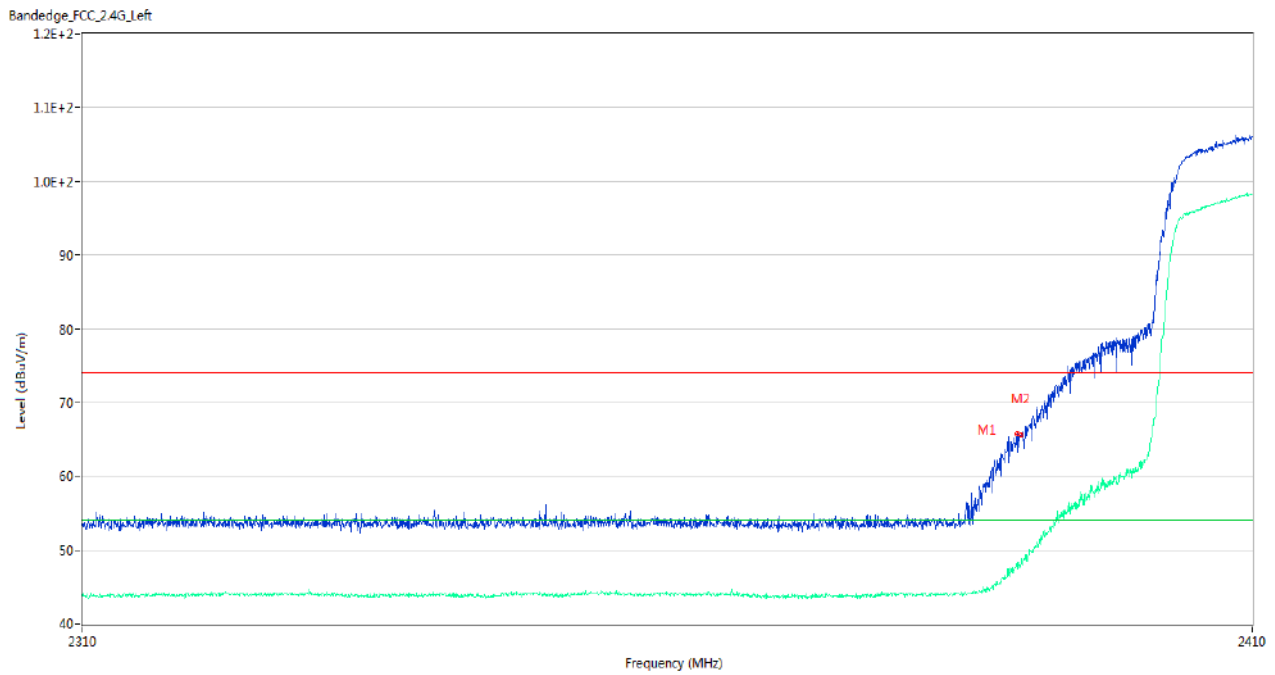
No.	Frequency (MHz)	Results (dBuV/m)	Factor (dB)	Limit (dBuV/m)	Margin (dB)	Detector	Table (Degree)	Height (cm)	Antenna	Verdict
1	2483.590	55.59	-0.06	74.0	18.41	Peak	346.00	150	Horizontal	Pass
1**	2483.590	45.95	-0.06	54.0	8.05	AV	346.00	150	Horizontal	Pass
2	2485.195	62.82	-0.17	74.0	11.18	Peak	288.00	100	Horizontal	Pass
2**	2485.195	44.84	-0.17	54.0	9.16	AV	288.00	100	Horizontal	Pass

802.11g CHANNEL 11



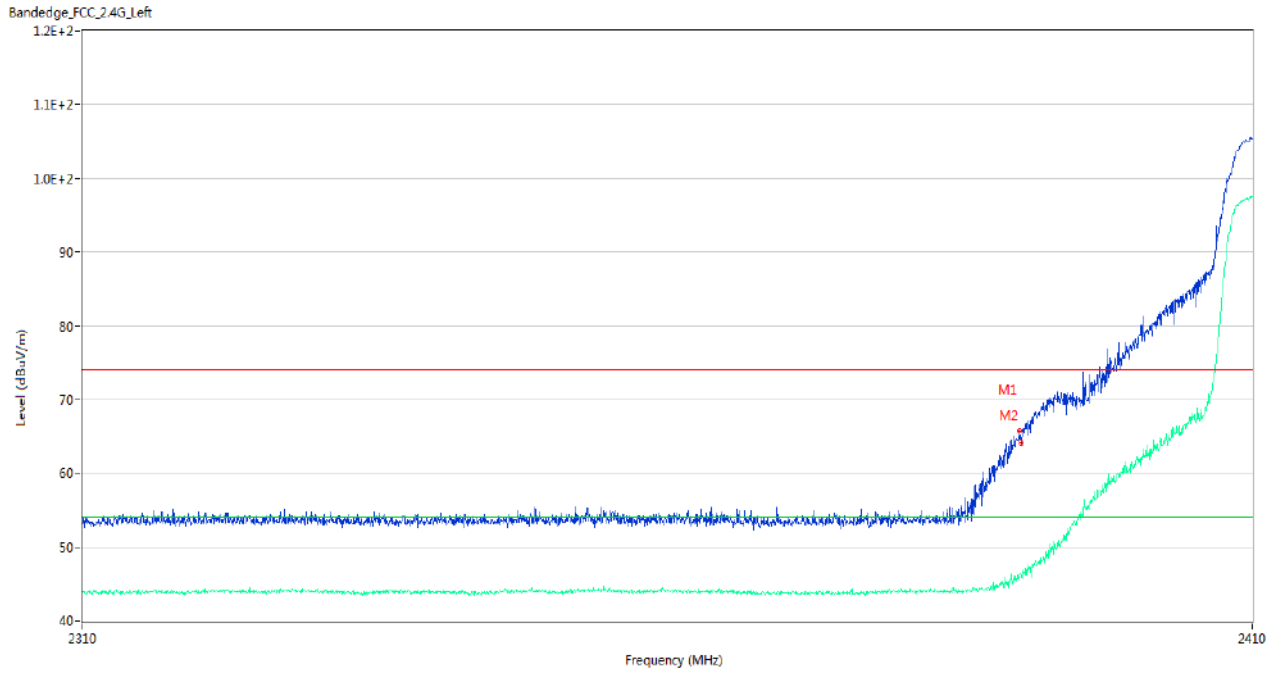
No.	Frequency (MHz)	Results (dBuV/m)	Factor (dB)	Limit (dBuV/m)	Margin (dB)	Detector	Table (Degree)	Height (cm)	Antenna	Verdict
1	2483.545	65.49	-0.06	74.0	8.51	Peak	354.00	150	Horizontal	Pass
1**	2483.545	47.76	-0.06	54.0	6.24	AV	354.00	150	Horizontal	Pass
2	2483.800	63.04	-0.08	74.0	10.96	Peak	336.00	100	Horizontal	Pass
2**	2483.800	47.52	-0.08	54.0	6.48	AV	336.00	100	Horizontal	Pass

802.11n20 CHANNEL 1



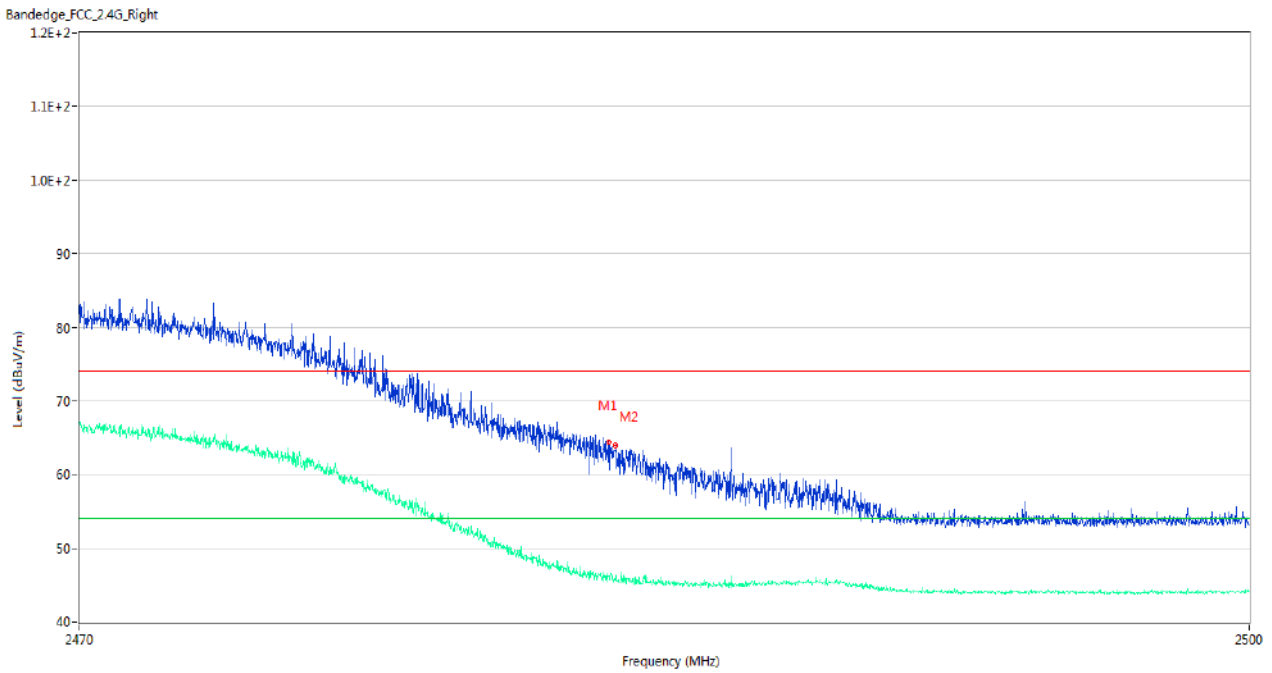
No.	Frequency (MHz)	Results (dBuV/m)	Factor (dB)	Limit (dBuV/m)	Margin (dB)	Detector	Table (Degree)	Height (cm)	Antenna	Verdict
1	2389.600	65.74	-0.60	74.0	8.26	Peak	344.00	150	Horizontal	Pass
1**	2389.600	47.32	-0.60	54.0	6.68	AV	344.00	150	Horizontal	Pass
2	2389.950	65.56	-0.59	74.0	8.44	Peak	329.00	200	Horizontal	Pass
2**	2389.950	48.83	-0.59	54.0	5.17	AV	329.00	200	Horizontal	Pass

802.11n20 CHANNEL 2



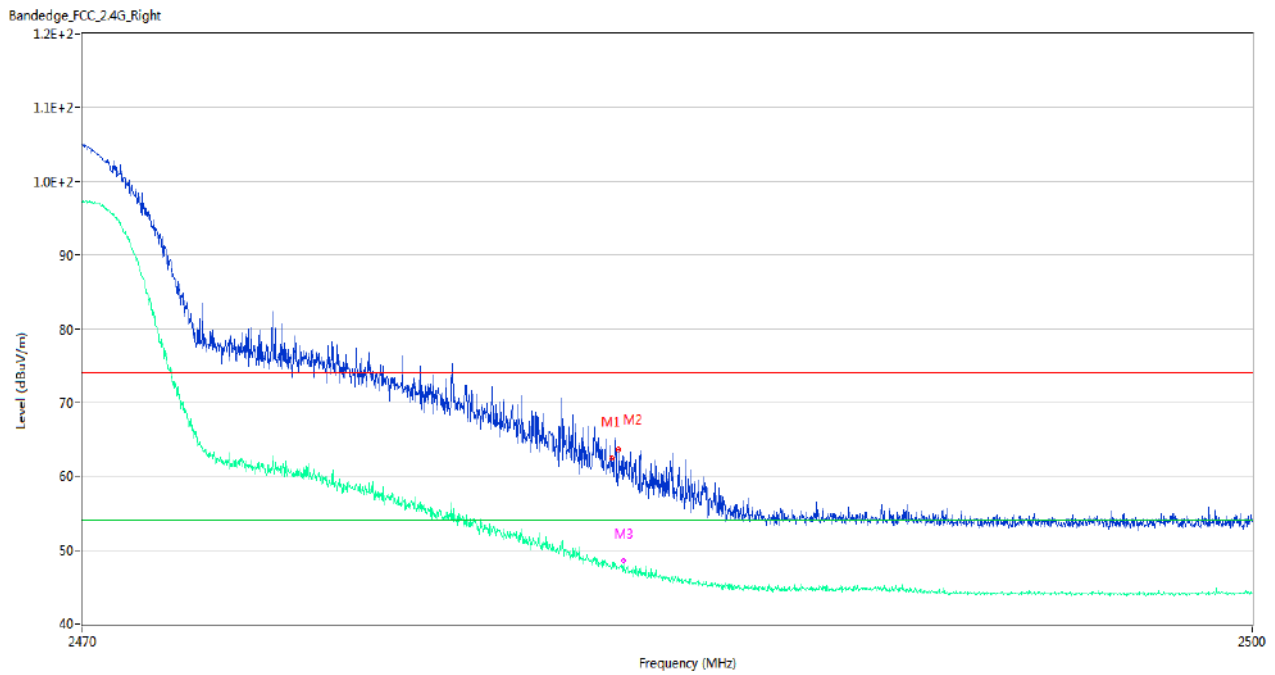
No.	Frequency (MHz)	Results (dBuV/m)	Factor (dB)	Limit (dBuV/m)	Margin (dB)	Detector	Table (Degree)	Height (cm)	Antenna	Verdict
1	2389.800	65.69	-0.60	74.0	8.31	Peak	347.00	100	Horizontal	Pass
1**	2389.800	45.92	-0.60	54.0	8.08	AV	347.00	100	Horizontal	Pass
2	2389.950	64.15	-0.59	74.0	9.85	Peak	0.00	200	Horizontal	Pass
2**	2389.950	46.00	-0.59	54.0	8.00	AV	0.00	200	Horizontal	Pass

802.11n20 CHANNEL 10



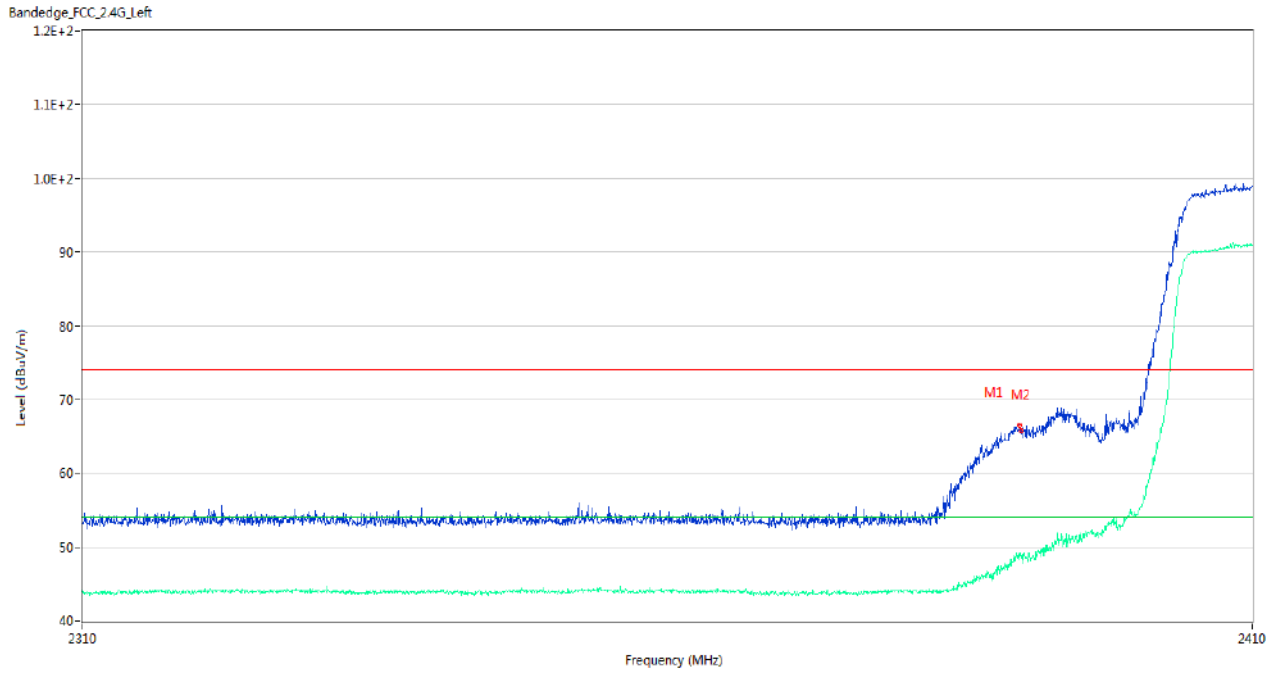
No.	Frequency (MHz)	Results (dBuV/m)	Factor (dB)	Limit (dBuV/m)	Margin (dB)	Detector	Table (Degree)	Height (cm)	Antenna	Verdict
1	2483.515	64.37	-0.05	74.0	9.63	Peak	344.00	150	Horizontal	Pass
1**	2483.515	46.14	-0.05	54.0	7.86	AV	344.00	150	Horizontal	Pass
2	2483.710	63.92	-0.07	74.0	10.08	Peak	344.00	200	Horizontal	Pass
2**	2483.710	46.47	-0.07	54.0	7.53	AV	344.00	200	Horizontal	Pass

802.11n20 CHANNEL 11



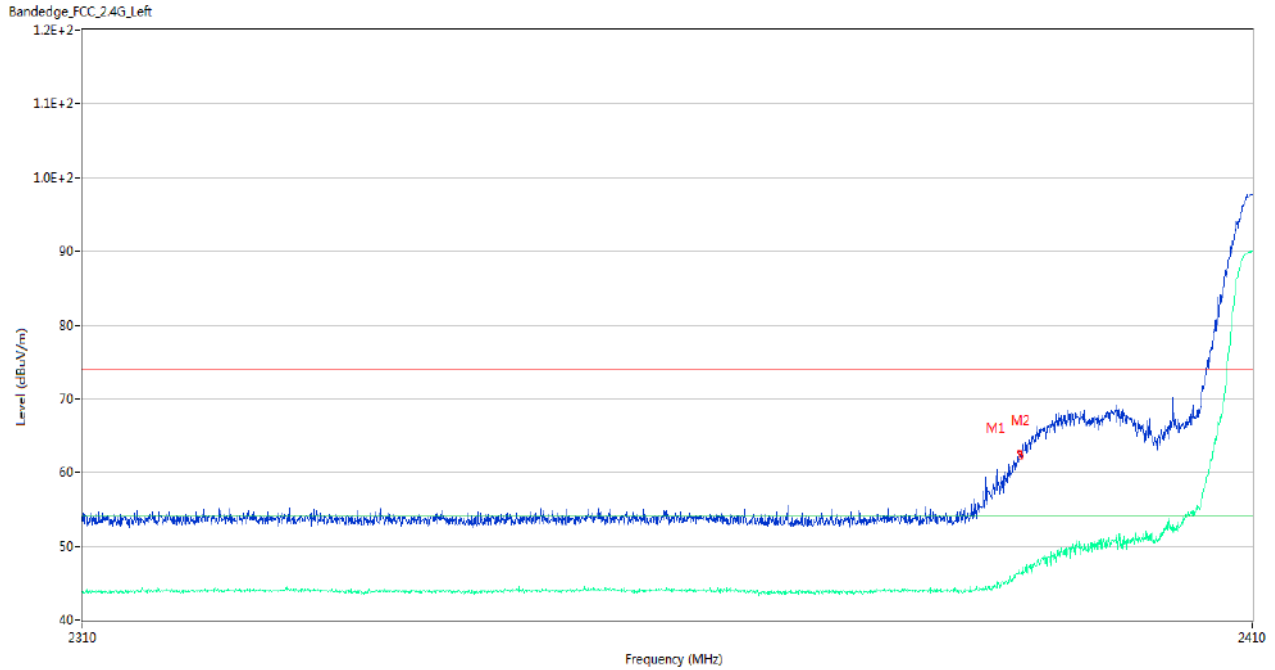
No.	Frequency (MHz)	Results (dBuV/m)	Factor (dB)	Limit (dBuV/m)	Margin (dB)	Detector	Table (Degree)	Height (cm)	Antenna	Verdict
1	2483.530	62.38	-0.05	74.0	11.62	Peak	216.00	200	Horizontal	Pass
1**	2483.530	47.42	-0.05	54.0	6.58	AV	216.00	200	Horizontal	Pass
2	2483.710	63.62	-0.07	74.0	10.38	Peak	281.00	150	Horizontal	Pass
2**	2483.710	47.34	-0.07	54.0	6.66	AV	281.00	150	Horizontal	Pass
3	2483.830	59.93	-0.08	74.0	14.07	Peak	204.00	150	Horizontal	Pass
3**	2483.830	48.57	-0.08	54.0	5.43	AV	204.00	150	Horizontal	Pass

802.11n40 CHANNEL 3



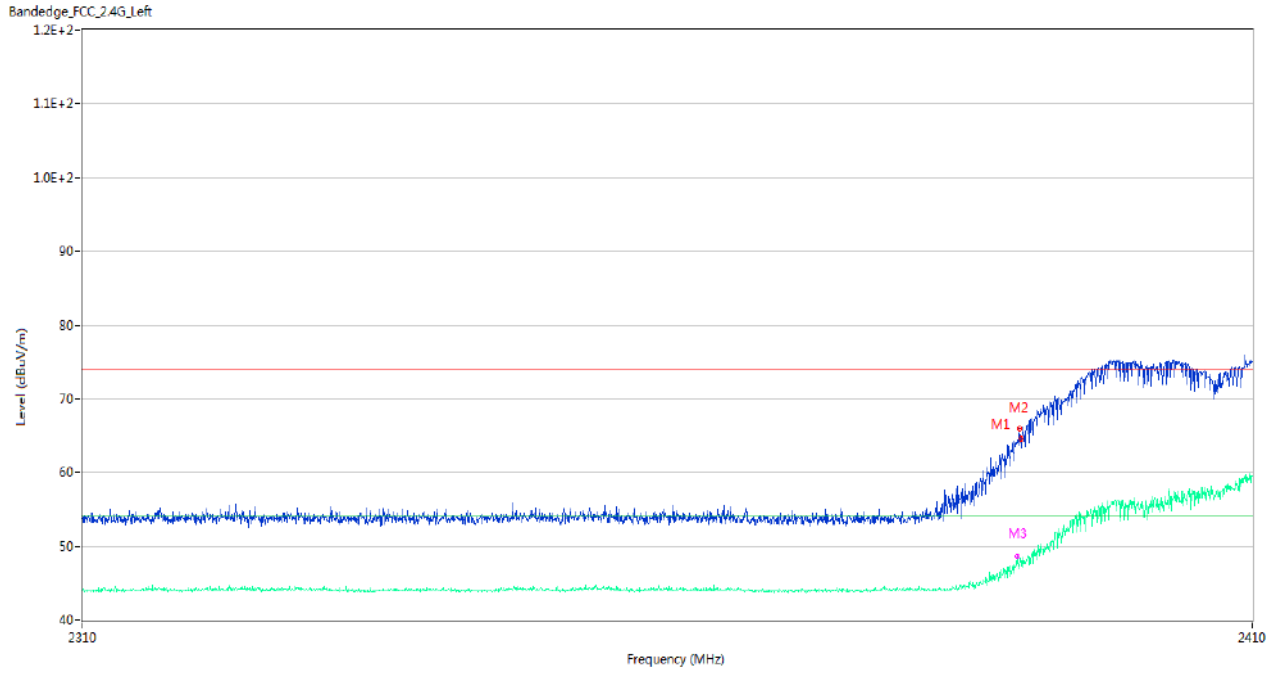
No.	Frequency (MHz)	Results (dBuV/m)	Factor (dB)	Limit (dBuV/m)	Margin (dB)	Detector	Table (Degree)	Height (cm)	Antenna	Verdict
1	2389.800	66.52	-0.60	74.0	7.48	Peak	340.00	150	Horizontal	Pass
1**	2389.800	48.34	-0.60	54.0	5.66	AV	340.00	150	Horizontal	Pass
2	2389.950	65.77	-0.59	74.0	8.23	Peak	202.00	200	Horizontal	Pass
2**	2389.950	48.70	-0.59	54.0	5.30	AV	202.00	200	Horizontal	Pass

802.11n40 CHANNEL 4



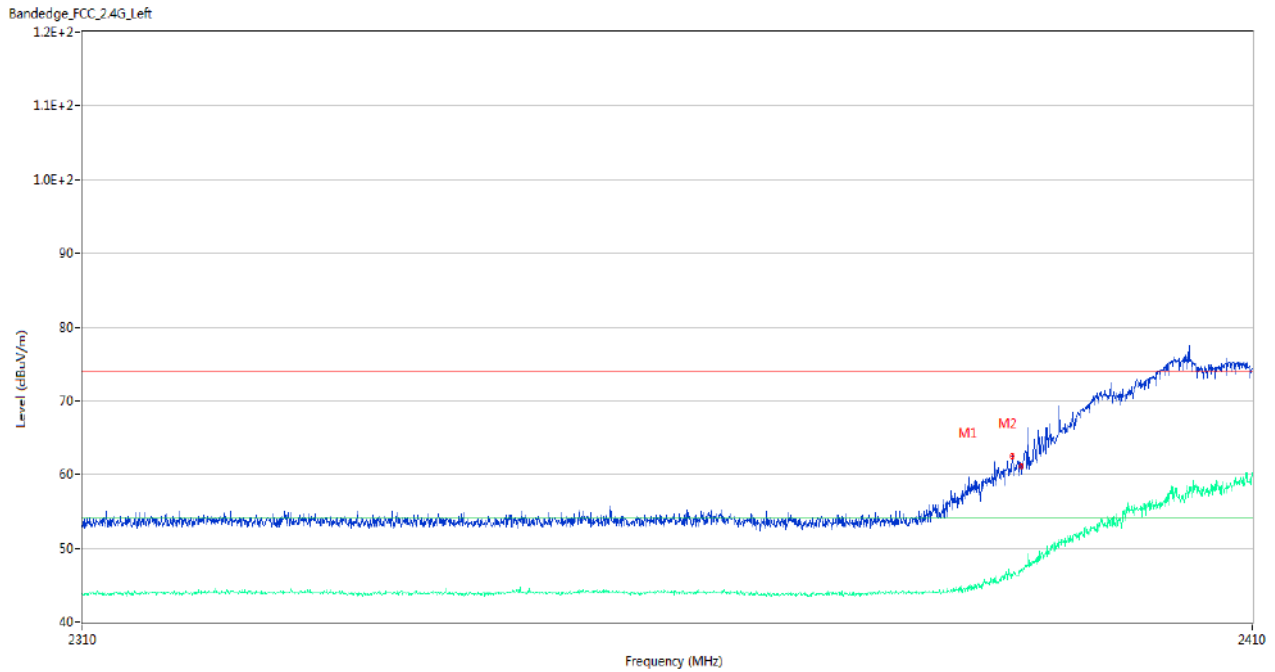
No.	Frequency (MHz)	Results (dBuV/m)	Factor (dB)	Limit (dBuV/m)	Margin (dB)	Detector	Table (Degree)	Height (cm)	Antenna	Verdict
1	2389.800	62.80	-0.60	74.0	11.20	Peak	337.00	200	Horizontal	Pass
1**	2389.800	46.14	-0.60	54.0	7.86	AV	337.00	200	Horizontal	Pass
2	2389.950	62.16	-0.59	74.0	11.84	Peak	339.00	100	Horizontal	Pass
2**	2389.950	46.20	-0.59	54.0	7.80	AV	339.00	100	Horizontal	Pass

802.11n40 CHANNEL 5



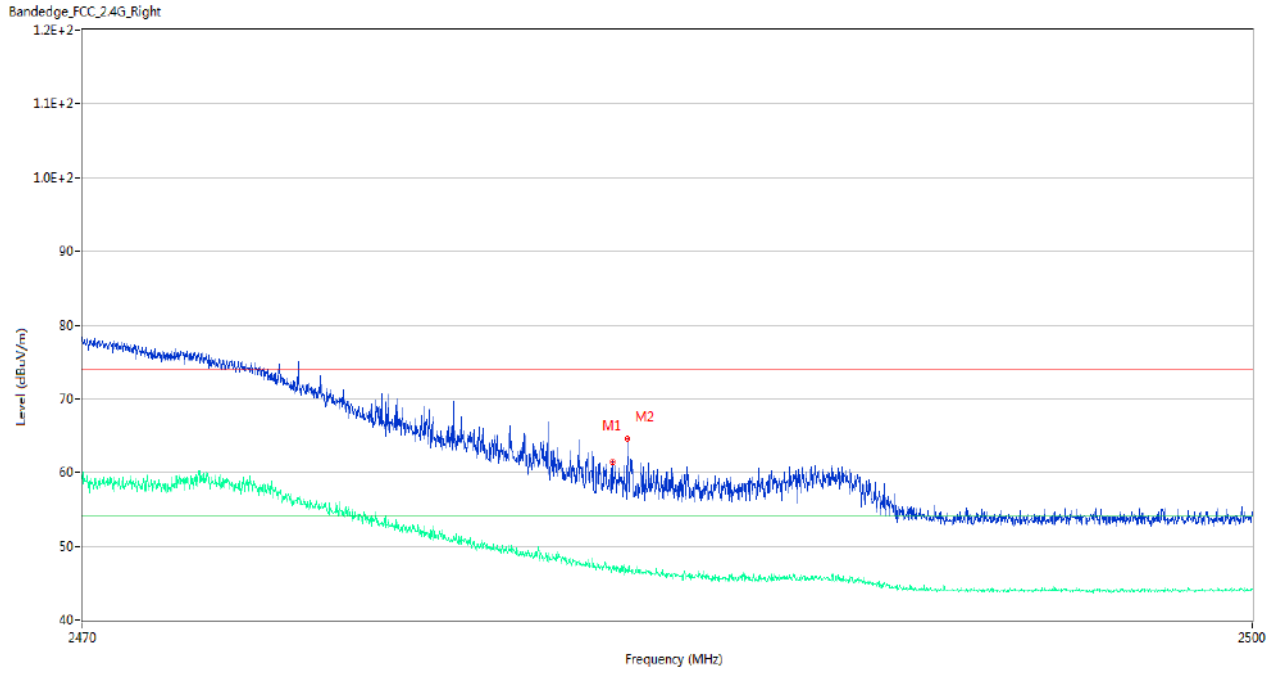
No.	Frequency (MHz)	Results (dBuV/m)	Factor (dB)	Limit (dBuV/m)	Margin (dB)	Detector	Table (Degree)	Height (cm)	Antenna	Verdict
1	2389.800	65.85	-0.60	74.0	8.15	Peak	79.00	150	Horizontal	Pass
1**	2389.800	47.27	-0.60	54.0	6.73	AV	79.00	150	Horizontal	Pass
2	2389.950	64.58	-0.59	74.0	9.42	Peak	76.00	200	Horizontal	Pass
2**	2389.950	47.42	-0.59	54.0	6.58	AV	76.00	200	Horizontal	Pass
3	2389.550	64.43	-0.60	74.0	9.57	Peak	86.00	150	Horizontal	Pass
3**	2389.550	48.54	-0.60	54.0	5.46	AV	86.00	150	Horizontal	Pass

802.11n40 CHANNEL 6



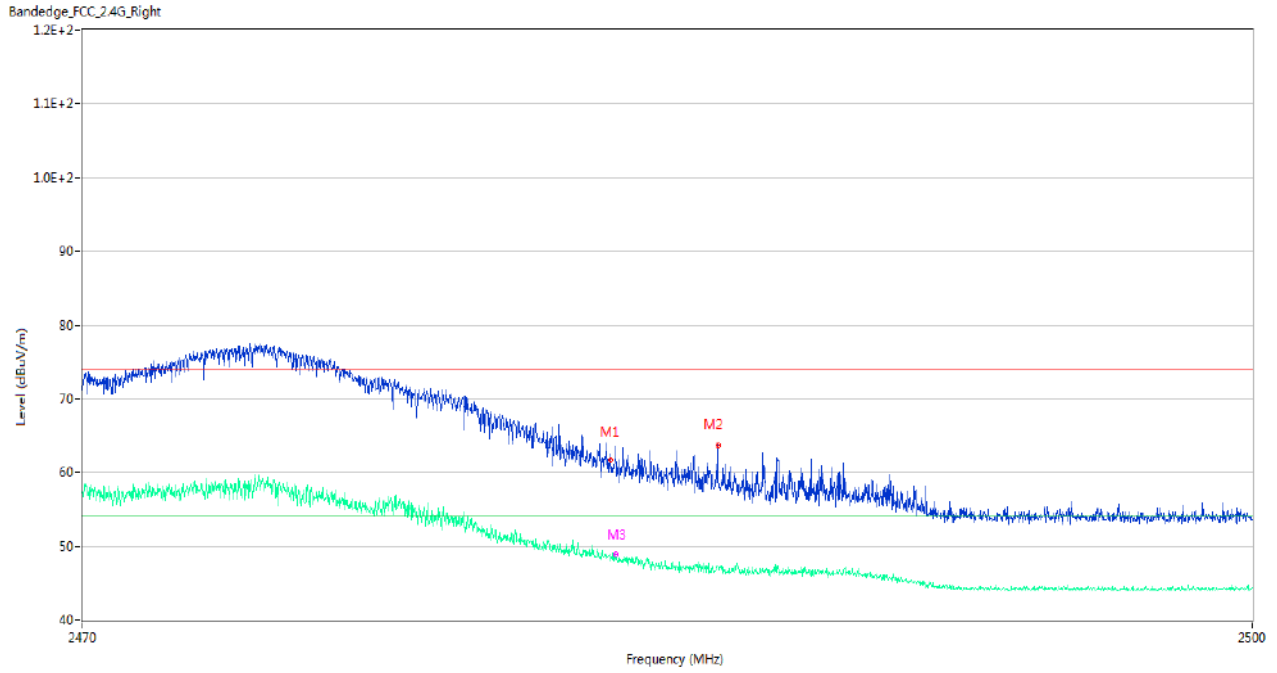
No.	Frequency (MHz)	Results (dBuV/m)	Factor (dB)	Limit (dBuV/m)	Margin (dB)	Detector	Table (Degree)	Height (cm)	Antenna	Verdict
1	2389.150	62.47	-0.62	74.0	11.53	Peak	212.00	100	Horizontal	Pass
1**	2389.150	46.14	-0.62	54.0	7.86	AV	212.00	100	Horizontal	Pass
2	2389.950	61.02	-0.59	74.0	12.98	Peak	333.00	100	Horizontal	Pass
2**	2389.950	46.96	-0.59	54.0	7.04	AV	333.00	100	Horizontal	Pass

802.11n40 CHANNEL 6



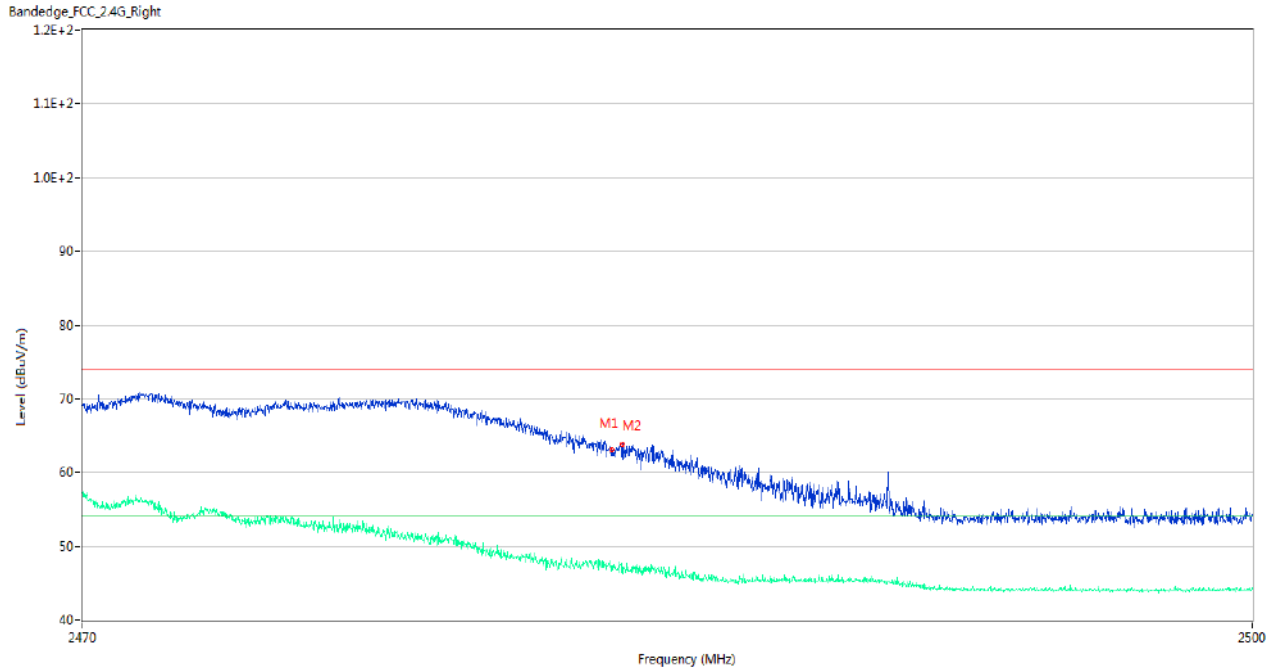
No.	Frequency (MHz)	Results (dBuV/m)	Factor (dB)	Limit (dBuV/m)	Margin (dB)	Detector	Table (Degree)	Height (cm)	Antenna	Verdict
1	2483.545	61.37	-0.06	74.0	12.63	Peak	205.00	200	Horizontal	Pass
1**	2483.545	47.16	-0.06	54.0	6.84	AV	205.00	200	Horizontal	Pass
2	2483.935	64.56	-0.09	74.0	9.44	Peak	201.00	100	Horizontal	Pass
2**	2483.935	46.45	-0.09	54.0	7.55	AV	201.00	100	Horizontal	Pass

802.11n40 CHANNEL 7



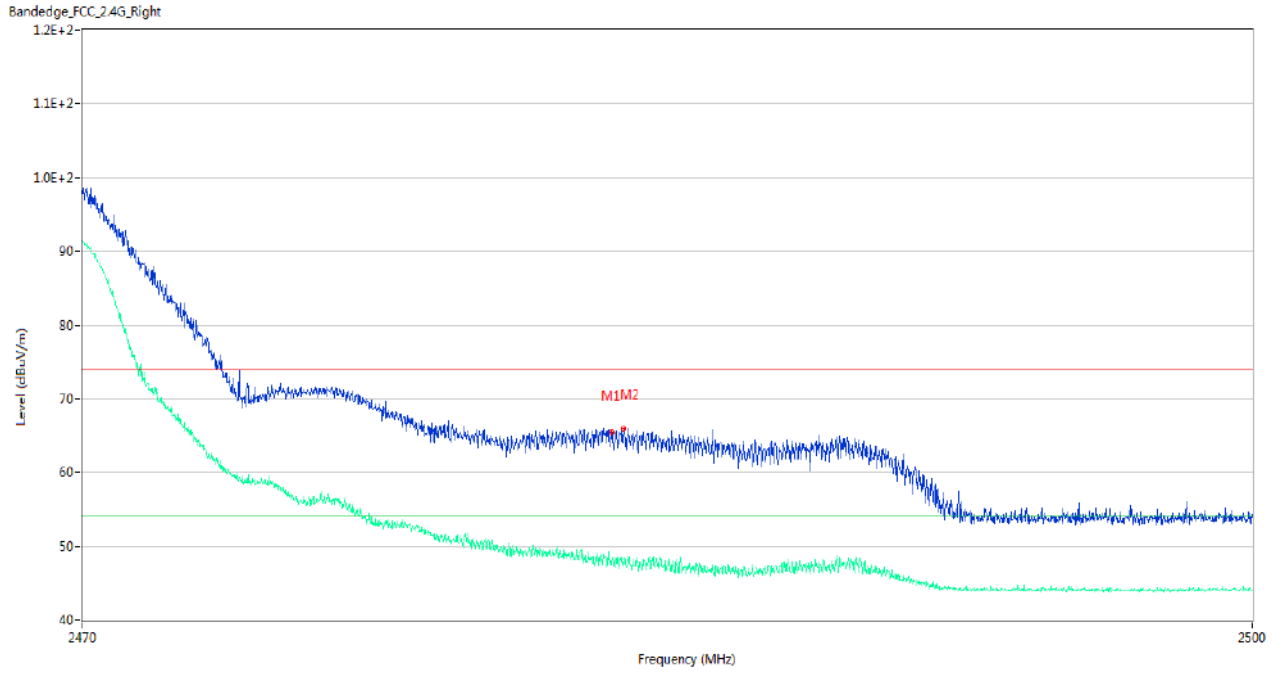
No.	Frequency (MHz)	Results (dBuV/m)	Factor (dB)	Limit (dBuV/m)	Margin (dB)	Detector	Table (Degree)	Height (cm)	Antenna	Verdict
1	2483.500	61.73	-0.05	74.0	12.27	Peak	78.00	200	Horizontal	Pass
1**	2483.500	48.04	-0.05	54.0	5.96	AV	78.00	200	Horizontal	Pass
2	2486.245	63.70	-0.21	74.0	10.30	Peak	66.00	150	Horizontal	Pass
2**	2486.245	47.21	-0.21	54.0	6.79	AV	66.00	150	Horizontal	Pass
3	2483.635	63.45	-0.06	74.0	10.55	Peak	290.00	150	Horizontal	Pass
3**	2483.635	48.96	-0.06	54.0	5.04	AV	290.00	150	Horizontal	Pass

802.11n40 CHANNEL 8



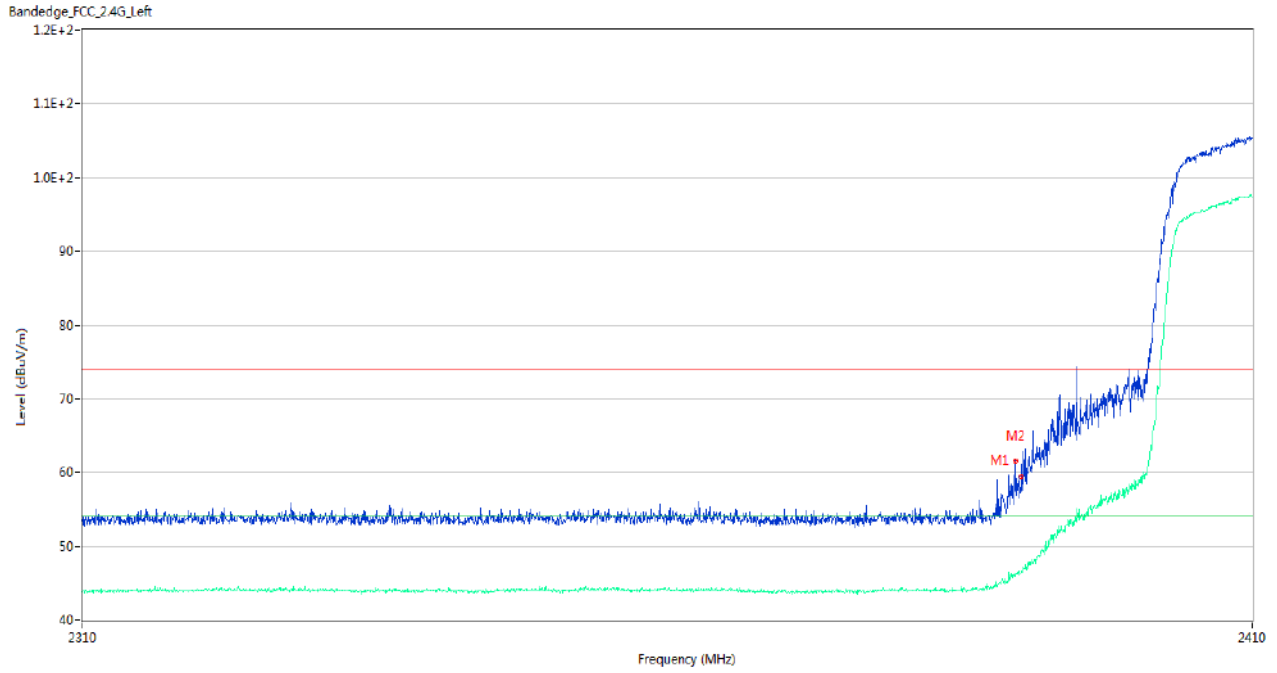
No.	Frequency (MHz)	Results (dBuV/m)	Factor (dB)	Limit (dBuV/m)	Margin (dB)	Detector	Table (Degree)	Height (cm)	Antenna	Verdict
1	2483.530	63.08	-0.05	74.0	10.92	Peak	89.00	200	Horizontal	Pass
1**	2483.530	46.56	-0.05	54.0	7.44	AV	89.00	200	Horizontal	Pass
2	2483.815	63.86	-0.08	74.0	10.14	Peak	83.00	200	Horizontal	Pass
2**	2483.815	47.05	-0.08	54.0	6.95	AV	83.00	200	Horizontal	Pass

802.11n40 CHANNEL 9



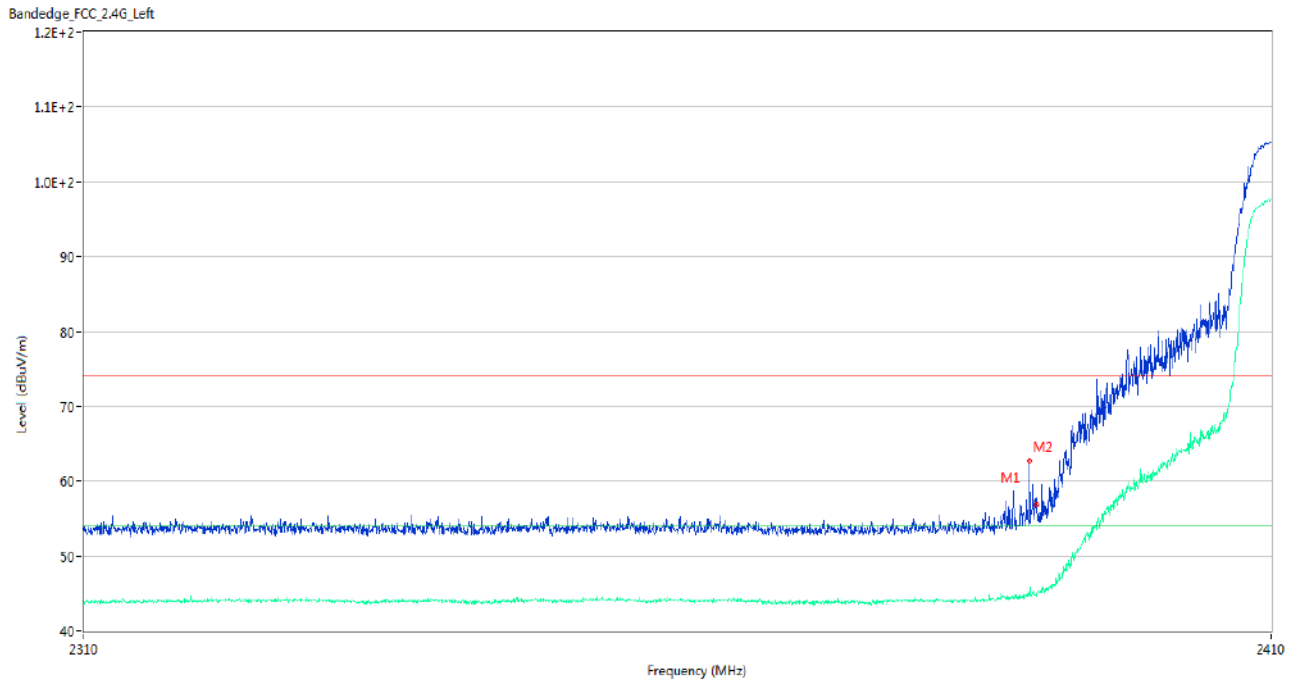
No.	Frequency (MHz)	Results (dBuV/m)	Factor (dB)	Limit (dBuV/m)	Over Limit (dB)	Detector	Table (Degree)	Height (cm)	Antenna	Verdict
1	2483.530	65.44	-0.05	74.0	8.56	Peak	72.00	150	Horizontal	Pass
1**	2483.530	47.75	-0.05	54.0	6.25	AV	72.00	150	Horizontal	Pass
2	2483.830	65.94	-0.08	74.0	8.06	Peak	80.00	100	Horizontal	Pass
2**	2483.830	47.71	-0.08	54.0	6.29	AV	80.00	100	Horizontal	Pass

VHT20 CHANNEL 1



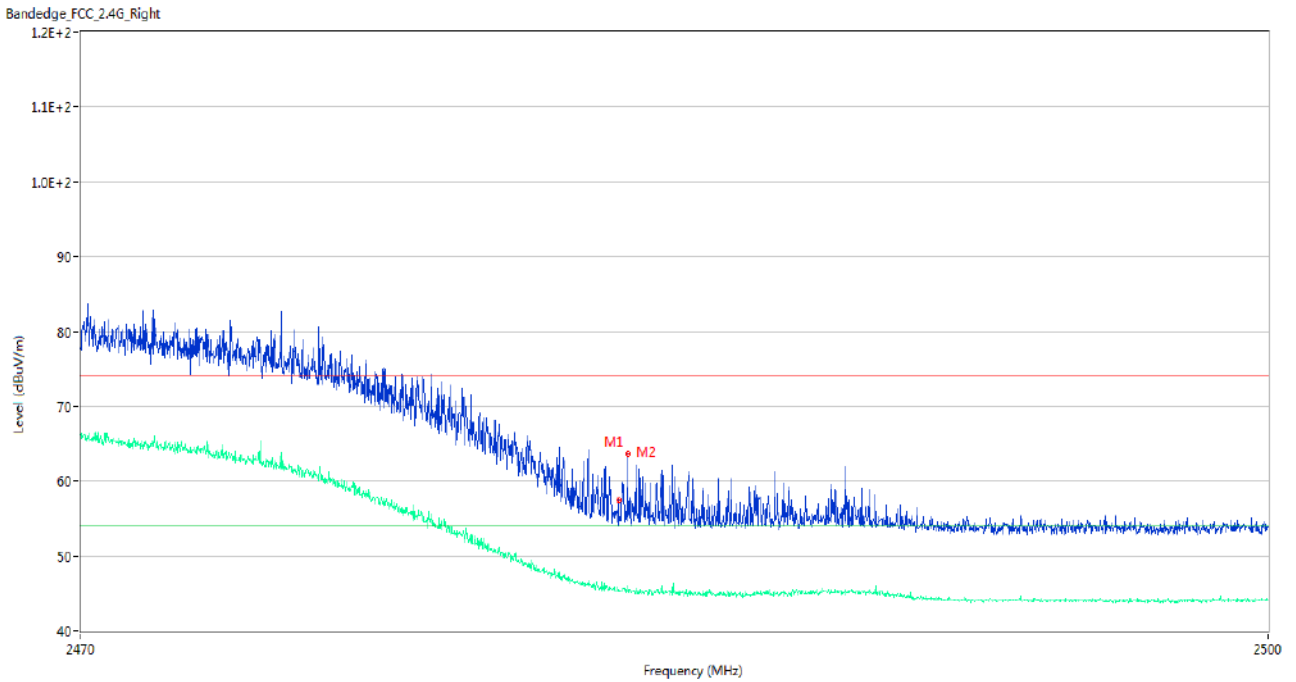
No.	Frequency (MHz)	Results (dBuV/m)	Factor (dB)	Limit (dBuV/m)	Margin (dB)	Detector	Table (Degree)	Height (cm)	Antenna	Verdict
1	2389.450	61.57	-0.61	74.0	12.43	Peak	68.00	150	Horizontal	Pass
1**	2389.450	45.93	-0.61	54.0	8.07	AV	68.00	150	Horizontal	Pass
2	2389.950	59.48	-0.59	74.0	14.52	Peak	68.00	200	Horizontal	Pass
2**	2389.950	46.68	-0.59	54.0	7.32	AV	68.00	200	Horizontal	Pass

VHT20 CHANNEL 2



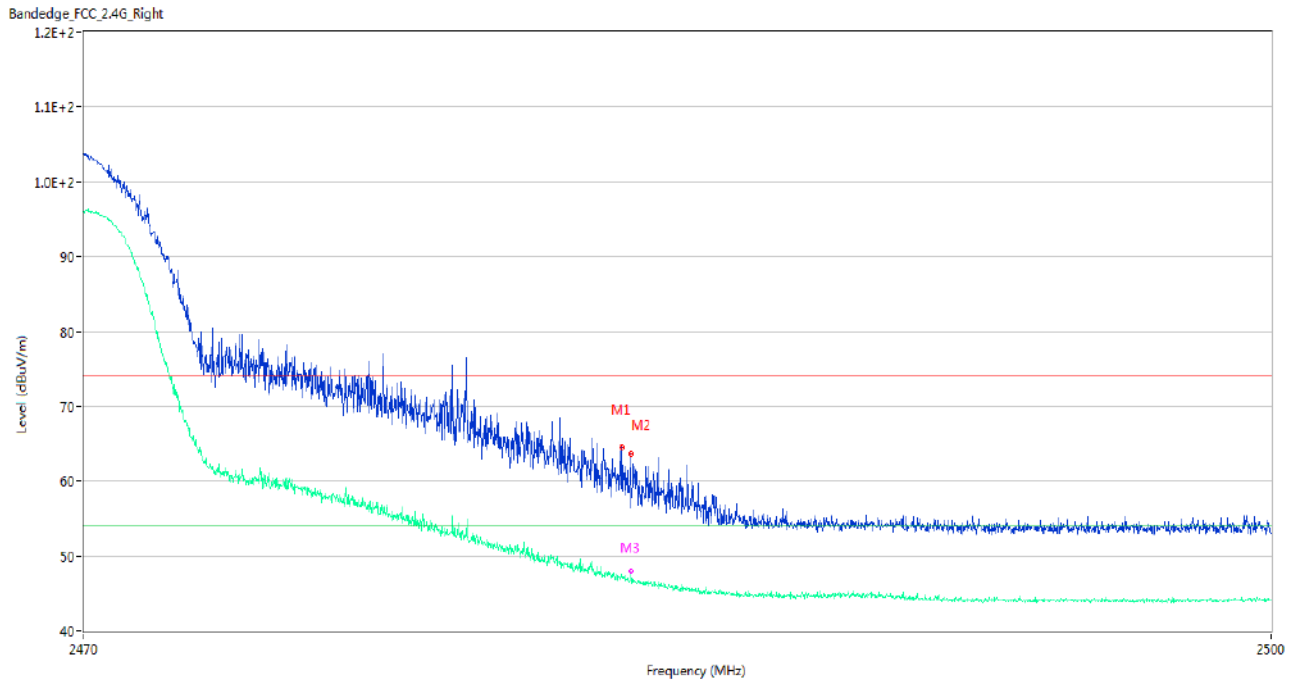
No.	Frequency (MHz)	Results (dBuV/m)	Factor (dB)	Limit (dBuV/m)	Margin (dB)	Detector	Table (Degree)	Height (cm)	Antenna	Verdict
1	2389.350	62.81	-0.61	74.0	11.19	Peak	74.00	200	Horizontal	Pass
1**	2389.350	44.80	-0.61	54.0	9.20	AV	74.00	200	Horizontal	Pass
2	2389.950	56.82	-0.59	74.0	17.18	Peak	80.00	200	Horizontal	Pass
2**	2389.950	44.71	-0.59	54.0	9.29	AV	80.00	200	Horizontal	Pass

VHT20 CHANNEL 10



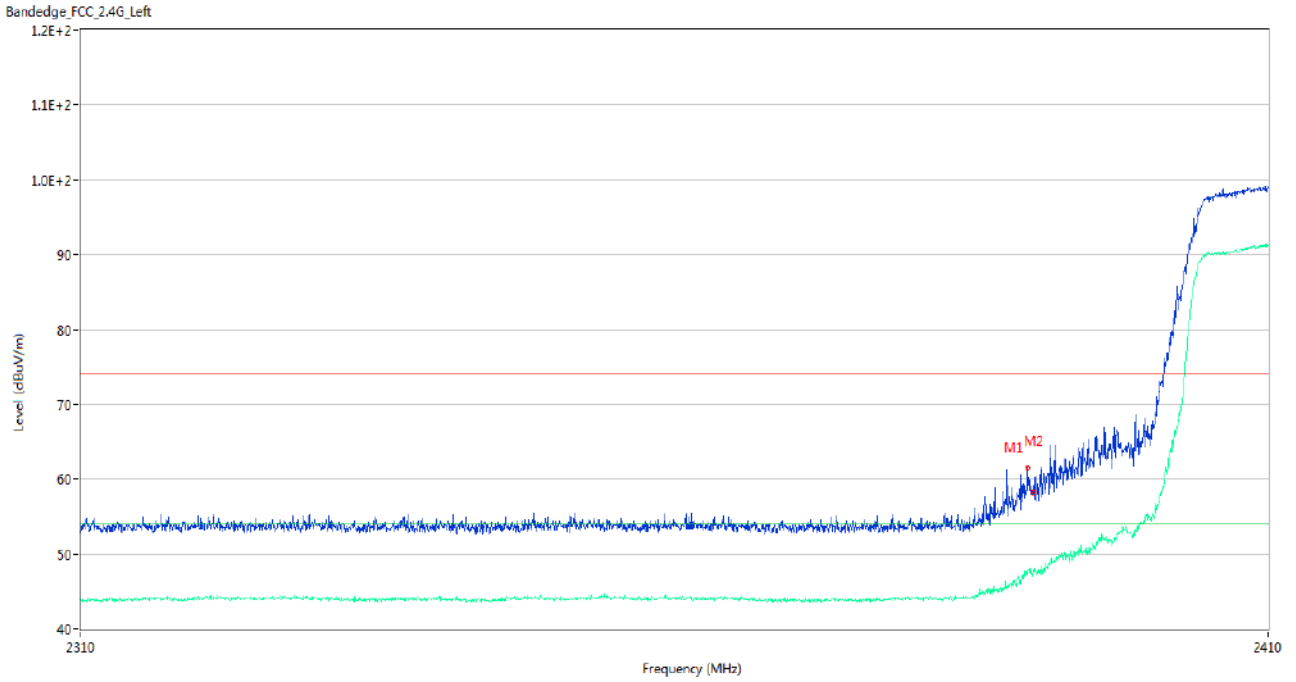
No.	Frequency (MHz)	Results (dBuV/m)	Factor (dB)	Limit (dBuV/m)	Margin (dB)	Detector	Table (Degree)	Height (cm)	Antenna	Verdict
1	2483.545	57.54	-0.06	74.0	16.46	Peak	311.00	150	Horizontal	Pass
1**	2483.545	45.51	-0.06	54.0	8.49	AV	311.00	150	Horizontal	Pass
2	2483.770	63.68	-0.08	74.0	10.32	Peak	87.00	150	Horizontal	Pass
2**	2483.770	45.22	-0.08	54.0	8.78	AV	87.00	150	Horizontal	Pass

VHT20 CHANNEL 11



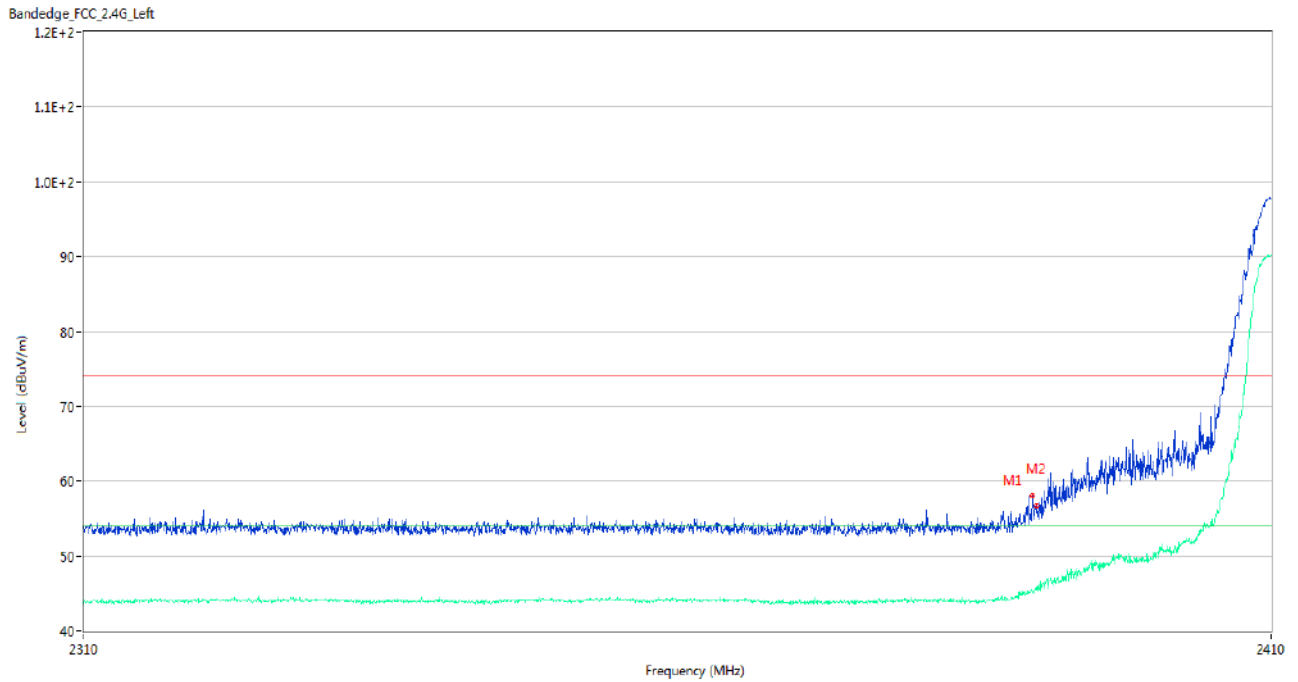
No.	Frequency (MHz)	Results (dBuV/m)	Factor (dB)	Limit (dBuV/m)	Margin (dB)	Detector	Table (Degree)	Height (cm)	Antenna	Verdict
1	2483.545	64.52	-0.06	74.0	9.48	Peak	82.00	150	Horizontal	Pass
1**	2483.545	47.23	-0.06	54.0	6.77	AV	82.00	150	Horizontal	Pass
2	2483.770	63.71	-0.08	74.0	10.29	Peak	89.00	100	Horizontal	Pass
2**	2483.770	47.39	-0.08	54.0	6.61	AV	89.00	100	Horizontal	Pass
3	2483.785	56.42	-0.08	74.0	17.58	Peak	323.00	150	Horizontal	Pass
3**	2483.785	48.00	-0.08	54.0	6.00	AV	323.00	150	Horizontal	Pass

VHT40 CHANNEL 3



No.	Frequency (MHz)	Results (dBuV/m)	Factor (dB)	Limit (dBuV/m)	Margin (dB)	Detector	Table (Degree)	Height (cm)	Antenna	Verdict
1	2389.450	61.49	-0.61	74.0	12.51	Peak	79.00	100	Horizontal	Pass
1**	2389.450	47.32	-0.61	54.0	6.68	AV	79.00	100	Horizontal	Pass
2	2389.950	58.17	-0.59	74.0	15.83	Peak	77.00	150	Horizontal	Pass
2**	2389.950	48.03	-0.59	54.0	5.97	AV	77.00	150	Horizontal	Pass

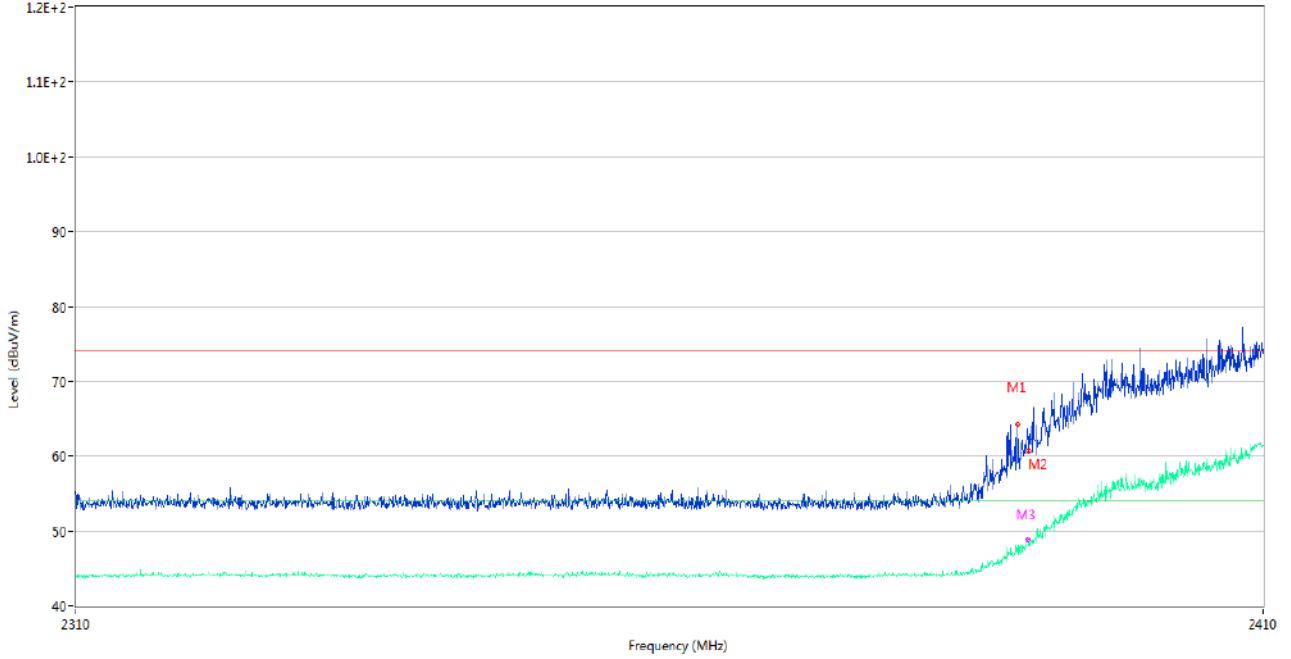
VHT40 CHANNEL 4



No.	Frequency (MHz)	Results (dBuV/m)	Factor (dB)	Limit (dBuV/m)	Margin (dB)	Detector	Table (Degree)	Height (cm)	Antenna	Verdict
1	2389.600	58.05	-0.60	74.0	15.95	Peak	293.00	150	Horizontal	Pass
1**	2389.600	45.28	-0.60	54.0	8.72	AV	293.00	150	Horizontal	Pass
2	2389.950	56.66	-0.59	74.0	17.34	Peak	82.00	200	Horizontal	Pass
2**	2389.950	45.67	-0.59	54.0	8.33	AV	82.00	200	Horizontal	Pass

VHT40 CHANNEL 5

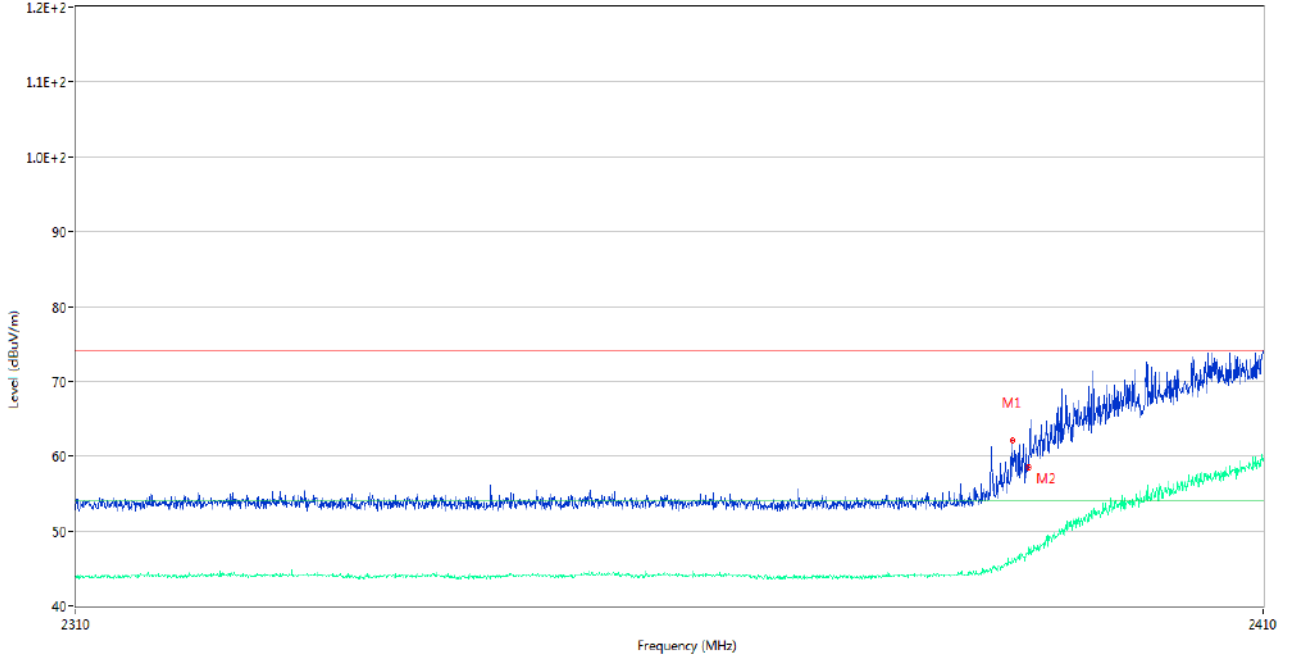
Bandedge_FCC_2.4G_Left



No.	Frequency (MHz)	Results (dBuV/m)	Factor (dB)	Limit (dBuV/m)	Margin (dB)	Detector	Table (Degree)	Height (cm)	Antenna	Verdict
1	2389.000	64.28	-0.62	74.0	9.72	Peak	78.00	150	Horizontal	Pass
1**	2389.000	47.28	-0.62	54.0	6.72	AV	78.00	150	Horizontal	Pass
2	2389.950	60.41	-0.59	74.0	13.59	Peak	78.00	100	Horizontal	Pass
2**	2389.950	48.10	-0.59	54.0	5.90	AV	78.00	100	Horizontal	Pass
3	2389.850	58.91	-0.59	74.0	15.09	Peak	71.00	150	Horizontal	Pass
3**	2389.850	48.90	-0.59	54.0	5.10	AV	71.00	150	Horizontal	Pass

VHT40 CHANNEL 6

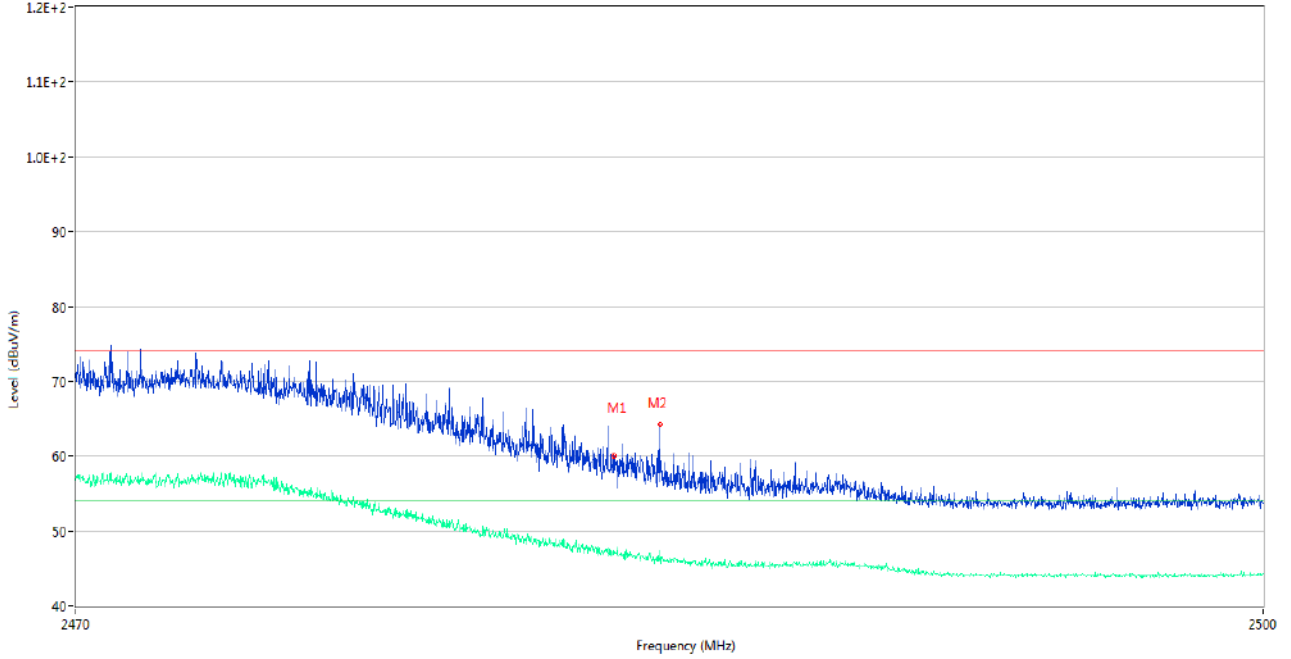
Bandedge_FCC_2.4G_Left



No.	Frequency (MHz)	Results (dBuV/m)	Factor (dB)	Limit (dBuV/m)	Margin (dB)	Detector	Table (Degree)	Height (cm)	Antenna	Verdict
1	2388.550	62.09	-0.64	74.0	11.91	Peak	71.00	100	Horizontal	Pass
1**	2388.550	46.03	-0.64	54.0	7.97	AV	71.00	100	Horizontal	Pass
2	2389.950	58.49	-0.59	74.0	15.51	Peak	286.00	200	Horizontal	Pass
2**	2389.950	47.87	-0.59	54.0	6.13	AV	286.00	200	Horizontal	Pass

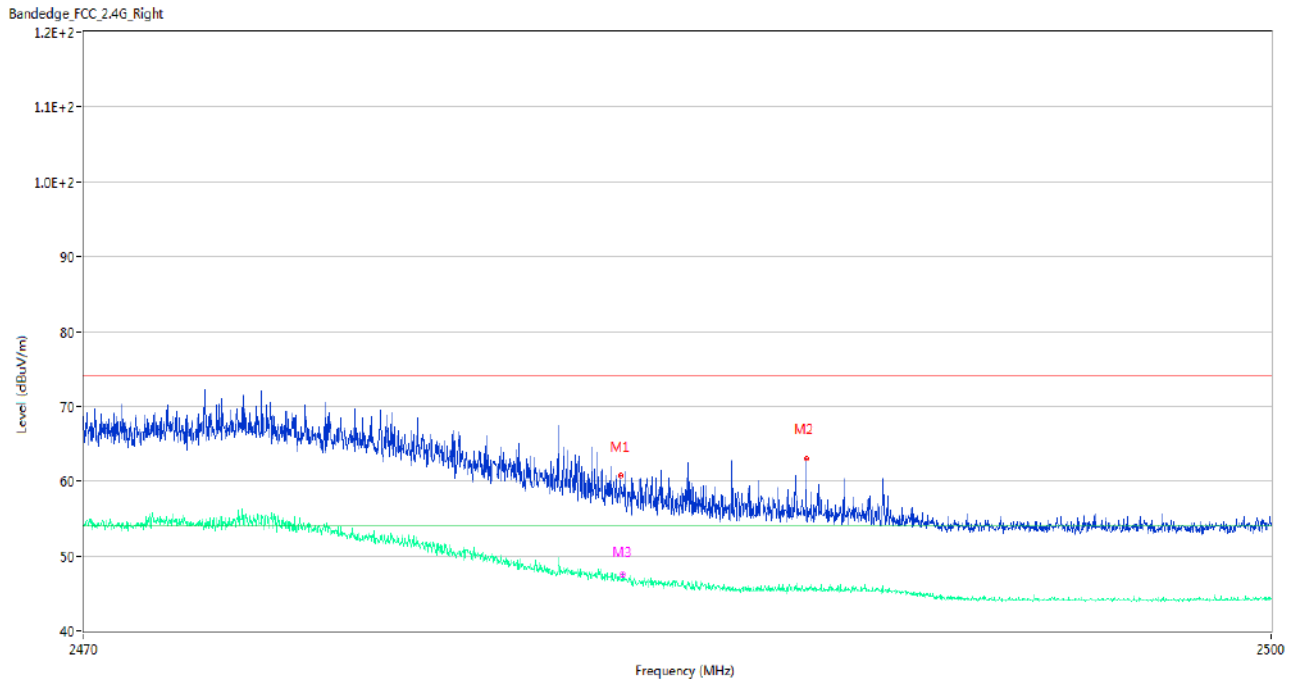
VHT40 CHANNEL 6

Bandedge_FCC_2.4G_Right



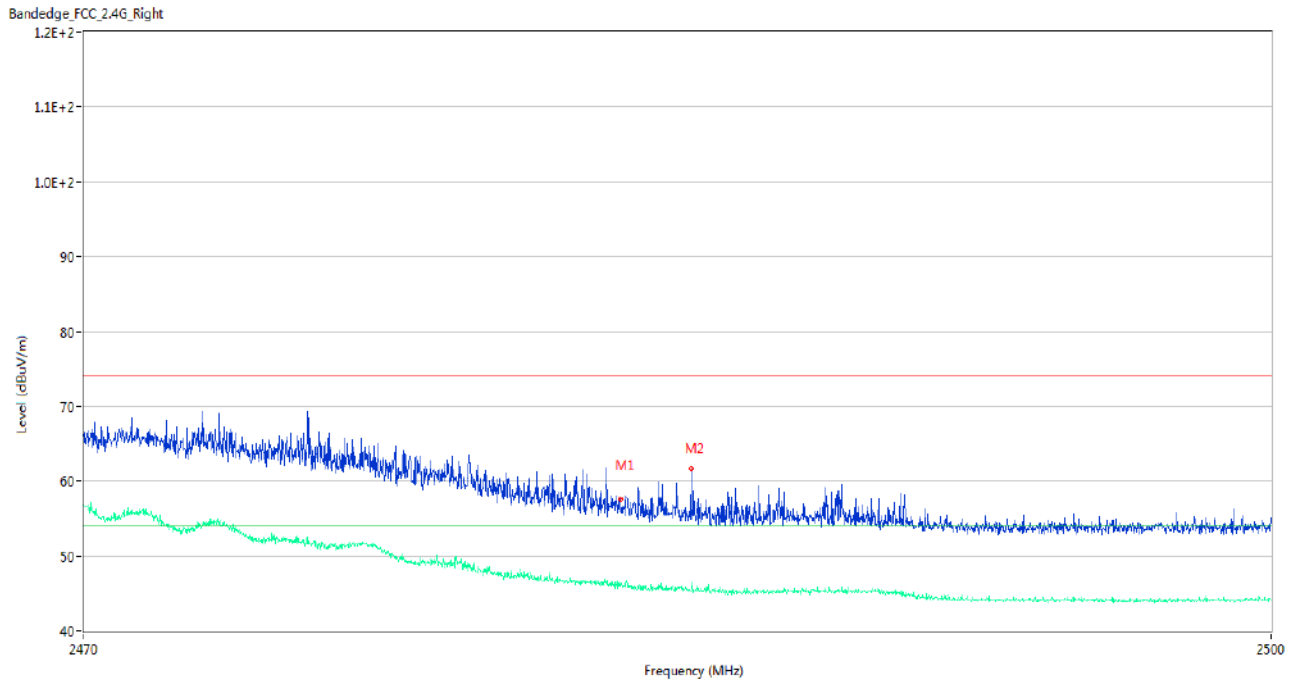
No.	Frequency (MHz)	Results (dBuV/m)	Factor (dB)	Limit (dBuV/m)	Margin (dB)	Detector	Table (Degree)	Height (cm)	Antenna	Verdict
1	2483.545	60.06	-0.06	74.0	13.94	Peak	88.00	200	Horizontal	Pass
1**	2483.545	47.37	-0.06	54.0	6.63	AV	88.00	200	Horizontal	Pass
2	2484.715	64.22	-0.15	74.0	9.78	Peak	70.00	200	Horizontal	Pass
2**	2484.715	46.04	-0.15	54.0	7.96	AV	70.00	200	Horizontal	Pass

VHT40 CHANNEL 7



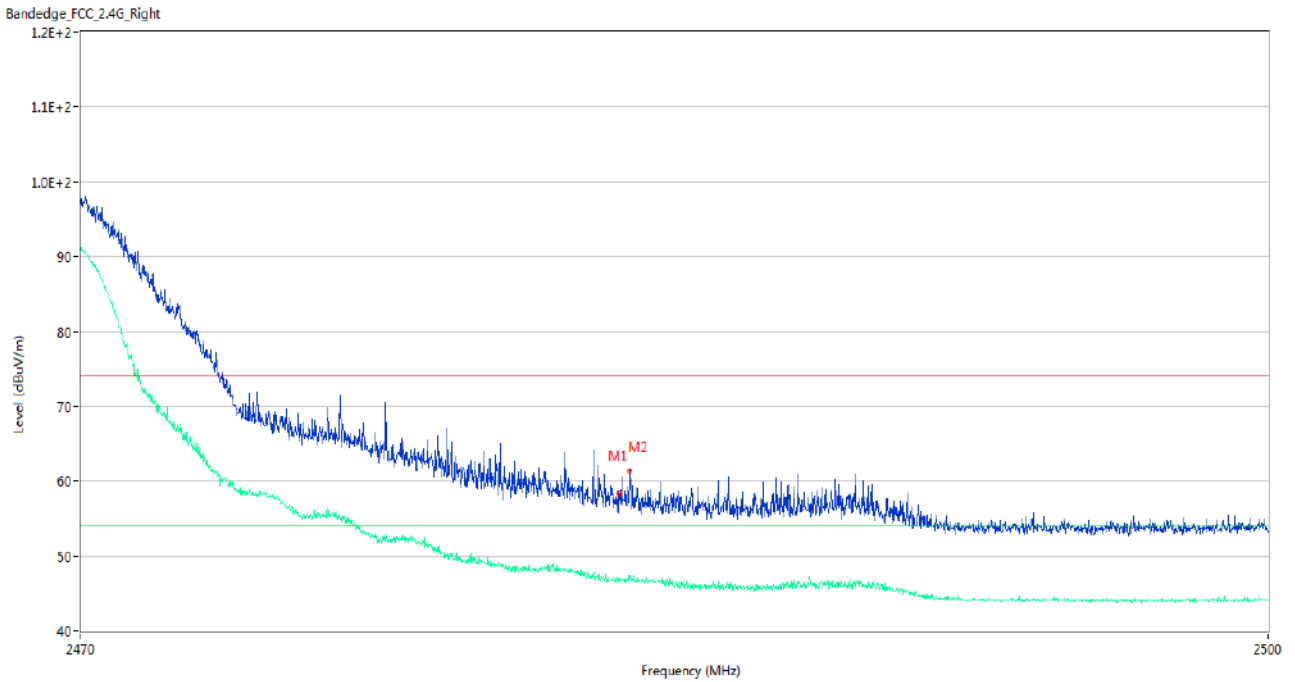
No.	Frequency (MHz)	Results (dBuV/m)	Factor (dB)	Limit (dBuV/m)	Margin (dB)	Detector	Table (Degree)	Height (cm)	Antenna	Verdict
1	2483.515	60.86	-0.05	74.0	13.14	Peak	80.00	100	Horizontal	Pass
1**	2483.515	46.95	-0.05	54.0	7.05	AV	80.00	100	Horizontal	Pass
2	2488.210	63.08	-0.09	74.0	10.92	Peak	296.00	150	Horizontal	Pass
2**	2488.210	45.57	-0.09	54.0	8.43	AV	296.00	150	Horizontal	Pass
3	2483.590	58.25	-0.06	74.0	15.75	Peak	80.00	150	Horizontal	Pass
3**	2483.590	47.51	-0.06	54.0	6.49	AV	80.00	150	Horizontal	Pass

VHT40 CHANNEL 8



No.	Frequency (MHz)	Results (dBuV/m)	Factor (dB)	Limit (dBuV/m)	Margin (dB)	Detector	Table (Degree)	Height (cm)	Antenna	Verdict
1	2483.515	57.60	-0.05	74.0	16.40	Peak	72.00	200	Horizontal	Pass
1**	2483.515	46.55	-0.05	54.0	7.45	AV	72.00	200	Horizontal	Pass
2	2485.300	61.68	-0.17	74.0	12.32	Peak	75.00	200	Horizontal	Pass
2**	2485.300	45.31	-0.17	54.0	8.69	AV	75.00	200	Horizontal	Pass

VHT40 CHANNEL 9



No.	Frequency (MHz)	Results (dBuV/m)	Factor (dB)	Limit (dBuV/m)	Over Limit (dB)	Detector	Table (Degree)	Height (cm)	Antenna	Verdict
1	2483.560	58.42	-0.06	74.0	15.58	Peak	70.00	100	Horizontal	Pass
1**	2483.560	46.59	-0.06	54.0	7.41	AV	70.00	100	Horizontal	Pass
2	2483.845	61.33	-0.08	74.0	12.67	Peak	72.00	100	Horizontal	Pass
2**	2483.845	47.32	-0.08	54.0	6.68	AV	72.00	100	Horizontal	Pass

A.8 Power Spectral Density (PSD)

Note: All the configurations were pre tested, only the worst configuration has been reported in this report.

Test Data

802.11b Mode:

Channel	Spectral power density (dBm/3kHz)	Limit (dBm/3kHz)
1	-9.68	8
2	-9.41	8
6	-9.85	8
10	-9.80	8
11	-11.27	8

802.11g Mode:

Channel	Spectral power density (dBm/3kHz)	Limit (dBm/3kHz)
1	-10.72	8
2	-9.26	8
6	-9.66	8
10	-9.80	8
11	-10.72	8

802.11n-20 MHz Mode:

Channel	Spectral power density (dBm/3kHz)	Limit (dBm/3kHz)
1	-11.52	8
2	-9.25	8
6	-10.31	8
10	-9.96	8
11	-12.20	8

802.11n-40 MHz Mode:

Channel	Spectral power density (dBm/3kHz)	Limit (dBm/3kHz)
3	-17.04	8
4	-17.12	8
5	-13.95	8
6	-13.83	8
7	-15.77	8
8	-17.45	8
9	-17.14	8

VHT-20 MHz Mode:

Channel	Spectral power density (dBm/3kHz)	Limit (dBm/3kHz)
1	-12.12	8
2	-9.78	8
6	-10.31	8
10	-10.76	8
11	-12.94	8

VHT-40 MHz Mode:

Channel	Spectral power density (dBm/3kHz)	Limit (dBm/3kHz)
3	-16.02	8
4	-16.82	8
5	-13.72	8
6	-14.19	8
7	-15.67	8
8	-17.07	8
9	-16.78	8

Test Plots

802.11b CHANNEL 1



802.11b CHANNEL 2



802.11b CHANNEL 6



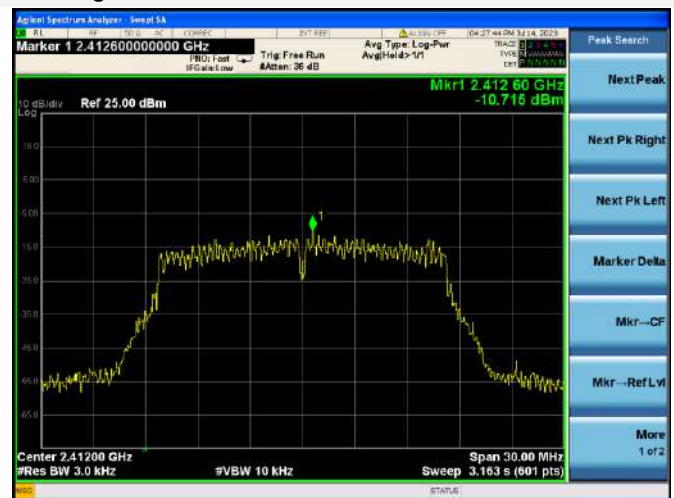
802.11b CHANNEL 10



802.11b CHANNEL 11



802.11g CHANNEL 1



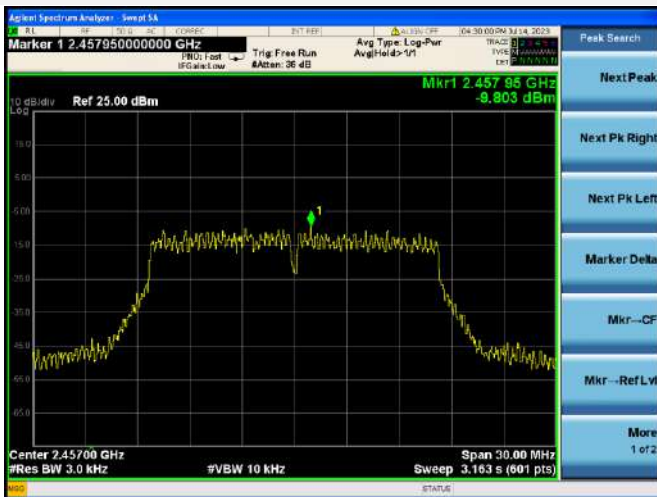
802.11g CHANNEL 2



802.11g CHANNEL 6



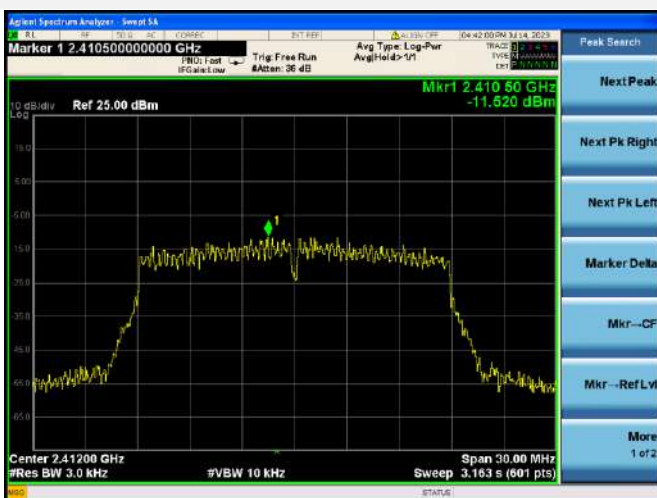
802.11g CHANNEL 10



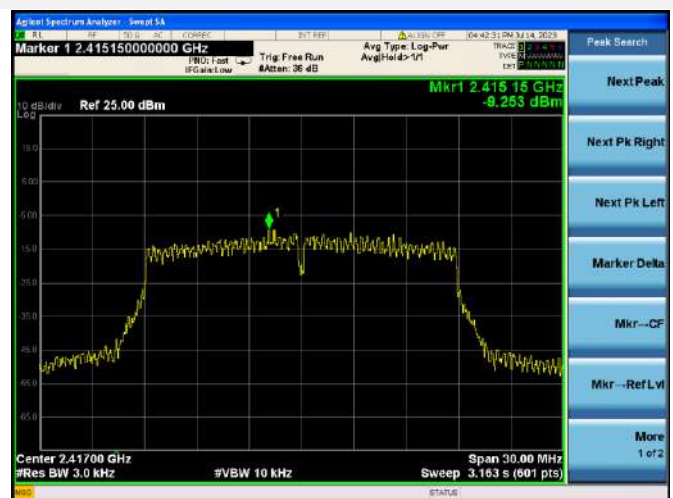
802.11g CHANNEL 11



802.11n-20 MHz CHANNEL 1



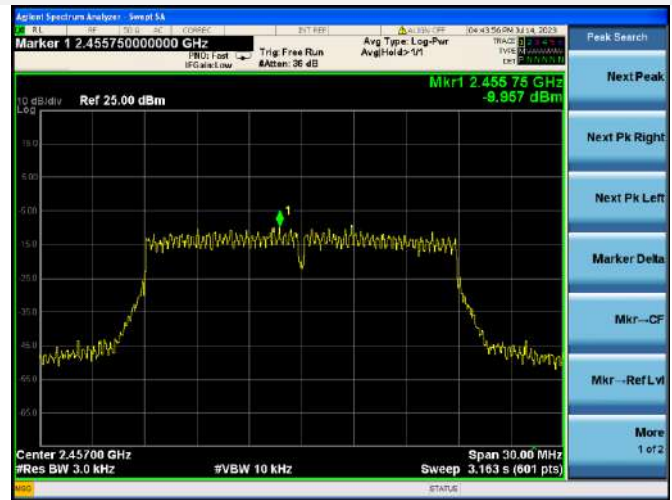
802.11n-20 MHz CHANNEL 2



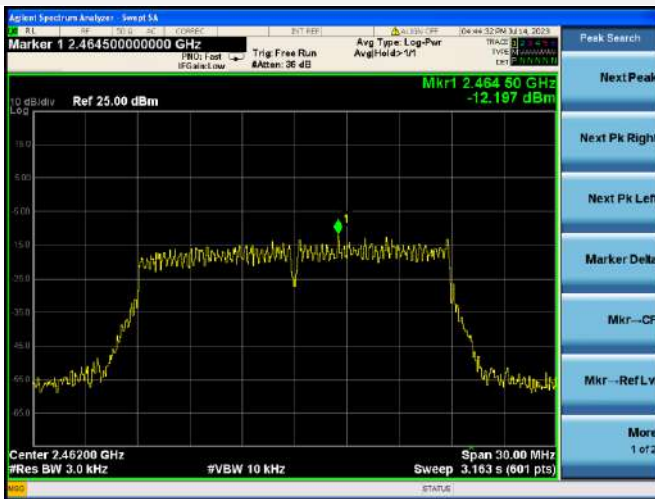
802.11n-20 MHz CHANNEL 6



802.11n-20 MHz CHANNEL 10



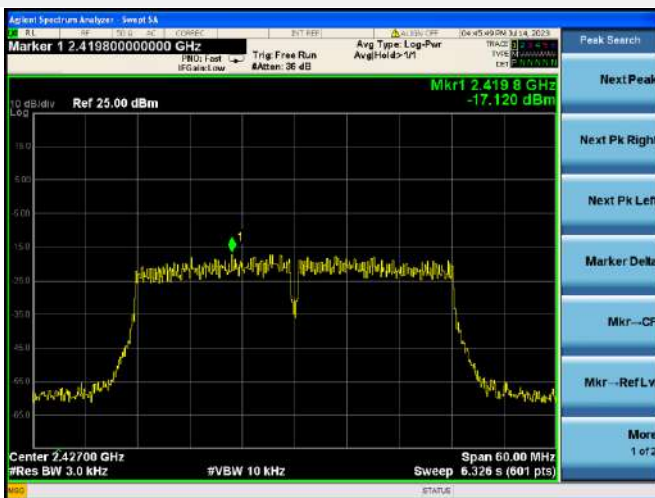
802.11n-20 MHz CHANNEL 11



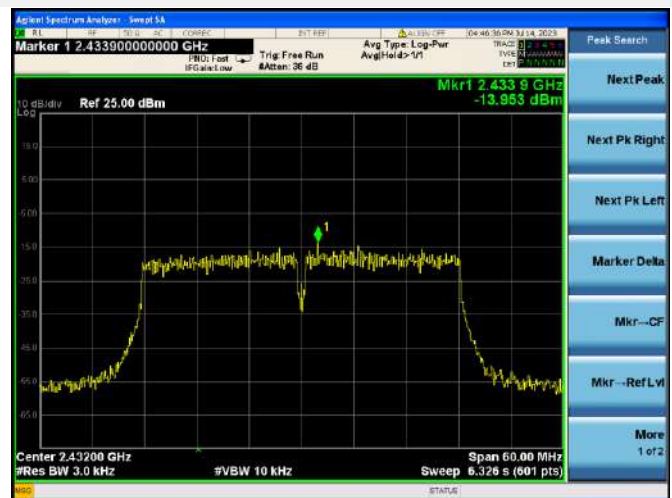
802.11n-40 MHz CHANNEL 3



802.11n-40 MHz CHANNEL 4



802.11n-40 MHz CHANNEL 5



802.11n-40 MHz CHANNEL 6



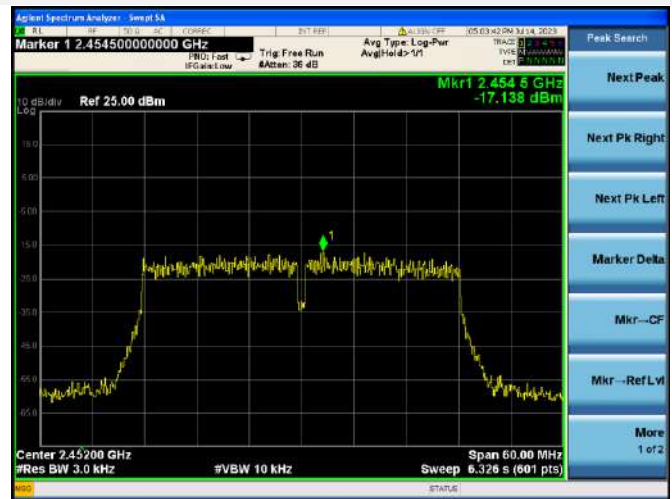
802.11n-40 MHz CHANNEL 7



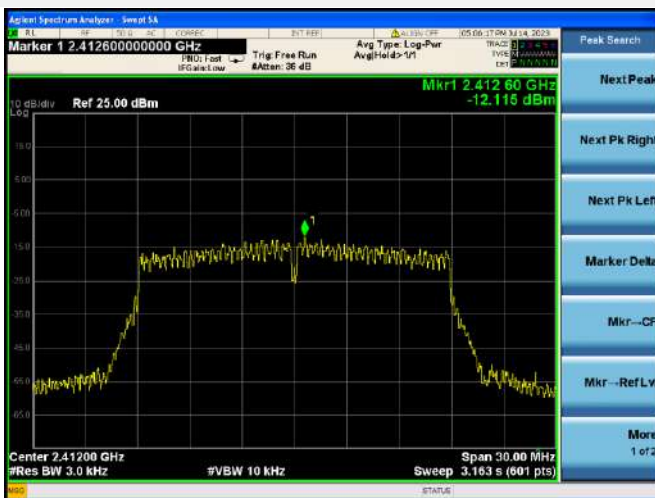
802.11n-40 MHz CHANNEL 8



802.11n-40 MHz CHANNEL 9



VHT-20 MHz CHANNEL 1



VHT-20 MHz CHANNEL 2



VHT-20 MHz CHANNEL 6



VHT-20 MHz CHANNEL 10



VHT-20 MHz CHANNEL 11



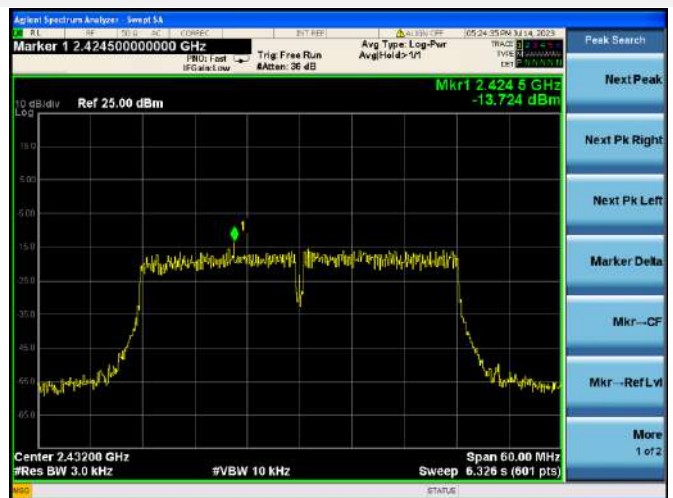
VHT-40 MHz CHANNEL 3



VHT-40 MHz CHANNEL 4



VHT-40 MHz CHANNEL 5



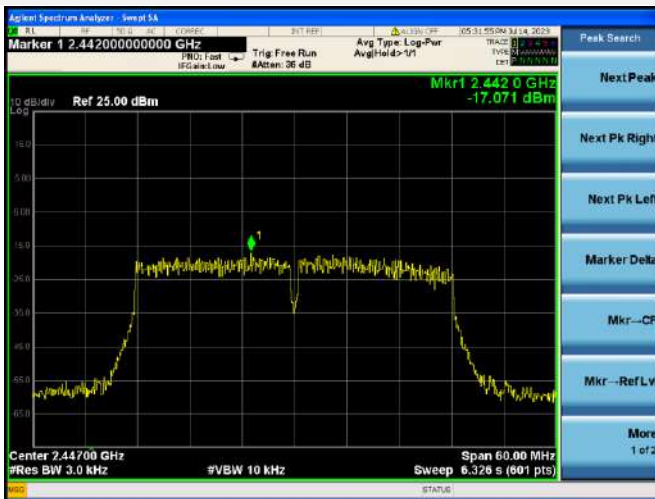
VHT-40 MHz CHANNEL 6



VHT-40 MHz CHANNEL 7



VHT-40 MHz CHANNEL 8



VHT-40 MHz CHANNEL 9



ANNEX B TEST SETUP PHOTOS

Please refer the document “BL-S2360554-AR.PDF”.

ANNEX C EUT EXTERNAL PHOTOS

Please refer the document “BL-SZ2360554-AW.PDF”.

ANNEX D EUT INTERNAL PHOTOS

Please refer the document “BL-SZ2360554-AI.PDF”.

Statement

1. The laboratory guarantees the scientificity, accuracy and impartiality of the test, and is responsible for all the information in the report, except the information provided by the customer. The customer is responsible for the impact of the information provided on the validity of the results.
2. The report without China inspection body and laboratory Mandatory Approval (CMA) mark has no effect of proving to the society.
3. For the report with CNAS mark or A2LA mark, the items marked with "☆" are not within the accredited scope.
4. This report is invalid if it is altered, without the signature of the testing and approval personnel, or without the "inspection and testing dedicated stamp" or test report stamp.
5. The test data and results are only valid for the tested samples provided by the customer.
6. This report shall not be partially reproduced without the written permission of the laboratory.
7. Any objection shall be raised to the laboratory within 30 days after receiving the report.

--END OF REPORT--