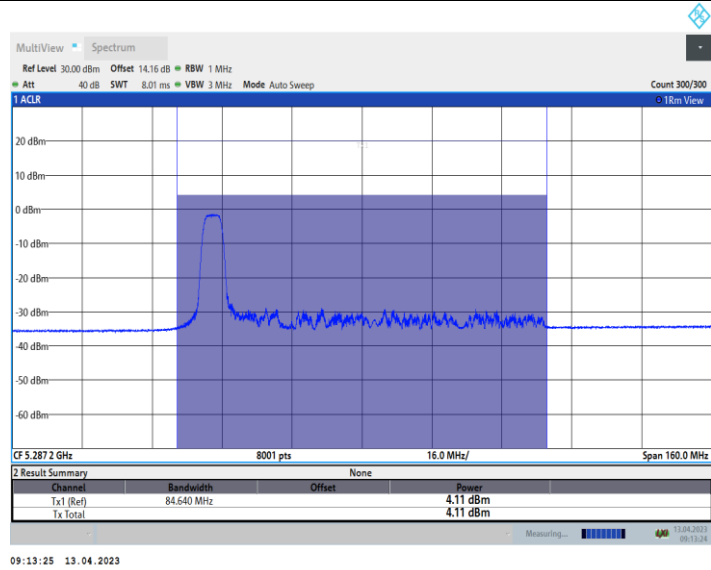
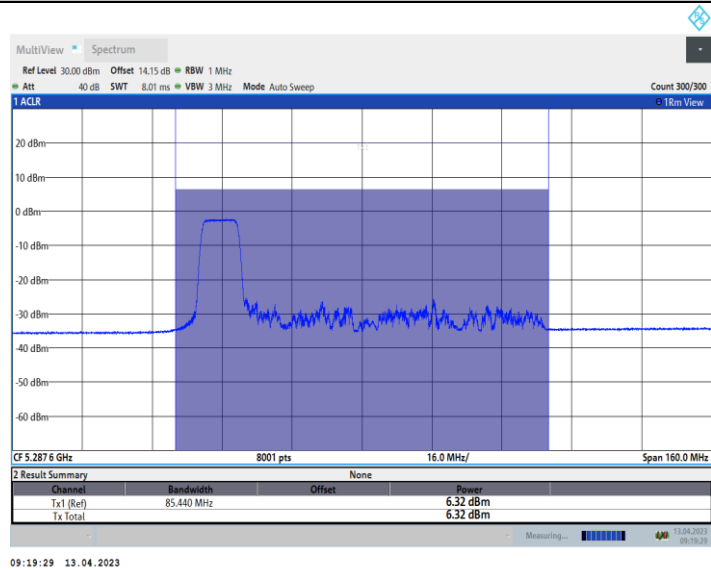


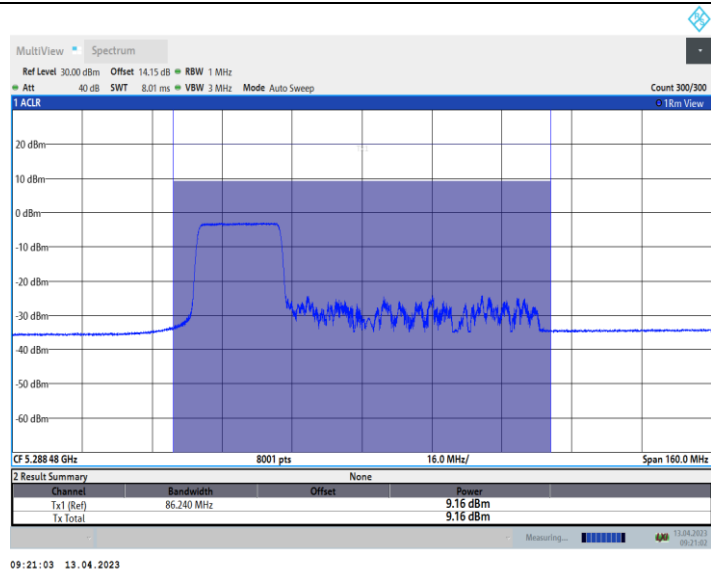
11AX80\_Ant10\_5290\_52Tone\_RU37



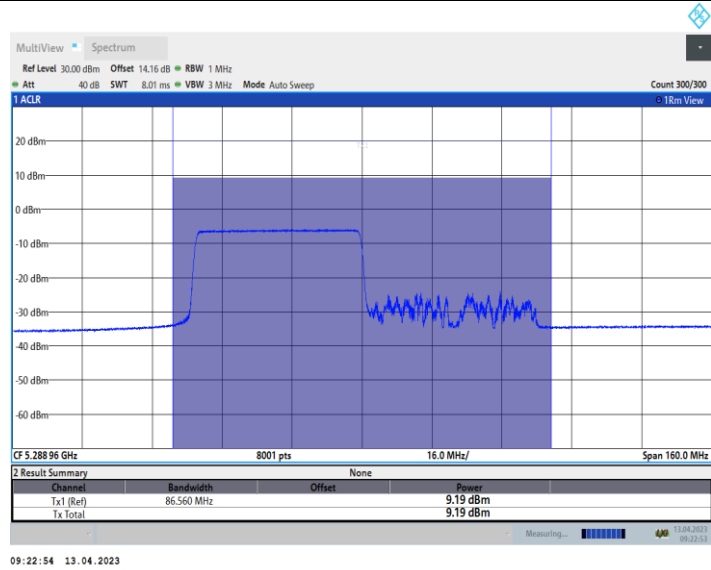
11AX80\_Ant10\_5290\_106Tone\_RU53



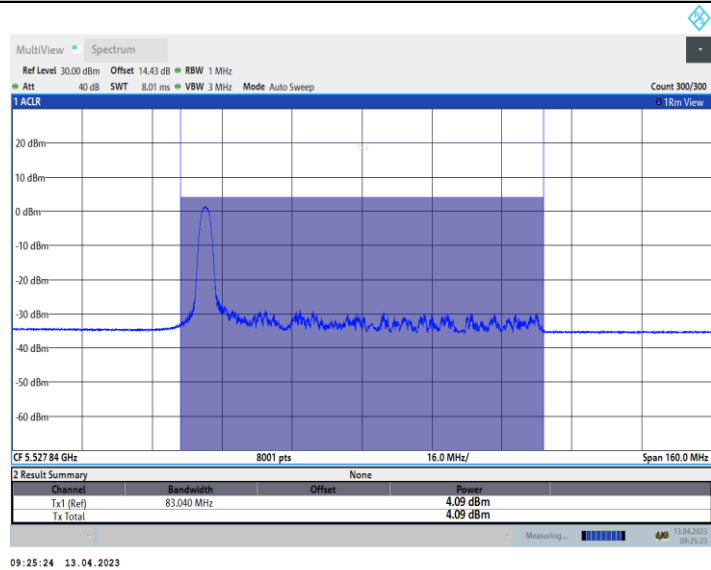
11AX80\_Ant10\_5290\_242Tone\_RU61



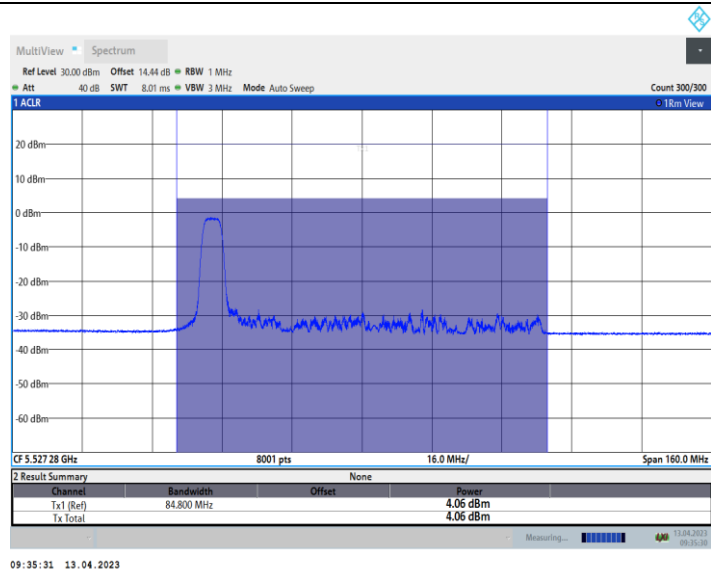
11AX80\_Ant10\_5290\_484Tone\_RU65



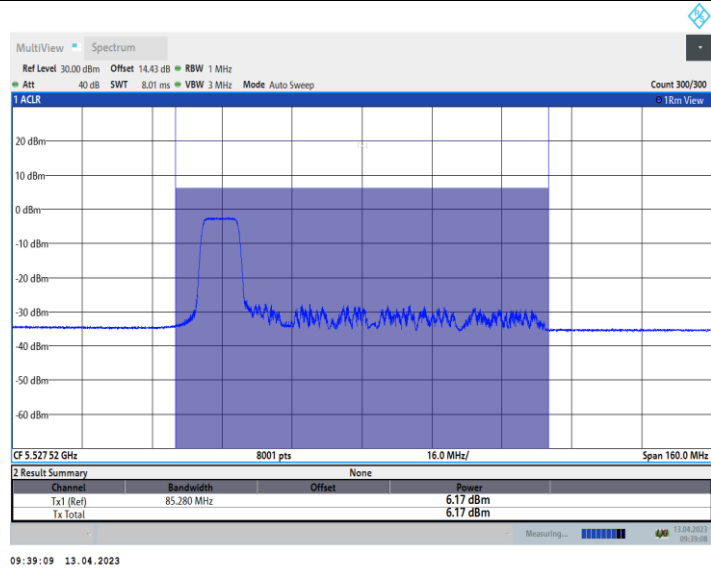
11AX80\_Ant10\_5530\_26Tone\_RU0



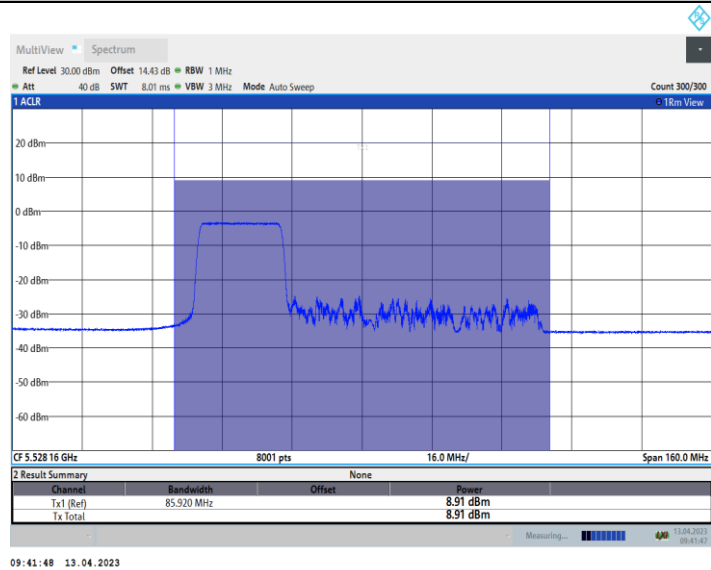
11AX80\_Ant10\_5530\_52Tone\_RU37



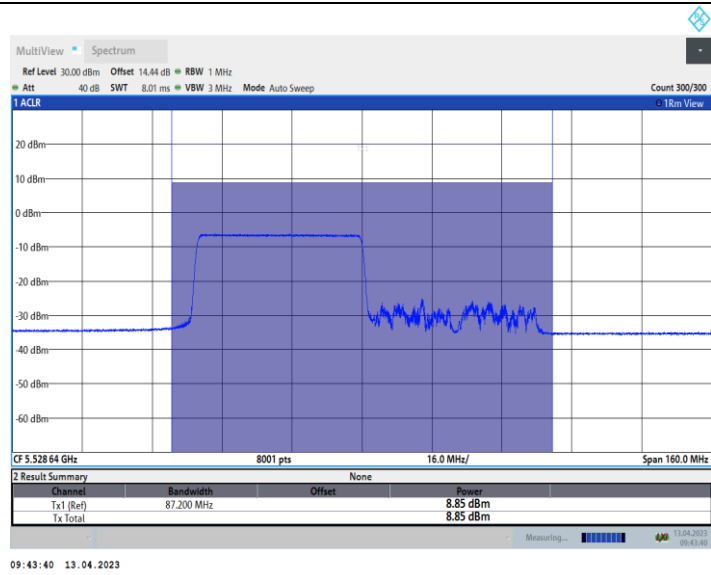
11AX80\_Ant10\_5530\_106Tone\_RU53



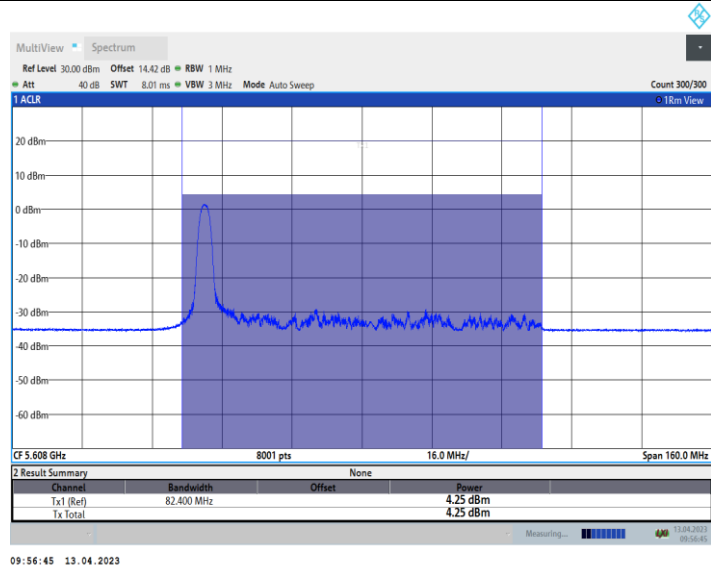
11AX80\_Ant10\_5530\_242Tone\_RU61



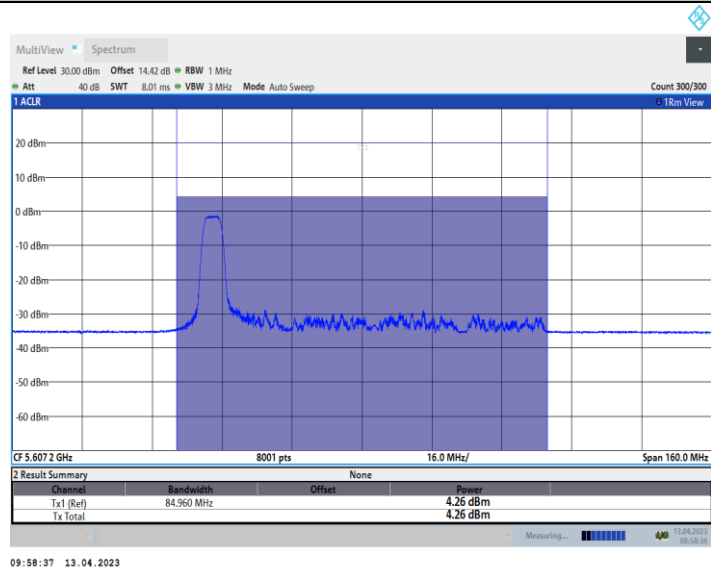
11AX80\_Ant10\_5530\_484Tone\_RU65



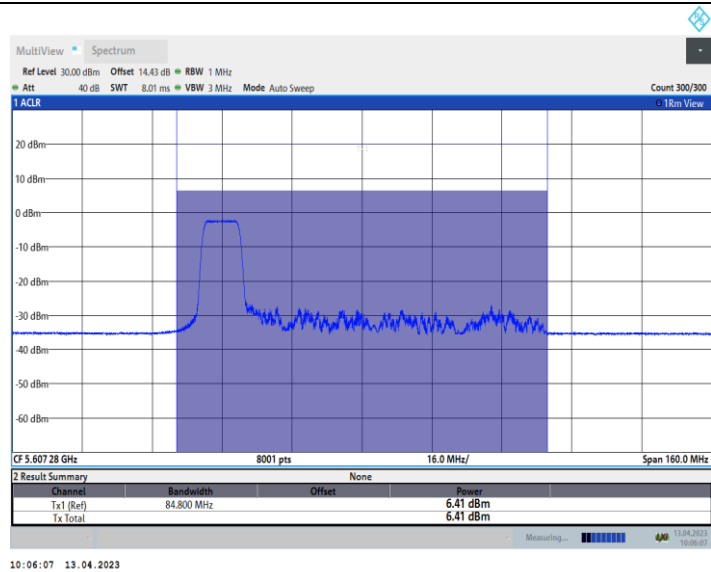
11AX80\_Ant10\_5610\_26Tone\_RU0



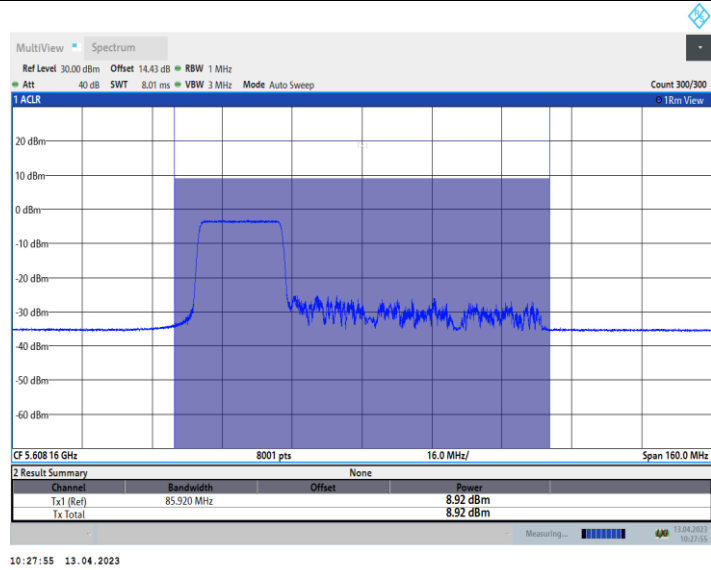
11AX80\_Ant10\_5610\_52Tone\_RU37



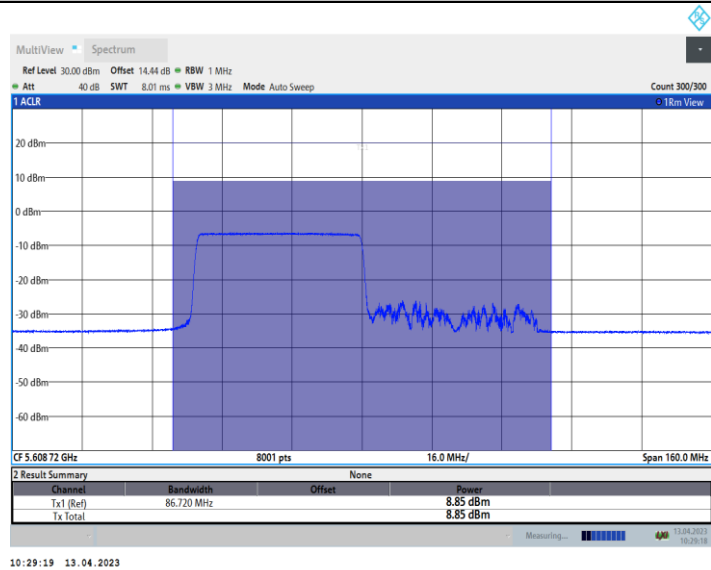
11AX80\_Ant10\_5610\_106Tone\_RU53



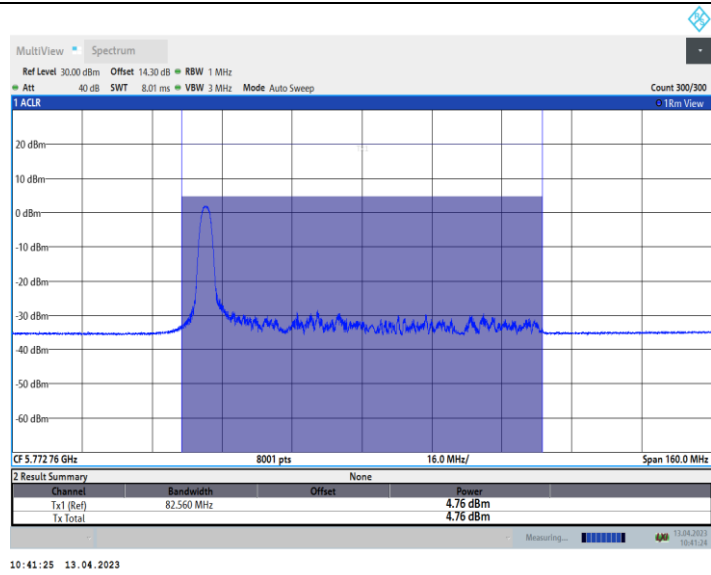
11AX80\_Ant10\_5610\_242Tone\_RU61



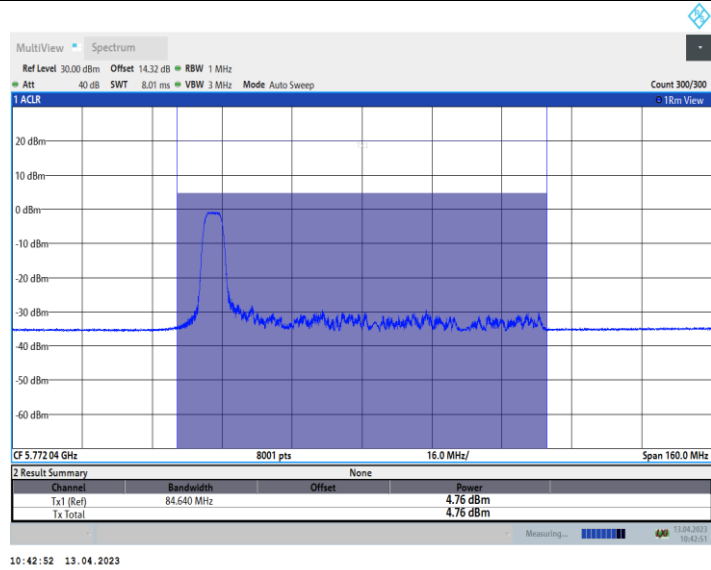
11AX80\_Ant10\_5610\_484Tone\_RU65



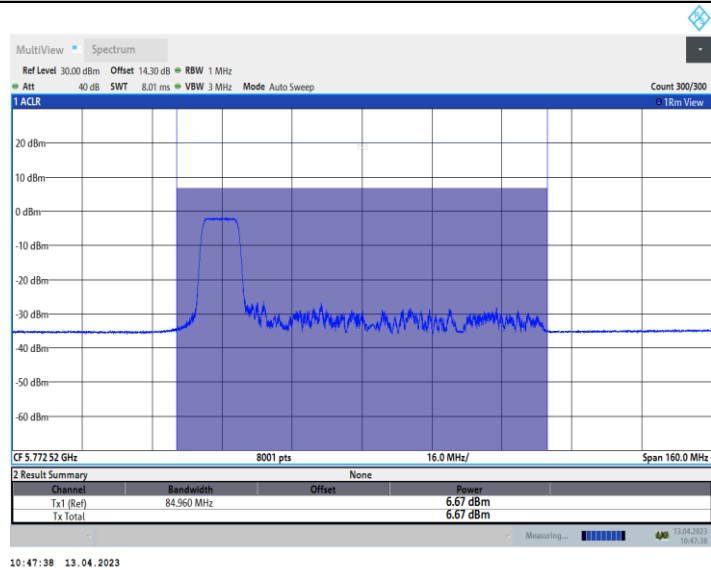
11AX80\_Ant10\_5775\_26Tone\_RU0



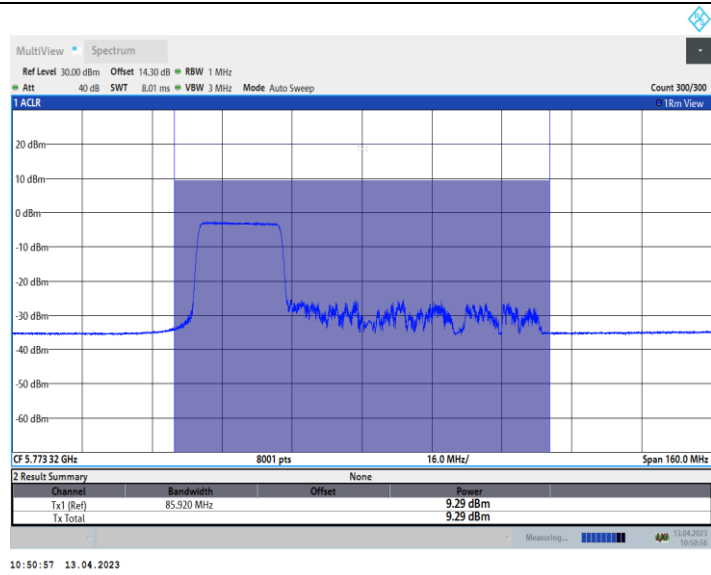
11AX80\_Ant10\_5775\_52Tone\_RU37



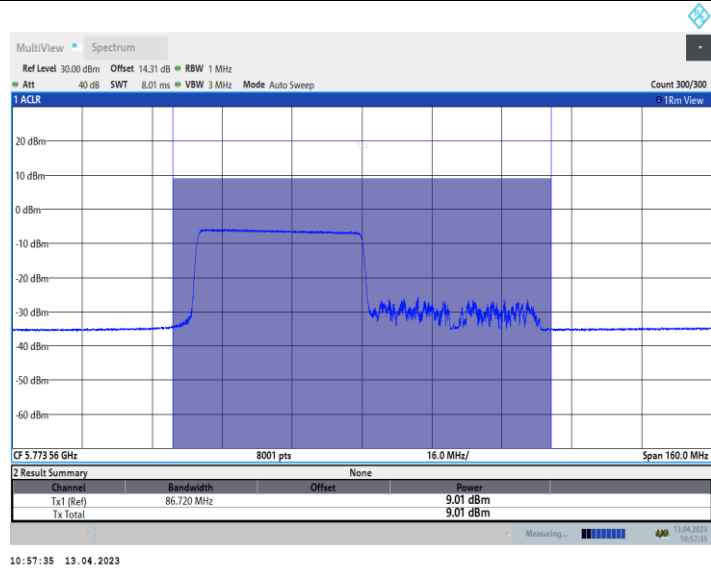
11AX80\_Ant10\_5775\_106Tone\_RU53



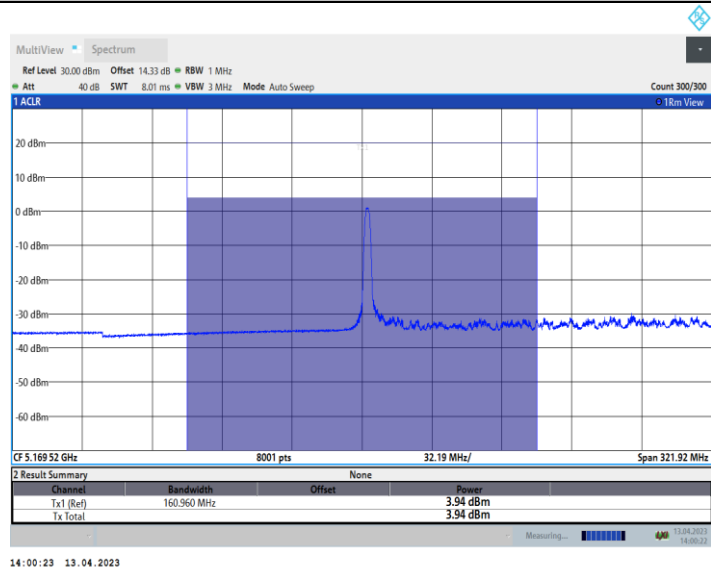
11AX80\_Ant10\_5775\_242Tone\_RU61



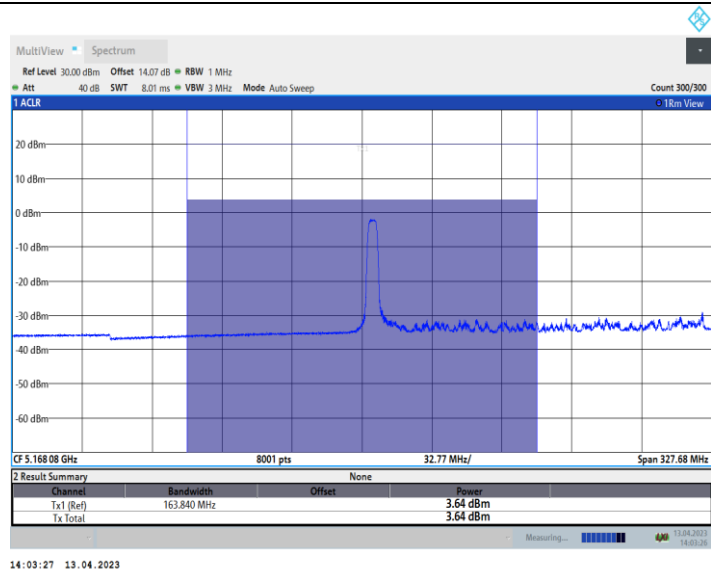
11AX80\_Ant10\_5775\_484Tone\_RU65



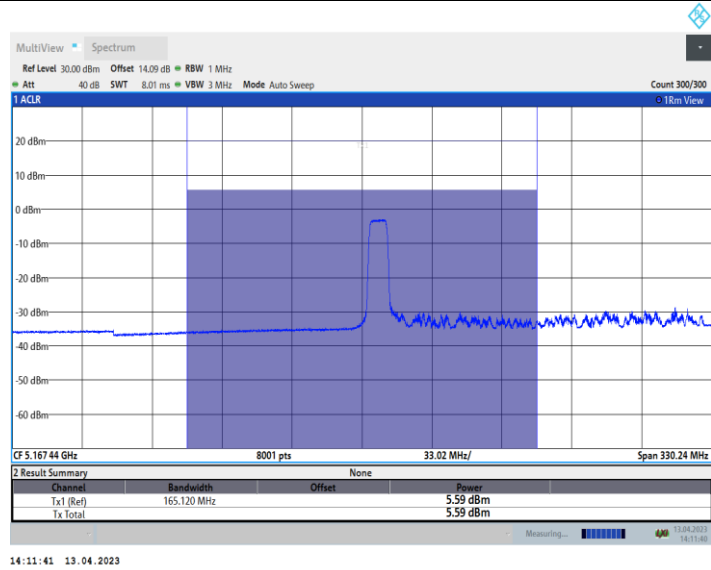
11AX160\_Ant10\_5250\_UNII-1\_26Tone\_RU



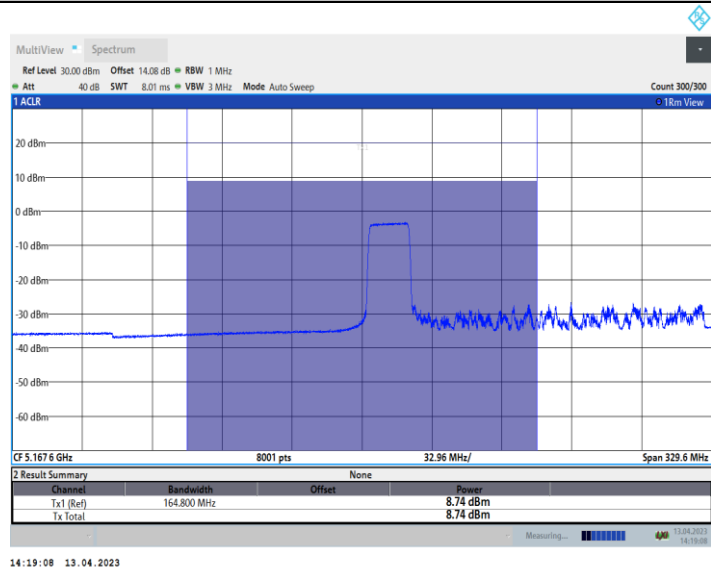
11AX160\_Ant10\_5250\_UNII-1\_52Tone\_RU37



11AX160\_Ant10\_5250\_UNII-1\_106Tone\_RU53

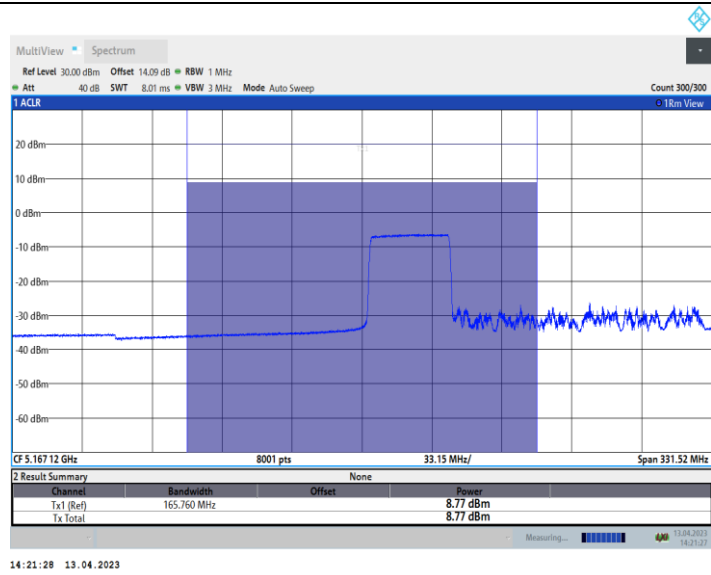


11AX160\_Ant10\_5250\_UNII-1\_242Tone\_RU61

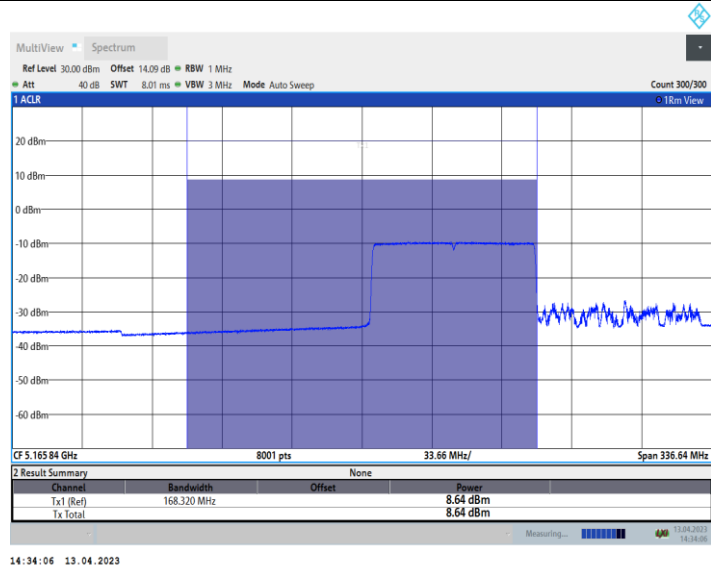


11AX160\_Ant10\_5250\_UNII-1\_484Tone\_RU65

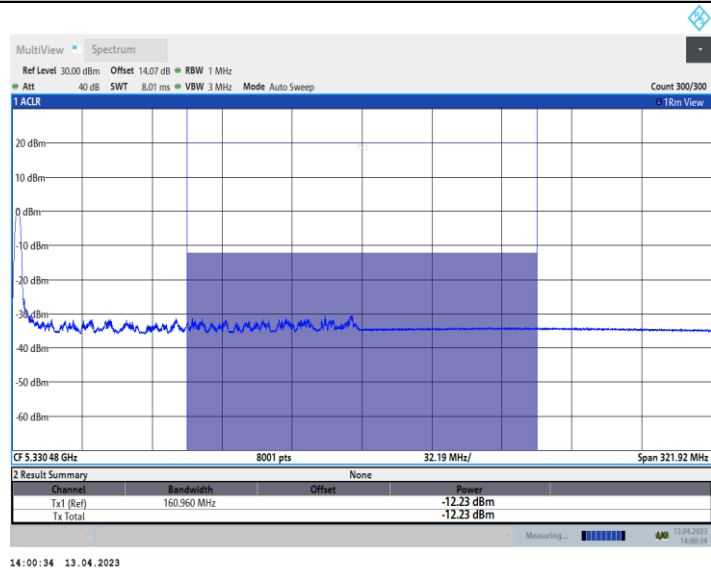




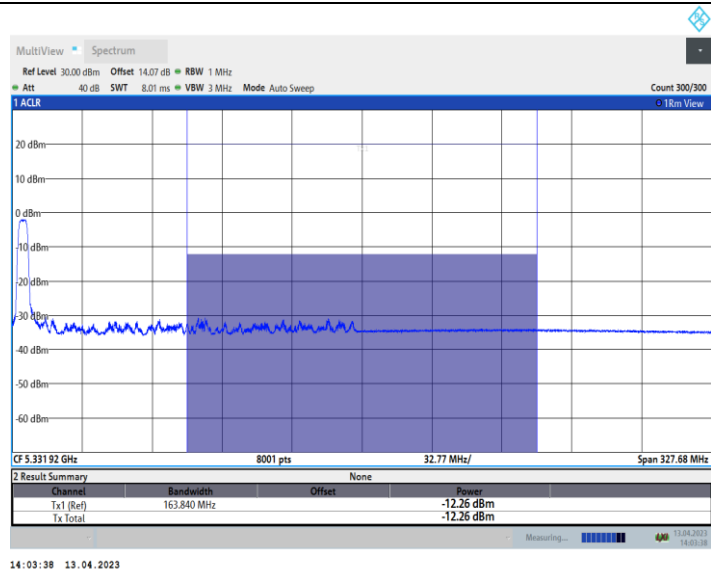
11AX160\_Ant10\_5250\_UNII-1\_996Tone\_RU67



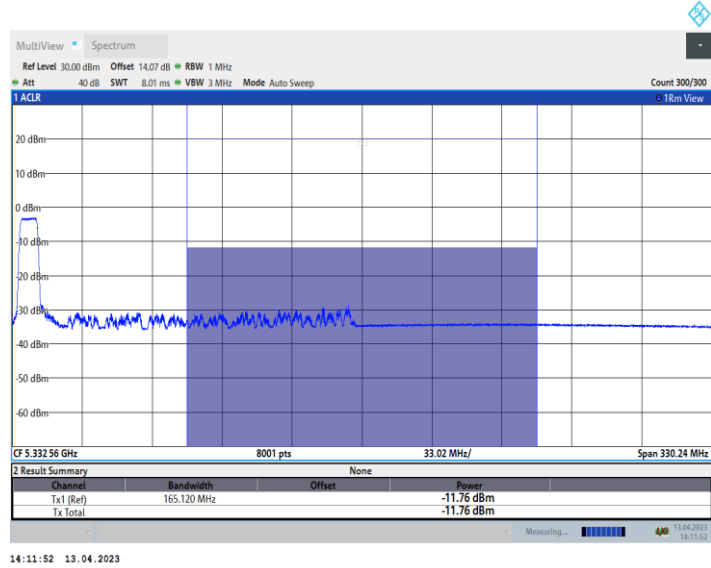
11AX160\_Ant10\_5250\_UNII-2A\_26Tone\_RU0



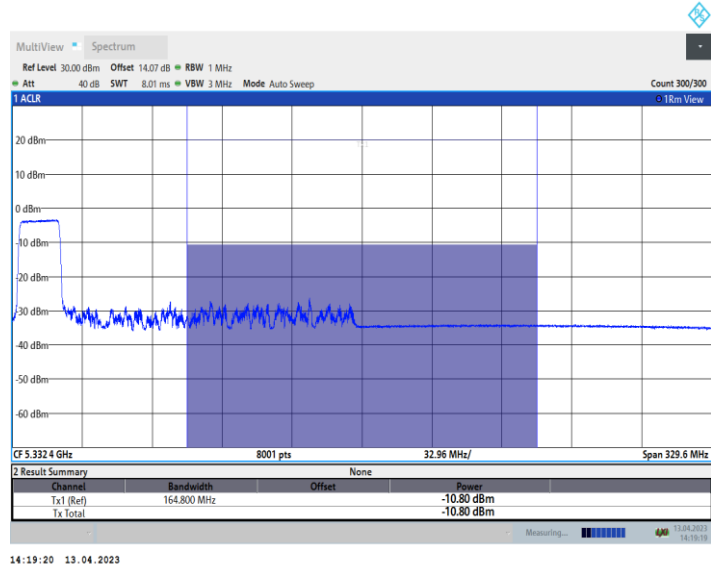
11AX160\_Ant10\_5250\_UNII-2A\_52Tone\_RU37



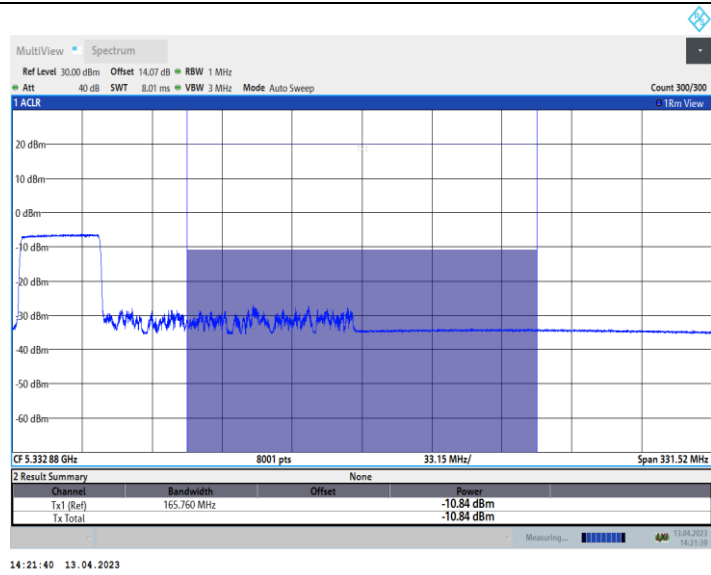
11AX160\_Ant10\_5250\_UNII-2A\_106Tone\_RU53



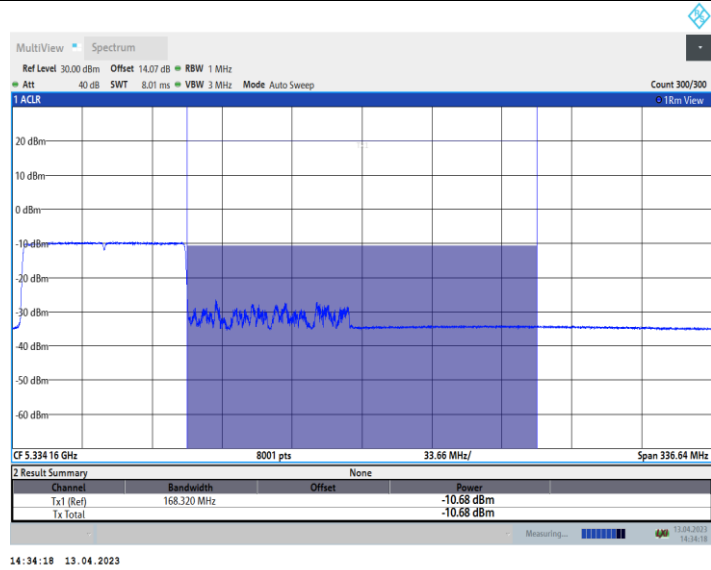
11AX160\_Ant10\_5250\_UNII-2A\_242Tone\_RU61



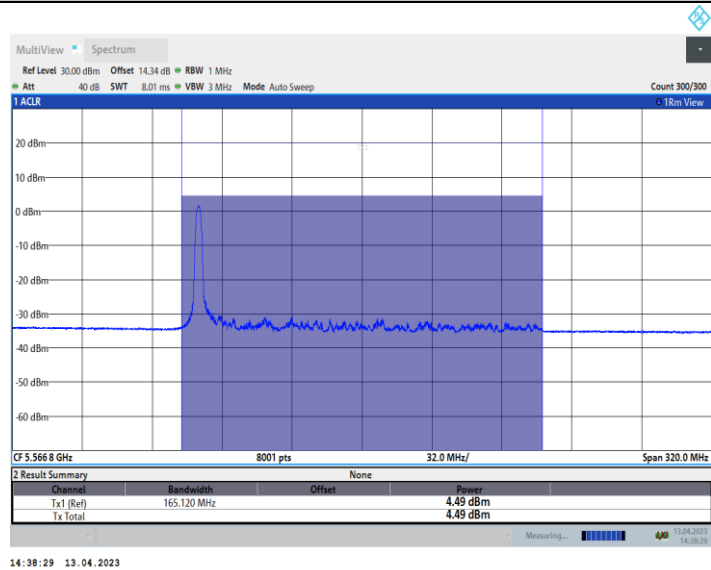
11AX160\_Ant10\_5250\_UNII-2A\_484Tone\_RU65



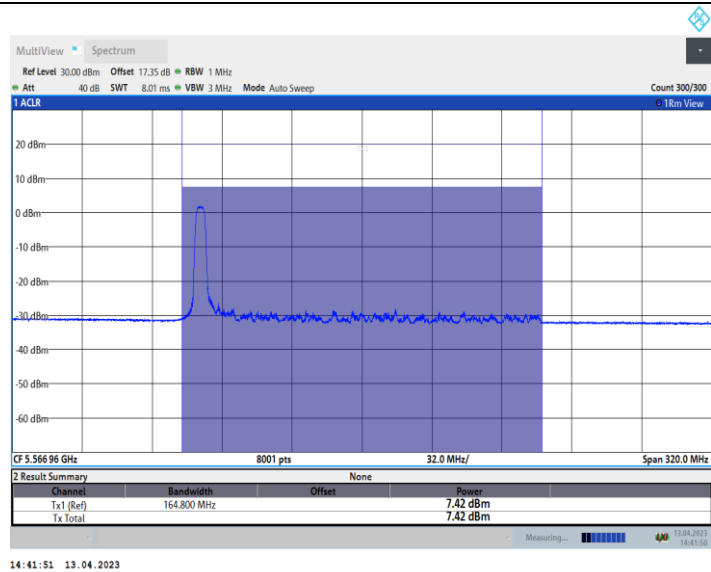
11AX160\_Ant10\_5250\_UNII-2A\_996Tone\_RU67



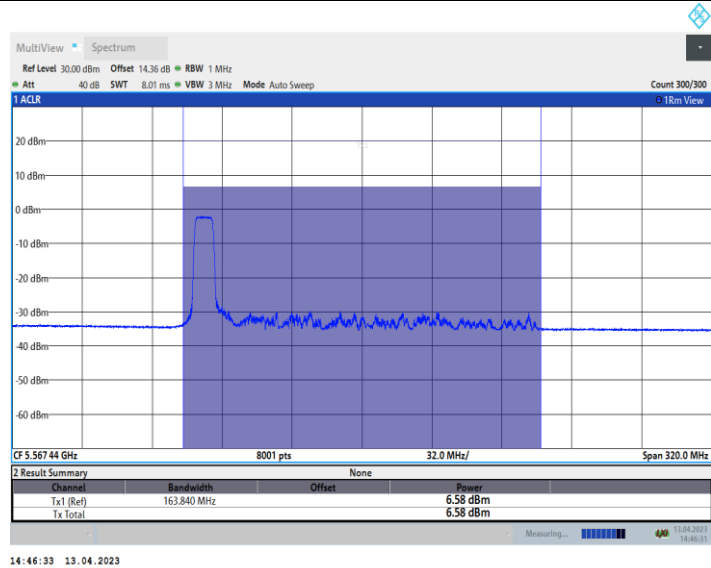
11AX160\_Ant10\_5570\_26Tone\_RU0



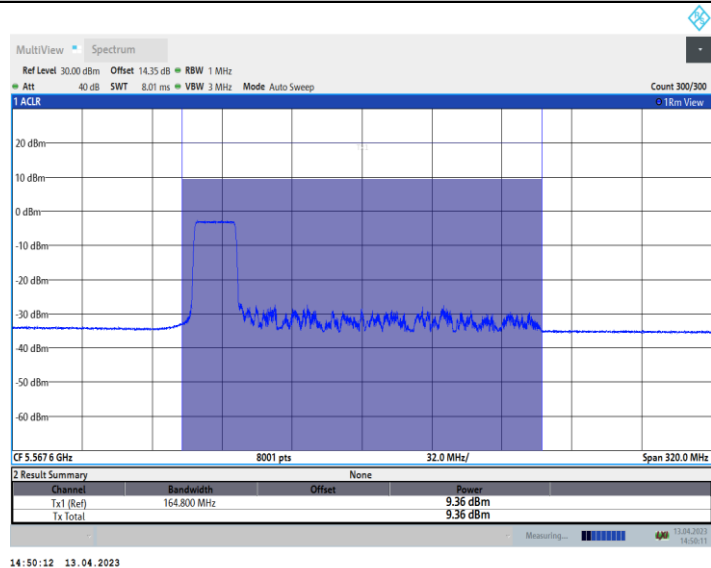
11AX160\_Ant10\_5570\_52Tone\_RU37



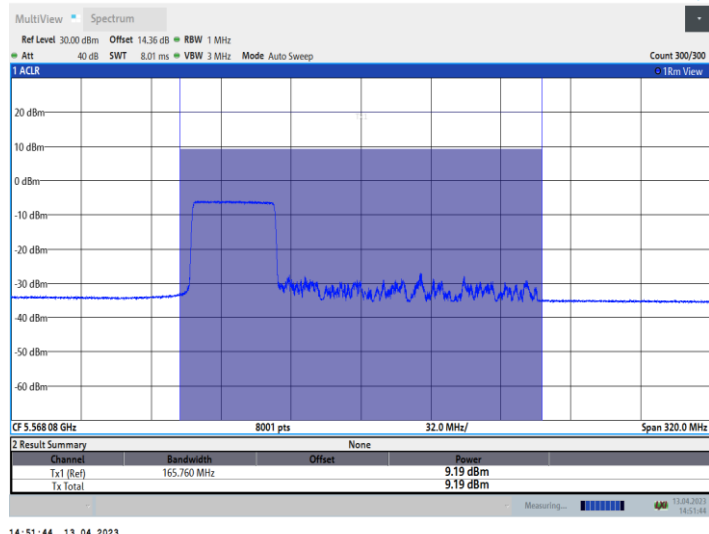
11AX160\_Ant10\_5570\_106Tone\_RU53



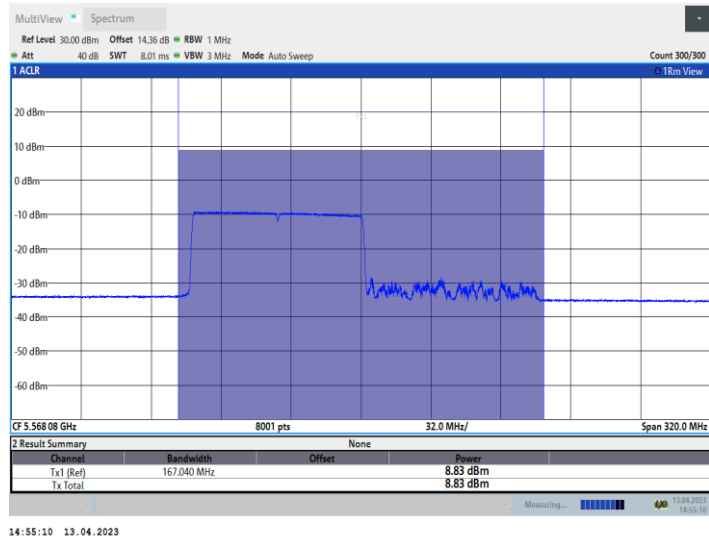
11AX160\_Ant10\_5570\_242Tone\_RU61



11AX160\_Ant10\_5570\_484Tone\_RU65



11AX160\_Ant10\_5570\_996Tone\_RU67



## 9. MAXIMUM POWER SPECTRAL DENSITY LEVEL MEASUREMENT

### 9.1. Limits of Maximum Power Spectral Density Level Measurement

CFR 47 (FCC) part 15.407 (a)

For mobile and portable client devices in the 5.15-5.25 GHz band, the maximum power spectral density shall not exceed 11 dBm in any 1 megahertz band. If transmitting antennas of directional gain greater than 6 dBi are used, both the maximum conducted output power and the maximum power spectral density shall be reduced by the amount in dB that the directional gain of the antenna exceeds 6 dBi

For the 5.25-5.35 GHz and 5.47-5.725 GHz bands, the maximum power spectral density shall not exceed 11 dBm in any 1 megahertz band. If transmitting antennas of directional gain greater than 6 dBi are used, both the maximum conducted output power and the maximum power spectral density shall be reduced by the amount in dB that the directional gain of the antenna exceeds 6 dBi.

For the band 5.725-5.85 GHz, the maximum conducted output power over the frequency band of operation shall not exceed 1 W. In addition, the maximum power spectral density shall not exceed 30 dBm in any 500-kHz band. If transmitting antennas of directional gain greater than 6 dBi are used, both the maximum conducted output power and the maximum power spectral density shall be reduced by the amount in dB that the directional gain of the antenna exceeds 6 dBi.

### 9.2. Test Procedure

1. Create an average power spectrum for the EUT operating mode being tested by following the instructions in section II.E.2. for measuring maximum conducted output power using a spectrum analyzer or EMI receiver: select the appropriate test method (SA-1, SA-2, SA-3, or alternatives to each) and apply it up to, but not including, the step labeled, "Compute power...." (This procedure is required even if the maximum conducted output power measurement was performed using a power meter, method PM.)

2. Use the peak search function on the instrument to find the peak of the spectrum and record its value.

3. Make the following adjustments to the peak value of the spectrum, if applicable:  
a) If Method SA-2 or SA-2 Alternative was used, add  $10 \log(1/x)$ , where  $x$  is the duty cycle, to the peak of the spectrum.

b) If Method SA-3 Alternative was used and the linear mode was used in step II.E.2.g)(viii), add 1 dB to the final result to compensate for the difference between linear averaging and power averaging.

4. The result is the Maximum PSD over 1 MHz reference bandwidth.

5. For devices operating in the bands 5.15-5.25 GHz, 5.25-5.35 GHz, and 5.47-5.725 GHz, the

above procedures make use of 1 MHz RBW to satisfy directly the 1 MHz reference bandwidth specified in § 15.407(a)(5). For devices operating in the band 5.725-5.85 GHz, the rules specify a measurement bandwidth of 500 kHz. Many spectrum analyzers do not have 500 kHz RBW, thus a narrower RBW may need to be used. The rules permit the use of a RBWs less than 1 MHz, or

500 kHz, “provided that the measured power is integrated over the full reference bandwidth” to show the total power over the specified measurement bandwidth (i.e., 1 MHz, or 500 kHz). If measurements are performed using a reduced resolution bandwidth (< 1 MHz, or < 500 kHz) and 789033 D02 General UNII Test Procedures New Rules v01r02 Page 10 integrated over 1 MHz, or 500 kHz bandwidth, the following adjustments to the procedures apply:

- a) Set RBW  $\geq 1/T$ , where T is defined in section II.B.I.a).
- b) Set VBW  $\geq 3$  RBW.
- c) If measurement bandwidth of Maximum PSD is specified in 500 kHz, add 10 log (500 kHz/RBW) to the measured result, whereas RBW (< 500 kHz) is the reduced resolution bandwidth of the spectrum analyzer set during measurement.
- d) If measurement bandwidth of Maximum PSD is specified in 1 MHz, add 10 log (1MHz/RBW) to the measured result, whereas RBW (< 1 MHz) is the reduced resolution bandwidth of spectrum analyzer set during measurement.
- e) Care must be taken to ensure that the measurements are performed during a period of continuous transmission or are corrected upward for duty cycle.

Note: As a practical matter, it is recommended to use reduced RBW of 100 kHz for the sections

5.c) and 5.d) above, since RBW=100 KHZ is available on nearly all spectrum analyzers.

### 9.3. Test Data

Maximum Power Spectral Density Level

TestMode	Antenna	Channel	Result[dBm/MHz]	Limit[dBm/MHz]	Verdict
11A	Ant9	5180	3.86	$\leq 11.00$	PASS
		5200	6.18	$\leq 11.00$	PASS
		5240	5.81	$\leq 11.00$	PASS
		5260	3.37	$\leq 11.00$	PASS
		5280	5.79	$\leq 11.00$	PASS
		5320	5.55	$\leq 11.00$	PASS
		5500	4.98	$\leq 11.00$	PASS
		5600	5.37	$\leq 11.00$	PASS
		5700	3.02	$\leq 11.00$	PASS
		5745	0.9	$\leq 30.00$	PASS
		5785	3.04	$\leq 30.00$	PASS
11N20	Ant9	5180	3.21	$\leq 11.00$	PASS
		5200	5.39	$\leq 11.00$	PASS
		5240	4.97	$\leq 11.00$	PASS
		5260	2.77	$\leq 11.00$	PASS
		5280	5.11	$\leq 11.00$	PASS
		5320	4.9	$\leq 11.00$	PASS
		5500	4.27	$\leq 11.00$	PASS
		5600	4.82	$\leq 11.00$	PASS
		5700	1.91	$\leq 11.00$	PASS
		5745	0	$\leq 30.00$	PASS
		5785	2.29	$\leq 30.00$	PASS
11N40	Ant9	5190	-1.03	$\leq 11.00$	PASS
		5230	2.74	$\leq 11.00$	PASS
		5270	2.71	$\leq 11.00$	PASS
		5310	0.62	$\leq 11.00$	PASS
		5510	-0.55	$\leq 11.00$	PASS
		5590	1.77	$\leq 11.00$	PASS
		5670	0.47	$\leq 11.00$	PASS
		5755	0.1	$\leq 30.00$	PASS
11AC20	Ant9	5180	3.8	$\leq 11.00$	PASS
		5200	6.17	$\leq 11.00$	PASS

		5240	5.59	≤11.00	PASS
		5260	3.31	≤11.00	PASS
		5280	5.11	≤11.00	PASS
		5320	4.67	≤11.00	PASS
		5500	2.09	≤11.00	PASS
		5600	4.59	≤11.00	PASS
		5700	2.21	≤11.00	PASS
		5745	2.21	≤30.00	PASS
		5785	1.92	≤30.00	PASS
11AC40	Ant9	5825	1.81	≤30.00	PASS
		5190	-1.11	≤11.00	PASS
		5230	2.94	≤11.00	PASS
		5270	3.03	≤11.00	PASS
		5310	-1	≤11.00	PASS
		5510	-0.06	≤11.00	PASS
		5590	1.89	≤11.00	PASS
		5670	1.69	≤11.00	PASS
		5755	-0.41	≤30.00	PASS
11AC80	Ant9	5795	-0.59	≤30.00	PASS
		5210	0.28	≤11.00	PASS
		5290	-1.78	≤11.00	PASS
		5530	-3.44	≤11.00	PASS
		5610	-2.98	≤11.00	PASS
11AC160	Ant9	5775	-3.47	≤30.00	PASS
		5250_UNII-1	-6.53	≤11.00	PASS
		5250_UNII-2A	-6.46	≤11.00	PASS
11AX20	Ant9	5570	-6.26	≤11.00	PASS
		5180	1.57	≤11.00	PASS
		5200	3.79	≤11.00	PASS
		5240	3.79	≤11.00	PASS
		5260	1.1	≤11.00	PASS
		5280	3.8	≤11.00	PASS
		5320	3.57	≤11.00	PASS
		5500	0.45	≤11.00	PASS
		5580	2.24	≤11.00	PASS
		5600	3.07	≤11.00	PASS
		5700	2.9	≤11.00	PASS
		5745	0.85	≤30.00	PASS
11AX40	Ant9	5785	2.57	≤30.00	PASS
		5825	2.42	≤30.00	PASS
		5190	-1.4	≤11.00	PASS
		5230	1.19	≤11.00	PASS
		5270	1.15	≤11.00	PASS
		5310	-1.84	≤11.00	PASS
		5510	-2.63	≤11.00	PASS
		5550	0.4	≤11.00	PASS
		5670	-0.56	≤11.00	PASS
11AX80	Ant9	5755	-0.01	≤30.00	PASS
		5795	-0.57	≤30.00	PASS
		5210	-4.88	≤11.00	PASS
		5290	-2.13	≤11.00	PASS
		5530	-3.31	≤11.00	PASS
11AX160	Ant9	5610	-2.58	≤11.00	PASS
		5775	-5.45	≤30.00	PASS
		5250_UNII-1	-6.63	≤11.00	PASS
		5250_UNII-2A	-6.58	≤11.00	PASS
		5570	-6.23	≤11.00	PASS



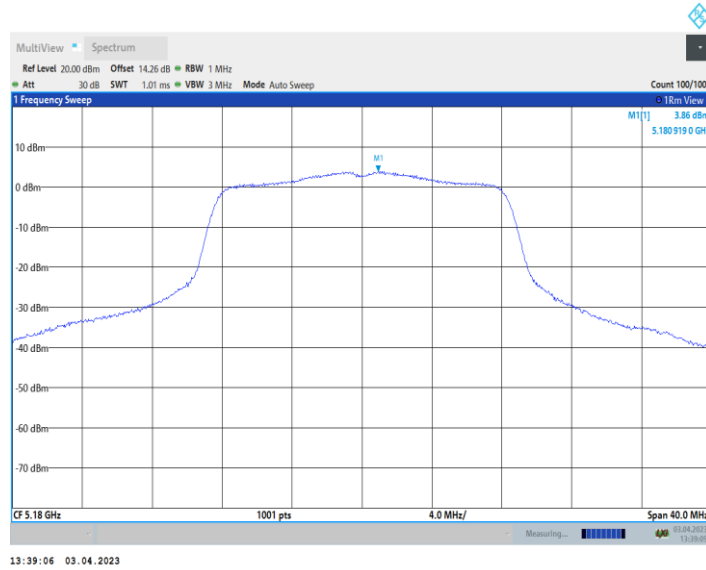
TestMode	Antenna	Channel	Result[dBm/MHz]	Limit[dBm/MHz]	Verdict
11A	Ant10	5180	3.79	≤11.00	PASS
		5200	6.39	≤11.00	PASS
		5240	6.28	≤11.00	PASS
		5260	3.56	≤11.00	PASS
		5280	6.9	≤11.00	PASS
		5320	6.22	≤11.00	PASS
		5500	5.81	≤11.00	PASS
		5600	6.09	≤11.00	PASS
		5700	1.67	≤11.00	PASS
		5745	-0.03	≤30.00	PASS
		5785	1.53	≤30.00	PASS
11N20	Ant10	5825	1.63	≤30.00	PASS
		5180	3.22	≤11.00	PASS
		5200	5.83	≤11.00	PASS
		5240	5.74	≤11.00	PASS
		5260	3.12	≤11.00	PASS
		5280	5.71	≤11.00	PASS
		5320	5.56	≤11.00	PASS
		5500	5.13	≤11.00	PASS
		5600	5.5	≤11.00	PASS
		5700	5.57	≤11.00	PASS
		5745	-0.68	≤30.00	PASS
11N40	Ant10	5785	1.46	≤30.00	PASS
		5825	1.41	≤30.00	PASS
		5190	-1.08	≤11.00	PASS
		5230	2.15	≤11.00	PASS
		5270	2.85	≤11.00	PASS
		5310	0.44	≤11.00	PASS
		5510	2.3	≤11.00	PASS
		5590	2.32	≤11.00	PASS
11AC20	Ant10	5670	2.12	≤11.00	PASS
		5755	-0.68	≤30.00	PASS
		5795	-1.05	≤30.00	PASS
		5180	3.23	≤11.00	PASS
		5200	6.01	≤11.00	PASS
		5240	5.61	≤11.00	PASS
		5260	3.22	≤11.00	PASS
		5280	5.28	≤11.00	PASS
		5320	5.02	≤11.00	PASS
		5500	2.18	≤11.00	PASS
		5600	4.94	≤11.00	PASS
11AC40	Ant10	5700	2.3	≤11.00	PASS
		5745	1.34	≤30.00	PASS
		5785	0.84	≤30.00	PASS
		5825	0.9	≤30.00	PASS
		5190	-1.29	≤11.00	PASS
		5230	3.1	≤11.00	PASS
		5270	3.41	≤11.00	PASS
		5310	-1.19	≤11.00	PASS
11AC80	Ant10	5510	-0.34	≤11.00	PASS
		5590	1.99	≤11.00	PASS
		5670	1.69	≤11.00	PASS
		5755	-1.21	≤30.00	PASS
		5795	-1.44	≤30.00	PASS
11AC160	Ant10	5210	0.63	≤11.00	PASS
		5290	-1.9	≤11.00	PASS
		5530	-3.53	≤11.00	PASS
		5610	-0.6	≤11.00	PASS
11AX20	Ant10	5775	-4.26	≤30.00	PASS
		5250_UNII-1	-6.1	≤11.00	PASS
		5250_UNII-2A	-6.1	≤11.00	PASS
11AX20	Ant10	5570	-3.86	≤11.00	PASS
		5180	2.89	≤11.00	PASS
		5200	5.62	≤11.00	PASS

		5240	5.34	≤11.00	PASS
		5260	3.5	≤11.00	PASS
		5280	6.02	≤11.00	PASS
		5320	5.85	≤11.00	PASS
		5500	5.33	≤11.00	PASS
		5580	4.85	≤11.00	PASS
		5600	5.24	≤11.00	PASS
		5700	2.86	≤11.00	PASS
		5745	1.99	≤30.00	PASS
		5785	1.45	≤30.00	PASS
		5825	1.48	≤30.00	PASS
11AX40	Ant10	5190	-1.59	≤11.00	PASS
		5230	3.03	≤11.00	PASS
		5270	3.47	≤11.00	PASS
		5310	-2	≤11.00	PASS
		5510	-2.63	≤11.00	PASS
		5590	2.8	≤11.00	PASS
		5670	-0.58	≤11.00	PASS
		5755	-1.02	≤30.00	PASS
11AX80	Ant10	5795	-1.35	≤30.00	PASS
		5210	-4.66	≤11.00	PASS
		5290	-2.39	≤11.00	PASS
		5530	-3.53	≤11.00	PASS
		5610	0.04	≤11.00	PASS
11AX160	Ant10	5775	-3.65	≤30.00	PASS
		5250_UNII-1	-6.06	≤11.00	PASS
		5250_UNII-2A	-6.06	≤11.00	PASS
		5570	-5.87	≤11.00	PASS

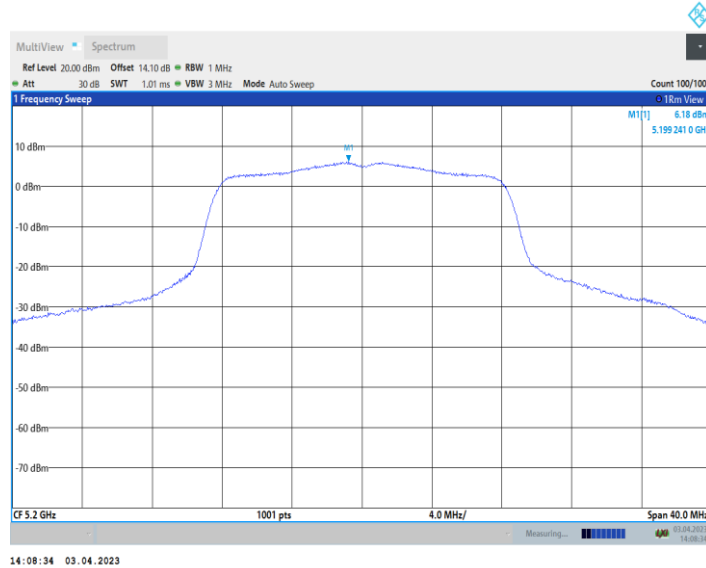
TestMode	Antenna	Channel	Result[dBm/MHz]			Limit[dBm/MHz]	Verdict
			Ant9	Ant10	Total(Ant9+Ant10)		
11A	Ant9	5180	3.86	3.79	6.84	≤11.00	PASS
		5200	6.18	6.39	9.30	≤11.00	PASS
		5240	5.81	6.28	9.06	≤11.00	PASS
		5260	3.37	3.56	6.48	≤11.00	PASS
		5280	5.79	6.9	9.39	≤11.00	PASS
		5320	5.55	6.22	8.91	≤11.00	PASS
		5500	4.98	5.81	8.43	≤11.00	PASS
		5600	5.37	6.09	8.76	≤11.00	PASS
		5700	3.02	1.67	5.41	≤11.00	PASS
		5745	0.9	-0.03	3.47	≤30.00	PASS
		5785	3.04	1.53	5.36	≤30.00	PASS
5825	2.81	1.63	5.27	≤30.00	PASS		
11N20	Ant9	5180	3.21	3.22	6.23	≤11.00	PASS
		5200	5.39	5.83	8.63	≤11.00	PASS
		5240	4.97	5.74	8.38	≤11.00	PASS
		5260	2.77	3.12	5.96	≤11.00	PASS
		5280	5.11	5.71	8.43	≤11.00	PASS
		5320	4.9	5.56	8.25	≤11.00	PASS
		5500	4.27	5.13	7.73	≤11.00	PASS
		5600	4.82	5.5	8.18	≤11.00	PASS
		5700	1.91	5.57	7.12	≤11.00	PASS
		5745	0	-0.68	2.68	≤30.00	PASS
		5785	2.29	1.46	4.91	≤30.00	PASS
5825	2.33	1.41	4.90	≤30.00	PASS		
11N40	Ant9	5190	-1.03	-1.08	1.96	≤11.00	PASS
		5230	2.74	2.15	5.47	≤11.00	PASS
		5270	2.71	2.85	5.79	≤11.00	PASS
		5310	0.62	0.44	3.54	≤11.00	PASS
		5510	-0.55	2.3	4.12	≤11.00	PASS
		5590	1.77	2.32	5.06	≤11.00	PASS
		5670	0.47	2.12	4.38	≤11.00	PASS
		5755	0.1	-0.68	2.74	≤30.00	PASS
5795	-0.15	-1.05	2.43	≤30.00	PASS		
11AC20	Ant9	5180	3.8	3.23	6.53	≤11.00	PASS
		5200	6.17	6.01	9.10	≤11.00	PASS
		5240	5.59	5.61	8.61	≤11.00	PASS
		5260	3.31	3.22	6.28	≤11.00	PASS
		5280	5.11	5.28	8.21	≤11.00	PASS
		5320	4.67	5.02	7.86	≤11.00	PASS
		5500	2.09	2.18	5.15	≤11.00	PASS
		5600	4.59	4.94	7.78	≤11.00	PASS
		5700	2.21	2.3	5.27	≤11.00	PASS
		5745	2.21	1.34	4.81	≤30.00	PASS
		5785	1.92	0.84	4.42	≤30.00	PASS
5825	1.81	0.9	4.39	≤30.00	PASS		
11AC40	Ant9	5190	-1.11	-1.29	1.81	≤11.00	PASS
		5230	2.94	3.1	6.03	≤11.00	PASS
		5270	3.03	3.41	6.23	≤11.00	PASS
		5310	-1	-1.19	1.92	≤11.00	PASS
		5510	-0.06	-0.34	2.81	≤11.00	PASS
		5590	1.89	1.99	4.95	≤11.00	PASS
		5670	1.69	1.69	4.70	≤11.00	PASS
		5755	-0.41	-1.21	2.22	≤30.00	PASS
5795	-0.59	-1.44	2.02	≤30.00	PASS		
11AC80	Ant9	5210	0.28	0.63	3.47	≤11.00	PASS
		5290	-1.78	-1.9	1.17	≤11.00	PASS
		5530	-3.44	-3.53	-0.47	≤11.00	PASS
		5610	-2.98	-0.6	1.38	≤11.00	PASS
11AC160	Ant9	5250_UNII-1	-6.53	-6.1	-3.30	≤11.00	PASS
		5250_UNII-2A	-6.46	-6.1	-3.27	≤11.00	PASS
		5570	-6.26	-3.86	-1.89	≤11.00	PASS
11AX20	Ant9	5180	1.57	2.89	5.29	≤11.00	PASS
		5200	3.79	5.62	7.81	≤11.00	PASS

		5240	3.79	5.34	7.64	≤11.00	PASS
		5260	1.1	3.5	5.47	≤11.00	PASS
		5280	3.8	6.02	8.06	≤11.00	PASS
		5320	3.57	5.85	7.87	≤11.00	PASS
		5500	0.45	5.33	6.55	≤11.00	PASS
		5580	2.24	4.85	6.75	≤11.00	PASS
		5600	3.07	5.24	7.30	≤11.00	PASS
		5700	2.9	2.86	5.89	≤11.00	PASS
		5745	0.85	1.99	4.47	≤30.00	PASS
		5785	2.57	1.45	5.06	≤30.00	PASS
11AX40	Ant9	5825	2.42	1.48	4.99	≤30.00	PASS
		5190	-1.4	-1.59	1.52	≤11.00	PASS
		5230	1.19	3.03	5.22	≤11.00	PASS
		5270	1.15	3.47	5.47	≤11.00	PASS
		5310	-1.84	-2	1.09	≤11.00	PASS
		5510	-2.63	-2.63	0.38	≤11.00	PASS
		5550	0.4	2.8	4.77	≤11.00	PASS
		5670	-0.56	-0.58	2.44	≤11.00	PASS
11AX80	Ant9	5755	-0.01	-1.02	2.52	≤30.00	PASS
		5795	-0.57	-1.35	2.07	≤30.00	PASS
		5210	-4.88	-4.66	-1.76	≤11.00	PASS
		5290	-2.13	-2.39	0.75	≤11.00	PASS
		5530	-3.31	-3.53	-0.41	≤11.00	PASS
11AX160	Ant9	5610	-2.58	0.04	1.93	≤11.00	PASS
		5775	-5.45	-3.65	-1.45	≤30.00	PASS
		5250_UNII-1	-6.63	-6.06	-3.33	≤11.00	PASS
		5250_UNII-2A	-6.58	-6.06	-3.30	≤11.00	PASS
		5570	-6.23	-5.87	-3.04	≤11.00	PASS

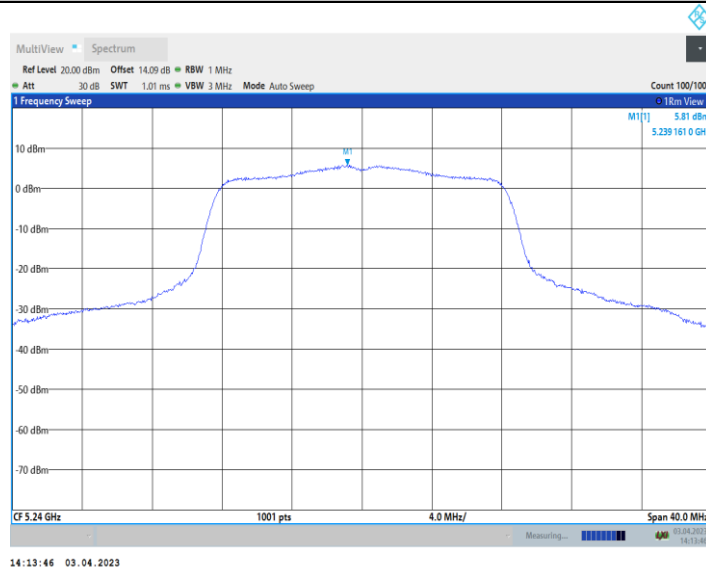
11A\_Ant9\_5180



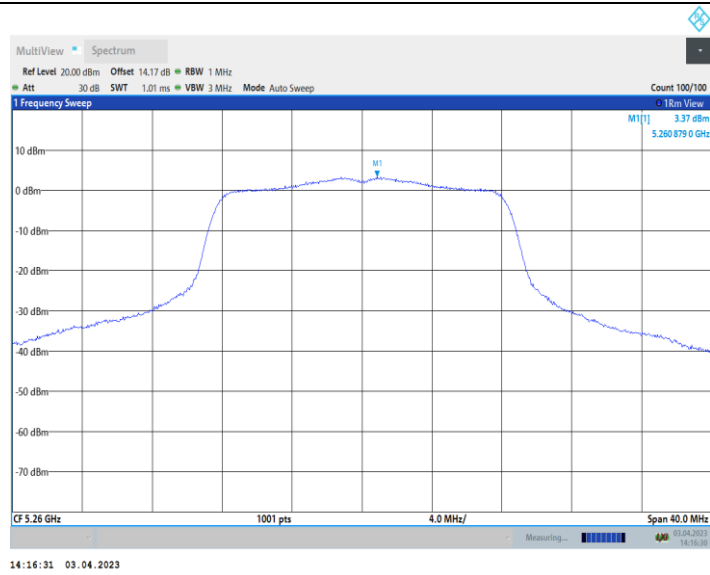
11A\_Ant9\_5200



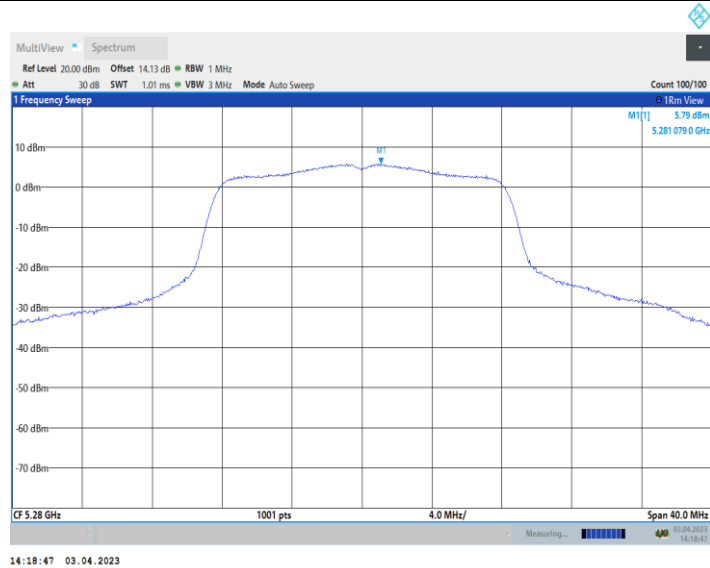
11A\_Ant9\_5240



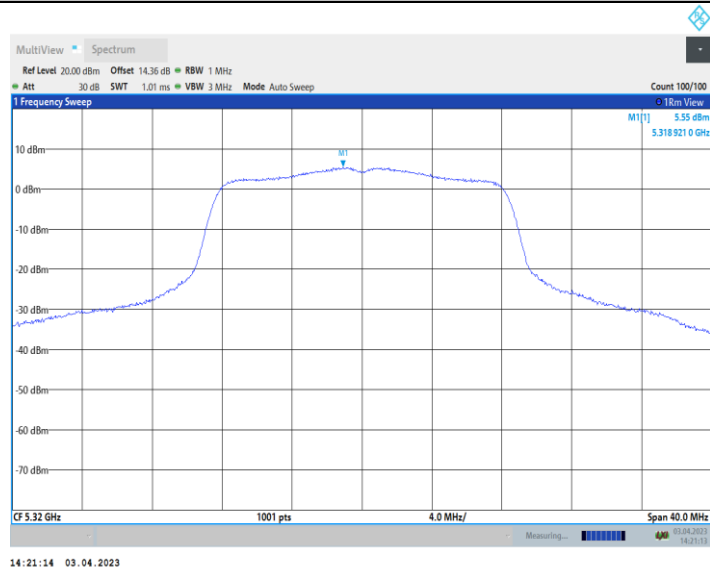
11A\_Ant9\_5260



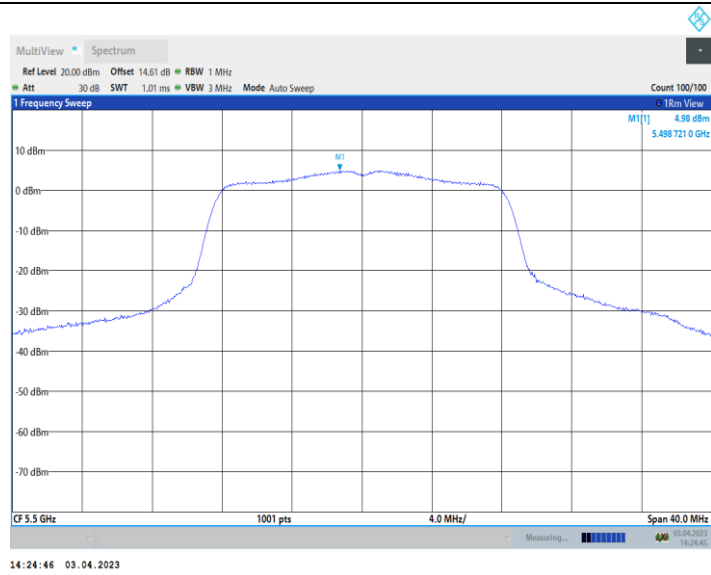
11A\_Ant9\_5280



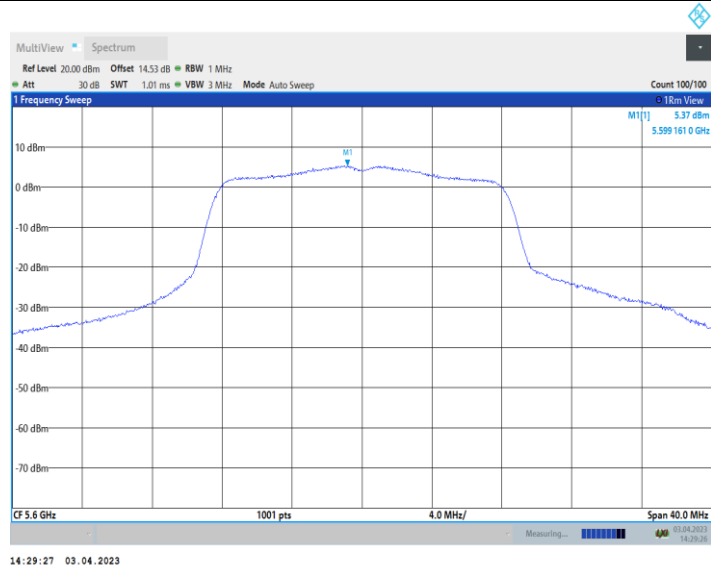
11A\_Ant9\_5320



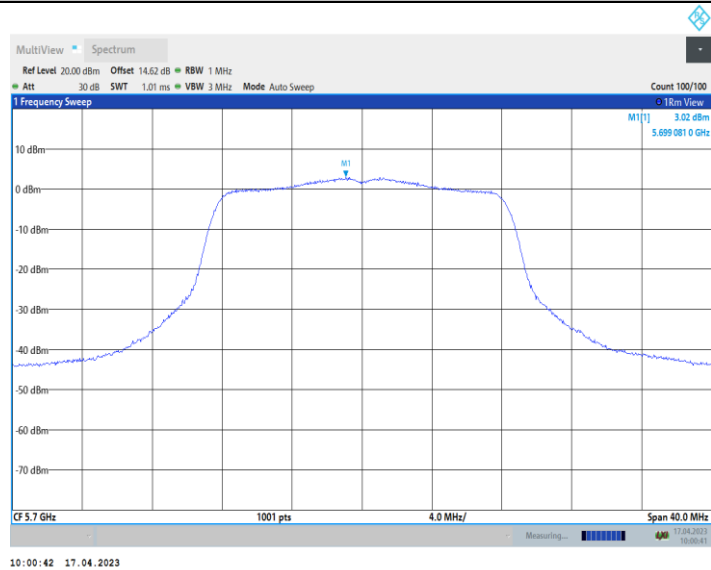
11A\_Ant9\_5500



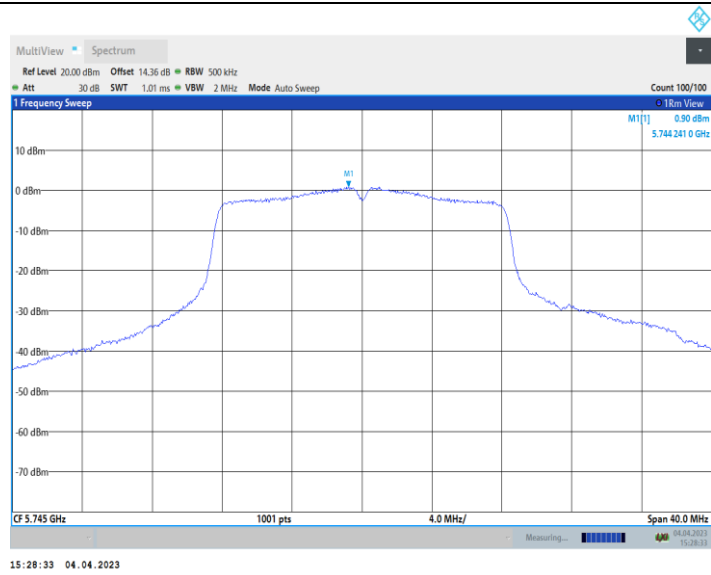
11A\_Ant9\_5600



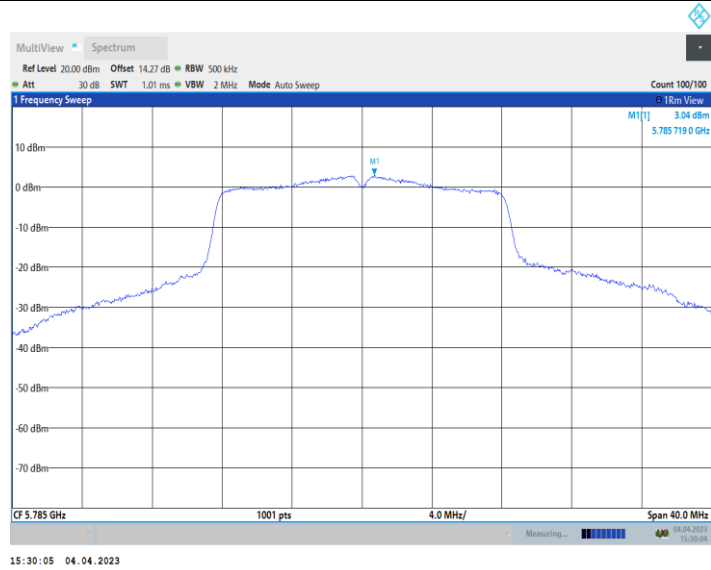
11A\_Ant9\_5700



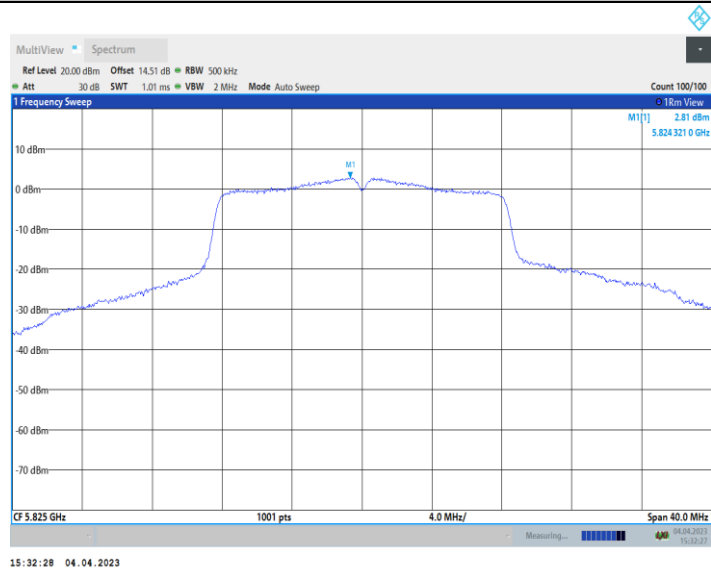
11A\_Ant9\_5745



11A\_Ant9\_5785

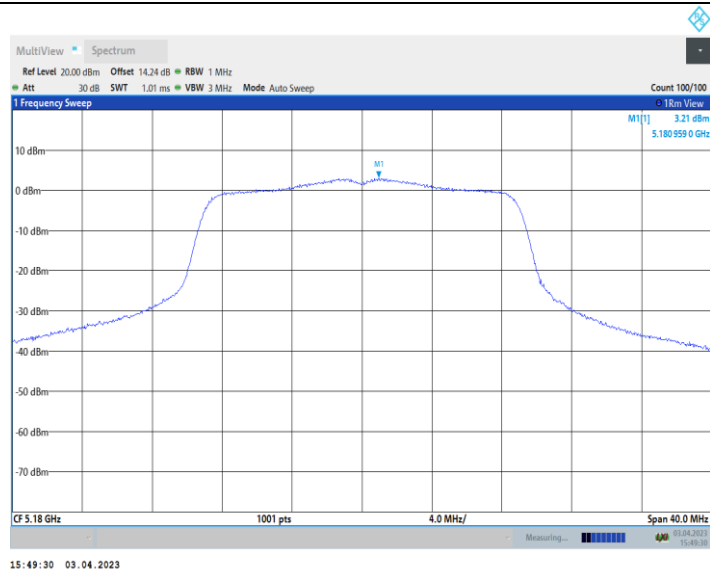


11A\_Ant9\_5825

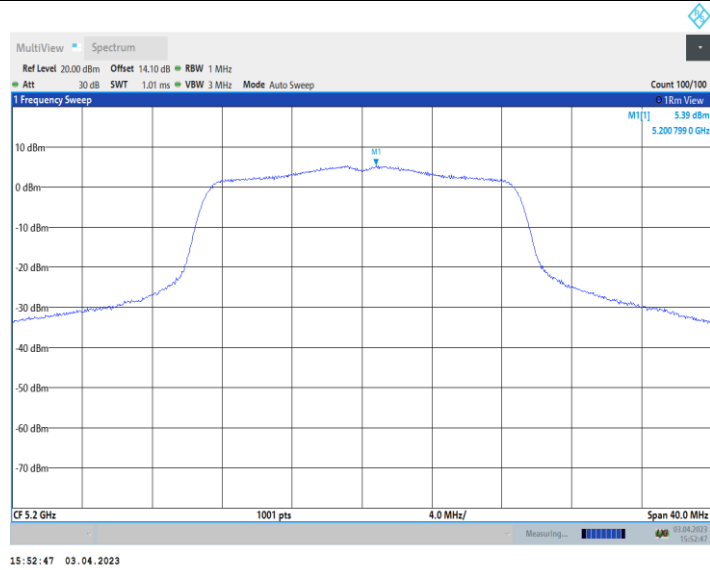


11N20\_Ant9\_5180

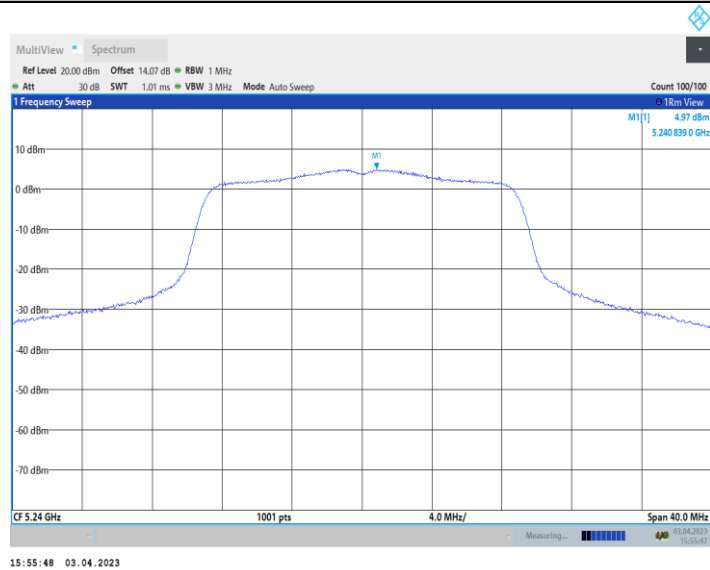




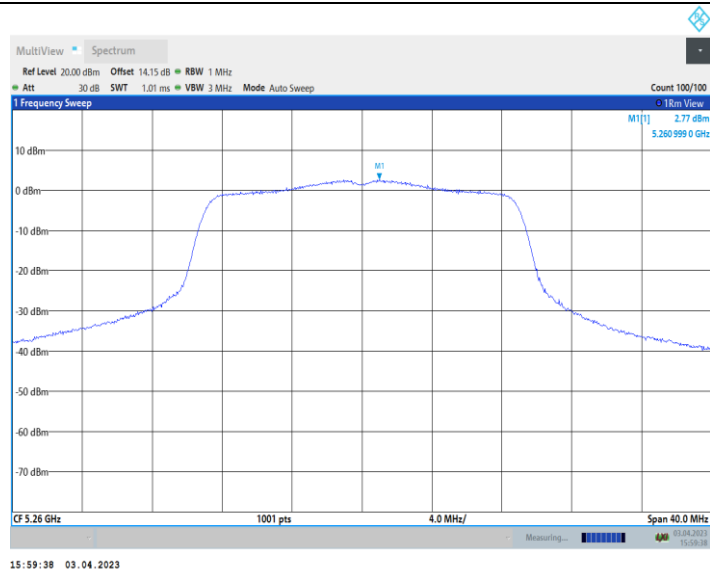
11N20\_Ant9\_5200



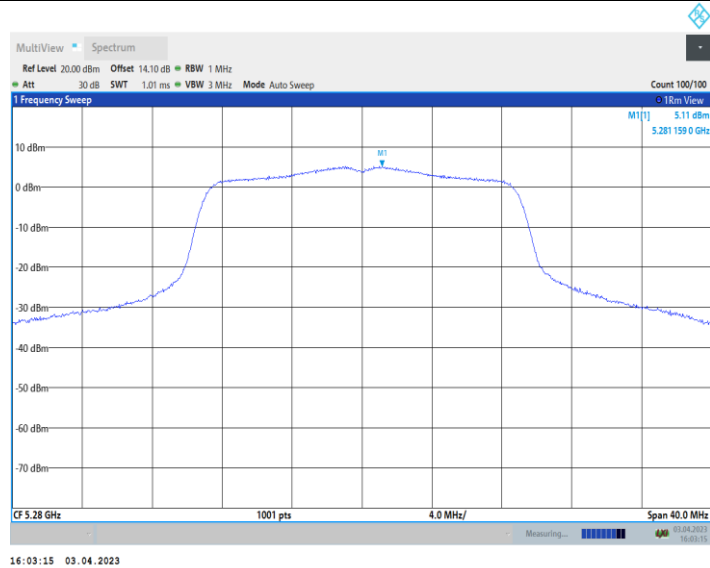
11N20\_Ant9\_5240



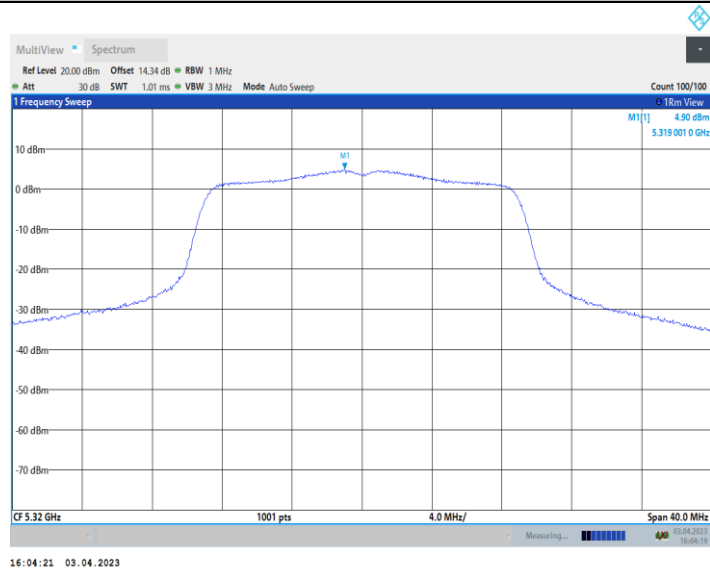
11N20\_Ant9\_5260



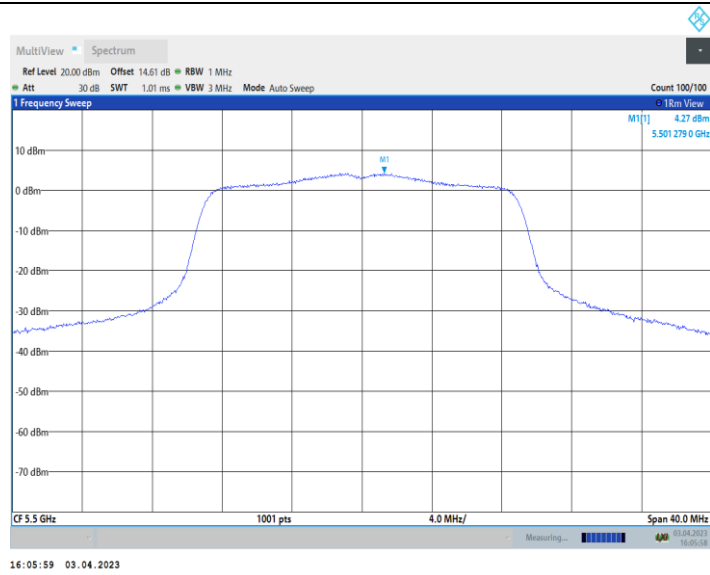
11N20\_Ant9\_5280



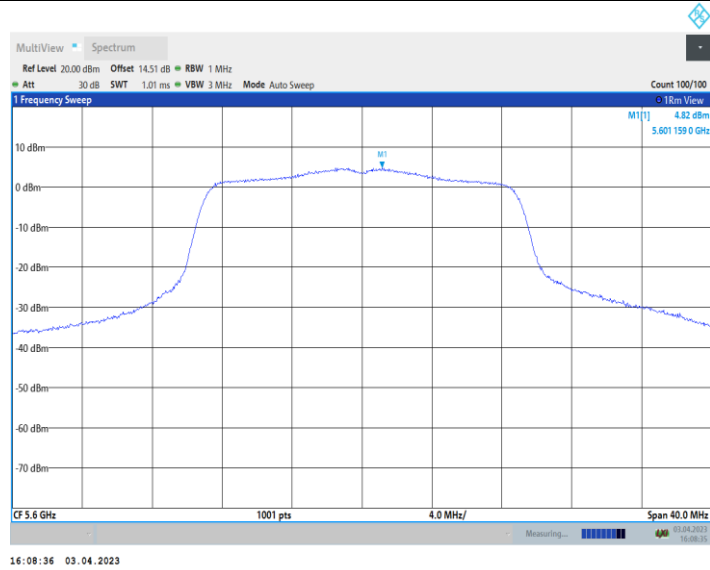
11N20\_Ant9\_5320



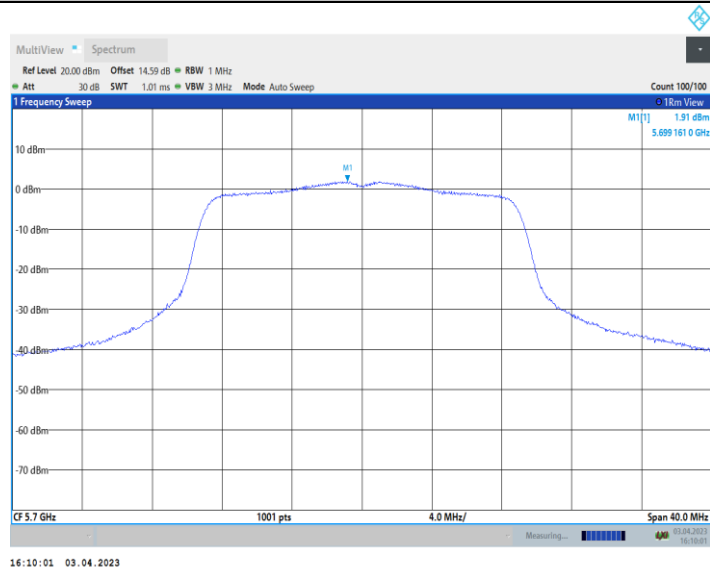
11N20\_Ant9\_5500



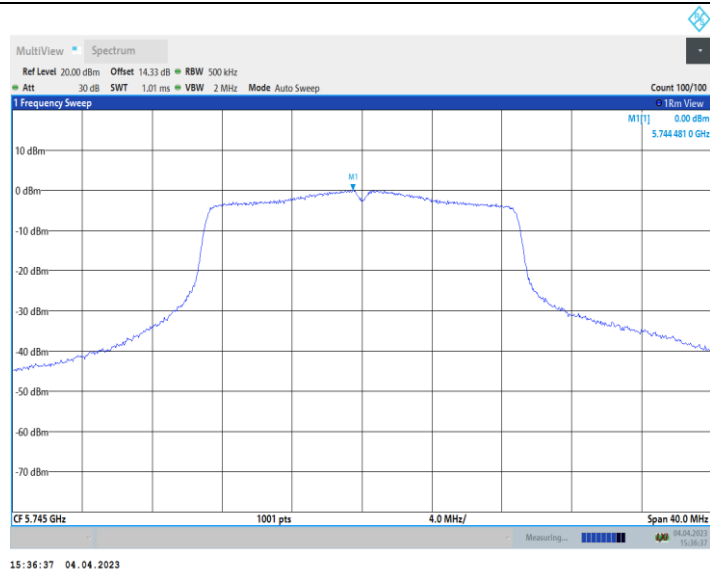
11N20\_Ant9\_5600



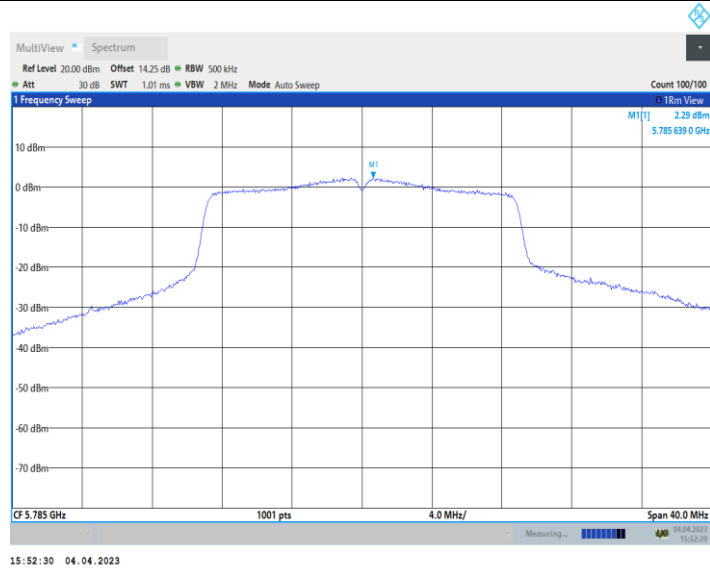
11N20\_Ant9\_5700



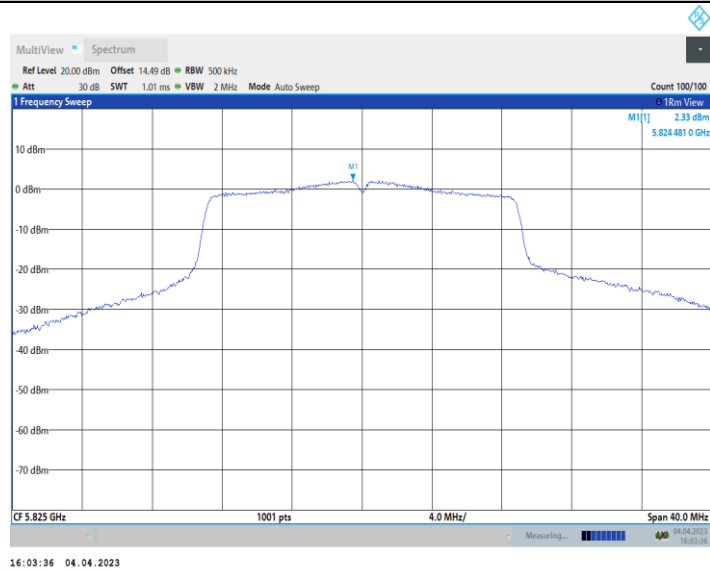
11N20\_Ant9\_5745



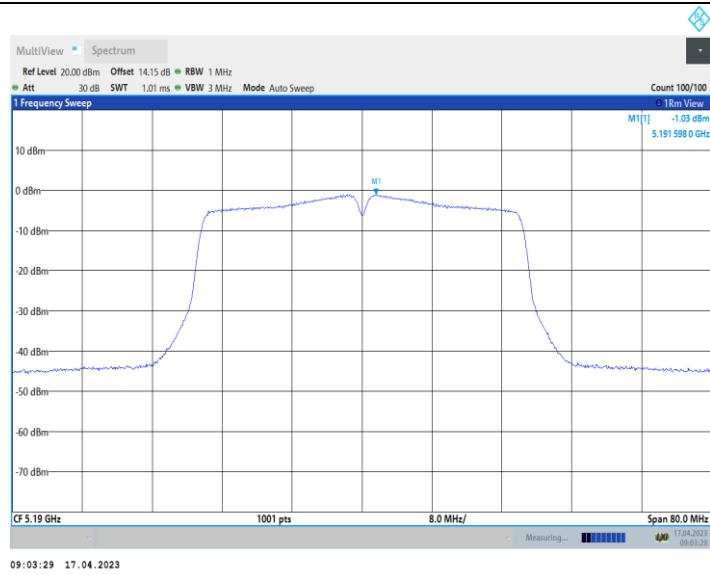
11N20\_Ant9\_5785



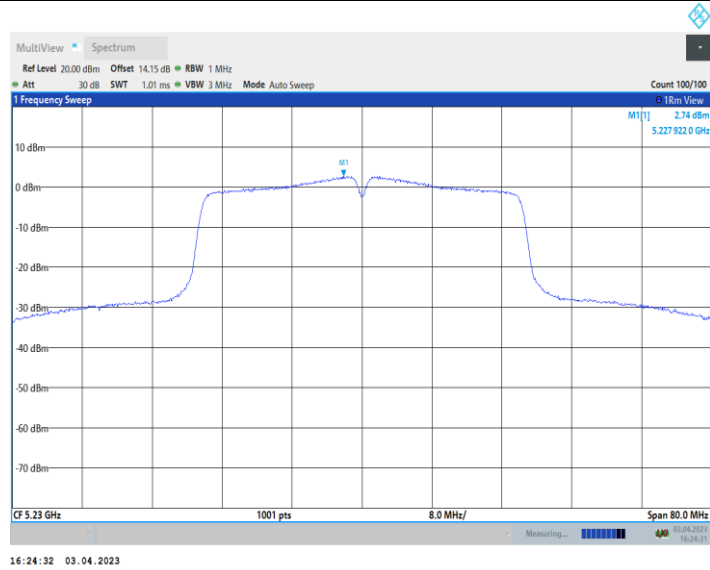
11N20\_Ant9\_5825



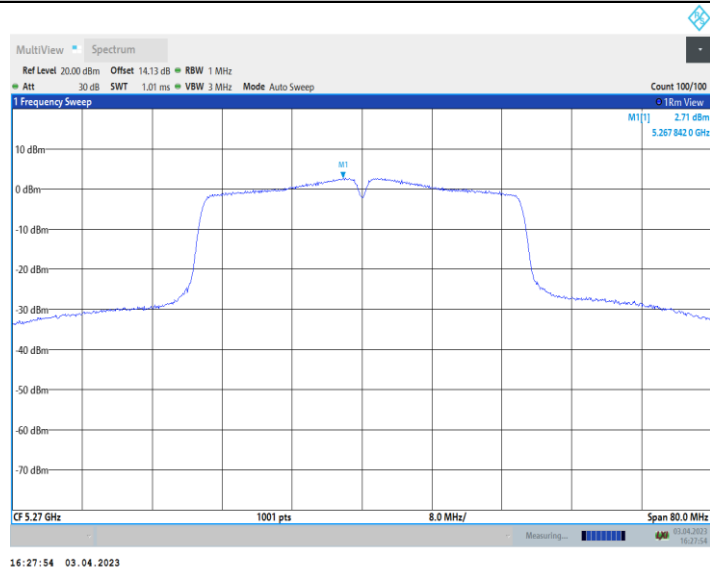
11N40\_Ant9\_5190



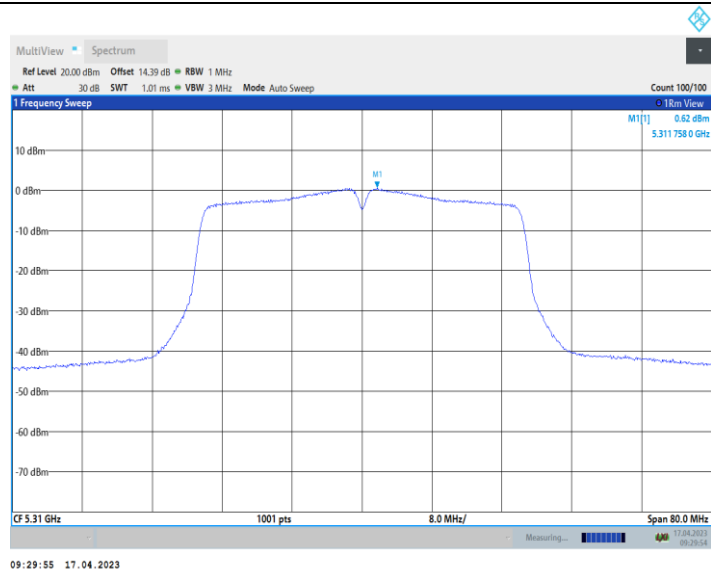
11N40\_Ant9\_5230



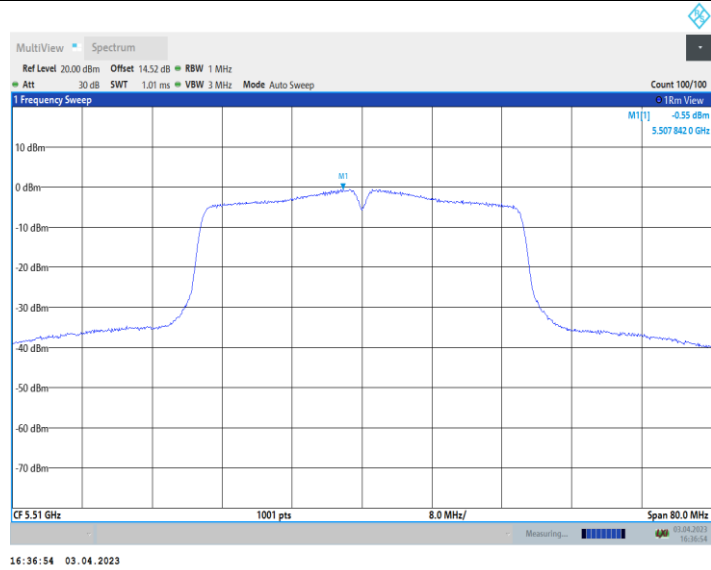
11N40\_Ant9\_5270



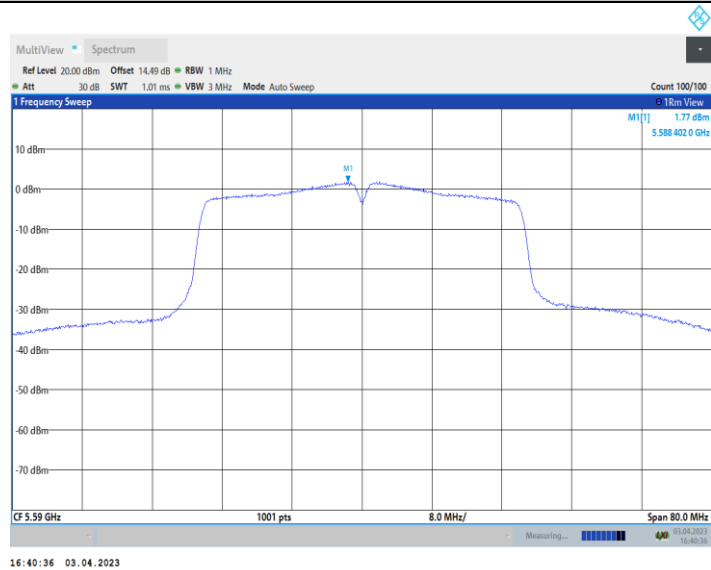
11N40\_Ant9\_5310



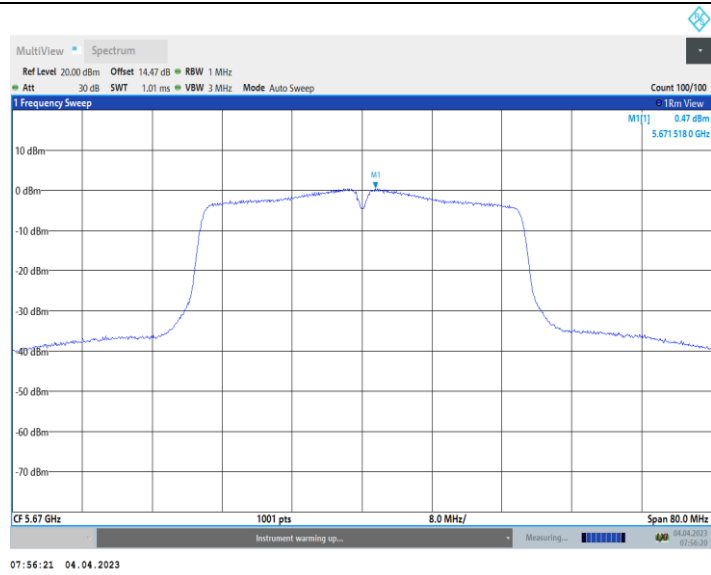
11N40\_Ant9\_5510



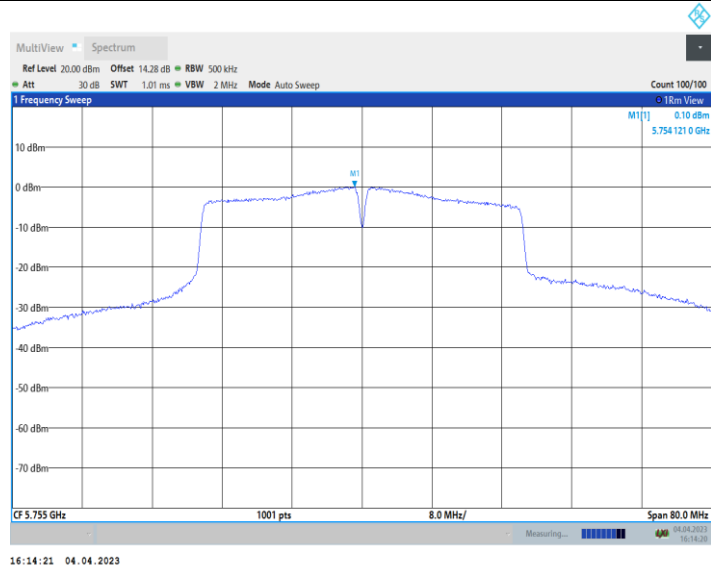
11N40\_Ant9\_5590



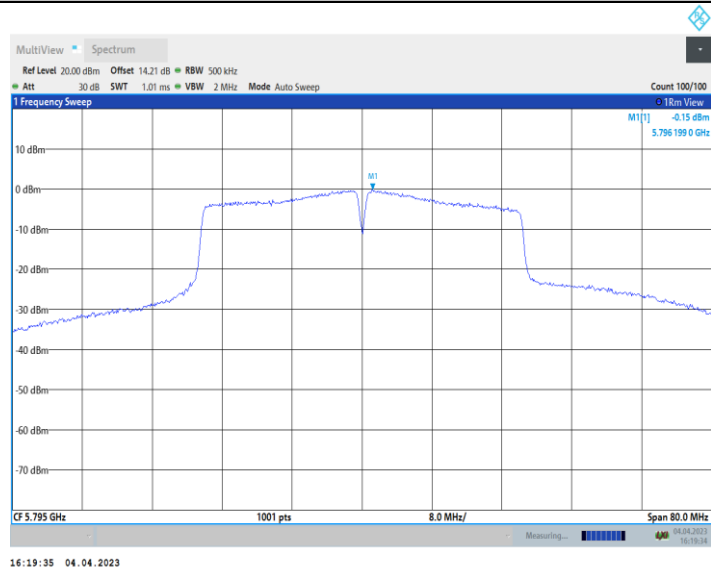
11N40\_Ant9\_5670



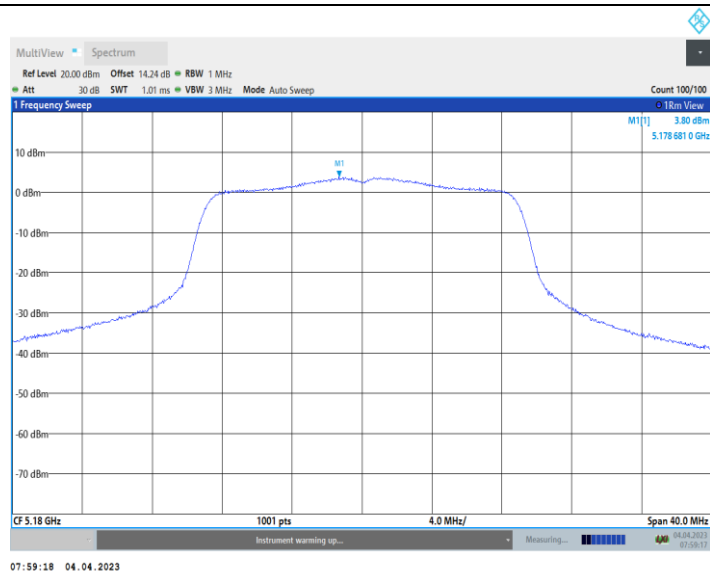
11N40\_Ant9\_5755



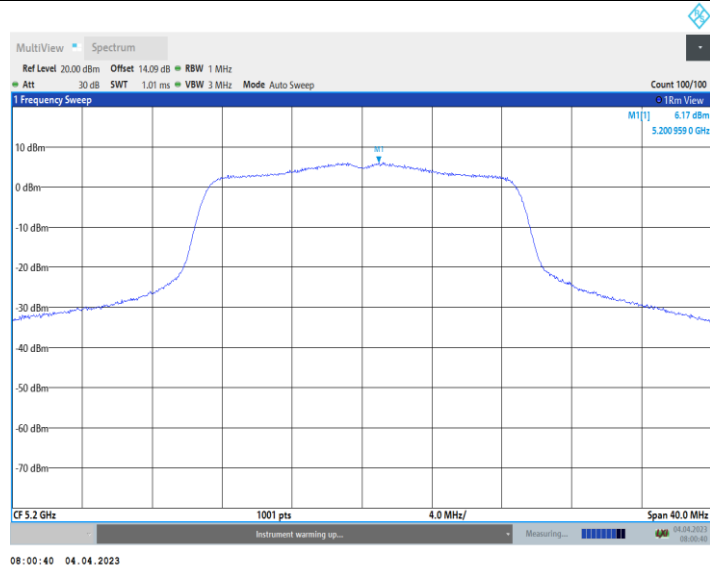
11N40\_Ant9\_5795



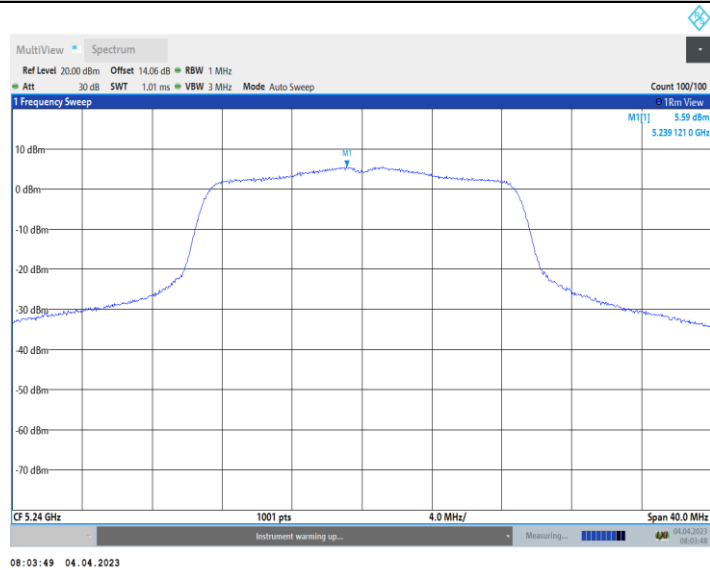
11AC20\_Ant9\_5180



11AC20\_Ant9\_5200

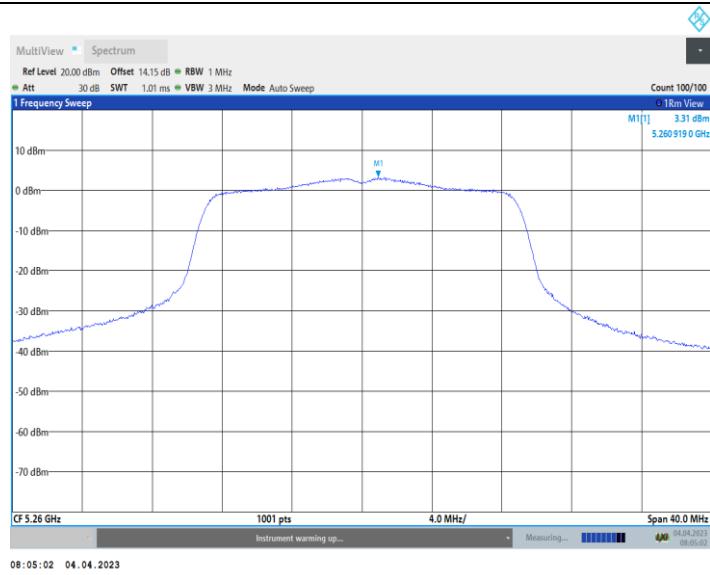


11AC20\_Ant9\_5240

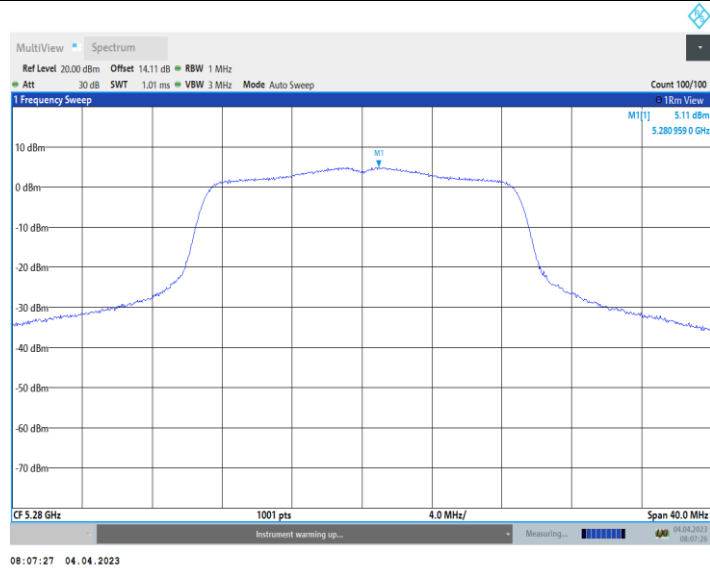


11AC20\_Ant9\_5260

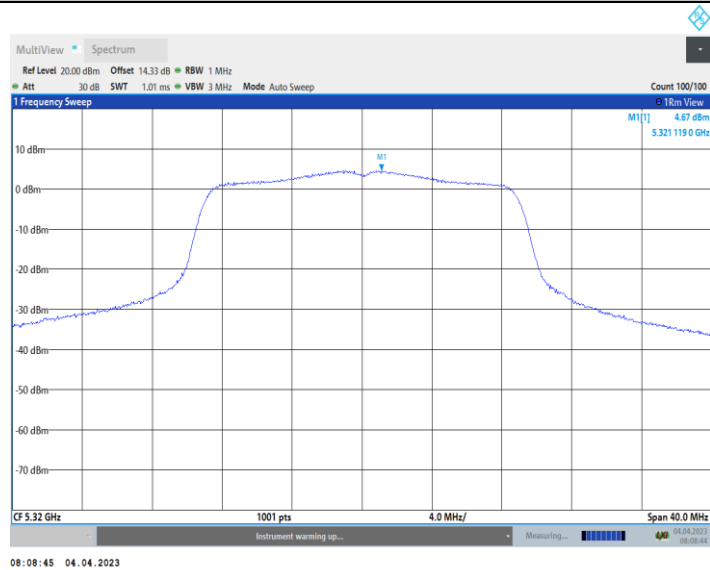




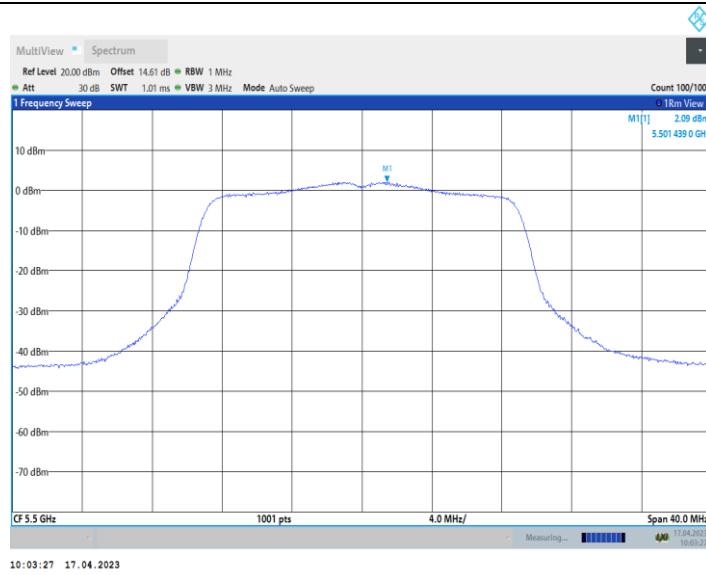
11AC20\_Ant9\_5280



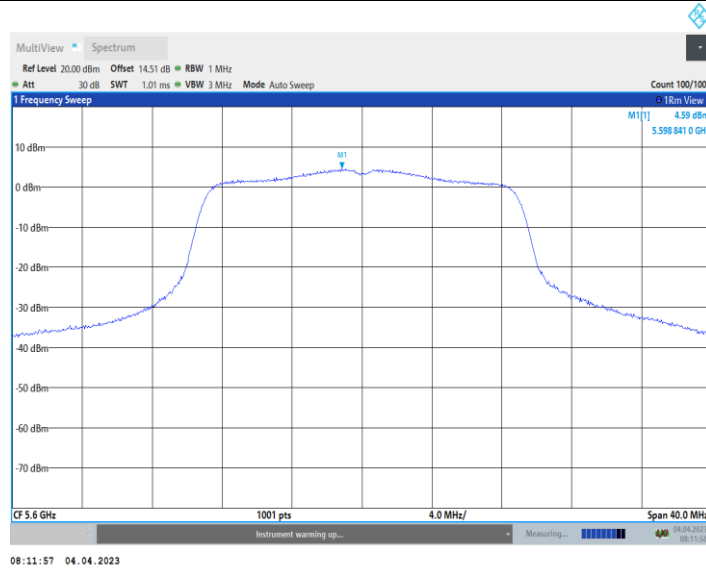
11AC20\_Ant9\_5320



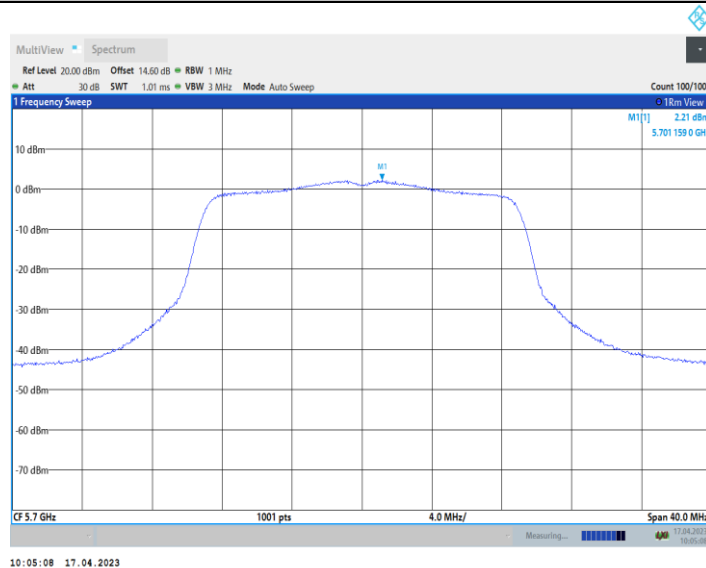
11AC20\_Ant9\_5500



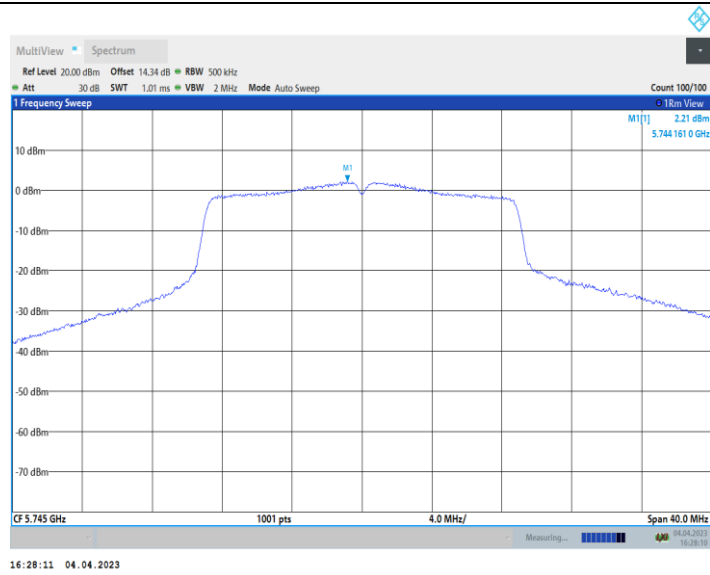
11AC20\_Ant9\_5600



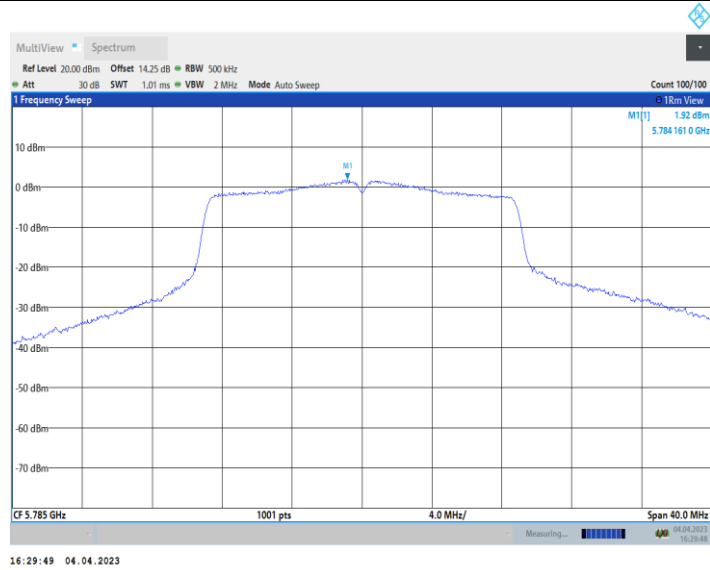
11AC20\_Ant9\_5700



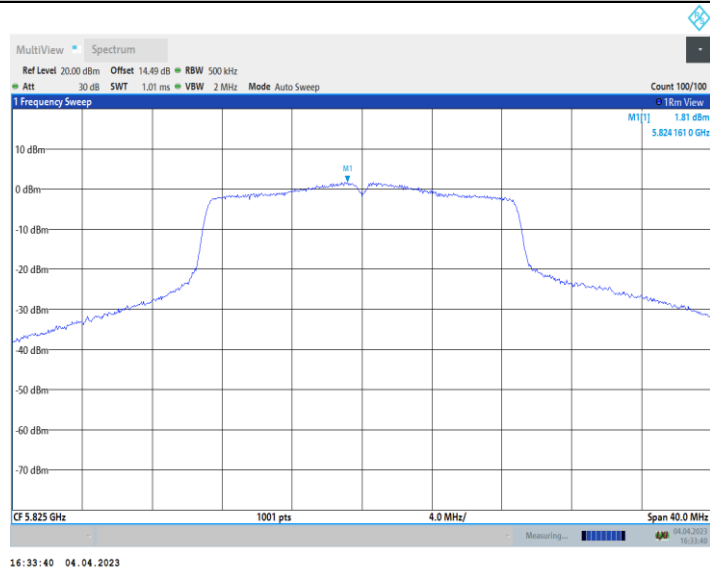
11AC20\_Ant9\_5745



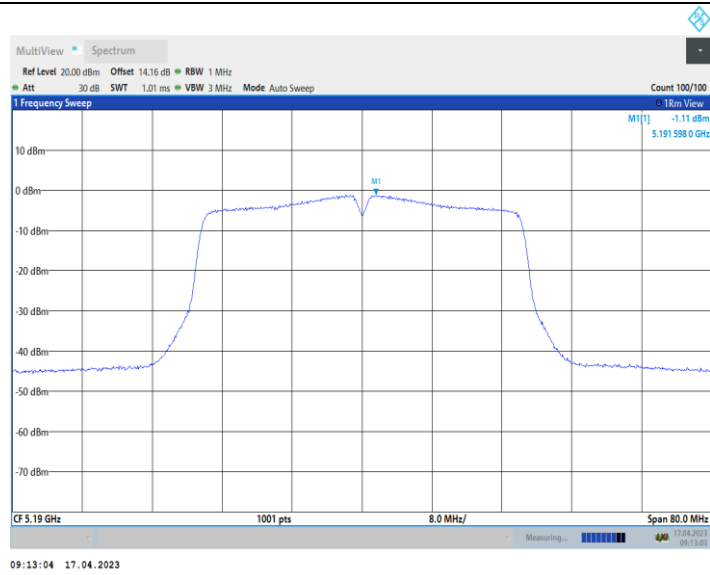
11AC20\_Ant9\_5785



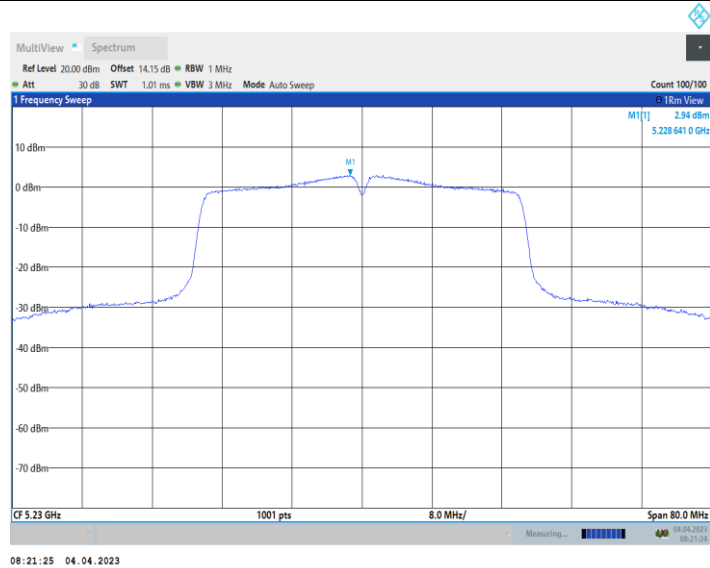
11AC20\_Ant9\_5825



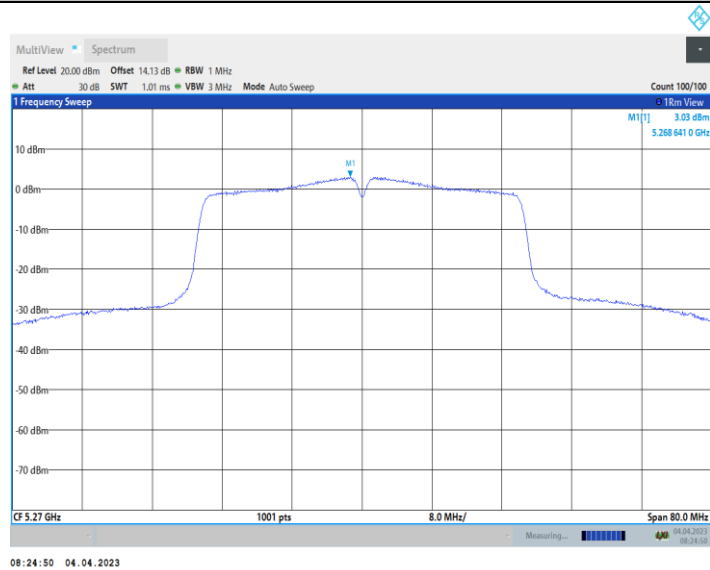
11AC40\_Ant9\_5190



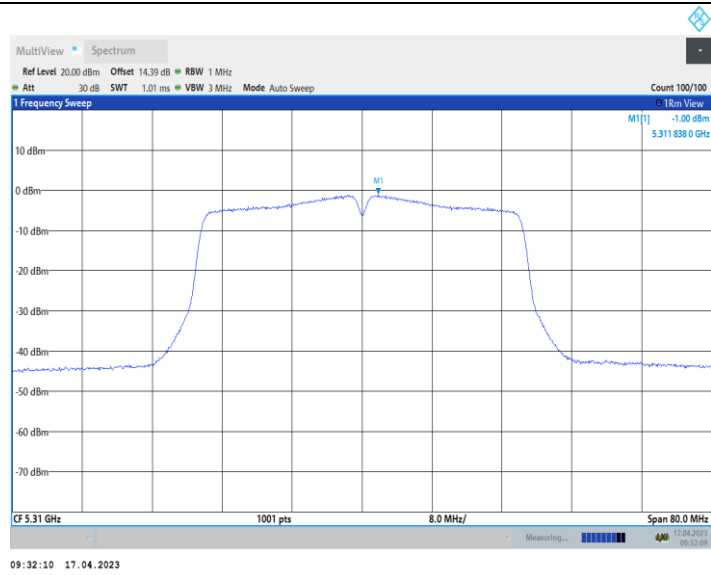
11AC40\_Ant9\_5230



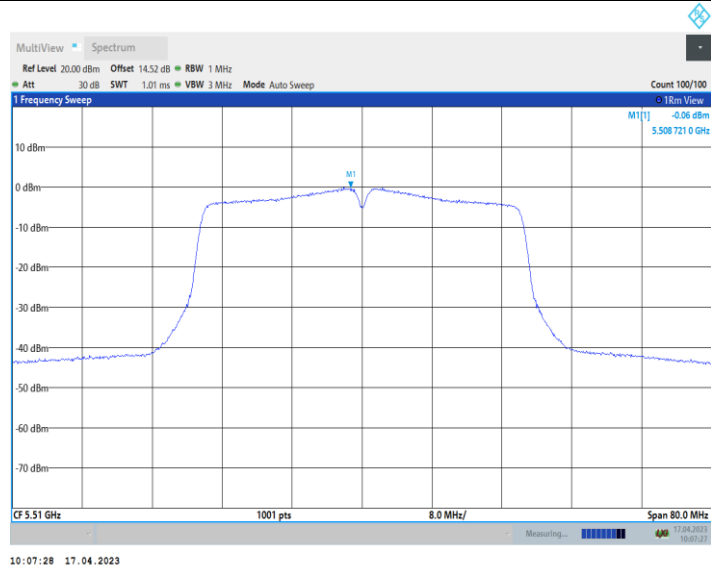
11AC40\_Ant9\_5270



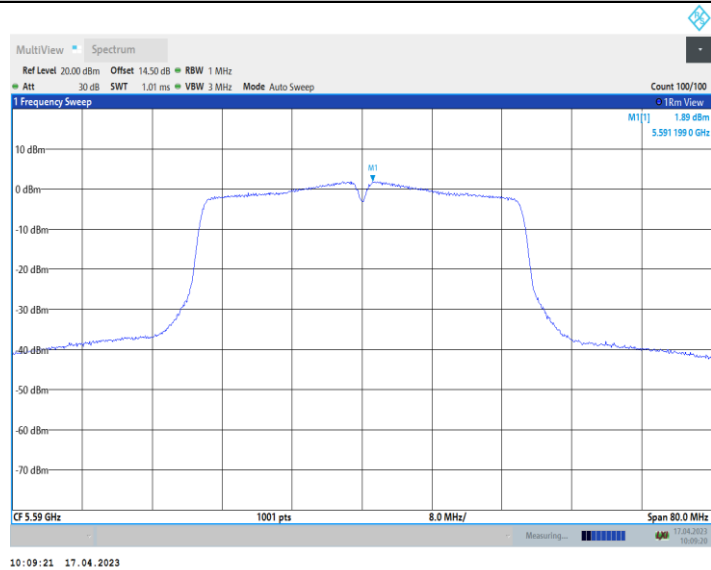
11AC40\_Ant9\_5310



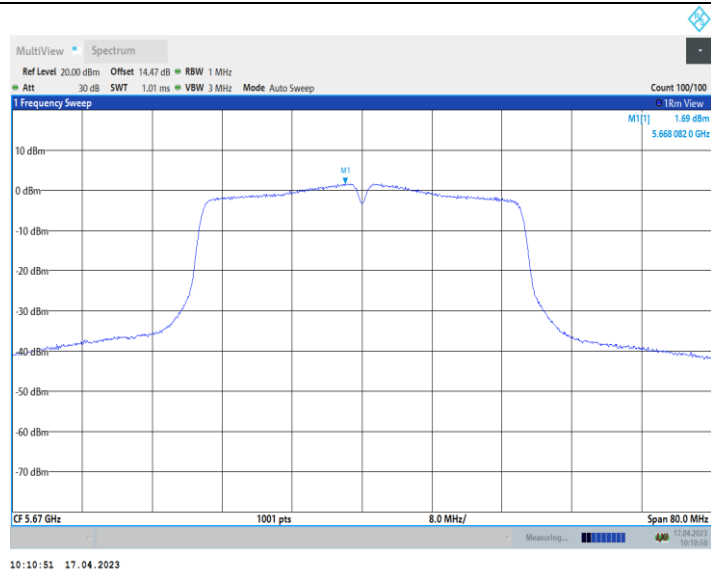
11AC40\_Ant9\_5510



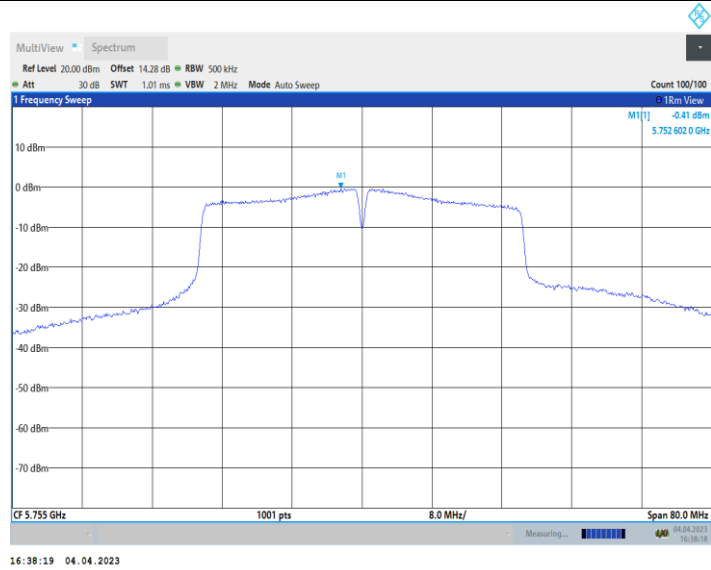
11AC40\_Ant9\_5590



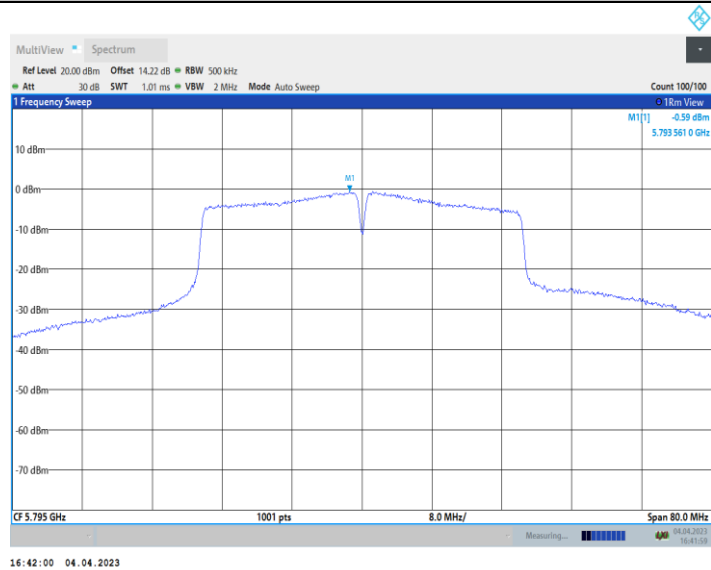
11AC40\_Ant9\_5670



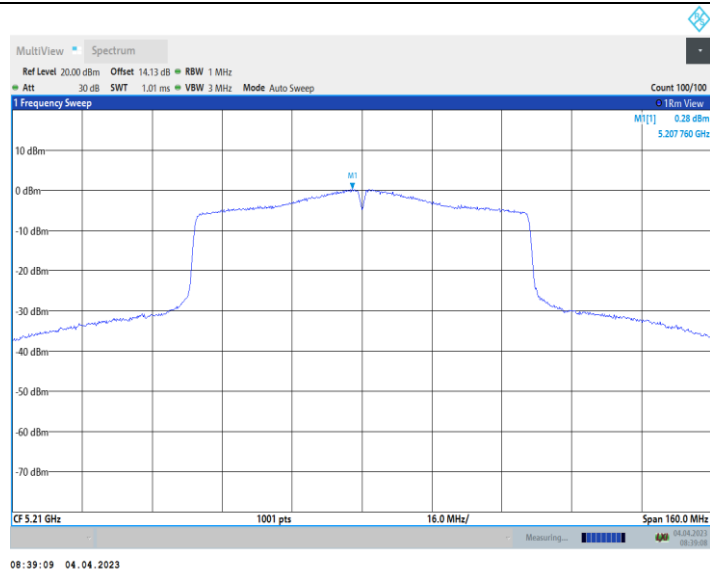
11AC40\_Ant9\_5755



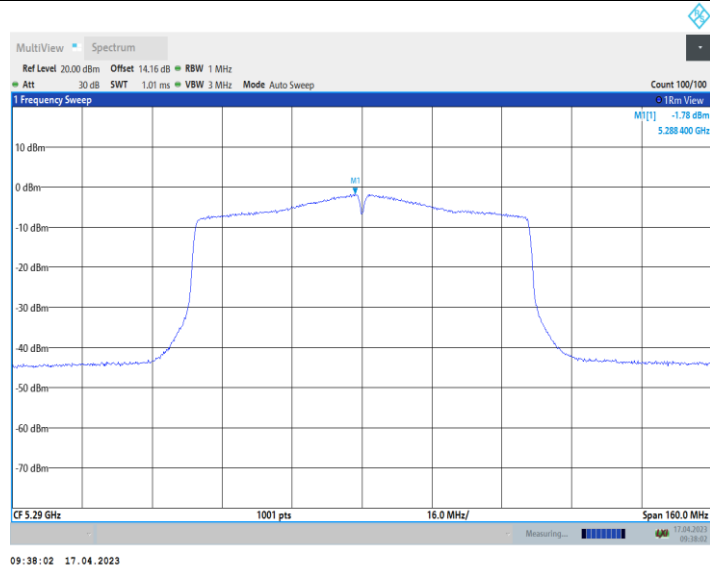
11AC40\_Ant9\_5795



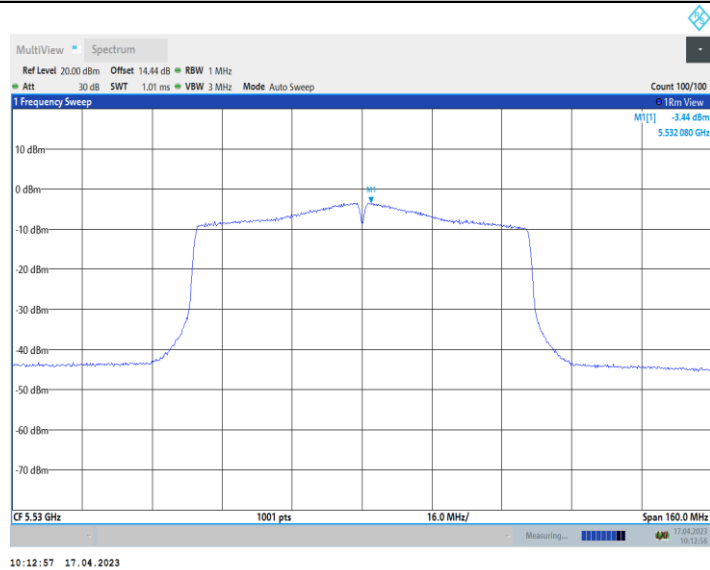
11AC80\_Ant9\_5210



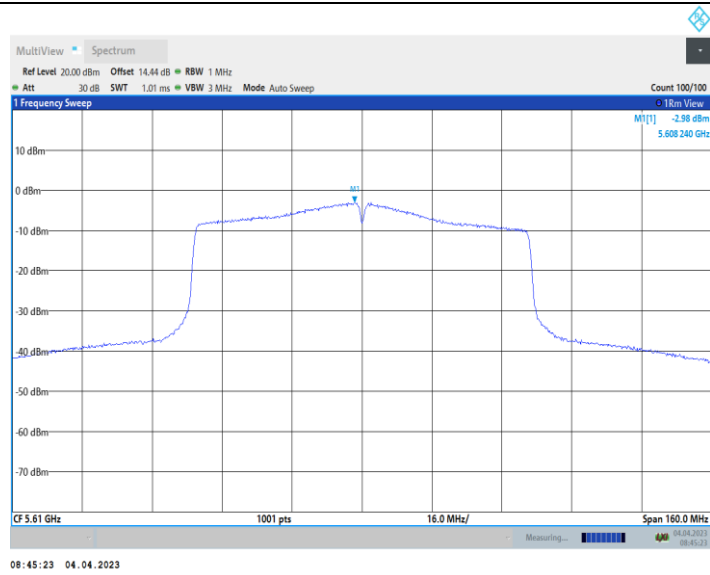
11AC80\_Ant9\_5290



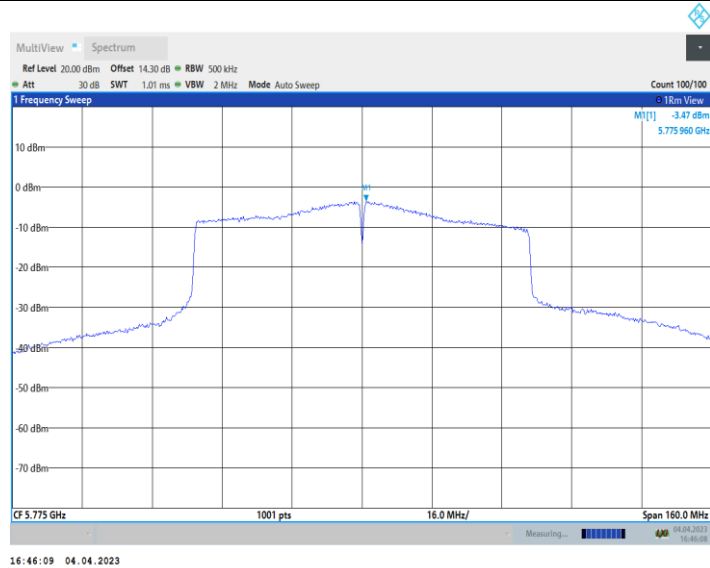
11AC80\_Ant9\_5530



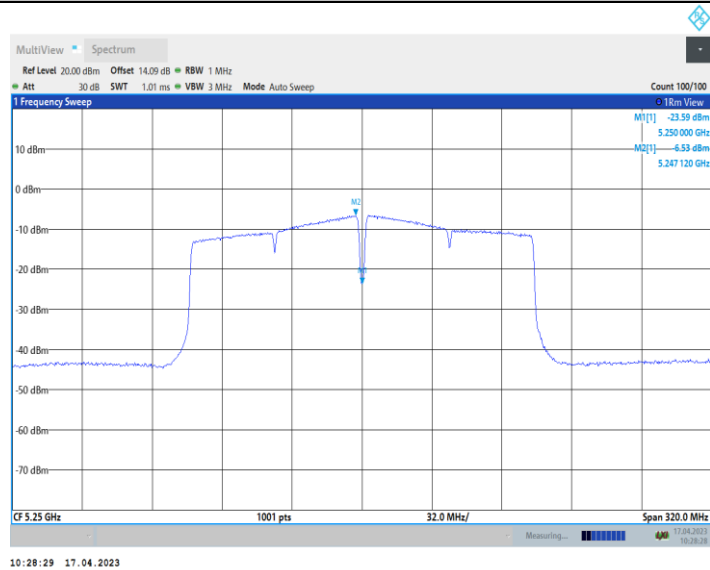
11AC80\_Ant9\_5610



11AC80\_Ant9\_5775



11AC160\_Ant9\_5250\_UNII-1



11AC160\_Ant9\_5250\_UNII-2A