

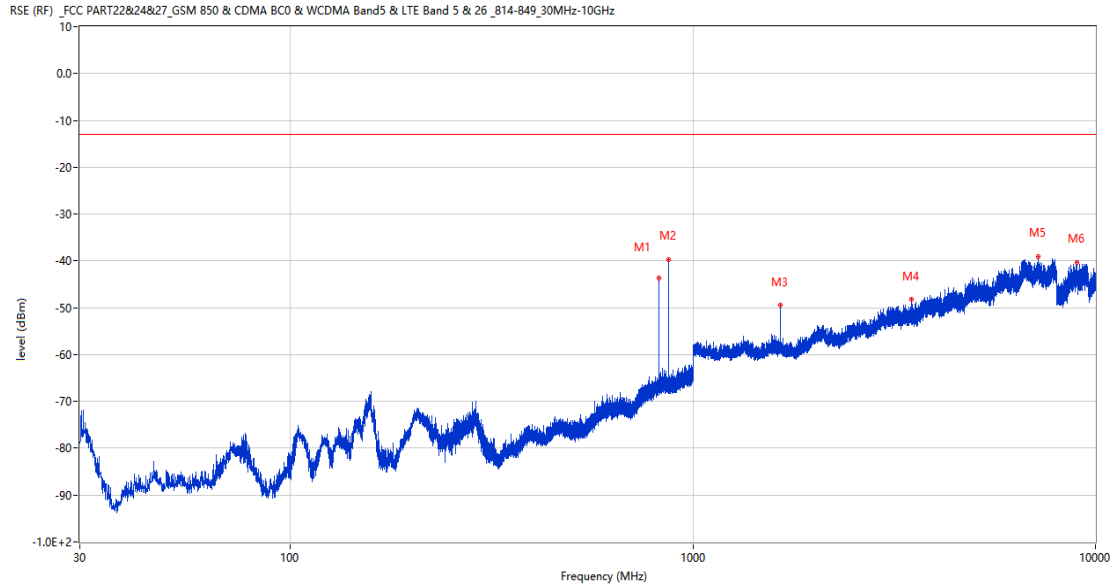
A.7 Field Strength of Spurious Radiation

GSM

1 GSM 850

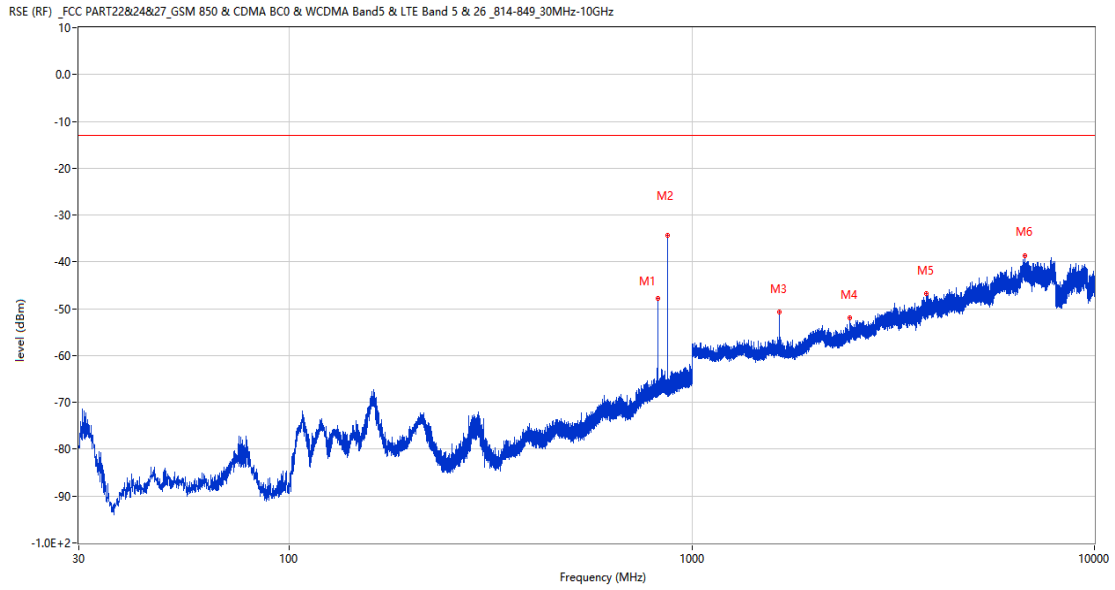
1.1 GSM 850 Low Channel

RSE-H&H GSM 850 CH128



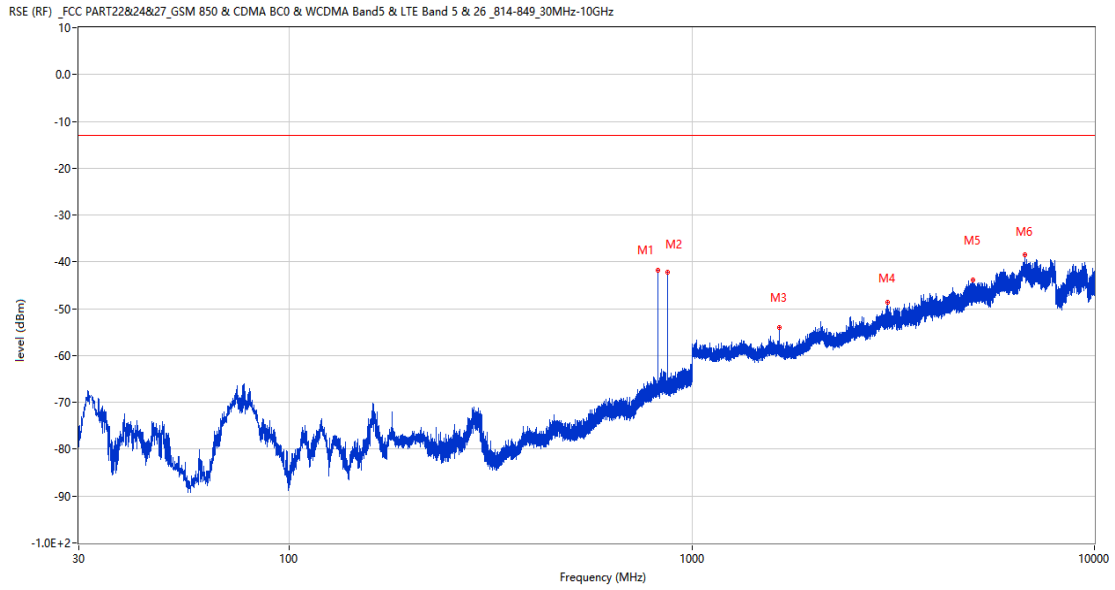
Frequency (MHz)	Result (dBm)	Factor (dB)	PK Limit (dBm)	Over Limit (dB)	Table (o)	ANT	EUT	Verdict
824.284	-43.74	4.28	-13.0	-30.74	327.00	Horizontal	Horizontal	N/A
869.196	-39.71	4.19	-13.0	-26.71	155.00	Horizontal	Horizontal	Pass
1649.100	-49.54	-4.16	-13.0	-36.54	166.00	Horizontal	Horizontal	Pass
3500.750	-48.22	6.83	-13.0	-35.22	72.00	Horizontal	Horizontal	Pass
7192.000	-39.14	14.57	-13.0	-26.14	20.00	Horizontal	Horizontal	Pass
9014.000	-40.30	13.28	-13.0	-27.30	30.00	Horizontal	Horizontal	Pass

RSE-H&V GSM 850 CH128



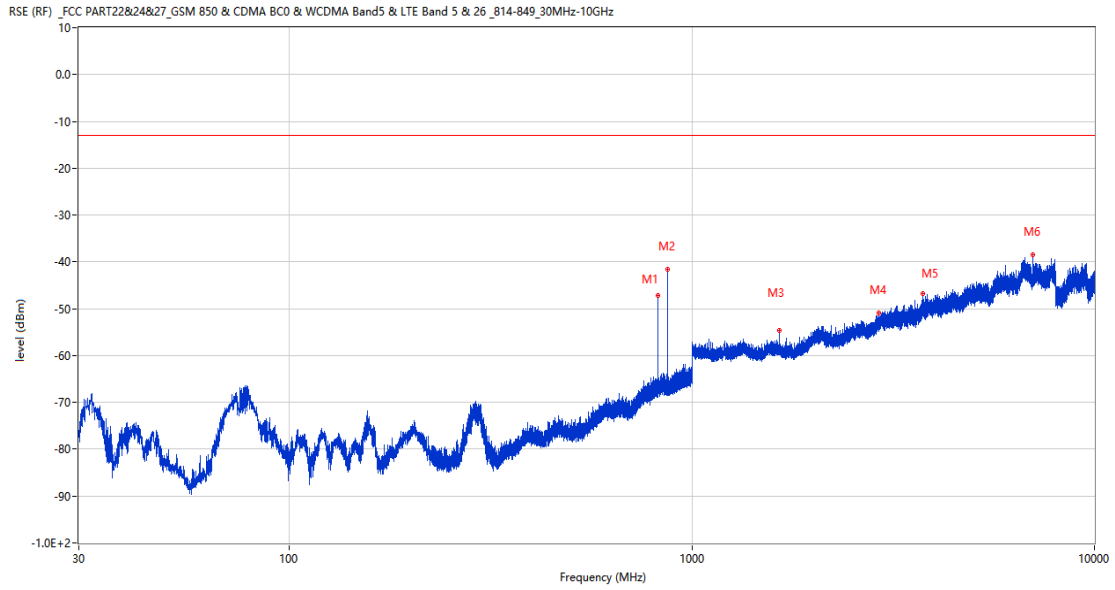
Frequency (MHz)	Result (dBm)	Factor (dB)	PK Limit (dBm)	Over Limit (dB)	Table (o)	ANT	EUT	Verdict
824.139	-47.73	4.27	-13.0	-34.73	181.00	Horizontal	Vertical	N/A
869.147	-34.41	4.19	-13.0	-21.41	157.00	Horizontal	Vertical	Pass
1649.000	-50.72	-4.16	-13.0	-37.72	145.00	Horizontal	Vertical	Pass
2472.900	-52.02	-0.34	-13.0	-39.02	307.00	Horizontal	Vertical	Pass
3824.750	-46.81	7.76	-13.0	-33.81	1.00	Horizontal	Vertical	Pass
6714.500	-38.78	15.70	-13.0	-25.78	347.00	Horizontal	Vertical	Pass

RSE-V&V GSM 850 CH128



Frequency (MHz)	Result (dBm)	Factor (dB)	PK Limit (dBm)	Over Limit (dB)	Table (o)	ANT	EUT	Verdict
824.236	-41.88	4.28	-13.0	-28.88	350.00	Vertical	Vertical	N/A
869.244	-42.14	4.20	-13.0	-29.14	45.00	Vertical	Vertical	Pass
1649.100	-53.93	-4.16	-13.0	-40.93	127.00	Vertical	Vertical	Pass
3057.500	-48.52	5.12	-13.0	-35.52	69.00	Vertical	Vertical	Pass
4981.750	-43.84	11.04	-13.0	-30.84	32.00	Vertical	Vertical	Pass
6711.250	-38.52	15.62	-13.0	-25.52	360.00	Vertical	Vertical	Pass

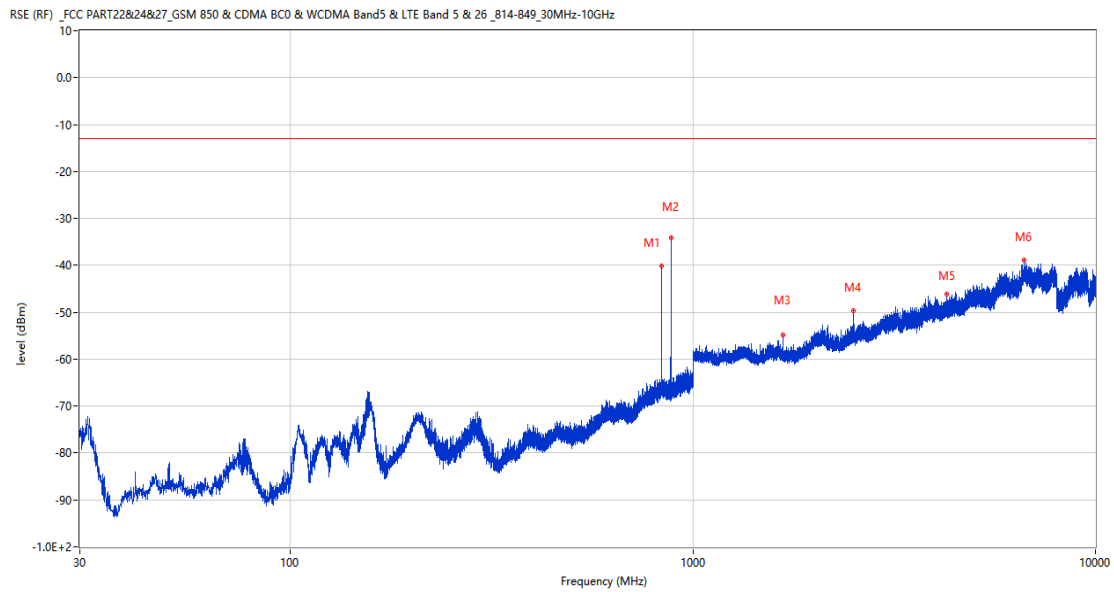
RSE-V&H GSM 850 CH128



Frequency (MHz)	Result (dBm)	Factor (dB)	PK Limit (dBm)	Over Limit (dB)	Table (o)	ANT	EUT	Verdict
824.188	-47.14	4.28	-13.0	-34.14	199.00	Vertical	Horizontal	N/A
869.196	-41.61	4.19	-13.0	-28.61	224.00	Vertical	Horizontal	Pass
1649.000	-54.60	-4.16	-13.0	-41.60	201.00	Vertical	Horizontal	Pass
2914.600	-51.01	3.38	-13.0	-38.01	273.00	Vertical	Horizontal	Pass
3749.500	-46.74	7.85	-13.0	-33.74	352.00	Vertical	Horizontal	Pass
7028.500	-38.51	13.87	-13.0	-25.51	193.00	Vertical	Horizontal	Pass

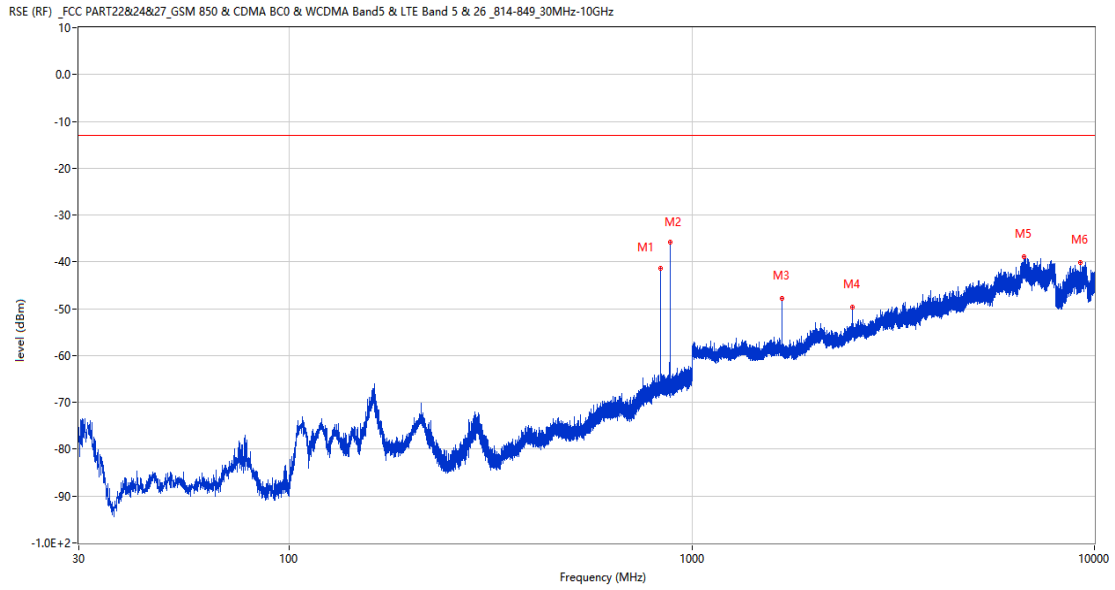
1.2 GSM 850 Middle Channel

RSE-H&H GSM 850 CH190



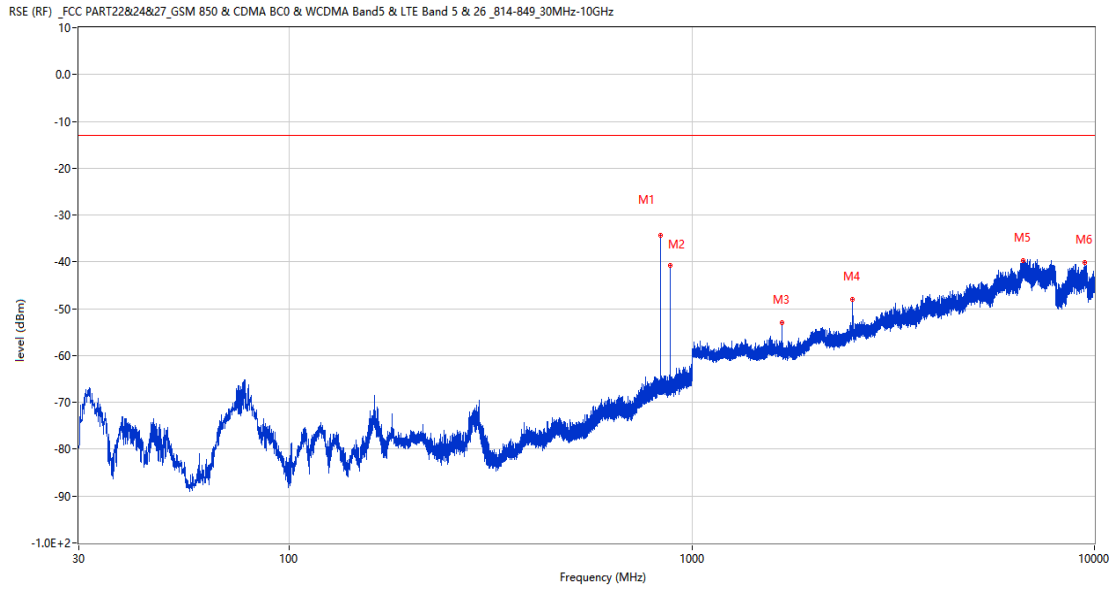
Frequency (MHz)	Result (dBm)	Factor (dB)	PK Limit (dBm)	Over Limit (dB)	Table (o)	ANT	EUT	Verdict
836.555	-40.20	4.77	-13.0	-27.20	190.00	Horizontal	Horizontal	N/A
881.612	-34.22	4.17	-13.0	-21.22	164.00	Horizontal	Horizontal	Pass
1674.100	-54.93	-4.52	-13.0	-41.93	326.00	Horizontal	Horizontal	Pass
2510.700	-49.63	0.62	-13.0	-36.63	144.00	Horizontal	Horizontal	Pass
4269.250	-46.07	8.71	-13.0	-33.07	301.00	Horizontal	Horizontal	Pass
6642.250	-38.97	15.08	-13.0	-25.97	190.00	Horizontal	Horizontal	Pass

RSE-H&V GSM 850 CH190



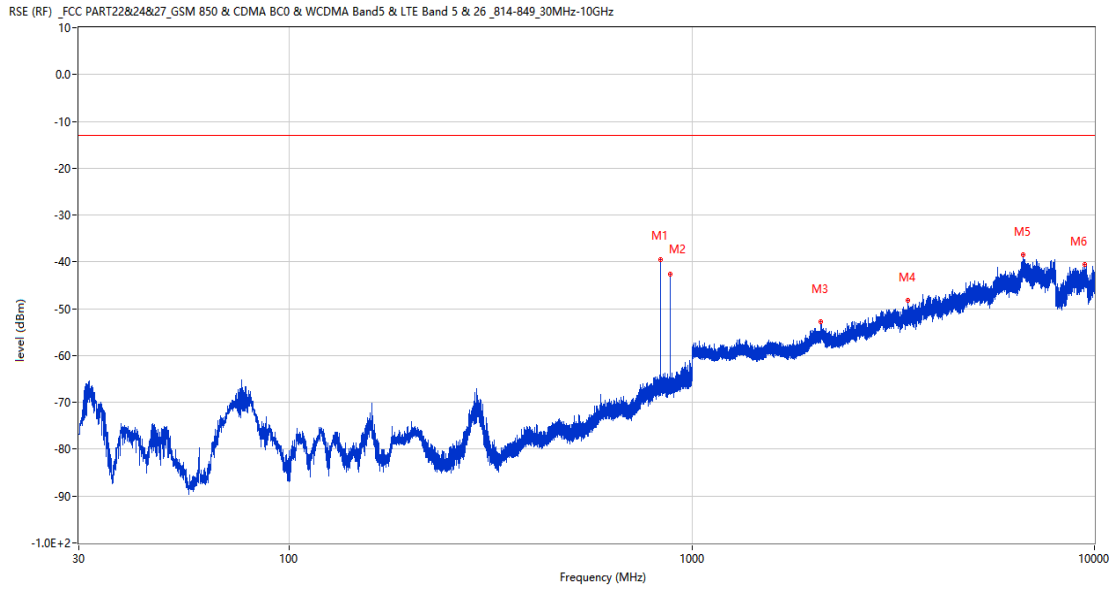
Frequency (MHz)	Result (dBm)	Factor (dB)	PK Limit (dBm)	Over Limit (dB)	Table (o)	ANT	EUT	Verdict
836.652	-41.37	4.78	-13.0	-28.37	200.00	Horizontal	Vertical	N/A
881.612	-35.82	4.17	-13.0	-22.82	174.00	Horizontal	Vertical	Pass
1674.000	-47.87	-4.51	-13.0	-34.87	166.00	Horizontal	Vertical	Pass
2510.300	-49.69	0.55	-13.0	-36.69	172.00	Horizontal	Vertical	Pass
6696.500	-38.97	15.14	-13.0	-25.97	117.00	Horizontal	Vertical	Pass
9233.100	-40.04	14.20	-13.0	-27.04	3.00	Horizontal	Vertical	Pass

RSE-V&V GSM 850 CH190



Frequency (MHz)	Result (dBm)	Factor (dB)	PK Limit (dBm)	Over Limit (dB)	Table (o)	ANT	EUT	Verdict
836.555	-34.36	4.77	-13.0	-21.36	323.00	Vertical	Vertical	N/A
881.612	-40.75	4.17	-13.0	-27.75	46.00	Vertical	Vertical	Pass
1674.000	-52.96	-4.51	-13.0	-39.96	140.00	Vertical	Vertical	Pass
2510.800	-48.08	0.64	-13.0	-35.08	218.00	Vertical	Vertical	Pass
6637.500	-39.74	15.03	-13.0	-26.74	64.00	Vertical	Vertical	Pass
9444.300	-40.09	14.13	-13.0	-27.09	74.00	Vertical	Vertical	Pass

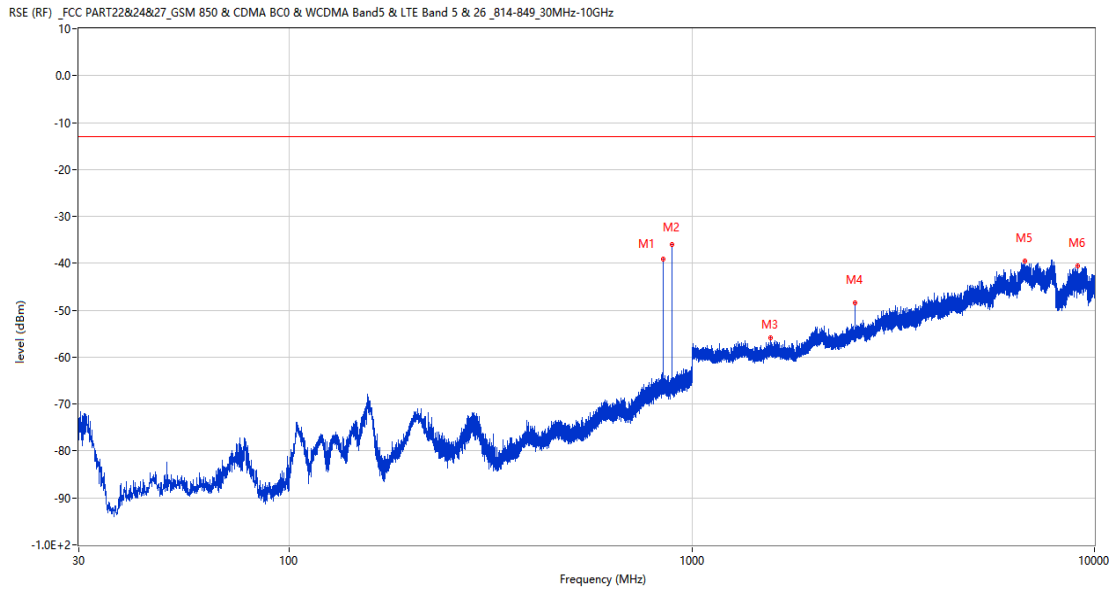
RSE-V&H GSM 850 CH190



Frequency (MHz)	Result (dBm)	Factor (dB)	PK Limit (dBm)	Over Limit (dB)	Table (o)	ANT	EUT	Verdict
836.555	-39.43	4.77	-13.0	-26.43	216.00	Vertical	Horizontal	N/A
881.563	-42.57	4.17	-13.0	-29.57	49.00	Vertical	Horizontal	Pass
2094.900	-52.86	-0.49	-13.0	-39.86	143.00	Vertical	Horizontal	Pass
3444.500	-48.24	6.45	-13.0	-35.24	100.00	Vertical	Horizontal	Pass
6664.250	-38.48	14.69	-13.0	-25.48	65.00	Vertical	Horizontal	Pass
9442.201	-40.61	14.10	-13.0	-27.61	292.00	Vertical	Horizontal	Pass

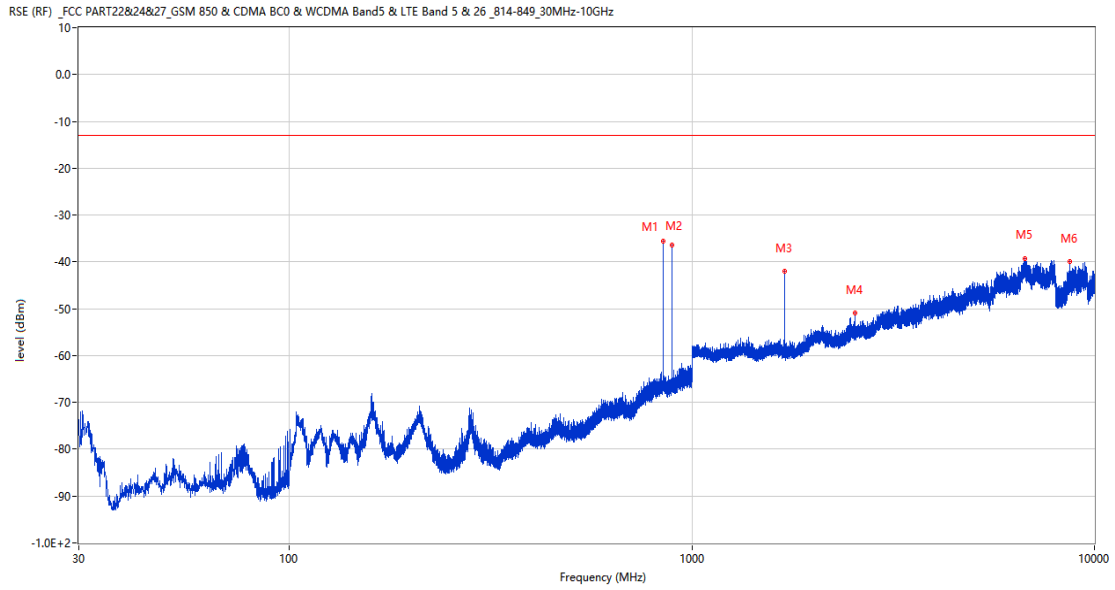
1.3 GSM 850 High Channel

RSE-H&H GSM 850 CH251



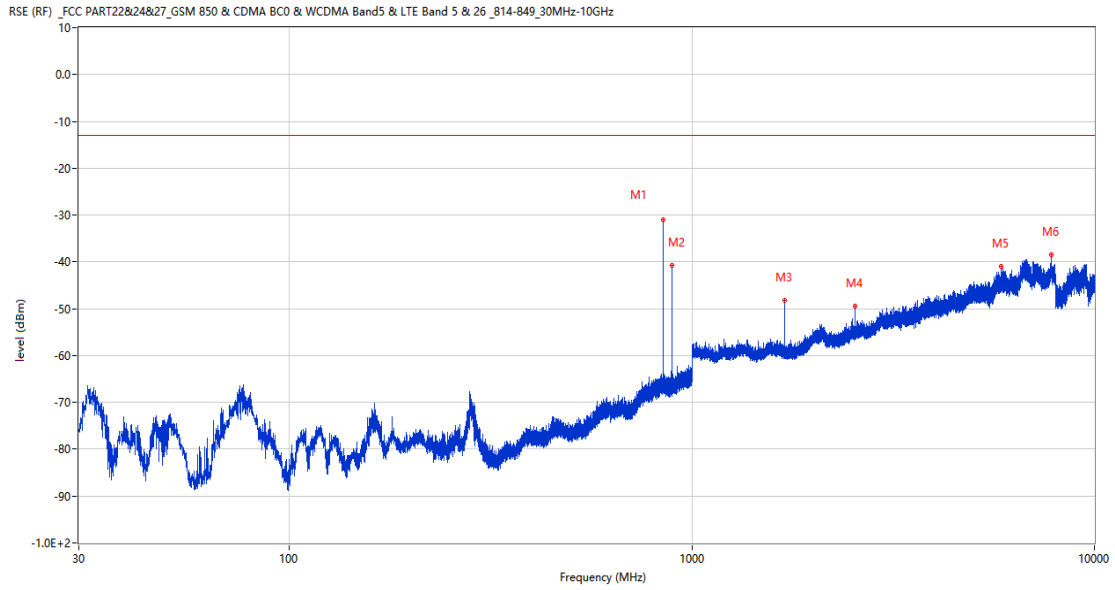
Frequency (MHz)	Result (dBm)	Factor (dB)	PK Limit (dBm)	Over Limit (dB)	Table (o)	ANT	EUT	Verdict
848.825	-39.15	4.87	-13.0	-26.15	164.00	Horizontal	Horizontal	N/A
893.737	-35.94	4.56	-13.0	-22.94	164.00	Horizontal	Horizontal	Pass
1567.800	-55.97	-3.87	-13.0	-42.97	315.00	Horizontal	Horizontal	Pass
2547.100	-48.48	0.36	-13.0	-35.48	128.00	Horizontal	Horizontal	Pass
6714.750	-39.48	15.73	-13.0	-26.48	134.00	Horizontal	Horizontal	Pass
9083.500	-40.50	13.07	-13.0	-27.50	8.00	Horizontal	Horizontal	Pass

RSE-H&V GSM 850 CH251



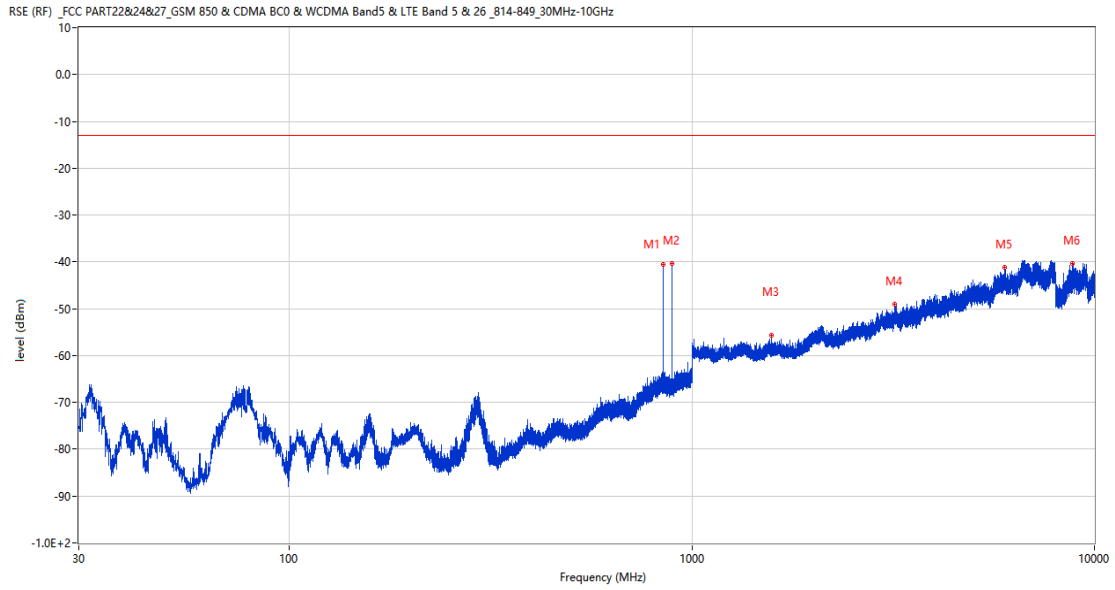
Frequency (MHz)	Result (dBm)	Factor (dB)	PK Limit (dBm)	Over Limit (dB)	Table (o)	ANT	EUT	Verdict
848.874	-35.66	4.87	-13.0	-22.66	210.00	Horizontal	Vertical	N/A
893.737	-36.46	4.56	-13.0	-23.46	171.00	Horizontal	Vertical	Pass
1698.100	-42.09	-4.48	-13.0	-29.09	154.00	Horizontal	Vertical	Pass
2547.300	-50.85	0.30	-13.0	-37.85	172.00	Horizontal	Vertical	Pass
6707.000	-39.38	15.62	-13.0	-26.38	109.00	Horizontal	Vertical	Pass
8701.700	-39.99	14.23	-13.0	-26.99	111.00	Horizontal	Vertical	Pass

RSE-V&V GSM 850 CH251



Frequency (MHz)	Result (dBm)	Factor (dB)	PK Limit (dBm)	Over Limit (dB)	Table (o)	ANT	EUT	Verdict
848.874	-31.02	4.87	-13.0	-18.02	360.00	Vertical	Vertical	N/A
893.737	-40.81	4.56	-13.0	-27.81	113.00	Vertical	Vertical	Pass
1698.400	-48.20	-4.46	-13.0	-35.20	75.00	Vertical	Vertical	Pass
2547.100	-49.49	0.36	-13.0	-36.49	115.00	Vertical	Vertical	Pass
5851.250	-40.89	12.82	-13.0	-27.89	160.00	Vertical	Vertical	Pass
7827.250	-38.55	15.81	-13.0	-25.55	104.00	Vertical	Vertical	Pass

RSE-V&H GSM 850 CH251

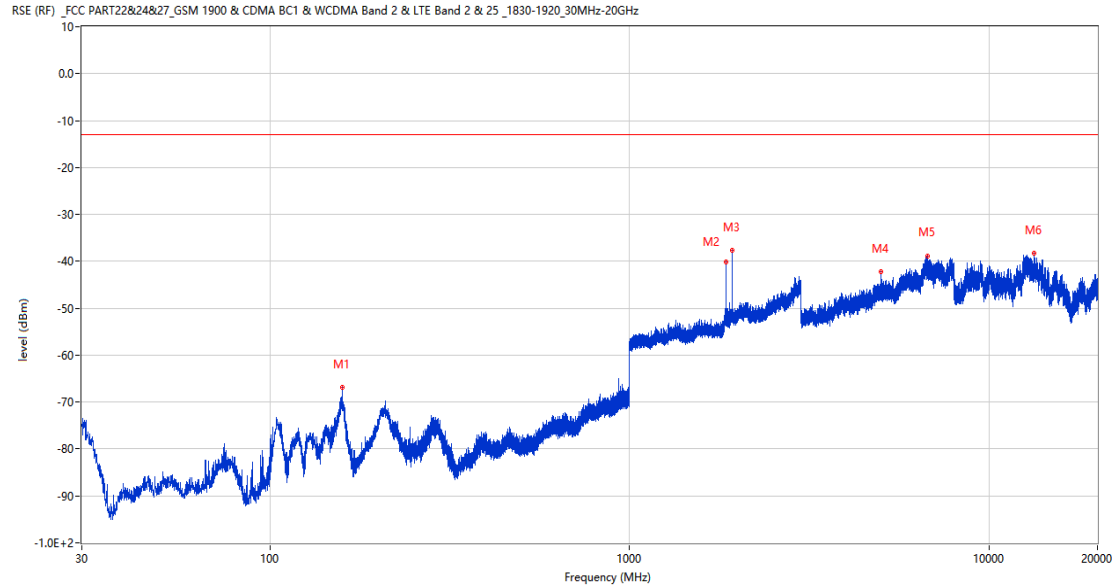


Frequency (MHz)	Result (dBm)	Factor (dB)	PK Limit (dBm)	Over Limit (dB)	Table (o)	ANT	EUT	Verdict
848.874	-40.55	4.87	-13.0	-27.55	338.00	Vertical	Horizontal	N/A
893.833	-40.42	4.56	-13.0	-27.42	268.00	Vertical	Horizontal	Pass
1575.900	-55.75	-4.08	-13.0	-42.75	358.00	Vertical	Horizontal	Pass
3186.750	-49.05	6.38	-13.0	-36.05	81.00	Vertical	Horizontal	Pass
5986.500	-41.14	12.70	-13.0	-28.14	360.00	Vertical	Horizontal	Pass
8838.200	-40.35	14.62	-13.0	-27.35	125.00	Vertical	Horizontal	Pass

2 GSM 1900

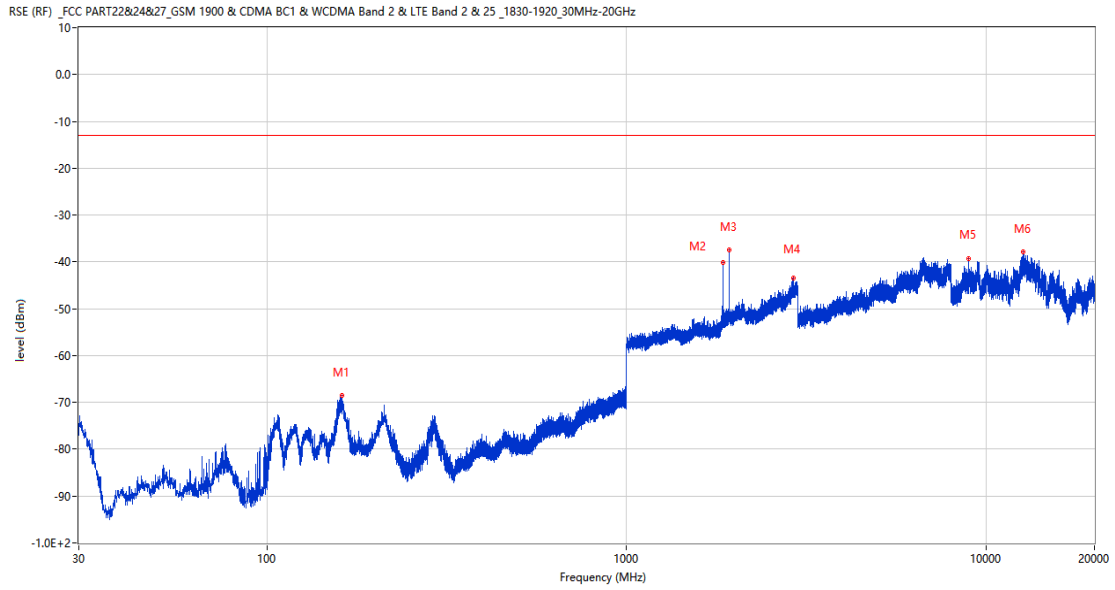
2.1 GSM 1900 Low Channel

RSE-H&H GSM 1900 CH512



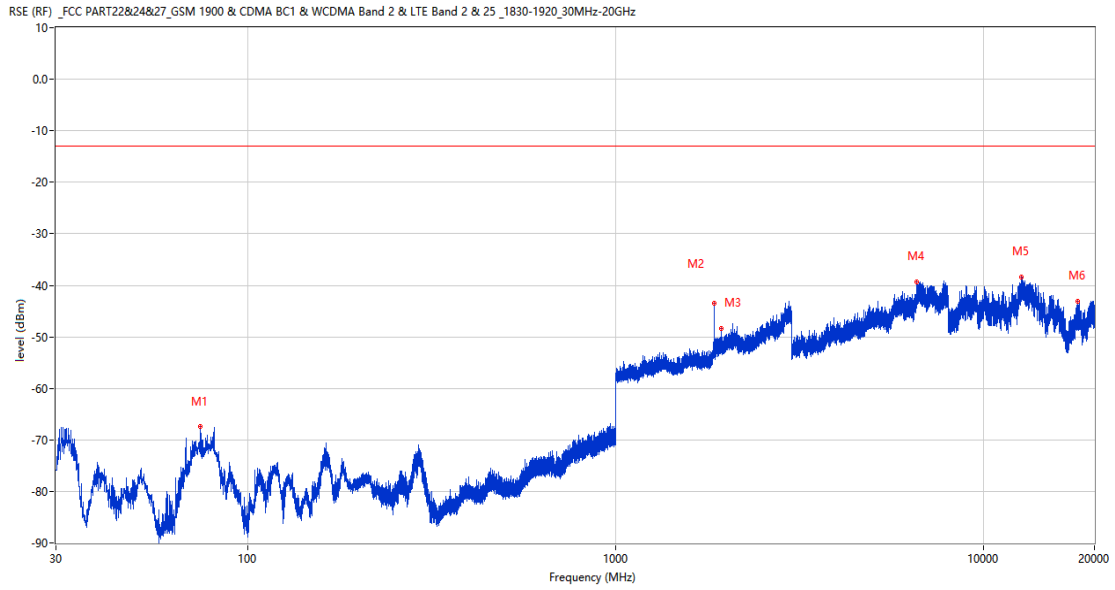
Frequency (MHz)	Result (dBm)	Factor (dB)	PK Limit (dBm)	Over Limit (dB)	Table (o)	ANT	EUT	Verdict
158.622	-66.77	-19.89	-13.0	-53.77	256.00	Horizontal	Horizontal	Pass
1850.900	-40.11	2.44	-13.0	-27.11	343.00	Horizontal	Horizontal	N/A
1930.900	-37.68	3.33	-13.0	-24.68	147.00	Horizontal	Horizontal	Pass
4987.500	-42.18	10.83	-13.0	-29.18	360.00	Horizontal	Horizontal	Pass
6736.500	-38.89	15.08	-13.0	-25.89	193.00	Horizontal	Horizontal	Pass
13362.987	-38.33	16.22	-13.0	-25.33	242.00	Horizontal	Horizontal	Pass

RSE-H&V GSM 1900 CH512



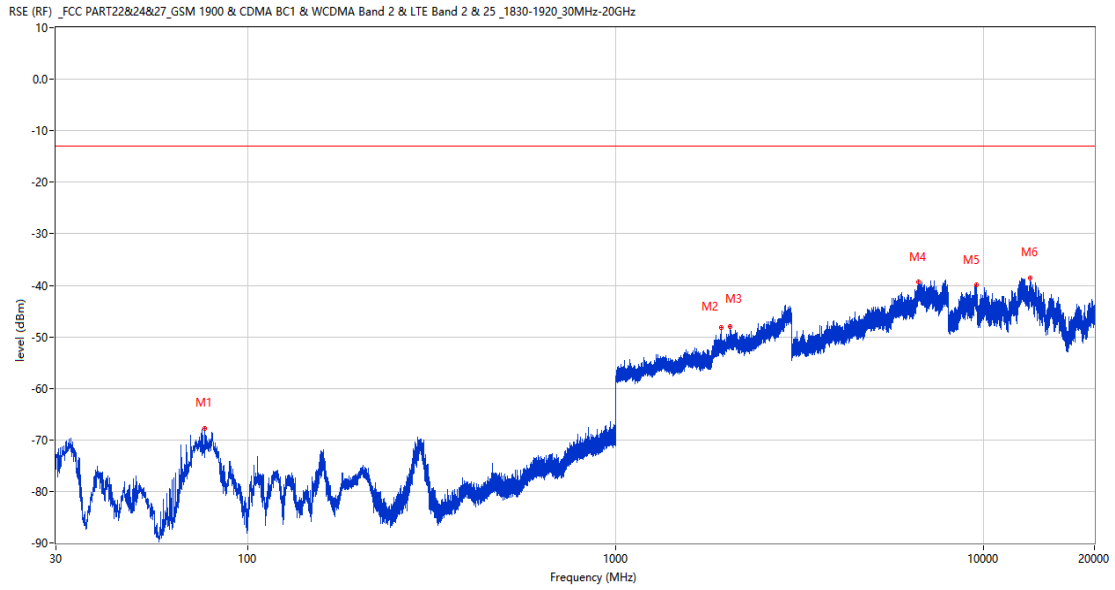
Frequency (MHz)	Result (dBm)	Factor (dB)	PK Limit (dBm)	Over Limit (dB)	Table (o)	ANT	EUT	Verdict
162.163	-68.61	-19.37	-13.0	-55.61	181.00	Horizontal	Vertical	Pass
1850.900	-40.11	2.44	-13.0	-27.11	176.00	Horizontal	Vertical	N/A
1931.000	-37.46	3.33	-13.0	-24.46	146.00	Horizontal	Vertical	Pass
2907.400	-43.54	10.14	-13.0	-30.54	115.00	Horizontal	Vertical	Pass
8946.675	-39.40	13.59	-13.0	-26.40	137.00	Horizontal	Vertical	Pass
12689.438	-37.82	16.36	-13.0	-24.82	340.00	Horizontal	Vertical	Pass

RSE-V&V GSM 1900 CH512



Frequency (MHz)	Result (dBm)	Factor (dB)	PK Limit (dBm)	Over Limit (dB)	Table (o)	ANT	EUT	Verdict
74.087	-67.34	-20.76	-13.0	-54.34	289.00	Vertical	Vertical	Pass
1851.000	-43.55	2.45	-13.0	-30.55	202.00	Vertical	Vertical	N/A
1930.900	-48.46	3.33	-13.0	-35.46	10.00	Vertical	Vertical	Pass
6568.500	-39.39	13.88	-13.0	-26.39	50.00	Vertical	Vertical	Pass
12670.200	-38.44	16.02	-13.0	-25.44	193.00	Vertical	Vertical	Pass
18057.724	-43.16	9.96	-13.0	-30.16	194.00	Vertical	Vertical	Pass

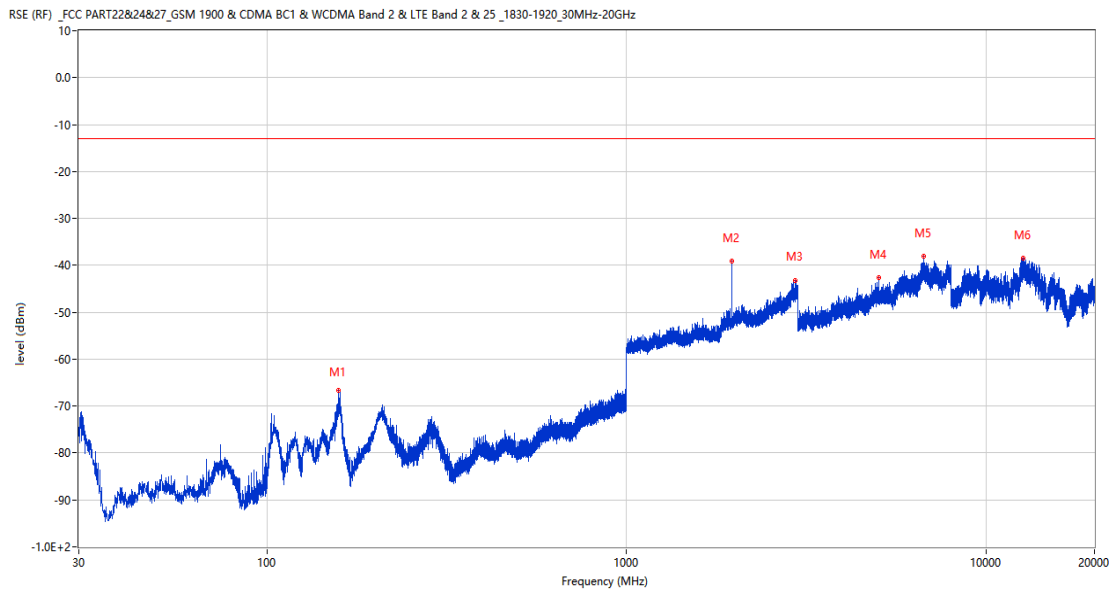
RSE-V&H GSM 1900 CH512



Frequency (MHz)	Result (dBm)	Factor (dB)	PK Limit (dBm)	Over Limit (dB)	Table (o)	ANT	EUT	Verdict
76.220	-67.78	-21.26	-13.0	-54.78	360.00	Vertical	Horizontal	Pass
1931.200	-48.17	3.33	-13.0	-35.17	360.00	Vertical	Horizontal	Pass
2041.700	-48.08	3.75	-13.0	-35.08	210.00	Vertical	Horizontal	Pass
6655.750	-39.40	15.05	-13.0	-26.40	99.00	Vertical	Horizontal	Pass
9535.912	-39.88	13.66	-13.0	-26.88	267.00	Vertical	Horizontal	Pass
13349.213	-38.52	16.16	-13.0	-25.52	117.00	Vertical	Horizontal	Pass

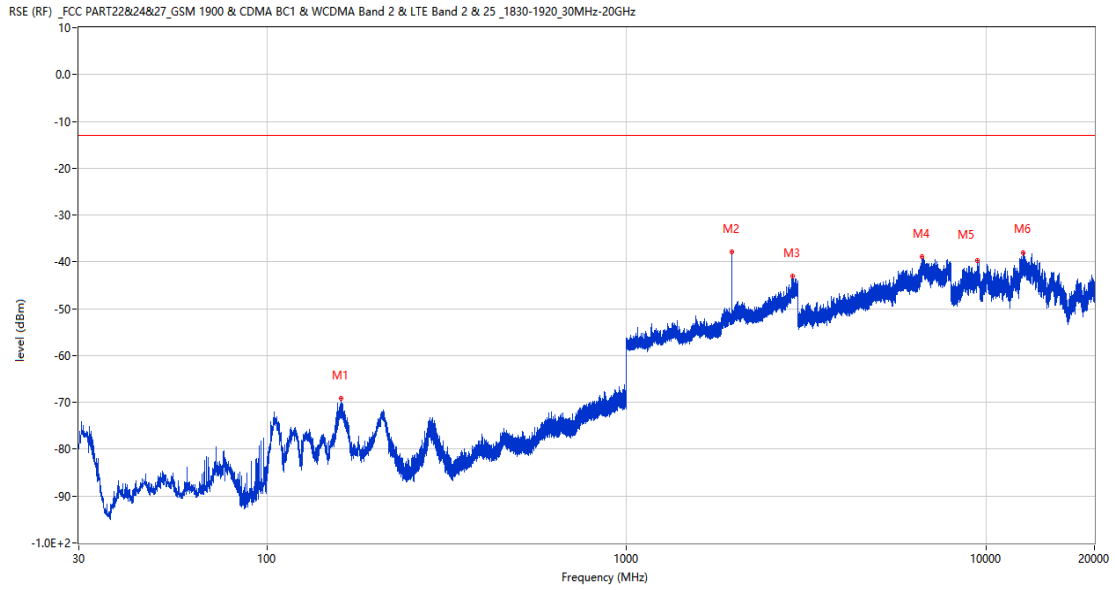
2.2 GSM 1900 Middle Channel

RSE-H&H GSM 1900 CH661



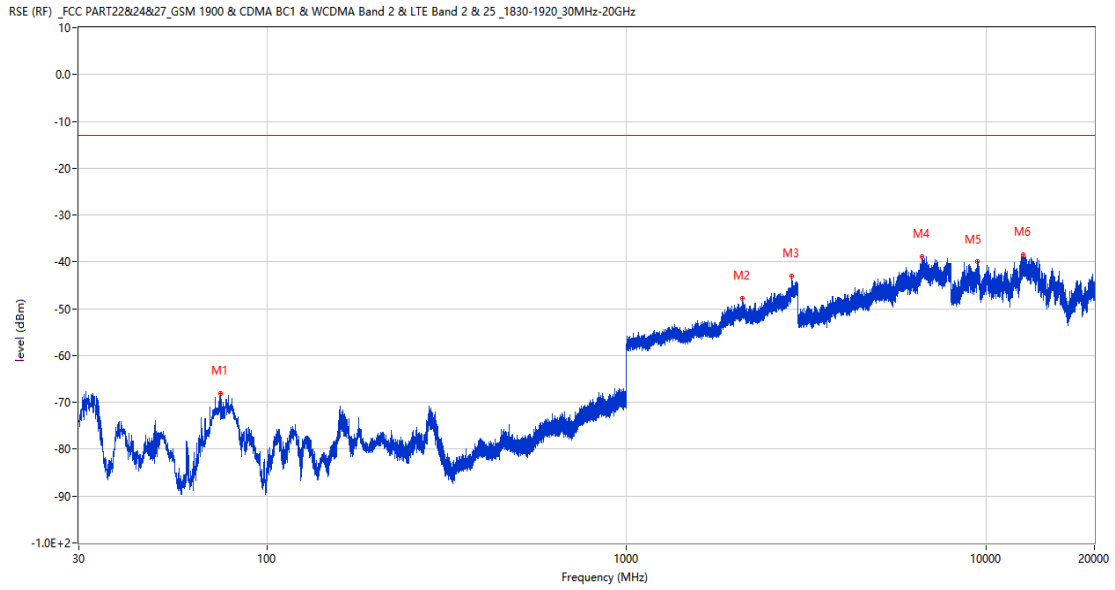
Frequency (MHz)	Result (dBm)	Factor (dB)	PK Limit (dBm)	Over Limit (dB)	Table (o)	ANT	EUT	Verdict
158.040	-66.70	-20.00	-13.0	-53.70	243.00	Horizontal	Horizontal	Pass
1960.800	-39.18	2.80	-13.0	-26.18	140.00	Horizontal	Horizontal	N/A
2944.200	-43.25	10.41	-13.0	-30.25	244.00	Horizontal	Horizontal	Pass
5020.000	-42.71	10.71	-13.0	-29.71	96.00	Horizontal	Horizontal	Pass
6715.250	-38.15	15.74	-13.0	-25.15	218.00	Horizontal	Horizontal	Pass
12698.463	-38.56	16.51	-13.0	-25.56	3.00	Horizontal	Horizontal	Pass

RSE-H&V GSM 1900 CH661



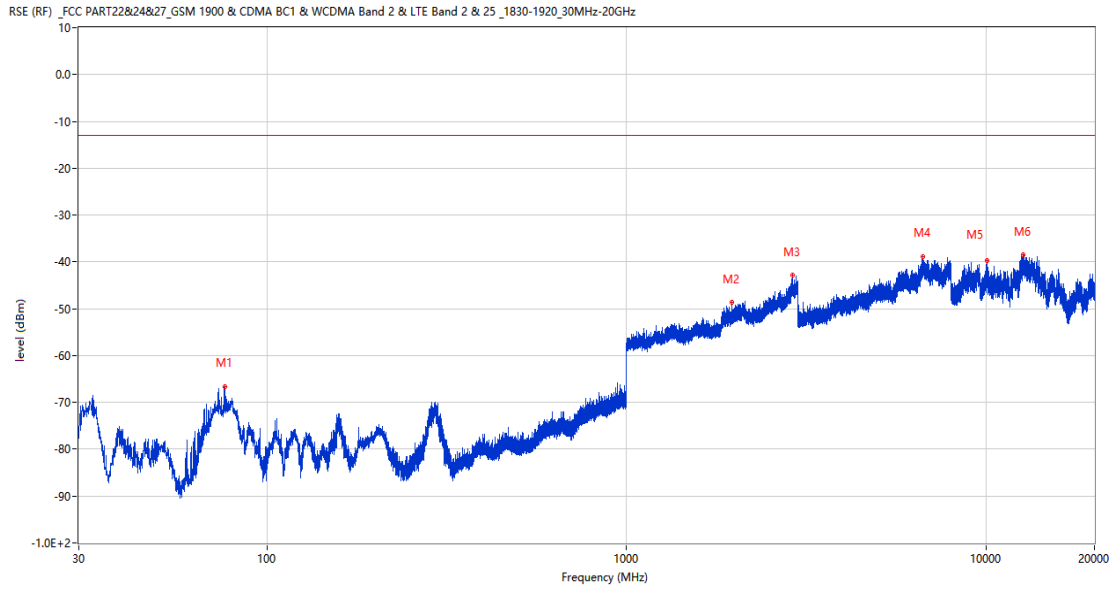
Frequency (MHz)	Result (dBm)	Factor (dB)	PK Limit (dBm)	Over Limit (dB)	Table (o)	ANT	EUT	Verdict
161.047	-69.16	-19.45	-13.0	-56.16	360.00	Horizontal	Vertical	Pass
1960.800	-37.89	2.80	-13.0	-24.89	149.00	Horizontal	Vertical	N/A
2891.600	-43.05	12.07	-13.0	-30.05	149.00	Horizontal	Vertical	Pass
6642.250	-38.83	15.08	-13.0	-25.83	219.00	Horizontal	Vertical	Pass
9448.513	-39.69	14.20	-13.0	-26.69	17.00	Horizontal	Vertical	Pass
12677.088	-38.16	16.14	-13.0	-25.16	136.00	Horizontal	Vertical	Pass

RSE-V&V GSM 1900 CH661



Frequency (MHz)	Result (dBm)	Factor (dB)	PK Limit (dBm)	Over Limit (dB)	Table (o)	ANT	EUT	Verdict
74.232	-68.18	-20.77	-13.0	-55.18	247.00	Vertical	Vertical	Pass
2100.400	-47.78	4.70	-13.0	-34.78	310.00	Vertical	Vertical	Pass
2884.700	-43.10	11.00	-13.0	-30.10	174.00	Vertical	Vertical	Pass
6644.750	-38.90	15.12	-13.0	-25.90	266.00	Vertical	Vertical	Pass
9470.599	-39.98	13.58	-13.0	-26.98	105.00	Vertical	Vertical	Pass
12650.013	-38.48	15.67	-13.0	-25.48	176.00	Vertical	Vertical	Pass

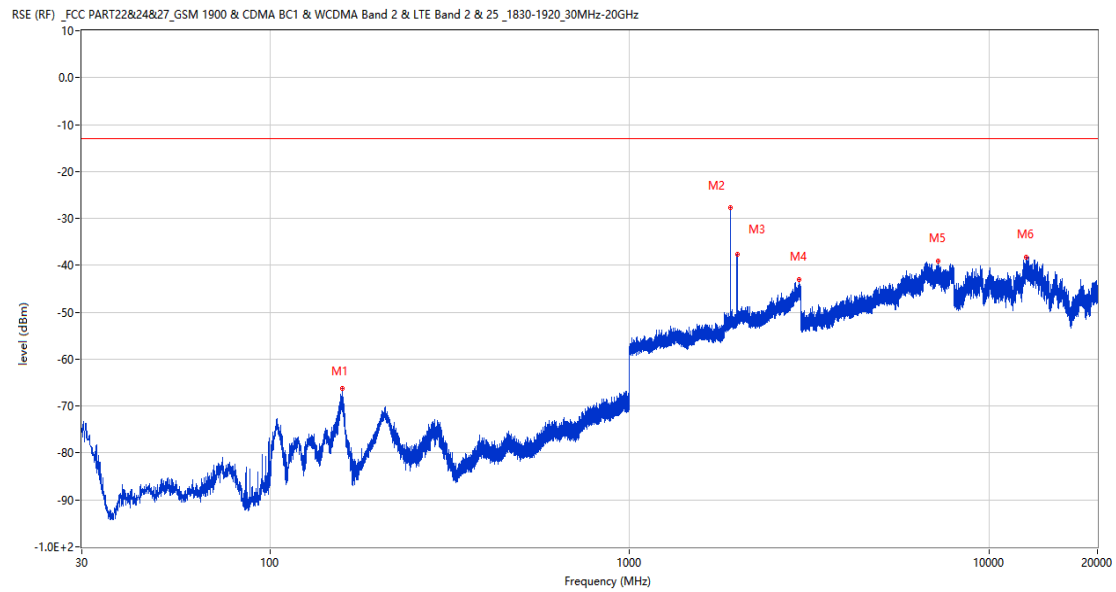
RSE-V&H GSM 1900 CH661



Frequency (MHz)	Result (dBm)	Factor (dB)	PK Limit (dBm)	Over Limit (dB)	Table (o)	ANT	EUT	Verdict
76.269	-66.64	-21.26	-13.0	-53.64	239.00	Vertical	Horizontal	Pass
1961.100	-48.68	2.83	-13.0	-35.68	360.00	Vertical	Horizontal	Pass
2889.000	-42.89	11.81	-13.0	-29.89	336.00	Vertical	Horizontal	Pass
6649.000	-38.90	15.18	-13.0	-25.90	331.00	Vertical	Horizontal	Pass
10069.812	-39.74	13.63	-13.0	-26.74	258.00	Vertical	Horizontal	Pass
12703.688	-38.38	16.50	-13.0	-25.38	186.00	Vertical	Horizontal	Pass

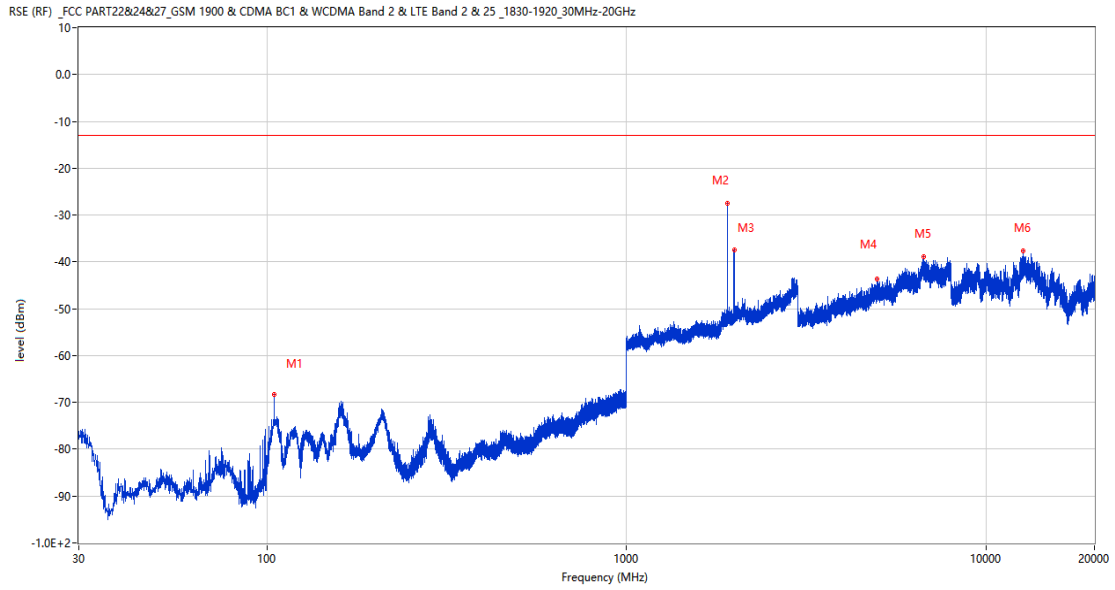
2.3 GSM 1900 High Channel

RSE-H&H GSM 1900 CH810



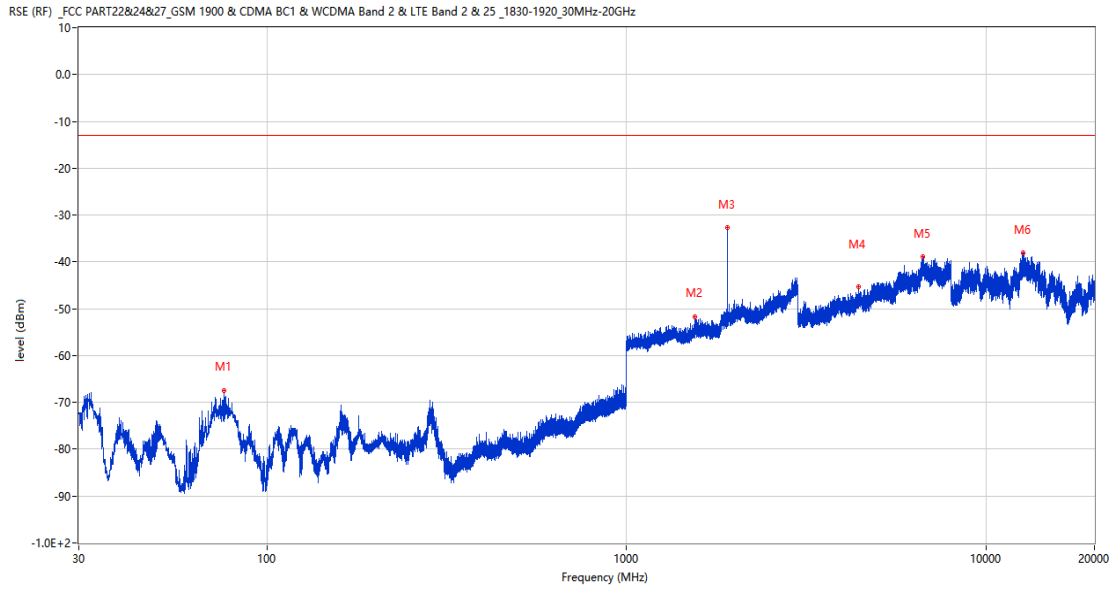
Frequency (MHz)	Result (dBm)	Factor (dB)	PK Limit (dBm)	Over Limit (dB)	Table (o)	ANT	EUT	Verdict
158.622	-66.24	-19.89	-13.0	-53.24	61.00	Horizontal	Horizontal	Pass
1910.600	-27.80	3.14	-13.0	-14.80	174.00	Horizontal	Horizontal	N/A
1990.500	-37.64	2.96	-13.0	-24.64	145.00	Horizontal	Horizontal	Pass
2957.100	-43.12	11.12	-13.0	-30.12	241.00	Horizontal	Horizontal	Pass
7197.500	-39.16	14.70	-13.0	-26.16	141.00	Horizontal	Horizontal	Pass
12655.000	-38.19	15.76	-13.0	-25.19	257.00	Horizontal	Horizontal	Pass

RSE-H&V GSM 1900 CH810



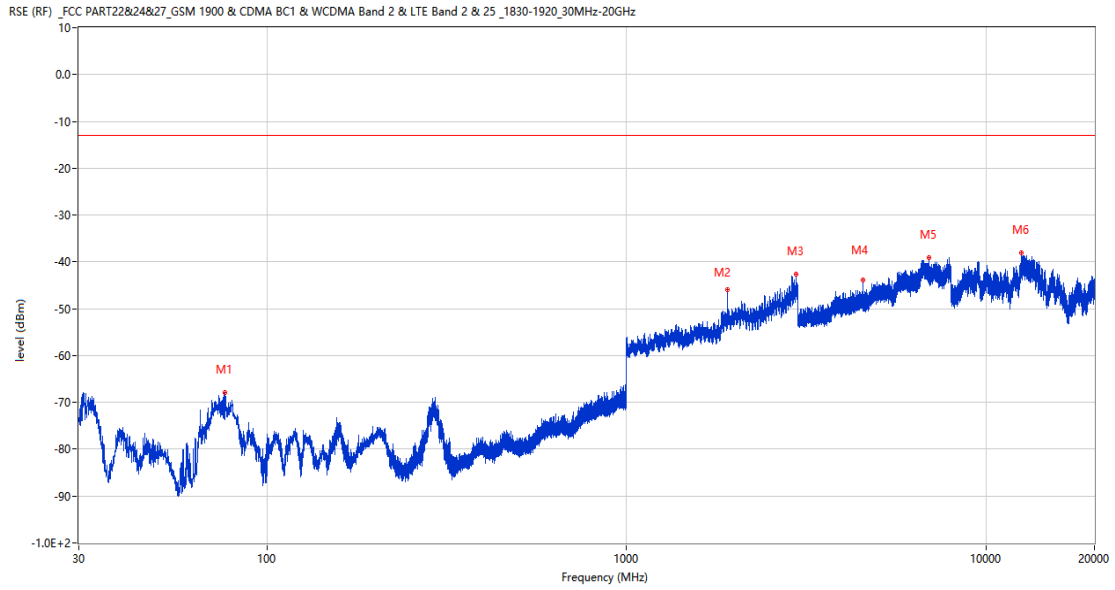
Frequency (MHz)	Result (dBm)	Factor (dB)	PK Limit (dBm)	Over Limit (dB)	Table (o)	ANT	EUT	Verdict
104.933	-68.41	-19.53	-13.0	-55.41	12.00	Horizontal	Vertical	Pass
1910.500	-27.60	3.14	-13.0	-14.60	330.00	Horizontal	Vertical	N/A
1990.600	-37.51	2.95	-13.0	-24.51	145.00	Horizontal	Vertical	Pass
4960.250	-43.57	10.44	-13.0	-30.57	344.00	Horizontal	Vertical	Pass
6709.750	-38.80	15.62	-13.0	-25.80	276.00	Horizontal	Vertical	Pass
12688.963	-37.69	16.35	-13.0	-24.69	7.00	Horizontal	Vertical	Pass

RSE-V&V GSM 1900 CH810



Frequency (MHz)	Result (dBm)	Factor (dB)	PK Limit (dBm)	Over Limit (dB)	Table (o)	ANT	EUT	Verdict
76.075	-67.44	-21.26	-13.0	-54.44	298.00	Vertical	Vertical	Pass
1550.300	-51.73	0.25	-13.0	-38.73	310.00	Vertical	Vertical	Pass
1910.500	-32.73	3.14	-13.0	-19.73	280.00	Vertical	Vertical	N/A
4417.250	-45.37	9.53	-13.0	-32.37	152.00	Vertical	Vertical	Pass
6653.000	-38.84	15.01	-13.0	-25.84	360.00	Vertical	Vertical	Pass
12664.738	-38.13	15.93	-13.0	-25.13	360.00	Vertical	Vertical	Pass

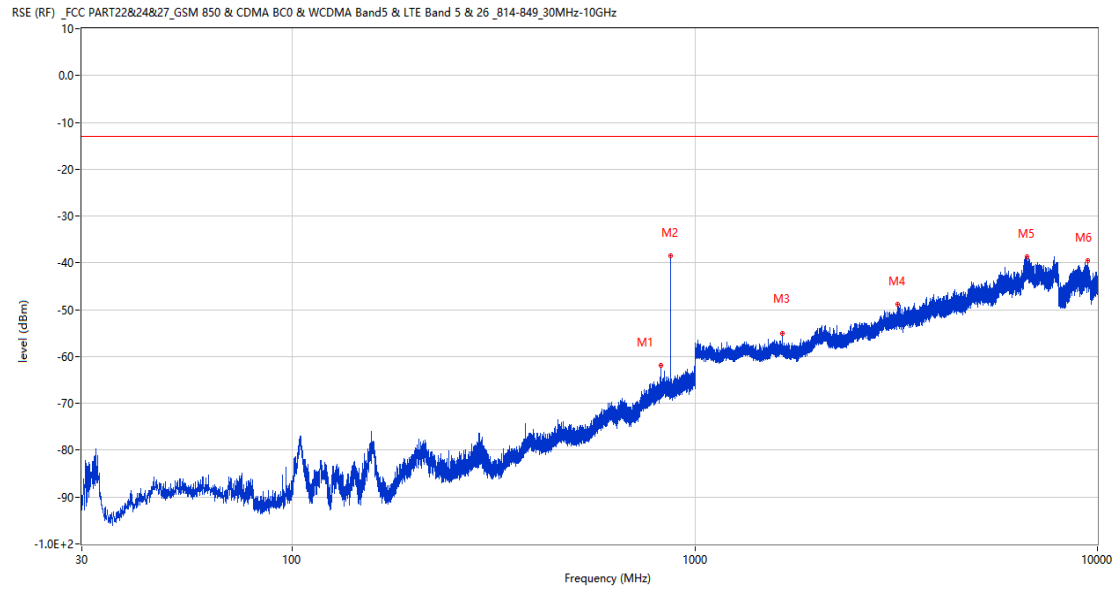
RSE-V&H GSM 1900 CH810



Frequency (MHz)	Result (dBm)	Factor (dB)	PK Limit (dBm)	Over Limit (dB)	Table (o)	ANT	EUT	Verdict
76.463	-67.80	-21.26	-13.0	-54.80	1.00	Vertical	Horizontal	Pass
1910.600	-45.86	3.14	-13.0	-32.86	196.00	Vertical	Horizontal	N/A
2961.200	-42.69	11.68	-13.0	-29.69	5.00	Vertical	Horizontal	Pass
4538.750	-43.84	9.27	-13.0	-30.84	5.00	Vertical	Horizontal	Pass
6949.500	-39.04	14.01	-13.0	-26.04	2.00	Vertical	Horizontal	Pass
12498.250	-37.96	15.60	-13.0	-24.96	124.00	Vertical	Horizontal	Pass

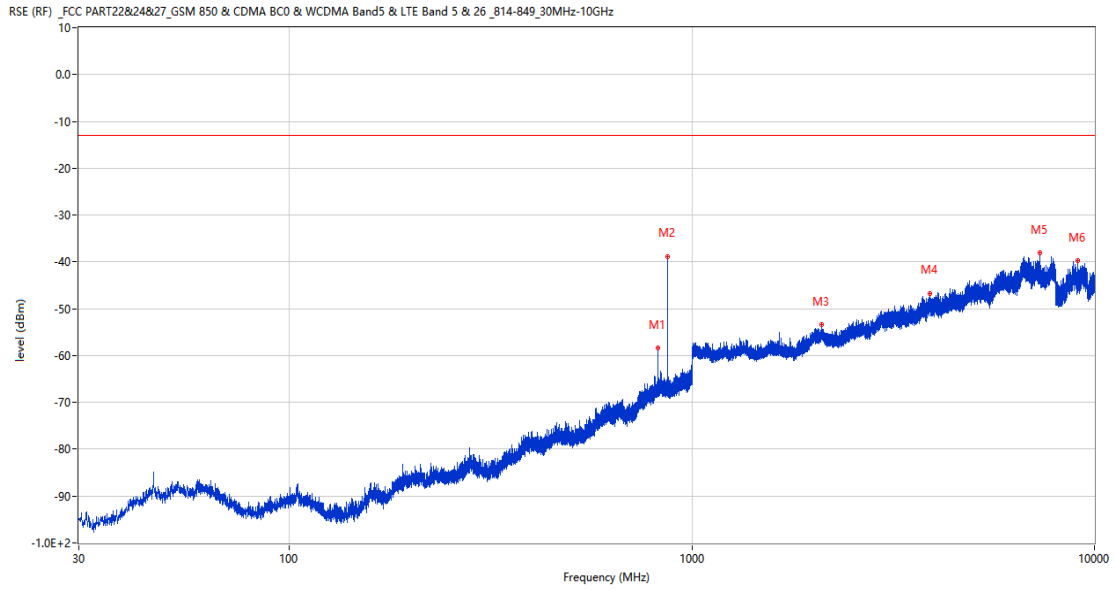
EGPRS
 3 EGPRS 850
 3.1 EGPRS 850 Low Channel

RSE-H&H EGPRS 850 CH128



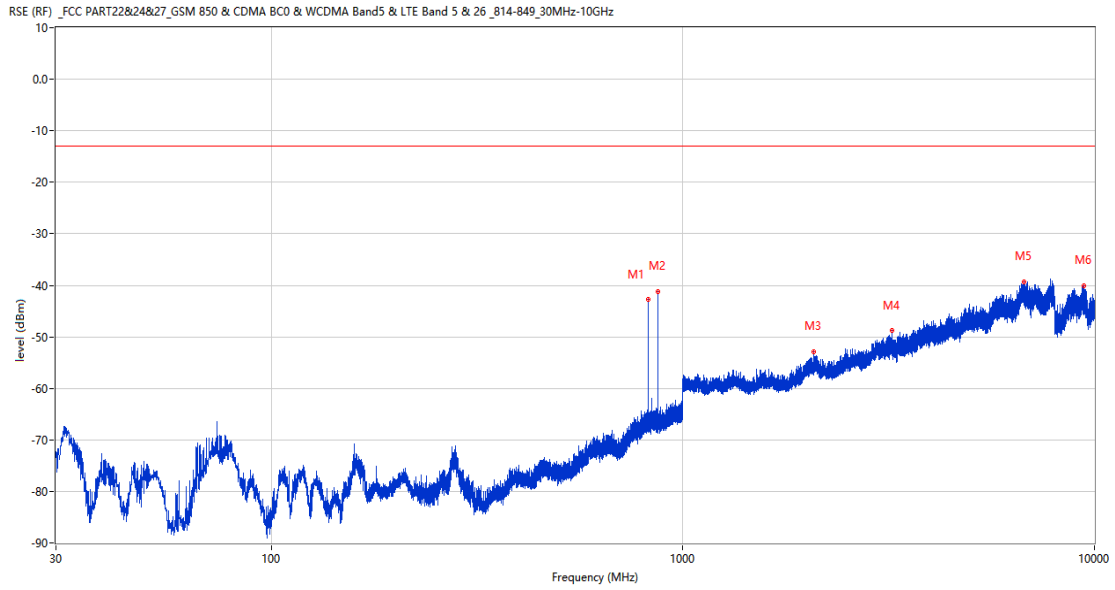
Frequency (MHz)	Result (dBm)	Factor (dB)	PK Limit (dBm)	Over Limit (dB)	Table (o)	ANT	EUT	Verdict
824.188	-61.87	4.28	-13.0	-48.87	253.00	Horizontal	Horizontal	N/A
869.147	-38.57	4.19	-13.0	-25.57	151.00	Horizontal	Horizontal	Pass
1649.000	-55.04	-4.16	-13.0	-42.04	302.00	Horizontal	Horizontal	Pass
3183.250	-48.79	6.29	-13.0	-35.79	182.00	Horizontal	Horizontal	Pass
6699.750	-38.59	15.36	-13.0	-25.59	360.00	Horizontal	Horizontal	Pass
9469.500	-39.57	13.61	-13.0	-26.57	180.00	Horizontal	Horizontal	Pass

RSE-H&V EGPRS 850 CH128



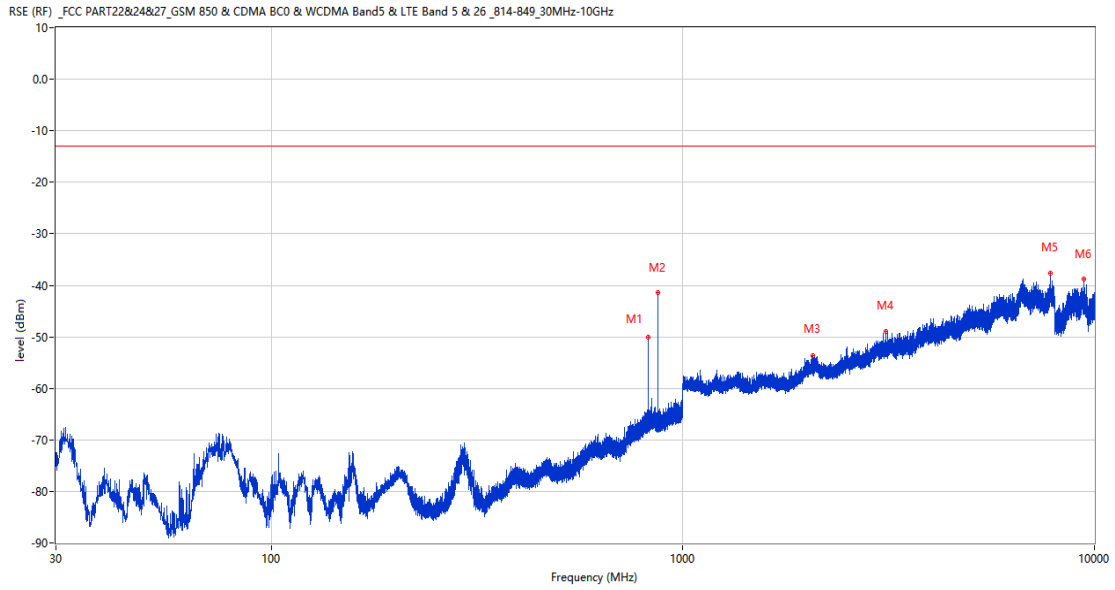
Frequency (MHz)	Result (dBm)	Factor (dB)	PK Limit (dBm)	Over Limit (dB)	Table (o)	ANT	EUT	Verdict
824.236	-58.45	4.28	-13.0	-45.45	267.00	Horizontal	Vertical	N/A
869.196	-38.99	4.19	-13.0	-25.99	151.00	Horizontal	Vertical	Pass
2099.000	-53.36	-0.09	-13.0	-40.36	222.00	Horizontal	Vertical	Pass
3904.750	-46.69	9.17	-13.0	-33.69	1.00	Horizontal	Vertical	Pass
7328.500	-38.02	14.08	-13.0	-25.02	360.00	Horizontal	Vertical	Pass
9100.100	-39.68	13.36	-13.0	-26.68	295.00	Horizontal	Vertical	Pass

RSE-V&V EGPRS 850 CH128



Frequency (MHz)	Result (dBm)	Factor (dB)	PK Limit (dBm)	Over Limit (dB)	Table (o)	ANT	EUT	Verdict
824.188	-42.75	4.28	-13.0	-29.75	286.00	Vertical	Vertical	N/A
869.292	-41.18	4.20	-13.0	-28.18	245.00	Vertical	Vertical	Pass
2080.300	-52.99	-0.96	-13.0	-39.99	0.00	Vertical	Vertical	Pass
3224.750	-48.68	6.66	-13.0	-35.68	205.00	Vertical	Vertical	Pass
6752.500	-39.40	14.49	-13.0	-26.40	188.00	Vertical	Vertical	Pass
9447.200	-40.07	14.18	-13.0	-27.07	220.00	Vertical	Vertical	Pass

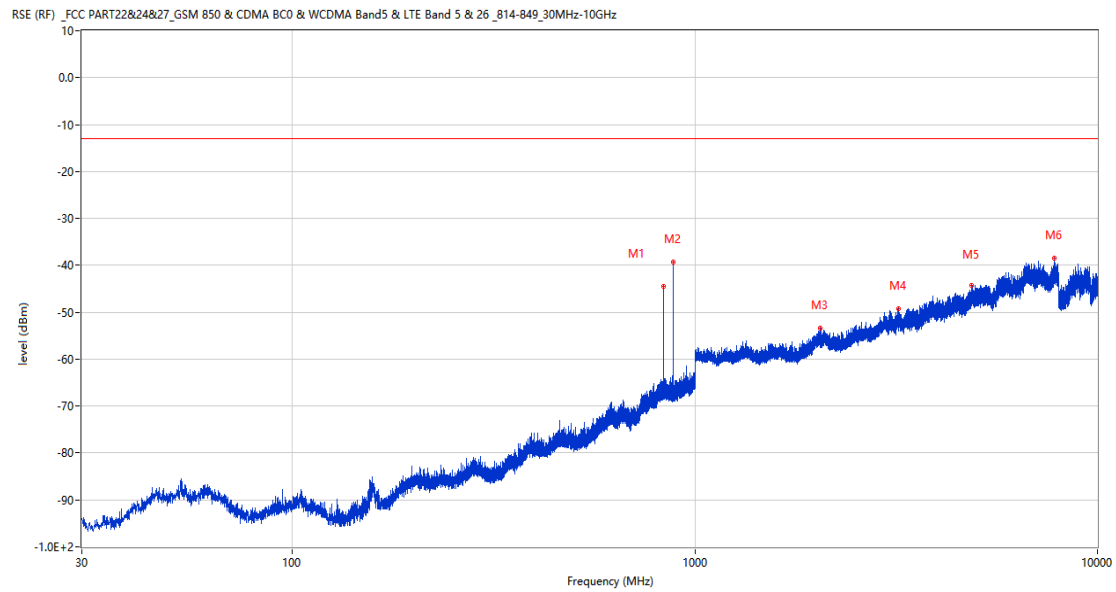
RSE-V&H EGPRS 850 CH128



Frequency (MHz)	Result (dBm)	Factor (dB)	PK Limit (dBm)	Over Limit (dB)	Table (o)	ANT	EUT	Verdict
824.236	-50.04	4.28	-13.0	-37.04	211.00	Vertical	Horizontal	N/A
869.196	-41.46	4.19	-13.0	-28.46	244.00	Vertical	Horizontal	Pass
2065.400	-53.69	-1.19	-13.0	-40.69	185.00	Vertical	Horizontal	Pass
3119.250	-49.04	5.80	-13.0	-36.04	360.00	Vertical	Horizontal	Pass
7804.250	-37.74	16.00	-13.0	-24.74	328.00	Vertical	Horizontal	Pass
9433.800	-38.86	13.97	-13.0	-25.86	130.00	Vertical	Horizontal	Pass

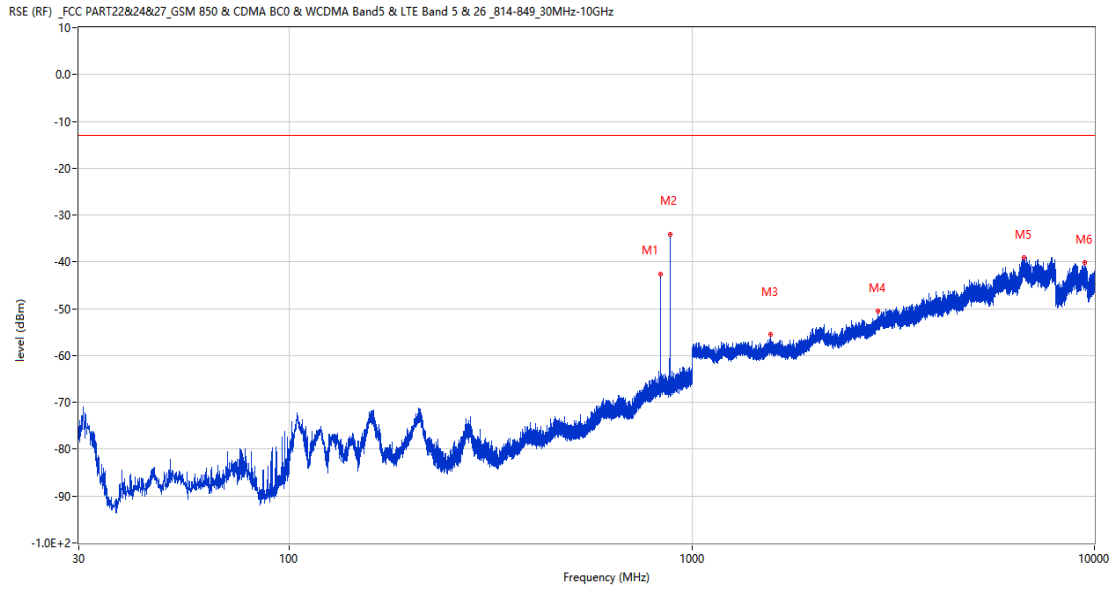
3.2 EGPRS 850 Middle Channel

RSE-H&H EGPRS 850 CH190



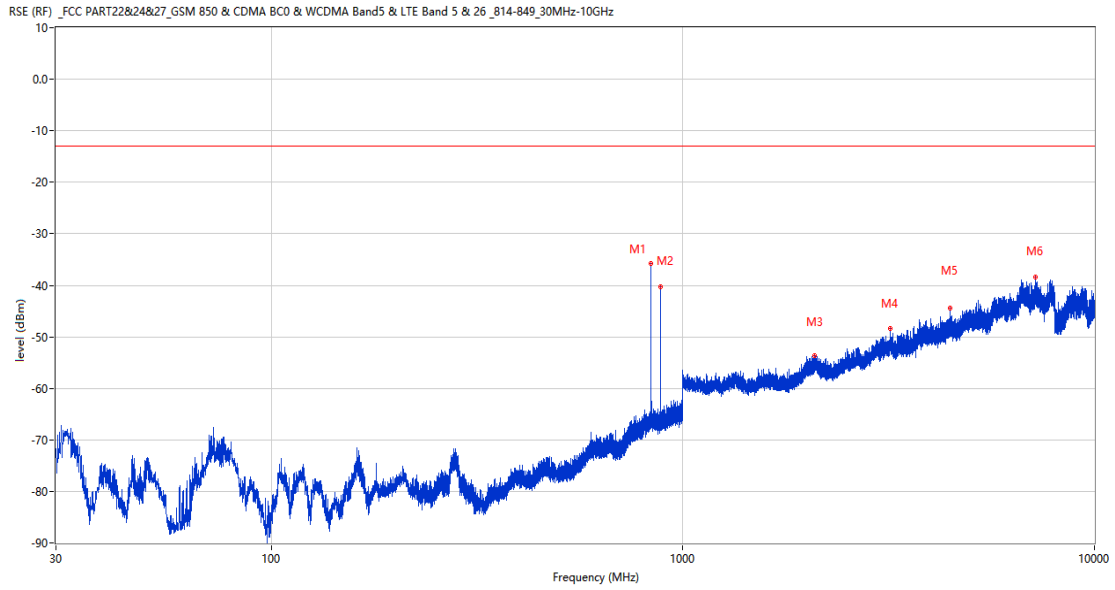
Frequency (MHz)	Result (dBm)	Factor (dB)	PK Limit (dBm)	Over Limit (dB)	Table (o)	ANT	EUT	Verdict
836.652	-44.52	4.78	-13.0	-31.52	200.00	Horizontal	Horizontal	N/A
881.612	-39.26	4.17	-13.0	-26.26	164.00	Horizontal	Horizontal	Pass
2053.200	-53.46	-1.24	-13.0	-40.46	118.00	Horizontal	Horizontal	Pass
3201.000	-49.29	5.99	-13.0	-36.29	190.00	Horizontal	Horizontal	Pass
4879.500	-44.19	10.65	-13.0	-31.19	121.00	Horizontal	Horizontal	Pass
7829.500	-38.52	15.73	-13.0	-25.52	262.00	Horizontal	Horizontal	Pass

RSE-H&V EGPRS 850 CH190



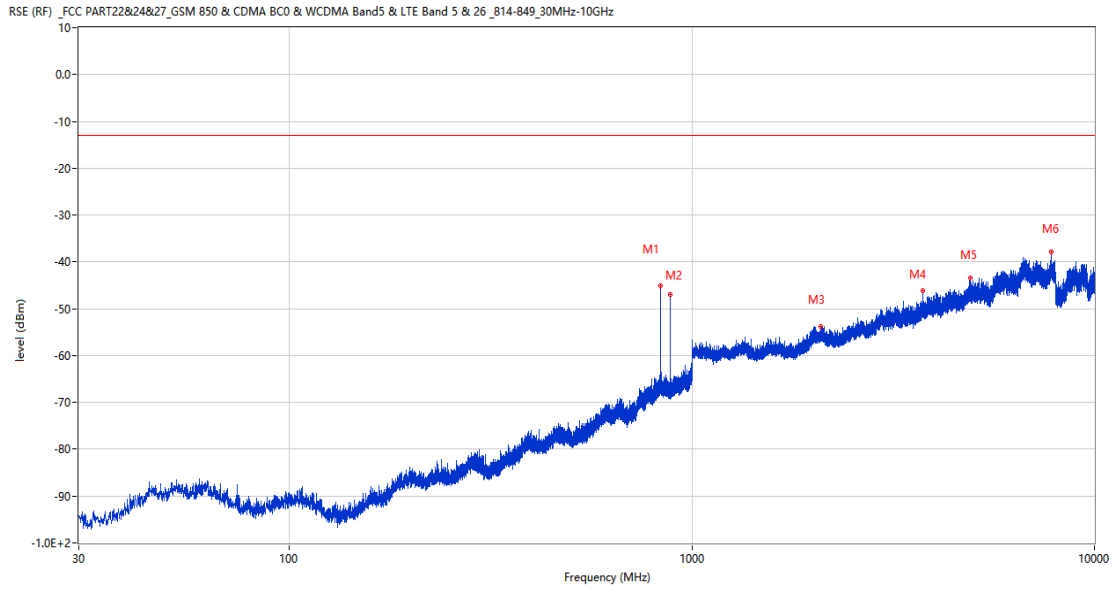
Frequency (MHz)	Result (dBm)	Factor (dB)	PK Limit (dBm)	Over Limit (dB)	Table (o)	ANT	EUT	Verdict
836.555	-42.72	4.77	-13.0	-29.72	323.00	Horizontal	Vertical	N/A
881.612	-34.16	4.17	-13.0	-21.16	169.00	Horizontal	Vertical	Pass
1569.400	-55.54	-3.86	-13.0	-42.54	360.00	Horizontal	Vertical	Pass
2893.300	-50.57	3.58	-13.0	-37.57	261.00	Horizontal	Vertical	Pass
6682.750	-39.12	14.66	-13.0	-26.12	49.00	Horizontal	Vertical	Pass
9458.700	-40.21	13.95	-13.0	-27.21	360.00	Horizontal	Vertical	Pass

RSE-V&V EGPRS 850 CH190



Frequency (MHz)	Result (dBm)	Factor (dB)	PK Limit (dBm)	Over Limit (dB)	Table (o)	ANT	EUT	Verdict
836.652	-35.83	4.78	-13.0	-22.83	308.00	Vertical	Vertical	N/A
881.563	-40.35	4.17	-13.0	-27.35	262.00	Vertical	Vertical	Pass
2094.400	-53.72	-0.45	-13.0	-40.72	280.00	Vertical	Vertical	Pass
3189.000	-48.42	6.40	-13.0	-35.42	47.00	Vertical	Vertical	Pass
4461.750	-44.40	9.81	-13.0	-31.40	47.00	Vertical	Vertical	Pass
7192.500	-38.48	14.65	-13.0	-25.48	47.00	Vertical	Vertical	Pass

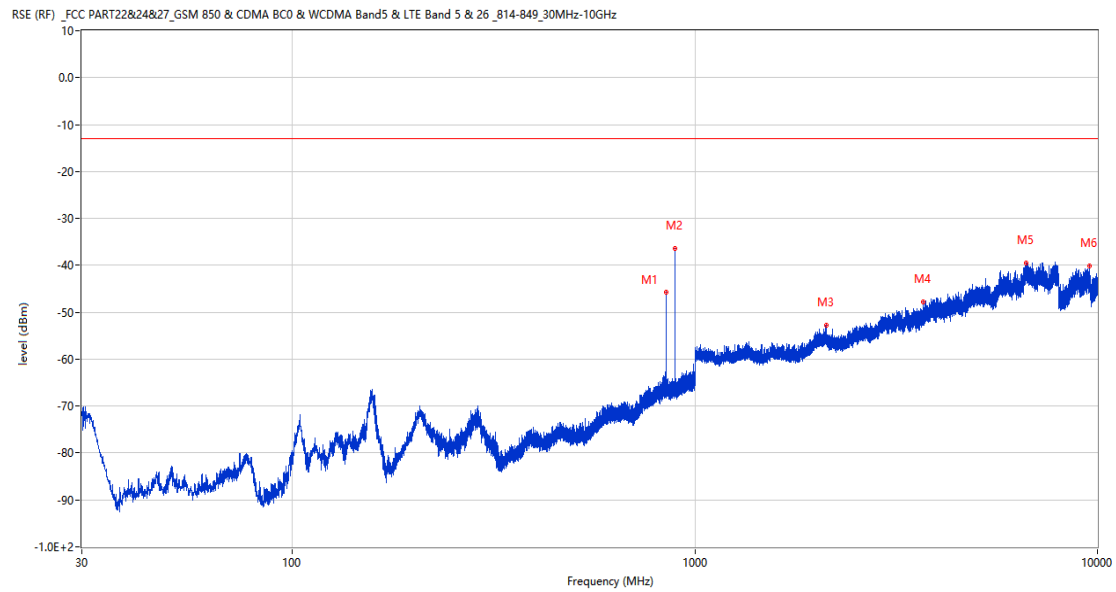
RSE-V&H EGPRS 850 CH190



Frequency (MHz)	Result (dBm)	Factor (dB)	PK Limit (dBm)	Over Limit (dB)	Table (o)	ANT	EUT	Verdict
836.555	-45.03	4.77	-13.0	-32.03	208.00	Vertical	Horizontal	N/A
881.612	-47.01	4.17	-13.0	-34.01	248.00	Vertical	Horizontal	Pass
2085.500	-53.87	-0.90	-13.0	-40.87	360.00	Vertical	Horizontal	Pass
3750.500	-46.09	7.96	-13.0	-33.09	360.00	Vertical	Horizontal	Pass
4906.750	-43.55	10.57	-13.0	-30.55	351.00	Vertical	Horizontal	Pass
7809.500	-37.89	16.24	-13.0	-24.89	1.00	Vertical	Horizontal	Pass

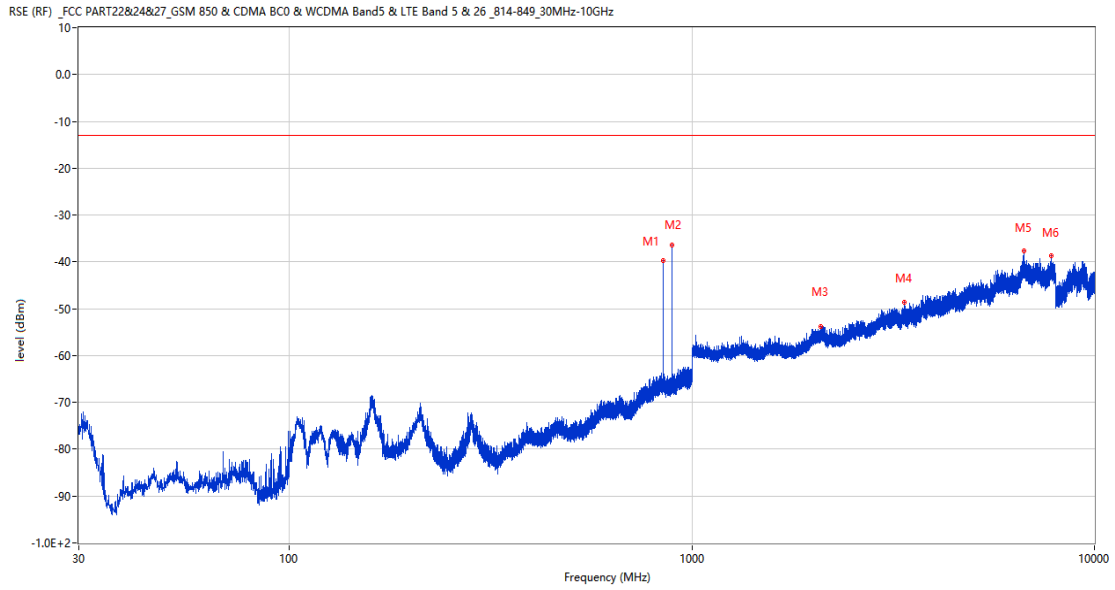
3.3 EGPRS 850 High Channel

RSE-H&H EGPRS 850 CH251



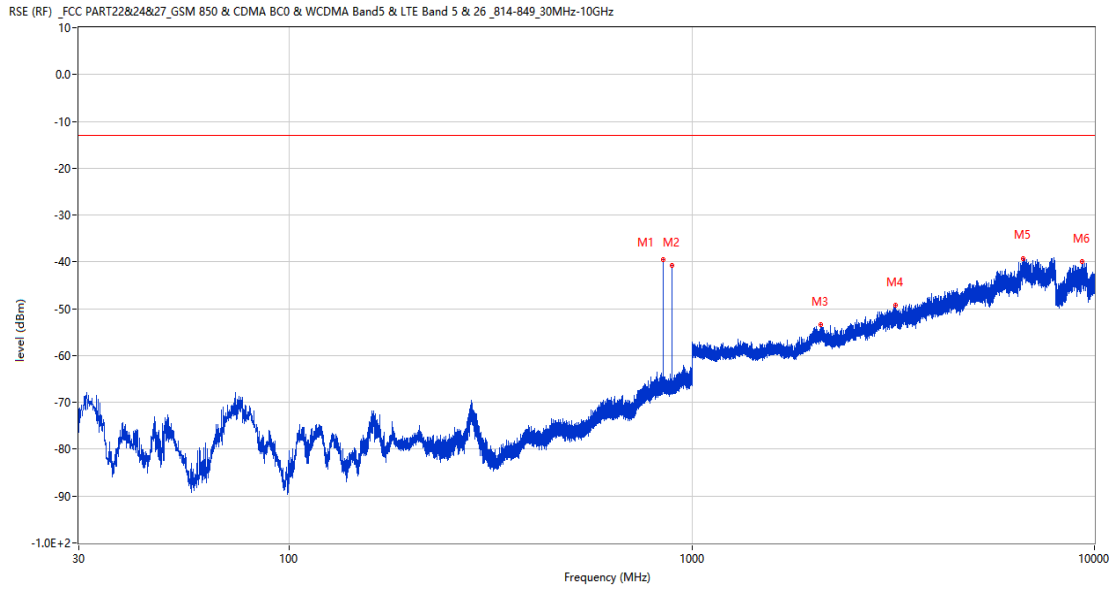
Frequency (MHz)	Result (dBm)	Factor (dB)	PK Limit (dBm)	Over Limit (dB)	Table (o)	ANT	EUT	Verdict
848.825	-45.70	4.87	-13.0	-32.70	150.00	Horizontal	Horizontal	N/A
893.737	-36.48	4.56	-13.0	-23.48	162.00	Horizontal	Horizontal	Pass
2120.100	-52.82	-0.94	-13.0	-39.82	19.00	Horizontal	Horizontal	Pass
3689.000	-47.89	7.00	-13.0	-34.89	281.00	Horizontal	Horizontal	Pass
6659.750	-39.52	14.86	-13.0	-26.52	336.00	Horizontal	Horizontal	Pass
9558.400	-40.18	13.74	-13.0	-27.18	18.00	Horizontal	Horizontal	Pass

RSE-H&V EGPRS 850 CH251



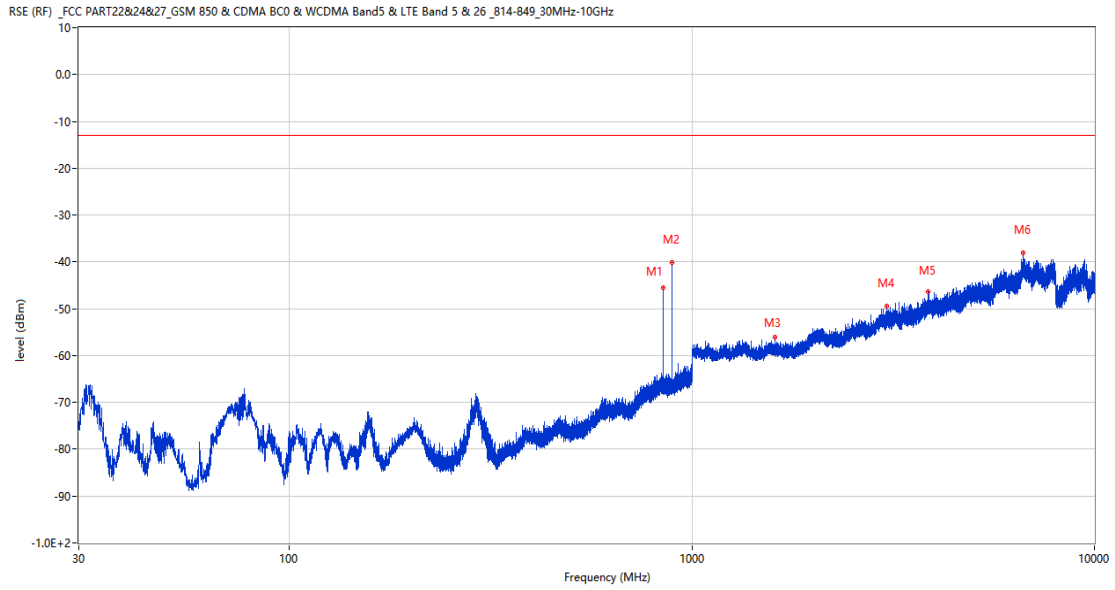
Frequency (MHz)	Result (dBm)	Factor (dB)	PK Limit (dBm)	Over Limit (dB)	Table (o)	ANT	EUT	Verdict
848.825	-39.82	4.87	-13.0	-26.82	188.00	Horizontal	Vertical	N/A
893.737	-36.34	4.56	-13.0	-23.34	168.00	Horizontal	Vertical	Pass
2091.900	-53.89	-0.80	-13.0	-40.89	300.00	Horizontal	Vertical	Pass
3378.000	-48.65	7.04	-13.0	-35.65	299.00	Horizontal	Vertical	Pass
6671.000	-37.64	14.57	-13.0	-24.64	335.00	Horizontal	Vertical	Pass
7822.000	-38.67	16.16	-13.0	-25.67	246.00	Horizontal	Vertical	Pass

RSE-V&V EGPRS 850 CH251



Frequency (MHz)	Result (dBm)	Factor (dB)	PK Limit (dBm)	Over Limit (dB)	Table (o)	ANT	EUT	Verdict
848.825	-39.56	4.87	-13.0	-26.56	360.00	Vertical	Vertical	N/A
893.785	-40.85	4.56	-13.0	-27.85	112.00	Vertical	Vertical	Pass
2094.700	-53.39	-0.47	-13.0	-40.39	197.00	Vertical	Vertical	Pass
3203.250	-49.30	5.89	-13.0	-36.30	305.00	Vertical	Vertical	Pass
6647.000	-39.26	15.27	-13.0	-26.26	177.00	Vertical	Vertical	Pass
9309.000	-39.92	15.24	-13.0	-26.92	360.00	Vertical	Vertical	Pass

RSE-V&H EGPRS 850 CH251

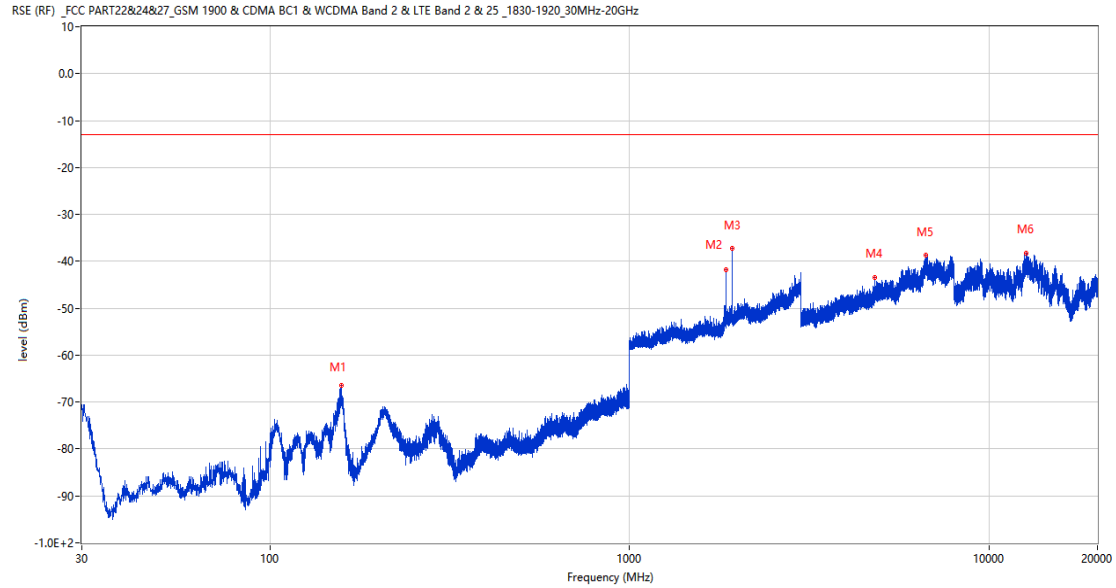


Frequency (MHz)	Result (dBm)	Factor (dB)	PK Limit (dBm)	Over Limit (dB)	Table (o)	ANT	EUT	Verdict
848.825	-45.54	4.87	-13.0	-32.54	256.00	Vertical	Horizontal	N/A
893.737	-40.16	4.56	-13.0	-27.16	263.00	Vertical	Horizontal	Pass
1607.800	-56.18	-3.85	-13.0	-43.18	262.00	Vertical	Horizontal	Pass
3050.000	-49.42	5.36	-13.0	-36.42	100.00	Vertical	Horizontal	Pass
3857.750	-46.36	8.79	-13.0	-33.36	100.00	Vertical	Horizontal	Pass
6659.000	-38.15	14.82	-13.0	-25.15	360.00	Vertical	Horizontal	Pass

4 EGPRS 1900

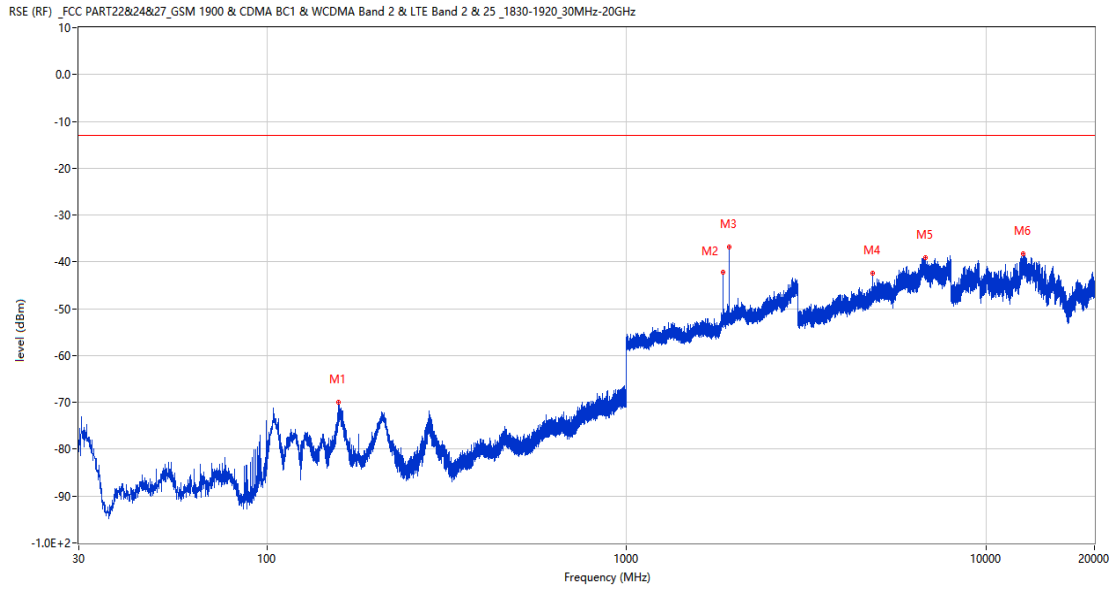
4.1 EGPRS 1900 Low Channel

RSE-H&H EGPRS 1900 CH512



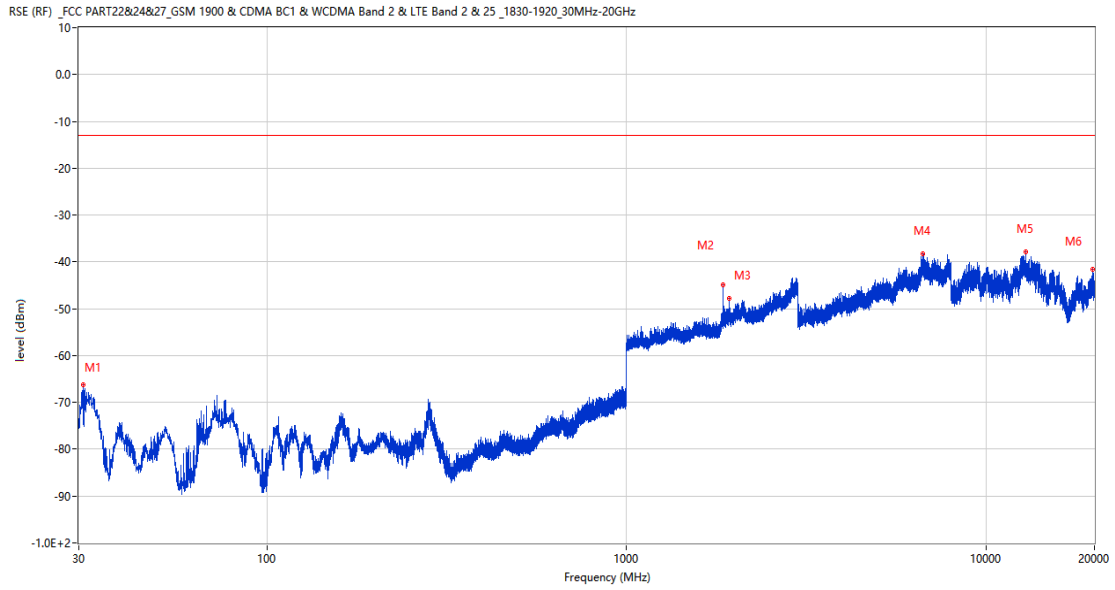
Frequency (MHz)	Result (dBm)	Factor (dB)	PK Limit (dBm)	Over Limit (dB)	Table (o)	ANT	EUT	Verdict
157.992	-66.37	-20.01	-13.0	-53.37	262.00	Horizontal	Horizontal	Pass
1850.900	-41.70	2.44	-13.0	-28.70	228.00	Horizontal	Horizontal	N/A
1930.800	-37.29	3.33	-13.0	-24.29	149.00	Horizontal	Horizontal	Pass
4815.500	-43.38	10.07	-13.0	-30.38	186.00	Horizontal	Horizontal	Pass
6668.000	-38.75	14.60	-13.0	-25.75	5.00	Horizontal	Horizontal	Pass
12700.599	-38.23	16.53	-13.0	-25.23	20.00	Horizontal	Horizontal	Pass

RSE-H&V EGPRS 1900 CH512



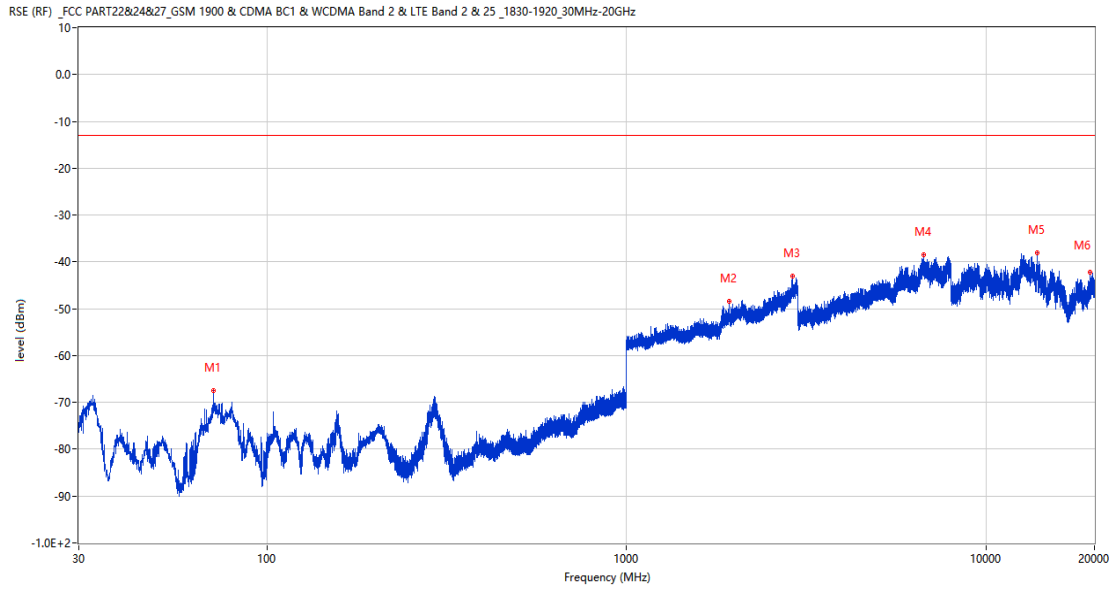
Frequency (MHz)	Result (dBm)	Factor (dB)	PK Limit (dBm)	Over Limit (dB)	Table (o)	ANT	EUT	Verdict
158.137	-69.92	-19.97	-13.0	-56.92	1.00	Horizontal	Vertical	Pass
1851.100	-42.29	2.45	-13.0	-29.29	171.00	Horizontal	Vertical	N/A
1931.000	-36.86	3.33	-13.0	-23.86	141.00	Horizontal	Vertical	Pass
4845.500	-42.50	10.03	-13.0	-29.50	54.00	Horizontal	Vertical	Pass
6797.500	-39.15	14.58	-13.0	-26.15	123.00	Horizontal	Vertical	Pass
12693.474	-38.22	16.43	-13.0	-25.22	118.00	Horizontal	Vertical	Pass

RSE-V&V EGPRS 1900 CH512



Frequency (MHz)	Result (dBm)	Factor (dB)	PK Limit (dBm)	Over Limit (dB)	Table (o)	ANT	EUT	Verdict
30.776	-66.33	-24.18	-13.0	-53.33	286.00	Vertical	Vertical	Pass
1851.100	-44.93	2.45	-13.0	-31.93	60.00	Vertical	Vertical	N/A
1930.900	-47.87	3.33	-13.0	-34.87	1.00	Vertical	Vertical	Pass
6656.500	-38.30	15.04	-13.0	-25.30	360.00	Vertical	Vertical	Pass
12874.338	-37.91	16.03	-13.0	-24.91	57.00	Vertical	Vertical	Pass
19720.874	-41.51	10.83	-13.0	-28.51	107.00	Vertical	Vertical	Pass

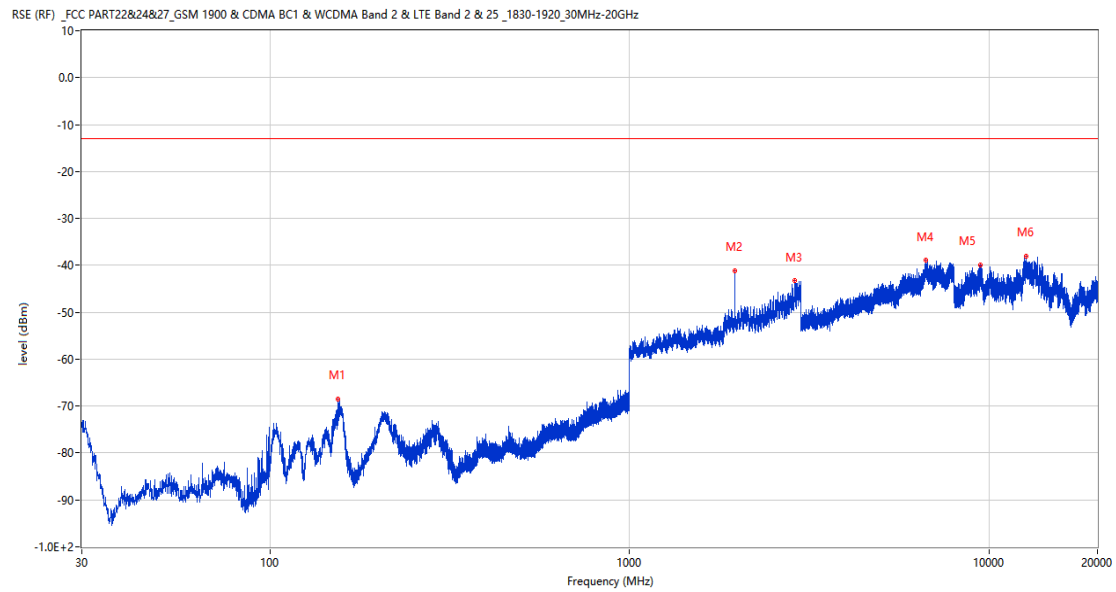
RSE-V&H EGPRS 1900 CH512



Frequency (MHz)	Result (dBm)	Factor (dB)	PK Limit (dBm)	Over Limit (dB)	Table (o)	ANT	EUT	Verdict
71.031	-67.39	-20.02	-13.0	-54.39	272.00	Vertical	Horizontal	Pass
1931.100	-48.37	3.33	-13.0	-35.37	360.00	Vertical	Horizontal	Pass
2887.500	-42.95	11.73	-13.0	-29.95	155.00	Vertical	Horizontal	Pass
6713.500	-38.44	15.73	-13.0	-25.44	358.00	Vertical	Horizontal	Pass
13903.838	-38.15	15.48	-13.0	-25.15	269.00	Vertical	Horizontal	Pass
19482.712	-42.13	10.70	-13.0	-29.13	295.00	Vertical	Horizontal	Pass

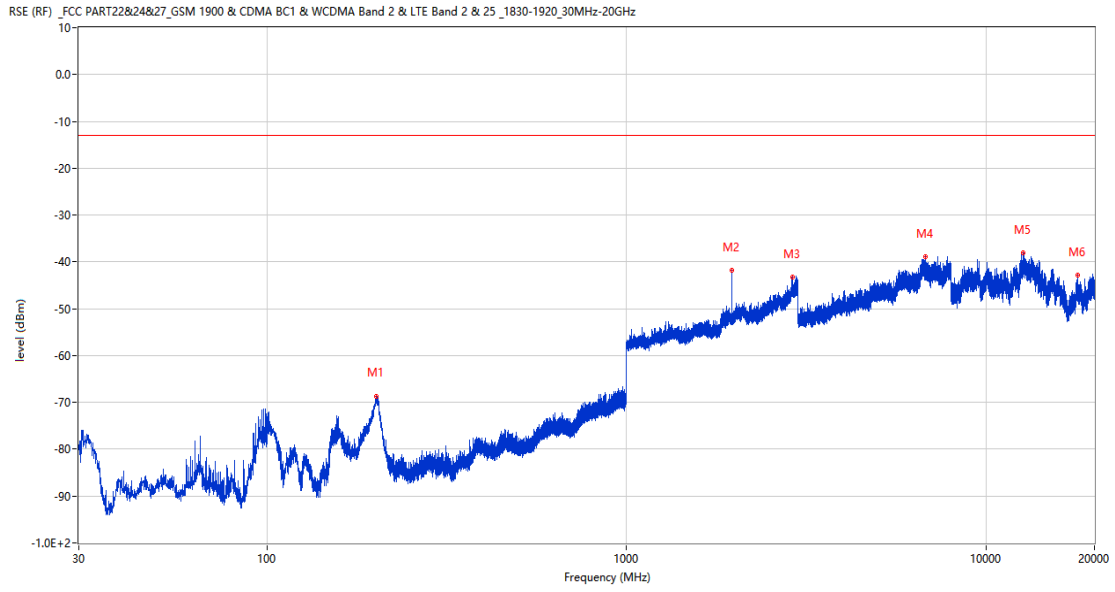
4.2 EGPRS 1900 Middle Channel

RSE-H&H EGPRS 1900 CH661



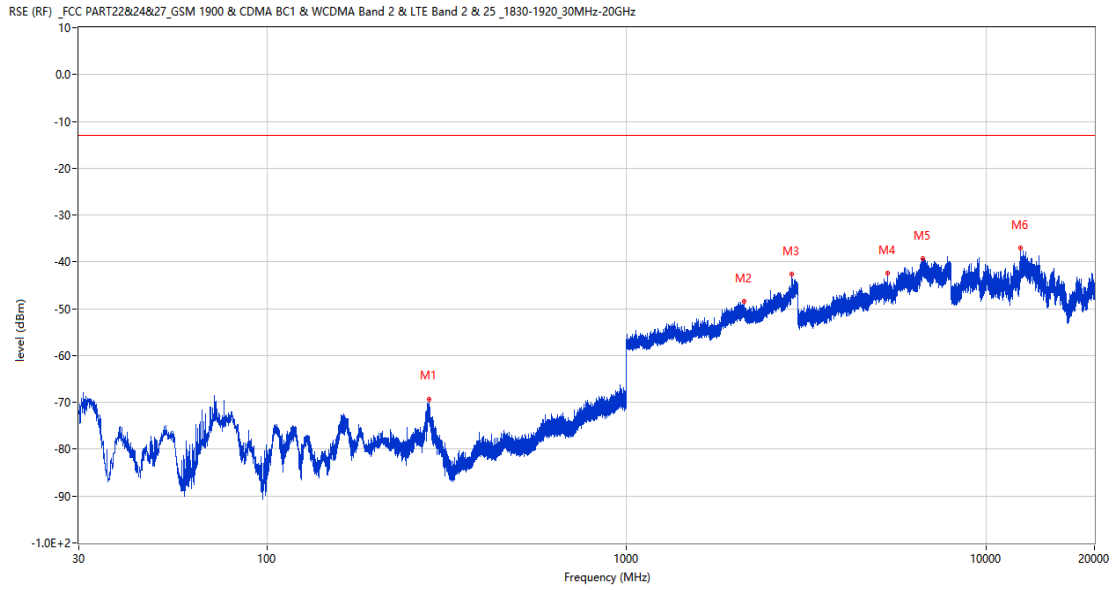
Frequency (MHz)	Result (dBm)	Factor (dB)	PK Limit (dBm)	Over Limit (dB)	Table (o)	ANT	EUT	Verdict
155.033	-68.58	-20.86	-13.0	-55.58	266.00	Horizontal	Horizontal	Pass
1960.600	-41.21	2.80	-13.0	-28.21	152.00	Horizontal	Horizontal	Pass
2885.300	-43.32	11.12	-13.0	-30.32	320.00	Horizontal	Horizontal	Pass
6653.250	-38.93	15.01	-13.0	-25.93	205.00	Horizontal	Horizontal	Pass
9452.787	-39.88	14.13	-13.0	-26.88	93.00	Horizontal	Horizontal	Pass
12697.750	-38.07	16.50	-13.0	-25.07	167.00	Horizontal	Horizontal	Pass

RSE-H&V EGPRS 1900 CH661



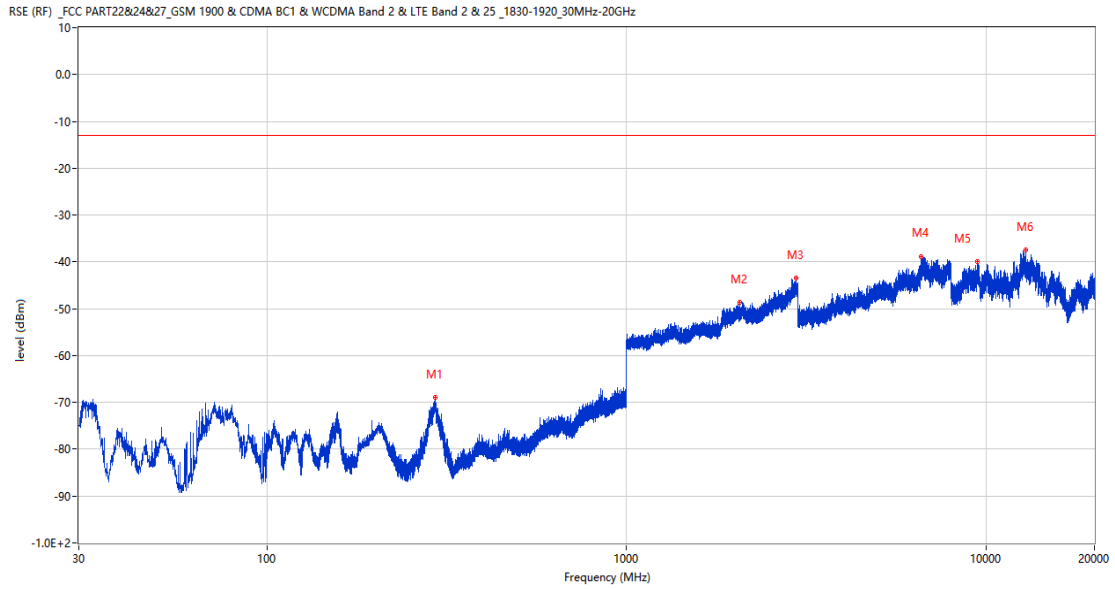
Frequency (MHz)	Result (dBm)	Factor (dB)	PK Limit (dBm)	Over Limit (dB)	Table (o)	ANT	EUT	Verdict
201.108	-68.68	-16.03	-13.0	-55.68	285.00	Horizontal	Vertical	Pass
1960.900	-41.86	2.80	-13.0	-28.86	172.00	Horizontal	Vertical	Pass
2891.200	-43.31	12.06	-13.0	-30.31	241.00	Horizontal	Vertical	Pass
6785.500	-38.99	14.45	-13.0	-25.99	251.00	Horizontal	Vertical	Pass
12674.713	-38.09	16.10	-13.0	-25.09	117.00	Horizontal	Vertical	Pass
17961.300	-42.79	11.28	-13.0	-29.79	229.00	Horizontal	Vertical	Pass

RSE-V&V EGPRS 1900 CH661



Frequency (MHz)	Result (dBm)	Factor (dB)	PK Limit (dBm)	Over Limit (dB)	Table (o)	ANT	EUT	Verdict
281.909	-69.25	-13.47	-13.0	-56.25	360.00	Vertical	Vertical	Pass
2129.000	-48.39	4.18	-13.0	-35.39	251.00	Vertical	Vertical	Pass
2884.600	-42.62	10.97	-13.0	-29.62	54.00	Vertical	Vertical	Pass
5327.750	-42.47	10.13	-13.0	-29.47	41.00	Vertical	Vertical	Pass
6668.750	-39.37	14.65	-13.0	-26.37	30.00	Vertical	Vertical	Pass
12493.263	-36.94	15.43	-13.0	-23.94	241.00	Vertical	Vertical	Pass

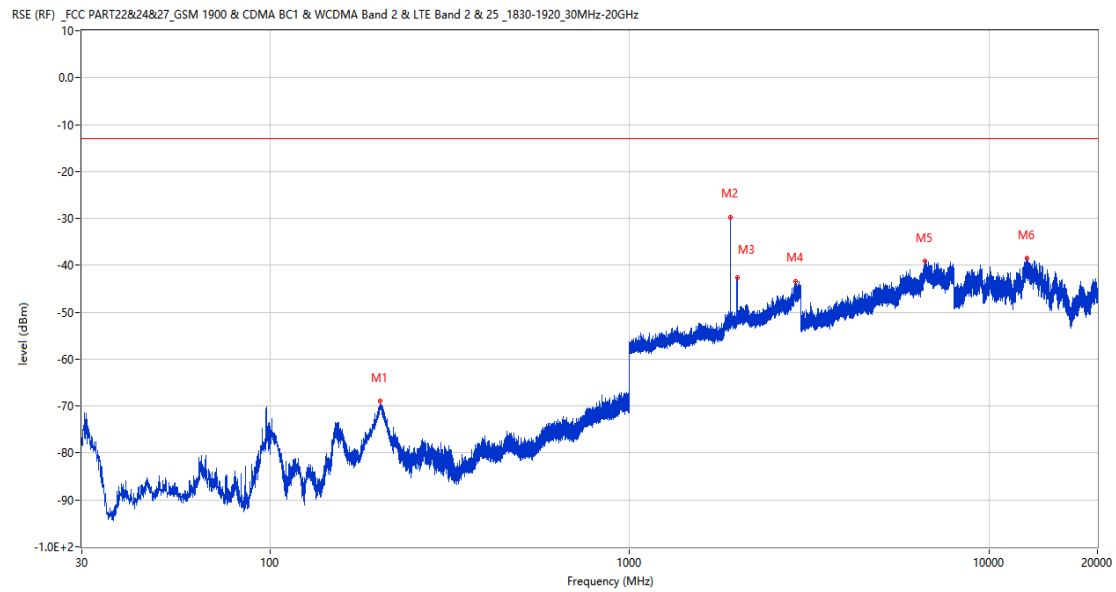
RSE-V&H EGPRS 1900 CH661



Frequency (MHz)	Result (dBm)	Factor (dB)	PK Limit (dBm)	Over Limit (dB)	Table (o)	ANT	EUT	Verdict
294.131	-68.85	-14.33	-13.0	-55.85	43.00	Vertical	Horizontal	Pass
2064.900	-48.67	3.89	-13.0	-35.67	80.00	Vertical	Horizontal	Pass
2967.200	-43.41	11.89	-13.0	-30.41	40.00	Vertical	Horizontal	Pass
6579.750	-38.88	14.29	-13.0	-25.88	86.00	Vertical	Horizontal	Pass
9443.763	-39.91	14.12	-13.0	-26.91	360.00	Vertical	Horizontal	Pass
12913.125	-37.46	16.41	-13.0	-24.46	192.00	Vertical	Horizontal	Pass

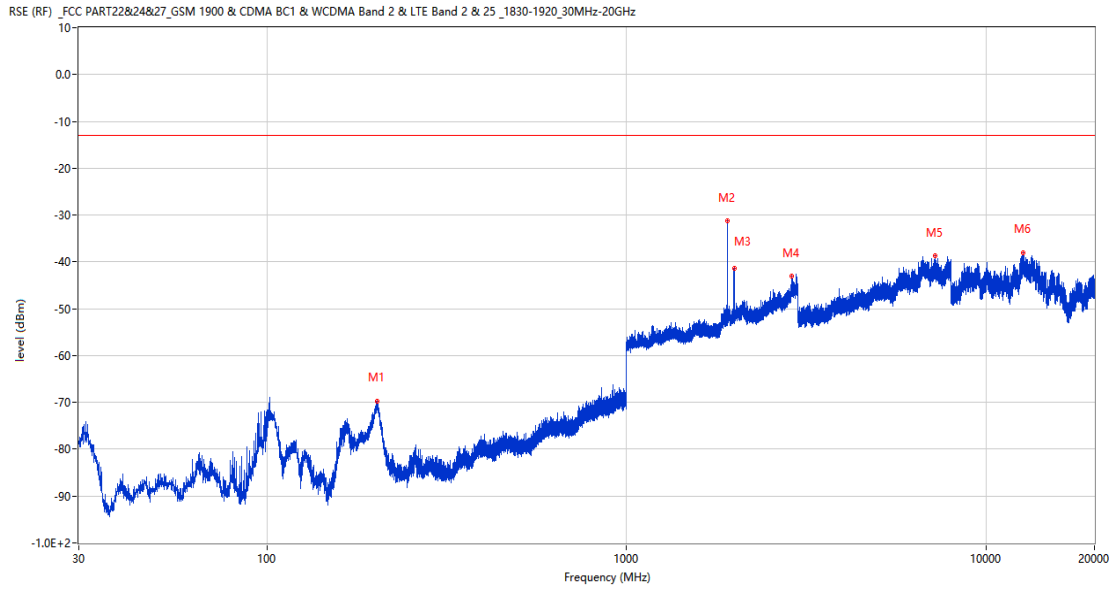
4.3 EGPRS 1900 High Channel

RSE-H&H EGPRS 1900 CH810



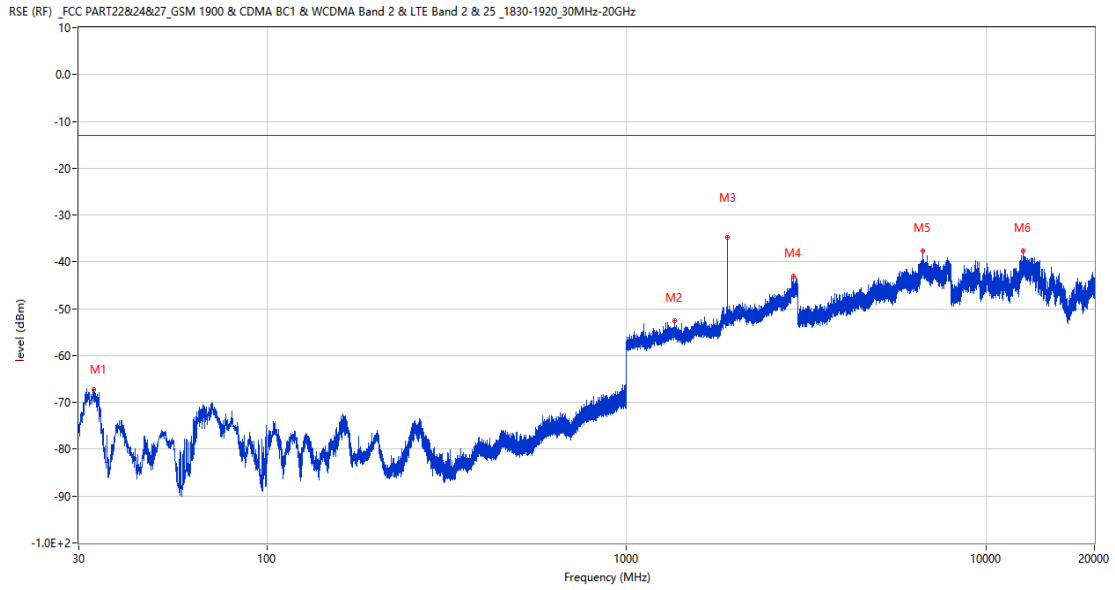
Frequency (MHz)	Result (dBm)	Factor (dB)	PK Limit (dBm)	Over Limit (dB)	Table (o)	ANT	EUT	Verdict
202.126	-68.96	-15.83	-13.0	-55.96	300.00	Horizontal	Horizontal	Pass
1910.600	-29.87	3.14	-13.0	-16.87	343.00	Horizontal	Horizontal	N/A
1990.500	-42.69	2.96	-13.0	-29.69	156.00	Horizontal	Horizontal	Pass
2887.600	-43.37	11.73	-13.0	-30.37	49.00	Horizontal	Horizontal	Pass
6644.750	-39.15	15.12	-13.0	-26.15	102.00	Horizontal	Horizontal	Pass
12731.950	-38.56	16.19	-13.0	-25.56	319.00	Horizontal	Horizontal	Pass

RSE-H&V EGPRS 1900 CH810



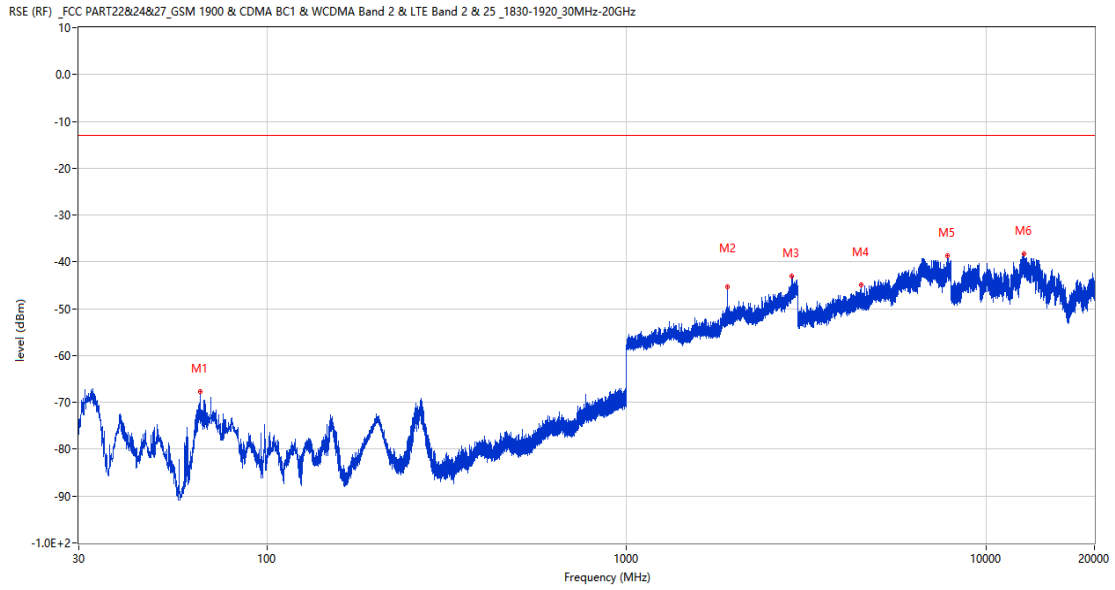
Frequency (MHz)	Result (dBm)	Factor (dB)	PK Limit (dBm)	Over Limit (dB)	Table (o)	ANT	EUT	Verdict
202.902	-69.67	-15.64	-13.0	-56.67	289.00	Horizontal	Vertical	Pass
1910.500	-31.23	3.14	-13.0	-18.23	331.00	Horizontal	Vertical	N/A
1990.500	-41.41	2.96	-13.0	-28.41	139.00	Horizontal	Vertical	Pass
2885.000	-43.06	11.07	-13.0	-30.06	101.00	Horizontal	Vertical	Pass
7214.250	-38.66	14.01	-13.0	-25.66	50.00	Horizontal	Vertical	Pass
12680.412	-38.03	16.20	-13.0	-25.03	81.00	Horizontal	Vertical	Pass

RSE-V&V EGPRS 1900 CH810



Frequency (MHz)	Result (dBm)	Factor (dB)	PK Limit (dBm)	Over Limit (dB)	Table (o)	ANT	EUT	Verdict
33.104	-67.31	-24.04	-13.0	-54.31	281.00	Vertical	Vertical	Pass
1363.500	-52.53	-0.12	-13.0	-39.53	50.00	Vertical	Vertical	Pass
1910.600	-34.82	3.14	-13.0	-21.82	318.00	Vertical	Vertical	N/A
2916.700	-42.94	10.82	-13.0	-29.94	39.00	Vertical	Vertical	Pass
6653.000	-37.66	15.01	-13.0	-24.66	299.00	Vertical	Vertical	Pass
12683.500	-37.70	16.25	-13.0	-24.70	326.00	Vertical	Vertical	Pass

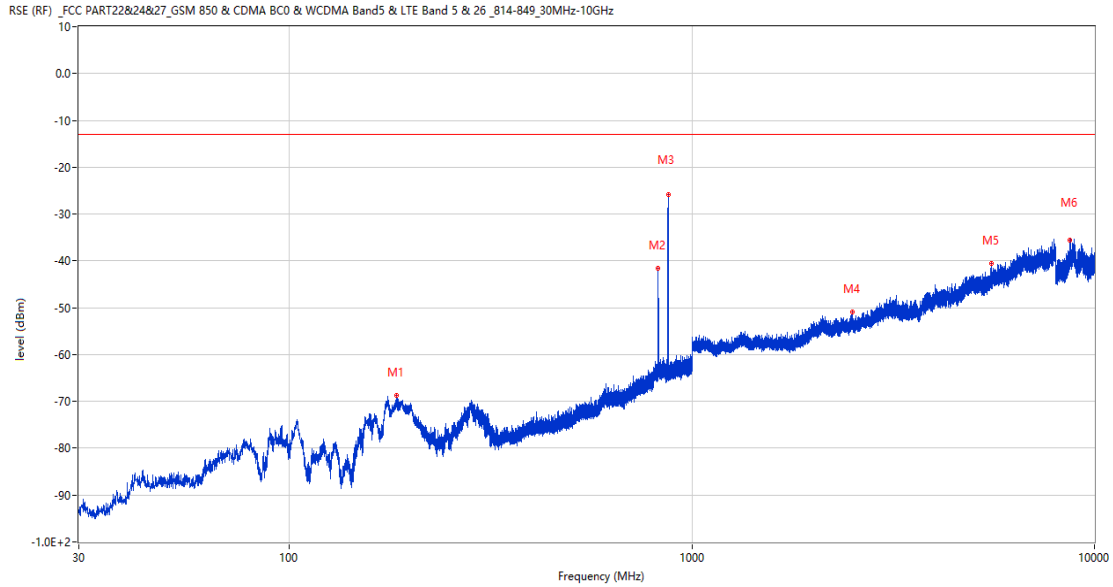
RSE-V&H EGPRS 1900 CH810



Frequency (MHz)	Result (dBm)	Factor (dB)	PK Limit (dBm)	Over Limit (dB)	Table (o)	ANT	EUT	Verdict
65.114	-67.70	-17.76	-13.0	-54.70	3.00	Vertical	Horizontal	Pass
1910.500	-45.28	3.14	-13.0	-32.28	360.00	Vertical	Horizontal	N/A
2885.700	-43.03	11.17	-13.0	-30.03	291.00	Vertical	Horizontal	Pass
4487.750	-44.95	10.08	-13.0	-31.95	326.00	Vertical	Horizontal	Pass
7810.250	-38.66	16.27	-13.0	-25.66	235.00	Vertical	Horizontal	Pass
12721.974	-38.18	16.30	-13.0	-25.18	19.00	Vertical	Horizontal	Pass

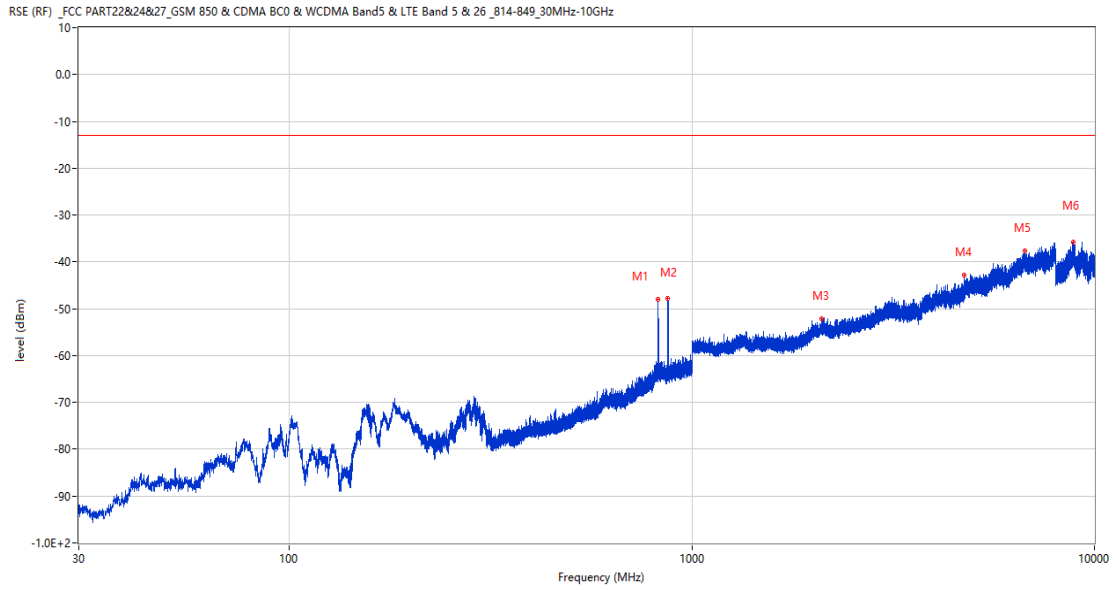
WCDMA
 5 WCDMA Band 5
 5.1 WCDMA Band 5 Low Channel

RSE-H&H WCDMA Band 5 CH4132



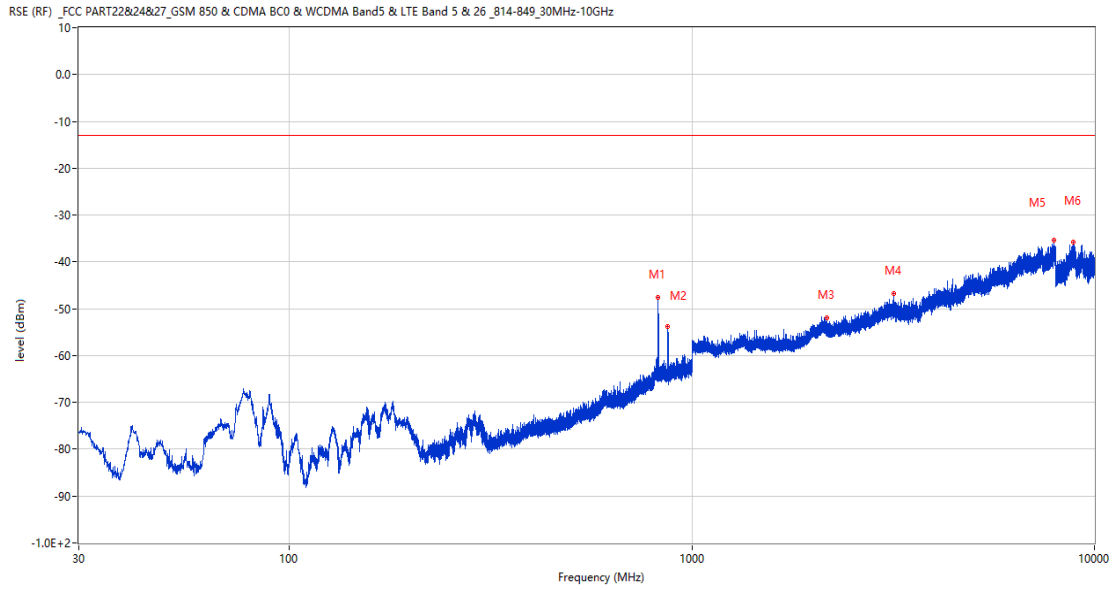
Frequency (MHz)	Result (dBm)	Factor (dB)	PK Limit (dBm)	Over Limit (dB)	Table (o)	ANT	EUT	Verdict
185.103	-68.68	-15.22	-13.0	-55.68	29.00	Horizontal	Horizontal	Pass
824.721	-41.59	6.91	-13.0	-28.59	87.00	Horizontal	Horizontal	N/A
872.687	-25.75	6.43	-13.0	-12.75	257.00	Horizontal	Horizontal	N/A
2508.100	-50.83	1.69	-13.0	-37.83	230.00	Horizontal	Horizontal	Pass
5558.750	-40.51	13.01	-13.0	-27.51	156.00	Horizontal	Horizontal	Pass
8680.300	-35.52	18.82	-13.0	-22.52	345.00	Horizontal	Horizontal	Pass

RSE-H&V WCDMA Band 5 CH4132



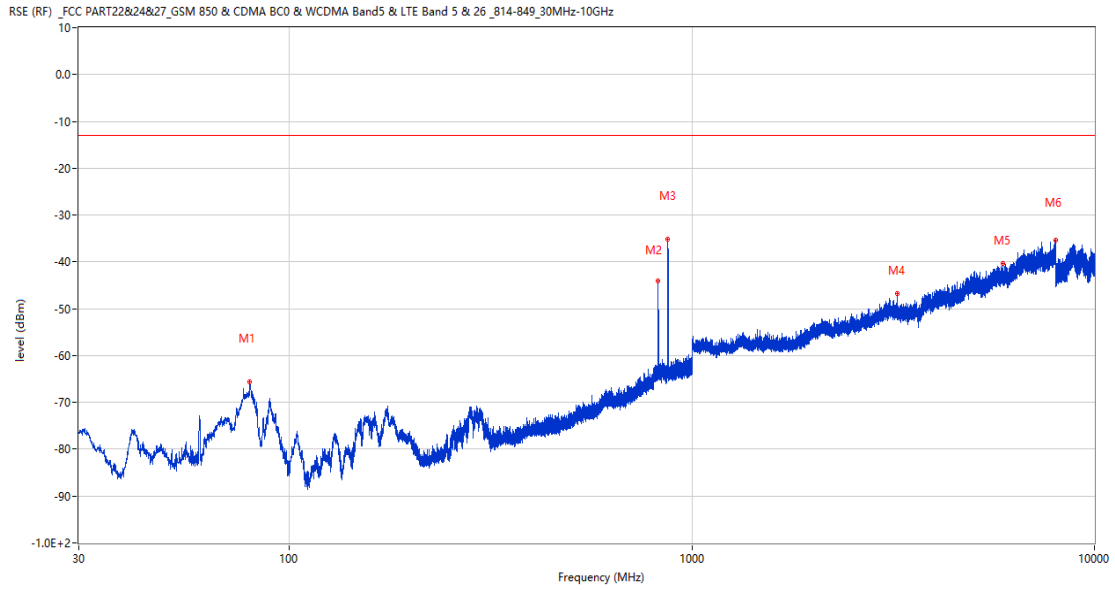
Frequency (MHz)	Result (dBm)	Factor (dB)	PK Limit (dBm)	Over Limit (dB)	Table (o)	ANT	EUT	Verdict
824.381	-47.96	6.91	-13.0	-34.96	51.00	Horizontal	Vertical	N/A
871.620	-47.84	6.43	-13.0	-34.84	84.00	Horizontal	Vertical	N/A
2098.200	-52.16	-0.07	-13.0	-39.16	141.00	Horizontal	Vertical	Pass
4753.750	-42.87	11.24	-13.0	-29.87	253.00	Horizontal	Vertical	Pass
6718.000	-37.55	16.63	-13.0	-24.55	316.00	Horizontal	Vertical	Pass
8851.200	-35.87	20.35	-13.0	-22.87	76.00	Horizontal	Vertical	Pass

RSE-V&V WCDMA Band 5 CH4132



Frequency (MHz)	Result (dBm)	Factor (dB)	PK Limit (dBm)	Over Limit (dB)	Table (o)	ANT	EUT	Verdict
824.430	-47.56	6.91	-13.0	-34.56	10.00	Vertical	Vertical	N/A
872.251	-53.86	6.42	-13.0	-40.86	194.00	Vertical	Vertical	N/A
2168.800	-52.04	-0.09	-13.0	-39.04	315.00	Vertical	Vertical	Pass
3177.750	-46.82	7.37	-13.0	-33.82	134.00	Vertical	Vertical	Pass
7914.750	-35.34	18.18	-13.0	-22.34	208.00	Vertical	Vertical	Pass
8842.200	-35.70	20.23	-13.0	-22.70	81.00	Vertical	Vertical	Pass

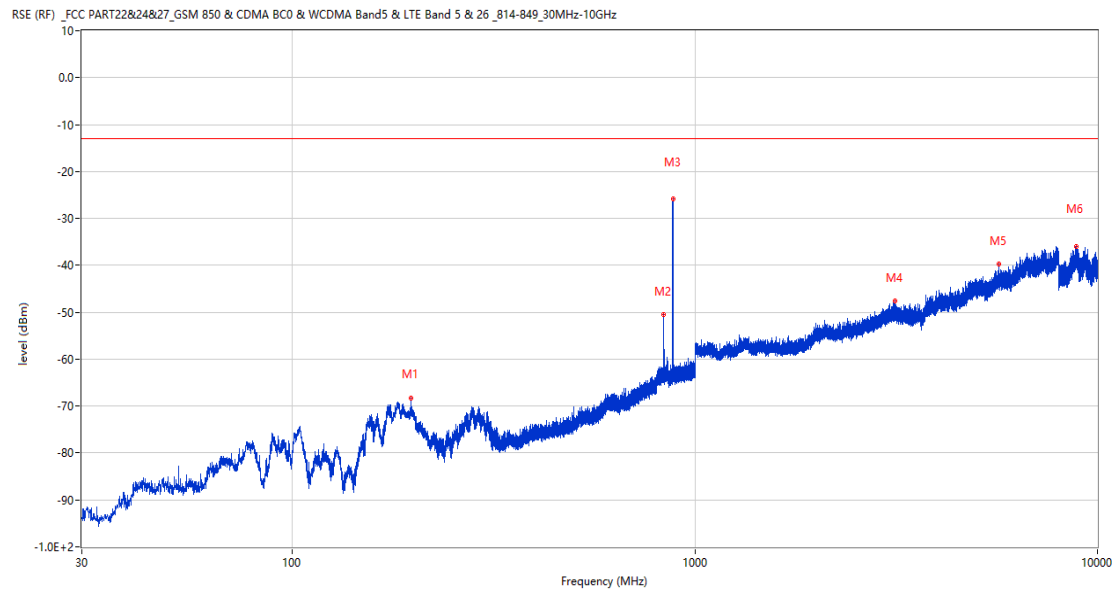
RSE-V&H WCDMA Band 5 CH4132



Frequency (MHz)	Result (dBm)	Factor (dB)	PK Limit (dBm)	Over Limit (dB)	Table (o)	ANT	EUT	Verdict
79.858	-65.70	-19.26	-13.0	-52.70	22.00	Vertical	Horizontal	Pass
824.866	-44.00	6.92	-13.0	-31.00	54.00	Vertical	Horizontal	N/A
870.020	-35.13	6.39	-13.0	-22.13	232.00	Vertical	Horizontal	N/A
3245.000	-46.68	6.36	-13.0	-33.68	49.00	Vertical	Horizontal	Pass
5925.250	-40.36	14.39	-13.0	-27.36	176.00	Vertical	Horizontal	Pass
7995.250	-35.35	18.76	-13.0	-22.35	28.00	Vertical	Horizontal	Pass

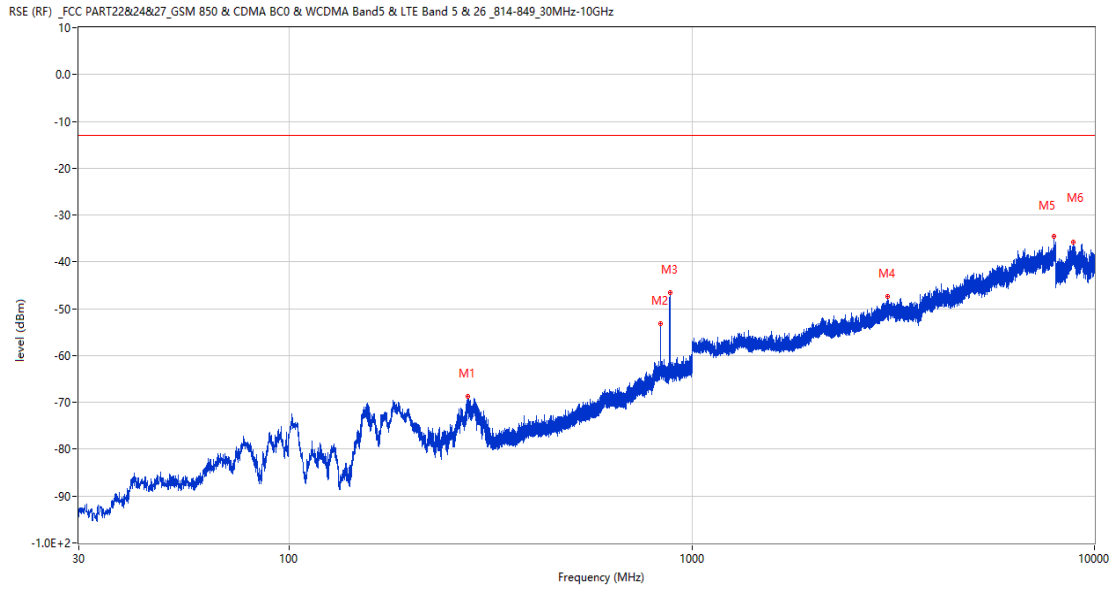
5.2 WCDMA Band 5 Middle Channel

RSE-H&H WCDMA Band 5 CH4182



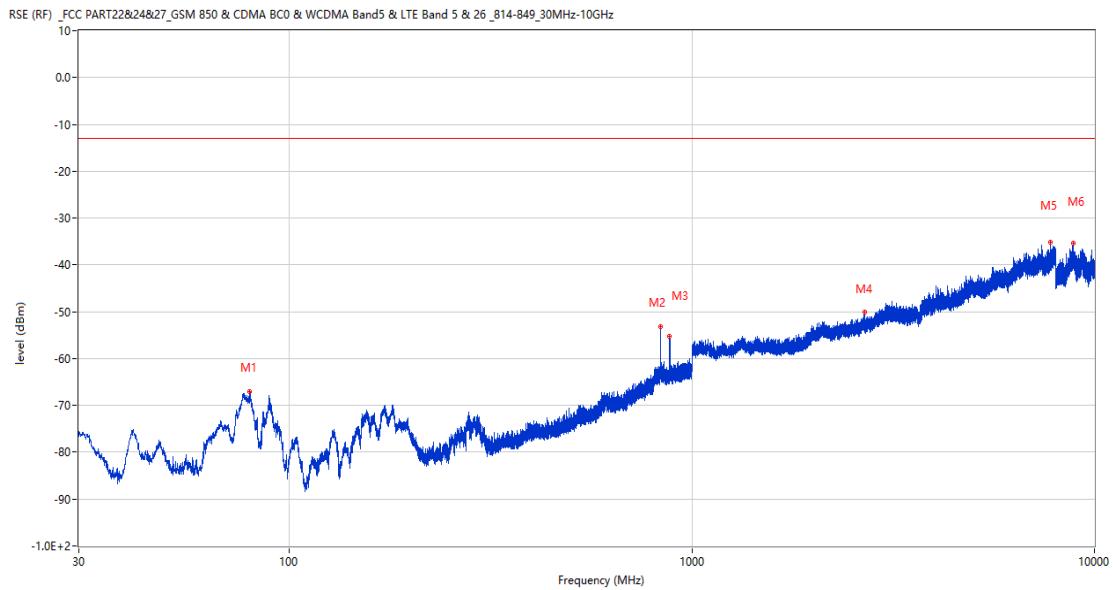
Frequency (MHz)	Result (dBm)	Factor (dB)	PK Limit (dBm)	Over Limit (dB)	Table (o)	ANT	EUT	Verdict
196.840	-68.21	-13.54	-13.0	-55.21	54.00	Horizontal	Horizontal	Pass
835.391	-50.55	7.11	-13.0	-37.55	94.00	Horizontal	Horizontal	N/A
881.951	-25.89	6.77	-13.0	-12.89	251.00	Horizontal	Horizontal	N/A
3135.750	-47.52	6.90	-13.0	-34.52	92.00	Horizontal	Horizontal	Pass
5697.750	-39.68	13.44	-13.0	-26.68	263.00	Horizontal	Horizontal	Pass
8857.900	-35.97	20.26	-13.0	-22.97	256.00	Horizontal	Horizontal	Pass

RSE-H&V WCDMA Band 5 CH4182



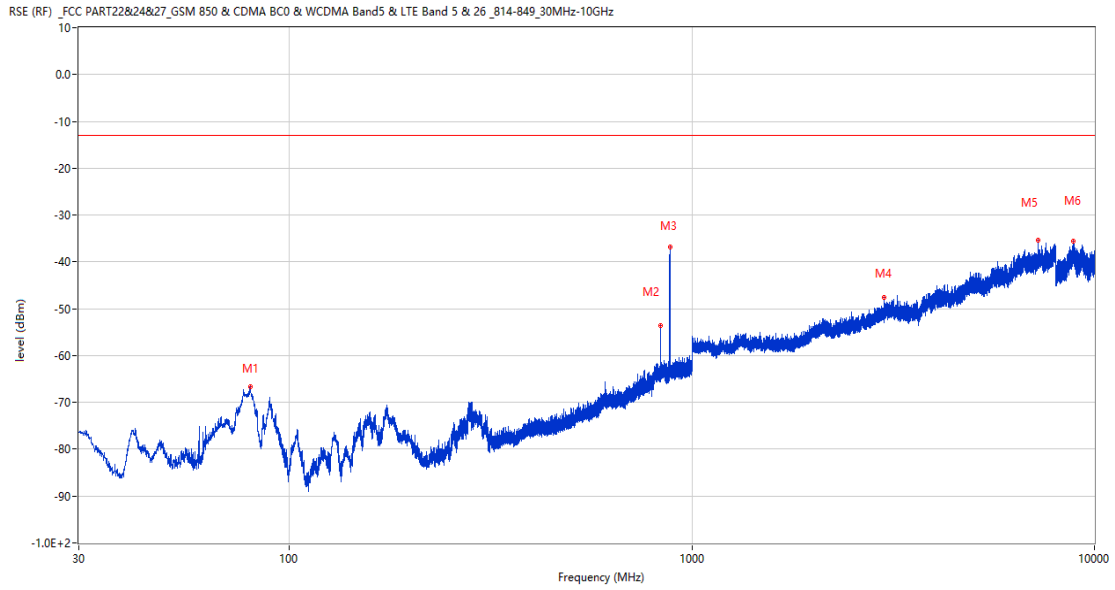
Frequency (MHz)	Result (dBm)	Factor (dB)	PK Limit (dBm)	Over Limit (dB)	Table (o)	ANT	EUT	Verdict
277.447	-68.71	-9.85	-13.0	-55.71	302.00	Horizontal	Vertical	Pass
836.458	-53.25	7.13	-13.0	-40.25	207.00	Horizontal	Vertical	N/A
882.097	-46.58	6.77	-13.0	-33.58	77.00	Horizontal	Vertical	N/A
3057.750	-47.37	6.18	-13.0	-34.37	186.00	Horizontal	Vertical	Pass
7937.500	-34.56	18.95	-13.0	-21.56	162.00	Horizontal	Vertical	Pass
8857.500	-35.78	20.27	-13.0	-22.78	226.00	Horizontal	Vertical	Pass

RSE-V&V WCDMA Band 5 CH4182



Frequency (MHz)	Result (dBm)	Factor (dB)	PK Limit (dBm)	Over Limit (dB)	Table (o)	ANT	EUT	Verdict
79.858	-66.98	-19.26	-13.0	-53.98	1.00	Vertical	Vertical	Pass
836.409	-53.17	7.13	-13.0	-40.17	21.00	Vertical	Vertical	N/A
880.447	-55.23	6.69	-13.0	-42.23	183.00	Vertical	Vertical	N/A
2688.900	-50.12	2.35	-13.0	-37.12	158.00	Vertical	Vertical	Pass
7788.000	-35.25	18.27	-13.0	-22.25	296.00	Vertical	Vertical	Pass
8842.401	-35.37	20.24	-13.0	-22.37	3.00	Vertical	Vertical	Pass

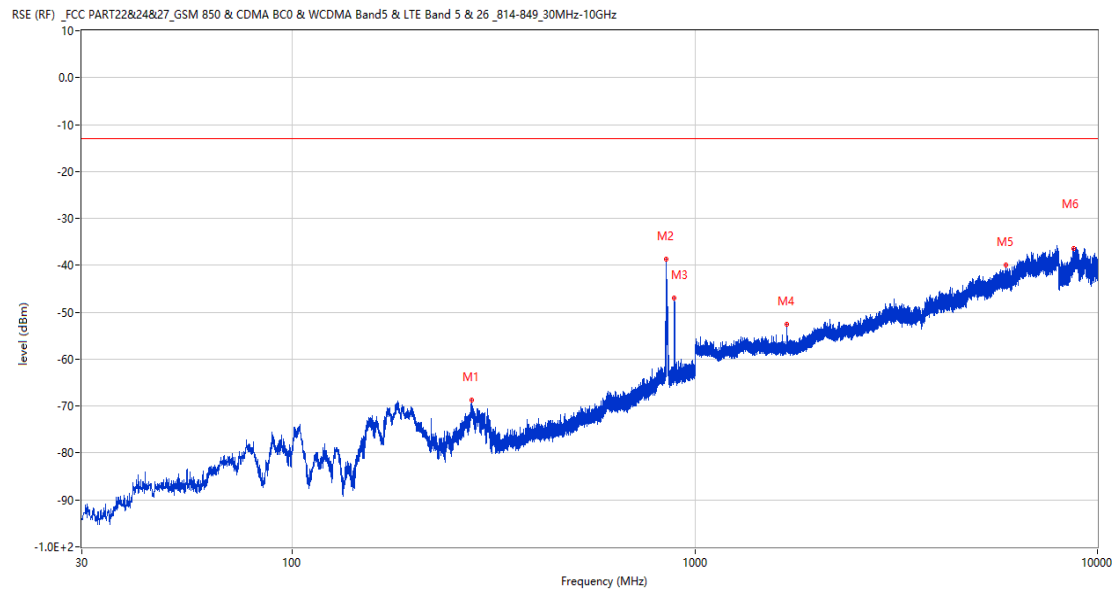
RSE-V&H WCDMA Band 5 CH4182



Frequency (MHz)	Result (dBm)	Factor (dB)	PK Limit (dBm)	Over Limit (dB)	Table (o)	ANT	EUT	Verdict
80.198	-66.62	-19.20	-13.0	-53.62	0.00	Vertical	Horizontal	Pass
835.924	-53.54	7.12	-13.0	-40.54	35.00	Vertical	Horizontal	N/A
882.388	-36.91	6.79	-13.0	-23.91	132.00	Vertical	Horizontal	N/A
3007.750	-47.64	5.69	-13.0	-34.64	7.00	Vertical	Horizontal	Pass
7254.000	-35.44	17.71	-13.0	-22.44	18.00	Vertical	Horizontal	Pass
8849.599	-35.57	20.35	-13.0	-22.57	1.00	Vertical	Horizontal	Pass

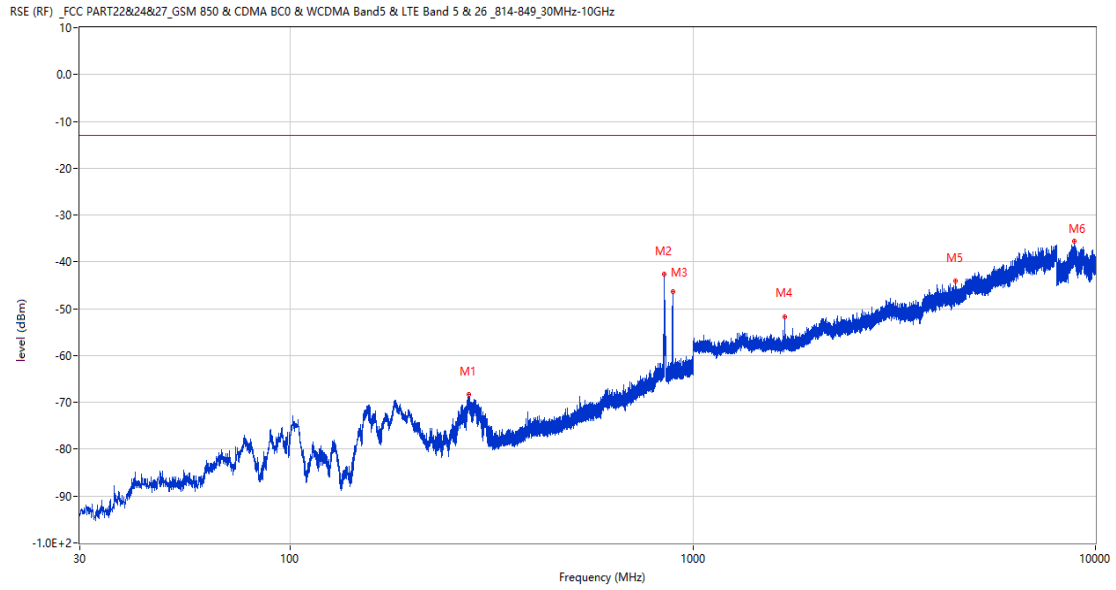
5.3 WCDMA Band 5 High Channel

RSE-H&H WCDMA Band 5 CH4233



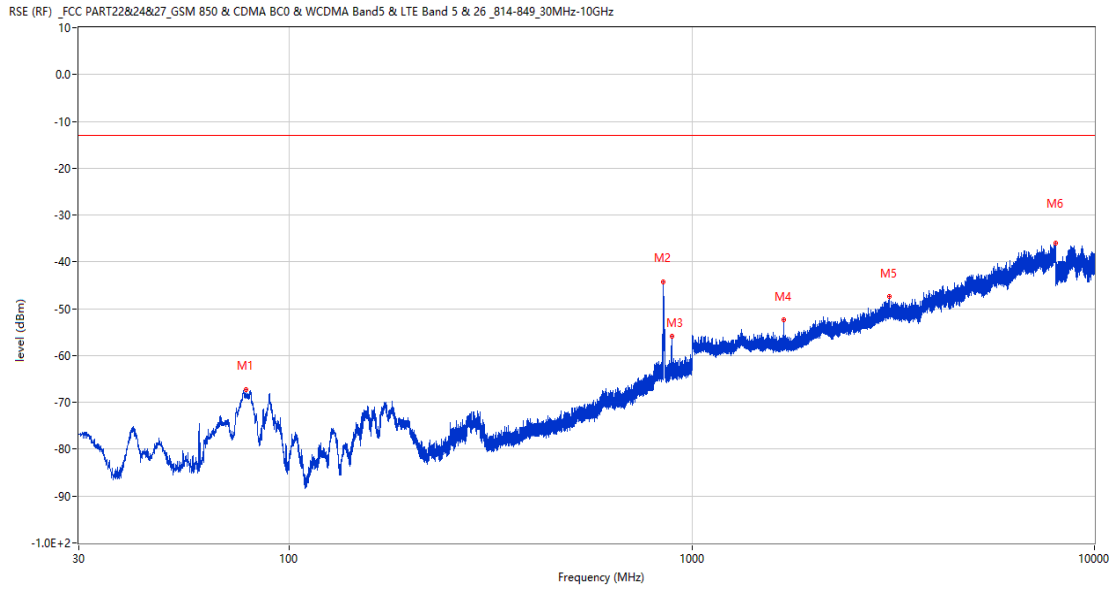
Frequency (MHz)	Result (dBm)	Factor (dB)	PK Limit (dBm)	Over Limit (dB)	Table (o)	ANT	EUT	Verdict
279.678	-68.69	-9.54	-13.0	-55.69	262.00	Horizontal	Horizontal	Pass
848.292	-38.65	7.31	-13.0	-25.65	213.00	Horizontal	Horizontal	N/A
890.196	-47.05	7.01	-13.0	-34.05	250.00	Horizontal	Horizontal	N/A
1691.500	-52.66	-3.56	-13.0	-39.66	333.00	Horizontal	Horizontal	Pass
5926.500	-39.95	14.38	-13.0	-26.95	251.00	Horizontal	Horizontal	Pass
8711.000	-36.39	19.29	-13.0	-23.39	298.00	Horizontal	Horizontal	Pass

RSE-H&V WCDMA Band 5 CH4233



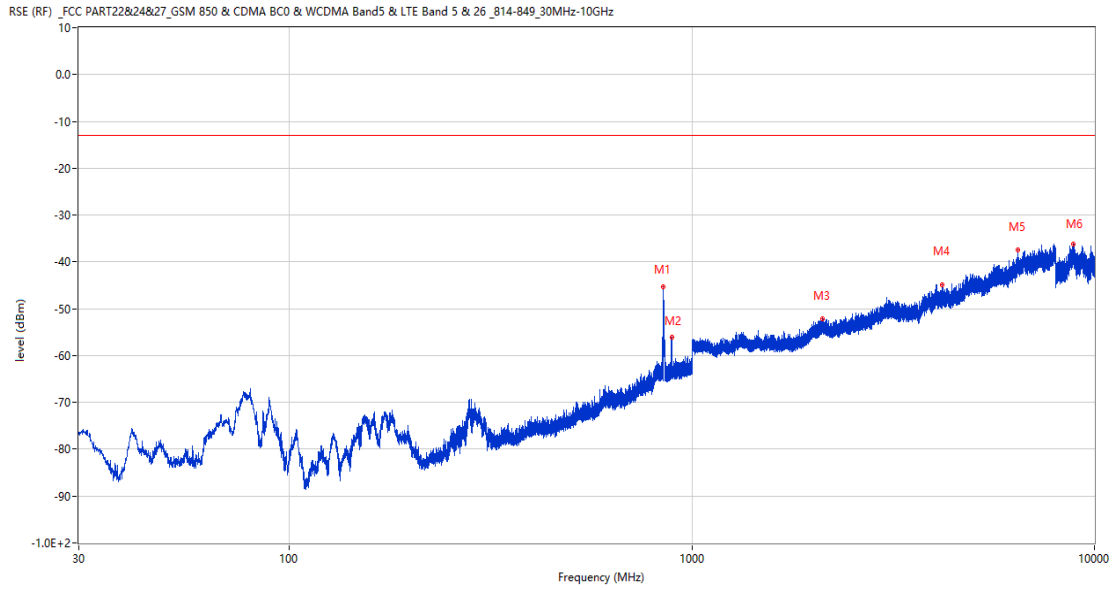
Frequency (MHz)	Result (dBm)	Factor (dB)	PK Limit (dBm)	Over Limit (dB)	Table (o)	ANT	EUT	Verdict
277.108	-68.24	-9.92	-13.0	-55.24	299.00	Horizontal	Vertical	Pass
848.534	-42.61	7.31	-13.0	-29.61	211.00	Horizontal	Vertical	N/A
892.815	-46.43	6.93	-13.0	-33.43	83.00	Horizontal	Vertical	N/A
1691.200	-51.64	-3.61	-13.0	-38.64	194.00	Horizontal	Vertical	Pass
4485.000	-44.11	10.84	-13.0	-31.11	52.00	Horizontal	Vertical	Pass
8847.799	-35.63	20.32	-13.0	-22.63	360.00	Horizontal	Vertical	Pass

RSE-V&V WCDMA Band 5 CH4233



Frequency (MHz)	Result (dBm)	Factor (dB)	PK Limit (dBm)	Over Limit (dB)	Table (o)	ANT	EUT	Verdict
78.209	-67.19	-19.46	-13.0	-54.19	0.00	Vertical	Vertical	Pass
848.486	-44.17	7.31	-13.0	-31.17	26.00	Vertical	Vertical	N/A
891.700	-55.88	6.96	-13.0	-42.88	199.00	Vertical	Vertical	N/A
1691.300	-52.45	-3.60	-13.0	-39.45	62.00	Vertical	Vertical	Pass
3090.750	-47.46	6.85	-13.0	-34.46	49.00	Vertical	Vertical	Pass
7997.000	-36.01	18.84	-13.0	-23.01	198.00	Vertical	Vertical	Pass

RSE-V&H WCDMA Band 5 CH4233



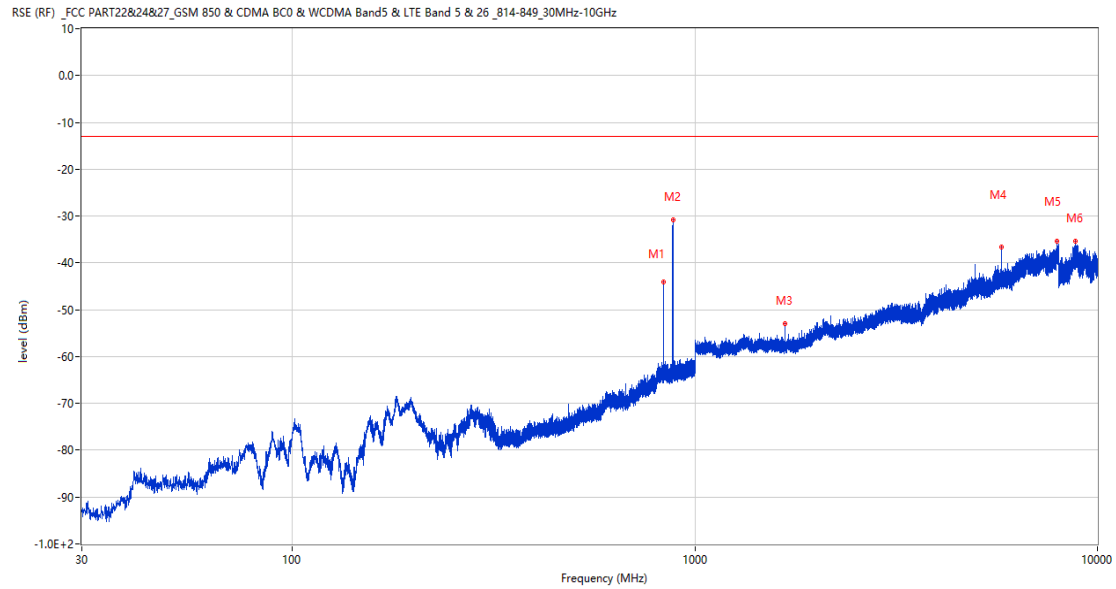
Frequency (MHz)	Result (dBm)	Factor (dB)	PK Limit (dBm)	Over Limit (dB)	Table (o)	ANT	EUT	Verdict
848.438	-45.39	7.31	-13.0	-32.39	148.00	Vertical	Horizontal	N/A
891.020	-56.07	6.94	-13.0	-43.07	208.00	Vertical	Horizontal	N/A
2106.500	-52.20	0.28	-13.0	-39.20	48.00	Vertical	Horizontal	Pass
4190.500	-44.80	10.41	-13.0	-31.80	360.00	Vertical	Horizontal	Pass
6463.000	-37.54	16.50	-13.0	-24.54	17.00	Vertical	Horizontal	Pass
8862.800	-36.22	20.20	-13.0	-23.22	122.00	Vertical	Horizontal	Pass

LTE

6 LTE Band 5

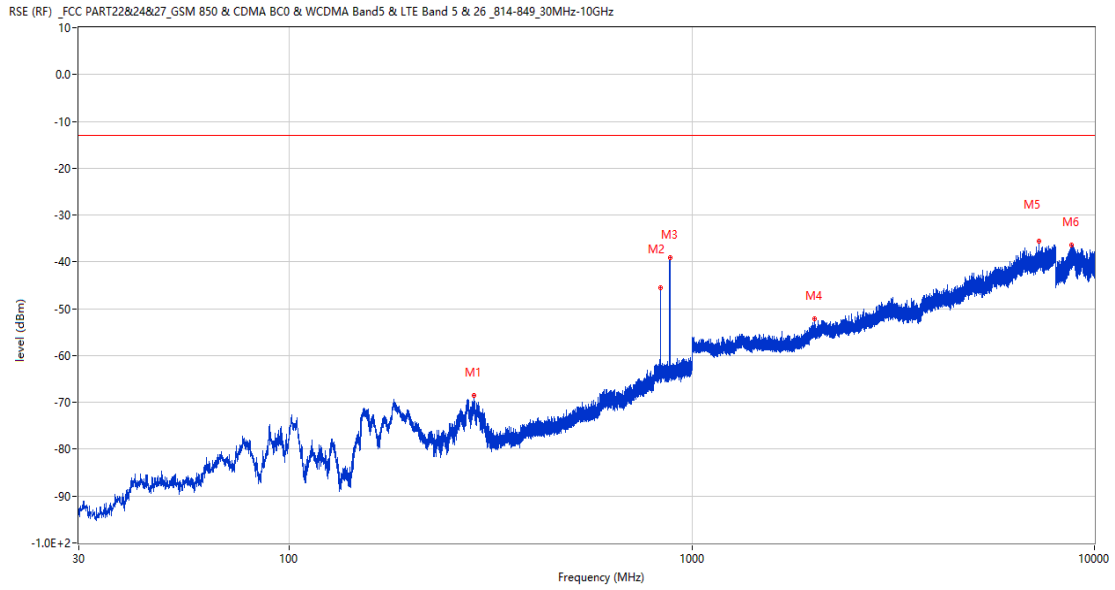
6.1 LTE Band 5 BW1.4, Middle Channel

RSE-H&H LTE Band 5 BW1.4 CH20525



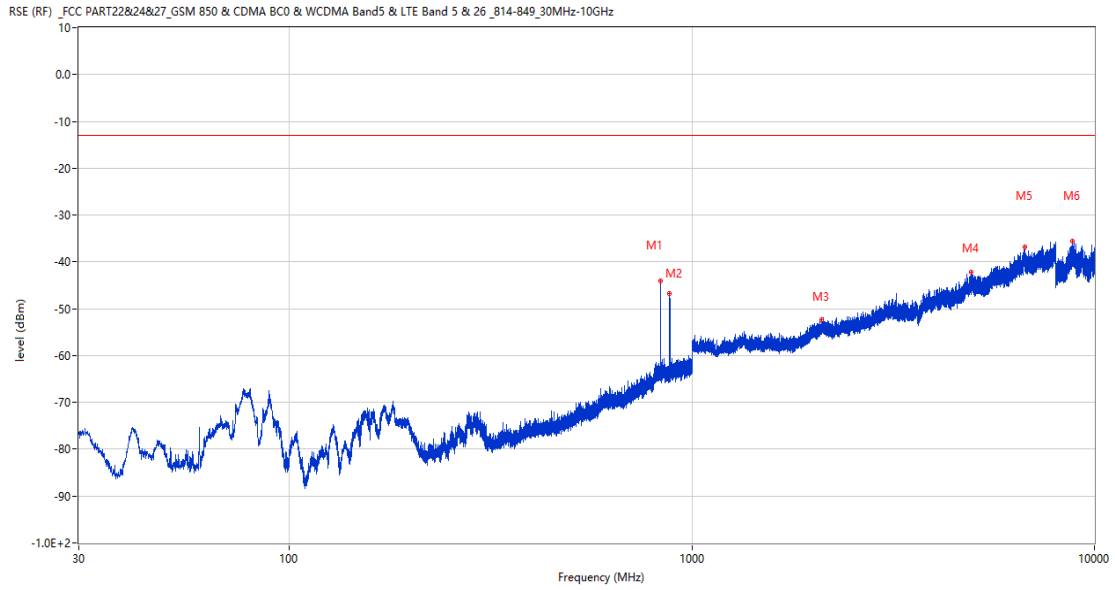
Frequency (MHz)	Result (dBm)	Factor (dB)	PK Limit (dBm)	Over Limit (dB)	Table (o)	ANT	EUT	Verdict
836.119	-44.16	7.12	-13.0	-31.16	215.00	Horizontal	Horizontal	Pass
881.757	-30.75	6.76	-13.0	-17.75	260.00	Horizontal	Horizontal	N/A
1673.100	-53.04	-3.66	-13.0	-40.04	125.00	Horizontal	Horizontal	Pass
5772.750	-36.63	14.39	-13.0	-23.63	3.00	Horizontal	Horizontal	Pass
7938.250	-35.40	18.93	-13.0	-22.40	360.00	Horizontal	Horizontal	Pass
8813.300	-35.44	19.76	-13.0	-22.44	348.00	Horizontal	Horizontal	Pass

RSE-H&V LTE Band 5 BW1.4 CH20525



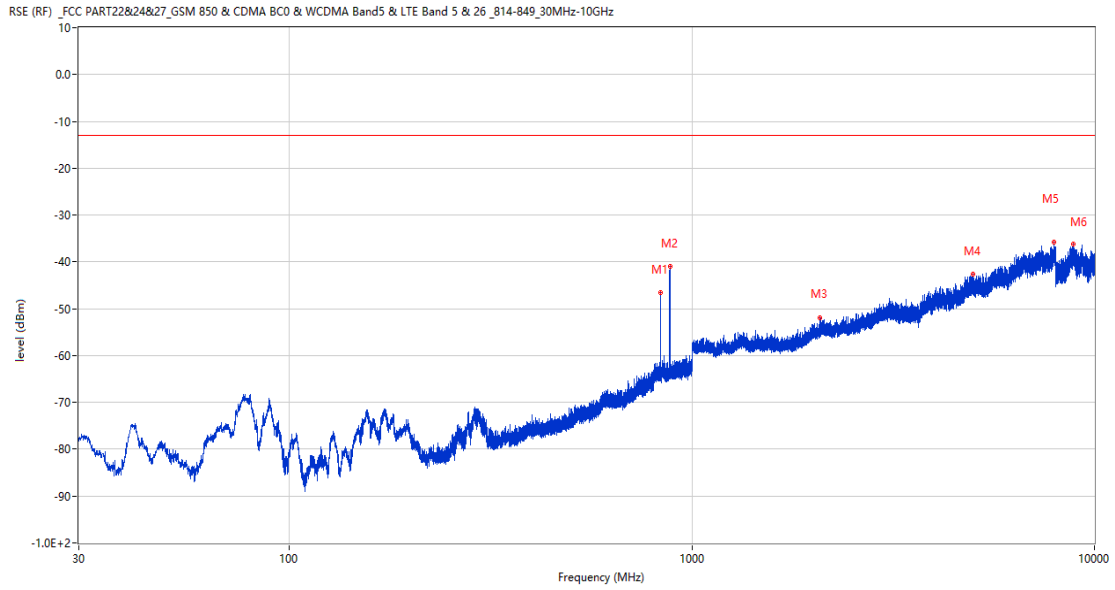
Frequency (MHz)	Result (dBm)	Factor (dB)	PK Limit (dBm)	Over Limit (dB)	Table (o)	ANT	EUT	Verdict
286.953	-68.60	-9.12	-13.0	-55.60	319.00	Horizontal	Vertical	Pass
836.119	-45.53	7.12	-13.0	-32.53	57.00	Horizontal	Vertical	N/A
881.708	-39.15	6.76	-13.0	-26.15	81.00	Horizontal	Vertical	N/A
2016.800	-52.16	-0.84	-13.0	-39.16	290.00	Horizontal	Vertical	Pass
7264.500	-35.62	17.50	-13.0	-22.62	0.00	Horizontal	Vertical	Pass
8787.700	-36.44	19.37	-13.0	-23.44	0.00	Horizontal	Vertical	Pass

RSE-V&V LTE Band 5 BW1.4 CH20525



Frequency (MHz)	Result (dBm)	Factor (dB)	PK Limit (dBm)	Over Limit (dB)	Table (o)	ANT	EUT	Verdict
836.070	-44.15	7.12	-13.0	-31.15	155.00	Vertical	Vertical	N/A
881.175	-46.76	6.74	-13.0	-33.76	191.00	Vertical	Vertical	N/A
2100.500	-52.45	0.03	-13.0	-39.45	80.00	Vertical	Vertical	Pass
4951.750	-42.22	12.82	-13.0	-29.22	307.00	Vertical	Vertical	Pass
6708.500	-36.78	16.65	-13.0	-23.78	167.00	Vertical	Vertical	Pass
8834.300	-35.58	20.10	-13.0	-22.58	10.00	Vertical	Vertical	Pass

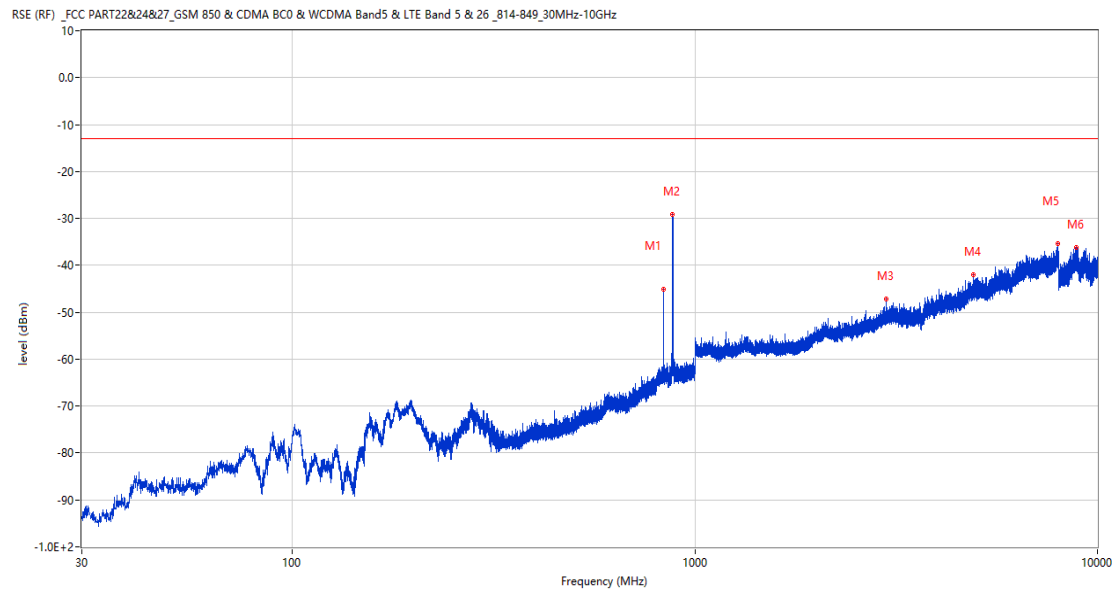
RSE-V&H LTE Band 5 BW1.4 CH20525



Frequency (MHz)	Result (dBm)	Factor (dB)	PK Limit (dBm)	Over Limit (dB)	Table (o)	ANT	EUT	Verdict
836.070	-46.56	7.12	-13.0	-33.56	34.00	Vertical	Horizontal	N/A
881.757	-41.05	6.76	-13.0	-28.05	136.00	Vertical	Horizontal	N/A
2081.000	-51.96	0.10	-13.0	-38.96	76.00	Vertical	Horizontal	Pass
4983.000	-42.68	13.29	-13.0	-29.68	221.00	Vertical	Horizontal	Pass
7946.500	-35.84	18.80	-13.0	-22.84	253.00	Vertical	Horizontal	Pass
8881.401	-36.24	19.98	-13.0	-23.24	194.00	Vertical	Horizontal	Pass

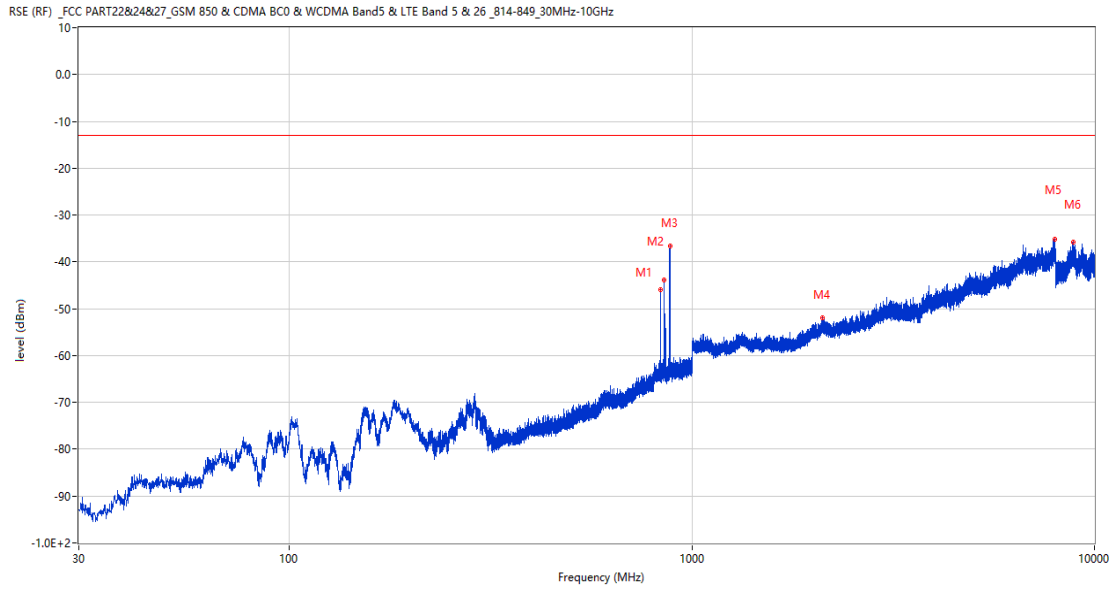
6.2 LTE Band 5 BW3, Middle Channel

RSE-H&H LTE Band 5 BW3 CH20525



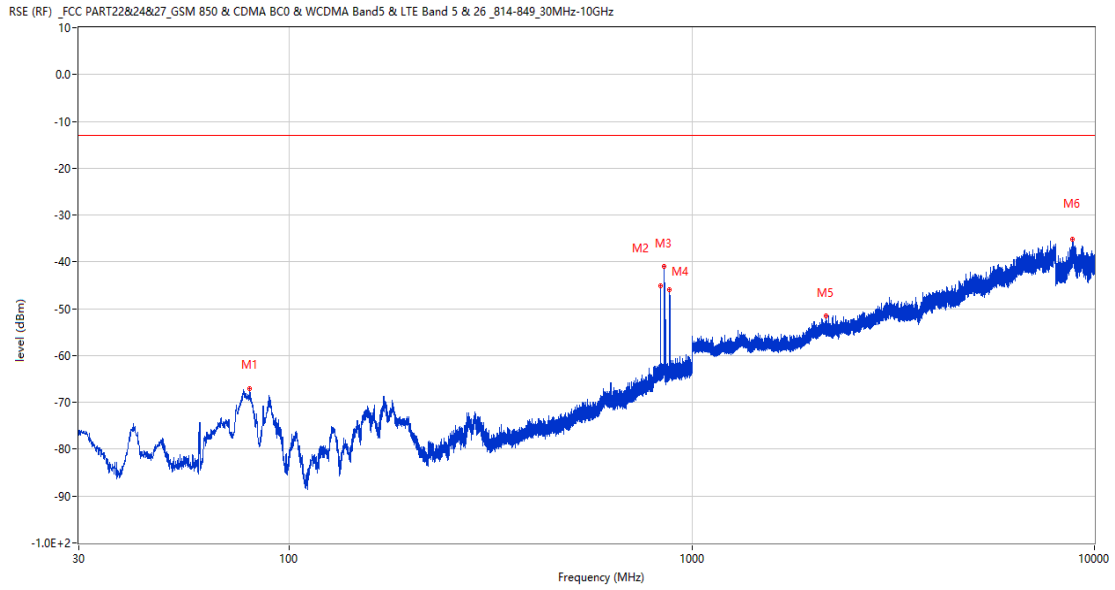
Frequency (MHz)	Result (dBm)	Factor (dB)	PK Limit (dBm)	Over Limit (dB)	Table (o)	ANT	EUT	Verdict
835.294	-45.00	7.11	-13.0	-32.00	216.00	Horizontal	Horizontal	N/A
880.690	-29.17	6.73	-13.0	-16.17	248.00	Horizontal	Horizontal	N/A
2994.600	-47.14	4.94	-13.0	-34.14	235.00	Horizontal	Horizontal	Pass
4910.250	-42.00	12.93	-13.0	-29.00	172.00	Horizontal	Horizontal	Pass
7978.500	-35.33	18.15	-13.0	-22.33	124.00	Horizontal	Horizontal	Pass
8876.800	-36.18	20.03	-13.0	-23.18	348.00	Horizontal	Horizontal	Pass

RSE-H&V LTE Band 5 BW3 CH20525



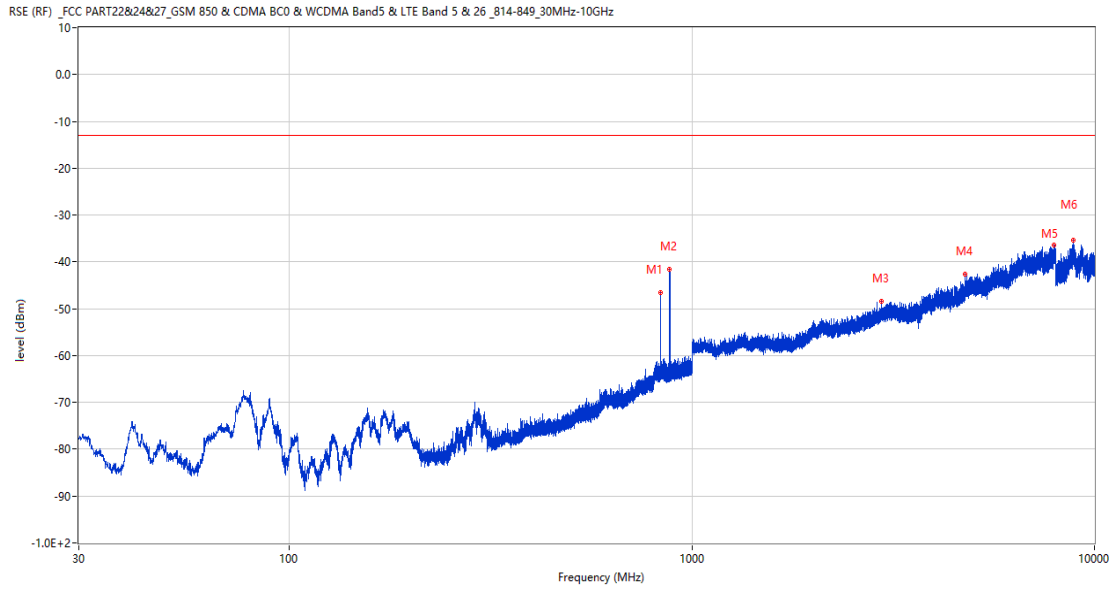
Frequency (MHz)	Result (dBm)	Factor (dB)	PK Limit (dBm)	Over Limit (dB)	Table (o)	ANT	EUT	Verdict
835.246	-46.82	7.10	-13.0	-33.82	51.00	Horizontal	Vertical	N/A
853.578	-43.79	7.38	-13.0	-30.79	128.00	Horizontal	Vertical	Pass
881.369	-36.70	6.74	-13.0	-23.70	79.00	Horizontal	Vertical	N/A
2110.000	-51.96	0.30	-13.0	-38.96	187.00	Horizontal	Vertical	Pass
7981.000	-35.15	18.12	-13.0	-22.15	81.00	Horizontal	Vertical	Pass
8860.701	-35.68	20.23	-13.0	-22.68	90.00	Horizontal	Vertical	Pass

RSE-V&V LTE Band 5 BW3 CH20525



Frequency (MHz)	Result (dBm)	Factor (dB)	PK Limit (dBm)	Over Limit (dB)	Table (o)	ANT	EUT	Verdict
79.858	-66.96	-19.26	-13.0	-53.96	18.00	Vertical	Vertical	Pass
835.294	-45.16	7.11	-13.0	-32.16	26.00	Vertical	Vertical	N/A
853.724	-40.93	7.38	-13.0	-27.93	38.00	Vertical	Vertical	Pass
880.787	-45.84	6.73	-13.0	-32.84	326.00	Vertical	Vertical	N/A
2155.100	-51.62	-0.19	-13.0	-38.62	223.00	Vertical	Vertical	Pass
8822.100	-35.14	19.90	-13.0	-22.14	343.00	Vertical	Vertical	Pass

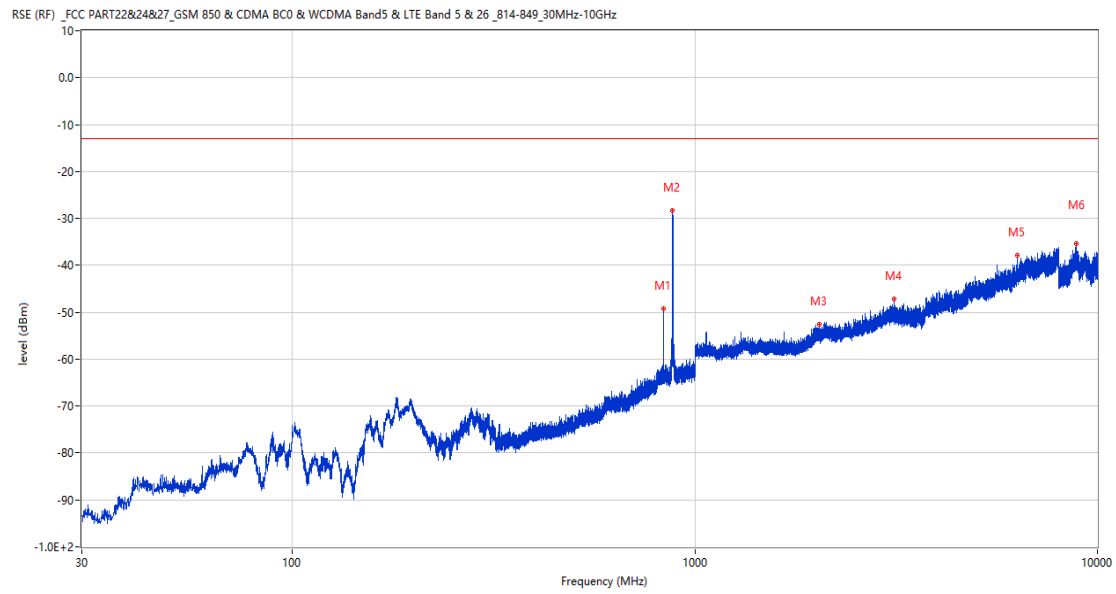
RSE-V&H LTE Band 5 BW3 CH20525



Frequency (MHz)	Result (dBm)	Factor (dB)	PK Limit (dBm)	Over Limit (dB)	Table (o)	ANT	EUT	Verdict
835.294	-46.57	7.11	-13.0	-33.57	35.00	Vertical	Horizontal	N/A
880.447	-41.65	6.69	-13.0	-28.65	133.00	Vertical	Horizontal	N/A
2952.600	-48.46	4.76	-13.0	-35.46	174.00	Vertical	Horizontal	Pass
4779.500	-42.57	12.65	-13.0	-29.57	253.00	Vertical	Horizontal	Pass
7940.000	-36.35	18.97	-13.0	-23.35	1.00	Vertical	Horizontal	Pass
8861.400	-35.28	20.22	-13.0	-22.28	148.00	Vertical	Horizontal	Pass

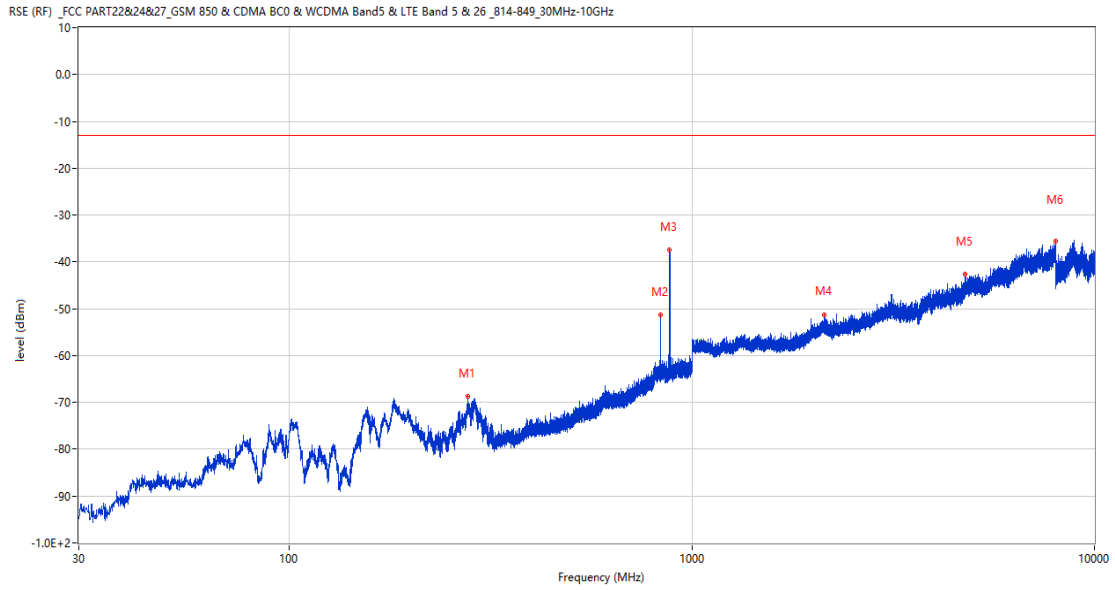
6.3 LTE Band 5 BW5, Middle Channel

RSE-H&H LTE Band 5 BW5 CH20525



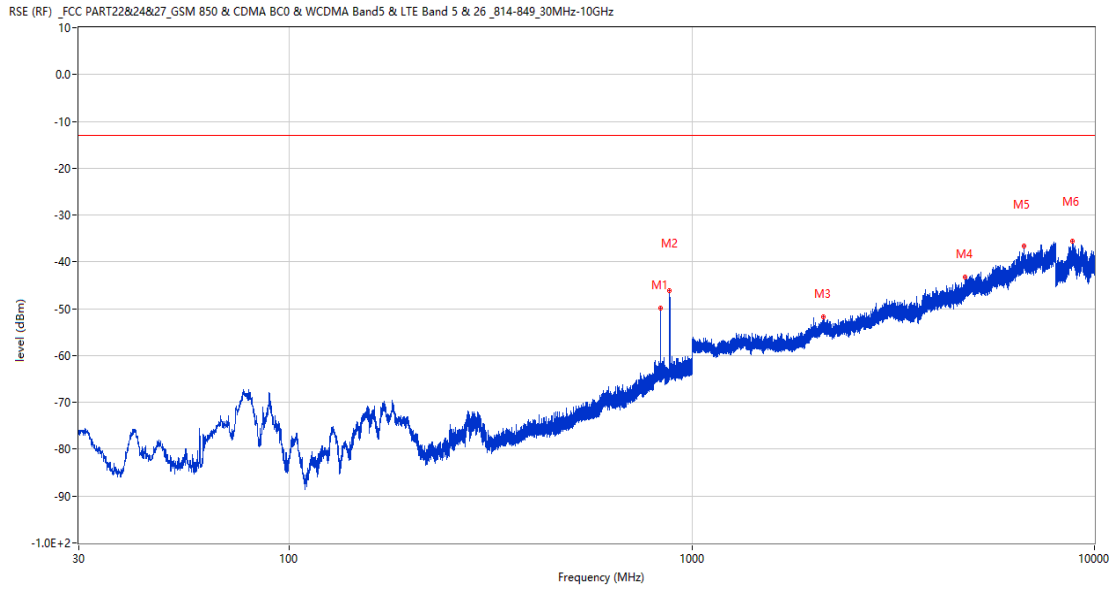
Frequency (MHz)	Result (dBm)	Factor (dB)	PK Limit (dBm)	Over Limit (dB)	Table (o)	ANT	EUT	Verdict
834.372	-49.30	7.09	-13.0	-36.30	294.00	Horizontal	Horizontal	N/A
879.623	-28.37	6.56	-13.0	-15.37	261.00	Horizontal	Horizontal	N/A
2038.500	-52.65	-0.70	-13.0	-39.65	346.00	Horizontal	Horizontal	Pass
3122.000	-47.22	6.71	-13.0	-34.22	237.00	Horizontal	Horizontal	Pass
6323.500	-37.82	15.50	-13.0	-24.82	334.00	Horizontal	Horizontal	Pass
8852.000	-35.45	20.34	-13.0	-22.45	62.00	Horizontal	Horizontal	Pass

RSE-H&V LTE Band 5 BW5 CH20525



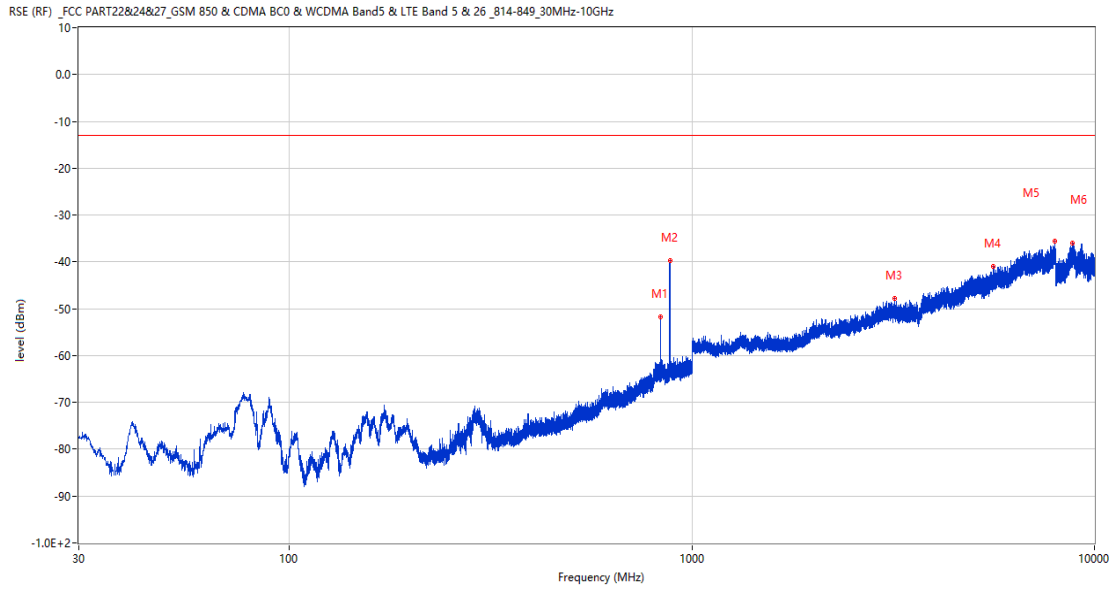
Frequency (MHz)	Result (dBm)	Factor (dB)	PK Limit (dBm)	Over Limit (dB)	Table (o)	ANT	EUT	Verdict
277.786	-68.65	-9.78	-13.0	-55.65	324.00	Horizontal	Vertical	Pass
834.372	-51.33	7.09	-13.0	-38.33	215.00	Horizontal	Vertical	N/A
880.932	-37.47	6.73	-13.0	-24.47	81.00	Horizontal	Vertical	N/A
2127.500	-51.34	-0.34	-13.0	-38.34	260.00	Horizontal	Vertical	Pass
4778.250	-42.53	12.54	-13.0	-29.53	71.00	Horizontal	Vertical	Pass
7997.500	-35.56	18.88	-13.0	-22.56	61.00	Horizontal	Vertical	Pass

RSE-V&V LTE Band 5 BW5 CH20525



Frequency (MHz)	Result (dBm)	Factor (dB)	PK Limit (dBm)	Over Limit (dB)	Table (o)	ANT	EUT	Verdict
834.372	-49.87	7.09	-13.0	-36.87	14.00	Vertical	Vertical	N/A
880.011	-46.23	6.61	-13.0	-33.23	185.00	Vertical	Vertical	N/A
2117.500	-51.80	-0.03	-13.0	-38.80	38.00	Vertical	Vertical	Pass
4782.000	-43.30	12.87	-13.0	-30.30	208.00	Vertical	Vertical	Pass
6694.000	-36.68	16.99	-13.0	-23.68	49.00	Vertical	Vertical	Pass
8837.701	-35.48	20.16	-13.0	-22.48	100.00	Vertical	Vertical	Pass

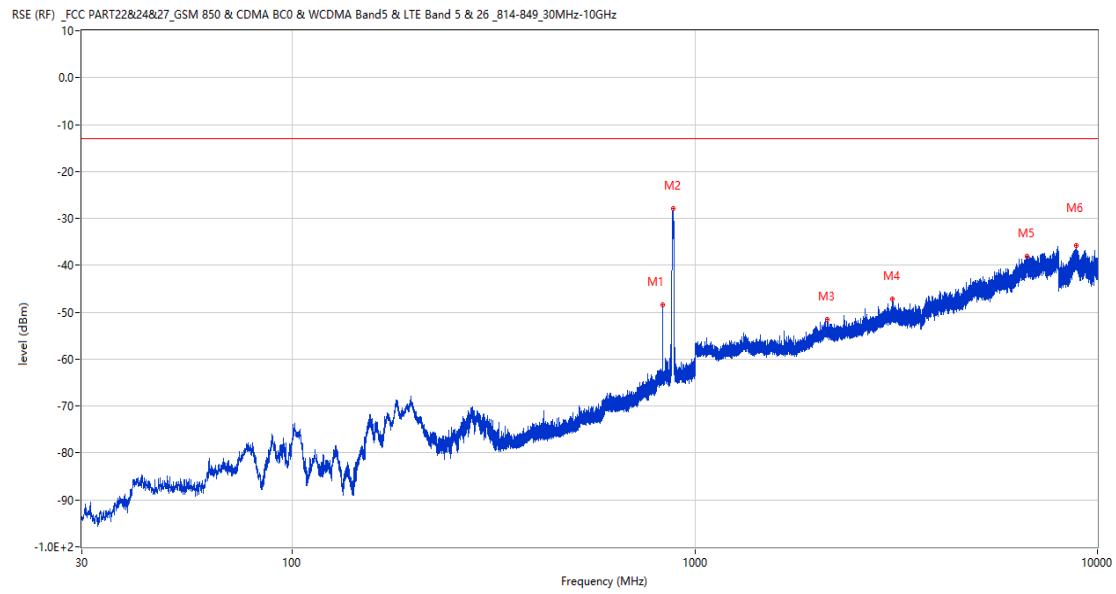
RSE-V&H LTE Band 5 BW5 CH20525



Frequency (MHz)	Result (dBm)	Factor (dB)	PK Limit (dBm)	Over Limit (dB)	Table (o)	ANT	EUT	Verdict
834.421	-51.82	7.09	-13.0	-38.82	43.00	Vertical	Horizontal	N/A
881.417	-39.82	6.74	-13.0	-26.82	188.00	Vertical	Horizontal	N/A
3190.250	-47.72	6.88	-13.0	-34.72	350.00	Vertical	Horizontal	Pass
5614.500	-41.02	13.66	-13.0	-28.02	253.00	Vertical	Horizontal	Pass
7985.500	-35.64	18.20	-13.0	-22.64	156.00	Vertical	Horizontal	Pass
8829.400	-35.96	20.02	-13.0	-22.96	238.00	Vertical	Horizontal	Pass

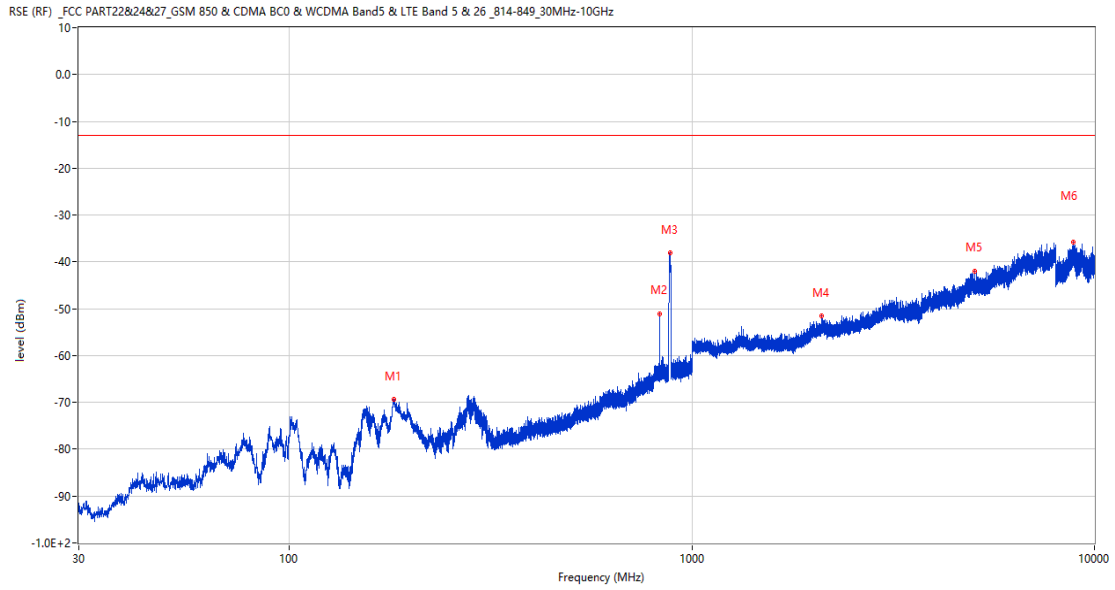
6.4 LTE Band 5 BW10, Middle Channel

RSE-H&H LTE Band 5 BW10 CH20525



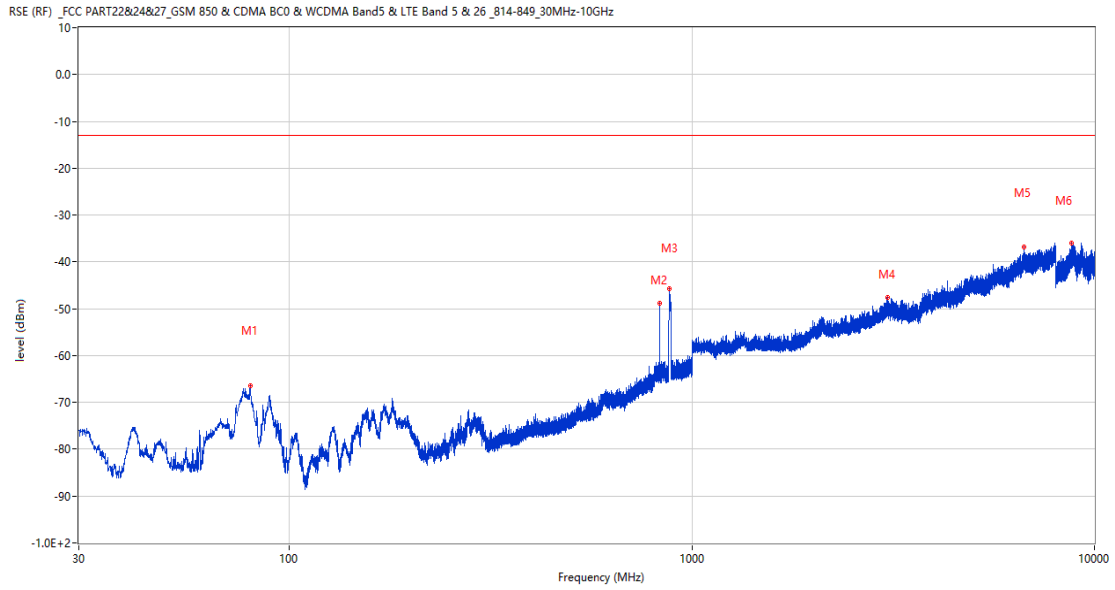
Frequency (MHz)	Result (dBm)	Factor (dB)	PK Limit (dBm)	Over Limit (dB)	Table (o)	ANT	EUT	Verdict
832.142	-48.40	7.05	-13.0	-35.40	220.00	Horizontal	Horizontal	N/A
882.242	-27.93	6.78	-13.0	-14.93	245.00	Horizontal	Horizontal	N/A
2137.500	-51.57	-0.24	-13.0	-38.57	9.00	Horizontal	Horizontal	Pass
3093.000	-47.11	6.75	-13.0	-34.11	26.00	Horizontal	Horizontal	Pass
6672.750	-38.13	16.62	-13.0	-25.13	286.00	Horizontal	Horizontal	Pass
8849.401	-35.86	20.35	-13.0	-22.86	217.00	Horizontal	Horizontal	Pass

RSE-H&V LTE Band 5 BW10 CH20525



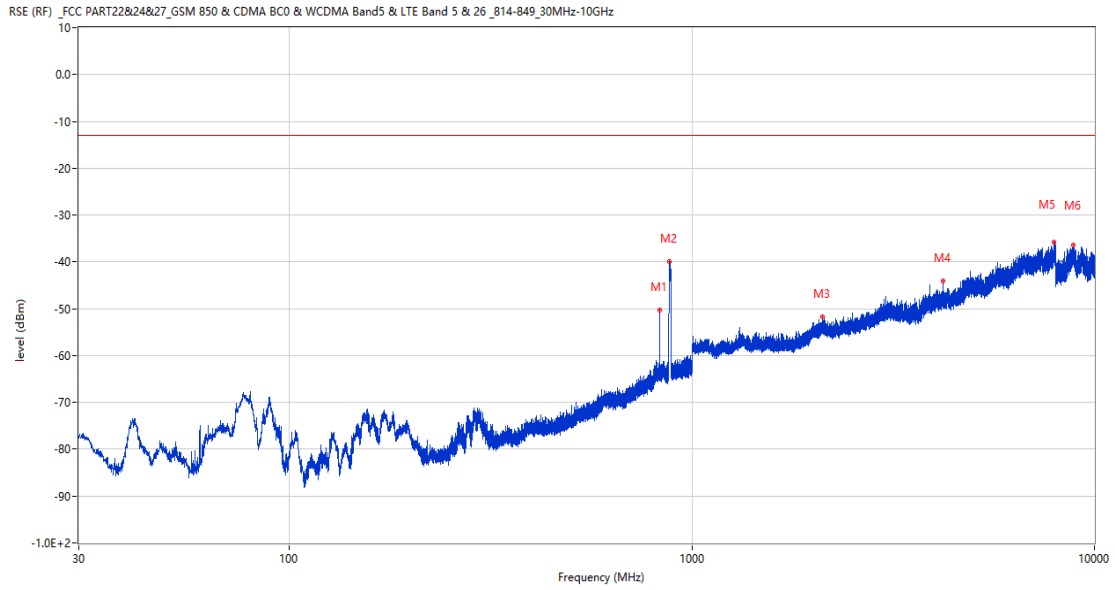
Frequency (MHz)	Result (dBm)	Factor (dB)	PK Limit (dBm)	Over Limit (dB)	Table (o)	ANT	EUT	Verdict
181.611	-69.33	-15.30	-13.0	-56.33	42.00	Horizontal	Vertical	Pass
832.093	-51.02	7.05	-13.0	-38.02	218.00	Horizontal	Vertical	N/A
881.369	-38.12	6.74	-13.0	-25.12	88.00	Horizontal	Vertical	N/A
2103.300	-51.52	0.14	-13.0	-38.52	76.00	Horizontal	Vertical	Pass
5030.750	-42.00	12.12	-13.0	-29.00	360.00	Horizontal	Vertical	Pass
8846.300	-35.82	20.30	-13.0	-22.82	189.00	Horizontal	Vertical	Pass

RSE-V&V LTE Band 5 BW10 CH20525



Frequency (MHz)	Result (dBm)	Factor (dB)	PK Limit (dBm)	Over Limit (dB)	Table (o)	ANT	EUT	Verdict
79.907	-66.49	-19.26	-13.0	-53.49	5.00	Vertical	Vertical	Pass
832.093	-48.76	7.05	-13.0	-35.76	9.00	Vertical	Vertical	N/A
878.702	-45.75	6.51	-13.0	-32.75	178.00	Vertical	Vertical	N/A
3060.000	-47.61	5.95	-13.0	-34.61	360.00	Vertical	Vertical	Pass
6684.000	-36.81	16.99	-13.0	-23.81	177.00	Vertical	Vertical	Pass
8762.700	-35.95	19.02	-13.0	-22.95	345.00	Vertical	Vertical	Pass

RSE-V&H LTE Band 5 BW10 CH20525

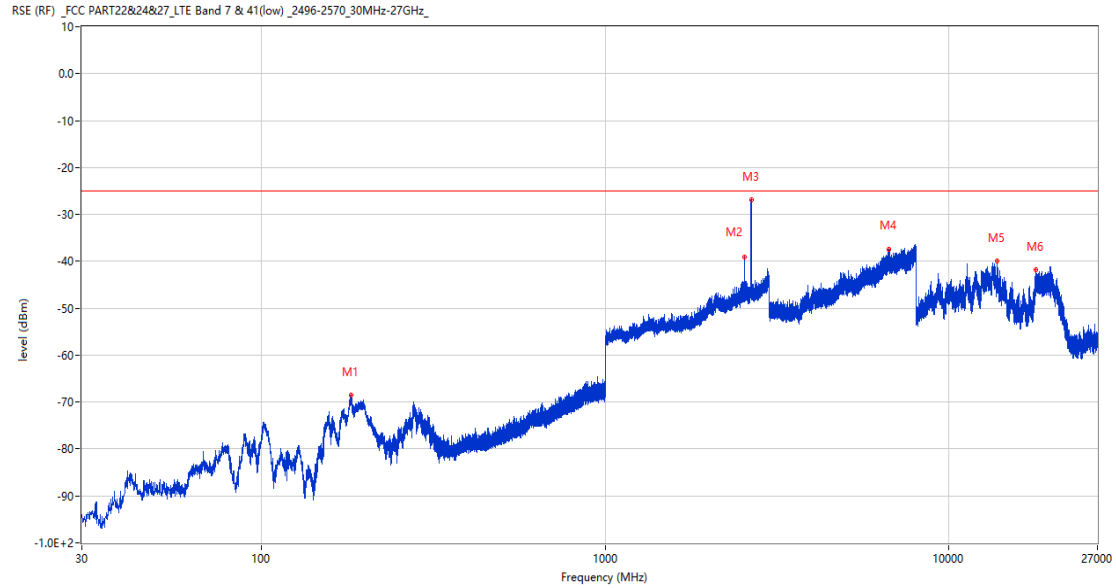


Frequency (MHz)	Result (dBm)	Factor (dB)	PK Limit (dBm)	Over Limit (dB)	Table (o)	ANT	EUT	Verdict
832.093	-50.32	7.05	-13.0	-37.32	153.00	Vertical	Horizontal	N/A
878.459	-39.92	6.50	-13.0	-26.92	101.00	Vertical	Horizontal	N/A
2113.500	-51.72	0.22	-13.0	-38.72	46.00	Vertical	Horizontal	Pass
4213.500	-44.07	10.69	-13.0	-31.07	269.00	Vertical	Horizontal	Pass
7947.500	-35.80	18.70	-13.0	-22.80	11.00	Vertical	Horizontal	Pass
8858.900	-36.40	20.25	-13.0	-23.40	360.00	Vertical	Horizontal	Pass

7 LTE Band 7

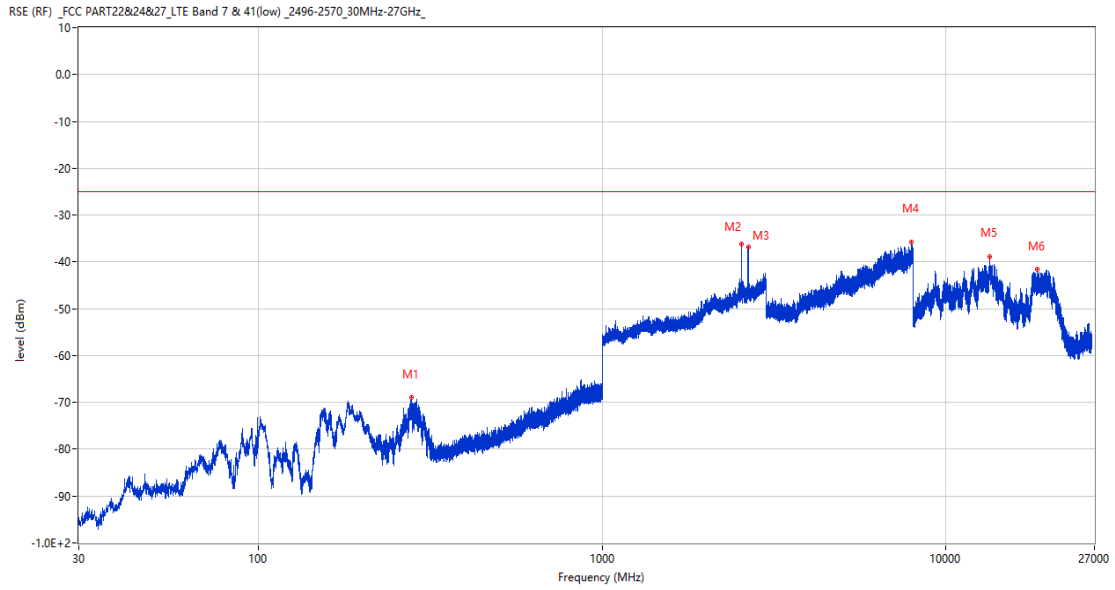
7.1 LTE Band 7 BW5, Middle Channel

RSE-H&H LTE Band 7 BW5 CH21100



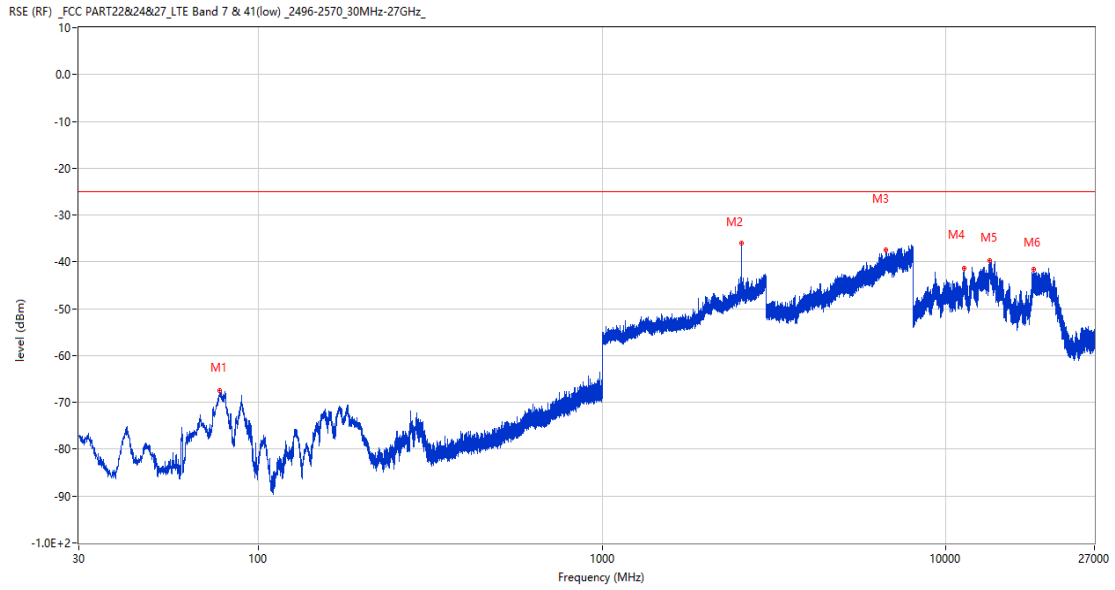
Frequency (MHz)	Result (dBm)	Factor (dB)	PK Limit (dBm)	Over Limit (dB)	Table (o)	ANT	EUT	Verdict
182.387	-68.48	-17.16	-25.0	-43.48	28.00	Horizontal	Horizontal	Pass
2533.800	-39.10	8.84	-25.0	-14.10	173.00	Horizontal	Horizontal	N/A
2655.000	-26.80	8.43	-25.0	-1.80	234.00	Horizontal	Horizontal	N/A
6663.500	-37.53	16.38	-25.0	-12.53	0.00	Horizontal	Horizontal	Pass
13808.137	-40.01	16.82	-25.0	-15.01	360.00	Horizontal	Horizontal	Pass
17873.213	-41.79	12.33	-25.0	-16.79	140.00	Horizontal	Horizontal	Pass

RSE-H&V LTE Band 7 BW5 CH21100



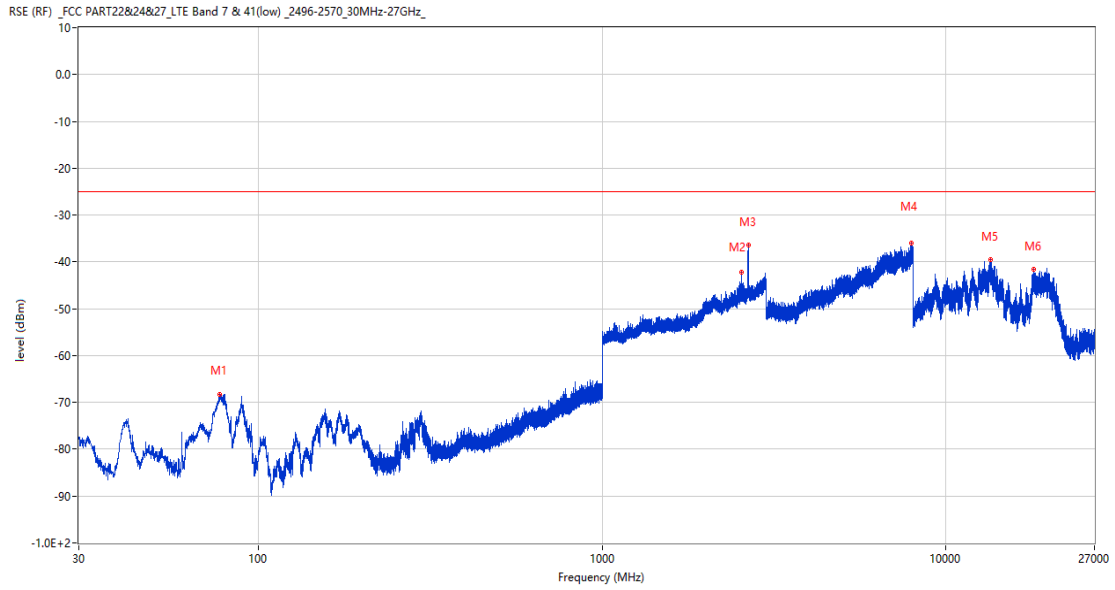
Frequency (MHz)	Result (dBm)	Factor (dB)	PK Limit (dBm)	Over Limit (dB)	Table (o)	ANT	EUT	Verdict
279.096	-69.01	-12.06	-25.0	-44.01	319.00	Horizontal	Vertical	Pass
2534.500	-36.12	8.84	-25.0	-11.12	167.00	Horizontal	Vertical	N/A
2654.700	-36.79	8.39	-25.0	-11.79	247.00	Horizontal	Vertical	N/A
7942.000	-35.80	18.93	-25.0	-10.80	212.00	Horizontal	Vertical	Pass
13369.500	-38.84	16.72	-25.0	-13.84	66.00	Horizontal	Vertical	Pass
18439.025	-41.64	12.87	-25.0	-16.64	342.00	Horizontal	Vertical	Pass

RSE-V&V LTE Band 7 BW5 CH21100



Frequency (MHz)	Result (dBm)	Factor (dB)	PK Limit (dBm)	Over Limit (dB)	Table (o)	ANT	EUT	Verdict
76.948	-67.55	-20.63	-25.0	-42.55	331.00	Vertical	Vertical	Pass
2534.500	-36.05	8.84	-25.0	-11.05	360.00	Vertical	Vertical	N/A
6672.750	-37.42	16.62	-25.0	-12.42	147.00	Vertical	Vertical	Pass
11300.537	-41.31	13.49	-25.0	-16.31	343.00	Vertical	Vertical	Pass
13358.213	-39.80	16.62	-25.0	-14.80	360.00	Vertical	Vertical	Pass
17926.238	-41.63	13.52	-25.0	-16.63	199.00	Vertical	Vertical	Pass

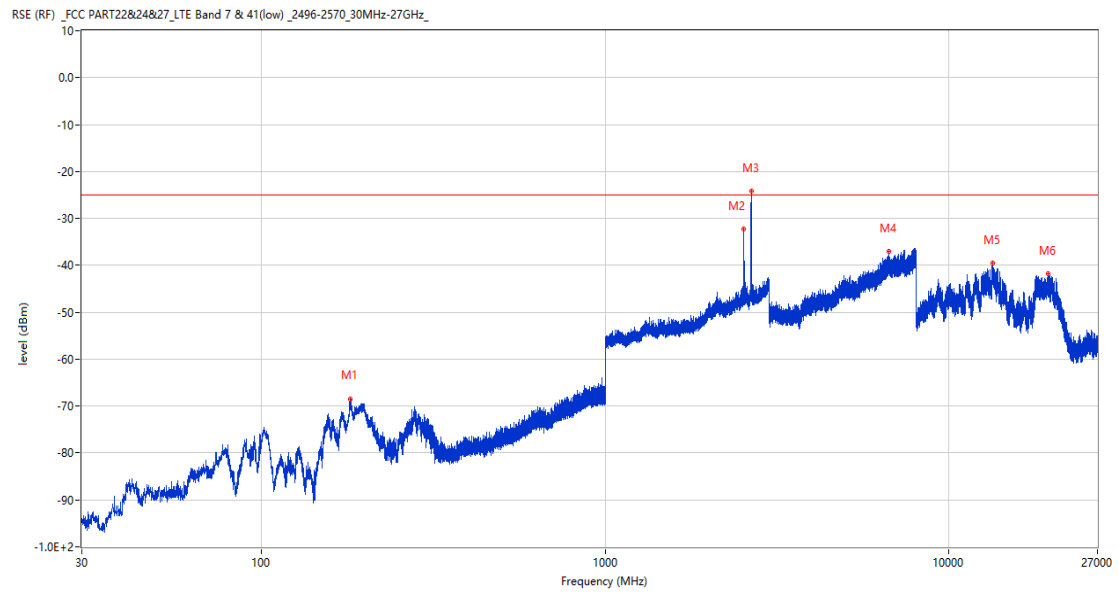
RSE-V&H LTE Band 7 BW5 CH21100



Frequency (MHz)	Result (dBm)	Factor (dB)	PK Limit (dBm)	Over Limit (dB)	Table (o)	ANT	EUT	Verdict
76.948	-68.22	-20.63	-25.0	-43.22	1.00	Vertical	Horizontal	Pass
2541.600	-42.16	8.82	-25.0	-17.16	82.00	Vertical	Horizontal	N/A
2656.500	-36.34	8.44	-25.0	-11.34	227.00	Vertical	Horizontal	N/A
7920.750	-35.95	18.25	-25.0	-10.95	0.00	Vertical	Horizontal	Pass
13432.237	-39.49	16.30	-25.0	-14.49	165.00	Vertical	Horizontal	Pass
17974.012	-41.54	13.49	-25.0	-16.54	322.00	Vertical	Horizontal	Pass

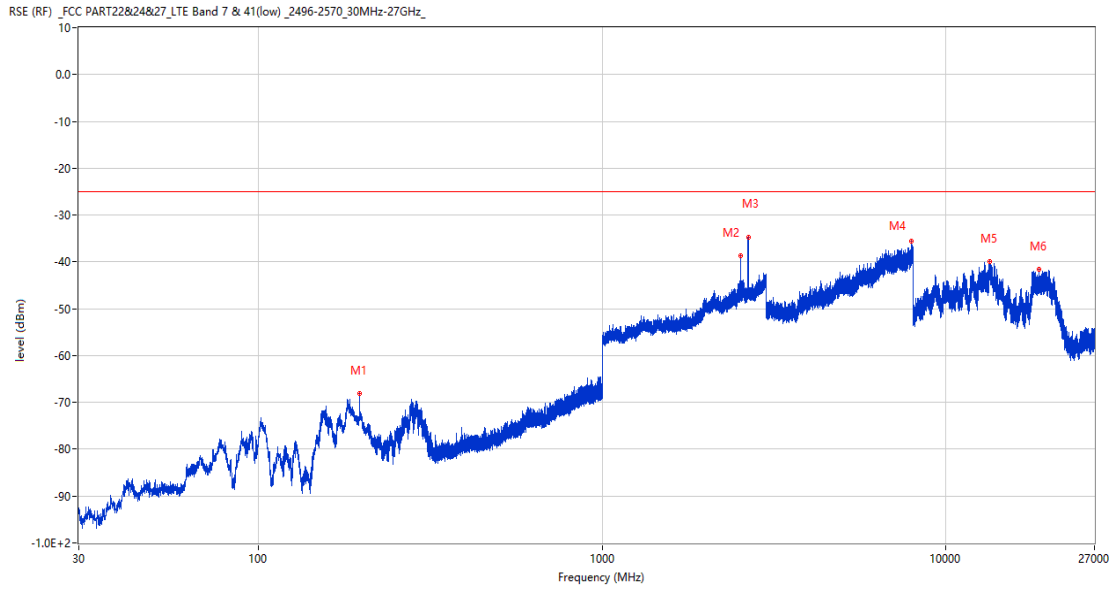
7.2 LTE Band 7 BW10, Middle Channel

RSE-H&H LTE Band 7 BW10 CH21100



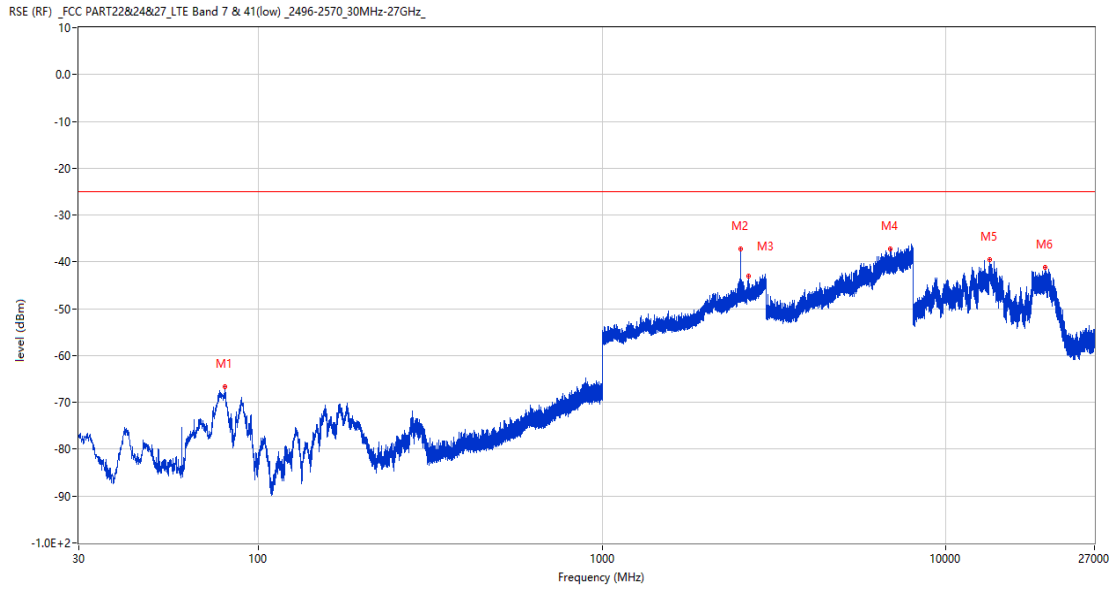
Frequency (MHz)	Result (dBm)	Factor (dB)	PK Limit (dBm)	Over Limit (dB)	Table (o)	ANT	EUT	Verdict
181.368	-68.42	-17.14	-25.0	-43.42	44.00	Horizontal	Horizontal	Pass
2531.400	-32.30	8.85	-25.0	-7.30	173.00	Horizontal	Horizontal	N/A
2655.100	-24.25	8.44	-25.0	0.75	228.00	Horizontal	Horizontal	N/A
6676.000	-37.03	16.79	-25.0	-12.03	247.00	Horizontal	Horizontal	Pass
13351.125	-39.49	16.55	-25.0	-14.49	360.00	Horizontal	Horizontal	Pass
19462.949	-41.88	12.92	-25.0	-16.88	154.00	Horizontal	Horizontal	Pass

RSE-H&V LTE Band 7 BW10 CH21100



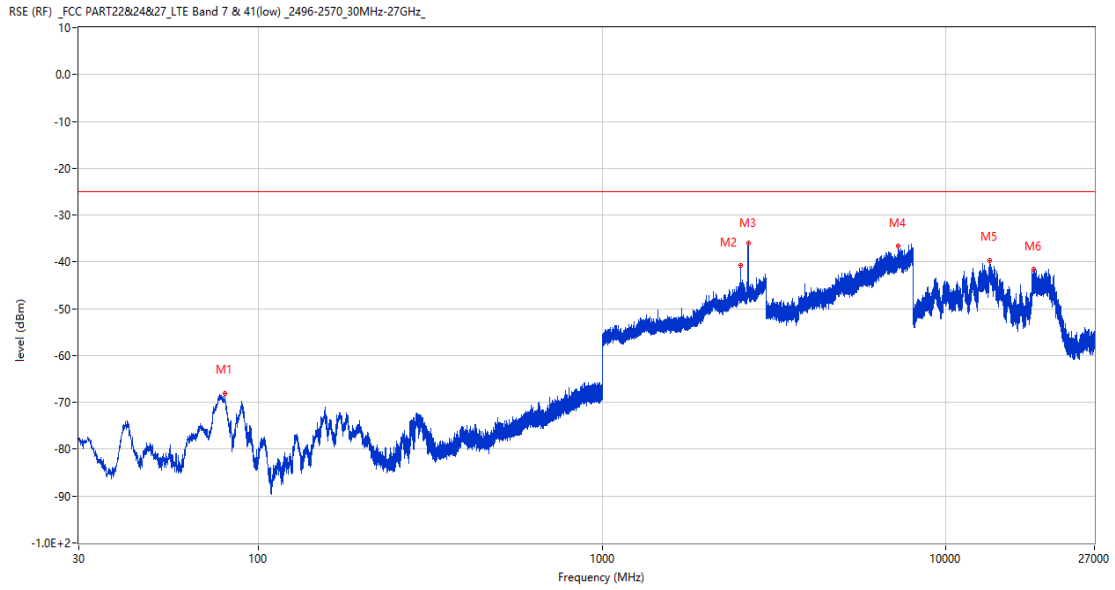
Frequency (MHz)	Result (dBm)	Factor (dB)	PK Limit (dBm)	Over Limit (dB)	Table (o)	ANT	EUT	Verdict
196.743	-68.20	-15.78	-25.0	-43.20	37.00	Horizontal	Vertical	Pass
2530.500	-38.63	8.85	-25.0	-13.63	169.00	Horizontal	Vertical	N/A
2656.200	-34.72	8.44	-25.0	-9.72	248.00	Horizontal	Vertical	N/A
7906.000	-35.60	17.93	-25.0	-10.60	124.00	Horizontal	Vertical	Pass
13397.588	-39.98	16.99	-25.0	-14.98	291.00	Horizontal	Vertical	Pass
18656.999	-41.58	12.88	-25.0	-16.58	360.00	Horizontal	Vertical	Pass

RSE-V&V LTE Band 7 BW10 CH21100



Frequency (MHz)	Result (dBm)	Factor (dB)	PK Limit (dBm)	Over Limit (dB)	Table (o)	ANT	EUT	Verdict
79.907	-66.65	-20.33	-25.0	-41.65	337.00	Vertical	Vertical	Pass
2530.400	-37.27	8.85	-25.0	-12.27	207.00	Vertical	Vertical	N/A
2658.600	-43.01	8.51	-25.0	-18.01	171.00	Vertical	Vertical	N/A
6866.500	-37.21	16.42	-25.0	-12.21	168.00	Vertical	Vertical	Pass
13378.950	-39.57	16.81	-25.0	-14.57	244.00	Vertical	Vertical	Pass
19371.151	-41.19	12.92	-25.0	-16.19	275.00	Vertical	Vertical	Pass

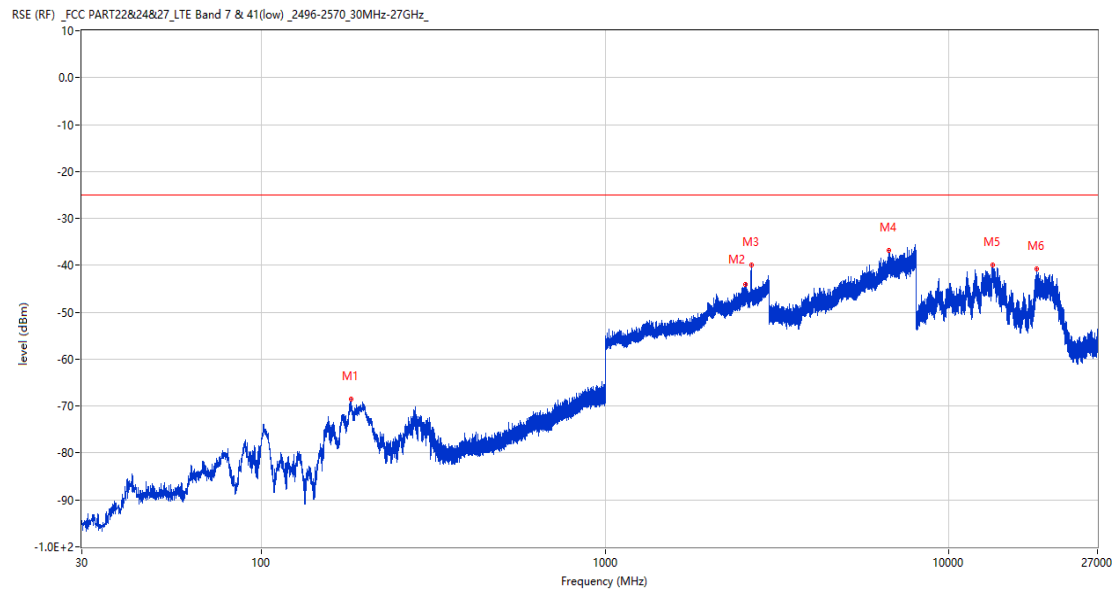
RSE-V&H LTE Band 7 BW10 CH21100



Frequency (MHz)	Result (dBm)	Factor (dB)	PK Limit (dBm)	Over Limit (dB)	Table (o)	ANT	EUT	Verdict
79.907	-68.01	-20.33	-25.0	-43.01	27.00	Vertical	Horizontal	Pass
2531.300	-40.75	8.85	-25.0	-15.75	33.00	Vertical	Horizontal	N/A
2656.500	-35.99	8.44	-25.0	-10.99	233.00	Vertical	Horizontal	N/A
7255.500	-36.67	17.64	-25.0	-11.67	141.00	Vertical	Horizontal	Pass
13365.300	-39.78	16.68	-25.0	-14.78	297.00	Vertical	Horizontal	Pass
17988.712	-41.65	13.13	-25.0	-16.65	3.00	Vertical	Horizontal	Pass

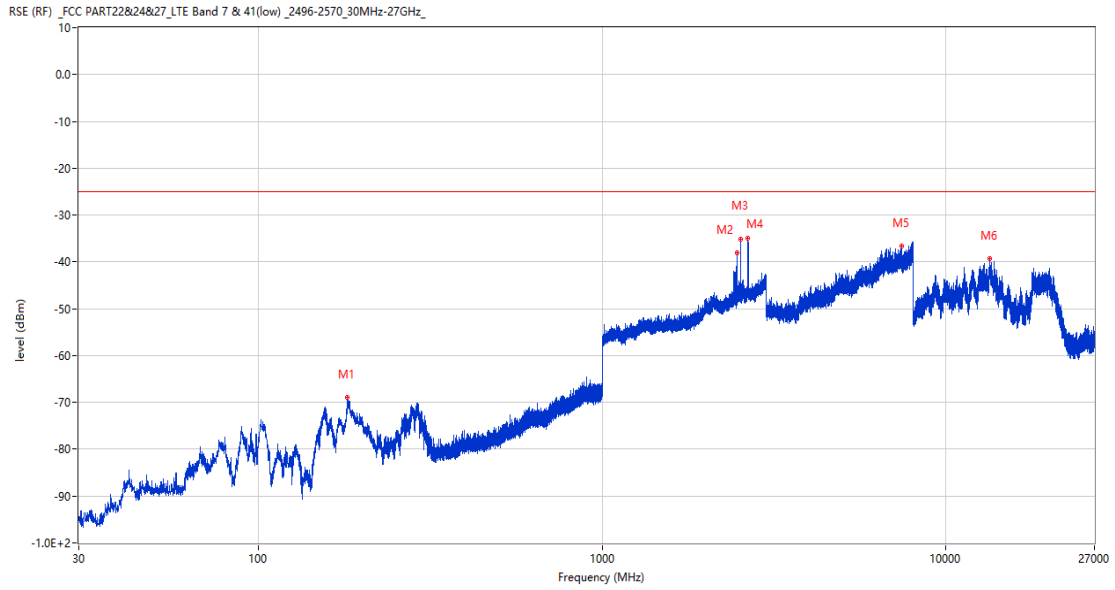
7.3 LTE Band 7 BW15, Middle Channel

RSE-H&H LTE Band 7 BW15 CH21100



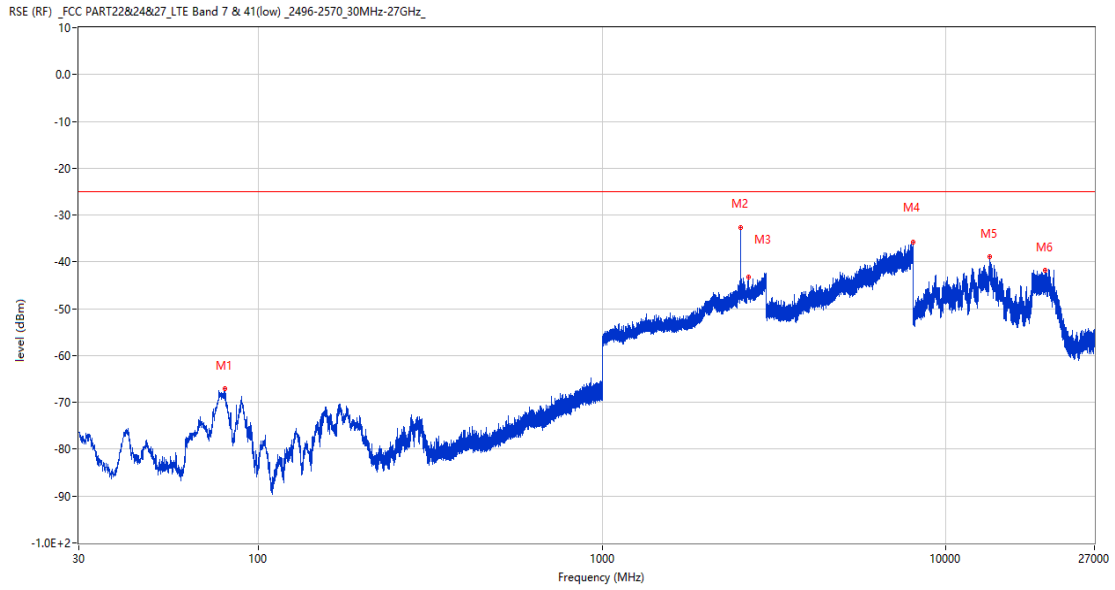
Frequency (MHz)	Result (dBm)	Factor (dB)	PK Limit (dBm)	Over Limit (dB)	Table (o)	ANT	EUT	Verdict
181.756	-68.53	-17.11	-25.0	-43.53	12.00	Horizontal	Horizontal	Pass
2560.000	-44.11	8.87	-25.0	-19.11	186.00	Horizontal	Horizontal	N/A
2655.800	-39.99	8.47	-25.0	-14.99	246.00	Horizontal	Horizontal	N/A
6680.250	-36.78	16.94	-25.0	-11.78	56.00	Horizontal	Horizontal	Pass
13393.125	-39.84	16.95	-25.0	-14.84	162.00	Horizontal	Horizontal	Pass
17963.776	-40.74	13.75	-25.0	-15.74	275.00	Horizontal	Horizontal	Pass

RSE-H&V LTE Band 7 BW15 CH21100



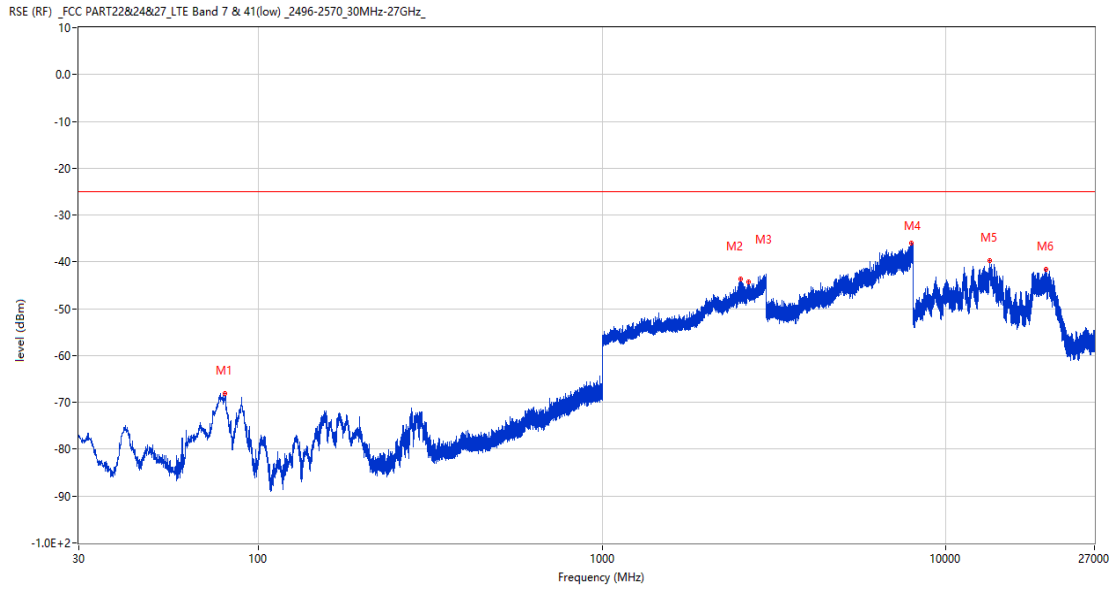
Frequency (MHz)	Result (dBm)	Factor (dB)	PK Limit (dBm)	Over Limit (dB)	Table (o)	ANT	EUT	Verdict
181.514	-68.90	-17.13	-25.0	-43.90	25.00	Horizontal	Vertical	Pass
2468.000	-38.06	7.35	-25.0	-13.06	303.00	Horizontal	Vertical	Pass
2528.200	-35.18	8.85	-25.0	-10.18	170.00	Horizontal	Vertical	N/A
2650.900	-35.03	8.69	-25.0	-10.03	242.00	Horizontal	Vertical	N/A
7410.750	-36.66	18.12	-25.0	-11.66	209.00	Horizontal	Vertical	Pass
13404.675	-39.24	16.91	-25.0	-14.24	0.00	Horizontal	Vertical	Pass

RSE-V&V LTE Band 7 BW15 CH21100



Frequency (MHz)	Result (dBm)	Factor (dB)	PK Limit (dBm)	Over Limit (dB)	Table (o)	ANT	EUT	Verdict
79.907	-67.15	-20.33	-25.0	-42.15	338.00	Vertical	Vertical	Pass
2528.200	-32.59	8.85	-25.0	-7.59	206.00	Vertical	Vertical	N/A
2658.100	-43.30	8.47	-25.0	-18.30	333.00	Vertical	Vertical	N/A
7997.250	-35.80	18.86	-25.0	-10.80	82.00	Vertical	Vertical	Pass
13371.600	-38.82	16.74	-25.0	-13.82	199.00	Vertical	Vertical	Pass
19397.700	-41.83	12.92	-25.0	-16.83	250.00	Vertical	Vertical	Pass

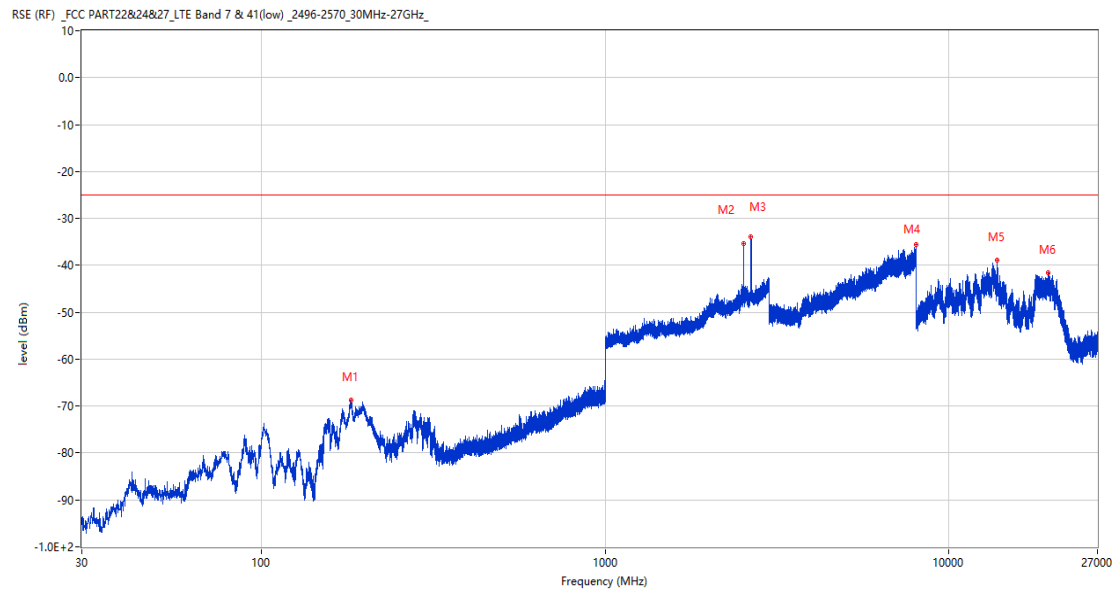
RSE-V&H LTE Band 7 BW15 CH21100



Frequency (MHz)	Result (dBm)	Factor (dB)	PK Limit (dBm)	Over Limit (dB)	Table (o)	ANT	EUT	Verdict
79.955	-68.15	-20.32	-25.0	-43.15	360.00	Vertical	Horizontal	Pass
2523.300	-43.59	8.87	-25.0	-18.59	82.00	Vertical	Horizontal	N/A
2658.200	-44.18	8.48	-25.0	-19.18	331.00	Vertical	Horizontal	N/A
7927.250	-36.02	18.45	-25.0	-11.02	131.00	Vertical	Horizontal	Pass
13368.188	-39.76	16.71	-25.0	-14.76	94.00	Vertical	Horizontal	Pass
19543.050	-41.57	12.93	-25.0	-16.57	360.00	Vertical	Horizontal	Pass

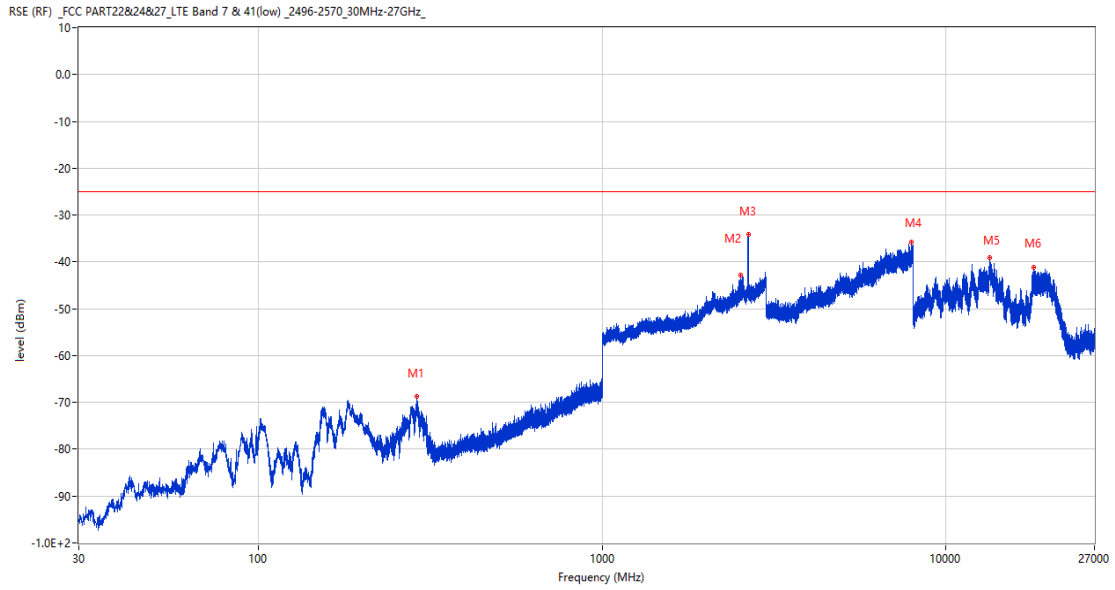
7.4 LTE Band 7 BW20, Middle Channel

RSE-H&H LTE Band 7 BW20 CH21100



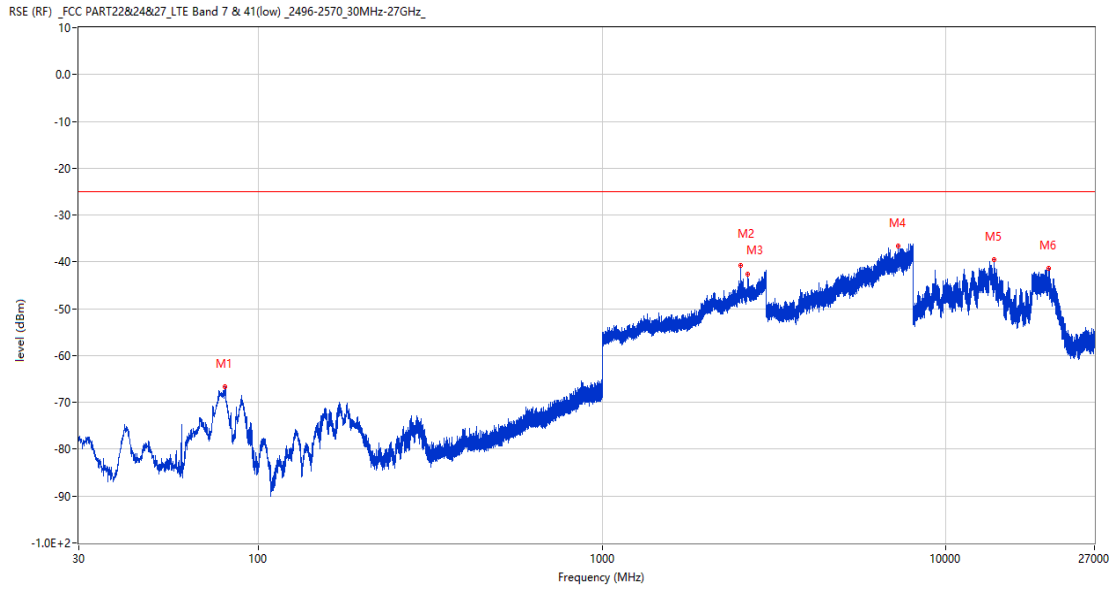
Frequency (MHz)	Result (dBm)	Factor (dB)	PK Limit (dBm)	Over Limit (dB)	Table (o)	ANT	EUT	Verdict
181.756	-68.76	-17.11	-25.0	-43.76	13.00	Horizontal	Horizontal	Pass
2526.100	-35.41	8.86	-25.0	-10.41	165.00	Horizontal	Horizontal	N/A
2652.300	-34.01	8.65	-25.0	-9.01	221.00	Horizontal	Horizontal	N/A
7998.750	-35.64	18.91	-25.0	-10.64	285.00	Horizontal	Horizontal	Pass
13791.075	-38.90	16.41	-25.0	-13.90	332.00	Horizontal	Horizontal	Pass
19434.150	-41.63	12.92	-25.0	-16.63	22.00	Horizontal	Horizontal	Pass

RSE-H&V LTE Band 7 BW20 CH21100



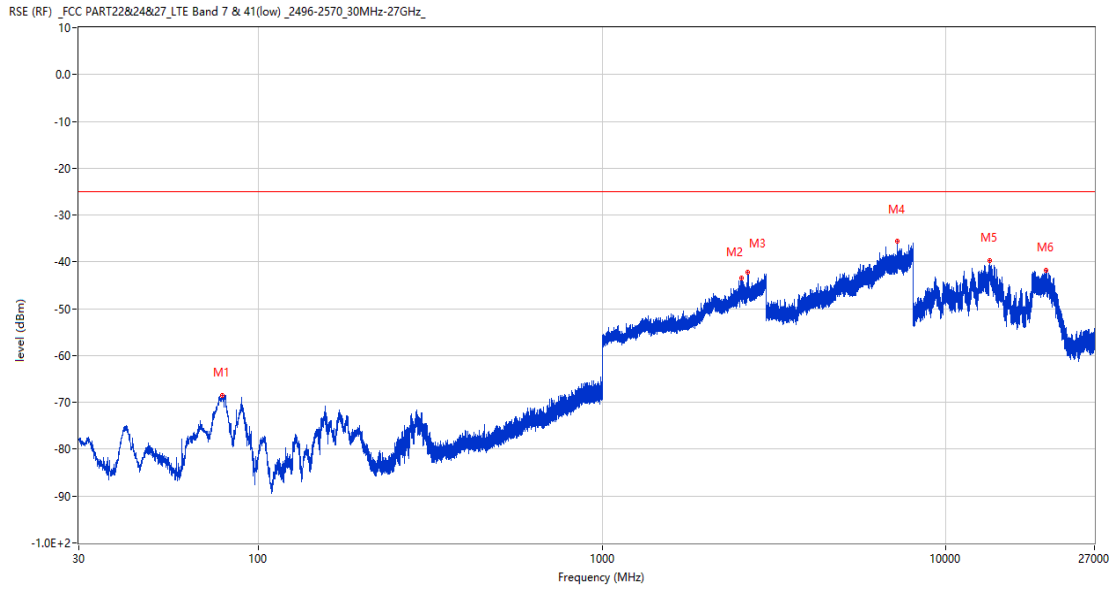
Frequency (MHz)	Result (dBm)	Factor (dB)	PK Limit (dBm)	Over Limit (dB)	Table (o)	ANT	EUT	Verdict
289.087	-68.81	-11.96	-25.0	-43.81	314.00	Horizontal	Vertical	Pass
2526.000	-42.93	8.86	-25.0	-17.93	170.00	Horizontal	Vertical	N/A
2655.200	-34.19	8.46	-25.0	-9.19	217.00	Horizontal	Vertical	N/A
7909.500	-35.87	18.06	-25.0	-10.87	189.00	Horizontal	Vertical	Pass
13378.688	-39.18	16.81	-25.0	-14.18	177.00	Horizontal	Vertical	Pass
17935.426	-41.25	13.74	-25.0	-16.25	200.00	Horizontal	Vertical	Pass

RSE-V&V LTE Band 7 BW20 CH21100



Frequency (MHz)	Result (dBm)	Factor (dB)	PK Limit (dBm)	Over Limit (dB)	Table (o)	ANT	EUT	Verdict
79.907	-66.58	-20.33	-25.0	-41.58	39.00	Vertical	Vertical	Pass
2526.000	-40.78	8.86	-25.0	-15.78	30.00	Vertical	Vertical	N/A
2648.400	-42.58	8.72	-25.0	-17.58	339.00	Vertical	Vertical	N/A
7254.750	-36.58	17.68	-25.0	-11.58	18.00	Vertical	Vertical	Pass
13813.125	-39.53	16.70	-25.0	-14.53	0.00	Vertical	Vertical	Pass
19840.051	-41.30	12.94	-25.0	-16.30	3.00	Vertical	Vertical	Pass

RSE-V&H LTE Band 7 BW20 CH21100

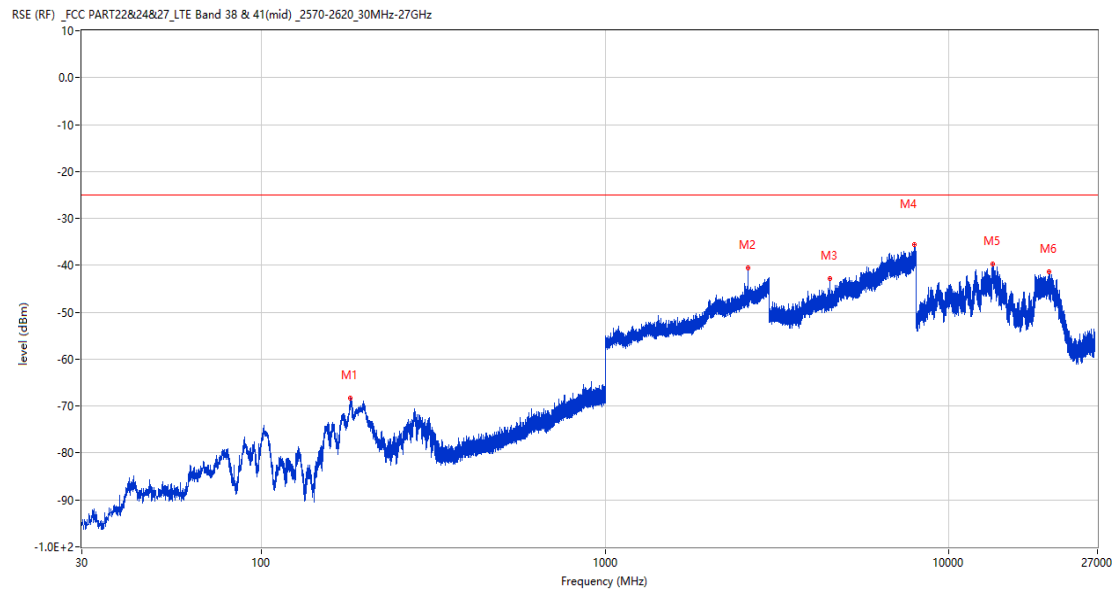


Frequency (MHz)	Result (dBm)	Factor (dB)	PK Limit (dBm)	Over Limit (dB)	Table (o)	ANT	EUT	Verdict
78.451	-68.50	-20.60	-25.0	-43.50	345.00	Vertical	Horizontal	Pass
2543.300	-43.44	8.81	-25.0	-18.44	3.00	Vertical	Horizontal	N/A
2650.900	-42.27	8.69	-25.0	-17.27	235.00	Vertical	Horizontal	N/A
7220.000	-35.57	16.71	-25.0	-10.57	205.00	Vertical	Horizontal	Pass
13369.763	-39.62	16.73	-25.0	-14.62	343.00	Vertical	Horizontal	Pass
19558.801	-41.80	12.93	-25.0	-16.80	292.00	Vertical	Horizontal	Pass

8 LTE Band 38

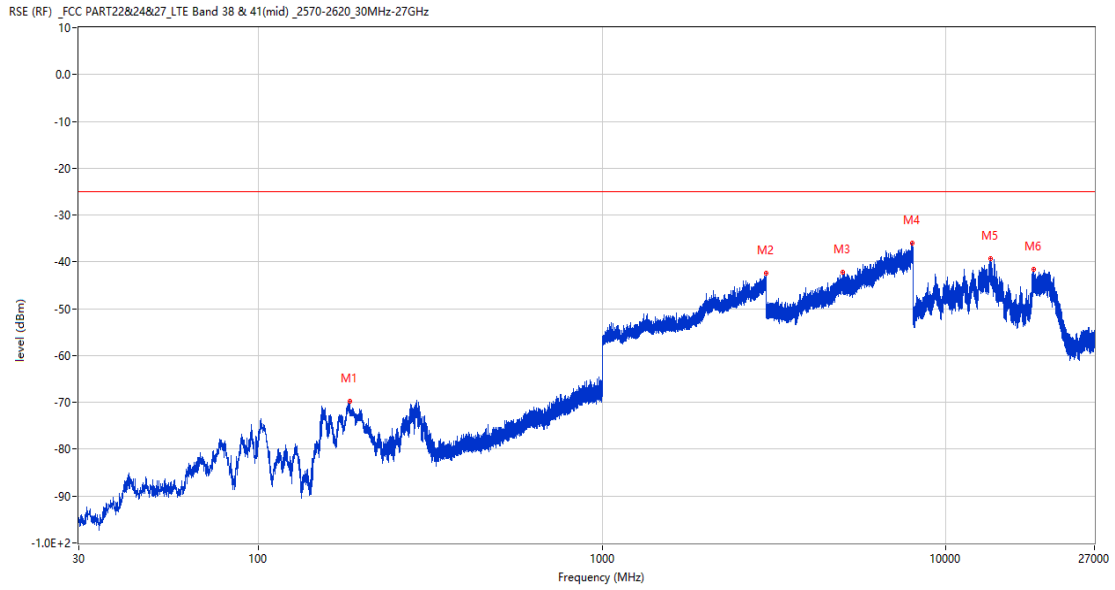
8.1 LTE Band 38 BW5, Middle Channel

RSE-H&H LTE Band 38 BW5 CH38000



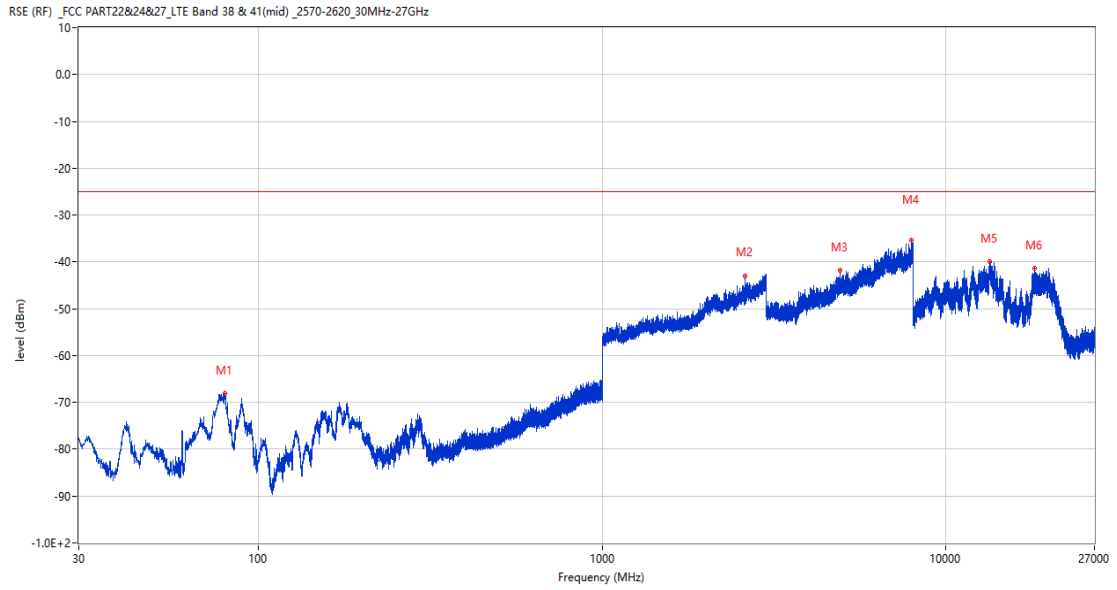
Frequency (MHz)	Result (dBm)	Factor (dB)	PK Limit (dBm)	Over Limit (dB)	Table (o)	ANT	EUT	Verdict
181.562	-68.35	-17.13	-25.0	-43.35	32.00	Horizontal	Horizontal	Pass
2593.900	-40.54	8.67	-25.0	-15.54	176.00	Horizontal	Horizontal	N/A
4507.750	-42.82	11.60	-25.0	-17.82	139.00	Horizontal	Horizontal	Pass
7926.250	-35.65	18.48	-25.0	-10.65	193.00	Horizontal	Horizontal	Pass
13383.675	-39.77	16.86	-25.0	-14.77	3.00	Horizontal	Horizontal	Pass
19560.176	-41.33	12.93	-25.0	-16.33	156.00	Horizontal	Horizontal	Pass

RSE-H&V LTE Band 38 BW5 CH38000



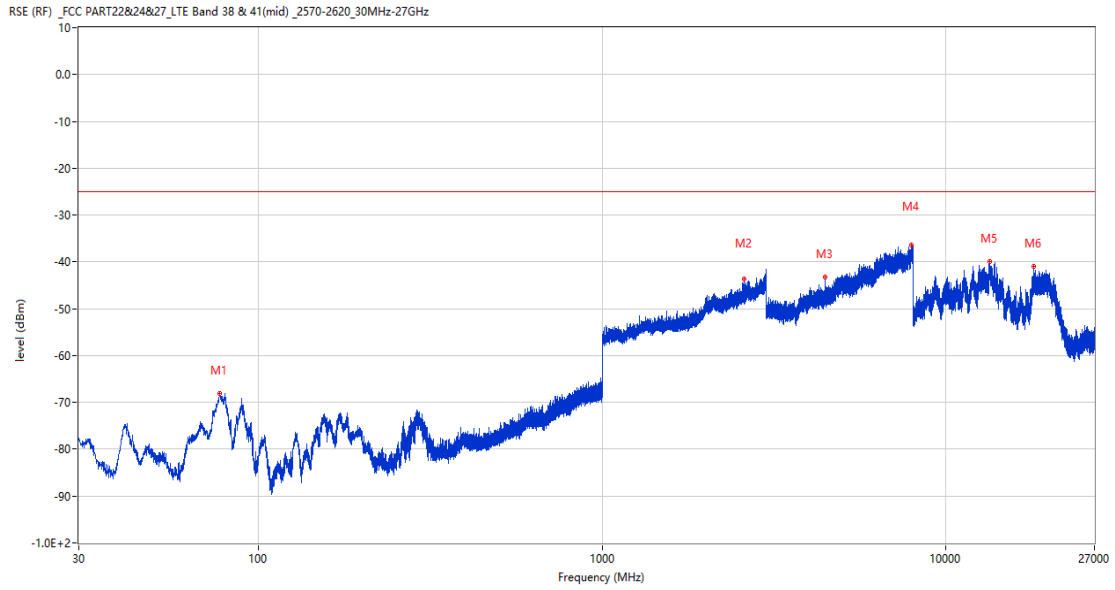
Frequency (MHz)	Result (dBm)	Factor (dB)	PK Limit (dBm)	Over Limit (dB)	Table (o)	ANT	EUT	Verdict
184.278	-69.78	-17.12	-25.0	-44.78	59.00	Horizontal	Vertical	Pass
2991.500	-42.48	11.46	-25.0	-17.48	303.00	Horizontal	Vertical	Pass
4991.000	-42.10	13.02	-25.0	-17.10	8.00	Horizontal	Vertical	Pass
7991.250	-36.06	18.47	-25.0	-11.06	137.00	Horizontal	Vertical	Pass
13439.849	-39.41	16.13	-25.0	-14.41	162.00	Horizontal	Vertical	Pass
17936.212	-41.68	13.76	-25.0	-16.68	207.00	Horizontal	Vertical	Pass

RSE-V&V LTE Band 38 BW5 CH38000



Frequency (MHz)	Result (dBm)	Factor (dB)	PK Limit (dBm)	Over Limit (dB)	Table (o)	ANT	EUT	Verdict
80.004	-68.13	-20.31	-25.0	-43.13	28.00	Vertical	Vertical	Pass
2594.200	-42.93	8.67	-25.0	-17.93	150.00	Vertical	Vertical	N/A
4906.250	-41.83	12.66	-25.0	-16.83	98.00	Vertical	Vertical	Pass
7926.750	-35.30	18.45	-25.0	-10.30	2.00	Vertical	Vertical	Pass
13353.224	-40.02	16.57	-25.0	-15.02	3.00	Vertical	Vertical	Pass
18129.601	-41.48	12.86	-25.0	-16.48	360.00	Vertical	Vertical	Pass

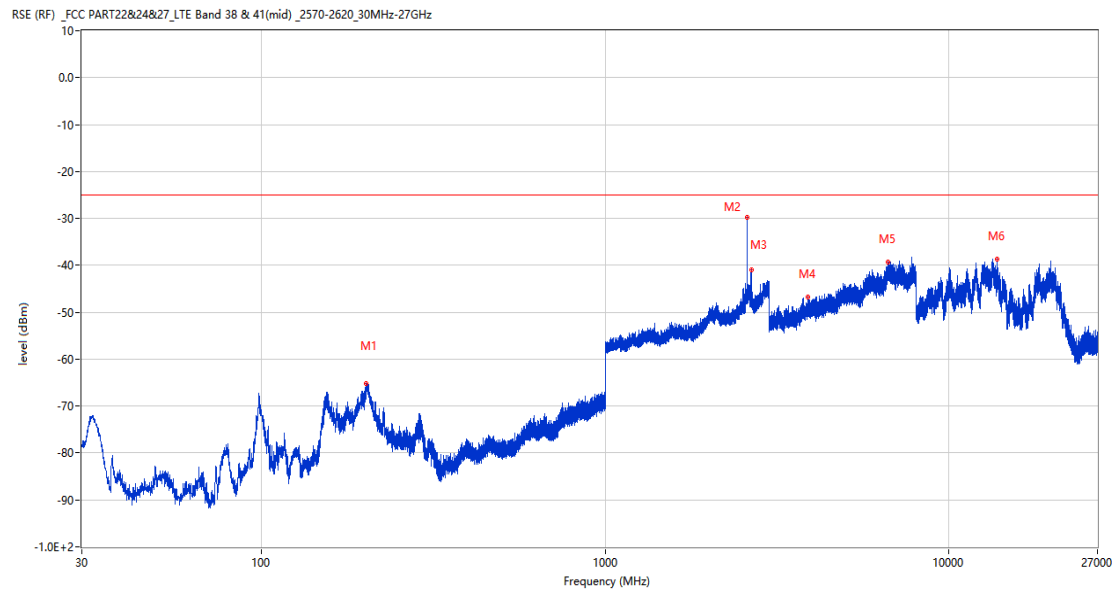
RSE-V&H LTE Band 38 BW5 CH38000



Frequency (MHz)	Result (dBm)	Factor (dB)	PK Limit (dBm)	Over Limit (dB)	Table (o)	ANT	EUT	Verdict
77.239	-68.11	-20.63	-25.0	-43.11	1.00	Vertical	Horizontal	Pass
2590.200	-43.74	8.62	-25.0	-18.74	14.00	Vertical	Horizontal	N/A
4437.250	-43.34	10.33	-25.0	-18.34	193.00	Vertical	Horizontal	Pass
7923.250	-36.39	18.30	-25.0	-11.39	214.00	Vertical	Horizontal	Pass
13402.313	-39.99	16.96	-25.0	-14.99	297.00	Vertical	Horizontal	Pass
17964.036	-41.06	13.74	-25.0	-16.06	24.00	Vertical	Horizontal	Pass

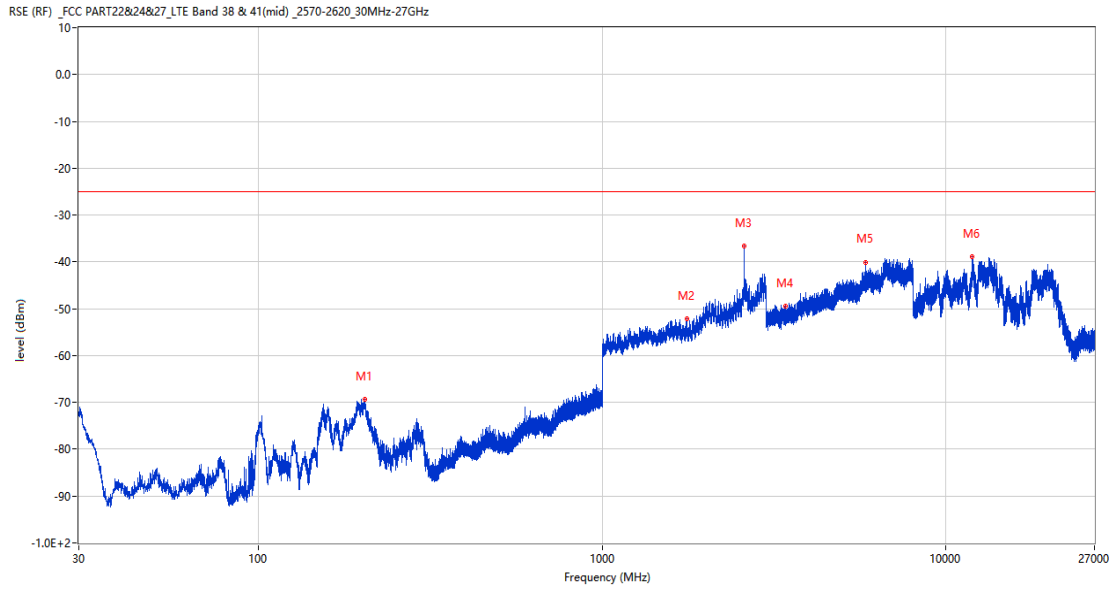
8.2 LTE Band 38 BW10, Middle Channel

RSE-H&H LTE Band 38 BW10 CH38000



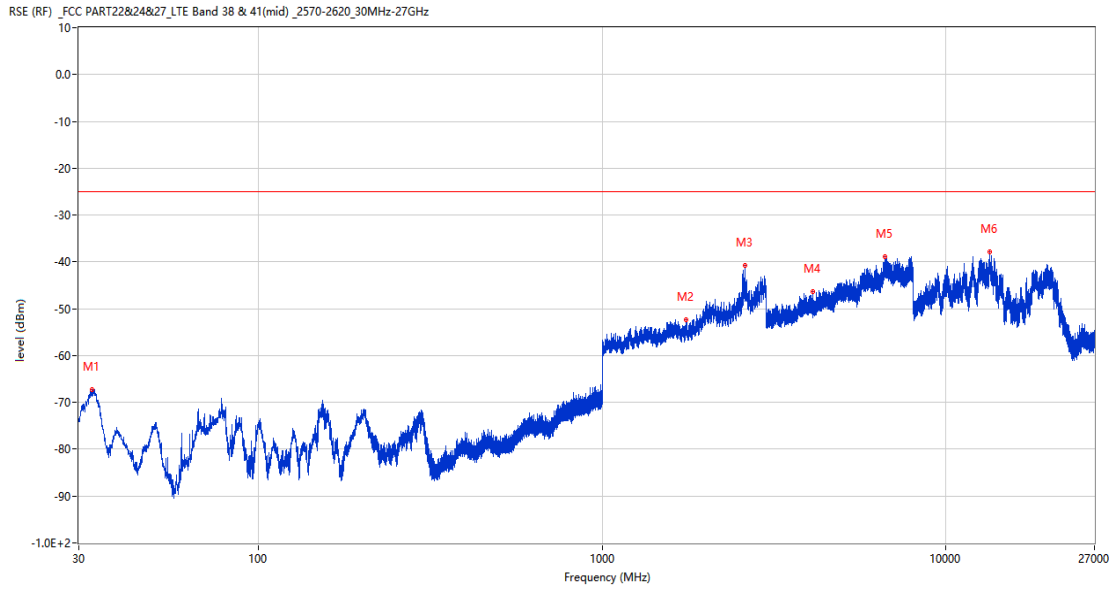
Frequency (MHz)	Result (dBm)	Factor (dB)	PK Limit (dBm)	Over Limit (dB)	Table (o)	ANT	EUT	Verdict
201.641	-65.16	-15.98	-25.0	-40.16	84.00	Horizontal	Horizontal	Pass
2591.200	-29.85	9.54	-25.0	-4.85	327.00	Horizontal	Horizontal	N/A
2662.900	-40.94	8.06	-25.0	-15.94	334.00	Horizontal	Horizontal	N/A
3888.000	-46.70	9.08	-25.0	-21.70	360.00	Horizontal	Horizontal	Pass
6650.250	-39.36	15.11	-25.0	-14.36	259.00	Horizontal	Horizontal	Pass
13806.562	-38.69	16.86	-25.0	-13.69	253.00	Horizontal	Horizontal	Pass

RSE-H&V LTE Band 38 BW10 CH38000



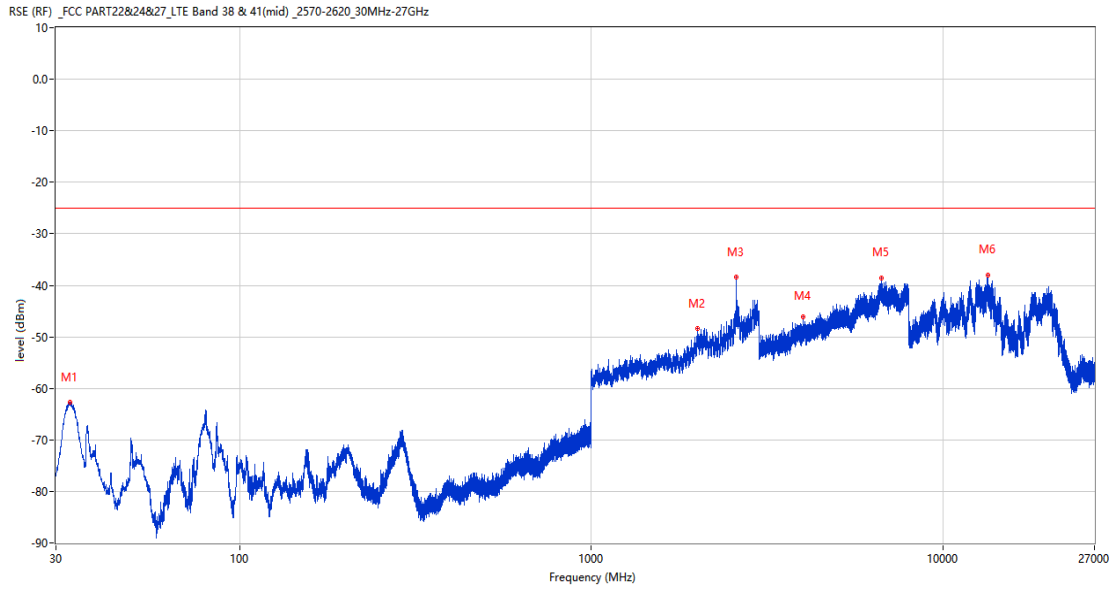
Frequency (MHz)	Result (dBm)	Factor (dB)	PK Limit (dBm)	Over Limit (dB)	Table (o)	ANT	EUT	Verdict
204.115	-69.34	-15.47	-25.0	-44.34	67.00	Horizontal	Vertical	Pass
1760.100	-52.11	0.13	-25.0	-27.11	278.00	Horizontal	Vertical	Pass
2591.100	-36.69	9.54	-25.0	-11.69	341.00	Horizontal	Vertical	N/A
3405.250	-49.53	6.53	-25.0	-24.53	267.00	Horizontal	Vertical	Pass
5826.250	-40.19	12.11	-25.0	-15.19	56.00	Horizontal	Vertical	Pass
11922.550	-38.79	13.97	-25.0	-13.79	358.00	Horizontal	Vertical	Pass

RSE-V&V LTE Band 38 BW10 CH38000



Frequency (MHz)	Result (dBm)	Factor (dB)	PK Limit (dBm)	Over Limit (dB)	Table (o)	ANT	EUT	Verdict
32.813	-67.27	-24.19	-25.0	-42.27	119.00	Vertical	Vertical	Pass
1755.400	-52.42	0.01	-25.0	-27.42	192.00	Vertical	Vertical	Pass
2593.700	-40.80	9.60	-25.0	-15.80	284.00	Vertical	Vertical	N/A
4093.000	-46.33	8.76	-25.0	-21.33	329.00	Vertical	Vertical	Pass
6637.500	-38.89	15.03	-25.0	-13.89	62.00	Vertical	Vertical	Pass
13378.162	-37.88	16.80	-25.0	-12.88	342.00	Vertical	Vertical	Pass

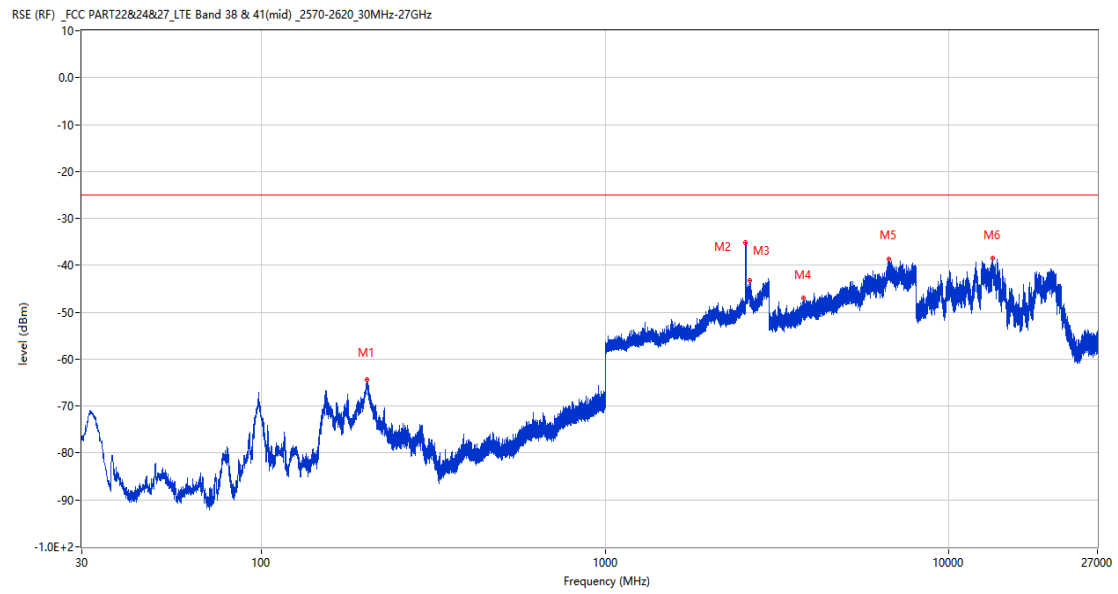
RSE-V&H LTE Band 38 BW10 CH38000



Frequency (MHz)	Result (dBm)	Factor (dB)	PK Limit (dBm)	Over Limit (dB)	Table (o)	ANT	EUT	Verdict
32.910	-62.72	-24.15	-25.0	-37.72	148.00	Vertical	Horizontal	Pass
2005.000	-48.35	3.87	-25.0	-23.35	360.00	Vertical	Horizontal	Pass
2591.300	-38.42	9.55	-25.0	-13.42	327.00	Vertical	Horizontal	N/A
3998.000	-46.10	9.14	-25.0	-21.10	270.00	Vertical	Horizontal	Pass
6685.750	-38.61	14.57	-25.0	-13.61	149.00	Vertical	Horizontal	Pass
13409.925	-38.11	16.79	-25.0	-13.11	63.00	Vertical	Horizontal	Pass

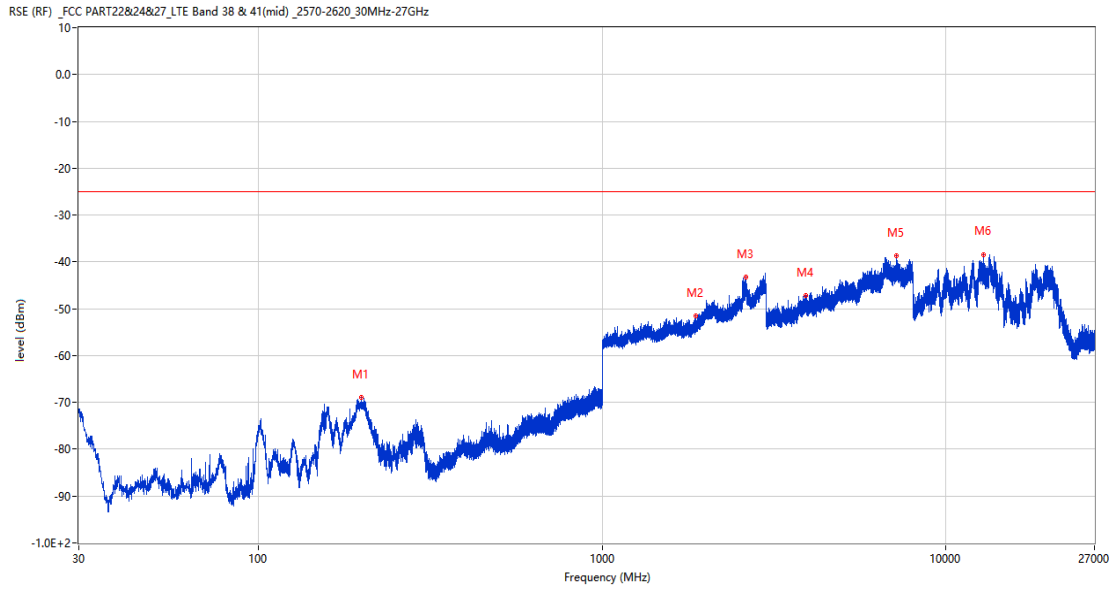
8.3 LTE Band 38 BW15, Middle Channel

RSE-H&H LTE Band 38 BW15 CH38000



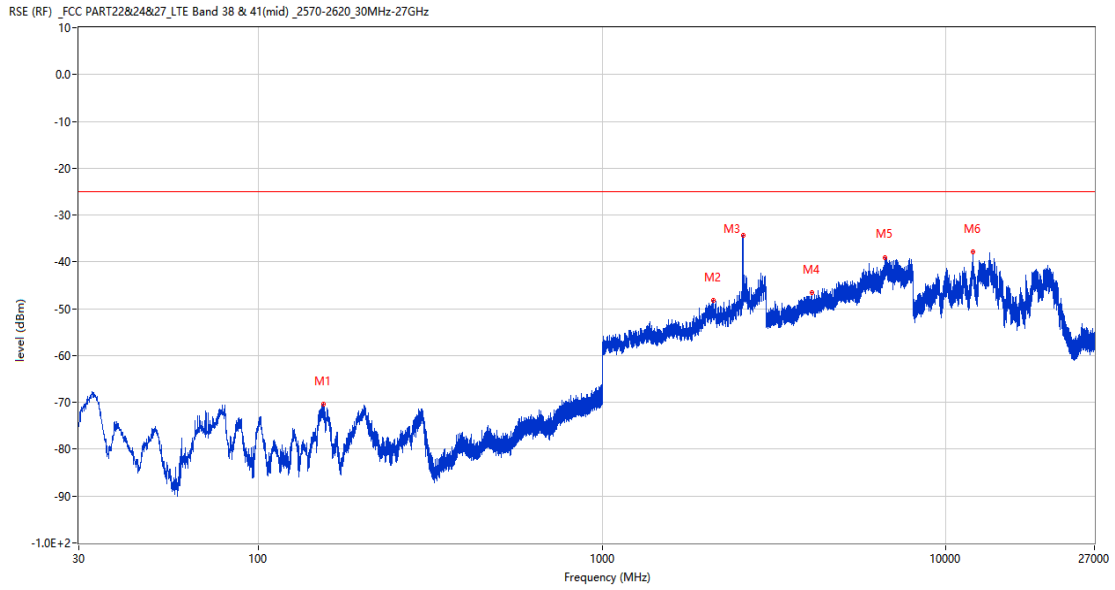
Frequency (MHz)	Result (dBm)	Factor (dB)	PK Limit (dBm)	Over Limit (dB)	Table (o)	ANT	EUT	Verdict
202.417	-64.37	-15.75	-25.0	-39.37	79.00	Horizontal	Horizontal	Pass
2562.300	-35.21	8.85	-25.0	-10.21	241.00	Horizontal	Horizontal	N/A
2626.700	-43.23	9.09	-25.0	-18.23	328.00	Horizontal	Horizontal	N/A
3759.500	-46.94	8.70	-25.0	-21.94	150.00	Horizontal	Horizontal	Pass
6674.000	-38.76	14.54	-25.0	-13.76	315.00	Horizontal	Horizontal	Pass
13417.275	-38.39	16.63	-25.0	-13.39	181.00	Horizontal	Horizontal	Pass

RSE-H&V LTE Band 38 BW15 CH38000



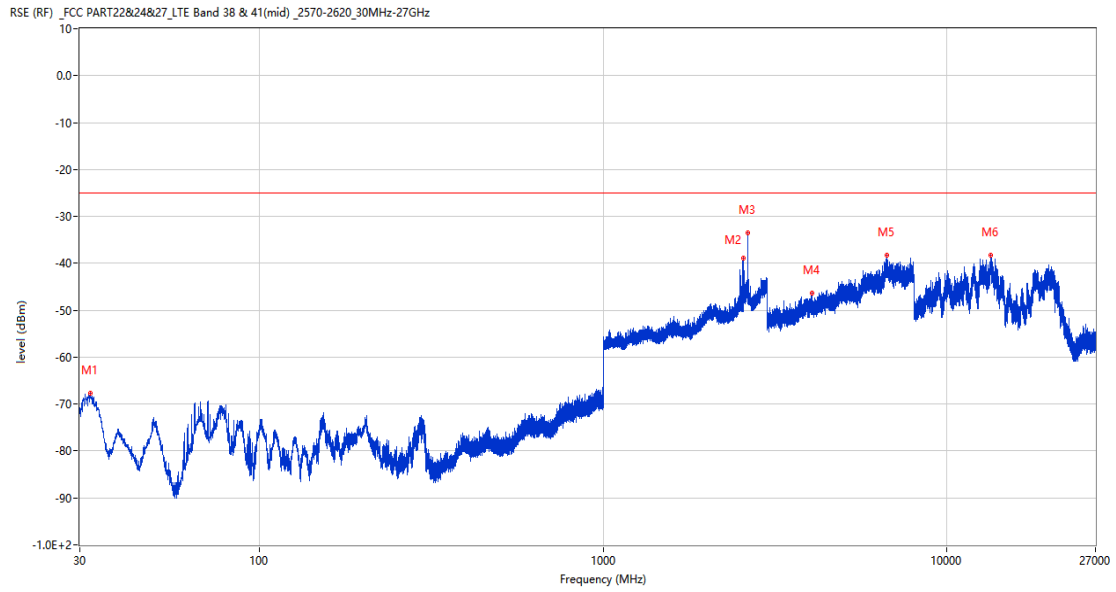
Frequency (MHz)	Result (dBm)	Factor (dB)	PK Limit (dBm)	Over Limit (dB)	Table (o)	ANT	EUT	Verdict
199.508	-68.99	-16.16	-25.0	-43.99	80.00	Horizontal	Vertical	Pass
1865.900	-51.58	0.77	-25.0	-26.58	132.00	Horizontal	Vertical	Pass
2621.000	-43.34	10.04	-25.0	-18.34	194.00	Horizontal	Vertical	N/A
3898.500	-47.16	9.16	-25.0	-22.16	26.00	Horizontal	Vertical	Pass
7147.500	-38.76	14.08	-25.0	-13.76	288.00	Horizontal	Vertical	Pass
12824.287	-38.54	14.20	-25.0	-13.54	224.00	Horizontal	Vertical	Pass

RSE-V&V LTE Band 38 BW15 CH38000



Frequency (MHz)	Result (dBm)	Factor (dB)	PK Limit (dBm)	Over Limit (dB)	Table (o)	ANT	EUT	Verdict
154.014	-70.33	-21.12	-25.0	-45.33	59.00	Vertical	Vertical	Pass
2098.700	-48.21	4.60	-25.0	-23.21	340.00	Vertical	Vertical	Pass
2562.400	-34.28	8.86	-25.0	-9.28	278.00	Vertical	Vertical	N/A
4063.000	-46.54	9.23	-25.0	-21.54	87.00	Vertical	Vertical	Pass
6655.000	-39.16	14.97	-25.0	-14.16	0.00	Vertical	Vertical	Pass
11977.650	-37.85	13.90	-25.0	-12.85	251.00	Vertical	Vertical	Pass

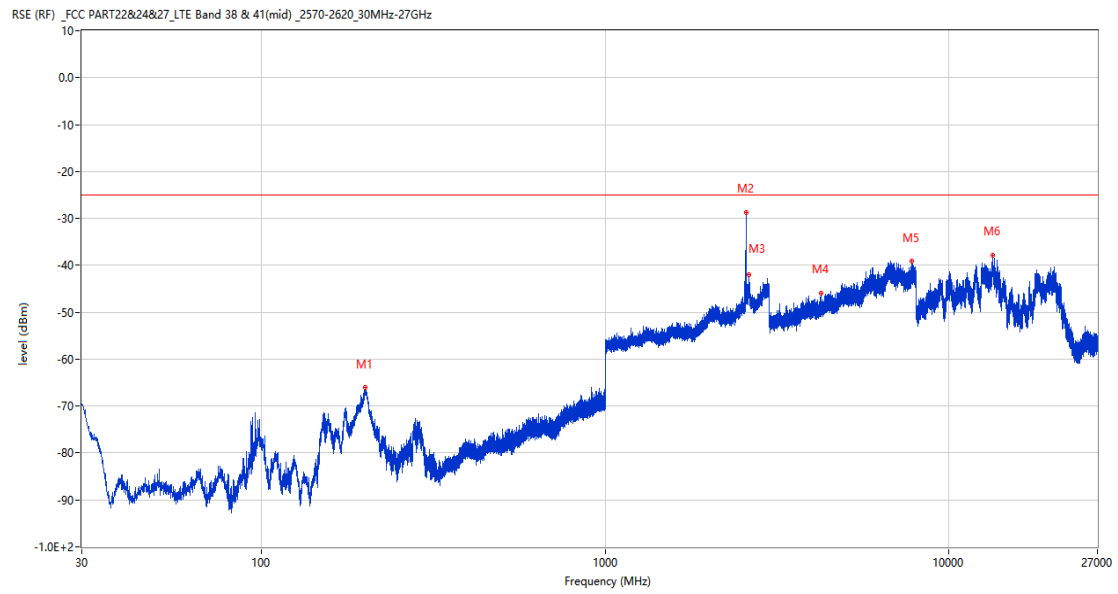
RSE-V&H LTE Band 38 BW15 CH38000



Frequency (MHz)	Result (dBm)	Factor (dB)	PK Limit (dBm)	Over Limit (dB)	Table (o)	ANT	EUT	Verdict
32.182	-67.71	-24.43	-25.0	-42.71	120.00	Vertical	Horizontal	Pass
2549.200	-38.97	6.56	-25.0	-13.97	89.00	Vertical	Horizontal	Pass
2632.200	-33.57	8.17	-25.0	-8.57	360.00	Vertical	Horizontal	N/A
4039.250	-46.24	9.24	-25.0	-21.24	140.00	Vertical	Horizontal	Pass
6681.750	-38.34	14.54	-25.0	-13.34	86.00	Vertical	Horizontal	Pass
13396.013	-38.36	16.97	-25.0	-13.36	360.00	Vertical	Horizontal	Pass

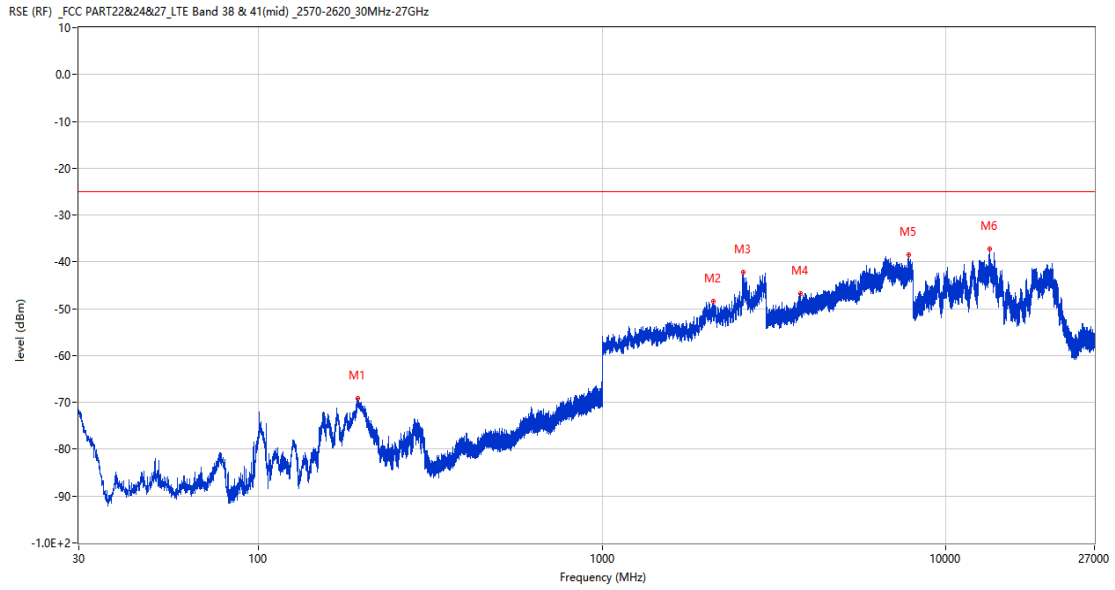
8.4 LTE Band 38 BW20, Middle Channel

RSE-H&H LTE Band 38 BW20 CH38000



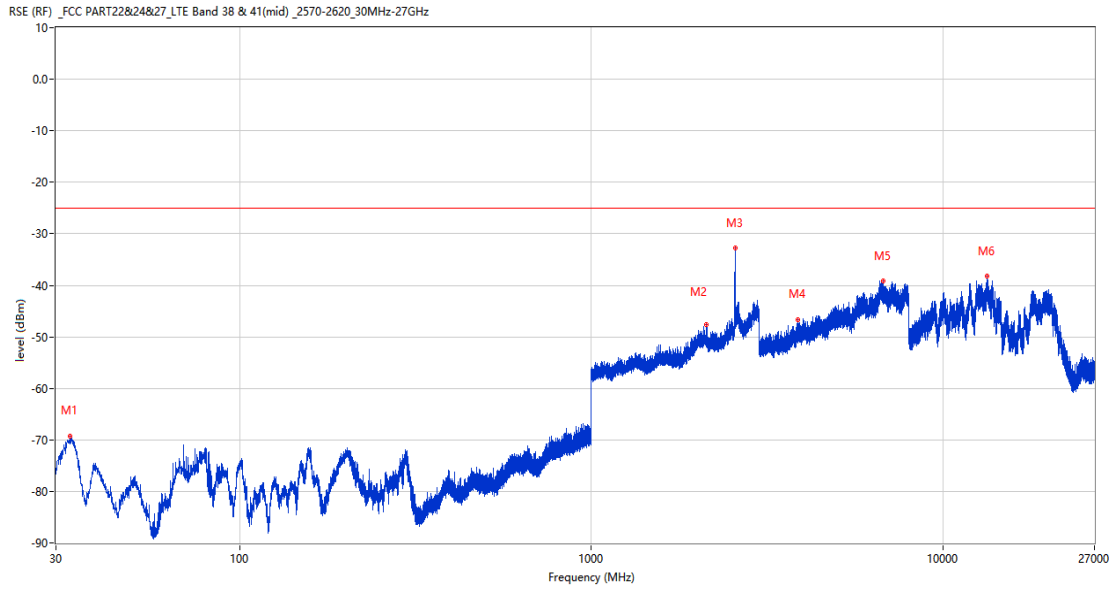
Frequency (MHz)	Result (dBm)	Factor (dB)	PK Limit (dBm)	Over Limit (dB)	Table (o)	ANT	EUT	Verdict
200.671	-66.10	-16.05	-25.0	-41.10	95.00	Horizontal	Horizontal	Pass
2562.800	-28.64	8.87	-25.0	-3.64	334.00	Horizontal	Horizontal	N/A
2622.200	-42.00	10.06	-25.0	-17.00	328.00	Horizontal	Horizontal	N/A
4252.000	-45.83	9.06	-25.0	-20.83	253.00	Horizontal	Horizontal	Pass
7783.750	-39.02	15.56	-25.0	-14.02	81.00	Horizontal	Horizontal	Pass
13387.088	-37.86	16.89	-25.0	-12.86	360.00	Horizontal	Horizontal	Pass

RSE-H&V LTE Band 38 BW20 CH38000



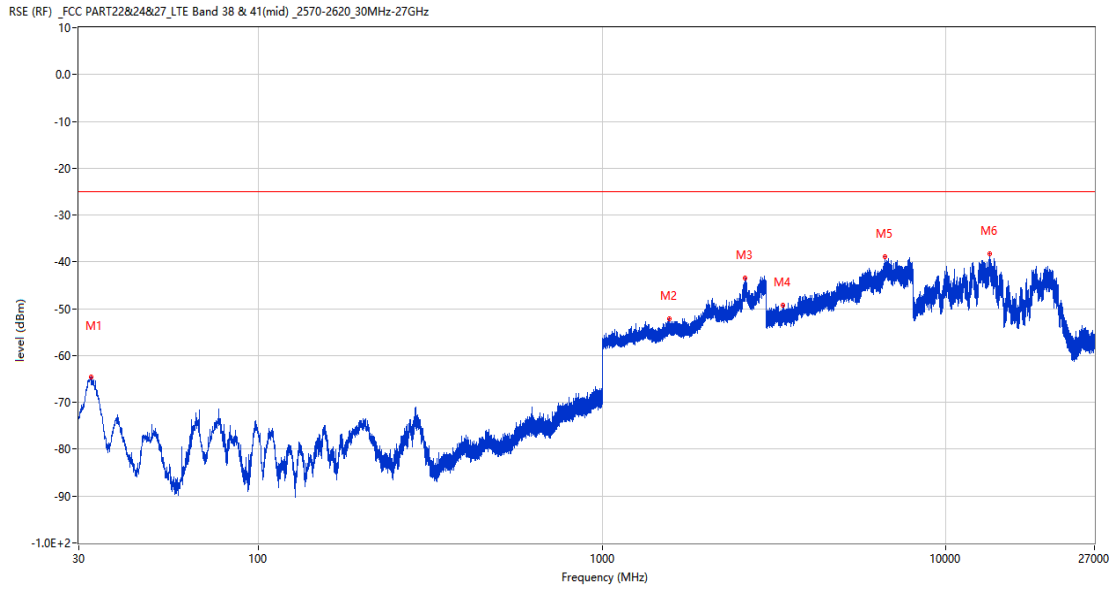
Frequency (MHz)	Result (dBm)	Factor (dB)	PK Limit (dBm)	Over Limit (dB)	Table (o)	ANT	EUT	Verdict
194.415	-69.14	-15.92	-25.0	-44.14	56.00	Horizontal	Vertical	Pass
2098.600	-48.45	4.59	-25.0	-23.45	75.00	Horizontal	Vertical	Pass
2564.200	-42.29	8.90	-25.0	-17.29	152.00	Horizontal	Vertical	N/A
3767.000	-46.71	8.82	-25.0	-21.71	140.00	Horizontal	Vertical	Pass
7783.750	-38.58	15.56	-25.0	-13.58	74.00	Horizontal	Vertical	Pass
13391.813	-37.33	16.93	-25.0	-12.33	177.00	Horizontal	Vertical	Pass

RSE-V&V LTE Band 38 BW20 CH38000



Frequency (MHz)	Result (dBm)	Factor (dB)	PK Limit (dBm)	Over Limit (dB)	Table (o)	ANT	EUT	Verdict
32.813	-69.27	-24.19	-25.0	-44.27	120.00	Vertical	Vertical	Pass
2130.700	-47.66	4.05	-25.0	-22.66	150.00	Vertical	Vertical	Pass
2563.300	-32.79	8.88	-25.0	-7.79	242.00	Vertical	Vertical	N/A
3872.750	-46.69	8.88	-25.0	-21.69	360.00	Vertical	Vertical	Pass
6775.750	-39.21	14.30	-25.0	-14.21	291.00	Vertical	Vertical	Pass
13368.974	-38.13	16.72	-25.0	-13.13	108.00	Vertical	Vertical	Pass

RSE-V&H LTE Band 38 BW20 CH38000

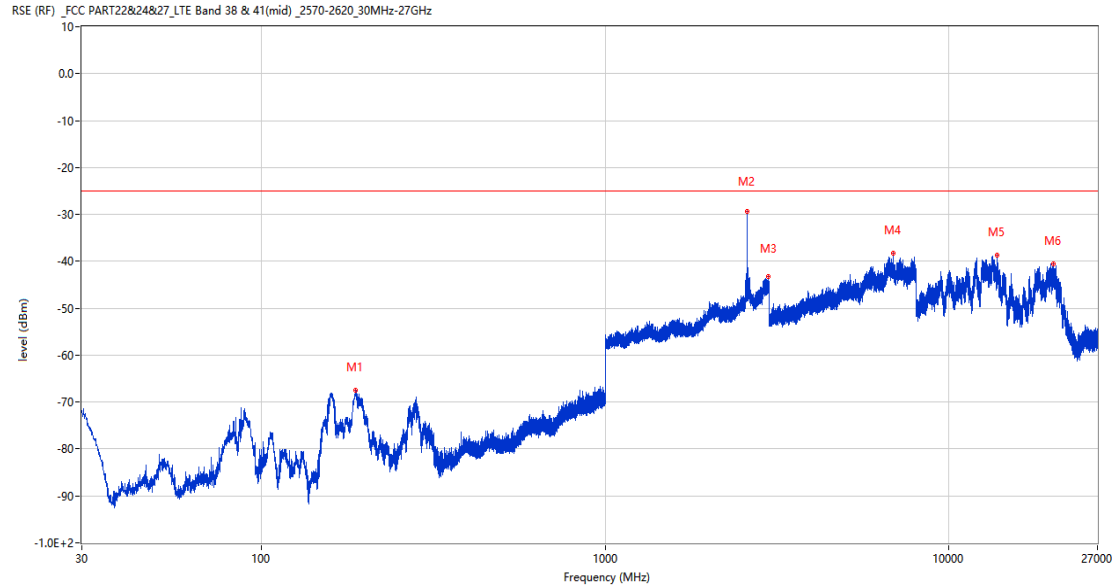


Frequency (MHz)	Result (dBm)	Factor (dB)	PK Limit (dBm)	Over Limit (dB)	Table (o)	ANT	EUT	Verdict
32.522	-64.49	-24.29	-25.0	-39.49	140.00	Vertical	Horizontal	Pass
1562.200	-52.23	0.27	-25.0	-27.23	12.00	Vertical	Horizontal	Pass
2599.700	-43.52	9.75	-25.0	-18.52	236.00	Vertical	Horizontal	N/A
3344.500	-49.23	5.79	-25.0	-24.23	174.00	Vertical	Horizontal	Pass
6647.500	-38.98	15.17	-25.0	-13.98	80.00	Vertical	Horizontal	Pass
13390.500	-38.18	16.92	-25.0	-13.18	36.00	Vertical	Horizontal	Pass

9 LTE Band 41

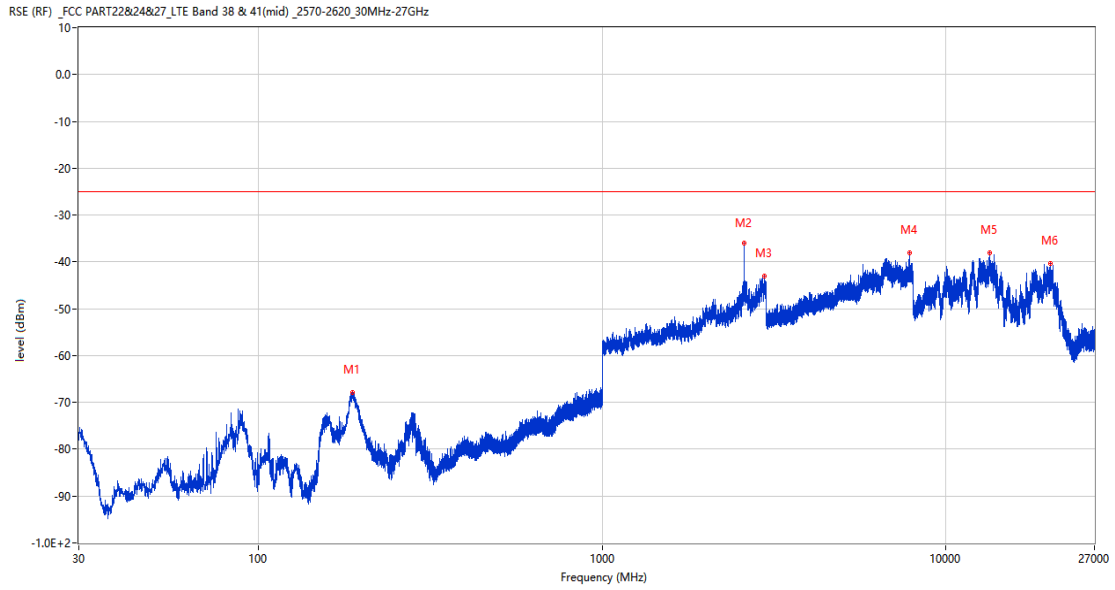
9.1 LTE Band 41 BW5, Middle Channel

RSE-H&H LTE Band 41 BW5 CH40620



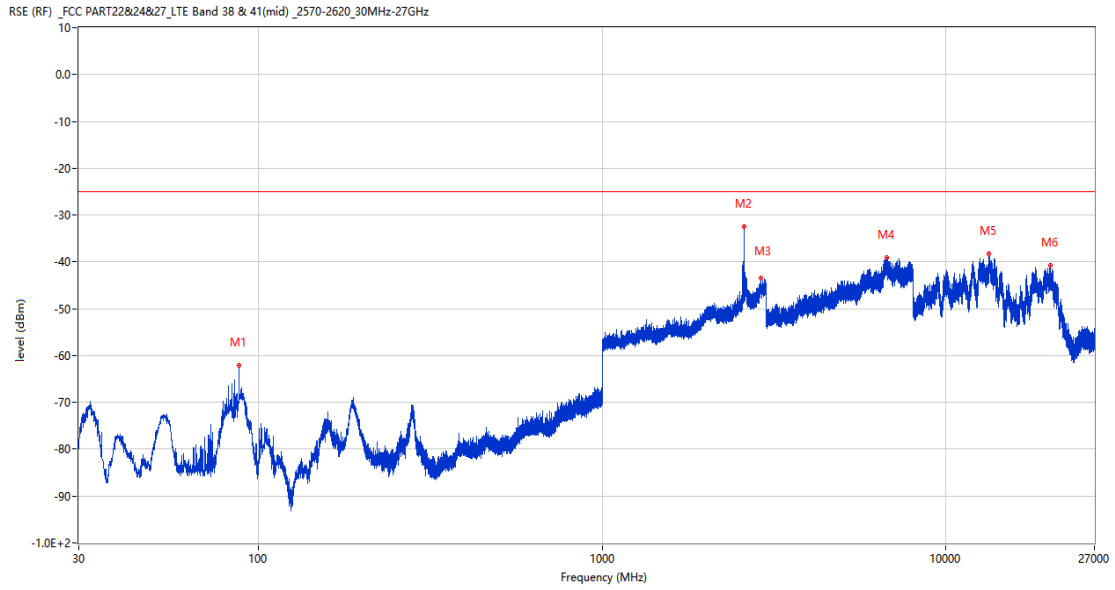
Frequency (MHz)	Result (dBm)	Factor (dB)	PK Limit (dBm)	Over Limit (dB)	Table (o)	ANT	EUT	Verdict
187.237	-67.57	-16.55	-25.0	-42.57	286.00	Horizontal	Horizontal	Pass
2591.700	-29.46	9.56	-25.0	-4.46	315.00	Horizontal	Horizontal	N/A
2973.300	-43.19	12.09	-25.0	-18.19	49.00	Horizontal	Horizontal	Pass
6882.750	-38.22	14.12	-25.0	-13.22	360.00	Horizontal	Horizontal	Pass
13793.700	-38.78	16.59	-25.0	-13.78	271.00	Horizontal	Horizontal	Pass
20110.051	-40.48	12.96	-25.0	-15.48	72.00	Horizontal	Horizontal	Pass

RSE-H&V LTE Band 41 BW5 CH40620



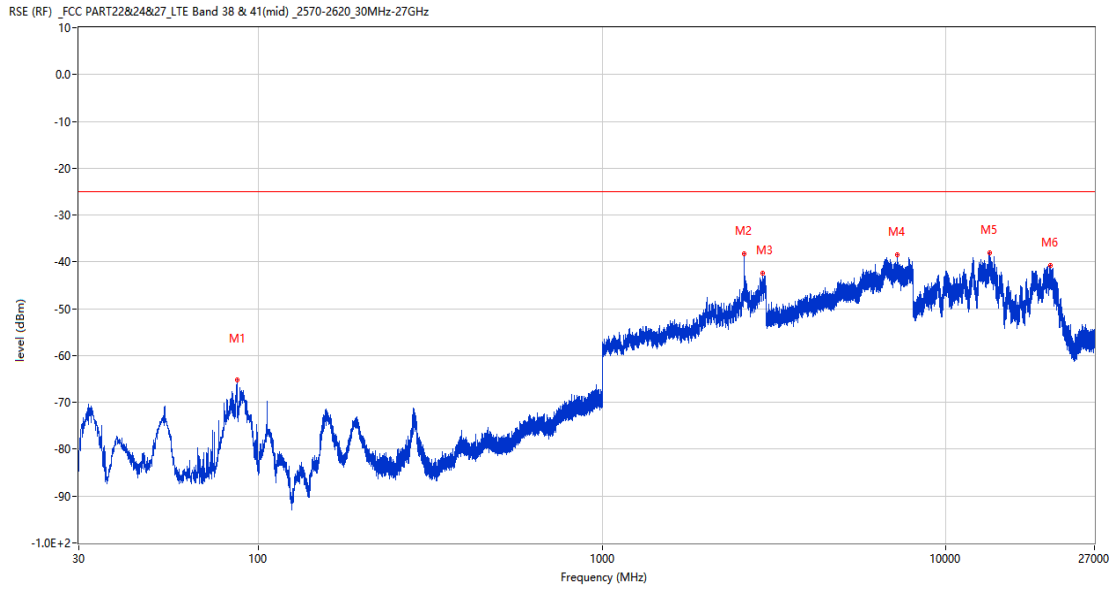
Frequency (MHz)	Result (dBm)	Factor (dB)	PK Limit (dBm)	Over Limit (dB)	Table (o)	ANT	EUT	Verdict
187.819	-67.93	-16.60	-25.0	-42.93	322.00	Horizontal	Vertical	Pass
2591.500	-35.94	9.55	-25.0	-10.94	136.00	Horizontal	Vertical	N/A
2966.500	-43.11	11.56	-25.0	-18.11	67.00	Horizontal	Vertical	Pass
7813.250	-38.13	16.25	-25.0	-13.13	301.00	Horizontal	Vertical	Pass
13358.213	-38.02	16.62	-25.0	-13.02	211.00	Horizontal	Vertical	Pass
20080.802	-40.27	12.96	-25.0	-15.27	2.00	Horizontal	Vertical	Pass

RSE-V&V LTE Band 41 BW5 CH40620



Frequency (MHz)	Result (dBm)	Factor (dB)	PK Limit (dBm)	Over Limit (dB)	Table (o)	ANT	EUT	Verdict
87.570	-62.16	-20.20	-25.0	-37.16	260.00	Vertical	Vertical	Pass
2591.500	-32.44	9.55	-25.0	-7.44	281.00	Vertical	Vertical	N/A
2890.200	-43.50	10.88	-25.0	-18.50	325.00	Vertical	Vertical	Pass
6715.500	-39.20	15.72	-25.0	-14.20	214.00	Vertical	Vertical	Pass
13347.713	-38.17	16.45	-25.0	-13.17	181.00	Vertical	Vertical	Pass
20094.300	-40.74	12.96	-25.0	-15.74	177.00	Vertical	Vertical	Pass

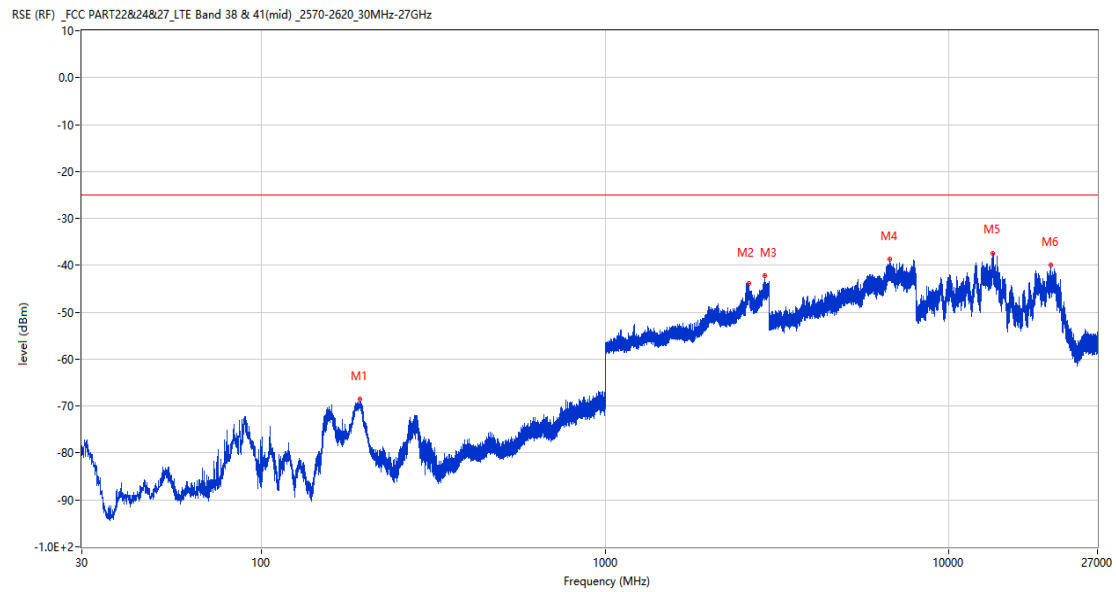
RSE-V&H LTE Band 41 BW5 CH40620



Frequency (MHz)	Result (dBm)	Factor (dB)	PK Limit (dBm)	Over Limit (dB)	Table (o)	ANT	EUT	Verdict
86.600	-65.15	-20.48	-25.0	-40.15	333.00	Vertical	Horizontal	Pass
2591.500	-38.35	9.55	-25.0	-13.35	317.00	Vertical	Horizontal	N/A
2927.400	-42.48	10.65	-25.0	-17.48	199.00	Vertical	Horizontal	Pass
7207.500	-38.46	14.31	-25.0	-13.46	267.00	Vertical	Horizontal	Pass
13361.100	-37.96	16.64	-25.0	-12.96	254.00	Vertical	Horizontal	Pass
20070.900	-40.86	12.96	-25.0	-15.86	234.00	Vertical	Horizontal	Pass

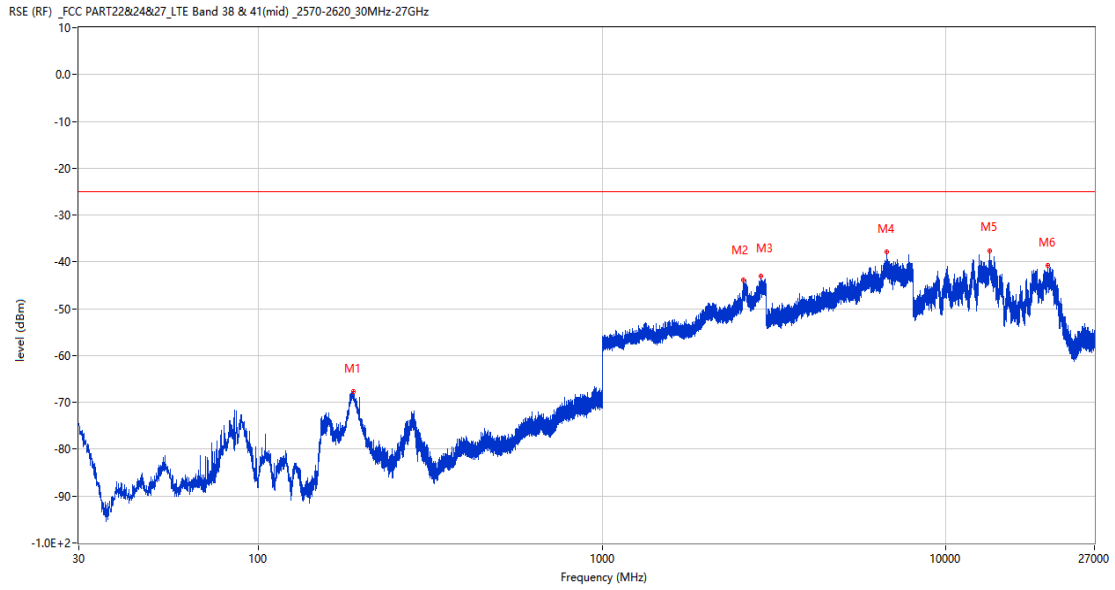
9.2 LTE Band 41 BW10, Middle Channel

RSE-H&H LTE Band 41 BW10 CH40620



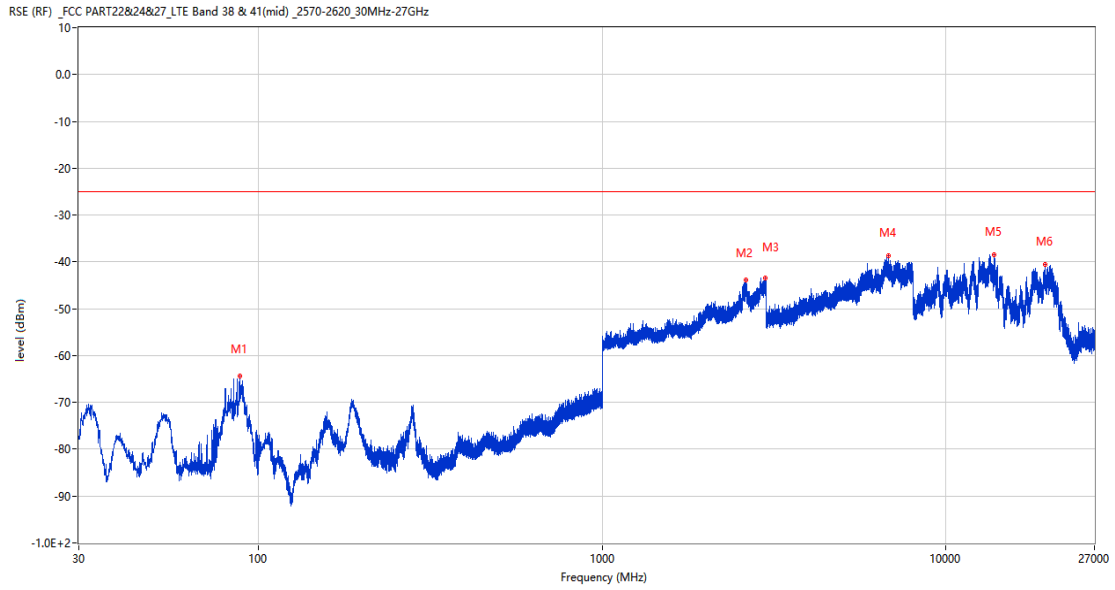
Frequency (MHz)	Result (dBm)	Factor (dB)	PK Limit (dBm)	Over Limit (dB)	Table (o)	ANT	EUT	Verdict
193.542	-68.47	-16.05	-25.0	-43.47	308.00	Horizontal	Horizontal	Pass
2620.900	-43.92	10.04	-25.0	-18.92	334.00	Horizontal	Horizontal	Pass
2913.900	-42.28	10.96	-25.0	-17.28	360.00	Horizontal	Horizontal	Pass
6716.000	-38.65	15.68	-25.0	-13.65	53.00	Horizontal	Horizontal	Pass
13379.738	-37.46	16.82	-25.0	-12.46	360.00	Horizontal	Horizontal	Pass
19771.650	-39.94	12.94	-25.0	-14.94	2.00	Horizontal	Horizontal	Pass

RSE-H&V LTE Band 41 BW10 CH40620



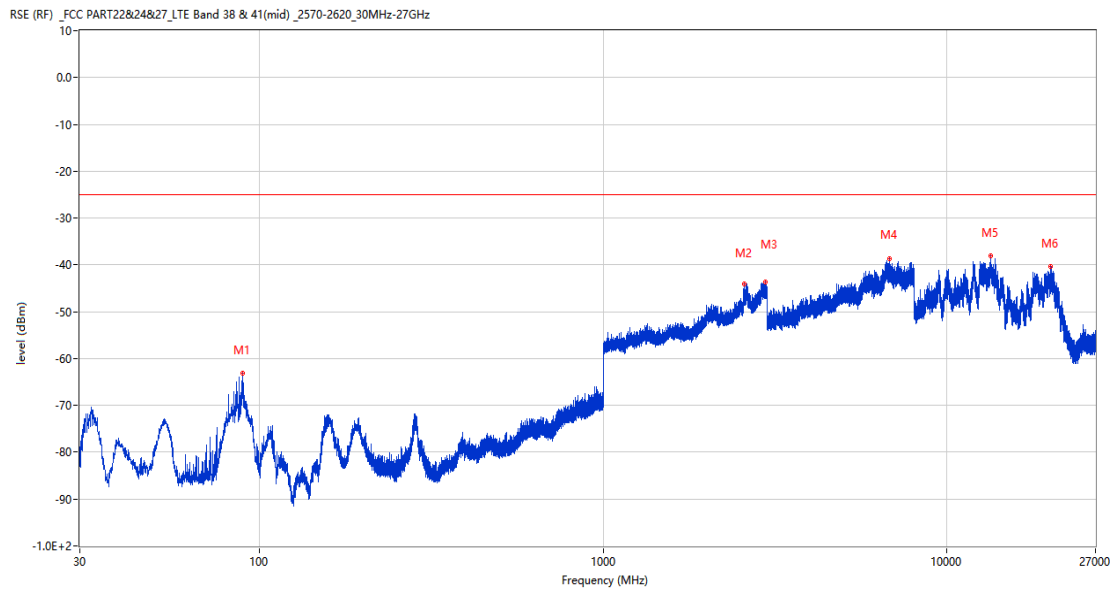
Frequency (MHz)	Result (dBm)	Factor (dB)	PK Limit (dBm)	Over Limit (dB)	Table (o)	ANT	EUT	Verdict
188.498	-67.66	-16.50	-25.0	-42.66	305.00	Horizontal	Vertical	Pass
2576.700	-43.94	9.20	-25.0	-18.94	351.00	Horizontal	Vertical	Pass
2887.300	-43.00	11.00	-25.0	-18.00	104.00	Horizontal	Vertical	Pass
6701.250	-37.86	15.40	-25.0	-12.86	59.00	Horizontal	Vertical	Pass
13395.225	-37.64	16.97	-25.0	-12.64	88.00	Horizontal	Vertical	Pass
19741.950	-40.67	12.94	-25.0	-15.67	238.00	Horizontal	Vertical	Pass

RSE-V&V LTE Band 41 BW10 CH40620



Frequency (MHz)	Result (dBm)	Factor (dB)	PK Limit (dBm)	Over Limit (dB)	Table (o)	ANT	EUT	Verdict
88.006	-64.31	-20.09	-25.0	-39.31	285.00	Vertical	Vertical	Pass
2612.500	-43.76	9.93	-25.0	-18.76	109.00	Vertical	Vertical	Pass
2985.000	-43.34	11.00	-25.0	-18.34	152.00	Vertical	Vertical	Pass
6804.000	-38.60	14.42	-25.0	-13.60	339.00	Vertical	Vertical	Pass
13791.337	-38.41	16.43	-25.0	-13.41	226.00	Vertical	Vertical	Pass
19404.900	-40.53	12.92	-25.0	-15.53	111.00	Vertical	Vertical	Pass

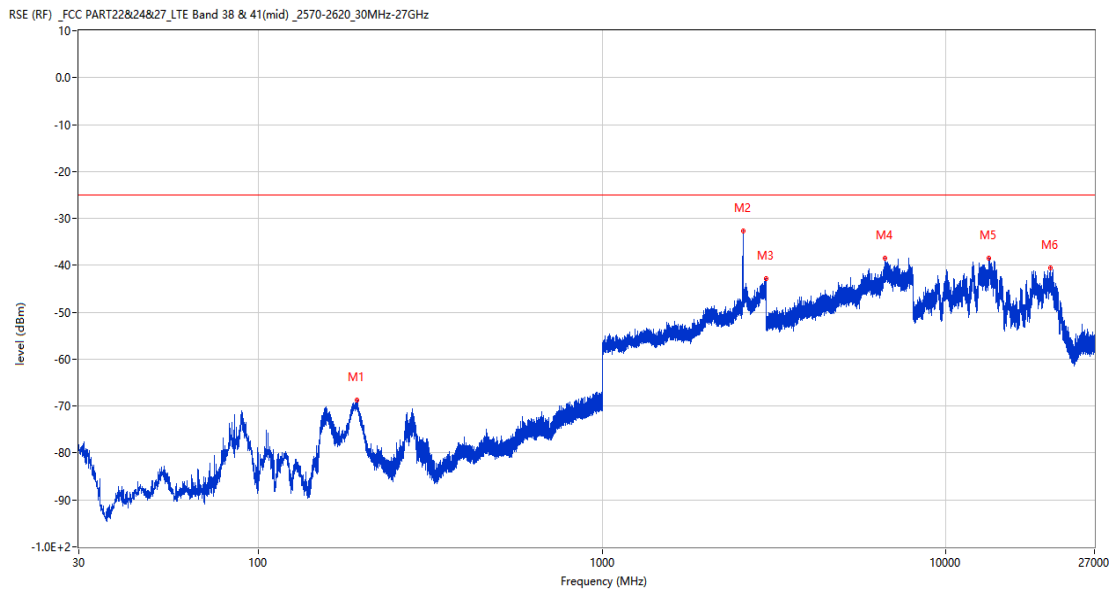
RSE-V&H LTE Band 41 BW10 CH40620



Frequency (MHz)	Result (dBm)	Factor (dB)	PK Limit (dBm)	Over Limit (dB)	Table (o)	ANT	EUT	Verdict
89.073	-63.19	-20.15	-25.0	-38.19	248.00	Vertical	Horizontal	Pass
2575.700	-43.99	9.17	-25.0	-18.99	69.00	Vertical	Horizontal	Pass
2967.000	-43.75	11.60	-25.0	-18.75	78.00	Vertical	Horizontal	Pass
6778.750	-38.60	14.23	-25.0	-13.60	190.00	Vertical	Horizontal	Pass
13356.112	-38.11	16.60	-25.0	-13.11	357.00	Vertical	Horizontal	Pass
20033.100	-40.25	12.95	-25.0	-15.25	221.00	Vertical	Horizontal	Pass

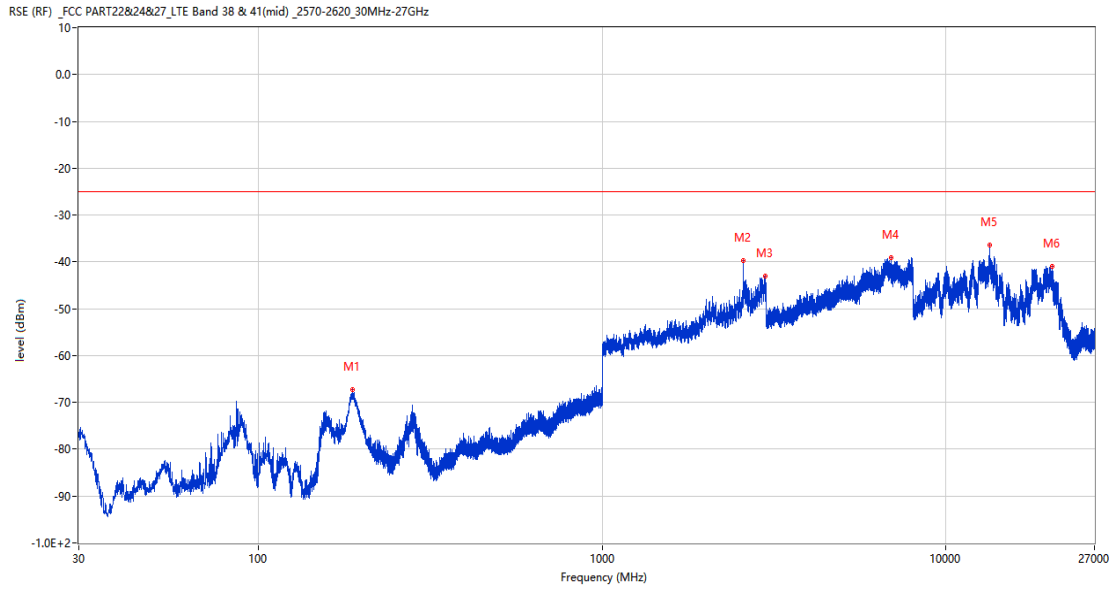
9.3 LTE Band 41 BW15, Middle Channel

RSE-H&H LTE Band 41 BW15 CH40620



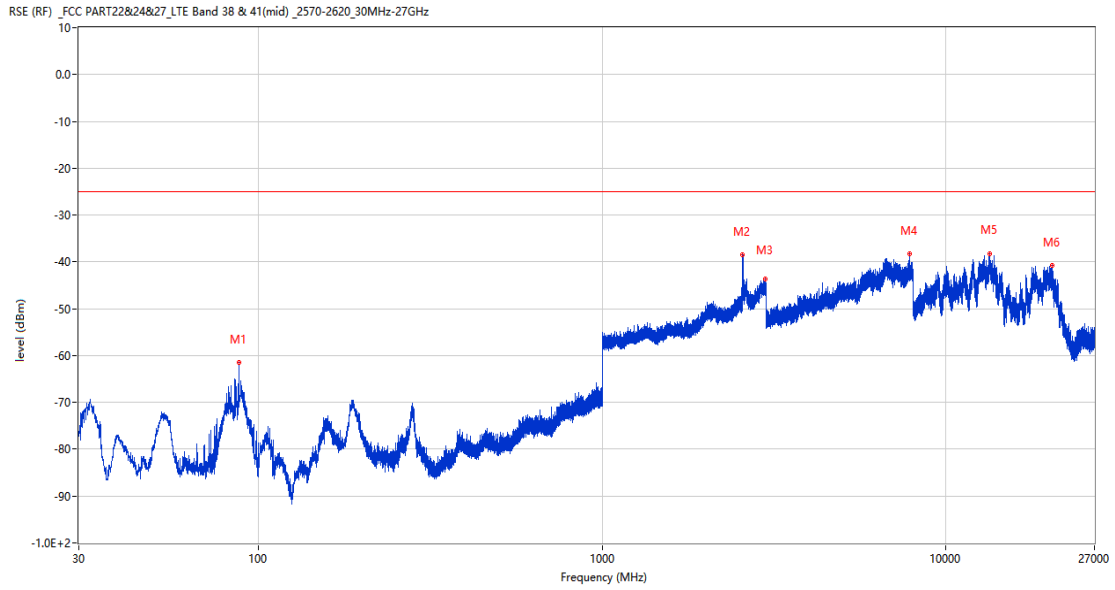
Frequency (MHz)	Result (dBm)	Factor (dB)	PK Limit (dBm)	Over Limit (dB)	Table (o)	ANT	EUT	Verdict
193.300	-68.80	-16.08	-25.0	-43.80	319.00	Horizontal	Horizontal	Pass
2563.100	-32.74	8.87	-25.0	-7.74	230.00	Horizontal	Horizontal	N/A
2998.500	-42.91	10.56	-25.0	-17.91	75.00	Horizontal	Horizontal	Pass
6641.000	-38.55	14.97	-25.0	-13.55	225.00	Horizontal	Horizontal	Pass
13344.037	-38.44	16.31	-25.0	-13.44	227.00	Horizontal	Horizontal	Pass
20087.099	-40.46	12.96	-25.0	-15.46	112.00	Horizontal	Horizontal	Pass

RSE-H&V LTE Band 41 BW15 CH40620



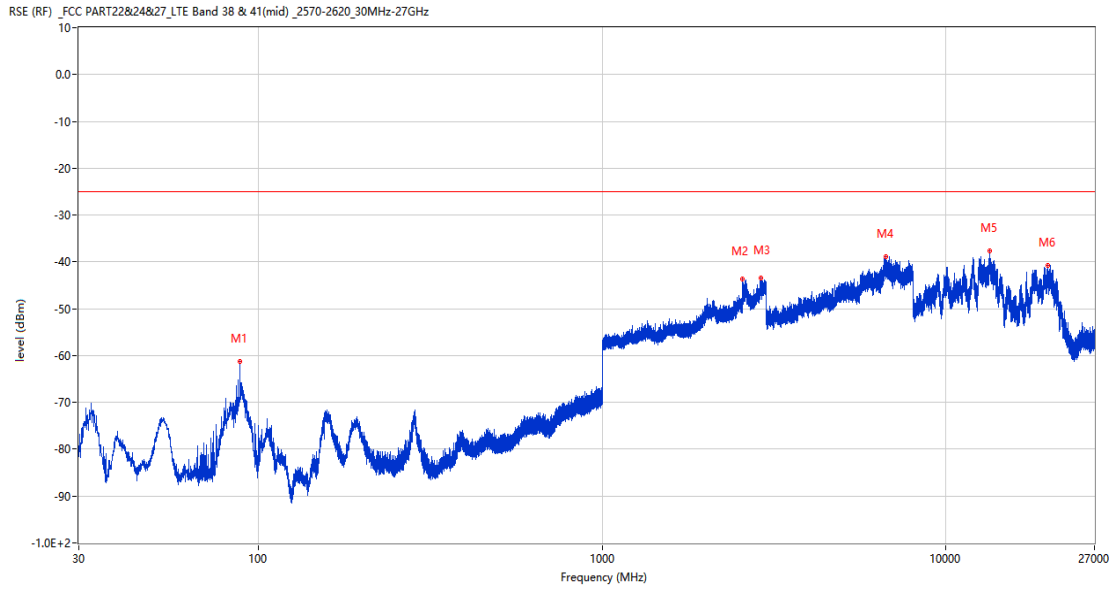
Frequency (MHz)	Result (dBm)	Factor (dB)	PK Limit (dBm)	Over Limit (dB)	Table (o)	ANT	EUT	Verdict
187.189	-67.26	-16.55	-25.0	-42.26	313.00	Horizontal	Vertical	Pass
2563.300	-39.79	8.88	-25.0	-14.79	2.00	Horizontal	Vertical	N/A
2971.200	-43.03	12.08	-25.0	-18.03	327.00	Horizontal	Vertical	Pass
6916.000	-39.02	13.67	-25.0	-14.02	38.00	Horizontal	Vertical	Pass
13396.537	-36.42	16.98	-25.0	-11.42	319.00	Horizontal	Vertical	Pass
20338.199	-41.04	12.97	-25.0	-16.04	181.00	Horizontal	Vertical	Pass

RSE-V&V LTE Band 41 BW15 CH40620



Frequency (MHz)	Result (dBm)	Factor (dB)	PK Limit (dBm)	Over Limit (dB)	Table (o)	ANT	EUT	Verdict
87.666	-61.40	-20.17	-25.0	-36.40	284.00	Vertical	Vertical	Pass
2558.300	-38.46	8.15	-25.0	-13.46	5.00	Vertical	Vertical	N/A
2971.100	-43.67	12.06	-25.0	-18.67	101.00	Vertical	Vertical	Pass
7812.000	-38.34	16.35	-25.0	-13.34	282.00	Vertical	Vertical	Pass
13378.162	-38.22	16.80	-25.0	-13.22	360.00	Vertical	Vertical	Pass
20377.350	-40.83	12.97	-25.0	-15.83	267.00	Vertical	Vertical	Pass

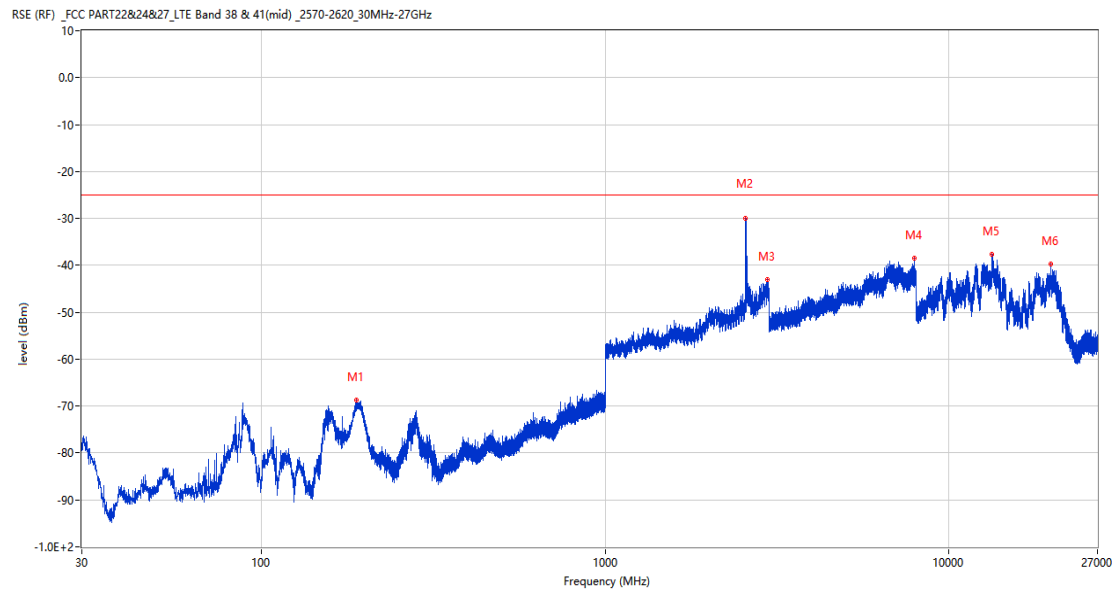
RSE-V&H LTE Band 41 BW15 CH40620



Frequency (MHz)	Result (dBm)	Factor (dB)	PK Limit (dBm)	Over Limit (dB)	Table (o)	ANT	EUT	Verdict
88.151	-61.35	-20.09	-25.0	-36.35	291.00	Vertical	Horizontal	Pass
2558.900	-43.58	8.35	-25.0	-18.58	258.00	Vertical	Horizontal	Pass
2889.800	-43.46	10.89	-25.0	-18.46	164.00	Vertical	Horizontal	Pass
6696.750	-38.84	15.17	-25.0	-13.84	137.00	Vertical	Horizontal	Pass
13368.450	-37.64	16.71	-25.0	-12.64	314.00	Vertical	Horizontal	Pass
19765.350	-40.67	12.94	-25.0	-15.67	31.00	Vertical	Horizontal	Pass

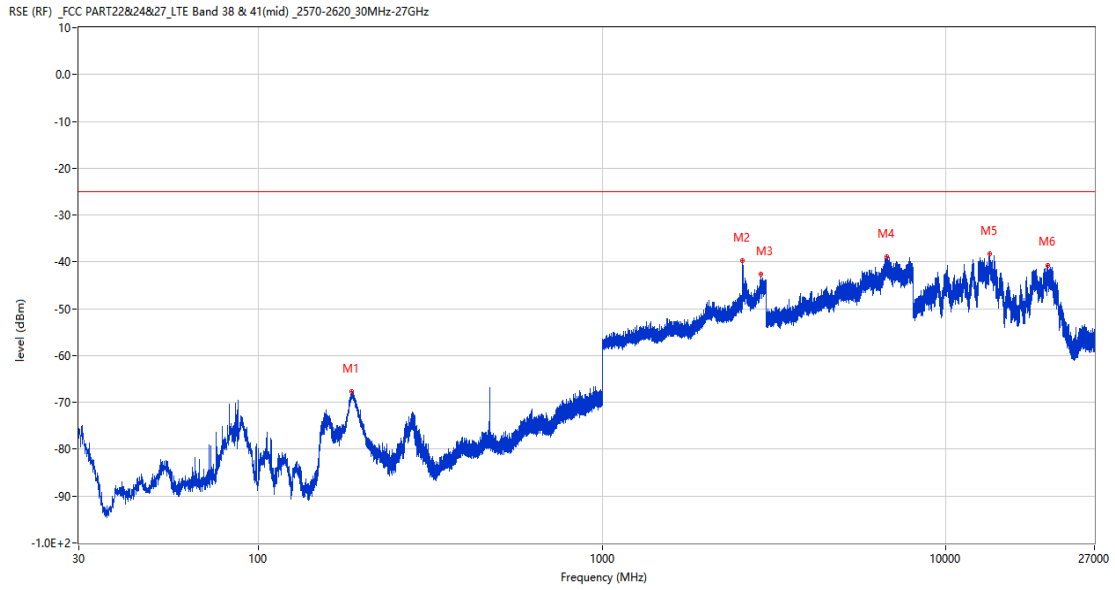
9.4 LTE Band 41 BW20, Middle Channel

RSE-H&H LTE Band 41 BW20 CH40620



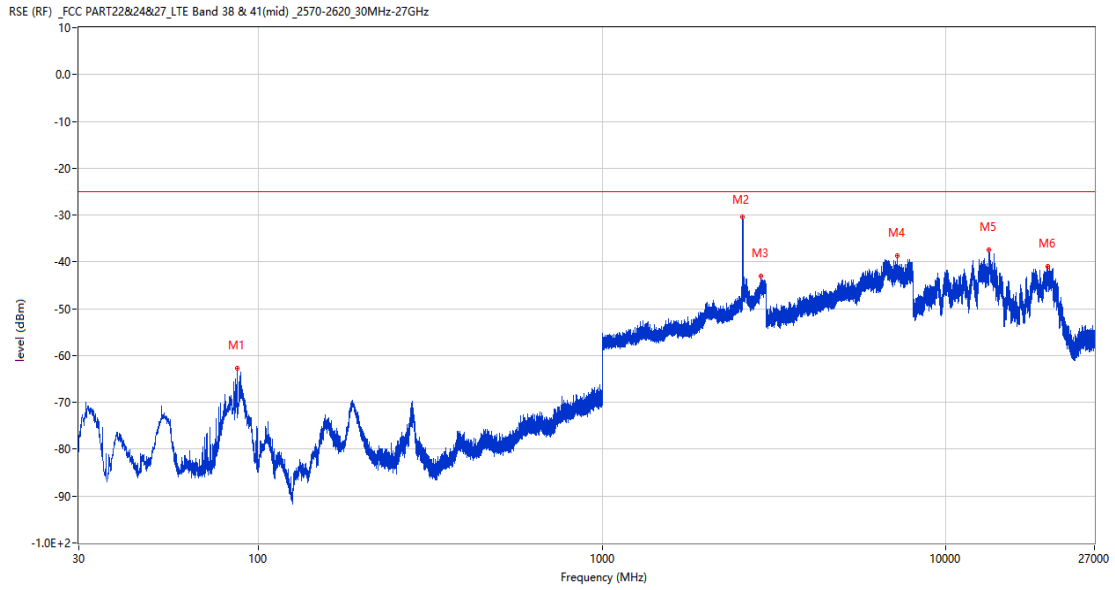
Frequency (MHz)	Result (dBm)	Factor (dB)	PK Limit (dBm)	Over Limit (dB)	Table (o)	ANT	EUT	Verdict
188.255	-68.71	-16.55	-25.0	-43.71	115.00	Horizontal	Horizontal	Pass
2560.700	-29.96	8.73	-25.0	-4.96	196.00	Horizontal	Horizontal	N/A
2965.000	-43.00	11.48	-25.0	-18.00	2.00	Horizontal	Horizontal	Pass
7905.250	-38.42	14.86	-25.0	-13.42	214.00	Horizontal	Horizontal	Pass
13334.587	-37.72	15.93	-25.0	-12.72	119.00	Horizontal	Horizontal	Pass
19723.500	-39.71	12.94	-25.0	-14.71	-2.00	Horizontal	Horizontal	Pass

RSE-H&V LTE Band 41 BW20 CH40620



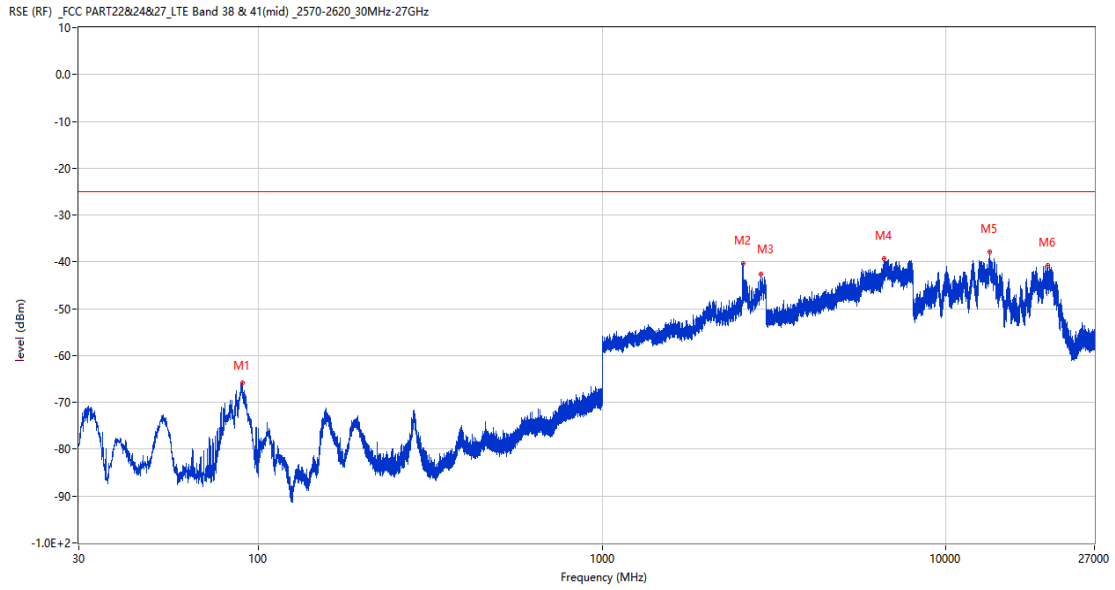
Frequency (MHz)	Result (dBm)	Factor (dB)	PK Limit (dBm)	Over Limit (dB)	Table (o)	ANT	EUT	Verdict
186.995	-67.63	-16.58	-25.0	-42.63	291.00	Horizontal	Vertical	Pass
2556.900	-39.68	7.39	-25.0	-14.68	170.00	Horizontal	Vertical	N/A
2887.900	-42.65	10.92	-25.0	-17.65	101.00	Horizontal	Vertical	Pass
6720.750	-38.98	15.71	-25.0	-13.98	1.00	Horizontal	Vertical	Pass
13402.575	-38.37	16.95	-25.0	-13.37	360.00	Horizontal	Vertical	Pass
19768.052	-40.69	12.94	-25.0	-15.69	344.00	Horizontal	Vertical	Pass

RSE-V&V LTE Band 41 BW20 CH40620



Frequency (MHz)	Result (dBm)	Factor (dB)	PK Limit (dBm)	Over Limit (dB)	Table (o)	ANT	EUT	Verdict
86.745	-62.69	-20.44	-25.0	-37.69	270.00	Vertical	Vertical	Pass
2558.900	-30.40	8.35	-25.0	-5.40	307.00	Vertical	Vertical	N/A
2895.900	-42.98	11.50	-25.0	-17.98	2.00	Vertical	Vertical	Pass
7195.500	-38.73	14.83	-25.0	-13.73	360.00	Vertical	Vertical	Pass
13345.350	-37.52	16.36	-25.0	-12.52	11.00	Vertical	Vertical	Pass
19741.950	-40.87	12.94	-25.0	-15.87	156.00	Vertical	Vertical	Pass

RSE-V&H LTE Band 41 BW20 CH40620



Frequency (MHz)	Result (dBm)	Factor (dB)	PK Limit (dBm)	Over Limit (dB)	Table (o)	ANT	EUT	Verdict
89.558	-65.76	-20.17	-25.0	-40.76	291.00	Vertical	Horizontal	Pass
2564.600	-40.24	8.91	-25.0	-15.24	259.00	Vertical	Horizontal	N/A
2883.200	-42.58	10.94	-25.0	-17.58	157.00	Vertical	Horizontal	Pass
6600.250	-39.28	14.44	-25.0	-14.28	120.00	Vertical	Horizontal	Pass
13395.488	-37.88	16.97	-25.0	-12.88	285.00	Vertical	Horizontal	Pass
19709.551	-40.77	12.94	-25.0	-15.77	137.00	Vertical	Horizontal	Pass