



TEST REPORT

No. I21N02292-RF-LTE

for

Guangdong OPPO Mobile Telecommunications Corp., Ltd.

Mobile Phone

Model Name: A102OP

FCC ID: R9C-A102OP

with

Hardware Version: 11

Software Version: ColorOS V11

Issued Date: 2021-09-02

Note:

The test results in this test report relate only to the devices specified in this report. This report shall not be reproduced except in full without the written approval of SAICT.

Test Laboratory:

SAICT, Shenzhen Academy of Information and Communications Technology

Building G, Shenzhen International Innovation Center, No.1006 Shennan Road, Futian District, Shenzhen, Guangdong, P. R. China 518000.

Tel:+86(0)755-33322000, Fax:+86(0)755-33322001

Email: yewu@caict.ac.cn. www.saict.ac.cn

**REPORT HISTORY**

Report Number	Revision	Description	Issue Date
I21N02292-RF-LTE	Rev.0	1st edition	2021-09-02

Note: As the frequency band range of LTE Band 41(2545-2655MHz) overlaps the range of LTE Band 38(2570-2620MHz), LTE Band 26(814-849MHz) overlaps the range of LTE Band 5(824-849MHz), LTE Band 18(815-830MHz), LTE Band 19(830-845MHz). The channel bandwidth and other perating parameters for LTE Band 38 are fully supported by LTE Band 41, the channel bandwidth and other perating parameters for LTE Band 5/18/19 are fully supported by LTE Band 26 and the miximum output power of LTE Band 41 is larger than the LTE Band 38, the miximum output power of LTE Band 26 is larger than the LTE Band 5/18/19, we just need to test all the cases of LTE Band 41, LTE Band 26.



CONTENTS

1. SUMMARY OF TEST REPORT	4
1.1. TEST ITEMS.....	4
1.2. TEST STANDARDS	4
1.3. TEST RESULT	4
1.4. TESTING LOCATION.....	4
1.5. PROJECT DATA	4
1.6. SIGNATURE.....	4
2. CLIENT INFORMATION	5
2.1. APPLICANT INFORMATION.....	5
2.2. MANUFACTURER INFORMATION.....	5
3. EQUIPMENT UNDER TEST (EUT) AND ANCILLARY EQUIPMENT (AE)	6
3.1. ABOUT EUT.....	6
3.2. INTERNAL IDENTIFICATION OF EUT USED DURING THE TEST	6
3.3. INTERNAL IDENTIFICATION OF AE USED DURING THE TEST.....	6
3.4. GENERAL DESCRIPTION	7
4. REFERENCE DOCUMENTS.....	8
5. LABORATORY ENVIRONMENT.....	9
6. SUMMARY OF TEST RESULTS.....	10
7. STATEMENT	13
8. TEST EQUIPMENTS UTILIZED.....	14
ANNEX A: MEASUREMENT RESULTS	15
A.1 OUTPUT POWER.....	15
A.2 FIELD STRENGTH OF SPURIOUS RADIATION.....	66
A.3 FREQUENCY STABILITY	104
A.4 OCCUPIED BANDWIDTH.....	108
A.5 EMISSION BANDWIDTH	166
A.6 BAND EDGE COMPLIANCE.....	224
A.7 CONDUCTED SPURIOUS EMISSION	250
A.8 PEAK-TO-AVERAGE POWER RATIO	255

1. SUMMARY OF TEST REPORT

1.1. Test Items

Description	Mobile Phone
Model Name	A102OP
Applicant's name	Guangdong OPPO Mobile Telecommunications Corp., Ltd.
Manufacturer's Name	Guangdong OPPO Mobile Telecommunications Corp., Ltd.

1.2. Test Standards

FCC Part	10-1-19 Edition
2/22/24/27/90/95/97/101	
ANSI C63.26	2015
KDB971168 D01	v03r01

1.3. Test Result

All test items are pass. Please refer to "6 Summary of Test Results" for detail.

1.4. Testing Location

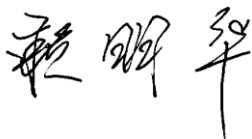
Address: Building G, Shenzhen International Innovation Center, No.1006 Shennan Road, Futian District, Shenzhen, Guangdong, P. R. China 518000

1.5. Project Data


Testing Start Date: 2021-07-23

Testing End Date: 2021-09-02


1.6. Signature



Lai Minghua
(Prepared this test report)



Huang Qiubin
(Reviewed this test report)



Zhang Hao
(Approved this test report)



2. CLIENT INFORMATION

2.1. Applicant Information

Company Name: Guangdong OPPO Mobile Telecommunications Corp., Ltd.
Address /Post: NO.18 Haibin Road, Wusha Village, Chang'an Town, Dongguan City,
Guangdong, China
Contact Person: Mei XiLi
Contact Email: meixili@oppo.com
Telephone: (86)76986076999
Fax: /

2.2. Manufacturer Information

Company Name: Guangdong OPPO Mobile Telecommunications Corp., Ltd.
Address /Post: NO.18 Haibin Road, Wusha Village, Chang'an Town, Dongguan City,
Guangdong, China
Contact Person: Mei XiLi
Contact Email: meixili@oppo.com
Telephone: (86)76986076999
Fax: /

3. EQUIPMENT UNDER TEST (EUT) AND ANCILLARY EQUIPMENT

(AE)

3.1. About EUT

Description	Mobile Phone
Model Name	A102OP
FCC ID	R9C-A102OP
Frequency Bands	LTE Bands 2, 4, 5, 7, 18, 19, 26, 38, 41(2545MHz-2655MHz)
Antenna	Integrated
Extreme vol. Limits	3.60V to 4.45V (nominal: 3.85V)
Extreme temp. Tolerance	0°C to +35°C
Condition of EUT as received	No abnormality in appearance

3.2. Internal Identification of EUT used during the test

EUT ID*	IMEI	HW Version	SW Version	Sample Arrival Date
UT09aa	868994050055594	11	ColorOS V11	2021-07-23
	868994050055586			
UT01aa	868994050056030	11	ColorOS V11	2021-07-23
	868994050056022			

*EUT ID: is used to identify the test sample in the lab internally.

UT09aa is used for conduction test, UT01aa is used for radiation test.

3.3. Internal Identification of AE used during the test

AE ID*	Description
AE1	Battery
AE2	Charger
AE3	USB Cable
AE4	Headset
AE5	RF Cable

AE1

Model	BLP779
Manufacturer	TWS TECHNOLOGY (GUANGZHOU) LIMITED
Capacity	3890mAh
Nominal Voltage	3.85 V

AE2

Model	OP92KAJH
Manufacturer	Shenzhen Kunxing Technology Co.,Ltd.
Specification	Japan Standard Charger

AE3

Model	DL143
Manufacturer	Dongguan Fuqiang Electronics Co., Ltd

AE4

Model	MH156
Manufacturer	JiangXi Risound Electronics CO.,LTD



*AE ID: is used to identify the test sample in the lab internally.

3.4. General Description

The Equipment Under Test (EUT) is a model Mobile Phone with integrated antenna. It consists of normal options: lithium battery, charger. Manual and specifications of the EUT were provided to fulfil the test. Samples undergoing test were selected by the Client.



4. REFERENCE DOCUMENTS

The following documents listed in this section are referred for testing.

Reference	Title	Version
FCC Part 22	PUBLIC MOBILE SERVICES	10-1-19 Edition
FCC Part 24	PERSONAL COMMUNICATIONS SERVICES	10-1-19 Edition
FCC Part 2	FREQUENCY ALLOCATIONS AND RADIO TREATY MATTERS; GENERAL RULES AND REGULATIONS	10-1-19 Edition
FCC Part 27	MISCELLANEOUS WIRELESS COMMUNICATIONS SERVICES	10-1-19 Edition
FCC Part 90	PRIVATE LAND MOBILE RADIO SERVICES	10-1-19 Edition
FCC Part 95	PERSONAL RADIO SERVICES	10-1-19 Edition
FCC Part 97	AMATEUR RADIO SERVICE	10-1-19 Edition
FCC Part 101	FIXED MICROWAVE SERVICES	10-1-19 Edition
ANSI C63.26	American National Standard for Compliance Testing of Transmitters Used in Licensed Radio Services	2015
KDB971168 D01	Power Meas License Digital Systems	v03r01

5. LABORATORY ENVIRONMENT

Shielded room did not exceed following limits along the RF testing:

Temperature	Min. = 15 °C, Max. = 35 °C
Relative humidity	Min. = 15 %, Max. = 75 %
Shielding effectiveness	0.014MHz-1MHz>60 dB; 1MHz-18000MHz>90 dB
Electrical insulation	>2 MΩ
Ground system resistance	< 4 Ω

Fully-anechoic chamber did not exceed following limits along the EMC testing

Temperature	Min. = 15 °C, Max. = 35 °C
Relative humidity	Min. = 15 %, Max. = 75 %
Shielding effectiveness	0.014MHz-1MHz> 60 dB; 1MHz-18000MHz>90 dB
Electrical insulation	> 2MΩ
Ground system resistance	< 4 Ω
Voltage Standing Wave Ratio (VSWR)	≤ 6 dB, from 1 to 18 GHz, 3 m distance
Uniformity of field strength	Between 0 and 6 dB, from 80 to 6000 MHz

6. SUMMARY OF TEST RESULTS

Abbreviations used in this clause:		
Verdict Column	P	Pass
	F	Fail
	NA	Not applicable
	NM	Not measured
Location Column	A/B/C/D	The test is performed in test location A, B, C or D which are described in section 1.4 of this report

LTE Band 2

Items	Test Name	Clause in FCC rules	Section in this report	Verdict
1	Output Power	2.1046/24.232	A.1	P
2	Field Strength of Spurious Radiation	2.1053/24.238	A.2	P
3	Frequency Stability	2.1055/24.235	A.3	P
4	Occupied Bandwidth	2.1049/24.238	A.4	P
5	Emission Bandwidth	2.1049/24.238	A.5	P
6	Band Edge Compliance	2.1051/24.238	A.6	P
7	Conducted Spurious Emission	2.1051/24.238	A.7	P
8	Peak-to-Average Power Ratio	24.232/ KDB971168 D01	A.8	P

LTE Band 4

Items	Test Name	Clause in FCC rules	Section in this report	Verdict
1	Output Power	2.1046/27.50(d)	A.1	P
2	Field Strength of Spurious Radiation	2.1053/27.53(h)	A.2	P
3	Frequency Stability	2.1055/27.54	A.3	P
4	Occupied Bandwidth	2.1049/27.53(g)	A.4	P
5	Emission Bandwidth	2.1049/27.53(g)	A.5	P
6	Band Edge Compliance	2.1051/27.53(h)	A.6	P
7	Conducted Spurious Emission	2.1051/27.53(h)	A.7	P
8	Peak-to-Average Power Ratio	27.50(d)/ KDB971168 D01	A.8	P

LTE Band 7

Items	Test Name	Clause in FCC rules	Section in this report	Verdict
1	Output Power	2.1046/27.50(h)	A.1	P
2	Field Strength of Spurious Radiation	2.1053/27.53(m)	A.2	P
3	Frequency Stability	2.1055/27.54	A.3	P
4	Occupied Bandwidth	2.1049/27.53(m)	A.4	P
5	Emission Bandwidth	2.1049/27.53(m)	A.5	P
6	Band Edge Compliance	2.1051/27.53(m)	A.6	P
7	Conducted Spurious Emission	2.1051/27.53(m)	A.7	P
8	Peak-to-Average Power Ratio	27.50(a)/ KDB971168 D01	A.8	P

LTE Band 26(814MHz-824MHz)

Items	Test Name	Clause in FCC rules	Section in this report	Verdict
1	Output Power	2.1046/90.635	A.1	P
2	Field Strength of Spurious Radiation	2.1053/90.691	A.2	P
3	Frequency Stability	2.1055/90.213	A.3	P
4	Occupied Bandwidth	2.1049/90.1215	A.4	P
5	Emission Bandwidth	2.1049/90.1215	A.5	P
6	Band Edge Compliance	2.1051/90.691	A.6	P
7	Conducted Spurious Emission	2.1051/90.691	A.7	P
8	Peak-to-Average Power Ratio	KDB971168 D01	A.8	P

LTE band 26(824MHz-849MHz)

Items	Test Name	Clause in FCC rules	Section in this report	Verdict
1	Output Power	2.1046/22.913	A.1	P
2	Field Strength of Spurious Radiation	2.1053/22.917	A.2	P
3	Frequency Stability	2.1055/22.355	A.3	P
4	Occupied Bandwidth	2.1049/22.917	A.4	P
5	Emission Bandwidth	2.1049/22.917	A.5	P
6	Band Edge Compliance	2.1051/22.917	A.6	P
7	Conducted Spurious Emission	2.1051/22.917	A.7	P
8	Peak-to-Average Power Ratio	KDB971168 D01	A.8	P



LTE Band 41

Items	Test Name	Clause in FCC rules	Section in this report	Verdict
1	Output Power	2.1046/27.50(h)	A.1	P
2	Field Strength of Spurious Radiation	2.1053/27.53(m)	A.2	P
3	Frequency Stability	2.1055/27.54	A.3	P
4	Occupied Bandwidth	2.1049/27.53(m)	A.4	P
5	Emission Bandwidth	2.1049/27.53(m)	A.5	P
6	Band Edge Compliance	2.1051/27.53(m)	A.6	P
7	Conducted Spurious Emission	2.1051/27.53(m)	A.7	P
8	Peak-to-Average Power Ratio	27.50(a)/ KDB971168 D01	A.8	P



7. STATEMENT

Since the information of samples in this report is provided by the client, the laboratory is not responsible for the authenticity of sample information.

This report takes measured values as criterion of test conclusion. The test conclusion meets the limit requirements.

8. TEST EQUIPMENTS UTILIZED

NO.	Description	TYPE	Manufacture	series number	CAL DUE DATE
1	Test Receiver	ESR7	R&S	101676	2021-11-25
2	BiLog Antenna	3142E	ETS-Lindgren	0224831	2024-05-27
3	Horn Antenna	3117	ETS-Lindgren	00066577	2022-04-02
4	Horn Antenna	QSH-SL-18 -26-S-20	Q-par	17013	2023-01-06
5	Antenna	BBHA 9120D	Schwarzbeck	1593	2022-12-05
6	Antenna	VUBA 9117	Schwarzbeck	207	2023-07-15
7	Antenna	QWH-SL-18 -40-K-SG	Q-par	15979	2023-01-06
8	preamplifier	83017A	Agilent	MY39501110	/
9	Signal Generator	SMB100A	R&S	179725	2021-11-25
10	Fully Anechoic Chamber	FACT3-2.0	ETS-Lindgren	1285	2023-05-29
11	Spectrum Analyzer	FSV40	R&S	101192	2022-01-13
12	Universal Radio Communication Tester	CMW500	R&S	152499	2022-07-15
13	Universal Radio Communication Tester	CMW500	R&S	129146	2022-04-24
14	Spectrum Analyzer	FSU	R&S	101506	2021-12-13
15	Temperature Chamber	SH-241	ESPEC	92007516	2021-10-15
16	DC Power Supply	U3606A	Agilent Technologies	MY50450012	2021-11-13

Test software

Item	Name	Vesion
Radiated	EMC32	V10.50.40

ANNEX A: MEASUREMENT RESULTS

A.1 OUTPUT POWER

Reference

FCC: CFR Part 2.1046, 22.913, 24.232, 27.50, 90.635.

A.1.1 Summary

During the process of testing, the EUT was controlled via Rhode & Schwarz Digital Radio Communication tester (CMW500) to ensure max power transmission and proper modulation.

This result contains peak output power and ERP/EIRP measurements for the EUT.

In all cases, output power is within the specified limits.

A.1.2 Conducted

A.1.2.1 Method of Measurements

The EUT was set up for the max output power with pseudo random data modulation.

These measurements were done at 3 frequencies (bottom, middle and top of operational frequency range) for each bandwidth.

A.1.2.2 Measurement result

LTE band 2

Bandwidth	RB size/offset	Frequency (MHz)	Power(dBm)		
			QPSK	16QAM	64QAM
1.4MHz	1 RB high	1909.3	22.77	22.14	21.04
		1880.0	22.93	22.20	21.13
		1850.7	22.87	22.14	21.06
	1 RB low	1909.3	22.83	22.22	21.10
		1880.0	22.97	22.31	21.22
		1850.7	22.95	22.24	21.10
	50% RB mid	1909.3	22.87	21.95	21.02
		1880.0	23.03	22.16	21.13
		1850.7	23.01	22.07	21.05
	100% RB	1909.3	21.91	20.92	19.91
		1880.0	22.06	21.06	20.05
		1850.7	22.02	21.01	20.00
3MHz	1 RB high	1908.5	22.81	22.16	21.04
		1880.0	22.93	22.30	21.22
		1851.5	22.90	22.29	21.21
	1 RB low	1908.5	22.95	22.32	21.21
		1880.0	23.04	22.44	21.36
		1851.5	23.08	22.44	21.30
	50% RB mid	1908.5	21.96	21.05	20.01
		1880.0	22.07	21.14	20.14



	100% RB	1851.5	22.05	21.12	20.13
		1908.5	21.99	20.96	19.97
		1880.0	22.03	21.07	20.01
		1851.5	22.03	21.10	20.07
5MHz	1 RB high	1907.5	22.85	22.15	21.21
		1880.0	22.96	22.37	21.25
		1852.5	22.92	22.23	21.18
	1 RB low	1907.5	22.97	22.27	21.30
		1880.0	23.02	22.37	21.28
		1852.5	23.03	22.36	21.27
	50% RB mid	1907.5	22.01	21.03	19.96
		1880.0	22.08	21.09	20.07
		1852.5	22.09	21.07	20.08
	100% RB	1907.5	21.94	21.01	19.98
		1880.0	22.03	21.08	20.03
		1852.5	22.04	21.05	20.05
10MHz	1 RB high	1905.0	22.85	22.19	21.09
		1880.0	22.97	22.33	21.20
		1855.0	22.94	22.21	21.15
	1 RB low	1905.0	22.97	22.28	21.19
		1880.0	23.08	22.37	21.24
		1855.0	23.02	22.36	21.25
	50% RB mid	1905.0	22.02	21.04	20.04
		1880.0	22.06	21.07	20.02
		1855.0	22.09	21.11	20.06
	100% RB	1905.0	22.02	21.02	20.05
		1880.0	21.99	21.04	20.05
		1855.0	22.05	21.09	20.03
15MHz	1 RB high	1902.5	22.75	22.03	20.93
		1880.0	22.86	22.13	21.04
		1857.5	22.82	22.11	21.02
	1 RB low	1902.5	22.83	22.12	21.08
		1880.0	22.87	22.15	21.07
		1857.5	22.89	22.24	21.08
	50% RB mid	1902.5	21.94	20.91	19.93
		1880.0	21.92	20.94	19.96
		1857.5	21.95	20.95	19.97
	100% RB	1902.5	21.93	20.94	19.96
1880.0		21.97	20.94	19.93	



		1857.5	21.95	20.97	20.00
20MHz	1 RB high	1900.0	22.70	22.01	20.92
		1880.0	22.84	22.13	20.99
		1860.0	22.80	22.08	20.97
	1 RB low	1900.0	22.80	22.11	21.07
		1880.0	22.87	22.17	21.04
		1860.0	22.84	22.13	21.06
	50% RB mid	1900.0	21.91	20.98	19.93
		1880.0	21.92	20.95	19.91
		1860.0	21.96	21.01	19.99
	100% RB	1900.0	21.89	20.85	19.84
		1880.0	21.93	20.96	19.94
		1860.0	21.99	20.96	19.96

Note: Expanded measurement uncertainty is $U = 0.49\text{dB}$, $k = 1.96$



LTE band 4

Bandwidth	RB size/offset	Frequency (MHz)	Power(dBm)		
			QPSK	16QAM	64QAM
1.4MHz	1 RB high	1754.3	23.24	22.55	21.41
		1732.5	23.32	22.63	21.58
		1710.7	23.35	22.63	21.64
	1 RB low	1754.3	23.27	22.53	21.47
		1732.5	23.37	22.68	21.59
		1710.7	23.36	22.68	21.66
	50% RB mid	1754.3	23.34	22.41	21.44
		1732.5	23.40	22.50	21.53
		1710.7	23.41	22.56	21.59
	100% RB	1754.3	22.35	21.42	20.36
		1732.5	22.38	21.51	20.43
		1710.7	22.45	21.50	20.43
3MHz	1 RB high	1753.5	23.36	22.71	21.62
		1732.5	23.41	22.71	21.64
		1711.5	23.42	22.74	21.71
	1 RB low	1753.5	23.39	22.65	21.61
		1732.5	23.36	22.70	21.57
		1711.5	23.47	22.76	21.74
	50% RB mid	1753.5	22.49	21.49	20.42
		1732.5	22.51	21.58	20.52
		1711.5	22.53	21.62	20.58
	100% RB	1753.5	22.45	21.46	20.43
		1732.5	22.43	21.48	20.43
		1711.5	22.53	21.55	20.50
5MHz	1 RB high	1752.5	23.39	22.75	21.60
		1732.5	23.43	22.78	21.75
		1712.5	23.43	22.83	21.69
	1 RB low	1752.5	23.41	22.79	21.65
		1732.5	23.41	22.79	21.74
		1712.5	23.50	22.84	21.78
	50% RB mid	1752.5	22.49	21.47	20.47
		1732.5	22.44	21.52	20.49
		1712.5	22.54	21.54	20.51
	100% RB	1752.5	22.45	21.48	20.46
		1732.5	22.44	21.48	20.45
		1712.5	22.54	21.53	20.50
10MHz	1 RB high	1750.0	23.30	22.65	21.57



		1732.5	23.38	22.71	21.60
		1715.0	23.36	22.66	21.58
		1750.0	23.36	22.72	21.60
	1 RB low	1732.5	23.46	22.76	21.65
		1715.0	23.45	22.76	21.66
		1750.0	22.40	21.43	20.41
	50% RB mid	1732.5	22.45	21.49	20.49
		1715.0	22.54	21.55	20.51
		1750.0	22.41	21.40	20.37
	100% RB	1732.5	22.49	21.48	20.47
		1715.0	22.51	21.54	20.50
		1750.0	22.41	21.40	20.37
15MHz	1 RB high	1747.5	23.21	22.56	21.47
		1732.5	23.26	22.62	21.45
		1717.5	23.20	22.55	21.43
	1 RB low	1747.5	23.35	22.68	21.55
		1732.5	23.37	22.74	21.60
		1717.5	23.32	22.65	21.56
	50% RB mid	1747.5	22.43	21.41	20.39
		1732.5	22.38	21.37	20.32
		1717.5	22.42	21.41	20.44
	100% RB	1747.5	22.37	21.37	20.40
		1732.5	22.33	21.35	20.33
		1717.5	22.38	21.40	20.42
20MHz	1 RB high	1745.0	23.24	22.51	21.45
		1732.5	23.30	22.63	21.47
		1720.0	23.22	22.57	21.38
	1 RB low	1745.0	23.38	22.77	21.72
		1732.5	23.41	22.73	21.58
		1720.0	23.32	22.71	21.47
	50% RB mid	1745.0	22.34	21.37	20.38
		1732.5	22.34	21.36	20.34
		1720.0	22.42	21.43	20.39
	100% RB	1745.0	22.33	21.32	20.32
		1732.5	22.34	21.33	20.38
		1720.0	22.39	21.40	20.40

Note: Expanded measurement uncertainty is $U = 0.49\text{dB}$, $k = 1.96$



LTE band 7

Bandwidth	RB size/offset	Frequency (MHz)	Power(dBm)		
			QPSK	16QAM	64QAM
5MHz	1 RB high	2567.5	22.58	21.96	20.85
		2535.0	22.62	21.97	20.93
		2502.5	22.59	21.98	20.85
	1 RB low	2567.5	22.53	21.87	20.78
		2535.0	22.55	21.84	20.81
		2502.5	22.50	21.85	20.81
	50% RB mid	2567.5	21.65	20.70	19.68
		2535.0	21.69	20.71	19.70
		2502.5	21.68	20.72	19.69
	100% RB	2567.5	21.62	20.65	19.66
		2535.0	21.68	20.74	16.80
		2502.5	21.63	20.67	19.63
10MHz	1 RB high	2565.0	22.64	21.97	20.82
		2535.0	22.71	22.02	20.94
		2505.0	22.65	21.95	20.82
	1 RB low	2565.0	22.52	21.87	20.74
		2535.0	22.56	21.85	20.77
		2505.0	22.51	21.85	20.67
	50% RB mid	2565.0	21.68	20.71	19.69
		2535.0	21.69	20.75	19.75
		2505.0	21.67	20.73	19.71
	100% RB	2565.0	21.68	20.66	19.68
		2535.0	21.70	20.72	19.70
		2505.0	21.67	20.67	19.64
15MHz	1 RB high	2562.5	22.48	21.80	20.67
		2535.0	22.50	21.87	20.80
		2507.5	22.45	21.73	20.57
	1 RB low	2562.5	22.35	21.68	20.57
		2535.0	22.32	21.73	20.58
		2507.5	22.33	21.61	20.42
	50% RB mid	2562.5	21.58	20.58	19.55
		2535.0	21.55	20.59	19.58
		2507.5	21.54	20.58	19.55
	100% RB	2562.5	21.57	20.60	19.58
		2535.0	21.59	20.59	19.57
		2507.5	21.52	20.56	19.57



20MHz	1 RB high	2560.0	22.49	21.76	20.69
		2535.0	22.49	21.86	20.70
		2510.0	22.50	21.84	20.63
	1 RB low	2560.0	22.32	21.58	20.56
		2535.0	22.29	21.69	20.53
		2510.0	22.33	21.61	20.48
	50% RB mid	2560.0	21.60	20.62	19.59
		2535.0	21.57	20.59	19.56
		2510.0	21.55	20.54	19.55
	100% RB	2560.0	21.59	20.58	19.59
		2535.0	21.51	20.52	19.51
		2510.0	21.56	20.58	19.59

Note: Expanded measurement uncertainty is $U = 0.49\text{dB}$, $k = 1.96$



LTE band 26(814MHz-824MHz)

Bandwidth	RB size/offset	Frequency (MHz)	Power(dBm)		
			QPSK	16QAM	64QAM
1.4MHz	1 RB high	823.3	23.14	22.46	21.43
		819.0	23.21	22.58	21.44
		814.7	23.25	22.56	21.47
	1 RB low	823.3	23.14	22.46	21.51
		819.0	23.16	22.53	21.43
		814.7	23.27	22.53	21.46
	50% RB mid	823.3	23.20	22.27	21.37
		819.0	23.28	22.39	21.42
		814.7	23.33	22.42	21.44
	100% RB	823.3	22.21	21.32	20.22
		819.0	22.27	21.37	20.31
		814.7	22.31	21.44	20.33
3MHz	1 RB high	822.5	23.28	22.61	21.67
		819.0	23.31	22.67	21.56
		815.5	23.33	22.64	21.58
	1 RB low	822.5	23.24	22.58	21.65
		819.0	23.25	22.58	21.41
		815.5	23.33	22.71	21.59
	50% RB mid	822.5	22.31	21.39	20.35
		819.0	22.41	21.46	20.43
		815.5	22.39	21.47	20.43
	100% RB	822.5	22.35	21.36	20.32
		819.0	22.33	21.35	20.31
		815.5	22.39	21.42	20.41
5MHz	1 RB high	821.5	23.26	22.58	21.68
		819.0	23.36	22.70	21.69
		816.5	23.35	22.74	21.61
	1 RB low	821.5	23.19	22.55	21.60
		819.0	23.26	22.59	21.56
		816.5	23.37	22.71	21.62
	50% RB mid	821.5	22.29	21.34	20.32
		819.0	22.35	21.38	20.33
		816.5	22.43	21.43	20.44
	100% RB	821.5	22.30	21.30	20.33
		819.0	22.36	21.35	20.34
		816.5	22.37	21.42	20.42
10MHz	1 RB high	819.0	23.30	22.59	21.52



No. I21N02292-RF-LTE

	1 RB low	819.0	23.32	22.61	21.42
	50% RB mid	819.0	22.36	21.40	20.40
	100% RB	819.0	22.34	21.37	20.39

Note: Expanded measurement uncertainty is $U = 0.49\text{dB}$, $k = 1.96$



LTE band 26(824MHz-849MHz)

Bandwidth	RB size/offset	Frequency (MHz)	Power(dBm)		
			QPSK	16QAM	64QAM
1.4MHz	1 RB high	848.3	23.10	22.41	21.22
		836.5	23.17	22.50	21.46
		824.7	23.22	22.56	21.40
	1 RB low	848.3	23.04	22.41	21.33
		836.5	23.12	22.48	21.43
		824.7	23.29	22.56	21.49
	50% RB mid	848.3	23.17	22.24	21.29
		836.5	23.20	22.31	21.34
		824.7	23.33	22.45	21.41
	100% RB	848.3	22.12	21.22	20.14
		836.5	22.22	21.32	20.26
		824.7	22.36	21.42	20.37
3MHz	1 RB high	847.5	23.13	22.46	21.44
		836.5	23.28	22.58	21.58
		825.5	23.30	22.64	21.58
	1 RB low	847.5	23.18	22.50	21.38
		836.5	23.19	22.51	21.49
		825.5	23.33	22.64	21.58
	50% RB mid	847.5	22.26	21.29	20.34
		836.5	22.40	21.45	20.46
		825.5	22.40	21.47	20.51
	100% RB	847.5	22.24	21.30	20.30
		836.5	22.30	21.36	20.33
		825.5	22.40	21.42	20.45
5MHz	1 RB high	846.5	23.14	22.52	21.45
		836.5	23.29	22.63	21.57
		826.5	23.30	22.68	21.57
	1 RB low	846.5	23.24	22.57	21.49
		836.5	23.26	22.54	21.55
		826.5	23.37	22.72	21.61
	50% RB mid	846.5	22.26	21.32	20.29
		836.5	22.35	21.37	20.30
		826.5	22.41	21.44	20.45
	100% RB	846.5	22.26	21.25	20.31
		836.5	22.33	21.33	20.30
		826.5	22.38	21.44	20.43
10MHz	1 RB high	844.0	23.21	22.51	21.48



		836.5	23.28	22.62	21.56
		829.0	23.34	22.68	21.59
	1 RB low	844.0	23.29	22.56	21.49
		836.5	23.21	22.59	21.48
		829.0	23.30	22.66	21.52
	50% RB mid	844.0	22.24	21.30	20.31
		836.5	22.34	21.33	20.35
		829.0	22.40	21.46	20.40
	100% RB	844.0	22.26	21.28	20.29
		836.5	22.33	21.40	20.34
		829.0	22.39	21.44	20.36
	15MHz	1 RB high	841.5	23.08	22.41
836.5			23.19	22.48	21.40
831.5			23.18	22.54	21.44
1 RB low		841.5	23.15	22.44	21.42
		836.5	23.13	22.50	21.41
		831.5	23.14	22.50	21.42
50% RB mid		841.5	22.14	21.16	20.15
		836.5	22.21	21.22	20.20
		831.5	22.29	21.27	20.24
100% RB		841.5	22.13	21.17	20.18
		836.5	22.28	21.24	20.24
		831.5	22.23	21.32	20.33

Note: Expanded measurement uncertainty is $U = 0.49\text{dB}$, $k = 1.96$



LTE band 41

Bandwidth	RB size/offset	Frequency (MHz)	Power(dBm)		
			QPSK	16QAM	64QAM
5MHz	1 RB high	2652.5	24.26	23.32	22.13
		2600.0	24.22	23.34	22.10
		2547.5	24.24	23.38	22.12
	1 RB low	2652.5	24.20	23.30	22.06
		2600.0	24.11	23.27	22.04
		2547.5	24.17	23.25	22.02
	50% RB mid	2652.5	23.34	22.31	21.37
		2600.0	23.30	22.26	21.32
		2547.5	23.30	22.28	21.34
	100% RB	2652.5	23.30	22.31	21.39
		2600.0	23.27	22.30	21.36
		2547.5	23.31	22.31	21.31
10MHz	1 RB high	2650.0	24.15	23.29	22.03
		2600.0	24.18	23.28	22.08
		2550.0	24.14	23.30	22.09
	1 RB low	2650.0	24.29	23.37	22.08
		2600.0	24.20	23.32	22.17
		2550.0	24.24	23.38	22.17
	50% RB mid	2650.0	23.22	22.27	21.34
		2600.0	23.27	22.33	21.39
		2550.0	23.31	22.32	21.40
	100% RB	2650.0	23.25	22.24	21.27
		2600.0	23.27	22.29	21.31
		2550.0	23.28	22.32	21.32
15MHz	1 RB high	2647.5	24.05	23.21	21.90
		2600.0	24.04	23.23	21.90
		2552.5	24.06	23.24	21.92
	1 RB low	2647.5	24.12	23.35	21.88
		2600.0	24.03	23.18	21.86
		2552.5	24.10	23.27	21.92
	50% RB mid	2647.5	23.19	22.19	21.17
		2600.0	23.11	22.12	21.13
		2552.5	23.19	22.13	21.17
	100% RB	2647.5	23.21	22.19	21.23
		2600.0	23.17	22.18	21.17
		2552.5	23.18	22.19	21.18



20MHz	1 RB high	2645.0	24.05	23.22	21.91
		2600.0	24.03	23.20	21.89
		2555.0	24.01	23.19	21.84
	1 RB low	2645.0	24.21	23.35	21.98
		2600.0	24.05	23.25	21.88
		2555.0	24.01	23.22	21.88
	50% RB mid	2645.0	23.14	22.17	21.20
		2600.0	23.17	22.20	21.18
		2555.0	23.18	22.23	21.24
	100% RB	2645.0	23.15	22.18	21.19
		2600.0	23.15	22.19	21.18
		2555.0	23.18	22.23	21.22

Note: Expanded measurement uncertainty is $U = 0.49\text{dB}$, $k = 1.96$

A.1.3 Radiated

A.1.3.1 Description

This is the test for the maximum radiated power from the EUT.

Rule Part 24.232(b) specifies, "Mobile/portable stations are limited to 2 watts e.i.r.p. Peak power" and 24.232(c) specifies that "Peak transmit power must be measured over any interval of continuous transmission using instrumentation calibrated in terms of an rms-equivalent voltage."

Rule Part 27.50(d) specifies "Fixed, mobile, and portable (handheld) stations operating in the 1710–1755 MHz band are limited to 1 watt EIRP".

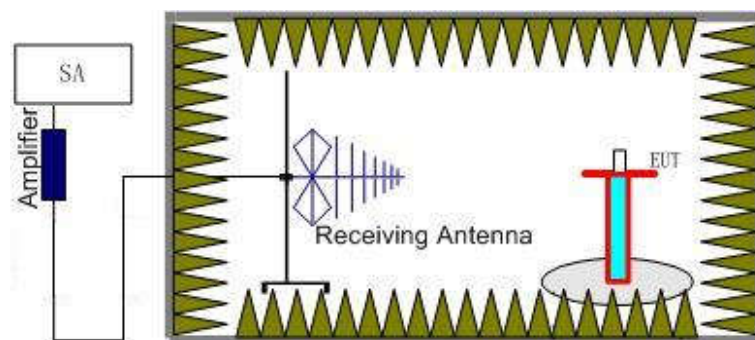
Rule Part 27.50(h)(2) specifies "Mobile stations are limited to 2.0 watts EIRP".

Rule Part 27.50(c) specifies "Portable stations (hand-held de-vices) are limited to 3 watts ERP".

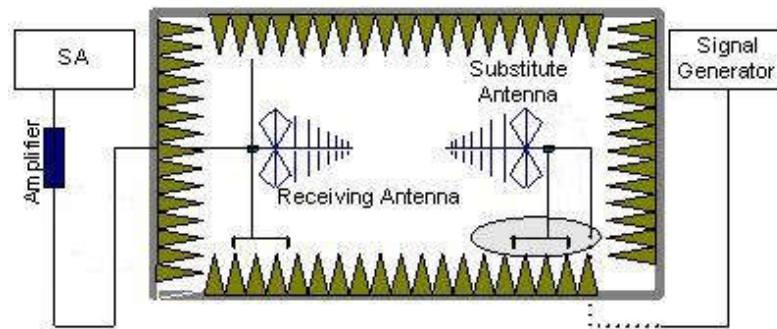
Rule Part 27.50(a)(3) specifies "For mobile and portable stations transmitting in the 2305–2315 MHz band or the 2350–2360 MHz band, the average EIRP must not exceed 50 milliwatts within any 1 megahertz of authorized bandwidth, except that for mobile and portable stations compliant with 3GPP LTE standards or another advanced mobile broadband protocol that avoids concentrating energy at the edge of the operating band the average EIRP must not exceed 250 milliwatts within any 5 megahertz of authorized bandwidth but may exceed 50 milliwatts within any 1 megahertz of authorized bandwidth." Rule Part 90.635(b) specifies "The maximum output power of the transmitter for mobile stations is 100 watts (20 dBw)."

A.1.3.2 Method of Measurement

1. For radiated emissions measurements performed at frequencies less than or equal to 1 GHz, EUT was placed on a 80 cm high non-conductive stand at a 3 meter test distance from the receive antenna. For radiated measurements performed at frequencies above 1 GHz, EUT was placed on a 1.5 meter high non-conductive stand at a 3 meter test distance from the receive antenna. Receiving antenna was placed on the antenna mast 3 meters from the EUT. For emission measurements. The receiving antenna shall be varied from 1 m to 4 m in height above the reference ground in a search for the relative positioning that produces the maximum radiated signal level. The test setup refers to figure below. Detected emissions were maximized at each frequency by rotating the EUT through 360° and adjusting the receiving antenna polarization. The radiated emission measurements of all transmit frequencies in three channels (High, Middle, Low) were measured with peak detector.



2. The EUT is then put into continuously transmitting mode at its maximum power level during the test. And the maximum value of the receiver should be recorded as (Pr).
3. The EUT shall be replaced by a substitution antenna. The test setup refers to figure below.



In the chamber, a substitution antenna for the frequency band of interest is placed at the reference point of the chamber. An RF signal source for the frequency band of interest is connected to the substitution antenna with a cable that has been constructed to not interfere with the radiation pattern of the antenna. A power (P_{Mea}) is applied to the input of the substitution antenna and adjusts the level of the signal generator output until the value of the receiver reaches the previously recorded (P_r). The power of signal source (P_{Mea}) is recorded. The test should be performed by rotating the test item and adjusting the receiving antenna polarization.

4. An amplifier should be connected to the Signal Source output port. And the cable should be connected between the amplifier and the substitution antenna.

The cable loss (P_{cl}), the substitution Antenna Gain(dBi) (G_a) and the amplifier Gain (P_{Ag}) should be recorded after test.

The measurement results are obtained as described below:

$$\text{Power (EIRP)} = P_{Mea} - P_{Ag} - P_{cl} + G_a$$

5. This value is EIRP since the measurement is calibrated using an antenna of known gain (unit dBi) and known input power.
6. ERP can be calculated from EIRP by subtracting the gain of the dipole, $ERP = EIRP - 2.15\text{dB}$.

**A.1.3.3 Measurement result****Upper antenna****LTE Band 2- EIRP Part 24. 232(b)**Limits: $\leq 33\text{dBm}$ (2W)**LTE Band 2_1.4MHz_QPSK**

Frequency(MHz)	P _{Mea} (dBm)	P _{cl} (dB)+ P _{Ag} (dB)	Ga Antenna Gain(dBi)	EIRP(dBm)	Limit(dBm)	Polarization
1850.70	-16.13	-29.30	8.10	21.27	33.00	H
1880.00	-15.96	-29.40	8.10	21.54	33.00	H
1909.30	-15.51	-29.30	8.10	21.89	33.00	H

LTE Band 2_3MHz_QPSK

Frequency(MHz)	P _{Mea} (dBm)	P _{cl} (dB)+ P _{Ag} (dB)	Ga Antenna Gain(dBi)	EIRP(dBm)	Limit(dBm)	Polarization
1851.50	-16.04	-29.30	8.10	21.36	33.00	H
1880.00	-15.81	-29.40	8.10	21.69	33.00	H
1908.50	-15.89	-29.30	8.10	21.51	33.00	H

LTE Band 2_5MHz_QPSK

Frequency(MHz)	P _{Mea} (dBm)	P _{cl} (dB)+ P _{Ag} (dB)	Ga Antenna Gain(dBi)	EIRP(dBm)	Limit(dBm)	Polarization
1852.50	-15.86	-29.30	8.10	21.54	33.00	H
1880.00	-15.92	-29.40	8.10	21.58	33.00	H
1907.50	-16.03	-29.30	8.10	21.37	33.00	H

LTE Band 2_10MHz_QPSK

Frequency(MHz)	P _{Mea} (dBm)	P _{cl} (dB)+ P _{Ag} (dB)	Ga Antenna Gain(dBi)	EIRP(dBm)	Limit(dBm)	Polarization
1855.00	-16.23	-29.30	8.10	21.17	33.00	H
1880.00	-15.98	-29.40	8.10	21.52	33.00	H
1905.00	-16.14	-29.30	8.10	21.26	33.00	H

LTE Band 2_15MHz_QPSK

Frequency(MHz)	P _{Mea} (dBm)	P _{cl} (dB)+ P _{Ag} (dB)	Ga Antenna Gain(dBi)	EIRP(dBm)	Limit(dBm)	Polarization
1857.50	-15.88	-29.30	8.10	21.52	33.00	H
1880.00	-15.80	-29.40	8.10	21.70	33.00	H
1902.50	-15.89	-29.30	8.10	21.51	33.00	H

LTE Band 2_20 MHz_QPSK

Frequency(MHz)	P _{Mea} (dBm)	P _{cl} (dB)+ P _{Ag} (dB)	Ga Antenna Gain(dBi)	EIRP(dBm)	Limit(dBm)	Polarization
1860.00	-16.00	-29.30	8.10	21.40	33.00	H
1880.00	-15.90	-29.40	8.10	21.60	33.00	H
1900.00	-15.91	-29.30	8.10	21.49	33.00	H

**LTE Band 2_1.4MHz_16QAM**

Frequency(MHz)	P _{Mea} (dBm)	P _{cl} (dB)+ P _{Ag} (dB)	Ga Antenna Gain(dBi)	EIRP(dBm)	Limit(dBm)	Polarization
1850.70	-17.06	-29.30	8.10	20.34	33.00	H
1880.00	-16.87	-29.40	8.10	20.63	33.00	H
1909.30	-17.01	-29.30	8.10	20.39	33.00	H

LTE Band 2_3MHz_16QAM

Frequency(MHz)	P _{Mea} (dBm)	P _{cl} (dB)+ P _{Ag} (dB)	Ga Antenna Gain(dBi)	EIRP(dBm)	Limit(dBm)	Polarization
1851.50	-17.03	-29.30	8.10	20.37	33.00	H
1880.00	-17.19	-29.40	8.10	20.31	33.00	H
1908.50	-16.92	-29.30	8.10	20.48	33.00	H

LTE Band 2_5MHz_16QAM

Frequency(MHz)	P _{Mea} (dBm)	P _{cl} (dB)+ P _{Ag} (dB)	Ga Antenna Gain(dBi)	EIRP(dBm)	Limit(dBm)	Polarization
1852.50	-17.08	-29.30	8.10	20.32	33.00	H
1880.00	-17.21	-29.40	8.10	20.29	33.00	H
1907.50	-17.00	-29.30	8.10	20.40	33.00	H

LTE Band 2_10MHz_16QAM

Frequency(MHz)	P _{Mea} (dBm)	P _{cl} (dB)+ P _{Ag} (dB)	Ga Antenna Gain(dBi)	EIRP(dBm)	Limit(dBm)	Polarization
1855.00	-17.08	-29.30	8.10	20.32	33.00	H
1880.00	-17.09	-29.40	8.10	20.41	33.00	H
1905.00	-17.01	-29.30	8.10	20.39	33.00	H

LTE Band 2_15MHz_16QAM

Frequency(MHz)	P _{Mea} (dBm)	P _{cl} (dB)+ P _{Ag} (dB)	Ga Antenna Gain(dBi)	EIRP(dBm)	Limit(dBm)	Polarization
1857.50	-16.94	-29.30	8.10	20.46	33.00	H
1880.00	-16.86	-29.40	8.10	20.64	33.00	H
1902.50	-17.09	-29.30	8.10	20.31	33.00	H

LTE Band 2_20 MHz_16QAM

Frequency(MHz)	P _{Mea} (dBm)	P _{cl} (dB)+ P _{Ag} (dB)	Ga Antenna Gain(dBi)	EIRP(dBm)	Limit(dBm)	Polarization
1860.00	-17.04	-29.30	8.10	20.36	33.00	H
1880.00	-17.00	-29.40	8.10	20.50	33.00	H
1900.00	-17.23	-29.30	8.10	20.17	33.00	H



LTE Band 2_1.4MHz_64QAM

Frequency(MHz)	P _{Mea} (dBm)	P _{cl} (dB)+ P _{Ag} (dB)	G _a Antenna Gain(dBi)	EIRP(dBm)	Limit(dBm)	Polarization
1850.70	-17.10	-29.30	8.10	20.30	33.00	H
1880.00	-17.11	-29.40	8.10	20.39	33.00	H
1909.30	-17.03	-29.30	8.10	20.37	33.00	H

LTE Band 2_3MHz_64QAM

Frequency(MHz)	P _{Mea} (dBm)	P _{cl} (dB)+ P _{Ag} (dB)	G _a Antenna Gain(dBi)	EIRP(dBm)	Limit(dBm)	Polarization
1851.50	-16.89	-29.30	8.10	20.51	33.00	H
1880.00	-17.14	-29.40	8.10	20.36	33.00	H
1908.50	-17.13	-29.30	8.10	20.27	33.00	H

LTE Band 2_5MHz_64QAM

Frequency(MHz)	P _{Mea} (dBm)	P _{cl} (dB)+ P _{Ag} (dB)	G _a Antenna Gain(dBi)	EIRP(dBm)	Limit(dBm)	Polarization
1852.50	-17.08	-29.30	8.10	20.32	33.00	H
1880.00	-16.98	-29.40	8.10	20.52	33.00	H
1907.50	-17.11	-29.30	8.10	20.29	33.00	H

LTE Band 2_10MHz_64QAM

Frequency(MHz)	P _{Mea} (dBm)	P _{cl} (dB)+ P _{Ag} (dB)	G _a Antenna Gain(dBi)	EIRP(dBm)	Limit(dBm)	Polarization
1855.00	-16.99	-29.30	8.10	20.41	33.00	H
1880.00	-17.13	-29.40	8.10	20.37	33.00	H
1905.00	-17.14	-29.30	8.10	20.26	33.00	H

LTE Band 2_15MHz_64QAM

Frequency(MHz)	P _{Mea} (dBm)	P _{cl} (dB)+ P _{Ag} (dB)	G _a Antenna Gain(dBi)	EIRP(dBm)	Limit(dBm)	Polarization
1857.50	-16.78	-29.30	8.10	20.62	33.00	H
1880.00	-17.29	-29.40	8.10	20.21	33.00	H
1902.50	-17.22	-29.30	8.10	20.18	33.00	H

LTE Band 2_20 MHz_64QAM

Frequency(MHz)	P _{Mea} (dBm)	P _{cl} (dB)+ P _{Ag} (dB)	G _a Antenna Gain(dBi)	EIRP(dBm)	Limit(dBm)	Polarization
1860.00	-17.23	-29.30	8.10	20.17	33.00	H
1880.00	-17.21	-29.40	8.10	20.29	33.00	H
1900.00	-17.10	-29.30	8.10	20.30	33.00	H

Peak EIRP (dBm)=P_{Mea}(-15.51dBm)-(P_{cl}+P_{Ag})(-29.30dB)+G_a(8.10dB)=21.89dBm

**LTE Band 4- EIRP Part 27.50(d)****Limits:** ≤30dBm (1W)**LTE Band 4_1.4MHz_QPSK**

Frequency(MHz)	P _{Mea} (dBm)	P _{cl} (dB)+ P _{Ag} (dB)	Ga Antenna Gain(dBi)	EIRP(dBm)	Limit(dBm)	Polarization
1710.70	-15.76	-29.60	8.10	21.94	30.00	H
1732.50	-16.29	-29.60	8.10	21.41	30.00	H
1754.30	-16.18	-29.50	8.10	21.42	30.00	H

LTE Band 4_3MHz_QPSK

Frequency(MHz)	P _{Mea} (dBm)	P _{cl} (dB)+ P _{Ag} (dB)	Ga Antenna Gain(dBi)	EIRP(dBm)	Limit(dBm)	Polarization
1711.50	-15.80	-29.60	8.10	21.90	30.00	H
1732.50	-16.14	-29.60	8.10	21.56	30.00	H
1753.50	-16.20	-29.50	8.10	21.40	30.00	H

LTE Band 4_5MHz_QPSK

Frequency(MHz)	P _{Mea} (dBm)	P _{cl} (dB)+ P _{Ag} (dB)	Ga Antenna Gain(dBi)	EIRP(dBm)	Limit(dBm)	Polarization
1712.50	-15.68	-29.60	8.10	22.02	30.00	H
1732.50	-16.19	-29.60	8.10	21.51	30.00	H
1752.50	-16.33	-29.50	8.10	21.27	30.00	H

LTE Band 4_10MHz_QPSK

Frequency(MHz)	P _{Mea} (dBm)	P _{cl} (dB)+ P _{Ag} (dB)	Ga Antenna Gain(dBi)	EIRP(dBm)	Limit(dBm)	Polarization
1715.00	-15.80	-29.60	8.10	21.90	30.00	H
1732.50	-16.18	-29.60	8.10	21.52	30.00	H
1750.00	-16.05	-29.50	8.10	21.55	30.00	H

LTE Band 4_15MHz_QPSK

Frequency(MHz)	P _{Mea} (dBm)	P _{cl} (dB)+ P _{Ag} (dB)	Ga Antenna Gain(dBi)	EIRP(dBm)	Limit(dBm)	Polarization
1717.50	-15.77	-29.60	8.10	21.93	30.00	H
1732.50	-16.34	-29.60	8.10	21.36	30.00	H
1747.50	-16.42	-29.50	8.10	21.18	30.00	H

LTE Band 4_20MHz_QPSK

Frequency(MHz)	P _{Mea} (dBm)	P _{cl} (dB)+ P _{Ag} (dB)	Ga Antenna Gain(dBi)	EIRP(dBm)	Limit(dBm)	Polarization
1720.00	-15.88	-29.60	8.10	21.82	30.00	H
1732.50	-16.17	-29.60	8.10	21.53	30.00	H
1745.00	-16.22	-29.50	8.10	21.38	30.00	H



LTE Band 4_1.4MHz_16QAM

Frequency(MHz)	P _{Mea} (dBm)	P _{cl} (dB)+ P _{Ag} (dB)	Ga Antenna Gain(dBi)	EIRP(dBm)	Limit(dBm)	Polarization
1710.70	-16.89	-29.60	8.10	20.81	30.00	H
1732.50	-17.22	-29.60	8.10	20.48	30.00	H
1754.30	-17.30	-29.50	8.10	20.30	30.00	H

LTE Band 4_3MHz_16QAM

Frequency(MHz)	P _{Mea} (dBm)	P _{cl} (dB)+ P _{Ag} (dB)	Ga Antenna Gain(dBi)	EIRP(dBm)	Limit(dBm)	Polarization
1711.50	-17.48	-29.60	8.10	20.22	30.00	H
1732.50	-17.30	-29.60	8.10	20.40	30.00	H
1753.50	-17.19	-29.50	8.10	20.41	30.00	H

LTE Band 4_5MHz_16QAM

Frequency(MHz)	P _{Mea} (dBm)	P _{cl} (dB)+ P _{Ag} (dB)	Ga Antenna Gain(dBi)	EIRP(dBm)	Limit(dBm)	Polarization
1712.50	-17.08	-29.60	8.10	20.62	30.00	H
1732.50	-17.17	-29.60	8.10	20.53	30.00	H
1752.50	-17.19	-29.50	8.10	20.41	30.00	H

LTE Band 4_10MHz_16QAM

Frequency(MHz)	P _{Mea} (dBm)	P _{cl} (dB)+ P _{Ag} (dB)	Ga Antenna Gain(dBi)	EIRP(dBm)	Limit(dBm)	Polarization
1715.00	-16.94	-29.60	8.10	20.76	30.00	H
1732.50	-17.31	-29.60	8.10	20.39	30.00	H
1750.00	-17.18	-29.50	8.10	20.42	30.00	H

LTE Band 4_15MHz_16QAM

Frequency(MHz)	P _{Mea} (dBm)	P _{cl} (dB)+ P _{Ag} (dB)	Ga Antenna Gain(dBi)	EIRP(dBm)	Limit(dBm)	Polarization
1717.50	-17.09	-29.60	8.10	20.61	30.00	H
1732.50	-17.20	-29.60	8.10	20.50	30.00	H
1747.50	-16.81	-29.50	8.10	20.79	30.00	H

LTE Band 4_20MHz_16QAM

Frequency(MHz)	P _{Mea} (dBm)	P _{cl} (dB)+ P _{Ag} (dB)	Ga Antenna Gain(dBi)	EIRP(dBm)	Limit(dBm)	Polarization
1720.00	-16.95	-29.60	8.10	20.75	30.00	H
1732.50	-17.23	-29.60	8.10	20.47	30.00	H
1745.00	-17.20	-29.50	8.10	20.40	30.00	H



LTE Band 4_1.4MHz_64QAM

Frequency(MHz)	P _{Mea} (dBm)	P _{cl} (dB)+ P _{Ag} (dB)	Ga Antenna Gain(dBi)	EIRP(dBm)	Limit(dBm)	Polarization
1710.70	-16.90	-29.60	8.10	20.80	30.00	H
1732.50	-17.09	-29.60	8.10	20.61	30.00	H
1754.30	-17.24	-29.50	8.10	20.36	30.00	H

LTE Band 4_3MHz_64QAM

Frequency(MHz)	P _{Mea} (dBm)	P _{cl} (dB)+ P _{Ag} (dB)	Ga Antenna Gain(dBi)	EIRP(dBm)	Limit(dBm)	Polarization
1711.50	-17.20	-29.60	8.10	20.50	30.00	H
1732.50	-17.18	-29.60	8.10	20.52	30.00	H
1753.50	-17.28	-29.50	8.10	20.32	30.00	H

LTE Band 4_5MHz_64QAM

Frequency(MHz)	P _{Mea} (dBm)	P _{cl} (dB)+ P _{Ag} (dB)	Ga Antenna Gain(dBi)	EIRP(dBm)	Limit(dBm)	Polarization
1712.50	-17.19	-29.60	8.10	20.51	30.00	H
1732.50	-16.91	-29.60	8.10	20.79	30.00	H
1752.50	-17.31	-29.50	8.10	20.30	30.00	H

LTE Band 4_10MHz_64QAM

Frequency(MHz)	P _{Mea} (dBm)	P _{cl} (dB)+ P _{Ag} (dB)	Ga Antenna Gain(dBi)	EIRP(dBm)	Limit(dBm)	Polarization
1715.00	-16.85	-29.60	8.10	20.85	30.00	H
1732.50	-17.17	-29.60	8.10	20.54	30.00	H
1750.00	-17.20	-29.50	8.10	20.40	30.00	H

LTE Band 4_15MHz_64QAM

Frequency(MHz)	P _{Mea} (dBm)	P _{cl} (dB)+ P _{Ag} (dB)	Ga Antenna Gain(dBi)	EIRP(dBm)	Limit(dBm)	Polarization
1717.50	-16.80	-29.60	8.10	20.90	30.00	H
1732.50	-17.42	-29.60	8.10	20.28	30.00	H
1747.50	-17.10	-29.50	8.10	20.50	30.00	H

LTE Band 4_20MHz_64QAM

Frequency(MHz)	P _{Mea} (dBm)	P _{cl} (dB)+ P _{Ag} (dB)	Ga Antenna Gain(dBi)	EIRP(dBm)	Limit(dBm)	Polarization
1720.00	-16.90	-29.60	8.10	20.80	30.00	H
1732.50	-17.44	-29.60	8.10	20.26	30.00	H
1745.00	-17.42	-29.50	8.10	20.18	30.00	H

Peak EIRP (dBm)=P_{Mea}(-15.68dBm)-(P_{cl}+P_{Ag})(-29.60dB)+G_a(8.10dB) =22.02dBm



LTE Band 7- EIRP Part 27.50(h)(2)

Limits: ≤33 dBm (2W)

LTE Band 7_5MHz_QPSK

Frequency(MHz)	P _{Mea} (dBm)	P _{ci} (dB)+ P _{Ag} (dB)	G _a Antenna Gain(dBi)	EIRP(dBm)	Limit(dBm)	Polarization
2502.50	-18.71	-28.70	10.70	20.69	33.00	H
2535.00	-18.48	-28.60	10.70	20.82	33.00	H
2567.50	-18.57	-28.60	10.70	20.73	33.00	H

LTE Band 7_10MHz_QPSK

Frequency(MHz)	P _{Mea} (dBm)	P _{ci} (dB)+ P _{Ag} (dB)	G _a Antenna Gain(dBi)	EIRP(dBm)	Limit(dBm)	Polarization
2505.00	-18.80	-28.70	10.70	20.60	33.00	H
2535.00	-18.51	-28.60	10.70	20.79	33.00	H
2565.00	-18.93	-28.60	10.70	20.37	33.00	H

LTE Band 7_15MHz_QPSK

Frequency(MHz)	P _{Mea} (dBm)	P _{ci} (dB)+ P _{Ag} (dB)	G _a Antenna Gain(dB)	EIRP(dBm)	Limit(dBm)	Polarization
2507.50	-19.24	-28.70	10.70	20.16	33.00	H
2535.00	-18.46	-28.60	10.70	20.84	33.00	H
2562.50	-18.59	-28.60	10.70	20.71	33.00	H

LTE Band 7_20MHz_QPSK

Frequency(MHz)	P _{Mea} (dBm)	P _{ci} (dB)+ P _{Ag} (dB)	G _a Antenna Gain(dBi)	EIRP(dBm)	Limit(dBm)	Polarization
2510.00	-19.12	-28.70	10.70	20.28	33.00	H
2535.00	-18.68	-28.60	10.70	20.62	33.00	H
2560.00	-18.48	-28.60	10.70	20.82	33.00	H



LTE Band 7_5MHz_16QAM

Frequency(MHz)	P _{Mea} (dBm)	P _{ci} (dB)+ P _{Ag} (dB)	G _a Antenna Gain(dBi)	EIRP(dBm)	Limit(dBm)	Polarization
2502.50	-19.69	-28.70	10.70	19.71	33.00	H
2535.00	-19.41	-28.60	10.70	19.89	33.00	H
2567.50	-19.59	-28.60	10.70	19.71	33.00	H

LTE Band 7_10MHz_16QAM

Frequency(MHz)	P _{Mea} (dBm)	P _{ci} (dB)+ P _{Ag} (dB)	G _a Antenna Gain(dBi)	EIRP(dBm)	Limit(dBm)	Polarization
2505.00	-19.57	-28.70	10.70	19.83	33.00	H
2535.00	-19.50	-28.60	10.70	19.80	33.00	H
2565.00	-19.69	-28.60	10.70	19.61	33.00	H

LTE Band 7_15MHz_16QAM

Frequency(MHz)	P _{Mea} (dBm)	P _{ci} (dB)+ P _{Ag} (dB)	G _a Antenna Gain(dBi)	EIRP(dBm)	Limit(dBm)	Polarization
2507.50	-19.75	-28.70	10.70	19.65	33.00	H
2535.00	-19.51	-28.60	10.70	19.79	33.00	H
2562.50	-19.57	-28.60	10.70	19.73	33.00	H

LTE Band 7_20MHz_16QAM

Frequency(MHz)	P _{Mea} (dBm)	P _{ci} (dB)+ P _{Ag} (dB)	G _a Antenna Gain(dBi)	EIRP(dBm)	Limit(dBm)	Polarization
2510.00	-19.44	-28.70	10.70	19.96	33.00	H
2535.00	-19.55	-28.60	10.70	19.75	33.00	H
2560.00	-19.80	-28.60	10.70	19.50	33.00	H



LTE Band 7_5MHz_64QAM

Frequency(MHz)	P _{Mea} (dBm)	P _{cl} (dB)+ P _{Ag} (dB)	G _a Antenna Gain(dBi)	EIRP(dBm)	Limit(dBm)	Polarization
2502.50	-20.11	-28.70	10.70	19.29	33.00	H
2535.00	-19.31	-28.60	10.70	19.99	33.00	H
2567.50	-19.50	-28.60	10.70	19.80	33.00	H

LTE Band 7_10MHz_64QAM

Frequency(MHz)	P _{Mea} (dBm)	P _{cl} (dB)+ P _{Ag} (dB)	G _a Antenna Gain(dBi)	EIRP(dBm)	Limit(dBm)	Polarization
2505.00	-20.20	-28.70	10.70	19.20	33.00	H
2535.00	-19.80	-28.60	10.70	19.50	33.00	H
2565.00	-19.90	-28.60	10.70	19.40	33.00	H

LTE Band 7_15MHz_64QAM

Frequency(MHz)	P _{Mea} (dBm)	P _{cl} (dB)+ P _{Ag} (dB)	G _a Antenna Gain(dBi)	EIRP(dBm)	Limit(dBm)	Polarization
2507.50	-20.14	-28.70	10.70	19.26	33.00	H
2535.00	-19.82	-28.60	10.70	19.48	33.00	H
2562.50	-19.69	-28.60	10.70	19.61	33.00	H

LTE Band 7_20MHz_64QAM

Frequency(MHz)	P _{Mea} (dBm)	P _{cl} (dB)+ P _{Ag} (dB)	G _a Antenna Gain(dBi)	EIRP(dBm)	Limit(dBm)	Polarization
2510.00	-19.69	-28.70	10.70	19.71	33.00	H
2535.00	-19.81	-28.60	10.70	19.49	33.00	H
2560.00	-19.90	-28.60	10.70	19.40	33.00	H

Peak EIRP (dBm)=P_{Mea}(-18.46dBm)-(P_{cl}+P_{Ag})(-28.60dB)+G_a(10.70dB) =20.84dBm



LTE band 26(814MHz-824MHz)- ERP Part 90.635(b)

Limits: ≤50.00dBm (100W)

LTE band 26(814MHz-824MHz)_1.4MHz_QPSK

Frequency(MHz)	P _{Mea} (dBm)	P _{ci} (dB)+ P _{Ag} (dB)	Ga Antenna Gain(dBi)	Correction (dB)	ERP(dBm)	Limit(dBm)	Polarization
814.70	-10.00	-33.70	-0.80	2.15	20.75	50.00	V
819.00	-10.14	-33.60	-0.75	2.15	20.57	50.00	V
823.30	-10.40	-33.60	-0.79	2.15	20.25	50.00	V

LTE band 26(814MHz-824MHz)_3MHz_QPSK

Frequency(MHz)	P _{Mea} (dBm)	P _{ci} (dB)+ P _{Ag} (dB)	Ga Antenna Gain(dBi)	Correction (dB)	ERP(dBm)	Limit(dBm)	Polarization
815.50	-10.09	-33.70	-0.80	2.15	20.66	50.00	V
819.00	-10.37	-33.60	-0.75	2.15	20.33	50.00	V
822.50	-10.24	-33.60	-0.79	2.15	20.41	50.00	V

LTE band 26(814MHz-824MHz)_5MHz_QPSK

Frequency(MHz)	P _{Mea} (dBm)	P _{ci} (dB)+ P _{Ag} (dB)	Ga Antenna Gain(dBi)	Correction (dB)	ERP(dBm)	Limit(dBm)	Polarization
816.50	-10.10	-33.70	-0.80	2.15	20.65	50.00	V
819.00	-10.25	-33.60	-0.75	2.15	20.46	50.00	V
821.50	-10.31	-33.60	-0.79	2.15	20.34	50.00	V

LTE band 26(814MHz-824MHz)_10MHz_QPSK

Frequency(MHz)	P _{Mea} (dBm)	P _{ci} (dB)+ P _{Ag} (dB)	Ga Antenna Gain(dBi)	Correction (dB)	ERP(dBm)	Limit(dBm)	Polarization
819.00	-10.18	-33.60	-0.80	2.15	20.47	50.00	V
819.00	-10.45	-33.60	-0.75	2.15	20.25	50.00	V
819.00	-10.32	-33.60	-0.79	2.15	20.33	50.00	V



LTE band 26(814MHz-824MHz)_1.4MHz_16QAM

Frequency(MHz)	P _{Mea} (dBm)	P _{cl} (dB)+ P _{Ag} (dB)	Ga Antenna Gain(dBi)	Correction (dB)	ERP(dBm)	Limit(dBm)	Polarization
814.70	-10.93	-33.70	-0.80	2.15	19.82	50.00	V
819.00	-11.29	-33.60	-0.75	2.15	19.41	50.00	V
823.30	-11.33	-33.60	-0.79	2.15	19.33	50.00	V

LTE band 26(814MHz-824MHz)_3MHz_16QAM

Frequency(MHz)	P _{Mea} (dBm)	P _{cl} (dB)+ P _{Ag} (dB)	Ga Antenna Gain(dBi)	Correction (dB)	ERP(dBm)	Limit(dBm)	Polarization
815.50	-10.90	-33.70	-0.80	2.15	19.85	50.00	V
819.00	-11.15	-33.60	-0.75	2.15	19.55	50.00	V
822.50	-11.40	-33.60	-0.79	2.15	19.26	50.00	V

LTE band 26(814MHz-824MHz)_5MHz_16QAM

Frequency(MHz)	P _{Mea} (dBm)	P _{cl} (dB)+ P _{Ag} (dB)	Ga Antenna Gain(dBi)	Correction (dB)	ERP(dBm)	Limit(dBm)	Polarization
816.50	-10.89	-33.70	-0.80	2.15	19.86	50.00	V
819.00	-11.37	-33.60	-0.75	2.15	19.33	50.00	V
821.50	-11.51	-33.60	-0.79	2.15	19.15	50.00	V

LTE band 26(814MHz-824MHz)_10MHz_16QAM

Frequency(MHz)	P _{Mea} (dBm)	P _{cl} (dB)+ P _{Ag} (dB)	Ga Antenna Gain(dBi)	Correction (dB)	ERP(dBm)	Limit(dBm)	Polarization
819.00	-10.96	-33.60	-0.80	2.15	19.69	50.00	V
819.00	-11.44	-33.60	-0.75	2.15	19.26	50.00	V
819.00	-11.32	-33.60	-0.79	2.15	19.34	50.00	V



LTE band 26(814MHz-824MHz)_1.4MHz_64QAM

Frequency(MHz)	P _{Mea} (dBm)	P _{cl} (dB)+ P _{Ag} (dB)	Ga Antenna Gain(dBi)	Correction (dB)	ERP(dBm)	Limit(dBm)	Polarization
814.70	-10.88	-33.70	-0.80	2.15	19.87	50.00	V
819.00	-11.48	-33.60	-0.75	2.15	19.22	50.00	V
823.30	-11.30	-33.60	-0.79	2.15	19.36	50.00	V

LTE band 26(814MHz-824MHz)_3MHz_64QAM

Frequency(MHz)	P _{Mea} (dBm)	P _{cl} (dB)+ P _{Ag} (dB)	Ga Antenna Gain(dBi)	Correction (dB)	ERP(dBm)	Limit(dBm)	Polarization
815.50	-11.00	-33.70	-0.80	2.15	19.75	50.00	V
819.00	-11.33	-33.60	-0.75	2.15	19.37	50.00	V
822.50	-11.40	-33.60	-0.79	2.15	19.26	50.00	V

LTE band 26(814MHz-824MHz)_5MHz_64QAM

Frequency(MHz)	P _{Mea} (dBm)	P _{cl} (dB)+ P _{Ag} (dB)	Ga Antenna Gain(dBi)	Correction (dB)	ERP(dBm)	Limit(dBm)	Polarization
816.50	-10.88	-33.70	-0.80	2.15	19.87	50.00	V
819.00	-11.46	-33.60	-0.75	2.15	19.24	50.00	V
821.50	-11.50	-33.60	-0.79	2.15	19.16	50.00	V

LTE band 26(814MHz-824MHz)_10MHz_64QAM

Frequency(MHz)	P _{Mea} (dBm)	P _{cl} (dB)+ P _{Ag} (dB)	Ga Antenna Gain(dBi)	Correction (dB)	ERP(dBm)	Limit(dBm)	Polarization
819.00	-10.85	-33.60	-0.80	2.15	19.80	50.00	V
819.00	-11.37	-33.60	-0.75	2.15	19.33	50.00	V
819.00	-11.21	-33.60	-0.79	2.15	19.45	50.00	V

Peak ERP (dBm)=P_{Mea}(-10.00dBm)-(P_{cl}+P_{Ag})(-33.70dB)+G_a(-0.80dB) -2.15 =20.75dBm



LTE band 26(824MHz-849MHz)- ERP Part 22.913(a)

Limits: ≤38.45dBm (7W)

LTE band 26(824MHz-849MHz)_1.4MHz_QPSK

Frequency(MHz)	P _{Mea} (dBm)	P _c (dB)+ P _{Ag} (dB)	Ga Antenna Gain(dBi)	Correction (dB)	ERP(dBm)	Limit(dBm)	Polarization
824.70	-9.80	-33.60	-0.79	2.15	20.86	38.45	V
836.50	-10.40	-33.50	-0.74	2.15	20.21	38.45	V
848.30	-10.26	-33.50	-0.73	2.15	20.36	38.45	V

LTE band 26(824MHz-849MHz)_3MHz_QPSK

Frequency(MHz)	P _{Mea} (dBm)	P _c (dB)+ P _{Ag} (dB)	Ga Antenna Gain(dBi)	Correction (dB)	ERP(dBm)	Limit(dBm)	Polarization
825.50	-9.71	-33.60	-0.79	2.15	20.95	38.45	V
836.50	-10.25	-33.50	-0.74	2.15	20.37	38.45	V
847.50	-10.38	-33.50	-0.73	2.15	20.24	38.45	V

LTE band 26(824MHz-849MHz)_5MHz_QPSK

Frequency(MHz)	P _{Mea} (dBm)	P _c (dB)+ P _{Ag} (dB)	Ga Antenna Gain(dBi)	Correction (dB)	ERP(dBm)	Limit(dBm)	Polarization
826.50	-9.87	-33.60	-0.79	2.15	20.79	38.45	V
836.50	-10.49	-33.50	-0.74	2.15	20.13	38.45	V
846.50	-10.40	-33.50	-0.73	2.15	20.22	38.45	V

LTE band 26(824MHz-849MHz)_10MHz_QPSK

Frequency(MHz)	P _{Mea} (dBm)	P _c (dB)+ P _{Ag} (dB)	Ga Antenna Gain(dBi)	Correction (dB)	ERP(dBm)	Limit(dBm)	Polarization
829.00	-9.79	-33.60	-0.79	2.15	20.87	38.45	V
836.50	-10.29	-33.50	-0.74	2.15	20.32	38.45	V
844.00	-10.49	-33.50	-0.73	2.15	20.12	38.45	V

LTE band 26(824MHz-849MHz)_15MHz_QPSK

Frequency(MHz)	P _{Mea} (dBm)	P _c (dB)+ P _{Ag} (dB)	Ga Antenna Gain(dBi)	Correction (dB)	ERP(dBm)	Limit(dBm)	Polarization
831.50	-9.88	-33.60	-0.79	2.15	20.78	38.45	V
836.50	-10.24	-33.50	-0.74	2.15	20.37	38.45	V
841.50	-10.33	-33.50	-0.73	2.15	20.29	38.45	V

LTE band 26(824MHz-849MHz)_1.4MHz_16QAM

Frequency(MHz)	P _{Mea} (dBm)	P _{cl} (dB)+ P _{Ag} (dB)	Ga Antenna Gain(dBi)	Correction (dB)	ERP(dBm)	Limit(dBm)	Polarization
824.70	-10.84	-33.60	-0.79	2.15	19.82	38.45	V
836.50	-11.24	-33.50	-0.74	2.15	19.37	38.45	V
848.30	-11.35	-33.50	-0.73	2.15	19.27	38.45	V

LTE band 26(824MHz-849MHz)_3MHz_16QAM

Frequency(MHz)	P _{Mea} (dBm)	P _{cl} (dB)+ P _{Ag} (dB)	Ga Antenna Gain(dBi)	Correction (dB)	ERP(dBm)	Limit(dBm)	Polarization
825.50	-10.91	-33.60	-0.79	2.15	19.75	38.45	V
836.50	-11.28	-33.50	-0.74	2.15	19.33	38.45	V
847.50	-11.50	-33.50	-0.73	2.15	19.12	38.45	V

LTE band 26(824MHz-849MHz)_5MHz_16QAM

Frequency(MHz)	P _{Mea} (dBm)	P _{cl} (dB)+ P _{Ag} (dB)	Ga Antenna Gain(dBi)	Correction (dB)	ERP(dBm)	Limit(dBm)	Polarization
826.50	-10.96	-33.60	-0.79	2.15	19.70	38.45	V
836.50	-11.51	-33.50	-0.74	2.15	19.10	38.45	V
846.50	-11.42	-33.50	-0.73	2.15	19.20	38.45	V

LTE band 26(824MHz-849MHz)_10MHz_16QAM

Frequency(MHz)	P _{Mea} (dBm)	P _{cl} (dB)+ P _{Ag} (dB)	Ga Antenna Gain(dBi)	Correction (dB)	ERP(dBm)	Limit(dBm)	Polarization
829.00	-11.01	-33.60	-0.79	2.15	19.65	38.45	V
836.50	-11.30	-33.50	-0.74	2.15	19.31	38.45	V
844.00	-11.44	-33.50	-0.73	2.15	19.18	38.45	V

LTE band 26(824MHz-849MHz)_15MHz_16QAM

Frequency(MHz)	P _{Mea} (dBm)	P _{cl} (dB)+ P _{Ag} (dB)	Ga Antenna Gain(dBi)	Correction (dB)	ERP(dBm)	Limit(dBm)	Polarization
831.50	-10.91	-33.60	-0.79	2.15	19.75	38.45	V
836.50	-11.29	-33.50	-0.74	2.15	19.32	38.45	V
841.50	-11.49	-33.50	-0.73	2.15	19.13	38.45	V



LTE band 26(824MHz-849MHz)_1.4MHz_64QAM

Frequency(MHz)	P _{Mea} (dBm)	P _{cl} (dB)+ P _{Ag} (dB)	Ga Antenna Gain(dBi)	Correction (dB)	ERP(dBm)	Limit(dBm)	Polarization
824.70	-10.76	-33.60	-0.79	2.15	19.90	38.45	V
836.50	-11.52	-33.50	-0.74	2.15	19.09	38.45	V
848.30	-11.16	-33.50	-0.73	2.15	19.46	38.45	V

LTE band 26(824MHz-849MHz)_3MHz_64QAM

Frequency(MHz)	P _{Mea} (dBm)	P _{cl} (dB)+ P _{Ag} (dB)	Ga Antenna Gain(dBi)	Correction (dB)	ERP(dBm)	Limit(dBm)	Polarization
825.50	-11.21	-33.60	-0.79	2.15	19.45	38.45	V
836.50	-11.22	-33.50	-0.74	2.15	19.39	38.45	V
847.50	-11.21	-33.50	-0.73	2.15	19.41	38.45	V

LTE band 26(824MHz-849MHz)_5MHz_64QAM

Frequency(MHz)	P _{Mea} (dBm)	P _{cl} (dB)+ P _{Ag} (dB)	Ga Antenna Gain(dBi)	Correction (dB)	ERP(dBm)	Limit(dBm)	Polarization
826.50	-10.96	-33.60	-0.79	2.15	19.70	38.45	V
836.50	-11.31	-33.50	-0.74	2.15	19.30	38.45	V
846.50	-11.19	-33.50	-0.73	2.15	19.43	38.45	V

LTE band 26(824MHz-849MHz)_10MHz_64QAM

Frequency(MHz)	P _{Mea} (dBm)	P _{cl} (dB)+ P _{Ag} (dB)	Ga Antenna Gain(dBi)	Correction (dB)	ERP(dBm)	Limit(dBm)	Polarization
829.00	-11.26	-33.60	-0.79	2.15	19.40	38.45	V
836.50	-11.01	-33.50	-0.74	2.15	19.60	38.45	V
844.00	-11.29	-33.50	-0.73	2.15	19.33	38.45	V

LTE band 26(824MHz-849MHz)_15MHz_64QAM

Frequency(MHz)	P _{Mea} (dBm)	P _{cl} (dB)+ P _{Ag} (dB)	Ga Antenna Gain(dBi)	Correction (dB)	ERP(dBm)	Limit(dBm)	Polarization
831.50	-11.50	-33.60	-0.79	2.15	19.16	38.45	V
836.50	-11.05	-33.50	-0.74	2.15	19.56	38.45	V
841.50	-11.22	-33.50	-0.73	2.15	19.40	38.45	V

Peak ERP (dBm)=P_{Mea}(-9.71dBm)-(P_{cl}+P_{Ag})(-33.60dB)+G_a(-0.79dB) -2.15=20.95dBm

**LTE Band 41 - EIRP Part 27.50(h)(2)****Limits:** ≤33dBm (2W)**LTE Band 41_5MHz_QPSK**

Frequency(MHz)	P _{Mea} (dBm)	P _{cl} (dB)+ P _{Ag} (dB)	Ga Antenna Gain(dBi)	EIRP(dBm)	Limit(dBm)	Polarization
2547.50	-18.50	-28.70	10.70	20.90	33.00	H
2600.00	-18.89	-28.60	10.70	20.41	33.00	H
2652.50	-19.02	-28.50	10.70	20.18	33.00	H

LTE Band 41_10MHz_QPSK

Frequency(MHz)	P _{Mea} (dBm)	P _{cl} (dB)+ P _{Ag} (dB)	Ga Antenna Gain(dBi)	EIRP(dBm)	Limit(dBm)	Polarization
2550.00	-18.55	-28.70	10.70	20.85	33.00	H
2600.00	-18.75	-28.60	10.70	20.55	33.00	H
2650.00	-18.70	-28.50	10.70	20.50	33.00	H

LTE Band 41_15MHz_QPSK

Frequency(MHz)	P _{Mea} (dBm)	P _{cl} (dB)+ P _{Ag} (dB)	Ga Antenna Gain(dBi)	EIRP(dBm)	Limit(dBm)	Polarization
2552.50	-18.52	-28.70	10.70	20.88	33.00	H
2600.00	-18.88	-28.60	10.70	20.42	33.00	H
2647.50	-18.81	-28.50	10.70	20.39	33.00	H

LTE Band 41_20MHz_QPSK

Frequency(MHz)	P _{Mea} (dBm)	P _{cl} (dB)+ P _{Ag} (dB)	Ga Antenna Gain(dBi)	EIRP(dBm)	Limit(dBm)	Polarization
2555.00	-18.69	-28.70	10.70	20.71	33.00	H
2600.00	-18.76	-28.60	10.70	20.54	33.00	H
2645.00	-18.81	-28.50	10.70	20.39	33.00	H



LTE Band 41_5MHz_16QAM

Frequency(MHz)	P _{Mea} (dBm)	P _{cl} (dB)+ P _{Ag} (dB)	Ga Antenna Gain(dBi)	EIRP(dBm)	Limit(dBm)	Polarization
2547.50	-19.53	-28.70	10.70	19.87	33.00	V
2600.00	-19.96	-28.60	10.70	19.34	33.00	V
2652.50	-19.69	-28.50	10.70	19.51	33.00	V

LTE Band 41_10MHz_16QAM

Frequency(MHz)	P _{Mea} (dBm)	P _{cl} (dB)+ P _{Ag} (dB)	Ga Antenna Gain(dBi)	EIRP(dBm)	Limit(dBm)	Polarization
2550.00	-19.44	-28.70	10.70	19.96	33.00	V
2600.00	-19.72	-28.60	10.70	19.58	33.00	V
2650.00	-19.80	-28.50	10.70	19.40	33.00	V

LTE Band 41_15MHz_16QAM

Frequency(MHz)	P _{Mea} (dBm)	P _{cl} (dB)+ P _{Ag} (dB)	Ga Antenna Gain(dBi)	EIRP(dBm)	Limit(dBm)	Polarization
2552.50	-19.69	-28.70	10.70	19.71	33.00	V
2600.00	-19.36	-28.60	10.70	19.94	33.00	V
2647.50	-19.78	-28.50	10.70	19.42	33.00	V

LTE Band 41_20 MHz_16QAM

Frequency(MHz)	P _{Mea} (dBm)	P _{cl} (dB)+ P _{Ag} (dB)	Ga Antenna Gain(dBi)	EIRP(dBm)	Limit(dBm)	Polarization
2555.00	-19.66	-28.70	10.70	19.74	33.00	V
2600.00	-19.62	-28.60	10.70	19.68	33.00	V
2645.00	-19.73	-28.50	10.70	19.47	33.00	V



LTE Band 41_5MHz_64QAM

Frequency(MHz)	P _{Mea} (dBm)	P _{cl} (dB)+ P _{Ag} (dB)	Ga Antenna Gain(dBi)	EIRP(dBm)	Limit(dBm)	Polarization
2547.50	-19.50	-28.70	10.70	19.90	33.00	H
2600.00	-19.90	-28.60	10.70	19.40	33.00	H
2652.50	-19.84	-28.50	10.70	19.36	33.00	H

LTE Band 41_10MHz_64QAM

Frequency(MHz)	P _{Mea} (dBm)	P _{cl} (dB)+ P _{Ag} (dB)	Ga Antenna Gain(dBi)	EIRP(dBm)	Limit(dBm)	Polarization
2550.00	-19.57	-28.70	10.70	19.83	33.00	H
2600.00	-19.72	-28.60	10.70	19.58	33.00	H
2650.00	-19.93	-28.50	10.70	19.27	33.00	H

LTE Band 41_15MHz_64QAM

Frequency(MHz)	P _{Mea} (dBm)	P _{cl} (dB)+ P _{Ag} (dB)	Ga Antenna Gain(dBi)	EIRP(dBm)	Limit(dBm)	Polarization
2552.50	-19.69	-28.70	10.70	19.71	33.00	H
2600.00	-19.78	-28.60	10.70	19.52	33.00	H
2647.50	-19.80	-28.50	10.70	19.40	33.00	H

LTE Band 41_20 MHz_64QAM

Frequency(MHz)	P _{Mea} (dBm)	P _{cl} (dB)+ P _{Ag} (dB)	Ga Antenna Gain(dBi)	EIRP(dBm)	Limit(dBm)	Polarization
2555.00	-19.61	-28.70	10.70	19.79	33.00	H
2600.00	-19.70	-28.60	10.70	19.60	33.00	H
2645.00	-19.44	-28.50	10.70	19.76	33.00	H

Peak EIRP (dBm)=P_{Mea}(-18.50dBm)-(P_{cl}+P_{Ag}) (-28.70dB)+G_a(10.70dB) =20.90dBm

ANALYZER SETTINGS:

RBW = VBW = 8MHz for occupied bandwidths equal to or less than 5MHz.

RBW = VBW = 20MHz for occupied bandwidths equal to or greater than 10MHz.

Note: The maximum value of expanded measurement uncertainty for this test item is U =

2.72dB(30MHz-3GHz)/3.60dB(3GHz-18GHz)/3.58dB(18GHz-40GHz), k = 2

Note: Both of Vertical and Horizontal polarizations are evaluated, but only the worst case is recorded in this report.



Lower antenna

LTE Band 2- EIRP Part 24. 232(b)

Limits: ≤33dBm (2W)

LTE Band 2_1.4MHz_QPSK

Frequency(MHz)	P _{Mea} (dBm)	P _{cl} (dB)+ P _{Ag} (dB)	Ga Antenna Gain(dBi)	EIRP(dBm)	Limit(dBm)	Polarization
1850.70	-16.46	-29.30	8.10	20.94	33.00	H
1880.00	-16.51	-29.40	8.10	20.99	33.00	H
1909.30	-16.58	-29.30	8.10	20.82	33.00	H

LTE Band 2_3MHz_QPSK

Frequency(MHz)	P _{Mea} (dBm)	P _{cl} (dB)+ P _{Ag} (dB)	Ga Antenna Gain(dBi)	EIRP(dBm)	Limit(dBm)	Polarization
1851.50	-16.58	-29.30	8.10	20.82	33.00	H
1880.00	-16.76	-29.40	8.10	20.74	33.00	H
1908.50	-16.76	-29.30	8.10	20.64	33.00	H

LTE Band 2_5MHz_QPSK

Frequency(MHz)	P _{Mea} (dBm)	P _{cl} (dB)+ P _{Ag} (dB)	Ga Antenna Gain(dBi)	EIRP(dBm)	Limit(dBm)	Polarization
1852.50	-16.58	-29.30	8.10	20.82	33.00	H
1880.00	-16.61	-29.40	8.10	20.89	33.00	H
1907.50	-16.57	-29.30	8.10	20.83	33.00	H

LTE Band 2_10MHz_QPSK

Frequency(MHz)	P _{Mea} (dBm)	P _{cl} (dB)+ P _{Ag} (dB)	Ga Antenna Gain(dBi)	EIRP(dBm)	Limit(dBm)	Polarization
1855.00	-16.51	-29.30	8.10	20.89	33.00	H
1880.00	-16.59	-29.40	8.10	20.91	33.00	H
1905.00	-16.42	-29.30	8.10	20.98	33.00	H

LTE Band 2_15MHz_QPSK

Frequency(MHz)	P _{Mea} (dBm)	P _{cl} (dB)+ P _{Ag} (dB)	Ga Antenna Gain(dBi)	EIRP(dBm)	Limit(dBm)	Polarization
1857.50	-16.51	-29.30	8.10	20.89	33.00	H
1880.00	-16.52	-29.40	8.10	20.98	33.00	H
1902.50	-16.46	-29.30	8.10	20.94	33.00	H

LTE Band 2_20 MHz_QPSK

Frequency(MHz)	P _{Mea} (dBm)	P _{cl} (dB)+ P _{Ag} (dB)	Ga Antenna Gain(dBi)	EIRP(dBm)	Limit(dBm)	Polarization
1860.00	-16.48	-29.30	8.10	20.92	33.00	H
1880.00	-16.54	-29.40	8.10	20.96	33.00	H
1900.00	-16.57	-29.30	8.10	20.83	33.00	H



LTE Band 2_1.4MHz_16QAM

Frequency(MHz)	P _{Mea} (dBm)	P _{cl} (dB)+ P _{Ag} (dB)	Ga Antenna Gain(dBi)	EIRP(dBm)	Limit(dBm)	Polarization
1850.70	-16.90	-29.30	8.10	20.50	33.00	H
1880.00	-16.67	-29.40	8.10	20.83	33.00	H
1909.30	-16.50	-29.30	8.10	20.90	33.00	H

LTE Band 2_3MHz_16QAM

Frequency(MHz)	P _{Mea} (dBm)	P _{cl} (dB)+ P _{Ag} (dB)	Ga Antenna Gain(dBi)	EIRP(dBm)	Limit(dBm)	Polarization
1851.50	-17.07	-29.30	8.10	20.33	33.00	H
1880.00	-16.90	-29.40	8.10	20.60	33.00	H
1908.50	-16.68	-29.30	8.10	20.72	33.00	H

LTE Band 2_5MHz_16QAM

Frequency(MHz)	P _{Mea} (dBm)	P _{cl} (dB)+ P _{Ag} (dB)	Ga Antenna Gain(dBi)	EIRP(dBm)	Limit(dBm)	Polarization
1852.50	-16.70	-29.30	8.10	20.70	33.00	H
1880.00	-17.19	-29.40	8.10	20.31	33.00	H
1907.50	-17.14	-29.30	8.10	20.26	33.00	H

LTE Band 2_10MHz_16QAM

Frequency(MHz)	P _{Mea} (dBm)	P _{cl} (dB)+ P _{Ag} (dB)	Ga Antenna Gain(dBi)	EIRP(dBm)	Limit(dBm)	Polarization
1855.00	-16.69	-29.30	8.10	20.71	33.00	H
1880.00	-17.34	-29.40	8.10	20.16	33.00	H
1905.00	-16.61	-29.30	8.10	20.79	33.00	H

LTE Band 2_15MHz_16QAM

Frequency(MHz)	P _{Mea} (dBm)	P _{cl} (dB)+ P _{Ag} (dB)	Ga Antenna Gain(dBi)	EIRP(dBm)	Limit(dBm)	Polarization
1857.50	-16.90	-29.30	8.10	20.50	33.00	H
1880.00	-16.71	-29.40	8.10	20.79	33.00	H
1902.50	-16.67	-29.30	8.10	20.73	33.00	H

LTE Band 2_20 MHz_16QAM

Frequency(MHz)	P _{Mea} (dBm)	P _{cl} (dB)+ P _{Ag} (dB)	Ga Antenna Gain(dBi)	EIRP(dBm)	Limit(dBm)	Polarization
1860.00	-16.51	-29.30	8.10	20.89	33.00	H
1880.00	-16.74	-29.40	8.10	20.76	33.00	H
1900.00	-16.91	-29.30	8.10	20.49	33.00	H



LTE Band 2_1.4MHz_64QAM

Frequency(MHz)	P _{Mea} (dBm)	P _{cl} (dB)+ P _{Ag} (dB)	G _a Antenna Gain(dBi)	EIRP(dBm)	Limit(dBm)	Polarization
1850.70	-16.99	-29.30	8.10	20.41	33.00	H
1880.00	-16.94	-29.40	8.10	20.56	33.00	H
1909.30	-16.89	-29.30	8.10	20.51	33.00	H

LTE Band 2_3MHz_64QAM

Frequency(MHz)	P _{Mea} (dBm)	P _{cl} (dB)+ P _{Ag} (dB)	G _a Antenna Gain(dBi)	EIRP(dBm)	Limit(dBm)	Polarization
1851.50	-17.06	-29.30	8.10	20.34	33.00	H
1880.00	-16.90	-29.40	8.10	20.60	33.00	H
1908.50	-16.88	-29.30	8.10	20.52	33.00	H

LTE Band 2_5MHz_64QAM

Frequency(MHz)	P _{Mea} (dBm)	P _{cl} (dB)+ P _{Ag} (dB)	G _a Antenna Gain(dBi)	EIRP(dBm)	Limit(dBm)	Polarization
1852.50	-16.91	-29.30	8.10	20.49	33.00	H
1880.00	-17.11	-29.40	8.10	20.39	33.00	H
1907.50	-16.80	-29.30	8.10	20.60	33.00	H

LTE Band 2_10MHz_64QAM

Frequency(MHz)	P _{Mea} (dBm)	P _{cl} (dB)+ P _{Ag} (dB)	G _a Antenna Gain(dBi)	EIRP(dBm)	Limit(dBm)	Polarization
1855.00	-16.88	-29.30	8.10	20.52	33.00	H
1880.00	-16.88	-29.40	8.10	20.62	33.00	H
1905.00	-16.83	-29.30	8.10	20.57	33.00	H

LTE Band 2_15MHz_64QAM

Frequency(MHz)	P _{Mea} (dBm)	P _{cl} (dB)+ P _{Ag} (dB)	G _a Antenna Gain(dBi)	EIRP(dBm)	Limit(dBm)	Polarization
1857.50	-17.01	-29.30	8.10	20.39	33.00	H
1880.00	-16.99	-29.40	8.10	20.51	33.00	H
1902.50	-16.76	-29.30	8.10	20.64	33.00	H

LTE Band 2_20 MHz_64QAM

Frequency(MHz)	P _{Mea} (dBm)	P _{cl} (dB)+ P _{Ag} (dB)	G _a Antenna Gain(dBi)	EIRP(dBm)	Limit(dBm)	Polarization
1860.00	-17.12	-29.30	8.10	20.28	33.00	H
1880.00	-17.11	-29.40	8.10	20.39	33.00	H
1900.00	-16.90	-29.30	8.10	20.50	33.00	H

Peak EIRP (dBm)=P_{Mea}(-16.41dBm)-(P_{cl}+P_{Ag})(-29.40dB)+G_a(8.10dB)=20.99dBm



LTE Band 4- EIRP Part 27.50(d)

Limits: ≤30dBm (1W)

LTE Band 4_1.4MHz_QPSK

Frequency(MHz)	P _{Mea} (dBm)	P _{cl} (dB)+ P _{Ag} (dB)	Ga Antenna Gain(dBi)	EIRP(dBm)	Limit(dBm)	Polarization
1710.70	-17.29	-29.60	8.10	20.41	30.00	H
1732.50	-17.21	-29.60	8.10	20.49	30.00	H
1754.30	-16.61	-29.50	8.10	20.99	30.00	H

LTE Band 4_3MHz_QPSK

Frequency(MHz)	P _{Mea} (dBm)	P _{cl} (dB)+ P _{Ag} (dB)	Ga Antenna Gain(dBi)	EIRP(dBm)	Limit(dBm)	Polarization
1711.50	-16.74	-29.60	8.10	20.96	30.00	H
1732.50	-16.79	-29.60	8.10	20.91	30.00	H
1753.50	-16.76	-29.50	8.10	20.84	30.00	H

LTE Band 4_5MHz_QPSK

Frequency(MHz)	P _{Mea} (dBm)	P _{cl} (dB)+ P _{Ag} (dB)	Ga Antenna Gain(dBi)	EIRP(dBm)	Limit(dBm)	Polarization
1712.50	-17.06	-29.60	8.10	20.64	30.00	H
1732.50	-16.97	-29.60	8.10	20.73	30.00	H
1752.50	-16.72	-29.50	8.10	20.88	30.00	H

LTE Band 4_10MHz_QPSK

Frequency(MHz)	P _{Mea} (dBm)	P _{cl} (dB)+ P _{Ag} (dB)	Ga Antenna Gain(dBi)	EIRP(dBm)	Limit(dBm)	Polarization
1715.00	-16.97	-29.60	8.10	20.73	30.00	H
1732.50	-17.18	-29.60	8.10	20.52	30.00	H
1750.00	-16.72	-29.50	8.10	20.88	30.00	H

LTE Band 4_15MHz_QPSK

Frequency(MHz)	P _{Mea} (dBm)	P _{cl} (dB)+ P _{Ag} (dB)	Ga Antenna Gain(dBi)	EIRP(dBm)	Limit(dBm)	Polarization
1717.50	-16.91	-29.60	8.10	20.79	30.00	H
1732.50	-17.30	-29.60	8.10	20.40	30.00	H
1747.50	-17.09	-29.50	8.10	20.51	30.00	H

LTE Band 4_20MHz_QPSK

Frequency(MHz)	P _{Mea} (dBm)	P _{cl} (dB)+ P _{Ag} (dB)	Ga Antenna Gain(dBi)	EIRP(dBm)	Limit(dBm)	Polarization
1720.00	-16.80	-29.60	8.10	20.90	30.00	H
1732.50	-17.16	-29.60	8.10	20.54	30.00	H
1745.00	-16.81	-29.50	8.10	20.79	30.00	H



LTE Band 4_1.4MHz_16QAM

Frequency(MHz)	P _{Mea} (dBm)	P _{cl} (dB)+ P _{Ag} (dB)	Ga Antenna Gain(dBi)	EIRP(dBm)	Limit(dBm)	Polarization
1710.70	-16.80	-29.60	8.10	20.90	30.00	H
1732.50	-17.18	-29.60	8.10	20.52	30.00	H
1754.30	-17.15	-29.50	8.10	20.45	30.00	H

LTE Band 4_3MHz_16QAM

Frequency(MHz)	P _{Mea} (dBm)	P _{cl} (dB)+ P _{Ag} (dB)	Ga Antenna Gain(dBi)	EIRP(dBm)	Limit(dBm)	Polarization
1711.50	-17.09	-29.60	8.10	20.61	30.00	H
1732.50	-17.30	-29.60	8.10	20.40	30.00	H
1753.50	-17.14	-29.50	8.10	20.46	30.00	H

LTE Band 4_5MHz_16QAM

Frequency(MHz)	P _{Mea} (dBm)	P _{cl} (dB)+ P _{Ag} (dB)	Ga Antenna Gain(dBi)	EIRP(dBm)	Limit(dBm)	Polarization
1712.50	-17.19	-29.60	8.10	20.51	30.00	H
1732.50	-17.27	-29.60	8.10	20.43	30.00	H
1752.50	-17.21	-29.50	8.10	20.39	30.00	H

LTE Band 4_10MHz_16QAM

Frequency(MHz)	P _{Mea} (dBm)	P _{cl} (dB)+ P _{Ag} (dB)	Ga Antenna Gain(dBi)	EIRP(dBm)	Limit(dBm)	Polarization
1715.00	-16.87	-29.60	8.10	20.83	30.00	H
1732.50	-17.21	-29.60	8.10	20.49	30.00	H
1750.00	-16.99	-29.50	8.10	20.61	30.00	H

LTE Band 4_15MHz_16QAM

Frequency(MHz)	P _{Mea} (dBm)	P _{cl} (dB)+ P _{Ag} (dB)	Ga Antenna Gain(dBi)	EIRP(dBm)	Limit(dBm)	Polarization
1717.50	-16.76	-29.60	8.10	20.94	30.00	H
1732.50	-17.30	-29.60	8.10	20.40	30.00	H
1747.50	-17.24	-29.50	8.10	20.36	30.00	H

LTE Band 4_20MHz_16QAM

Frequency(MHz)	P _{Mea} (dBm)	P _{cl} (dB)+ P _{Ag} (dB)	Ga Antenna Gain(dBi)	EIRP(dBm)	Limit(dBm)	Polarization
1720.00	-17.09	-29.60	8.10	20.61	30.00	H
1732.50	-16.90	-29.60	8.10	20.80	30.00	H
1745.00	-17.10	-29.50	8.10	20.50	30.00	H



LTE Band 4_1.4MHz_64QAM

Frequency(MHz)	P _{Mea} (dBm)	P _{cl} (dB)+ P _{Ag} (dB)	Ga Antenna Gain(dBi)	EIRP(dBm)	Limit(dBm)	Polarization
1710.70	-16.91	-29.60	8.10	20.79	30.00	H
1732.50	-17.24	-29.60	8.10	20.46	30.00	H
1754.30	-17.21	-29.50	8.10	20.39	30.00	H

LTE Band 4_3MHz_64QAM

Frequency(MHz)	P _{Mea} (dBm)	P _{cl} (dB)+ P _{Ag} (dB)	Ga Antenna Gain(dBi)	EIRP(dBm)	Limit(dBm)	Polarization
1711.50	-17.09	-29.60	8.10	20.61	30.00	H
1732.50	-17.30	-29.60	8.10	20.40	30.00	H
1753.50	-16.99	-29.50	8.10	20.61	30.00	H

LTE Band 4_5MHz_64QAM

Frequency(MHz)	P _{Mea} (dBm)	P _{cl} (dB)+ P _{Ag} (dB)	Ga Antenna Gain(dBi)	EIRP(dBm)	Limit(dBm)	Polarization
1712.50	-17.11	-29.60	8.10	20.59	30.00	H
1732.50	-17.30	-29.60	8.10	20.40	30.00	H
1752.50	-17.27	-29.50	8.10	20.33	30.00	H

LTE Band 4_10MHz_64QAM

Frequency(MHz)	P _{Mea} (dBm)	P _{cl} (dB)+ P _{Ag} (dB)	Ga Antenna Gain(dBi)	EIRP(dBm)	Limit(dBm)	Polarization
1715.00	-17.38	-29.60	8.10	20.32	30.00	H
1732.50	-17.35	-29.60	8.10	20.35	30.00	H
1750.00	-16.99	-29.50	8.10	20.61	30.00	H

LTE Band 4_15MHz_64QAM

Frequency(MHz)	P _{Mea} (dBm)	P _{cl} (dB)+ P _{Ag} (dB)	Ga Antenna Gain(dBi)	EIRP(dBm)	Limit(dBm)	Polarization
1717.50	-17.37	-29.60	8.10	20.33	30.00	H
1732.50	-16.91	-29.60	8.10	20.79	30.00	H
1747.50	-16.99	-29.50	8.10	20.61	30.00	H

LTE Band 4_20MHz_64QAM

Frequency(MHz)	P _{Mea} (dBm)	P _{cl} (dB)+ P _{Ag} (dB)	Ga Antenna Gain(dBi)	EIRP(dBm)	Limit(dBm)	Polarization
1720.00	-16.91	-29.60	8.10	20.79	30.00	H
1732.50	-17.19	-29.60	8.10	20.51	30.00	H
1745.00	-16.81	-29.50	8.10	20.79	30.00	H

Peak EIRP (dBm)=P_{Mea}(-16.61dBm)-(P_{cl}+P_{Ag})(-29.50dB)+G_a(8.10dB) =20.99dBm



LTE Band 7- EIRP Part 27.50(h)(2)

Limits: ≤33 dBm (2W)

LTE Band 7_5MHz_QPSK

Frequency(MHz)	P _{Mea} (dBm)	P _{ci} (dB)+ P _{Ag} (dB)	G _a Antenna Gain(dBi)	EIRP(dBm)	Limit(dBm)	Polarization
2502.50	-18.45	-28.70	10.70	20.95	33.00	H
2535.00	-18.78	-28.60	10.70	20.52	33.00	H
2567.50	-18.82	-28.60	10.70	20.48	33.00	H

LTE Band 7_10MHz_QPSK

Frequency(MHz)	P _{Mea} (dBm)	P _{ci} (dB)+ P _{Ag} (dB)	G _a Antenna Gain(dBi)	EIRP(dBm)	Limit(dBm)	Polarization
2505.00	-18.51	-28.70	10.70	20.89	33.00	H
2535.00	-18.79	-28.60	10.70	20.51	33.00	H
2565.00	-18.89	-28.60	10.70	20.41	33.00	H

LTE Band 7_15MHz_QPSK

Frequency(MHz)	P _{Mea} (dBm)	P _{ci} (dB)+ P _{Ag} (dB)	G _a Antenna Gain(dB)	EIRP(dBm)	Limit(dBm)	Polarization
2507.50	-18.49	-28.70	10.70	20.91	33.00	H
2535.00	-18.64	-28.60	10.70	20.66	33.00	H
2562.50	-18.78	-28.60	10.70	20.52	33.00	H

LTE Band 7_20MHz_QPSK

Frequency(MHz)	P _{Mea} (dBm)	P _{ci} (dB)+ P _{Ag} (dB)	G _a Antenna Gain(dBi)	EIRP(dBm)	Limit(dBm)	Polarization
2510.00	-18.50	-28.70	10.70	20.90	33.00	H
2535.00	-18.59	-28.60	10.70	20.71	33.00	H
2560.00	-19.04	-28.60	10.70	20.26	33.00	H



LTE Band 7_5MHz_16QAM

Frequency(MHz)	P _{Mea} (dBm)	P _{ci} (dB)+ P _{Ag} (dB)	G _a Antenna Gain(dBi)	EIRP(dBm)	Limit(dBm)	Polarization
2502.50	-19.61	-28.70	10.70	19.79	33.00	H
2535.00	-19.78	-28.60	10.70	19.52	33.00	H
2567.50	-19.32	-28.60	10.70	19.98	33.00	H

LTE Band 7_10MHz_16QAM

Frequency(MHz)	P _{Mea} (dBm)	P _{ci} (dB)+ P _{Ag} (dB)	G _a Antenna Gain(dBi)	EIRP(dBm)	Limit(dBm)	Polarization
2505.00	-19.56	-28.70	10.70	19.84	33.00	H
2535.00	-19.79	-28.60	10.70	19.51	33.00	H
2565.00	-19.90	-28.60	10.70	19.40	33.00	H

LTE Band 7_15MHz_16QAM

Frequency(MHz)	P _{Mea} (dBm)	P _{ci} (dB)+ P _{Ag} (dB)	G _a Antenna Gain(dBi)	EIRP(dBm)	Limit(dBm)	Polarization
2507.50	-19.47	-28.70	10.70	19.93	33.00	H
2535.00	-19.59	-28.60	10.70	19.71	33.00	H
2562.50	-19.89	-28.60	10.70	19.41	33.00	H

LTE Band 7_20MHz_16QAM

Frequency(MHz)	P _{Mea} (dBm)	P _{ci} (dB)+ P _{Ag} (dB)	G _a Antenna Gain(dBi)	EIRP(dBm)	Limit(dBm)	Polarization
2510.00	-19.54	-28.70	10.70	19.86	33.00	H
2535.00	-19.74	-28.60	10.70	19.56	33.00	H
2560.00	-19.81	-28.60	10.70	19.49	33.00	H



LTE Band 7_5MHz_64QAM

Frequency(MHz)	P _{Mea} (dBm)	P _{ci} (dB)+ P _{Ag} (dB)	G _a Antenna Gain(dBi)	EIRP(dBm)	Limit(dBm)	Polarization
2502.50	-19.77	-28.70	10.70	19.63	33.00	H
2535.00	-19.84	-28.60	10.70	19.46	33.00	H
2567.50	-19.87	-28.60	10.70	19.43	33.00	H

LTE Band 7_10MHz_64QAM

Frequency(MHz)	P _{Mea} (dBm)	P _{ci} (dB)+ P _{Ag} (dB)	G _a Antenna Gain(dBi)	EIRP(dBm)	Limit(dBm)	Polarization
2505.00	-19.46	-28.70	10.70	19.94	33.00	H
2535.00	-19.94	-28.60	10.70	19.36	33.00	H
2565.00	-19.79	-28.60	10.70	19.51	33.00	H

LTE Band 7_15MHz_64QAM

Frequency(MHz)	P _{Mea} (dBm)	P _{ci} (dB)+ P _{Ag} (dB)	G _a Antenna Gain(dBi)	EIRP(dBm)	Limit(dBm)	Polarization
2507.50	-19.70	-28.70	10.70	19.70	33.00	H
2535.00	-19.79	-28.60	10.70	19.51	33.00	H
2562.50	-19.99	-28.60	10.70	19.31	33.00	H

LTE Band 7_20MHz_64QAM

Frequency(MHz)	P _{Mea} (dBm)	P _{ci} (dB)+ P _{Ag} (dB)	G _a Antenna Gain(dBi)	EIRP(dBm)	Limit(dBm)	Polarization
2510.00	-19.65	-28.70	10.70	19.75	33.00	H
2535.00	-19.81	-28.60	10.70	19.49	33.00	H
2560.00	-19.90	-28.60	10.70	19.40	33.00	H

Peak EIRP (dBm)=P_{Mea}(-18.45dBm)-(P_{ci}+P_{Ag})(-28.70dB)+G_a(10.70dB) =20.95dBm



LTE band 26(814MHz-824MHz)- ERP Part 90.635(b)

Limits: ≤50.00dBm (100W)

LTE band 26(814MHz-824MHz)_1.4MHz_QPSK

Frequency(MHz)	P _{Mea} (dBm)	P _{ci} (dB)+ P _{Ag} (dB)	Ga Antenna Gain(dBi)	Correction (dB)	ERP(dBm)	Limit(dBm)	Polarization
814.70	-10.73	-33.70	-0.80	2.15	20.02	50.00	V
819.00	-10.02	-33.60	-0.75	2.15	20.68	50.00	V
823.30	-10.00	-33.60	-0.79	2.15	20.65	50.00	V

LTE band 26(814MHz-824MHz)_3MHz_QPSK

Frequency(MHz)	P _{Mea} (dBm)	P _{ci} (dB)+ P _{Ag} (dB)	Ga Antenna Gain(dBi)	Correction (dB)	ERP(dBm)	Limit(dBm)	Polarization
815.50	-10.51	-33.70	-0.80	2.15	20.24	50.00	V
819.00	-9.83	-33.60	-0.75	2.15	20.87	50.00	V
822.50	-10.29	-33.60	-0.79	2.15	20.36	50.00	V

LTE band 26(814MHz-824MHz)_5MHz_QPSK

Frequency(MHz)	P _{Mea} (dBm)	P _{ci} (dB)+ P _{Ag} (dB)	Ga Antenna Gain(dBi)	Correction (dB)	ERP(dBm)	Limit(dBm)	Polarization
816.50	-10.65	-33.70	-0.80	2.15	20.10	50.00	V
819.00	-10.02	-33.60	-0.75	2.15	20.68	50.00	V
821.50	-10.07	-33.60	-0.79	2.15	20.59	50.00	V

LTE band 26(814MHz-824MHz)_10MHz_QPSK

Frequency(MHz)	P _{Mea} (dBm)	P _{ci} (dB)+ P _{Ag} (dB)	Ga Antenna Gain(dBi)	Correction (dB)	ERP(dBm)	Limit(dBm)	Polarization
819.00	-10.61	-33.60	-0.80	2.15	20.04	50.00	V
819.00	-9.96	-33.60	-0.75	2.15	20.75	50.00	V
819.00	-10.30	-33.60	-0.79	2.15	20.36	50.00	V

LTE band 26(814MHz-824MHz)_1.4MHz_16QAM

Frequency(MHz)	P _{Mea} (dBm)	P _{cl} (dB)+ P _{Ag} (dB)	Ga Antenna Gain(dBi)	Correction (dB)	ERP(dBm)	Limit(dBm)	Polarization
814.70	-11.64	-33.70	-0.80	2.15	19.11	50.00	V
819.00	-11.04	-33.60	-0.75	2.15	19.66	50.00	V
823.30	-11.31	-33.60	-0.79	2.15	19.35	50.00	V

LTE band 26(814MHz-824MHz)_3MHz_16QAM

Frequency(MHz)	P _{Mea} (dBm)	P _{cl} (dB)+ P _{Ag} (dB)	Ga Antenna Gain(dBi)	Correction (dB)	ERP(dBm)	Limit(dBm)	Polarization
815.50	-11.69	-33.70	-0.80	2.15	19.06	50.00	V
819.00	-11.24	-33.60	-0.75	2.15	19.46	50.00	V
822.50	-11.09	-33.60	-0.79	2.15	19.57	50.00	V

LTE band 26(814MHz-824MHz)_5MHz_16QAM

Frequency(MHz)	P _{Mea} (dBm)	P _{cl} (dB)+ P _{Ag} (dB)	Ga Antenna Gain(dBi)	Correction (dB)	ERP(dBm)	Limit(dBm)	Polarization
816.50	-11.06	-33.70	-0.80	2.15	19.69	50.00	V
819.00	-11.03	-33.60	-0.75	2.15	19.67	50.00	V
821.50	-11.30	-33.60	-0.79	2.15	19.36	50.00	V

LTE band 26(814MHz-824MHz)_10MHz_16QAM

Frequency(MHz)	P _{Mea} (dBm)	P _{cl} (dB)+ P _{Ag} (dB)	Ga Antenna Gain(dBi)	Correction (dB)	ERP(dBm)	Limit(dBm)	Polarization
819.00	-11.11	-33.60	-0.80	2.15	19.54	50.00	V
819.00	-11.22	-33.60	-0.75	2.15	19.48	50.00	V
819.00	-11.05	-33.60	-0.79	2.15	19.61	50.00	V



LTE band 26(814MHz-824MHz)_1.4MHz_64QAM

Frequency(MHz)	P _{Mea} (dBm)	P _{cl} (dB)+ P _{Ag} (dB)	Ga Antenna Gain(dBi)	Correction (dB)	ERP(dBm)	Limit(dBm)	Polarization
814.70	-10.85	-33.70	-0.80	2.15	19.90	50.00	V
819.00	-10.95	-33.60	-0.75	2.15	19.75	50.00	V
823.30	-11.55	-33.60	-0.79	2.15	19.11	50.00	V

LTE band 26(814MHz-824MHz)_3MHz_64QAM

Frequency(MHz)	P _{Mea} (dBm)	P _{cl} (dB)+ P _{Ag} (dB)	Ga Antenna Gain(dBi)	Correction (dB)	ERP(dBm)	Limit(dBm)	Polarization
815.50	-11.66	-33.70	-0.80	2.15	19.09	50.00	V
819.00	-11.01	-33.60	-0.75	2.15	19.69	50.00	V
822.50	-11.10	-33.60	-0.79	2.15	19.56	50.00	V

LTE band 26(814MHz-824MHz)_5MHz_64QAM

Frequency(MHz)	P _{Mea} (dBm)	P _{cl} (dB)+ P _{Ag} (dB)	Ga Antenna Gain(dBi)	Correction (dB)	ERP(dBm)	Limit(dBm)	Polarization
816.50	-10.99	-33.70	-0.80	2.15	19.76	50.00	V
819.00	-11.22	-33.60	-0.75	2.15	19.48	50.00	V
821.50	-11.29	-33.60	-0.79	2.15	19.37	50.00	V

LTE band 26(814MHz-824MHz)_10MHz_64QAM

Frequency(MHz)	P _{Mea} (dBm)	P _{cl} (dB)+ P _{Ag} (dB)	Ga Antenna Gain(dBi)	Correction (dB)	ERP(dBm)	Limit(dBm)	Polarization
819.00	-11.19	-33.60	-0.80	2.15	19.46	50.00	V
819.00	-11.42	-33.60	-0.75	2.15	19.28	50.00	V
819.00	-11.35	-33.60	-0.79	2.15	19.31	50.00	V

Peak ERP (dBm)=P_{Mea}(-9.83dBm)-(P_{cl}+P_{Ag})(-33.60dB)+G_a(-0.75dB) -2.15 =20.87dBm



LTE band 26(824MHz-849MHz)- ERP Part 22.913(a)

Limits: ≤38.45dBm (7W)

LTE band 26(824MHz-849MHz)_1.4MHz_QPSK

Frequency(MHz)	P _{Mea} (dBm)	P _c (dB)+ P _{Ag} (dB)	Ga Antenna Gain(dBi)	Correction (dB)	ERP(dBm)	Limit(dBm)	Polarization
824.70	-9.82	-33.60	-0.79	2.15	20.84	38.45	V
836.50	-10.30	-33.50	-0.74	2.15	20.31	38.45	V
848.30	-10.50	-33.50	-0.73	2.15	20.12	38.45	V

LTE band 26(824MHz-849MHz)_3MHz_QPSK

Frequency(MHz)	P _{Mea} (dBm)	P _c (dB)+ P _{Ag} (dB)	Ga Antenna Gain(dBi)	Correction (dB)	ERP(dBm)	Limit(dBm)	Polarization
825.50	-10.00	-33.60	-0.79	2.15	20.66	38.45	V
836.50	-10.40	-33.50	-0.74	2.15	20.21	38.45	V
847.50	-10.58	-33.50	-0.73	2.15	20.04	38.45	V

LTE band 26(824MHz-849MHz)_5MHz_QPSK

Frequency(MHz)	P _{Mea} (dBm)	P _c (dB)+ P _{Ag} (dB)	Ga Antenna Gain(dBi)	Correction (dB)	ERP(dBm)	Limit(dBm)	Polarization
826.50	-10.19	-33.60	-0.79	2.15	20.47	38.45	V
836.50	-10.60	-33.50	-0.74	2.15	20.01	38.45	V
846.50	-10.53	-33.50	-0.73	2.15	20.09	38.45	V

LTE band 26(824MHz-849MHz)_10MHz_QPSK

Frequency(MHz)	P _{Mea} (dBm)	P _c (dB)+ P _{Ag} (dB)	Ga Antenna Gain(dBi)	Correction (dB)	ERP(dBm)	Limit(dBm)	Polarization
829.00	-10.31	-33.60	-0.79	2.15	20.35	38.45	V
836.50	-9.72	-33.50	-0.74	2.15	20.89	38.45	V
844.00	-9.88	-33.50	-0.73	2.15	20.74	38.45	V

LTE band 26(824MHz-849MHz)_15MHz_QPSK

Frequency(MHz)	P _{Mea} (dBm)	P _c (dB)+ P _{Ag} (dB)	Ga Antenna Gain(dBi)	Correction (dB)	ERP(dBm)	Limit(dBm)	Polarization
831.50	-10.54	-33.60	-0.79	2.15	20.12	38.45	V
836.50	-9.91	-33.50	-0.74	2.15	20.70	38.45	V
841.50	-10.18	-33.50	-0.73	2.15	20.44	38.45	V



LTE band 26(824MHz-849MHz)_1.4MHz_16QAM

Frequency(MHz)	P _{Mea} (dBm)	P _{cl} (dB)+ P _{Ag} (dB)	Ga Antenna Gain(dBi)	Correction (dB)	ERP(dBm)	Limit(dBm)	Polarization
824.70	-11.18	-33.60	-0.79	2.15	19.48	38.45	V
836.50	-10.91	-33.50	-0.74	2.15	19.70	38.45	V
848.30	-10.97	-33.50	-0.73	2.15	19.65	38.45	V

LTE band 26(824MHz-849MHz)_3MHz_16QAM

Frequency(MHz)	P _{Mea} (dBm)	P _{cl} (dB)+ P _{Ag} (dB)	Ga Antenna Gain(dBi)	Correction (dB)	ERP(dBm)	Limit(dBm)	Polarization
825.50	-11.64	-33.60	-0.79	2.15	19.02	38.45	V
836.50	-10.76	-33.50	-0.74	2.15	19.85	38.45	V
847.50	-10.93	-33.50	-0.73	2.15	19.69	38.45	V

LTE band 26(824MHz-849MHz)_5MHz_16QAM

Frequency(MHz)	P _{Mea} (dBm)	P _{cl} (dB)+ P _{Ag} (dB)	Ga Antenna Gain(dBi)	Correction (dB)	ERP(dBm)	Limit(dBm)	Polarization
826.50	-11.19	-33.60	-0.79	2.15	19.47	38.45	V
836.50	-10.77	-33.50	-0.74	2.15	19.84	38.45	V
846.50	-11.26	-33.50	-0.73	2.15	19.36	38.45	V

LTE band 26(824MHz-849MHz)_10MHz_16QAM

Frequency(MHz)	P _{Mea} (dBm)	P _{cl} (dB)+ P _{Ag} (dB)	Ga Antenna Gain(dBi)	Correction (dB)	ERP(dBm)	Limit(dBm)	Polarization
829.00	-11.63	-33.60	-0.79	2.15	19.03	38.45	V
836.50	-11.13	-33.50	-0.74	2.15	19.48	38.45	V
844.00	-11.25	-33.50	-0.73	2.15	19.37	38.45	V

LTE band 26(824MHz-849MHz)_15MHz_16QAM

Frequency(MHz)	P _{Mea} (dBm)	P _{cl} (dB)+ P _{Ag} (dB)	Ga Antenna Gain(dBi)	Correction (dB)	ERP(dBm)	Limit(dBm)	Polarization
831.50	-10.83	-33.60	-0.79	2.15	19.83	38.45	V
836.50	-10.94	-33.50	-0.74	2.15	19.67	38.45	V
841.50	-11.26	-33.50	-0.73	2.15	19.36	38.45	V



LTE band 26(824MHz-849MHz)_1.4MHz_64QAM

Frequency(MHz)	P _{Mea} (dBm)	P _{cl} (dB)+ P _{Ag} (dB)	Ga Antenna Gain(dBi)	Correction (dB)	ERP(dBm)	Limit(dBm)	Polarization
824.70	-11.06	-33.60	-0.79	2.15	19.60	38.45	V
836.50	-11.43	-33.50	-0.74	2.15	19.18	38.45	V
848.30	-11.06	-33.50	-0.73	2.15	19.56	38.45	V

LTE band 26(824MHz-849MHz)_3MHz_64QAM

Frequency(MHz)	P _{Mea} (dBm)	P _{cl} (dB)+ P _{Ag} (dB)	Ga Antenna Gain(dBi)	Correction (dB)	ERP(dBm)	Limit(dBm)	Polarization
825.50	-11.12	-33.60	-0.79	2.15	19.54	38.45	V
836.50	-11.04	-33.50	-0.74	2.15	19.57	38.45	V
847.50	-11.24	-33.50	-0.73	2.15	19.38	38.45	V

LTE band 26(824MHz-849MHz)_5MHz_64QAM

Frequency(MHz)	P _{Mea} (dBm)	P _{cl} (dB)+ P _{Ag} (dB)	Ga Antenna Gain(dBi)	Correction (dB)	ERP(dBm)	Limit(dBm)	Polarization
826.50	-11.51	-33.60	-0.79	2.15	19.15	38.45	V
836.50	-10.90	-33.50	-0.74	2.15	19.71	38.45	V
846.50	-11.04	-33.50	-0.73	2.15	19.58	38.45	V

LTE band 26(824MHz-849MHz)_10MHz_64QAM

Frequency(MHz)	P _{Mea} (dBm)	P _{cl} (dB)+ P _{Ag} (dB)	Ga Antenna Gain(dBi)	Correction (dB)	ERP(dBm)	Limit(dBm)	Polarization
829.00	-11.55	-33.60	-0.79	2.15	19.11	38.45	V
836.50	-11.28	-33.50	-0.74	2.15	19.33	38.45	V
844.00	-11.36	-33.50	-0.73	2.15	19.26	38.45	V

LTE band 26(824MHz-849MHz)_15MHz_64QAM

Frequency(MHz)	P _{Mea} (dBm)	P _{cl} (dB)+ P _{Ag} (dB)	Ga Antenna Gain(dBi)	Correction (dB)	ERP(dBm)	Limit(dBm)	Polarization
831.50	-11.35	-33.60	-0.79	2.15	19.31	38.45	V
836.50	-11.40	-33.50	-0.74	2.15	19.21	38.45	V
841.50	-11.08	-33.50	-0.73	2.15	19.54	38.45	V

Peak ERP (dBm)=P_{Mea}(-9.72dBm)-(P_{cl}+P_{Ag})(-33.50dB)+G_a(-0.74dB) -2.15=20.89dBm



LTE Band 41 - EIRP Part 27.50(h)(2)

Limits: ≤33dBm (2W)

LTE Band 41_5MHz_QPSK

Frequency(MHz)	P _{Mea} (dBm)	P _{cl} (dB)+ P _{Ag} (dB)	Ga Antenna Gain(dBi)	EIRP(dBm)	Limit(dBm)	Polarization
2547.50	-19.15	-28.70	10.70	20.25	33.00	H
2600.00	-18.70	-28.60	10.70	20.60	33.00	H
2652.50	-18.38	-28.50	10.70	20.82	33.00	H

LTE Band 41_10MHz_QPSK

Frequency(MHz)	P _{Mea} (dBm)	P _{cl} (dB)+ P _{Ag} (dB)	Ga Antenna Gain(dBi)	EIRP(dBm)	Limit(dBm)	Polarization
2550.00	-18.71	-28.70	10.70	20.69	33.00	H
2600.00	-18.69	-28.60	10.70	20.61	33.00	H
2650.00	-18.68	-28.50	10.70	20.52	33.00	H

LTE Band 41_15MHz_QPSK

Frequency(MHz)	P _{Mea} (dBm)	P _{cl} (dB)+ P _{Ag} (dB)	Ga Antenna Gain(dBi)	EIRP(dBm)	Limit(dBm)	Polarization
2552.50	-18.61	-28.70	10.70	20.79	33.00	H
2600.00	-18.79	-28.60	10.70	20.51	33.00	H
2647.50	-18.51	-28.50	10.70	20.69	33.00	H

LTE Band 41_20MHz_QPSK

Frequency(MHz)	P _{Mea} (dBm)	P _{cl} (dB)+ P _{Ag} (dB)	Ga Antenna Gain(dBi)	EIRP(dBm)	Limit(dBm)	Polarization
2555.00	-18.61	-28.70	10.70	20.79	33.00	H
2600.00	-18.69	-28.60	10.70	20.61	33.00	H
2645.00	-18.54	-28.50	10.70	20.66	33.00	H

**LTE Band 41_5MHz_16QAM**

Frequency(MHz)	P _{Mea} (dBm)	P _{cl} (dB)+ P _{Ag} (dB)	Ga Antenna Gain(dBi)	EIRP(dBm)	Limit(dBm)	Polarization
2547.50	-20.11	-28.70	10.70	19.29	33.00	H
2600.00	-19.64	-28.60	10.70	19.66	33.00	H
2652.50	-19.41	-28.50	10.70	19.79	33.00	H

LTE Band 41_10MHz_16QAM

Frequency(MHz)	P _{Mea} (dBm)	P _{cl} (dB)+ P _{Ag} (dB)	Ga Antenna Gain(dBi)	EIRP(dBm)	Limit(dBm)	Polarization
2550.00	-19.67	-28.70	10.70	19.73	33.00	H
2600.00	-19.59	-28.60	10.70	19.71	33.00	H
2650.00	-19.41	-28.50	10.70	19.79	33.00	H

LTE Band 41_15MHz_16QAM

Frequency(MHz)	P _{Mea} (dBm)	P _{cl} (dB)+ P _{Ag} (dB)	Ga Antenna Gain(dBi)	EIRP(dBm)	Limit(dBm)	Polarization
2552.50	-19.79	-28.70	10.70	19.61	33.00	H
2600.00	-19.50	-28.60	10.70	19.80	33.00	H
2647.50	-19.27	-28.50	10.70	19.93	33.00	H

LTE Band 41_20 MHz_16QAM

Frequency(MHz)	P _{Mea} (dBm)	P _{cl} (dB)+ P _{Ag} (dB)	Ga Antenna Gain(dBi)	EIRP(dBm)	Limit(dBm)	Polarization
2555.00	-19.57	-28.70	10.70	19.83	33.00	H
2600.00	-19.54	-28.60	10.70	19.76	33.00	H
2645.00	-19.49	-28.50	10.70	19.71	33.00	H



LTE Band 41_5MHz_64QAM

Frequency(MHz)	P _{Mea} (dBm)	P _{cl} (dB)+ P _{Ag} (dB)	Ga Antenna Gain(dBi)	EIRP(dBm)	Limit(dBm)	Polarization
2547.50	-20.15	-28.70	10.70	19.25	33.00	H
2600.00	-19.41	-28.60	10.70	19.89	33.00	H
2652.50	-19.69	-28.50	10.70	19.51	33.00	H

LTE Band 41_10MHz_64QAM

Frequency(MHz)	P _{Mea} (dBm)	P _{cl} (dB)+ P _{Ag} (dB)	Ga Antenna Gain(dBi)	EIRP(dBm)	Limit(dBm)	Polarization
2550.00	-20.04	-28.70	10.70	19.36	33.00	H
2600.00	-19.79	-28.60	10.70	19.51	33.00	H
2650.00	-19.94	-28.50	10.70	19.26	33.00	H

LTE Band 41_15MHz_64QAM

Frequency(MHz)	P _{Mea} (dBm)	P _{cl} (dB)+ P _{Ag} (dB)	Ga Antenna Gain(dBi)	EIRP(dBm)	Limit(dBm)	Polarization
2552.50	-19.82	-28.70	10.70	19.58	33.00	H
2600.00	-19.64	-28.60	10.70	19.66	33.00	H
2647.50	-19.63	-28.50	10.70	19.57	33.00	H

LTE Band 41_20 MHz_64QAM

Frequency(MHz)	P _{Mea} (dBm)	P _{cl} (dB)+ P _{Ag} (dB)	Ga Antenna Gain(dBi)	EIRP(dBm)	Limit(dBm)	Polarization
2555.00	-19.67	-28.70	10.70	19.73	33.00	H
2600.00	-19.59	-28.60	10.70	19.71	33.00	H
2645.00	-19.59	-28.50	10.70	19.61	33.00	H

Peak EIRP (dBm)=P_{Mea}(-18.38dBm)-(P_{cl}+P_{Ag}) (-28.50dB)+G_a(10.70dB) =20.82dBm

ANALYZER SETTINGS:

RBW = VBW = 8MHz for occupied bandwidths equal to or less than 5MHz.

RBW = VBW = 20MHz for occupied bandwidths equal to or greater than 10MHz.

Note: The maximum value of expanded measurement uncertainty for this test item is U =

2.72dB(30MHz-3GHz)/3.60dB(3GHz-18GHz)/3.58dB(18GHz-40GHz), k = 2

Note: Both of Vertical and Horizontal polarizations are evaluated, but only the worst case is recorded in this report.

A.2 FIELD STRENGTH OF SPURIOUS RADIATION

Reference

FCC: CFR 2.1053, 22.917, 24.238, 27.53, 90.691.

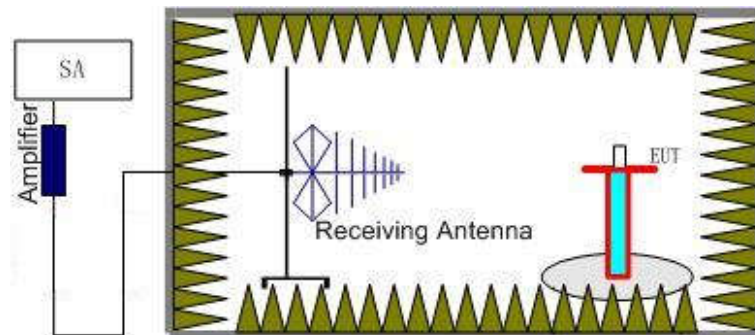
A.2.1 Measurement Method

This measurement is carried out in fully-anechoic chamber FAC-3.

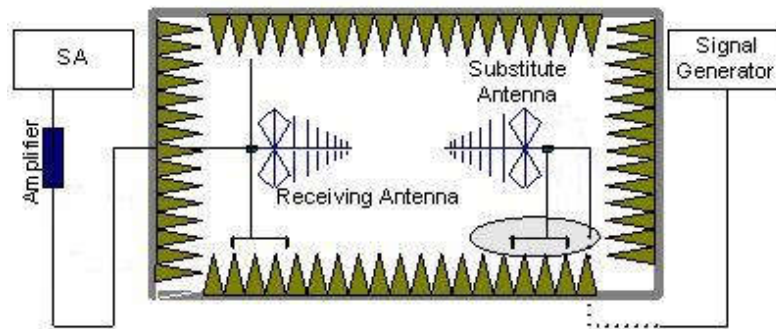
The spectrum was scanned from 30 MHz to the 10th harmonic of the highest frequency generated within the equipment, which is the transmitted carrier. The resolution bandwidth is set 1MHz as outlined in Part 22.917, 24.238, 27.53(h) and 90.691. The spectrum was scanned with the mobile station transmitting at carrier frequencies that pertain to low, mid and high channels of the LTE Bands 2,4,7,26, 41.

The procedure of radiated spurious emissions is as follows:

1. For radiated emissions measurements performed at frequencies less than or equal to 1 GHz, EUT was placed on a 80 cm high non-conductive stand at a 3 meter test distance from the receive antenna. For radiated measurements performed at frequencies above 1 GHz, EUT was placed on a 1.5 meter high non-conductive stand at a 3 meter test distance from the receive antenna. Receiving antenna was placed on the antenna mast 3 meters from the EUT. For emission measurements. The receiving antenna shall be varied from 1 m to 4 m in height above the reference ground in a search for the relative positioning that produces the maximum radiated signal level. The test setup refers to figure below. Detected emissions were maximized at each frequency by rotating the EUT through 360° and adjusting the receiving antenna polarization. The radiated emission measurements of all transmit frequencies in three channels (High, Middle, Low) were measured with peak detector.



2. The EUT is then put into continuously transmitting mode at its maximum power level during the test. And the maximum value of the receiver should be recorded as (Pr).
3. The EUT shall be replaced by a substitution antenna. The test setup refers to figure below.



In the chamber, an substitution antenna for the frequency band of interest is placed at the reference point of the chamber. An RF Signal source for the frequency band of interest is connected to the substitution antenna with a cable that has been constructed to not interfere with the radiation pattern of the antenna. A power (P_{Mea}) is applied to the input of the substitution antenna and adjusts the level of the signal generator output until the value of the receiver reaches the previously recorded (P_r). The power of signal source (P_{Mea}) is recorded. The test should be performed by rotating the test item and adjusting the receiving antenna polarization.

4. The Path loss (P_{pl}) between the Signal Source with the Substitution Antenna and the Substitution Antenna Gain(dBi) (G_a) should be recorded after test.

An amplifier should be connected in for the test.

The Path loss (P_{pl}) is the summation of the cable loss and the gain of the amplifier.

The measurement results are obtained as described below:

$$\text{Power (EIRP)} = P_{Mea} - P_{pl} + G_a$$

5. This value is EIRP since the measurement is calibrated using an antenna of known gain (unit: dBi) and known input power.
6. ERP can be calculated from EIRP by subtracting the gain of the dipole, $ERP = EIRP - 2.15\text{dB}$.

A.2.2 Measurement Results

Radiated emissions measurements were made only at the upper, middle, and lower carrier frequencies of the LTE Bands 2,4,7,26, 41. It was decided that measurements at these three carrier frequencies would be sufficient to demonstrate compliance with emissions limits because it was seen that all the significant spurs occur well outside the band and no radiation was seen from a carrier in one block of the LTE Bands 2,4,7,26, 41 into any of the other blocks. The equipment must still, however, meet emissions requirements with the carrier at all frequencies over which it is capable of operating and it is the manufacturer's responsibility to verify this.

Only worst case result is given below.



Upper antenna

LTE Band 2, 1.4MHz, QPSK, Channel 18607

Frequency(MHz)	P _{Mea} (dBm)	Path Loss	Antenna Gain(dBi)	Peak EIRP(dBm)	Limit(dBm)	Polarization
16957.62	-44.98	2.90	16.50	-31.38	-13.00	H
17369.05	-42.74	3.20	14.50	-31.44	-13.00	H
17441.90	-40.98	2.90	14.50	-29.38	-13.00	H
17581.43	-38.90	3.30	12.80	-29.40	-13.00	H
17786.67	-39.95	3.60	12.80	-30.75	-13.00	H
17978.57	-37.37	3.20	12.80	-27.77	-13.00	H

LTE Band 2, 1.4MHz, QPSK, Channel 18900

Frequency(MHz)	P _{Mea} (dBm)	Path Loss	Antenna Gain(dBi)	Peak EIRP(dBm)	Limit(dBm)	Polarization
16916.19	-44.81	2.90	16.50	-31.21	-13.00	H
17294.76	-43.14	3.20	14.50	-31.84	-13.00	H
17460.48	-41.36	2.90	14.50	-29.76	-13.00	H
17599.05	-39.34	3.30	12.80	-29.84	-13.00	H
17838.57	-40.31	3.60	12.80	-31.11	-13.00	H
17955.71	-37.77	3.20	12.80	-28.17	-13.00	H

LTE Band 2, 1.4MHz, QPSK, Channel 19193

Frequency(MHz)	P _{Mea} (dBm)	Path Loss	Antenna Gain(dBi)	Peak EIRP(dBm)	Limit(dBm)	Polarization
16961.90	-44.07	2.90	16.50	-30.47	-13.00	H
17246.67	-43.15	3.20	14.50	-31.85	-13.00	H
17523.33	-39.46	2.90	12.80	-29.56	-13.00	H
17623.33	-39.59	3.30	12.80	-30.09	-13.00	H
17777.14	-39.53	3.60	12.80	-30.33	-13.00	H
17990.95	-37.71	3.20	12.80	-28.11	-13.00	H



LTE Band 2, 1.4MHz, 16QAM, Channel 18607

Frequency(MHz)	P _{Mea} (dBm)	Path Loss	Antenna Gain(dBi)	Peak EIRP(dBm)	Limit(dBm)	Polarization
16938.57	-45.33	2.90	16.50	-31.73	-13.00	H
17298.57	-42.94	3.20	14.50	-31.64	-13.00	H
17438.10	-42.16	2.90	14.50	-30.56	-13.00	H
17614.29	-39.97	3.30	12.80	-30.47	-13.00	H
17787.14	-40.34	3.60	12.80	-31.14	-13.00	H
17974.29	-38.00	3.20	12.80	-28.40	-13.00	H

LTE Band 2, 1.4MHz, 16QAM, Channel 18900

Frequency(MHz)	P _{Mea} (dBm)	Path Loss	Antenna Gain(dBi)	Peak EIRP(dBm)	Limit(dBm)	Polarization
16953.33	-44.78	2.90	16.50	-31.18	-13.00	H
17213.81	-42.96	2.90	14.50	-31.36	-13.00	H
17524.76	-40.45	2.90	12.80	-30.55	-13.00	H
17614.29	-39.79	3.30	12.80	-30.29	-13.00	H
17823.33	-39.36	3.60	12.80	-30.16	-13.00	H
17960.48	-37.27	3.20	12.80	-27.67	-13.00	H

LTE Band 2, 1.4MHz, 16QAM, Channel 19193

Frequency(MHz)	P _{Mea} (dBm)	Path Loss	Antenna Gain(dBi)	Peak EIRP(dBm)	Limit(dBm)	Polarization
16984.76	-44.44	2.90	16.50	-30.84	-13.00	H
17368.10	-43.59	3.20	14.50	-32.29	-13.00	H
17510.48	-40.02	2.90	12.80	-30.12	-13.00	H
17577.62	-40.19	3.30	12.80	-30.69	-13.00	H
17827.62	-39.65	3.60	12.80	-30.45	-13.00	H
17998.57	-38.18	3.20	12.80	-28.58	-13.00	H

**LTE Band 2, 1.4MHz, 64QAM, Channel 18607**

Frequency(MHz)	P _{Mea} (dBm)	Path Loss	Antenna Gain(dBi)	Peak EIRP(dBm)	Limit(dBm)	Polarization
16953.81	-45.08	2.90	16.50	-31.48	-13.00	H
17173.81	-43.28	2.90	14.50	-31.68	-13.00	H
17514.76	-40.21	2.90	12.80	-30.31	-13.00	H
17617.62	-38.89	3.30	12.80	-29.39	-13.00	H
17838.10	-39.82	3.60	12.80	-30.62	-13.00	H
17998.10	-37.86	3.20	12.80	-28.26	-13.00	H

LTE Band 2, 1.4MHz, 64QAM, Channel 18900

Frequency(MHz)	P _{Mea} (dBm)	Path Loss	Antenna Gain(dBi)	Peak EIRP(dBm)	Limit(dBm)	Polarization
16924.76	-44.41	2.90	16.50	-30.81	-13.00	H
17278.10	-43.19	3.20	14.50	-31.89	-13.00	H
17481.90	-42.04	2.90	14.50	-30.44	-13.00	H
17629.05	-39.46	3.30	12.80	-29.96	-13.00	H
17830.00	-39.47	3.60	12.80	-30.27	-13.00	H
17984.29	-37.45	3.20	12.80	-27.85	-13.00	H

LTE Band 2, 1.4MHz, 64QAM, Channel 19193

Frequency(MHz)	P _{Mea} (dBm)	Path Loss	Antenna Gain(dBi)	Peak EIRP(dBm)	Limit(dBm)	Polarization
16948.10	-45.31	2.90	16.50	-31.71	-13.00	H
17255.71	-43.21	3.20	14.50	-31.91	-13.00	H
17460.95	-42.19	2.90	14.50	-30.59	-13.00	H
17615.71	-40.01	3.30	12.80	-30.51	-13.00	H
17696.19	-40.01	3.30	12.80	-30.51	-13.00	H
17962.38	-37.49	3.20	12.80	-27.89	-13.00	H

Note: The maximum value of expanded measurement uncertainty for this test item is $U = 2.72\text{dB}(30\text{MHz}-3\text{GHz})/3.60\text{dB}(3\text{GHz}-18\text{GHz})/3.58\text{dB}(18\text{GHz}-40\text{GHz})$, $k = 2$

LTE Band 4, 1.4MHz QPSK, Channel 19957

Frequency(MHz)	P _{Mea} (dBm)	Path Loss	Antenna Gain(dBi)	Peak EIRP(dBm)	Limit(dBm)	Polarization
16959.05	-45.22	2.90	16.50	-31.62	-13.00	H
17111.90	-43.42	2.90	14.50	-31.82	-13.00	H
17441.43	-42.30	2.90	14.50	-30.70	-13.00	H
17623.33	-39.40	3.30	12.80	-29.90	-13.00	H
17826.19	-40.26	3.60	12.80	-31.06	-13.00	H
17972.86	-37.72	3.20	12.80	-28.12	-13.00	H

LTE Band 4, 1.4MHz, QPSK, Channel 20175

Frequency(MHz)	P _{Mea} (dBm)	Path Loss	Antenna Gain(dBi)	Peak EIRP(dBm)	Limit(dBm)	Polarization
16914.29	-45.75	2.90	16.50	-32.15	-13.00	H
17229.05	-41.96	3.20	14.50	-30.66	-13.00	H
17449.52	-41.57	2.90	14.50	-29.97	-13.00	H
17628.10	-39.54	3.30	12.80	-30.04	-13.00	H
17830.48	-39.55	3.60	12.80	-30.35	-13.00	H
17936.19	-37.71	3.20	12.80	-28.11	-13.00	H

LTE Band 4, 1.4MHz, QPSK, Channel 20393

Frequency(MHz)	P _{Mea} (dBm)	Path Loss	Antenna Gain(dBi)	Peak EIRP(dBm)	Limit(dBm)	Polarization
16936.67	-45.07	2.90	16.50	-31.47	-13.00	H
17205.71	-43.73	2.90	14.50	-32.13	-13.00	H
17511.90	-39.49	2.90	12.80	-29.59	-13.00	H
17552.86	-39.81	2.90	12.80	-29.91	-13.00	H
17835.71	-40.41	3.60	12.80	-31.21	-13.00	H
17958.57	-38.04	3.20	12.80	-28.44	-13.00	H

LTE Band 4, 1.4MHz, 16QAM, Channel 19957

Frequency(MHz)	P _{Mea} (dBm)	Path Loss	Antenna Gain(dBi)	Peak EIRP(dBm)	Limit(dBm)	Polarization
16986.19	-45.01	2.90	16.50	-31.41	-13.00	H
17098.57	-43.23	2.90	14.50	-31.63	-13.00	H
17464.76	-41.38	2.90	14.50	-29.78	-13.00	H
17620.95	-39.97	3.30	12.80	-30.47	-13.00	H
17829.52	-40.03	3.60	12.80	-30.83	-13.00	H
17978.57	-37.58	3.20	12.80	-27.98	-13.00	H

LTE Band 4, 1.4MHz, 16QAM, Channel 20175

Frequency(MHz)	P _{Mea} (dBm)	Path Loss	Antenna Gain(dBi)	Peak EIRP(dBm)	Limit(dBm)	Polarization
16936.67	-45.59	2.90	16.50	-31.99	-13.00	H
17148.57	-43.69	2.90	14.50	-32.09	-13.00	H
17457.62	-42.33	2.90	14.50	-30.73	-13.00	H
17592.38	-39.09	3.30	12.80	-29.59	-13.00	H
17838.10	-39.65	3.60	12.80	-30.45	-13.00	H
17988.57	-37.92	3.20	12.80	-28.32	-13.00	H

LTE Band 4, 1.4MHz, 16QAM, Channel 20393

Frequency(MHz)	P _{Mea} (dBm)	Path Loss	Antenna Gain(dBi)	Peak EIRP(dBm)	Limit(dBm)	Polarization
16989.52	-45.16	2.90	16.50	-31.56	-13.00	H
17200.48	-43.35	2.90	14.50	-31.75	-13.00	H
17409.05	-42.15	2.90	14.50	-30.55	-13.00	H
17579.05	-39.89	3.30	12.80	-30.39	-13.00	H
17838.57	-40.11	3.60	12.80	-30.91	-13.00	H
17990.00	-37.66	3.20	12.80	-28.06	-13.00	H

LTE Band 4, 1.4MHz, 64QAM, Channel 19957

Frequency(MHz)	P _{Mea} (dBm)	Path Loss	Antenna Gain(dBi)	Peak EIRP(dBm)	Limit(dBm)	Polarization
16936.19	-45.12	2.90	16.50	-31.52	-13.00	H
17272.86	-43.34	3.20	14.50	-32.04	-13.00	H
17517.62	-40.12	2.90	12.80	-30.22	-13.00	H
17526.19	-39.56	2.90	12.80	-29.66	-13.00	H
17798.57	-40.37	3.60	12.80	-31.17	-13.00	H
17968.10	-37.91	3.20	12.80	-28.31	-13.00	H

LTE Band 4, 1.4MHz, 64QAM, Channel 20175

Frequency(MHz)	P _{Mea} (dBm)	Path Loss	Antenna Gain(dBi)	Peak EIRP(dBm)	Limit(dBm)	Polarization
17056.19	-43.22	2.90	14.50	-31.62	-13.00	H
17277.62	-42.79	3.20	14.50	-31.49	-13.00	H
17432.38	-41.92	2.90	14.50	-30.32	-13.00	H
17570.00	-39.38	3.30	12.80	-29.88	-13.00	H
17800.95	-40.47	3.60	12.80	-31.27	-13.00	H
17997.62	-37.90	3.20	12.80	-28.30	-13.00	H

LTE Band 4, 1.4MHz, 64QAM, Channel 20393

Frequency(MHz)	P _{Mea} (dBm)	Path Loss	Antenna Gain(dBi)	Peak EIRP(dBm)	Limit(dBm)	Polarization
16935.24	-44.56	2.90	16.50	-30.96	-13.00	H
17254.29	-42.91	3.20	14.50	-31.61	-13.00	H
17454.76	-41.84	2.90	14.50	-30.24	-13.00	H
17605.24	-39.82	3.30	12.80	-30.32	-13.00	H
17699.52	-40.11	3.30	12.80	-30.61	-13.00	H
17997.14	-38.12	3.20	12.80	-28.52	-13.00	H

Note: The maximum value of expanded measurement uncertainty for this test item is $U = 2.72\text{dB}(30\text{MHz}-3\text{GHz})/3.60\text{dB}(3\text{GHz}-18\text{GHz})/3.58\text{dB}(18\text{GHz}-40\text{GHz})$, $k = 2$



LTE Band 7, 5 MHz, QPSK, Channel 20775

Frequency(MHz)	P _{Mea} (dBm)	Path Loss	Antenna Gain(dBi)	Peak EIRP(dBm)	Limit(dBm)	Polarization
16962.86	-54.92	2.90	16.50	-41.32	-25.00	H
17367.14	-52.80	3.20	14.50	-41.50	-25.00	H
17432.86	-51.78	2.90	14.50	-40.18	-25.00	H
17624.76	-49.29	3.30	12.80	-39.79	-25.00	H
17839.52	-49.52	3.60	12.80	-40.32	-25.00	H
17987.62	-47.71	3.20	12.80	-38.11	-25.00	H

LTE Band 7, 5 MHz, QPSK, Channel 21100

Frequency(MHz)	P _{Mea} (dBm)	Path Loss	Antenna Gain(dBi)	Peak EIRP(dBm)	Limit(dBm)	Polarization
16983.33	-54.90	2.90	16.50	-41.30	-25.00	H
17292.38	-52.78	3.20	14.50	-41.48	-25.00	H
17446.67	-51.70	2.90	14.50	-40.10	-25.00	H
17599.05	-49.54	3.30	12.80	-40.04	-25.00	H
17839.52	-49.52	3.60	12.80	-40.32	-25.00	H
17946.67	-47.42	3.20	12.80	-37.82	-25.00	H

LTE Band 7, 5 MHz, QPSK, Channel 21425

Frequency(MHz)	P _{Mea} (dBm)	Path Loss	Antenna Gain(dBi)	Peak EIRP(dBm)	Limit(dBm)	Polarization
16944.76	-54.88	2.90	16.50	-41.28	-25.00	H
17355.71	-53.01	3.20	14.50	-41.71	-25.00	H
17457.14	-51.73	2.90	14.50	-40.13	-25.00	H
17616.67	-49.29	3.30	12.80	-39.79	-25.00	H
17819.05	-49.75	3.60	12.80	-40.55	-25.00	H
17958.10	-47.71	3.20	12.80	-38.11	-25.00	H

**LTE Band 7, 5 MHz, 16QAM, Channel 20775**

Frequency(MHz)	P _{Mea} (dBm)	Path Loss	Antenna Gain(dBi)	Peak EIRP(dBm)	Limit(dBm)	Polarization
16936.67	-54.93	2.90	16.50	-41.33	-25.00	H
17283.33	-52.99	3.20	14.50	-41.69	-25.00	H
17455.71	-51.55	2.90	14.50	-39.95	-25.00	H
17593.81	-49.75	3.30	12.80	-40.25	-25.00	H
17838.57	-49.52	3.60	12.80	-40.32	-25.00	H
17940.48	-47.65	3.20	12.80	-38.05	-25.00	H

LTE Band 7, 5 MHz, 16QAM, Channel 21100

Frequency(MHz)	P _{Mea} (dBm)	Path Loss	Antenna Gain(dBi)	Peak EIRP(dBm)	Limit(dBm)	Polarization
16947.14	-54.95	2.90	16.50	-41.35	-25.00	H
17290.00	-53.04	3.20	14.50	-41.74	-25.00	H
17457.14	-51.48	2.90	14.50	-39.88	-25.00	H
17591.43	-49.35	3.30	12.80	-39.85	-25.00	H
17836.19	-49.42	3.60	12.80	-40.22	-25.00	H
17990.95	-47.53	3.20	12.80	-37.93	-25.00	H

LTE Band 7, 5 MHz, 16QAM, Channel 21425

Frequency(MHz)	P _{Mea} (dBm)	Path Loss	Antenna Gain(dBi)	Peak EIRP(dBm)	Limit(dBm)	Polarization
16960.48	-54.82	2.90	16.50	-41.22	-25.00	H
17280.95	-52.89	3.20	14.50	-41.59	-25.00	H
17514.29	-50.15	2.90	12.80	-40.25	-25.00	H
17589.52	-49.38	3.30	12.80	-39.88	-25.00	H
17834.29	-49.75	3.60	12.80	-40.55	-25.00	H
17976.67	-47.68	3.20	12.80	-38.08	-25.00	H

**LTE Band 7, 5 MHz, 64QAM, Channel 20775**

Frequency(MHz)	P _{Mea} (dBm)	Path Loss	Antenna Gain(dBi)	Peak EIRP(dBm)	Limit(dBm)	Polarization
17002.86	-52.80	2.90	14.50	-41.20	-25.00	H
17362.86	-53.07	3.20	14.50	-41.77	-25.00	H
17458.10	-51.57	2.90	14.50	-39.97	-25.00	H
17622.38	-49.52	3.30	12.80	-40.02	-25.00	H
17840.00	-49.89	3.60	12.80	-40.69	-25.00	H
17936.19	-47.48	3.20	12.80	-37.88	-25.00	H

LTE Band 7, 5 MHz, 64QAM, Channel 21100

Frequency(MHz)	P _{Mea} (dBm)	Path Loss	Antenna Gain(dBi)	Peak EIRP(dBm)	Limit(dBm)	Polarization
16945.24	-54.67	2.90	16.50	-41.07	-25.00	H
17298.10	-52.94	3.20	14.50	-41.64	-25.00	H
17460.95	-51.62	2.90	14.50	-40.02	-25.00	H
17624.76	-49.54	3.30	12.80	-40.04	-25.00	H
17822.86	-49.65	3.60	12.80	-40.45	-25.00	H
17929.52	-47.56	3.20	12.80	-37.96	-25.00	H

LTE Band 7, 5 MHz, 64QAM, Channel 21425

Frequency(MHz)	P _{Mea} (dBm)	Path Loss	Antenna Gain(dBi)	Peak EIRP(dBm)	Limit(dBm)	Polarization
16962.38	-54.98	2.90	16.50	-41.38	-25.00	H
17367.62	-52.72	3.20	14.50	-41.42	-25.00	H
17497.14	-51.28	2.90	14.50	-39.68	-25.00	H
17592.38	-49.71	3.30	12.80	-40.21	-25.00	H
17840.00	-49.57	3.60	12.80	-40.37	-25.00	H
17986.67	-47.71	3.20	12.80	-38.11	-25.00	H

Note: The maximum value of expanded measurement uncertainty for this test item is $U = 2.72\text{dB}(30\text{MHz}-3\text{GHz})/3.60\text{dB}(3\text{GHz}-18\text{GHz})/3.58\text{dB}(18\text{GHz}-40\text{GHz})$, $k = 2$



LTE Band 26(814MHz-824MHz), 1.4MHz, QPSK, Channel 26783

Frequency(MHz)	P _{Mea} (dBm)	Path Loss	Antenna Gain	Peak ERP(dBm)	Limit (dBm)	Polarization
8703.38	-52.17	2.00	12.00	-44.32	-13.00	H
9091.75	-50.80	2.20	11.60	-43.55	-13.00	H
9292.63	-50.20	2.00	11.60	-42.75	-13.00	H
9476.38	-50.34	2.10	11.60	-42.99	-13.00	V
9740.75	-50.88	2.20	11.20	-44.03	-13.00	H
9801.25	-50.56	2.30	11.20	-43.81	-13.00	H

LTE Band 26(814MHz-824MHz), 1.4MHz, QPSK, Channel 26740

Frequency(MHz)	P _{Mea} (dBm)	Path Loss	Antenna Gain	Peak ERP(dBm)	Limit (dBm)	Polarization
8747.63	-51.75	2.00	12.00	-43.90	-13.00	H
9101.13	-51.76	2.20	11.60	-44.51	-13.00	H
9299.63	-50.84	2.00	11.60	-43.39	-13.00	H
9477.13	-50.70	2.10	11.60	-43.35	-13.00	V
9739.38	-50.86	2.20	11.20	-44.01	-13.00	H
9777.88	-50.74	2.30	11.20	-43.99	-13.00	H

LTE Band 26(814MHz-824MHz), 1.4MHz, QPSK, Channel 26697

Frequency(MHz)	P _{Mea} (dBm)	Path Loss	Antenna Gain	Peak ERP(dBm)	Limit (dBm)	Polarization
8728.13	-52.90	2.00	12.00	-45.05	-13.00	V
9100.75	-50.57	2.20	11.60	-43.32	-13.00	H
9305.25	-50.00	2.00	11.60	-42.55	-13.00	H
9477.50	-50.66	2.10	11.60	-43.31	-13.00	V
9745.75	-51.12	2.20	11.20	-44.27	-13.00	H
9802.50	-51.23	2.30	11.20	-44.48	-13.00	H



LTE Band 26(814MHz-824MHz), 1.4MHz, 16QAM, Channel 26783

Frequency(MHz)	P _{Mea} (dBm)	Path Loss	Antenna Gain	Peak ERP(dBm)	Limit (dBm)	Polarization
8489.63	-51.32	1.80	11.30	-43.97	-13.00	V
9102.88	-51.65	2.20	11.60	-44.40	-13.00	H
9293.75	-50.68	2.00	11.60	-43.23	-13.00	H
9474.13	-49.99	2.10	11.60	-42.64	-13.00	V
9741.00	-50.36	2.20	11.20	-43.51	-13.00	H
9793.75	-51.42	2.30	11.20	-44.67	-13.00	H

LTE Band 26(814MHz-824MHz), 1.4MHz, 16QAM, Channel 26740

Frequency(MHz)	P _{Mea} (dBm)	Path Loss	Antenna Gain	Peak ERP(dBm)	Limit (dBm)	Polarization
7320.75	-51.91	1.70	12.00	-43.76	-13.00	H
9100.63	-51.55	2.20	11.60	-44.30	-13.00	H
9299.75	-50.36	2.00	11.60	-42.91	-13.00	H
9375.38	-50.40	2.00	11.60	-42.95	-13.00	V
9739.38	-50.82	2.20	11.20	-43.97	-13.00	H
9817.50	-51.12	2.30	11.20	-44.37	-13.00	H

LTE Band 26(814MHz-824MHz), 1.4MHz, 16QAM, Channel 26697

Frequency(MHz)	P _{Mea} (dBm)	Path Loss	Antenna Gain	Peak ERP(dBm)	Limit (dBm)	Polarization
8476.88	-52.38	1.80	11.30	-45.03	-13.00	H
9115.13	-51.65	2.10	11.60	-44.30	-13.00	H
9224.25	-50.33	2.10	11.60	-42.98	-13.00	H
9422.13	-51.05	2.10	11.60	-43.70	-13.00	H
9759.75	-50.42	2.20	11.20	-43.57	-13.00	H
9784.38	-50.96	2.30	11.20	-44.21	-13.00	H

LTE Band 26(814MHz-824MHz), 1.4MHz, 64QAM, Channel 26783

Frequency(MHz)	P _{Mea} (dBm)	Path Loss	Antenna Gain	Peak ERP(dBm)	Limit (dBm)	Polarization
8378.63	-51.91	1.80	11.30	-44.56	-13.00	H
9098.13	-51.07	2.20	11.60	-43.82	-13.00	H
9223.13	-49.34	2.10	11.60	-41.99	-13.00	H
9474.00	-50.40	2.10	11.60	-43.05	-13.00	V
9723.88	-50.82	2.20	11.20	-43.97	-13.00	H
9781.88	-51.12	2.30	11.20	-44.37	-13.00	H

LTE Band 26(814MHz-824MHz), 1.4MHz, 64QAM, Channel 26740

Frequency(MHz)	P _{Mea} (dBm)	Path Loss	Antenna Gain	Peak ERP(dBm)	Limit (dBm)	Polarization
7221.00	-52.13	1.80	12.00	-44.08	-13.00	V
9098.00	-51.35	2.20	11.60	-44.10	-13.00	H
9228.13	-50.04	2.10	11.60	-42.69	-13.00	H
9476.00	-50.55	2.10	11.60	-43.20	-13.00	V
9741.63	-51.19	2.20	11.20	-44.34	-13.00	H
9774.13	-51.09	2.30	11.20	-44.34	-13.00	H

LTE Band 26(814MHz-824MHz), 1.4MHz, 64QAM, Channel 26697

Frequency(MHz)	P _{Mea} (dBm)	Path Loss	Antenna Gain	Peak ERP(dBm)	Limit (dBm)	Polarization
8745.00	-52.26	2.00	12.00	-44.41	-13.00	H
9094.75	-51.35	2.20	11.60	-44.10	-13.00	H
9223.00	-50.12	2.10	11.60	-42.77	-13.00	H
9475.00	-51.11	2.10	11.60	-43.76	-13.00	V
9747.38	-50.92	2.20	11.20	-44.07	-13.00	H
9907.50	-51.35	2.20	11.20	-44.50	-13.00	H

Note: The maximum value of expanded measurement uncertainty for this test item is $U = 2.72\text{dB}(30\text{MHz}-3\text{GHz})/3.60\text{dB}(3\text{GHz}-18\text{GHz})/3.58\text{dB}(18\text{GHz}-40\text{GHz})$, $k = 2$

LTE band 26(824MHz-849MHz), 1.4MHz, QPSK, Channel 27033

Frequency(MHz)	P _{Mea} (dBm)	Path Loss	Antenna Gain(dBi)	Peak ERP(dBm)	Limit(dBm)	Polarization
8601.38	-52.49	2.00	12.00	-44.64	-13.00	H
9101.25	-51.62	2.20	11.60	-44.37	-13.00	H
9301.13	-50.56	2.00	11.60	-43.11	-13.00	H
9479.00	-51.18	2.10	11.60	-43.83	-13.00	V
9742.38	-50.86	2.20	11.20	-44.01	-13.00	H
9789.88	-51.31	2.30	11.20	-44.56	-13.00	H

LTE band 26(824MHz-849MHz), 1.4MHz, QPSK, Channel 26915

Frequency(MHz)	P _{Mea} (dBm)	Path Loss	Antenna Gain(dBi)	Peak ERP(dBm)	Limit(dBm)	Polarization
8730.75	-52.52	2.00	12.00	-44.67	-13.00	V
9099.13	-51.39	2.20	11.60	-44.14	-13.00	H
9300.38	-50.66	2.00	11.60	-43.21	-13.00	H
9479.00	-50.75	2.10	11.60	-43.40	-13.00	V
9739.38	-50.58	2.20	11.20	-43.73	-13.00	H
9806.00	-51.05	2.30	11.20	-44.30	-13.00	H

LTE band 26(824MHz-849MHz), 1.4MHz, QPSK, Channel 26797

Frequency(MHz)	P _{Mea} (dBm)	Path Loss	Antenna Gain(dBi)	Peak ERP(dBm)	Limit(dBm)	Polarization
7201.50	-51.90	1.80	12.00	-43.85	-13.00	V
9086.38	-51.25	2.20	11.60	-44.00	-13.00	H
9149.38	-50.80	2.10	11.60	-43.45	-13.00	H
9472.75	-49.48	2.10	11.60	-42.13	-13.00	V
9764.25	-50.79	2.30	11.20	-44.04	-13.00	H
9780.25	-50.67	2.30	11.20	-43.92	-13.00	H



LTE band 26(824MHz-849MHz), 1.4MHz, 16QAM, Channel 27033

Frequency(MHz)	P _{Mea} (dBm)	Path Loss	Antenna Gain(dBi)	Peak ERP(dBm)	Limit(dBm)	Polarization
8410.13	-52.09	1.80	11.30	-44.74	-13.00	H
9101.13	-51.48	2.20	11.60	-44.23	-13.00	H
9222.88	-49.86	2.10	11.60	-42.51	-13.00	H
9478.38	-50.64	2.10	11.60	-43.29	-13.00	V
9752.00	-50.98	2.20	11.20	-44.13	-13.00	H
9781.88	-51.33	2.30	11.20	-44.58	-13.00	H

LTE band 26(824MHz-849MHz), 1.4MHz, 16QAM, Channel 26915

Frequency(MHz)	P _{Mea} (dBm)	Path Loss	Antenna Gain(dBi)	Peak ERP(dBm)	Limit(dBm)	Polarization
8431.13	-51.18	1.80	11.30	-43.83	-13.00	H
9104.75	-50.43	2.20	11.60	-43.18	-13.00	H
9300.38	-50.65	2.00	11.60	-43.20	-13.00	H
9475.50	-50.74	2.10	11.60	-43.39	-13.00	V
9754.00	-51.07	2.20	11.20	-44.22	-13.00	H
9805.13	-50.92	2.30	11.20	-44.17	-13.00	H

LTE band 26(824MHz-849MHz), 1.4MHz, 16QAM, Channel 26797

Frequency(MHz)	P _{Mea} (dBm)	Path Loss	Antenna Gain(dBi)	Peak ERP(dBm)	Limit(dBm)	Polarization
8472.00	-52.07	1.80	11.30	-44.72	-13.00	H
9101.63	-51.55	2.20	11.60	-44.30	-13.00	H
9299.75	-50.42	2.00	11.60	-42.97	-13.00	H
9368.63	-50.54	2.00	11.60	-43.09	-13.00	V
9726.38	-50.50	2.20	11.20	-43.65	-13.00	H
9798.88	-50.45	2.30	11.20	-43.70	-13.00	H

LTE band 26(824MHz-849MHz), 1.4MHz, 64QAM, Channel 27033

Frequency(MHz)	P _{Mea} (dBm)	Path Loss	Antenna Gain(dBi)	Peak ERP(dBm)	Limit(dBm)	Polarization
8738.63	-52.90	2.00	12.00	-45.05	-13.00	H
9104.50	-51.34	2.20	11.60	-44.09	-13.00	H
9221.38	-50.44	2.10	11.60	-43.09	-13.00	H
9478.25	-50.91	2.10	11.60	-43.56	-13.00	V
9748.88	-50.73	2.20	11.20	-43.88	-13.00	H
9791.13	-51.42	2.30	11.20	-44.67	-13.00	H

LTE band 26(824MHz-849MHz), 1.4MHz, 64QAM, Channel 26915

Frequency(MHz)	P _{Mea} (dBm)	Path Loss	Antenna Gain(dBi)	Peak ERP(dBm)	Limit(dBm)	Polarization
8466.38	-52.22	1.80	11.30	-44.87	-13.00	H
9102.38	-51.41	2.20	11.60	-44.16	-13.00	H
9299.75	-50.53	2.00	11.60	-43.08	-13.00	H
9475.13	-50.24	2.10	11.60	-42.89	-13.00	V
9746.00	-50.98	2.20	11.20	-44.13	-13.00	H
9795.13	-51.36	2.30	11.20	-44.61	-13.00	H

LTE band 26(824MHz-849MHz), 1.4MHz, 64QAM, Channel 26797

Frequency(MHz)	P _{Mea} (dBm)	Path Loss	Antenna Gain(dBi)	Peak ERP(dBm)	Limit(dBm)	Polarization
8414.25	-51.96	1.80	11.30	-44.61	-13.00	H
9103.13	-51.20	2.20	11.60	-43.95	-13.00	H
9226.25	-49.01	2.10	11.60	-41.66	-13.00	H
9469.50	-50.47	2.10	11.60	-43.12	-13.00	V
9726.63	-49.96	2.20	11.20	-43.11	-13.00	H
9794.63	-51.46	2.30	11.20	-44.71	-13.00	H

Note: The maximum value of expanded measurement uncertainty for this test item is $U = 2.72\text{dB}(30\text{MHz}-3\text{GHz})/3.60\text{dB}(3\text{GHz}-18\text{GHz})/3.58\text{dB}(18\text{GHz}-40\text{GHz})$, $k = 2$

**LTE Band 41, 5MHz, QPSK, Channel 40165**

Frequency(MHz)	P _{Mea} (dBm)	Path Loss	Antenna Gain(dBi)	Peak EIRP(dBm)	Limit(dBm)	Polarization
17001.90	-52.61	2.90	14.50	-41.01	-25.00	H
17295.71	-52.91	3.20	14.50	-41.61	-25.00	H
17459.52	-51.62	2.90	14.50	-40.02	-25.00	H
17615.71	-49.04	3.30	12.80	-39.54	-25.00	H
17839.05	-49.91	3.60	12.80	-40.71	-25.00	H
17991.43	-47.52	3.20	12.80	-37.92	-25.00	H

LTE Band 41, 5MHz, QPSK, Channel 40690

Frequency(MHz)	P _{Mea} (dBm)	Path Loss	Antenna Gain(dBi)	Peak EIRP(dBm)	Limit(dBm)	Polarization
16985.24	-54.98	2.90	16.50	-41.38	-25.00	H
17347.14	-53.29	3.20	14.50	-41.99	-25.00	H
17454.29	-52.08	2.90	14.50	-40.48	-25.00	H
17578.57	-49.70	3.30	12.80	-40.20	-25.00	H
17826.19	-50.17	3.60	12.80	-40.97	-25.00	H
17997.14	-47.46	3.20	12.80	-37.86	-25.00	H

LTE Band 41, 5MHz, QPSK, Channel 41215

Frequency(MHz)	P _{Mea} (dBm)	Path Loss	Antenna Gain(dBi)	Peak EIRP(dBm)	Limit(dBm)	Polarization
16950.48	-54.42	2.90	16.50	-40.82	-25.00	H
17274.29	-53.15	3.20	14.50	-41.85	-25.00	H
17451.43	-51.92	2.90	14.50	-40.32	-25.00	H
17597.62	-49.85	3.30	12.80	-40.35	-25.00	H
17832.86	-50.13	3.60	12.80	-40.93	-25.00	H
17979.05	-47.80	3.20	12.80	-38.20	-25.00	H



LTE Band 41, 5MHz, 16QAM, Channel 40165

Frequency(MHz)	P _{Mea} (dBm)	Path Loss	Antenna Gain(dBi)	Peak EIRP(dBm)	Limit(dBm)	Polarization
16989.52	-54.83	2.90	16.50	-41.23	-25.00	H
17273.81	-52.95	3.20	14.50	-41.65	-25.00	H
17429.05	-51.78	2.90	14.50	-40.18	-25.00	H
17623.33	-49.73	3.30	12.80	-40.23	-25.00	H
17827.14	-49.79	3.60	12.80	-40.59	-25.00	H
17997.62	-47.55	3.20	12.80	-37.95	-25.00	H

LTE Band 41, 5MHz, 16QAM, Channel 40690

Frequency(MHz)	P _{Mea} (dBm)	Path Loss	Antenna Gain(dBi)	Peak EIRP(dBm)	Limit(dBm)	Polarization
16980.95	-55.02	2.90	16.50	-41.42	-25.00	H
17368.57	-53.11	3.20	14.50	-41.81	-25.00	H
17437.62	-51.41	2.90	14.50	-39.81	-25.00	H
17596.67	-49.40	3.30	12.80	-39.90	-25.00	H
17837.14	-49.80	3.60	12.80	-40.60	-25.00	H
17999.52	-47.63	3.20	12.80	-38.03	-25.00	H

LTE Band 41, 5MHz, 16QAM, Channel 41215

Frequency(MHz)	P _{Mea} (dBm)	Path Loss	Antenna Gain(dBi)	Peak EIRP(dBm)	Limit(dBm)	Polarization
16992.38	-54.54	2.90	16.50	-40.94	-25.00	H
17277.62	-52.97	3.20	14.50	-41.67	-25.00	H
17453.81	-51.82	2.90	14.50	-40.22	-25.00	H
17578.10	-49.18	3.30	12.80	-39.68	-25.00	H
17839.05	-49.72	3.60	12.80	-40.52	-25.00	H
17956.67	-47.82	3.20	12.80	-38.22	-25.00	H



LTE Band 41, 5MHz, 64QAM, Channel 40165

Frequency(MHz)	P _{Mea} (dBm)	Path Loss	Antenna Gain(dBi)	Peak EIRP(dBm)	Limit(dBm)	Polarization
16935.71	-55.18	2.90	16.50	-41.58	-25.00	H
17295.71	-53.07	3.20	14.50	-41.77	-25.00	H
17435.71	-51.62	2.90	14.50	-40.02	-25.00	H
17573.81	-49.67	3.30	12.80	-40.17	-25.00	H
17838.10	-49.93	3.60	12.80	-40.73	-25.00	H
17962.38	-47.83	3.20	12.80	-38.23	-25.00	H

LTE Band 41, 5MHz, 64QAM, Channel 40690

Frequency(MHz)	P _{Mea} (dBm)	Path Loss	Antenna Gain(dBi)	Peak EIRP(dBm)	Limit(dBm)	Polarization
16983.81	-54.88	2.90	16.50	-41.28	-25.00	H
17277.14	-53.04	3.20	14.50	-41.74	-25.00	H
17524.76	-50.10	2.90	12.80	-40.20	-25.00	H
17598.57	-49.39	3.30	12.80	-39.89	-25.00	H
17822.86	-50.11	3.60	12.80	-40.91	-25.00	H
17981.90	-47.60	3.20	12.80	-38.00	-25.00	H

LTE Band 41, 5MHz, 64QAM, Channel 41215

Frequency(MHz)	P _{Mea} (dBm)	Path Loss	Antenna Gain(dBi)	Peak EIRP(dBm)	Limit(dBm)	Polarization
16952.38	-55.27	2.90	16.50	-41.67	-25.00	H
17286.19	-53.07	3.20	14.50	-41.77	-25.00	H
17438.10	-51.95	2.90	14.50	-40.35	-25.00	H
17621.43	-49.47	3.30	12.80	-39.97	-25.00	H
17837.14	-49.74	3.60	12.80	-40.54	-25.00	H
17960.00	-47.64	3.20	12.80	-38.04	-25.00	H

Note: The maximum value of expanded measurement uncertainty for this test item is $U = 2.72\text{dB}(30\text{MHz}-3\text{GHz})/3.60\text{dB}(3\text{GHz}-18\text{GHz})/3.58\text{dB}(18\text{GHz}-40\text{GHz})$, $k = 2$

Lower antenna

LTE Band 2, 1.4MHz, QPSK, Channel 18607

Frequency(MHz)	P _{Mea} (dBm)	Path Loss	Antenna Gain(dBi)	Peak EIRP(dBm)	Limit(dBm)	Polarization
16944.29	-45.27	2.90	16.50	-31.67	-13.00	H
17118.57	-44.45	2.90	14.50	-32.85	-13.00	H
17442.86	-42.15	2.90	14.50	-30.55	-13.00	H
17618.10	-39.89	3.30	12.80	-30.39	-13.00	H
17773.33	-40.43	3.60	12.80	-31.23	-13.00	H
17985.24	-38.19	3.20	12.80	-28.59	-13.00	H

LTE Band 2, 1.4MHz, QPSK, Channel 18900

Frequency(MHz)	P _{Mea} (dBm)	Path Loss	Antenna Gain(dBi)	Peak EIRP(dBm)	Limit(dBm)	Polarization
16989.52	-45.33	2.90	16.50	-31.73	-13.00	H
17142.38	-44.22	2.90	14.50	-32.62	-13.00	H
17460.00	-42.40	2.90	14.50	-30.80	-13.00	H
17570.00	-39.05	3.30	12.80	-29.55	-13.00	H
17777.14	-40.75	3.60	12.80	-31.55	-13.00	H
17957.62	-38.54	3.20	12.80	-28.94	-13.00	H

LTE Band 2, 1.4MHz, QPSK, Channel 19193

Frequency(MHz)	P _{Mea} (dBm)	Path Loss	Antenna Gain(dBi)	Peak EIRP(dBm)	Limit(dBm)	Polarization
17117.62	-43.53	2.90	14.50	-31.93	-13.00	H
17284.76	-43.21	3.20	14.50	-31.91	-13.00	H
17453.81	-42.91	2.90	14.50	-31.31	-13.00	H
17620.48	-41.25	3.30	12.80	-31.75	-13.00	H
17828.10	-40.98	3.60	12.80	-31.78	-13.00	H
17919.52	-37.89	3.20	12.80	-28.29	-13.00	H



LTE Band 2, 1.4MHz, 16QAM, Channel 18607

Frequency(MHz)	P _{Mea} (dBm)	Path Loss	Antenna Gain(dBi)	Peak EIRP(dBm)	Limit(dBm)	Polarization
17044.29	-43.64	2.90	14.50	-32.04	-13.00	H
17273.81	-43.11	3.20	14.50	-31.81	-13.00	H
17482.86	-41.56	2.90	14.50	-29.96	-13.00	H
17599.52	-39.09	3.30	12.80	-29.59	-13.00	H
17773.81	-40.31	3.60	12.80	-31.11	-13.00	H
17973.81	-38.40	3.20	12.80	-28.80	-13.00	H

LTE Band 2, 1.4MHz, 16QAM, Channel 18900

Frequency(MHz)	P _{Mea} (dBm)	Path Loss	Antenna Gain(dBi)	Peak EIRP(dBm)	Limit(dBm)	Polarization
16992.86	-45.53	2.90	16.50	-31.93	-13.00	H
17312.86	-43.00	3.20	14.50	-31.70	-13.00	H
17489.05	-42.32	2.90	14.50	-30.72	-13.00	H
17591.43	-40.26	3.30	12.80	-30.76	-13.00	H
17774.29	-40.44	3.60	12.80	-31.24	-13.00	H
17960.00	-38.64	3.20	12.80	-29.04	-13.00	H

LTE Band 2, 1.4MHz, 16QAM, Channel 19193

Frequency(MHz)	P _{Mea} (dBm)	Path Loss	Antenna Gain(dBi)	Peak EIRP(dBm)	Limit(dBm)	Polarization
16941.90	-45.46	2.90	16.50	-31.86	-13.00	H
17301.43	-43.10	3.20	14.50	-31.80	-13.00	H
17435.71	-42.23	2.90	14.50	-30.63	-13.00	H
17589.05	-39.93	3.30	12.80	-30.43	-13.00	H
17782.86	-39.44	3.60	12.80	-30.24	-13.00	H
17998.57	-38.96	3.20	12.80	-29.36	-13.00	H



LTE Band 2, 1.4MHz, 64QAM, Channel 18607

Frequency(MHz)	P _{Mea} (dBm)	Path Loss	Antenna Gain(dBi)	Peak EIRP(dBm)	Limit(dBm)	Polarization
16945.71	-45.92	2.90	16.50	-32.32	-13.00	H
17305.71	-43.47	3.20	14.50	-32.17	-13.00	H
17511.43	-40.37	2.90	12.80	-30.47	-13.00	H
17591.90	-39.25	3.30	12.80	-29.75	-13.00	H
17801.43	-40.87	3.60	12.80	-31.67	-13.00	H
17937.14	-37.90	3.20	12.80	-28.30	-13.00	H

LTE Band 2, 1.4MHz, 64QAM, Channel 18900

Frequency(MHz)	P _{Mea} (dBm)	Path Loss	Antenna Gain(dBi)	Peak EIRP(dBm)	Limit(dBm)	Polarization
16922.38	-46.00	2.90	16.50	-32.40	-13.00	H
17276.19	-43.47	3.20	14.50	-32.17	-13.00	H
17458.10	-42.39	2.90	14.50	-30.79	-13.00	H
17574.76	-39.58	3.30	12.80	-30.08	-13.00	H
17761.43	-40.87	3.60	12.80	-31.67	-13.00	H
17933.81	-38.32	3.20	12.80	-28.72	-13.00	H

LTE Band 2, 1.4MHz, 64QAM, Channel 19193

Frequency(MHz)	P _{Mea} (dBm)	Path Loss	Antenna Gain(dBi)	Peak EIRP(dBm)	Limit(dBm)	Polarization
16937.14	-44.12	2.90	16.50	-30.52	-13.00	H
17203.33	-44.21	2.90	14.50	-32.61	-13.00	H
17474.76	-41.68	2.90	14.50	-30.08	-13.00	H
17624.29	-40.54	3.30	12.80	-31.04	-13.00	H
17712.38	-40.72	3.30	12.80	-31.22	-13.00	H
17975.24	-37.24	3.20	12.80	-27.64	-13.00	H

Note: The maximum value of expanded measurement uncertainty for this test item is $U = 2.72\text{dB}(30\text{MHz}-3\text{GHz})/3.60\text{dB}(3\text{GHz}-18\text{GHz})/3.58\text{dB}(18\text{GHz}-40\text{GHz})$, $k = 2$

LTE Band 4, 1.4MHz QPSK, Channel 19957

Frequency(MHz)	P _{Mea} (dBm)	Path Loss	Antenna Gain(dBi)	Peak EIRP(dBm)	Limit(dBm)	Polarization
17000.95	-42.46	2.90	14.50	-30.86	-13.00	H
17170.48	-44.04	2.90	14.50	-32.44	-13.00	H
17454.76	-42.83	2.90	14.50	-31.23	-13.00	H
17550.95	-40.77	2.90	12.80	-30.87	-13.00	H
17776.67	-40.45	3.60	12.80	-31.25	-13.00	H
17991.90	-39.03	3.20	12.80	-29.43	-13.00	H

LTE Band 4, 1.4MHz, QPSK, Channel 20175

Frequency(MHz)	P _{Mea} (dBm)	Path Loss	Antenna Gain(dBi)	Peak EIRP(dBm)	Limit(dBm)	Polarization
16985.24	-46.53	2.90	16.50	-32.93	-13.00	H
17226.19	-43.70	3.20	14.50	-32.40	-13.00	H
17448.57	-42.25	2.90	14.50	-30.65	-13.00	H
17625.24	-40.32	3.30	12.80	-30.82	-13.00	H
17774.29	-39.97	3.60	12.80	-30.77	-13.00	H
17999.52	-38.97	3.20	12.80	-29.37	-13.00	H

LTE Band 4, 1.4MHz, QPSK, Channel 20393

Frequency(MHz)	P _{Mea} (dBm)	Path Loss	Antenna Gain(dBi)	Peak EIRP(dBm)	Limit(dBm)	Polarization
16967.62	-45.63	2.90	16.50	-32.03	-13.00	H
17160.48	-43.90	2.90	14.50	-32.30	-13.00	H
17519.52	-41.18	2.90	12.80	-31.28	-13.00	H
17570.48	-40.62	3.30	12.80	-31.12	-13.00	H
17821.43	-39.97	3.60	12.80	-30.77	-13.00	H
17933.81	-38.55	3.20	12.80	-28.95	-13.00	H



LTE Band 4, 1.4MHz, 16QAM, Channel 19957

Frequency(MHz)	P _{Mea} (dBm)	Path Loss	Antenna Gain(dBi)	Peak EIRP(dBm)	Limit(dBm)	Polarization
17056.67	-44.04	2.90	14.50	-32.44	-13.00	H
17308.10	-44.04	3.20	14.50	-32.74	-13.00	H
17485.71	-41.95	2.90	14.50	-30.35	-13.00	H
17526.67	-40.10	2.90	12.80	-30.20	-13.00	H
17768.10	-40.74	3.60	12.80	-31.54	-13.00	H
17970.00	-38.09	3.20	12.80	-28.49	-13.00	H

LTE Band 4, 1.4MHz, 16QAM, Channel 20175

Frequency(MHz)	P _{Mea} (dBm)	Path Loss	Antenna Gain(dBi)	Peak EIRP(dBm)	Limit(dBm)	Polarization
16961.90	-45.87	2.90	16.50	-32.27	-13.00	H
17212.38	-43.93	2.90	14.50	-32.33	-13.00	H
17463.81	-43.10	2.90	14.50	-31.50	-13.00	H
17619.52	-39.58	3.30	12.80	-30.08	-13.00	H
17722.38	-41.62	3.30	12.80	-32.12	-13.00	H
17957.14	-38.79	3.20	12.80	-29.19	-13.00	H

LTE Band 4, 1.4MHz, 16QAM, Channel 20393

Frequency(MHz)	P _{Mea} (dBm)	Path Loss	Antenna Gain(dBi)	Peak EIRP(dBm)	Limit(dBm)	Polarization
16941.43	-45.49	2.90	16.50	-31.89	-13.00	H
17300.48	-43.07	3.20	14.50	-31.77	-13.00	H
17484.76	-42.34	2.90	14.50	-30.74	-13.00	H
17617.14	-39.96	3.30	12.80	-30.46	-13.00	H
17834.76	-40.60	3.60	12.80	-31.40	-13.00	H
17980.00	-38.68	3.20	12.80	-29.08	-13.00	H

LTE Band 4, 1.4MHz, 64QAM, Channel 19957

Frequency(MHz)	P _{Mea} (dBm)	Path Loss	Antenna Gain(dBi)	Peak EIRP(dBm)	Limit(dBm)	Polarization
17129.05	-43.67	2.90	14.50	-32.07	-13.00	H
17280.00	-43.46	3.20	14.50	-32.16	-13.00	H
17447.14	-42.71	2.90	14.50	-31.11	-13.00	H
17613.81	-40.67	3.30	12.80	-31.17	-13.00	H
17704.76	-40.83	3.30	12.80	-31.33	-13.00	H
17939.05	-38.66	3.20	12.80	-29.06	-13.00	H

LTE Band 4, 1.4MHz, 64QAM, Channel 20175

Frequency(MHz)	P _{Mea} (dBm)	Path Loss	Antenna Gain(dBi)	Peak EIRP(dBm)	Limit(dBm)	Polarization
16958.57	-45.71	2.90	16.50	-32.11	-13.00	H
17275.71	-43.57	3.20	14.50	-32.27	-13.00	H
17461.43	-42.22	2.90	14.50	-30.62	-13.00	H
17538.10	-40.16	2.90	12.80	-30.26	-13.00	H
17826.67	-39.90	3.60	12.80	-30.70	-13.00	H
17953.81	-38.61	3.20	12.80	-29.01	-13.00	H

LTE Band 4, 1.4MHz, 64QAM, Channel 20393

Frequency(MHz)	P _{Mea} (dBm)	Path Loss	Antenna Gain(dBi)	Peak EIRP(dBm)	Limit(dBm)	Polarization
16928.10	-44.92	2.90	16.50	-31.32	-13.00	H
17230.95	-43.08	3.20	14.50	-31.78	-13.00	H
17454.76	-42.35	2.90	14.50	-30.75	-13.00	H
17562.86	-39.76	3.30	12.80	-30.26	-13.00	H
17781.90	-40.91	3.60	12.80	-31.71	-13.00	H
17961.43	-37.71	3.20	12.80	-28.11	-13.00	H

Note: The maximum value of expanded measurement uncertainty for this test item is $U = 2.72\text{dB}(30\text{MHz}-3\text{GHz})/3.60\text{dB}(3\text{GHz}-18\text{GHz})/3.58\text{dB}(18\text{GHz}-40\text{GHz})$, $k = 2$



LTE Band 7, 5 MHz, QPSK, Channel 20775

Frequency(MHz)	P _{Mea} (dBm)	Path Loss	Antenna Gain(dBi)	Peak EIRP(dBm)	Limit(dBm)	Polarization
16986.19	-55.20	2.90	16.50	-41.60	-25.00	H
17299.05	-53.14	3.20	14.50	-41.84	-25.00	H
17465.24	-52.22	2.90	14.50	-40.62	-25.00	H
17624.76	-49.80	3.30	12.80	-40.30	-25.00	H
17774.29	-49.90	3.60	12.80	-40.70	-25.00	H
17942.86	-47.90	3.20	12.80	-38.30	-25.00	H

LTE Band 7, 5 MHz, QPSK, Channel 21100

Frequency(MHz)	P _{Mea} (dBm)	Path Loss	Antenna Gain(dBi)	Peak EIRP(dBm)	Limit(dBm)	Polarization
16951.43	-55.23	2.90	16.50	-41.63	-25.00	H
17292.86	-53.22	3.20	14.50	-41.92	-25.00	H
17451.90	-51.93	2.90	14.50	-40.33	-25.00	H
17624.76	-49.56	3.30	12.80	-40.06	-25.00	H
17838.10	-49.69	3.60	12.80	-40.49	-25.00	H
17985.71	-47.67	3.20	12.80	-38.07	-25.00	H

LTE Band 7, 5 MHz, QPSK, Channel 21425

Frequency(MHz)	P _{Mea} (dBm)	Path Loss	Antenna Gain(dBi)	Peak EIRP(dBm)	Limit(dBm)	Polarization
16977.62	-55.33	2.90	16.50	-41.73	-25.00	H
17364.76	-53.11	3.20	14.50	-41.81	-25.00	H
17522.86	-50.40	2.90	12.80	-40.50	-25.00	H
17575.24	-49.83	3.30	12.80	-40.33	-25.00	H
17838.57	-49.53	3.60	12.80	-40.33	-25.00	H
17945.24	-48.00	3.20	12.80	-38.40	-25.00	H



LTE Band 7, 5 MHz, 16QAM, Channel 20775

Frequency(MHz)	P _{Mea} (dBm)	Path Loss	Antenna Gain(dBi)	Peak EIRP(dBm)	Limit(dBm)	Polarization
16985.24	-54.94	2.90	16.50	-41.34	-25.00	H
17345.71	-53.12	3.20	14.50	-41.82	-25.00	H
17515.24	-50.34	2.90	12.80	-40.44	-25.00	H
17617.14	-49.62	3.30	12.80	-40.12	-25.00	H
17825.71	-49.85	3.60	12.80	-40.65	-25.00	H
17994.76	-48.03	3.20	12.80	-38.43	-25.00	H

LTE Band 7, 5 MHz, 16QAM, Channel 21100

Frequency(MHz)	P _{Mea} (dBm)	Path Loss	Antenna Gain(dBi)	Peak EIRP(dBm)	Limit(dBm)	Polarization
16987.62	-54.79	2.90	16.50	-41.19	-25.00	H
17367.14	-52.80	3.20	14.50	-41.50	-25.00	H
17453.81	-51.44	2.90	14.50	-39.84	-25.00	H
17525.24	-49.91	2.90	12.80	-40.01	-25.00	H
17835.71	-50.10	3.60	12.80	-40.90	-25.00	H
17980.00	-47.93	3.20	12.80	-38.33	-25.00	H

LTE Band 7, 5 MHz, 16QAM, Channel 21425

Frequency(MHz)	P _{Mea} (dBm)	Path Loss	Antenna Gain(dBi)	Peak EIRP(dBm)	Limit(dBm)	Polarization
16959.05	-55.10	2.90	16.50	-41.50	-25.00	H
17368.57	-53.11	3.20	14.50	-41.81	-25.00	H
17522.86	-50.07	2.90	12.80	-40.17	-25.00	H
17593.33	-49.65	3.30	12.80	-40.15	-25.00	H
17775.71	-49.81	3.60	12.80	-40.61	-25.00	H
17999.05	-47.82	3.20	12.80	-38.22	-25.00	H



LTE Band 7, 5 MHz, 64QAM, Channel 20775

Frequency(MHz)	P _{Mea} (dBm)	Path Loss	Antenna Gain(dBi)	Peak EIRP(dBm)	Limit(dBm)	Polarization
16948.10	-55.06	2.90	16.50	-41.46	-25.00	H
17277.62	-52.93	3.20	14.50	-41.63	-25.00	H
17435.71	-51.69	2.90	14.50	-40.09	-25.00	H
17625.71	-49.55	3.30	12.80	-40.05	-25.00	H
17701.90	-50.11	3.30	12.80	-40.61	-25.00	H
17995.24	-47.91	3.20	12.80	-38.31	-25.00	H

LTE Band 7, 5 MHz, 64QAM, Channel 21100

Frequency(MHz)	P _{Mea} (dBm)	Path Loss	Antenna Gain(dBi)	Peak EIRP(dBm)	Limit(dBm)	Polarization
16952.86	-54.90	2.90	16.50	-41.30	-25.00	H
17300.48	-53.03	3.20	14.50	-41.73	-25.00	H
17455.71	-51.64	2.90	14.50	-40.04	-25.00	H
17549.05	-50.02	2.90	12.80	-40.12	-25.00	H
17834.76	-49.60	3.60	12.80	-40.40	-25.00	H
17966.19	-47.65	3.20	12.80	-38.05	-25.00	H

LTE Band 7, 5 MHz, 64QAM, Channel 21425

Frequency(MHz)	P _{Mea} (dBm)	Path Loss	Antenna Gain(dBi)	Peak EIRP(dBm)	Limit(dBm)	Polarization
16961.43	-54.97	2.90	16.50	-41.37	-25.00	H
17133.33	-53.60	2.90	14.50	-42.00	-25.00	H
17524.76	-50.17	2.90	12.80	-40.27	-25.00	H
17597.14	-49.38	3.30	12.80	-39.88	-25.00	H
17839.05	-49.93	3.60	12.80	-40.73	-25.00	H
17985.24	-47.85	3.20	12.80	-38.25	-25.00	H

Note: The maximum value of expanded measurement uncertainty for this test item is $U = 2.72\text{dB}(30\text{MHz}-3\text{GHz})/3.60\text{dB}(3\text{GHz}-18\text{GHz})/3.58\text{dB}(18\text{GHz}-40\text{GHz})$, $k = 2$

LTE Band 26(814MHz-824MHz), 1.4MHz, QPSK, Channel 26783

Frequency(MHz)	P _{Mea} (dBm)	Path Loss	Antenna Gain	Peak ERP(dBm)	Limit (dBm)	Polarization
7326.38	-52.75	1.70	12.00	-44.60	-13.00	H
9099.38	-51.87	2.20	11.60	-44.62	-13.00	H
9301.25	-50.47	2.00	11.60	-43.02	-13.00	H
9478.63	-51.23	2.10	11.60	-43.88	-13.00	V
9735.00	-50.91	2.20	11.20	-44.06	-13.00	H
9811.63	-51.23	2.30	11.20	-44.48	-13.00	H

LTE Band 26(814MHz-824MHz), 1.4MHz, QPSK, Channel 26740

Frequency(MHz)	P _{Mea} (dBm)	Path Loss	Antenna Gain	Peak ERP(dBm)	Limit (dBm)	Polarization
8649.75	-53.19	2.00	12.00	-45.34	-13.00	V
9098.75	-51.65	2.20	11.60	-44.40	-13.00	H
9225.75	-50.51	2.10	11.60	-43.16	-13.00	H
9473.75	-51.15	2.10	11.60	-43.80	-13.00	V
9720.75	-51.35	2.20	11.20	-44.50	-13.00	H
9799.88	-51.64	2.30	11.20	-44.89	-13.00	H

LTE Band 26(814MHz-824MHz), 1.4MHz, QPSK, Channel 26697

Frequency(MHz)	P _{Mea} (dBm)	Path Loss	Antenna Gain	Peak ERP(dBm)	Limit (dBm)	Polarization
8802.75	-53.27	1.90	12.00	-45.32	-13.00	V
9094.75	-52.20	2.20	11.60	-44.95	-13.00	H
9223.63	-50.72	2.10	11.60	-43.37	-13.00	H
9475.38	-51.19	2.10	11.60	-43.84	-13.00	V
9741.38	-50.85	2.20	11.20	-44.00	-13.00	H
9956.63	-51.68	2.20	11.20	-44.83	-13.00	H



LTE Band 26(814MHz-824MHz), 1.4MHz, 16QAM, Channel 26783

Frequency(MHz)	P _{Mea} (dBm)	Path Loss	Antenna Gain	Peak ERP(dBm)	Limit (dBm)	Polarization
7852.50	-52.75	1.70	11.30	-45.30	-13.00	H
9101.13	-51.46	2.20	11.60	-44.21	-13.00	H
9224.38	-49.67	2.10	11.60	-42.32	-13.00	H
9476.88	-51.41	2.10	11.60	-44.06	-13.00	V
9742.50	-50.98	2.20	11.20	-44.13	-13.00	H
9781.25	-51.43	2.30	11.20	-44.68	-13.00	H

LTE Band 26(814MHz-824MHz), 1.4MHz, 16QAM, Channel 26740

Frequency(MHz)	P _{Mea} (dBm)	Path Loss	Antenna Gain	Peak ERP(dBm)	Limit (dBm)	Polarization
7210.50	-52.74	1.80	12.00	-44.69	-13.00	V
9111.25	-52.24	2.10	11.60	-44.89	-13.00	H
9222.25	-49.55	2.10	11.60	-42.20	-13.00	H
9426.75	-50.56	2.10	11.60	-43.21	-13.00	H
9730.38	-50.69	2.20	11.20	-43.84	-13.00	H
9777.88	-50.88	2.30	11.20	-44.13	-13.00	H

LTE Band 26(814MHz-824MHz), 1.4MHz, 16QAM, Channel 26697

Frequency(MHz)	P _{Mea} (dBm)	Path Loss	Antenna Gain	Peak ERP(dBm)	Limit (dBm)	Polarization
7197.75	-52.92	1.80	12.00	-44.87	-13.00	V
9102.63	-51.80	2.20	11.60	-44.55	-13.00	H
9293.75	-50.61	2.00	11.60	-43.16	-13.00	H
9472.75	-51.62	2.10	11.60	-44.27	-13.00	V
9760.00	-51.63	2.20	11.20	-44.78	-13.00	H
9795.38	-51.21	2.30	11.20	-44.46	-13.00	H



LTE Band 26(814MHz-824MHz), 1.4MHz, 64QAM, Channel 26783

Frequency(MHz)	P _{Mea} (dBm)	Path Loss	Antenna Gain	Peak ERP(dBm)	Limit (dBm)	Polarization
6547.88	-53.83	1.70	12.40	-45.28	-13.00	V
9098.63	-52.11	2.20	11.60	-44.86	-13.00	H
9302.38	-50.26	2.00	11.60	-42.81	-13.00	H
9472.50	-51.43	2.10	11.60	-44.08	-13.00	V
9747.25	-50.94	2.20	11.20	-44.09	-13.00	H
9776.63	-51.49	2.30	11.20	-44.74	-13.00	H

LTE Band 26(814MHz-824MHz), 1.4MHz, 64QAM, Channel 26740

Frequency(MHz)	P _{Mea} (dBm)	Path Loss	Antenna Gain	Peak ERP(dBm)	Limit (dBm)	Polarization
7200.00	-52.84	1.80	12.00	-44.79	-13.00	V
9109.00	-52.08	2.10	11.60	-44.73	-13.00	H
9224.25	-50.97	2.10	11.60	-43.62	-13.00	H
9476.38	-51.22	2.10	11.60	-43.87	-13.00	V
9735.13	-51.39	2.20	11.20	-44.54	-13.00	H
9803.25	-51.47	2.30	11.20	-44.72	-13.00	H

LTE Band 26(814MHz-824MHz), 1.4MHz, 64QAM, Channel 26697

Frequency(MHz)	P _{Mea} (dBm)	Path Loss	Antenna Gain	Peak ERP(dBm)	Limit (dBm)	Polarization
7322.25	-51.89	1.70	12.00	-43.74	-13.00	H
9102.38	-51.99	2.20	11.60	-44.74	-13.00	H
9297.88	-50.33	2.00	11.60	-42.88	-13.00	H
9473.75	-50.47	2.10	11.60	-43.12	-13.00	V
9716.88	-51.37	2.20	11.20	-44.52	-13.00	H
9795.88	-51.42	2.30	11.20	-44.67	-13.00	H

Note: The maximum value of expanded measurement uncertainty for this test item is $U = 2.72\text{dB}(30\text{MHz}-3\text{GHz})/3.60\text{dB}(3\text{GHz}-18\text{GHz})/3.58\text{dB}(18\text{GHz}-40\text{GHz})$, $k = 2$



LTE band 26(824MHz-849MHz), 1.4MHz, QPSK, Channel 27033

Frequency(MHz)	P _{Mea} (dBm)	Path Loss	Antenna Gain(dBi)	Peak ERP(dBm)	Limit(dBm)	Polarization
8516.25	-52.38	2.10	12.00	-44.63	-13.00	H
9095.25	-51.68	2.20	11.60	-44.43	-13.00	H
9299.88	-50.94	2.00	11.60	-43.49	-13.00	H
9474.50	-51.03	2.10	11.60	-43.68	-13.00	V
9672.00	-50.99	2.20	11.20	-44.14	-13.00	H
9793.00	-51.83	2.30	11.20	-45.08	-13.00	H

LTE band 26(824MHz-849MHz), 1.4MHz, QPSK, Channel 26915

Frequency(MHz)	P _{Mea} (dBm)	Path Loss	Antenna Gain(dBi)	Peak ERP(dBm)	Limit(dBm)	Polarization
8426.63	-52.26	1.80	11.30	-44.91	-13.00	H
9097.50	-51.07	2.20	11.60	-43.82	-13.00	H
9296.25	-50.97	2.00	11.60	-43.52	-13.00	H
9472.88	-50.08	2.10	11.60	-42.73	-13.00	V
9716.25	-51.07	2.20	11.20	-44.22	-13.00	H
9795.00	-50.68	2.30	11.20	-43.93	-13.00	H

LTE band 26(824MHz-849MHz), 1.4MHz, QPSK, Channel 26797

Frequency(MHz)	P _{Mea} (dBm)	Path Loss	Antenna Gain(dBi)	Peak ERP(dBm)	Limit(dBm)	Polarization
7202.63	-52.60	1.80	12.00	-44.55	-13.00	V
7950.00	-51.84	1.90	11.30	-44.59	-13.00	H
9098.50	-51.16	2.20	11.60	-43.91	-13.00	H
9308.00	-51.02	2.00	11.60	-43.57	-13.00	H
9475.38	-51.11	2.10	11.60	-43.76	-13.00	V
9685.75	-51.21	2.20	11.20	-44.36	-13.00	H



LTE band 26(824MHz-849MHz), 1.4MHz, 16QAM, Channel 27033

Frequency(MHz)	P _{Mea} (dBm)	Path Loss	Antenna Gain(dBi)	Peak ERP(dBm)	Limit(dBm)	Polarization
8721.00	-52.37	2.00	12.00	-44.52	-13.00	V
9105.75	-52.29	2.20	11.60	-45.04	-13.00	H
9225.00	-50.18	2.10	11.60	-42.83	-13.00	H
9471.50	-50.98	2.10	11.60	-43.63	-13.00	V
9744.00	-49.86	2.20	11.20	-43.01	-13.00	H
9800.50	-51.72	2.30	11.20	-44.97	-13.00	H

LTE band 26(824MHz-849MHz), 1.4MHz, 16QAM, Channel 26915

Frequency(MHz)	P _{Mea} (dBm)	Path Loss	Antenna Gain(dBi)	Peak ERP(dBm)	Limit(dBm)	Polarization
8473.88	-52.38	1.80	11.30	-45.03	-13.00	H
9099.63	-51.93	2.20	11.60	-44.68	-13.00	H
9297.50	-50.72	2.00	11.60	-43.27	-13.00	H
9473.50	-51.51	2.10	11.60	-44.16	-13.00	V
9740.00	-51.69	2.20	11.20	-44.84	-13.00	H
9809.38	-50.58	2.30	11.20	-43.83	-13.00	H

LTE band 26(824MHz-849MHz), 1.4MHz, 16QAM, Channel 26797

Frequency(MHz)	P _{Mea} (dBm)	Path Loss	Antenna Gain(dBi)	Peak ERP(dBm)	Limit(dBm)	Polarization
8835.75	-52.36	1.90	12.00	-44.41	-13.00	H
9104.88	-52.06	2.20	11.60	-44.81	-13.00	H
9301.13	-49.51	2.00	11.60	-42.06	-13.00	H
9474.75	-50.97	2.10	11.60	-43.62	-13.00	V
9736.25	-51.36	2.20	11.20	-44.51	-13.00	H
9781.00	-50.66	2.30	11.20	-43.91	-13.00	V



LTE band 26(824MHz-849MHz), 1.4MHz, 64QAM, Channel 27033

Frequency(MHz)	P _{Mea} (dBm)	Path Loss	Antenna Gain(dBi)	Peak ERP(dBm)	Limit(dBm)	Polarization
8035.50	-51.67	2.00	11.30	-44.52	-13.00	V
9100.63	-51.57	2.20	11.60	-44.32	-13.00	H
9306.00	-51.24	2.00	11.60	-43.79	-13.00	H
9473.88	-49.93	2.10	11.60	-42.58	-13.00	V
9744.25	-51.24	2.20	11.20	-44.39	-13.00	H
9818.50	-51.07	2.30	11.20	-44.32	-13.00	H

LTE band 26(824MHz-849MHz), 1.4MHz, 64QAM, Channel 26915

Frequency(MHz)	P _{Mea} (dBm)	Path Loss	Antenna Gain(dBi)	Peak ERP(dBm)	Limit(dBm)	Polarization
8389.13	-52.04	1.80	11.30	-44.69	-13.00	H
8906.25	-52.75	1.90	12.00	-44.80	-13.00	H
9103.75	-51.70	2.20	11.60	-44.45	-13.00	H
9300.75	-50.19	2.00	11.60	-42.74	-13.00	H
9468.13	-50.74	2.10	11.60	-43.39	-13.00	V
9739.75	-51.40	2.20	11.20	-44.55	-13.00	H

LTE band 26(824MHz-849MHz), 1.4MHz, 64QAM, Channel 26797

Frequency(MHz)	P _{Mea} (dBm)	Path Loss	Antenna Gain(dBi)	Peak ERP(dBm)	Limit(dBm)	Polarization
7326.00	-53.06	1.70	12.00	-44.91	-13.00	H
9100.00	-52.13	2.20	11.60	-44.88	-13.00	H
9224.63	-49.97	2.10	11.60	-42.62	-13.00	H
9475.38	-50.90	2.10	11.60	-43.55	-13.00	V
9754.63	-50.96	2.20	11.20	-44.11	-13.00	H
9801.50	-51.01	2.30	11.20	-44.26	-13.00	H

Note: The maximum value of expanded measurement uncertainty for this test item is $U = 2.72\text{dB}(30\text{MHz}-3\text{GHz})/3.60\text{dB}(3\text{GHz}-18\text{GHz})/3.58\text{dB}(18\text{GHz}-40\text{GHz})$, $k = 2$



LTE Band 41, 5MHz, QPSK, Channel 40165

Frequency(MHz)	P _{Mea} (dBm)	Path Loss	Antenna Gain(dBi)	Peak EIRP(dBm)	Limit(dBm)	Polarization
17001.90	-53.10	2.90	14.50	-41.50	-25.00	H
17297.14	-52.92	3.20	14.50	-41.62	-25.00	H
17507.14	-50.24	2.90	12.80	-40.34	-25.00	H
17595.71	-49.34	3.30	12.80	-39.84	-25.00	H
17839.05	-49.98	3.60	12.80	-40.78	-25.00	H
17974.76	-47.90	3.20	12.80	-38.30	-25.00	H

LTE Band 41, 5MHz, QPSK, Channel 40690

Frequency(MHz)	P _{Mea} (dBm)	Path Loss	Antenna Gain(dBi)	Peak EIRP(dBm)	Limit(dBm)	Polarization
16984.29	-55.03	2.90	16.50	-41.43	-25.00	H
17367.14	-52.75	3.20	14.50	-41.45	-25.00	H
17411.43	-52.00	2.90	14.50	-40.40	-25.00	H
17591.43	-49.86	3.30	12.80	-40.36	-25.00	H
17837.62	-49.73	3.60	12.80	-40.53	-25.00	H
17986.19	-47.37	3.20	12.80	-37.77	-25.00	H

LTE Band 41, 5MHz, QPSK, Channel 41215

Frequency(MHz)	P _{Mea} (dBm)	Path Loss	Antenna Gain(dBi)	Peak EIRP(dBm)	Limit(dBm)	Polarization
16970.95	-55.26	2.90	16.50	-41.66	-25.00	H
17280.95	-53.19	3.20	14.50	-41.89	-25.00	H
17456.19	-51.85	2.90	14.50	-40.25	-25.00	H
17599.05	-49.99	3.30	12.80	-40.49	-25.00	H
17824.29	-50.10	3.60	12.80	-40.90	-25.00	H
17980.95	-47.87	3.20	12.80	-38.27	-25.00	H

LTE Band 41, 5MHz, 16QAM, Channel 40165

Frequency(MHz)	P _{Mea} (dBm)	Path Loss	Antenna Gain(dBi)	Peak EIRP(dBm)	Limit(dBm)	Polarization
16935.71	-55.05	2.90	16.50	-41.45	-25.00	H
17282.86	-53.06	3.20	14.50	-41.76	-25.00	H
17407.62	-52.03	2.90	14.50	-40.43	-25.00	H
17577.14	-49.85	3.30	12.80	-40.35	-25.00	H
17835.71	-49.37	3.60	12.80	-40.17	-25.00	H
17997.14	-47.96	3.20	12.80	-38.36	-25.00	H

LTE Band 41, 5MHz, 16QAM, Channel 40690

Frequency(MHz)	P _{Mea} (dBm)	Path Loss	Antenna Gain(dBi)	Peak EIRP(dBm)	Limit(dBm)	Polarization
16976.67	-55.11	2.90	16.50	-41.51	-25.00	H
17290.95	-53.09	3.20	14.50	-41.79	-25.00	H
17459.05	-51.79	2.90	14.50	-40.19	-25.00	H
17571.90	-49.89	3.30	12.80	-40.39	-25.00	H
17836.19	-50.24	3.60	12.80	-41.04	-25.00	H
17980.95	-47.83	3.20	12.80	-38.23	-25.00	H

LTE Band 41, 5MHz, 16QAM, Channel 41215

Frequency(MHz)	P _{Mea} (dBm)	Path Loss	Antenna Gain(dBi)	Peak EIRP(dBm)	Limit(dBm)	Polarization
16985.71	-55.03	2.90	16.50	-41.43	-25.00	H
17281.43	-53.09	3.20	14.50	-41.79	-25.00	H
17498.10	-51.80	2.90	14.50	-40.20	-25.00	H
17600.00	-49.74	3.30	12.80	-40.24	-25.00	H
17837.14	-49.70	3.60	12.80	-40.50	-25.00	H
17967.14	-47.88	3.20	12.80	-38.28	-25.00	H



LTE Band 41, 5MHz, 64QAM, Channel 40165

Frequency(MHz)	P _{Mea} (dBm)	Path Loss	Antenna Gain(dBi)	Peak EIRP(dBm)	Limit(dBm)	Polarization
16990.95	-54.77	2.90	16.50	-41.17	-25.00	H
17367.14	-53.16	3.20	14.50	-41.86	-25.00	H
17523.81	-50.21	2.90	12.80	-40.31	-25.00	H
17600.00	-49.47	3.30	12.80	-39.97	-25.00	H
17838.57	-49.60	3.60	12.80	-40.40	-25.00	H
17930.48	-47.90	3.20	12.80	-38.30	-25.00	H

LTE Band 41, 5MHz, 64QAM, Channel 40690

Frequency(MHz)	P _{Mea} (dBm)	Path Loss	Antenna Gain(dBi)	Peak EIRP(dBm)	Limit(dBm)	Polarization
16987.62	-55.21	2.90	16.50	-41.61	-25.00	H
17282.38	-53.17	3.20	14.50	-41.87	-25.00	H
17457.14	-51.85	2.90	14.50	-40.25	-25.00	H
17596.67	-49.59	3.30	12.80	-40.09	-25.00	H
17771.90	-50.12	3.60	12.80	-40.92	-25.00	H
17939.05	-47.80	3.20	12.80	-38.20	-25.00	H

LTE Band 41, 5MHz, 64QAM, Channel 41215

Frequency(MHz)	P _{Mea} (dBm)	Path Loss	Antenna Gain(dBi)	Peak EIRP(dBm)	Limit(dBm)	Polarization
16965.24	-55.25	2.90	16.50	-41.65	-25.00	H
17357.62	-53.04	3.20	14.50	-41.74	-25.00	H
17453.33	-51.76	2.90	14.50	-40.16	-25.00	H
17567.14	-49.77	3.30	12.80	-40.27	-25.00	H
17837.62	-49.72	3.60	12.80	-40.52	-25.00	H
17981.43	-47.91	3.20	12.80	-38.31	-25.00	H

Note: The maximum value of expanded measurement uncertainty for this test item is $U = 2.72\text{dB}(30\text{MHz}-3\text{GHz})/3.60\text{dB}(3\text{GHz}-18\text{GHz})/3.58\text{dB}(18\text{GHz}-40\text{GHz})$, $k = 2$



A.3 FREQUENCY STABILITY

Reference

FCC: CFR Part 2.1055, 22.355, 24.235, 27.54, 90.213.

A.3.1 Method of Measurement

In order to measure the carrier frequency under the condition of AFC lock, it is necessary to make measurements with the EUT in a "call mode". This is accomplished with the use of R&S CMW500 DIGITAL RADIO COMMUNICATION TESTER.

1. Measure the carrier frequency at room temperature.
2. Subject the EUT to overnight soak at 0°C.
3. With the EUT, powered via nominal voltage, connected to the CMW500 and in a simulated call on middle channel, measure the carrier frequency. These measurements should be made within 2 minutes of Powering up the EUT, to prevent significant self-warming.
4. Repeat the above measurements at 5°C increments from 0°C to +35°C. Allow at least 1.5 hours at each temperature, unpowered, before making measurements.
5. Re-measure carrier frequency at room temperature with nominal voltage. Vary supply voltage from minimum voltage to maximum voltage, in 0.1Volt increments re-measuring carrier frequency at each voltage. Pause at nominal voltage for 1.5 hours unpowered, to allow any self-heating to stabilize, before continuing.
6. Subject the EUT to overnight soak at +35°C.
7. With the EUT, powered via nominal voltage, connected to the CMW500 and in a simulated call on the centre channel, measure the carrier frequency. These measurements should be made within 2 minutes of Powering up the EUT, to prevent significant self-warming.
8. Repeat the above measurements at 5 °C increments from +35°C to 0°C. Allow at least 1.5 hours at each temperature, unpowered, before making measurements.
9. At all temperature levels hold the temperature to +/- 0.5°C during the measurement procedure.

A.3.2 Measurement Limit

According to the JTC standard the frequency stability of the carrier shall be accurate to within 0.1 ppm of the received frequency from the base station. This accuracy is sufficient to meet Sec. 24.235, Frequency Stability. The frequency stability shall be sufficient to ensure that the fundamental emission stays within the authorized frequency block. As this transceiver is considered "Hand carried, battery powered equipment" Section 2.1055(d) (2) applies. This requires that the lower voltage for frequency stability testing be specified by the manufacturer. This transceiver is specified to operate with an input voltage of between 3.60V and 4.40V, with a nominal voltage of 3.85V. Operation above or below these voltage limits is prohibited by transceiver software in order to prevent improper operation as well as to protect components from overstress. These voltages represent a tolerance from -5.4% to 10.8%. For the purposes of measuring frequency stability these voltage limits are to be used.

A.3.3 Measurement results

LTE Band 2, 1.4MHz bandwidth (worst case of all bandwidths)

Frequency Error vs Voltage

Voltage (V)	Frequency error (Hz)			Frequency error (ppm)		
	QPSK	16QAM	64QAM	QPSK	16QAM	64QAM
3.60	21	13	26	0.011	0.007	0.014
3.85	15	25	19	0.008	0.013	0.010
4.40	9	7	8	0.005	0.004	0.004

Frequency Error vs Temperature

Temperature (°C)	Frequency error (Hz)			Frequency error (ppm)		
	QPSK	16QAM	64QAM	QPSK	16QAM	64QAM
0	13	26	26	0.007	0.014	0.014
5	21	15	13	0.011	0.008	0.007
10	24	24	15	0.013	0.013	0.008
15	18	17	18	0.013	0.009	0.010
20	7	31	17	0.004	0.016	0.009
25	16	12	4	0.009	0.006	0.002
30	5	18	19	0.003	0.010	0.010
35	12	9	6	0.006	0.005	0.003

Expanded measurement uncertainty is 10 Hz, $k = 2$

LTE Band 4, 1.4MHz bandwidth (worst case of all bandwidths)

Frequency Error vs Voltage

Voltage (V)	Frequency error (Hz)			Frequency error (ppm)		
	QPSK	16QAM	64QAM	QPSK	16QAM	64QAM
3.60	9	13	21	0.005	0.008	0.012
3.85	12	5	15	0.007	0.003	0.009
4.40	7	17	7	0.004	0.010	0.004

Frequency Error vs Temperature

Temperature (°C)	Frequency error (Hz)			Frequency error (ppm)		
	QPSK	16QAM	64QAM	QPSK	16QAM	64QAM
0	9	16	23	0.005	0.009	0.013
5	16	25	15	0.009	0.014	0.009
10	11	14	24	0.006	0.008	0.014
15	14	13	12	0.008	0.008	0.007
20	15	18	17	0.009	0.010	0.010
25	21	7	15	0.012	0.004	0.009
30	14	11	9	0.008	0.006	0.005
35	8	15	16	0.005	0.009	0.009

Expanded measurement uncertainty is 10 Hz, $k = 2$



LTE Band 7, 5MHz bandwidth (worst case of all bandwidths)

Frequency Error vs Voltage

Voltage (V)	Frequency error (Hz)			Frequency error (ppm)		
	QPSK	16QAM	64QAM	QPSK	16QAM	64QAM
3.60	16	10	13	0.006	0.004	0.005
3.85	5	12	8	0.002	0.005	0.003
4.40	14	7	15	0.006	0.003	0.006

Frequency Error vs Temperature

Temperature (°C)	Frequency error (Hz)			Frequency error (ppm)		
	QPSK	16QAM	64QAM	QPSK	16QAM	64QAM
0	24	5	26	0.009	0.002	0.010
5	15	4	12	0.006	0.002	0.005
10	18	7	14	0.007	0.003	0.006
15	17	11	7	0.007	0.004	0.003
20	16	8	8	0.006	0.003	0.003
25	2	3	13	0.001	0.001	0.005
30	18	15	11	0.007	0.006	0.004
35	6	9	14	0.002	0.004	0.006

Expanded measurement uncertainty is 10 Hz, $k = 2$

LTE Band 26(814MHz-824MHz), 1.4MHz bandwidth (worst case of all bandwidths)

Frequency Error vs Voltage

Voltage (V)	Frequency error (Hz)			Frequency error (ppm)		
	QPSK	16QAM	64QAM	QPSK	16QAM	64QAM
3.60	15	8	13	0.018	0.010	0.016
3.85	14	5	21	0.017	0.006	0.026
4.40	7	4	10	0.009	0.005	0.012

Frequency Error vs Temperature

Temperature (°C)	Frequency error (Hz)			Frequency error (ppm)		
	QPSK	16QAM	64QAM	QPSK	16QAM	64QAM
0	20	17	16	0.024	0.021	0.020
5	14	18	22	0.017	0.022	0.027
10	17	15	15	0.021	0.018	0.018
15	15	24	14	0.018	0.029	0.017
20	24	18	10	0.029	0.022	0.012
25	18	9	21	0.022	0.011	0.026
30	16	13	13	0.020	0.016	0.016
35	3	6	20	0.004	0.007	0.024

Expanded measurement uncertainty is 10Hz, $k = 2$



LTE band 26(824MHz-849MHz), 1.4MHz bandwidth (worst case of all bandwidths)

Frequency Error vs Voltage

Voltage (V)	Frequency error (Hz)			Frequency error (ppm)		
	QPSK	16QAM	64QAM	QPSK	16QAM	64QAM
3.60	18	22	16	0.022	0.026	0.019
3.85	15	8	13	0.018	0.010	0.016
4.40	6	14	25	0.007	0.017	0.030

Frequency Error vs Temperature

Temperature (°C)	Frequency error (Hz)			Frequency error (ppm)		
	QPSK	16QAM	64QAM	QPSK	16QAM	64QAM
0	26	21	23	0.031	0.025	0.027
5	15	14	24	0.018	0.017	0.029
10	17	17	15	0.020	0.020	0.018
15	18	8	17	0.022	0.010	0.020
20	14	6	8	0.017	0.007	0.010
25	13	9	6	0.016	0.011	0.007
30	20	10	10	0.024	0.012	0.012
35	16	15	8	0.019	0.018	0.010

Expanded measurement uncertainty is 10Hz, k = 2

LTE Band 41, 5MHz bandwidth (worst case of all bandwidths)

Frequency Error vs Voltage

Voltage (V)	Frequency error (Hz)			Frequency error (ppm)		
	QPSK	16QAM	64QAM	QPSK	16QAM	64QAM
3.60	25	5	10	0.010	0.002	0.004
3.85	14	12	15	0.005	0.005	0.006
4.40	7	11	20	0.003	0.004	0.008

Frequency Error vs Temperature

Temperature (°C)	Frequency error (Hz)			Frequency error (ppm)		
	QPSK	16QAM	64QAM	QPSK	16QAM	64QAM
0	26	22	13	0.010	0.008	0.005
5	10	16	16	0.004	0.006	0.006
10	14	15	20	0.005	0.006	0.008
15	17	8	15	0.007	0.003	0.006
20	8	17	24	0.003	0.007	0.009
25	11	14	18	0.004	0.005	0.007
30	9	21	9	0.003	0.008	0.003
35	13	10	13	0.005	0.004	0.005

Expanded measurement uncertainty is 10 Hz, k = 2

A.4 OCCUPIED BANDWIDTH

Reference

FCC: CFR Part 2.1049, 22.917, 24.238, 27.53, 90.1215.

A.4.1 Occupied Bandwidth Results

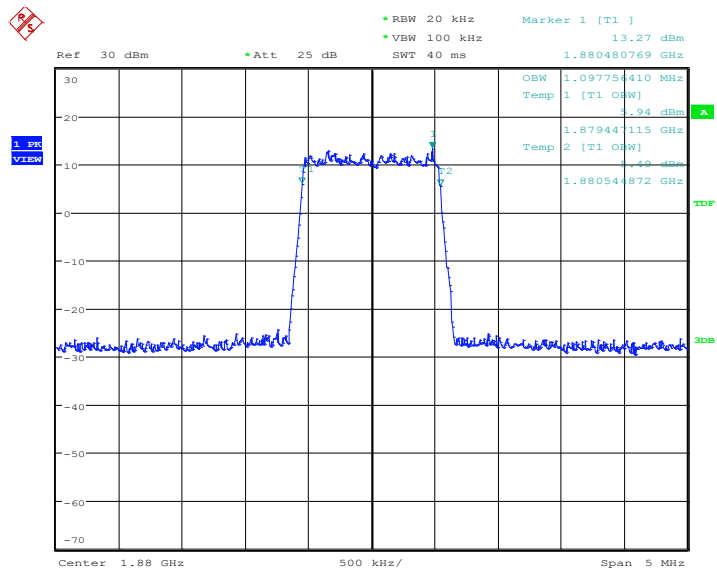
Occupied bandwidth measurements are only provided for selected frequencies in order to reduce the amount of submitted data. Data were taken at the extreme and mid frequencies of the US Cellular/PCS frequency bands. The table below lists the measured 99% BW. Spectrum analyzer plots are included on the following pages.

- a) The spectrum analyzer center frequency is set to the nominal EUT channel center frequency. The frequency span for the spectrum analyzer shall be set wide enough to capture all modulation products including the emission skirts (i.e., two to five times the OBW).
- b) The nominal IF filter bandwidth (3 dB RBW) shall be in the range of 1 to 5 % of the anticipated OBW, and the VBW shall be at least 3 times the RBW.
- c) Set the reference level of the instrument as required to keep the signal from exceeding the maximum input mixer level for linear operation. In general, the peak of the spectral envelope must be at least 10log (OBW / RBW) below the reference level.
- d) Set the detection mode to peak, and the trace mode to max hold.
- e) Use the 99 % power bandwidth function of the spectrum analyzer and report the measured bandwidth.

LTE band 2, 1.4MHz (99% BW)

Frequency(MHz)	Occupied Bandwidth (99% BW)(kHz)		
1880.0	QPSK	16QAM	64QAM
	1097.76	1089.74	1089.74

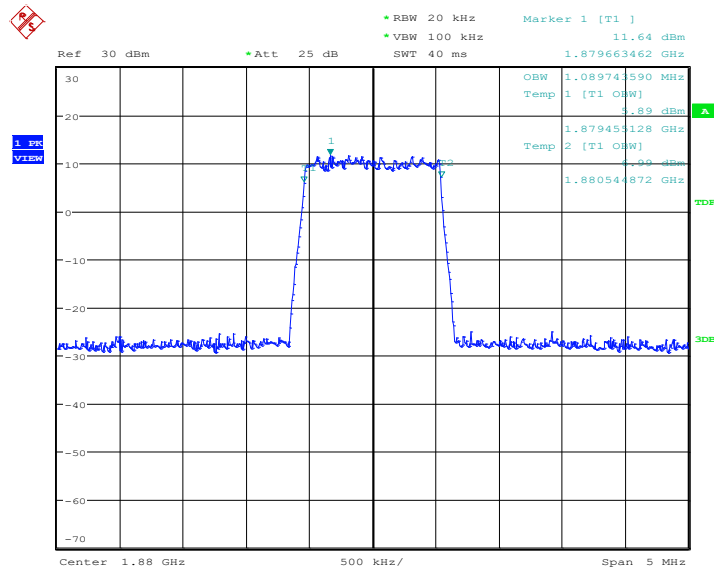
LTE band 2, 1.4MHz Bandwidth, QPSK (99% BW)



Date: 29.JUL.2021 13:00:19

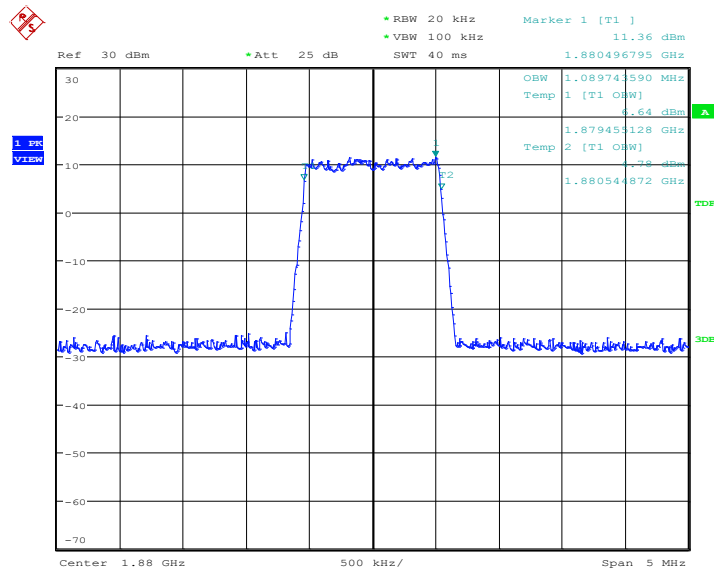


LTE band 2, 1.4MHz Bandwidth, 16QAM (99% BW)



Date: 29.JUL.2021 13:00:33

LTE band 2, 1.4MHz Bandwidth, 64QAM (99% BW)



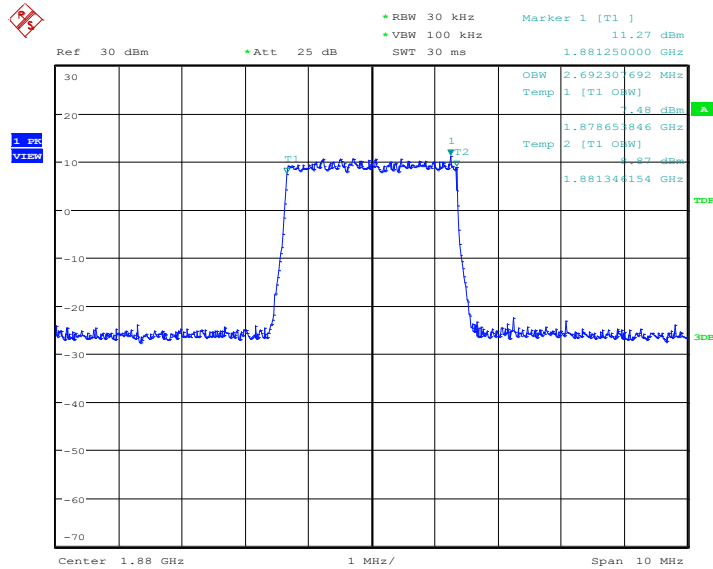
Date: 29.JUL.2021 14:03:39



LTE band 2, 3MHz (99% BW)

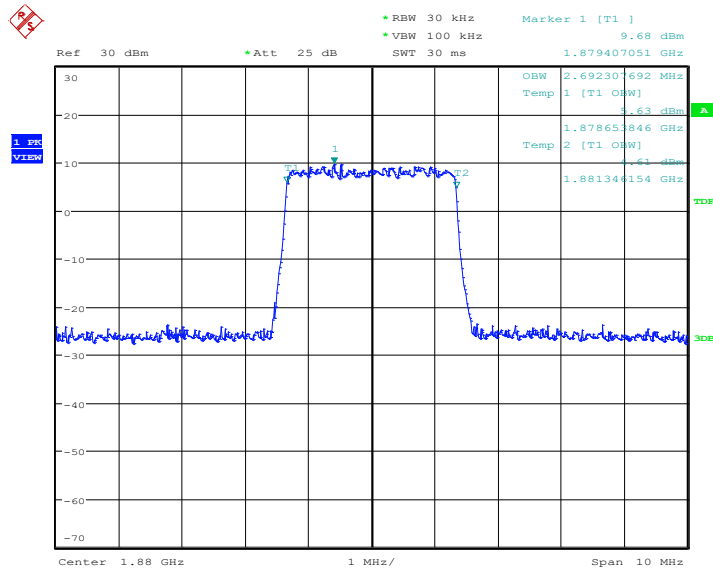
Frequency(MHz)	Occupied Bandwidth (99% BW)(kHz)		
1880.0	QPSK	16QAM	64QAM
	2692.31	2692.31	2692.31

LTE band 2, 3MHz Bandwidth, QPSK (99% BW)



Date: 29.JUL.2021 13:02:37

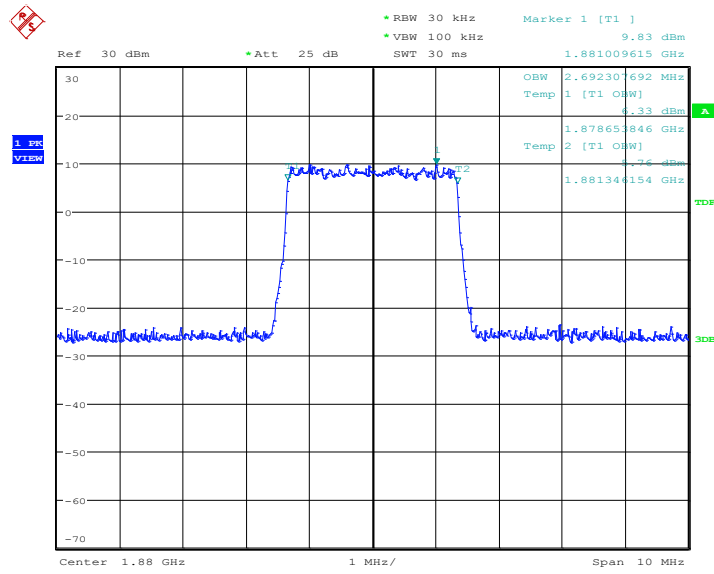
LTE band 2, 3MHz Bandwidth, 16QAM (99% BW)



Date: 29.JUL.2021 13:02:51



LTE band 2, 3MHz Bandwidth, 64QAM (99% BW)



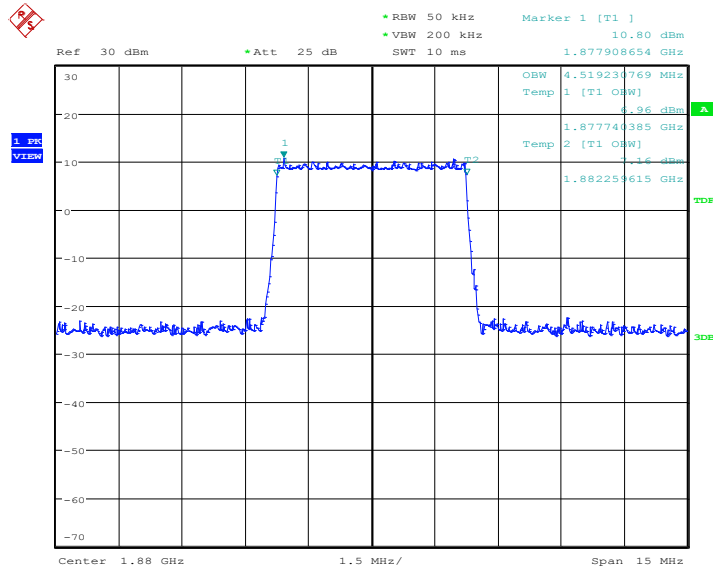
Date: 29.JUL.2021 14:05:27



LTE band 2, 5MHz (99% BW)

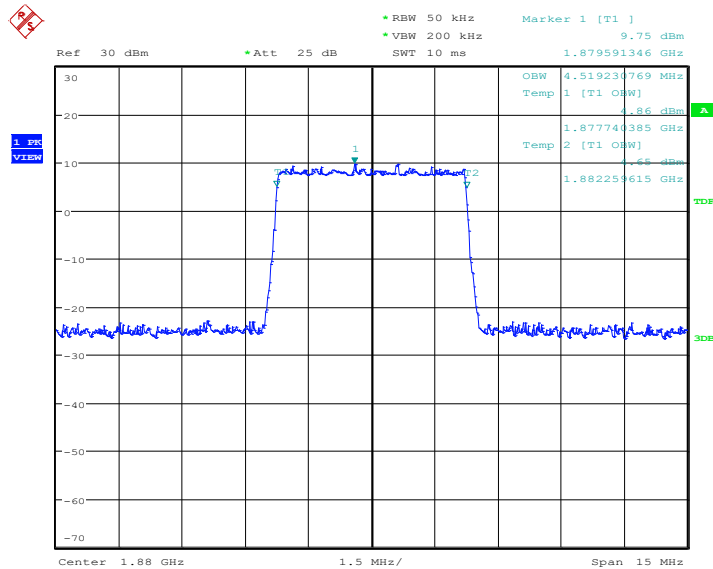
Frequency(MHz)	Occupied Bandwidth (99% BW)(kHz)		
1880.0	QPSK	16QAM	64QAM
	4519.23	4519.23	4519.23

LTE band 2, 5MHz Bandwidth, QPSK (99% BW)



Date: 29.JUL.2021 13:04:55

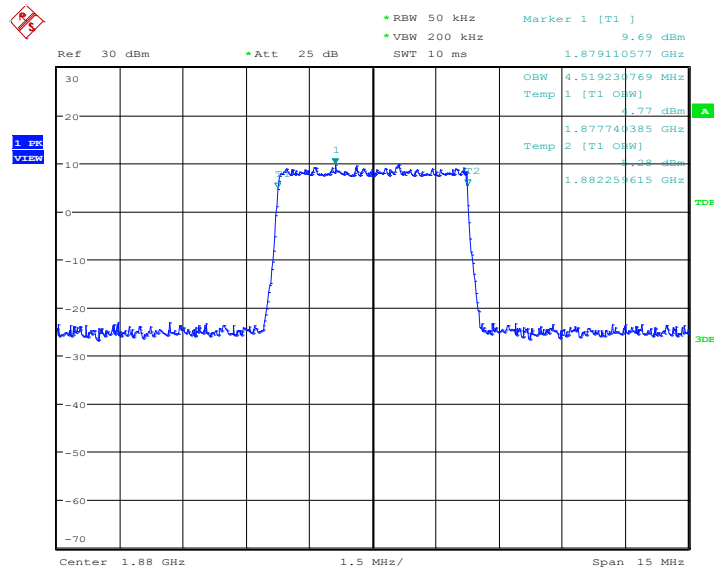
LTE band 2, 5MHz Bandwidth,16QAM (99% BW)



Date: 29.JUL.2021 13:05:09



LTE band 2, 5MHz Bandwidth,64QAM (99% BW)



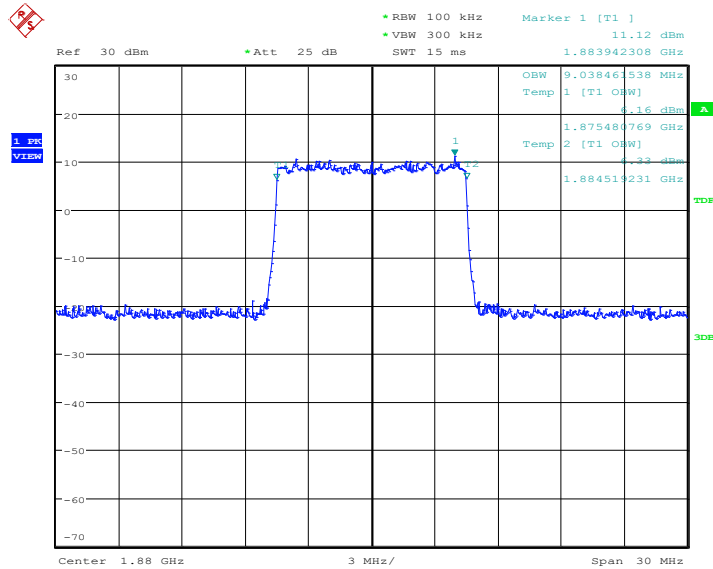
Date: 29.JUL.2021 14:07:15



LTE band 2, 10MHz (99% BW)

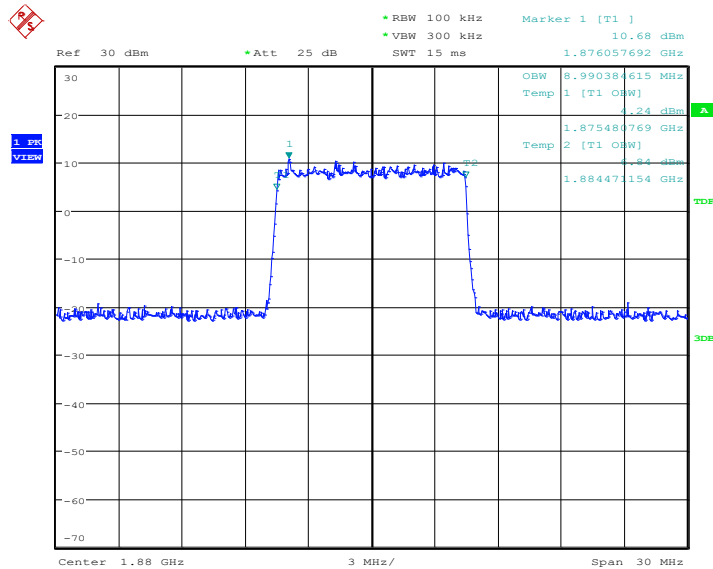
Frequency(MHz)	Occupied Bandwidth (99% BW)(kHz)		
1880.0	QPSK	16QAM	64QAM
	9038.46	8990.38	8990.38

LTE band 2, 10MHz Bandwidth, QPSK (99% BW)



Date: 29.JUL.2021 13:07:13

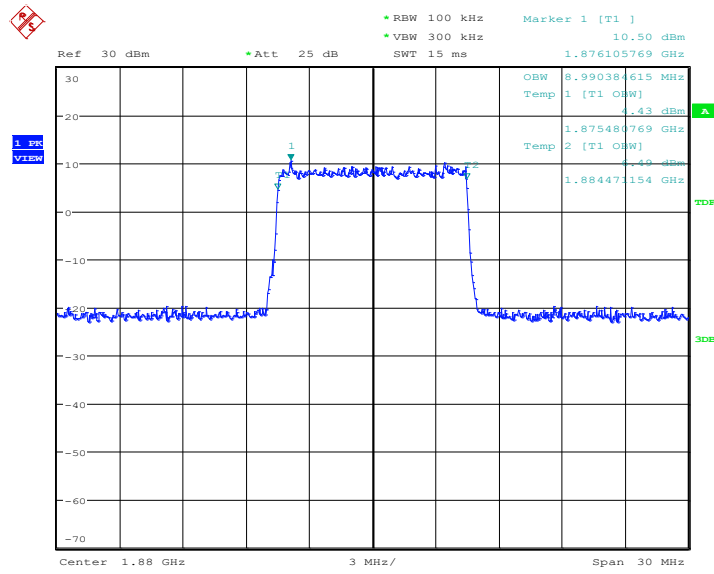
LTE band 2, 10MHz Bandwidth, 16QAM (99% BW)



Date: 29.JUL.2021 13:07:27



LTE band 2, 10MHz Bandwidth, 64QAM (99% BW)



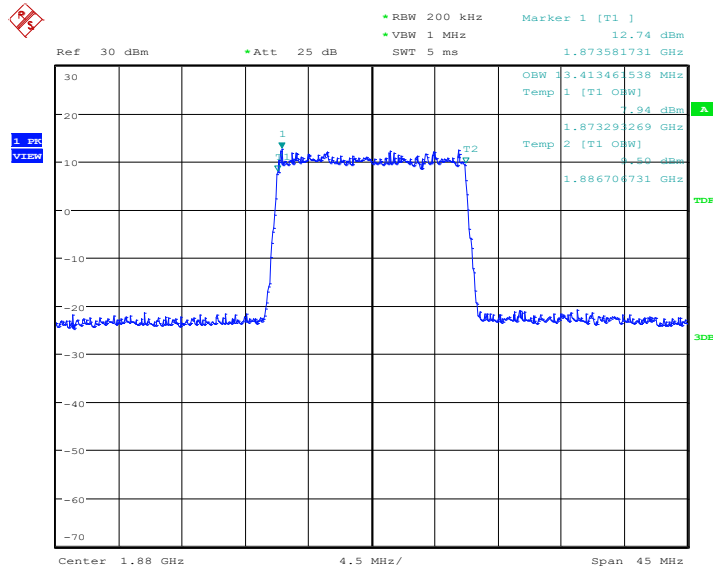
Date: 29.JUL.2021 14:09:03



LTE band 2, 15MHz (99% BW)

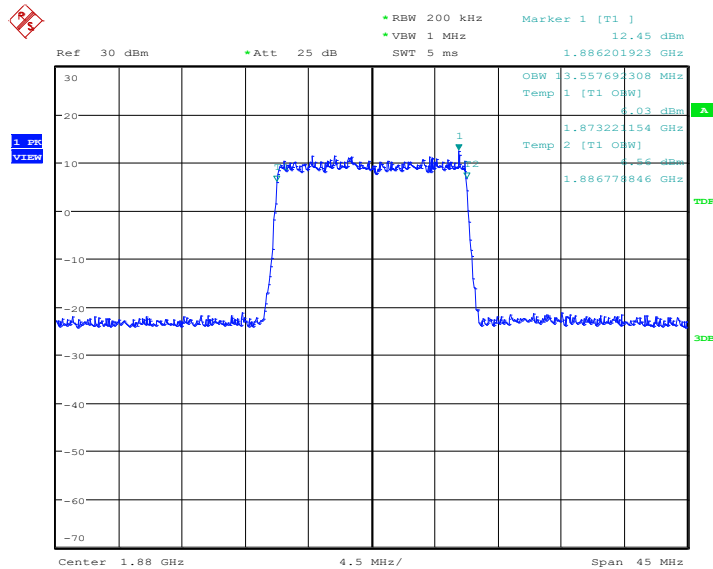
Frequency(MHz)	Occupied Bandwidth (99% BW)(kHz)		
1880.0	QPSK	16QAM	64QAM
	13413.46	13557.69	13485.58

LTE band 2, 15MHz Bandwidth, QPSK (99% BW)



Date: 29.JUL.2021 13:09:31

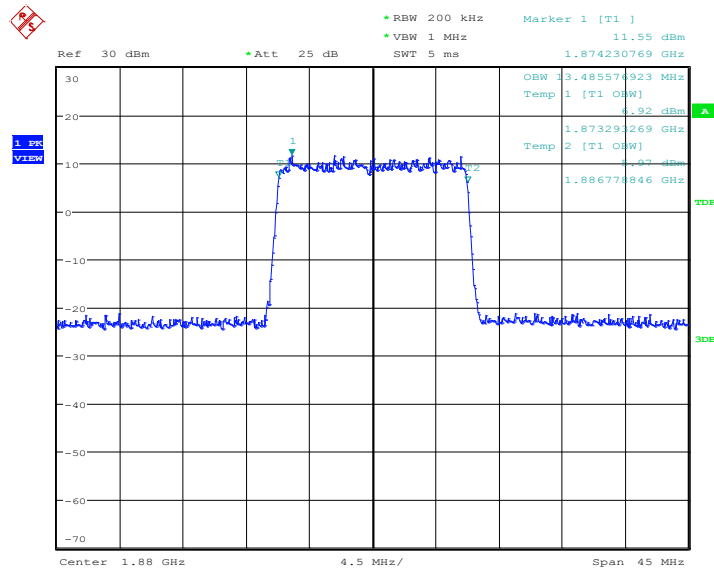
LTE band 2, 15MHz Bandwidth, 16QAM (99% BW)



Date: 29.JUL.2021 13:09:45



LTE band 2, 15MHz Bandwidth, 64QAM (99% BW)



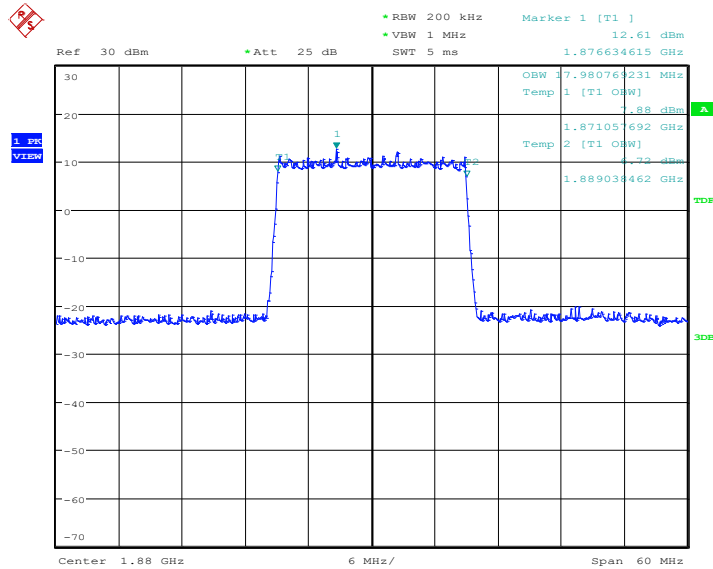
Date: 29.JUL.2021 14:10:52



LTE band 2, 20MHz (99% BW)

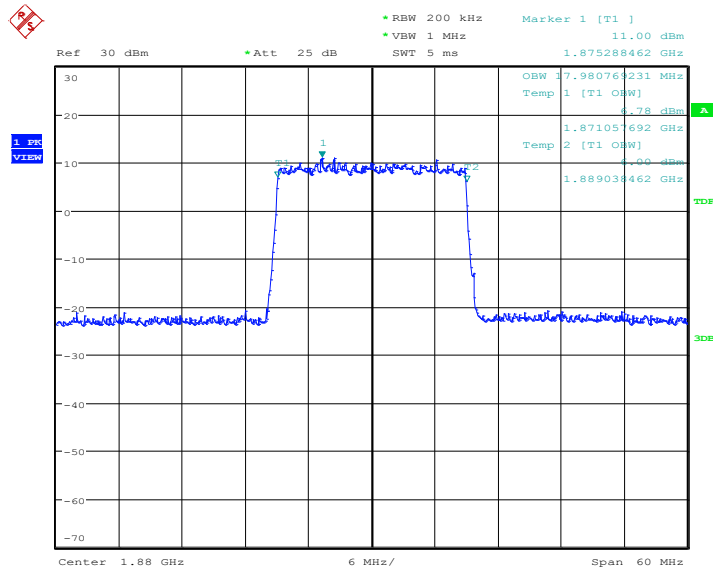
Frequency(MHz)	Occupied Bandwidth (99% BW)(kHz)		
1880.0	QPSK	16QAM	64QAM
	17980.77	17980.77	17980.77

LTE band 2, 20MHz Bandwidth, QPSK (99% BW)



Date: 29.JUL.2021 13:11:49

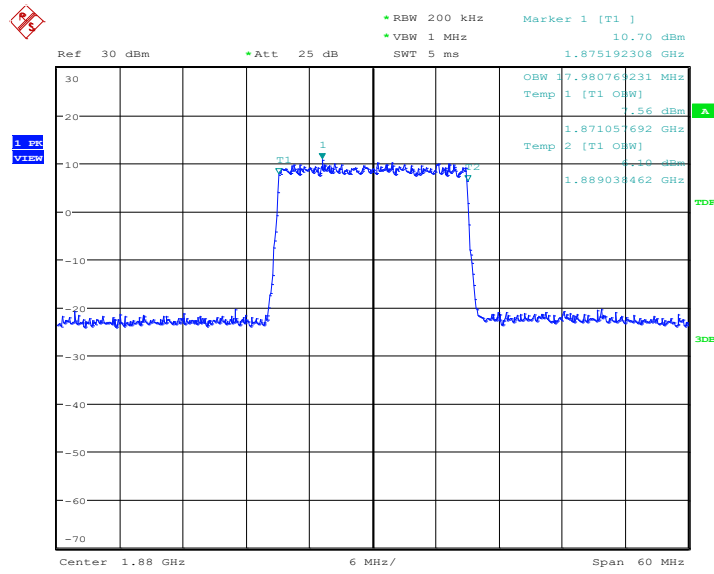
LTE band 2, 20MHz Bandwidth, 16QAM (99% BW)



Date: 29.JUL.2021 13:12:03



LTE band 2, 20MHz Bandwidth, 64QAM (99% BW)



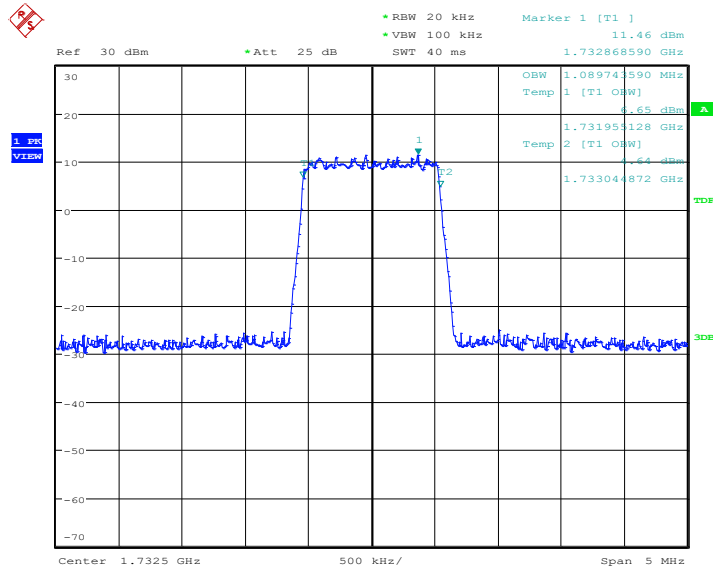
Date: 29.JUL.2021 14:12:40



LTE band 4, 1.4MHz (99% BW)

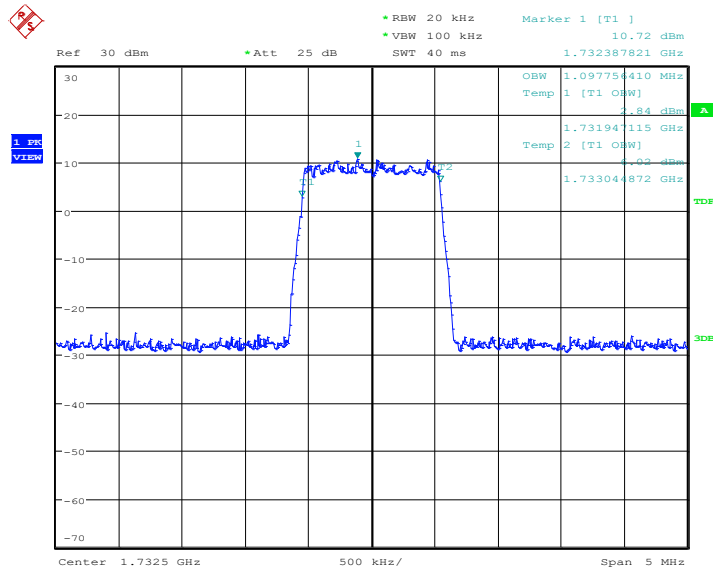
Frequency(MHz)	Occupied Bandwidth (99% BW)(kHz)		
1732.5	QPSK	16QAM	64QAM
	1089.74	1097.76	1097.76

LTE band 4, 1.4MHz Bandwidth, QPSK (99% BW)



Date: 29.JUL.2021 13:14:11

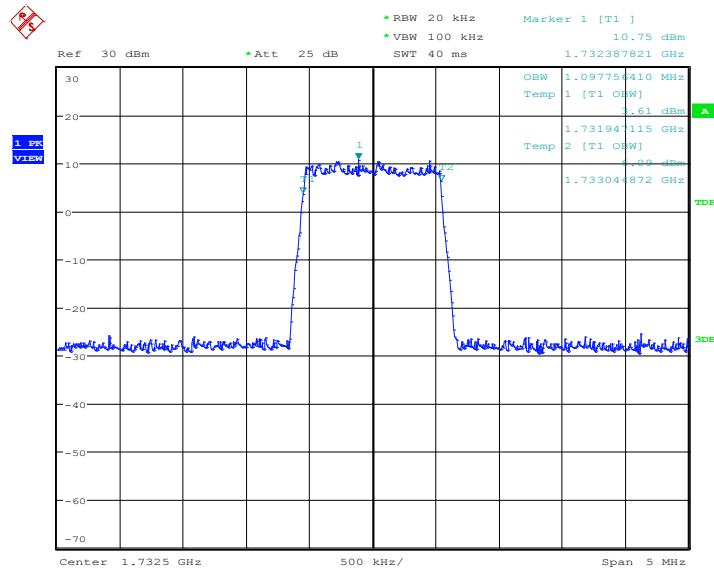
LTE band 4, 1.4MHz Bandwidth, 16QAM (99% BW)



Date: 29.JUL.2021 13:14:25



LTE band 4, 1.4MHz Bandwidth, 64QAM (99% BW)



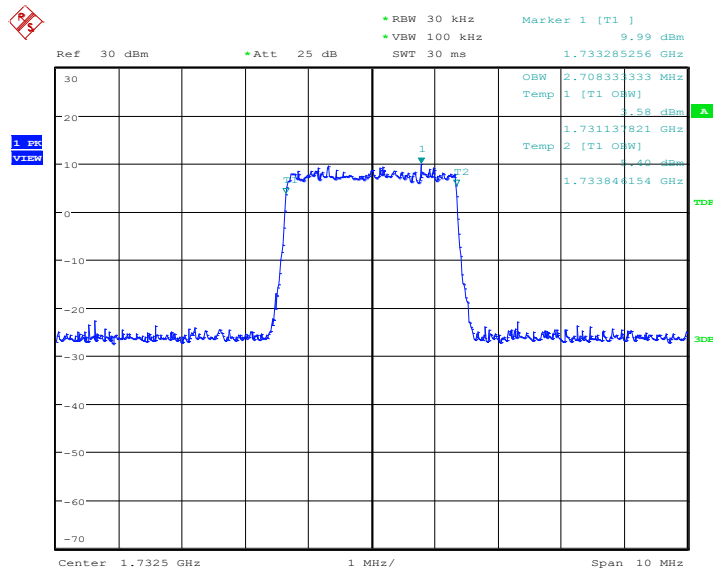
Date: 29.JUL.2021 14:14:33



LTE band 4, 3MHz (99% BW)

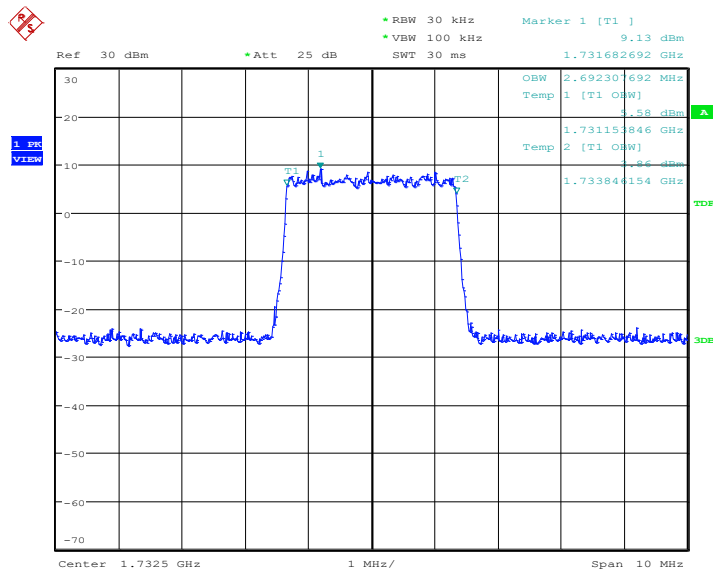
Frequency(MHz)	Occupied Bandwidth (99% BW)(kHz)		
1732.5	QPSK	16QAM	64QAM
	2708.33	2692.31	2692.31

LTE band 4, 3MHz Bandwidth, QPSK (99% BW)



Date: 29.JUL.2021 13:16:29

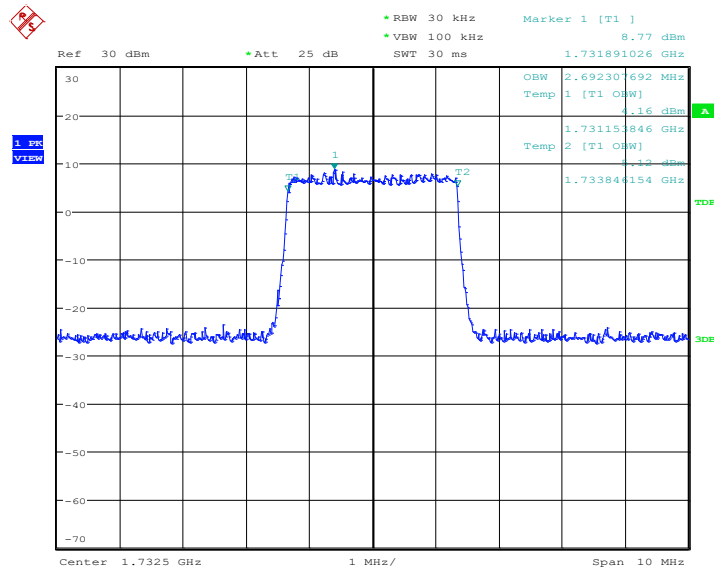
LTE band 4, 3MHz Bandwidth, 16QAM (99% BW)



Date: 29.JUL.2021 13:16:43



LTE band 4, 3MHz Bandwidth, 64QAM (99% BW)



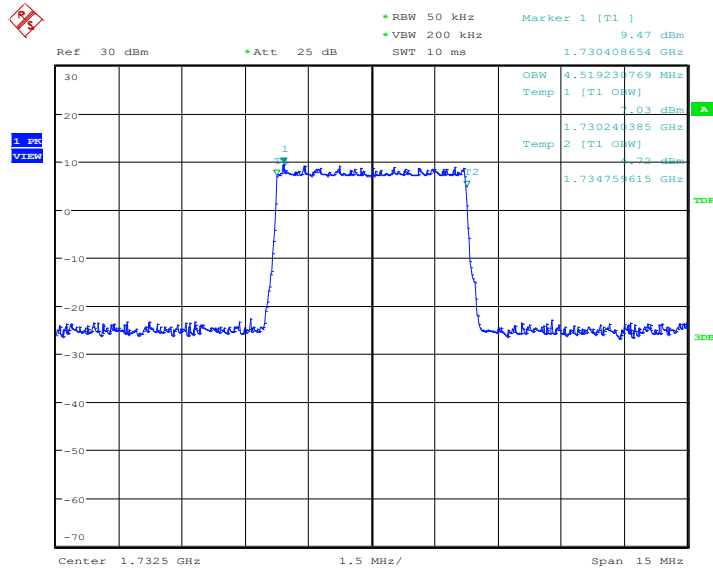
Date: 29.JUL.2021 14:16:21



LTE band 4, 5MHz (99% BW)

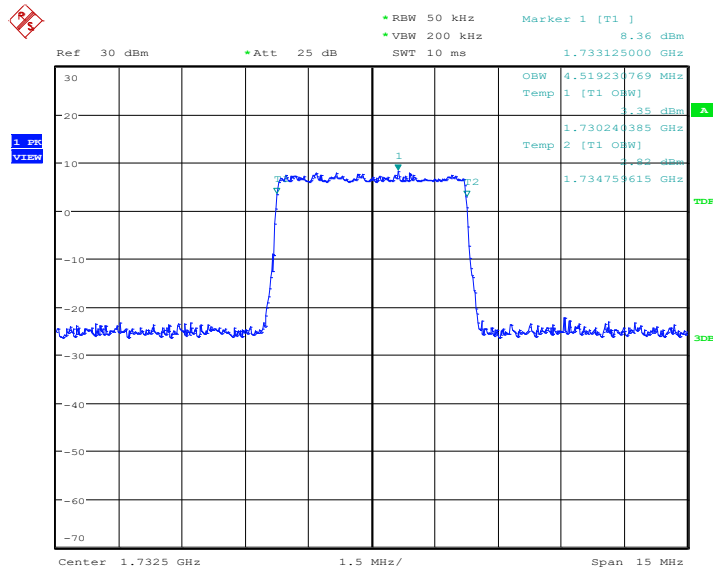
Frequency(MHz)	Occupied Bandwidth (99% BW)(kHz)		
1732.5	QPSK	16QAM	64QAM
	4519.23	4519.23	4495.19

LTE band 4, 5MHz Bandwidth, QPSK (99% BW)



Date: 29.JUL.2021 13:18:47

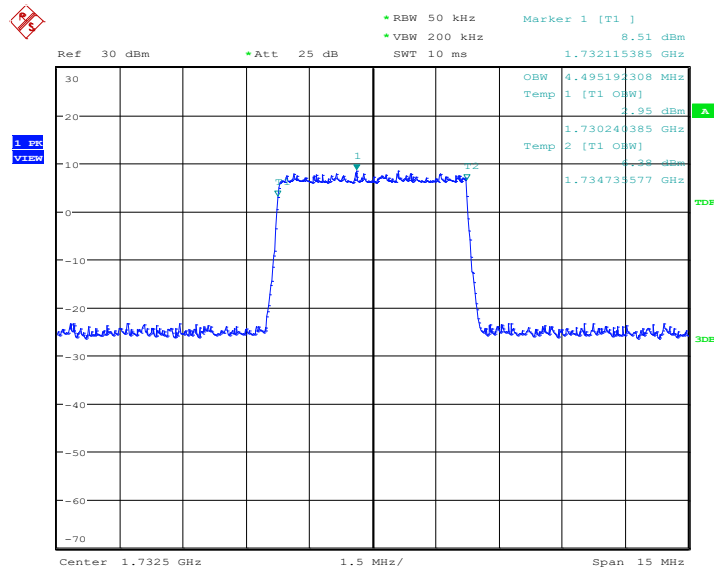
LTE band 4, 5MHz Bandwidth,16QAM (99% BW)



Date: 29.JUL.2021 13:19:01



LTE band 4, 5MHz Bandwidth,64QAM (99% BW)



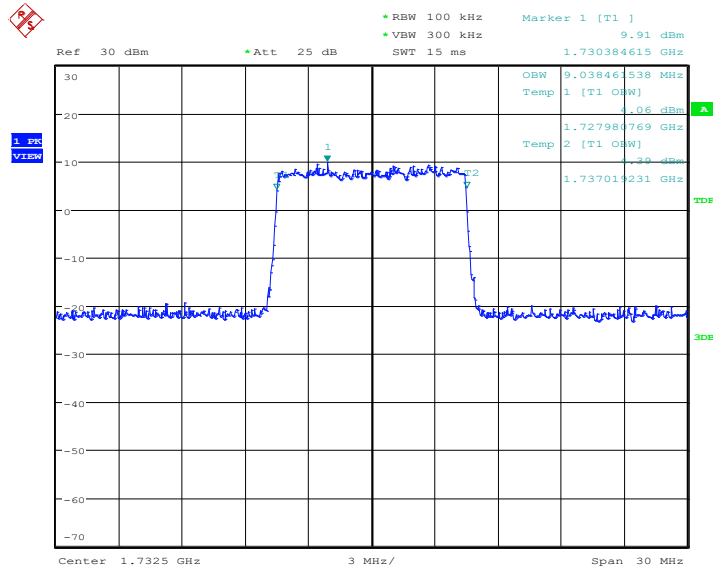
Date: 29.JUL.2021 14:18:10



LTE band 4, 10MHz (99% BW)

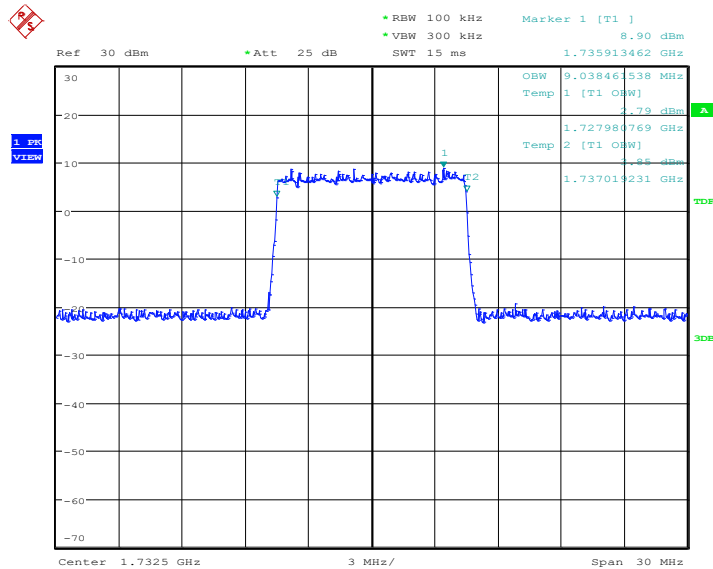
Frequency(MHz)	Occupied Bandwidth (99% BW)(kHz)		
1732.5	QPSK	16QAM	64QAM
	9038.46	9038.46	9038.46

LTE band 4, 10MHz Bandwidth, QPSK (99% BW)



Date: 29.JUL.2021 13:21:05

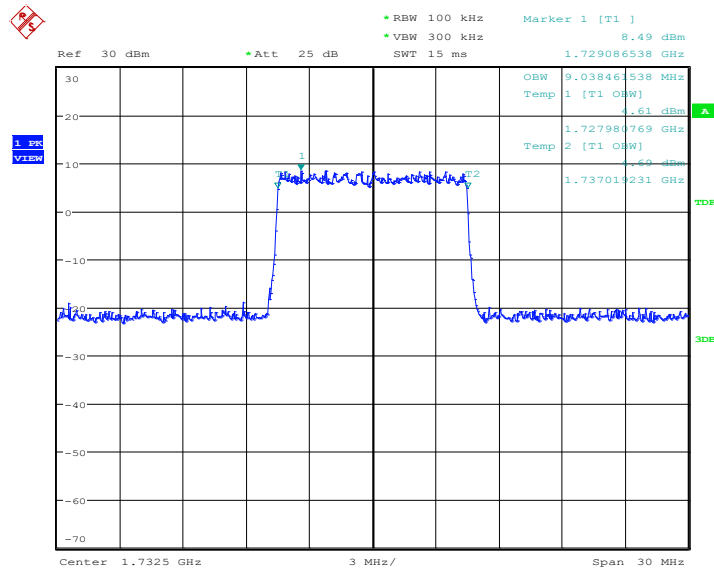
LTE band 4, 10MHz Bandwidth, 16QAM (99% BW)



Date: 29.JUL.2021 13:21:18



LTE band 4, 10MHz Bandwidth, 64QAM (99% BW)



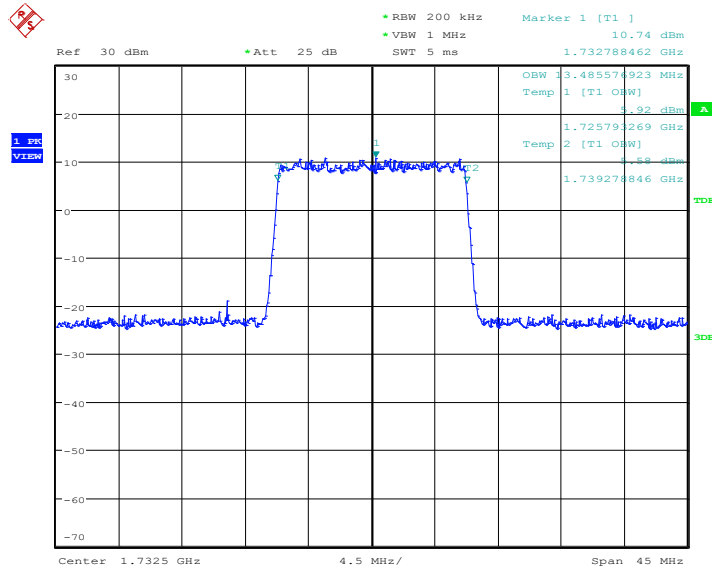
Date: 29.JUL.2021 14:19:58



LTE band 4, 15MHz (99% BW)

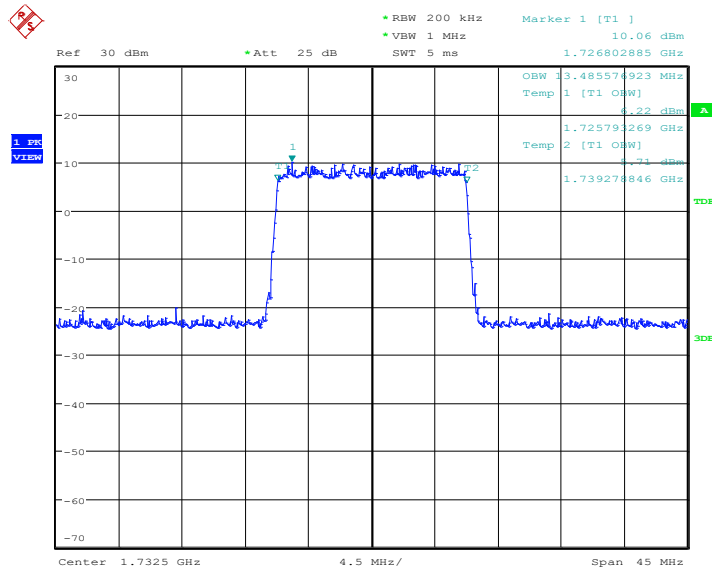
Frequency(MHz)	Occupied Bandwidth (99% BW)(kHz)		
1732.5	QPSK	16QAM	64QAM
	13485.58	13485.58	13485.58

LTE band 4, 15MHz Bandwidth, QPSK (99% BW)



Date: 29.JUL.2021 13:23:23

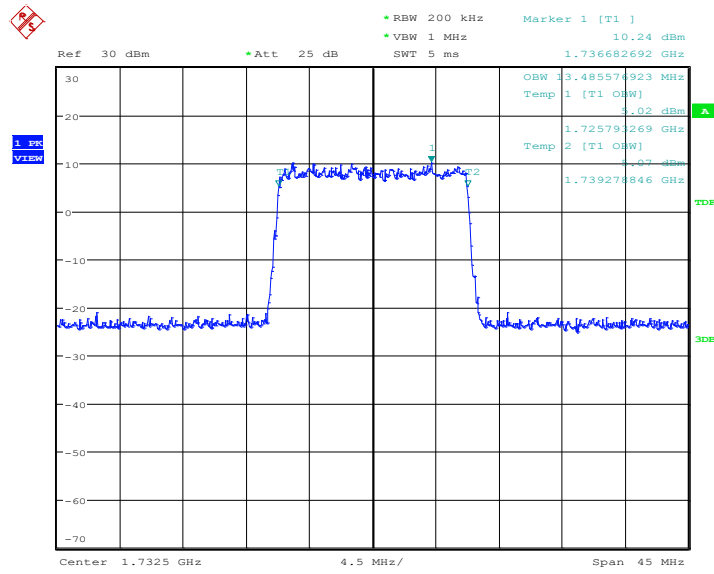
LTE band 4, 15MHz Bandwidth, 16QAM (99% BW)



Date: 29.JUL.2021 13:23:36



LTE band 4, 15MHz Bandwidth, 64QAM (99% BW)



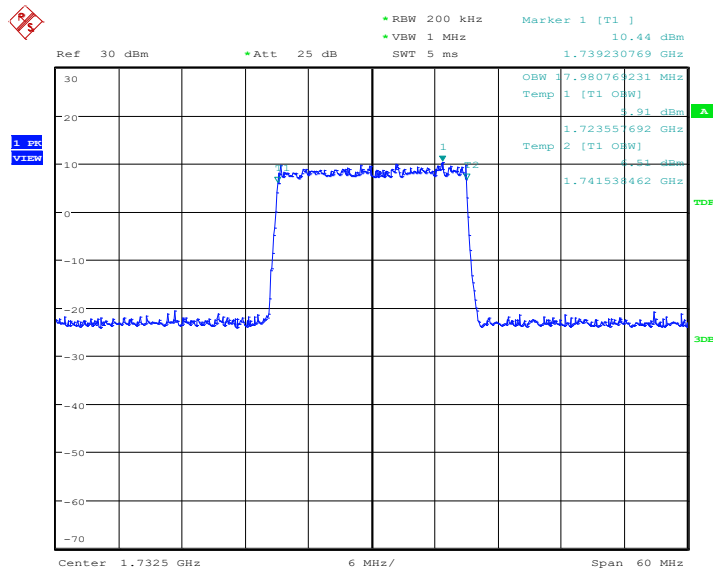
Date: 29.JUL.2021 14:21:46



LTE band 4, 20MHz (99% BW)

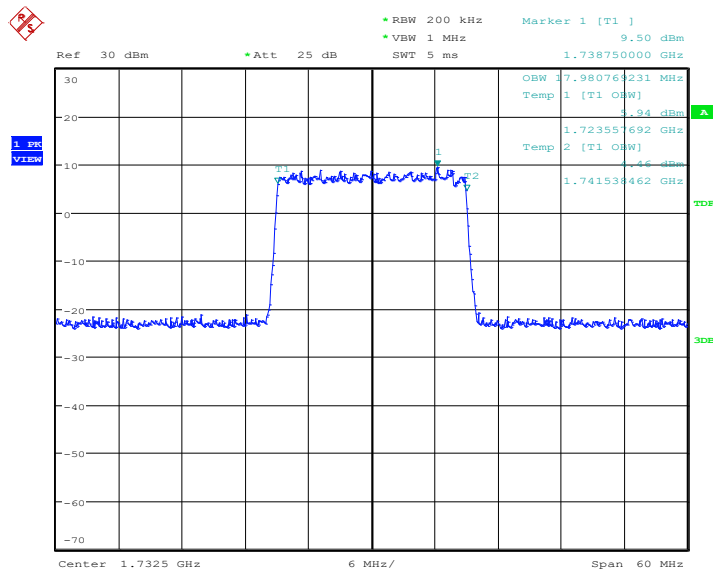
Frequency(MHz)	Occupied Bandwidth (99% BW)(kHz)		
1732.5	QPSK	16QAM	64QAM
	17980.77	17980.77	17980.77

LTE band 4, 20MHz Bandwidth, QPSK (99% BW)



Date: 29.JUL.2021 13:25:41

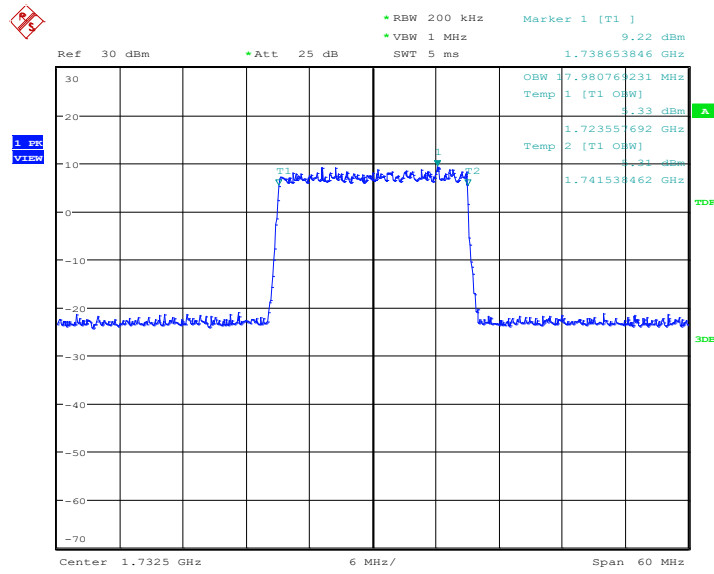
LTE band 4, 20MHz Bandwidth, 16QAM (99% BW)



Date: 29.JUL.2021 13:25:55



LTE band 4, 20MHz Bandwidth, 64QAM (99% BW)



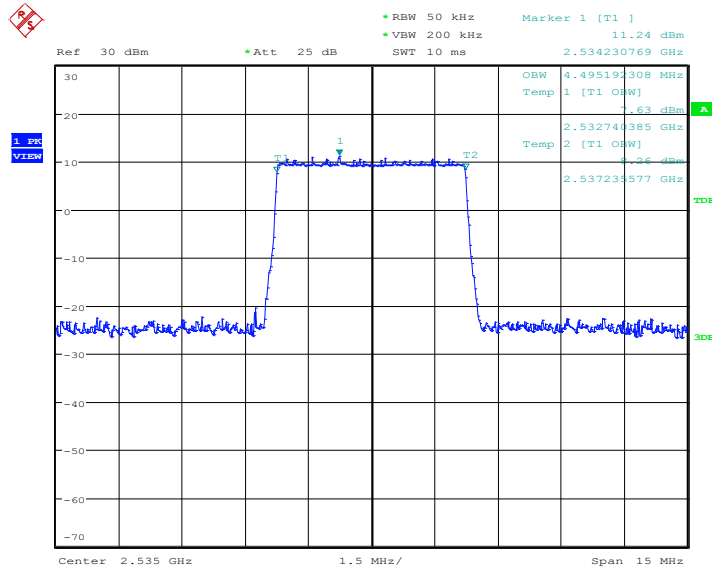
Date: 29.JUL.2021 14:23:35



LTE band 7, 5MHz (99% BW)

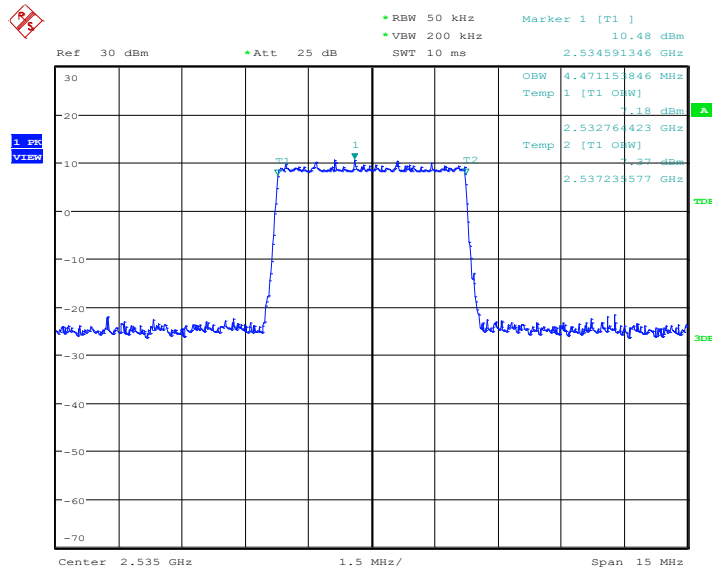
Frequency(MHz)	Occupied Bandwidth (99% BW)(kHz)		
2535.0	QPSK	16QAM	64QAM
	4495.19	4471.15	4471.15

LTE band 7, 5MHz Bandwidth, QPSK (99% BW)



Date: 29.JUL.2021 12:41:42

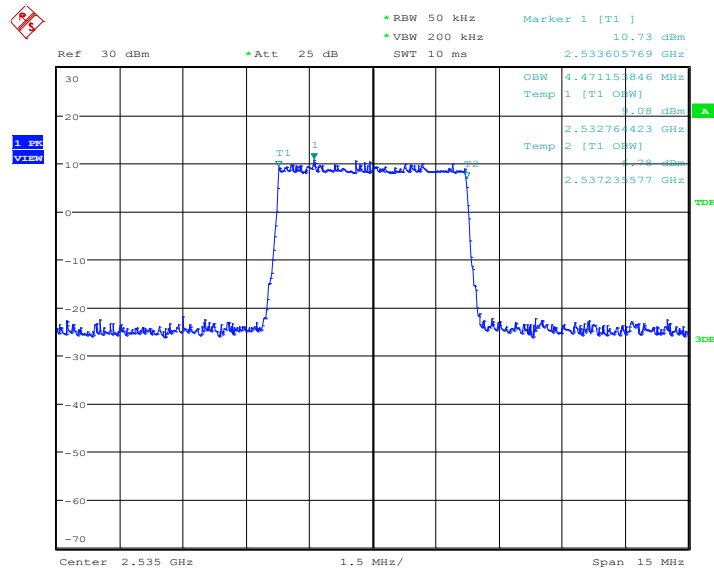
LTE band 7, 5MHz Bandwidth,16QAM (99% BW)



Date: 29.JUL.2021 12:41:56



LTE band 7, 5MHz Bandwidth,64QAM (99% BW)



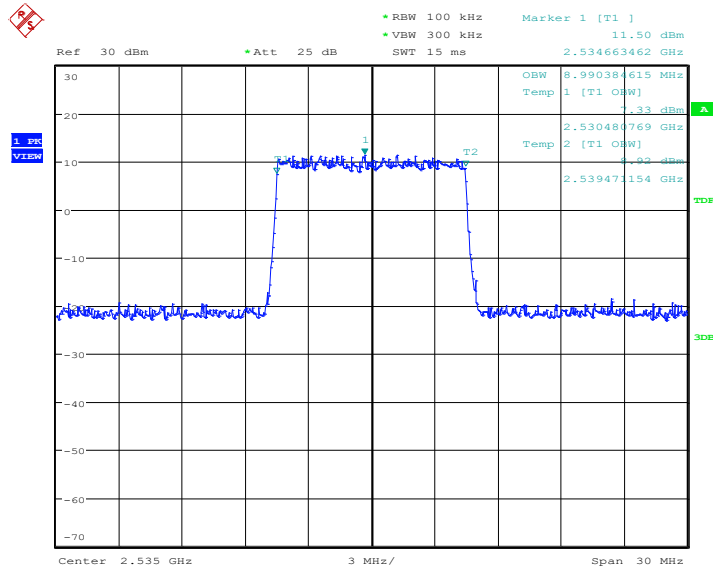
Date: 29.JUL.2021 13:49:06



LTE band 7, 10MHz (99% BW)

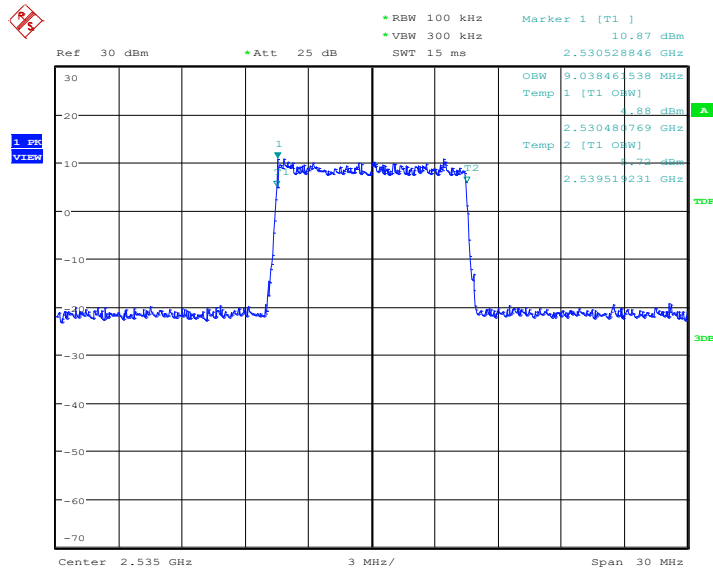
Frequency(MHz)	Occupied Bandwidth (99% BW)(kHz)		
2535.0	QPSK	16QAM	64QAM
	8990.38	9038.46	9038.46

LTE band 7, 10MHz Bandwidth, QPSK (99% BW)



Date: 29.JUL.2021 12:44:00

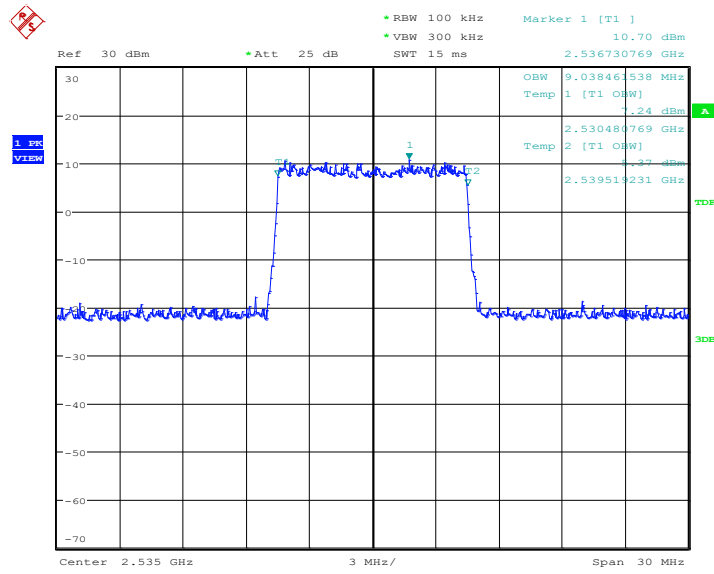
LTE band 7, 10MHz Bandwidth, 16QAM (99% BW)



Date: 29.JUL.2021 12:44:14



LTE band 7, 10MHz Bandwidth, 64QAM (99% BW)



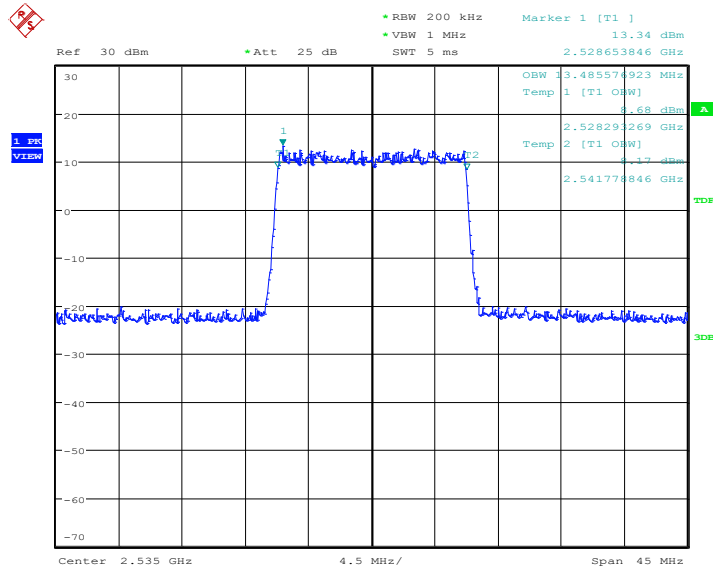
Date: 29.JUL.2021 13:50:54



LTE band 7, 15MHz (99% BW)

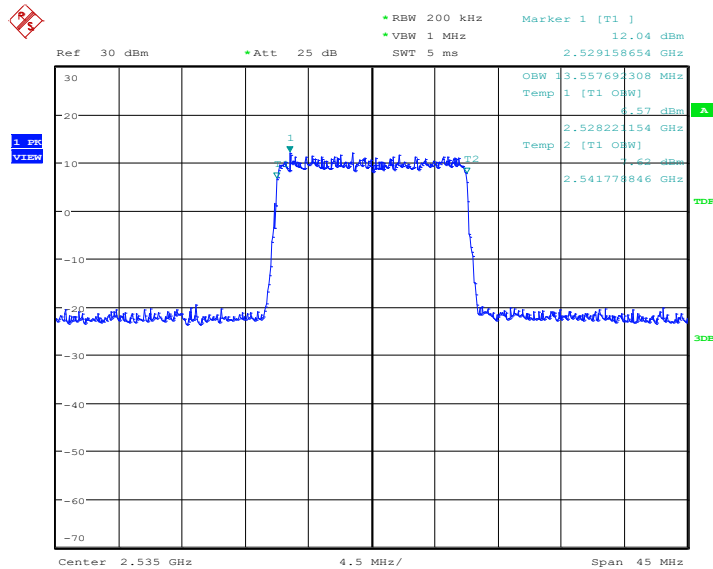
Frequency(MHz)	Occupied Bandwidth (99% BW)(kHz)		
2535.0	QPSK	16QAM	64QAM
	13485.58	13557.69	13485.58

LTE band 7, 15MHz Bandwidth, QPSK (99% BW)



Date: 29.JUL.2021 12:46:18

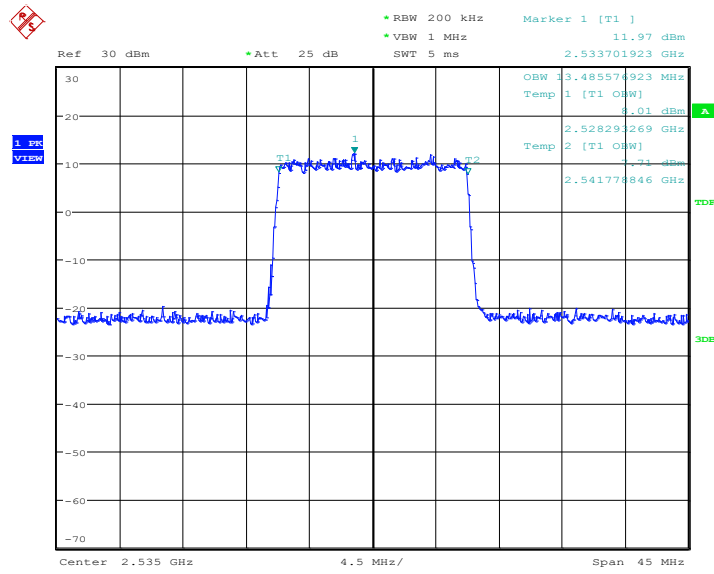
LTE band 7, 15MHz Bandwidth, 16QAM (99% BW)



Date: 29.JUL.2021 12:46:32



LTE band 7, 15MHz Bandwidth, 64QAM (99% BW)



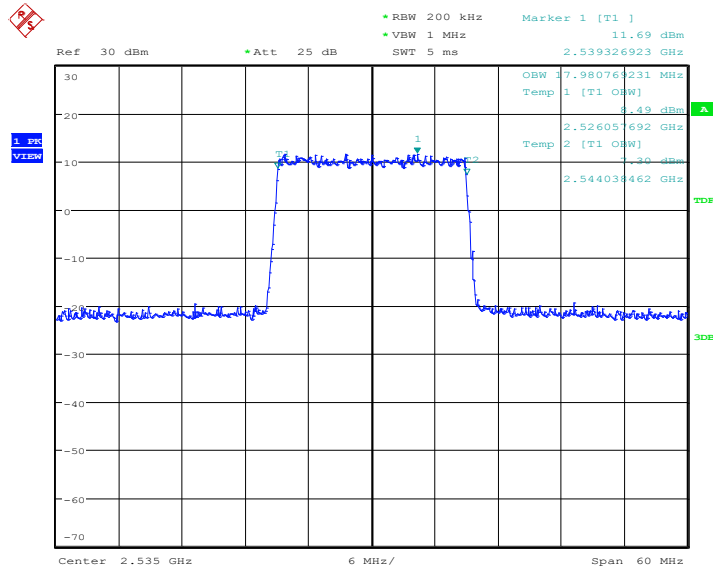
Date: 29.JUL.2021 13:52:43



LTE band 7, 20MHz (99% BW)

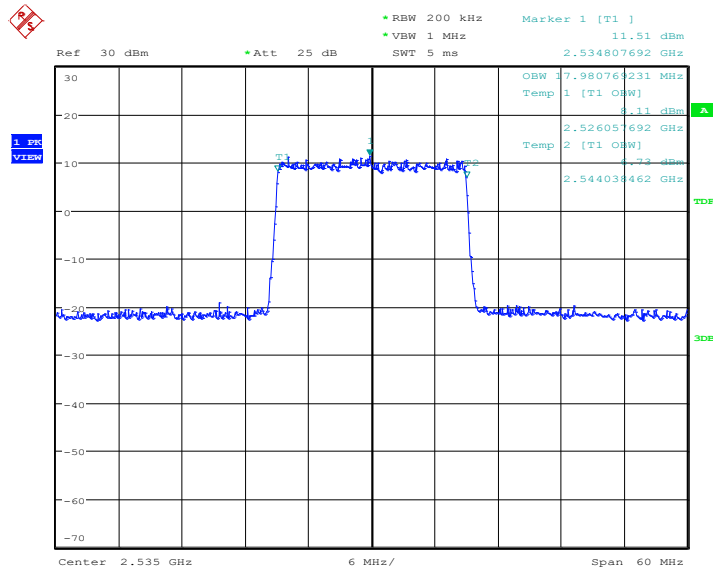
Frequency(MHz)	Occupied Bandwidth (99% BW)(kHz)		
2535.0	QPSK	16QAM	64QAM
	17980.77	17980.77	17980.77

LTE band 7, 20MHz Bandwidth, QPSK (99% BW)



Date: 29.JUL.2021 12:48:36

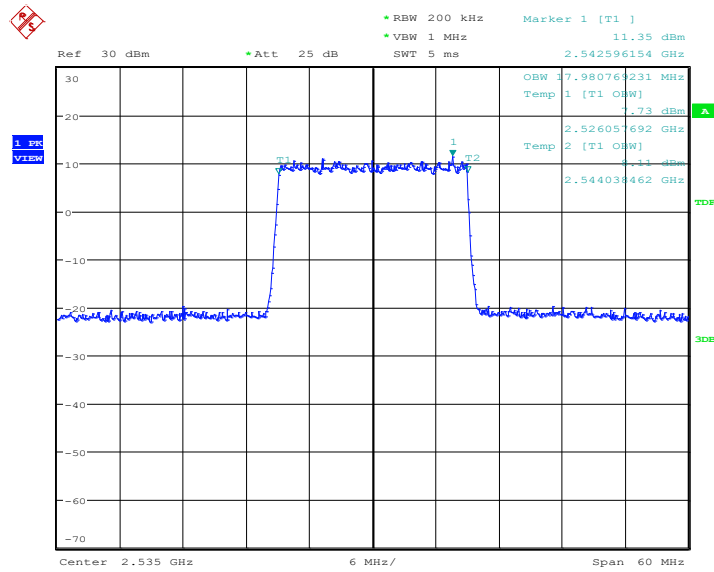
LTE band 7, 20MHz Bandwidth, 16QAM (99% BW)



Date: 29.JUL.2021 12:48:50



LTE band 7, 20MHz Bandwidth, 64QAM (99% BW)



Date: 29.JUL.2021 13:54:31

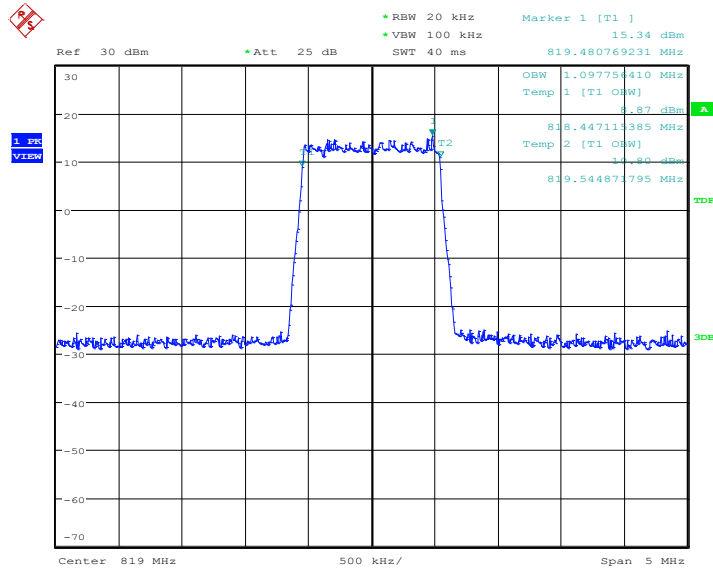
Note: Expanded measurement uncertainty is $U = 3428\text{Hz}$, $k = 2$



LTE band 26(814MHz-824MHz), 1.4MHz (99% BW)

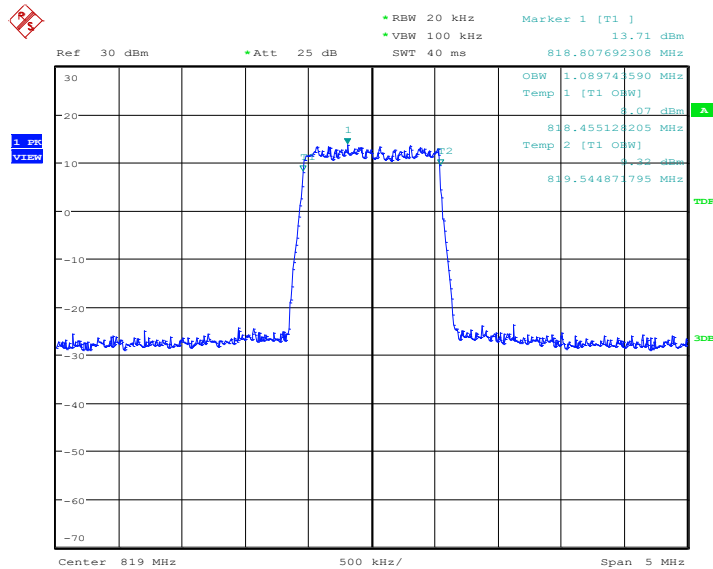
Frequency(MHz)	Occupied Bandwidth (99% BW)(kHz)		
819.0	QPSK	16QAM	64QAM
	1097.76	1089.74	1097.76

LTE band 26(814MHz-824MHz), 1.4MHz Bandwidth, QPSK (99% BW)



Date: 29.JUL.2021 13:39:31

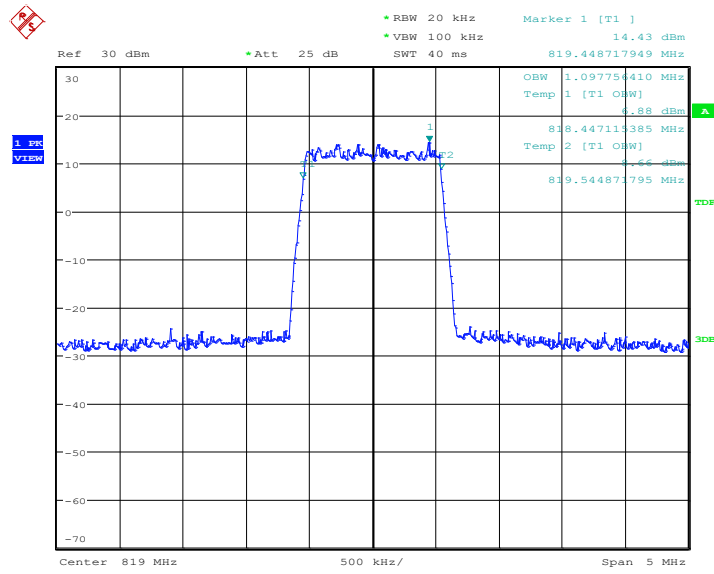
LTE band 26(814MHz-824MHz), 1.4MHz Bandwidth, 16QAM (99% BW)



Date: 29.JUL.2021 13:39:45



LTE band 26(814MHz-824MHz), 1.4MHz Bandwidth, 64QAM (99% BW)



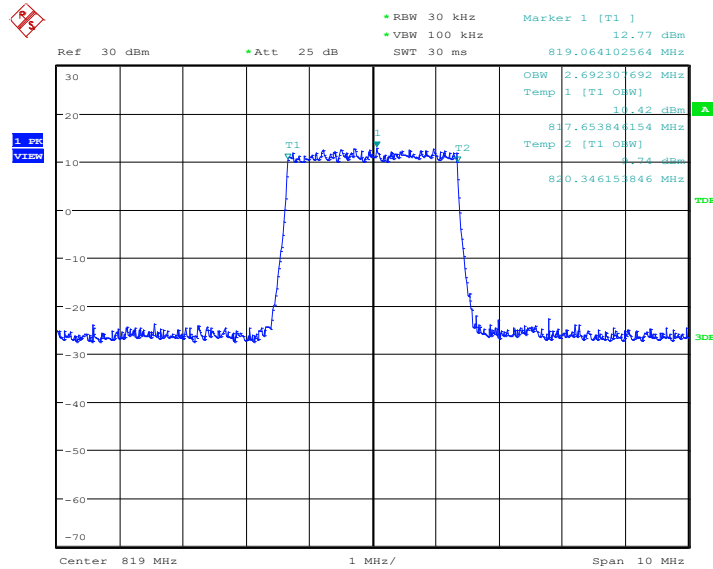
Date: 29.JUL.2021 14:34:32



LTE band 26(814MHz-824MHz), 3MHz (99% BW)

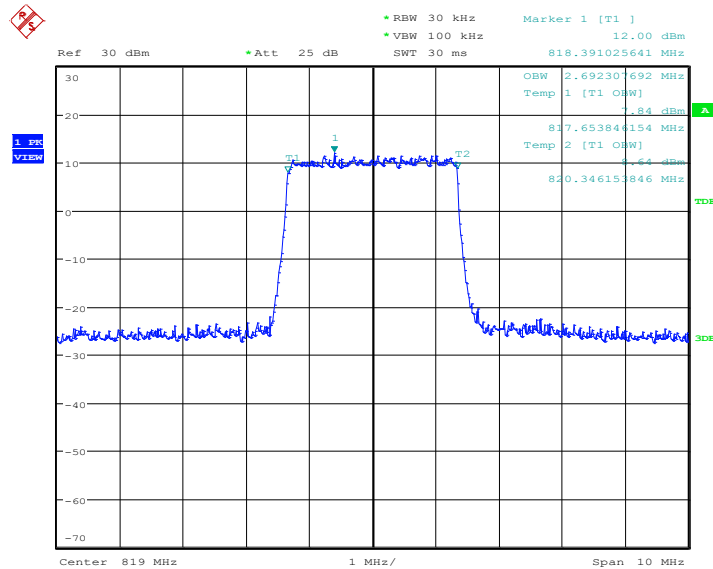
Frequency(MHz)	Occupied Bandwidth (99% BW)(kHz)		
819.0	QPSK	16QAM	64QAM
	2692.31	2692.31	2692.31

LTE band 26(814MHz-824MHz), 3MHz Bandwidth, QPSK (99% BW)



Date: 29.JUL.2021 13:41:49

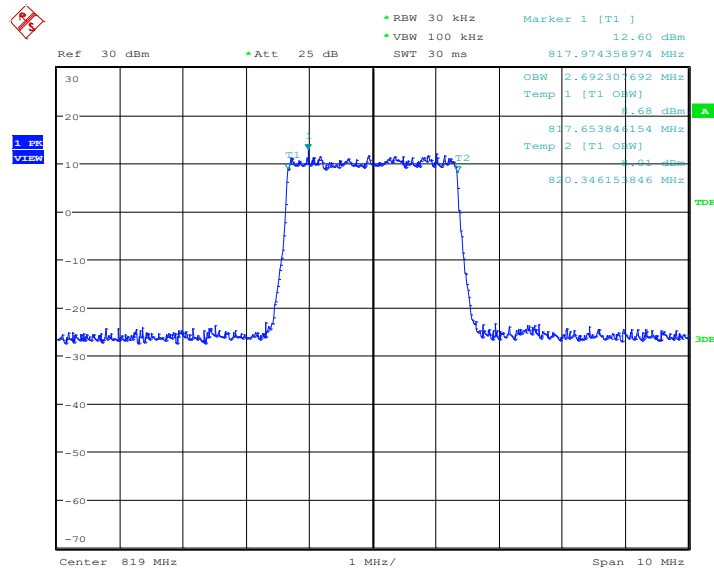
LTE band 26(814MHz-824MHz), 3MHz Bandwidth, 16QAM (99% BW)



Date: 29.JUL.2021 13:42:03



LTE band 26(814MHz-824MHz), 3MHz Bandwidth, 64QAM (99% BW)



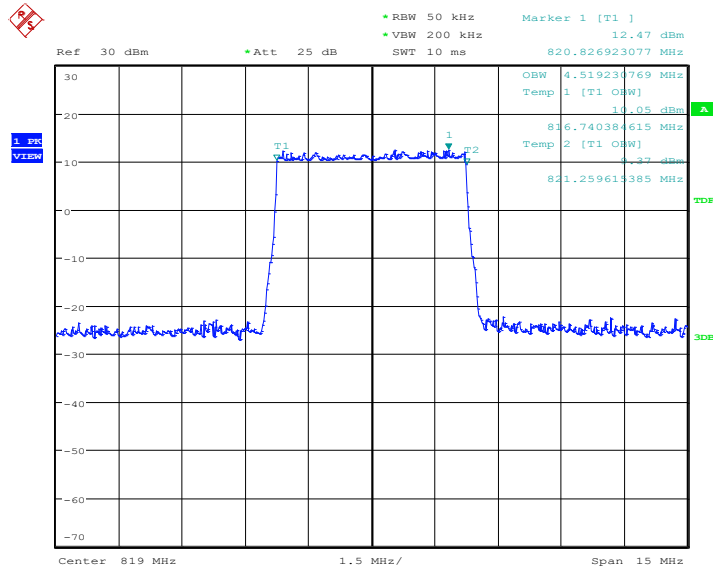
Date: 29.JUL.2021 14:36:21



LTE band 26(814MHz-824MHz), 5MHz (99% BW)

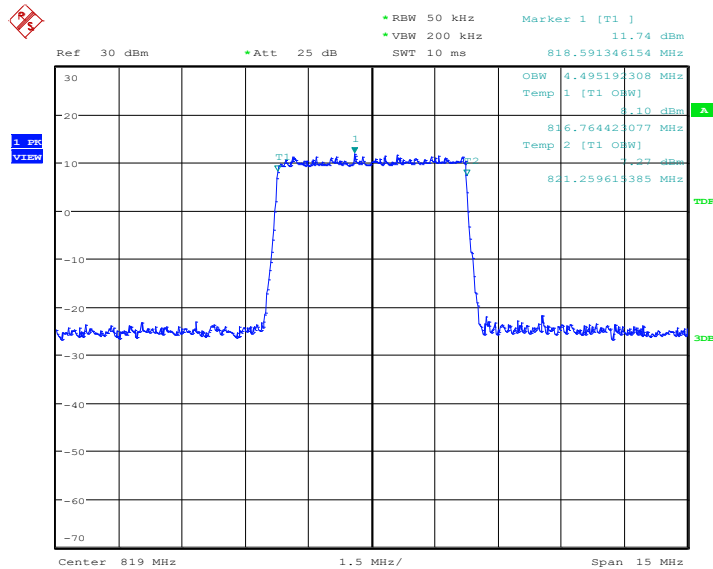
Frequency(MHz)	Occupied Bandwidth (99% BW)(kHz)		
819.0	QPSK	16QAM	64QAM
	4519.23	4495.19	4471.15

LTE band 26(814MHz-824MHz), 5MHz Bandwidth, QPSK (99% BW)



Date: 29.JUL.2021 13:44:07

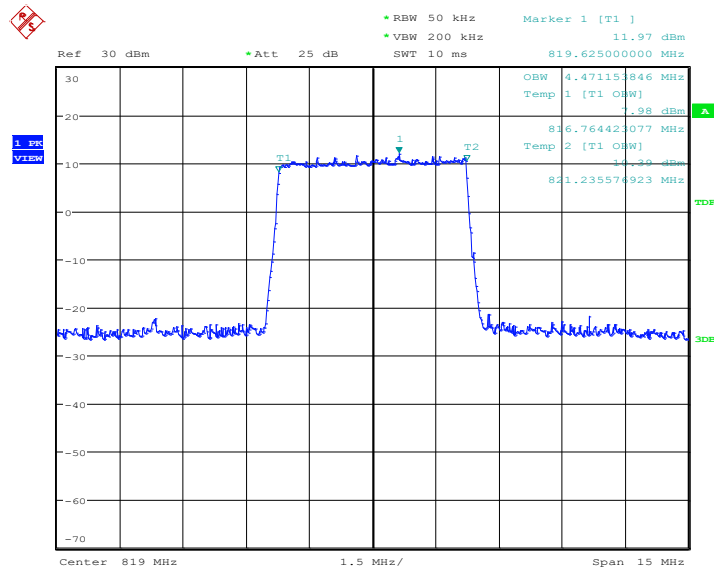
LTE band 26(814MHz-824MHz), 5MHz Bandwidth,16QAM (99% BW)



Date: 29.JUL.2021 13:44:21



LTE band 26(814MHz-824MHz), 5MHz Bandwidth,64QAM (99% BW)



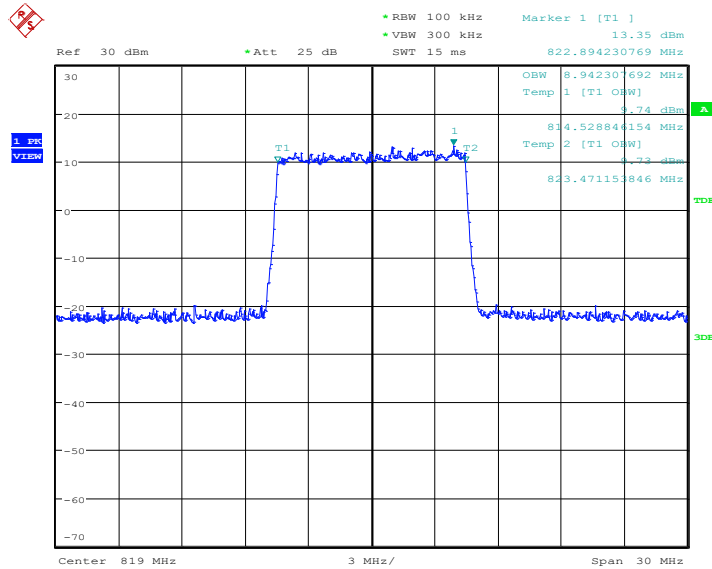
Date: 29.JUL.2021 14:38:09



LTE band 26(814MHz-824MHz), 10MHz (99% BW)

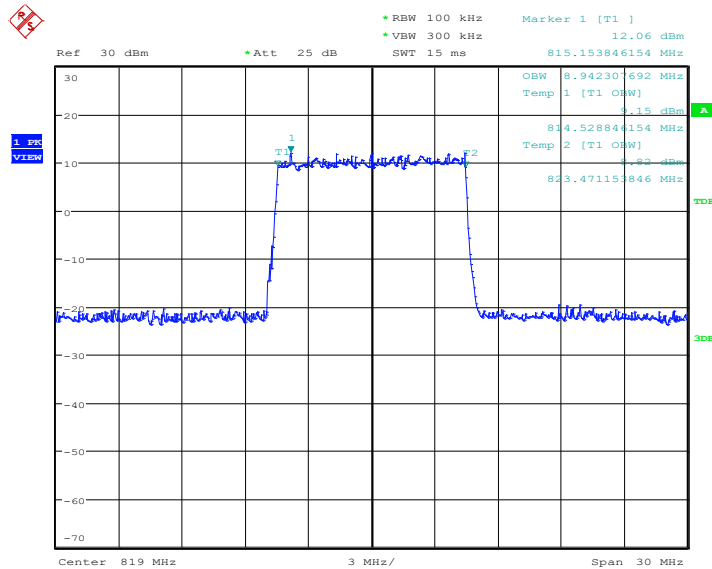
Frequency(MHz)	Occupied Bandwidth (99% BW)(kHz)		
819.0	QPSK	16QAM	64QAM
	8942.31	8942.31	8942.31

LTE band 26(814MHz-824MHz), 10MHz Bandwidth, QPSK (99% BW)



Date: 29.JUL.2021 13:46:25

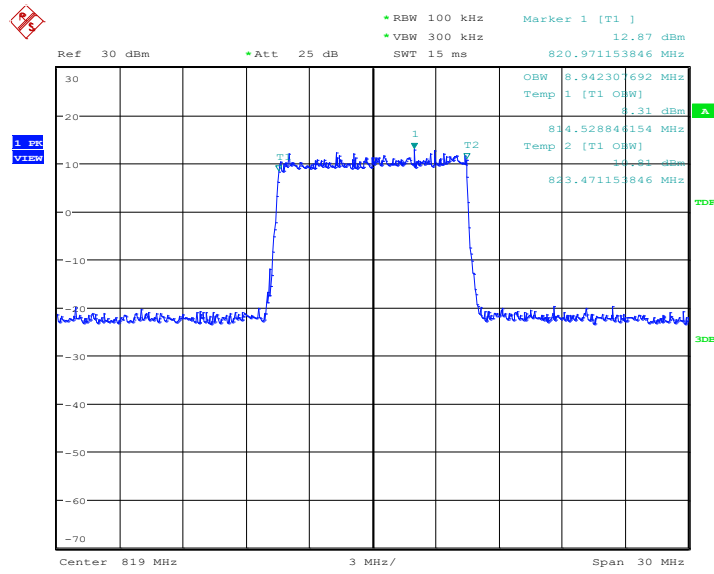
LTE band 26(814MHz-824MHz), 10MHz Bandwidth, 16QAM (99% BW)



Date: 29.JUL.2021 13:46:38



LTE band 26(814MHz-824MHz), 10MHz Bandwidth, 64QAM (99% BW)



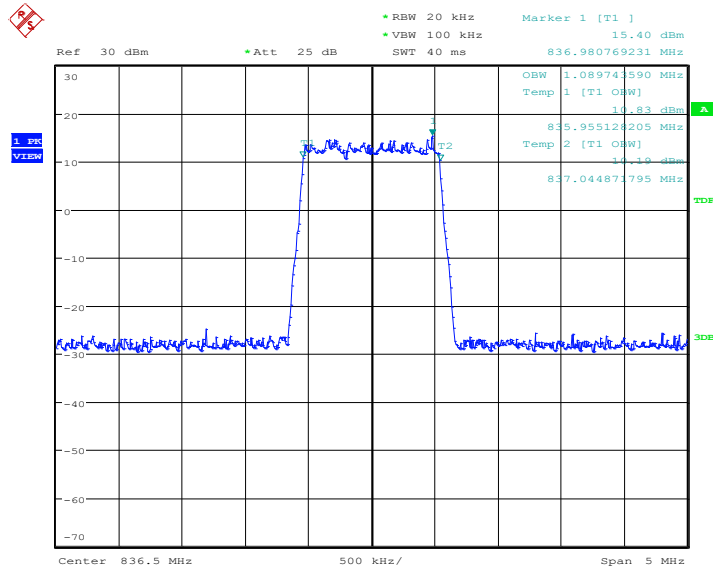
Date: 29.JUL.2021 14:39:57



LTE band 26(824MHz-849MHz), 1.4MHz (99% BW)

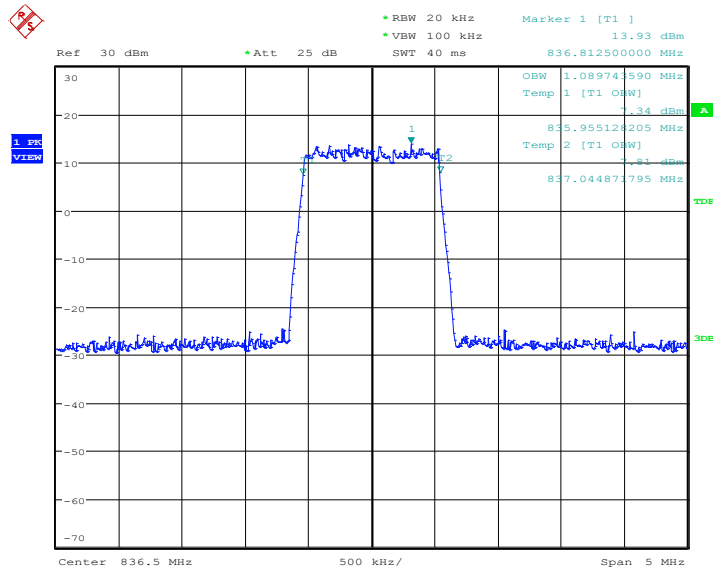
Frequency(MHz)	Occupied Bandwidth (99% BW)(kHz)		
836.5	QPSK	16QAM	64QAM
	1089.74	1089.74	1089.74

LTE band 26(824MHz-849MHz), 1.4MHz Bandwidth, QPSK (99% BW)



Date: 29.JUL.2021 13:28:00

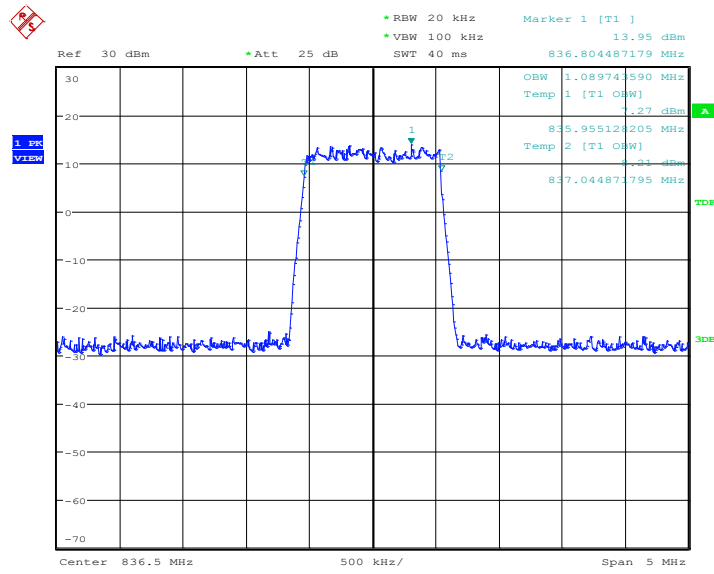
LTE band 26(824MHz-849MHz), 1.4MHz Bandwidth, 16QAM (99% BW)



Date: 29.JUL.2021 13:28:14



LTE band 26(824MHz-849MHz), 1.4MHz Bandwidth, 64QAM (99% BW)



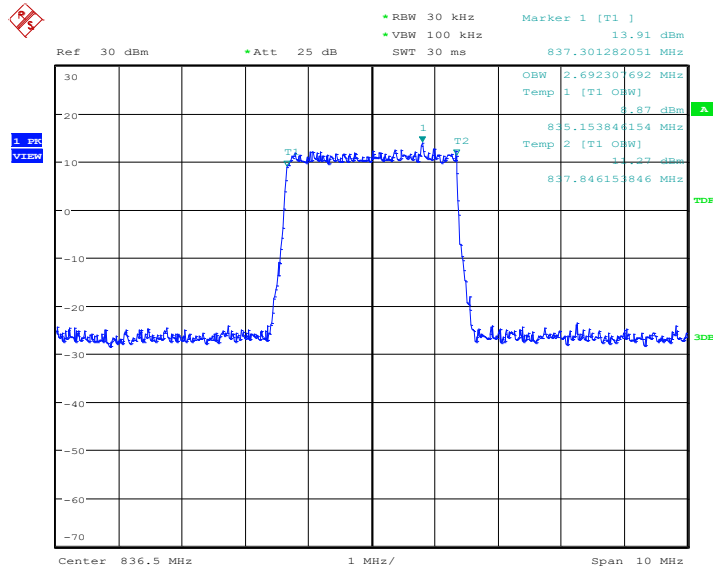
Date: 29.JUL.2021 14:25:25



LTE band 26(824MHz-849MHz), 3MHz (99% BW)

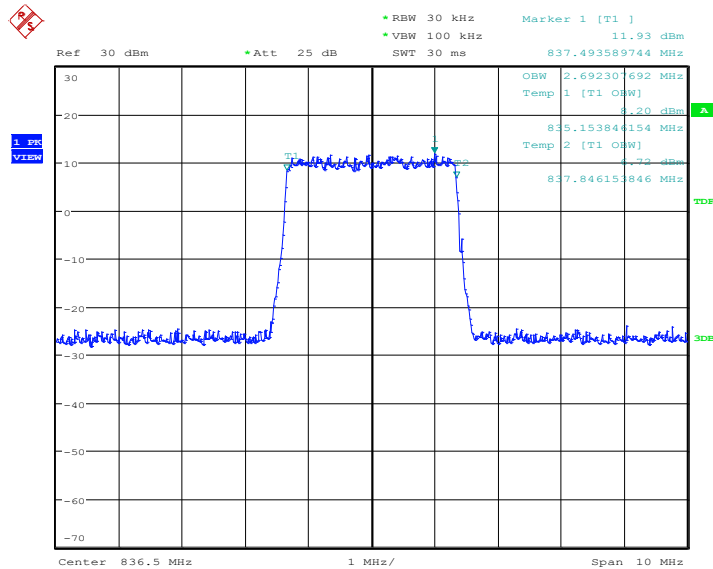
Frequency(MHz)	Occupied Bandwidth (99% BW)(kHz)		
836.5	QPSK	16QAM	64QAM
	2692.31	2692.31	2692.31

LTE band 26(824MHz-849MHz), 3MHz Bandwidth, QPSK (99% BW)



Date: 29.JUL.2021 13:30:18

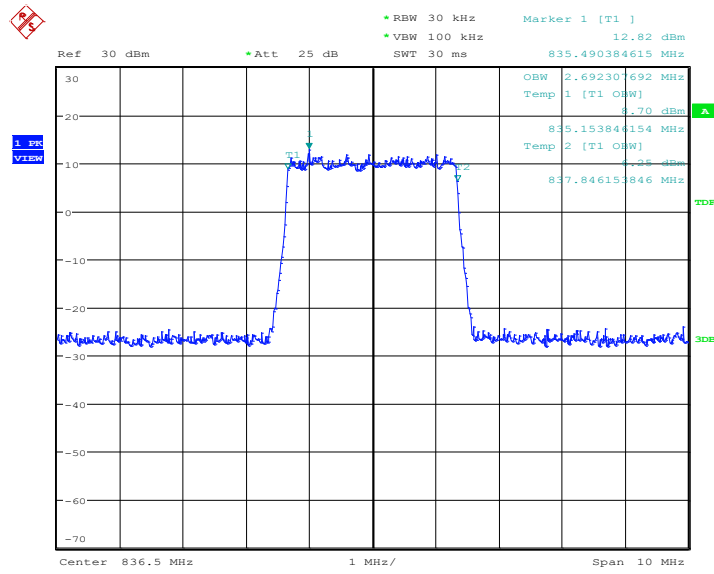
LTE band 26(824MHz-849MHz), 3MHz Bandwidth, 16QAM (99% BW)



Date: 29.JUL.2021 13:30:32



LTE band 26(824MHz-849MHz), 3MHz Bandwidth, 64QAM (99% BW)



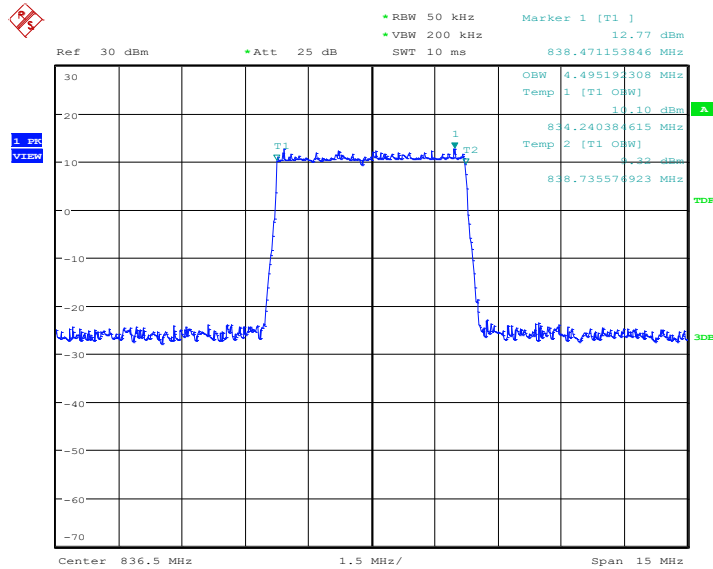
Date: 29.JUL.2021 14:27:13



LTE band 26(824MHz-849MHz), 5MHz (99% BW)

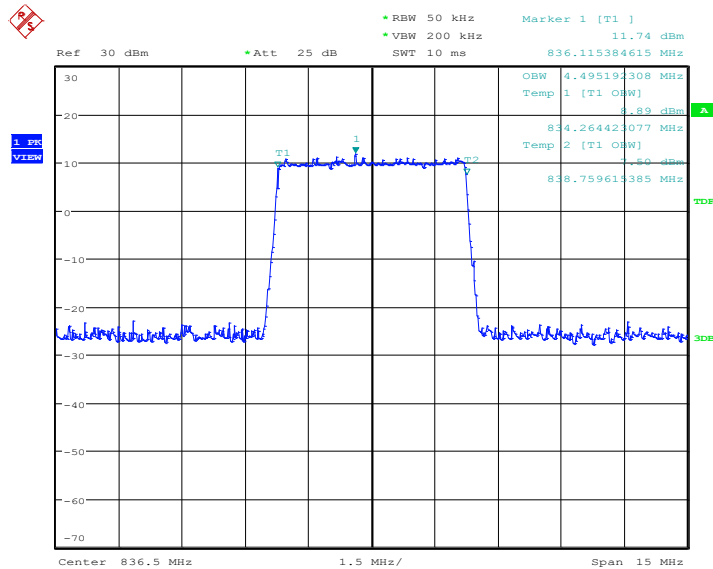
Frequency(MHz)	Occupied Bandwidth (99% BW)(kHz)		
836.5	QPSK	16QAM	64QAM
	4495.19	4495.19	4471.15

LTE band 26(824MHz-849MHz), 5MHz Bandwidth, QPSK (99% BW)



Date: 29.JUL.2021 13:32:36

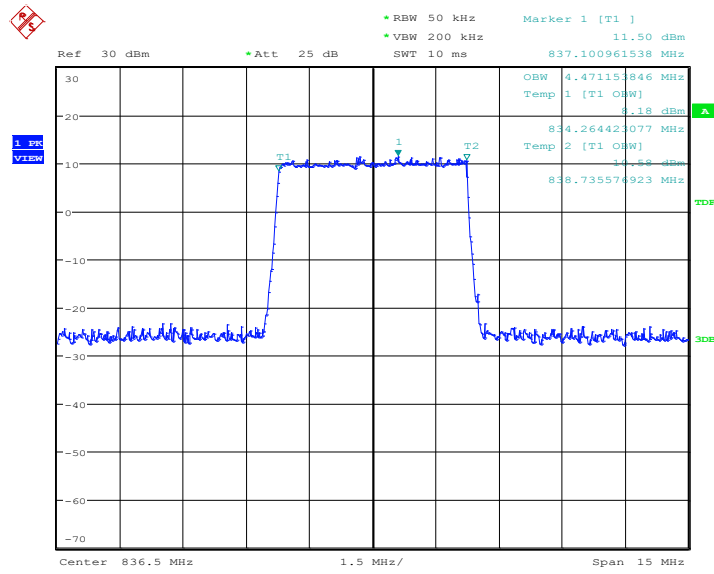
LTE band 26(824MHz-849MHz), 5MHz Bandwidth,16QAM (99% BW)



Date: 29.JUL.2021 13:32:50



LTE band 26(824MHz-849MHz), 5MHz Bandwidth,64QAM (99% BW)



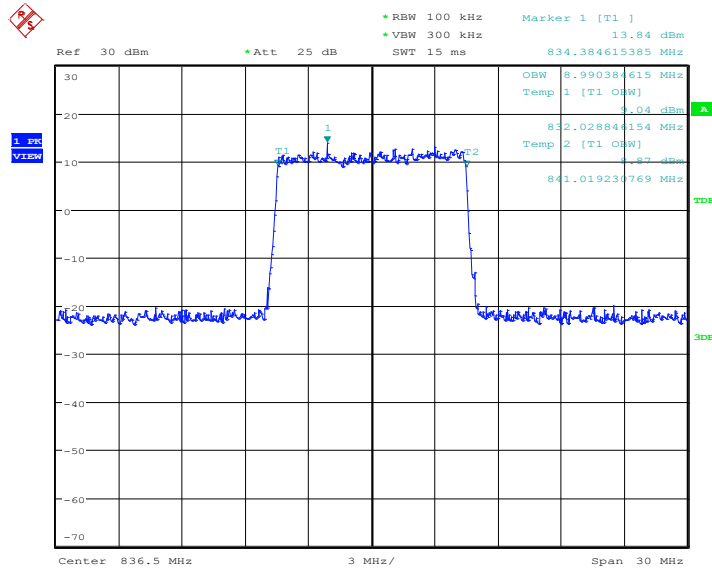
Date: 29.JUL.2021 14:29:01



LTE band 26(824MHz-849MHz), 10MHz (99% BW)

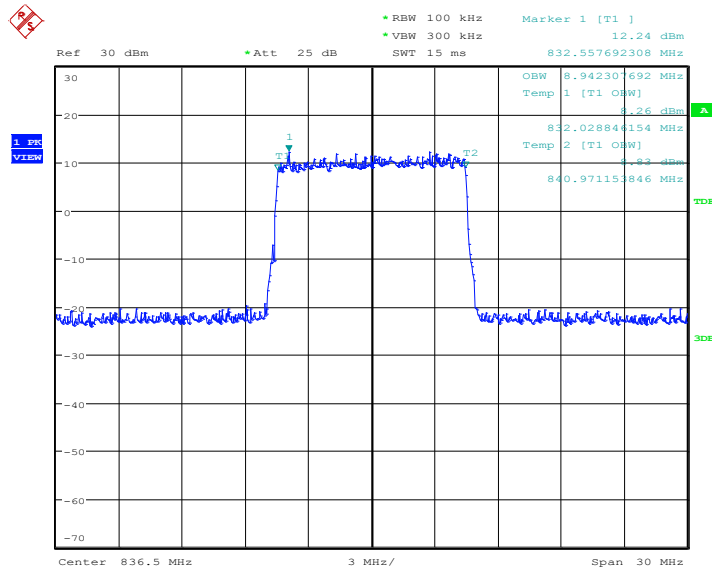
Frequency(MHz)	Occupied Bandwidth (99% BW)(kHz)		
836.5	QPSK	16QAM	64QAM
	8990.38	8942.31	8942.31

LTE band 26(824MHz-849MHz), 10MHz Bandwidth, QPSK (99% BW)



Date: 29.JUL.2021 13:34:54

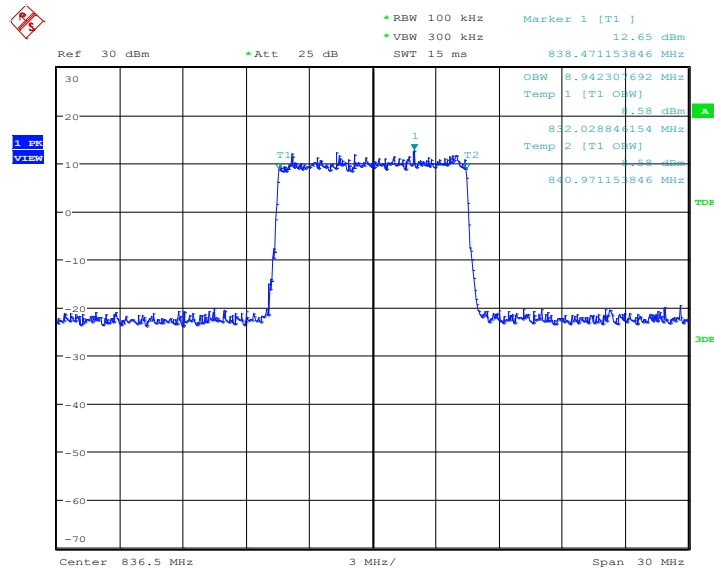
LTE band 26(824MHz-849MHz), 10MHz Bandwidth, 16QAM (99% BW)



Date: 29.JUL.2021 13:35:07



LTE band 26(824MHz-849MHz), 10MHz Bandwidth, 64QAM (99% BW)



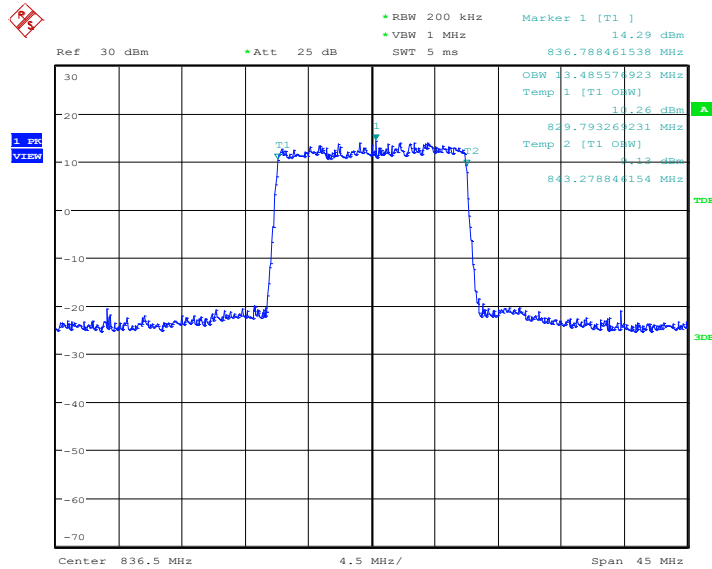
Date: 29.JUL.2021 14:30:50



LTE band 26(824MHz-849MHz), 15MHz (99% BW)

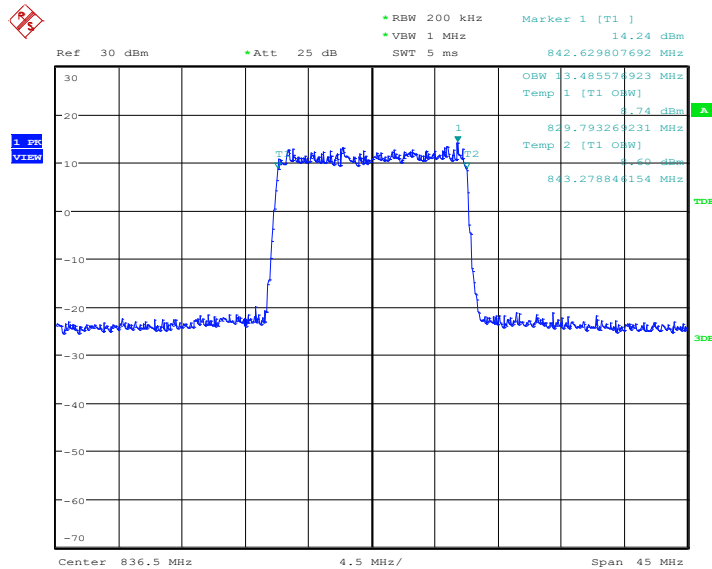
Frequency(MHz)	Occupied Bandwidth (99% BW)(kHz)		
836.5	QPSK	16QAM	64QAM
	13485.58	13485.58	13485.58

LTE band 26(824MHz-849MHz), 15MHz Bandwidth, QPSK (99% BW)



Date: 29.JUL.2021 13:37:12

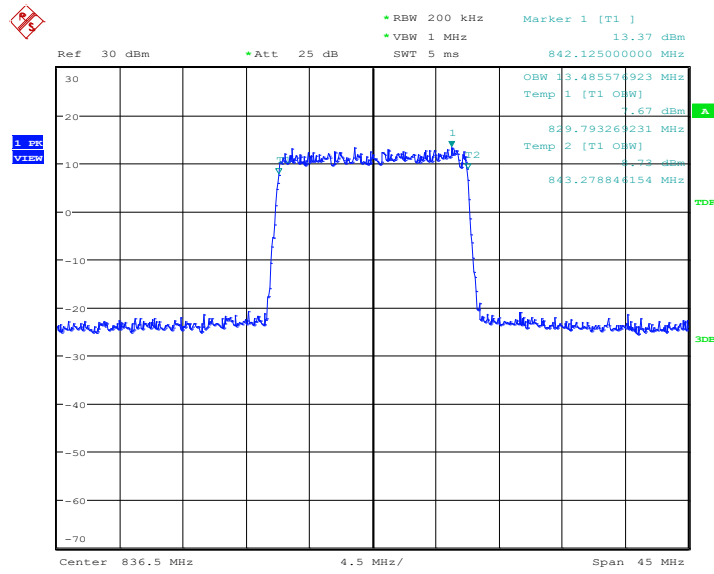
LTE band 26(824MHz-849MHz), 15MHz Bandwidth, 16QAM (99% BW)



Date: 29.JUL.2021 13:37:26



LTE band 26(824MHz-849MHz), 15MHz Bandwidth, 64QAM (99% BW)



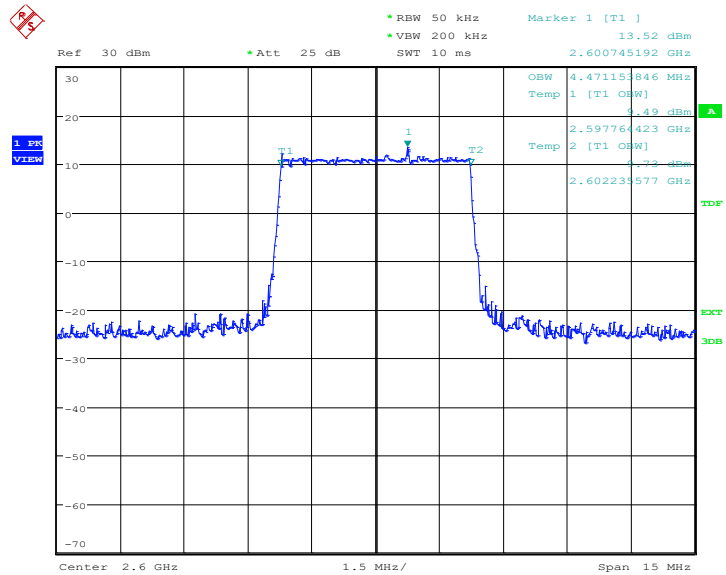
Date: 29.JUL.2021 14:32:38



LTE band 41, 5MHz (99% BW)

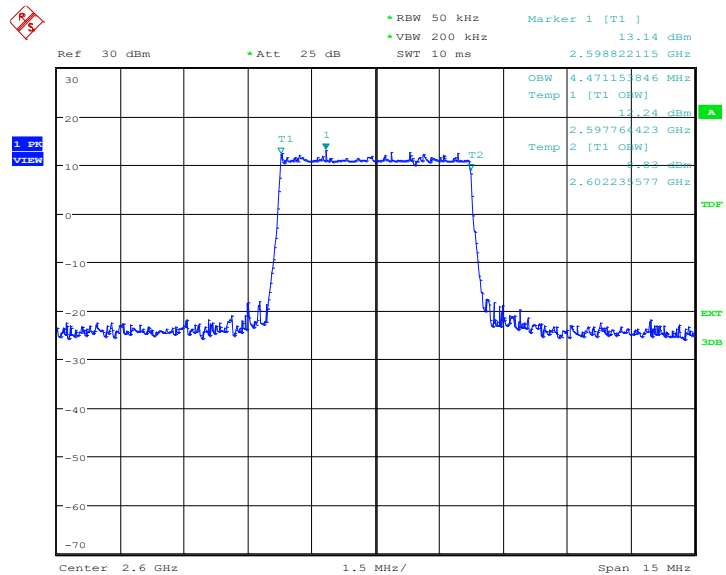
Frequency(MHz)	Occupied Bandwidth (99% BW)(kHz)		
2600.0	QPSK	16QAM	64QAM
	4471.15	4471.15	4495.19

LTE band 41, 5MHz Bandwidth, QPSK (99% BW)



Date: 4.AUG.2021 14:05:41

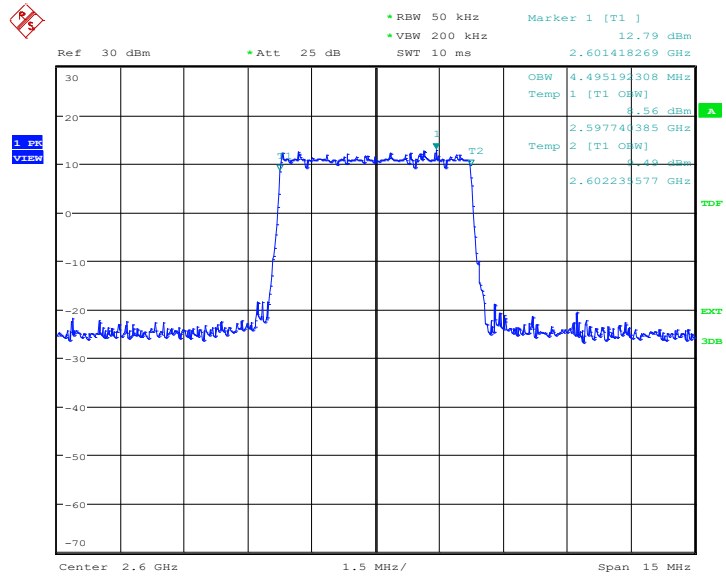
LTE band 41, 5MHz Bandwidth,16QAM (99% BW)



Date: 4.AUG.2021 14:04:24



LTE band 41, 5MHz Bandwidth,64QAM (99% BW)



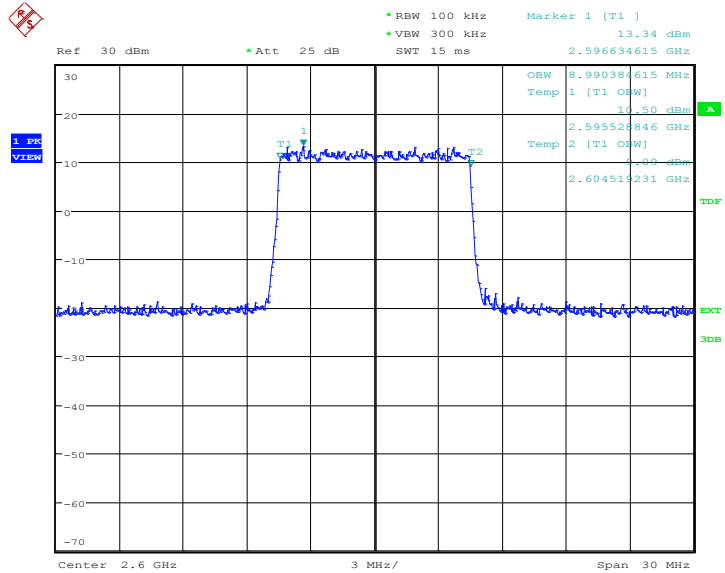
Date: 4.AUG.2021 14:04:53



LTE band 41, 10MHz (99% BW)

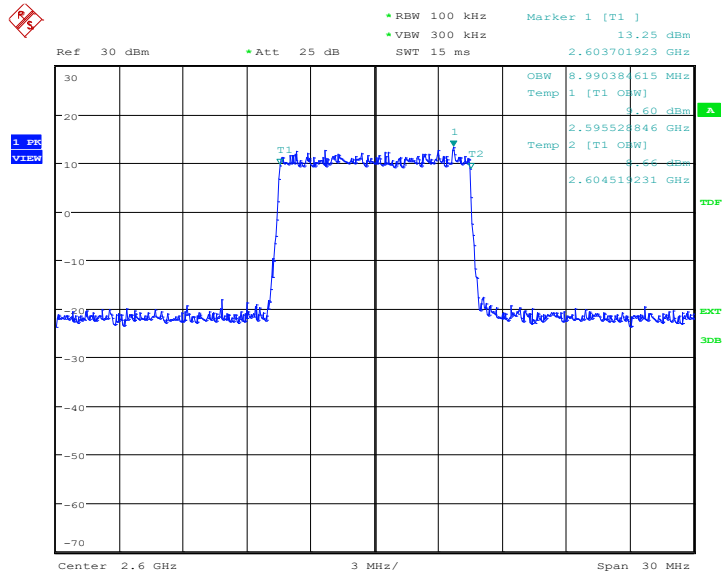
Frequency(MHz)	Occupied Bandwidth (99% BW)(kHz)		
2600.0	QPSK	16QAM	64QAM
	8990.38	8990.38	8990.38

LTE band 41, 10MHz Bandwidth, QPSK (99% BW)



Date: 4.AUG.2021 14:00:00

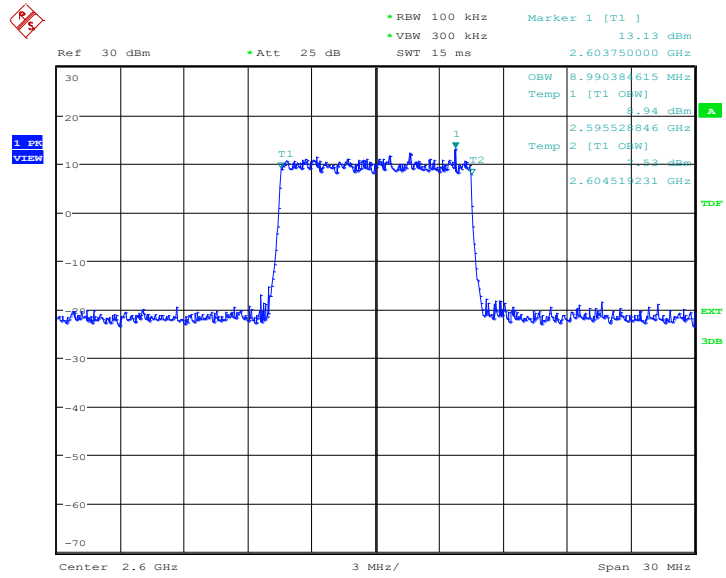
LTE band 41, 10MHz Bandwidth, 16QAM (99% BW)



Date: 4.AUG.2021 14:00:15



LTE band 41, 10MHz Bandwidth, 64QAM (99% BW)

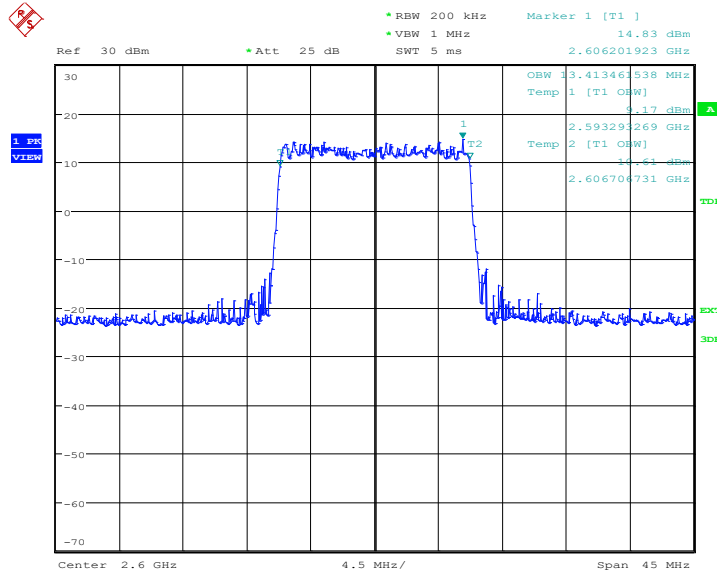




LTE band 41, 15MHz (99% BW)

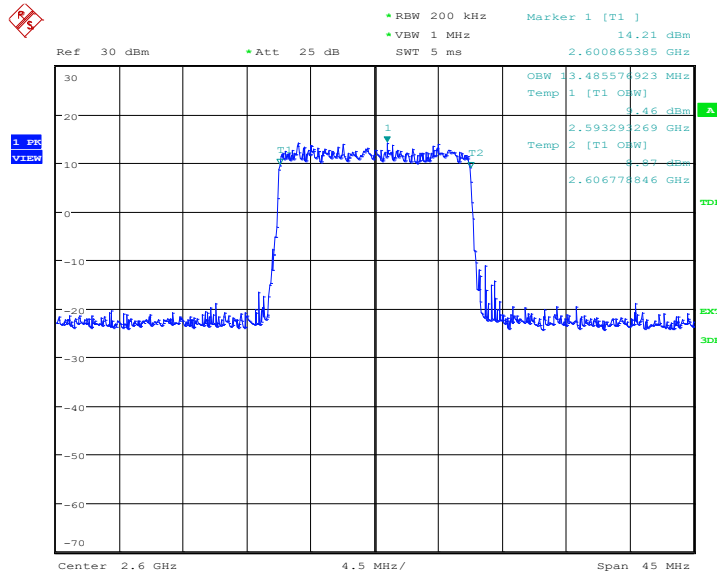
Frequency(MHz)	Occupied Bandwidth (99% BW)(kHz)		
2600.0	QPSK	16QAM	64QAM
	13413.46	13485.58	13485.58

LTE band 41, 15MHz Bandwidth, QPSK (99% BW)



Date: 4.AUG.2021 13:58:10

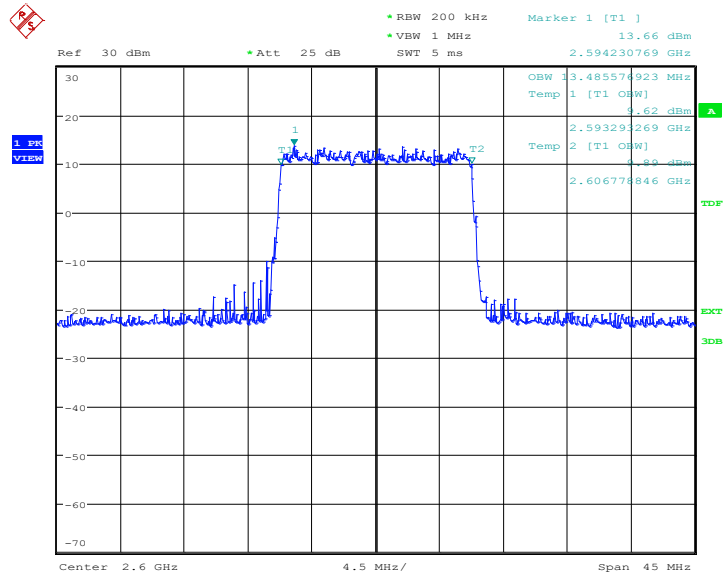
LTE band 41, 15MHz Bandwidth, 16QAM (99% BW)



Date: 4.AUG.2021 13:58:24



LTE band 41, 15MHz Bandwidth, 64QAM (99% BW)



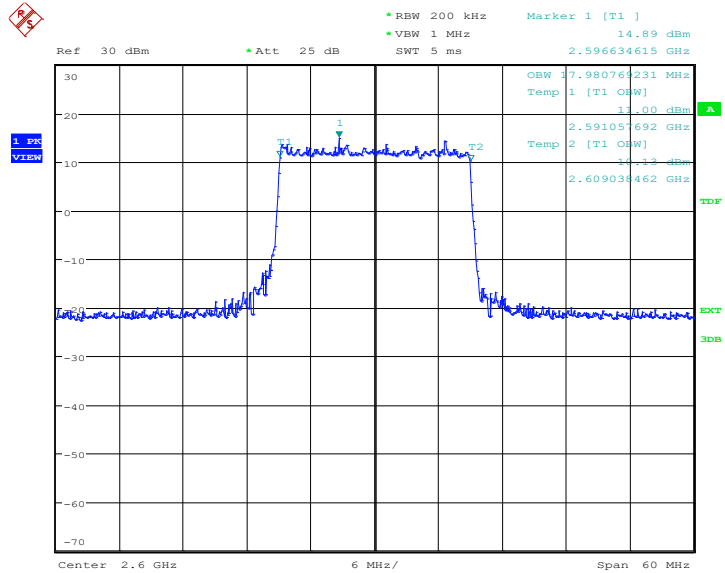
Date: 4.AUG.2021 13:57:37



LTE band 41, 20MHz (99% BW)

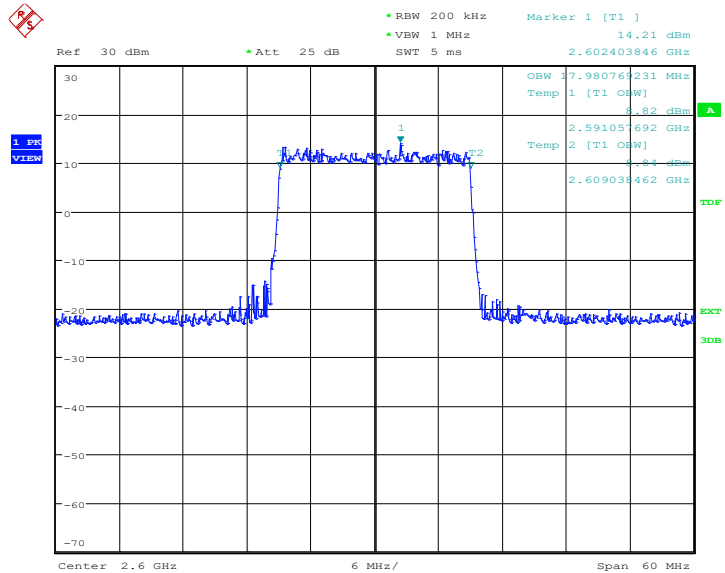
Frequency(MHz)	Occupied Bandwidth (99% BW)(kHz)		
2600.0	QPSK	16QAM	64QAM
	17980.77	17980.77	17980.77

LTE band 41, 20MHz Bandwidth, QPSK (99% BW)



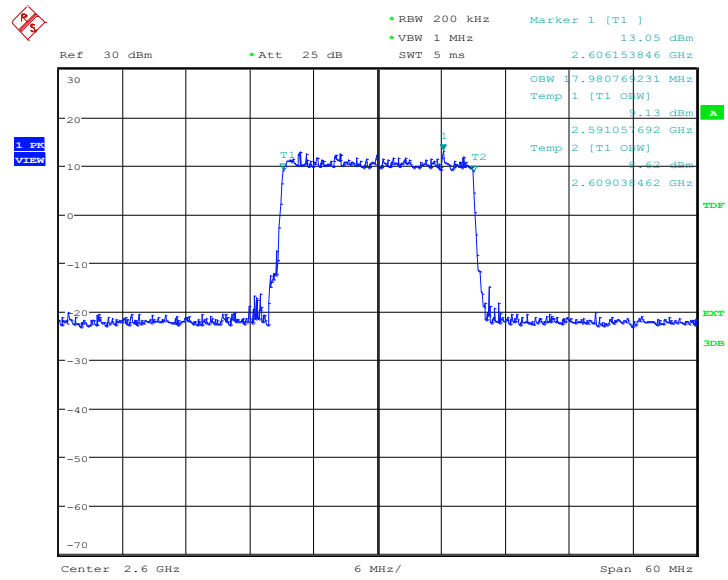
Date: 4.AUG.2021 13:52:39

LTE band 41, 20MHz Bandwidth, 16QAM (99% BW)



Date: 4.AUG.2021 13:53:00

LTE band 41, 20MHz Bandwidth, 64QAM (99% BW)



Date: 4.AUG.2021 13:53:32

Note: Expanded measurement uncertainty is $U = 3428 \text{ Hz}$, $k = 2$

A.5 EMISSION BANDWIDTH

Reference

FCC: CFR Part 2.1049, 22.917, 24.238, 27.53, 90.1215.

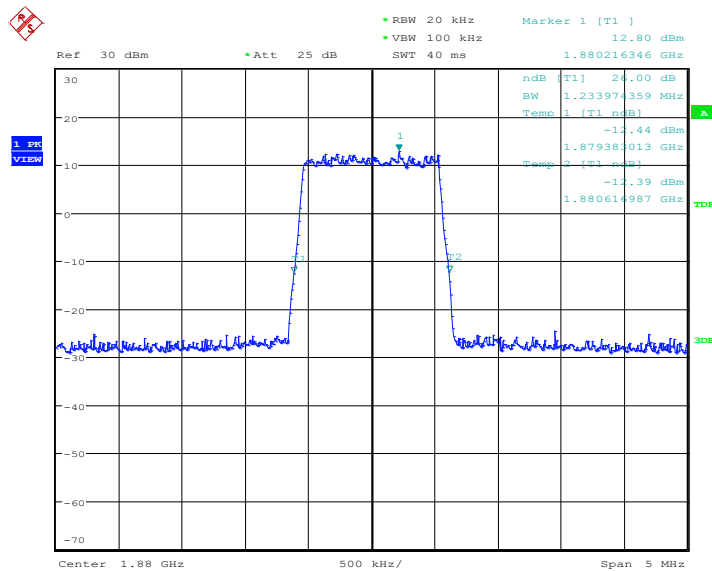
A.5.1 Emission Bandwidth Results

The emission bandwidth is defined as the width of the signal between two points, one below the carrier center frequency and one above the carrier center frequency, outside of which all emissions are attenuated at least 26 dB below the transmitter power. Table below lists the measured -26dBc BW. Spectrum analyzer plots are included on the following pages.

LTE band 2, 1.4MHz (-26dBc BW)

Frequency(MHz)	Emission Bandwidth (-26dBc BW)(kHz)		
1880.0	QPSK	16QAM	64QAM
	1233.97	1233.97	1241.99

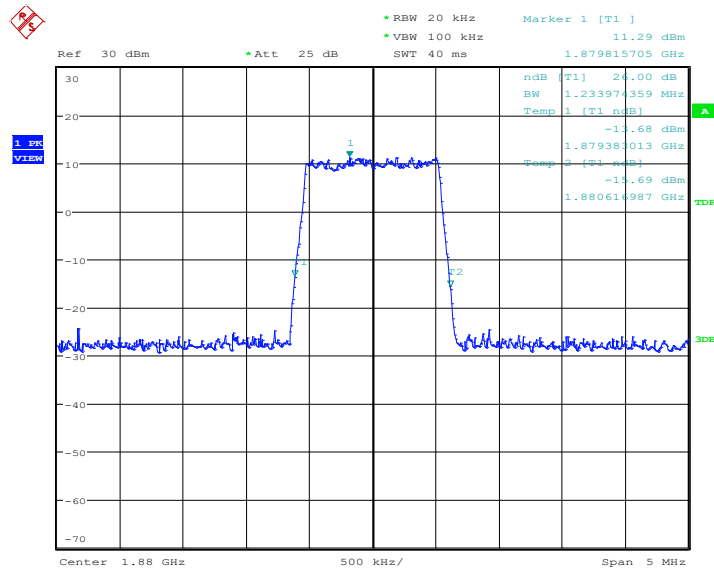
LTE band 2, 1.4MHz Bandwidth, QPSK (-26dBc BW)



Date: 29.JUL.2021 13:01:27

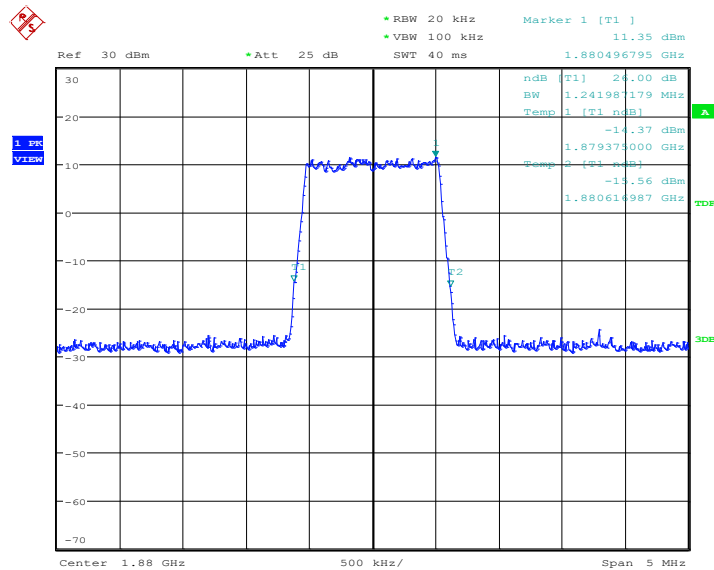


LTE band 2, 1.4MHz Bandwidth, 16QAM (-26dBc BW)



Date: 29.JUL.2021 13:01:43

LTE band 2, 1.4MHz Bandwidth, 64QAM (-26dBc BW)



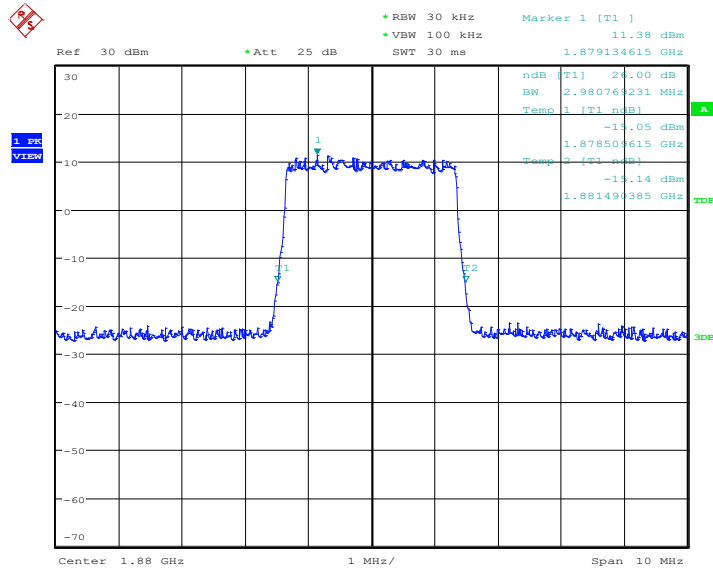
Date: 29.JUL.2021 14:04:33



LTE band 2, 3MHz (-26dBc BW)

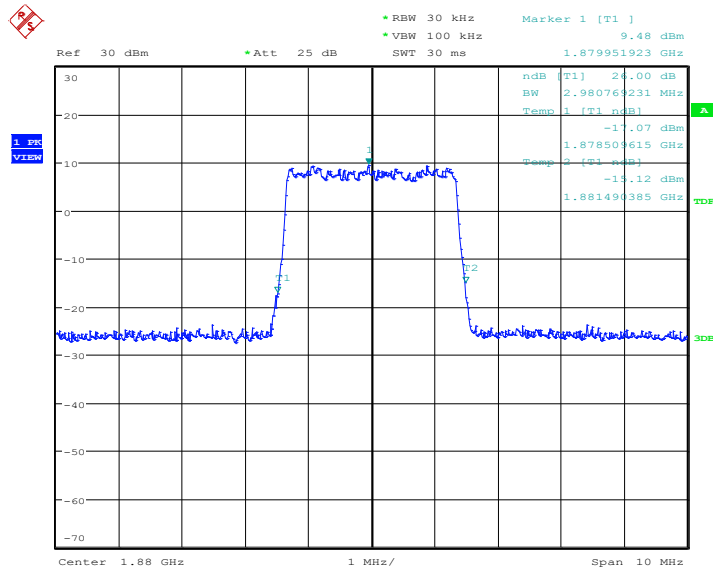
Frequency(MHz)	Emission Bandwidth (-26dBc BW)(kHz)		
1880.0	QPSK	16QAM	64QAM
	2980.77	2980.77	2980.77

LTE band 2, 3MHz Bandwidth, QPSK (-26dBc BW)



Date: 29.JUL.2021 13:03:45

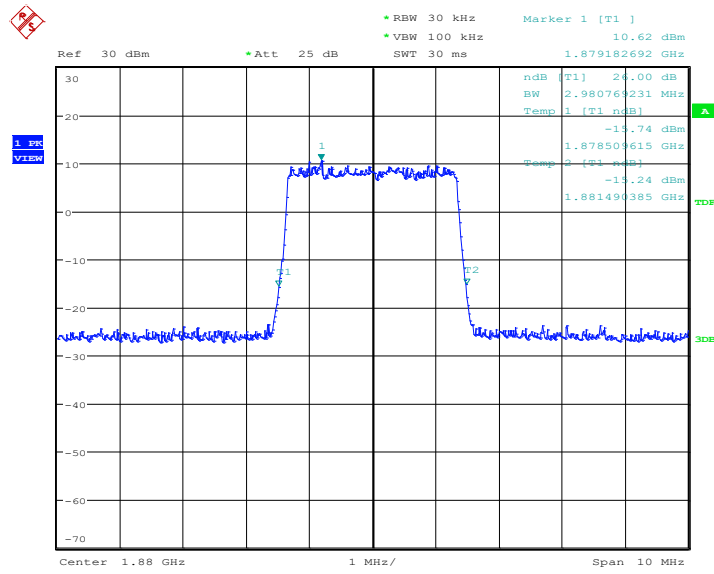
LTE band 2, 3MHz Bandwidth, 16QAM (-26dBc BW)



Date: 29.JUL.2021 13:04:01



LTE band 2, 3MHz Bandwidth, 64QAM (-26dBc BW)



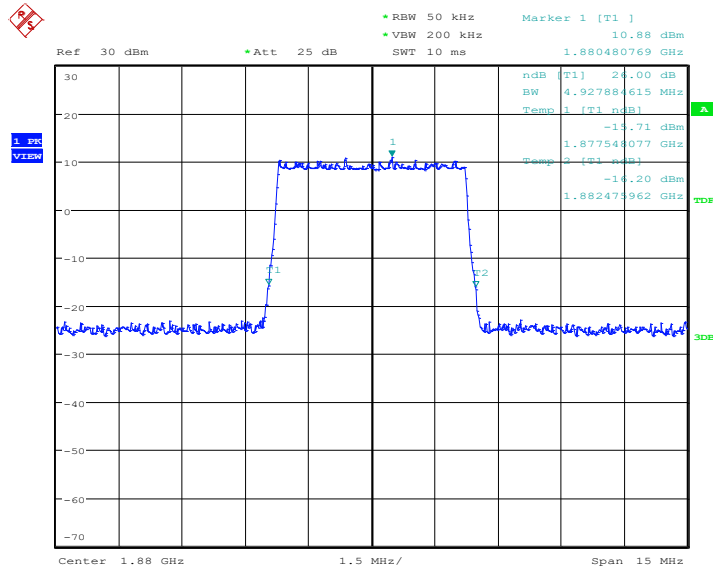
Date: 29.JUL.2021 14:06:21



LTE band 2, 5MHz (-26dBc BW)

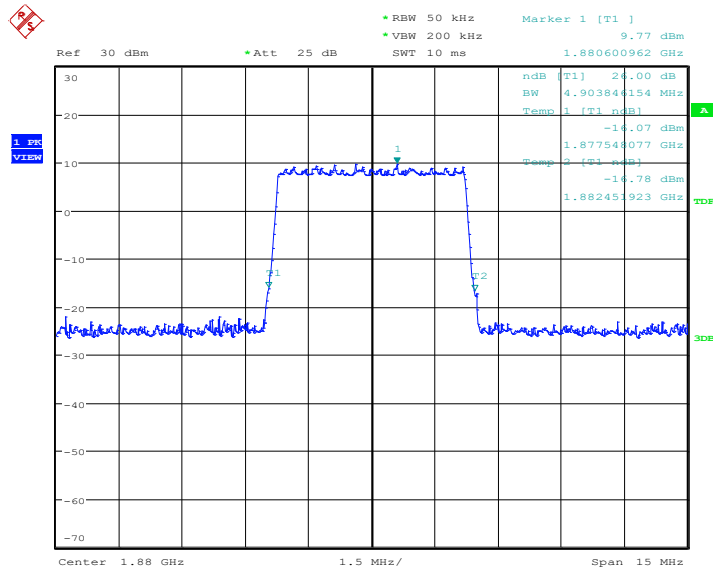
Frequency(MHz)	Emission Bandwidth (-26dBc BW)(kHz)		
1880.0	QPSK	16QAM	64QAM
	4927.88	4903.85	4879.81

LTE band 2, 5MHz Bandwidth, QPSK (-26dBc BW)



Date: 29.JUL.2021 13:06:03

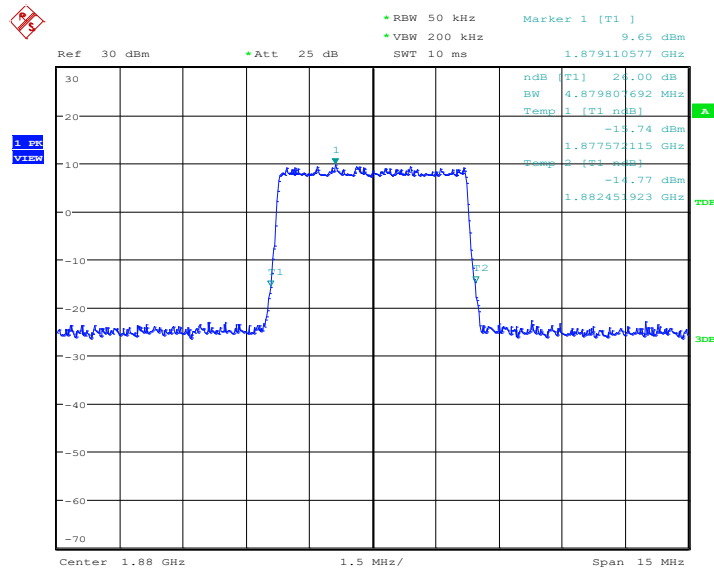
LTE band 2, 5MHz Bandwidth,16QAM (-26dBc BW)



Date: 29.JUL.2021 13:06:19



LTE band 2, 5MHz Bandwidth,64QAM (-26dBc BW)



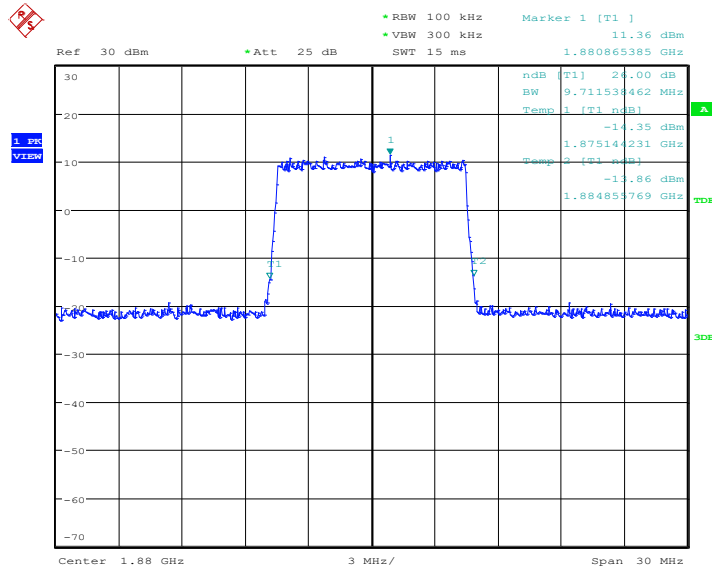
Date: 29.JUL.2021 14:08:09



LTE band 2, 10MHz (-26dBc BW)

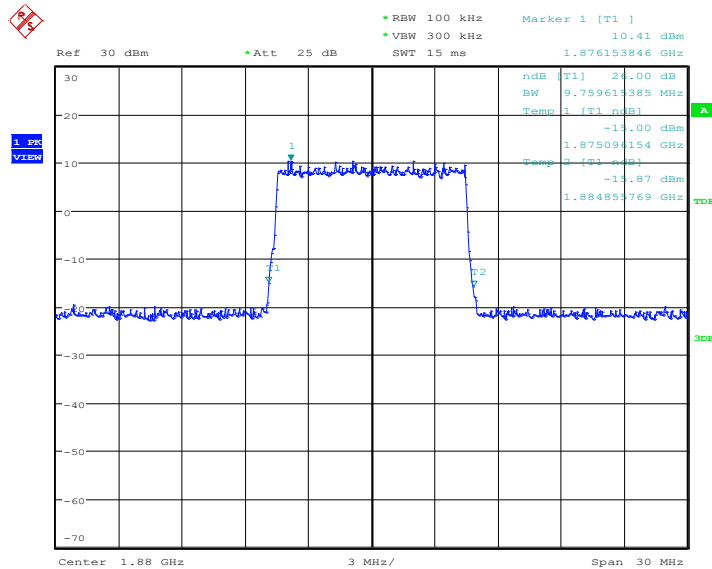
Frequency(MHz)	Emission Bandwidth (-26dBc BW)(kHz)		
1880.0	QPSK	16QAM	64QAM
	9711.54	9759.62	9711.54

LTE band 2, 10MHz Bandwidth, QPSK (-26dBc BW)



Date: 29.JUL.2021 13:08:21

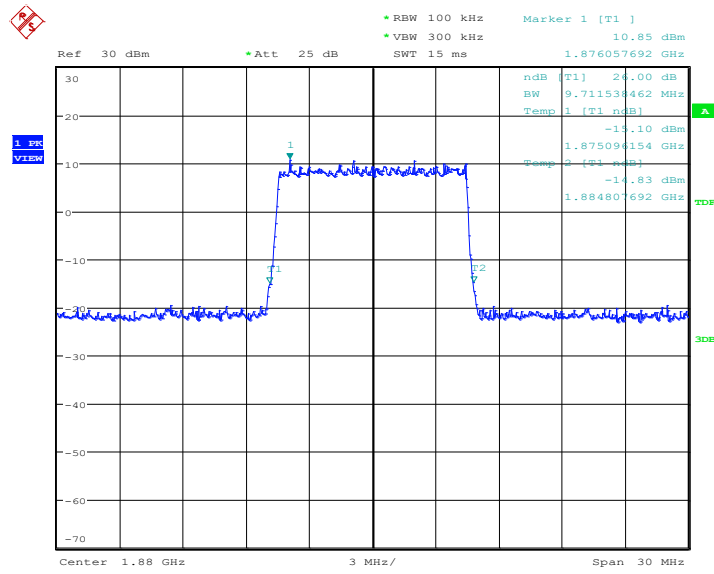
LTE band 2, 10MHz Bandwidth, 16QAM (-26dBc BW)



Date: 29.JUL.2021 13:08:37



LTE band 2, 10MHz Bandwidth, 64QAM (-26dBc BW)



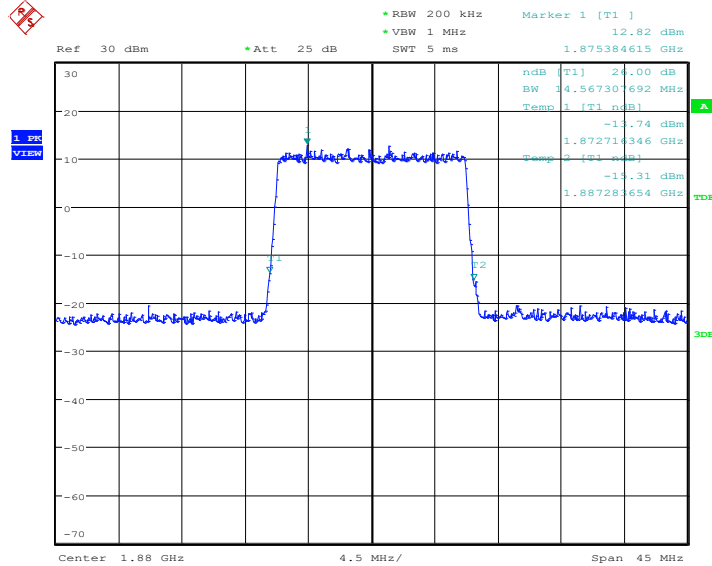
Date: 29.JUL.2021 14:09:57



LTE band 2, 15MHz (-26dBc BW)

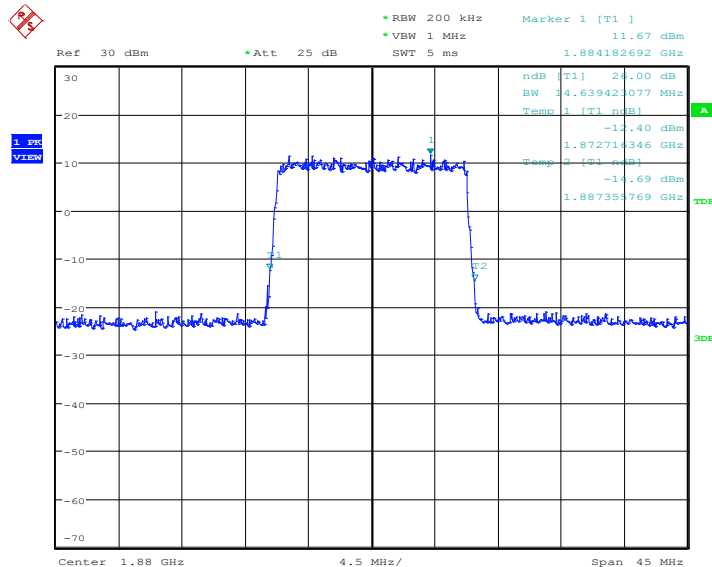
Frequency(MHz)	Emission Bandwidth (-26dBc BW)(kHz)		
1880.0	QPSK	16QAM	64QAM
	14567.31	14639.42	14711.54

LTE band 2, 15MHz Bandwidth, QPSK (-26dBc BW)



Date: 29.JUL.2021 13:10:39

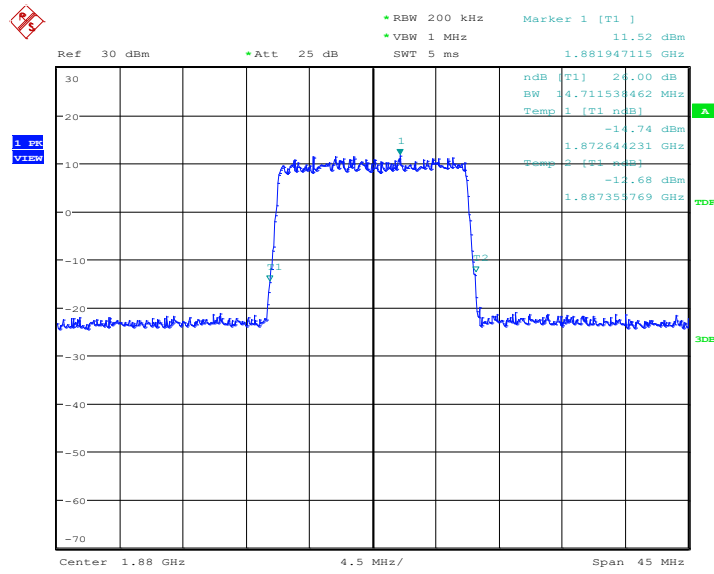
LTE band 2, 15MHz Bandwidth, 16QAM (-26dBc BW)



Date: 29.JUL.2021 13:10:54



LTE band 2, 15MHz Bandwidth, 64QAM (-26dBc BW)



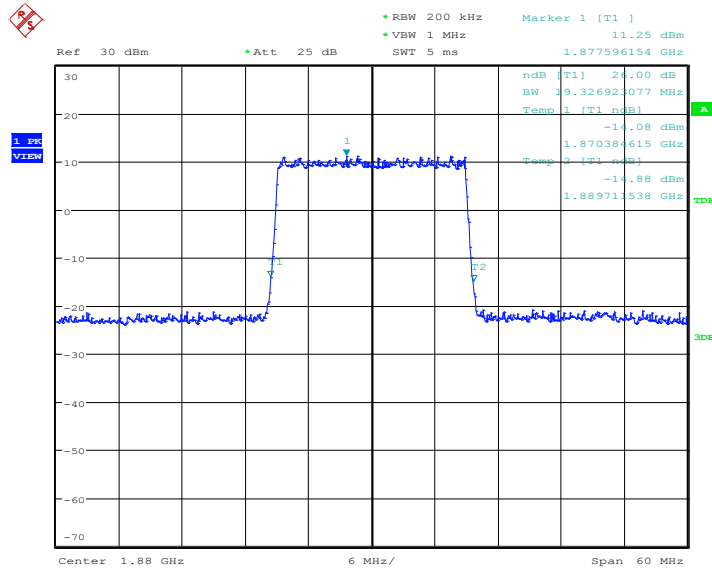
Date: 29.JUL.2021 14:11:46



LTE band 2, 20MHz (-26dBc BW)

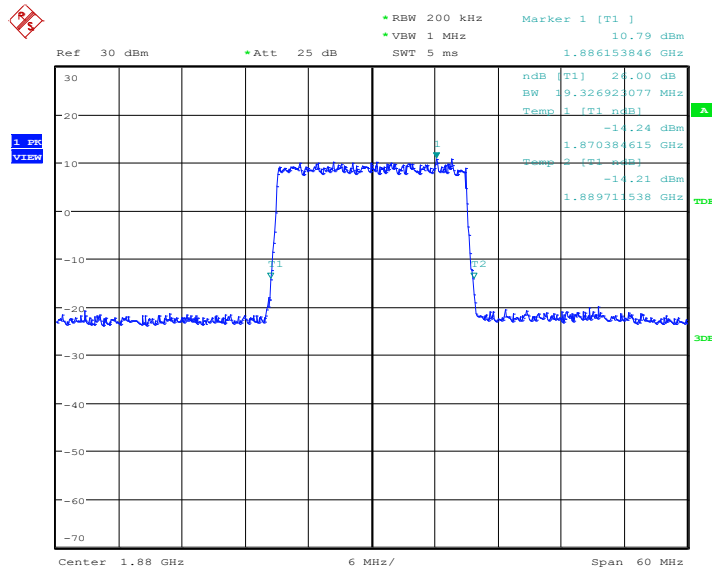
Frequency(MHz)	Emission Bandwidth (-26dBc BW)(kHz)		
1880.0	QPSK	16QAM	64QAM
	19326.92	19326.92	19326.92

LTE band 2, 20MHz Bandwidth, QPSK (-26dBc BW)



Date: 29.JUL.2021 13:12:57

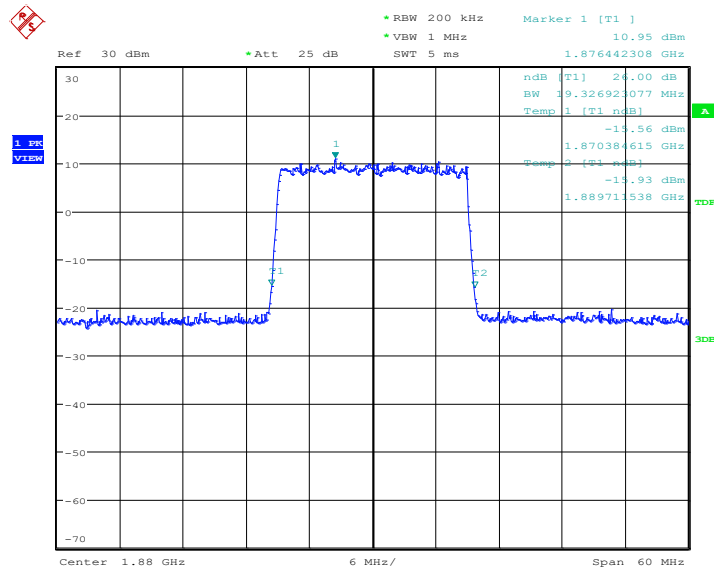
LTE band 2, 20MHz Bandwidth, 16QAM (-26dBc BW)



Date: 29.JUL.2021 13:13:13



LTE band 2, 20MHz Bandwidth, 64QAM (-26dBc BW)



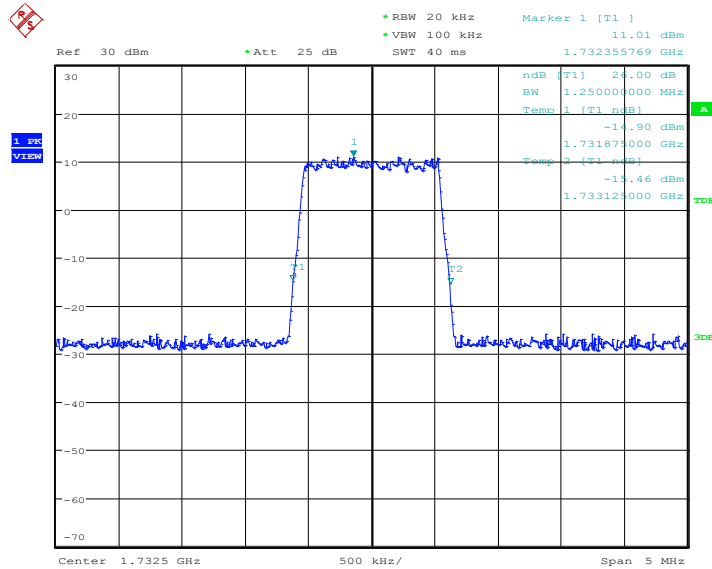
Date: 29.JUL.2021 14:13:35



LTE band 4, 1.4MHz (-26dBc BW)

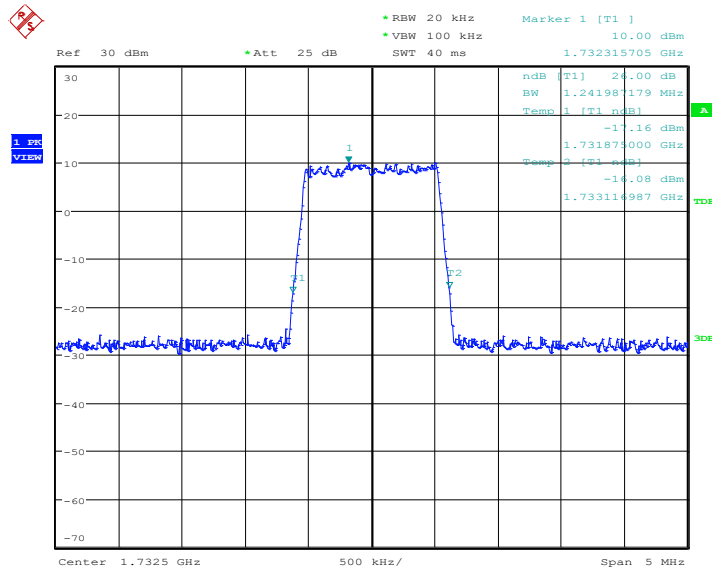
Frequency(MHz)	Emission Bandwidth (-26dBc BW)(kHz)		
1732.5	QPSK	16QAM	64QAM
	1250.00	1241.99	1241.99

LTE band 4, 1.4MHz Bandwidth, QPSK (-26dBc BW)



Date: 29.JUL.2021 13:15:19

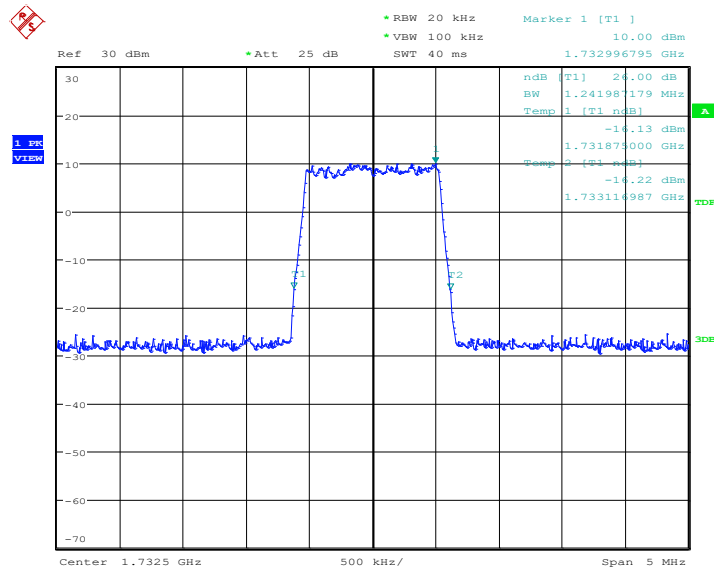
LTE band 4, 1.4MHz Bandwidth, 16QAM (-26dBc BW)



Date: 29.JUL.2021 13:15:35



LTE band 4, 1.4MHz Bandwidth, 64QAM (-26dBc BW)



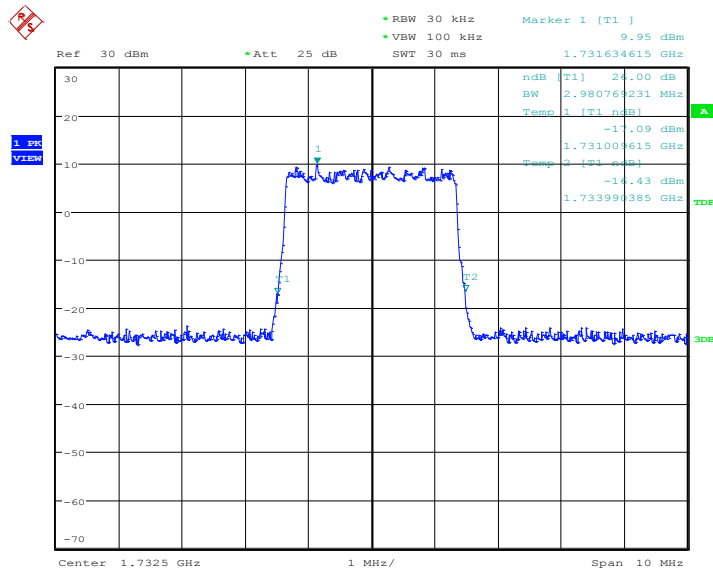
Date: 29.JUL.2021 14:15:27



LTE band 4, 3MHz (-26dBc BW)

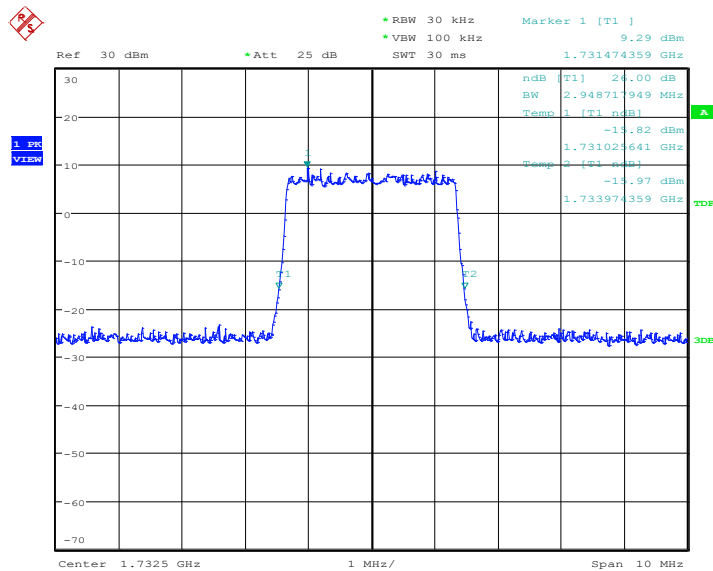
Frequency(MHz)	Emission Bandwidth (-26dBc BW)(kHz)		
1732.5	QPSK	16QAM	64QAM
	2980.77	2948.72	2980.77

LTE band 4, 3MHz Bandwidth, QPSK (-26dBc BW)



Date: 29.JUL.2021 13:17:37

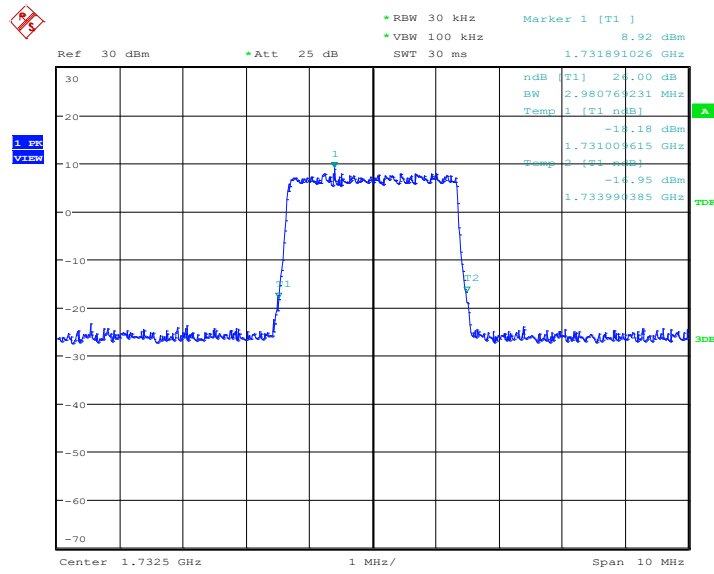
LTE band 4, 3MHz Bandwidth, 16QAM (-26dBc BW)



Date: 29.JUL.2021 13:17:53



LTE band 4, 3MHz Bandwidth, 64QAM (-26dBc BW)



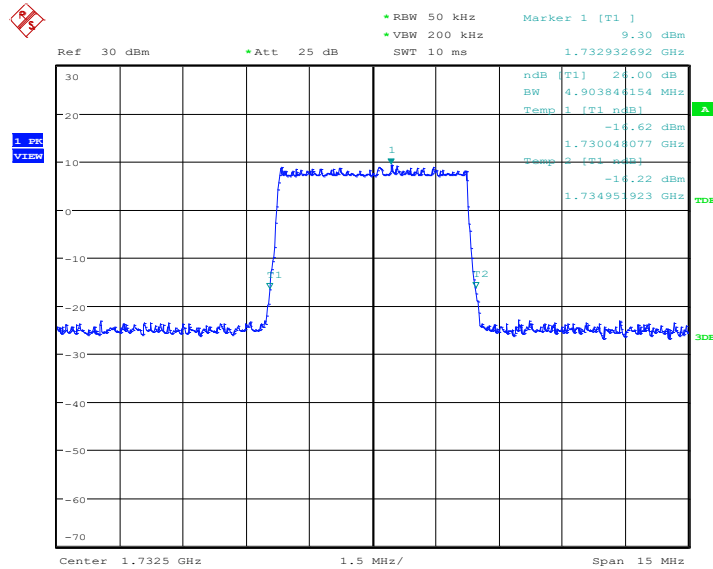
Date: 29.JUL.2021 14:17:15



LTE band 4, 5MHz (-26dBc BW)

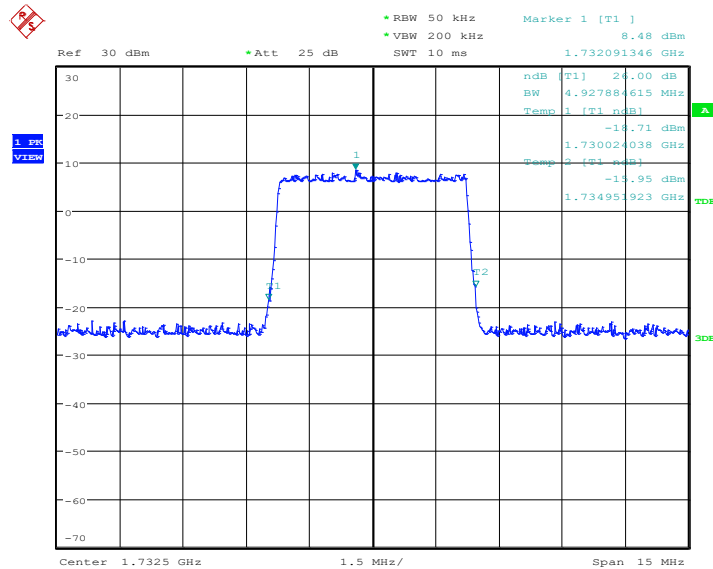
Frequency(MHz)	Emission Bandwidth (-26dBc BW)(kHz)		
1732.5	QPSK	16QAM	64QAM
	4903.85	4927.88	4903.85

LTE band 4, 5MHz Bandwidth, QPSK (-26dBc BW)



Date: 29.JUL.2021 13:19:55

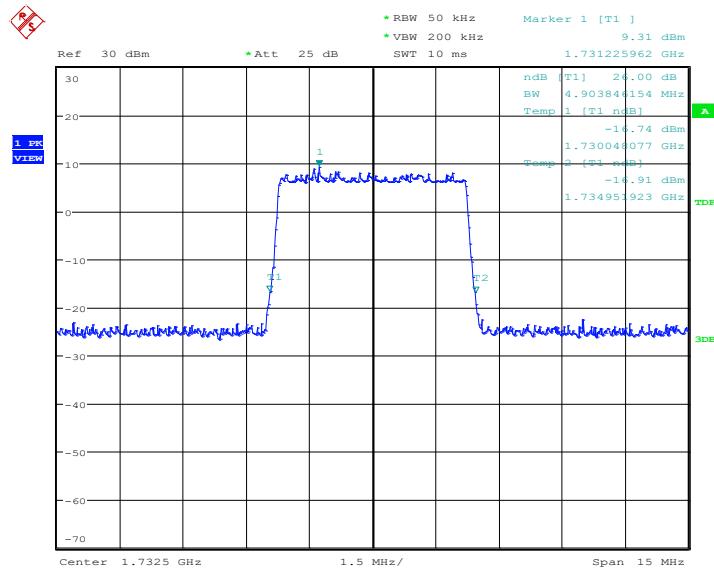
LTE band 4, 5MHz Bandwidth,16QAM (-26dBc BW)



Date: 29.JUL.2021 13:20:10



LTE band 4, 5MHz Bandwidth,64QAM (-26dBc BW)



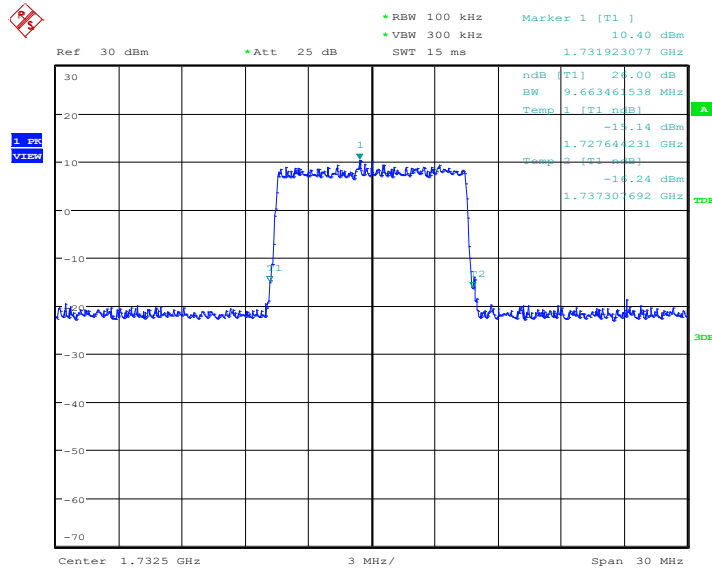
Date: 29.JUL.2021 14:19:04



LTE band 4, 10MHz (-26dBc BW)

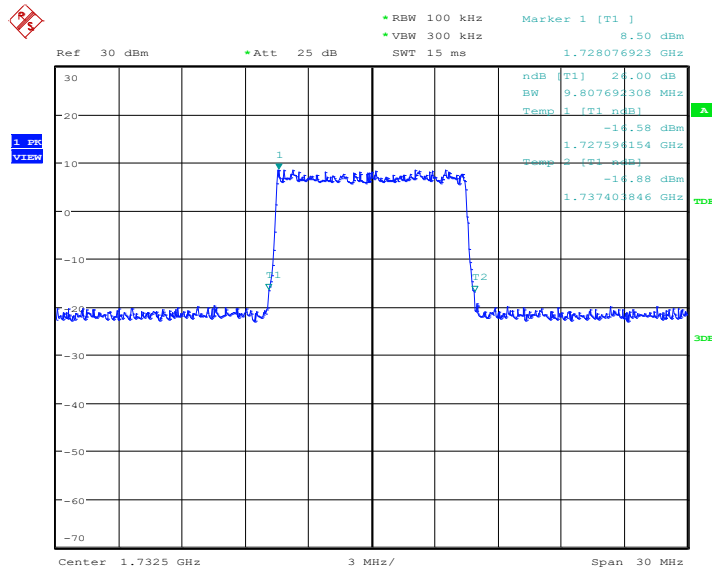
Frequency(MHz)	Emission Bandwidth (-26dBc BW)(kHz)		
1732.5	QPSK	16QAM	64QAM
	9663.46	9807.69	9711.54

LTE band 4, 10MHz Bandwidth, QPSK (-26dBc BW)



Date: 29.JUL.2021 13:22:13

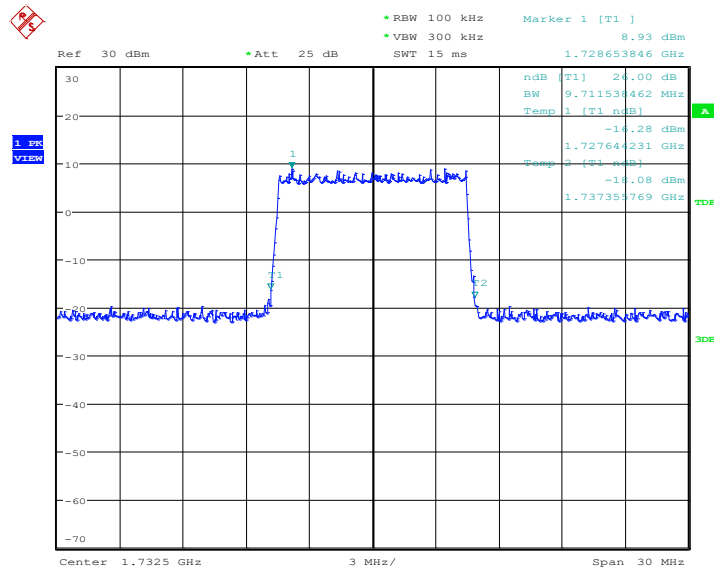
LTE band 4, 10MHz Bandwidth, 16QAM (-26dBc BW)



Date: 29.JUL.2021 13:22:28



LTE band 4, 10MHz Bandwidth, 64QAM (-26dBc BW)



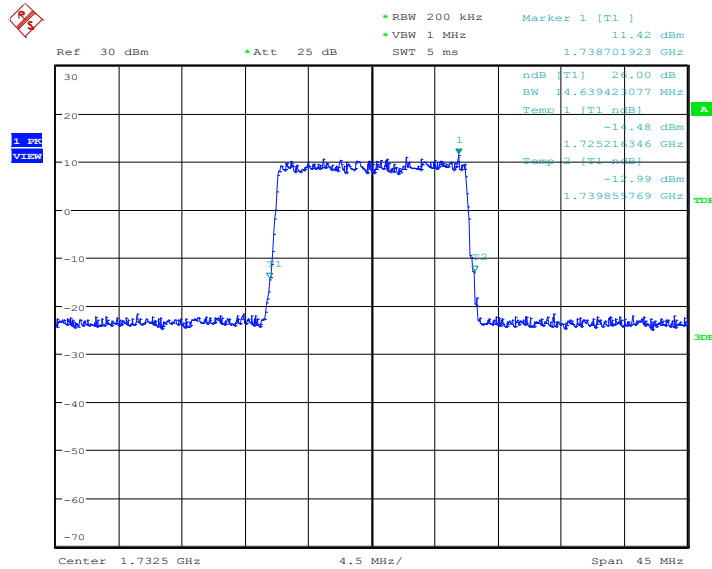
Date: 29.JUL.2021 14:20:52



LTE band 4, 15MHz (-26dBc BW)

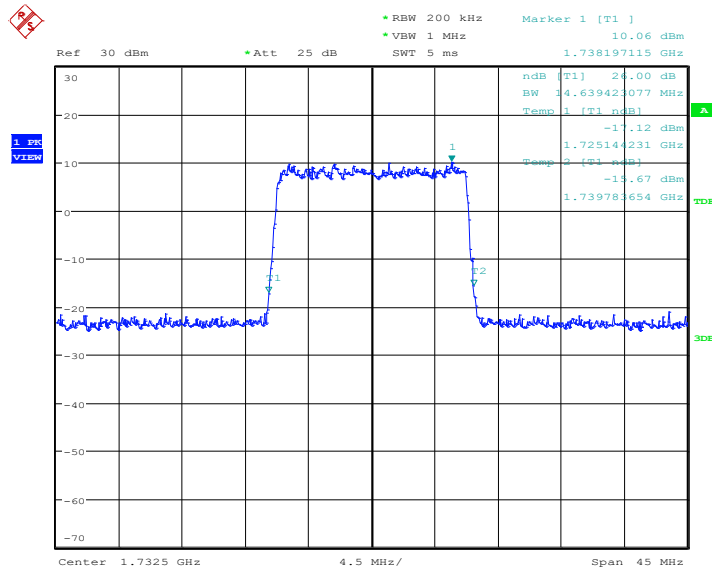
Frequency(MHz)	Emission Bandwidth (-26dBc BW)(kHz)		
1732.5	QPSK	16QAM	64QAM
	14639.42	14639.42	14567.31

LTE band 4, 15MHz Bandwidth, QPSK (-26dBc BW)



Date: 29.JUL.2021 13:24:31

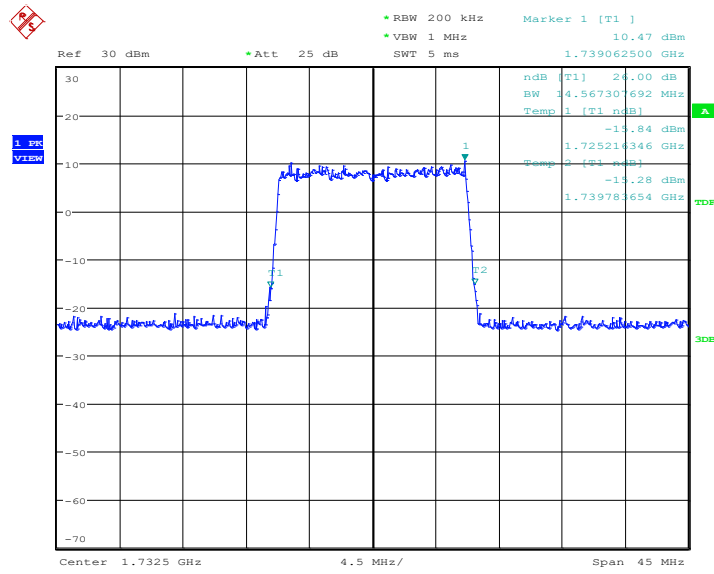
LTE band 4, 15MHz Bandwidth, 16QAM (-26dBc BW)



Date: 29.JUL.2021 13:24:46



LTE band 4, 15MHz Bandwidth, 64QAM (-26dBc BW)



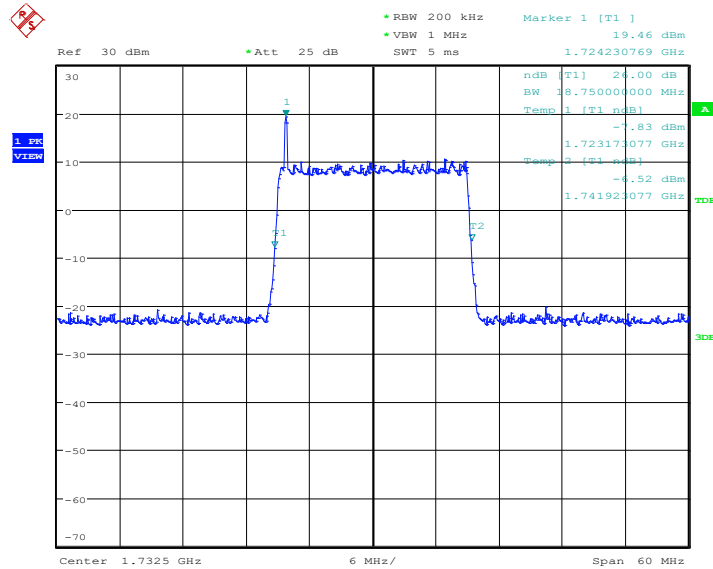
Date: 29.JUL.2021 14:22:41



LTE band 4, 20MHz (-26dBc BW)

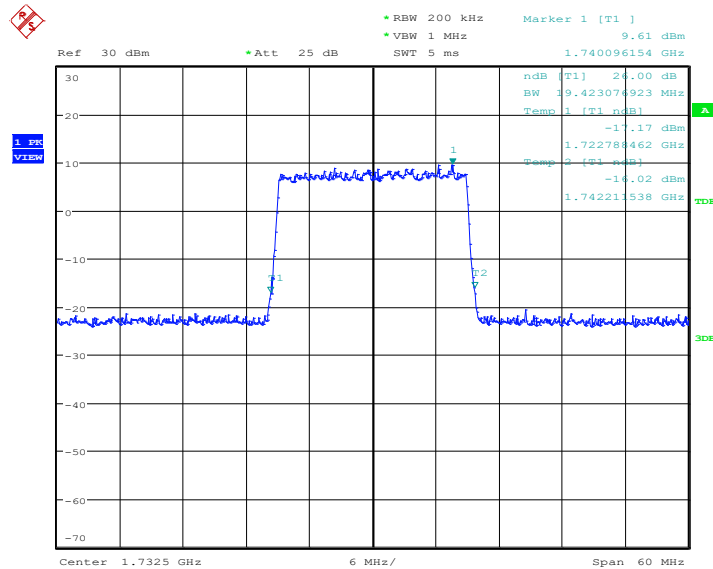
Frequency(MHz)	Emission Bandwidth (-26dBc BW)(kHz)		
1732.5	QPSK	16QAM	64QAM
	18750.00	19423.08	19423.08

LTE band 4, 20MHz Bandwidth, QPSK (-26dBc BW)



Date: 29.JUL.2021 13:26:49

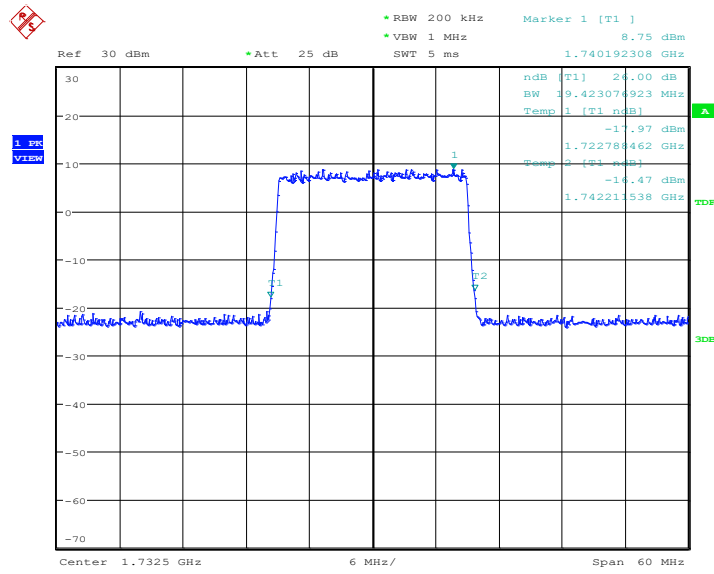
LTE band 4, 20MHz Bandwidth, 16QAM (-26dBc BW)



Date: 29.JUL.2021 13:27:05



LTE band 4, 20MHz Bandwidth, 64QAM (-26dBc BW)



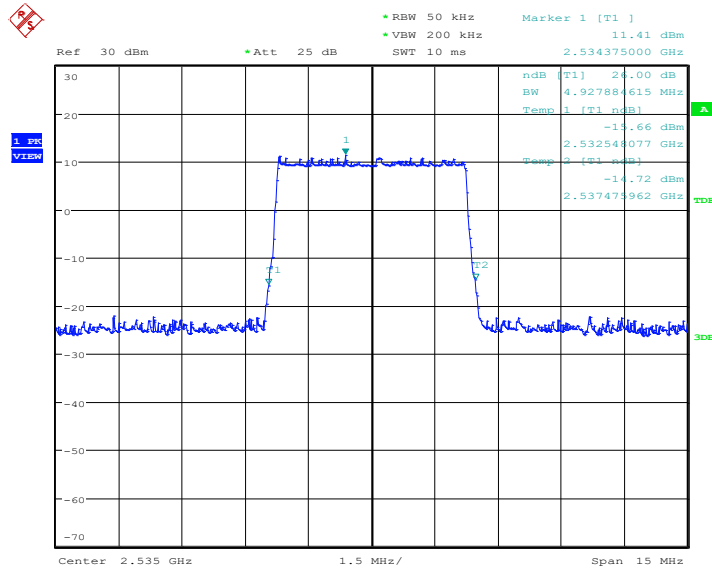
Date: 29.JUL.2021 14:24:29



LTE band 7, 5MHz (-26dBc BW)

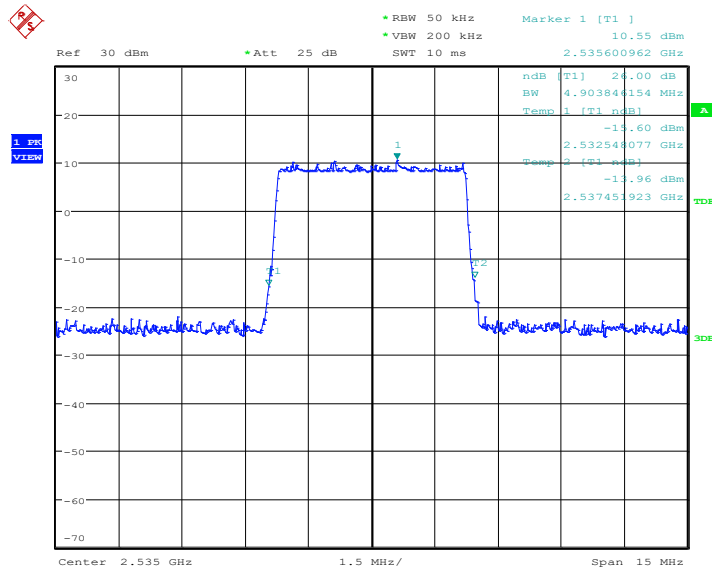
Frequency(MHz)	Emission Bandwidth (-26dBc BW)(kHz)		
2535.0	QPSK	16QAM	64QAM
	4927.88	4903.85	4903.85

LTE band 7, 5MHz Bandwidth, QPSK (-26dBc BW)



Date: 29.JUL.2021 12:42:50

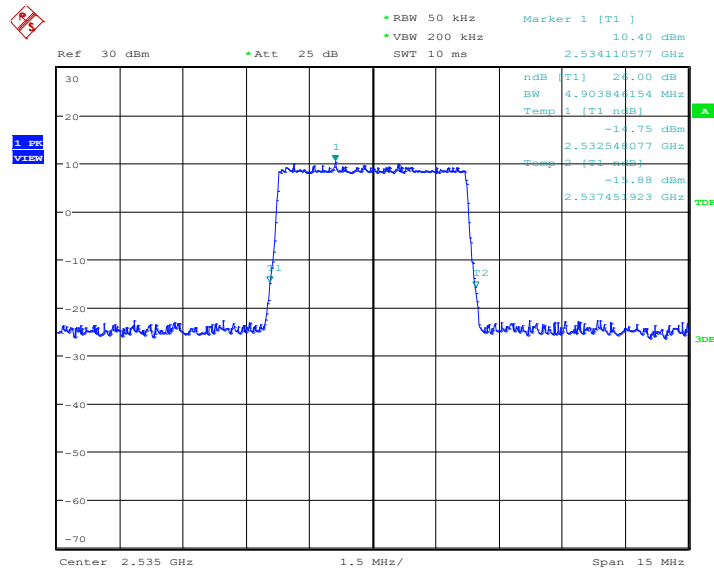
LTE band 7, 5MHz Bandwidth,16QAM (-26dBc BW)



Date: 29.JUL.2021 12:43:06



LTE band 7, 5MHz Bandwidth,64QAM (-26dBc BW)



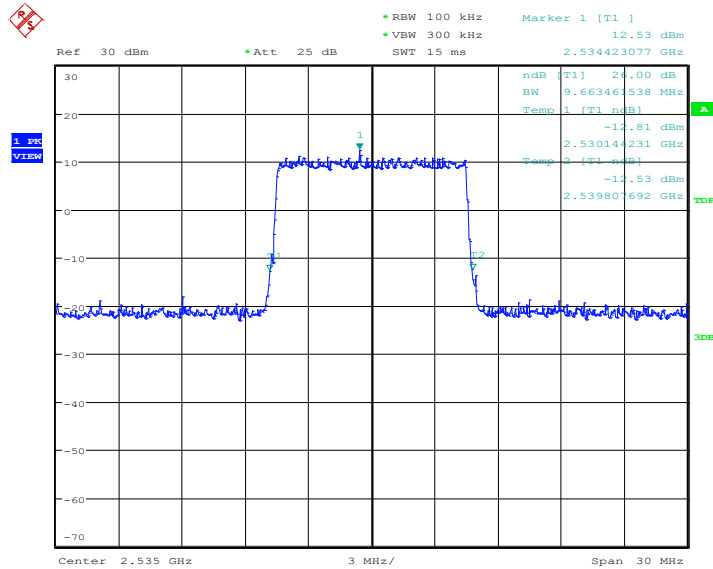
Date: 29.JUL.2021 13:50:00



LTE band 7, 10MHz (-26dBc BW)

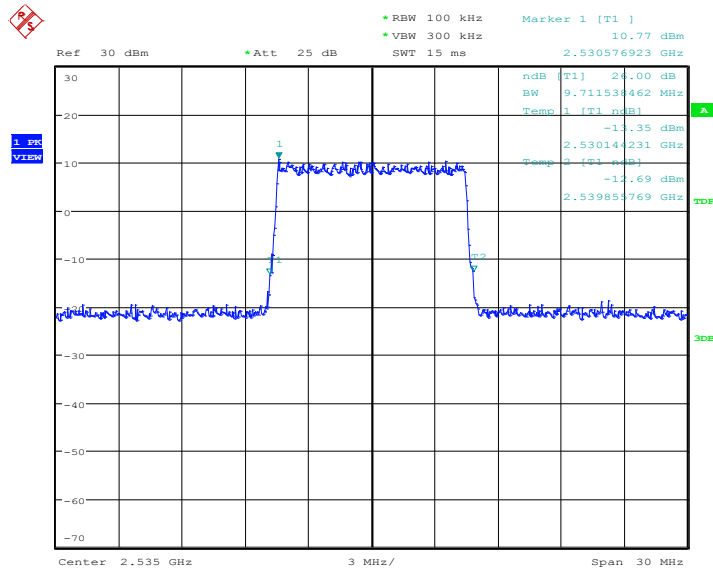
Frequency(MHz)	Emission Bandwidth (-26dBc BW)(kHz)		
2535.0	QPSK	16QAM	64QAM
	9663.46	9711.54	9759.62

LTE band 7, 10MHz Bandwidth, QPSK (-26dBc BW)



Date: 29.JUL.2021 12:45:08

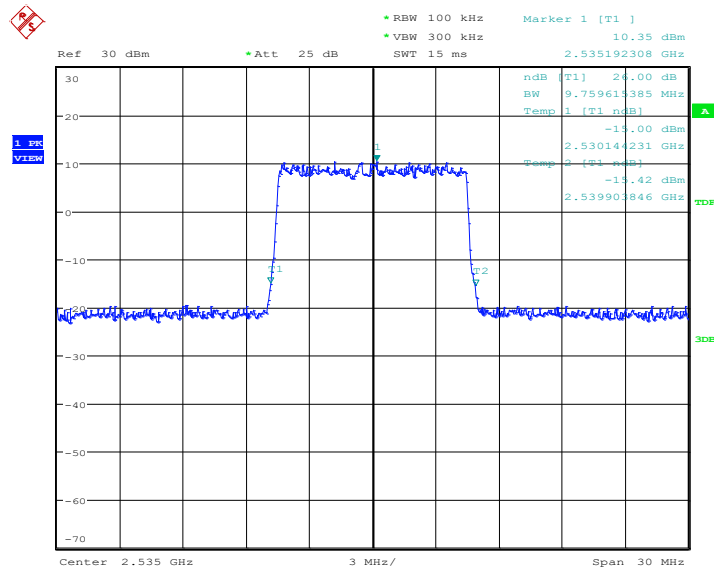
LTE band 7, 10MHz Bandwidth, 16QAM (-26dBc BW)



Date: 29.JUL.2021 12:45:24



LTE band 7, 10MHz Bandwidth, 64QAM (-26dBc BW)



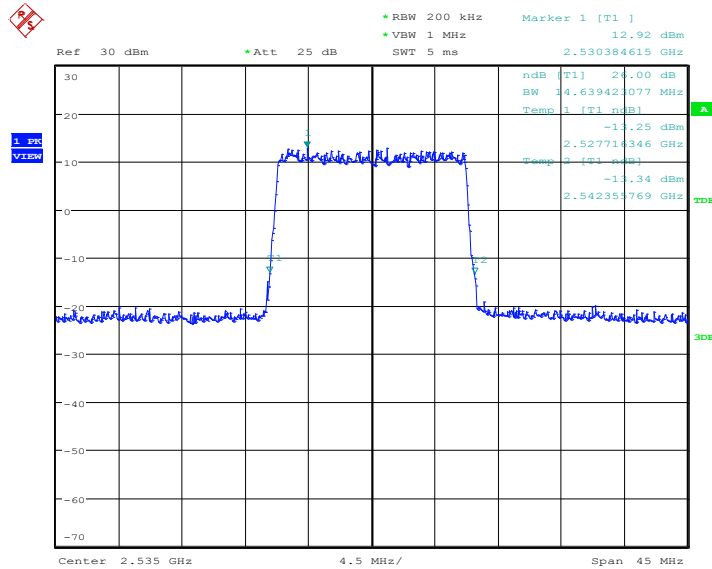
Date: 29.JUL.2021 13:51:48



LTE band 7, 15MHz (-26dBc BW)

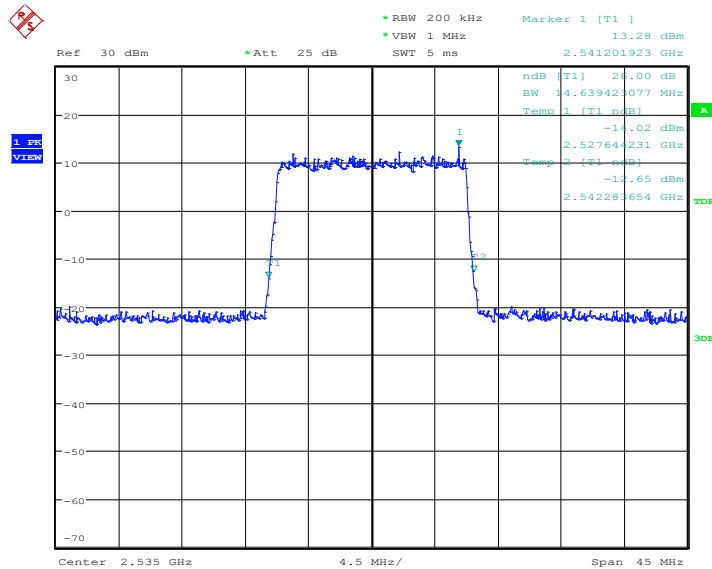
Frequency(MHz)	Emission Bandwidth (-26dBc BW)(kHz)		
	2535.0	QPSK	16QAM
14639.42		14639.42	14711.54

LTE band 7, 15MHz Bandwidth, QPSK (-26dBc BW)



Date: 29.JUL.2021 12:47:26

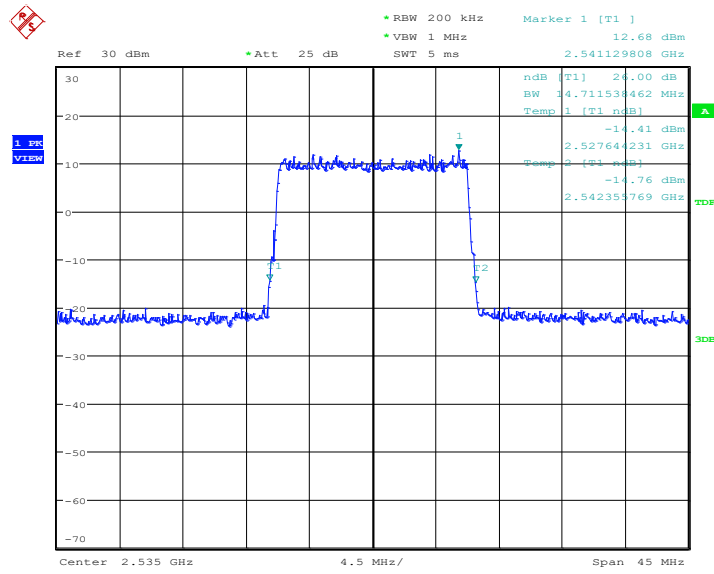
LTE band 7, 15MHz Bandwidth, 16QAM (-26dBc BW)



Date: 29.JUL.2021 12:47:42



LTE band 7, 15MHz Bandwidth, 64QAM (-26dBc BW)

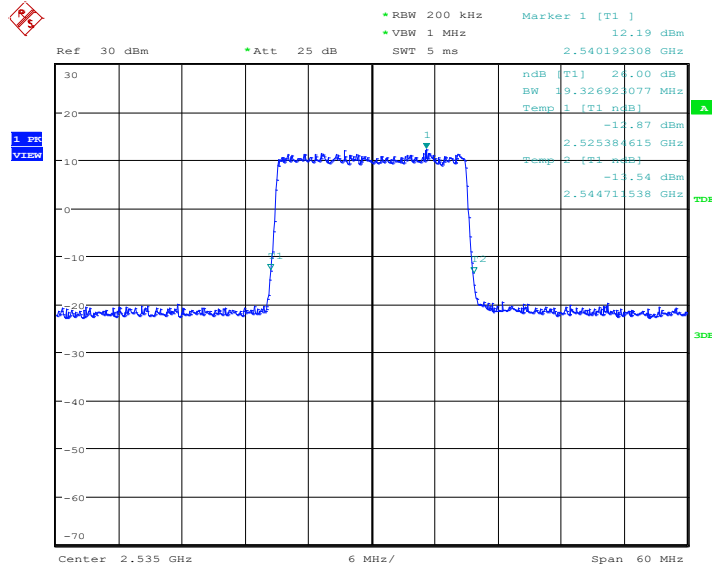


Date: 29.JUL.2021 13:53:37

LTE band 7, 20MHz (-26dBc BW)

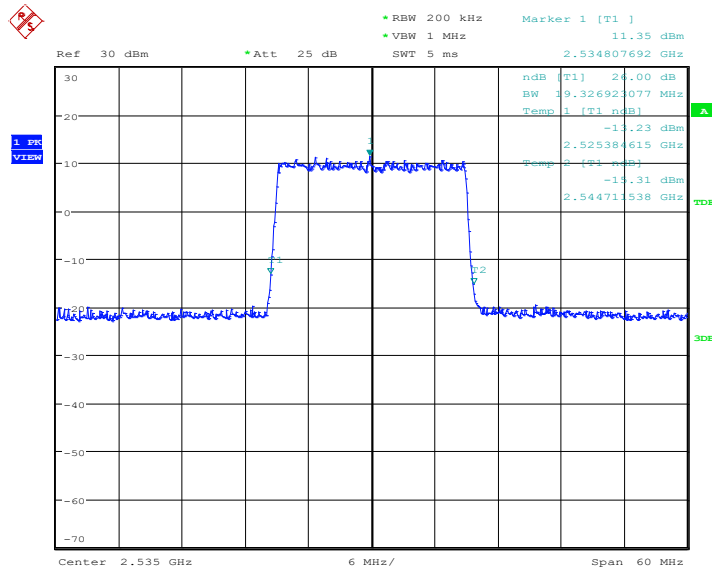
Frequency(MHz)	Emission Bandwidth (-26dBc BW)(kHz)		
	QPSK	16QAM	64QAM
2535.0	19326.92	19326.92	19423.08

LTE band 7, 20MHz Bandwidth, QPSK (-26dBc BW)



Date: 29.JUL.2021 12:49:44

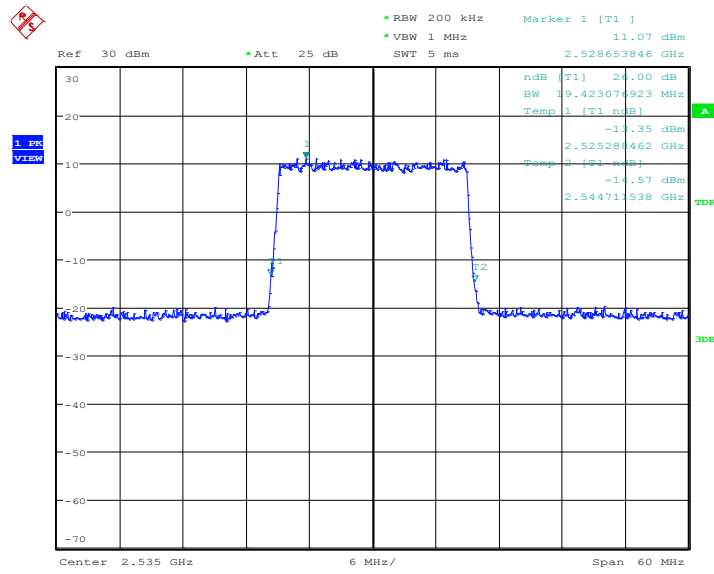
LTE band 7, 20MHz Bandwidth, 16QAM (-26dBc BW)



Date: 29.JUL.2021 12:50:00



LTE band 7, 20MHz Bandwidth, 64QAM (-26dBc BW)



Date: 29.JUL.2021 13:55:25

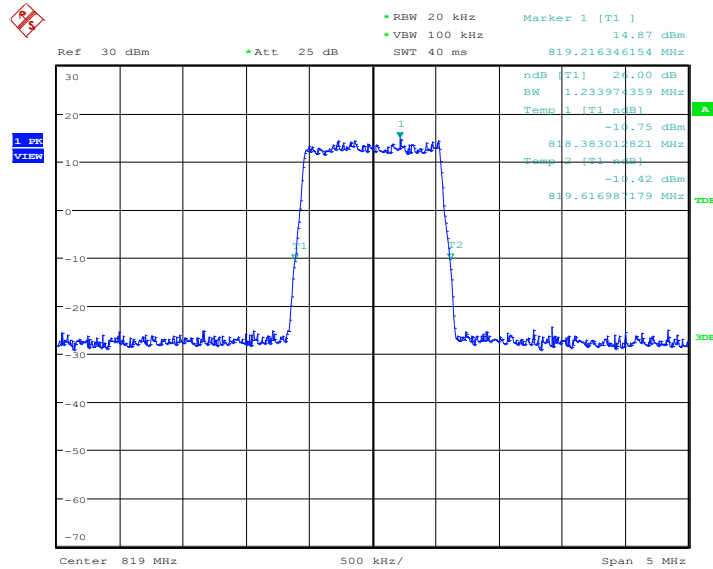
Note: Expanded measurement uncertainty is $U = 3428\text{Hz}$, $k = 2$



LTE band 26(814MHz-824MHz), 1.4MHz (-26dBc BW)

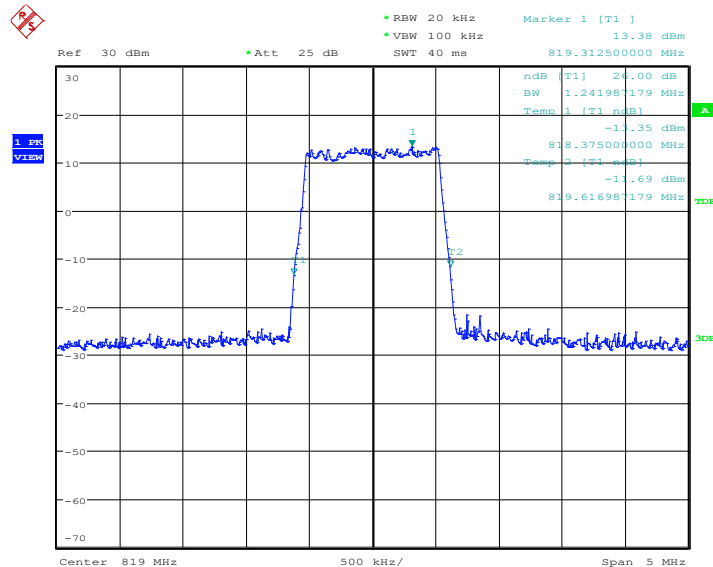
Frequency(MHz)	Emission Bandwidth (-26dBc BW)(kHz)		
836.5	QPSK	16QAM	64QAM
	1233.97	1241.99	1241.99

LTE band 26(814MHz-824MHz), 1.4MHz Bandwidth, QPSK (-26dBc BW)



Date: 29.JUL.2021 13:40:39

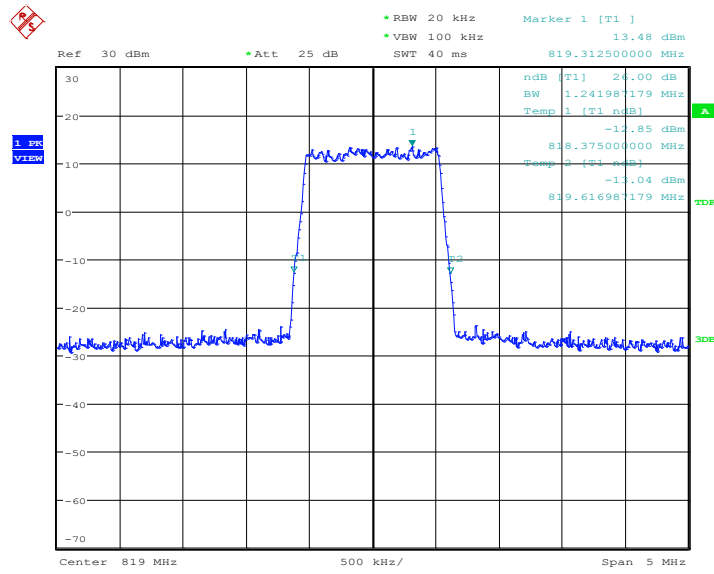
LTE band 26(814MHz-824MHz), 1.4MHz Bandwidth, 16QAM (-26dBc BW)



Date: 29.JUL.2021 13:40:55



LTE band 26(814MHz-824MHz), 1.4MHz Bandwidth, 64QAM (-26dBc BW)



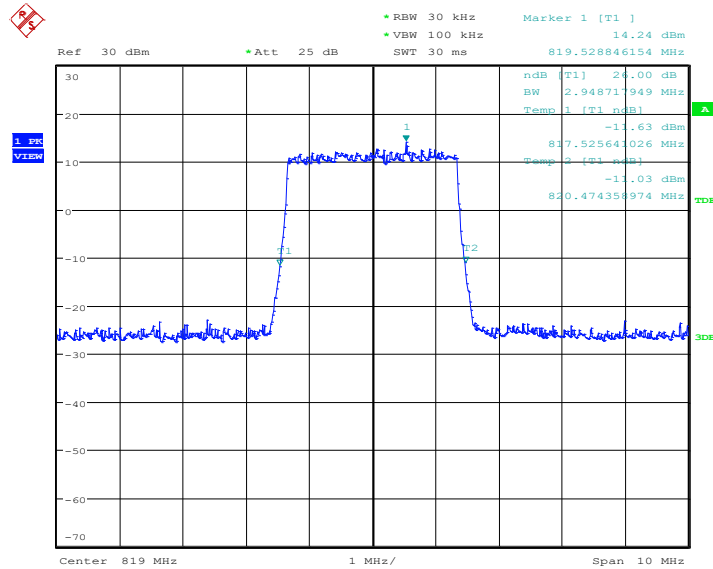
Date: 29.JUL.2021 14:35:26



LTE band 26(814MHz-824MHz), 3MHz (-26dBc BW)

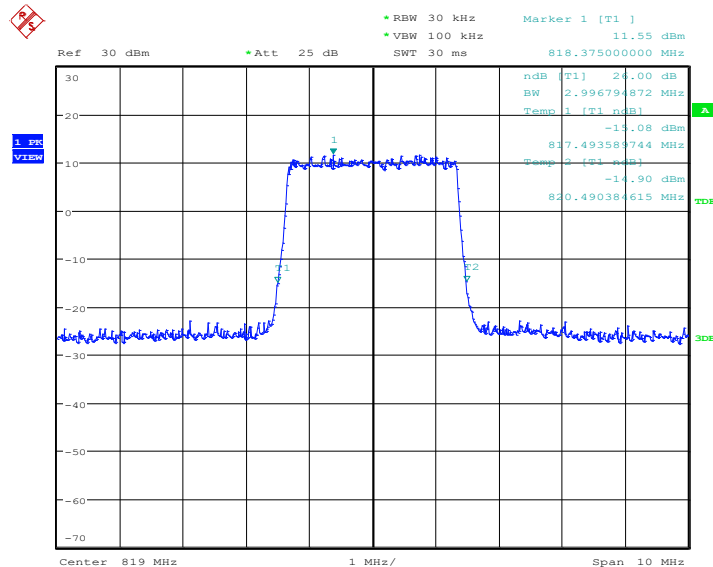
Frequency(MHz)	Emission Bandwidth (-26dBc BW)(kHz)		
836.5	QPSK	16QAM	64QAM
	2948.72	2996.79	2980.77

LTE band 26(814MHz-824MHz), 3MHz Bandwidth, QPSK (-26dBc BW)



Date: 29.JUL.2021 13:42:57

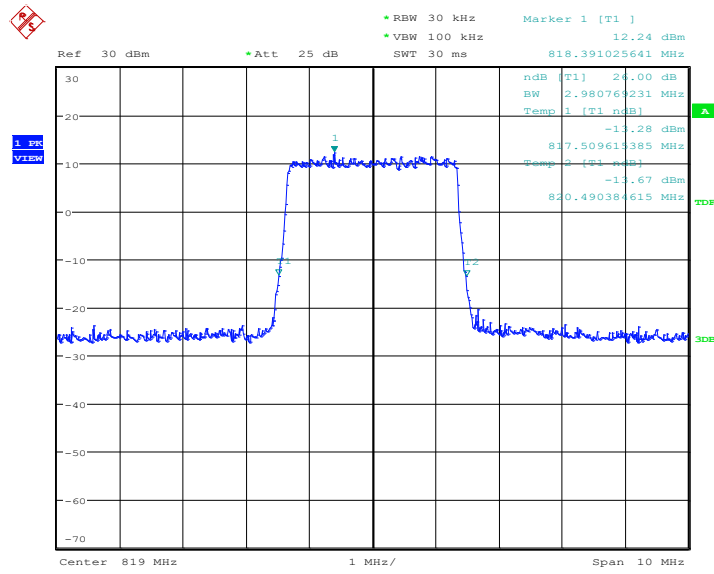
LTE band 26(814MHz-824MHz), 3MHz Bandwidth, 16QAM (-26dBc BW)



Date: 29.JUL.2021 13:43:13



LTE band 26(814MHz-824MHz), 3MHz Bandwidth, 64QAM (-26dBc BW)



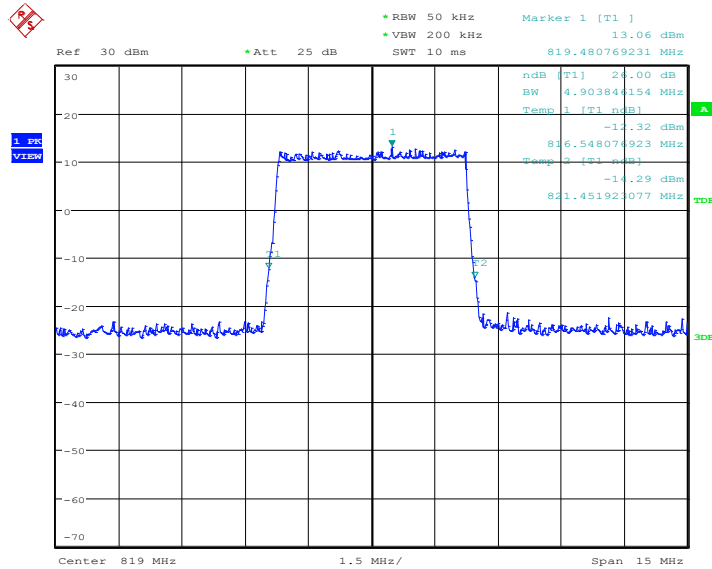
Date: 29.JUL.2021 14:37:15



LTE band 26(814MHz-824MHz), 5MHz (-26dBc BW)

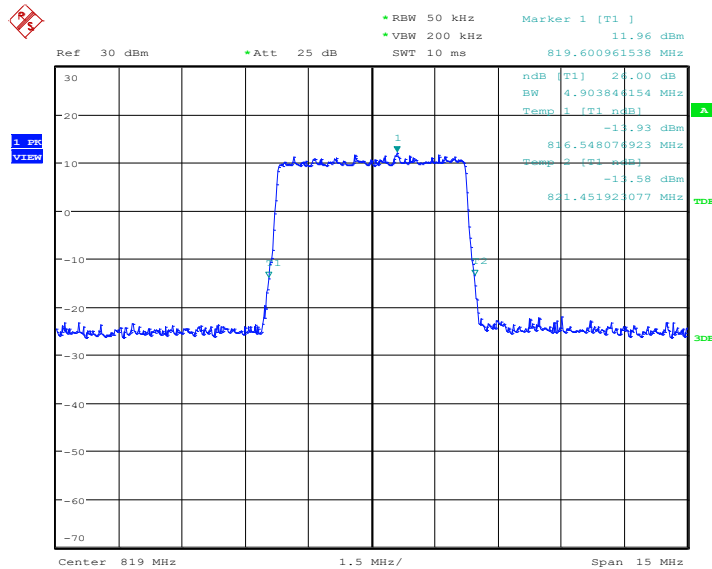
Frequency(MHz)	Emission Bandwidth (-26dBc BW)(kHz)		
836.5	QPSK	16QAM	64QAM
	4903.85	4903.85	4903.85

LTE band 26(814MHz-824MHz), 5MHz Bandwidth, QPSK (-26dBc BW)



Date: 29.JUL.2021 13:45:15

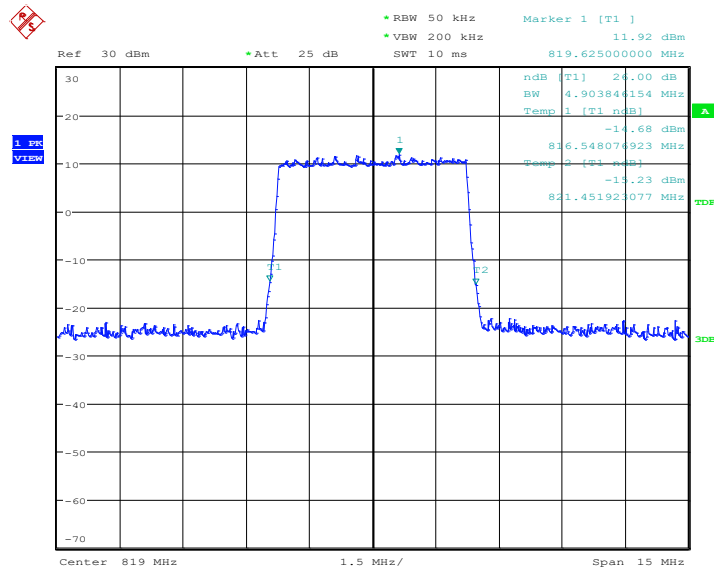
LTE band 26(814MHz-824MHz), 5MHz Bandwidth,16QAM (-26dBc BW)



Date: 29.JUL.2021 13:45:30



LTE band 26(814MHz-824MHz), 5MHz Bandwidth,64QAM (-26dBc BW)



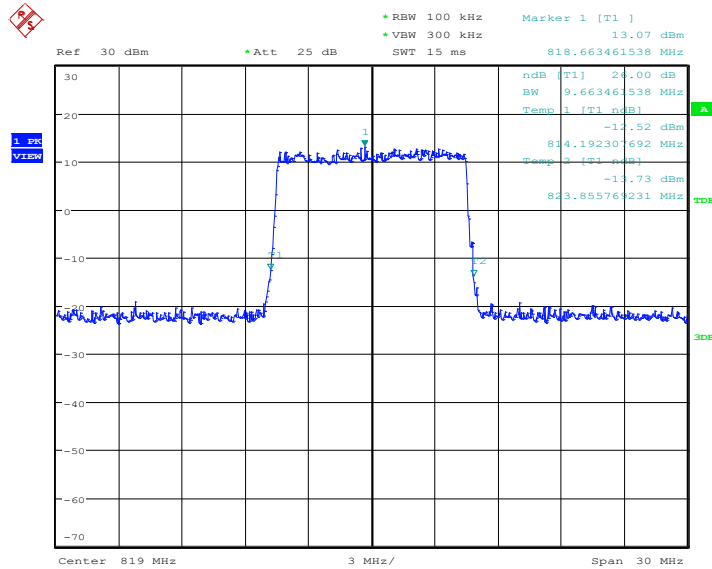
Date: 29.JUL.2021 14:39:03



LTE band 26(814MHz-824MHz), 10MHz (-26dBc BW)

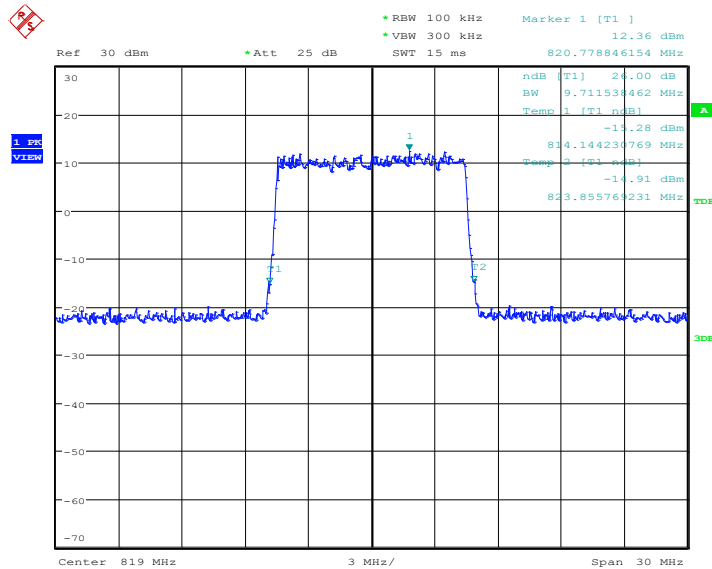
Frequency(MHz)	Emission Bandwidth (-26dBc BW)(kHz)		
836.5	QPSK	16QAM	64QAM
	9663.46	9711.54	9663.46

LTE band 26(814MHz-824MHz), 10MHz Bandwidth, QPSK (-26dBc BW)



Date: 29.JUL.2021 13:47:32

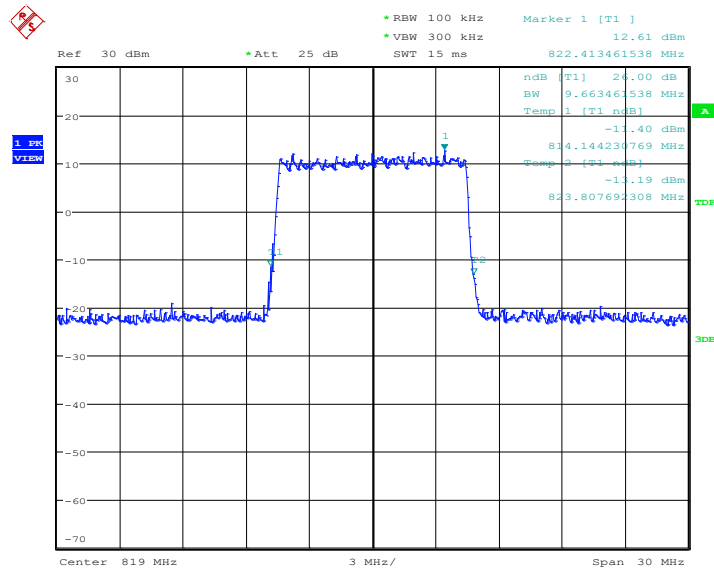
LTE band 26(814MHz-824MHz), 10MHz Bandwidth, 16QAM (-26dBc BW)



Date: 29.JUL.2021 13:47:48



LTE band 26(814MHz-824MHz), 10MHz Bandwidth, 64QAM (-26dBc BW)



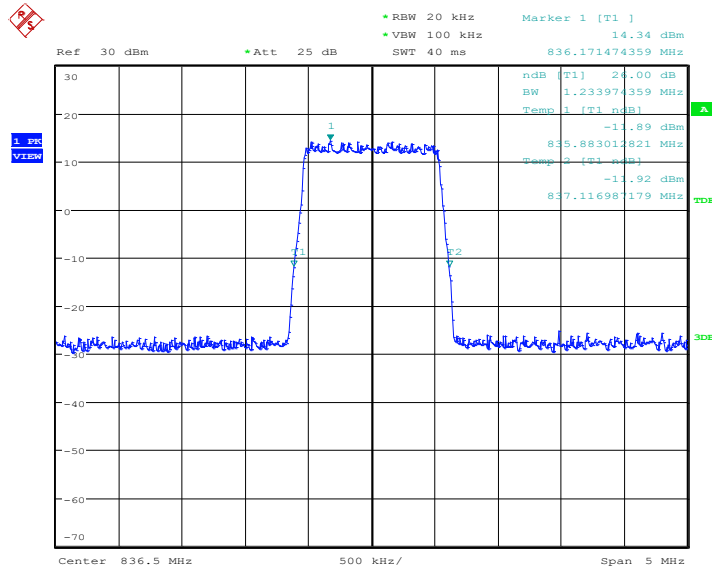
Date: 29.JUL.2021 14:40:51



LTE band 26(824MHz-849MHz), 1.4MHz (-26dBc BW)

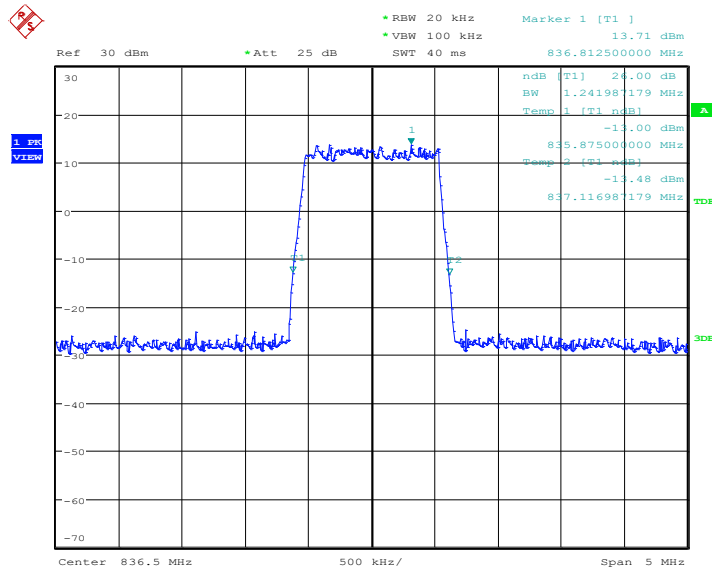
Frequency(MHz)	Emission Bandwidth (-26dBc BW)(kHz)		
836.5	QPSK	16QAM	64QAM
	1233.97	1241.99	1241.99

LTE band 26(824MHz-849MHz), 1.4MHz Bandwidth, QPSK (-26dBc BW)



Date: 29.JUL.2021 13:29:08

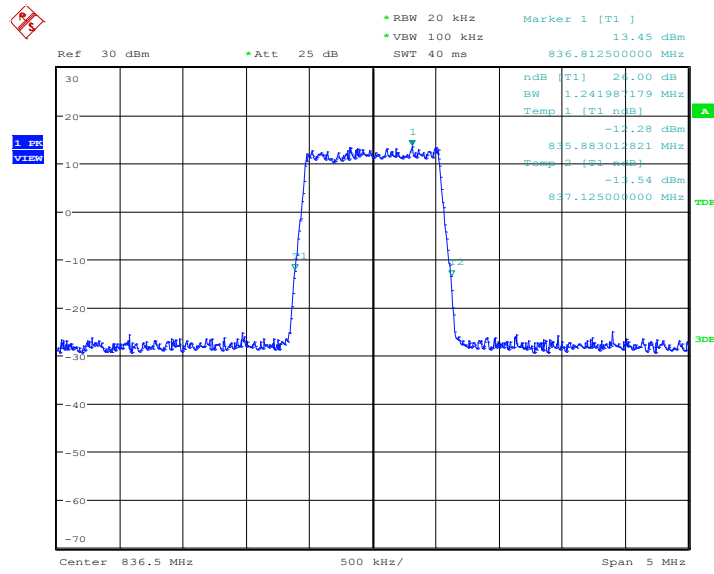
LTE band 26(824MHz-849MHz), 1.4MHz Bandwidth, 16QAM (-26dBc BW)



Date: 29.JUL.2021 13:29:24



LTE band 26(824MHz-849MHz), 1.4MHz Bandwidth, 64QAM (-26dBc BW)



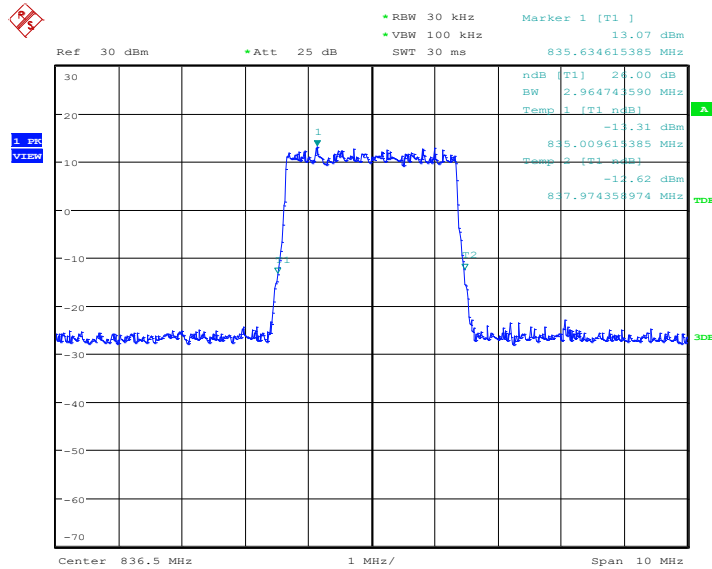
Date: 29.JUL.2021 14:26:19



LTE band 26(824MHz-849MHz), 3MHz (-26dBc BW)

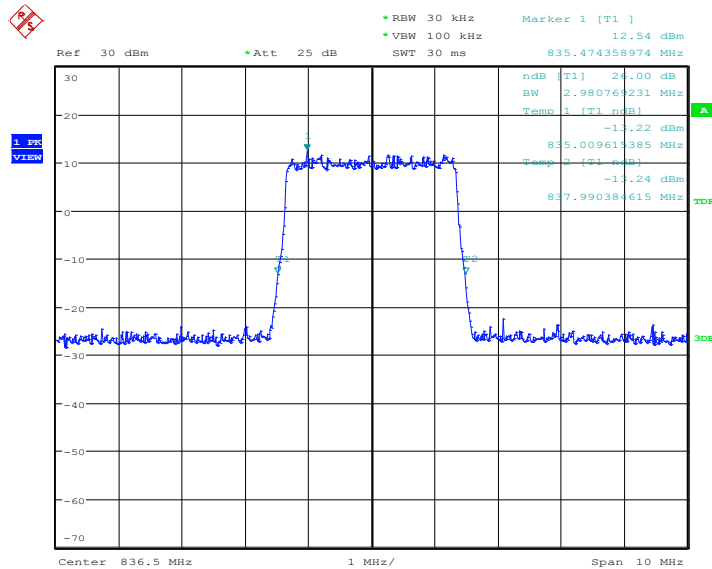
Frequency(MHz)	Emission Bandwidth (-26dBc BW)(kHz)		
836.5	QPSK	16QAM	64QAM
	2964.74	2980.77	2964.74

LTE band 26(824MHz-849MHz), 3MHz Bandwidth, QPSK (-26dBc BW)



Date: 29.JUL.2021 13:31:26

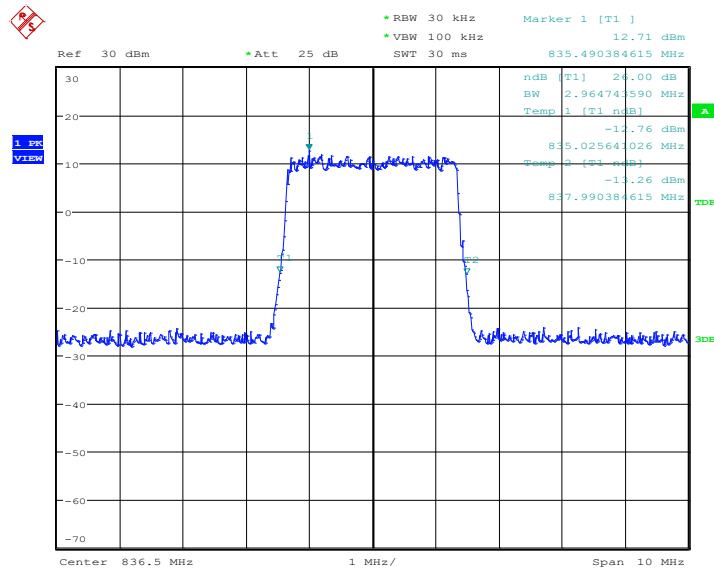
LTE band 26(824MHz-849MHz), 3MHz Bandwidth, 16QAM (-26dBc BW)



Date: 29.JUL.2021 13:31:42



LTE band 26(824MHz-849MHz), 3MHz Bandwidth, 64QAM (-26dBc BW)



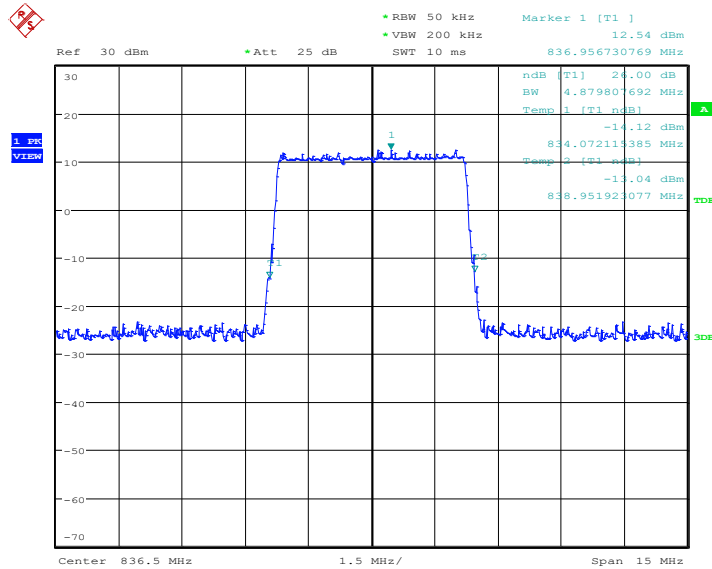
Date: 29.JUL.2021 14:28:07



LTE band 26(824MHz-849MHz), 5MHz (-26dBc BW)

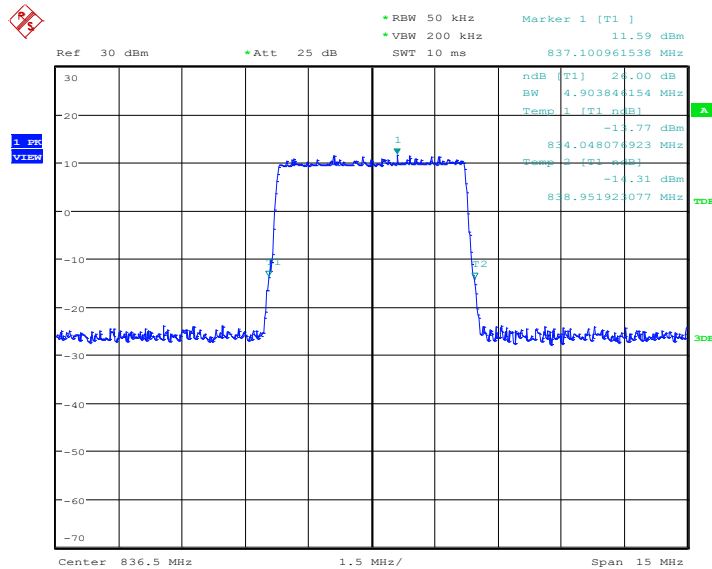
Frequency(MHz)	Emission Bandwidth (-26dBc BW)(kHz)		
836.5	QPSK	16QAM	64QAM
	4879.81	4903.85	4879.81

LTE band 26(824MHz-849MHz), 5MHz Bandwidth, QPSK (-26dBc BW)



Date: 29.JUL.2021 13:33:44

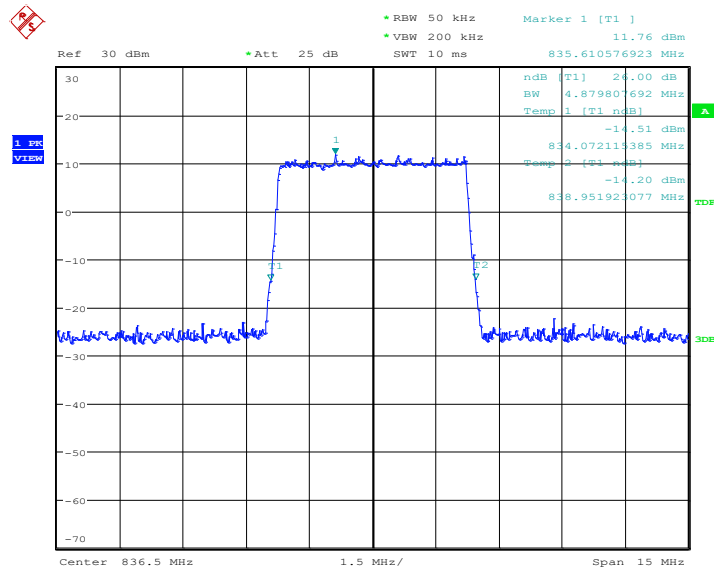
LTE band 26(824MHz-849MHz), 5MHz Bandwidth,16QAM (-26dBc BW)



Date: 29.JUL.2021 13:33:59



LTE band 26(824MHz-849MHz), 5MHz Bandwidth,64QAM (-26dBc BW)



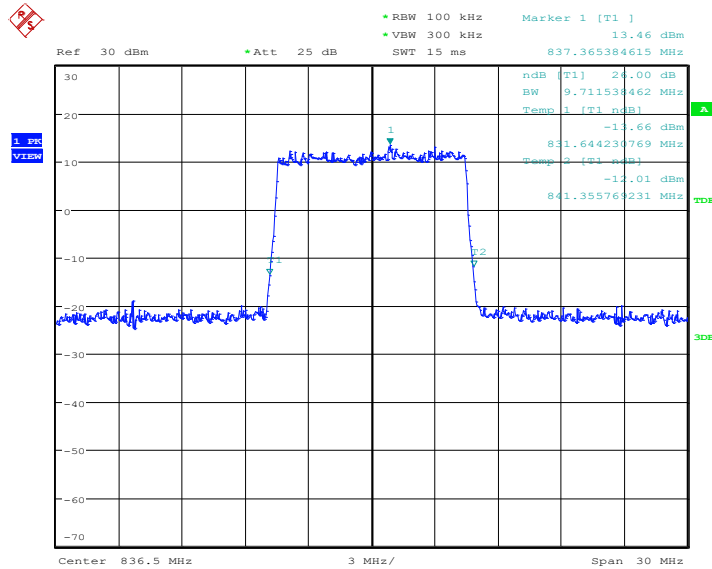
Date: 29.JUL.2021 14:29:56



LTE band 26(824MHz-849MHz), 10MHz (-26dBc BW)

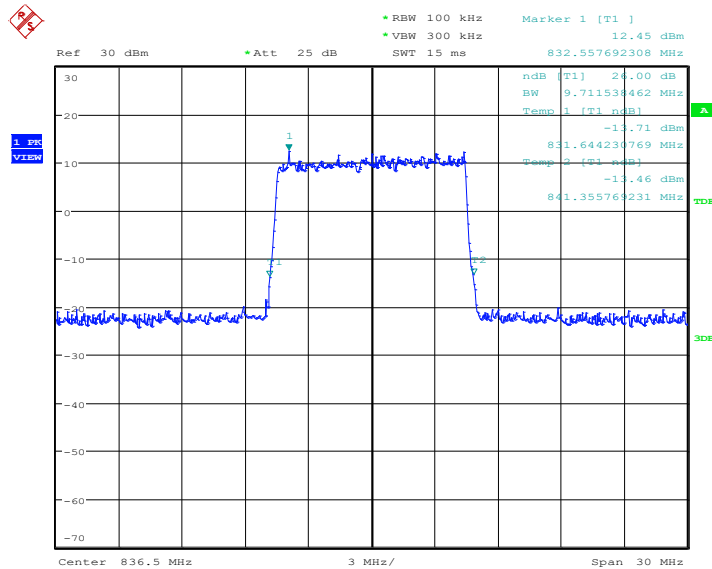
Frequency(MHz)	Emission Bandwidth (-26dBc BW)(kHz)		
836.5	QPSK	16QAM	64QAM
	9711.54	9711.54	9663.46

LTE band 26(824MHz-849MHz), 10MHz Bandwidth, QPSK (-26dBc BW)



Date: 29.JUL.2021 13:36:02

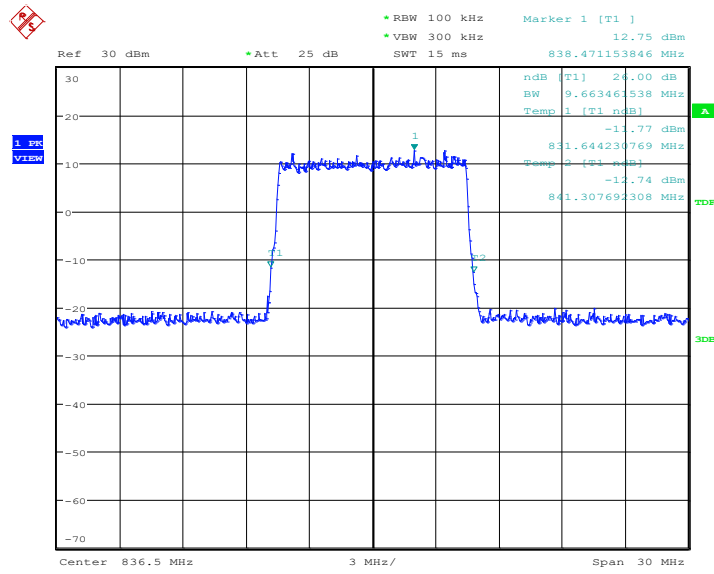
LTE band 26(824MHz-849MHz), 10MHz Bandwidth, 16QAM (-26dBc BW)



Date: 29.JUL.2021 13:36:17



LTE band 26(824MHz-849MHz), 10MHz Bandwidth, 64QAM (-26dBc BW)



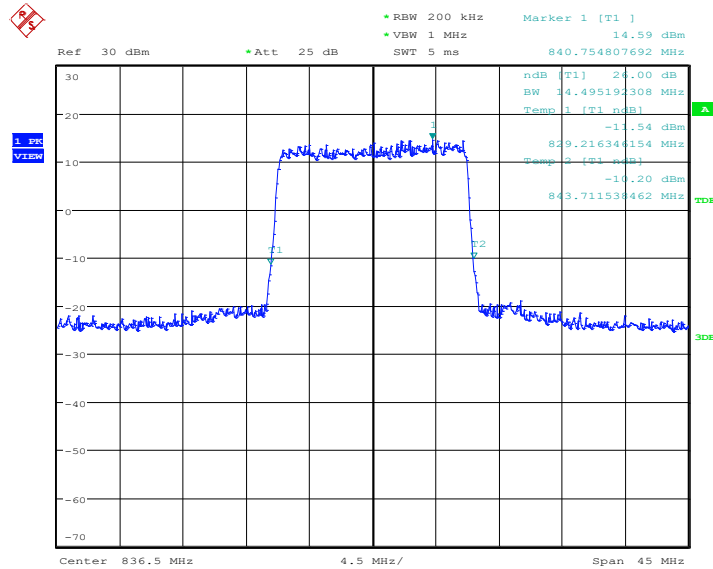
Date: 29.JUL.2021 14:31:44



LTE band 26(824MHz-849MHz), 15MHz (-26dBc BW)

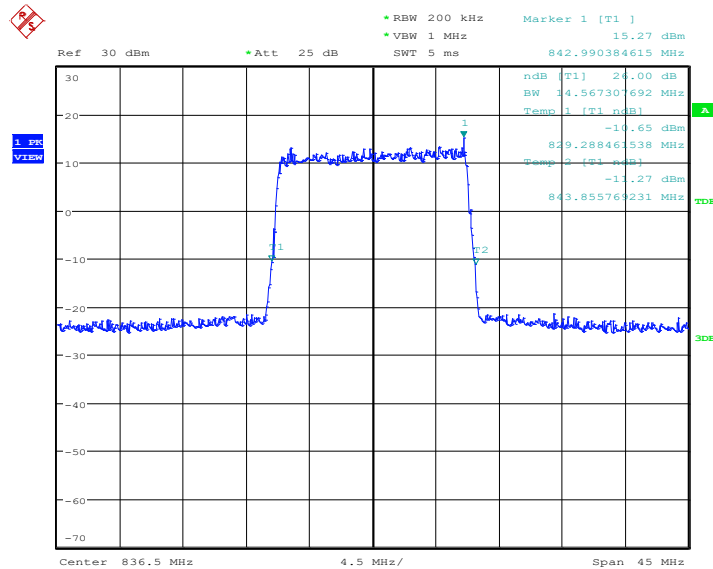
Frequency(MHz)	Emission Bandwidth (-26dBc BW)(kHz)		
836.5	QPSK	16QAM	64QAM
	14495.19	14567.31	14567.31

LTE band 26(824MHz-849MHz), 15MHz Bandwidth, QPSK (-26dBc BW)



Date: 29.JUL.2021 13:38:20

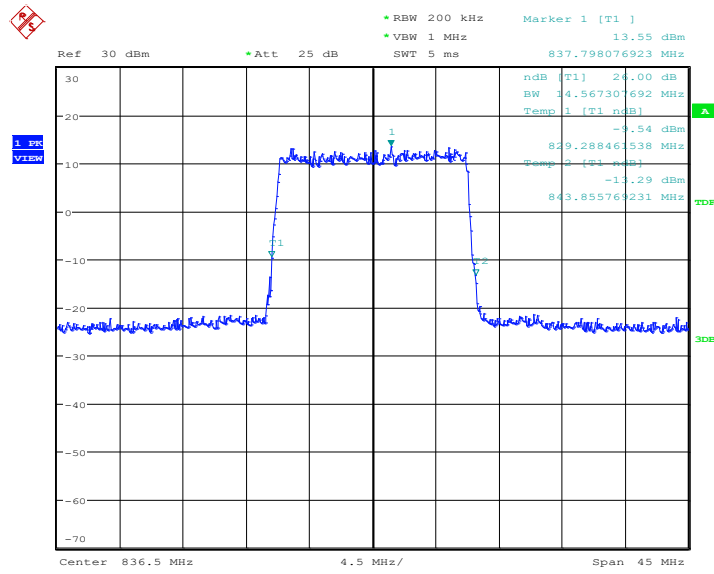
LTE band 26(824MHz-849MHz), 15MHz Bandwidth, 16QAM (-26dBc BW)



Date: 29.JUL.2021 13:38:35



LTE band 26(824MHz-849MHz), 15MHz Bandwidth, 64QAM (-26dBc BW)



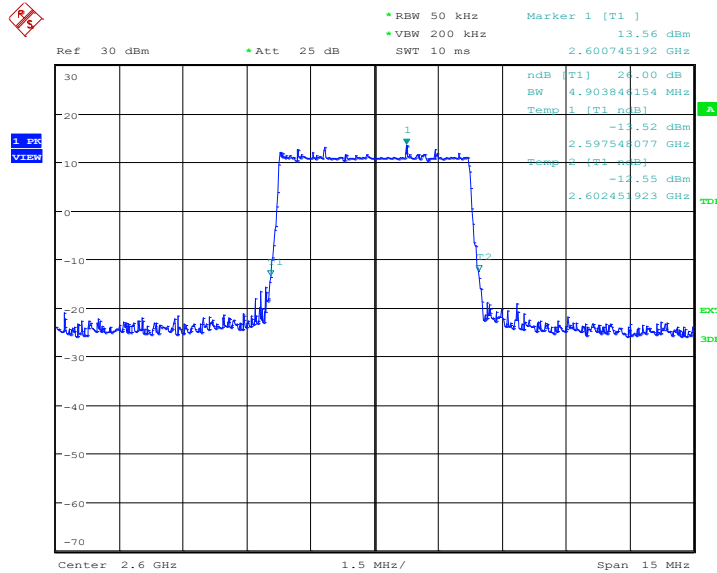
Date: 29.JUL.2021 14:33:32



LTE band 41, 5MHz (-26dBc BW)

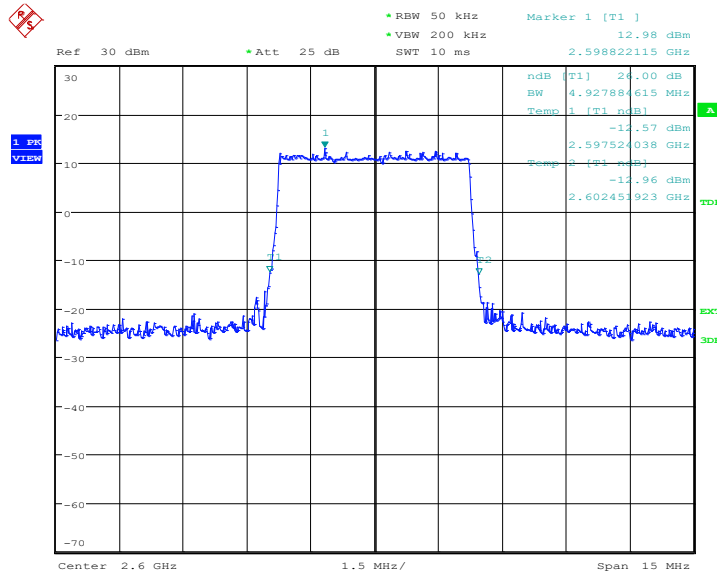
Frequency(MHz)	Emission Bandwidth (-26dBc BW)(kHz)		
	QPSK	16QAM	64QAM
2600.0	4903.85	4927.88	4903.85

LTE band 41, 5MHz Bandwidth, QPSK (-26dBc BW)



Date: 4.AUG.2021 14:03:44

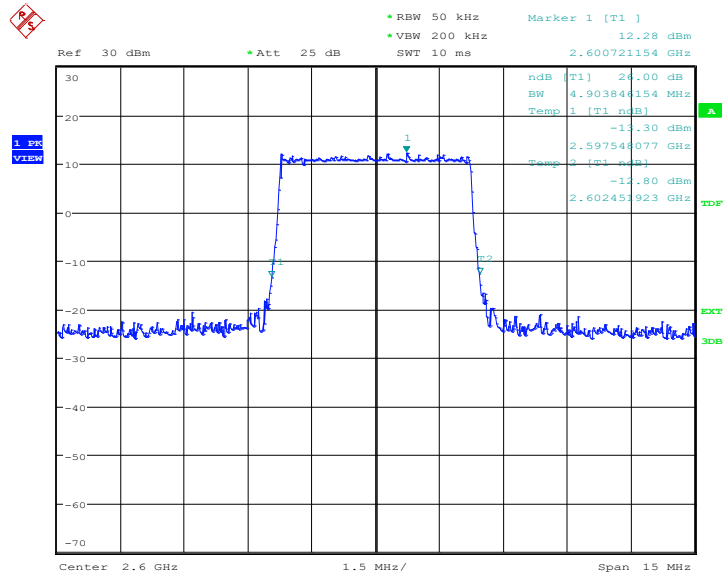
LTE band 41, 5MHz Bandwidth,16QAM (-26dBc BW)



Date: 4.AUG.2021 14:03:22



LTE band 41, 5MHz Bandwidth,64QAM (-26dBc BW)



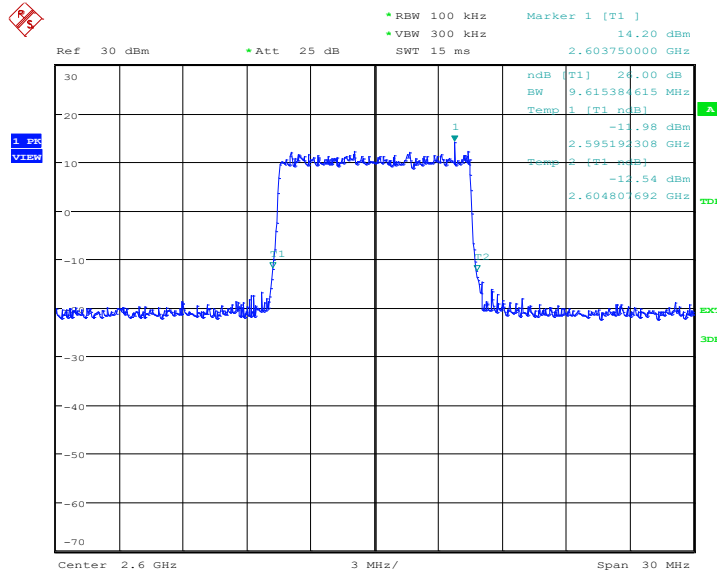
Date: 4.AUG.2021 14:02:58



LTE band 41, 10MHz (-26dBc BW)

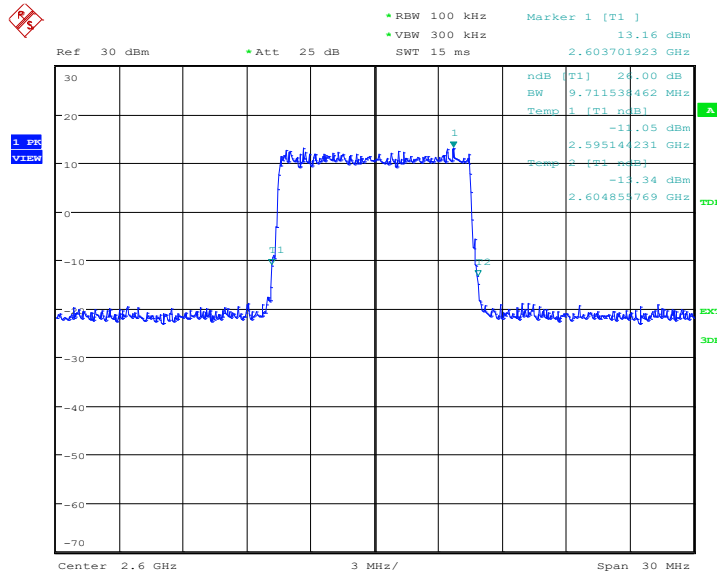
Frequency(MHz)	Emission Bandwidth (-26dBc BW)(kHz)		
2600.0	QPSK	16QAM	64QAM
	9615.38	9711.54	9663.46

LTE band 41, 10MHz Bandwidth, QPSK (-26dBc BW)



Date: 4.AUG.2021 14:01:01

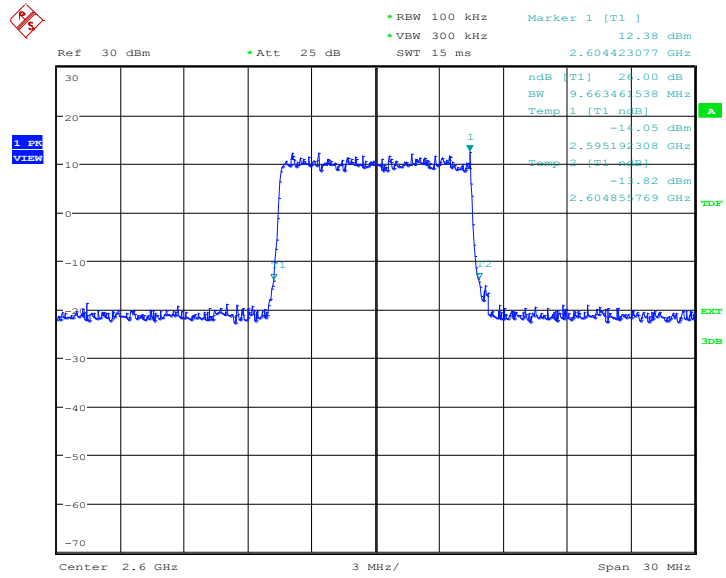
LTE band 41, 10MHz Bandwidth, 16QAM (-26dBc BW)



Date: 4.AUG.2021 14:01:43



LTE band 41, 10MHz Bandwidth, 64QAM (-26dBc BW)



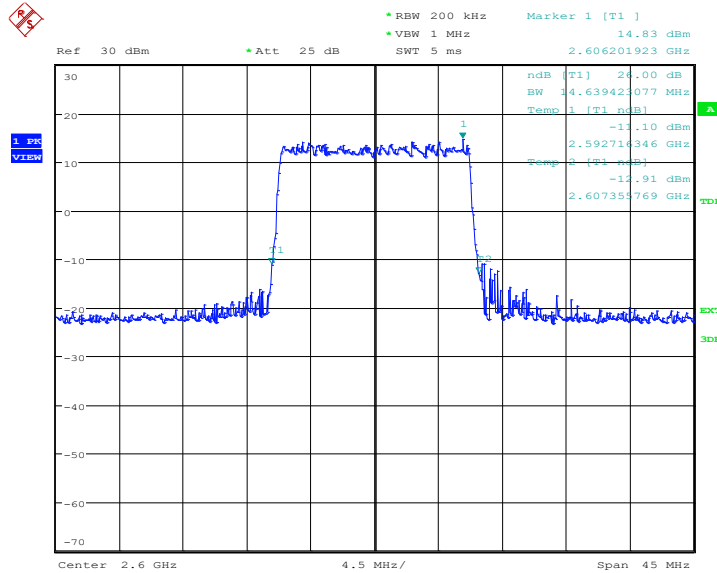
Date: 4.AUG.2021 14:01:19



LTE band 41, 15MHz (-26dBc BW)

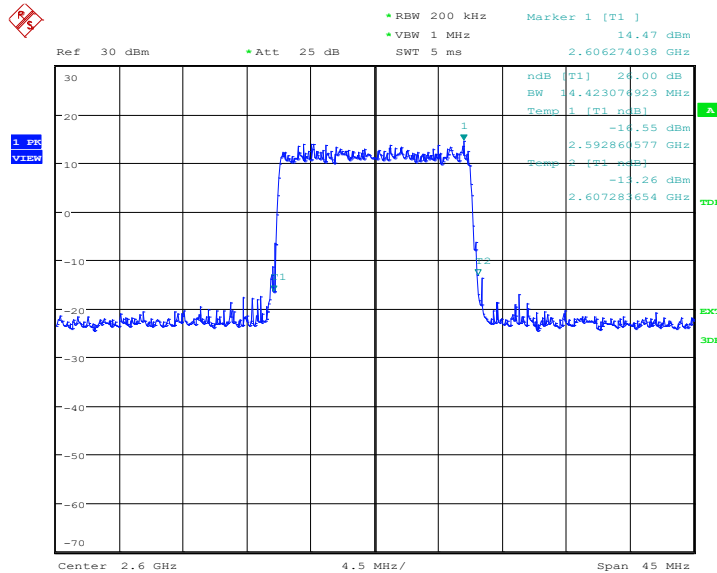
Frequency(MHz)	Emission Bandwidth (-26dBc BW)(kHz)		
2600.0	QPSK	16QAM	64QAM
	14639.42	14423.08	14567.31

LTE band 41, 15MHz Bandwidth, QPSK (-26dBc BW)



Date: 4.AUG.2021 13:56:33

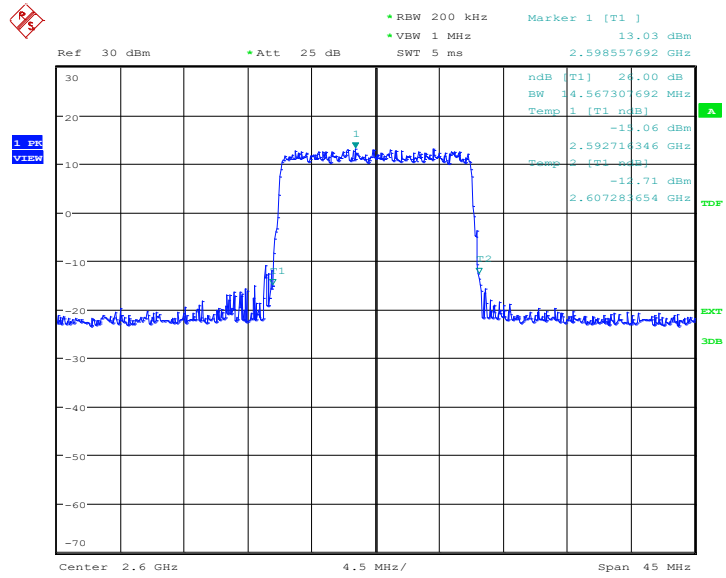
LTE band 41, 15MHz Bandwidth, 16QAM (-26dBc BW)



Date: 4.AUG.2021 13:56:50



LTE band 41, 15MHz Bandwidth, 64QAM (-26dBc BW)



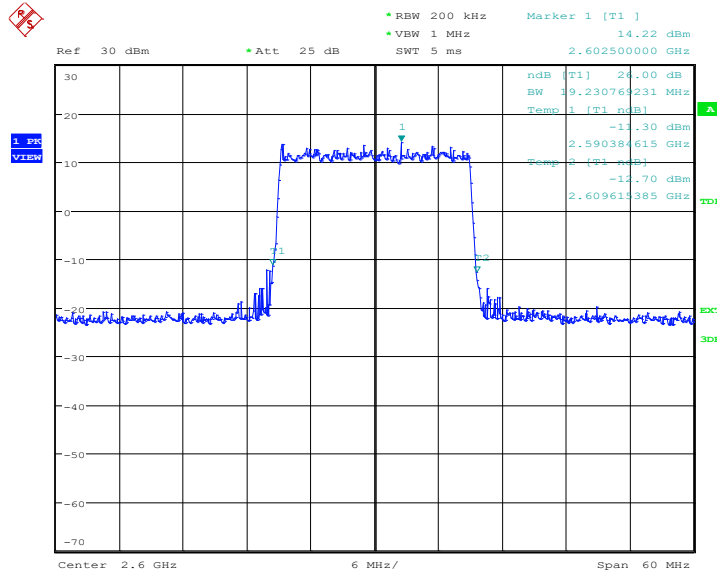
Date: 4.AUG.2021 13:57:15



LTE band 41, 20MHz (-26dBc BW)

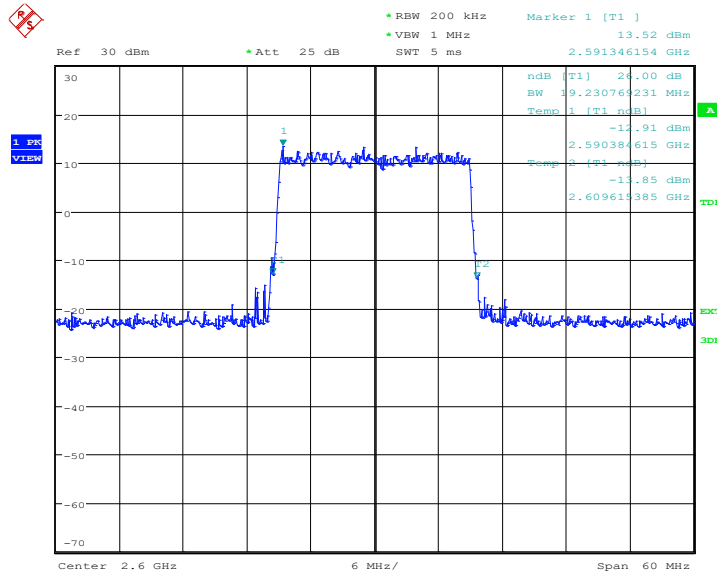
Frequency(MHz)	Emission Bandwidth (-26dBc BW)(kHz)		
2600.0	QPSK	16QAM	64QAM
	19230.77	19230.77	19326.92

LTE band 41, 20MHz Bandwidth, QPSK (-26dBc BW)



Date: 4.AUG.2021 13:55:09

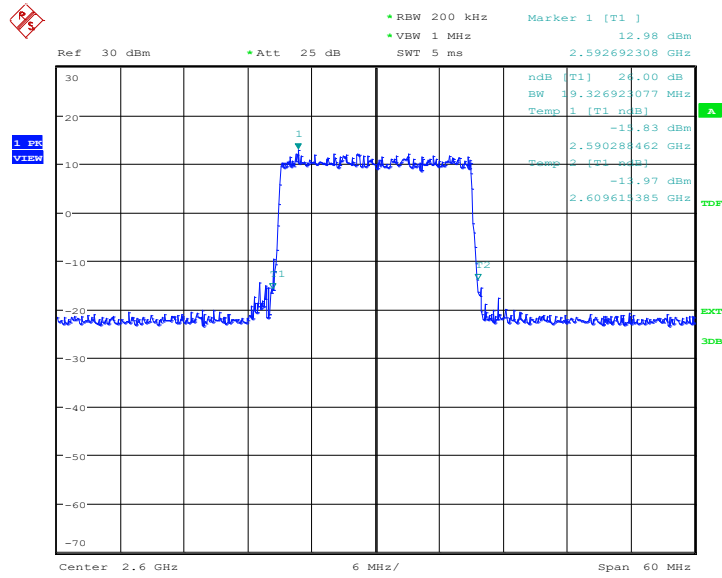
LTE band 41, 20MHz Bandwidth, 16QAM (-26dBc BW)



Date: 4.AUG.2021 13:54:45



LTE band 41, 20MHz Bandwidth, 64QAM (-26dBc BW)



Date: 4.AUG.2021 13:53:51

Note: Expanded measurement uncertainty is $U = 3428 \text{ Hz}$, $k = 2$



A.6 BAND EDGE COMPLIANCE

Reference

FCC: CFR Part 2.1051, 22.917, 24.238, 27.53, 90.691.

A.6.1 Measurement limit

On any frequency outside frequency band

d of the US Cellular/PCS spectrum, the power of any emission shall be attenuated below the transmitter power (P, in Watts) by at least $43+10\log(P)$ dB. For all power levels +30 dBm to 0 dBm, this becomes a constant specification limit of -13 dBm.

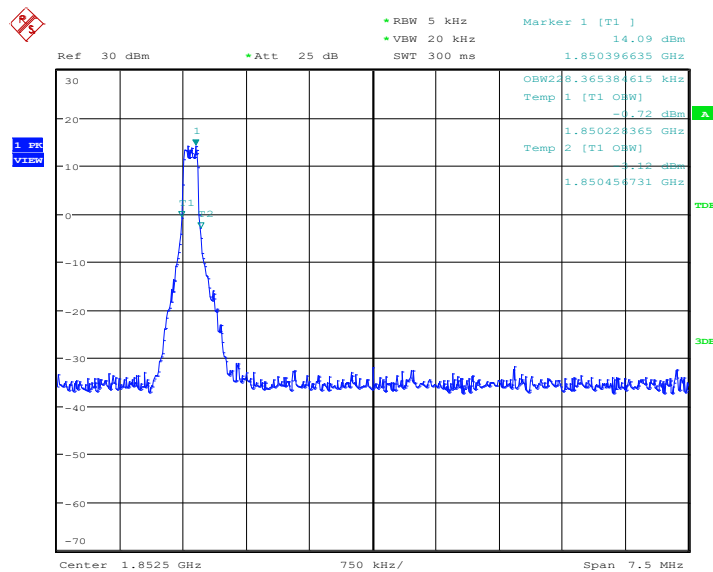
A relaxation of the reference bandwidth is often provided for measurements within a specified frequency range at the edge of the authorized frequency block/band. This is often implemented by permitting the use of a narrower RBW (typically limited to a minimum RBW of 1% of the OBW) for measuring the out-of-band emissions without a requirement to integrate the result over the full reference bandwidth.

A.6.2 Measurement result

Only worst case result is given below

LTE band 2

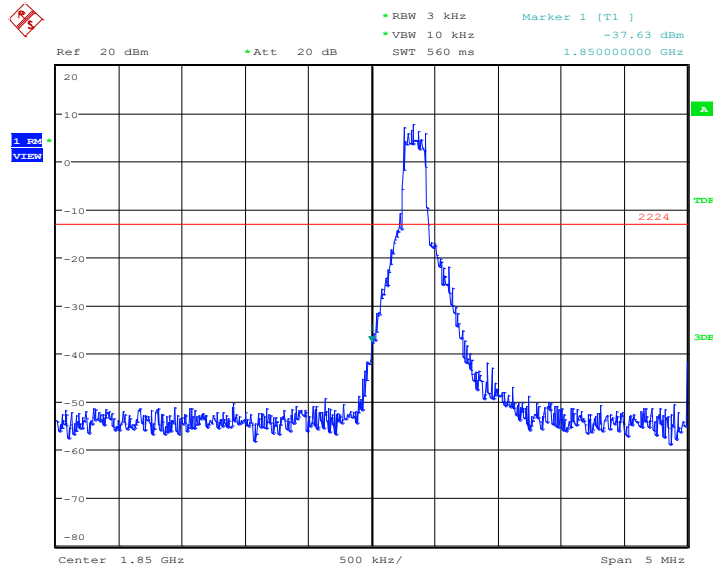
OBW: 1RB-low_offset



Date: 30.JUL.2021 13:43:50

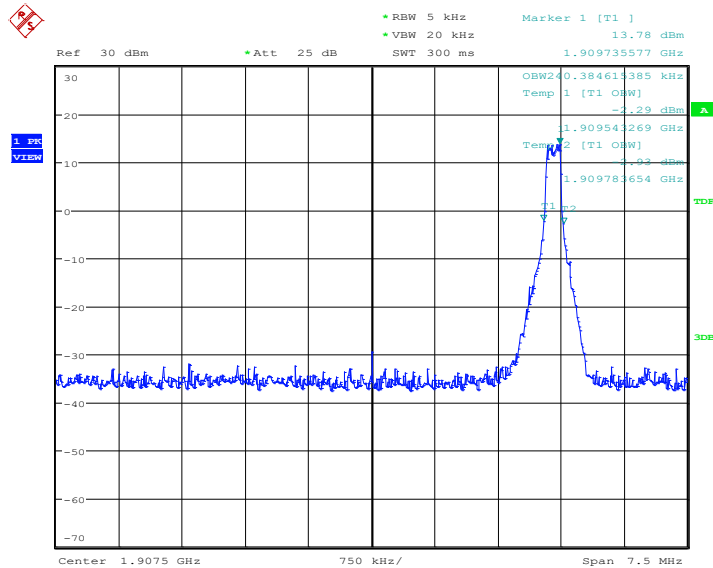


LOW BAND EDGE BLOCK-1RB-low_offset



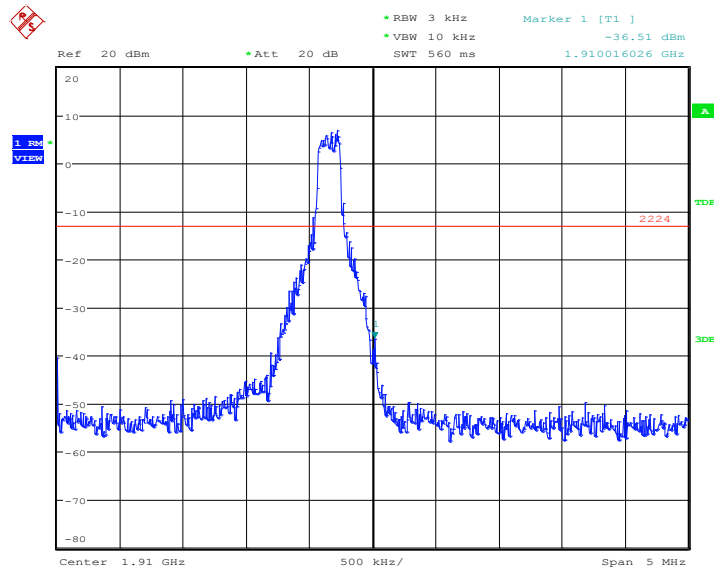
Date: 30.JUL.2021 13:44:34

OBW: 1RB-high_offset



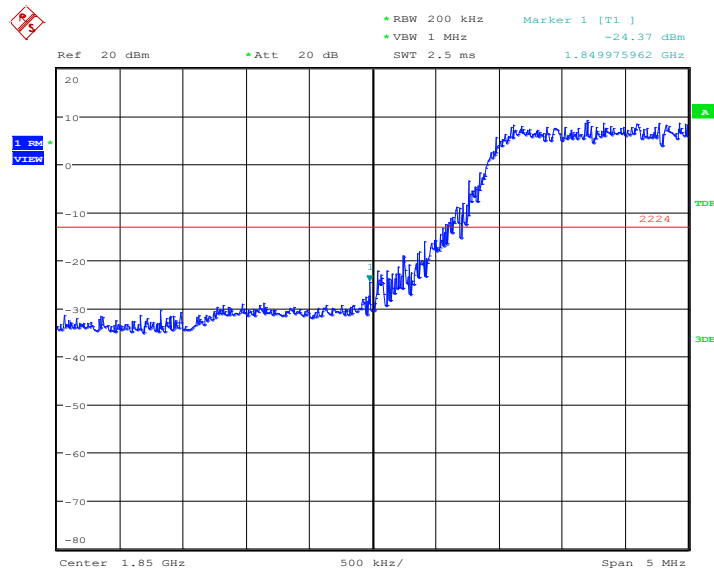
Date: 30.JUL.2021 13:33:26

HIGH BAND EDGE BLOCK-1RB-high_offset



Date: 30.JUL.2021 13:34:10

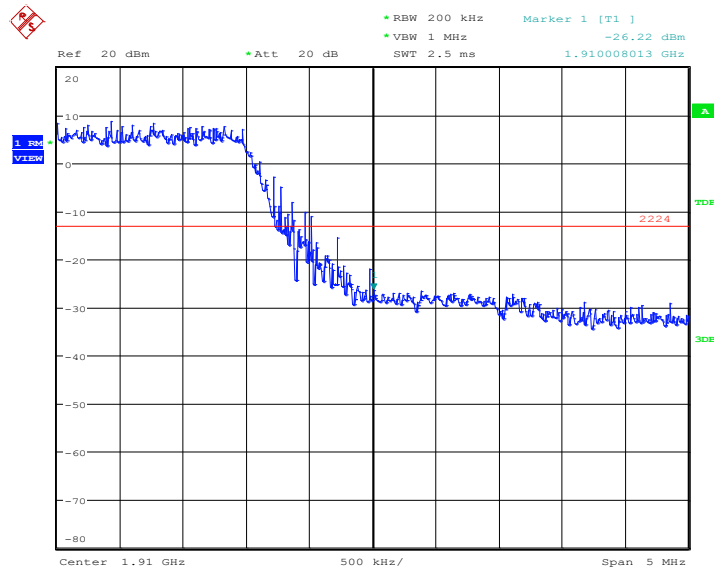
LOW BAND EDGE BLOCK-20MHz-100%RB



Date: 30.JUL.2021 14:13:11



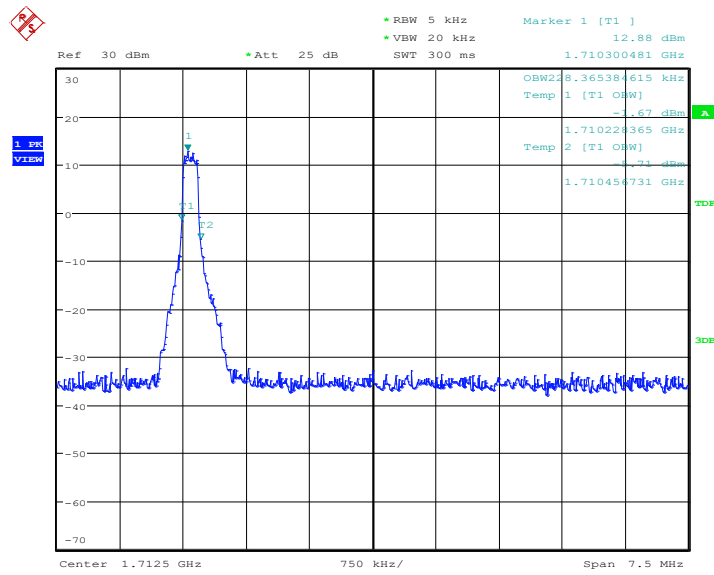
HIGH BAND EDGE BLOCK-20MHz-100%RB



Date: 30.JUL.2021 14:13:57

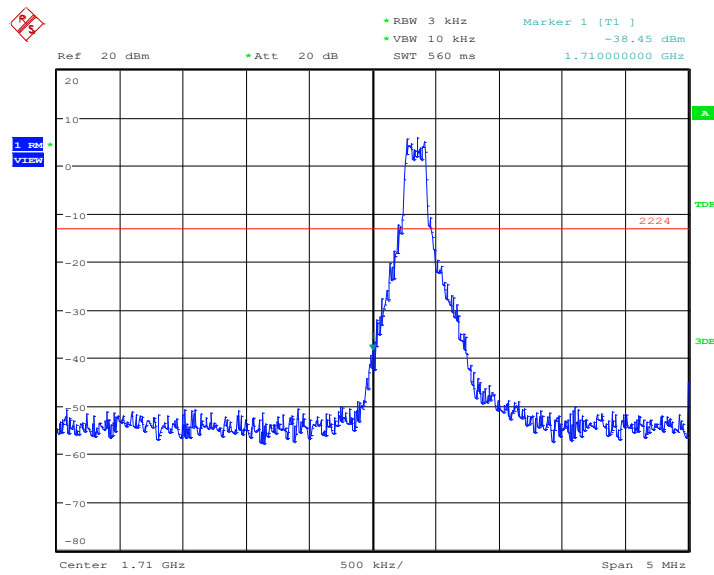


LTE band 4
OBW: 1RB-low_offset



Date: 30.JUL.2021 14:01:40

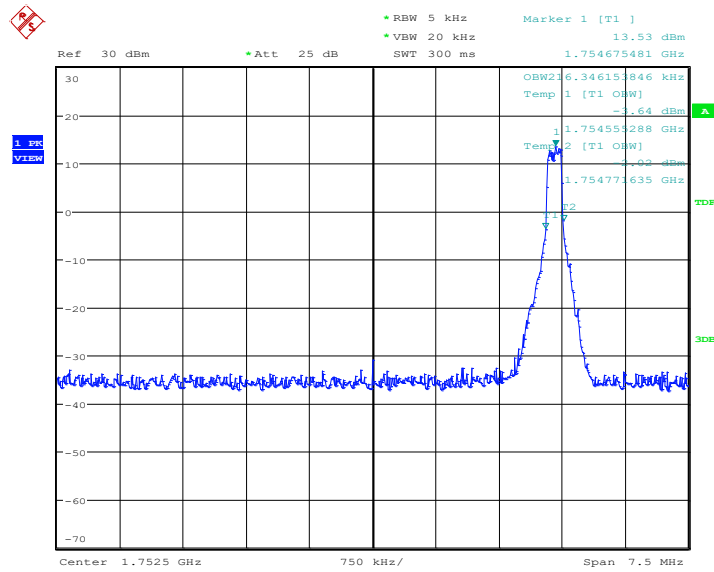
LOW BAND EDGE BLOCK-1RB-low_offset



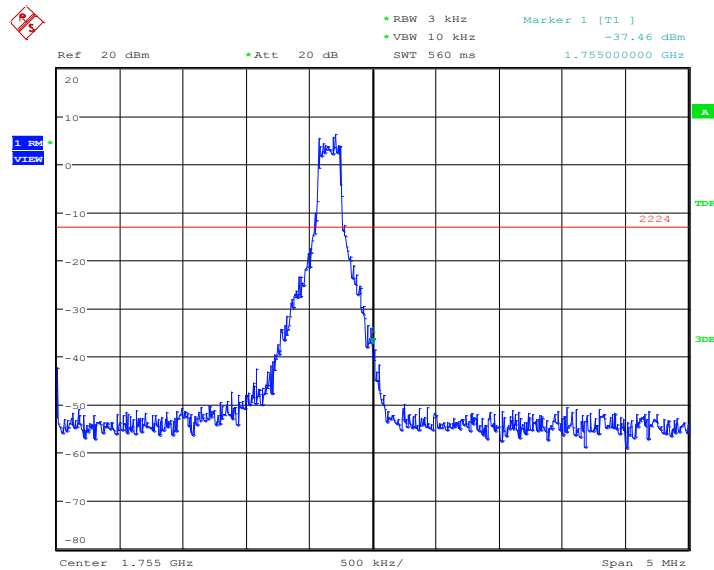
Date: 30.JUL.2021 14:02:24



OBW: 1RB-high_offset

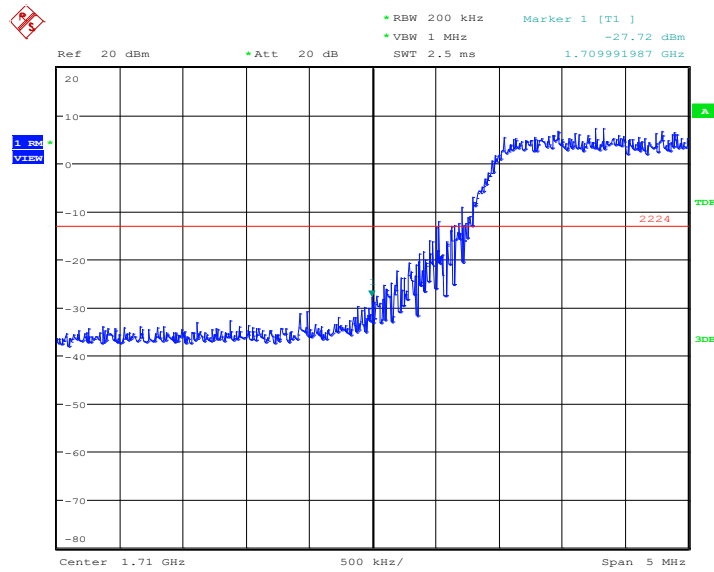


HIGH BAND EDGE BLOCK-1RB-high_offset



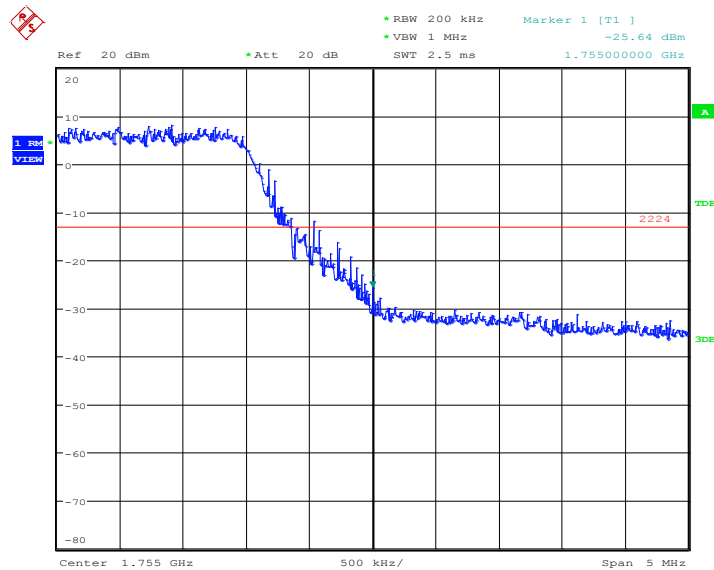


LOW BAND EDGE BLOCK-20MHz-100%RB



Date: 30.JUL.2021 14:14:45

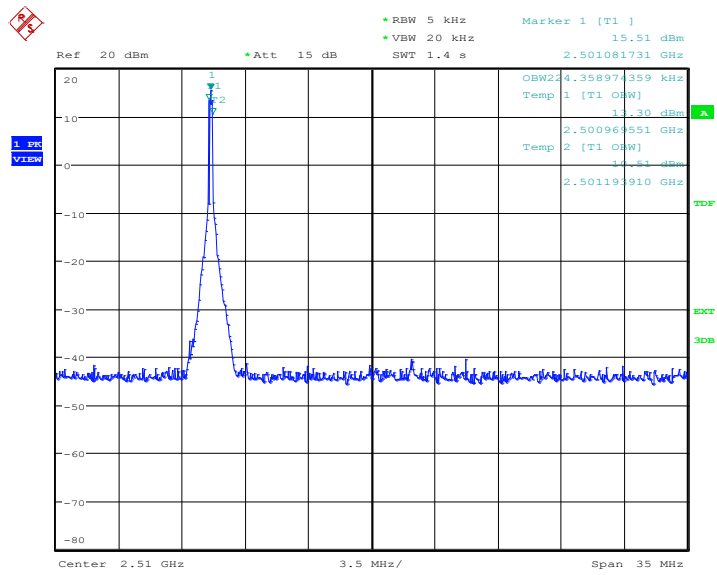
HIGH BAND EDGE BLOCK-20MHz-100%RB



Date: 30.JUL.2021 14:15:31

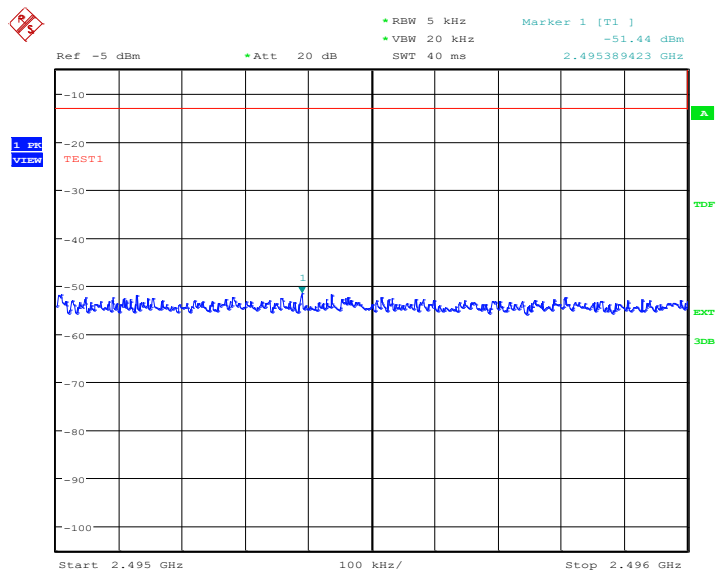


LTE band 7
OBW: 1RB-low_offset

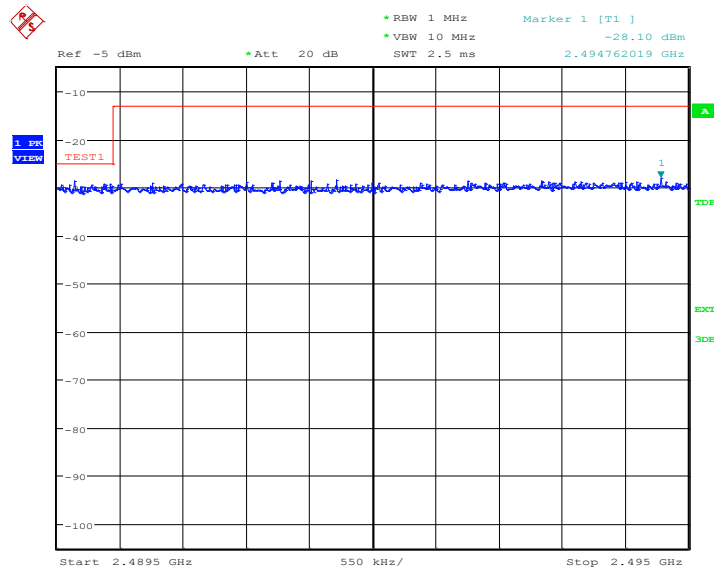


Date: 4.AUG.2021 14:11:40

LOW BAND EDGE BLOCK-1RB-low_offset

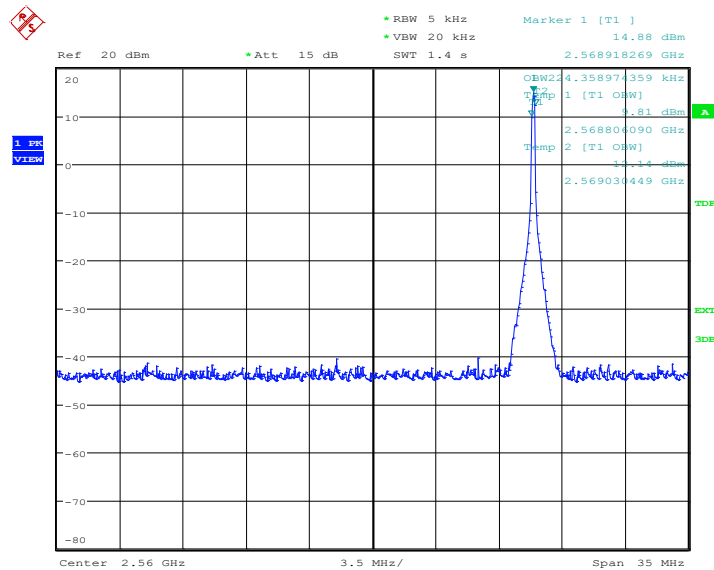


Date: 4.AUG.2021 14:16:30



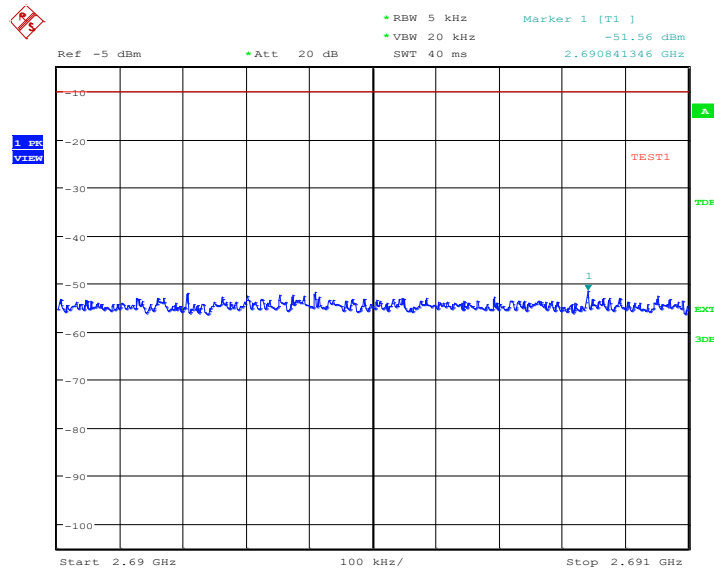
Date: 4.AUG.2021 14:15:54

OBW: 1RB-high_offset

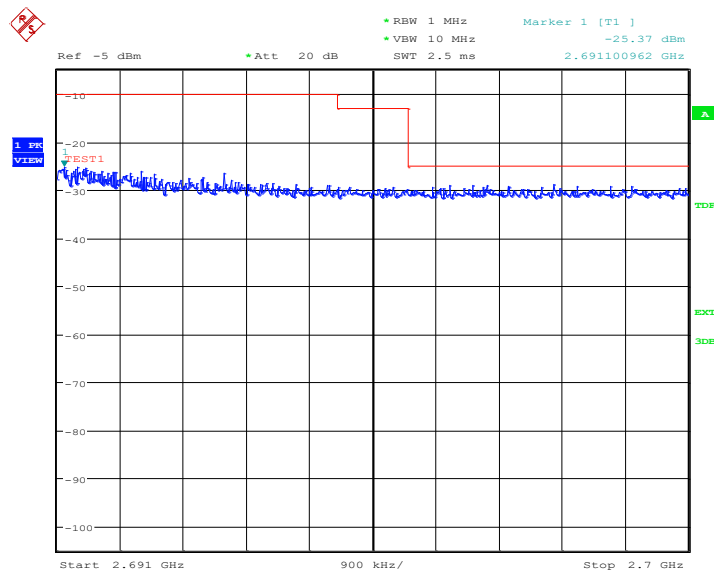


Date: 4.AUG.2021 14:13:02

HIGH BAND EDGE BLOCK-1RB-high_offset

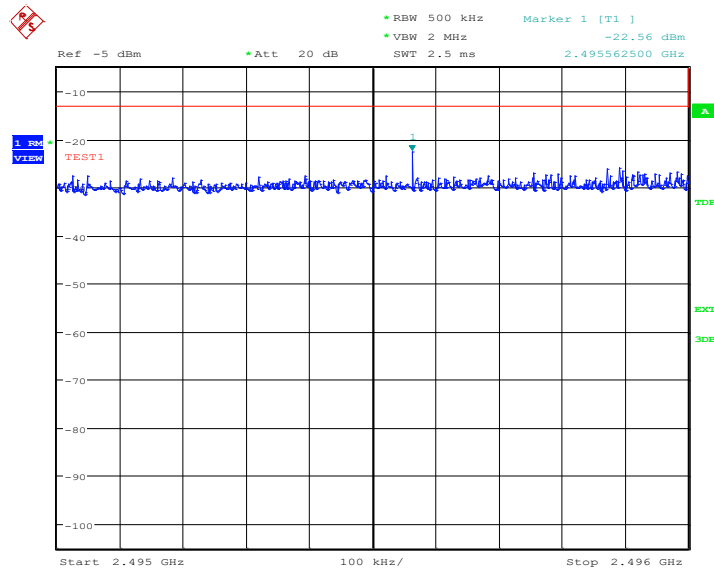


Date: 4.AUG.2021 14:13:57

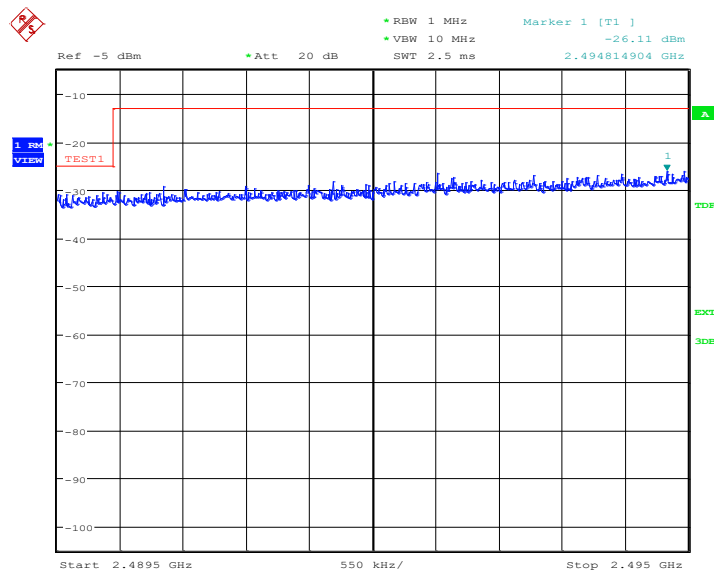


Date: 4.AUG.2021 14:14:58

LOW BAND EDGE BLOCK-20MHz-100%RB

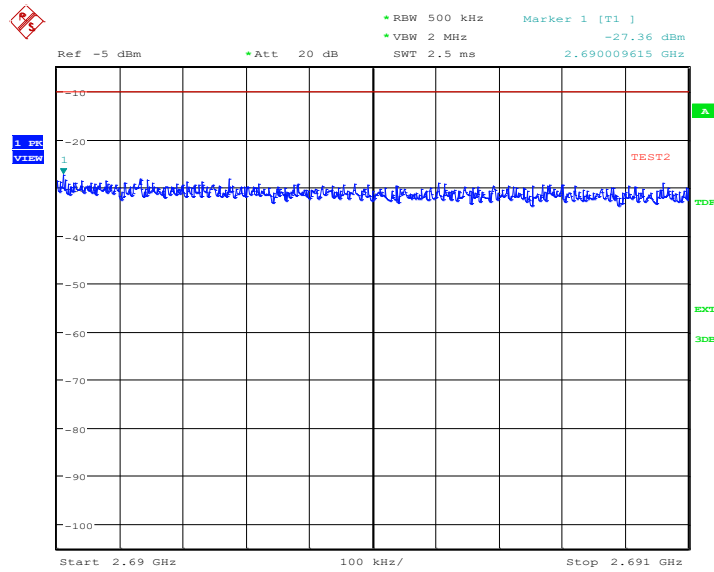


Date: 4.AUG.2021 14:17:28

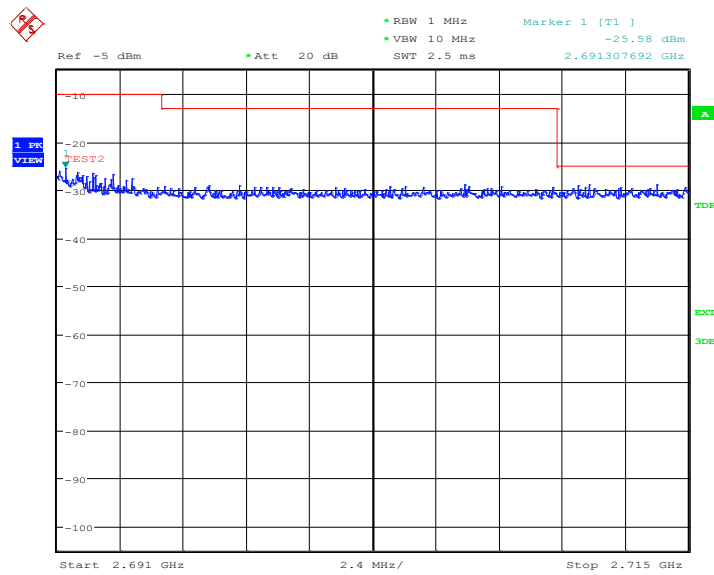


Date: 4.AUG.2021 14:18:14

HIGH BAND EDGE BLOCK-20MHz-100%RB



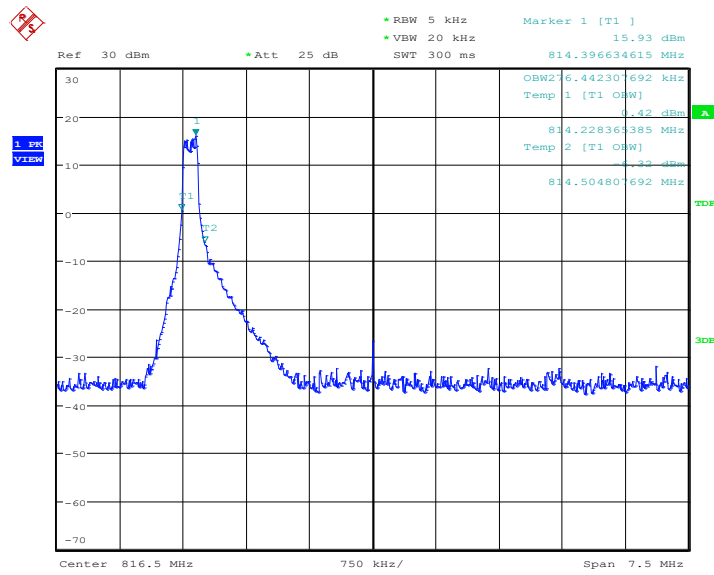
Date: 4.AUG.2021 14:20:10



Date: 4.AUG.2021 14:19:26

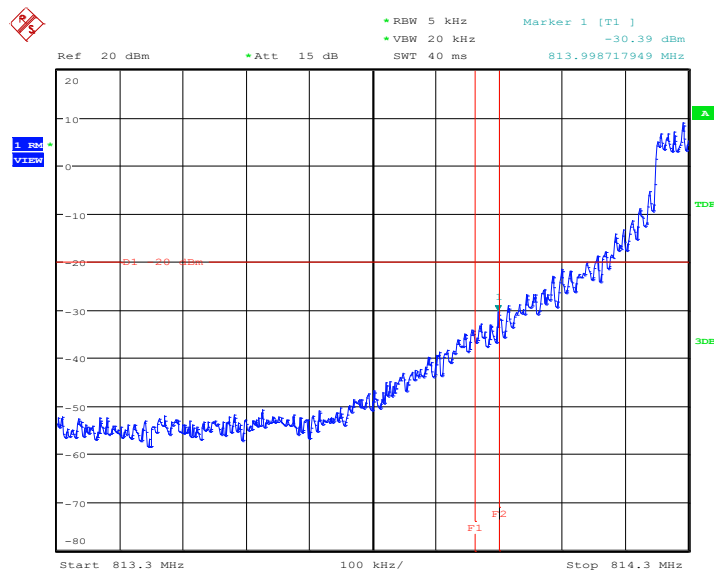


LTE band 26(814MHz-824MHz)
OBW: 1RB-low_offset



Date: 13.APR.2021 21:11:07

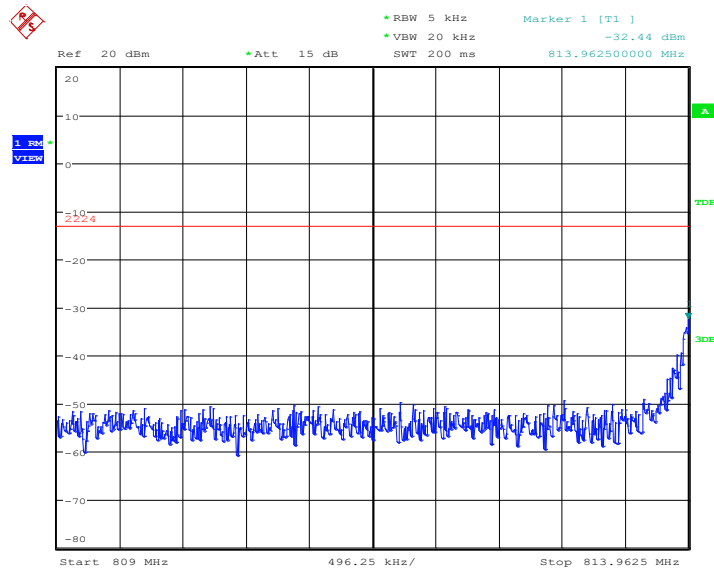
LOW Emission Mask -1RB-low_offset



Date: 13.APR.2021 21:11:50

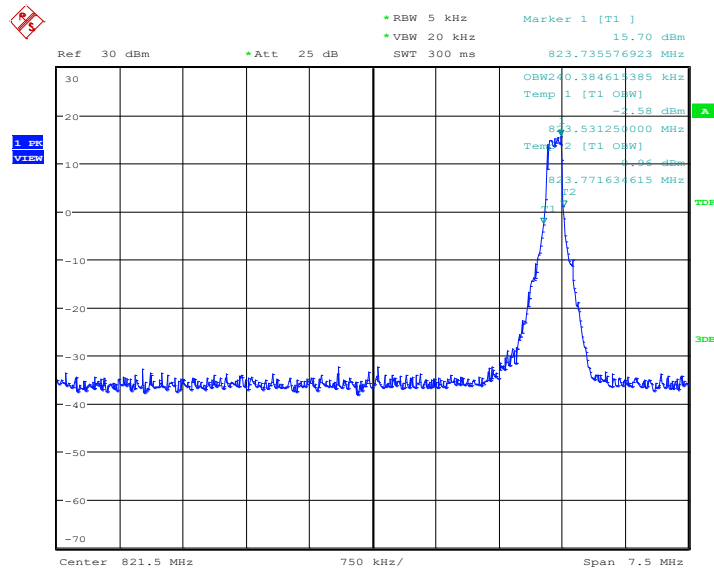


LOW BAND EDGE BLOCK-1RB-low_offset



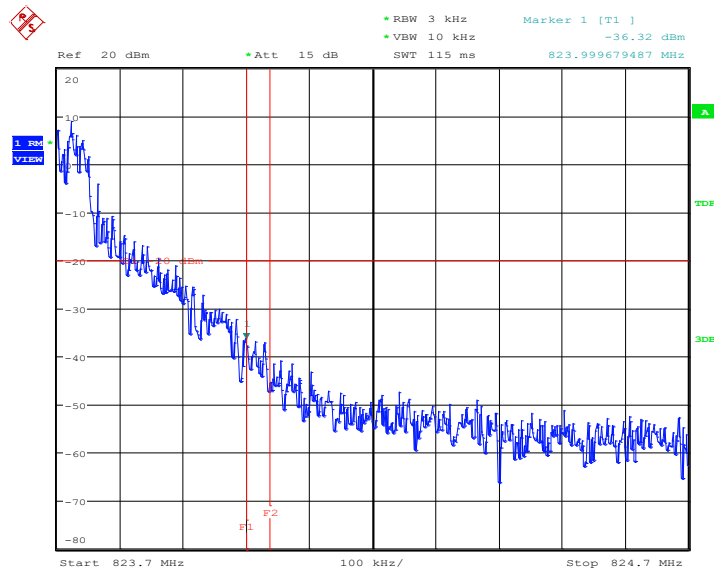
Date: 13.APR.2021 21:11:53

OBW: 1RB-high_offset



Date: 30.JUL.2021 14:30:38

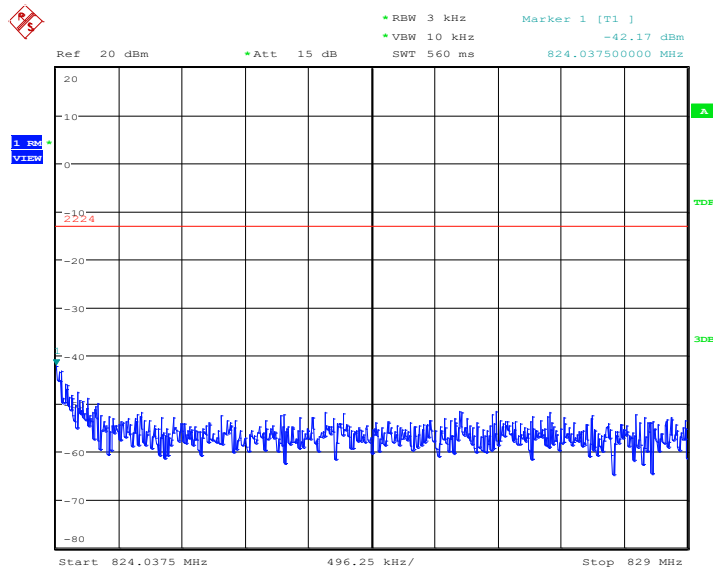
HIGH Emission Mask -1RB-high_offset



Date: 30.JUL.2021 14:31:22

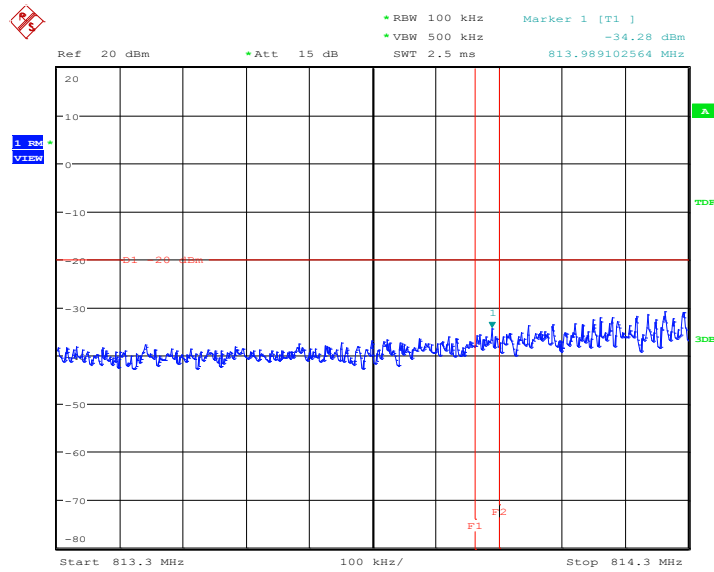


HIGH BAND EDGE BLOCK-1RB-high_offset



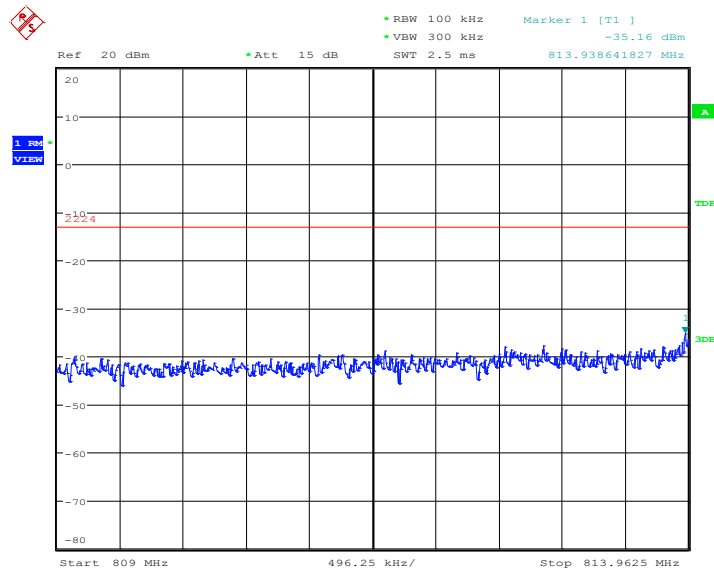
Date: 30.JUL.2021 14:31:24

LOW Emission Mask -10MHz-100%RB



Date: 30.JUL.2021 14:25:18

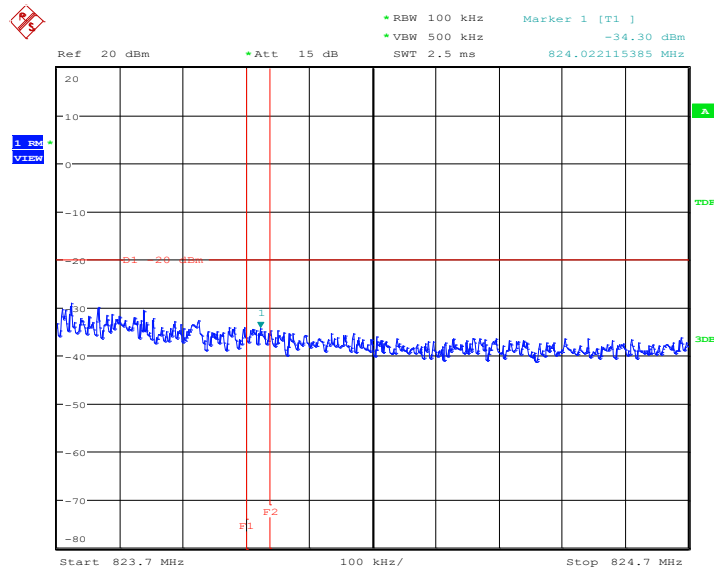
LOW BAND EDGE BLOCK-10MHz-100%RB



Date: 30.JUL.2021 14:25:21

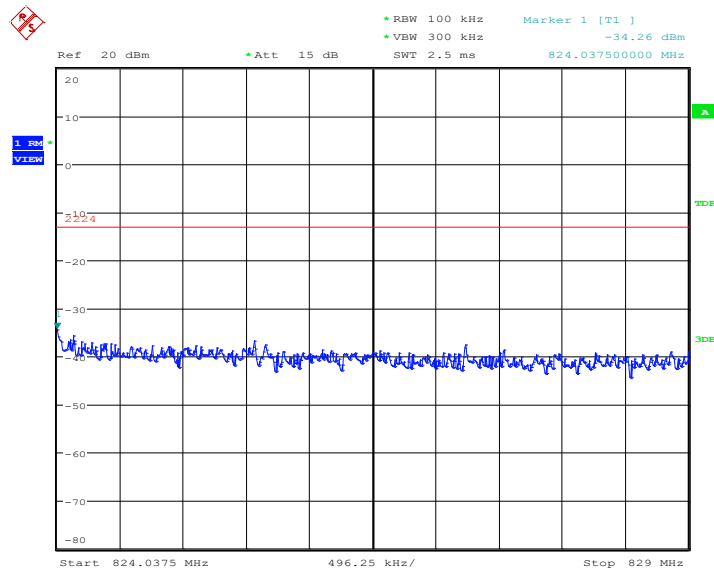


HIGH Emission Mask -10MHz-100%RB



Date: 30.JUL.2021 14:26:06

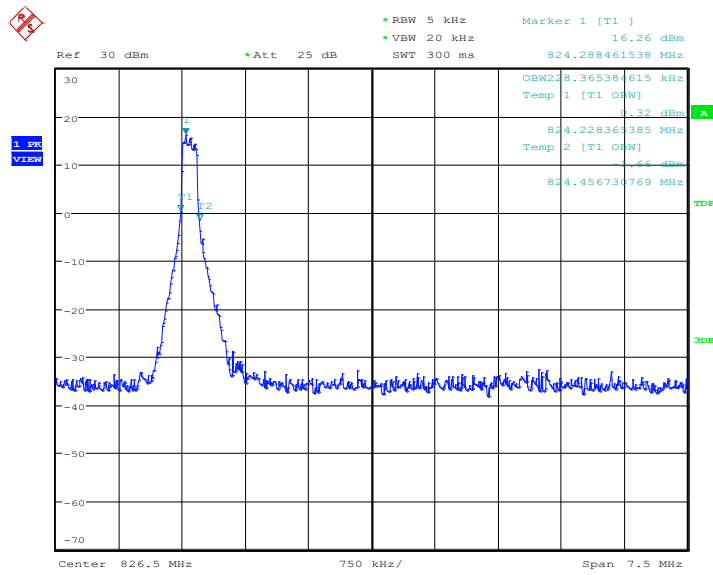
HIGH BAND EDGE BLOCK-10MHz-100%RB



Date: 30.JUL.2021 14:26:08

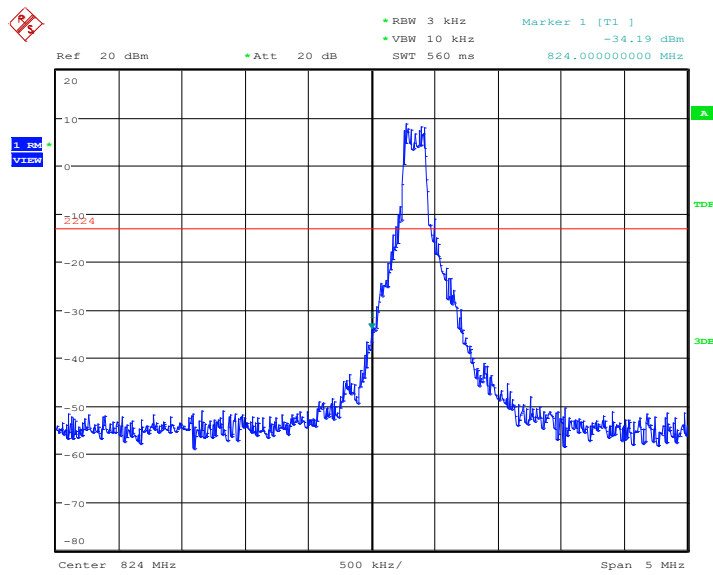


LTE band 26(824MHz-849MHz)
OBW: 1RB-low_offset



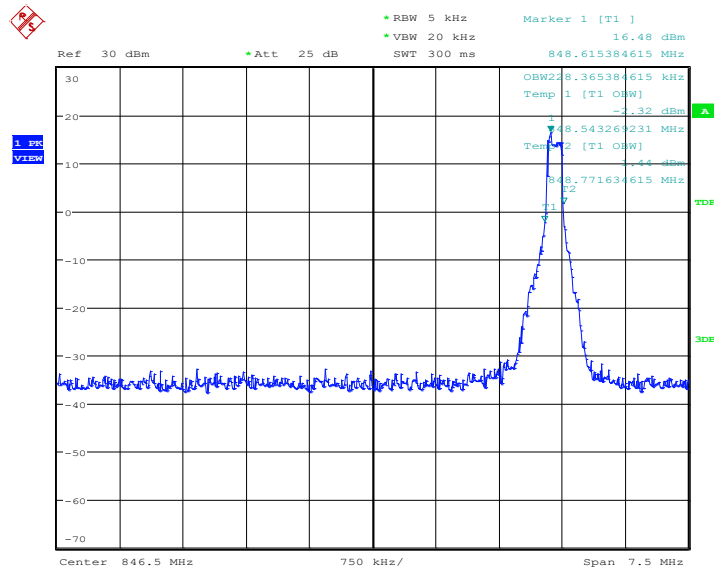
Date: 30.JUL.2021 14:03:20

LOW BAND EDGE BLOCK-1RB-low_offset



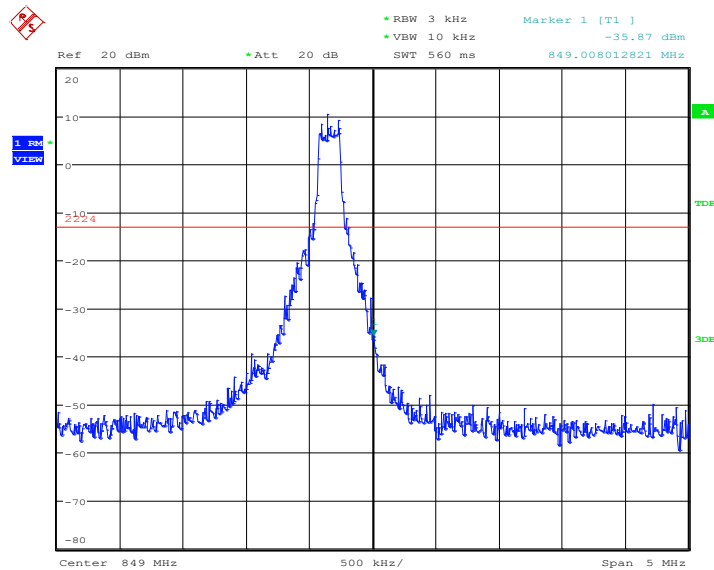
Date: 30.JUL.2021 14:04:04

OBW: 1RB-high_offset



Date: 30.JUL.2021 13:37:45

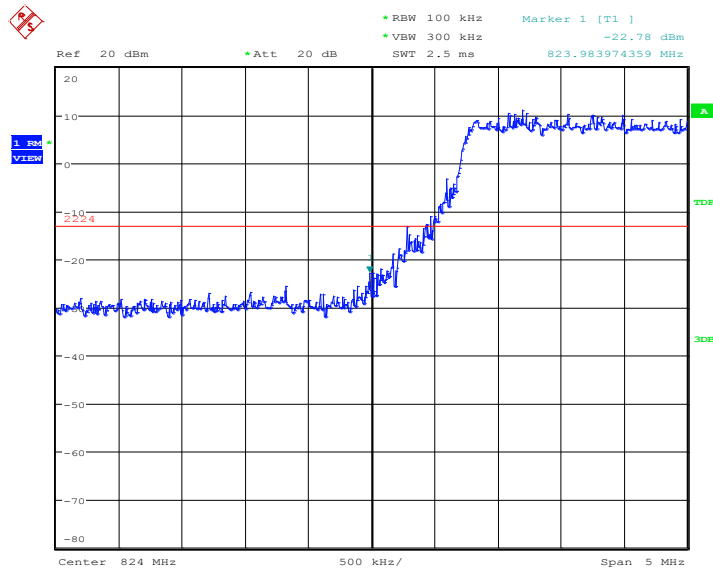
HIGH BAND EDGE BLOCK-1RB-high_offset



Date: 30.JUL.2021 13:38:29

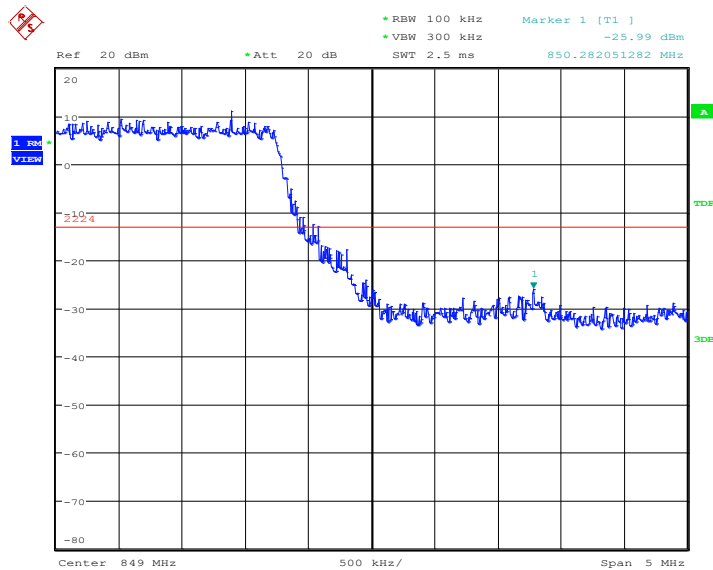


LOW BAND EDGE BLOCK-15MHz-100%RB



Date: 30.JUL.2021 14:11:15

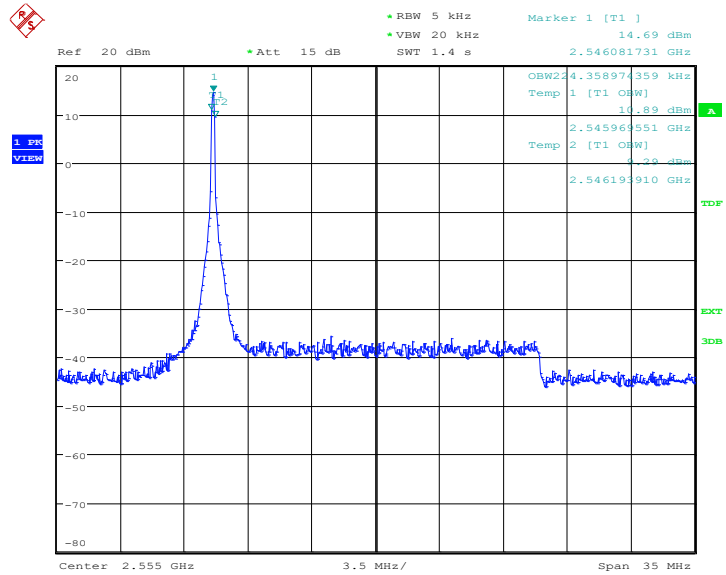
HIGH BAND EDGE BLOCK-15MHz-100%RB



Date: 30.JUL.2021 14:12:01

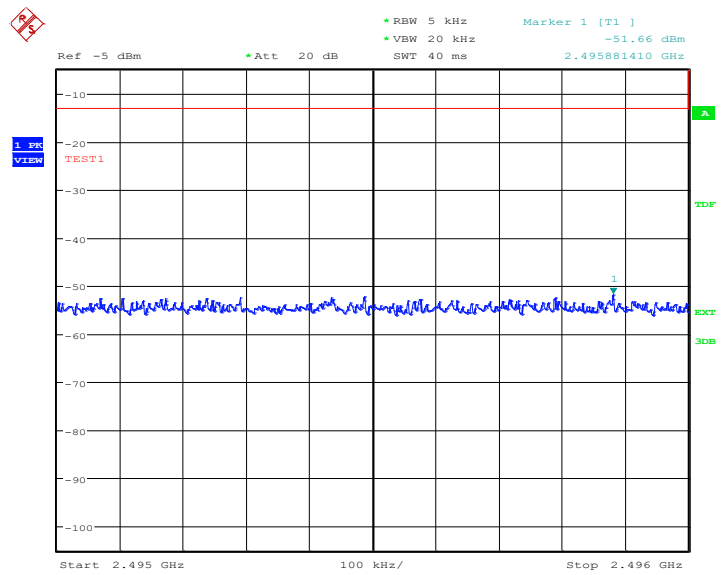


LTE band 41
OBW: 1RB-low_offset

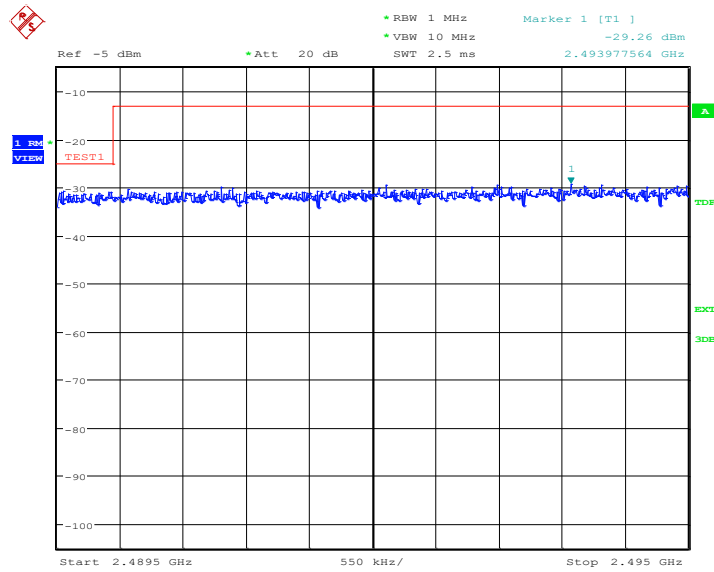


Date: 4.AUG.2021 13:22:47

LOW BAND EDGE BLOCK-1RB-low_offset

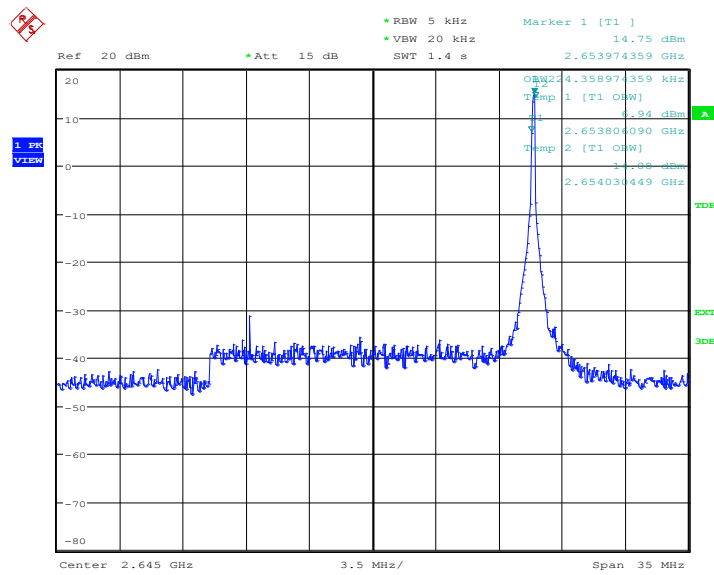


Date: 4.AUG.2021 13:35:47



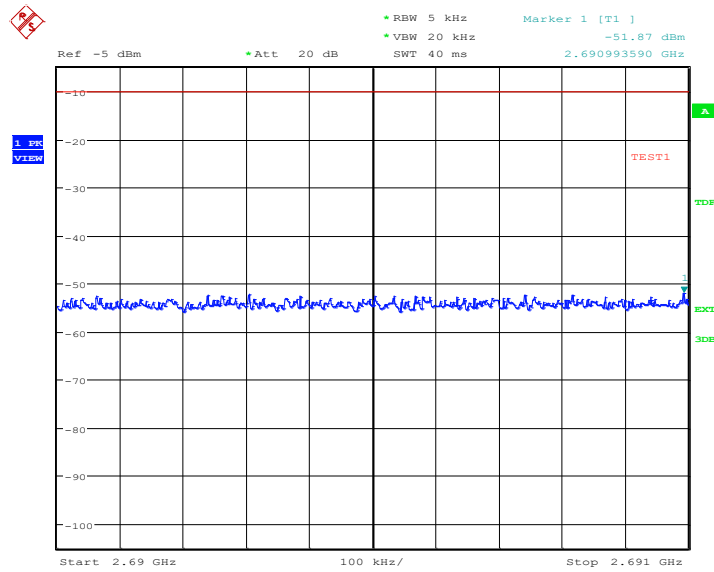
Date: 4.AUG.2021 13:35:10

OBW: 1RB-high_offset

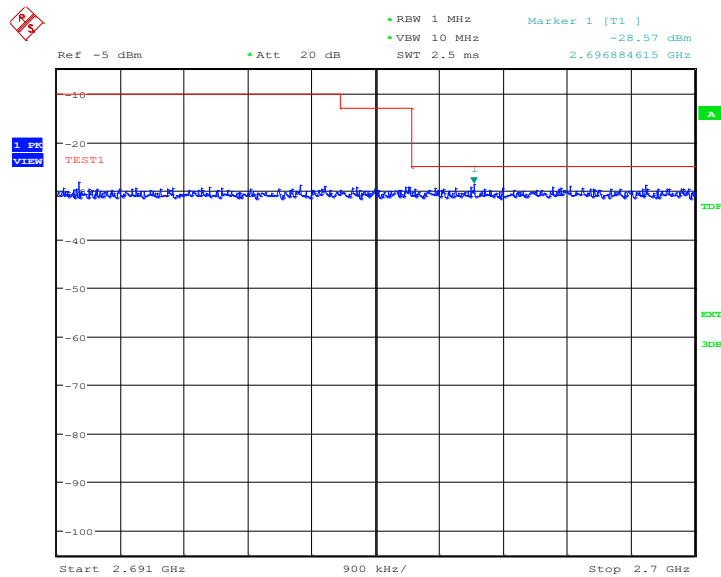


Date: 4.AUG.2021 13:23:29

HIGH BAND EDGE BLOCK-1RB-high_offset



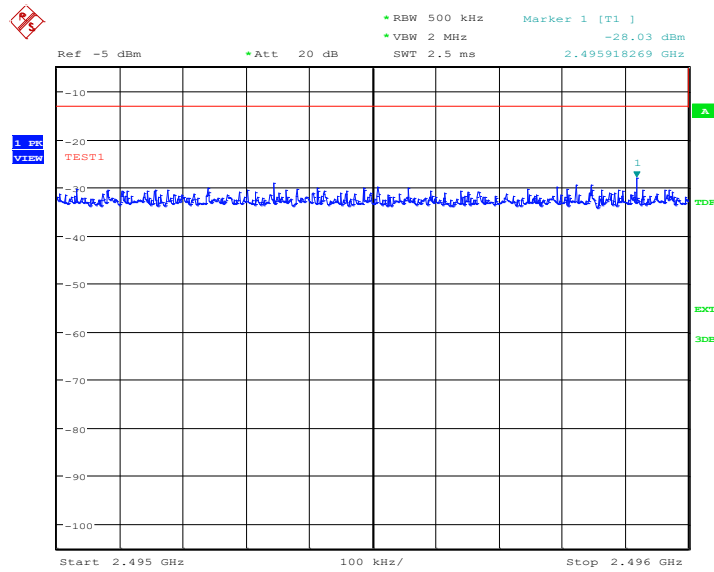
Date: 4.AUG.2021 13:24:38



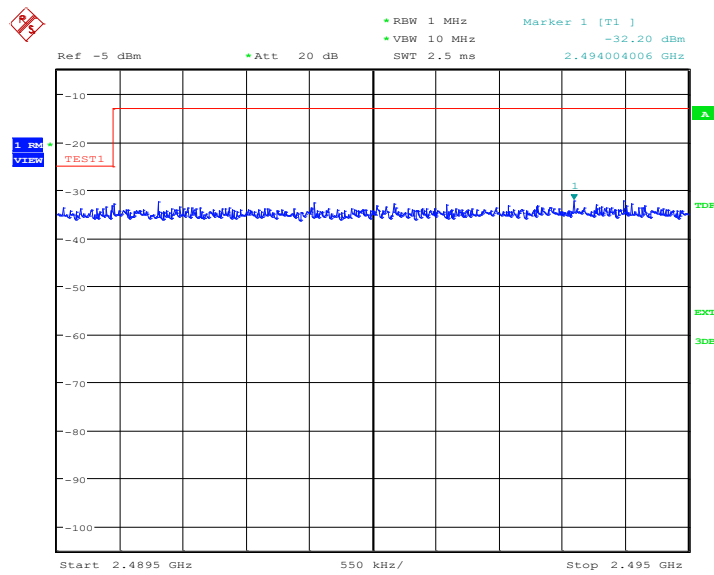
Date: 2.SEP.2021 14:11:17



LOW BAND EDGE BLOCK-10MHz-100%RB

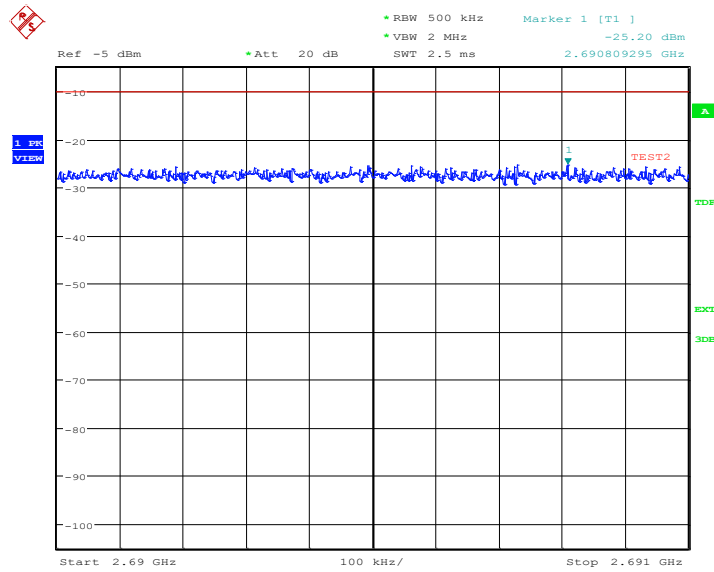


Date: 4.AUG.2021 13:36:44

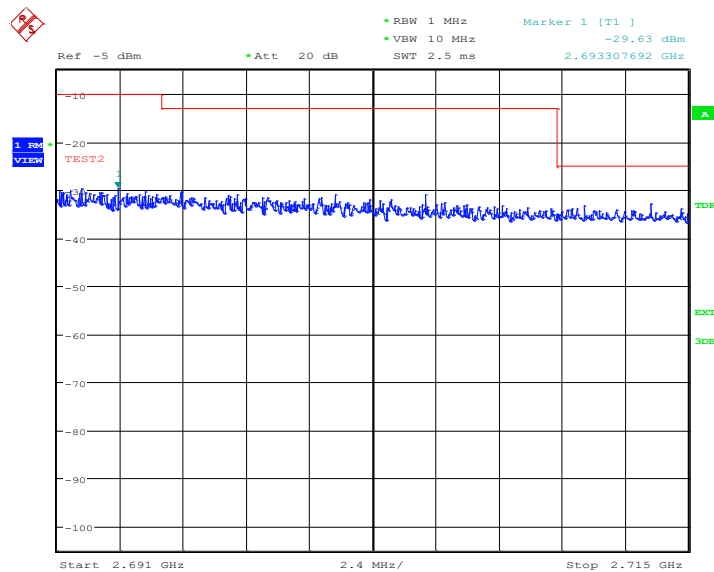


Date: 4.AUG.2021 13:39:55

HIGH BAND EDGE BLOCK-10MHz-100%RB



Date: 4.AUG.2021 13:45:25



Date: 4.AUG.2021 13:41:44

Note: Expanded measurement uncertainty is $U = 0.49\text{dB}(100\text{kHz}-2\text{GHz})/1.21\text{dB}(2\text{GHz}-26.5\text{GHz})$, $k = 1.96$



A.7 CONDUCTED SPURIOUS EMISSION

Reference

FCC: CFR Part 2.1051, 22.917, 24.238, 27.53, 90.691.

A.7.1 Measurement Method

The following steps outline the procedure used to measure the conducted emissions from the EUT.

1. Determine frequency range for measurements: From CFR 2.1051 the spectrum should be investigated from the lowest radio frequency generated in the equipment up to at least the 10th harmonic of the carrier frequency. For the mobile station equipment tested, this equates to a frequency range of 13 MHz to 9 GHz, data taken from 10 MHz to 25 GHz.
2. Determine EUT transmit frequencies: below outlines the band edge frequencies pertinent to conducted emissions testing.
3. The number of sweep points of spectrum analyzer is set to 30001 which is greater than span/RBW.

A. 7.2 Measurement Limit

Part 22.917, Part 24.238 and Part 27.53(h) specify that the power of any emission outside of the authorized operating frequency ranges must be attenuated below the transmitting power (P) by a factor of at least $43 + 10 \log(P)$ dB.

The specification that emissions shall be attenuated below the transmitter power (P) by at least $43 + 10 \log (P)$ dB, translates in the relevant power range (1 to 0.001 W) to -13 dBm. At 1 W the specified minimum attenuation becomes 43 dB and relative to a 30 dBm (1 W) carrier becomes a limit of -13 dBm. At 0.001 W (0 dBm) the minimum attenuation is 13 dB, which again yields a limit of -13 dBm. In this way a translation of the specification from relative to absolute terms is carried out.

Part 27.53(m)(4) specifies for mobile digital stations, the attenuation factor shall be not less than $40 + 10 \log (P)$ dB on all frequencies between the channel edge and 5 megahertz from the channel edge, $43 + 10 \log (P)$ dB on all frequencies between 5 megahertz and X megahertz from the channel edge, and $55 + 10 \log (P)$ dB on all frequencies more than X megahertz from the channel edge, where X is the greater of 6 megahertz or the actual emission bandwidth as defined in paragraph (m)(6) of this section. In addition, the attenuation factor shall not be less than $43 + 10 \log (P)$ dB on all frequencies between 2490.5 MHz and 2496 MHz and $55 + 10 \log (P)$ dB at or below 2490.5 MHz. Mobile Satellite Service licensees operating on frequencies below 2495 MHz may also submit a documented interference complaint against BRS licensees operating on channel BRS Channel 1 on the same terms and conditions as adjacent channel BRS or EBS licensees.

Part 27.53(a) states for mobile and portable stations operating in the 2305–2315 MHz and 2350–2360 MHz bands: By a factor of not less than: $43 + 10 \log (P)$ dB on all frequencies between 2305 and 2320 MHz and on all frequencies between 2345 and 2360 MHz that are outside the licensed band(s) of operation, not less than $55 + 10 \log (P)$ dB on all frequencies between 2320 and 2324 MHz and on all frequencies between 2341 and 2345 MHz, not less than $61 + 10 \log (P)$ dB on all frequencies between 2324 and 2328 MHz and on all frequencies between 2337 and 2341 MHz, and not less than $67 + 10 \log (P)$ dB on all frequencies between 2328 and 2337 MHz;



No. I21N02292-RF-LTE

By a factor of not less than $43 + 10 \log (P)$ dB on all frequencies between 2300 and 2305 MHz, $55 + 10 \log (P)$ dB on all frequencies between 2296 and 2300MHz, $61 + 10 \log (P)$ dB on all frequencies between 2292 and 2296 MHz, $67 + 10 \log (P)$ dB on all frequencies between 2288 and 2292 MHz, and $70 + 10 \log (P)$ dB below 2288 MHz; By a factor of not less than $43 + 10 \log (P)$ dB on all frequencies between 2360 and 2365 MHz, and not less than $70 + 10 \log (P)$ dB above 2365 MHz.

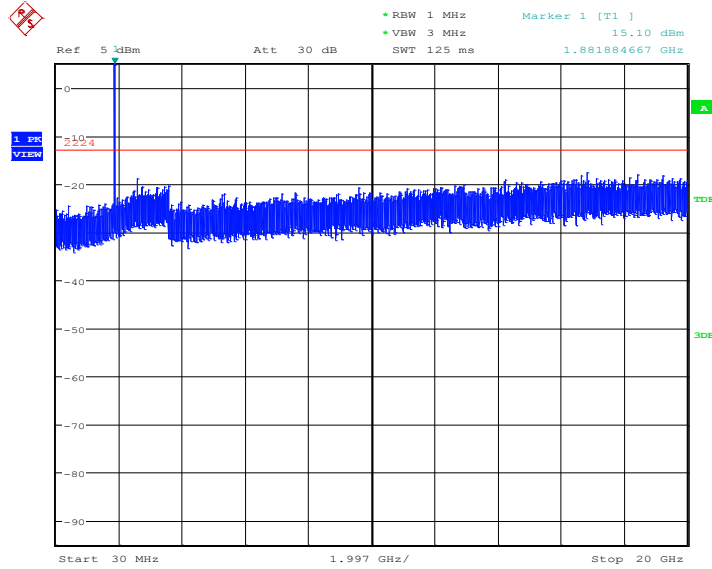
A. 7.3 Measurement result

Only worst case result is given below

LTE band 2 : 30MHz – 20GHz

Spurious emission limit –13dBm.

NOTE: peak above the limit line is the carrier frequency.

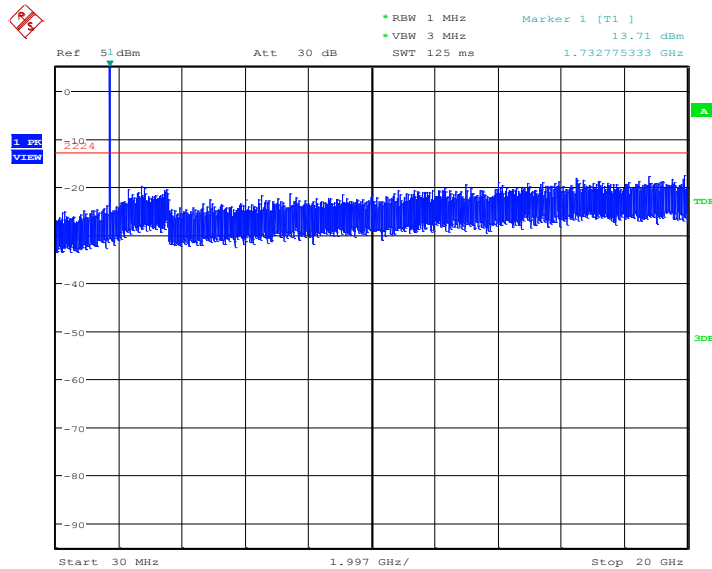


Date: 30.JUL.2021 13:12:56

LTE band 4 : 30MHz – 20GHz

Spurious emission limit –13dBm.

NOTE: peak above the limit line is the carrier frequency.

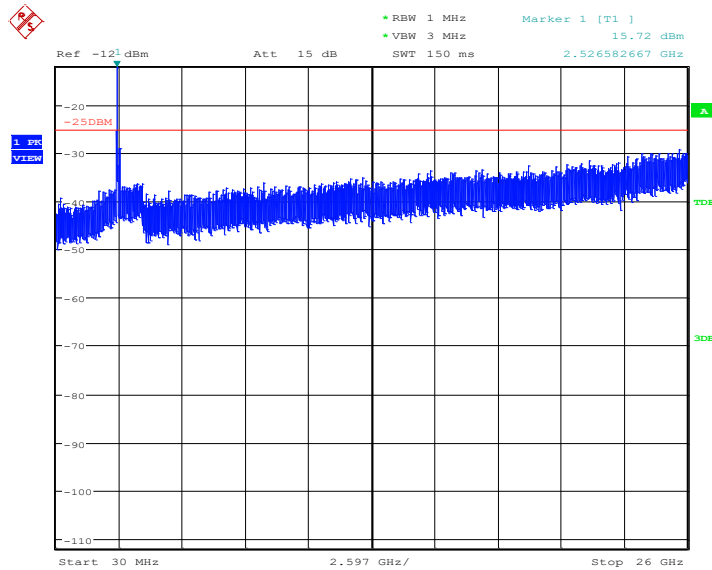


Date: 30.JUL.2021 13:13:52

LTE band 7 20MHz QPSK: 30MHz – 26GHz

Spurious emission limit –25dBm.

NOTE: peak above the limit line is the carrier frequency.

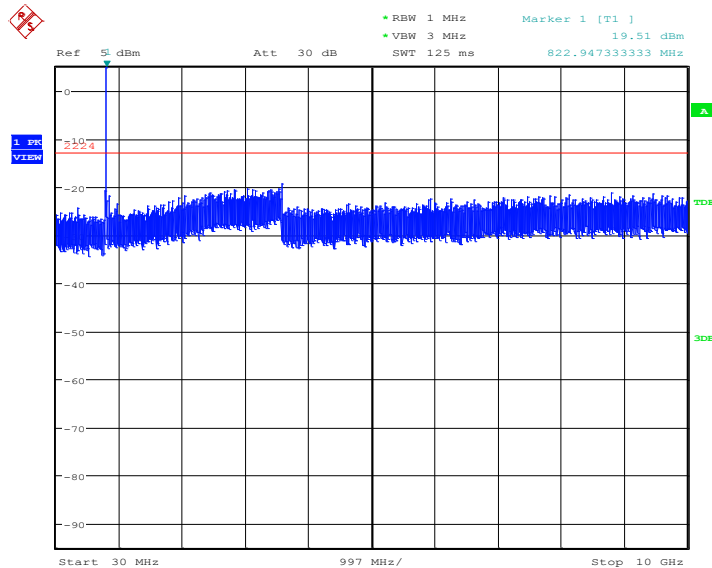


Date: 30.JUL.2021 13:11:57

LTE band 26(814MHz-824MHz): 30MHz – 10GHz

Spurious emission limit –13dBm.

NOTE: peak above the limit line is the carrier frequency.



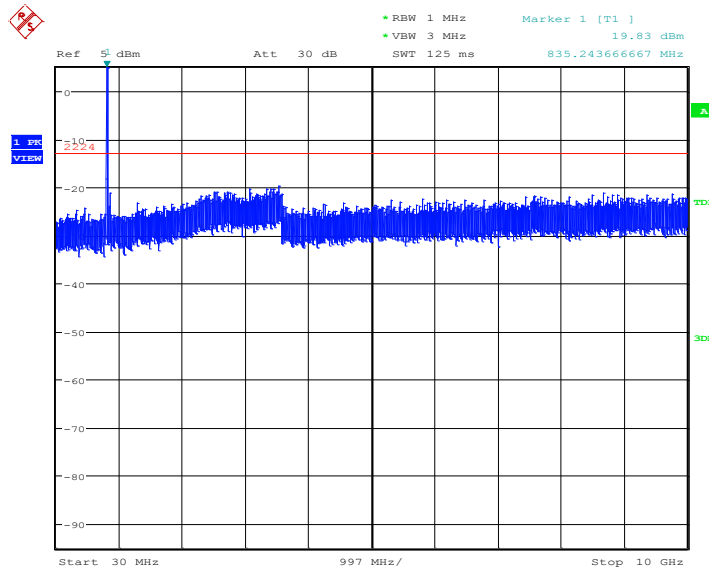
Date: 30.JUL.2021 13:18:12



LTE band 26(824MHz-849MHz): 30MHz – 10GHz

Spurious emission limit –13dBm.

NOTE: peak above the limit line is the carrier frequency.

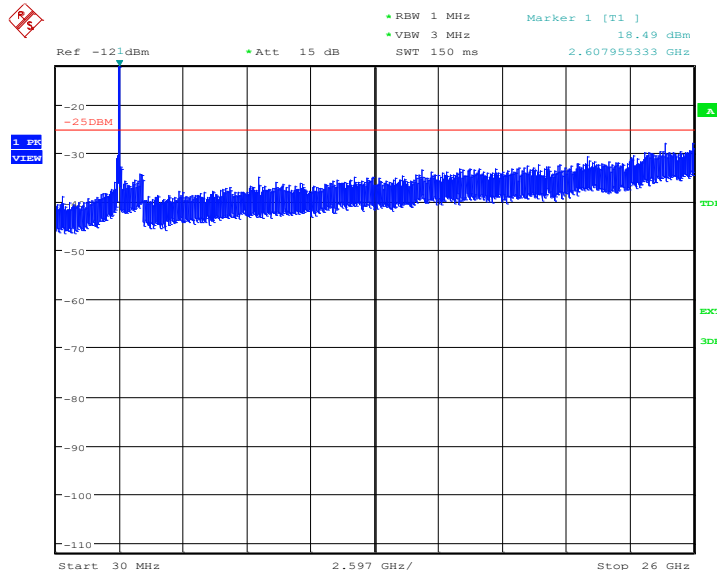


Date: 30.JUL.2021 13:17:17

LTE band 41: 30MHz – 26GHz

Spurious emission limit –25dBm.

NOTE: peak above the limit line is the carrier frequency.



Date: 4.AUG.2021 13:47:45

Note: Expanded measurement uncertainty is $U = 0.49\text{dB}(100\text{kHz}-2\text{GHz})/1.21\text{dB}(2\text{GHz}-26.5\text{GHz})$, $k = 1.96$

A.8 PEAK-TO-AVERAGE POWER RATIO

Reference

FCC: CFR Part 24.232, 27.50(d), KDB971168 D01(5.7).

The peak-to-average power ratio (PAPR) of the transmitter output power must not exceed 13 dB. The PAPR measurements should be made using either an instrument with complementary cumulative distribution function (CCDF) capabilities to determine that PAPR will not exceed 13 dB for more than 0.1 percent of the time or other Commission approved procedure. The measurement must be performed using a signal corresponding to the highest PAPR expected during periods of continuous transmission.

- a) Refer to instrument's analyzer instruction manual for details on how to use the power statistics/CCDF function;
- b) Set resolution/measurement bandwidth \geq signal's occupied bandwidth;
- c) Set the number of counts to a value that stabilizes the measured CCDF curve;
- d) Set the measurement interval to 1 ms
- e) Record the maximum PAPR level associated with a probability of 0.1%

A.8.1 Measurement limit

not exceed 13 dB

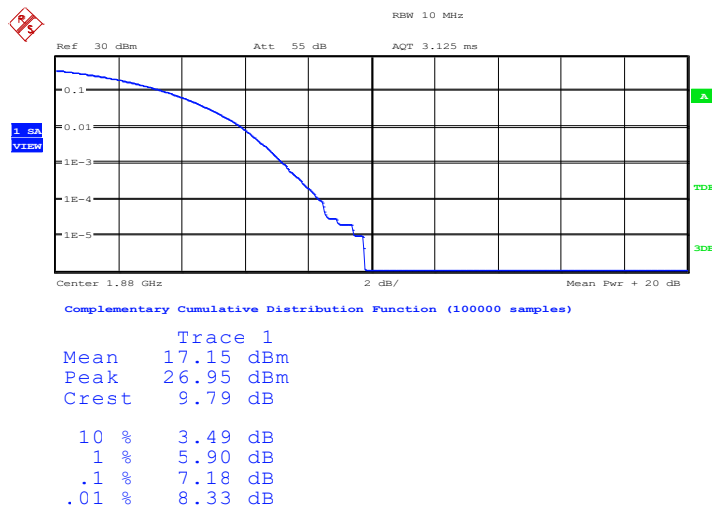
A.8.2 Measurement results

Only worst case result is given below

LTE band 2

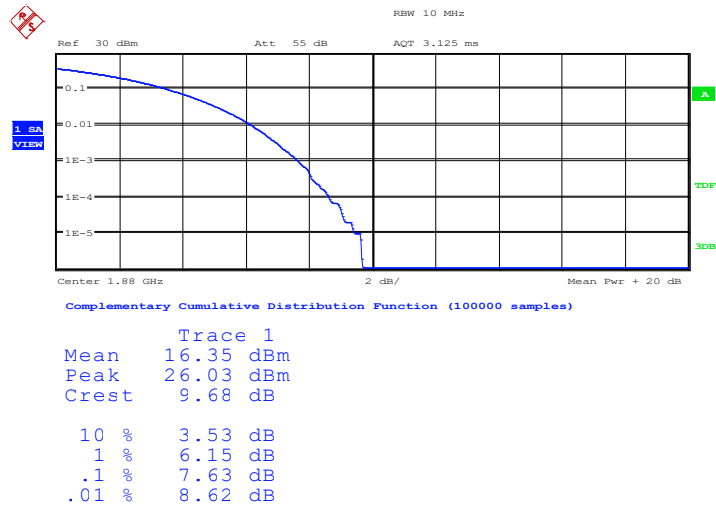
Frequency(MHz)	Bandwidth(MHz)	PAPR(dB)		
		QPSK	16QAM	64QAM
1880.0	20	7.18	7.63	7.60

LTE band 2, 20MHz Bandwidth, QPSK (PAPR)



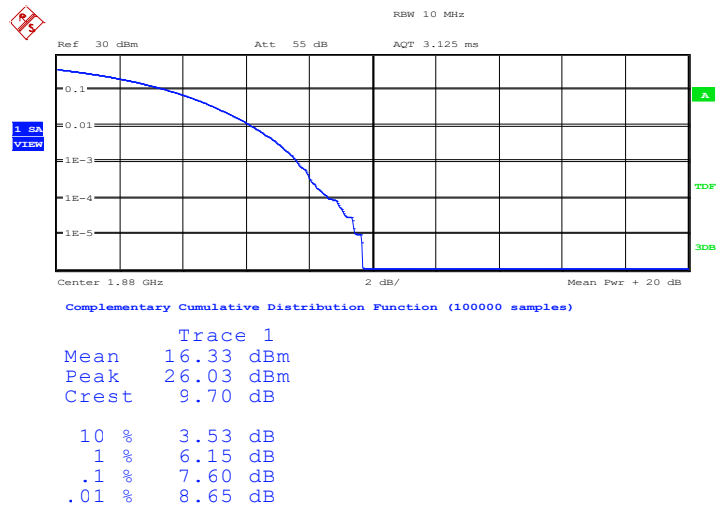
Date: 29.JUL.2021 15:02:06

LTE band 2, 20MHz Bandwidth, 16QAM (PAPR)



Date: 29.JUL.2021 15:02:12

LTE band 2, 20MHz Bandwidth, 64QAM (PAPR)

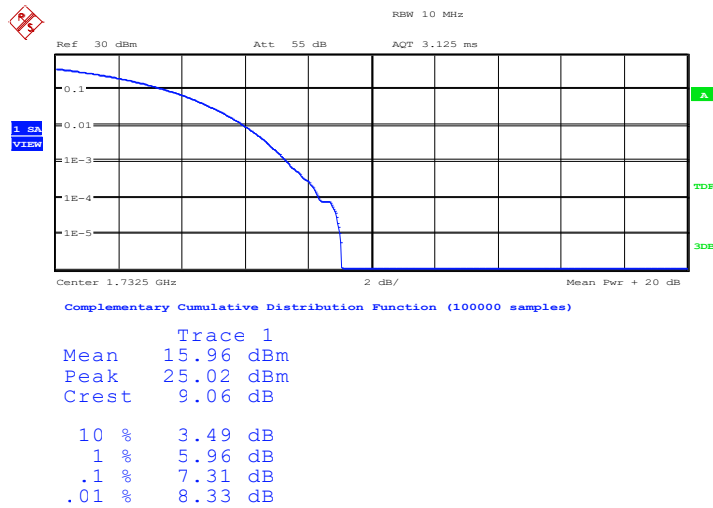


Date: 29.JUL.2021 14:46:11

LTE band 4

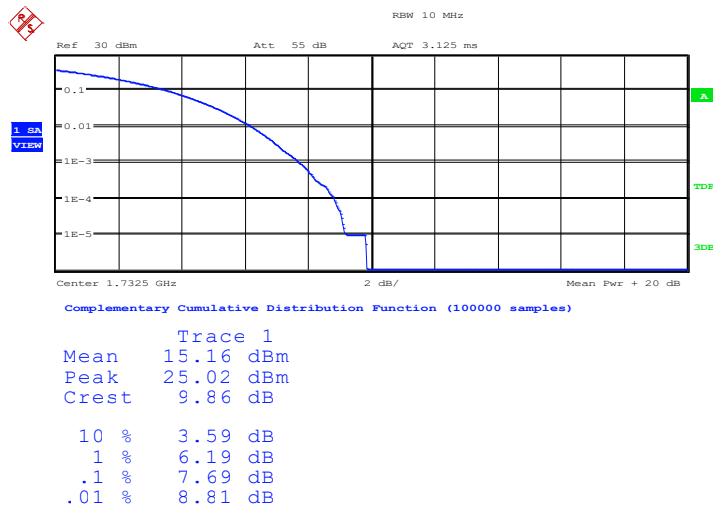
Frequency(MHz)	Bandwidth(MHz)	PAPR(dB)		
		QPSK	16QAM	64QAM
1732.5	20	7.31	7.69	7.76

LTE band 4, 20MHz Bandwidth, QPSK (PAPR)



Date: 29.JUL.2021 15:02:59

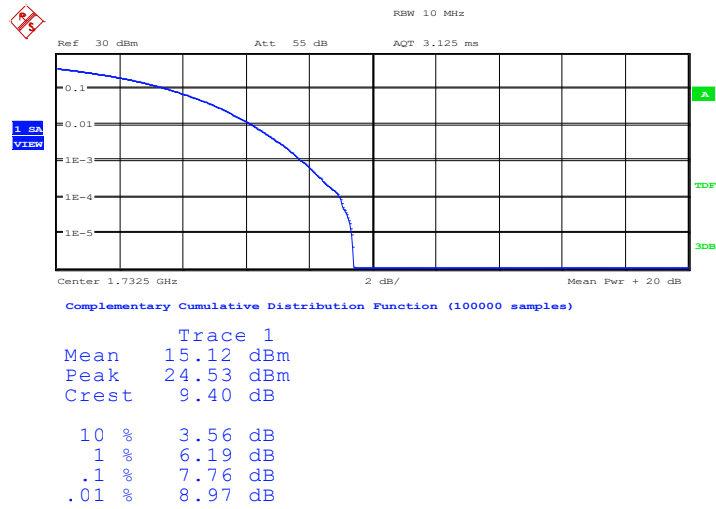
LTE band 4, 20MHz Bandwidth, 16QAM (PAPR)



Date: 29.JUL.2021 15:03:05



LTE band 4, 20MHz Bandwidth, 64QAM (PAPR)

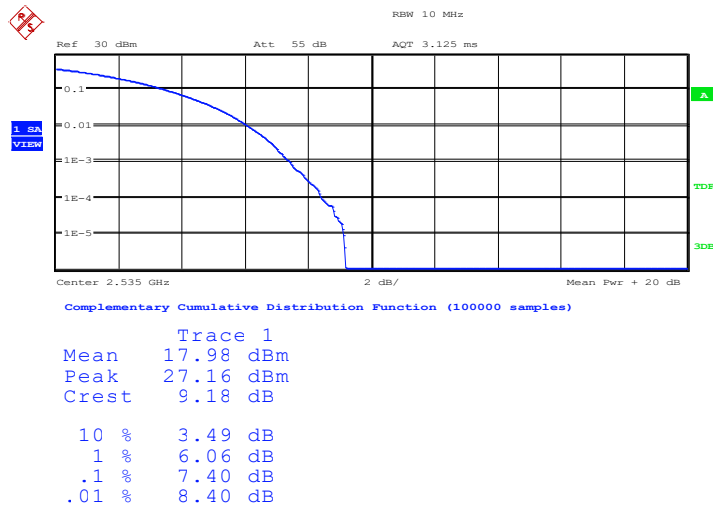


Date: 29.JUL.2021 14:46:58

LTE band 7

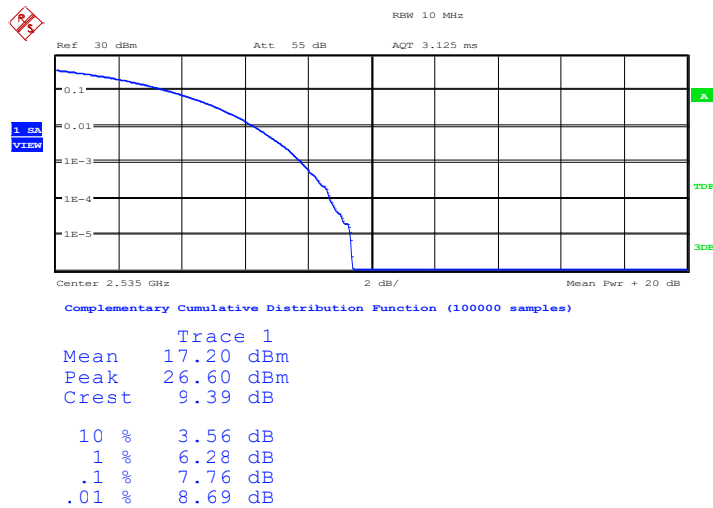
Frequency(MHz)	Bandwidth(MHz)	PAPR(dB)		
		QPSK	16QAM	64QAM
2510.0	20	7.40	7.76	7.85

LTE band 7, 20MHz Bandwidth, QPSK (PAPR)



Date: 29.JUL.2021 15:01:11

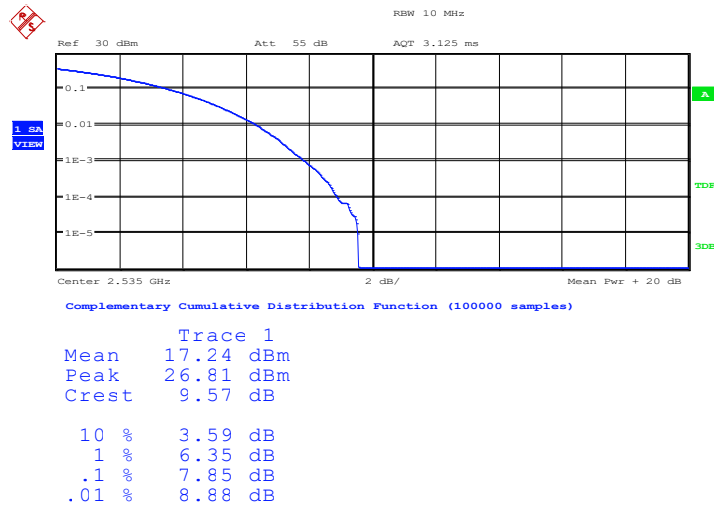
LTE band 7, 20MHz Bandwidth, 16QAM (PAPR)



Date: 29.JUL.2021 15:01:17



LTE band 7, 20MHz Bandwidth, 64QAM (PAPR)

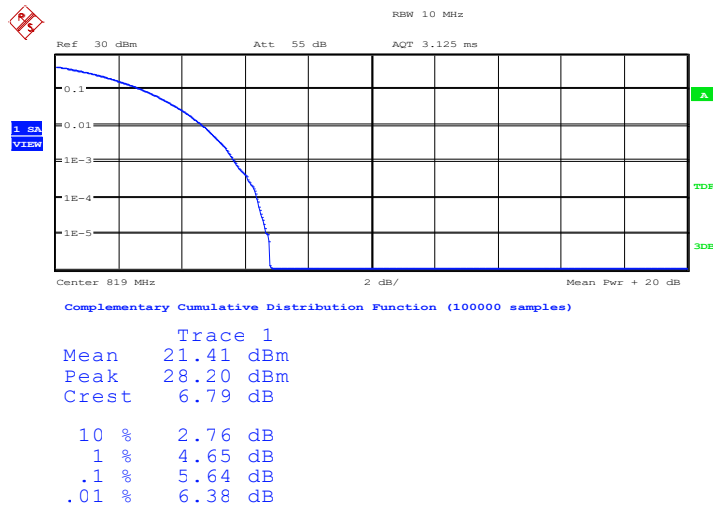


Date: 29.JUL.2021 14:45:25

LTE band 26(814MHz -824MHz)

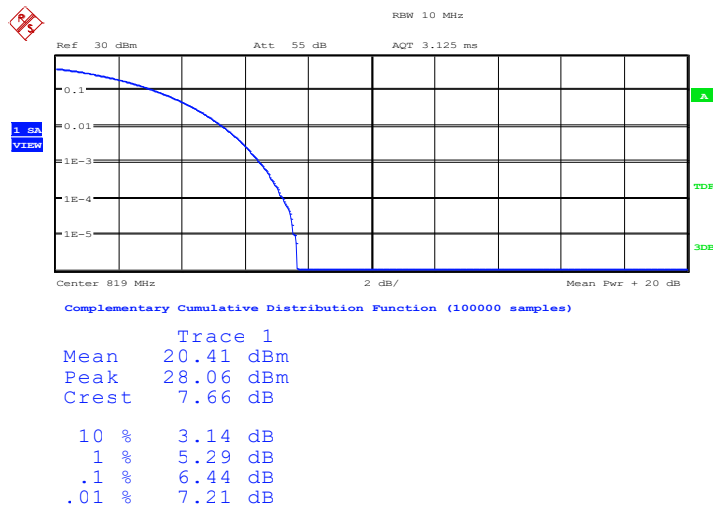
Frequency(MHz)	Bandwidth(MHz)	PAPR(dB)		
		QPSK	16QAM	64QAM
819.0	10	5.64	6.44	6.35

LTE band 26(814MHz -824MHz), 10MHz Bandwidth, QPSK (PAPR)



Date: 29.JUL.2021 14:55:47

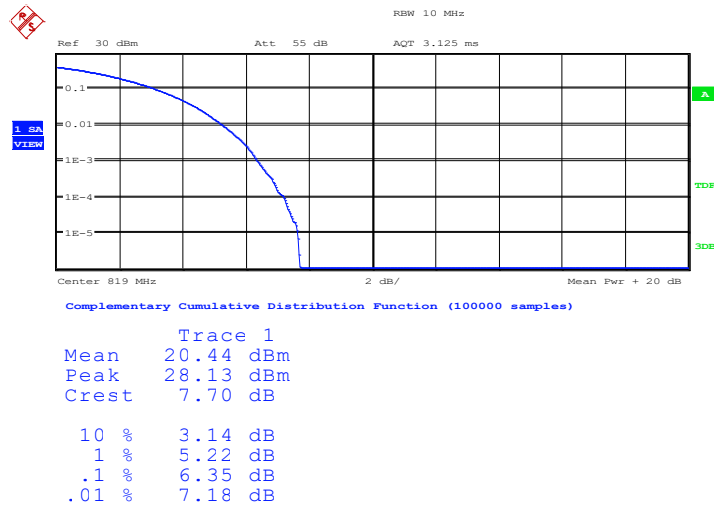
LTE band 26(814MHz -824MHz), 10MHz Bandwidth, 16QAM (PAPR)



Date: 29.JUL.2021 14:55:53



LTE band 26(814MHz -824MHz), 10MHz Bandwidth, 64QAM (PAPR)

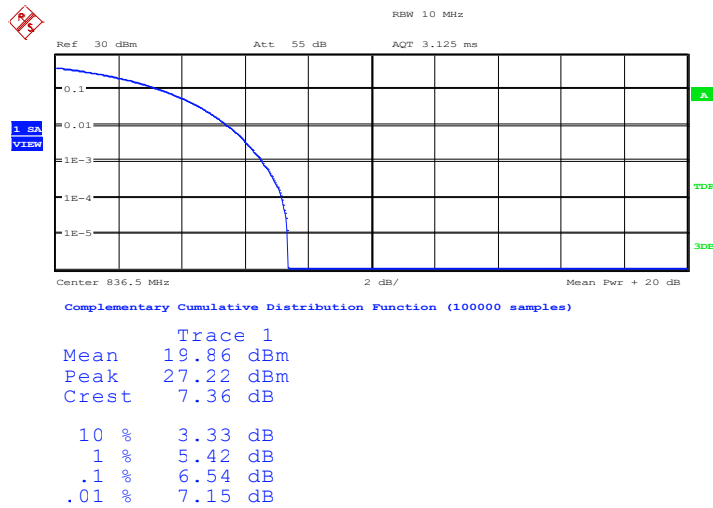


Date: 29.JUL.2021 14:51:01

LTE band 26(824MHz -849MHz)

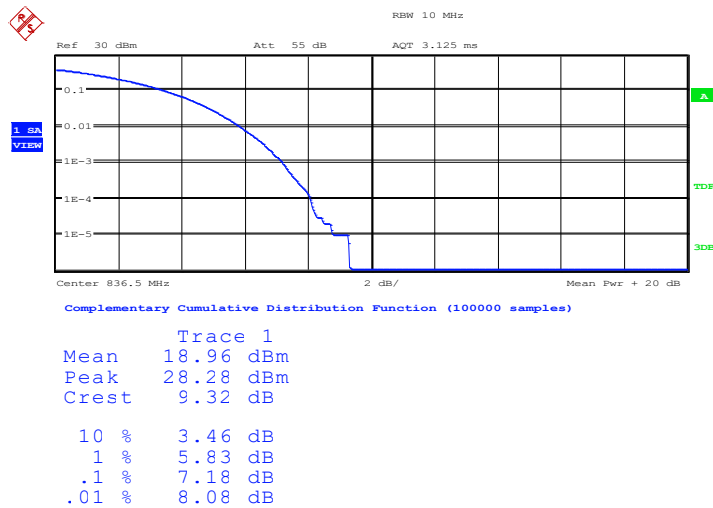
Frequency(MHz)	Bandwidth(MHz)	PAPR(dB)		
		QPSK	16QAM	64QAM
836.5	15	6.54	7.18	7.15

LTE band 26(824MHz -849MHz), 15MHz Bandwidth, QPSK (PAPR)



Date: 29.JUL.2021 14:54:54

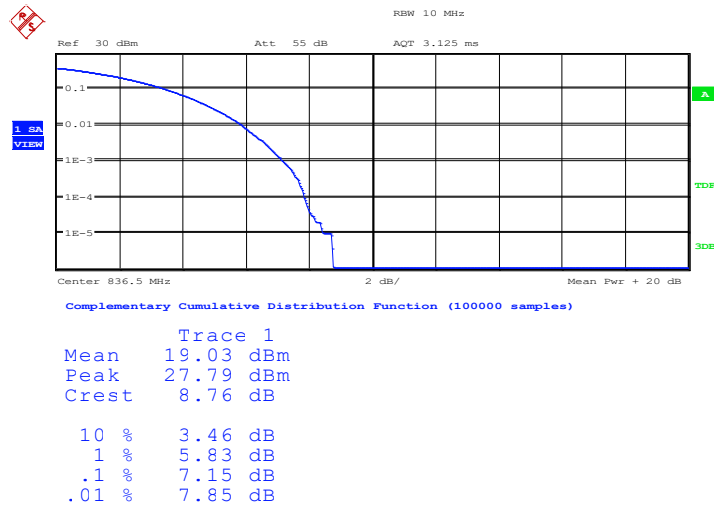
LTE band 26(824MHz -849MHz), 15MHz Bandwidth, 16QAM (PAPR)



Date: 29.JUL.2021 14:55:00



LTE band 26(824MHz -849MHz), 15MHz Bandwidth, 64QAM (PAPR)

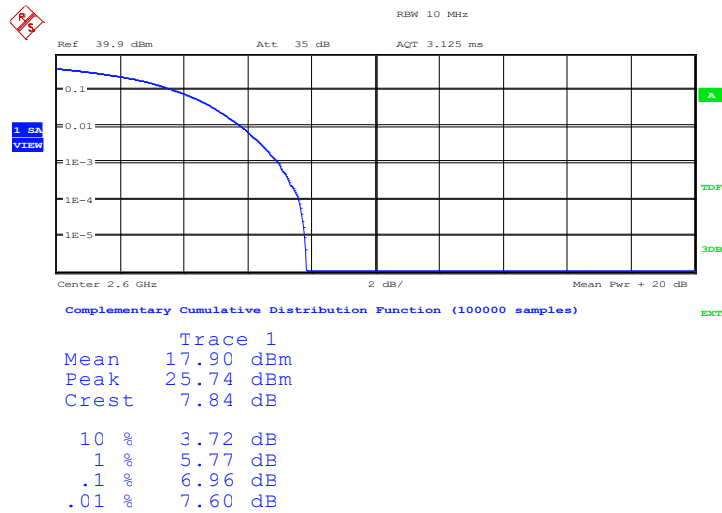


Date: 29.JUL.2021 14:50:15

LTE band 41

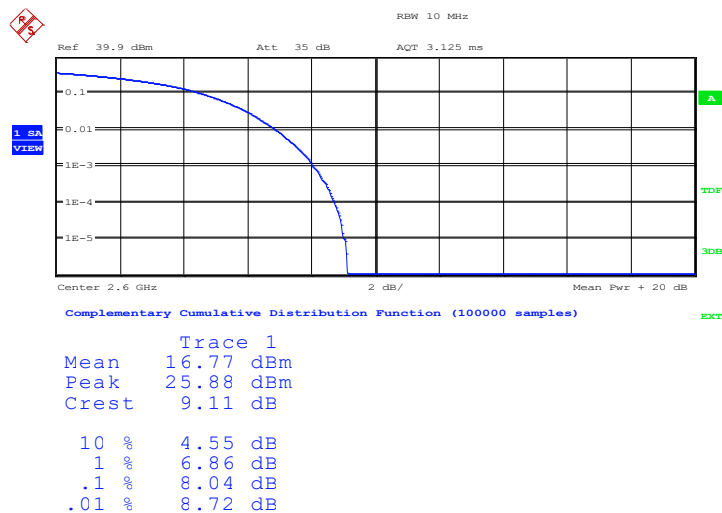
Frequency(MHz)	Bandwidth(MHz)	PAPR(dB)		
		QPSK	16QAM	64QAM
2600.0	20	6.96	8.04	8.85

LTE band 41, 20MHz Bandwidth, QPSK (PAPR)



Date: 4.AUG.2021 13:49:25

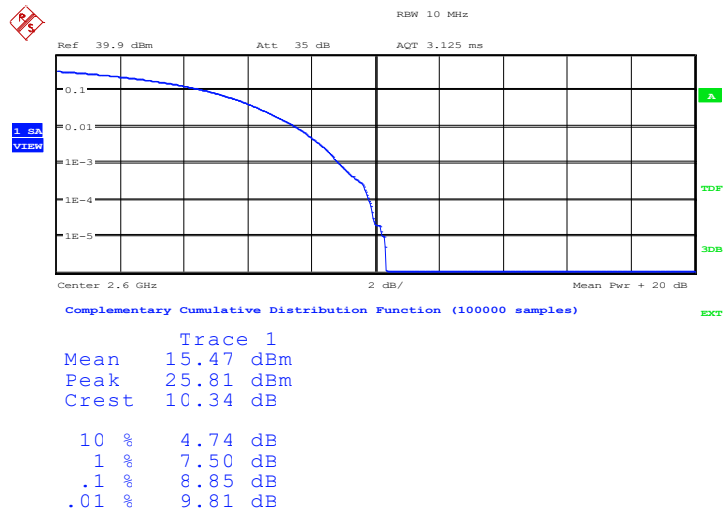
LTE band 41, 20MHz Bandwidth, 16QAM (PAPR)



Date: 4.AUG.2021 13:49:50



LTE band 41, 20MHz Bandwidth, 64QAM (PAPR)



Date: 4.AUG.2021 13:51:09

Note: Expanded measurement uncertainty is $U = 0.48$, $k = 2$

END OF REPORT