

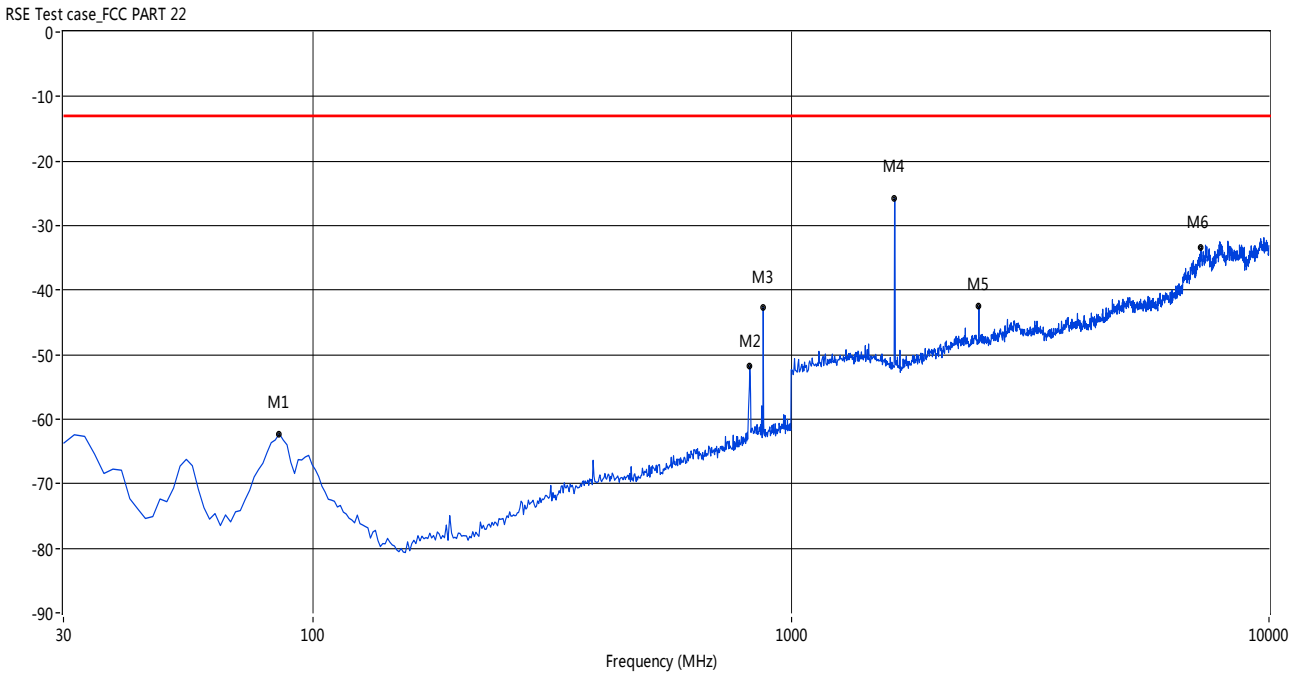
A.7 Field Strength of Spurious Radiation

Note 1: GSM and GPRS, EGPRS modes have been verified, only the worst data with different data bandwidth show here.

Note 2: This frequency which near test frequency with circle should be ignored because they are MS and SS carrier frequency

Test Data

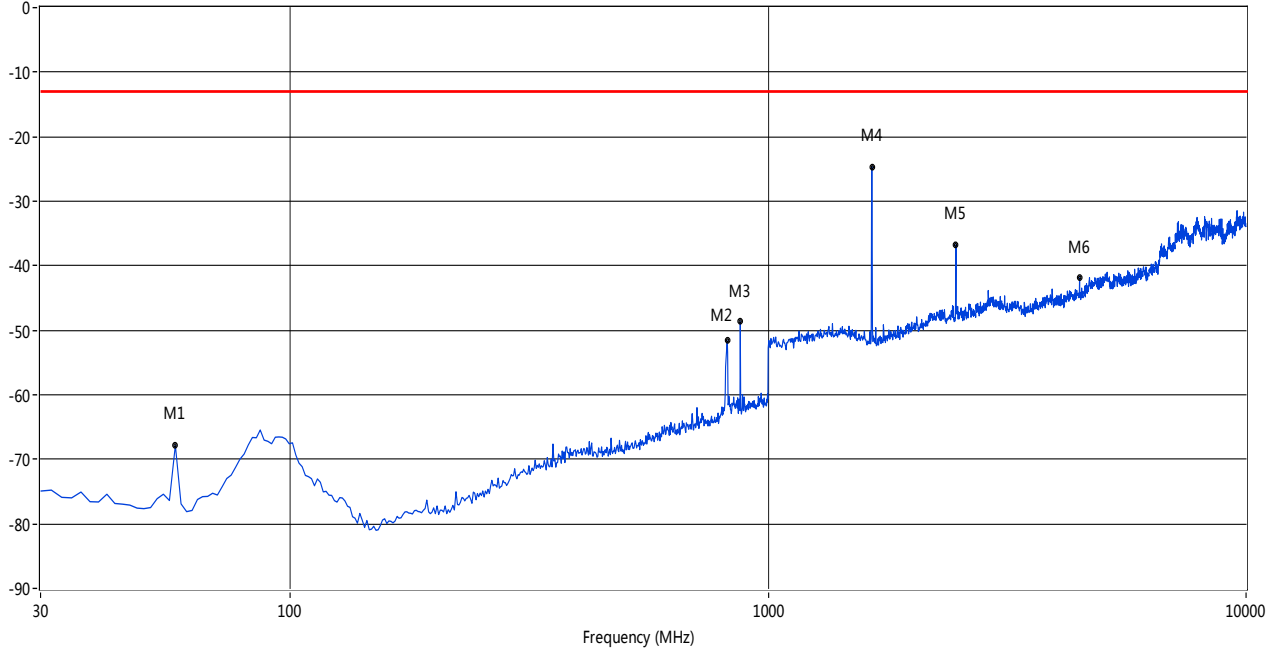
GSM 850 MHz LCH, ANT V



Frequency (MHz)	Result (dBm)	Factor (dB)	PK Limit (dBm)	Margin (dB)	Table (o)	ANT	Verdict
84.88	-62.24	-3.77	-13.0	49.24	78.80	Vertical	Pass
819.23	-51.75	5.16	-13.0	38.75	225.70	Vertical	N/A
874.11	-42.63	5.34	-13.0	29.63	308.20	Vertical	N/A
1645.59	-25.73	8.90	-13.0	12.73	196.80	Vertical	Pass
2470.88	-42.51	13.05	-13.0	29.51	134.40	Vertical	Pass
7204.66	-33.44	32.87	-13.0	20.44	53.80	Vertical	Pass

GSM 850 MHz LCH, ANT H

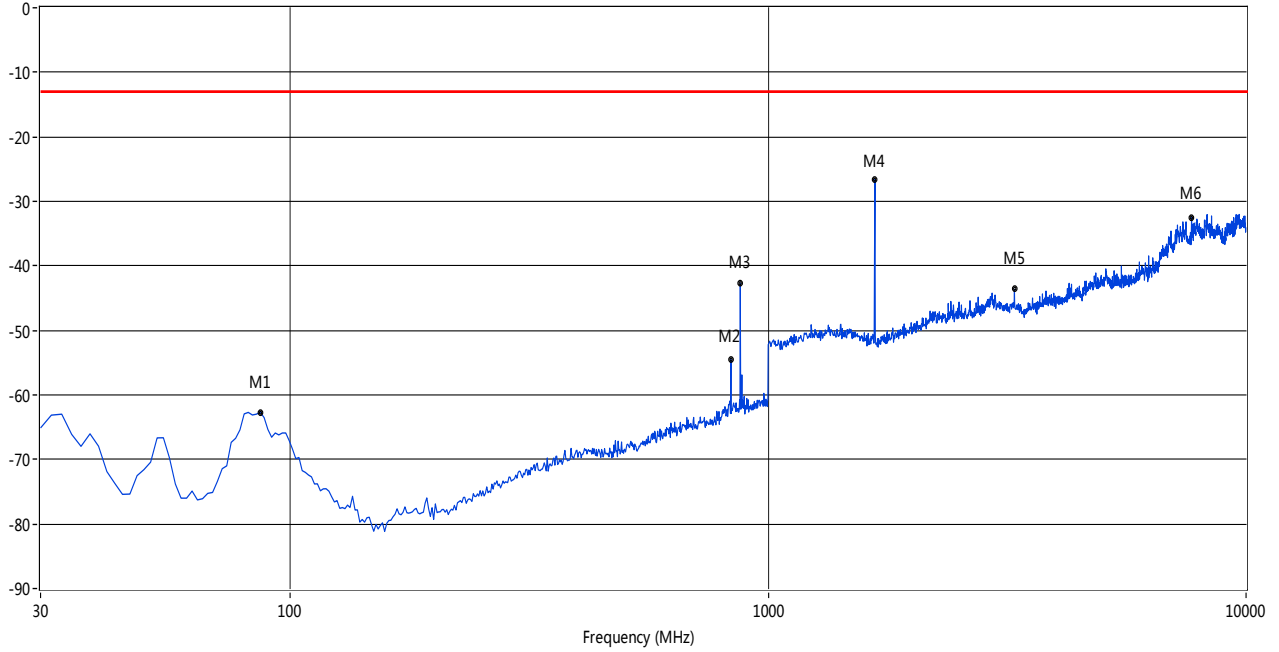
RSE Test case_FCC PART 22



Frequency (MHz)	Result (dBm)	Factor (dB)	PK Limit (dBm)	Margin (dB)	Table (o)	ANT	Verdict
57.44	-67.81	-11.57	-13.0	54.81	142.00	Horizontal	Pass
820.85	-51.63	5.19	-13.0	38.63	46.00	Horizontal	N/A
874.11	-48.69	5.34	-13.0	35.69	18.70	Horizontal	N/A
1648.92	-24.63	8.86	-13.0	11.63	297.90	Horizontal	Pass
2470.88	-36.74	13.05	-13.0	23.74	22.70	Horizontal	Pass
4482.53	-41.88	25.81	-13.0	28.88	17.70	Horizontal	Pass

GSM 850 MHz MCH, ANT V

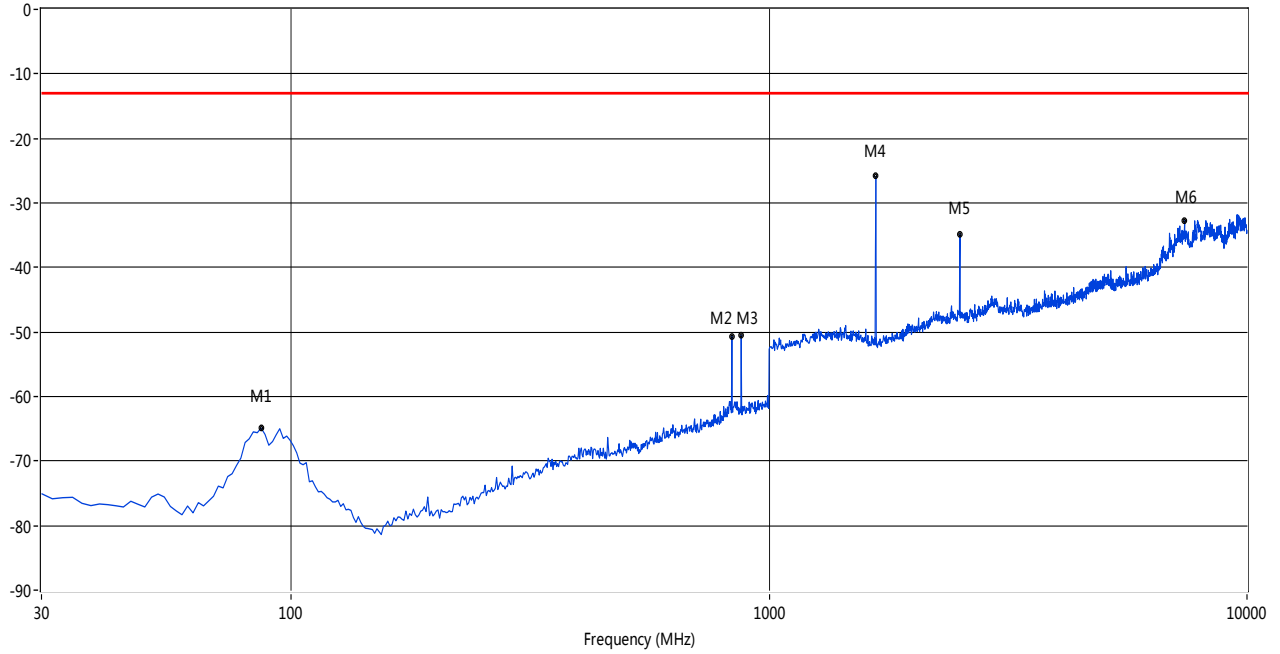
RSE Test case_FCC PART 22



Frequency (MHz)	Result (dBm)	Factor (dB)	PK Limit (dBm)	Margin (dB)	Table (o)	ANT	Verdict
86.49	-62.69	-3.15	-13.0	49.69	68.40	Vertical	Pass
835.37	-54.51	5.42	-13.0	41.51	238.50	Vertical	N/A
874.11	-42.72	5.34	-13.0	29.72	269.30	Vertical	N/A
1672.21	-26.60	8.78	-13.0	13.60	193.20	Vertical	Pass
3274.54	-43.62	21.56	-13.0	30.62	134.10	Vertical	Pass
7690.52	-32.50	33.79	-13.0	19.50	51.90	Vertical	Pass

GSM 850 MHz MCH, ANT H

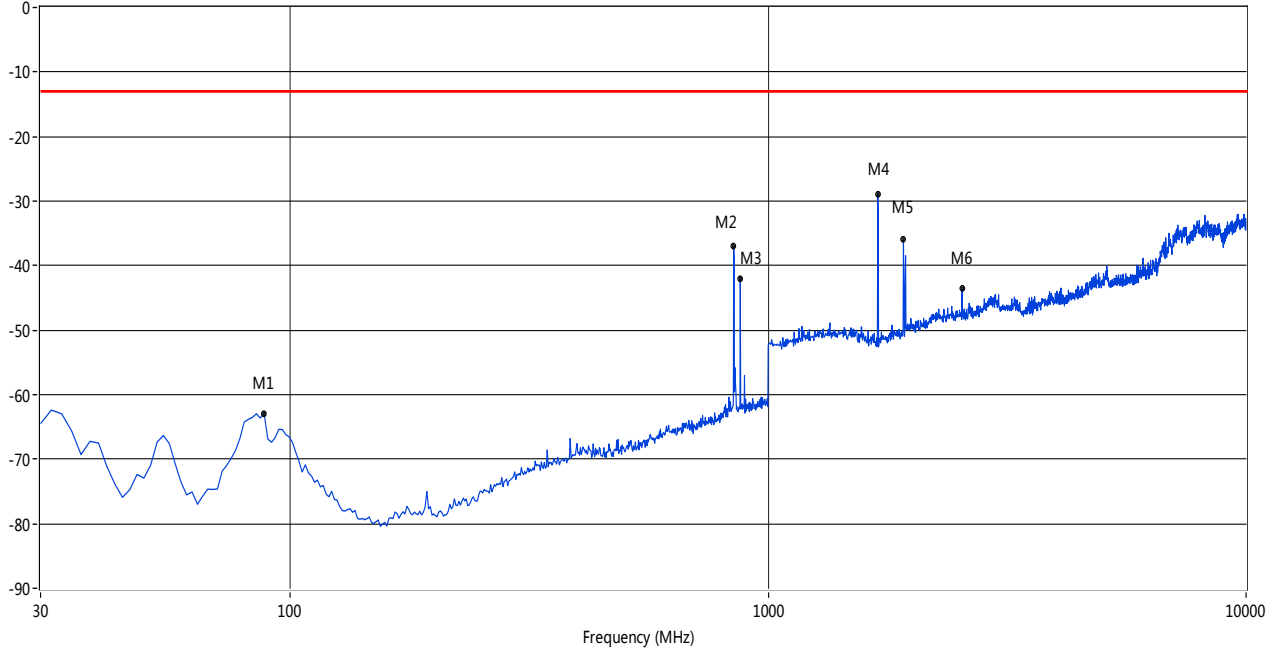
RSE Test case_FCC PART 22



Frequency (MHz)	Result (dBm)	Factor (dB)	PK Limit (dBm)	Margin (dB)	Table (o)	ANT	Verdict
86.49	-64.88	-3.15	-13.0	51.88	104.40	Horizontal	Pass
835.37	-50.60	5.42	-13.0	37.60	283.10	Horizontal	N/A
874.11	-50.48	5.34	-13.0	37.48	22.40	Horizontal	N/A
1672.21	-25.81	8.78	-13.0	12.81	298.10	Horizontal	Pass
2507.49	-34.82	13.34	-13.0	21.82	85.70	Horizontal	Pass
7404.33	-32.74	33.95	-13.0	19.74	261.80	Horizontal	Pass

GSM 850 MHz HCH, ANT V

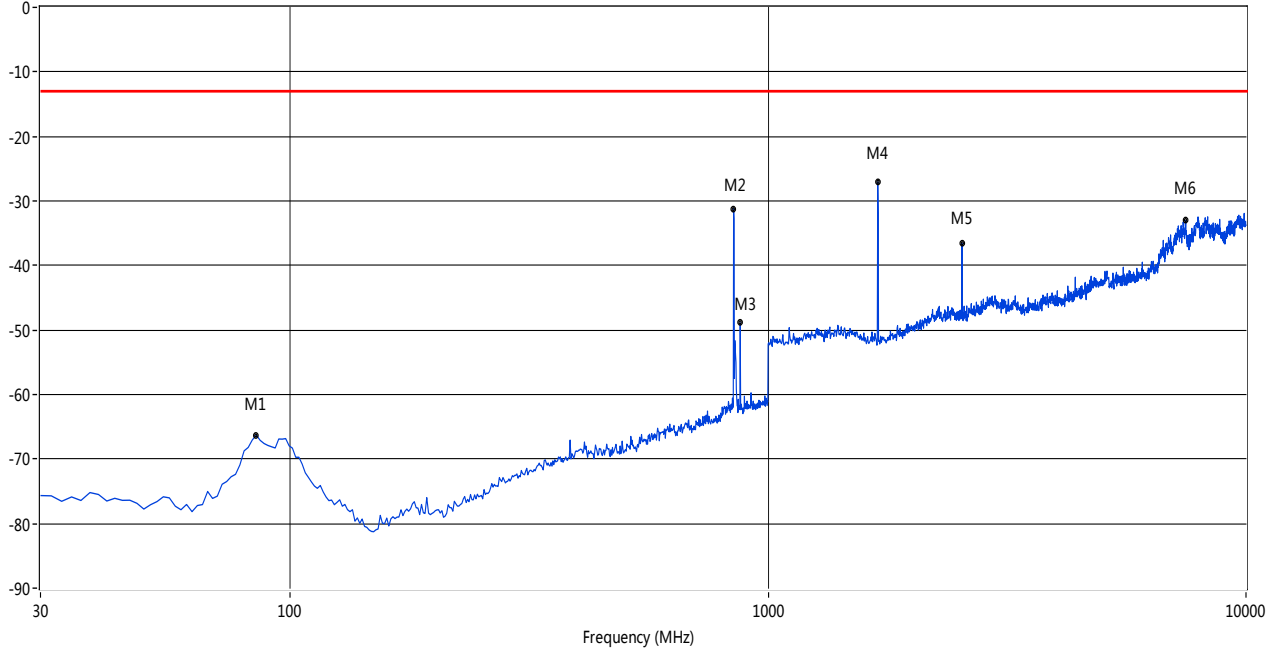
RSE Test case_FCC PART 22



Frequency (MHz)	Result (dBm)	Factor (dB)	PK Limit (dBm)	Margin (dB)	Table (o)	ANT	Verdict
88.10	-62.91	-2.65	-13.0	49.91	54.40	Vertical	Pass
846.67	-37.01	5.60	-13.0	24.01	243.40	Vertical	N/A
874.11	-42.00	5.34	-13.0	29.00	280.10	Vertical	N/A
1695.51	-28.90	8.81	-13.0	15.90	192.90	Vertical	Pass
1918.47	-35.99	10.30	-13.0	22.99	1.40	Vertical	Pass
2544.09	-43.55	13.41	-13.0	30.55	334.00	Vertical	Pass

GSM 850 MHz HCH, ANT H

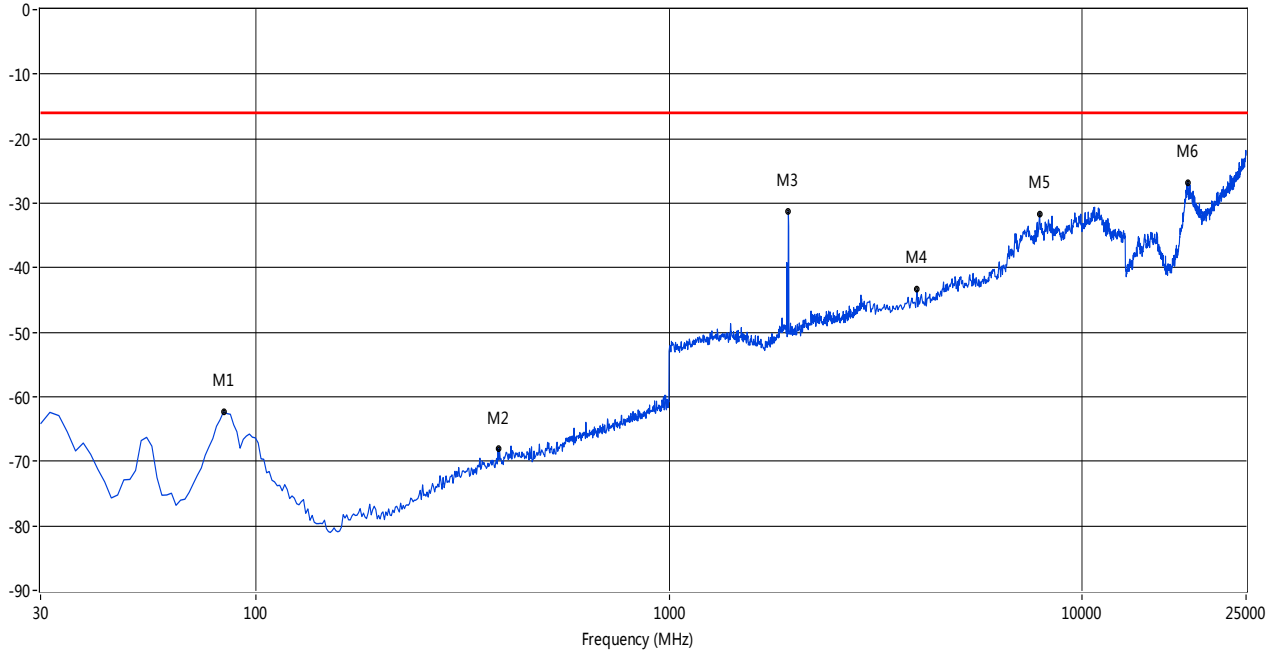
RSE Test case_FCC PART 22



Frequency (MHz)	Result (dBm)	Factor (dB)	PK Limit (dBm)	Margin (dB)	Table (o)	ANT	Verdict
84.88	-66.84	-3.77	-13.0	53.84	115.50	Horizontal	Pass
846.67	-31.20	5.60	-13.0	18.20	226.70	Horizontal	N/A
874.11	-48.88	5.34	-13.0	35.88	12.70	Horizontal	N/A
1695.51	-27.04	8.81	-13.0	14.04	298.10	Horizontal	Pass
2544.09	-36.55	13.41	-13.0	23.55	13.80	Horizontal	Pass
7477.54	-33.05	33.75	-13.0	20.05	154.90	Horizontal	Pass

GSM 1900 MHz LCH, ANT V

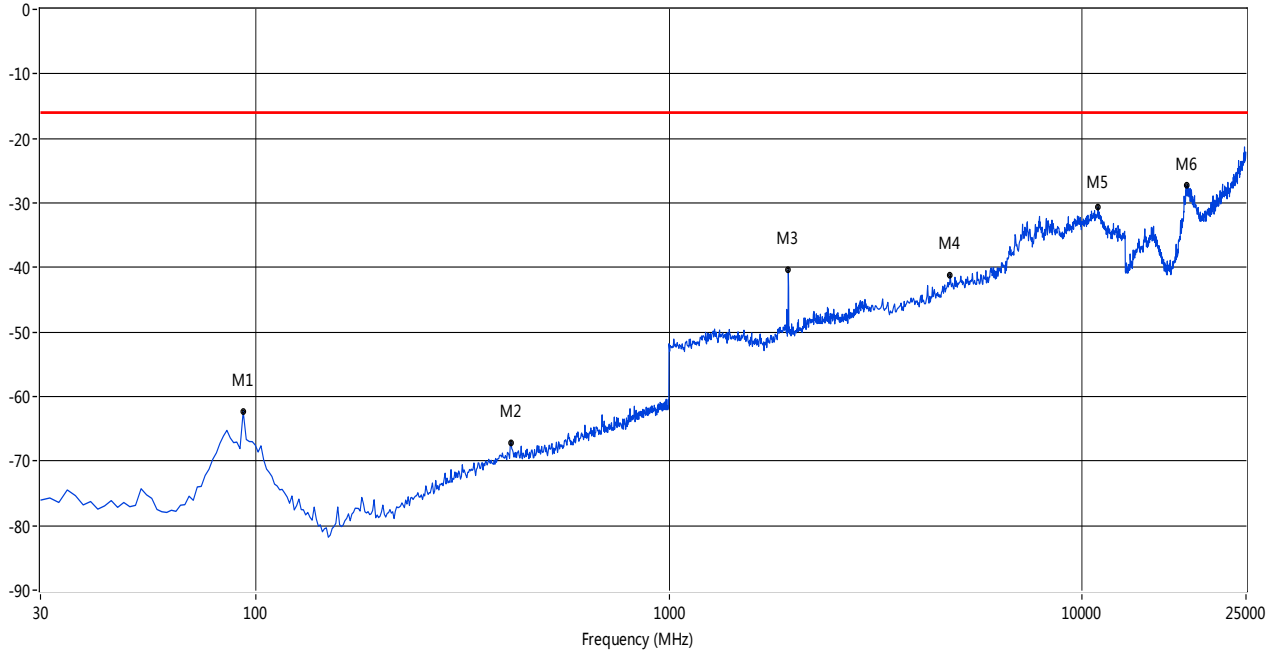
RSE Test case_FCC PART 24



Frequency (MHz)	Result (dBm)	Factor (dB)	PK Limit (dBm)	Margin (dB)	Table (o)	ANT	Verdict
83.26	-62.30	-4.35	-16.0	46.30	74.40	Vertical	Pass
385.07	-67.93	-3.08	-16.0	51.93	70.40	Vertical	Pass
1945.09	-31.28	10.95	-16.0	15.28	359.80	Vertical	N/A
3989.60	-43.41	24.15	-16.0	27.41	311.60	Vertical	Pass
7899.33	-31.59	35.76	-16.0	15.59	189.60	Vertical	Pass
18069.88	-26.74	40.84	-16.0	10.74	235.70	Vertical	Pass

GSM 1900 MHz LCH, ANT H

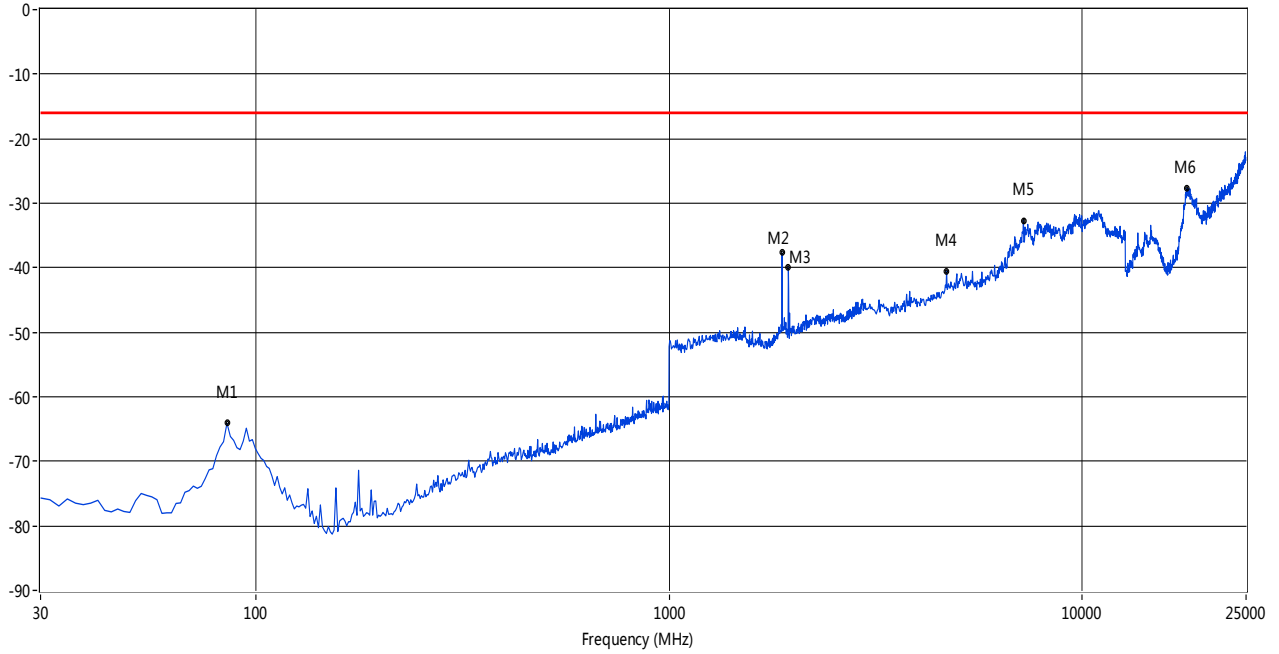
RSE Test case_FCC PART 24



Frequency (MHz)	Result (dBm)	Factor (dB)	PK Limit (dBm)	Margin (dB)	Table (o)	ANT	Verdict
92.95	-62.32	-2.94	-16.0	46.32	355.90	Horizontal	Pass
414.13	-67.11	-2.41	-16.0	51.11	164.40	Horizontal	Pass
1945.09	-40.35	10.95	-16.0	24.35	95.80	Horizontal	N/A
4800.75	-41.10	27.13	-16.0	25.10	359.50	Horizontal	Pass
10949.25	-30.62	38.08	-16.0	14.62	357.30	Horizontal	Pass
17906.82	-27.27	40.01	-16.0	11.27	354.50	Horizontal	Pass

GSM 1900 MHz MCH, ANT V

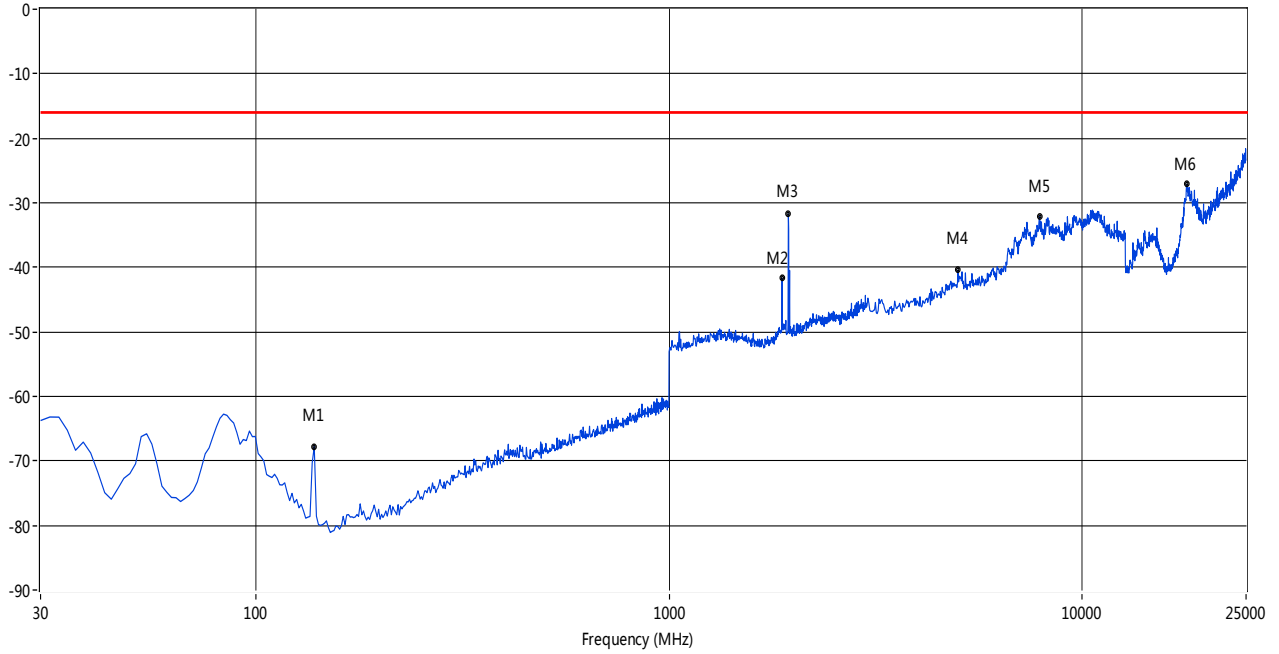
RSE Test case_FCC PART 24



Frequency (MHz)	Result (dBm)	Factor (dB)	PK Limit (dBm)	Margin (dB)	Table (o)	ANT	Verdict
84.88	-64.11	-3.83	-16.0	48.11	321.30	Horizontal	Pass
1878.54	-37.71	11.47	-16.0	21.71	329.70	Horizontal	N/A
1945.09	-39.93	10.95	-16.0	23.93	97.00	Horizontal	N/A
4703.41	-40.50	26.59	-16.0	24.50	87.30	Horizontal	Pass
7217.97	-32.69	32.98	-16.0	16.69	327.70	Horizontal	Pass
17947.59	-27.66	40.49	-16.0	11.66	246.70	Horizontal	Pass

GSM 1900 MHz MCH, ANT H

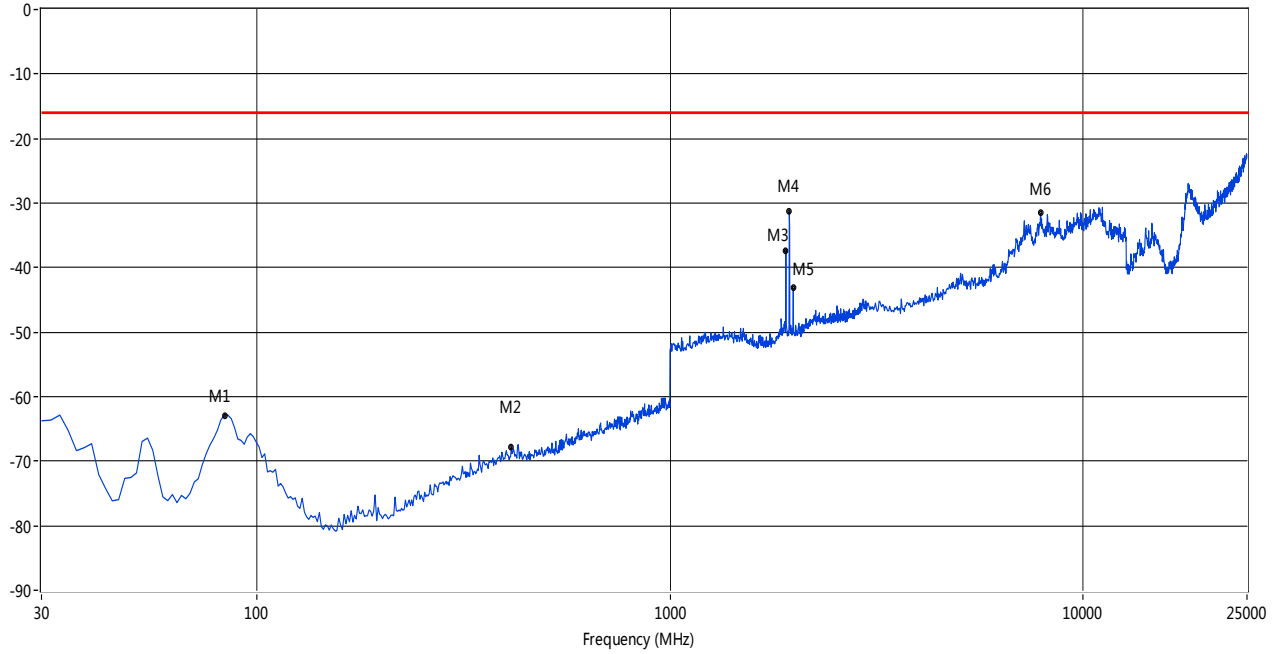
RSE Test case_FCC PART 24



Frequency (MHz)	Result (dBm)	Factor (dB)	PK Limit (dBm)	Margin (dB)	Table (o)	ANT	Verdict
138.14	-67.78	-12.87	-16.0	51.78	90.00	Vertical	Pass
1878.54	-41.68	11.47	-16.0	25.68	173.00	Vertical	N/A
1945.09	-31.71	10.95	-16.0	15.71	135.00	Vertical	N/A
5011.65	-40.45	27.58	-16.0	24.45	28.00	Vertical	Pass
7899.33	-32.08	35.76	-16.0	16.08	308.00	Vertical	Pass
17988.35	-27.10	40.98	-16.0	11.10	190.00	Vertical	Pass

GSM 1900 MHz HCH, ANT V

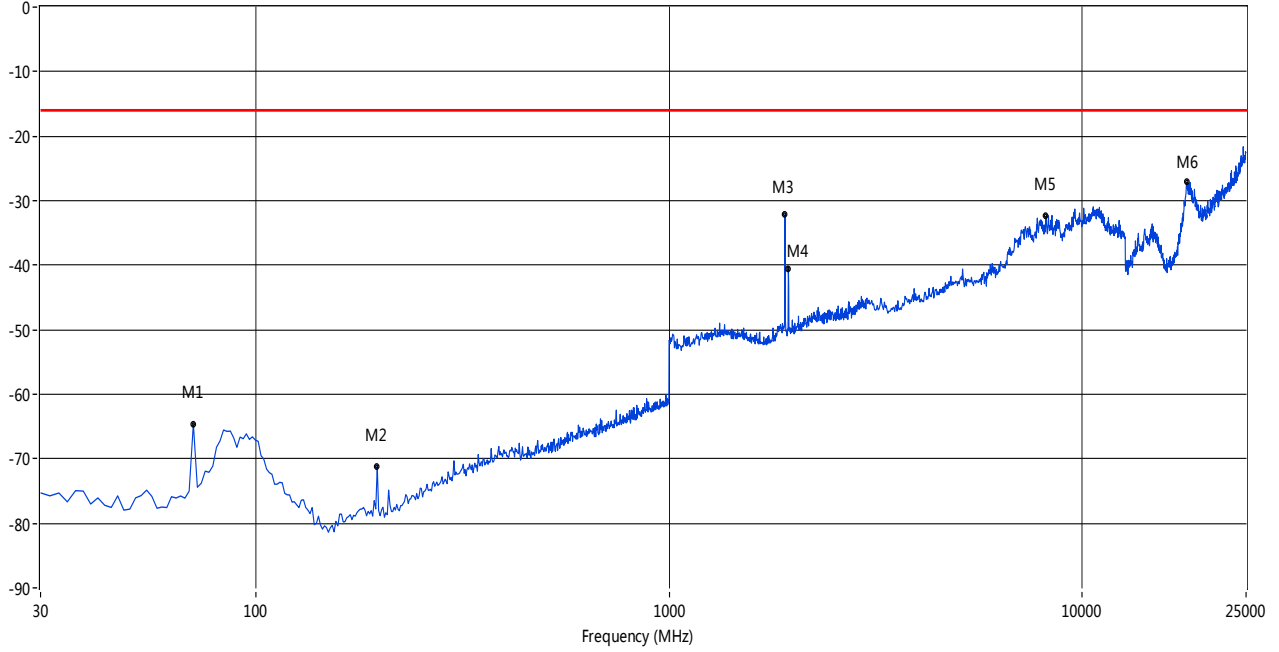
RSE Test case_FCC PART 24



Frequency (MHz)	Result (dBm)	Factor (dB)	PK Limit (dBm)	Margin (dB)	Table (o)	ANT	Verdict
83.26	-62.86	-4.35	-16.0	46.86	82.10	Vertical	Pass
412.51	-67.84	-2.43	-16.0	51.84	211.40	Vertical	Pass
1908.49	-37.31	12.02	-16.0	21.31	162.00	Vertical	N/A
1945.09	-31.17	10.95	-16.0	15.17	301.40	Vertical	N/A
1988.35	-43.14	10.97	-16.0	27.14	194.70	Vertical	N/A
7899.33	-31.56	35.76	-16.0	15.56	-0.70	Vertical	Pass

GSM 1900 MHz HCH, ANT H

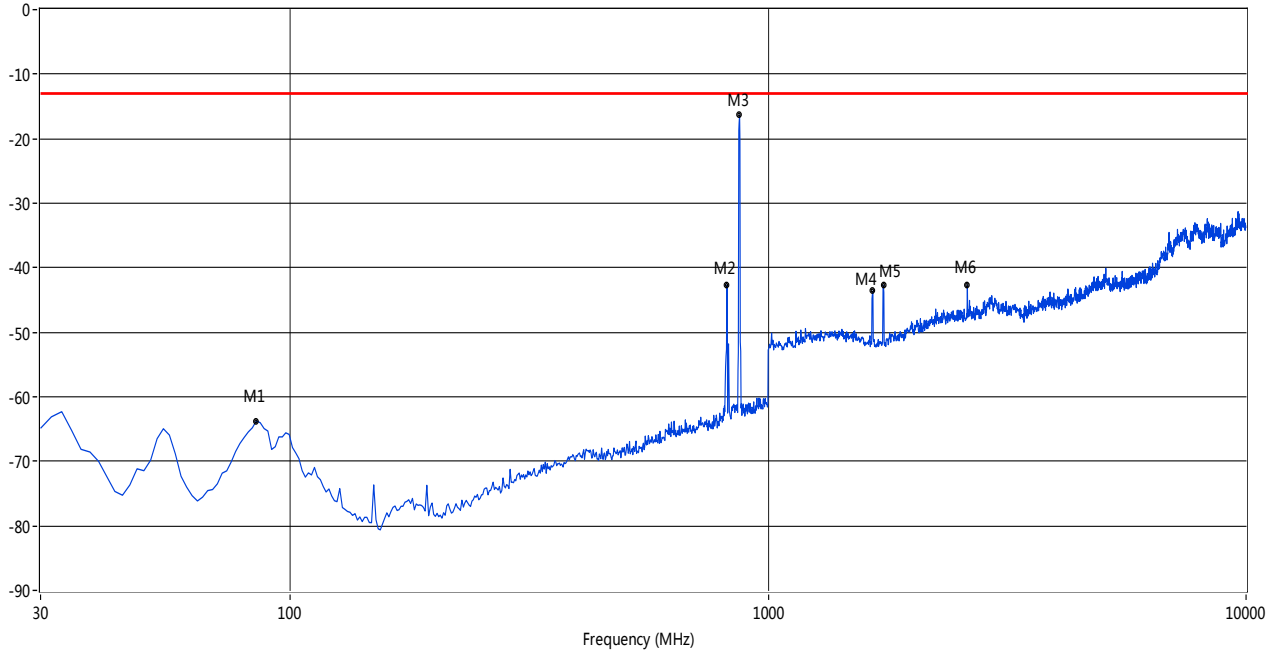
RSE Test case_FCC PART 24



Frequency (MHz)	Result (dBm)	Factor (dB)	PK Limit (dBm)	Margin (dB)	Table (o)	ANT	Verdict
70.35	-64.58	-8.49	-16.0	48.58	349.80	Horizontal	Pass
196.24	-71.14	-11.76	-16.0	55.14	331.10	Horizontal	Pass
1908.49	-32.17	12.02	-16.0	16.17	333.60	Horizontal	N/A
1945.09	-40.46	10.95	-16.0	24.46	95.70	Horizontal	N/A
8191.35	-32.39	35.95	-16.0	16.39	133.10	Horizontal	Pass
17988.35	-27.14	40.98	-16.0	11.14	282.30	Horizontal	Pass

WCDMA 850 MHz LCH, ANT V

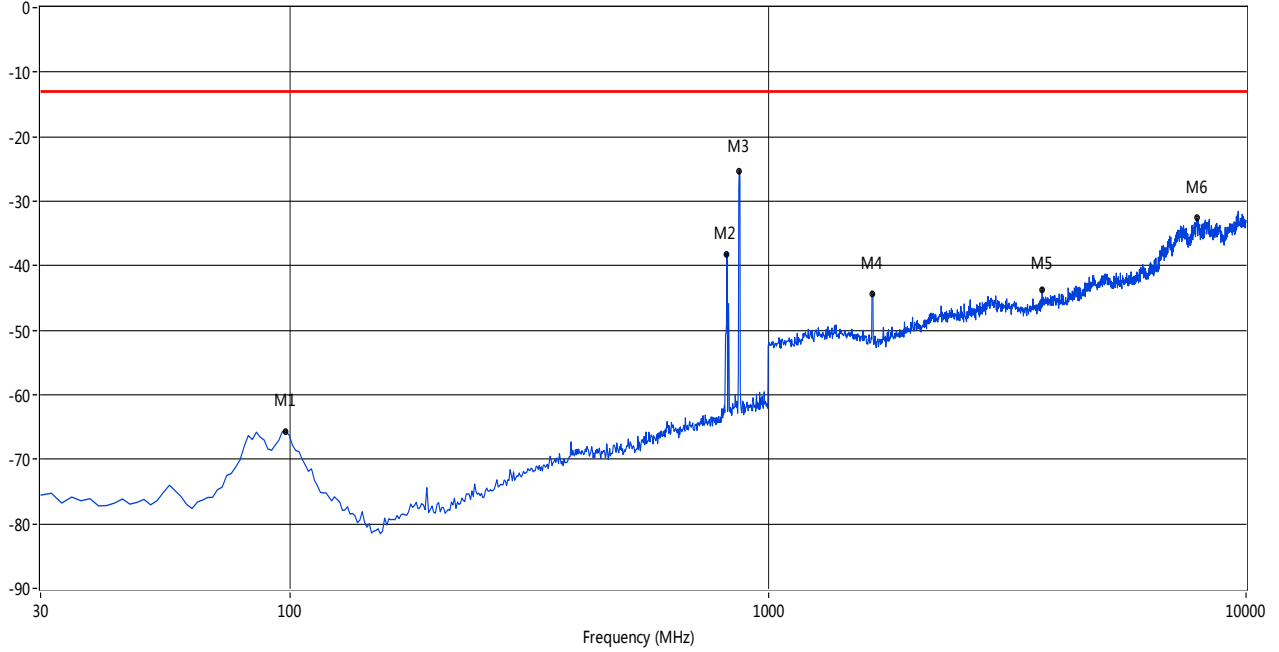
RSE Test case_FCC PART 22



Frequency (MHz)	Result (dBm)	Factor (dB)	PK Limit (dBm)	Margin (dB)	Table (o)	ANT	Verdict
84.88	-63.72	-3.77	-13.0	50.72	49.20	Vertical	Pass
819.23	-42.70	5.16	-13.0	29.70	45.20	Vertical	N/A
870.88	-16.34	5.35	-13.0	3.34	294.10	Vertical	N/A
1655.57	-43.60	8.89	-13.0	30.60	196.50	Vertical	Pass
1742.10	-42.76	9.20	-13.0	29.76	94.80	Vertical	Pass
2610.65	-42.68	13.33	-13.0	29.68	323.00	Vertical	Pass

WCDMA 850 MHz LCH, ANT H

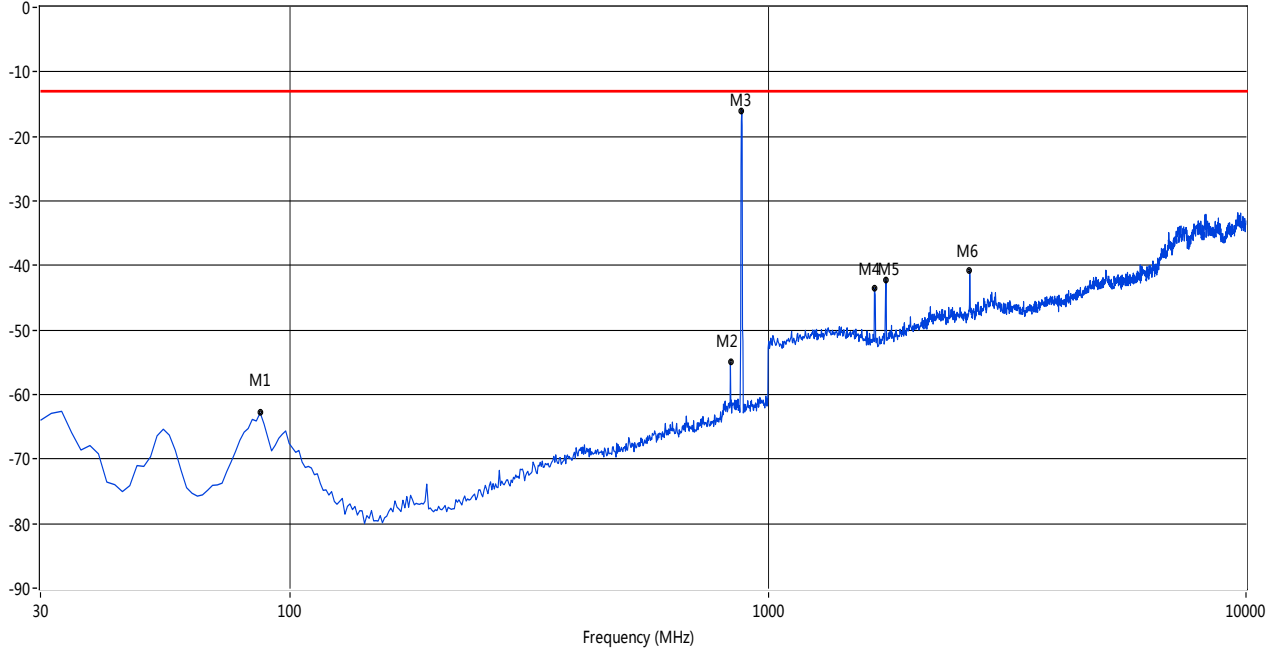
RSE Test case_FCC PART 22



Frequency (MHz)	Result (dBm)	Factor (dB)	PK Limit (dBm)	Margin (dB)	Table (o)	ANT	Verdict
97.79	-65.74	-4.03	-13.0	52.74	326.30	Horizontal	Pass
819.23	-38.18	5.16	-13.0	25.18	235.10	Horizontal	N/A
870.88	-25.27	5.35	-13.0	12.27	56.50	Horizontal	N/A
1648.92	-44.46	8.86	-13.0	31.46	109.60	Horizontal	Pass
3743.76	-43.70	23.44	-13.0	30.70	182.00	Horizontal	Pass
7890.18	-32.59	35.61	-13.0	19.59	303.10	Horizontal	Pass

WCDMA 850 MHz MCH, ANT V

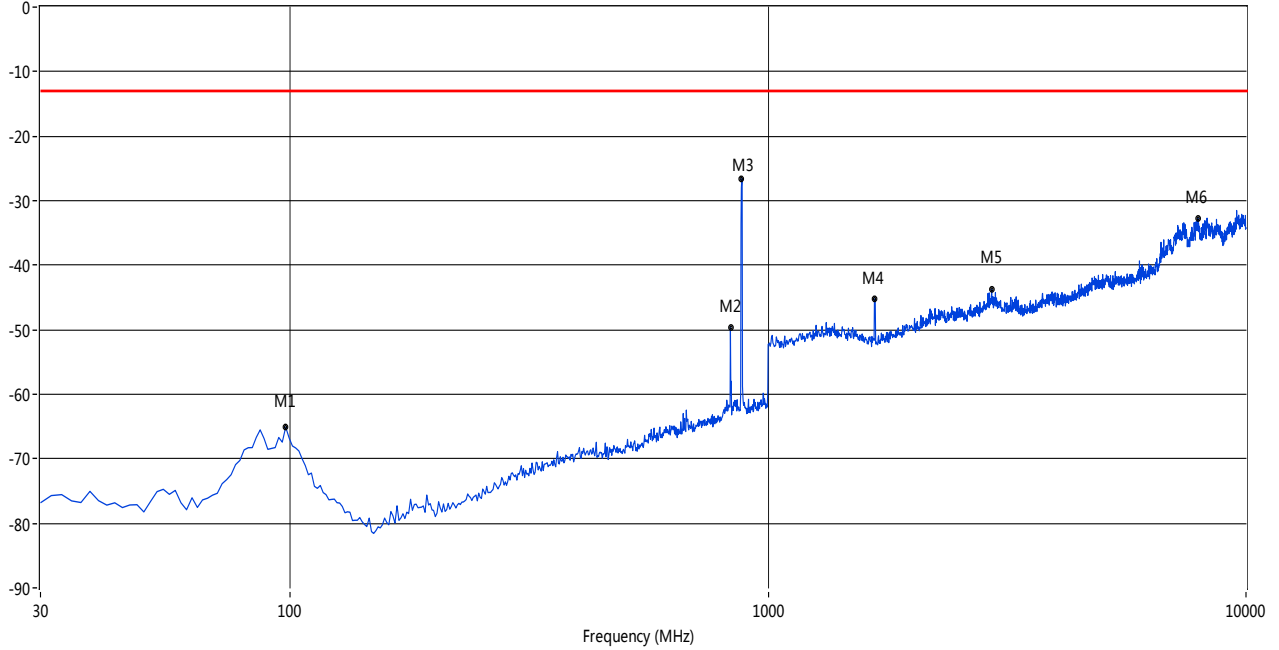
RSE Test case_FCC PART 22



Frequency (MHz)	Result (dBm)	Factor (dB)	PK Limit (dBm)	Margin (dB)	Table (o)	ANT	Verdict
86.49	-62.83	-3.15	-13.0	49.83	63.60	Vertical	Pass
833.76	-54.95	5.40	-13.0	41.95	26.70	Vertical	N/A
880.57	-16.00	5.42	-13.0	3.00	306.60	Vertical	N/A
1668.89	-43.59	8.76	-13.0	30.59	164.40	Vertical	Pass
1762.06	-42.20	9.13	-13.0	29.20	293.90	Vertical	Pass
2640.60	-40.73	14.46	-13.0	27.73	196.80	Vertical	Pass

WCDMA 850 MHz MCH, ANT H

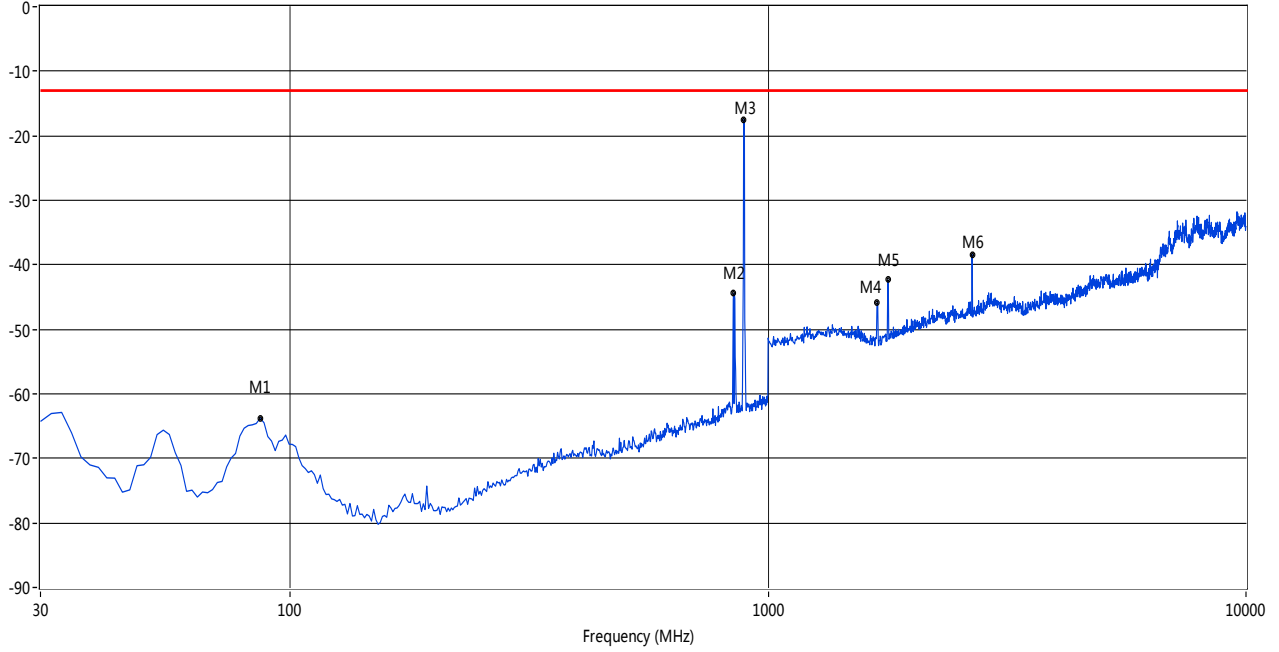
RSE Test case_FCC PART 22



Frequency (MHz)	Result (dBm)	Factor (dB)	PK Limit (dBm)	Margin (dB)	Table (o)	ANT	Verdict
97.79	-65.10	-4.03	-13.0	52.10	328.50	Horizontal	Pass
833.76	-49.58	5.40	-13.0	36.58	237.70	Horizontal	N/A
880.57	-26.59	5.42	-13.0	13.59	302.00	Horizontal	N/A
1668.89	-45.21	8.76	-13.0	32.21	115.40	Horizontal	Pass
2936.77	-43.71	16.36	-13.0	30.71	1.00	Horizontal	Pass
7930.12	-32.71	34.83	-13.0	19.71	126.40	Horizontal	Pass

WCDMA 850 MHz HCH, ANT V

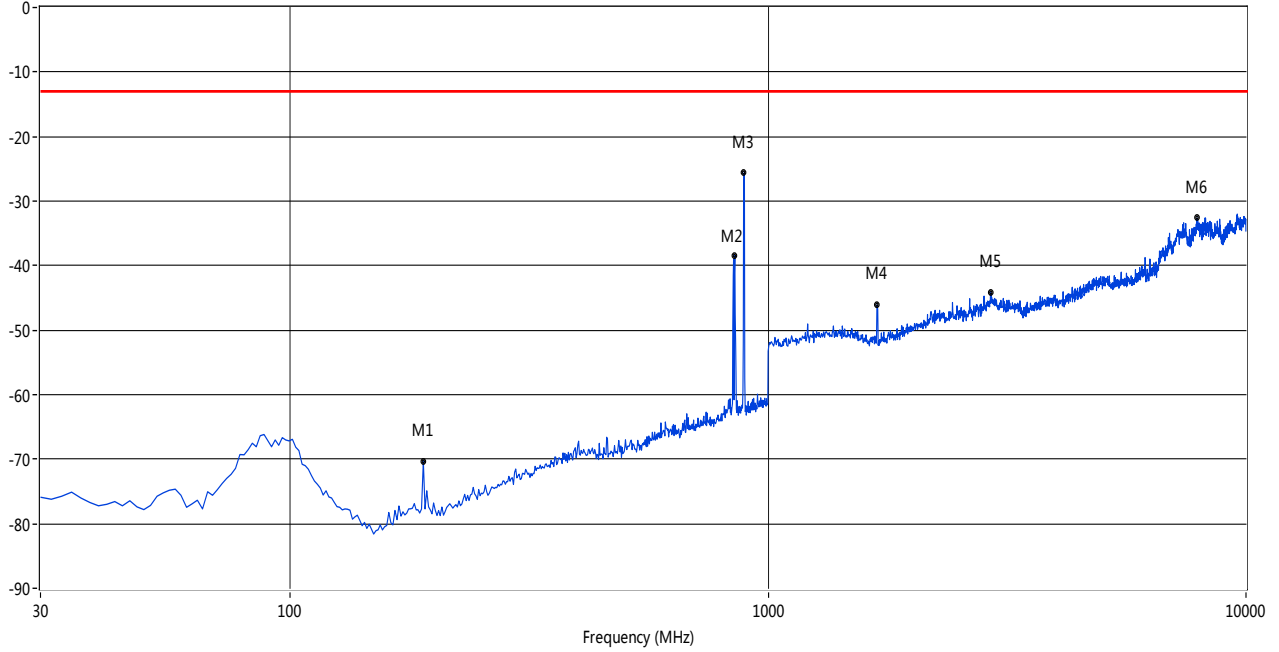
RSE Test case_FCC PART 22



Frequency (MHz)	Result (dBm)	Factor (dB)	PK Limit (dBm)	Margin (dB)	Table (o)	ANT	Verdict
86.49	-63.77	-3.15	-13.0	50.77	55.00	Vertical	Pass
846.67	-44.44	5.60	-13.0	31.44	309.10	Vertical	N/A
890.25	-17.46	5.59	-13.0	4.46	297.70	Vertical	N/A
1692.18	-45.84	8.72	-13.0	32.84	193.40	Vertical	Pass
1782.03	-42.35	9.30	-13.0	29.35	136.20	Vertical	Pass
2670.55	-38.39	14.16	-13.0	25.39	164.50	Vertical	Pass

WCDMA 850 MHz HCH, ANT H

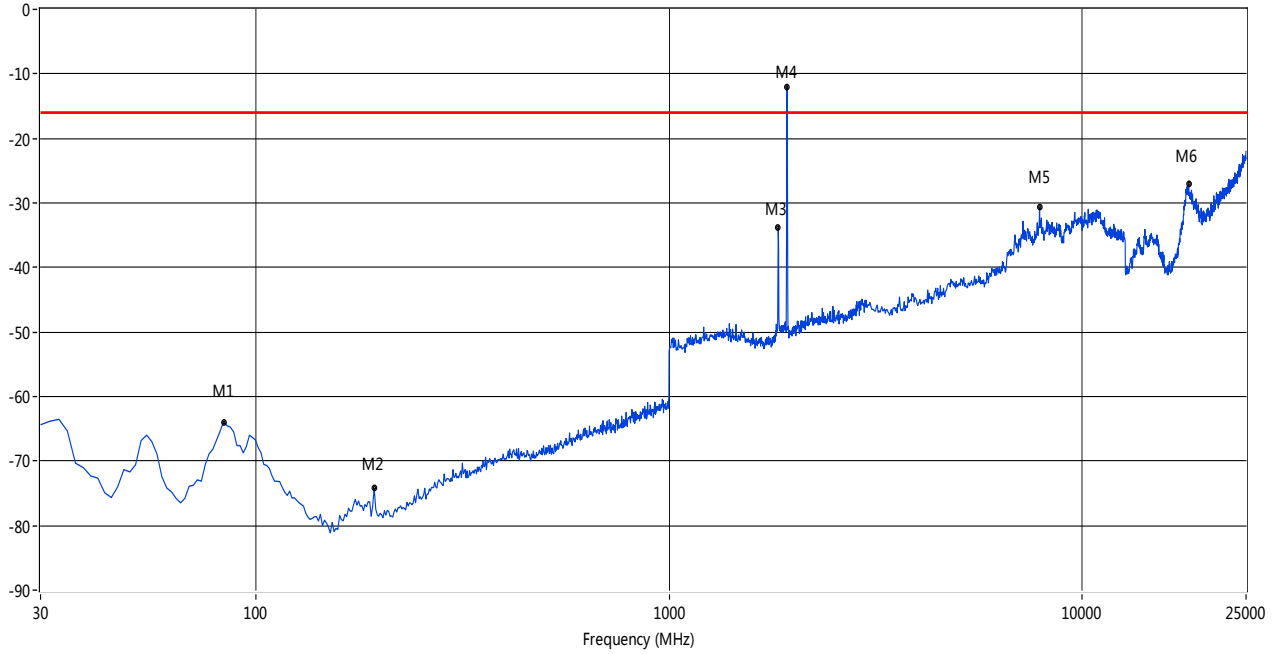
RSE Test case_FCC PART 22



Frequency (MHz)	Result (dBm)	Factor (dB)	PK Limit (dBm)	Margin (dB)	Table (o)	ANT	Verdict
189.78	-70.32	-11.65	-13.0	57.32	158.50	Horizontal	Pass
851.51	-38.41	5.68	-13.0	25.41	245.10	Horizontal	N/A
890.25	-25.61	5.59	-13.0	12.61	40.50	Horizontal	N/A
1688.85	-46.07	8.72	-13.0	33.07	81.40	Horizontal	Pass
2920.13	-44.09	16.64	-13.0	31.09	359.30	Horizontal	Pass
7896.84	-32.59	35.80	-13.0	19.59	63.30	Horizontal	Pass

WCDMA 1900 MHz LCH, ANT V

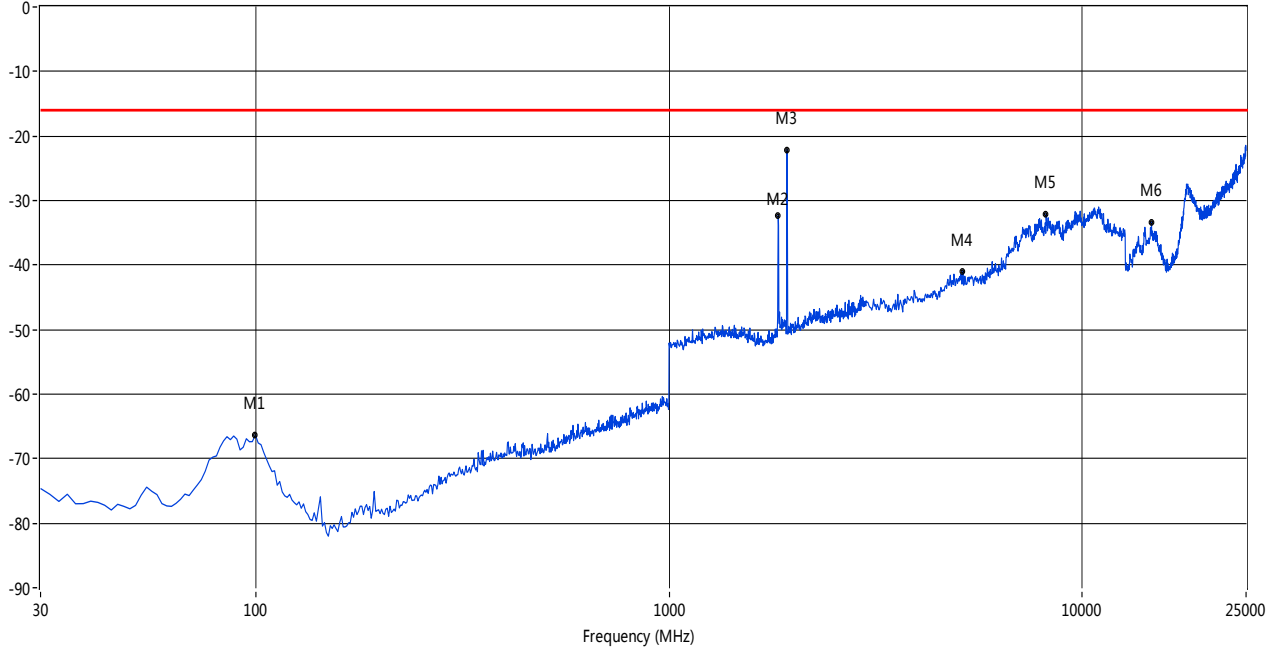
RSE Test case_FCC PART 24



Frequency (MHz)	Result (dBm)	Factor (dB)	PK Limit (dBm)	Margin (dB)	Table (o)	ANT	Verdict
83.26	-63.93	-4.35	-16.0	47.93	66.30	Vertical	Pass
193.01	-74.19	-11.73	-16.0	58.19	0.00	Vertical	Pass
1838.60	-33.81	10.56	-16.0	17.81	190.80	Vertical	N/A
1931.78	-11.97	10.68	-16.0	-4.03	303.40	Vertical	N/A
7899.33	-30.73	35.76	-16.0	14.73	151.50	Vertical	Pass
18151.41	-27.06	40.51	-16.0	11.06	212.40	Vertical	Pass

WCDMA 1900 MHz LCH, ANT H

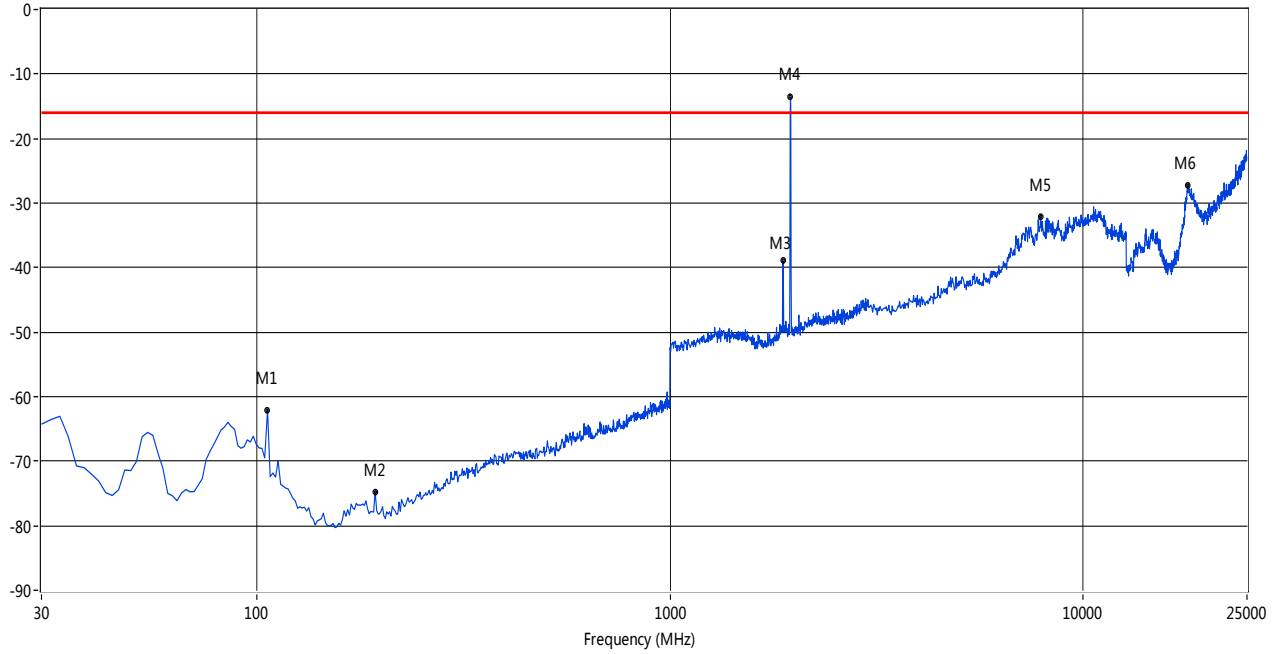
RSE Test case_FCC PART 24



Frequency (MHz)	Result (dBm)	Factor (dB)	PK Limit (dBm)	Margin (dB)	Table (o)	ANT	Verdict
99.40	-66.29	-4.49	-16.0	50.29	339.20	Horizontal	Pass
1838.60	-32.25	10.56	-16.0	16.25	26.40	Horizontal	N/A
1931.78	-22.09	10.68	-16.0	6.09	244.00	Horizontal	N/A
5141.43	-41.06	27.96	-16.0	25.06	337.90	Horizontal	Pass
8191.35	-32.04	35.95	-16.0	16.04	57.90	Horizontal	Pass
14747.50	-33.37	31.65	-16.0	17.37	179.60	Horizontal	Pass

WCDMA 1900 MHz MCH, ANT V

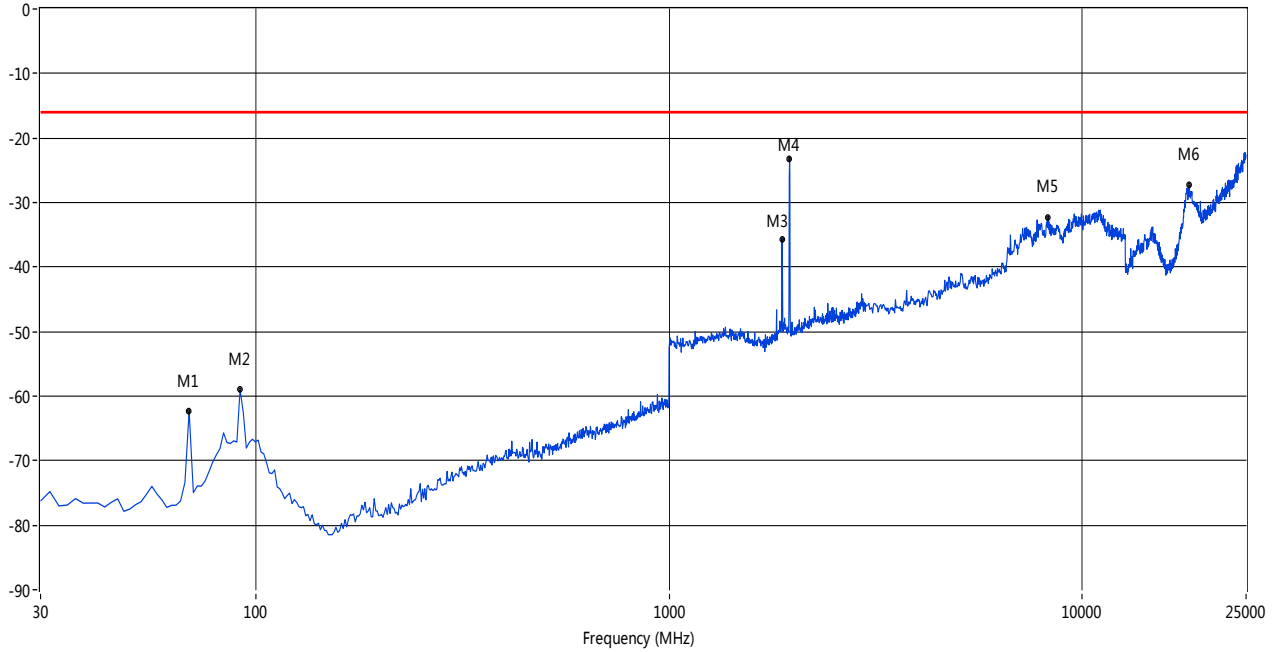
RSE Test case_FCC PART 24



Frequency (MHz)	Result (dBm)	Factor (dB)	PK Limit (dBm)	Margin (dB)	Table (o)	ANT	Verdict
105.86	-62.09	-6.18	-16.0	46.09	143.50	Vertical	Pass
193.01	-74.71	-11.73	-16.0	58.71	-0.00	Vertical	Pass
1878.54	-38.94	11.47	-16.0	22.94	226.60	Vertical	N/A
1958.40	-13.60	11.20	-16.0	-2.40	340.80	Vertical	N/A
7899.33	-32.09	35.76	-16.0	16.09	47.60	Vertical	Pass
17967.97	-27.21	40.74	-16.0	11.21	135.70	Vertical	Pass

WCDMA 1900 MHz MCH, ANT H

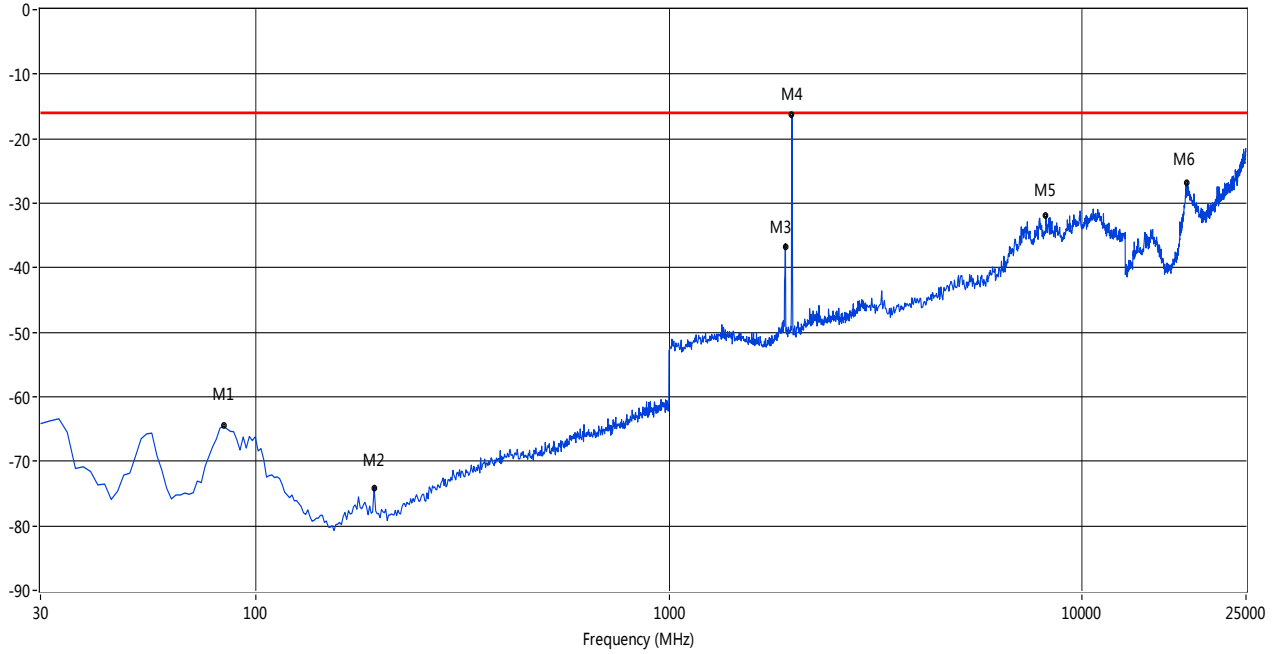
RSE Test case_FCC PART 24



Frequency (MHz)	Result (dBm)	Factor (dB)	PK Limit (dBm)	Margin (dB)	Table (o)	ANT	Verdict
68.74	-62.31	-9.02	-16.0	46.31	359.00	Horizontal	Pass
91.33	-58.99	-2.46	-16.0	42.99	269.40	Horizontal	Pass
1878.54	-35.64	11.47	-16.0	19.64	293.50	Horizontal	N/A
1958.40	-23.18	11.20	-16.0	7.18	244.80	Horizontal	N/A
8288.69	-32.29	36.32	-16.0	16.29	216.80	Horizontal	Pass
18232.95	-27.30	40.19	-16.0	11.30	155.90	Horizontal	Pass

WCDMA 1900 MHz HCH, ANT V

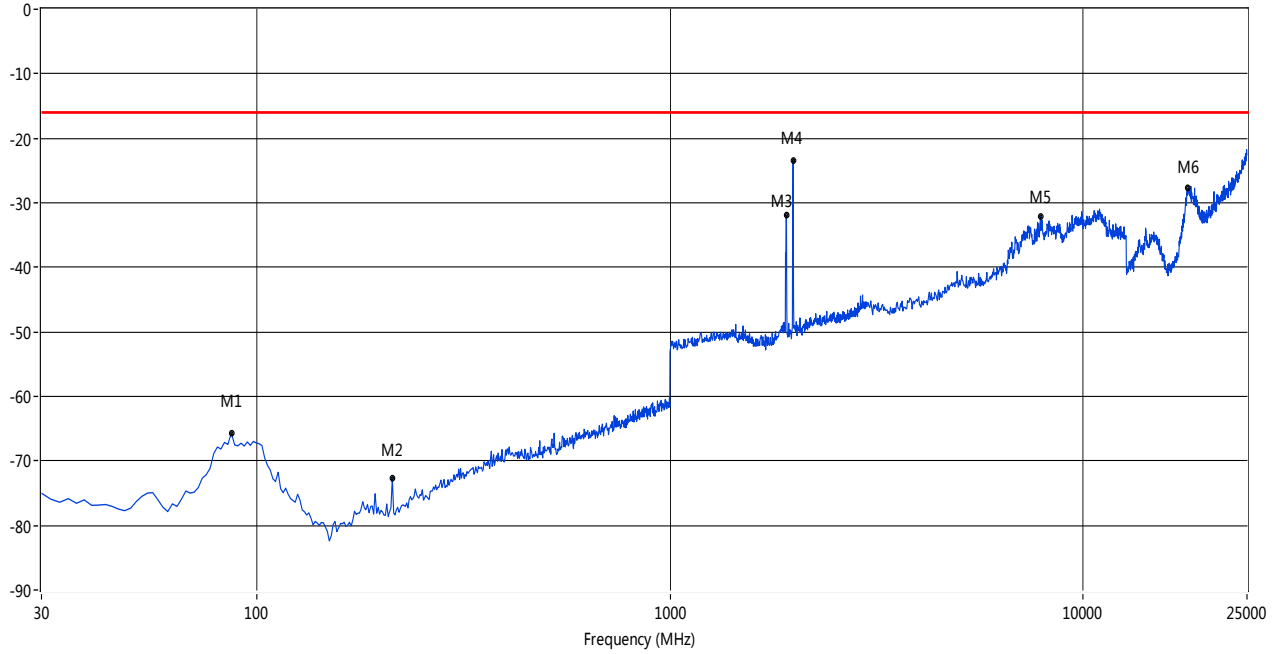
RSE Test case_FCC PART 24



Frequency (MHz)	Result (dBm)	Factor (dB)	PK Limit (dBm)	Margin (dB)	Table (o)	ANT	Verdict
83.26	-64.54	-4.35	-16.0	48.54	73.50	Vertical	Pass
193.01	-74.07	-11.73	-16.0	58.07	4.20	Vertical	Pass
1911.81	-36.84	12.10	-16.0	20.84	262.70	Vertical	N/A
1985.02	-16.35	10.95	-16.0	0.35	307.90	Vertical	N/A
8191.35	-32.00	35.95	-16.0	16.00	346.20	Vertical	Pass
18008.74	-26.78	41.08	-16.0	10.78	194.90	Vertical	Pass

WCDMA 1900 MHz HCH, ANT H

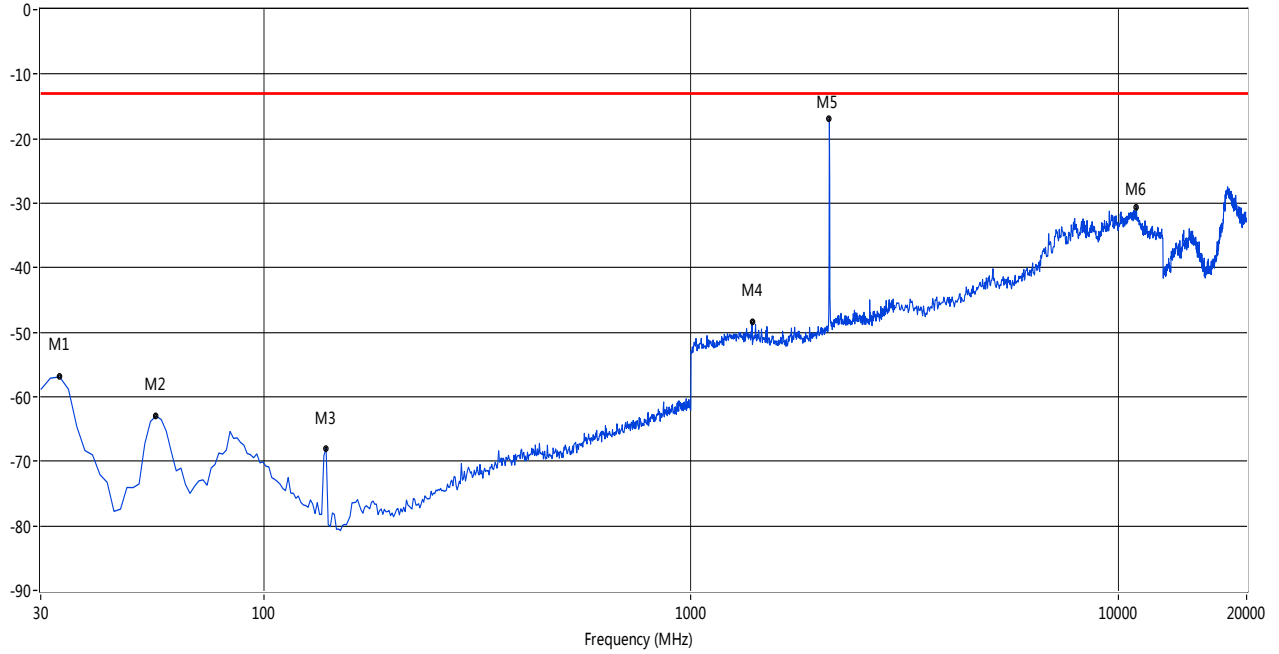
RSE Test case_FCC PART 24



Frequency (MHz)	Result (dBm)	Factor (dB)	PK Limit (dBm)	Margin (dB)	Table (o)	ANT	Verdict
86.49	-65.66	-3.31	-16.0	49.66	350.80	Horizontal	Pass
212.38	-72.62	-11.54	-16.0	56.62	0.80	Horizontal	Pass
1911.81	-31.97	12.10	-16.0	15.97	295.20	Horizontal	N/A
1988.35	-23.48	10.97	-16.0	7.48	242.20	Horizontal	N/A
7899.33	-32.05	35.76	-16.0	16.05	148.70	Horizontal	Pass
17988.35	-27.75	40.98	-16.0	11.75	315.20	Horizontal	Pass

LTE Band 4 QPSK 1.4 MHz LCH, ANT V

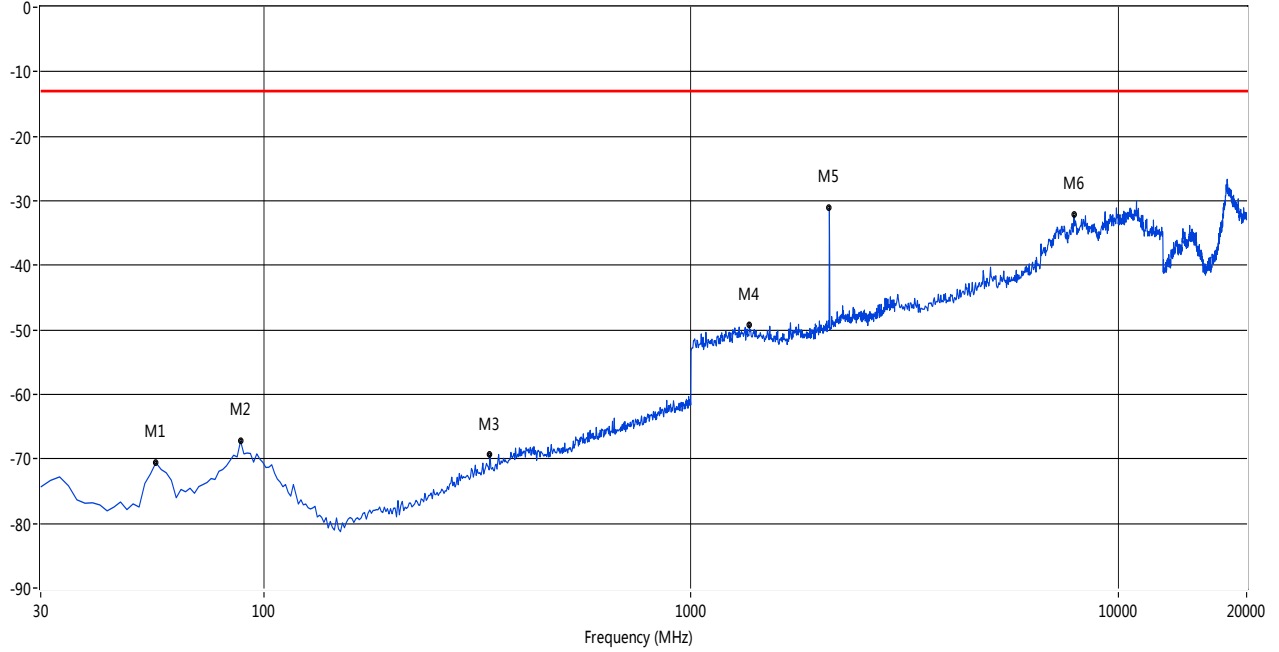
RSE Test case_FCC PART 27(band4)



Frequency (MHz)	Result (dBm)	Factor (dB)	PK Limit (dBm)	Margin (dB)	Table (o)	ANT	Verdict
33.23	-56.92	-9.76	-13.0	43.92	304.30	Vertical	Pass
55.82	-62.99	-11.49	-13.0	49.99	180.70	Vertical	Pass
139.75	-67.95	-13.19	-13.0	54.95	138.20	Vertical	Pass
1389.35	-48.45	9.13	-13.0	35.45	316.50	Vertical	Pass
2108.15	-16.81	11.58	-13.0	3.81	283.60	Vertical	N/A
11046.59	-30.60	37.87	-13.0	17.60	115.70	Vertical	Pass

LTE Band 4 QPSK 1.4 MHz LCH, ANT H

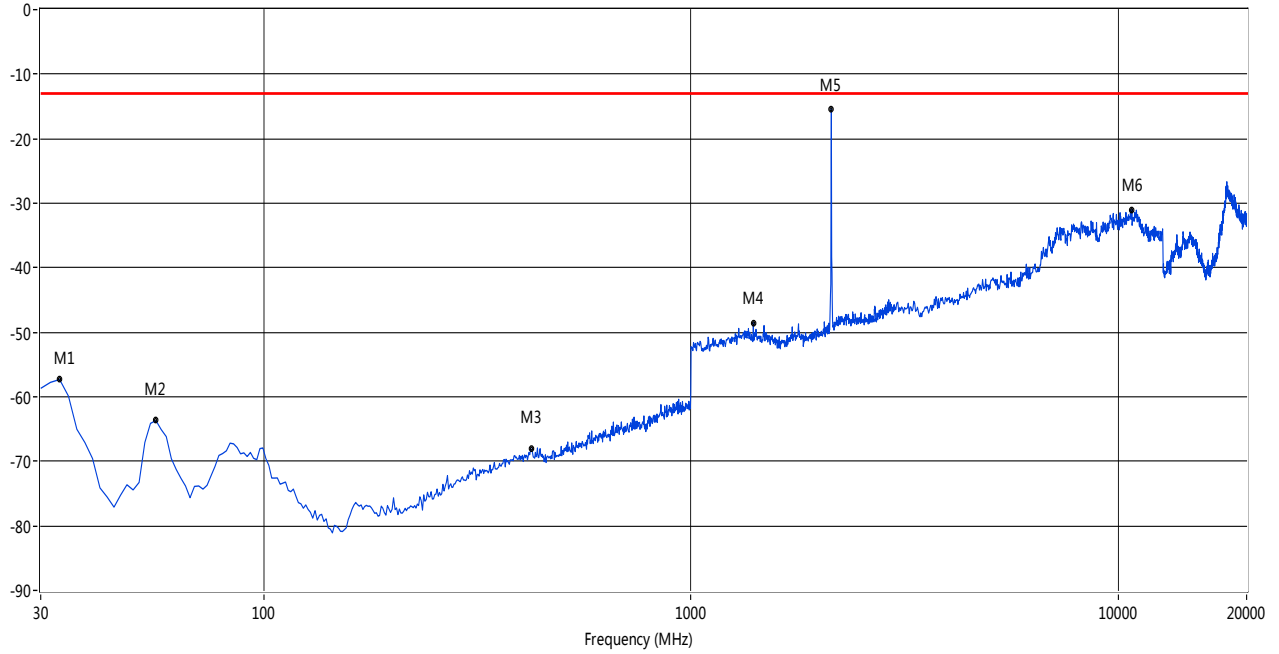
RSE Test case_FCC PART 27(band4)



Frequency (MHz)	Result (dBm)	Factor (dB)	PK Limit (dBm)	Margin (dB)	Table (o)	ANT	Verdict
55.82	-70.59	-11.49	-13.0	57.59	259.30	Horizontal	Pass
88.10	-67.22	-2.78	-13.0	54.22	336.50	Horizontal	Pass
338.27	-69.33	-4.65	-13.0	56.33	116.40	Horizontal	Pass
1369.38	-49.29	9.21	-13.0	36.29	97.00	Horizontal	Pass
2108.15	-31.06	11.58	-13.0	18.06	59.90	Horizontal	N/A
7883.11	-32.19	35.31	-13.0	19.19	199.30	Horizontal	Pass

LTE Band 4 QPSK 1.4 MHz MCH, ANT V

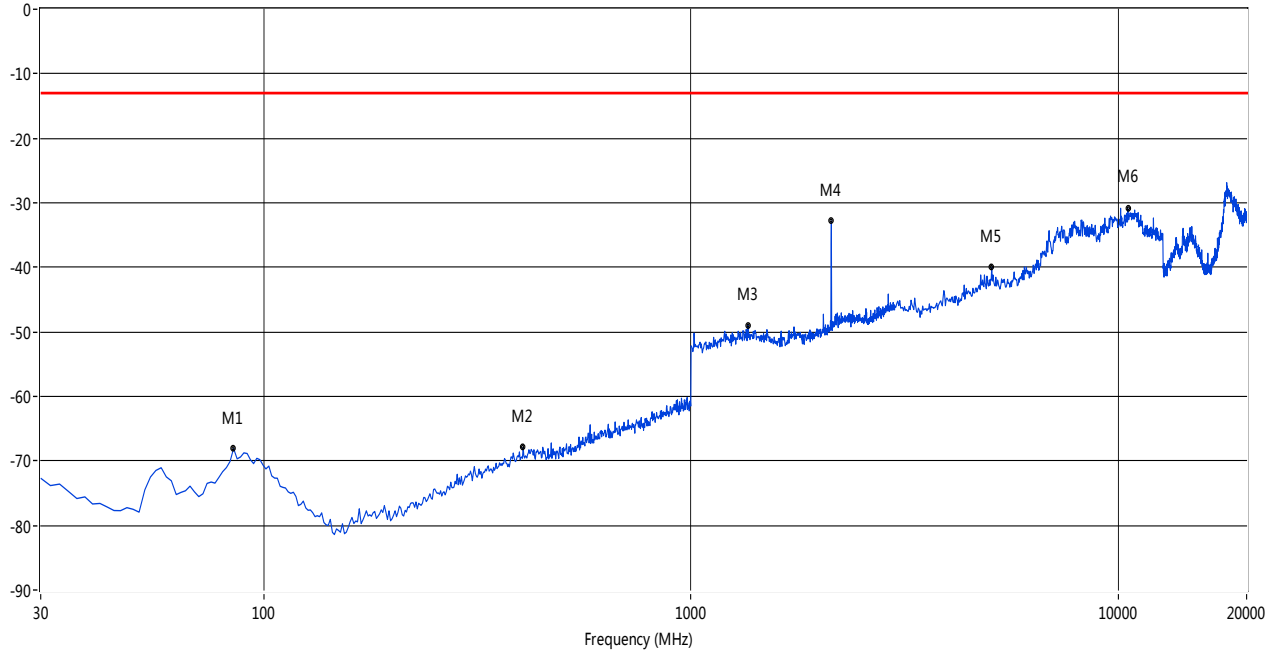
RSE Test case_FCC PART 27(band4)



Frequency (MHz)	Result (dBm)	Factor (dB)	PK Limit (dBm)	Margin (dB)	Table (o)	ANT	Verdict
33.23	-57.32	-9.76	-13.0	44.32	260.30	Vertical	Pass
55.82	-63.68	-11.49	-13.0	50.68	191.30	Vertical	Pass
422.20	-68.09	-2.48	-13.0	55.09	113.00	Vertical	Pass
1399.33	-48.53	9.17	-13.0	35.53	234.20	Vertical	Pass
2131.45	-15.32	11.80	-13.0	2.32	46.20	Vertical	N/A
10770.80	-30.95	37.87	-13.0	17.95	67.20	Vertical	Pass

LTE Band 4 QPSK 1.4 MHz MCH, ANT H

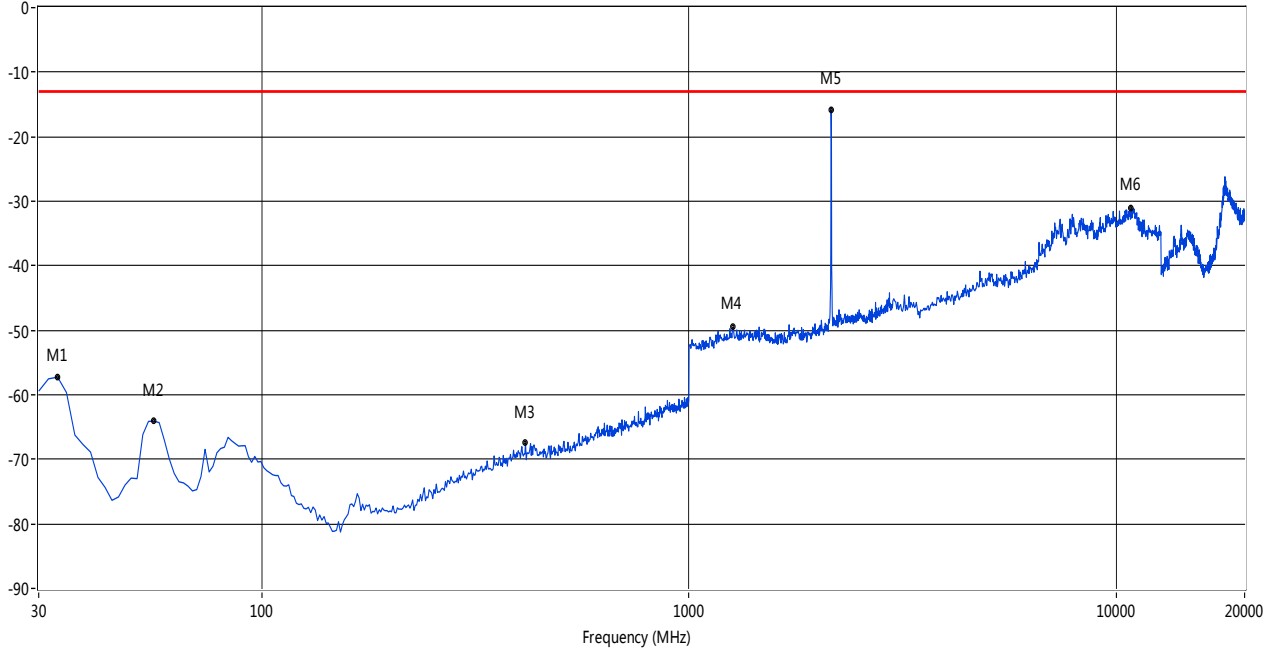
RSE Test case_FCC PART 27(band4)



Frequency (MHz)	Result (dBm)	Factor (dB)	PK Limit (dBm)	Margin (dB)	Table (o)	ANT	Verdict
84.88	-68.06	-3.80	-13.0	55.06	322.40	Horizontal	Pass
404.44	-67.87	-2.52	-13.0	54.87	333.50	Horizontal	Pass
1359.40	-48.95	9.15	-13.0	35.95	176.90	Horizontal	Pass
2131.45	-32.81	11.80	-13.0	19.81	96.90	Horizontal	N/A
5060.32	-40.03	27.99	-13.0	27.03	155.40	Horizontal	Pass
10543.68	-30.91	37.60	-13.0	17.91	78.40	Horizontal	Pass

LTE Band 4 QPSK 1.4 MHz HCH, ANT V

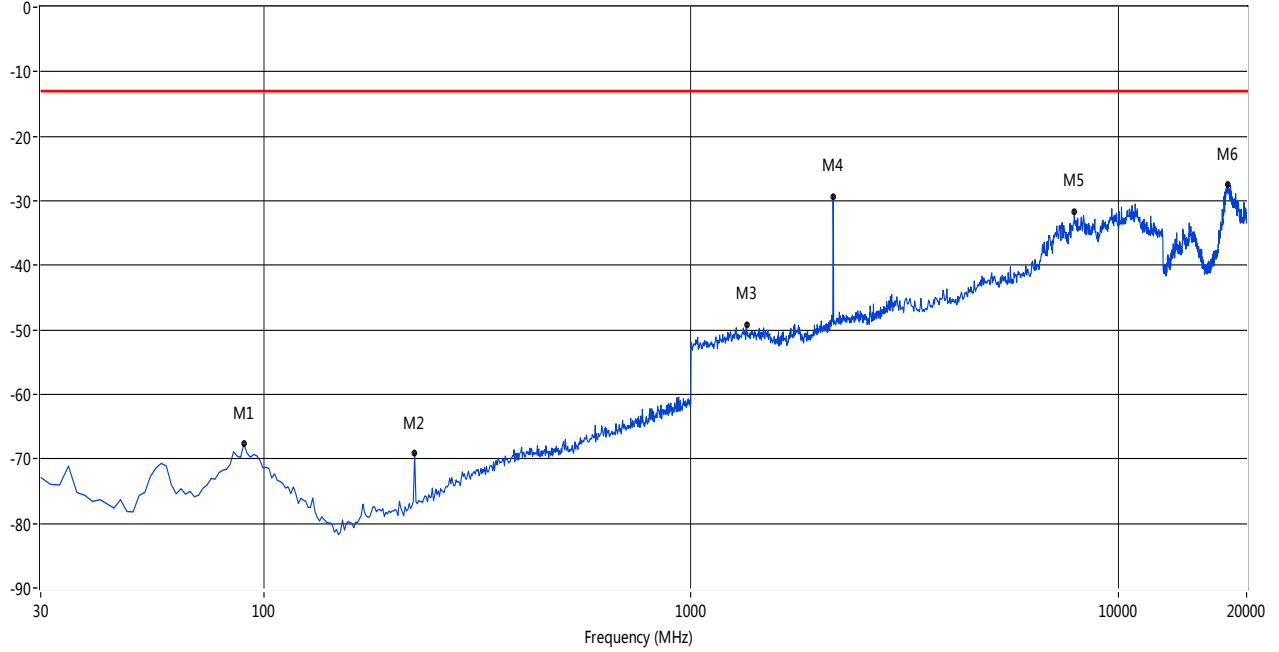
RSE Test case_FCC PART 27(band4)



Frequency (MHz)	Result (dBm)	Factor (dB)	PK Limit (dBm)	Margin (dB)	Table (o)	ANT	Verdict
33.23	-57.26	-9.76	-13.0	44.26	293.20	Vertical	Pass
55.82	-64.07	-11.49	-13.0	51.07	147.40	Vertical	Pass
414.13	-67.45	-2.51	-13.0	54.45	330.30	Vertical	Pass
1269.55	-49.52	8.64	-13.0	36.52	350.60	Vertical	Pass
2151.41	-15.84	11.77	-13.0	2.84	101.20	Vertical	N/A
10851.91	-30.98	37.96	-13.0	17.98	157.80	Vertical	Pass

LTE Band 4 QPSK 1.4 MHz HCH, ANT H

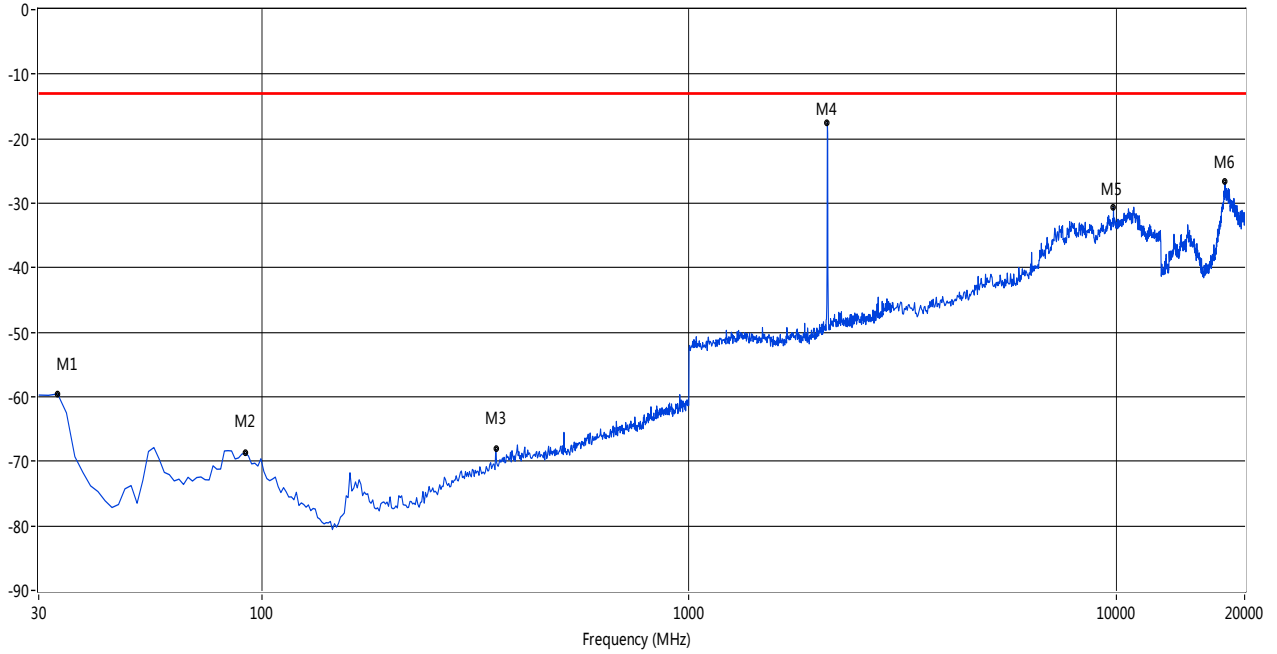
RSE Test case_FCC PART 27(band4)



Frequency (MHz)	Result (dBm)	Factor (dB)	PK Limit (dBm)	Margin (dB)	Table (o)	ANT	Verdict
89.72	-67.69	-2.26	-13.0	54.69	137.30	Horizontal	Pass
225.29	-69.18	-10.67	-13.0	56.18	228.10	Horizontal	Pass
1349.42	-49.15	9.20	-13.0	36.15	76.10	Horizontal	Pass
2151.41	-29.36	11.77	-13.0	16.36	61.60	Horizontal	N/A
7899.33	-31.72	35.76	-13.0	18.72	311.00	Horizontal	Pass
18021.63	-27.56	41.03	-13.0	14.56	214.60	Horizontal	Pass

LTE Band 4 QPSK 3 MHz LCH, ANT V

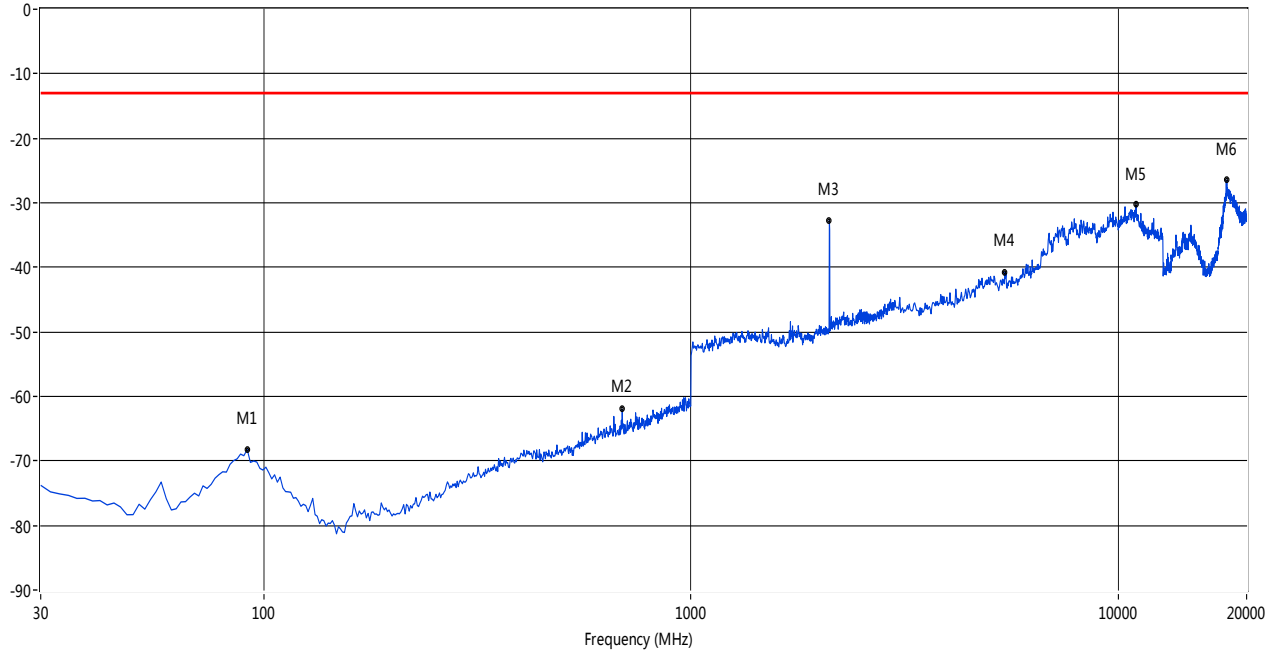
RSE Test case_FCC PART 27(band4)



Frequency (MHz)	Result (dBm)	Factor (dB)	PK Limit (dBm)	Margin (dB)	Table (o)	ANT	Verdict
33.23	-59.57	-9.76	-13.0	46.57	345.60	Vertical	Pass
91.33	-68.75	-2.45	-13.0	55.75	144.50	Vertical	Pass
352.80	-68.10	-4.15	-13.0	55.10	360.00	Vertical	Pass
2108.15	-17.49	11.58	-13.0	4.49	101.40	Vertical	N/A
9862.31	-30.54	37.58	-13.0	17.54	-0.70	Vertical	Pass
17997.50	-26.72	41.09	-13.0	13.72	69.20	Vertical	Pass

LTE Band 4 QPSK 3 MHz LCH, ANT H

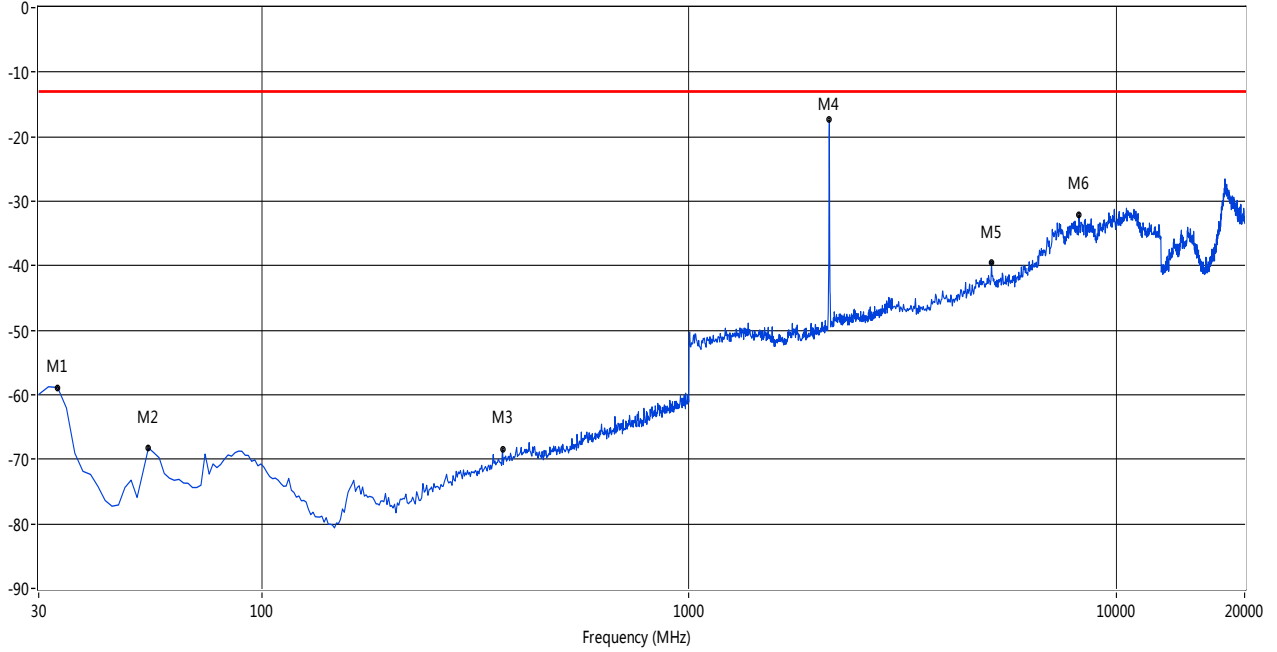
RSE Test case_FCC PART 27(band4)



Frequency (MHz)	Result (dBm)	Factor (dB)	PK Limit (dBm)	Margin (dB)	Table (o)	ANT	Verdict
91.33	-68.22	-2.45	-13.0	55.22	227.20	Horizontal	Pass
690.12	-61.99	1.85	-13.0	48.99	144.90	Horizontal	Pass
2108.15	-32.71	11.58	-13.0	19.71	62.30	Horizontal	N/A
5433.44	-40.78	27.78	-13.0	27.78	169.40	Horizontal	Pass
11014.14	-30.31	38.06	-13.0	17.31	360.00	Horizontal	Pass
17925.12	-26.47	40.23	-13.0	13.47	192.10	Horizontal	Pass

LTE Band 4 QPSK 3 MHz MCH, ANT V

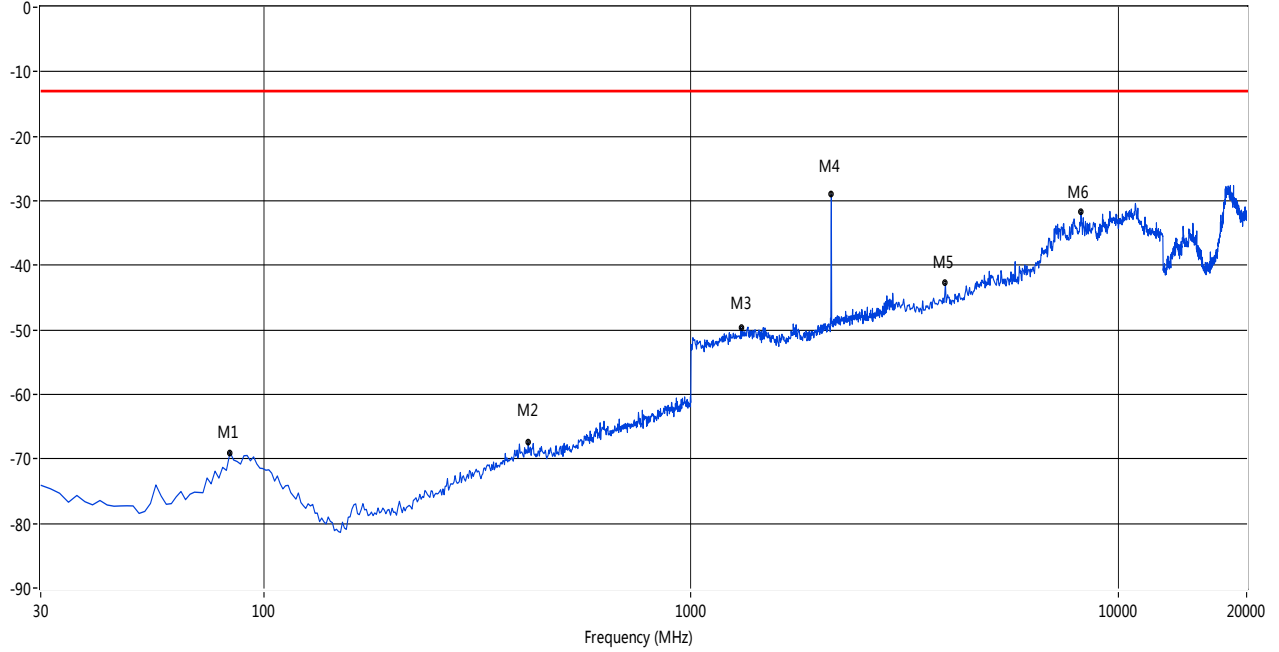
RSE Test case_FCC PART 27(band4)



Frequency (MHz)	Result (dBm)	Factor (dB)	PK Limit (dBm)	Margin (dB)	Table (o)	ANT	Verdict
33.23	-58.85	-9.76	-13.0	45.85	269.90	Vertical	Pass
54.21	-68.22	-11.27	-13.0	55.22	224.30	Vertical	Pass
365.71	-68.44	-3.80	-13.0	55.44	288.40	Vertical	Pass
2131.45	-17.40	11.80	-13.0	4.40	218.30	Vertical	N/A
5108.99	-39.53	28.46	-13.0	26.53	32.70	Vertical	Pass
8191.35	-32.13	35.95	-13.0	19.13	360.00	Vertical	Pass

LTE Band 4 QPSK 3 MHz MCH, ANT H

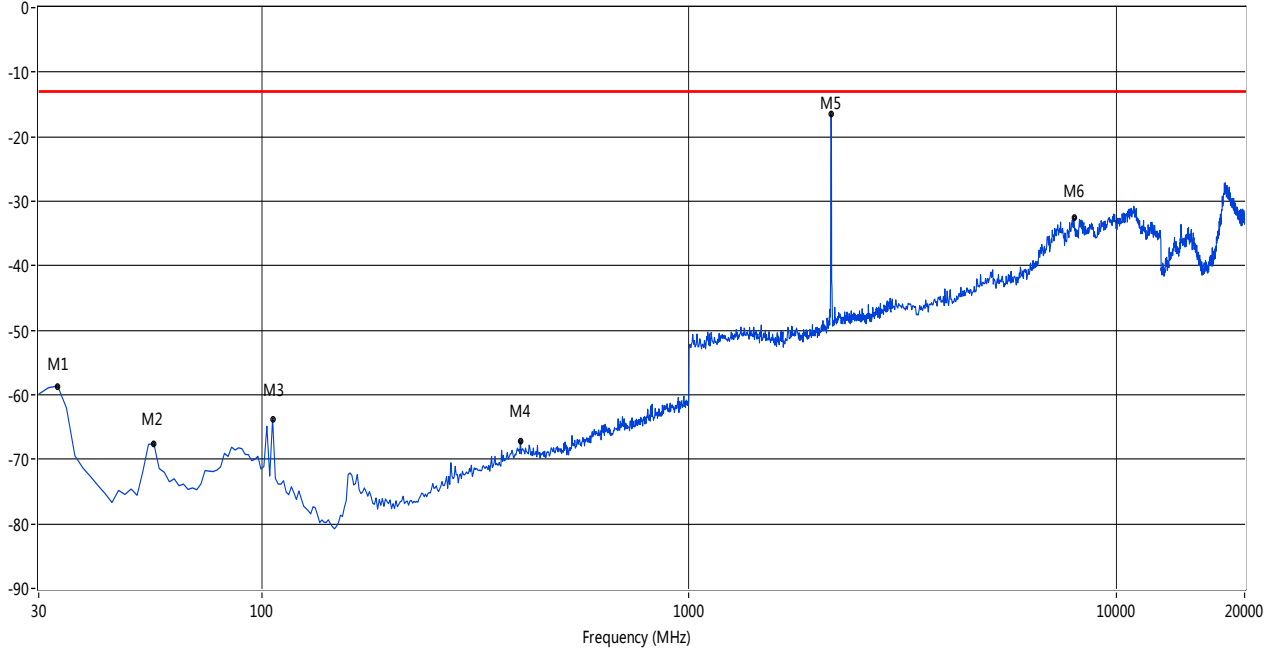
RSE Test case_FCC PART 27(band4)



Frequency (MHz)	Result (dBm)	Factor (dB)	PK Limit (dBm)	Margin (dB)	Table (o)	ANT	Verdict
83.26	-68.98	-4.34	-13.0	55.98	113.10	Horizontal	Pass
415.74	-67.48	-2.45	-13.0	54.48	67.80	Horizontal	Pass
1309.48	-49.67	8.73	-13.0	36.67	-0.00	Horizontal	Pass
2131.45	-29.02	11.80	-13.0	16.02	62.10	Horizontal	N/A
3940.93	-42.78	24.06	-13.0	29.78	73.20	Horizontal	Pass
8191.35	-31.74	35.95	-13.0	18.74	110.70	Horizontal	Pass

LTE Band 4 QPSK 3 MHz HCH, ANT V

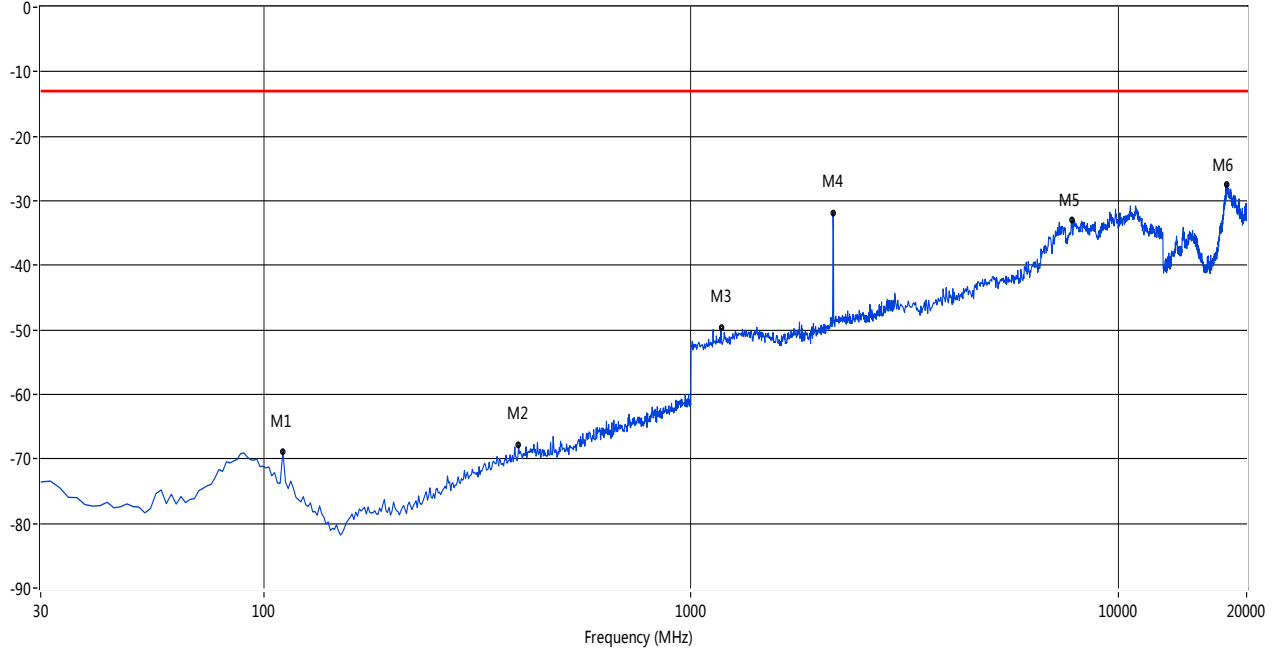
RSE Test case_FCC PART 27(band4)



Frequency (MHz)	Result (dBm)	Factor (dB)	PK Limit (dBm)	Margin (dB)	Table (o)	ANT	Verdict
33.23	-58.63	-9.76	-13.0	45.63	324.90	Vertical	Pass
55.82	-67.62	-11.49	-13.0	54.62	215.60	Vertical	Pass
105.86	-63.71	-6.11	-13.0	50.71	279.40	Vertical	Pass
402.83	-67.20	-2.54	-13.0	54.20	356.80	Vertical	Pass
2151.41	-16.51	11.77	-13.0	3.51	272.70	Vertical	N/A
7964.23	-32.55	34.90	-13.0	19.55	187.00	Vertical	Pass

LTE Band 4 QPSK 3 MHz HCH, ANT H

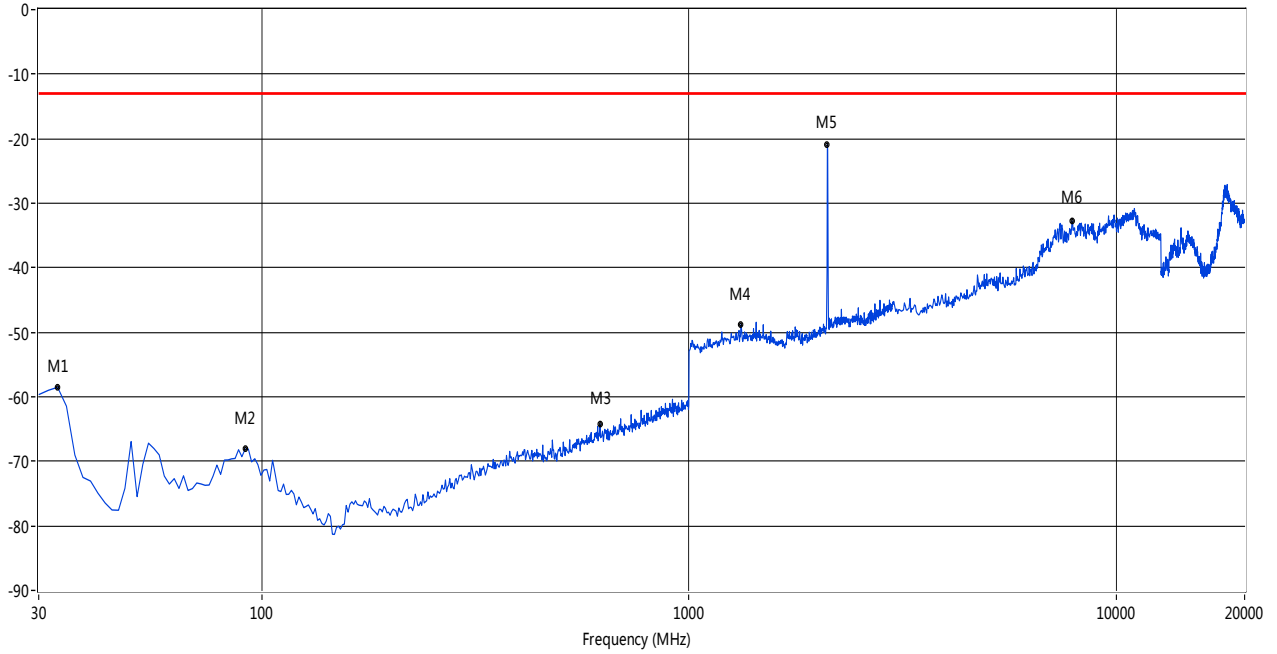
RSE Test case_FCC PART 27(band4)



Frequency (MHz)	Result (dBm)	Factor (dB)	PK Limit (dBm)	Margin (dB)	Table (o)	ANT	Verdict
110.70	-68.90	-7.24	-13.0	55.90	268.30	Horizontal	Pass
394.76	-67.91	-2.64	-13.0	54.91	286.80	Horizontal	Pass
1176.37	-49.75	7.72	-13.0	36.75	240.40	Horizontal	Pass
2151.41	-31.82	11.77	-13.0	18.82	63.10	Horizontal	N/A
7802.00	-33.05	35.13	-13.0	20.05	97.80	Horizontal	Pass
17937.19	-27.52	40.37	-13.0	14.52	360.70	Horizontal	Pass

LTE Band 4 QPSK 5 MHz LCH, ANT V

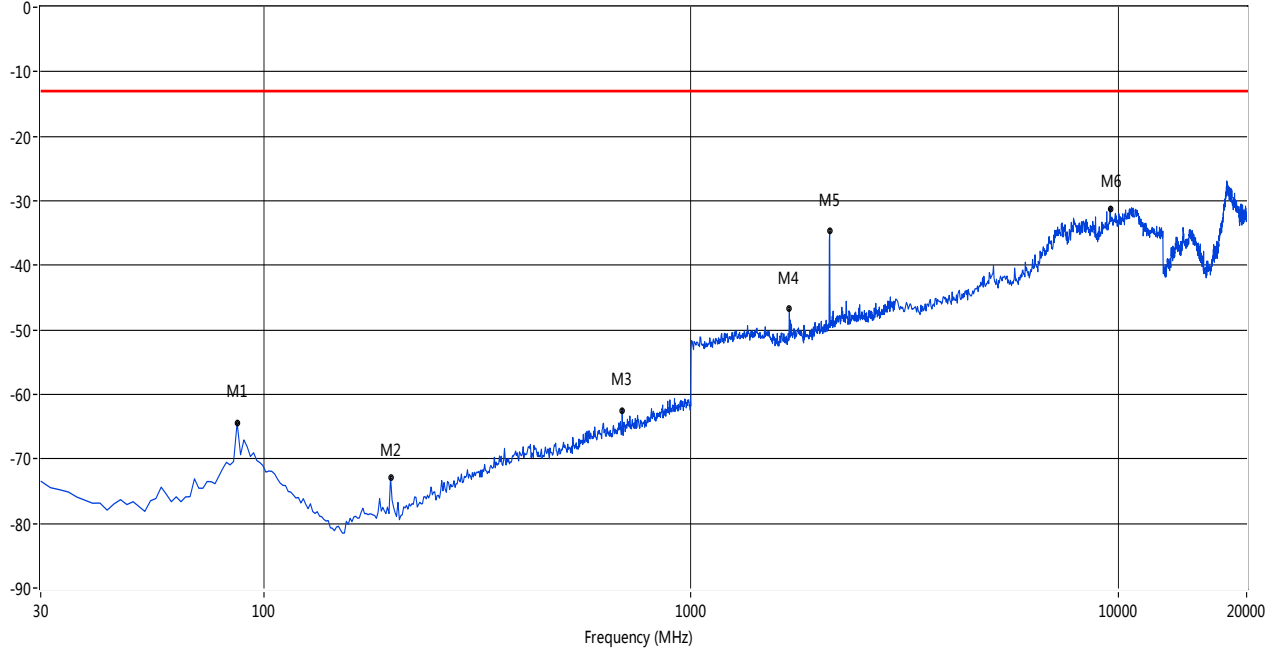
RSE Test case_FCC PART 27(band4)



Frequency (MHz)	Result (dBm)	Factor (dB)	PK Limit (dBm)	Margin (dB)	Table (o)	ANT	Verdict
33.23	-58.52	-9.76	-13.0	45.52	268.80	Vertical	Pass
91.33	-68.09	-2.45	-13.0	55.09	102.00	Vertical	Pass
619.10	-64.21	0.81	-13.0	51.21	341.90	Vertical	Pass
1322.80	-48.81	8.91	-13.0	35.81	26.80	Vertical	Pass
2108.15	-20.89	11.58	-13.0	7.89	46.80	Vertical	N/A
7899.33	-32.74	35.76	-13.0	19.74	111.50	Vertical	Pass

LTE Band 4 QPSK 5 MHz LCH, ANT H

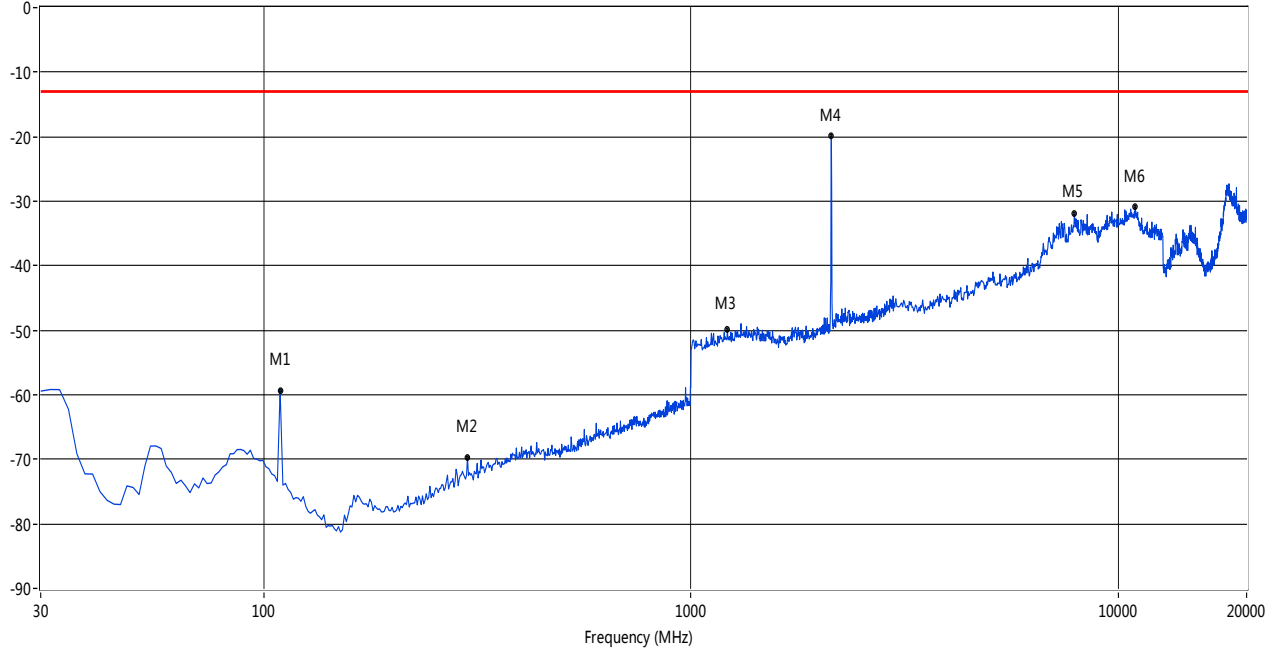
RSE Test case_FCC PART 27(band4)



Frequency (MHz)	Result (dBm)	Factor (dB)	PK Limit (dBm)	Margin (dB)	Table (o)	ANT	Verdict
86.49	-64.40	-3.35	-13.0	51.40	238.00	Horizontal	Pass
197.85	-72.82	-11.80	-13.0	59.82	305.00	Horizontal	Pass
690.12	-62.50	1.85	-13.0	49.50	323.60	Horizontal	Pass
1698.84	-46.76	10.03	-13.0	33.76	184.20	Horizontal	Pass
2111.48	-34.73	11.44	-13.0	21.73	68.70	Horizontal	N/A
9586.52	-31.23	37.25	-13.0	18.23	261.80	Horizontal	Pass

LTE Band 4 QPSK 5 MHz MCH, ANT V

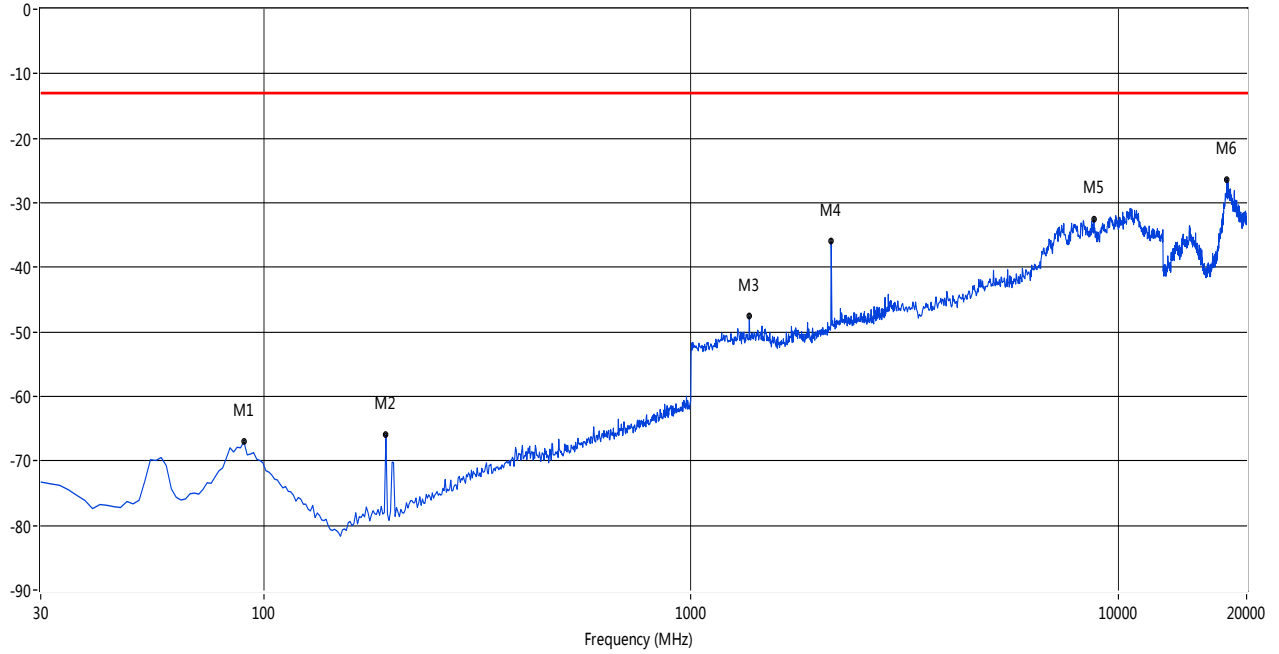
RSE Test case_FCC PART 27(band4)



Frequency (MHz)	Result (dBm)	Factor (dB)	PK Limit (dBm)	Margin (dB)	Table (o)	ANT	Verdict
109.08	-59.26	-6.81	-13.0	46.26	38.90	Vertical	Pass
299.53	-69.67	-5.89	-13.0	56.67	263.70	Vertical	Pass
1216.31	-49.86	8.09	-13.0	36.86	321.10	Vertical	Pass
2131.45	-19.84	11.80	-13.0	6.84	49.90	Vertical	N/A
7899.33	-31.95	35.76	-13.0	18.95	309.20	Vertical	Pass
10965.47	-30.78	38.10	-13.0	17.78	138.30	Vertical	Pass

LTE Band 4 QPSK 5 MHz MCH, ANT H

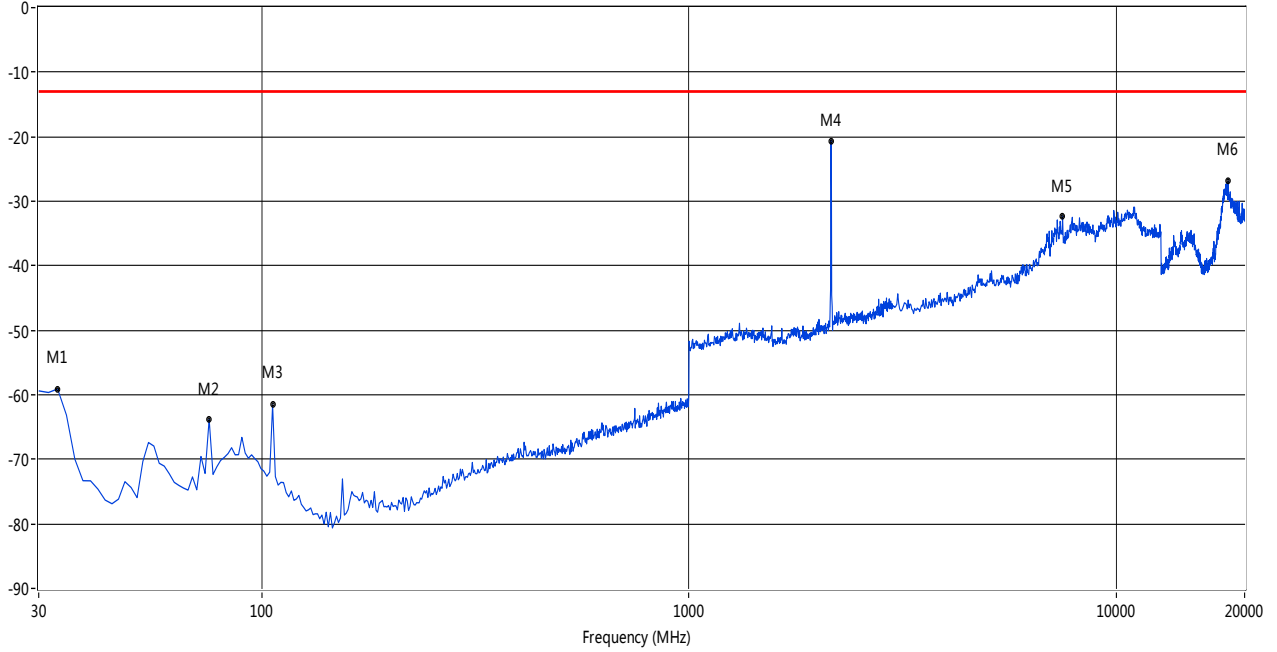
RSE Test case_FCC PART 27(band4)



Frequency (MHz)	Result (dBm)	Factor (dB)	PK Limit (dBm)	Margin (dB)	Table (o)	ANT	Verdict
89.72	-67.00	-2.26	-13.0	54.00	92.20	Horizontal	Pass
193.01	-65.91	-11.78	-13.0	52.91	360.00	Horizontal	Pass
1369.38	-47.63	9.21	-13.0	34.63	10.20	Horizontal	Pass
2128.12	-36.01	11.61	-13.0	23.01	69.90	Horizontal	N/A
8775.37	-32.50	35.15	-13.0	19.50	359.90	Horizontal	Pass
17973.38	-26.38	40.80	-13.0	13.38	247.50	Horizontal	Pass

LTE Band 4 QPSK 5 MHz HCH, ANT V

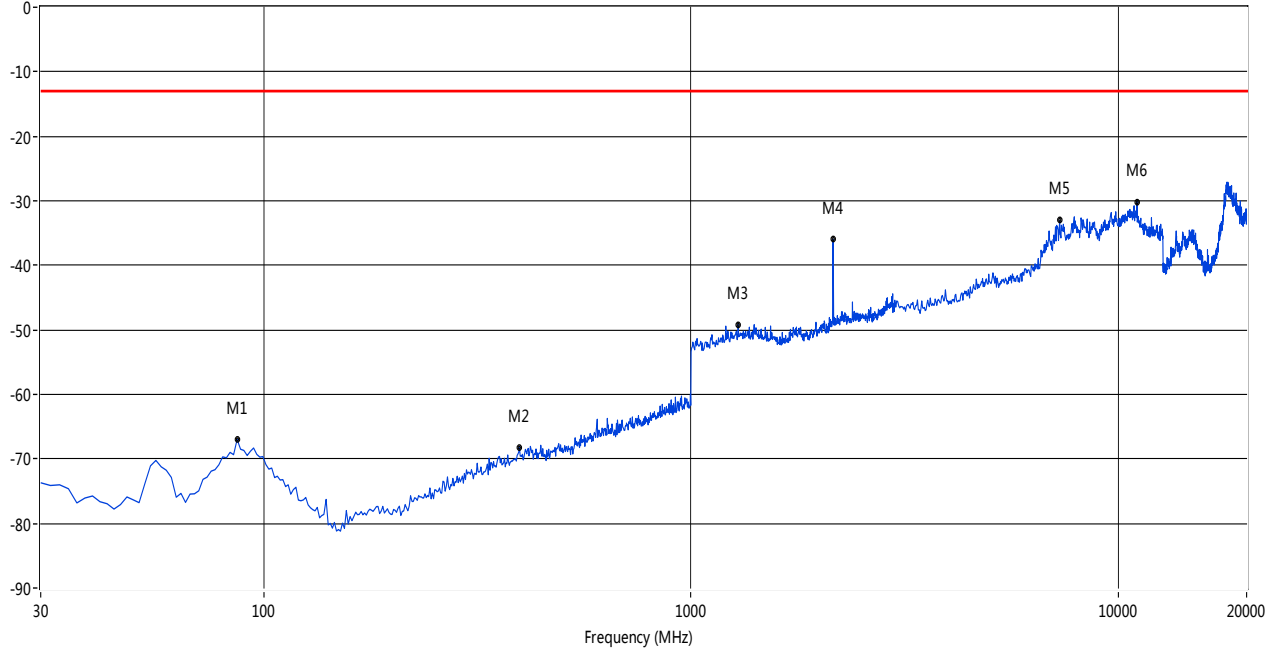
RSE Test case_FCC PART 27(band4)



Frequency (MHz)	Result (dBm)	Factor (dB)	PK Limit (dBm)	Margin (dB)	Table (o)	ANT	Verdict
33.23	-59.09	-9.76	-13.0	46.09	229.90	Vertical	Pass
75.19	-63.79	-6.96	-13.0	50.79	165.00	Vertical	Pass
105.86	-61.57	-6.11	-13.0	48.57	146.80	Vertical	Pass
2148.09	-20.64	11.78	-13.0	7.64	104.00	Vertical	N/A
7493.76	-32.28	33.64	-13.0	19.28	357.00	Vertical	Pass
18323.21	-26.86	39.83	-13.0	13.86	2.90	Vertical	Pass

LTE Band 4 QPSK 5 MHz HCH, ANT H

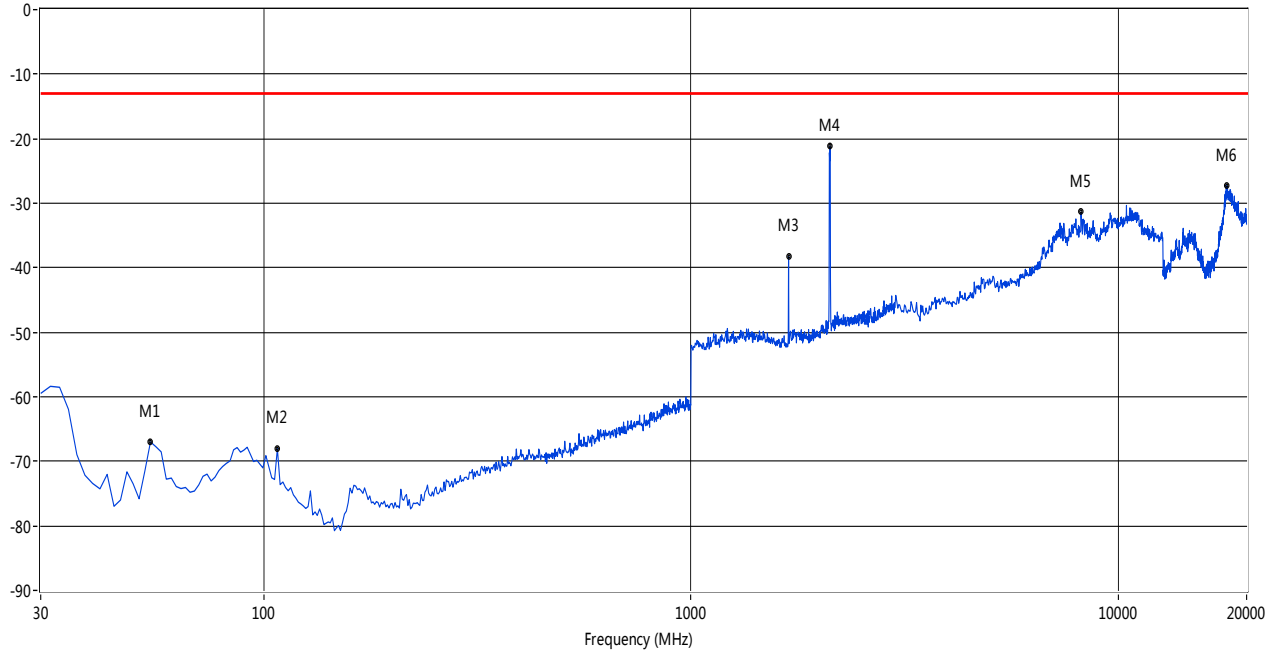
RSE Test case_FCC PART 27(band4)



Frequency (MHz)	Result (dBm)	Factor (dB)	PK Limit (dBm)	Margin (dB)	Table (o)	ANT	Verdict
86.49	-66.97	-3.35	-13.0	53.97	322.60	Horizontal	Pass
396.37	-68.16	-2.72	-13.0	55.16	88.90	Horizontal	Pass
1289.52	-49.17	8.66	-13.0	36.17	232.30	Horizontal	Pass
2151.41	-35.97	11.77	-13.0	22.97	202.30	Horizontal	N/A
7299.08	-33.01	33.55	-13.0	20.01	211.20	Horizontal	Pass
11079.03	-30.11	37.69	-13.0	17.11	282.70	Horizontal	Pass

LTE Band 4 QPSK 10 MHz LCH, ANT V

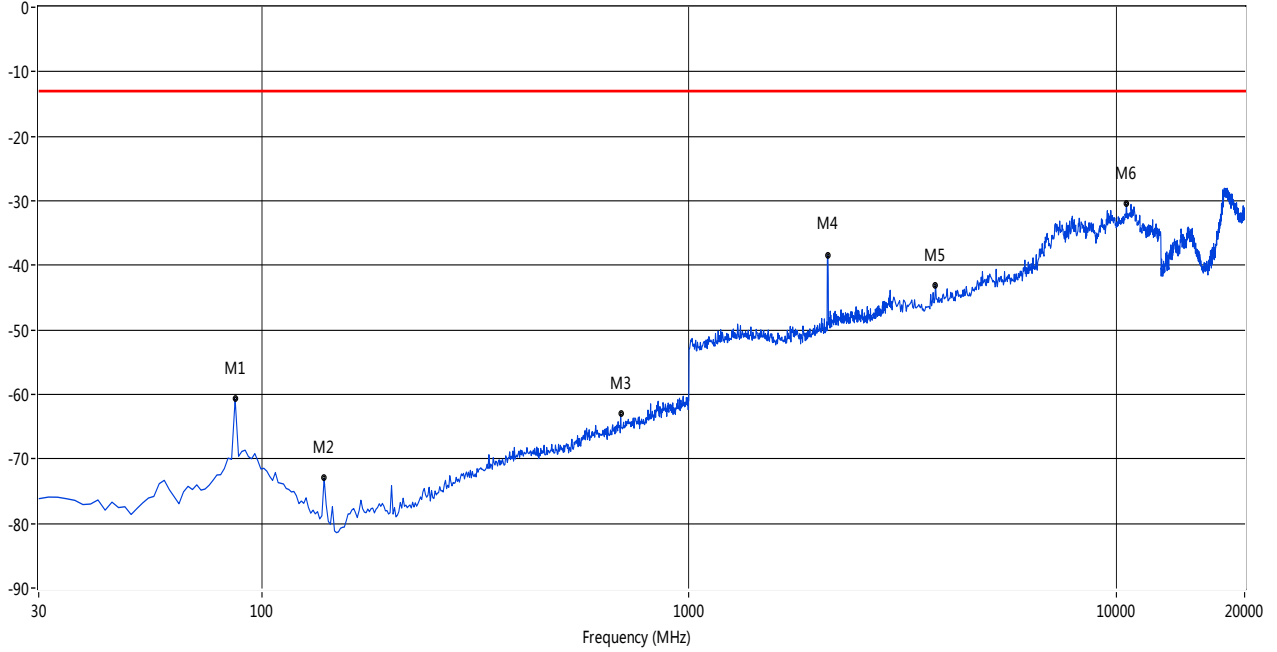
RSE Test case_FCC PART 27(band4)



Frequency (MHz)	Result (dBm)	Factor (dB)	PK Limit (dBm)	Margin (dB)	Table (o)	ANT	Verdict
54.21	-67.00	-11.27	-13.0	54.00	166.40	Vertical	Pass
107.47	-68.02	-6.40	-13.0	55.02	60.10	Vertical	Pass
1692.18	-38.23	9.45	-13.0	25.23	136.00	Vertical	N/A
2114.81	-21.19	11.46	-13.0	8.19	80.80	Vertical	N/A
8191.35	-31.37	35.95	-13.0	18.37	99.20	Vertical	Pass
17925.12	-27.23	40.23	-13.0	14.23	290.80	Vertical	Pass

LTE Band 4 QPSK 10 MHz LCH, ANT H

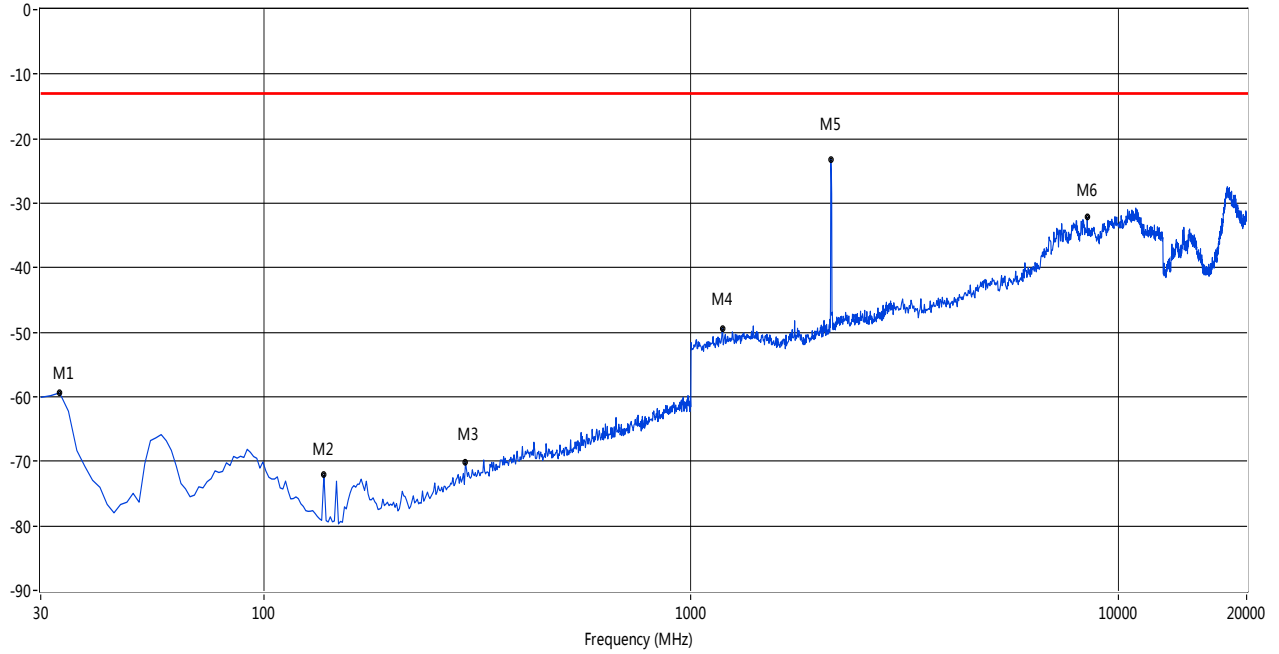
RSE Test case_FCC PART 27(band4)



Frequency (MHz)	Result (dBm)	Factor (dB)	PK Limit (dBm)	Margin (dB)	Table (o)	ANT	Verdict
86.49	-60.70	-3.35	-13.0	47.70	293.70	Horizontal	Pass
139.75	-72.98	-13.19	-13.0	59.98	187.50	Horizontal	Pass
691.73	-63.05	1.90	-13.0	50.05	20.30	Horizontal	Pass
2111.48	-38.52	11.44	-13.0	25.52	60.90	Horizontal	N/A
3778.70	-43.01	23.42	-13.0	30.01	127.60	Horizontal	Pass
10576.12	-30.51	37.64	-13.0	17.51	54.60	Horizontal	Pass

LTE Band 4 QPSK 10 MHz MCH, ANT V

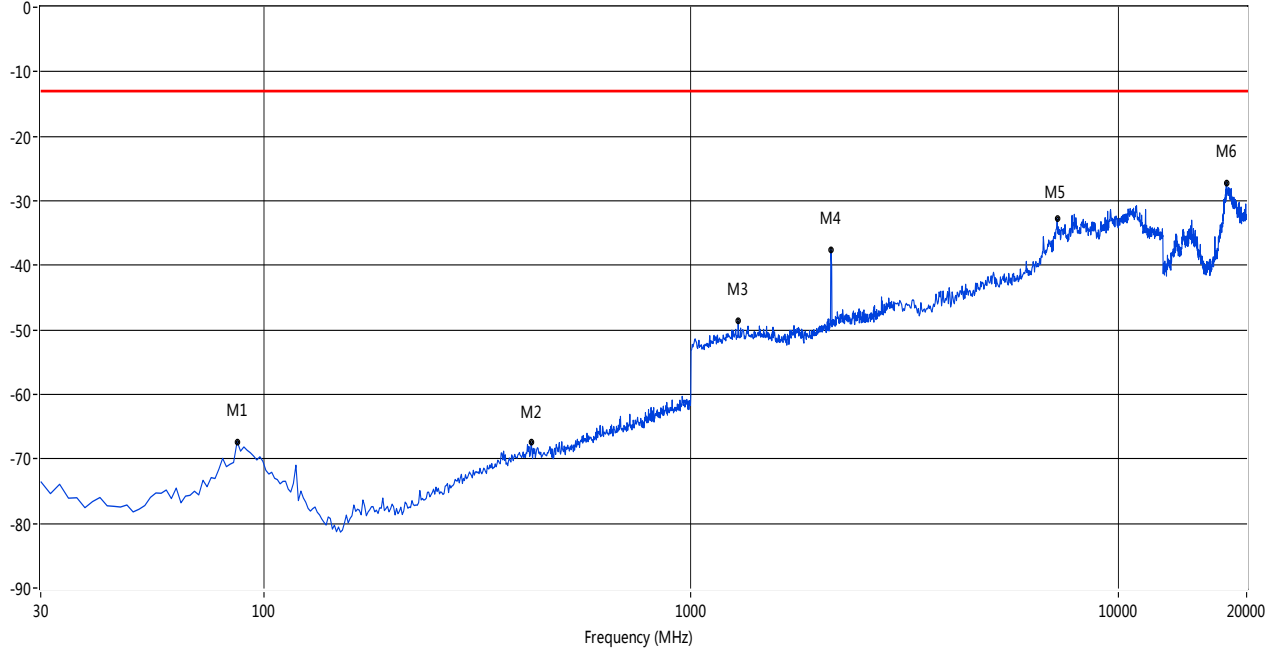
RSE Test case_FCC PART 27(band4)



Frequency (MHz)	Result (dBm)	Factor (dB)	PK Limit (dBm)	Margin (dB)	Table (o)	ANT	Verdict
33.23	-59.39	-9.76	-13.0	46.39	132.50	Vertical	Pass
138.14	-72.10	-12.85	-13.0	59.10	197.30	Vertical	Pass
296.31	-70.14	-6.18	-13.0	57.14	160.30	Vertical	Pass
1183.03	-49.44	7.67	-13.0	36.44	328.40	Vertical	Pass
2124.79	-23.13	11.59	-13.0	10.13	49.20	Vertical	N/A
8467.14	-32.20	36.00	-13.0	19.20	206.10	Vertical	Pass

LTE Band 4 QPSK 10 MHz MCH, ANT H

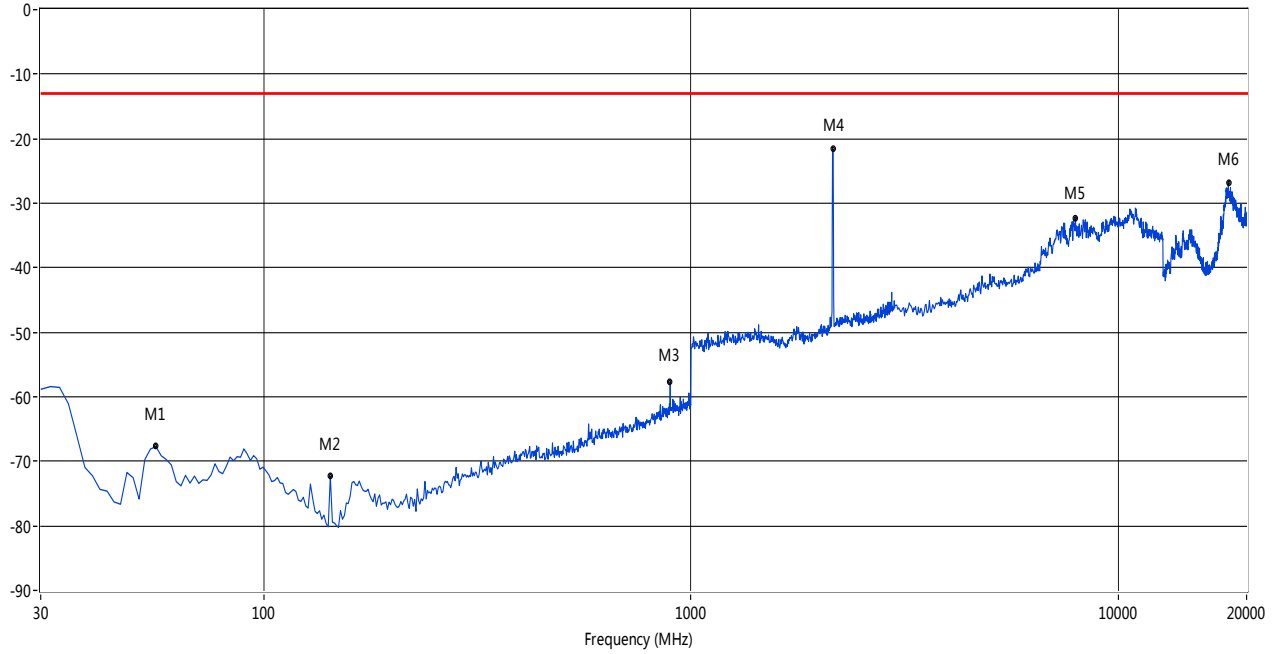
RSE Test case_FCC PART 27(band4)



Frequency (MHz)	Result (dBm)	Factor (dB)	PK Limit (dBm)	Margin (dB)	Table (o)	ANT	Verdict
86.49	-67.31	-3.35	-13.0	54.31	358.20	Horizontal	Pass
422.20	-67.48	-2.48	-13.0	54.48	218.60	Horizontal	Pass
1289.52	-48.60	8.66	-13.0	35.60	345.10	Horizontal	Pass
2124.79	-37.54	11.59	-13.0	24.54	98.80	Horizontal	N/A
7201.75	-32.77	32.86	-13.0	19.77	251.20	Horizontal	Pass
17925.12	-27.20	40.23	-13.0	14.20	121.60	Horizontal	Pass

LTE Band 4 QPSK 10 MHz HCH, ANT V

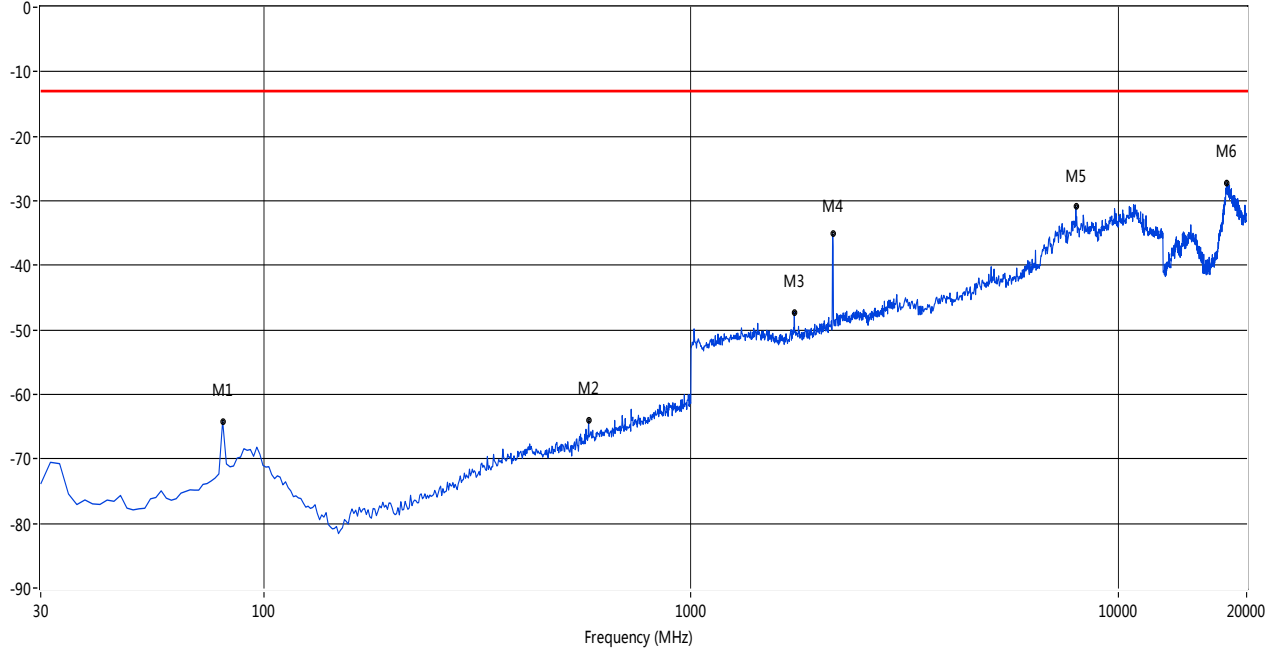
RSE Test case_FCC PART 27(band4)



Frequency (MHz)	Result (dBm)	Factor (dB)	PK Limit (dBm)	Margin (dB)	Table (o)	ANT	Verdict
55.82	-67.71	-11.49	-13.0	54.71	142.40	Vertical	Pass
142.98	-72.32	-13.71	-13.0	59.32	133.10	Vertical	Pass
893.48	-57.68	5.42	-13.0	44.68	327.70	Vertical	Pass
2148.09	-21.54	11.78	-13.0	8.54	150.40	Vertical	N/A
7948.00	-32.25	34.98	-13.0	19.25	307.80	Vertical	Pass
18130.20	-26.76	40.60	-13.0	13.76	117.20	Vertical	Pass

LTE Band 4 QPSK 10 MHz HCH, ANT H

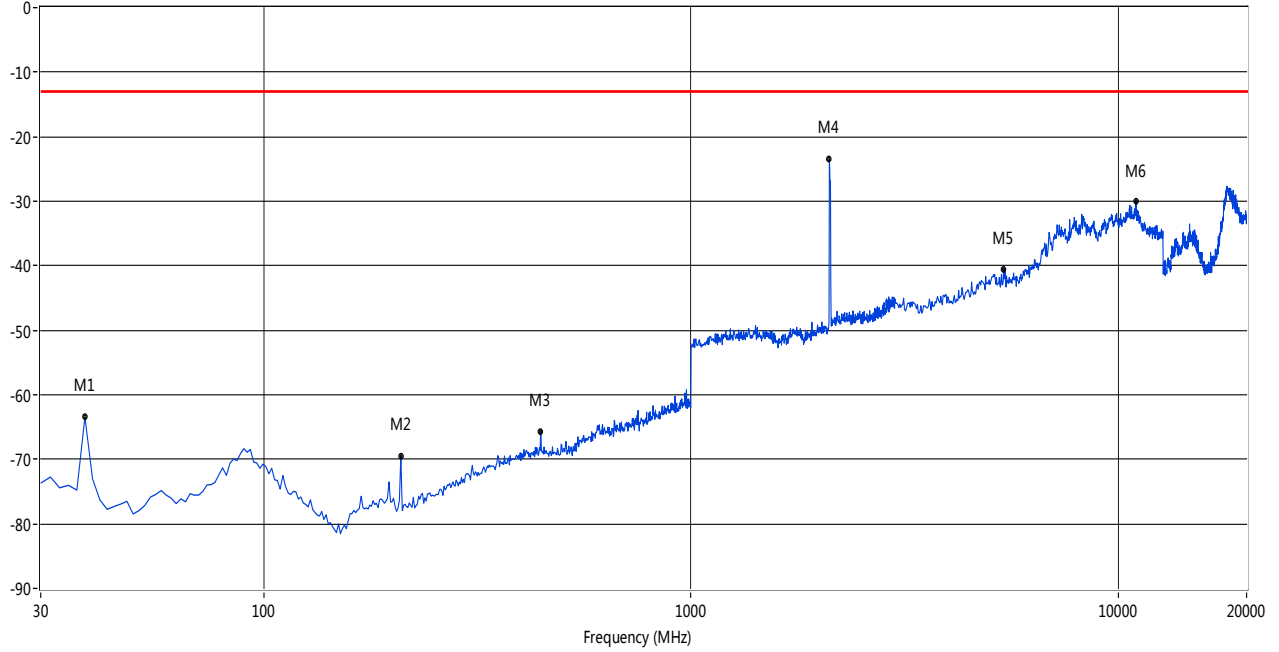
RSE Test case_FCC PART 27(band4)



Frequency (MHz)	Result (dBm)	Factor (dB)	PK Limit (dBm)	Margin (dB)	Table (o)	ANT	Verdict
80.03	-64.12	-5.37	-13.0	51.12	169.10	Horizontal	Pass
575.52	-64.08	-0.02	-13.0	51.08	281.20	Horizontal	Pass
1745.42	-47.29	10.31	-13.0	34.29	0.90	Horizontal	N/A
2148.09	-35.11	11.78	-13.0	22.11	249.50	Horizontal	N/A
7964.23	-30.89	34.90	-13.0	17.89	360.30	Horizontal	Pass
17985.44	-27.23	40.94	-13.0	14.23	359.00	Horizontal	Pass

LTE Band 4 QPSK 15 MHz LCH, ANT V

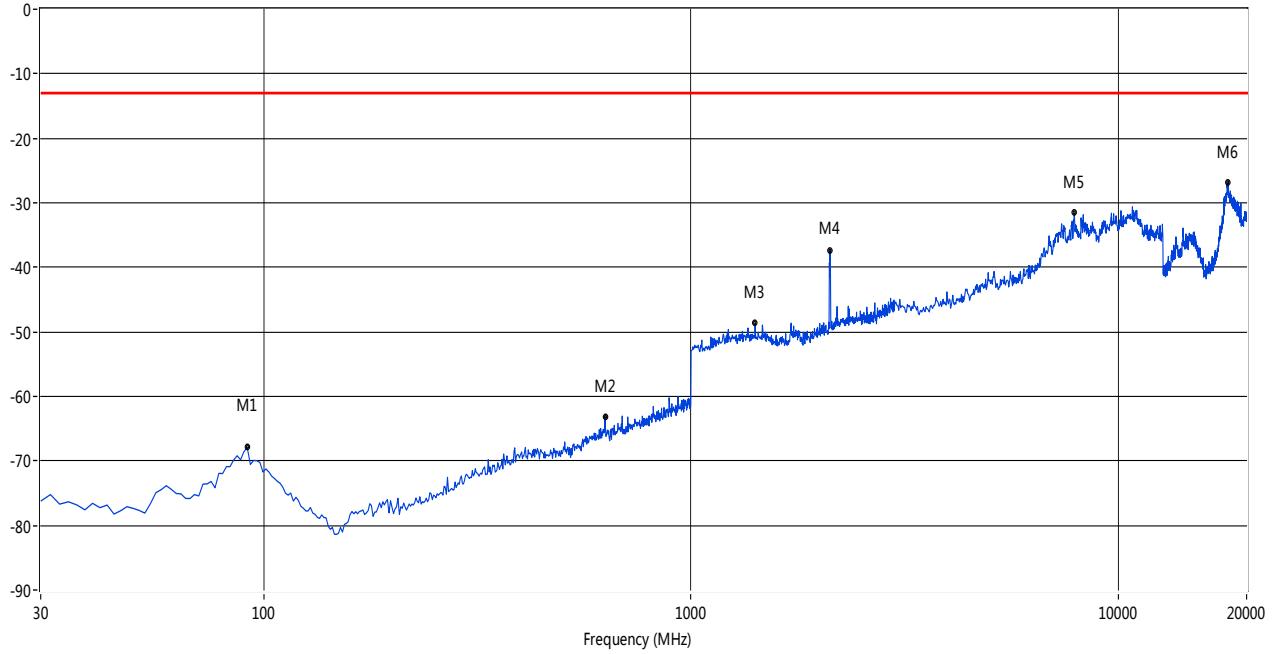
RSE Test case_FCC PART 27(band4)



Frequency (MHz)	Result (dBm)	Factor (dB)	PK Limit (dBm)	Margin (dB)	Table (o)	ANT	Verdict
38.07	-63.46	-10.16	-13.0	50.46	35.40	Vertical	Pass
209.15	-69.44	-11.65	-13.0	56.44	234.80	Vertical	Pass
444.79	-65.62	-2.57	-13.0	52.62	243.60	Vertical	Pass
2108.15	-23.47	11.58	-13.0	10.47	102.30	Vertical	N/A
5401.00	-40.47	27.99	-13.0	27.47	61.00	Vertical	Pass
11014.14	-30.07	38.06	-13.0	17.07	326.00	Vertical	Pass

LTE Band 4 QPSK 15 MHz LCH, ANT H

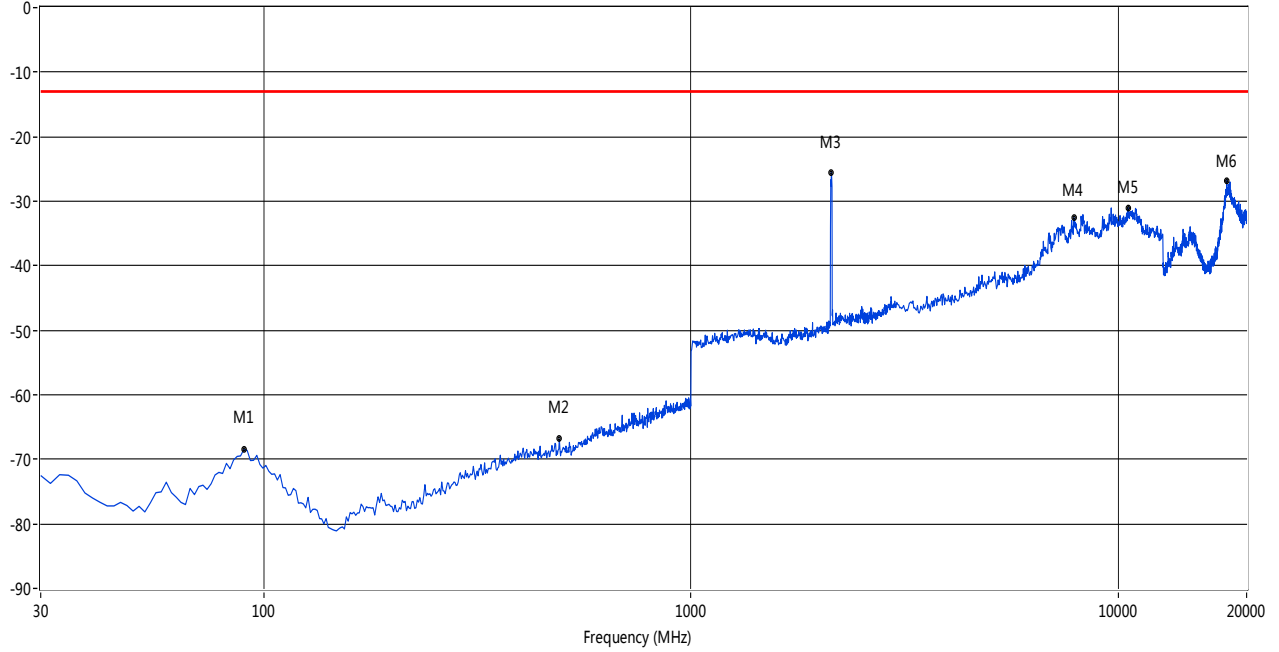
RSE Test case_FCC PART 27(band4)



Frequency (MHz)	Result (dBm)	Factor (dB)	PK Limit (dBm)	Margin (dB)	Table (o)	ANT	Verdict
91.33	-67.89	-2.45	-13.0	54.89	151.70	Horizontal	Pass
628.79	-63.11	1.02	-13.0	50.11	100.50	Horizontal	Pass
1412.65	-48.69	9.28	-13.0	35.69	43.50	Horizontal	Pass
2114.81	-37.30	11.46	-13.0	24.30	63.50	Horizontal	N/A
7899.33	-31.56	35.76	-13.0	18.56	360.30	Horizontal	Pass
18106.07	-26.73	40.69	-13.0	13.73	282.50	Horizontal	Pass

LTE Band 4 QPSK 15 MHz MCH, ANT V

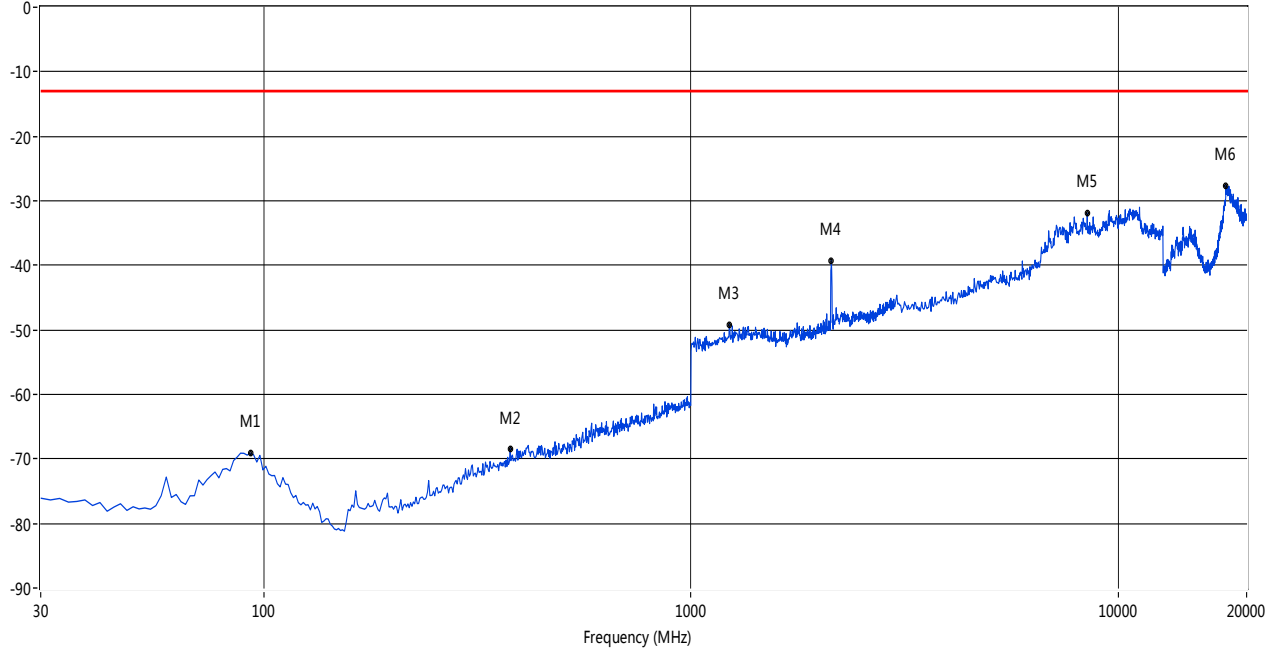
RSE Test case_FCC PART 27(band4)



Frequency (MHz)	Result (dBm)	Factor (dB)	PK Limit (dBm)	Margin (dB)	Table (o)	ANT	Verdict
89.72	-68.45	-2.26	-13.0	55.45	66.90	Vertical	Pass
491.60	-66.84	-2.12	-13.0	53.84	227.80	Vertical	Pass
2131.45	-25.49	11.80	-13.0	12.49	235.10	Vertical	N/A
7883.11	-32.53	35.31	-13.0	19.53	154.30	Vertical	Pass
10559.90	-30.99	37.62	-13.0	17.99	177.20	Vertical	Pass
17973.38	-26.76	40.80	-13.0	13.76	229.40	Vertical	Pass

LTE Band 4 QPSK 15 MHz MCH, ANT H

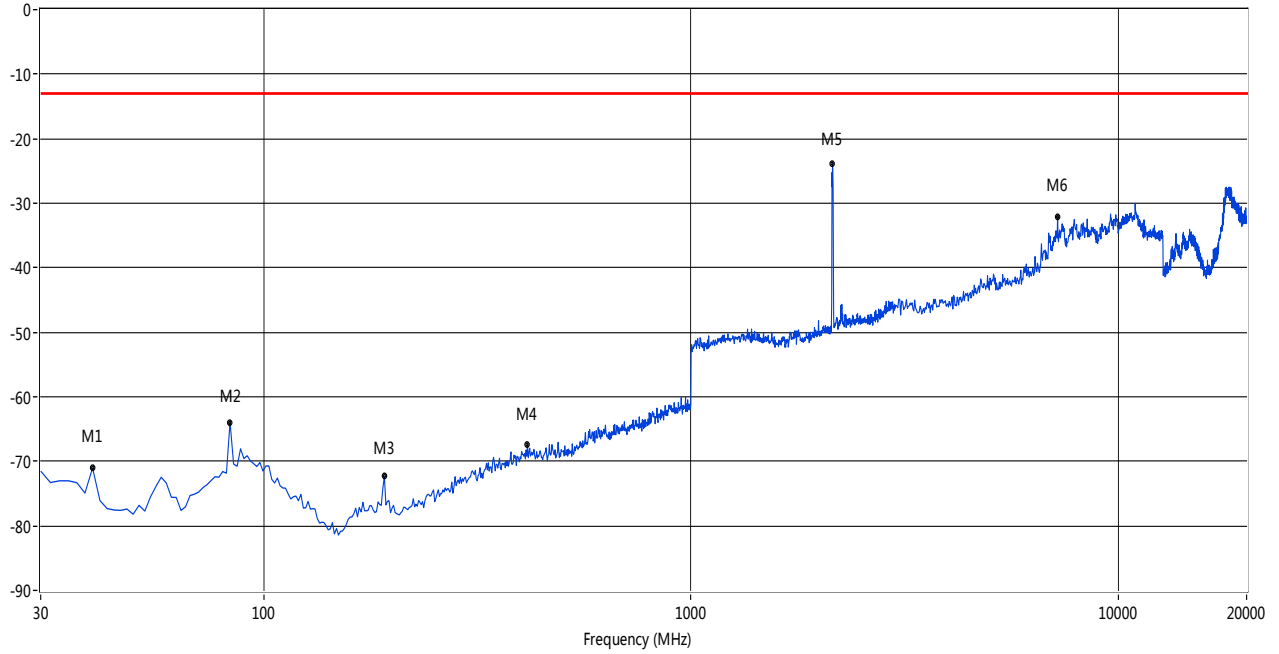
RSE Test case_FCC PART 27(band4)



Frequency (MHz)	Result (dBm)	Factor (dB)	PK Limit (dBm)	Margin (dB)	Table (o)	ANT	Verdict
92.95	-69.14	-2.86	-13.0	56.14	163.70	Horizontal	Pass
377.00	-68.39	-3.52	-13.0	55.39	0.00	Horizontal	Pass
1229.62	-49.12	8.21	-13.0	36.12	336.90	Horizontal	Pass
2131.45	-39.19	11.80	-13.0	26.19	99.00	Horizontal	N/A
8467.14	-31.91	36.00	-13.0	18.91	124.30	Horizontal	Pass
17888.94	-27.59	39.79	-13.0	14.59	59.50	Horizontal	Pass

LTE Band 4 QPSK 15 MHz HCH, ANT V

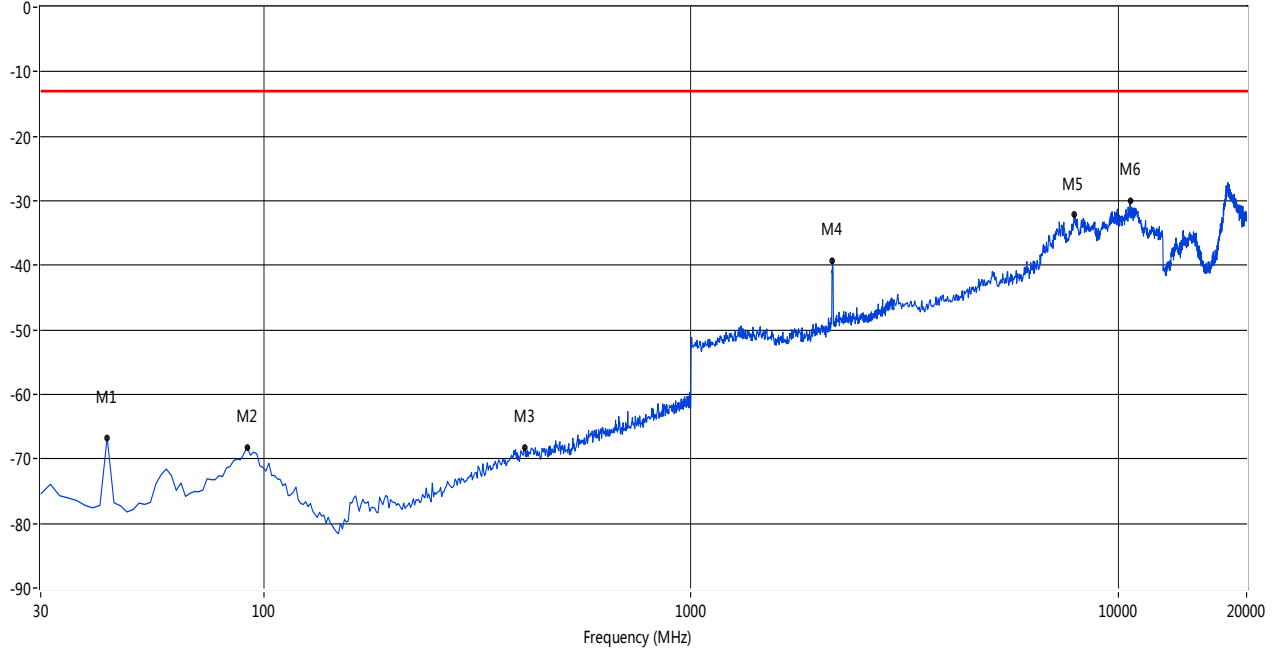
RSE Test case_FCC PART 27(band4)



Frequency (MHz)	Result (dBm)	Factor (dB)	PK Limit (dBm)	Margin (dB)	Table (o)	ANT	Verdict
39.68	-71.02	-10.34	-13.0	58.02	318.20	Vertical	Pass
83.26	-63.92	-4.34	-13.0	50.92	322.70	Vertical	Pass
191.40	-72.29	-11.74	-13.0	59.29	318.20	Vertical	Pass
414.13	-67.41	-2.51	-13.0	54.41	113.10	Vertical	Pass
2144.76	-23.86	11.83	-13.0	10.86	279.80	Vertical	N/A
7217.97	-32.05	32.98	-13.0	19.05	360.30	Vertical	Pass

LTE Band 4 QPSK 15 MHz HCH, ANT H

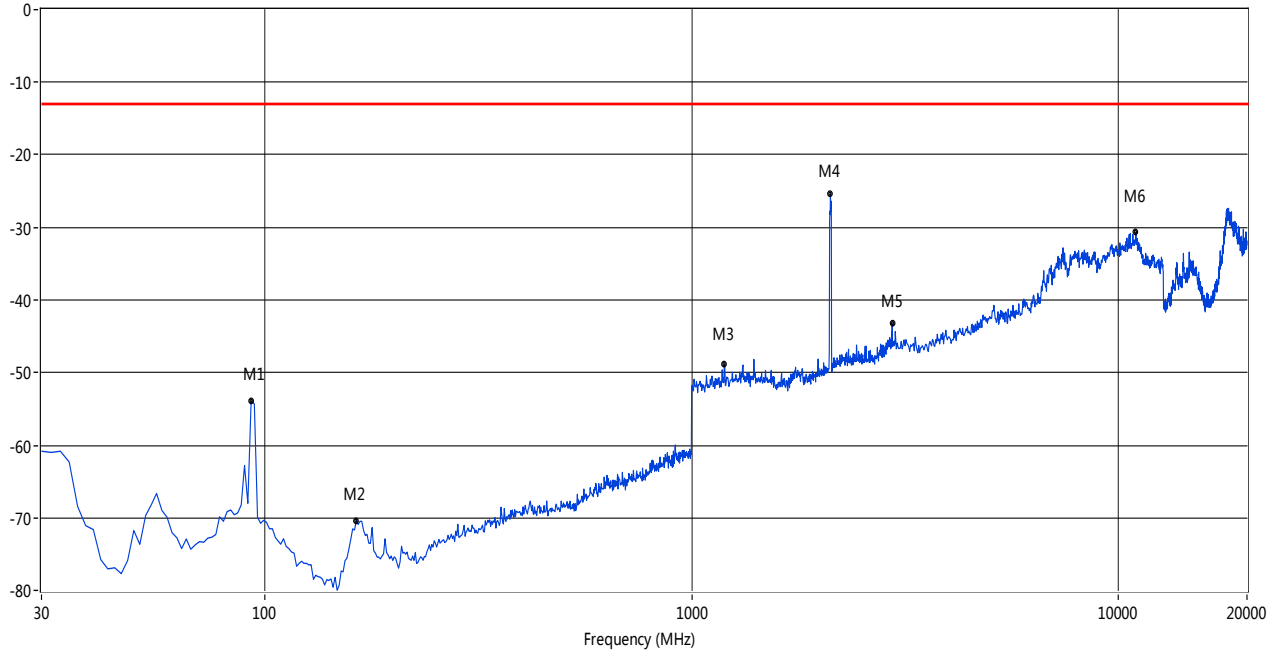
RSE Test case_FCC PART 27(band4)



Frequency (MHz)	Result (dBm)	Factor (dB)	PK Limit (dBm)	Margin (dB)	Table (o)	ANT	Verdict
42.91	-66.68	-10.51	-13.0	53.68	29.60	Horizontal	Pass
91.33	-68.18	-2.45	-13.0	55.18	333.00	Horizontal	Pass
407.67	-68.26	-2.52	-13.0	55.26	113.00	Horizontal	Pass
2144.76	-39.24	11.83	-13.0	26.24	210.30	Horizontal	N/A
7883.11	-32.21	35.31	-13.0	19.21	97.90	Horizontal	Pass
10673.46	-30.10	37.75	-13.0	17.10	149.00	Horizontal	Pass

LTE Band 4 QPSK 20 MHz LCH, ANT V

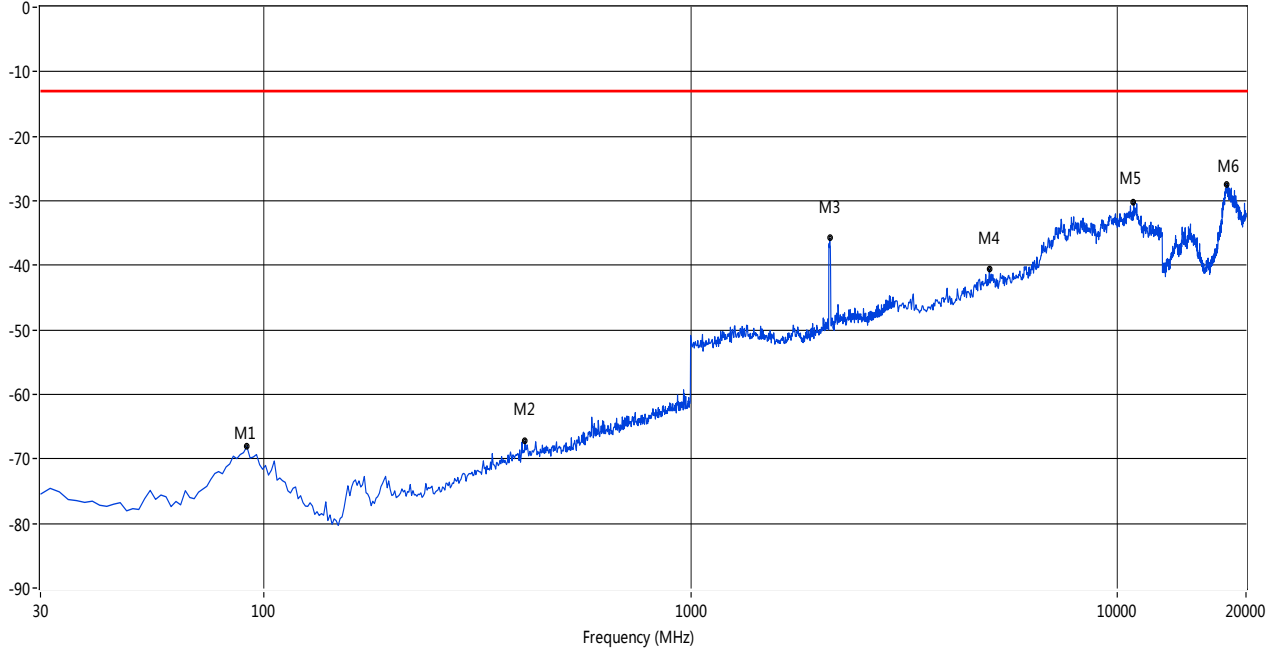
RSE Test case_FCC PART 27(band4)



Frequency (MHz)	Result (dBm)	Factor (dB)	PK Limit (dBm)	Margin (dB)	Table (o)	ANT	Verdict
92.95	-53.90	-2.86	-13.0	40.90	185.70	Vertical	Pass
163.96	-70.37	-13.54	-13.0	57.37	353.80	Vertical	Pass
1193.01	-48.87	7.99	-13.0	35.87	129.60	Vertical	Pass
2114.81	-25.36	11.46	-13.0	12.36	271.90	Vertical	N/A
2950.08	-43.27	15.85	-13.0	30.27	65.10	Vertical	Pass
10981.70	-30.67	38.12	-13.0	17.67	184.20	Vertical	Pass

LTE Band 4 QPSK 20 MHz LCH, ANT H

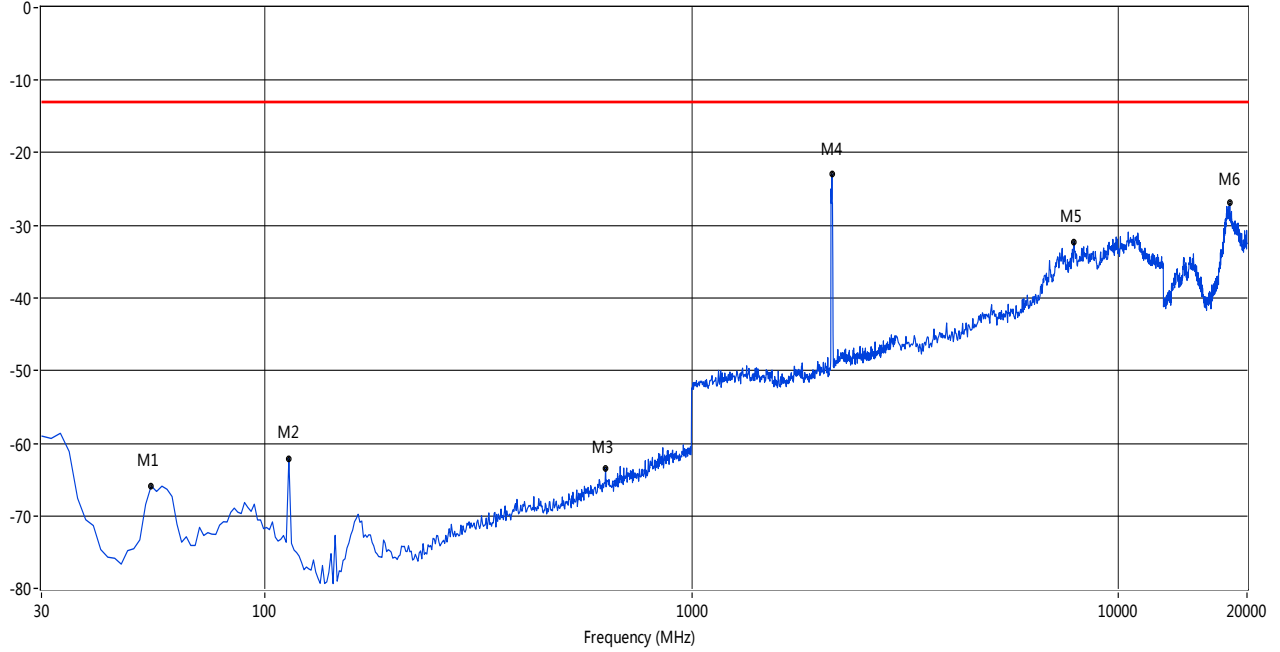
RSE Test case_FCC PART 27(band4)



Frequency (MHz)	Result (dBm)	Factor (dB)	PK Limit (dBm)	Margin (dB)	Table (o)	ANT	Verdict
91.33	-68.07	-2.45	-13.0	55.07	61.00	Horizontal	Pass
409.28	-67.21	-2.63	-13.0	54.21	149.00	Horizontal	Pass
2118.14	-35.76	11.49	-13.0	22.76	140.00	Horizontal	N/A
5011.65	-40.62	27.58	-13.0	27.62	246.00	Horizontal	Pass
10916.81	-30.30	38.04	-13.0	17.30	336.00	Horizontal	Pass
18021.63	-27.38	41.03	-13.0	14.38	200.00	Horizontal	Pass

LTE Band 4 QPSK 20 MHz MCH, ANT V

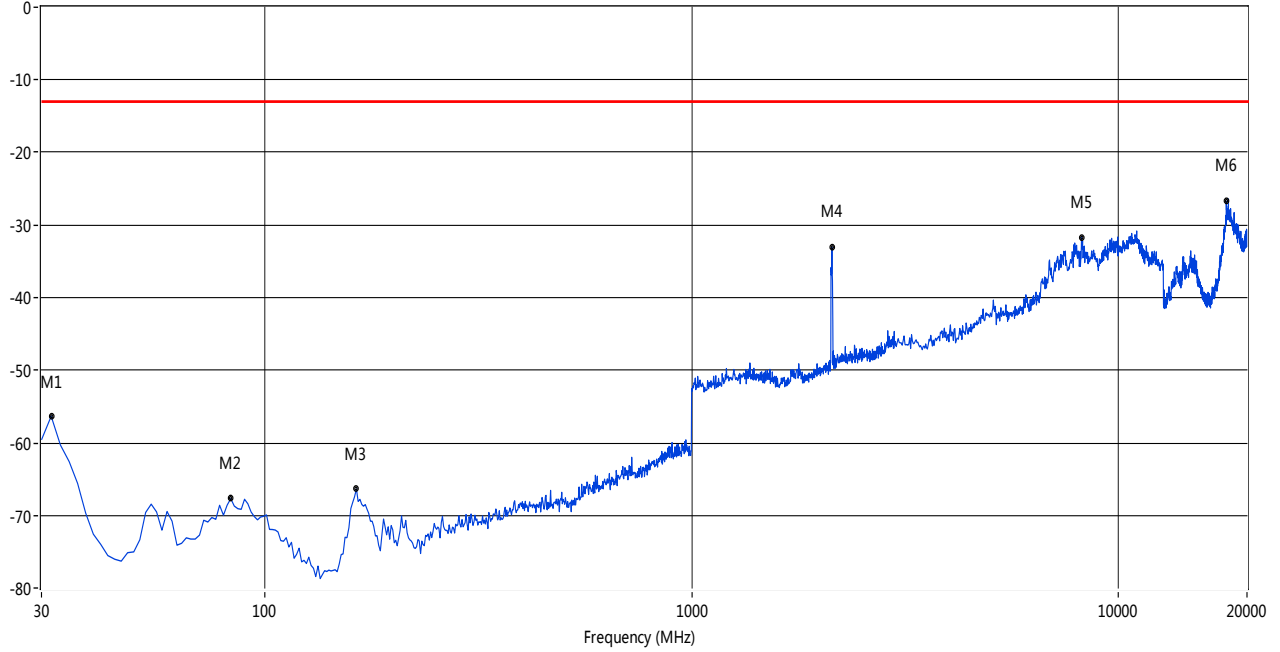
RSE Test case_FCC PART 27(band4)



Frequency (MHz)	Result (dBm)	Factor (dB)	PK Limit (dBm)	Margin (dB)	Table (o)	ANT	Verdict
54.21	-65.87	-11.27	-13.0	52.87	185.50	Vertical	Pass
113.93	-62.08	-8.14	-13.0	49.08	112.20	Vertical	Pass
628.79	-63.41	1.02	-13.0	50.41	153.70	Vertical	Pass
2131.45	-22.90	11.80	-13.0	9.90	99.70	Vertical	N/A
7866.89	-32.25	35.20	-13.0	19.25	313.00	Vertical	Pass
18226.71	-26.91	40.22	-13.0	13.91	245.90	Vertical	Pass

LTE Band 4 QPSK 20 MHz MCH, ANT H

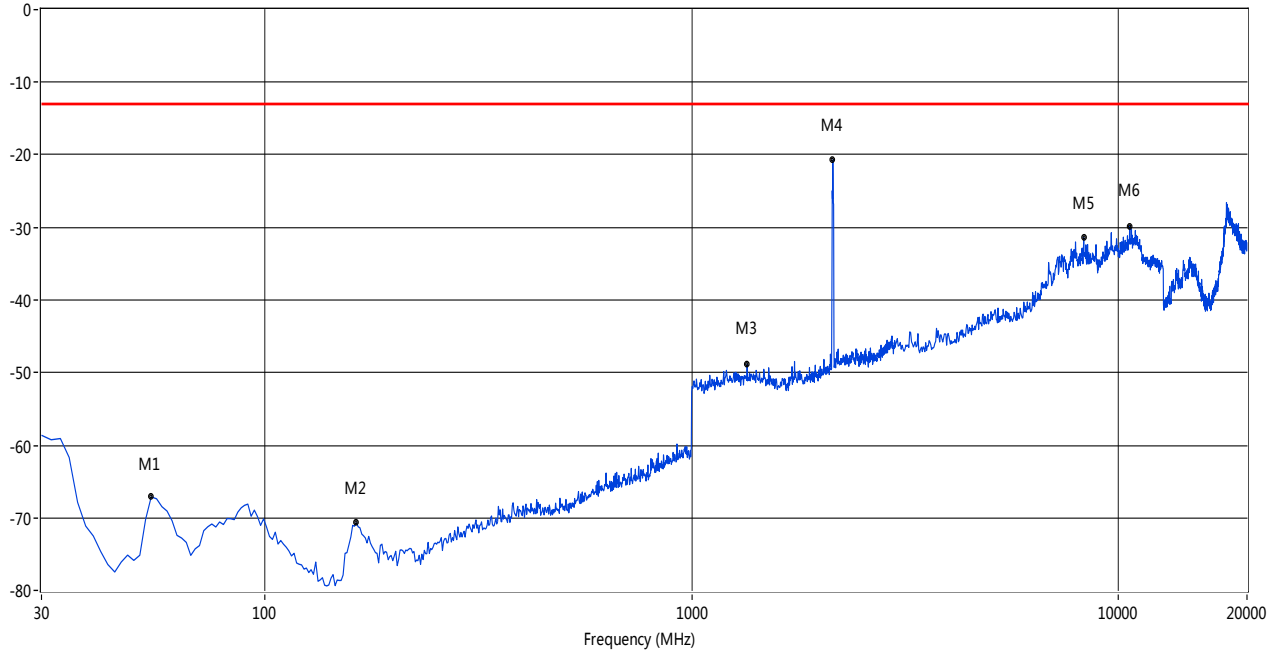
RSE Test case_FCC PART 27(band4)



Frequency (MHz)	Result (dBm)	Factor (dB)	PK Limit (dBm)	Margin (dB)	Table (o)	ANT	Verdict
31.61	-56.34	-9.54	-13.0	43.34	186.30	Horizontal	Pass
83.26	-67.67	-4.34	-13.0	54.67	29.50	Horizontal	Pass
163.96	-66.35	-13.54	-13.0	53.35	305.60	Horizontal	Pass
2131.45	-33.04	11.80	-13.0	20.04	79.30	Horizontal	N/A
8191.35	-31.65	35.95	-13.0	18.65	276.00	Horizontal	Pass
17888.94	-26.71	39.79	-13.0	13.71	275.50	Horizontal	Pass

LTE Band 4 QPSK 20 MHz HCH, ANT V

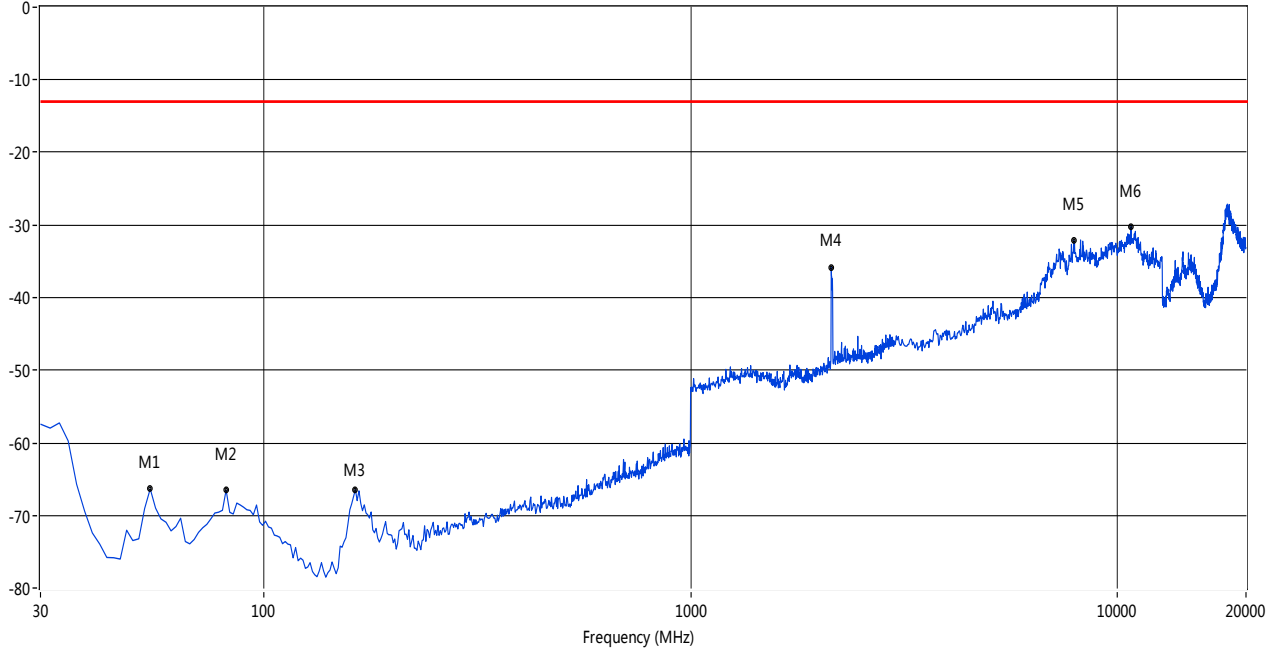
RSE Test case_FCC PART 27(band4)



Frequency (MHz)	Result (dBm)	Factor (dB)	PK Limit (dBm)	Margin (dB)	Table (o)	ANT	Verdict
54.21	-67.12	-11.27	-13.0	54.12	195.10	Vertical	Pass
163.96	-70.69	-13.54	-13.0	57.69	323.60	Vertical	Pass
1349.42	-48.84	9.20	-13.0	35.84	142.60	Vertical	Pass
2141.43	-20.70	11.86	-13.0	7.70	107.80	Vertical	N/A
8288.69	-31.40	36.32	-13.0	18.40	211.20	Vertical	Pass
10624.79	-29.83	37.70	-13.0	16.83	229.70	Vertical	Pass

LTE Band 4 QPSK 20 MHz HCH, ANT H

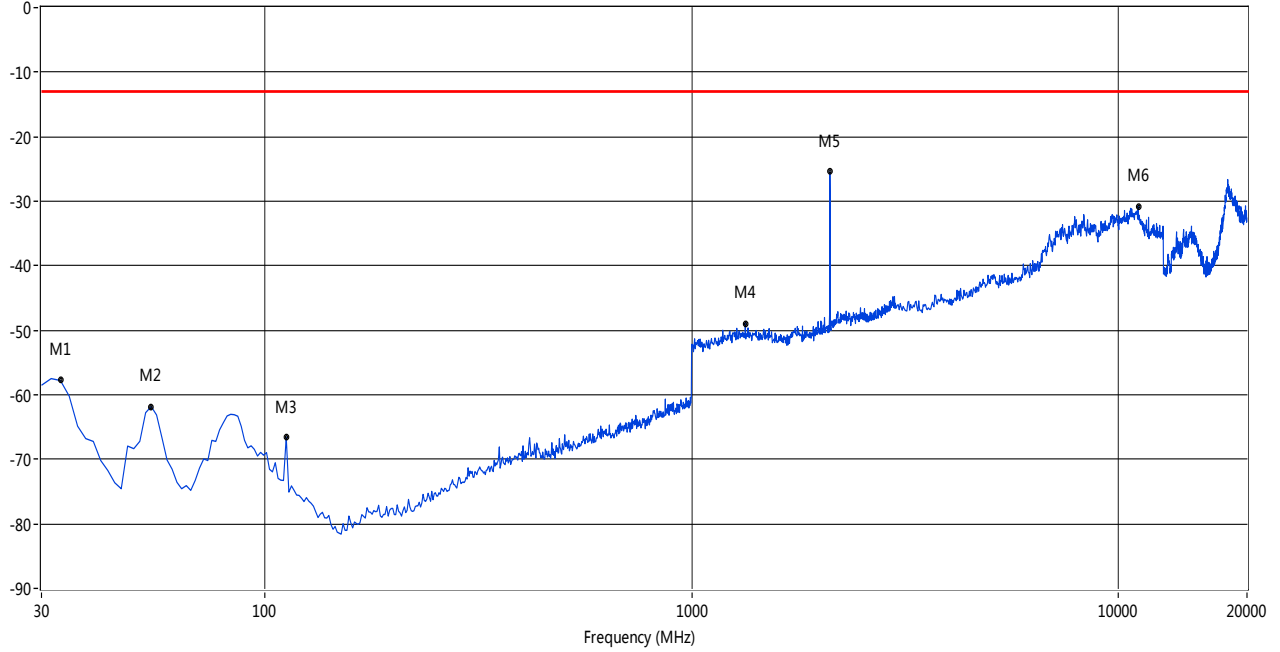
RSE Test case_FCC PART 27(band4)



Frequency (MHz)	Result (dBm)	Factor (dB)	PK Limit (dBm)	Margin (dB)	Table (o)	ANT	Verdict
54.21	-66.35	-11.27	-13.0	53.35	61.40	Horizontal	Pass
81.65	-66.52	-4.82	-13.0	53.52	56.60	Horizontal	Pass
163.96	-66.42	-13.54	-13.0	53.42	337.10	Horizontal	Pass
2134.78	-35.79	11.78	-13.0	22.79	80.00	Horizontal	N/A
7899.33	-32.05	35.76	-13.0	19.05	50.90	Horizontal	Pass
10754.58	-30.19	37.85	-13.0	17.19	27.50	Horizontal	Pass

LTE Band 4 16-QAM 1.4 MHz LCH, ANT V

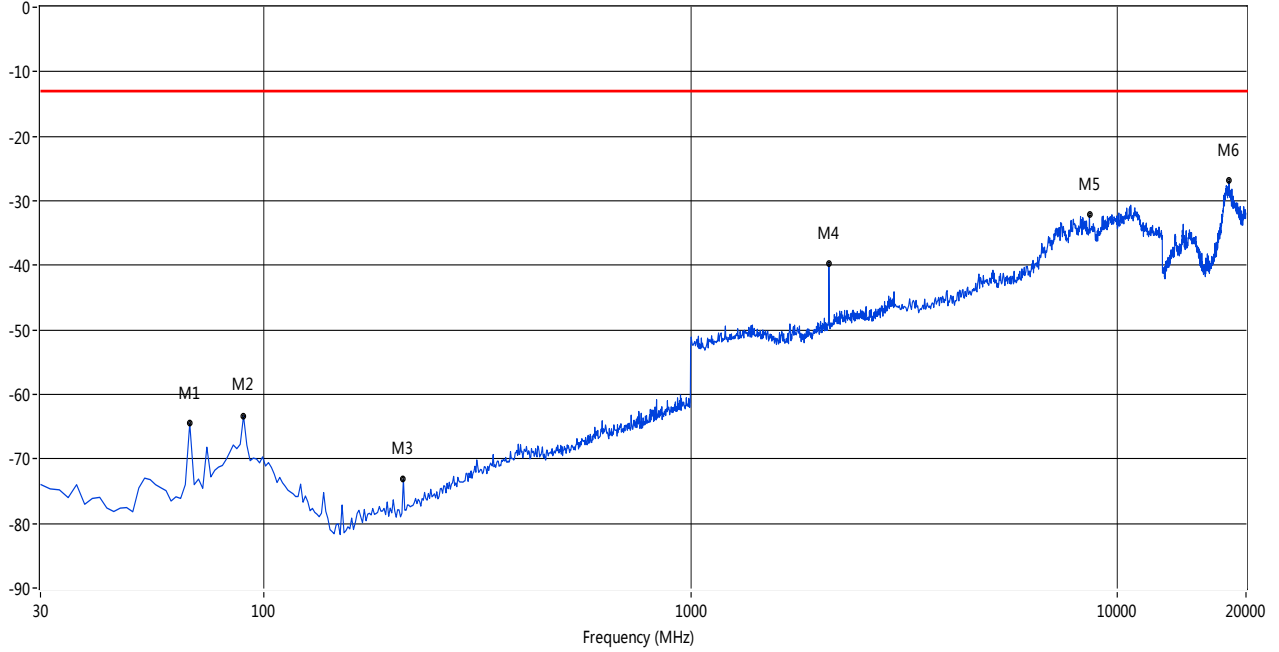
RSE Test case_FCC PART 27(band4)



Frequency (MHz)	Result (dBm)	Factor (dB)	PK Limit (dBm)	Margin (dB)	Table (o)	ANT	Verdict
33.23	-57.78	-9.76	-13.0	44.78	307.80	Vertical	Pass
54.21	-61.82	-11.27	-13.0	48.82	187.40	Vertical	Pass
112.31	-66.54	-7.67	-13.0	53.54	307.80	Vertical	Pass
1336.11	-48.98	8.84	-13.0	35.98	40.40	Vertical	Pass
2108.15	-25.45	11.58	-13.0	12.45	288.30	Vertical	N/A
11127.70	-30.82	37.41	-13.0	17.82	176.40	Vertical	Pass

LTE Band 4 16-QAM 1.4 MHz LCH, ANT H

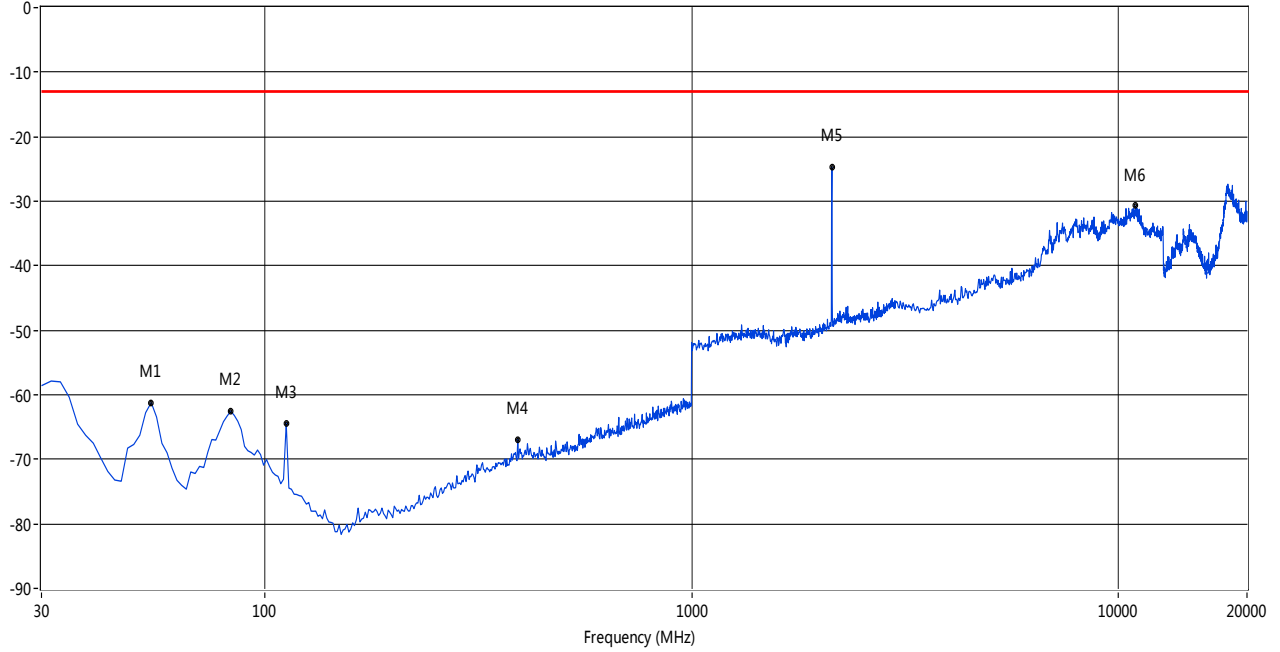
RSE Test case_FCC PART 27(band4)



Frequency (MHz)	Result (dBm)	Factor (dB)	PK Limit (dBm)	Margin (dB)	Table (o)	ANT	Verdict
67.12	-64.48	-9.46	-13.0	51.48	139.90	Horizontal	Pass
89.72	-63.34	-2.26	-13.0	50.34	85.20	Horizontal	Pass
212.38	-73.13	-11.58	-13.0	60.13	20.80	Horizontal	Pass
2108.15	-39.74	11.58	-13.0	26.74	317.20	Horizontal	N/A
8596.92	-32.20	35.06	-13.0	19.20	117.10	Horizontal	Pass
18274.96	-26.89	40.02	-13.0	13.89	111.60	Horizontal	Pass

LTE Band 4 16-QAM 1.4 MHz MCH, ANT V

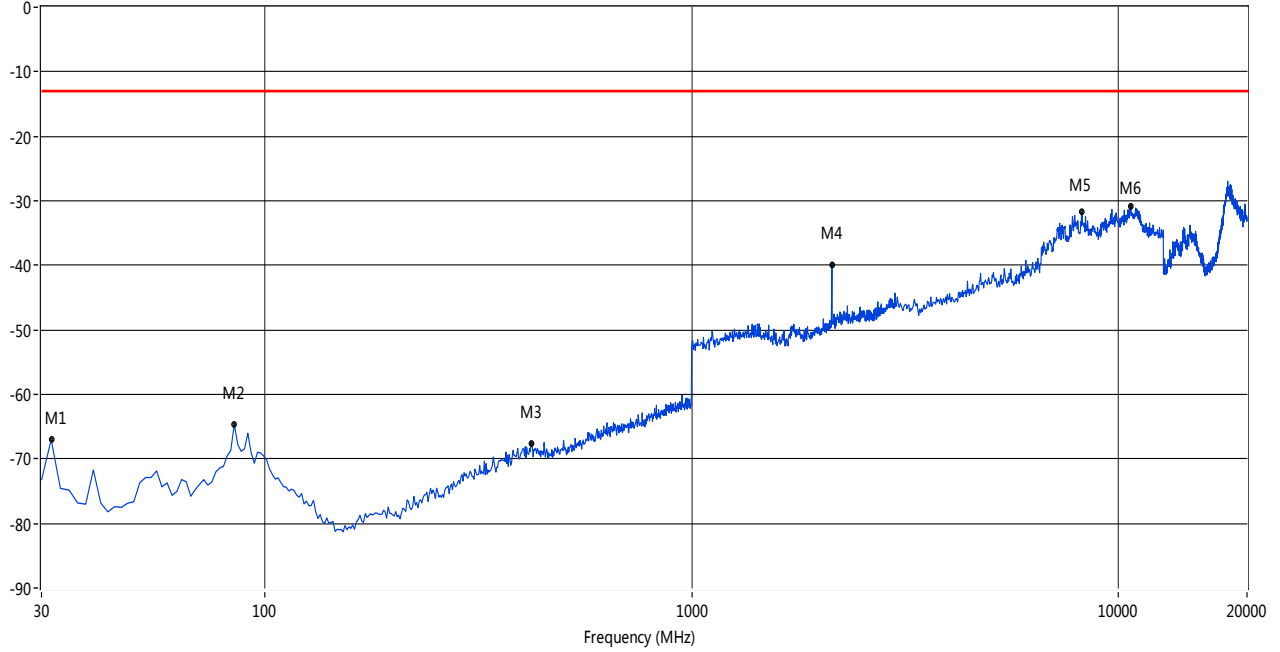
RSE Test case_FCC PART 27(band4)



Frequency (MHz)	Result (dBm)	Factor (dB)	PK Limit (dBm)	Margin (dB)	Table (o)	ANT	Verdict
54.21	-61.20	-11.27	-13.0	48.20	150.80	Vertical	Pass
83.26	-62.55	-4.34	-13.0	49.55	86.00	Vertical	Pass
112.31	-64.44	-7.67	-13.0	51.44	72.00	Vertical	Pass
391.53	-66.91	-2.88	-13.0	53.91	178.50	Vertical	Pass
2131.45	-24.71	11.80	-13.0	11.71	284.50	Vertical	N/A
10949.25	-30.73	38.08	-13.0	17.73	261.20	Vertical	Pass

LTE Band 4 16-QAM 1.4 MHz MCH, ANT H

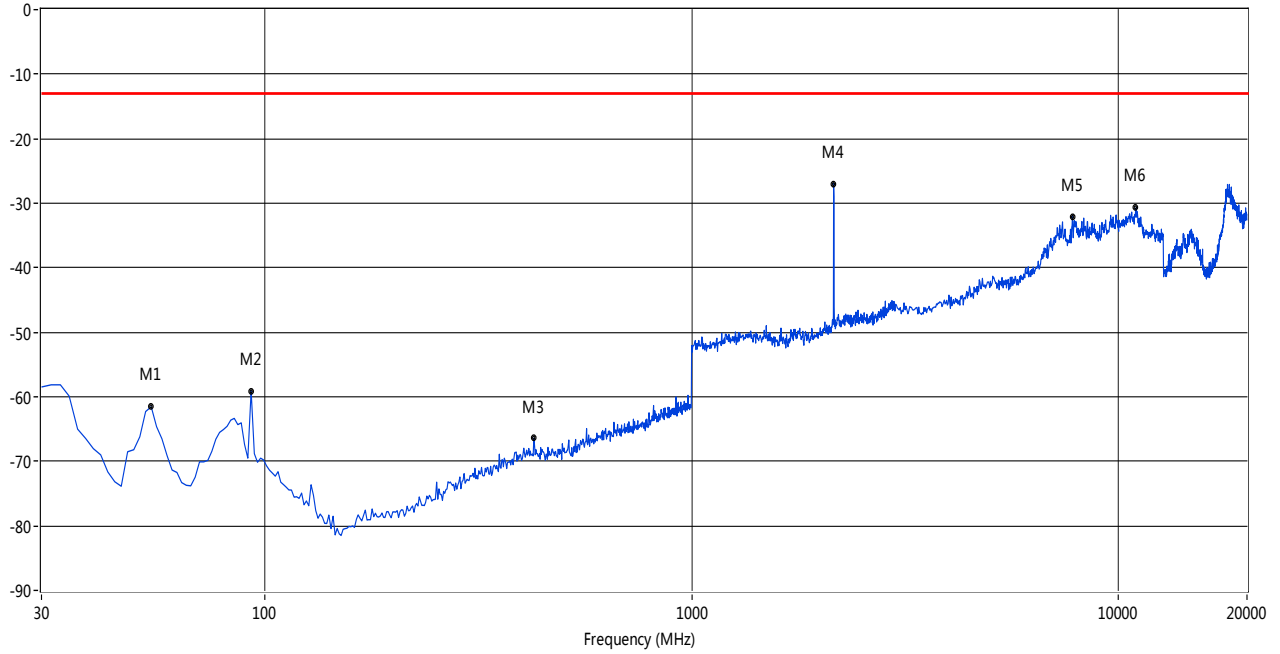
RSE Test case_FCC PART 27(band4)



Frequency (MHz)	Result (dBm)	Factor (dB)	PK Limit (dBm)	Margin (dB)	Table (o)	ANT	Verdict
31.61	-67.02	-9.54	-13.0	54.02	10.50	Horizontal	Pass
84.88	-64.62	-3.80	-13.0	51.62	-0.00	Horizontal	Pass
420.58	-67.60	-2.49	-13.0	54.60	166.10	Horizontal	Pass
2131.45	-39.91	11.80	-13.0	26.91	133.90	Horizontal	N/A
8223.79	-31.73	35.66	-13.0	18.73	40.20	Horizontal	Pass
10689.68	-30.81	37.77	-13.0	17.81	146.00	Horizontal	Pass

LTE Band 4 16-QAM 1.4 MHz HCH, ANT V

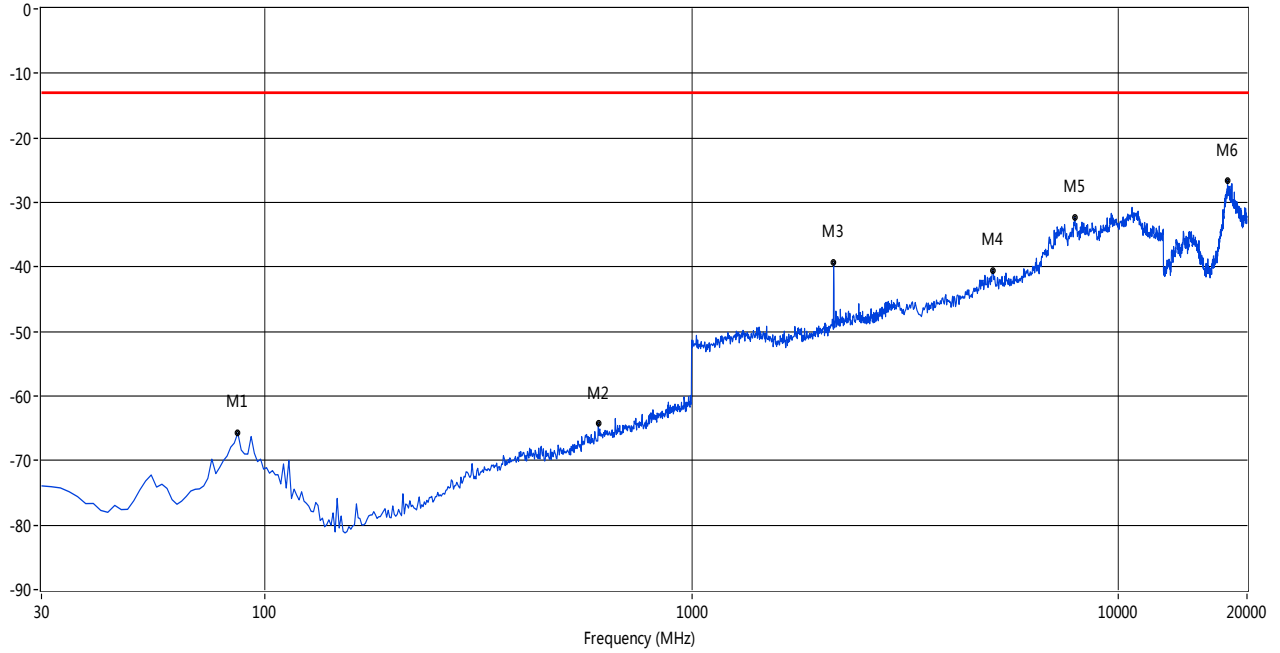
RSE Test case_FCC PART 27(band4)



Frequency (MHz)	Result (dBm)	Factor (dB)	PK Limit (dBm)	Margin (dB)	Table (o)	ANT	Verdict
54.21	-61.55	-11.27	-13.0	48.55	148.70	Vertical	Pass
92.95	-59.07	-2.86	-13.0	46.07	190.50	Vertical	Pass
427.04	-66.41	-2.55	-13.0	53.41	357.20	Vertical	Pass
2151.41	-26.96	11.77	-13.0	13.96	54.10	Vertical	N/A
7802.00	-32.02	35.13	-13.0	19.02	251.60	Vertical	Pass
10981.70	-30.71	38.12	-13.0	17.71	29.50	Vertical	Pass

LTE Band 4 16-QAM 1.4 MHz HCH, ANT H

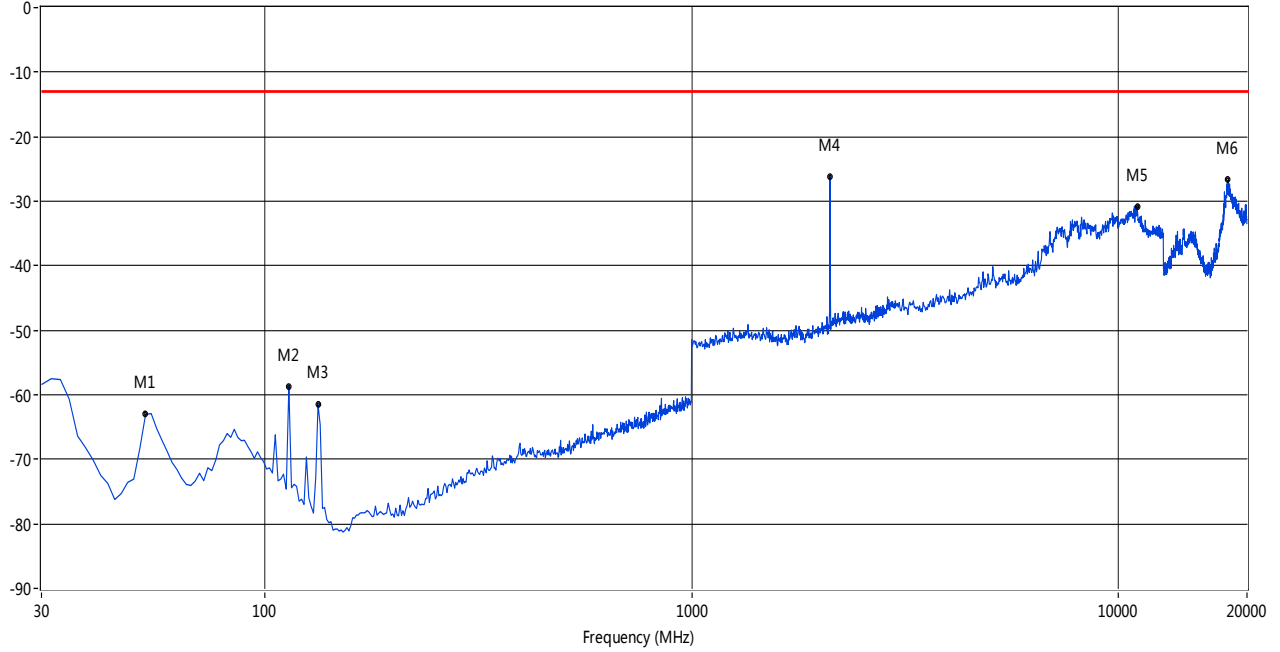
RSE Test case_FCC PART 27(band4)



Frequency (MHz)	Result (dBm)	Factor (dB)	PK Limit (dBm)	Margin (dB)	Table (o)	ANT	Verdict
86.49	-65.73	-3.35	-13.0	52.73	350.70	Horizontal	Pass
604.58	-64.25	0.67	-13.0	51.25	342.10	Horizontal	Pass
2151.41	-39.37	11.77	-13.0	26.37	312.90	Horizontal	N/A
5076.54	-40.50	28.12	-13.0	27.50	360.70	Horizontal	Pass
7899.33	-32.26	35.76	-13.0	19.26	136.40	Horizontal	Pass
18009.57	-26.57	41.08	-13.0	13.57	296.30	Horizontal	Pass

LTE Band 4 16-QAM 3 MHz LCH, ANT V

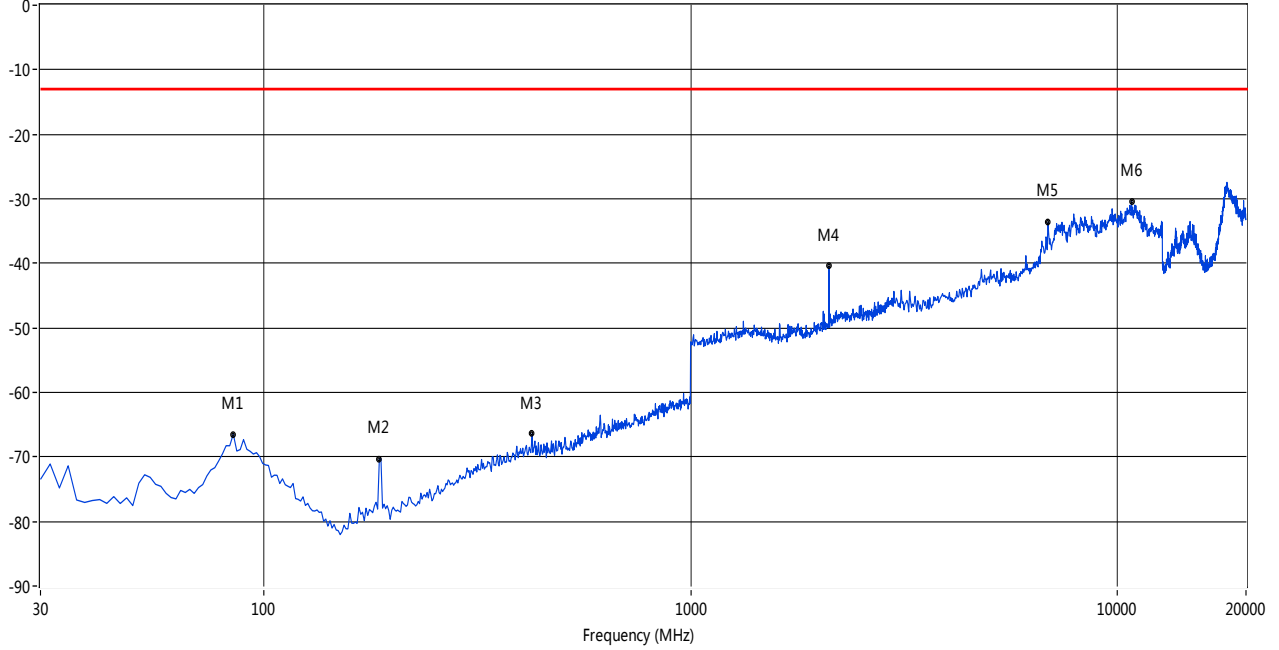
RSE Test case_FCC PART 27(band4)



Frequency (MHz)	Result (dBm)	Factor (dB)	PK Limit (dBm)	Margin (dB)	Table (o)	ANT	Verdict
52.60	-63.03	-11.25	-13.0	50.03	179.40	Vertical	Pass
113.93	-58.66	-8.14	-13.0	45.66	161.60	Vertical	Pass
133.29	-61.52	-12.01	-13.0	48.52	275.00	Vertical	Pass
2108.15	-26.12	11.58	-13.0	13.12	276.40	Vertical	N/A
11062.81	-30.75	37.78	-13.0	17.75	148.80	Vertical	Pass
18057.82	-26.72	40.89	-13.0	13.72	130.20	Vertical	Pass

LTE Band 4 16-QAM 3 MHz LCH, ANT H

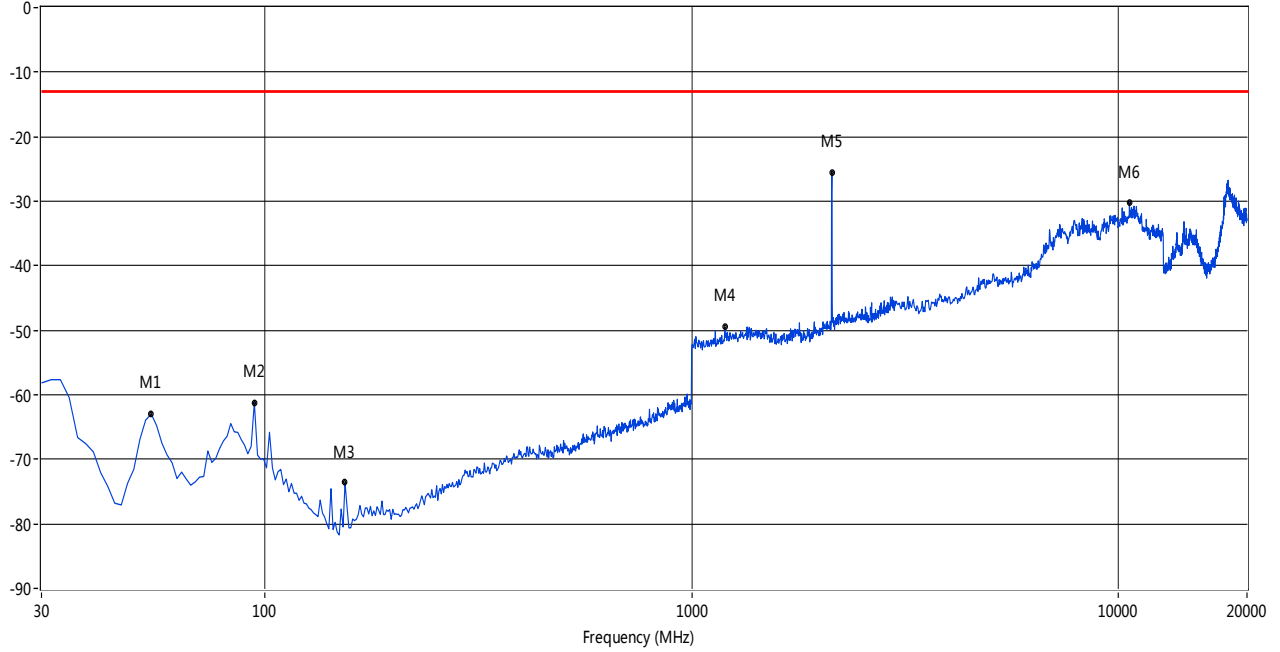
RSE Test case_FCC PART 27(band4)



Frequency (MHz)	Result (dBm)	Factor (dB)	PK Limit (dBm)	Margin (dB)	Table (o)	ANT	Verdict
84.88	-66.47	-3.80	-13.0	53.47	114.80	Horizontal	Pass
186.56	-70.30	-11.73	-13.0	57.30	303.60	Horizontal	Pass
425.42	-66.41	-2.50	-13.0	53.41	357.10	Horizontal	Pass
2108.15	-40.44	11.58	-13.0	27.44	326.40	Horizontal	N/A
6877.29	-33.69	32.42	-13.0	20.69	355.20	Horizontal	Pass
10787.02	-30.43	37.89	-13.0	17.43	142.30	Horizontal	Pass

LTE Band 4 16-QAM 3 MHz MCH, ANT V

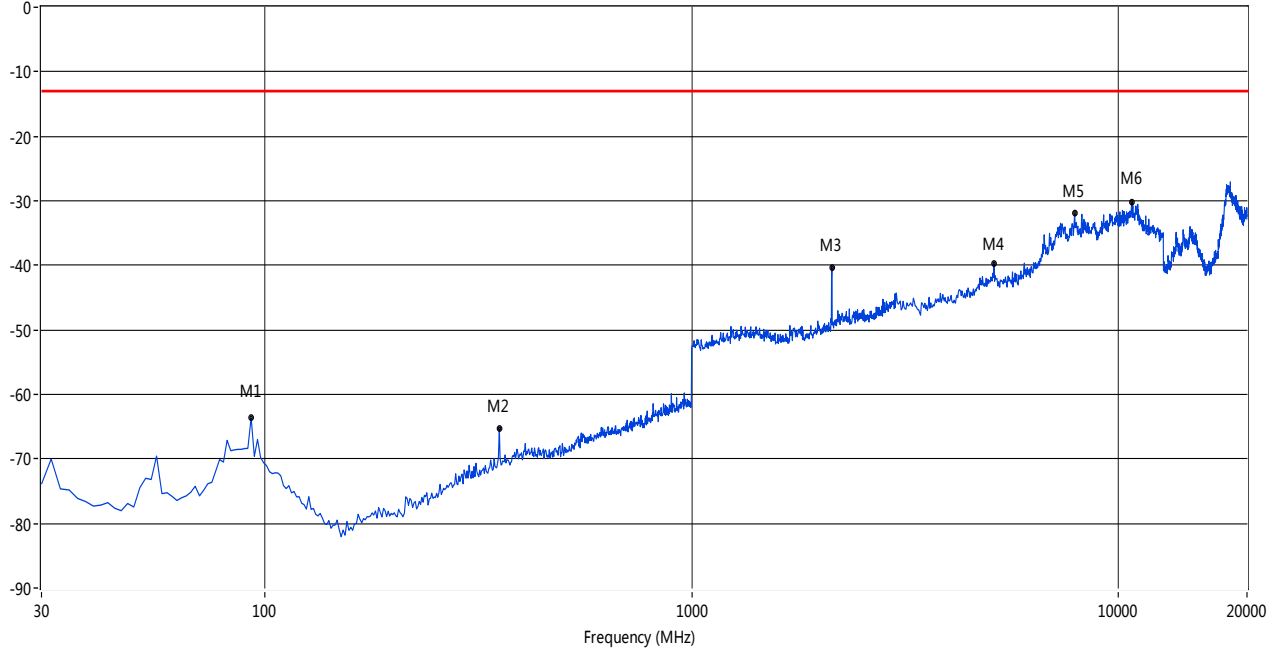
RSE Test case_FCC PART 27(band4)



Frequency (MHz)	Result (dBm)	Factor (dB)	PK Limit (dBm)	Margin (dB)	Table (o)	ANT	Verdict
54.21	-62.95	-11.27	-13.0	49.95	137.10	Vertical	Pass
94.56	-61.24	-3.27	-13.0	48.24	9.40	Vertical	Pass
154.28	-73.62	-14.49	-13.0	60.62	27.40	Vertical	Pass
1196.34	-49.49	8.03	-13.0	36.49	357.30	Vertical	Pass
2131.45	-25.50	11.80	-13.0	12.50	283.10	Vertical	N/A
10608.57	-30.14	37.68	-13.0	17.14	130.40	Vertical	Pass

LTE Band 4 16-QAM 3 MHz MCH, ANT H

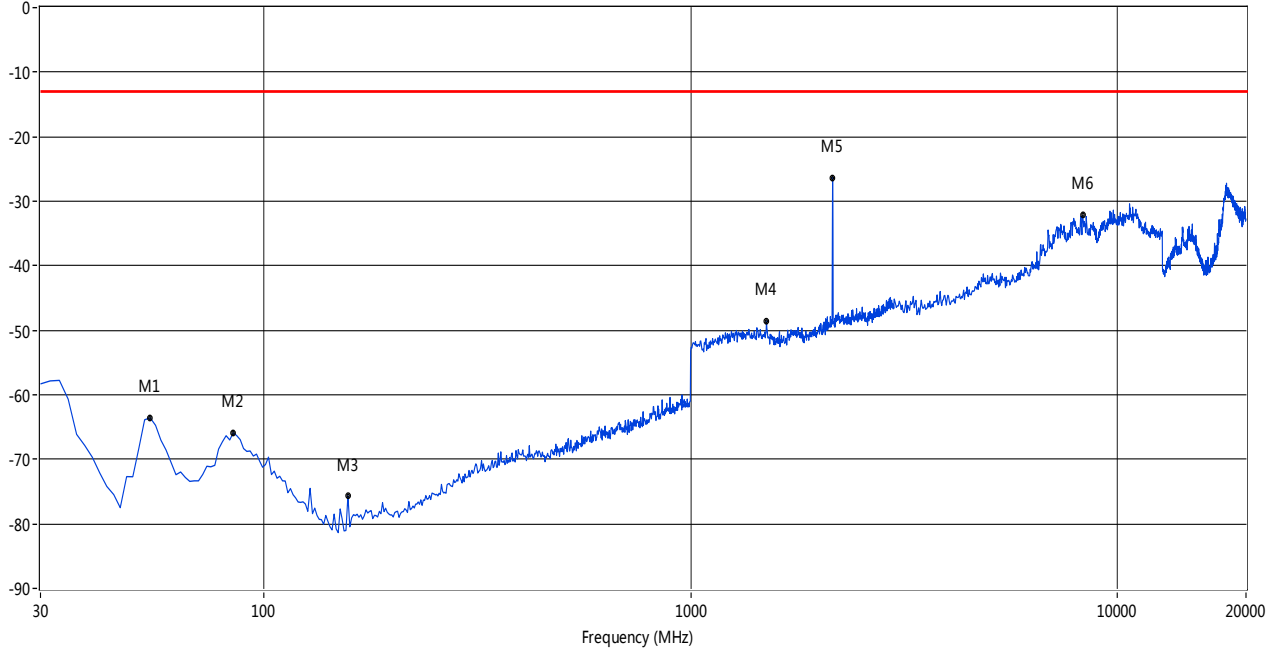
RSE Test case_FCC PART 27(band4)



Frequency (MHz)	Result (dBm)	Factor (dB)	PK Limit (dBm)	Margin (dB)	Table (o)	ANT	Verdict
92.95	-63.62	-2.86	-13.0	50.62	250.60	Horizontal	Pass
354.41	-65.23	-4.16	-13.0	52.23	168.00	Horizontal	Pass
2131.45	-40.26	11.80	-13.0	27.26	89.30	Horizontal	N/A
5108.99	-39.67	28.46	-13.0	26.67	159.20	Horizontal	Pass
7899.33	-31.89	35.76	-13.0	18.89	71.90	Horizontal	Pass
10754.58	-30.13	37.85	-13.0	17.13	228.30	Horizontal	Pass

LTE Band 4 16-QAM 3 MHz HCH, ANT V

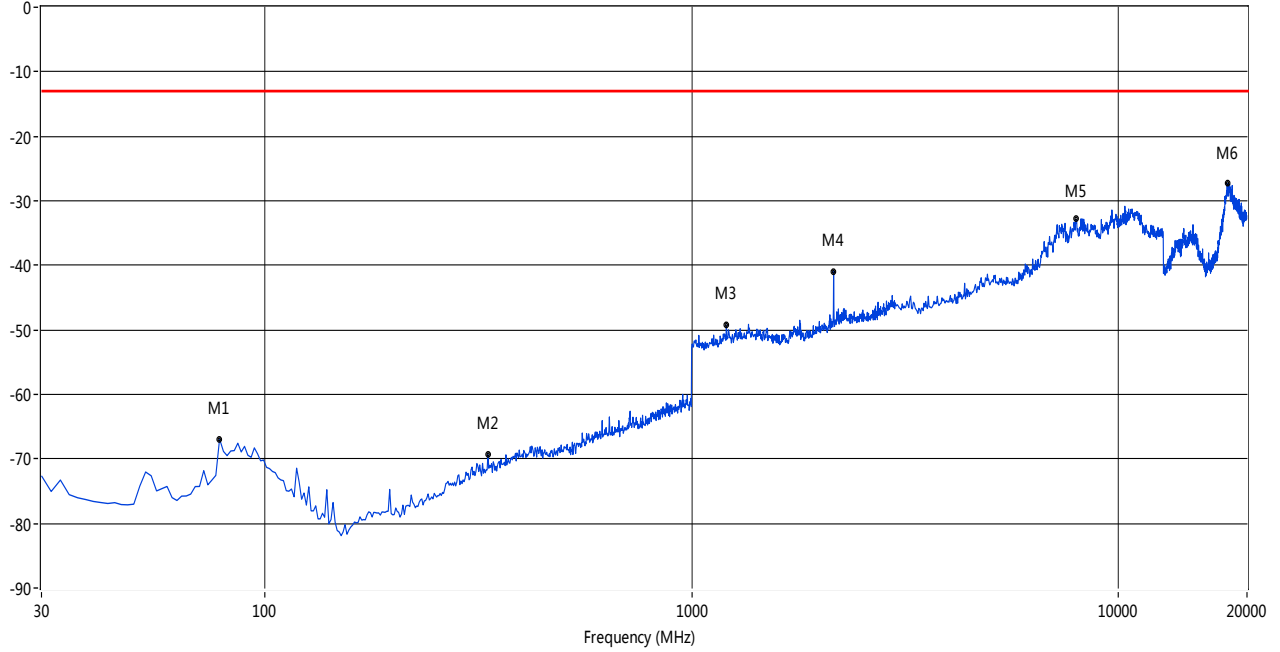
RSE Test case_FCC PART 27(band4)



Frequency (MHz)	Result (dBm)	Factor (dB)	PK Limit (dBm)	Margin (dB)	Table (o)	ANT	Verdict
54.21	-63.56	-11.27	-13.0	50.56	123.90	Vertical	Pass
84.88	-65.86	-3.80	-13.0	52.86	86.80	Vertical	Pass
157.50	-75.63	-14.15	-13.0	62.63	188.40	Vertical	Pass
1505.82	-48.56	9.39	-13.0	35.56	360.70	Vertical	Pass
2151.41	-26.35	11.77	-13.0	13.35	201.70	Vertical	N/A
8288.69	-32.21	36.32	-13.0	19.21	298.60	Vertical	Pass

LTE Band 4 16-QAM 3 MHz HCH, ANT H

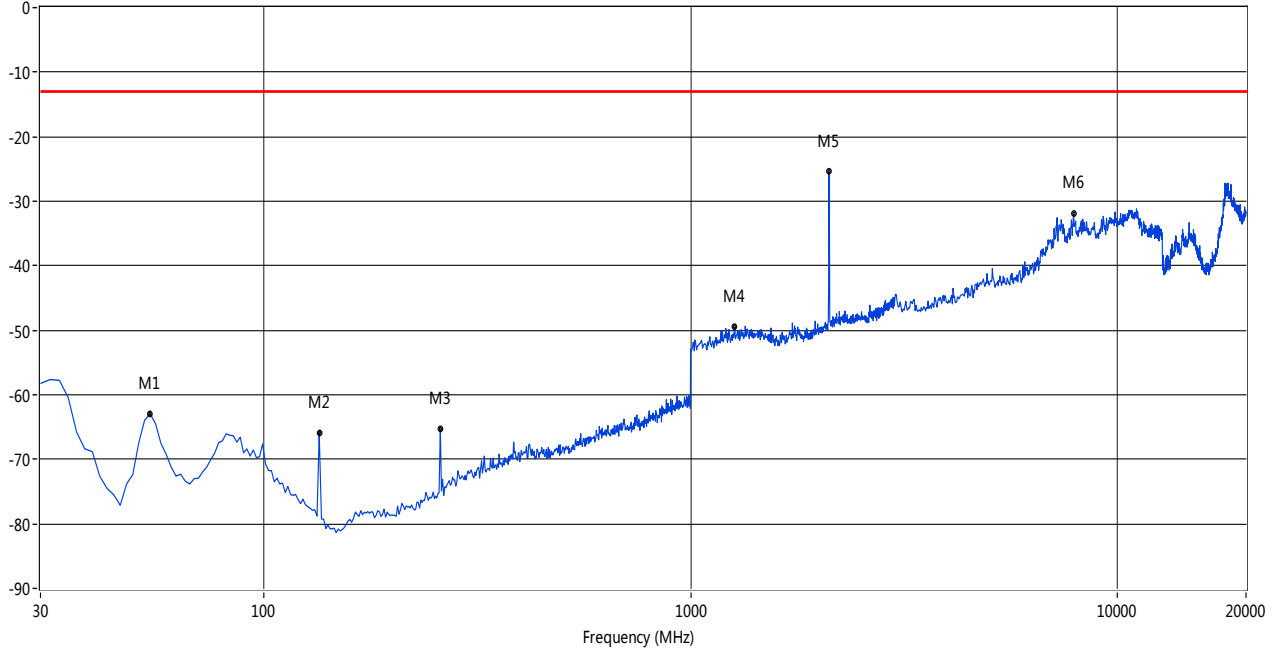
RSE Test case_FCC PART 27(band4)



Frequency (MHz)	Result (dBm)	Factor (dB)	PK Limit (dBm)	Margin (dB)	Table (o)	ANT	Verdict
78.42	-66.91	-5.92	-13.0	53.91	105.00	Horizontal	Pass
333.43	-69.31	-4.80	-13.0	56.31	347.70	Horizontal	Pass
1206.32	-49.26	8.11	-13.0	36.26	173.80	Horizontal	Pass
2151.41	-40.94	11.77	-13.0	27.94	134.10	Horizontal	N/A
7931.78	-32.84	34.89	-13.0	19.84	352.20	Horizontal	Pass
18057.82	-27.25	40.89	-13.0	14.25	82.10	Horizontal	Pass

LTE Band 4 16-QAM 5 MHz LCH, ANT V

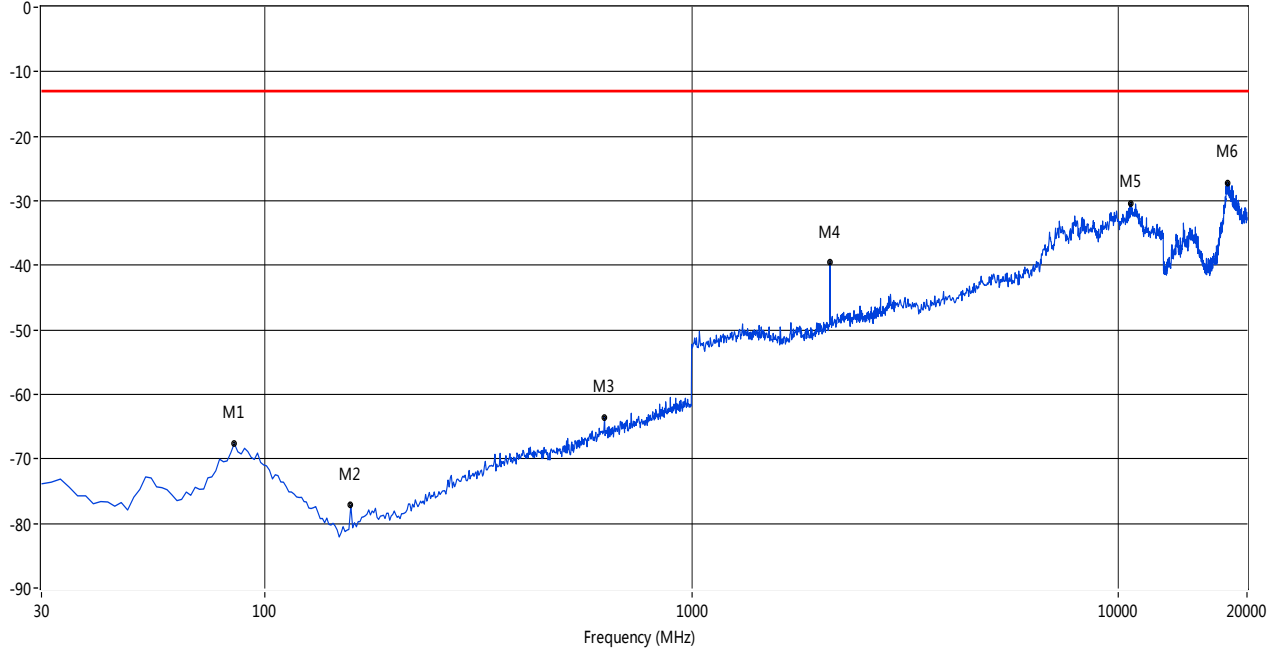
RSE Test case_FCC PART 27(band4)



Frequency (MHz)	Result (dBm)	Factor (dB)	PK Limit (dBm)	Margin (dB)	Table (o)	ANT	Verdict
54.21	-62.94	-11.27	-13.0	49.94	170.10	Vertical	Pass
134.91	-65.88	-12.27	-13.0	52.88	345.60	Vertical	Pass
259.18	-65.32	-8.33	-13.0	52.32	262.50	Vertical	Pass
1266.22	-49.51	8.55	-13.0	36.51	186.90	Vertical	Pass
2108.15	-25.45	11.58	-13.0	12.45	267.60	Vertical	N/A
7899.33	-32.00	35.76	-13.0	19.00	284.70	Vertical	Pass

LTE Band 4 16-QAM 5 MHz LCH, ANT H

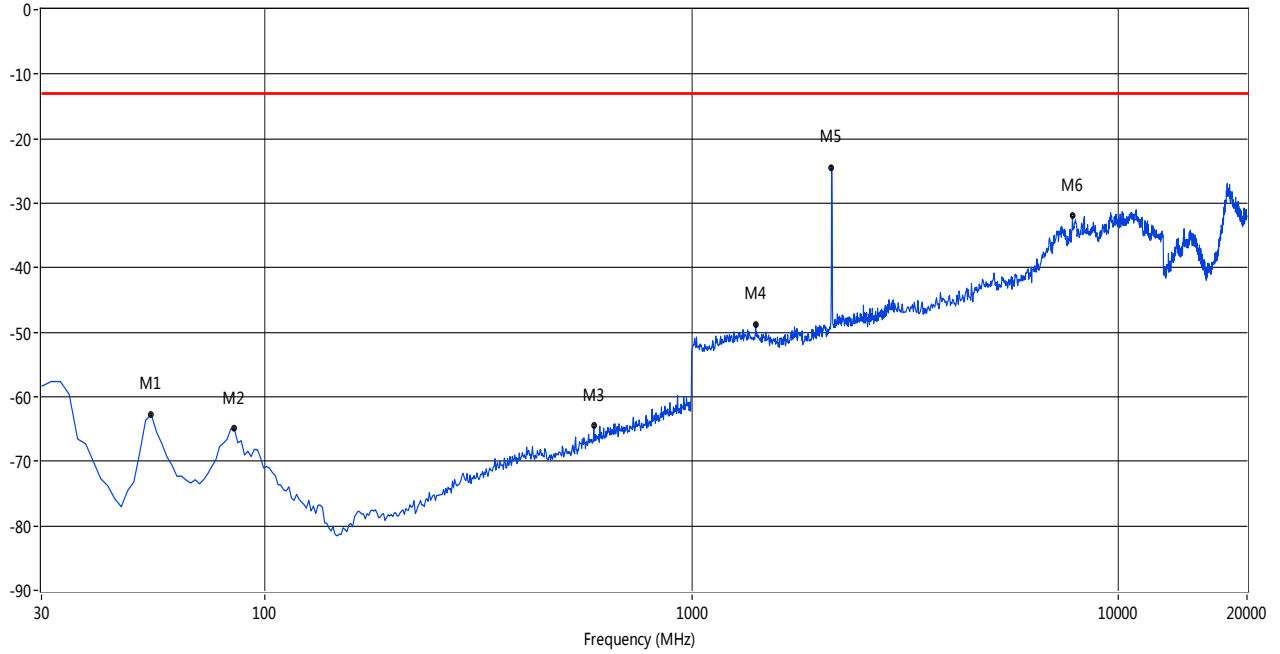
RSE Test case_FCC PART 27(band4)



Frequency (MHz)	Result (dBm)	Factor (dB)	PK Limit (dBm)	Margin (dB)	Table (o)	ANT	Verdict
84.88	-67.61	-3.80	-13.0	54.61	183.10	Horizontal	Pass
159.12	-77.20	-14.01	-13.0	64.20	233.10	Horizontal	Pass
625.56	-63.52	0.96	-13.0	50.52	169.40	Horizontal	Pass
2111.48	-39.44	11.44	-13.0	26.44	316.40	Horizontal	N/A
10705.91	-30.40	37.79	-13.0	17.40	15.50	Horizontal	Pass
17973.38	-27.18	40.80	-13.0	14.18	347.80	Horizontal	Pass

LTE Band 4 16-QAM 5 MHz MCH, ANT V

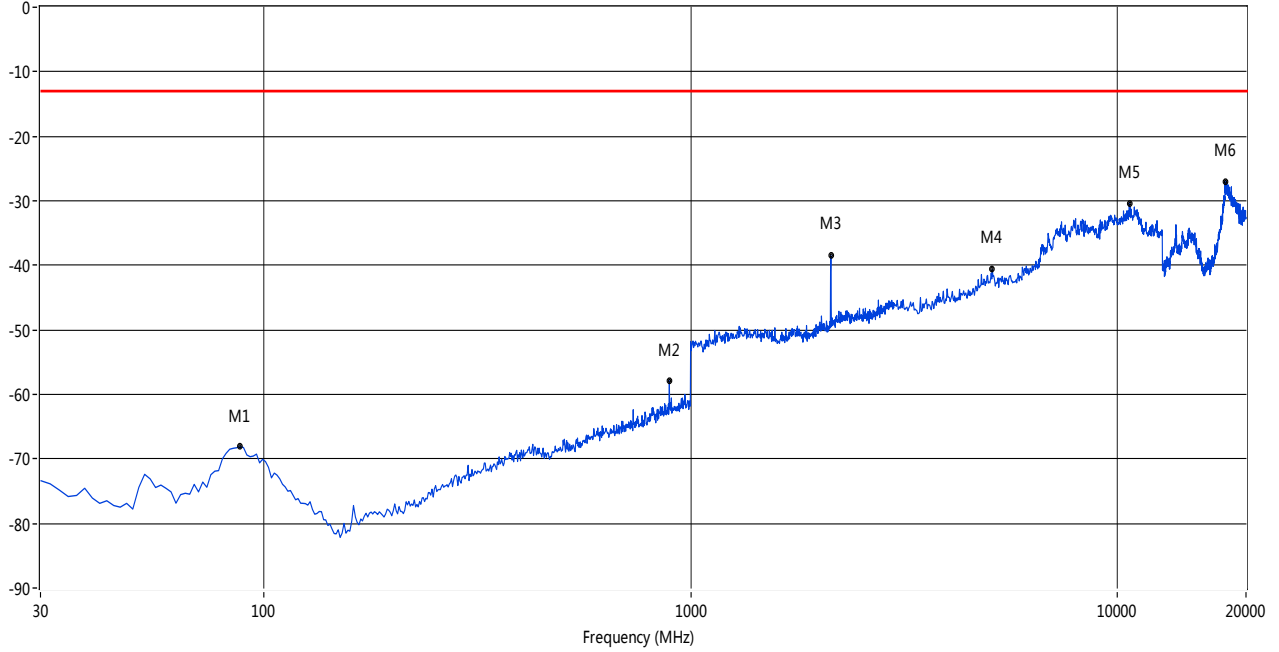
RSE Test case_FCC PART 27(band4)



Frequency (MHz)	Result (dBm)	Factor (dB)	PK Limit (dBm)	Margin (dB)	Table (o)	ANT	Verdict
54.21	-62.75	-11.27	-13.0	49.75	150.80	Vertical	Pass
84.88	-64.96	-3.80	-13.0	51.96	69.10	Vertical	Pass
590.05	-64.51	0.39	-13.0	51.51	352.90	Vertical	Pass
1412.65	-48.72	9.28	-13.0	35.72	0.70	Vertical	Pass
2128.12	-24.40	11.61	-13.0	11.40	45.10	Vertical	N/A
7802.00	-32.00	35.13	-13.0	19.00	4.80	Vertical	Pass

LTE Band 4 16-QAM 5 MHz MCH, ANT H

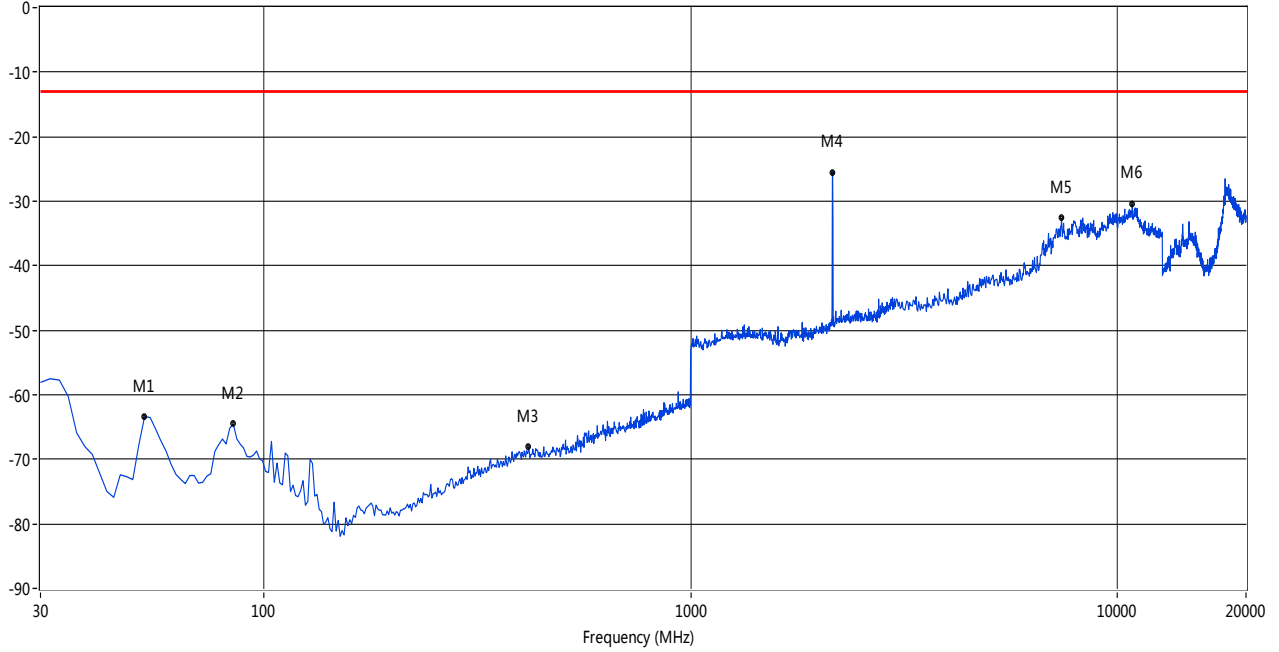
RSE Test case_FCC PART 27(band4)



Frequency (MHz)	Result (dBm)	Factor (dB)	PK Limit (dBm)	Margin (dB)	Table (o)	ANT	Verdict
88.10	-68.07	-2.78	-13.0	55.07	29.30	Horizontal	Pass
891.86	-57.90	5.48	-13.0	44.90	283.70	Horizontal	Pass
2131.45	-38.48	11.80	-13.0	25.48	126.60	Horizontal	N/A
5092.76	-40.63	28.28	-13.0	27.63	317.30	Horizontal	Pass
10657.24	-30.39	37.73	-13.0	17.39	163.90	Horizontal	Pass
17864.81	-26.95	39.51	-13.0	13.95	221.10	Horizontal	Pass

LTE Band 4 16-QAM 5 MHz HCH, ANT V

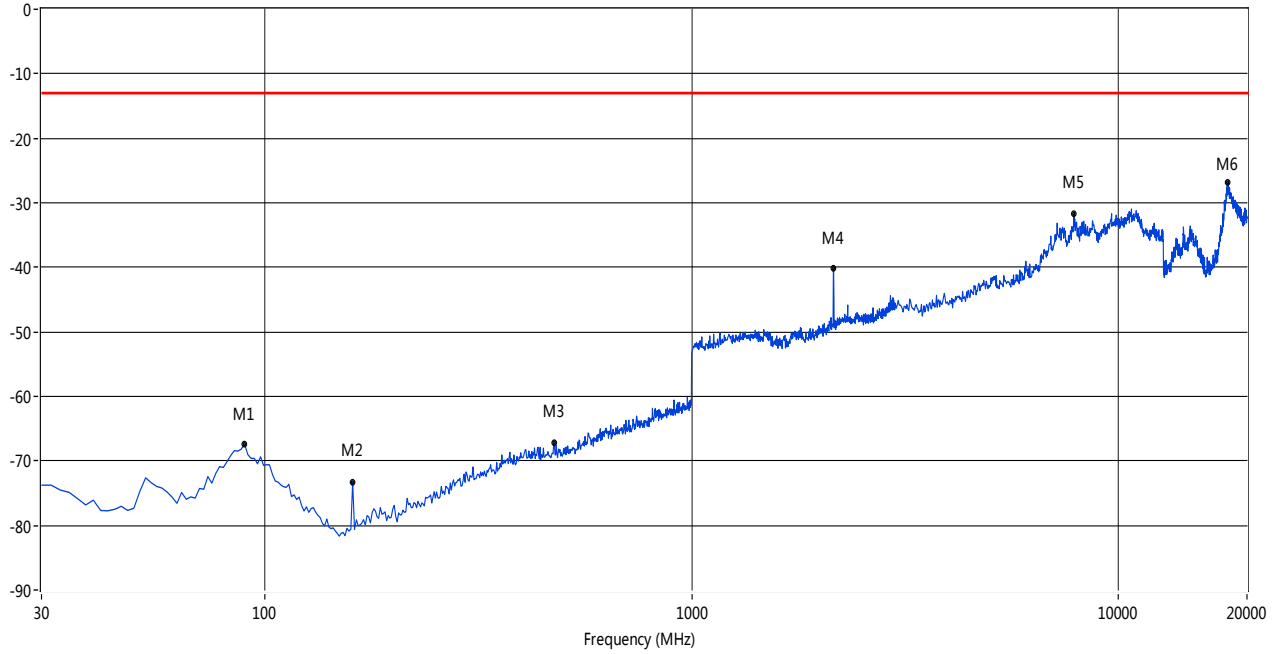
RSE Test case_FCC PART 27(band4)



Frequency (MHz)	Result (dBm)	Factor (dB)	PK Limit (dBm)	Margin (dB)	Table (o)	ANT	Verdict
52.60	-63.36	-11.25	-13.0	50.36	147.00	Vertical	Pass
84.88	-64.53	-3.80	-13.0	51.53	83.40	Vertical	Pass
417.35	-68.06	-2.41	-13.0	55.06	87.90	Vertical	Pass
2151.41	-25.46	11.77	-13.0	12.46	286.30	Vertical	N/A
7396.42	-32.64	33.93	-13.0	19.64	201.90	Vertical	Pass
10835.69	-30.45	37.94	-13.0	17.45	275.50	Vertical	Pass

LTE Band 4 16-QAM 5 MHz HCH, ANT H

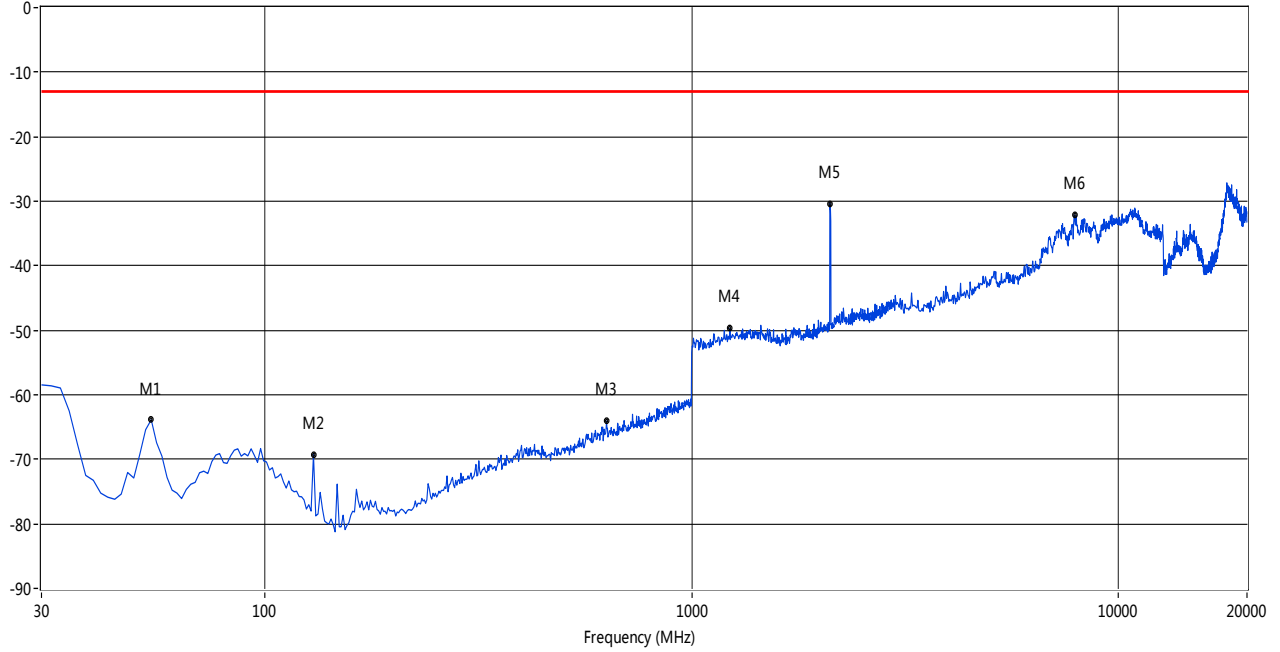
RSE Test case_FCC PART 27(band4)



Frequency (MHz)	Result (dBm)	Factor (dB)	PK Limit (dBm)	Margin (dB)	Table (o)	ANT	Verdict
89.72	-67.38	-2.26	-13.0	54.38	13.30	Horizontal	Pass
160.73	-73.26	-13.85	-13.0	60.26	1.10	Horizontal	Pass
477.07	-67.18	-2.23	-13.0	54.18	338.00	Horizontal	Pass
2148.09	-40.18	11.78	-13.0	27.18	321.20	Horizontal	N/A
7866.89	-31.62	35.20	-13.0	18.62	167.90	Horizontal	Pass
18033.69	-26.79	40.98	-13.0	13.79	144.20	Horizontal	Pass

LTE Band 4 16-QAM 10 MHz LCH, ANT V

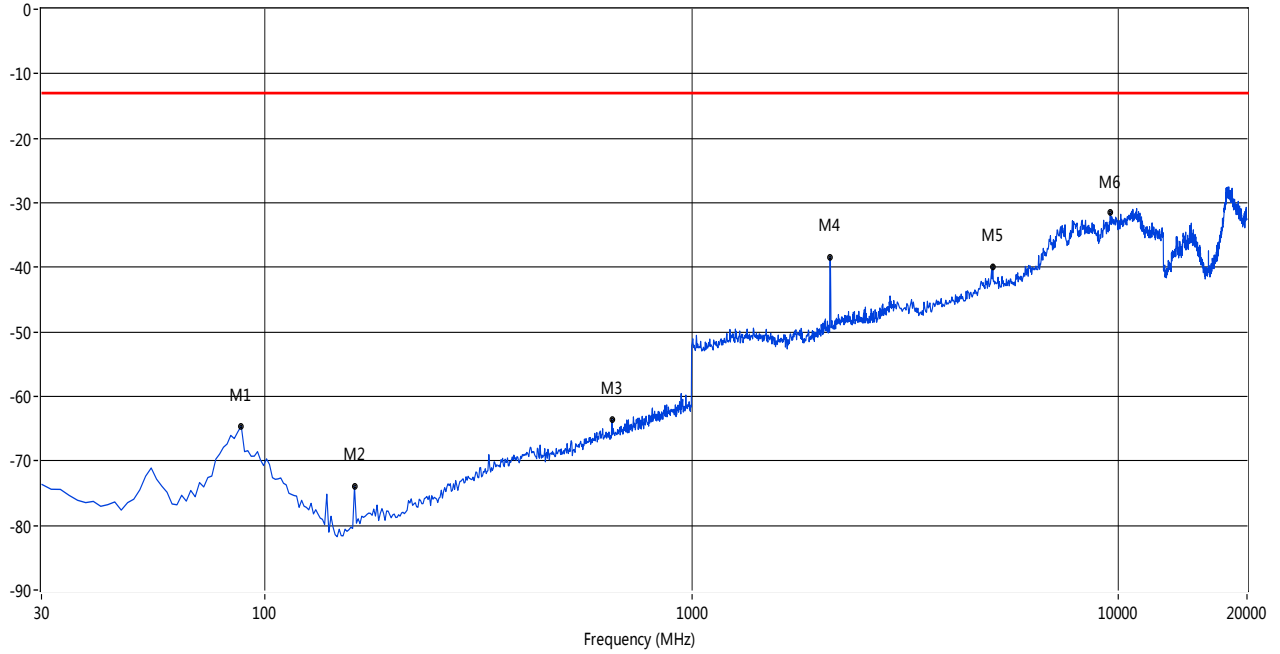
RSE Test case_FCC PART 27(band4)



Frequency (MHz)	Result (dBm)	Factor (dB)	PK Limit (dBm)	Margin (dB)	Table (o)	ANT	Verdict
54.21	-63.87	-11.27	-13.0	50.87	181.90	Vertical	Pass
130.07	-69.28	-11.36	-13.0	56.28	131.50	Vertical	Pass
632.01	-64.05	1.02	-13.0	51.05	21.90	Vertical	Pass
1229.62	-49.74	8.21	-13.0	36.74	280.80	Vertical	Pass
2108.15	-30.34	11.58	-13.0	17.34	54.10	Vertical	N/A
7883.11	-32.11	35.31	-13.0	19.11	169.30	Vertical	Pass

LTE Band 4 16-QAM 10 MHz LCH, ANT H

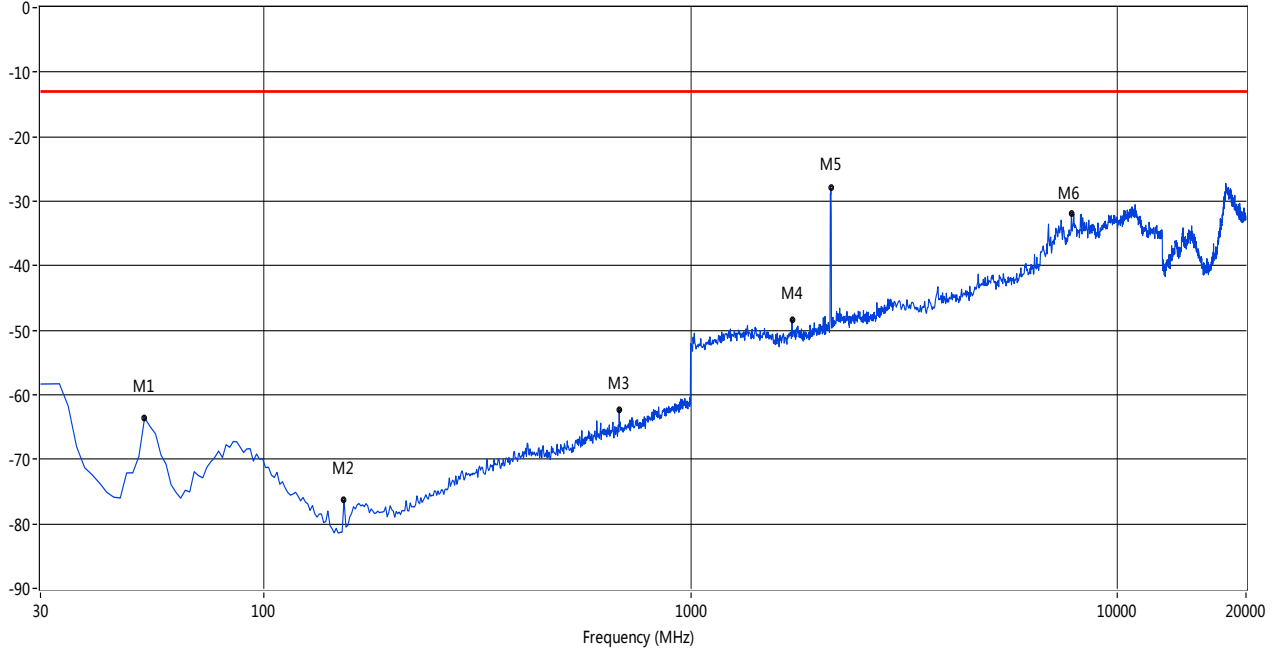
RSE Test case_FCC PART 27(band4)



Frequency (MHz)	Result (dBm)	Factor (dB)	PK Limit (dBm)	Margin (dB)	Table (o)	ANT	Verdict
88.10	-64.58	-2.78	-13.0	51.58	65.60	Horizontal	Pass
162.35	-73.96	-13.68	-13.0	60.96	88.30	Horizontal	Pass
651.38	-63.59	1.28	-13.0	50.59	23.60	Horizontal	Pass
2111.48	-38.39	11.44	-13.0	25.39	320.80	Horizontal	N/A
5076.54	-40.03	28.12	-13.0	27.03	107.10	Horizontal	Pass
9570.30	-31.53	37.09	-13.0	18.53	287.10	Horizontal	Pass

LTE Band 4 16-QAM 10 MHz MCH, ANT V

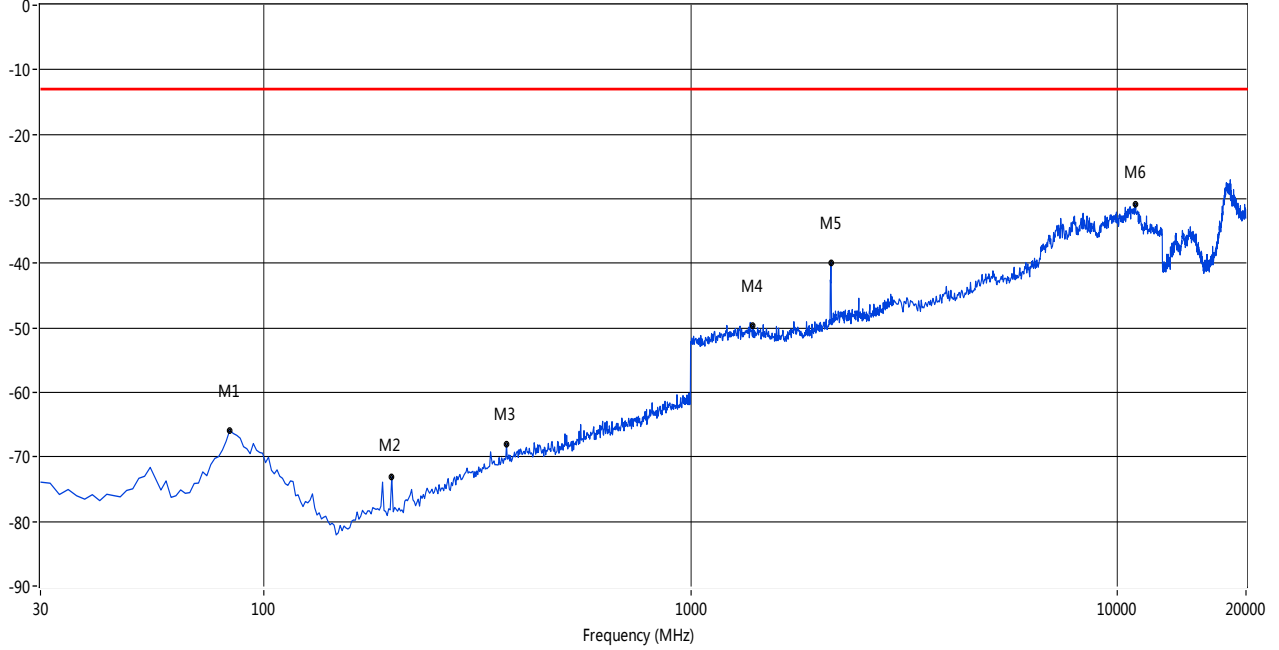
RSE Test case_FCC PART 27(band4)



Frequency (MHz)	Result (dBm)	Factor (dB)	PK Limit (dBm)	Margin (dB)	Table (o)	ANT	Verdict
52.60	-63.57	-11.25	-13.0	50.57	146.20	Vertical	Pass
154.28	-76.30	-14.49	-13.0	63.30	0.90	Vertical	Pass
680.43	-62.32	1.71	-13.0	49.32	323.80	Vertical	Pass
1728.79	-48.36	10.21	-13.0	35.36	256.20	Vertical	Pass
2131.45	-27.98	11.80	-13.0	14.98	240.90	Vertical	N/A
7802.00	-31.93	35.13	-13.0	18.93	262.60	Vertical	Pass

LTE Band 4 16-QAM 10 MHz MCH, ANT H

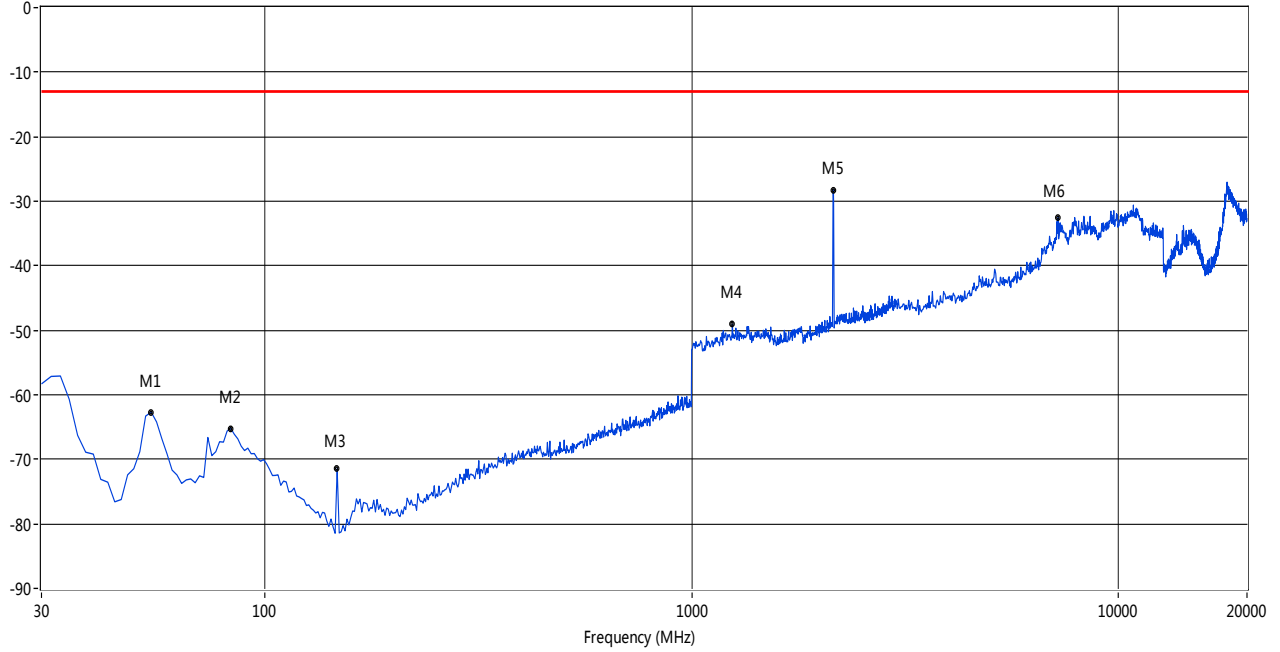
RSE Test case_FCC PART 27(band4)



Frequency (MHz)	Result (dBm)	Factor (dB)	PK Limit (dBm)	Margin (dB)	Table (o)	ANT	Verdict
83.26	-65.87	-4.34	-13.0	52.87	164.60	Horizontal	Pass
199.47	-73.08	-11.80	-13.0	60.08	69.90	Horizontal	Pass
370.55	-68.06	-3.66	-13.0	55.06	228.30	Horizontal	Pass
1399.33	-49.65	9.17	-13.0	36.65	1.60	Horizontal	Pass
2131.45	-44.50	11.80	-13.0	31.50	93.70	Horizontal	N/A
10997.92	-30.81	38.14	-13.0	17.81	360.00	Horizontal	Pass

LTE Band 4 16-QAM 10 MHz HCH, ANT V

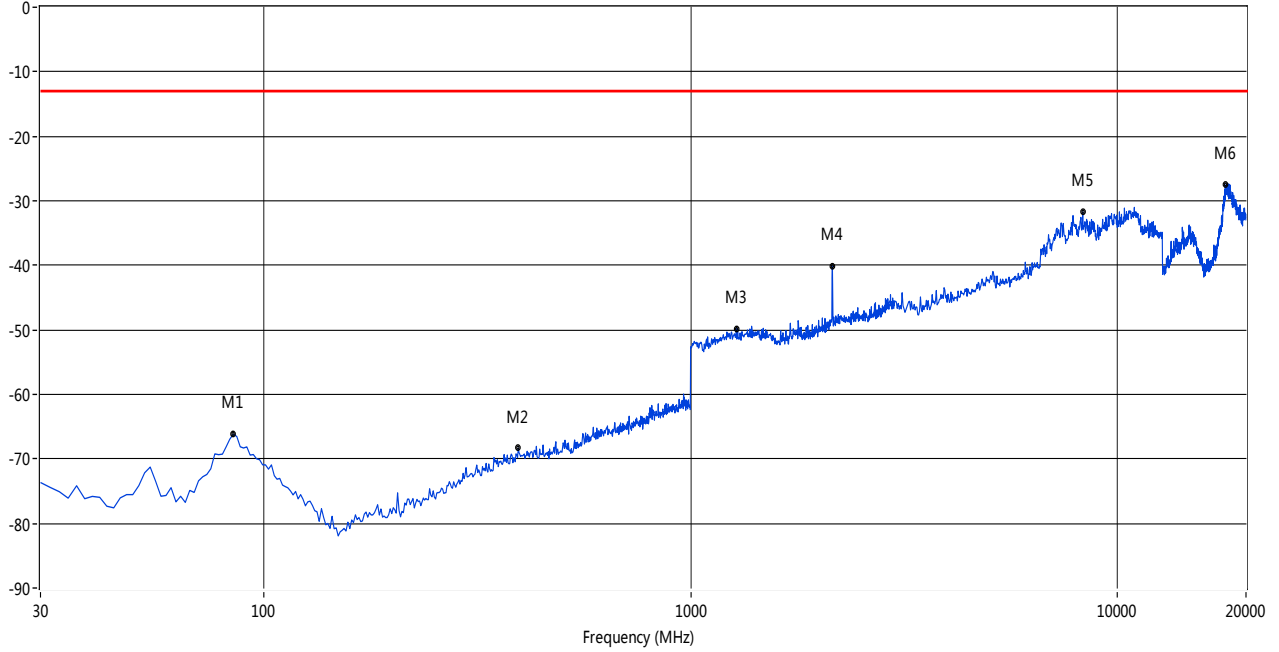
RSE Test case_FCC PART 27(band4)



Frequency (MHz)	Result (dBm)	Factor (dB)	PK Limit (dBm)	Margin (dB)	Table (o)	ANT	Verdict
54.21	-62.69	-11.27	-13.0	49.69	169.40	Vertical	Pass
83.26	-65.19	-4.34	-13.0	52.19	81.80	Vertical	Pass
147.82	-71.44	-14.65	-13.0	58.44	238.70	Vertical	Pass
1246.26	-49.04	8.27	-13.0	36.04	35.60	Vertical	Pass
2148.09	-28.23	11.78	-13.0	15.23	248.80	Vertical	N/A
7217.97	-32.51	32.98	-13.0	19.51	288.50	Vertical	Pass

LTE Band 4 16-QAM 10 MHz HCH, ANT H

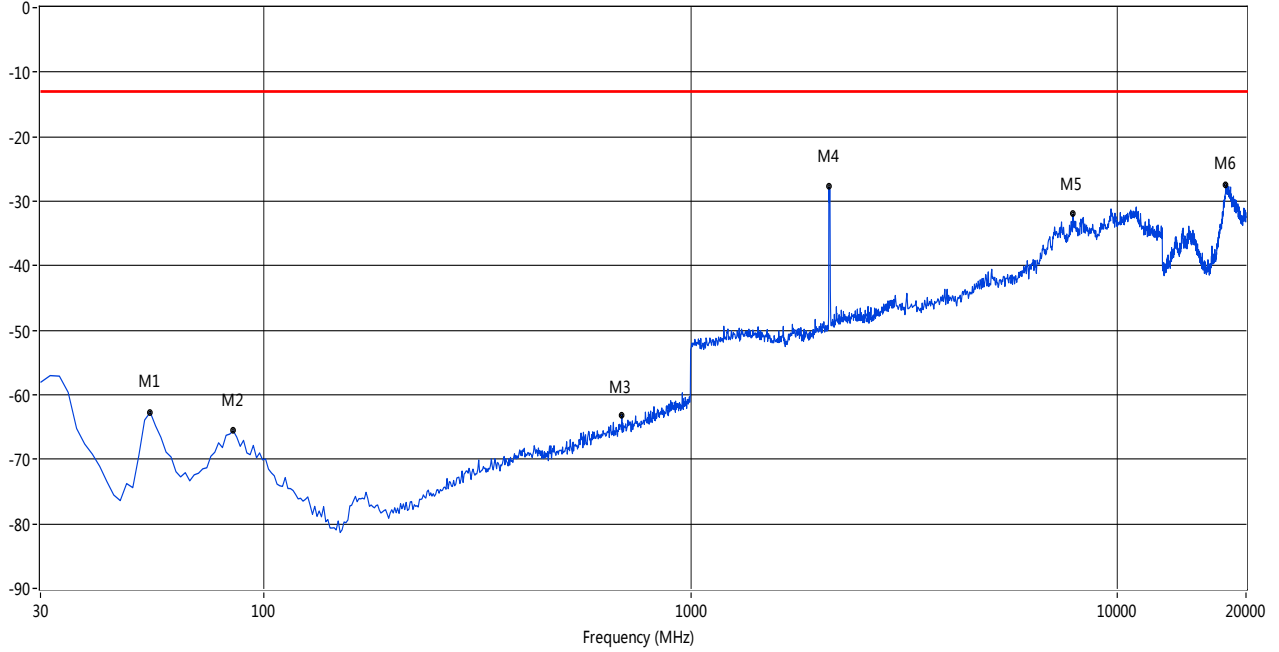
RSE Test case_FCC PART 27(band4)



Frequency (MHz)	Result (dBm)	Factor (dB)	PK Limit (dBm)	Margin (dB)	Table (o)	ANT	Verdict
84.88	-66.15	-3.80	-13.0	53.15	139.30	Horizontal	Pass
394.76	-68.31	-2.64	-13.0	55.31	23.80	Horizontal	Pass
1279.53	-49.82	8.48	-13.0	36.82	15.30	Horizontal	Pass
2148.09	-40.12	11.78	-13.0	27.12	283.60	Horizontal	N/A
8288.69	-31.72	36.32	-13.0	18.72	127.20	Horizontal	Pass
17888.94	-27.52	39.79	-13.0	14.52	31.80	Horizontal	Pass

LTE Band 4 16-QAM 15 MHz LCH, ANT V

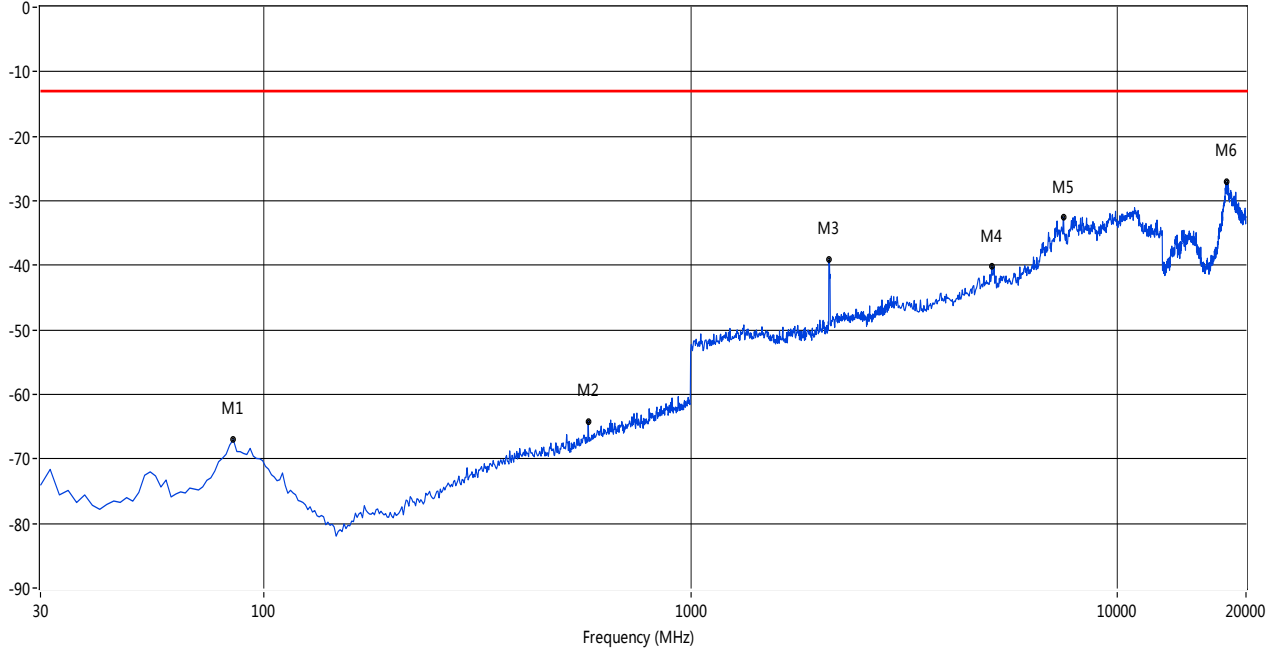
RSE Test case_FCC PART 27(band4)



Frequency (MHz)	Result (dBm)	Factor (dB)	PK Limit (dBm)	Margin (dB)	Table (o)	ANT	Verdict
54.21	-62.70	-11.27	-13.0	49.70	147.70	Vertical	Pass
84.88	-65.59	-3.80	-13.0	52.59	87.70	Vertical	Pass
690.12	-63.08	1.85	-13.0	50.08	277.10	Vertical	Pass
2108.15	-27.76	11.58	-13.0	14.76	109.10	Vertical	N/A
7866.89	-31.99	35.20	-13.0	18.99	61.50	Vertical	Pass
17937.19	-27.52	40.37	-13.0	14.52	275.40	Vertical	Pass

LTE Band 4 16-QAM 15 MHz LCH, ANT H

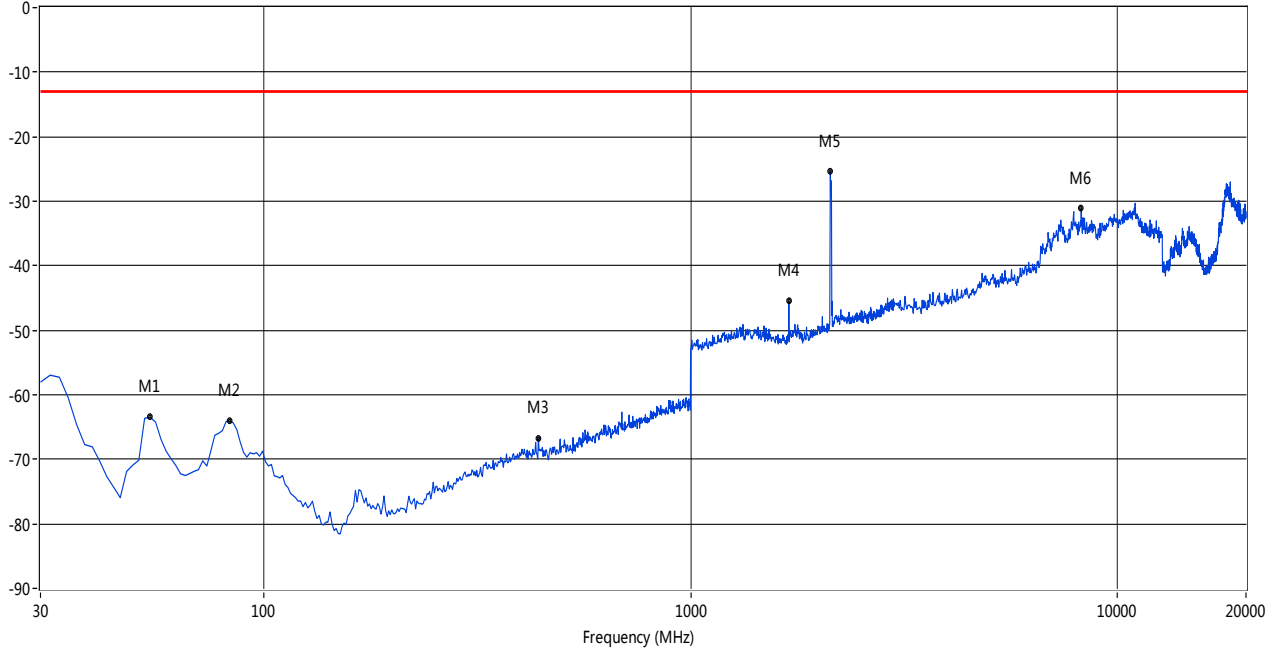
RSE Test case_FCC PART 27(band4)



Frequency (MHz)	Result (dBm)	Factor (dB)	PK Limit (dBm)	Margin (dB)	Table (o)	ANT	Verdict
84.88	-67.00	-3.80	-13.0	54.00	130.80	Horizontal	Pass
575.52	-64.14	-0.02	-13.0	51.14	305.10	Horizontal	Pass
2114.81	-39.10	11.46	-13.0	26.10	329.90	Horizontal	N/A
5076.54	-40.07	28.12	-13.0	27.07	65.10	Horizontal	Pass
7461.31	-32.58	33.86	-13.0	19.58	19.10	Horizontal	Pass
18021.63	-27.12	41.03	-13.0	14.12	229.10	Horizontal	Pass

LTE Band 4 16-QAM 15 MHz MCH, ANT V

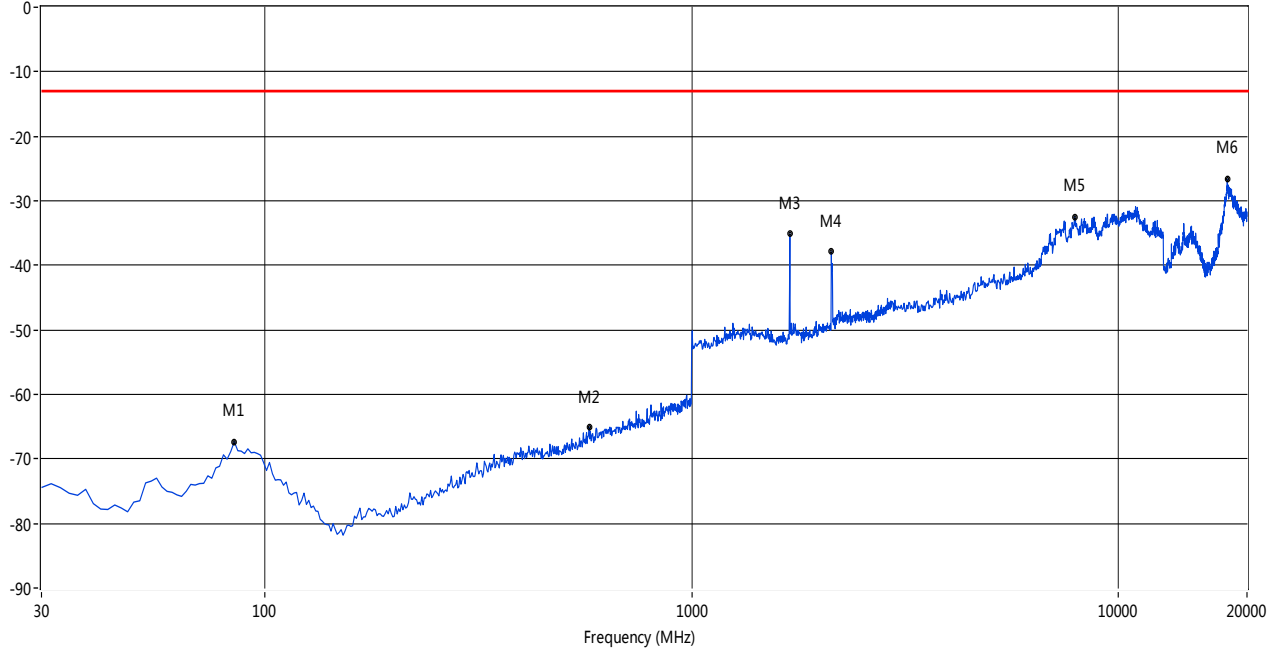
RSE Test case_FCC PART 27(band4)



Frequency (MHz)	Result (dBm)	Factor (dB)	PK Limit (dBm)	Margin (dB)	Table (o)	ANT	Verdict
54.21	-63.48	-11.27	-13.0	50.48	152.30	Vertical	Pass
83.26	-64.07	-4.34	-13.0	51.07	69.40	Vertical	Pass
439.95	-66.73	-2.56	-13.0	53.73	92.40	Vertical	Pass
1698.84	-45.49	10.03	-13.0	32.49	326.80	Vertical	N/A
2124.79	-25.40	11.59	-13.0	12.40	297.10	Vertical	N/A
8223.79	-31.09	35.66	-13.0	18.09	53.50	Vertical	Pass

LTE Band 4 16-QAM 15 MHz MCH, ANT H

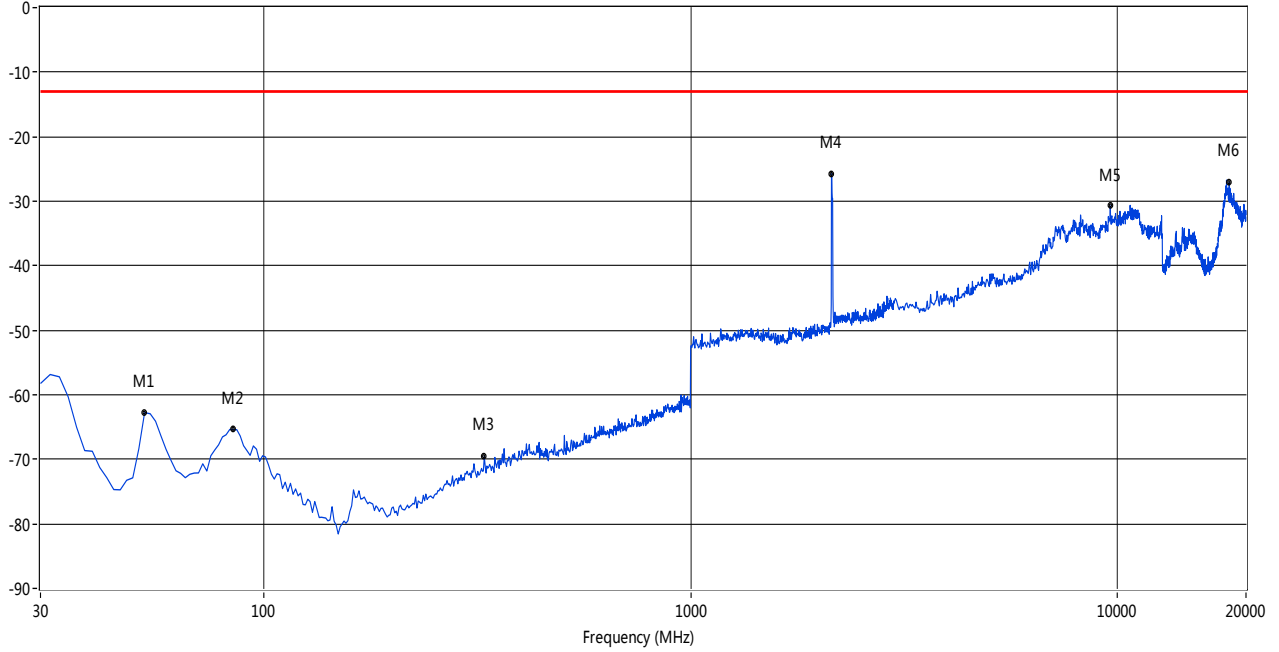
RSE Test case_FCC PART 27(band4)



Frequency (MHz)	Result (dBm)	Factor (dB)	PK Limit (dBm)	Margin (dB)	Table (o)	ANT	Verdict
84.88	-67.34	-3.80	-13.0	54.34	102.40	Horizontal	Pass
575.52	-65.09	-0.02	-13.0	52.09	314.10	Horizontal	Pass
1698.84	-35.12	10.03	-13.0	22.12	103.40	Horizontal	N/A
2124.79	-37.89	11.59	-13.0	24.89	330.30	Horizontal	N/A
7899.33	-32.43	35.76	-13.0	19.43	194.60	Horizontal	Pass
17985.44	-26.64	40.94	-13.0	13.64	165.00	Horizontal	Pass

LTE Band 4 16-QAM 15 MHz HCH, ANT V

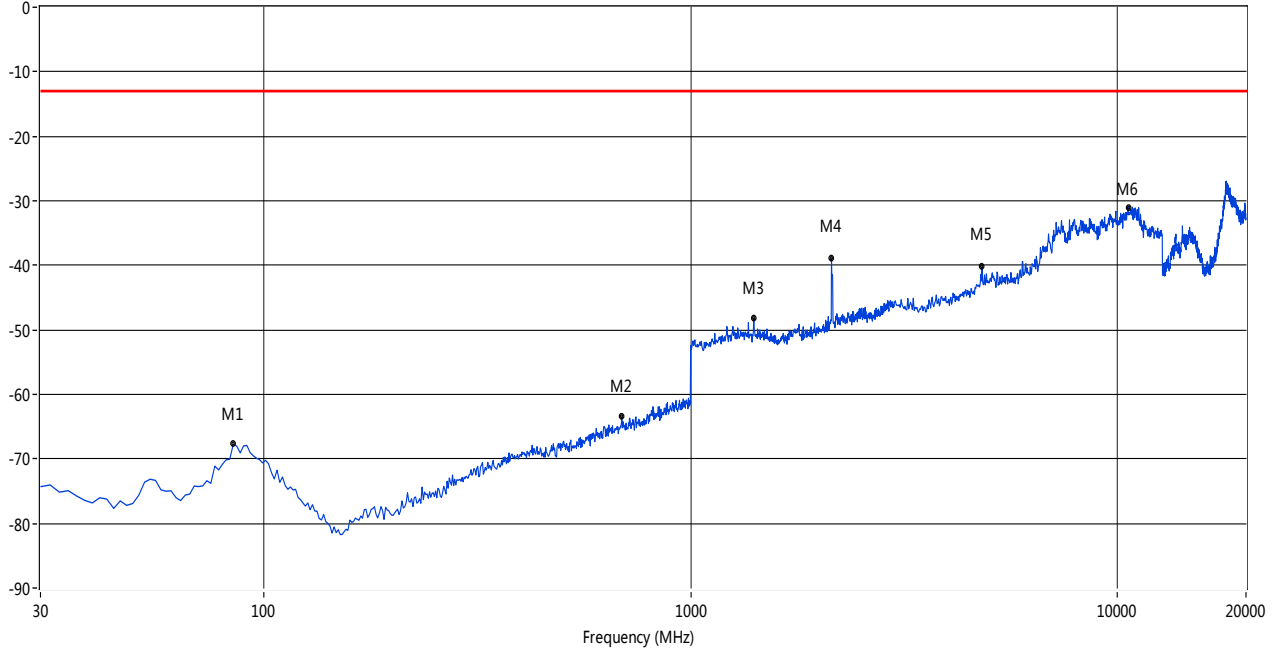
RSE Test case_FCC PART 27(band4)



Frequency (MHz)	Result (dBm)	Factor (dB)	PK Limit (dBm)	Margin (dB)	Table (o)	ANT	Verdict
52.60	-62.74	-11.25	-13.0	49.74	140.60	Vertical	Pass
84.88	-65.37	-3.80	-13.0	52.37	86.20	Vertical	Pass
328.59	-69.58	-4.92	-13.0	56.58	346.70	Vertical	Pass
2138.10	-25.76	11.87	-13.0	12.76	284.90	Vertical	N/A
9618.97	-30.73	37.29	-13.0	17.73	360.70	Vertical	Pass
18274.96	-27.02	40.02	-13.0	14.02	190.40	Vertical	Pass

LTE Band 4 16-QAM 15 MHz HCH, ANT H

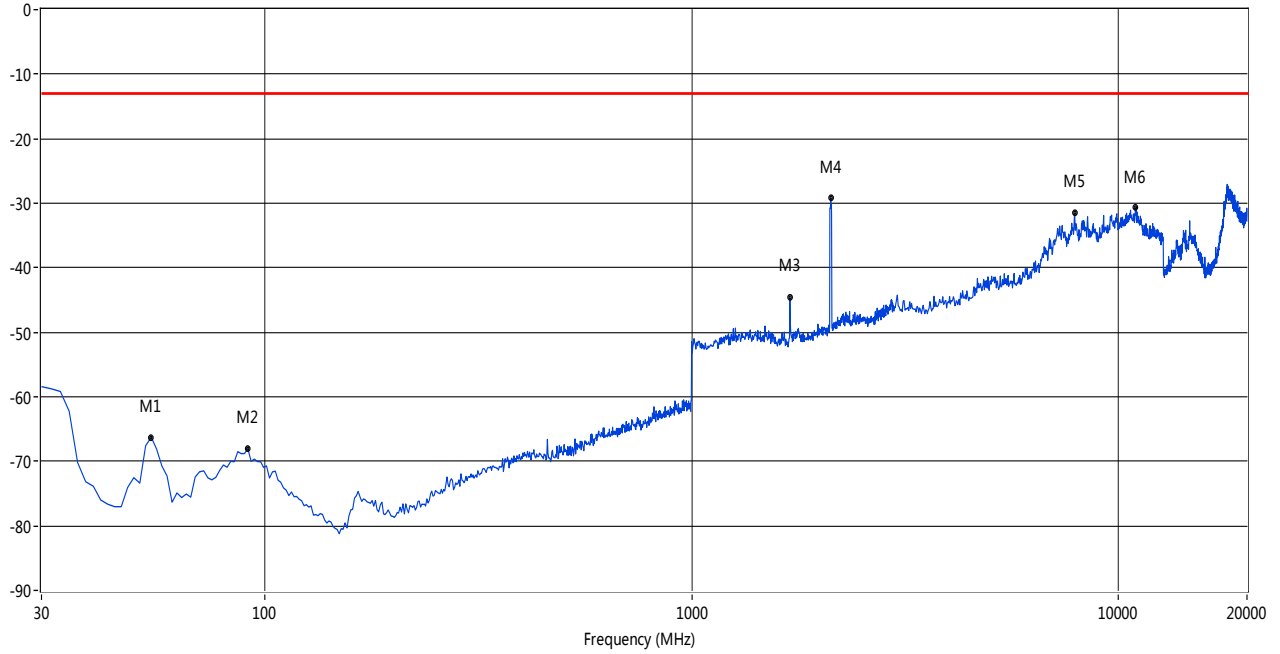
RSE Test case_FCC PART 27(band4)



Frequency (MHz)	Result (dBm)	Factor (dB)	PK Limit (dBm)	Margin (dB)	Table (o)	ANT	Verdict
84.88	-67.71	-3.80	-13.0	54.71	139.50	Horizontal	Pass
690.12	-63.47	1.85	-13.0	50.47	139.50	Horizontal	Pass
1405.99	-48.24	9.18	-13.0	35.24	317.70	Horizontal	Pass
2138.10	-38.90	11.87	-13.0	25.90	89.60	Horizontal	N/A
4816.97	-40.19	27.38	-13.0	27.19	205.20	Horizontal	Pass
10592.35	-30.96	37.66	-13.0	17.96	360.70	Horizontal	Pass

LTE Band 4 16-QAM 20 MHz LCH, ANT V

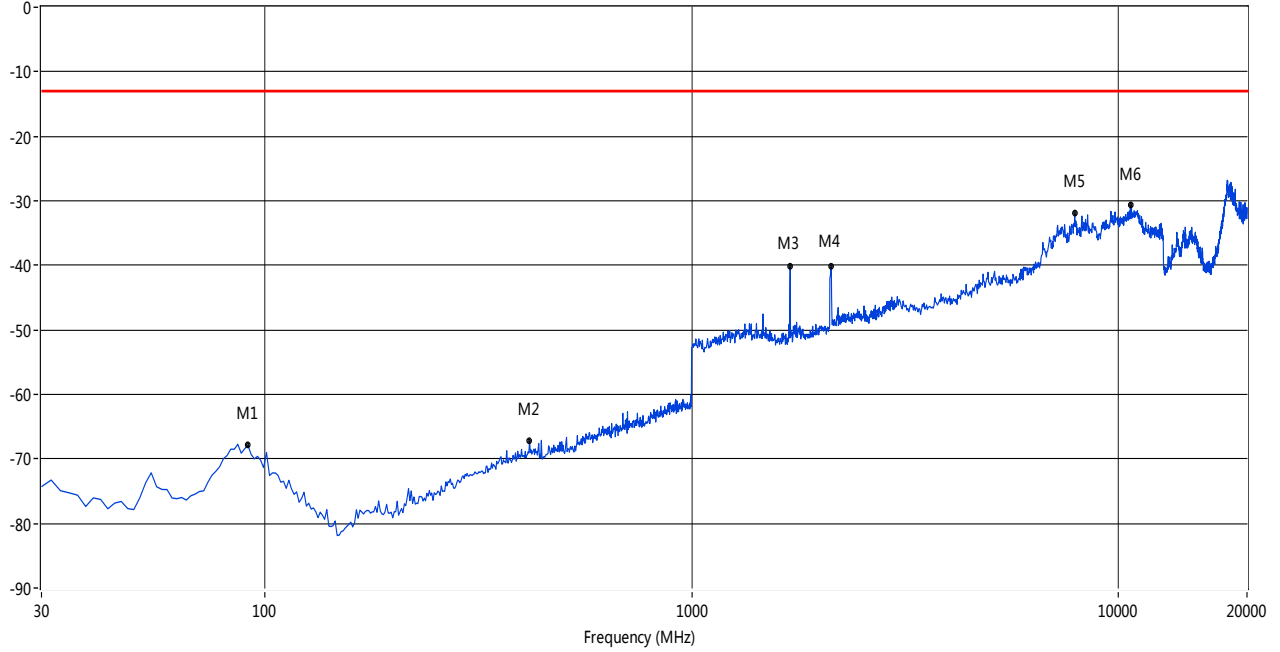
RSE Test case_FCC PART 27(band4)



Frequency (MHz)	Result (dBm)	Factor (dB)	PK Limit (dBm)	Margin (dB)	Table (o)	ANT	Verdict
54.21	-66.26	-11.27	-13.0	53.26	163.30	Vertical	Pass
91.33	-68.04	-2.45	-13.0	55.04	89.70	Vertical	Pass
1698.84	-44.64	10.03	-13.0	31.64	264.00	Vertical	N/A
2118.14	-29.17	11.49	-13.0	16.17	244.00	Vertical	N/A
7899.33	-31.52	35.76	-13.0	18.52	356.70	Vertical	Pass
10965.47	-30.64	38.10	-13.0	17.64	352.70	Vertical	Pass

LTE Band 4 16-QAM 20 MHz LCH, ANT H

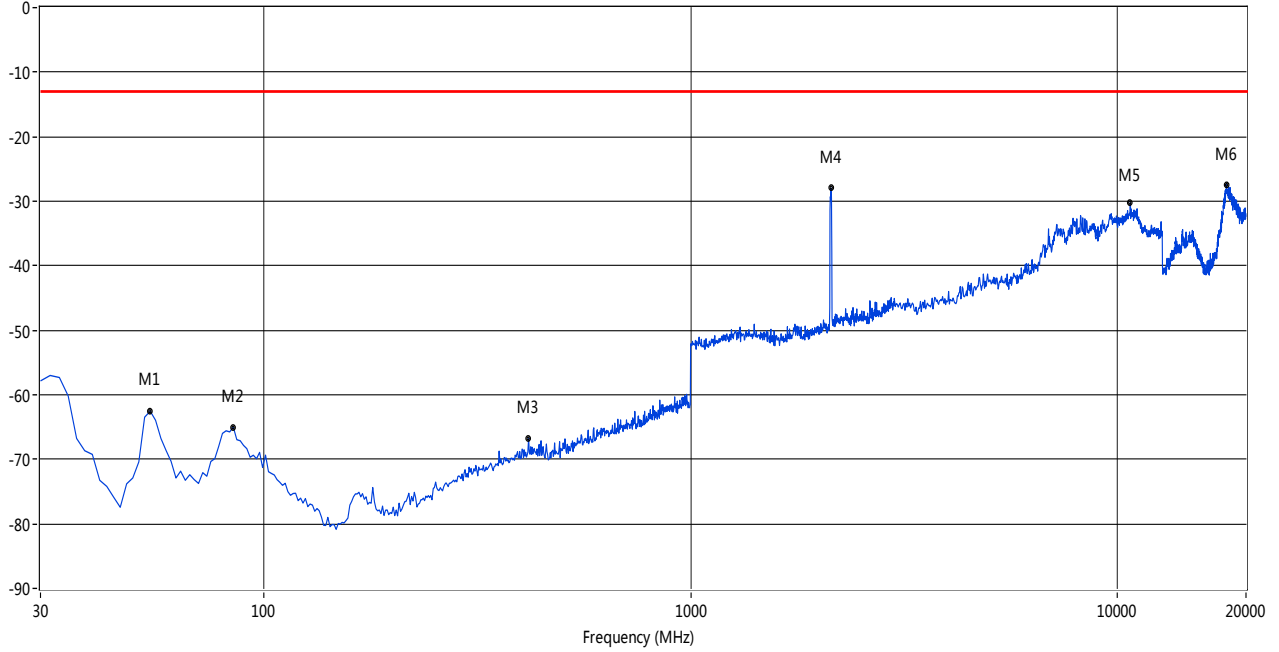
RSE Test case_FCC PART 27(band4)



Frequency (MHz)	Result (dBm)	Factor (dB)	PK Limit (dBm)	Margin (dB)	Table (o)	ANT	Verdict
91.33	-67.86	-2.45	-13.0	54.86	359.00	Horizontal	Pass
417.35	-67.16	-2.41	-13.0	54.16	0.10	Horizontal	Pass
1702.16	-40.09	10.06	-13.0	27.09	196.80	Horizontal	N/A
2124.79	-40.04	11.59	-13.0	27.04	93.00	Horizontal	N/A
7899.33	-31.84	35.76	-13.0	18.84	85.40	Horizontal	Pass
10673.46	-30.61	37.75	-13.0	17.61	247.10	Horizontal	Pass

LTE Band 4 16-QAM 20 MHz MCH, ANT V

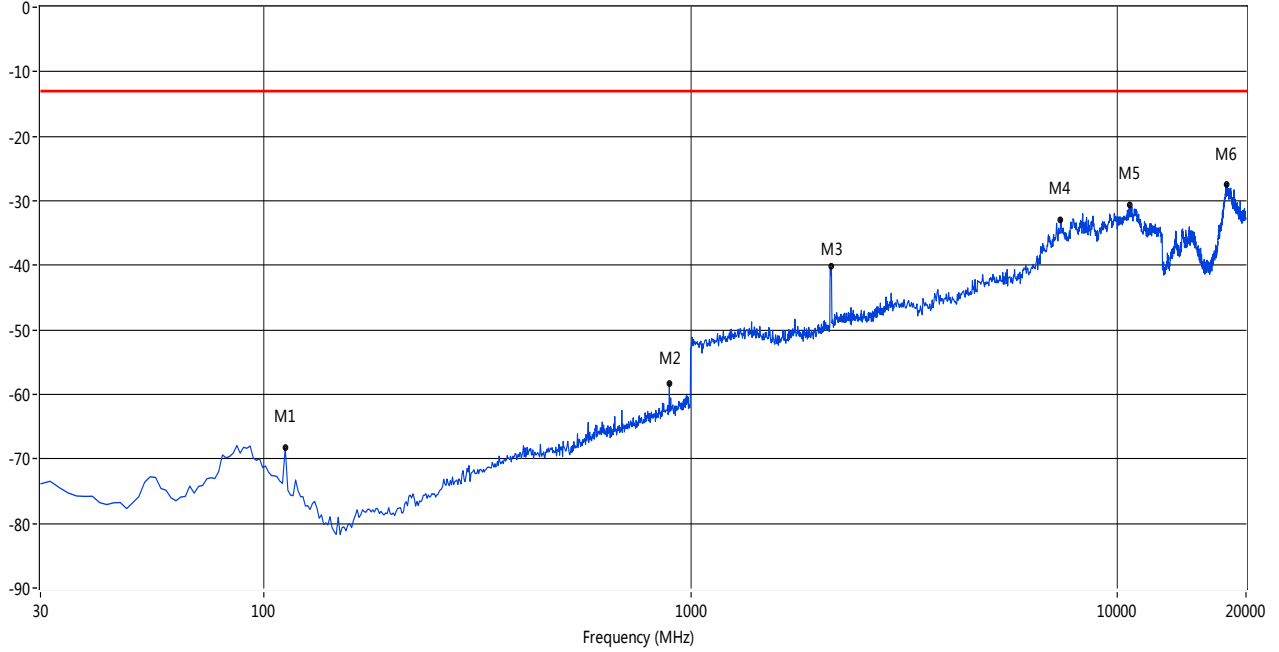
RSE Test case_FCC PART 27(band4)



Frequency (MHz)	Result (dBm)	Factor (dB)	PK Limit (dBm)	Margin (dB)	Table (o)	ANT	Verdict
54.21	-62.53	-11.27	-13.0	49.53	134.90	Vertical	Pass
84.88	-64.99	-3.80	-13.0	51.99	29.30	Vertical	Pass
417.35	-66.75	-2.41	-13.0	53.75	175.70	Vertical	Pass
2134.78	-27.95	11.78	-13.0	14.95	243.70	Vertical	N/A
10705.91	-30.24	37.79	-13.0	17.24	307.50	Vertical	Pass
17997.50	-27.37	41.09	-13.0	14.37	3.70	Vertical	Pass

LTE Band 4 16-QAM 20 MHz MCH, ANT H

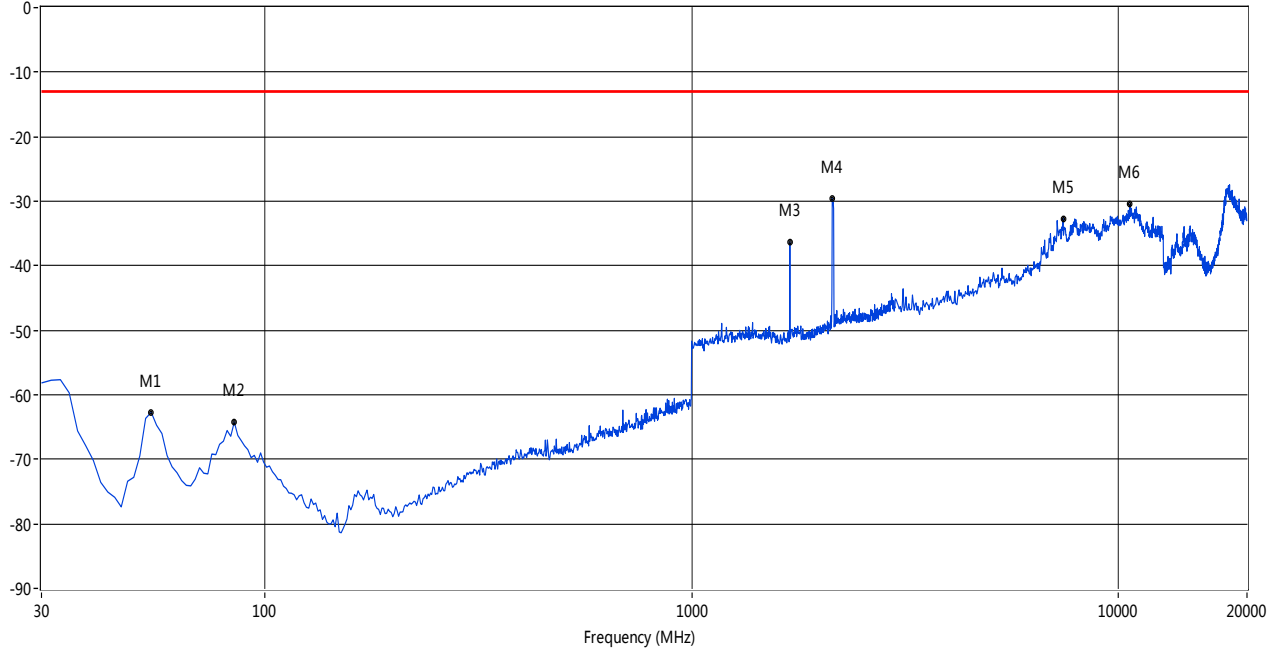
RSE Test case_FCC PART 27(band4)



Frequency (MHz)	Result (dBm)	Factor (dB)	PK Limit (dBm)	Margin (dB)	Table (o)	ANT	Verdict
112.31	-68.26	-7.67	-13.0	55.26	61.30	Horizontal	Pass
891.86	-58.28	5.48	-13.0	45.28	1.00	Horizontal	Pass
2134.78	-40.24	11.78	-13.0	27.24	273.50	Horizontal	N/A
7363.98	-32.86	34.01	-13.0	19.86	89.60	Horizontal	Pass
10657.24	-30.65	37.73	-13.0	17.65	270.30	Horizontal	Pass
17973.38	-27.50	40.80	-13.0	14.50	96.60	Horizontal	Pass

LTE Band 4 16-QAM 20 MHz HCH, ANT V

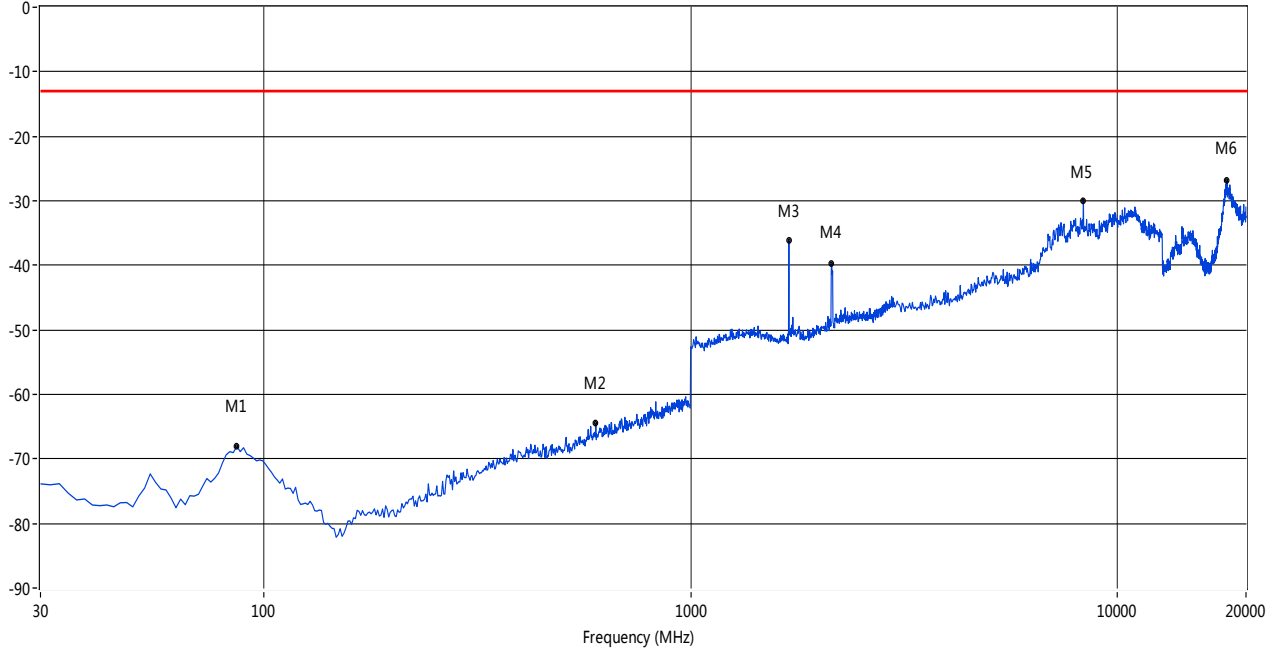
RSE Test case_FCC PART 27(band4)



Frequency (MHz)	Result (dBm)	Factor (dB)	PK Limit (dBm)	Margin (dB)	Table (o)	ANT	Verdict
54.21	-62.71	-11.27	-13.0	49.71	153.10	Vertical	Pass
84.88	-64.24	-3.80	-13.0	51.24	61.20	Vertical	Pass
1698.84	-36.35	10.03	-13.0	23.35	318.10	Vertical	N/A
2134.78	-29.60	11.78	-13.0	16.60	188.80	Vertical	N/A
7412.65	-32.65	33.41	-13.0	19.65	200.40	Vertical	Pass
10641.01	-30.44	37.71	-13.0	17.44	200.40	Vertical	Pass

LTE Band 4 16-QAM 20 MHz HCH, ANT H

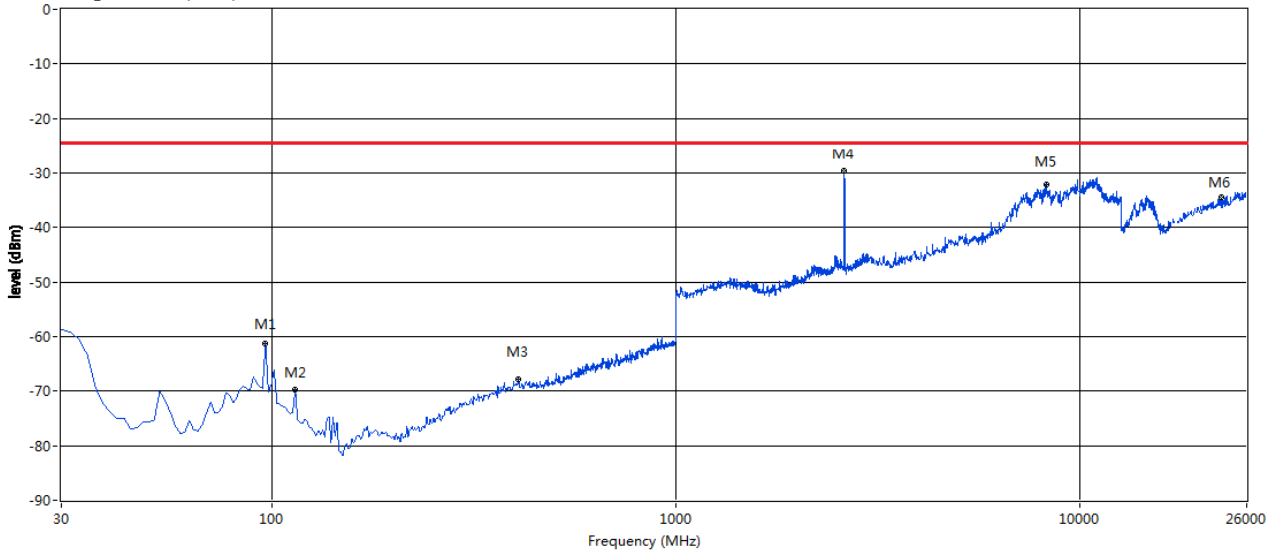
RSE Test case_FCC PART 27(band4)



Frequency (MHz)	Result (dBm)	Factor (dB)	PK Limit (dBm)	Margin (dB)	Table (o)	ANT	Verdict
86.49	-68.03	-3.35	-13.0	55.03	328.00	Horizontal	Pass
599.73	-64.43	0.67	-13.0	51.43	33.30	Horizontal	Pass
1698.84	-36.08	10.03	-13.0	23.08	194.00	Horizontal	N/A
2138.10	-39.62	11.87	-13.0	26.62	273.60	Horizontal	N/A
8321.13	-29.98	35.80	-13.0	16.98	-0.00	Horizontal	Pass
18057.82	-26.73	40.89	-13.0	13.73	168.10	Horizontal	Pass

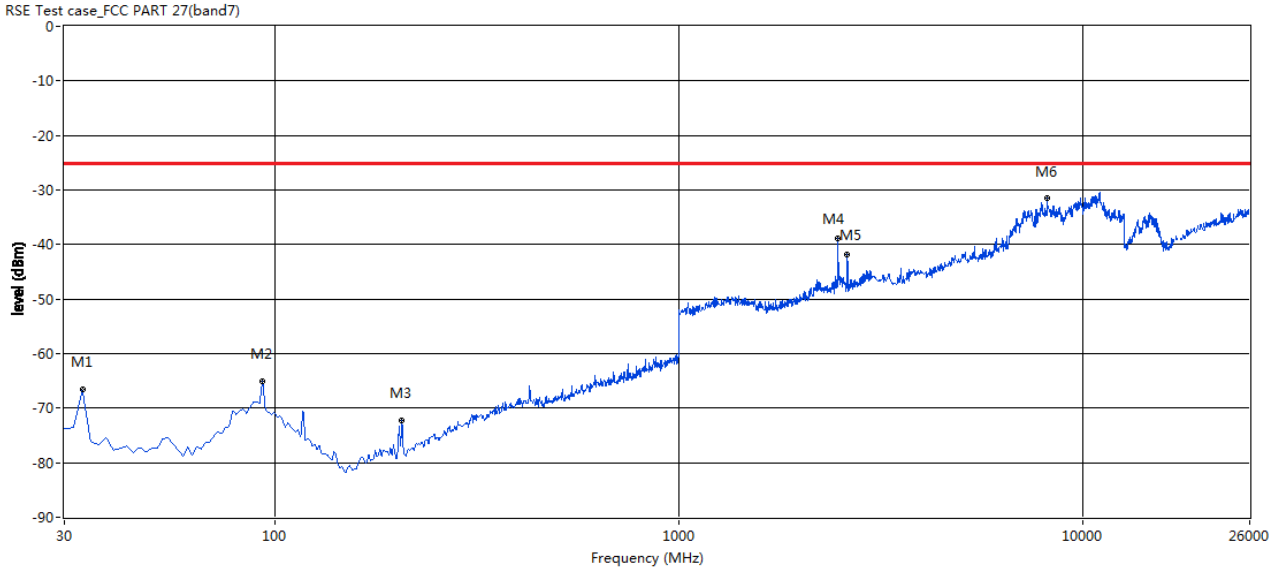
LTE Band 7 QPSK 5 MHz LCH, ANT V

RSE Test case_FCC PART 27(band7)



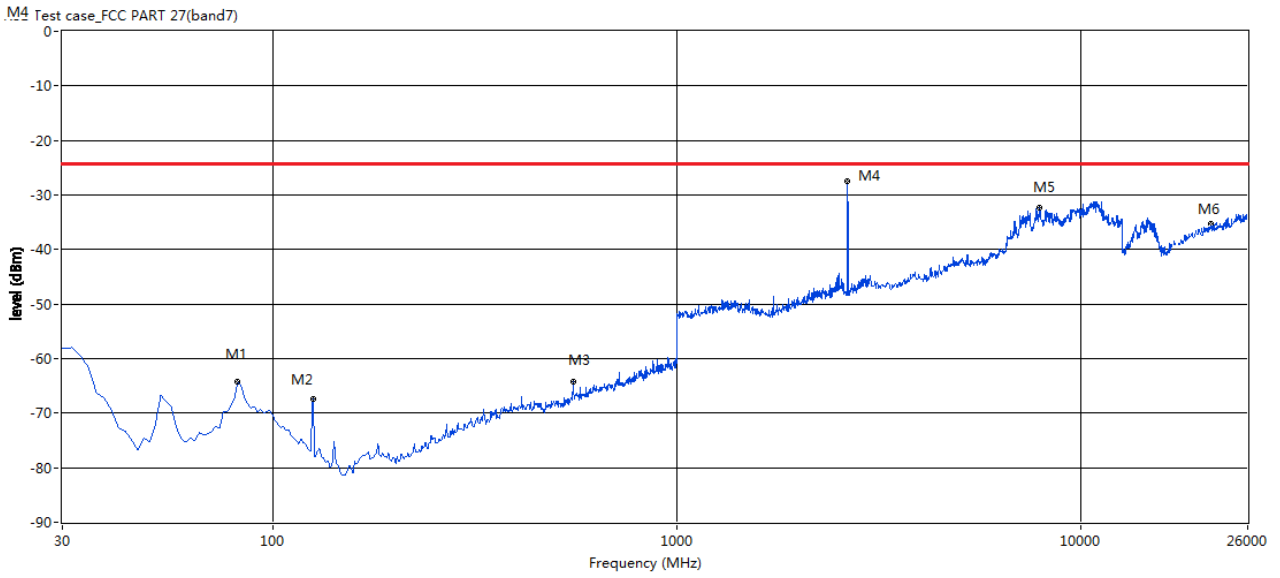
Frequency (MHz)	Result (dBm)	Factor (dB)	PK Limit (dBm)	Margin (dB)	Table (o)	ANT	Verdict
96.17	-61.28	-3.69	-25.0	36.28	359.70	Vertical	Pass
113.93	-69.75	-8.01	-25.0	44.75	167.00	Vertical	Pass
407.67	-67.83	-2.34	-25.0	42.83	2.10	Vertical	Pass
2617.30	-29.63	13.57	-25.0	4.63	291.10	Vertical	N/A
8304.91	-32.12	35.83	-25.0	7.12	182.30	Vertical	Pass
22354.23	-32.74	40.25	-25.0	7.74	358.90	Vertical	Pass

LTE Band 7 QPSK 5 MHz LCH, ANT H



Frequency (MHz)	Result (dBm)	Factor (dB)	PK Limit (dBm)	Margin (dB)	Table (o)	ANT	Verdict
33.23	-66.62	-9.83	-25.0	41.62	136.20	Horizontal	Pass
92.94	-65.01	-3.01	-25.0	40.01	260.60	Horizontal	Pass
205.92	-72.28	-11.86	-25.0	47.28	354.20	Horizontal	Pass
2477.54	-38.89	13.94	-25.0	13.89	359.80	Horizontal	N/A
2617.30	-41.77	13.57	-25.0	16.77	83.70	Horizontal	N/A
8191.35	-31.43	35.95	-25.0	6.43	69.70	Horizontal	Pass

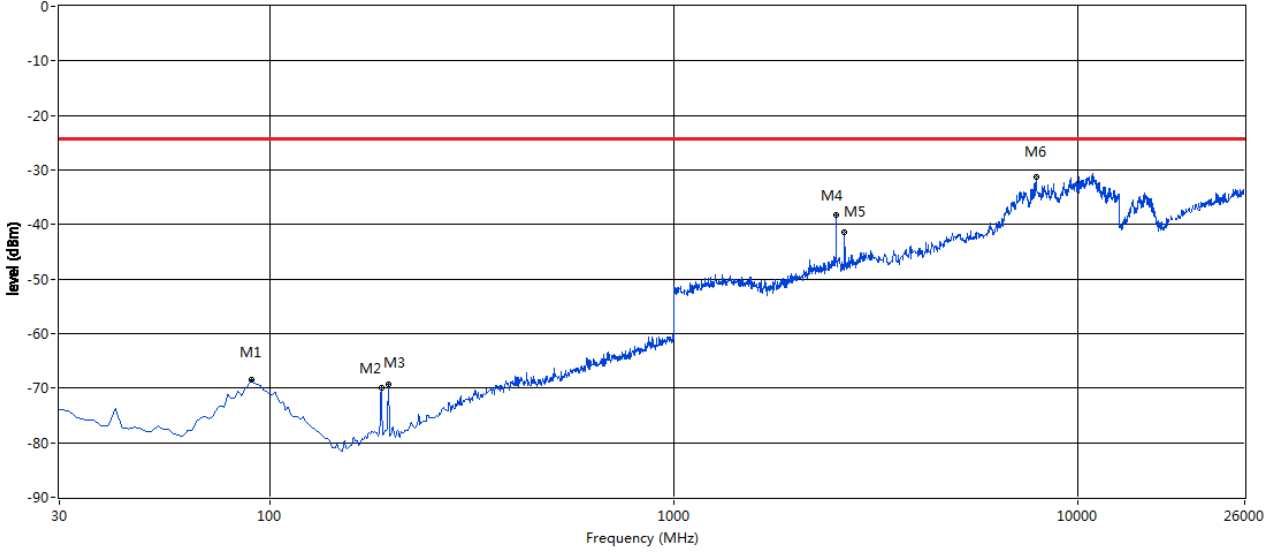
LTE Band 7 QPSK 5 MHz MCH, ANT V



Frequency (MHz)	Result (dBm)	Factor (dB)	PK Limit (dBm)	Margin (dB)	Table (o)	ANT	Verdict
81.65	-64.25	-4.87	-25.0	39.25	78.20	Vertical	Pass
125.22	-67.31	-10.53	-25.0	42.31	2.50	Vertical	Pass
554.54	-64.25	-0.54	-25.0	39.25	55.10	Vertical	Pass
2650.58	-27.54	13.57	-25.0	2.54	299.10	Vertical	N/A
7915.56	-32.32	34.79	-25.0	7.32	117.90	Vertical	Pass
22322.63	-33.16	40.25	-25.0	8.16	188.90	Vertical	Pass

LTE Band 7 QPSK 5 MHz MCH, ANT H

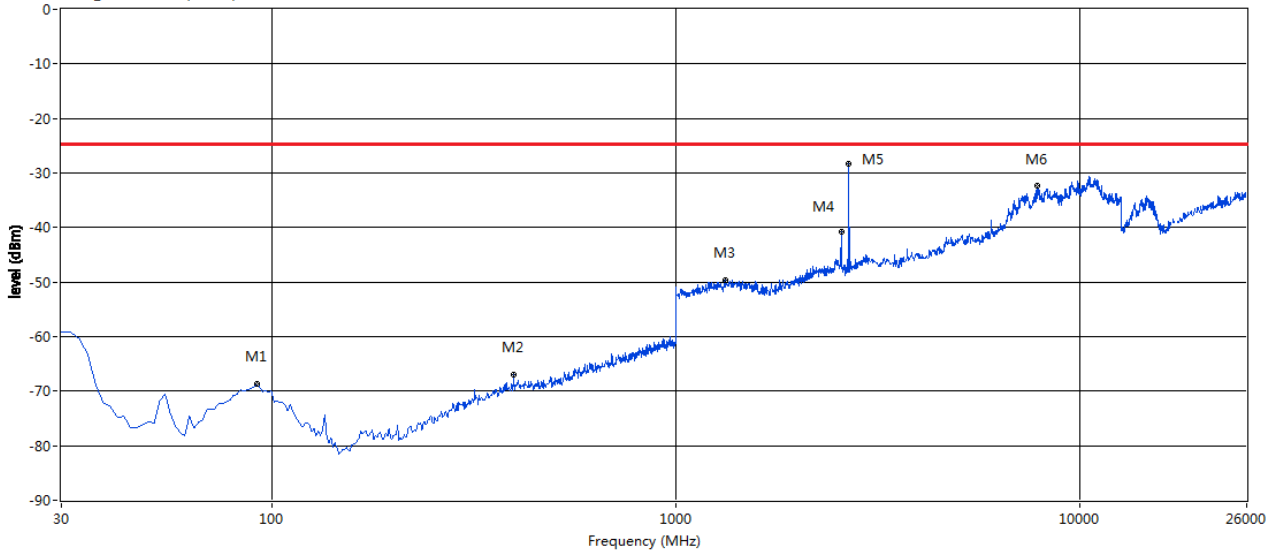
RSE Test case_FCC PART 27(band7)



Frequency (MHz)	Result (dBm)	Factor (dB)	PK Limit (dBm)	Margin (dB)	Table (o)	ANT	Verdict
89.72	-68.47	-2.34	-25.0	43.47	113.30	Horizontal	Pass
188.17	-69.86	-11.58	-25.0	44.86	30.00	Horizontal	Pass
196.24	-69.23	-11.65	-25.0	44.23	359.70	Horizontal	Pass
2530.78	-38.16	14.49	-25.0	13.16	353.50	Horizontal	N/A
2650.58	-41.50	13.57	-25.0	16.50	120.00	Horizontal	N/A
7899.33	-31.29	35.76	-25.0	6.29	333.80	Horizontal	Pass

LTE Band 7 QPSK 5 MHz HCH, ANT V

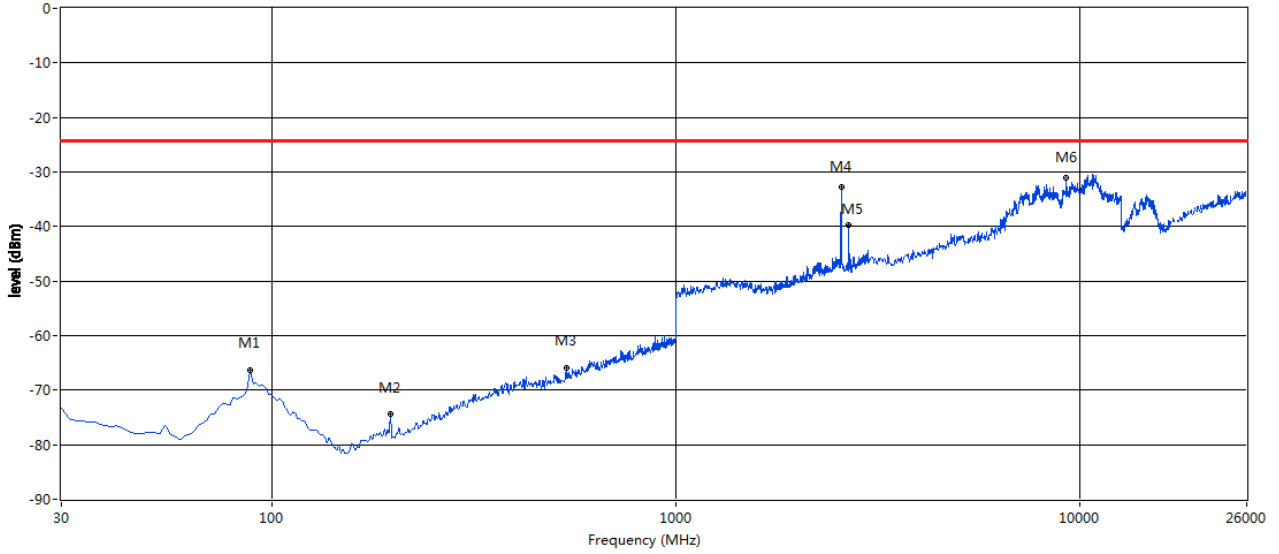
RSE Test case_FCC PART 27(band7)



Frequency (MHz)	Result (dBm)	Factor (dB)	PK Limit (dBm)	Margin (dB)	Table (o)	ANT	Verdict
91.33	-68.68	-2.57	-25.0	43.68	264.40	Vertical	Pass
396.37	-67.00	-2.50	-25.0	42.00	274.50	Vertical	Pass
1329.45	-49.65	9.03	-25.0	24.65	172.70	Vertical	Pass
2570.72	-40.74	14.31	-25.0	15.74	83.00	Vertical	N/A
2683.86	-28.34	13.99	-25.0	3.34	241.70	Vertical	N/A
7883.11	-32.41	35.31	-25.0	7.41	105.40	Vertical	Pass

LTE Band 7 QPSK 5 MHz HCH, ANT H

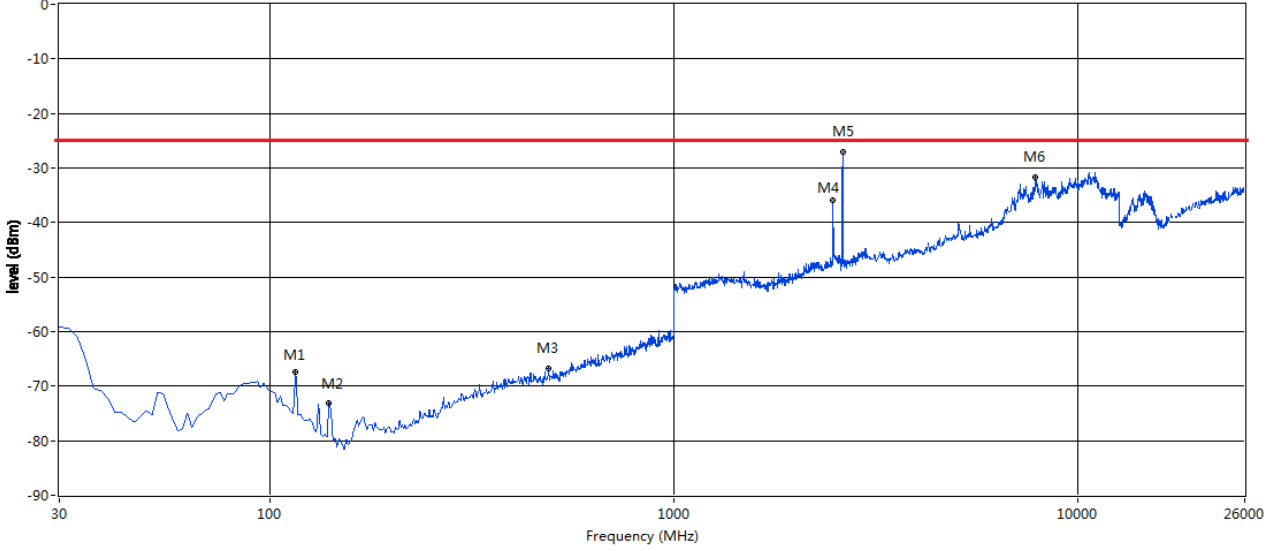
RSE Test case_FCC PART 27(band7)



Frequency (MHz)	Result (dBm)	Factor (dB)	PK Limit (dBm)	Margin (dB)	Table (o)	ANT	Verdict
88.10	-66.33	-2.85	-25.0	41.33	293.40	Horizontal	Pass
196.24	-74.43	-11.66	-25.0	49.43	118.40	Horizontal	Pass
535.17	-65.82	-1.08	-25.0	40.82	67.30	Horizontal	Pass
2570.72	-32.72	14.31	-25.0	7.72	354.90	Horizontal	N/A
2683.86	-39.73	13.99	-25.0	14.73	252.90	Horizontal	N/A
9294.51	-31.12	35.81	-25.0	6.12	102.90	Horizontal	Pass

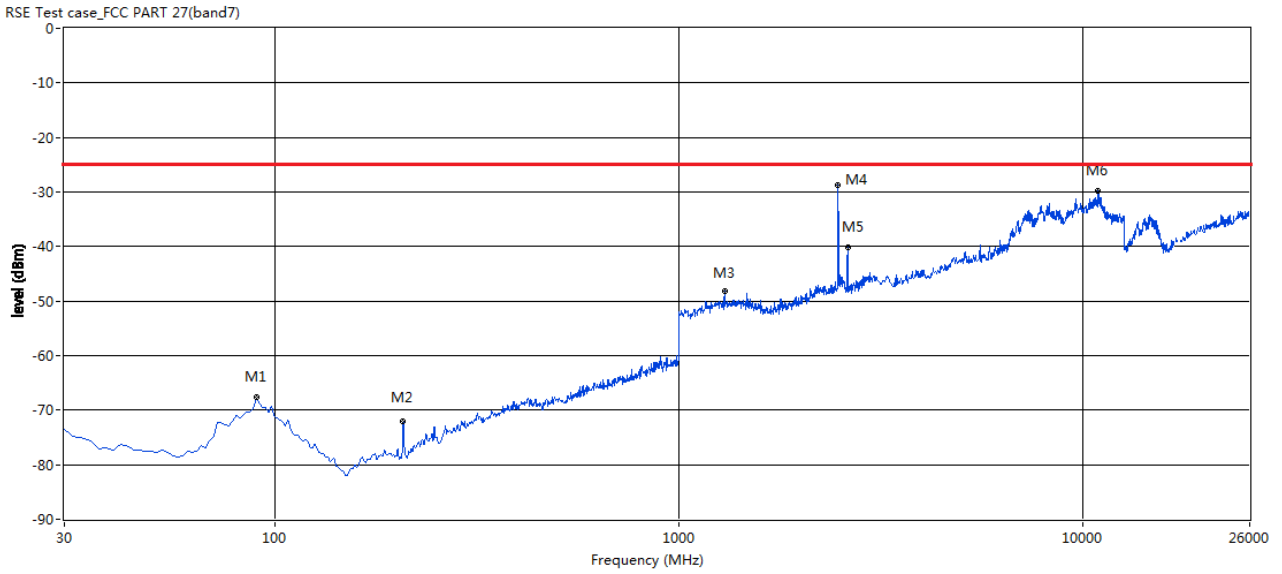
LTE Band 7 QPSK 10 MHz LCH, ANT V

RSE Test case_FCC PART 27(band7)



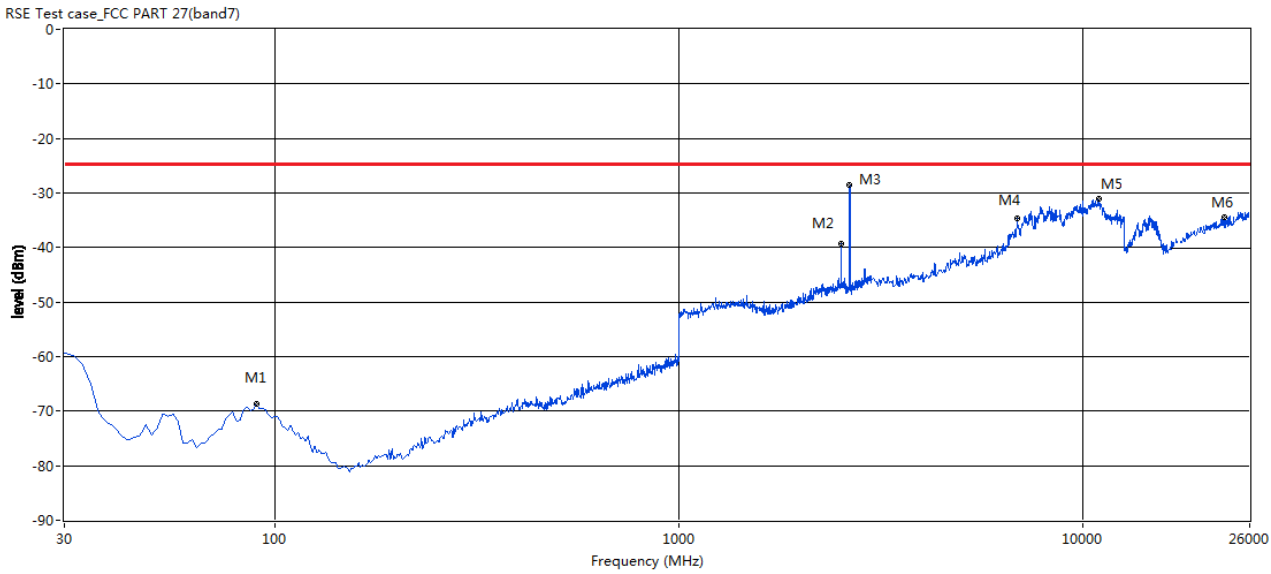
Frequency (MHz)	Result (dBm)	Factor (dB)	PK Limit (dBm)	Margin (dB)	Table (o)	ANT	Verdict
115.54	-67.42	-8.46	-25.0	42.42	360.70	Vertical	Pass
139.75	-73.10	-13.06	-25.0	48.10	210.80	Vertical	Pass
488.37	-66.81	-1.88	-25.0	41.81	0.00	Vertical	Pass
2480.87	-35.96	13.97	-25.0	10.96	68.90	Vertical	N/A
2623.96	-27.13	13.44	-25.0	2.13	292.90	Vertical	N/A
7866.89	-31.79	35.20	-25.0	6.79	107.00	Vertical	Pass

LTE Band 7 QPSK 10 MHz LCH, ANT H



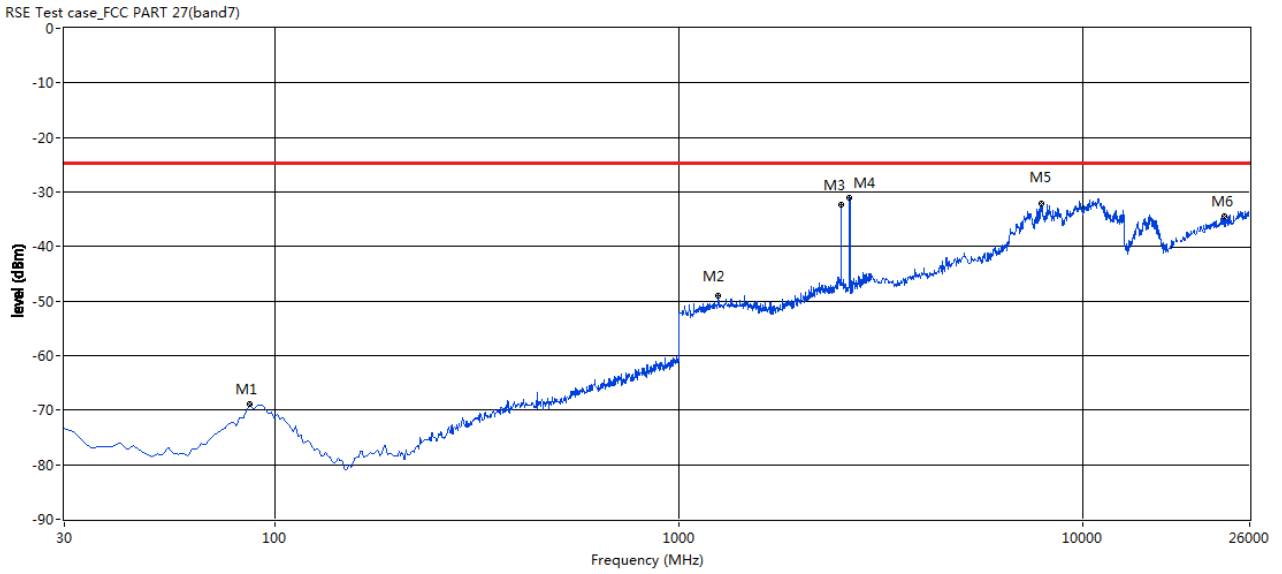
Frequency (MHz)	Result (dBm)	Factor (dB)	PK Limit (dBm)	Margin (dB)	Table (o)	ANT	Verdict
89.72	-67.71	-2.34	-25.0	42.71	14.50	Horizontal	Pass
207.54	-72.07	-11.83	-25.0	47.07	65.20	Horizontal	Pass
1299.50	-48.20	8.84	-25.0	23.20	9.70	Horizontal	Pass
2480.87	-28.74	13.97	-25.0	3.74	357.20	Horizontal	N/A
2623.96	-40.05	13.44	-25.0	15.05	134.80	Horizontal	N/A
10949.25	-29.70	38.08	-25.0	4.70	128.50	Horizontal	Pass

LTE Band 7 QPSK 10 MHz MCH, ANT V



Frequency (MHz)	Result (dBm)	Factor (dB)	PK Limit (dBm)	Margin (dB)	Table (o)	ANT	Verdict
89.72	-68.74	-2.34	-25.0	43.74	0.00	Vertical	Pass
2527.45	-39.36	14.51	-25.0	14.36	74.80	Vertical	N/A
2650.58	-28.59	13.57	-25.0	3.59	69.60	Vertical	N/A
6893.51	-34.54	32.85	-25.0	9.54	224.50	Vertical	Pass
10965.47	-31.14	38.10	-25.0	6.14	349.20	Vertical	Pass
22635.32	-32.45	40.03	-25.0	7.45	177.40	Vertical	Pass

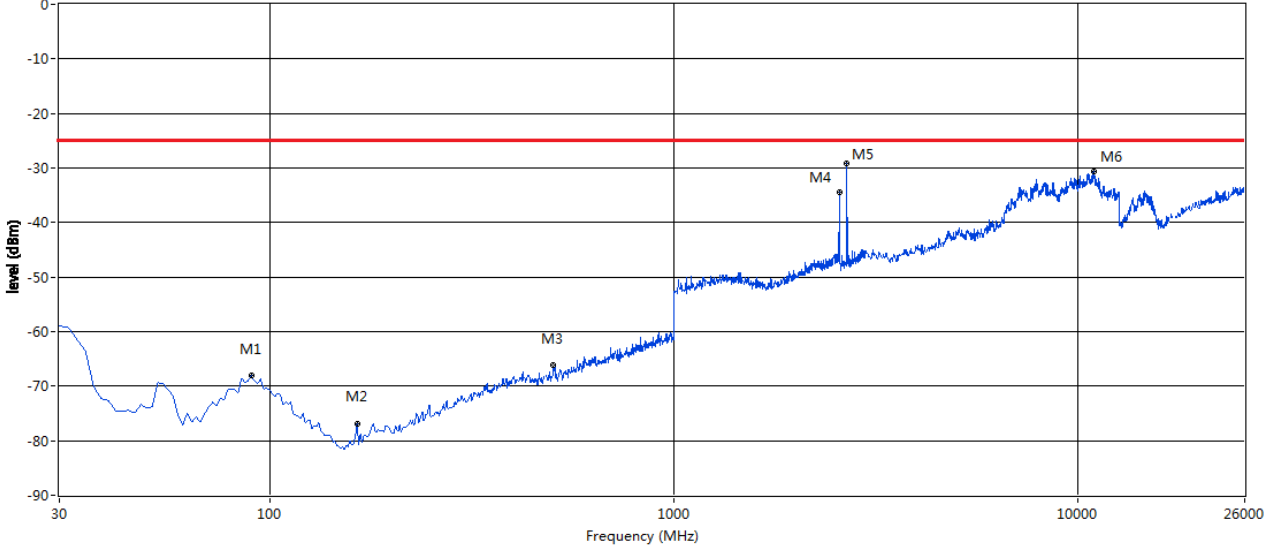
LTE Band 7 QPSK 10 MHz MCH, ANT H



Frequency (MHz)	Result (dBm)	Factor (dB)	PK Limit (dBm)	Margin (dB)	Table (o)	ANT	Verdict
86.49	-68.97	-3.36	-25.0	43.97	143.90	Horizontal	Pass
1249.58	-48.97	8.53	-25.0	23.97	117.50	Horizontal	Pass
2527.45	-32.22	14.51	-25.0	7.22	347.50	Horizontal	N/A
2647.25	-31.09	13.67	-25.0	6.09	0.20	Horizontal	N/A
7899.33	-32.19	35.76	-25.0	7.19	277.10	Horizontal	Pass
22256.41	-32.23	40.51	-25.0	7.23	282.40	Horizontal	Pass

LTE Band 7 QPSK 10 MHz HCH, ANT V

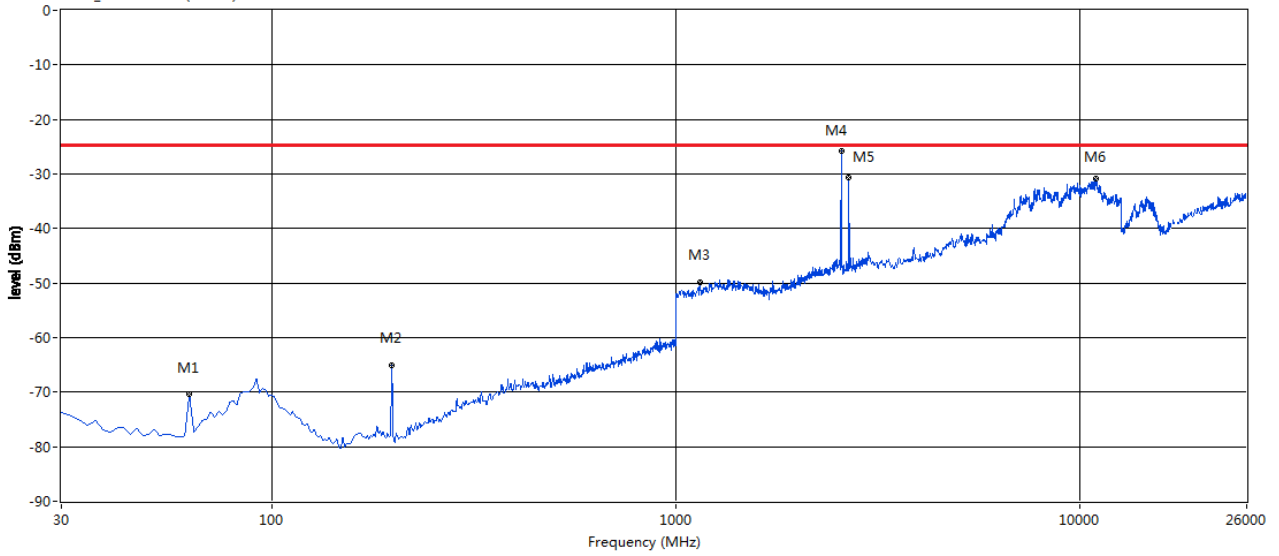
RSE Test case_FCC PART 27(band7)



Frequency (MHz)	Result (dBm)	Factor (dB)	PK Limit (dBm)	Margin (dB)	Table (o)	ANT	Verdict
89.72	-68.08	-2.34	-25.0	43.08	332.40	Vertical	Pass
163.96	-76.85	-13.35	-25.0	51.85	336.90	Vertical	Pass
502.90	-66.22	-1.59	-25.0	41.22	346.50	Vertical	Pass
2574.04	-34.36	14.29	-25.0	9.36	62.10	Vertical	N/A
2683.86	-29.11	13.99	-25.0	4.11	71.80	Vertical	N/A
10997.92	-30.56	38.14	-25.0	5.56	157.10	Vertical	Pass

LTE Band 7 QPSK 10 MHz HCH, ANT H

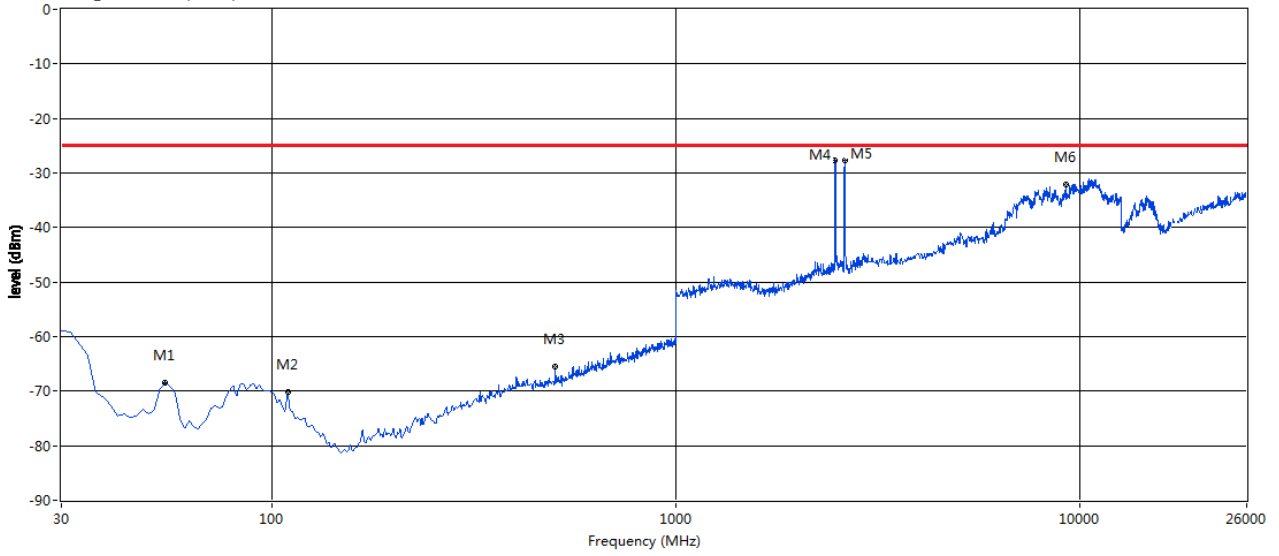
RSE Test case_FCC PART 27(band7)



Frequency (MHz)	Result (dBm)	Factor (dB)	PK Limit (dBm)	Margin (dB)	Table (o)	ANT	Verdict
62.28	-70.41	-11.16	-25.0	45.41	232.70	Horizontal	Pass
197.85	-65.10	-11.76	-25.0	40.10	327.80	Horizontal	Pass
1146.42	-49.92	7.36	-25.0	24.92	352.20	Horizontal	Pass
2574.04	-25.86	14.29	-25.0	0.86	355.10	Horizontal	N/A
2687.19	-30.67	14.20	-25.0	5.67	-0.70	Horizontal	N/A
10965.47	-30.88	38.10	-25.0	5.88	243.30	Horizontal	Pass

LTE Band 7 QPSK 15 MHz LCH, ANT V

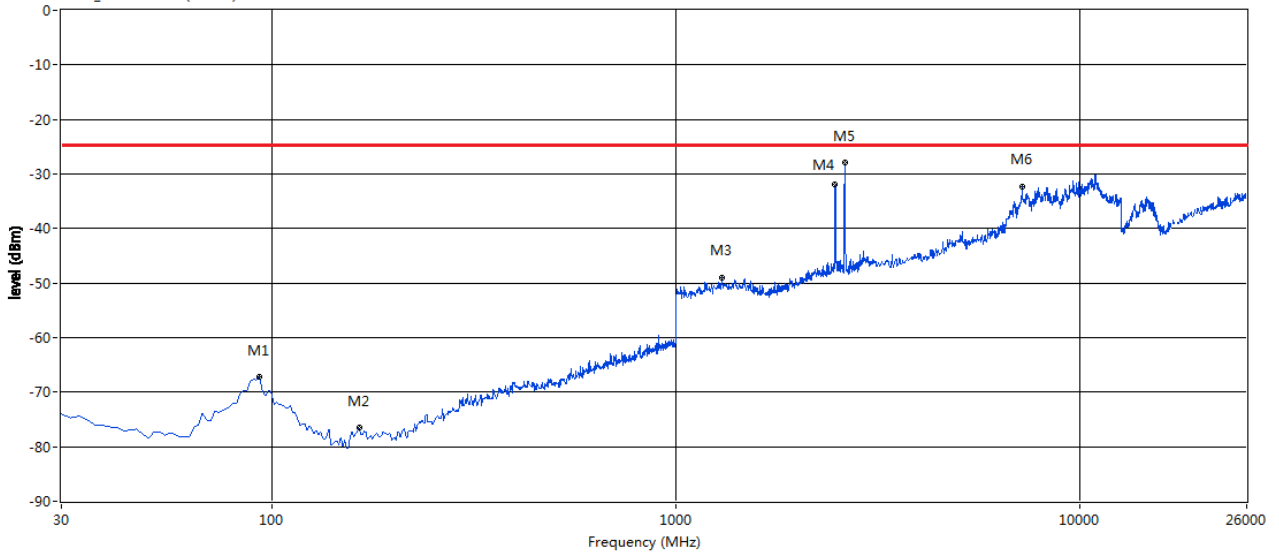
RSE Test case_FCC PART 27(band7)



Frequency (MHz)	Result (dBm)	Factor (dB)	PK Limit (dBm)	Margin (dB)	Table (o)	ANT	Verdict
54.21	-68.45	-11.44	-25.0	43.45	8.60	Vertical	Pass
109.08	-70.21	-6.82	-25.0	45.21	0.30	Vertical	Pass
502.90	-65.57	-1.59	-25.0	40.57	242.00	Vertical	Pass
2484.19	-27.66	14.49	-25.0	2.66	79.90	Vertical	N/A
2623.96	-27.59	13.44	-25.0	2.59	70.00	Vertical	N/A
9245.84	-32.14	35.72	-25.0	7.14	179.10	Vertical	Pass

LTE Band 7 QPSK 15 MHz LCH, ANT H

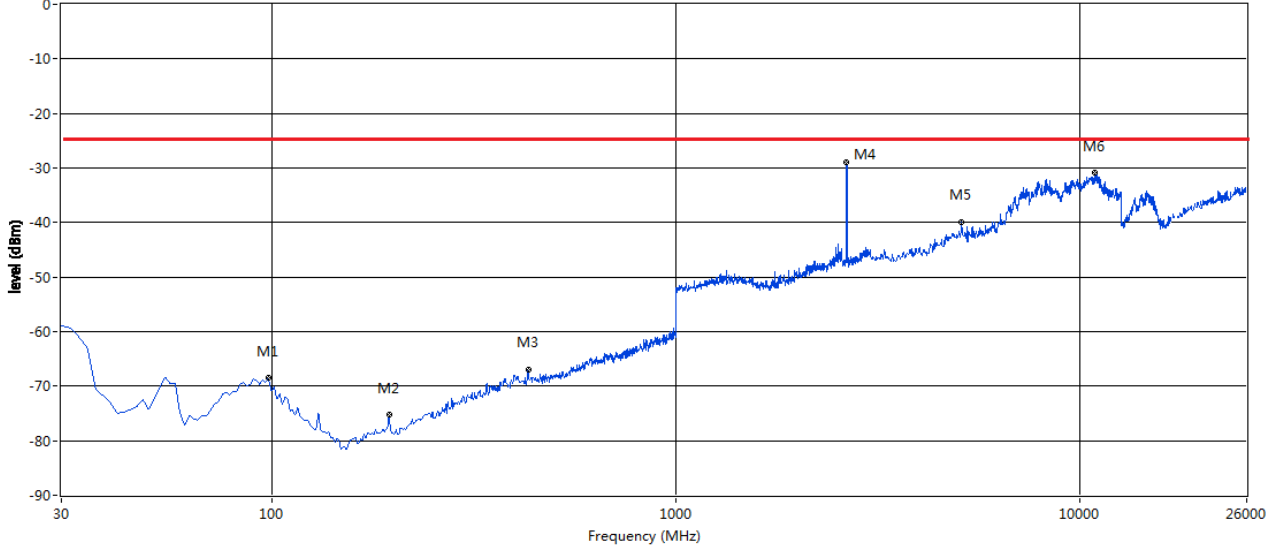
RSE Test case_FCC PART 27(band7)



Frequency (MHz)	Result (dBm)	Factor (dB)	PK Limit (dBm)	Margin (dB)	Table (o)	ANT	Verdict
92.95	-67.22	-3.01	-25.0	42.22	58.80	Horizontal	Pass
163.96	-76.54	-13.35	-25.0	51.54	3.40	Horizontal	Pass
1302.83	-48.96	8.76	-25.0	23.96	113.10	Horizontal	Pass
2484.19	-31.93	14.49	-25.0	6.93	341.80	Horizontal	N/A
2623.96	-27.95	13.44	-25.0	2.95	-0.70	Horizontal	N/A
7217.97	-32.23	32.98	-25.0	7.23	348.90	Horizontal	Pass

LTE Band 7 QPSK 15 MHz MCH, ANT V

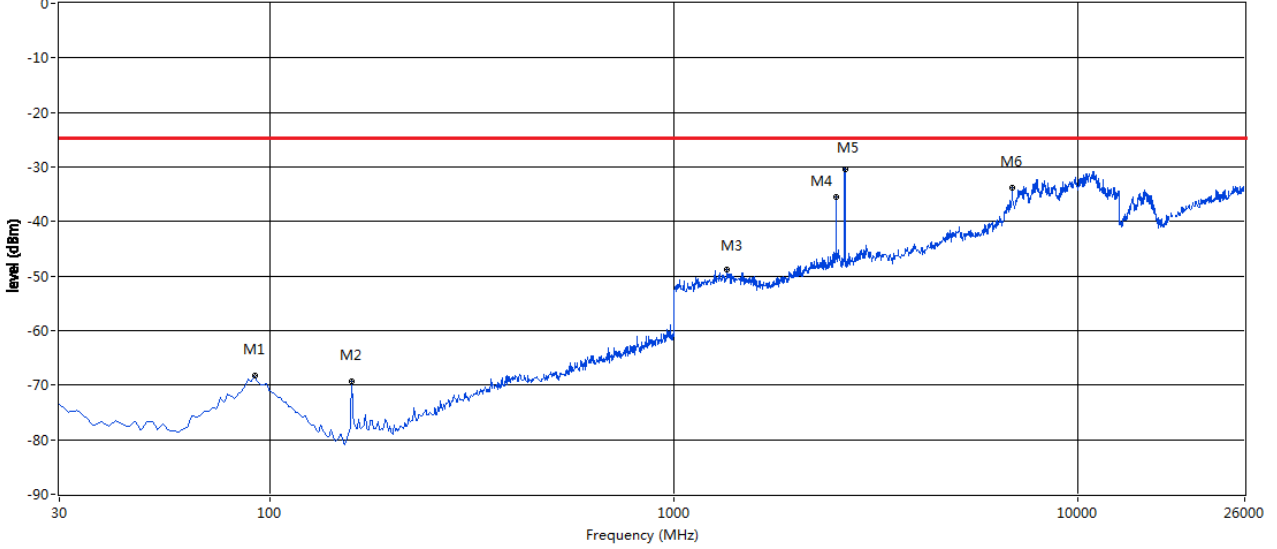
RSE Test case_FCC PART 27(band7)



Frequency (MHz)	Result (dBm)	Factor (dB)	PK Limit (dBm)	Margin (dB)	Table (o)	ANT	Verdict
97.79	-68.53	-4.09	-25.0	43.53	23.40	Vertical	Pass
194.63	-75.31	-11.61	-25.0	50.31	174.50	Vertical	Pass
430.27	-66.99	-2.38	-25.0	41.99	160.40	Vertical	Pass
2650.58	-29.00	13.57	-25.0	4.00	68.10	Vertical	N/A
5108.99	-39.96	28.46	-25.0	14.96	227.80	Vertical	Pass
10916.81	-30.92	38.04	-25.0	5.92	255.60	Vertical	Pass

LTE Band 7 QPSK 15 MHz MCH, ANT H

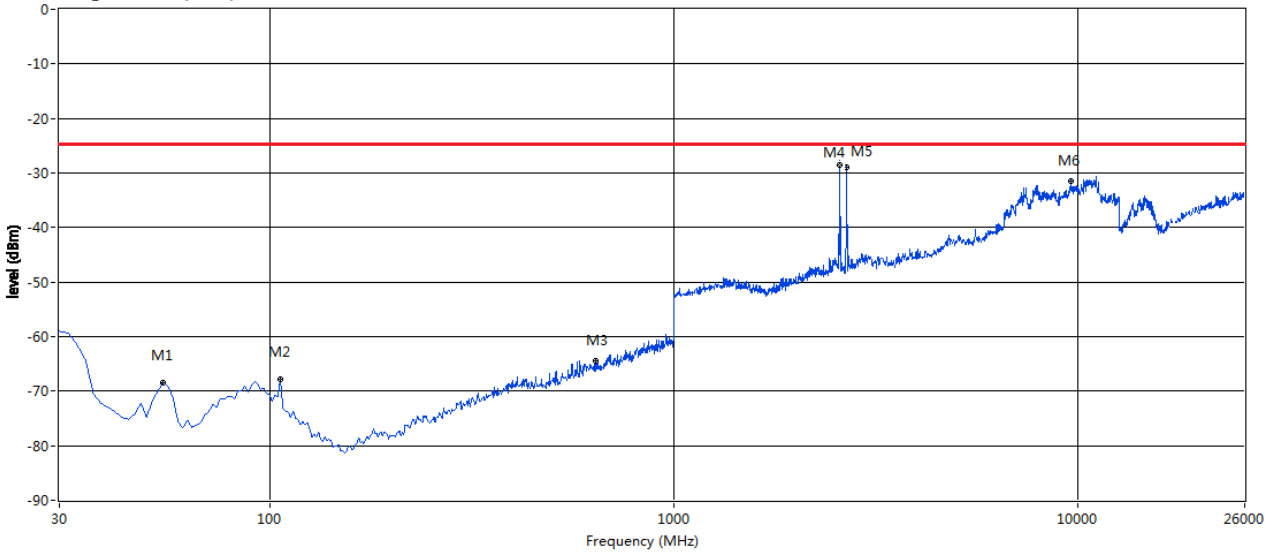
RSE Test case_FCC PART 27(band7)



Frequency (MHz)	Result (dBm)	Factor (dB)	PK Limit (dBm)	Margin (dB)	Table (o)	ANT	Verdict
91.33	-68.29	-2.57	-25.0	43.29	0.00	Horizontal	Pass
159.12	-69.35	-13.95	-25.0	44.35	356.20	Horizontal	Pass
1356.07	-48.75	9.20	-25.0	23.75	359.90	Horizontal	Pass
2524.13	-35.58	14.53	-25.0	10.58	338.40	Horizontal	N/A
2657.24	-30.34	13.96	-25.0	5.34	0.20	Horizontal	N/A
6893.51	-33.83	32.85	-25.0	8.83	209.90	Horizontal	Pass

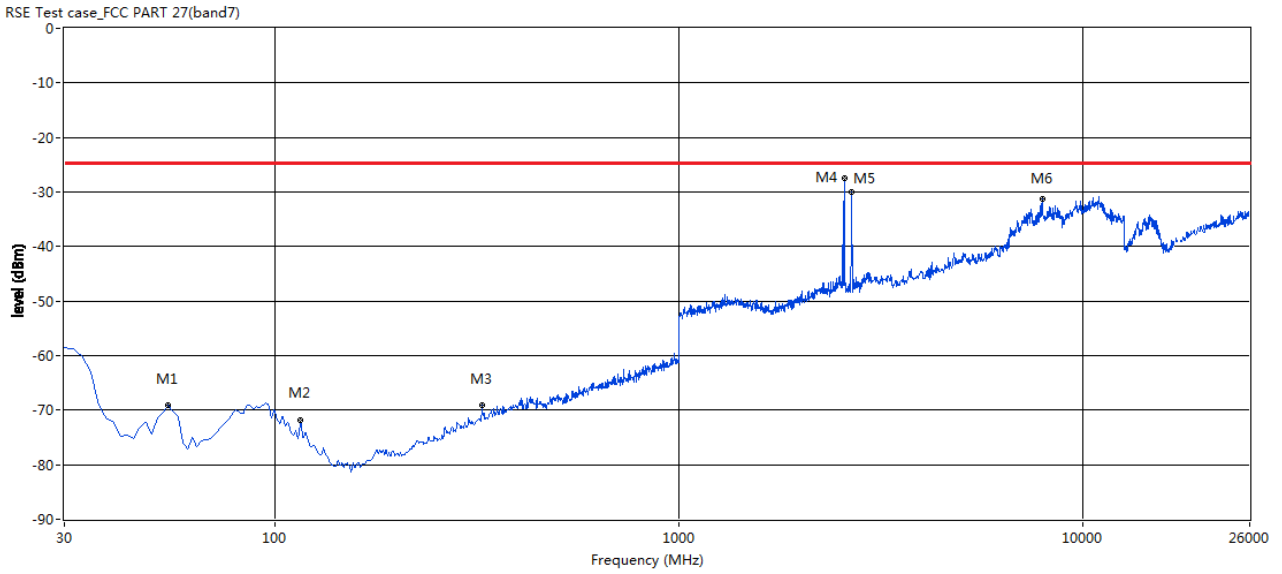
LTE Band 7 QPSK 15 MHz HCH, ANT V

RSE Test case_FCC PART 27(band7)



Frequency (MHz)	Result (dBm)	Factor (dB)	PK Limit (dBm)	Margin (dB)	Table (o)	ANT	Verdict
54.21	-68.39	-11.44	-25.0	43.39	311.50	Vertical	Pass
105.86	-67.79	-6.02	-25.0	42.79	342.10	Vertical	Pass
640.08	-64.38	1.34	-25.0	39.38	65.80	Vertical	Pass
2574.04	-26.83	14.29	-25.0	1.83	80.10	Vertical	N/A
2683.86	-28.89	13.99	-25.0	3.89	74.90	Vertical	N/A
9635.19	-31.51	37.22	-25.0	6.51	234.30	Vertical	Pass

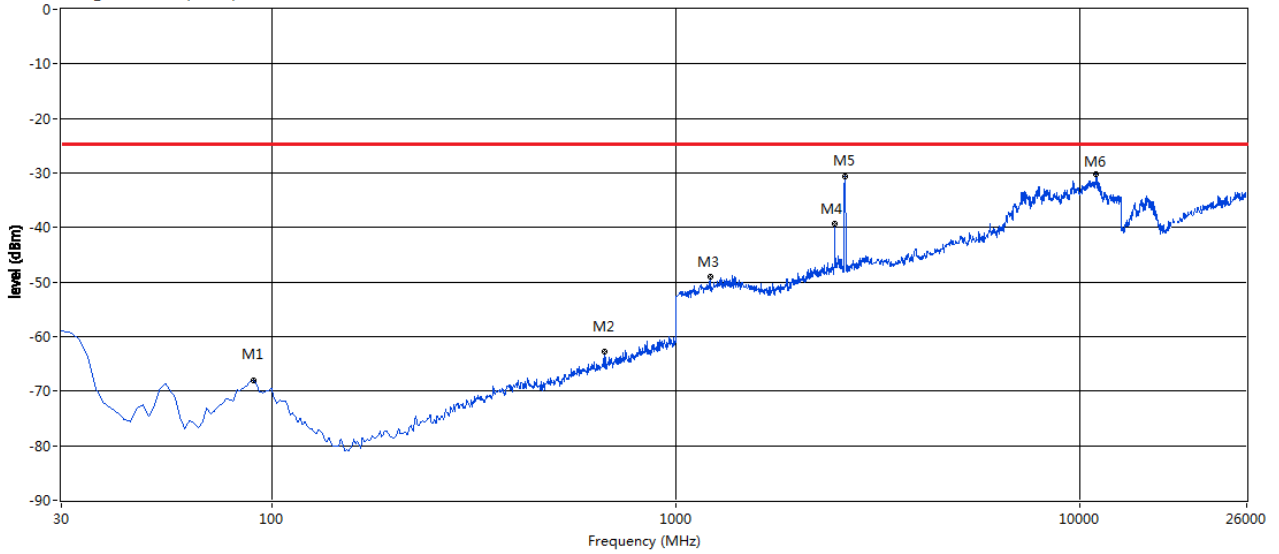
LTE Band 7 QPSK 15 MHz, ANT H



Frequency (MHz)	Result (dBm)	Factor (dB)	PK Limit (dBm)	Margin (dB)	Table (o)	ANT	Verdict
54.21	-69.14	-11.44	-25.0	44.14	291.10	Horizontal	Pass
115.54	-71.87	-8.46	-25.0	46.87	230.80	Horizontal	Pass
325.36	-69.17	-4.85	-25.0	44.17	359.30	Horizontal	Pass
2580.70	-27.55	14.26	-25.0	2.55	348.40	Horizontal	N/A
2683.86	-29.93	13.99	-25.0	4.93	1.80	Horizontal	N/A
7964.23	-31.29	34.90	-25.0	6.29	316.80	Horizontal	Pass

LTE Band 7 QPSK 20 MHz LCH, ANT V

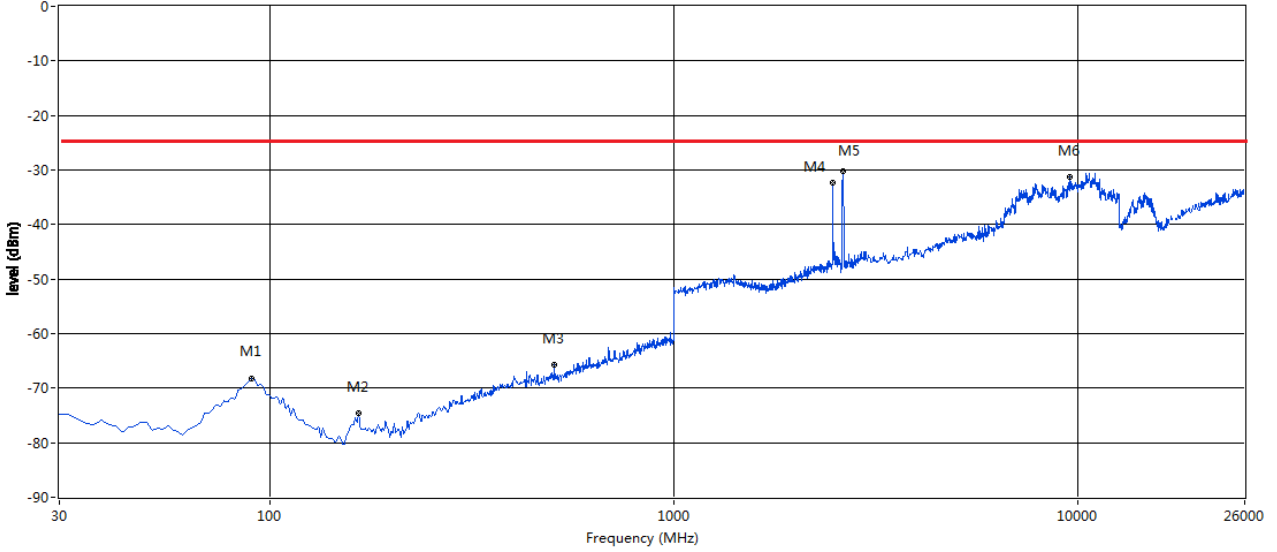
RSE Test case_FCC PART 27(band7)



Frequency (MHz)	Result (dBm)	Factor (dB)	PK Limit (dBm)	Margin (dB)	Table (o)	ANT	Verdict
89.72	-68.06	-2.34	-25.0	43.06	6.50	Vertical	Pass
664.29	-62.85	1.65	-25.0	37.85	293.80	Vertical	Pass
1216.31	-49.10	8.32	-25.0	24.10	223.80	Vertical	Pass
2480.87	-39.33	13.97	-25.0	14.33	75.20	Vertical	N/A
2620.63	-30.54	13.46	-25.0	5.54	45.10	Vertical	N/A
11030.37	-30.20	37.97	-25.0	5.20	40.90	Vertical	Pass

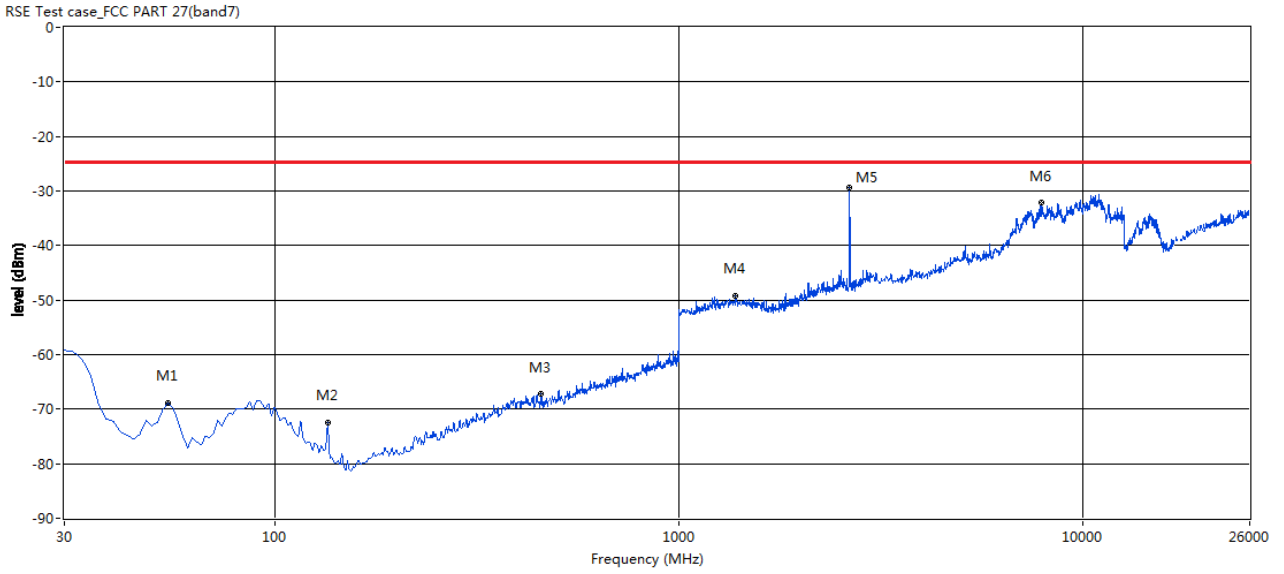
LTE Band 7 QPSK 20 MHz LCH, ANT H

RSE Test case_FCC PART 27(band7)



Frequency (MHz)	Result (dBm)	Factor (dB)	PK Limit (dBm)	Margin (dB)	Table (o)	ANT	Verdict
89.72	-68.14	-2.34	-25.0	43.14	359.60	Horizontal	Pass
165.57	-74.66	-13.20	-25.0	49.66	14.80	Horizontal	Pass
506.12	-65.76	-1.53	-25.0	40.76	290.80	Horizontal	Pass
2480.87	-32.43	13.97	-25.0	7.43	339.30	Horizontal	N/A
2623.96	-30.28	13.44	-25.0	5.28	355.80	Horizontal	N/A
9586.52	-31.25	37.25	-25.0	6.25	359.20	Horizontal	Pass

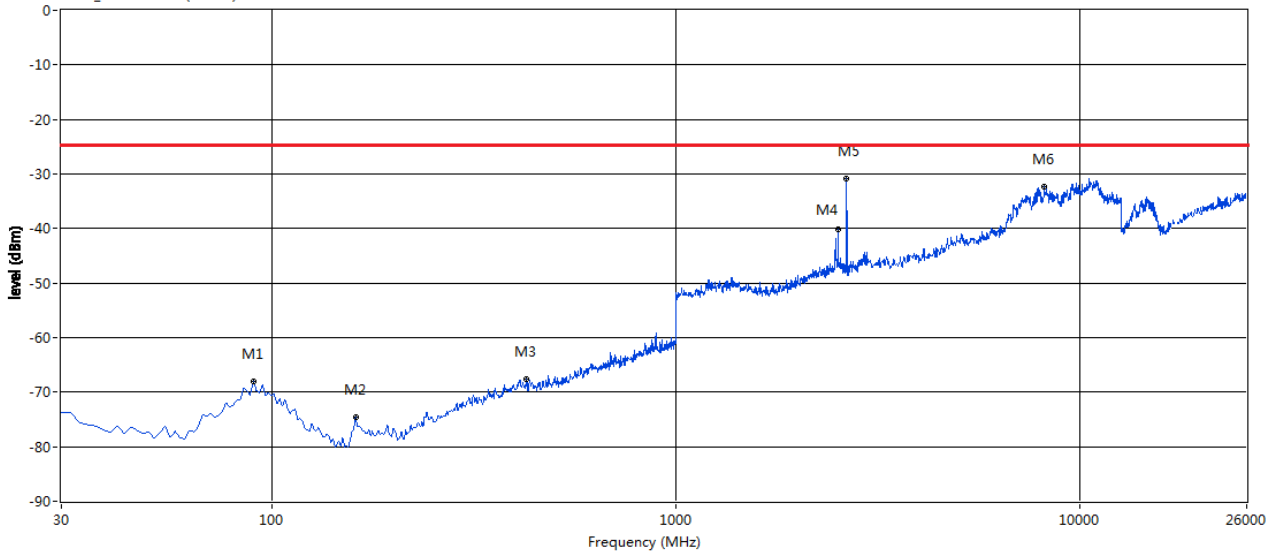
LTE Band 7 QPSK 20 MHz MCH, ANT V



Frequency (MHz)	Result (dBm)	Factor (dB)	PK Limit (dBm)	Margin (dB)	Table (o)	ANT	Verdict
54.21	-68.81	-11.44	-25.0	43.81	292.30	Vertical	Pass
134.91	-72.49	-12.19	-25.0	47.49	105.00	Vertical	Pass
456.09	-67.12	-2.28	-25.0	42.12	22.80	Vertical	Pass
1382.70	-49.22	9.39	-25.0	24.22	234.10	Vertical	Pass
2647.25	-29.35	13.67	-25.0	4.35	66.70	Vertical	N/A
7899.33	-32.16	35.76	-25.0	7.16	28.80	Vertical	Pass

LTE Band 7 QPSK 20 MHz MCH, ANT H

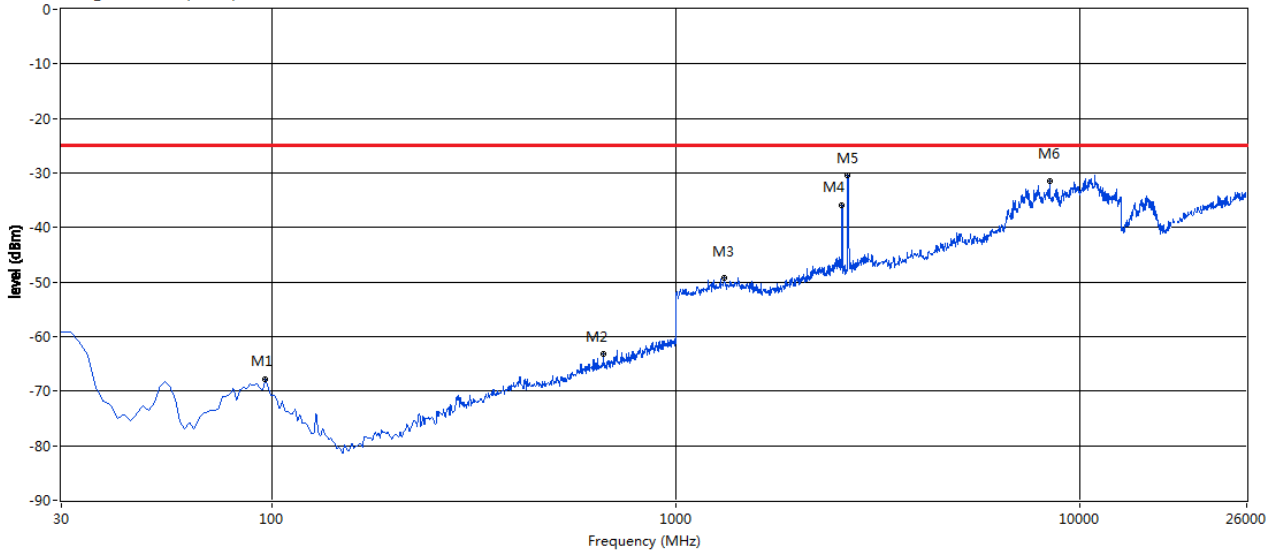
RSE Test case_FCC PART 27(band7)



Frequency (MHz)	Result (dBm)	Factor (dB)	PK Limit (dBm)	Margin (dB)	Table (o)	ANT	Verdict
89.72	-67.96	-2.34	-25.0	42.96	100.20	Horizontal	Pass
160.73	-74.55	-13.70	-25.0	49.55	0.70	Horizontal	Pass
427.04	-67.56	-2.35	-25.0	42.56	332.70	Horizontal	Pass
2524.13	-40.17	14.53	-25.0	15.17	350.20	Horizontal	N/A
2643.93	-30.78	13.83	-25.0	5.78	358.70	Horizontal	N/A
8191.35	-32.30	35.95	-25.0	7.30	279.30	Horizontal	Pass

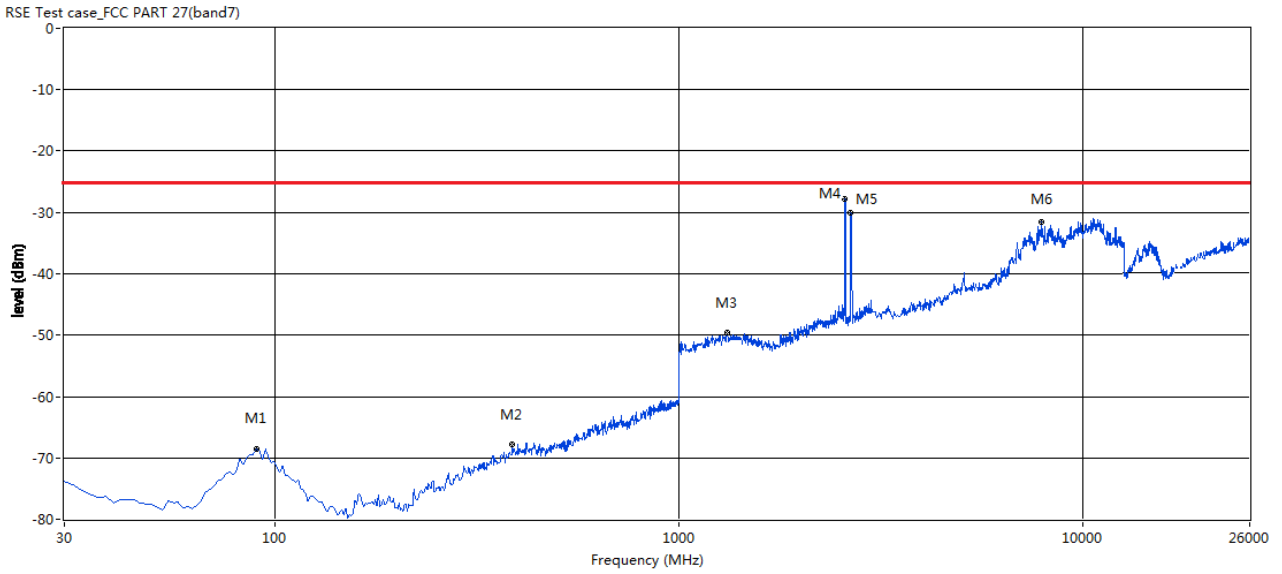
LTE Band 7 QPSK 20 MHz HCH, ANT V

RSE Test case_FCC PART 27(band7)



Frequency (MHz)	Result (dBm)	Factor (dB)	PK Limit (dBm)	Margin (dB)	Table (o)	ANT	Verdict
96.17	-67.81	-3.69	-25.0	42.81	226.70	Vertical	Pass
662.68	-63.07	1.65	-25.0	38.07	290.80	Vertical	Pass
1319.47	-49.24	9.16	-25.0	24.24	49.60	Vertical	Pass
2584.03	-35.88	14.21	-25.0	10.88	84.80	Vertical	N/A
2670.55	-30.35	13.68	-25.0	5.35	69.60	Vertical	N/A
8467.14	-31.47	36.00	-25.0	6.47	360.70	Vertical	Pass

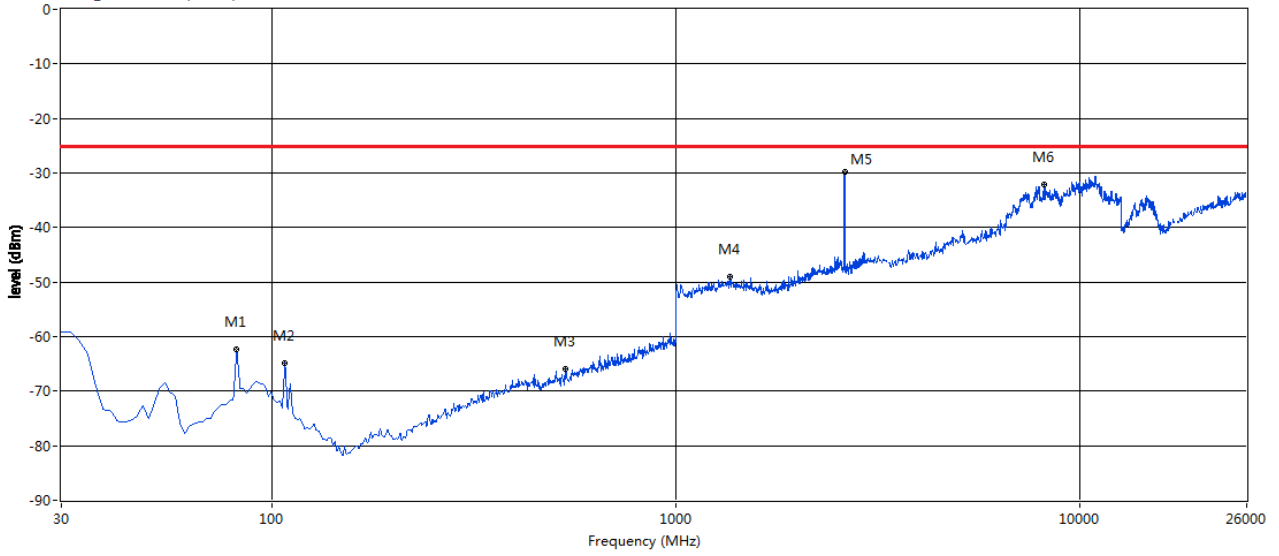
LTE Band 7 QPSK 20 MHz HCH, ANT H



Frequency (MHz)	Result (dBm)	Factor (dB)	PK Limit (dBm)	Margin (dB)	Table (o)	ANT	Verdict
89.72	-68.50	-2.34	-25.0	43.50	0.80	Horizontal	Pass
386.69	-67.86	-2.94	-25.0	42.86	139.30	Horizontal	Pass
1319.47	-49.66	9.16	-25.0	24.66	196.50	Horizontal	Pass
2584.03	-27.73	14.21	-25.0	2.73	358.00	Horizontal	N/A
2670.55	-29.99	13.68	-25.0	4.99	358.90	Horizontal	N/A
7915.56	-31.51	34.79	-25.0	6.51	145.90	Horizontal	Pass

LTE Band 7 16-QAM 5 MHz LCH, ANT V

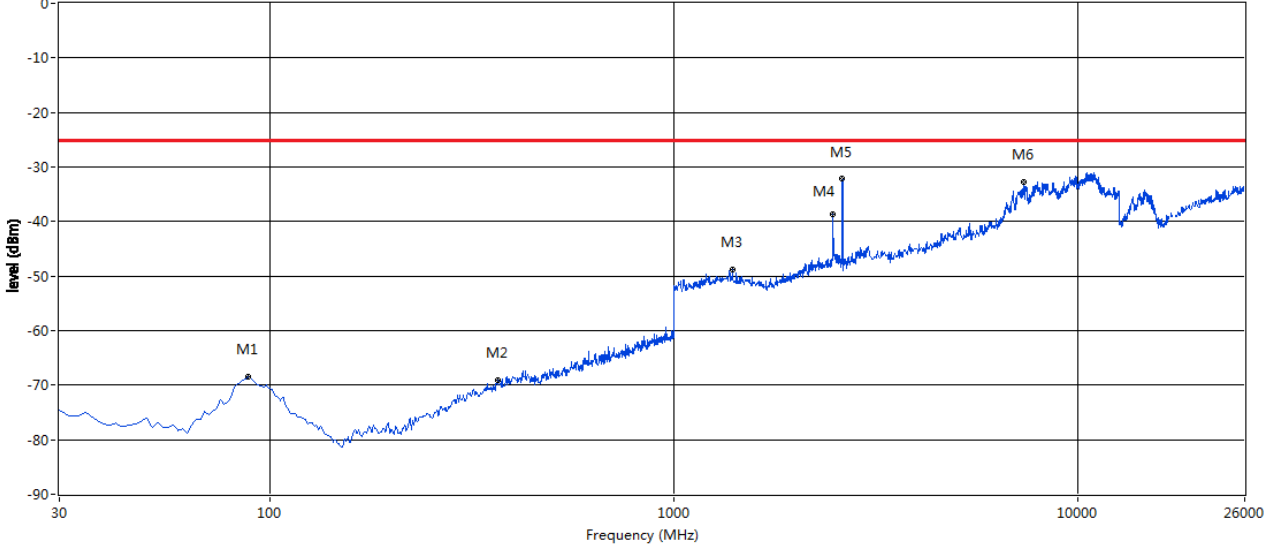
RSE Test case_FCC PART 27(band7)



Frequency (MHz)	Result (dBm)	Factor (dB)	PK Limit (dBm)	Margin (dB)	Table (o)	ANT	Verdict
81.65	-62.35	-4.87	-25.0	37.35	-0.30	Vertical	Pass
107.47	-64.84	-6.38	-25.0	39.84	214.50	Vertical	Pass
531.95	-65.87	-1.12	-25.0	40.87	29.60	Vertical	Pass
1366.06	-48.96	9.30	-25.0	23.96	255.60	Vertical	Pass
2620.63	-29.80	13.46	-25.0	4.80	62.80	Vertical	N/A
8207.57	-32.12	35.70	-25.0	7.12	348.00	Vertical	Pass

LTE Band 7 16-QAM 5 MHz LCH, ANT H

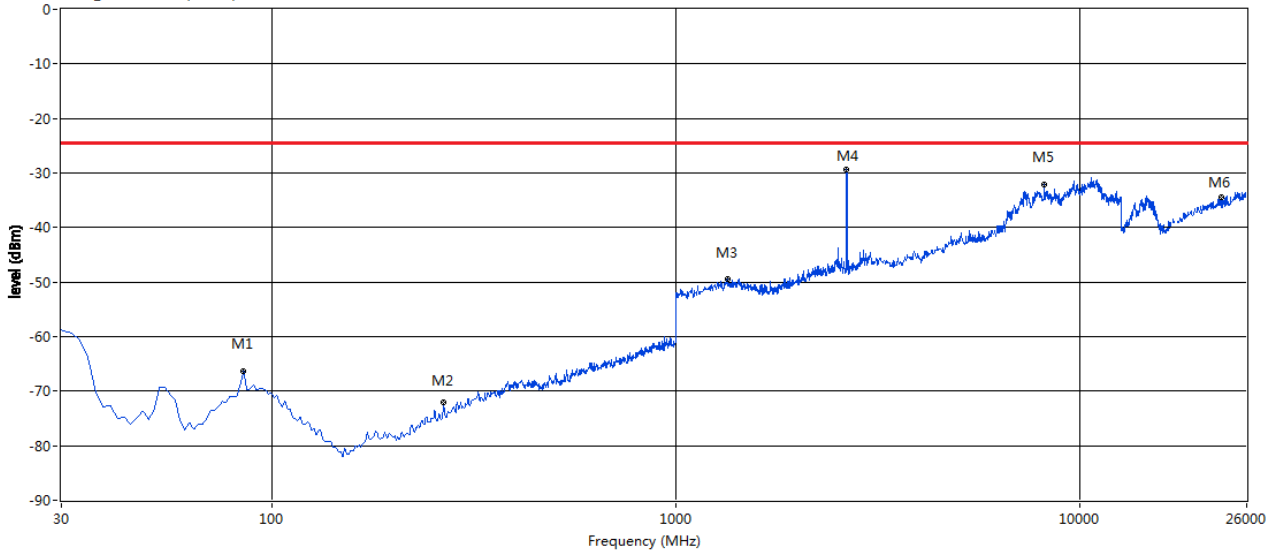
RSE Test case_FCC PART 27(band7)



Frequency (MHz)	Result (dBm)	Factor (dB)	PK Limit (dBm)	Margin (dB)	Table (o)	ANT	Verdict
88.10	-68.40	-2.85	-25.0	43.40	134.30	Horizontal	Pass
367.32	-69.05	-3.67	-25.0	44.05	23.30	Horizontal	Pass
1399.33	-48.70	9.38	-25.0	23.70	97.90	Horizontal	Pass
2477.54	-38.63	13.94	-25.0	13.63	330.80	Horizontal	N/A
2617.30	-32.19	13.57	-25.0	7.19	359.10	Horizontal	N/A
7380.20	-32.83	33.98	-25.0	7.83	7.30	Horizontal	Pass

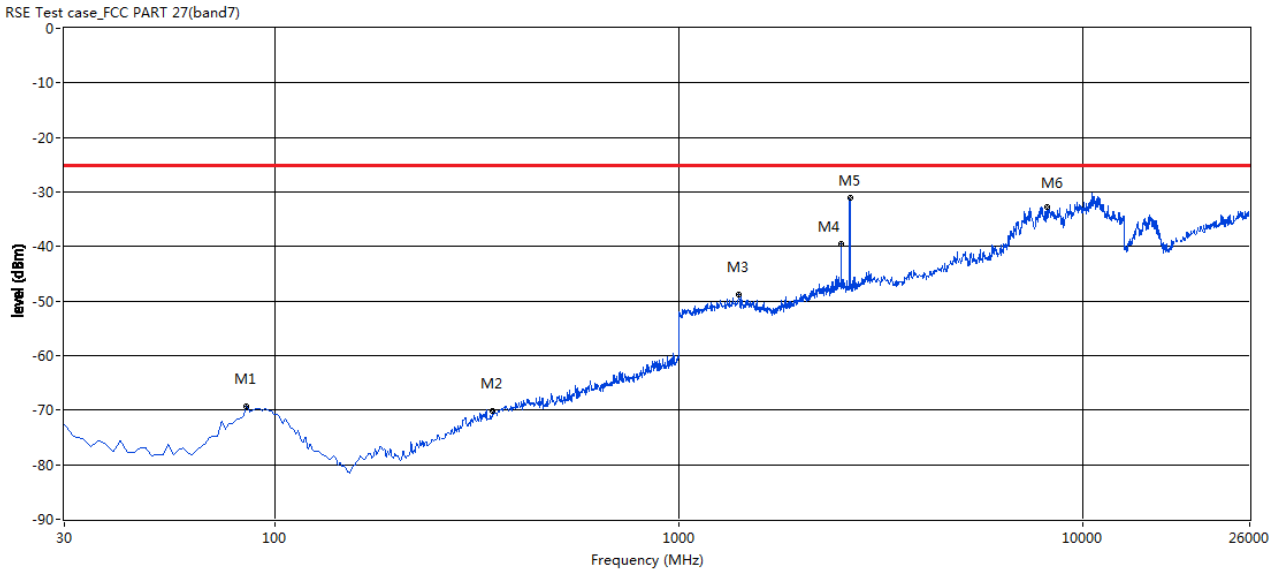
LTE Band 7 16-QAM 5 MHz MCH, ANT V

RSE Test case_FCC PART 27(band7)



Frequency (MHz)	Result (dBm)	Factor (dB)	PK Limit (dBm)	Margin (dB)	Table (o)	ANT	Verdict
84.88	-66.29	-3.87	-25.0	41.29	174.20	Vertical	Pass
265.64	-72.14	-7.79	-25.0	47.14	83.00	Vertical	Pass
1342.76	-49.47	9.11	-25.0	24.47	330.10	Vertical	Pass
2650.58	-29.36	13.57	-25.0	4.36	61.40	Vertical	N/A
8191.35	-32.08	35.95	-25.0	7.08	28.50	Vertical	Pass
18041.18	-26.86	40.95	-25.0	1.86	215.00	Vertical	Pass

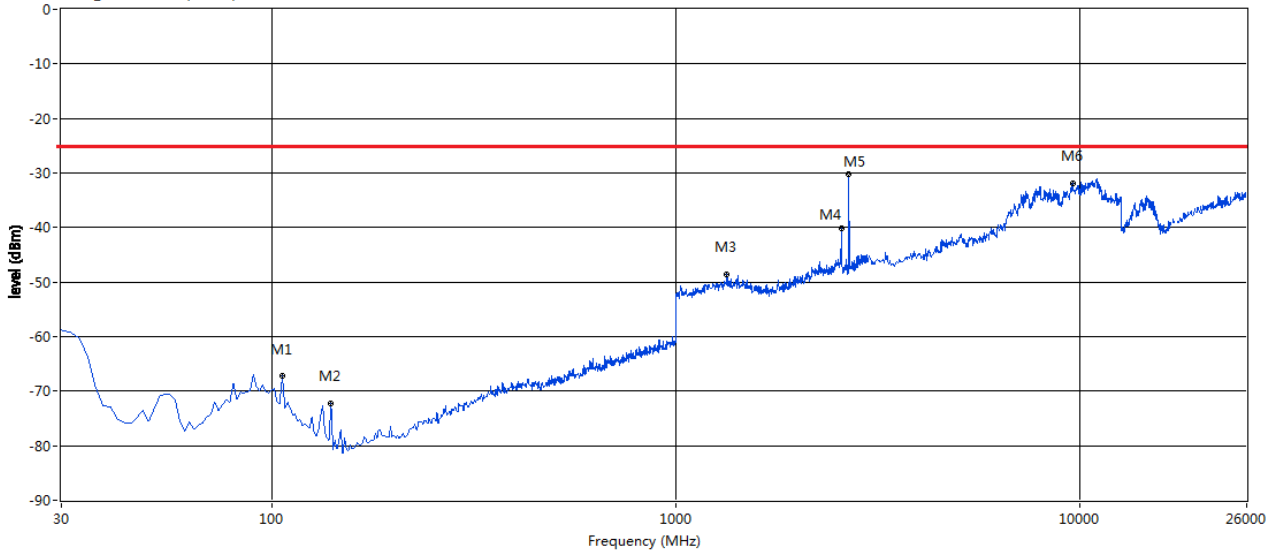
LTE Band 7 16-QAM 5 MHz MCH, ANT H



Frequency (MHz)	Result (dBm)	Factor (dB)	PK Limit (dBm)	Margin (dB)	Table (o)	ANT	Verdict
84.88	-69.20	-3.87	-25.0	44.20	35.40	Horizontal	Pass
346.34	-70.19	-4.30	-25.0	45.19	161.80	Horizontal	Pass
1409.32	-48.73	9.34	-25.0	23.73	333.00	Horizontal	Pass
2530.78	-39.53	14.49	-25.0	14.53	349.90	Horizontal	N/A
2653.91	-31.06	13.70	-25.0	6.06	353.30	Horizontal	N/A
8207.57	-32.84	35.70	-25.0	7.84	193.20	Horizontal	Pass

LTE Band 7 16-QAM 5 MHz HCH, ANT V

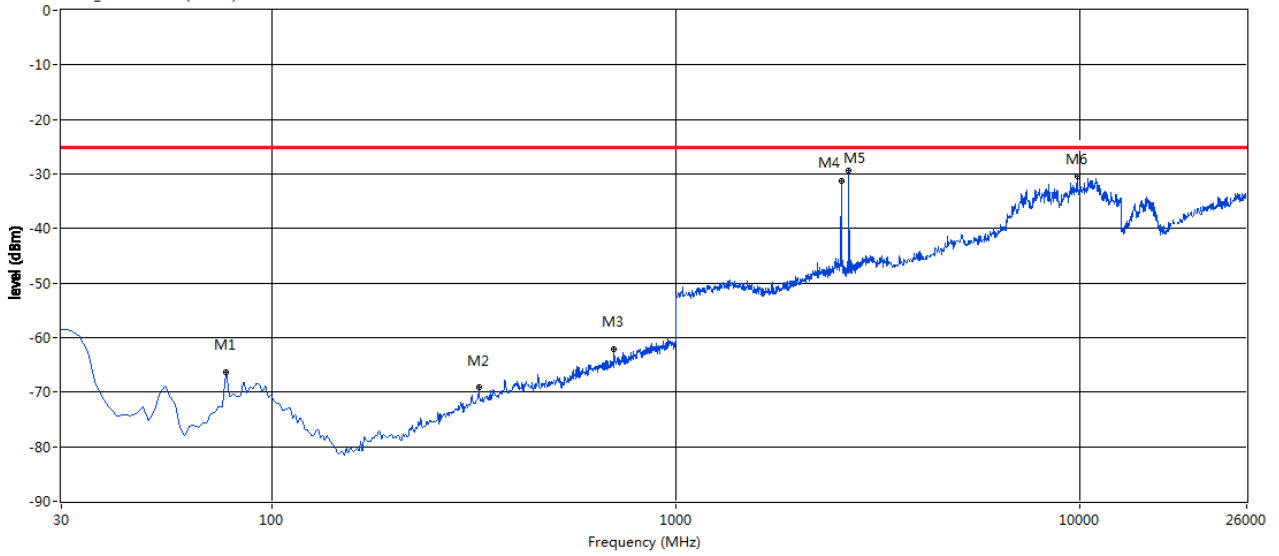
RSE Test case_FCC PART 27(band7)



Frequency (MHz)	Result (dBm)	Factor (dB)	PK Limit (dBm)	Margin (dB)	Table (o)	ANT	Verdict
105.86	-67.18	-6.02	-25.0	42.18	354.70	Vertical	Pass
139.75	-72.24	-13.06	-25.0	47.24	-0.70	Vertical	Pass
1339.43	-48.60	9.03	-25.0	23.60	25.70	Vertical	Pass
2570.72	-40.14	14.31	-25.0	15.14	75.80	Vertical	N/A
2687.19	-30.23	14.20	-25.0	5.23	274.10	Vertical	N/A
9635.19	-31.94	37.22	-25.0	6.94	271.00	Vertical	Pass

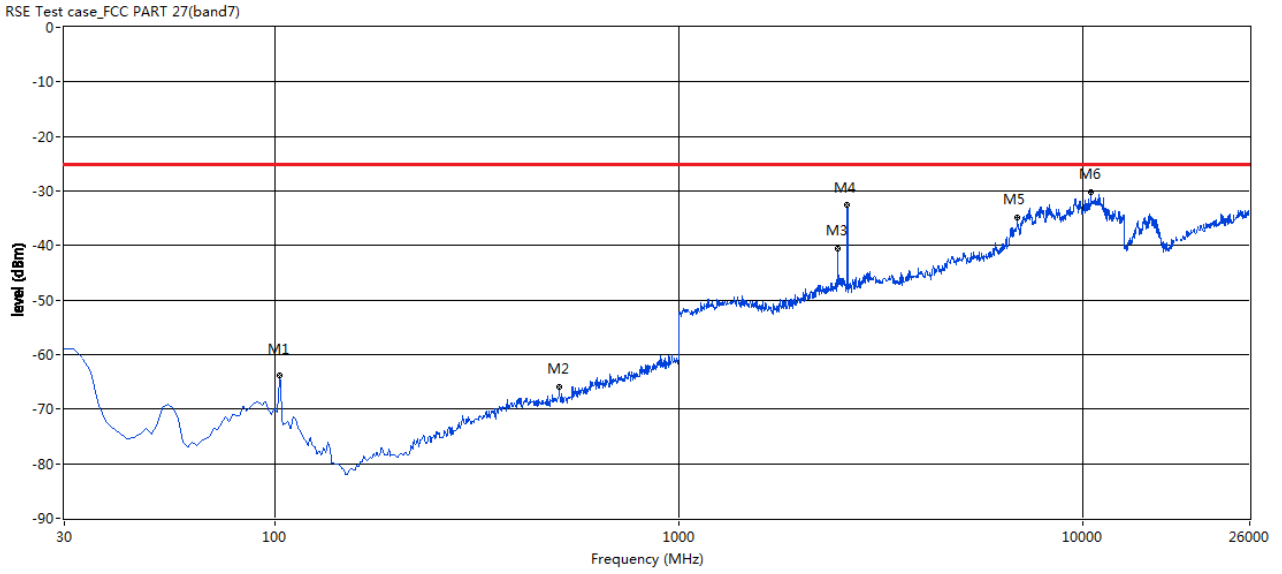
LTE Band 7 16-QAM 5 MHz HCH, ANT H

RSE Test case_FCC PART 27(band7)



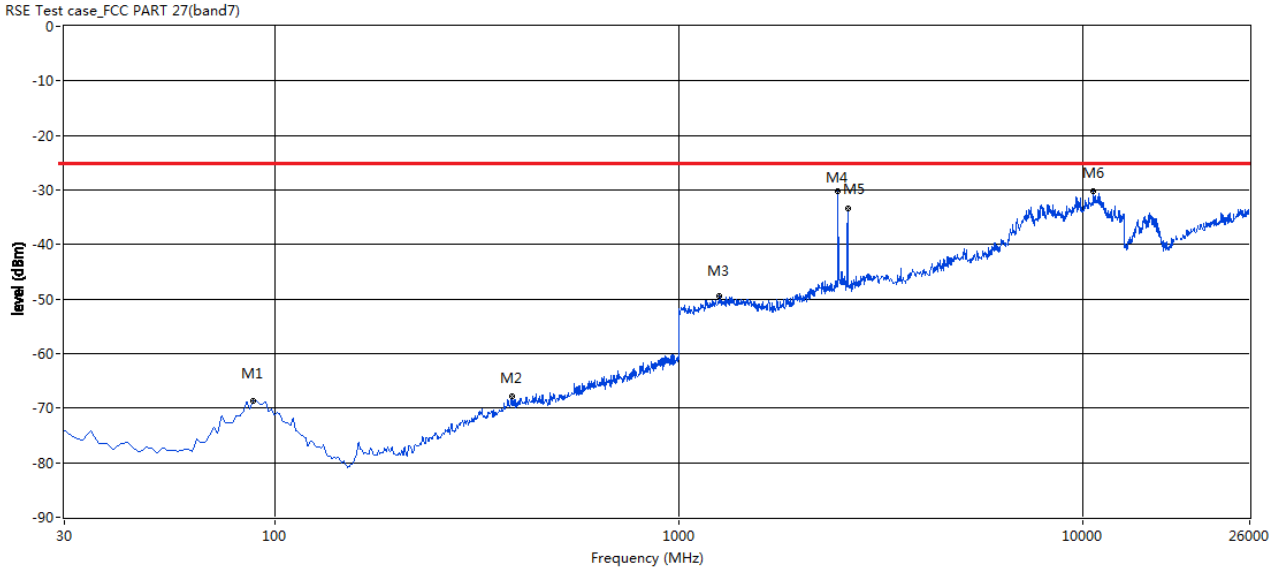
Frequency (MHz)	Result (dBm)	Factor (dB)	PK Limit (dBm)	Margin (dB)	Table (o)	ANT	Verdict
76.81	-66.27	-6.42	-25.0	41.27	33.30	Horizontal	Pass
325.36	-69.19	-4.85	-25.0	44.19	265.20	Horizontal	Pass
703.03	-62.11	2.38	-25.0	37.11	0.80	Horizontal	Pass
2570.72	-31.20	14.31	-25.0	6.20	350.20	Horizontal	N/A
2683.86	-29.38	13.99	-25.0	4.38	358.30	Horizontal	N/A
9878.54	-30.34	37.68	-25.0	5.34	34.10	Horizontal	Pass

LTE Band 7 16-QAM 10 MHz LCH, ANT V



Frequency (MHz)	Result (dBm)	Factor (dB)	PK Limit (dBm)	Margin (dB)	Table (o)	ANT	Verdict
102.63	-63.84	-5.30	-25.0	38.84	100.80	Vertical	Pass
506.12	-65.97	-1.53	-25.0	40.97	123.80	Vertical	Pass
2480.87	-40.63	13.97	-25.0	15.63	63.60	Vertical	N/A
2617.30	-32.59	13.57	-25.0	7.59	58.40	Vertical	N/A
6893.51	-34.79	32.85	-25.0	9.79	187.80	Vertical	Pass
10495.01	-30.21	37.54	-25.0	5.21	261.60	Vertical	Pass

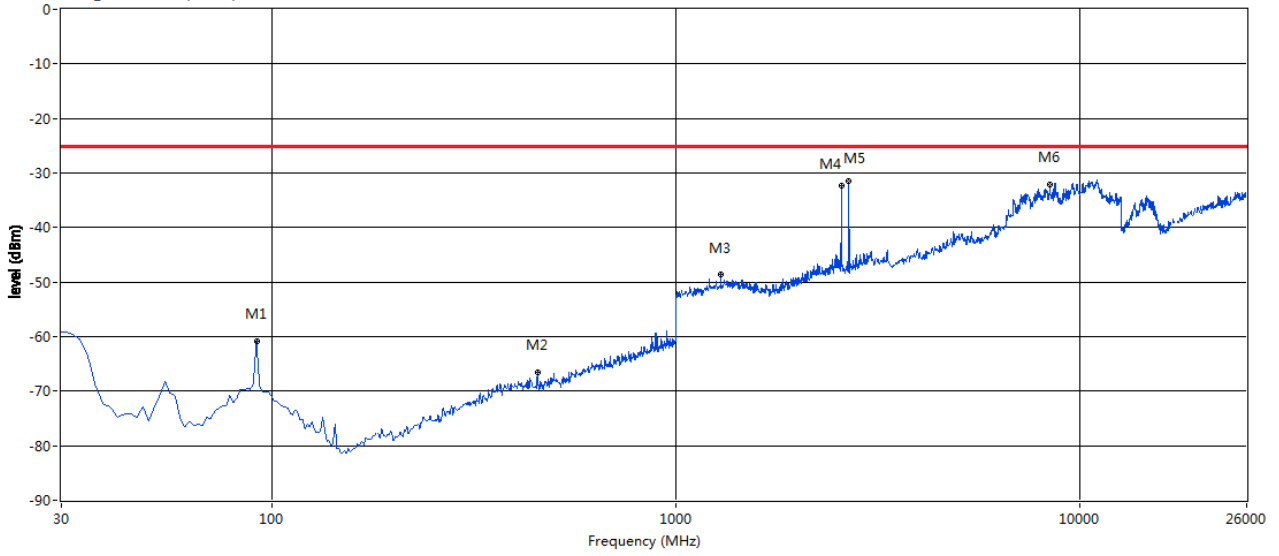
LTE Band 7 16-QAM 10 MHz LCH, ANT H



Frequency (MHz)	Result (dBm)	Factor (dB)	PK Limit (dBm)	Margin (dB)	Table (o)	ANT	Verdict
88.10	-68.60	-2.85	-25.0	43.60	2.90	Horizontal	Pass
386.69	-67.89	-2.94	-25.0	42.89	45.50	Horizontal	Pass
1259.57	-49.41	8.48	-25.0	24.41	194.60	Horizontal	Pass
2480.87	-30.11	13.97	-25.0	5.11	339.70	Horizontal	N/A
2623.96	-33.48	13.44	-25.0	8.48	355.60	Horizontal	N/A
10624.79	-30.16	37.70	-25.0	5.16	107.80	Horizontal	Pass

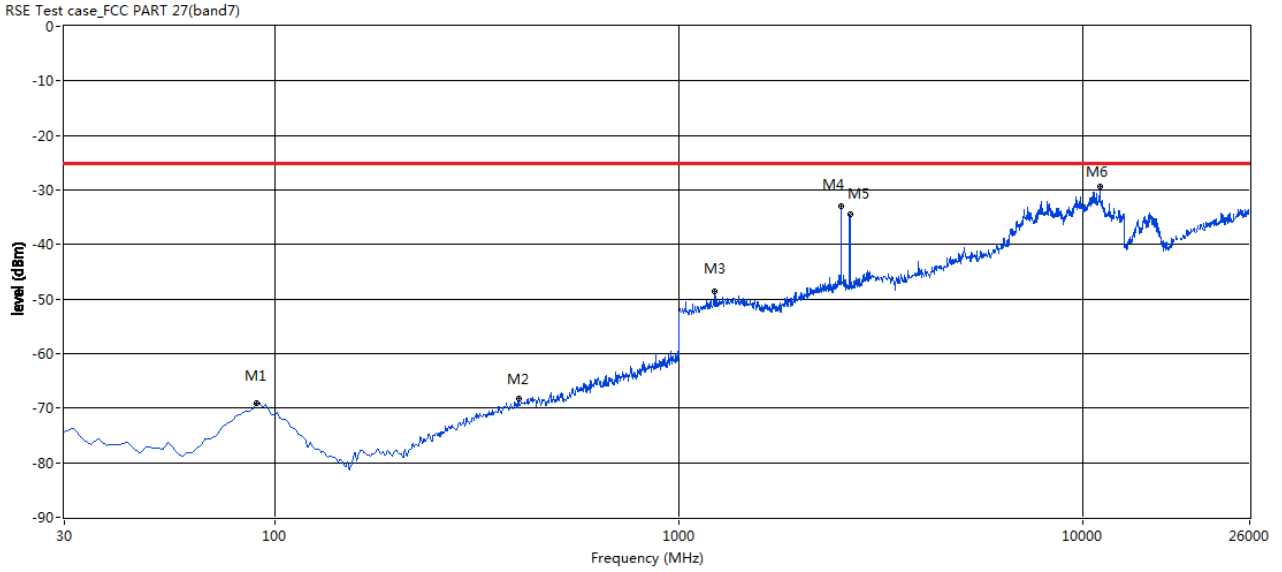
LTE Band 7 16-QAM 10 MHz MCH, ANT V

RSE Test case_FCC PART 27(band7)



Frequency (MHz)	Result (dBm)	Factor (dB)	PK Limit (dBm)	Margin (dB)	Table (o)	ANT	Verdict
91.33	-60.81	-2.57	-25.0	35.81	41.00	Vertical	Pass
454.48	-66.55	-2.32	-25.0	41.55	130.00	Vertical	Pass
1292.85	-48.63	8.90	-25.0	23.63	157.00	Vertical	Pass
2574.04	-32.29	14.29	-25.0	7.29	56.00	Vertical	N/A
2683.86	-31.56	13.99	-25.0	6.56	29.00	Vertical	N/A
8467.14	-32.17	36.00	-25.0	7.17	246.00	Vertical	Pass

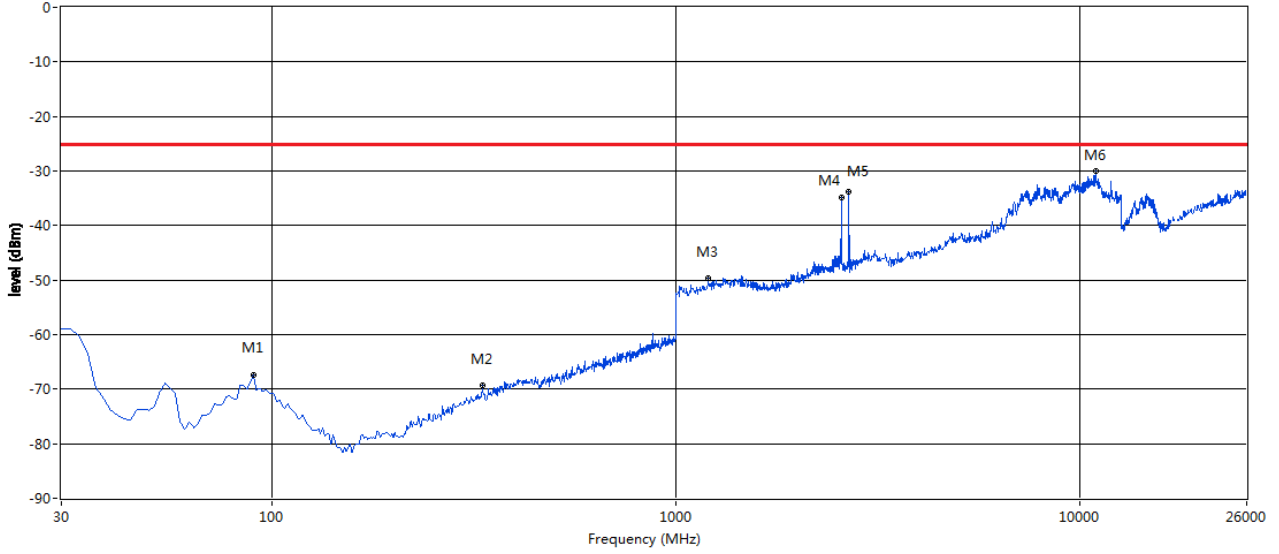
LTE Band 7 16-QAM 10 MHz MCH, ANT H



Frequency (MHz)	Result (dBm)	Factor (dB)	PK Limit (dBm)	Margin (dB)	Table (o)	ANT	Verdict
89.72	-69.07	-2.34	-25.0	44.07	0.30	Horizontal	Pass
401.21	-68.27	-2.34	-25.0	43.27	278.80	Horizontal	Pass
1229.62	-48.50	8.25	-25.0	23.50	220.50	Horizontal	Pass
2527.45	-32.88	14.51	-25.0	7.88	349.60	Horizontal	N/A
2653.91	-34.43	13.70	-25.0	9.43	353.30	Horizontal	N/A
11046.59	-29.37	37.87	-25.0	4.37	359.50	Horizontal	Pass

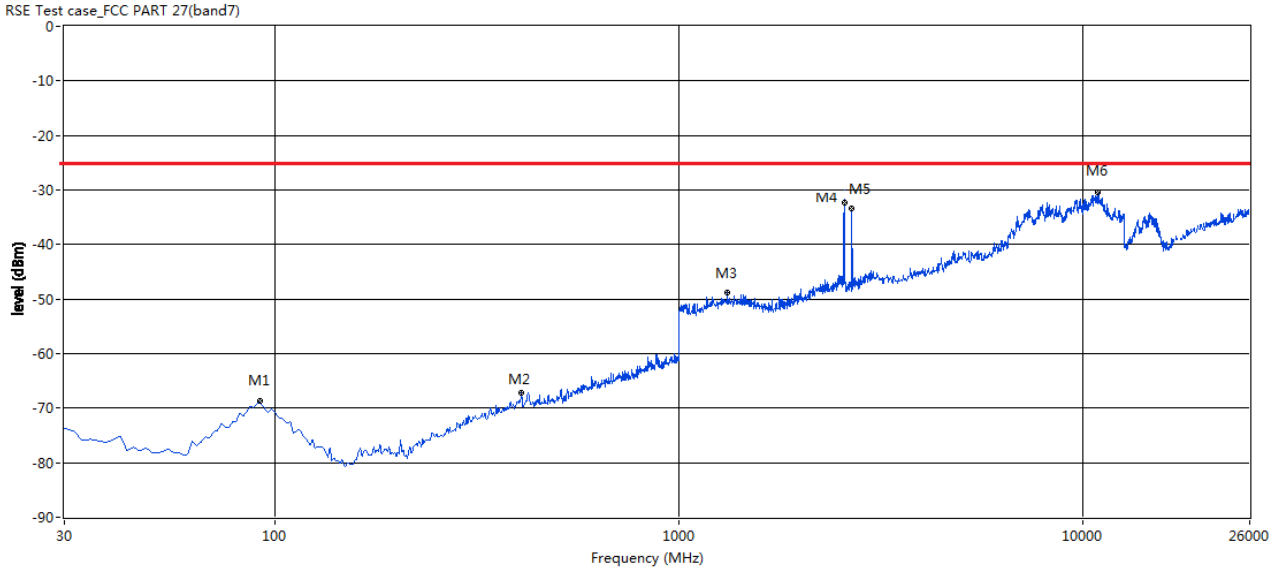
LTE Band 7 16-QAM 10 MHz HCH, ANT V

RSE Test case_FCC PART 27(band7)



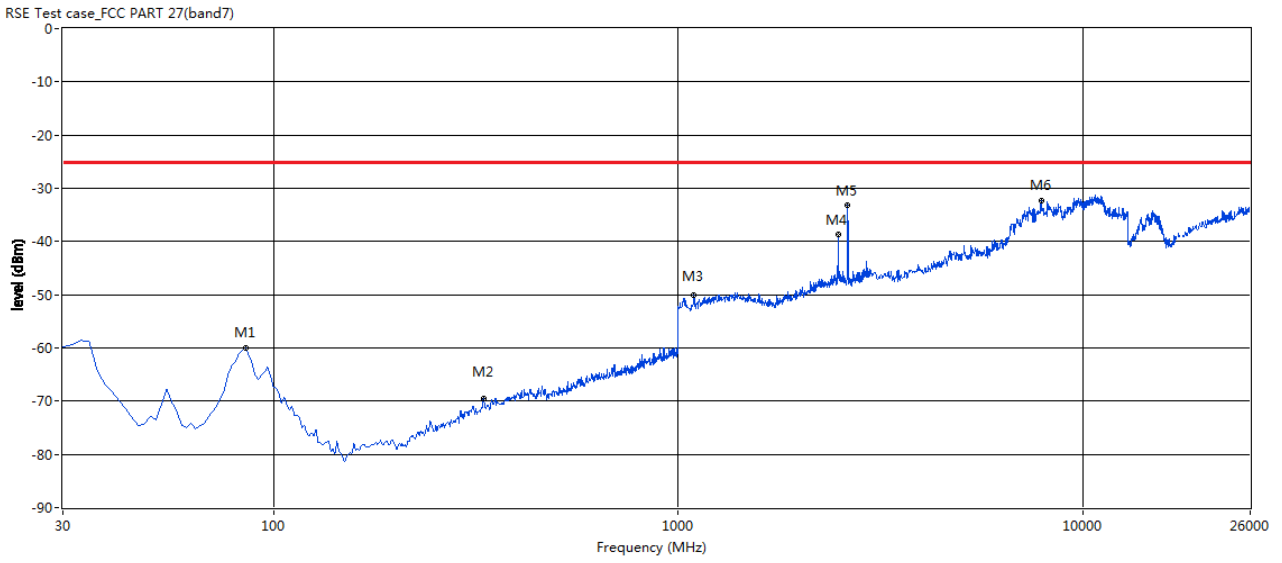
Frequency (MHz)	Result (dBm)	Factor (dB)	PK Limit (dBm)	Margin (dB)	Table (o)	ANT	Verdict
89.72	-67.41	-2.34	-25.0	42.41	120.60	Vertical	Pass
331.81	-69.29	-4.81	-25.0	44.29	83.10	Vertical	Pass
1203.00	-49.66	8.10	-25.0	24.66	7.60	Vertical	Pass
2574.04	-34.80	14.29	-25.0	9.80	71.30	Vertical	N/A
2680.53	-33.84	13.85	-25.0	8.84	66.20	Vertical	N/A
10981.70	-29.97	38.12	-25.0	4.97	307.80	Vertical	Pass

LTE Band 7 16-QAM 10 MHz HCH, ANT H



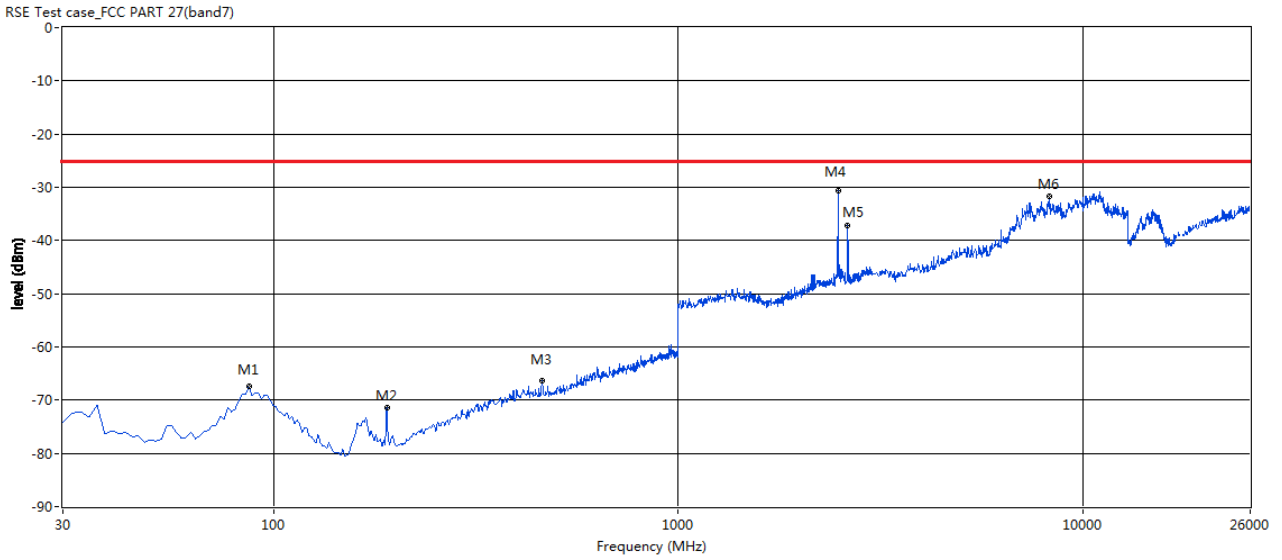
Frequency (MHz)	Result (dBm)	Factor (dB)	PK Limit (dBm)	Margin (dB)	Table (o)	ANT	Verdict
91.33	-68.75	-2.57	-25.0	43.75	105.60	Horizontal	Pass
407.67	-67.16	-2.34	-25.0	42.16	355.80	Horizontal	Pass
1319.47	-48.85	9.16	-25.0	23.85	23.90	Horizontal	Pass
2574.04	-32.38	14.29	-25.0	7.38	350.50	Horizontal	N/A
2687.19	-33.41	14.20	-25.0	8.41	353.80	Horizontal	N/A
10949.25	-30.48	38.08	-25.0	5.48	332.90	Horizontal	Pass

LTE Band 7 16-QAM 15 MHz LCH, ANT V



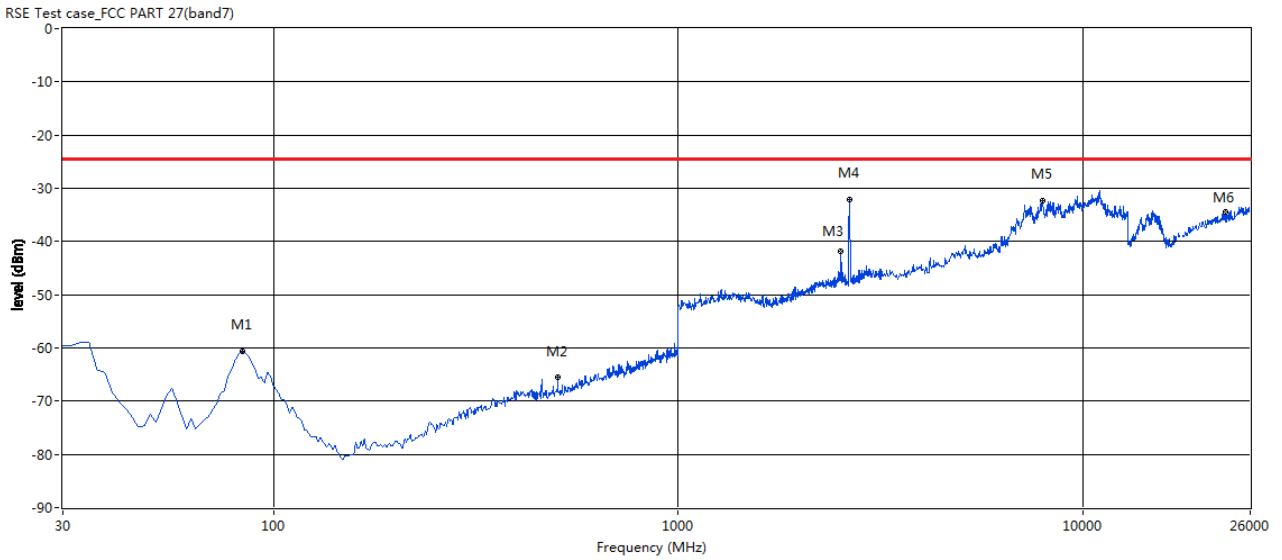
Frequency (MHz)	Result (dBm)	Factor (dB)	PK Limit (dBm)	Margin (dB)	Table (o)	ANT	Verdict
84.88	-59.91	-3.87	-25.0	34.91	33.70	Vertical	Pass
330.20	-69.51	-4.83	-25.0	44.51	171.20	Vertical	Pass
1093.18	-50.08	6.85	-25.0	25.08	0.00	Vertical	Pass
2484.19	-38.72	14.49	-25.0	13.72	358.30	Vertical	N/A
2617.30	-33.16	13.57	-25.0	8.16	1.10	Vertical	N/A
7899.33	-32.26	35.76	-25.0	7.26	124.00	Vertical	Pass

LTE Band 7 16-QAM 15 MHz LCH, ANT H



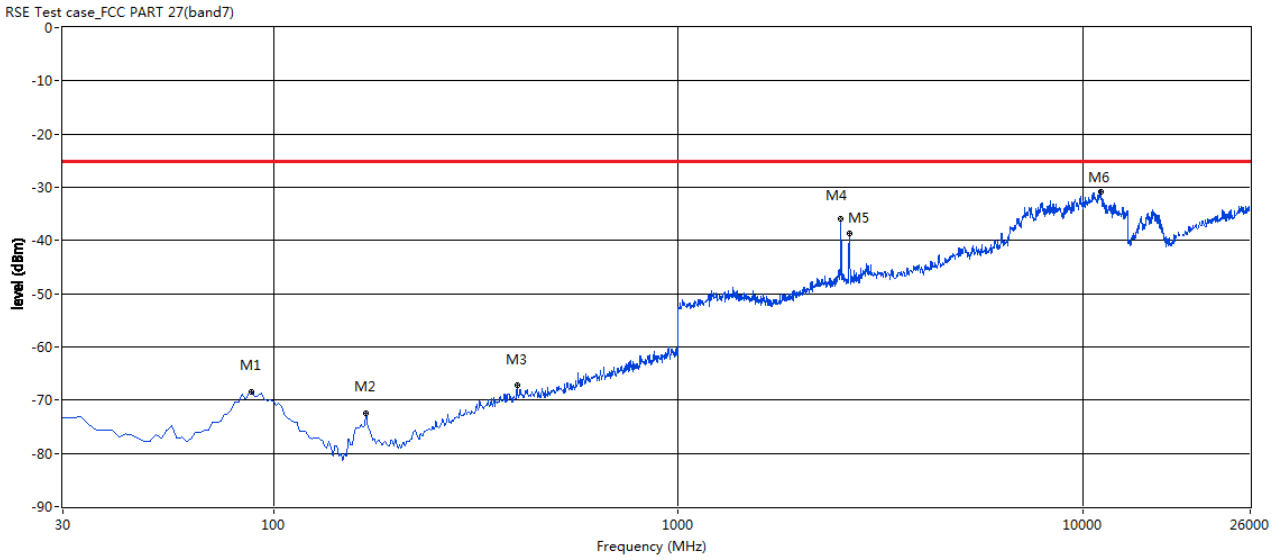
Frequency (MHz)	Result (dBm)	Factor (dB)	PK Limit (dBm)	Margin (dB)	Table (o)	ANT	Verdict
86.49	-67.49	-3.36	-25.0	42.49	316.00	Horizontal	Pass
189.78	-71.31	-11.60	-25.0	46.31	92.60	Horizontal	Pass
460.93	-66.27	-2.35	-25.0	41.27	307.10	Horizontal	Pass
2484.19	-30.66	14.49	-25.0	5.66	336.30	Horizontal	N/A
2617.30	-37.25	13.57	-25.0	12.25	273.00	Horizontal	N/A
8288.69	-31.79	36.32	-25.0	6.79	216.90	Horizontal	Pass

LTE Band 7 16-QAM 15 MHz MCH, ANT V



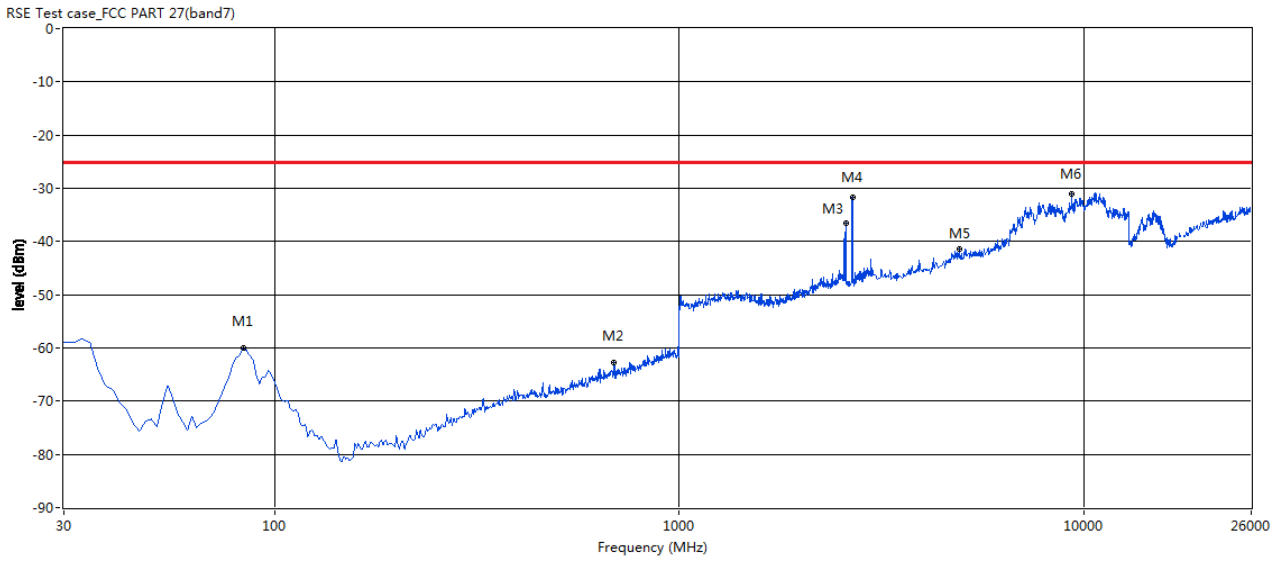
Frequency (MHz)	Result (dBm)	Factor (dB)	PK Limit (dBm)	Margin (dB)	Table (o)	ANT	Verdict
83.26	-60.65	-4.36	-25.0	35.65	36.60	Vertical	Pass
502.90	-65.51	-1.59	-25.0	40.51	316.30	Vertical	Pass
2524.13	-41.88	14.53	-25.0	16.88	359.50	Vertical	N/A
2647.25	-32.13	13.67	-25.0	7.13	0.00	Vertical	N/A
7948.00	-32.30	34.98	-25.0	7.30	312.10	Vertical	Pass
22352.61	-32.90	40.56	-25.0	7.90	67.20	Vertical	Pass

LTE Band 7 16-QAM 15 MHz MCH, ANT H



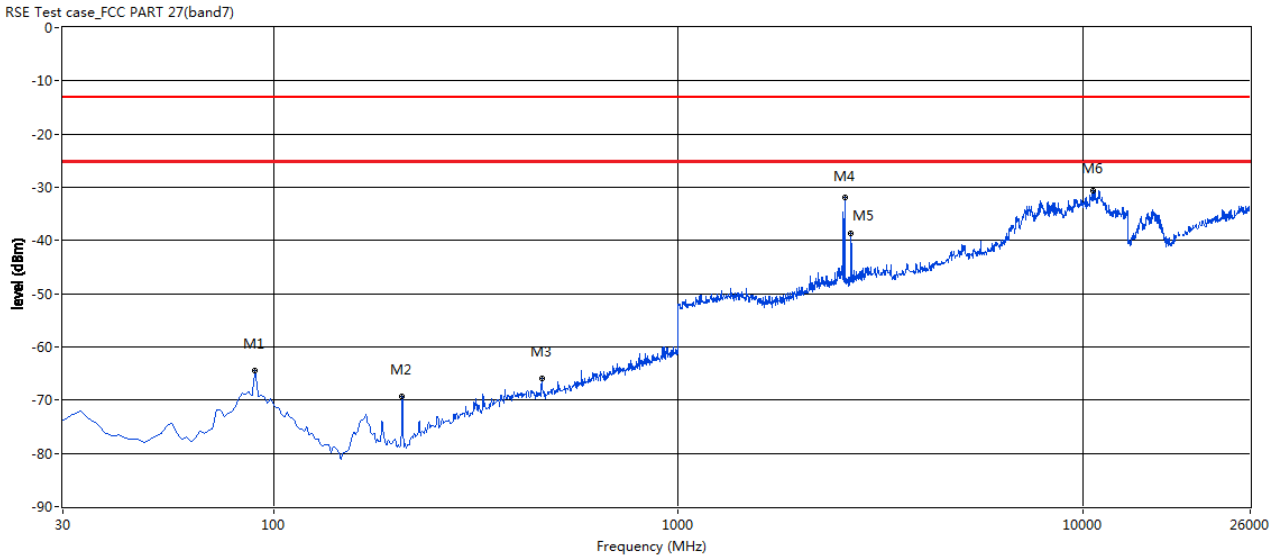
Frequency (MHz)	Result (dBm)	Factor (dB)	PK Limit (dBm)	Margin (dB)	Table (o)	ANT	Verdict
88.10	-68.37	-2.85	-25.0	43.37	91.20	Horizontal	Pass
168.80	-72.50	-12.81	-25.0	47.50	81.90	Horizontal	Pass
399.60	-67.28	-2.35	-25.0	42.28	346.30	Horizontal	Pass
2524.13	-36.01	14.53	-25.0	11.01	330.50	Horizontal	N/A
2647.25	-38.62	13.67	-25.0	13.62	349.90	Horizontal	N/A
11111.48	-30.75	37.50	-25.0	5.75	52.20	Horizontal	Pass

LTE Band 7 16-QAM 15 MHz HCH, ANT V



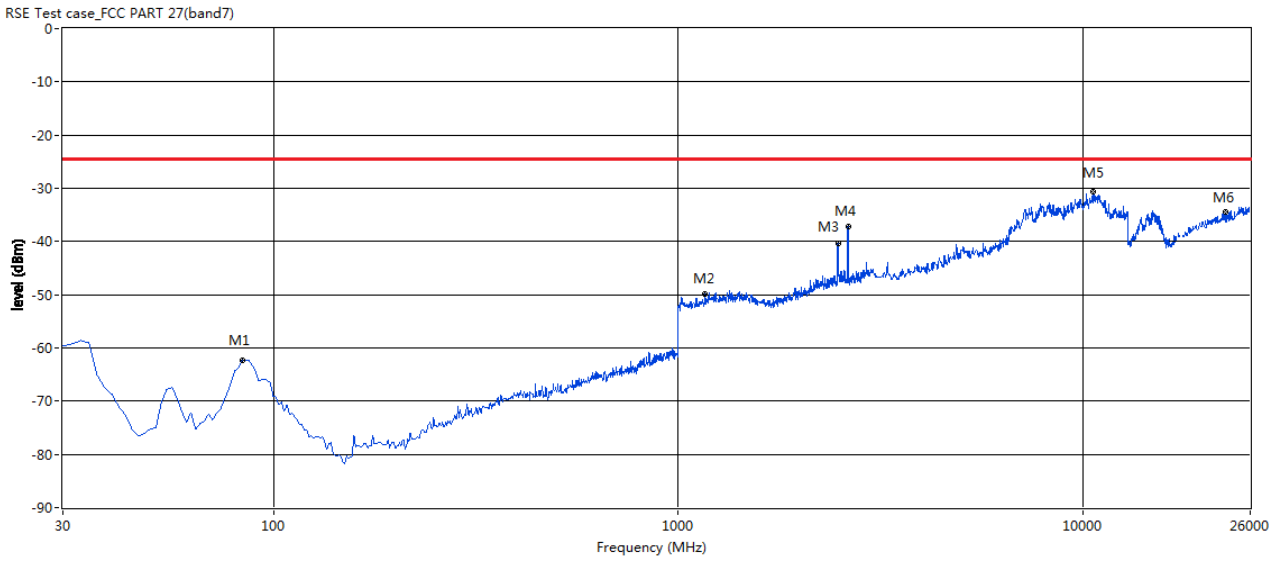
Frequency (MHz)	Result (dBm)	Factor (dB)	PK Limit (dBm)	Margin (dB)	Table (o)	ANT	Verdict
83.26	-60.08	-4.36	-25.0	35.08	8.90	Vertical	Pass
690.12	-62.69	2.12	-25.0	37.69	240.50	Vertical	Pass
2580.70	-36.54	14.26	-25.0	11.54	246.70	Vertical	N/A
2683.86	-31.62	13.99	-25.0	6.62	6.00	Vertical	N/A
4930.53	-41.51	27.33	-25.0	16.51	64.80	Vertical	Pass
9343.18	-31.02	35.86	-25.0	6.02	165.60	Vertical	Pass

LTE Band 7 16-QAM 15 MHz HCH, ANT H



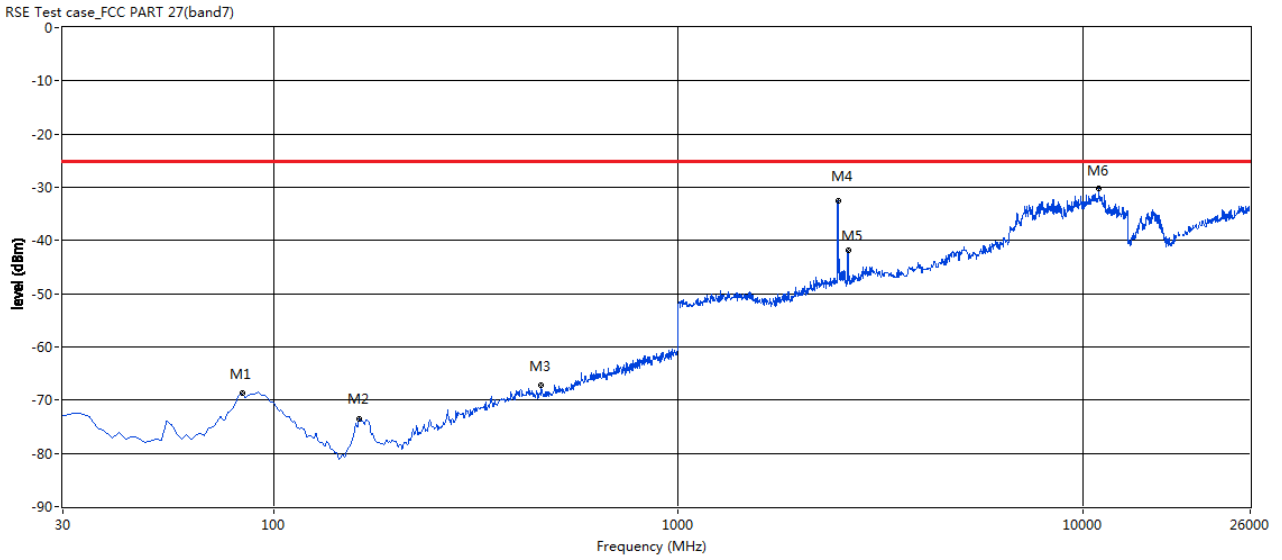
Frequency (MHz)	Result (dBm)	Factor (dB)	PK Limit (dBm)	Margin (dB)	Table (o)	ANT	Verdict
89.72	-64.42	-2.34	-25.0	39.42	228.40	Horizontal	Pass
207.54	-69.30	-11.83	-25.0	44.30	45.50	Horizontal	Pass
459.32	-65.90	-2.39	-25.0	40.90	297.10	Horizontal	Pass
2580.70	-31.87	14.26	-25.0	6.87	178.80	Horizontal	N/A
2673.88	-38.69	13.69	-25.0	13.69	360.30	Horizontal	N/A
10592.35	-30.57	37.66	-25.0	5.57	291.00	Horizontal	Pass

LTE Band 7 16-QAM 20 MHz LCH, ANT V



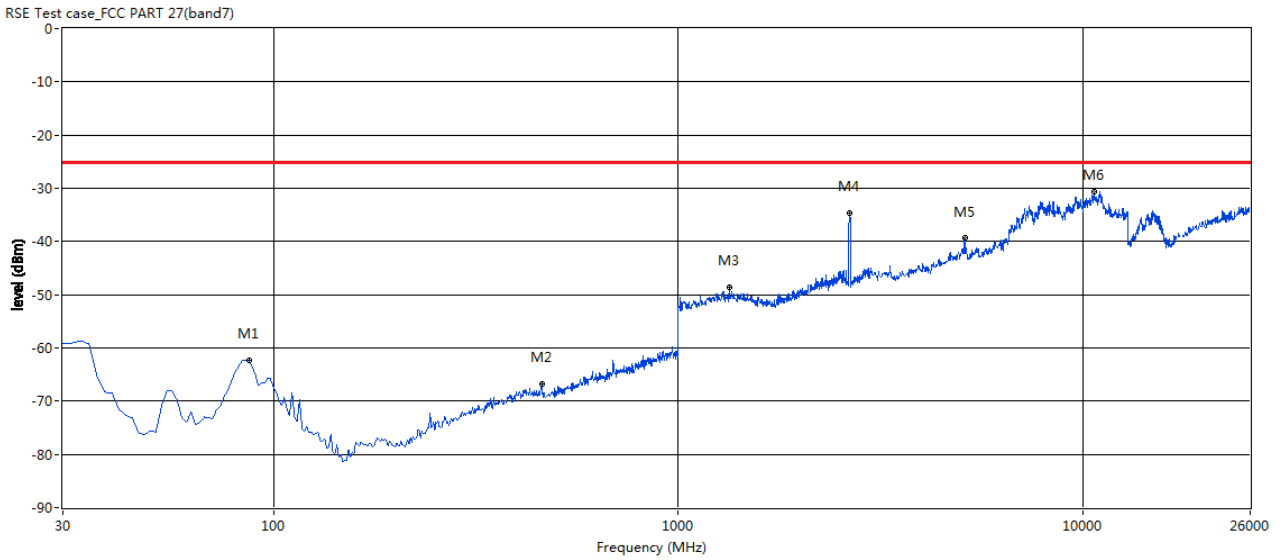
Frequency (MHz)	Result (dBm)	Factor (dB)	PK Limit (dBm)	Margin (dB)	Table (o)	ANT	Verdict
83.26	-62.35	-4.36	-25.0	37.35	66.60	Vertical	Pass
1163.06	-49.92	7.67	-25.0	24.92	164.70	Vertical	Pass
2480.87	-40.30	13.97	-25.0	15.30	317.40	Vertical	N/A
2627.29	-37.15	13.46	-25.0	12.15	0.00	Vertical	N/A
10592.35	-30.68	37.66	-25.0	5.68	93.80	Vertical	Pass
22325.45	-33.20	40.56	-25.0	8.20	169.70	Vertical	Pass

LTE Band 7 16-QAM 20 MHz LCH, ANT H



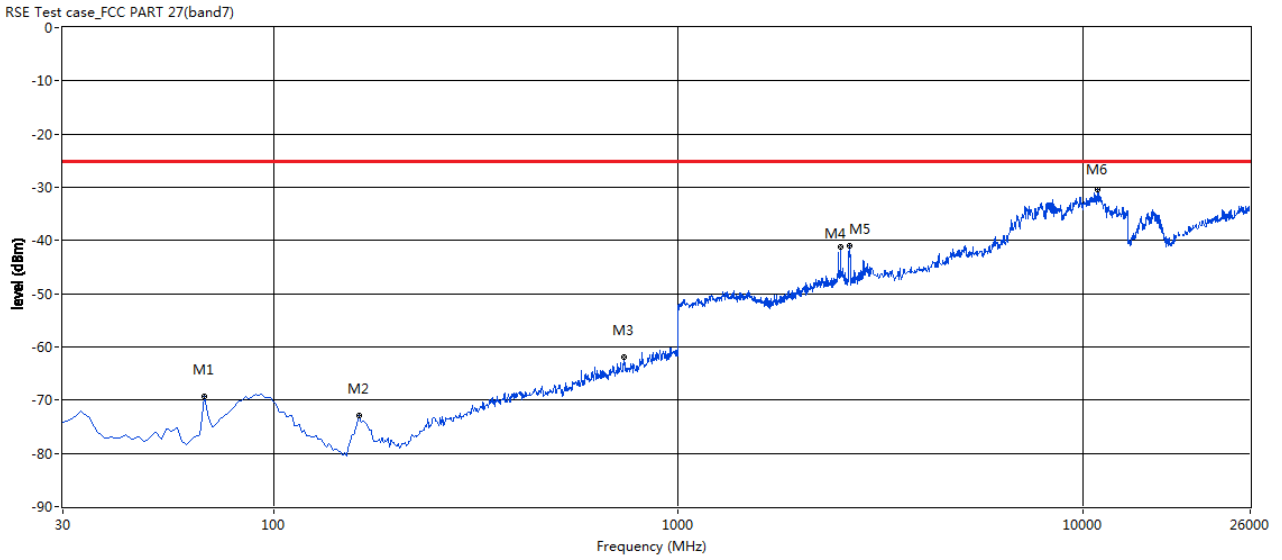
Frequency (MHz)	Result (dBm)	Factor (dB)	PK Limit (dBm)	Margin (dB)	Table (o)	ANT	Verdict
83.26	-68.71	-4.36	-25.0	43.71	143.50	Horizontal	Pass
162.35	-73.50	-13.57	-25.0	48.50	85.60	Horizontal	Pass
457.70	-67.24	-2.31	-25.0	42.24	330.50	Horizontal	Pass
2480.87	-32.46	13.97	-25.0	7.46	340.40	Horizontal	N/A
2627.29	-41.90	13.46	-25.0	16.90	266.00	Horizontal	N/A
10965.47	-30.24	38.10	-25.0	5.24	133.40	Horizontal	Pass

LTE Band 7 16-QAM 20 MHz MCH, ANT V



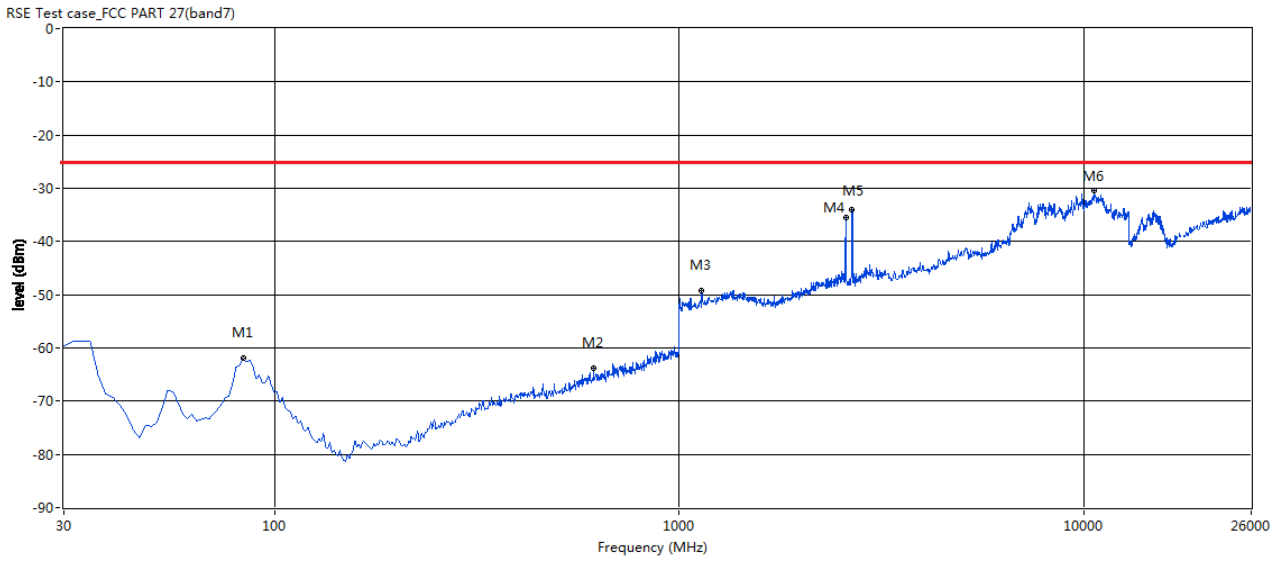
Frequency (MHz)	Result (dBm)	Factor (dB)	PK Limit (dBm)	Margin (dB)	Table (o)	ANT	Verdict
86.49	-62.23	-3.36	-25.0	37.23	80.80	Vertical	Pass
459.32	-66.70	-2.39	-25.0	41.70	341.80	Vertical	Pass
1336.11	-48.52	9.02	-25.0	23.52	360.70	Vertical	Pass
2647.25	-34.56	13.67	-25.0	9.56	247.90	Vertical	N/A
5108.99	-39.39	28.46	-25.0	14.39	18.10	Vertical	Pass
10673.46	-30.69	37.75	-25.0	5.69	113.50	Vertical	Pass

LTE Band 7 16-QAM 20 MHz MCH, ANT H



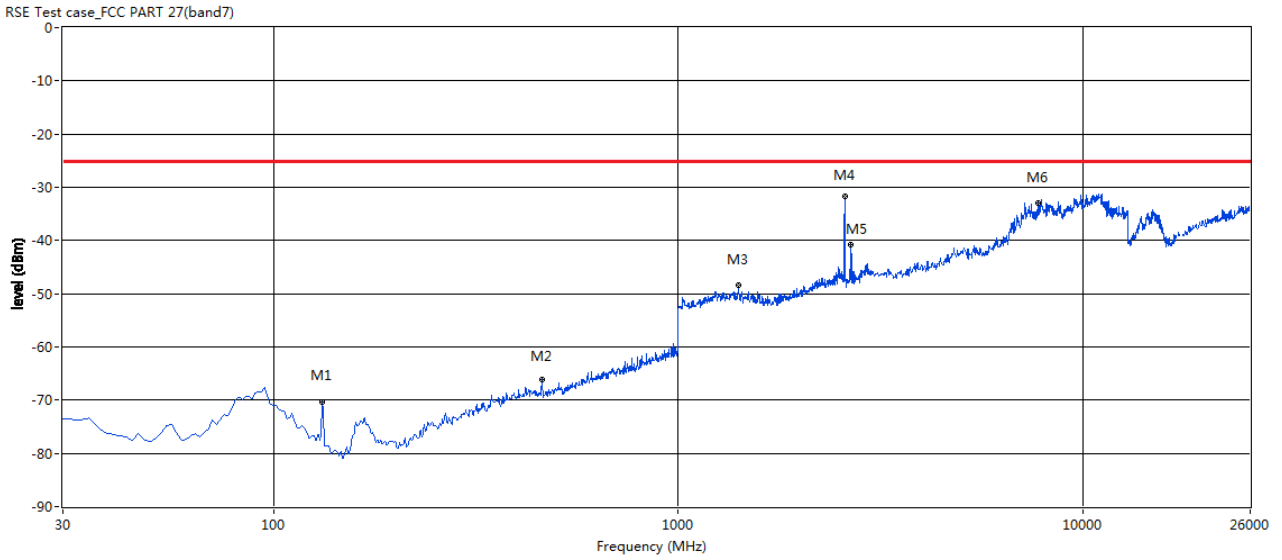
Frequency (MHz)	Result (dBm)	Factor (dB)	PK Limit (dBm)	Margin (dB)	Table (o)	ANT	Verdict
67.12	-69.29	-9.62	-25.0	44.29	59.80	Horizontal	Pass
162.35	-72.83	-13.57	-25.0	47.83	96.50	Horizontal	Pass
732.08	-61.93	2.72	-25.0	36.93	0.30	Horizontal	Pass
2524.13	-41.28	14.53	-25.0	16.28	336.00	Horizontal	N/A
2650.58	-41.02	13.57	-25.0	16.02	350.30	Horizontal	N/A
10916.81	-30.43	38.04	-25.0	5.43	235.40	Horizontal	Pass

LTE Band 7 16-QAM 20 MHz HCH, ANT V



Frequency (MHz)	Result (dBm)	Factor (dB)	PK Limit (dBm)	Margin (dB)	Table (o)	ANT	Verdict
83.26	-61.96	-4.36	-25.0	36.96	34.40	Vertical	Pass
612.65	-63.70	0.91	-25.0	38.70	284.20	Vertical	Pass
1136.44	-49.18	7.41	-25.0	24.18	340.40	Vertical	Pass
2584.03	-35.39	14.21	-25.0	10.39	44.20	Vertical	N/A
2670.55	-33.98	13.68	-25.0	8.98	3.90	Vertical	N/A
10608.57	-30.47	37.68	-25.0	5.47	148.50	Vertical	Pass

LTE Band 7 16-QAM 20 MHz HCH, ANT H



Frequency (MHz)	Result (dBm)	Factor (dB)	PK Limit (dBm)	Margin (dB)	Table (o)	ANT	Verdict
131.68	-70.31	-11.60	-25.0	45.31	163.00	Horizontal	Pass
459.32	-66.11	-2.39	-25.0	41.11	304.30	Horizontal	Pass
1405.99	-48.48	9.43	-25.0	23.48	29.70	Horizontal	Pass
2584.03	-31.78	14.21	-25.0	6.78	350.20	Horizontal	N/A
2673.88	-40.80	13.69	-25.0	15.80	360.30	Horizontal	N/A
7785.77	-32.93	34.93	-25.0	7.93	3.10	Horizontal	Pass

ANNEX B TEST SETUP PHOTOS

B.1. Conducted Test Photo



B.2. Radiated Test Photo



ANNEX C TEST SETUP PHOTOS

C.1 Appearance of the EUT



THE FRONT OF EUT



THE BACK OF EUT



THE LEFT OF EUT



THE RIGHT OF EUT



THE UP OF EUT



THE DOWN OF EUT



THE PHOTO OF USB CABLE



THE PHOTO OF EARPHONE



CHARGER (AK901)




CHARGER (S005SU0500100)



CHARGER (S01A22)

C.2 Inside of the EUT



EUT UNCOVER VIEW 1




EUT UNCOVER VIEW 2




EUT UNCOVER VIEW 3



EUT UNCOVER VIEW 4




EUT UNCOVER VIEW 5




EUT UNCOVER VIEW 3




BATTERY




MAIN BOARD TOP VIEW 1



MAIN BOARD BACK VIEW 1



MAIN BOARD TOP VIEW 2



MAIN BOARD BACK VIEW 2

--END OF REPORT--