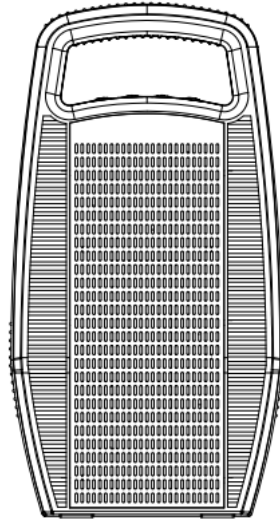


**WATER RESISTANT  
BLUETOOTH SPEAKER**

**YM-335**



**INSTRUCTION MANUAL**

**PLEASE READ ALL INSTRUCTIONS  
CAREFULLY AND RETAIN FOR FUTURE USE**

- Congratulations on getting your hands on the water Resistant Bluetooth Speaker YM-335 ! This is going to be your favorite, go anywhere multi-function music player ever. Not only is the a portable Bluetooth speaker, but it's also a portable power bank recharging station for your smart devices utilizing a 5V USB power port. This speaker was specifically designed for those music lovers on the go who need to keep the party going along with a little recharge. Whether you are by the pool, on the beach, or at a tailgate party in everywhere, you have the perfect party solution with you. The YM-335 is the just the right size & power to keep you going. Even when you are jamming the tunes via the wireless Bluetooth from up to 30 feet away, you can take a call with the hands-free function, or just change music tracks if you like. There is a built in microphone so it also

doubles as a conference phone just in case you have to pretend you are at the office & not the beach!

### **Things Not To Do**

- We don't want to sound bossy and we are not your mother... but here are some common sense things the Lawyer said we should tell you: Do not throw or submerge in water- This is "splash-proof" and not intended for your next SCUBA dive. Sure this is for the outdoors but never leave electronics in direct sunlight, near open flame, or on the BBQ grill. Never open unit up. Internal battery & high tech electronics are sophisticated things and should not be tampered with. Even if you can fix a toaster or you have a fancy degree, internal parts are NOT user serviceable. Sorry Einstein! This type of abuse is never covered under warranty ever. Read on...

### **Things To Do**

- All internal battery electronics should be fully charged before use. Plug this thing in when you

first unwrap it until it is fully charged, then unplug. This will prolong battery life. Use unit until recharge is required. This will keep the battery happy and ensure its long life. Enjoy your new speaker & turn it up! Just keep in mind moderate levels prolong listening time and reduce distortion caused by over cranking the volumes on both your smart device and the Bluetooth speaker. Make sure you read the rest of the “operational” control instructions for each function below. Now go enjoy some tunes and take a well-deserved tropical vacation with your YM-335 Audio speaker !

### **In the Box**

- Bluetooth Speaker
- USB Charging Cable
- AUX 3.5 cable
- Multi Connector Recharge cable
- User manual

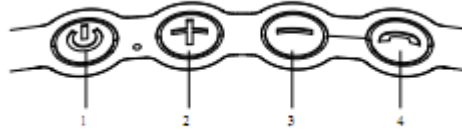
### **YM-335 Controls & Features**

- Your Bluetooth device must support AVRCP in

order to operate remote functions (AVRCP is fancy electronic talk for Audio/Video Remote Control Profile)

### **Bluetooth Pairing**

Select "YM-335" in your Bluetooth menu on your smart device.



#### **1: Power On/Off:**

Hold power button down for 3 seconds.

#### **2: Previous track/ increase Volume :**

Short press "+" to play previous track, Long press "+" to increase Volume

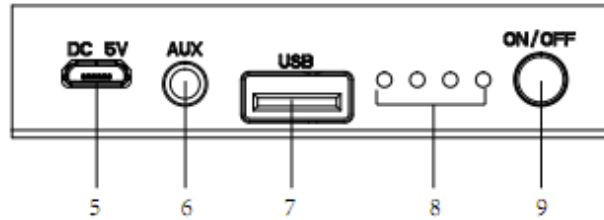
#### **3:Next track/ Decrease Volume :**

Short press "-" to play next track, Long press "-" to

decrease Volume

#### 4: Answer Call or Pause Music:

Press the "phone" button to pause music or take a call.



#### 5: Charge YM-335

Charge via the Micro USB & included cable from any USB power port. Battery indicator lights (4) on rear show charge status.

#### 6: AUX In Mode

Automatically switches to 3.5mm when cable is plugged in.

### **7: Charge Other Devices**

Simply plug devices in USB port on rear for DC 5V  
500mA/

### **8: Power supply indicator lights:**

1 LED indicator light display: with 25% power  
supply

2 LED indicator lights display: with 50% power  
supply

3 LED indicator lights display: with 75% power  
supply

4 LED indicator lights display: with full power supply

### **9: Switch on/off**

## YM-335 SPEC

Bluetooth Version	4.0
Bluetooth Profiles	HSP, HFP, A2DP, AVRCP
Bluetooth Operating Distance	Approx. 10 meters (33 feet)
Output Power	20 watts
Music Playback Time	5-10 Hours
Water Resistant	IPX4
Charging Input	DC 5V Micro USB
Charging Output	DC 5V USB
Charge Time	6-9 Hours
Power Bank	8000mAh Rechargeable

**Note:**

- Battery life & charging time may vary, based on usage & types of devices used. Abuse is never covered under warranty and no one likes a party pooper.



**FCC Statement:**

This equipment has been tested and found to comply with the limits for a Class B digital device, pursuant to part 15 of the FCC Rules. These limits are designed to provide reasonable protection against harmful interference in a residential installation. This equipment generates, uses and can radiate radio frequency energy and, if not installed and used in accordance with the instructions, may cause harmful interference to radio communications.

However, there is no guarantee that interference will not occur in a particular installation. If this equipment does cause harmful interference to radio or television reception, which can be determined by turning the equipment off and on, the user is encouraged to try to correct the interference by one or more of the following measures:

- Reorient or relocate the receiving antenna.
- Increase the separation between the equipment and receiver.
- Connect the equipment to an outlet on a circuit different from that to which the receiver is connected.

This device complies with part 15 of the FCC rules. Operation is subject to the following two conditions: (1) This device may not cause harmful interference, and (2) this device must accept any interference received, including interference that may cause undesired operation.

**Note: Modifications to this product will void the user's authority to operate this equipment.**

