



**CENTRE OF TESTING SERVICE
INTERNATIONAL**

OPERATE ACCORDING TO ISO/IEC 17025

FCC ID TEST REPORT

TEST REPORT NUMBER : CGZ3131211-01164-EF



CENTRE OF TESTING SERVICE CO., LTD.

A101, No.65, Zhuji Highway, Tianhe District, Guangzhou, China



TEST REPORT For FCC ID	
47 CFR PART 15 OCT, 2013	
Report Reference No.	CGZ3131211-01164-EF
Date of issue	30 December 2013
Testing Laboratory Name	CENTRE OF TESTING SERVICE CO., LTD.
Address	A101, No.65, Zhuji Highway, Tianhe District, Guangzhou, China
Testing location/ procedure	Full application of Harmonised standards <input checked="" type="checkbox"/> Partial application of Harmonised standards <input type="checkbox"/> Other standard testing method <input type="checkbox"/>
Applicant's name	Shenzhen XinHuaMei Electronics Limited Company
Address	Bldg 5, Taifeng Industrial Park, No.10, Jianan Road, Shajing Sub-district, Baoan, Shenzhen, China
Test specification	
Standard	47 CFR PART 15 OCT, 2013
Test Report Form No.	CTSEMC-1.0
TRF Originator	CENTRE OF TESTING SERVICE CO., LTD.
Master TRF	Dated 2009-01
CENTRE OF TESTING SERVICE CO., LTD. All rights reserved.	
This publication may be reproduced in whole or in part for non-commercial purposes as long as the CENTRE OF TESTING SERVICE CO., LTD is acknowledged as copyright owner and source of the material. CENTRE OF TESTING SERVICE CO., LTD takes no responsibility for and will not assume liability for damages resulting from the reader's interpretation of the reproduced material due to its placement and context.	
Test item description	: Bluetooth earphones
Trade Mark	/
Manufacturer	Shenzhen XinHuaMei Electronics Limited Company
Model/Type reference	BT-H06
Ratings	Battery 3.7V, DC 5V for Charging
Operating Frequency	2402.0MHz ~2480.0MHz
Result	Positive

Compiled by:

Kate zhang / Fileadministrators

Supervised by:

Duke yang / Technique principal

Approved by:

Vincent yao / Manager

Copyright of this report is owned by Centre of Testing Service and may not be reproduced other than in full except with the written approval of the issuing Company.

CENTRE OF TESTING SERVICE CO., LTD.

A101, No.65, Zhuji Highway, Tianhe District, Guangzhou, China

Tel: +86-20-85543113 (32 lines)

Fax: +86-20-38780406

Complaint line: +86-20-85533471

E-mail: cts@cts-lab.com.cn

See Reverse For Terms And Conditions of Service



FCC ID -- TEST REPORT

Test Report No. : CGZ3131211-01164-EF	<u>30 December 2013</u> Date of issue
---	--

Type / Model.....	BT-H06
EUT.....	Bluetooth earphones
Applicant.....	Shenzhen XinHuaMei Electronics Limited Company
Address.....	Bldg 5, Taifeng Industrial Park, No.10, Jianan Road, Shajing Sub-district, Baoan,Shenzhen, China
Telephone.....	+86-755-33675121
Fax.....	+86-755-33675299
Contact.....	Linda Zou
Manufacturer.....	Shenzhen XinHuaMei Electronics Limited Company
Address.....	Bldg 5, Taifeng Industrial Park, No.10, Jianan Road, Shajing Sub-district, Baoan,Shenzhen, China
Telephone.....	+86-755-33675121
Fax.....	+86-755-33675299
Contact.....	Linda Zou
Test report holder.....	Shenzhen XinHuaMei Electronics Limited Company
Address.....	Bldg 5, Taifeng Industrial Park, No.10, Jianan Road, Shajing Sub-district, Baoan,Shenzhen, China
Telephone.....	+86-755-33675121
Fax.....	+86-755-33675299
Contact.....	Linda Zou

Test Result according to the standards on page 1: PASSED
--

The test report merely corresponds to the test sample.
It is not permitted to copy extracts of these test result without the written permission of the test laboratory.

Copyright of this report is owned by Centre of Testing Service and may not be reproduced other than in full except with the written approval of the issuing Company.

CENTRE OF TESTING SERVICE CO., LTD.

A101, No.65, Zhuji Highway, Tianhe District, Guangzhou, China
Tel: +86-20-85543113 (32 lines) Fax: +86-20-38780406
Complaint line: +86-20-85533471 E-mail: cts@cts-lab.com.cn

See Reverse For Terms And Conditions of Service



TABLE OF CONTENTS

<u>Description</u>	<u>Page</u>
1.TEST STANDARDS	5
2.SUMMARY	5
2.1 GENERAL REMARKS	5
2.2 FINAL ASSESSMENT	5
3.EQUIPMENT UNDER TEST	5
3.1 POWER SUPPLY SYSTEM UTILISED	5
3.2 SHORT DESCRIPTION OF THE EQUIPMENT UNDER TEST (EUT)	5
3.3 EUT OPERATION MODE	5
3.4 EUT CONFIGURATION	6
4.TEST ENVIRONMENT	7
4.1 ADDRESS OF THE TEST LABORATORY	7
4.2 TEST FACILITY	7
4.3 ENVIRONMENTAL CONDITIONS	7
4.4 DEFINITIONS OF SYMBOLS USED IN THIS TEST REPORT	7
4.5 STATEMENT OF THE MEASUREMENT UNCERTAINTY	7
4.6 MEASUREMENT UNCERTAINTY	8
5.SUMMARY OF STANDARDS AND RESULTS	8
5.1.DESCRPTION OF STANDARDS AND RESULTS	8
6.POWER LINE CONDUCTED EMISSION TEST	9
6.1.TEST EQUIPMENT	9
6.2. BLOCK DIAGRAM OF TEST SETUP	9
6.3. POWER LINE CONDUCTED EMISSION TEST LIMITS	9
6.4.TEST PROCEDURE	9
6.5. POWER LINE CONDUCTED EMISSION TEST RESULTS	9
7.RADIATED DISTURBANCE (ELECTRIC FIELD)	12
7.1.TEST EQUIPMENT	12
7.2.BLOCK DIAGRAM OF TEST SETUP	12
7.3.RADIATED EMISSION LIMIT :	13
7.4.TEST PROCEDURE	14
7.5.RADIATED EMISSION TEST RESULTS	14
8.BAND EDGE COMPLIANCE TEST	28
8.1. TEST EQUIPMENT	28
8.2. TEST INFORMATION	28
8.3. TEST PROCEDURE	28

Copyright of this report is owned by Centre of Testing Service and may not be reproduced other than in full except with the written approval of the issuing Company.

CENTRE OF TESTING SERVICE CO., LTD.

A101, No.65, Zhuji Highway, Tianhe District, Guangzhou, China

Tel: +86-20-85543113 (32 lines)

Fax: +86-20-38780406

Complaint line: +86-20-85533471

E-mail: cts@cts-lab.com.cn

See Reverse For Terms And Conditions of Service



8.4. TEST RESULTS	28
9.DEVIATION TO TEST SPECIFICATIONS	33

Copyright of this report is owned by Centre of Testing Service and may not be reproduced other than in full except with the written approval of the issuing Company.

CENTRE OF TESTING SERVICE CO., LTD.

A101, No.65, Zhuji Highway, Tianhe District, Guangzhou, China

Tel: +86-20-85543113 (32 lines)

Fax: +86-20-38780406

Complaint line: +86-20-85533471

E-mail: cts@cts-lab.com.cn

See Reverse For Terms And Conditions of Service

1. TEST STANDARDS

The tests were performed according to following standards:

- 47 CFR PART 15 OCT, 2013
- ANSI C63.4-2009

2. SUMMARY

2.1 GENERAL REMARKS

Date of receipt of test sample	11 December 2013
Testing commenced on	11 ~ 30 December 2013
Testing concluded on	30 December 2013

2.2 FINAL ASSESSMENT

The FCC requirements pertaining to the technical standards and tested operation modes are

- - fulfilled.
- - **not** fulfilled.

The equipment under test

- - fulfils the FCC requirements cited on page 1.
- - **does not** fulfil the FCC requirements cited on page 1.

3. EQUIPMENT UNDER TEST

3.1 Power supply system utilised

Power supply voltage : ■ 3.7V by Battery

3.2 Short description of the Equipment under Test (EUT)

Number of tested samples: 1

Serial number: Prototype

3.3 EUT operation mode

The equipment under test was operated during the measurement under the following conditions:

- - Standby
- TX- Y position
- TX- Z position
- TX- X position

Operation mode 1:TX-X Position Low (2402MHz) , TX-X Position Middle (2442MHz) ,
TX-X Position High (2480MHz)

Note:Operation mode 1 TX -X position of EUT is the radiated test worst case; so only these test results be recorded in the test report.

3.4 EUT configuration

3.4.1. Description of configuration (EUT)

Description	:	Bluetooth earphones
Model Number	:	BT-H06
Operation frequency	:	2402~ 2480 MHz ISM Band
Radio Technology	:	V3.0+EDR
Modulation Technology	:	GFSK, $\pi/4$ -DQPSK, 8DPSK modulation
Antenna	:	PCB antenna, met requirement of FCC 15.203

3.4.2. Tested Supporting System Details

3.4.2.1. Notebook

M/N	:	F83VF
S/N	:	N/A
Manufacturer	:	AUSU
Power Cord	:	/
FCC ID	:	ID

Copyright of this report is owned by Centre of Testing Service and may not be reproduced other than in full except with the written approval of the issuing Company.

CENTRE OF TESTING SERVICE CO., LTD.

A101, No.65, Zhuji Highway, Tianhe District, Guangzhou, China

Tel: +86-20-85543113 (32 lines)

Fax: +86-20-38780406

Complaint line: +86-20-85533471

E-mail: cts@cts-lab.com.cn

See Reverse For Terms And Conditions of Service

4. TEST ENVIRONMENT

4.1 Address of the test laboratory

A101, No.65, Zhuji Highway, Tianhe District, Guangzhou, China

Tel: +86-20-85543113 (32 lines) Fax: +86-20-38780406

4.2 Test facility

The test facility is recognized, certified, or accredited by the following organizations:

CNAS-Lab Code: L3394

CENTRE OF TESTING SERVICE CO., LTD has been assessed and proved to be in compliance with CNAS-CL01: 2006 Accreditation Criteria for Testing and Calibration Laboratories (identical to ISO/IEC 17025: 2005 General Requirements) for the Competence of Testing and Calibration Laboratories.

IC-Registration No.: 8374A

The 3m Alternate Test Site of CENTRE OF TESTING SERVICE CO., LTD has been registered by Certification and Engineering Bureau of Industry Canada for the performance of radiated measurements with Registration No. 8374A on June 6, 2011.

FCC-Registration No.: 971995

CENTRE OF TESTING SERVICE CO., LTD, EMC Laboratory has been registered and fully described in a report filed with the FCC (Federal Communications Commission). The acceptance letter from the FCC is maintained in our files. Registration No.791995, July 13,2012.

4.3 Environmental conditions

During the measurement the environmental conditions were within the listed ranges:

Temperature:	15~35 ° C
Humidity:	25~75 %
Atmospheric pressure:	86~106 kPa

4.4 Definitions of symbols used in this test report

- - The black square indicates that the listed condition, standard or equipment is applicable for this report.
- - The empty square indicates that the listed condition, standard or equipment is **not** applicable for this report.

4.5 Statement of the measurement uncertainty

The data and results referenced in this document are true and accurate. The reader is cautioned that there may be errors within the calibration limits of the equipment and facilities. The measurement uncertainty was calculated for all measurements listed in this test report acc. to CISPR 16 - 4 "Specification for radio disturbance and immunity measuring apparatus and methods – Part 4: Uncertainty in EMC Measurements" and is documented in the CTS quality system acc. to DIN EN ISO/IEC 17025. Furthermore, component and process variability of devices similar to that tested may result in additional deviation. The manufacturer has the sole responsibility of continued compliance of the device.



4.6 Measurement Uncertainty

Test Item	Frequency Range	Uncertainty	Note
Conduction disturbance	150kHz~30MHz	±1.22dB	(1)
Power disturbance	30MHz~300MHz	±1.38dB	(1)
Radiation emission (3m)	30MHz~300MHz	±3.14dB	(1)
	300MHz~1000MHz	±3.18dB	(1)
	1GHz~26.5GHz	±3.54dB	(1)

(1). This uncertainty represents an expanded uncertainty expressed at approximately the 95% confidence level using a coverage factor of k=2.

5. Summary of standards and results

5.1. Description of Standards and Results

The EUT have been tested according to the applicable standards as referenced below.

EMISSION		
Description of Test Item	Standard	Results
Conducted Emission Test	FCC Part 15 : 15.207 ANSI C63.4-2009	PASSED
Radiated Emission Test	FCC Part 15 C: 15.249 FCC Part 15 : 109 ANSI C63.4-2009	PASSED
Band Edge Compliance Test	FCC Part 15 C: 15.249 ANSI C63.4-2009	PASSED
N/A is an abbreviation for Not Applicable.		

Copyright of this report is owned by Centre of Testing Service and may not be reproduced other than in full except with the written approval of the issuing Company.

CENTRE OF TESTING SERVICE CO., LTD.

A101, No.65, Zhuji Highway, Tianhe District, Guangzhou, China
 Tel: +86-20-85543113 (32 lines) Fax: +86-20-38780406
 Complaint line: +86-20-85533471 E-mail: cts@cts-lab.com.cn

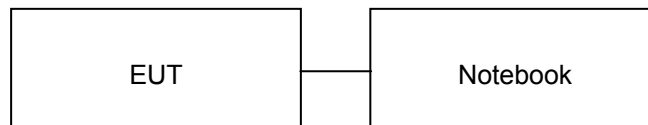
See Reverse For Terms And Conditions of Service

6. Power Line Conducted Emission Test

6.1. Test Equipment

Conducted Disturbance					
Item	Test Equipment	Manufacturer	Model No.	Serial No.	Last Cal.
1	EMI Test Receiver	ROHDE & SCHWARZ	ESHS10	842884/012	2013/11
2	Artificial Mains	ROHDE & SCHWARZ	ESH3-Z5	832479/025	2013/11
3	Artificial Mains	ROHDE & SCHWARZ	ESH3-Z5	832479/026	2013/11
4	Pulse Limiter	ROHDE & SCHWARZ	ESHSZ2	100301	2013/11
5	EMI Test Software	ROHDE & SCHWARZ	ESK1	N/A	2013/11

6.2. Block Diagram of Test Setup



(EUT: Bluetooth earphones)

6.3. Power Line Conducted Emission Test Limits

Standard:RSS-Gen:7.2.4,FCC Part 15 : 15.207,ANSI C63.4-2009

Frequency	Maximum RF Line Voltage	
	Quasi-Peak Level dB(μV)	Average Level dB(μV)
150kHz ~ 500kHz	66 ~ 56*	56 ~ 46*
500kHz ~ 5MHz	56	46
5MHz ~ 30MHz	60	50

Notes: 1. * Decreasing linearly with logarithm of frequency.
2. The lower limit shall apply at the transition frequencies.

6.4. Test Procedure

The XBOX Power connected to the power mains through a line impedance stabilization network (L.I.S.N.#2). This provides a 50 ohm coupling impedance for the EUT. Please refer the block diagram of the test setup and photographs. The other peripheral devices power cord connected to the power mains through a line impedance stabilization network (L.I.S.N.#1). Power on the PC and let it work normally, we use a keyboard test soft ware, let EUT working in test mode, then test it. Both sides of AC line are checked to find out the maximum conducted emission. In order to find the maximum emission levels, the relative positions of equipment and all of the interface cables shall be changed according to FCC Part 15C on Conducted Emission Test.

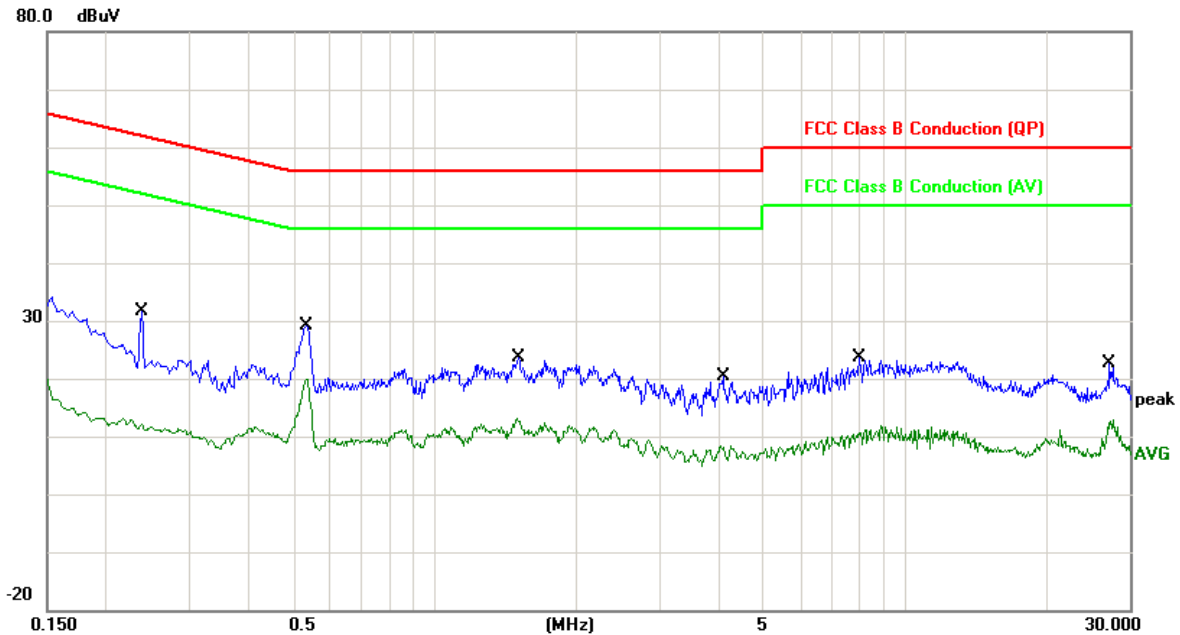
6.5. Power Line Conducted Emission Test Results

PASSED.

The frequency range from 150KHz~30MHz is investigated. Please see the following pages.

Test point:	L	Result:	<input checked="" type="checkbox"/> - passed
Frequency range:	0.15MHz~30MHz		<input type="checkbox"/> - not passed

EUT	Bluetooth earphones
Test Condition	Ambient Temperature: 25°C Humidity: 56%
Test Date:	11~30 December 2013
Operator	Duke
MODEL NO	BT-H06



No.	Frequency (MHz)	Factor (dB)	Reading (dBuV)	Level (dBuV/m)	Limit (dBuV/m)	Margin (dB)	Det.
1	0.2380	9.78	7.42	17.20	62.17	-44.97	QP
2	0.2380	9.78	1.98	11.76	52.17	-40.41	AVG
3	0.5340	9.84	15.70	25.54	56.00	-30.46	QP
4	0.5340	9.84	9.78	19.62	46.00	-26.38	AVG
5	1.5100	9.85	7.44	17.29	56.00	-38.71	QP
6	1.5100	9.85	2.35	12.20	46.00	-33.80	AVG
7	4.1020	9.91	2.25	12.16	56.00	-43.84	QP
8	4.1020	9.91	-3.21	6.70	46.00	-39.30	AVG
9	7.9980	9.88	6.00	15.88	60.00	-44.12	QP
10	7.9980	9.88	0.11	9.99	50.00	-40.01	AVG
11	27.2500	10.08	7.22	17.30	60.00	-42.70	QP
12	27.2500	10.08	2.09	12.17	50.00	-37.83	AVG

Remark: Other frequency mini margin all >10 dB of Limit

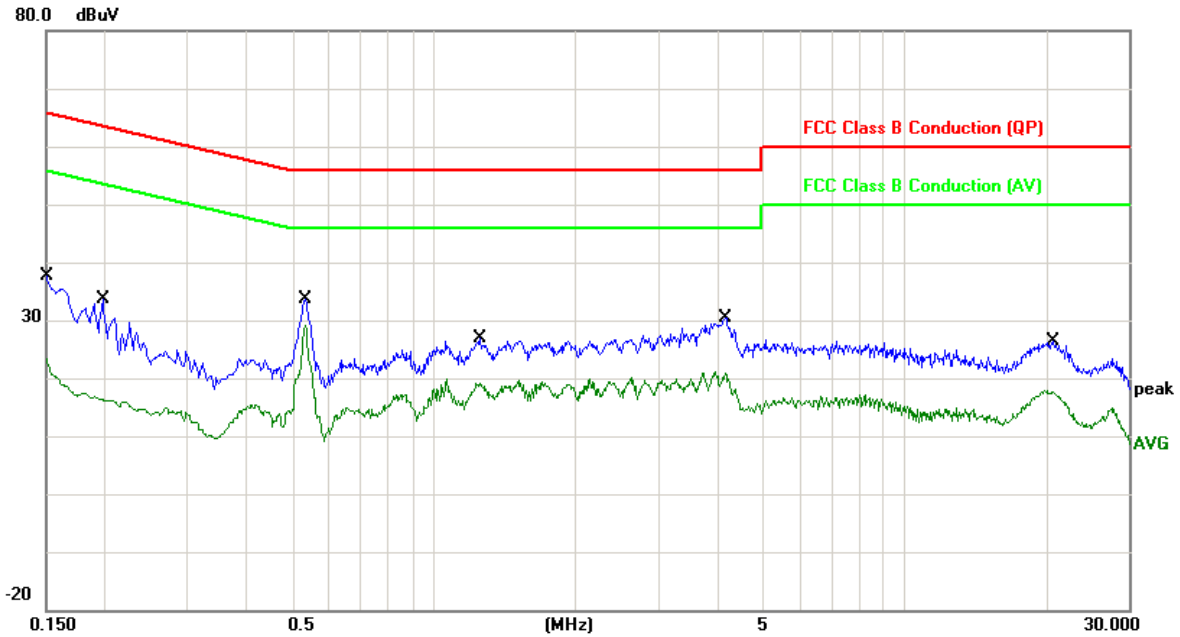
Copyright of this report is owned by Centre of Testing Service and may not be reproduced other than in full except with the written approval of the issuing Company.

CENTRE OF TESTING SERVICE CO., LTD.

A101, No.65, Zhuji Highway, Tianhe District, Guangzhou, China
 Tel: +86-20-85543113 (32 lines) Fax: +86-20-38780406
 Complaint line: +86-20-85533471 E-mail: cts@cts-lab.com.cn

See Reverse For Terms And Conditions of Service

Test point:	N	Result:	<input checked="" type="checkbox"/> - passed
Frequency range:	0.15MHz~30MHz		<input type="checkbox"/> - not passed



No.	Frequency (MHz)	Factor (dB)	Reading (dBuV)	Level (dBuV/m)	Limit (dBuV/m)	Margin (dB)	Det.
1	0.1500	9.78	20.82	30.60	66.00	-35.40	QP
2	0.1500	9.78	11.76	21.54	56.00	-34.46	AVG
3	0.1980	9.78	14.82	24.60	63.69	-39.09	QP
4	0.1980	9.78	6.46	16.24	53.69	-37.45	AVG
5	0.5340	9.84	20.76	30.60	56.00	-25.40	QP
6	0.5340	9.84	18.35	28.19	46.00	-17.81	AVG
7	1.2500	9.84	11.57	21.41	56.00	-34.59	QP
8	1.2500	9.84	8.57	18.41	46.00	-27.59	AVG
9	4.1660	9.91	15.09	25.00	56.00	-31.00	QP
10	4.1660	9.91	8.72	18.63	46.00	-27.37	AVG
11	20.7060	10.02	10.80	20.82	60.00	-39.18	QP
12	20.7060	10.02	6.64	16.66	50.00	-33.34	AVG

Remark: Other frequency mini margin all >10 dB of Limit

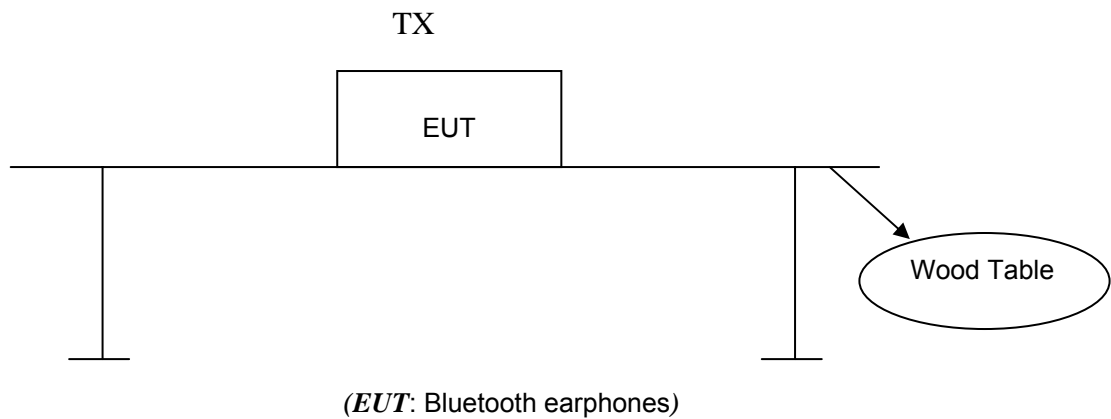
7. Radiated disturbance (electric field)

7.1. Test Equipment

Radiated disturbance (electric field)					
Item	Test Equipment	Manufacturer	Model No.	Serial No.	Last Cal.
1	EMI Test Receiver	ROHDE & SCHWARZ	ESCI	100868	2013/11
2	Biconical Antenna	ROHDE & SCHWARZ	HK116	100221	2013/03
3	Log per Antenna	ROHDE & SCHWARZ	HL223	100226	2013/03
4	Log per Antenna	ROHDE & SCHWARZ	HL050	100186	2013/03
5	Signal analyzer	ROHDE & SCHWARZ	FSIQ26	100311	2013/03
6	Loop Antenna	A.R.A	PLA-1030/B	1030	2013/11

7.2. Block Diagram of Test Setup

7.2.1 Block Diagram of connection between EUT and simulators



Copyright of this report is owned by Centre of Testing Service and may not be reproduced other than in full except with the written approval of the issuing Company.

CENTRE OF TESTING SERVICE CO., LTD.

A101, No.65, Zhuji Highway, Tianhe District, Guangzhou, China

Tel: +86-20-85543113 (32 lines)

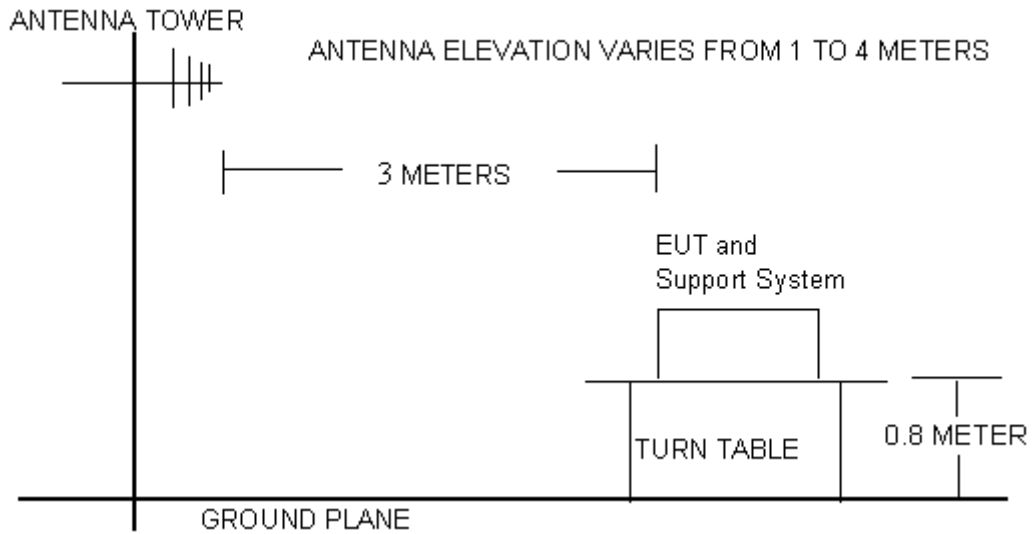
Fax: +86-20-38780406

Complaint line: +86-20-85533471

E-mail: cts@cts-lab.com.cn

See Reverse For Terms And Conditions of Service

7.2.2 Anechoic Chamber Setup Diagram



7.3. Radiated Emission Limit :

Standard: FCC 15.249 , FCC 15.209.

Except as provided in paragraph (a) of this section, the field strength of emissions from intentional radiators operated within these frequency bands shall comply with the following:

Fundamental Frequency (MHz)	Field Strength of Fundamental (mV/m)	Field Strength of Harmonics (µV/m)
902-928	50	500
2400-2483.5	50	500
5725-5875	50	500
24000-24250	250	2500

FREQUENCY MHz	DISTANCE Meters	FIELD STRENGTHS LIMIT	
		µV/m	dB(µV)/m
0.009 ~ 0.490	300	2400/F(kHz)	---
0.490 ~ 1.705	30	24000/F(kHz)	---
1.705 ~ 30	30	30	---
30 ~ 88	3	100	40.0
88 ~ 216	3	150	43.5
216 ~ 960	3	200	46.0
960 ~ 1000	3	500	54.0
Above 1000	3	Other: 74.0 dB(µV)/m (Peak) 54.0 dB(µV)/m (Average)	

- Remark:
- (1) Emission level $\text{dB}\mu\text{V} = 20 \log \text{Emission level } \mu\text{V/m}$
 - (2) The smaller limit shall apply at the cross point between two frequency bands.
 - (3) Distance is the distance in meters between the measuring instrument, antenna and the closest point of any part of the device or system.

Copyright of this report is owned by Centre of Testing Service and may not be reproduced other than in full except with the written approval of the issuing Company.

CENTRE OF TESTING SERVICE CO., LTD.

A101, No.65, Zhuji Highway, Tianhe District, Guangzhou, China
 Tel: +86-20-85543113 (32 lines) Fax: +86-20-38780406
 Complaint line: +86-20-85533471 E-mail: cts@cts-lab.com.cn

See Reverse For Terms And Conditions of Service

7.4. Test Procedure

The EUT and its simulators are placed on a turn table, which is 0.8 meter high above ground. The turn table can rotate 360 degrees to determine the position of the maximum emission level. The EUT is set 3 meters away from the receiving antenna, which is mounted on an antenna tower. The antenna can be moved up and down between 1 meter and 4 meters to find out the maximum emission level. Broadband antenna (calibrated bilog antenna) is used as receiving antenna. Both horizontal and vertical polarization of the antenna is set on Test. In order to find the maximum emission levels, all of the interface cables must be manipulated according to ANSI C63.4-2009 on radiated emission Test.

The frequency range from 30MHz to 1000MHz and above 1GHz. is investigated. Please see the following pages.

All measurements for radiated emissions within the restricted bands were performed using a Quasi-Peak detector with 120kHz RBW below 1GHz and a Peak and Average detector with 2MHz RBW above 1GHz,

All measurements for radiated emissions within the restricted bands were performed using a Quasi-Peak detector with 300kHz VBW below 1GHz and a Peak detector with 1MHz VBW above 1GHz, A average detector with 10Hz VBW above 1GHz

Pretest x, y, z position of EUT, final, select the worst case x position test and record the test results in the report.

The test modes (TX Mode) is tested in Anechoic Chamber and all the scanning waveforms are reported on section 7.5

7.5. Radiated Emission Test Results

PASSED.

The frequency range from 9KHz~30MHz, 30MHz to 230MHz, 230MHz to 1000MHz and above 1GHz. is investigated. Please see the following pages.



Test Mode:	TX –X Position Mode	Result:	<input checked="" type="checkbox"/> - passed
Frequency range:	9KHz~30MHz		<input type="checkbox"/> - not passed

No.	Frequency (MHz)	Factor (dB)	Reading (dBuV)	Level (dBuV/m)	Limit (dBuV/m)	Margin (dB)	Det.
Remark: The test result reading value is to low, margin all > 10dB of the limit.							

Copyright of this report is owned by Centre of Testing Service and may not be reproduced other than in full except with the written approval of the issuing Company.

CENTRE OF TESTING SERVICE CO., LTD.

A101, No.65, Zhuji Highway, Tianhe District, Guangzhou, China

Tel: +86-20-85543113 (32 lines)

Fax: +86-20-38780406

Complaint line: +86-20-85533471

E-mail: cts@cts-lab.com.cn

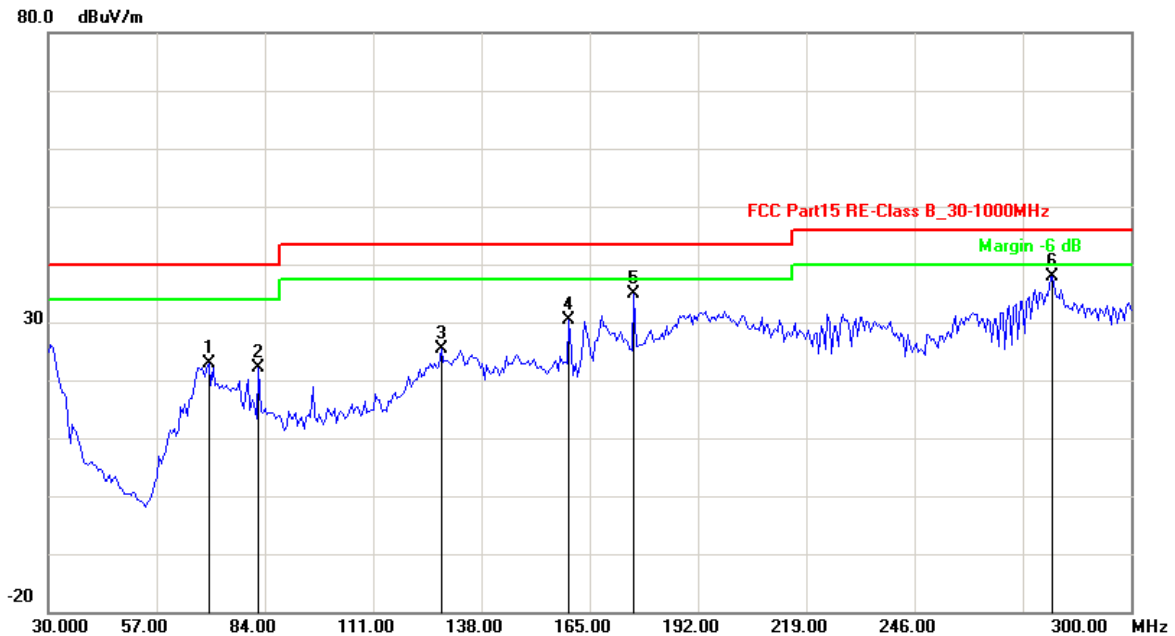
See Reverse For Terms And Conditions of Service



Channel:	TX -X Position Mode Low 2402MHz	Result:	<input checked="" type="checkbox"/> - passed
Test point:	Horizontal		<input type="checkbox"/> - not passed
Frequency range:	30MHz-26.5GHz		

EUT	Bluetooth earphones
Test Condition	Ambient Temperature: 25°C Humidity: 56%
Test distance	3 Meter
Test Date:	11~30 December 2013
Operator	Duke
MODEL NO	BT-H06

No.	Frequency (MHz)	Factor (dB)	Reading (dBuV)	Level (dBuV/m)	Limit (dBuV/m)	Margin (dB)	Det.
1	2402.00	2.81	86.49	89.30	114.00	-24.70	Peak
2	2402.00	2.81	83.43	86.24	94.00	-7.76	AVG



No.	Frequency (MHz)	Factor (dB)	Reading (dBuV)	Level (dBuV/m)	Limit (dBuV/m)	Margin (dB)	Det.
1	70.0401	-23.12	45.91	22.79	40.00	-17.21	QP
2	82.4850	-21.96	44.21	22.25	40.00	-17.75	QP
3	127.9359	-17.28	42.74	25.46	43.50	-18.04	QP
4	159.8597	-18.91	49.40	30.49	43.50	-13.01	QP
5	176.0922	-15.97	50.78	34.81	43.50	-8.69	QP
6	280.5210	-9.23	47.13	37.90	46.00	-8.10	QP

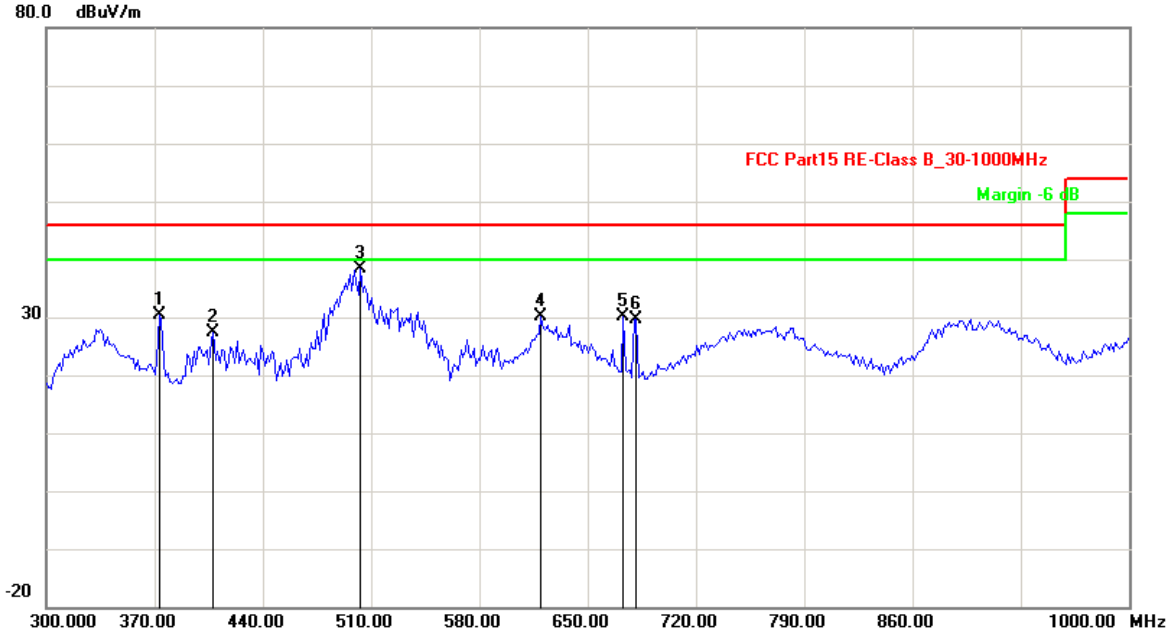
Remark: Other frequency mini margin all >10 dB of Limit

Copyright of this report is owned by Centre of Testing Service and may not be reproduced other than in full except with the written approval of the issuing Company.

CENTRE OF TESTING SERVICE CO., LTD.

A101, No.65, Zhuji Highway, Tianhe District, Guangzhou, China
 Tel: +86-20-85543113 (32 lines) Fax: +86-20-38780406
 Complaint line: +86-20-85533471 E-mail: cts@cts-lab.com.cn

See Reverse For Terms And Conditions of Service



No.	Frequency (MHz)	Factor (dB)	Reading (dBuV)	Level (dBuV/m)	Limit (dBuV/m)	Margin (dB)	Det.
1	372.9459	-14.52	44.90	30.38	46.00	-15.62	QP
2	408.0160	-14.93	42.34	27.41	46.00	-18.59	QP
3	503.4068	-10.68	49.01	38.33	46.00	-7.67	QP
4	619.8397	-7.10	37.13	30.03	46.00	-15.97	QP
5	673.1463	-12.59	42.65	30.06	46.00	-15.94	QP
6	681.5631	-13.51	43.20	29.69	46.00	-16.31	QP

Remark: Other frequency mini margin all >10 dB of Limit

Above 1GHz

No.	Frequency (MHz)	Factor (dB)	Reading (dBuV)	Level (dBuV/m)	Limit (dBuV/m)	Margin (dB)	Det.
1	1595.190	-1.34	41.17	39.83	74.00	-34.17	peak
2	1595.190	-1.34	25.93	24.59	54.00	-29.41	AVG
3	2609.218	4.39	41.82	46.21	74.00	-27.79	peak
4	2609.218	4.39	26.90	31.29	54.00	-22.71	AVG
5	3314.629	7.61	40.01	47.62	74.00	-26.38	peak
6	3314.629	7.61	25.04	32.65	54.00	-21.35	AVG
7	3909.820	9.52	37.58	47.10	74.00	-26.90	peak
8	3909.820	9.52	23.49	33.01	54.00	-20.99	AVG
9	4857.715	11.83	36.70	48.53	74.00	-25.47	peak
10	4857.715	11.83	21.42	33.25	54.00	-20.75	AVG
11	5541.082	13.90	38.22	52.12	74.00	-21.88	peak
12	5541.082	13.90	23.84	37.74	54.00	-16.26	AVG

Remark: Other frequency mini margin all >10 dB of Limit

Copyright of this report is owned by Centre of Testing Service and may not be reproduced other than in full except with the written approval of the issuing Company.

CENTRE OF TESTING SERVICE CO., LTD.

A101, No.65, Zhuji Highway, Tianhe District, Guangzhou, China

Tel: +86-20-85543113 (32 lines)

Fax: +86-20-38780406

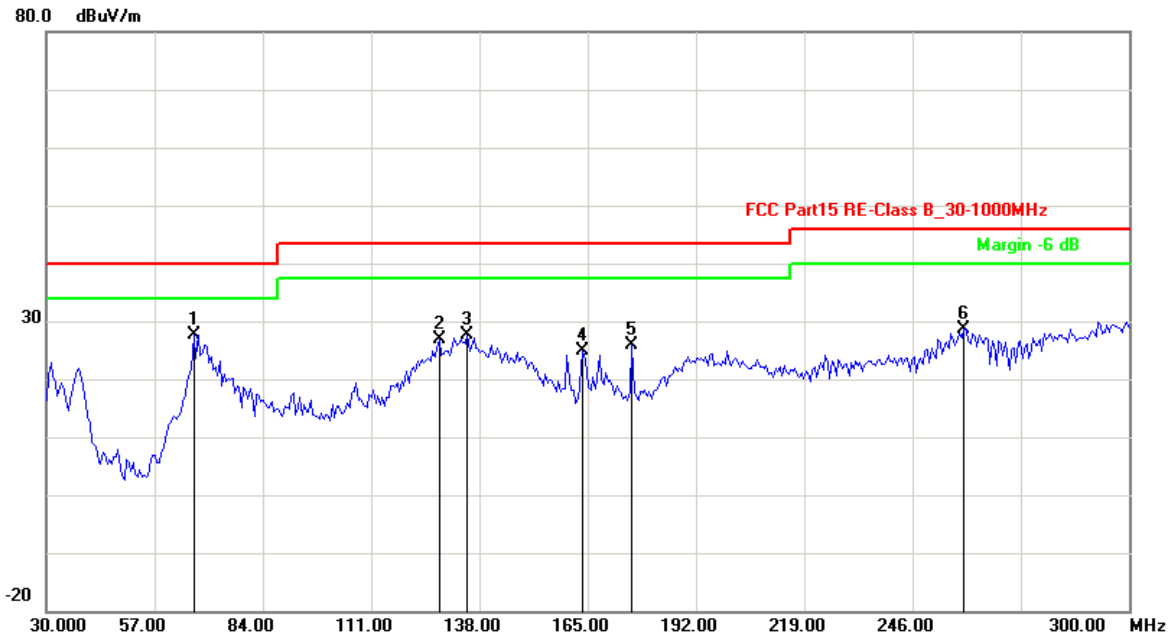
Complaint line: +86-20-85533471

E-mail: cts@cts-lab.com.cn

See Reverse For Terms And Conditions of Service

Channel:	TX -X Position Mode Low 2402MHz	Result:	<input checked="" type="checkbox"/> - passed
Test point:	Vertical		<input type="checkbox"/> - not passed
Frequency range:	30MHzHz-26.5GHz		

No.	Frequency (MHz)	Factor (dB)	Reading (dBuV)	Level (dBuV/m)	Limit (dBuV/m)	Margin (dB)	Det.
1	2402.00	2.81	88.48	91.29	114.00	-22.71	Peak
2	2402.00	2.81	84.39	87.26	94.00	-6.74	AVG



No.	Frequency (MHz)	Factor (dB)	Reading (dBuV)	Level (dBuV/m)	Limit (dBuV/m)	Margin (dB)	Det.
1	66.7936	-23.58	51.31	27.73	40.00	-12.27	QP
2	127.9359	-17.28	44.07	26.79	43.50	-16.71	QP
3	134.9699	-16.72	44.47	27.75	43.50	-15.75	QP
4	163.6473	-18.09	43.04	24.95	43.50	-18.55	QP
5	176.0922	-15.97	41.76	25.79	43.50	-17.71	QP
6	258.8778	-12.64	41.35	28.71	46.00	-17.29	QP

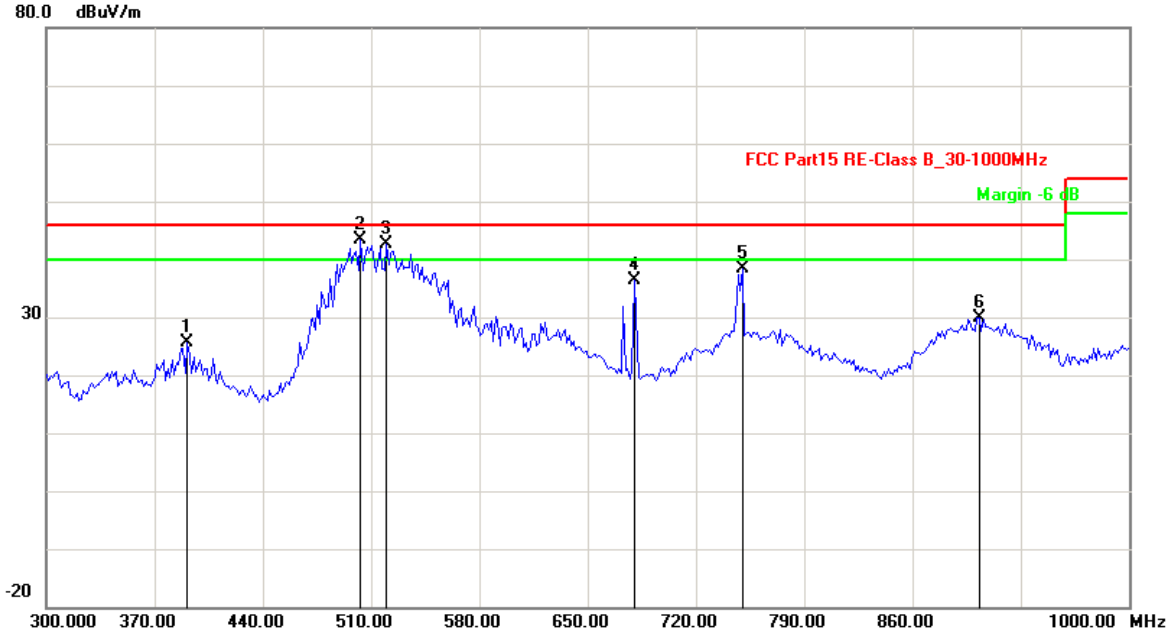
Remark: Other frequency mini margin all >10 dB of Limit

Copyright of this report is owned by Centre of Testing Service and may not be reproduced other than in full except with the written approval of the issuing Company.

CENTRE OF TESTING SERVICE CO., LTD.

A101, No.65, Zhuji Highway, Tianhe District, Guangzhou, China
 Tel: +86-20-85543113 (32 lines) Fax: +86-20-38780406
 Complaint line: +86-20-85533471 E-mail: cts@cts-lab.com.cn

See Reverse For Terms And Conditions of Service



No.	Frequency (MHz)	Factor (dB)	Reading (dBuV)	Level (dBuV/m)	Limit (dBuV/m)	Margin (dB)	Det.
1	391.1824	-14.96	40.68	25.72	46.00	-20.28	QP
2	503.4068	-10.68	54.15	43.47	46.00	-2.53	QP
3	520.2405	-13.18	55.76	42.58	46.00	-3.42	QP
4	680.1603	-13.49	49.99	36.50	46.00	-9.50	QP
5	750.3006	-6.30	44.79	38.49	46.00	-7.51	QP
6	903.2064	-4.01	33.92	29.91	46.00	-16.09	QP

Remark: Other frequency mini margin all >10 dB of Limit

Above 1GHz

No.	Frequency (MHz)	Factor (dB)	Reading (dBuV)	Level (dBuV/m)	Limit (dBuV/m)	Margin (dB)	Det.
1	1595.190	-1.34	48.94	47.60	74.00	-26.40	peak
2	1595.190	-1.34	33.97	32.63	54.00	-21.37	AVG
3	3182.365	7.19	41.19	48.38	74.00	-25.62	peak
4	3182.365	7.19	26.50	33.69	54.00	-20.31	AVG
5	3468.938	8.11	40.23	48.34	74.00	-25.66	peak
6	3468.938	8.11	26.01	34.12	54.00	-19.88	AVG
7	4637.275	11.31	37.15	48.46	74.00	-25.54	peak
8	4637.275	11.31	22.74	34.05	54.00	-19.95	AVG
9	5276.553	13.05	36.35	49.40	74.00	-24.60	peak
10	5276.553	13.05	22.14	35.19	54.00	-18.81	AVG
11	7260.521	18.16	35.50	53.66	74.00	-20.34	peak
12	7260.521	18.16	20.51	38.67	54.00	-15.33	AVG

Remark: Other frequency mini margin all >10 dB of Limit

Copyright of this report is owned by Centre of Testing Service and may not be reproduced other than in full except with the written approval of the issuing Company.

CENTRE OF TESTING SERVICE CO., LTD.

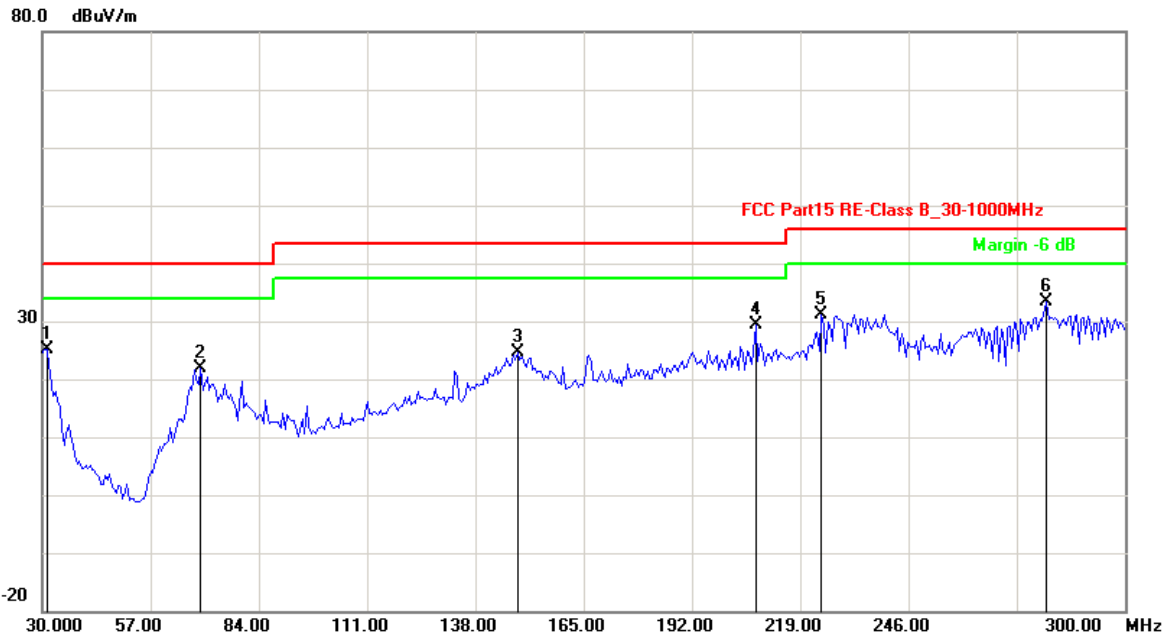
A101, No.65, Zhuji Highway, Tianhe District, Guangzhou, China
 Tel: +86-20-85543113 (32 lines) Fax: +86-20-38780406
 Complaint line: +86-20-85533471 E-mail: cts@cts-lab.com.cn

See Reverse For Terms And Conditions of Service

Channel:	TX -X Position Mode Middle 2442MHz	Result:	<input checked="" type="checkbox"/> - passed
Test point:	Horizontal		<input type="checkbox"/> - not passed
Frequency range:	30MHz-26.5GHz		

EUT	Bluetooth earphones
Test Condition	Ambient Temperature: 25°C Humidity: 56%
Test distance	3 Meter
Test Date:	11 ~30 December 2013
Operator	Duke
MODEL NO	BT-H06

No.	Frequency (MHz)	Factor (dB)	Reading (dBuV)	Level (dBuV/m)	Limit (dBuV/m)	Margin (dB)	Det.
1	2442.00	3.18	86.40	89.58	114.00	-24.42	Peak
2	2442.00	3.18	83.32	86.50	94.00	-7.50	AVG



No.	Frequency (MHz)	Factor (dB)	Reading (dBuV)	Level (dBuV/m)	Limit (dBuV/m)	Margin (dB)	Det.
1	31.0822	-19.43	44.63	25.20	40.00	-14.80	QP
2	69.4990	-23.20	45.00	21.80	40.00	-18.20	QP
3	148.4970	-17.20	41.78	24.58	43.50	-18.92	QP
4	208.0160	-12.18	41.47	29.29	43.50	-14.21	QP
5	224.2485	-12.39	43.50	31.11	46.00	-14.89	QP
6	280.5210	-9.23	42.69	33.46	46.00	-12.54	QP

Remark: Other frequency mini margin all >10 dB of Limit

Copyright of this report is owned by Centre of Testing Service and may not be reproduced other than in full except with the written approval of the issuing Company.

CENTRE OF TESTING SERVICE CO., LTD.

A101, No.65, Zhuji Highway, Tianhe District, Guangzhou, China

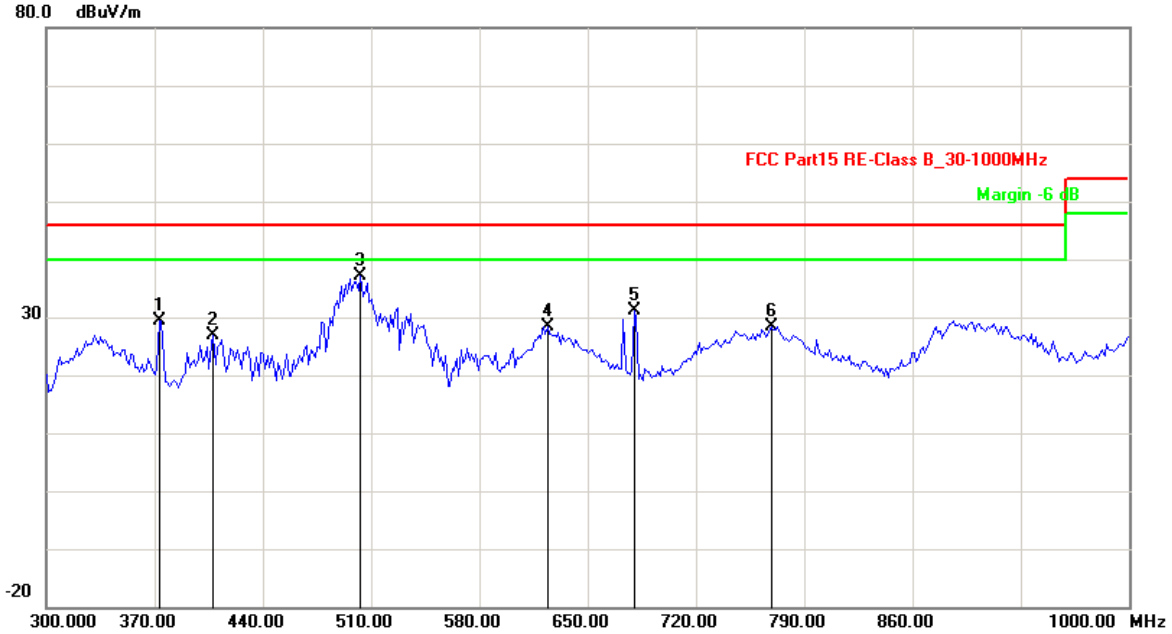
Tel: +86-20-85543113 (32 lines)

Fax: +86-20-38780406

Complaint line: +86-20-85533471

E-mail: cts@cts-lab.com.cn

See Reverse For Terms And Conditions of Service



No.	Frequency (MHz)	Factor (dB)	Reading (dBuV)	Level (dBuV/m)	Limit (dBuV/m)	Margin (dB)	Det.
1	372.9459	-14.52	43.96	29.44	46.00	-16.56	QP
2	408.0160	-14.93	41.76	26.83	46.00	-19.17	QP
3	503.4068	-10.68	47.90	37.22	46.00	-8.78	QP
4	624.0481	-7.18	35.66	28.48	46.00	-17.52	QP
5	680.1603	-13.49	44.50	31.01	46.00	-14.99	QP
6	768.5371	-5.69	34.01	28.32	46.00	-17.68	QP

Remark: Other frequency mini margin all >10 dB of Limit

Above 1GHz

No.	Frequency (MHz)	Factor (dB)	Reading (dBuV)	Level (dBuV/m)	Limit (dBuV/m)	Margin (dB)	Det.
1	1595.190	-1.34	41.56	40.22	74.00	-33.78	peak
2	1595.190	-1.34	27.68	26.34	54.00	-27.66	AVG
3	3006.012	6.62	41.13	47.75	74.00	-26.25	peak
4	3006.012	6.62	26.07	32.69	54.00	-21.31	AVG
5	3424.850	7.96	39.95	47.91	74.00	-26.09	peak
6	3424.850	7.96	25.15	33.11	54.00	-20.89	AVG
7	4328.657	10.58	36.59	47.17	74.00	-26.83	peak
8	4328.657	10.58	22.09	32.67	54.00	-21.33	AVG
9	5342.685	13.26	37.29	50.55	74.00	-23.45	peak
10	5342.685	13.26	23.48	36.74	54.00	-17.26	AVG
11	7480.962	18.47	35.60	54.07	74.00	-19.93	peak
12	7480.962	18.47	21.55	40.02	54.00	-13.98	AVG

Remark: Other frequency mini margin all >10 dB of Limit

Copyright of this report is owned by Centre of Testing Service and may not be reproduced other than in full except with the written approval of the issuing Company.

CENTRE OF TESTING SERVICE CO., LTD.

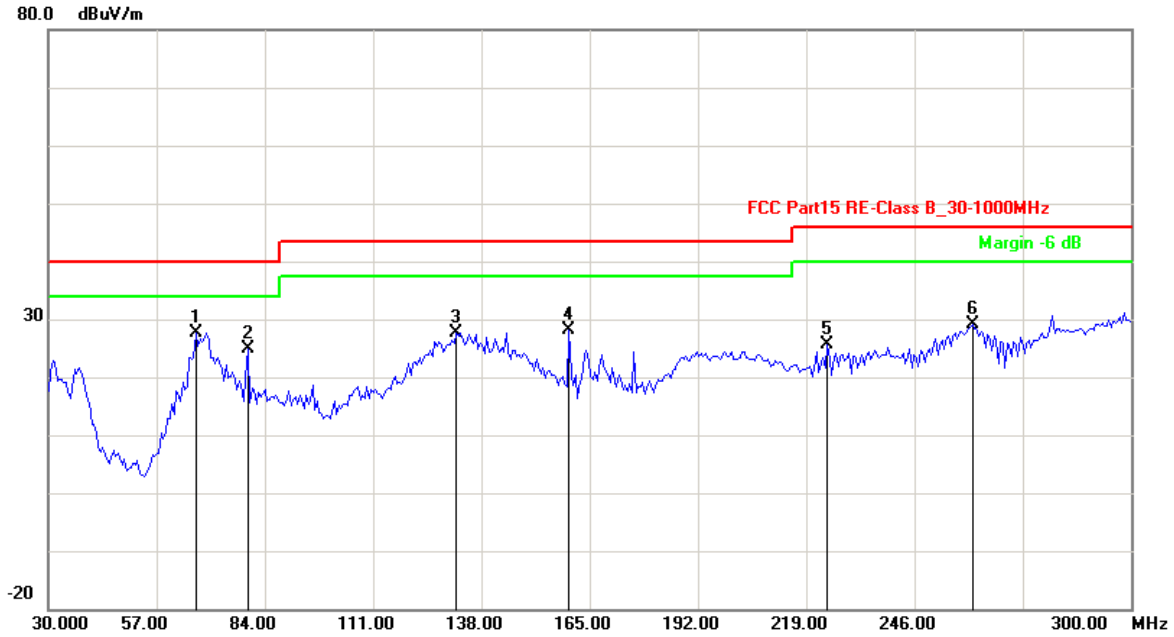
A101, No.65, Zhuji Highway, Tianhe District, Guangzhou, China
 Tel: +86-20-85543113 (32 lines) Fax: +86-20-38780406
 Complaint line: +86-20-85533471 E-mail: cts@cts-lab.com.cn

See Reverse For Terms And Conditions of Service



Channel:	TX -X Position Mode Middle 2442MHz	Result:	<input checked="" type="checkbox"/> - passed
Test point:	Vertical		<input type="checkbox"/> - not passed
Frequency range:	30MHz-26.5GHz		

No.	Frequency (MHz)	Factor (dB)	Reading (dBuV)	Level (dBuV/m)	Limit (dBuV/m)	Margin (dB)	Det.
1	2442.00	3.18	87.88	91.06	114.00	-22.94	Peak
2	2442.00	3.18	85.59	88.77	94.00	-5.23	AVG



No.	Frequency (MHz)	Factor (dB)	Reading (dBuV)	Level (dBuV/m)	Limit (dBuV/m)	Margin (dB)	Det.
1	66.7936	-23.58	51.32	27.74	40.00	-12.26	QP
2	79.7796	-21.41	46.21	24.80	40.00	-15.20	QP
3	131.7234	-16.94	44.60	27.66	43.50	-15.84	QP
4	159.8597	-18.91	46.92	28.01	43.50	-15.49	QP
5	224.2485	-12.39	38.08	25.69	46.00	-20.31	QP
6	260.5010	-12.58	41.72	29.14	46.00	-16.86	QP

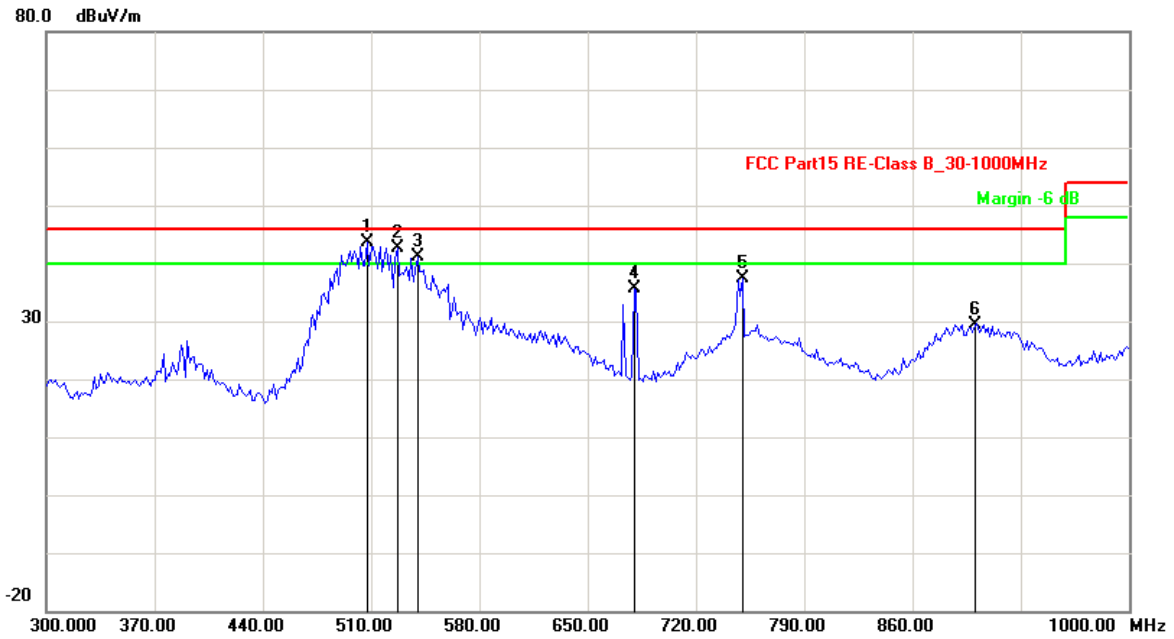
Remark: Other frequency mini margin all >10 dB of Limit

Copyright of this report is owned by Centre of Testing Service and may not be reproduced other than in full except with the written approval of the issuing Company.

CENTRE OF TESTING SERVICE CO., LTD.

A101, No.65, Zhuji Highway, Tianhe District, Guangzhou, China
 Tel: +86-20-85543113 (32 lines) Fax: +86-20-38780406
 Complaint line: +86-20-85533471 E-mail: cts@cts-lab.com.cn

See Reverse For Terms And Conditions of Service



No.	Frequency (MHz)	Factor (dB)	Reading (dBuV)	Level (dBuV/m)	Limit (dBuV/m)	Margin (dB)	Det.
1	507.6152	-11.31	54.86	43.55	46.00	-2.45	QP
2	527.2545	-13.65	56.31	42.66	46.00	-3.34	QP
3	539.8798	-14.50	55.68	41.18	46.00	-4.82	QP
4	680.1603	-13.49	49.24	35.75	46.00	-10.25	QP
5	750.3006	-6.30	43.65	37.35	46.00	-8.65	QP
6	900.4008	-3.92	33.28	29.36	46.00	-16.64	QP

Remark: Other frequency mini margin all >10 dB of Limit

Above 1GHz

No.	Frequency (MHz)	Factor (dB)	Reading (dBuV)	Level (dBuV/m)	Limit (dBuV/m)	Margin (dB)	Det.
1	1484.970	-1.51	44.87	43.36	74.00	-30.64	peak
2	1484.970	-1.51	30.16	28.65	54.00	-25.35	AVG
3	2697.395	4.89	43.32	48.21	74.00	-25.79	peak
4	2697.395	4.89	23.23	28.12	54.00	-25.88	AVG
5	3204.409	7.26	40.65	47.91	74.00	-26.09	peak
6	3204.409	7.26	25.37	32.63	54.00	-21.37	AVG
7	4284.569	10.48	38.97	49.45	74.00	-24.55	peak
8	4284.569	10.48	24.07	34.55	54.00	-19.45	AVG
9	5783.567	14.68	39.66	54.34	74.00	-19.66	peak
10	5783.567	14.68	25.44	40.12	54.00	-13.88	AVG
11	7547.094	18.56	36.99	55.55	74.00	-18.45	peak
12	7547.094	18.56	22.96	41.52	54.00	-12.48	AVG

Remark: Other frequency mini margin all >10 dB of Limit

Copyright of this report is owned by Centre of Testing Service and may not be reproduced other than in full except with the written approval of the issuing Company.

CENTRE OF TESTING SERVICE CO., LTD.

A101, No.65, Zhuji Highway, Tianhe District, Guangzhou, China
 Tel: +86-20-85543113 (32 lines) Fax: +86-20-38780406
 Complaint line: +86-20-85533471 E-mail: cts@cts-lab.com.cn

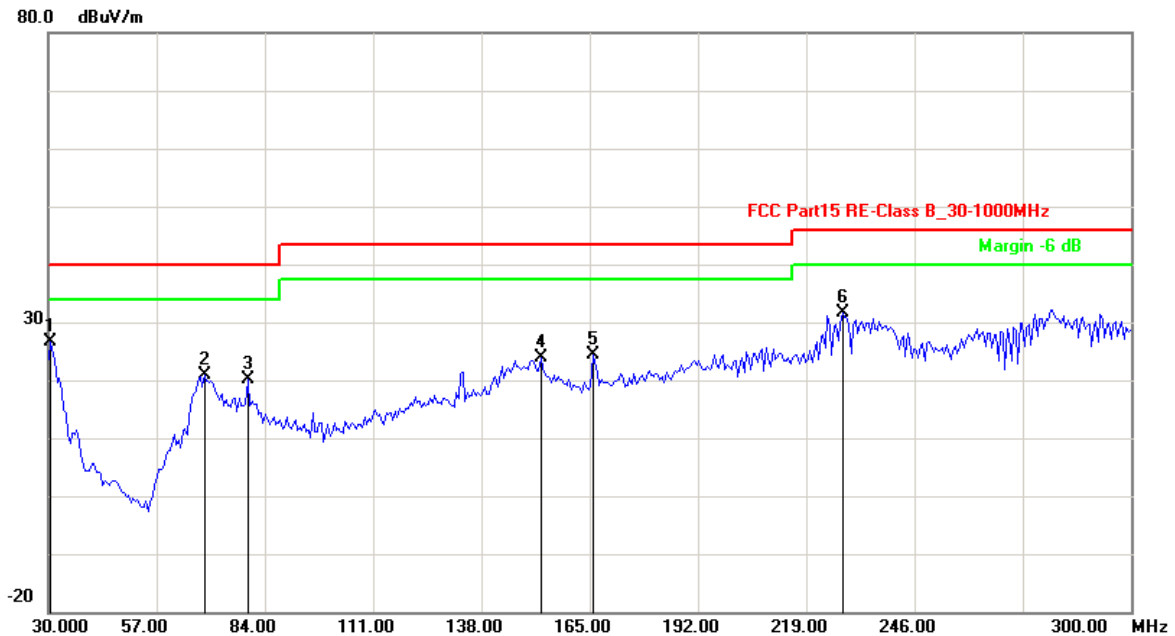
See Reverse For Terms And Conditions of Service



Channel:	TX -X Position Mode High 2480MHz	Result:	<input checked="" type="checkbox"/> - passed
Test point:	Horizontal		<input type="checkbox"/> - not passed
Frequency range:	30MHz-26.5GHz		

EUT	Bluetooth earphones
Test Condition	Ambient Temperature: 25°C Humidity: 56%
Test distance	3 Meter
Test Date:	12 September ~ 09 October 2013
Operator	Duke
MODEL NO	BT-H06

No.	Frequency (MHz)	Factor (dB)	Reading (dBuV)	Level (dBuV/m)	Limit (dBuV/m)	Margin (dB)	Det.
1	2480.00	3.57	86.03	89.60	114.00	-24.40	Peak
2	2480.00	3.57	83.07	86.64	94.00	-7.36	AVG



No.	Frequency (MHz)	Factor (dB)	Reading (dBuV)	Level (dBuV/m)	Limit (dBuV/m)	Margin (dB)	Det.
1	30.5411	-18.94	45.50	26.56	40.00	-13.44	QP
2	68.9579	-23.28	44.28	21.00	40.00	-19.00	QP
3	79.7796	-21.41	41.53	20.12	40.00	-19.88	QP
4	152.8257	-17.79	41.76	23.97	43.50	-19.53	QP
5	165.8116	-17.59	42.04	24.45	43.50	-19.05	QP
6	228.0361	-12.36	43.93	31.57	46.00	-14.43	QP

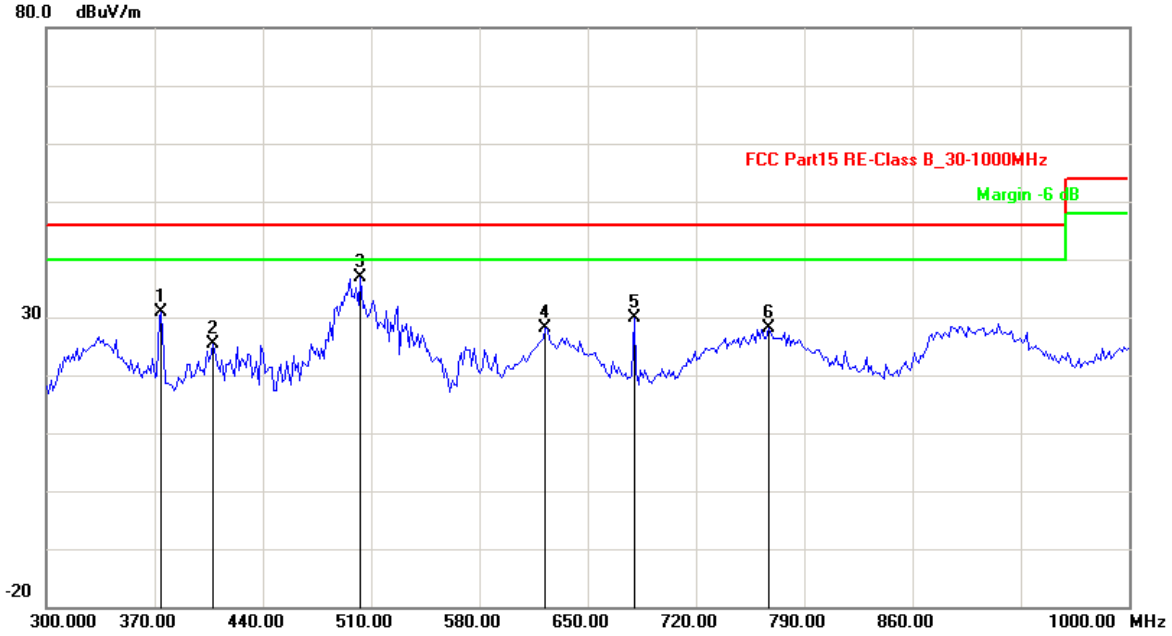
Remark: Other frequency mini margin all >10 dB of Limit

Copyright of this report is owned by Centre of Testing Service and may not be reproduced other than in full except with the written approval of the issuing Company.

CENTRE OF TESTING SERVICE CO., LTD.

A101, No.65, Zhuji Highway, Tianhe District, Guangzhou, China
 Tel: +86-20-85543113 (32 lines) Fax: +86-20-38780406
 Complaint line: +86-20-85533471 E-mail: cts@cts-lab.com.cn

See Reverse For Terms And Conditions of Service



No.	Frequency (MHz)	Factor (dB)	Reading (dBuV)	Level (dBuV/m)	Limit (dBuV/m)	Margin (dB)	Det.
1	374.3487	-14.59	45.38	30.79	46.00	-15.21	QP
2	408.0160	-14.93	40.38	25.45	46.00	-20.55	QP
3	503.4068	-10.68	47.56	36.88	46.00	-9.12	QP
4	622.6453	-7.14	35.17	28.03	46.00	-17.97	QP
5	680.1603	-13.49	43.45	29.96	46.00	-16.04	QP
6	767.1343	-5.65	33.76	28.11	46.00	-17.89	QP

Remark: Other frequency mini margin all >10 dB of Limit

Above 1GHz

No.	Frequency (MHz)	Factor (dB)	Reading (dBuV)	Level (dBuV/m)	Limit (dBuV/m)	Margin (dB)	Det.
1	1595.190	-1.34	44.46	43.12	74.00	-30.88	peak
2	1595.190	-1.34	29.81	28.47	54.00	-25.53	AVG
3	2983.968	6.51	42.69	49.20	74.00	-24.80	peak
4	2983.968	6.51	28.24	34.75	54.00	-19.25	AVG
5	3711.423	8.88	40.49	49.37	74.00	-24.63	peak
6	3711.423	8.88	26.28	35.16	54.00	-18.84	AVG
7	4438.878	10.84	37.80	48.64	74.00	-25.36	peak
8	4438.878	10.84	22.88	33.72	54.00	-20.28	AVG
9	5034.068	12.27	37.23	49.50	74.00	-24.50	peak
10	5034.068	12.27	22.32	34.59	54.00	-19.41	AVG
11	7480.962	18.47	37.88	56.35	74.00	-17.65	peak
12	7480.962	18.47	22.75	41.22	54.00	-12.78	AVG

Remark: Other frequency mini margin all >10 dB of Limit

Copyright of this report is owned by Centre of Testing Service and may not be reproduced other than in full except with the written approval of the issuing Company.

CENTRE OF TESTING SERVICE CO., LTD.

A101, No.65, Zhuji Highway, Tianhe District, Guangzhou, China

Tel: +86-20-85543113 (32 lines)

Fax: +86-20-38780406

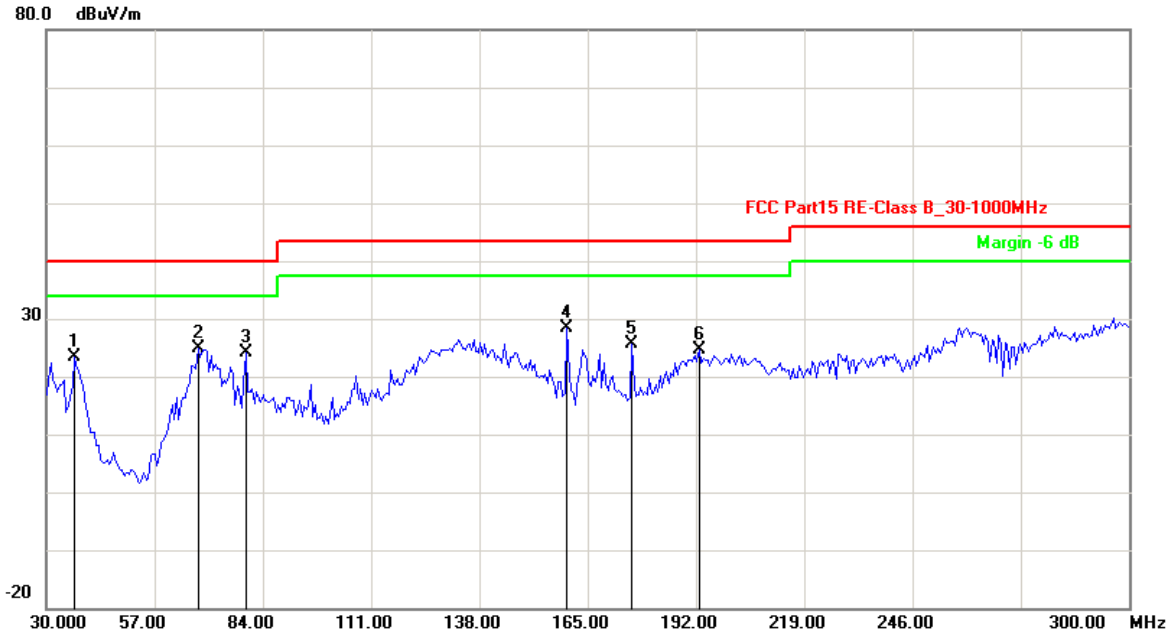
Complaint line: +86-20-85533471

E-mail: cts@cts-lab.com.cn

See Reverse For Terms And Conditions of Service

Channel:	TX -X Position Mode High 2480MHz	Result:	<input checked="" type="checkbox"/> - passed
Test point:	Vertical		<input type="checkbox"/> - not passed
Frequency range:	30MHz-26.5GHz		

No.	Frequency (MHz)	Factor (dB)	Reading (dBuV)	Level (dBuV/m)	Limit (dBuV/m)	Margin (dB)	Det.
1	2480.00	3.57	88.09	91.66	114.00	-22.34	Peak
2	2480.00	3.57	84.14	87.71	94.00	-6.29	AVG



No.	Frequency (MHz)	Factor (dB)	Reading (dBuV)	Level (dBuV/m)	Limit (dBuV/m)	Margin (dB)	Det.
1	37.0341	-24.22	47.53	23.31	40.00	-16.69	QP
2	67.8758	-23.43	48.42	24.99	40.00	-15.01	QP
3	79.7796	-21.41	45.52	24.11	40.00	-15.89	QP
4	159.8597	-18.91	47.18	28.27	43.50	-15.23	QP
5	176.0922	-15.97	41.54	25.57	43.50	-17.93	QP
6	192.8657	-12.20	36.94	24.74	43.50	-18.76	QP

Remark: Other frequency mini margin all >10 dB of Limit

Copyright of this report is owned by Centre of Testing Service and may not be reproduced other than in full except with the written approval of the issuing Company.

CENTRE OF TESTING SERVICE CO., LTD.

A101, No.65, Zhuji Highway, Tianhe District, Guangzhou, China

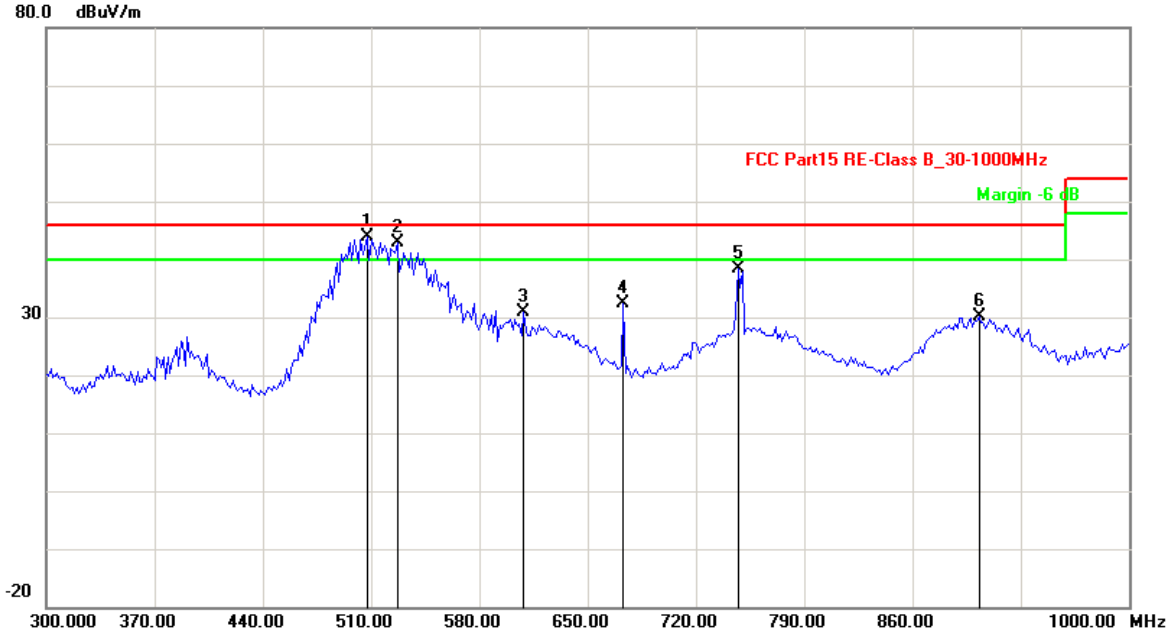
Tel: +86-20-85543113 (32 lines)

Fax: +86-20-38780406

Complaint line: +86-20-85533471

E-mail: cts@cts-lab.com.cn

See Reverse For Terms And Conditions of Service



No.	Frequency (MHz)	Factor (dB)	Reading (dBuV)	Level (dBuV/m)	Limit (dBuV/m)	Margin (dB)	Det.
1	507.6152	-11.31	55.18	43.87	46.00	-2.13	QP
2	527.2545	-13.65	56.52	42.87	46.00	-3.13	QP
3	608.6172	-9.30	40.21	30.91	46.00	-15.09	QP
4	673.1463	-12.59	45.08	32.49	46.00	-13.51	QP
5	747.4950	-6.54	44.81	38.27	46.00	-7.73	QP
6	903.2064	-4.01	34.08	30.07	46.00	-15.93	QP

Remark: Other frequency mini margin all >10 dB of Limit

Above 1GHz

No.	Frequency (MHz)	Factor (dB)	Reading (dBuV)	Level (dBuV/m)	Limit (dBuV/m)	Margin (dB)	Det.
1	1595.190	-1.34	48.93	47.59	74.00	-26.41	peak
2	1595.190	-1.34	33.97	32.63	54.00	-21.37	AVG
3	3292.585	7.54	42.19	49.73	74.00	-24.27	peak
4	3292.585	7.54	27.51	35.05	54.00	-18.95	AVG
5	3887.776	9.45	39.35	48.80	74.00	-25.20	peak
6	3887.776	9.45	24.51	33.96	54.00	-20.04	AVG
7	4703.407	11.46	37.63	49.09	74.00	-24.91	peak
8	4703.407	11.46	23.05	34.51	54.00	-19.49	AVG
9	5386.774	13.41	37.82	51.23	74.00	-22.77	peak
10	5386.774	13.41	23.46	36.87	54.00	-17.13	AVG
11	7458.918	18.44	35.87	54.31	74.00	-19.69	peak
12	7458.918	18.44	21.68	40.12	54.00	-13.88	AVG

Remark: Other frequency mini margin all >10 dB of Limit

Copyright of this report is owned by Centre of Testing Service and may not be reproduced other than in full except with the written approval of the issuing Company.

CENTRE OF TESTING SERVICE CO., LTD.

A101, No.65, Zhuji Highway, Tianhe District, Guangzhou, China

Tel: +86-20-85543113 (32 lines)

Fax: +86-20-38780406

Complaint line: +86-20-85533471

E-mail: cts@cts-lab.com.cn

See Reverse For Terms And Conditions of Service

8. Band Edge Compliance test

8.1. Test Equipment

Band Edge Compliance test					
Item	Test Equipment	Manufacturer	Model No.	Serial No.	Last Cal.
1	EMI Test Receiver	ROHDE & SCHWARZ	ESCI	10868	2013/11
2	Log per Antenna	ROHDE & SCHWARZ	HL050	100186	2013/03
3	Signal analyzer	ROHDE & SCHWARZ	FSIQ26	100311	2013/03

8.2. Test Information

EUT	Bluetooth earphones
Test Condition	Ambient Temperature: 25°C Humidity: 56%
Test distance	3 Meter
Test Date:	11~30 December 2013
Operator	Duke
MODEL NO	BT-H06

8.3. Test procedure

- The EUT operates at hopping-off test mode. The lowest or highest channels are tested to verify the largest transmission and spurious emissions power at the continuous transmission mode.
- Max hold the trace of the setp 1, and the EUT operates at hopping-on test mode to verify the largest spurious emissions power.
- Set the spectrum analyzer in the following setting in order to capture the lower and upper band-edges of the emission:
 - PEAK: RBW=VBW=1MHz / Sweep=AUTO
 - AVERAGE: RBW=1MHz / VBW=3kHz(1/duty cycle) / Sweep=AUTO

8.4. Test Results

PASSED.

The EUT operates at hopping-off test mode. The lowest and highest channels are tested to verify the band edge emissions.

Test Mode	Channel Marked Frequency	Test Result Highest Emission (dBuv/m)			
		Horizontal		Vertical	
		Peak	Average	Peak	Average
Low Channel	2390MHz	29.86	20.27	30.17	20.42
	2400MHz	67.43	62.23	69.36	63.26
High Channel	2483.5MHz	52.02	49.13	50.06	53.28
	2500MHz	29.75	19.35	19.55	30.12

Copyright of this report is owned by Centre of Testing Service and may not be reproduced other than in full except with the written approval of the issuing Company.

CENTRE OF TESTING SERVICE CO., LTD.

A101, No.65, Zhuji Highway, Tianhe District, Guangzhou, China

Tel: +86-20-85543113 (32 lines)

Fax: +86-20-38780406

Complaint line: +86-20-85533471

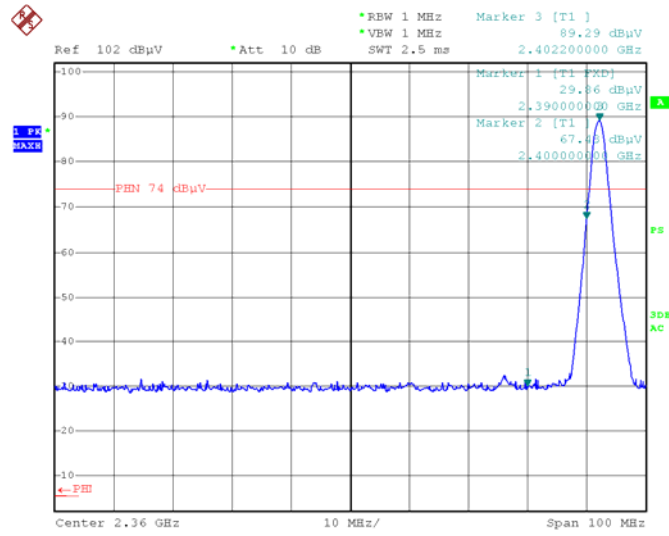
E-mail: cts@cts-lab.com.cn

See Reverse For Terms And Conditions of Service



Band Edges(CH Low)
Detector mode:Peak

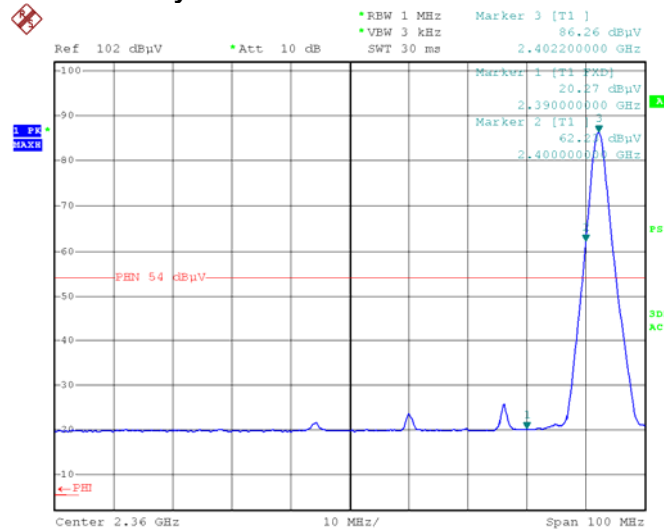
Polarity:Horizontal



Date: 24.DEC.2013 08:35:34

Band Edges(CH Low)
Detector mode: Average

Polarity: Horizontal



Date: 24.DEC.2013 08:34:17

Copyright of this report is owned by Centre of Testing Service and may not be reproduced other than in full except with the written approval of the issuing Company.

CENTRE OF TESTING SERVICE CO., LTD.

A101, No.65, Zhuji Highway, Tianhe District, Guangzhou, China

Tel: +86-20-85543113 (32 lines)

Fax: +86-20-38780406

Complaint line: +86-20-85533471

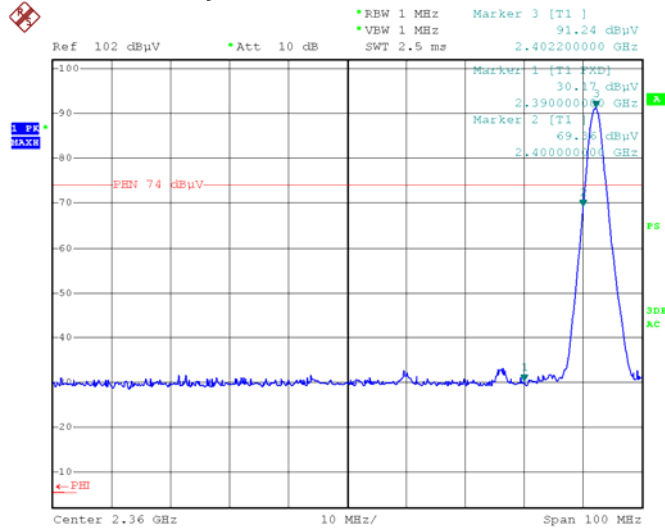
E-mail: cts@cts-lab.com.cn

See Reverse For Terms And Conditions of Service



Band Edges(CH Low)
Detector mode:Peak

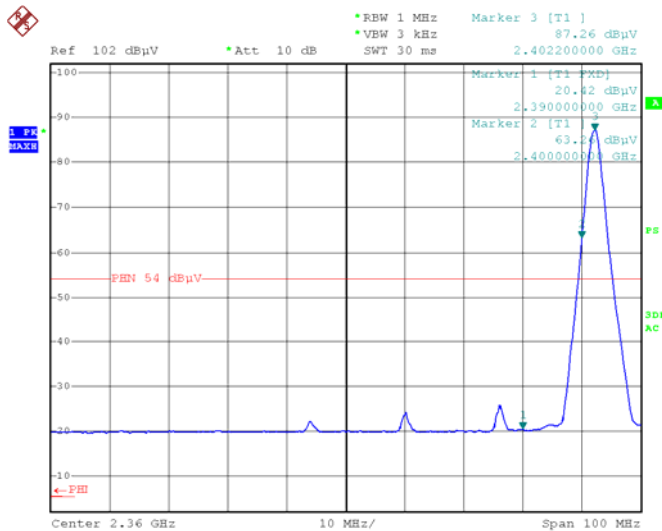
Polarity:Vertical



Date: 24.DEC.2013 08:36:00

Band Edges(CH Low)
Detector mode:Average

Polarity:Vertical



Date: 24.DEC.2013 08:34:41

Copyright of this report is owned by Centre of Testing Service and may not be reproduced other than in full except with the written approval of the issuing Company.

CENTRE OF TESTING SERVICE CO., LTD.

A101, No.65, Zhuji Highway, Tianhe District, Guangzhou, China

Tel: +86-20-85543113 (32 lines)

Fax: +86-20-38780406

Complaint line: +86-20-85533471

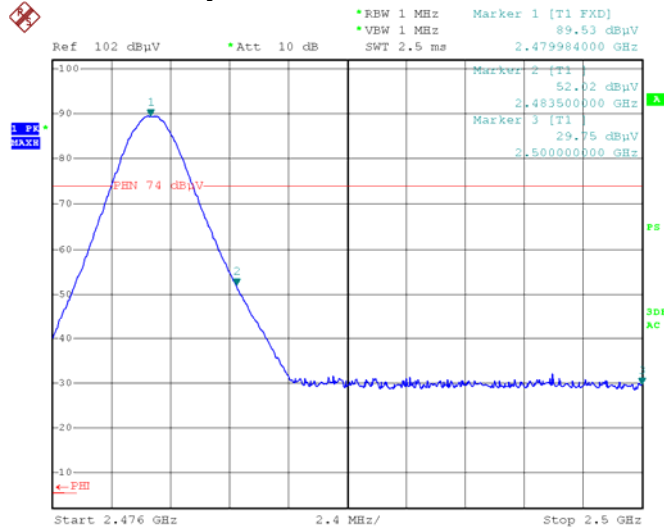
E-mail: cts@cts-lab.com.cn

See Reverse For Terms And Conditions of Service



Band Edges(CH High)
Detector mode:Peak

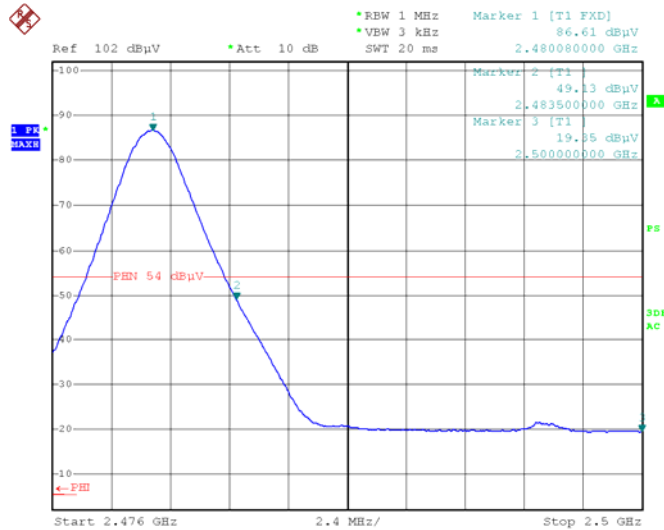
Polarity:Horizontal



Date: 24.DEC.2013 08:46:06

Band Edges(CH High)
Detector mode:Average

Polarity:Horizontal



Date: 24.DEC.2013 08:47:58

Copyright of this report is owned by Centre of Testing Service and may not be reproduced other than in full except with the written approval of the issuing Company.

CENTRE OF TESTING SERVICE CO., LTD.

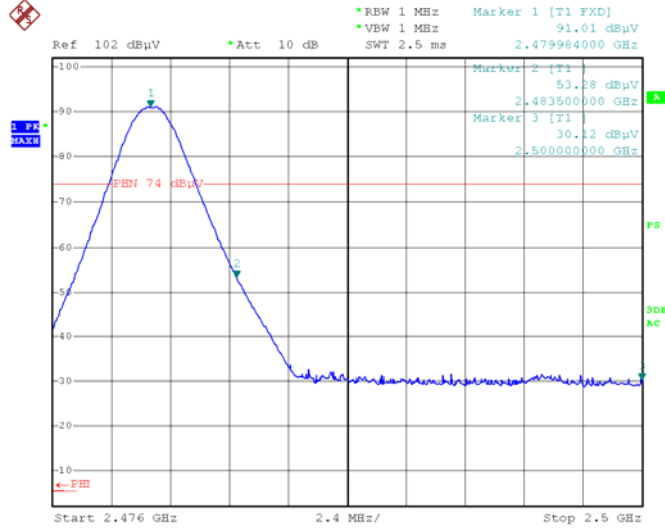
A101, No.65, Zhuji Highway, Tianhe District, Guangzhou, China
 Tel: +86-20-85543113 (32 lines) Fax: +86-20-38780406
 Complaint line: +86-20-85533471 E-mail: cts@cts-lab.com.cn

See Reverse For Terms And Conditions of Service



Band Edges(CH High)
Detector mode:Peak

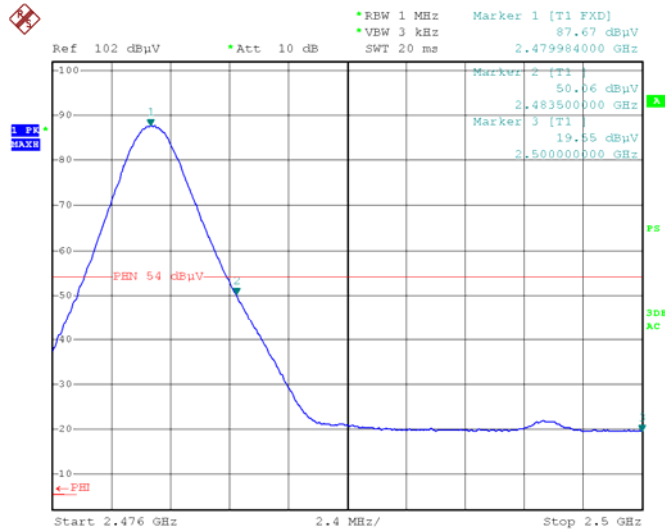
Polarity:Vertical



Date: 24.DEC.2013 08:46:40

Band Edges(CH High)
Detector mode:Average

Polarity:Vertical



Date: 24.DEC.2013 08:47:23

Copyright of this report is owned by Centre of Testing Service and may not be reproduced other than in full except with the written approval of the issuing Company.

CENTRE OF TESTING SERVICE CO., LTD.

A101, No.65, Zhuji Highway, Tianhe District, Guangzhou, China
Tel: +86-20-85543113 (32 lines) Fax: +86-20-38780406
Complaint line: +86-20-85533471 E-mail: cts@cts-lab.com.cn

See Reverse For Terms And Conditions of Service



9. Deviation to test specifications

The following identical model(s):

N/A

Belong to the tested device:

Product description: **Bluetooth earphones**
Model name: **BT-H06**