



Excellence in Compliance Testing

Certification Exhibit

**FCC ID: R7PNG0R1S2
IC: 5294A-NG0R1S2**

**FCC Rule Part: 15.247
IC Radio Standards Specification: RSS-210**

ACS Project Number: 12-0182

**Manufacturer: Landis+Gyr Technology, Inc.
Model: Gridstream S4 Modular SCADA/DA**

Test Setup Photos




Figure 1: Radiated Emissions – External Antenna – XPOS




Figure 2: Radiated Emissions – External Antenna – XPOS




Figure 3: Radiated Emissions – External Antenna – YPOS




Figure 4: Radiated Emissions – External Antenna – ZPOS




Figure 5: Radiated Emissions – Internal Antenna – XPOS




Figure 6: Radiated Emissions – Internal Antenna – XPOS




Figure 7: Radiated Emissions – Internal Antenna – YPOS




Figure 8: Radiated Emissions – Internal Antenna – ZPOS




Figure 9: Conducted Emissions – External Antenna



Figure 10: Conducted Emissions – External Antenna



Figure 11: Conducted Emissions – Internal Antenna



Figure 12: Conducted Emissions – Internal Antenna