

Remote control chameleon

WARNING:
CHOKING HAZARD-Small parts.
Not for children under 3 years.


NO.777-618

Safety warning:

- Parents: To make your child entertained While ensuring safety, please contact your child. Read this manual first.

- Don't pick up the moving toy to avoid injury. (Unauthorized changes and modifications of the propertyProducts will damage your interest in this product)

Package content



Chameleon



Remote control



Four insect foods



Instruction manual

Product introduction

Product number: 777-618

Product name: Remote control chameleon

Product specifications: 25*11*13cm

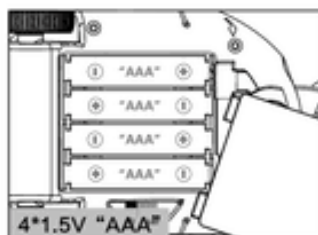
Playing time: more than 40 minutes

Remote control distance: 30 meters or more

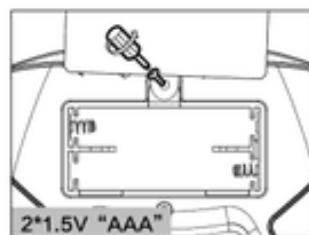
Weight: 376g

Frequency: 2.4G

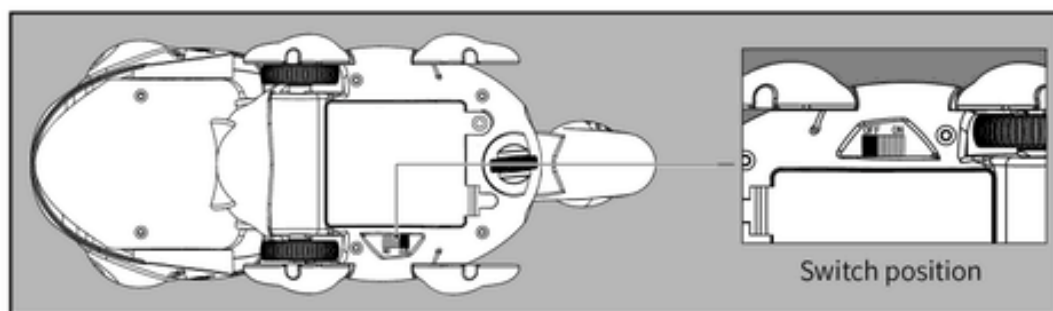
Color: white



Working battery: 6V/Ordinary alkaline battery/4knots*1.5VAAA



Remote working battery: 3V/Ordinary alkaline battery/2knots*1.5VAAA



Turn on the switch of the button of chameleon and the turn on the switch of remote control. they will Match code and start up.

Warning、Attention、Maintenance

Warning:

- Non-rechargeable batteries are not rechargeable.
- Different types of batteries or old and new batteries cannot be mixed.
- Use only the same battery as recommended.
- Insert the battery with the correct battery polarity.
- The exhausted battery should be removed from the toy.
- The power supply must not be shorted.

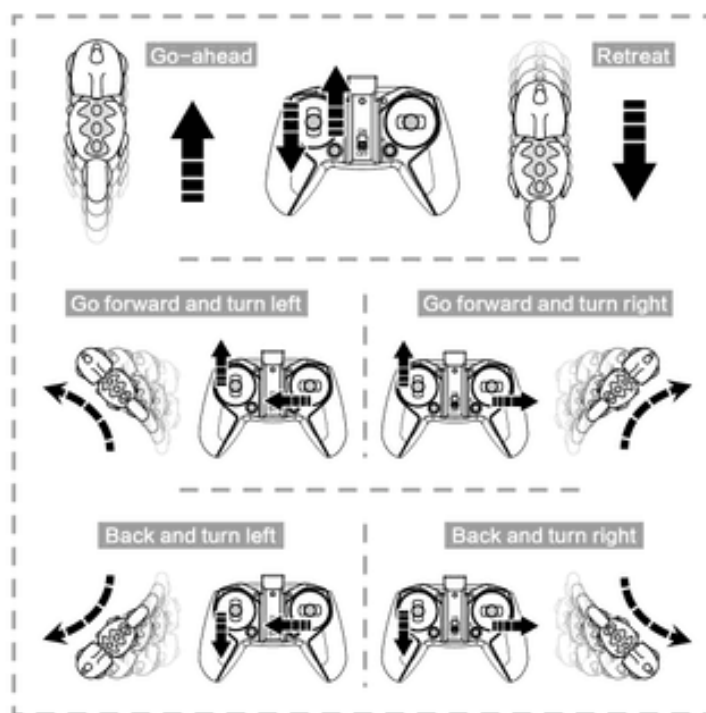
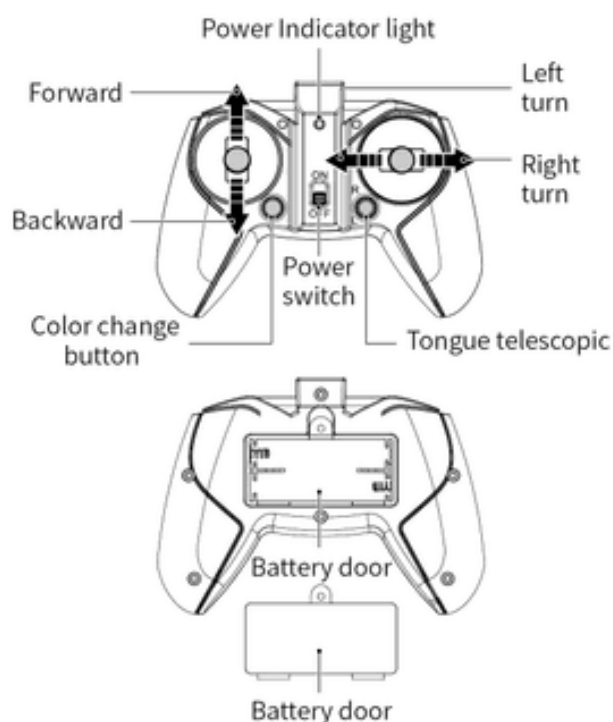
Attention:

- It is recommended to install or replace the battery under parental guidance.
- Avoid replacing the battery when the product function is weak.
- Keep the instructions for future reference.
- Use this product strictly in accordance with the instructions.
- In an electrostatic environment, the product may malfunction. The user has to reset the product.

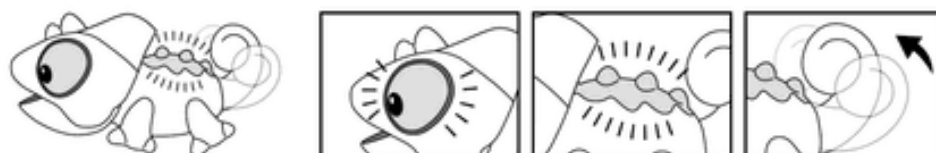
Maintenance:

- If you do not play this product for a long time, you must remove the battery.
- Clean the product with a clean, soft cloth.
- Avoid exposing or exposing this toy to the sun.
- Do not immerse the toy in water as it may damage the electronic components.

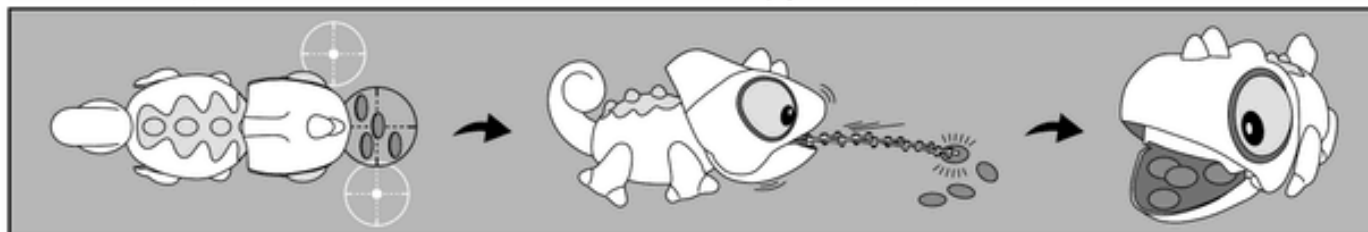
Remote control introduction



Function introduction



1. This product is a 2.4G remote control electric chameleon with color changing light effect and sound.
2. Turn on the chameleon switch, the red light of the chameleon flashes, and then turn on the remote control. After the code is successful, the chameleon's LED displays a green light, and the tail swings left and right. When the control is not controlled, the colors of the 12 lamps alternate and the tail swings left and right.
3. When you press the remote control color change button, the chameleon's LED light changes 12 different colors.
4. Press the remote control forward/backward/left turn/right turn, the chameleon will do the corresponding forward/backward/left turn/right turn. During this process, the chameleon's LED will change to blue, turn left/right. The blue light flashes when turning, and the blue light is always on when moving forward/backward, and then returns to the main color after stopping the action.
5. Place the insect pattern disc at the proper distance in front of the chameleon. Press the telescopic button on the remote control. The chameleon's tongue will stick out and then eat the disc into the mouth. At this time, the chameleon's LED light will change into red and the tail. Swings left and right, and can emit 5 different screams, returning to the green color after stopping the action.
6. When the chameleon is low voltage, the light flashes and the tongue is not stretched. In this case, the battery needs to be replaced.
7. When the remote control is low voltage, the indicator light flashes and the battery needs to be replaced.
8. Without manipulation for 10 minutes, the chameleon automatically goes to sleep.



Troubleshooting

Phenomenon	The reason	Corrective method
Chameleon lost fuction or walking slowlg	<ul style="list-style-type: none"> • The battery is not connected well • Battery is low • The power switch is not in the "ON" position • The electronic components error • The remote control does not have a good code with the chameleon 	<ul style="list-style-type: none"> • Check battery connection • Replace the battery with a new one • Push the power switch to the "ON" position • Turn off and turn on again both chameleon and remote control to restart up • Follow the instructions to operate the code

Remote control Chameleon

NO.777-618

FCC Compliance Statement:

NOTE: This equipment has been tested and found to comply with the limits for a Class B digital device, pursuant to Part 15 of the FCC Rules. These limits are designed to provide reasonable protection against harmful interference in a residential installation. This equipment generates, uses and can radiate radio frequency energy and, if not installed and used in accordance with the instructions, may cause harmful interference to radio communications. However, there is no guarantee that interference will not occur in a particular installation.

If this equipment does cause harmful interference to radio or television reception which can be determined by turning the equipment off and on, the user is encouraged to try to correct the interference by one or more of the following measures:

- Reorient or relocate the receiving antenna.
- Increase the separation between the equipment and receiver.
- Connect the equipment into an outlet on a circuit different from that to which the receiver is connected.
- Consult the dealer or an experienced radio/TV technician for help.

CAUTION: Changes or modifications not expressly approved by the party responsible for compliance could void the user's authority to operate the equipment.

