



## PHOTOGRAPHS OF THE TEST CONFIGURATION

CONDUCTED EMISSION TEST

Mode A





### Mode B





## RADIATED EMISSION TEST BELOW 1GHz

### Mode A (X-Plane)



Mode B  
(Z-Plane)





## RADIATED EMISSION TEST ABOVE 1GHz

### Mode A (X-Plane)



Mode B  
(Z-Plane)



## DFS

Set UUT as Client without radar detection mode (Radar injected into Master)

