

FM-HORN-90

Connectorized symmetrical horn antenna with carrier class performance

The FM-HORN-90 offers unique RF performance in a very compact package. Scalar horn antennas have symmetrical beams with identical patterns in the Vertical and Horizontal plain. Extremely small side lobes secure greatly decreased interference. FM-HORN Antennas are ideal for covering areas with close in clients where null zone issues occur. High density AP clusters and radio co-location is now practical due to very unique RF radiation patterns and compact size. FM-HORN-90 antenna is equipped with N-female connectors.



TECHNICAL DATA

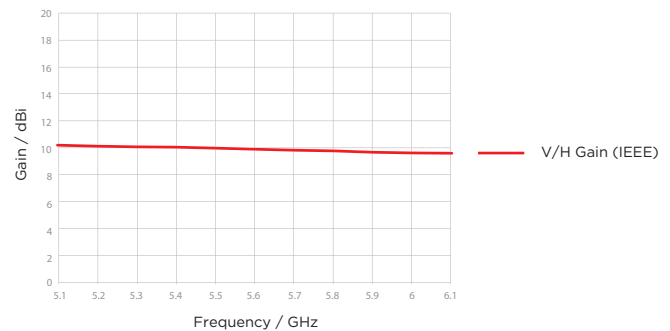
Radio Connection	2x N Female Bulkhead Connector
Antenna Type	Horn
Materials	UV Resistant polycarbonate, Polypropylene, Aluminium, Zinc, Stainless Steel
Enviromental	IP55
Pole Mounting Diameter	15-86 mm
Temperature	-30°C to +55°C (-22°F to +131°F)
Wind Survival	160 km/hour
Mechanical Tilt	± 25°
Weight	1.7 Kg / 3.7 lbs* - single unit 2.5 Kg / 5.5 lbs* - single unit incl. package N/A Kg / lbs - carton (N/A units)
Single Unit	Retail Box: 31 × 20 × 22 cm*
N/A Units	Carton Box: N/A

*Estimation based on pre-production units. Subject to change.

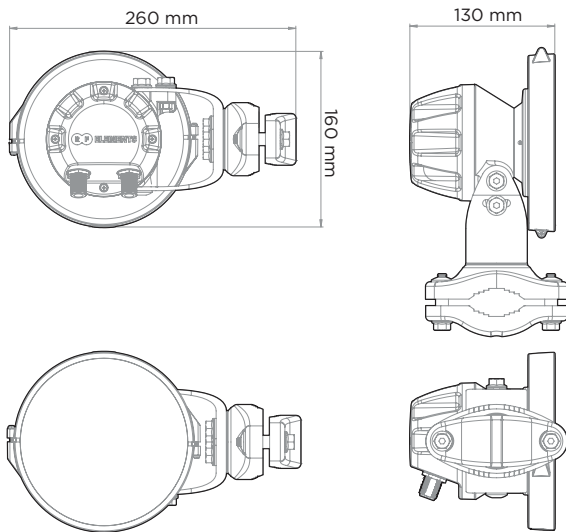
PERFORMANCE

Frequency Range	5180 - 6100 MHz
Gain	10 dBi
Azimuth/Elevation Beam Width -3 dB	H 67° / V 67°
Azimuth/Elevation Beam Width -6 dB	H 90° / V 90°
Front-to-Back Ratio	38 dB
VSWR Max	1.8
Polarization	Dual Linear H + V
Impedance	50 Ohm

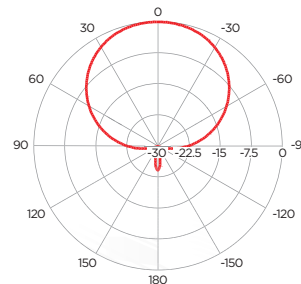
GAIN



PRODUCT DIMENSIONS

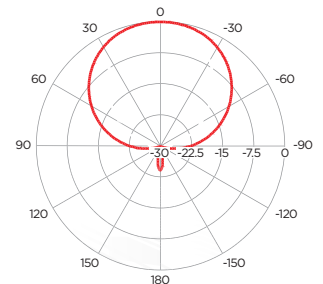


AZIMUTH PATTERN



V/H - Port Pattern Azimuth 5.6 GHz

ELEVATION PATTERN



V/H - Port Pattern Elevation 5.6 GHz

Fluidmesh Networks products are installed locally by professional System Integrators and are available worldwide through a network of Authorized Dealers. For additional information please call +1.617.209.6080 or visit us at fluidmesh.com