





Photograph 1. Conducted Emissions, Test Setup




Photograph 2. Output Power, Test Setup



Photograph 3. Peak Power Spectral Density, Test Setup



Photograph 4. Radiated Spurious Emissions, 30 MHz – 1 GHz



Photograph 5. Radiated Spurious Emissions, 1 GHz – 18 GHz



Photograph 6. Frequency Stability, Test Setup