

Bluetooth Speaker with Dancing LED Lights

User's Guide for Model ISB335 v1202-01



Important Safety Instructions

- Read these Instructions.
- Keep these Instructions.
- Heed all Warnings.
- Follow all instructions.
- Do not use this apparatus near water.
- Clean only with a dry cloth.
- Do not block any ventilation openings. Install in accordance with the manufacturer's instructions.
- Do not install near any heat sources such as radiators, heat registers, stoves, or other apparatus (including amplifiers) that produce heat.
- Do not defeat the safety purpose of the polarized or grounding-type plug. A polarized plug has two blades with one wider than the other. A grounding type plug has two blades and a third grounding prong. The wide blade or the third prong are provided for your safety. When the provided plug does not fit into your outlet, consult an electrician for replacement of the obsolete outlet.
- Protect the power cord from being walked on or pinched particularly at plugs, convenience receptacles, and the point where they exit from the apparatus.
- Only use attachments/accessories specified by the manufacturer.
- Unplug this apparatus during lightning storms or when unused for long periods of time.
- Refer all servicing to qualified service personnel. Servicing is required when the apparatus has been damaged in any way, such as power-supply cord or plug is damaged, liquid has been spilled or objects have fallen into the apparatus, the apparatus has been exposed to rain or moisture, does not operate normally, or has been dropped.
- Use only with a cart, stand, tripod, bracket, or table specified by the manufacturer, or sold with the apparatus. When a cart is used, use caution when moving the cart; apparatus combination to avoid injury from tip-over.



- WARNING:** To reduce the risk of fire or electric shock, do not expose this apparatus to rain, moisture, dripping, or splashing.
AVIS: Pour réduire le risque d'incendie ou de choc électrique, n'exposez pas cet appareil à la pluie ou à l'humidité ou aux éclaboussures.
- CAUTION:** Use of controls or adjustments or performance of procedures other than those specified may result in hazardous radiation exposure.
AVIS: L'utilisation de commande ou l'exécution de procédures autres que celles spécifiées ici peuvent aboutir à une exposition à des radiations dangereuses.
- WARNING:** Changes or modifications to this unit not expressly approved by the party responsible for compliance could void the user's authority to operate the equipment.
AVIS: Des changements ou des modifications sur ce produit non expressément approuvés par la partie responsable de la conformité peut annuler le droit de l'utilisateur d'utiliser cet équipement.
- WARNING:** Do not place this unit directly onto furniture surfaces with any type of soft, porous, or sensitive finish. As with any rubber compound made with oils, the feet could cause marks or staining where the feet reside. We recommend using a protective barrier such as a cloth or a piece of glass between the unit and the surface to reduce the risk of damage and/or staining.
AVIS: Ne placez pas cette unité directement sur des surfaces de meubles dont la finition serait douce, poreuse ou sensible. Car, comme tout composé caoutchouc à base d'huiles, les pieds pourraient laisser des traces ou des taches à l'endroit où ils sont posés. Nous recommandons d'utiliser une protection comme un linge ou un morceau de verre entre l'unité et la surface pour réduire le risque de dégâts et/ou de tache.
- WARNING:** Use of this unit near fluorescent lighting may cause interference regarding use of the remote. If the unit is displaying erratic behavior move away from any fluorescent lighting, as it may be the cause.
AVIS: L'utilisation de cette unité en présence de lumières fluorescentes peut causer des interférences lors de l'utilisation de la télécommande. En cas de dysfonctionnement, éteignez les sources de lumière fluorescentes, car celles-ci pourraient en être la cause.
- CAUTION:** Danger of explosion if battery is incorrectly replaced. Replace only with the same or equivalent type.
AVIS: Un danger d'explosion est présent lorsque les piles sont remplacées de manière incorrecte. Remplacez seulement les piles par des piles de type équivalent.
- WARNING:** There is a danger of explosion if you attempt to charge standard Alkaline batteries in the unit. Only use rechargeable NiMH batteries.
AVIS: Charger des piles alcalines dans l'unité peut causer une explosion. Utilisez seulement des piles rechargeables NiMH.
- AVIS:** Les piles boutons de la télécommande contiennent du mercure. Ne les jetez pas à la corbeille, recyclez-les ou disposez-les comme des déchets dangereux.
- WARNING:** Lithium batteries, like all rechargeable batteries, are recyclable and should be recycled or disposed of in normal household waste. Contact your local government for disposal or recycling practices in your area. They should never be incinerated since they might explode.
AVIS: Les piles Lithium ion, comme toutes les autres piles rechargeables, sont recyclables et doivent être étées avec vos déchets ménagers. Contactez votre municipalité pour obtenir des conseils sur les moyens de disposition et de recyclage dans votre région. N'incinerez pas vos piles, car celles-ci peuvent exploser.
- WARNING:** Shock hazard - Do Not Open.
AVIS: Risque de choc électrique - ne pas ouvrir
- Caution and marking information is located at the rear or bottom of the apparatus.
Attention et de marquage des informations est situé sur le panneau arrière ou inférieur de l'unité.
- Objects filled with liquids, such as vases, shall not be placed on the apparatus.
Objets remplis de liquides, comme des vases, ne doivent pas être placés sur l'appareil.
- Mains plug is used as disconnect device and it should remain readily operable during intended use. In order to disconnect the apparatus from the mains completely, the mains plug should be disconnected from the mains socket outlet completely.

La prise du secteur est utilisé pour déconnecter le système. La prise du secteur ne doit pas être obstruée ou doit être facilement accessible pendant son utilisation. Pour être complètement déconnecté de l'alimentation d'entrée, la prise doit être débranchée du secteur.

- Battery shall not be exposed to excessive heat such as sunshine, fire or the like.
Les piles ne doivent pas être exposées à de forte chaleur, tel qu'à la lumière du soleil, au feu ou autres choses de semblable.
- Keep new and used batteries away from children. If the battery compartment does not close securely, stop using the product and keep it away from children.
Gardez les piles neuves et d'occasion à partir des enfants. Si le compartiment de la batterie ne pas fermer correctement, cessez d'utiliser le produit et garder loin des enfants.
- If you think batteries might have been swallowed or placed inside any part of the body, seek immediate medical attention.
Si vous pensez que les batteries peuvent avoir été avalé ou placé à l'intérieur d'une partie du corps, consultez immédiatement un médecin.
- Do not mix old and new batteries.
Ne pas mélanger vieilles et nouvelles batteries.
- Completely replace all old batteries with new ones.
Remplacer complètement toutes les piles par des neuves.
- Do not mix alkaline, standard (carbon-zinc), or rechargeable (ni-cad, ni-mh, etc) batteries.
Ne mélangez pas des piles alcalines, standard (carbone-zinc) ou rechargeables (Ni-Cd, Ni-MH, etc) batteries.
- Batteries should be recycled or disposed of as per state and local guidelines.
Piles doivent être recyclées ou éliminées selon les directives étatiques et locales.



WARNING: To reduce the risk of electric shock, do not remove cover (or back). No user-serviceable parts inside. Refer servicing to qualified service personnel.



The exclamation point within an equilateral triangle is intended to alert the user to the presence of important operating and maintenance (servicing) instructions in the literature accompanying the appliance.



The lightning flash with arrowhead symbol, within an equilateral triangle, is intended to alert the user to the presence of uninsulated "dangerous voltage" within the product's enclosure that may be of sufficient magnitude to constitute a risk of electric shock to persons.



This symbol indicates that this product incorporates double insulation between hazardous mains voltage and user accessible parts.

FCC Warnings

Warning: Changes or modifications to this unit not expressly approved by the party responsible for compliance could void the user's authority to operate the equipment.
NOTE: This equipment has been tested and found to comply with the limits for a Class B digital device, pursuant to Part 15 of the FCC Rules. These limits are designed to provide reasonable protection against harmful interference in a residential installation. This equipment generates, uses, and can radiate radio frequency energy and, if not installed and used in accordance with the instructions, may cause harmful interference to radio communications. However, there is no guarantee that interference will not occur in a particular installation. If this equipment does cause harmful interference to radio or television reception, which can be determined by turning the equipment off and on, the user is encouraged to try to correct the interference by one or more of the following measures:

- Reorient or relocate the receiving antenna.
- Increase the separation between the equipment and receiver.
- Connect the equipment into an outlet on a circuit different from that to which the receiver is connected.
- Consult the dealer or an experienced radio/TV technician for help.

FCC Radiation Exposure Statement

This equipment complies with FCC radiation exposure limits set forth for an uncontrolled environment. This equipment should be installed and operated with minimum distance 20cm between the radiator & your body.

Additional Warnings and Precautions

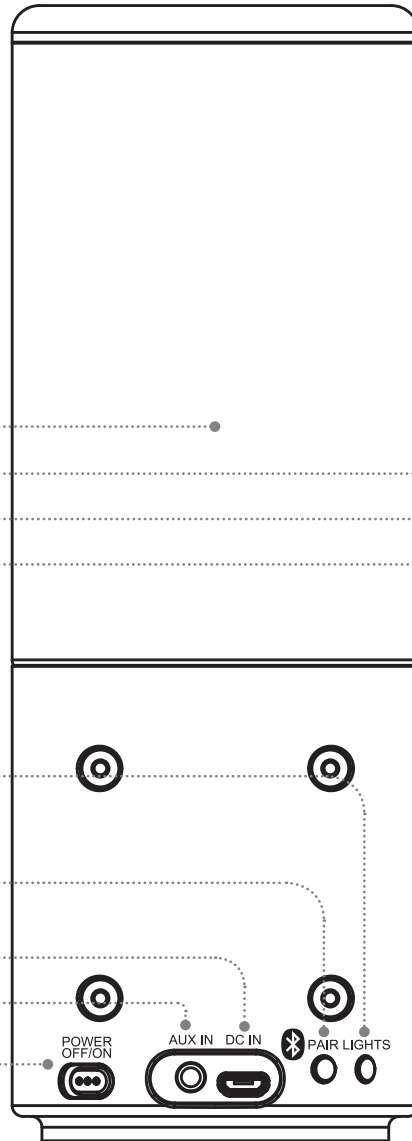
- CAUTION:** TO PREVENT ELECTRIC SHOCK, MATCH WIDE BLADE OF PLUG TO WIDE SLOT, FULLY INSERT.
AVIS: AFIN DE PRÉVENIR LES CHOC ÉLECTRIQUES, FAITES CORRESPONDRE LA FICHE BLANCHE DE LA PRISE À LA FENTE LARGE, INSÉREZ TOTALEMENT.

FEATURES & CONTROLS

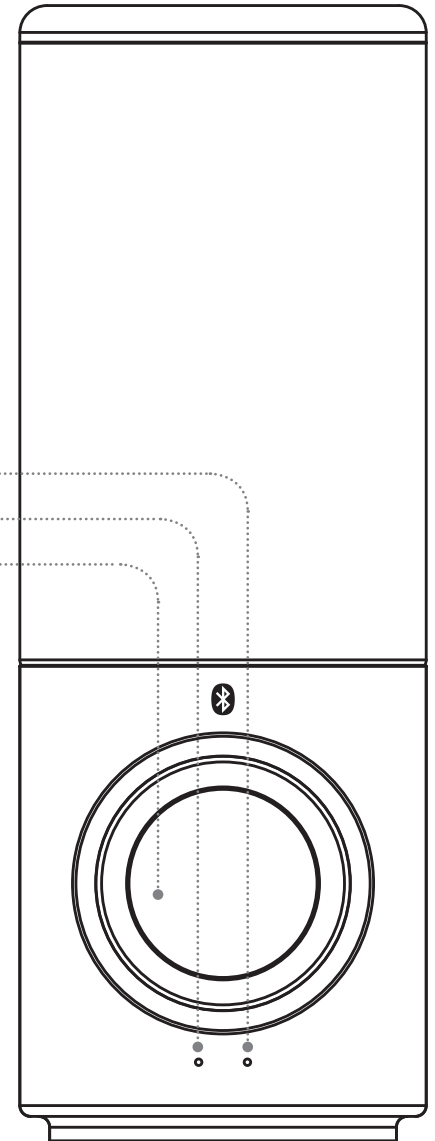
FEATURES

- Aux In 3.5 mm audio input
- Supports Bluetooth v2.1
- Automatic device pairing
- Bluetooth Wireless range: 49 feet
- Micro-USB port for battery recharge
- Color changing LED light effects:
- AC/DC power adapter (included)
- Built in rechargeable lithium ion battery
- Battery life: approx. 2.5 hours at 50% volume

Rear View



Front View



Lights

Function Mode Status Indicator

Battery Charging Status Indicator

Speaker

Lights

Press to turn on the lights.
For different light modes see section on next page.

Pair

Press to pair to a wireless device.

DC Power Input/Micro-USB Charging Port

Aux In (3.5mm Audio Input)

Power

Press to turn the unit on or off.

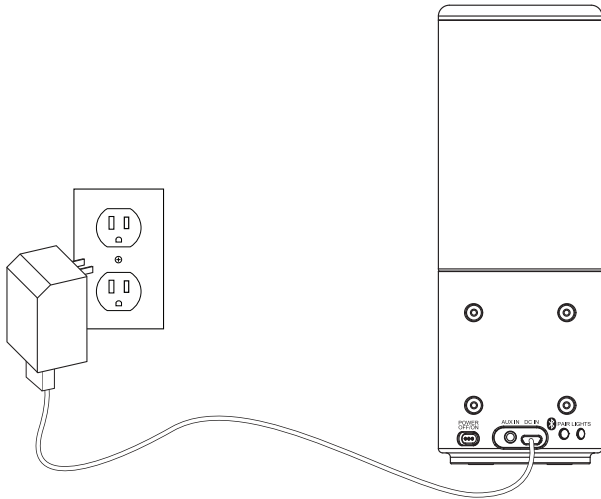
POWER & CHARGING

Plug the **AC/DC power adapter** (included) into the **DC Power Input** on the unit, and a standard power outlet.

When the unit is charging, the **LED indicator** on the front of the unit **will display solid red**.

When the unit is fully charged, the **LED indicator will turn off**.

When the unit is low on battery, the **LED indicator will flash slowly**.



BLUETOOTH

Pairing to a Device and Playing Audio

1. Power on the unit by sliding the **Power Switch** to the **ON** position.
2. This unit's default mode after being powered on is **Bluetooth Mode**. This is indicated by a **flashing blue LED light** on the front of the unit.
3. Press the **Pair** button.
The **blue LED light** will begin to flash quickly. When pairing, remain within 3 feet of the unit.
4. Using the controls on your Bluetooth device, scan for and select **ISB335** in your Bluetooth settings to pair. If your device requests a password, enter the default password **0000**.
Refer to the user's manual for your specific device for instructions on pairing and connecting Bluetooth devices.
5. When successfully paired, the **blue LED light** will turn solid.
6. Use the controls on the connected device to select and play audio, and adjust the volume.
7. Audio played through the connected Bluetooth device will now be heard through the speaker.

After initial pairing, the unit will stay paired unless unpaired manually by the user or erased due to a reset of the device. If your device should become unpaired or you find it is unable to connect, repeat the above steps.

LIGHTS

Light Modes

This unit has different light modes to enhance your listening experience and add atmosphere to your surroundings.

1. To turn on the lights, press the **Lights** button.
2. To switch between the various Light Modes, press the **Lights** button repeatedly.
3. To turn off the lights, press and hold the **Lights** button.

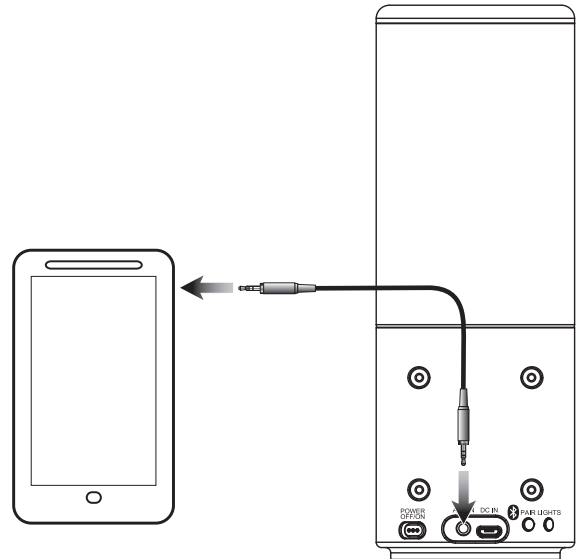
Mode	Description
Color Change - Columns	Just the columns light up and alternate colors
Color Change - Rows & Columns	Rows and columns light up and alternate colors
Color Change - Rows	Just the rows alternate colors
Music	The lights will pulse in time with music
Color Change - All	The lights will all display and alternate colors in unison

AUX IN

Using Aux In (3.5mm Audio Input)

Requires a 3.5mm audio cable (not included).

1. Connect a 3.5mm audio cable to the **Aux In Input** on the unit and the **audio output/headphone jack** on a media player.
2. The unit will automatically detect the input and switch to **Aux In Mode**. This is indicated by a **solid green LED light** on the front of the unit.
3. Use the controls on the connected device to select and play audio, and adjust the volume.



INTERNATIONAL SUPPORT

To download this User's Guide in English, Spanish, or French, or to get answers to frequently asked questions, visit the support section at: www.iLiveElectronics.com

Para descargar este Manual del Usuario en inglés, español y francés, o para obtener respuestas a preguntas frecuentes, visite la sección de apoyo en: www.iLiveElectronics.com

Pour télécharger ce guide de l'utilisateur en anglais, espagnol ou français, ou pour obtenir des réponses à des questions fréquemment posées, consultez la rubrique d'assistance sur: www.iLiveElectronics.com

For Warranty Information of this User's Guide, go to www.iLiveElectronics.com

Customer Service: 1-888-999-4215 | **Email Support:** prodinfo@dpiinc.com | **Email Parts:** partsinfo@dpiinc.com

Copyright © 2013 Digital Products International (DPI, Inc.) All other trademarks appearing herein are the property of their respective owners. Specifications are subject to change without notice.



**Protect for Today
Sustain for Tomorrow**