

PHOTOGRAPH SHOWING MAINS CONDUCTED EMISSIONS



Mains Conducted Emissions - Front View 15.107 & 15.207

PHOTOGRAPH SHOWING MAINS CONDUCTED EMISSIONS



Mains Conducted Emissions - Side View 15.107 & 15.207

PHOTOGRAPH SHOWING RADIATED EMISSIONS




Radiated Emissions - Front View Receiver Panel Antenna 15.109

PHOTOGRAPH SHOWING RADIATED EMISSIONS



Radiated Emissions - Back View Receiver Panel Antenna 15.109

PHOTOGRAPH SHOWING VOLTAGE VARIATIONS




Voltage Variations 15.31(e)/15.247(b)

RF POWER AND PEAK POWER SPECTRAL DENSITY



RF Power (15.247(b)(3)) and Peak Power Spectral Density (15.247(e))

PHOTOGRAPH SHOWING DIRECT CONNECT TEST SETUP




15.247(d) 9 kHz - 10 MHz

PHOTOGRAPH SHOWING DIRECT CONNECT TEST SETUP




15.247(d) 10-1000 MHz

PHOTOGRAPH SHOWING DIRECT CONNECT TEST SETUP




15.247(d) 1-8.5 GHz

PHOTOGRAPH SHOWING DIRECT CONNECT TEST SETUP




15.247(d) 8.5-40 GHz

PHOTOGRAPH SHOWING SPURIOUS OATS EMISSIONS



15.247(d) 5dBi Antenna Front

PHOTOGRAPH SHOWING SPURIOUS OATS EMISSIONS




15.247(d) 5dBi Antenna Front Close-up

PHOTOGRAPH SHOWING SPURIOUS OATS EMISSIONS



15.247(d) 5dBi Antenna Back

PHOTOGRAPH SHOWING SPURIOUS OATS EMISSIONS




15.247(d) 5dBi Antenna Back Close-up

PHOTOGRAPH SHOWING SPURIOUS OATS EMISSIONS




15.247(d) 23dBi Antenna Front

PHOTOGRAPH SHOWING SPURIOUS OATS EMISSIONS




15.247(d) 23dBi Antenna Front Close-up

PHOTOGRAPH SHOWING SPURIOUS OATS EMISSIONS



15.247(d) 23dBi Antenna Back

PHOTOGRAPH SHOWING SPURIOUS OATS EMISSIONS



15.247(d) 23dBi Antenna Back Close-up